

CHAPTER 8



INDUCTION HOPPER

Hopper Frame Components 8-2
Hopper Tank Components 8-3
Hopper Bottom Components 8-4



Rev 00 27/8/09

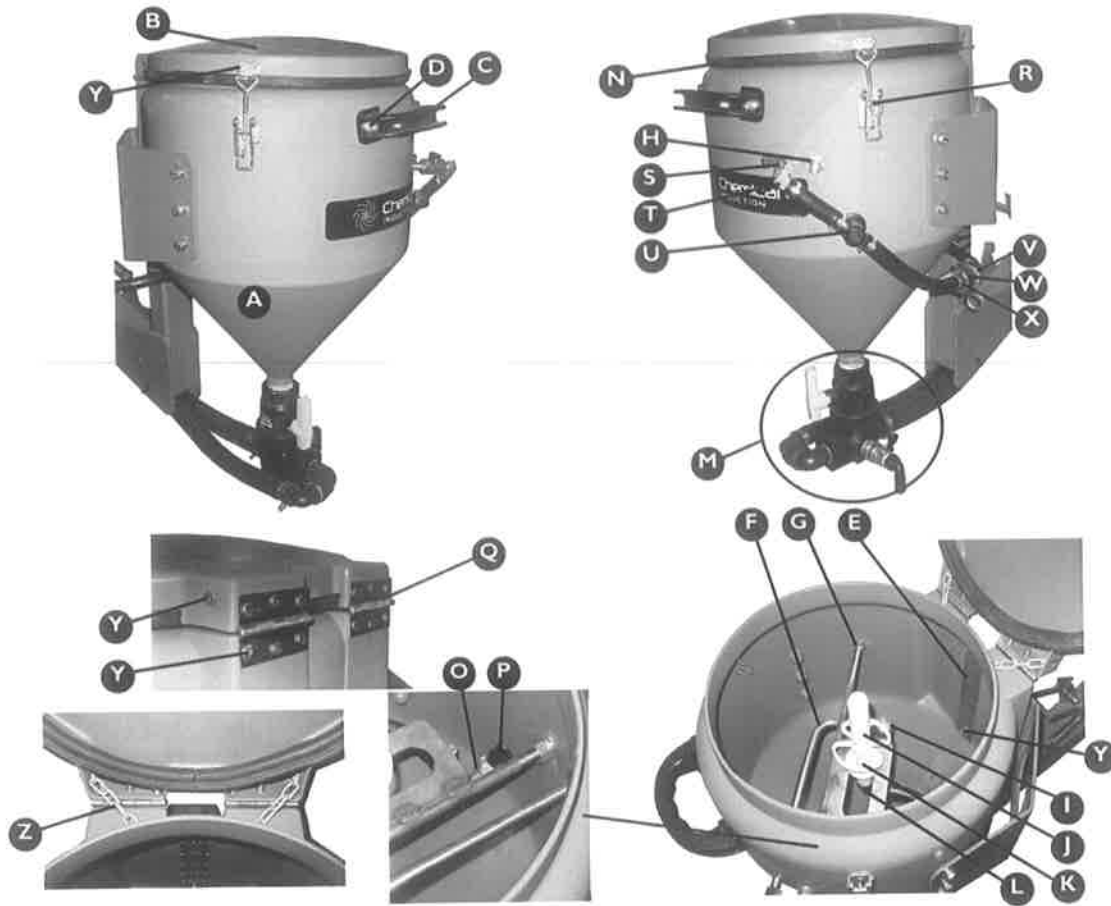
HOPPER FRAME COMPONENTS



Assembly Part No GA4903046

| Item | Part No | Description | Quantity | Item | Part No | Description | Quantity |
|------|--------------|------------------------|----------|------|-----------|------------------------|----------|
| A | GA4653460 | Induction Hopper Arm | 1 | I-3 | GA5001009 | 16mm Washer | 6 |
| B | GA4653495 | Induction Hopper Catch | 1 | J-1 | GA5000871 | M16 x 160mm Bolt | 1 |
| C | 1000-H002LAS | Lower Catch Plate | 2 | J-2 | GA5001029 | M16 Nyloc Nut | 1 |
| D | GA4653505 | Hopper Stay Arm | 1 | J-3 | 1000-H019 | Crush Tube | 2 |
| E | GA4653515 | Spring Holder | 1 | J-4 | 1000-H020 | Crush Tube | 2 |
| F | GA5007327 | Hopper Catch Spring | 1 | J-5 | GA5001009 | 16mm Washer | 9 |
| G-1 | GA5000869 | M16 x 150mm Bolt | 1 | K | GA5009639 | 1/4" UNF Grease Nipple | 1 |
| G-2 | GA5001029 | M16 Nyloc Nut | 1 | L-1 | GA5004073 | M6 x 25mm Bolt | 1 |
| G-3 | GA5001009 | 16mm Washer | 6 | L-2 | GA5048115 | M6 Nyloc Nut | 1 |
| H-1 | GA5000859 | M16 x 130mm Bolt | 1 | L-3 | GA5004349 | 6mm Washer | 3 |
| H-2 | GA5001029 | M16 Nyloc Nut | 1 | M | GA4532831 | Large Washer | 2 |
| H-3 | GA5001009 | 16mm Washer | 4 | N | GA5015689 | Split Pin | 2 |
| I-1 | GA5000931 | M16 x 50mm Bolt | 2 | O | GA5016605 | Tension Spring | 2 |
| I-2 | GA5001029 | M16 Nyloc Nut | 2 | | | | |

HOPPER TANK COMPONENTS



Assembly Part No GA4903111

| Item | Part No | Description | Quantity | Item | Part No | Description | Quantity |
|------|-----------|--------------------------|----------|------|-----------|-------------------------|----------|
| A | GA4901044 | 40L Hopper Tank | 1 | O | GA5012375 | Brass Elbow and Nut | 1 |
| B | GA5003333 | 40L Hopper Lid | 1 | P-1 | 2502021 | 1/2" Long Nipple | 1 |
| C | GA5009841 | Hopper Handle | 1 | P-2 | GA5070110 | 1/2" Brass Lock Nut | 1 |
| D | GA5004707 | M8 x 20mm Cap Screw | 2 | Q | GA5006661 | Butt Hinge | 2 |
| E | F70275A | Level Indicator Insert | 1 | R | GA5007071 | Hopper Latch | 2 |
| F | GA4653590 | Spray Manifold | 1 | S | GA5018321 | 8mm Ball Valve | 1 |
| G-1 | GA5000581 | M12 Stainless Steel Nut | 2 | T | GA5048390 | 1/2" x 1/4" Brass Elbow | 1 |
| G-2 | GA5000577 | 12mm S/S Washer | 2 | U | GA5070150 | 13mm x 1/2" Tee | 1 |
| H-1 | GA5012461 | M12 Nyloc Nut ZP | 2 | V | 50C | 1/2" Female Coupler | 1 |
| H-2 | GA5000577 | 12mm S/S Washer | 2 | W | 75A | 3/4" Male Coupler | 1 |
| I | SPRAYH | Tank Rinsing Nozzle | 1 | X | HB075-050 | 3/4" x 1/2" Hose Barb | 1 |
| J | S10110 | 1/2" Rinse Nozzle Head | 1 | Y-1 | GA5003977 | M5 x 16mm Pan Head Bolt | 29 |
| K | S10100 | Push Down Valve | 1 | Y-2 | GA5003975 | M5 S/S Nyloc Nut | 29 |
| L | HB050-90 | 1/2" Poly Elbow | 1 | Y-3 | GA5003983 | 5mm S/S Washer | 29 |
| M | GA4903105 | Induction Hopper Bottom* | 1 | Z | GA5003017 | Chain | 10 Links |
| N | GA5012981 | Hopper Seal | 1.24m | | | | |

* Refer to next page

HOPPER BOTTOM COMPONENTS



Assembly Part No: GA4903105

| Item | Part No | Description | Quantity | Item | Part No | Description | Quantity |
|------|-----------|------------------------|----------|------|----------|--------------------|----------|
| A | UV150FP | 1 1/2" Ball Valve | 1 | E-I | SL100-90 | 1" Threaded Elbow | 1 |
| B | L056A | Hopper Venturi Housing | 1 | F | L057A* | 9mm Hopper Venturi | 1 |
| C | GA5018315 | 20mm Ball Valve | 1 | G | HB100-90 | 1" Poly Elbow | 1 |
| D | HB075-90 | 3/4" Poly Elbow | 1 | | | | |

* Located between Items E & B, 7mm Venturi also available Part No. GA4572150