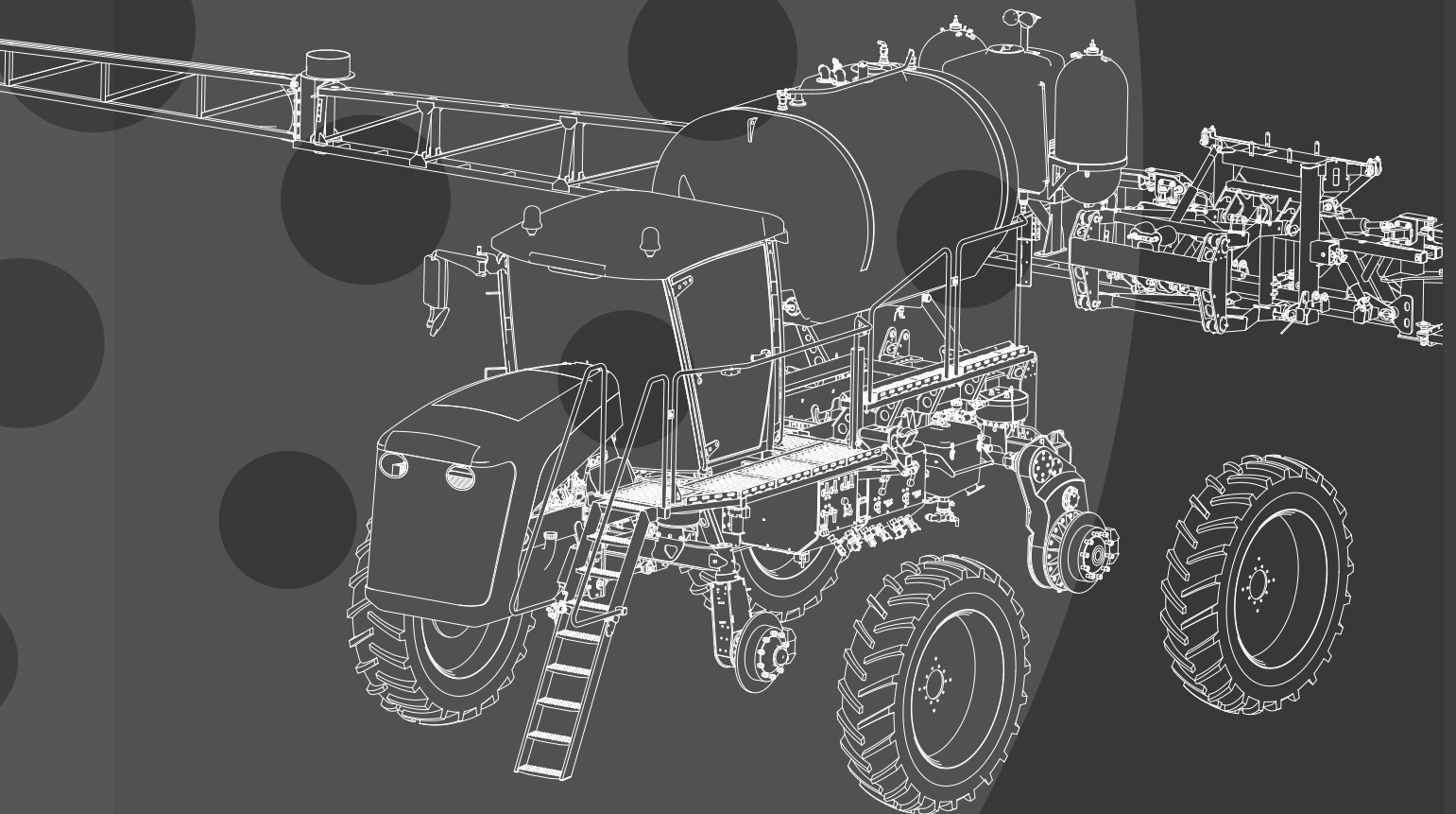


**GOLDACRES**  
CHANGE THE WAY YOU SPRAY



## Crop Cruiser Evolution Parts Manual

[www.goldacres.com.au](http://www.goldacres.com.au)



For further information about any of the products shown please visit: [www.goldacres.com.au](http://www.goldacres.com.au)

© Goldacres Trading 2017

This publication and all designs are copyright.

No part, products or designs may be reproduced by any process except in accordance with the Copyright act 1968.

All information in this operator's manual is based on the latest product information available at the time of printing. The policy of Goldacres is one of continuous improvement and as such, Goldacres reserve the right to alter any specifications and designs without notice and without incurring any obligation regarding such changes.

No part of this manual may be reproduced without written permission from Goldacres. All photographs and technical information remain the property of Goldacres.

Goldacres Trading Pty Ltd  
3 Morang Crescent  
Mitchell Park Vic 3355

Ph: 03 5342 6399

Fax: 03 5342 6308

Revision number: 2  
04-07-2017

Part #: GA5070455



# Contents

<b>Chassis</b>	<b>5</b>	LH Pod - Standard	33
Cab Chassis	5	LH Pod - Standard	34
Access Platform & Boom Rests - Left Hand Side	6	LH Pod - Standard	35
Access Platform - Left Hand Side	7	Fill Manifold - Altek	36
Access Platform - Right Side	8	Fill Manifold - Altek	37
Access Platform - Right Side	9	Pressure Delivery Manifold	37
Hand Wash Bottle Assembly	10	Tank Rinse/Agitation Manifold	38
Tool Box	11	Tank Fill Manifold	39
Chassis Job Computer (If GATMC optioned)	12	Micro-matic Rinse Socket	41
Chassis Job Computer Cover	12	LH Pod - SWB	42
Bonnet	13	LH Pod - SWB	43
		Pressure Manifold	43
		Pressure Manifold	44
		Chemical Probe	44
<b>02-Pumps</b>	<b>15</b>	<b>06-DCI</b>	<b>45</b>
Pump - RO250	15	DCI Pod - Triple	45
Pump - RO250	16	DCI Pod - Triple	46
Pump - RO250 MI Hydraulic Drive	17	DCI Pod - Double	47
Hydraulic Fill Pump	18	DCI Pod - Double	48
PH6 Pump	19	DCI Pod - Single	49
High Volume DCI Pump	20	DCI Pod - Single	50
High Volume DCI Pump	21	Valve Sub Assembly	51
Low Volume DCI Pump	21	Chemical Pump Suction Valve	52
Low Volume DCI Pump	22	Tank Rinse Ball Valve	53
<b>03-Flush Tank</b>	<b>23</b>	Injection Pump	54
Rinse Water Tank & Frame	23	Mixing Chamber	55
Rinse Water Tank & Frame	24	DCI Tank - 165 Litre	56
<b>04-RH Pod</b>	<b>25</b>	DCI 165Litre Tank Breather	57
Brake Booster Pod - Small Tanks	25	Bulk DCI Tank - 400 Litre	58
Brake Booster Pod - Small Tanks	26	Bulk DCI Tank & Frame - 520 Litre	59
Brake Booster Pod - Small Tanks	27	Bulk DCI Tank - 520 Litre	60
Brake Booster Pod - Small Tanks	28	<b>07-Dual Product</b>	<b>61</b>
Pneumatic Manifold	28	Dual Product Pod	61
Brake Booster Pod - Large Tanks	29	Dual Product Pod	62
Brake Booster Pod - Large Tanks	30	Dual Product Pod	63
Brake Booster Pod - Large Tanks	31	Chemical Probe	63
Mounting Detail	32	Pressure Delivery Valve	64
<b>05-LH Pod</b>	<b>33</b>	<b>08-Induction Hopper</b>	<b>65</b>
		Hopper Tank	66



Hopper Tank	67	Mud Guards - Front Axle - 3m 4wd	97
Hopper Tank - Bottom	67	Mud Guards - Front Axle - 2m & 3m 2wd	98
Hopper Frame	68	Mud Guards - Rear Axle - 2m & 3m	99
Hopper Frame	69	Crop Deflectors - 2wd Front Axle	100
<b>FOAM MARKER TANK</b>	<b>71</b>	Crop Deflectors - Rear Axle & 4wd Front	101
Not Fitted	71	Tyres And Rims	102
<b>TRANSCAL</b>	<b>73</b>	<b>13-Boom Centre</b>	<b>103</b>
Not Fitted	73	Boom Centre Assembly	104
<b>11-Main Tank</b>	<b>75</b>	Boom Valves	105
5200 Litre Tank Assembly	75	Boom Valve Assembly	106
5200 Litre Tank Assembly	76	RapidFire & RapidFlow	107
Tank Rinse Elbow	77	RapidFire - Pressure Flow Distributor	108
Tank Rinse Tee	77	RapidFire - Fast Close Valve	109
Supermix Agitator	78	RapidFire 7 Section Solenoid Box	110
Dry Sight Tube Float & Guide	78	RapidFire Solenoid Assembly	111
Dry Sight Tube Float & Guide	79	RapidFire Solenoid Valve	111
Dry Sight Tube Tank Float	79	Centre With Tilt Replacement Links	112
Dry Sight Tube Cap & Tube	80	Centre With Hydraulic Tilt	112
Venturi Filler	81	Paralift & Paralift Arms	113
Note:	81	Accumulator Manifold	114
Hopper Tank Inlet	82	Complete Centre & Paralift	115
Tank Fill Inlet	82	Lower Limit Switch - Raven	116
Boom Recirculation Inlet (rapid flow only)	83	Spring Yaw Kit	117
Tank Overflow Outlet	84	Hydraulic Yaw Kit	118
Tank Drain Handle	85	Hydraulic Yaw Kit	119
3500 Litre Tank Assembly	86	Ultra Glide Block & Smart Box Mounting	120
3500 Litre Tank Assembly	87	Job Computer - Para Lift (If GATMC op- tioned)	121
Dual Product Tanks	87	Oversize Sign Mount	122
Dual Product Tank - 3500L Tank	88	<b>14-Boom Wing</b>	<b>123</b>
Dual Product Tank - 3500L Tank	89	Fence Line End Protector - Quick Fit	123
Dual Product Tank - 1250L Tank	90	Boom Protector Assembly	124
Dual Product Tank - 1250L Tank	91	Cable Drum	124
Tank Fill Inlet - Straight	91	Cable Drum	125
3000L Tank Assembly	92	Bi-Fold	126
3000L Tank Assembly	93	Bi-Fold	127
Hopper Fill Inlet - Straight	93	Boom Fold Adjuster	127
Tank Cradle - 5200 Litre Tank	94	Boom Fold Adjuster	128
Tank Cradle - 3500L Tank / Dual Product	95	Boom Cables	128
Tank Mounting Straps	96	Boom Cable Springs - 24m	128
<b>12-Wheels And Mud Guard</b>	<b>97</b>	Boom Cable Springs - Suit 30-36m	129



Upper Pivot Assembly	130	Decals	165
Lower Pivot Assembly	130	Decals	166
Steel Inner Wings	131	Decals	167
Aluminium Outer Wings	131	Decals	168
Aluminium Break Away Tip	131	Decals	169
Three Dimensional Breakaway	132		
Three Dimensional Breakaway	133	<b>18-Hydraulics</b>	<b>170</b>
Flip Over End Saddle	134	Oil Tank & Frame	170
Flip Over End	135	Oil Tank & Frame	171
Wing Tilt Sensor	136	Oil Tank	172
RapidFire Boom Line Plumbing	137	Dash Panel	173
Boom Line Plumbing	138	Return Filter	174
Altek Dual Nozzle Spray Body	139	Trimble Auto Steer Manifold	175
Adjustable Nozzle Brackets	140	Steering Orbital	176
Pre Packaged Kits	140	Foot Valve	176
<b>15-Electrics</b>	<b>141</b>	Pump Flow Control & Pressure Filter	177
Lighting - Boom Tip LEDs	141	Pump Flow Control Manifold	178
Rear Of Cab Lights	142	Priority Valve & Pressure Filter	179
Work Lights	142	Pressure Relief - Radiator Fan	180
Boom Work Lights	143	Hydraulic Manifold	180
Electrical Connectors - AMP	144	Oil Cooler Assembly	181
Electrical Connectors - AMP	145	Hydraulic Cylinder - Boom Lift	182
Electrical Connectors - Weather Pack	146	Hydraulic Cylinder - Boom Tilt	182
Electrical Connectors - Weather Pack	147	Hydraulic Cylinder - Boom Fold LH	183
Fuse Box 'A' - Cabin	148	Hydraulic Cylinder - Boom Fold RH	183
Fuse Box 'B' - Cabin	149	Hydraulic Cylinder - Hydraulic Yaw	184
Fuse Box 'C' - Cabin	150	Hydraulic Cylinder - Bi-Fold	184
<b>16-Schematics</b>	<b>152</b>	Hydraulic Cylinder - Boom Rest	185
Plumbing Schematic - 3500L	152	Hydraulic Cylinder - Centre Leveling	185
Plumbing Schematic - 5200L	153	Boom Rest/Fill Pump Hydraulic Block	186
Plumbing Schematic - Boom Recirculation	154	Spool Block With Fittings	187
Plumbing Schematic - Dual Product	155	Spool Block Manifold	188
Plumbing Schematic - Dual Product	156	Spool Valve Mounting Assembly	189
Pneumatic Schematic	157	Hydraulic Schematic - General	190
<b>17-Decals</b>	<b>158</b>	Hydraulic Schematic - General	191
Decals	158	Hydraulic Schematic - Dual Diaphragm	
Decals	159	Pump	192
Decals	160	Hydraulic Schematic - Ultra Glide	193
Decals	161	Hydraulic Schematic - Transmission	194
Decals	162	Hydraulic Schematic - Hoses	194
Decals	163	Hydraulic Schematic - Hoses	195
Decals	164	Hydraulic Schematic - SWB General	196
		Hydraulic Schematic - SWB General	197
		Hydraulic Schematic - Transmission	198
		Hydraulic Schematic - SWB Hoses	198
		Hydraulic Schematic - SWB Hoses	199



## **19-Plumbing 200**

Dual Pressure Filter Assembly	200
Rapid Flow Control Valve	201
PH6 Pump	202
Fast Close Valve (suit Raven controller)	203
Fast Close Valve (suit Raven controller)	204
Regulator Valve (suit GATMC)	205
Fast Close Valve (suit SWB machine)	206
Suction Filter Assy	207
Flow Meter	208
Suction Filter	209
Air Filter	209
Hose Clamps	210
Cable Ties	210
Hoses	211
Suction Hose	211
Pressure Hose	211
PVC Hose	211
Sight Tube Hose	211
Lay Flat Hose	211

## **20-Engine & Transmission 212**

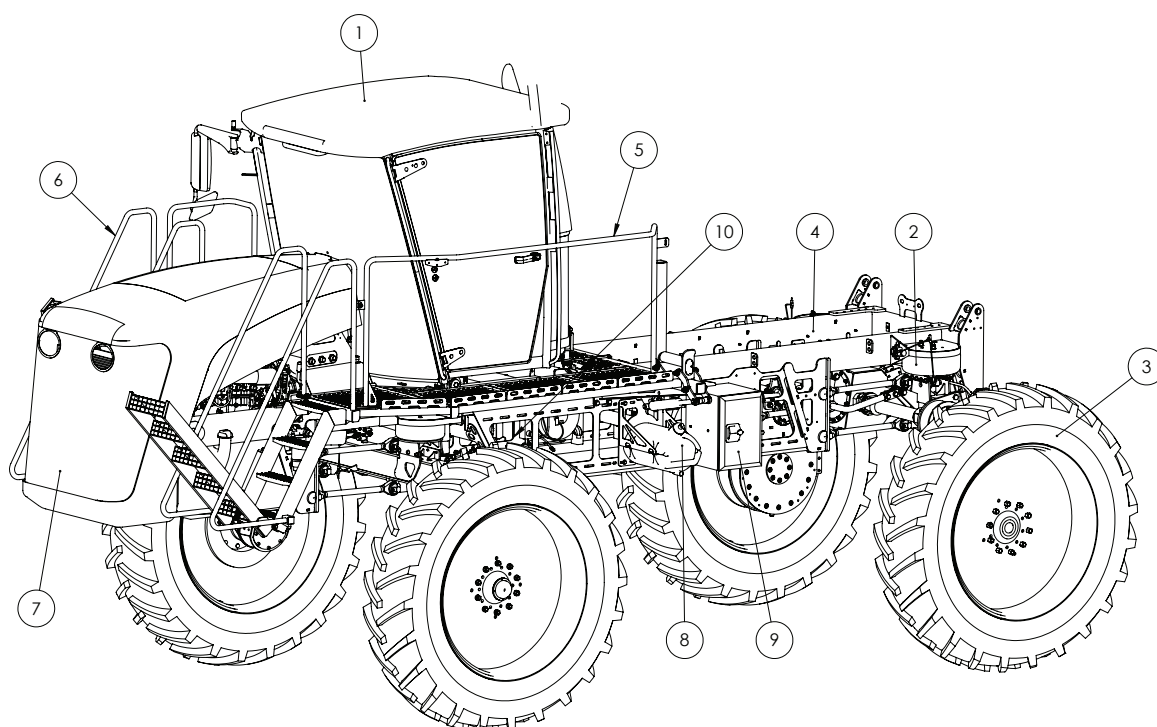
Cummins Engine / Allison Transmission	212
Allison Transmission	213
Allison Transmission	214
Air Governor	214
Air Cleaner	215
Charge Air Intake & Exhaust Pipe Work	216
Charge Air Intake & Exhaust Pipe Work	217
Hydraulic Pumps - Fan / Main	218
Hydraulic Pumps - Fan / Main	219
Fan Pump Sub Assembly	219
Fan Pump Mounting Bracket	220
Air Conditioner Compressor	221
Coolant System Plumbing	222
Combi Cooler	223
Combi Cooler	224
Header Tank	224
Engine Mounts	225
Engine Mounts	225
Miscellaneous Components	226
Fuel Tank	227
Exhaust - Standard	228
Exhaust - Right Side Platform	229
Exhaust - Dual Product / Short Wheel	



# Chapter I

## CHASSIS

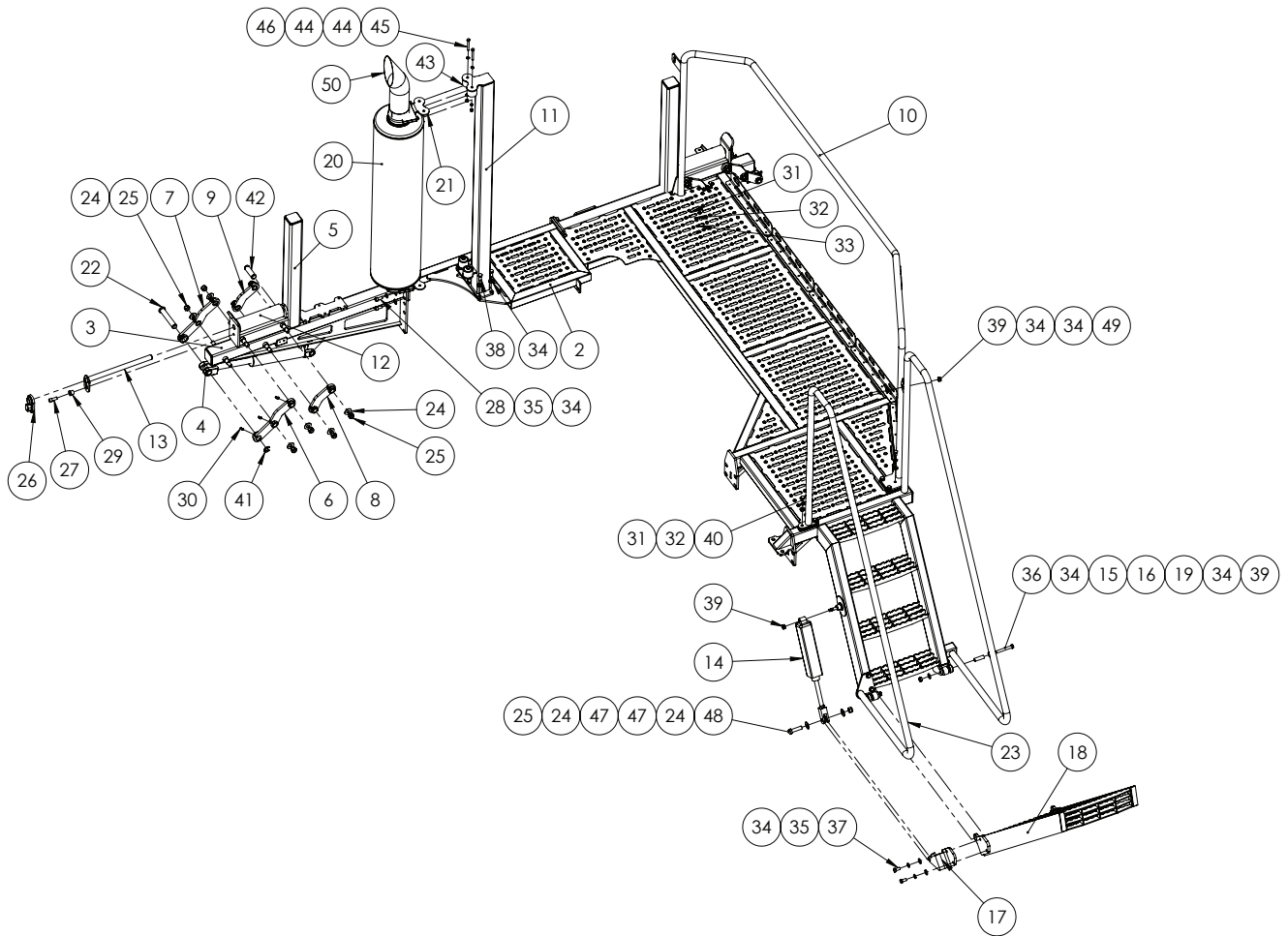
### Cab Chassis



ITEM NO.	PART NUMBER	DESCRIPTION	QTY.
1	-	Cabin - See chapter 22	1
2	-	Driveline, Transfer Case & Differential - See chapter 21	1
3	-	Wheels and Mudguards - See chapter 12	1
4	GA4658400	Chassis	1
5	GA4904725	Left side Access Platform	1
6	GA4904726	Right Side Access Platform	1
7	GA5008660	Bonnet	1
8	-	Hand Wash Bottle Assembly - Optional	1
9	-	Tool Box - Optional	1



## Access Platform & Boom Rests - Left Hand Side



GA4904725 - Left Side Access Platform

ITEM NO.	PART NUMBER	DESCRIPTION	QTY.
1	GA4658735	Access platform -main assembly 201 I	1
2	GA4658726	Platform rear Cab -inc Muffler mnt-std SP 201 I	1
3	GA4658737	Boomrest-base assy RH side SP 201 I	1
4	GA5069110	Hydraulic cylinder 2"x1.25"x6" stroke	2
5	GA4658721	Boom rest top sub assy	2
6	GA4658765	Boom rest link assy-cyl link SP201 I	2
7	GA4658766	Boom rest link assy-cyl link SP201 I	2
8	GA4658770	Boom rest link assy-short link SP201 I	2
9	GA4658771	Boom rest link assy-short link SP201 I	2
10	GA4658715	Hand rail assy- Cab dorr access SP 201 I	1
11	GA4658740	Stack / exhaust post-Access platform 201 I	1
12	GA5069105	Roller- Boom rest SP 201 I	2

Continued over page



## Access Platform - Left Hand Side

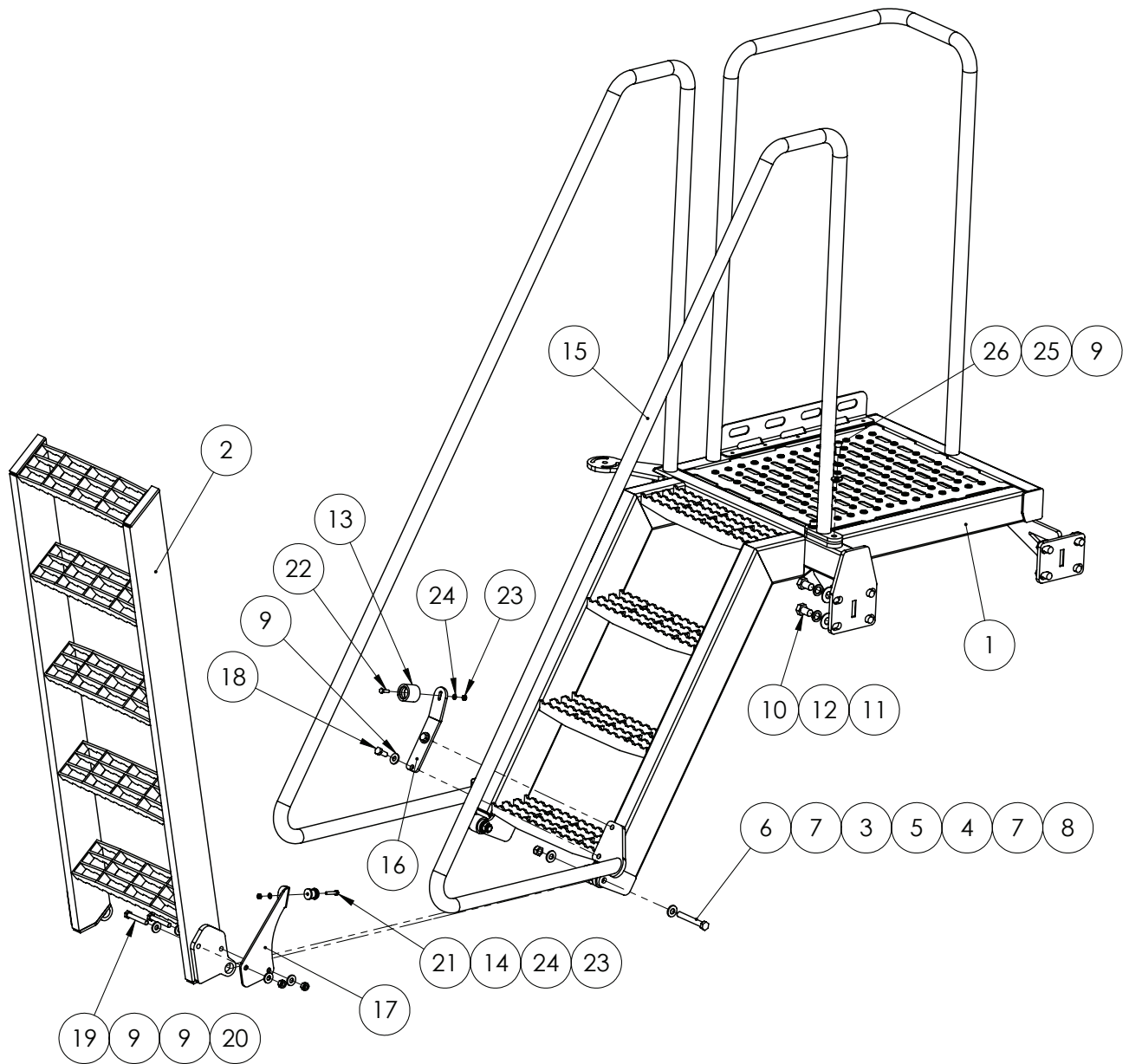
ITEM NO.	PART NUMBER	DESCRIPTION	QTY.
13	GA4658745	Pin-Roller shaft -Boomrest assy 201 I	2
14	GA5060790	Ram pneumatic PRA series 50mm Dia 175 stroke	1
15	GA4552805	Crush tube-suit SP 201 I Ladder	2
16	GA4552810	Bush Nylon outer-suit SP 201 I front steps	2
17	GA4503495	CLEVIS -FRONT STEPS AIR CYL MOUNT SP201 I	1
18	GA4654593	Step lower SP Aluminium 5 Step-FRONT SP 201 I	1
19	GA4552815	Bush Nylon inner-suit SP 201 I front steps	2
20	-	Stack-muffler 201 I	1
21	GA4658830	Exhaust Clamp/Buffer bracket-Double SP201 I	2
22	GA4552835	Pin- Hyd cylinder to Boom rest SP 201 I	2
23	GA4659195	Hand rail assy- optional front access SP 201 I	1
24	GA5001043	M16 SS washer	18
25	GA5001029	M16 Nyloc nut	17
26	GA5067885	Pin cover - plastic	2
27	GA5000307	M12x30 GR12.9 ZP unbrako	2
28	GA5000297	SHCS M12 x 25 ZP	7
29	MACH0152	12mm Bolt Bush suit para lift pins	2
30	GA5009639	Grease Nipple 1/4" UNF Long	20
31	GA5000117	Washer 10mm SS Heavy duty	11
32	GA5000137	Washer 10mm Spring S/S	11
33	GA5011153	M10x20 Unbrako	4
34	GA5000587	M12 WASHER	21
35	GA5000575	M12 Spring washer SS	9
36	GA5011263	M12x90 bolt	2
37	GA5051720	SET SCREW HT M12 x 25 x 1.5 PITCH	2
38	GA5000307	M12x30 bolt	6
39	GA5012461	M12 Nyloc nut Z/P	4
40	GA5006113	Bolt M10x20 ZP 8.8	7
41	GA5001223	19mm E type circlip	2
42	GA4572040	Tilt Ram pin suit 3.5 inch cylinder - C/W retainers	2
43	GA5014609	Rubber multicushion	4
44	GA5004883	Washer 8mm SS	8
45	GA5004738	Bolt M8 x 70 HT ZP	4
46	GA5052590	Nut M8 Nyloc S/S 316	4
47	GA5069810	Nylon Washer - 16 ID x 30 OD x 3mm	2
48	GA5000939	M16x60 bolt	1
49	GA5000311	M12x35 Bolt	1
50	-	Exhaust tip - modified to suit SP 201 I	1

On Dual product machines items, 2, 11, 21, 23, 28, 34, 35, 38, 43, 44, 45 and 46 not fitted

Continued over page



## Access Platform - Right Side



GA4904726 - Right Side Access Platform

ITEM NO.	PART NUMBER	DESCRIPTION	QTY.
1	GA4659205	Access platform R/H SP 201 I	1
2	GA4654593	Step lower SP Aluminium 5 Step-FRONT SP 201 I	1
3	GA4552805	Crush tube-suit SP 201 I Ladder	2
4	GA4552815	Bush Nylon inner-suit SP 201 I front steps	2
5	GA4552810	Bush Nylon outer-suit SP 201 I front steps	2
6	GA5011263	M12x90 bolt	2
7	GA5000587	M12 WASHER	4

Continued over page



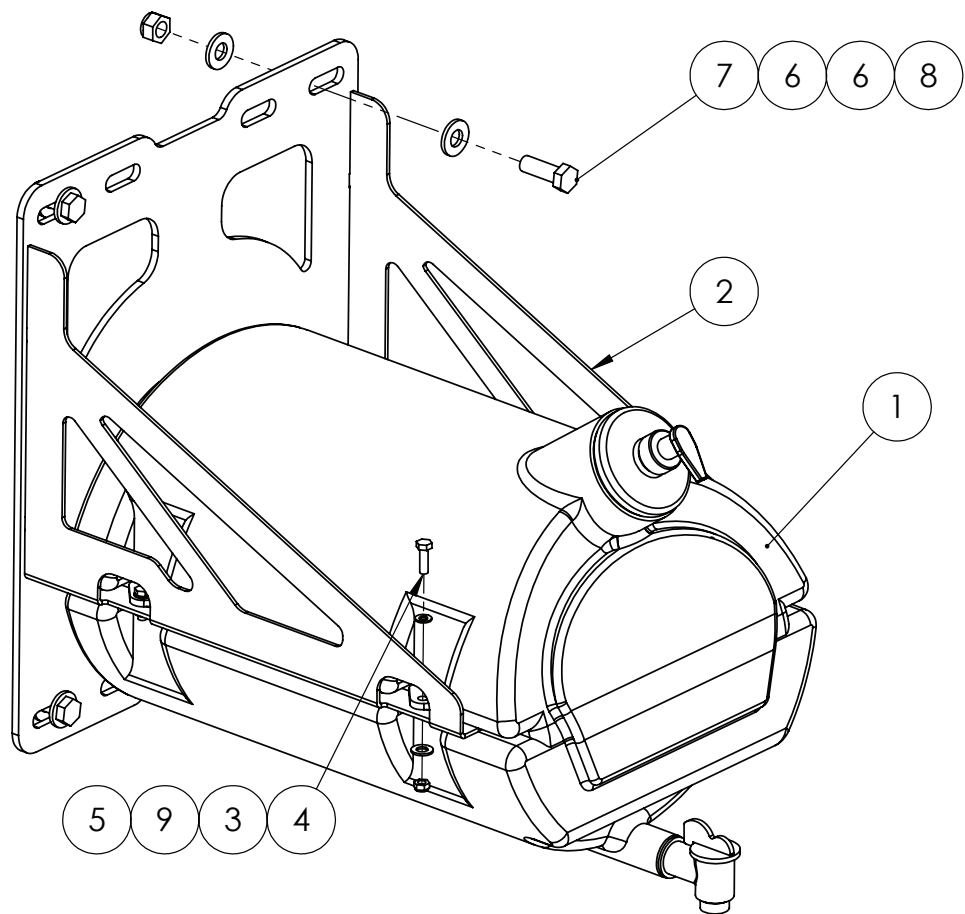
## Access Platform - Right Side

ITEM NO.	PART NUMBER	DESCRIPTION	QTY.
8	GA5012461	M12 Nyloc nut Z/P	2
9	GA5000117	Washer 10mm SS Heavy duty	8
10	GA5000903	M16x25 bolt	8
11	GA5001043	M16 SS washer	8
12	GA5000961	Washer 16mm Spring ZP	8
13	GA5008629	female rubber door holder (black)	1
14	GA5011607	Male rubber door holder	1
15	GA4659195	Hand rail assy- optional front access SP 2011	1
16	GA4504490	Plate-Latch mount step RH platform SP 2011	1
17	GA4504485	Plate-catch mount step	1
18*	GA5006161	M10 x 25 GR8.8 Bolt	2
19	GA5006101	M10x65 bolt	2
20	GA5000141	M10 Nyloc Nut	2
21	GA5004079	M6x30 bolt	1
22	GA5004053	M6x20 bolt	1
23	GA5048115	Nut nyloc M6	2
24	GA5004437	M6 SS Washer	2
25*	GA5000137	Washer 10mm Spring S/S	2
26*	GA5011153	M10x20 Unbrako	2

\*If item 15 is not optioned, item 25 & 26 will be removed, item 18 becomes M10x16 bolt.



# Hand Wash Bottle Assembly

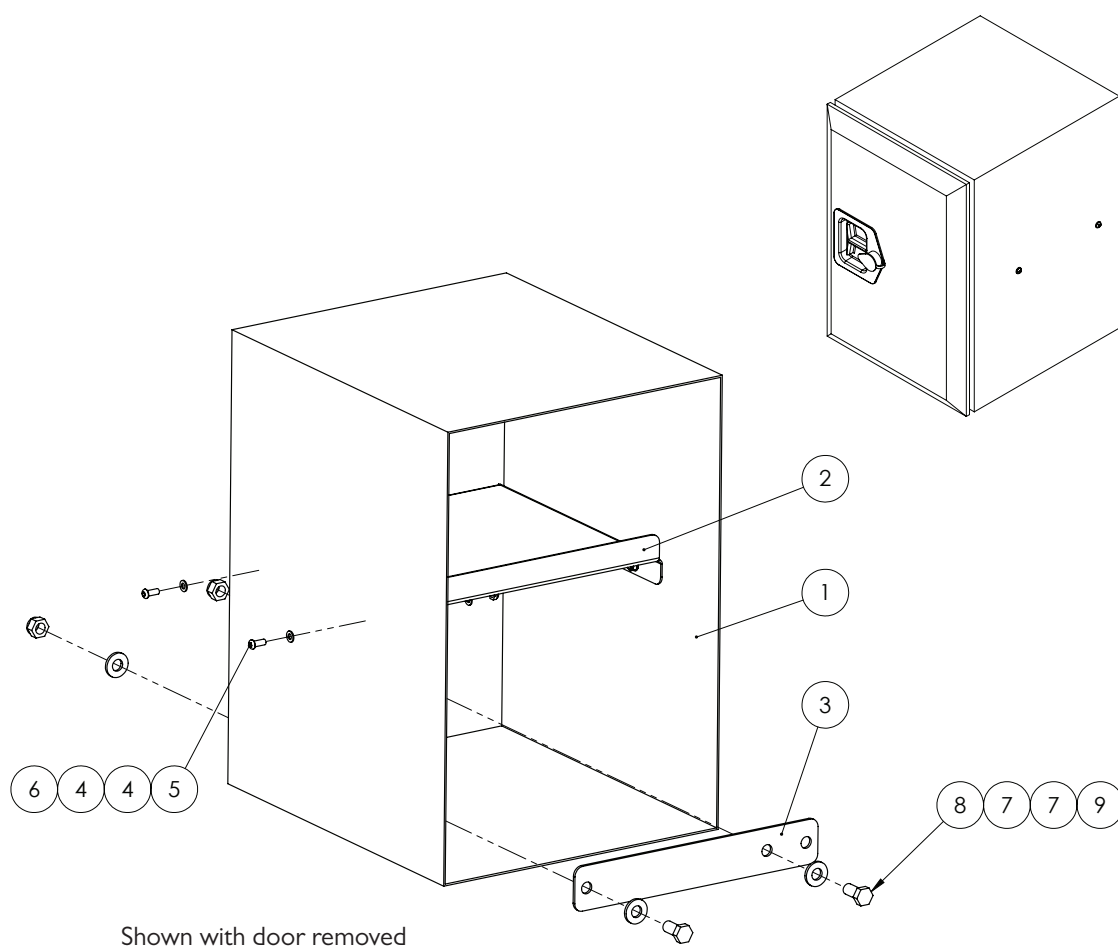


ITEM NO.	PART NUMBER	DESCRIPTION	QTY.
1	GA5075110	Plastic water tank 30L black with soap holder	1
2	GA4659145	Wash bottle braket-SP 2011	1
	GA4659146	Washer Bottle bracket - under step (not shown)	
3	GA5004437	M6 SS Washer	4
4	GA5004053	M6x20 bolt	4
5	GA5048115	Nut nyloc M6	4
6	GA5000587	M12 WASHER	8
7	GA5000311	M12x35 Bolt	4
8	GA5012461	M12 Nyloc nut Z/P	4
9	GA5004883	Washer 8mm SS	4

HAND WASHBOTTLE SPARE PARTS	
PART No.	DESCRIPTION
GA5051275	Replacement soap bottle



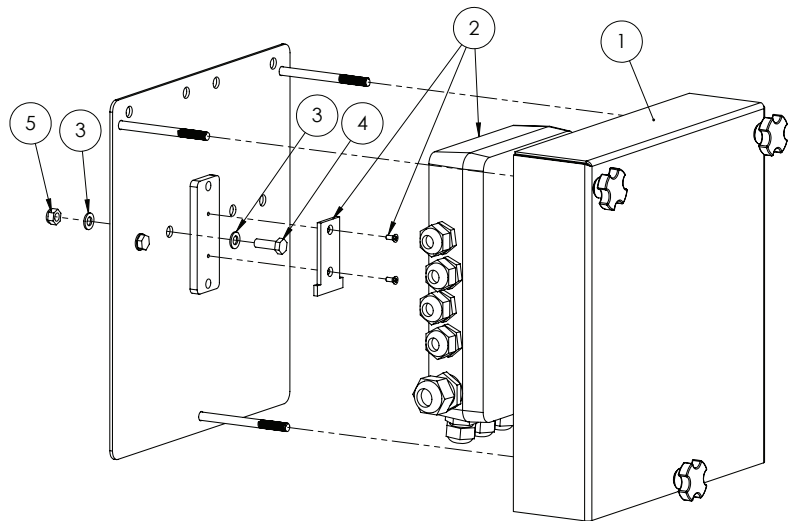
## Tool Box



ITEM NO.	PART NUMBER	DESCRIPTION	QTY.
1	GA5068675	Tool box suit SP 201 I	1
2	GA4502895	TOOL BOX SHELF	1
3	GA4503890	Bracket- Tool box mount-inner SP 201 I	2
4	GA5004437	M6 SS Washer	8
5	GA5004050	M6x16mm Button head soc SS	4
6	GA5048115	Nut nyloc M6	4
7	GA5000587	M12 WASHER	8
8	GA5000295	Set screw HT M12 x 25	4
9	GA5012461	M12 Nyloc nut Z/P	4

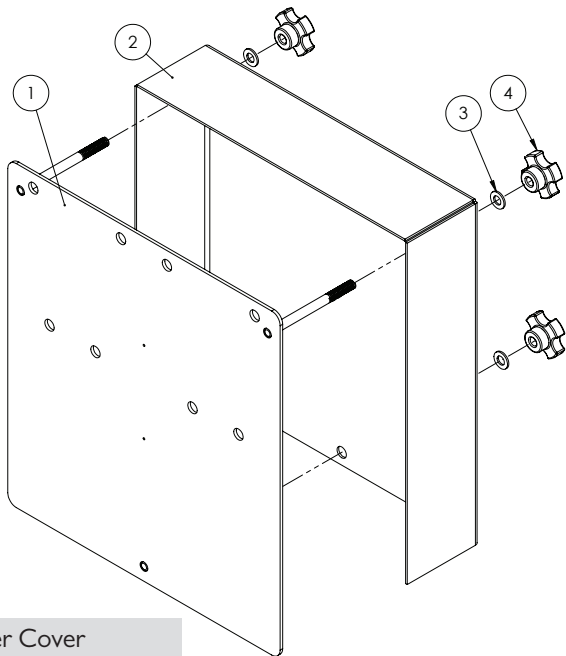


## Chassis Job Computer (If GATMC optioned)



ITEM NO.	PART NUMBER	DESCRIPTION	QTY.
1	GA4905120	Job computer box/cover SP2011	1
2	GA5069410	Lykkatronic - Chassis Job Computer	1
3	GA5003643	Washer 8mm SS HD	4
4	GA5004711	M8x25 bolt	2
5	GA5052590	Nut M8 Nyloc S/S 316	2

## Chassis Job Computer Cover

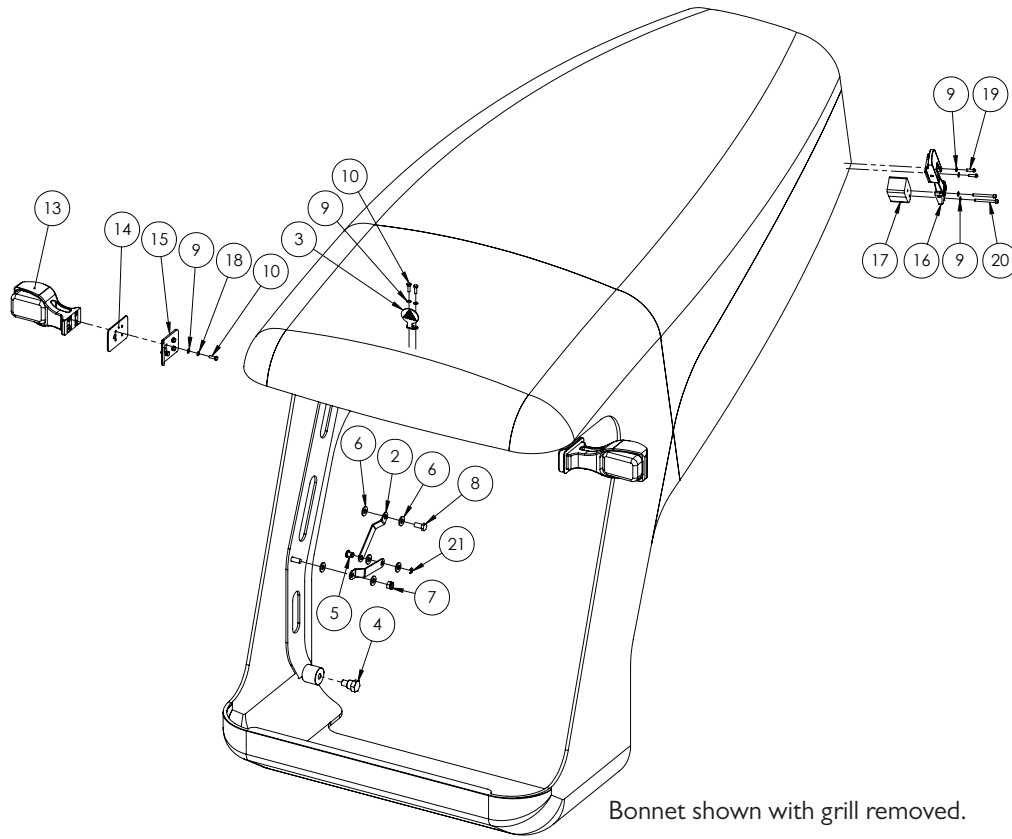


GA4905120 - Job Computer Cover

ITEM NO.	PART NUMBER	DESCRIPTION	QTY.
1	GA4659170	Job computer mount plate	1
2	GA4504165	Job computer cover plate	1
3	GA5003643	Washer 8mm SS HD	3
4	GA5069875	Knob-Star grip M8 x 40 DIA	3



## Bonnet



ITEM NO.	PART NUMBER	DESCRIPTION	QTY.
1	GA5008660	Fibreglass bonnet suit MY11 crop cruiser	1
2	GA4504100	Plate-Bonnet stop link SP 2011	4
3	BE-1	Bonnet Emblem Plate	1
4	GA4552765	Shoulder bolt-suit Bonnet 2011 SP	2
5	GA4552845	Pin-Bonnet hinge stop strap SP 2011	2
6	GA5000587	M12 WASHER	12
7	GA5012461	M12 Nyloc nut Z/P	2
8	GA5000295	Set screw HT M12 x 25	2
9	GA5004437	M6 SS Washer	20
10	GA5004053	M6x20 bolt	10
11	GA5048115	M6 Nyloc Nut SS	2
12	GA5069945	LH Blinker - Cobo	1
13	GA5069950	RH Blinker - Cobo	1
14	GA4504355	Plate-Blinker mount backing plate-Bonnet SP 2011	2
15	GA4505040	Blinker Mount Backing plate	2
16	GA5066595	Crop Cruiser Bonnet Latch - SouthCo	2
17	GA4502630	Bonnet Latch Spacer Block	2
18	GA5004447	M6 Spring washer SS	8
19	GA5004053	Bolt BHCS S'Steel M6x20	4
20	GA5070460	M6 x 55 SHCS	4
21	GA5069820	E-Clip 8mm ID x 12mm OD	2



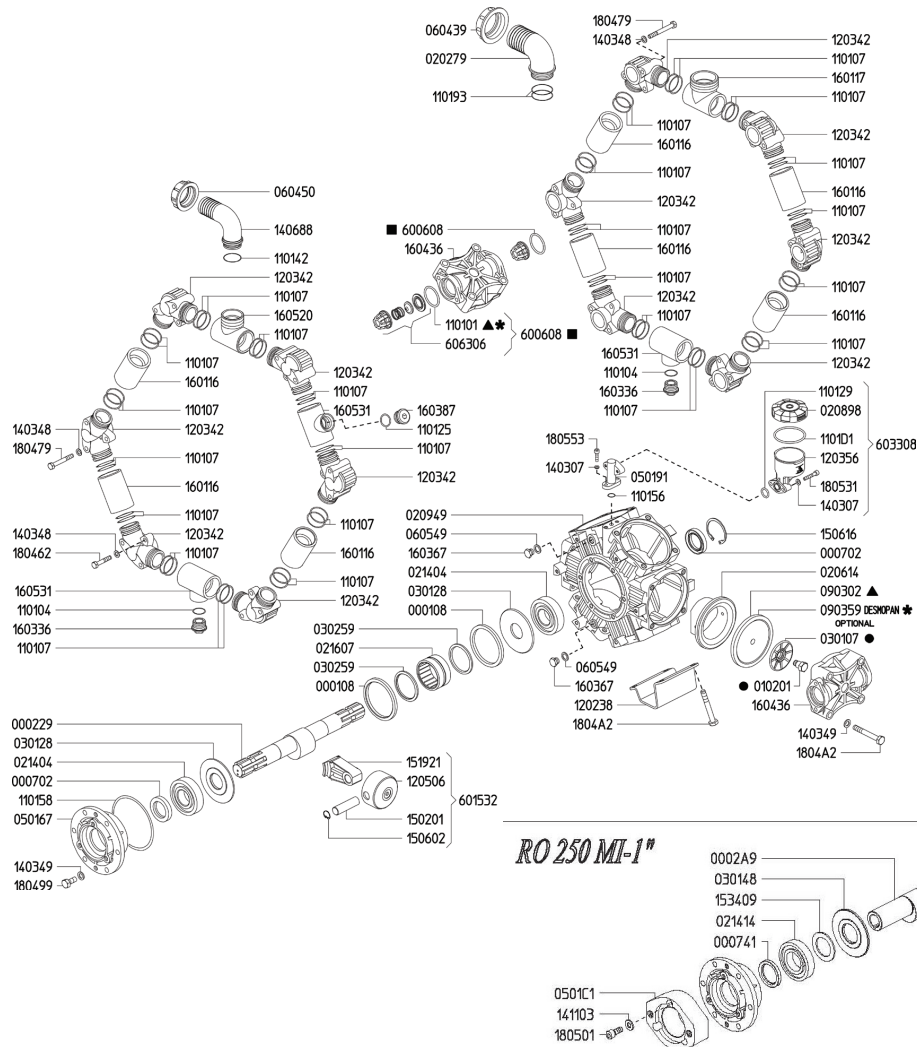




# Chapter 2

## 02-PUMPS

### Pump - RO250



PART NO.	DESCRIPTION
000108	Retainer Ring "RO I60"
000229	Shaft "Beta/RO I60/250" (9) TS 2C
0002A9	Shaft "RO I60/250" (9) MI D.1"
000702	Oil Seal D.35x55x10
000741	Oil Seal D.40x55x7
010201	Diaphragm Bolt "RO/Kappa I20"
020279	Hose Barb D.50
020614	Sleeve D.75 "RO I10/I60/250"

PART NO.	DESCRIPTION
020898	Oil Reservoir Cover
020949	Crankcase "RO 210/250"
021404	Ball Bearing 6307 D.35x80x21
021414	Ball Bearing D.40x80x18 6208
021607	Roller Bearing NK55-35 D.55x68x35
030107	Diaphragm Disc "RO/Kappa I20/I50"
030128	Rod Disc "RO I60/I80/210/250"
030148	Rod Disc "RO I60/250" OMR80

Continued over page

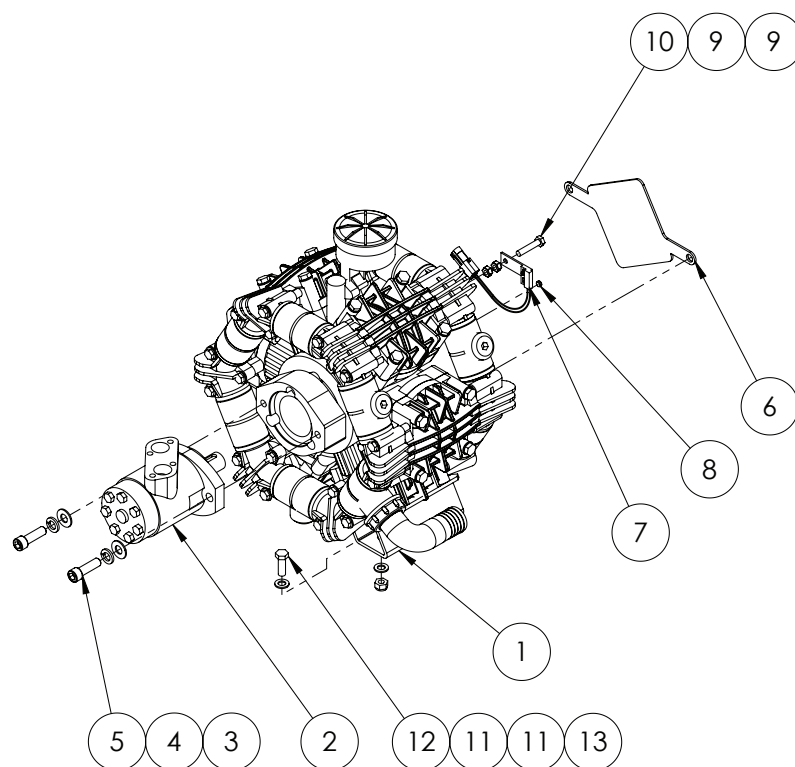


## Pump - RO250

Part No	Description		
030259	Rod Spacer "RO 160/250"	I50201	Pin D.18x64
050167	Bushing Flange "Omega 135/RO 160/250"	I50602	Snap Ring D.18
050191	Oil Cup Support Flange "RO 210/250"	I50616	Snap Ring D.55
0501C1	Flange "RO 160/250" MI	I51921	Connecting Rod "RO 210/250"
060439	Plastic Nut G2"	I53409	Disc "RO 160/250" MI
060450	Plastic Nut G1" 1/2	I60116	Inlet-Outlet Hose "RO 210/250"
060549	Gasket D.13x19x1,5	I60117	Suction Hose G2" M "RO210/250"
090302	Piston Diaphragm "RO 70...250" D.116	I60336	Plug G3/4
090307	Piston Diaphragm Viton "RO 70...250" D.116	I60367	AVP Plug G1/4
I10101	O-Ring D.39,69x3,53 (RIF . 144)	I60387	Plug G3/4
I10104	O-Ring D.20,63x2,62 (RIF . 128)	I60436	Head "RO 110...250" RED
I10107	O-Ring D.34,52x3,53 (RIF . 4137)	I60520	Outlet Hose G1" 1/2 M "RO 210/250"
I10125	O-Ring D.20,22x3,53 (RIF . 4081)	I60531	Inlet-Outlet Hose G3/4" F "RO 210/250"
I10129	O-Ring D.16,20x3 (RIF . 222162)	I80462	Hex Screw M8x30 UNI5739 DACROMET
I10142	O-Ring D.33,00x3 (RIF . 3832)	I80479	Hex Screw M8x70 UNI5737 DACROMET
I10156	O-Ring D.12,37x2,62 (RIF . 3050)	I80499	Hex Screw M10x25 UNI5739 DACROMET
I10158	O-Ring D.110,0x2,5 (RIF . 115110)	I804A2	Hex Screw M10x75 UNI5737 DACROMET
I10193	O-Ring D.42,52x2,62 (RIF . 3168)	I80501	Allen Screw M10x25 UNI5931
I101D1	O-Ring D.58,42x2,62 (RIF . 3231)	I80531	Allen Screw M6x30 UNI5931 DACROMET
I20238	Base Plate "RO 210/250"	I80553	Allen Screw M6x22 UNI5931 DACROMET
I20342	Inlet-Outlet Elbow "RO 210/250"	600608	Valve Assy "RO/Omega/Beta"
I20356	Oil Reservoir	601532	Rod Assy "RO 250" D.75
I20506	Aluminium Plunger D.75 "RO/ Kappa 120"	603308	Oil Reservoir Assy "RO"
I40307	Washer D.6,4x12x1,6	606306	Valve Assy "RO 70...250" W/T O-Ring
I40348	Washer D.8,4x16x1,6		
I40349	Washer D.10,5x18x1,6		
I40688	Hose Barb D.38		
I41103	Schnorr Washer D.10		
ITEM NO.	PART NUMBER	DESCRIPTION	QTY.
	Kit-RO250-MI	UDOR RO250 pump repair kit suit hydraulic drive	1



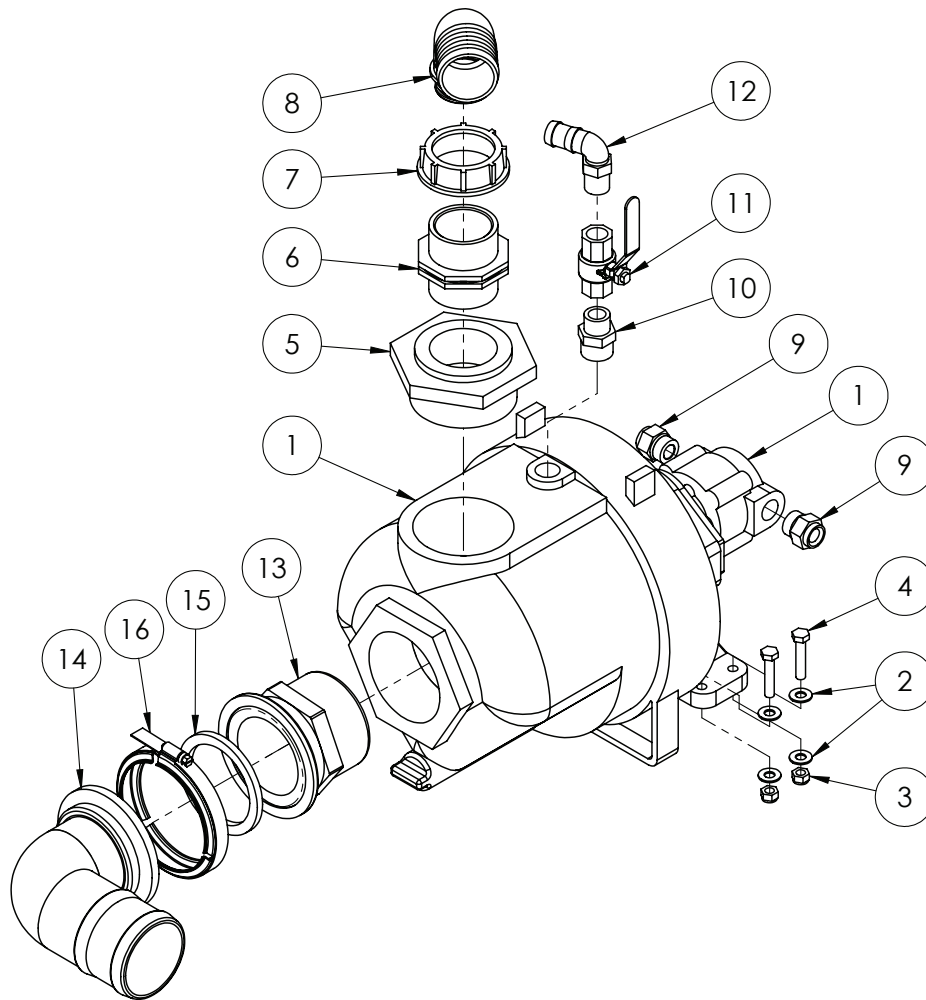
## Pump - RO250 MI Hydraulic Drive



ITEM NO.	PART NUMBER	DESCRIPTION	QTY.
1	RO250MI	RO250 Pump Hyd Drive	1
2	GA5009525	motor hydraulic 60cc/rev	1
3	GA5000587	Washer HD ZP 12mm	2
4	GA5000575	M12 Spring washer SS	2
5	GA5000321	M12x40 unbrako	2
6	pump cover-RO250	Safety cover over RO 250 pump	1
7	1170171293	Pump RPM sensor with Connector suit 4400/4050	1
8	GA5016169	Super Magnet	1
9	GA5011499	GA5052360 M8 weld Nut	2
10	GA5048655	M8x40 bolt	1
11	GA5000117	Washer 10mm SS Heavy duty	8
12	GA5065455	Bolt Gr8.8 M10x30	4
13	GA5000141	M10 Nyloc Nut	4



# Hydraulic Fill Pump

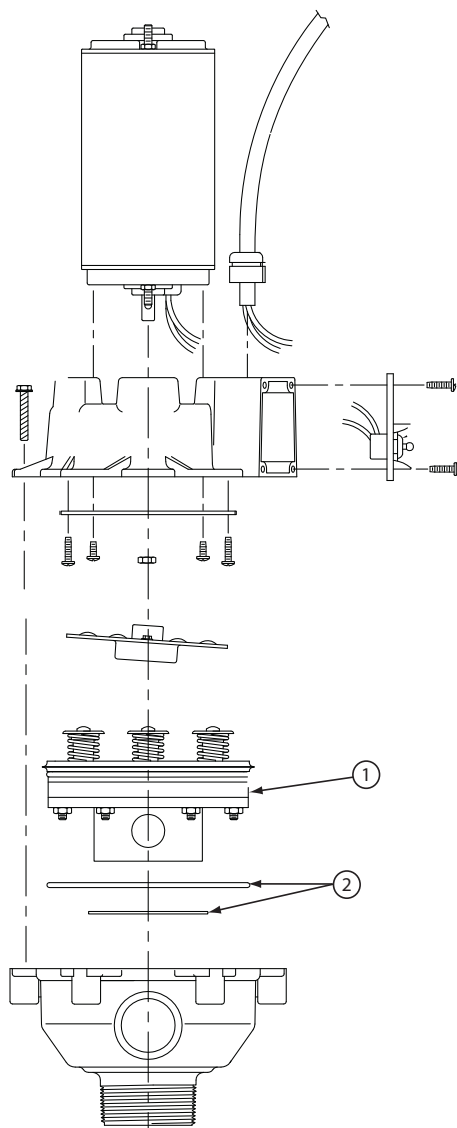


ITEM NO.	PART NUMBER	DESCRIPTION	QTY.
1	300-PHY	3" Banjo fill pump	1
2	GA5004883	Washer 8mm HD	8
3	GA5004917	M8 Nyloc Nut	4
4	GA5048655	M8x40 bolt	4
5	RB300200	Poly Pipe Reducer Bush 3" x 2"	1
6	2502070	Nipple 2" Symmetric ( with leadin edge for Oring)	1
7	200070	Fly Nut 2"	1
8	116752	Elbow D.52 for FlyNut 2	1
9	S93-0814	0.5inch BSPT male to 0.875 inch UN O ring male	2
10	RN075050	Reducing nipple 3/4" to 1/2"	1
11	GA5018309	12mm Ball valve	1
12	HB050-075-90	Hose Barb Elbow 1/2 to 3/4 barb	1
13	M300MPT	Manifold 3"FLG 3" MPT	1
14	M300BRB90	3"Manifold X 3" Barb 90 Deg	1
15	300G	3" EPDM Gasket	1
16	FC300	Screw clamp	1



## PH6 Pump

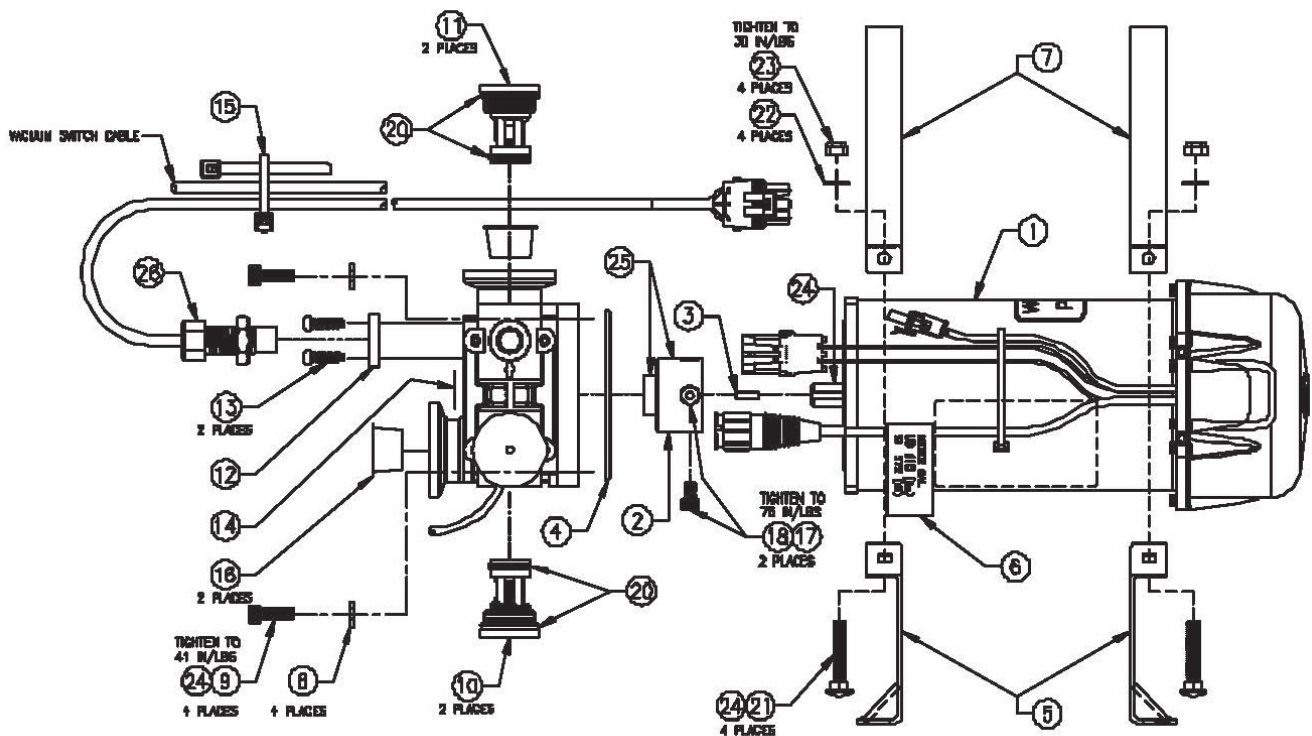
---



Flowserve PH6 Pump - GA5068480



# High Volume DCI Pump



High Volume DCI Pump - 0630172428

ITEM NO.	PART NUMBER	DESCRIPTION
1	063-0172-500	Motor/Tach Assembly
2	063-0172-501	Bearing Assembly
3	107-0171-588	Key
4	219-0001-153	O-Ring
5	107-0171-589	Bracket, Mounting, Pump/Motor
6	041-0159-718	Label, Meter Cal
7	107-0171-594	Strap
8	313-3000-017	Washer, Internal Tooth, Lock 1/4" SS
9	311-0073-066	Screw, Socket Head, Cap 1/4"-20 x 3/4"
10	063-0172-503	Cartridge, Intake
11	063-0172-504	Cartridge, Discharge
12	106-0159-539	Bracket, Sensor
13	311-0004-040	Screw
14	041-0159-710	Label, Serial
15	435-1000-003	Tie, Cable
16	118-0159-041	Cap, Tapered
17	222-1001-029	Thread Sealant Loctite #242
18	311-0068-060	Screw, Cap, Hex Socket Head 1/4"-20 x 1/4"
19	016-0159-975	Manual (Not Shown)
20	222-0000-002	Grease, Lubricating, Versilube
21	311-0069-004	Bolt, 1/4"-20 x 1"

Continued over page



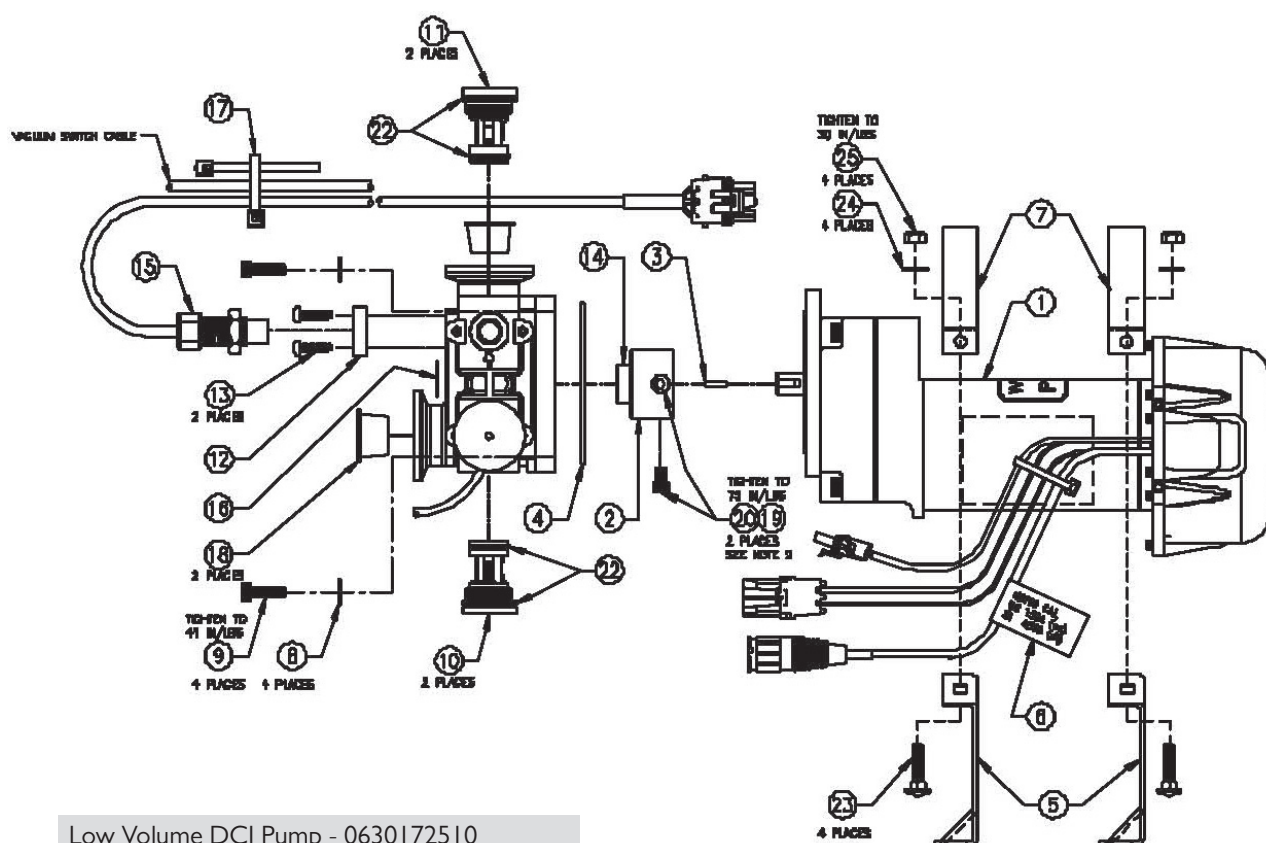
## High Volume DCI Pump

ITEM NO.	PART NUMBER	DESCRIPTION
22	313-2300-009	Washer
23	312-4000-057	Nut
24	222-1001-079	Anti-Sieze Compound, Nickel
25	222-1001-114	Grease
26	063-0172-525	Sensor, Universal, Flowmonitor

HIGH VOLUME DCI PUMP SPARE PARTS	
PART No.	DESCRIPTION
1170159824	Raven Pump Seal Kit

## Low Volume DCI Pump



Low Volume DCI Pump - 0630172510

ITEM NO.	PART NUMBER	DESCRIPTION
1	063-0172-527	Motor/Tach Assembly
2	063-0172-501	Bearing Assembly
3	107-0171-588	Key
4	219-0001-153	O-Ring
5	107-0171-599	Bracket, Mounting, Pump/Motor
6	041-0159-720	Label, Meter Cal
7	107-0171-600	Strap

Continued over page  
Chapter 2 - 02-Pumps - 21



## Low Volume DCI Pump

ITEM NO.	PART NUMBER	DESCRIPTION
8	313-3000-017	Washer, Internal Tooth, Lock 1/4" SS
9	311-0073-066	Screw, Socket Head, Cap 1/4"-20 x 3/4"
10	063-0172-503	Cartridge, Intake
11	063-0172-504	Cartridge, Exhaust
12	106-0159-539	Bracket, Sensor
13	311-0004-040	Screw
14	222-1001-114	Grease
15	063-0172-525	Sensor, Universal, Flowmeter
16	041-0159-721	Label, Serial
17	435-1000-003	Tie, Cable
18	118-0159-041	Cap, Tapered
19	222-1001-029	Thread Sealant Loctite #242
20	311-0068-060	Screw, Cap, Hex Socket Head 1/4-20 x 1/4
21	016-0159-975	Manual (Not Shown)
22	222-0000-002	Grease, Lubricating, Versilube
23	311-0069-004	Bolt, 1/4"-20 x 1"
24	313-2300-009	Washer
25	312-4000-057	Nut

### LOW VOLUME DCI PUMP SPARE PARTS

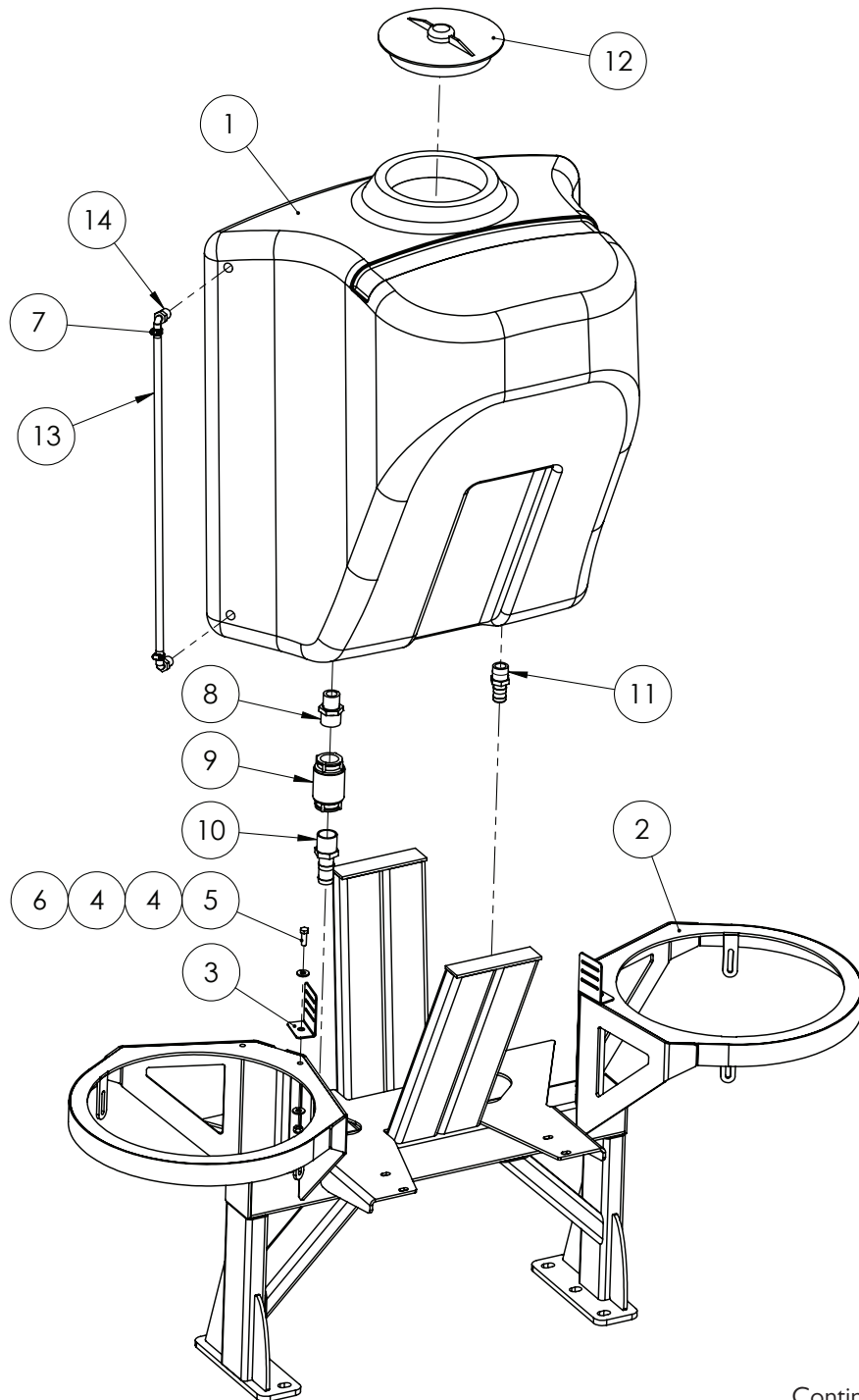
PART No.	DESCRIPTION
1170159824	Raven Pump Seal Kit



## Chapter 3

### 03-FLUSH TANK

#### Rinse Water Tank & Frame



Continued over page



## Rinse Water Tank & Frame

Pre Assembled flush tank 300L - GA4903505

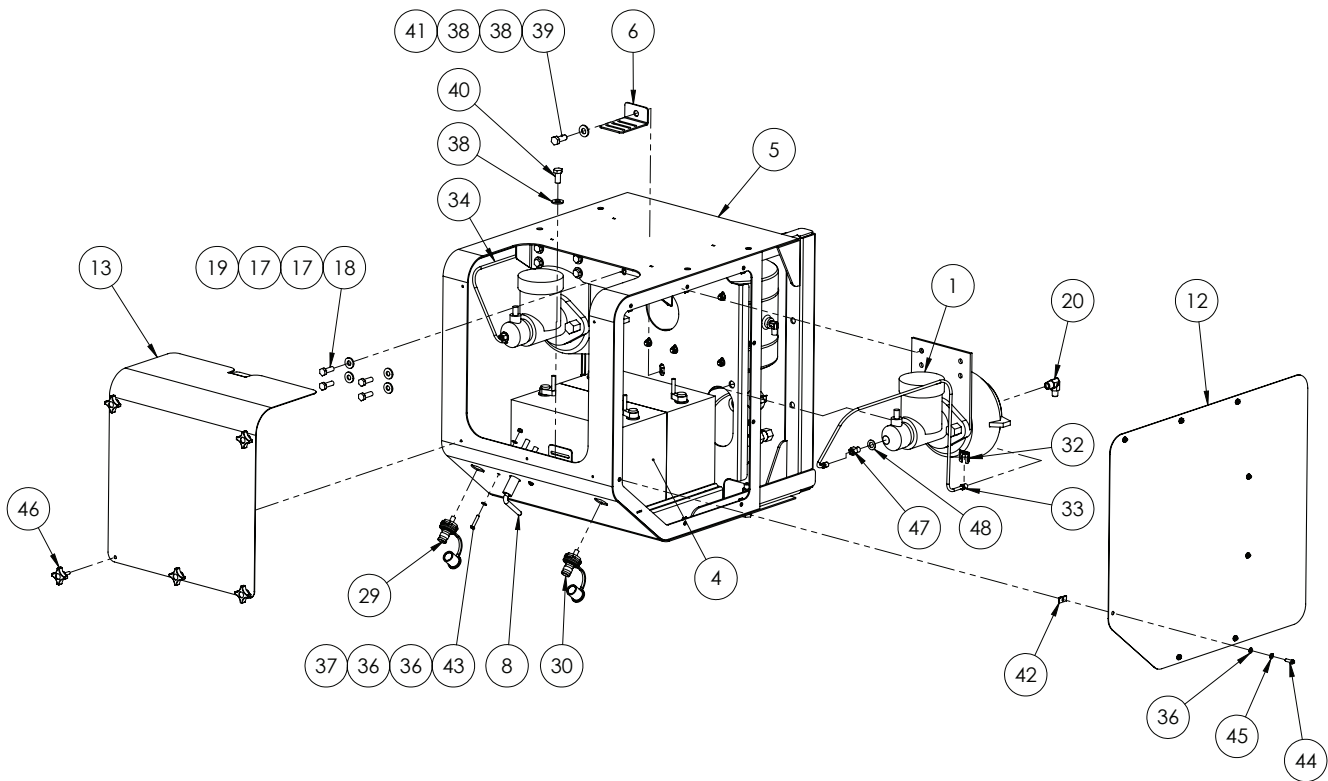
ITEM NO.	PART NUMBER	DESCRIPTION	QTY.
1	GA5070015	Tank - Rinse water CCSP	1
	GA4654370	Rinse tank and DCI frame 07 SP - shown	1
2	GA4658970	Rinse Tank Frame - No DCI mounts	1
	GA4658915	Rinse tank frame - suit dual product	1
3	F70127A	50mm Tank Strap Bracket	2
4	GA5000117	Washer 10mm SS Heavy duty	4
5	GA5065455	Bolt Gr8.8 M10x30	2
6	GA5000141	M10 Nyloc Nut	2
7	GA5000469	1/2" SS hose clamp	2
8	RN125100	Reducing Nipple - 1 1/4" to 1"	1
9	GA5017361	Non return valve 1-1/4"	1
10	HB125	1-1/4" MPT X 1-1/4" Hose Shank	1
11	HB100	Hose Barb 1"	1
12	352022	Small Lid D255 c/w Breather	1
13	HOS12Sight	12mm Sight Tube Hose - 760 Long	1
14	HB050-90	Hose Barb Elbow 1/2	2
15	GA5003859	50mm Tank Strap - Cut 2300 Long (not shown)	1



# Chapter 4

## 04-RH POD

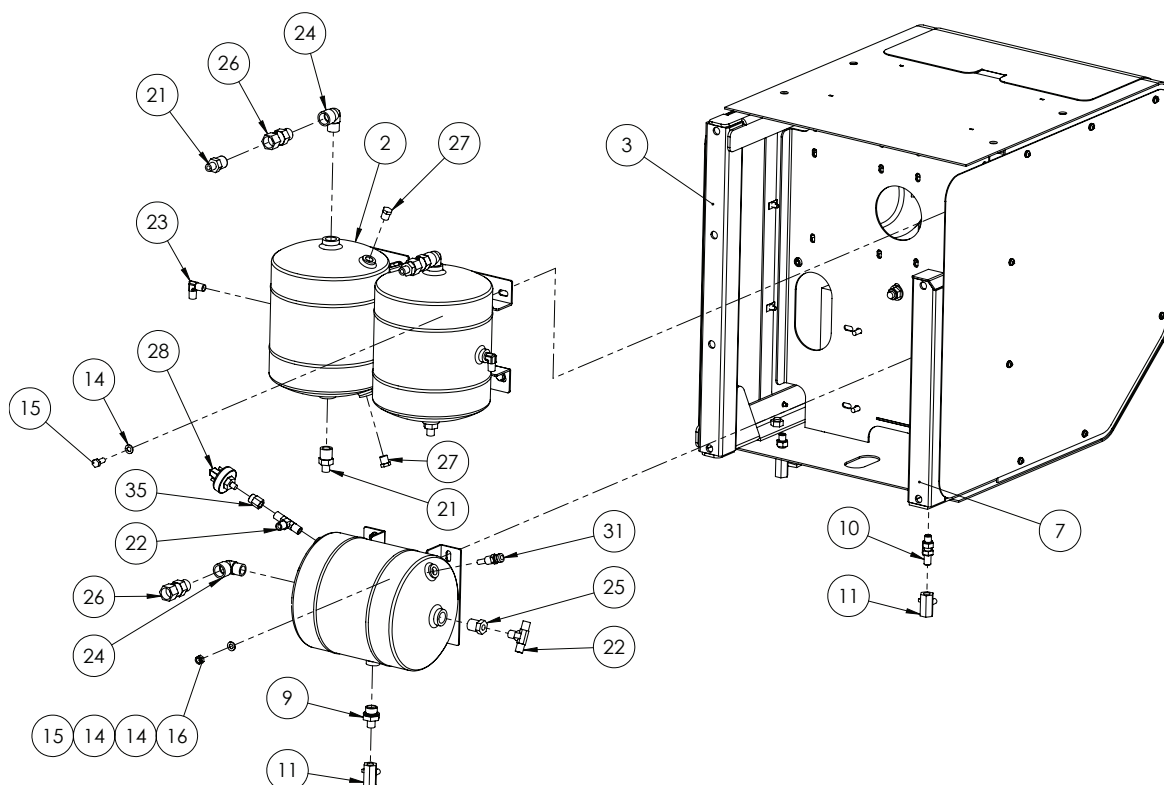
### Brake Booster Pod - Small Tanks



Continued over page



## Brake Booster Pod - Small Tanks



Brake Pod Assembly - GA4903705\*

ITEM NO.	PART NUMBER	DESCRIPTION	QTY.
1	GA5006711	brake booster CA14	2
2	GA5005305	Air tank-Protex AT4	3
3	GA4657201	SPCCfront- brake pod support arm	1
4	GA5066240	Battery Delkor 31-900	2
5	GA4658080	Brake and air tank POD frame SP 2011	1
6	F70127A	50mm Tank Strap Bracket	2
7	GA4658085	Brake and air tank POD frame mount 2011	1
8	GA5005787	Battery Isolator switch large	1
9	S75-0408	Nipple 1/2 BSPP O-Ring x 1/4 BSPT	1
10	S44-0404	Nipple 1/4 x 1/4 with nut	2
11	GA5018321	1/4" Ball valve SS FF	3
12	GA4514573	End cover 09 Cropcruiser DCI Pod full cover	2
13	GA4503490	Cover-Pod, booster air tank SP2011	1
14	GA5004883	Washer 8mm SS	24
15	GA5004085	M8x20 bolt	12
16	GA5052590	Nut M8 Nyloc S/S 316	12
17	GA5000117	Washer 10mm SS Heavy duty	16

Continued over page



## Brake Booster Pod - Small Tanks

ITEM NO.	PART NUMBER	DESCRIPTION	QTY.
18	GA5065455	Bolt Gr8.8 M10x30	8
19	GA5000141	M10 Nyloc Nut	8
20	S49-0604	Elbow 90deg male 3/8" - 1/4"	2
21	S27-0804	1/2" BSPT - 1/4" BSPT Straight Hydraulic Nipple	4
22	S50-040404	Tee 1/4" BSPT	2
23	S49-0404	1/4" 90 Deg Elbow	2
24	GA5048150	3/4" BSPT - 3/4" BSPT male 90o elbow	3
25	S24-0804	Reducing bush 1/2 BSPT x 1/4 BSPT	1
26	GA5014795	SC3 single check valve 1/2 M/F	3
27	GA5069335	Plug 1/4" BSPT Brass	4
28	GA5011059	Low Pressure Switch	1
29	GA5006383	Jumper Terminal - Positive	1
30	GA5006381	Jumper Terminal - Negative	1
31	GA5017369	Pressure Relief Valve	1
32	GA5010359	Brake Hose Clip	2
33	GA4905130	brake line - pod - front master	1
34	GA4905135	brake line - pod - rear master	1
35	GA5069925	1/4" - 1/8" Female Reducing Socket	1
36	GA5004437	M6 SS Washer	20
37	GA5048115	Nut nyloc M6	2
38	GA5000587	M12 WASHER	7
39	GA5000307	M12x30 bolt	1
40	GA5000295	Set screw HT M12 x 25	5
41	GA5012461	M12 Nyloc nut Z/P	1
42	GA5066830	Speed clip M6	16
43	GA5004075	Bolt BHCS S'Steel M6x30	2
44	GA5004053	Bolt BHCS S'Steel M6x20	16
45	GA5004447	M6 Spring washer SS	16
46	GA5069965	Star Knob 40 OD M6 x 20	5
47	GA5012999	Pipe Adapter	2
48	GA5007475	Copper Washer 1/2" x 7/8"	2
49	GA5060037	Battery Lead Kit suit MY11 - Not Shown	1
50	GA4903706	Pneumatic Manifold - Not Shown ( mounted on chassis behind pod)	1

PART NUMBER	DESCRIPTION	MACHINE USED ON
GA4903705	Brake Pod Assembly	Up to and including 200330

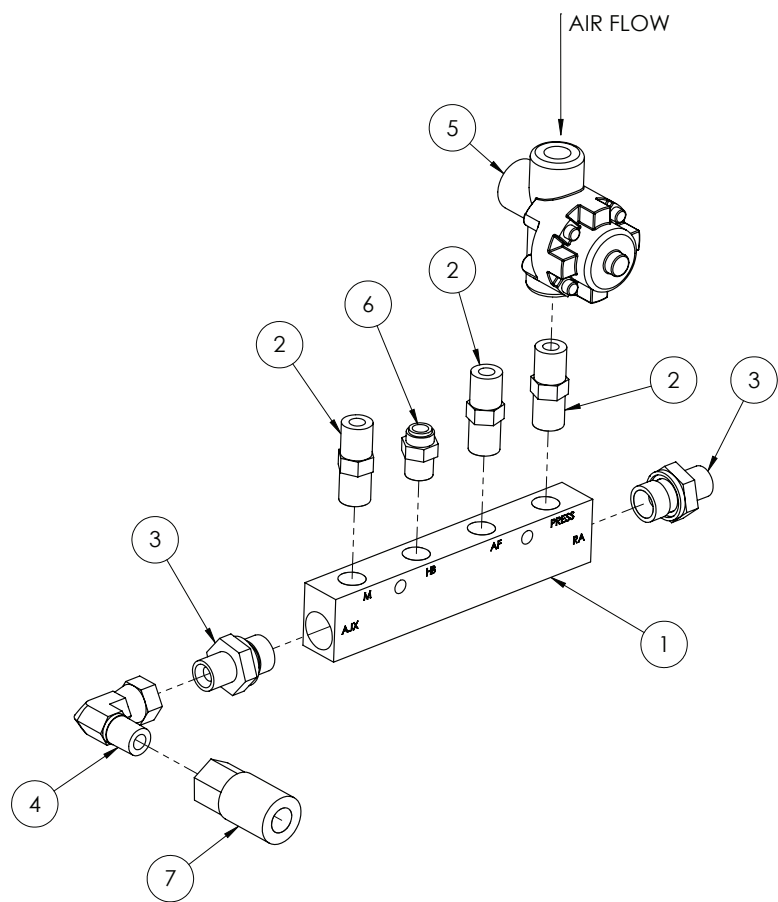
Continued over page



# Brake Booster Pod - Small Tanks

BRAKE BOOSTER POD SPARE PARTS	
PART No.	DESCRIPTION
GA5020000	Seal kit - Suit CA14 Master Cylinder

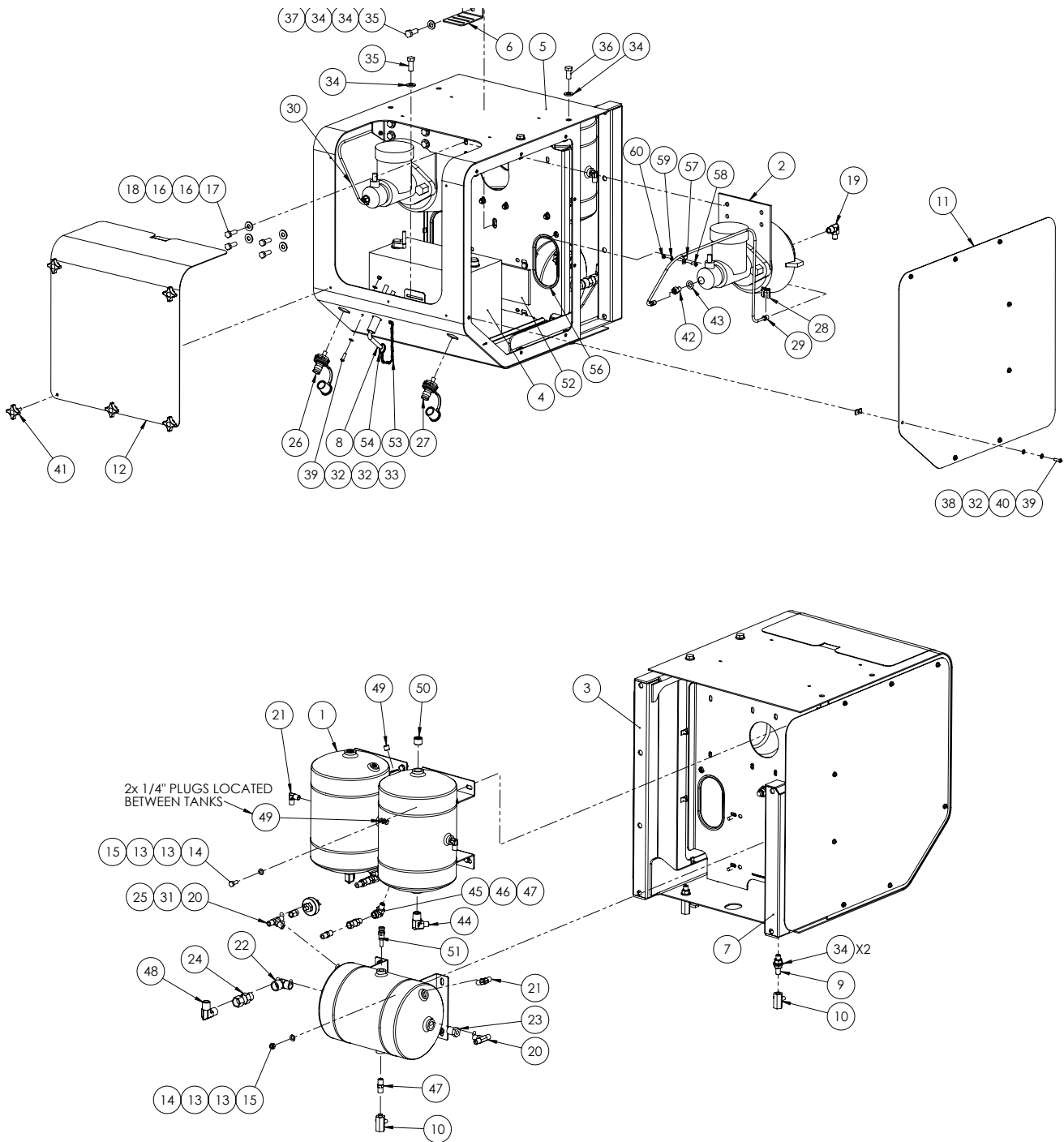
# Pneumatic Manifold



ITEM NO.	PART NUMBER	DESCRIPTION	QTY.
1	GA5069195	Manifold Pnuematic-3/8-1/4 2 in 4 out	1
2	S27-0404	1/4" x 1/4" Steel Nipple	3
3	S75-0406	Nipple 1/4 x 3/8	2
4	S82-0404	1/2" Hydraulic Tee	1
5	GA5013433	Pressure Protection Valve	1
6	GA5045140	Adapter Brass 1/4 x 6mm BSP	1
7	200S	FEMALE 1/4 BSPP FEMALE AIR COUPLING	1



# Brake Booster Pod - Large Tanks





## Brake Booster Pod - Large Tanks

Brake Pod Assembly - GA4905140\*

ITEM NO.	PART NUMBER	DESCRIPTION	QTY.
1	GA5070310	Air tank-Protex AT5	3
2	GA5006711	brake booster CA14	2
3	GA4658806	SPCCfront- brake pod support arm -Suit AT5	1
4	GA5066240	Battery Delkor 31-900 t/s QSB	2
5	GA4658080	Brake and air tank POD frame SP 2011	1
6	F70127A	50mm Tank Strap Bracket	2
7	GA4658085	Brake and air tank POD frame mount 2011	1
8	GA5005787	Battery Isolator switch large	1
9	S44-0404	Bulkhead Fitting 1/4 x 1/4	2
10	GA5018321	1/4" Ball valve SS FF	3
11	GA4514573	End cover 09 Cropcruiser DCI Pod full cover	2
12	GA4503490	Cover-Pod, booster air tank SP2011	1
13	GA5003643	Washer 8mm SS HD	24
14	GA5004085	M8x20 bolt	12
15	GA5004917	M8 Nyloc Nut	12
16	GA5000117	Washer 10mm SS Heavy duty	16
17	GA5065455	Bolt Gr8.8 M10x30	8
18	GA5000141	M10 Nyloc Nut	8
19	S49-0604	Elbow 90deg male 3/8" - 1/4"	2
20	S50-040404	Tee 1/4" BSPT	2
21	S49-0404	1/4" 90 Deg Elbow	3
22	GA5048150	1/2" BSPT - 1/2" BSPT male 90o elbow	1
23	S24-0804	Reducing bush 1/2 BSPT x 1/4 BSPT	1
24	GA5014795	SC3 single check valve 1/2 M/F	1
25	GA5011059	Low Pressure Switch	1
26	GA5006383	Jumper Terminal - Positive	1
27	GA5006381	Jumper Terminal - Negative	1
28	GA5010359	Brake Hose Clip	2
29	GA4905130	Brake Line Pod - Front Master	1
30	GA4905135	Brake Line Pod - Rear Master	1
31	GA5069925	1/4" - 1/8" Female Reducing Socket	1
32	GA5004437	M6 SS Washer	20
33	GA5048115	Nut nyloc M6	2
34	GA5000577	M12 SS HD Washer	13

Continued over page



## Brake Booster Pod - Large Tanks

ITEM NO.	PART NUMBER	DESCRIPTION	QTY.
35	GA5000307	M12x30 bolt	2
36	GA5000295	Set screw HT M12 x 25	6
37	GA5012461	M12 Nyloc nut Z/P	1
38	GA5066830	Speed clip M6	16
39	GA5004053	Bolt BHCS S'Steel M6x20	18
40	GA5004447	M6 Spring washer SS	16
41	GA5069965	Star Knob 40 OD M6 x 20	5
42	GA5012999	Pipe Adapter	2
43	GA5007475	Copper Washer 1/2" x 7/8"	2
44	S49-0804	Elbow 90deg M 1/4" x 1/2"	2
45	S25-0404	Elbow 90deg 1/4"M x 1/4"F	2
46	GA5014796	SC3 single check valve 1/4 M/F	2
47	S27-0404	1/4" x 1/4" Steel Nipple	3
48	S49-0808 ryco	1/2" BSPT Male Elbow	1
49	GA5070300	Plug 1/4" Flush Fit	4
50	GA5070305	Plug 1/2" Flush Fit	2
51	GA5017369	Pressure Relief Valve	1
52	GA5069915	Nylon spacer Battery box SP 2011	1
53	GA5001491	Chain 2mm x 20mm S/S 316	15
54	GA5002077	25mm Key Ring S/S	1
55	GA5003859	Battery Retaining Strap - Cut 670mm Long	1
56	GA5012989	Pinch weld cut 380	2
57	GA5007205	L529 - Clip wiring	2
58	GA5003977	M5x16mm Pan Head SS	2
59	GA5003983	M5 washer ss	2
60	GA5003975	M5 Nyloc nut SS	2

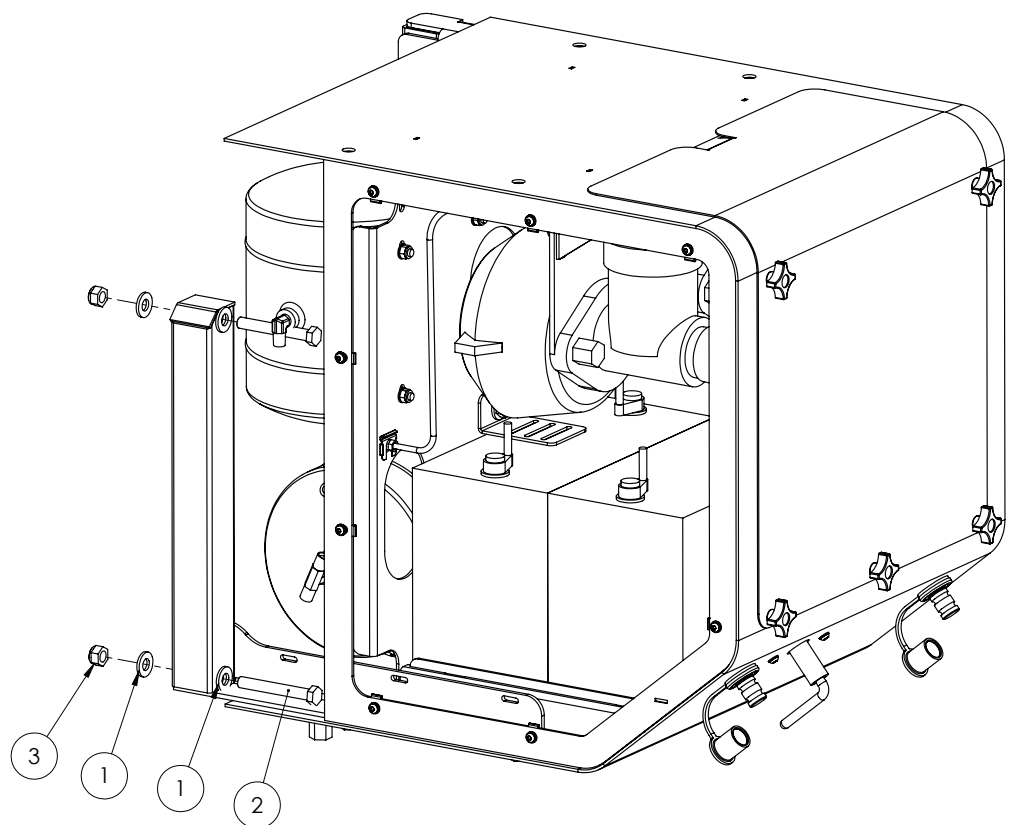
PART NUMBER	MACHINE USED ON
GA4905140	200340 onwards

BRAKE BOOSTER POD SPARE PARTS	
PART No.	DESCRIPTION
GA5020000	Seal kit - Suit CA14 Master Cylinder



# Mounting Detail

---



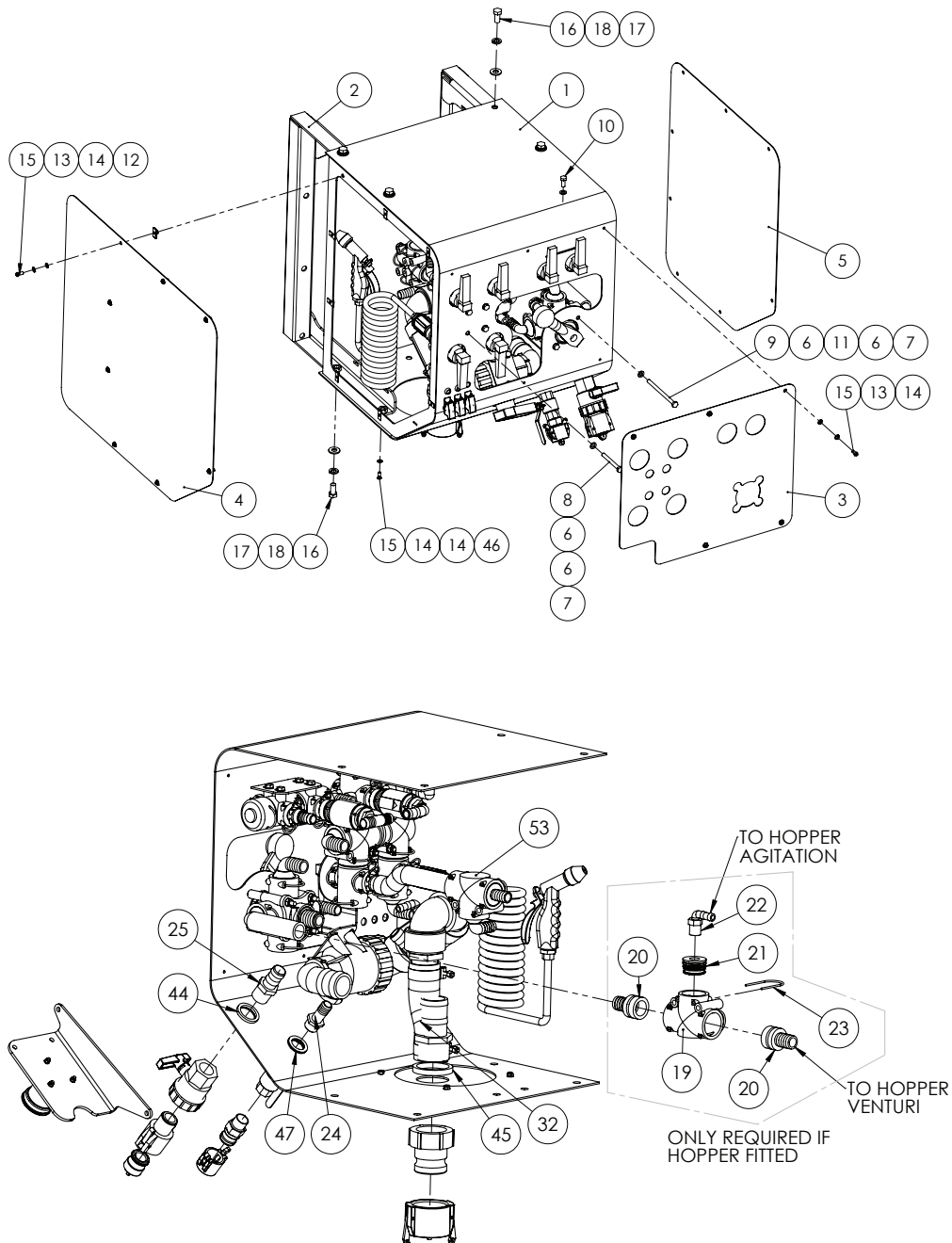
ITEM NO.	PART NUMBER	DESCRIPTION	QTY.
1	GA5000587	M12 WASHER	4
2	GA5011263	M12x90 bolt	2
3	GA5012461	M12 Nyloc nut Z/P	2



# Chapter 5

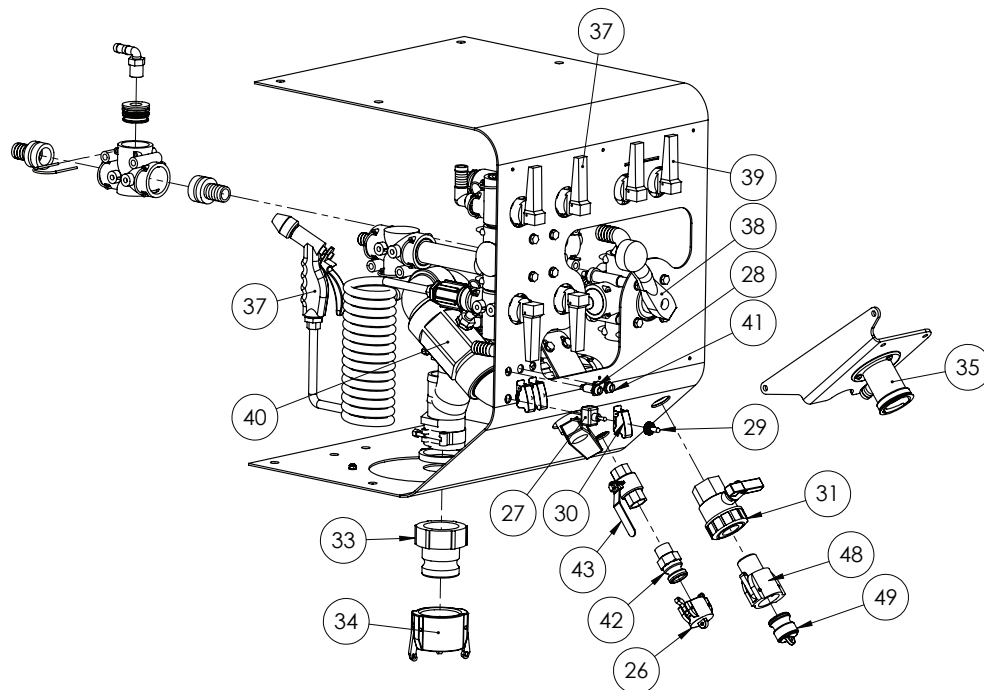
## 05-LH POD

### LH Pod - Standard





## LH Pod - Standard



### GA4904745 - Spray Pod

ITEM NO.	PART NUMBER	DESCRIPTION	QTY.
1	GA4658800	plumbing control pod Crop Cruiser MY11	1
2	GA4658805	SPCCfront- brake pod support arm	2
3	GA4514580	Front cover plate fill and pressure station 09	1
4	GA4514573	End cover 09 Cropcruiser DCI Pod full cover	1
5	GA4514570	End cover 09 Cropcruiser DCI Pod	1
6	GA5003643	Washer 8mm SS HD	23
7	GA5052590	Nut M8 Nyloc S/S 316	8
8	GA5052600	M8x75 Bolt SS	4
9	GA5011501	M8x120 Bolt	4
10	GA5004085	M8x20 bolt	7
11	GA4552135	Spacer for Altek Rotary valve	4
12	GA5066830	Speed clip M6	16
13	GA5004447	M6 Spring washer SS	21
14	GA5004437	M6 SS Washer	29
15	GA5004050	M6x16mm Button head soc SS	25
16	GA5051720	SET SCREW HT M12 x 25 x 1.5 PITCH	8
17	GA5000587	M12 WASHER	8
18	GA5000575	M12 Spring washer SS	8

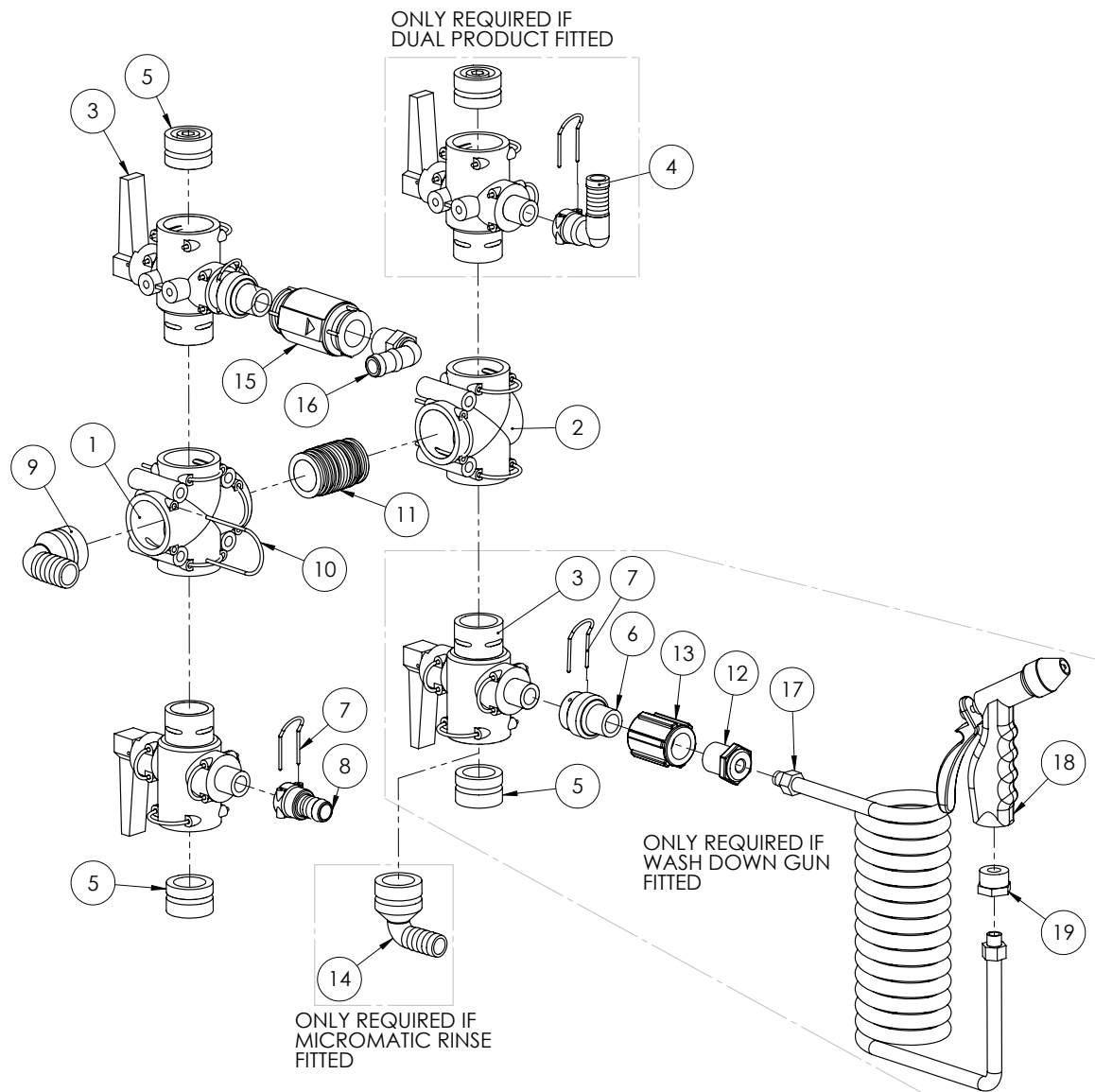


## LH Pod - Standard

ITEM NO.	PART NUMBER	DESCRIPTION	QTY.
19	GA5065560	T-piece 3xAS40 M8 inserts	1
20	GA5065580	Plug in hose tail AS40/25	2
21	GA4582345	Dummy plug AS40 G1/2 female	1
22	HB050-90	Hose Barb Elbow 1/2	1
23	GA5065690	Safety pin AS40	3
24	HB075	barb male 3/4"	1
25	HB100	Hose Barb 1"	1
26	75CAP	CAP (FITS 1/2" & 3/4" CPLG'S)	1
27	GA5016749	Switch toggle On/Off water proof	3
28	GA5009647	Green LED warning light	1
29	GA5012175	Narva Water Proof Switch Cover B/P	3
30	GA5016753	Toggle Switch Cover - Narva	3
31	UV100FP	Ball Valve Banjo 1"	1
32	HB200	Straight Hose Barb 2"	1
33	200A	Male Adapter 2 female Thread	1
34	200CAP	2 inch cam lock cap	1
35	GA4903633	Micromatic Rinse Socket - Suit SP	1
36	GA4904755	PH6 Pump & SEM10 Flow meter	1
37	GA4904745-1	Fill Manifold LH Pod SP	1
38	GA4904745-2	Pressure Delivery Manifold LH Pod SP	1
39	GA4904745-3	Rinse, Agitation Valve Manifold LH Pod SP	1
40	GA4904745-5	Tank Fill Manifold - Suit 2" Fill	1
41	GA5013799	Red LED warning light	1
42	75F	3/4" Male adapter with 3/4" male thread	1
43	GA5018313	Ball valve 20mm FF Lever	1
44	GA4552865	Spacer-POD fill point fitting 3/4	1
45	GA4552870	Spacer-POD fill point fitting 61	1
46	GA5048115	Nut nyloc M6	4
47	GA4522315	Washer, general spacer	2
48	100B	Cam lock female coupler / male thread 1"	1
49	100PL	plug Banjo 1"	1
50	GA4504380	Plate-2" Fill insert-Spray pod SP 2011	1
51	HOS51S	2" Fill Point to Manifold Cut 180mm	1
52	GA5010193	2" Hose Clamp	2
53	GA4904745-4	Rinse Tank Fill Manifold LH Pod SP	1



## Fill Manifold - Atek



GA4904745-I - Fill manifold

ITEM NO.	PART NUMBER	DESCRIPTION	QTY.
1	GA5065565	Cross piece 4xAS40	1
2	GA5065560	T-piece 3xAS40 M8 inserts	1
3	GA5065545	Quick fit valve 2 WAY	4
4	GA5065675	female hose tail AS24/20/90	1
5	GA5065680	Blind cap Plug AS40	4
6	GA4582415	Coupling Atek AS24 to 3/4" BSPT Male	2
7	GA5065695	AS24 Safety Pin	4
8	GA5065640	Female Hose AS24/20	1
9	GA5065615	Plug in hose tail AS40/25/90 degree	1
10	GA5065690	Safety pin AS40	7
11	GA5065735	Plug in hose tail AS40/AS40	1

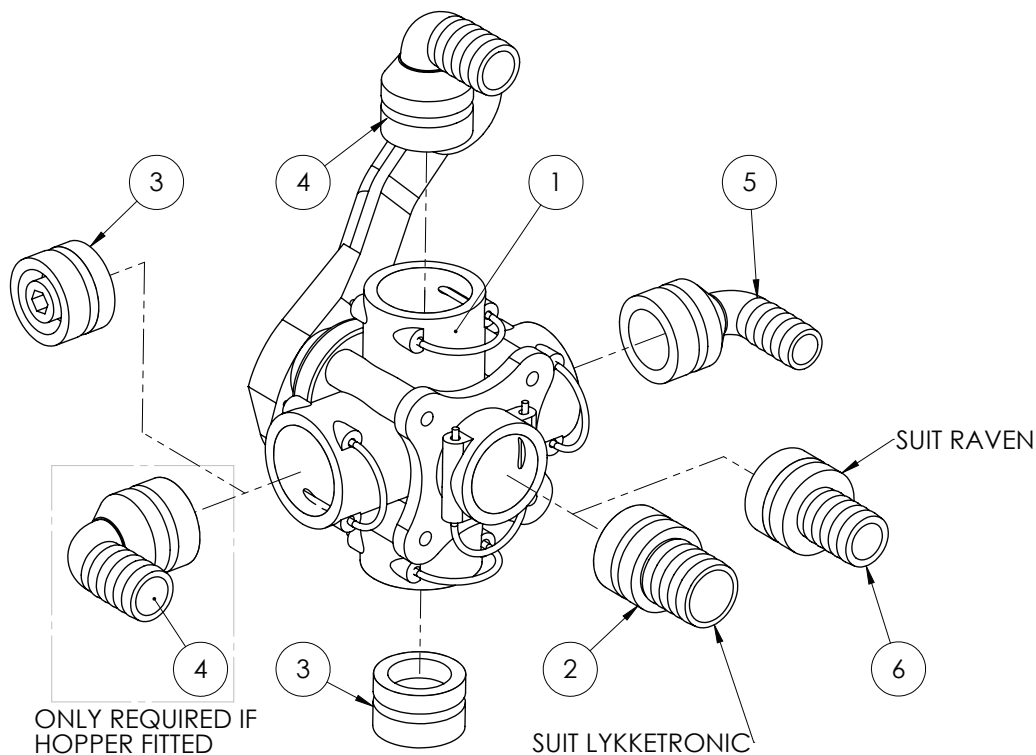
Continued over page



## Fill Manifold - Altek

ITEM NO.	PART NUMBER	DESCRIPTION	QTY.
12	RB075025	Poly Pipe Reducer 3/4" - 1/4"	1
13	CPLG075	3/4" BSPT Barrel union	1
14	GA5065610	Plug in hose tail AS40/20/90 degree	1
15	GA5002473	Non return valve philmac 3/4"	1
16	HB075-90	hose barb elbow 3/4" thread 3/4" barb	1
17	GA5051455	Suzi coil 12x8 x 5m (1/4 male swivel ends)	1
18	GA5051390	Wash Down Gun water spray	1
19	GA5049701	Bush Brass reducing 3/4 x 1/4	1

## Pressure Delivery Manifold

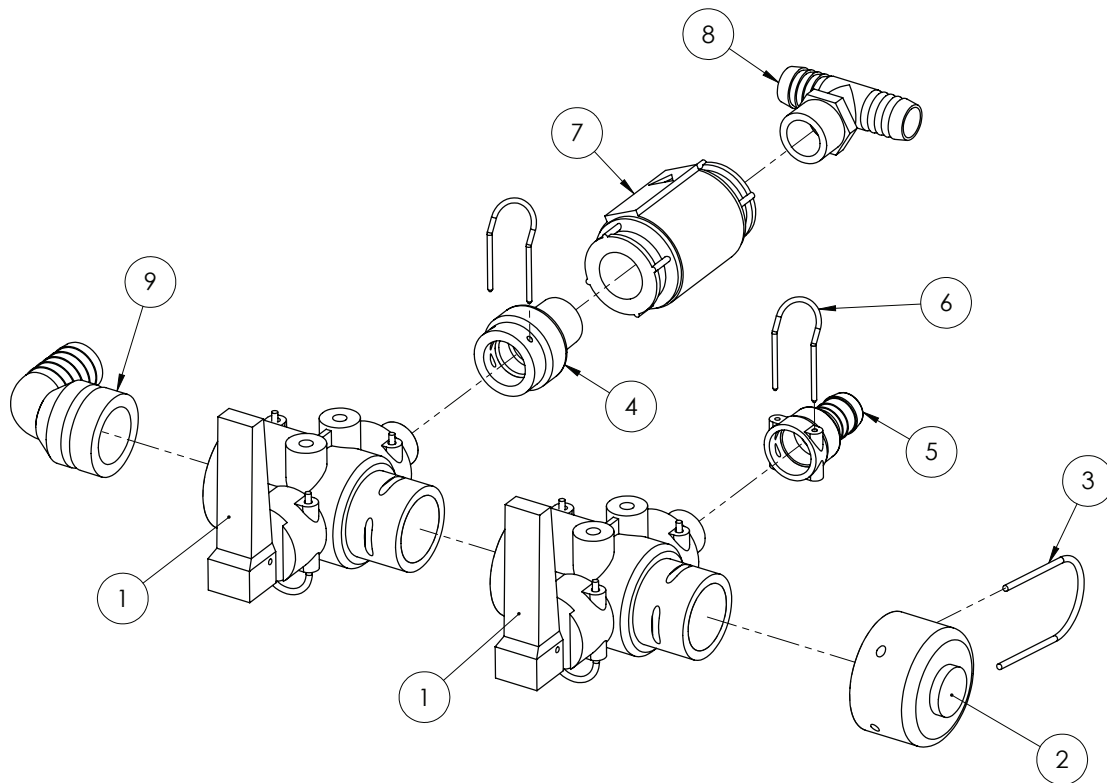


GA4904745-2 - Pressure Delivery Manifold

ITEM NO.	PART NUMBER	DESCRIPTION	QTY.
1	GA5065530	ball valve 5 WAY 1 1/4"	1
2	GA5065585	Plug in hose tail AS40/33	1
3	GA5065680	Blind cap Plug AS40	2
4	GA5065615	Plug in hose tail AS40/25/90 degree	2
5	GA5065610	Plug in hose tail AS40/20/90 degree	1
6	GA5065580	Plug in hose tail AS40/25	1
-	GA5065531	Replacement handle - suit altek 5 way ball valve	-



## Tank Rinse/Agitation Manifold

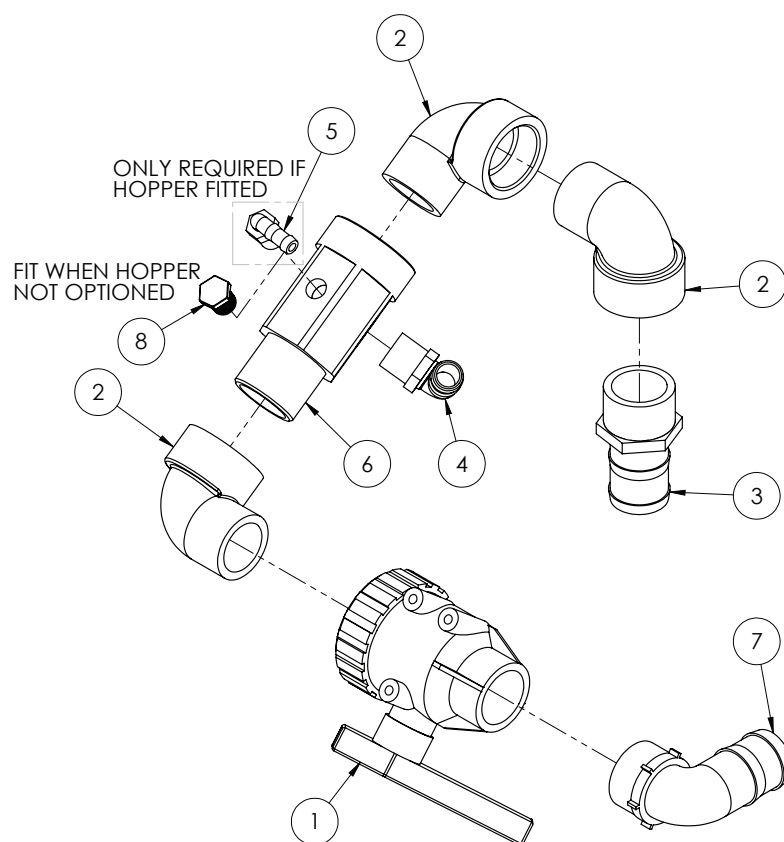


GA4904745-3 - Tank Rinse/Agitation Manifold

ITEM NO.	PART NUMBER	DESCRIPTION	QTY.
1	GA5065545	Quick fit valve 2 WAY	2
2	GA4582395	Cap Altek AS40	1
3	GA5065690	Safety pin AS40	1
4	GA4582415	Coupling Altek AS24 to 3/4" BSPT Male	1
5	GA5065640	Female Hose AS24/20	1
6	GA5065695	AS24 Safety Pin	2
7	GA5002473	Non return valve philmac 3/4"	1
8	T34T	Tee Barb 3/4 Thread	1
9	GA5065615	Plug in hose tail AS40/25/90 degree	1



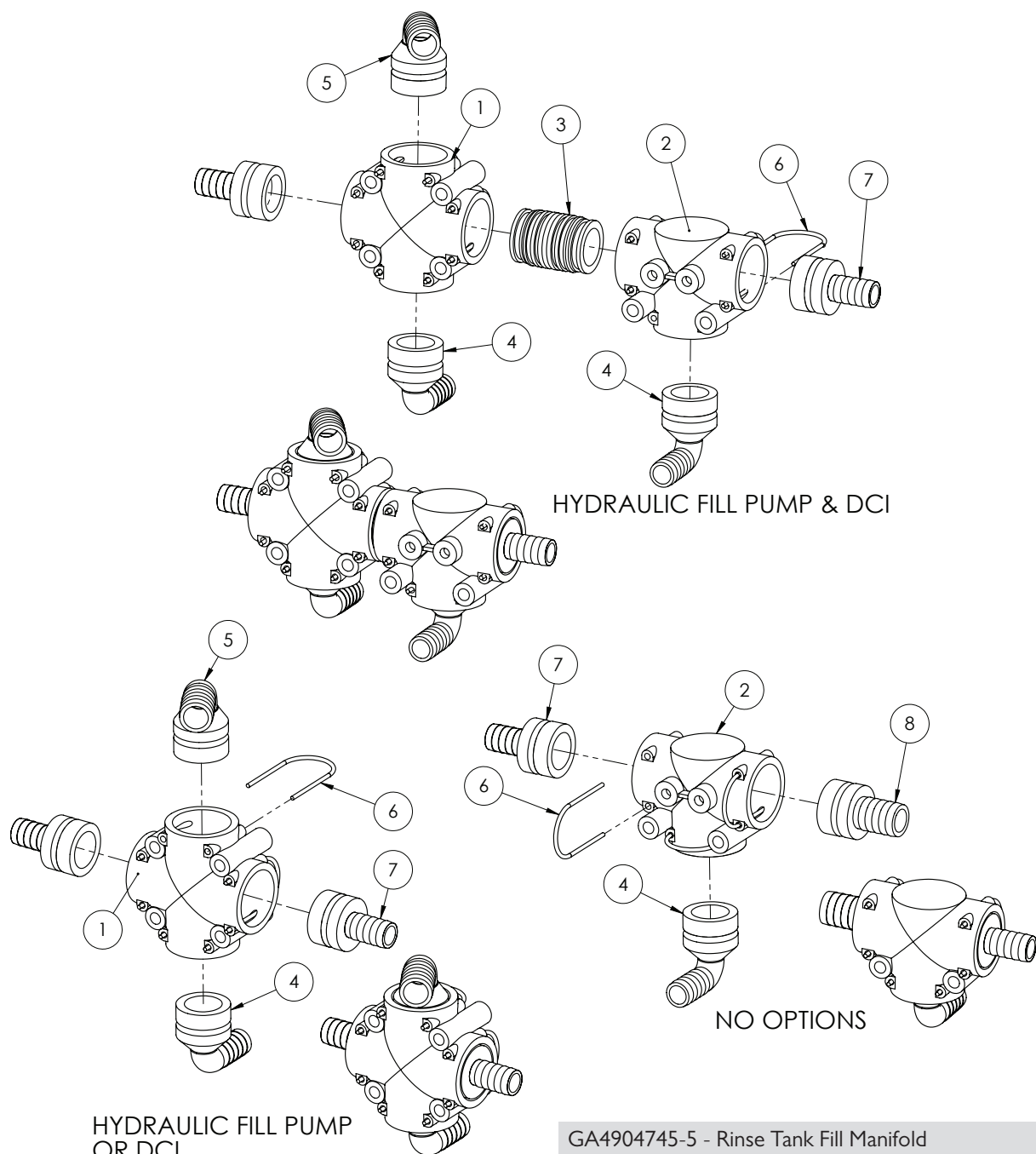
## Tank Fill Manifold



GA4904745-5 - Tank Fill Manifold

ITEM NO.	PART NUMBER	DESCRIPTION	QTY.
1	4542137	Arag 2" 2 way ball valve	1
2	SL200-90	Street Elbow 2"	3
3	HB200	Straight Hose Barb 2"	1
4	HB100-90	Hose barb 90 degree 1" Banjo	1
5	HB050-90	Hose Barb Elbow 1/2	1
6	MACH0311	Fitting suit fresh water fill 2" Female to 2" Male to 1" Female	1
7	HB200-90	Hose Barb Elbow 2"	1
8	PLUG050	Pipe Plug 1/2	1



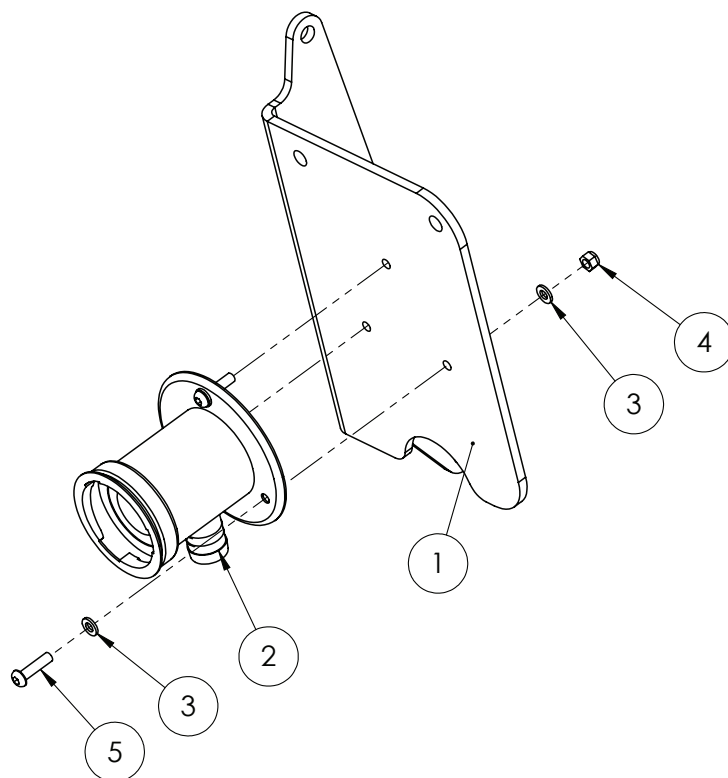


ITEM NO.	PART NUMBER	DESCRIPTION	QTY.
1	GA5065565	Cross piece 4xAS40	1
2	GA5065560	T-piece 3xAS40 M8 inserts	1
3	GA5065735	Plug in hose tail AS40/AS40	1
4	GA5065610	Plug in hose tail AS40/20/90 degree	2
5	GA5065615	Plug in hose tail AS40/25/90 degree	1
6	GA5065690	Safety pin AS40	7
7	GA5065575	Plug in hose tail AS40/20	2
8	GA5065580	Plug in hose tail AS40/25	1



## Micro-matic Rinse Socket

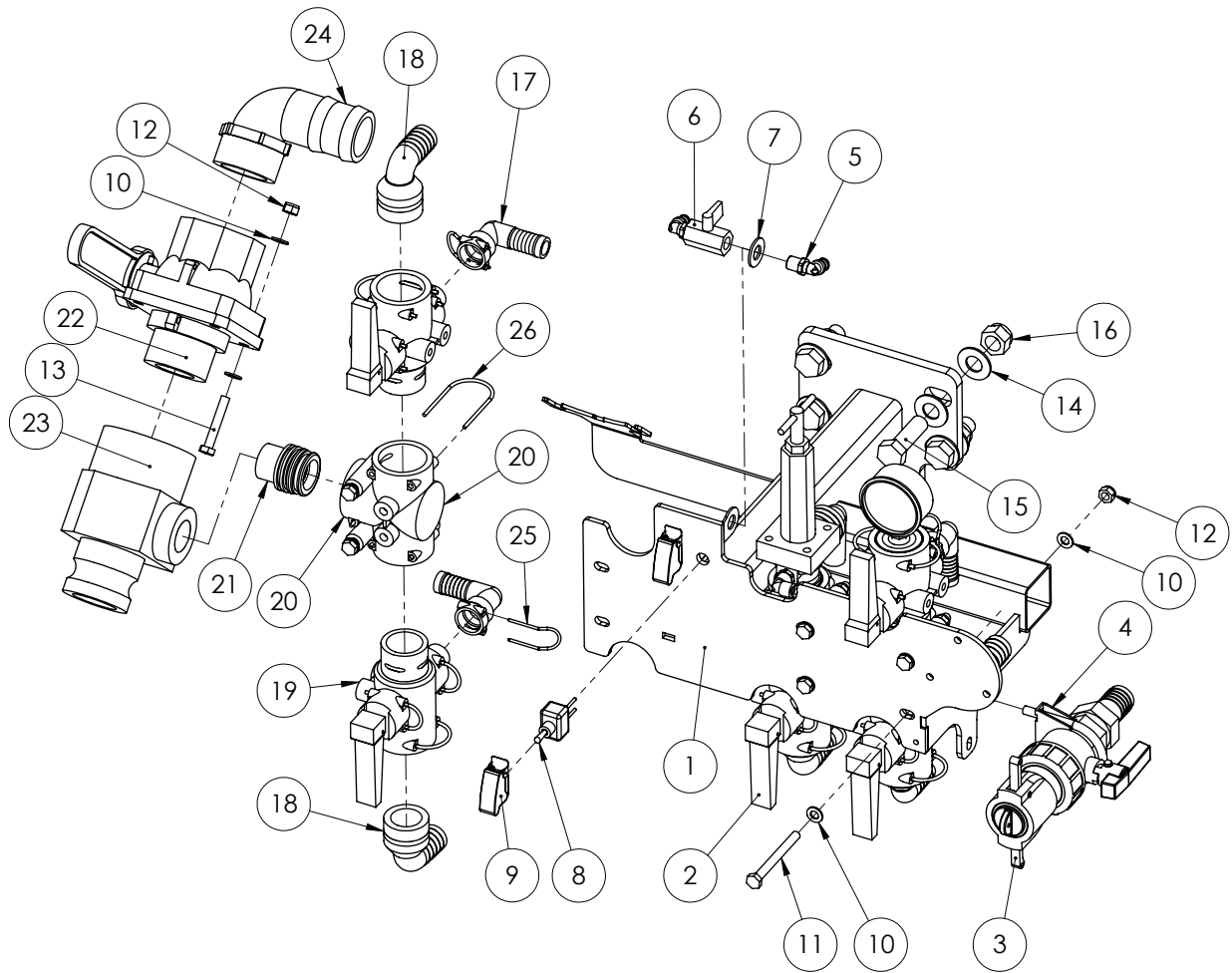
---



ITEM NO.	PART NUMBER	DESCRIPTION	QTY.
1	GA4537156	Rince socket mount SP MY I I	1
2	GA5018800	Rinsing Socket - 3 Pin	1
3	GA5003983	M5 washer ss	6
4	GA5003975	M5 Nyloc nut SS	3
5	GA5003581	M5x20mm Button head soc SS	3



## LH Pod - SWB



ITEM NO.	PART NUMBER	DESCRIPTION	QTY.
1	GA4658975	Control station frame ccsp short	1
2	GA4903815	Prairie EF 4000 Special Pressure Manifold	1
3	GA4903082	Pre-assembled Chem probe / transcal tap suit specials	1
4	GA5006705	Exhaust clamp C8 2"	1
5	GA5016233	Swivel Elbow push in Steel 6mmx1/4 BSP (LEGRIS)	2
6	GA5018321	1/4" Ball valve SS FF	1
7	GA5066235	Washer HD ZP M14	1
8	GA5016749	Switch toggle On/Off water proof	2
9	GA5016753	Toggle Switch Cover - Narva	2
10	GA5003643	Washer 8mm SS HD	16
11	GA5004749	M8x80 Bolt	6
12	GA5052590	Nut M8 Nyloc S/S 316	8
13	GA5004727	M8x50 Bolt	2
14	GA5001043	M16 washer Zink coated - use GA5001043	8
15	GA5000931	M16x50 bolt	4
16	GA5001029	M16 Nyloc nut	4
17	GA5065675	female hose tail AS24/20/90	2

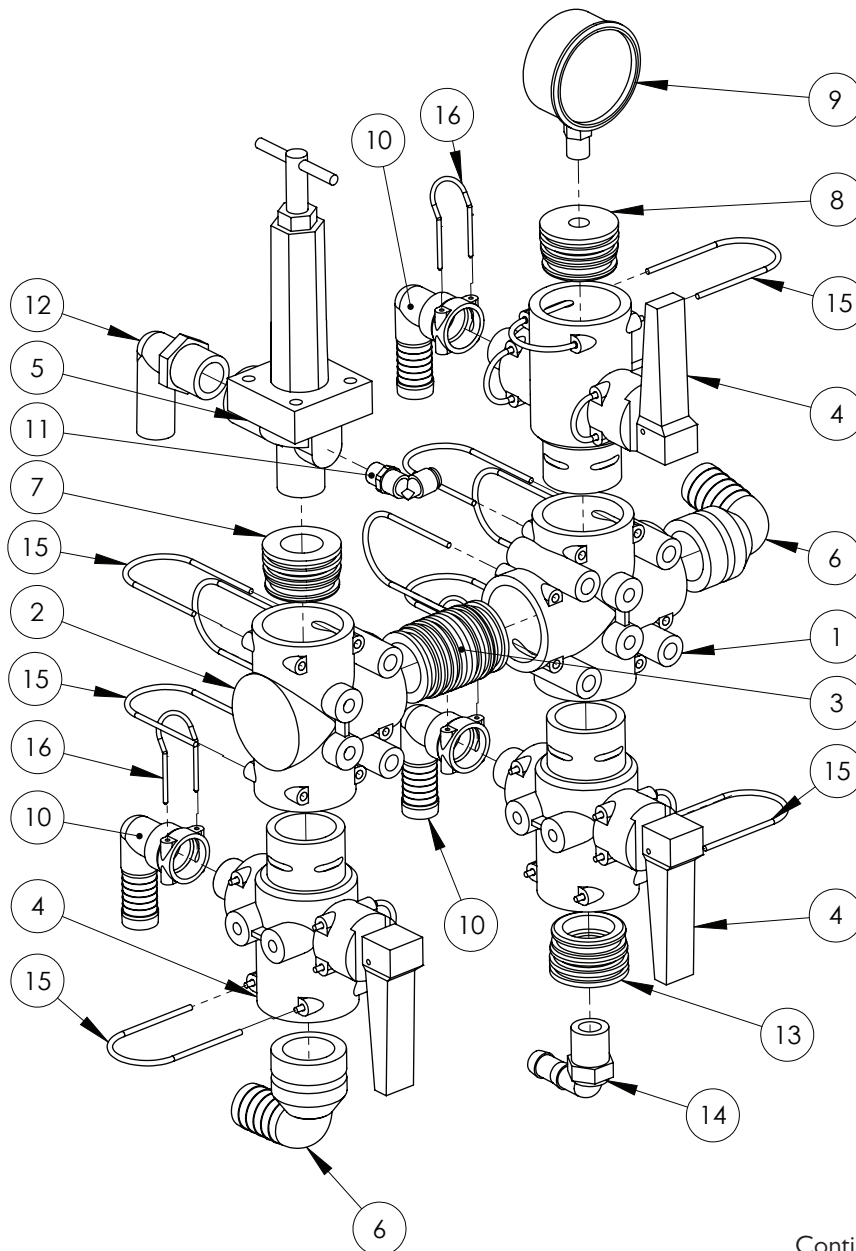
Continued over page



## LH Pod - SWB

ITEM NO.	PART NUMBER	DESCRIPTION	QTY.
18	GA5065615	Plug in hose tail AS40/25/90 degree	2
19	GA5065545	Quick fit valve 2 WAY	2
20	GA5065560	T-piece 3xAS40 M8 inserts	1
21	GA5065600	AS40 to 1" Male Thread	1
22	VSMT204FP	Ball Valve Full Port 2"M x 2"F	1
23	GA4582295	2" fill cam lock fitting suit "Prairie Special"	1
24	HB200-90	Hose Barb Elbow 2"	1
25	GA5065695	AS24 Safety Pin	2
26	GA5065690	Safety pin AS40	3

## Pressure Manifold



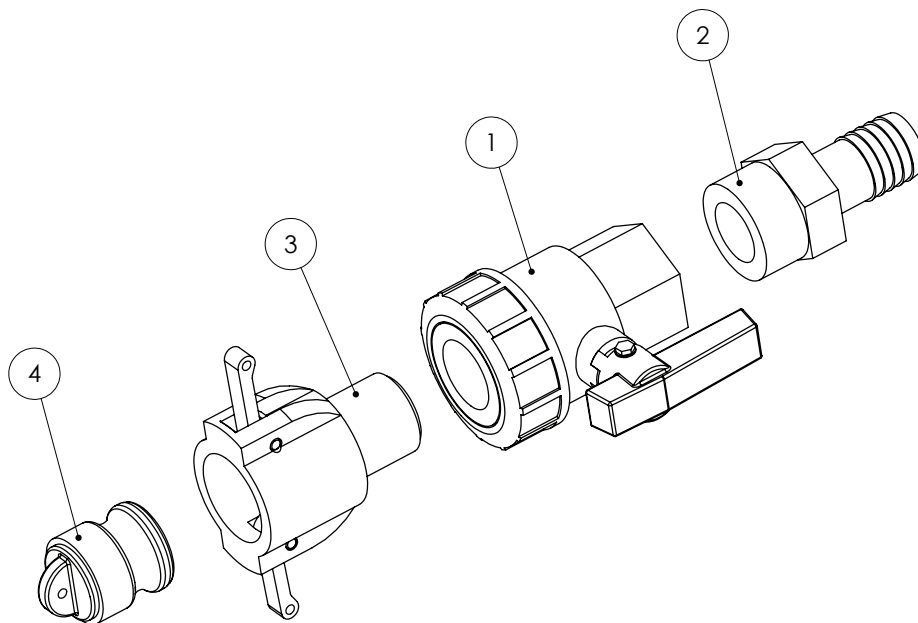
Continued over page



## Pressure Manifold

ITEM NO.	PART NUMBER	DESCRIPTION	QTY.
1	GA5065565	Cross piece 4xAS40	1
2	GA5065560	T-piece 3xAS40 M8 inserts	1
3	GA5065735	Plug in hose tail AS40/AS40	1
4	GA5065545	Quick fit valve 2 WAY	3
5	8460 Relief Valve		1
6	GA5065615	Plug in hose tail AS40/25/90 degree	2
7	GA4583060	Dummy plug AS40 3/4 BSPT female	1
8	GA4582160	Dummy plug AS40 G1/4 female	1
9	GA5013423	65mm pressure gauge	1
10	GA5065675	female hose tail AS24/20/90	3
11	GA5045145	Elbow Brass 6mm x 1/8 BSPT	1
12	HB075-90	Elbow male 3/4"	1
13	GA4582345	Dummy plug AS40 G1/2 female	1
14	HB-050-90	barb male elbow 1/2"	1
15	GA5065690	Safety pin AS40	10
16	GA5065695	AS24 Safety Pin	3

## Chemical Probe



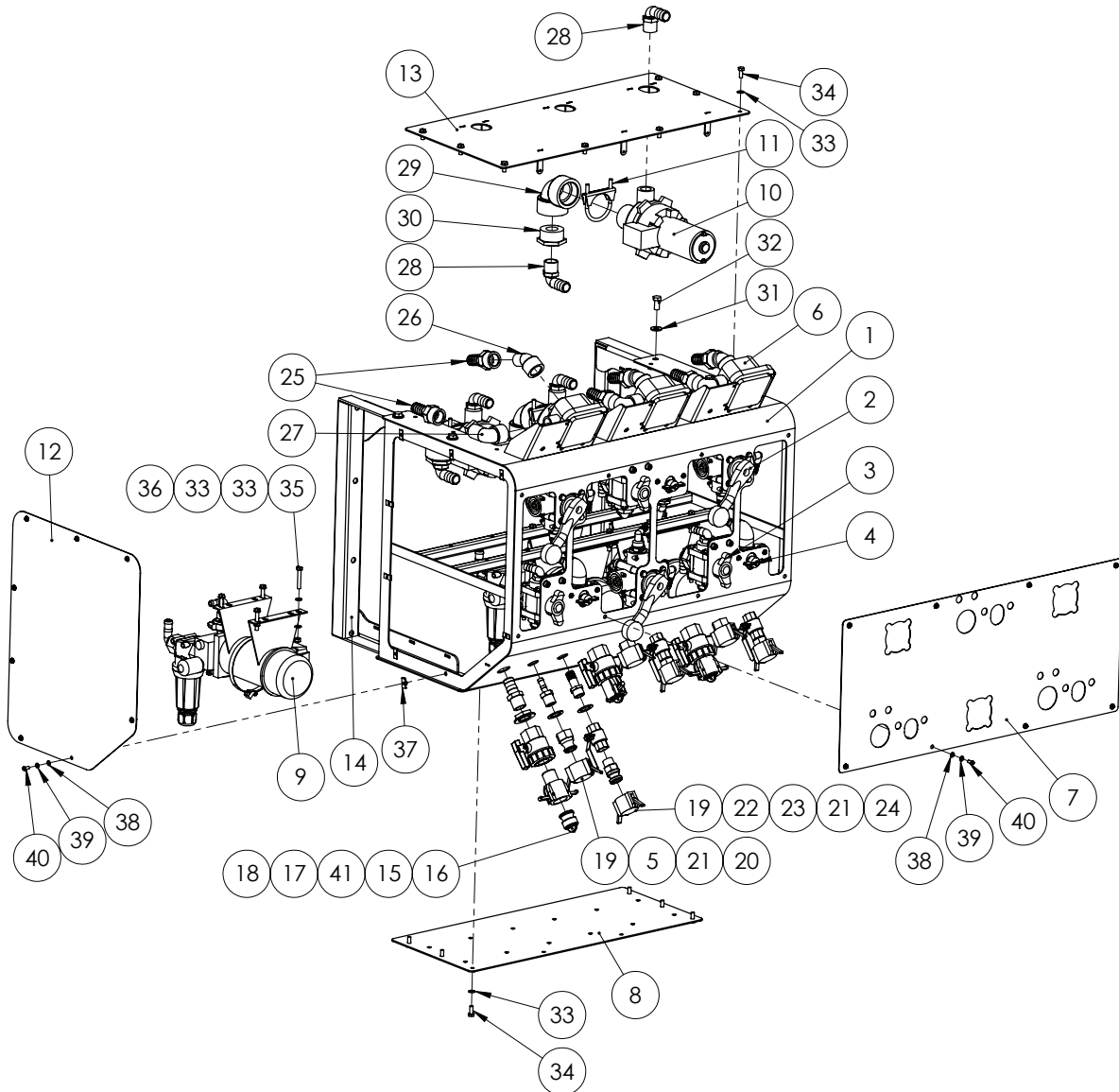
ITEM NO.	PART NUMBER	DESCRIPTION	QTY.
1	UVI00FP	Ball Valve Banjo 1"	1
2	I00B	Cam lock female coupler / male thread 1"	1
3	HB100	Hose Barb 1" Banjo	1
4	I00PL	plug Banjo 1"	1



# Chapter 6

## 06-DCI

### DCI Pod - Triple



ITEM NO.	PART NUMBER	DESCRIPTION	QTY.
1	GA4657255	CCSP Tripple DCI Pod Frame	1
2	GA4900807-2	Valve subassembly	3
3	GA4900807-3	Chemical pump suction valve subassembly	3
4	GA4900807-5	Tank rinse ball valve subassembly	3
5	075A	male cam lock 3/4" female	3

Continued over page

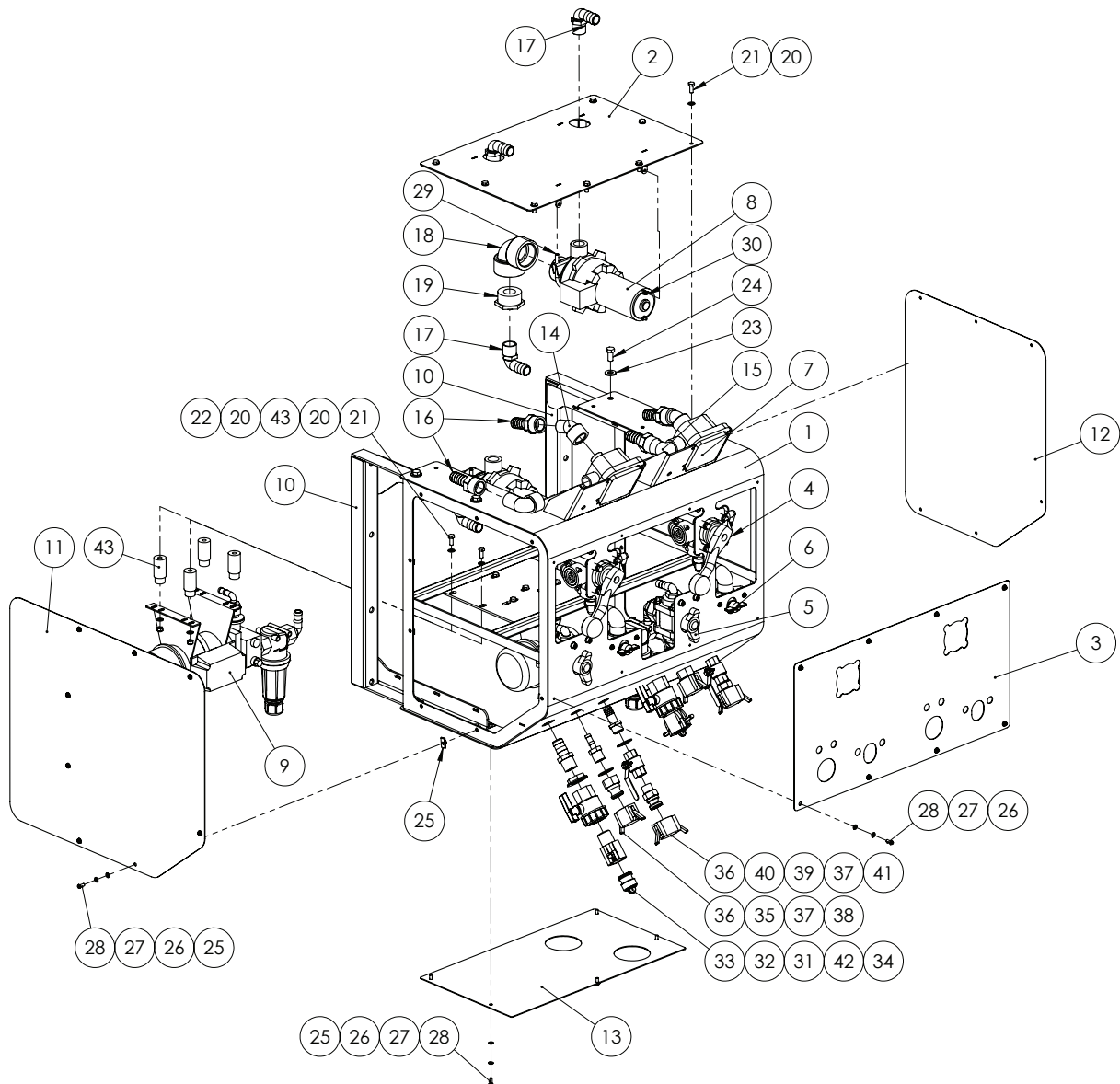


## DCI Pod - Triple

ITEM NO.	PART NUMBER	DESCRIPTION	QTY.
6	GA5068485	Flow serve SEM 10 flowmeter to suit PH6 pump	3
7	GA4535295	CCSP Tripple DCI Pod Decal Plate	1
8	GA4535300	CCSP Tripple DCI Bottom Pump Panel	1
9	GA4900807-10	Direct injection pump subassembly	3
10	GA5068480	Flowserve PH6 pump only	3
11	GA5006689	Exhaust clamp - 66mm C12	3
12	GA4514570	End cover 09 Cropcruiser DCI Pod	2
13	GA4657260	CCSP Tripple DCI Pod Top Pump Plate	1
14	GA4658805	SPCCfront- brake pod support arm	2
15	100B	Cam lock female coupler / male thread 1"	3
16	100PL	plug Banjo 1"	3
17	2052040	Back Nut 1"	3
18	HB100	Hose Barb 1"	3
19	CAP075	Cap banjo 3/4"	6
20	HB075-050	Straight Hose Barb 3/4 x 1/2	3
21	GA4522315	Washer, general spacer	6
22	075F	3/4" Male adapter with 3/4" male thread	3
23	GA5018309	Ball valve 20mm FF Lever	3
24	HB075	barb male 3/4"	3
25	HBFI00	Female Hose Barb 1"	6
26	SL100-45	1" Street Elbow 45 degree	3
27	SL100-90	Street Elbow 1" Poly	3
28	HB100-90	Hose barb 90 degree 1" Banjo	6
29	EL200-90	Pipe Elbow 2" female	3
30	RB200-100	Poly Reducer Bushing 2 x 1	3
31	GA5000587	M12 WASHER	8
32	GA5000295	Set screw HT M12 x 25	8
33	GA5003643	Washer 8mm SS HD	50
34	GA5004085	M8x20 bolt	14
35	GA5004727	M8x50 Bolt	12
36	GA5004917	M8 Nyloc Nut	24
37	GA5066830	Speed clip M6	16
38	GA5004437	M6 SS Washer	24
39	GA5004447	M6 Spring washer SS	24
40	GA5004050	M6x16mm Button head soc SS	24
41	UV100FP	Ball Valve Banjo 1"	3



## DCI Pod - Double



ITEM NO.	PART NUMBER	DESCRIPTION	QTY.
1	GA4657266	Double DCI Pod Frame suit MY I I CC	1
2	GA4657270	CCSP Double DCI Pod Top Pump Panel	1
3	GA4535535	CCSP Double DCI Decal Plate	1
4	GA4900807-2	Valve subassembly	2
5	GA4900807-3	Chemical pump suction valve subassembly	2
6	GA4900807-5	Tank rinse ball valve subassembly	2
7	GA5068485	Flow serve SEM 10 flowmeter to suit PH6 pump	2
8	GA5068480	Flowserve PH6 pump only	2
9	GA4900807-10	Direct injection pump subassembly	2

Continued over page



## DCI Pod - Double

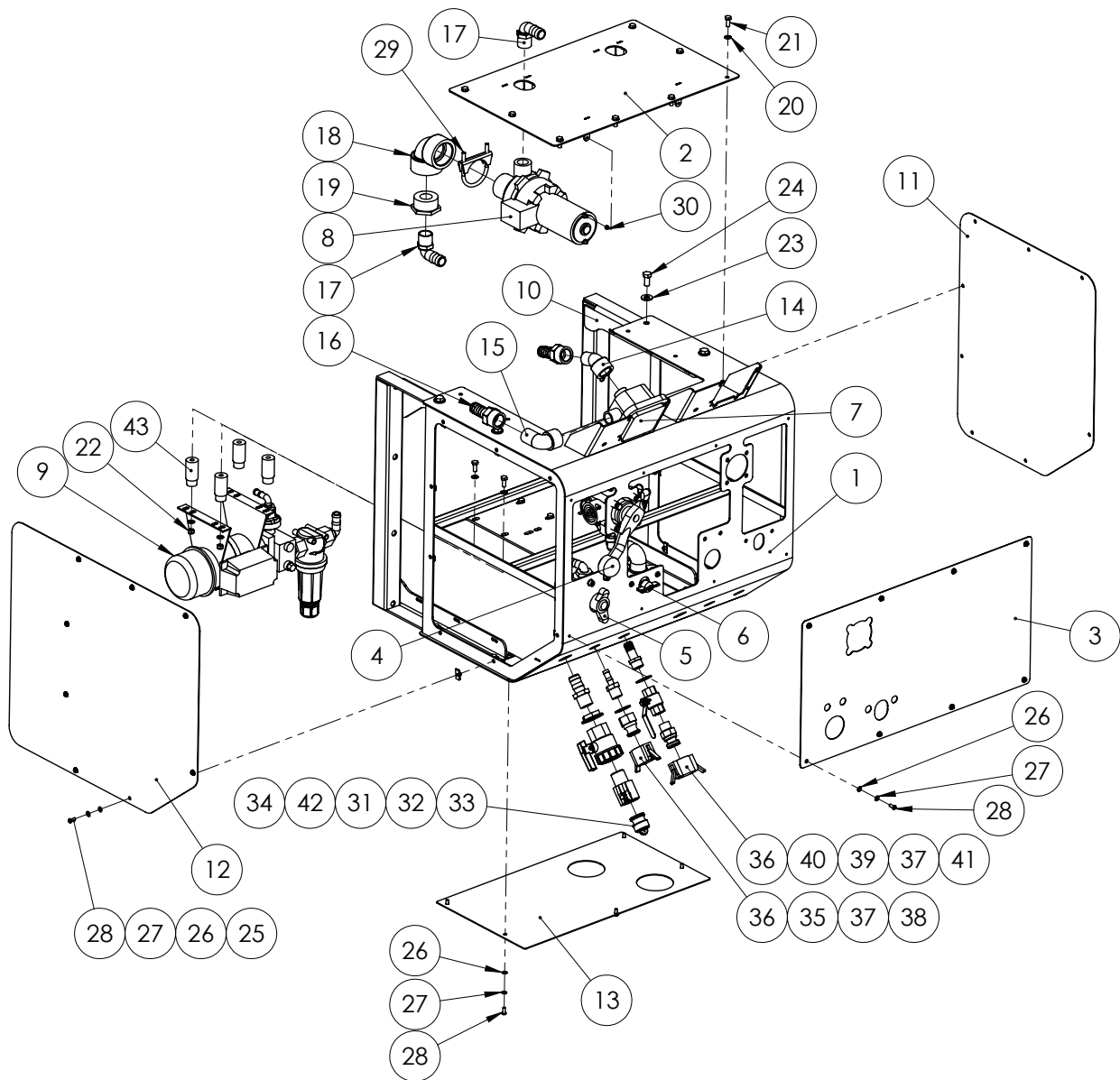
ITEM NO.	PART NUMBER	DESCRIPTION	QTY.
10	GA4658805	SPCCfront- brake pod support arm	2
11	GA4514573	End cover 09 Cropcruiser DCI Pod full cover	1
12	GA4514570	End cover 09 Cropcruiser DCI Pod	1
13	GA4503965	lower cover suit double DCI crop cruiser MY11	1
14	SL100-45	1" Street Elbow 45 degree	2
15	SL100-90	Street Elbow 1" Poly	2
16	HBFI00	Female Hose Barb 1"	4
17	HB100-90	Hose barb 90 degree 1" Banjo	4
18	EL200-90	Pipe Elbow 2" female	2
19	RB200-100	Poly Reducer Bushing 2 x 1	2
20	GA5003643	Washer 8mm SS HD	32
21	GA5004085	M8x20 bolt	16
22	GA5004917	M8 Nyloc Nut	16
23	GA5000587	M12 WASHER	8
24	GA5000295	Set screw HT M12 x 25	8
25	GA5066830	Speed clip M6	18
26	GA5004437	M6 SS Washer	30
27	GA5004447	M6 Spring washer SS	24
28	GA5004050	M6x16mm Button head soc SS	27
29	GA5006689	Exhaust clamp - 66mm C12	2
30	GA5003975	M5 Nyloc nut SS	2
31	UVI00FP	Ball Valve Banjo 1"	2
32	I00B	Cam lock female coupler / male thread 1"	2
33	I00PL	plug Banjo 1"	2
34	HB100	Hose Barb 1"	2
35	075A	male cam lock 3/4" female	2
36	CAP075	Cap banjo 3/4"	4
37	GA4522315	Washer, general spacer	4
38	HB075-050	Straight Hose Barb 3/4 x 1/2	2
39	GA5018309	Ball valve 20mm FF Lever	2
40	075F	3/4" Male adapter with 3/4" male thread	2
41	HB075	barb male 3/4"	2
42	2052040	Back Nut 1"	1
43*	GA4583090	Short Hydraulic Yaw Cylinder Spacer	-

\*Item 43 only fitted if Low volume DCI is optioned. 4 used per low volume DCI pump.

Continued over page



## DCI Pod - Single



ITEM NO.	PART NUMBER	DESCRIPTION	QTY.
1	GA4657266	Double DCI Pod Frame suit MY11 CC	1
2	GA4657270	CCSP Double DCI Pod Top Pump Panel	1
3	GA4535540	CCSP Double DCI Decal Plate for Single Unit	1
4	GA4900807-2	Valve subassembly	1
5	GA4900807-3	Chemical Pump Suction Valve Assembly	1
6	GA4900807-5	Tank rinse ball valve subassembly	1
7	GA5068485	Flow serve SEM 10 flowmeter to suit PH6 pump	1
8	GA5068480	Flowserve PH6 pump only	1
9	GA4900807-10	Direct injection pump subassembly	1

Continued over page

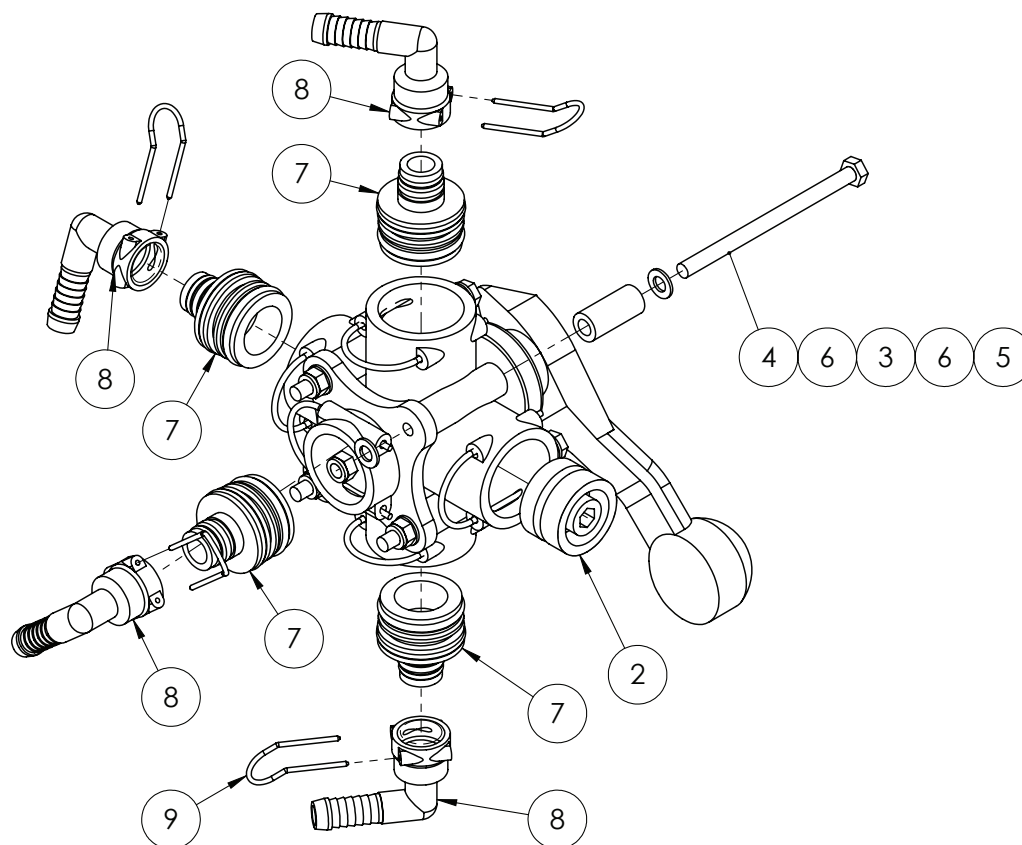


## DCI Pod - Single

ITEM NO.	PART NUMBER	DESCRIPTION	QTY.
10	GA4658805	SPCCfront- brake pod support arm	2
11	GA4514570	End cover 09 Cropcruiser DCI Pod	1
12	GA4514573	End cover 09 Cropcruiser DCI Pod full cover	1
13	GA4503965	lower cover suit double DCI crop cruiser MY11	1
14	SL100-45	1" Street Elbow 45 degree	1
15	SL100-90	Street Elbow 1" Poly	1
16	HBFI00	Female Hose Barb 1"	2
17	HB100-90	Hose barb 90 degree 1" Banjo	2
18	EL200-90	Pipe Elbow 2" female	1
19	RB200-100	Poly Reducer Bushing 2 x 1	1
20	GA5003643	Washer 8mm SS HD	24
21	GA5004085	M8x20 bolt	12
22	GA5004917	M8 Nyloc Nut	12
23	GA5000587	M12 WASHER	8
24	GA5000295	Set screw HT M12 x 25	8
25	GA5066830	Speed clip M6	20
26	GA5004437	M6 SS Washer	32
27	GA5004447	M6 Spring washer SS	26
28	GA5004050	M6x16mm Button head soc SS	29
29	GA5006689	Exhaust clamp - 66mm C12	1
30	GA5003975	M5 Nyloc nut SS	1
31	UV100FP	Ball Valve Banjo 1"	1
32	I00B	Cam lock female coupler / male thread 1"	1
33	I00PL	plug Banjo 1"	1
34	HB100	Hose Barb 1"	1
35	075A	male cam lock 3/4" female	1
36	CAP075	Cap banjo 3/4"	2
37	GA4522315	Washer, general spacer	2
38	HB075-050	Straight Hose Barb 3/4 x 1/2	1
39	GA5018309	Ball valve 20mm FF Lever	1
40	075F	3/4" Male adapter with 3/4" male thread	1
41	HB075	barb male 3/4"	1
42	2052040	Back Nut 1"	1
43*	GA4583090	Short Hydraulic Yaw Cylinder Spacer	-



## Valve Sub Assembly

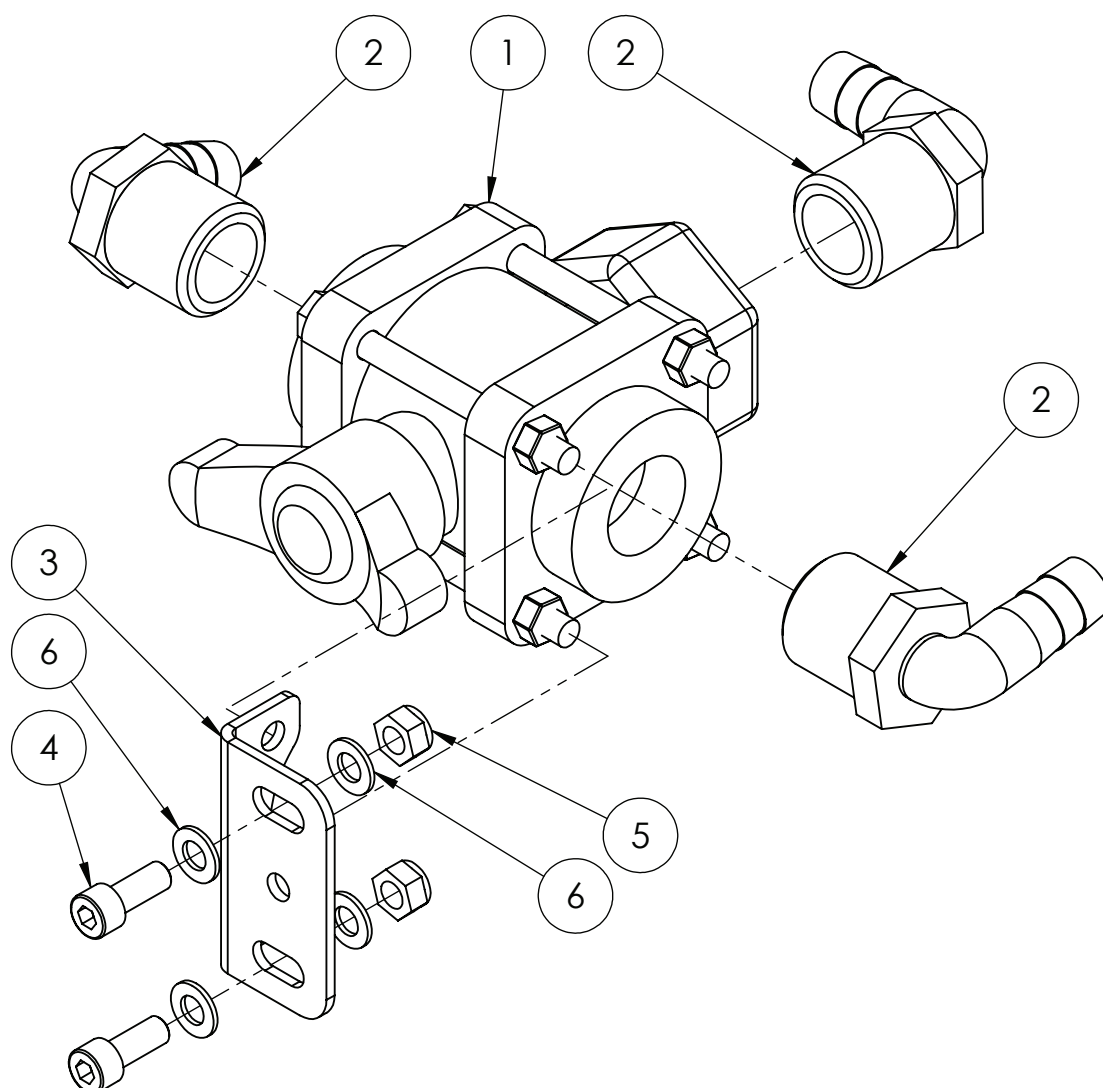


ITEM NO.	PART NUMBER	DESCRIPTION	QTY.
1	GA5065530	ball valve 5 WAY 1 1/4"	1
2	GA5065680	Blind cap Plug AS40	1
3	GA4552135	Spacer for Altek Rotary valve	4
4	GA5011501	M8x120 Bolt	4
5	GA5004917	M8 Nyloc Nut	4
6	GA5004883	Washer 8mm SS	8
7	GA5065605	AS40 to AS24	4
8	GA5065750	female hose tail AS24/15/90	4
9	GA5065695	AS24 Safety Pin	4
	GA5065531	Replacement Handle only	-



## Chemical Pump Suction Valve

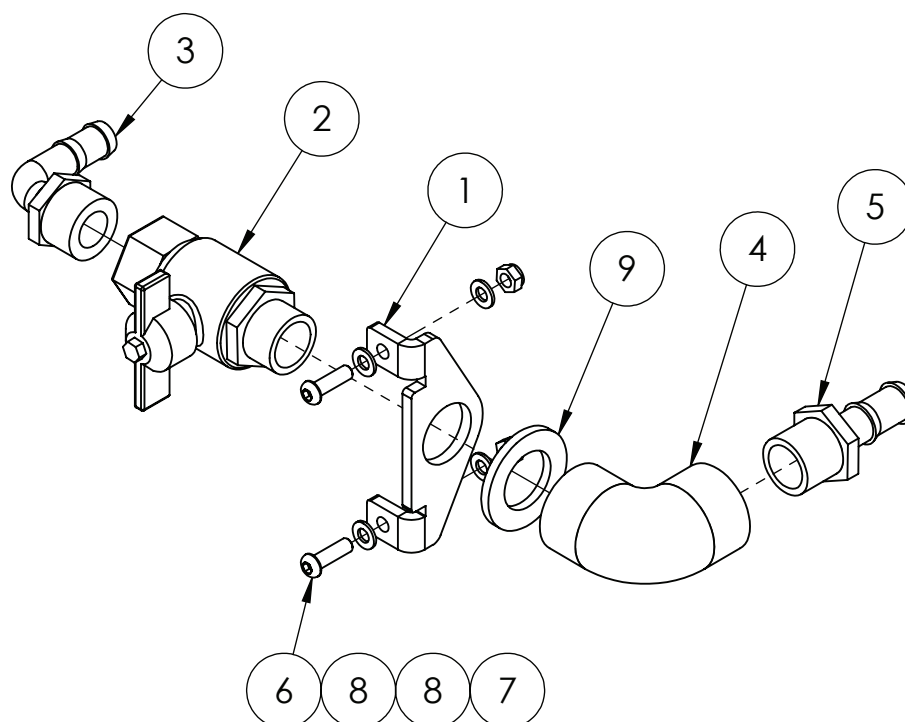
---





## Tank Rinse Ball Valve

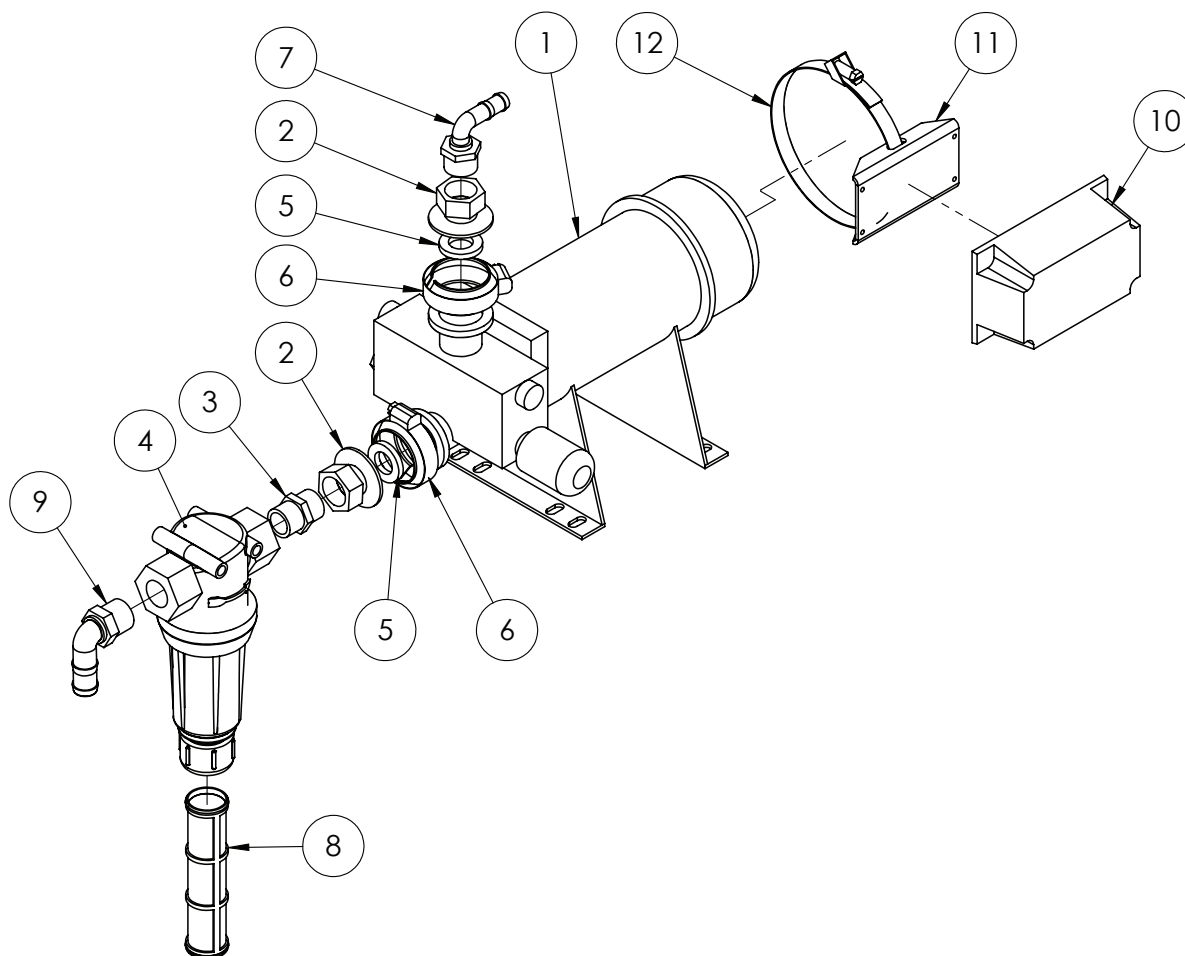
---



ITEM NO.	PART NUMBER	DESCRIPTION	QTY.
1	F70648A	Tap mounting plate	1
2	GA5018315	Ball Valve Male / Female TEE 3/4"	1
3	HB075/050-90	Elbow male 3/4" thread 1/2" barb	1
4	EL075-90	3/4" poly pipe elbow 90 degree	1
5	HB075-050	Hose barb 3/4" M thread, 1/2" barb	1
6	GA5004053	Bolt BHCS S'Steel M6x20	2
7	GA5048115	Nut nyloc M6	2
8	GA5004437	M6 SS Washer	4
9	GA5001893	M24 Washer HD SS	1



## Injection Pump

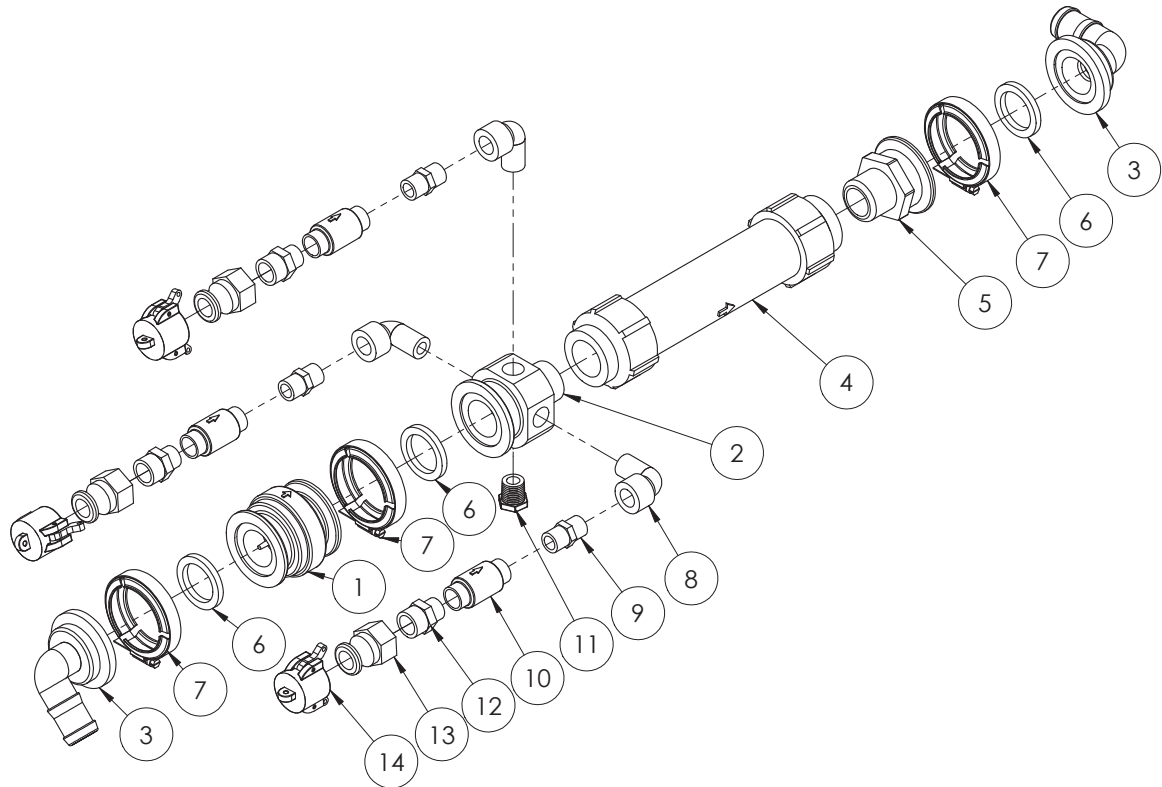


ITEM NO.	PART NUMBER	DESCRIPTION	QTY.
1	063-0172-428	injection pump 5-200oz/min - Refer Pump chapter for parts breakdown	1
	063-0172-510	Injection pump 1-40oz/min - Refer pump chapter for parts breakdown	1
2	M100075FPT	Adapter banjo flange 1" - 3/4" female thread	2
3	NIP075SH	3/4" to 3/4" Male Nipple	1
4	AAB126ML-3-200	3/4 BSP filter with 200 Mesh screen	1
5	M100G	Gasket Banjo 100 series	2
6	FC100	clamp banjo 100 series	2
7	HB075/050-90	Elbow male 3/4" thread 1/2" barb	1
8	CPI6903-3-SSPP	30 Mesh Screen for DCI (Yellow)	1
9	HB075-90	hose barb elbow 3/4" thread 3/4" barb	1
10	630172479	Raven DCI Pump Electrical node	1
11	GA4537345	Can Node Mount DCI Pump	1
12	GA5053945	Hose Clamp 51mm-130mm - Quick Release	1
13*	GA4583090	Short hydraulic yaw cylinder spacer - not shown	4

\*Note: Only required if low volume injection pump is fitted.



## Mixing Chamber

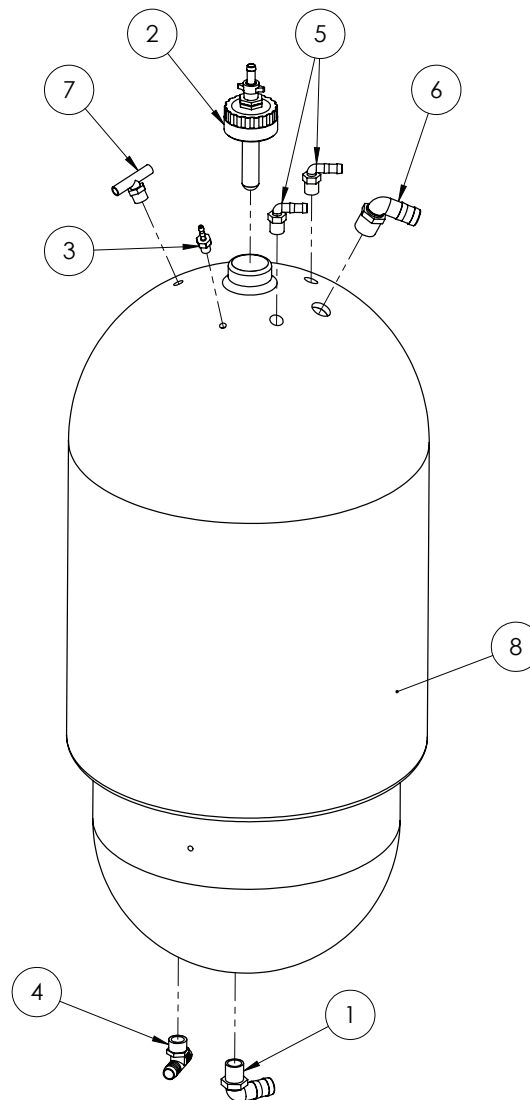


Part number	Description
GA4903101	Single chemical mixer
GA4903102	Double chemical mixer
GA4903103	Triple chemical mixer

ITEM NO.	PART NUMBER	DESCRIPTION	QTY.
1	MCV200	2" Banjo Check valve	1
2	GA4572025	Tee 2" flange 1-1/4" male 1/2" female	1
3	M200125BRB90	2"Manifold X 1-1/4 Barb 90 Deg	2
4	630159632	MIXER FLOW ASY 1 1/4NPT	1
5	M200125MPT	Manifold 2"FLG X 1-1/4" MPT	1
6	GA5009335	Gasket Kamlock Nitrile 1 1/2 FIT 150	3
7	FC200	Screw clamp	3
8	SL050-90	1/2" Street Elbow	3
9	GA5048310	1/2" Brass Nipple	3
10	3330011088	1/2 inch SS check valve	3
11	PLUG050	Pipe Plug 1/2	1
12	075A	male cam lock 3/4" female	3
13	75CAP	CAP (FITS 1/2" & 3/4" CPLG'S)	3
14	RN075050	Reducing nipple 3/4" to 1/2"	3



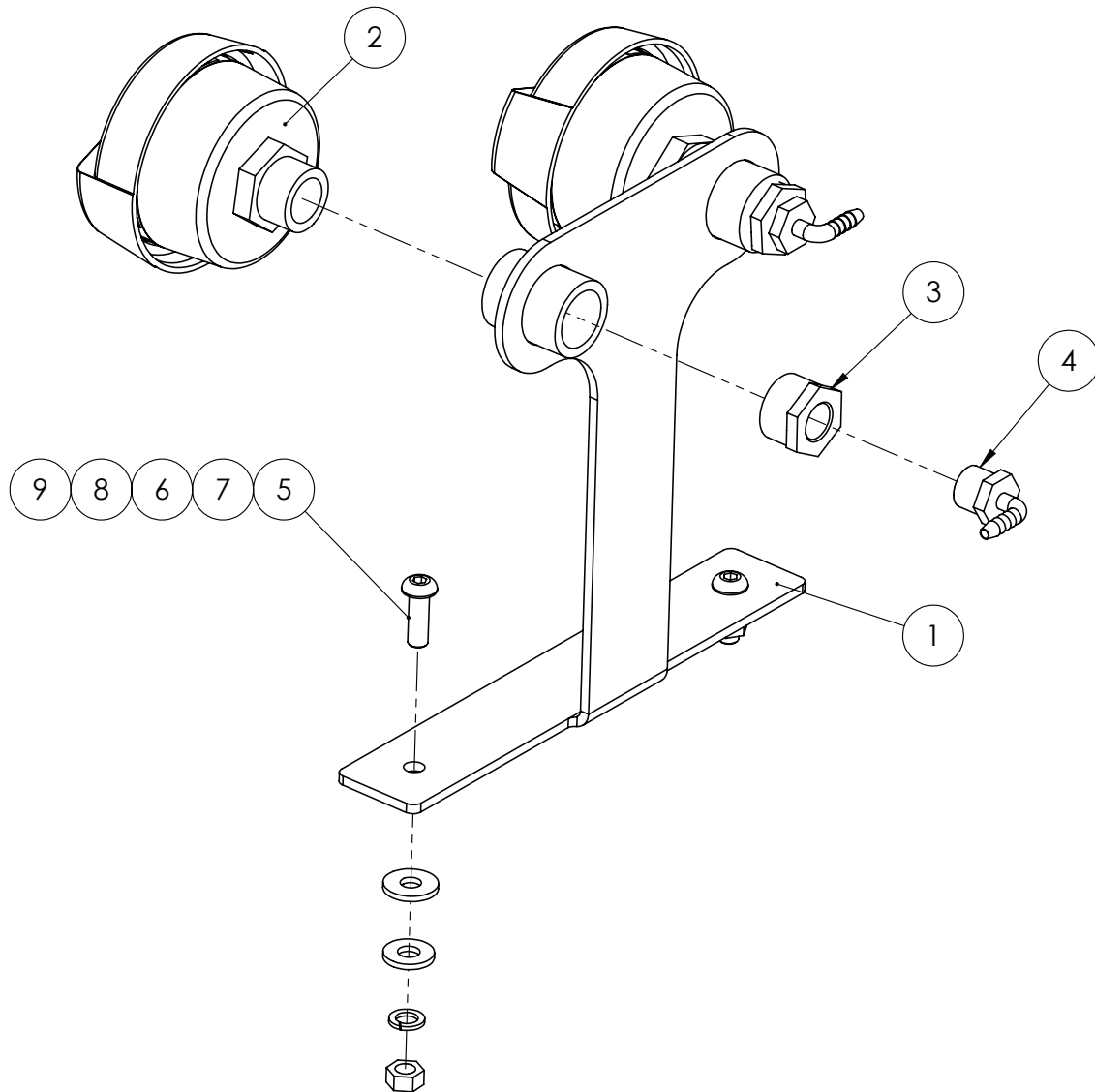
## DCI Tank - 165 Litre



ITEM NO.	PART NUMBER	DESCRIPTION	QTY.
1	HB100-90	Hose barb 90 degree 1" Banjo	1
2	GA4903050	Rinse nozzle and cap complete	1
3	HB025	1/4" Hose Barb	1
4	T34T	Tee Barb 3/4 Thread	1
5	HB050-90	Hose Barb Elbow 1/2	2
6	HB100-90	Hose barb 90 degree 1" Banjo	1
7	T12T	barb male tee (1 x 1/2" thread, 2 x 1/2" barbs)	1
8	GA5018495	Tank 165 L Direct Injection (White)	1



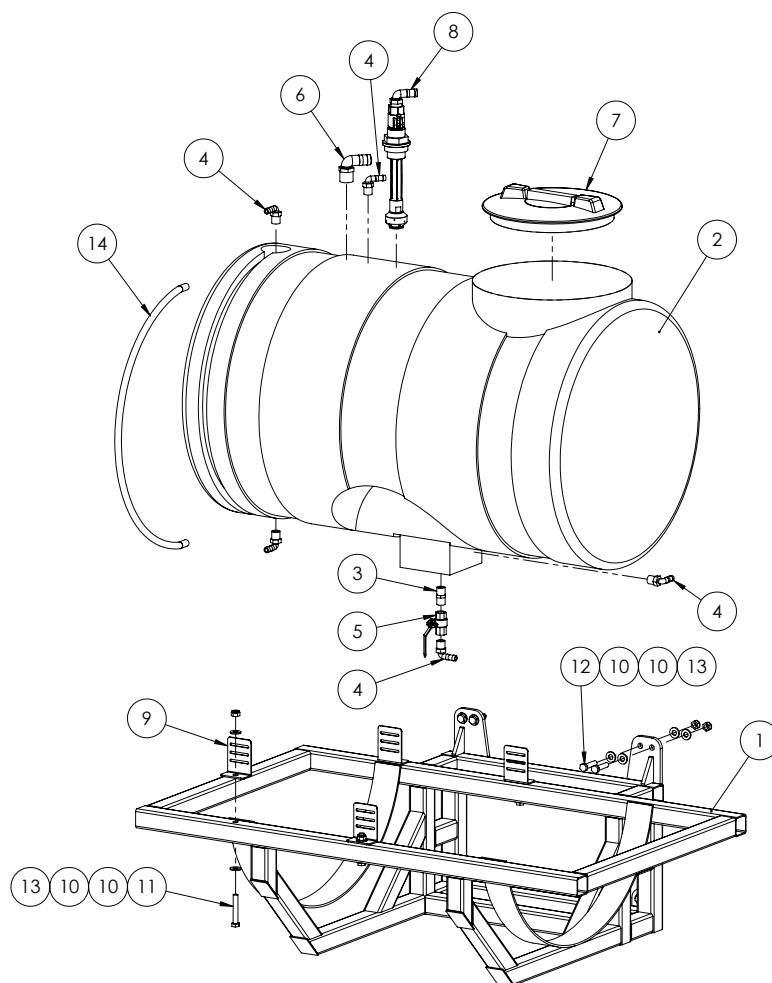
## DCI 165Litre Tank Breather



ITEM NO.	PART NUMBER	DESCRIPTION	QTY.
1	GA4657275	CCSP DCI Air Filter Mount	1
2	GA5005259	Air Filter	2
3	RB100050	Poly Pipe Reducer Bush 1 x 1/2	2
4	EL1214	Elbow Male Taper x Hose Barb 1/2x1/4	2
5	GA5048120	M10x30 BHCS	2
6	GA5000117	Washer 10mm SS Heavy duty	2
7	GA5002627	Washer 3/8 ZP	2
8	GA5000137	Washer 10mm Spring S/S	2
9	GA5000119	Nut Hex M10 Z/P	2



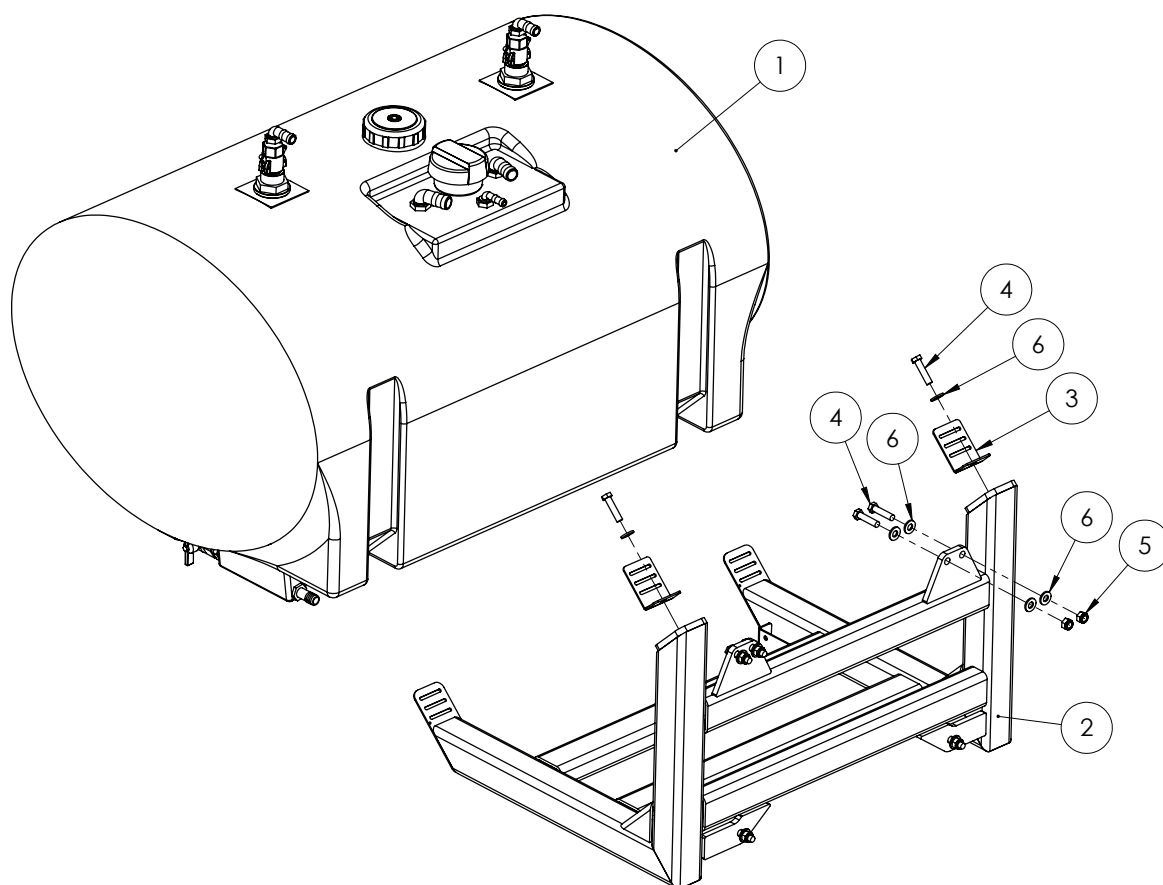
## Bulk DCI Tank - 400 Litre



ITEM NO.	PART NUMBER	DESCRIPTION	QTY.
1	GA4658840	400L Saddle Tank Mounting Frame SP	1
2	GA4901116	Tank 400L 3PL	1
3	NIP-050-SH	1/2" Short Poly Nipple	1
4	HB050-90	Hose Barb Elbow 1/2	5
5	GA5018309	12mm Ball valve	1
6	HB100-90	Hose barb 90 degree 1" Banjo	1
7	352040	Medium Lid D355 c/w Breather	1
8	GA4901285-1	Tank flushing nozzle (elbow) cam adaptor	1
9	F70127A	50mm Tank Strap Bracket	4
10	GA5000587	M12 WASHER	20
11	GA5000351	M12x75 bolt	4
12	GA5011239	M12x50 bolt	6
13	GA5012461	M12 Nyloc nut Z/P	10
14	HOS12SIGHT	12mm clear sight tube hose - cut to size	1
15	GA5003859	Tank Strap 50mm Goldacres - cut 1400 long	2
ITEM NO.	PART NUMBER	MACHINE USED ON	COMMENTS
ASSY	-	Up to and including 200350	Superseded design



## Bulk DCI Tank & Frame - 520 Litre



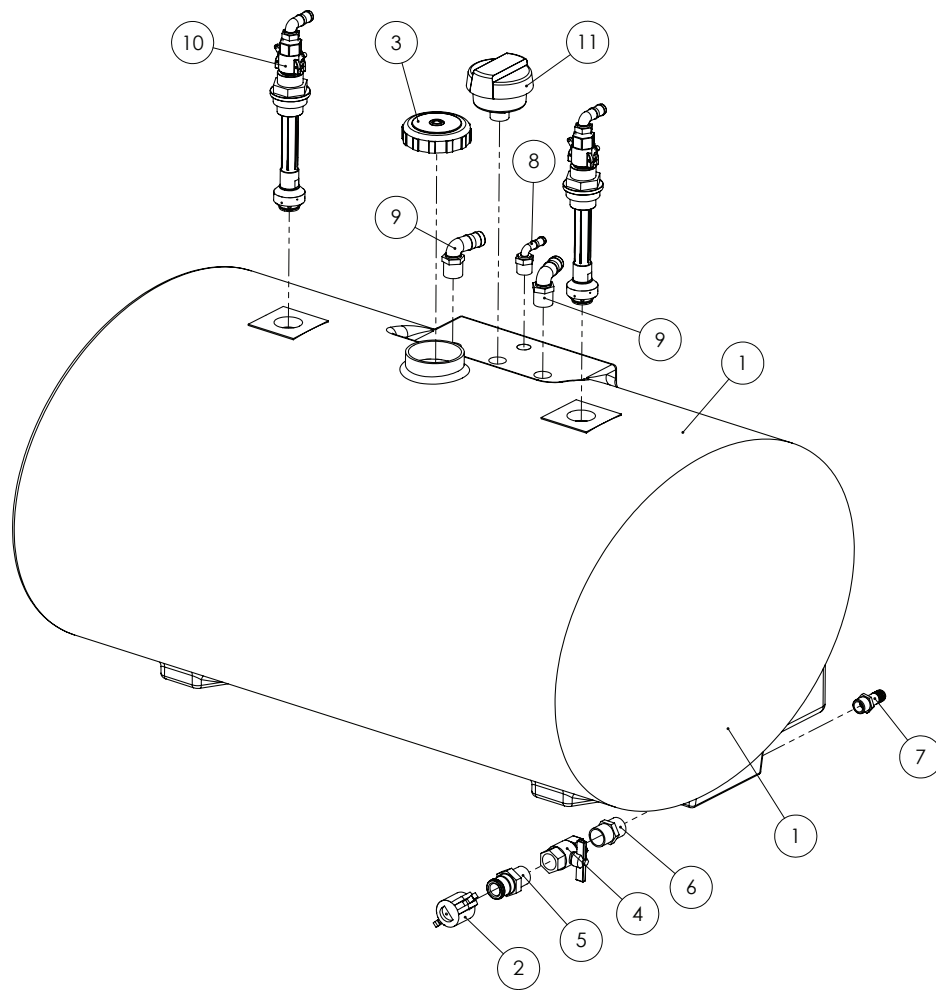
Bulk DCI Tank & Frame - GA4903293

ITEM NO.	PART NUMBER	DESCRIPTION	QTY.
1	GA4902940	DCI Tank Assembly 520L	1
2	GA4658935	Tank Cradle Bulk DCI 520L	1
3	F70127A	50mm Tank Strap Bracket	2
4	GA5011239	M12x50 bolt	8
5	GA5012461	M12 Nyloc nut Z/P	6
6	GA5000587	M12 WASHER	14

ITEM NO.	PART NUMBER	MACHINE USED ON	COMMENTS
ASSY	GA4903293	From 200360 onward	New bulk DCI tank design



## Bulk DCI Tank - 520 Litre



Bulk DCI Tank - GA4902940

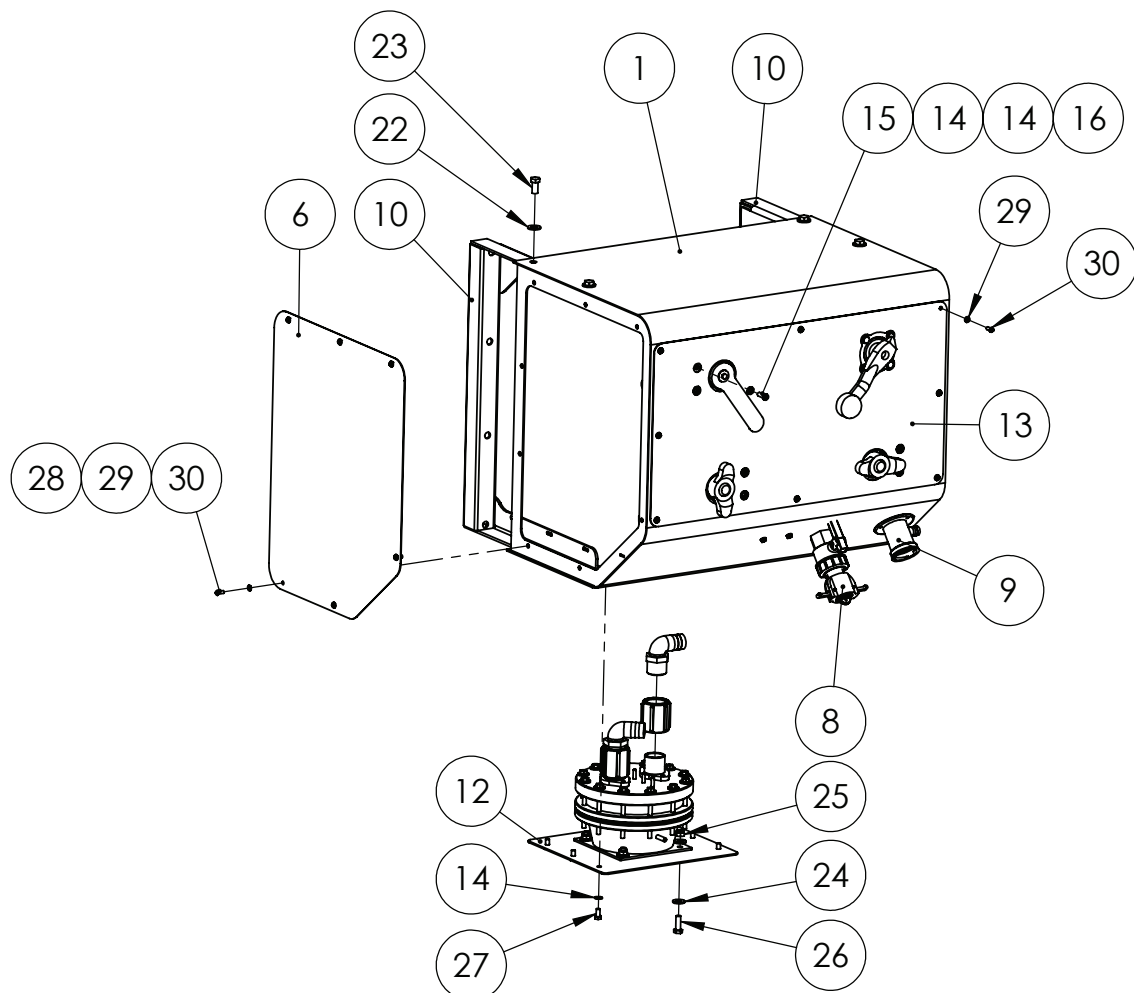
ITEM NO.	PART NUMBER	DESCRIPTION	QTY.
1	GA5069960	Tank 520L Side SP	1
2	100CAP	Cap for Male adapter 1"	1
3	354230	Lid	1
4	GA5020970	Ball valve 25mm FF Butterfly BV-25FF-B	1
5	100F	1" Male Adaptor Male Thread	1
6	NIP100-SH	1" X Short Poly Nipple	1
7	HB075	barb male 3/4"	1
8	HB075-050-90	3/4"MPT X 1/2"Hose Shank-90Deg	1
9	HB100-90	Hose barb 90 degree 1" Banjo	2
10	GA4901285-1	Tank flushing nozzle (elbow) cam adaptor	2
11	GA5005259	Air Filter	1



# Chapter 7

## 07-DUAL PRODUCT

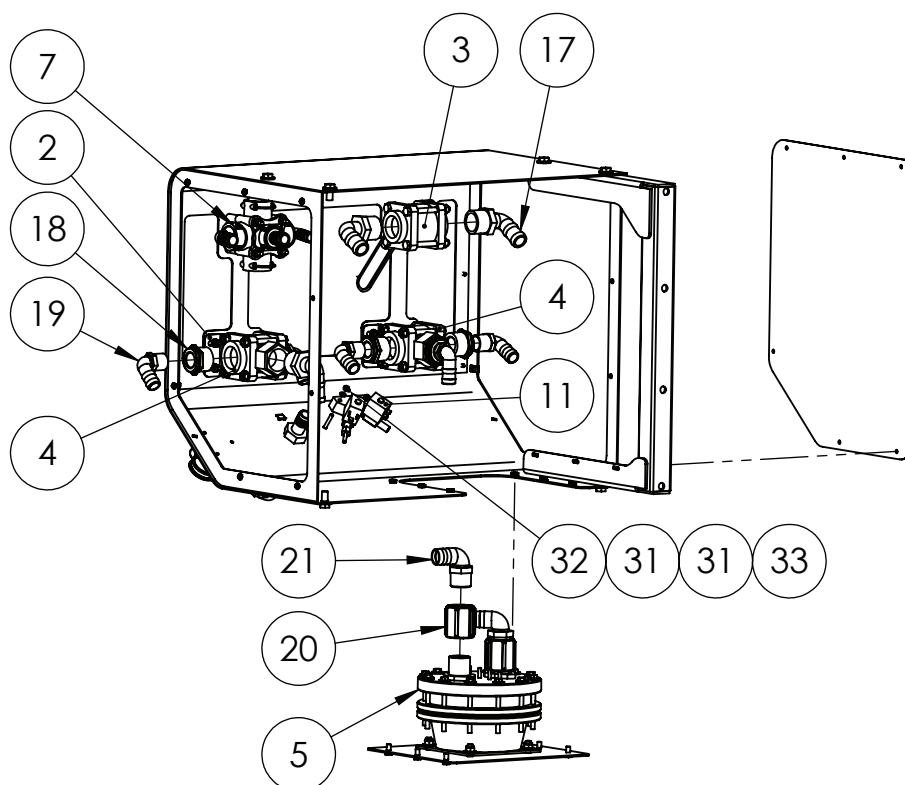
### Dual Product Pod



Continued over page



## Dual Product Pod



GA4902548-CC

ITEM NO.	PART NUMBER	DESCRIPTION	QTY.
1	GA4657089	Ramsey valve-Dual product POD SP201 I	1
2	GA4522715	V150 ball valve mounting plate	3
3	V150	1.5" Ball Valve	1
4	VL150BL	1.5" 3 way Ball Valve	2
5	GA5010315	Ramsay valve	1
6	GA4514570	End cover 09 Cropcruiser DCI Pod	2
7	GA4902548-CC-I	Valve subassembly	1
8	GA4903082	Pre-assembled Chem probe / transcal tap suit specials	1
9	GA5018800	Rinsing Socket - 3 Pin K2DVI-002	1
10	GA4658805	SPCCfront- brake pod support arm	2
11	GA5061055	Ramsay twin solenoid valve assembly	1
12	GA4504335	Plate-Ramsey mount-suit dual product SP201 I	1
13	GA4504336	Plate-Ramsey POD Decal-suit dual product SP201 I	1
14	GA5003643	Washer 8mm SS HD	18
15	GA5011473	M8 x 25 BHCS SS	6
16	GA5052590	Nut M8 Nyloc S/S 316	6
17	HBI50-125-90	Elbow - 1 1/2" thread to 1 1/4" Hose barb	3

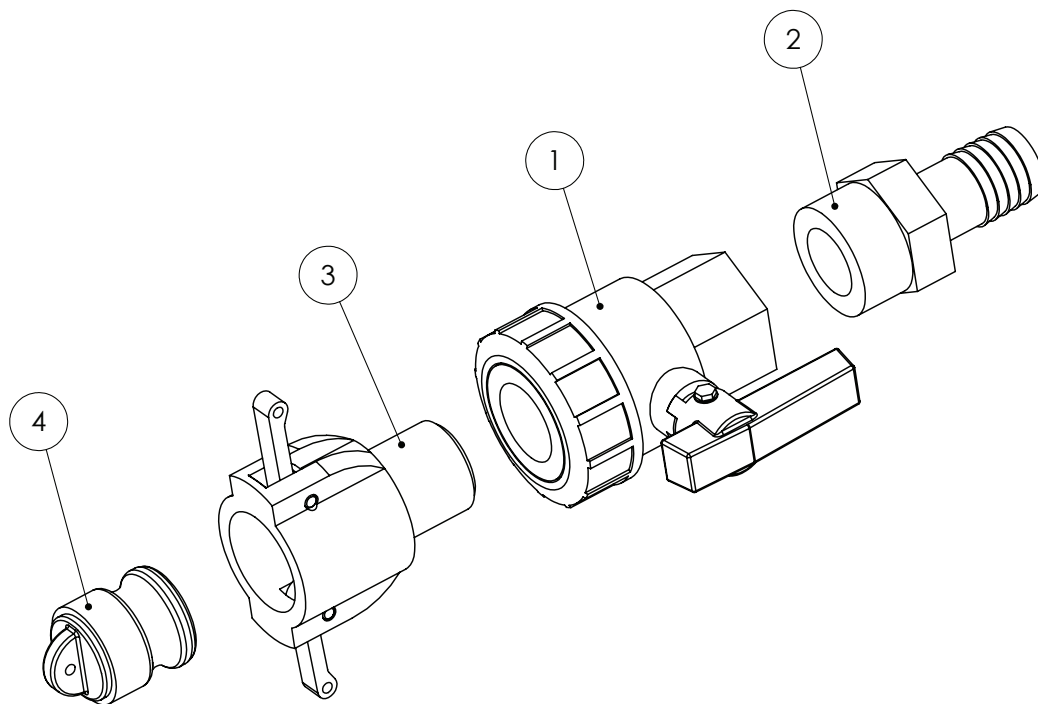
Continued over page



## Dual Product Pod

ITEM NO.	PART NUMBER	DESCRIPTION	QTY.
18	RB150100	Reducing Bush - 1 1/2" to 1"	5
19	HB100-90	Hose barb 90 degree 1" Banjo	5
20	CPLG125	Coupling poly 1 1/4	2
21	HB125-90	90° Poly Hose Barb Elbow 1 1/4	2
22	GA5000587	M12 WASHER	8
23	GA5000295	Set screw HT M12 x 25	8
24	GA5000117	Washer 10mm SS Heavy duty	8
25	GA5000141	M10 Nyloc Nut	4
26	GA5065455	Bolt Gr8.8 M10x30	4
27	GA5004695	M8 x 16mm	6
28	GA5066830	Speed clip M6	12
29	GA5004447	M6 Spring washer SS	20
30	GA5004050	M6x16mm Button head soc SS	20
31	GA5004437	M6 SS Washer	4
32	GA5048115	Nut nyloc M6	2
33	GA5004081	M6x40 bolt	2

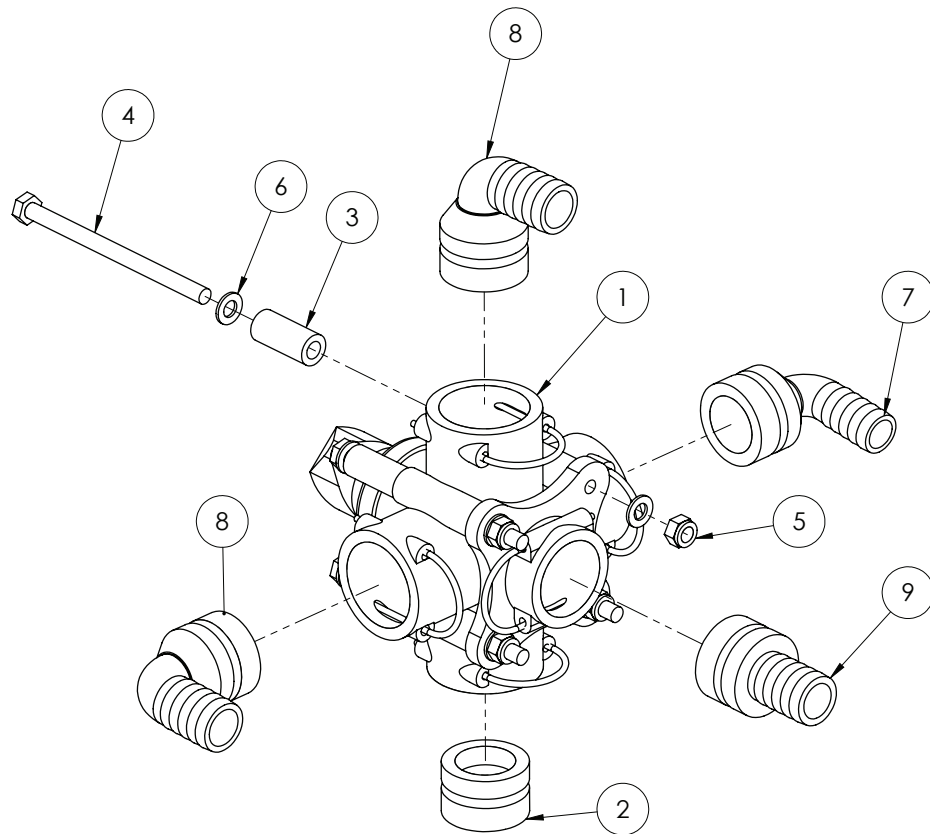
## Chemical Probe



ITEM NO.	PART NUMBER	DESCRIPTION	QTY.
1	UV100FP	Ball Valve Banjo 1"	1
2	100B	Cam lock female coupler / male thread 1"	1
3	HB100	Hose Barb 1" Banjo	1
4	100PL	plug Banjo 1"	1



## Pressure Delivery Valve



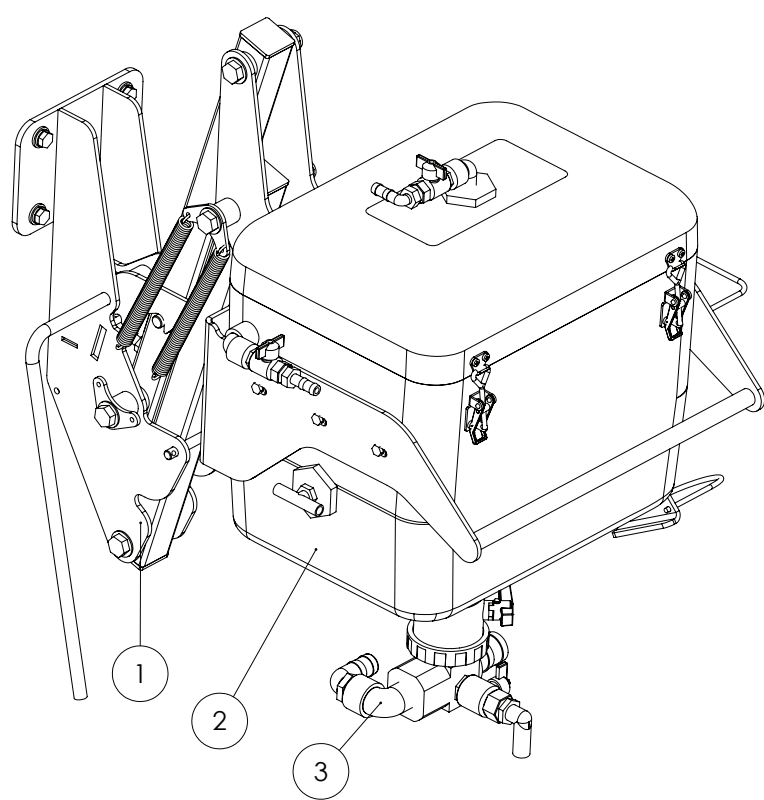
GA4902548-CC-I

ITEM NO.	PART NUMBER	DESCRIPTION	QTY.
1	GA5065530	Ball Valve 5 way 1 1/4"	1
2	GA5065680	Blind cap Plug AS40	1
3	GA4552135	Spacer for Altek Rotary valve	4
4	GA5011501	M8x120 Bolt	4
5	GA5004917	M8 Nyloc Nut	4
6	GA5003643	Washer 8mm SS HD	8
7	GA5065610	Plug in hose tail AS40/20/90 degree	1
8	GA5065615	Plug in hose tail AS40/25/90 degree	2
9	GA5065580	Plug in hose tail AS40/25	1



# Chapter 8

## 08-INDUCTION HOPPER

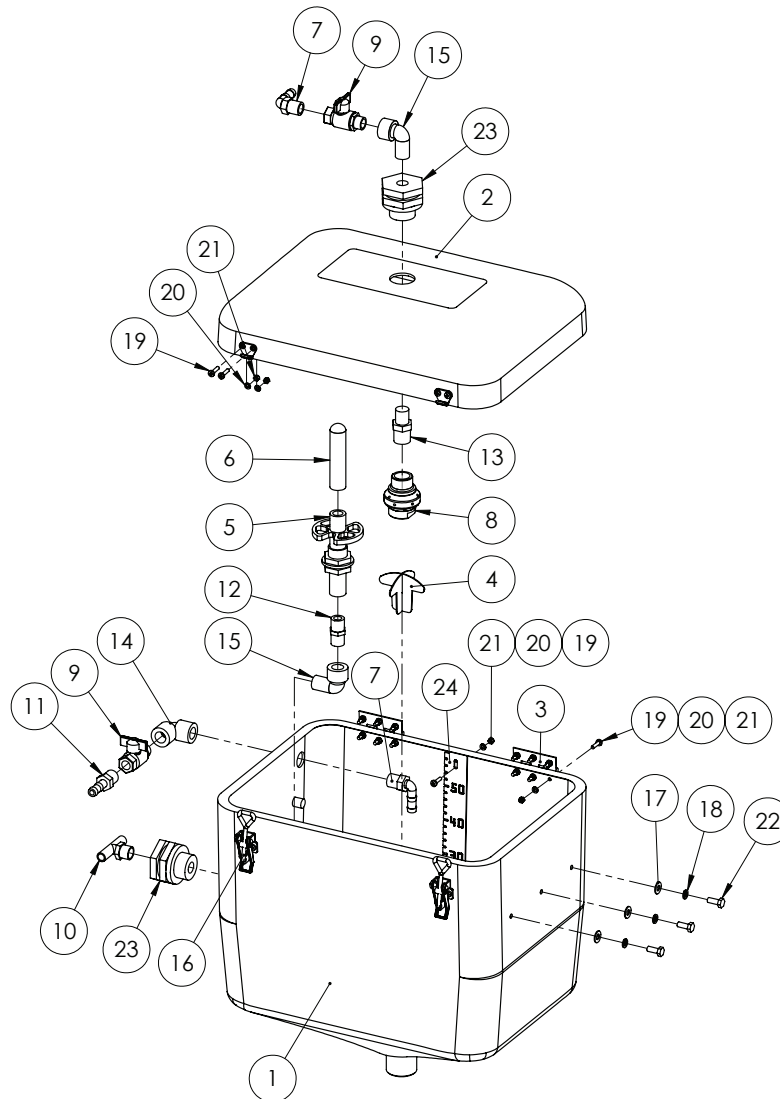


Fully Assembled 60L Hopper - GA4900381-60-CC

ITEM NO.	PART NUMBER	DESCRIPTION	QTY.
1	GA4903049-60C	Hopper Frame - Suit SP	1
2	GA4903113	Induction Hopper Tank 60L - Suit SP	1
3	GA4903105	Induction Hopper Bottom	1



# Hopper Tank



Hopper Tank - GA4903113

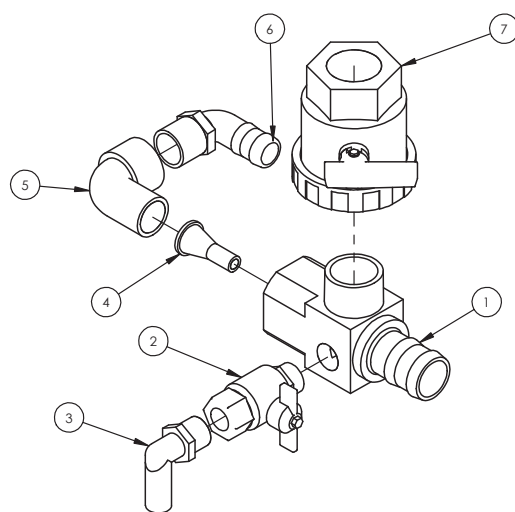
ITEM NO.	PART NUMBER	DESCRIPTION	QTY.
1	GA5070040	Hopper tank - 07 Advance 65L	1
2	GA5070045	Hopper lid - 07 Advance 65L	2
3	GA5006661	Hinge 76mm Butt Hinge SS	2
4	GA4657115	Induction hopper anti vortex cross	1
5	510100	Push down valve	1
6	510110	Tank Rinsing Nozzle 1/2" F thread	1
7	HB050-90	Hose Barb Elbow 1/2	2
8	L033A	Tank Rinsing Spray Nozzle	1
9	GA5020615	1/2" ball valve	2
10	TI2T	barb male tee (1 x 1/2" thread, 2 x 1/2" barbs)	1
11	HB050	1/2" Hose Barb	1
12	NIP-050-SH	1/2" Short Poly Nipple	1



## Hopper Tank

ITEM NO.	PART NUMBER	DESCRIPTION	QTY.
13	RN-050-075	Reducing Nipple 1/2" x 3/4"	1
14	EL050-90	1/2" Female to Female Elbow	1
15	SL050-90	1/2" Street Elbow	2
16	GA5007071	Latch Chemical Induction Hopper Lid	2
17	GA5004883	Washer 8mm HD	6
18	GA5004919	M8 Spring washer SS	6
19	GA5003976	M5 x 20mm Pan head Screw	23
20	GA5003983	M5 washer ss	23
21	GA5003975	M5 Nyloc nut SS	23
22	GA5004085	M8x20 bolt	6
23	TF050	1/2" Poly Bulkhead	2
24	GA4522296	Hopper level indicator 65L	1

## Hopper Tank - Bottom

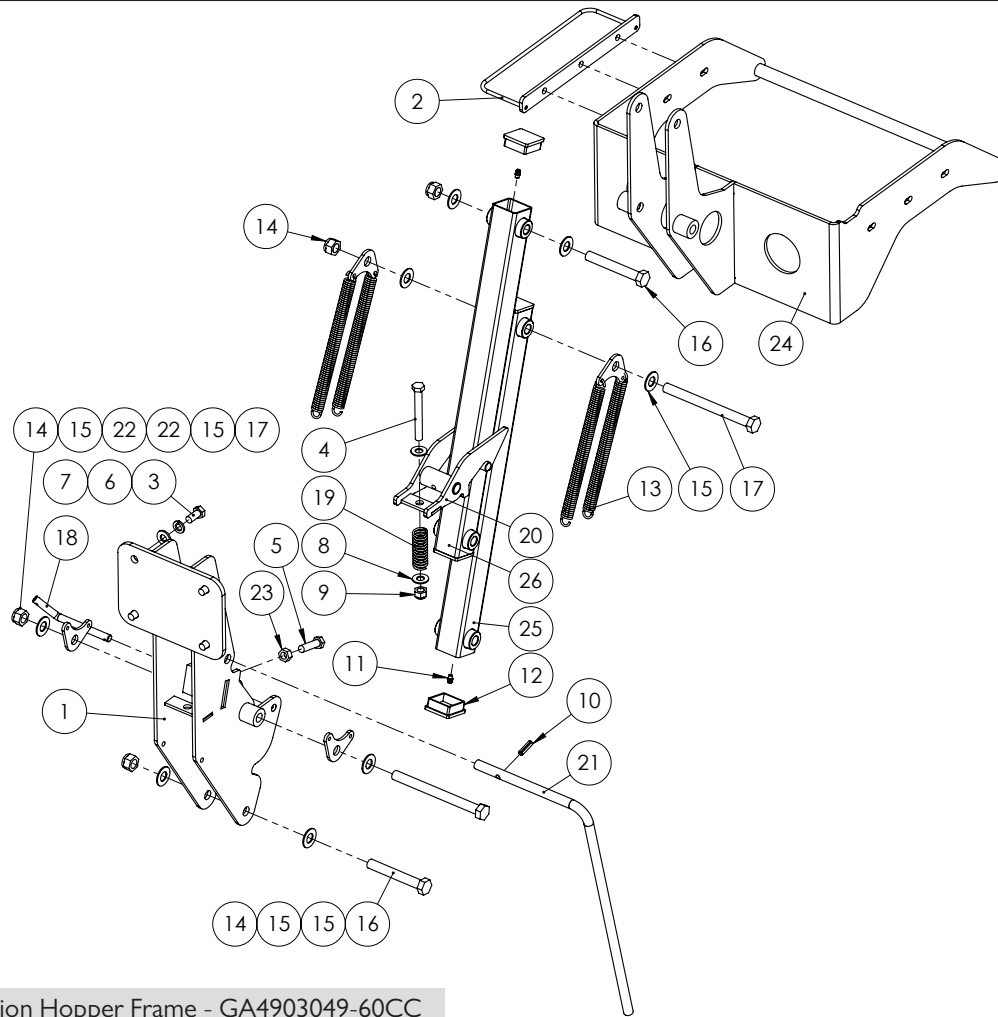


Hopper Tank Bottom - GA4903105

ITEM NO.	PART NUMBER	DESCRIPTION	QTY.
1	L056A	Hopper Bottom	1
2	GA5018315	Ball Valve Male / Female TEE 3/4"	1
3	HB075-90	Elbow male 3/4"	1
4	L057A	Hopper jet tapered 7mm	1
5	SL100-90	Street Elbow 1" Poly	1
6	HB100-90	Hose barb 90 degree 1" Banjo	1
7	UV150FP	Ball Valve Banjo 1 1/2"	1



# Hopper Frame



Induction Hopper Frame - GA4903049-60CC

ITEM NO.	PART NUMBER	DESCRIPTION	QTY.
1	GA4657560	CCSP Hopper Mounting Assembly	1
2	GA4659155	Hose guide bracket SP Hopper 201 I	1
3	GA5000295	Set screw HT M12 x 25	4
4	GA5000259	M12x100 Bolt	1
5	GA5000327	Set Screw M12 x 45 ZP GR8.8	1
6	GA5000575	M12 Spring washer SS	4
7	GA5000587	M12 WASHER	4
8	GA5000587	Washer HD ZP 12mm	2
9	GA5012461	M12 Nyloc nut Z/P	1
10	GA5075130	Roll pin M8 x 30mm coated	1
11	GA5012203	Grease Nipple 1/4" UNF Short	4
12	GA5003783	50x50mm 0.8-2.5 Insert Cap	4
13	GA5007073	Chemical Induction Hopper Spring	4
14	GA5001029	M16 Nyloc nut	4
15	GA5001009	M16 washer Zink coated - use GA5001043	8
16	GA5000855	Bolt M16 x 110 ZP GR8.8	2

Continued over page



## Hopper Frame

ITEM NO.	PART NUMBER	DESCRIPTION	QTY.
17	GA5000879	Bolt M16 x 180 ZP GR8.8	2
18	SP-IH-009MACH	Hopper Latch Pin	1
19	GA5007329	Compression spring gold	1
20	GA4653490	INDUC HOP latch ADV	1
21	GA5010811	RND 16mm cut 693 (RTD)	1
22	GA4522294	Prairie EF induction hopper x2 Spring mount	4
23	GA5000559	M12 Plain nut	1
24	GA4656855	INDUC HOP tank support 08 Adv	1
25	GA4657570	CCSP Lower Hopper Arm	1
26	GA4657565	CCSP Upper Hopper Arm	1







## Chapter 9

---

### FOAM MARKER TANK

Not Fitted

---







## Chapter 10

---

TRANSCAL

Not Fitted

---



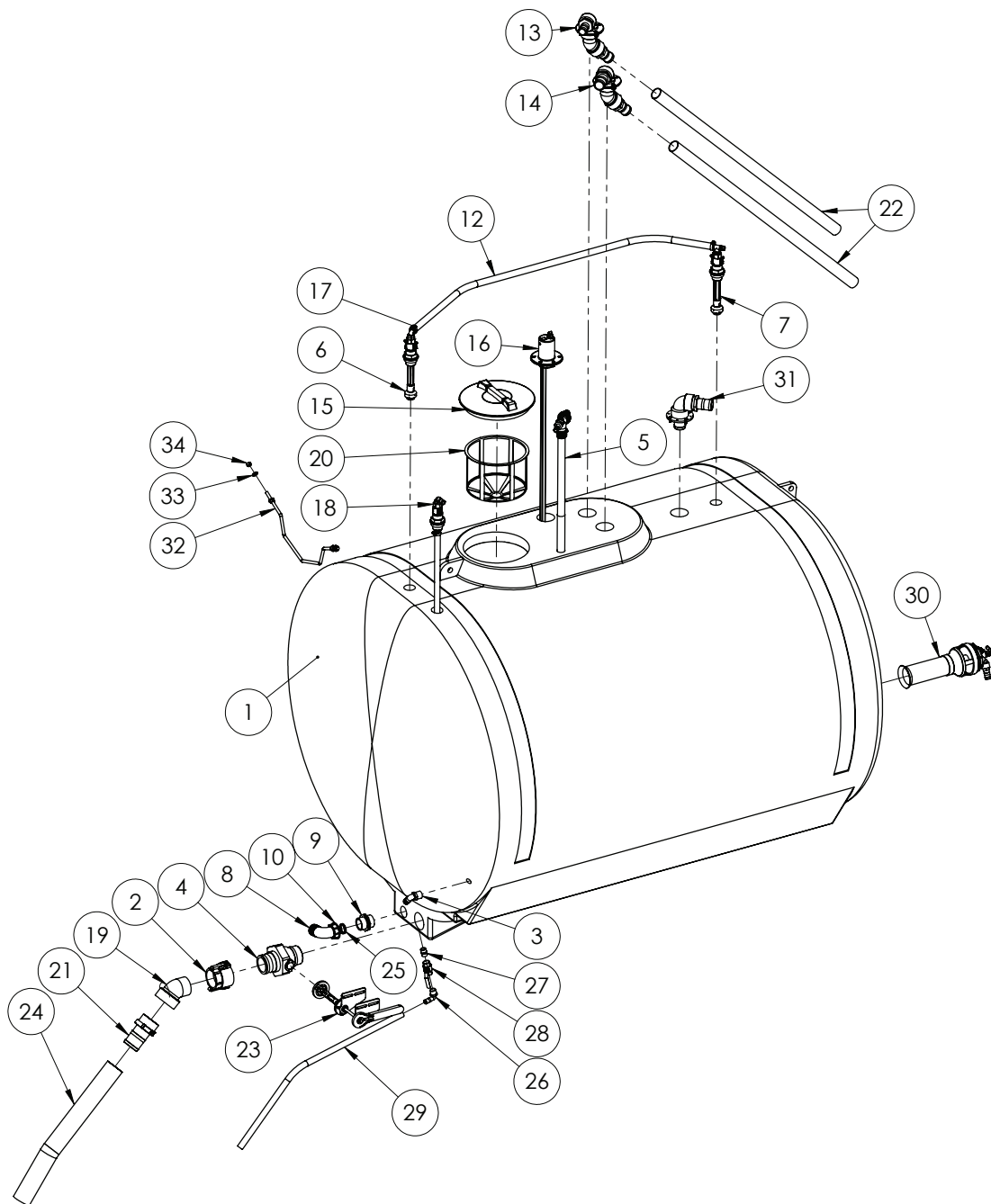




# Chapter 11

## 11-MAIN TANK

### 5200 Litre Tank Assembly



Continued over page



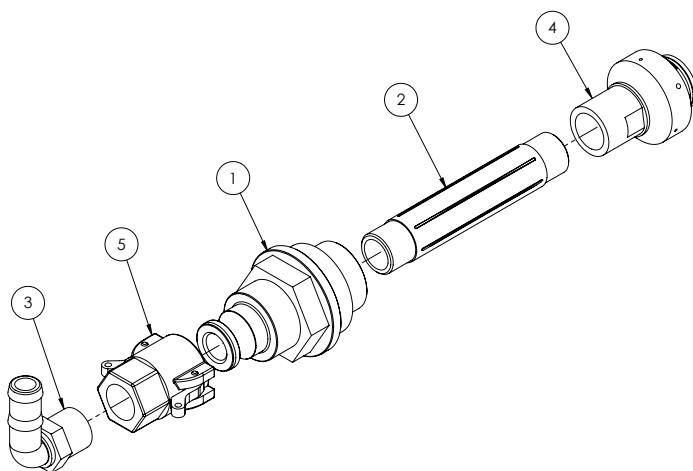
## 5200 Litre Tank Assembly

ITEM NO.	PART NUMBER	DESCRIPTION	QTY.
1	5200L SP tank	5200L SP Tank	1
2	300D	Camlock 3 inch NPT Female thread	1
3	HB100-90	Hose barb 90 degree 1" Banjo	1
4	VSFMT300	VALVE 3" male NPT x 3" male Adapter - Valve Body	1
5	GA4903086	Pre-assembled Venturi Filler	1
6	GA4901285-1	Tank flushing nozzle (elbow) cam adaptor	1
7	GA4901285-2	Tank flushing nozzle (tee) cam adaptor	1
8	116752	Elbow D.52 for FlyNut 2	1
9	2502070	Nipple 2" Symmetric ( with leadin edge for Oring)	1
10	2002070	Fly Nut 2"	1
11	GA4903094	Kit Sight Tube Cap and Tube	1
12	HOS20P	Tank Rinse Line - 3/4" Pressure Hose - Cut 1900L	1
13	GA4904815	Tank Fill Inlet	1
14	GA4904820	Hopper Tank Inlet	1
15	352040	Medium Lid D355 c/w Breather	1
16	GA4902147	Dry sight tube kit suit SP	1
17	GA5001681	1" SS hose clamp	2
18	GA4904830	Tank Inlet - Boom Recirculation	1
19	SL300-45	Street Elbow 3" 45 deg	1
20	300120	Basket Filter D 302 x 254	1
21	HB300	3" Hose Barb	1
22	HOS50PVC	50mm PVC Hose cut 1500mm	2
23	GA4904780	Tank drain assy- complete Tap/plates and linkage SP2011	1
24	HOS50PVC	PVC Hose 75mm - Cut 770 long	1
25	110193	O-ring D42.52 x 2.62mm	2
26	HB075-90	hose barb elbow 3/4" thread 3/4" barb	1
27	NIP075-SH	Short nipple 3/4"	1
28	GA5018309	Ball valve 20mm FF Lever	1
29	HOS20P	3/4" Tank Drain Hose - Cut 1140 Long	1
30	GA4905585	Pre-assembled super mix agitator	1
31	GA4903136	Tank Over Flow	1
32	GA4672885	Tank support bar suit EF tanks	1
33	GA5000587	M12 WASHER	4
34	GA5000581	M12 SS nut	4

Note: Item 18 only fitted if Boom Recirculation is optioned.



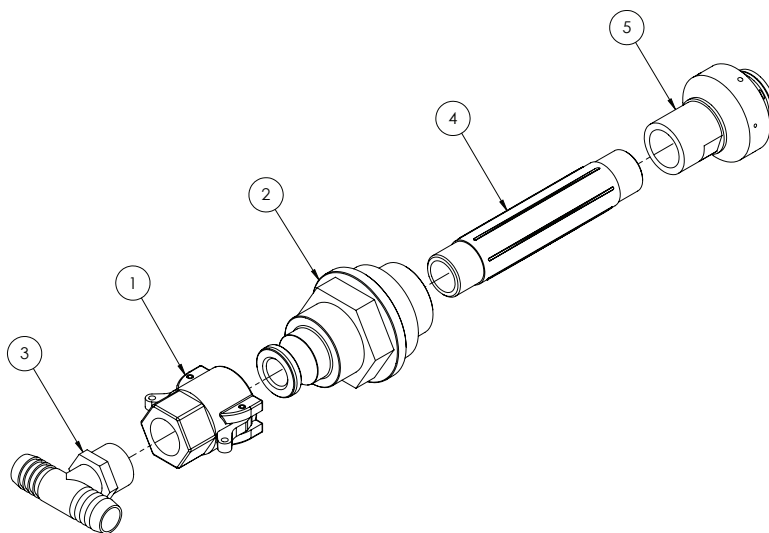
## Tank Rinse Elbow



GA4901285-1 - Complete Assembly

ITEM NO.	PART NUMBER	DESCRIPTION	QTY.
1	GA4572015	Tank rinse adaptor with cam lock	1
2	NIP075-6	3/4" X 6" Poly Nipple	1
3	Elbow HB075-90	hose barb elbow 3/4" thread 3/4" barb	1
4	B55270-34-18	Tank rinse nozzle 3/4 BSP	1
5	75D	female Coupler 3/4 female Thread	1

## Tank Rinse Tee



GA4901285-2 - Complete Assembly

ITEM NO.	PART NUMBER	DESCRIPTION	QTY.
1	75D	female Coupler 3/4 female Thread	1
2	GA4572015	Tank rinse adaptor with cam lock	1
3	T34T	Tee Barb 3/4 Thread	1
4	NIP075-6	3/4" X 6" Poly Nipple	1
5	B55270-34-18	Tank rinse nozzle 3/4 BSP	1







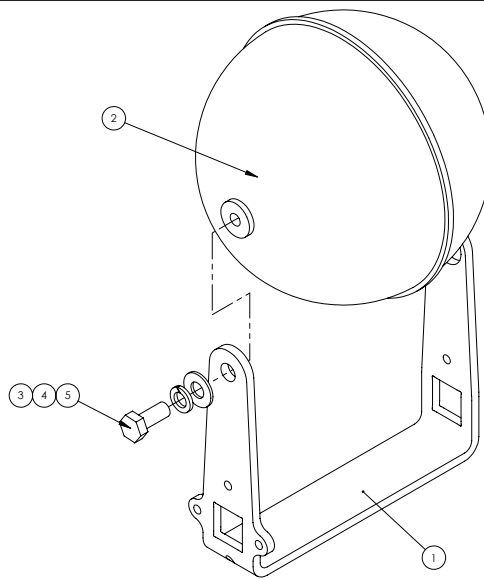
## Dry Sight Tube Float & Guide

GA4902146 - Complete Dry Sight Tube Kit

GA4903096 - Complete Float and Guide Assembly

ITEM NO.	PART NUMBER	DESCRIPTION	QTY.
1	MACH0308	Float tube locating cap	1
2	GA4673845	19x19x1.6 SS RHS cut 2150mm	1
3	GA5015221	Sight tube cable roller	1
4	GA4922090	Dry sight tube tank float	1
5	GA5014817	Screw 10G x 5/8 Pan Head SS	3
6	GA5000527	Screw 12G x 1 XR STS Pan SS	6
7	GA5001101	19 x 19 Square tube Insert Black	1
8	GA5004883	Washer 8mm SS	2
9	GA5051370	M8 x 35mm BHCS SS	1
10	GA5052590	Nut M8 Nyloc S/S 316	1

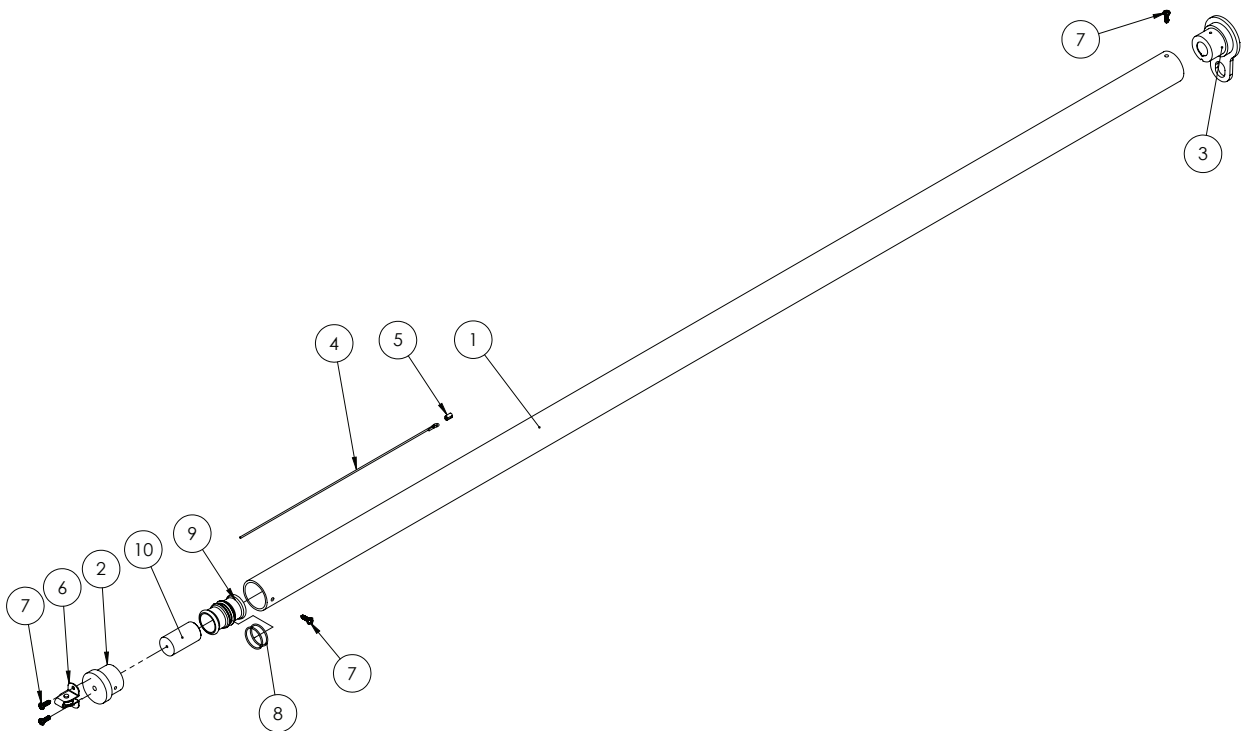
## Dry Sight Tube Tank Float



ITEM NO.	PART NUMBER	DESCRIPTION	QTY.
1	GA4523045	Dry sight tube float mount bracket	1
2	GA5008835	6" ball float	1
3	GA5004883	Washer 8mm HD	1
4	GA5004919	M8 Spring washer SS	1
5	GA5048485	5-16 whitworth x 3-4" SS set screw	1



## Dry Sight Tube Cap & Tube

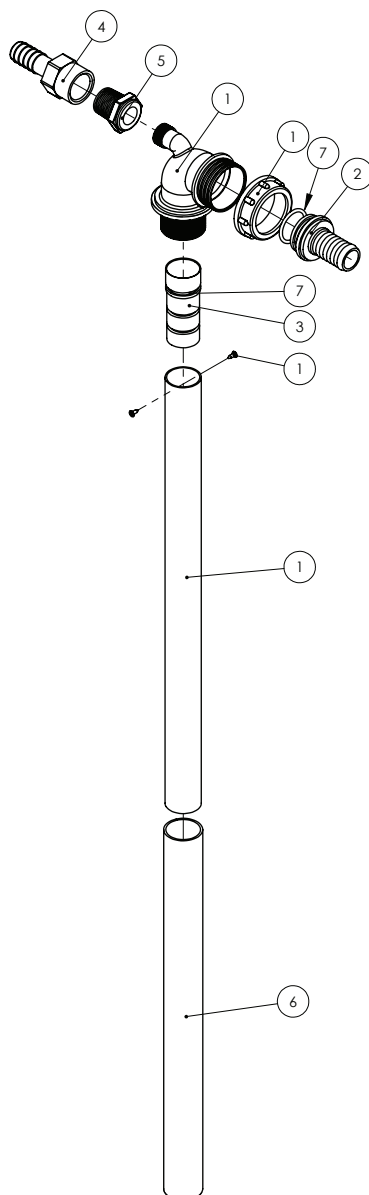


### GA4903094 - Complete Cap and Tube Kit

ITEM NO.	PART NUMBER	DESCRIPTION	QTY.
1	GA5002979	EF sight tube 38x44x2000mm clear polycarbonate tube	1
2	MACH0306	REMOTE SIGHT TUBE END CAP	1
3	GA4932020-02	Pre-assembled dry sight tube base	1
4	GA5017873	Wire rope S'Steel steel 1.6mm cut 4000mm	1
5	GA5008643	Ferrule copper plated hand swage	1
6	GA5015221	Sight tube cable roller	1
7	GA5014817	Screw 10G x 5/8 Pan Head SS	4
8	GA5012529	O Ring BS024 34.65 x1.78	2
9	MACH0307	REMOTE SIGHT TUBE LEVEL INDICATOR	1
10	MACH0317	LEVEL INDICATOR INSERT	1



## Venturi Filler



### Note:

1 x GA5007235 Cobra Clamp 36.0/91.4310 not shown.

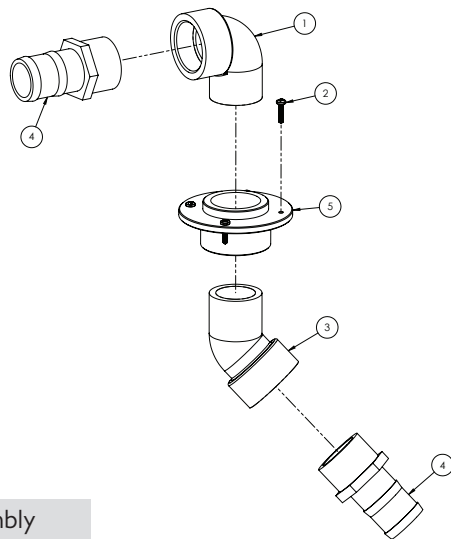
Not all parts supplied with kit 500232 are used in this assembly.

### GA4903086 - Pre assembled Venturi Filler

ITEM NO.	PART NUMBER	DESCRIPTION	QTY.
1	500232	Venturi Filler: not assembled	1
2	106625	Hosetail D.25 for FlyNut 1 1/2	1
3	MACH0022	jet for Arag venturi	1
4	HBF075	Hose barb female 3/4"	1
5	RB075050	Poly Pipe Reducer Bush 3/4 x 1/2	1
6	GA5050205	Hose Lay flat Blue - 32mm cut 405mm	1
7	G10061	O-Ring 29 x 3mm	1



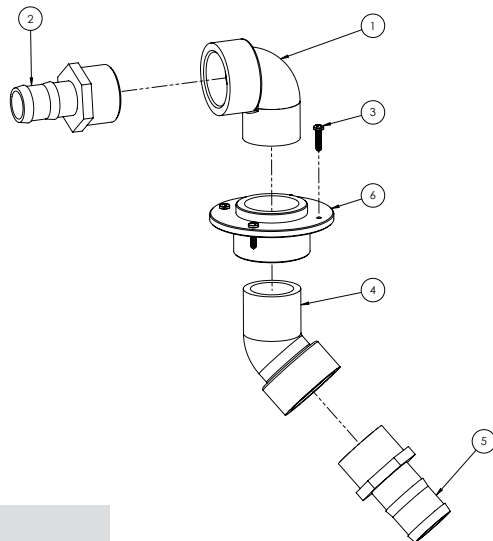
# Hopper Tank Inlet



GA4904820 - Hopper Tank Inlet Assembly

ITEM NO.	PART NUMBER	DESCRIPTION	QTY.
1	SL200-90	2" Poly Street Elbow-90 Degree	1
2	GA5000527	Screw 12G x 1 XR STS Pan SS	4
3	SL200-45	2" Street Elbow 45 degree	1
4	HB200	Straight Hose Barb 2"	2
5	GA4583370	Threaded Tank Flange 2"	1

# Tank Fill Inlet

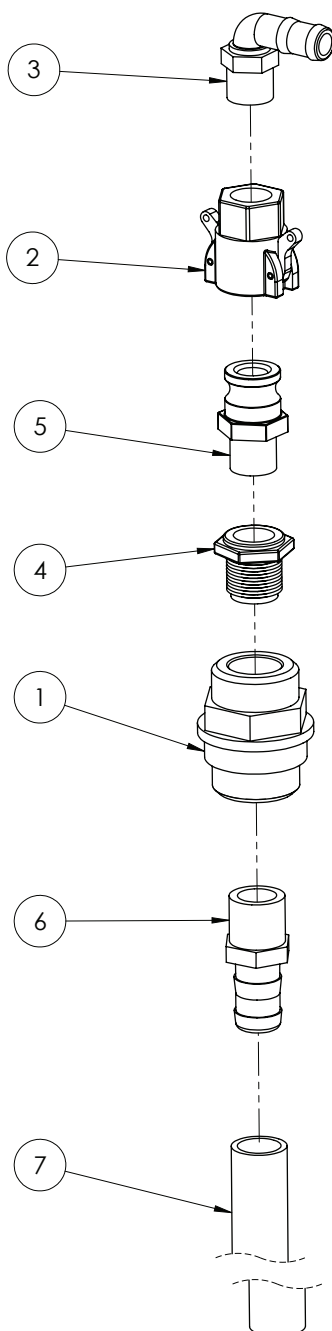


GA4903136 - Tank Fill Inlet Assembly

ITEM NO.	PART NUMBER	DESCRIPTION	QTY.
1	SL200-90	2" Poly Street Elbow-90 Degree	1
2	HB200-150	Straight Hose Barb 2 x 1 1/2	1
3	GA5000527	Screw 12G x 1 XR STS Pan SS	4
4	SL200-45	2" Street Elbow 45 degree	1
5	HB200	Straight Hose Barb 2"	1
6	GA4583370	Threaded Tank Flange 2"	1



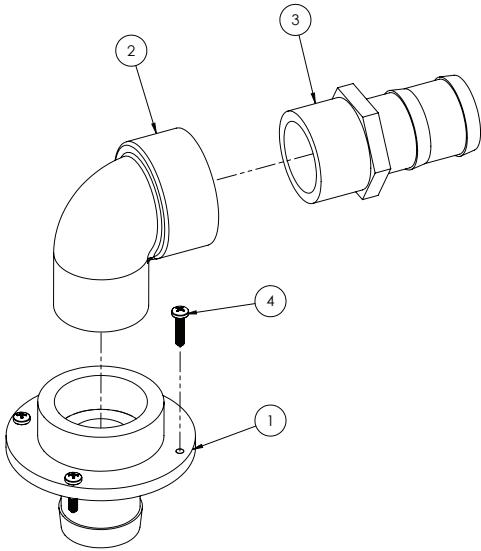
## Boom Recirculation Inlet (rapid flow only)



ITEM NO.	PART NUMBER	DESCRIPTION	QTY.
1	GA4572395	Main tank line return fitting 1"	1
2	75D	female Coupler 3/4 female Thread	1
3	HB075-90	hose barb elbow 3/4" thread 3/4" barb	1
4	RB100075	Reducing bush poly 1" to 3/4"	1
5	75F	Male adapter 3/4" male Thread	1
6	HB100	Hose Barb 1"	1
7	HOS25PVC	Boom Recirc Hose - Cut to Suit	1



# Tank Overflow Outlet

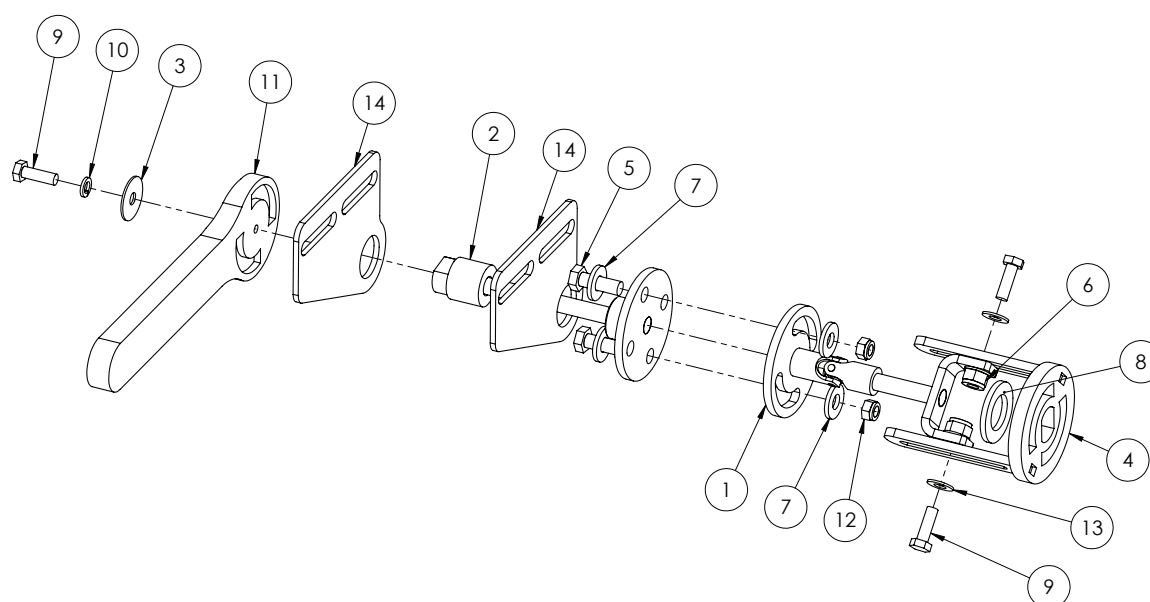


GA4903136 - Tank Overflow Outlet Assembly

ITEM NO.	PART NUMBER	DESCRIPTION	QTY.
1	L026A	Barb to suit tank top	1
2	SL200-90	2" Poly Street Elbow-90 Degree	1
3	HB200	Straight Hose Barb 2"	1
4	GA5000527	Screw 12G x 1 XR STS Pan SS	4



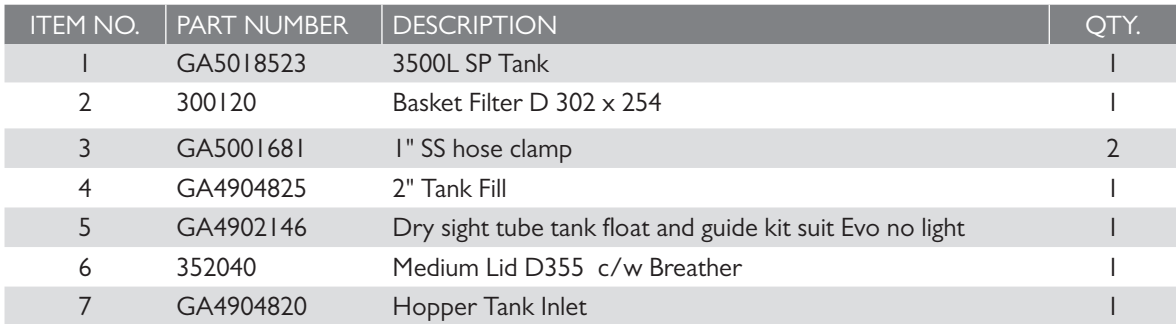
## Tank Drain Handle



GA4904780 - Tank Drain Handle Assembly

ITEM NO.	PART NUMBER	DESCRIPTION	QTY.
1	GA4658910	Drive coupling-Tank drain inner SP 201 I	1
2	GA4658905	Drive coupling-Tap tank drain outer SP 201 I	1
3	GA5003645	5 - 16 x 1 I -4 Flat washer SS	1
4	GA4653656	Sump ball valve drive flange EF	1
5	GA5065455	Bolt Gr8.8 M10x30	2
6	GA5000141	M10 Nyloc Nut	2
7	GA5000117	Washer 10mm SS Heavy duty	4
8	GA5001893	M24 Washer HD SS	1
9	GA5004711	M8x25 bolt	3
10	GA5004919	M8 Spring washer SS	1
11	V25153	Handle t/s VSFMT300	1
12	GA5004917	M8 Nyloc Nut	2
13	GA5004883	Washer 8mm HD	4
14	GA4504245	Plate-Tankdrain/chassis side plate SP201 I	2





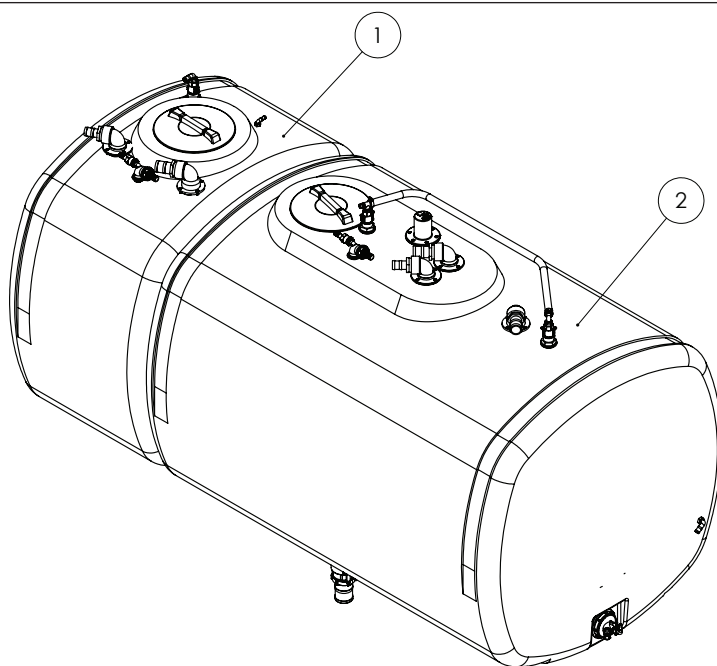
86 - Crop Cruiser Evolution Parts Manual - REV 2



## 3500 Litre Tank Assembly

ITEM NO.	PART NUMBER	DESCRIPTION	QTY.
8	GA4904815	Tank Fill Inlet	1
9	GA4903094	Kit Sight Tube Cap and Tube	1
10	2002070	Fly Nut 2"	1
11	2502070	Nipple 2" Symmetric ( with leadin edge for Oring)	1
12	116752	Elbow D.52 for FlyNut 2	1
13	GA4901285-2	Tank flushing nozzle (tee) cam adaptor	1
14	GA4901285-1	Tank flushing nozzle (elbow) cam adaptor	1
15	GA4903096	Pre-assembled super mix agitator	1
16	GA4903086	Pre-assembled Venturi Filler	1
17	VSFMT300	VALVE 3" male NPT x 3" male Adapter - Valve Body	1
18	300D	Camlock 3 inch NPT Female thread	1
19	HB300	3" Hose Barb	1
20	HOS20P	3/4" Pressure Hose - Cut To Suit	1
21	BF300BD	3"x 3"Thrd Flng Btm Drn - EPDM	1
22	HB075-90	hose barb elbow 3/4" thread 3/4" barb	1
23	HOS50PVC	50mm PVC Hose cut 1500mm	2
24	PLUG150	1 1/2" Plastic Plug	1
25	NIP-075-SH	3/4" Short Poly Nipple	1
26	GA5018313	Ball valve 20mm FF Lever	1
27	HB075-90	Hose Barb Elbow 3/4	1
28	110193	O-ring D42.52 x 2.62mm	2

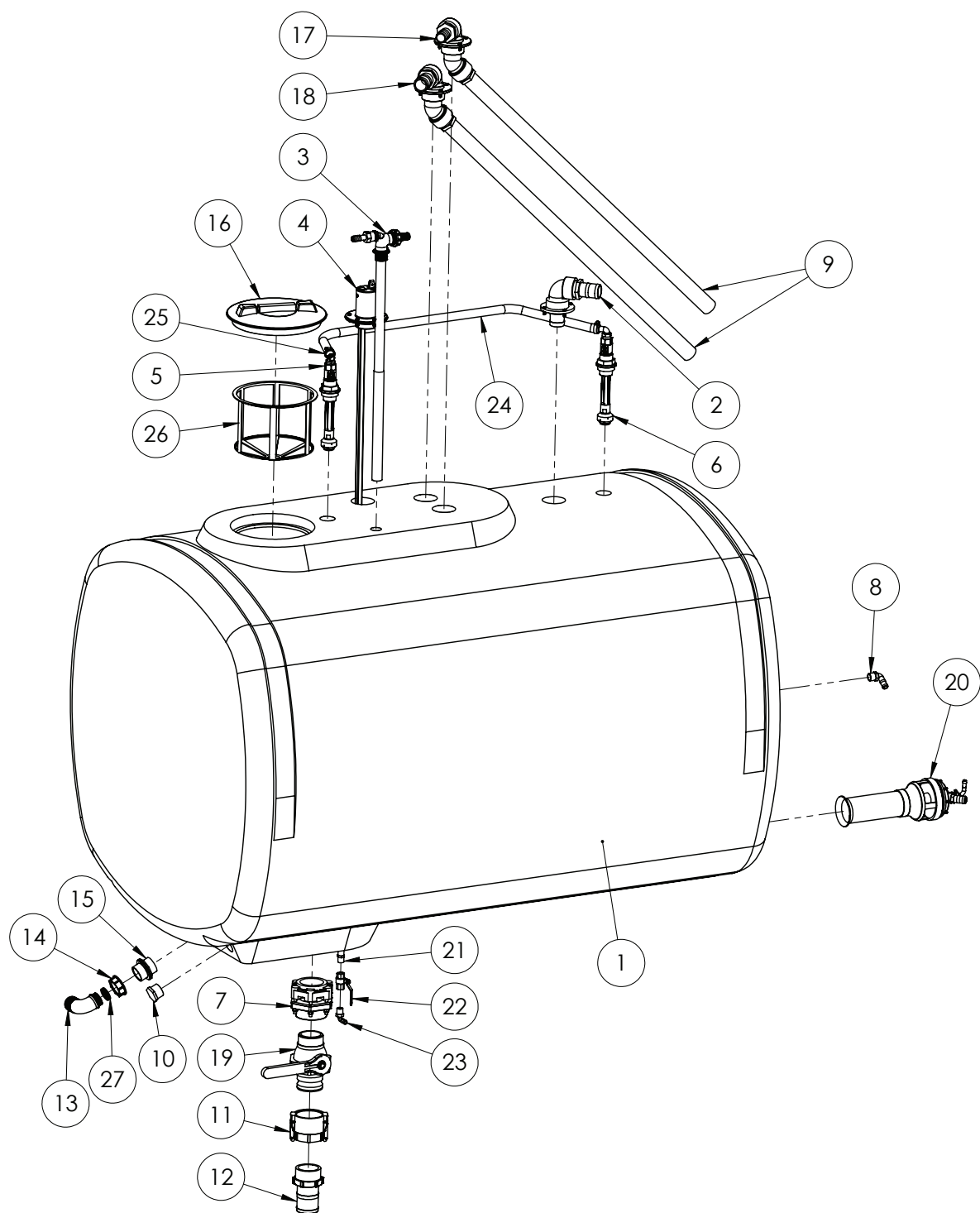
## Dual Product Tanks



ITEM NO.	PART NUMBER	DESCRIPTION	QTY.
1	-	Dual Product - 1250L Tank Assembly	1
2	-	Dual Product - 3500L Tank Assembly	1



## Dual Product Tank - 3500L Tank



Continued over page

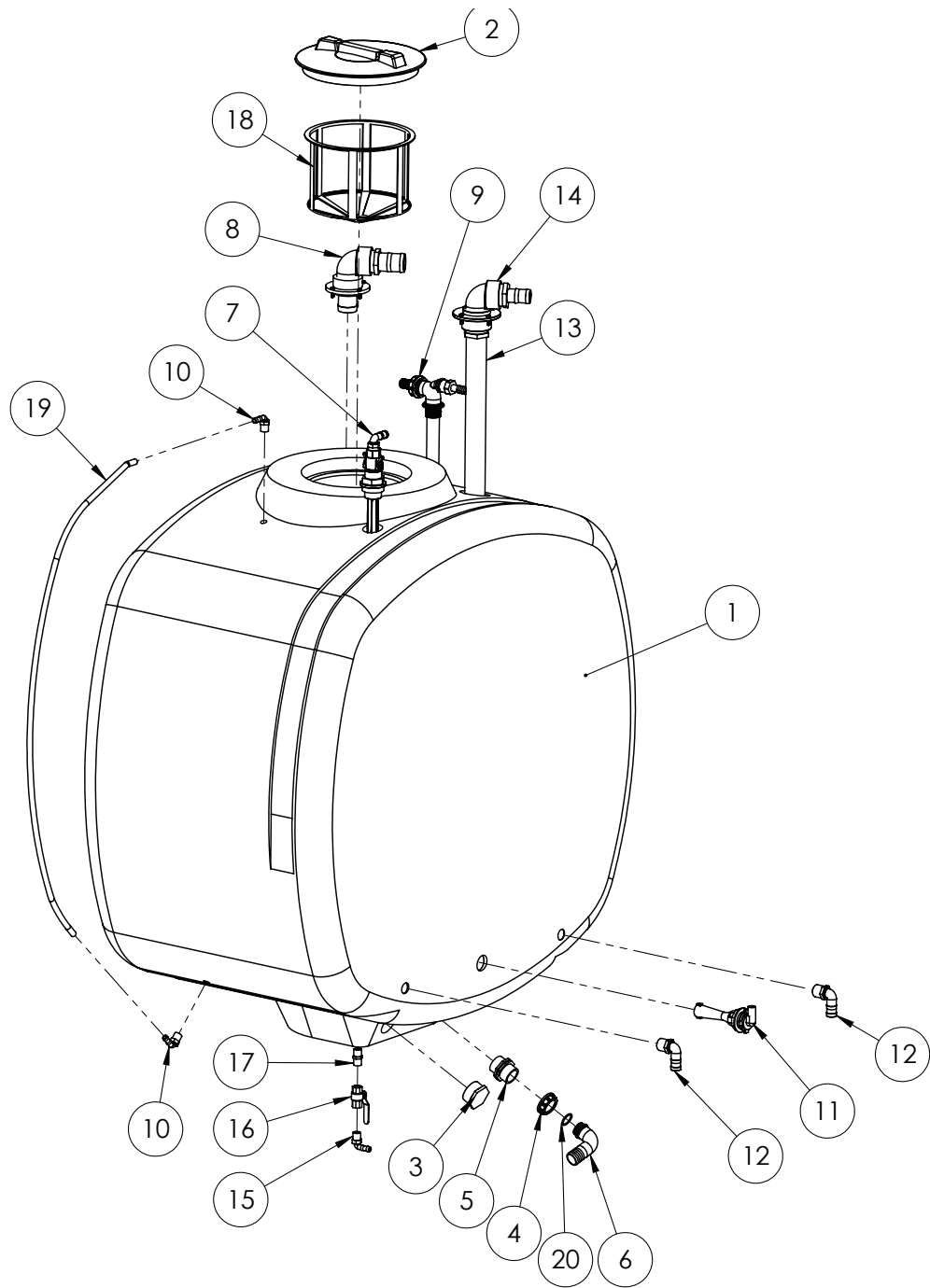


## Dual Product Tank - 3500L Tank

ITEM NO.	PART NUMBER	DESCRIPTION	QTY.
1	GA5018253	3500L SP Tank	1
2	GA4904825	2" Tank Fill	1
3	GA4903086	Pre-assembled Venturi Filler	1
4	GA4902146	Dry sight tube tank float and guide kit suit Evo no light	1
5	GA4901285-2	Tank flushing nozzle (tee) cam adaptor	1
6	GA4901285-1	Tank flushing nozzle (elbow) cam adaptor	1
7	BF300BD	3"x 3"Thrd Flng Btm Drn - EPDM	1
8	HB075-90	hose barb elbow 3/4" thread 3/4" barb	1
9	HOS50PVC	50mm PVC Hose cut 1500mm	2
10	PLUG150	1 1/2" Plastic Plug	1
11	300D	Camlock 3 inch NPT Female thread	1
12	HB300	3" Hose Barb	1
13	116752	Elbow D.52 for FlyNut 2	1
14	2002070	Fly Nut 2"	1
15	2502070	Nipple 2" Symmetric ( with leadin edge for Oring)	1
16	352040	Medium Lid D355 c/w Breather	1
17	GA4904815	Tank Fill Inlet	1
18	GA4904820	Hopper Tank Inlet	1
19	VSFMT300	3" Valve - Long Handle	1
20	GA4903096	Pre-assembled super mix agitator	1
21	NIP-075-SH	3/4" Short Poly Nipple	1
22	GA5018313	Ball valve 20mm FF Lever	1
23	HB075-90	Hose Barb Elbow 3/4	1
24	HOS20P	Tank Rinse Line - 3500L Dual Product Tank - Cut to suit	1
25	GA5001681	1" SS hose clamp	2
26	300120	Basket Filter D 302 x 254	1
27	110193	O-ring D42.52 x 2.62mm	2



# Dual Product Tank - 1250L Tank



ITEM NO.	PART NUMBER	DESCRIPTION	QTY.
1	GA5069940	1250L Dual Product Tank	1
2	352040	Medium Lid D355 c/w Breather	1
3	PLUG200	2" Poly Pipe Plug	1
4	2002060	1 1/2" Fly Nut	1
5	2502060	1 1/2" Plastic Nipple	1

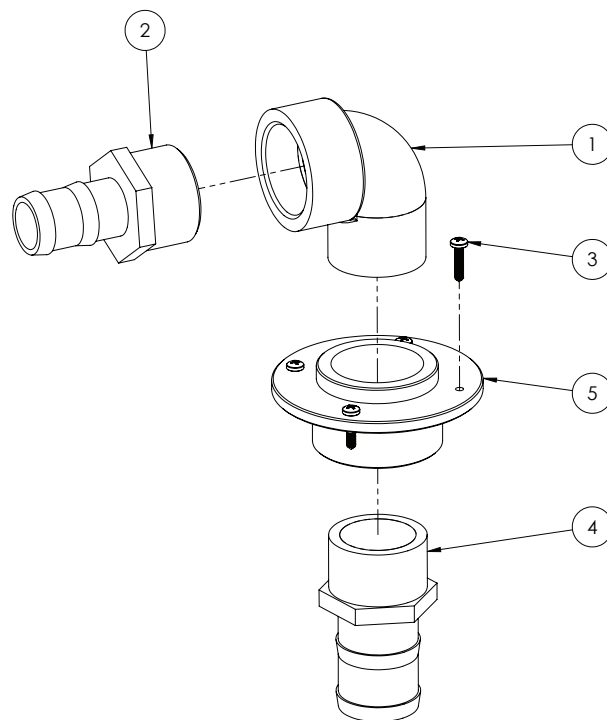
Continued over page



## Dual Product Tank - 1250L Tank

ITEM NO.	PART NUMBER	DESCRIPTION	QTY.
6	116640	1 1/2" Poly Elbow to suit Fly Nut	1
7	GA4901285-1	Tank flushing nozzle (elbow) cam adaptor	1
8	GA4904825	2" Tank Fill	1
9	GA4903086	Pre-assembled Venturi Filler	1
10	HB-050-90	barb male elbow 1/2"	2
11	GA5010405	Hydrojet agitator D004001	1
12	HB100-90	Hose barb 90 degree 1" Banjo	2
13	HOS50PVC	50mm PVC Hose cut 1500mm	1
14	GA4904835	Tank Fill Inlet - 1200L Tank	1
15	HB075-90	Hose Barb Elbow 3/4"	1
16	GA5018313	Ball valve 20mm FF Lever	1
17	NIP-075-SH	3/4" Short Poly Nipple	1
18	300120	Basket Filter D 302 x 254	1
19	HOS12SIGHT	Sight Tube - Cut 1575 long	1
20	110107	O-ring D34.52 x 3.53mm	1

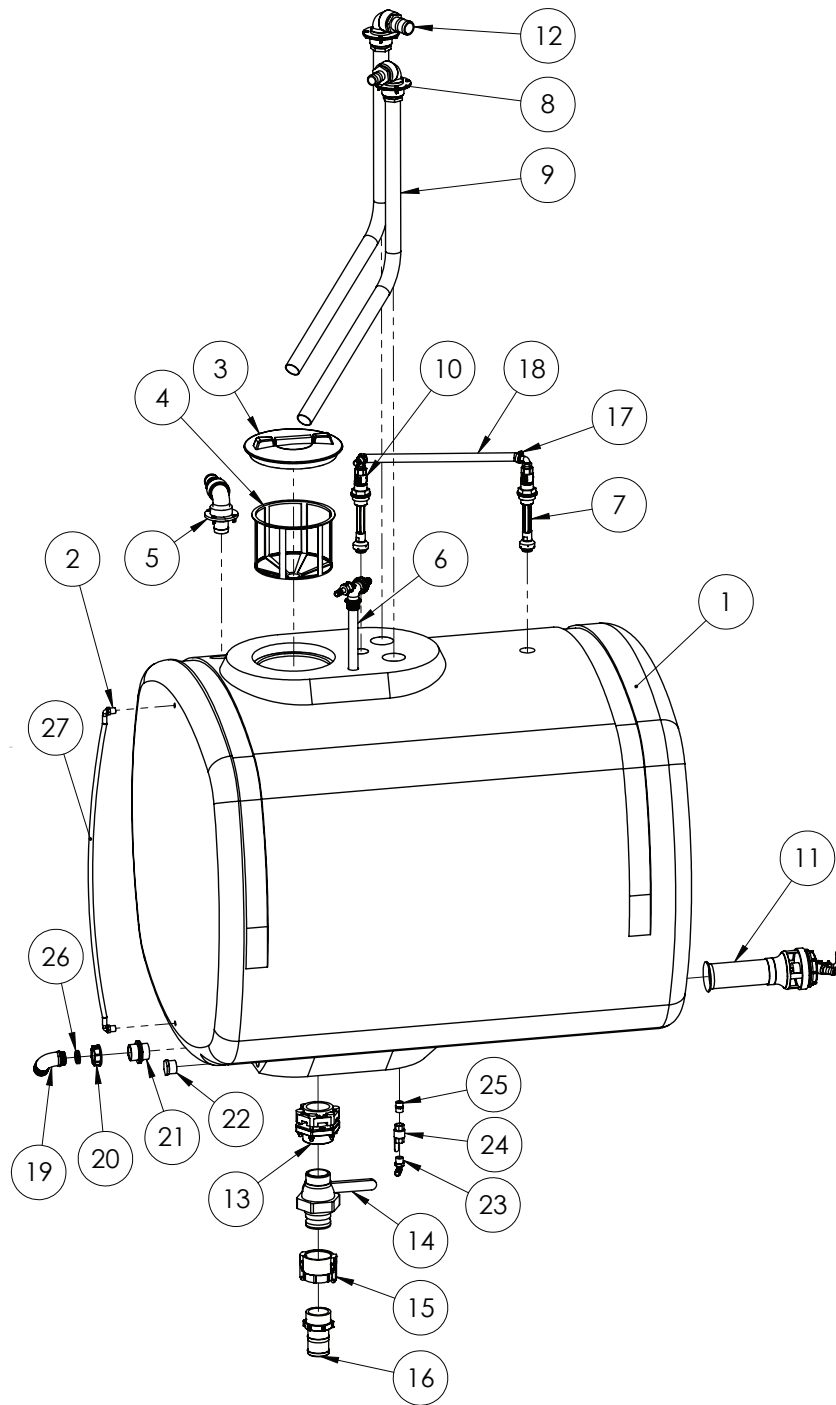
## Tank Fill Inlet - Straight



ITEM NO.	PART NUMBER	DESCRIPTION	QTY.
1	SL200-90	2" Poly Street Elbow-90 Degree	1
2	HB200-150	Straight Hose Barb 2 x 1 1/2	1
3	GA5000527	Screw 12G x 1 XR STS Pan SS	4
4	HB200	Straight Hose Barb 2"	1
5	GA4583370	Threaded Tank Flange 2"	1



## 3000L Tank Assembly



ITEM NO.	PART NUMBER	DESCRIPTION	QTY.
1	GA5018513	3000L SP Tank	1
2	HB-050-90	barb male elbow 1/2"	2
3	352040	Medium Lid D355 c/w Breather	1
4	300120	Basket Filter D 302 x 254	1
5	GA4904825	2" Tank Fill	1
6	GA4903086	Pre-assembled Venturi Filler	1
7	GA4901285-1	Tank flushing nozzle (elbow) cam adaptor	1

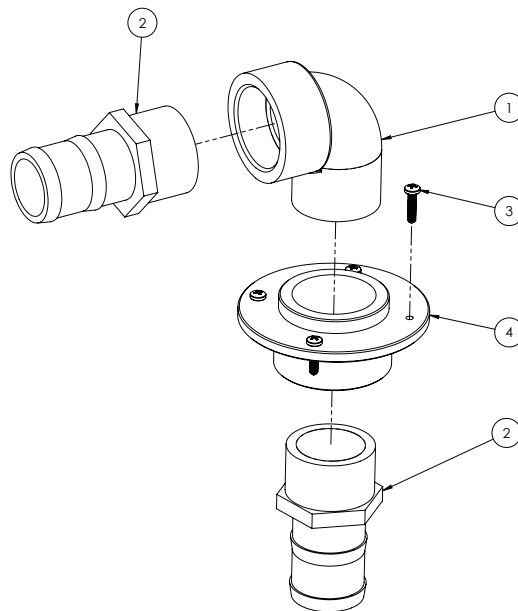
Continued over page



## 3000L Tank Assembly

ITEM NO.	PART NUMBER	DESCRIPTION	QTY.
8	GA4904835	Tank Fill Inlet - 1200L Tank	1
9	HOS50PVC	50mm PVC Hose cut 1500mm	2
10	GA4901285-2	Tank flushing nozzle (tee) cam adaptor	1
11	GA4903096	Pre-assembled super mix agitator	1
12	GA4904840	Tank Fill Inlet - 1200L Tank	1
13	BF300BD	3"x 3"Thrd Flng Btm Drn - EPDM	1
14	VSFMT300	3" Valve - Long Handle	1
15	300D	Camlock 3 inch NPT Female thread	1
16	HB300	3" Hose Barb	1
17	GA5001681	1" SS hose clamp	2
18	HOS20P	Tank Rinse Line - cut to suit	1
19	116752	Elbow D.52 for FlyNut 2	1
20	2002070	Fly Nut 2"	1
21	2502070	Nipple 2" Symmetric ( with leadin edge for Oring)	1
22	PLUG150	1 1/2" Plastic Plug	1
23	HB075-90	hose barb elbow 3/4" thread 3/4" barb	1
24	GA5018309	Ball valve 20mm FF Lever	1
25	NIP075-SH	Short nipple 3/4"	1
26	110193	O-ring D42.52 x 2.62mm	2
27	HOS12SIGHT	Sight Tube - 3000L Tank SP - Cut to suit	1

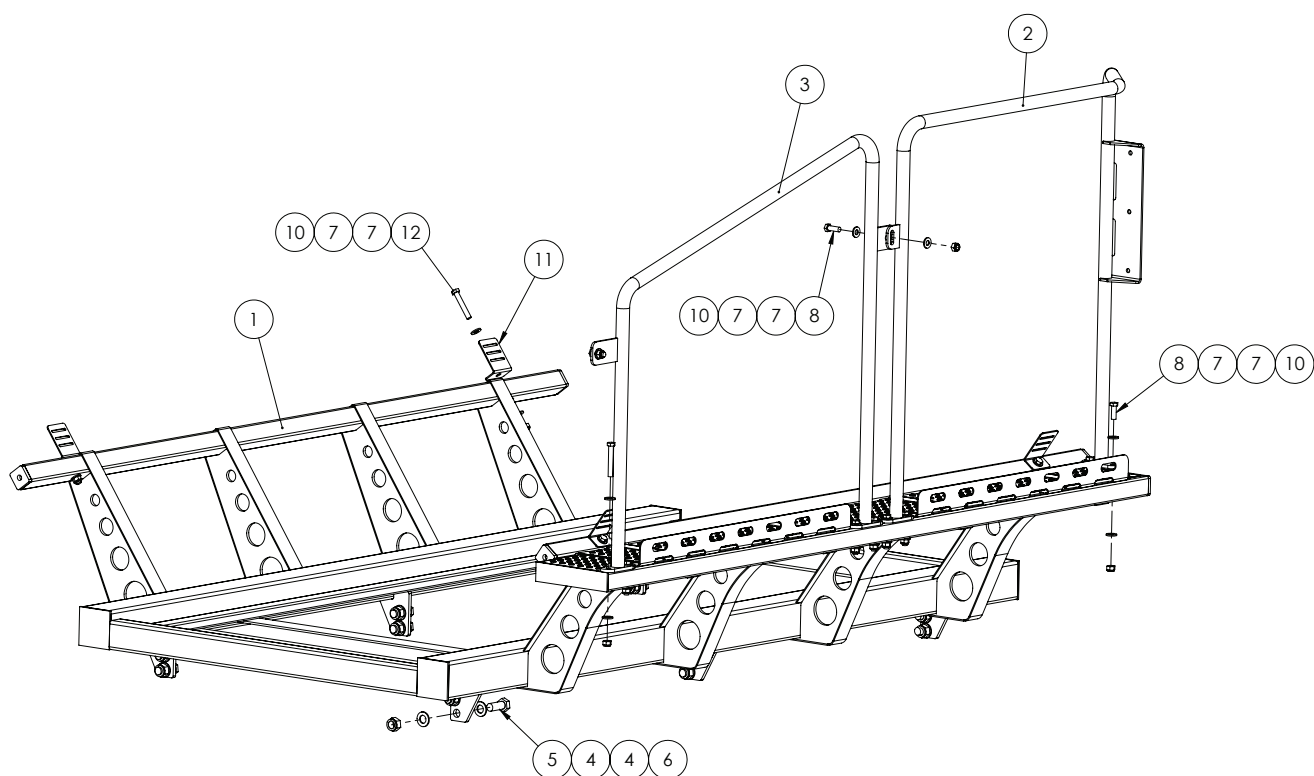
## Hopper Fill Inlet - Straight



ITEM NO.	PART NUMBER	DESCRIPTION	QTY.
1	SL200-90	2" Poly Street Elbow-90 Degree	1
2	HB200	Straight Hose Barb 2"	2
3	GA5000527	Screw 12G x 1 XR STS Pan SS	4
4	GA4583370	Threaded Tank Flange 2"	1



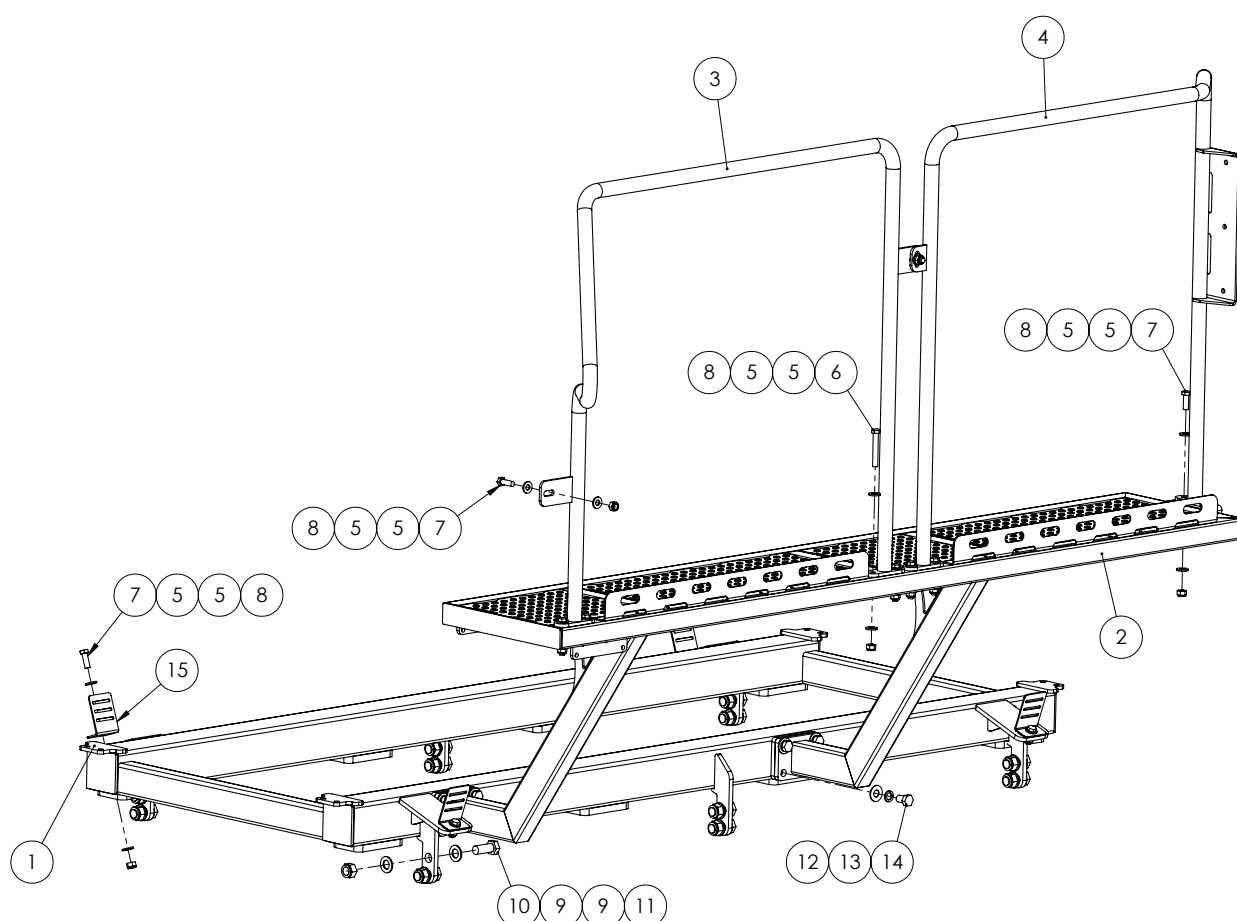
## Tank Cradle - 5200 Litre Tank



ITEM NO.	PART NUMBER	DESCRIPTION	QTY.
1	GA4658760	Tank Cradle 5200 SP with Platform	1
2	GA4658775	Handrail rear platform with return	1
3	GA4658780	Handrail rear platform angled	1
4	GA5001739	M20 Heavy Duty Flat Washer	24
5	GA5011319	Bolt M20 x 50 ZP	12
6	GA5048125	M20 Nyloc nut	12
7	GA5000587	M12 WASHER	28
8	GA5000311	M12x35 Bolt	4
9	GA5000355	M12x80 bolt	6
10	GA5012461	M12 Nyloc nut Z/P	14
11	F70127A	50mm Tank Strap Bracket	4
12	GA5000351	M12x75 bolt	4



## Tank Cradle - 3500L Tank / Dual Product



ITEM NO.	PART NUMBER	DESCRIPTION	QTY.
1	GA4658930	Tank Cradle Frame - Suit 3500L Tank	1
	GA4658920	Tank Cradle Frame - Suit Dual Product	1
2	GA4658925	Access Platform Small Cradle	1
3	GA4658781	Handrail rear platform straight-	1
4	GA4658775	Handrail rear platform with return	1
5	GA5000587	M12 WASHER	28
6	GA5000355	M12x80 bolt	6
7	GA5000311	M12x35 Bolt	8
8	GA5012461	M12 Nyloc nut Z/P	14
9	GA5001739	M20 Heavy Duty Flat Washer	24
10	GA5011319	Bolt M20 x 50 ZP	12
11	GA5048125	M20 Nyloc nut	12
12	GA5001043	M16 SS washer	8
13	GA5000961	Washer 16mm Spring ZP	8
14	GA5000903	M16x25 bolt	8
15	F70127A	50mm Tank Strap Bracket	4



## Tank Mounting Straps

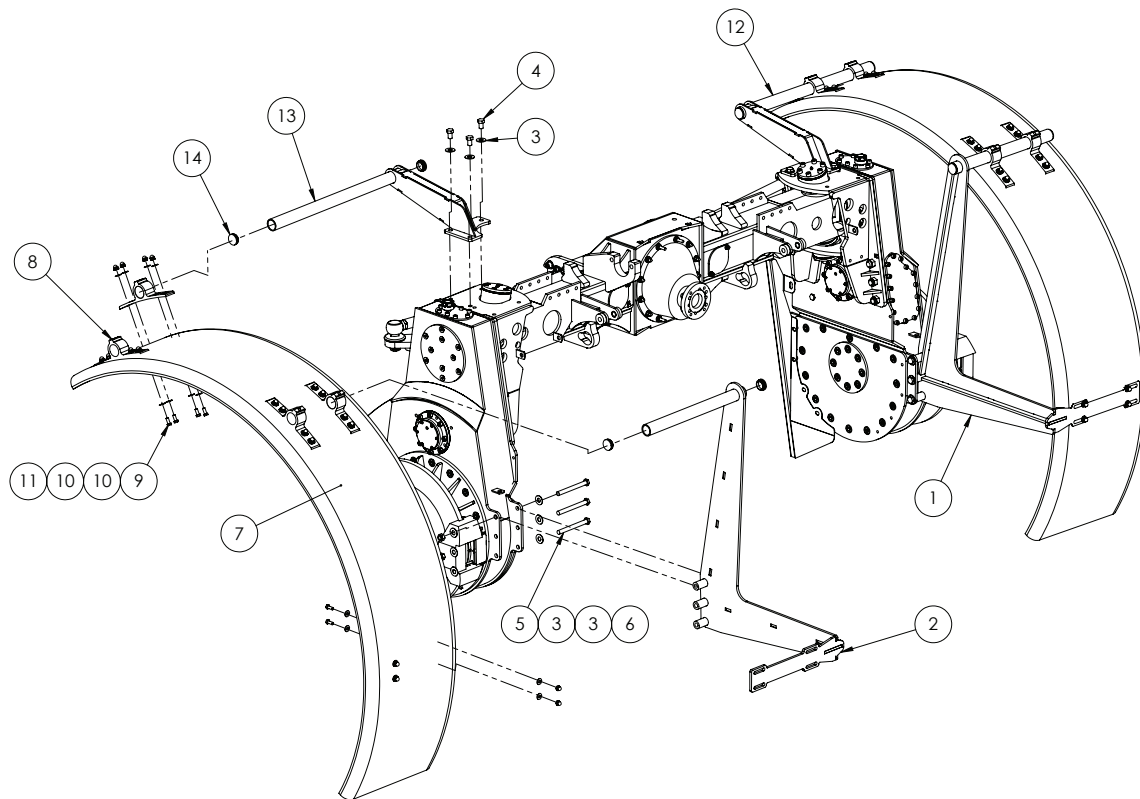
TANK MOUNTING STRAPS			
TANK	PART NUMBER	DESCRIPTION	QTY.
5200L Tank	GA5003859	50mm Tank Strap - Cut 4000 long	2
3500L Tank	GA5003859	50mm Tank Strap - Cut 4900 long	2
3000L Tank	GA5003859	50mm Tank Strap - Cut 4900 long	2
Dual Product - 3000L Tank	GA5003859	50mm Tank Strap - Cut 4900 long	2
Dual Product - 1250L Tank	GA5003859	50mm Tank Strap - Cut 4900 long	1



# Chapter 12

## 12-WHEELS AND MUD GUARD

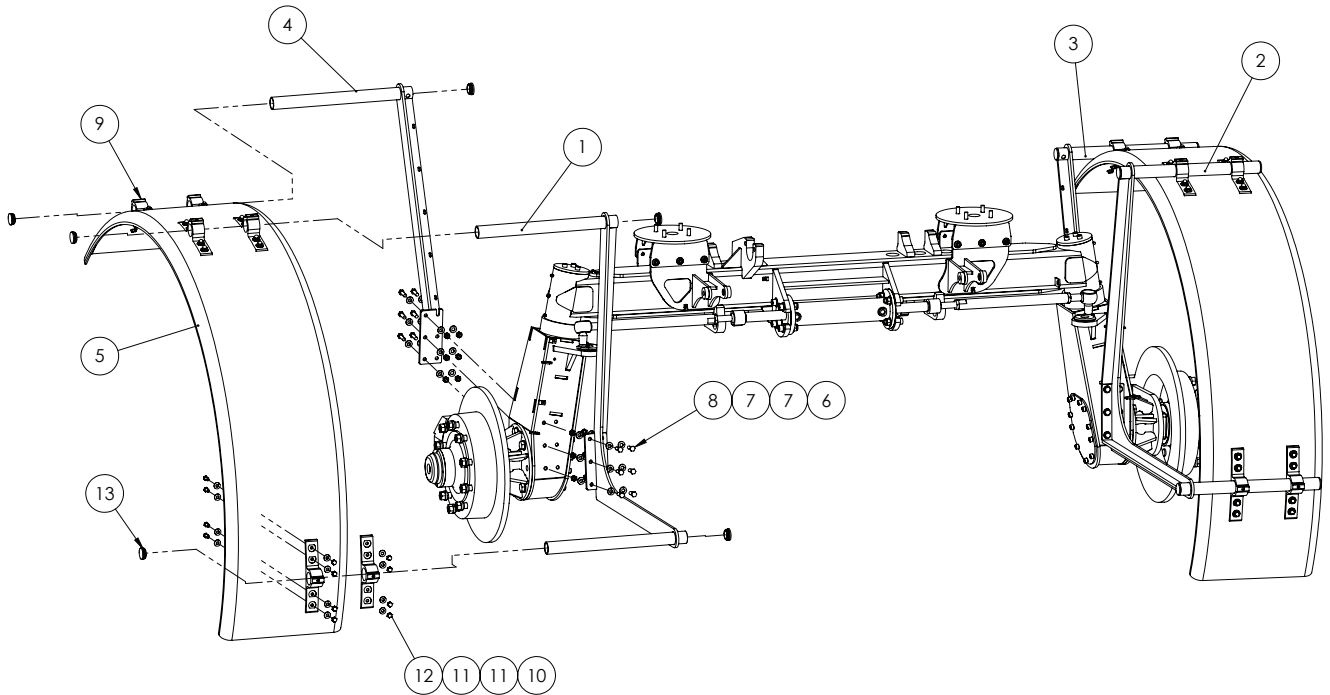
### Mud Guards - Front Axle - 3m 4wd



ITEM NO.	PART NUMBER	DESCRIPTION	QTY.
1	GA4655096	Mudguard BKT LWR CCSP RH suit 18.4R46	1
2	GA4655097	Mudguard BKT LWR CCSP LH suit 18.4R46	1
3	GA5001043	M16 SS washer	18
4	GA5000903	M16x25 bolt	6
5	GA5000871	M16x160 bolt	6
6	GA5001029	M16 Nyloc nut	6
7	GA5003825	Mudguard W500xR1000	2
8	GA5020450	Mudguard Bracket Plastic Black BK-P300BK1	8
9	GA5066162	M10x25 SS bolt	41
10	GA5002565	Washer 3/8 x 1" Flat SS	80
11	GA5011133	Nut M10 Dome nut SS	40
12	GA4655101	Mudguard BKT UPR 4400 RH-2011	1
13	GA4655106	Mudguard BKT UPR 4400 LH-2011	1
14	GA5003925	Insert round 45mm x 0.8 - 3mm	8



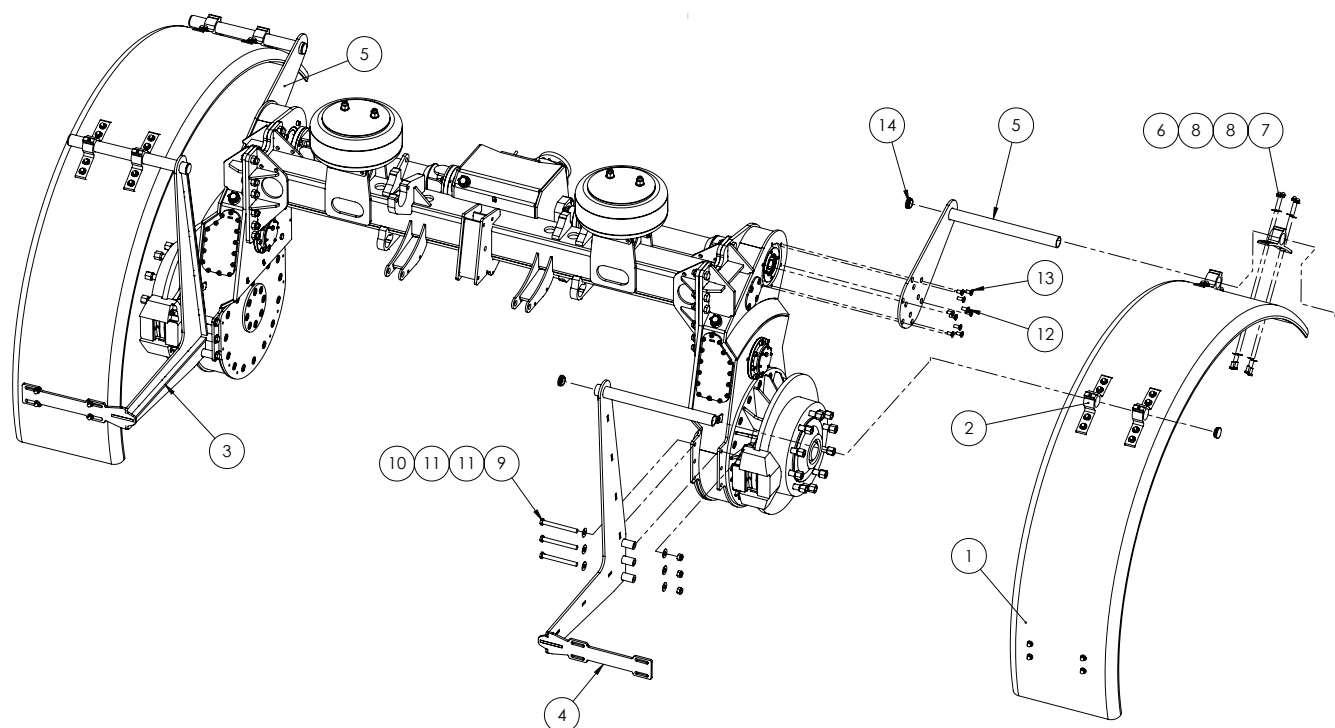
## Mud Guards - Front Axle - 2m & 3m 2wd



ITEM NO.	PART NUMBER	DESCRIPTION	QTY.
1	GA4655137	Mudguard BKT LWR 2WD FLH suit 18.4 R46	1
	GA4655139	Mudguard Bkt LWR 2WD FLH Suit 2mtr 14.9 R46	1
2	GA4655136	Mudguard BKT LWR 2WD FRH suit 18.4 R46	1
	GA4655138	Mudguard Bkt LWR 2WD FRH Suit 2mtr 14.9 R46	1
3	GA4655186	Mudguard BKT FRT 2WD 2m 2WS FRH 18.4R46	1
4	GA4655187	Mudguard BKT FRT 2WD 2m 2WS FLH 18.4R46	1
5	GA5003825	Mudguard W500xR1000	2
6	GA5012461	M12 Nyloc nut Z/P	24
7	GA5000587	M12 WASHER	48
8	GA5066895	Bolt Gr 8.8 ZP M12x40	24
9	GA5020450	Mudguard Bracket Plastic Black BK-P300BK1	12
10	GA5066162	M10x25 SS bolt	48
11	GA5002565	Washer 3/8 x 1" Flat SS	96
12	GA5011133	Nut M10 Dome nut SS	48
13	GA5003925	Insert round 45mm x 0.8 - 3.0mm	12



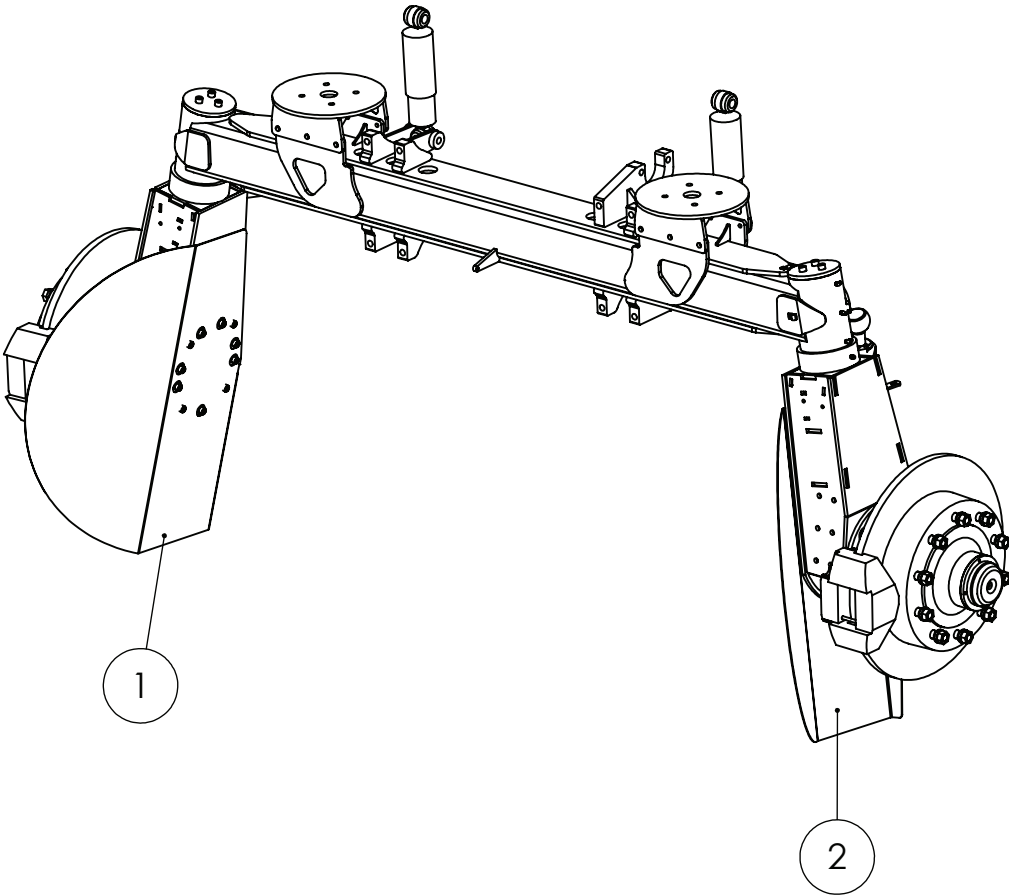
## Mud Guards - Rear Axle - 2m & 3m



ITEM NO.	PART NUMBER	DESCRIPTION	QTY.
1	GA5003825	Mudguard W500xR1000	2
2	GA5020450	Mudguard Bracket Plastic Black BK-P300BK1	8
3	GA4655097	Mudguard BKT LWR CCSP LH suit 18.4R46	1
4	GA4655096	Mudguard BKT LWR CCSP RH suit 18.4R46	1
5	GA4655126	Mudguard BKT UPR 2WD REAR suit 18.4R46	2
	GA4655127	Mudguard BKT UPR 2WD REAR suit 14.9 R46 2mtr	2
6	GA5066162	M10x25 SS bolt	40
7	GA5011133	Nut M10 Dome nut SS	40
8	GA5002565	Washer 3/8 x 1" Flat SS	80
9	GA5000871	M16x160 bolt	6
10	GA5001029	M16 Nyloc nut	6
11	GA5001043	M16 SS washer	12
12	GA5051290	M12 x 30 CSCS	4
13	GA5000289	M12 x 25 CSCS	6
14	GA5003925	Insert round 45mm x 0.8 - 3.0mm	8



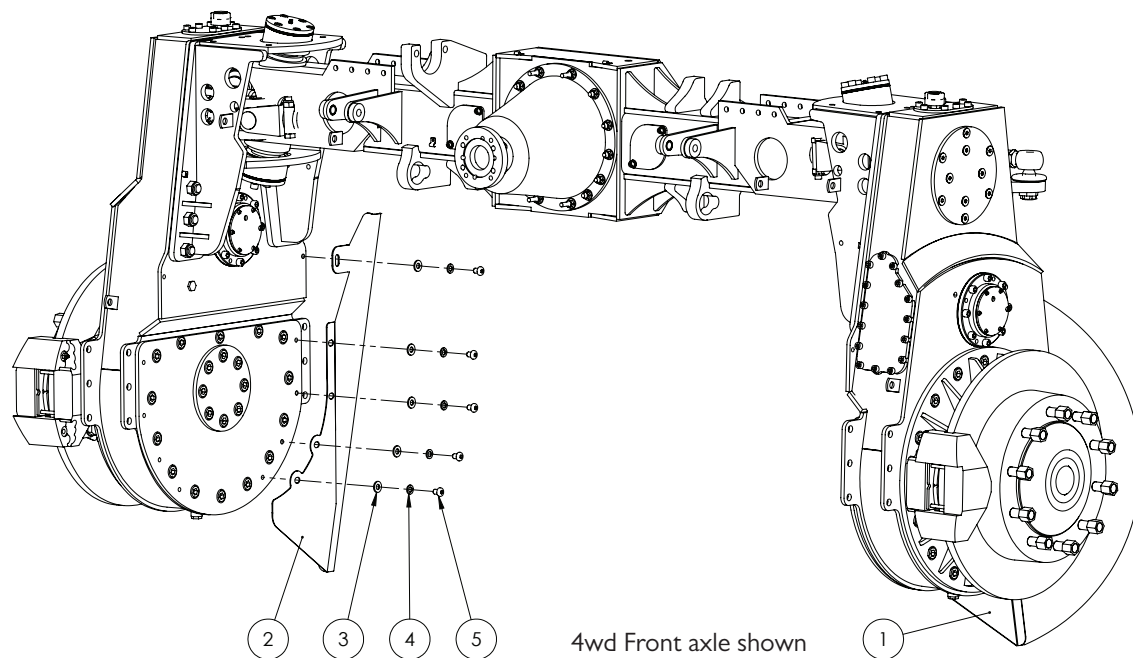
# Crop Deflectors - 2wd Front Axle



ITEM NO.	PART NUMBER	DESCRIPTION	QTY.
1	GA4503395	FRH Crop deflector	1
2	GA4503390	FLH Crop deflector	1



## Crop Deflectors - Rear Axle & 4wd Front



ITEM NO.	PART NUMBER	DESCRIPTION	QTY.
1	GA4658210	Crop guard assy Rear-RH	1
2	GA4658215	Crop guard assy Rear LH	1
3	GA5000587	M12 WASHER	10
4	GA5000575	M12 Spring washer SS	10
5	GA5069890	M12 x 16 BHCS	10



## Tyres And Rims

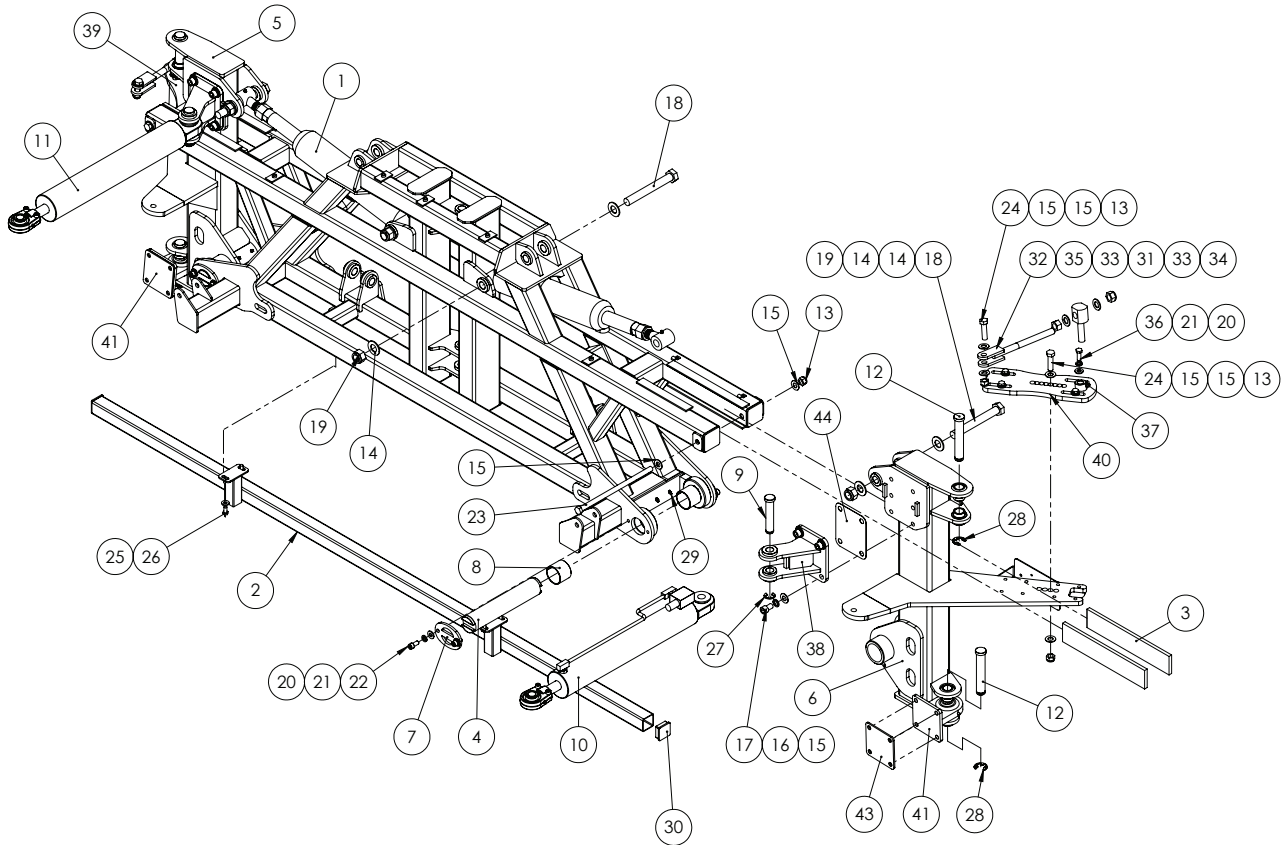
---

PART NUMBER	DESCRIPTION
GA5066227	Rim - DD 16x46 0mm offset 10/335 PCD
GA5066230	Tyre - 18.4 R46 158 A8
GA5066228	Rim - DD 13x46 +52.5mm offset 10/335PCD
GA5067025	Tyre - 14.9 R46 156 A8
GA5066680	Rim - W12x48 +54mm offset 10/335 PCD
GA5000625	Tyre - 13.6 R48 Continental



# Chapter 13

## I3-BOOM CENTRE



ITEM NO.	PART NUMBER	DESCRIPTION	QTY.
1	GA4658120	Centre section 201 I	1
2	GA4658145	Spray bar suit 201 I center section	1
3	GA5075090	Wear pad polystone 7000SR 380 x 74 x 12mm	4
4	GA4572365	Tilt pin suit wide centre	2
5	GA4658126	Tilt arm 201 I suit SP flat fold RH	1
6	GA4658131	Tilt arm 201 I suit SP flat fold LH	1
7	GA4502280	pin retainer	4
8	GA5075060	Glacier Bush 60mm ID x 50mm long	4
9	GA4572200	Center section fold ram pin suit mk2 and mk3 - 09	2
10	GA5018542	Phasing cylinder 3.25x18x1.25 (external phasing)	1
11	GA5018538	Phasing cylinder 3x18x1.25 (external phasing)	1
12	L003A	Pin 1 1/8 (suit boom pivot)	4
13	GA5001029	M16 Nyloc nut	6
14	GA5017659	Washer 1" Flat HD ZP	8
15	GA5001009	Flat washer M16 HD	20

Continued over page



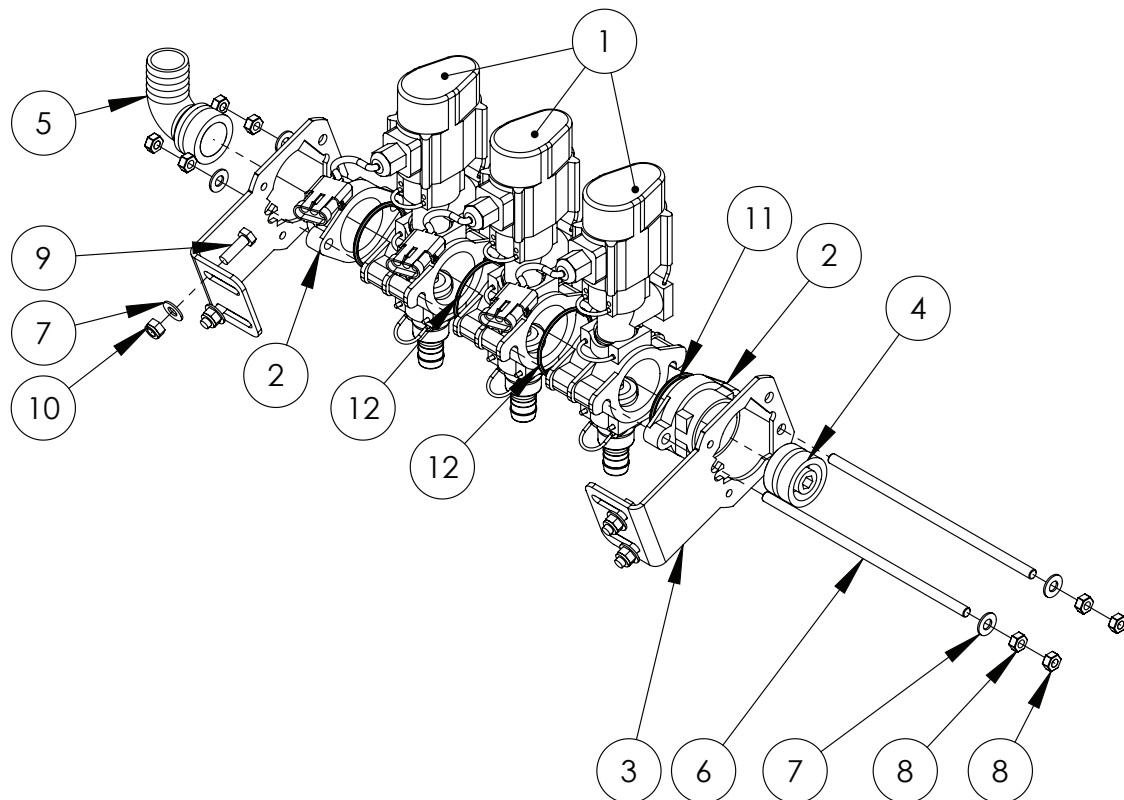
## Boom Centre Assembly

ITEM NO.	PART NUMBER	DESCRIPTION	QTY.
16	GA5000961	Washer 16mm Spring ZP	8
17	GA5000905	M16x25 SHCS	8
18	GA5006151	1" x 8" UNF Bolt	4
19	GA5012445	Nut nyloc 1" UNF	4
20	GA5000587	M12 WASHER	16
21	GA5000575	M12 Spring washer SS	16
22	GA5000297	SHCS M12 x 25 ZP	8
23	GA5075125	M16x330 bolt	2
24	GA5000939	M16x60 bolt	4
25	GA5000117	Washer 10mm SS Heavy duty	4
26	GA5006113	Bolt M10x20 ZP 8.8	4
27	GA5001223	19mm E type circlip	2
28	GA5001883	E-clip 24mm	4
29	GA5012203	Grease Nipple 1/4" UNF Short	4
30	GA5003783	50x50mm 0.8-2.5 Insert Cap	2
31	L006A	Boom cable bolt	2
32	GA5020320	Cable Adjuster 20mm Threaded	2
33	GA5001739	M20 Heavy Duty Flat Washer	4
34	GA5048125	M20 Nyloc nut	2
35	GA5001709	Nut M20 Coarse Zinc	2
36	GA5000311	M12x35mm Set Screw	8
37	GA5009639	Grease nipple long 1/4" UNF	2
38	GA4658875	Fold cylinder mount SP flat fold	2
39	GA4656251	Boom cable tension adjust flat SP RH	1
40	GA4656256	Boom cable tension adjust flat SP LH	1
41	GA4656200	Lower rose end mounting assembly RH	2
42	GA5065051	Hydraulic cylinder 3.5"x5" stroke	2
43*	GA4535360	Delta Boom Lower Rose End Shim (5mm)	*
	GA4535355	Boom rose joint shim (3mm)	*
	GA4535285	Boom lower rose end shim - 1mm	*
44*	GA4513055	Fold ram shim plate	*

Note: Items 43 & 44 nominally not fitted. They are only fitted if required for adjusting boom. Shim quantities will vary.



## Boom Valves



ITEM NO	PART NUMBER	DESCRIPTION	QTY.
1	GA5065515*	Boom valve, Single, AS24, 3 wire, 3 pin AMP connector, Altek	3
2	GA5065810	End cap, Altek boom valve	2
3	GA5065800	Altek boom valve mounting bracket	2
4	GA4582160	Plumbing adaptor, AS40 male x 1/4" female thread, Delrin	1
5	GA5065620	Hose barb, Elbow, 90 degree, AS40 x 33mm hose barb, Altek	1
6	GA5065805	Connecting rod suit 3 bank SS	2
7	GA5003643	Washer 8mm Flat SS HD	12
8	GA5011499	Nut M8 Hex ZP	8
9	GA5004711	Bolt M8 x 25 ZP GR8.8	4
10	GA5004917	Nut M8 Nyloc ZP	4
11	41214	O-Ring 42.0 x 3.0mm	2
12	GA5012507	O-Ring 55.25 x 2.62mm (suit Altek boom valve)	2

\* Sub-assembly on following pages

### CONNECTING RODS

PART NUMBER	DESCRIPTION
GA5065805	3 Section connecting rod
GA4562055	4 Section connecting rod
GA4562125	5 Section connecting rod
GA4562050	6 Section connecting rod
GA4562045	7 Section connecting rod
GA4562040	8 Section connecting rod

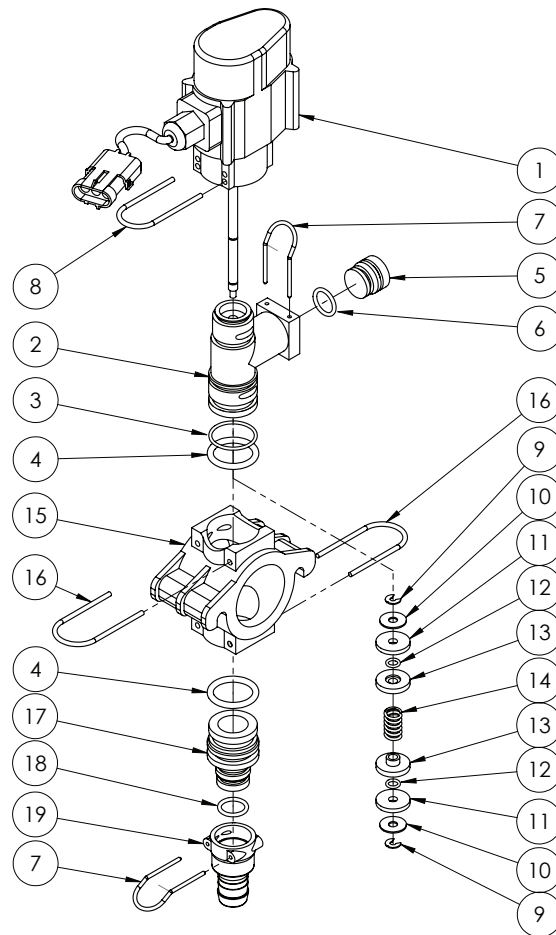
### BOOM VALVES

PART NUMBER	DESCRIPTION
GA5065740	3 Section Boom Valves
GA5065741	4 Section Boom Valves
GA5065704	5 Section Boom Valves
GA5065705	6 Section Boom Valves
GA5065706	7 Section Boom Valves
GA5065710	8 Section Boom Valves

Note: Boom valve assemblies do not come with plumbing fittings.



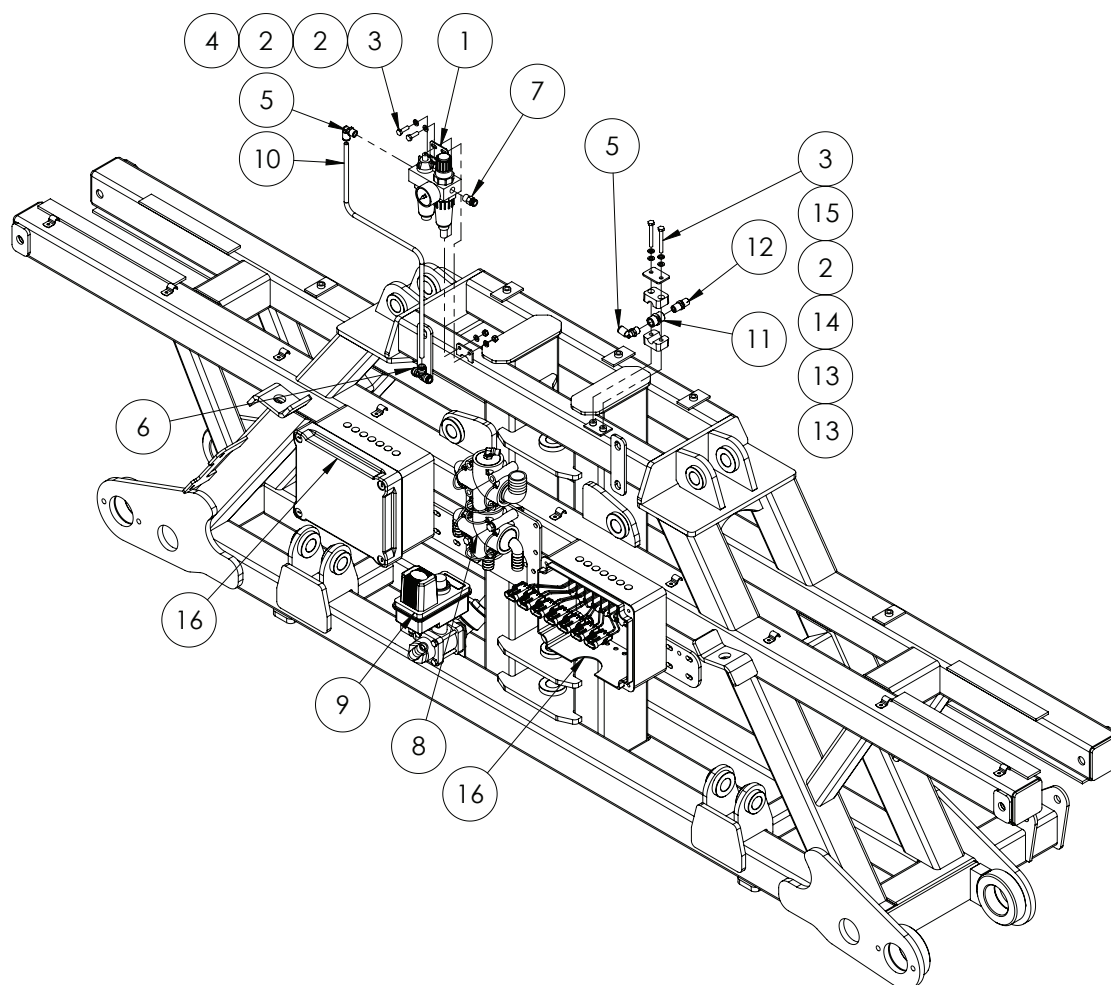
## Boom Valve Assembly



ITEM NO.	PART NUMBER	DESCRIPTION	QTY.
1	-	Valve body	1
2	-	Tee body	1
3	GA5053510	O-ring, 25 x 2.5mm, Altek	1
4	GA5065830	O-ring, 24.3 x 4.2mm, FPM75	2
5	80376	Plug	1
6	37621	O-ring 18 x 2.5mm, FMP 75	1
7	GA5065695	AS24 Safety Pin	2
8	47825	Safety pin	1
9	80014	C-clip	2
10	80323	Washer	2
11	80004	Disk seal FPM 90	2
12	80414	O-ring 8 x 2mm, FMP 75	2
13	80005	Disk spring locator	2
14	80322	Spring 25mm	1
15	GA5065825	Manifold	1
16	GA5065701	Safety pin AS30	2
17	GA5065835	Plug in hose tail AS30/AS24	1
18	37628	O-ring 18 x 2.5mm, FMP 75	1
19	GA5065640	Female Hose AS24/20	1



## RapidFire & RapidFlow

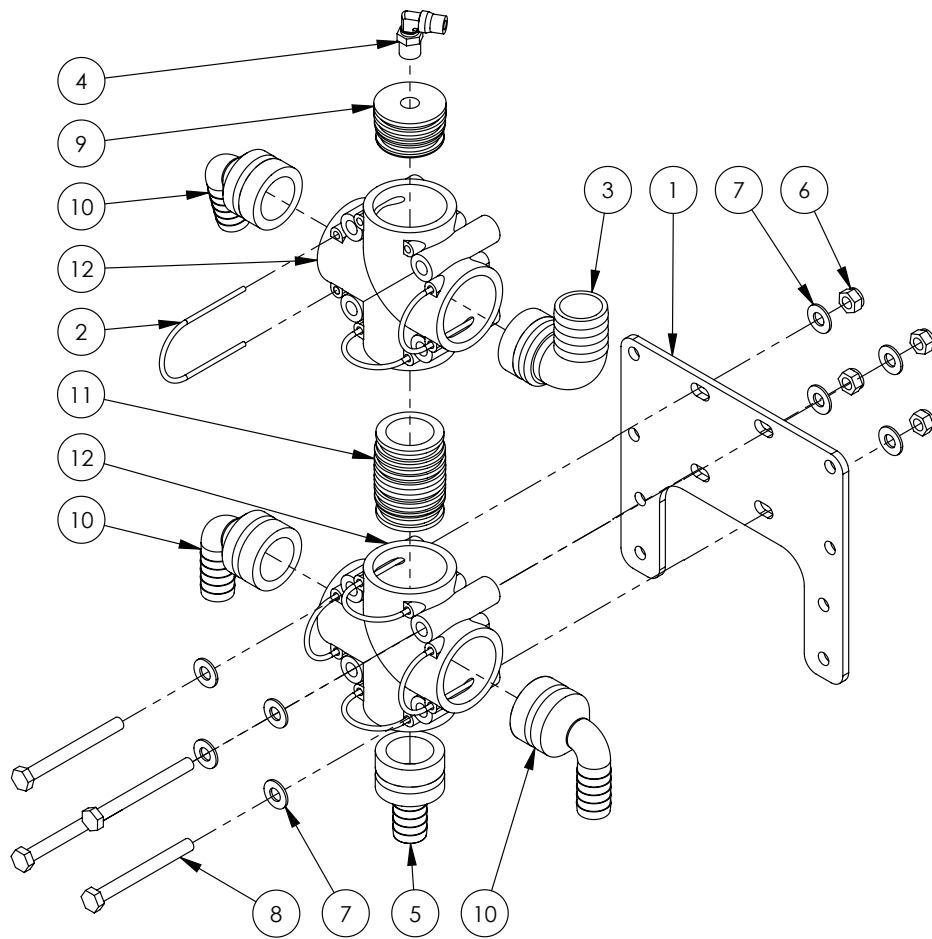


ITEM NO.	PART NUMBER	DESCRIPTION	QTY.
1	GA5068806	Pneumatic Mini Filter Oiler and Regulator	1
2	GA5004437	Washer 6mm Flat SS	6
3	GA5011419	Bolt M6 x 50 SS	4
4	GA5048115	Nut M6 Nyloc ZP	2
5	GA5052690	Elbow Swivel push in 8mm x 1/4" BSP	2
6	GA5067010	Equal Tee push in 8mm	1
7	GA5052695	Straight Adaptor, Push in, 8mm x 1/4" BSP	1
8	*	RapidFire - Pressure Flow Distributer	1
9	*	RapidFire - Fast close Valve	1
10	GA5004382	Tube, Nylon, 8mm, Black	1
11	GA3500211	Hydraulic adaptor, Socket, 1/4" female BSP x 1/4" female BSP	1
12	GA3500218	Hydraulic adaptor, Nipple, 1/4" BSP x 1/4" BSP	1
13	GA5078058	Single Clamp Jaws PP Gr3 14mm	2
14	GA5078068	Single Clamp Top Plate grp 2	1
15	GA5004447	Washer, 6mm, Spring, SS	2
16	*	RapidFire 7 section solenoid box Assembly	2

\* Sub-assembly on following pages



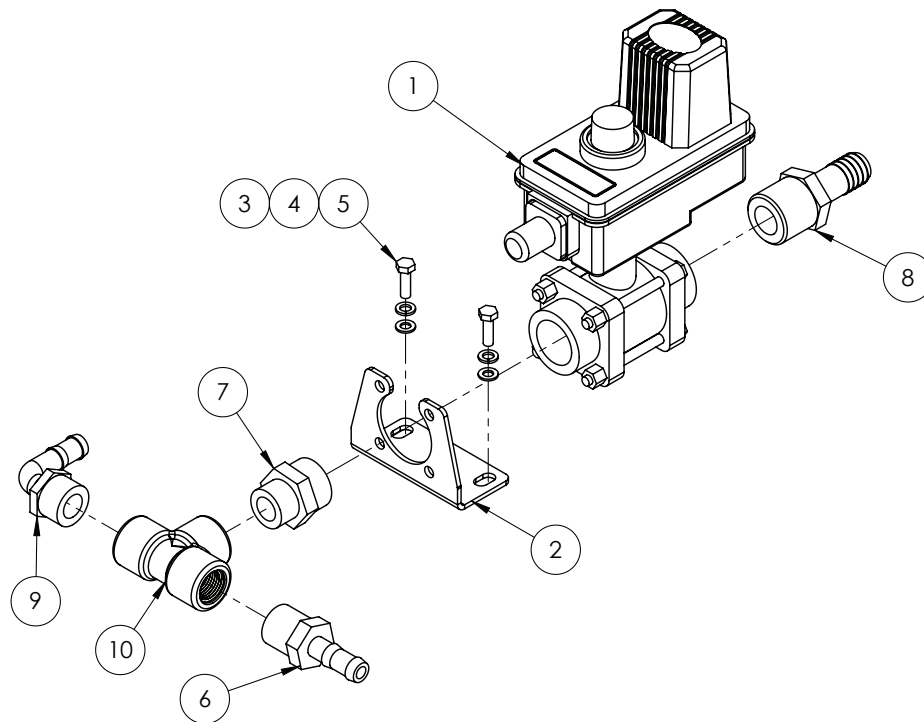
## RapidFire - Pressure Flow Distributor



ITEM NO.	PART NUMBER	DESCRIPTION	QTY.
1	GA4522640	Mount, suit Altek Rear Camera Manifold	1
2	GA5065690	Safety pin, Suit AS40 plumbing fittings, Altek	7
3	GA5065620	Hose barb, Elbow, 90 degree, AS40 x 33mm hose barb, Altek	1
4	GA5016233	Pneumatic fitting, Elbow, 90 degree, 1/4" BSP male x 6mm push type, Metal	1
5	GA5065575	Hose barb, Straight, AS40 male x 20mm hose, Altek	1
6	GA5004917	Nut M8 Nyloc ZP	4
7	GA5003643	Washer 8mm Flat SS HD	8
8	GA5004749	Bolt M8 x 80 ZP GR8.8	4
9	GA4582160	Plumbing adaptor, Plug, AS40 male x G1/4" Female Thread, Altek	1
10	GA5065610	Hose barb, Elbow, 90 degree, AS40 x 20mm hose, Altek	3
11	GA5065735	Plumbing adaptor, AS40 male x AS40 male, Altek	1
12	GA5065565	Plumbing coupling, Cross, AS40 female inlets / outlets, Altek	2
13	GA5065585	Plug in hose tail AS40/33	1
-	GA5004383	Tube, Nylon, 6mm, Black	-



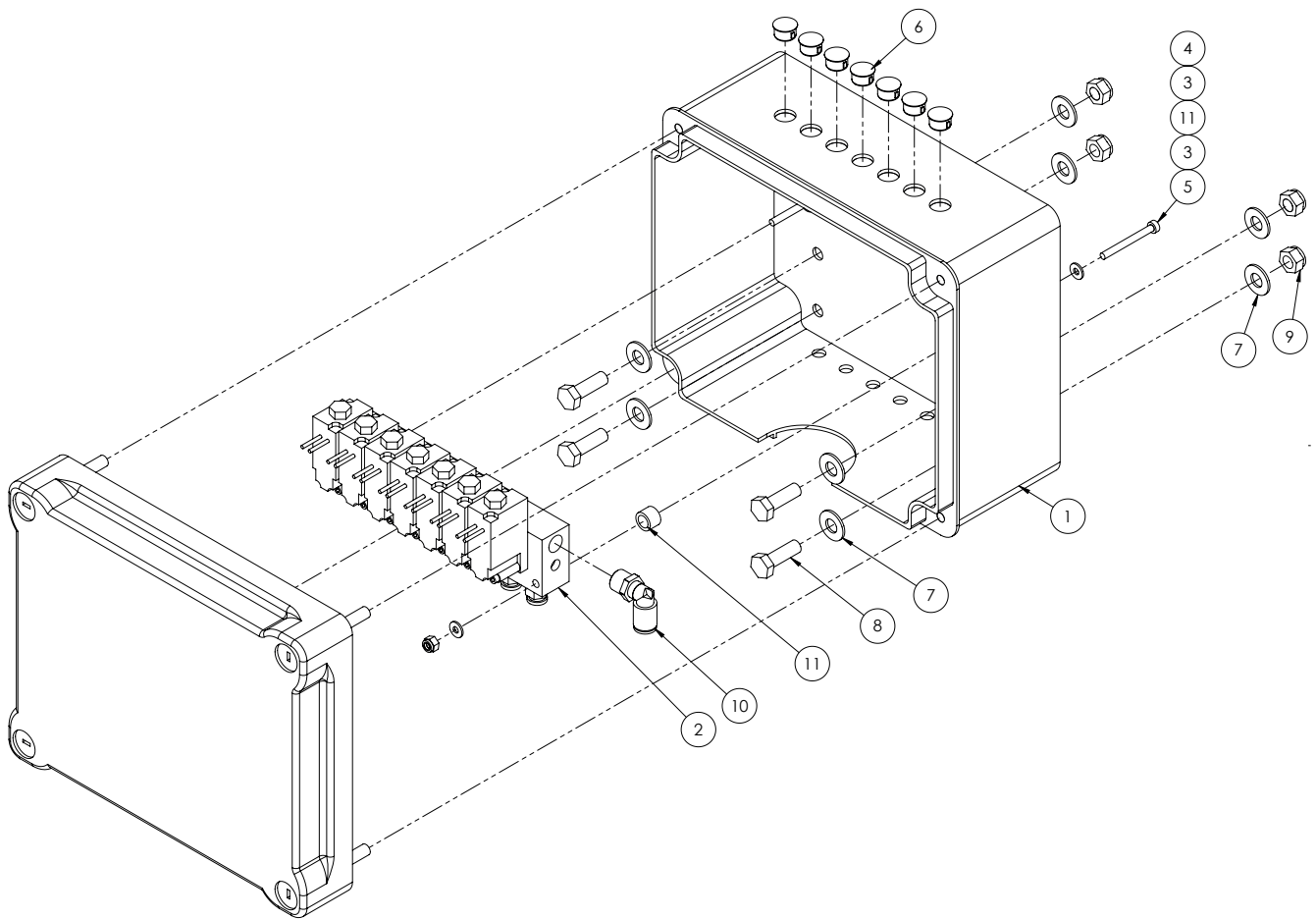
## RapidFire - Fast Close Valve



ITEM NO.	PART NUMBER	DESCRIPTION	QTY.
1	GA5077317	Valve, Ball, Electric shut off, 2 way, 1" female inlet & outlet, Yellow indicator	1
2	GA4524115	Electrical Ball valve mount	1
3	GA5004437	Washer 6mm Flat SS	2
4	GA5004447	Washer 6mm Spring SS	2
5	GA5004065	Bolt M6 x 20 GR8.8 ZP	2
6	GA5077713	Hose barb, Straight, 3/4" male thread x 1/2" hose	1
7	GA5078089	Reducing nipple 1" to 3/4"	1
8	GA5077721	Hose barb, Straight, 1" male thread x 3/4" hose	1
9	GA5077710	Hose barb, Elbow, 90 degree, 3/4" male thread x 1/2" hose	1
10	GA5078149	Tee, Threaded, 1/2" female	1



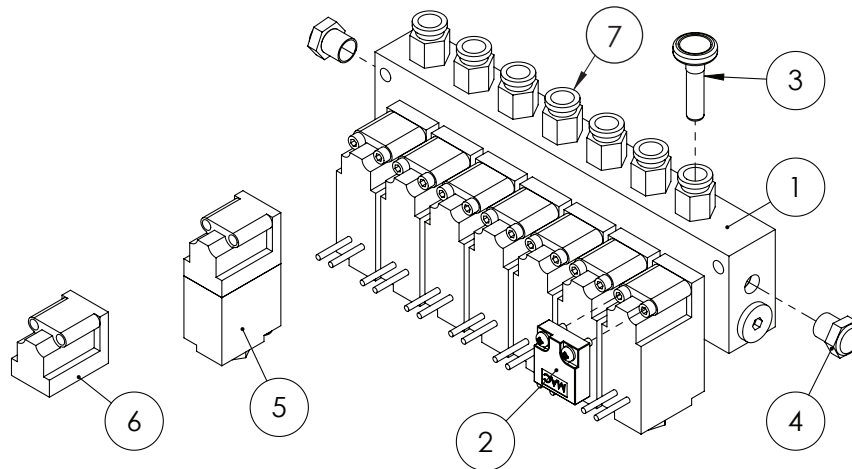
## RapidFire 7 Section Solenoid Box



ITEM NO.	PART NUMBER	DESCRIPTION	QTY.
1	GA5054085	Box plastic electrical, 241 x 194 x 127mm	1
2	GA5068805	Valve, Pneumatic solenoid, 7 section bank, bare wires, 6mm outlets, 8mm inlet	1
3	GA5020510	Washer 4mm Flat SS	4
4	GA5049025	Nut M4 Nyloc SS	2
5	GA5049800	SHCS M4 x 40 ZP GR12.9	2
6	GA5048780	Dome plug 12mm	7
7	GA5003643	Washer 8mm Flat SS HD	8
8	GA5004711	Bolt M8 x 25 ZP GR8.8	4
9	GA5052590	Nut M8 Nyloc SS	4
10	GA5018339	Pneumatic fitting, Elbow, 90 degree, 8mm push type fitting x 1/8' male thread	1
11	GA4572280	Crush tube, 11.8 OD x 8 ID x 8.5mm long	2



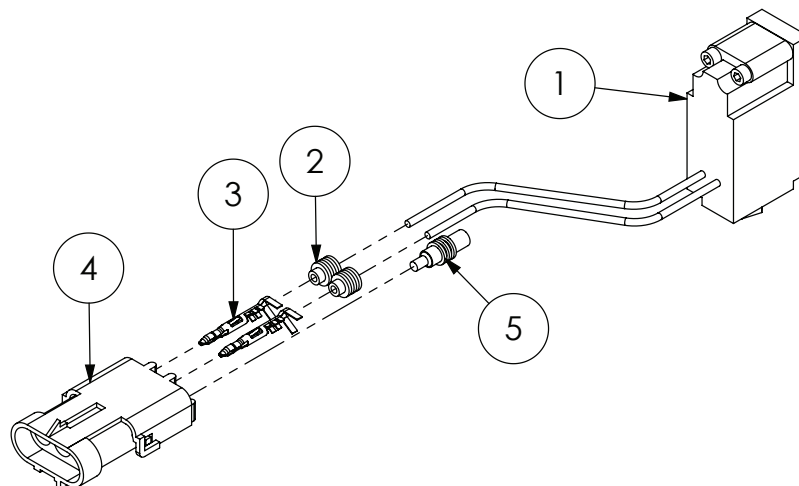
## RapidFire Solenoid Assembly



ITEM NO.	PART NUMBER	DESCRIPTION	QTY.
1	GA5068805	Valve, Pneumatic solenoid, 7 section bank, bare wires, 6mm outlets, 8mm inlet, MAC	1
2	GA5054440	MAC Blanking Plate Manifold	1
3	GA5004405	Plug, Push in, 6mm	1
4	GA5054435	MAC 1/8" BSP Flat Silencer	2
5	GA5054430	Solenoid valve, MAC 3/2 pneumatic, Viton seals, 12V, Bare wires	1
6	GA5054431	Valve, MAC 35A replacement valve only no solenoid, includes bolts and viton seal, blue	1
7	GA5071195	Straight Adaptor Push in 6mm x 1/8" Male thread	7

Note: Quantities vary depending on need.

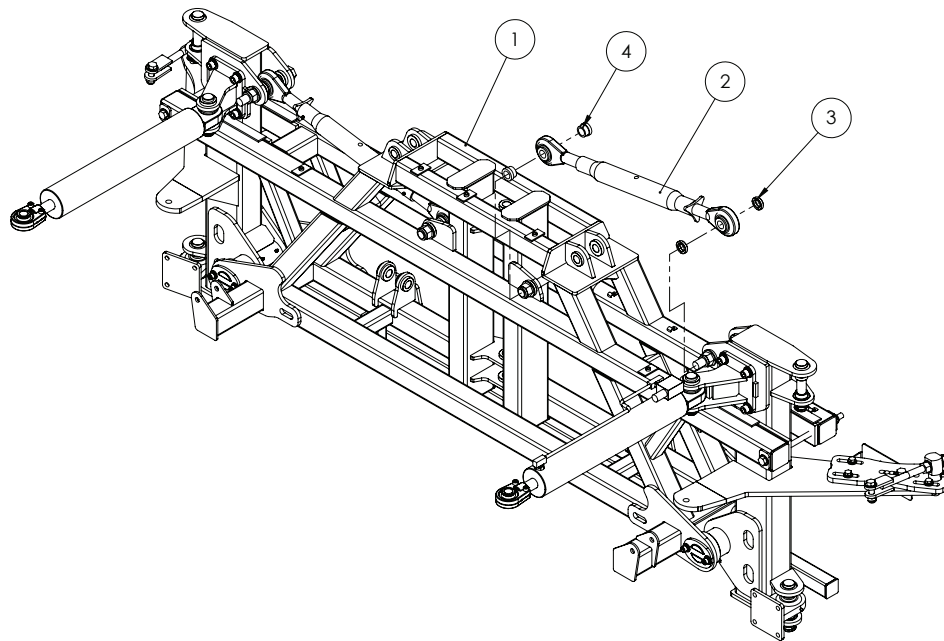
## RapidFire Solenoid Valve



ITEM NO.	PART NUMBER	DESCRIPTION	QTY.
1	GA5054430	Solenoid valve, MAC 3/2 pneumatic, Viton seals, 12V, Bare wires	1
2	GA5014857	Seal, Green, Weather pack connector, Wire from 2.03 - 2.85mm	2
3	GA5016617	Pin, Male, Sealed, Weather pack, Wire 1.0 - 2.0mm	2
4	GA5048550	Connector, Female, 3 Pin, Weather pack	1
5	GA5050245	Seal, Cavity blanking plug, Weather pack connector	1

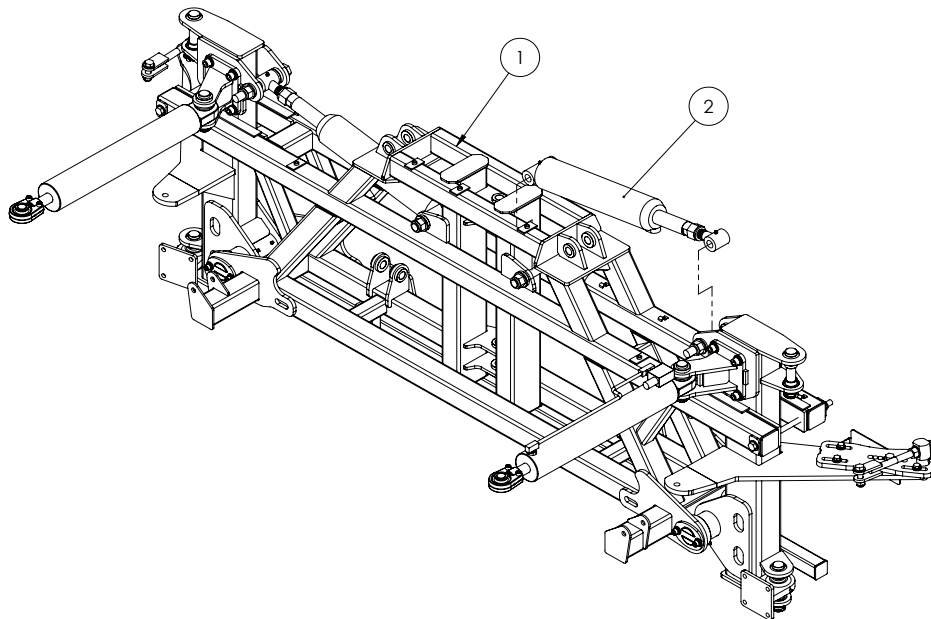


## Centre With Tilt Replacement Links



ITEM NO.	PART NUMBER	DESCRIPTION	QTY.
1	GA4922195	2011 Base Assembly	1
2	GA5075135	Tilt cylinder replacement adjustable top link	2
3	GA4572135	Paralift spacer bush	4
4	DB-ADJ-02MACH	Short centre bushing for removable pivots	4

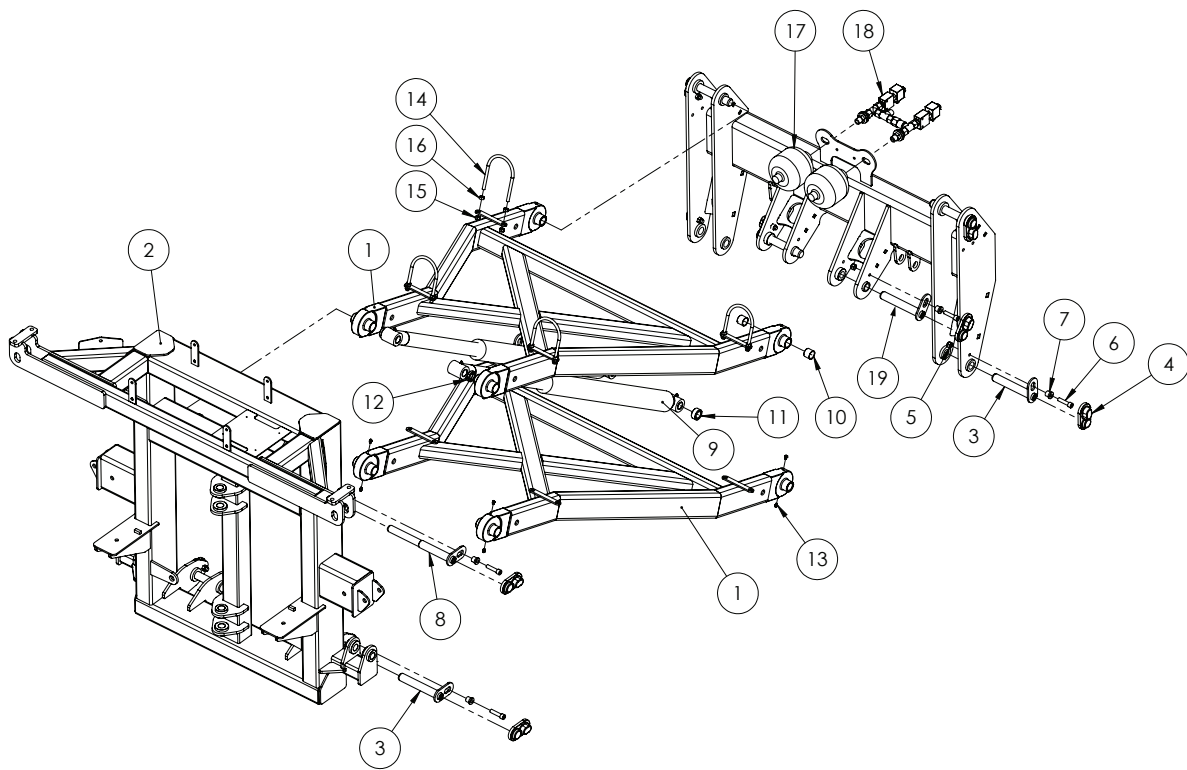
## Centre With Hydraulic Tilt



ITEM NO.	PART NUMBER	DESCRIPTION	QTY.
1	GA4922195	2011 Base Assembly	1
2	GA5065051	Hydraulic Cylinder 3.5"x5" stroke (see hydraulics chapter)	2



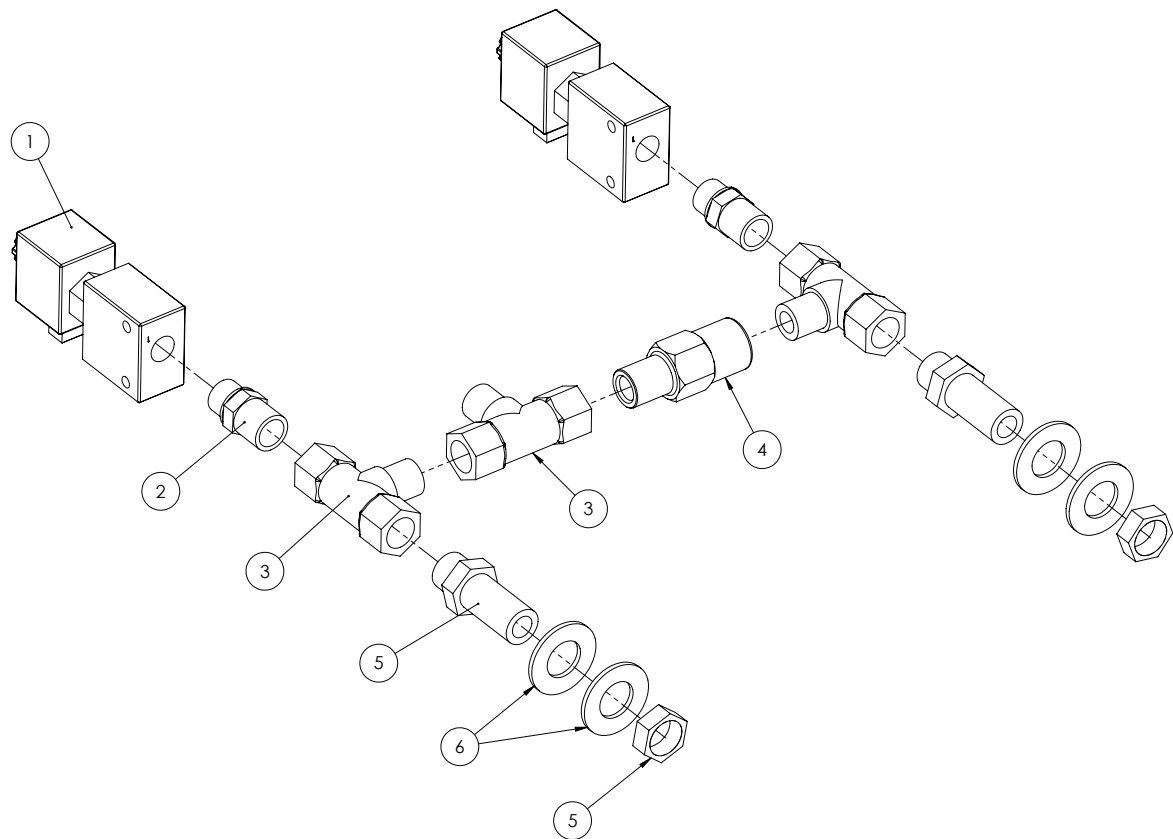
## Paralift & Paralift Arms



ITEM NO.	PART NUMBER	DESCRIPTION	QTY.
1	GA4658750	Paralift Arm SP MY11	2
2	GA4658135	Paralift rear	1
3	GA5066655	Pin paralift chassis arm	8
4	GA5067885	Pin cover - plastic	10
5	GA5012461	M12 Nyloc nut Z/P	10
6	GA5051470	M12x50 unbrako	10
7	MACH0152	12mm Bolt Bush suit para lift pins	10
8	GA5066675	Pin paralift rear ram and arm	2
9	GA5070076	Hydraulic cylinder - 2.5" bore, 2" rod, 26" stroke	2
10	GA5065486	Glacier bush 1 1/8" x 1" long	8
11	GA4562190	machined bush 40 OD 26ID 17.5 long (zincd)	2
12	GA4572135	Paralift spacer bush	2
13	GA5050450	Grease nipple 6mm	12
14	GA5066215-01	U-bolt	4
15	GA5000141	M10 Nyloc Nut	8
16	GA5012459	Nut Hex M10 Z/P	8
17	GA5007787	Accumulator 1.0L Precharge 70 Ba	2
18	-	Hydraulic accumulator manifold	1
19	GA5066645	Pin with retaining plate, 1" x 280 long, Paralift chassis ram	2



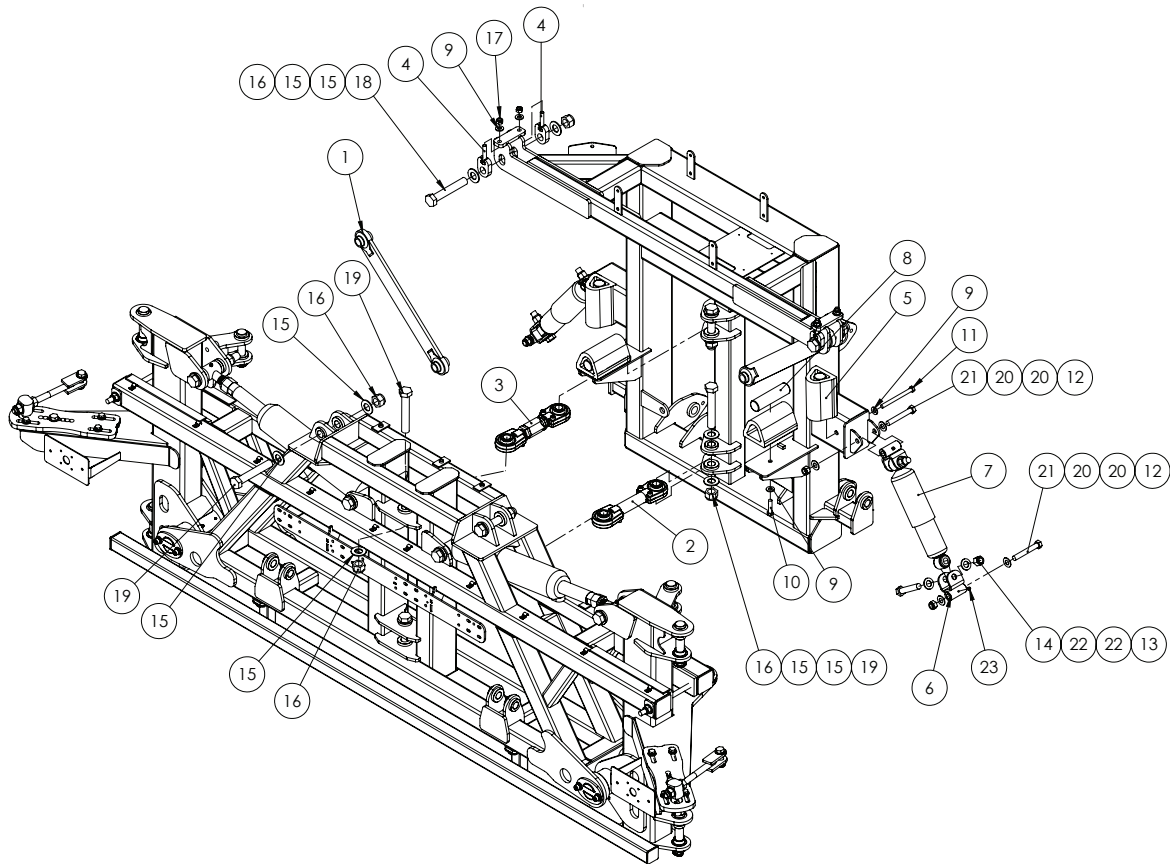
# Accumulator Manifold



ITEM NO.	PART NUMBER	DESCRIPTION	QTY.
1	GA5047730	Valve cartridge hyd sol poppet NC-12V	2
2	S75-0806	1/2 BSPT 3/8 BSPP Hyd Nipple	2
3	S83-080808	TEE 1/2 BSPT M x M F	3
4	GA4572110	Prairie Hyd fitting suit accumulator	1
5	S44-0808	Bulkhead nipple 1/2" BSPP with nut	2
6	GA5002539	3/4 Z/P Comm Flat Washers	4



## Complete Centre & Paralift



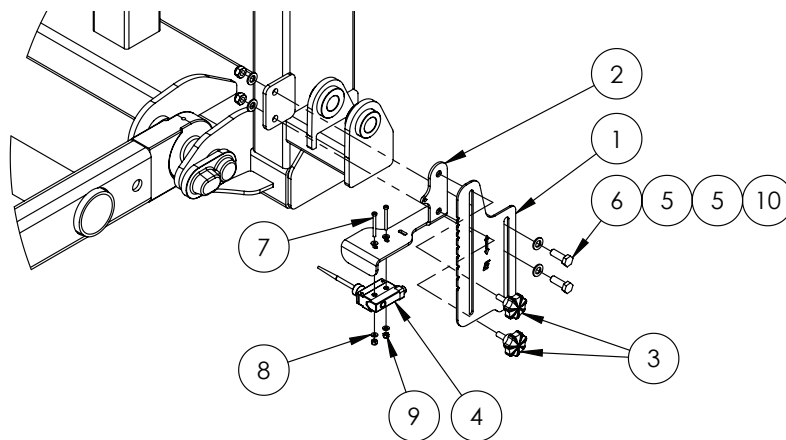
ITEM NO.	PART NUMBER	DESCRIPTION	QTY.
1	GA4656240	Long delta link	2
2	GA5067855	Short delt link	1
3	DELTA-LINKSA	Short Adjustable delta link	1
4	GA4656260	Boom Delta hanger adjuster bolt	4
5	GA5006537	Rubber Bump Stop	4
6	GA4658140	Shocker mount pivot suit 2011 centre	4
7	GA5015139	High control shocker	2
8	GA4572315	Bump stop travel limiter suit Centre section	4
9	GA5000587	M12 WASHER	7
10	GA5011239	M12x50 bolt	1
11	GA5000271	M12x170 bolt	2
12	GA5001029	M16 Nyloc nut	4
13	GA5049490	Bolt 3/4 x 4 UNC HT ZP	4
14	GA5048430	3/4" UNC Nyloc Nut	4
15	GA5017659	Washer 1" Flat HD ZP	15
16	GA5012445	Nut nyloc 1" UNF	8

Continued over page



ITEM NO.	PART NUMBER	DESCRIPTION	QTY.
17	GA5012461	M12 Nyloc nut Z/P	4
18	GA4683145	1" x 6" UNC Bolt cut from 7"	2
19	GA5006043	Bolt 1" x 6" UNF	6
20	GA5001009	Flat washer M16 HD	8
21	GA5011199	Bolt M16 x 110 ZP GR8.8	4
22	GA5001739	M20 Heavy Duty Flat Washer	8
23	GA5012203	Grease Nipple 1/4" UNF Short	4

## Lower Limit Switch - Raven

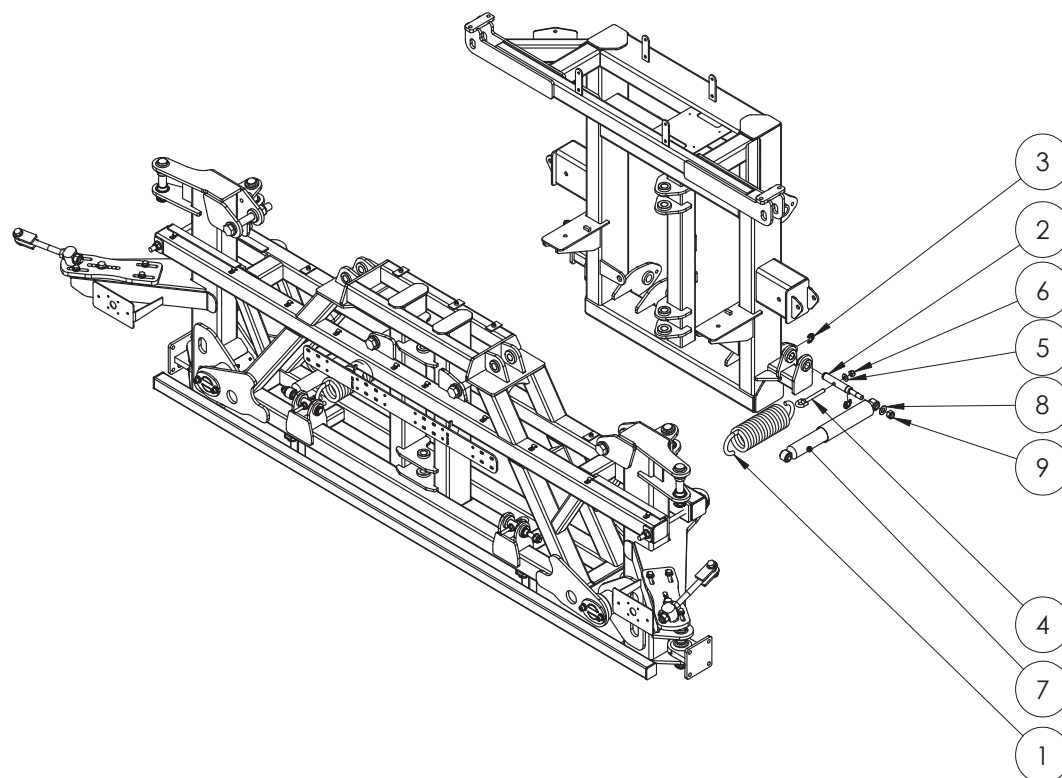


ITEM NO.	PART NUMBER	DESCRIPTION	QTY.
1	GA4523965	EF Evo 2011 Boom Height adjustment bracket	1
2	GA4654161	Paralift switch bracket	1
3	GA5067080	M8 x 20 Plastic Knob Bolt	2
4	GA5012129~	Limit switch, Flexible arm, Micro, IP65, 10 Amp	1
5	GA5000117	Washer 10 mm Flat SS HD	4
6	GA5065455	Bolt M10 x 30 GR8.8 ZP	2
7	GA5049800	SHCS M4 x 40 GR12.9 ZP	2
8	GA5020510	Washer 4mm Flat SS	4
9	GA5049025	Nut M4 Nyloc SS	2
10	GA5000141	Nut M10 Nyloc ZP	2

~ Nuts, bolts & washers come included with GA5012129



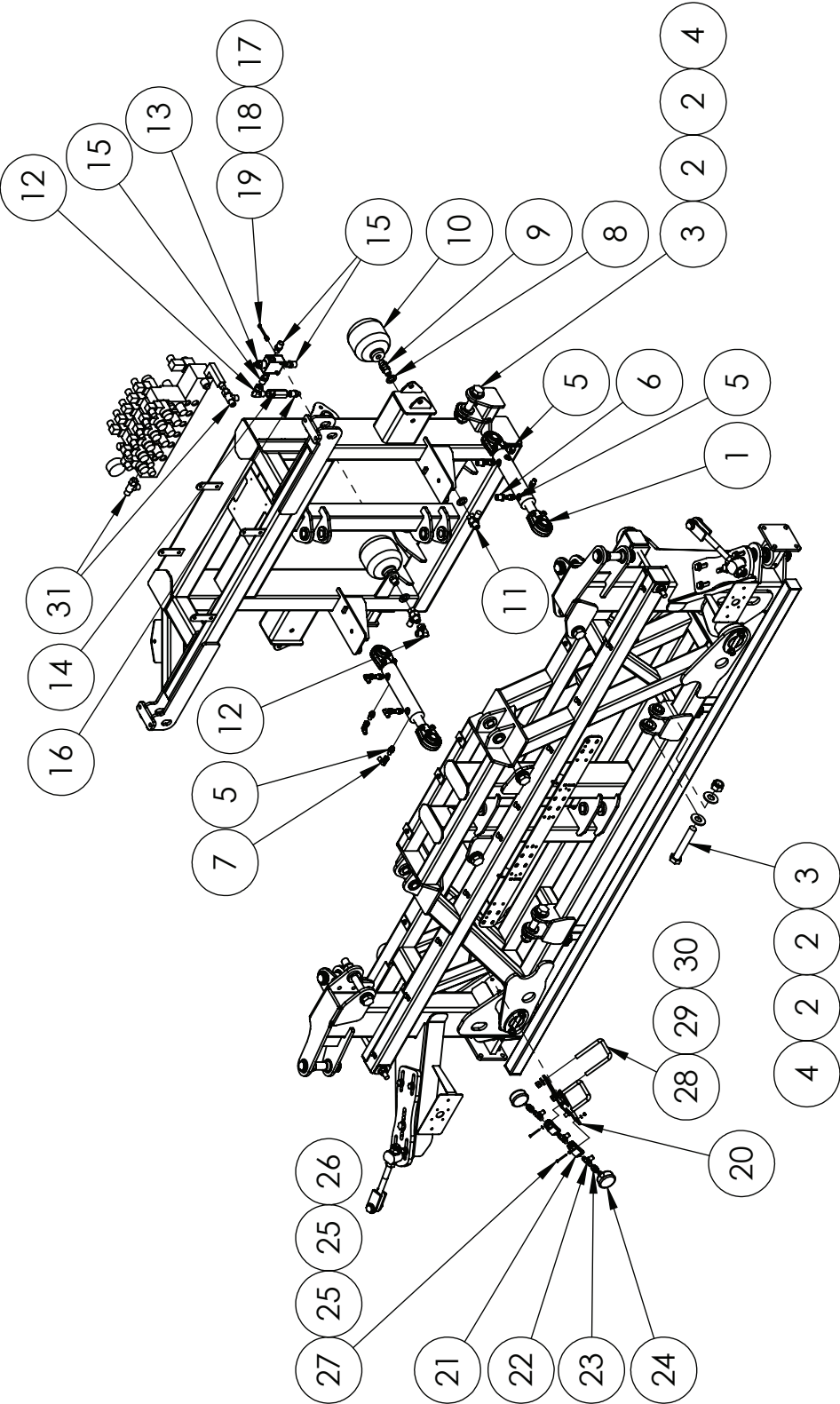
## Spring Yaw Kit



ITEM NO.	PART NUMBER	DESCRIPTION	QTY.
1	GA5075095	Heavy spring suit 201 I center	2
2	GA4572385	Shocker and spring mount pin	4
3	GA5001223	19mm E type circlip	8
4	GA5075150	Eye Bolt 12mm x 100mm Short	4
5	GA5000587	M12 WASHER	4
6	GA5012461	M12 Nyloc nut Z/P	4
7	GA5075115	HD Shock absorber suit 201 I center	2
8	GA5001009	Flat washer M16 HD	4
9	GA5001029	M16 Nyloc nut	4



# Hydraulic Yaw Kit



Continued over page

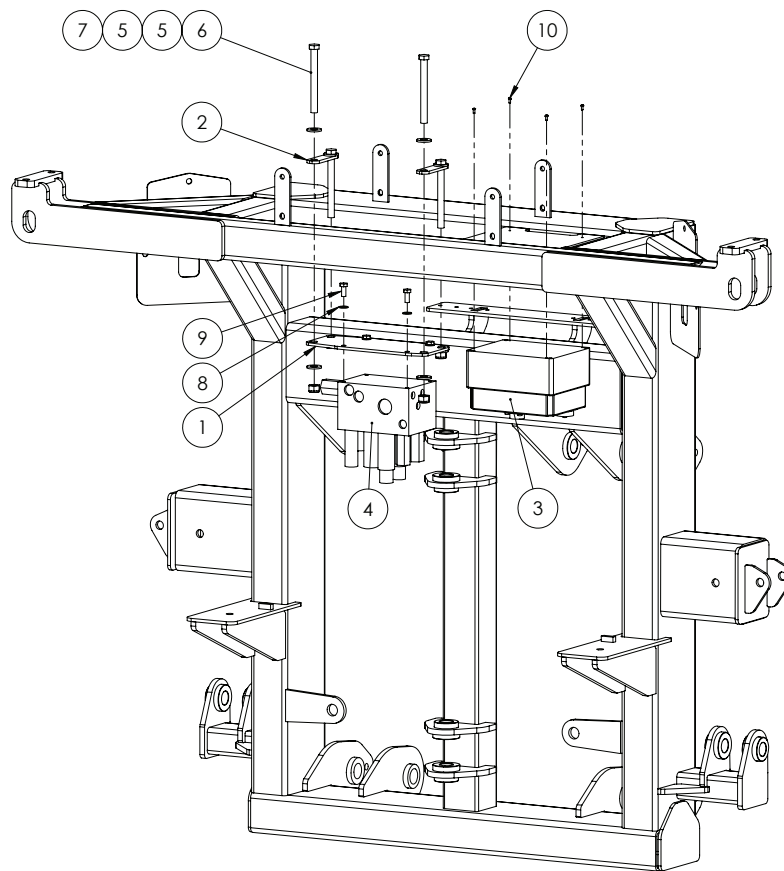


## Hydraulic Yaw Kit

ITEM NO.	PART NUMBER	DESCRIPTION	QTY.
1	GA5060817	Hydraulic yaw cylinder with ball ends (see hydraulic chapter)	2
2	GA5017659	1" HD Washer ZP	8
3	GA5006043	Bolt 1" x 6" UNF	4
4	GA5012445	Nut nyloc 1" UNF	4
5	S93-0409	Nipple 1/4" BSPP x 9/16 UNO-ring	8
6	S24-0804	Reducing bush 1/2 BSPT x 1/4 BSPT	2
7	S82-0404	1/2" Hydraulic Tee	4
8	GA5001739	M20 Heavy Duty Flat Washer	4
9	S44-0808	Bulkhead nipple 1/2" BSPP with nut	2
10	GA5007787	Accumulator 1.0L Precharge 70 Ba	2
11	SI60-080816	Inline test point 1/2" BSP	2
12	S82-0808	1/2" Hydraulic Tee - S83-080808	2
13	GA5047708	Pressure Reducing Valve	1
14	GA5007060	Check Valve (45 LPM) 1/2 BSPP zero bar	1
15	S75-0806	0806 nipple BSPTM BSPPOM	3
16	S27-0804	1/2" BSPT - 1/4" BSPT Straight Hydraulic Nipple	1
17	GA5004437	M6 SS Washer	2
18	GA5004447	M6 Spring washer SS	2
19	GA5011419	M6x50 bolt SS	2
20	GA4523970	Tap Mounting Plate Hydraulic Yaw 2010 bolt on	1
21	RL20-0404	Ball valve 1/4" BSP	2
22	S50-040404	Tee 1/4" BSPT	3
23	S26-0404	1/4" BSPP Socket	2
24	RG01-250	pressure guage 250 BAR	2
25	GA5020510	M4 Washer Heavy duty SS	4
26	GA5049025	Nut M4 Nyloc SS	2
27	GA5049800	M4 x 40 SHCS	2
28	GA5011259	M12 x 76mm x 110mm Square Top U Bolt	2
29	GA5000587	M12 WASHER	4
30	GA5012461	M12 Nyloc nut Z/P	4
31	SI67-080808	TEE 1/2 BSPT M x M F	2



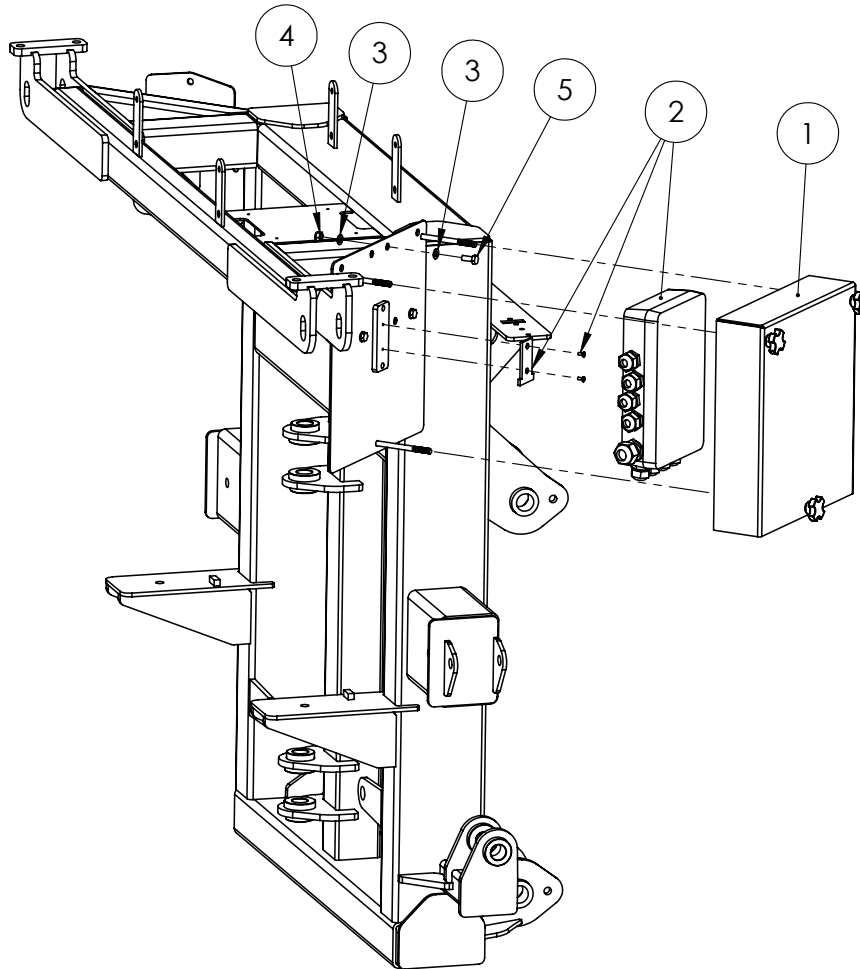
## Ultra Glide Block & Smart Box Mounting



ITEM NO.	PART NUMBER	DESCRIPTION	QTY.
1	GA4523975	Ultra glide mount plate bolt on	1
2	GA4523976	Ultra glide top plate bolt on	2
3	GA4948781	3TS Box	1
4	-	ultra glide block - Part of kit 1170138040	1
5	GA5000587	M12 WASHER	8
6	GA5011199	M12 x 110 GR8.8 ZP Bolt	4
7	GA5012461	M12 Nyloc nut Z/P	4
8	GA5003643	Washer 8mm SS HD	4
9	GA5048485	5-16 whitworth x 3-4" SS set screw	4
10	-	Smart Box mounting screw, comes with box. (equivalent is 4 gauge x 5/16" (8mm))	4



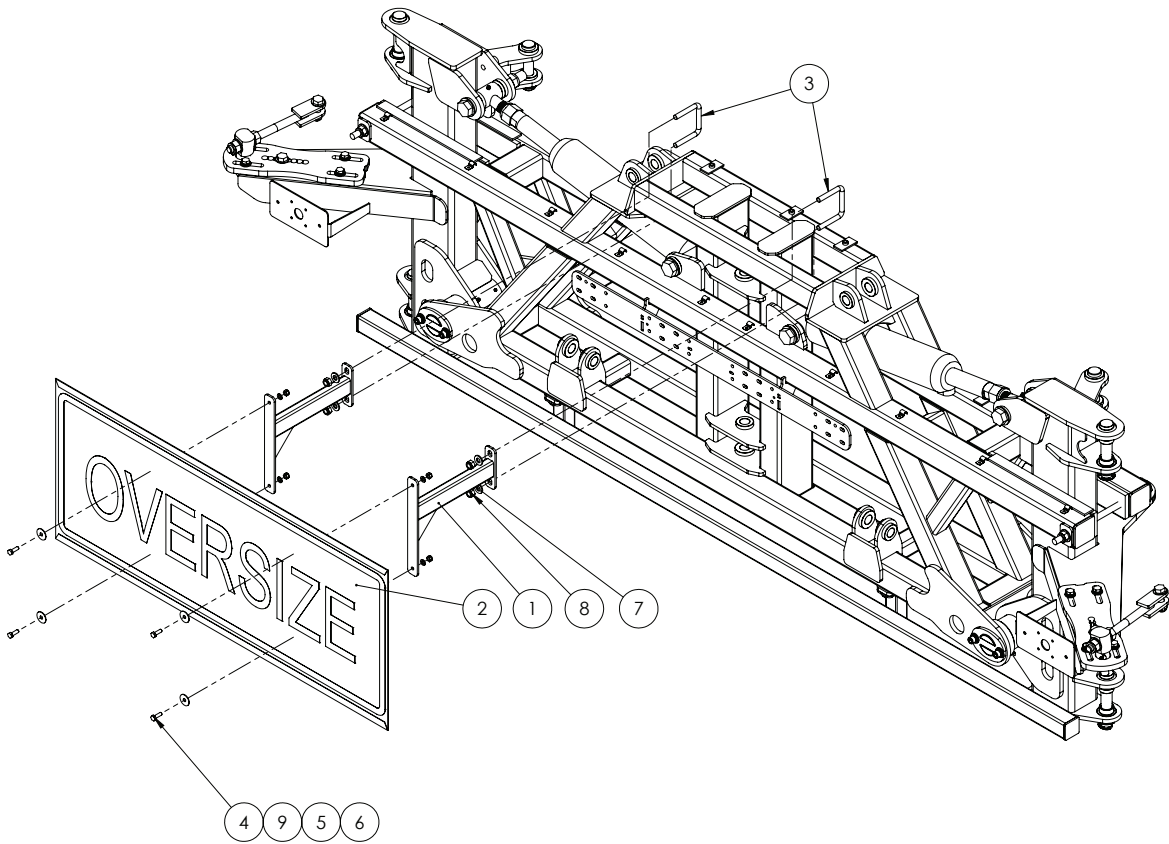
## Job Computer - Para Lift (If GATMC optioned)



ITEM NO.	PART NUMBER	DESCRIPTION	QTY.
1	GA4905120	Job computer box/cover SP2011	1
2	GA5069410	Lykkatronic - Chassis Job Computer	1
3	GA5003643	Washer 8mm SS HD	6
4	GA5052590	Nut M8 Nyloc S/S 316	3
5	GA5004085	M8x20 bolt	3



# Oversize Sign Mount



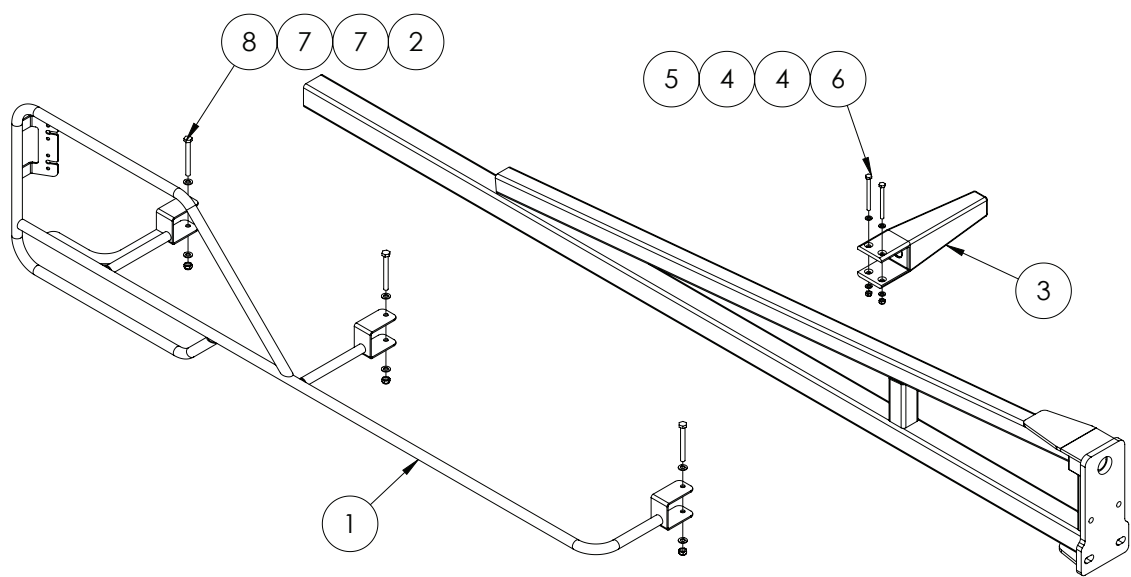
ITEM NO.	PART NUMBER	DESCRIPTION	QTY.
1	GA4658150	Oversize mount bracket suit 2011 centre	2
2	GA5009613	Oversize Sign	1
3	GA5075160	M12 x 76mm x 80mm Square Top U Bolt	2
4	GA5004713	M8x25 Set Screw	4
5	GA5004883	Washer 8mm SS	4
6	GA5052590	Nut M8 Nyloc S/S 316	4
7	GA5000587	M12 WASHER	4
8	GA5012461	M12 Nyloc nut Z/P	4
9	GA5003645	5 -16 x 11-4 Flat washer SS	4



# Chapter 14

## 14-BOOM WING

### Fence Line End Protector - Quick Fit

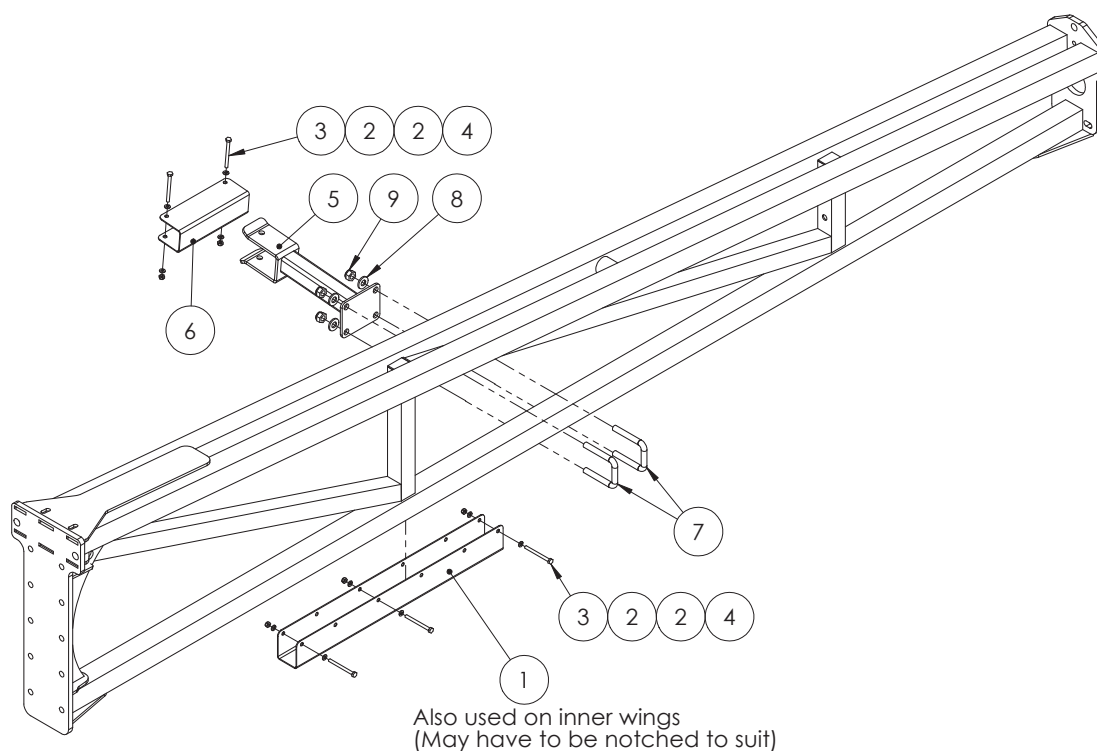


# Quantities shown are per side.

ITEM NO.	PART NUMBER	DESCRIPTION	QTY.
1	GA4656316	Boom End Protector easy fit, Right Hand	1
	GA4656317	Boom End Protector easy fit, Left Hand	
2	GA5004917	Nut M8 Nyloc ZP	3
3	GA5006226	Boom stopper, Rubber, 210mm bumper, Suits 50 x 50mm RHS	1
4	GA5004437	Washer 6mm Flat SS	4
5	GA5048115	Nut M6 Nyloc ZP	2
6	GA5004107	Bolt M6 x 70 ZP GR8.8	2
7	GA5003643	Washer 8mm Flat SS HD	6
8	GA5052600	Bolt M8 x 75 SS	3



## Boom Protector Assembly



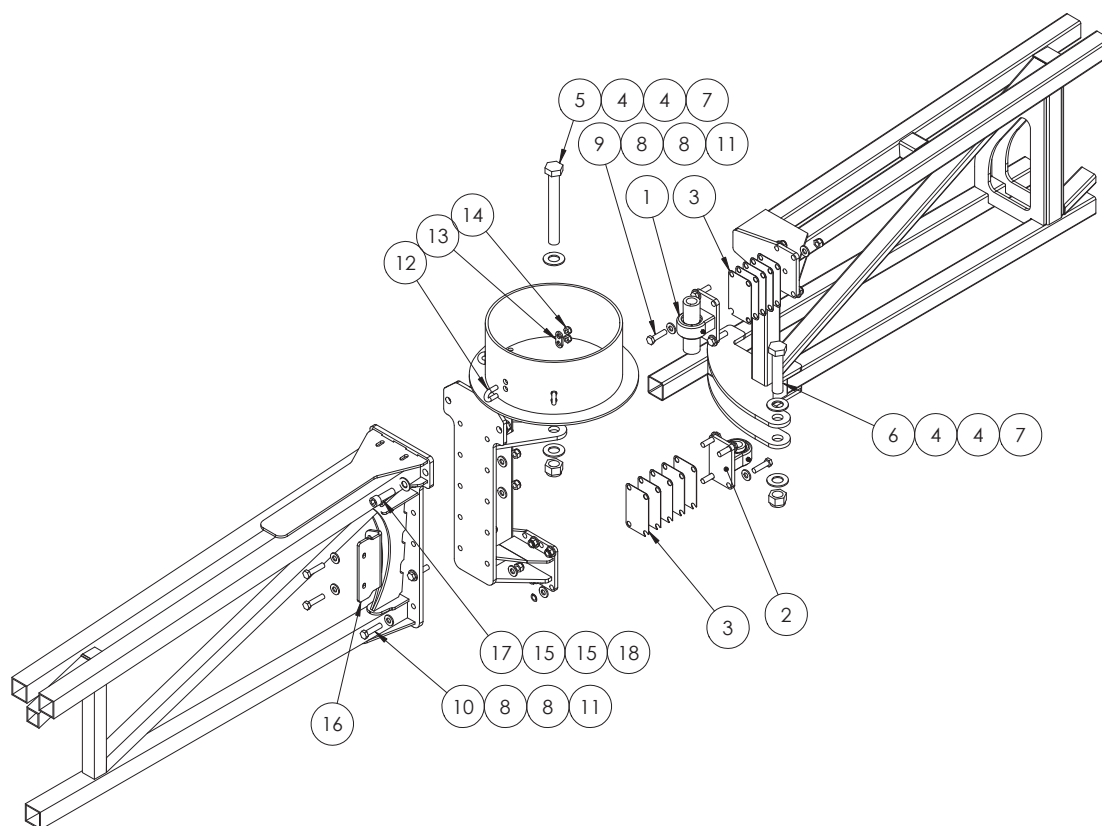
ITEM NO.	PART NUMBER	DESCRIPTION	QTY.
1	F70799A	Al Outer Wing Protector suit 50 x 50 600mm long (2mm S/S)	1
2	GA5004437	M6 SS Washer	10
3	GA5004103	M6 x 70mm bolt	5
4	GA5048115	Nut nyloc M6	5
5	GA4656277	Boom Fold TriTech Long Support Bracket	1
	GA4656278	Boom Fold TriTech Support Bracket - Suit offset cable drum	1
6	F70294A	Boom wing protector Suit 50 x 50 200mm long	1
7	GA5011251	M12 x 52mm x 80mm Square Top U Bolt	2
8	GA5000587	M12 WASHER	4
9	GA5012461	M12 Nyloc nut Z/P	4

## Cable Drum

Part No	Description	Qty
GA4656180	Right Cable Drum	1
GA4656185	Left Cable Drum	1
GA4656210	Bi-Fold Right Cable Drum	1
GA4656215	Bi-Fold Left Cable Drum	1
GA4656181	Right Offset Cable Drum	1
GA4656186	Left Offset Cable Drum	1
GA4656211	Bi-Fold Right Offset Drum	1
GA4656216	Bi-Fold Left Offset Drum	1



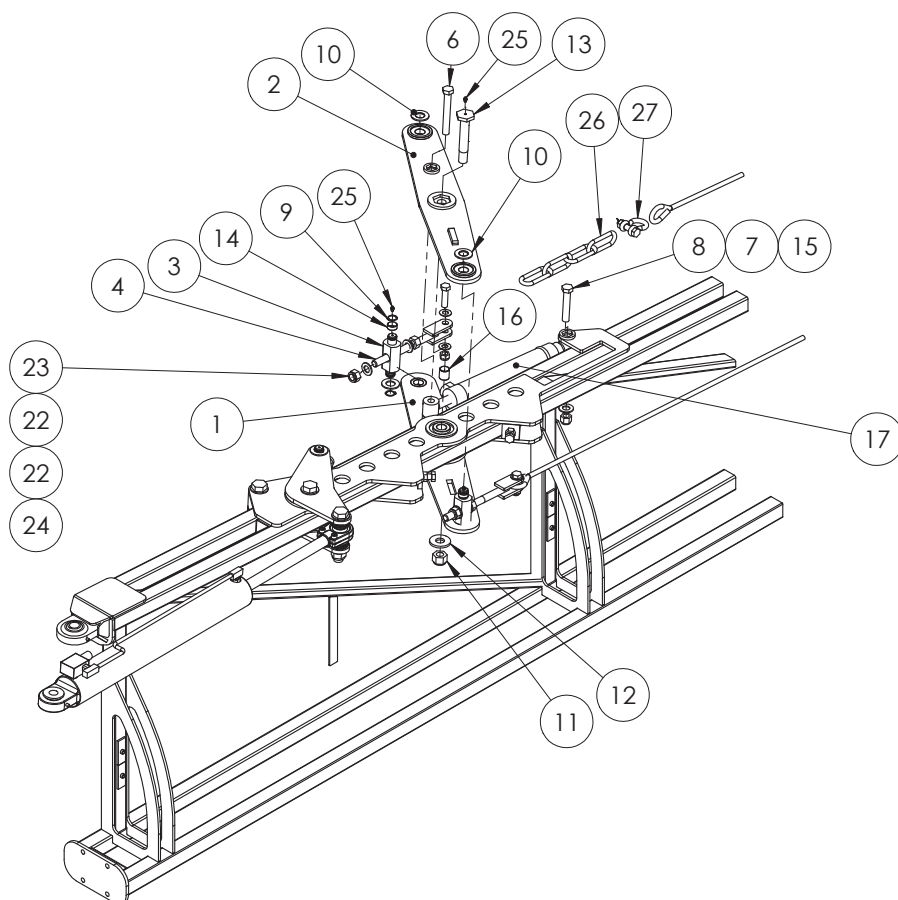
## Cable Drum



ITEM NO.	PART NUMBER	DESCRIPTION	QTY.
1	GA4932342	Upper bearing pivot kit suit Trittech drum hinge	1
2	GA4912030	Lower removable pivot assembly	1
3	DB-ADJ-16LAS	Shim plate for removable pivot assembly	10
4	GA5017659	Washer 1" Flat HD ZP	4
5	GA5006151	Bolt 1" x 8" ZP 8.8	1
6	GA5006039	1" x 4.5" UNF Bolt	1
7	GA5012445	Nut nyloc 1" UNF	2
8	GA5000587	M12 WASHER	36
9	GA5000327	Set Screw M12 x 45 ZP GR8.8	8
10	GA5011239	M12x50 bolt	10
11	GA5012461	M12 Nyloc nut Z/P	18
12	GA5018247	U Bolt M10 x 30 x 14mm top	3
13	F70266A	Cable u-bolt clamp	3
14	GA5000141	M10 Nyloc Nut	6
15	GA5001009	Flat washer M16 HD	4
16	GA4522725	Boom hose holder plate outer	1
17	GA5000935	M16x50 unbrako	2
18	GA5001029	M16 Nyloc nut	2



## Bi-Fold



ITEM NO.	PART NUMBER	DESCRIPTION	QTY.
1	GA4656295	Boom Bi-fold Bottom Bracket	1
2	GA4656290	Boom Bi-fold Top Bracket	1
3	24mk4DB006MACH	Fold ram adjuster nut mounting	2
4	GA5020320	Cable Adjuster 20mm Threaded	2
5	GA5000931	M16x50 bolt	2
6	GA5002487	3/4" x 5 1/2" Bolt	1
7	GA5002539	3/4 Z/P Comm Flat Washers	2
8	GA5049490	3/4" UNF x4" Bolt	1
9	GA5008519	Circlip external 25mm	4
10	GA5017659	Washer 1" Flat HD ZP	4
11	GA5012469	Nut M24 Nyloc ZP	1
12	2SF-003LAS	2nd Stage Fold - Pivot Washer	1
13	2SF-007MACH	2nd Stage Fold - Pivot Pin	1
14	GA5009463	Glacier Bush 25 IDx15 long	4
15	GA5048430	3/4" UNF Nyloc nut	2
16	GA5009467	Glacier Bush 25 IDx30 long	2
17	GA5021010	Hypower ram suit Bi fold 254mm stroke	1
18	GA5012385	Nut ZP M16	2

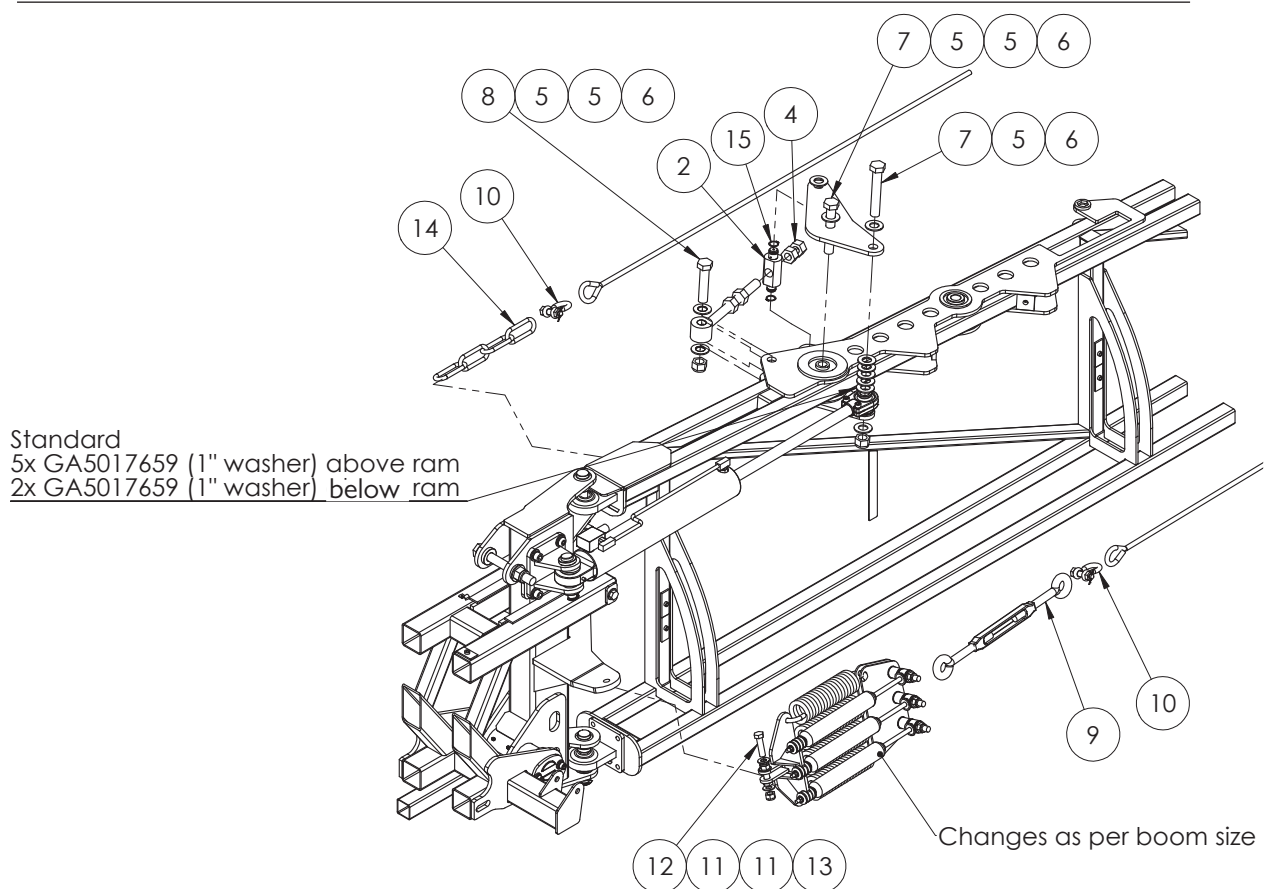
Continued over page



## Bi-Fold

ITEM NO.	PART NUMBER	DESCRIPTION	QTY.
19	GA5001009	Flat washer M16 HD	4
20	GA5000939	M16x60 bolt	2
21	GA5001029	M16 Nyloc nut	2
22	GA5001739	M20 Heavy Duty Flat Washer	4
23	GA5048125	M20 Nyloc nut	2
24	GA5001709	Nut M20 Coarse Zinc	2
25	GA5012203	Grease Nipple 1/4" UNF Short	7
26	GA5065020	Chain link 11mm	4
27	GA5000669	13mm Bow Shackle	1

## Boom Fold Adjuster



ITEM NO.	PART NUMBER	DESCRIPTION	QTY.
1	24mk4DB005LAS	Fold ram adjuster plate	2
2	24mk4DB006MACH	Fold ram adjuster nut mounting	1
3	FAB0201	Fold ram adjusting bolt	1
4	GA5010991	Nut 1" x 12 TPI ZP UNF	4
5	GA5017659	Washer 1" Flat HD ZP	15
6	GA5012445	Nut nyloc 1" UNF	3
7	GA5006043	Bolt 1" x 6" UNF	2
8	GA5006039	1" x 4.5" UNF Bolt	1

Continued over page



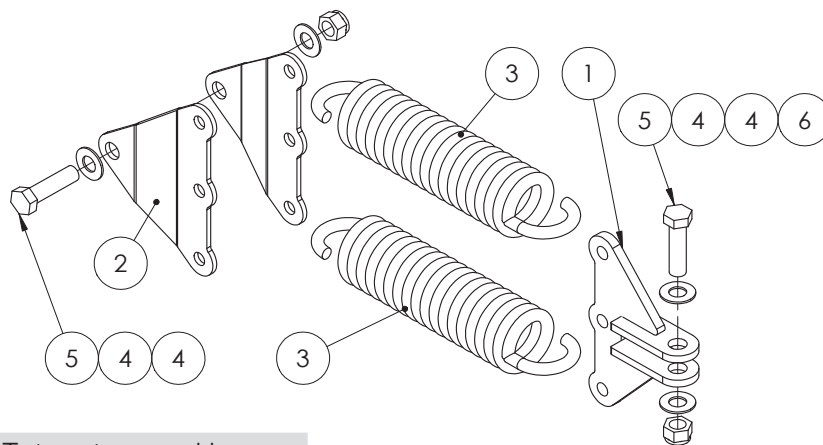
## Boom Fold Adjuster

ITEM NO.	PART NUMBER	DESCRIPTION	QTY.
9	GA5017061	Turnbuckle hook & eye M8 SS	1
10	GA5000669	13mm Bow Shackle	2
11	GA5001009	Flat washer M16 HD	2
12	GA5000939	M16x60 bolt	1
13	GA5001029	M16 Nyloc nut	1
14	GA5065020	Chain link 11mm	4
15	GA5008519	Circlip external 25mm	2

## Boom Cables

ITEM NO.	PART NUMBER	DESCRIPTION	QTY.
	GA5000073	Cable - Cut Length: 15360mm - Suit 36m Inner Wing	2
	GA5000215	Cable End Eyelet	4
	GA5005391	Cable Ferrule	4

## Boom Cable Springs - 24m

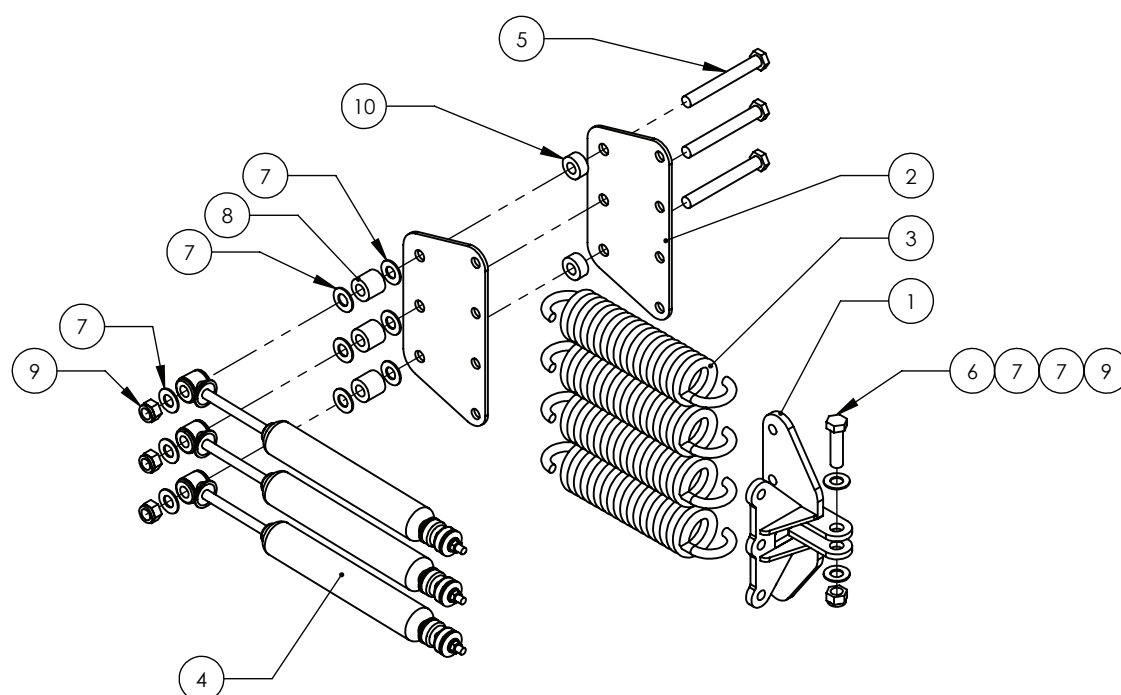


GA4903057 Twin spring assembly

ITEM NO.	PART NUMBER	DESCRIPTION	QTY.
1	GA4656230	Mount, Boom cable spring, Suit 24 - 33 meter TriTech boom	1
2	F70057A	3 spring mounting plate suit delta boom	2
3	GA5010793	Spring, tension, 70 OD x 329 long x 12mm, large	2
4	GA5001043	Washer 16mm Flat SS HD	4
5	GA5000941	Bolt M16 x 60 ZP GR8.8	2
6	GA5001029	Nut M16 Nyloc ZP	2



## Boom Cable Springs - Suit 30-36m

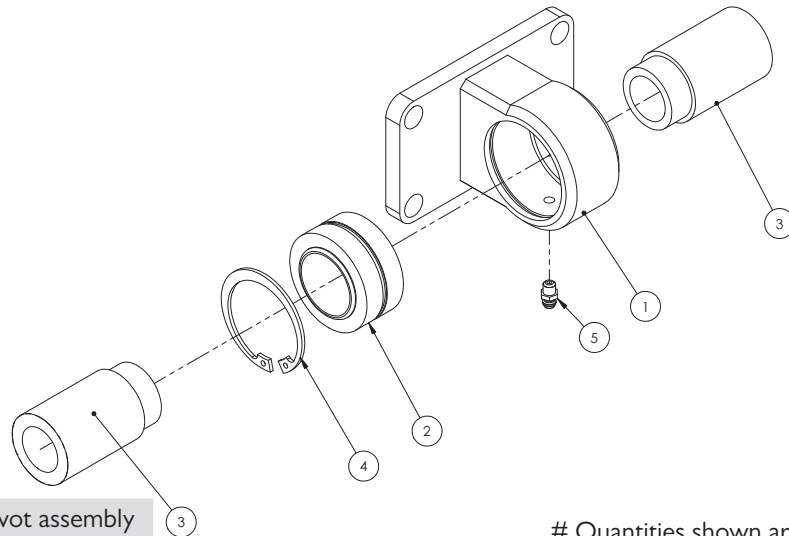


GA4903071 30-36 cable damper assembly

ITEM NO.	PART NUMBER	DESCRIPTION	QTY.
1	GA4656235	33-36m Cable Spring Shocker Mount Sub assem	1
2	F70411A	Cable Spring-Shocker Mount Component	2
3	GA5010793	Heavy Spring	4
4	GA5015899	Steering Damper SC2914	3
5	GA5000861	M16x130 bolt	3
6	GA5000939	M16x60 bolt	1
7	GA5001009	Flat washer M16 HD	11
8	GA4582335	Spacer Cable Shocker - long	3
9	GA5001029	M16 Nyloc nut	4
10	GA4582330	Spacer Cable Shocker - long	2



## Upper Pivot Assembly

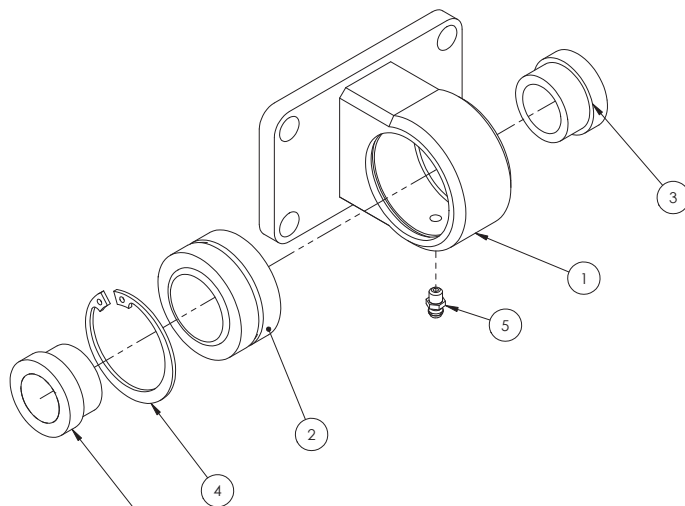


GA4932342 Upper pivot assembly

# Quantities shown are per side.

ITEM NO.	PART NUMBER	DESCRIPTION	QTY.
1	GA4656190	Boom hinge bearing Mount 24+	1
2	GA5015659	Bearing, Spherical bush, 34.925 ID x 55.663 OD x 30.150mm thick, GEZ34ES2RS	1
3	DB-ADJ-13	Bush, Stepped, 25.5 ID x 40 OD x 69.75mm long	2
4	GA5010573	Circlip, Internal, 55mm bore	1
5	GA5012203	Grease nipple, Short, 1/4" UNF	1

## Lower Pivot Assembly



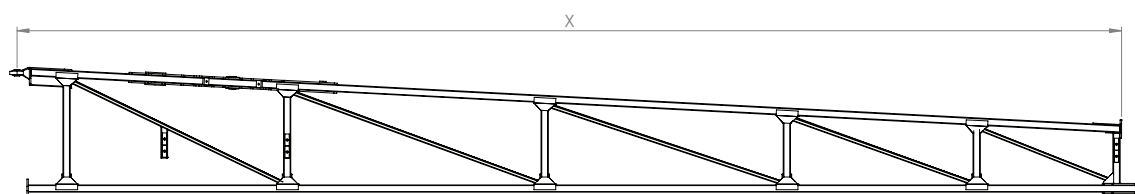
GA4932343 Lower pivot assembly

# Quantities shown are per side.

ITEM NO.	PART NUMBER	DESCRIPTION	QTY.
1	GA4656190	Boom hinge bearing Mount 24+	1
2	GA5015659	Bearing, Spherical bush, 34.925 ID x 55.663 OD x 30.150mm thick, GEZ34ES2RS	1
3	DB-ADJ-02	Bush, Short, 40 OD x 25.5 ID x 23.75mm long	2
4	GA5010573	Circlip, Internal, 55mm bore	1
5	GA5012203	Grease nipple, Short, 1/4" UNF	1



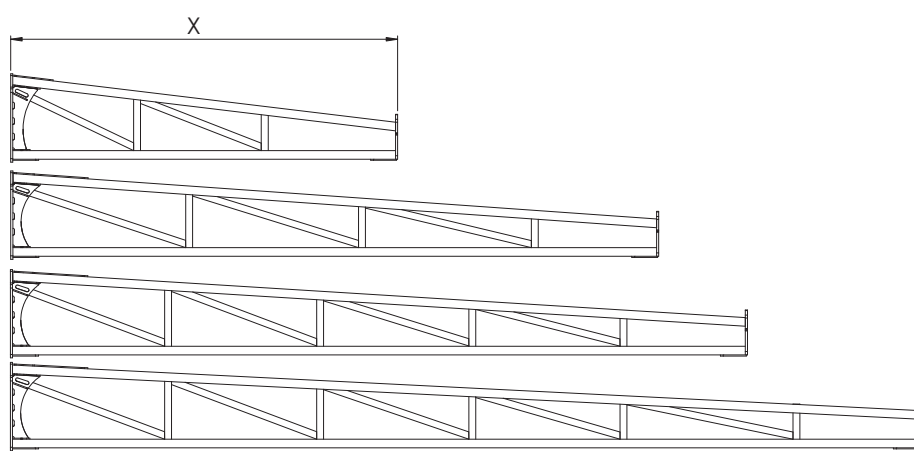
## Steel Inner Wings



Part Number	Description
GA4656820	36M Boom inner Bi-Fold RH - 7606mm
GA4656825	36M Boom inner Bi-Fold LH - 7606mm

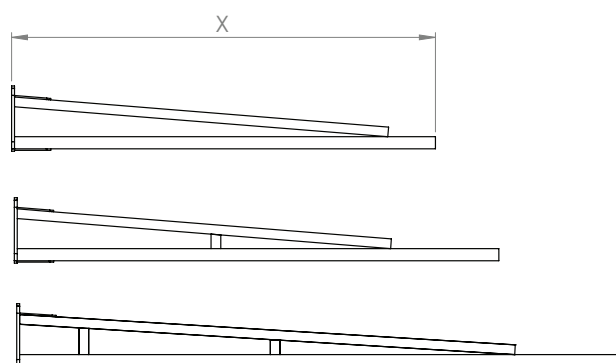
Note: Steel inner wings are unique to the Crop Cruiser and won't fit other sprayers.

## Aluminium Outer Wings



Part Number	Description
GA4658965	24m Outer boom section (1000mm Long)
GA4656051	30m Outer boom section (3749mm Long)
GA4656066	33m Outer boom section (5265mm Long)
GA4656076	36m Outer boom section (6805mm Long)

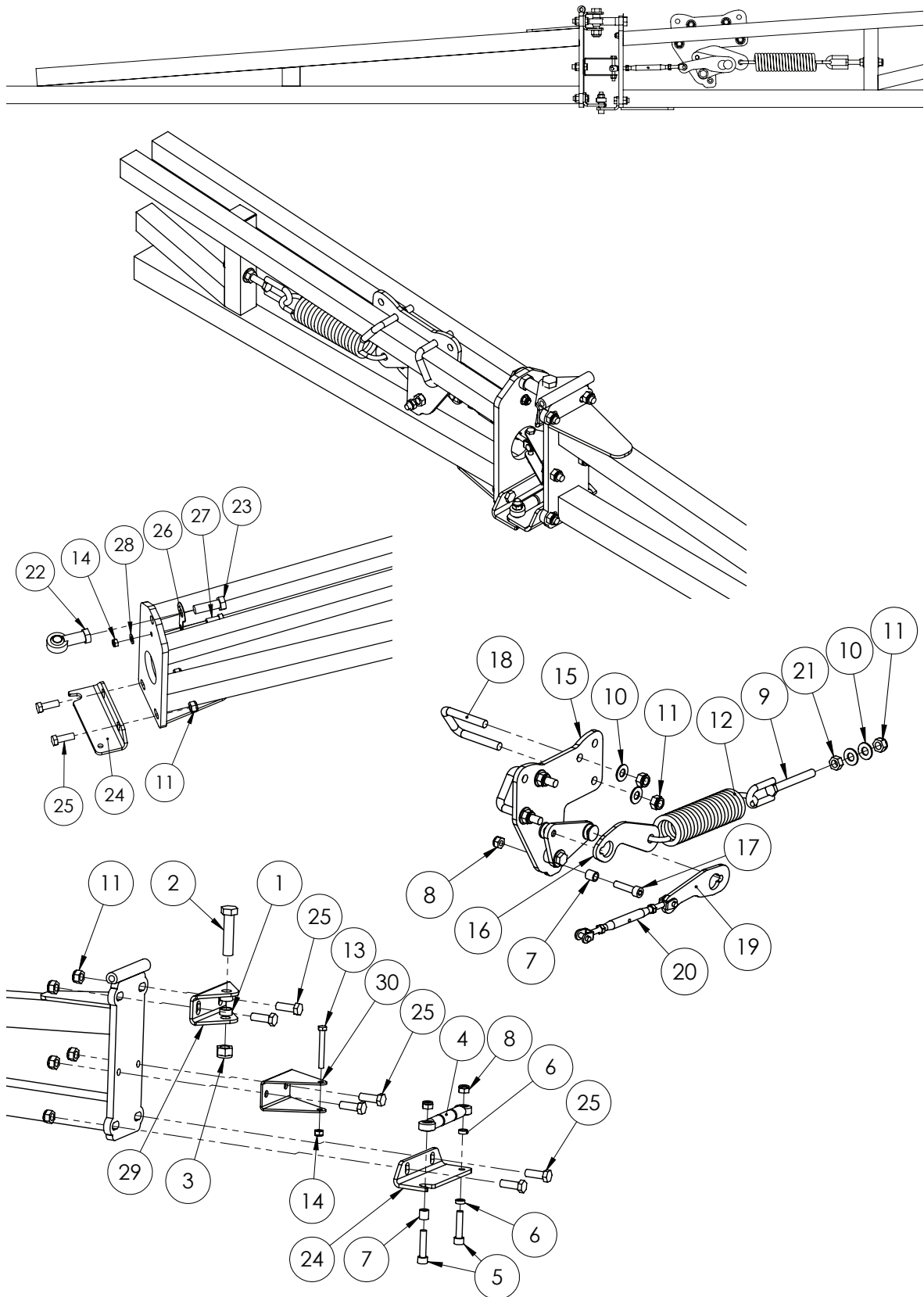
## Aluminium Break Away Tip



Part Number	Description
GA4656122	Boom breakaway end - 1.75m
GA4656120	Boom breakaway end - 2m
GA4656121	Boom breakaway end - 2.5m



## Three Dimensional Breakaway



Continued over page



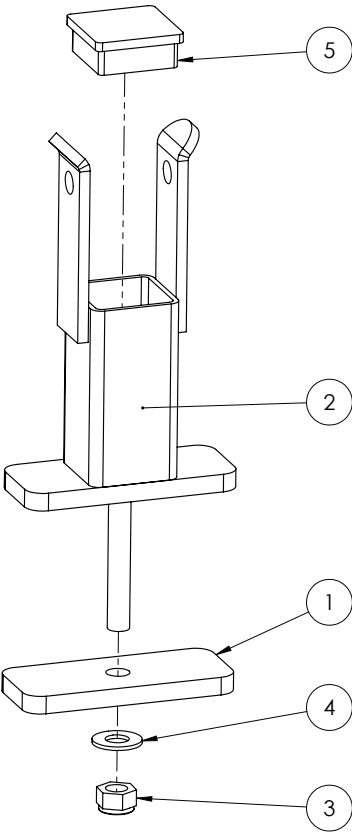
## Three Dimensional Breakaway

ITEM	PART NO	DESCRIPTION	QTY
1	GA4552070	crush tube 16.2x20.5x9.5	2
2	GA5000949	M16x70 bolt	1
3	GA5001029	M16 Nyloc nut	1
4	GA4902060-3	Rodend subassembly	1
5	M10x45 SHCS	GA5066985	2
6	GA4552080	crush tube 10.2x15x5	2
7	GA4552075	crush tube 10.2x15x15	2
8	GA5000141	M10 Nyloc Nut	3
9	GA5008545	Eye bolt	1
10	GA5000587	Washer HD ZP 12mm	6
11	GA5012461	M12 Nyloc nut Z/P	13
12	GA5016605	Spring 180x51.5x8 (JS507)	1
13	GA5011489	M8x60 bolt	1
14	GA5004917	M8 Nyloc Nut	2
15	GA4656115	Boom breakaway locking mechanism	1
16	GA4532565	Breakaway MK3 Spring Plate	1
17	GA5006141	M10x40 Unbrako	1
18	GA5011251	M12 x 52mm x 80mm Square Top U Bolt	2
19	GA4532590	Breakaway MK3 turnbuckle plate	1
20	GA5066930	Turnbuckle Jaw & Jaw M8 SS	1
21	GA5000559	Nut ZP M12	1
22	GA5014469	Rod end female 16mm	1
23	GA5000931	M16x50 bolt	1
24	GA4502105	bracket lower suit breakaway hinge	2
25	GA5000311	M12x35 Bolt	8
26	GA4522485	Breakaway Rose end lock plate	1
27	GA5004717	M8x30 SHCS	1
28	GA5004883	Washer 8mm HD	1
29	GA4502095	bracket upper breakaway hinge	1
30	GA4502100	bracket middle breakaway hinge	1



# Flip Over End Saddle

---

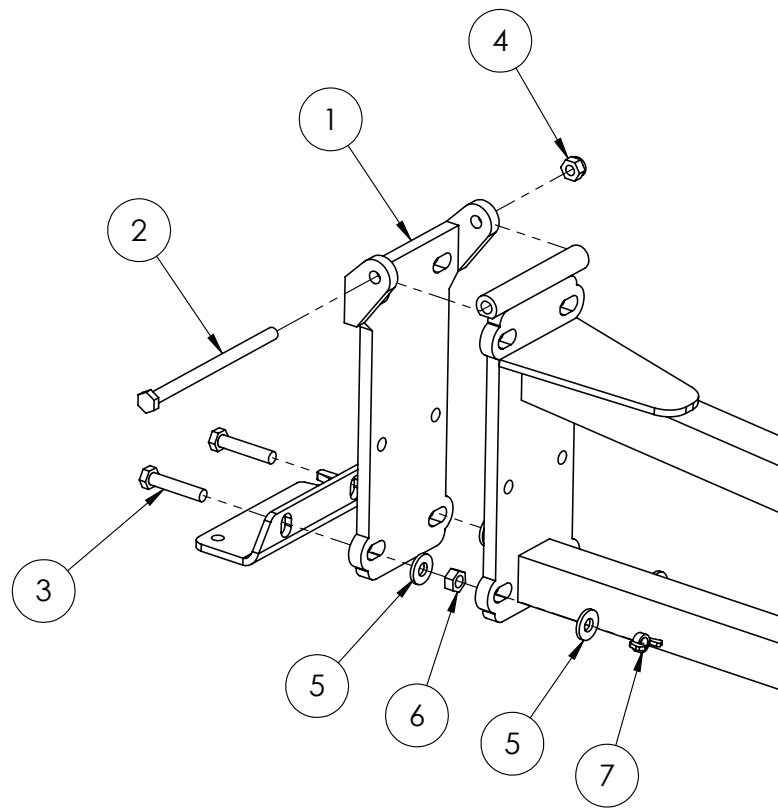


ITEM	PART NO	DESCRIPTION	QTY
1	FOE-005	Mounting Plate	1
2	GA4674290	RHS - 50x50x3 cut 100 SC	1
3	GA5012461	M12 Nyloc nut Z/P	1
4	GA5000587	Washer HD ZP 12mm	1
5	GA5003783	50x50mm 0.8-2.5 Insert Cap	1



## Flip Over End

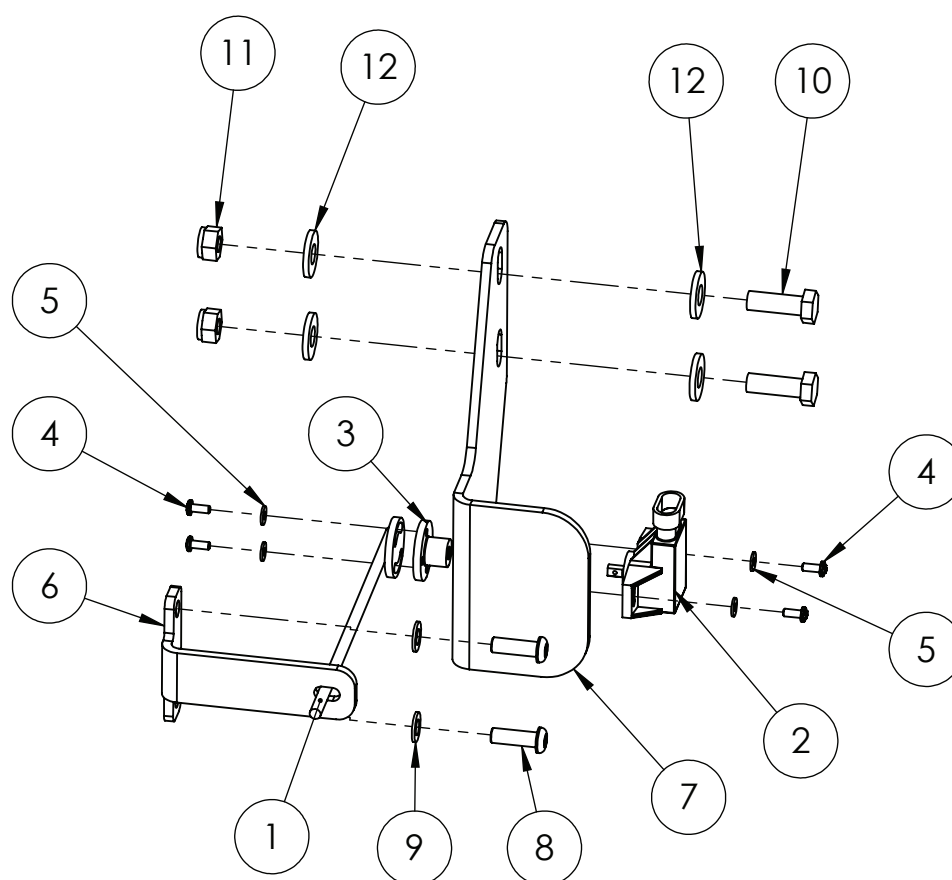
---



ITEM	PART NO	DESCRIPTION	QTY
1	GA4656110	flip over end	1
2	GA5066910	M10x160 bolt	1
3	GA5011171	M10x50 set bolt	2
4	GA5000141	M10 Nyloc Nut	1
5	GA5000117	Washer 10mm SS Heavy duty	4
6	GA5012459	Nut Hex M10 Z/P	2
7	GA5000127	M10 wingnut	2



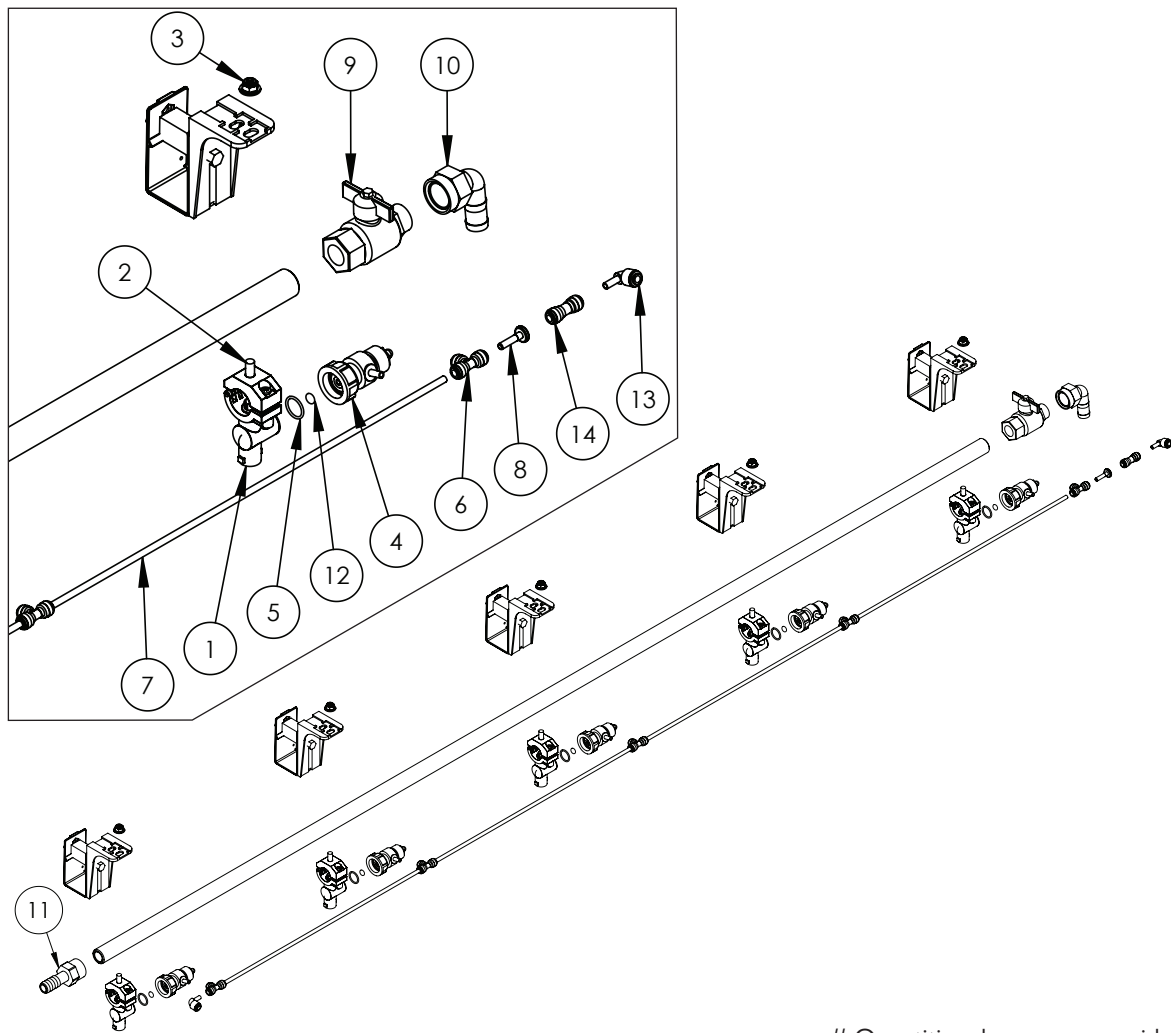
## Wing Tilt Sensor



ITEM	PART NO	DESCRIPTION	QTY
1	GA4659191	Tilt sensor arm-Para lift arms SP 201 I	1
2	GA5047668	Tilt sensor-SP 201 I	1
3	GA4552855	Bush-Tilt sensor switch SP 201 I	1
4	GA5011360	Bolt M4 x 10 Pan Head ZP	4
5	GA5020510	M4 Washer Heavy duty SS	4
6	GA4537185	Lift height sensor arm bracket lykketronic	1
7	GA4537180	Lift height sensor bracket Lykketronic	1
8	GA5011473	M8 x 25 BHCS SS	2
9	GA5004883	Washer 8mm SS	2
10	GA5065455	Bolt Gr8.8 M10x30	2
11	GA5000141	M10 Nyloc Nut	2
12	GA5000117	Washer 10mm SS Heavy duty	4



## RapidFire Boom Line Plumbing

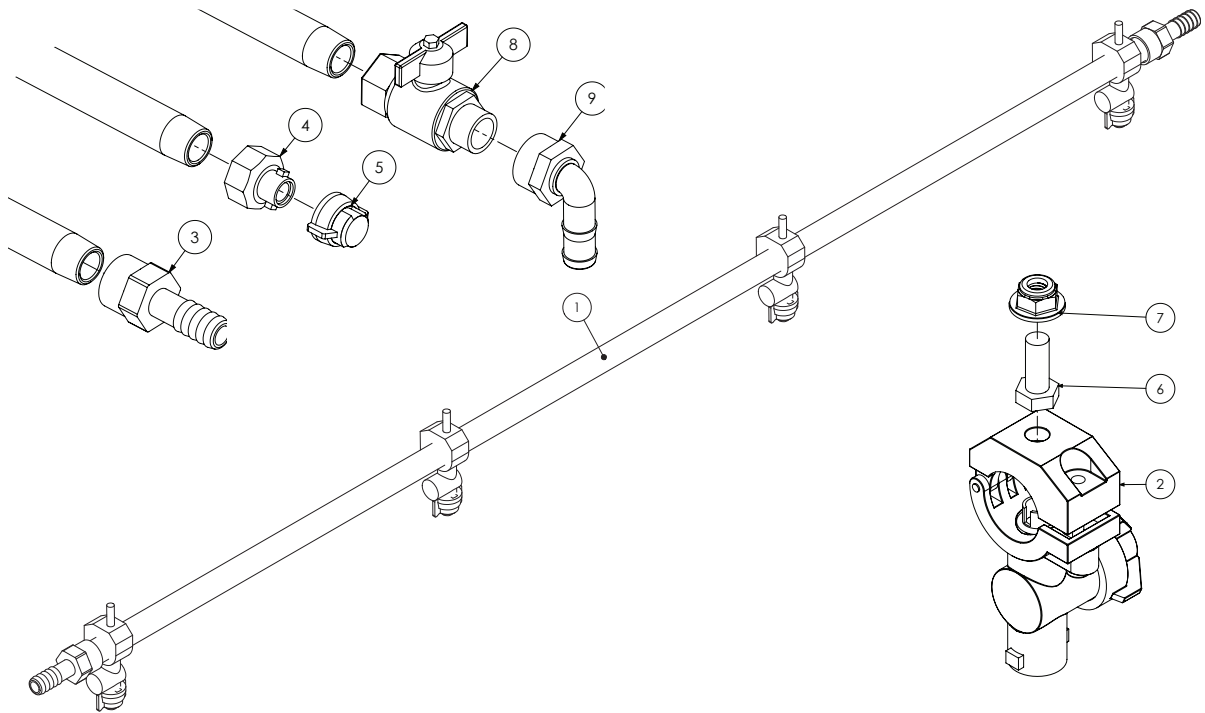


# Quantities shown are per side.

ITEM NO.	PART NUMBER	DESCRIPTION	QTY.
1	GA5077964	Nozzle body, Single, 3/4", Teejet	5
2	GA5052595	Bolt, M8 x 20, SS	5
3	GA5070710	Nut with flange, Plastic, M8 x 1.25P	5
4	GA5065520	Spray Stop, RapidFire, Suit Teejet nozzle body, Altek	5
5	GA5053135	O-ring, 18 x 2mm, Viton, Suit spray stop body	5
6	GA5016245	Tee, Equal, 6mm push in type, Black plastic	5
7	GA5004383	Tube, Nylon, 6mm, Black	4
	GA5004385	Tube, Nylon, 6mm, Blue	-
	GA5070585	Tube, Nylon, Green, 6mm	-
8	GA5004405	Plug, Push in, 6mm	1
9	GA5018315	Valve, Ball, 20mm male & female thread, Black Butterfly handle	1
10	GA5077746	Hose barb, Elbow, 90 degree, 3/4" female thread x 3/4" hose	1
11	GA5077743	Hose barb, Straight, 3/4" female x 3/4" hose	1
12	GA5065521	O-ring, 6.02 x 2.62mm, Suits spray stop inner	5
13	GA5071215	Stem Elbow, suit 6mm air line, push in	1
14	GA5066991	Pneumatic fitting, Push in, Joiner, 6mm	1



## Boom Line Plumbing

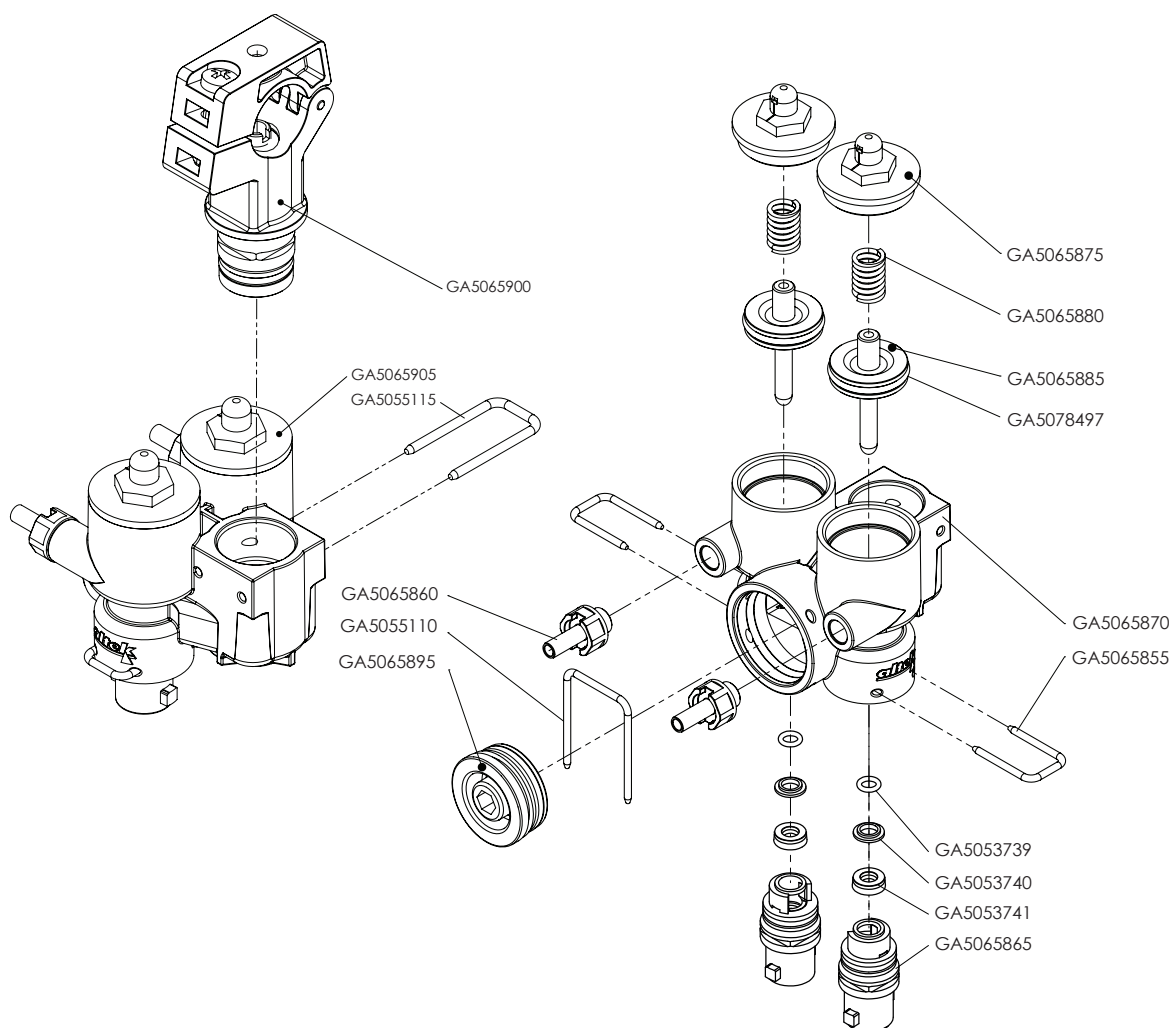


ITEM NO.	PART NUMBER	DESCRIPTION	QTY
1	GA5018273	Boom line, Poly, 3/4", 1600 long, No holes	#
	GA5018275	Boom line, Poly, 3/4", 2100 long, No holes	#
	GA5018279	Boom line, Poly, 3/4", 2600 long, No holes	#
	GA5018281	Boom line, Poly, 3/4", 3100 long, No holes	#
2	GA5077964	Nozzle body, Single, 3/4", Teejet	#
3	GA5077743	Hose barb, Straight, 3/4" female x 3/4" hose, Banjo	#
4	GA5076904	Adapter, Boom flush, 3/4" female quick fitting	#
5	GA5076594	Nozzle shut off cap & washer, Teejet	#
6	GA5052595	Bolt, M8 x 20, SS	#
7	GA5070710	Nut with flange, Plastic, M8 x 1.25P	#
8	GA5018315	Valve, Ball, 20mm male & female thread, Black Butterfly handle	#
9	GA5077746	Hose barb, Elbow, 90 degree, 3/4" female thread x 3/4" hose	#

# Quantities vary



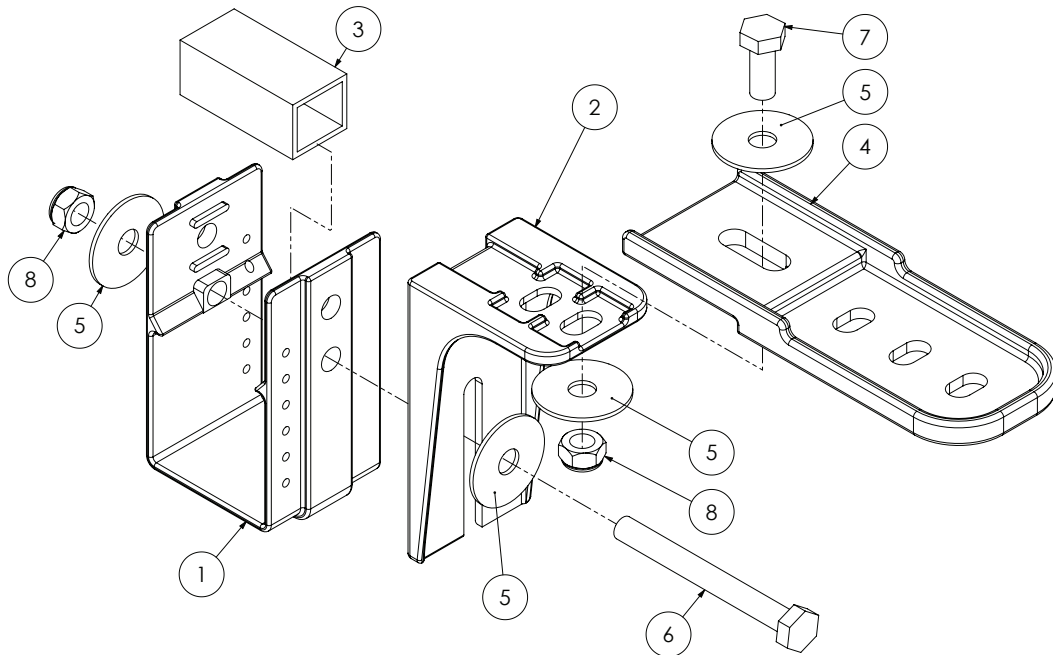
## Altek Dual Nozzle Spray Body



GA5065845	Nozzle body, Twin, dual, Air shut off, 3/4", Altek	
PART NUMBER	DESCRIPTION	QTY.
GA5065900	Nozzle body clamp, 3/4", Altek	1
GA5065905	Lower body, Multi spray, Altek	1
GA5055115	U clip, 20 x 40 x 3mm	1
GA5065875	Top cap	2
GA5065880	Spring	2
GA5065885	Plunger	2
GA5065870	Outer body	1
GA5065855	U-Clip	2
GA5065865	Outlet, Valve inner, Nozzle body, Altek	2
GA5065860	Hose barb, Air fitting, 6mm hose, male thread, includes seal	2
GA5055110	U Clip 30 x 41 x 2.5mm	1
GA5065895	Shutoff Plug	1
GA5053739	O-ring, 5.6mm x 1.8mm FMP, suit GA5065845, Altek	2
GA5053740	Retaining disk, 11.8mm x 6.8mm x 2mm, suit GA5065845, Altek	2
GA5053741	Lip seal, 6mm x 12mm x 4.2mm FMP, suit GA5065845, Altek	2

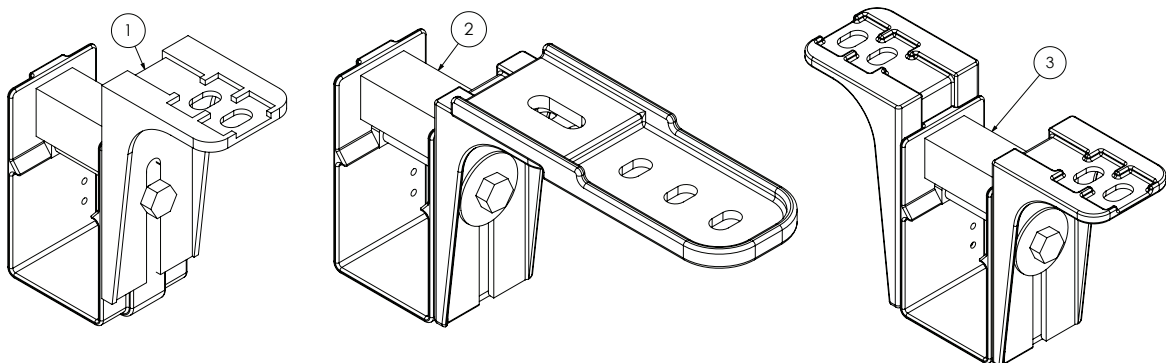


## Adjustable Nozzle Brackets



ITEM NO.	PART NUMBER	DESCRIPTION	QTY
1	GA5018259	Nozzle bracket, plastic, U shape	1
2	GA5018257	Nozzle bracket, plastic, L shape, short	1
	GA5018258	Nozzle bracket, plastic, L shape, long	1
3	GA5066965	Spacer suit nozzle brackets	1
4	GA5018255	Bracket, Nozzle extension, Plastic	1
5	GA5003645	Washer 5/16" ID x 1 1/4" OD Flat SS	4
6	GA5004741	Bolt M8 x 75 GR8.8 ZP	1
7	GA5004085	Bolt M8 x 20 GR8.8 ZP	1
8	GA5004917	Nut M8 Nyloc ZP	2

## Pre Packaged Kits



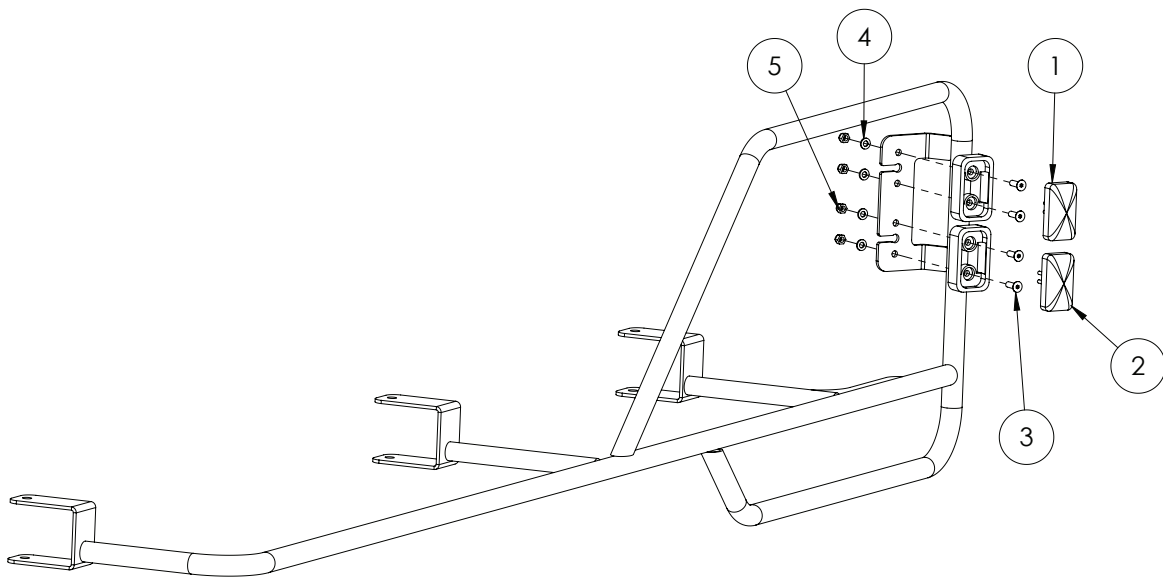
ITEM NO.	PART NUMBER	DESCRIPTION
1	GA4948675	Nozzle bracket kit, Single line, Suit 50mm RHS
2	GA4948695	Nozzle bracket kit, Single line with extension, Suit 50mm RHS
3	GA4948685	Nozzle bracket kit, Dual line, Suit 50mm RHS



# Chapter 15

## 15-ELECTRICS

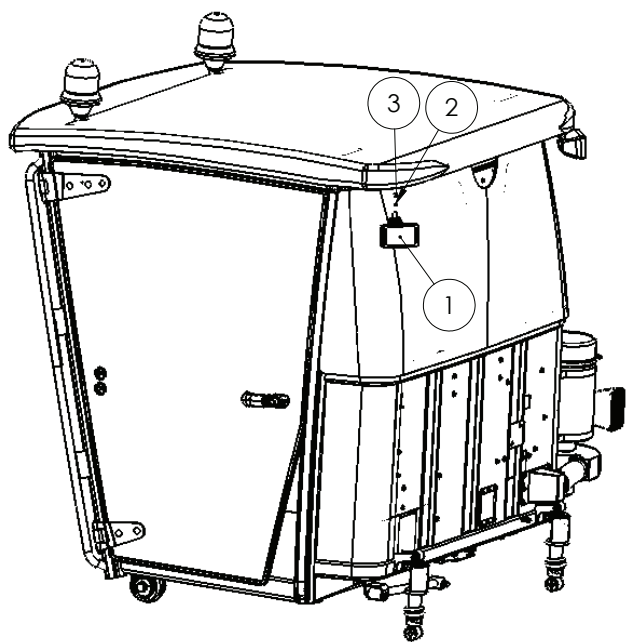
### Lighting - Boom Tip LEDs



ITEM NO.	PART NUMBER	DESCRIPTION	QTY.
1	GA5060057	Clearance light with connector, Orange LED	1
2	GA5060056	Clearance light with connector, Red LED	1
3	GA5051230	CSCS M5 x 16 SS	4
4	GA5003983	Washer 5mm Flat SS	4
5	GA5003975	Nut M5 Nyloc SS	4

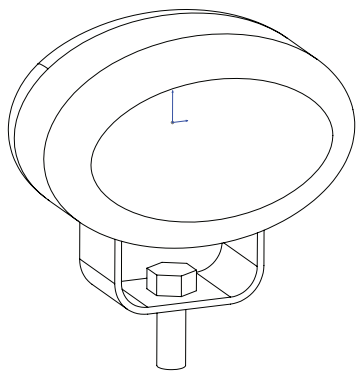


# Rear Of Cab Lights



ITEM NO.	PART NUMBER	DESCRIPTION	QTY.
1	GA5050105	Flood light Stingray	2
2	GA5003643	Washer 8mm SS HD	2
3	GA5052590	Nut M8 Nyloc S/S 316	2
4	GA5052780	HID light kit Slimline 55w 6000k H3 - not shown	2

# Work Lights



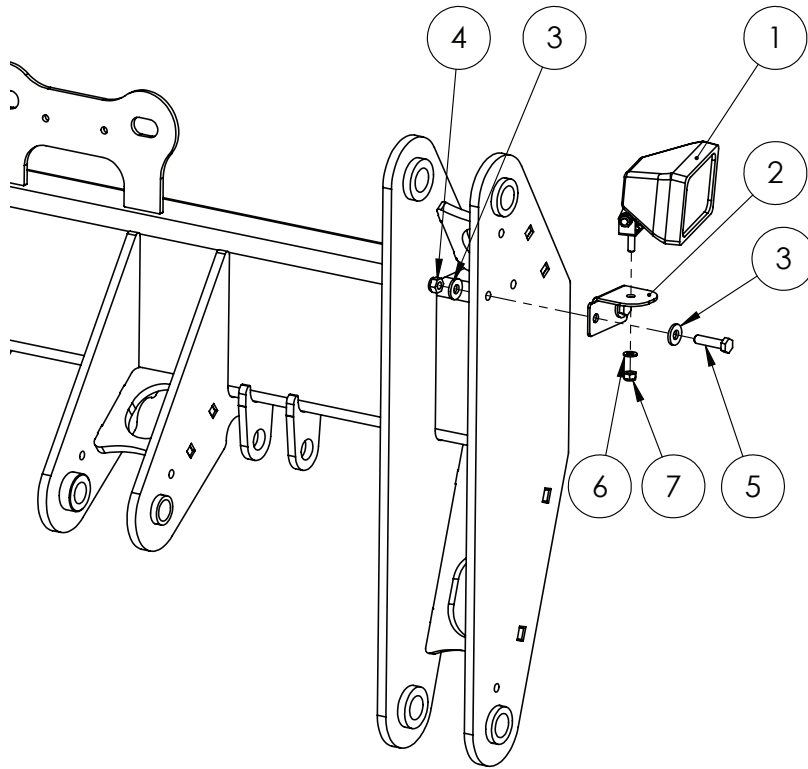
ITEM NO.	PART NUMBER	DESCRIPTION	QTY.
1	GA5052325	Work Light - Narva 72446	3

Lights mounted on rear cross member underneath sprayer, on left side hand rail near tank and on boom rest above spray pod.



## Boom Work Lights

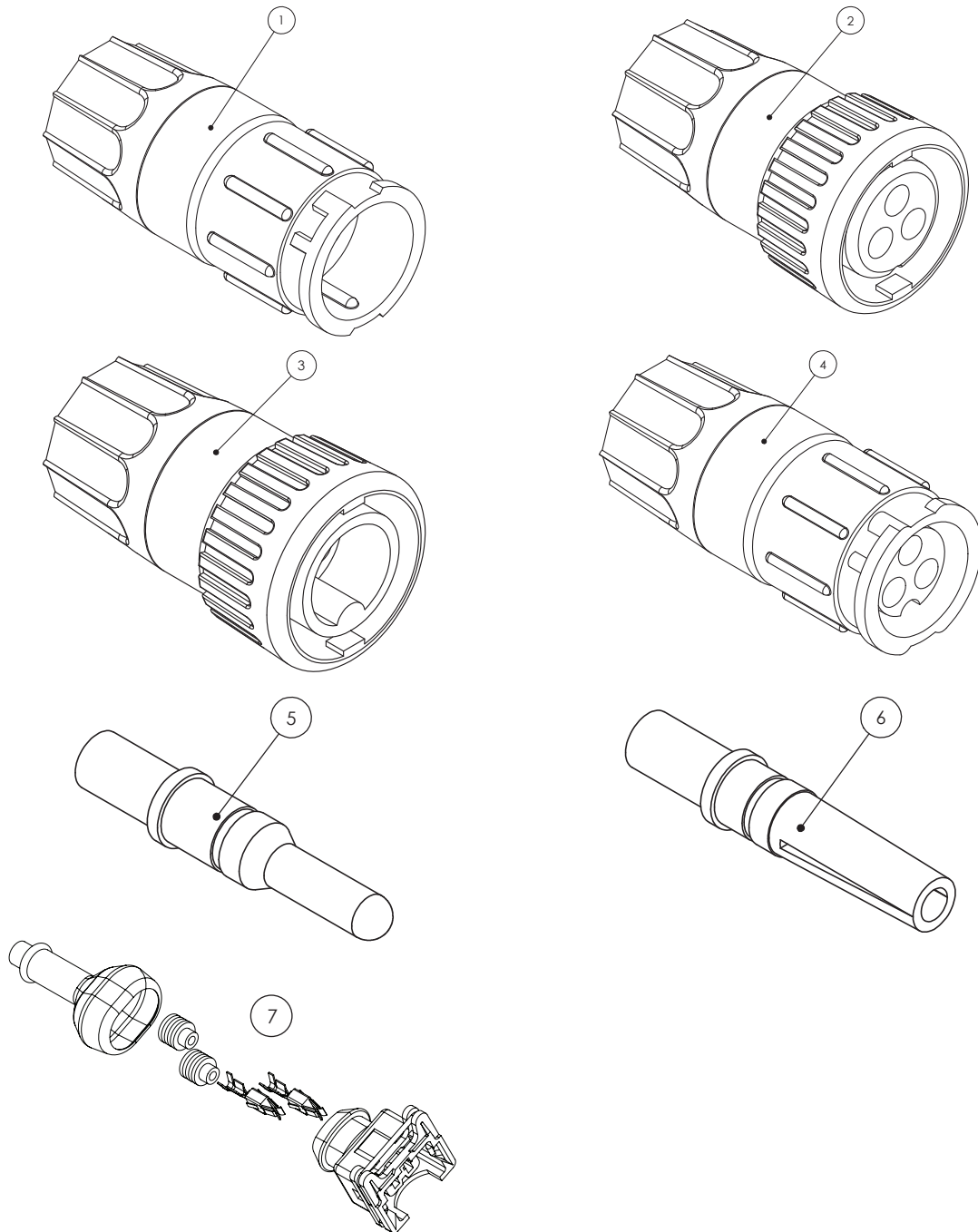
---



ITEM NO.	PART NUMBER	DESCRIPTION	QTY.
1	GA5050105	Flood light Stingray	2
2	GA4522570	Boom light mounting bracket suit EF	2
3	GA5000117	Washer 10mm SS Heavy duty	8
4	GA5000141	M10 Nyloc Nut	4
5	GA5006071	Bolt M10x40 GR10.9 ZP	4
6	GA5003643	Washer 8mm SS HD	2
7	GA5052590	Nut M8 Nyloc S/S 316	2



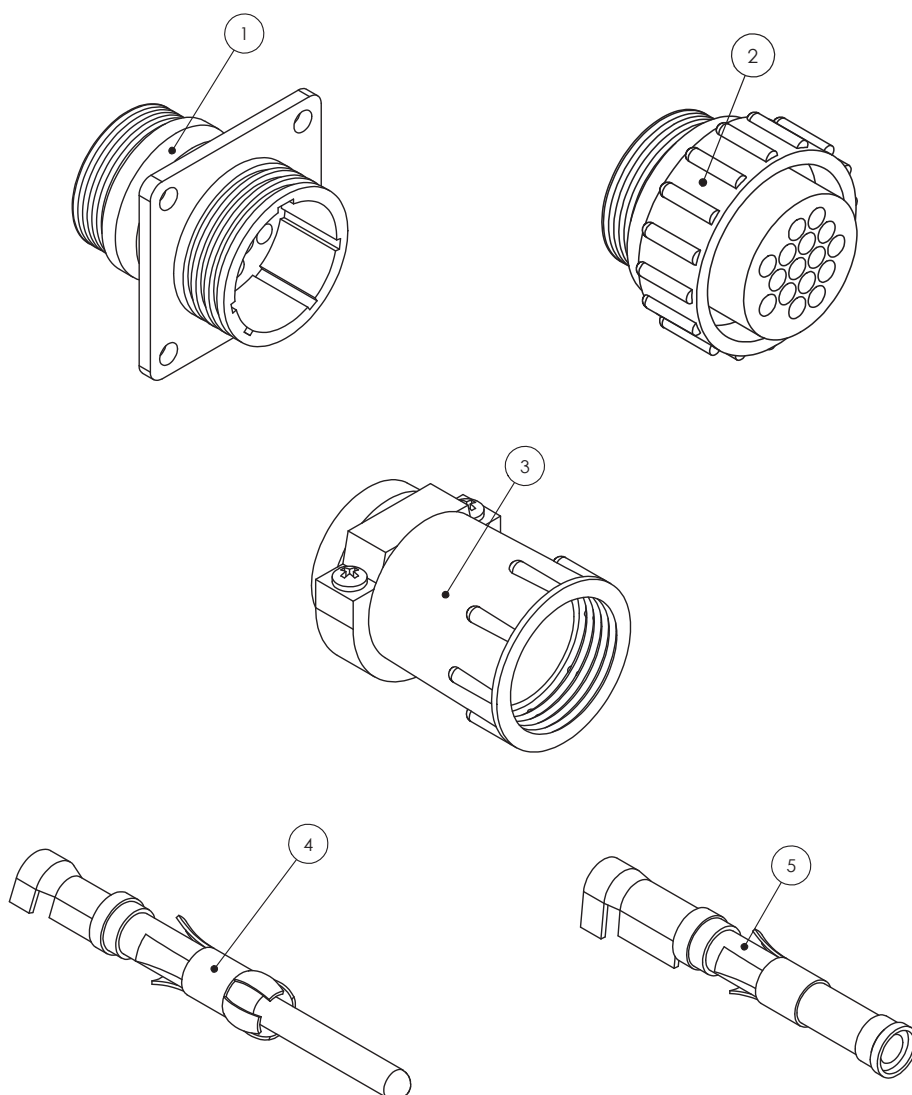
## Electrical Connectors - AMP



ITEM NO.	PART NUMBER	DESCRIPTION
1	4084001014	Connector, 3 Pin kit, Flow Meter, Including Male Pins, Raven
2	4084001015	Connector, 3 Pin kit, Flow Meter, Including Female Pins, Raven
3	4084001010	Connector, 3 Pin Kit, Speed Sensor, including Male Pins, Raven
4	4084001016	Connector, 3 Pin kit, Speed Sensor, Including Female Pins, Raven
5	4084001062	Pin, 16-20 Gauge, Male, Suit Speed Sensor - Flow Meter, Raven
6	4084001063	Pin, 16-20 Gauge, Female, Suit Speed Sensor - Flow Meter, Raven
7	GA5047728	Plug, 2 pin, Black, fuel injector connector, IP65K, AMP
-	GA5068945	Connector, 3 Pin AMP super seal waterproof male



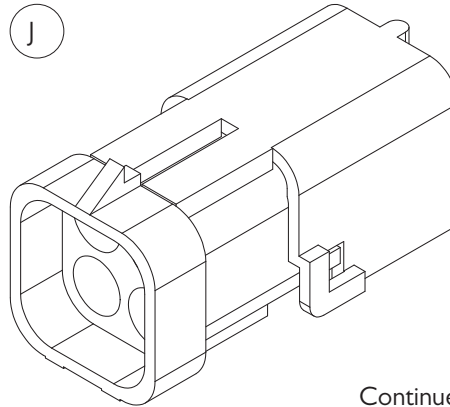
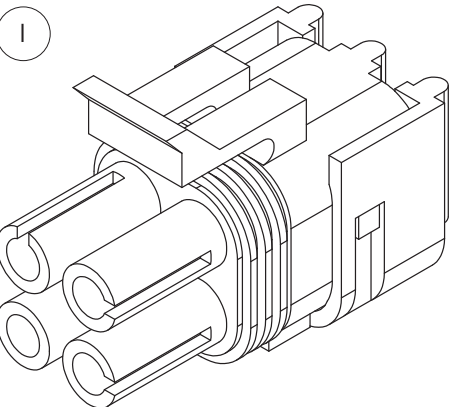
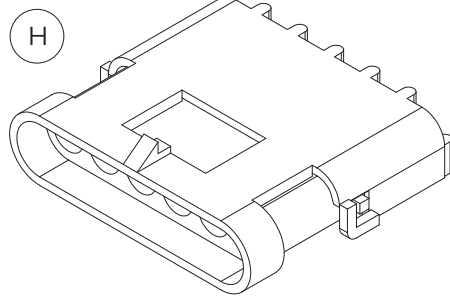
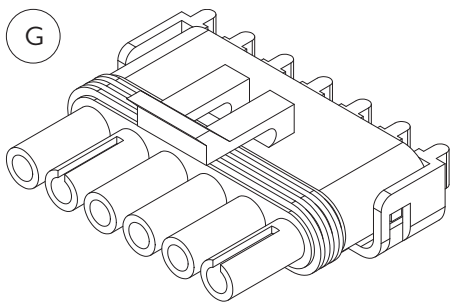
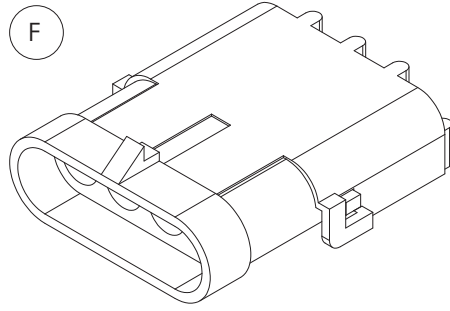
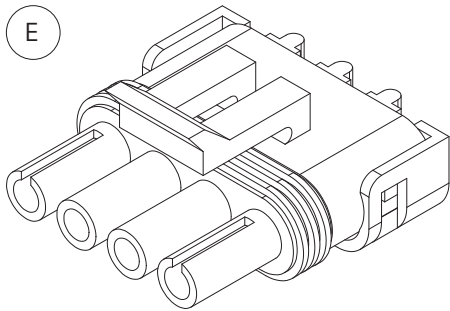
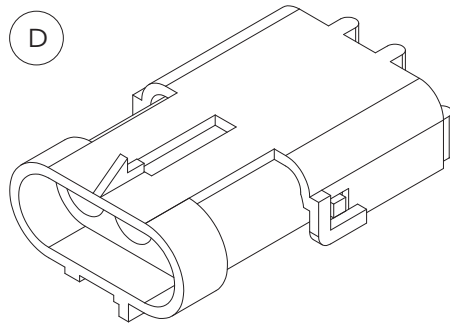
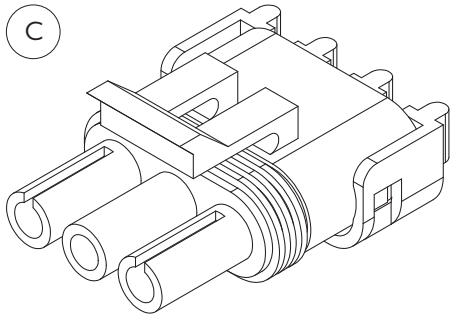
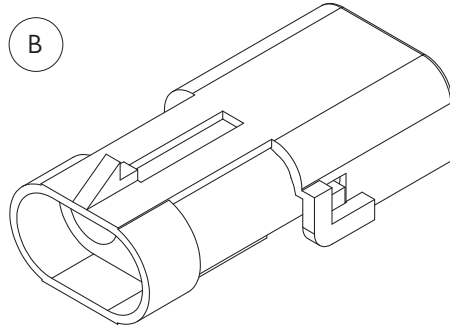
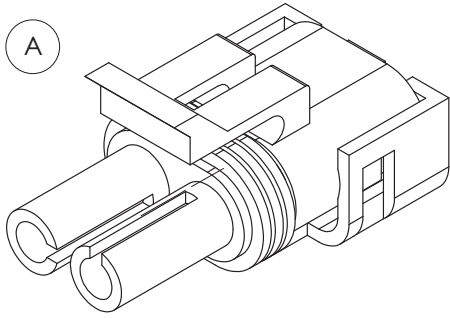
## Electrical Connectors - AMP



ITEM NO.	PART NUMBER	DESCRIPTION
1	4084001017	Connector, 16 Pin AMP, Square Flange, Suit Male Pins, Raven
2	4084001018	Connector, 16 Pin AMP, Suit Female Pins, Raven
3	GA5049175	Connector, Backing Shell, Suit 16 Pin AMP, Raven
4	GA5048905	Pin, 14-18 Gauge Gold, Male, Suit 16 Pin AMP
5	GA5048900	Pin, 14-18 Gauge Gold, Female, Suit 16 Pin AMP
-	GA5020785	Connector, 37 Pin AMP, Male, Raven
-	GA5020780	Connector, 37 Pin AMP, Female
-	GA5020560	Connector, Backing Shell 23, Suit 37 Pin AMP, Standard size
-	GA5020559	Connector, Backing Shell 23, Suit 37 Pin AMP, Large size
-	GA5020561	Connector Dust Cap, 37 Pin AMP, Male, Raven
-	GA5020575	Dust Cap, 16 Pin AMP Connector, Male
-	0630171042-E	Dust Cap, 16 Pin AMP Connector, Female
-	0630172526-B	DustCap 37 Pin Series 23 (4000 series Connector Dust Cap, 37 Pin AMP, Series 23, Raven



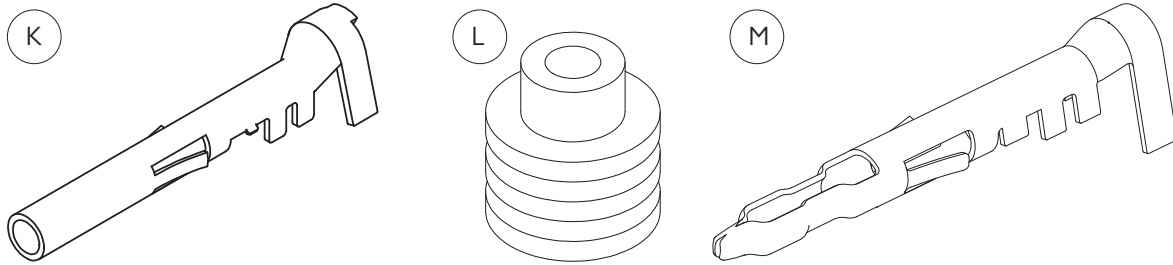
# Electrical Connectors - Weather Pack



Continued over page



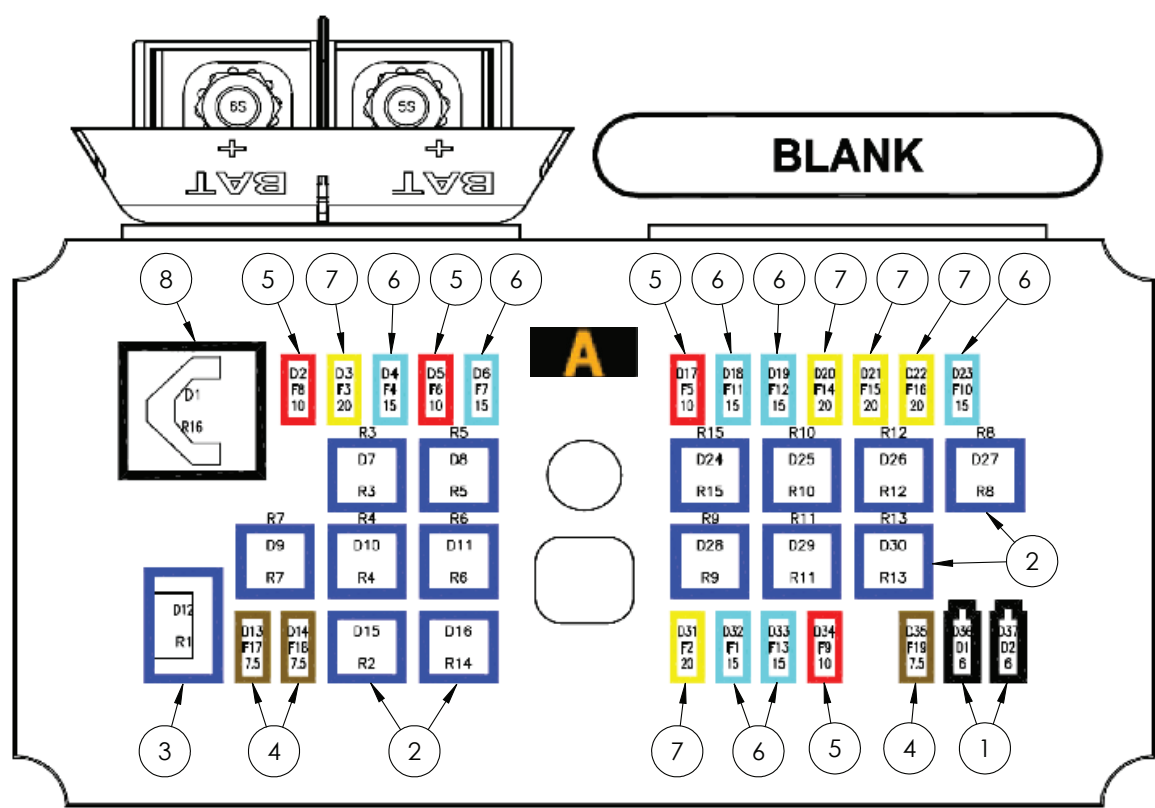
## Electrical Connectors - Weather Pack



ITEM NO.	PART NUMBER	DESCRIPTION
-	GA5049685	Boot, Weather pack, Suit 2 pin connector
-	GA5049690	Boot, Weather pack, Suit 3 pin connector
A	GA5001351	Connector, Male, 2 Pin, Weather pack
B	GA5007381	Connector, 2 pin, Female, Weather pack
C	GA5002211	Connector, Male, 3 pin, Weather pack
D	GA5048550	Connector, Female, 3 Pin, Weather pack
E	GA5007385	Connector, Male, 4 pin, Weather pack
F	GA5007383	Connector, Female, 4 pin, Flat, Weather pack
G	GA5004009	Connector, Male, 6 pin, Weather pack
H	GA5048510	Connector, Female, 6 pin, Weather pack
I	GA5049000	Connector, Female, 4 pin, Square, Weather pack
J	GA5050805	Connector, Male, 4 pin, Square, Weather pack
K	GA5016619	Pin, Female, Sealed, Weather pack, Wire 1.0 - 2.0mm
L	GA5014857	Seal, Green, Weather pack connector, Wire from 2.03 - 2.85mm
M	GA5016617	Pin, Male, Sealed, Weather pack, Wire 1.0 - 2.0mm



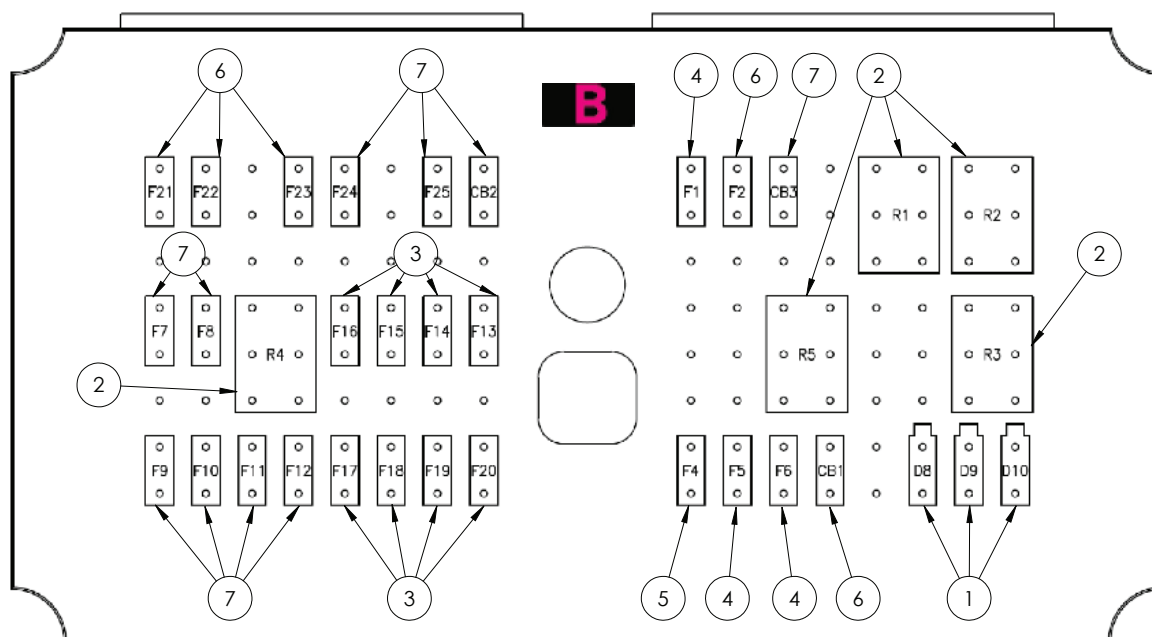
# Fuse Box 'A' - Cabin



ITEM NO.	PART NUMBER	DESCRIPTION	QTY.
1	GA5075040	Diode, 6 Amp, With Wing Key, Suit Crop Cruiser 2009	2
2	GA5075035	Relay, Ultra Micro Iso280, 4 Pin Square, Spst, 12v 20a	14
3	GA5075030	Relay, Ultra Micro Iso280, 5 Pin, Spst, 12v 20a	1
4	GA5054840	Mini Blade Fuses 7.5amp	3
5	GA5054845	Mini Blade Fuses 10 Amp	4
6	GA5054850	Mini Blade Fuses 15 Amp	7
7	GA5054855	Mini Blade Fuses 20 Amp	5
8	GA5075055	Flasher Relay, Suit Sp Micro Fuse Box, Blinker, Indicator, 3 Pin Iso, Led 12v	1



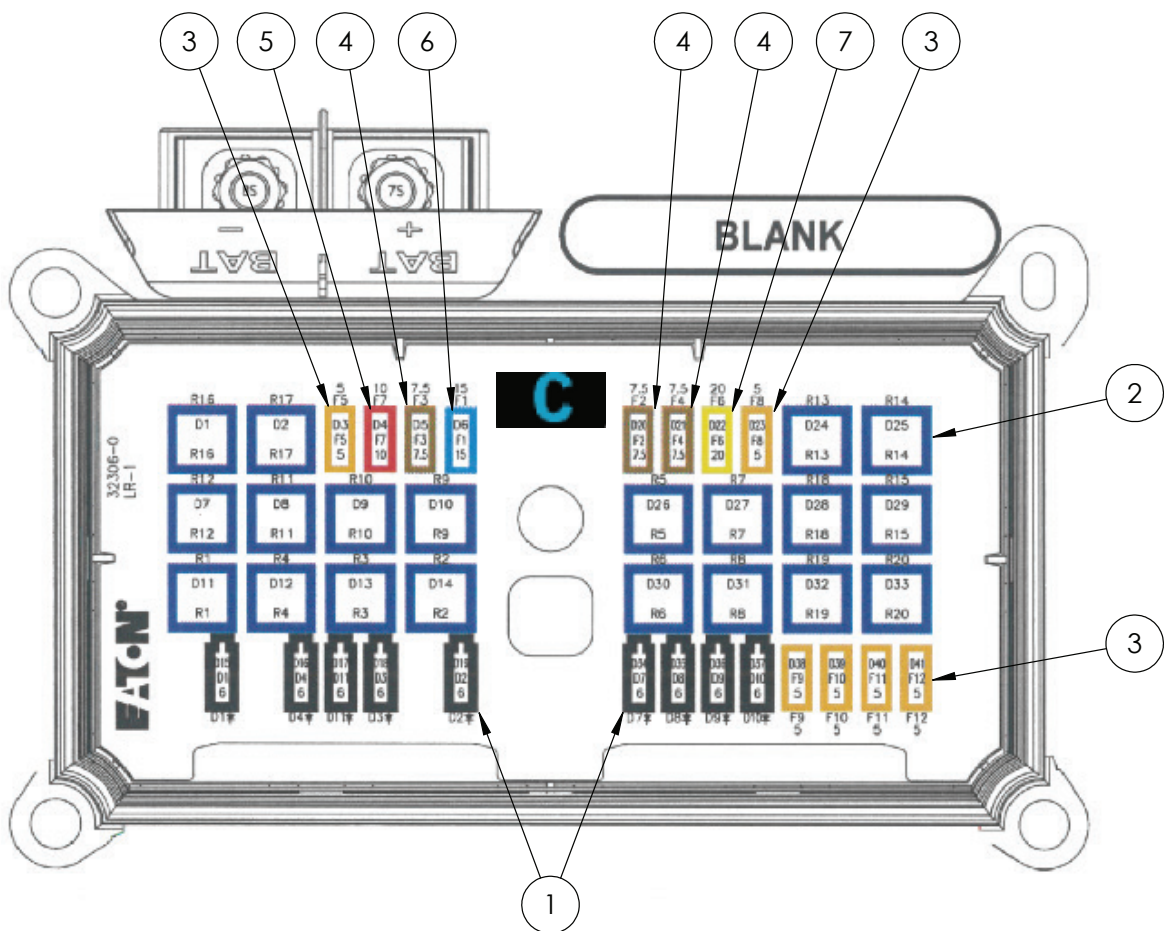
## Fuse Box 'B' - Cabin



ITEM NO.	PART NUMBER	DESCRIPTION	QTY.
1	GA5075040	Diode, 6 Amp, With Wing Key, Suit Crop Cruiser 2009	3
2	GA5075035	Relay, Ultra Micro Iso280, 4 Pin Square, Spst, 12v 20a	5
3	GA3000396	Fuse, Mini Blade, 5 Amp, 52705	8
4	GA5054845	Mini Blade Fuses 10 Amp	3
5	GA5054850	Mini Blade Fuses 15 Amp	1
6	GA5054855	Mini Blade Fuses 20 Amp	6
7	GA5054865	Fuse Mini Blade 30 Amp (52730)	10



# Fuse Box 'C' - Cabin



ITEM NO.	PART NUMBER	DESCRIPTION	QTY.
1	GA5075040	Diode, 6 Amp, With Wing Key, Suit Crop Cruiser 2009	9
2	GA5075035	Relay, Ultra Micro Iso280, 4 Pin Square, Spst, 12v 20a	20
3	GA3000396	Fuse, Mini Blade, 5 Amp, 52705	6
4	GA5054840	Mini Blade Fuses 7.5amp	3
5	GA5054845	Mini Blade Fuses 10 Amp	1
6	GA5054850	Mini Blade Fuses 15 Amp	1
7	GA5054855	Mini Blade Fuses 20 Amp	1

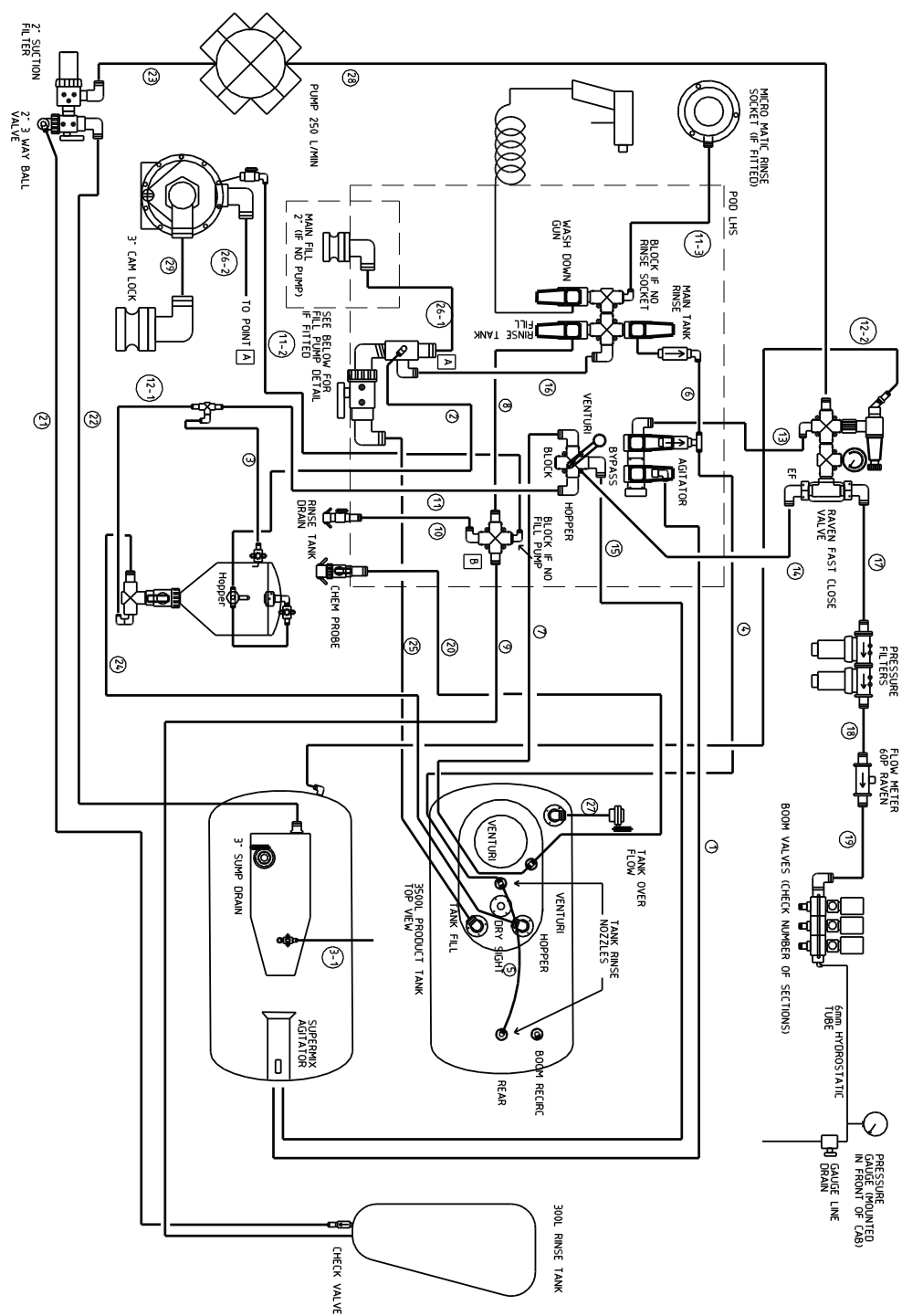






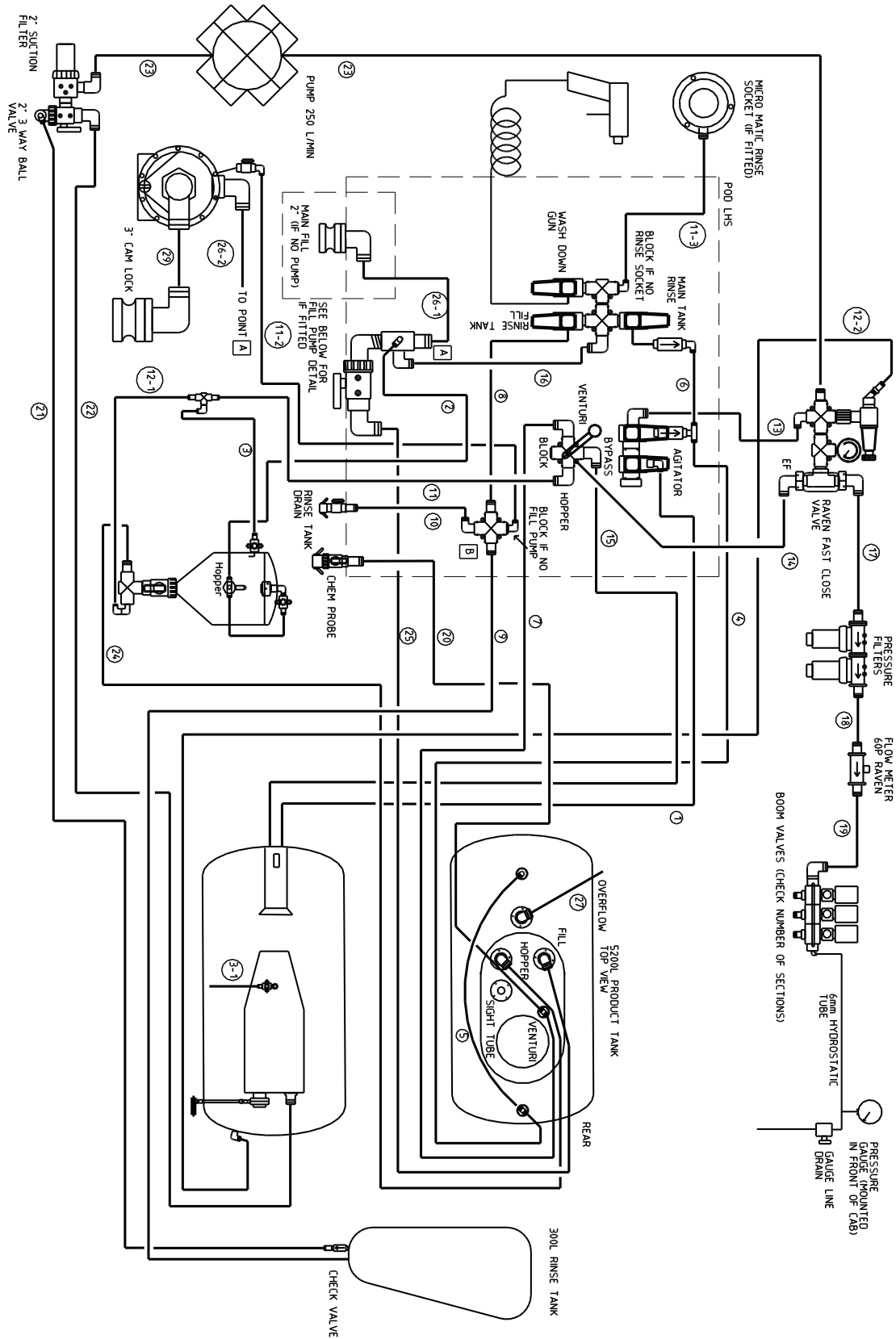
## 16-SCHEMATICS

## Plumbing Schematic - 3500L



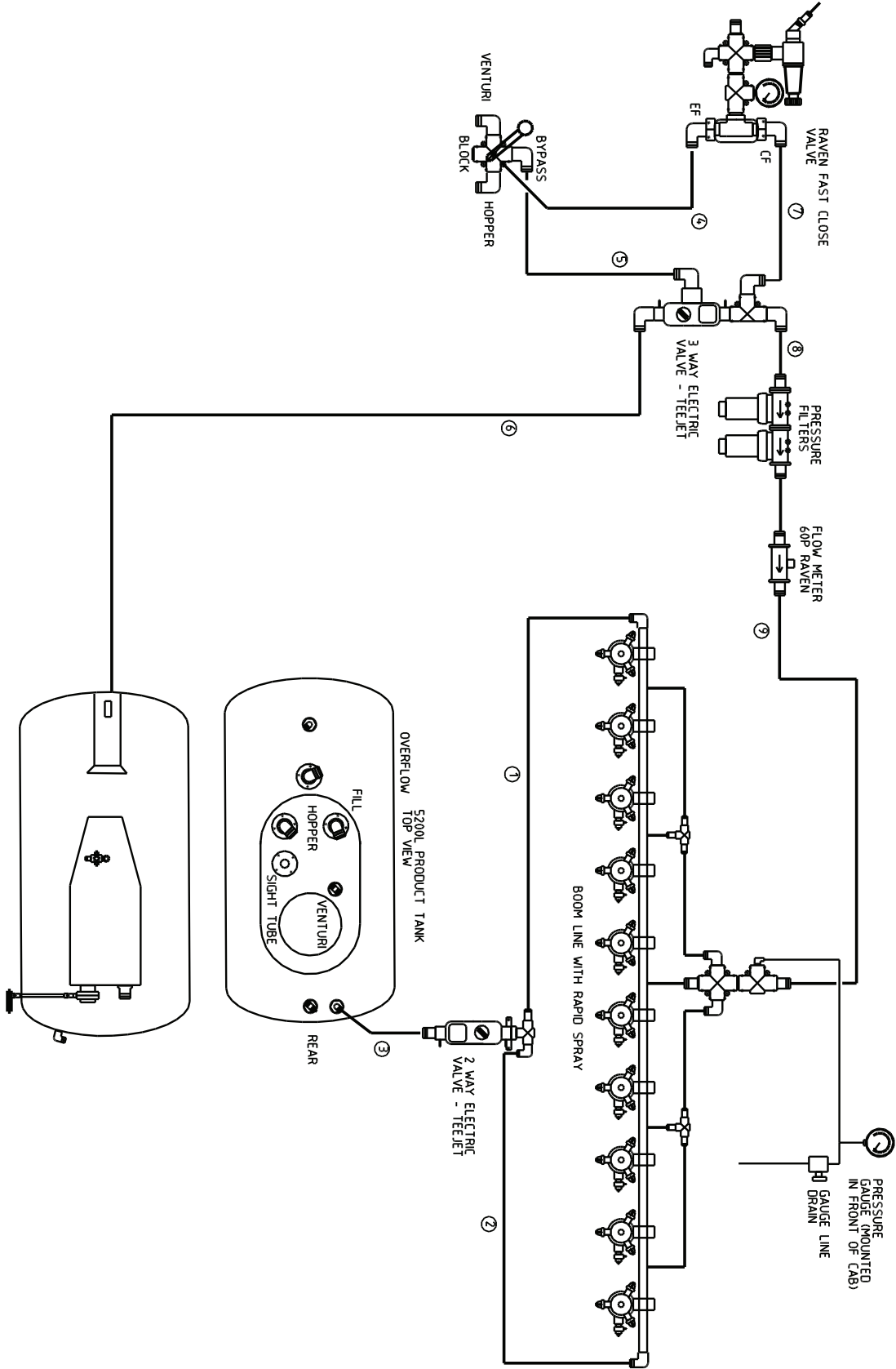


# Plumbing Schematic - 5200L



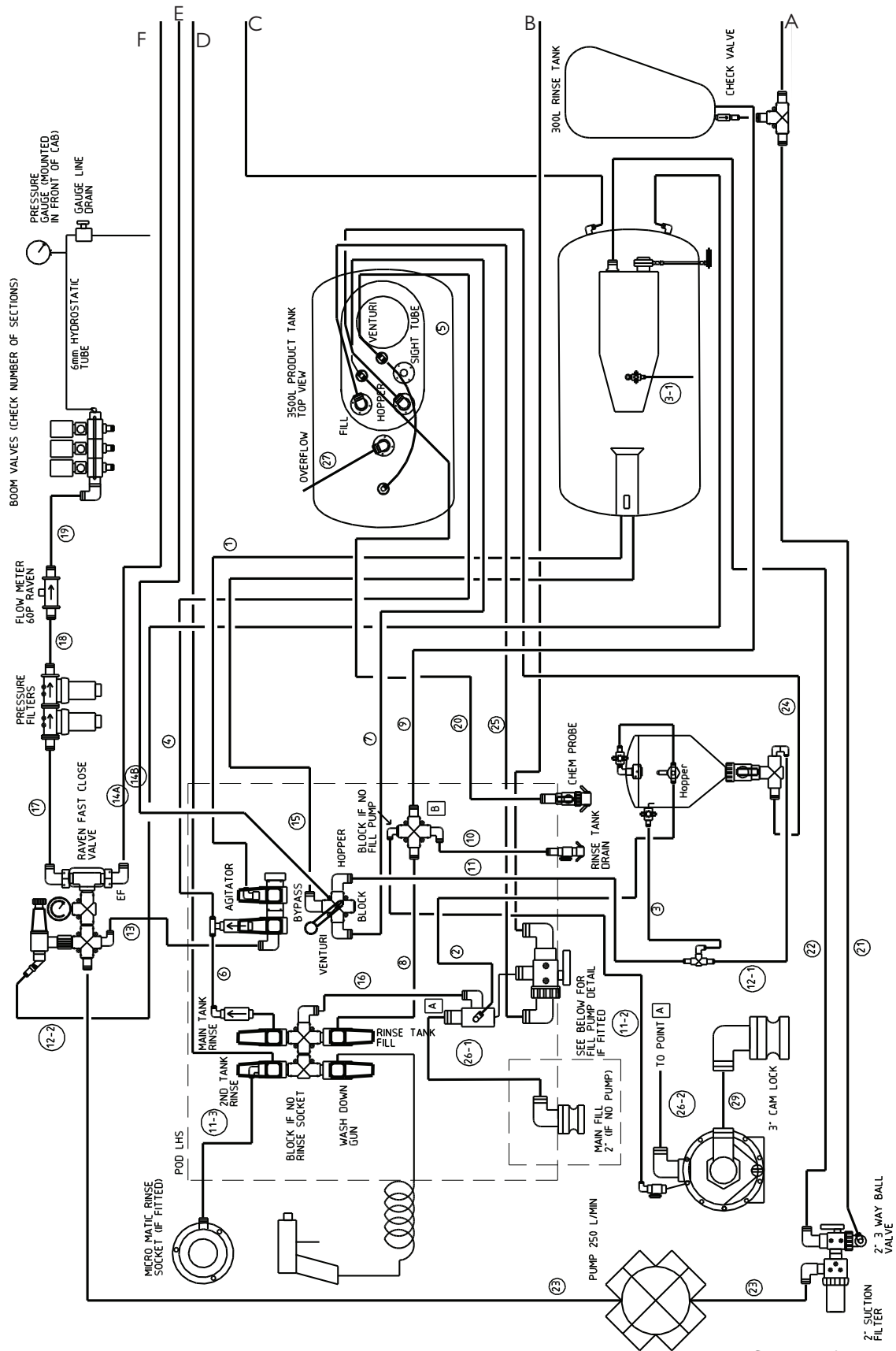


# Plumbing Schematic - Boom Recirculation





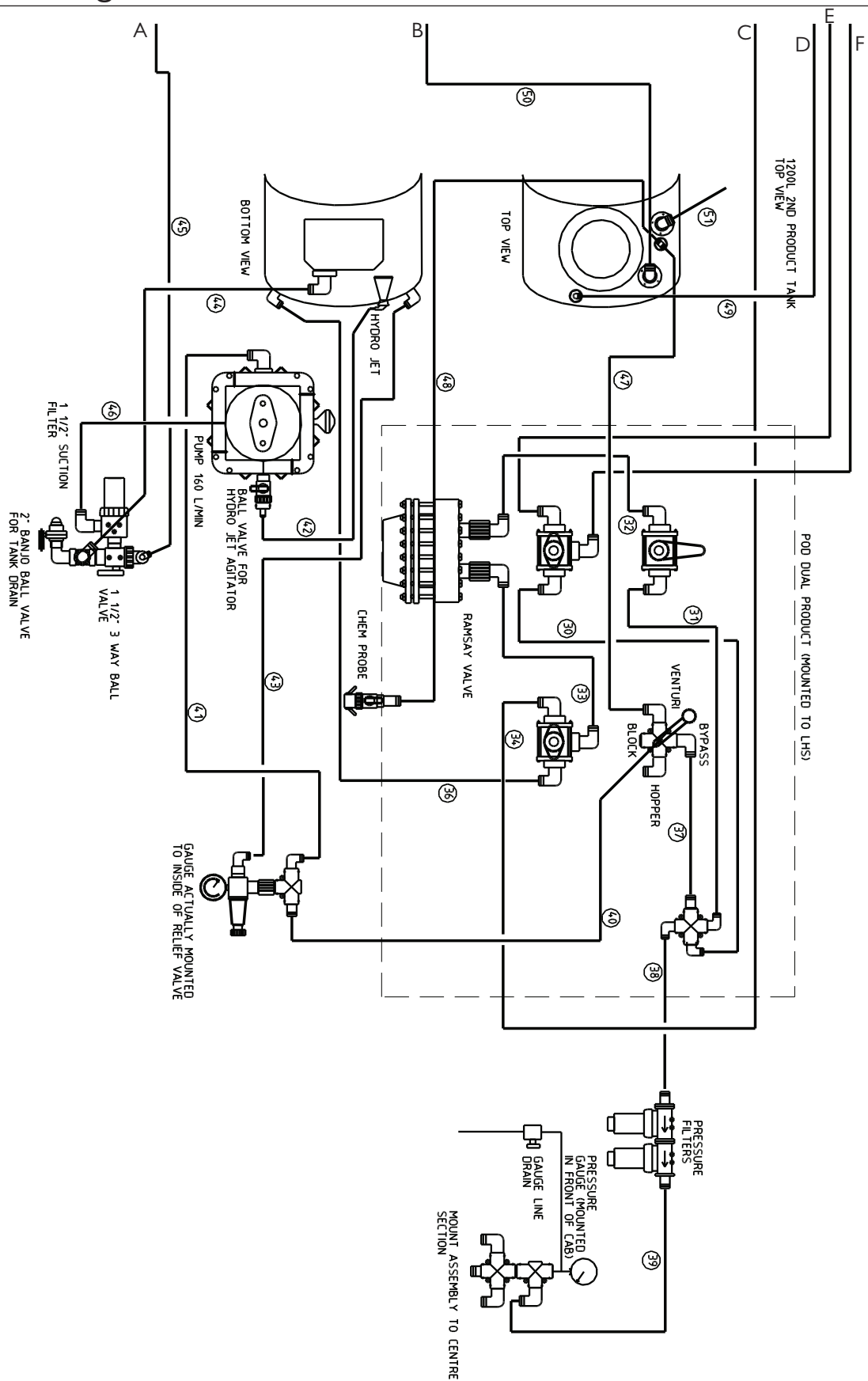
# Plumbing Schematic - Dual Product



Continued over page

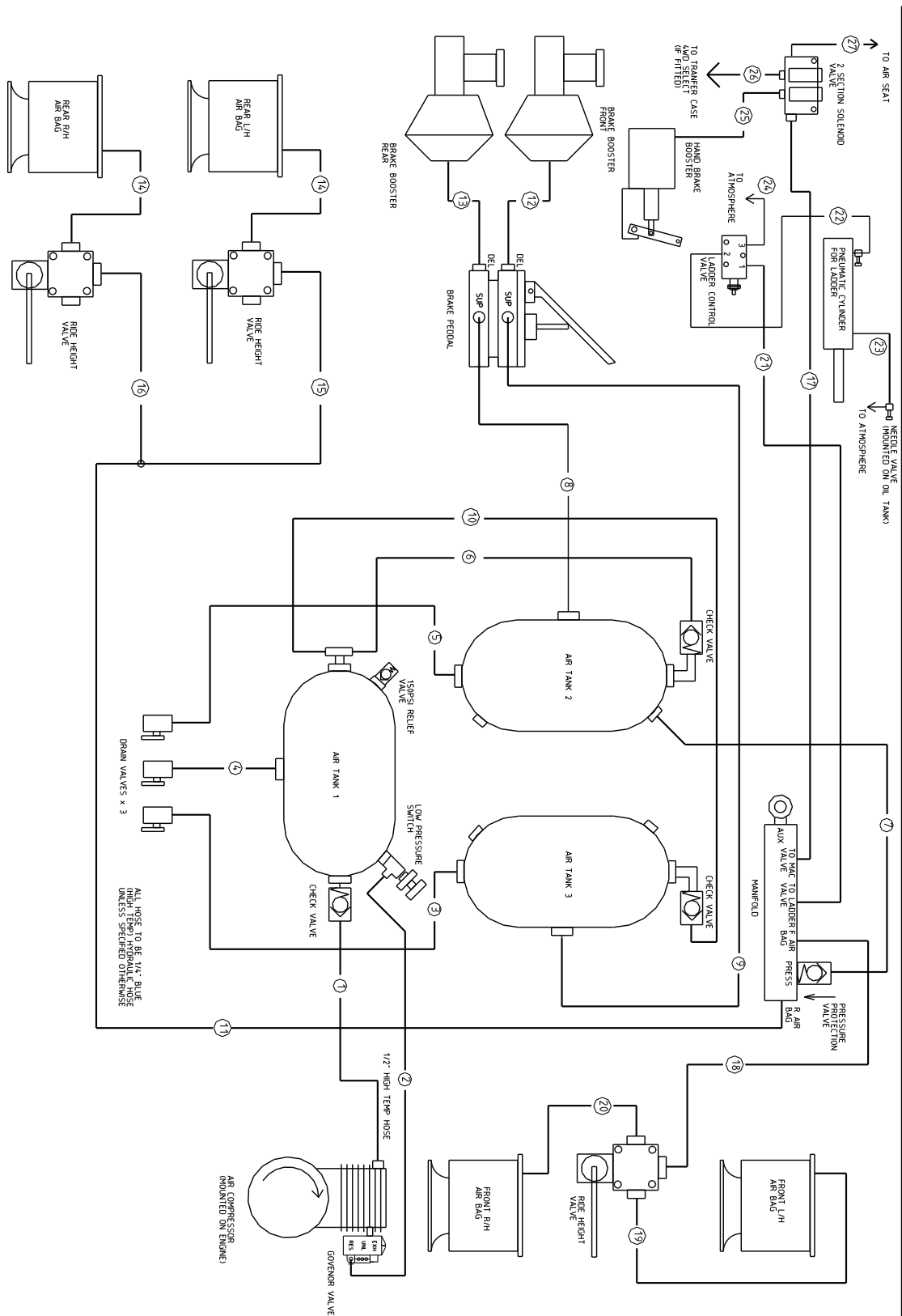


# Plumbing Schematic - Dual Product





# Pneumatic Schematic






# Chapter 17

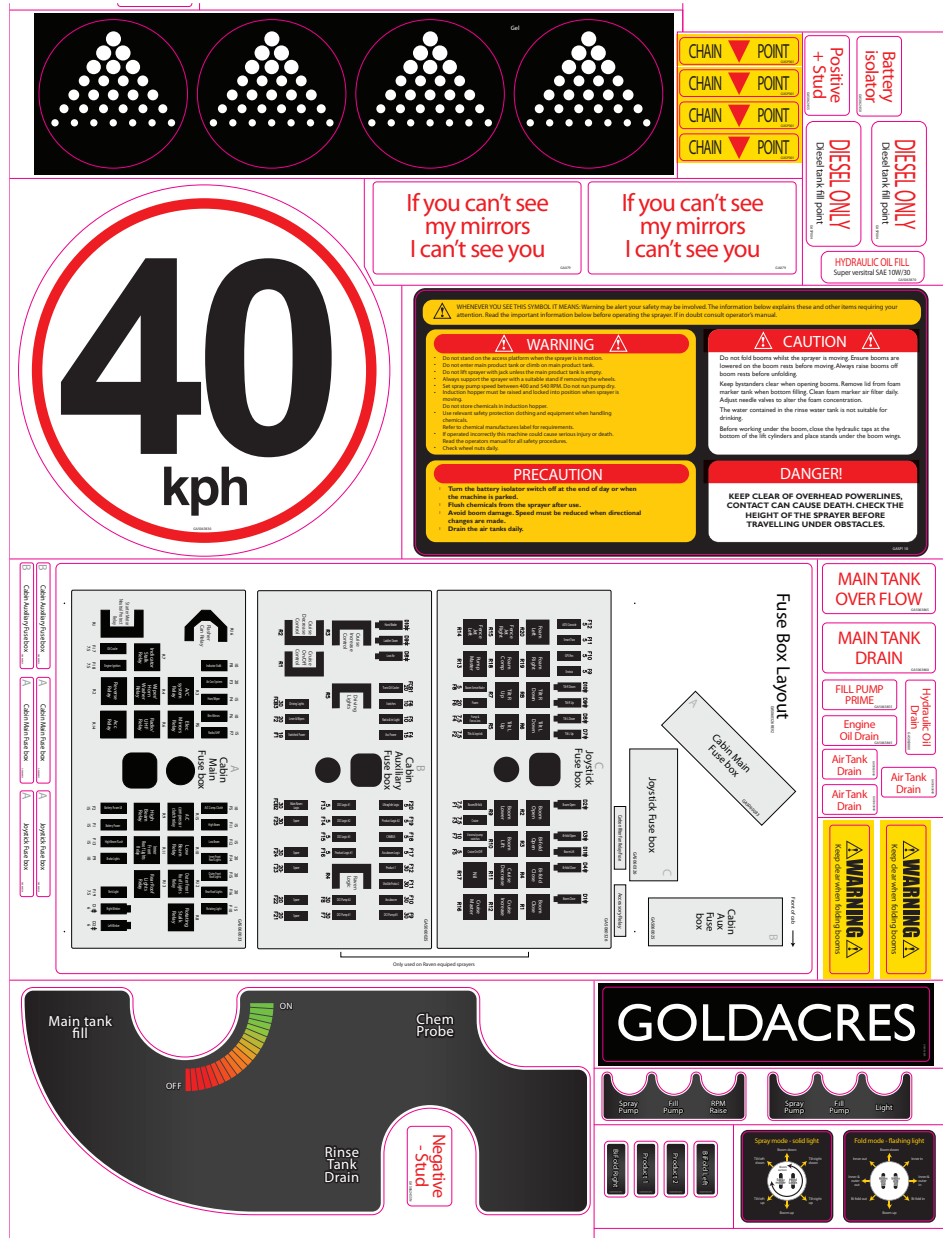
## 17-DECALS

### Decals



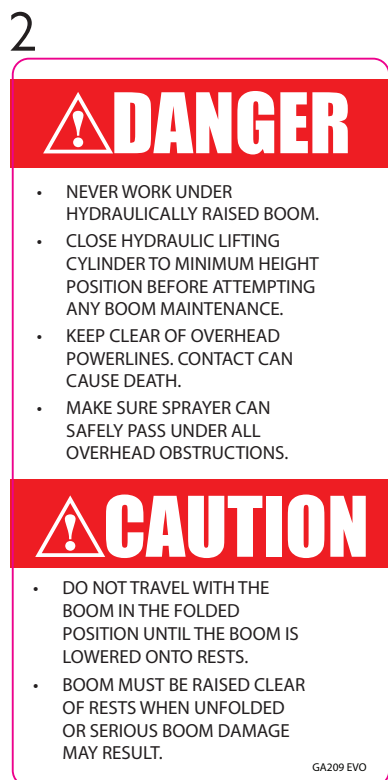
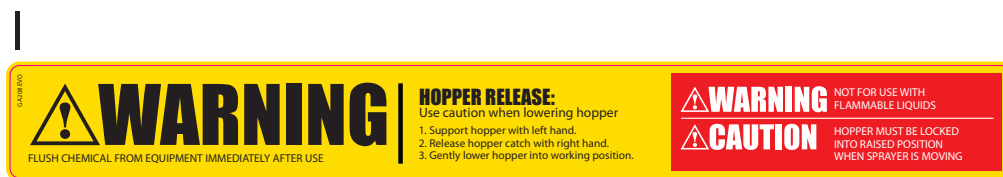


## Decals





## Decals

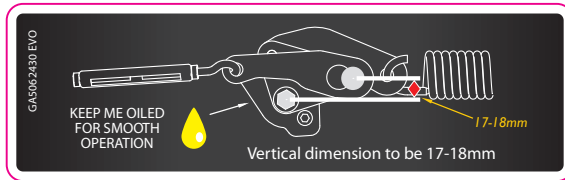


ITEM NO.	PART NUMBER	DESCRIPTION	QTY.
1	GA208EVO	Warning Hopper	1
2	GA209EVO	Danger/Caution	1
3	GA222EVO	Grease	64
4	GA5015991EVO	Keep Hands Clear	4
5	GA5013EVO	Danger/Stand Clear	1
6	GA006EVO	Warning Check Wheel Nuts	4
7	GA220EVO	Three Tier System	1
8	GA5015971EVO	Drain Only	2

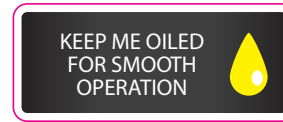


## Decals

9



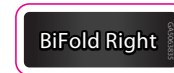
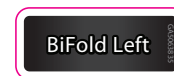
10



11



12



13



14



15



16



ITEM NO.	PART NUMBER	DESCRIPTION	QTY.
9	GA5062430	3D Breakaway Adjustment	2
10	tba	Keep Me Oiled	2
11	GA5062490	Fuse Engine ECM / Fuse Trans Cooler	1
12	GA5063835	BiFold Right/Left, Product 1 / 2	1
13	GA5062455	Positive Stud	1
14	GA5062455N	Negative Stud	1
15	GA5063870	Hydraulic Oil Fill	1
16	GASP004	Diesel Only	2



## Decals

17



18



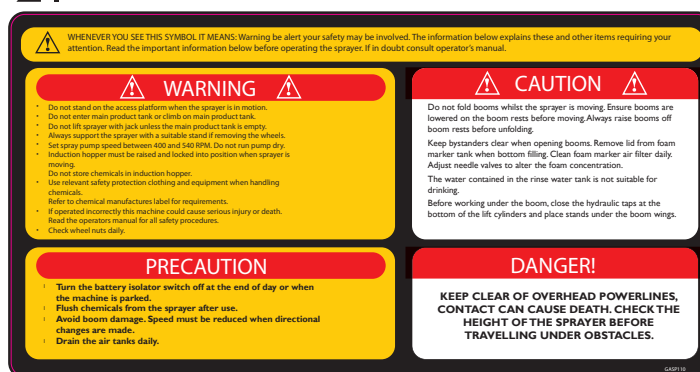
19



20



21



22



23



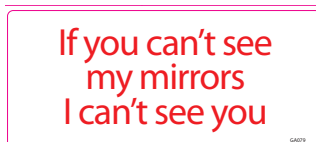
24



25



26



27



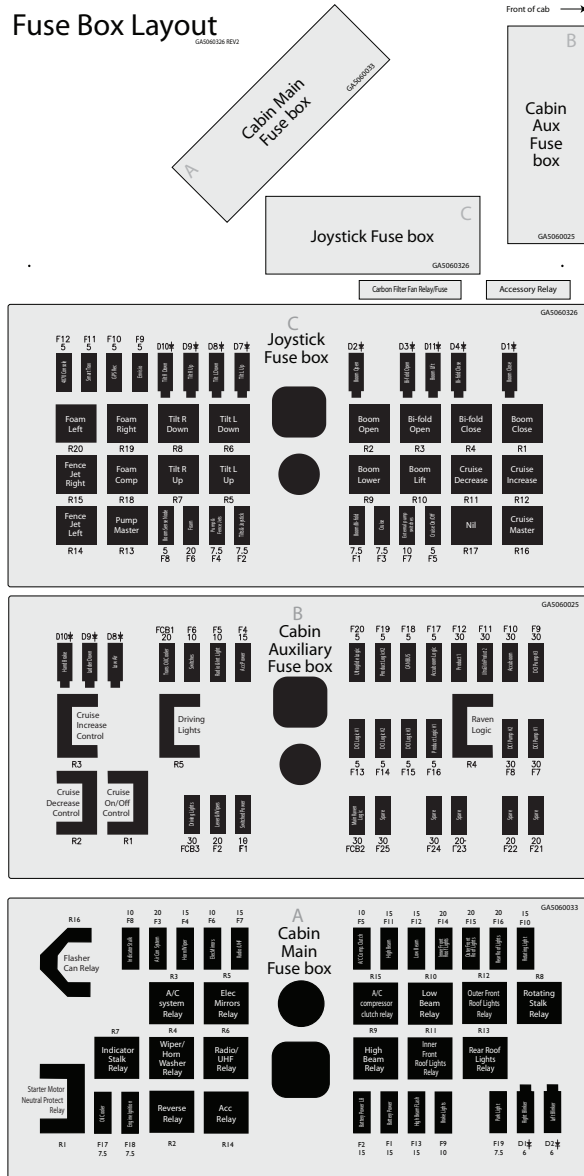
ITEM NO.	PART NUMBER	DESCRIPTION	QTY.
17	GA5063865	Main Tank Over Flow	1
18	GA5063860	Main Tank Drain	1
19	tba	Warning Keep Clear	1
20	GA5063830	40Kph Sign	1
21	GASPI10	Warning / Caution / Precaution / Danger	1
22	GA5063845	Engine Oil Drain	1
23	GA5063880	Hydraulic Oil Drain / Guage Drain	1
24	GA5063855	Fill Pump Prime	1
25	GA5063840	Air Tank Drain	3
26	GA079	Cant See My Mirrors	2
27	GASP001	Chain Point	4



# Decals

28

## Fuse Box Layout



A Joystick Fuse box

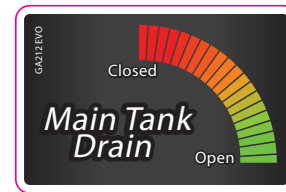
29

B Cabin Auxiliary Fuse box

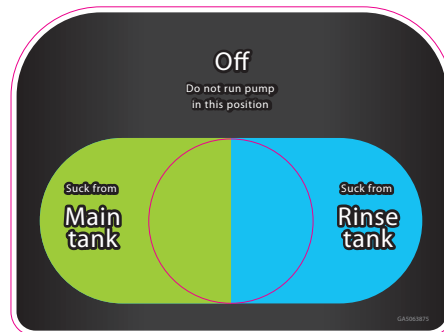
30

A Cabin Main Fuse box

31



32



33



ITEM NO.	PART NUMBER	DESCRIPTION	QTY.
28	GA5060326	Fuse Box Layout	1
29	GA5060025	Cabin Auxiliary Fuse Box	2
30	GA5060033	Cabin Main Fuse Box	2
31	GA212EVO	Main Tank Drain	1
32	GA5063875	Suction Valve	1
33	GA5063370	Warning Nozzle	2



## Decals

34



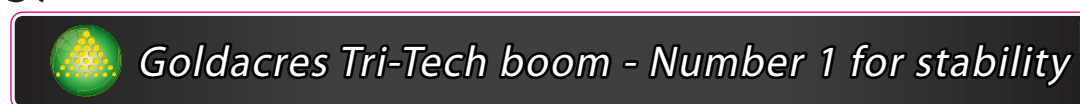
35



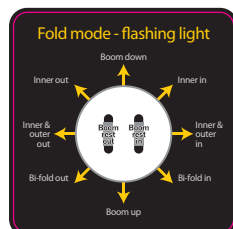
36



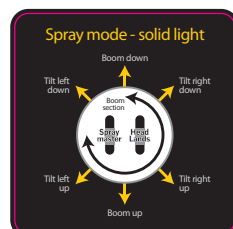
37



38



39



40



41

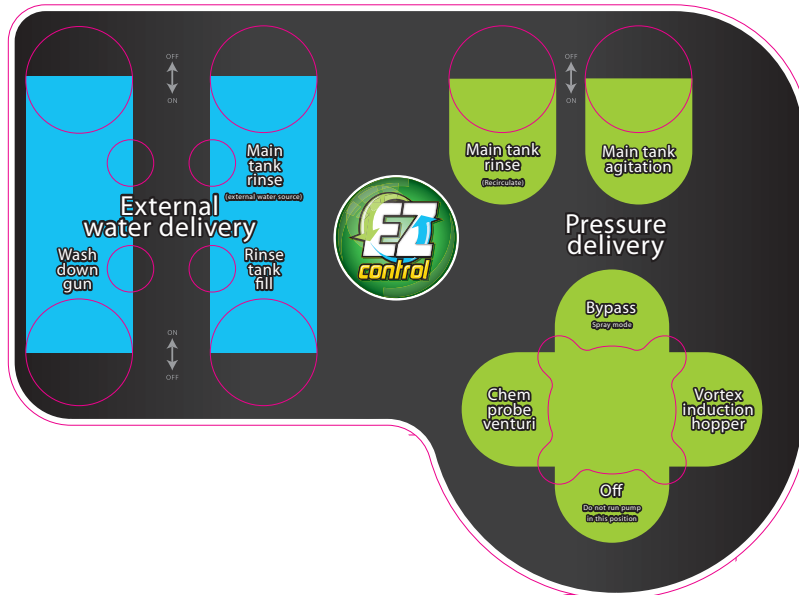


ITEM NO.	PART NUMBER	DESCRIPTION	QTY.
34	GA5063885	Goldacres - Angled Edge	1
35	GA5063895	Goldacres - Rectangle	1
36	GA5062095	Vortex Induction	1
37	GA5061890EVO	Tri-Tech Boom	1
38	tba	Lyketronnic - Spray Mode	1
39	tba	Lyketronnic - Fold Mode	1
40	tba	Pod Switches - Spray Pump/Fill Pump/RPM Raise	1
41	tba	Pod Switches - Spray Pump/Fill Pump/Light	1

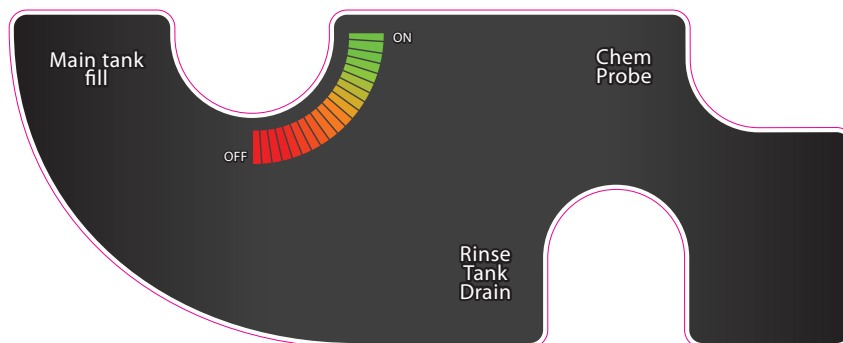


## Decals

42



43

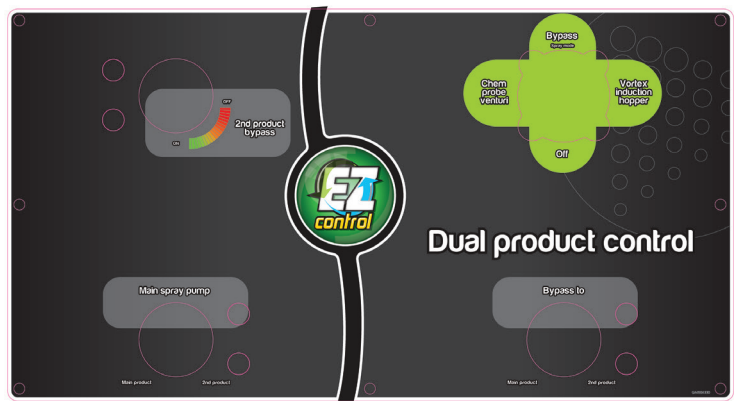


ITEM NO.	PART NUMBER	DESCRIPTION	QTY.
42	GA5016009	SP Fill and Pressure Station	1
43	tba	Tank Fill / Chem Probe / Rinse Drain	1

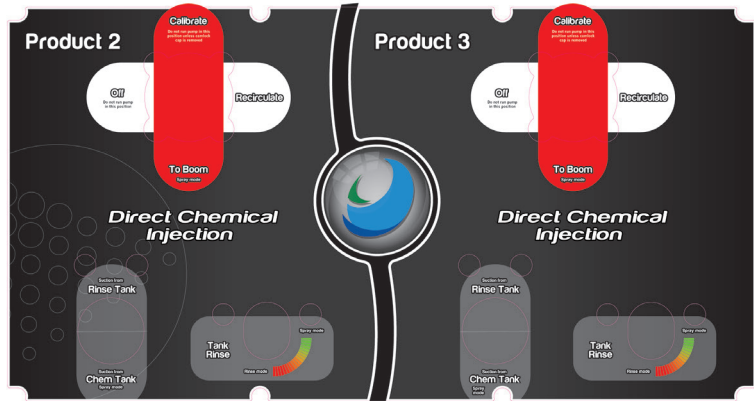


Decals

44



45



46

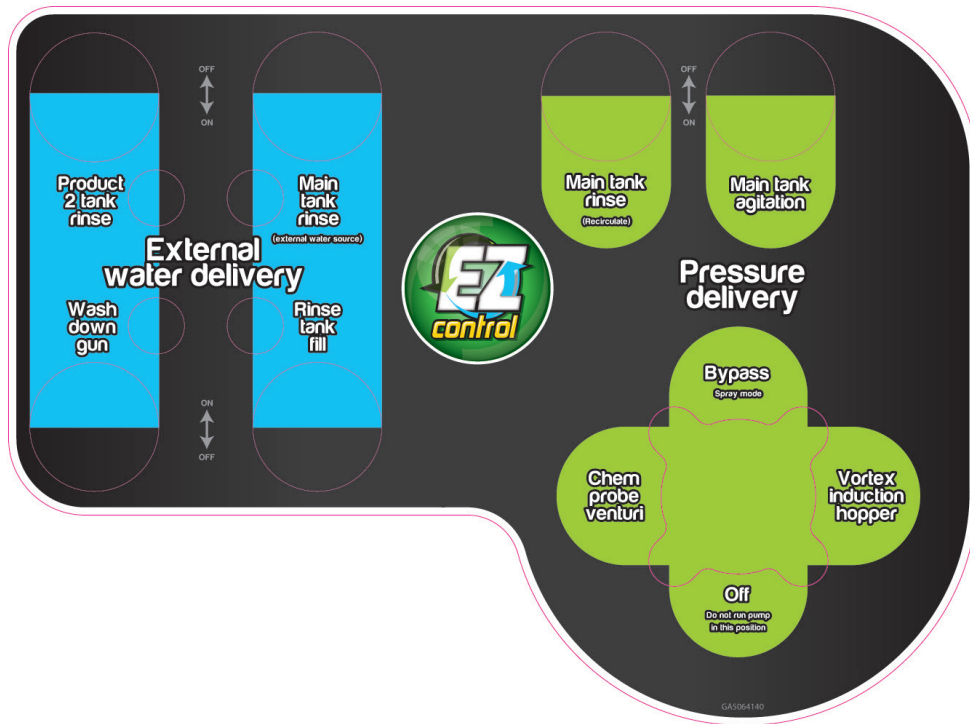


ITEM NO.	PART NUMBER	DESCRIPTION	QTY.
44	GA4504330	Dual Product Pod Decal	1
45	tba	Double DCI Decal	1
46	tba	Single DCI Decal	1



## Decals

47



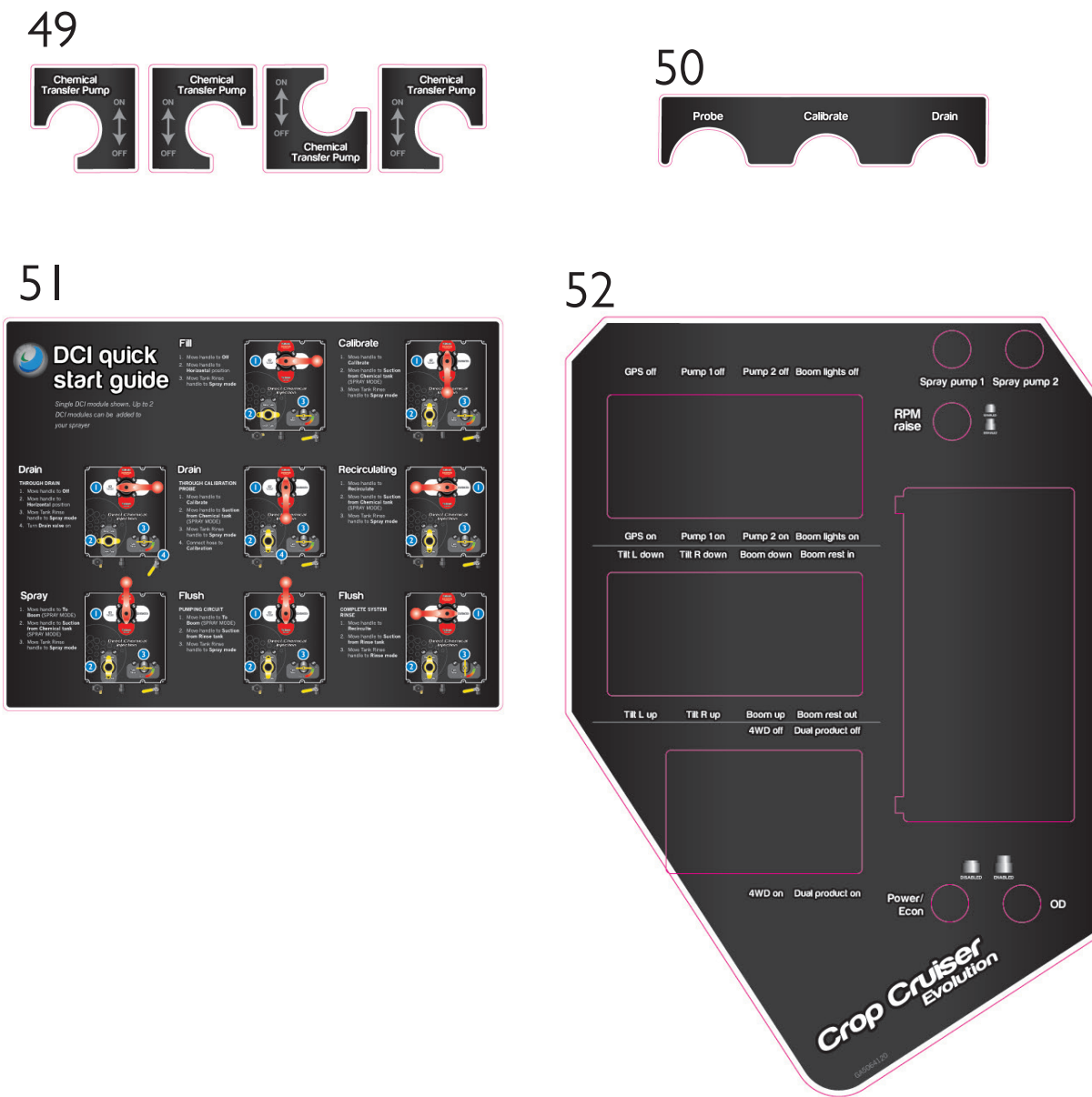
48



ITEM NO.	PART NUMBER	DESCRIPTION	QTY.
47	GA5064140	Fill & Pressure station - suit dual product	
48	GA5063960	Pressure manifold - swb	



Decals



ITEM NO.	PART NUMBER	DESCRIPTION	QTY.
49	tba	Chem transfer pump switch	
50	tba	DCI Probes	
51	tba	DCI Quick Start Guide	
52	GA5064120	Dash Panel - Raven	



## Decals

---

51



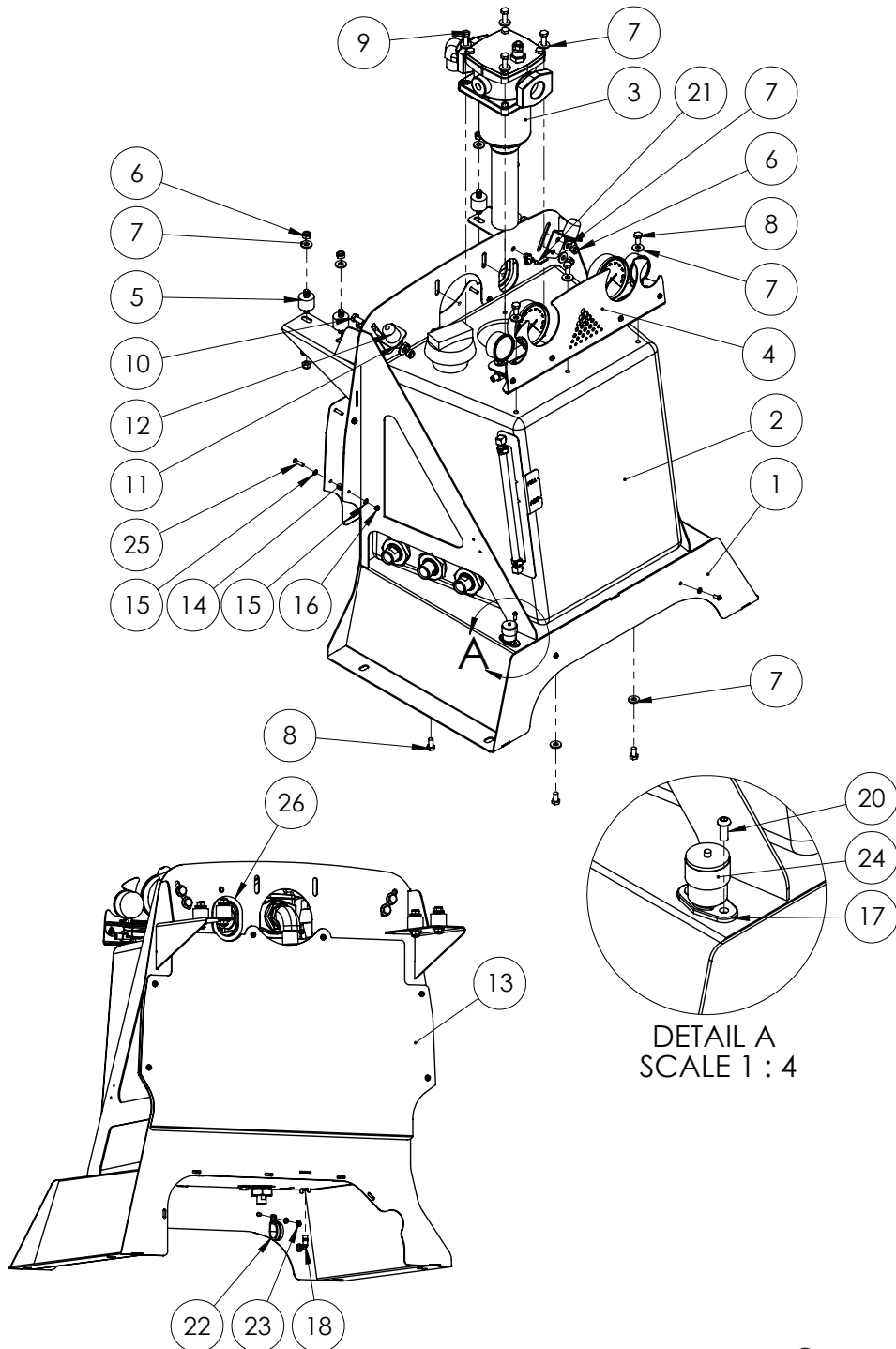
ITEM NO.	PART NUMBER	DESCRIPTION	QTY.
51	tba	Bonnet RH&LH - 5236	1
	tba	Bonnet RH&LH - 5230	1
	tba	Bonnet RH&LH - 3536	1
	tba	Bonnet RH&LH - 3036	1
	tba	Bonnet RH&LH - 47DP36	1



# Chapter 18

## I8-HYDRAULICS

### Oil Tank & Frame



Continued over page  
Chapter 18 - I8-Hydraulics - 170



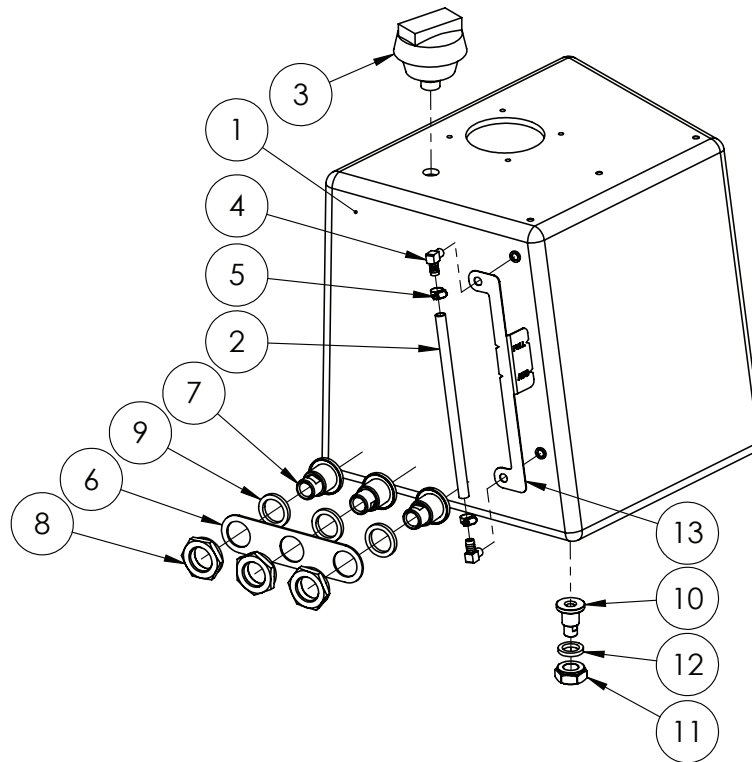
## Oil Tank & Frame

### Oil Tank & Frame Assembly - GA4904665

ITEM NO.	PART NUMBER	DESCRIPTION	QTY.
1	GA4658045	Oil - Header tank- support frame 201 I	1
2	GA4905105	Oil Tank assy-SP 201 I	1
3	GA4905110	Return filter assy-SP201 I	1
4	GA4905115	Dash panel assy-SP 201 I	1
5	GA5069130	Rubber isolator 35OD x 28H-M10 x 16.5 each end	4
6	GA5000141	M10 Nyloc Nut	12
7	GA5000117	Washer 10mm SS Heavy duty	27
8	GA5006113	M10 x 20 GR8.8 Bolt	7
9	GA5065455	Bolt Gr8.8 M10x30	4
10	GA5006161	M10 x 25 GR8.8 Bolt	4
11	GA4504235	Bracket- Bonnet buffer mount SP 201 I	2
12	GA5069745	Door buffer Claas-0000767220	2
13	GA4504570	Heat Deflector Panel Oil Reservoir	1
14	GA4572280	Crush tube suit sp training seat	6
15	GA5004437	M6 SS Washer	16
16	GA5048115	Nut nyloc M6	6
17	GA5070470	Service Indicator Mounting Flange	1
18	GA5045145	Elbow 6mm brass male x 1/8" plastic	1
19	GA4505295	Plate Oil Reservoir Breather Restrictor	1
20	GA5004050	M6x16mm Button head soc SS	4
21	GA5015643	Needle valve	1
22	GA5048090	Clamp P 35mm 56487	2
23	GA5048115	M6 Nyloc Nut SS	2
24	GA5010525	Air Cleaner Service Indicator	1
25	GA5004067	M6x25 Button Head Cap Screw	6
26	GA5012989	Pinch weld x 170	1



## Oil Tank

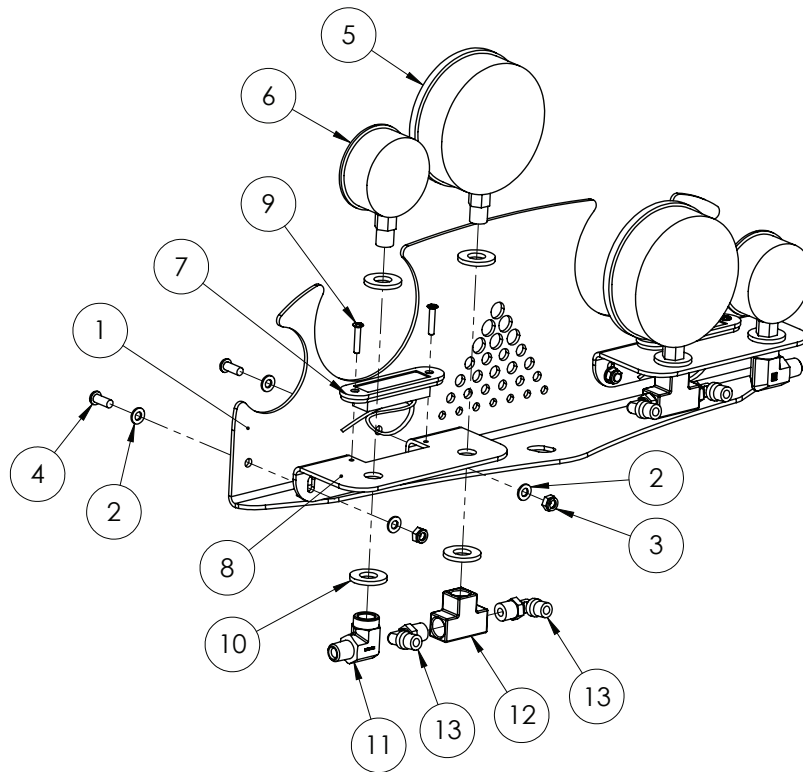


Oil Tank Assembly - GA4905105

ITEM NO.	PART NUMBER	DESCRIPTION	QTY.
1	GA5069075	Oil Tank Plastic Bare Black suit SP 201 I	1
2	HOS12W sight	12mm Clear Sight Tube Hose - Cut 310L	1
3	GA5005259	Breather cap	1
4	GA5020355	1/4" Male x 1/2" Barb Brass Elbow	2
5	GA5000469	1/2" SS hose clamp	2
6	GA4505105	Oil Reservoir Port Stiffening Plate	1
7	GA4552970	Oil Tank Crop Cruiser 1" Nipple	3
8	GA4552975	Oil Tank Crop Cruiser Nut 1" Nipple	3
9	GA5009335	Gasket Kamlock Nitrile I 1/2 Fit 150	3
10	GA4552980	CC Oil Tank 1/2" Bulkhead Nipple	1
11	GA4552990	Nut M27 LH Thread Lock Nut	1
12	M100G	Gasket Banjo 100 series	1
13	GA4502590	Level Indicator Hydraulic Reservoir	1



## Dash Panel



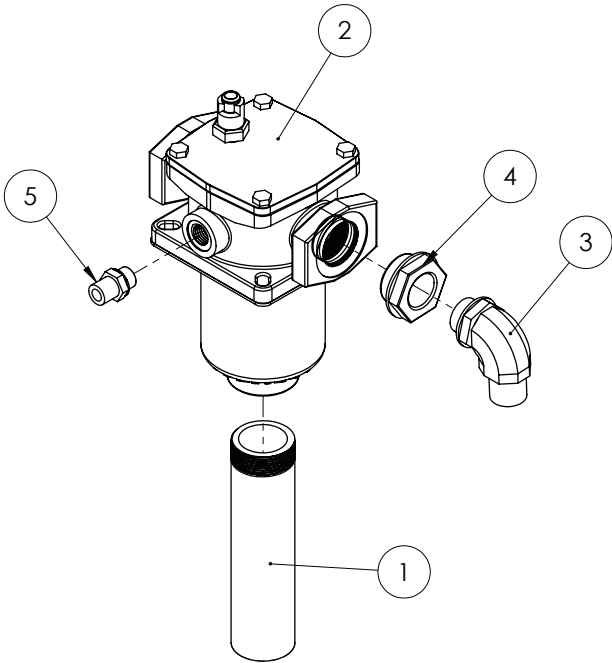
Dash Panel Assembly - GA4905115

ITEM NO.	PART NUMBER	DESCRIPTION	QTY.
1	GA4503695	Guage tankmount plate SP under bonnet 2011	1
2	GA5004437	M6 SS Washer	8
3	GA5048115	Nut nyloc M6	4
4	GA5004050	M6x16mm Button head soc SS	4
5	GA4948460	Pressure Gauge 160 PSI	2
6	GA5013423	Pressure Gauge 3500 PSI	2
7	GA5066580	LED light orange Narva brand	2
8	GA4503691	Guage mount plate SP under bonnet 2011	2
9	GA5011360	Bolt M4 x 20CS phillip head ZP	4
10	GA5000577	M12 SS HD Washer	8
11	S25-0404	Elbow 90deg 1/4"M x 1/4"F	2
12	GA5048300	1/4 Female brass Tee	2
13	GA5016233	Elbow - Swivel 6mm x 1/4"	4

Note: Quantities will vary depending on options fitted.



# Return Filter

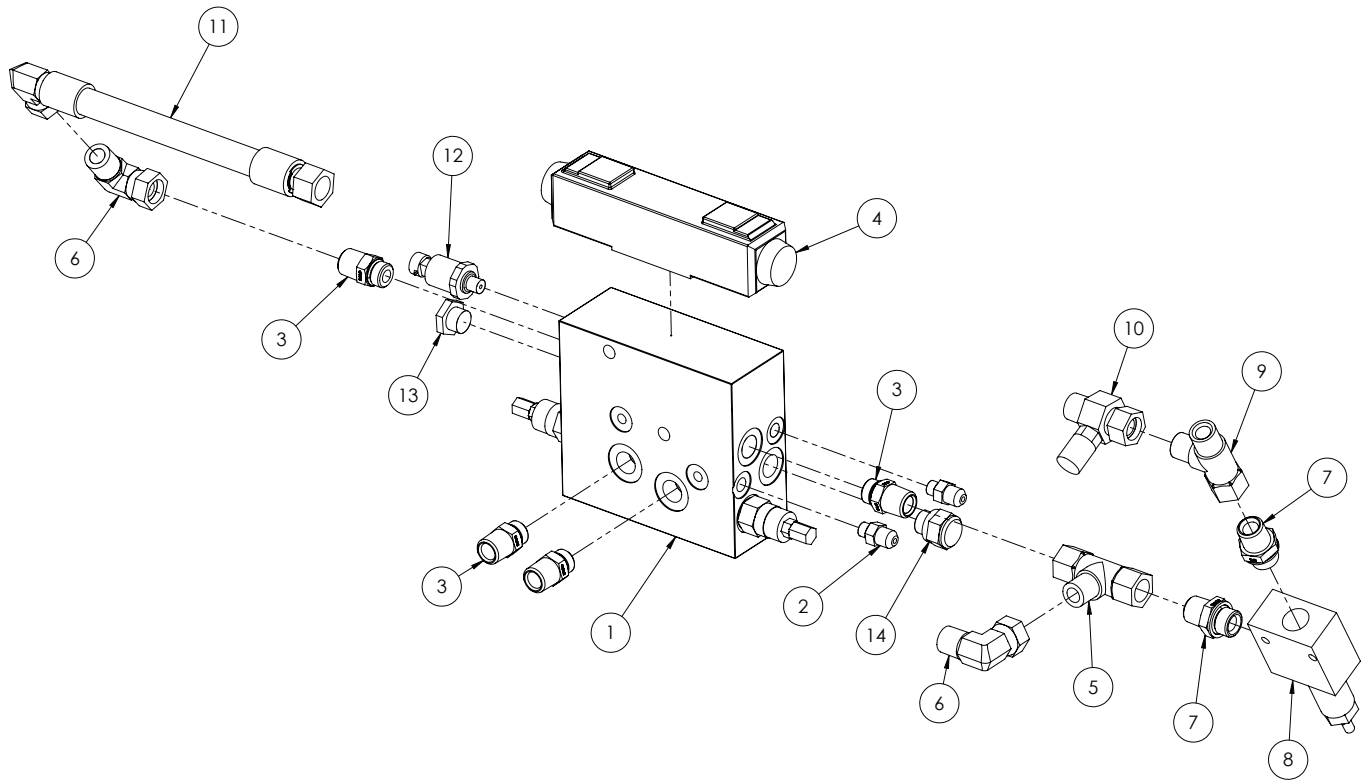


Return Filter Assembly - GA4905110

ITEM NO.	PART NUMBER	DESCRIPTION	QTY.
1	GA5069910	Drop tube _2" Riser- Return filter SP 2011	1
2	GA5069055	Hydac Return filter assy-Tank top SP2011	1
3	S77-1616	1" ELBOW	1
4	S102-2416	1 1/2" - 1" REDUCER	1
5	S75-0808	1/2" BSPP x 1/2" BSPT Hydraulic Fitting O-Ring @ Washer	1



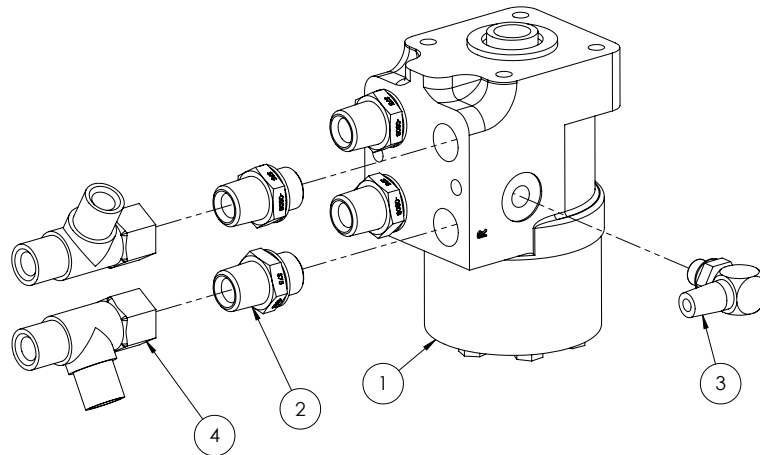
## Trimble Auto Steer Manifold



ITEM NO.	PART NUMBER	DESCRIPTION	QTY.
1	GA5069860	Trimble Auto Steer Hydraulic Manifold - Part of Trimble Kit	1
2	S90-0907	Nipple-7/16"UNO x 9/16" JIC C/W o-ring	2
3	S93-0812	Nipple - 1/2" x 3/4" C/W o-ring	4
4	GA5069865	Trimble Valve Cartridge PTS 40	1
5	S83-080808	TEE 1/2 BSPT M x M F	1
6	S82-0808	1/2" Hydraulic Tee - S83-080808	2
7	S75-0808	Nipple 1/2" x 1/2" C/W o-ring & washer	2
8	GA5006933	Hydraulic pressure relief (CartReliefDIR.OP.BI Directional)	1
9	SI67-080808	TEE 1/2 BSPT M x M F	1
10	SI60-080816	Inline test point 1/2" BSP	1
11	GA4904895	Trimble Manifold hose (H46)	1
12	GA5070350	Trimble Pressure Sensor - Trimble P/No 49669	1
13	-	P Comp - Trimble P/No 56907	1
14	-	PTS 40 PSI - Trimble P/No 56904	1

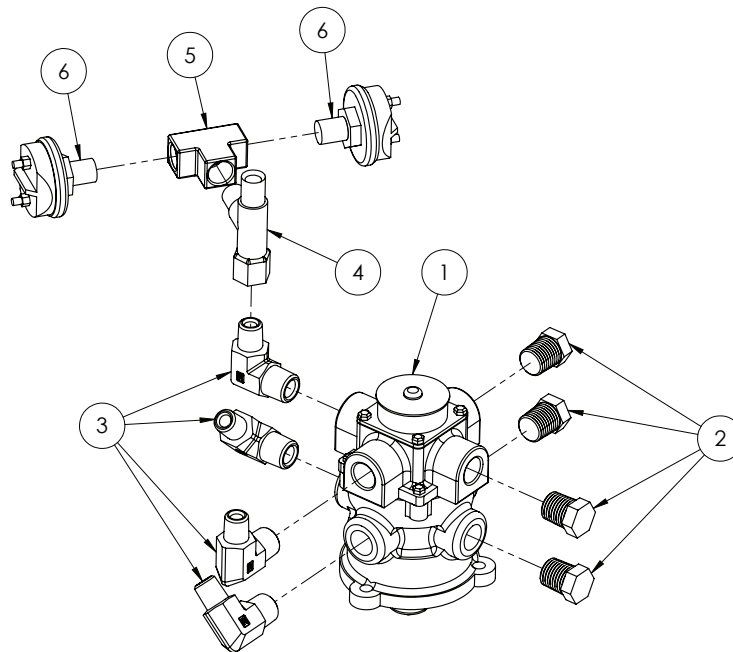


## Steering Orbital



ITEM NO.	PART NUMBER	DESCRIPTION	QTY.
1	GA5000031	Steering unit orbital 102M203 t/s sp	1
2	S75-0808	Nipple 1/2" x 1/2" C/W o-ring & washer	4
3	S77-0404	1/4 x 1/4 90deg Elbow	1
4	SI67-080808	TEE 1/2 BSPT M x M F	2

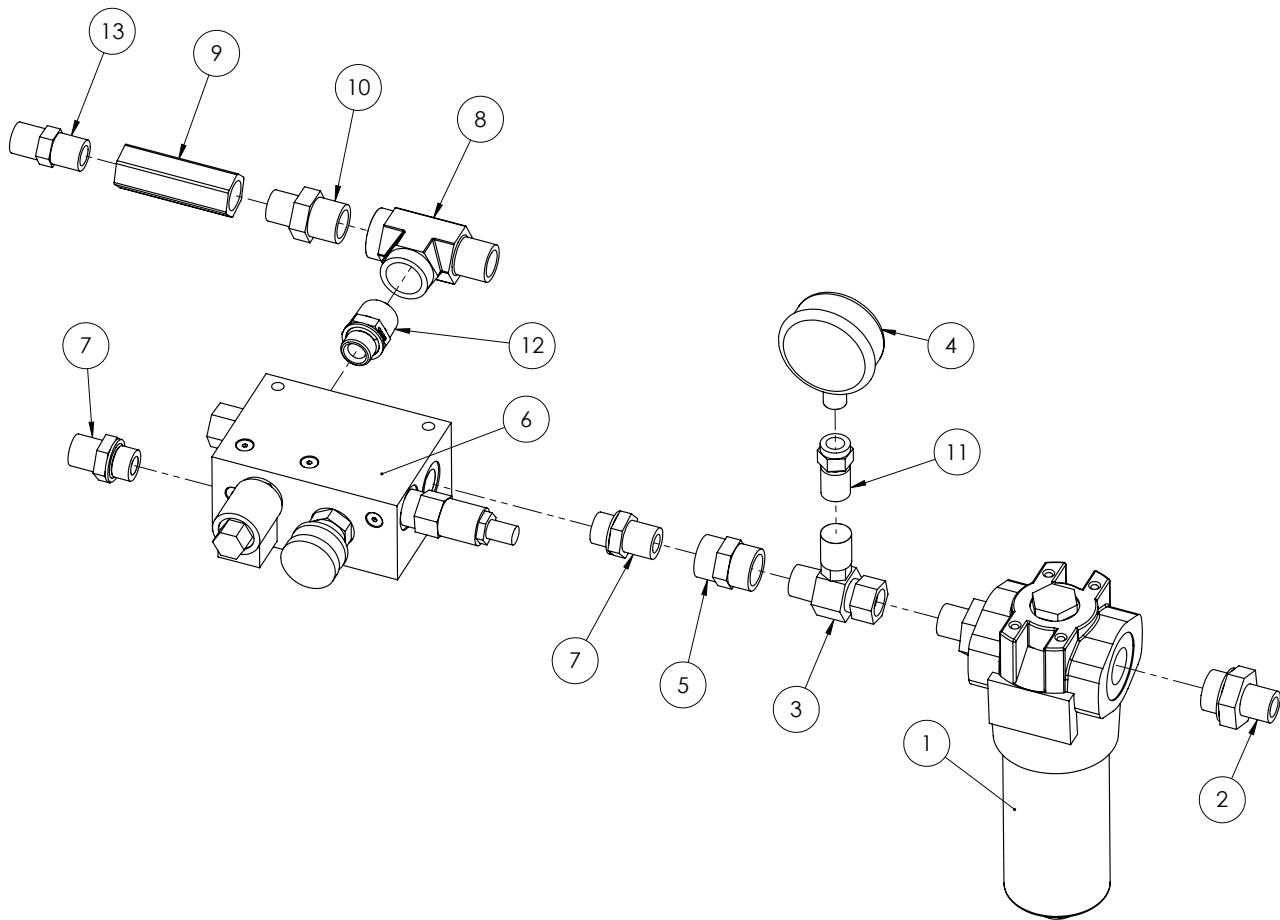
## Foot Valve



ITEM NO.	PART NUMBER	DESCRIPTION	QTY.
1	GA5005769	Basic foot valve, Dual circuit	1
2	GA5002575	3/8" Brass Plug	4
3	S49-0604	Elbow 90deg male 3/8" - 1/4"	4
4	SI67-040404	TEE 1/4 BSPT M x M F	1
5	GA5048300	1/4 Female brass Tee	1
6	GA5016081	Brake switch 13250	2



## Pump Flow Control & Pressure Filter

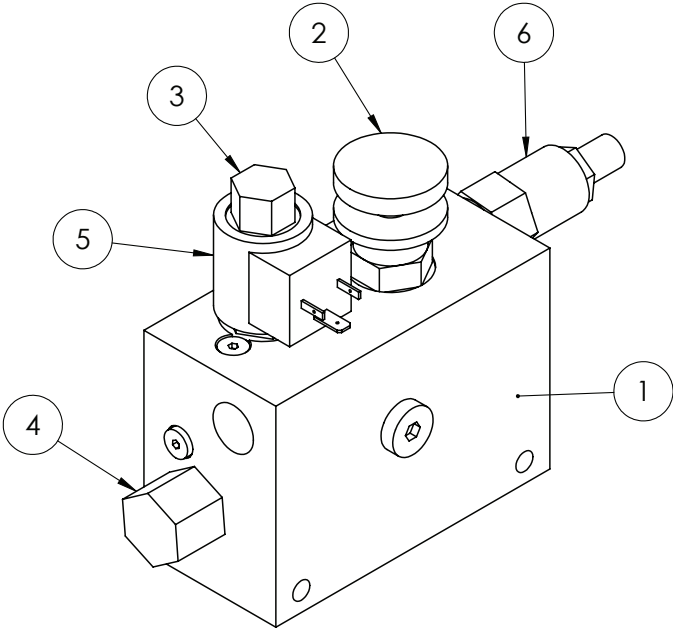


ITEM NO.	PART NUMBER	DESCRIPTION	QTY.
1	GA5010013	Hydraulic pressure filter 10 micron	1
2	S75-0812	1/2" x 3/4" Hydraulic Fitting w/ O-Ring @ Washer	2
3	S160-080816	Inline test point 1/2" BSP	1
4	RG01-250	pressure guage 250 BAR	1
5	S26-0808 ryco	Steel socket 1/2" BSP	1
6	GA5011675	Pump Flow Control	1
7	S75-0808	1/2" x 1/2" Hydraulic Fitting w/ O-Ring @ Washer	2
8	S48-121212	Tee 3/4" FFM	1
9	GA5007059	10 BAR Check Valve	1
10	S27-1208 ryco	Adapter Straight - 3/4" male BSPT to 1/2" male BSPT	1
11	C81-1604	Direct Guage Coupling	1
12	S75-1208	Nipple - 3/4" x 1/2" C/W o-ring washer	1
13	S27-0808	0808 BSPTM BSPMT nipple	1



# Pump Flow Control Manifold

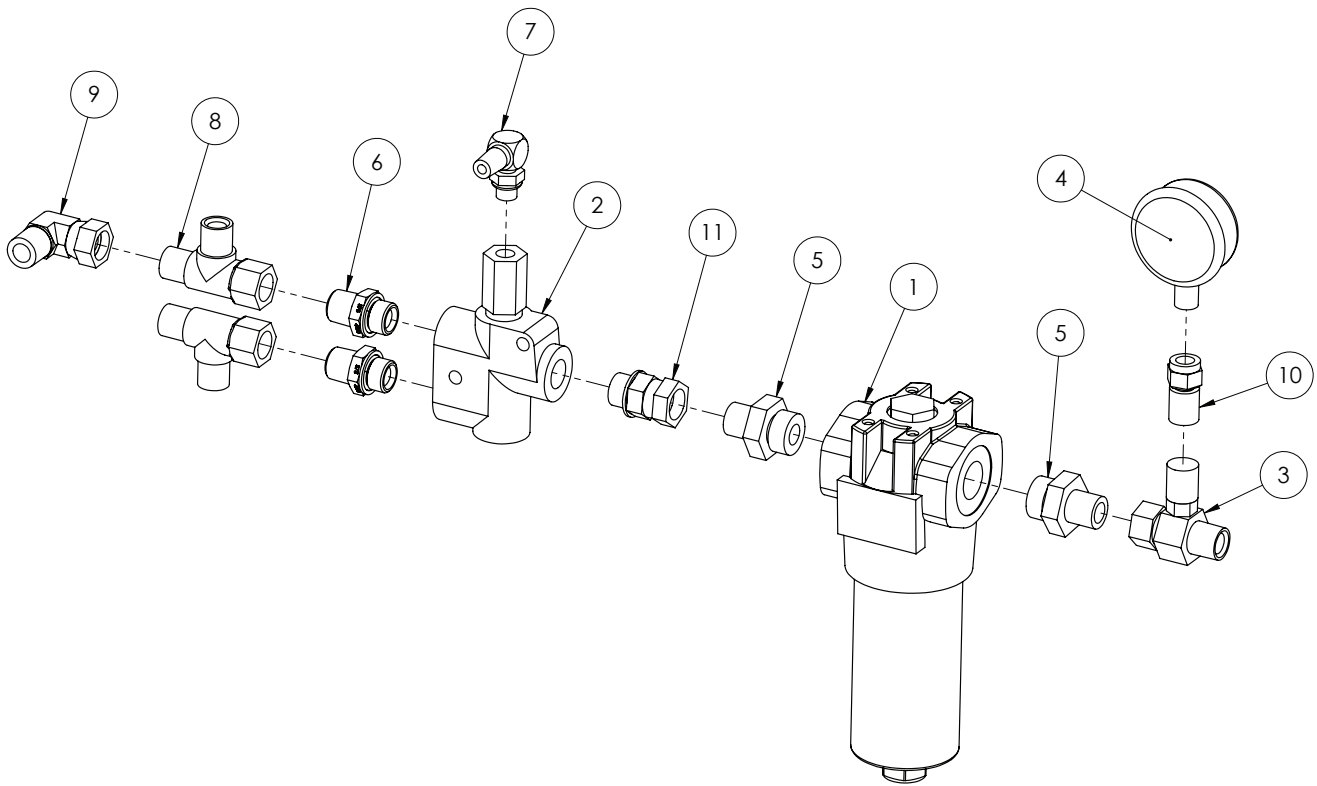
---



ITEM NO.	PART NUMBER	DESCRIPTION	QTY.
1	GA5052465	Pump flow control - manifold	1
2	GA5069180	Flow Control valve NV10-20B-0N0	1
3	GA5007266	Cartridge T/S GS0124 SV08-21-0N0	1
4	-	Pressure Reducing Valve EP10-S35-0N-110	1
5	GA5052475	12V Coil 6306012	1
6	GA5052480	Pressure Relief valve RV08-20A-0N-33	1



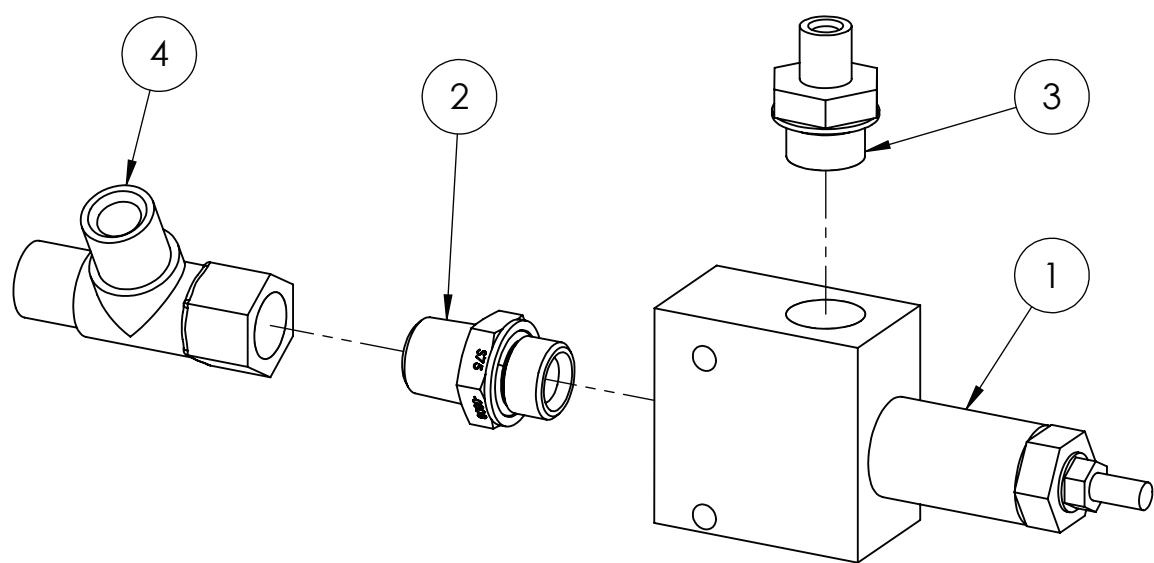
## Priority Valve & Pressure Filter



ITEM NO.	PART NUMBER	DESCRIPTION	QTY.
1	GA5010013	Hydraulic pressure filter 10 micron	1
2	GA5010957	Load sensing priority valve	1
3	SI60-080816	Inline test point 1/2" BSP	1
4	RG01-250	pressure guage 250 BAR	1
5	S75-0812-base	1/2" BSPP x 3/4" BSPT Hydraulic Fitting	2
6	S75-0808	Nipple 1/2" x 1/2" C/W o-ring & washer	2
7	S77-0404	1/4 x 1/4 90deg Elbow	1
8	SI67-080808	TEE 1/2 BSPT M x M F	2
9	S82-0808	1/2" Hydraulic Tee - S83-080808	1
10	C81-1604	Direct Guage Coupling	1
11	S43-0808	Nipple Swivel 1/2"F x 1/2"M c/w o-ring & washer	1

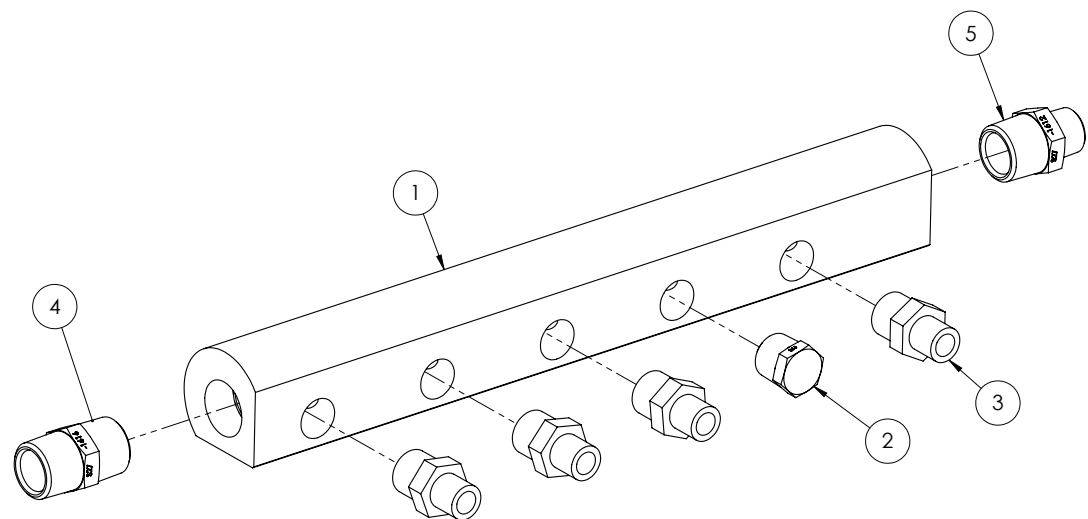


# Pressure Relief - Radiator Fan



ITEM NO.	PART NUMBER	DESCRIPTION	QTY.
1	GA5006933	Hydraulic pressure relief (CartReliefDIR.OP.BI Directional)	1
2	S75-0808	Nipple 1/2" x 1/2" C/W o-ring & washer	1
3	S75-0408	Nipple 1/2 BSPP O-Ring x 1/4 BSPT	1
4	SI67-080808	TEE 1/2 BSPT M x M F	1

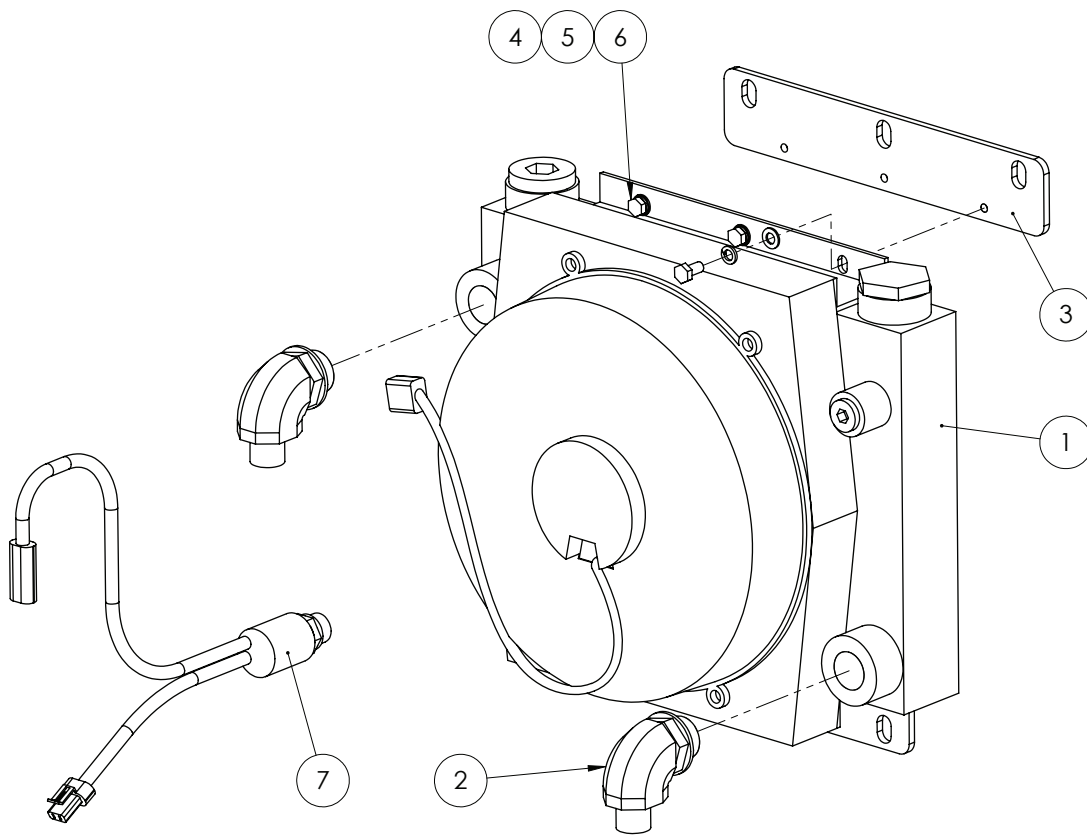
# Hydraulic Manifold



ITEM NO.	PART NUMBER	DESCRIPTION	QTY.
1	L069A	Manifold - 480mm Long	1
2	S64-12	3/4 BSPTM Plug	1
3	S27-1208	Adapter Straight - 3/4" male BSPT to 1/2" male BSPT	4
4	S27-1616	1" Male Nipple	1
5	S27-1612	1" x 3/4" Male Nipple	1



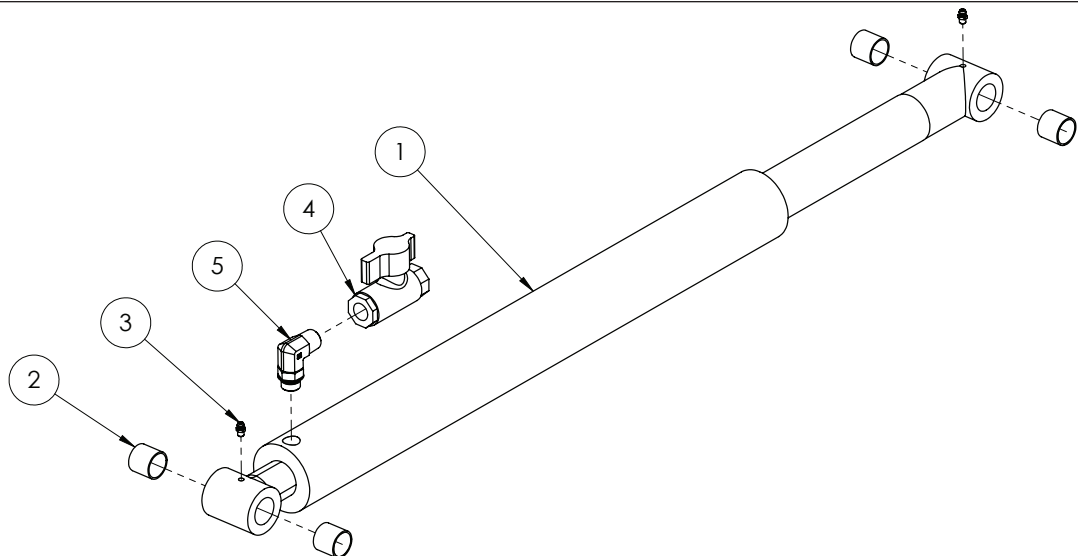
## Oil Cooler Assembly



ITEM NO.	PART NUMBER	DESCRIPTION	QTY.
1	GA5069045	Oil Cooler - Hydac size 3	1
2	S77-1216	1" ELBOW	2
3	GA4503745	Adaptor multi fit-Hydac oil cooler SP 201 I	2
4	GA5003643	Washer 8mm SS HD	6
5	GA5004919	M8 Spring washer SS	6
6	GA5004695	M8 x 16mm	6
7	GA5069050	Thermostat T/S-Oil cooler-Hydac	1

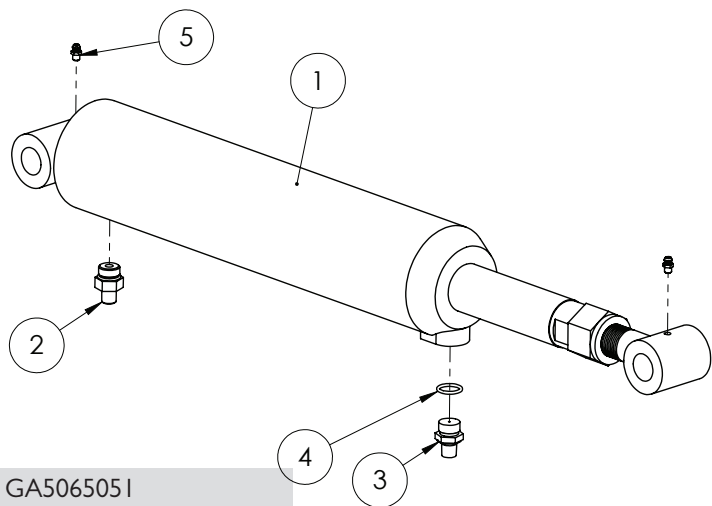


# Hydraulic Cylinder - Boom Lift



ITEM NO.	PART NUMBER	DESCRIPTION	QTY.
1	GA5070076	Hydraulic Cylinder 2.5" Bore, 2" Rod, 21" Stroke	1
2	GA5065487	1" ID, 1.125" OD glacier bush, 1" long	4
3	GA5012203	Grease Nipple 1/4" UNF Short	2
4	GA5000835	Ball valve hydraulic 1/2" FF	1
5	S89-0812	Elbow 90deg 1/2" BSP x 3/4" UNO	1
-	GA5052760	Hydraulic cylinder seal kit	-

# Hydraulic Cylinder - Boom Tilt

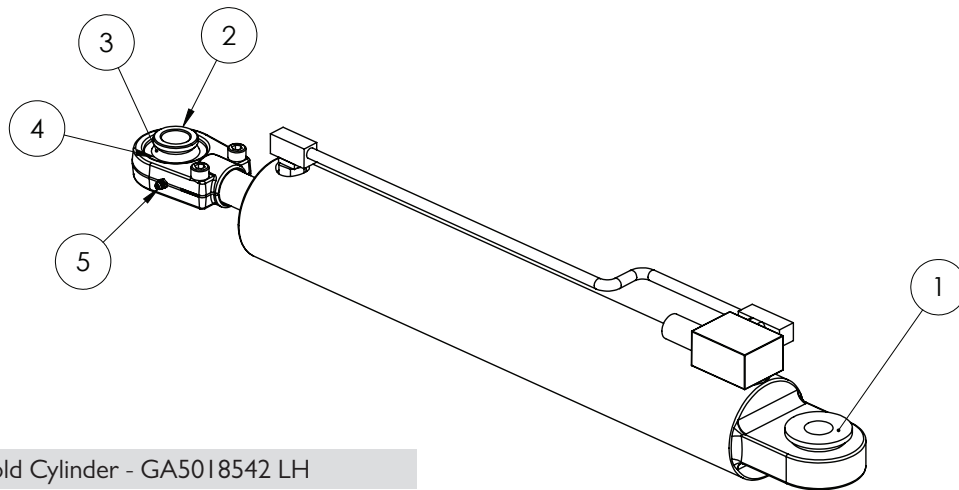


Boom Tilt Cylinder - GA5065051

ITEM NO.	PART NUMBER	DESCRIPTION	QTY.
1	GA5065051	Hydraulic cylinder 3.5"x5" stroke	1
2	S93-0412	Nipple 1/4" x 3/4" c/w O-RING	1
3	L068A	"Restrictor Nipple 1/4 BSPT to 3/4 UNO 1.5mm orifice"	1
4	GA5001067	1/2" BSPP O-Ring	1
5	GA5012203	Grease Nipple 1/4" UNF Short	2
6	GA5052730	Hydraulic Cylinder seal kit - Not Shown	-



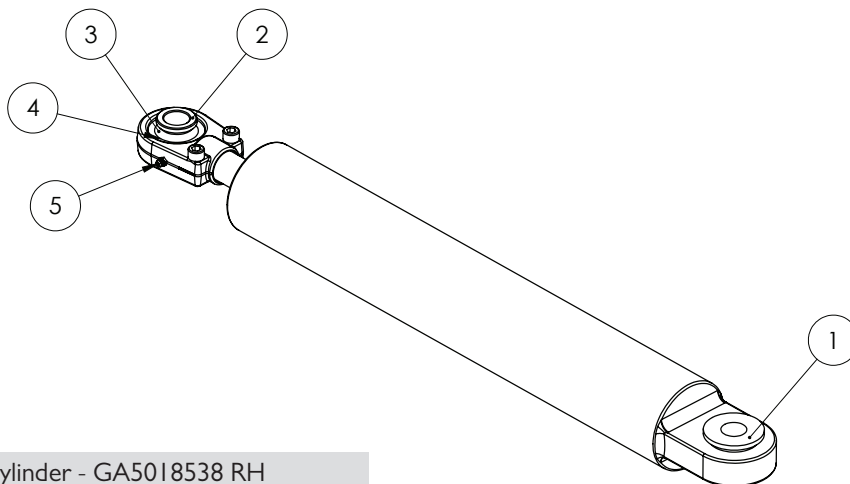
## Hydraulic Cylinder - Boom Fold LH



Boom Fold Cylinder - GA5018542 LH

ITEM NO.	PART NUMBER	DESCRIPTION	QTY.
1	GA5067595	Bearing Bush - Large	1
2	GA5067600	Bearing Bush - Small	3
3	GA5067605	Bearing GEG 30 ES 2RS	2
4	GA5067610	Bearing Retaining clip set (2 per set)	2
5	GA5012203	Grease Nipple 1/4" UNF Short	2
6	GA5052685	Hydraulic Cylinder seal kit - Not Shown	-

## Hydraulic Cylinder - Boom Fold RH

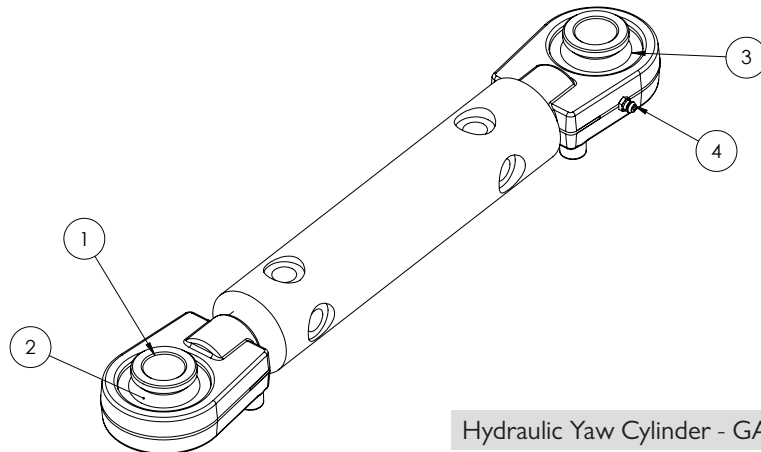


Boom Fold Cylinder - GA5018538 RH

ITEM NO.	PART NUMBER	DESCRIPTION	QTY.
1	GA5067595	Bearing Bush - Large	1
2	GA5067600	Bearing Bush - Small	3
3	GA5067605	Bearing GEG 30 ES 2RS	2
4	GA5067610	Bearing Retaining clip set (2 per set)	2
5	GA5012203	Grease Nipple 1/4 UNF Short	2
6	GA5052680	Hydraulic Cylinder seal kit - not shown	-



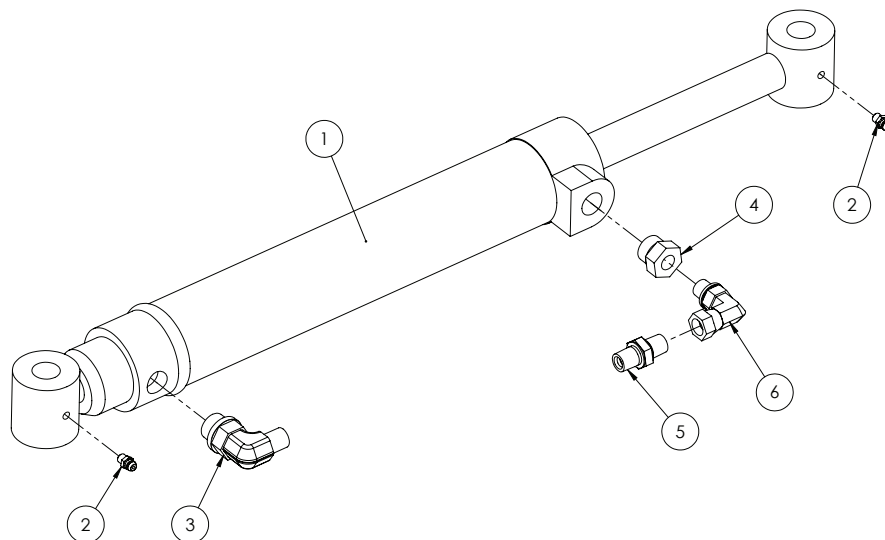
## Hydraulic Cylinder - Hydraulic Yaw



Hydraulic Yaw Cylinder - GA5060817

ITEM NO.	PART NUMBER	DESCRIPTION	QTY.
1	GA5067600	Bearing Bush - Small	4
2	GA5067605	Bearing GEG 30 ES 2RS	2
3	GA5067610	Bearing Retaining clip set (2 per set)	2
4	GA5012203	Grease Nipple 1/4" UNF Short	2
5	GA5052745	Cylinder Seal Kit - not shown	-

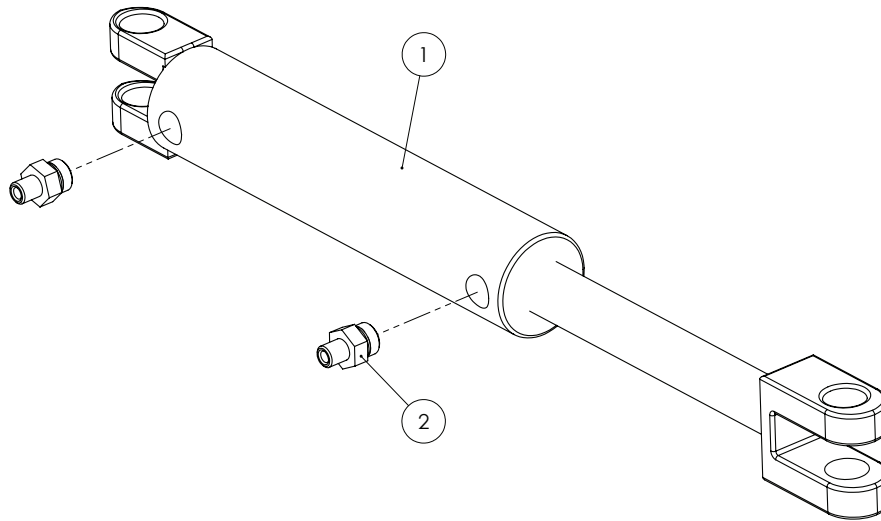
## Hydraulic Cylinder - Bi-Fold



ITEM NO.	PART NUMBER	DESCRIPTION	QTY.
1	GA5021010	Hypower ram suit Bi fold 254mm stroke	1
2	GA5012203	Grease Nipple 1/4" UNF Short	2
3	S89-0412	Elbow 1/4" x 3/4" c/w o-ring	1
4	S85-0412	1/4" BSPF x 3/4" UNOM	1
5	GA4562025	Restrictor nipple 1/4 BSPT 0.5mm orifice	1
6	SI05-0404	0404 BSPTM BSPPFS 90' Elbow	1
7	GA5052755	Cylinder Seal kit - not shown	-

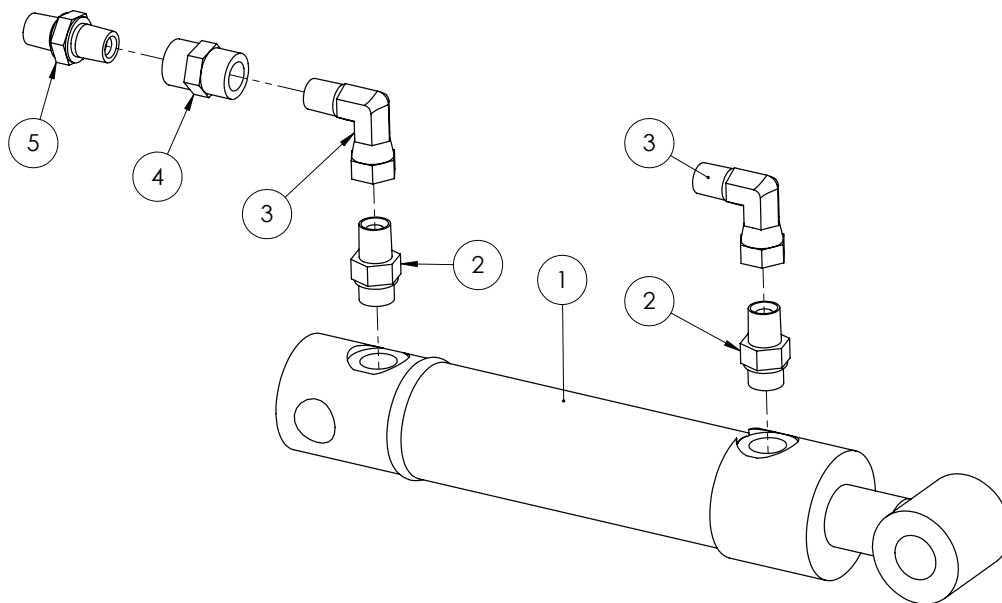


## Hydraulic Cylinder - Boom Rest



ITEM NO.	PART NUMBER	DESCRIPTION	QTY.
1	GA5069110	Hydraulic cylinder 2"x1.25"x6" stroke	1
2	S93-0412	Nipple 1/4" x 3/4" c/w O-RING	2
3		Cylinder Seal Kit - not shown	-

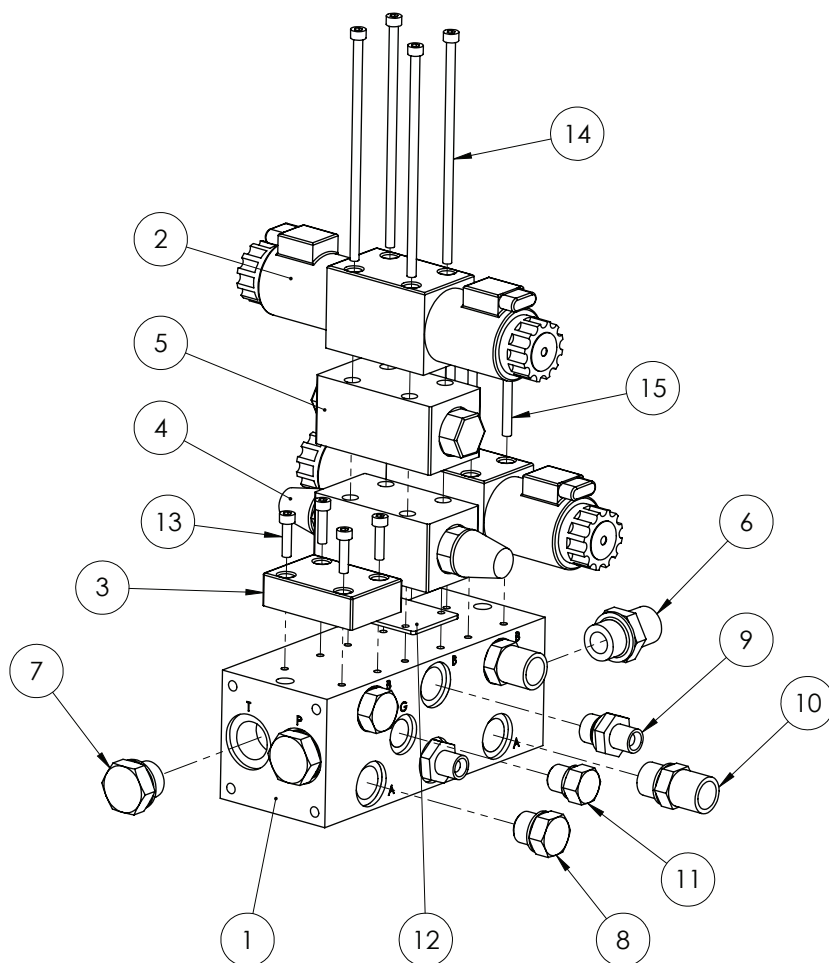
## Hydraulic Cylinder - Centre Leveling



ITEM NO.	PART NUMBER	DESCRIPTION	QTY.
1	GA5016122	"Ram, 1.5" Bore, 1" Rod, 100mm Stroke pin eye ends"	1
2	S93-0409	Nipple 1/4" BSPP x 9/16 UNO-ring	2
3	S82-0404	0404 BSPTM BSPPFS 90° Elbow	2
4	S26-0404	1/4" BSPP Socket	1
5	GA4562025	"Restrictor nipple 1/4 BSPT 0.5mm orifice"	1
6	GA5052750	Cylinder seal kit - not shown	-



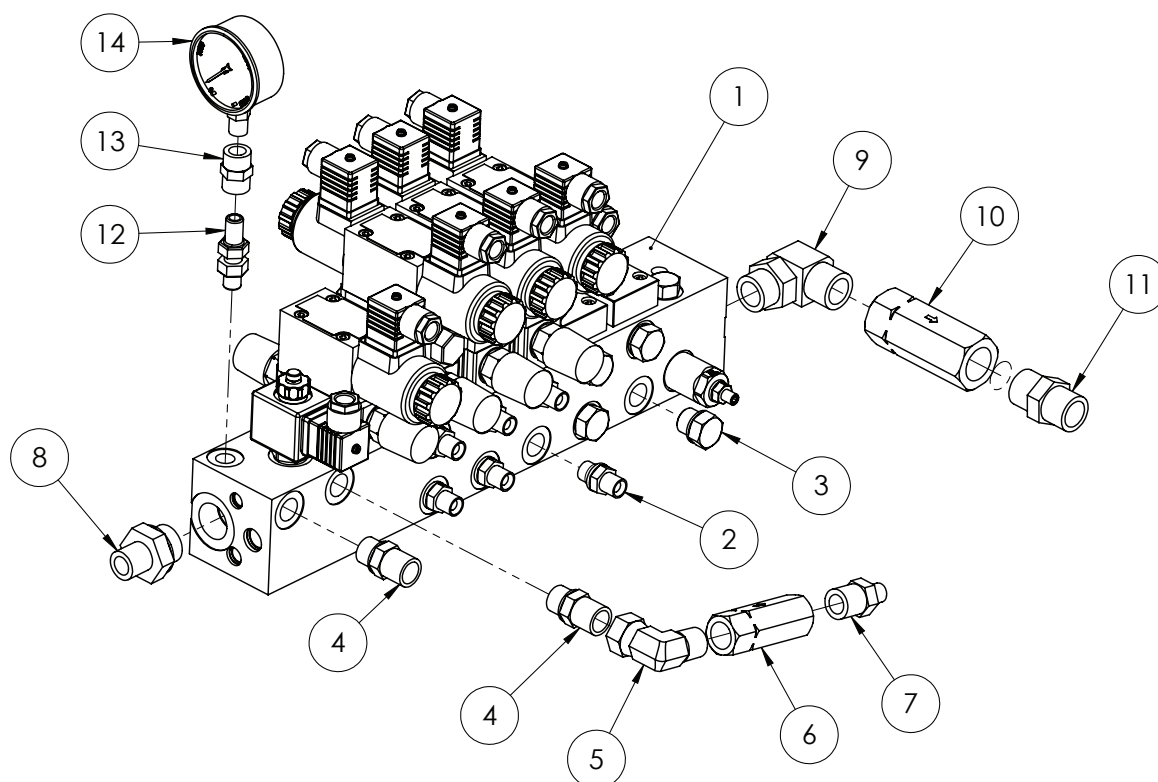
## Boom Rest/Fill Pump Hydraulic Block



ITEM NO.	PART NUMBER	DESCRIPTION	QTY.
1	-	Manifold option 1 normally closed	1
2	GA5017387	12v j-spool	2
3	GA5047335	Blanking plate	1
4	GA5047581	VALVE-HYD-FLOW CTRL-NG6-A+B	1
5	GA5017335	Modular check valve	1
6	S75-0808	1/2" BSPP x 1/2" BSPT Hydraulic Fitting O-Ring @ Washer	2
7	S73-08	08 Plug	2
8	S73-06	3/8 BSPP Hyd Plug	2
9	S75-0406	Nipple 1/4 x 3/8	2
10	S75-0806	1/2 BSPT 3/8 BSPP Hyd Nipple	2
11	S73-04	1/4" BSPP Hyd Plug	1
12	GA5047615	O-ring retaining plate	1
13	GA5020520	M5 x 20mm SHCS	4
14	GA5048570	M5 x 130mm SHCS	4
15	GA5054410	Bolt Socket head cap screw M5x50	4



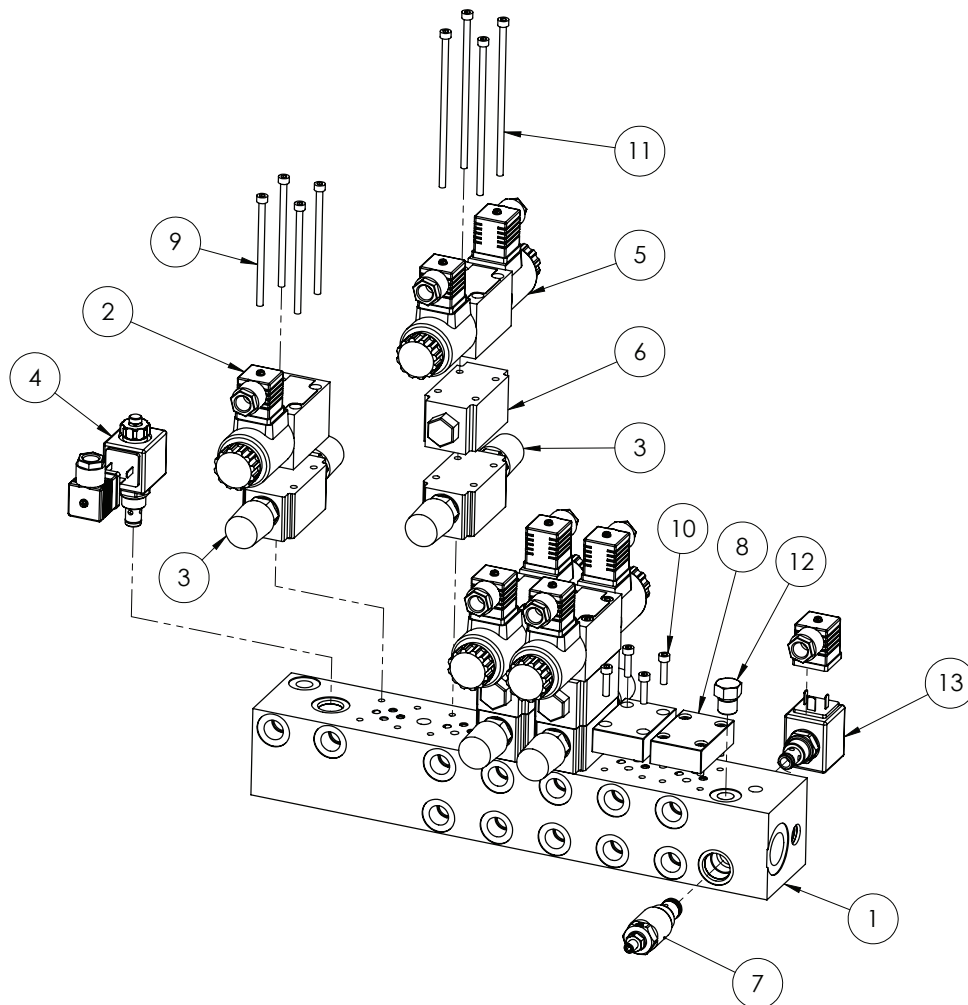
## Spool Block With Fittings



ITEM NO.	PART NUMBER	DESCRIPTION	QTY.
1	-	Manifold Assembly Option TWO Normally closed	1
2	S75-0406	1/4 BSPT male to 3/8 BSPP Hyd nipple	6
3	S73-06	3/8 BSPP Hyd Plug	4
4	S75-0806	1/2 BSPT 3/8 BSPP Hyd Nipple	2
5	S82-0808	1/2" 90deg Elbow	1
6	GA5007060	Check Valve (45 LPM) 1/2 BSPP zero bar	1
7	S27-0804	1/2" BSPT - 1/4" BSPT Straight Hydraulic Nipple	1
8	S75-0812	Nipple - 1/2" x 3/4" nipple C/W o-ring	1
9	S77-1212	3/4 BSPT - 3/4 BSPP 90 Hyd Elbow	1
10	GA5002421	3/4 BSPP Check Valve	1
11	S27-1212	Adapter Straight - 3/4" male BSPT to 3/4" male BSPT	1
12	S44-0404	Nipple 1/4 x 1/4 with nut	1
13	S26-0404	1/4" BSPP Socket	1
14	GA5013423	Small Face Pressure Gauge 3500psi	1



## Spool Block Manifold

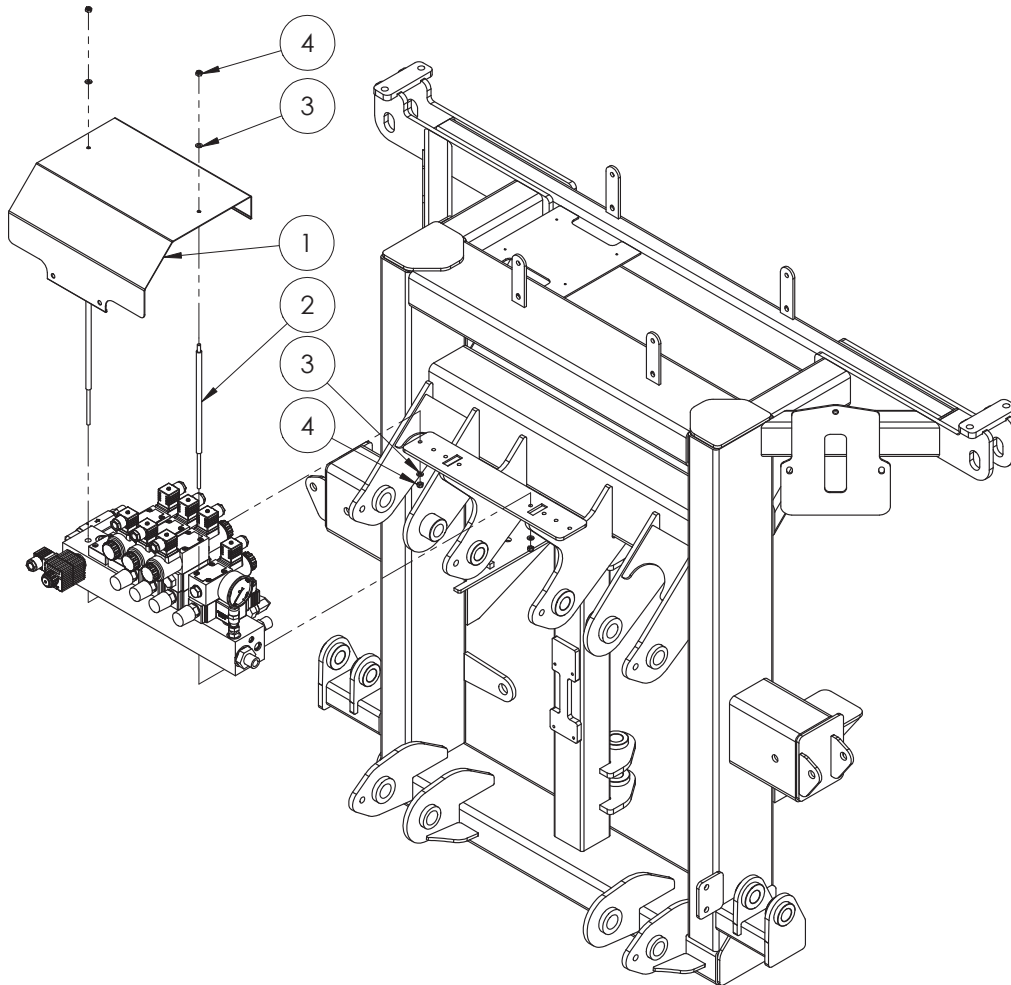


ITEM NO.	PART NUMBER	DESCRIPTION	QTY.
1	GA5047500	Spool valve manifold 6 station bare	1
2	GA5047722	VALVE HYD SINGLE SOLENOID 12VDC	1
3	GA5047581	VALVE-HYD-FLOW CTRL-NG6-A+B	4
4	GA5047341	valve-cart-hyd-sol-poppet-2/2-8-2 cav-12vdc-no override	1
5	GA5017387	12v j-spool	3
6	GA5017335	Modular check valve	3
7	GA5047645	Hydraulic Relief Valve To Suit C Top Unloader VSPN-10A	1
8	GA5047335	Blanking plate	2
9	GA5067050	Bolt Socket head cap screw M5x90	4
10	GA5020520	M5 x 20mm SHCS	8
11	GA5048570	M5 x 130mm SHCS	12
12	S73-04	1/4" BSPP Plug with O ring	1
13	GA5047646	VALVE-CART-HYD-SOL-2/2-NC-10/2-12VDC Open Centre	1



## Spool Valve Mounting Assembly

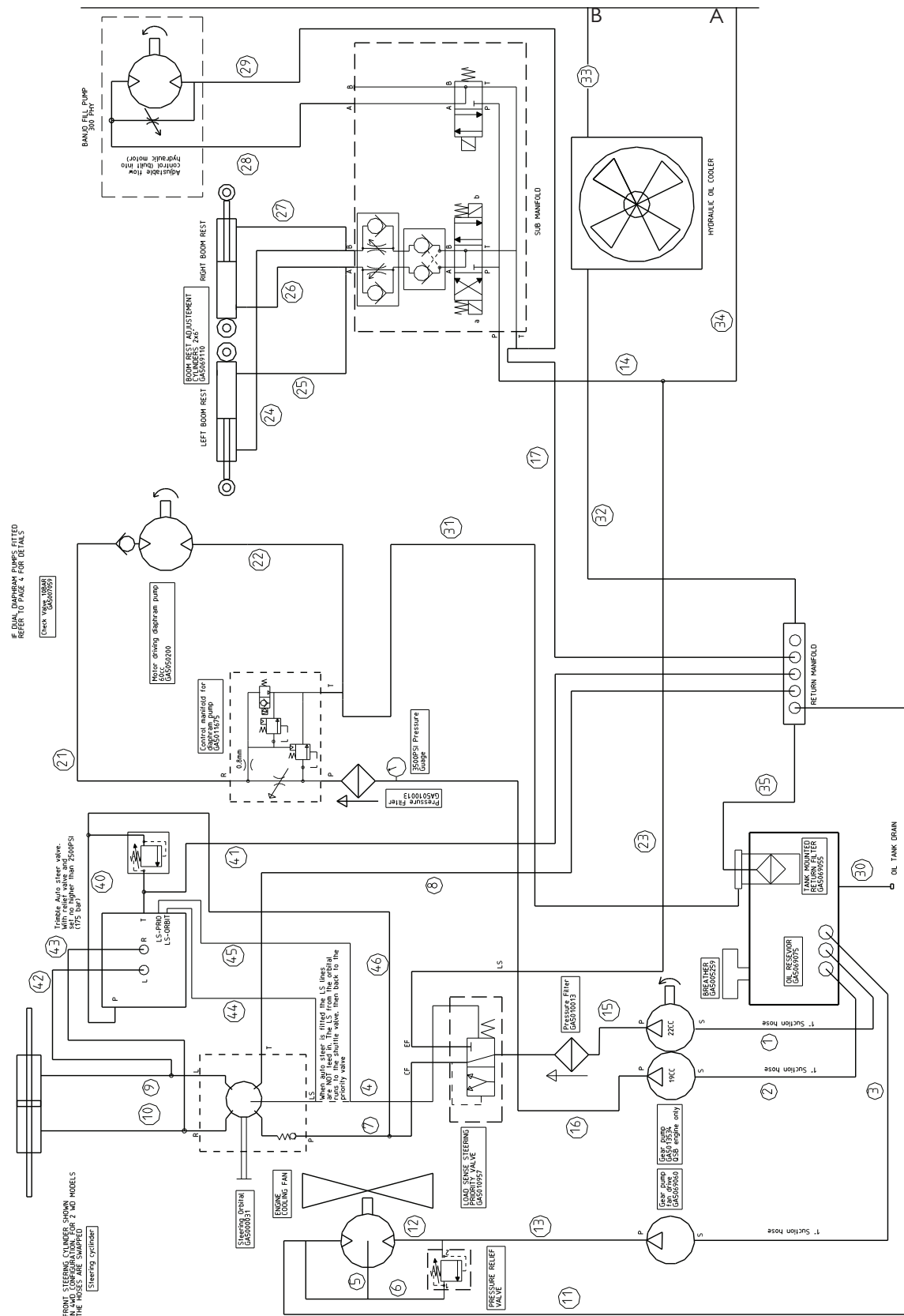
---



ITEM NO.	PART NUMBER	DESCRIPTION	QTY.
1	COMP0013	Solenoid cover	1
2	MACH0035	Retaining bolt for solenoid cover	2
3	GA5004437	M6 SS Washer	4
4	GA5048115	Nut nyloc M6	4



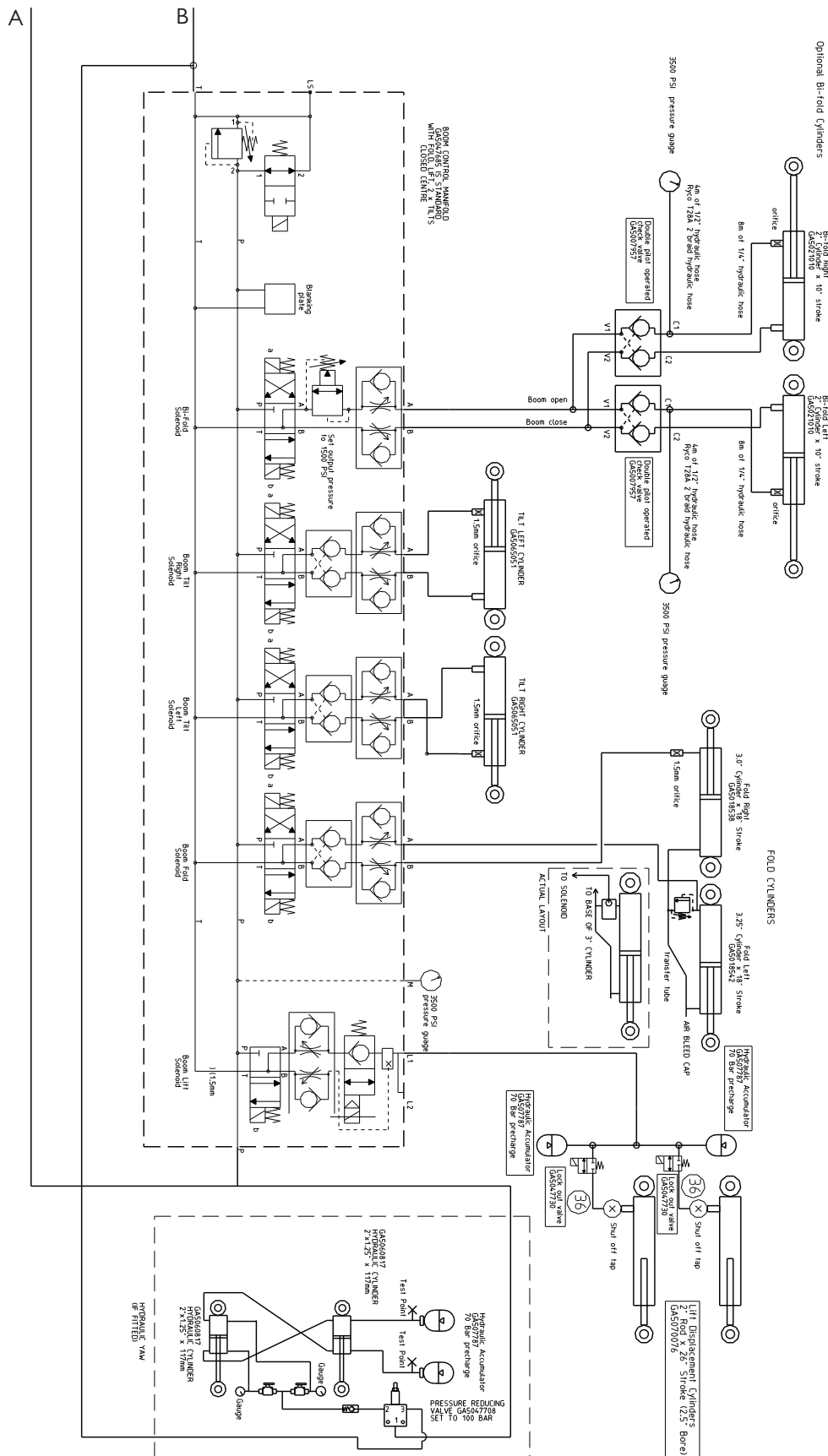
## I90 - Crop Cruiser Evolution Parts Manual - REV 2



Continued over page



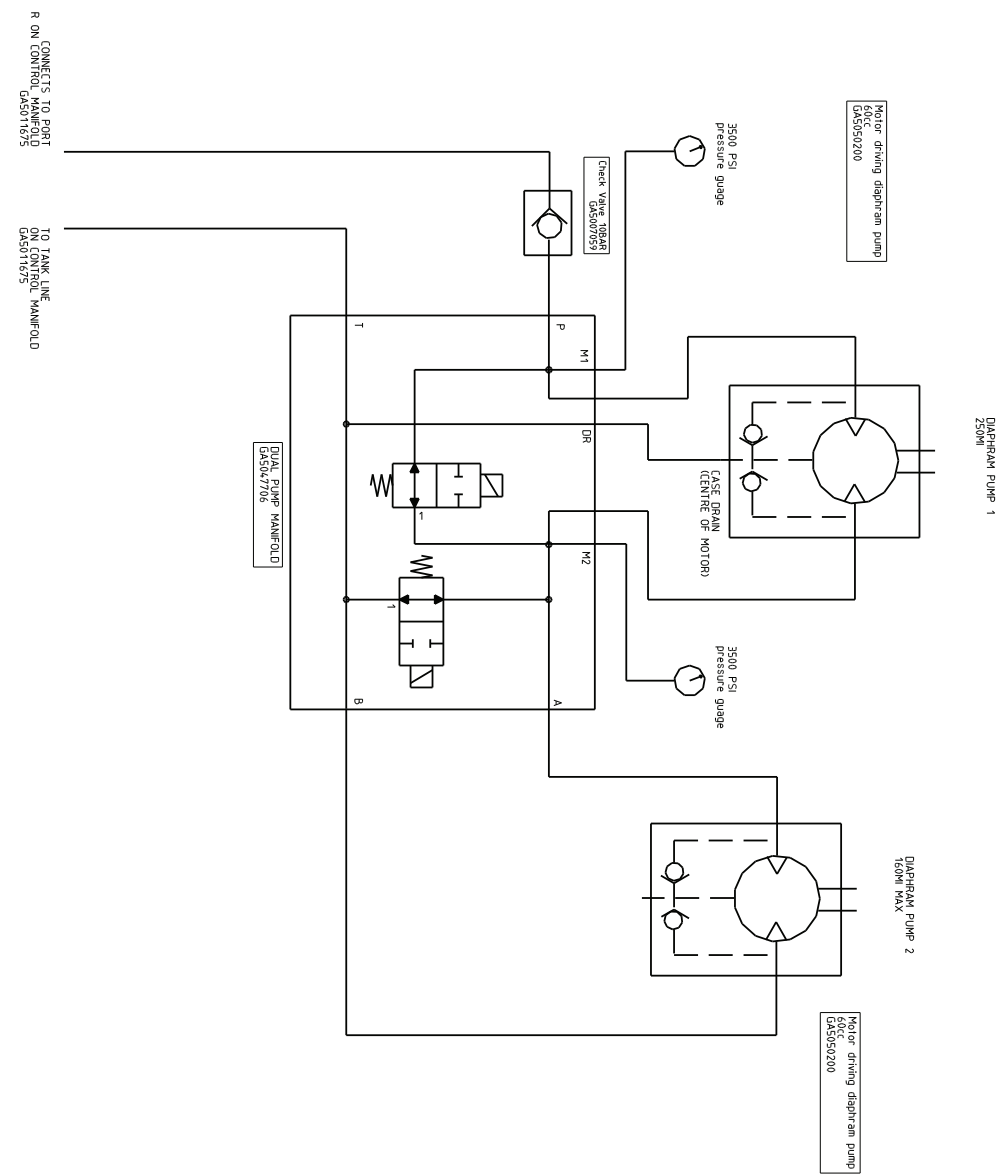
# Hydraulic Schematic - General



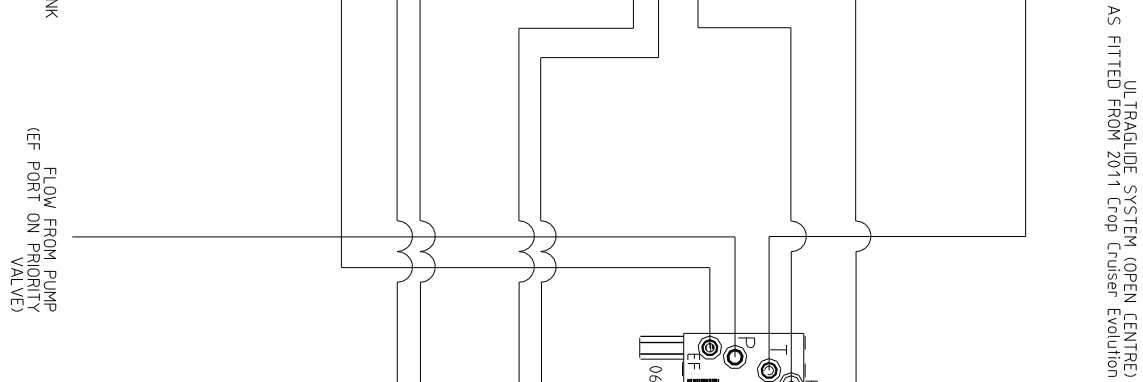


# Hydraulic Schematic - Dual Diaphragm Pump

SCHEMATIC FOR DUAL DIAPHRAGM PUMPS  
(IF FITTED)

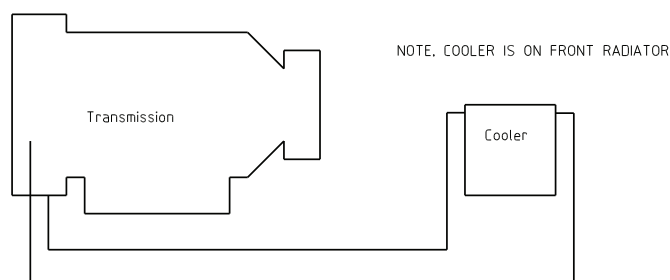








# Hydraulic Schematic - Transmission




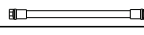


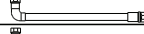




# Hydraulic Schematic - Hoses

Hose No.	Hose Length	End 1 (and orientation if reqd)	End 2 (and orientation if reqd)	Description	Orientation	Hose P/N
1" HOSE						
1	530mm	90Deg (T205-1616)	90Deg (T205-1616)	oil tank middle to 22cc pump		GA4904900
2	510mm	90Deg (T205-1616)	90Deg (T205-1616)	oil tank front 19cc pump		GA4904905
3	1120mm	90Deg (T205-1616)	Straight (T202-1616)	oil tank rear to fan drive pump		GA4904910
35	1725mm	Straight (T202-1616)	Straight (T202-1616)	tank return to return manifold		GA4905075
1/4" Black Hose						
4 (only if NO auto steer block)	750mm	Straight (T202-0404)	Straight (T202-0404)	load sense priority valve to orbital		GA4904915
5	345mm	Straight (T202-0404)	90Deg (T205-0404)	fan motor case drain		GA4904920
6	420mm	Straight (T202-0404)	90Deg long (T226-0404)	fan motor relief to drain		GA4904925
24	1050mm	Straight (T202-0404)	90Deg (T205-0404)	Boom rest left to sub block		GA4905020
25	800mm	Straight (T202-0404)	90Deg (T205-0404)	Boom rest left to sub block		GA4905025
26	1780mm	Straight (T202-0404)	90Deg (T205-0404)	Boom rest right to sub block		GA4905030
27	1500mm	Straight (T202-0404)	90Deg (T205-0404)	Boom rest right to sub block		GA4905035
37 (qty 2)	1800mm	Straight (T202-0404)	90Deg (T205-0404)	Boom rest right to sub block		GA
1/2" Black Hose						
7	750mm	90 Deg (T226-0808)	straight (T202-0808)	priority valve to orbital		GA4904930
8	520mm	90 Deg (T226-0808)	straight (T202-0808)	steering orbital to return manifold		GA4904935
9A	1585mm	90 Deg (T226-0808)	straight (T202-0808)	Orbital to steering cylinder (4WD)		GA4904940
10	1120mm	90 Deg (T226-0808)	straight (T202-0808)	Orbital to steering cylinder (2 & 4WD)		GA4904945
9B	1535mm (3m axle) 1645mm (2m axle)	90 Deg (T226-0808)	straight (T202-0808)	Orbital to steering cylinder (2WD)		GA4904950
11	2200mm	90 Deg (T226-0808)	Straight (T202-0808)	fan motor to return manifold		GA4904955
12	500mm	90 Deg (T226-0808)	Straight (T202-0808)	relief valve to fan motor pressure		GA4904960
13	1220mm	90 Deg (T226-0808)	90 Deg (T226-0808)	fan pump pressure to relief valve		GA4904965
14	1075mm	45 Deg (T227-0808)	90 Deg (T226-0808)	Sub manifold to return manifold		GA4904970
15	2040mm	Straight (T202-0808)	90 Deg (T226-0808)	22cc pump pressure to filter		GA4904975
16	2390mm	Straight (T202-0808)	90 Deg (T226-0808)	19cc pump pressure to filter		GA4904980
17	515mm	45 Deg (T227-0808)	Straight (T202-0808)	pressure to sub manifold		GA4904985
18	1660mm	45 Deg (T227-0808)	Straight (T202-0808)	transmission to trans cooler		GA4904990
19	1960mm	45 Deg (T227-0808)	Straight (T202-0808)	transmission to trans cooler		GA4904995
20	555mm	Straight (T202-0808)	Straight (T202-0808)	sump drain for engine		GA4905000
21	2990mm	90 Deg (T205-0808)	Straight (T202-0808)	speed control (R) to diaphragm pump		GA4905005
22	2770mm	90 Deg (T205-0808)	Straight (T202-0808)	diaphragm pump to speed control (T)		GA4905010
23	550mm	45 Deg (T227-0808)	Straight (T202-0808)	Priority valve (EF) to sub block		GA4905015
28	1760mm	90 Deg (T205-0808)	Straight (T202-0808)	sub manifold to banjo pump press		GA4905040
29	1760mm	90 Deg (T205-0808)	Straight (T202-0808)	sub manifold to banjo pump return		GA4905045
30	2050mm	45 Deg (T227-0808)	Straight (T202-0808)	Oil tank drain		GA4905050
34	6360mm	90 Deg (T205-0808)	Straight (T202-0808)	to rear manifold pressure		GA4905070
36 - Qty	2000mm	Straight (T202-0808)	Straight (T202-0808)	Accumulator to lift cylinder		GA4905080

Continued over page

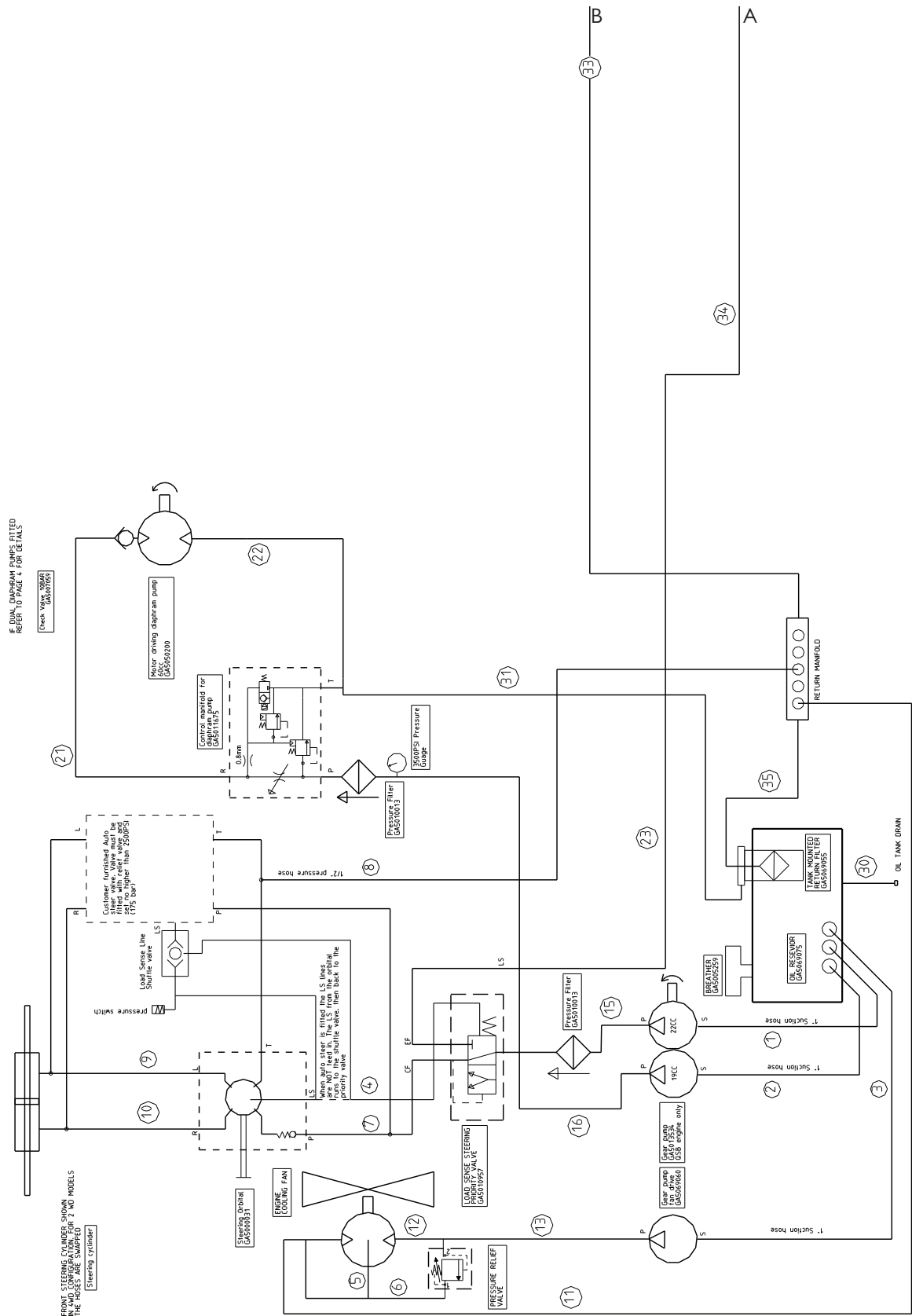


# Hydraulic Schematic - Hoses

Hose No.	Hose Length	End 1 (and orientation if reqd)	End 2 (and orientation if reqd)	Description	Orientation	Hose P/N	
3/4" Black Hose							
31	3600mm	Straight (T205-1212)	Straight (T202-1212)	speed control to return filter		GA4905055	
32	1015mm	Straight (T202-1212)	Straight (T202-1212)	Oil cooler to return manifold		GA4905060	
33				Oil cooler to rear boom manifold		GA4905065	
TRIMBLE AUTO STEER HOSE KIT (ONLY SUPPLY IF AUTO STEER VALVE IS OPTIONED)							
40	1/2" HOSE	455mm	90Deg (T205-0808)	90Deg (T205-0808)	Pressure Hose		GA4904865
41	1/2" HOSE	515mm	90 Deg Lng (T226-0808)	Straight (T202-0808)	Return Hose		GA4904870
42	1/2" HOSE	950mm	90 Deg Lng (T226-0808)	Straight (T202-0808)	Left to A on block		GA4904875
43	1/2" HOSE	940mm	90 Deg Lng (T226-0808)	Straight (T202-0808)	Right to B on block		GA4904880
44	1/4" HOSE	1135mm	JIC (T204-0409)	Straight (T202-0404)	steering orbital to block		GA4904885
45	1/4" HOSE	845mm	JIC (T204-0409)	Straight (T202-0404)	priority valve to block		GA4904890
46	1/2" HOSE	220mm	90Deg (T205-0808)	Straight (T202-0808)	block to relief valve		GA4904895



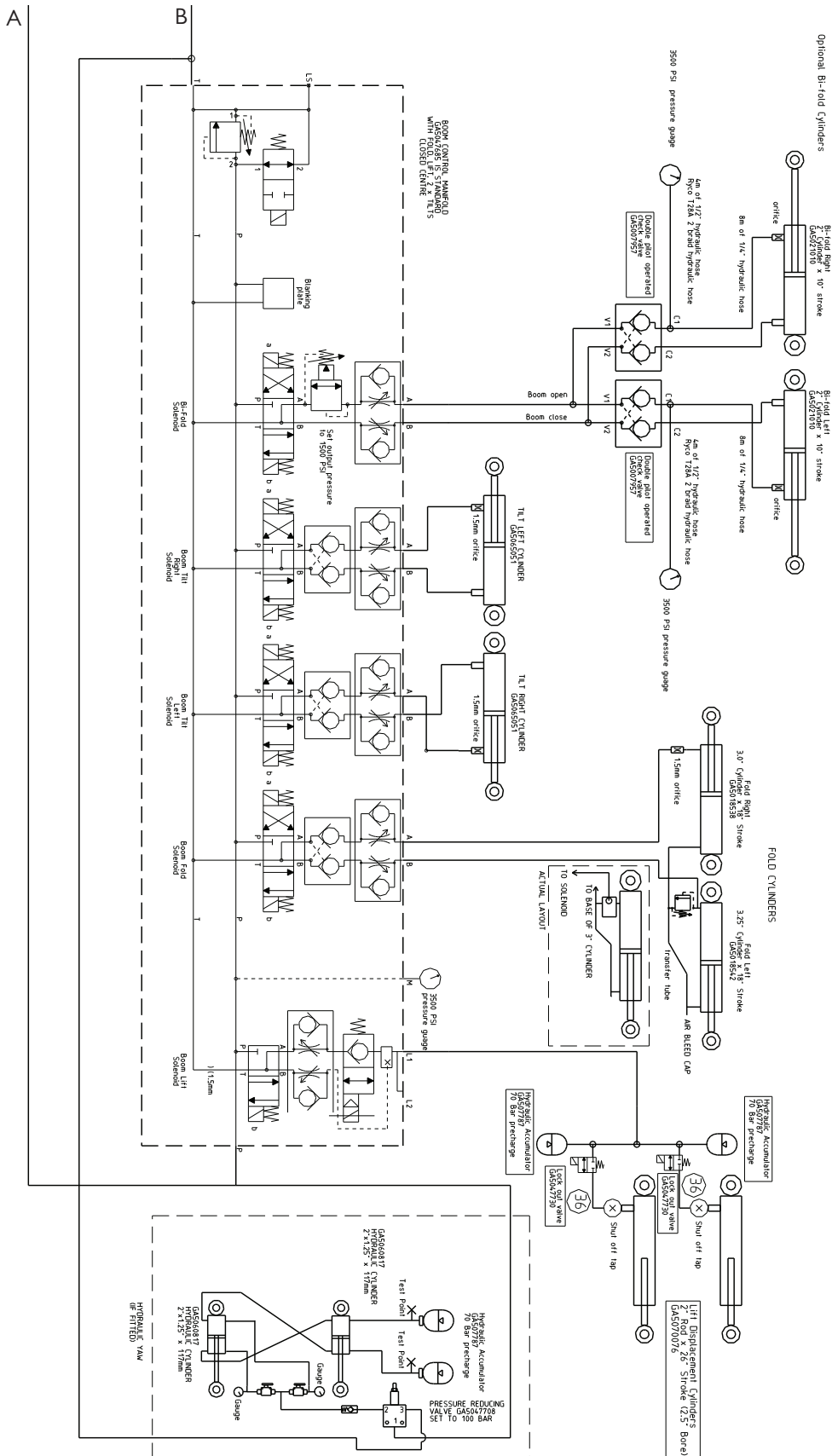
## Hydraulic Schematic - SWB General



Continued over page

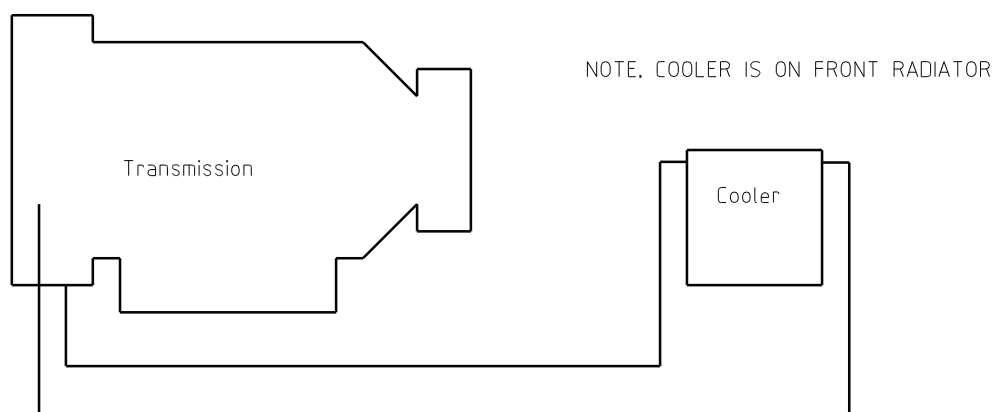


## Hydraulic Schematic - SWB General





## Hydraulic Schematic - Transmission





## Hydraulic Schematic - SWB Hoses

Hose No.	Hose Length	End 1 (and orientation if reqd)	End 2 (and orientation if reqd)	Description	Orientation	Hose P/N
1" HOSE						
1	510mm	90Deg (T205-1616)	90Deg (T205-1616)	oil tank middle to 22cc pump		GA4904900
2	510mm	90Deg (T205-1616)	90Deg (T205-1616)	oil tank front 19cc pump		GA4904905
3	1120mm	90Deg (T205-1616)	Straight (T202-1616)	oil tank rear to fan drive pump		GA4904910
1/4" Black Hose						
4	750mm	Straight (T202-0404)	Straight (T202-0404)	load sense priority valve to orbital		GA4904915
5	345mm	Straight (T202-0404)	90Deg (T205-0404)	fan motor case drain		GA4904920
6	420mm	Straight (T202-0404)	90Deg long (T226-0404)	fan motor relief to drain		GA4904925
24	TBA			Boom rest left to sub block		GA4905020
25	TBA			Boom rest left to sub block		GA4905025
26	TBA			Boom rest right to sub block		GA4905030
27	TBA			Boom rest right to sub block		GA4905035
1/2" Black Hose						
7	750mm	90 Deg (T226-0808)	straight (T202-0808)	priority valve to orbital		GA4904930
8	520mm	90 Deg (T226-0808)	straight (T202-0808)	steering orbital to return manifold		GA4904935
9A	1770mm	90 Deg (T226-0808)	straight (T202-0808)	Orbital to steering cylinder (4WD)		GA4904940
10	1120mm	90 Deg (T226-0808)	straight (T202-0808)	Orbital to steering cylinder (2 & 4WD)		GA4904945
9B	1535mm	90 Deg (T226-0808)	straight (T202-0808)	Orbital to steering cylinder (2WD)		GA4904950
11	2200mm	90 Deg (T226-0808)	Straight (T202-0808)	fan motor to return manifold		GA4904955
12	500mm	90 Deg (T226-0808)	Straight (T202-0808)	relief valve to fan motor pressure		GA4904960
13	1220mm	90 Deg (T226-0808)	90 Deg (T226-0808)	fan pump pressure to relief valve		GA4904965
14	1075mm	45 Deg (T227-0808)	90 Deg (T226-0808)	Sub manifold to return manifold		GA4904970
15	2040mm	Straight (T202-0808)	90 Deg (T226-0808)	22cc pump pressure to filter		GA4904975
16	2390mm	Straight (T202-0808)	90 Deg (T226-0808)	19cc pump pressure to filter		GA4904980
17	475mm	45 Deg (T227-0808)	Straight (T202-0808)	pressure to sub manifold		GA4904985
18	1660mm	45 Deg (T227-0808)	Straight (T202-0808)	transmission to trans cooler		GA4904990
19	1960mm	45 Deg (T227-0808)	Straight (T202-0808)	transmission to trans cooler		GA4904995
20	585mm	Straight (T202-0808)	Straight (T202-0808)	sump drain for engine		GA4905000
21	2990mm	90 Deg (T205-0808)	Straight (T202-0808)	speed control (R) to diaphragm pump		GA4905005
22	2770mm	90 Deg (T205-0808)	Straight (T202-0808)	diaphragm pump to speed control (T)		GA4905010
23	550mm	45 Deg (T227-0808)	Straight (T202-0808)	Priority valve (EF) to sub block tee		GA4905015
28	1760mm	90 Deg (T205-0808)	Straight (T202-0808)	sub manifold to banjo pump press		GA4905040
29	1760mm	90 Deg (T205-0808)	Straight (T202-0808)	sub manifold to banjo pump return		GA4905045
30	2050mm	90 Deg (T205-0808)	Straight (T202-0808)	Oil tank drain		GA4905050
34	TBA			to rear manifold pressure		GA4905070
36 - Qty 2	1600mm	90 Deg (T205-0808)	Straight (T202-0808)	Accumulator to lift cylinder		GA4905080

Continued over page



## Hydraulic Schematic - SWB Hoses

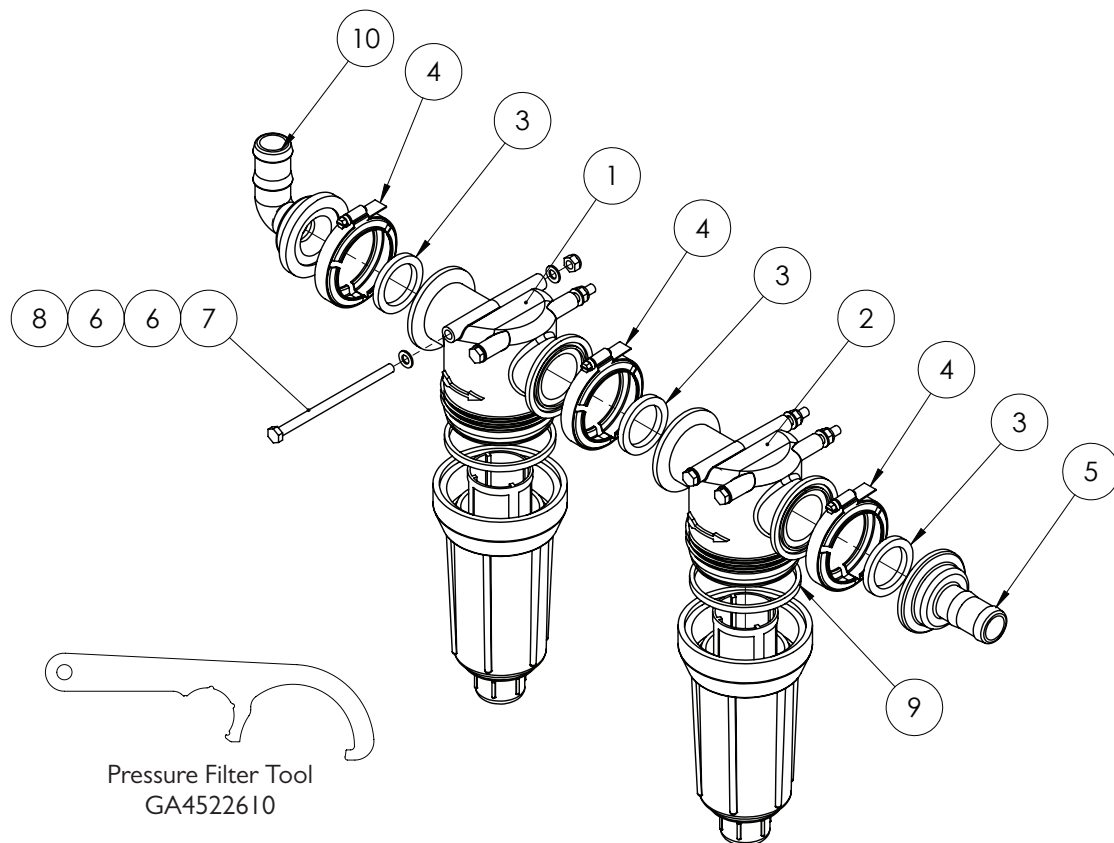
Hose No.	Hose Length	End 1 (and orientation if reqd)	End 2 (and orientation if reqd)	Description	Orientation	Hose P/N
3/4" Black Hose						
31	TBA	Straight (T202-1212)	Straight (T202-1212)	speed control to return filter		
33		Straight (T202-1212)	Straight (T202-1212)	to rear boom manifold		
1 1/4" Black Hose						
35	1700mm	bare end		tank return to return manifold		GA4905075



# Chapter 19

## 19-PLUMBING

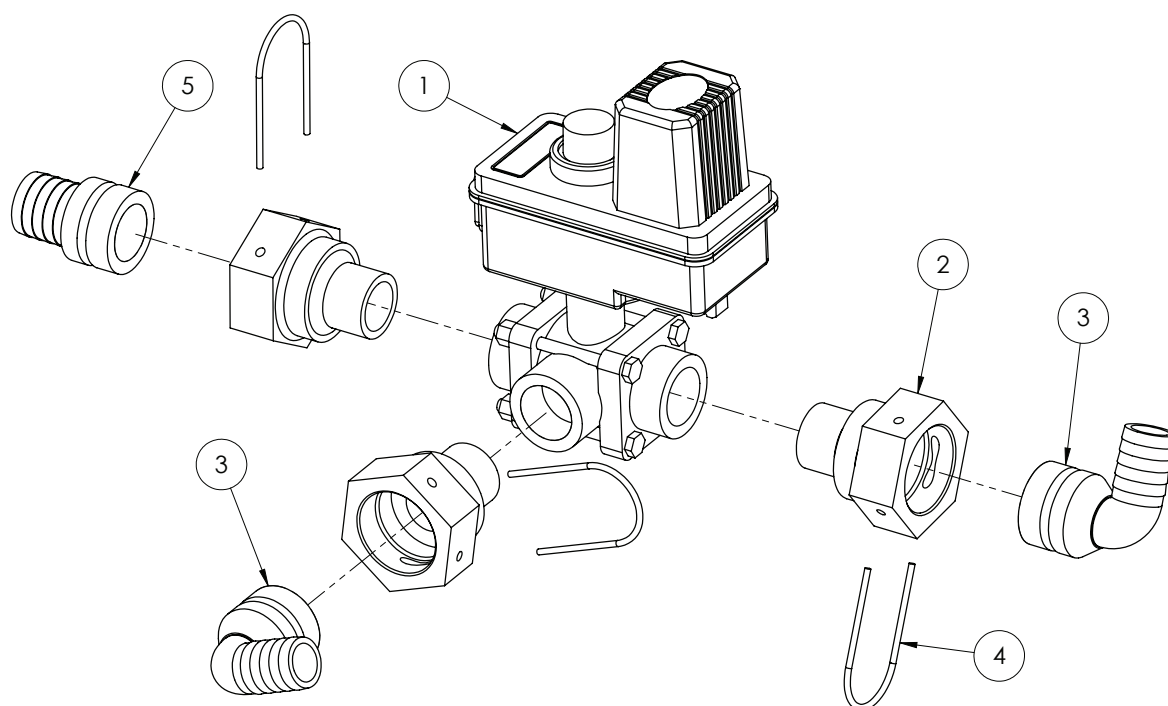
### Dual Pressure Filter Assembly



ITEM NO.	PART NUMBER	DESCRIPTION	QTY.
1	AAB126ML-F75-80	Flange filter with 80 Mesh screen	1
	CP15941-4-SSPP	80 mesh filter screen	
2	AAB126ML-F75-100	Flange filter with 100 Mesh screen	1
	CP15941-5-SSPP	100 mesh filter screen	
3	GA5009335	Gasket Kamlock Nitrile 1 1/2 FIT 150	3
4	FC200	Screw clamp	3
5	M200125BRB	1 1/4" Hose barb to flange	1
6	GA5004883	Washer 8mm SS	8
7	GA5011503	M8 x 140mm Bolt	4
8	GA5004917	M8 Nyloc Nut	4
9	CP48656	Pressure Filter bowl o-ring (square)	2
10	M200125BRB90	2"Manifold X 1-1/4 Barb 90 Deg	1



## Rapid Flow Control Valve

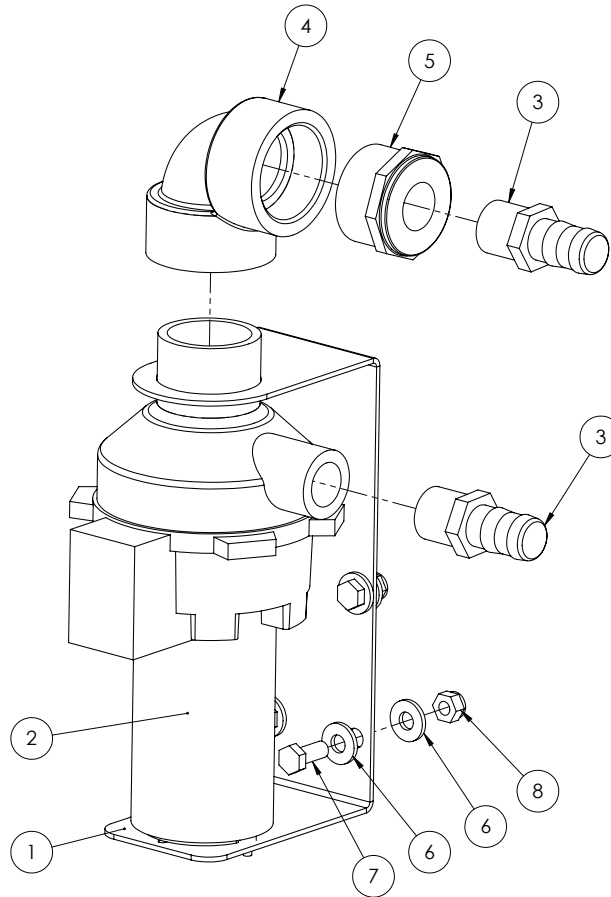


ITEM NO.	PART NUMBER	DESCRIPTION	QTY.
1	B344BEC-34-C	SHUTOFF/BYPASS IBSPT 3 way (Yellow indicator)	1
2	GA4582385	Coupling Altek AS40 to 1" NPT male thread	3
3	GA5065615	Plug in hose tail AS40/25/90 degree	2
4	GA5065690	Safety pin AS40	3
5	GA5065585	Plug in hose tail AS40/33	1

\*Note: The above assembly is replaced by GA5060059 from Machine 200490 onwards. This change only affects Raven equipped machines.



## PH6 Pump

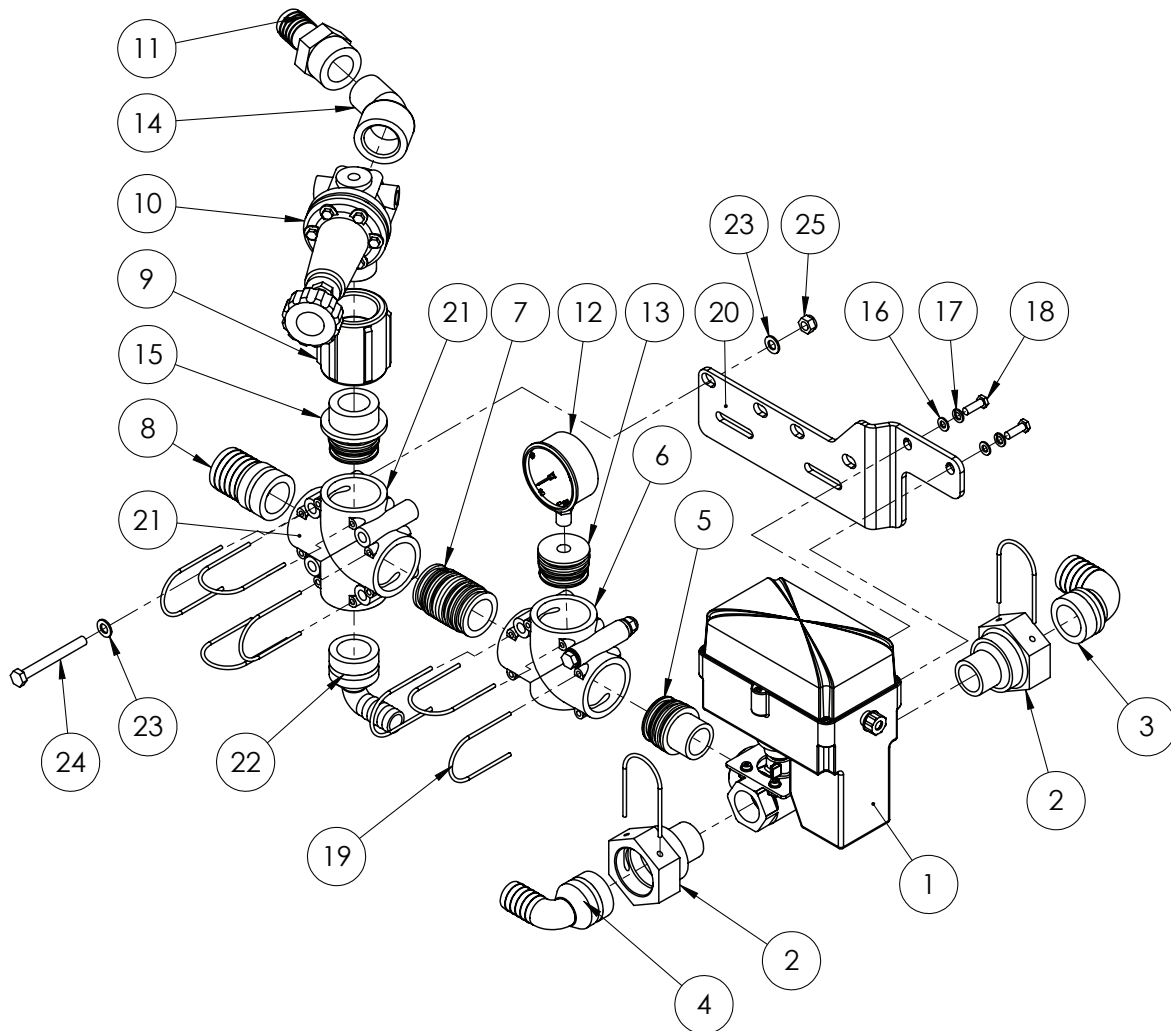


ITEM NO.	PART NUMBER	DESCRIPTION	QTY.
1	GA4523890	PH6 pump mount plate	1
2	GA5068480	Flowserve PH6 pump only	1
3	HBI00	Hose Barb 1"	2
4	EL200-90	Pipe Elbow 2" female	1
5	RB200100	Poly Pipe Reducer Bush 2 x 1 1/4	1
6	GA5000117	Washer 10mm SS Heavy duty	8
7	GA5066162	M10x25 SS bolt	4
8	GA5000141	M10 Nyloc Nut	4

\*Note: See Left Hand Pod for SEM10 flow meter



## Fast Close Valve (suit Raven controller)



ITEM NO.	PART NUMBER	DESCRIPTION	QTY.
1	1170171359	Valve Fast Close 1" 3 way & adaptor cable	1
2	GA4582385	Coupling Altek AS40 to 1" NPT male thread	2
3	GA5065620	Plug in hose tail AS40/33/90 degree	1
4	GA5065615	Plug in hose tail AS40/25/90 degree	1
5	GA5065600	AS40 to 1" Male Thread	1
6	GA5065560	T-piece 3xAS40 M8 inserts	1
7	GA5065735	Plug in hose tail AS40/AS40	1
8	GA5065590	Plug in hose tail AS40/39	1
9	CPLG125	Coupling poly 1 1/4	1

Continued over page  
Chapter 19 - 19-Plumbing - 203

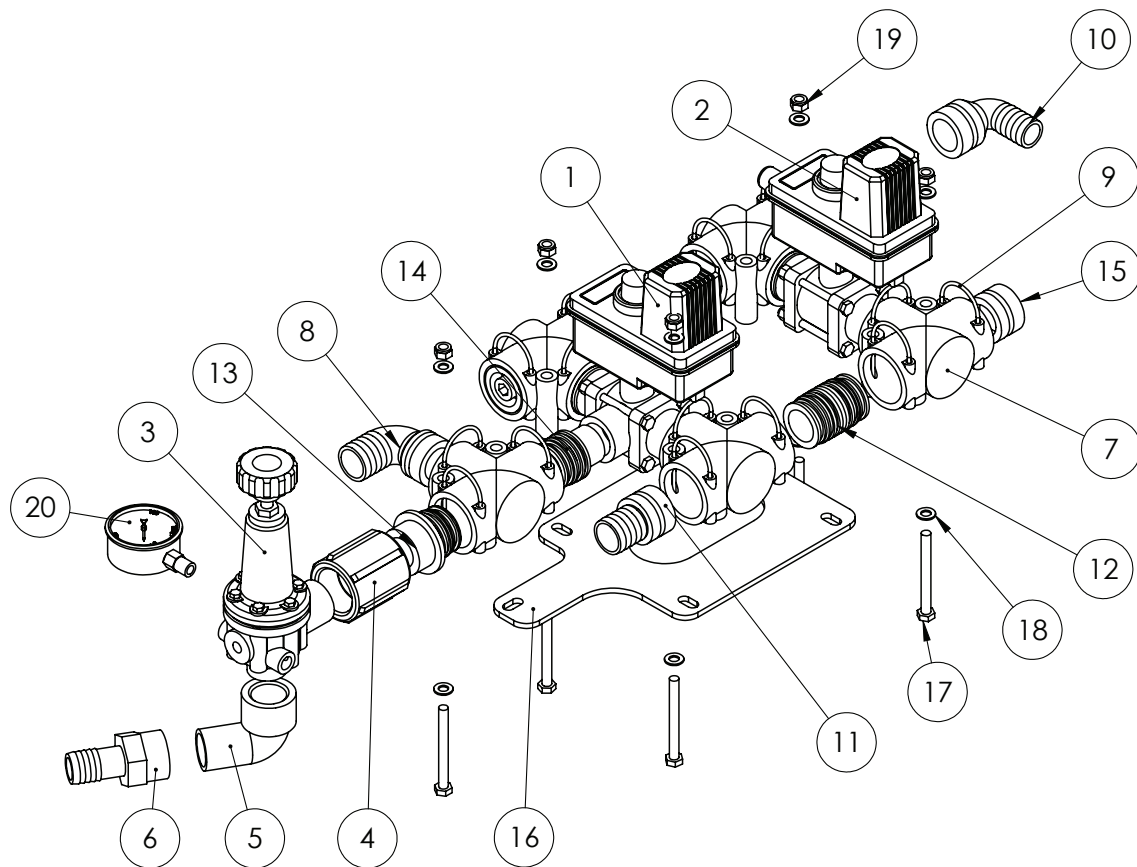


## Fast Close Valve (suit Raven controller)

ITEM NO.	PART NUMBER	DESCRIPTION	QTY.
10	200016	Safety valve 1" Red 15 bar polmac	1
11	HBI00	Hose Barb 1" Banjo	1
12	GA4948470	Small Face Gauge 160 psi	1
13	GA4582160	Dummy plug AS40 G1/4 female	1
14	SL100-45	1" Street Elbow 45 degree	1
15	GA5065595	AS40 to 1 1/4" Male Thread	1
16	GA5004437	M6 SS Washer	2
17	GA5004447	M6 Spring washer SS	2
18	GA5015001	Set Screw 1/4 x 3/4 ZP GR8	2
19	GA5065690	Safety pin AS40	9
20	GA4534170	Fast-close plumbing bracket suit Altek	1
21	GA5065565	Cross piece 4xAS40	1
22	GA5065610	Plug in hose tail AS40/20/90 degree	1
23	GA5004883	Washer 8mm SS	4
24	GA5052600	M8x75 Bolt SS	2
25	GA5052590	Nut M8 Nyloc S/S 316	2



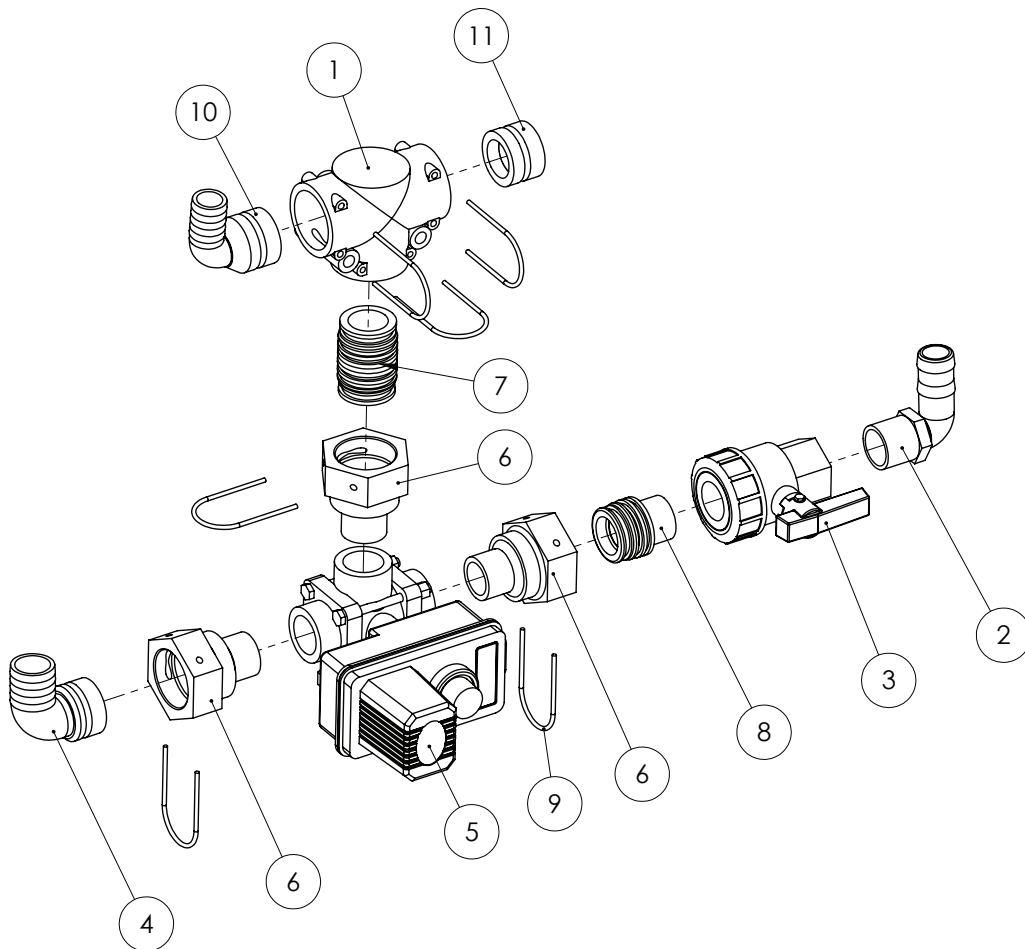
## Regulator Valve (suit GATMC)



ITEM NO.	PART NUMBER	DESCRIPTION	QTY.
1	344BR-34-03CEC	Teejet 3 way regulator valve 6 second	1
2	B344BEC-24-C	Electric shutoff valve 2 way 1" BSP	1
3	200016	Safety valve 1" Red 15 bar polmac	1
4	CPLG125	Coupling poly 1 1/4	1
5	SL100-90	Street Elbow 1" Poly	1
6	HB100	Hose Barb 1" Banjo	1
7	GA5065560	T-piece 3xAS40 M8 inserts	5
8	GA5065620	Plug in hose tail AS40/33/90 degree	1
9	GA5065690	Safety pin AS40	15
10	GA5065615	Plug in hose tail AS40/25/90 degree	1
11	GA5065585	Plug in hose tail AS40/33	1
12	GA5065735	Plug in hose tail AS40/AS40	2
13	GA5065595	AS40 to 1 1/4" Male Thread	1
14	GA5065600	AS40 to 1" Male Thread	5
15	GA5065680	Blind cap Plug AS40	2
16	GA4503935	Bracket-Tee jet valves under chassis SP 2011	1
17	GA5004749	M8x80 Bolt	5
18	GA5003643	Washer 8mm SS HD	10
19	GA5052590	Nut M8 Nyloc S/S 316	5
20	GA4948470	Small Face Gauge 160 psi	1



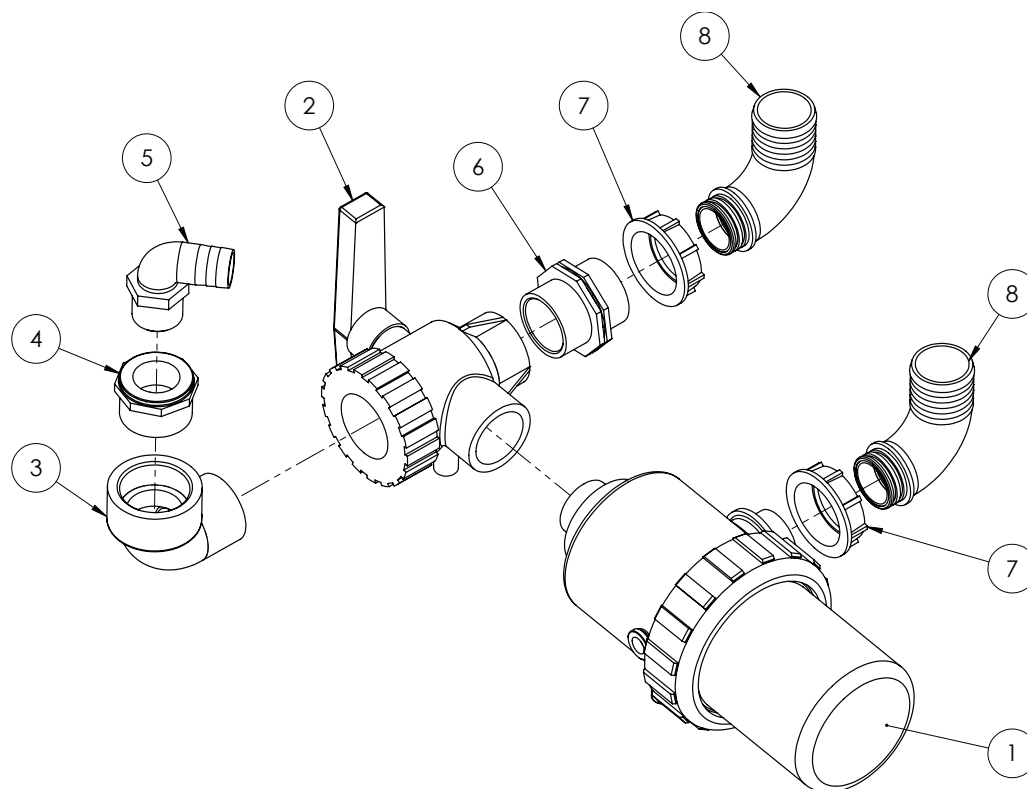
## Fast Close Valve (suit SWB machine)



ITEM NO.	PART NUMBER	DESCRIPTION	QTY.
1	GA5065560	T-piece 3xAS40 M8 inserts	1
2	HBI00-90	Hose barb 90 degree 1" Banjo	1
3	UV100FP	Ball Valve Banjo 1"	1
4	GA5065620	Plug in hose tail AS40/33/90 degree	1
5	344BR-34-03CEC	Teejet 3 way regulator valve 6 second	1
6	GA4582385	Coupling Altek AS40 to 1" NPT male thread	3
7	GA5065735	Plug in hose tail AS40/AS40	1
8	GA5065600	AS40 to 1" Male Thread	1
9	GA5065690	Safety pin AS40	6
10	GA5065615	Plug in hose tail AS40/25/90 degree	1
11	GA5065680	Blind cap Plug AS40	1



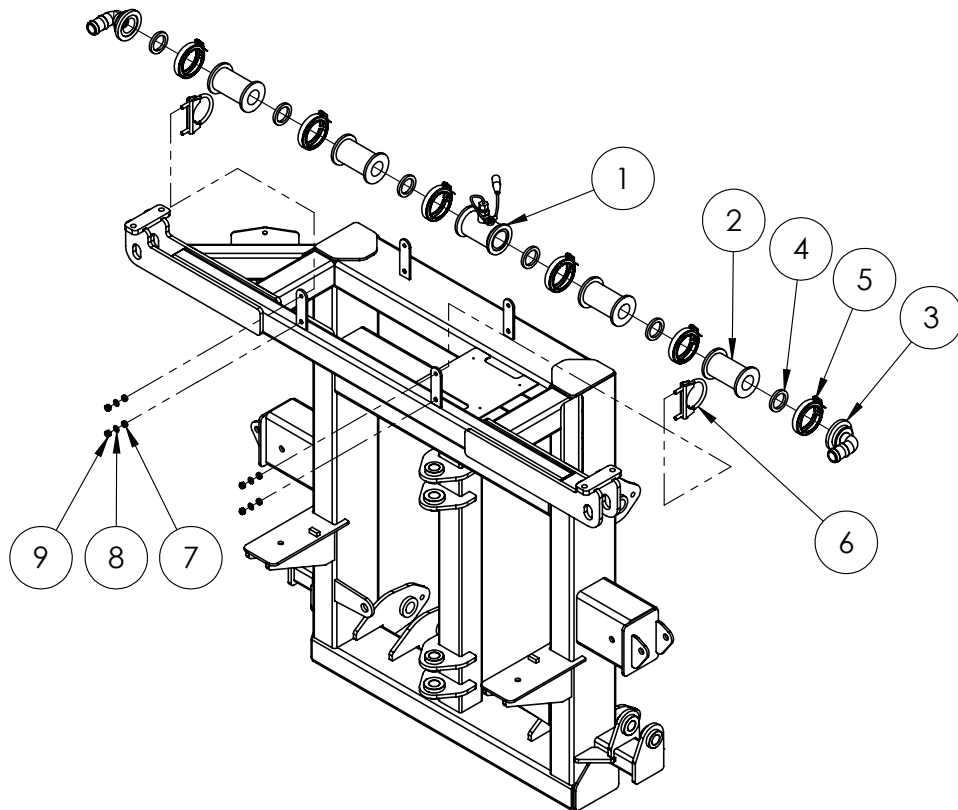
## Suction Filter Assy



ITEM NO.	PART NUMBER	DESCRIPTION	QTY.
1	317072	2" Suction filter	1
2	4542237	2" 3 way ball valve	1
3	SL200-90	Street Elbow 2"	1
4	RB200125	Poly Pipe Reducer Bush 2 x 1 1/4	1
5	HB125-90	90° Poly Hose Barb Elbow 1 1/4	1
6	2502070	Nipple 2" Symmetric ( with leadin edge for Oring)	1
7	2002070	Fly Nut 2"	2
8	116752	Elbow D.52 for FlyNut 2	2



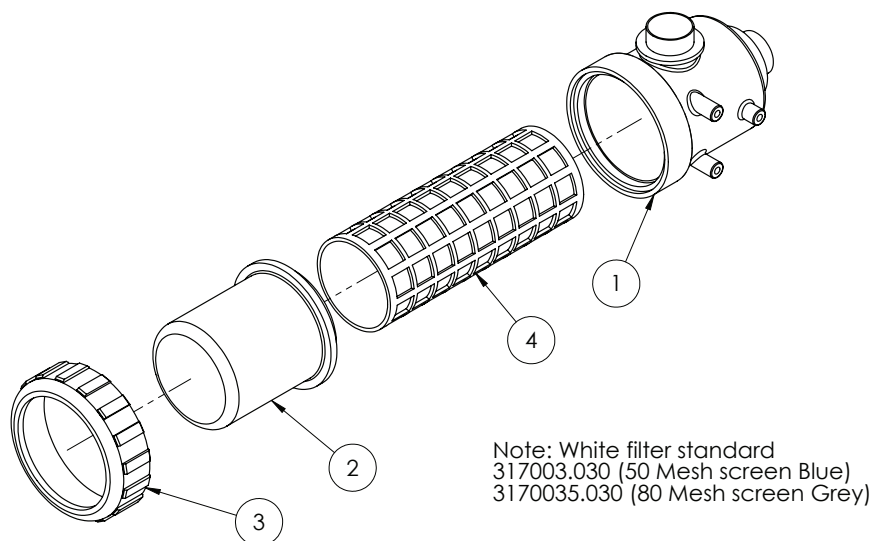
## Flow Meter



ITEM NO.	PART NUMBER	DESCRIPTION	QTY.
	630171793	FLOWMETER RFM-60P	1
1	106-0159-514	Flow meter body	-
	063-0171-669	Flow meter sensor	-
2	M200CPG	2" flanged spacer	4
3	M200I25BRB90	2"Manifold X 1-1/4 Barb 90 Deg	2
4	GA5009335	Gasket Kamlock Nitrile 1 1/2 FIT150	6
5	FC200	Screw clamp	6
6	GA5006689	Exhaust clamp - 66mm C12	2
7	GA4552080	crush tube 10.2x15x5	4
8	GA5003643	Washer 8mm SS HD	4
9	GA5052590	Nut M8 Nyloc S/S 316	4

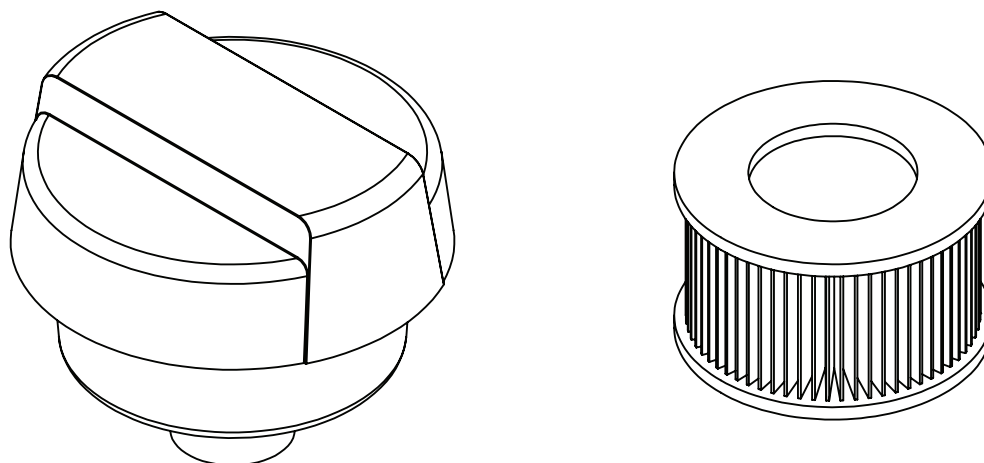


## Suction Filter



ITEM NO.	PART NUMBER	DESCRIPTION	QTY.
1	316070.01	317 filter body	1
2	317000.02	317 filter bowl	1
3	316000.04	317 filter nut	1
4	317002.03	32 Mesh Screen (White)	1

## Air Filter



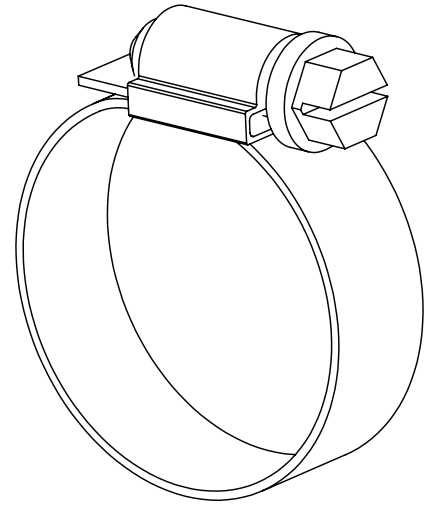
ITEM NO.	PART NUMBER	DESCRIPTION	QTY.
1	GA5005259	Air Filter Housing and Element	1
2	GA5049460	Air Filter Element	1



## Hose Clamps

---

PART NUMBER	DESCRIPTION
GA5004865	8-16mm Hose Clamp
GA5000469	12-20mm Hose Clamp
GA5000299	16-25mm Hose Clamp
GA5001681	20-32mm Hose Clamp
GA5002783	30-45mm Hose Clamp
GA5002873	32-50mm Hose Clamp
GA5003325	40-60mm Hose Clamp
50-70/12W3	50-70mm Hose Clamp
GA5004241	60-80mm Hose Clamp



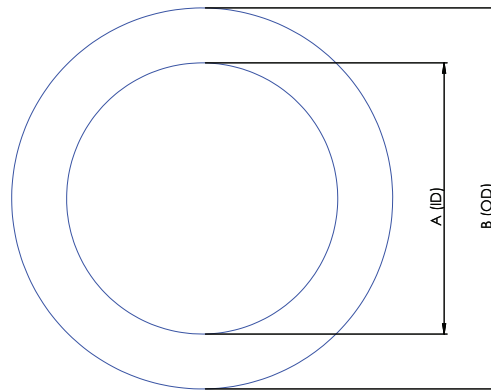
## Cable Ties

---

PART NUMBER	DESCRIPTION	QTY
GA5002173	Cable Tie, Black, 100x2.5mm	1000
GA5003517	Cable Tie, Black, 140x3.5mm	1000
GA5004455	Cable Tie, Black, 190x4.5mm	1000
GA5000685	Cable Tie, Black, 320x7.5mm	100
GA5000687	Cable Tie, Black, 360x4.5mm	100
GA5021235	Cable Tie, Black, 540x7.5mm	100



# Hoses



## Suction Hose

Part No	Description	Internal Diameter (A)	Outside Diameter (B)
HOS20S	20mm Suction Hose	20mm	32mm
HOS25S	25mm Suction Hose	25mm	35mm
HOS32S	32mm Suction Hose	32mm	45mm
HOS38S	38mm Suction Hose	38mm	48mm
HOS51S	51mm Suction Hose	51mm	63mm
HOS63S	63mm Suction Hose	63mm	76mm
HOS75S	75mm Suction Hose	75mm	93mm

Suction hose can be defined by its external green stripe and wire reinforcement

## Pressure Hose

Part No	Description	Internal Diameter (A)	Outside Diameter (B)
HOS7P	7mm Pressure Hose	7mm	12.5mm
HOS13P	13mm Pressure Hose	13mm	20mm
HOS20P	20mm Pressure Hose	20mm	28mm
HOS25P	25mm Pressure Hose	25mm	34mm
HOS32P	32mm Pressure Hose	32mm	43mm
HOS38P	38mm Pressure Hose	38mm	48mm

Pressure hose can be defined by its blue internal layer

## PVC Hose

Part No	Description	Internal Diameter (A)	Outside Diameter (B)
HOS25PVC	25mm PVC Hose	25mm	32mm
HOS40PVC	40mm PVC Hose	40mm	50mm
HOS50PVC	50mm PVC Hose	50mm	58mm

PVC Hose can be defined by its ribbed outside finish

## Sight Tube Hose

Part No	Description	Internal Diameter (A)	Outside Diameter (B)
HOS12SIGHT	12mm Clear Sight Tube Hose		
HOS12WSIGHT	12mm Clear Sight Tube Hose with wire		

## Lay Flat Hose

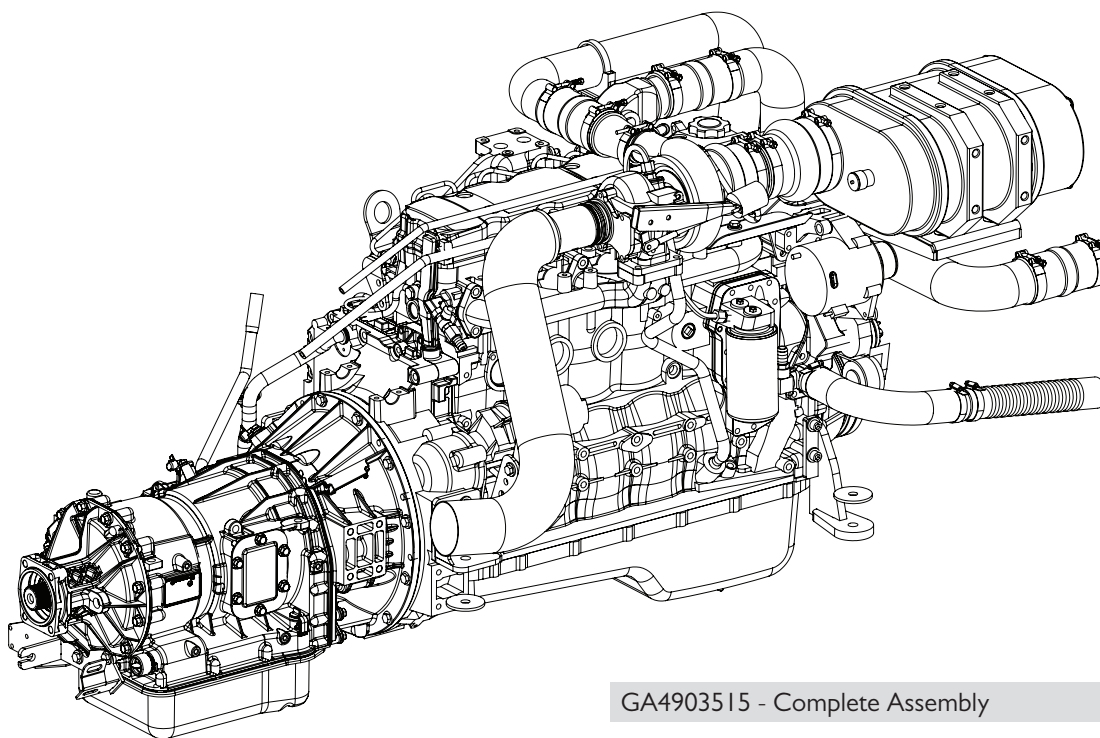
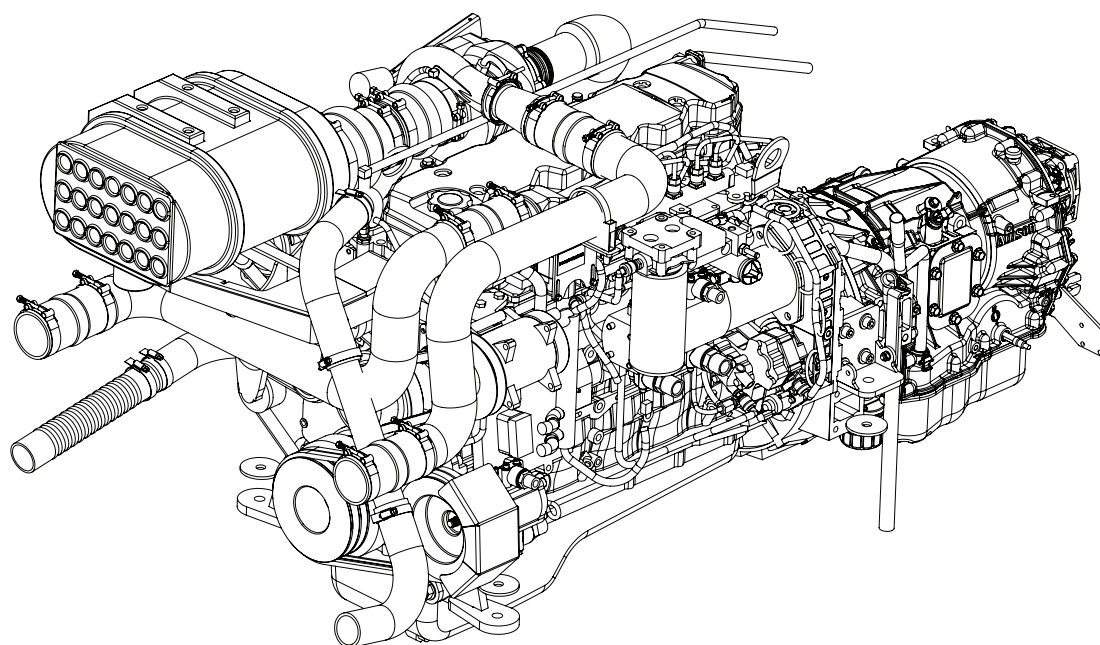
Part No	Description	Internal Diameter (A)	Outside Diameter (B)
GA5021395	50mm Blue Lay flat Hose		



## Chapter 20

### 20-ENGINE & TRANSMISSION

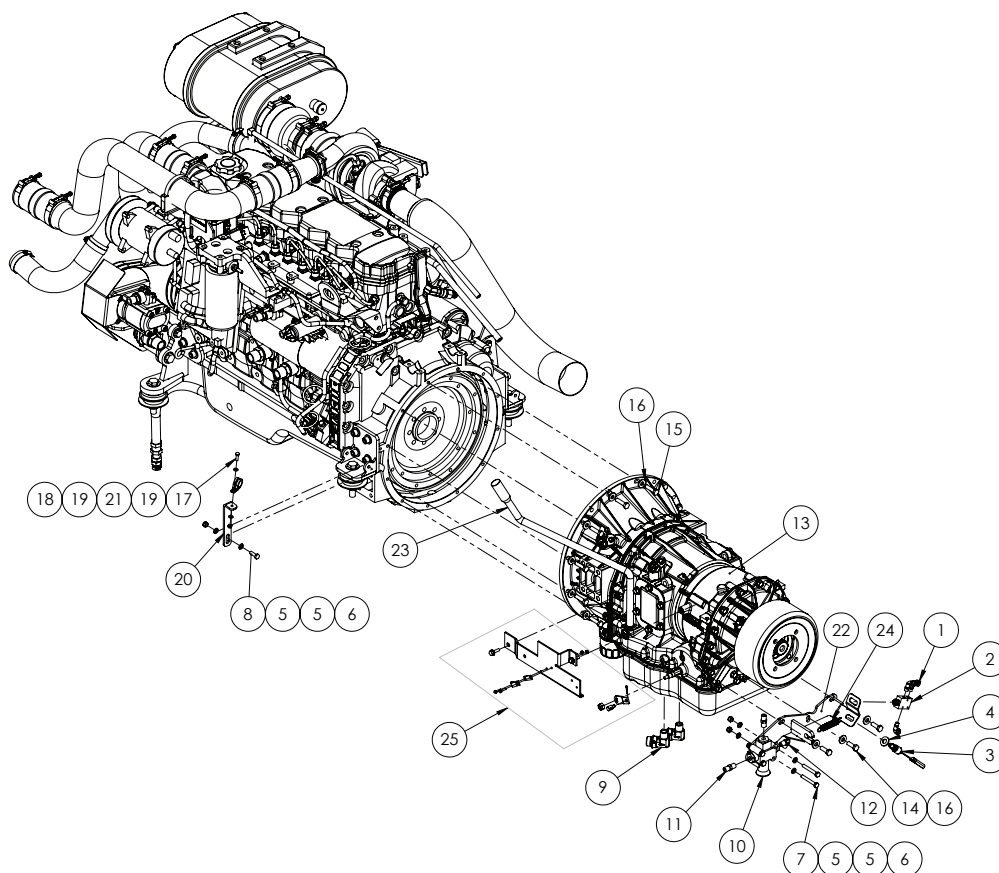
Cummins Engine / Allison Transmission



GA4903515 - Complete Assembly



## Allison Transmission



ITEM NO.	PART NUMBER	DESCRIPTION	QTY.
1	GA5045145	Elbow 6mm brass male x 1/8" plastic	3
2	GA5066205	Pneumatic Valve - Push Button	1
3	GA5016079	Stop Lamp Switch	1
4	GA5000587	M12 WASHER	1
5	GA5004883	Washer 8mm SS	10
6	GA5052590	Nut M8 Nyloc S/S 316	5
7	GA5011489	M8 x 60 ZP Bolt	4
8	GA5004711	M8x25 bolt	1
9	S89-0817	Elbow 1/2" M x 1 1/16 jic M	2
10	GA5010868	Ride Height Levelling Valve - 1/4" Rod	1
11	S27-0404	1/4" x 1/4" Steel Nipple	2
12	S49-0404	1/4" 90 Deg Elbow	1
13	GA5005350	Allison 2000 series Transmission	1
14	GA5065455	Bolt Gr8.8 M10x30	3
15	GA5006071	Bolt M10x40 GR10.9 ZP	12
16	GA5000117	Washer 10mm SS Heavy duty	15
17	GA5004053	M6x20 bolt	1

Continued over page

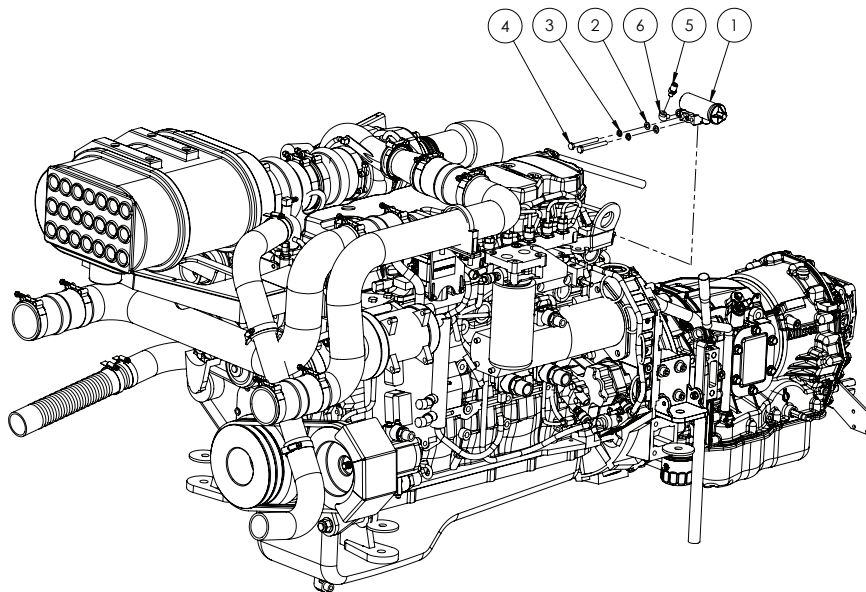


## Allison Transmission

ITEM NO.	PART NUMBER	DESCRIPTION	QTY.
18	GA5048115	Nut nyloc M6	1
19	GA5004437	M6 SS Washer	2
20	GA4503735	Bracket- Trans dip stick SP 2011	1
21	GA5049825	19mm Rubber Lined Hose Clamp	1
22	GA4658075	Handbrake cable mount for 2000 series	1
23	tba	2000-series dipstick suit 2011	1
24	GA5070325	Spring - Park Brake suit Allison Trans	1
25	GA5007369	Allison shift conn kit	

ALLISON TRANSMISSION SPARE PARTS	
PART No.	DESCRIPTION
GA5068650	Handbrake pads
GA5048280	Filter t/s Allison - Spin On
GA5048285	Filter t/s Allison - Internal
GA5013769	Rear main oil seal - Allison transmission

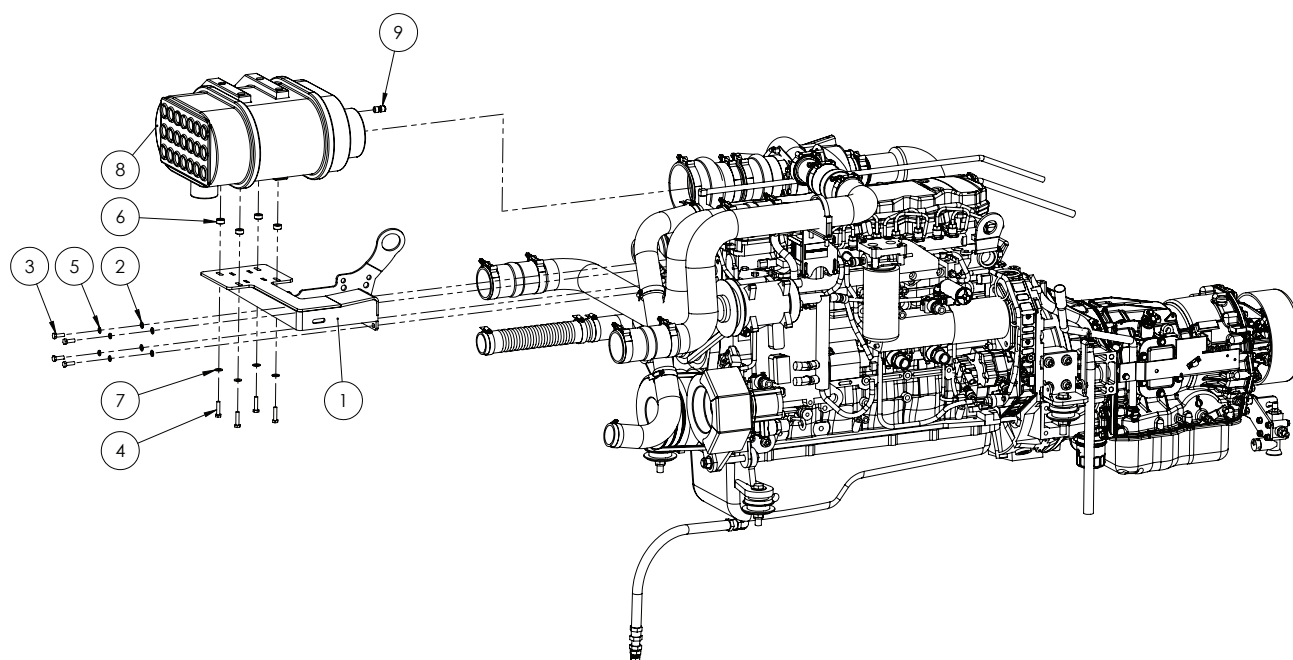
## Air Governor



ITEM NO.	PART NUMBER	DESCRIPTION	QTY.
1	GA5007623	Air Governor	1
2	GA5004883	Washer 8mm SS	2
3	GA5004919	M8 Spring washer SS	2
4	GA5052600	M8x75 Bolt SS	2
5	S27-0402	1/4" x 1/8" Male Nipple	1
6	S25-0202	1/8" x 1/8" M and F Elbow	1



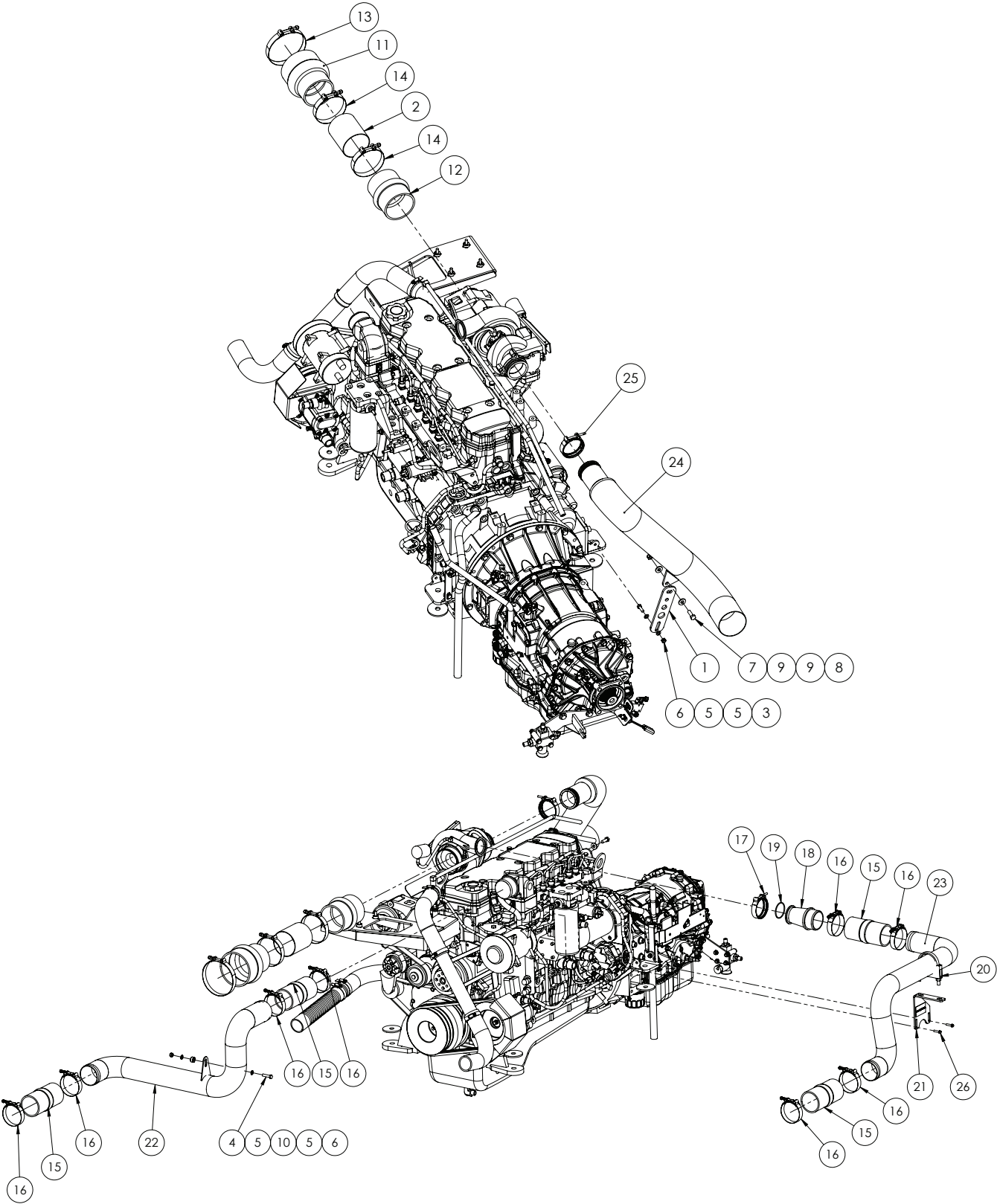
## Air Cleaner



ITEM NO.	PART NUMBER	DESCRIPTION	QTY.
1	GA4658940	Crop Cruiser Air Cleaner Mount QSB	1
2	GA5003643	Washer 8mm SS HD	4
3	GA5004711	M8x25 bolt	4
4	GA5011481	M8x35 bolt	4
5	GA5004919	M8 Spring washer SS	4
6	GA4552830	Spacer, Seat Base - SP 2011	4
7	GA5004883	Washer 8mm HD	4
8	GA5069030	AIR FILTER PSD10-0072-SUITS SP2011	1
9	GA5070450	Female Adaptor Push In 6mm x 1/8 BSP	1



# Charge Air Intake & Exhaust Pipe Work



Continued over page



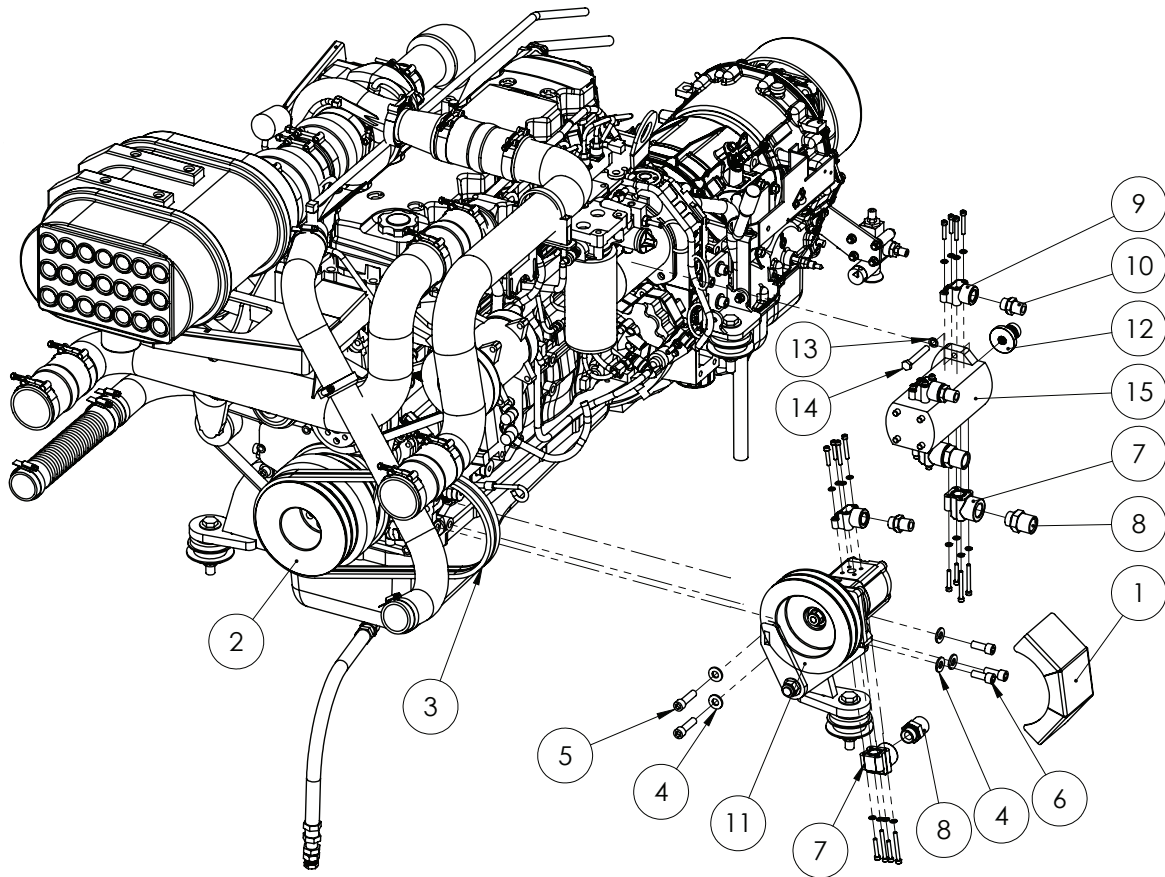
## Charge Air Intake & Exhaust Pipe Work

ITEM NO.	PART NUMBER	DESCRIPTION	QTY.
1	GA4503685	Exhaust mount - 2011 SP	1
2	GA4699415	Pipe S/S - 101 OD x 2 Cut 115 SC	1
3	GA5004711	M8x25 bolt	1
4	GA5011481	M8x35 bolt	1
5	GA5004883	Washer 8mm SS	4
6	GA5052590	Nut M8 Nyloc S/S 316	2
7	GA5065455	Bolt Gr8.8 M10x30	1
8	GA5000141	M10 Nyloc Nut	1
9	GA5000117	Washer 10mm SS Heavy duty	2
10	GA4552830	Spacer, Seat Base - SP 2011	1
11	GA5010347	Hump Hose 4-5"	1
12	GA5066526	Hump Hose - 4"	1
13	GA5010201	Hose Clamp - 5" T-bolt	1
14	GA5010197	Hose Clamp - 4" T-bolt	3
15	-	Hump Hose - Cummins P/No - 3071051	4
16	-	Hose Clamp - Intercooler Pipes - Cummins P/No 3926702	8
17	-	Hose Clamp - Air Transfer Conn - Cummins P/No 3903652	1
18	-	Air Transfer Conn - Cummins P/No - 3964546	1
19	-	O-Ring - Cummins P/No - 3906696	1
20	GA5002297	Exhaust clamp -79mm (3.125 In)	1
21	GA4503755	Bracket-Charge air pipe to throttle body mnt	1
22	GA5069230	Charge air pipe-SP2011 RH	1
23	GA5069235	Charge air pipe-SP2011 LH	1
24	GA5062500*	CCSP Exhaust - Standard	1
		CCSP Exhaust - Modified	1
25	-	Hose Clamp - Rear of turbo - Existing, already on engine	1
26	-	Charge pipe bkt mnt bolt - Existing	2
27	GA5053700	Exhaust Wrap - not shown	1

\*Item 24 GA5062500, "Modified" will suit machines with right side access platform fitted. "Standard" will suit all others.



## Hydraulic Pumps - Fan / Main



ITEM NO.	PART NUMBER	DESCRIPTION	QTY.
1	GA4504255	Cover- Fan pump pulley SP 201 I	1
2	GA4552735	Pulley-single crank-suit hyd pump fan drive 201 I	1
3	GA5068927	V Belt - B45	2
4	GA5000587	M12 WASHER	5
5	GA5000325	M12x45 GR12.9 ZP unbrako	2
6	GA5000307	M12x30 GR12.9 ZP unbrako	3
7	GA5013231	Port Adaptor 90 degree 3/4	3
8	S75-1612	1" x 3/4" Male Nipple	3
9	GA5005193	Adaptor port for Rexroth pump 1/2	3
10	S75-0808	1/2" BSPP x 1/2" BSPT Hydraulic Fitting	3
11	GA4904657	Hydraulic pump bracket assy -suit fan drive 201 I	1
12	GA4572185	Pump Drive suit Cummins engine 201 I	1
13	GA5000137	Washer 10mm Spring S/S	2
14	GA5011163	M10x70 bolt ZP G8.8	2
15	GA5013534	Pump assy - LH rotation 22+19cc/rev	1

Continued over page



## Hydraulic Pumps - Fan / Main

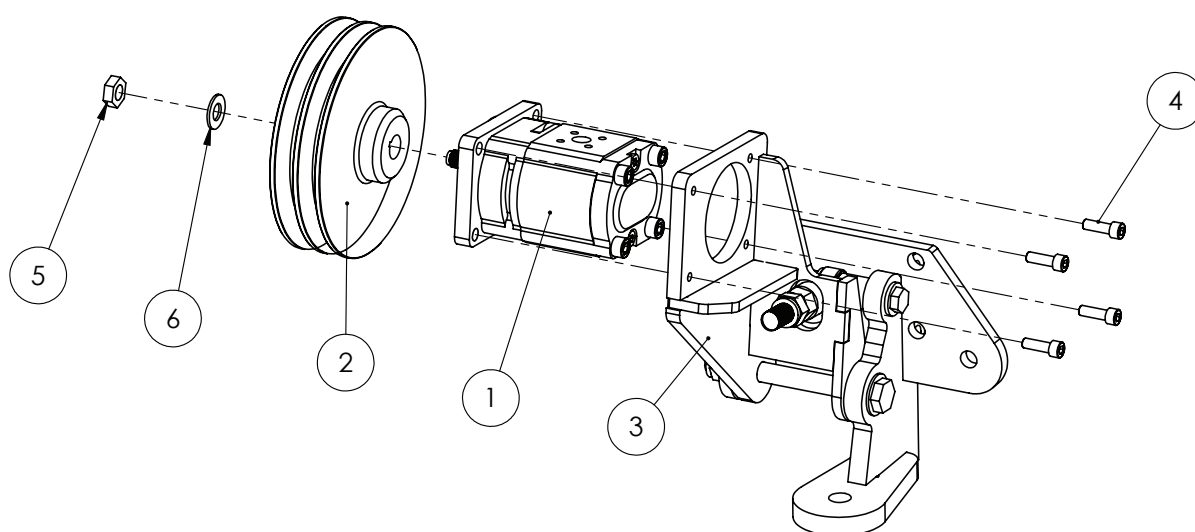
### GA501323I - Kit for 3/4" port adapter

ITEM NO.	DESCRIPTION	QTY.
1	3/4" 90 degree port adapter	1
2	O-Ring	1
3	M6 x 55 SHCS	2
4	M6 x 35 SHCS	2
5	M6 Spring Washer	4

### GA5005193 - Kit for 1/2" port adapter

ITEM NO.	DESCRIPTION	QTY.
1	1/2" 90 degree port adapter	1
2	O-Ring	1
3	M6 x 45 SHCS	2
4	M6 x 30 SHCS	2
5	M6 Spring Washer	4

## Fan Pump Sub Assembly

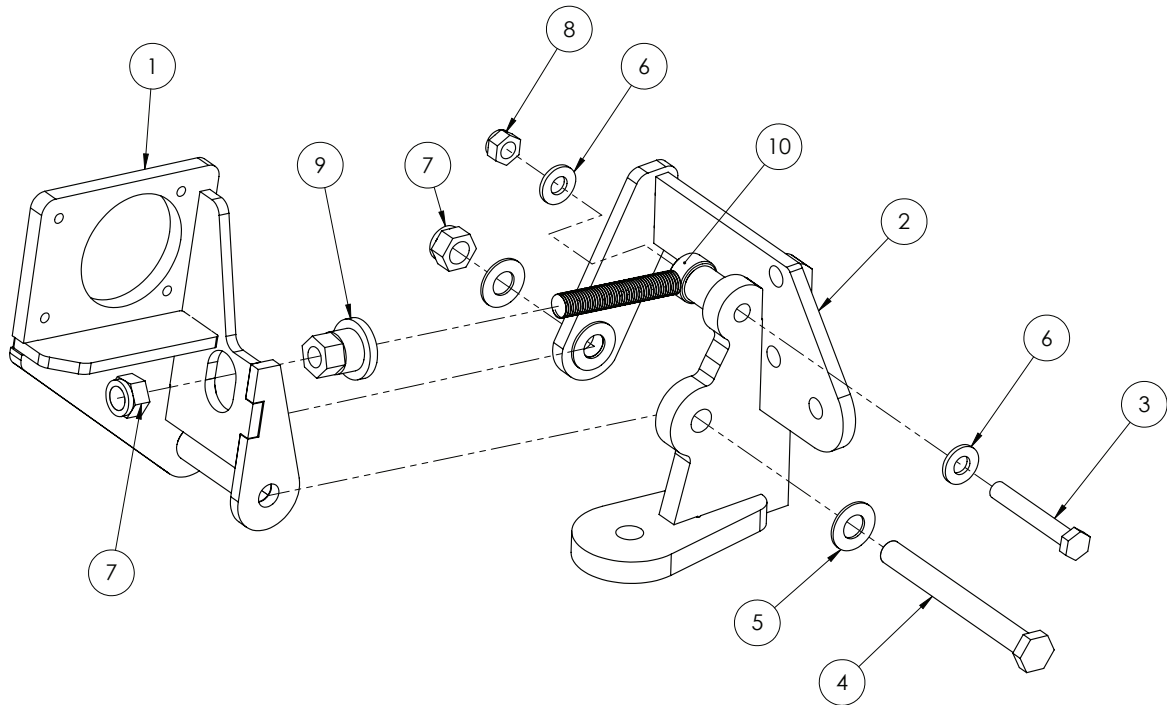


### GA4904657 - Complete Assembly

ITEM NO.	PART NUMBER	DESCRIPTION	QTY.
1	GA5069060	Hydraulic Gear Pump	1
2	GA4552720	Pulley single taper-suit fan pump -2011	1
3	GA4904656	Bracket complete assy-2011 Fan pump	1
4	GA5020755	M8 x 25 Unbrako	4
5	GA5070415	M14 x 1.5mm lock nut	1
6	GA5066235	Washer HD ZP M14	1



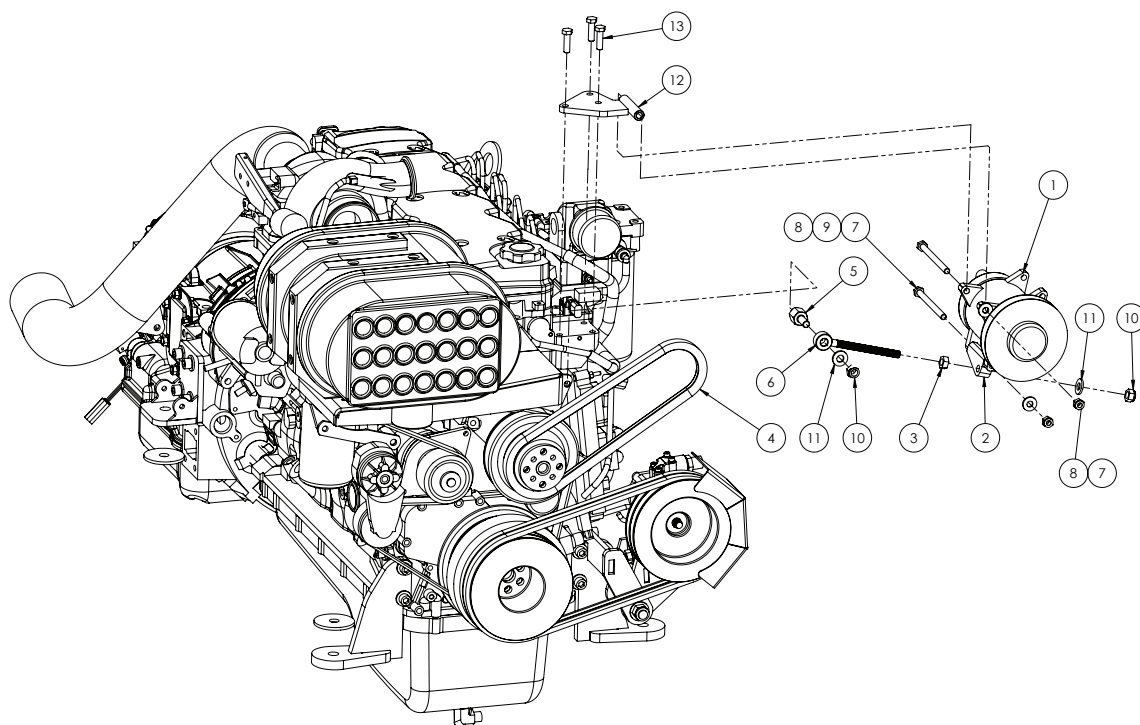
## Fan Pump Mounting Bracket



ITEM NO.	PART NUMBER	DESCRIPTION	QTY.
1	GA4658041	2011 Fan pump bracket-pump side	1
2	GA4658042	Engine mount front LH -2011 ( Inc; Pump mount)	1
3	GA5000355	M12x80 bolt	1
4	GA5000869	M16 x 150 Bolt ZP GR8.8	1
5	GA5001009	Flat washer M16 HD	4
6	GA5000587	M12 WASHER	2
7	GA5001029	M16 Nyloc nut	2
8	GA5012461	M12 Nyloc nut Z/P	1
9	GA4552881	Nut- Adjuster suit fan drive pump SP 2011	1
10	GA4659350	Fan pump drive bracket adjuster bolt SP 2011	1



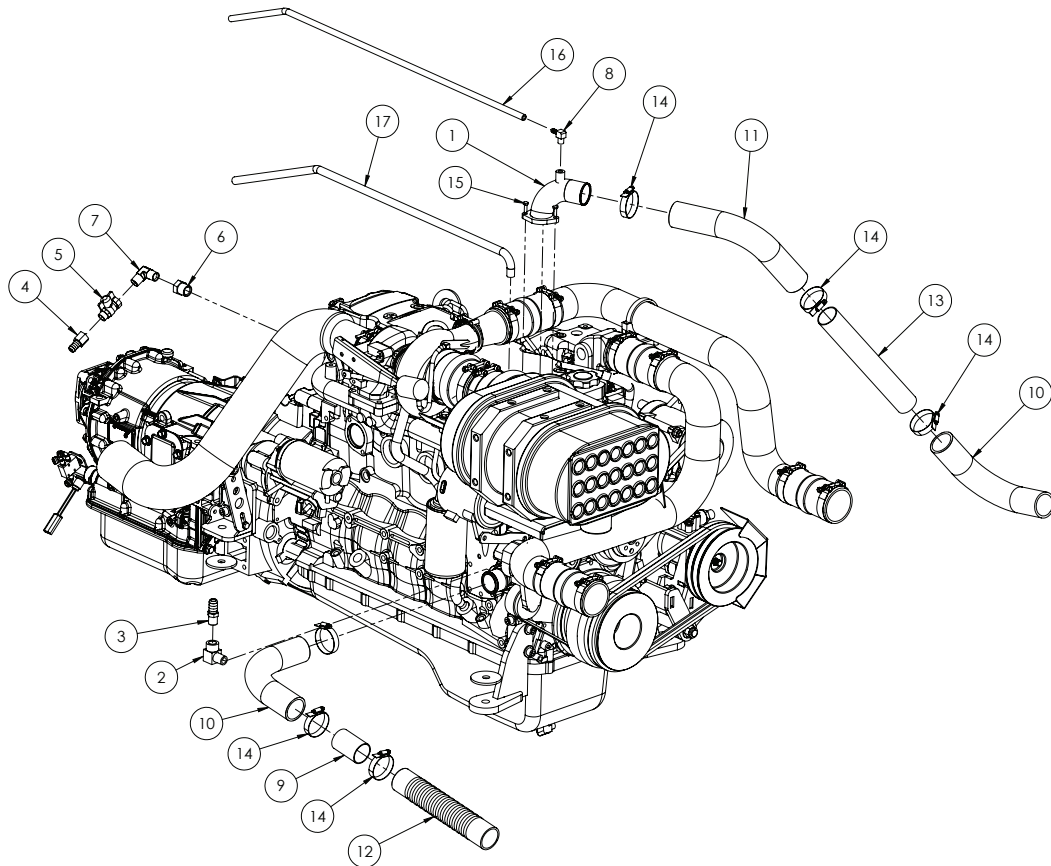
## Air Conditioner Compressor



ITEM NO.	PART NUMBER	DESCRIPTION	QTY.
1	GA5005069	AC compressor with horizontal head	1
2	GA4562100	AC Compressor lower pivot	1
3	GA5000559	Nut ZP M12	2
4	GA5068935	V BELT - MITSUBOSHI 17x1016 B-40	1
5	GA4562175	Shoulder bolt - aircon compressor QSB	1
6	GA5069025	Fan pump drive bracket aduster bolt SP 201 I	1
7	GA5006109	M10x130 bolt	2
8	GA5000141	M10 Nyloc Nut	2
9	GA5000117	Washer 10mm SS Heavy duty	2
10	GA5012461	M12 Nyloc nut Z/P	2
11	GA5000587	M12 WASHER	2
12	GA4655055	Bracket - Aircon compressor mnt - top	1
13	-	Existing Bolts - M10 x 35	3



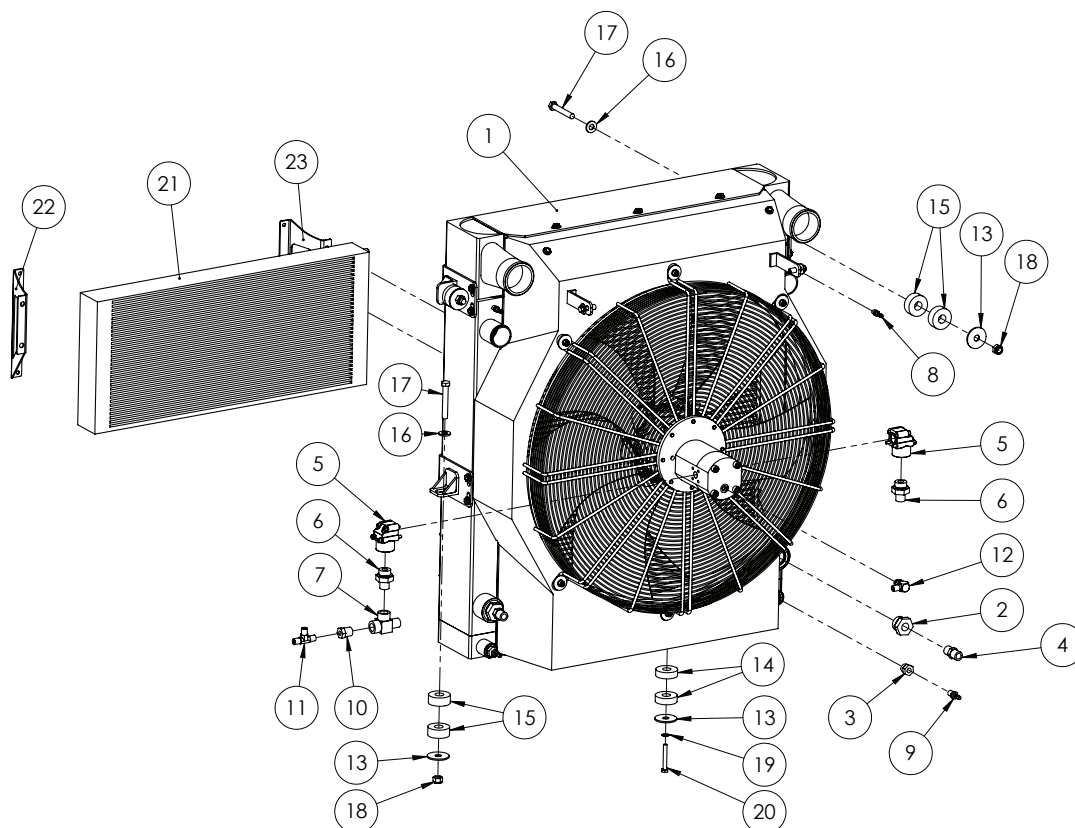
## Coolant System Plumbing



ITEM NO.	PART NUMBER	DESCRIPTION	QTY.
1	GA4658795	Water neck -Top outlet 2" QSB 201 I	1
2	S25-0808	90 deg Elbow - 1/2" M and F	1
3	GA5069720	1/2 inch BSP - 5/8 barb	1
4	GA4903350	1/2 inch BSP - 5/8 barb	1
5	GA5020615	Ball Valve 12mm MF Butterfly	1
6	S24-1208	1208 Reducing Bush	1
7	S49-0808	1/2" BSPT Male Elbow	1
8	GA5048565	Elbow Male Barb 1/4" x 5/16"	1
9	GA4699420	Pipe S/S - 5I OD x 2 Cut 75 SC	1
10	GA5051560	RADIATOR HOSE - 2" 90deg ELB	2
11	GA5051560	RADIATOR HOSE - 2" 90deg ELB	1
12	GA5069700	Radiator Hose - 2" x 300L - SP 201 I	1
13	GA5068770	HARD LINE - RADIATOR BOTTOM	1
14	50-70/12W3	2" Worm drive hose clamp	6
15	GA5004053	M6x20 bolt	3
16	Hose, 5-16 x 1000	Thermostat housing hose	1
17	Hose, 3-8 x 1000	-	1



## Combi Cooler



GA4903517 - Complete Assembly

ITEM NO.	PART NUMBER	DESCRIPTION	QTY.
1	GA5069040	Combi Cooler - SP MY11	1
2	S85-0821	BSPT Female Reducing Bush	2
3	S85-0412	1/4" BSPF x 3/4" UNOM	2
4	S27-0808	0808 BSPTM BSPMT nipple	2
5	GA5013231	Port Adaptor 90 degree 3/4	2
6	S75-0812	Nipple - 1/2" x 3/4" nipple C/W o-ring	2
7	S48-080808	Tee - 1/2" male BSP to 1/2" female BSP to 1/2" female BSP	1
8	GA5020695	Hose Tail Brass 1/4 x 1/8	2
9	GA5068780	Brass barb 5/16" x 1/4"	2
10	S24-0804	Reducing bush 1/2 BSPT x 1/4 BSPT	1
11	S50-040404	Tee 1/4" BSPT	1
12	S77-0404	1/4 x 1/4 90deg Elbow	1
13	GA4535345	Hydraulic Yaw Washer 50OD x 14.5ID	6
14	GA4572195	Isolator suit hydraulic yaw	4
15	GA5006581	Isolator rubber 50x19x20	8
16	GA5000587	M12 WASHER	4

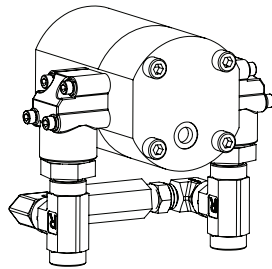
Continued over page



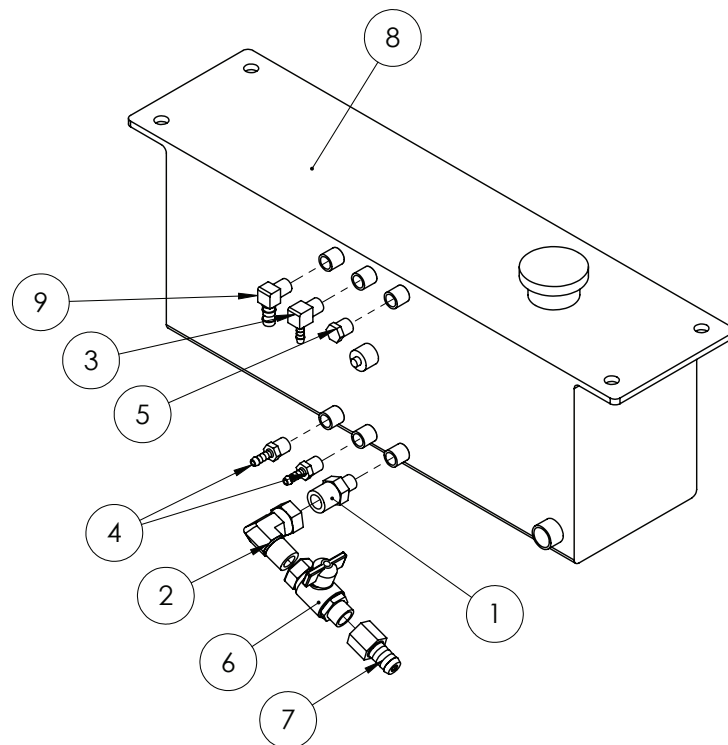
## Combi Cooler

ITEM NO.	PART NUMBER	DESCRIPTION	QTY.
17	GA5000355	M12x80 bolt	4
18	GA5012461	M12 Nyloc nut Z/P	4
19	GA5003643	Washer 8mm SS HD	2
20	GA5011489	M8 x 60 ZP Bolt	2
21	GA5007361	Air conditioning Condensor	1
22	GA4503655	A/C condensor mount - LH	1
23	GA4503660	A/C condensor mount - RH	1

Machines 200320 up to and including 200360 are fitted with a hydraulic fan motor that has external over run bypass. (shown below) All other fittings remain the same.



## Header Tank



Header Tank Assembly - GA4905100

Header tank is located on the hydraulic oil tank frame.

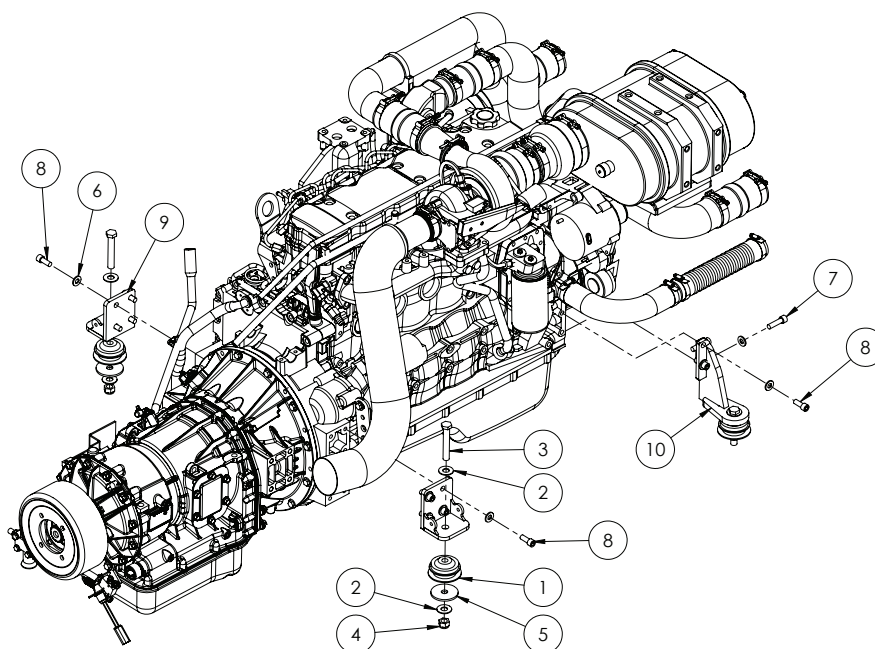
Continued over page



## Engine Mounts

ITEM NO.	PART NUMBER	DESCRIPTION	QTY.
1	S27-0804	1/2" BSPT - 1/4" BSPT Straight Hydraulic Nipple	1
2	S82-0808	1/2" Hydraulic Tee - S83-080808	1
3	GA5048340	1/4" Brass Elbow	1
4	GA5020540	1/4" Brass Hose Barb	2
5	GA5069335	Plug 1/4" BSPT Brass	1
6	GA5020615	1/2" ball valve	1
7	GA4903350	1/2 inch BSP - 5/8 barb	1
8	GA5069041	Hydac-Header tank suit Combi cooler	1
9	GA5049290	Elbow brass 3/8 x 1/4	1

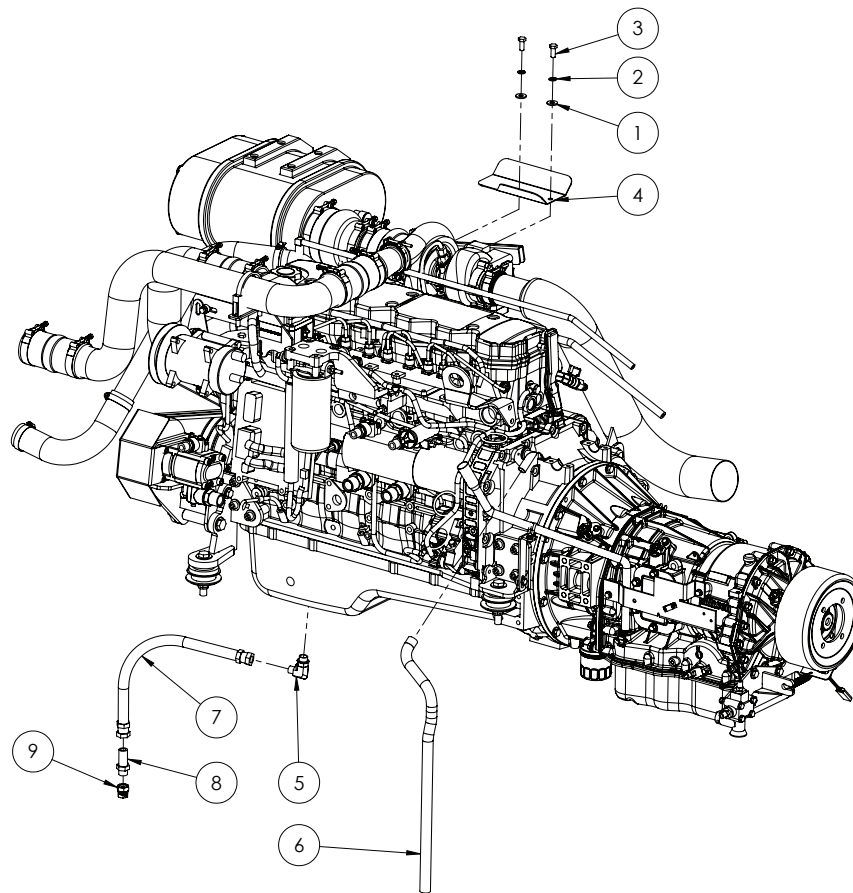
## Engine Mounts



ITEM NO.	PART NUMBER	DESCRIPTION	QTY.
1	GA5070020	Vibration Isolator - 80mm	4
2	GA5001043	M16 SS washer	8
3	GA5011269	M16x100 bolt	4
4	GA5001029	M16 Nyloc nut	4
5	GA4502820	Large washer - eng mount SP09	4
6	GA5000587	M12 WASHER	12
7	GA5000325	M12x45 GR12.9 ZP unbrako	2
8	GA5000307	M12x30 GR12.9 ZP unbrako	10
9	GA4654971	Engine mount SCSP Rear	2
10	GA4656610	Engine Mount SCSP Front RH	1



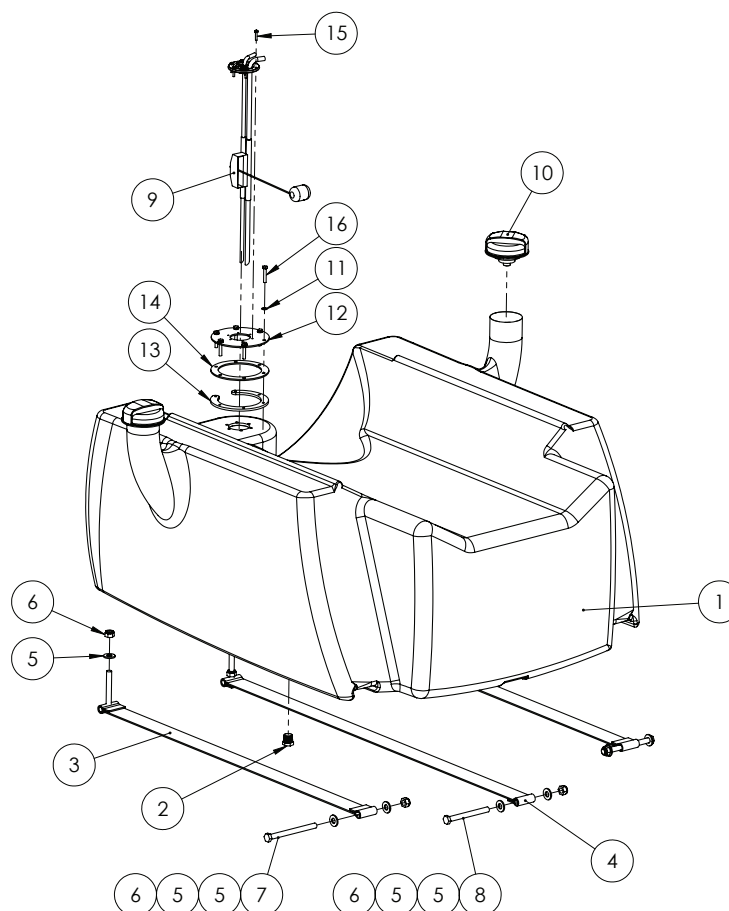
## Miscellaneous Components



ITEM NO.	PART NUMBER	DESCRIPTION	QTY.
1	GA5000117	Washer 10mm SS Heavy duty	2
2	GA5000137	Washer 10mm Spring S/S	2
3	GA5066162	M10x25 SS bolt	2
4	GA4503765	Heat shield - Turbo to Air cleaner SP2011	1
5	M77L-1808	18mm x 1/2" MM 90deg Elbow	1
6	HOS20P	BREATHER HOSE - rear of engine - cut 1080 long	1
7	tba	oil drain hose	1
8	GAS44R-0808	Nipple 0808 1/2 x 1/2 - O ring & washer	1
9	S59-08	Cap swivel 1/2" BSP	1



## Fuel Tank

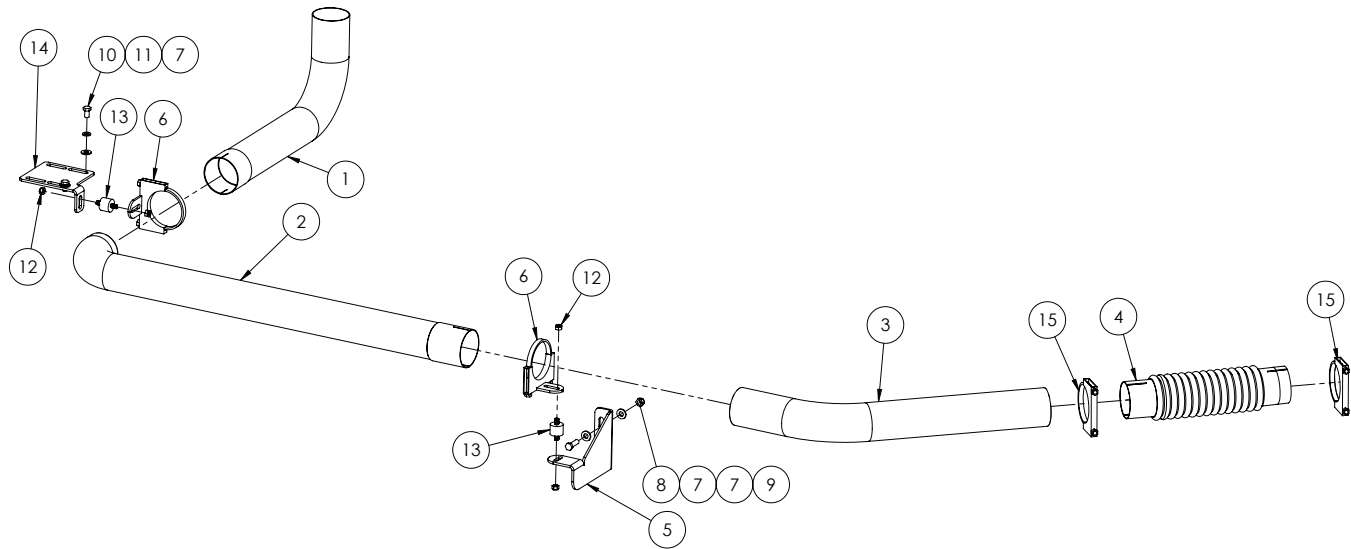


GA4904660 - Complete Assembly

ITEM NO.	PART NUMBER	DESCRIPTION	QTY.
1	GA5069065	Diesel Tank - MY11 CCSP	1
2	GA5050670	1/2" Brass Plug	1
3	GA5069120	Tank strap-Fuel tank centre SP 2011	2
4	GA5069125	Tank strap-Fuel centre SP 2011	1
5	GA5000587	M12 WASHER	9
6	GA5012461	M12 Nyloc nut Z/P	6
7	GA5000271	M12x140 bolt	2
8	GA5000265	M12 x 120 GR8.8 ZP Bolt	1
9	GA5070420	Fuel Sender - Cobo	1
10	GA5069066	Fuel Cap - Farma	2
11	GA5004447	M6 Spring washer SS	7
12	GA4502550	Fuel Sender Mounting Plate	1
13	GA4502570	Fuel Sender Mounting Plate	1
14	GA4502635	Fuel Sender Gasket	1
15	GA5020525	M4 x 20 Pan Head Screw	6
16	GA5011405	M6x35 bolt	6



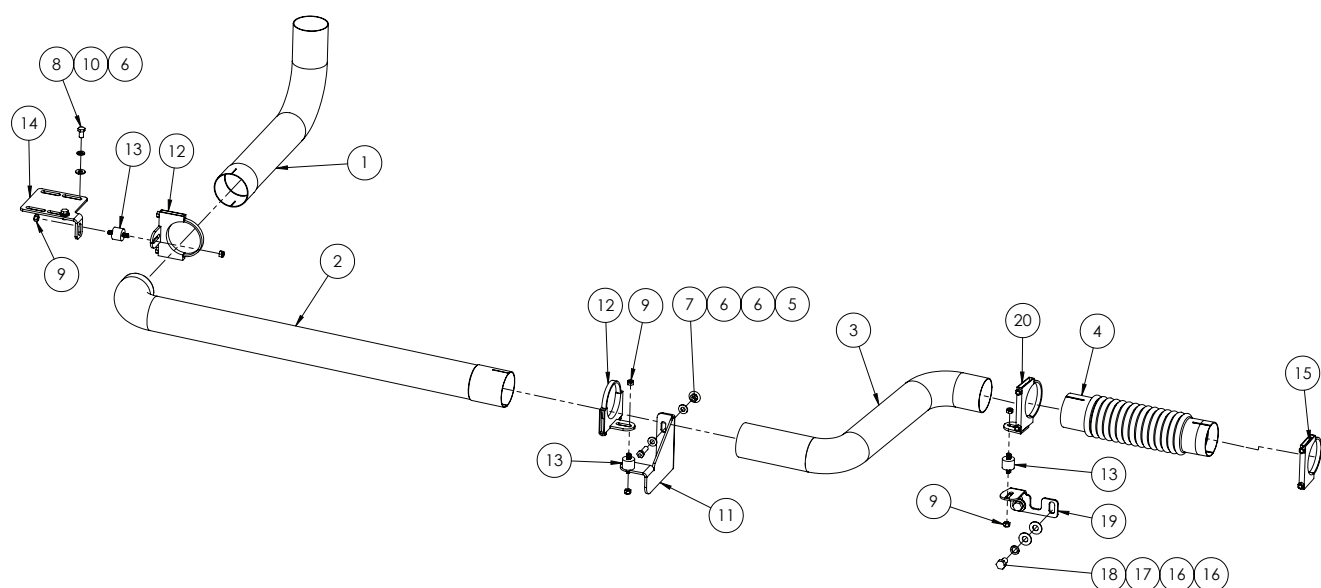
## Exhaust - Standard



ITEM NO.	PART NUMBER	DESCRIPTION	QTY.
1	GA5069900	Elbow-4" exhst tube 90° Flared-long end	1
2	GA4656572	Exhaust-4" Tight 90-Long leg-suit SP201 I	1
3	-	4" 45° elbow - Cummins P/No O10310245	1
4	-	exhaust flexi pipe - Cummins P/No 89788K	1
5	GA4503855	bracket -exhaust air bag mnt-SP201 I	1
6	GA4658835	Exhaust Clamp/Buffer bracket-single SP201 I	2
7	GA5000587	M12 WASHER	6
8	GA5012461	M12 Nyloc nut Z/P	2
9	GA5066895	Bolt Gr 8.8 ZP M12x40	2
10	GA5011227	Bolt M12 x 20 ZP GR8.8	2
11	GA5000575	M12 Spring washer SS	2
12	GA5000141	M10 Nyloc Nut	4
13	GA5069130	Rubber isolator 35OD x 28H-M10 x 16.5 each end	2
14	GA4537270	Exhaust tip Mount Side Pipe	1
15	GA5066215	Exhaust clamp 4 1/8" complete	1



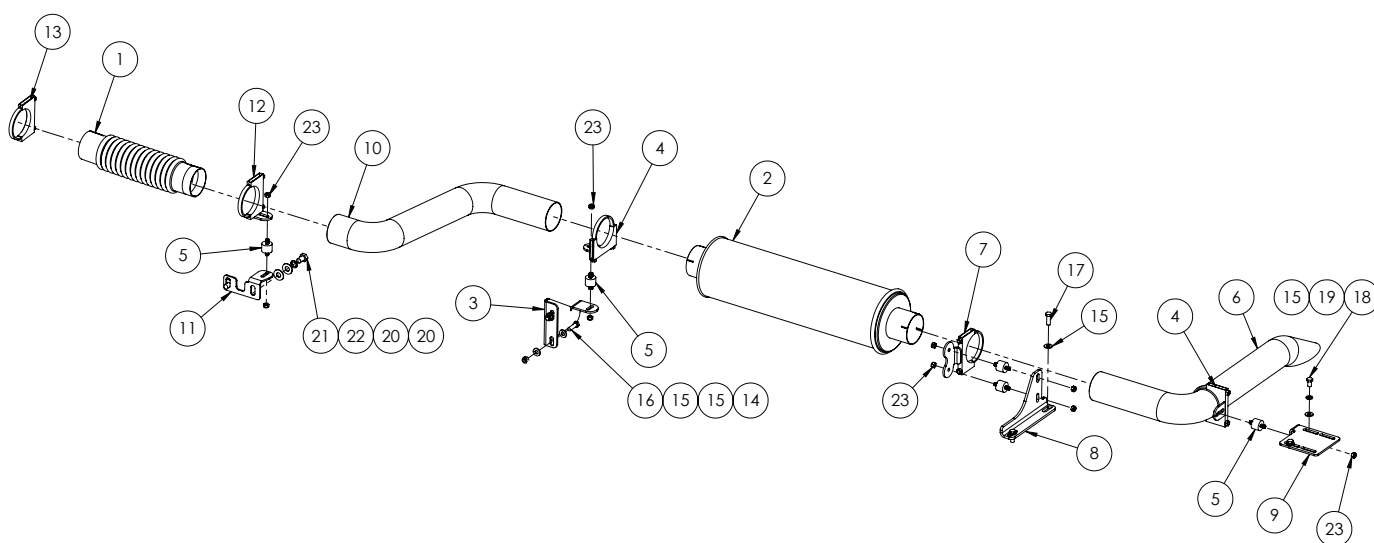
## Exhaust - Right Side Platform



ITEM NO.	PART NUMBER	DESCRIPTION	QTY.
1	GA5069900	Elbow-4" exhst tube 90° Flared-long end	1
2	GA4656572	Exhaust-4" Tight 90-Long leg-suit SP201 I	1
3	GA5068955	Exhaust pipe-S shape-suit R/H access step SP 201 I	1
4	-	exhaust bellows - Cummins P/No 89788K	1
5	GA5066895	Bolt Gr 8.8 ZP M12x40	2
6	GA5000587	M12 WASHER	6
7	GA5012461	M12 Nyloc nut Z/P	2
8	GA5011227	Bolt M12 x 20 ZP GR8.8	2
9	GA5000141	M10 Nyloc Nut	6
10	GA5000575	M12 Spring washer SS	2
11	GA4503855	bracket -exhaust air bag mnt-SP201 I	1
12	GA4658835	Exhaust Clamp/Buffer bracket-single SP201 I	2
13	GA5069130	Rubber isolator 35OD x 28H-M10 x 16.5 each end	3
14	GA4537270	Exhaust tip Mount Side Pipe	1
15	GA5066215	Exhaust clamp 4 1/8" complete	1
16	GA5001043	M16 SS washer	5
17	GA5000961	Washer 16mm Spring ZP	3
18	GA5000903	M16x25 bolt	3
19	GA4504420	Mount- Exhaust to chassis SP 201 I	1
20	GA4658836	Exhaust Clamp/Buffer bracket-single SP201 I	1



## Exhaust - Dual Product / Short Wheel Base



ITEM NO.	PART NUMBER	DESCRIPTION	QTY.
1	-	Exhaust bellows - Cummins P/No 89788K	1
2	-	4" Muffler - Cummins P/No M1044-400RA-2	1
3	GA4503855	bracket -exhaust air bag mnt-SP201 I	1
4	GA4658835	Exhaust Clamp/Buffer bracket-single SP201 I	2
5	GA5069130	Rubber isolator 35OD x 28H-M10 x 16.5 each end	5
6	GA5068950	Exhaust pipe-outer-suit Short/Dual product SP 201 I	1
7	GA4658830	Exhaust Clamp/Buffer bracket-Double SP201 I	1
8	GA4537265	Muffler Mount Side Pipe	1
9	GA4537270	Exhaust tip Mount Side Pipe	1
10	GA5068955	Exhaust pipe-S shape-suit R/H access step SP 201 I	1
11	GA4504420	Mount- Exhaust to chassis SP 201 I	1
12	GA4658836	Exhaust Clamp/Buffer bracket-single SP201 I	1
13	GA5066215	Exhaust clamp 4 1/8" complete	1
14	GA5012461	M12 Nyloc nut Z/P	2
15	GA5000587	M12 WASHER	8
16	GA5066895	Bolt Gr 8.8 ZP M12x40	2
17	GA5000311	M12x35 Bolt	2
18	GA5011227	Bolt M12 x 20 ZP GR8.8	2
19	GA5000575	M12 Spring washer SS	2
20	GA5001043	M16 SS washer	4
21	GA5000903	M16x25 bolt	2
22	GA5000961	Washer 16mm Spring ZP	2
23	GA5000141	M10 Nyloc Nut	10

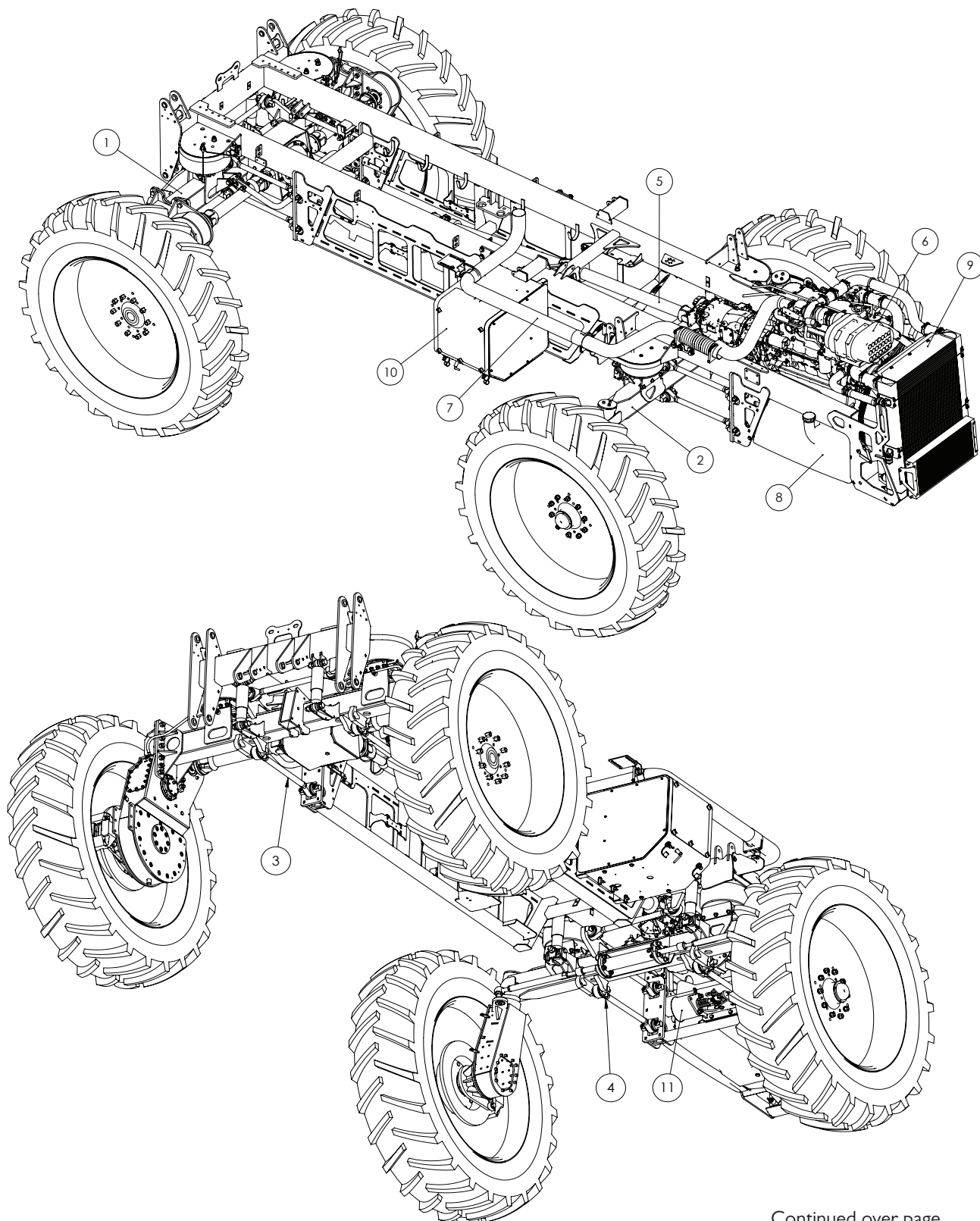






# Chapter 21

## 21-DRIVE LINE TRANSFER CASE & DIFF



Continued over page

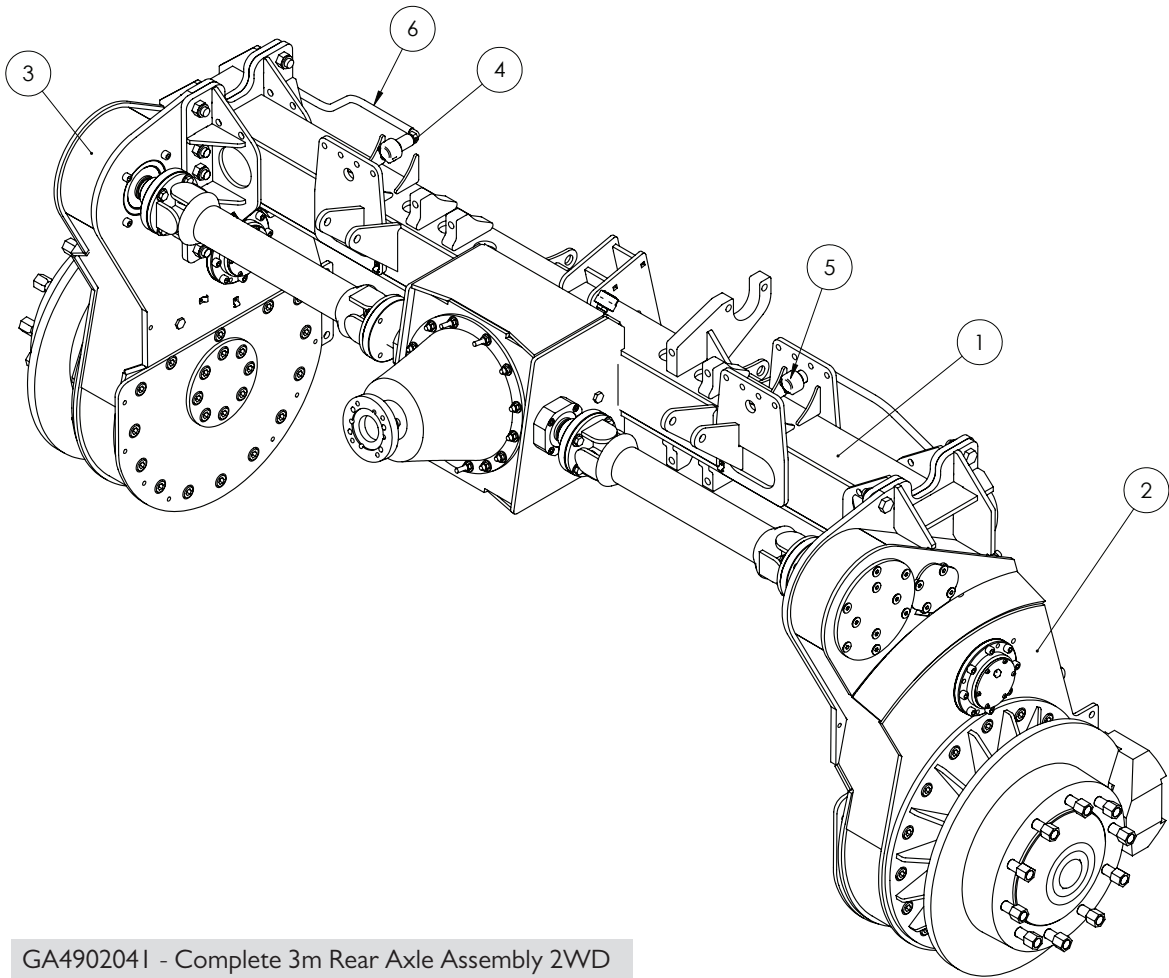


## Drive Train & Suspension

ITEM NO.	PART NUMBER	DESCRIPTION	QTY.
1	GA4902041	Rear Axle	1
2	-	Front Axle	1
3	-	Rear Suspension	1
4	-	Front Suspension	1
5	-	Drive Shafts & Brackets - 2wd	1
	-	Drive Shaft & Brackets - 4wd	
6	GA4903515	Engine & Transmission	1
7	-	Exhaust - Standard	1
	-	Exhaust - Platform / Dual Product	
	-	Exhaust - Side Pipe	
8	GA4904660	Fuel Tank	1
9	GA4903517	Combi Cooler	1
10	GA4903705	Brake Booster Pod - Small Tanks	1
	GA4905140	Brake Booster Pod - Large Tanks	
11	GA4902945	Hand Brake	1
12	-	Foot valve - (not shown, mounted on underside of cab floor)	1



# Rear Axle - 3m



GA490204I - Complete 3m Rear Axle Assembly 2WD

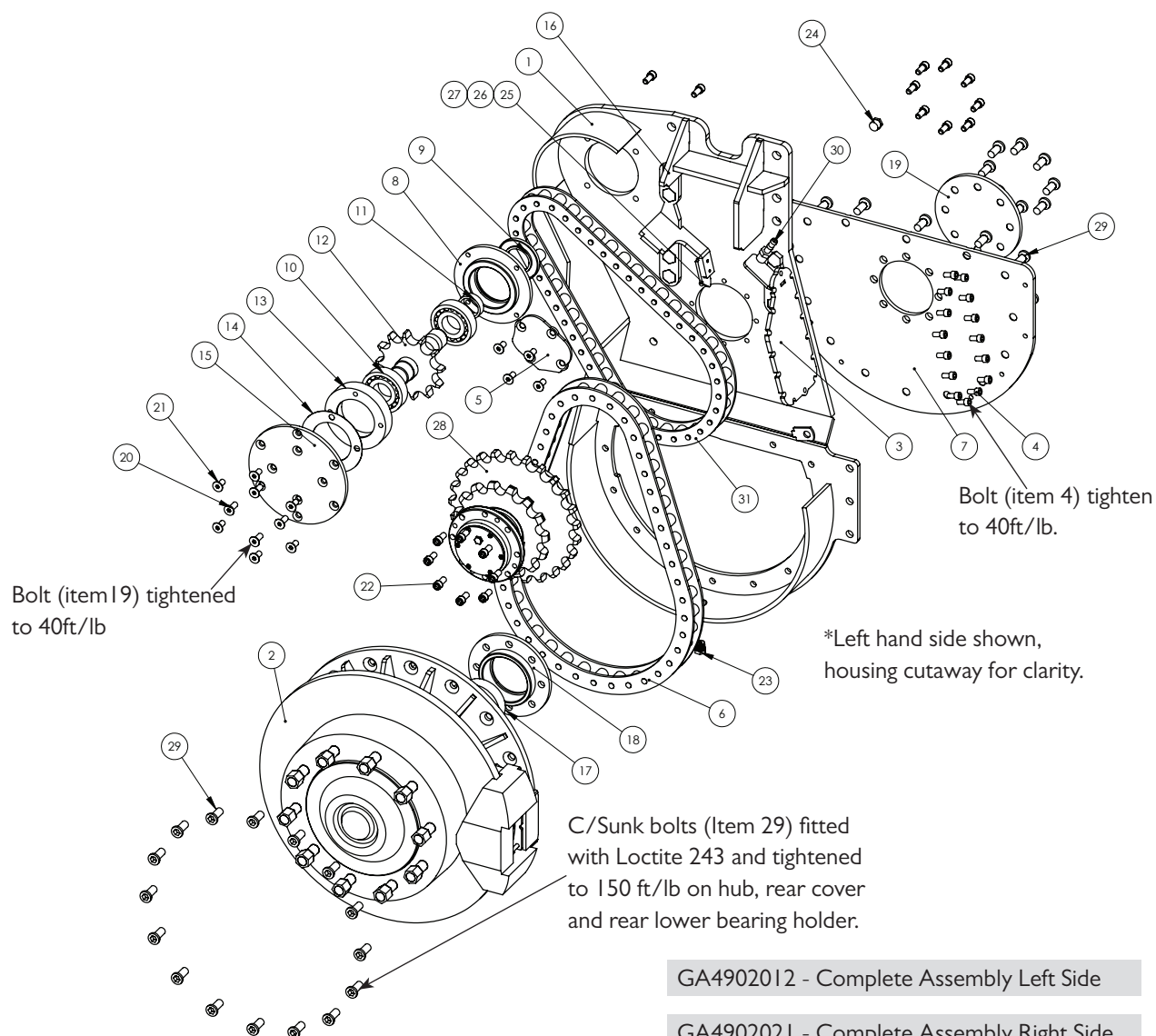
GA4902037 - Complete 3m Rear Axle Assembly 4WD

ITEM NO.	PART NUMBER	DESCRIPTION	QTY.
1	GA4903026	SP 3m 2WD MY11 Rear Axle Assembly	1
2	GA4902012	2011 model 2WD rear dropleg assembly - LH	1
3	GA4902021	2011 model 2WD rear dropleg assembly - RH	1
4	HB050-90	Hose Barb Elbow 1/2	2
5	GA5066770	Air Breather screw in style 1/2"	2
6	breather hose01	Dropleg breather hose-SP2011	1

DROP LEG TOE ADJUSTMENT SHIMS	
PART No.	DESCRIPTION
GA4537200	Shim rear drop leg 0.5mm
GA4537205	Shim rear drop leg 1mm



## Drop Leg - Rear



GA4902012 - Complete Assembly Left Side

GA4902021 - Complete Assembly Right Side

ITEM NO.	PART NUMBER	DESCRIPTION	QTY.
1	GA4652561	2011 22-3200 Rear Dropleg Housing LH	1
	GA4652566	2011 22-3200 Rear Dropleg Housing RH	1
2	GA4902011	Bottom hub assembly suit crop cruiser 2011 on	1
3	GA4658825	Drop leg 2WD-LH rear cover C/W splash guard	1
	GA4658820	Drop leg 2WD-RH rear cover C/W splash guard	1
4	GA5011153	M10x20 Unbrako	15
5	F70933A	upper cover plate	1
6	GA5059995	Super 140H chain 42 pitches	1
7	GA4502006	cover plate-2011 DROPLEG	1
8	GA4552060	Bearing holder - top inside 45mm	1
9	GA5070195	Oil Seal 100x55x8	1

Continued over page



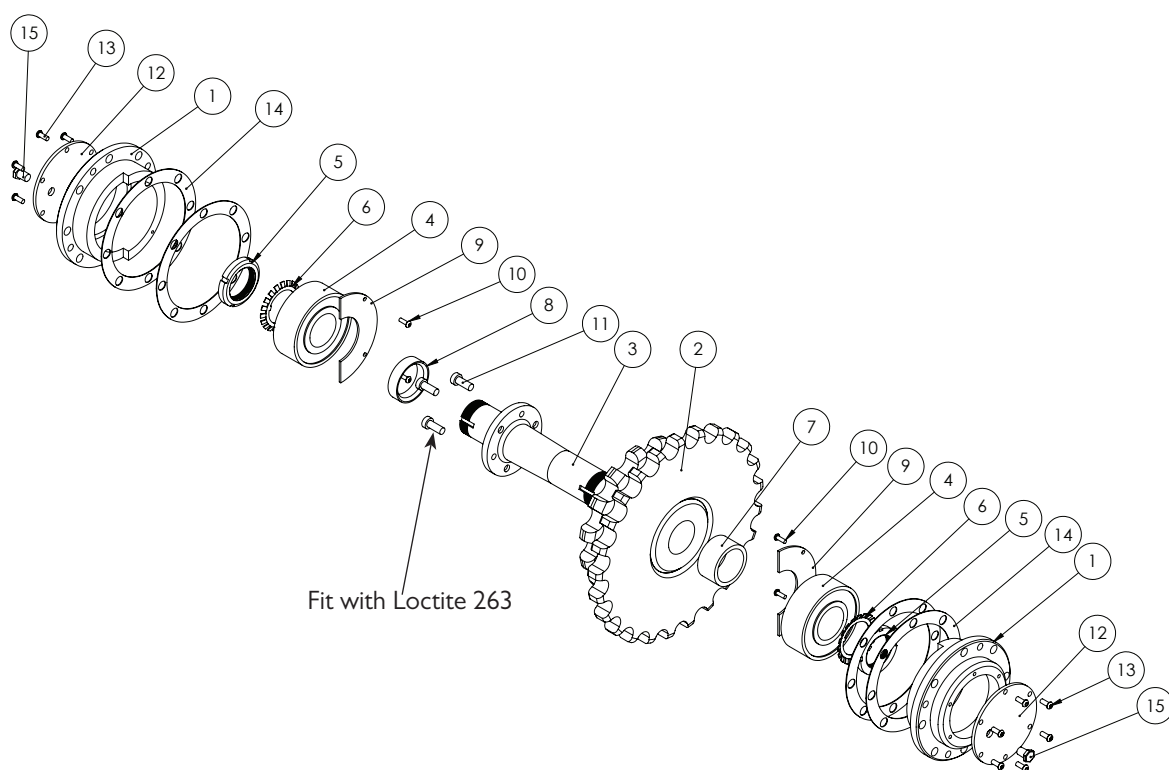
## Drop Leg - Rear

ITEM NO.	PART NUMBER	DESCRIPTION	QTY.
10	GA5048275	1309 100x45 self aligning bearing	2
11	DL30	spacer ring	1
12	GC-0124E	GA5016795 12 tooth top sprocket & shaft	1
13	GA4552055	top outside 45mm bearing holder	1
14	DL15-shim-01LAS	Spacer Shim for DL15 bearing holder	1
15	DL14LAS	Top outside cover plate	1
16	GA5011333	M20x60 bolt	8
17	GA5015665	22212 60x110 self aligning spherical bearing	1
18	60brghold	60mm bearing holder	1
19	GA4504340	Plate-60brghold outer new SP 2011 M16CSCS	1
20	GA5051290	M12 x 30 CSCS	4
21	GA5000289	M12 x 25 CSCS	10
22	GA5000297	SHCS M12 x 25 ZP	20
23	GA5048560	1/2" Brass Magnetic Plug	1
24	GA5050670	1/2" Brass Plug	1
25	GA4503065	Scraper-2011 Dropleg	1
26	GA4503060	Scraper Keeper Plate -2011 Dropleg	1
27	GA5004055	BOLT M6 x 20 SHCS ZP	2
28	GA4902002	2011 model idler sprocket/shaft assembly2WD	1
29*	GA5069920	M16 x 40 CSCS	38
30	HB050	1/2" Hose Barb	1
31	GA5014599	Super RS120HT chain	1

ITEM NO.	PART NUMBER	MACHINE USED ON
29	GA5000925	Up to 200260
	GA5069920	200270 onward



## Idler Sprocket & Shaft - 4wd & 2wd Rear Drop Legs

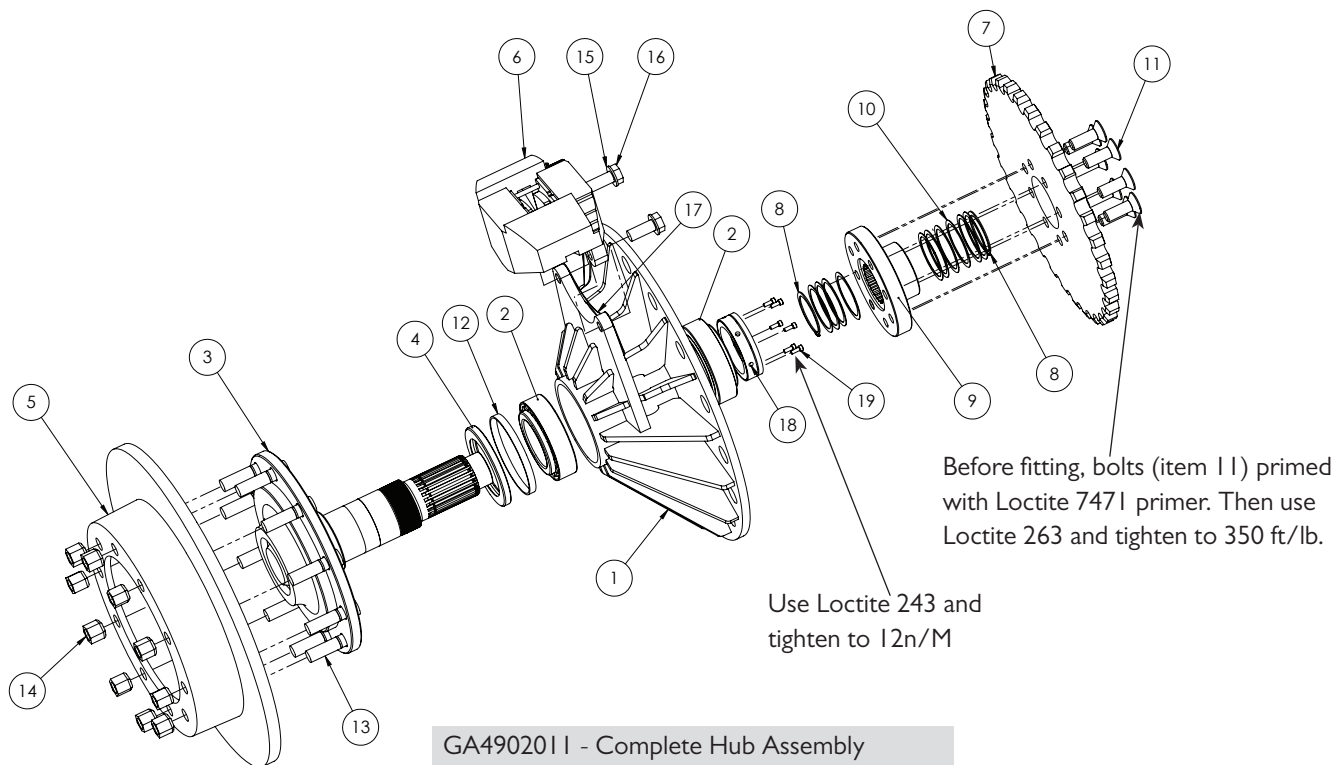


GA4902002 - Complete Idler Sprocket & Shaft Assembly

ITEM NO.	PART NUMBER	DESCRIPTION	QTY.
1	GA4552015	idler bearing housing	2
2	GA4652005	15-25 tooth idler sprocket	1
3	GA4552021	Idler shaft-2011 (Note: Not the same as 4x4 front dropleg)	1
4	GA5065000	Bearing 50x110x40 spherical roller	2
5	GA5065005	Locknut M50x1.5mm KM10	2
6	GA5065010	Tabwasher 50mm MB10	2
7	GA4552011	idler sprocket spacer-suit 2WD 2011	1
8	GA4552005	idler spacer	1
9	F70930A	oil reservoir end plate	2
10	GA5003977	M5x16mm Pan Head SS	4
11	GA5065015	M10x25-lowhead cap screw	3
12	F70932A	cover plate for idler bearing	2
13	GA5004050	M6x16mm Button head soc SS	12
14	GA4502050	idler bearing shim 1mm	4
15	GA5069335	1/4" Brass plug	2



# Hub



ITEM NO.	PART NUMBER	DESCRIPTION	QTY.
1	GA4652011	dropleg bottom hub 2011 on	1
2	GA5068835	taper roller bearing 90x150x45 (33118)	2
3	GA5068830	Bottom axle for 22/32/4400 SP	1
4	GA5068840	Seal double lip 150x110x13	1
5	GA5070065	Disc Rotor to suit Supercruiser	1
6	GA5016069	Stilfreni brake caliper	1
7*	GA4552040	32 tooth 1.75" pitch bottom sprocket	1
	GA4659385	32 tooth 1.75" pitch bottom sprocket & mount - single piece	1
8	GA5008521	1400-75 M75 lower shaft circlip ID 69-72	2
9	GA5006263	Bottom sprocket mount (GA5006263)	1
10	DL27LAS	Shim for bottom axle	10
11*	GA5069115	M20 C/Sunk Bolt x 60	8
12	GA4552610	spacer ring	1
13	MACH0138	Wheel stud M22	10
14	GA5018892	Wheel Nut M22	10
15	GA5001741	M20 Heavy Duty Flat Washer	2
16	GA5001515	M20x1.5Px50 HT Bolt	2
17	JCB-Caliper-shim	JCB caliper shim plate	1
18*	GA4552900	Lock nut-suit SP2011 Lower axle GA5068830	1
	GA5068845	Lock Nut M90x2 (KM18) - Not Shown	1
19*	GA5004049	M6 x 16 SHCS	6

Continued over page

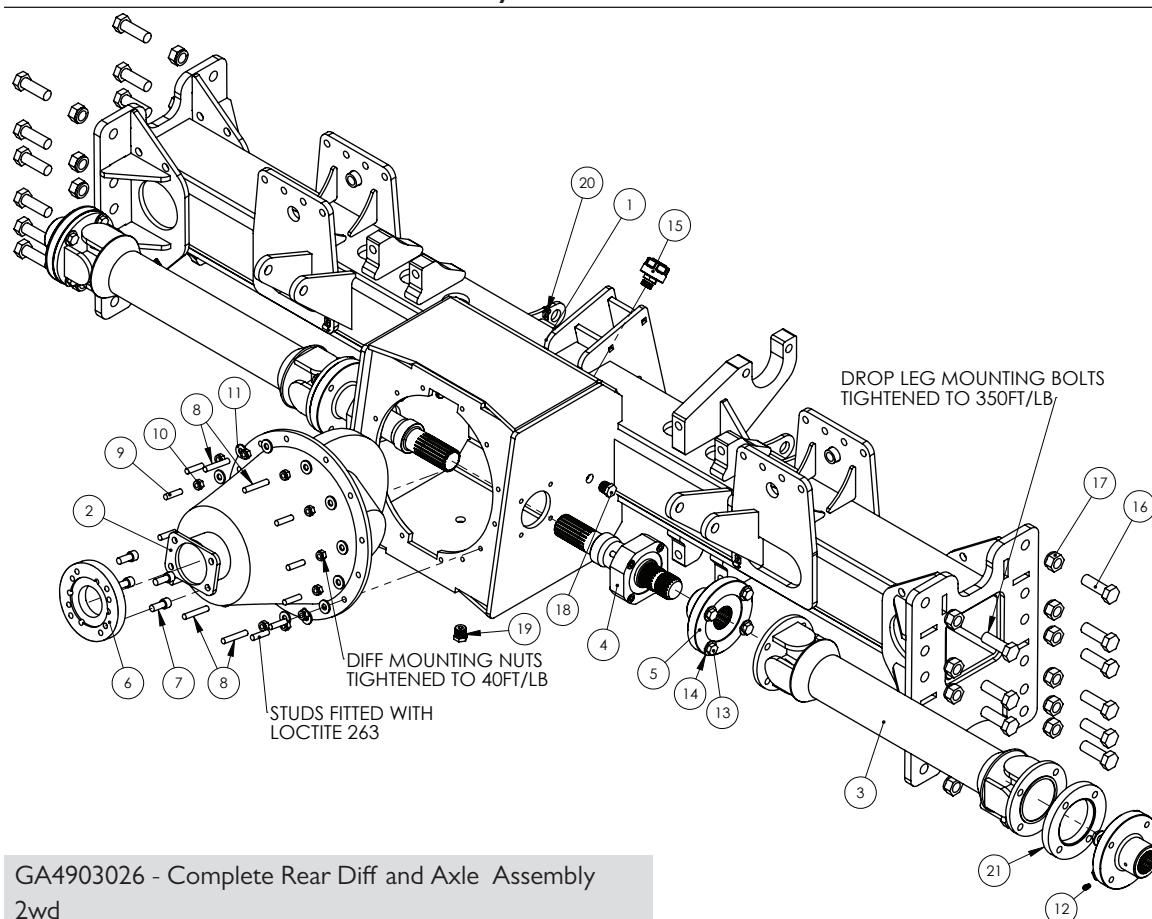


## Hub

ITEM NO.	PART NUMBER	MACHINE USED ON
7	GA4552040	Up to and including 200380
	GA4659385	200390 onward
11	GA5069115	Up to and including 200380
18	GA5068845	Up to 200270
	GA4552900	From 200280 onward
19	GA5004049	From 200280 onward

HUB SPARE PARTS	
PART No.	DESCRIPTION
GA5006305	Brake pad set (for 1 calliper)
GA	Pin Seal Kit

## Rear Diff & Axle Assembly



GA4903026 - Complete Rear Diff and Axle Assembly  
2wd

ITEM NO.	PART NUMBER	DESCRIPTION	QTY.
1	GA4658550	Rear Axle Housing 3m Crop Cruiser 2WD	1
	GA4658560	Rear axle housing 3m 4wd Crop Cruiser	1

Continued over page



## Rear Diff & Axle Assembly

ITEM NO.	PART NUMBER	DESCRIPTION	QTY.
2	GA5010609	5.125:1 ratio diff centre	1
3*	GA5000822	I550 series fixed drive shaft crop cruiser (I550-697.5FF)	2
	GA5069835	I550 series fixed drive shaft crop cruiser - Not Shown	2
4	SP-RA-subassem-01	Diff output shaft sub assem	2
5	GA5008107	Drive flange for rear axle	4
6	I480-isuzu	drive shaft adapter	1
7	GA5000307	M12x30 unbrako	4
8	GA5011177	M10x60 stud	4
9	GA5011665	M10x40 stud	9
10	GA5000141	M10 Nyloc Nut	13
11	GA5000117	Washer 10mm SS Heavy duty	13
12	GA5012203	Grease Nipple 1/4" UNF Short	4
13	GA5006045	Bolts 1/2 UNF x 1 1/4 G8 ZP	16
14	GA5017661	Washers flat ZP 1/2	16
15	GA5066770	Air Breather screw in style 1/2"	1
16	GA5011333	M20x60 bolt	24
17	GA5048125	M20 Nyloc nut	24
18	GA5050670	1/2" Brass Plug	2
19	GA5048560	1/2" Brass Magnetic Plug	1
20	GA5007205	L529 - Clip wiring	5
21	GA4504580	Drive Shaft Spacer bush 16mm	2

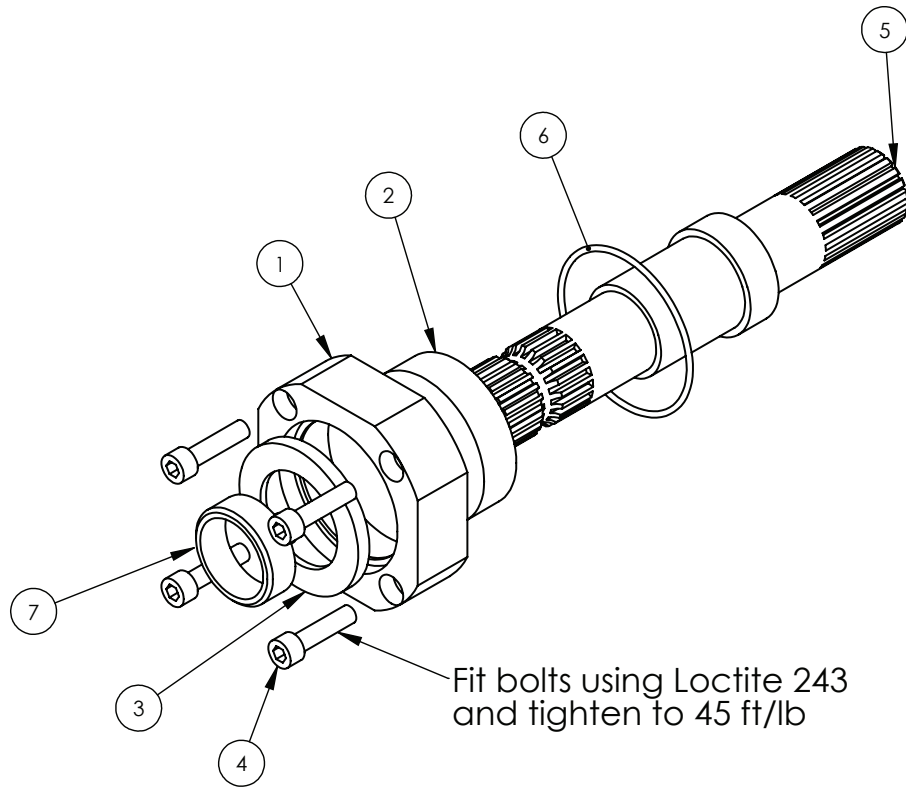
ITEM NO.	PART NUMBER	MACHINE USED ON
3	GA5000822	Up to and including 200280
	GA5069835	From 200290 onward

REAR AXLE SPARE PARTS	
PART No.	DESCRIPTION
GA5017115	Uni Joint Kit I550 Series
GA5007831	Diff Pinion Seal
GA5069085	Yoke - suit Isuzu diff



## Rear Diff Output Shaft

---



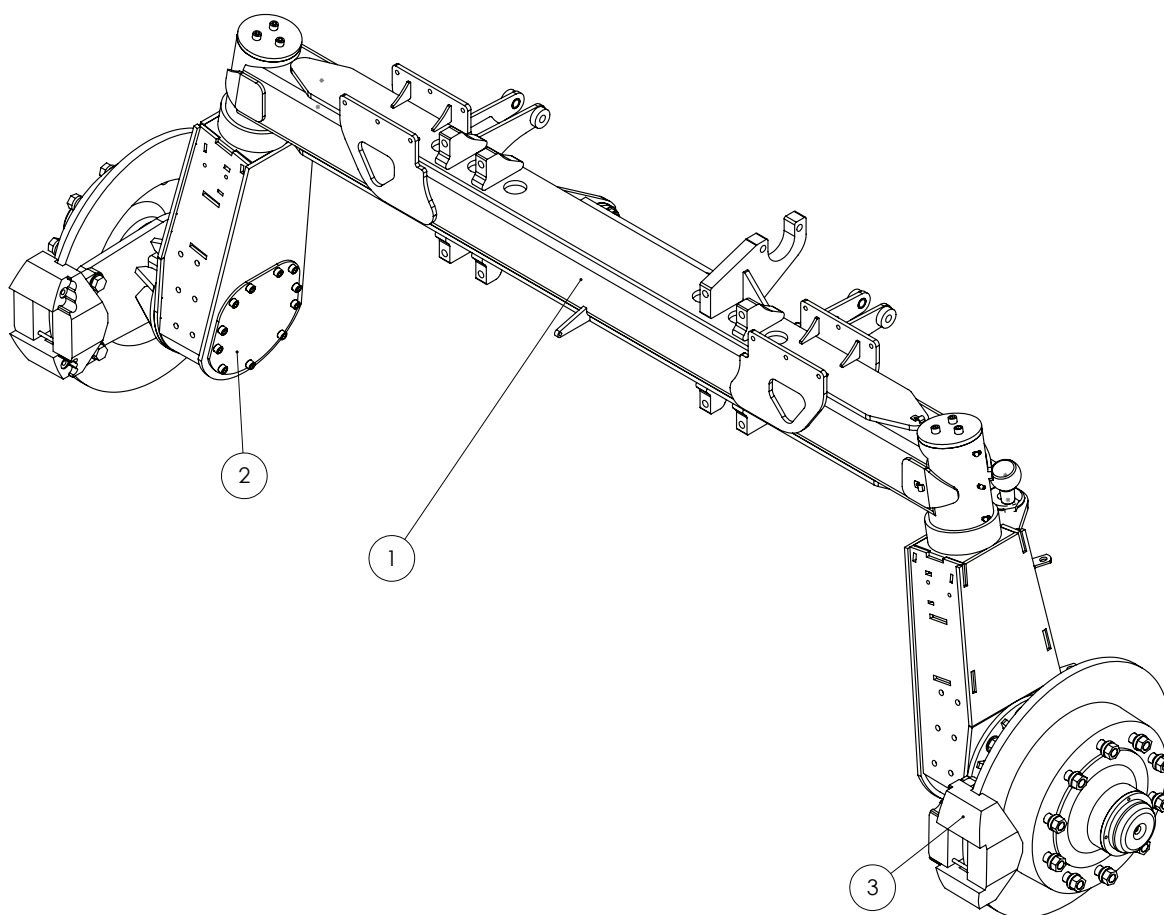
### SP-RA-Subassem-01 - Complete Assembly

ITEM NO.	PART NUMBER	DESCRIPTION	QTY.
1	MACH0027	bearing holder for diff output shaft	1
2	GA5007959	85x45x23 bearing	1
3	GA5048455	Oil seal - 85x55x8	1
4	GA5006141	M10x40 Unbrako	4
5	GA5015157	Short axle shaft & spacer	1
6	GA5010501	3 1/2" x 1/8" O-Ring	1
7	DL30	spacer ring	1



## Front Axle & Drop Legs - 3m 2wd

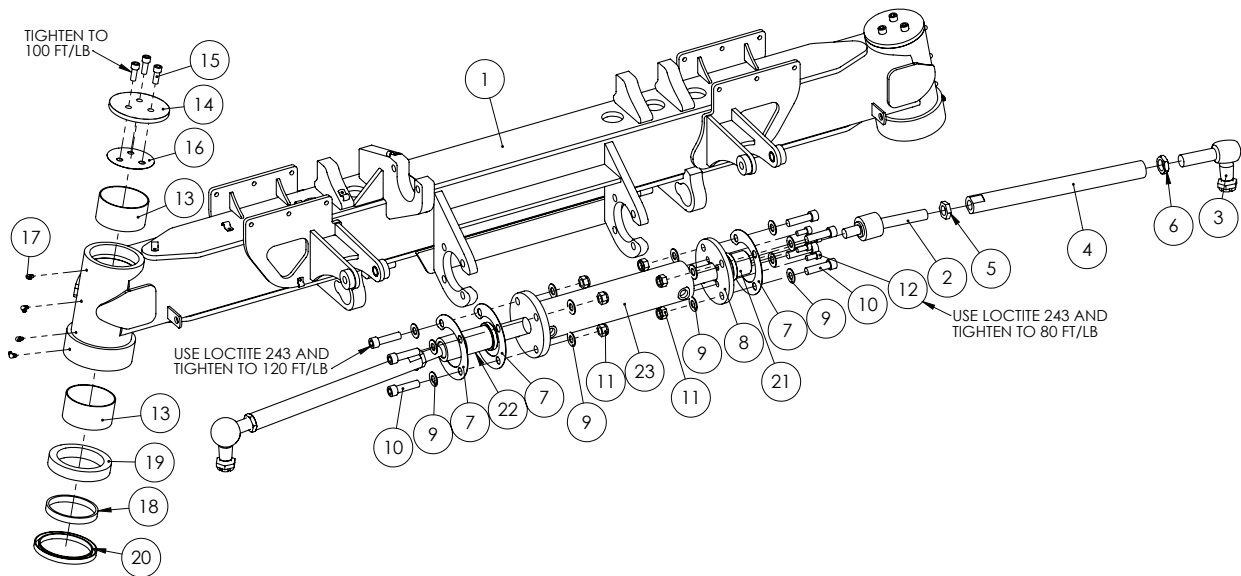
---



ITEM NO.	PART NUMBER	DESCRIPTION	QTY.
1	GA4902980	SP 3m 2WD Front axle assembly	1
2	GA4902885	2011 model 2WD front dropleg assembly - RH	1
3	GA4902880	2011 model 2WD front dropleg assembly - LH	1



## Front Axle - 3m 2wd



GA4902980 - Complete Assembly

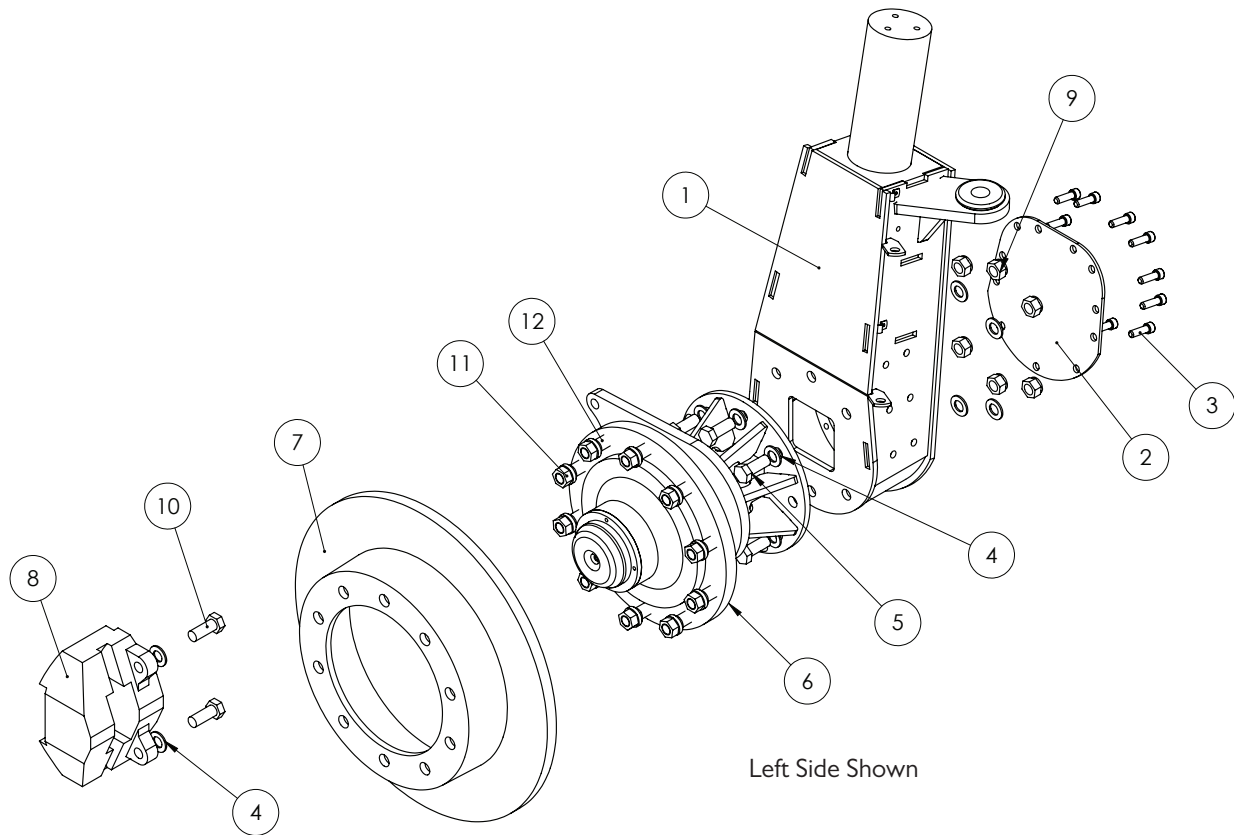
ITEM NO.	PART NUMBER	DESCRIPTION	QTY.
1	GA4658500	Front Axle Housing 3m Crop Cruiser MY11	1
2	GA5065045	In-line ball joint	2
3	GA5065041	Ball joint right angle M27x1.5	2
4	GA4583135	Tie Rod 3m MY11	2
5	GA5011341	M24x1.5 lock nut	2
6	GA4572170	Tie rod end heavy lock nut	2
7	GA4514640	Steering ram shim plate	3
8	GA4514635	Flange plate for Steering ram	1
9	GA5001009	M16 washer Zink coated - use GA5001043	16
10	GA5048680	M16x60 Unbrako	8
11	GA5001029	M16 Nyloc nut	8
12	GA5070250	7/16" x 1" UNF Cap Screw	4
13	GA5009453	Glacier Bush 110 IDx60 long	4
14	2M-FA011LAS	Top steering cap	2
15	GA5000307	M12x30 unbrako	6
16	F70544A	Shim plate for 2WD front axles	2
17	GA5009639	Grease nipple long 1/4" UNF	8
18	2MFA004	Spacer ring/thrust bearing mount for 2WD front axles	2
19	GA5048245	Bearing ball thrust 51122	2
20	GA5048635	Oil Seal 145 X 120 X 12	2
21	GA4583275	Steering Stop short SP MY11	1
22	GA4583280	Steering Stop Long SP MY11	1
23	GA5066586	Hypower circular flanged end 3" x 7.5" stroke	1

### FRONT AXLE SPARE PARTS

PART No.	DESCRIPTION
GA5050215	Steering Cylinder Seal Kit



## Front Drop Leg - 2WD



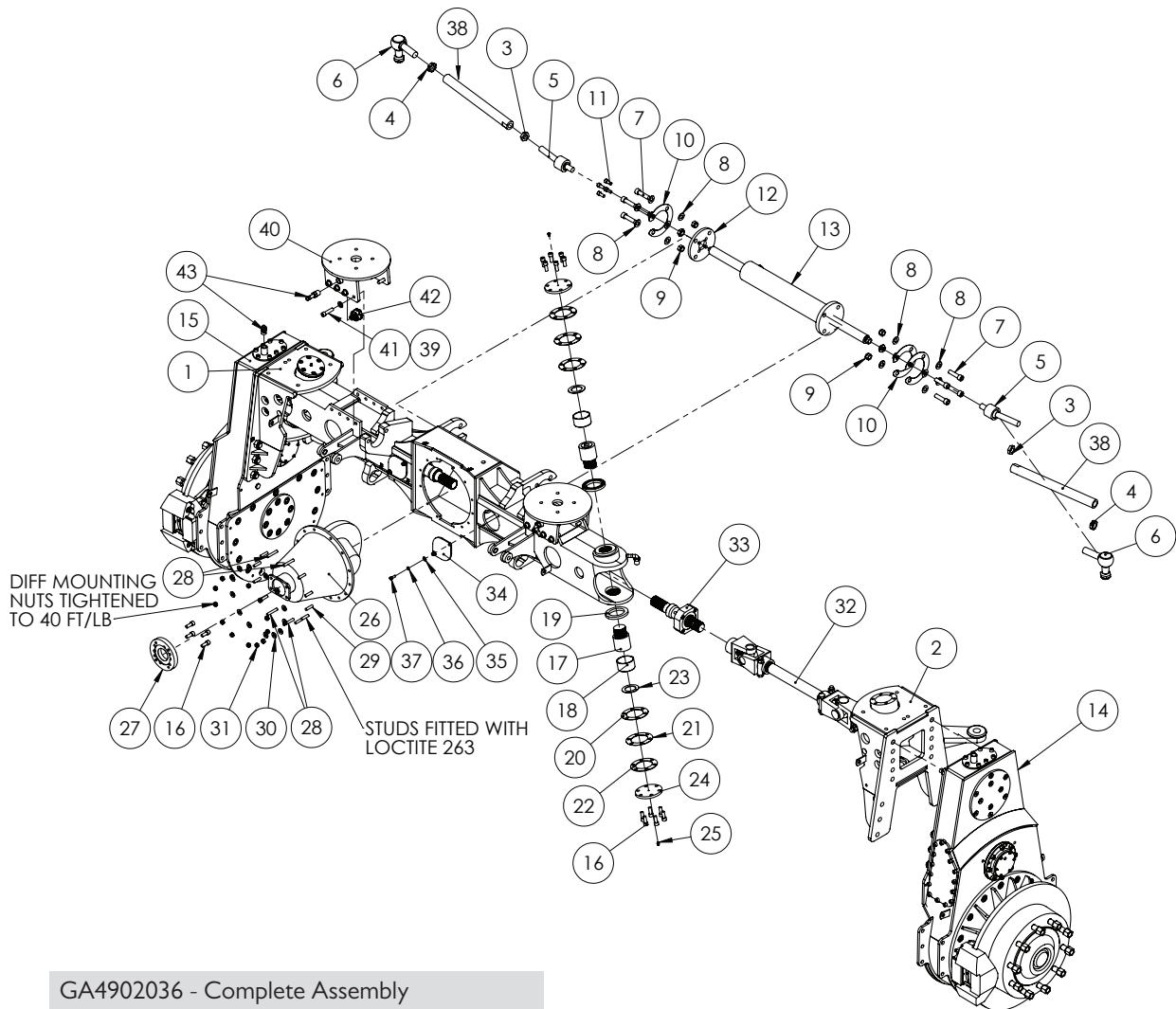
GA4902880 - Complete Assembly Left side

GA4902885 - Complete Assembly Right side

ITEM NO.	PART NUMBER	DESCRIPTION	QTY.
1	GA4652541	Drop Leg Housing - LH	1
1	GA4652546	Drop Leg Housing - RH	
2	2AFA013LAS	Access plate for axle carrier Bolts	1
3	GA5000321	M12x40 unbrako	11
4	GA5001739	M20 Heavy Duty Flat Washer	14
5	GA5001515	M20x1.5Px50 HT Bolt	6
6	GA4652800	hub SP front 2WD 2011 on	1
7	GA5070065	Disc Rotor to suit Supercruiser	1
8	GA5016069	Brake Calliper	1
9	GA5001513	M20x1.5 Nyloc Nut	6
10	GA5001515	M20x1.5Px50 HT Bolt	2
11	GA5018892	Wheel Nut M22	10
12	MACH0138	Wheel stud M22	10



## Front Axle - 3m 4wd



GA4902036 - Complete Assembly

ITEM NO.	PART NUMBER	DESCRIPTION	QTY.
1	GA4658670	Swivel Housing 2WS 4WD Left	1
2	GA4658675	Swivel Housing 2WS 4WD Right	1
3	GA5011341	M24x1.5 lock nut	2
4	GA4572170	Tie rod end heavy lock nut	2
5	GA5065045	In-line ball joint	2
6	GA5065041	Ball Joint right angle M28x1.5	2
7	GA5048680	M16x60 Unbrako	8
8	GA5001009	M16 washer Zink coated - use GA5001043	16
9	GA5001029	M16 Nyloc nut	8
10	GA4514640	Steering ram shim plate	3
11	GA5070250	7/16" x 1" UNF Cap Screw	4
12	GA4514635	Flange plate for Steering ram	1

Continued over page



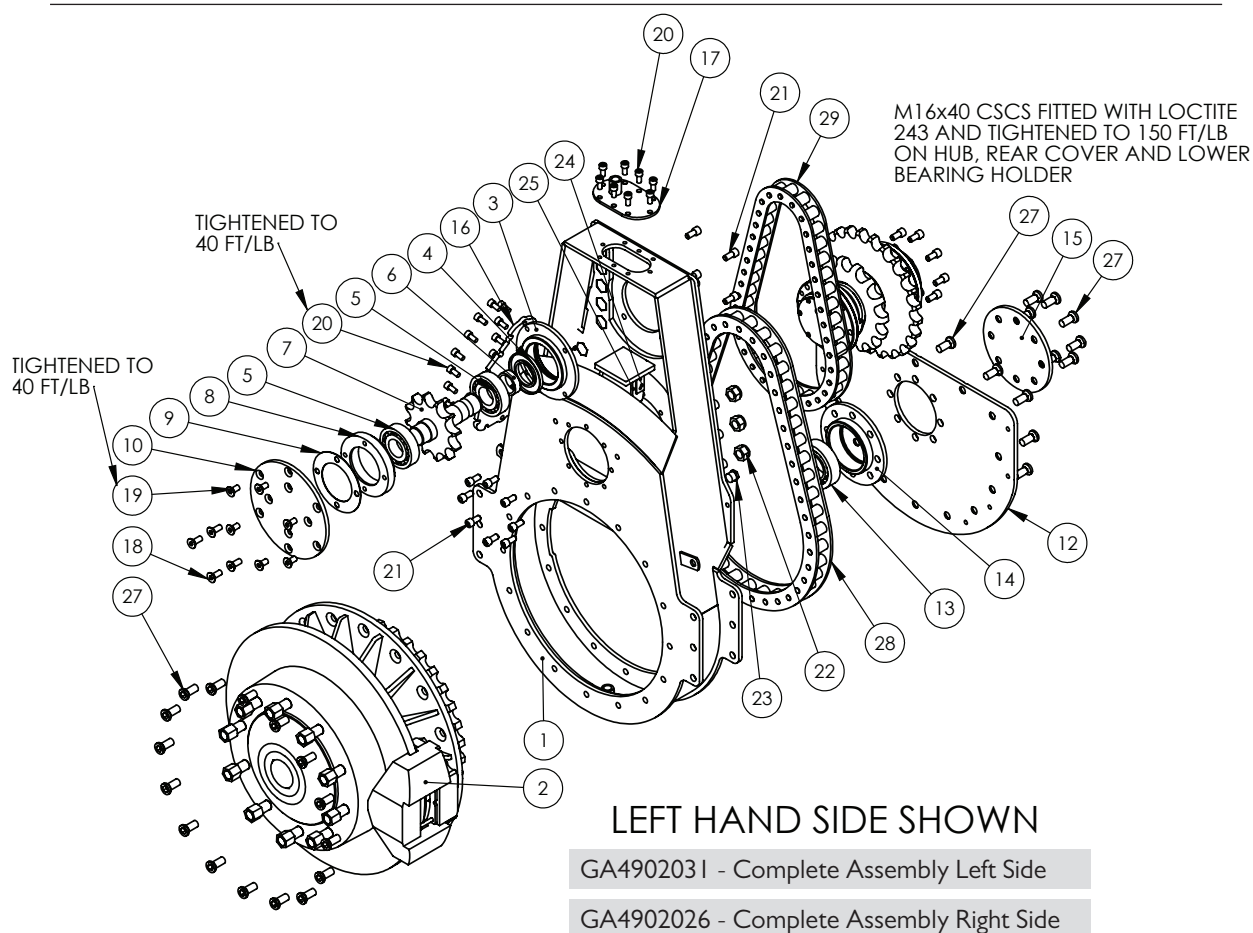
## Front Axle - 3m 4wd

ITEM NO.	PART NUMBER	DESCRIPTION	QTY.
13	GA5066587	Steering Cylinder 14" Stroke	1
14	GA4902026	2011 Model 4WD Front Dropleg Assy - RH	1
15	GA4902031	2011 model 4WD 4WS 3m rear dropleg assy (RH rear)	1
16	GA5000307	M12x30 unbrako	28
17	MACH0039	King pin	4
18	GA5009481	Glacier Bush 70mm ID x 40 Long	4
19	GA5018907	Bearing Seal - 100x70x10	4
20	steershim-mk2-0.5	.5mm shim	4
21	steershim-mk2-1	1mm shim	4
22	steershim-mk2-3	3mm shim	4
23	GA5069489	thrust washer	4
24	dl24LAS	Steering Assembly Top Cap	4
25	GA5012203	Grease Nipple 1/4" UNF Short	4
26	GA5010609	5.125:1 ratio diff centre	1
27	1480-isuzu	drive shaft adapter	1
28	GA5011177	M10x60 stud	4
29	GA5011665	M10x40 stud	9
30	GA5000117	Washer 10mm SS Heavy duty	13
31	GA5000141	M10 Nyloc Nut	13
32	GA5010576	4400 axle assembly	2
33	SP-RA-subassem-01	Diff output shaft sub assem	2
34	ga4536100	Axle cover plate-drive shaft bolts-4WS 4WD	2
35	GA5004883	Washer 8mm HD	4
36	GA5004919	M8 Spring washer SS	4
37	GA5004707	M8x20 unbrako	4
38	GA4583135	Tie Rod 3m MY11	2
39	GA5000587	M12 WASHER	16
40	GA4658636	Mount Airbag Front 4WD SP MY11 June on	2
41	GA5051470	M12x50 unbrako	16
42	GA5066770	Air Breather screw in style 1/2"	2
43	HB050-90	Hose Barb Elbow 1/2"	4

4wd FRONT AXLE SPARE PARTS	
PART No.	DESCRIPTION
GA5050215	Steering Cylinder Seal Kit



## Front Drop Leg - 4wd



ITEM NO.	PART NUMBER	DESCRIPTION	QTY.
1	GA4652557	DropLeg 4400 SUITS ALL- 201 I	1
2	GA490201 I	Bottom hub assembly suit crop cruiser 201 I on	1
3	GA4552060	Bearing holder - top inside 45mm	1
4	GA5070195	Oil Seal 100x55x8	1
5	GA5048275	1309 100x45 self aligning bearing	2
6	DL30	spacer ring	1
7	GC-0124E	GA5016795 12 tooth top sprocket & shaft	1
8	GA4552055	top outside 45mm bearing holder	1
9	DL15-shim-01LAS	Spacer Shim for DL15 bearing holder	1
10	DL14LAS	Top outside cover plate	1
11	GA5001515	M20x1.5Px50 HT Bolt	16
12	GA4502006	cover plate-201 I DROPLEG	1
13	GA5015665	22212 60x110 self aligning spherical bearing	1
14	60brghold	60mm bearing holder	1
15	GA4504340	Plate-60brghold outer new SP 201 I M16CSCS	1
16	GA4502000	cover plate	1
17	GA4656465	Cover dropleg upper 4400	1
18	GA5051290	M12 x 30 CSCS	4

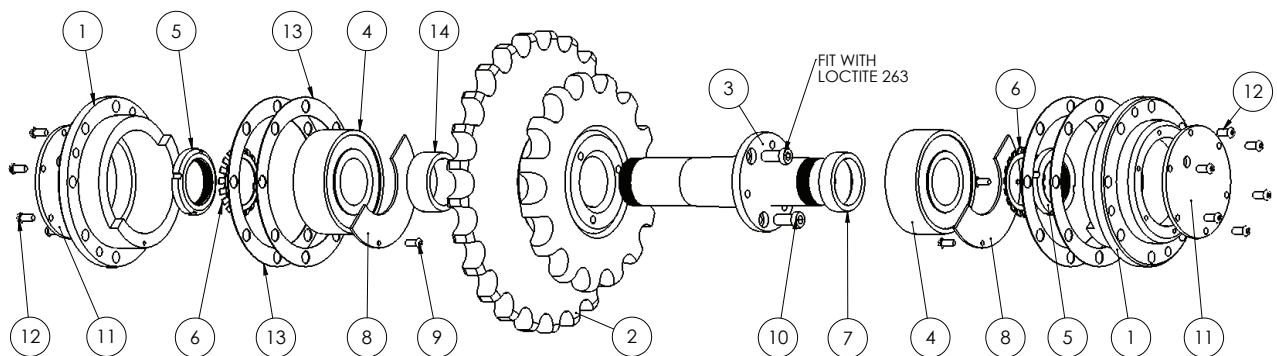
Continued over page



## Front Drop Leg - 4wd

ITEM NO.	PART NUMBER	DESCRIPTION	QTY.
19	GA5000289	M12 x 25 CSCS	6
20	GA5011153	M10x20 Unbrako	23
21	GA5000297	SHCS M12 x 25 ZP	20
22	GA5048125	M20 Nyloc nut	16
23	GA5050670	1/2" Brass Plug	2
24	GA4503060	Scraper Keeper Plate -2011 Dropleg	1
25	GA4503065	Scraper-2011 Dropleg	1
26	GA4902000	2006 model idler sprocket/shaft assembly	1
27	GA5069920	M16 x 40 CSCS	38
28	GA5059995	Super 140H chain 42 pitches	1
29	GA5015259	Super RS120HT chain	1

## Idler Sprocket & Shaft - 4wd Front Drop Leg



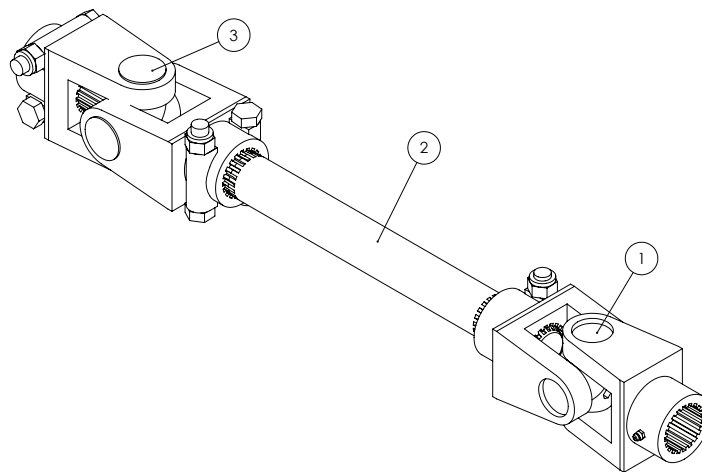
### GA4902000 - Complete Assembly

ITEM NO.	PART NUMBER	DESCRIPTION	QTY.
1	GA4552015	idler bearing housing	2
2	GA4652005	15-25 tooth idler sprocket	1
3	GA4552020	Idler shaft	1
4	GA5065000	Bearing 50x110x40 spherical roller	2
5	GA5065005	Locknut M50x1.5mm KM10	2
6	GA5065010	Tabwasher 50mm MB10	2
7	GA4552005	idler spacer	1
8	F70930A	oil reservoir end plate	2
9	GA5003977	M5x16mm Pan Head SS	4
10	GA5065015	M10x25-lowhead cap screw	3
11	F70932A	cover plate for idler bearing	2
12	GA5004050	M6x16mm Button head soc SS	12
13	GA4502050	idler bearing shim 1mm	4
14	GA4552010	idler sprocket spacer	1



## 4400 Axle Assembly

---

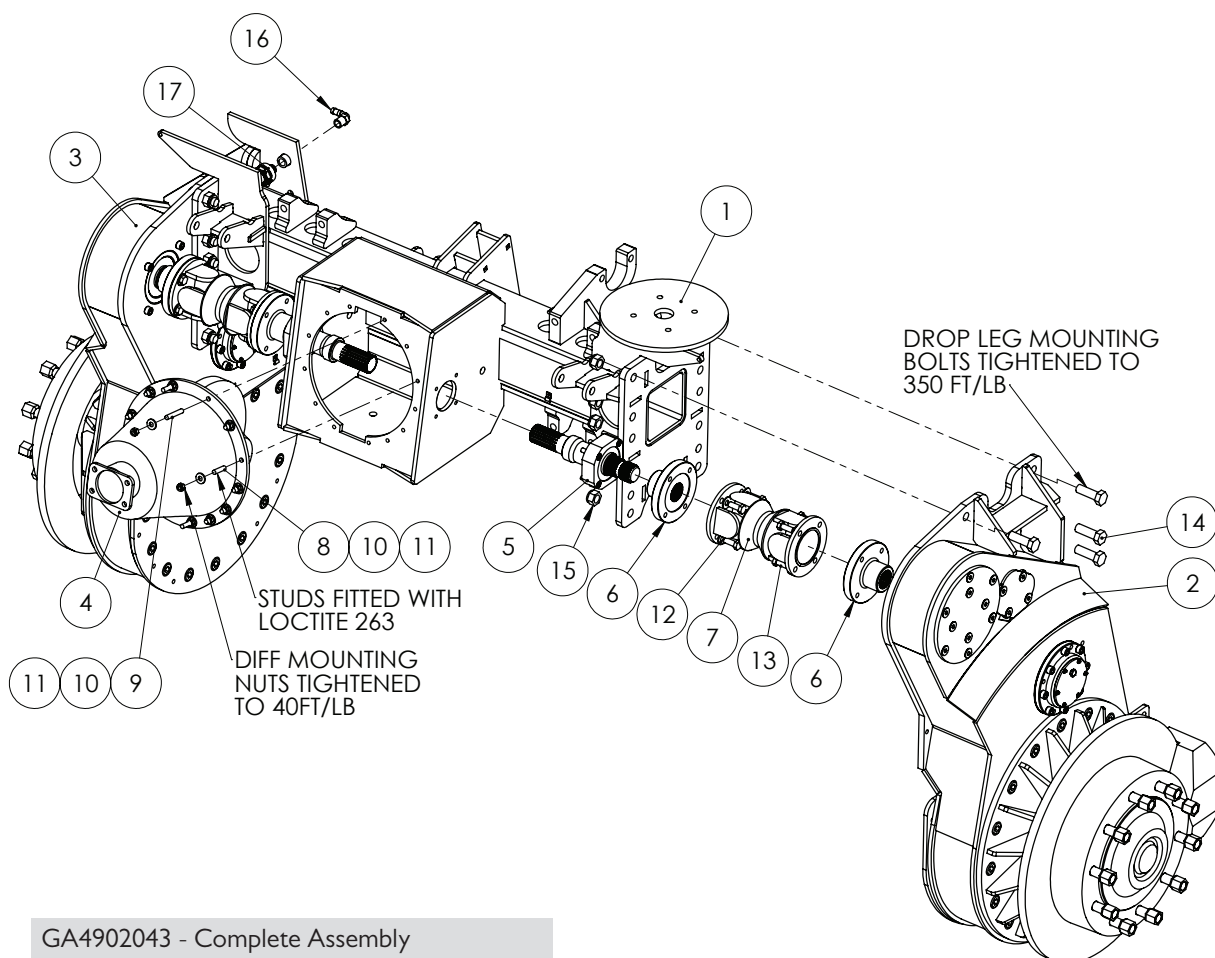


ITEM NO.	PART NUMBER	DESCRIPTION	QTY.
1	GA5010651	Joint Assembly 2500 Series	1
2	GA5010575	Inter drive axle suit 4400 2WS SP 201 I	1
3	GA5010653	2600 series Uni-Joint Assem	1

4400 Axle Assembly Spare Parts	
PART No.	DESCRIPTION
GA5051595	Uni Joint Kit



## Rear Axle & Drop Legs - 2m

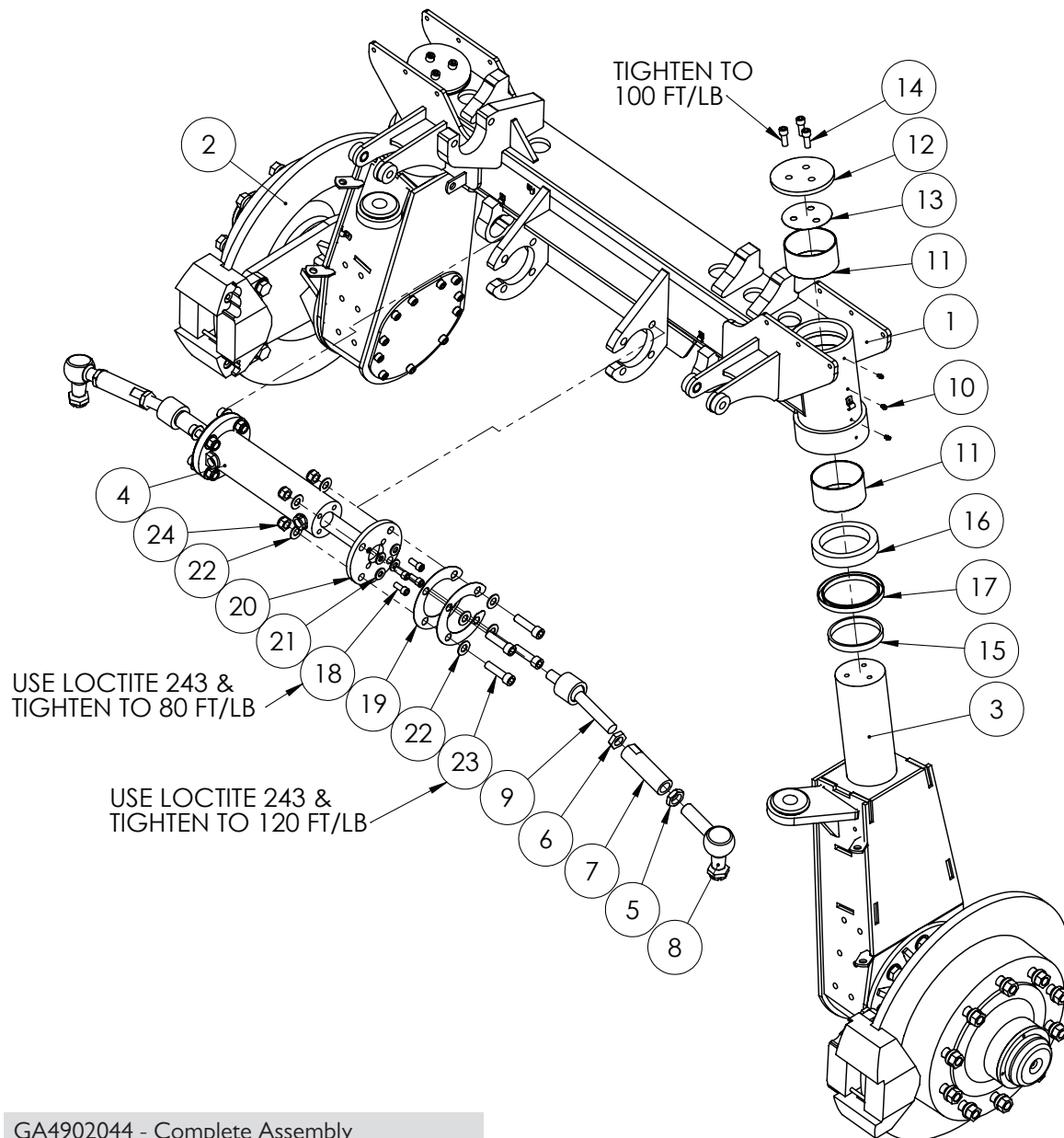


GA4902043 - Complete Assembly

ITEM NO.	PART NUMBER	DESCRIPTION	QTY.
1	GA4658565	Rear axle housing 2m 2WD 2WS Crop Cruiser MY11	1
2	GA4902012	2011 model 2WD rear dropleg assembly - LH	1
3	GA4902021	2011 model 2WD rear dropleg assembly - RH	1
4	GA5010609	5.125:1 ratio diff centre	1
5	SP-RA-subassem-01	Diff output shaft sub assem	2
6	GA5008107	Drive flange for rear axle	4
7	GA5000818	1550 Fixed Series Drive Shaft - 240 Long	2
8	GA5011665	M10x40 stud	9
9	GA5011177	M10x60 stud	4
10	GA5000117	Washer 10mm SS Heavy duty	13
11	GA5000141	M10 Nyloc Nut	13
12	GA5017661	Washers flat ZP 1/2	16
13	GA5006045	Bolts 1/2 UNF x 1 1/4 G8 ZP	16
14	GA5011333	M20x60 bolt	8
15	GA5048125	M20 Nyloc nut	24
16	HB050-90	Hose Barb Elbow 1/2	2
17	GA5066770	Air Breather screw in style 1/2"	2



## Front Axle & Drop Legs - 2m



GA4902044 - Complete Assembly

ITEM NO.	PART NUMBER	DESCRIPTION	QTY.
1	GA4658515	Axle-2mtr front SP 2011	1
2	GA4902885	Front dropleg assy complete - RH	1
3	GA4902880	Front dropleg assy complete - LH	1
4	GA5066588	Hypower circular flanged end 3" x 6" stroke	1
5	GA4572170	Tie rod end heavy lock nut	2
6	GA5011341	M24x1.5 lock nut	2
7	GA4572156	Tie rod for 2m STD front axle heavy	2
8	GA5065041	Ball Joint right angle M28x1.5	2

Continued over page



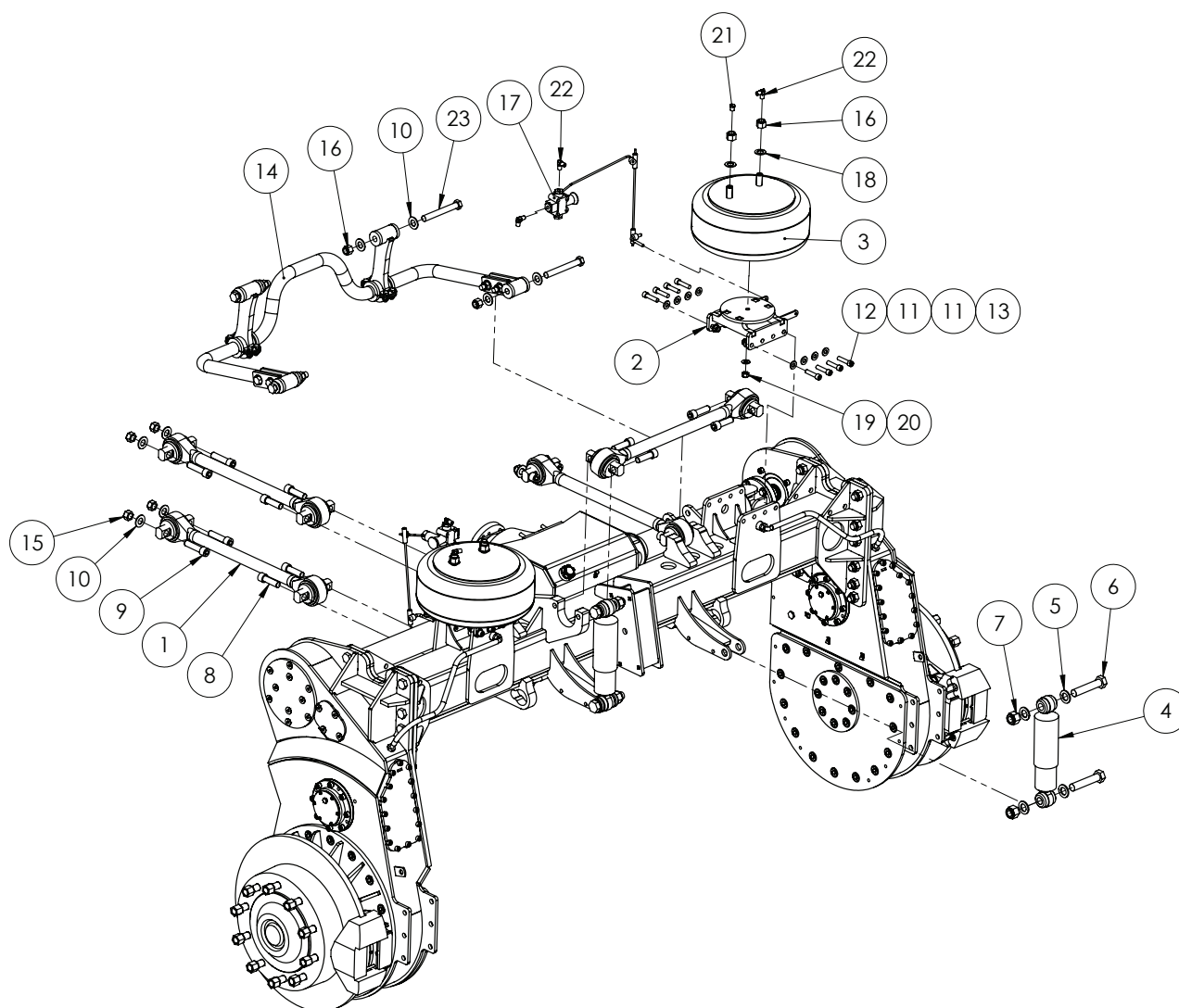
## Front Axle & Drop Legs - 2m

ITEM NO.	PART NUMBER	DESCRIPTION	QTY.
9	GA5065045	In-line ball joint	2
10	GA5012203	Grease Nipple 1/4" UNF Short	6
11	GA5009453	Glacier Bush 110 ID x 60 long	4
12	2M-FA011LAS	Top steering cap	2
13	F70544A	Shim plate for 2WD front axles	2
14	GA5000307	M12x30 unbrako	6
15	2MFA004-IGR	Thrust ring, suit Crop Cruiser axle	2
16	GA5048245	Bearing ball thrust 51122	2
17	GA5048635	Oil Seal 145 X 120 X 12	2
18	GA5070250	7/16" x 1" UNF Cap Screw	4
19	GA4514640	Steering ram shim plate	3
20	GA4514635	Flange plate for Steering ram	1
21	GA5000587	M12 WASHER	4
22	GA5001009	M16 washer Zink coated - use GA5001043	16
23	GA5048680	M16x60 Unbrako	8
24	GA5001029	M16 Nyloc nut	8

2m FRONT AXLE SPARE PARTS	
PART No.	DESCRIPTION
GA5050215	Steering Cylinder Seal Kit



## Rear Suspension



ITEM NO.	PART NUMBER	DESCRIPTION	QTY.
1	GA5068850	Torque rod ATRO 650mm centre	5
2	GA4658865	Rear Airbag Mount MY11	2
3	GA5005115	Air spring dual stud	4
4	GA5005101	Shock absorber - Koni	2
5	GA5001893	M24 Washer HD SS	8
6	GA5011344	M24 x 120 ZP Bolt GR8.8	4
7	GA5012469	Nut M24 Nyloc ZP	4

Continued over page



## Rear Suspension

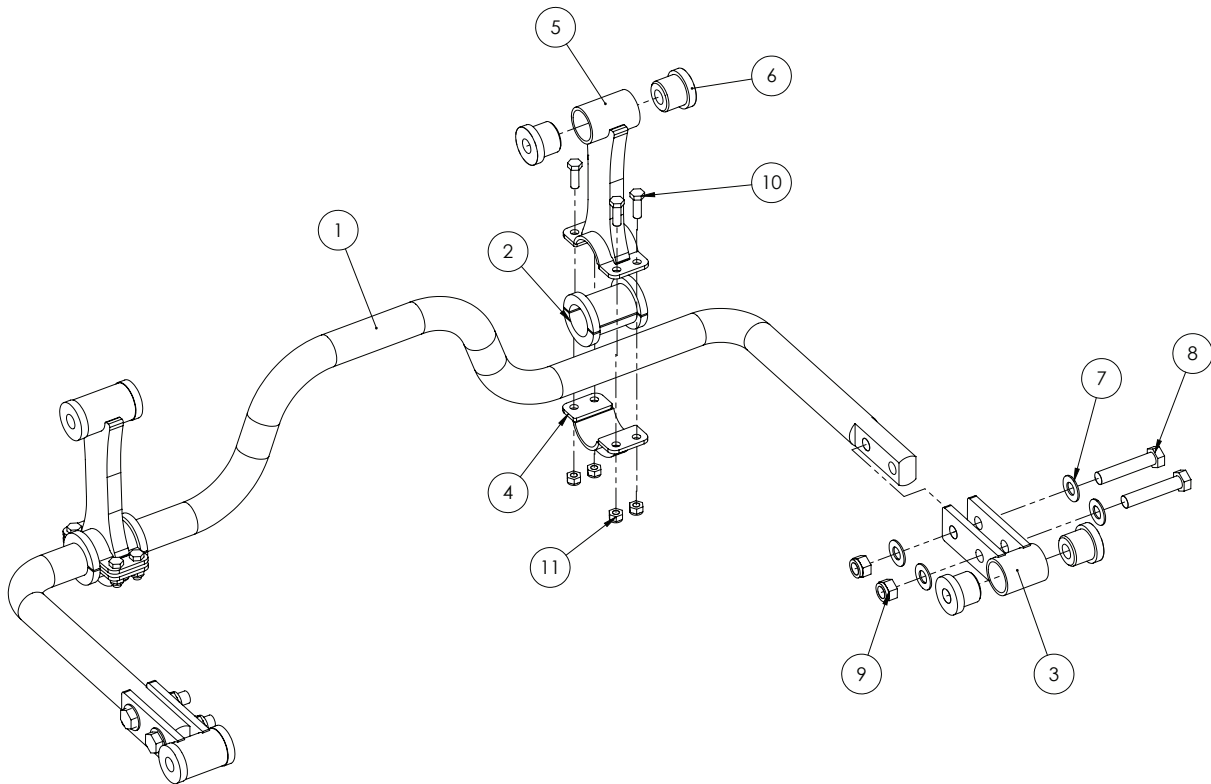
ITEM NO.	PART NUMBER	DESCRIPTION	QTY.
8	GA5053145	0.75in x 2.5in UNF Unbrako	12
9	GA5011344	0.75in x 3in UNF Unbrako	8
10	GA5002539	3/4 Z/P Comm Flat Washers	16
11	GA5000587	M12 WASHER	40
12	GA5051470	M12x50 unbrako	16
13	GA5012461	M12 Nyloc nut Z/P	16
14	GA4902049	Sway Bar assembly	1
15	GA5049495	3/4 UNF ZP nyloc nut	8
16	GA5048430	3/4" UNC Nyloc Nut	8
17	GA5010867	Ride Height Valve - 6mm rods	2
18	GA5001727	20mm S'Steel washers HD	4
19	GA5050580	1/2" UNC Nyloc Nut	2
20	GA5017615	Washer 1/2 Flat ZP Heavy Duty	2
21	GA5069335	Plug 1/4" BSPT Brass	2
22	S49-0404	1/4" 90 Deg Elbow	6
23	GA5002487	0.75in x 6in UNC Bolt	4

PANHARD ROD SHIMS	
PART No.	DESCRIPTION
GA4537165	Panhard shim 1mm
GA4537170	Panhard shim 3mm
GA4537175	Panhard shim 5mm

REAR SUSPENSION SPARE PARTS	
PART No.	DESCRIPTION
GA5069825	Torque rod replacement bush TS38750
GA5053450	Rubber insert suit Koni shock absorber



## Sway Bar Assembly - Suit 3m 2wd & 4wd

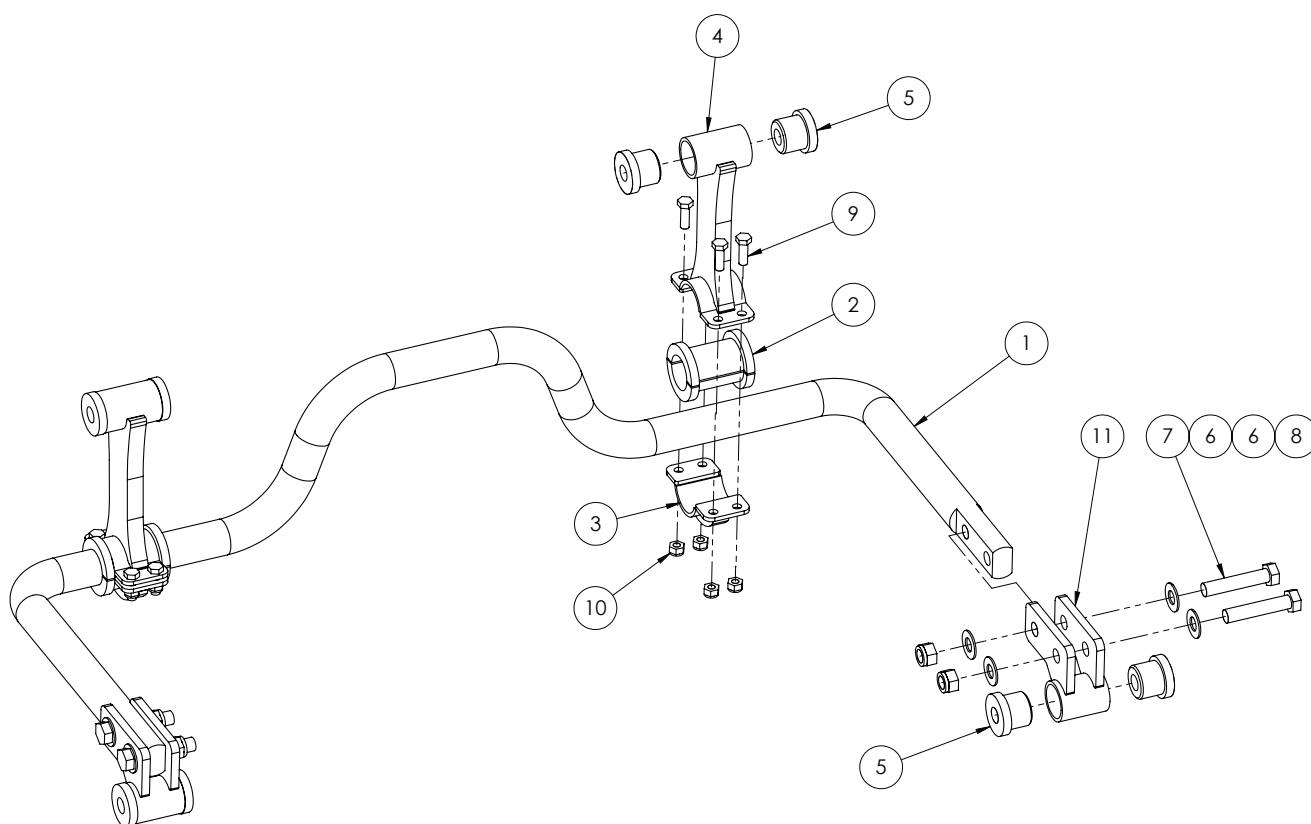


### GA4902049 - Complete Assembly

ITEM NO.	PART NUMBER	DESCRIPTION	QTY.
1	GA5016192	Sway Bar - 42mm	1
2	GA4583285	Sway bar nylon bush	2
3	GA4654790	Sway bar - axle mounting	2
4	GA4654800	Swaybar lower clamp - SP	2
5	GA4654805	Sway bar upper clamp	2
6	GA5016195	Sway bar pivot bush	8
7	GA5001009	Flat washer M16 HD	8
8	GA5011307	M16x80 Bolt	4
9	GA5001029	M16 Nyloc nut	4
10	GA5065455	Bolt Gr8.8 M10x30	8
11	GA5000141	M10 Nyloc Nut	8



## Sway Bar Assembly - Suit 2m Axle

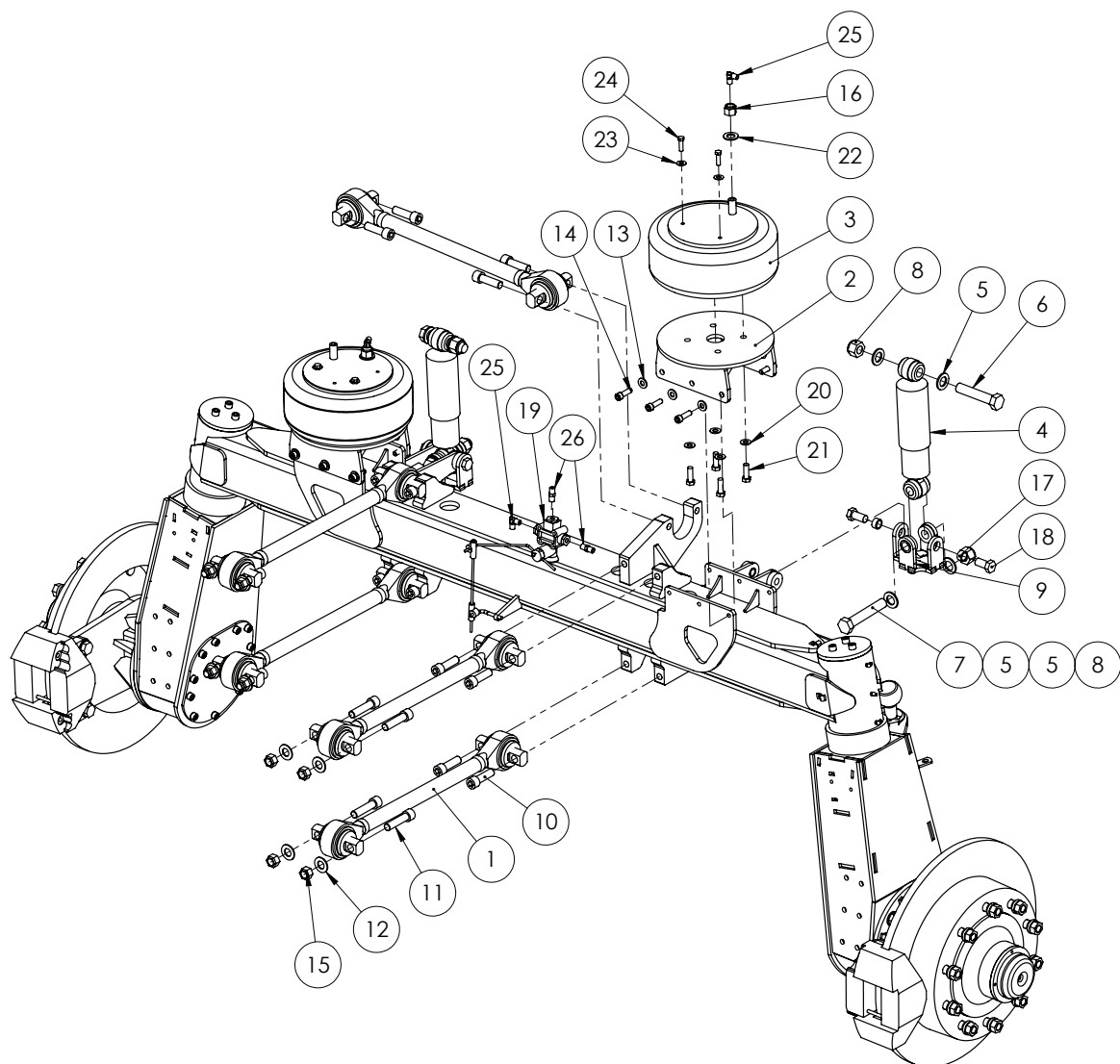


### GA4905290 - Complete Assembly

ITEM NO.	PART NUMBER	DESCRIPTION	QTY.
1	GA5016192	Sway Bar - 42mm	1
2	S005	Sway bar nylon bush	2
3	GA4654800	Swaybar lower clamp - SP	2
4	GA4654805	Sway bar upper clamp	2
5	COMP0204	Sway bar pivot bush	8
6	GA5001009	Flat washer M16 HD	8
7	GA5011307	M16x80 Bolt	4
8	GA5001029	M16 Nyloc nut	4
9	GA5065455	Bolt Gr8.8 M10x30	8
10	GA5000141	M10 Nyloc Nut	8
11	GA4659295	Offset Swaybar End	2



## Front Suspension



ITEM NO.	PART NUMBER	DESCRIPTION	QTY.
1	GA5068850	Torque Rod	5
2	GA4653021	Axle airbag mount 2WD MY11	2
3	GA5005311	Air Spring - single stud	3
4	GA5005101	Shock absorber - Koni	2
5	GA5001893	M24 Washer HD SS	8
6	GA5011344	M24 x 120 ZP Bolt GR8.8	2
7	GA5053500	M24x140 bolt	2
8	GA5012469	Nut M24 Nyloc ZP	4
9	GA4654900	Shocker MNT LWR FNT SP	2

Continued over page



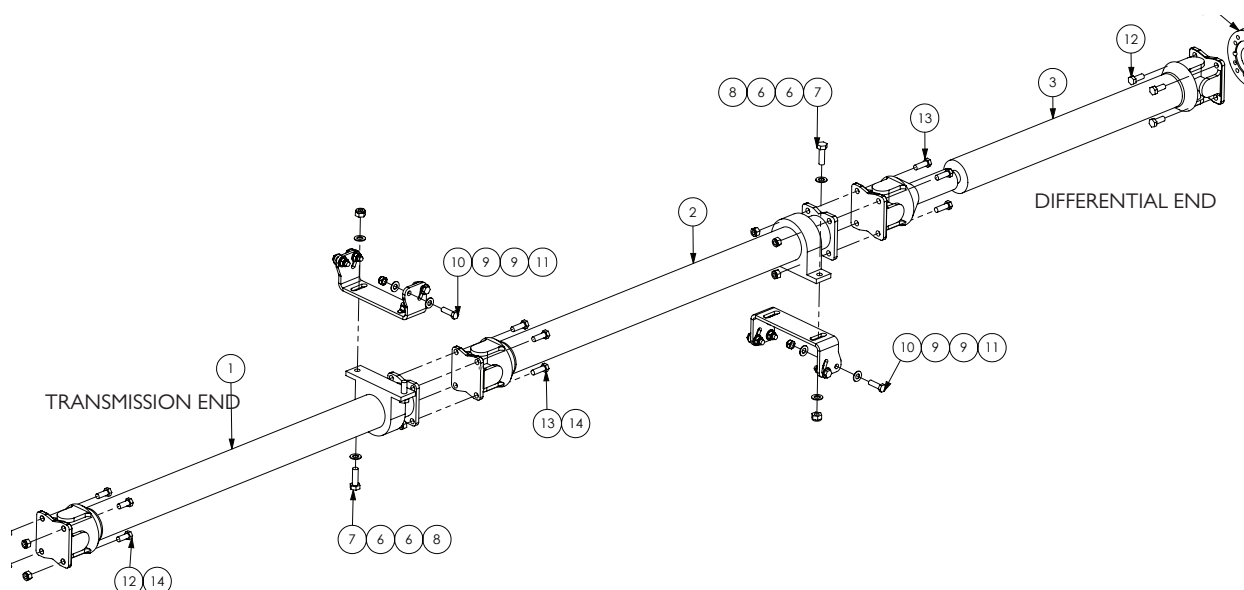
## Front Suspension

ITEM NO.	PART NUMBER	DESCRIPTION	QTY.
10	GA5053145	0.75in x 2.5in UNF Unbrako	12
11	GA5011344	0.75in x 3in UNF Unbrako	8
12	GA5002539	3/4 Z/P Comm Flat Washers	8
13	GA5000587	M12 WASHER	12
14	GA5000321	M12x40 unbrako	12
15	GA5049495	3/4 UNF ZP nyloc nut	8
16	GA5048430	3/4" UNC Nyloc Nut	2
17	MACH0205	Crush tube - suit shocker bkt	4
18	GA5002541	0.75" UNF x 1.5" Bolt	4
19	GA5010867	Ride Height Valve - 6mm rods	1
20	GA5017615	Washer 1/2 Flat ZP Heavy Duty	8
21	GA5068715	1/2 In UNC x 1.5 In Bolt	8
22	GA5001739	M20 Heavy Duty Flat Washer	2
23	GA5017623	Washer 3/8 Flat ZP Heavy Duty	4
24	GA5002599	Set Screw 3/8 x 1 1/4 UNC S/steel	4
25	S49-0404	1/4" 90 Deg Elbow	3
26	S27-0404	1/4" x 1/4" Steel Nipple	2

FRONT SUSPENSION SPARE PARTS	
PART No.	DESCRIPTION
GA5069825	Torque rod replacement bush TS38750
GA5053450	Rubber insert suit Koni shock absorber



## Drive Shafts - 2WD



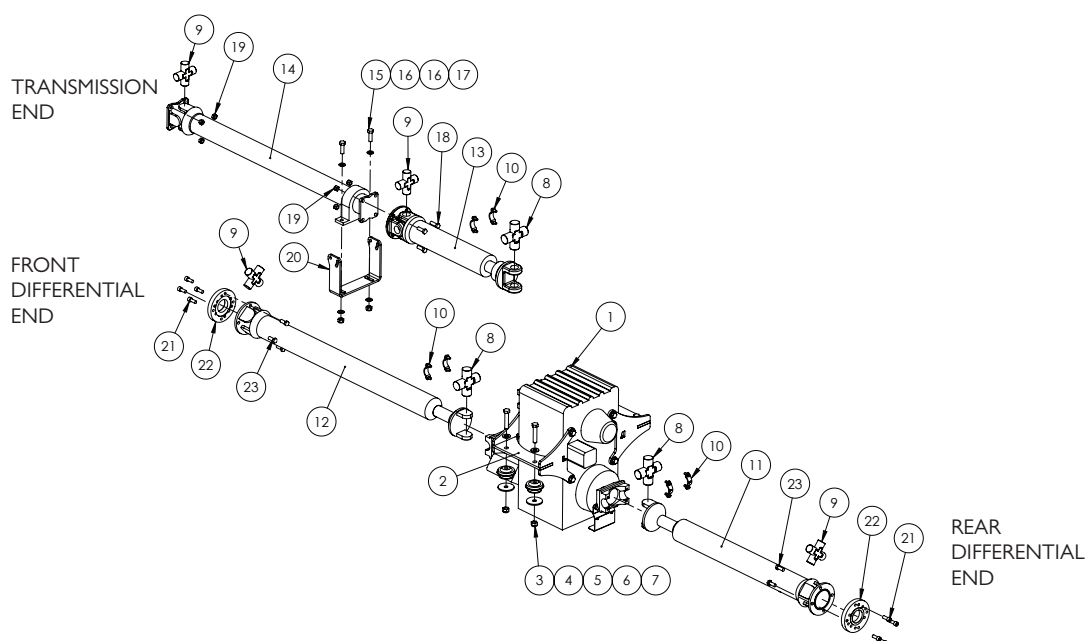
### 2WD DRIVE SHAFT SPARE PARTS

PART NUMBER	DESCRIPTION
GA5017113	Uni Joint kit I480 series
GA5007003	Centre bearing assembly 40mm e/yoke

ITEM NO.	PART NUMBER	DESCRIPTION	QTY.
1	GA5048226	Drive shaft 2WD Front	1
2	GA5048227	Drive shaft 2WD middle	1
3	GA5048228	Drive shaft 2WD rear	1
4	GA4536225	Mount Centre Bearing Plate	2
5	I480-ISUZU	Adapter, I480 drive shaft yoke to Isuzu diff	1
6	GA5066235	Washer I4mm ZP Heavy Duty	8
7	GA5000343	Bolt M14 x 45 ZP GR8.8	4
8	GA5012427	Nut M14 Nyloc ZP	4
9	GA5000577	Washer I2mm Flat SS HD	16
10	GA5051725	Bolt M12 x I.5P x 40 GR8.8 ZP	8
11	GA5000141	Nut M10 Nyloc ZP	8
12	GA5006045	Bolt I/2 UNF x I I/4 GR8 ZP	8
13	GA5009781	Bolt I/2 UNF x I I/2 GR8 ZP	8
14	GA5049605	Nut I/2 UNF Nyloc ZP	12
15	GA5000307	SHCS M12 x 30 GR12.9 ZP	4



## Drive Shafts - 4WD

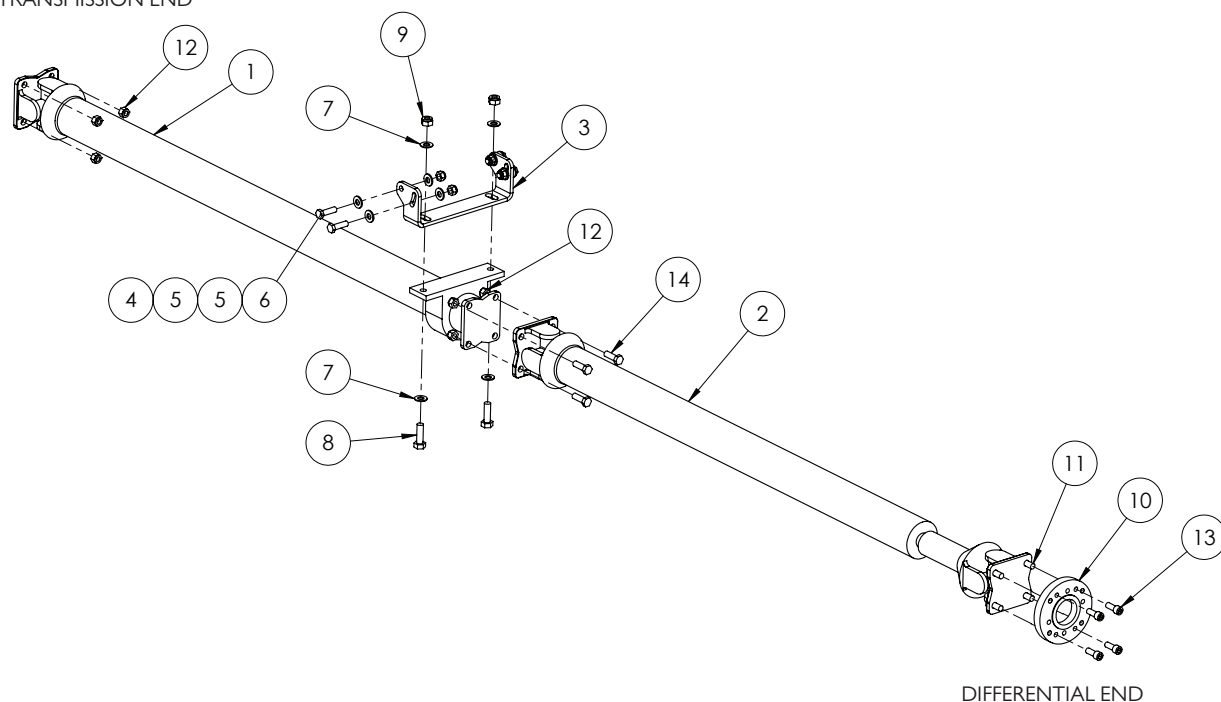


ITEM NO.	PART NUMBER	DESCRIPTION	QTY.
1	GA5068860	Transfer case Fabco	1
2	GA4536205	Mount Transfer Case Base Plate	2
3	GA5001029	Nut M16 Nyloc ZP	4
4	GA4502820	Washer, 70mm OD x 16.5mm ID x 5mm thick	4
5	GA5070020	Vibration Isolator - 80mm	4
6	GA5001043	Washer 16mm Flat SS HD	12
7	GA5011307	Bolt M16 x 80 GR8.8 ZP	4
8	GA2700070	Universal Joint Kit, SPL 90	3
9	GA5017113	Uni Joint kit 1480 series	4
10	GA5069360	Strap kit, SPL90 Universal, Crop Cruiser	6
11	GA5066423	Drive shaft crop cruiser Fabco transfer case to rear	1
12	GA5066422	Drive shaft crop cruiser Fabco transfer case to front	1
13	GA2700068	Drive Shaft, Centre Bearing to Transfer Case, G4.7, G5, G6	1
14	GA5048226	Drive shaft Front	1
15	GA5000343	Bolt M14 x 45 GR8.8 ZP	2
16	GA5066235	Washer 14mm HD ZP Yellow	4
17	GA5012427	Nut M14 Nyloc ZP	2
18	GA5009781	Bolt 1/2" UNF x 1 1/2" GR8 ZP	4
19	GA5049605	Nut 1/2" UNF Nyloc ZP	8
20	GA4501035	Plate, Centre Bearing Mount, 4WD, G4.7, G5, G6	1
21	GA5000307	SHCS M12 x 30 GR12.9 ZP	8
22	1480-ISUZU	Adapter, 1480 drive shaft yoke to Isuzu diff	2
23	GA5006045	Bolt 1/2" UNF x 1 1/4" GR8 ZP	8



## Drive Shafts - SWB

TRANSMISSION END



DIFFERENTIAL END

### 2WD DRIVE SHAFT SPARE PARTS

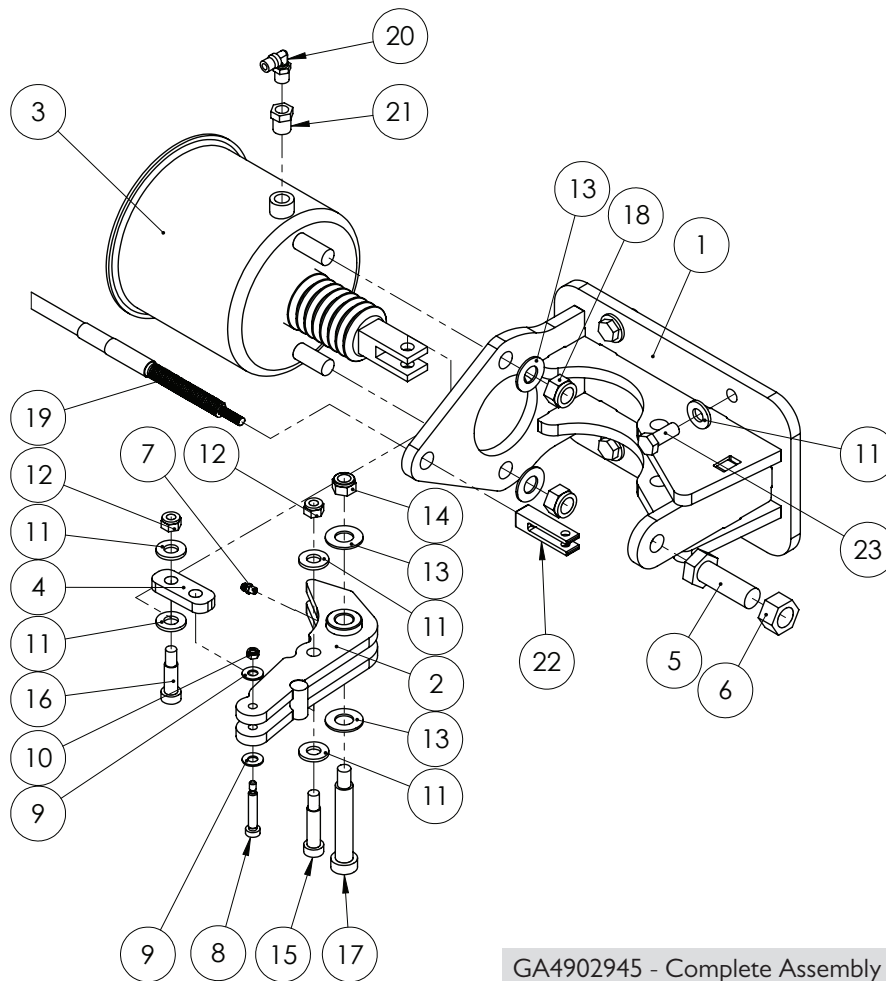
PART NUMBER	DESCRIPTION
GA5017113	Uni Joint kit I480 series
GA5007003	Centre bearing assembly 40mm e/yoke

ITEM NO.	PART NUMBER	DESCRIPTION	QTY.
1	GA5069935	Rear Drive Shaft	1
2	GA5069930	Front Drive Shaft	1
3	GA4504345	Mount-Centre bearing CCSPHC only	1
4	GA5012461	Nut M12 Nyloc ZP	4
5	GA5000577	Washer 12mm Flat SS HD	8
6	GA5051725	Bolt M12 x 40 Fine 1.5 Pitch ZP GR8.8	4
7	GA5066235	Washer 14mm ZP Heavy Duty	4
8	GA5000343	Bolt M14 x 45 ZP GR8.8	2
9	GA5012427	Nut M14 Nyloc ZP	2
10	I480-ISUZU	Adapter, I480 drive shaft yoke to Isuzu diff	1
11	GA5006045	Bolt, 1/2" UNF x 1 1/4" ZP GR8	4
12	GA5049605	Nut 1/2" UNF Nyloc ZP	8
13	GA5000307	SHCS M12 x 30 ZP GR12.9	4
14	GA5006167	Bolt, 1/2" UNC x 1 1/2", ZP GR8	4



# Hand Brake



GA4902945 - Complete Assembly

ITEM NO.	PART NUMBER	DESCRIPTION	QTY.
1	GA4658420	Handbrake Actuator Mounting Bracket	1
2	GA4658425	Handbrake Actuator Pivot Arm	1
3	GA5069170	Handbrake Actuator (JA184)	1
4	GA4536565	Actuator Link Handbrake Assembly	1
5	GA5011333	M20x60 bolt	1
6	GA5001709	Nut M20 Coarse Zinc	1
7	GA5012203	Grease Nipple 1/4" UNF Short	1
8	GA5069150	Bolt Shoulder SHCS M8 x 40 ZP	1
9	GA5004883	Washer 8mm HD	2
10	GA5048115	Nut nyloc M6	1
11	GA5000587	M12 WASHER	8
12	GA5000141	M10 Nyloc Nut	2
13	GA5001009	M16 washer Zink coated - use GA5001043	4
14	GA5012461	M12 Nyloc nut Z/P	1

Continued over page



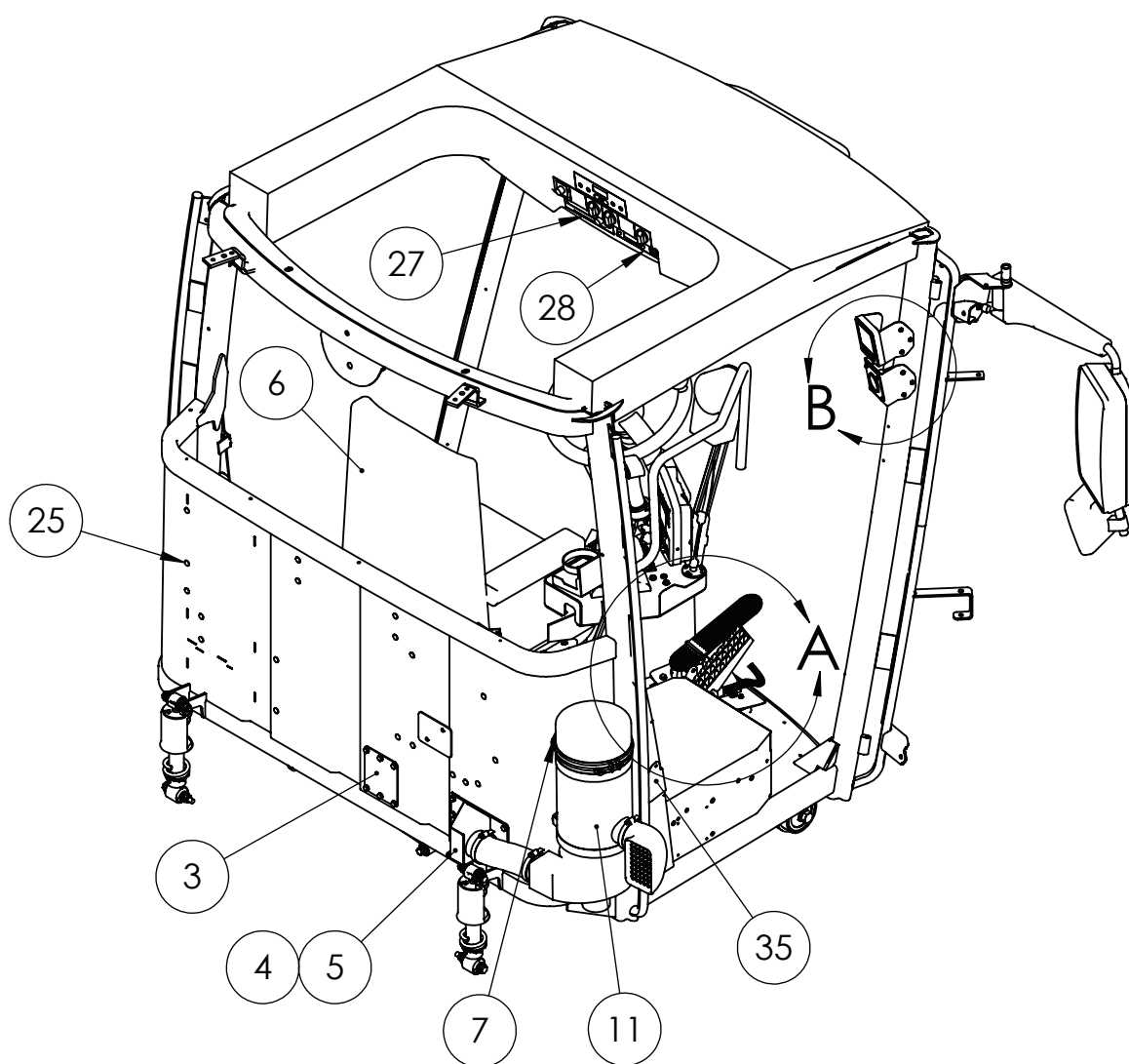
## Hand Brake

ITEM NO.	PART NUMBER	DESCRIPTION	QTY.
15	GA5069160	Bolt Shoulder SHCS M12 x 40 ZP	1
16	GA5069155	Bolt Shoulder SHCS M12 x 30 ZP	1
17	GA5069165	Bolt Shoulder SHCS M16 x 80 ZP	1
18	GA5069145	M16 x 1.5 Nyloc Nut	2
19	GA5069750	Cable-Park brake complete inc rod ends-suit 2011 SP	1
20	GA5016233	Elbow - Swivel 6mm x 1/4"	1
21	GA5049700	Reducing Bush 1/4" x 3/8"	1
22	GA5069140	Clevis - Park Brake Cable SP2011	1
23	GA5000307	M12x30 bolt	4



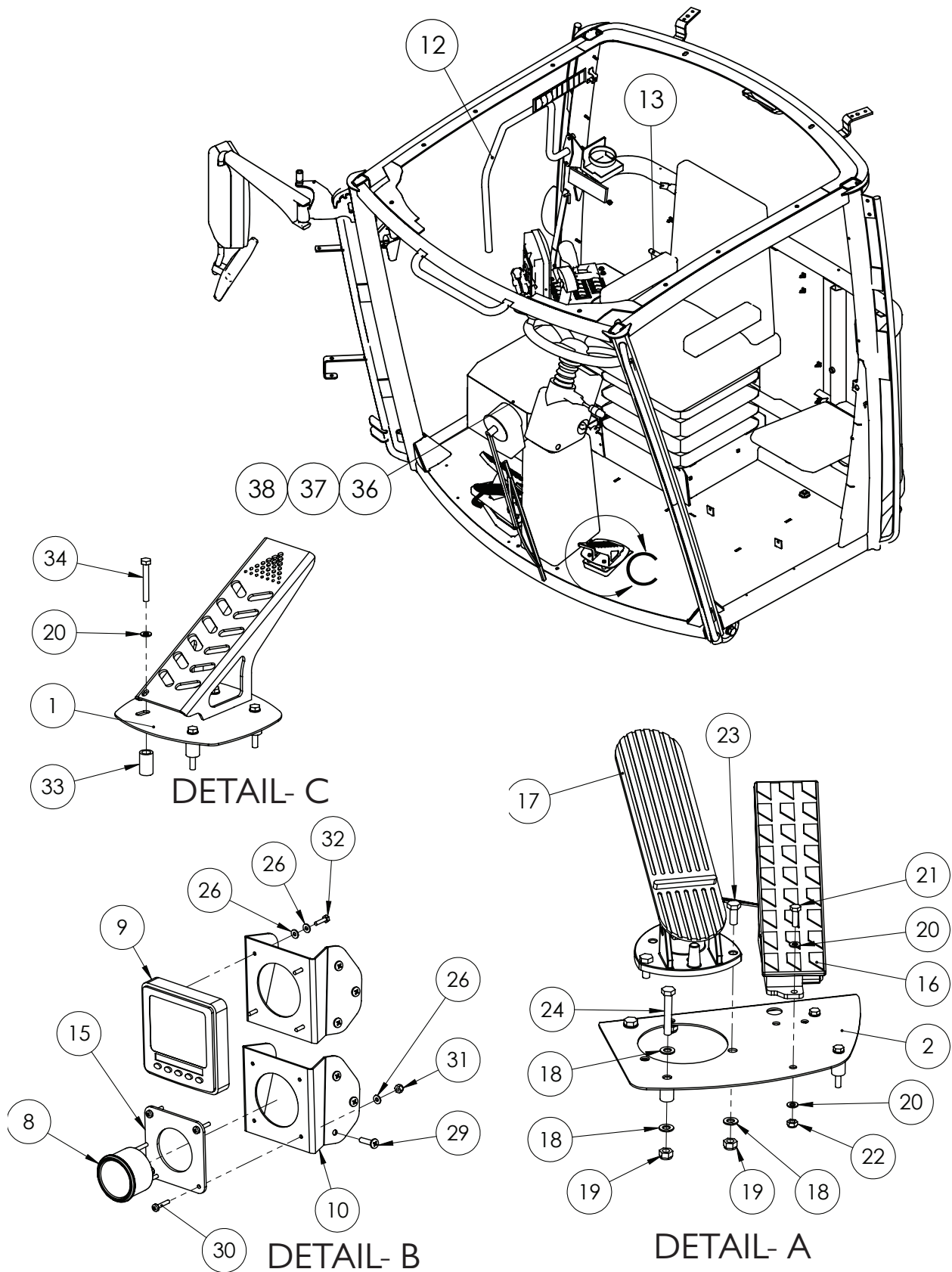
### 22-CAB

#### Cab - Assembled





# Cab - Assembled



Continued over page

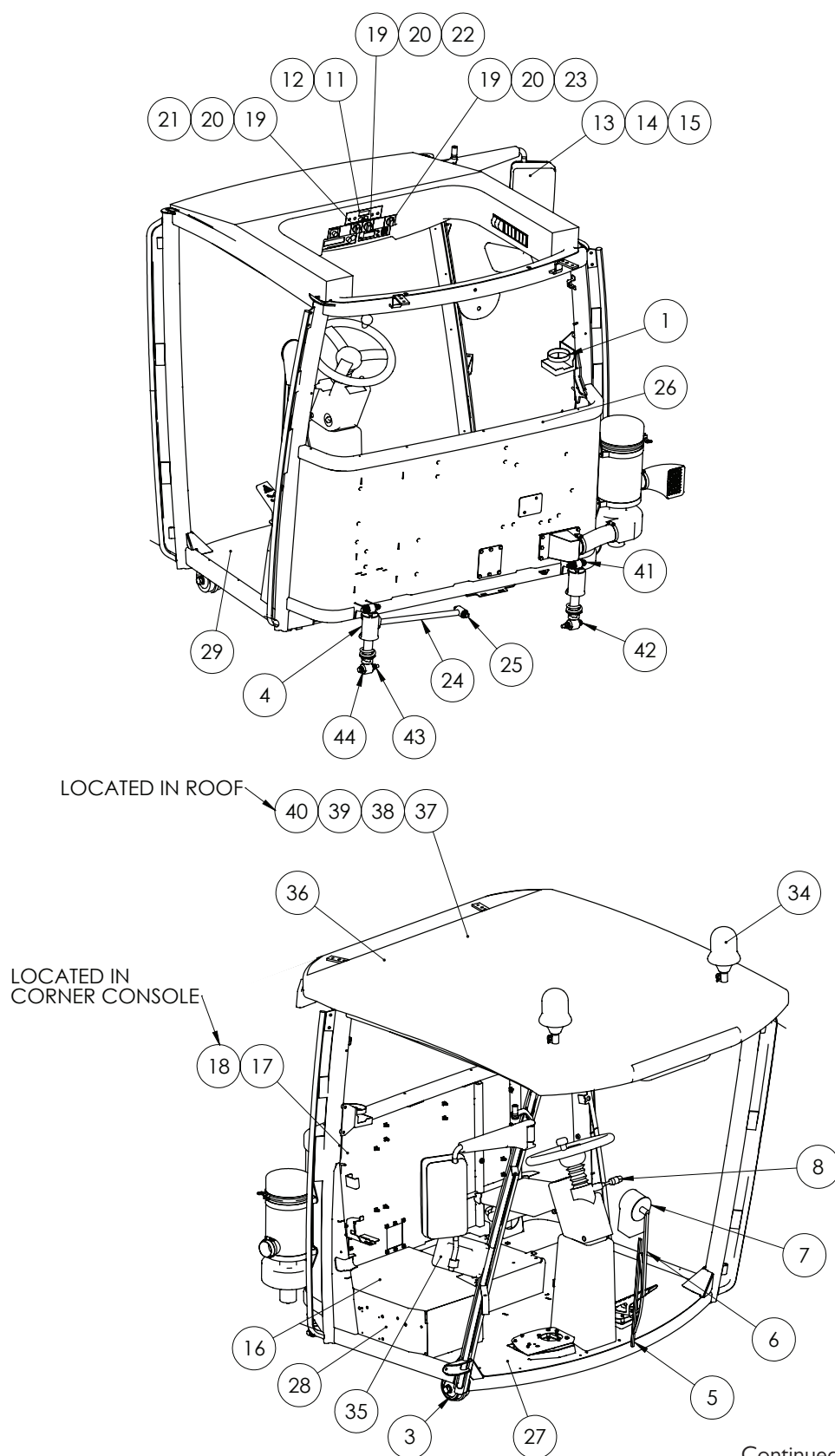


## Cab - Assembled

ITEM NO.	PART NUMBER	DESCRIPTION	QTY.
1	GA4658680	Cabin Left Foot Rest	1
2	GA4658681	Brake throttle pedal mount	1
3	GA4536285	Cover Plate Back - Small	1
4	GA4536290	Cover Plate - Large (optioned if carbon filter not fitted)	1
5	GA4658850	Carbon Filter Air Intake	1
6	-	Seat and 2011 side dash assy	1
7	GA4658845	Carbon Filter Mounting Bracket	1
8	GA5017411	VDO Fuel Gauge Body	1
9	GA5066210	CANTRAK 2600 version 3 engine monitor	1
10	GA4503945	Bracket- Can Trak SP 2011	2
11	GA5066741	External mount 12V Ultrguard carbon filter	1
12	GA4659150	Rail-GPS mount assy SP 2011	1
13	GA5053425	Emergency Exit Hammer	1
14	GA5007099	Extinguisher - Chubb Class B&E	1
15	GA4504350	Plate-Fuel guage Pillar mnt SP 2011	1
16	GA5065460	Throttle Pedal - Electronic	1
17	GA5016965	Treadle Assembly	1
18	GA5003643	Washer 8mm SS HD	26
19	GA5052590	Nut M8 Nyloc S/S 316	10
20	GA5004437	M6 SS Washer	10
21	GA5004063	M6 x 20 SS Bolt	2
22	GA5048115	Nut nyloc M6	2
23	GA5004085	M8x20 bolt	17
24	GA5004727	M8x50 Bolt	2
25	GA5017909	Xmas Tree Clip	19
26	GA5020510	M4 Washer Heavy duty SS	12
27	GA5017409	Clarion CZ509A CD/MP3/WMA AM/FM Bluetooth	1
28	GA5017131	UHF gme TX4500 DIN size	1
29	GA5000529	Screw 12G x 25 Self Tapper SS Pan Head	6
30	GA5020525	M4 x 20 Pan Head Screw	4
31	GA5049025	Nut M4 Nyloc SS	4
32	GA5051040	Bolt M4 x 16 SS A2-70	4
33	GA4583150	Crush Tube - 15 OD x 10 ID x 25 long	1
34	GA5011449	M6 x 45 ZP GR8.8 Bolt	6
35	GA4504390	Cover, Door Jam Access Port	1
36	GA5060025	Fuse Box - Cabin Auxiliary	1
37	GA5060033	Fuse Box - Claas cab control	1
38	GA5060326	Fuse Box - Joystick	1



# Cab - Claas



Continued over page  
Chapter 22 - 22-Cab - 267



## Cab - Claas

ITEM NO.	PART NUMBER	DESCRIPTION	QTY.
1	GA5054100	Cupholder suit claas cabin	1
2	GA5054160	Handle Internal - RHS	1
3	GA5054110	Bushing Kit	1
4	GA5054105	Damper / Shock Absorber	2
5	GA5054155	Wiper Blade	1
6	GA5054150	Wiper Arm	1
7	GA5054145	Wiper Motor	1
8	GA5054195	Indicator Stalk	1
9	GA5054175	Internal door handle / Lock - LHS	1
10	GA5054180	Door Handle - External	1
11	GA5054285	AC / Heater Control Unit	1
12	GA5054280	AC Temp sender unit	3
13	GA5054125	Mirror Glass	1
14	GA5054130	Cover Cap - Suit mirror	1
15	GA5054120	Mirror internals - Elec components	1
16	GA5054160	Locking Knob - Fuse panel	3
17	GA5054200	Starter switch	1
18	GA5054205	Master Key - Not Shown	1
19	GA5054250	Rotary knob for light switches	3
20	GA5054270	Insert for light rotary knob	3
21	GA5054210	Light Switch - LHS	1
22	GA5054215	Light Switch - Middle	1
23	GA5054095	Light Switch - RHS	1
24	GA5054465	Panhard Rod	1
25	GA5054535	Panhard Rod Bush	2
26	GA5065481	Glass - Rear	1
27	GA5065482	Glass - Front	1
28	GA5065483	Glass - RHS	1
29	GA5065484	Glass - LHS	1
30	GA5054470	Sunshade - Front - Not shown	1
31	GA5065463	Side blind - Left - Not shown	1
32	GA5065462	Side blind - Right - Not shown	1
33	GA5065461	Door Seal	2
34	GA5048145	Rotating Beacon - Amber B25	2
35	GA5070330	Lower Convex Mirror	1
36	GA5054530	Cab Roof	1
37	GA5054275	HVAC Fan	1
38	GA5054185	Evaporator Coil	1
39	GA5054115	Heater Coil	1
40	GA5054190	Expansion Valve	1
41	GA011263	Bolt M12 x 90	2
42	GA5000259	Bolt M12 x 100	4

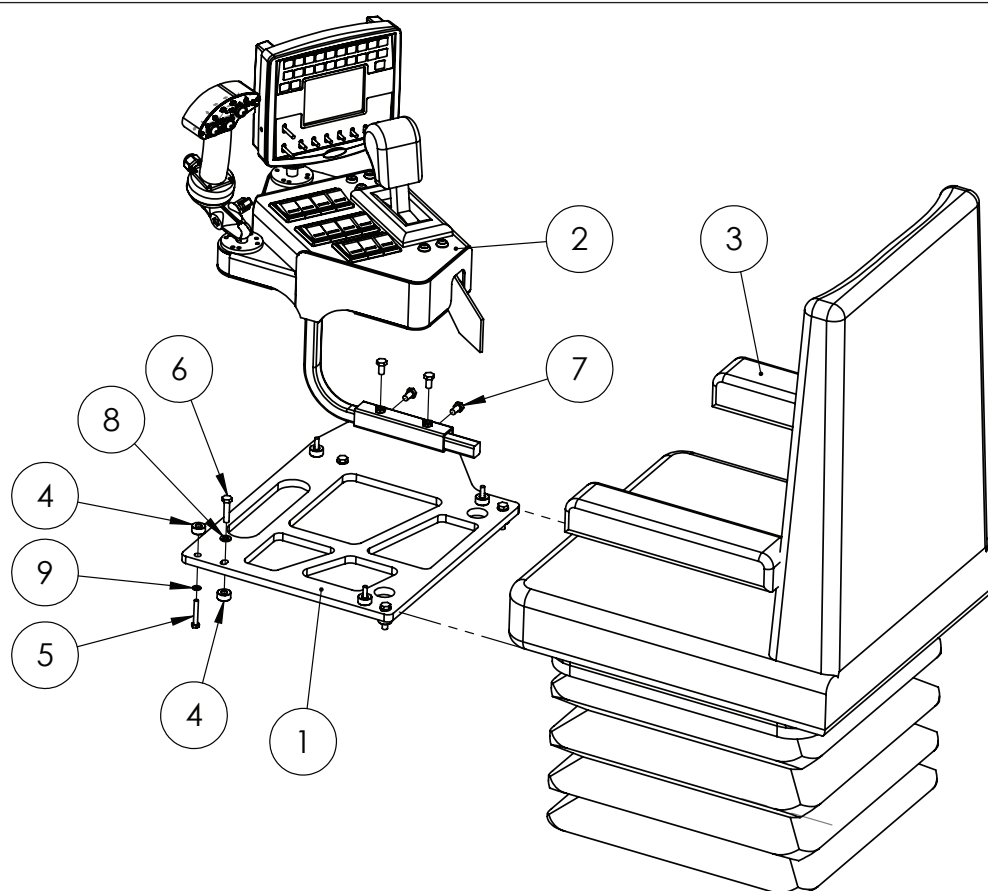
Continued over page



# Cab - Claas

ITEM NO.	PART NUMBER	DESCRIPTION	QTY.
43	GA5012461	Nut Nyloc M12	6
44	GA5000587	Washer M12 ZP	24

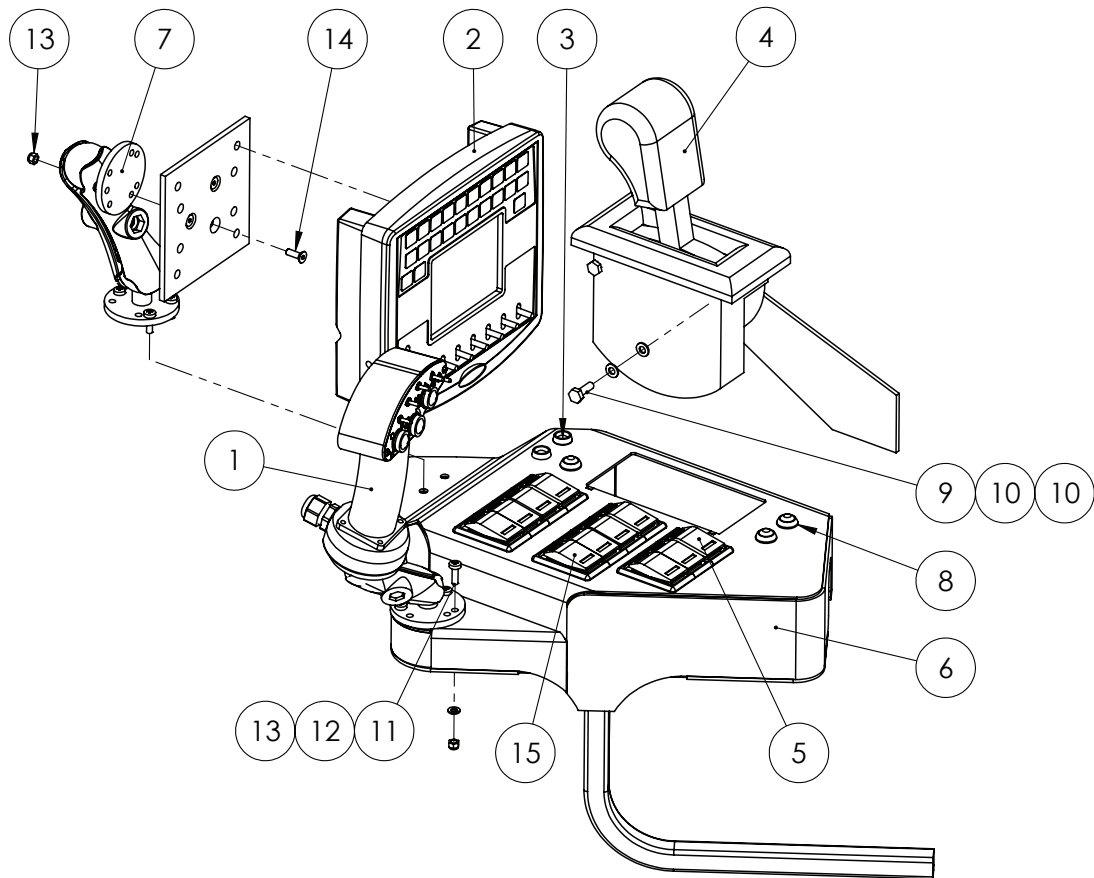
## Seat & Console



ITEM NO.	PART NUMBER	DESCRIPTION	QTY.
1	GA4658706	Side Console Seat Base Mount	1
2	GA4658695	std side dash2011	1
3	GA5050295	KAB Seat	1
4	GA4552830	Spacer, Seat Base - SP 2011	8
5	GA5004081	M6x40 bolt	4
6	GA5011481	M8x35 bolt	4
7	GA5011465	M8x16 bolt H/T	4
8	GA5004883	Washer 8mm SS	4
9	GA5004437	M6 SS Washer	4



## Side Console - Raven

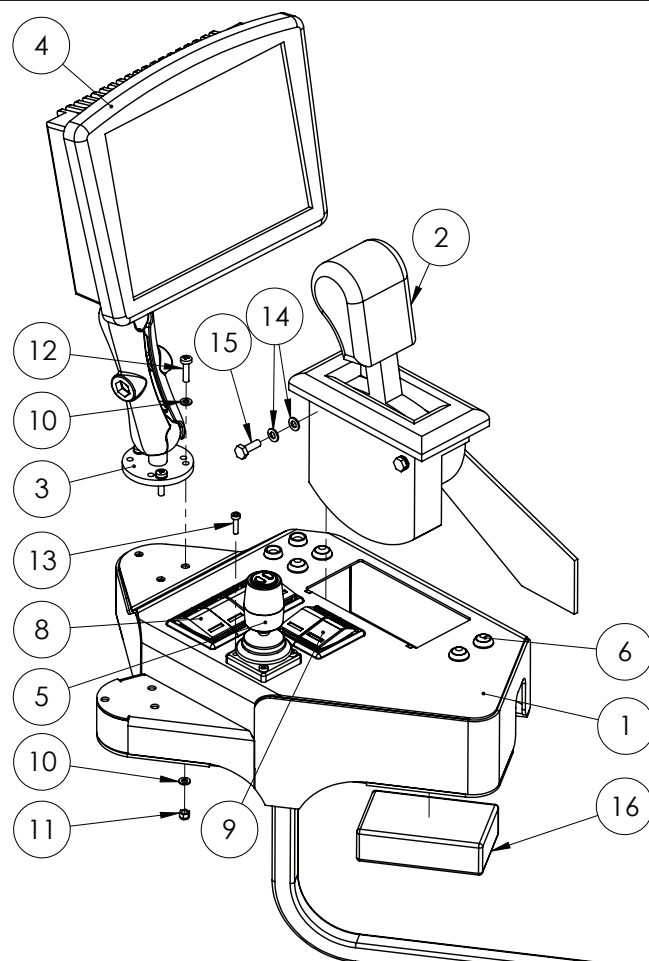


ITEM NO.	PART NUMBER	DESCRIPTION	QTY.
1	GA5060321	Joystick	1
2	0630172913	Raven 4070 Console	1
3	GA5013799	Red LED Warning Light	2
4	GA5009427	Gear selector SP	1
5	GA5012671	Rocker Switch - On / Off - Illuminated	*
6	GA4658816	Side dash - fabricated assembly	1
7	GA5020825	Universal mount - RAM	1
8	GA5067880	Push on / Push off switch	3
9	GA5006169	1/4" x 3/4" UNC Bolt	2
10	GA5004437	M6 SS Washer	4
11	GA5003976	M5 x 20mm Pan head Screw	6
12	GA5003983	M5 washer ss	6
13	GA5003975	M5 Nyloc nut SS	9
14	GA5051230	M5x15mm FHCS SS	3
15	GA5012673	Rocker Switch On / Off / On	*
16	GA5006421	Switch blanking plate - not shown	*

\*Note - Quantities will vary depending on options fitted.



## Side Console - GATMC




ITEM NO.	PART NUMBER	DESCRIPTION	QTY.
1	GA4658815	Side dash - Fabricated Assembly - Suit Lykkatronic	1
2	GA5009427	Gear selector SP	1
3	GA5020825	Universal Mount - RAM	1
4	GA5069400	Display Screen - Lykkatronic	1
5	GA5069415	Joystick - Lykkatronic	1
6	GA5067880	Switch - Push On / Push off	4
7	GA5013799	Red LED Warning Light	2
8	GA5012671	Rocker Switch - On/Off	*
9	GA5060410	Rocker Switch - Mom On / Off / Mom On	*
10	GA5003983	M5 washer ss	6
11	GA5003975	M5 Nyloc nut SS	3
12	GA5003976	M5 x 20mm Pan head Screw	3
13	GA5011363	SHCS M4 x 16 ZP	4
14	GA5004437	M6 SS Washer	4
15	GA5006169	Bolt - 1/4" x 3/4" UNC	2
16	GA5069420	Cab I/O Job Computer	1
17	GA5006421	Switch blanking plate - not shown	*

\*Note - Quantities will vary depending on options fitted.









# GOLDACRES

*Australia's World Class Sprayers*

[www.goldacres.com.au](http://www.goldacres.com.au)