

GOLDACRES

Australia's World Class Sprayers



Crop Cruiser Evolution MY13 Parts Manual

For further information about any of the products shown please visit - www.goldacres.com.au.

© Goldacres Trading 2017

This publication and all designs are copyright.

No part, products or designs may be reproduced by any process except in accordance with the Copyright act 1968.

All information in this operator's manual is based on the latest product information available at the time of printing. The policy of Goldacres is one of continuous improvement and as such, Goldacres reserve the right to alter any specifications and designs without notice and without incurring any obligation regarding such changes.

No part of this manual may be reproduced without written permission from Goldacres. All photographs and technical information remain the property of Goldacres.

Goldacres Trading Pty Ltd
3 Morang Crescent
Mitchell Park Vic 3355

Ph: 03 5342 6399

Fax: 03 5342 6308

Revision number: 4

04/07/2017

Valid for machine 200590 - 201100

Part #: GA5070456

GOLDACRES - RESELLER TERMS AND CONDITIONS OF SALE
Goldacres Goods are only available for purchase upon the terms and conditions set out below.

Interpretation

1. In terms and conditions:
 - (1) "Goldacres" means Goldacres Trading Pty. Ltd. A.C.N. 061 306 732 trading as Goldacres Agricultural Equipment (its successors and assigns) which is the seller of the Goods;
 - (2) "Purchaser" means the purchaser of the Goods;
 - (3) "Goods" means the products and, if any, the services sold or provided by Goldacres to the Purchaser;
 - (4) "GST Act" and "GST" are given the meanings referred to in a New Tax System (Goods and Services Tax) Act 1999.
 - (5) "PPSA" means the Personal Property Securities Act 2009 (Cth) (as amended);
 - (6) Nothing in these terms and conditions shall be read or applied so as to exclude, restrict or modify or have the effect of excluding, restricting or modifying, any condition, warranty, guarantee, right or remedy implied by law (including the Competition and Consumer Act 2010) and which by law cannot be excluded, restricted or modified.

General

2. (1) The Goods and all other products or services provided by Goldacres are provided subject to these terms and conditions. These terms and conditions and any terms and conditions incorporated herein by virtue of clause 3 hereto shall prevail over all other terms and conditions of the Purchaser or otherwise to the extent of any inconsistency.
- (2) These terms and conditions may not be modified or amended without the expressed written consent of Goldacres endorsed by the Managing Director of Goldacres Trading P/L.

Additional Terms and Conditions

3. From time to time Goldacres may provide additional or extended warranties in respect of certain goods and/or services. Where such additional or extended warranties are provided to a Purchaser in writing they will be incorporated into these terms and conditions provided that in the event of any inconsistency between these terms and conditions and the terms of any additional or extended warranty, the provisions of the additional or extended warranty shall prevail.

Goldacres quotations.

4. Unless previously withdrawn, Goldacres quotations are open for acceptance within the period stated therein or, when no period is stated, with 14 days of the quotation date. Goldacres reserves the right to refuse any order based on any quotation within 7 days of receipt of the order.

Packing

5. The cost of any special packing and packing materials used in relation to the Goods shall be at the Purchaser's expense notwithstanding that such cost may have been omitted from any quotation.

Shortage

6. The Purchaser waives any claim for shortage of any Goods delivered if a claim in respect thereof has not been lodged with Goldacres within (7) seven days from the date of receipt of the Goods by the Purchaser.

Specifications, etc: Catalogues, etc: Quantities

7. All specifications, (including but not limited to: drawings, particulars of weights, volumes, capacities, dimensions, load factors) are approximate only and any deviation shall not be taken to vitiate any contract with Goldacres or form any claim against Goldacres. The descriptions, illustrations, and performances contained in catalogues, price lists and other advertising matter do not form part of the contract of sale of the Goods. Where specifications, drawings or other particulars are supplied by the Purchaser, Goldacres' price is made on estimates of quantities required. Should there be any adjustments in quantities above or below the quantities estimated by Goldacres and set out in a quotation, then on any such increase or decrease shall be adjusted on a unit rate basis according to unit prices set out in the quotation.

Performance, Capacities, Chemicals, Liquids, Application Methods, Environmental Effects

8. Any performance, volumes, and/or capacity figures given by Goldacres are estimates only. Goldacres shall be under no liability for damages for failure to obtain such figures unless specifically guaranteed in writing and any such written guarantee shall be subject to the recognised tolerances applicable to such figures. The suitability of chemicals and other liquids for any application and the application methods and the environmental effects shall be the sole decision and responsibility of the Purchaser and the user of the Goods. Goldacres gives no warranty as to the suitability of any chemicals or other liquids for any application, nor the application methods nor the environmental effects, which may result from the use of the Goods. Goldacres shall be under no liability for damages arising out of the use of any chemicals, liquids, or mixtures in the Goods nor for any application, nor for the application methods nor for the environmental effects, which may result from the use of the Goods.

Delivery/Service Times

9. The delivery times and service times made known to the Purchaser are estimates only and Goldacres shall not be liable for late delivery, non-delivery or delay and under no circumstances shall Goldacres be liable for any loss, damage or delay occasioned by the Purchaser or its customers arising from the late or non-delivery or late installation of the Goods.

Loss or damage in transit

10. Goldacres is not responsible for any loss or damage to Goods in transit. Goldacres shall render the Purchaser such assistance as may be necessary to press claims on carriers provided that the Purchaser shall have notified Goldacres and the carriers immediately the loss or damage is discovered on receipt of Goods and shall lodge a claim on the carrier within three days of the date of receipt of the Goods. Insurance of Goods in transit is the responsibility of the Purchaser.

Limit of Liability

11. (1) Goldacres liability for Goods manufactured by it is limited to:
 - (a) where the law implies consumer guarantees into these terms and conditions pursuant to Part 3.2 Division 1 of Schedule 2 to the Competition and Consumer Act 2010 (Cth) ("consumer guarantees") which cannot be excluded and Goldacres breaches a consumer guarantee, the loss and damage the Purchaser is entitled to at law which cannot be excluded by these terms and conditions; and, in all other cases
 - (i) making good any defects by repairing the same or at Goldacres option by replacement within a period not exceeding either 1000 hours or twelve calendar months, whichever comes first, after the Goods have been dispatched provided that:
 - (i) the defects have arisen solely from faulty materials or workmanship;
 - (ii) the Goods have not received maltreatment inattention or interference;
 - (iii) accessories of any kind used by the Purchaser are manufactured or approved by Goldacres;
 - (iv) where applicable, the seals on the Goods remain unbroken;
 - (v) there has been no improper adjustment, calibration or operation;
 - (vi) the use of accessories including consumables, hardware or software (not manufactured by Goldacres) has been approved in writing by Goldacres;
 - (vii) no contamination or leakage has been caused or induced;
 - (viii) any modification to the Goods have been authorised in writing by Goldacres;
 - (x) there has been no inadequate or incorrect use, storage, handling or application of the Goods;
 - (xi) there has been no use or operation of the Goods outside of the physical, electrical or environmental specifications of the Goods;
 - (xii) there has been no inadequate or incorrect site preparations;
 - (xiii) there has been no inadequate or improper maintenance of the Goods;
 - (xiv) it has not been caused by fair wear and tear; and
 - (xv) firstly the Goods have been thoroughly inspected and any damage (from whatever cause) to the Goods (and in particular – the structure, welding, seams, bolts, booms) has been repaired prior to the Goods being operated, used driven or moved and on each occasion the tanks are filled; and
 - (xvi) there has been no failure to comply with the requirements of all present or future laws or regulations relating to the Goods and/or the use and/or the operation of the Goods; and
 - (xvii) there has been no failure to maintain a record of hours of operation (which record shall contain full details of all inspections, repairs and maintenance) and produce same to Goldacres at the time of the claim;
 - (xviii) the defective Goods or any damaged part of the Goods are promptly returned free of cost to Goldacres or a representative of Goldacres;
 - (xix) all warranty related repairs have been carried out with the prior authorisation of Goldacres;
 - (ii) If Goods or any part thereof are not manufactured by Goldacres, in particular engines, engine accessories, transmissions, transfer cases, differentials, tyres, tubes, batteries, radios and UHF's, the guarantee of the manufacturer thereof shall be accepted by the Purchaser and is the only guarantee given to the Purchaser in respect of the Goods or that part provided always that this clause does not seek to exclude the consumer guarantees;
- (2) In the case of hydraulic systems, Goldacres shall replace defective parts in accordance with clause 11(1) of these conditions, provided that the failure of the part was not related to contamination within the system, Goldacres shall not be liable for labour in the case of repairing hydraulic system defects;
- (3) Goldacres will not accept liability for damage attributed to fair wear and tear including but not limited to fair wear and tear to nozzles, chains, belts, filters, brake pads, polyethylene bushes and liquid pump valves, valve O-rings, diaphragms and seals;
- (4) Goldacres shall not be liable for and the Purchaser releases Goldacres from any claims in respect of faulty or defective design of any Goods supplied unless such a design has been wholly prepared by Goldacres and the responsibility for any claim has been specifically accepted by Goldacres in writing and in any event Goldacres liability hereunder shall be strictly limited to the replacement of defective parts in accordance with paragraph 11(1) of these conditions provided always that this clause does not seek to exclude the consumer guarantees;
- (5) Except as provided herein, all express and implied warranties, guarantees and conditions under statute or general law as to the merchantability, description, quality, suitability or fitness of the Goods for any purpose or as to design, assembly, installation, materials or workmanship or otherwise are hereby expressly excluded and Goldacres shall not be liable for physical or financial injury, loss or damage or for consequential loss or damage of any kind arising out of the supply, layout, assembly, installation or operation of the Goods or arising out of Goldacres negligence or in any other way whatsoever;
- (6) The benefit of any warranty provided under these terms and conditions shall only be available to the Purchaser and shall not be transferable by the Purchaser;
- (7) The warranties provided under these terms and conditions do not extend to second hand or used Goods that may be sold by Goldacres.
- (8) Goldacres liability for breach of a consumer guarantee is hereby limited (in the case of goods and services not used for personal, domestic or household purposes) to:
 - (a) in the case of Goods, any one or more of the following:
 - (i) the replacement of the Goods or the supply of equivalent Goods;
 - (ii) the repair of the Goods;
 - (iii) the payment of the cost of replacing the Goods or acquiring the equivalent Goods;
 - (iv) the payment of having the Goods repaired; or
 - (b) in the case of services;
 - (i) the supplying of the services again; or
 - (ii) the payment of the cost of having the services supplied again.

Prices

13. (1) Unless otherwise stated in writing by Goldacres, all prices quoted by Goldacres are inclusive of GST for supplies within Australia and exclusive of GST for exports outside of Australia. Prices quoted are those ruling at the time of quotation or the date the price is given and are based on rates of freight, insurance, customs, duties, taxes, exchange, shipping expenses, sorting and stacking charges, cartage, cost of materials and other charges affecting the cost of production ruling on that date and any alterations thereto either before acceptance of or during currency of the contract shall be to the Purchaser's account.
- (2) For the purpose of 38-185 of the GST Act, the day upon which the seller gives the invoice for the supply shall be the date of the invoice.

Payment

14. (1) The purchase price in relation to the Goods and the cost of the service shall be payable without deduction and or set off and payment thereof shall be made on or before the thirtieth day of the month following the delivery of the Goods or performance of the services unless other terms of payment are expressly stated in writing.
- (2) A decreasing or increasing adjustment and or the issuing of an adjustment note, pursuant to Division 21 and Division 29-C of the GST Act, shall not, in any way, constitute a release, waiver, or forgiveness of the debt incurred by the Purchaser.

Interest on overdue payments

15. If Goldacres is not paid for any Goods or services on the due date specified in this agreement without prejudice to any other right or remedy, all outstanding money shall bear interest at the rate set, pursuant to the Penalty Interest Rates Act, Victoria, 1986, as such money, together with interest shall be recoverable forthwith from the Purchaser.

Rights in relation to Goods.

16. (1) Title to the Goods supplied by Goldacres to the Purchaser shall remain with Goldacres until the total amount due in respect of the Goods and all monies owing to Goldacres have been paid in full (the "Debts"). Risk in the Goods shall pass to the Purchaser upon delivery.
- (2) The Purchaser shall have the right to resell Goods but only as fiduciary agent and trustee for Goldacres by way of bona fide sale at full market value and in the ordinary course of its business.
- (3) Until all the Debts have been paid in full:
 - (a) the Purchaser shall take custody of the Goods as trustee, fiduciary agent and bailee for Goldacres;
 - (b) the Purchaser shall keep the Goods separate from any other goods and properly marked, stored, protected and insured;
 - (c) the Purchaser must hold all of the money it receives ("Proceeds")
 - (d) from the sale of any property into which Goods supplied have been incorporated; and
 - (e) from the sale of Goods or provision of services including the Goods supplied by the Goldacres as bailee, fiduciary agent and trustee for Goldacres, but the Purchaser need not hold on trust any money exceeding the amount of the Debts at the time the money is received.
- (4) The Purchaser expressly acknowledges that it is bound by the fiduciary obligation created in the preceding paragraph and acknowledges that:
 - (i) it must hold the Proceeds on trust for Goldacres;
 - (ii) it must place the whole of the Proceeds in an account separate from its own moneys (the "Proceeds Account");
 - (iii) it must maintain the Proceeds Account separate from its own moneys at all times.
 - (iv) it must maintain proper records for the Proceeds Account.
 - (v) it must not assign or encumber any book debts arising from sales made in circumstances set out in clauses 16(c)(i) and (ii) or do any other act in derogation of Goldacres' legal or beneficial interests; and
 - (vi) it must account to Goldacres on demand for all moneys standing to the credit of such account.
- (5) For the purposes of identification of different consignments of Goods purchased from Goldacres and receipt of Proceeds, the Purchaser agrees that the principle of "Last In, First Out" shall be applied to any items that cannot be distinguished.
- (6) Goldacres may trace the Proceeds in equity.
- (7) Goldacres may at any time, without notice to the Purchaser and without prejudice to any other rights which it may have against the Purchaser, terminate any contract connected with the Goods and the bailment referred to in clause 16(3) and enter upon any premises owned or occupied by the Purchaser where Goldacres reasonably believes the Goods may be stored, and repossess the Goods without liability for any damage caused, and subsequently dispose of the Goods at Goldacres' discretion if:
 - (a) the Debts are not paid in accordance with these terms and conditions or any other contract or arrangement between Goldacres and the Purchaser; or
 - (b) Goldacres receives notice of or reasonably believes that:
 - (i) a third person may attempt to levy execution against the Goods; or
 - (ii) the Purchaser is insolvent (within the meaning of the Corporations Act 2001) or bankrupt; or
 - (iii) the Purchaser has entered into any arrangement or composition with its creditors, gone into liquidation, or has appointed a receiver, a receiver and manager or administrator.
- (8) If after repossession under clause 16(4) Goldacres sells the Goods, Goldacres shall account to the Purchaser for any proceeds of sale (less expenses of repossession and sale) that exceeds the amount of the outstanding Debts.
- (9) If any Goods belonging to Goldacres are disposed of by the Purchaser or an insurance claim is made in respect of them, Goldacres shall be entitled to trace the sale or insurance proceeds, which proceeds shall be held by the Purchaser in a separate bank account on trust for Goldacres.
- (10) The Purchaser agrees and acknowledges that in the event it sells Goods to a third party on account, it will include in its terms and conditions of sale a provision under which the Purchaser retains title to the Goods until such time that the total amount due in respect of the Goods and all monies owing to the Purchaser have been paid in full by that third party debtor. The Purchaser also agrees and acknowledges that in these instances, it will register its PMSI in accordance with the PPSA in respect of its security interest in the Goods.

PPSA provisions

17. (1) The Purchaser acknowledges that these terms and conditions constitute a security agreement for the purposes of section 20 of the PPSA and that a security interest exists in all Goods (and any associated Proceeds from their sale) previously supplied by Goldacres to the Purchaser (if any) and in all future Goods (and any associated Proceeds from their sale) that may be supplied to the Purchaser by Goldacres.
- (2) The Purchaser acknowledges that Goldacres has a first ranking purchase money security interest ("PMSI") (as defined in section 14 of the PPSA) in the Goods and the Purchaser must not jeopardise such ranking (whether by act or omission).
- (3) The Purchaser acknowledges that it has received value as at the date of first delivery of the Goods and has not agreed to postpone the time for attachment of the security interest (as defined in the PPSA) granted to Goldacres under these terms and conditions.
- (4) The Purchaser will execute documents and do such further acts as may be required by Goldacres to register the security interest granted to Goldacres under these terms and conditions under the PPSA.
- (5) Until ownership of the Goods passes, the Purchaser must not give to Goldacres a written demand or allow any other person to give Goldacres a written demand requiring Goldacres to register a financing change statement under the PPSA in respect of Goldacres' interest in the Goods.
- (6) The Purchaser must indemnify Goldacres and on demand reimburse Goldacres for all costs and expenses incurred by Goldacres in respect of these terms and conditions including but not limited to Goldacres registering its security interest in the Goods, lodging, discharging or amending any financing statement or financing change statement, or otherwise complying with the PPSA.
- (7) The Purchaser agrees (other than as provided in these terms and conditions) not to sell, lease, mortgage, deal with, dispose of or create or attempt to create any other security interest in or affecting the Goods unless and until the Purchaser's Debts have been satisfied.
- (8) The Purchaser waives its rights under the following provisions of Chapter 4 of the PPSA:
 - (a) to receive a notice on enforcement action against liquid assets (section 121(4));
 - (b) to receive a notice to seize collateral (section 123);
 - (c) to receive a notice of disposal of Goods by Goldacres purchasing the Goods (section 129);
 - (d) to receive a notice to dispose of Goods (section 130);
 - (e) to receive a statement of account following disposal of Goods (section 132(2));
 - (f) to receive a statement of account if no disposal of Goods for each 6 month period (section 132(4));
 - (g) to receive notice of any proposal of Goldacres to retain Goods (section 135(2));
 - (h) to object to any proposal of Goldacres to either retain or dispose of Goods (section 137(2));
 - (i) to redeem the Goods (section 142);
 - (j) to reinstate the security agreement (section 143);
 - (k) to receive a notice of any verification statement (section 157(1) and section 157(3));
- (9) The rights Goldacres may have under the PPSA are supplementary and in addition to those set out in these terms and conditions and do not derogate from the rights and remedies of Goldacres under these terms and conditions or under any other statute or under general law.
- (10) The Purchaser must give 10 business days prior written notice of any proposed change in the Purchaser's name or other identifying characteristics and details.

Purchasers property

18. Any property of the Purchaser under Goldacres' custody or control shall be entirely at the Purchaser's risk as regards loss or damage caused to the property or by it.

Storage

19. Goldacres reserves the right to make a reasonable charge for storage if delivery instructions are not provided by the Purchaser within (14) fourteen days of a request by Goldacres for such information.

Returned Goods

20. Goldacres shall not be under any obligation to accept Goods returned by the Purchaser and will do so only on terms to be agreed in writing in each individual case.

Goods sold

21. All Goods to be supplied by Goldacres shall be described on the purchase order agreed by Goldacres and the Purchaser and the description on such purchase order modified as so agreed shall prevail over other descriptions including any Purchaser's specification or enquiry.

Cancellation

22. No order may be cancelled except with the consent in writing and on terms, which will indemnify Goldacres against all losses.

No waiver

23. The failure of any party to enforce the provisions of these terms and conditions or to exercise any rights expressed in these terms and conditions shall not be a waiver of such provisions or rights and shall not affect the enforcement of this agreement. The exercise by any party of any of its rights expressed in this agreement shall not preclude or prejudice such party from exercising the same or any other rights it may have irrespective of any previous action taken by that party.

Force Majeure

24. If by reason of any fact, circumstance, matter or thing beyond the reasonable control of Goldacres is unable to perform in whole or in part any obligation under these terms and conditions then Goldacres shall be relieved of that obligation under these terms and conditions to the extent and for the period that it is so unable to perform and shall not be liable to the Purchaser in respect of such liability.

Passing of risk

25. Risk in the Goods shall pass to the Purchaser upon delivery of the Goods to the Purchaser or collection of the Goods by the Purchaser's agent or carrier as the case may be.

Exclusion of liability

26. To the extent permitted by law Goldacres shall not be liable to the Purchaser in contract or in tort arising out of, or in connection with, or relating to, the performance of the Goods or any breach of these conditions or any fact, matter or thing relating to the Goods or error (whether or not it is negligent or a breach of contract) in information supplied to the Purchaser or a user before or after the date of the Purchaser's or user's use of the Goods and Goldacres shall be under no liability for damages arising out of the use of any chemicals, liquids, or mixtures in the Goods, nor for any application, not for the application methods nor for the environmental effects, which may result therefrom or from the use of the Goods.

Exclusion of representations and arrangements

27. To the extent permitted by law the terms and conditions supersede and exclude all prior and other discussions, representations (contractual or otherwise) and arrangements relating to the supply of the Goods or any part thereof including, but without limiting the generality of the foregoing, those relating to the performance of the Goods or any part thereof or the results that ought to be expected from using the Goods.

Place of contract

28. The contract for sale of the Goods and the provision of the services is made in the State of Victoria and the Purchaser agrees to submit all disputes arising with Goldacres to the courts of such State and any court competent to hear appeals therefrom.

Contents

CHASSIS	6	Brake Booster Pod - Catai Booster	37
Cab Chassis	6	Brake Booster Pod - Catai Booster	38
Cab Chassis	7	Mounting Detail	39
Access Platform Left Side & Boom Rests	8	LH POD	40
Access Platform Left Side & Boom Rests	9	LH Pod - Standard	40
Access Platform Left Side & Boom Rests	10	LH Pod - Standard	41
Access Platform Left Side & Boom Rests	11	LH Pod - Standard	42
Access Platform Right Side	11	Fill Manifold - Altek	43
Access Platform Right Side	12	Fill Manifold - Altek	44
Hand Wash Bottle Assembly	13	Pressure Delivery Manifold	44
Tool Box	14	Tank Rinse/Agitation Manifold	45
Chassis Job Computer (If GATMC optioned)	15	Tank Fill Manifold	46
Chassis Job Computer Cover	15	Micro-matic Rinse Socket	48
Bonnet	16	LH Pod - SWB	49
Bolt in Crossmember	17	LH Pod - SWB	50
PUMPS	18	Pressure Manifold	50
Pump - Zeta 260	18	Pressure Manifold	51
Pump - Zeta 260 Hydraulic Drive	19	Chemical Probe Connection	51
Spray Pump & Filter Bracket	20	Chemical Probe Hose Lance	52
Hydraulic Fill Pump - 5200L	21	Quick fit valve 2 way	52
Hydraulic Fill Pump - 6000L	22	DCI	54
PH6 Pump	23	DCI Pod - Triple	54
High Volume DCI Pump	24	DCI Pod - Triple	55
High Volume DCI Pump	25	DCI Pod - Double	56
Low Volume DCI Pump	25	DCI Pod - Double	57
Low Volume DCI Pump	26	DCI Pod - Single	58
FLUSH TANK	28	DCI Pod - Single	59
Rinse Water Tank & Frame to suit 5200L	28	Valve Sub Assembly	60
Rinse Water Tank & Frame 5200L	29	Chemical Pump Suction Valve	61
Rinse Water Tank & Frame to suit 6000L	30	Tank Rinse Ball Valve	62
RH POD	32	Injection Pump	63
Brake Booster Pod - CA14 Booster	32	Mixing Chamber	64
Brake Booster Pod - CA14 Booster	33	DCI Tank - 165 Litre	65
Brake Booster Pod - CA14 Booster	34	DCI 165Litre Tank Breather	66
Pneumatic Manifold	35	Bulk DCI Tank & Frame - 520 Litre	67
Brake Booster Pod - Catai Booster	36	Bulk DCI Tank - 520 Litre	68
		DUAL PRODUCT	70
		Dual Product Pod	70

Dual Product Pod	71	Tank Cradle - 6000 Litre Tank	106
Dual Product Pod	72	Tank Cradle - 5200 Litre Tank	107
Chemical Probe	73	Tank Cradle - 3500L Tank / Dual Product	108
Pressure Delivery Valve	74	Tank Mounting Straps	109
INDUCTION HOPPER	76	WHEELS & MUDGUARD	110
Hopper Tank	77	Mud Guards - Front Axle - 3m 4wd	110
Hopper Tank	78	Mud Guards - Front Axle - 2m & 3m 2wd	111
Hopper Tank - Bottom	78	Mud Guards - Rear Axle - 2m & 3m	112
Hopper Frame	79	Crop Deflectors - 2wd Front Axle	113
Hopper Frame	80	Crop Deflectors - Rear Axle & 4wd Front	114
MAIN TANK	82	Tyres And Rims	115
6000 Litre Tank Assembly	82	BOOM CENTRE	116
6000 Litre Tank Assembly	83	Boom Centre Assembly	116
5200 Litre Tank Assembly	84	Boom Centre Assembly	117
5200 Litre Tank Assembly	85	Boom Cable Adjuster - RH	118
Tank Rinse Elbow	86	Boom Cable Adjuster - LH	119
Tank Rinse Tee	86	Boom Valve Assembly	120
Supermix Agitator	87	Boom Valves	121
Dry Sight Tube Float & Guide	87	Rapid Fire Valves	122
Dry Sight Tube Float & Guide	88	Rapid Fire Solenoid Box	123
Tank Level Transducer - GATMC	88	Rapid Fire Solenoid Assembly	124
Dry Sight Tube Tank Float	89	Pneumatic Oiler & Dryer	124
Dry Sight Tube Cap & Tube	90	Centre With Tilt Replacement Links	125
Sight Tube Mount - Standard	91	Centre With Hydraulic Tilt	125
Sight Tube Mount - 6000L	92	Paralift & Paralift Arms	126
Venturi Filler	93	Lift Accumulator Manifold	127
Note:	93	Complete Centre & Paralift	128
Hopper Tank Inlet	94	Delta Link Locking Plate	129
Tank Fill Inlet	94	Lower Limit Switch - Raven	130
Boom Recirculation Inlet (rapid flow only)	95	Lower Limit Switch - GATMC	131
Tank Overflow Outlet	96	Manual Grease Station	132
Tank Drain Handle - 5200L	97	42m Boom Specific Components	133
3500 Litre Tank Assembly	98	42m Boom Specific Components	134
3500 Litre Tank Assembly	99	Accumulator Assembly - LH	134
Dual Product Tanks	99	Accumulator Assembly - RH	135
Dual Product Tank - 3500L Tank	100	42m Boom Pivot	136
Dual Product Tank - 3500L Tank	101	Spring Yaw Kit	137
Dual Product Tank - 1250L Tank	102	Hydraulic Yaw Kit	138
Dual Product Tank - 1250L Tank	103	Hydraulic Yaw Kit	139
Tank Fill Inlet - Straight	103	Ultra Glide Block & Smart Box Mounting	140
3000L Tank Assembly	104		
3000L Tank Assembly	105		
Hopper Fill Inlet - Straight	105		

Job Computer - Para Lift (If GATMC optioned)	141
Oversize Sign Mount	142
Oversize Sign Mount	143

BOOM WING 144

Fence Line End Protector	144
Fence Line End Protector - Quick Fit	145
Boom Protector Assembly - Outer	146
Boom Protector Assembly - Inner	146
Cable Drum	147
Cable Drum	148
Cable Drum - 42m Boom	148
Cable Drum - 42m Boom	149
Mid Wing - 42m Boom	149
Mid Wing - 42m Boom	150
Boom Fold Adjuster	150
Boom Fold Adjuster	151
Bi-Fold	151
Bi-Fold	152
Bi-Fold - 42m	153
Bi-Fold - 42m	154
Boom Cables 24-36m	154
Boom Cables 42m	155
Boom Cable Spring - Suit 24m	156
Boom Cable Springs - Suit 30-36m	156
Lower Bearing Pivot	157
Upper Bearing Pivot	158
Steel Inner Wings	158
Aluminium Outer Wings	159
Aluminium Break Away Tip	159
Three Dimensional Breakaway 2.0	160
Three Dimensional Breakaway 2.0	161
GA4906305-1 Breakaway Mechanism	161
Three Dimensional Breakaway	162
Three Dimensional Breakaway	163
Three Dimensional Breakaway	164
Breakaway Locking Mechanism	164
Flip Over End Saddle	165
Flip Over End	166
Touch Down Wheel	167
Touch Down Wheel	168
Rapidfire Boom Line Plumbing	168
Rapidfire Boom Line Plumbing	169
Boom Line Plumbing	169
Teejet Single Nozzle Body	170

Teejet Turret Nozzle Body	171
Altek Dual Nozzle Spray Body	172
Manual Fence Line Nozzle	173
Solenoid Operated Fence Line Nozzle	174
Adjustable Nozzle Brackets	175
Pre Packaged Kits	175

ELECTRICS 176

Boom LED Lights	176
Headlights	177
Cab Lights - Front	178
Cab Lights - Rear	179
Work Lights	179
Boom Work Lights	180
Raven (AMP) Electrical Connectors	181
Raven (AMP) Electrical Connectors	182
Electrical Connectors	183
Electrical Connectors	184
Electrical Looms	185
Fuse Box 'A' - Cabin	186
Fuse Box 'B' - Cabin	187
Fuse Box 'C' - Cabin	188

SCHEMATICS 189

Plumbing Schematic - 3500L	189
Plumbing Schematic - 5200L	190
Plumbing Schematic - 6000L	191
Plumbing Schematic - Dual Product	192
Plumbing Schematic - Dual Product	193
Plumbing Schematic - Dual Tank	194
Plumbing Schematic - Dual Tank	195
Plumbing Schematic - 5200L GATMC	196
Plumbing Schematic - 6000L GATMC	197
Plumbing Schematic - Boom Recirculation	198
Pneumatic Schematic	199
Hydraulic Schematic - General	200
Hydraulic Schematic - General	201
Hydraulic Schematic - Suit John Deere	202
Steering	202
Hydraulic Schematic - Dual Diaphragm	203
Pump	203
Hydraulic Schematic - Ultraglide	204
Hydraulic Schematic - Centre Level	205
Hydraulic Schematic - Adjustable Axle	205
Steering	205

Hydraulic Schematic - Adjustable Axles	206
Hydraulic Hoses - Crop Cruiser	207
Hydraulic Hoses - Crop Cruiser	208
Hydraulic Hoses - Crop Cruiser	209
Hydraulic Hoses - Crop Cruiser	210
Hydraulic Schematic - General - SWB	211
Hydraulic Schematic - General - SWB	212
Hydraulic Hoses - SWB	213
Hydraulic Hoses - SWB	214
Hydraulic Schematic - Transmission	214

DECALS 215

Decals	215
Decals	216
Decals	217
Decals	218
Decals	219
Decals	220
Decals	221
Decals	222
Decals	223
Decals	224
Decals	225
Decals	226
Dry Sight Tube Decals	226

HYDRAULICS 227

Oil Tank & Frame	227
Oil Tank & Frame	228
Oil Tank	229
Dash Panel	230
Return Filter	231
Trimble Auto Steer Manifold	232
Steering Orbital	233
Foot Valve	233
Pump Flow Control & Pressure Filter	234
Pump Flow Control Manifold	235
Priority Valve & Pressure Filter	236
Pressure Relief - Radiator Fan	237
Hydraulic Return Manifold	237
Oil Cooler Assembly	238
Hydraulic Cylinder - Boom Tilt	239
Hydraulic Yaw Charge Line	239
Hydraulic Cylinder - Boom Lift	240
Hydraulic Cylinder - 42m Boom Lift	240
Hydraulic Cylinder - Boom Fold LH	241

Hydraulic Cylinder - Boom Fold RH	241
Hydraulic Cylinder - Hydraulic Yaw	242
Hydraulic Cylinder - Bi-Fold	242
Hydraulic Cylinder - Boom Rest	243
Hydraulic Cylinder - Centre Leveling	243
Boom Rest/Fill Pump Hydraulic Block	244
Boom Rest/Fill Pump Hydraulic Block	245
Spool Valve Block Fittings	245
Spool Valve Block Fittings	246
Spool Block Manifold	247
Spool Block Manifold	248
Spool Valve Mounting Assembly	248

PLUMBING 249

Dual Pressure Filter Assembly	249
Suction Filter Assy	250
PH6 Pump	251
Flow Control Valve (suit Raven controller)	252
Flow Control Valve (suit Raven controller)	253
Fast Close Valve Assembly	253
Flow Control Relief Valve	254
Flow Control Valve (suit GATMC)	255
Teejet Flow Control Valve	256
Teejet Flow Control Shut Off Valve	257
Teejet Flow Control Shut Off Valve	258
Flow Control Valve (suit SWB machine)	259
Rapid Flow Valve	260
RapidFire Pressure Flow Distributor	261
GATMC	261
RapidFire Pressure Flow Distributor	262
RAVEN	262
Flow Meter - Raven Controller	263
Flow Meter - GATMC Controller	264
Suction Filter	265
Air Filter	265
Hose Clamps	266
Cable Ties	266
Hoses	267
Suction Hose	267
Pressure Hose	267
PVC Hose	267
Sight Tube Hose	267
Lay Flat Hose	267

ENGINE & TRANSMISSION 269

Cummins Engine / Allison Transmission	269
Allison Transmission	270
Allison Transmission	271
Air Governor	271
Air Governor	272
Air Cleaner	272
Charge Air Intake & Exhaust Pipe Work	273
Charge Air Intake & Exhaust Pipe Work	274
Hydraulic Pumps - Fan / Main	275
Hydraulic Pumps - Fan / Main	276
Fan Pump Sub Assembly	276
Fan Pump Mounting Bracket	277
Air Conditioner Compressor	278
Coolant System Plumbing	279
Combi Cooler	280
Combi Cooler	281
Header Tank	281
Header Tank	282
Engine Mounts	282
Miscellaneous Components	283
Fuel Tank	284
Fuel Filters	285
Fuel Filter - Primary	286
Exhaust - Standard	287
Exhaust - Suit 6000L	288
Exhaust - 5200L/6000L	289
Exhaust - Dual Product / Short Wheel	
Base	290

DRIVE LINE TRANSFER CASE & DIFF**291**

Drive Train & Suspension	292
Rear Axle - 3m	293
Drop Leg - Rear	294
Drop Leg - Rear	295
Idler Sprocket & Shaft - 4wd & 2wd Rear	
Drop Legs	296
Hub	297
Rear Diff & Axle Assembly	298
Rear Diff & Axle Assembly	299
Rear Diff Output Shaft	299
Front Axle & Drop Legs - 3m 2wd	300
Front Axle - 3m 2wd	301
Front Drop Leg - 2WD	302
Stub Axle - 100 Series	303

Front Axle - 3m 4wd	304
Front Axle - 3m 4wd	305
Front Drop Leg - 4wd	306
Front Drop Leg - 4wd	307
Idler Sprocket & Shaft - 4wd Front Drop	
Leg	307
4400 Axle Assembly	308
Rear Axle & Drop Legs - 2m	309
Front Axle & Drop Legs - 2m	310
Front Axle & Drop Legs - 2m	311
Adjustable Axle 2-3m Rear	312
Adjustable Axle 2-3m Rear	313
Adjustable Axle 2-3m Front	314
Adjustable Axle 2-3m Front	315
Rear Suspension	316
Rear Suspension	317
Sway Bar Assembly - Suit 3m 2wd & 4wd	
	318
Sway Bar Assembly - Suit 2m Axle	319
Front Suspension - Bolt on airbags	320
Front Suspension - Bolt on airbags	321
Front Suspension	322
Front Suspension	323
Drive Shafts - 2WD	324
Drive Shafts - 4WD	325
Drive Shafts - SWB	326
Hand Brake	327
Hand Brake	328

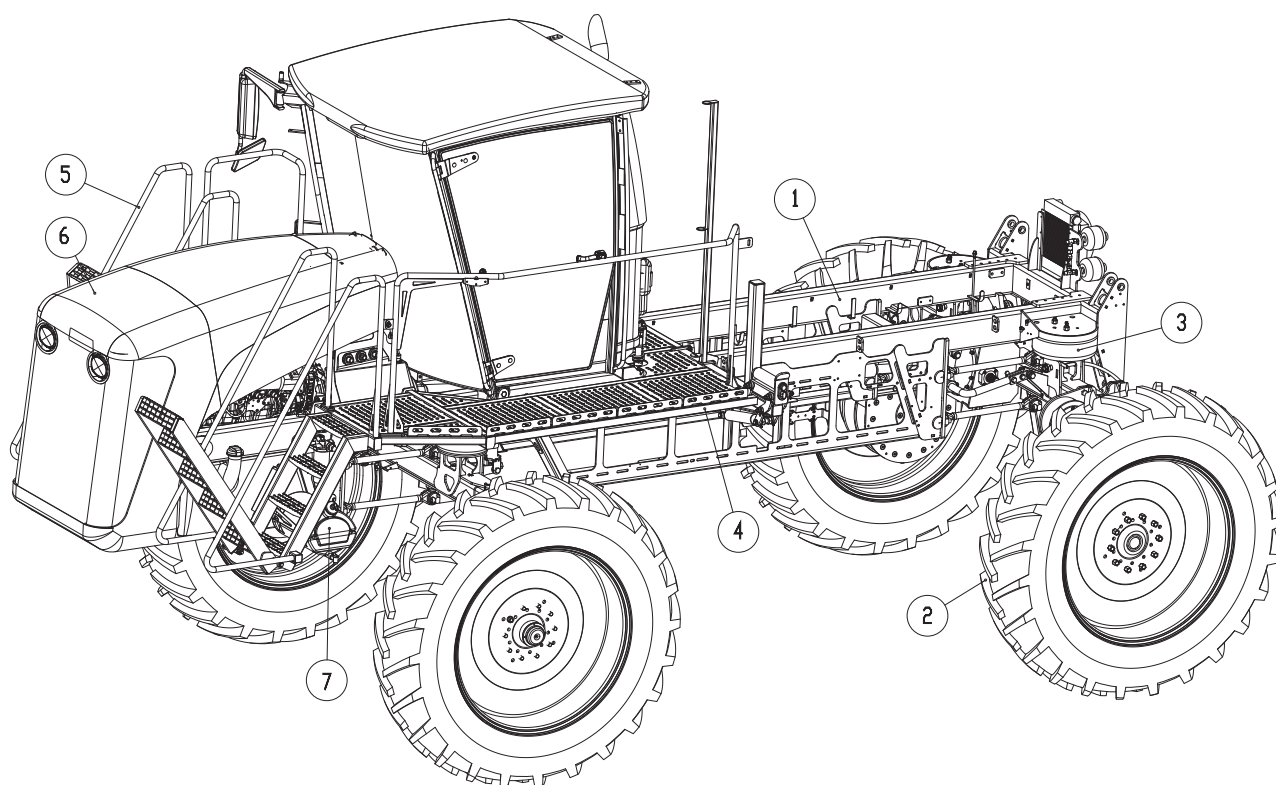
CAB**329**

Cab - Assembled	329
Cab - Assembled	330
Cab - Assembled	331
Fuse Boxes	332
Cab - Claas	333
Cab - Claas	334
Cab - Claas	335
Seat & Console	335
Side Console - Raven	336
Side Console - Raven	337
Switch Panel Assembly 1 - Raven	337
Switch Panel Assembly 2 - Raven	338
Switch Panel Assembly 3 - Raven	338
Side Console - GATMC	339
Switch Panel Assembly 1 - GATMC	340
Switch Panel Assembly 2 - GATMC	340

Chapter I

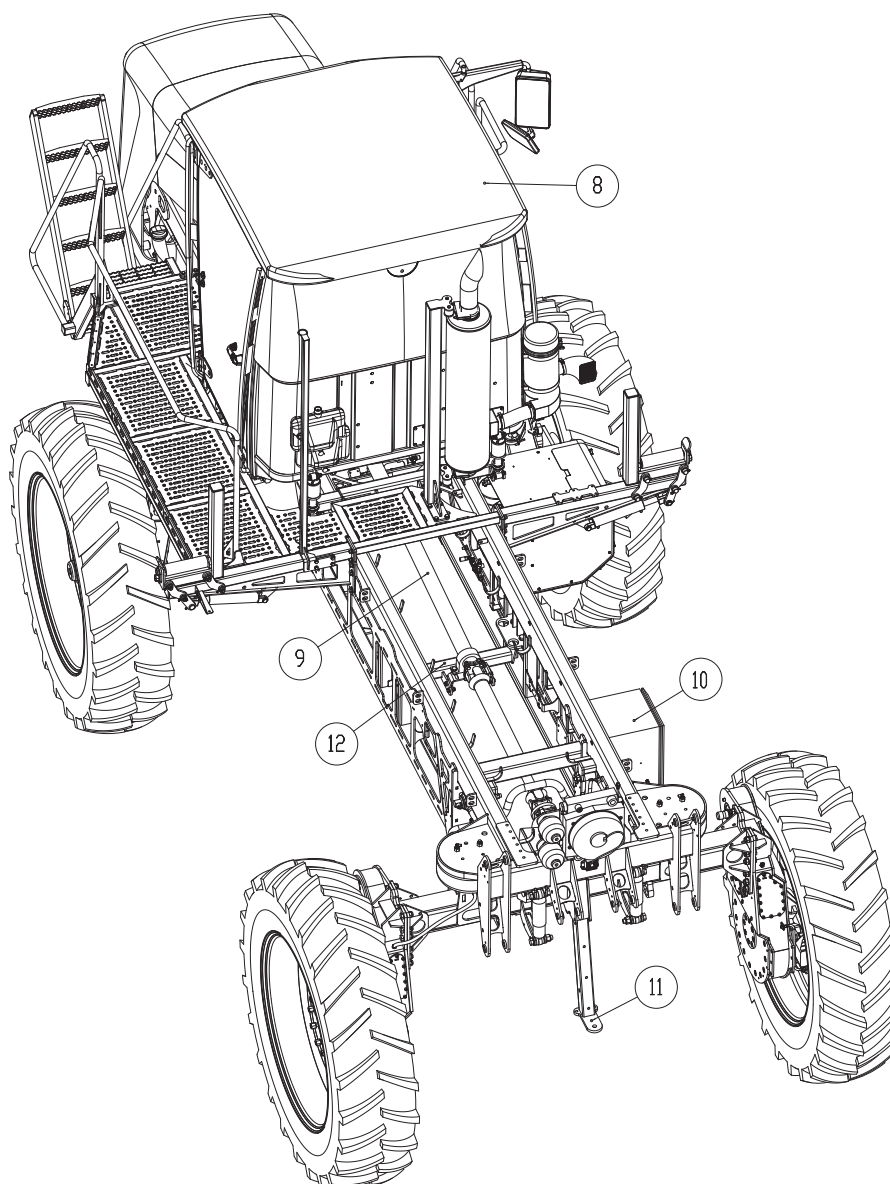
CHASSIS

Cab Chassis



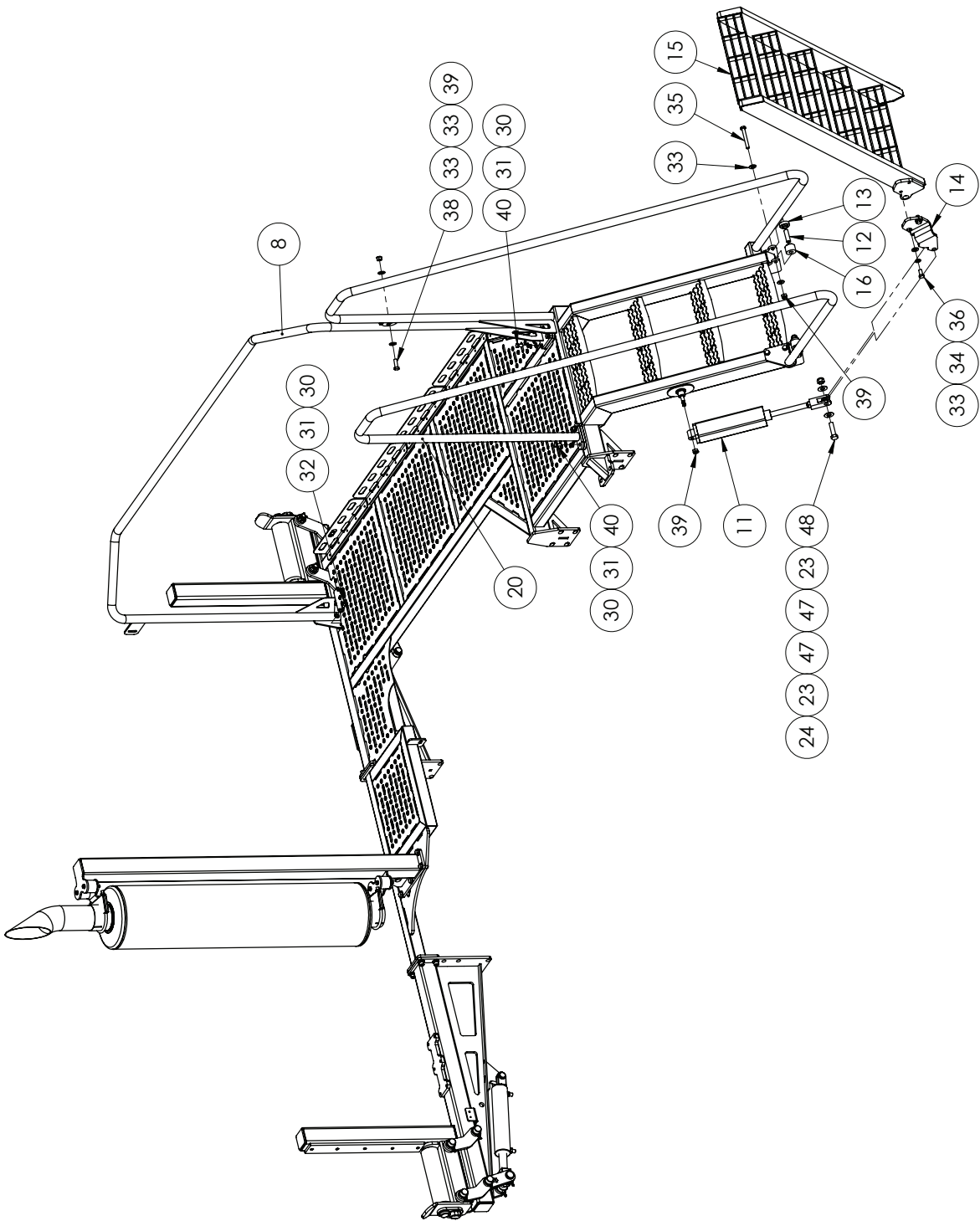
Continued over page

Cab Chassis



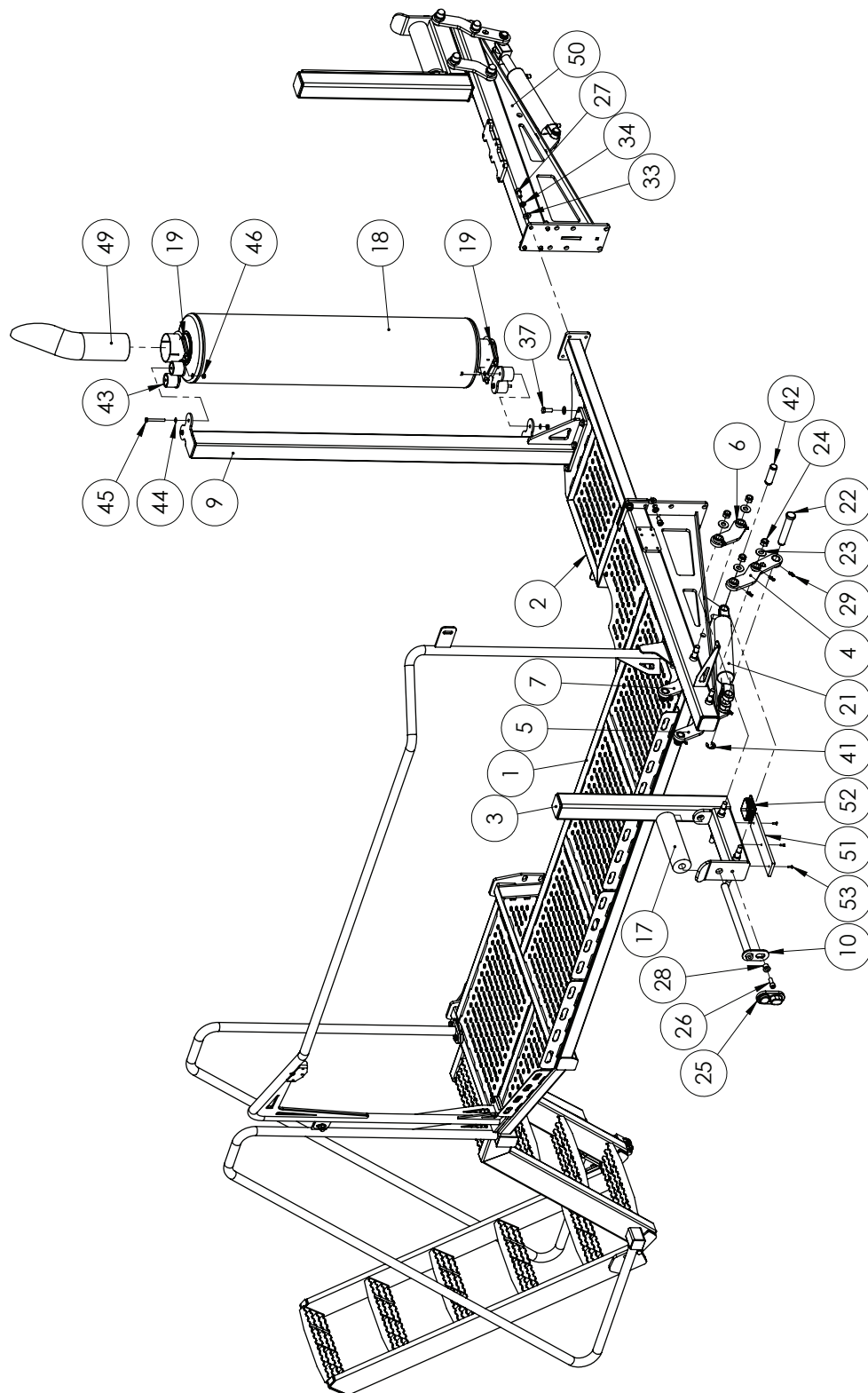
ITEM NO.	PART NUMBER	DESCRIPTION	QTY.
1	GA4659845	Chassis	1
2	-	Wheels and Mudguards - see chapter 12	1
3	-	Suspension - see chapter 21	1
4	GA4904725	Left side access platform	1
5	GA4904726	Right side access platform	1
6	GA5008660	Bonnet	1
7	-	Hand wash bottle	1
8	-	Cabin - see chapter 22	1
9	-	Drive line transfer case & diff - see chapter 21	1
10	GA5068675	Tool box	1
11	GA4659180	Towbar	1
12	-	Chassis bolt in crossmember	1

Access Platform Left Side & Boom Rests



Continued over page

Access Platform Left Side & Boom Rests



Continued over page

Access Platform Left Side & Boom Rests

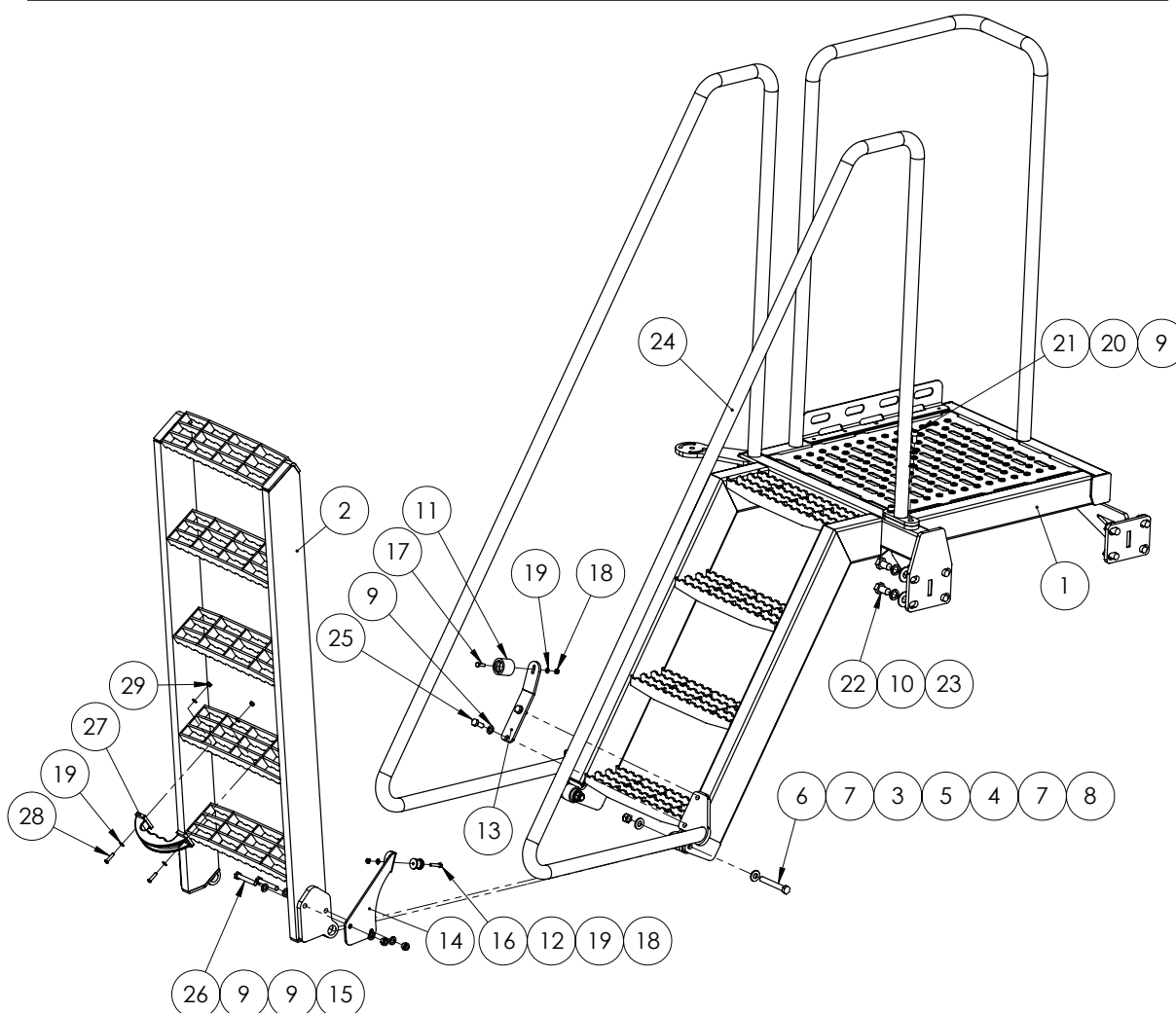
ITEM NO.	PART NUMBER	DESCRIPTION	QTY.
1	GA4658735	Access platform -main assembly 201 I	1
2	GA4658726	Platform rear Cab -inc Muffler mnt-std SP 201 I	1
3	GA4658721	Boom rest top sub assy	1
4	GA4658765	Boom rest link assy-cyl link SP201 I	1
5	GA4658766	Boom rest link assy-cyl link LH SP201 I	1
6	GA4658770	Boom rest link assy-short link RH SP201 I	1
7	GA4658771	Boom rest link assy-short link LH SP201 I	1
8	GA4658715	Hand rail assy- Cab dorr access SP 201 I	1
9	GA4658740	Stack / exhaust post-Access platform 201 I	1
10	GA4658745	Pin - suit boom rest roller	1
11	GA5060790	Ram pneumatic PRA series 50mm Dia 175 stroke	1
12	GA4552805	Crush tube-suit SP 201 I Ladder	2
13	GA4552810	Bush Nylon outer-suit SP 201 I front steps	2
14	GA4503495	CLEVIS -FRONT STEPS AIR CYL MOUNT SP201 I	1
15	GA4654593	Step lower SP Aluminium 5 Step-FRONT SP 201 I	1
16	GA4552815	Bush Nylon inner-suit SP 201 I front steps	2
17	GA5069105	Roller- Boom rest SP 201 I	1
18	GA5069240	Exhaust Stack - 4"	1
19	GA4658830	Exhaust Clamp/Buffer bracket-Double SP201 I	2
20	GA4659195	Hand rail assembly Inner Suit Access Platform	1
21	GA5069110	Hydraulic cylinder 2"x1.25"x6" stroke	1
22	GA4552835	Pin- Hyd cylinder to Boom rest SP 201 I	1
23	GA5001043	M16 SS washer	10
24	GA5001029	M16 Nyloc nut	9
25	GA5067885	Pin cover - plastic	1
26	GA5000307	M12x30 GR12.9 ZP unbrako	1
27	GA5000297	SHCS M12 x 25 ZP	7
28	MACH0152	12mm Bolt Bush suit para lift pins	1
29	GA5009639	Grease Nipple 1/4" UNF Long	10
30	GA5000117	Washer 10mm SS Heavy duty	11
31	GA5000137	Washer 10mm Spring S/S	11
32	GA5011153	M10x20 Unbrako	4
33	GA5000557	Washer 12mm Flat ZP Large OD	21
34	GA5000575	M12 Spring washer SS	9
35	GA5011263	M12x90 bolt	2
36	GA5051720	SET SCREW HT M12 x 25 x 1.5 PITCH	2
37	GA5000307	M12x30 bolt	6
38	GA5000311	M12x35 Bolt	1
39	GA5012461	M12 Nyloc nut Z/P	4
40	GA5006113	Bolt M10x20 ZP 8.8	7
41	GA5001223	19mm E type circlip	1

Continued over page

Access Platform Left Side & Boom Rests

ITEM NO.	PART NUMBER	DESCRIPTION	QTY.
42	GA4572040	Tilt Ram pin suit 3.5 inch cylinder - C/W retainers	1
43	GA5014609	Rubber multicushion	4
44	GA5003643	Washer 8mm SS HD	8
45	GA5004738	Bolt M8 x 70 HT ZP	4
46	GA5052590	Nut M8 Nyloc S/S 316	4
47	GA5069810	Nylon Washer - 16 ID x 30 OD x 3mm	2
48	GA5000939	M16x60 bolt	1
49	-	Chrome Plated Tip	1
50	GA4903744	Boom Rest RH - MY11 CCSP	1
51	GA5071225	Plastic wear strip 65 x 270 x 10mm	1
52	GA5052345	Insert - Plastic 75 x 75	1
53	GA5051230	Set Screw M5 x 16 Countersink SS	3

Access Platform Right Side



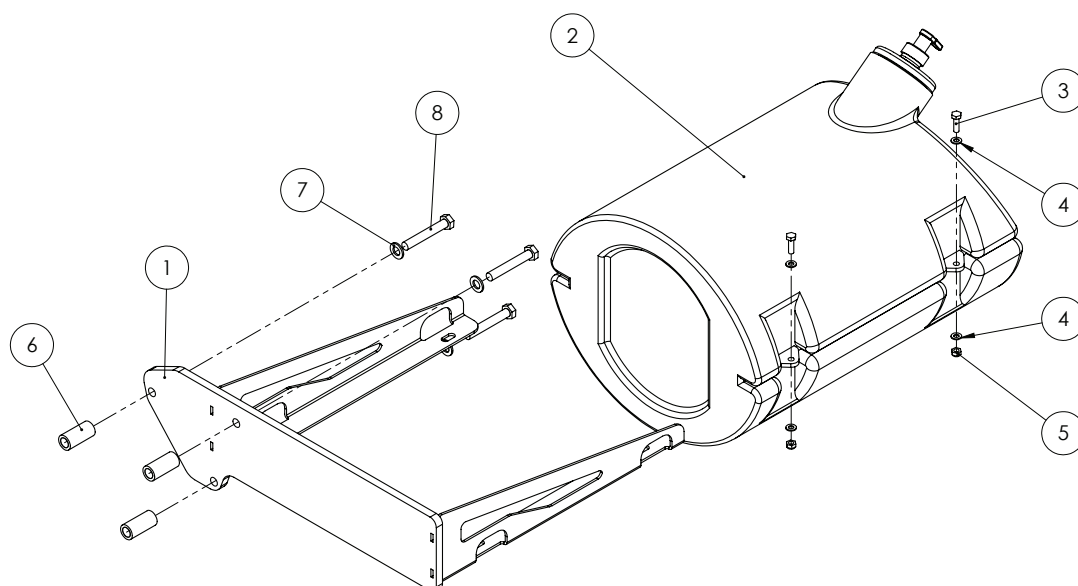
Continued over page

Access Platform Right Side

ITEM NO.	PART NUMBER	DESCRIPTION	QTY.
1	GA4659205	Access platform R/H option SP 201 I	1
2	GA4654593	Step lower SP Aluminium 5 Step-FRONT SP 201 I	1
3	GA4552805	Crush tube-suit SP 201 I Ladder	2
4	GA4552815	Bush Nylon inner-suit SP 201 I front steps	2
5	GA4552810	Bush Nylon outer-suit SP 201 I front steps	2
6	GA5011263	M12x90 bolt	2
7	GA5000557	Washer 12mm Flat ZP Large OD	4
8	GA5012461	M12 Nyloc nut Z/P	2
9	GA5000117	Washer 10mm SS Heavy duty	8
10	GA5000961	Washer 16mm Spring ZP	8
11	GA5008629	female rubber door holder (black)	1
12	GA5011607	Male rubber door holder	1
13	GA4504490	Plate-Latch mount step RH platform SP 201 I	1
14	GA4504485	Plate-catch mount step platform SP 201 I	1
15	GA5000141	M10 Nyloc Nut	2
16	GA5004079	M6x30 bolt	1
17	GA5004065	M6x20 bolt	1
18	GA5048115	Nut nyloc M6	2
19	GA5004437	M6 SS Washer	6
20*	GA5000137	Washer 10mm Spring S/S	2
21*	GA5011153	M10x20 Unbrako	2
22	GA5000903	M16x25 bolt	8
23	GA5001043	M16 SS washer HD	8
24	GA4659196	Hand rail assembly Inner RH Platform	1
25*	GA5006161	M10 x 25 GR8.8 Bolt	2
26	GA5006101	Bolt M10 x 65 GR8.8 ZP	2
27	GA5009841	Handle black HD poylthne	1
28	GA5004067	M6x25 Button Head Cap Screw	2
29	GA5004429	M6 Nyloc Nut SS	2

*If item 24 is not optioned, item 20 & 21 will be removed, item 25 becomes M10x16 bolt.

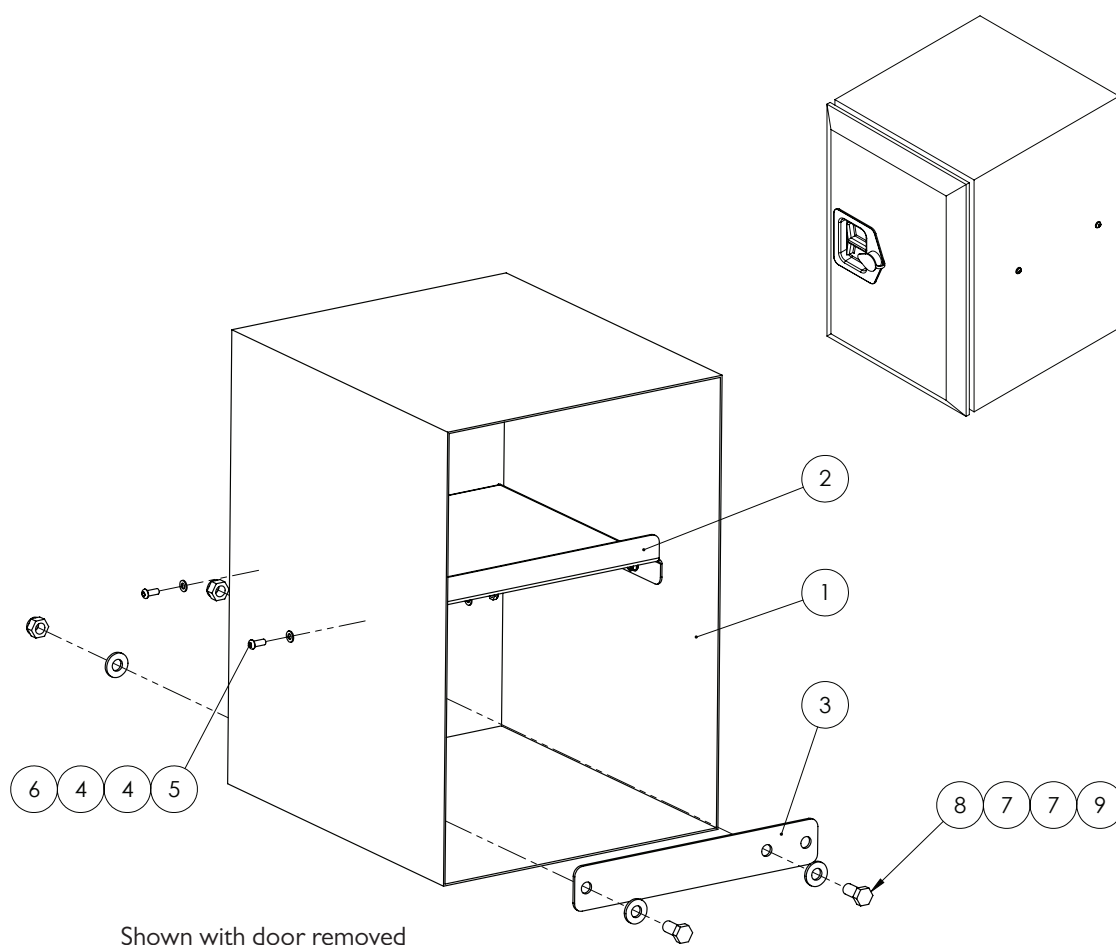
Hand Wash Bottle Assembly



ITEM NO.	PART NUMBER	DESCRIPTION	QTY.
1	GA4659146	Washer bottle bracket, Under step, SP 2011	1
2	GA5075110	Plastic water tank 30L black with soap holder	1
3	GA5004065	M6x20 bolt	4
4	GA5004437	M6 SS Washer	8
5	GA5048115	Nut nyloc M6	4
6	GA4552920	Bush fresh water bottle mount	3
7	GA5000117	Washer 10mm SS Heavy duty	3
8	GA5006101	M10 x 65 bolt	3

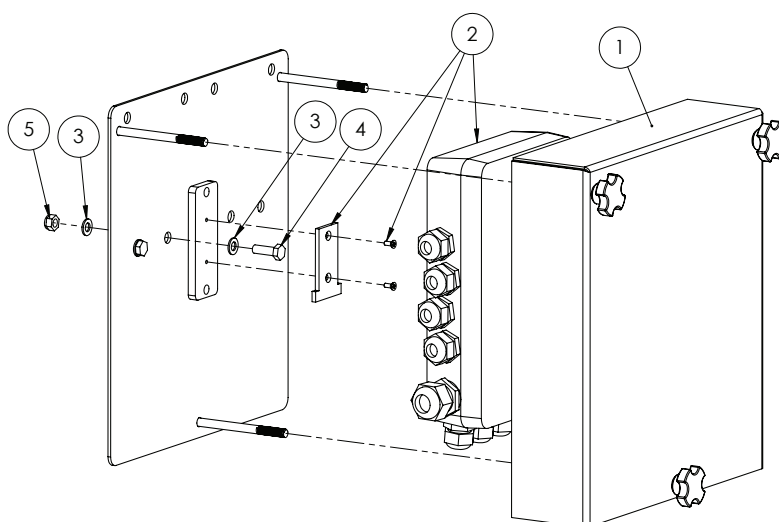
HAND WASHBOTTLE SPARE PARTS	
PART No.	DESCRIPTION
GA5051275	Replacement soap bottle

Tool Box



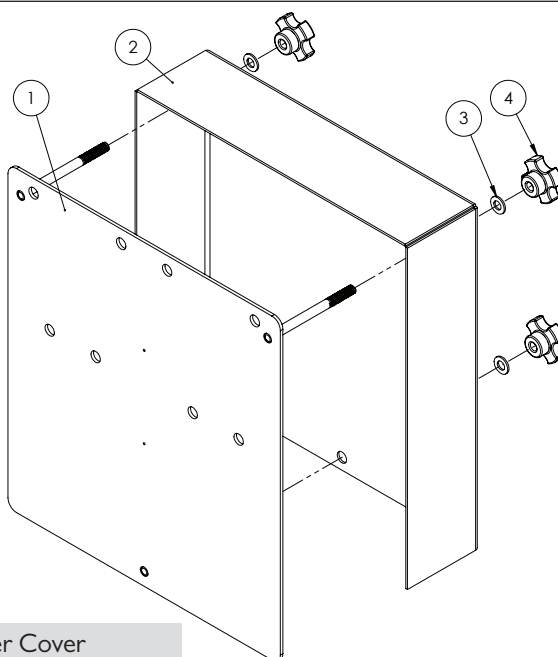
ITEM NO.	PART NUMBER	DESCRIPTION	QTY.
1	GA5068675	Tool box suit SP 201 I	1
2	GA4502895	TOOL BOX SHELF	1
3	GA4503890	Bracket- Tool box mount-inner SP 201 I	2
4	GA5004437	M6 SS Washer	8
5	GA5004050	M6x16mm Button head soc SS	4
6	GA5048115	Nut nyloc M6	4
7	GA5000587	M12 WASHER	8
8	GA5000295	Set screw HT M12 x 25	4
9	GA5012461	M12 Nyloc nut Z/P	4

Chassis Job Computer (If GATMC optioned)



ITEM NO.	PART NUMBER	DESCRIPTION	QTY.
1	GA4905120	Job computer box/cover SP2011	1
2	GA5069410	Lykkatronic - Chassis Job Computer	1
3	GA5003643	Washer 8mm SS HD	4
4	GA5004711	M8x25 bolt	2
5	GA5052590	Nut M8 Nyloc S/S 316	2

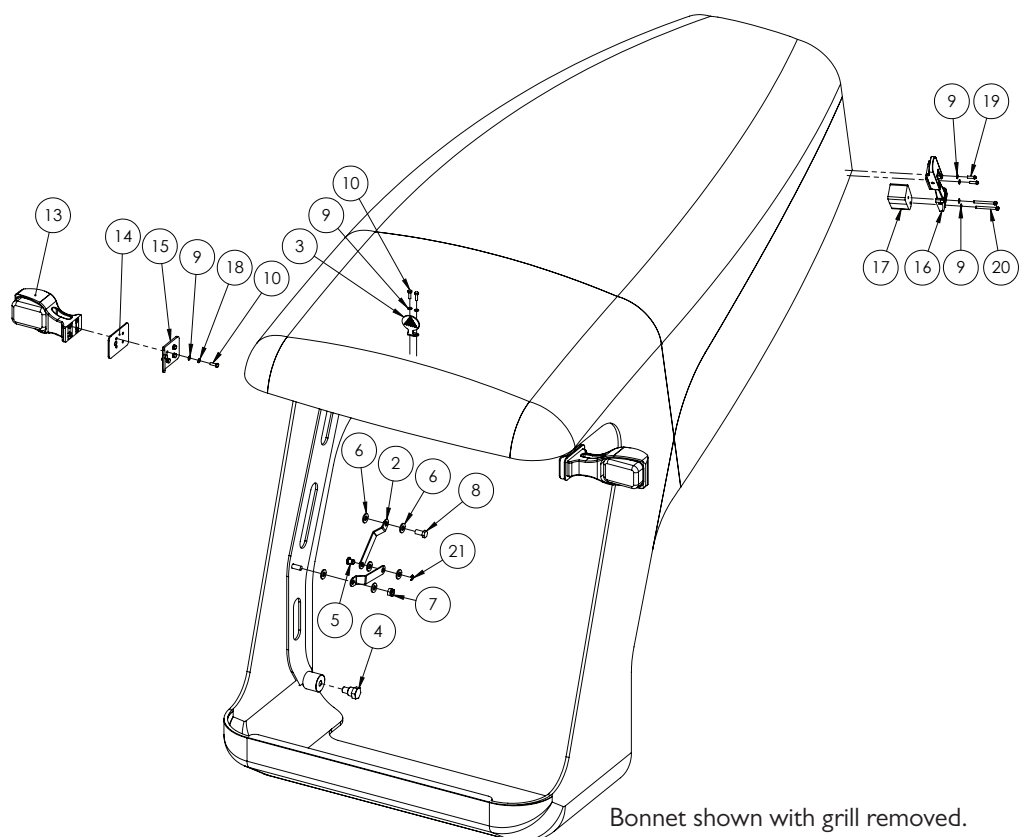
Chassis Job Computer Cover



GA4905120 - Job Computer Cover

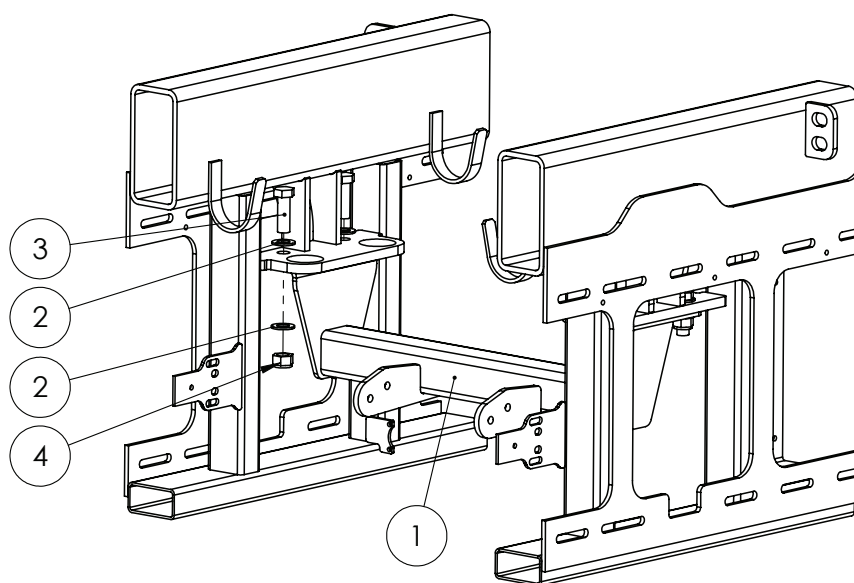
ITEM NO.	PART NUMBER	DESCRIPTION	QTY.
1	GA4659170	Job computer mount plate	1
2	GA4504165	Job computer cover plate	1
3	GA5003643	Washer 8mm SS HD	3
4	GA5069875	Knob-Star grip M8 x 40 DIA	3

Bonnet



ITEM NO.	PART NUMBER	DESCRIPTION	QTY.
1	GA5008660	Fibreglass bonnet suit MY11 crop cruiser	1
2	GA4504100	Plate-Bonnet stop link SP 2011	4
3	BE-1	Bonnet Emblem Plate	1
4	GA4552765	Shoulder bolt-suit Bonnet 2011 SP	2
5	GA4552845	Pin-Bonnet hinge stop strap SP 2011	2
6	GA5000587	M12 WASHER	12
7	GA5012461	M12 Nyloc nut Z/P	2
8	GA5000295	Set screw HT M12 x 25	2
9	GA5004437	M6 SS Washer	20
10	GA5004053	M6x20 bolt	10
11	GA5048115	M6 Nyloc Nut SS	2
12	GA5069945	LH Blinker - Cobo	1
13	GA5069950	RH Blinker - Cobo	1
14	GA4504355	Plate-Blinker mount backing plate-Bonnet SP 2011	2
15	GA4505040	Blinker Mount Backing plate	2
16	GA5066595	Crop Cruiser Bonnet Latch - SouthCo	2
17	GA4502630	Bonnet Latch Spacer Block	2
18	GA5004447	M6 Spring washer SS	8
19	GA5004053	Bolt BHCS S'Steel M6x20	4
20	GA5070460	M6 x 55 SHCS	4
21	GA5069820	E-Clip 8mm ID x 12mm OD	2

Bolt in Crossmember

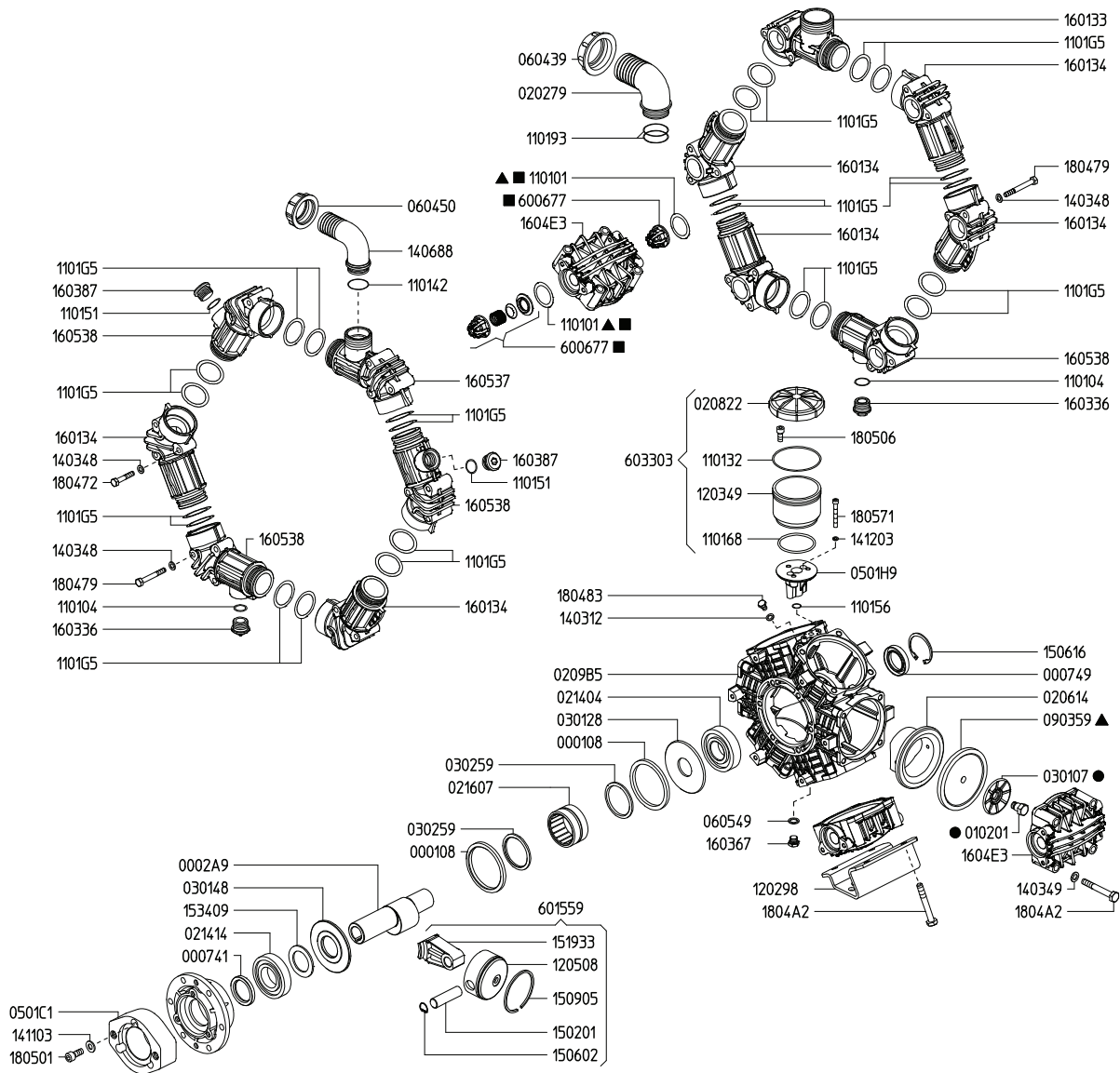


ITEM NO.	PART NUMBER	DESCRIPTION	QTY.
1	GA4658415	Cross Member Bolt In	1
2	GA5001741	M20 Heavy Duty Flat Washer	8
3	GA5011333	M20x60 bolt	4
4	GA5048125	M20 Nyloc nut	4

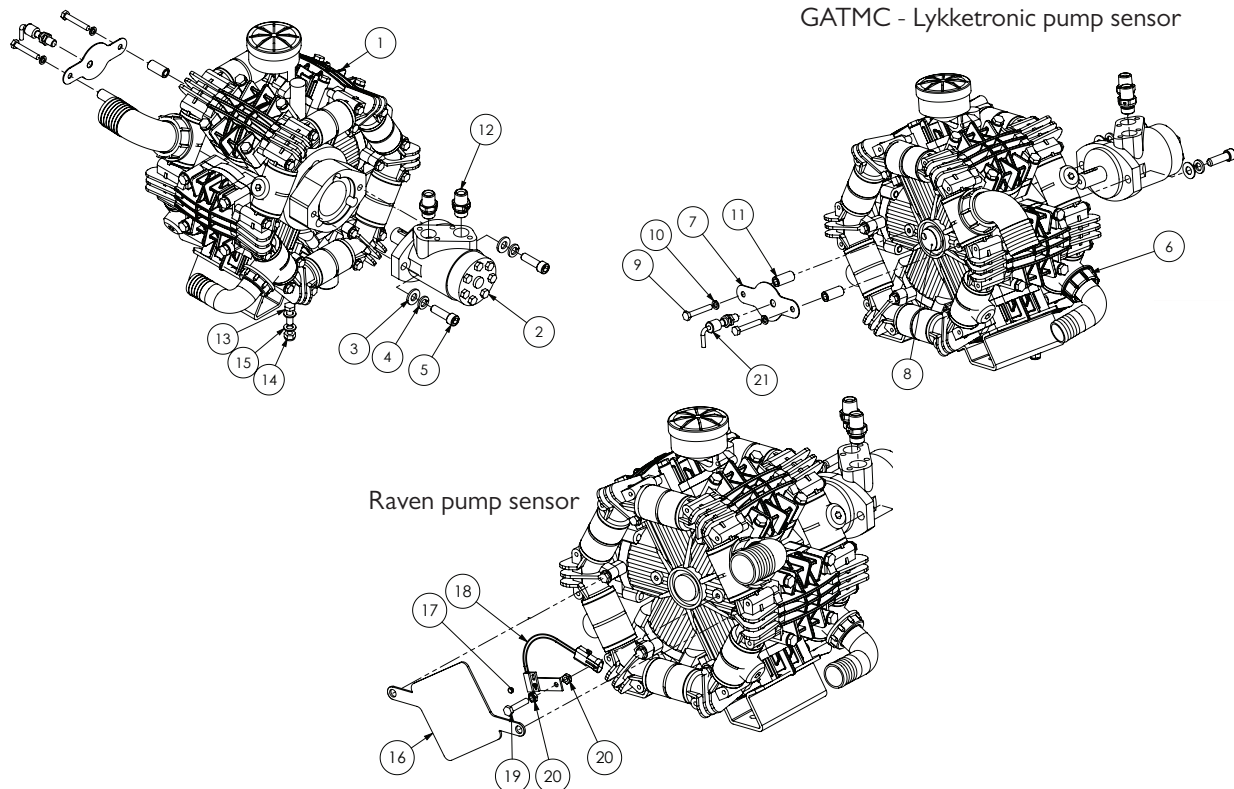
Chapter 2

PUMPS

Pump - Zeta 260

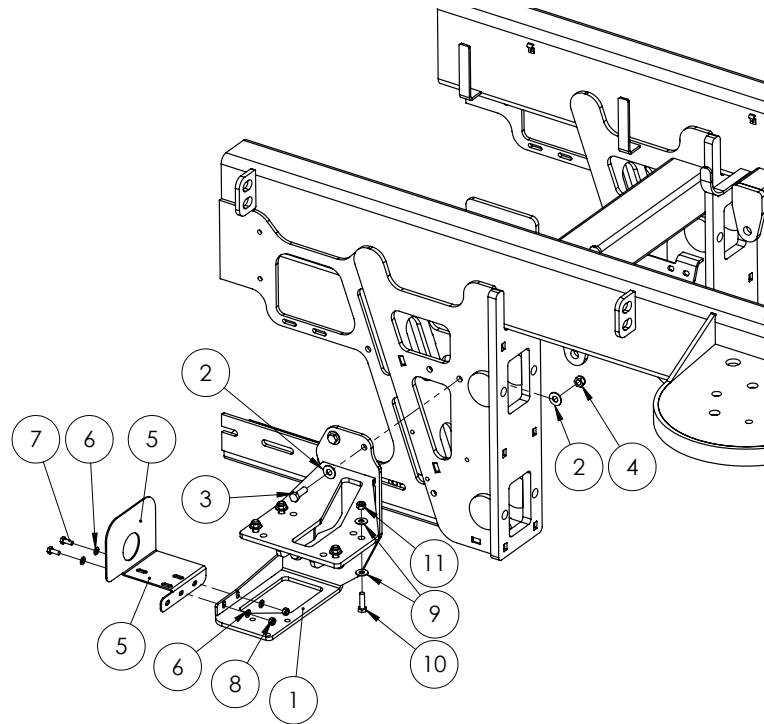


Pump - Zeta 260 Hydraulic Drive



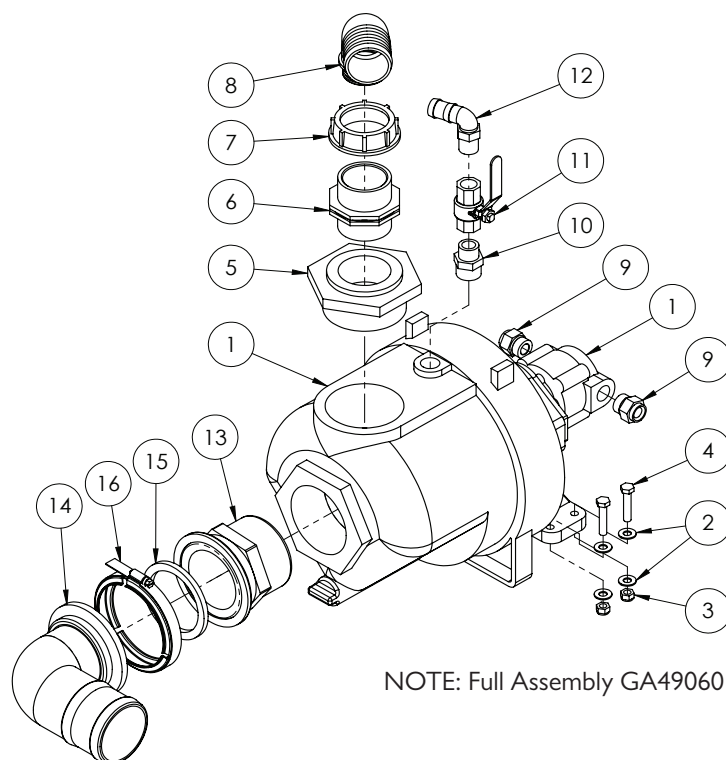
ITEM NO.	PART NUMBER	DESCRIPTION	QTY.
1	GA5054500	Pump Zeta 260 MI-I	1
2	GA5009525	Motor hydraulic 60cc/rev	1
3	GA5000577	Washer 12mm Flat ZP Large OD	2
4	GA5000575	M12 Spring washer SS	2
5	GA5000321	SHCS M12 x 40 unbrako	2
6	GA5048385	BS131 Imperial O Ring	1
7	GA4502645	Pump RPM Sensor Mount Lykketronic	1
8	GA4552205	RPM Sensor Signal Bush Suit Lykketronic	1
9	GA5004727	Bolt M8 x 50	2
10	GA5004919	M8 Spring washer SS	2
11	GA4552135	Spacer for Altek Rotary valve	2
12	GA3500310	Hydraulic adaptor, Nipple, 1/2" BSPT male x 1/2" BSPP male, S75-0808	2
13	GA5065455	Bolt M10 x 30 GR8.8	4
14	GA5000141	M10 Nyloc Nut	4
15	GA5000117	Washer 10mm SS Heavy duty	8
16	pumpcover250	Safety cover over RO 250 pump	1
17	GA5016169	Super Magnet	1
18	1170159929	Pump RPM sensor with Connector suit 4400/4070	1
19	GA5048655	M8 x 40 bolt	1
20	GA5052360	M8 weld Nut	2
21	GA5069465	Sensor Pump RPM Inductive MY11-MY14	1

Spray Pump & Filter Bracket



ITEM NO.	PART NUMBER	DESCRIPTION	QTY.
1	GA4659140	Spray pump mount-SP 2011 LH	1
2	GA5017661	Washers flat ZP 1/2	8
3	GA5000311	M12 x 35 Bolt	4
4	GA5012461	M12 Nyloc nut Z/P	4
5	GA4503915	Bracket Filter Spray Pump Decal SP2011 Suit 260	1
6	GA5003643	Washer 8mm SS HD	4
7	GA5004085	M8 x 20 bolt	2
8	GA5052590	Nut M8 Nyloc S/S 316	2
9	GA5002565	Washer 3/8 x 1" Flat SS	8
10	GA5006111	Bolt M10 x 35 Gr8.8	4
11	GA5000141	M10 Nyloc Nut	4

Hydraulic Fill Pump - 5200L

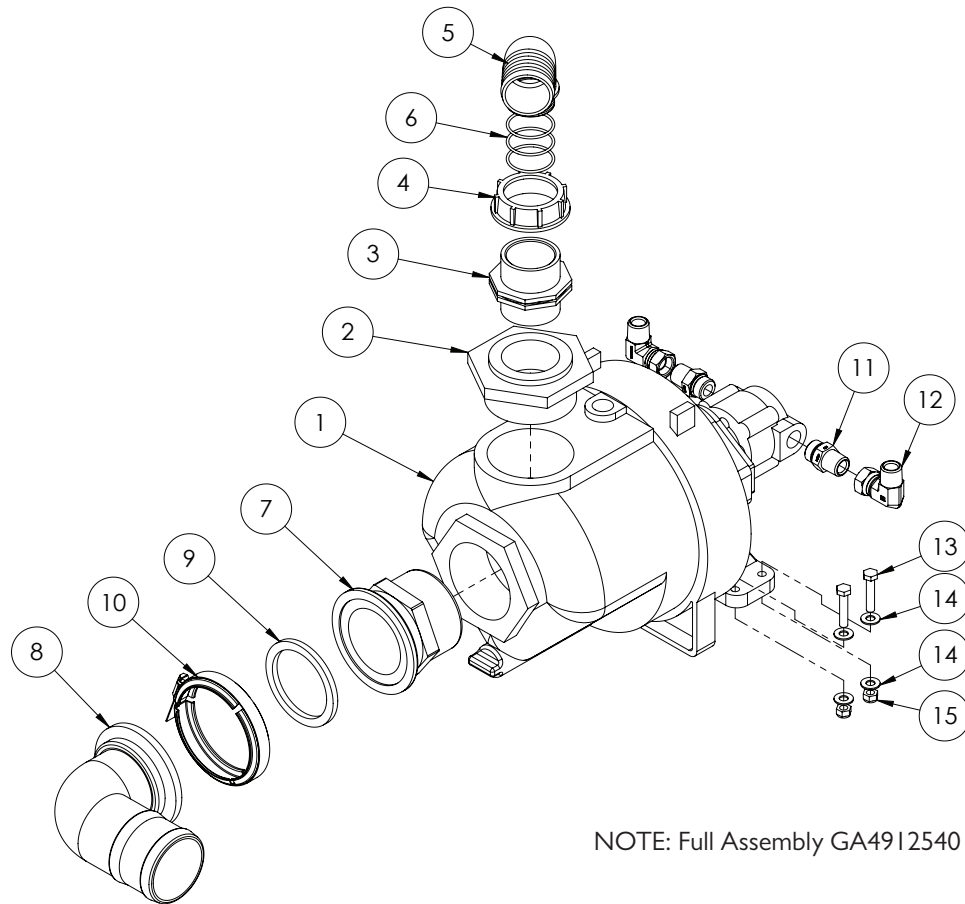


NOTE: Full Assembly GA4906010

ITEM NO.	PART NUMBER	DESCRIPTION	QTY.
1	GA5076726	Pump, Centrifugal, Poly, 3, Hydraulic drive, Banjo, 300PHYV	1
2	GA5004883	Washer 8mm HD	8
3	GA5004917	M8 Nyloc Nut	4
4	GA5048655	M8 x 40 bolt	4
5	GA5078025	Bush, Reducing, Poly, 3" NPT Male Thread x 2" Female Thread, Banjo, RB300200	1
6	2502070	Nipple 2" Symmetric (with leadin edge for Oring)	1
7	GA5076605	Fly nut, 2", ARAG, 2002070	1
8	GA5076262	Hose barb, Elbow, 90 degree, 2" fly nut end x 52 mm hose, Arag, 116752	1
9	GA3500364	Hydraulic adaptor, Nipple, 1/2" BSPT male x 7/8" UN male O-ring, S93-0814	2
10	GA5077913	Nipple, 3/4 male x 3/4 male, Short, Banjo, NIP075SH	1
11	GA5018313	Valve, Ball, 20mm female thread inlet / outlet, Lever handle, SS	1
12	GA5077717	Hose barb, Elbow, 90 degree, 3/4 male thread x 3/4 hose, Banjo, HB075-90	1
13	GA5077879	Plumbing adaptor, 3" flange x 3" male thread, Banjo, M300MPT	1
14	GA5077875	Hose barb, Elbow, 90 degree, 3 flange x 3 hose, Banjo, M300BRB90	1
15	GA5076723	Seal, EPDM, Suit 3 flange fitting, Banjo, 300G	1
16	FC300	Screw clamp	1
17	GA5048385	O ring, 42.5 x 2.62, BS131(not shown)	1

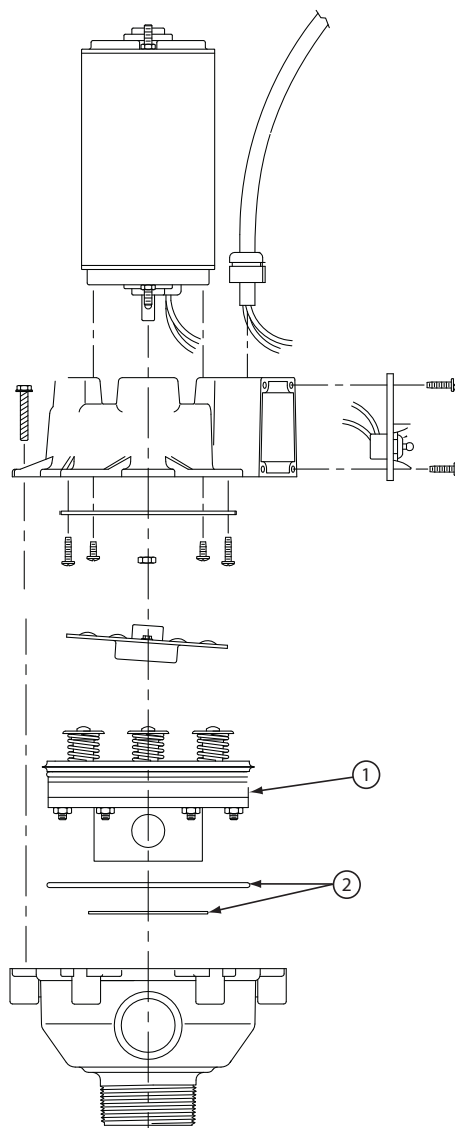
NOTE: Hydraulic pump seal kit - GA5050220

Hydraulic Fill Pump - 6000L



NOTE: Full Assembly GA4912540

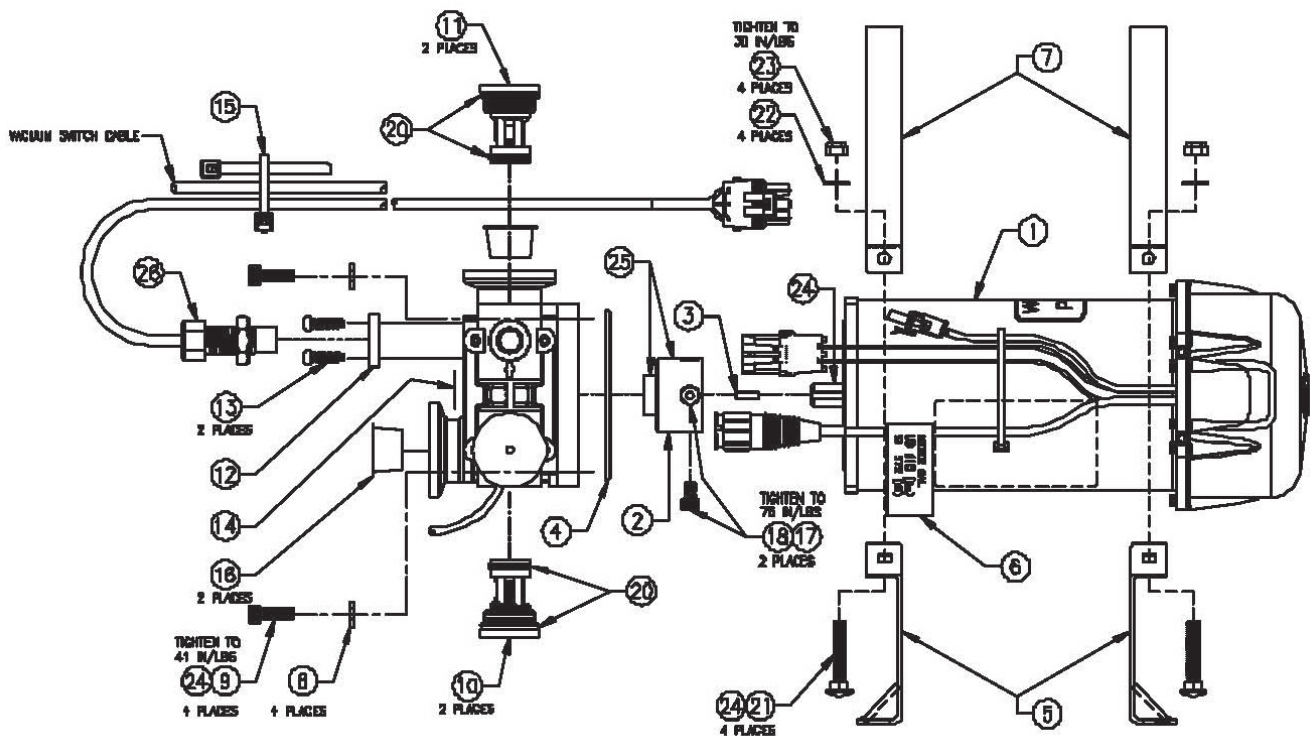
ITEM NO.	PART NUMBER	DESCRIPTION	QTY.
1	GA5076726	Pump, Centrifugal, Poly, 3, Hydraulic drive, Banjo, 300PHYV	1
2	GA5078025	Bush, Reducing, Poly, 3" NPT Male Thread x 2" Female Thread, Banjo, RB300200	1
3	2502070	Nipple 2" Symmetric (with leadin edge for Oring)	1
4	GA5076605	Fly nut, 2", ARAG, 2002070	1
5	GA5076262	Hose barb, Elbow, 90 degree, 2" fly nut end x 52 mm hose, Arag, 116752	1
6	GA5048385	BS131 Imperial O Ring	3
7	GA5077879	Plumbing adaptor, 3" flange x 3" male thread, Banjo, M300MPT	1
8	M300BRB90	3"Manifold X 3" Barb 90 Deg	1
9	GA5076723	Seal, EPDM, Suit 3 flange fitting, Banjo, 300G	1
10	FC300	Screw clamp	1
11	GA3500364	Hydraulic adaptor, Nipple, 1/2" BSPT male x 7/8" UN male O-ring, S93-0814	2
12	GA3500333	Hydraulic adaptor, Elbow, 90 degree, 1/2" BSPT male x 1/2" BSPP female swivel, S82-0808	2
13	GA5048655	M8 x 40 bolt	4
14	GA5003643	Washer 8mm HD	8
15	GA5052590	Nut M8 Nyloc S/S 316	4



Flowserve PH6 Pump - GA5068480

ITEM NO.	PART NUMBER	DESCRIPTION	QTY.
1	GA5068496	Cartridge Kit	1
2	GA5068495	Seal Kit	1

High Volume DCI Pump



High Volume DCI Pump - 0630172428

ITEM NO.	PART NUMBER	DESCRIPTION
1	063-0172-500	Motor/Tach Assembly
2	063-0172-501	Bearing Assembly
3	107-0171-588	Key
4	219-0001-153	O-Ring
5	107-0171-589	Bracket, Mounting, Pump/Motor
6	041-0159-718	Label, Meter Cal
7	107-0171-594	Strap
8	313-3000-017	Washer, Internal Tooth, Lock 1/4" SS
9	311-0073-066	Screw, Socket Head, Cap 1/4"-20 x 3/4"
10	063-0172-503	Cartridge, Intake
11	063-0172-504	Cartridge, Discharge
12	106-0159-539	Bracket, Sensor
13	311-0004-040	Screw
14	041-0159-710	Label, Serial
15	435-1000-003	Tie, Cable
16	118-0159-041	Cap, Tapered
17	222-1001-029	Thread Sealant Loctite #242
18	311-0068-060	Screw, Cap, Hex Socket Head 1/4"-20 x 1/4"
19	016-0159-975	Manual (Not Shown)
20	222-0000-002	Grease, Lubricating, Versilube
21	311-0069-004	Bolt, 1/4"-20 x 1"

Continued over page

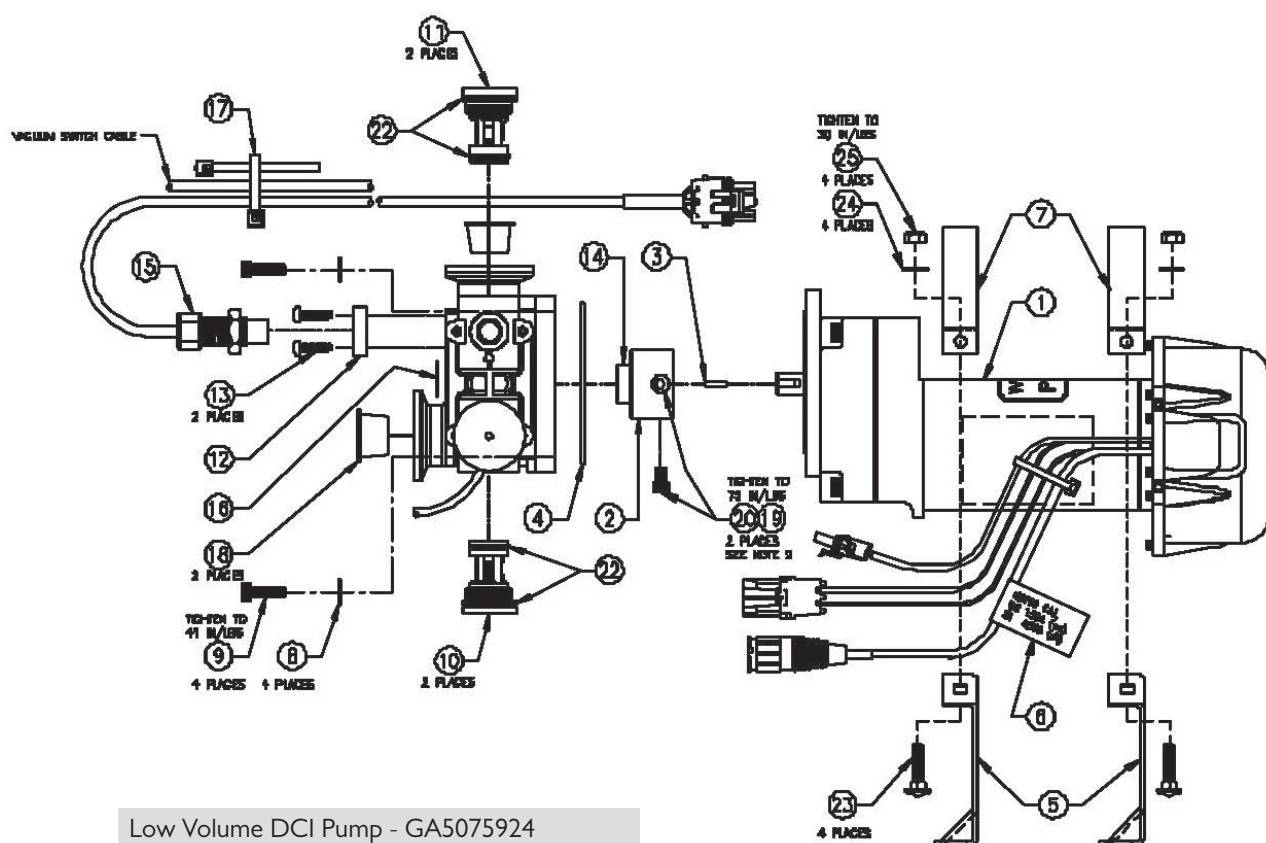
High Volume DCI Pump

ITEM NO.	PART NUMBER	DESCRIPTION
22	313-2300-009	Washer
23	312-4000-057	Nut
24	222-1001-079	Anti-Sieze Compound, Nickel
25	222-1001-114	Grease
26	063-0172-525	Sensor, Universal, Flowmonitor

HIGH VOLUME DCI PUMP SPARE PARTS

PART No.	DESCRIPTION
1170159824	Raven Pump Seal Kit

Low Volume DCI Pump



Low Volume DCI Pump - GA5075924

ITEM NO.	PART NUMBER	DESCRIPTION
1	063-0172-527	Motor/Tach Assembly
2	063-0172-501	Bearing Assembly
3	107-0171-588	Key
4	219-0001-153	O-Ring
5	107-0171-599	Bracket, Mounting, Pump/Motor
6	041-0159-720	Label, Meter Cal
7	107-0171-600	Strap

Continued over page

Low Volume DCI Pump

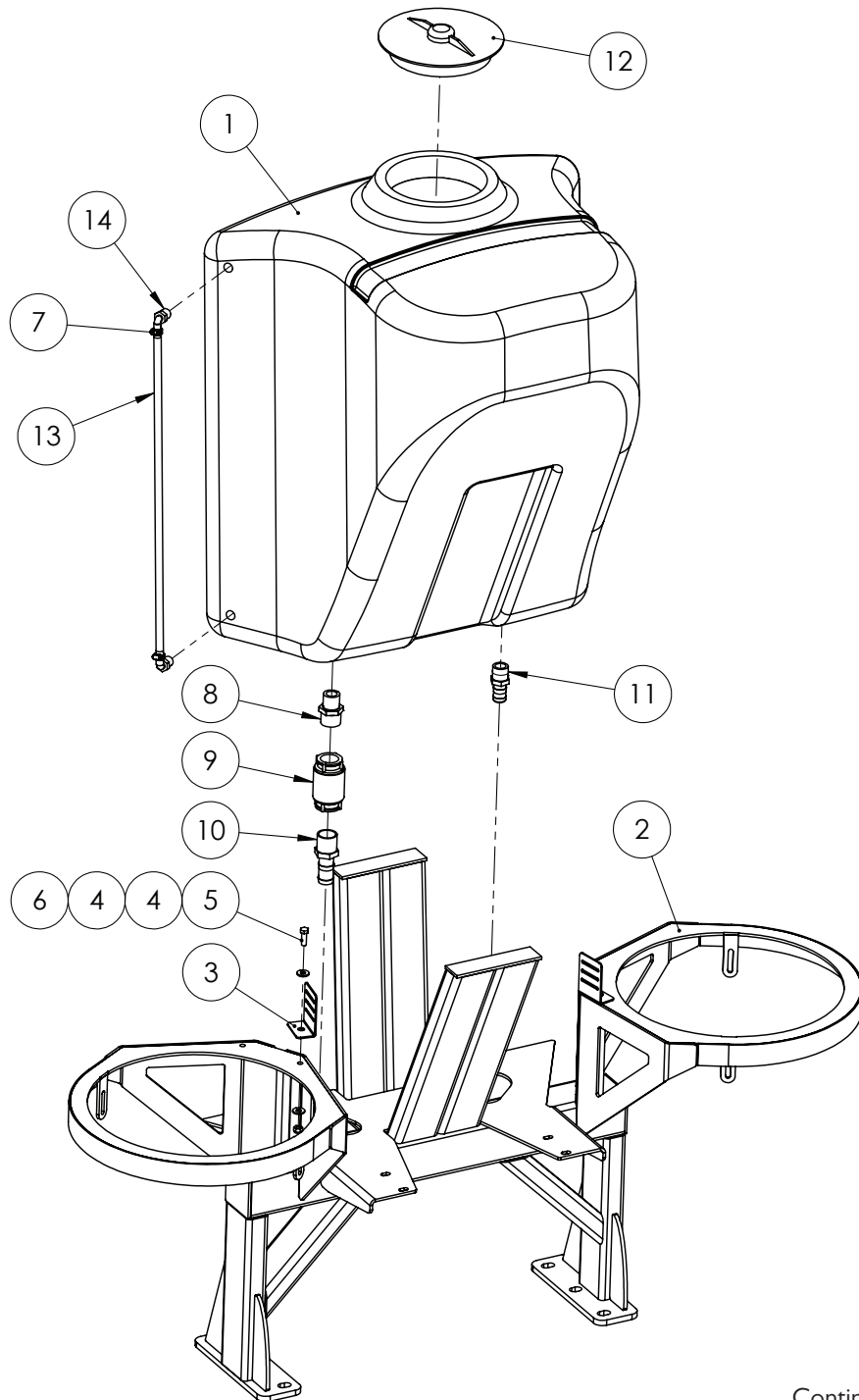
ITEM NO.	PART NUMBER	DESCRIPTION
8	313-3000-017	Washer, Internal Tooth, Lock 1/4" SS
9	311-0073-066	Screw, Socket Head, Cap 1/4"-20 x 3/4"
10	063-0172-503	Cartridge, Intake
11	063-0172-504	Cartridge, Exhaust
12	106-0159-539	Bracket, Sensor
13	311-0004-040	Screw
14	222-1001-114	Grease
15	063-0172-525	Sensor, Universal, Flowmeter
16	041-0159-721	Label, Serial
17	435-1000-003	Tie, Cable
18	118-0159-041	Cap, Tapered
19	222-1001-029	Thread Sealant Loctite #242
20	311-0068-060	Screw, Cap, Hex Socket Head 1/4-20 x 1/4
21	016-0159-975	Manual (Not Shown)
22	222-0000-002	Grease, Lubricating, Versilube
23	311-0069-004	Bolt, 1/4"-20 x 1"
24	313-2300-009	Washer
25	312-4000-057	Nut

LOW VOLUME DCI PUMP SPARE PARTS	
PART No.	DESCRIPTION
1170159824	Raven Pump Seal Kit

Chapter 3

FLUSH TANK

Rinse Water Tank & Frame to suit 5200L



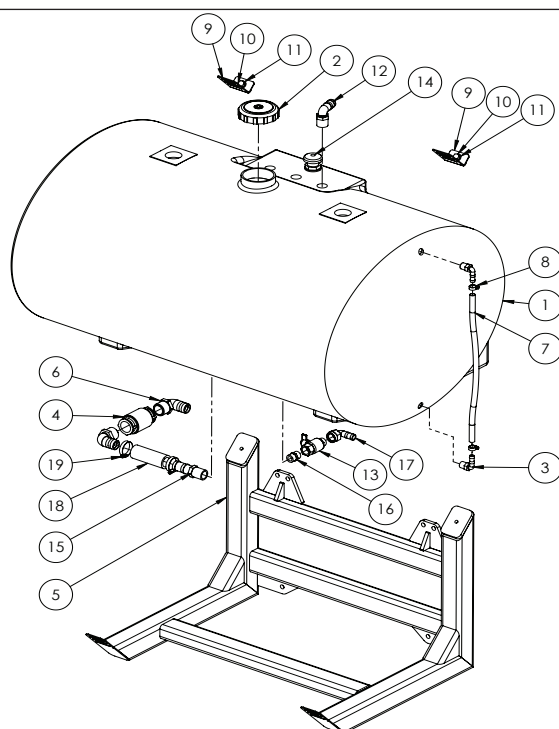
Continued over page

Rinse Water Tank & Frame 5200L

Pre Assembled flush tank 300L - GA4903505

ITEM NO.	PART NUMBER	DESCRIPTION	QTY.
1	GA5070015	Tank - Rinse water CCSP	1
	GA4654370	Rinse tank and DCI frame 07 SP - shown	1
2	GA4658970	Rinse Tank Frame - No DCI mounts	1
	GA4658915	Rinse tank frame - suit dual product	1
3	F70127A	50mm Tank Strap Bracket	2
4	GA5000117	Washer 10mm SS Heavy duty	4
5	GA5065455	Bolt Gr8.8 M10x30	2
6	GA5000141	M10 Nyloc Nut	2
7	GA5000469	1/2" SS hose clamp	2
8	GA5078091	Nipple, Reducing, Poly 1 1/4 x 1" Thread, Banjo, RN125100	1
9	GA5017361	Non return valve 1-1/4"	1
10	GA5077724	1-1/4" MPT X 1-1/4" Hose Shank	1
11	GA5077718	Hose Barb 1"	1
12	GA5076882	id, Tank, 255 diameter, With breather, 3522221	1
13	GA2000209	12mm Sight Tube Hose - 760 Long	1
14	GA5077708	Hose barb, Elbow, 90 degree, 1/2 male thread x 1/2 hose, Banjo, HB050-90	2
15	GA5003859	50mm Tank Strap - Cut 2300 Long (not shown)	1

Rinse Water Tank & Frame to suit 6000L

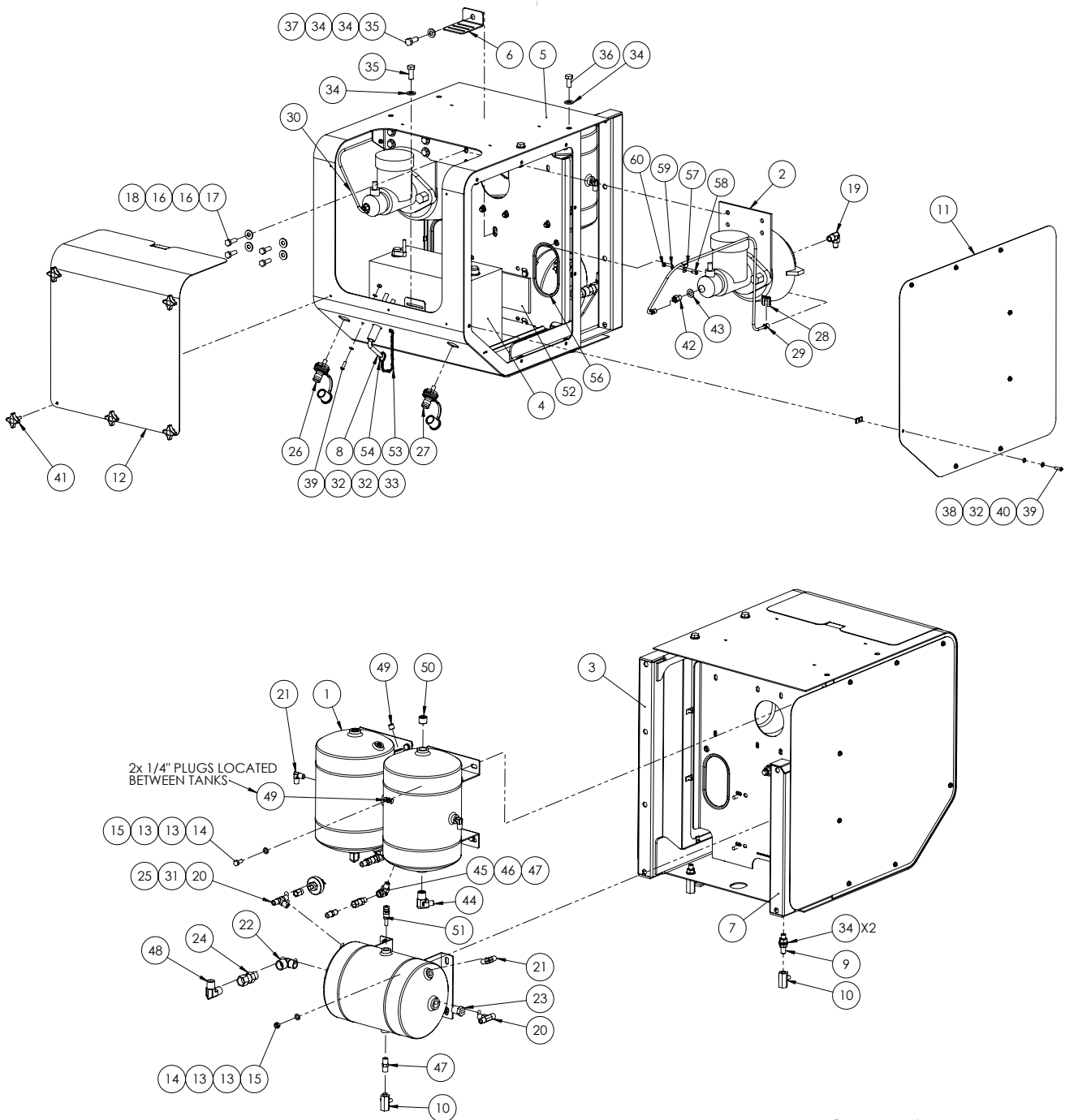


ITEM NO.	PART NUMBER	DESCRIPTION	QTY.
1	GA5069961	Tank 520L Side SP Black	1
2	GA5076885	Lid, Diameter 113, With breather, 354230	1
3	GA5077708	Hose barb, Elbow, 90 degree, 1/2 male thread x 1/2 hose, Banjo, HB050-90	2
4	GA5017361	Non return valve 1-1/4"	1
5	GA4658936	Tank Cradle Fresh Water 520L Black	1
6	GA5077730	Hose barb, Elbow, 90 degree, 1 1/4 male thread x 1 1/4 hose, Banjo, HB125-90	2
7	GA2000210	Hose Sight Tube 550mm	1
8	GA5000469	1/2" SS hose clamp	2
9	F70127A	50mm Tank Strap Bracket	2
10	GA5011239	M12x50 bolt GR8.8	2
11	GA5000577	M12 SS HD Washer	2
12	GA5077723	Hose barb, Elbow, 90 degree, 1" male x 1" hose, Banjo, HB100-90	1
13	GA5018315	Ball Valve 20.mm MF Butterfly	1
14	GA5077045	Breather valve, Labyrinth type, 1" male thread, Arag, 504203	1
15	GA5077722	Hose barb, Straight, 1 male thread x 1 1/4 hose, Banjo, HB100-125	1
16	GA5077913	Nipple, 3/4 male x 3/4 male, Short, Banjo, NIP075SH	1
17	GA5077746	Hose barb, Elbow, 90 degree, 3/4 female thread x 3/4 hose, Banjo, HBF075-90	1
18	GA2000224	Suction Hose	1
19	GA5002873	1.5" SS hose clamp	2

Chapter 4

RH POD

Brake Booster Pod - CA14 Booster



Continued over page

Brake Booster Pod - CA14 Booster

Brake Pod Assembly - GA4905140*

ITEM NO.	PART NUMBER	DESCRIPTION	QTY.
1	GA5070310	Air tank-Protex AT5	3
2	GA5006711	brake booster CA14	2
3	GA4658806	SPCCfront- brake pod support arm -Suit AT5	1
4	GA5066240	Battery Delkor 31-900 t/s QSB	2
5	GA4658080	Brake and air tank POD frame SP 2011	1
6	F70127A	50mm Tank Strap Bracket	2
7	GA4658085	Brake and air tank POD frame mount 2011	1
8	GA5005787	Battery Isolator switch large	1
9	GA3500249	Hydraulic adaptor, Bulkhead nipple, 1/4" BSPP male x 1/4" BSPP male, S44-0404	2
10	GA5018321	1/4" Ball valve SS FF	3
11	GA4514573	End cover 09 Crocruiser DCI Pod full cover	2
12	GA4503490	Cover-Pod, booster air tank SP2011	1
13	GA5003643	Washer 8mm SS HD	24
14	GA5004085	M8x20 bolt	12
15	GA5004917	M8 Nyloc Nut	12
16	GA5000117	Washer 10mm SS Heavy duty	16
17	GA5065455	Bolt Gr8.8 M10x30	8
18	GA5000141	M10 Nyloc Nut	8
19	GA3500259	Hydraulic adaptor, Elbow, 90 degree, 3/8" BSPT male x 1/4" BSPT male, S49-0604	2
20	GA3500269	Hydraulic adaptor, Tee, 1/4" BSPT male x 1/4" BSPT male x 1/4" BSPT male, S50-040404	2
21	GA3500258	Hydraulic coupling, Elbow, 90 degree, 1/4" BSPT male x 1/4" BSPT male, S49-0404	3
22	GA5048150	1/2" BSPT - 1/2" BSPT male 90o elbow	1
23	GA3500203	Hydraulic adaptor, Reducing bush, 1/2" BSPT male x 1/4" BSPT female, S24-0804	1
24	GA5014795	SC3 single check valve 1/2 M/F	1
25	GA5011059	Low Pressure Switch	1
26	GA5006383	Jumper Terminal - Positive	1
27	GA5006381	Jumper Terminal - Negative	1
28	GA5010359	Brake Hose Clip	2
29	GA4905130	Brake Line Pod - Front Master	1
30	GA4905135	Brake Line Pod - Rear Master	1
31	GA5069925	1/4" - 1/8" Female Reducing Socket	1

Continued over page

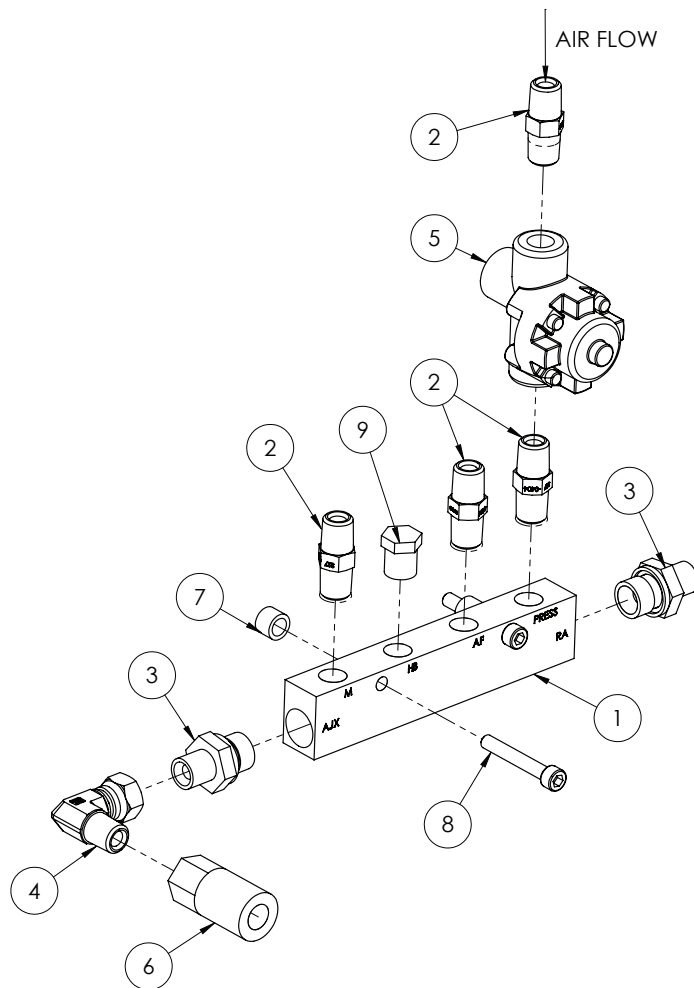
Brake Booster Pod - CA14 Booster

ITEM NO.	PART NUMBER	DESCRIPTION	QTY.
32	GA5004437	M6 SS Washer	20
33	GA5048115	Nut nyloc M6	2
34	GA5000577	M12 SS HD Washer	13
35	GA5000307	M12x30 bolt	2
36	GA5000295	Set screw HT M12 x 25	6
37	GA5012461	M12 Nyloc nut Z/P	1
38	GA5066830	Speed clip M6	16
39	GA5004053	Bolt BHCS S'Steel M6x20	18
40	GA5004447	M6 Spring washer SS	16
41	GA5069965	Star Knob 40 OD M6 x 20	5
42	GA5012999	Pipe Adapter	2
43	GA5007475	Copper Washer 1/2" x 7/8"	2
44	GA3500260	Hydraulic adaptor, Elbow, 90 degree, 1/2" BSPT male x 1/4" BSPT male, S49-0804	2
45	GA3500209	Hydraulic adaptor, Elbow, 90 degree, 1/4" BSPT male x 1/4" BSPT female, S25-0404	2
46	GA5014796	SC3 single check valve 1/4 M/F	2
47	GA3500218	Hydraulic adaptor, Nipple, 1/4" BSPT male x 1/4" BSPT male, S27-0404	3
48	GA3500262	Hydraulic adaptor, Elbow, 90 degree, 1/2" BSPT male x 1/2" BSPT male, S49-0808	1
49	GA5070300	Plug 1/4" Flush Fit	4
50	GA5070305	Plug 1/2" Flush Fit	2
51	GA5017369	Pressure Relief Valve	1
52	GA5069915	Nylon spacer Battery box SP 2011	1
53	GA5001491	Chain 2mm x 20mm S/S 316	15
54	GA5002077	25mm Key Ring S/S	1
55	GA5003859	Battery Retaining Strap - Cut 670mm Long	1
56	GA5012989	Pinch weld cut 380	2
57	GA5007205	L529 - Clip wiring	2
58	GA5003977	M5x16mm Pan Head SS	2
59	GA5003983	M5 washer ss	2
60	GA5003975	M5 Nyloc nut SS	2

PART NUMBER	MACHINE USED ON
GA4905140	200340 to 200800
	200930 to 201090

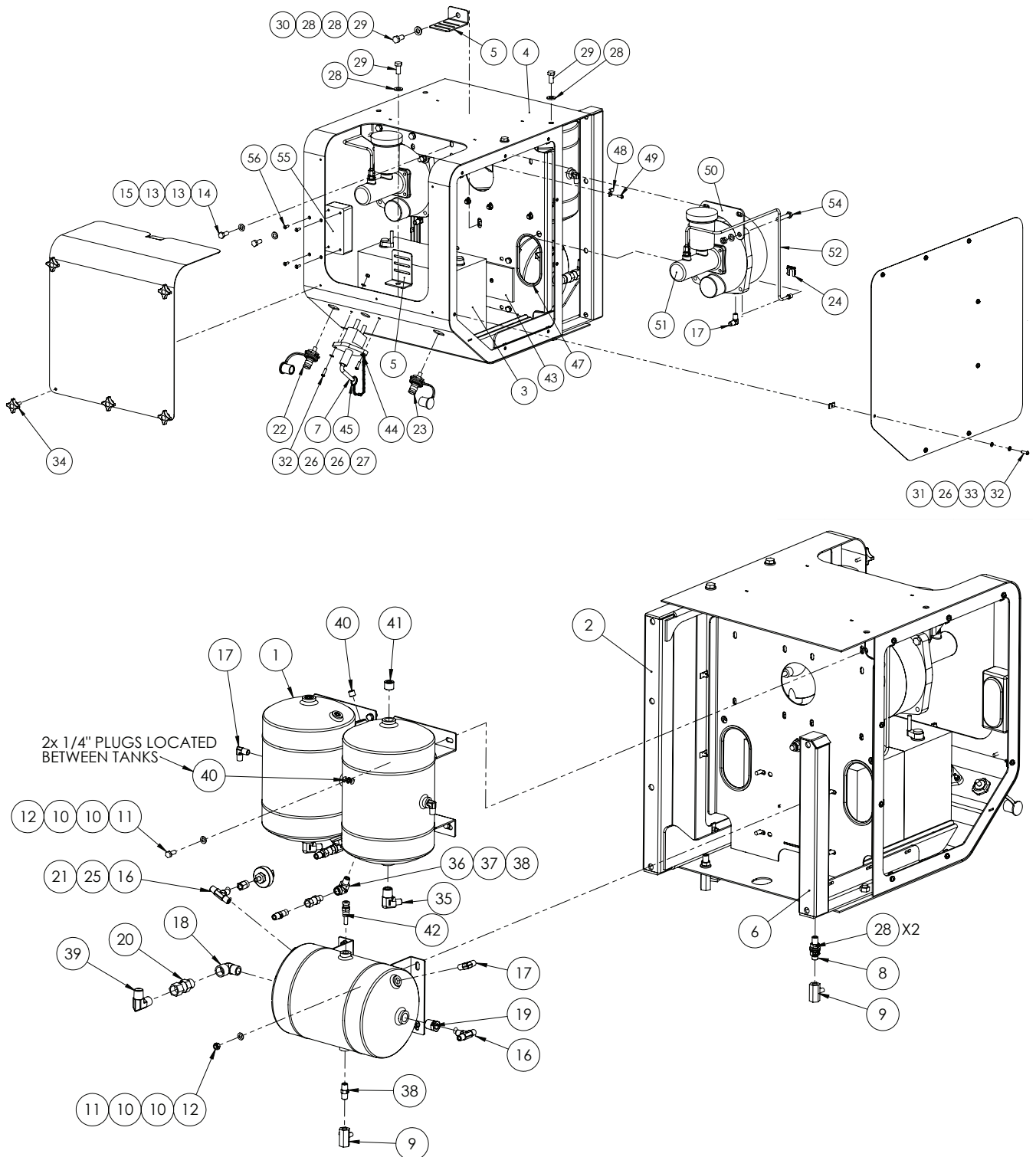
BRAKE BOOSTER POD SPARE PARTS	
PART No.	DESCRIPTION
GA5020000	Seal kit - Suit CA14 Master Cylinder

Pneumatic Manifold



ITEM NO.	PART NUMBER	DESCRIPTION	QTY.
1	GA5069195	Manifold Pnuematic-3/8-1/4 2 in 4 out	1
2	GA3500218	Hydraulic adaptor, Nipple, 1/4" BSPT male x 1/4" BSPT male, S27-0404	4
3	GA3500307	Hydraulic adaptor, Nipple, 1/4" BSPT male x 3/8" BSPP male, S75-0406	2
4	GA3500332	Hydraulic adaptor, Elbow, 90 degree, 1/4" BSPT male x 1/4" BSPP female swivel, S82-0404	1
5	GA5013433	Pressure Protection Valve	1
6	GA5076620	Coupling, Air, 1/4" BSPP female x female, Brass, 200	1
7	GA4572280	Crush tube suit sp training seat	2
8	GA5011411	M6 x 40 SHCS	2
9	GA5069335	Plug 1/4" BSPT Brass	1

Brake Booster Pod - Catai Booster



Brake Pod Assembly - GA4903750*

Continued over page

Brake Booster Pod - Catai Booster

ITEM NO.	PART NUMBER	DESCRIPTION	QTY.
1	GA5070310	Air tank-Protex AT5	3
2	GA4658806	SPCCfront- brake pod support arm -Suit AT5	1
3	GA5066240	Battery Delkor 31-900 t/s QSB	2
4	GA4658080	Brake and air tank POD frame SP 2011	1
5	F70127A	50mm Tank Strap Bracket	2
6	GA4658085	Brake and air tank POD frame mount 2011	1
7	GA5005787	Battery Isolator switch large	1
8	GA3500249	Hydraulic adaptor, Bulkhead nipple, 1/4" BSPP male x 1/4" BSPP male, S44-0404	2
9	GA5018321	1/4" Ball valve SS FF	3
10	GA5003643	Washer 8mm SS HD	24
11	GA5004085	M8x20 bolt	12
12	GA5004917	M8 Nyloc Nut	12
13	GA5000117	Washer 10mm SS Heavy duty	8
14	GA5006161	Bolt M10 x 25 ZP GR8.8	4
15	GA5000141	M10 Nyloc Nut	4
16	GA3500269	Hydraulic adaptor, Tee, 1/4" BSPT male x 1/4" BSPT male x 1/4" BSPT male, S50-040404	2
17	GA3500258	Hydraulic coupling, Elbow, 90 degree, 1/4" BSPT male x 1/4" BSPT male, S49-0404	5
18	GA5048150	1/2" BSPT - 1/2" BSPT male 90o elbow	1
19	GA3500203	Hydraulic adaptor, Reducing bush, 1/2" BSPT male x 1/4" BSPT female, S24-0804	1
20	GA5014795	SC3 single check valve 1/2 M/F	1
21	GA5011059	Low Pressure Switch	1
22	GA5006383	Jumper Terminal - Positive	1
23	GA5006381	Jumper Terminal - Negative	1
24	GA5010359	Brake Hose Clip	2
25	GA5069925	1/4" - 1/8" Female Reducing Socket	1
26	GA5004437	M6 SS Washer	20
27	GA5048115	Nut nyloc M6	2
28	GA5000577	M12 SS HD Washer	13
29	GA5000295	Set screw HT M12 x 25	8
30	GA5012461	M12 Nyloc nut Z/P	1
31	GA5066830	Speed clip M6	16
32	GA5004053	Bolt BHCS S'Steel M6x20	18
33	GA5004447	M6 Spring washer SS	16

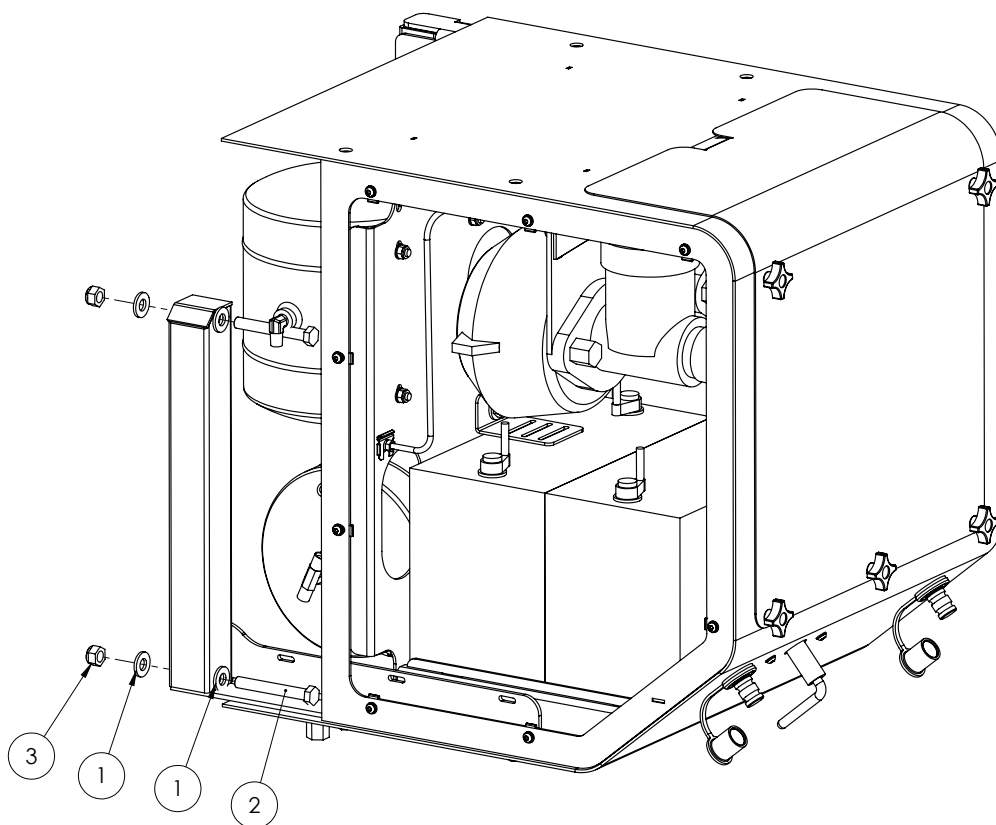
Continued over page

Brake Booster Pod - Catai Booster

ITEM NO.	PART NUMBER	DESCRIPTION	QTY.
34	GA5069965	Star Knob 40 OD M6 x 20	5
35	GA3500260	Hydraulic adaptor, Elbow, 90 degree, 1/2" BSPT male x 1/4" BSPT male, S49-0804	2
36	GA3500209	Hydraulic adaptor, Elbow, 90 degree, 1/4" BSPT male x 1/4" BSPT female, S25-0404	2
37	GA5014796	SC3 single check valve 1/4 M/F	2
38	GA3500218	Hydraulic adaptor, Nipple, 1/4" BSPT male x 1/4" BSPT male, S27-0404	3
39	GA3500262	Hydraulic adaptor, Elbow, 90 degree, 1/2" BSPT male x 1/2" BSPT male, S49-0808	1
40	GA5070300	Plug 1/4" Flush Fit	4
41	GA5070305	Plug 1/2" Flush Fit	2
42	GA5017369	Pressure Relief Valve	1
43	GA5069915	Nylon spacer Battery box SP 2011	1
44	GA5001491	Chain 2mm x 20mm S/S 316	1
45	GA5002077	25mm Key Ring S/S	1
46	GA5003859	Battery Retaining Strap - Cut 670mm Long	1
47	GA5012989	Pinch weld cut 380	2
48	GA5007205	L529 - Clip wiring	2
49	GA5069975	BHCS M5 x 16mm SS	2
50	GA4505910	Brake Booster Mounting Plate Catai	2
51	GA5070890	Brake Booster Catai 2013 Crop Cruiser	2
52	GA4905480	Brake Tube Assembly 1 Catai Booster	1
53	GA4905481	Brake Tube Assembly 2 Catai Booster	1
54	GA5006057	Bolt M10 x 50mm ZP GR8.8	4
55	GA5050630	Buss Bar 300 amp	1
56	GA5051230	M5x16mm FHCS SS	6
57	GA5069695	Nut M5 Plain	4
58	GA4514573	End cover 09 Cropcruiser DCI Pod full cover	2
59	GA4503490	Cover-Pod, booster air tank SP2011	1

PART NUMBER	MACHINE USED ON
GA4903750	200810 to 200920

Mounting Detail

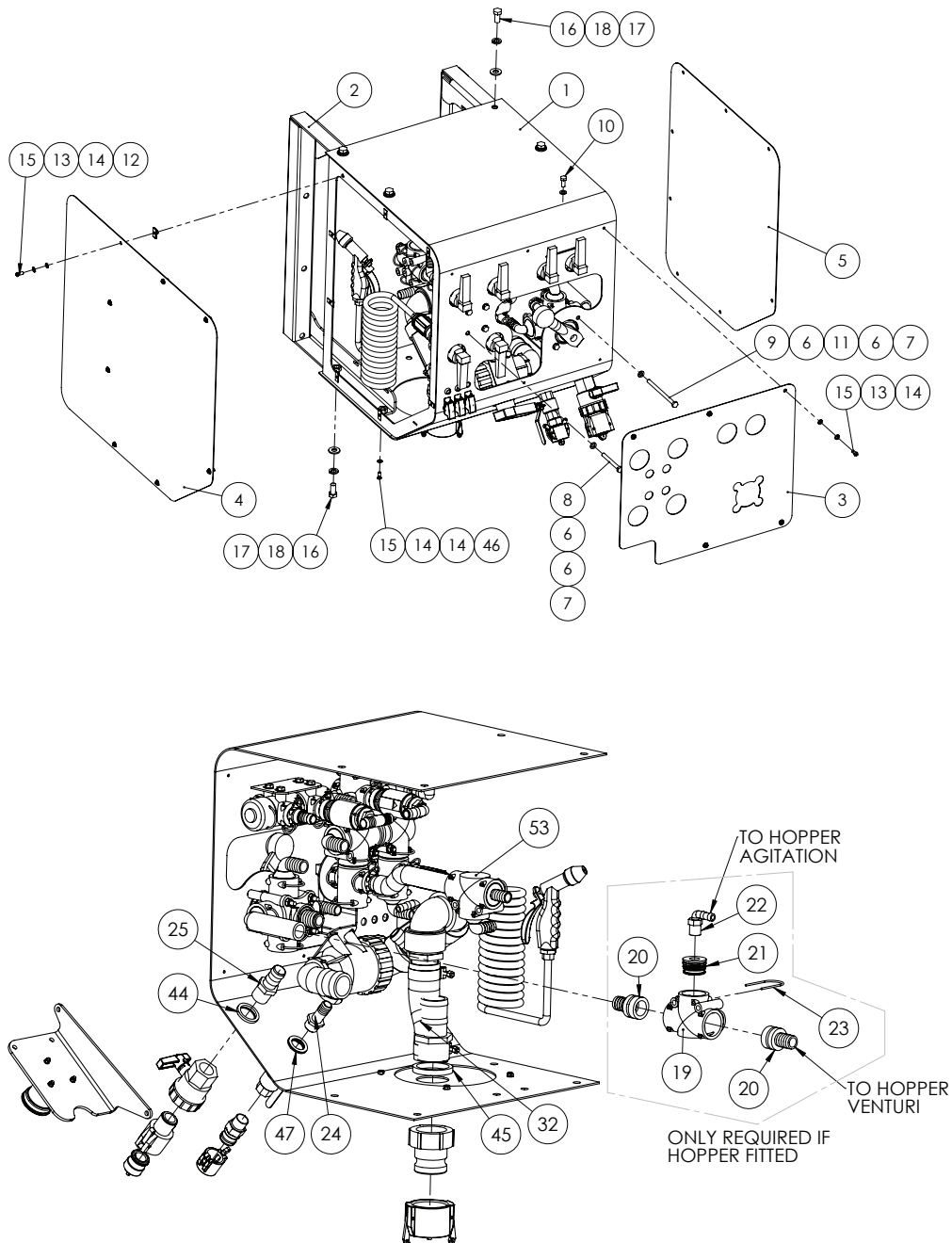


ITEM NO.	PART NUMBER	DESCRIPTION	QTY.
1	GA5000587	M12 WASHER	8
2	GA5011263	M12 x 90 bolt	4
3	GA5012461	M12 Nyloc nut Z/P	4

Chapter 5

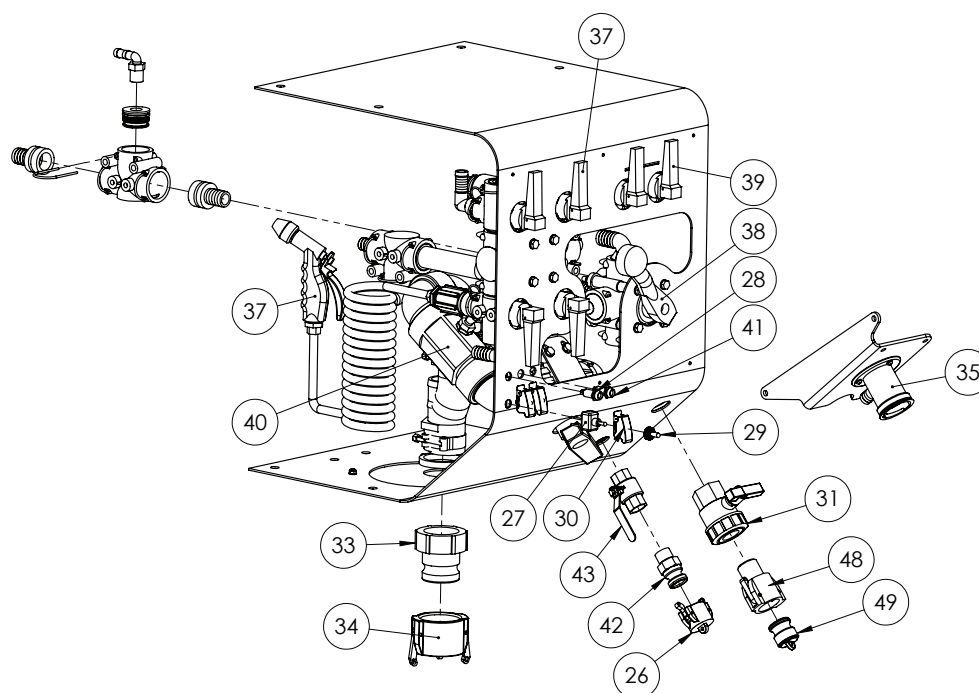
LH POD

LH Pod - Standard



Continued over page

LH Pod - Standard



GA4904745 - Spray Pod

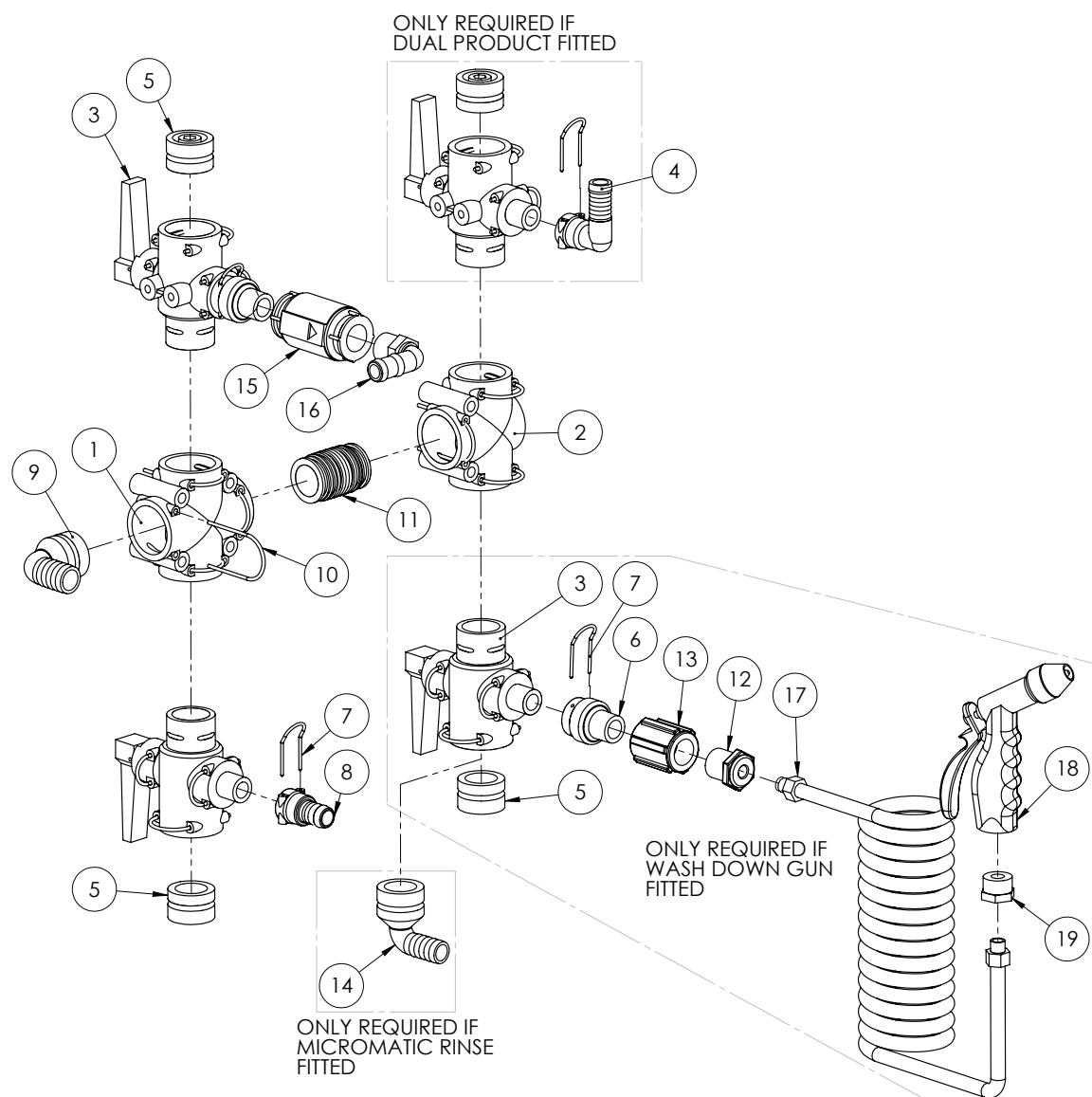
ITEM NO.	PART NUMBER	DESCRIPTION	QTY.
1	GA4658800	plumbing control pod Crop Cruiser MY11	1
2	GA4658805	SPCCfront- brake pod support arm	2
3	GA4514580	Front cover plate fill and pressure station 09	1
4	GA4514573	End cover 09 Cropcruiser DCI Pod full cover	1
5	GA4514570	End cover 09 Cropcruiser DCI Pod (2 req when DCI fitted)	1
6	GA5003643	Washer 8mm SS HD	23
7	GA5052590	Nut M8 Nyloc S/S 316	8
8	GA5052600	M8x75 Bolt SS	4
9	GA5011501	M8x120 Bolt	4
10	GA5004085	M8x20 bolt	7
11	GA4552135	Spacer for Altek Rotary valve	4
12	GA5066830	Speed clip M6	16
13	GA5004447	M6 Spring washer SS	21
14	GA5004437	M6 SS Washer	29
15	GA5004050	M6x16mm Button head soc SS	25
16	GA5051720	SET SCREW HT M12 x 25 x 1.5 PITCH	8
17	GA5000587	M12 WASHER	8
18	GA5000575	M12 Spring washer SS	8

LH Pod - Standard

ITEM NO.	PART NUMBER	DESCRIPTION	QTY.
19	GA5065560	T-piece 3xAS40 M8 inserts	1
20	GA5065580	Plug in hose tail AS40/25	2
21	GA4582345	Dummy plug AS40 G1/2 female	1
22	GA5077708	Hose Barb Elbow 1/2	1
23	GA5065690	Safety pin AS40	3
24	GA5077709	barb male 3/4"	1
25	GA5077718	Hose barb, Straight, 1" male thread x 1" hose, Banjo, HB100	1
26	GA5077131	Cam lever, Female cap, 3/4, Banjo, 75CAP	1
27	GA5016749	Switch toggle On/Off water proof	3
28	GA5009647	Green LED warning light	1
29	GA5012175	Narva Water Proof Switch Cover B/P	3
30	GA5016753	Toggle Switch Cover - Narva	3
31	GA5078164	Valve, Ball, 1" female thread inlet / outlet, Full port, Lever handle, Banjo, UV100FP	1
32	GA5077737	Hose barb, Straight, 2" male thread x 2" hose, Banjo, HB200	1
33	GA5076606	Cam lever, 2 male coupler x 2 female thread, Banjo, 200A	1
34	GA5076609	Cam lever, 2 female cap, Banjo, 200CAP	1
35	GA4903633	Micromatic Rinse Socket - Suit SP	1
36	GA4904755	PH6 Pump & SEM10 Flow meter	1
37	*	Fill Manifold LH Pod SP	1
38	*	Pressure Delivery Manifold LH Pod SP	1
39	*	Rinse, Agitation Valve Manifold LH Pod SP	1
40	*	Tank Fill Manifold - Suit 2" Fill	1
41	GA5013799	Red LED warning light	1
42	GA5077134	Cam lever, 3/4 male coupling x 3/4 male thread, Banjo, 75F	1
43	GA5018313	Ball valve 20mm FF Lever	1
44	GA4552865	Spacer-POD fill point fitting 3/4	1
45	GA4552870	Spacer-POD fill point fitting 6/8	1
46	GA5048115	Nut nyloc M6	4
47	GA4522315	Washer, general spacer	2
48	GA5076007	Cam lever, 1 female coupler, 1 male thread, Banjo, 100B	1
49	GA5076013	Cam lever, Male plug, 1, Banjo, 100PL	1
50	GA4504380	Plate-2" Fill insert-Spray pod SP 2011	1
51	GA2000229	2" Fill Point to Manifold Cut 180mm	1
52	GA5010193	2" Hose Clamp	2
53	GA4904745-4	Rinse Tank Fill Manifold LH Pod SP	1

* On Following Pages

Fill Manifold - Altek



GA4904745-I - Fill manifold

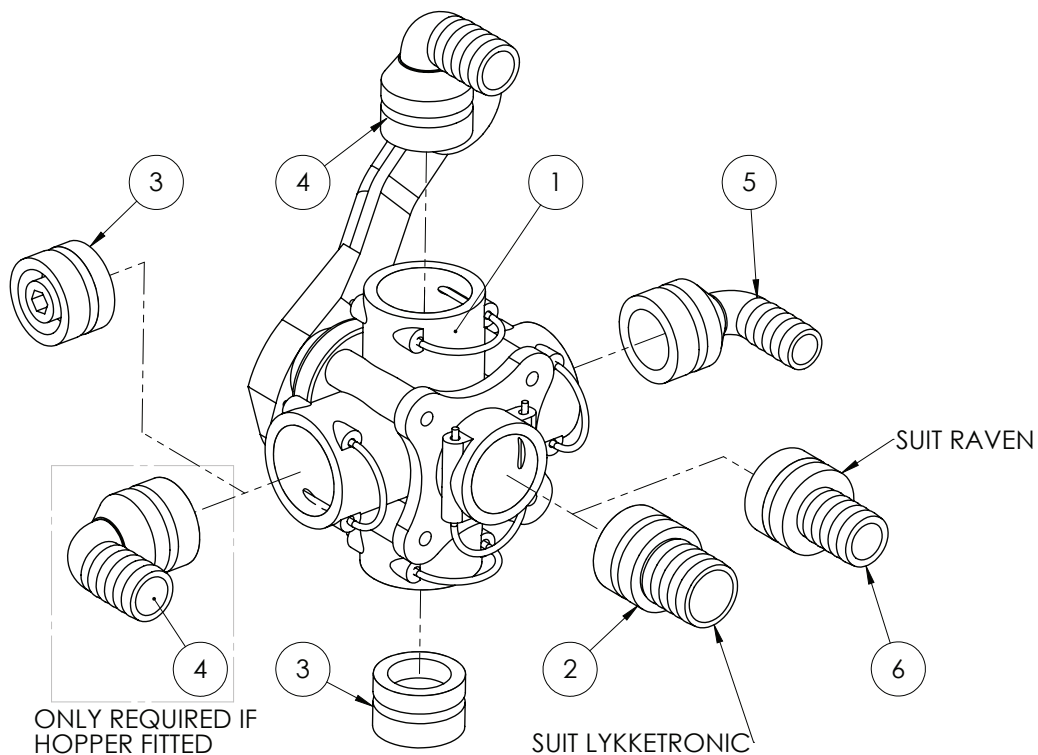
ITEM NO.	PART NUMBER	DESCRIPTION	QTY.
1	GA5065565	Cross piece 4xAS40	1
2	GA5065560	T-piece 3xAS40 M8 inserts	1
3	GA5065545	Quick fit valve 2 WAY	4
4	GA5065675	female hose tail AS24/20/90	1
5	GA5065680	Blind cap Plug AS40	4
6	GA4582415	Coupling Altek AS24 to 3/4" BSPT Male	2
7	GA5065695	AS24 Safety Pin	4
8	GA5065640	Female Hose AS24/20	1
9	GA5065615	Plug in hose tail AS40/25/90 degree	1
10	GA5065690	Safety pin AS40	7
11	GA5065735	Plug in hose tail AS40/AS40	1

Continued over page

Fill Manifold - Altek

ITEM NO.	PART NUMBER	DESCRIPTION	QTY.
12	GA5078008	Bush, Reducing, Poly, 3/4" Male Thread x 1/4" Female Thread, Banjo, RB075025	1
13	GA5077637	3/4" BSPT Barrel union	1
14	GA5065610	Plug in hose tail AS40/20/90 degree	1
15	GA5002473	Non return valve philmac 3/4"	1
16	GA5077717	hose barb elbow 3/4" thread 3/4" barb	1
17	GA5051455	Suzi coil 12x8 x 5m (1/4 male swivel ends)	1
18	GA5051390	Wash Down Gun water spray	1
19	GA5049701	Bush Brass reducing 3/4 x 1/4	1

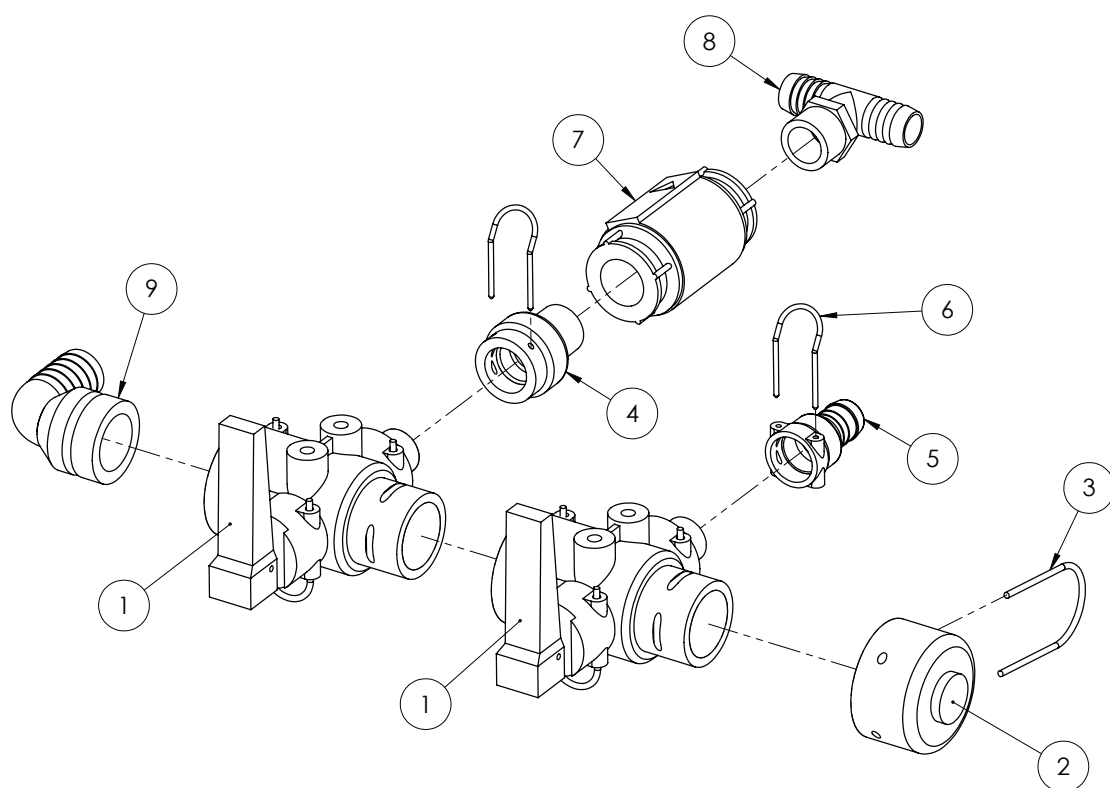
Pressure Delivery Manifold



GA4904745-2 - Pressure Delivery Manifold

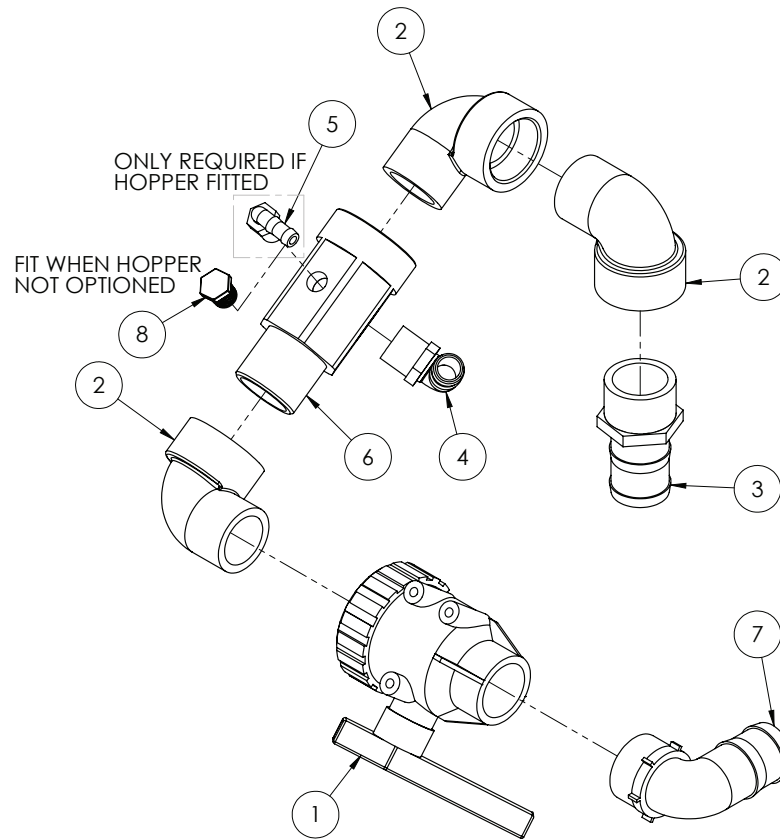
ITEM NO.	PART NUMBER	DESCRIPTION	QTY.
1	GA5065530	ball valve 5 WAY 1 1/4"	1
2	GA5065585	Plug in hose tail AS40/33	1
3	GA5065680	Blind cap Plug AS40	2
4	GA5065615	Plug in hose tail AS40/25/90 degree	2
5	GA5065610	Plug in hose tail AS40/20/90 degree	1
6	GA5065580	Plug in hose tail AS40/25	1
-	GA5065531	Replacement handle - suit altek 5 way ball valve	-

Tank Rinse/Agitation Manifold



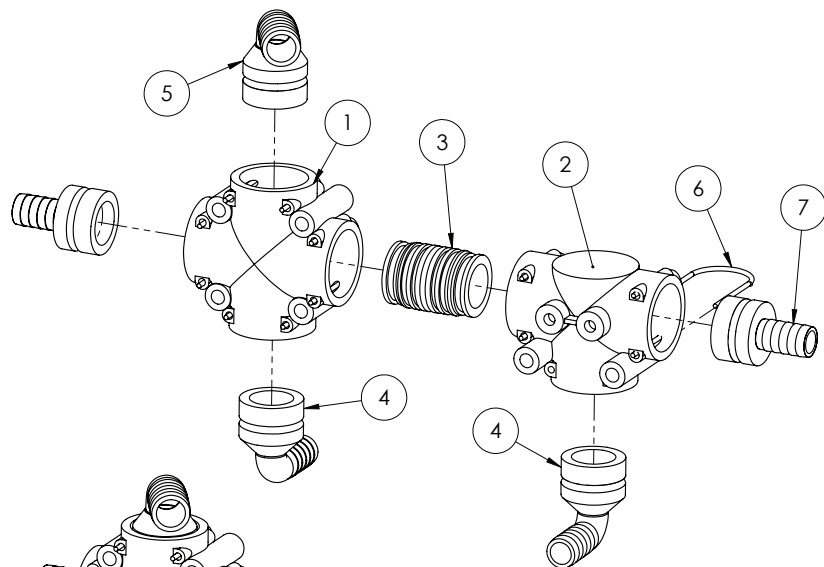
ITEM NO.	PART NUMBER	DESCRIPTION	QTY.
1	GA5065545	Quick fit valve 2 WAY	2
2	GA4582395	Cap Altek AS40	1
3	GA5065690	Safety pin AS40	1
4	GA4582415	Coupling Altek AS24 to 3/4" BSPT Male	1
5	GA5065640	Female Hose AS24/20	1
6	GA5065695	AS24 Safety Pin	2
7	GA5002473	Non return valve philmac 3/4"	1
8	GA3500431	Hose barb, Tee, 3/4" hose barb x 3/4" hose barb x 3/4" male thread, T34T	1
9	GA5065615	Plug in hose tail AS40/25/90 degree	1

Tank Fill Manifold

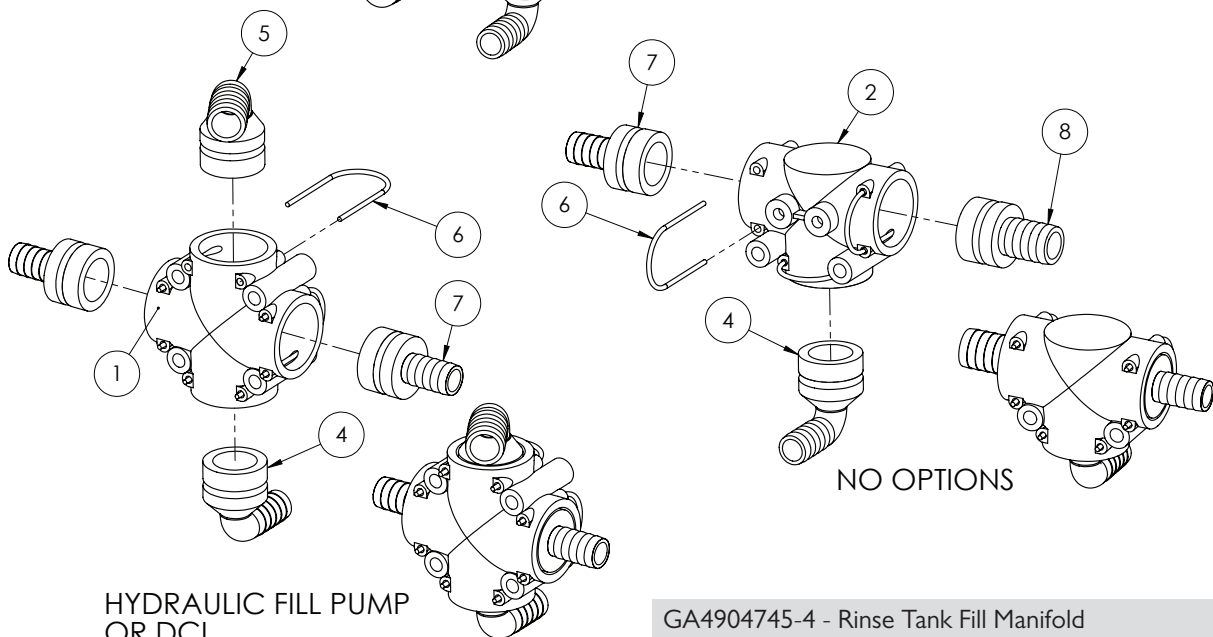


GA4904745-5 - Tank Fill Manifold

ITEM NO.	PART NUMBER	DESCRIPTION	QTY.
1	GA5076981	Valve, Ball, 2 way, 2 female thread inlet / outlet, Lever handle, Arag, 4542137	1
2	GA5078142	Street elbow, 90 degree, 2 male thread x 2 female thread, Banjo, SL200-90	3
3	GA5077737	Hose barb, Straight, 2" male thread x 2" hose, Banjo, HB200	1
4	GA5077723	Hose barb, Elbow, 90 degree, 1" male x 1" hose, Banjo, HB100-90	1
5	GA5077708	Hose barb, Elbow, 90 degree, 1/2 male thread x 1/2 hose, Banjo, HB050-90	1
6	MACH0311	Fitting suit fresh water fill 2" Female to 2" Male to 1" Female	1
7	GA5077740	Hose barb, Elbow, 90 degree, 2" male thread x 2" hose, Banjo, HB200-90	1
8	GA5077943	Plug, 1/2 male thread, Banjo, PLUG050	1



HYDRAULIC FILL PUMP & DCI

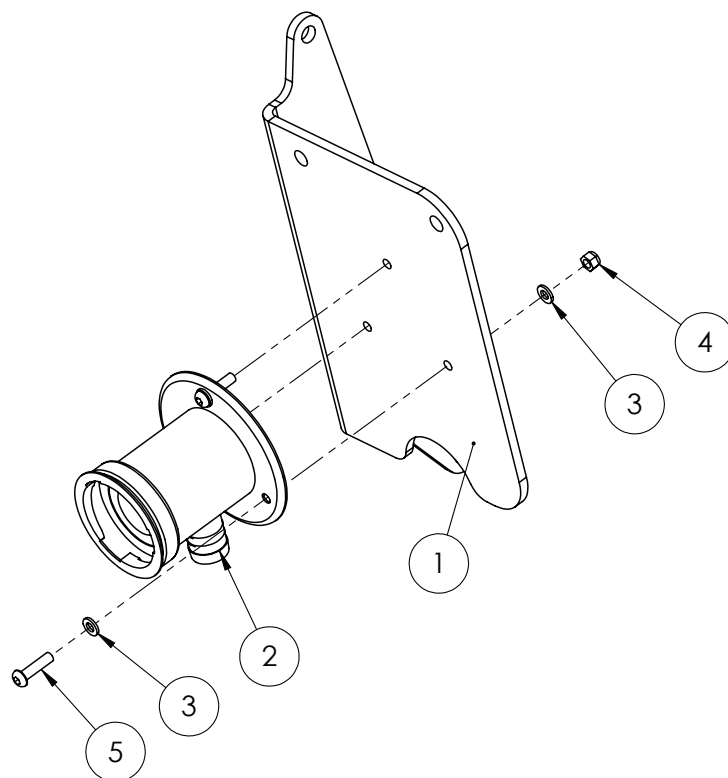


HYDRAULIC FILL PUMP
OR DCI

GA4904745-4 - Rinse Tank Fill Manifold

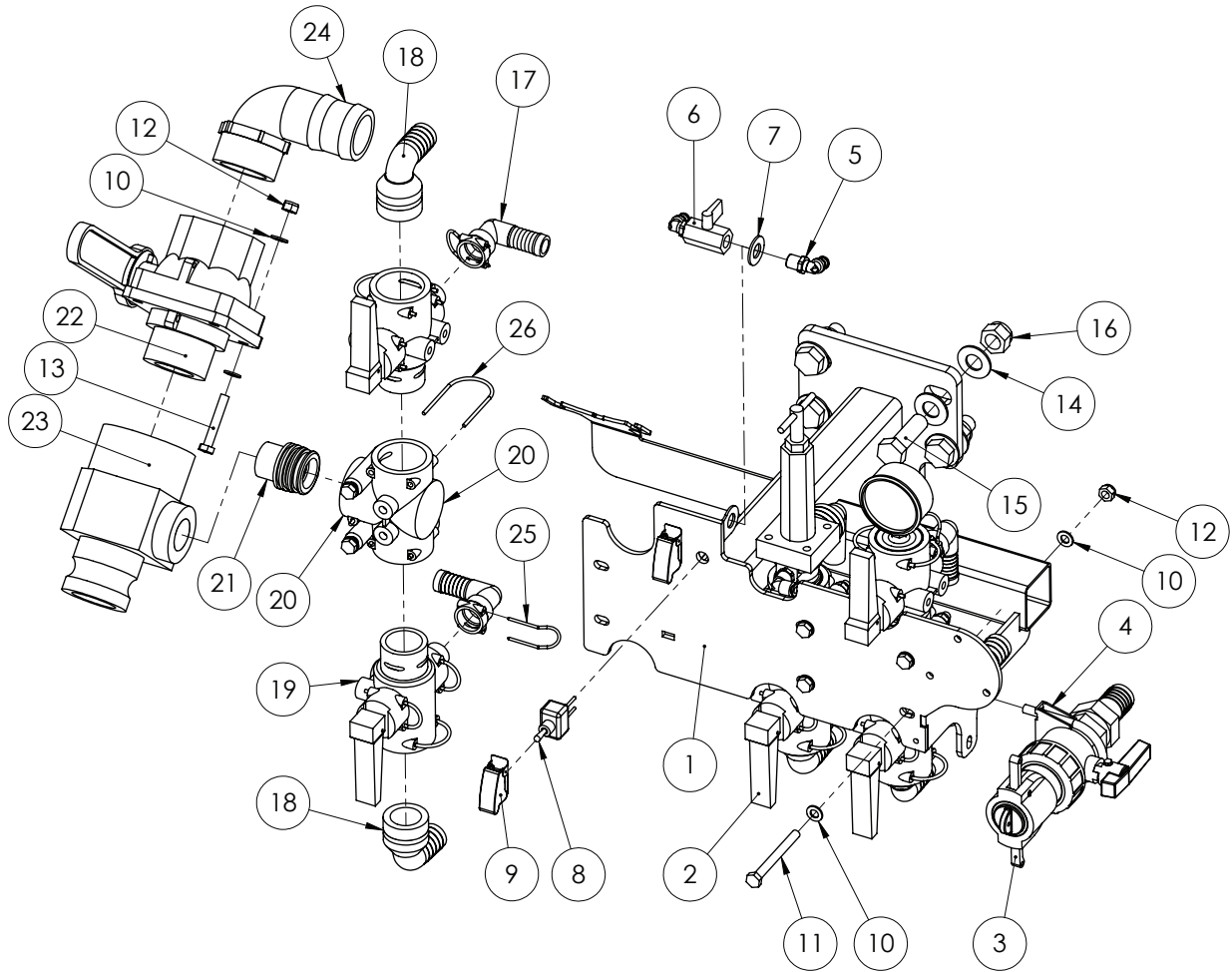
ITEM NO.	PART NUMBER	DESCRIPTION	QTY.
1	GA5065565	Cross piece 4xAS40	1
2	GA5065560	T-piece 3xAS40 M8 inserts	1
3	GA5065735	Plug in hose tail AS40/AS40	1
4	GA5065610	Plug in hose tail AS40/20/90 degree	2
5	GA5065615	Plug in hose tail AS40/25/90 degree	1
6	GA5065690	Safety pin AS40	7
7	GA5065575	Plug in hose tail AS40/20	2
8	GA5065580	Plug in hose tail AS40/25	1

Micro-matic Rinse Socket



ITEM NO.	PART NUMBER	DESCRIPTION	QTY.
1	GA4537156	Rince socket mount SP MY11	1
2	GA5018800	Rinsing Socket - 3 Pin	1
3	GA5003983	M5 washer ss	6
4	GA5003975	M5 Nyloc nut SS	3
5	GA5003581	M5x20mm Button head soc SS	3

LH Pod - SWB



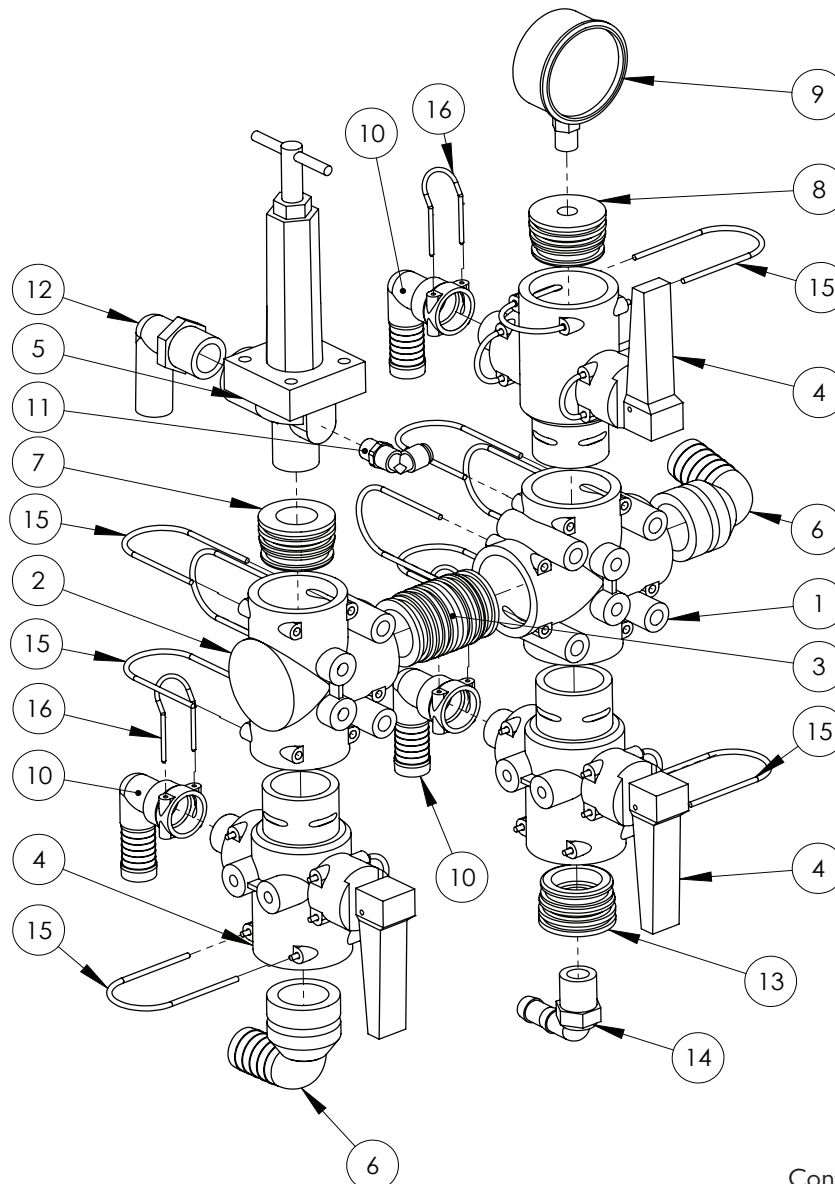
ITEM NO.	PART NUMBER	DESCRIPTION	QTY.
1	GA4658975	Control station frame ccsp short	1
2	GA4903815	Prairie EF 4000 Special Pressure Manifold	1
3	GA4903082	Pre-assembled Chem probe / transcal tap suit specials	1
4	GA5006705	Exhaust clamp C8 2"	1
5	GA5016233	Swivel Elbow push in Steel 6mmx1/4 BSP (LEGRIS)	2
6	GA5018321	1/4" Ball valve SS FF	1
7	GA5066235	Washer HD ZP M14	1
8	GA5016749	Switch toggle On/Off water proof	2
9	GA5016753	Toggle Switch Cover - Narva	2
10	GA5003643	Washer 8mm SS HD	16
11	GA5004749	M8x80 Bolt	6
12	GA5052590	Nut M8 Nyloc S/S 316	8
13	GA5004727	M8x50 Bolt	2
14	GA5001043	M16 washer Zink coated - use GA5001043	8
15	GA5000931	M16x50 bolt	4
16	GA5001029	M16 Nyloc nut	4
17	GA5065675	female hose tail AS24/20/90	2

Continued over page

LH Pod - SWB

ITEM NO.	PART NUMBER	DESCRIPTION	QTY.
18	GA5065615	Plug in hose tail AS40/25/90 degree	2
19	GA5065545	Quick fit valve 2 WAY	2
20	GA5065560	T-piece 3xAS40 M8 inserts	1
21	GA5065600	AS40 to 1" Male Thread	1
22	GA5078205	Valve, Ball, 2 Way, 2" Male NPT x 2" Female NPT, Full Port, VSMT204FP	1
23	GA4582295	2" fill cam lock fitting suit "Prairie Special"	1
24	GA5077740	Hose barb, Elbow, 90 degree, 2" male thread x 2" hose, Banjo, HB200-90	1
25	GA5065695	AS24 Safety Pin	2
26	GA5065690	Safety pin AS40	3

Pressure Manifold

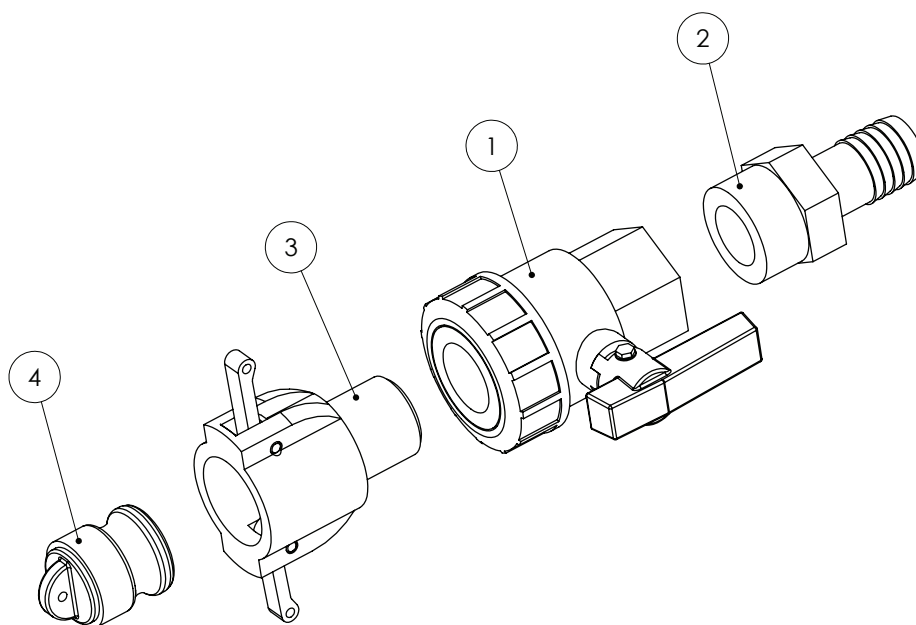


Continued over page

Pressure Manifold

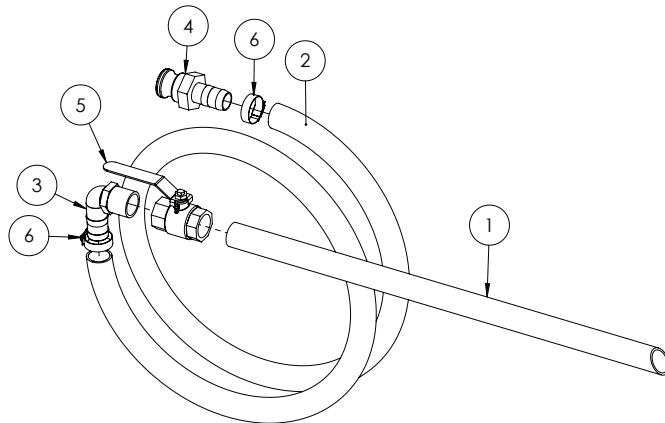
ITEM NO.	PART NUMBER	DESCRIPTION	QTY.
1	GA5065565	Cross piece 4xAS40	1
2	GA5065560	T-piece 3xAS40 M8 inserts	1
3	GA5065735	Plug in hose tail AS40/AS40	1
4	GA5065545	Quick fit valve 2 WAY	3
5	GA5077179	Valve, Pressure Relief, 300psi, Inlet 3/4 thread female, Outlet 3/4 thread male, Teejet, 8460-3/4-300	1
6	GA5065615	Plug in hose tail AS40/25/90 degree	2
7	GA4583060	Dummy plug AS40 3/4 BSPT female	1
8	GA4582160	Dummy plug AS40 G1/4 female	1
9	GA5013423	65mm pressure gauge	1
10	GA5065675	female hose tail AS24/20/90	3
11	GA5045145	Elbow Brass 6mm x 1/8 BSPT	1
12	GA5077717	Hose barb, Elbow, 90 degree, 3/4 male thread x 3/4 hose, Banjo, HB075-90	1
13	GA4582345	Dummy plug AS40 G1/2 female	1
14	GA5077717	Hose barb, Elbow, 90 degree, 3/4 male thread x 3/4 hose, Banjo, HB075-90	1
15	GA5065690	Safety pin AS40	10
16	GA5065695	AS24 Safety Pin	3

Chemical Probe Connection



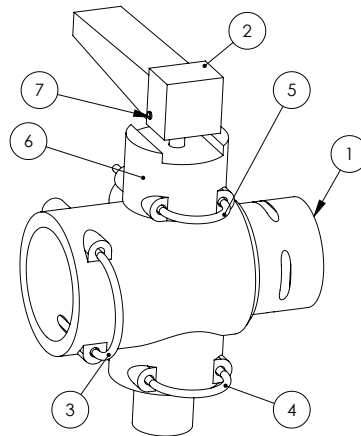
ITEM NO.	PART NUMBER	DESCRIPTION	QTY.
1	GA5078164	Valve, Ball, 1" female thread inlet / outlet, Full port, Lever handle, Banjo, UVI00FP	1
2	GA5076007	Cam lever, 1 female coupler, 1 male thread, Banjo, 100B	1
3	GA5077718	Hose barb, Straight, 1" male thread x 1" hose, Banjo, HB100	1
4	GA5076013	Cam lever, Male plug, 1, Banjo, 100PL	1

Chemical Probe Hose Lance



ITEM NO.	PART NUMBER	DESCRIPTION	QTY.
1	GA5013603	Poly pipe 25mm cut 630mm	1
2	GA2000220	Hose, Suction, PVC, 25mm, Black, HOS25PVC, sold per meter	1
3	GA5077723	Hose barb 90 degree 1" Banjo	1
4	GA5076011	Cam lever, 1 male coupling x 1 hose barb, Banjo, 100E	1
5	GA5018319	Ball valve 25mm FF Lever	1
6	GA5001681	1" SS hose clamp	2

Quick fit valve 2 way

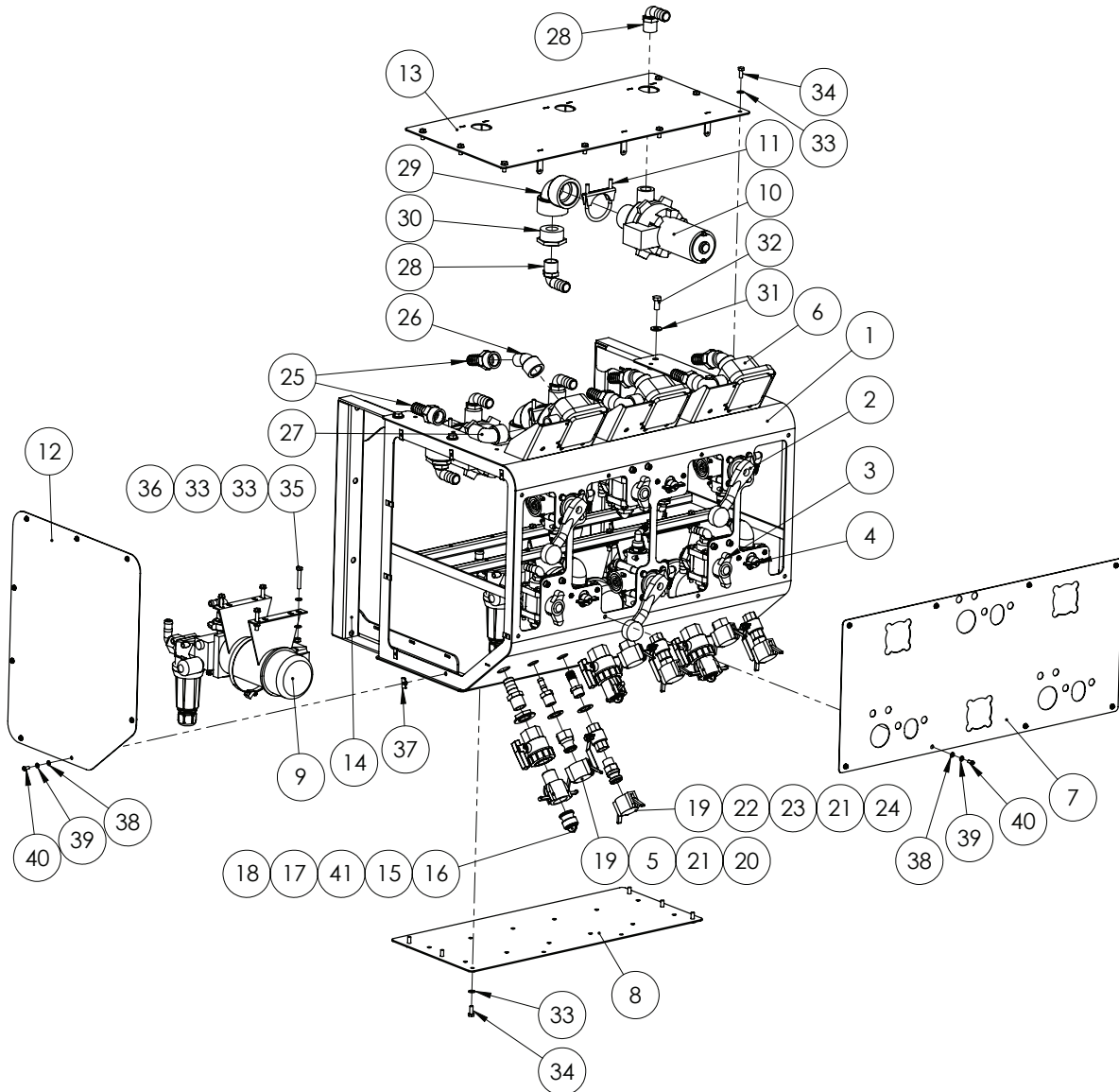


ITEM NO.	PART NUMBER	DESCRIPTION	QTY.
1	GA5065545	Valve, Quick fit flip top, 2 way, AS40 male x AS24 female x AS40 female, Altek	1
2			1
3	GA5065690	Retaining pin, Safety clip, Suit AS40 plumbing fittings, Altek	1
4	GA5065701	Retaining pin, Suit AS30 plumbing fittings, Altek	1
5	GA5065695	Retaining pin, Suit AS24 plumbing fittings, Altek	1
6			1
7		Handle split pin	1

Chapter 6

DCI

DCI Pod - Triple



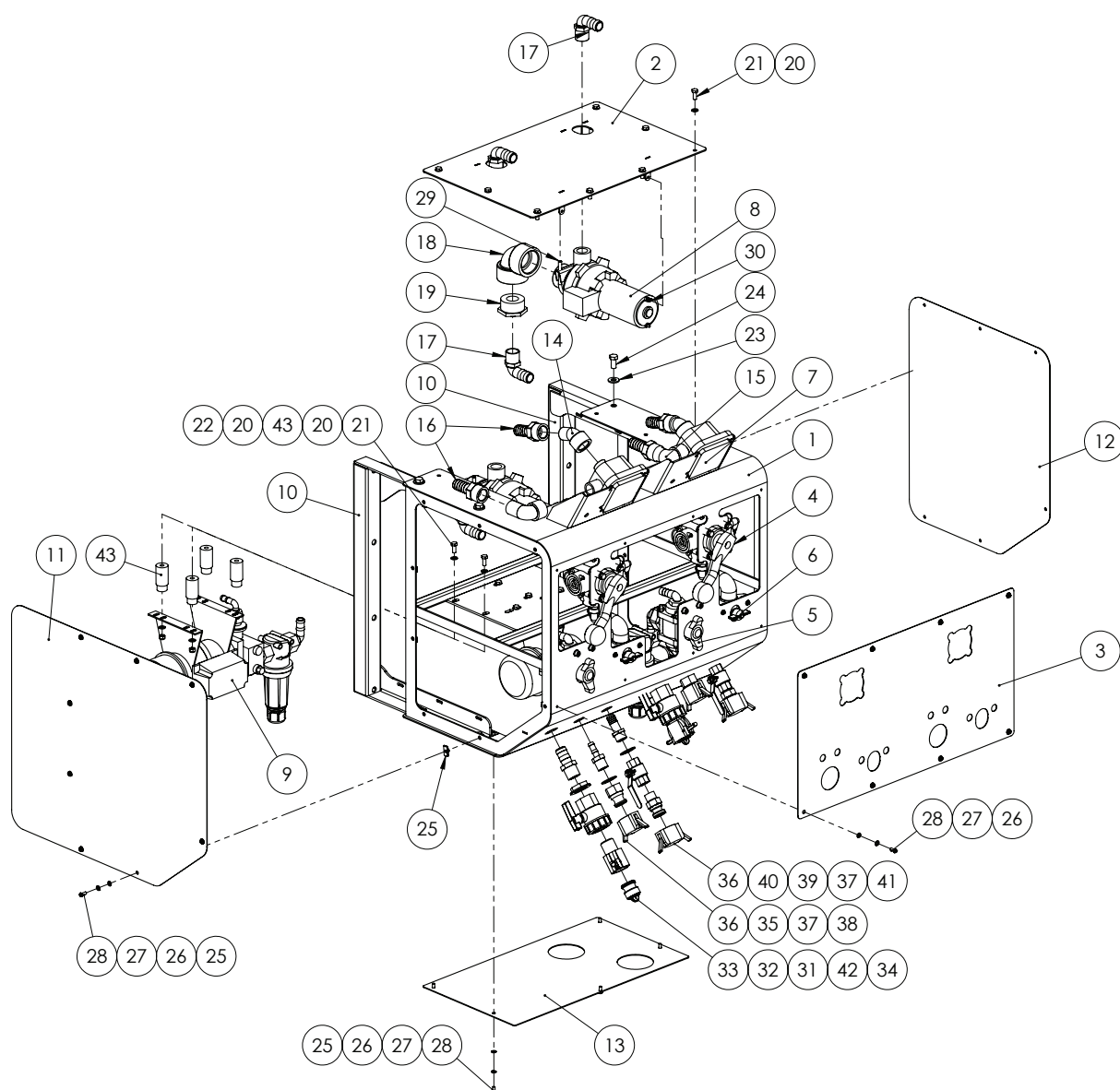
ITEM NO.	PART NUMBER	DESCRIPTION	QTY.
1	GA4657255	CCSP Tripple DCI Pod Frame	1
2	GA4900807-2	Valve subassembly	3
3	GA4900807-3	Chemical pump suction valve subassembly	3
4	GA4900807-5	Tank rinse ball valve subassembly	3
5	GA5077124	Cam lever, 3/4 male coupling x 3/4 female thread, Banjo, 75A	3

Continued over page

DCI Pod - Triple

ITEM NO.	PART NUMBER	DESCRIPTION	QTY.
6	GA5068485	Flow serve SEM 10 flowmeter to suit PH6 pump	3
7	GA4535295	CCSP Tripple DCI Pod Decal Plate	1
8	GA4535300	CCSP Tripple DCI Bottom Pump Panel	1
9	GA4900807-10	Direct injection pump subassembly	3
10	GA5068480	Flowserve PH6 pump only	3
11	GA5006689	Exhaust clamp - 66mm C12	3
12	GA4514570	End cover 09 Cropcruiser DCI Pod	2
13	GA4657260	CCSP Tripple DCI Pod Top Pump Plate	1
14	GA4658805	SPCCfront- brake pod support arm	2
15	GA5076007	Cam lever, 1 female coupler, 1 male thread, Banjo, 100B	3
16	GA5076013	Cam lever, Male plug, 1, Banjo, 100PL	3
17	GA5076630	BACK NUT 1, 2052040	3
18	GA5077718	Hose barb, Straight, 1" male thread x 1" hose, Banjo, HB100	3
19	GA5077351	Cap, Poly pipe, 3/4, Banjo	6
20	GA5077713	Hose barb, Straight, 3/4 male thread x 1/2 hose, Banjo, HB075-050	3
21	GA4522315	Washer, general spacer	6
22	GA5077134	Cam lever, 3/4 male coupling x 3/4 male thread, Banjo, 75F	3
23	GA5018309	Ball valve 20mm FF Lever	3
24	GA5077709	Hose barb, Straight, 3/4 male thread x 3/4 hose, Banjo, HB075	3
25	GA5077747	Hose barb, Straight, 1 female thread x 1 hose, Banjo, HBF100	6
26	GA5078136	Street elbow, 45 degree, 1 male thread x 1 female thread, Banjo, SL100-45	3
27	GA5078137	Street elbow, 90 degree, 1 male x 1 female, Banjo, SL100-90	3
28	GA5077723	Hose barb, Elbow, 90 degree, 1" male x 1" hose, Banjo, HB100-90	6
29	GA5077659	Street elbow, 90 degree, 2 female thread x 2 female thread, Banjo, EL200-90	3
30	GA5078021	Bush, Reducing, Poly, 2" Male Thread x 1" Female Thread, Banjo, RB200100	3
31	GA5000587	M12 WASHER	8
32	GA5000295	Set screw HT M12 x 25	8
33	GA5003643	Washer 8mm SS HD	50
34	GA5004085	M8x20 bolt	14
35	GA5004727	M8x50 Bolt	12
36	GA5004917	M8 Nyloc Nut	24
37	GA5066830	Speed clip M6	16
38	GA5004437	M6 SS Washer	24
39	GA5004447	M6 Spring washer SS	24
40	GA5004050	M6x16mm Button head soc SS	24
41	GA5078164	Valve, Ball, 1" female thread inlet / outlet, Full port, Lever handle, Banjo, UV100FP	3

DCI Pod - Double



ITEM NO.	PART NUMBER	DESCRIPTION	QTY.
1	GA4657266	Double DCI Pod Frame suit MY11 CC	1
2	GA4657270	CCSP Double DCI Pod Top Pump Panel	1
3	GA4535535	CCSP Double DCI Decal Plate	1
4	GA4900807-2	Valve subassembly	2
5	GA4900807-3	Chemical pump suction valve subassembly	2
6	GA4900807-5	Tank rinse ball valve subassembly	2
7	GA5068485	Flow serve SEM 10 flowmeter to suit PH6 pump	2
8	GA5068480	Flowserve PH6 pump only	2
9	GA4900807-10	Direct injection pump subassembly	2

Continued over page

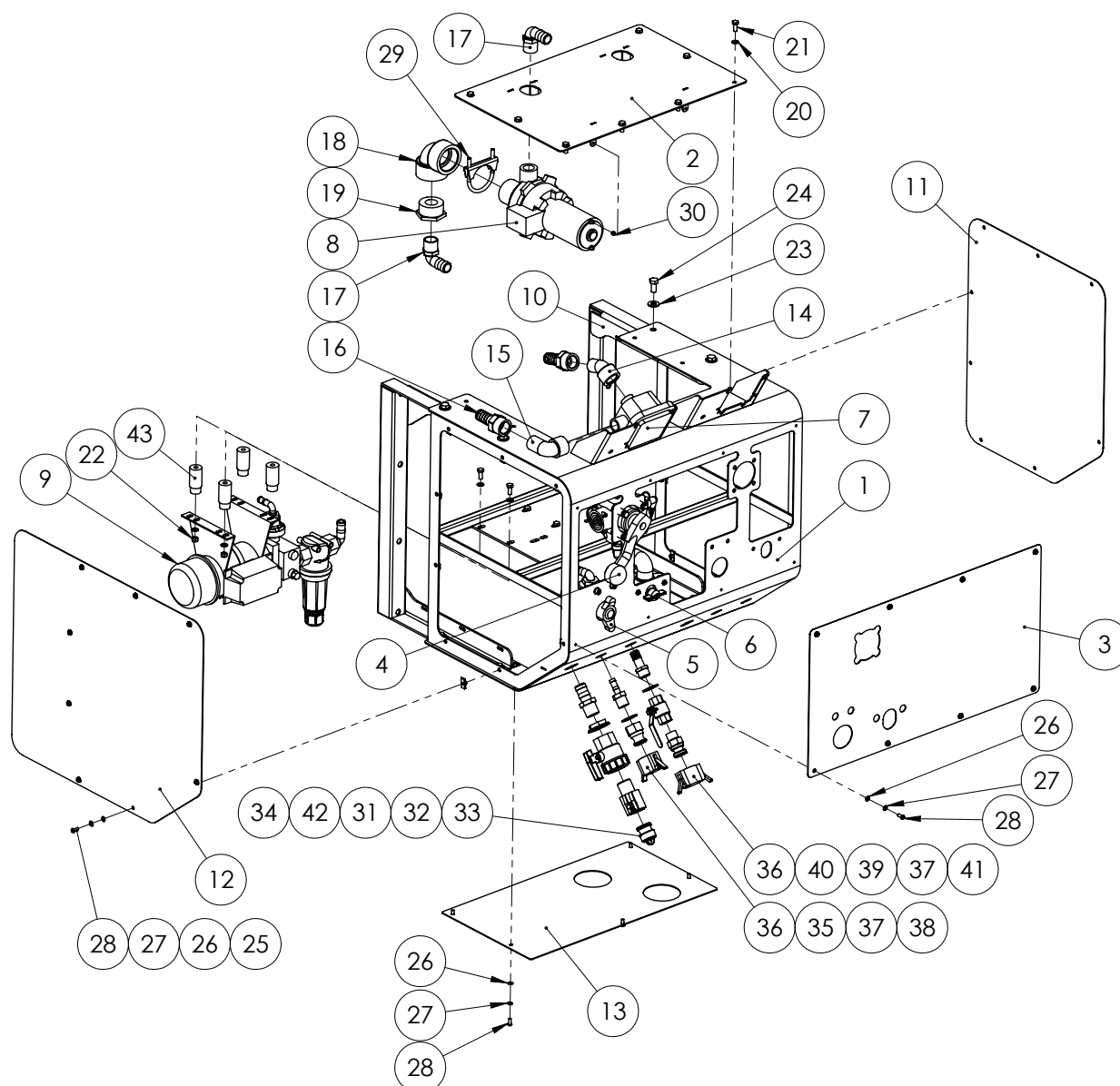
DCI Pod - Double

ITEM NO.	PART NUMBER	DESCRIPTION	QTY.
10	GA4658805	SPCCfront- brake pod support arm	2
11	GA4514573	End cover 09 Cropcruiser DCI Pod full cover	1
12	GA4514570	End cover 09 Cropcruiser DCI Pod	1
13	GA4503965	lower cover suit double DCI crop cruiser MY11	1
14	GA5078136	Street elbow, 45 degree, 1 male thread x 1 female thread, Banjo, SL100-45	2
15	GA5078137	Street elbow, 90 degree, 1 male x 1 female, Banjo, SL100-90	2
16	GA5077747	Hose barb, Straight, 1 female thread x 1 hose, Banjo, HBF100	4
17	GA5077723	Hose barb, Elbow, 90 degree, 1" male x 1" hose, Banjo, HB100-90	4
18	GA5077659	Street elbow, 90 degree, 2 female thread x 2 female thread, Banjo, EL200-90	2
19	GA5078021	Bush, Reducing, Poly, 2" Male Thread x 1" Female Thread, Banjo, RB200100	2
20	GA5003643	Washer 8mm SS HD	32
21	GA5004085	M8x20 bolt	16
22	GA5004917	M8 Nyloc Nut	16
23	GA5000587	M12 WASHER	8
24	GA5000295	Set screw HT M12 x 25	8
25	GA5066830	Speed clip M6	18
26	GA5004437	M6 SS Washer	30
27	GA5004447	M6 Spring washer SS	24
28	GA5004050	M6x16mm Button head soc SS	27
29	GA5006689	Exhaust clamp - 66mm C12	2
30	GA5003975	M5 Nyloc nut SS	2
31	GA5078164	Valve, Ball, 1" female thread inlet / outlet, Full port, Lever handle, Banjo, UV100FP	2
32	GA5076007	Cam lever, 1 female coupler, 1 male thread, Banjo, 100B	2
33	GA5076013	Cam lever, Male plug, 1, Banjo, 100PL	2
34	GA5077718	Hose barb, Straight, 1" male thread x 1" hose, Banjo, HB100	2
35	GA5077124	Cam lever, 3/4 male coupling x 3/4 female thread, Banjo, 75A	2
36	GA5077351	Cap, Poly pipe, 3/4, Banjo	4
37	GA4522315	Washer, general spacer	4
38	GA5077713	Hose barb, Straight, 3/4 male thread x 1/2 hose, Banjo, HB075-050	2
39	GA5018309	Ball valve 20mm FF Lever	2
40	GA5077134	Cam lever, 3/4 male coupling x 3/4 male thread, Banjo, 75F	2
41	GA5077709	Hose barb, Straight, 3/4 male thread x 3/4 hose, Banjo, HB075	2
42	GA5076630	BACK NUT 1, 2052040	1
43*	GA4583090	Short Hydraulic Yaw Cylinder Spacer	-

*Item 43 only fitted if Low volume DCI is optioned. 4 used per low volume DCI pump.

Continued over page

DCI Pod - Single



ITEM NO.	PART NUMBER	DESCRIPTION	QTY.
1	GA4657266	Double DCI Pod Frame suit MY11 CC	1
2	GA4657270	CCSP Double DCI Pod Top Pump Panel	1
3	GA4535540	CCSP Double DCI Decal Plate for Single Unit	1
4	GA4900807-2	Valve subassembly	1
5	GA4900807-3	Chemical Pump Suction Valve Assembly	1
6	GA4900807-5	Tank rinse ball valve subassembly	1
7	GA5068485	Flow serve SEM 10 flowmeter to suit PH6 pump	1
8	GA5068480	Flowserve PH6 pump only	1
9	GA4900807-10	Direct injection pump subassembly	1

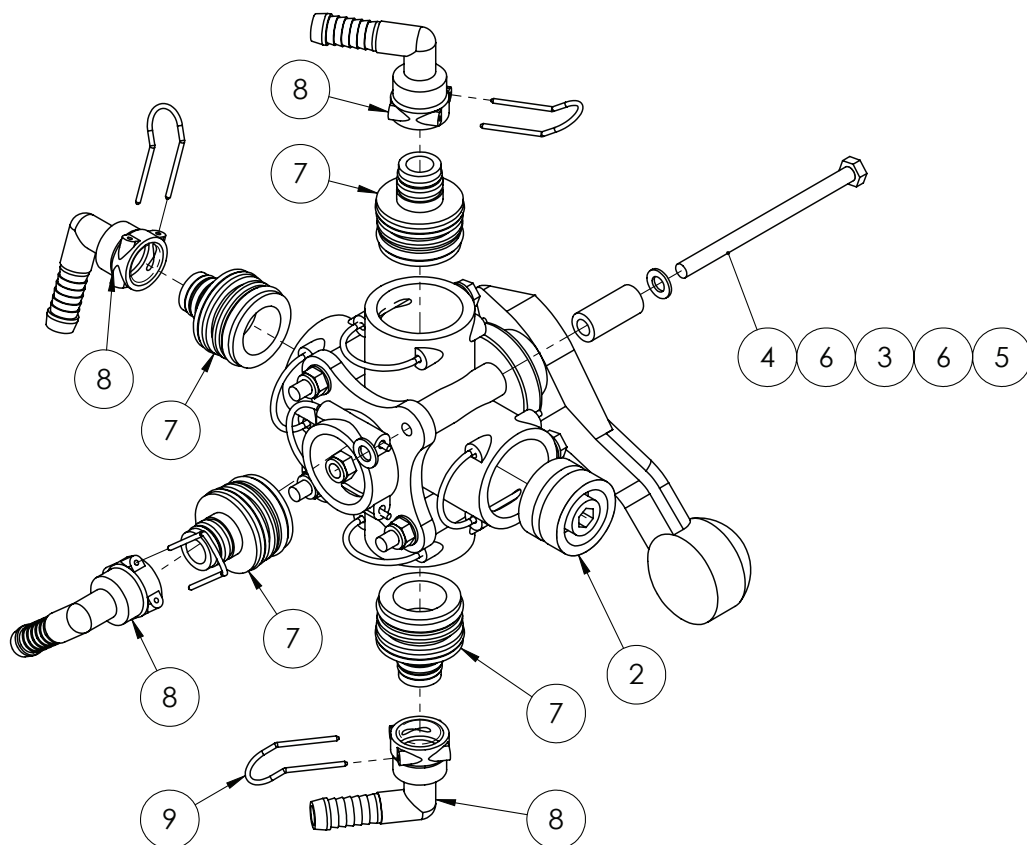
Continued over page

DCI Pod - Single

ITEM NO.	PART NUMBER	DESCRIPTION	QTY.
10	GA4658805	SPCCfront- brake pod support arm	2
11	GA4514570	End cover 09 Cropcruiser DCI Pod	1
12	GA4514573	End cover 09 Cropcruiser DCI Pod full cover	1
13	GA4503965	lower cover suit double DCI crop cruiser MY11	1
14	GA5078136	Street elbow, 45 degree, 1 male thread x 1 female thread, Banjo, SL100-45	1
15	GA5078137	Street elbow, 90 degree, 1 male x 1 female, Banjo, SL100-90	1
16	GA5077747	Hose barb, Straight, 1 female thread x 1 hose, Banjo, HBF100	2
17	GA5077723	Hose barb, Elbow, 90 degree, 1" male x 1" hose, Banjo, HB100-90	2
18	GA5077659	Street elbow, 90 degree, 2 female thread x 2 female thread, Banjo, EL200-90	1
19	GA5078021	Bush, Reducing, Poly, 2" Male Thread x 1" Female Thread, Banjo, RB200100	1
20	GA5003643	Washer 8mm SS HD	24
21	GA5004085	M8x20 bolt	12
22	GA5004917	M8 Nyloc Nut	12
23	GA5000587	M12 WASHER	8
24	GA5000295	Set screw HT M12 x 25	8
25	GA5066830	Speed clip M6	20
26	GA5004437	M6 SS Washer	32
27	GA5004447	M6 Spring washer SS	26
28	GA5004050	M6x16mm Button head soc SS	29
29	GA5006689	Exhaust clamp - 66mm C12	1
30	GA5003975	M5 Nyloc nut SS	1
31	GA5078164	Valve, Ball, 1" female thread inlet / outlet, Full port, Lever handle, Banjo, UVI00FP	1
32	GA5076007	Cam lever, 1 female coupler, 1 male thread, Banjo, 100B	1
33	GA5076013	Cam lever, Male plug, 1, Banjo, 100PL	1
34	GA5077718	Hose barb, Straight, 1" male thread x 1" hose, Banjo, HB100	1
35	GA5077124	Cam lever, 3/4 male coupling x 3/4 female thread, Banjo, 75A	1
36	GA5077351	Cap, Poly pipe, 3/4, Banjo	2
37	GA4522315	Washer, general spacer	2
38	GA5077713	Hose barb, Straight, 3/4 male thread x 1/2 hose, Banjo, HB075-050	1
39	GA5018309	Ball valve 20mm FF Lever	1
40	GA5077134	Cam lever, 3/4 male coupling x 3/4 male thread, Banjo, 75F	1
41	GA5077709	Hose barb, Straight, 3/4 male thread x 3/4 hose, Banjo, HB075	1
42	GA5076630	BACK NUT 1, 2052040	1
43*	GA4583090	Short Hydraulic Yaw Cylinder Spacer	-

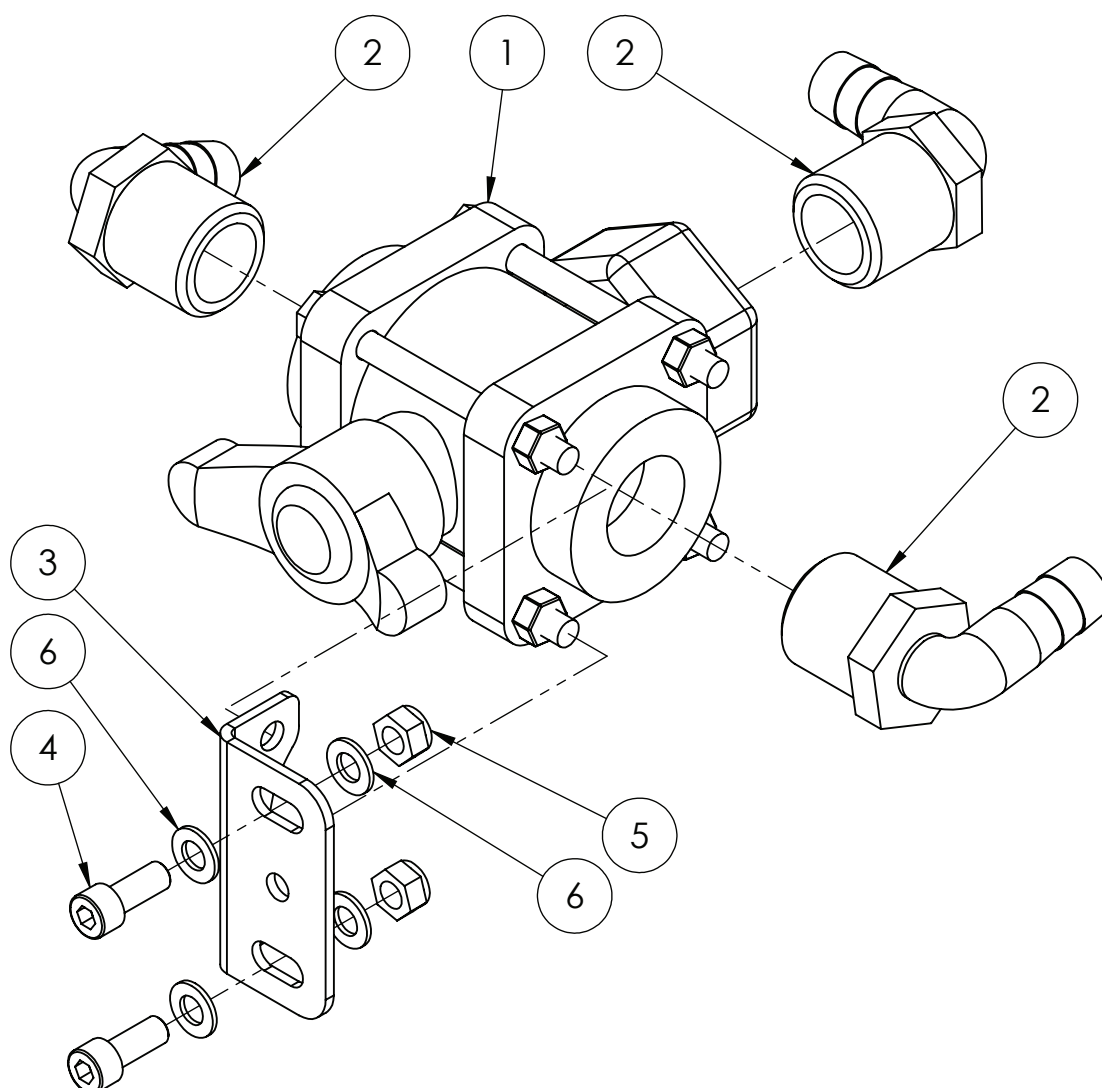
*Item 43 only fitted if Low volume DCI is optioned. 4 used per low volume DCI pump.

Valve Sub Assembly



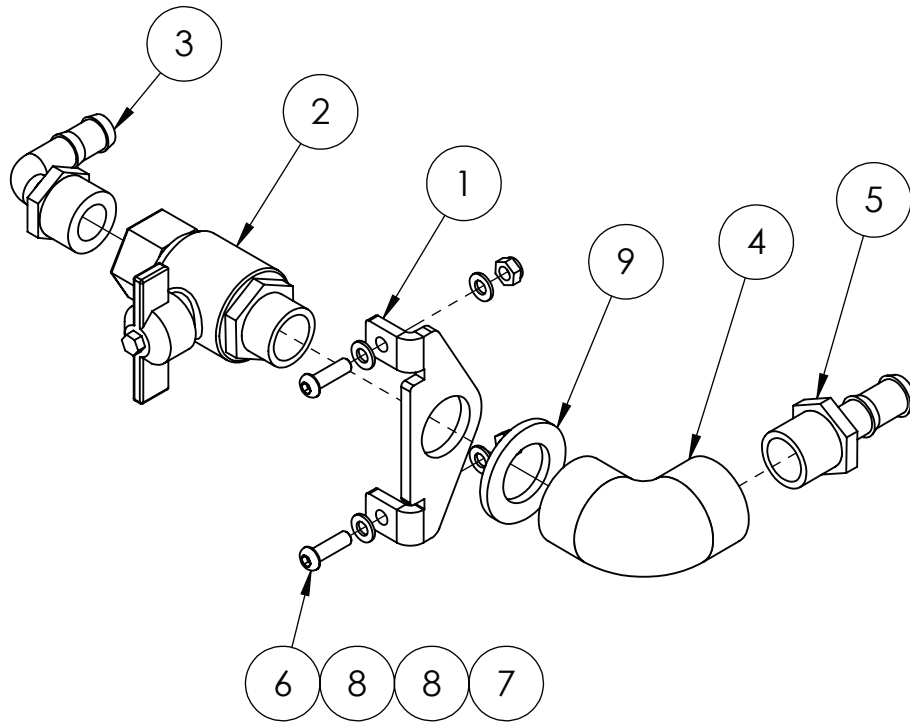
ITEM NO.	PART NUMBER	DESCRIPTION	QTY.
1	GA5065530	ball valve 5 WAY 1 1/4"	1
2	GA5065680	Blind cap Plug AS40	1
3	GA4552135	Spacer for Altek Rotary valve	4
4	GA5011501	M8x120 Bolt	4
5	GA5004917	M8 Nyloc Nut	4
6	GA5004883	Washer 8mm SS	8
7	GA5065605	AS40 to AS24	4
8	GA5065750	female hose tail AS24/15/90	4
9	GA5065695	AS24 Safety Pin	4
	GA5065531	Replacement Handle only	-

Chemical Pump Suction Valve



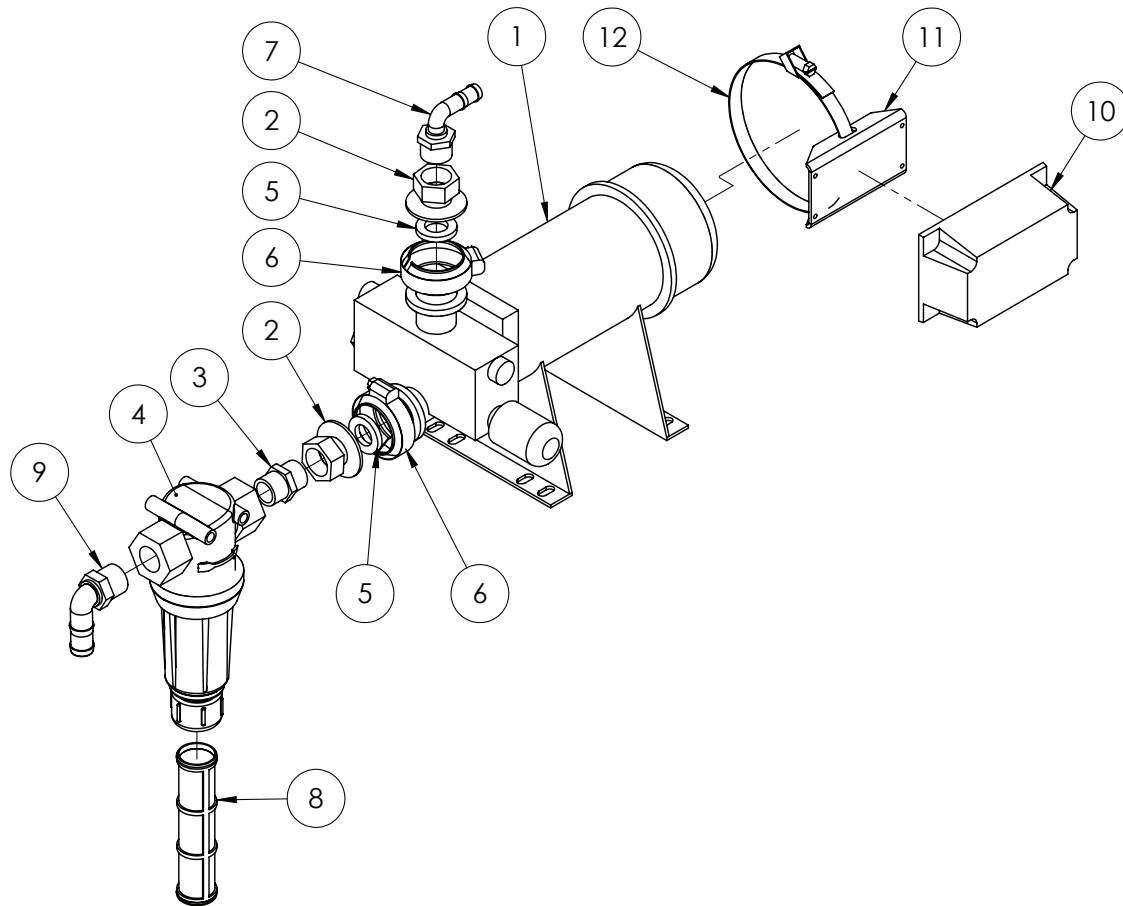
ITEM NO.	PART NUMBER	DESCRIPTION	QTY.
1	GA5078177	Valve, Ball, 3 way, 1 female thread inlet / outlet, Bottom port, Butterfly handle, Banjo, VI00BL	1
2	GA5077719	Hose barb, Elbow, 90 degree, 1 male thread x 3/4 hose, Banjo, HB100/075-90	3
3	GA4502210	ball valve mounting plate	1
4	GA5004707	M8x20 unbrako	2
5	GA5004917	M8 Nyloc Nut	2
6	GA5004883	Washer 8mm SS	4

Tank Rinse Ball Valve



ITEM NO.	PART NUMBER	DESCRIPTION	QTY.
1	F70648A	Tap mounting plate	1
2	GA5018315	Ball Valve Male / Female TEE 3/4"	1
3	GA5077710	Hose barb, Elbow, 90 degree, 3/4 male thread x 1/2 hose, Banjo, HB075/050-90	1
4	GA5077653	Street elbow, 90 degree, 3/4 female thread, Banjo, EL075-90	1
5	GA5077713	Hose barb, Straight, 3/4 male thread x 1/2 hose, Banjo, HB075-050	1
6	GA5004053	Bolt BHCS S'Steel M6x20	2
7	GA5048115	Nut nyloc M6	2
8	GA5004437	M6 SS Washer	4
9	GA5001893	M24 Washer HD SS	1

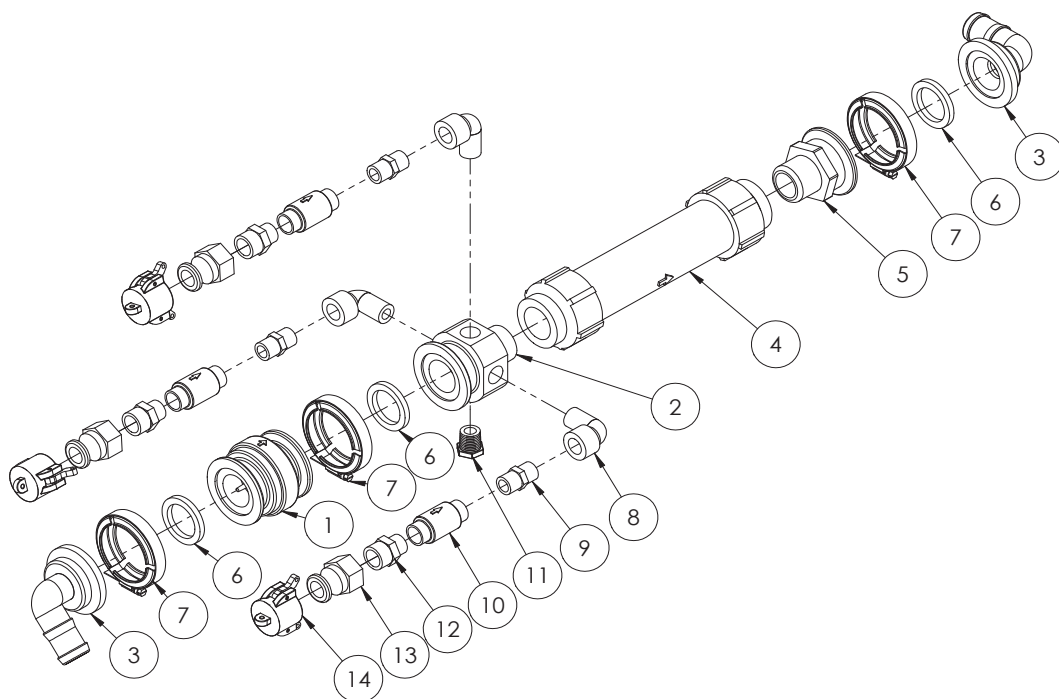
Injection Pump



ITEM NO.	PART NUMBER	DESCRIPTION	QTY.
1	GA5075914	injection pump 5-200oz/min - Refer Pump chapter for parts breakdown	1
	GA5075924	Pump, DCI Injection, 1-40 oz/min (low vol), 3/4, Raven, 0630172510	1
2	GA5077804	Coupling, 1 flange x 3/4 female thread, Banjo, M100075FPT	2
3	GA5077913	Nipple, 3/4 male x 3/4 male, Short, Banjo, NIP075SH	1
4	GA5077270	Filter, 3/4 female thread inlet/outlet, 200 mesh screen, Teejet, AAB126ML-3-200	1
5	GA5077818	Gasket Banjo 100 series	2
6	FC100	clamp banjo 100 series	2
7	GA5077710	Hose barb, Elbow, 90 degree, 3/4 male thread x 1/2 hose, Banjo, HB075/050-90	1
8	GA5077400	Filter screen, 30 mesh, SS & polypropylene, Suits Teejet 3/4, 1 & 50 series flange filters. Dia 36mm x Length 147mm.	1
9	GA5077717	Hose barb, Elbow, 90 degree, 3/4 male thread x 3/4 hose, Banjo, HB075-90	1
10	630172479	Raven DCI Pump Electrical node	1
11	GA4537345	Can Node Mount DCI Pump	1
12	GA5053945	Hose Clamp 51mm-130mm - Quick Release	1
13*	GA4583090	Short hydraulic yaw cylinder spacer - not shown	4

*Note: Only required if low volume injection pump is fitted.

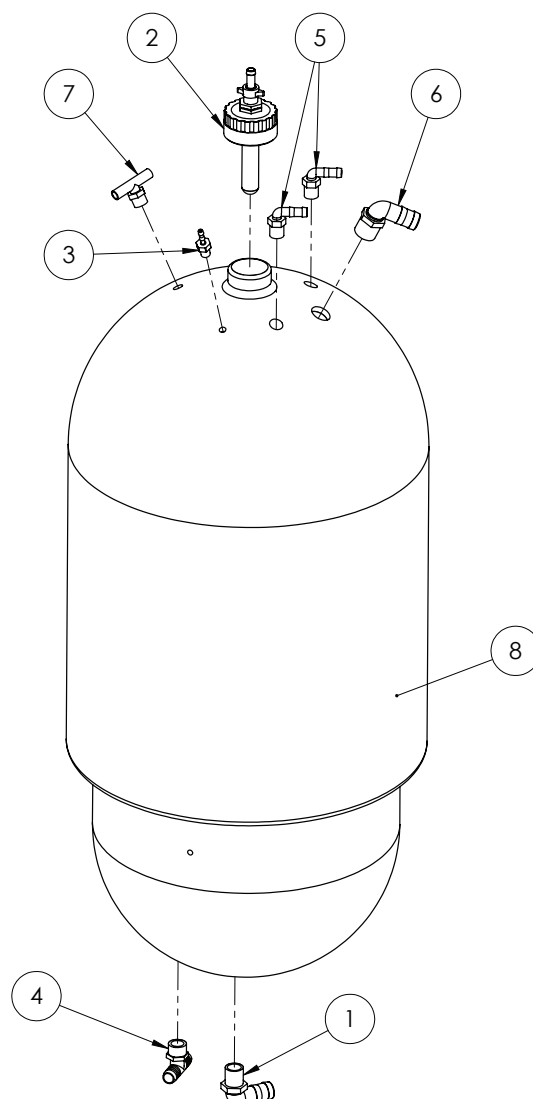
Mixing Chamber



Part number	Description
GA4903101	Single chemical mixer
GA4903102	Double chemical mixer
GA4903103	Triple chemical mixer

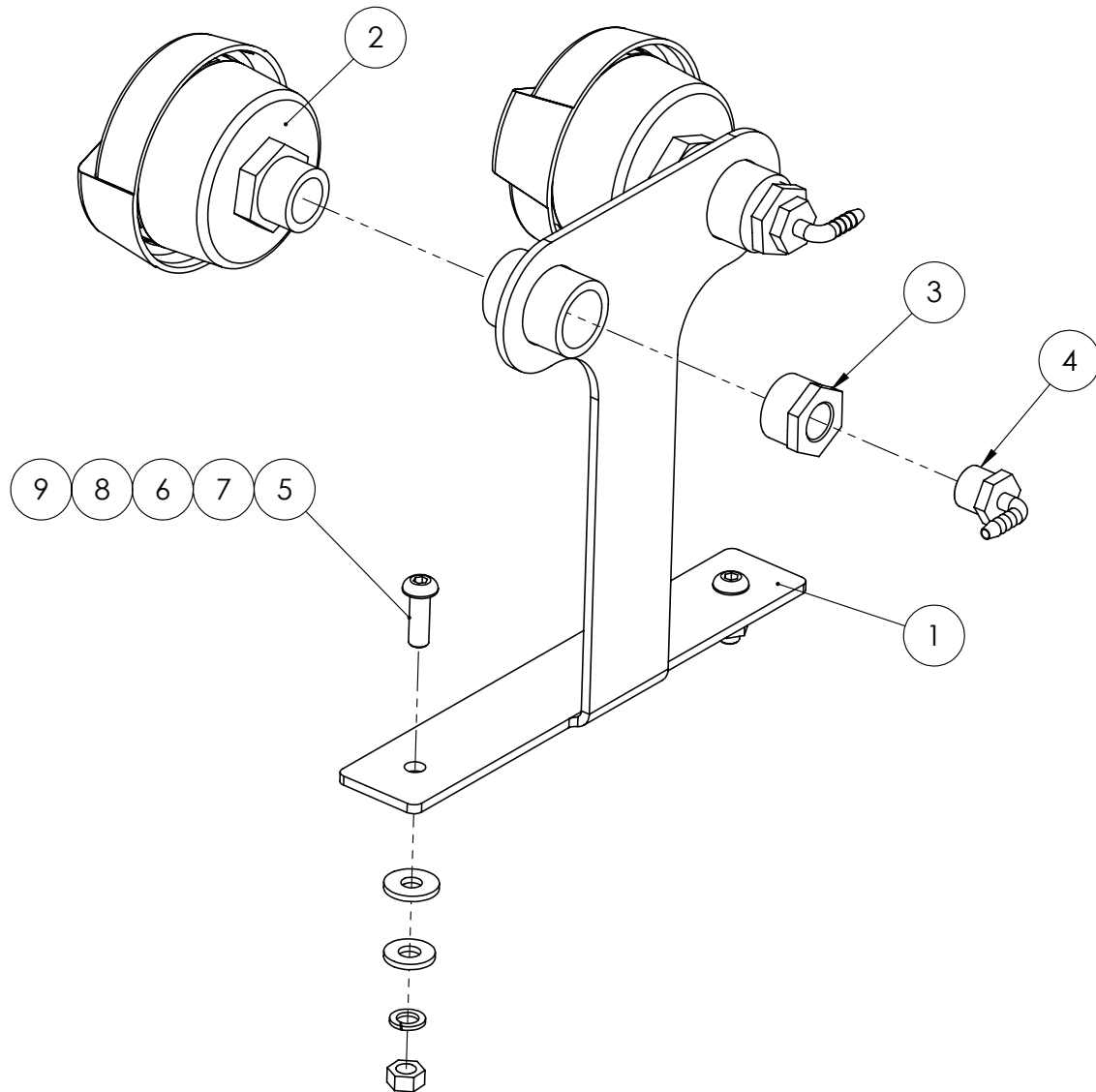
ITEM NO.	PART NUMBER	DESCRIPTION	QTY.
1	GA5077890	Valve, Check, 2" Manifold, Flange, Banjo, MCV200	1
2	GA4572025	Tee 2" flange 1-1/4" male 1/2" female	1
3	GA5077831	Hose barb, Elbow, 90 degree, 2 flange x 1 1/4 hose, Banjo, M200125BRB90	2
4	GA5075831	Mixer, Flow Assembly suit DCI 1 1/4 NPT, Raven, 0630159632	1
5	GA5077832	Plumbing adaptor, 2 flange x 1 1/4 male thread, Banjo, M200125MPT	1
6	GA5009335	Gasket Kamlock Nitrile 1 1/2 FIT150	3
7	FC200	Screw clamp	3
8	GA5078133	Street elbow, 90 degree, 1/2 female thread x 1/2 male thread, Banjo, SL050-90	3
9	GA5048310	1/2" Brass Nipple	3
10	GA5051380	Valve, Check, 1/2" female thread inlet / outlet, SS, 200psi maximum	3
11	GA5077943	Plug, 1/2 male thread, Banjo, PLUG050	1
12	GA5077124	Cam lever, 3/4 male coupling x 3/4 female thread, Banjo, 75A	3
13	GA5077131	Cam lever, Female cap, 3/4, Banjo, 75CAP	3
14	GA5078087	Nipple, Reducing, Poly, 3/4" x 1/2" Male Thread, Banjo, RN075050	3

DCI Tank - 165 Litre



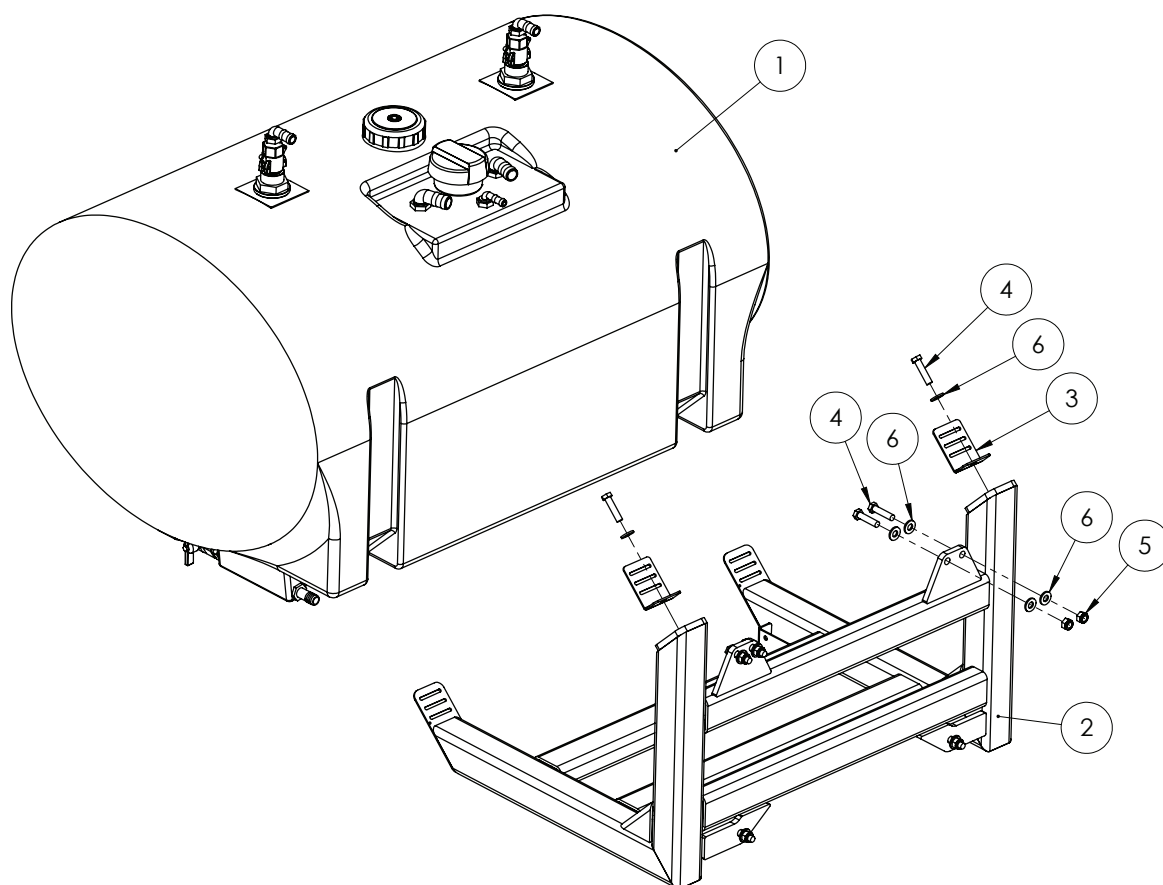
ITEM NO.	PART NUMBER	DESCRIPTION	QTY.
1	GA5077723	Hose barb, Elbow, 90 degree, 1" male x 1" hose, Banjo, HB100-90	1
2	GA4903050	Rinse nozzle and cap complete	1
3	GA5077691	Hose barb, Straight, 1/4 male thread x 1/4 hose, Banjo, HB025	1
4	GA3500431	Hose barb, Tee, 3/4" hose barb x 3/4" hose barb x 3/4" male thread, T34T	1
5	GA5077708	Hose barb, Elbow, 90 degree, 1/2 male thread x 1/2 hose, Banjo, HB050-90	2
6	GA5077723	Hose barb 90 degree 1" Banjo	1
7	GA3500391	Tee, Threaded, 1/2" male x 1/2" hose, T12T	1
8	GA5018495	Tank 165 L Direct Injection (White)	1

DCI 165Litre Tank Breather



ITEM NO.	PART NUMBER	DESCRIPTION	QTY.
1	GA4657275	CCSP DCI Air Filter Mount	1
2	GA5005259	Air Filter	2
3	GA5078013	Bush, Reducing, Poly, 1" Male Thread x 1/2" Female Thread, Banjo, RB100050	2
4	GA5077656	Hose barb, Elbow, 90 degree, 1/2" male thread x 1/4" hose, EL1214	2
5	GA5048120	M10x30 BHCS	2
6	GA5000117	Washer 10mm SS Heavy duty	2
7	GA5002627	Washer 3/8 ZP	2
8	GA5000137	Washer 10mm Spring S/S	2
9	GA5000119	Nut Hex M10 Z/P	2

Bulk DCI Tank & Frame - 520 Litre

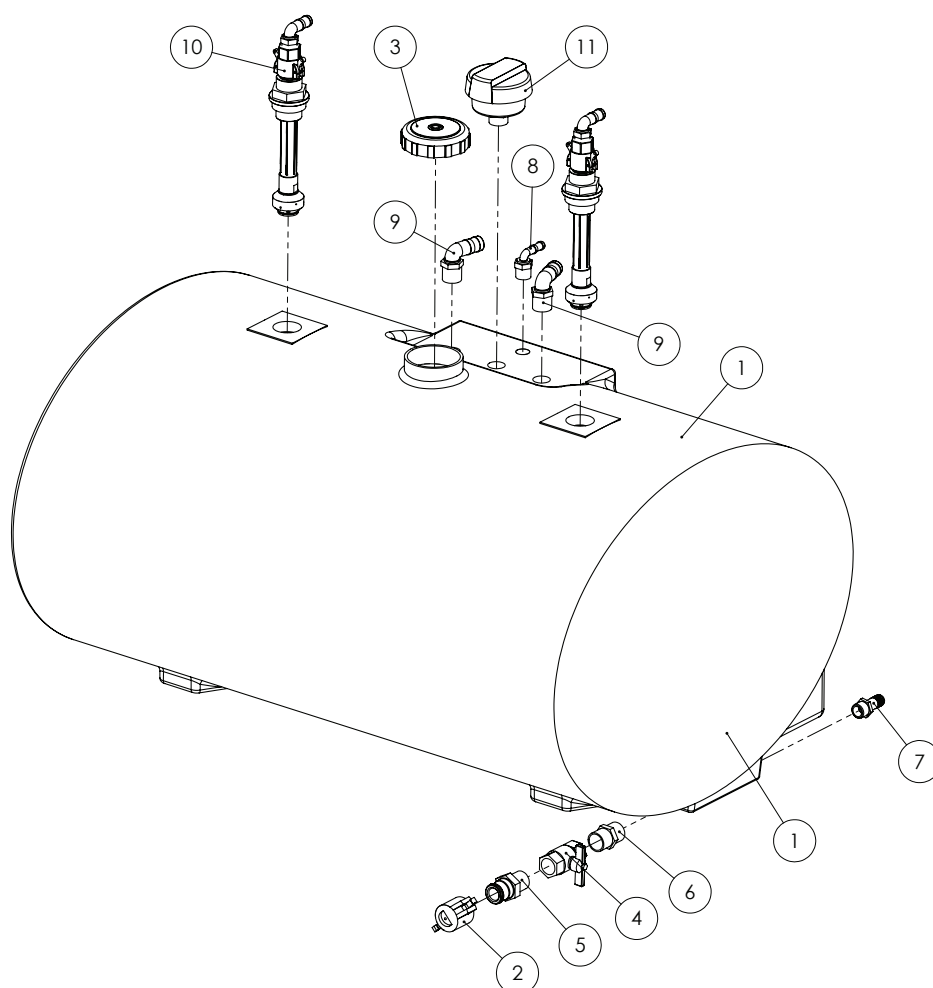


Bulk DCI Tank & Frame - GA4903293

ITEM NO.	PART NUMBER	DESCRIPTION	QTY.
1	GA4902940	DCI Tank Assembly 520L	1
2	GA4658935	Tank Cradle Bulk DCI 520L	1
3	F70127A	50mm Tank Strap Bracket	2
4	GA5011239	M12x50 bolt	8
5	GA5012461	M12 Nyloc nut Z/P	6
6	GA5000587	M12 WASHER	14

ITEM NO.	PART NUMBER	MACHINE USED ON	COMMENTS
ASSY	GA4903293	From 200360 onward	New bulk DCI tank design

Bulk DCI Tank - 520 Litre



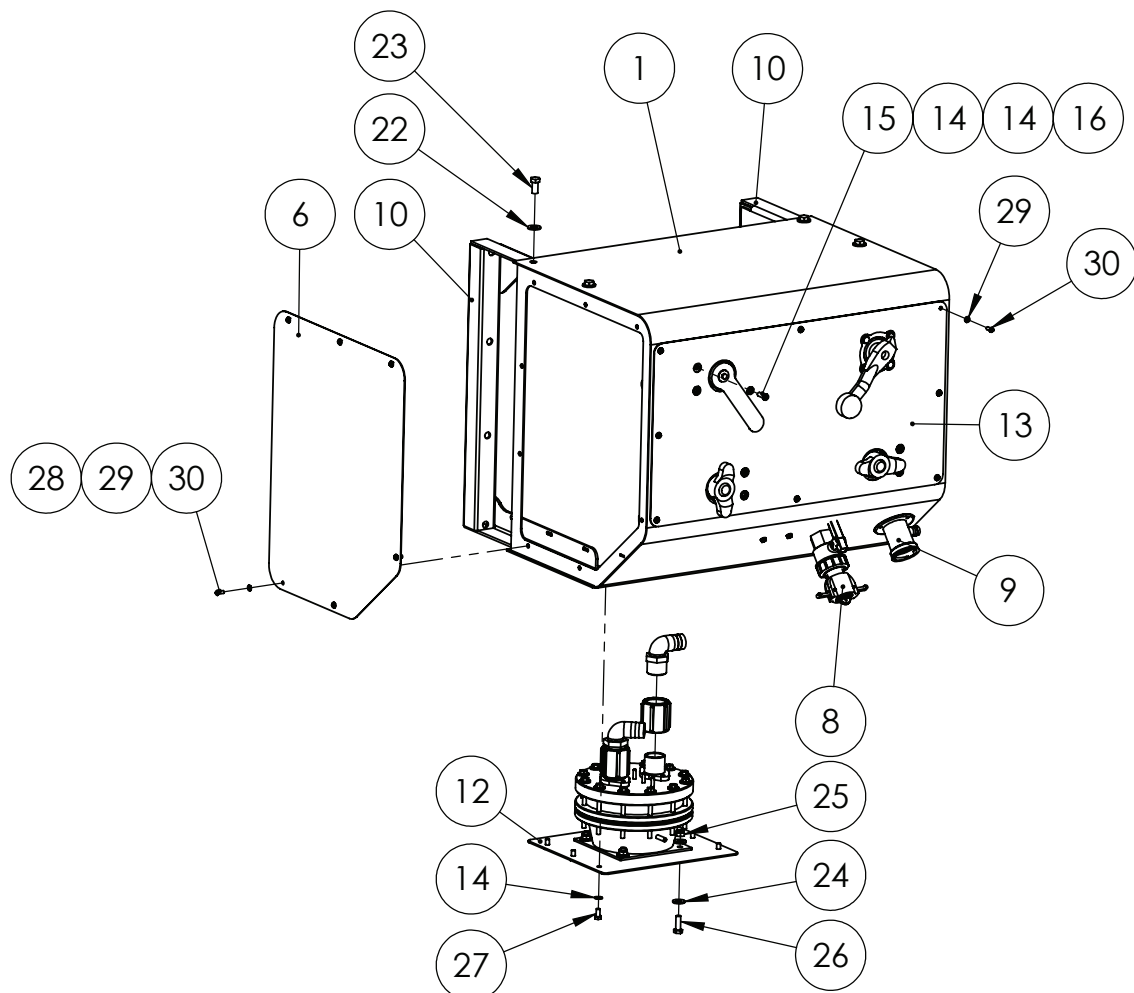
Bulk DCI Tank - GA4902940

ITEM NO.	PART NUMBER	DESCRIPTION	QTY.
1	GA5069960	Tank 520L Side SP	1
2	GA5076009	Cap for Male adapter 1"	1
3	GA5076885	Lid, Diameter 113, With breather, 354230	1
4	GA5020970	Ball valve 25mm FF Butterfly BV-25FF-B	1
5	GA5076012	Cam lever, 1 male coupling x 1 male thread, Banjo, 100F	1
6	GA5077914	Nipple, Short, 1 male thread x 1 male thread, Banjo, NIP100-SH	1
7	GA5077709	Hose barb, Straight, 3/4 male thread x 3/4 hose, Banjo, HB075	1
8	GA5077710	Hose barb, Elbow, 90 degree, 3/4 male thread x 1/2 hose, Banjo, HB075/050-90	1
9	GA5077723	Hose barb, Elbow, 90 degree, 1" male x 1" hose, Banjo, HB100-90	2
10	GA4901285-1	Tank flushing nozzle (elbow) cam adaptor	2
11	GA5005259	Air Filter	1

Chapter 7

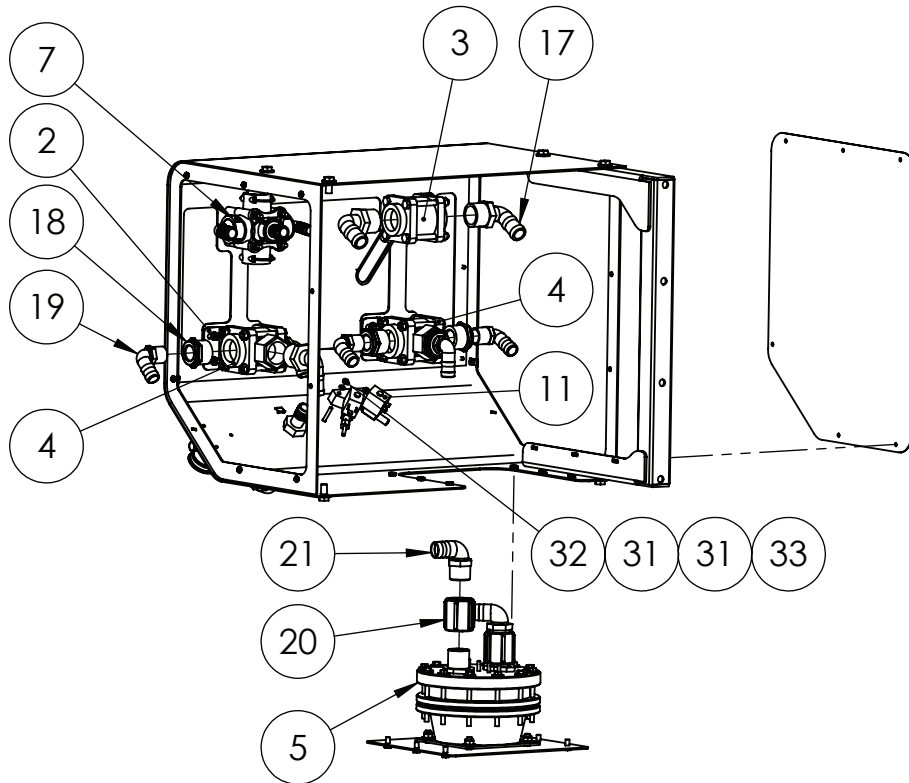
DUAL PRODUCT

Dual Product Pod



Continued over page

Dual Product Pod



GA4902548-CC

ITEM NO.	PART NUMBER	DESCRIPTION	QTY.
1	GA4657089	Ramsey valve-Dual product POD SP201 I	1
2	GA4522715	VI 50 ball valve mounting plate	3
3	GA5078185	Valve, Ball, 1 1/2" female threaded inlet / outlet, Full port, Lever handle, Banjo, VI50	1
4	GA5078186	Valve, Ball, 3 Way, Bottom Load, 1 1/2" NPT Female, VI50BL	2
5	GA5010315	Ramsay valve	1
6	GA4514570	End cover 09 Cropcruiser DCI Pod	2
7	*	Valve subassembly	1
8	GA4903082	Pre-assembled Chem probe / transcal tap suit specials	1
9	GA5018800	Rinsing Socket - 3 Pin K2DVI -002	1
10	GA4658805	SPCCfront- brake pod support arm	2
11	GA5061055	Ramsay twin solenoid valve assembly	1
12	GA4504335	Plate-Ramsey mount-suit dual product SP201 I	1
13	GA4504336	Plate-Ramsey POD Decal-suit dual product SP201 I	1
14	GA5003643	Washer 8mm SS HD	18
15	GA5011473	M8 x 25 BHCS SS	6

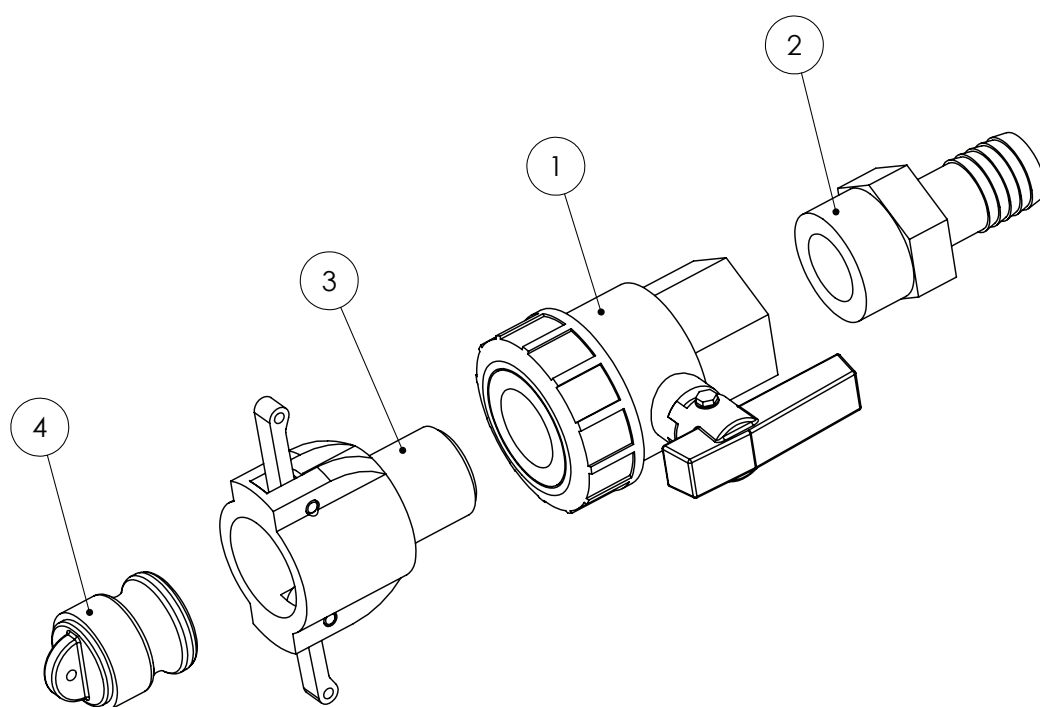
Continued over page

Dual Product Pod

ITEM NO.	PART NUMBER	DESCRIPTION	QTY.
16	GA5052590	Nut M8 Nyloc S/S 316	6
17	GA5077732	Elbow - 1 1/2" thread to 1 1/4" Hose barb	3
18	GA5078018	Bush, Reducing, Poly, 1 1/2 Male Thread x 1" Female Thread, Banjo, RB150100	5
19	GA5077723	Hose barb, Elbow, 90 degree, 1" male x 1" hose, Banjo, HB100-90	5
20	GA5077639	Coupling, socket, 1 1/4 female thread, Banjo, CPLG125	2
21	GA5077730	Hose barb, Elbow, 90 degree, 1 1/4 male thread x 1 1/4 hose, Banjo, HB125-90	2
22	GA5000587	M12 WASHER	8
23	GA5000295	Set screw HT M12 x 25	8
24	GA5000117	Washer 10mm SS Heavy duty	8
25	GA5000141	M10 Nyloc Nut	4
26	GA5065455	Bolt Gr8.8 M10x30	4
27	GA5004695	M8 x 16mm	6
28	GA5066830	Speed clip M6	12
29	GA5004447	M6 Spring washer SS	20
30	GA5004050	M6x16mm Button head soc SS	20
31	GA5004437	M6 SS Washer	4
32	GA5048115	Nut nyloc M6	2
33	GA5004081	M6x40 bolt	2

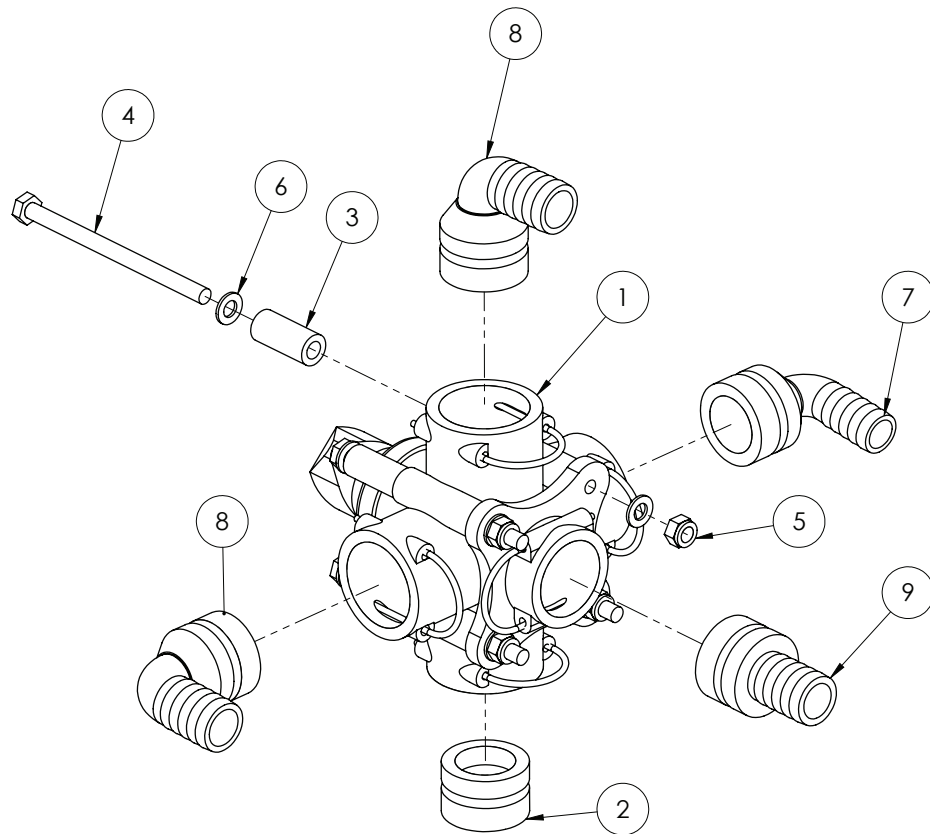
DUAL PRODUCT POD SPARE PARTS	
PART No.	DESCRIPTION
GA5061045	Diaphragm kit - Suit Ramsay valve

Chemical Probe



ITEM NO.	PART NUMBER	DESCRIPTION	QTY.
1	GA5078164	Valve, Ball, 1" female thread inlet / outlet, Full port, Lever handle, Banjo, UVI00FP	1
2	GA5076007	Cam lever, 1 female coupler, 1 male thread, Banjo, 100B	1
3	GA5077718	Hose barb, Straight, 1" male thread x 1" hose, Banjo, HB100	1
4	GA5076013	Cam lever, Male plug, 1, Banjo, 100PL	1

Pressure Delivery Valve

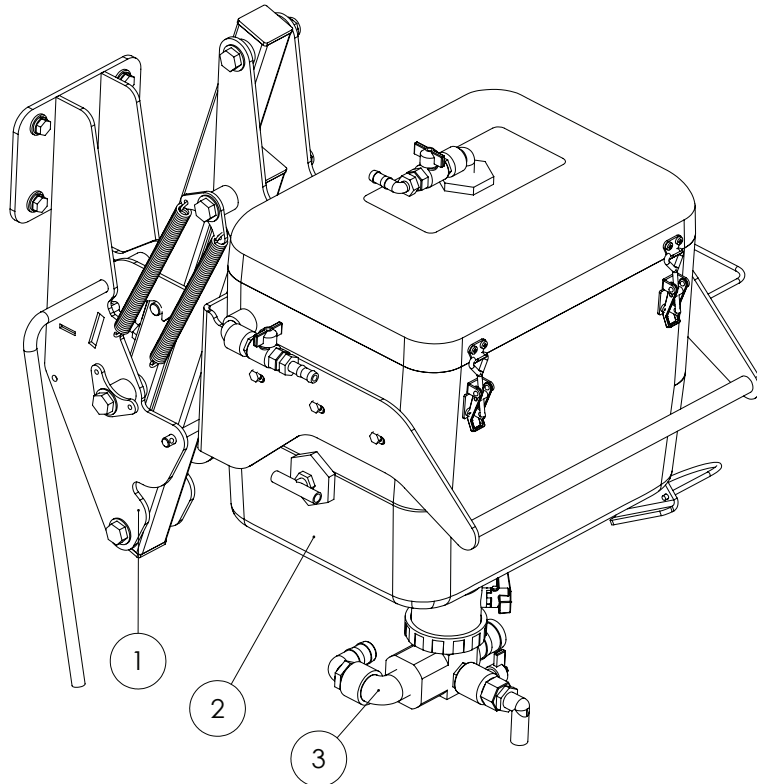


GA4902548-CC-I

ITEM NO.	PART NUMBER	DESCRIPTION	QTY.
1	GA5065530	Ball Valve 5 way 1 1/4"	1
2	GA5065680	Blind cap Plug AS40	1
3	GA4552135	Spacer for Altek Rotary valve	4
4	GA5011501	M8x120 Bolt	4
5	GA5004917	M8 Nyloc Nut	4
6	GA5003643	Washer 8mm SS HD	8
7	GA5065610	Plug in hose tail AS40/20/90 degree	1
8	GA5065615	Plug in hose tail AS40/25/90 degree	2
9	GA5065580	Plug in hose tail AS40/25	1

Chapter 8

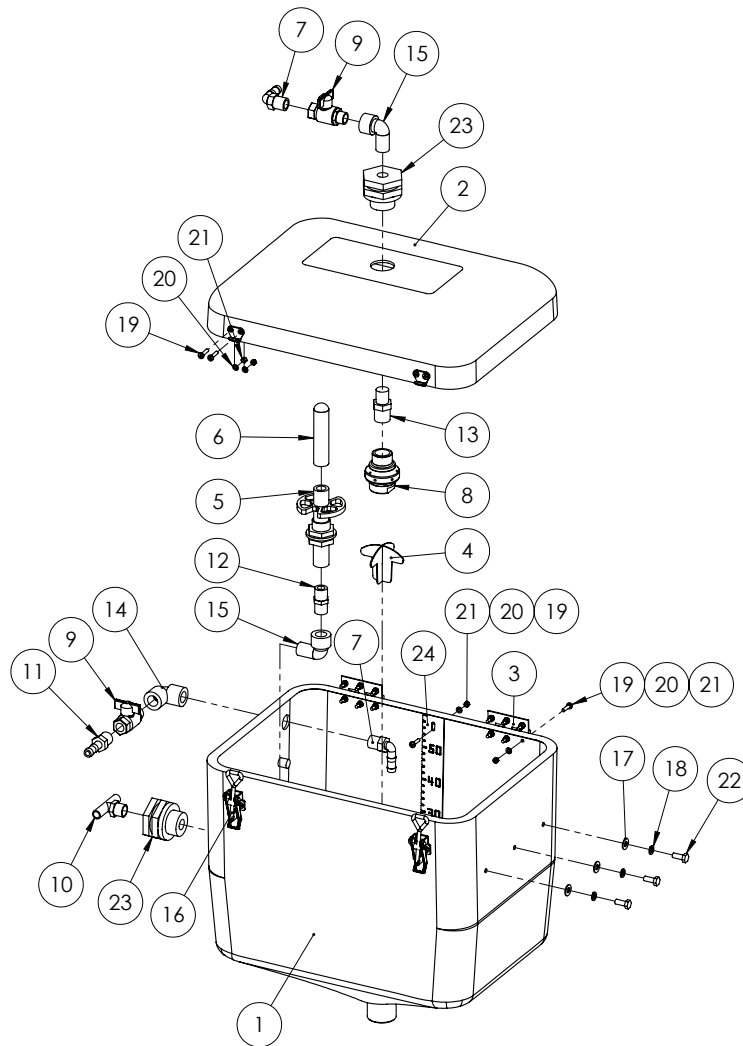
INDUCTION HOPPER



Fully Assembled 60L Hopper - GA4900381-60-CC

ITEM NO.	PART NUMBER	DESCRIPTION	QTY.
1	GA4903049-60CC	Hopper Frame - Suit SP	1
2	GA4903113	Induction Hopper Tank 60L - Suit SP	1
3	GA4903105	Induction Hopper Bottom	1

Hopper Tank



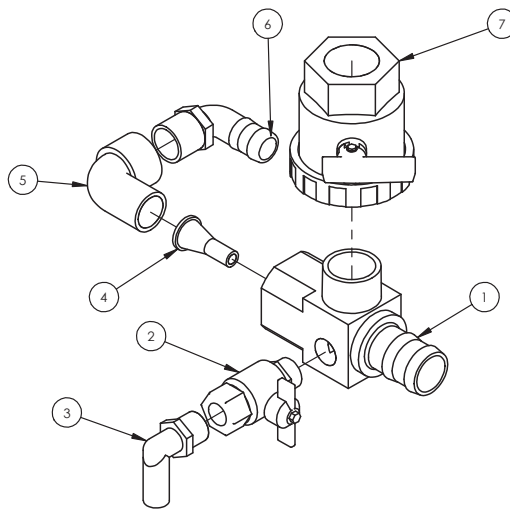
Hopper Tank - GA4903113

ITEM NO.	PART NUMBER	DESCRIPTION	QTY.
1	GA5070040	Hopper tank - 07 Advance 65L	1
2	GA5070045	Hopper lid - 07 Advance 65L	2
3	GA5006661	Hinge 76mm Butt Hinge SS	2
4	GA4657115	Induction hopper anti vortex cross	1
5	GA5077062	Valve, Drum & container rinsing nozzle, ARAG, 510101	1
6	GA5077063	Nozzle, Drum & container rotating rinsing jet, ARAG, 510111	1
7	GA5077708	Hose barb, Elbow, 90 degree, 1/2 male thread x 1/2 hose, Banjo, HB050-90	2
8	GA5077336	Nozzle, Tank rinsing, 3/4 BSPT female inlet, Teejet, B55270-3/4-18	1
9	GA5020615	1/2" ball valve	2
10	GA3500391	Tee, Threaded, 1/2" male x 1/2" hose, T12T	1
11	GA5077702	Hose barb, Straight, 1/2 male thread x 1/2 hose, Banjo, HB050	1
12	GA5077911	Nipple, Short, 1/2 male thread x 1/2 male thread, Banjo, NIP050-SH	1

Hopper Tank

ITEM NO.	PART NUMBER	DESCRIPTION	QTY.
13	GA5078087	Nipple, Reducing, Poly, 3/4" x 1/2" Male Thread, Banjo, RN075050	1
14	GA5077652	Street elbow, 90 degree, 1/2" female thread, Banjo, EL050-90	1
15	GA5078133	Street elbow, 90 degree, 1/2 female thread x 1/2 male thread, Banjo, SL050-90	2
16	GA5007071	Latch Chemical Induction Hopper Lid	2
17	GA5004883	Washer 8mm HD	6
18	GA5004919	M8 Spring washer SS	6
19	GA5003976	M5 x 20mm Pan head Screw	23
20	GA5003983	M5 washer ss	23
21	GA5003975	M5 Nyloc nut SS	23
22	GA5004085	M8x20 bolt	6
23	GA5078156	Tank flange, 1/2" female threads, Banjo, TF050	2
24	GA4522296	Hopper level indicator 65L	1

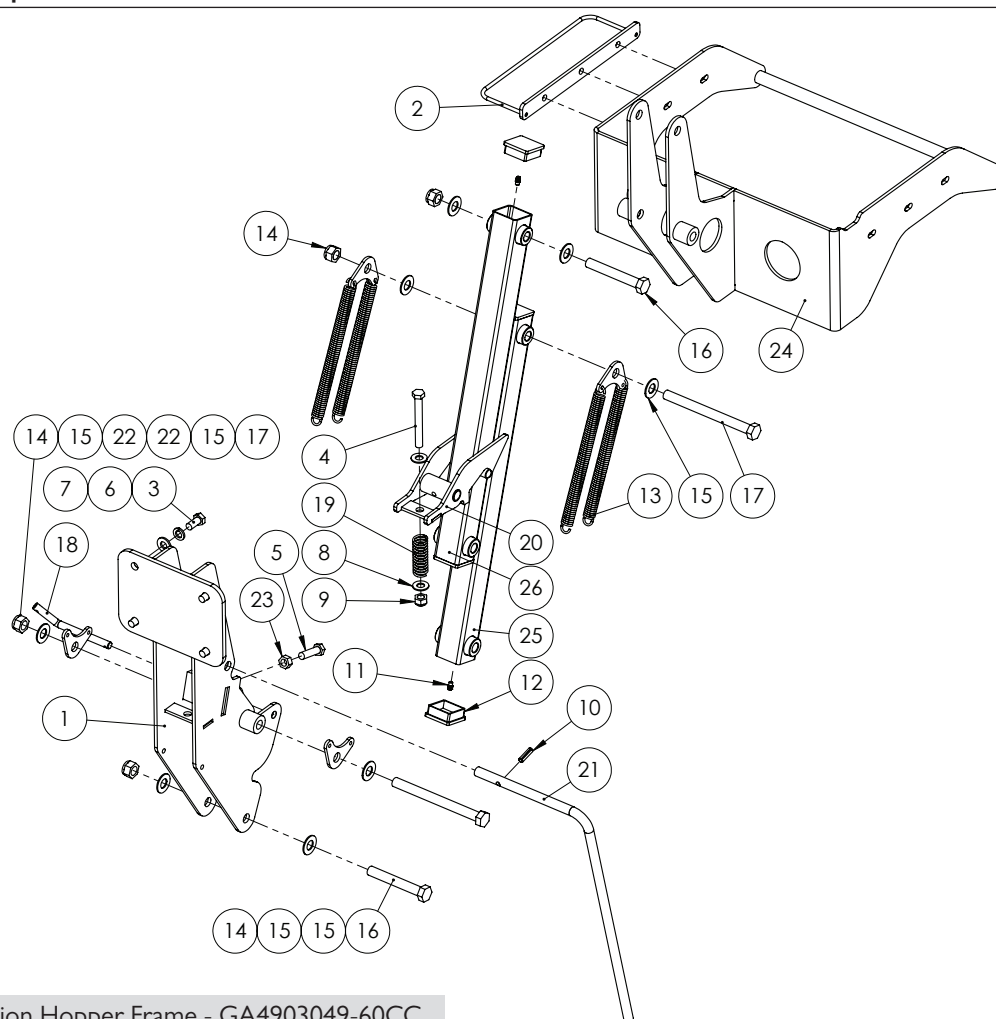
Hopper Tank - Bottom



Hopper Tank Bottom - GA4903105

ITEM NO.	PART NUMBER	DESCRIPTION	QTY.
1	L056A	Hopper Bottom	1
2	GA5018315	Ball Valve Male / Female TEE 3/4"	1
3	GA5077717	Hose barb, Elbow, 90 degree, 3/4 male thread x 3/4 hose, Banjo, HB075-90	1
4	L057A	Hopper jet tapered 7mm	1
5	GA5078137	Street Elbow 1" Poly	1
6	GA5077723	Hose barb, Elbow, 90 degree, 1" male x 1" hose, Banjo, HB100-90	1
7	UV150FP	Ball Valve Banjo 1 1/2"	1

Hopper Frame



Induction Hopper Frame - GA4903049-60CC

ITEM NO.	PART NUMBER	DESCRIPTION	QTY.
1	GA4657560	CCSP Hopper Mounting Assembly	1
2	GA4659155	Hose guide bracket SP Hopper 201 I	1
3	GA5000295	Set screw HT M12 x 25	4
4	GA5000259	M12x100 Bolt	1
5	GA5000327	Set Screw M12 x 45 ZP GR8.8	1
6	GA5000575	M12 Spring washer SS	4
7	GA5000587	M12 WASHER	4
8	GA5000587	Washer HD ZP 12mm	2
9	GA5012461	M12 Nyloc nut Z/P	1
10	GA5075130	Roll pin M8 x 30mm coated	1
11	GA5012203	Grease Nipple 1/4" UNF Short	4
12	GA5003783	50x50mm 0.8-2.5 Insert Cap	4
13	GA5007073	Chemical Induction Hopper Spring	4
14	GA5001029	M16 Nyloc nut	4
15	GA5001009	M16 washer Zink coated - use GA5001043	8
16	GA5000855	Bolt M16 x 110 ZP GR8.8	2

Continued over page

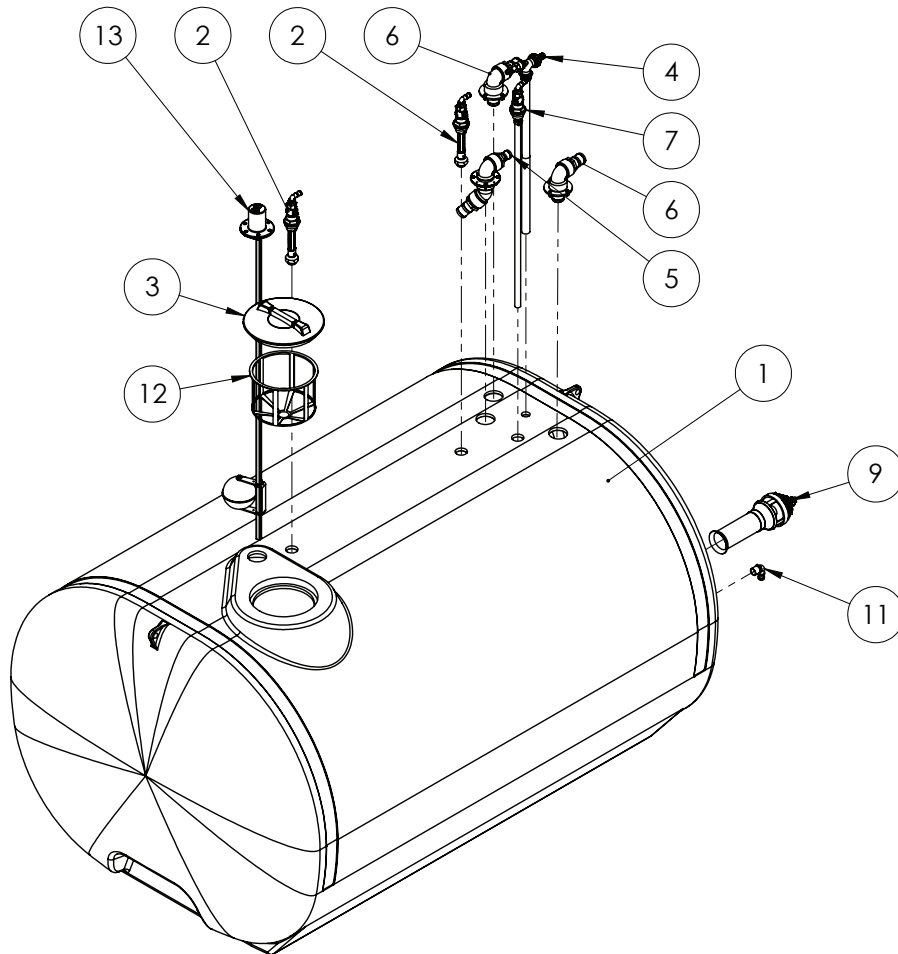
Hopper Frame

ITEM NO.	PART NUMBER	DESCRIPTION	QTY.
17	GA5000879	Bolt M16 x 180 ZP GR8.8	2
18	SP-IH-009MACH	Hopper Latch Pin	1
19	GA5007329	Compression spring gold	1
20	GA4653490	INDUC HOP latch ADV	1
21	GA5010811	RND 16mm cut 693 (RTD)	1
22	GA4522294	Prairie EF induction hopper x2 Spring mount	4
23	GA5000559	M12 Plain nut	1
24	GA4656855	INDUC HOP tank support 08 Adv	1
25	GA4657570	CCSP Lower Hopper Arm	1
26	GA4657565	CCSP Upper Hopper Arm	1

Chapter 9

MAIN TANK

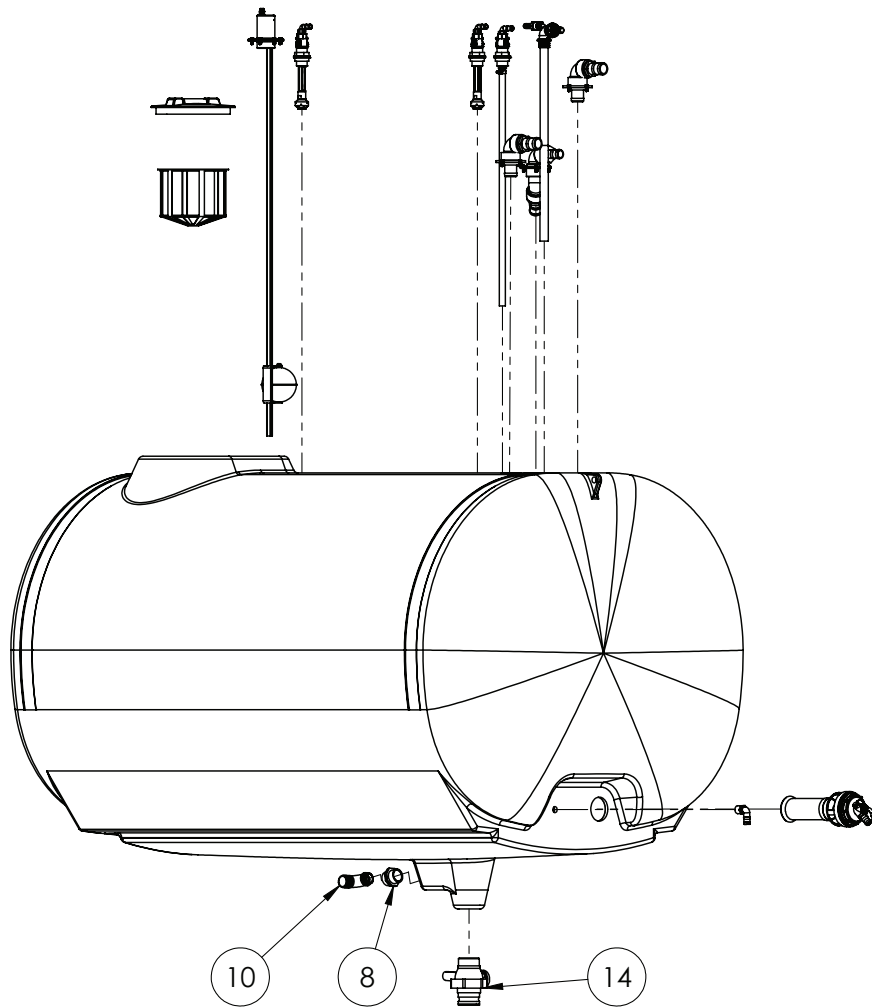
6000 Litre Tank Assembly



ITEM NO.	PART NUMBER	DESCRIPTION	QTY.
1	GA5070915	Tank 6000L Suit Crop Cruiser	1
2	GA4901285-1	Tank flushing nozzle (elbow) cam adaptor	2
3	GA5076880	Lid, Black, Without breather, Medium, Diameter 355, Arag, 3522140	1
4	GA4903086	Pre-assembled Venturi Filler	1
5	GA4904815	Tank Fill Inlet	1
6	GA4903136	2" Tank Fill	2
7	GA4904830	Tank Inlet - Boom Recirculation	1
8	2502070	Nipple 2" Symmetric (with lead-in edge for O-ring)	1
9	GA4905585	Pre-assembled super mix agitator	2

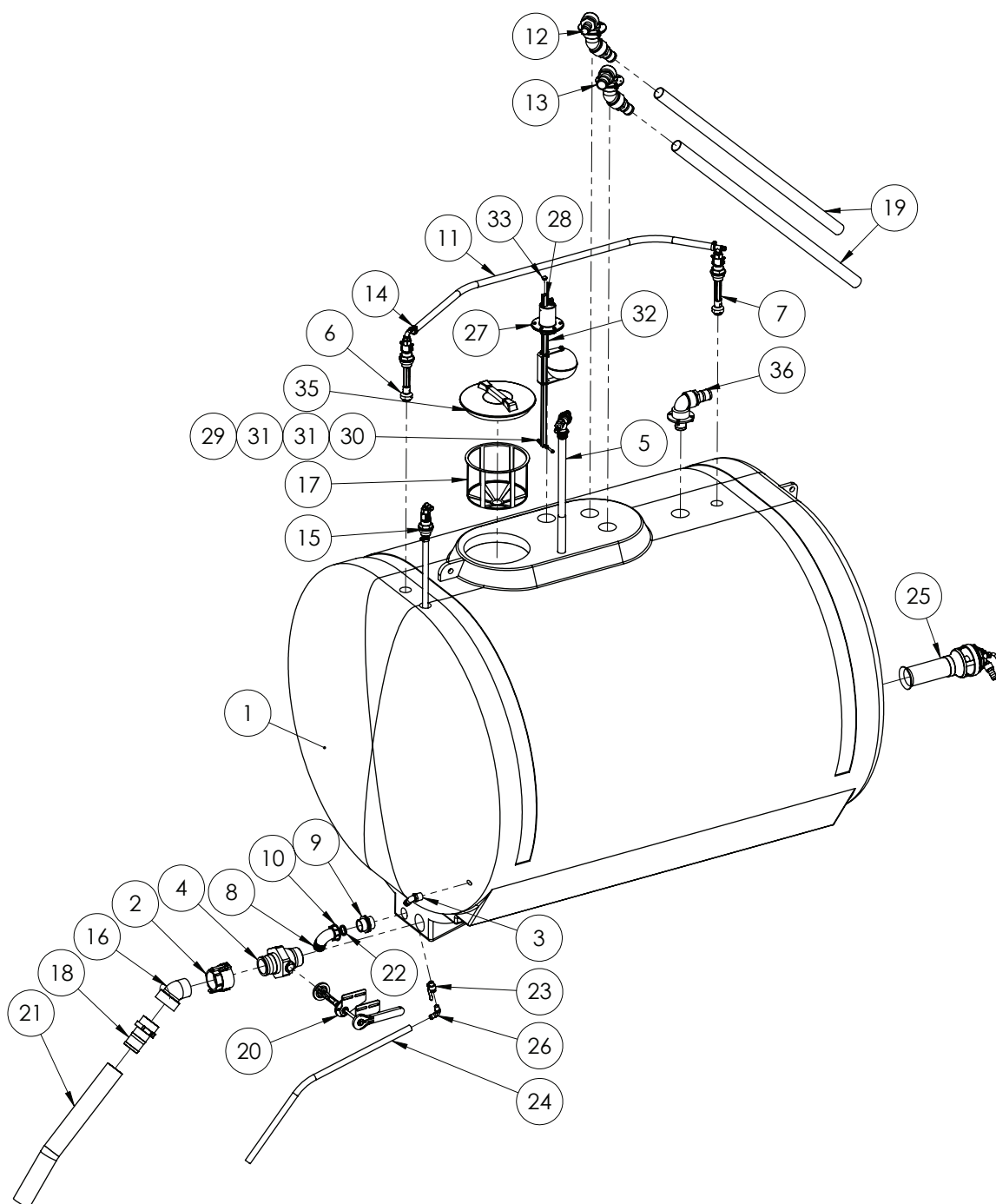
Continued over page

6000 Litre Tank Assembly



ITEM NO.	PART NUMBER	DESCRIPTION	QTY.
10	GA5076262	Hose barb, Elbow, 90 degree, 2" fly nut end x 52 mm hose, Arag, 116752	1
11	GA5077723	Hose barb, Elbow, 90 degree, 1" male x 1" hose, Banjo, HB100-90	1
12	GA5076714	Filter, Basket type, Diameter 305 x 245mm deep, Suit main spray tank, 300120	1
13	GA4902147	Dry Sight Tube Kit - Suit SP	1
14	GA5078204	Valve, Ball, 3", Male NPT, Male Cam lock, stubbly, long handle, Banjo, VSFMT300	1

5200 Litre Tank Assembly



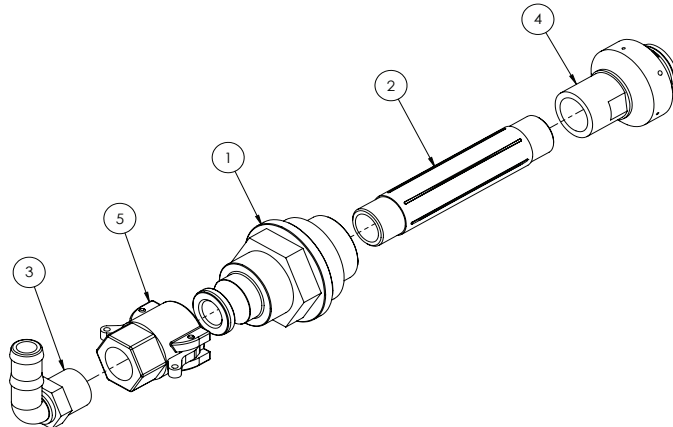
Continued over page

5200 Litre Tank Assembly

ITEM NO.	PART NUMBER	DESCRIPTION	QTY.
1	GA5069205	5200L SP Tank	1
2	GA5076720	Cam lever, 3" female coupling x 3" female NSPT thread, Banjo, 300D	1
3	GA5077723	Hose barb, Elbow, 90 degree, 1" male x 1" hose, Banjo, HB100-90	1
4	GA5078204	Valve, Ball, 3", Male NPT, Male Cam lock, stubbly, long handle, Banjo, VSFMT300	1
5	GA4903086	Pre-assembled Venturi Filler	1
6	GA4901285-1	Tank flushing nozzle (elbow) cam adaptor	1
7	GA4901285-2	Tank flushing nozzle (tee) cam adaptor	1
8	GA5076262	Hose barb, Elbow, 90 degree, 2" fly nut end x 52 mm hose, Arag, 116752	1
9	2502070	Nipple 2" Symmetric (with leadin edge for Oring)	1
10	GA5076605	Fly nut, 2", ARAG, 2002070	1
11	GA2000216	Hose, Pressure, 20mm, Black 250psi, HOS20P, Sold per meter	1
12	GA4904815	Tank Fill Inlet	1
13	GA4904820	Hopper Tank Inlet	1
14	GA5001681	1" SS hose clamp	2
15	GA4904830	Tank Inlet - Boom Recirculation	1
16	GA5078143	Street elbow, 45 degree, 3 male x 3 female, Banjo, SL300-45	1
17	GA5076714	Filter, Basket type, Diameter 305 x 245mm deep, Suit main spray tank, 300120	1
18	GA5077741	Hose barb, Straight, 3 male thread x 3 hose, Banjo, HB300	1
19	GA2000228	50mm PVC Hose cut 1500mm	2
20	GA4904780	Tank drain assy- complete Tap/plates and linkage SP2011	1
21	GA2000228	PVC Hose 75mm - Cut 770 long	1
22	GA5076097	O ring, 42.52 x 2.62, 110193	2
23	GA5020620	Valve, Ball, 12 mm, thread male / female inlet, Lever handle, SS	1
24	GA2000216	3/4" Tank Drain Hose - Cut 1140 Long	1
25	GA4905585	Pre-assembled super mix agitator	1
26	GA5077704	Hose barb, Elbow, 90 degree, 1/2 male thread x 3/4 hose, Banjo, HB050/075-90	1
27	GA4902148	Sight Tube Locating Cap Assembly	1
28	GA5046955	19x19x1.6 SS RHS cut 2150mm	1
29	GA5051370	M8 x 35mm BHCS SS	1
30	GA5052590	Nut M8 Nyloc S/S 316	1
31	GA5003643	Washer 8mm SS HD	2
32	GA4902149	Cable - Sight Tube Float	1
33	GA5001101	19 x 19 Square tube Insert Black	1
34	GA4922090	Dry sight tube tank float	1
35	GA5076877	Lid, Black Plastic, Diameter 355, With breather, 3522040	1
36	GA4903136	2" Tank Fill	1

Note: Item 15 only fitted if Boom Recirculation is optioned.

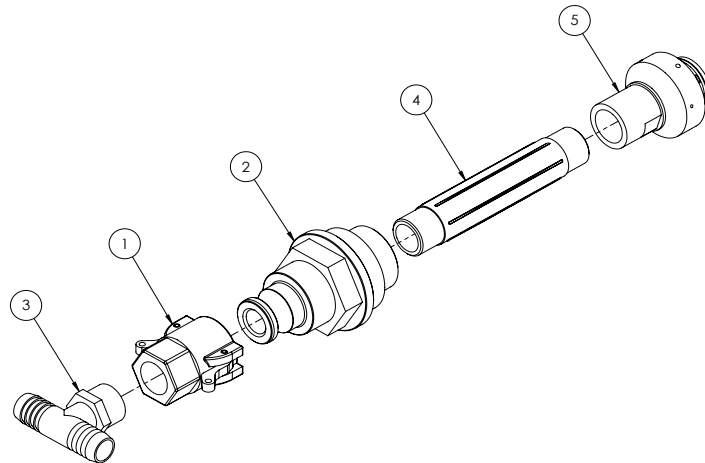
Tank Rinse Elbow



GA4901285-1 - Complete Assembly

ITEM NO.	PART NUMBER	DESCRIPTION	QTY.
1	GA4572015	Tank rinse adaptor with cam lock	1
2	GA5077912	Nipple, 6 long, 3/4 male thread, Banjo, NIP075-6	1
3	GA5077717	Hose barb, Elbow, 90 degree, 3/4 male thread x 3/4 hose, Banjo, HB075-90	1
4	GA5077336	Nozzle, Tank rinsing, 3/4 BSPT female inlet, Teejet, B55270-3/4-18	1
5	GA5077132	Cam lever, 3/4 female coupling x 3/4 female thread, Banjo, 75D	1

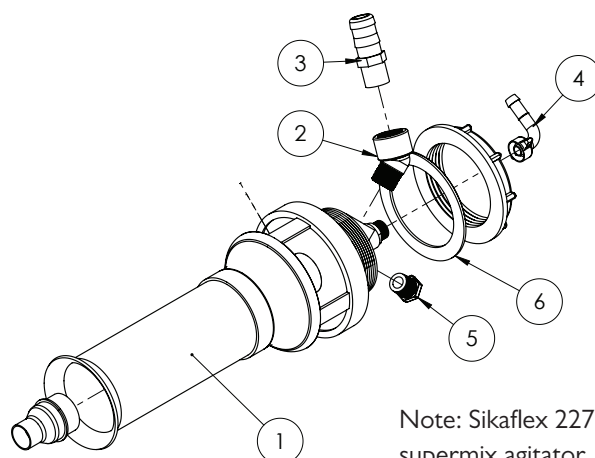
Tank Rinse Tee



GA4901285-2 - Complete Assembly

ITEM NO.	PART NUMBER	DESCRIPTION	QTY.
1	GA5077132	Cam lever, 3/4 female coupling x 3/4 female thread, Banjo, 75D	1
2	GA4572015	Tank rinse adaptor with cam lock	1
3	GA3500431	Hose barb, Tee, 3/4" hose barb x 3/4" hose barb x 3/4" male thread, T34T	1
4	GA5077912	Nipple, 6 long, 3/4 male thread, Banjo, NIP075-6	1
5	GA5077336	Nozzle, Tank rinsing, 3/4 BSPT female inlet, Teejet, B55270-3/4-18	1

Supermix Agitator

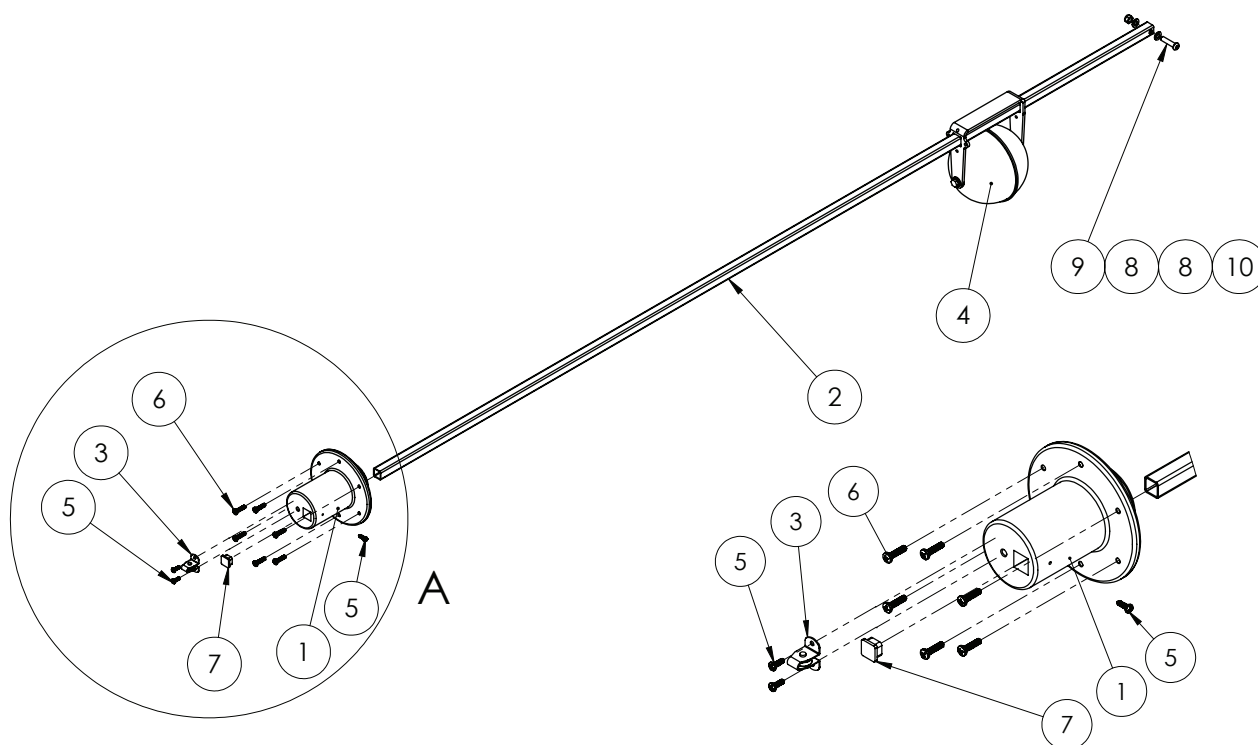


Note: Sikaflex 227 used when installing supermix agitator.

GA4905585 - Complete Assembly

ITEM NO.	PART NUMBER	DESCRIPTION	QTY.
1	GA5077038	Agitator, Super mix, 3mm jet, Arag, 502054	1
2	GA5078134	Street elbow, 45 degree, 3/4 male thread x 3/4 female thread, Banjo, SL075-45	1
3	GA5077715	Hose barb, Straight, 3/4 male thread x 1 hose barb, Banjo, HB075-100	1
4	GA5012375	1/2" Brass Elbow & Nut	1
5	GA5077943	Plug, 1/2 male thread, Banjo, PLUG050	1
6	GA5020050	O Ring M5 x 100 Supermix oring (not used)	1

Dry Sight Tube Float & Guide

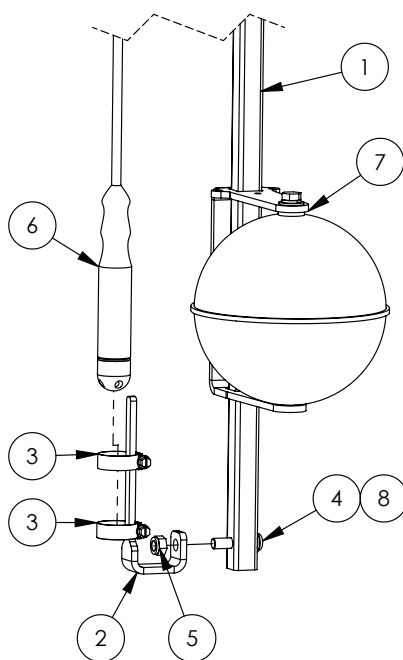


Continued over page

Dry Sight Tube Float & Guide

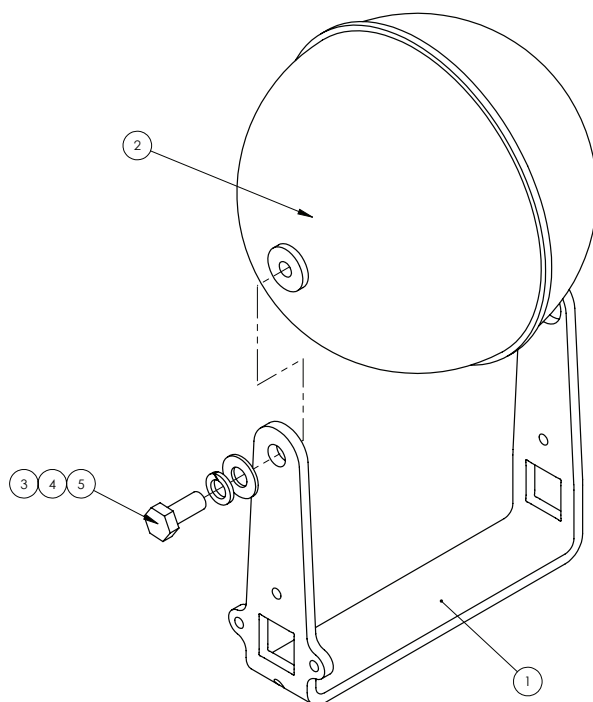
ITEM NO.	PART NUMBER	DESCRIPTION	QTY.
1	MACH0308	Float tube locating cap	1
2	GA5046955	19x19x1.6 SS RHS cut 2150mm	1
3	GA5015221	Sight tube cable roller	1
4	GA4922090	Dry sight tube tank float	1
5	GA5014817	Screw 10G x 5/8 Pan Head SS	3
6	GA5000527	Screw 12G x 1 XR STS Pan SS	6
7	GA5001101	19 x 19 Square tube Insert Black	1
8	GA5004883	Washer 8mm SS	2
9	GA5051370	M8 x 35mm BHCS SS	1
10	GA5052590	Nut M8 Nyloc S/S 316	1

Tank Level Transducer - GATMC



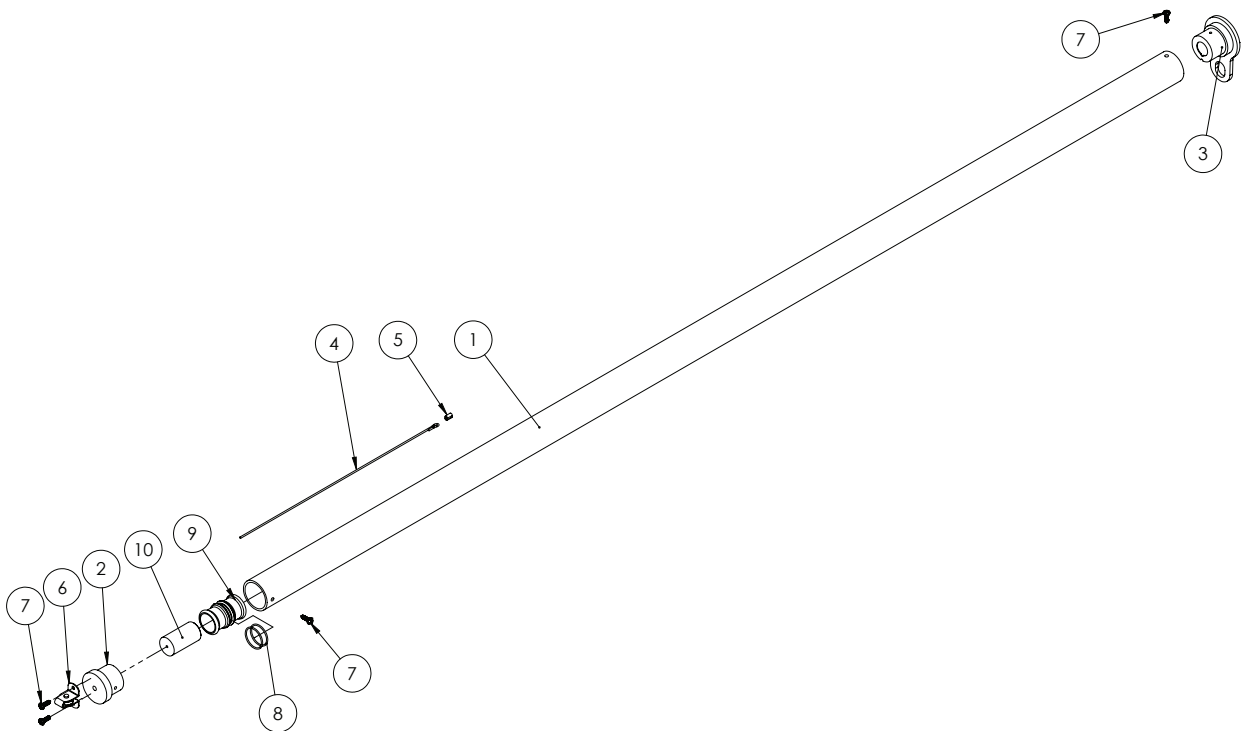
ITEM NO.	PART NUMBER	DESCRIPTION	QTY.
1	GA5046955	19x19x1.6 SS RHS cut 2150mm (ref)	1
2	GA4537190	Bracket pressure transducer tank lykketronic	1
3	GA5000999	3/4" SS hose clamp	2
4	GA5051370	M8 x 35mm BHCS SS (ref)	1
5	GA5052590	Nut M8 Nyloc S/S 316 (ref)	1
6	GA5069445	Pressure sensor 0-2mWC - 4-20mA - 5m FEP cable (tank)	1
7	GA4922090	Dry sight tube tank float (ref)	1
8	GA5003643	Washer 8mm SS HD (ref)	1

Dry Sight Tube Tank Float



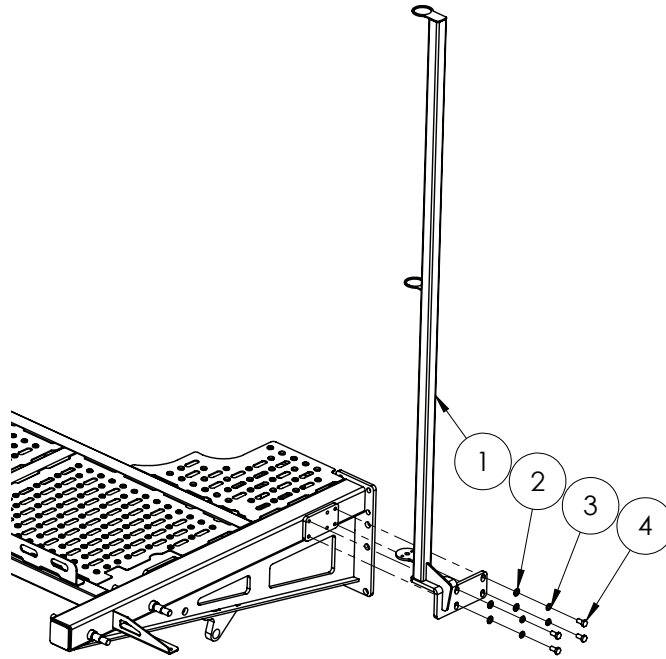
ITEM NO.	PART NUMBER	DESCRIPTION	QTY.
1	GA4523045	Dry sight tube float mount bracket	1
2	GA5008835	6" ball float	1
3	GA5004883	Washer 8mm HD	1
4	GA5004919	M8 Spring washer SS	1
5	GA5048485	5-16 whitworth x 3-4" SS set screw	1

Dry Sight Tube Cap & Tube



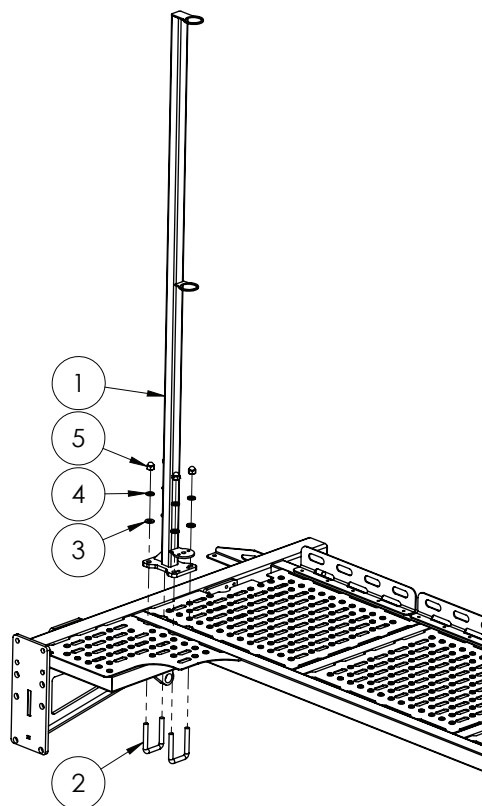
ITEM NO.	PART NUMBER	DESCRIPTION	QTY.
1	GA5002979	EF sight tube 38x44x2000mm clear polycarbonate tube	1
2	MACH0306	REMOTE SIGHT TUBE END CAP	1
3	GA4932020-02	Pre-assembled dry sight tube base	1
4	GA5017873	Wire rope S'Steel steel 1.6mm cut 4000mm	1
5	GA5008643	Ferrule copper plated hand swage	1
6	GA5015221	Sight tube cable roller	1
7	GA5014817	Screw 10G x 5/8 Pan Head SS	4
8	GA5012529	O Ring BS024 34.65 x1.78	2
9	MACH0307	REMOTE SIGHT TUBE LEVEL INDICATOR	1
10	MACH0317	LEVEL INDICATOR INSERT	1

Sight Tube Mount - Standard



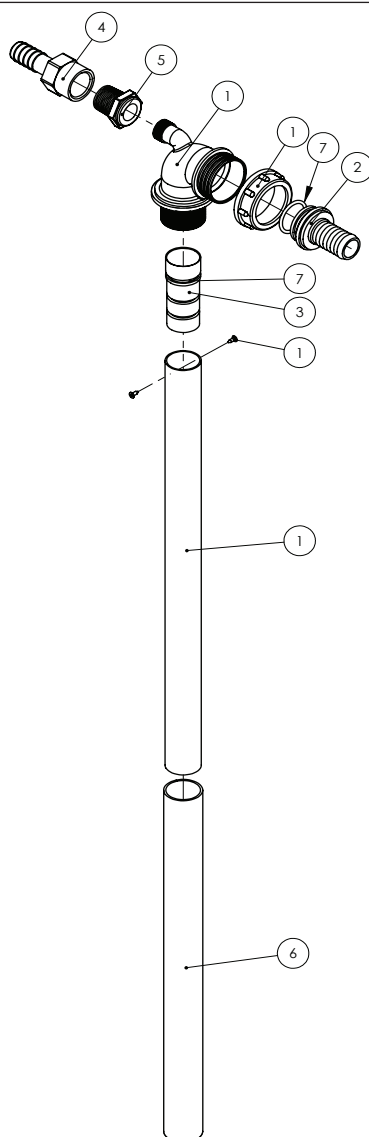
ITEM NO.	PART NUMBER	DESCRIPTION	QTY.
1	GA4658871	Dry Sight Tube Mount 5200 & Dual product MY11 SP	1
2	GA5000117	Washer 10mm SS Heavy duty	4
3	GA5000137	Washer 10mm Spring S/S	4
4	GA5006113	Bolt M10x20 ZP 8.8	4

Sight Tube Mount - 6000L



ITEM NO.	PART NUMBER	DESCRIPTION	QTY.
1	GA4659830	Sight tube mount, suit 6000L crop cruiser	1
2	GA5011251	M12x52x80 Square Top U Bolt	2
3	GA5000577	M12 SS HD Washer	4
4	GA5000575	M12 Spring washer SS	4
5	GA5011191	M12 Dome Nut ZP	4

Venturi Filler



Note:

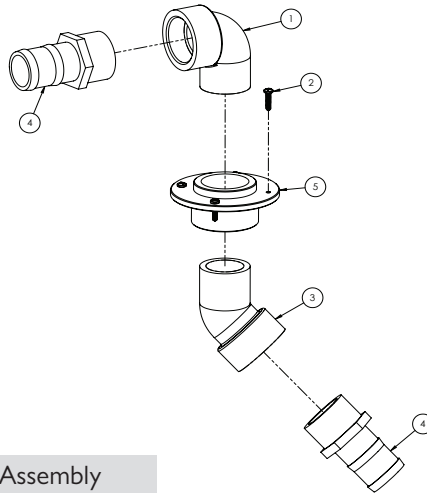
1 x GA5007235 Cobra Clamp 36.0/91.4310 not shown.

Not all parts supplied with kit 500232 are used in this assembly.

GA4903086 - Pre assembled Venturi Filler

ITEM NO.	PART NUMBER	DESCRIPTION	QTY.
1	GA5077035	Venturi, Top of tank, 32 OD outlet, Arag, not modified for Goldacres tanks, 500232	1
2	GA5076036	Hose barb, Straight, 1 1/2" fly nut end x 1" hose barb, Udor, 106625	1
3	MACH0022	jet for Arag venturi	1
4	GA5077743	Hose barb, Straight, 3/4 female x 3/4 hose, Banjo, HBF075	1
5	GA5078010	Bush, Reducing, Poly, 3/4" Male Thread x 1/2" Female Thread, Banjo, RB075050	1
6	GA5050205	Hose Lay flat Blue - 32mm cut 405mm	1
7	GA5077679	O ring, 30 x 3mm, G10061	1

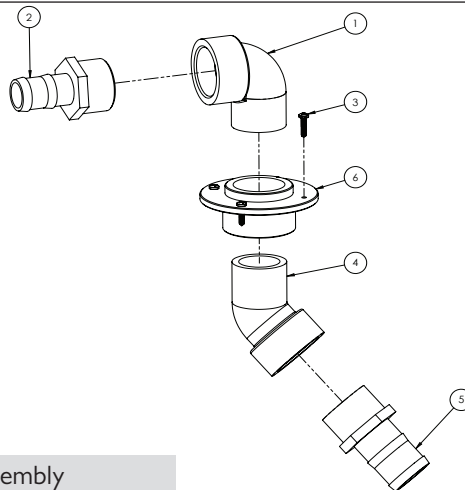
Hopper Tank Inlet



GA4904820 - Hopper Tank Inlet Assembly

ITEM NO.	PART NUMBER	DESCRIPTION	QTY.
1	GA5078142	Street elbow, 90 degree, 2 male thread x 2 female thread, Banjo, SL200-90	1
2	GA5000527	Screw 1/2G x 1 XR STS Pan SS	4
3	GA5078141	Street elbow, 45 degree, 2 male thread x 2 female thread, Banjo, SL200-45	1
4	GA5077737	Hose barb, Straight, 2" male thread x 2" hose, Banjo, HB200	2
5	GA4583370	Threaded Tank Flange 2"	1

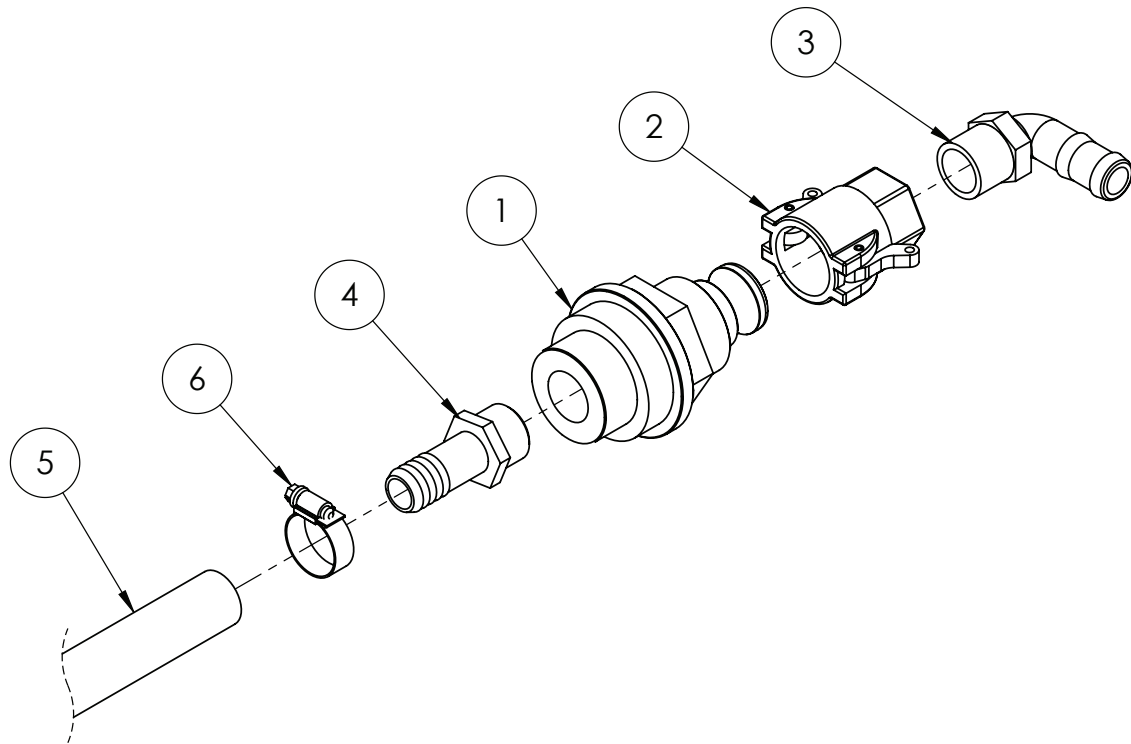
Tank Fill Inlet



GA4904815 - Tank Fill Inlet Assembly

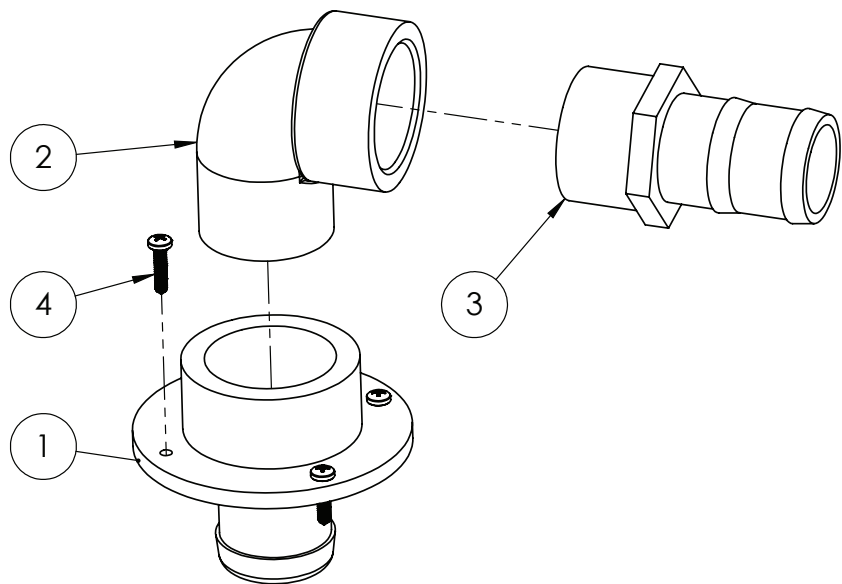
ITEM NO.	PART NUMBER	DESCRIPTION	QTY.
1	GA5078142	Street elbow, 90 degree, 2 male thread x 2 female thread, Banjo, SL200-90	1
2	GA5077739	Hose barb, Straight, 2 male thread x 1 1/2 hose, Banjo, HB200-150	1
3	GA5000527	Screw 1/2G x 1 XR STS Pan SS	4
4	GA5078141	Street elbow, 45 degree, 2 male thread x 2 female thread, Banjo, SL200-45	1
5	GA5077737	Hose barb, Straight, 2" male thread x 2" hose, Banjo, HB200	1
6	GA4583370	Threaded Tank Flange 2"	1

Boom Recirculation Inlet (rapid flow only)



ITEM NO.	PART NUMBER	DESCRIPTION	QTY.
1	GA4572015	Tank rinse adaptor with cam lock	1
2	GA5077132	Cam lever, 3/4 female coupling x 3/4 female thread, Banjo, 75D	1
3	GA5077717	Hose barb, Elbow, 90 degree, 3/4 male thread x 3/4 hose, Banjo, HB075-90	1
4	GA5077709	Hose barb, Straight, 3/4 male thread x 3/4 hose, Banjo, HB075	1
5	GA2000216	Hose, Pressure, 20mm, Black 250psi, HOS20P, Sold per meter	1.3
6	GA5000999	Hose Clamp, 3/4, SS (16-27/12W)	1

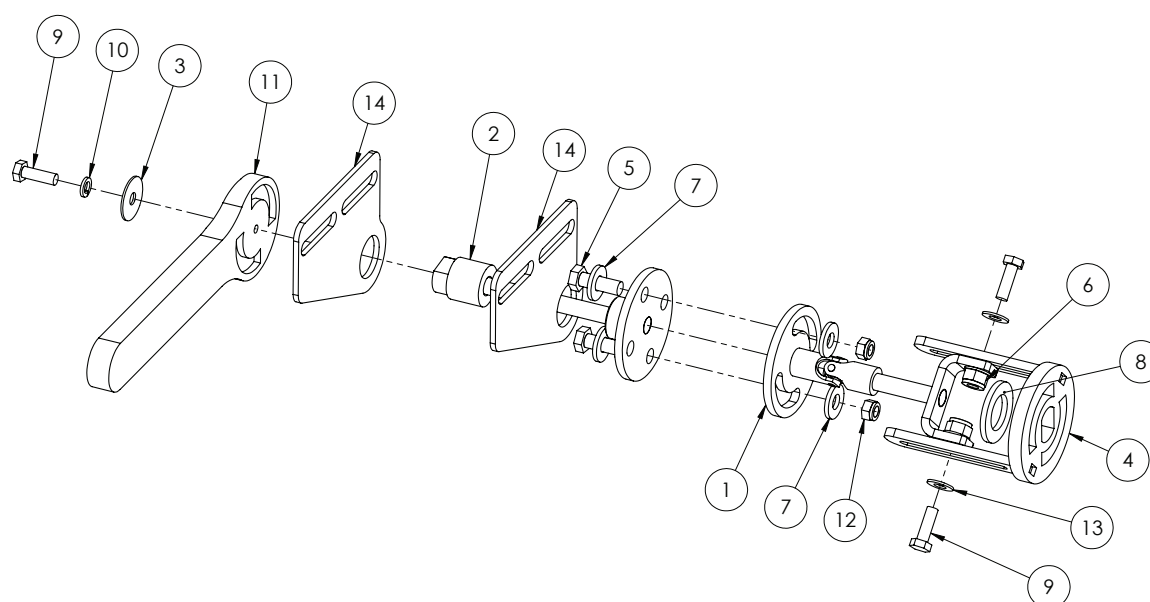
Tank Overflow Outlet



GA4903136 - Tank Overflow Outlet Assembly

ITEM NO.	PART NUMBER	DESCRIPTION	QTY.
1	L026A	Barb to suit tank top	1
2	GA5078142	Street elbow, 90 degree, 2 male thread x 2 female thread, Banjo, SL200-90	1
3	GA5077737	Hose barb, Straight, 2" male thread x 2" hose, Banjo, HB200	1
4	GA5004437	Screw 12G x 1 XR STS Pan SS	4

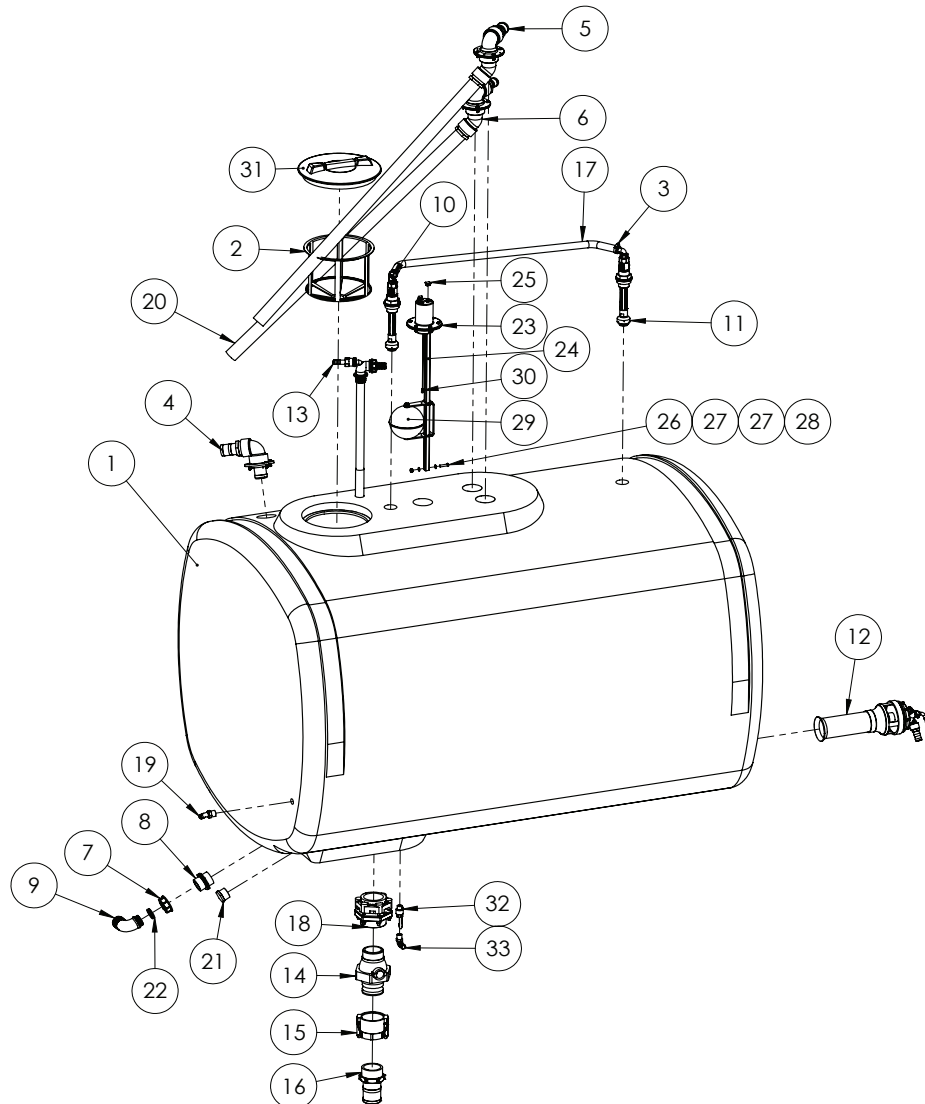
Tank Drain Handle - 5200L



GA4904780 - Tank Drain Handle Assembly

ITEM NO.	PART NUMBER	DESCRIPTION	QTY.
1	GA4658910	Drive coupling-Tank drain inner SP 201 I	1
2	GA4658905	Drive coupling-Tap tank drain outer SP 201 I	1
3	GA5003645	5 - 16 x 1 I - 4 Flat washer SS	1
4	GA4653656	Sump ball valve drive flange EF	1
5	GA5065455	Bolt Gr8.8 M10x30	2
6	GA5000141	M10 Nyloc Nut	2
7	GA5000117	Washer 10mm SS Heavy duty	4
8	GA5001893	M24 Washer HD SS	1
9	GA5004711	M8x25 bolt	3
10	GA5004919	M8 Spring washer SS	1
11	GA5078195	Handle, Valve, suit 2-3 & 4 FP, V25 I 53	1
12	GA5004917	M8 Nyloc Nut	2
13	GA5004883	Washer 8mm HD	4
14	GA4504245	Plate-Tankdrain/chassis side plate SP201 I	2

3500 Litre Tank Assembly



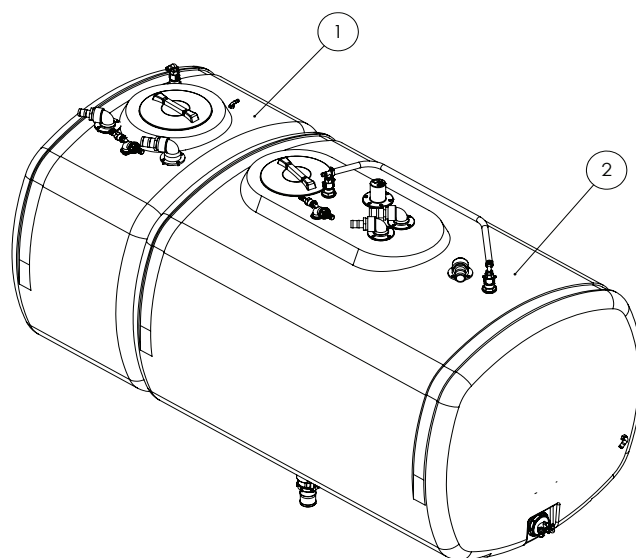
ITEM NO.	PART NUMBER	DESCRIPTION	QTY.
1	GA5018253	3500L Tank Suit Single Product or Twin Tank	1
2	GA5076714	Filter, Basket type, Diameter 305 x 245mm deep, Suit main spray tank, 300120	1
3	GA5001681	1" SS hose clamp	2
4	GA4903136	2" Tank Fill	1
5	GA4904820	Hopper Tank Inlet	1
6	GA4904815	Tank Fill Inlet	1
7	GA5076605	Fly nut, 2", ARAG, 2002070	1
8	2502070	Nipple 2" Symmetric (with leadin edge for Oring)	1
9	GA5076262	Hose barb, Elbow, 90 degree, 2" fly nut end x 52 mm hose, Arag, 116752	1
10	GA4901285-2	Tank flushing nozzle (tee) cam adaptor	1
11	GA4901285-1	Tank flushing nozzle (elbow) cam adaptor	1
12	GA4905585	Pre-assembled super mix agitator	1
13	GA4903086	Pre-assembled Venturi Filler	1

Continued over page

3500 Litre Tank Assembly

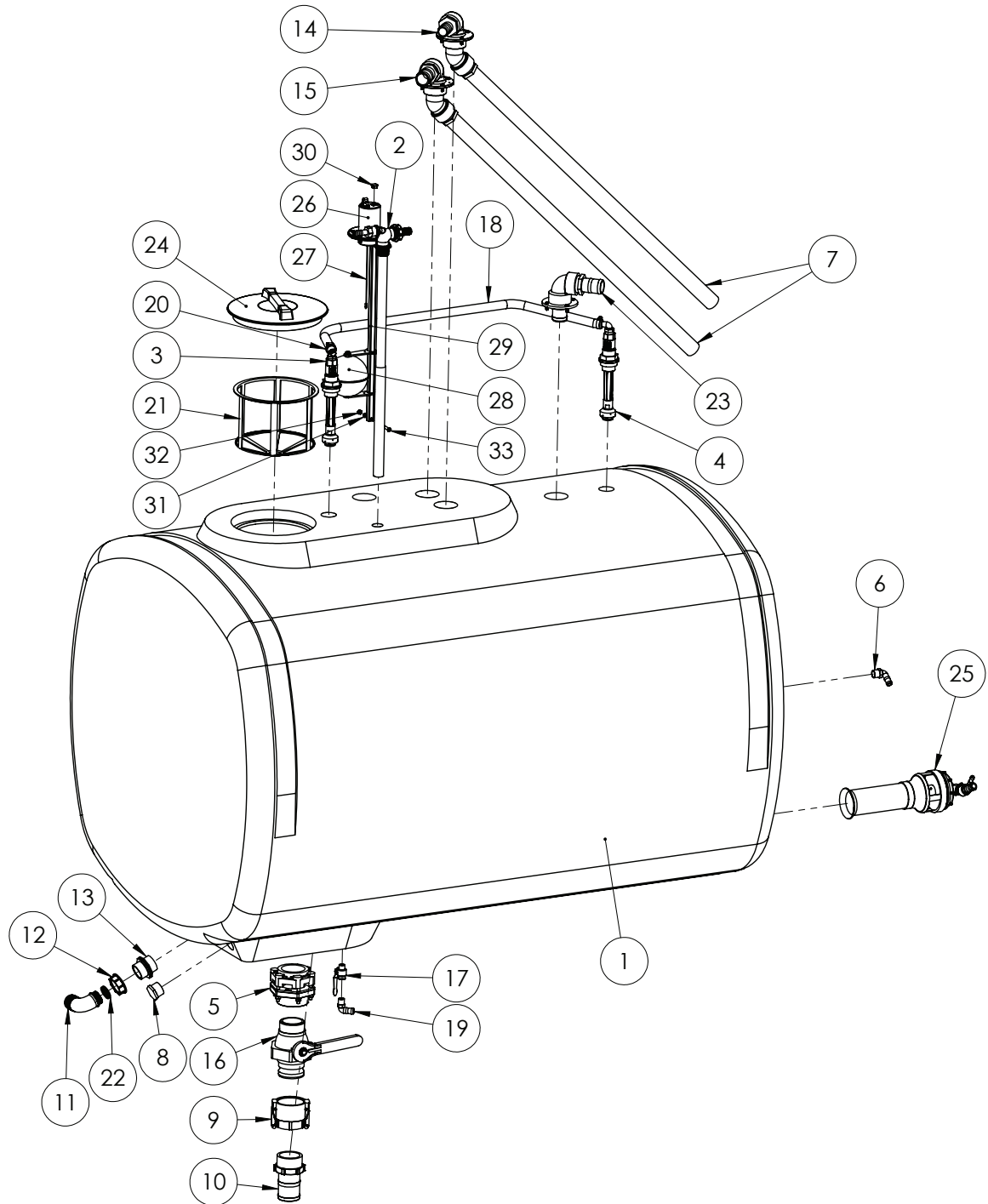
ITEM NO.	PART NUMBER	DESCRIPTION	QTY.
14	GA5078204	Valve, Ball, 3", Male NPT, Male Cam lock, stubby, long handle, Banjo, VSFMT300	1
15	GA5076720	Cam lever, 3" female coupling x 3" female NSPT thread, Banjo, 300D	1
16	GA5077741	Hose barb, Straight, 3 male thread x 3 hose, Banjo, HB300	1
17	GA2000216	3/4" Pressure Hose - Cut To Suit	1
18	GA5077344	Bolted Flange, 3", Bottom Drain, Banjo, BF300BD	1
19	GA5077717	hose barb elbow 3/4" thread 3/4" barb	1
20	GA2000228	50mm PVC Hose cut 1500mm	2
21	GA5077947	Plug, 1 1/2 male thread, Banjo, PLUG150	1
22	GA5076097	O ring, 42.52 x 2.62, 110193	2
23	GA4902148	Sight Tube Locating Cap Assembly	1
24	GA5046955	19x19x1.6 SS RHS cut 2150mm	1
25	GA5001101	19 x 19 Square tube Insert Black	1
26	GA5051370	M8 x 35mm BHCS SS	1
27	GA5003643	Washer 8mm SS HD	2
28	GA5052590	Nut M8 Nyloc S/S 316	1
29	GA4922090	Dry sight tube tank float	1
30	GA4902149	Cable - Sight Tube Float	1
31	GA5076880	Lid, Black, Without breather, Medium, Diameter 355, Arag, 3522140	1
32	GA5020620	Valve, Ball, 12 mm, thread male / female inlet, Lever handle, SS	1
33	HB050-075-90	Hose Barb Elbow 1/2 to 3/4 barb	1

Dual Product Tanks



ITEM NO.	PART NUMBER	DESCRIPTION	QTY.
1	-	Dual Product - 1250L Tank Assembly	1
2	-	Dual Product - 3500L Tank Assembly	1

Dual Product Tank - 3500L Tank

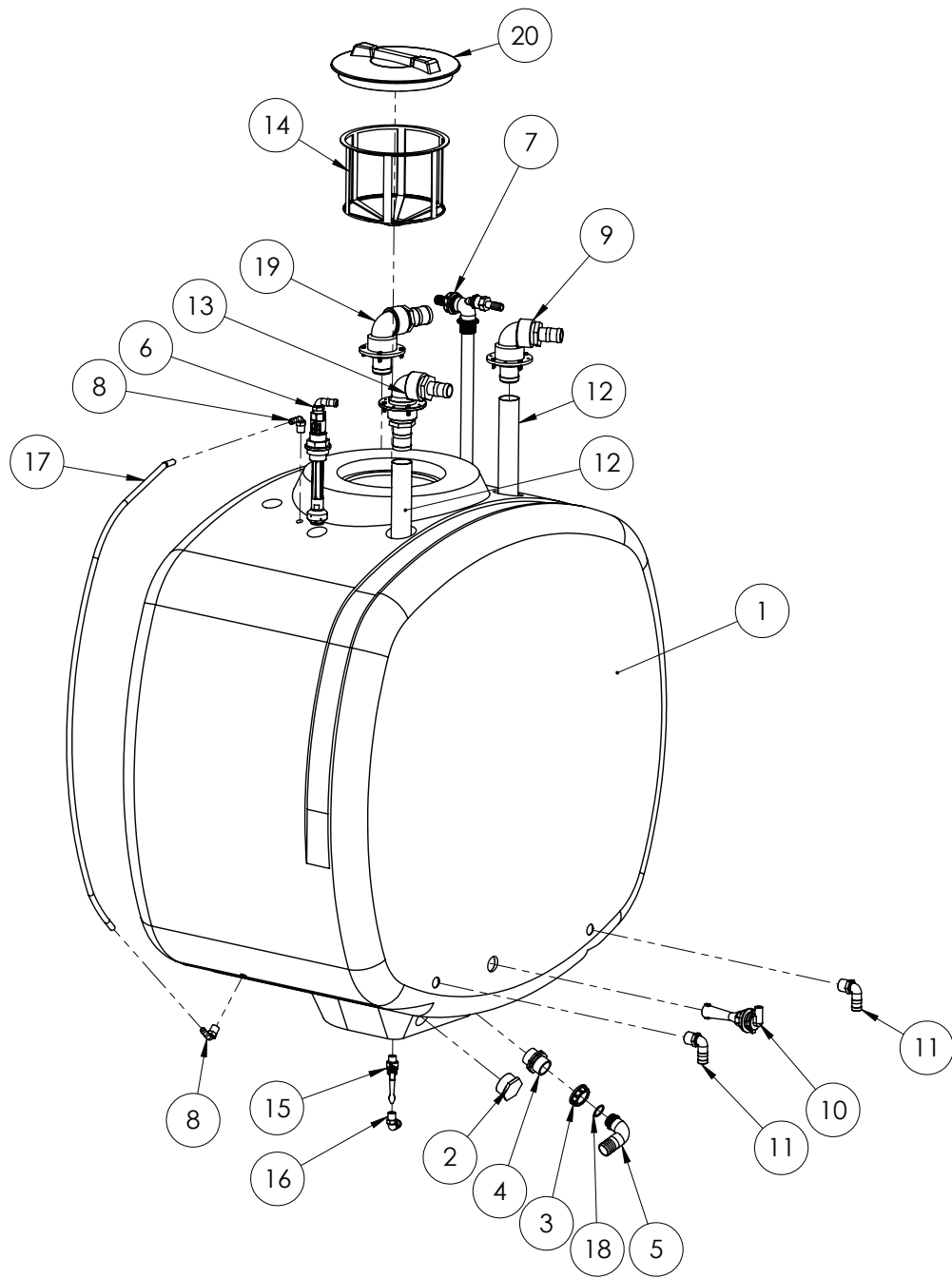


Continued over page

Dual Product Tank - 3500L Tank

ITEM NO.	PART NUMBER	DESCRIPTION	QTY.
1	GA5018523	Tank 3500L SP Dual Product	1
2	GA4903086	Pre-assembled Venturi Filler	1
3	GA4901285-2	Tank flushing nozzle (tee) cam adaptor	1
4	GA4901285-1	Tank flushing nozzle (elbow) cam adaptor	1
5	GA5077344	Bolted Flange, 3", Bottom Drain, Banjo, BF300BD	1
6	GA5077717	Hose barb, Elbow, 90 degree, 3/4 male thread x 3/4 hose, Banjo, HB075-90	1
7	GA2000228	50mm PVC Hose cut 1500mm	2
8	GA5077947	Plug, 1 1/2 male thread, Banjo, PLUG150	1
9	GA5076720	Cam lever, 3" female coupling x 3" female NSPT thread, Banjo, 300D	1
10	GA5077741	Hose barb, Straight, 3 male thread x 3 hose, Banjo, HB300	1
11	GA5076262	Hose barb, Elbow, 90 degree, 2" fly nut end x 52 mm hose, Arag, 116752	1
12	GA5076605	Fly nut, 2", ARAG, 2002070	1
13	2502070	Nipple 2" Symmetric (with leadin edge for Oring)	1
14	GA4904815	Tank Fill Inlet	1
15	GA4904820	Hopper Tank Inlet	1
16	GA5078204	Valve, Ball, 3", Male NPT, Male Cam lock, stubbly, long handle, Banjo, VSFMT300	1
17	GA5020620	Valve, Ball, 12 mm, thread male / female, Lever handle, SS	1
18	GA2000216	Tank Rinse Line - 3500L Dual Product Tank	1
19	GA5077704	Hose barb, Elbow, 90 degree, 1/2 male thread x 3/4 hose, Banjo, HB050/075-90	1
20	GA5001681	1" SS hose clamp	2
21	GA5076714	Filter, Basket type, Diameter 305 x 245mm deep, Suit main spray tank, 300120	1
22	GA5076097	O ring, 42.52 x 2.62, 110193	2
23	GA4903136	2" Tank Fill	1
24	GA5076880	Lid, Black, Without breather, Medium, Diameter 355, Arag, 3522140	1
25	GA4905585	Pre-assembled super mix agitator	1
26	GA4902148	Sight Tube Locating Cap Assembly	1
27	GA4902149	Cable - Sight Tube Float	1
28	GA4922090	Dry sight tube tank float	1
29	GA5046955	19x19x1.6 SS RHS cut 2150mm	1
30	GA5001101	19 x 19 Square tube Insert Black	1
31	GA5003643	Washer 8mm SS HD	2
32	GA5052590	Nut M8 Nyloc S/S 316	1
33	GA5051370	M8 x 35mm BHCS SS	1

Dual Product Tank - 1250L Tank



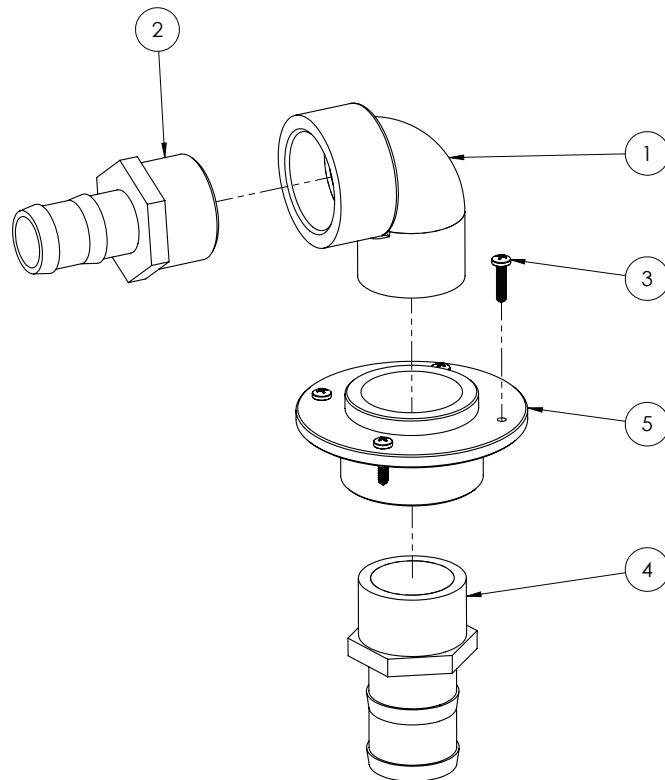
ITEM NO.	PART NUMBER	DESCRIPTION	QTY.
1	GA5069940	1250L Dual Product Tank	1
2	PLUG200	2" Poly Pipe Plug	1
3	2002060	1 1/2" Fly Nut	1
4	2502060	1 1/2" Plastic Nipple	1
5	116640	1 1/2" Poly Elbow to suit Fly Nut	1
6	GA4901285-1	Tank flushing nozzle (elbow) cam adaptor	1
7	GA4903086	Pre-assembled Venturi Filler	1

Continued over page

Dual Product Tank - 1250L Tank

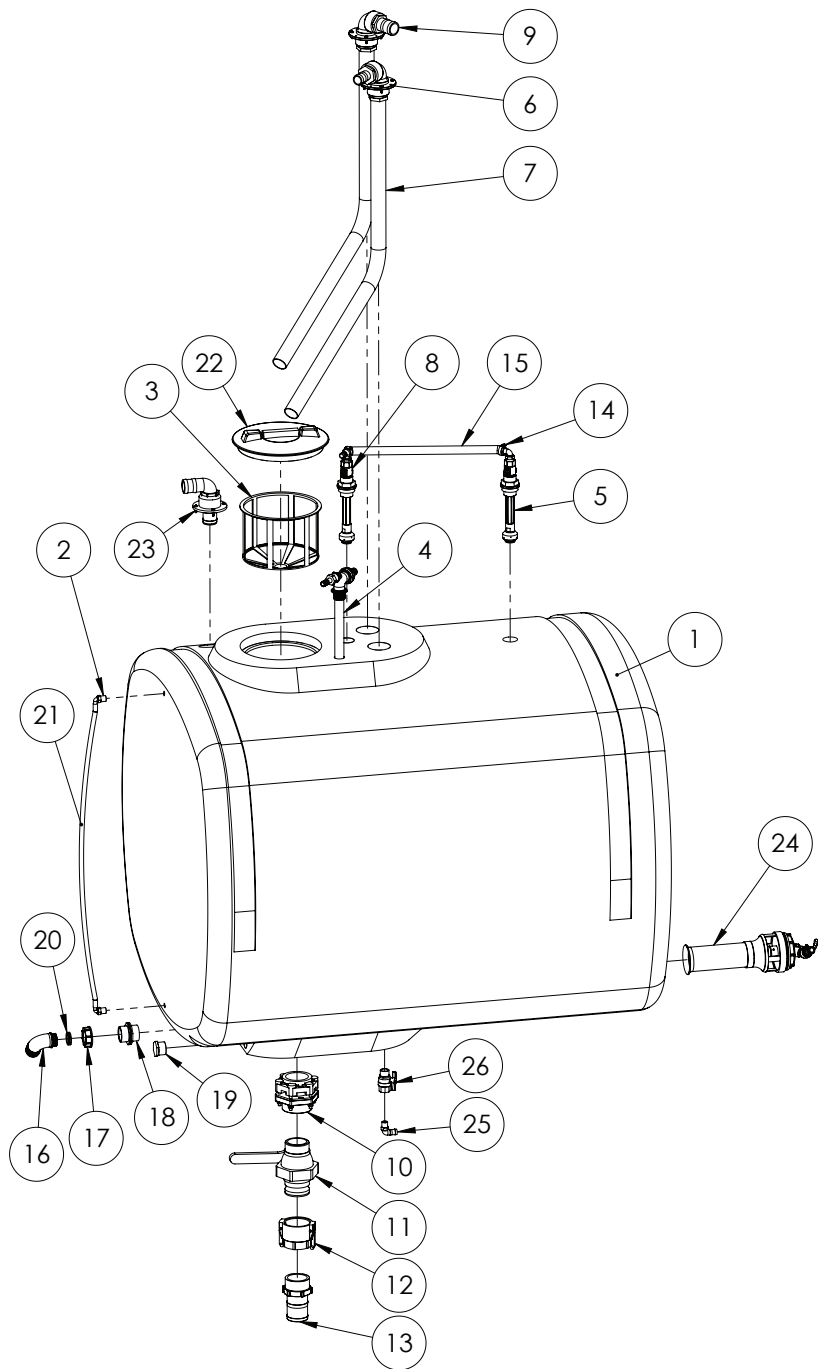
ITEM NO.	PART NUMBER	DESCRIPTION	QTY.
8	HB-050-90	barb male elbow 1/2"	2
9	GA4903098	Hopper Tank Inlet	1
10	GA5010405	Hydrojet agitator D004001	1
11	HB100-90	Hose barb 90 degree 1" Banjo	2
12	HOS50PVC	50mm PVC Hose cut 1500mm	2
13	GA4904835	Tank Fill Inlet - 1200L Tank	1
14	300120	Basket Filter D 302 x 254	1
15	GA5020620	Valve, Ball, 12 mm, thread male / female inlet, Lever handle, SS	1
16	HB050-075-90	Hose Barb Elbow 1/2 to 3/4 barb	1
17	HOS12sight	Sight Tube - Cut 1575 long	1
18	110107	O-ring D34.52 x 3.53mm	1
19	GA4903136	2" Tank Fill	1
20	3522140	Medium Lid D355 c/w Breather	1

Tank Fill Inlet - Straight



ITEM NO.	PART NUMBER	DESCRIPTION	QTY.
1	SL200-90	2" Poly Street Elbow-90 Degree	1
2	HB200-150	Straight Hose Barb 2 x 1 1/2	1
3	GA5000527	Screw 12G x 1 XR STS Pan SS	4
4	HB200	Straight Hose Barb 2"	1
5	GA4583370	Threaded Tank Flange 2"	1

3000L Tank Assembly



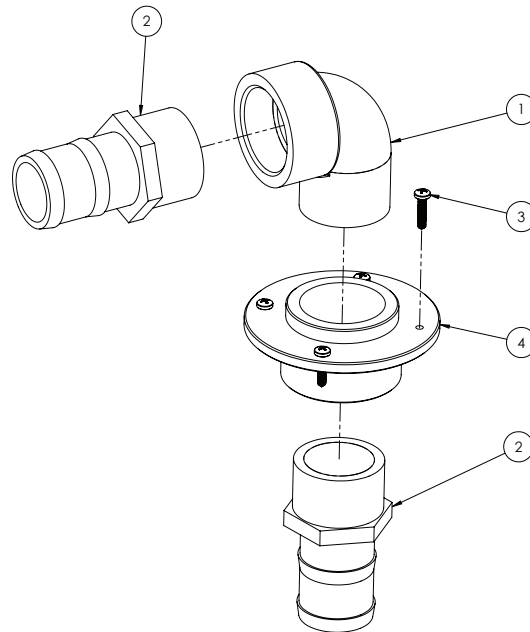
ITEM NO.	PART NUMBER	DESCRIPTION	QTY.
1	GA5018513	3000L SP Tank	1
2	HB-050-90	barb male elbow 1/2"	2
3	300120	Basket Filter D 302 x 254	1
4	GA4903086	Pre-assembled Venturi Filler	1
5	GA4901285-1	Tank flushing nozzle (elbow) cam adaptor	1
6	GA4904835	Tank Fill Inlet - 1200L Tank	1
7	HOS50PVC	50mm PVC Hose cut 1500mm	2

Continued over page

3000L Tank Assembly

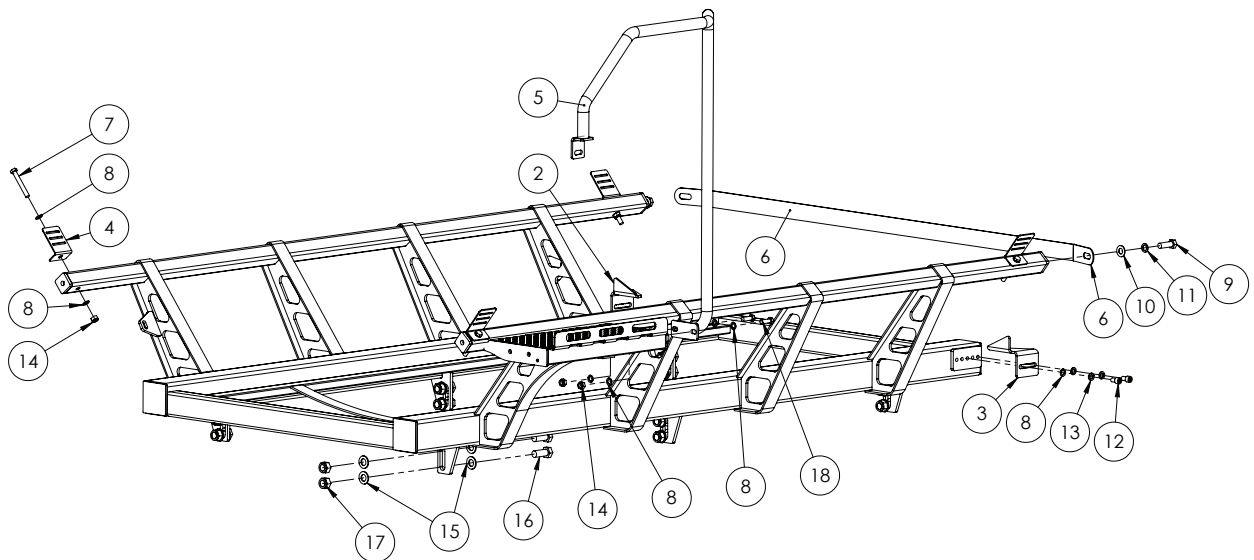
ITEM NO.	PART NUMBER	DESCRIPTION	QTY.
8	GA4901285-2	Tank flushing nozzle (tee) cam adaptor	1
9	GA4904840	Tank Fill Inlet - 1200L Tank	1
10	BF300BD	3"x 3"Thrd Flng Btm Drn - EPDM	1
11	VSFMT300	3" Valve - Long Handle	1
12	300D	Camlock 3 inch NPT Female thread	1
13	HB300	3" Hose Barb	1
14	GA5001681	1" SS hose clamp	2
15	HOS20P	20mm Hose - Cut to size	1
16	116752	Elbow D.52 for FlyNut 2	1
17	2002070	Fly Nut 2"	1
18	2502070	Nipple 2" Symmetric (with leadin edge for Oring)	1
19	PLUG150	1 1/2" Plastic Plug	1
20	110193	O-ring D42.52 x 2.62mm	2
21	HOS12SIGHT	Sight Tube - 3000L Tank SP - Cut to suit	1
22	3522140	Medium Lid D355 c/w Breather	1
23	GA4903136	2" Tank Fill	1
24	GA4905585	Pre-assembled super mix agitator	1
25	HB050-075-90	Hose Barb Elbow 1/2 to 3/4 barb	1
26	GA5020620	Valve, Ball, 12 mm, thread male / female inlet, Lever handle, SS	1

Hopper Fill Inlet - Straight



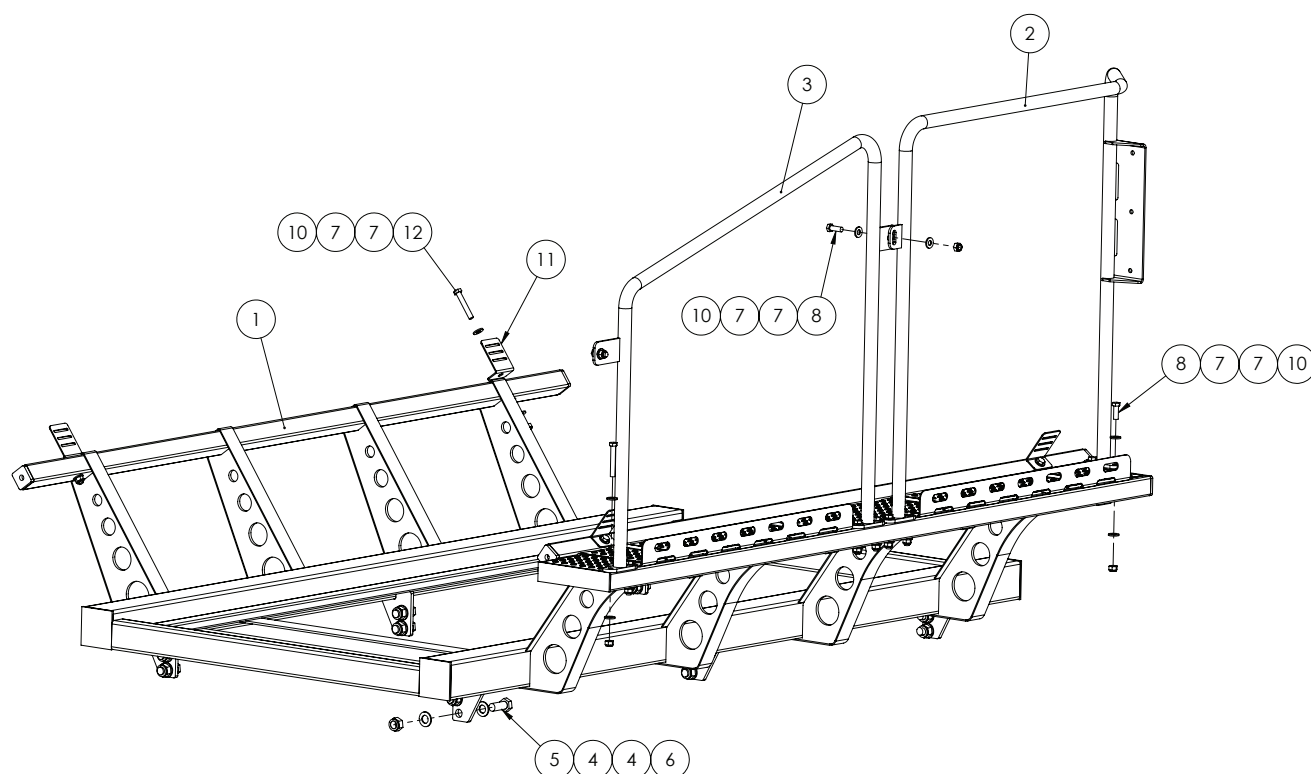
ITEM NO.	PART NUMBER	DESCRIPTION	QTY.
1	SL200-90	2" Poly Street Elbow-90 Degree	1
2	HB200	Straight Hose Barb 2"	2
3	GA5000527	Screw 12G x 1 XR STS Pan SS	4
4	GA4583370	Threaded Tank Flange 2"	1

Tank Cradle - 6000 Litre Tank



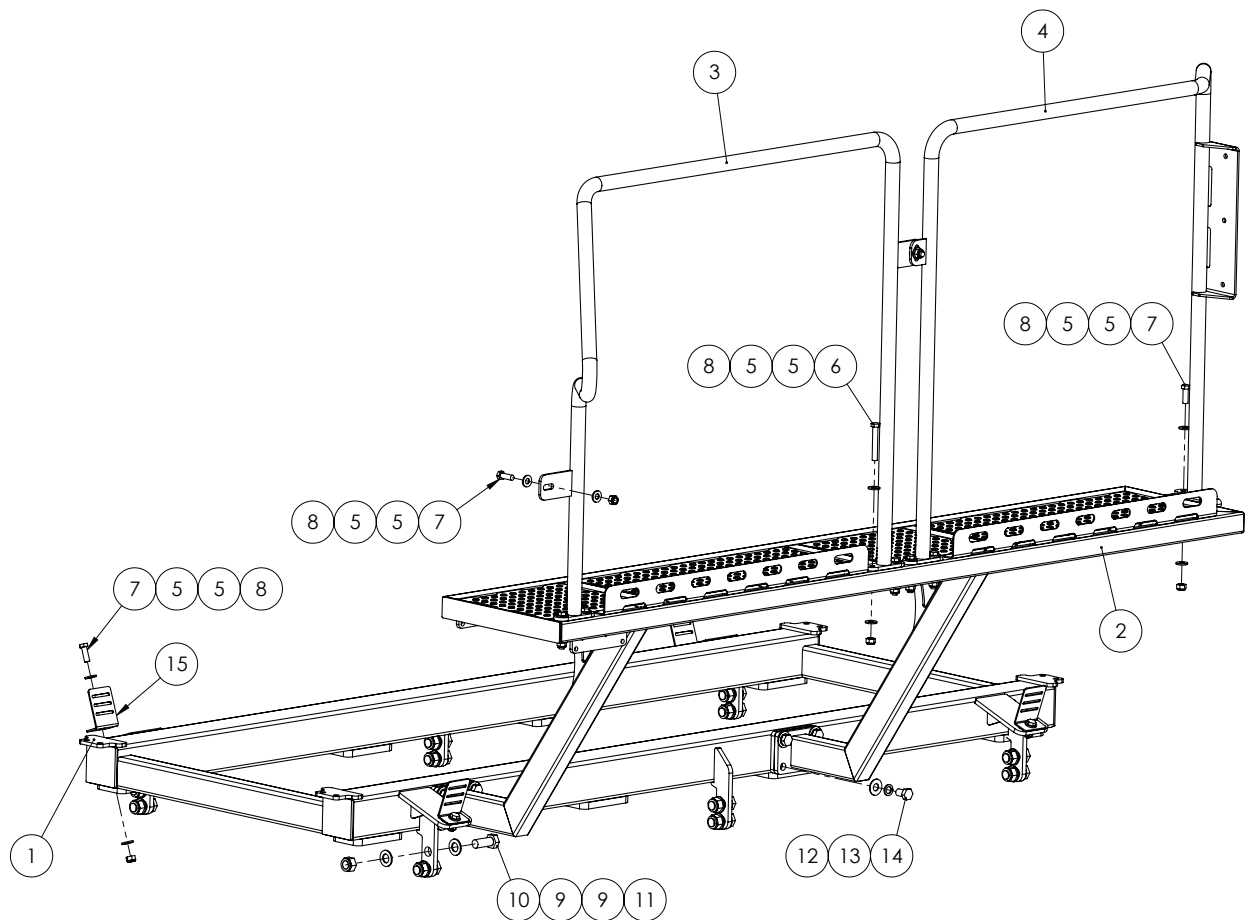
ITEM NO.	PART NUMBER	DESCRIPTION	QTY.
1	GA4659770	6000L Tank Cradle SP MY13	1
2	GA4509520	Tank Stop 5200L Rear RH	1
3	GA4509521	Tank Stop 5200L Rear LH	1
4	F70127A	50mm Tank Strap Bracket	4
5	GA4659790	Handrail Tank Cradle 6000L SP MY13	1
6	GA4537495	Tank Strap 5200L	1
7	GA5011263	M12x90 bolt	4
8	GA5000555	Washer M12 Flat ZP Heavy Duty	16
9	GA5000931	M16x50 bolt	2
10	GA5001009	M16 washer Zink coated	2
11	GA5000961	Washer 16mm Spring ZP	2
12	GA5050330	M12x20 unbrako	4
13	GA5000575	M12 Spring washer SS	4
14	GA5012461	M12 Nyloc nut Z/P	6
15	GA5001739	M20 Heavy Duty Flat Washer	24
16	GA5011321	Bolt M20 x 50 ZP	12
17	M20 nyloc nut	GA5048125	12
18	GA5000311	M12x35 Bolt	2

Tank Cradle - 5200 Litre Tank



ITEM NO.	PART NUMBER	DESCRIPTION	QTY.
1	GA4658760	Tank Cradle 5200 SP with Platform	1
2	GA4658775	Handrail rear platform with return	1
3	GA4658780	Handrail rear platform angled	1
4	GA5001739	M20 Heavy Duty Flat Washer	24
5	GA5011319	Bolt M20 x 50 ZP	12
6	GA5048125	M20 Nyloc nut	12
7	GA5000587	M12 WASHER	28
8	GA5000311	M12x35 Bolt	4
9	GA5000355	M12x80 bolt	6
10	GA5012461	M12 Nyloc nut Z/P	14
11	F70127A	50mm Tank Strap Bracket	4
12	GA5000351	M12x75 bolt	4

Tank Cradle - 3500L Tank / Dual Product



ITEM NO.	PART NUMBER	DESCRIPTION	QTY.
1	GA4658930	Tank Cradle Frame - Suit 3500L Tank	1
	GA4658920	Tank Cradle Frame - Suit Dual Product	1
2	GA4658925	Access Platform Small Cradle	1
3	GA4658781	Handrail rear platform straight-	1
4	GA4658775	Handrail rear platform with return	1
5	GA5000587	M12 WASHER	28
6	GA5000355	M12x80 bolt	6
7	GA5000311	M12x35 Bolt	8
8	GA5012461	M12 Nyloc nut Z/P	14
9	GA5001739	M20 Heavy Duty Flat Washer	24
10	GA5011319	Bolt M20 x 50 ZP	12
11	GA5048125	M20 Nyloc nut	12
12	GA5001043	M16 SS washer	8
13	GA5000961	Washer 16mm Spring ZP	8
14	GA5000903	M16x25 bolt	8
15	F70127A	50mm Tank Strap Bracket	4

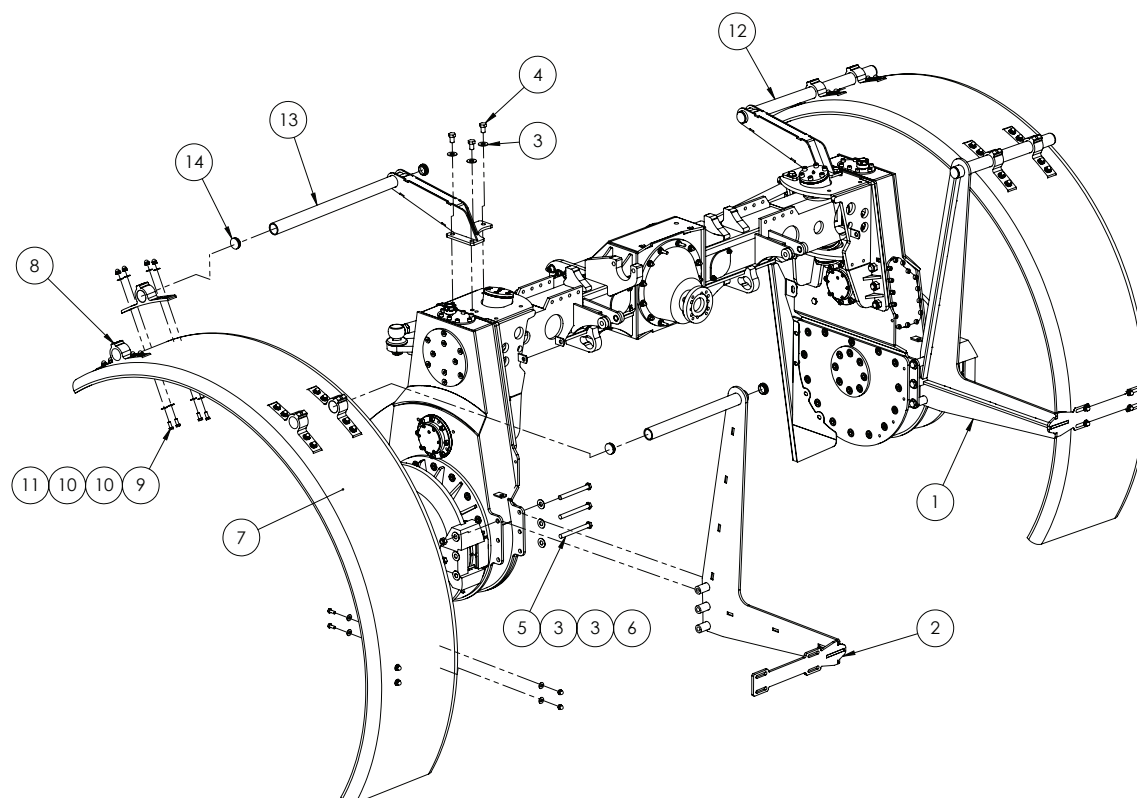
Tank Mounting Straps

TANK MOUNTING STRAPS			
TANK	PART NUMBER	DESCRIPTION	QTY.
5200L Tank	GA5003859	50mm Tank Strap - Cut 4000 long	2
3500L Tank	GA5003859	50mm Tank Strap - Cut 4900 long	2
3000L Tank	GA5003859	50mm Tank Strap - Cut 4900 long	2
Dual Product - 3000L Tank	GA5003859	50mm Tank Strap - Cut 4900 long	2
Dual Product - 1250L Tank	GA5003859	50mm Tank Strap - Cut 4900 long	1

Chapter 10

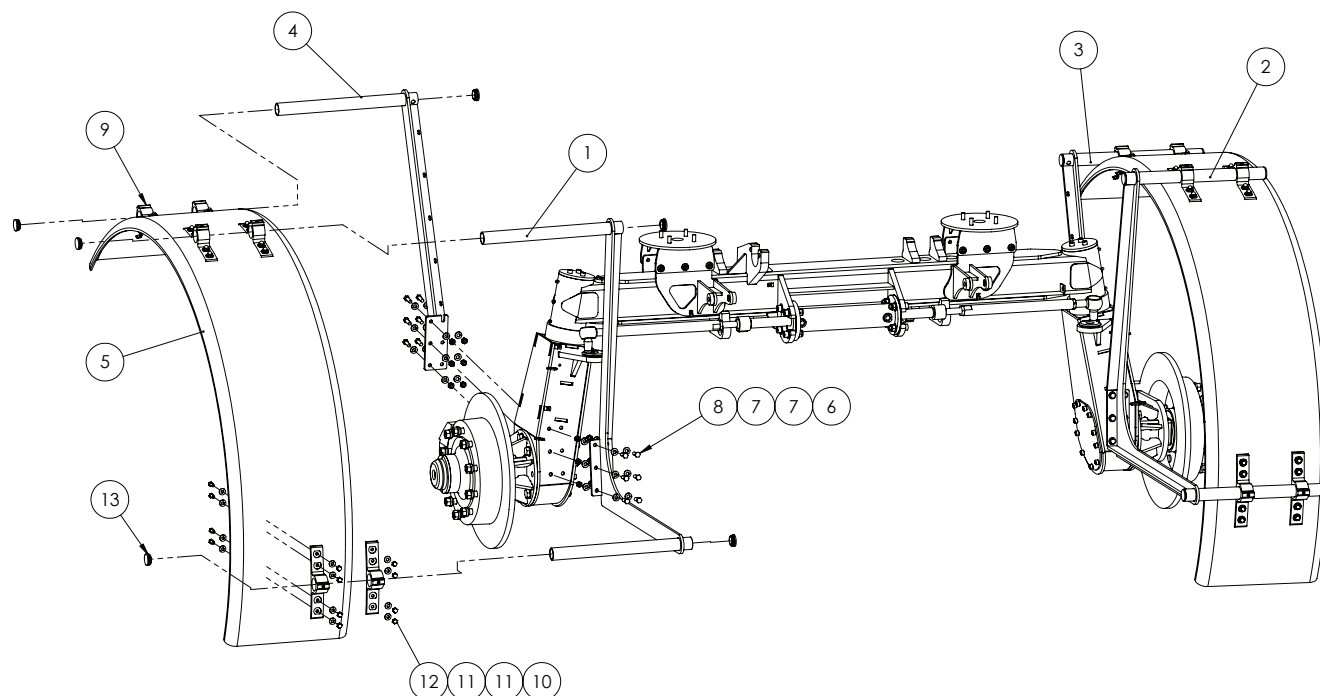
WHEELS & MUDGUARD

Mud Guards - Front Axle - 3m 4wd



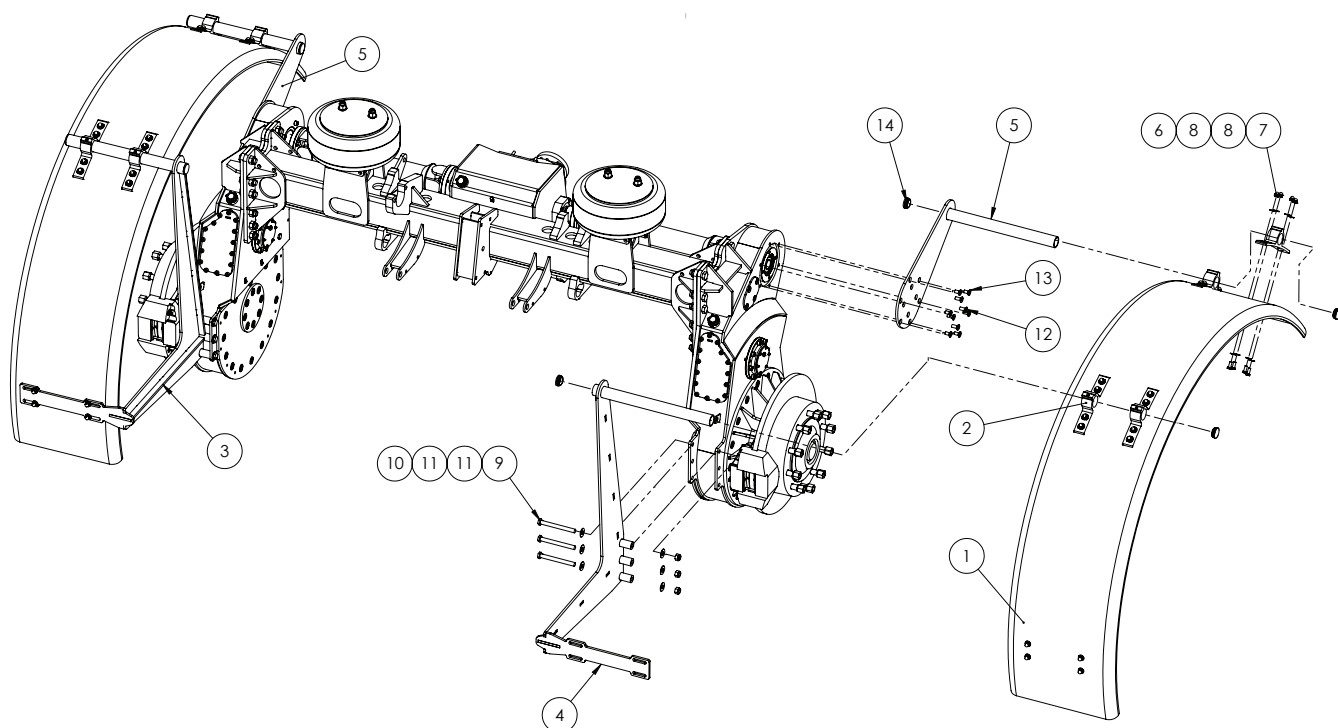
ITEM NO.	PART NUMBER	DESCRIPTION	QTY.
1	GA4655096	Mudguard BKT LWR CCSP RH suit I8.4R46	1
2	GA4655097	Mudguard BKT LWR CCSP LH suit I8.4R46	1
3	GA5001043	M16 SS washer	18
4	GA5000903	M16x25 bolt	6
5	GA5000871	M16x160 bolt	6
6	GA5001029	M16 Nyloc nut	6
7	GA5003825	Mudguard W500xR1000	2
8	GA5020450	Mudguard Bracket Plastic Black BK-P300BK1	8
9	GA5066162	M10x25 SS bolt	41
10	GA5002565	Washer 3/8 x 1" Flat SS	80
11	GA5011133	Nut M10 Dome nut SS	40
12	GA4655101	Mudguard BKT UPR 4400 RH-2011	1
13	GA4655106	Mudguard BKT UPR 4400 LH-2011	1
14	GA5003925	Insert round 45mm x 0.8 - 3mm	8

Mud Guards - Front Axle - 2m & 3m 2wd



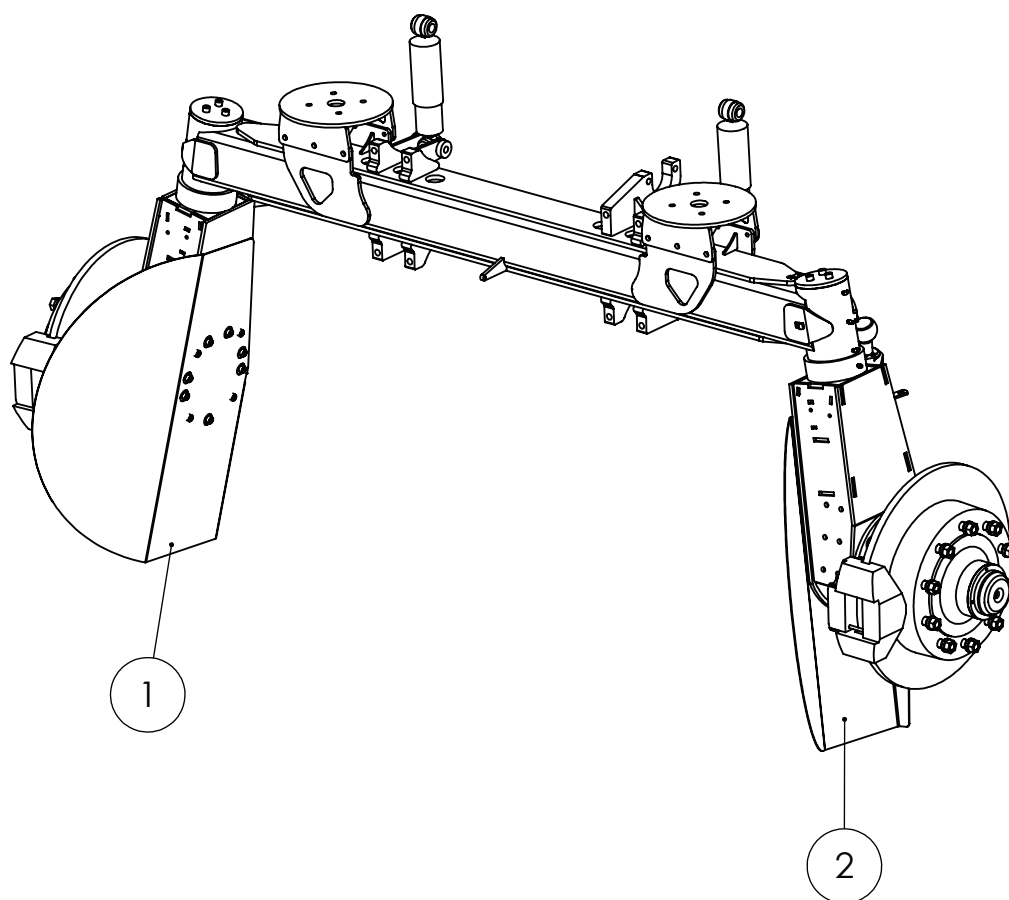
ITEM NO.	PART NUMBER	DESCRIPTION	QTY.
1	GA4655137	Mudguard BKT LWR 2WD FLH suit 18.4 R46	1
	GA4655139	Mudguard Bkt LWR 2WD FLH Suit 2mtr 14.9 R46	1
2	GA4655136	Mudguard BKT LWR 2WD FRH suit 18.4 R46	1
	GA4655138	Mudguard Bkt LWR 2WD FRH Suit 2mtr 14.9 R46	1
3	GA4655186	Mudguard BKT FRT 2WD 2m 2WS FRH 18.4R46	1
4	GA4655187	Mudguard BKT FRT 2WD 2m 2WS FLH 18.4R46	1
5	GA5003825	Mudguard W500xR1000	2
6	GA5012461	M12 Nyloc nut Z/P	24
7	GA5000587	M12 WASHER	48
8	GA5066895	Bolt Gr 8.8 ZP M12x40	24
9	GA5020450	Mudguard Bracket Plastic Black BK-P300BK1	12
10	GA5066162	M10x25 SS bolt	48
11	GA5002565	Washer 3/8 x 1" Flat SS	96
12	GA5011133	Nut M10 Dome nut SS	48
13	GA5003925	Insert round 45mm x 0.8 - 3.0mm	12

Mud Guards - Rear Axle - 2m & 3m



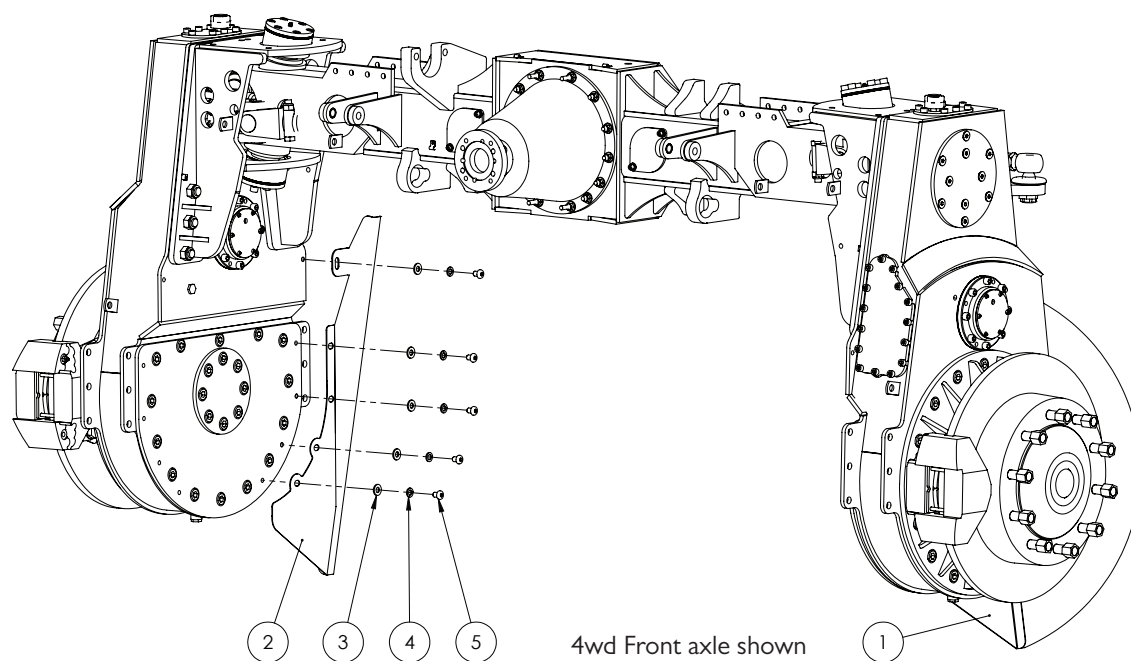
ITEM NO.	PART NUMBER	DESCRIPTION	QTY.
1	GA5003825	Mudguard W500xR1000	2
2	GA5020450	Mudguard Bracket Plastic Black BK-P300BK1	8
3	GA4655097	Mudguard BKT LWR CCSP LH suit 18.4R46	1
4	GA4655096	Mudguard BKT LWR CCSP RH suit 18.4R46	1
5	GA4655126	Mudguard BKT UPR 2WD REAR suit 18.4R46	2
	GA4655127	Mudguard BKT UPR 2WD REAR suit 14.9 R46 2mtr	2
6	GA5066162	M10x25 SS bolt	40
7	GA5011133	Nut M10 Dome nut SS	40
8	GA5002565	Washer 3/8 x 1" Flat SS	80
9	GA5000871	M16x160 bolt	6
10	GA5001029	M16 Nyloc nut	6
11	GA5001043	M16 SS washer	12
12	GA5051290	M12 x 30 CSCS	4
13	GA5000289	M12 x 25 CSCS	6
14	GA5003925	Insert round 45mm x 0.8 - 3.0mm	8

Crop Deflectors - 2wd Front Axle



ITEM NO.	PART NUMBER	DESCRIPTION	QTY.
1	GA4503395	FRH Crop deflector	1
2	GA4503390	FLH Crop deflector	1

Crop Deflectors - Rear Axle & 4wd Front



ITEM NO.	PART NUMBER	DESCRIPTION	QTY.
1	GA4658210	Crop guard assy Rear-RH	1
2	GA4658215	Crop guard assy Rear LH	1
3	GA5000587	M12 WASHER	10
4	GA5000575	M12 Spring washer SS	10
5	GA5069890	M12 x 16 BHCS	10

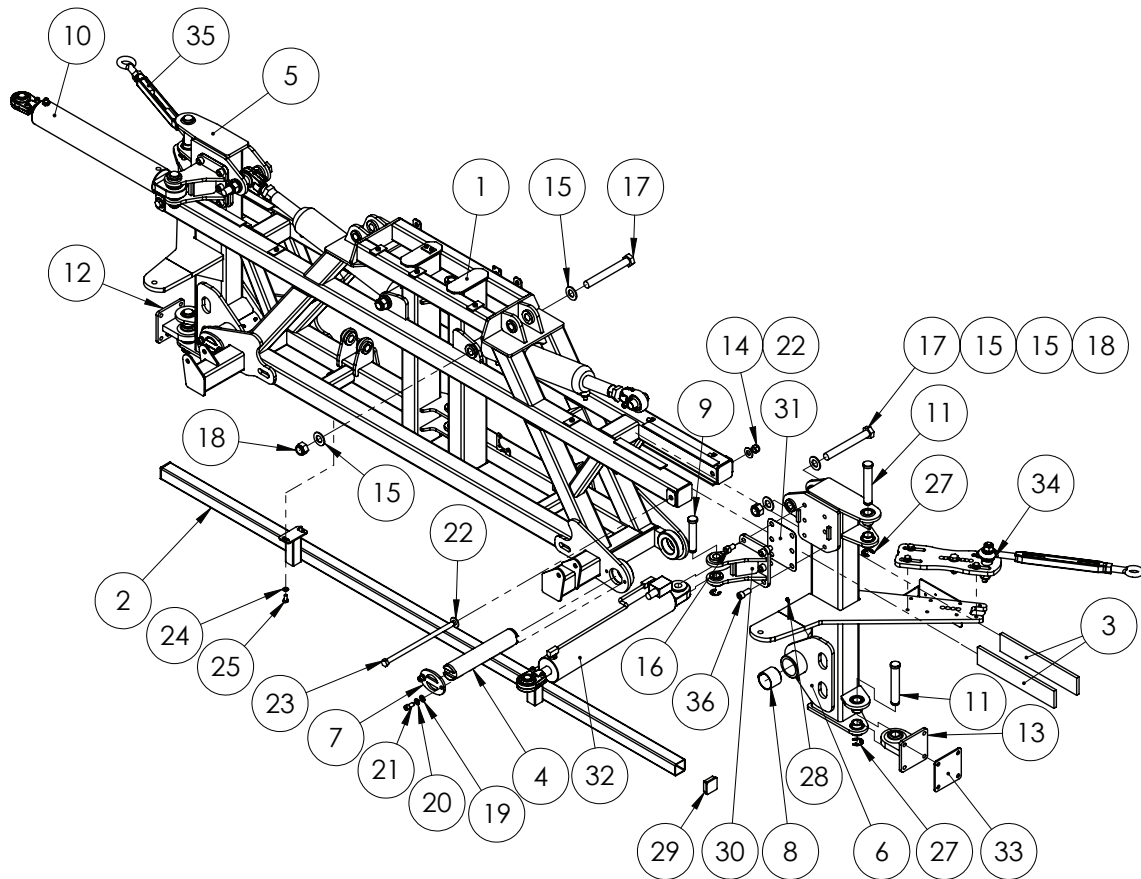
Tyres And Rims

PART NUMBER	DESCRIPTION
GA5066227	Rim - DD 16x46 0mm offset 10/335 PCD
GA5066230	Tyre - 18.4 R46 158 A8
GA5066228	Rim - DD 13x46 +52.5mm offset 10/335PCD
GA5067025	Tyre - 14.9 R46 156 A8
GA5066680	Rim - W12x48 +54mm offset 10/335 PCD
GA5000625	Tyre - 13.6 R48 Continental
GA5070815	Hex Nut Cap Suit M22 Crop Cruiser Stud

Chapter 11

BOOM CENTRE

Boom Centre Assembly



ITEM NO.	PART NUMBER	DESCRIPTION	QTY.
1	GA4658120	Centre section 2011	1
2	GA4658145	Spray bar suit 2011 center section	1
3	GA5075090	Wear pad suit 2011 center wear strip polystone	4
4	GA4572365	Tilt pin suit wide centre	2
5	GA4658126	Tilt arm 2011 suit SP flat fold RH	1
6	GA4658131	Tilt arm 2011 suit SP flat fold LH	1
7	GA4502280	pin retainer	4
8	GA5075060	Glacier Bush 60mm ID x 50mm long	4
9	GA4572200	Center section fold ram pin suit mk2, mk3 and evo	2
10	GA5018538	Phasing cylinder 3x18x1.25 (external phasing)	1

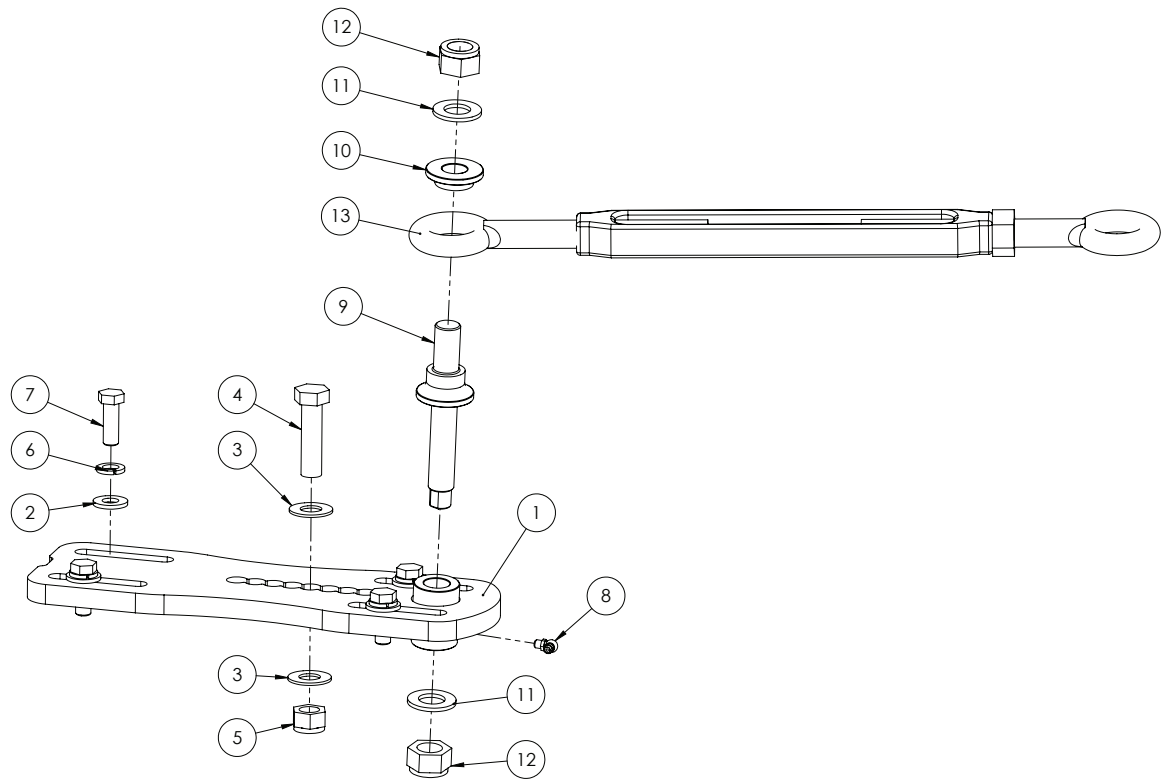
Continued over page

Boom Centre Assembly

ITEM NO.	PART NUMBER	DESCRIPTION	QTY.
11	L003A	Pin 1 1/8 (suit boom pivot)	4
12	GA4656200	Lower rose end mounting assembly RH	1
13	GA4656201	Lower rose end mounting assembly LH	1
14	GA5001029	M16 Nyloc nut	2
15	GA5017659	Washer 1" Flat HD ZP	8
16	GA5000905	M16x25 SHCS	6
17	GA5006151	Bolt 1 x 8 UNF ZP 12 tpi GR8	4
18	GA5012446	Nut 1 UNF 12 tpi Nyloc ZP	4
19	GA5000577	M12 SS HD Washer	8
20	GA5000575	M12 Spring washer SS	8
21	GA5000297	SHCS M12 x 25 ZP	8
22	GA5001043	M16 SS washer	4
23	GA5075125	M16x330 bolt	2
24	GA5000117	Washer 10mm SS Heavy duty	4
25	GA5006113	Bolt M10x20 ZP 8.8	4
26	GA5001223	19mm E type circlip	2
27	GA5001883	E-clip 24mm	4
28	GA5012203	Grease Nipple 1/4" UNF Short	4
29	GA5003783	50x50mm 0.8-2.5 Insert Cap	2
30	GA4658875	Fold cylinder mount SP flat fold	2
31	GA4513055	Fold ram shim plate	*
32	GA5018542	Phasing cylinder 3.25x18x1.25 (external p)	1
33	GA4535360	Delta Boom Lower Rose End Shim (5mm)	*
	GA4535355	Boom rose joint shim (3mm)	*
	GA4535285	Boom lower rose end shim - 1mm	*
34	GA4922226	Rear cable mount 24-36m LH, Self propelled MY13	1
35	GA4922221	Rear cable mount 24-36m RH, Self propelled MY13	1
36	GA5000923	M16x35 unbrako	6

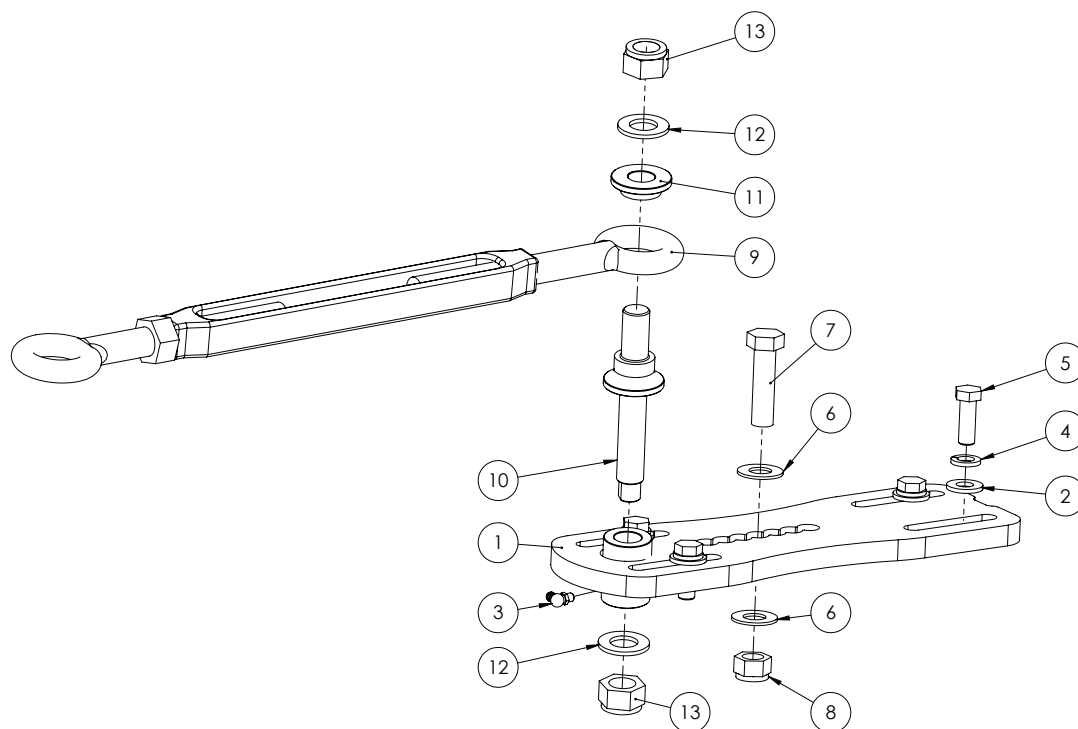
Note: Items 31 & 33 not fitted as standard. They are only fitted if required for adjusting boom. Shim quantities will vary depending on adjustments needed.

Boom Cable Adjuster - RH



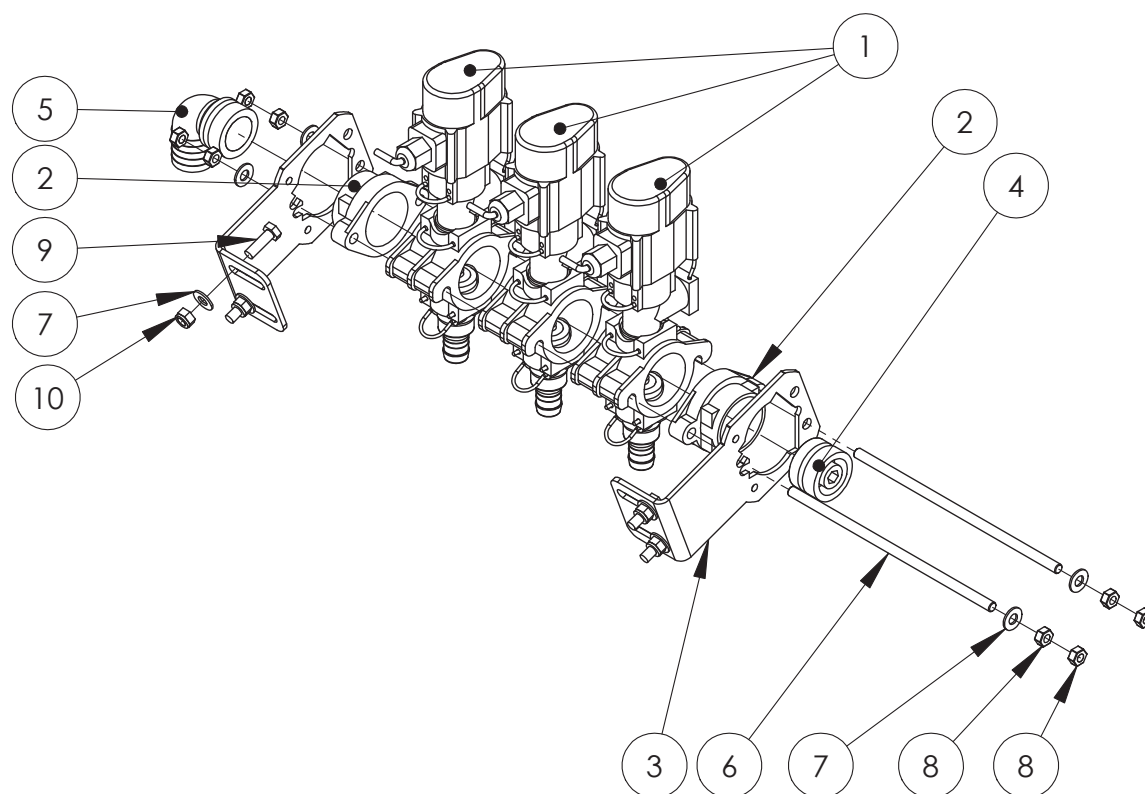
ITEM NO.	PART NUMBER	DESCRIPTION	QTY.
1	GA4656251	Boom cable tension adjust flat SP RH	1
2	M12 washer	M12 WASHER	4
3	GA5001009	M16 washer Zink coated	2
4	GA5000939	M16x60 bolt	1
5	GA5001029	M16 Nyloc nut	1
6	GA5000575	M12 Spring washer SS	4
7	GA5000311	M12x35mm Set Screw	4
8	GA5009637	Grease Nipple 1/4 UNF 90 deg	1
9	GA4572510	Boom cable pivot pin MY13	1
10	GA4572515	Boom cable pivot pin retainer MY13	1
11	GA5001739	M20 Heavy Duty Flat Washer	2
12	GA5048125	M20 Nyloc nut	2
13	GA5017061	Turnbuckle FRG COMM GAL E/E 22mm with nut	1

Boom Cable Adjuster - LH



ITEM NO.	PART NUMBER	DESCRIPTION	QTY.
1	GA4656256	Boom cable tension adjust flat SP LH	1
2	M12 washer	M12 WASHER	4
3	GA5009637	Grease Nipple 1/4 UNF 90 deg	1
4	GA5000575	M12 Spring washer SS	4
5	GA5000311	M12x35mm Set Screw	4
6	GA5001009	M16 washer Zink coated	2
7	GA5000939	M16x60 bolt	1
8	GA5001029	M16 Nyloc nut	1
9	GA5017061	Turnbuckle FRG COMM GAL E/E 22mm with nut	1
10	GA4572510	Boom cable pivot pin MY13	1
11	GA4572515	Boom cable pivot pin retainer MY13	1
12	GA5001739	M20 Heavy Duty Flat Washer	2
13	GA5048125	M20 Nyloc nut	2

Boom Valve Assembly



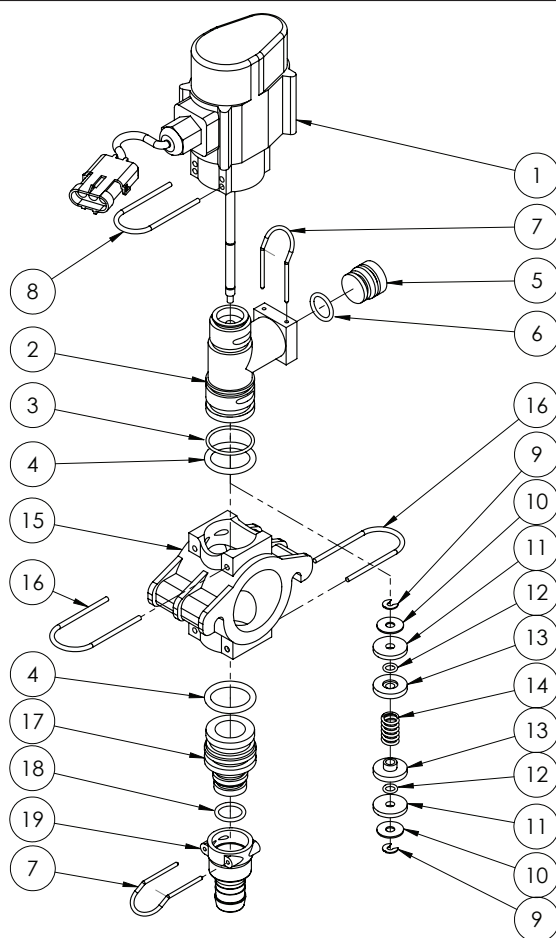
ITEM NO	PART NUMBER	DESCRIPTION	QTY.
1	GA5065515	Altek single boom valve AS24, 3wire, AMP+	3
2	GA5065810	Boom Valve end cap	2
3	GA5065800	Boom valve bracket	2
4	GA5065680	Blind cap Plug AS40	1
5	GA5065620	Plug in hose tail AS40/33/90 degree	1
6	GA5065805	Connecting rod - suit 3 bank (SS)	2
7	GA5004883	Washer 8mm HD	12
8	GA5011499	GA5052360 M8 weld Nut	8
9	GA5004711	M8 x 25 bolt	4
10	GA5004917	M8 Nyloc Nut	4
	GA5012507	O Ring 55.25 x 2.62 (no shown)	

GA5065805	3 Section connecting rod
GA4562055	4 Section connecting rod
GA4562125	5 Section connecting rod
GA4562050	6 Section connecting rod
GA4562045	7 Section connecting rod
GA4562040	8 Section connecting rod

GA5065740	3 Section Boom Valves
GA5065741	4 Section Boom Valves
GA5065704	5 Section Boom Valves
GA5065705	6 Section Boom Valves
GA5065706	7 Section Boom Valves
GA5065710	8 Section Boom Valves

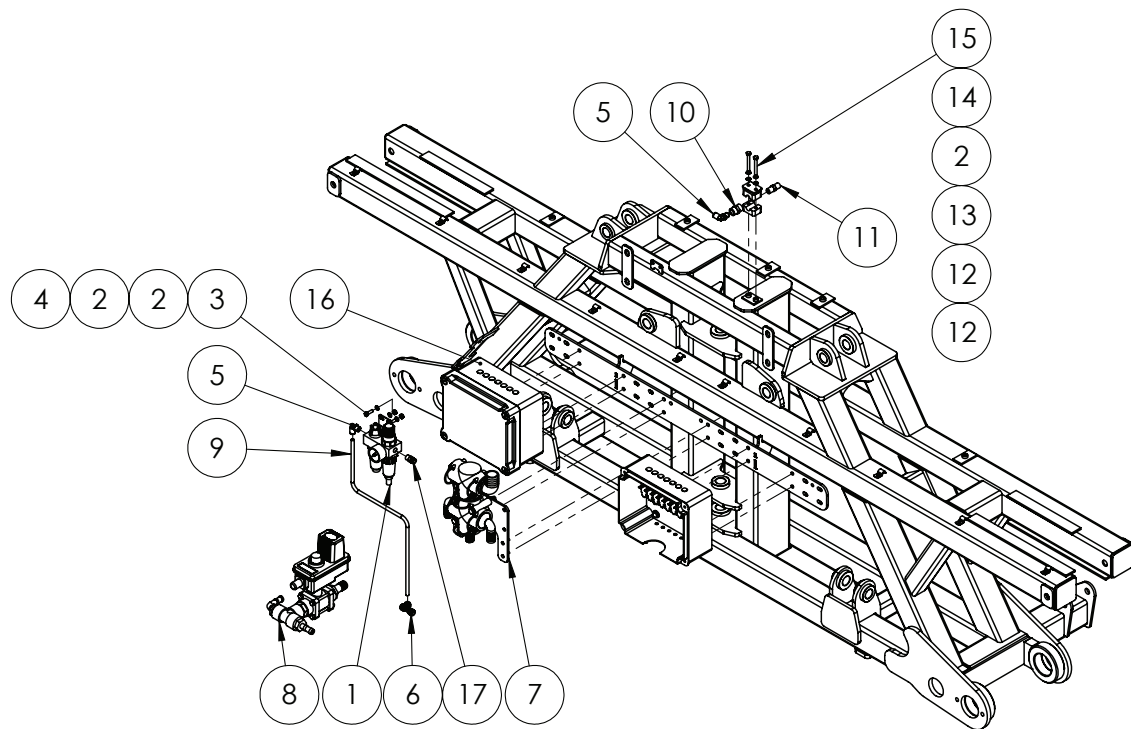
*Boom valve assemblies do not come with fittings.

Boom Valves



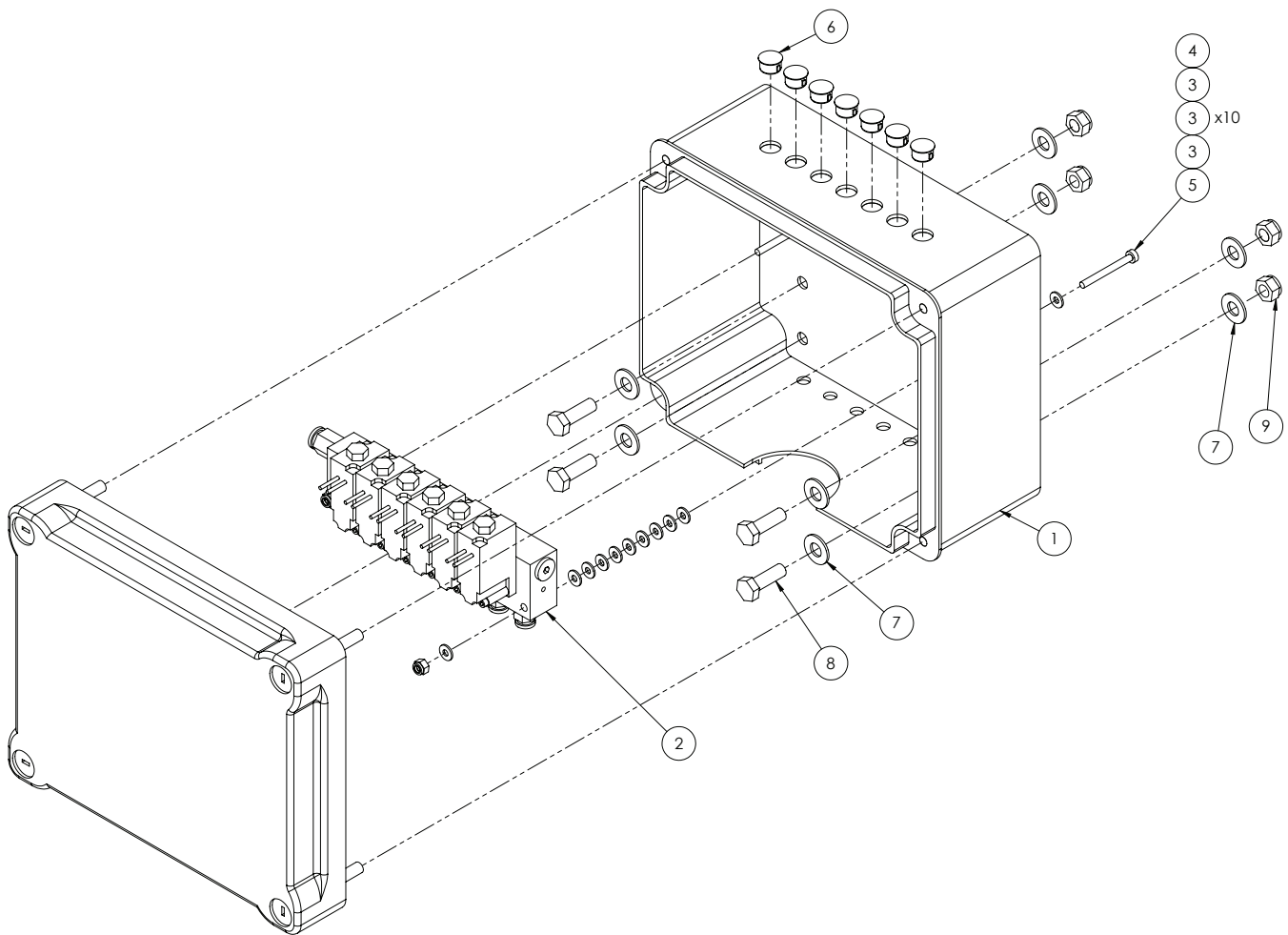
ITEM NO.	PART NUMBER	DESCRIPTION	QTY.
1	80364	Valve body	1
2	GA5065515-Tee body	Tee body	1
3	80404	O-ring 30 x 2 fmp 75	1
4	2633	O-ring 30 x 4 fmp 75	2
5	80376	Plug	1
6	37621	O-ring 18 x 2.5 fmp 75	1
7	GA5065695	AS24 Safety Pin	2
8	SAFETY PIN AS27	Safety pin AS27	1
9	80014	C-clip	2
10	80323	Washer	2
11	80004	Disk seal fpm 90	2
12	80414	O-ring 8 x 2 fmp 75	2
13	80005	Disk spring locator	2
14	80322	Spring 25mm	1
15	47800	Manifold	1
16	SAFETY PIN AS30	Safety pin AS30	2
17	GA5065835	Plug in hose tail AS30/AS24	1
18	37628	O-ring 18 x 2.5 fmp 75	1
19	GA5065640	Female Hose AS24/20	1

Rapid Fire Valves



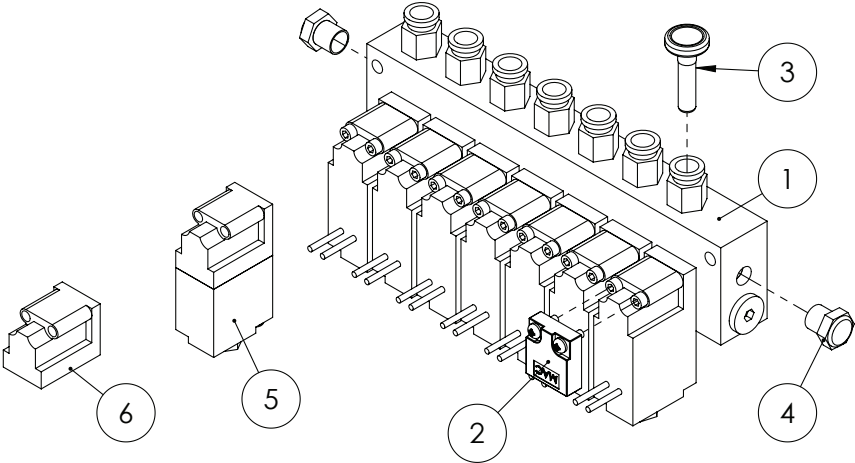
ITEM NO.	PART NUMBER	DESCRIPTION	QTY.
1	GA5068806	Pneumatic Mini Filter Oiler / Regulator / Dryer	1
2	GA5004437	M6 SS Washer	6
3	GA5004065	M6x20 bolt	2
4	GA5048115	Nut nyloc M6	2
5	GA5052690	Elbow Swivel push in 8 x 1/4 BSP	2
6	GA5067010	Equal Tee push in 8mm	1
7	GA4905625	Rapidfire Flow Distributer (see plumbing chapter)	1
8	GA4905630	Rapidfire Rapid Flow return valve (see plumbing chapter)	1
9	GA5004382	8mm hydrostatic Hose black	1
10	S26-0404	1/4" BSPP Socket	1
11	S27-0404	1/4" x 1/4" Steel Nipple	1
12	RCS-14J	Single Clamp Jaws PP Gr3 14mm	2
13	RCS-2PT	Single Clamp Top Plate grp 2	1
14	GA5004447	M6 Spring washer SS	2
15	GA5011419	M6x50 bolt SS	2
16	GA4905615	Rapidfire 7 section solenoid box ASM	2
17	GA5052695	Straight adapter push in 8x1/4 BSP	1

Rapid Fire Solenoid Box



ITEM NO.	PART NUMBER	DESCRIPTION	QTY.
1	GA5054085	Box plastic electrical 241 x 194 x 127	1
2	GA5068805	Pneumatic solenoid 7 section, 6mm outlets	1
	GA5070630	Pneumatic solenoid 10 section, 6mm outlets (not shown)	
3	GA5020510	M4 Washer Heavy duty SS	24
4	GA5049025	Nut M4 Nyloc SS	2
5	GA5049800	M4 x 40 SHCS	2
6	GA5048780	Dome plug 12mm	7
7	GA5004883	Washer 8mm HD	8
8	GA5004711	M8x25 bolt	4
9	GA5052590	Nut M8 Nyloc S/S 316	4

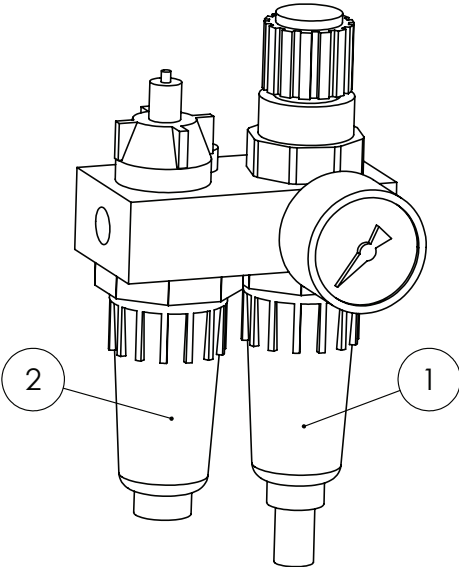
Rapid Fire Solenoid Assembly



ITEM NO.	PART NUMBER	DESCRIPTION	QTY.
1	GA5068805	Valve, pneumatic MAC solenoid bank 7 section suit rapid fire, bare wires, 6mm outlets, 8mm inlet	1
2	GA5054440	MAC Blanking Plate Manifold	1
3	GA5004405	Plug push in 6mm	1
4	GA5054435	MAC 1/8 BSP Flat Silencer	2
5	GA5054430	Valve, MAC 3/2 pneumatic Manifold replacment Valve 12 VDC 5.4W Viton seal	1
6	GA5054431	Valve, MAC 35A replacment valve only no soleniod, includes bolts and viton seal, blue	1

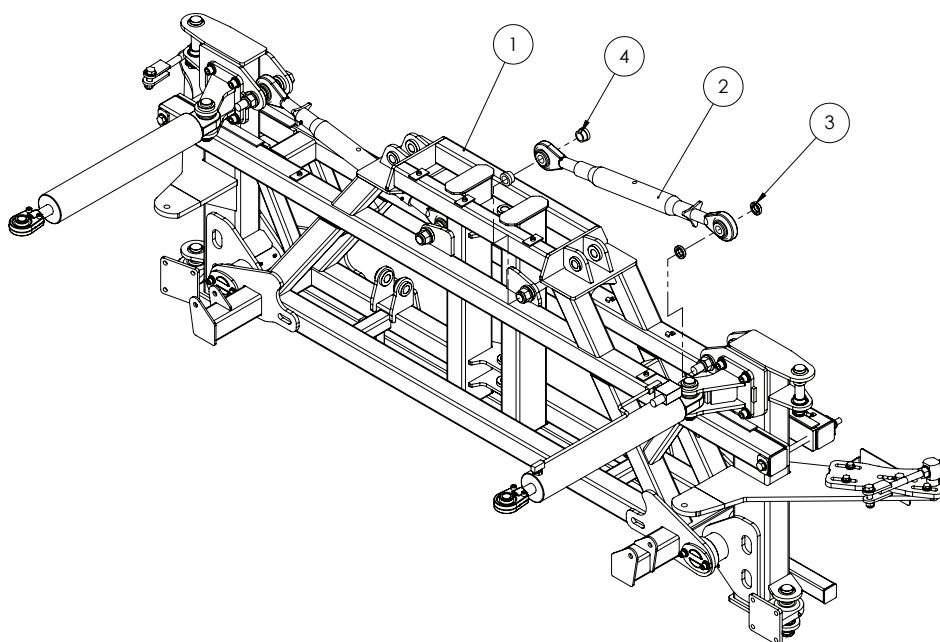
*Note: Quantities will vary depending on number of sections optioned.

Pneumatic Oiler & Dryer



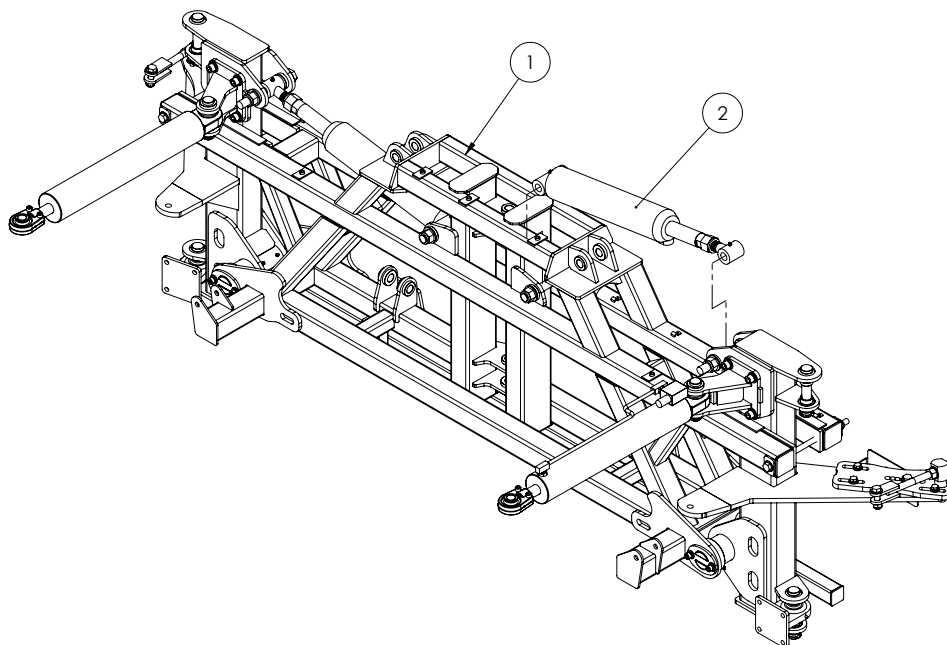
ITEM NO.	PART NUMBER	DESCRIPTION	QTY.
1	GA5054620	Air dryer bowl	1
2	GA5054625	Air oiler bowl	1
	GA5054620	Bowl, suit air dryer / oiler	

Centre With Tilt Replacement Links



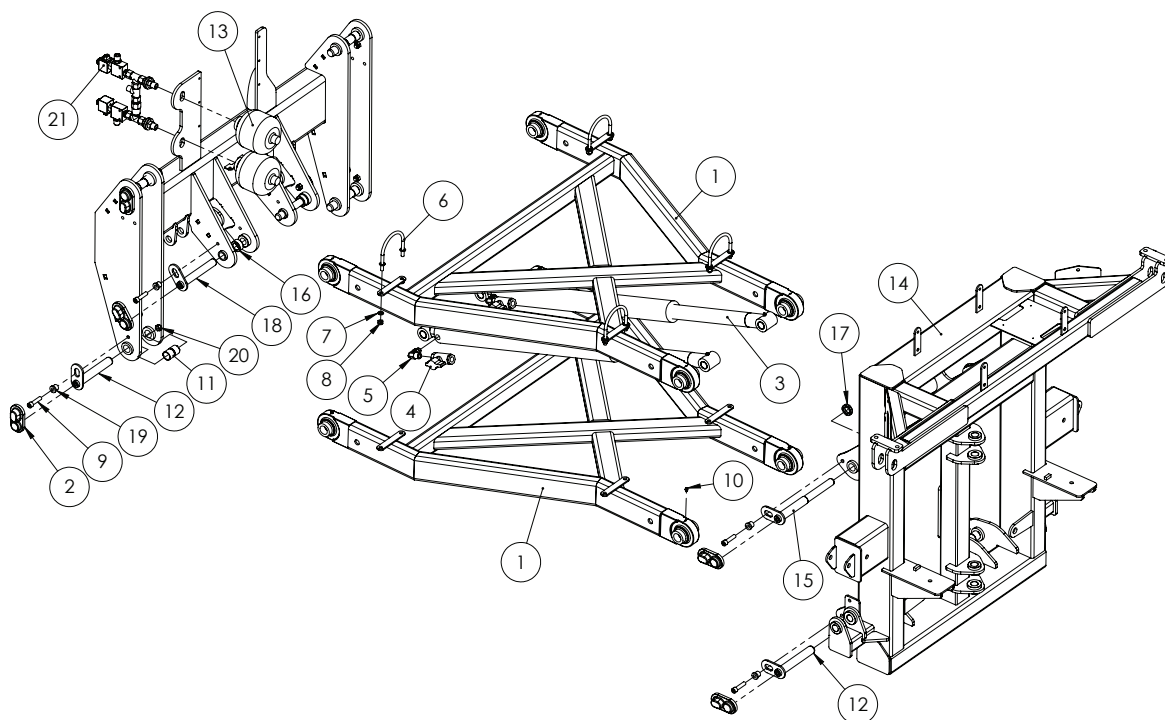
ITEM NO.	PART NUMBER	DESCRIPTION	QTY.
1	GA4922195-CC	2011 Base Assembly	1
2	GA5075135	Tilt cylinder replacement adjustable top link	2
3	GA4572135	Paralift spacer bush	4
4	DB-ADJ-02	Short centre bushing for removable pivots	4

Centre With Hydraulic Tilt



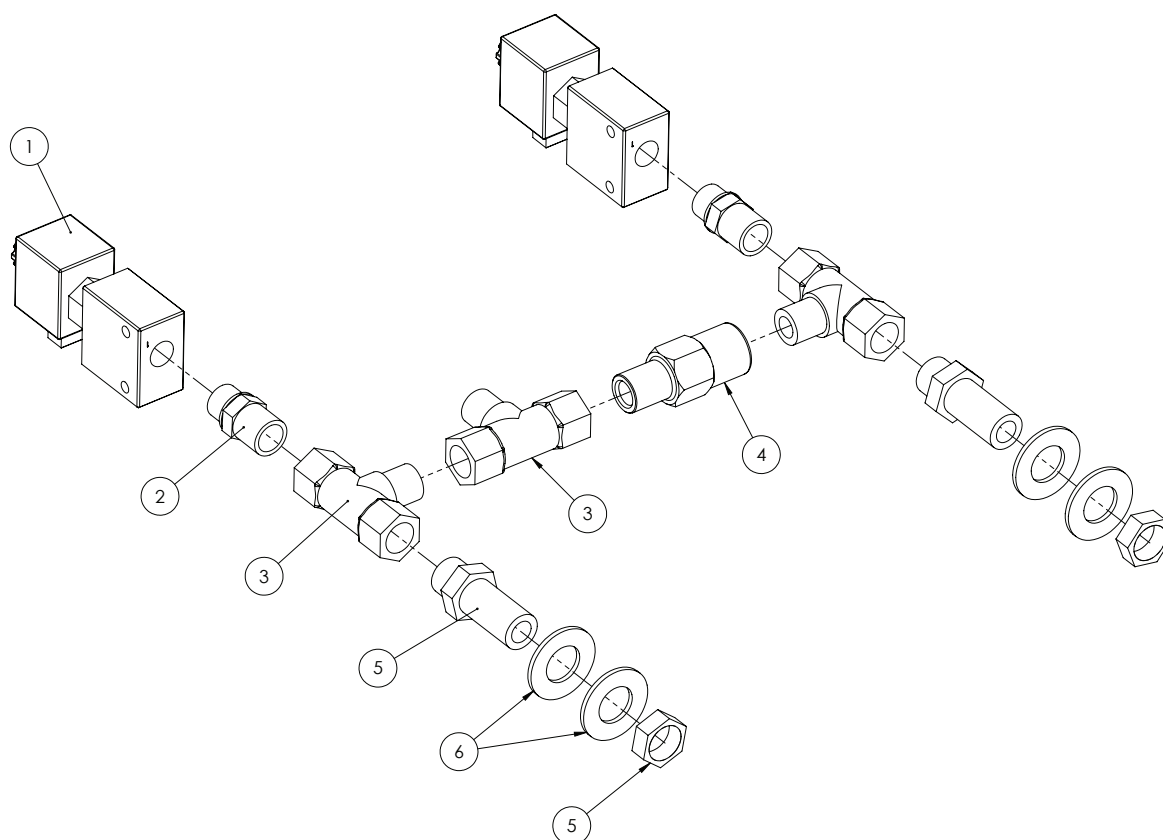
ITEM NO.	PART NUMBER	DESCRIPTION	QTY.
1	GA4922195-CC	2011 Base Assembly	1
2	GA5065051	Hydraulic Cylinder 3.5"x5" stroke (see hydraulics chapter)	2

Paralift & Paralift Arms



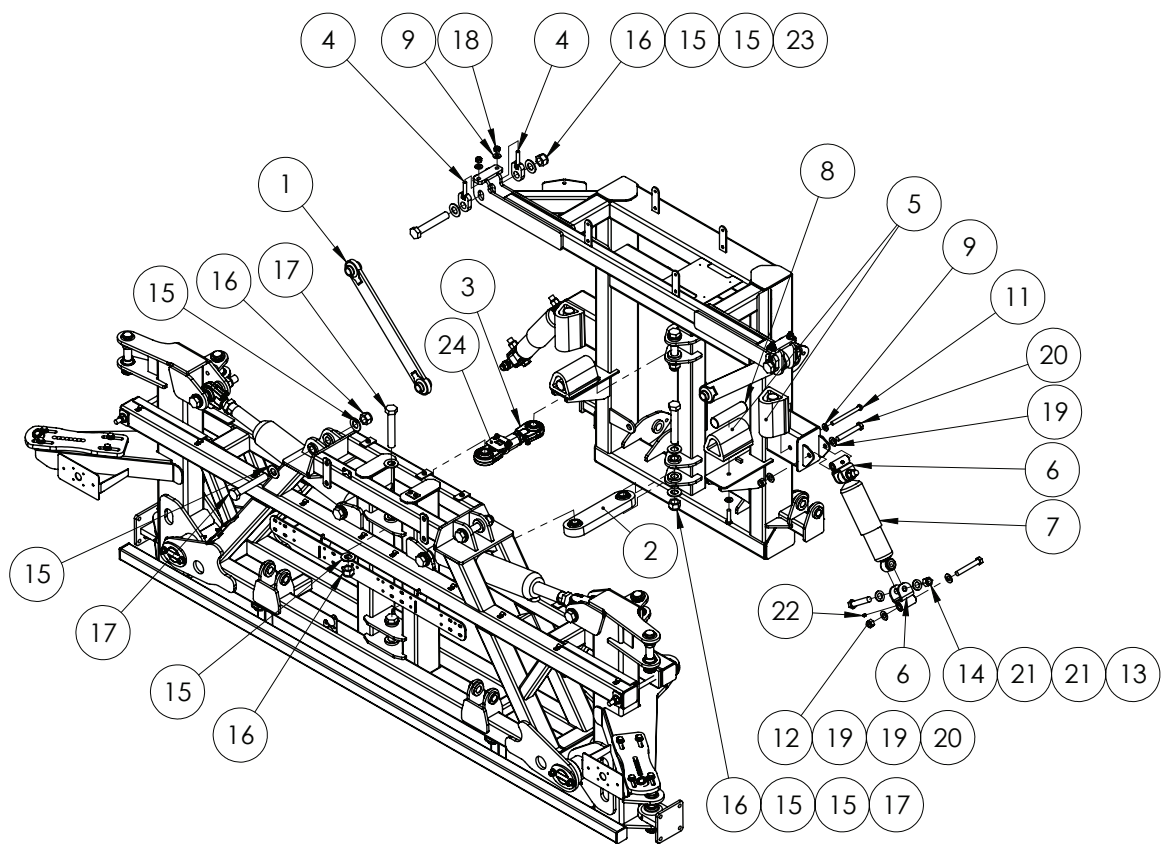
ITEM NO.	PART NUMBER	DESCRIPTION	QTY.
1	GA4658750	Paralift Arm SP MY11	2
2	GA5067885	Pin cover - plastic	10
3	GA5070076	Hydraulic cylinder - 2.5" bore, 2" rod, 26" stroke, pin eye ends with glacier bushes and grease nipples	2
4	GA5000835	Ball valve hydraulic 1/2" FF	2
5	S89-0812	0817 90° Elbow 1/2" BSP- 3/4" UNO	2
6	GA5070905	U bolt suit Paralift Arm Hydraulic Hose	4
7	GA5000117	Washer 10mm SS Heavy duty	8
8	GA5000141	M10 Nyloc Nut	5
9	GA5051470	M12x50 unbrako	10
10	GA5050450	Grease nipple 6mm	8
11	GA5065486	Glacier bush 1 1/8" x 1" long	16
12	GA5066655	Pin paralift chassis arm	6
13	GA5007787	Accumulator 1.0L Precharge 70 Ba	2
14	GA4658135	Rear part of paralift to suit new 2010 centre	1
15	GA5066675	Pin paralift rear ram and arm	2
16	GA4562190	machined bush 40 OD 26ID 17.5 long (zincd)	2
17	GA4572135	Paralift spacer bush	2
18	GA5066645	Pin Paralift Chassis Ram	2
19	MACH0152	12mm Bolt Bush suit para lift pins	10
20	GA5012461	M12 Nyloc nut Z/P	13
21	-	Lift accumulator manifold	1

Lift Accumulator Manifold



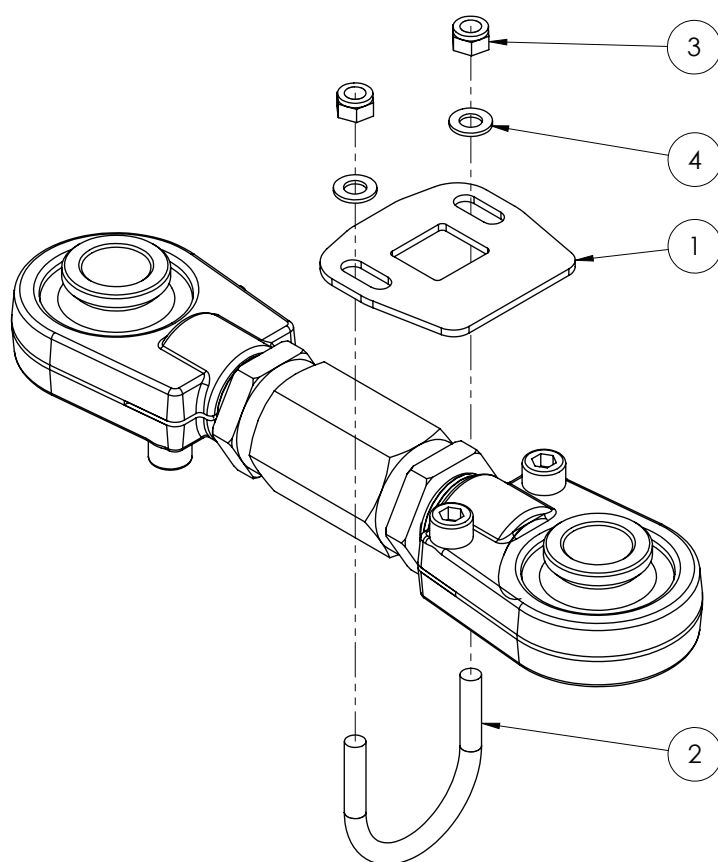
ITEM NO.	PART NUMBER	DESCRIPTION	QTY.
1	GA5047730	Valve cartridge hyd sol poppet NC-12V	2
2	S75-0806	1/2 BSPT 3/8 BSPP Hyd Nipple	2
3	S83-080808	TEE 1/2 BSPT M x M F	3
4	GA4572110	Prairie Hyd fitting suit accumulator	1
5	S44-0808	Bulkhead nipple 1/2" BSPP with nut	2
6	GA5002539	3/4 Z/P Comm Flat Washers	4

Complete Centre & Paralift



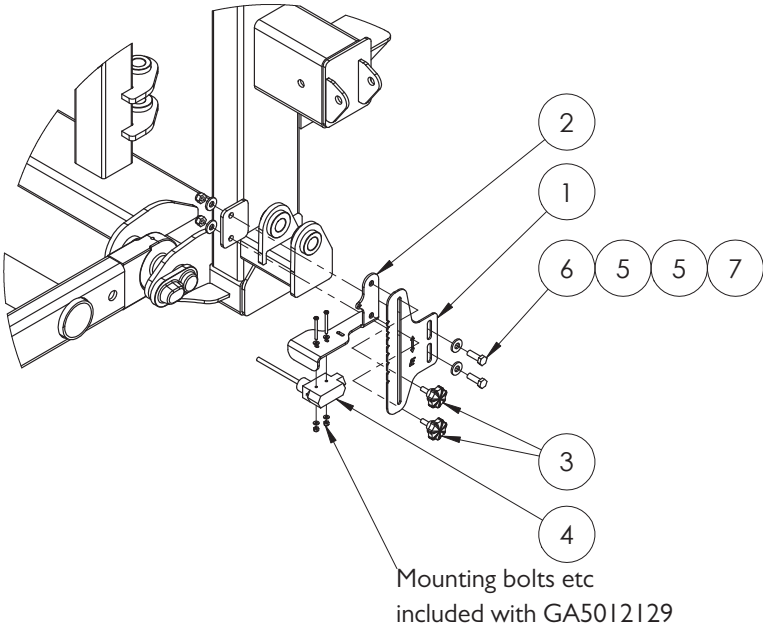
ITEM NO.	PART NUMBER	DESCRIPTION	QTY.
1	GA4656240	Long delta link	2
2	GA5067855	Short delt link	1
3	DELTA-LINKSA	Short Adjustable delta link	1
4	GA4656260	Boom Delta hanger adjuster bolt	4
5	GA5006537	Rubber Bump Stop	4
6	GA4658140	Shocker mount pivot suit 2011 centre	4
7	GA5015139	High control shocker	2
8	GA4572315	Bump stop travel limiter suit Centre section	4
9	GA5000587	M12 WASHER	7
10	GA5011239	M12x50 bolt	1
11	GA5000271	M12x140 bolt	2
12	GA5001029	M16 Nyloc nut	4
13	GA5049490	Bolt 3/4 x 4 UNC HT ZP	4
14	GA5048430	3/4" UNC Nyloc Nut	4
15	GA5017659	Washer 1" Flat HD ZP	16
16	GA5012445	Nut nyloc 1" UNF	8

Delta Link Locking Plate



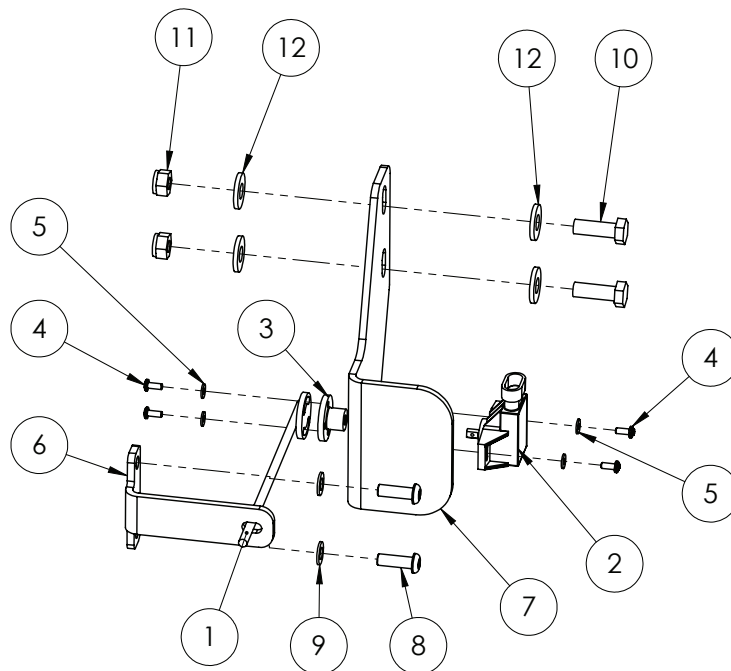
ITEM NO.	PART NUMBER	DESCRIPTION	QTY.
1	GA4524140	Locking plate suit adjustable delta link	1
2	GA5018245	M8 x 50 x 60 RT U Bolts	1
3	GA5052590	Nut M8 Nyloc S/S 316	2
4	GA5003643	M8 HD ZP Washer	2

Lower Limit Switch - Raven



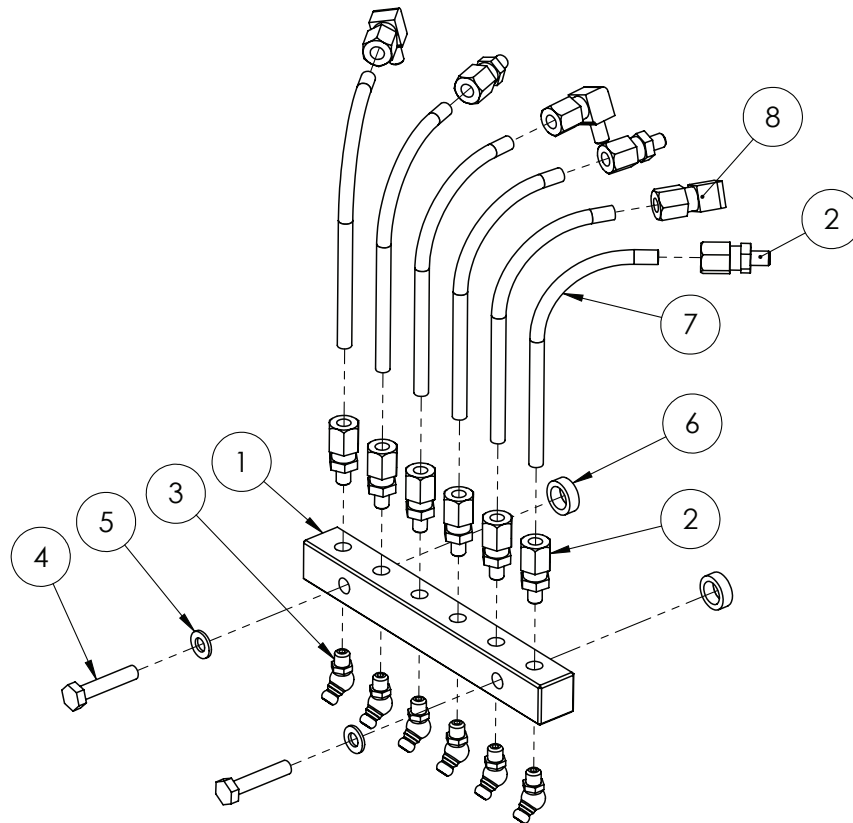
ITEM NO.	PART NUMBER	DESCRIPTION	QTY.
1	GA4523965	EF Evo 201 I Boom Height adjustment bracket	1
2	GA4654161	Paralift switch bracket	1
3	GA5067080	M8 x 20mm Plastic Knob Bolt	2
4	GA5012129	Narva Boom Height Limit Switch	1
5	GA5000117	Washer 10mm SS Heavy duty	4
6	GA5065455	Bolt Gr8.8 M10x30	2
7	GA5000141	M10 Nyloc Nut	2

Lower Limit Switch - GATMC

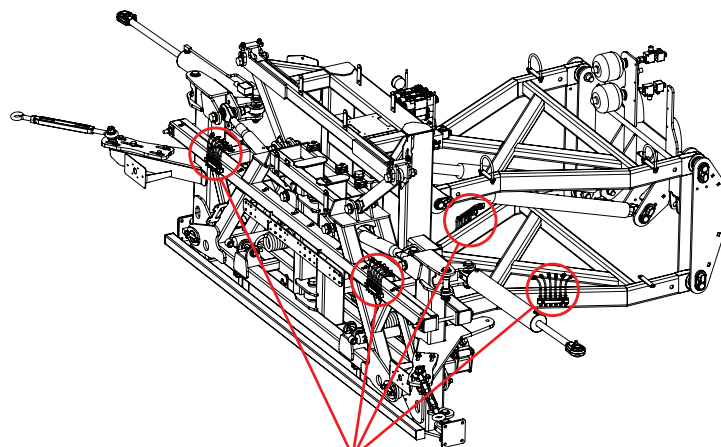


ITEM	PART NO	DESCRIPTION	QTY
1	GA4659191	Tilt sensor arm-Para lift arms SP 201 I	1
2	GA5047668	Tilt sensor-SP 201 I	1
3	GA4552855	Bush-Tilt sensor switch SP 201 I	1
4	GA5011360	Bolt M4 x 10 Pan Head ZP	4
5	GA5020510	M4 Washer Heavy duty SS	4
6	GA4537185	Lift height sensor arm bracket lykketronic	1
7	GA4537180	Lift height sensor bracket Lykketronic	1
8	GA5011473	M8 x 25 BHCS SS	2
9	GA5004883	Washer 8mm SS	2
10	GA5065455	Bolt Gr8.8 M10x30	2
11	GA5000141	M10 Nyloc Nut	2
12	GA5000117	Washer 10mm SS Heavy duty	4

Manual Grease Station

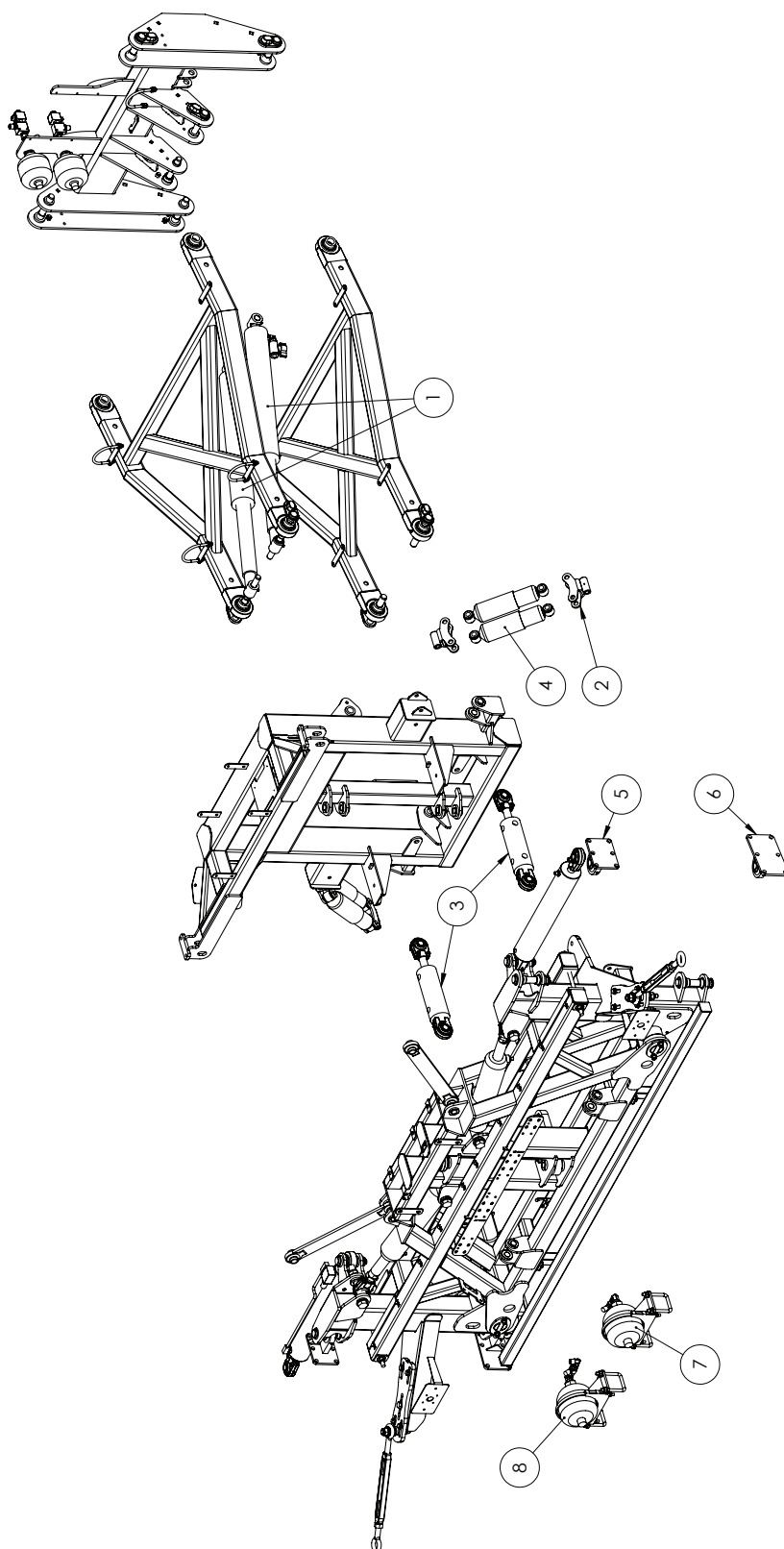


ITEM NO.	PART NUMBER	DESCRIPTION	QTY.
1	GA5070000	Grease Fitting Header Block	1
2	GA5069985	Grease fitting line connector straight 6mm	*
3	GA5009639	Grease nipple long 1/4" UNF	6
4	GA5004079	M6x30 bolt	2
5	GA5004437	M6 SS Washer	2
6	GA4552080	crush tube 10.2x15x5	2
7	GA5070005	Grease Line 6mm Pre Filled	6
8	GA5069995	Grease fitting line connector elbow 6mm	*



Manual grease station locations

42m Boom Specific Components

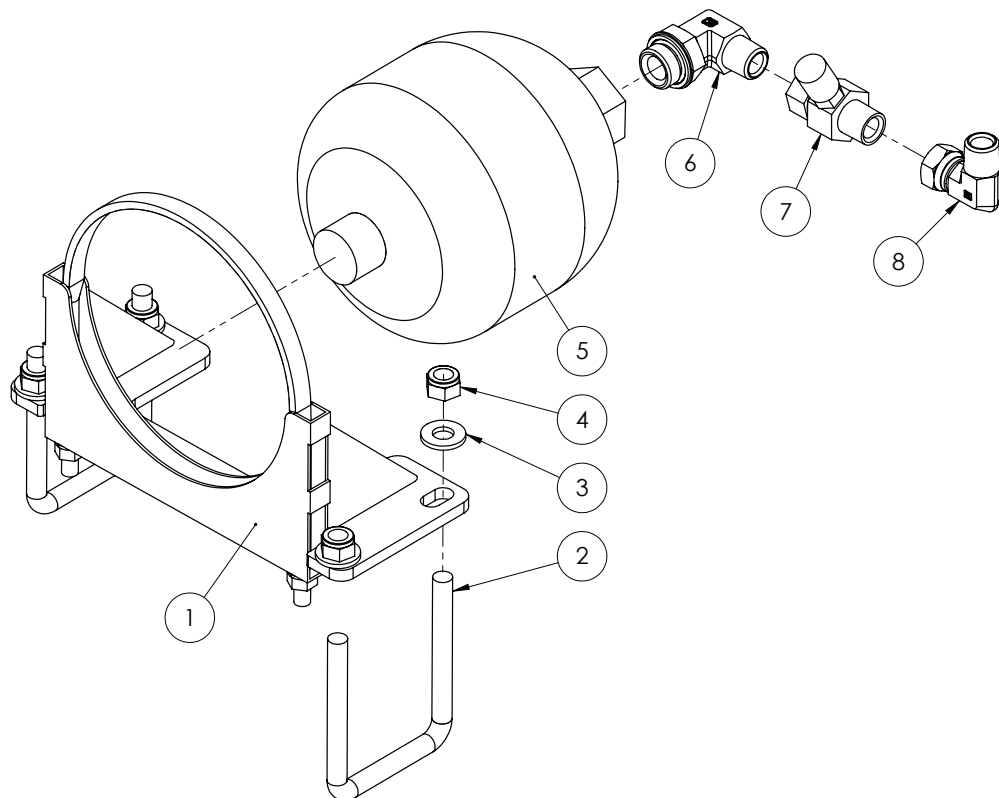


Continued over page

42m Boom Specific Components

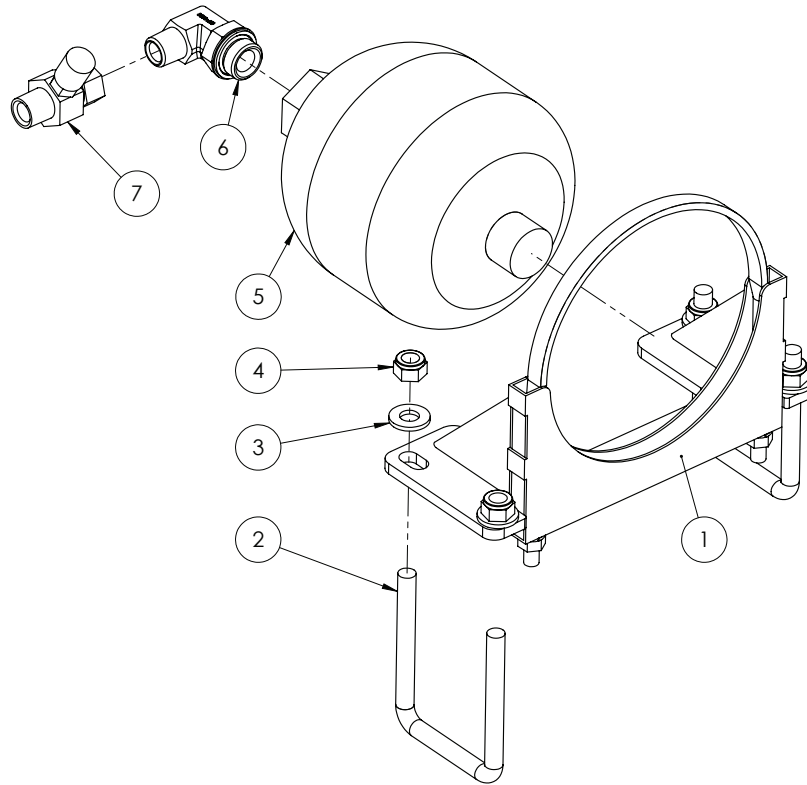
ITEM NO.	PART NUMBER	DESCRIPTION	QTY.
1	GA5070081	Hydraulic cylinder - 3" bore, 2.5" rod 26" Stroke	2
2	GA4659360	Dual roll shocker evo centre	4
3	GA5060818	Hydraulic yaw cylinder Large 3" with ball ends	2
4	GA5015139	High control shocker	4
5	GA4659215	Top Rose End Large Tritech SP	2
6	GA4659220	Bottom Rose End Large Tritech SP	2
7	GA4906035	2L Accumulator with Mount Assembly, RH CC	1
8	GA4906030	2L Accumulator with Mount Assembly - LH CC	1

Accumulator Assembly - LH



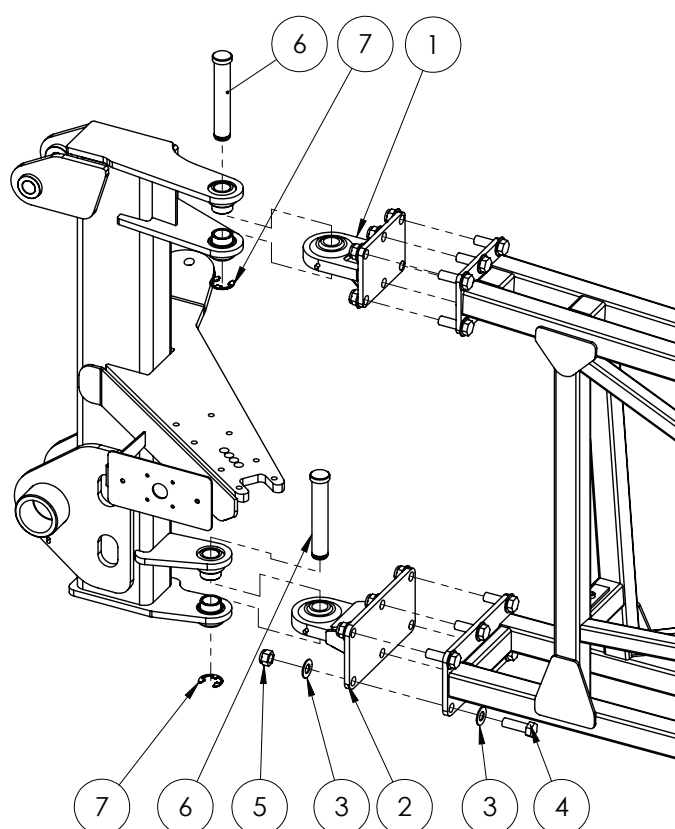
ITEM NO.	PART NUMBER	DESCRIPTION	QTY.
1	GA4659720	Mounting Bracket 2L Accumulator	1
2	GA5011259	M12 x 76mm x 110mm Square Top U Bolt	2
3	GA5000577	M12 WASHER	4
4	GA5012461	M12 Nyloc nut Z/P	4
5	GA3500021	Accumulator diaphragm 2L-30 BAR	1
6	S77-0812	Hydraulic adaptor, Elbow, 90 degree, 3/4" BSPP o ring male x 1/2" BSPT male	1
7	S160-080816	Inline test point 1/2" BSP	1
8	S82-0808	Hydraulic adapter, Elbow, 90 degree, 1/2" male x 1/2" female swivel	1

Accumulator Assembly - RH



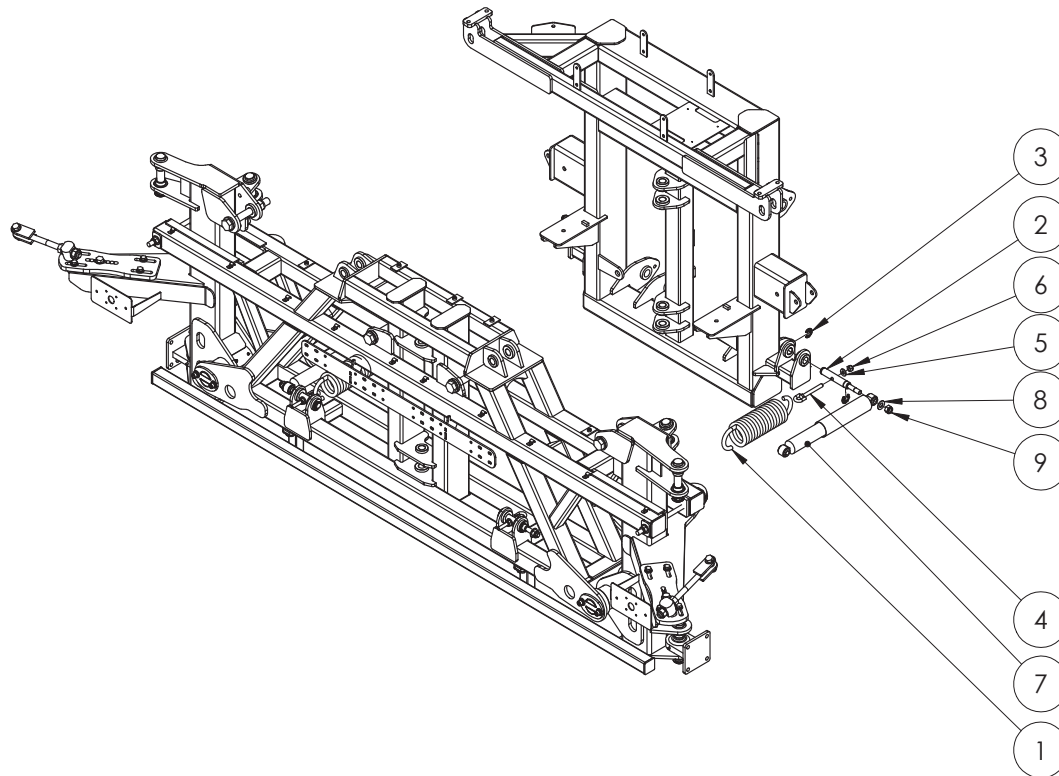
ITEM NO.	PART NUMBER	DESCRIPTION	QTY.
1	GA4659720	Mounting Bracket 2L Accumulator	1
2	GA5011259	M12 x 76mm x 110mm Square Top U Bolt	2
3	GA5000577	M12 WASHER	4
4	GA5012461	M12 Nyloc nut Z/P	4
5	GA3500021	Accumulator diaphragm 2L-30 BAR	1
6	S77-0812	Hydraulic adaptor, Elbow, 90 degree, 3/4" BSPP o ring male x 1/2" BSPT male	1
7	SI60-080816	Inline test point 1/2" BSP	1

42m Boom Pivot



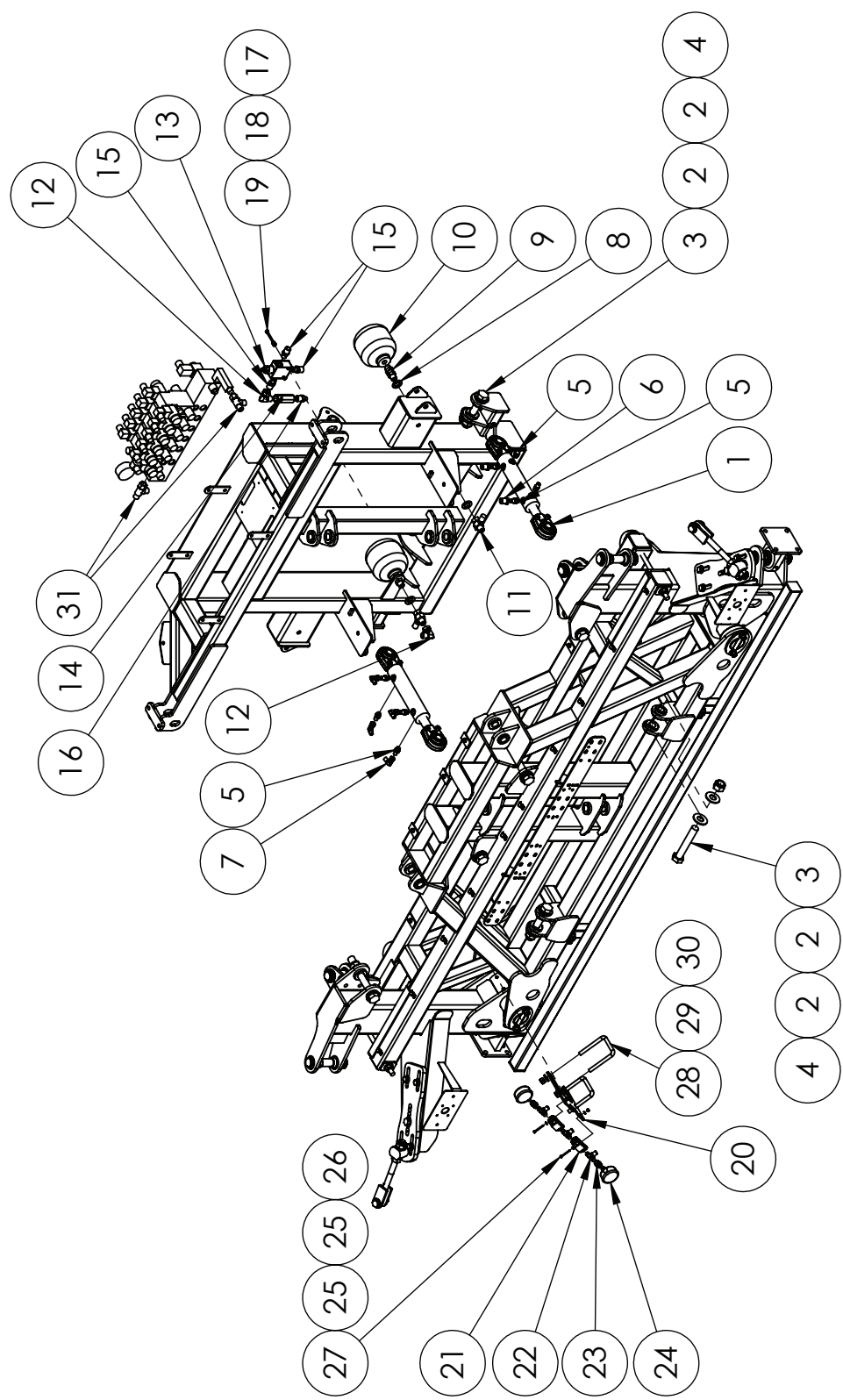
ITEM NO.	PART NUMBER	DESCRIPTION	QTY.
1	GA4659215	Top Rose End Large Trittech SP	1
2	GA4659220	Bottom Rose End Large Trittech SP	1
3	GA5001009	M16 washer Zink coated	24
4	GA5000931	M16x50 bolt	12
5	GA5069145	M16 x 1.5 Nyloc Nut	12
6	L003A	Pin 1 1/8 (suit boom pivot)	2
7	GA5001883	E-clip 24mm	2

Spring Yaw Kit



ITEM NO.	PART NUMBER	DESCRIPTION	QTY.
1	GA5075095	Heavy spring suit 2011 center	2
2	GA4572385	Shocker and spring mount pin	4
3	GA5001223	19mm E type circlip	8
4	GA5075150	Eye Bolt 12mm x 100mm Short	4
5	GA5000587	M12 WASHER	4
6	GA5012461	M12 Nyloc nut Z/P	4
7	GA5075115	HD Shock absorber suit 2011 center	2
8	GA5001009	Flat washer M16 HD	4
9	GA5001029	M16 Nyloc nut	4

Hydraulic Yaw Kit

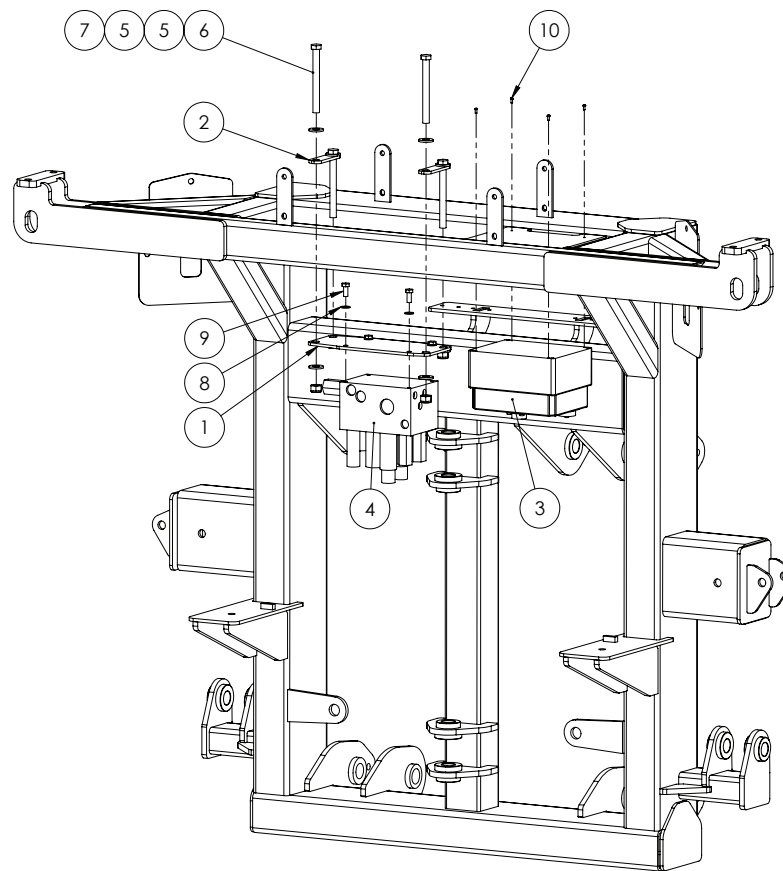


Continued over page

Hydraulic Yaw Kit

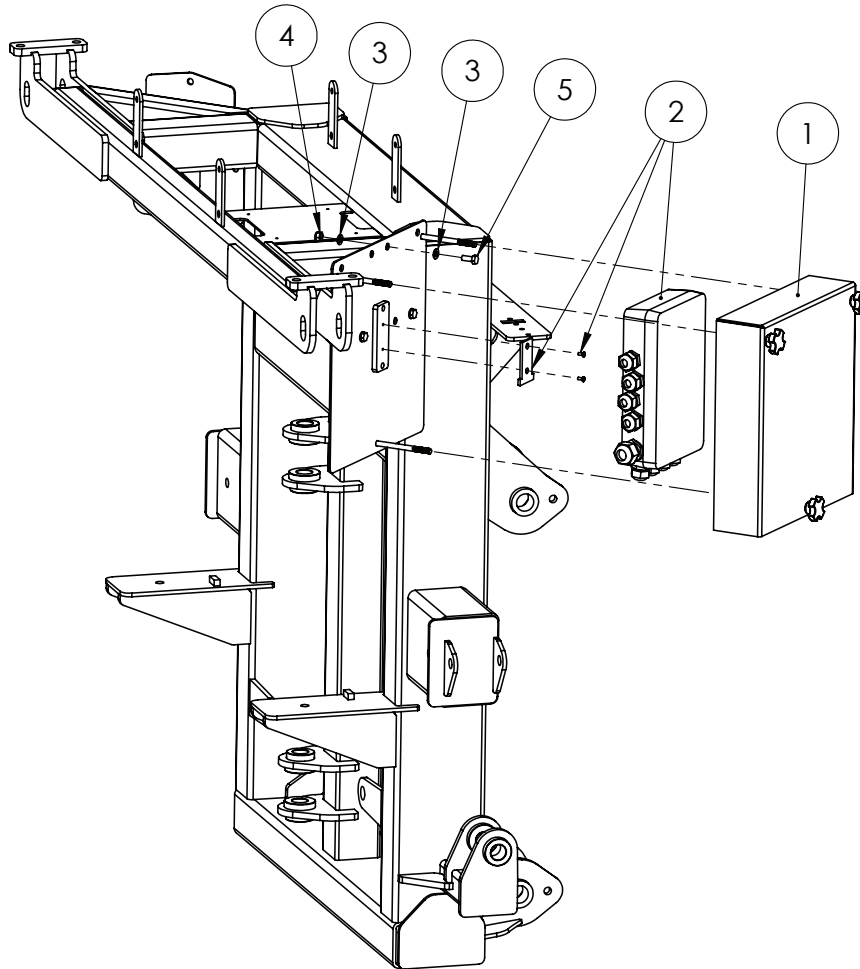
ITEM NO.	PART NUMBER	DESCRIPTION	QTY.
1	GA5060817	Hydraulic yaw cylinder with ball ends (see hydraulic chapter)	2
2	GA5017659	1" HD Washer ZP	8
3	GA5006043	Bolt 1" x 6" UNF	4
4	GA5012445	Nut nyloc 1" UNF	4
5	S93-0409	Nipple 1/4" BSPP x 9/16 UNO-ring	8
6	S24-0804	Reducing bush 1/2 BSPT x 1/4 BSPT	2
7	S82-0404	1/2" Hydraulic Tee	4
8	GA5001739	M20 Heavy Duty Flat Washer	4
9	S44-0808	Bulkhead nipple 1/2" BSPP with nut	2
10	GA5007787	Accumulator 1.0L Precharge 70 Ba	2
11	SI60-080816	Inline test point 1/2" BSP	2
12	S82-0808	1/2" Hydraulic Tee - S83-080808	2
13	GA5047708	Pressure Reducing Valve	1
14	GA5007060	Check Valve (45 LPM) 1/2 BSPP zero bar	1
15	S75-0806	0806 nipple BSPTM BSPPOM	3
16	S27-0804	1/2" BSPT - 1/4" BSPT Straight Hydraulic Nipple	1
17	GA5004437	M6 SS Washer	2
18	GA5004447	M6 Spring washer SS	2
19	GA5011419	M6x50 bolt SS	2
20	GA4523970	Tap Mounting Plate Hydraulic Yaw 2010 bolt on	1
21	RL20-0404	Ball valve 1/4" BSP	2
22	S50-040404	Tee 1/4" BSPT	3
23	S26-0404	1/4" BSPP Socket	2
24	RG01-250	pressure guage 250 BAR	2
25	GA5020510	M4 Washer Heavy duty SS	4
26	GA5049025	Nut M4 Nyloc SS	2
27	GA5049800	M4 x 40 SHCS	2
28	GA5011259	M12 x 76mm x 110mm Square Top U Bolt	2
29	GA5000587	M12 WASHER	4
30	GA5012461	M12 Nyloc nut Z/P	4
31	SI67-080808	TEE 1/2 BSPT M x M F	2

Ultra Glide Block & Smart Box Mounting



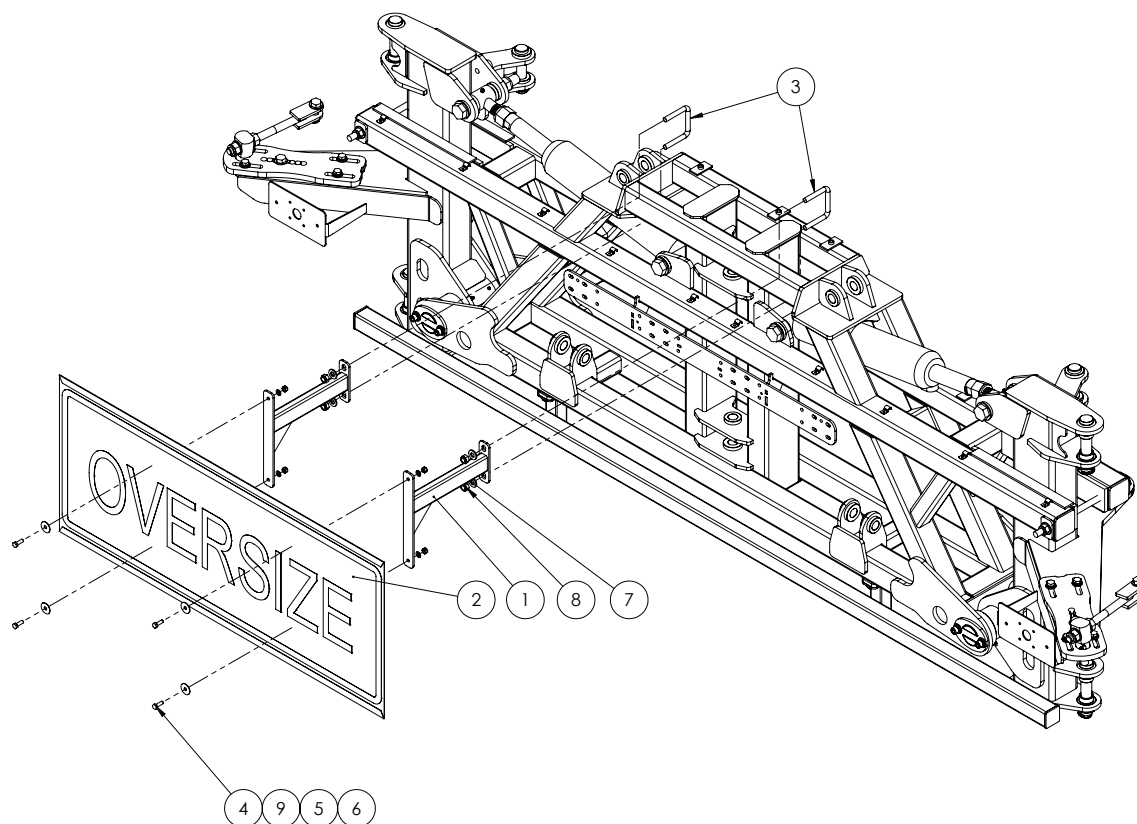
ITEM NO.	PART NUMBER	DESCRIPTION	QTY.
1	GA4523975	Ultra glide mount plate bolt on	1
2	GA4523976	Ultra glide top plate bolt on	2
3	GA4948781	3TS Box	1
4	-	ultra glide block - Part of kit 1170138040	1
5	GA5000587	M12 WASHER	8
6	GA5011199	M12 x 110 GR8.8 ZP Bolt	4
7	GA5012461	M12 Nyloc nut Z/P	4
8	GA5003643	Washer 8mm SS HD	4
9	GA5048485	5-16 whitworth x 3-4" SS set screw	4
10	-	Smart Box mounting screw, comes with box. (equivalent is 4 gauge x 5/16" (8mm))	4

Job Computer - Para Lift (If GATMC optioned)



ITEM NO.	PART NUMBER	DESCRIPTION	QTY.
1	GA4905120	Job computer box/cover SP2011	1
2	GA5069410	Lykkatronik - Chassis Job Computer	1
3	GA5003643	Washer 8mm SS HD	6
4	GA5052590	Nut M8 Nyloc S/S 316	3
5	GA5004085	M8x20 bolt	3

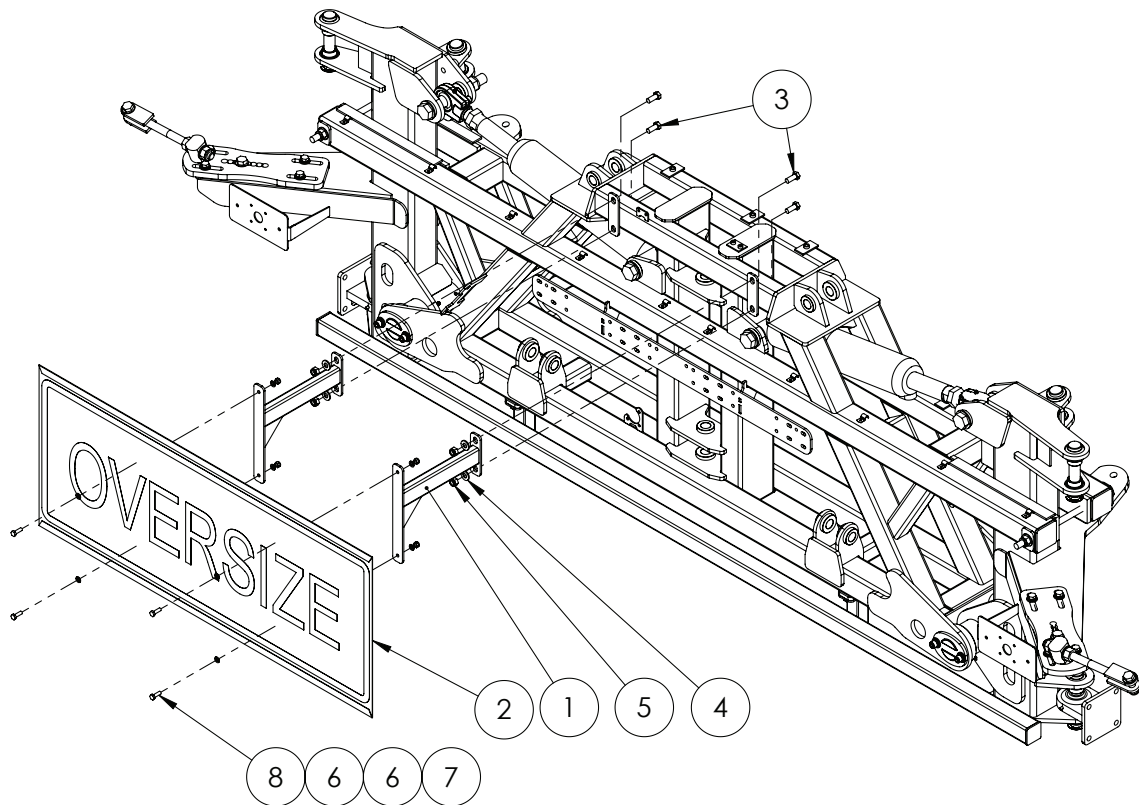
Oversize Sign Mount



Used from Serial number #200590 to #200750

ITEM NO.	PART NUMBER	DESCRIPTION	QTY.
1	GA4658150	Oversize mount bracket suit 2011 centre	2
2	GA5009613	Oversize Sign	1
3	GA5075160	M12 x 76mm x 80mm Square Top U Bolt	2
4	GA5004713	M8x25 Set Screw	4
5	GA5004883	Washer 8mm SS	4
6	GA5052590	Nut M8 Nyloc S/S 316	4
7	GA5000587	M12 WASHER	4
8	GA5012461	M12 Nyloc nut Z/P	4
9	GA5003645	5 -16 x 1 1-4 Flat washer SS	4

Oversize Sign Mount



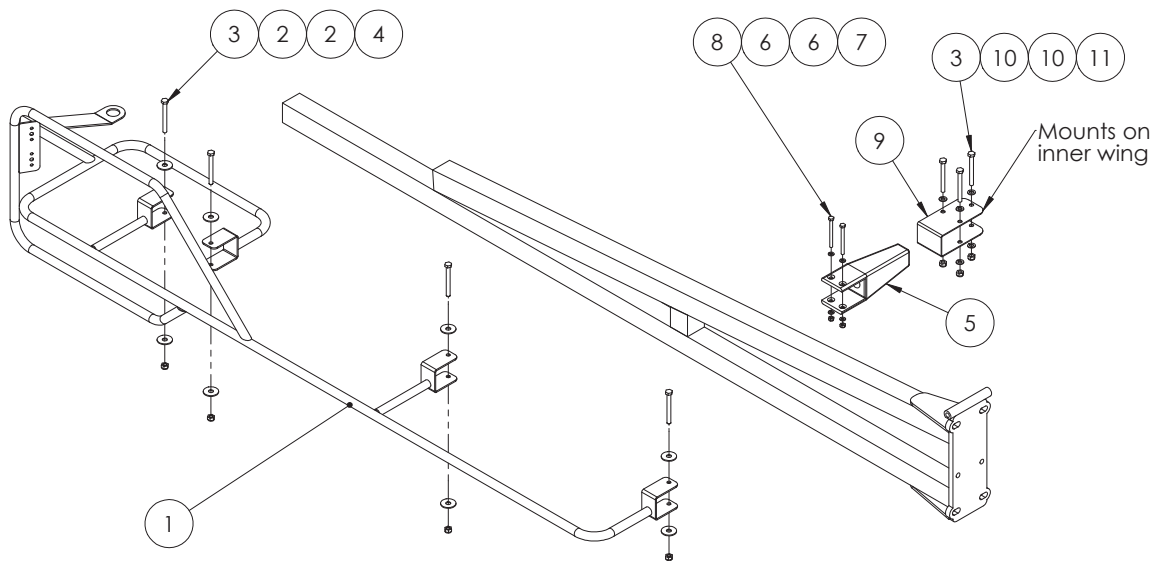
Used from Serial number #200760 to #201090

ITEM NO.	PART NUMBER	DESCRIPTION	QTY.
1	GA4658150	Oversize mount bracket suit 2011 centre	2
2	GA5009613	Oversize Sign	1
3	GA5000305	M12 x 30 bolt	4
4	GA5000577	Washer 12mm Flat ZP Large OD	4
5	GA5012461	M12 Nyloc nut Z/P	4
6	GA5003643	Washer 8mm SS HD	8
7	GA5052590	Nut M8 Nyloc S/S 316	4
8	GA5004713	Bolt M8 x 25 SS A2-70	4

Chapter 12

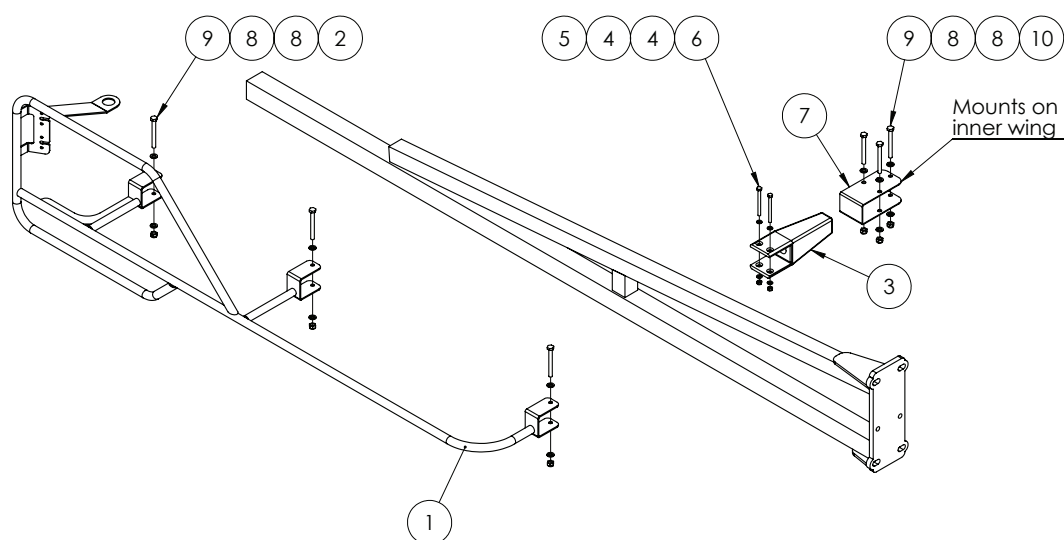
BOOM WING

Fence Line End Protector



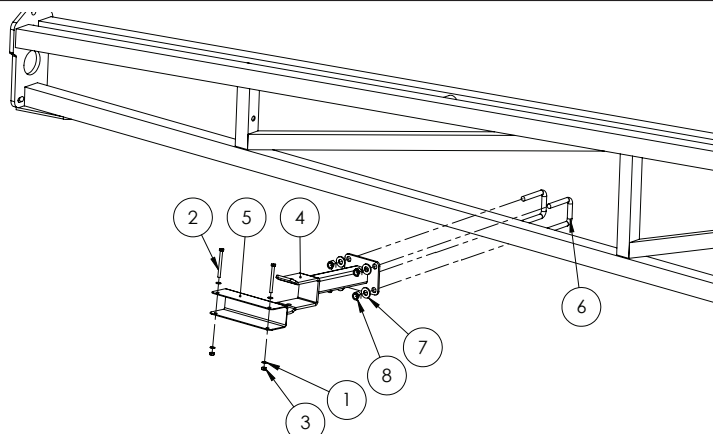
ITEM NO.	PART NUMBER	DESCRIPTION	QTY.
1	GA4656314	Boom End Protector (RH)	1
	GA4656315	Boom End Protector (LH)	1
2	GA5002595	Washer	8
3	GA5052600	M8x75 Bolt SS	7
4	GA5004917	M8 Nyloc Nut	4
5	GA5006225	Boom stopper rubber (black)	1
6	GA5004437	M6 SS Washer	4
7	GA5048115	Nut nyloc M6	2
8	GA5004103	M6 x 70mm bolt	2
9	GA4522995	Rubber bump stop extension bracket	1
10	GA5004883	Washer 8mm HD	6
11	GA5052590	Nut M8 Nyloc S/S 316	3

Fence Line End Protector - Quick Fit



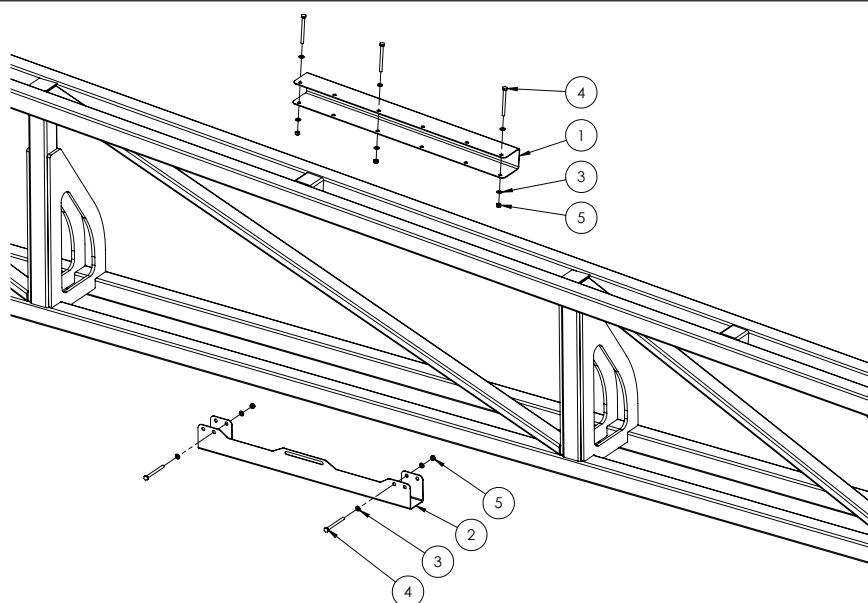
ITEM NO.	PART NUMBER	DESCRIPTION	QTY.
1	GA4656316	RH Boom End Protector easy fit MY13	1
	GA4656317	LH Boom End Protector easy fit MY13 (not shown)	
2	GA5004917	M8 Nyloc Nut	3
3	GA5006225	Boom stopper rubber - 140mm	1
	GA5006226	Boom stopper rubber - 210mm (not shown)	
4	GA5004437	M6 SS Washer	4
5	GA5048115	Nut nyloc M6	2
6	GA5004107	M6 x 70mm bolt	2
7	GA4522995	Rubber bump stop extension bracket	1
8	GA5003643	Washer 8mm SS HD	12
9	GA5052600	M8x75 Bolt SS	6
10	GA5052590	Nut M8 Nyloc S/S 316	3

Boom Protector Assembly - Outer



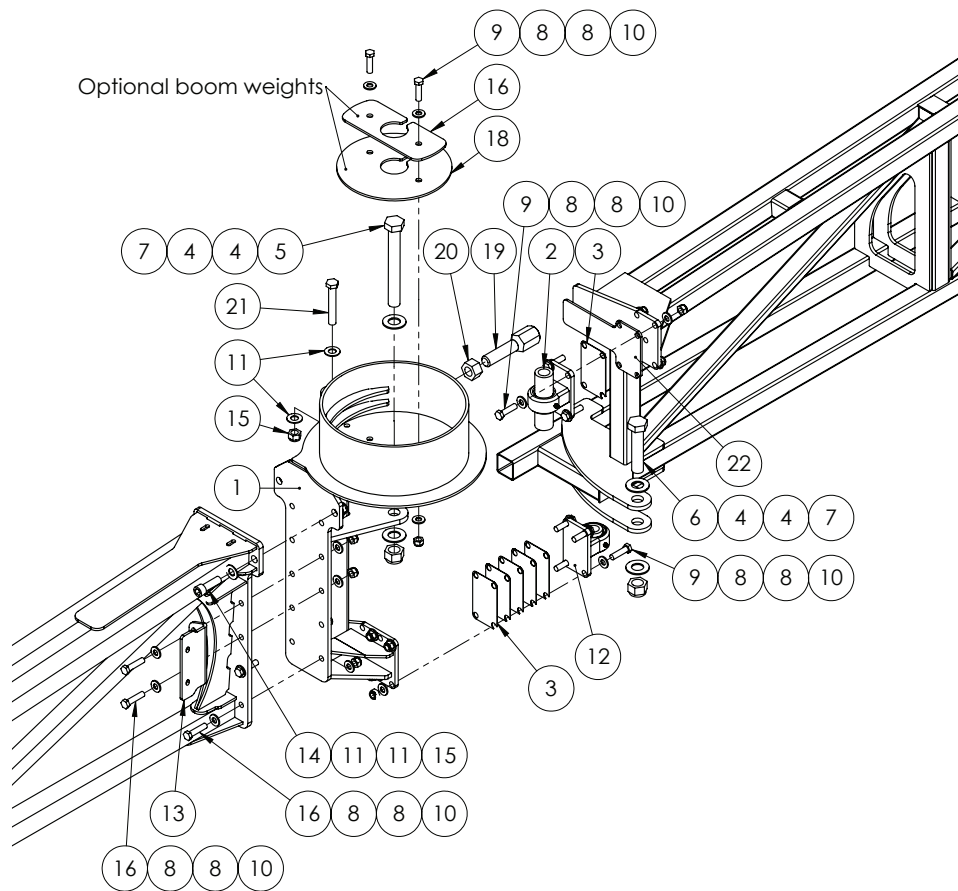
ITEM NO.	PART NUMBER	DESCRIPTION	QTY.
1	GA5004437	M6 SS Washer	4
2	GA5004107	M6 x 70mm bolt	2
3	GA5048115	Nut nyloc M6	2
4	GA4656277	Boom Fold TriTech Long Support Bracket	1
5	F70294A	boom wing protector Suit 50 x 50 200mm long	1
6	GA5011251	M12 x 52mm x 80mm Square Top U Bolt	2
7	GA5000587	M12 WASHER	4
8	GA5012461	M12 Nyloc nut Z/P	4

Boom Protector Assembly - Inner



ITEM NO.	PART NUMBER	DESCRIPTION	QTY.
1	F70799A	Wing Protector suit 50 x 50 600mm long	1
2	GA4505005	Boom Slide Protector SS 2013	1
3	GA5004437	M6 SS Washer	10
4	GA5004107	M6 x 70mm bolt	5
5	GA5048115	Nut nyloc M6	5

Cable Drum



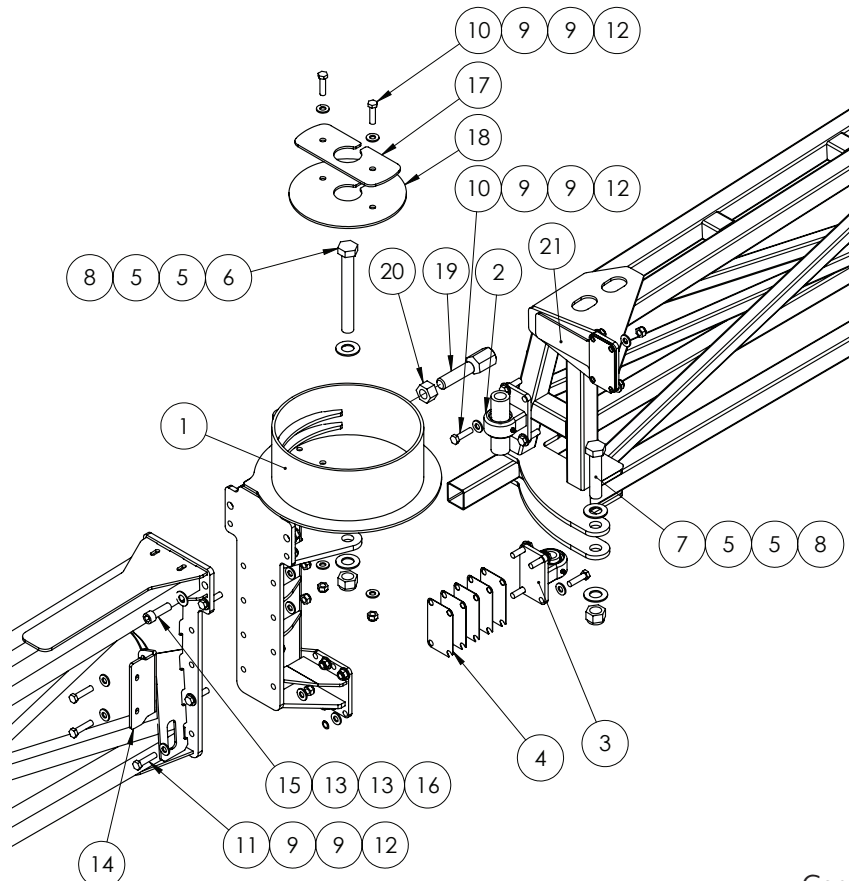
ITEM NO.	PART NUMBER	DESCRIPTION	QTY.
1	-	See next page for cable drum part numbers	-
2	GA4932342	Upper bearing pivot kit suit Trittech drum hinge	1
3	DB-ADJ-16LAS	Shim plate for removable pivot assembly	6
4	GA5017659	Washer 1" Flat HD ZP	4
5	GA5006151	Bolt 1 x 8 UNF ZP 12 tpi GR8	1
6	GA5006039	Bolt 1 x 4 1/2 UNF 12 tpi ZP GR8	1
7	GA5012446	Nut 1 UNF 12 tpi Nyloc ZP	2
8	M12 washer	M12 WASHER	40
9	GA5000327	Set Screw M12 x 45 ZP GR8.8	10
10	GA5012461	M12 Nyloc nut Z/P	20
11	GA5001009	M16 washer Zink coated	6
12	GA4932343	Lower removable pivot assembly	1
13	GA4522725	Boom hose holder plate outer	1
14	GA5000935	M16x50 unbrako	2
15	GA5001029	M16 Nyloc nut	3

Cable Drum

ITEM NO.	PART NUMBER	DESCRIPTION	QTY.
16	GA5011239	M12x50 bolt GR8.8	10
17	GA4504535	Boom Weight Disc Cable Drum small 0.8kg	1
18	GA4504530	Boom Weight Disc Cable Drum 1.8kg	1
19	GA4572495	Boom drum stopper bolt 1" unf 12 TPI	1
20	GA5010991	Nut 1" x 12 TPI ZP UNF	1
21	GA5011269	M16x100 bolt	1
22	GA4524690	Upper boom stop wear plate MY13	1

ITEM NO	PART NO	DESCRIPTION	QTY
1	GA4659580	Right Cable Drum	1
	GA4659585	Left Cable Drum	1
	GA4659600	Right Offset Cable Drum	1
	GA4659605	Left Offset Cable Drum	1

Cable Drum - 42m Boom

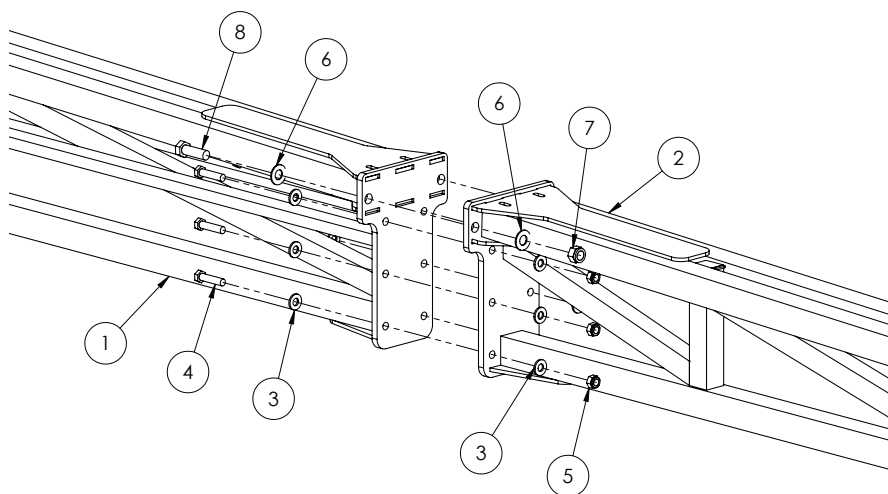


Continued over page

Cable Drum - 42m Boom

ITEM NO.	PART NUMBER	DESCRIPTION	QTY.
1	GA4659275	Cable drum, LH, Suit 42m boom (shown)	1
	GA4659270	Cable drum, RH, Suit 42m boom	
2	GA4932342	Upper bearing pivot kit suit Trittech drum hinge	1
3	GA4932343	Lower removable pivot assembly	1
4	DB-ADJ-16LAS	Shim plate for removable pivot assembly	6
5	GA5017659	Washer 1" Flat HD ZP	4
6	GA5006151	Bolt 1 x 8 UNF ZP 12 tpi GR8	1
7	GA5006039	Bolt 1 x 4 1/2 UNF 12 tpi ZP GR8	1
8	GA5012446	Nut 1 UNF 12 tpi Nyloc ZP	2
9	M12 washer	M12 WASHER	40
10	GA5000327	Set Screw M12 x 45 ZP GR8.8	10
11	GA5011239	M12x50 bolt GR8.8	10
12	GA5012461	M12 Nyloc nut Z/P	20
13	GA5001009	M16 washer Zink coated	4
14	GA4522725	Boom hose holder plate outer	1
15	GA5000935	M16x50 unbrako	2
16	GA5001029	M16 Nyloc nut	2
17	GA4504535	Boom Weight Disc Cable Drum small 0.8kg	1
18	GA4504530	Boom Weight Disc Cable Drum 1.8kg	1
19	GA4572495	Boom drum stopper bolt 1" unf 12 TPI	1
20	GA5010991	Nut 1" x 12 TPI ZP UNF	1
21	GA4524690	Upper boom stop wear plate MY13	1

Mid Wing - 42m Boom

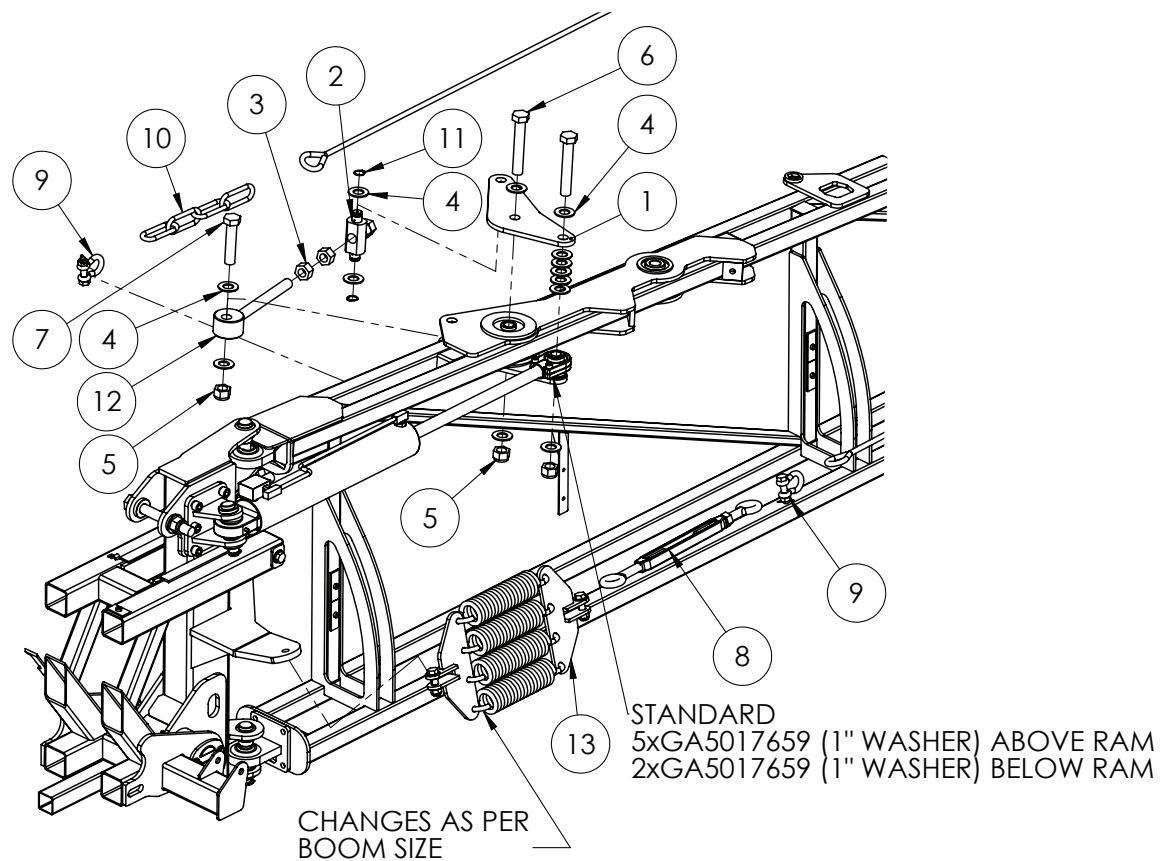


Continued over page

Mid Wing - 42m Boom

ITEM NO.	PART NUMBER	DESCRIPTION	QTY.
1	GA4659280	Outer Wing Inner Section 42m	1
2	GA4659285	Outer Wing Outer Section 42m	1
3	GA5000587	M12 WASHER	12
4	GA5011239	M12x50 bolt	6
5	GA5012461	M12 Nyloc nut Z/P	6
6	GA5001043	M16 washer Zink coated	4
7	GA5001029	M16 Nyloc nut	2
8	GA5000931	M16x50 bolt	2

Boom Fold Adjuster

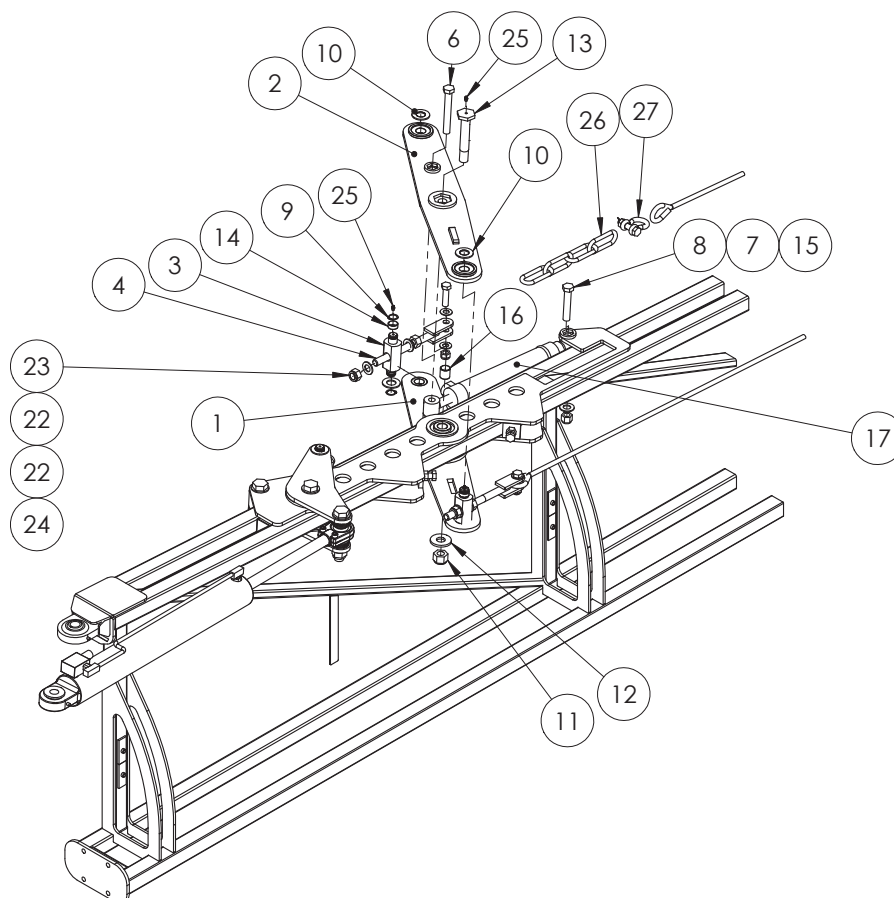


Continued over page

Boom Fold Adjuster

ITEM NO.	PART NUMBER	DESCRIPTION	QTY.
1	24mk4DB005LAS	Fold ram adjuster plate suit tritec boom	2
2	24mk4DB006MACH	Fold ram adjuster nut mounting	1
3	GA5010991	Nut 1" x 12 TPI ZP UNF	4
4	GA5017659	Washer 1" Flat HD ZP	15
5	GA5012445	Nut, 1" UNF, 14 TPI, Nyloc, ZP	3
6	GA5006043	Bolt 1 UNF 14 TPI x 6 GR8 ZP	2
7	GA5006039	Bolt 1 x 4 1/2 UNF 12 tpi ZP GR8	1
8	GA5017061	Turnbuckle FRG COMM GAL E/E 22mm with nut	1
9	GA5075230	13mm Bow Shackle	2
10	GA5065020	Chain link 11mm	4
11	GA5008519	Circlip external 25mm	2
12	GA5070775	Boom fold adjuster HD MY13	1
13	GA4905665	36m Cable Spring Mounting MY13	1

Bi-Fold

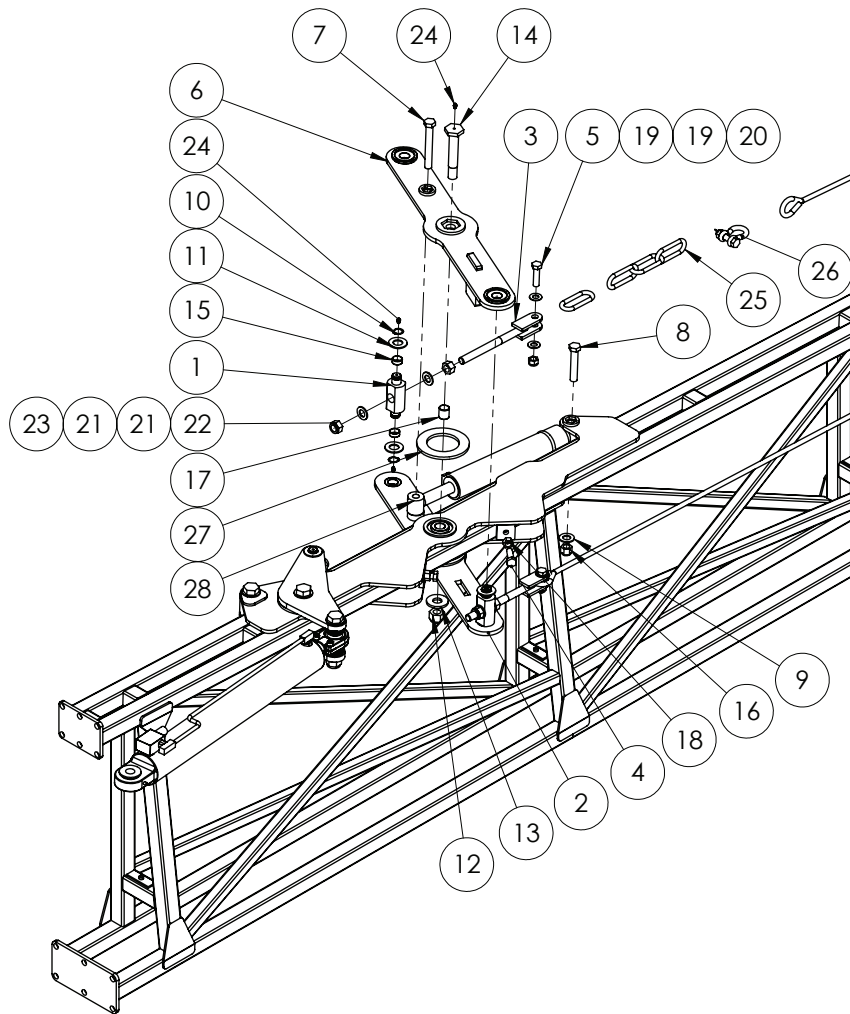


Continued over page

Bi-Fold

ITEM NO.	PART NUMBER	DESCRIPTION	QTY.
1	GA4656295	Boom Bi-fold Bottom Bracket	1
2	GA4656290	Boom Bi-fold Top Bracket	1
3	24mk4DB006MACH	Fold ram adjuster nut mounting	2
4	GA5020320	Cable Adjuster 20mm Threaded	2
5	GA5000931	M16x50 bolt	2
6	GA5002487	3/4" x 5 1/2" Bolt	1
7	GA5002539	3/4 Z/P Comm Flat Washers	2
8	GA5049490	3/4" UNF x4" Bolt	1
9	GA5008519	Circlip external 25mm	4
10	GA5017659	Washer 1" Flat HD ZP	4
11	GA5012469	Nut M24 Nyloc ZP	1
12	2SF-003LAS	2nd Stage Fold - Pivot Washer	1
13	2SF-007MACH	2nd Stage Fold - Pivot Pin	1
14	GA5009463	Glacier Bush 25 IDx15 long	4
15	GA5048430	3/4" UNF Nyloc nut	2
16	GA5009467	Glacier Bush 25 IDx30 long	2
17	GA5021010	Hypower ram suit Bi fold 254mm stroke	1
18	GA5012385	Nut ZP M16	2
19	GA5001009	Flat washer M16 HD	4
20	GA5000939	M16x60 bolt	2
21	GA5001029	M16 Nyloc nut	2
22	GA5001739	M20 Heavy Duty Flat Washer	4
23	GA5048125	M20 Nyloc nut	2
24	GA5001709	Nut M20 Coarse Zinc	2
25	GA5012203	Grease Nipple 1/4" UNF Short	7
26	GA5065020	Chain link 11mm	4
27	GA5075230	13mm Bow Shackle	1

Bi-Fold - 42m



ITEM NO.	PART NUMBER	DESCRIPTION	QTY.
1	24mk4DB006MACH	Fold ram adjuster nut mounting	2
2	GA4659730	Boom Bi-fold Bottom Bracket 42m	1
3	GA5020320	Cable Adjuster 20mm Threaded	2
4	GA5000931	M16x50 bolt	2
5	GA5000939	M16x60 bolt	2
6	GA4659725	Boom Bi-fold Top Bracket 42m	1
7	GA5070335	3/4" x 5 1/2" UNC Bolt	1
8	GA5049490	3/4" UNF x4" Bolt	1
9	GA5001045	3/4 Z/P Comm Flat Washers	2
10	GA5008519	Circlip external 25mm	4
11	GA5017659	Washer 1" Flat HD ZP	4
12	GA5012469	Nut M24 Nyloc ZP	1
13	2SF-003LAS	2nd Stage Fold - Pivot Washer	1
14	2SF-007MACH	2nd Stage Fold - Pivot Pin	1
15	GA5009463	Glacier Bush 25 IDx15 long	4

Continued over page

Bi-Fold - 42m

ITEM NO.	PART NUMBER	DESCRIPTION	QTY.
16	GA5048430	3/4" UNF Nyloc nut	2
17	GA5009467	Glacier Bush 25 IDx30 long	2
18	GA5012385	Nut ZP M16	2
19	GA5001009	M16 washer Zink coated	4
20	GA5001029	M16 Nyloc nut	2
21	GA5001739	M20 Heavy Duty Flat Washer	4
22	GA5048125	M20 Nyloc nut	2
23	GA5001709	Nut M20 Coarse Zinc	2
24	GA5012203	Grease Nipple 1/4" UNF Short	7
25	GA5065020	Chain link 11mm	4
26	GA5075230	13mm Bow Shackle	1
27	MACH0102	2nd stage pivot nylon washer black poly	2
28	GA5070845	Ram, Bi fold - 293mm stroke, 2 1/2" Bore, 1 1/4" Rod	1

Boom Cables 24-36m

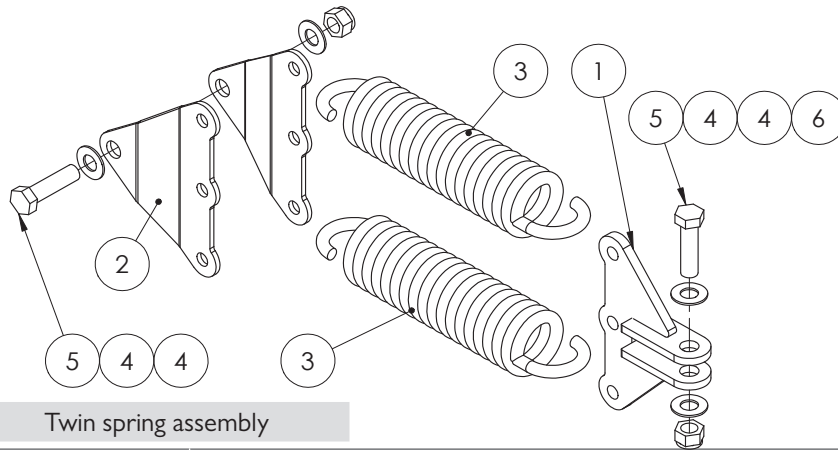
ITEM NO.	PART NUMBER	DESCRIPTION	QTY.
	GA5000073	Cable - Lengths; TriTech 24-30m: Front - 5140 Rear - 5760 TriTech 33-36m: Front - 6590 Rear - 7220 TriTech Bi-Fold 24-36m: Front - 6210 Rear - 6210 NOTE: Cable lengths are as measured eye to eye. Front cable cut length add 360mm to eye to eye Measurement. Rear cable cut length add 760mm to eye to eye Measurement.	2
	GA5000215	Cable End Eyelet	4
	GA5005391	Cable Ferrule	4
	GA5001965	Heat Shrink 25.4mm Black x 50mm long	8
All cable sizes are measured from eye to eye - which is when assembled with eyelets.			

Boom Cables 42m

ITEM NO.	PART NUMBER	DESCRIPTION	QTY.
	GA	Cable - Lengths; Tri-tech 42m: Front - 8280 Rear - 8970 Tri-tech Bi-fold 42m: Front - xxxx Rear - xxxx NOTE: Cable lengths are as measured eye to eye. Front cable cut length add 380mm to eye to eye Measurement. Rear cable cut length add 1080mm to eye to eye Measurement.	1
	GA5071480	Wire Rope, 12mm 6x25 1770 Galvanised MBL: 98.5kN	-
	GA0500001	Thimble, 13mm suit 12mm Cable	4
	GA0500002	Ferrule, 13mm suit 12mm Cable	4
	GA0100016	Heat Shrink 32mm Black x 50mm long	8

All cable sizes are measured from eye to eye - which is when assembled with eyelets.

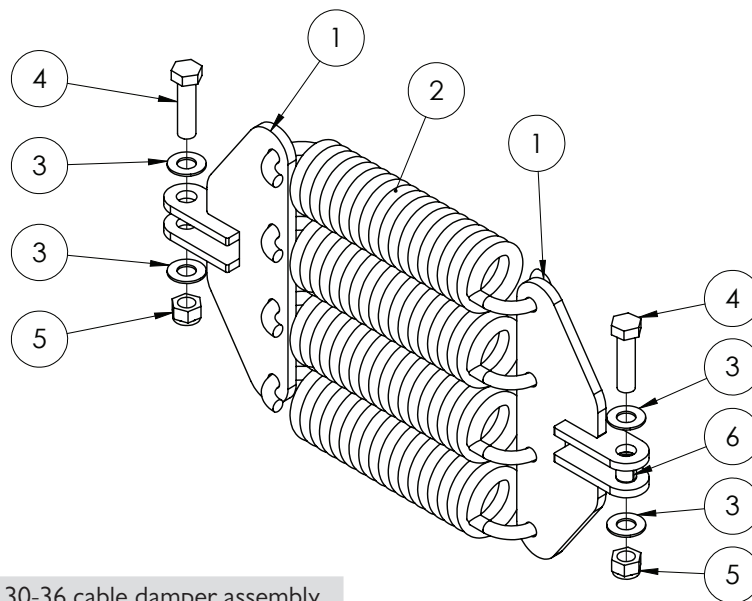
Boom Cable Spring - Suit 24m



GA4903057 Twin spring assembly

ITEM NO.	PART NUMBER	DESCRIPTION	QTY.
1	GA4656230	Cable Spring Shocker Mount Sub assem	1
2	F70057A	Delta boom spring plate	2
3	GA5010793	Heavy Spring	2
4	GA5001009	Flat washer M16 HD	4
5	GA5000939	M16x60 bolt	2
6	GA5001029	M16 Nyloc nut	2

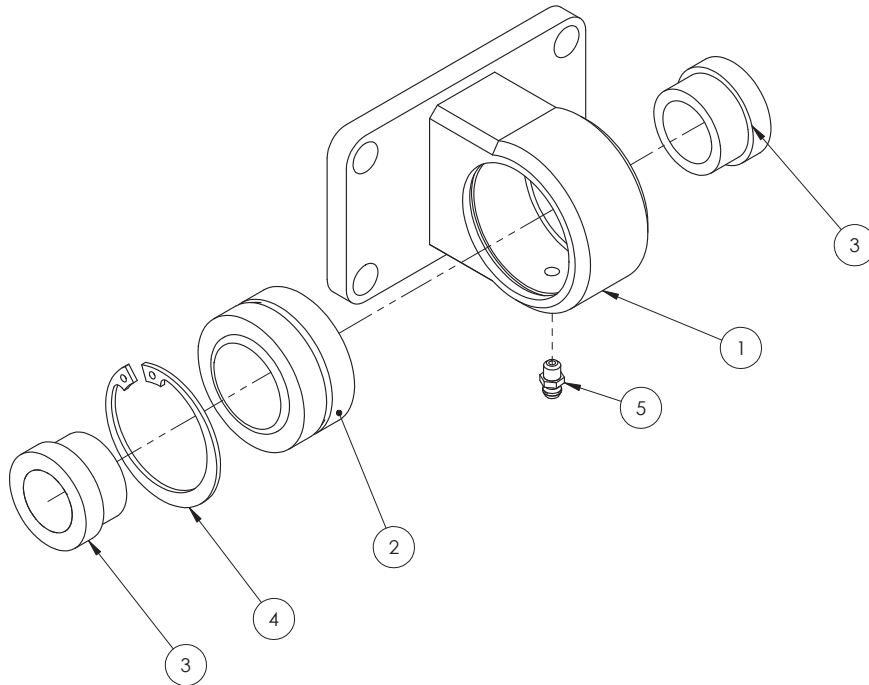
Boom Cable Springs - Suit 30-36m



GA4905665 30-36 cable damper assembly

ITEM NO.	PART NUMBER	DESCRIPTION	QTY.
1	GA4659710	Cable Spring Mount Sub Asm	2
2	GA5010793	Heavy Spring	4
3	GA5001009	M16 washer Zink coated	4
4	GA5000939	M16x60 bolt	2
5	GA5001029	M16 Nyloc nut	2
6	GA5075220	Glacier bush flanged 16mm suit boom cable pivot	1

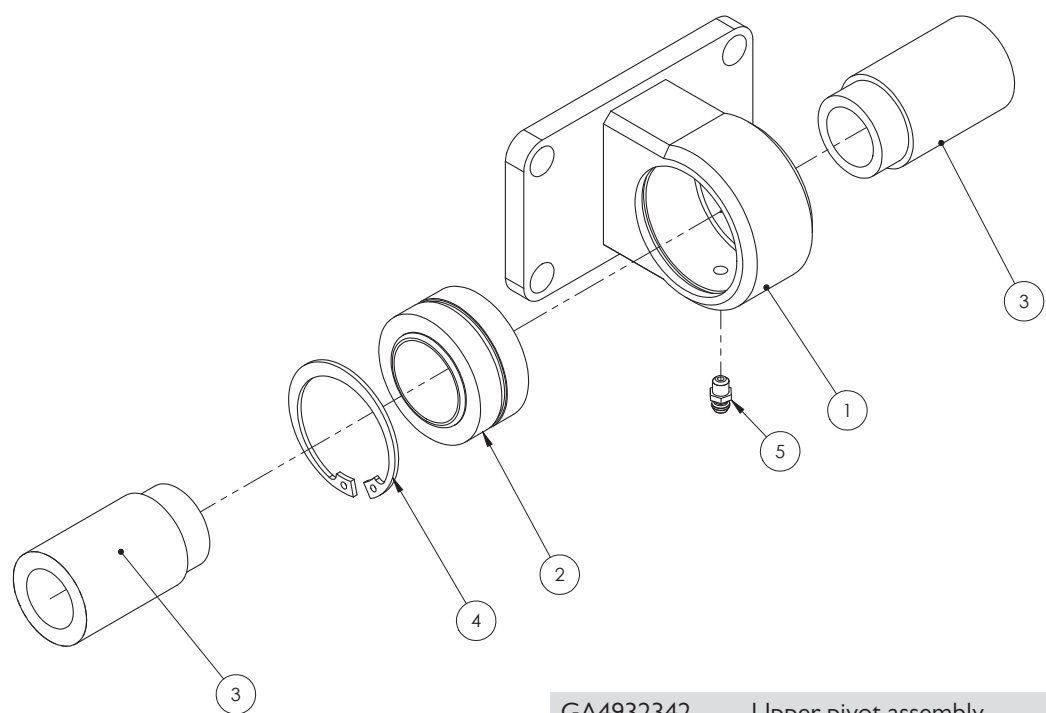
Lower Bearing Pivot



GA4932343 Lower pivot assembly

ITEM NO.	PART NUMBER	DESCRIPTION	QTY.
1	GA4656190	Boom hinge bearing mnt 24+	1
2	GA5015659	Spherical bushing 1 3/8"	1
3	DB-ADJ-02MACH	Short centre bushing for removable pivots	2
4	GA5021085	55mm internal circlip	1
5	GA5012203	Grease Nipple 1/4" UNF Short	1

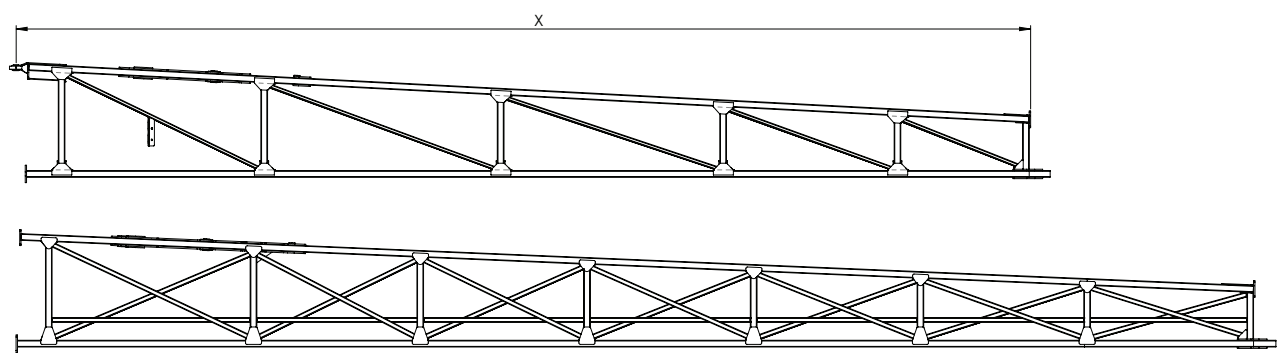
Upper Bearing Pivot



GA4932342 Upper pivot assembly

ITEM NO.	PART NUMBER	DESCRIPTION	QTY.
1	GA4656190	Boom hinge bearing mnt 24+	1
2	GA5015659	Spherical bushing 1 3/8"	1
3	DB-ADJ-13MACH	Long centre bushing for removable pivots	2
4	GA5021085	55mm internal circlip	1
5	GA5012203	Grease Nipple 1/4" UNF Short	1

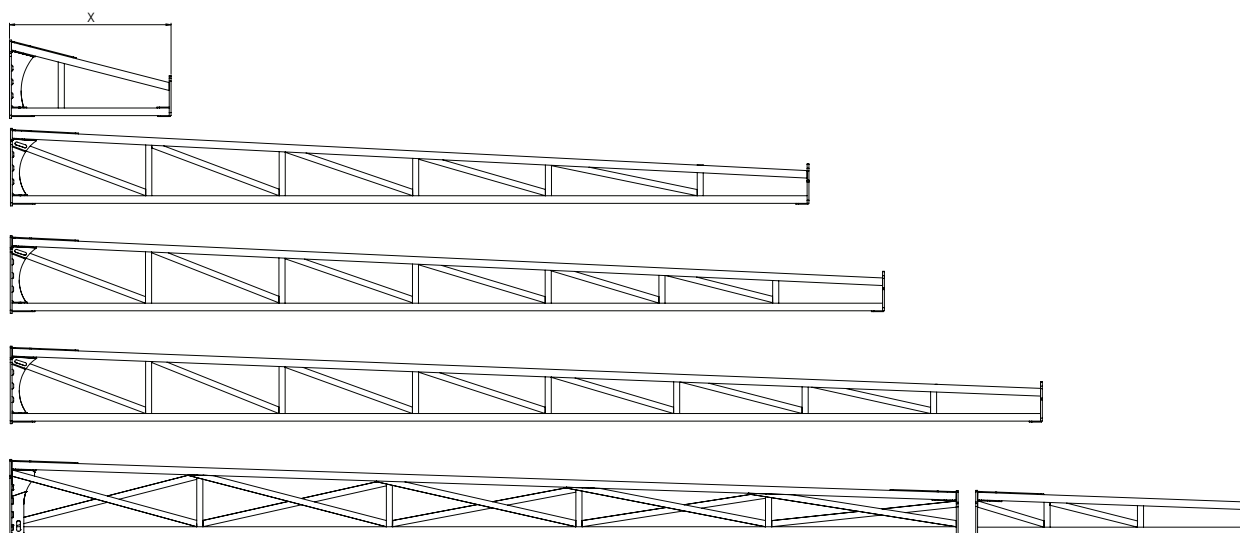
Steel Inner Wings



Part Number	Description
GA4656820	36m Boom inner flat fold RH - 7606mm
GA4656825	36m Boom inner flat fold LH - 7606mm
GA4659260	42m boom inner flat fold RH - 9288mm
GA4659265	42m boom inner flat fold LH - 9288mm

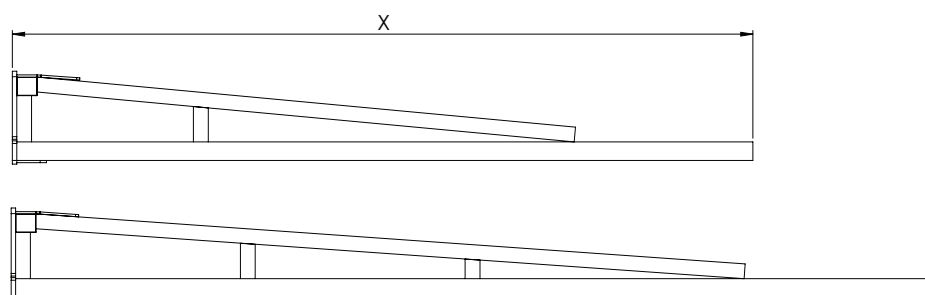
Note: Steel inner wings are unique to the Crop Cruiser and wont fit other sprayers.

Aluminium Outer Wings



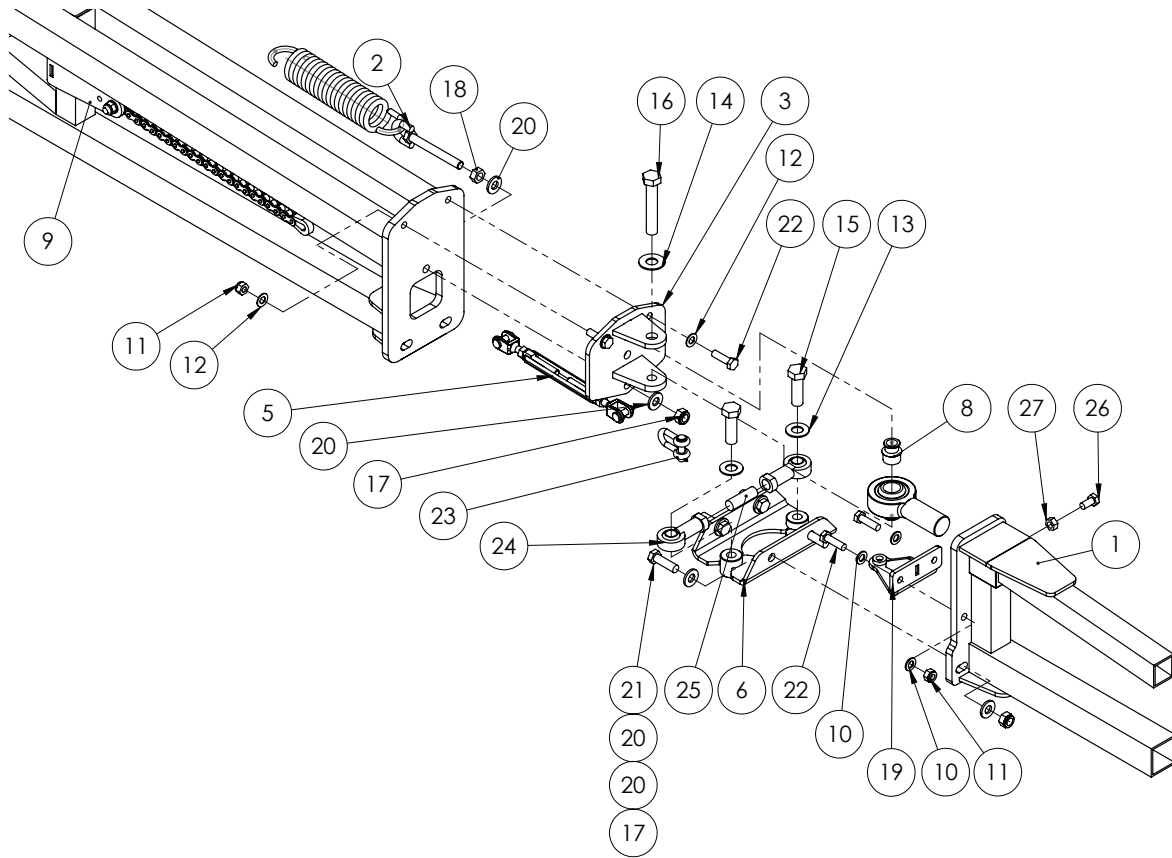
Part Number	Description
GA4659820	24m Outer boom section (1055mm Long)
GA4659925	30m Outer boom section (3749mm Long)
GA4656067	33m Outer boom section (5265mm Long)
GA4656077	36m Outer boom section (6805mm Long)
GA4659715	42m Outer boom inner section (6252mm long)
GA4659285	42m Outer boom outer section (2053mm long)

Aluminium Break Away Tip



Part Number	Description
GA4656123	Boom breakaway end - 2m
GA4656124	Boom breakaway end - 2.5m

Three Dimensional Breakaway 2.0



GA4906305* Three Dimensional Breakaway 2.0

ITEM	PART NO	DESCRIPTION	QTY
1	GA4656123	Boom breakaway end in Aluminium 2m	1
2	GA5075150	Eye Bolt 12mm x 100mm Short	1
3	GA4656131	Breakaway Rose End Clevis 3D 2.0	1
4	GA5016605	Spring 180x51.5x8 (JS507)	1
5	GA5070505	Turnbuckle, S/S 10mm jaw/jaw	1
6	GA4659336	Lower Pivot Bracket 3D 2.0	2
7	GA5070530	Large Rose End 1" x 1 1/4" UNF	1
8	GA4552225	Breakaway Rose End Spacer Bush 3D 2.0	2
9	GA4906305-1	Breakaway Mechanism	1
10	GA5000117	Washer 10mm SS Heavy duty	4
11	GA5000141	M10 Nyloc Nut	4
12	GA5000115	Washer flat SS 10mm	4
13	GA5001009	M16 washer Zink coated	2
14	GA5001043	M16 SS washer	1
15	GA5000931	M16x50 bolt	2
16	GA5011297	M16x90 Bolt	1
17	GA5012461	M12 Nyloc nut Z/P	5
18	GA5000559	Nut ZP M12	1

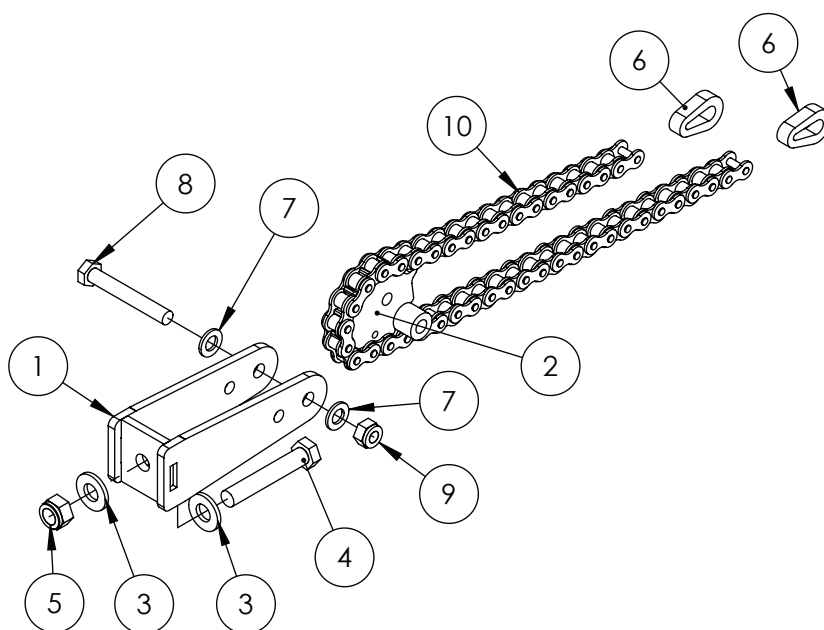
Continued over page

Three Dimensional Breakaway 2.0

ITEM	PART NO	DESCRIPTION	QTY
19	GA4659810	Breakaway Hinge Bracket	1
20	GA5000577	M12 WASHER	10
21	GA5000319	Bolt Gr 8.8 ZP M12x40	4
22	GA5006111	Bolt Gr8.8 M10x35	4
23	GA5071060	10mm Utility Clevis 24CST002	1
24	GA5014469	Rod end female 16mm	2
25	GA5071105	Grub Screw M16x50	1
26	GA5006113	Bolt M10x20 ZP 8.8	1
27	GA5012459	Nut Hex M10 Z/P	1

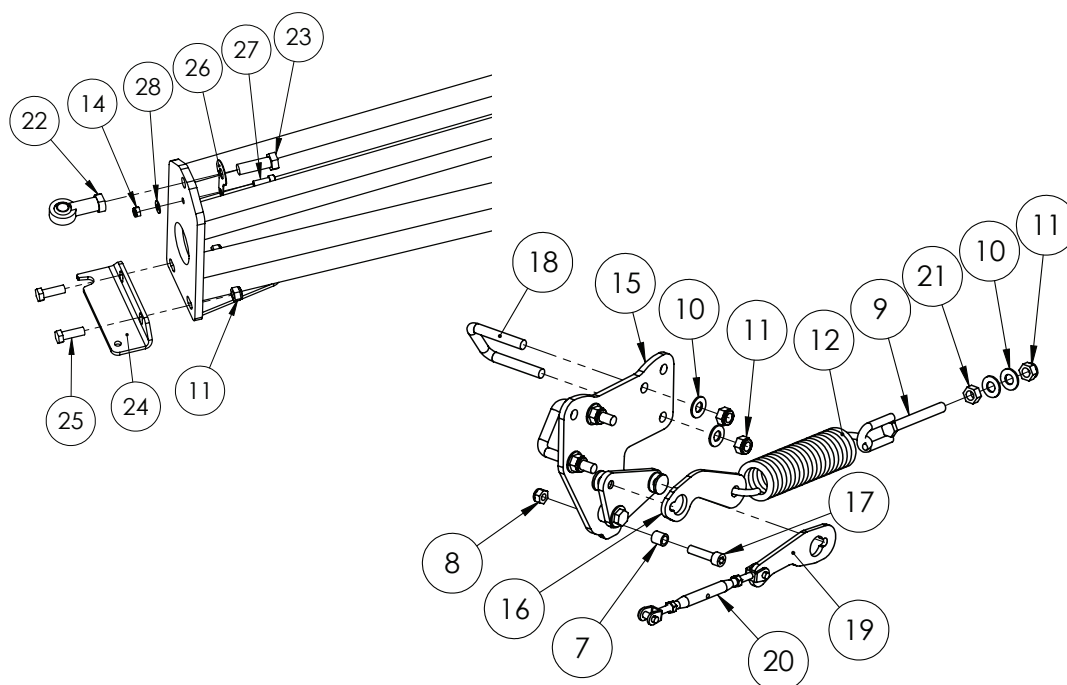
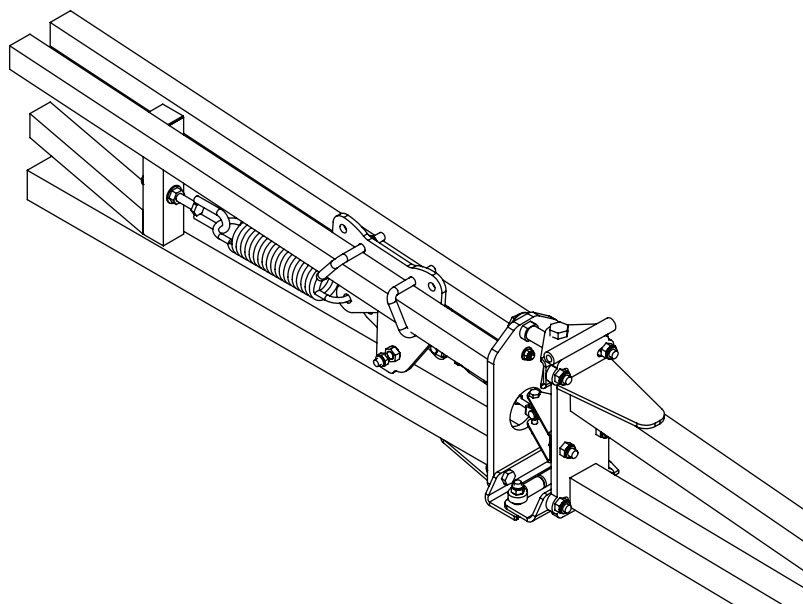
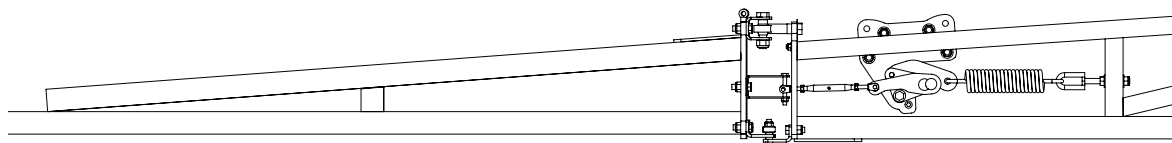
PART NO.	DESCRIPTION	MACHINE USED ON
GA4906305	Three Dimensional Breakaway 2.0	Fitted on 200740 onward

GA4906305-1 Breakaway Mechanism

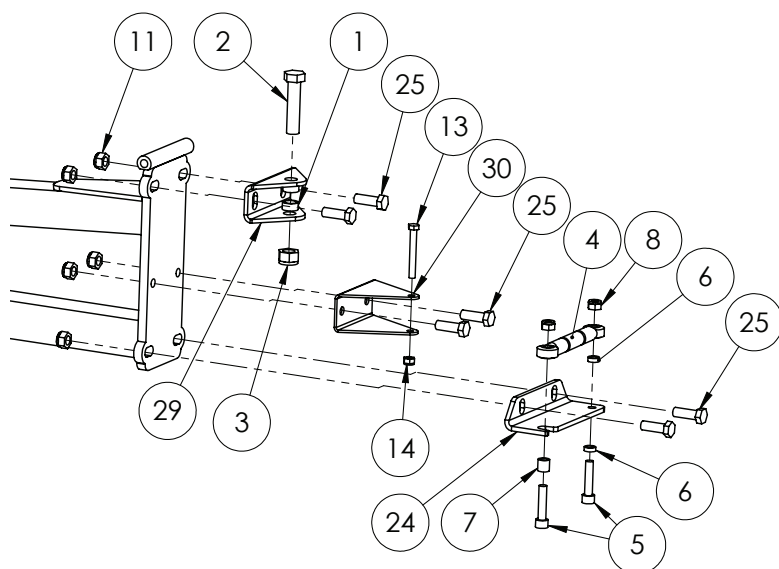


ITEM	PART NO	DESCRIPTION	QTY
1	GA4659805	Breakaway Mount	1
2	GA4659800	Break Away Centre Pivot Fab Assem	1
3	GA5000577	Washer 12mm Flat ZP Large OD	2
4	GA5000347	M12x70 HT ZP Bolt	1
5	GA5012461	M12 Nyloc nut Z/P	1
6	GA4505695	Link Plate Chain End	2
7	GA5000117	Washer 10mm SS Heavy duty	2
8	GA5011163	M10x70 bolt ZP G8.8	1
9	GA5000141	M10 Nyloc Nut	1
10	GA5068985	Chain, 5/8", 41 Pitch Breakaway Hinge, inc 2 Joining Links, 43 rollers total	1

Three Dimensional Breakaway



Three Dimensional Breakaway



GA4902061* Three Dimensional Breakaway

ITEM	PART NO	DESCRIPTION	QTY
1	GA4552070	crush tube 16.2x20.5x9.5	2
2	GA5011307	M16 x 80 bolt	1
3	GA5001029	M16 Nyloc nut	1
4	GA4902060-3	Rodend subassembly	1
5	M10x45 SHCS	GA5066985	2
6	GA4552080	crush tube 10.2x15x5	2
7	GA4552075	crush tube 10.2x15x15	2
8	GA5000141	M10 Nyloc Nut	3
9	GA5008545	Eye bolt	1
10	GA5000587	Washer HD ZP 12mm	6
11	GA5012461	M12 Nyloc nut Z/P	13
12	GA5016605	Spring 180x51.5x8 (JS507)	1
13	GA5011489	M8x60 bolt	1
14	GA5004917	M8 Nyloc Nut	2
15	GA4656115	Boom breakaway locking mechanism	1
16	GA4532565	Breakaway MK3 Spring Plate	1
17	GA5006141	M10x40 Unbrako	1
18	GA5011251	M12 x 52mm x 80mm Square Top U Bolt	2
19	GA4532590	Breakaway MK3 turnbuckle plate	1
20	GA5066930	Turnbuckle Jaw & Jaw M8 SS	1
21	GA5000559	Nut ZP M12	1

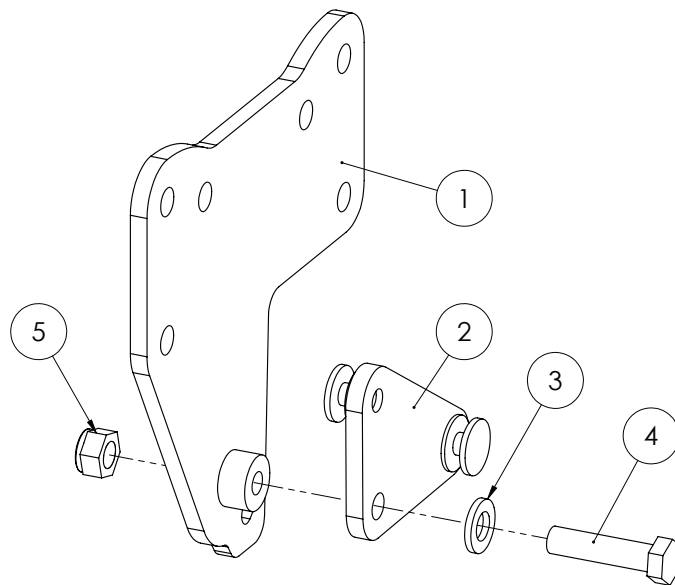
Continued over page

Three Dimensional Breakaway

ITEM	PART NO	DESCRIPTION	QTY
22	GA5014469	Rod end female 16mm	1
23	GA5000931	M16x50 bolt	1
24	GA4502105	bracket lower suit breakaway hinge	2
25	GA5000319	M12 x 40 Bolt	8
26	GA4522485	Breakaway Rose end lock plate	1
27	GA5004717	M8x30 SHCS	1
28	GA5004883	Washer 8mm HD	1
29	GA4502095	bracket upper breakaway hinge	1
30	GA4502100	bracket middle breakaway hinge	1

PART NO.	DESCRIPTION	MACHINE USED ON
GA4902061	Three Dimensional Breakaway	Fitted up to 200730

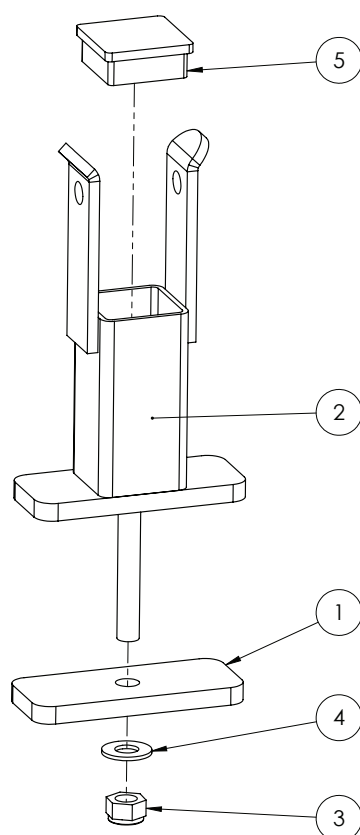
Breakaway Locking Mechanism



GA4656115* Boom breakaway locking mechanism

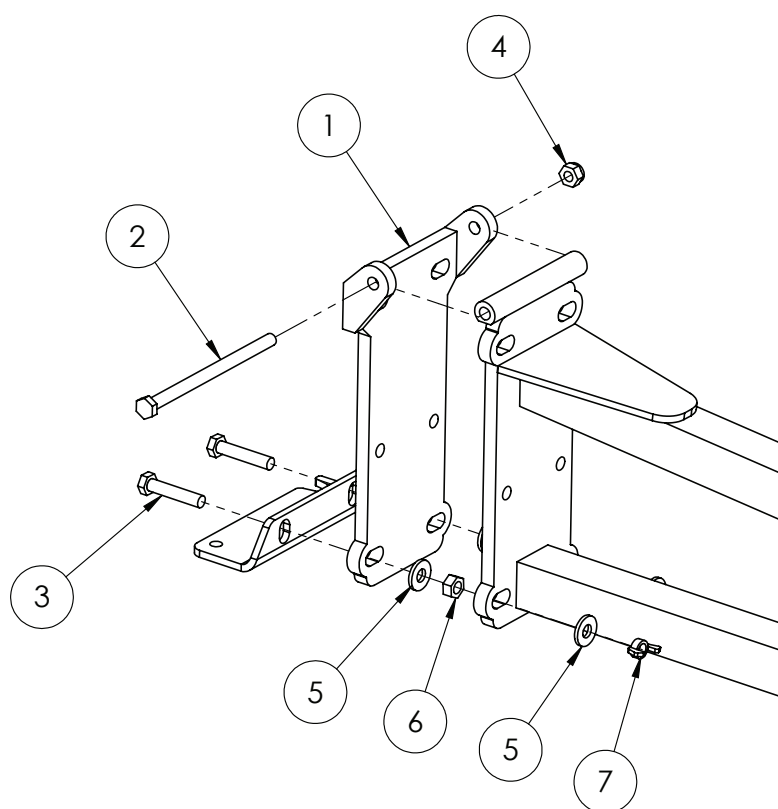
ITEM	PART NO	DESCRIPTION	QTY
1	GA4656115-01	Breakaway locking mechanism subassy 1	1
2	GA4656115-02	Breakaway locking mechanism subassy 2	1
3	GA5000577	M12 SS HD Washer	1
4	GA5011239	M12x50 bolt GR8.8	1
5	GA5012461	M12 Nyloc nut Z/P	1

Flip Over End Saddle



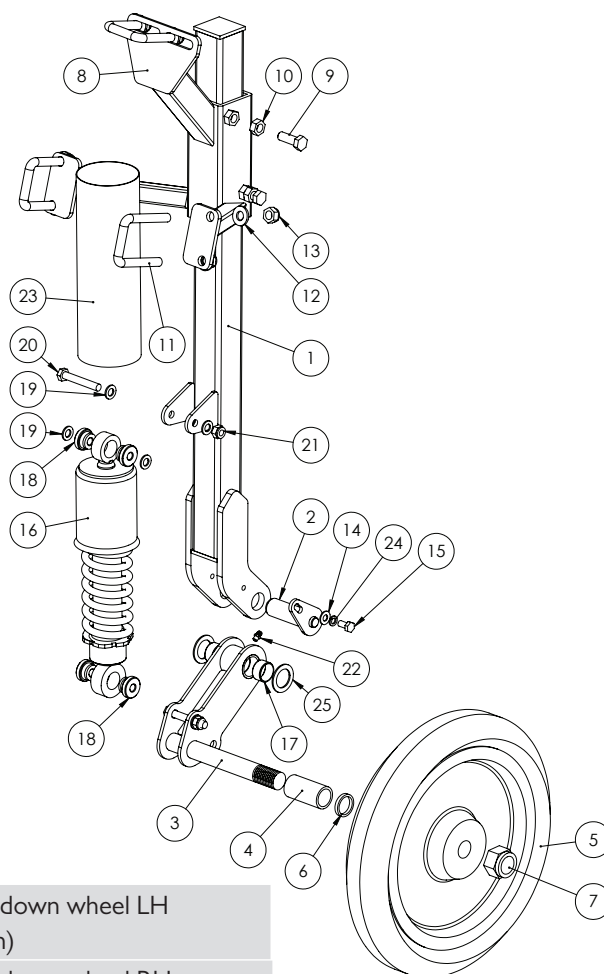
ITEM	PART NO	DESCRIPTION	QTY
1	FOE-005	Mounting Plate	1
2	GA4674290	RHS - 50x50x3 cut 100 SC	1
3	GA5012461	M12 Nyloc nut Z/P	1
4	GA5000587	Washer HD ZP 12mm	1
5	GA5003783	50x50mm 0.8-2.5 Insert Cap	1

Flip Over End



ITEM	PART NO	DESCRIPTION	QTY
1	GA4656110	flip over end	1
2	GA5066910	M10x160 bolt	1
3	GA5011171	M10x50 set bolt	2
4	GA5000141	M10 Nyloc Nut	1
5	GA5000117	Washer 10mm SS Heavy duty	4
6	GA5012459	Nut Hex M10 Z/P	2
7	GA5000127	M10 wingnut	2

Touch Down Wheel



GA4902492 Touch down wheel LH
(shown)

GA4902491 Touch down wheel RH

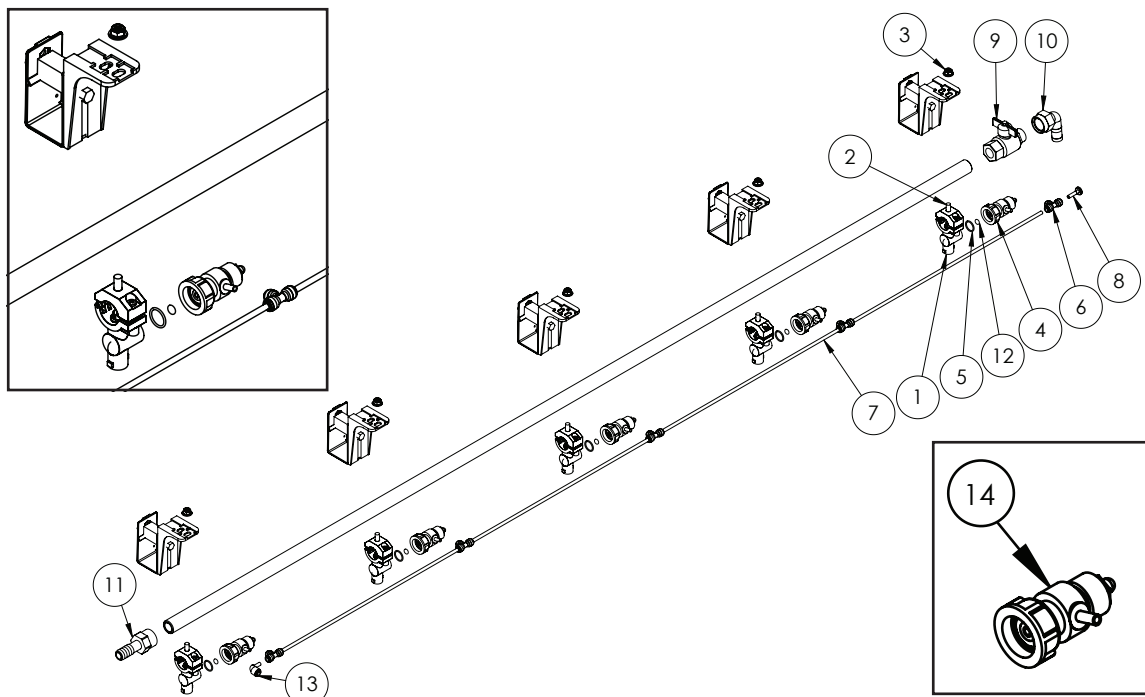
ITEM	PART NO	DESCRIPTION	QTY
1	GA4657650	Boom Touch Down Wheel Arm	1
2	GA4657645	Boom touch down wheel swing arm pivot	1
3	GA4657655	Boom Touch Down Wheel Swing Arm	1
4	GA4583030	Touch Down Wheel Spacer	1
5	GA5052275	press wheel 15"	1
6	GA4535115	Touch Down Wheel Bearing Washer	1
7	GA5012446	Nut 1 UNF 12 tpi Nyloc ZP	1
8	GA4657640	Boom touch down wheel boom mount	1
9	GA5000311	M12x35mm Set Screw	2
10	GA5000559	Nut ZP M12	2
11	GA5011251	M12x52x80 Square Top U Bolt	3
12	M12 washer	M12 WASHER	6
13	GA5012461	M12 Nyloc nut Z/P	6
14	GA5003643	Washer 8mm HD	1
15	GA5011465	M8x16 bolt ZP	1
16	GA5067085	Shocker and spring 320mm	1

Continued over page

Touch Down Wheel

ITEM	PART NO	DESCRIPTION	QTY
17	GA5009463	Glacier bush 25 IDx15 long	2
18	GA4583100	Bush to suit 320 eye to eye shock absorber	4
19	GA5000117	Washer 10mm SS Heavy duty	6
20	GA5006101	M10x65 bolt	2
21	GA5000141	M10 Nyloc Nut	2
22	GA5012203	Grease Nipple 1/4" UNF Short	1
23	GA5052375-270	Layflat 63mm cut 270mm long	1
24	GA5004919	M8 Spring washer SS	1
25	GA4522315	Washer, general spacer	2

Rapidfire Boom Line Plumbing



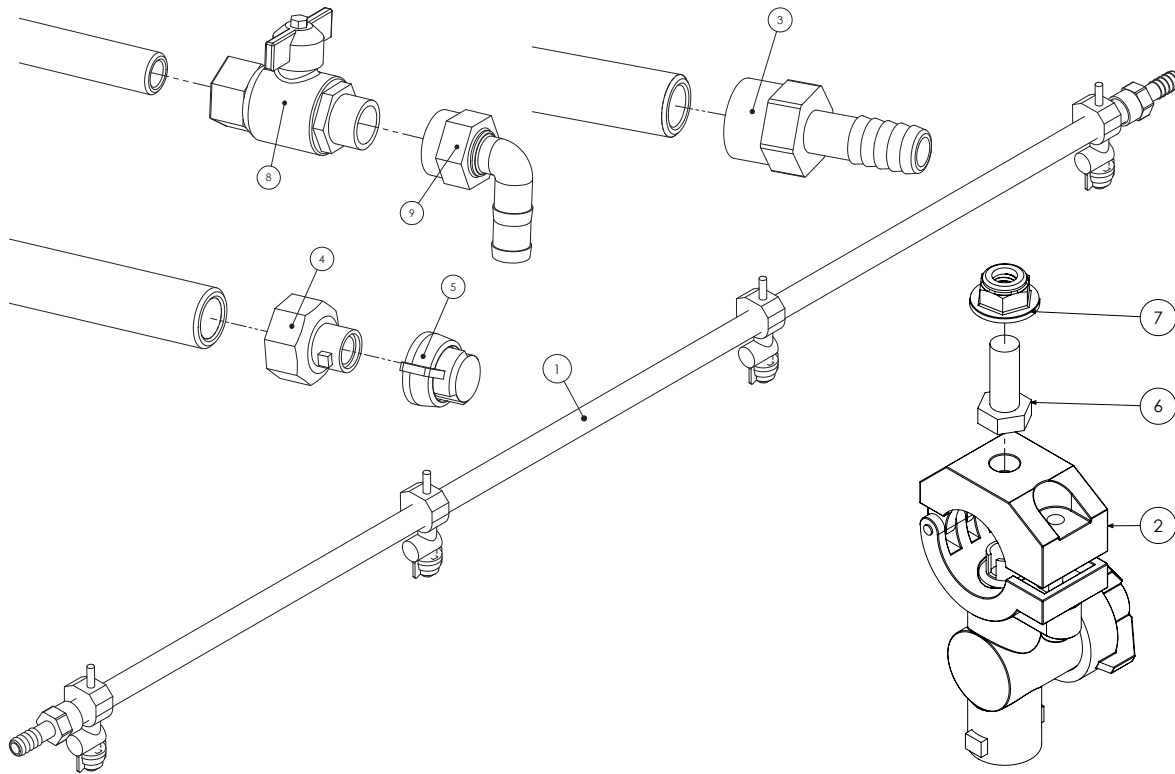
ITEM NO.	PART NUMBER	DESCRIPTION	QTY.
1	QJ17560A-3_4	TEEJET Nozzle Body	5
2	GA5052595	M8 x 20 bolt SS	5
3	GA5070710	M8 x 1.25 Nut with flange Plastic	5
4	GA5065520	spray stop suit teejet air	5
5	GA5053135	O ring 18 x 2 suit spray stop body	5
6	GA5016245	Tee equal push in 6mm	5
7	GA5004383	6mm hydrostatic Hose black	4
8	GA5004405	Plug push in 6mm	1
9	GA5018315	Ball Valve Male / Female TEE 3/4"	1
10	HBF075-90	Elbow female 3/4" Banjo	1
11	HBF075	Hose barb female 3/4"	1

Continued over page

Rapidfire Boom Line Plumbing

ITEM NO.	PART NUMBER	DESCRIPTION	QTY.
12	GA5065521	O-ring 6.02 x 2.62 suit spray stop body	5
13	GA5071215	Stem Elbow, suit 6mm air line, push in	1
14	GA5055370	Nipple, Spray stop body, Rapid fire (spare part)	

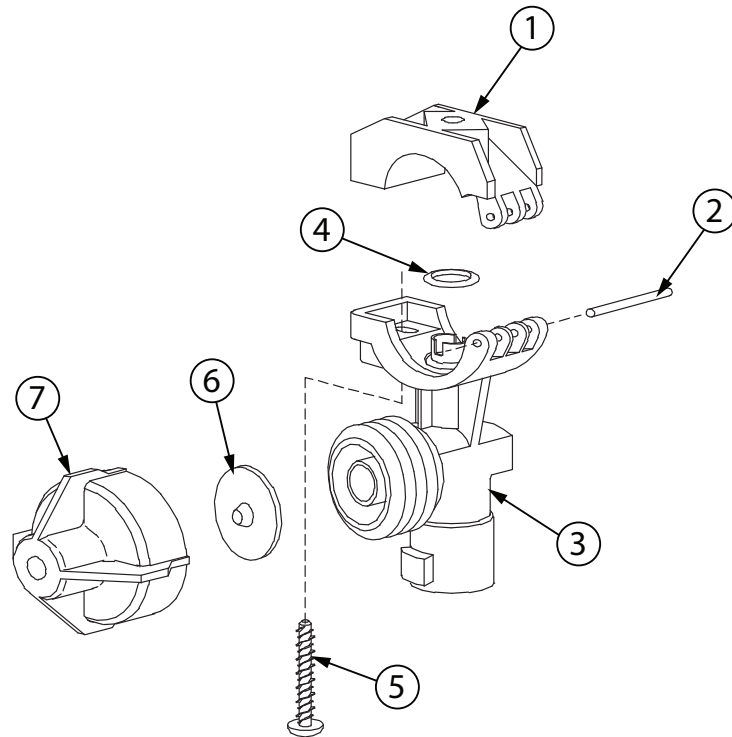
Boom Line Plumbing



ITEM	PART NUMBER	DESCRIPTION	QTY.
1	GA5018273	4 Hole, 1600mm long Poly Boom Manifold	*
	GA5018275	5 Hole, 2100mm long Poly Boom Manifold	*
	GA5018279	6 Hole, 2600mm long Poly Boom Manifold	*
	GA5018281	7 Hole, 3100mm long Poly Boom Manifold	*
2	QJ17560A	Teejet Nozzle Body	*
3	HBF075	3/4" Hose Barb (Female)	*
4	400278	3/4" Adapter	*
5	19843-NYR	Shut Off Cap	*
6	GA5052595	M8 x 20mm Bolt (S/Steel)	*
7	GA5052595	M8 Plastic Nut	*
	GA5004917	M8 Nyloc Nut	*
8	GA5018315	3/4" Ball Valve	*
9	HBF075-90	3/4" Poly Elbow	

* Quantities vary

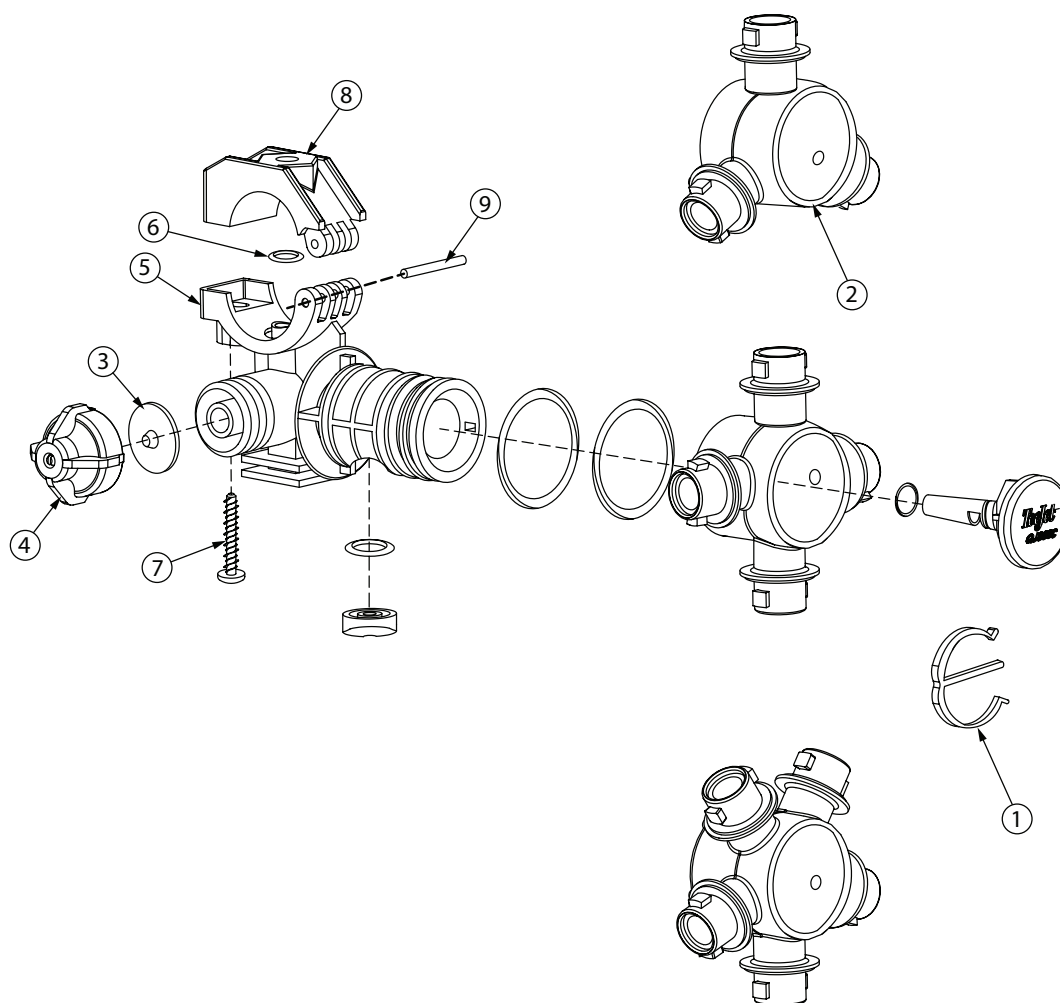
Teejet Single Nozzle Body



ITEM NO.	PART NUMBER	DESCRIPTION	QTY.
1	CP48223-NYB	Upper clamp, 1/2", Nylon, Black	1
	CP48221-NYB	Upper clamp, 3/4", Nylon, Black	
	CP48222-NYB	Upper clamp, 1", Nylon, Black	
	CP48220-NYB	Upper clamp, 20mm, Nylon, Black	
	CP48224-NYB	Upper clamp, 25mm, Nylon, Black	
2	CP48256-SS	Pivot pin, Stainless steel	1
3	CP48498-NYB	Body, 3/4". Nylon, Black	1
4	CP7717-2/110-BU	O ring, Buna-N	1
	CP7717-2/110-VI	O ring, Viton	
5	CP48255-11/4-302SS	Screw, Stainless steel	1
6	CP21953-EPR	Diaphragm, EPDM	1
	CP21953-VI	Diaphragm, Viton	
7	21950-10-NYB	End cap sub assembly, Nylon, Black	1

NOTE: Only parts that are available through Goldacres are listed for the nozzle above. For a full parts listing, see the Teejet website.

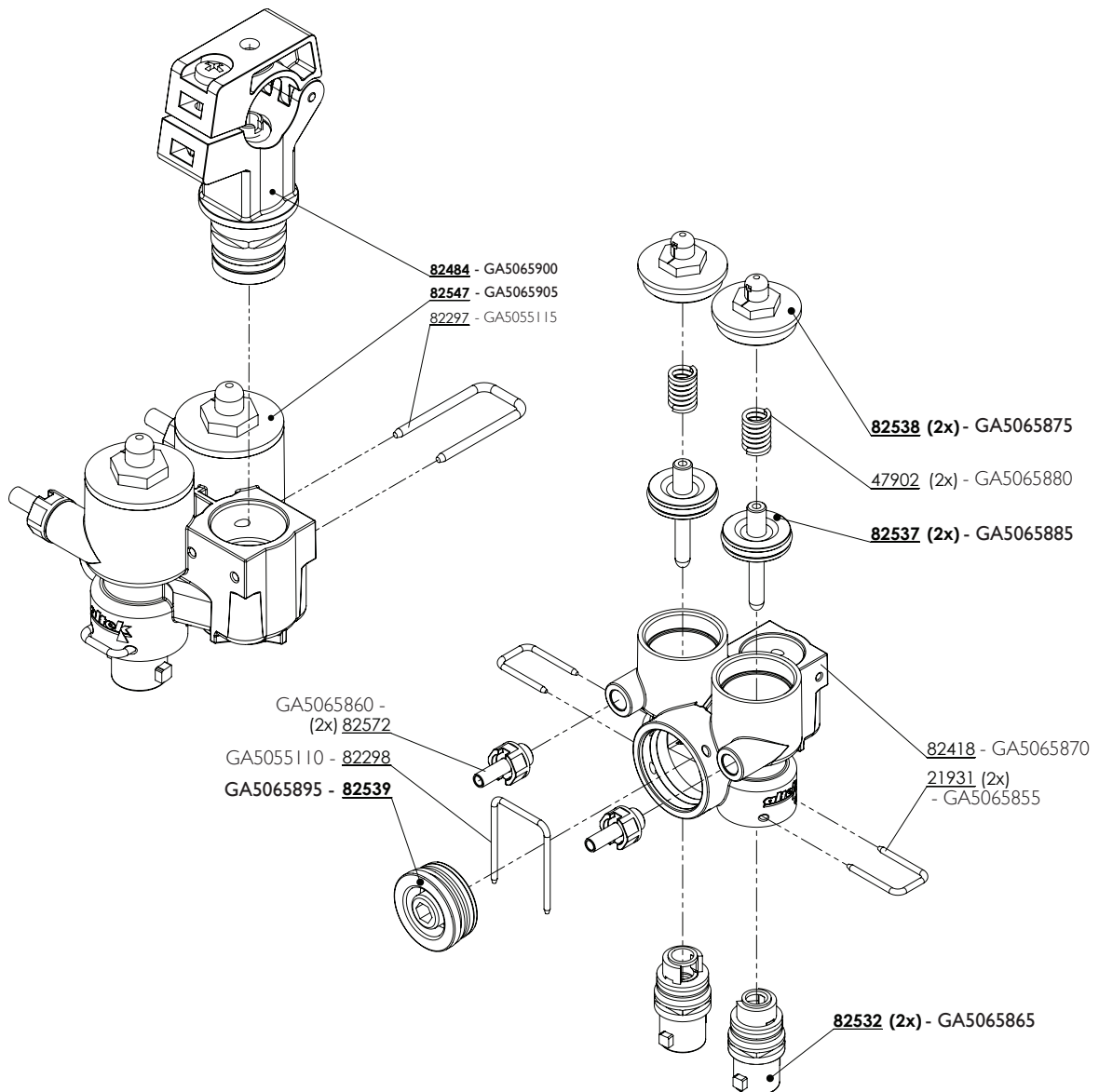
Teejet Turret Nozzle Body



ITEM NO.	PART NUMBER	DESCRIPTION	QTY.
1	CP38931-NYB	E-clip, Nylon, Black	1
2	CP38921-2-NYB	Turret, Nylon, Black, 3, Outlet	1
3	CP21953-EPR	Diaphragm, EPDM	1
	CP21953-VI	Diaphragm, Viton	
4	21950-10-NYB	End cap sub assembly, Nylon, Black	1
5	CP38942-2-NYB	1/2" body, Nylon, Black	1
	CP38925-2-NYB	3/4" & 25mm body, Nylon, Black	
6	CP7717-2-110-BU	O ring, Buna-N	1
	CP7717-2-110-VI	O ring, Viton	
7	CP48255-11/4-302SS	Screw, Stainless steel	1
8	CP48223-NYB	Upper clamp, 1/2", Nylon, Black	1
	CP48221-NYB	Upper clamp, 3/4", Nylon, Black	
	CP48222-NYB	Upper clamp, 1", Nylon, Black	
	CP48224-NYB	Upper clamp, 25mm, Nylon, Black	
9	CP48256-SS	Pivot pin, Stainless steel	1

NOTE: Only parts that are available through Goldacres are listed for the nozzle above. For a full parts listing, see the Teejet website.

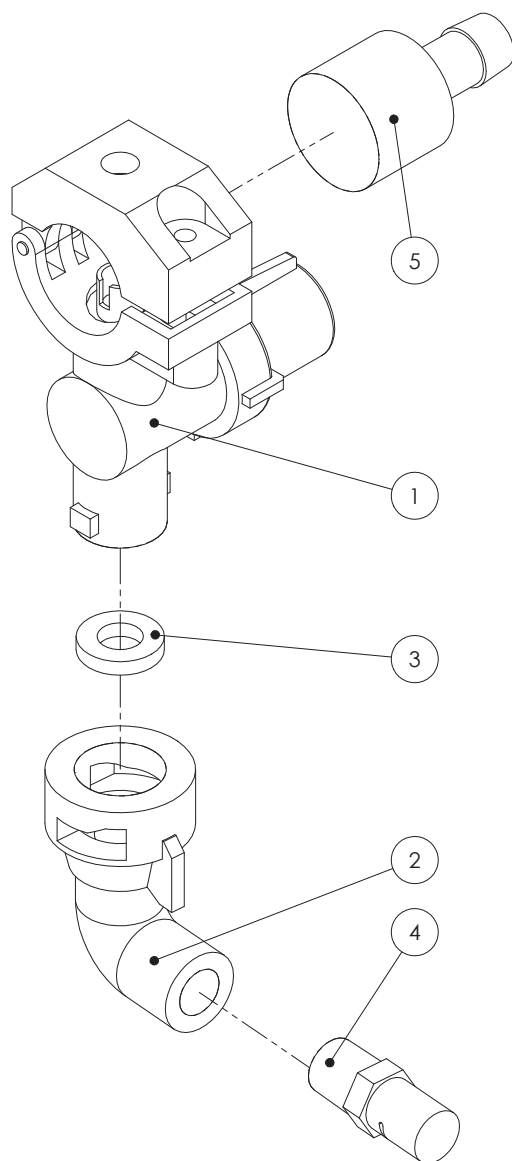
Altek Dual Nozzle Spray Body



GA5065845 - Nozzle body, Twin, dual, Air shut off, 3/4, Altek

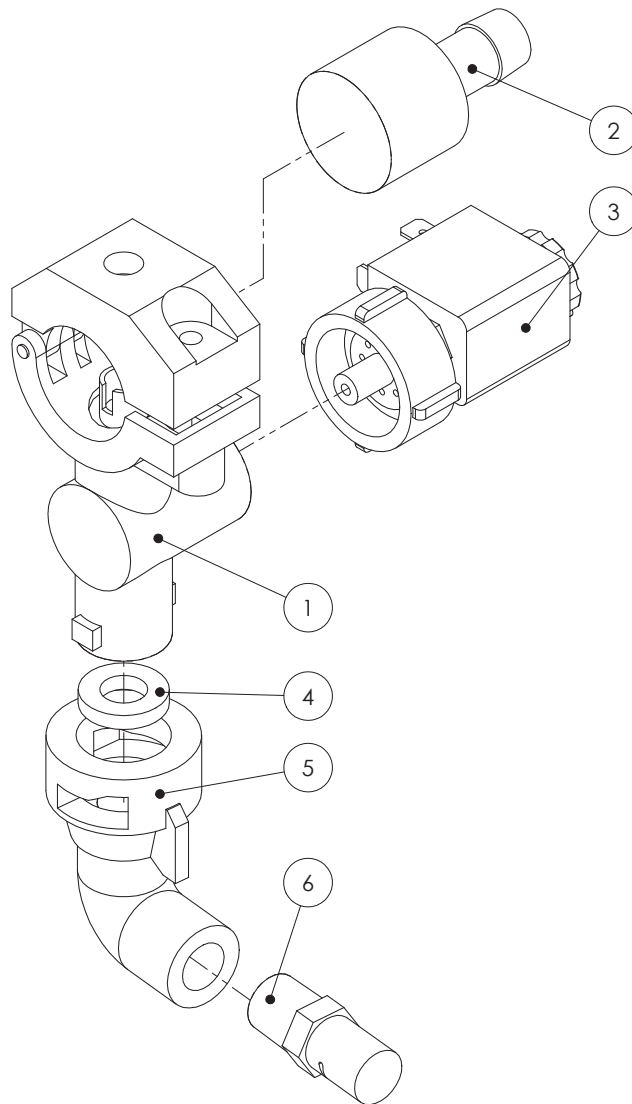
PART NUMBER	DESCRIPTION	QTY.
GA5065900	3/4" Clamp for altek nozzle body	1
GA5065905	Altek multi spray nozzle body	1
GA5055115	U clip 20x40x3 to suit altek dual nozzle body	1
GA5065875	Top cap for altek nozzle body	2
GA5065880	Spring for altek nozzle body	2
GA5065885	Plunger for altek nozzle body	2
GA5065870	Outer body, altek dual nozzle body	1
GA5065855	U clip, altek nozzle body	2
GA5065865	Inner valve body suit altek nozzle body	2
GA5065860	Air fitting suit altek nozzle body	2
GA5055110	U clip 30x41x2.5 for altek dual nozzle body	1
GA5065895	Shut off plug suit altek nozzle body	1

Manual Fence Line Nozzle



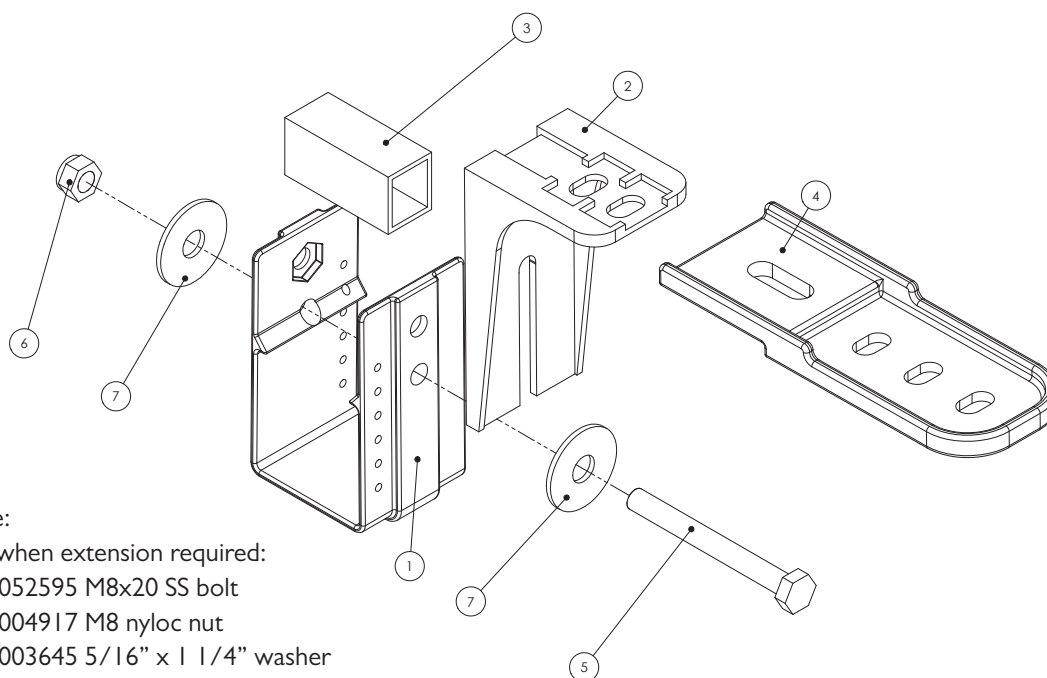
ITEM NO.	PART NUMBER	DESCRIPTION	QTY.
1	58140-NYB	Manual Nozzle Body	1
2	QJ4676-90-1/4-NYR	90 degree Nozzle Adapter	1
3	CPI9438-EPR	Seal	1
4	BI/4XPI0L	Left Fence line Nozzle	1
	BI/4XPI0R	Right Fence line Nozzle	1
5	CP38936-NYB	End Barb Adapter	1

Solenoid Operated Fence Line Nozzle



ITEM NO.	PART NUMBER	DESCRIPTION	QTY.
1	58140-NYB	Manual Nozzle Body	1
2	CP38936-NYB	End Barb Adapter	1
3	55280-1	Fence Line Solenoid	1
4	CPI9438-EPR	Seal	1
5	QJ4676-90-1/4-NYR	90 Degree Nozzle Adapter	1
6	BI/4XPI0L	Left Fence Line Nozzle	1
	BI/4XPI0R	Right Fence Line Nozzle	1
1 & 3	ECSI7560A-3/4-NYB	Fence Line Solenoid	1

Adjustable Nozzle Brackets



Note:

Use when extension required:

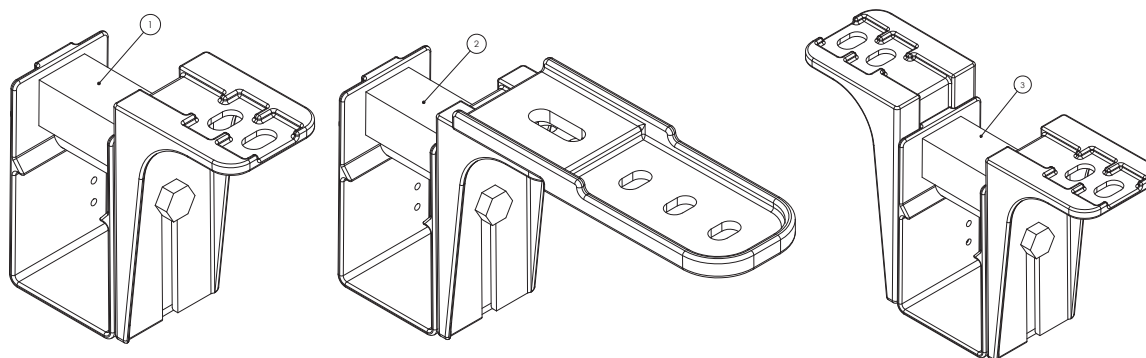
GA5052595 M8x20 SS bolt

GA5004917 M8 nyloc nut

GA5003645 5/16" x 1 1/4" washer

ITEM	PART NUMBER	DESCRIPTION	QTY
1	GA5018259	"U" Nozzle Bracket to suit 50mm RHS	1
2	GA5018257	"L" Nozzle Bracket	1
3	GA5066965	Spacer	1
4	GA5018255	Dual Boom Nozzle Extension Bracket	1
5	GA5004741	M8 x 75mm Bolt (S/S 304)	1
6	GA5004917	M8 Nyloc Nut	1
7	GA5003645	5/16" x 1 1/4" Washer	2

Pre Packaged Kits

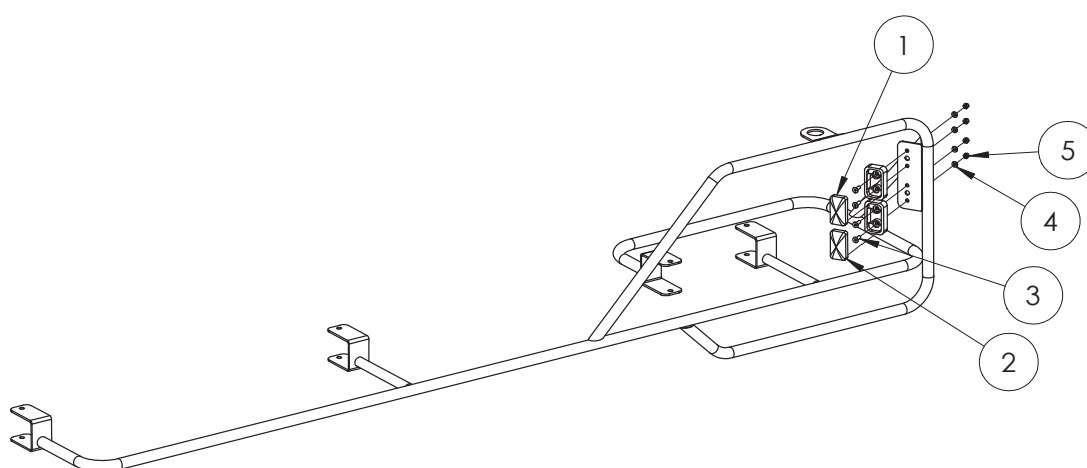


ITEM	PART NO	DESCRIPTION
1	GA4948675	Single line nozzle bracket
2	GA4948695	Dual Line nozzle bracket (rear side) Kit
3	GA4948685	Dual Line nozzle bracket (both sides) Kit

Chapter 13

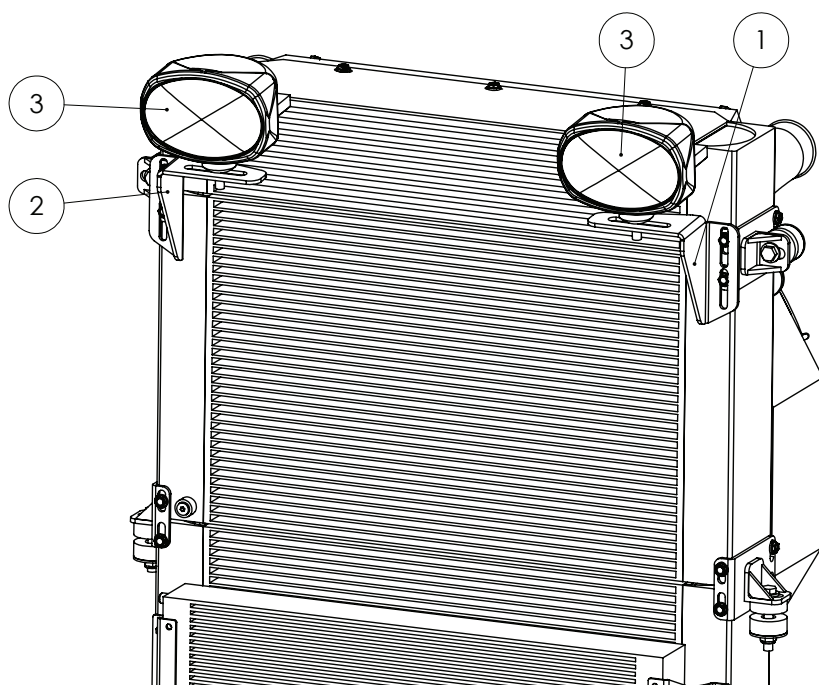
ELECTRICS

Boom LED Lights



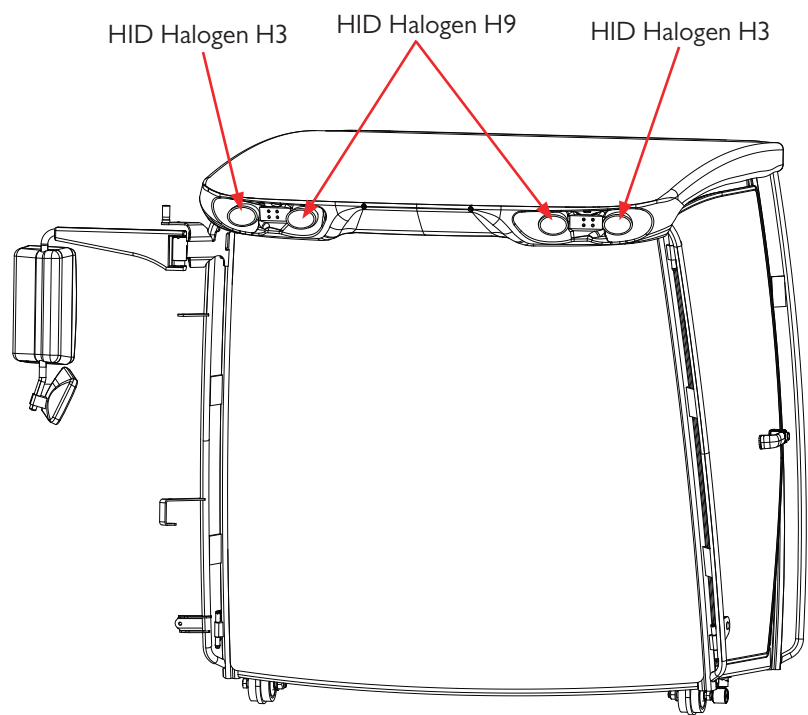
ITEM NO.	PART NUMBER	DESCRIPTION
1	GA5060057	Light Boom Clearance LED (orange)
2	GA5060056	Red LED Fence line jet clearance light
3	GA5051230	Bolt M5 x 16mm FHCS 45°
4	GA5003983	M5 washer SS
5	GA5003975	M5 Nyloc nut SS

Headlights



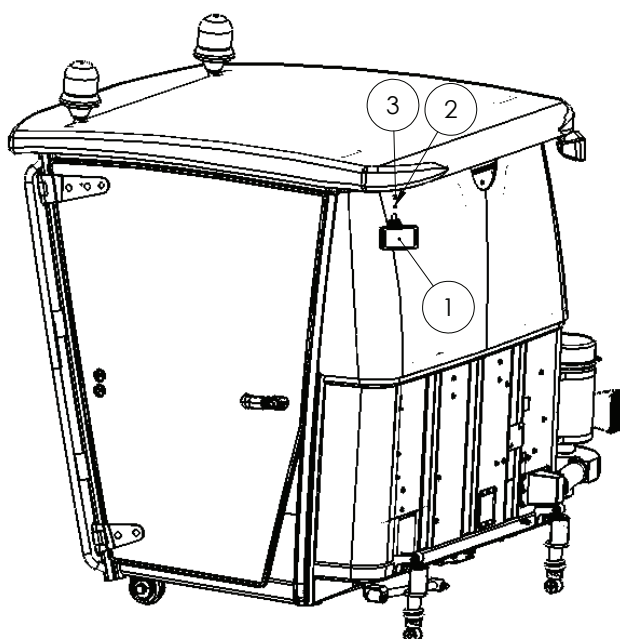
ITEM NO.	PART NUMBER	DESCRIPTION	QTY.
1	GA4504110	Plate -Headlight mount LH 2011	1
2	GA4504115	Plate -Headlight mount RH 2011	1
3	GA4906285	Hella Headlight SP Claas	2

Cab Lights - Front



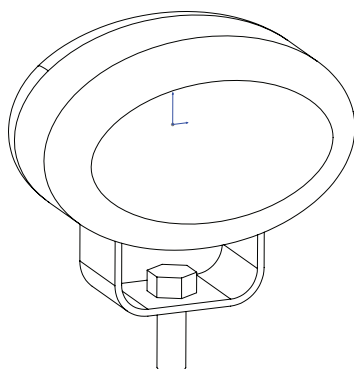
ITEM NO.	PART NUMBER	DESCRIPTION	QTY.
1	GA5052776	HID Light kit, Slimline, 55W 6000K H9	2
2	GA5052780	HID Light kit, Slimline, 55W 6000K H3	2

Cab Lights - Rear



ITEM NO.	PART NUMBER	DESCRIPTION	QTY.
1	GA5050105	Flood light Stingray	2
2	GA5003643	Washer 8mm SS HD	2
3	GA5052590	Nut M8 Nyloc S/S 316	2
4	GA5052780	HID light kit Slimline 55w 6000k H3 - not shown	2

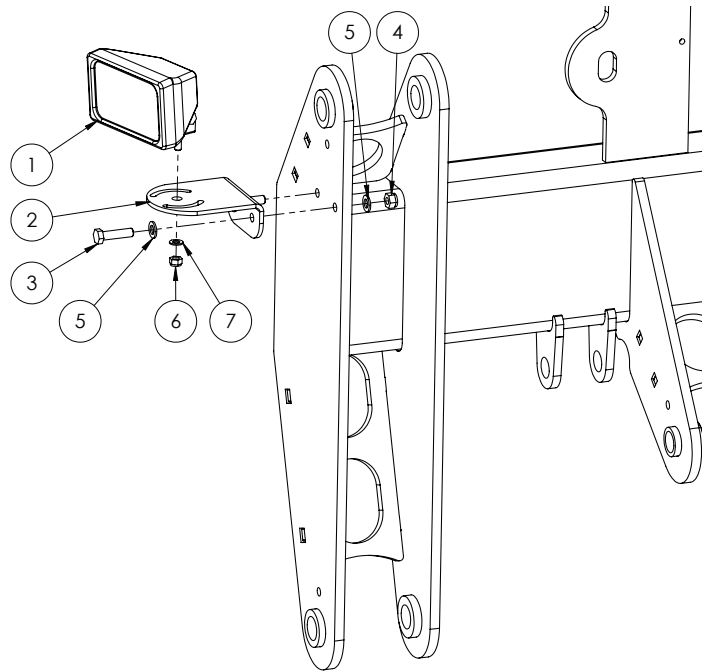
Work Lights



ITEM NO.	PART NUMBER	DESCRIPTION	QTY.
1	GA5052325	Work Light - Narva 72446	3

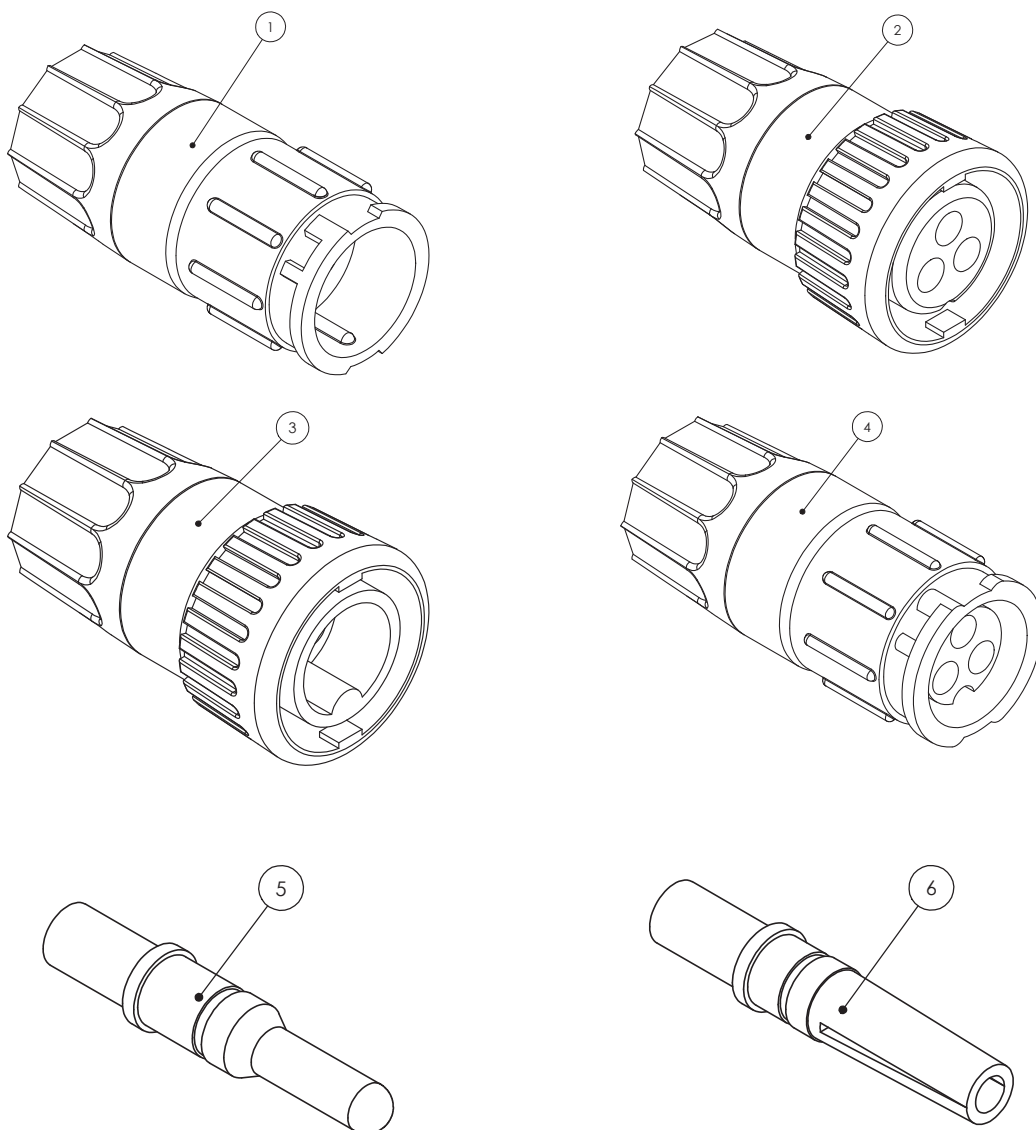
Lights mounted on rear cross member underneath sprayer, on left side hand rail near tank and on boom rest above spray pod.

Boom Work Lights



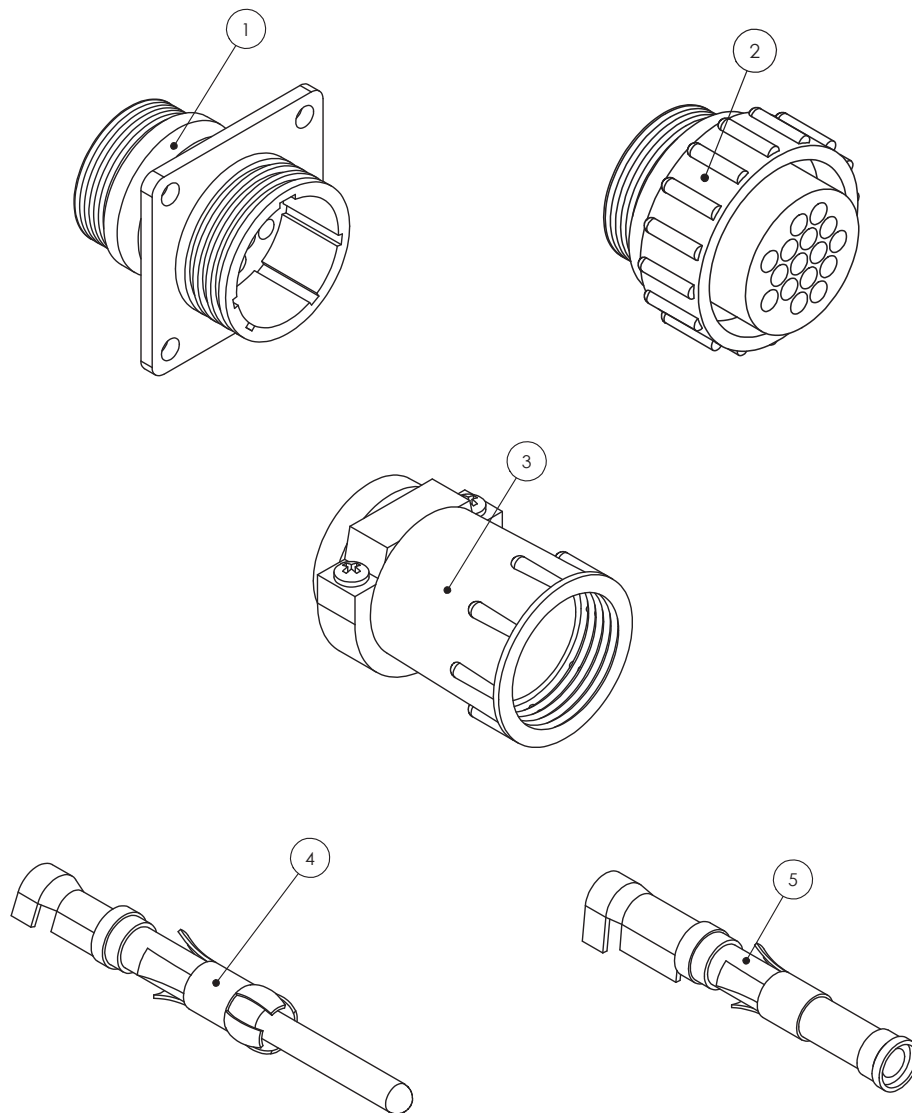
ITEM NO.	PART NUMBER	DESCRIPTION	QTY.
1	GA5050105	Flood light Stingray	1
2	GA4504321	Mount-Spot LED light chassis head stock SP 2011	1
3	GA5006071	Bolt M10x40 GR10.9 ZP	2
4	GA5000141	M10 Nyloc Nut	2
5	GA5000117	Washer 10mm SS Heavy duty	4
6	GA5052590	Nut M8 Nyloc S/S 316	1
7	GA5003643	Washer 8mm SS HD	1

Raven (AMP) Electrical Connectors



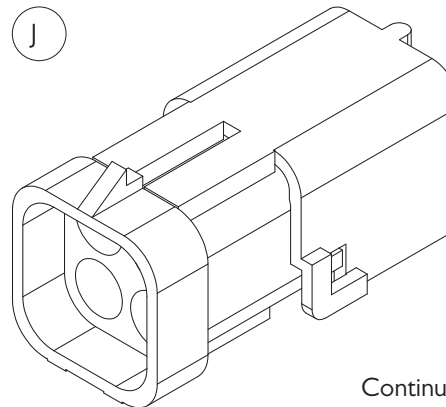
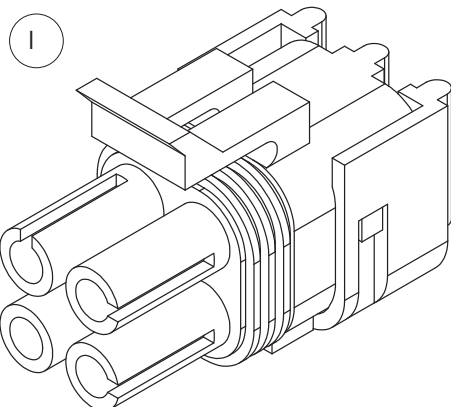
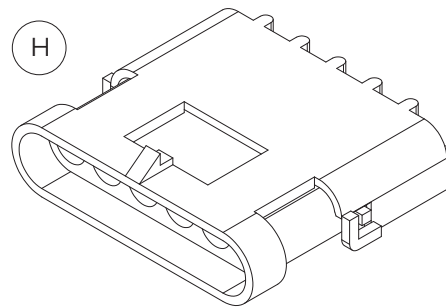
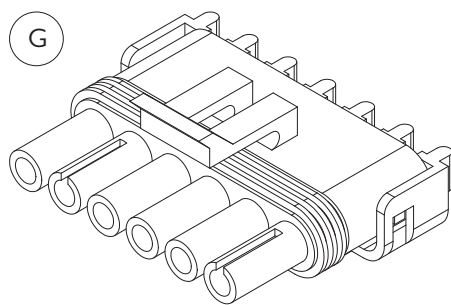
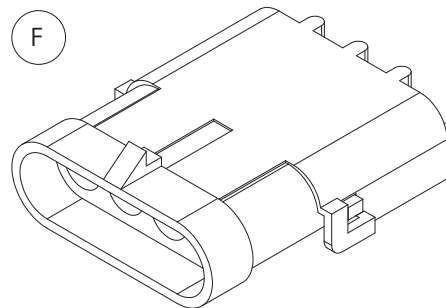
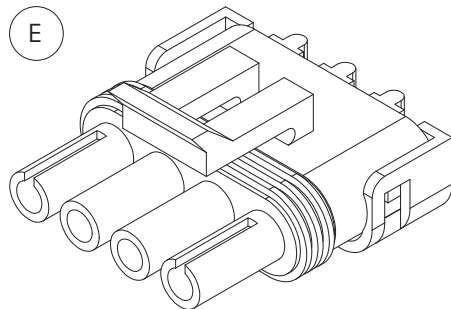
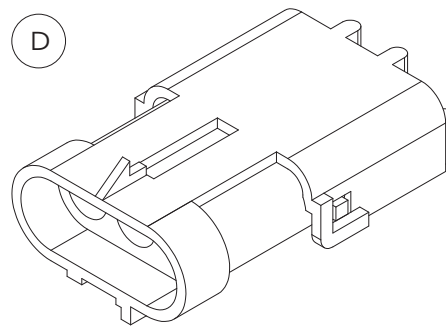
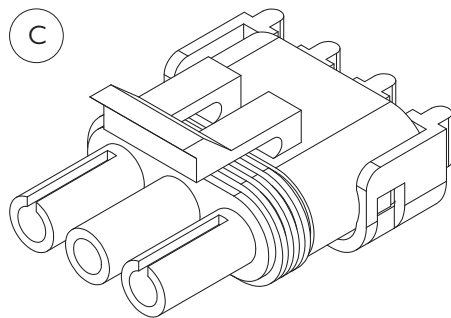
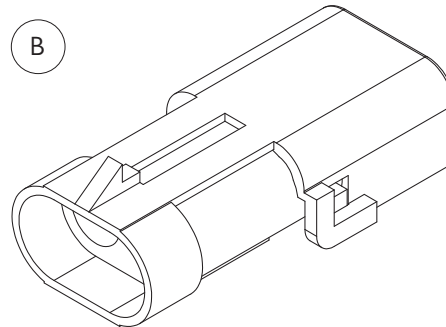
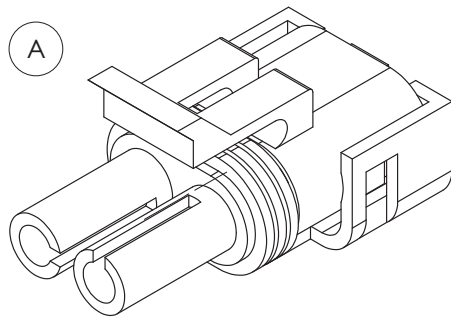
ITEM NO.	PART NUMBER	DESCRIPTION
1	4084001014	Male Flow Meter Connector
2	4084001015	Female Flow Meter Connector
3	4084001010	Male Speed Sensor Connector
4	4084001016	Female Speed Sensor Connector
5	4084001062	Male Pin for Flow Meter & Speed Sensor Connectors
6	4084001063	Female socket for Flow Meter & Speed Sensor Connectors

Raven (AMP) Electrical Connectors



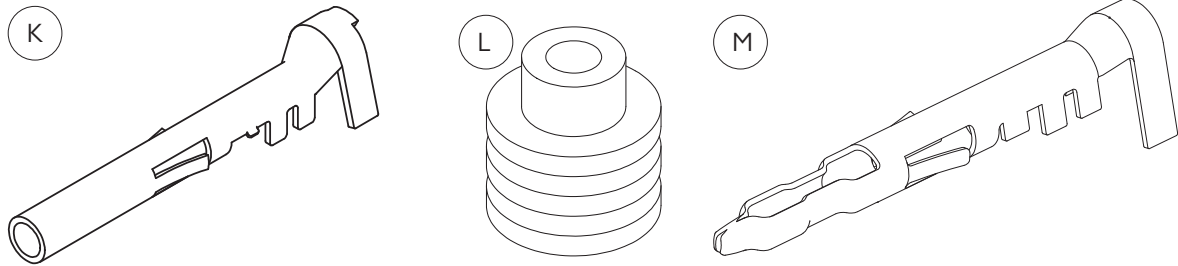
ITEM NO.	PART NUMBER	DESCRIPTION
1	4084001017	Male Loom Connector for 440 & 450 Consoles (16 Pin)
2	4084001018	Female Loom Connector for 440 & 450 Consoles (16 Pin)
3	GA5049175	Backing Shell for 16 Pin Connectors
4	GA5048905	Gold Male Pin For Raven Loom Connectors
5	GA5048900	Gold Female socket for Raven Loom Connectors
	GA5020785	Male loom connector 37 pin (not shown)
	GA5020780	Female loom connector 37 pin (not shown)
	GA5020560	Backing Shell 37 pin connector (not shown) Small
	GA5020559	Backing Shell 37 pin connector (not shown) Large

Electrical Connectors



Continued over page

Electrical Connectors



ITEM NO.	PART NUMBER	DESCRIPTION
A	GA5001351	Male 2 Pin Plug
B	GA5007381	Female 2 Pin Plug
C	GA5002211	Male 3 Pin Plug
D	GA5048550	Female 3 Pin Plug
E	GA5007385	Male 4 Pin Flat Plug
F	GA5007383	Female 4 Pin Flat Plug
G	GA5004009	Male 6 Pin Plug
H	GA5048510	Female 6 Pin Plug
I	GA5049000	Male 4 Pin Square Plug
J	GA5050805	Female 4 Pin Square Plug
K	GA5016619	Female Type Socket
L	GA5014857	Rubber Seal (Green)
M	GA5016617	Male Type Pin

Electrical Looms

Raven System

PART NUMBER	DESCRIPTION
GA5060031	Loom main crop cruiser suit 2011 model
GA5060046	Loom side dash cab chassis CC MY12
GA5060047	LOOM SIDE DASH SUIT RAVEN EQUIPED CROP CRUISER 2011
GA5060049	Loom side console suit crop cruiser MY12
GA5060040	Loom Crop Cruiser Spray Module suit QSB model
GA5060043	BOOM LOCKOUT ELECTRICAL LAYOUT
GA5060044	Loom for Can track suit CC MY12
GA5060061	Loom Raven Cooler Cabin fridge
GA5060037	Battery lead kit
GA5060042	Cabin fuse box battery lead kit

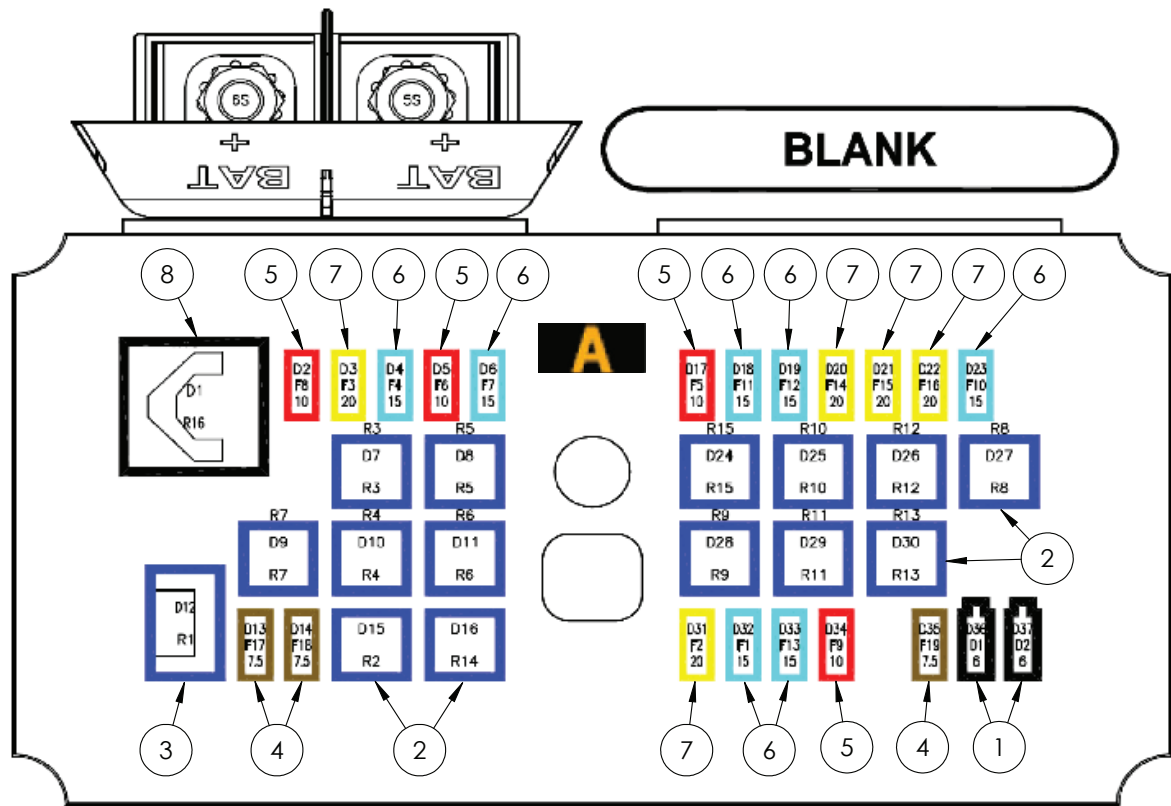
Short Wheel Base

PART NUMBER	DESCRIPTION
GA5060031	Loom main crop cruiser suit 2011 model
GA5060046	Loom side dash cab chassis CC MY12
GA5060034	transmission harness
GA5060052	Loom Chassis hydraulics suit SWB CC
GA5060051	Loom Chassis suit SWB CC with Raven 450
GA5060049	Loom side console suit CC MY12
GA5060248	console loom for switch box A & B
GA5060044	can track loom
GA5060242	switch box loom (suits all three)
GA5016313	Tail Lights Loom
GA5060066	Loom SWB SP Tail light connection MY11

Lykketronic System

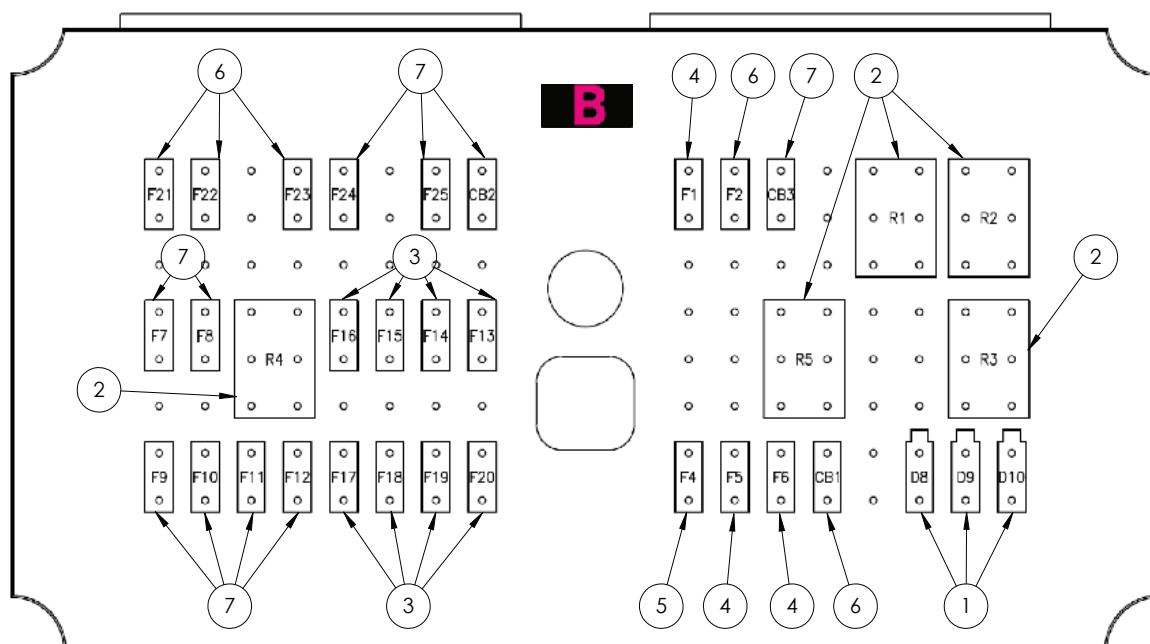
PART NUMBER	DESCRIPTION
GA5060031	Loom main crop cruiser suit 2011 model
GA5060046	Loom side dash cab chassis CC MY12
GA5060043	BOOM LOCKOUT ELECTRICAL LAYOUT
GA5060062	Loom Lykketronic Cooler Cabin Fridge
GA5060066	Loom SWB SP Tail light connection MY11 + lykketronic system
GA5060068	Loom cabin power supply lead kit suit 2011 Lykketronic
GA5060038	Side console loom to suit Lykketronic SP MY11
GA5060039	handbrake switch sub loom
GA5060042	Cabin fuse box battery lead kit
GA5060037	Battery lead kit
GA5069570	Loom Controller CAN breakout t/s Lykketronic

Fuse Box 'A' - Cabin



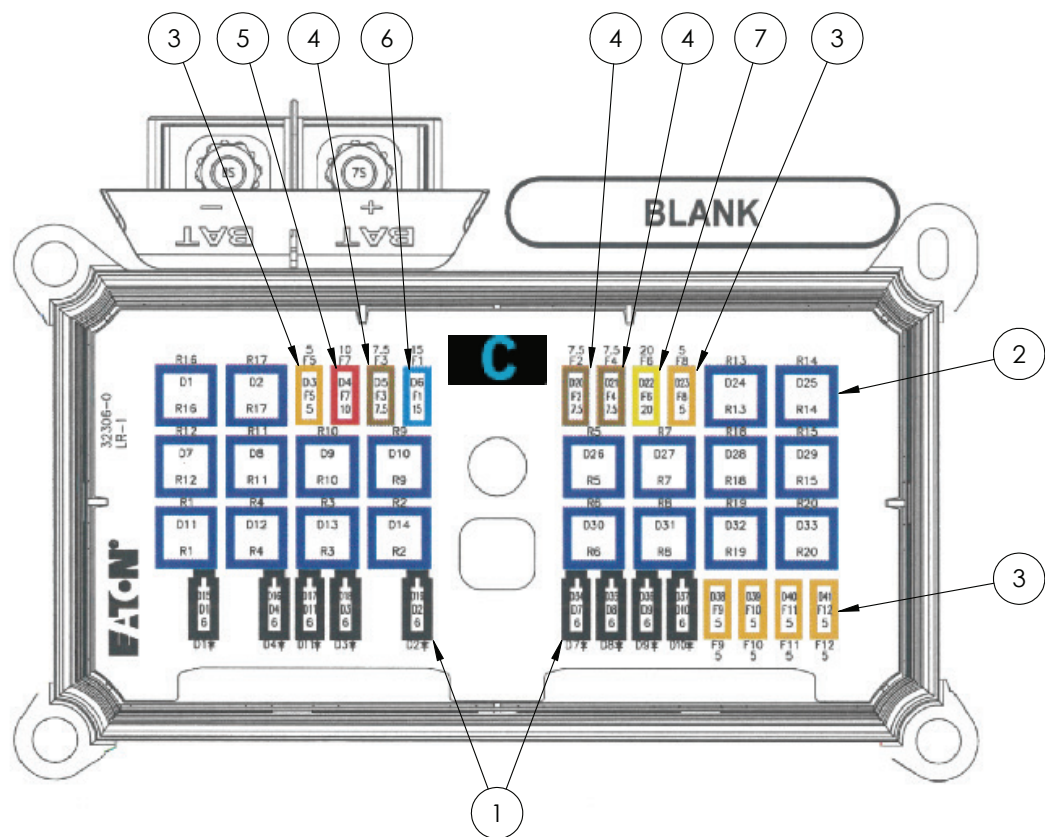
ITEM NO.	PART NUMBER	DESCRIPTION	QTY.
1	GA5075040	Diode, 6 Amp, With Wing Key, Suit Crop Cruiser 2009	2
2	GA5075035	Relay, Ultra Micro Iso280, 4 Pin Square, Spst, 12v 20a	14
3	GA5075030	Relay, Ultra Micro Iso280, 5 Pin, Spst, 12v 20a	1
4	GA5054840	Mini Blade Fuses 7.5amp	3
5	GA5054845	Mini Blade Fuses 10 Amp	4
6	GA5054850	Mini Blade Fuses 15 Amp	7
7	GA5054855	Mini Blade Fuses 20 Amp	5
8	GA5075055	Flasher Relay, Suit Sp Micro Fuse Box, Blinker, Indicator, 3 Pin Iso, Led 12v	1

Fuse Box 'B' - Cabin



ITEM NO.	PART NUMBER	DESCRIPTION	QTY.
1	GA5075040	Diode, 6 Amp, With Wing Key, Suit Crop Cruiser 2009	3
2	GA5075035	Relay, Ultra Micro Iso280, 4 Pin Square, Spst, 12v 20a	5
3	GA3000396	Fuse, Mini Blade, 5 Amp, 52705	8
4	GA5054845	Mini Blade Fuses 10 Amp	3
5	GA5054850	Mini Blade Fuses 15 Amp	1
6	GA5054855	Mini Blade Fuses 20 Amp	6
7	GA5054865	Fuse Mini Blade 30 Amp (52730)	10

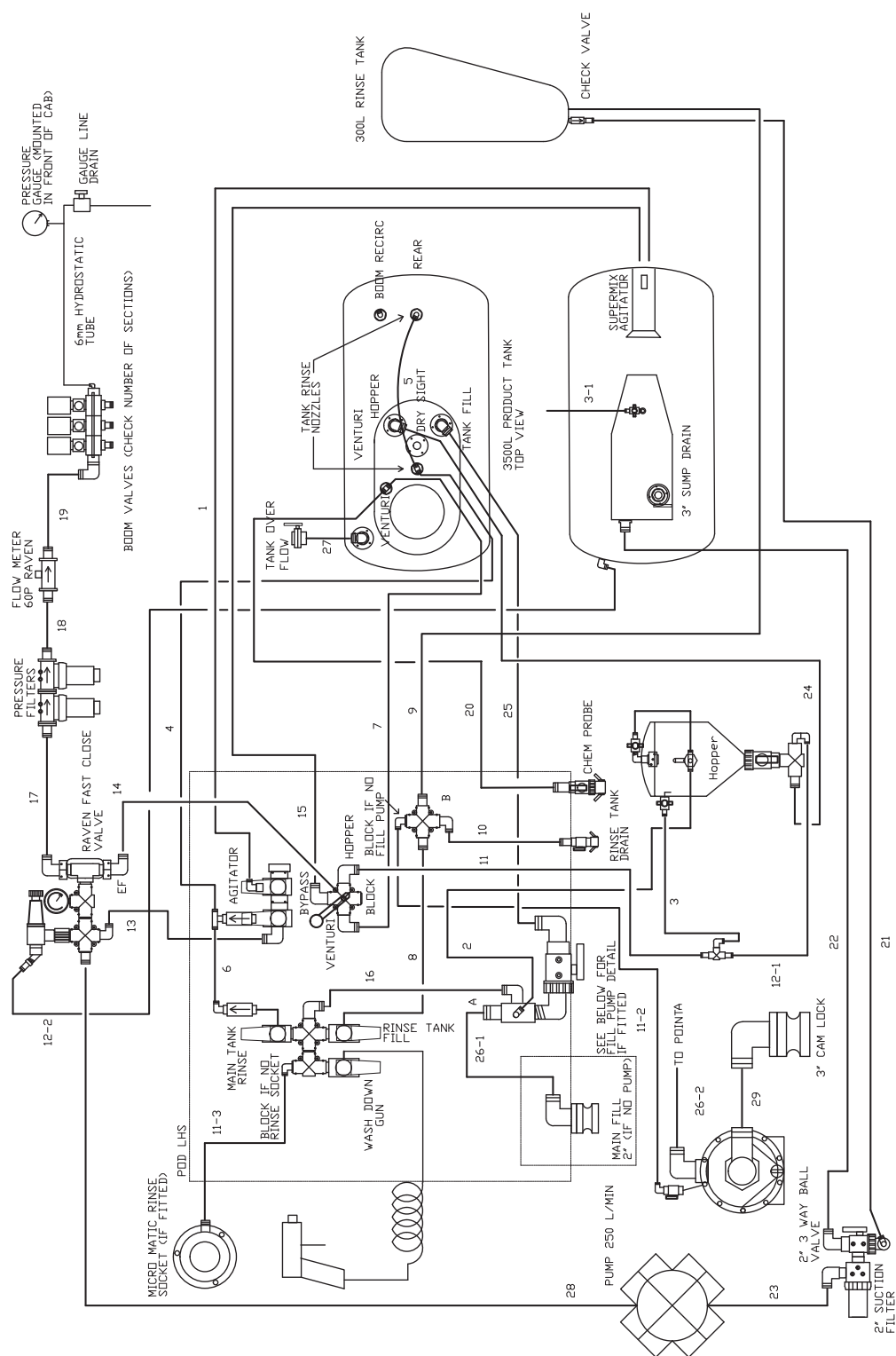
Fuse Box 'C' - Cabin



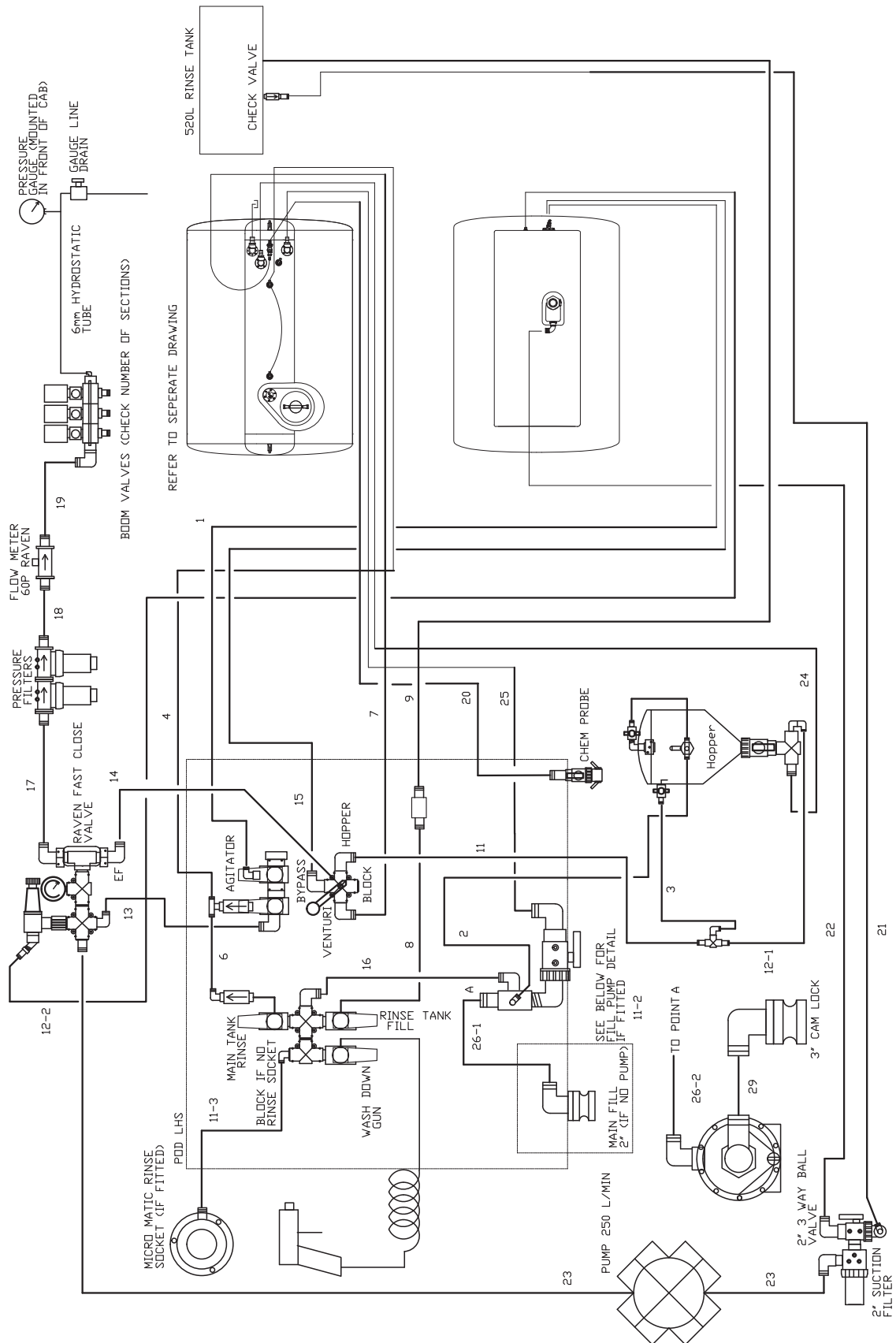
ITEM NO.	PART NUMBER	DESCRIPTION	QTY.
1	GA5075040	Diode, 6 Amp, With Wing Key, Suit Crop Cruiser 2009	9
2	GA5075035	Relay, Ultra Micro Iso280, 4 Pin Square, Spst, 12v 20a	20
3	GA3000396	Fuse, Mini Blade, 5 Amp, 52705	6
4	GA5054840	Mini Blade Fuses 7.5amp	3
5	GA5054845	Mini Blade Fuses 10 Amp	1
6	GA5054850	Mini Blade Fuses 15 Amp	1
7	GA5054855	Mini Blade Fuses 20 Amp	1

SCHEMATICS

Plumbing Schematic - 3500L

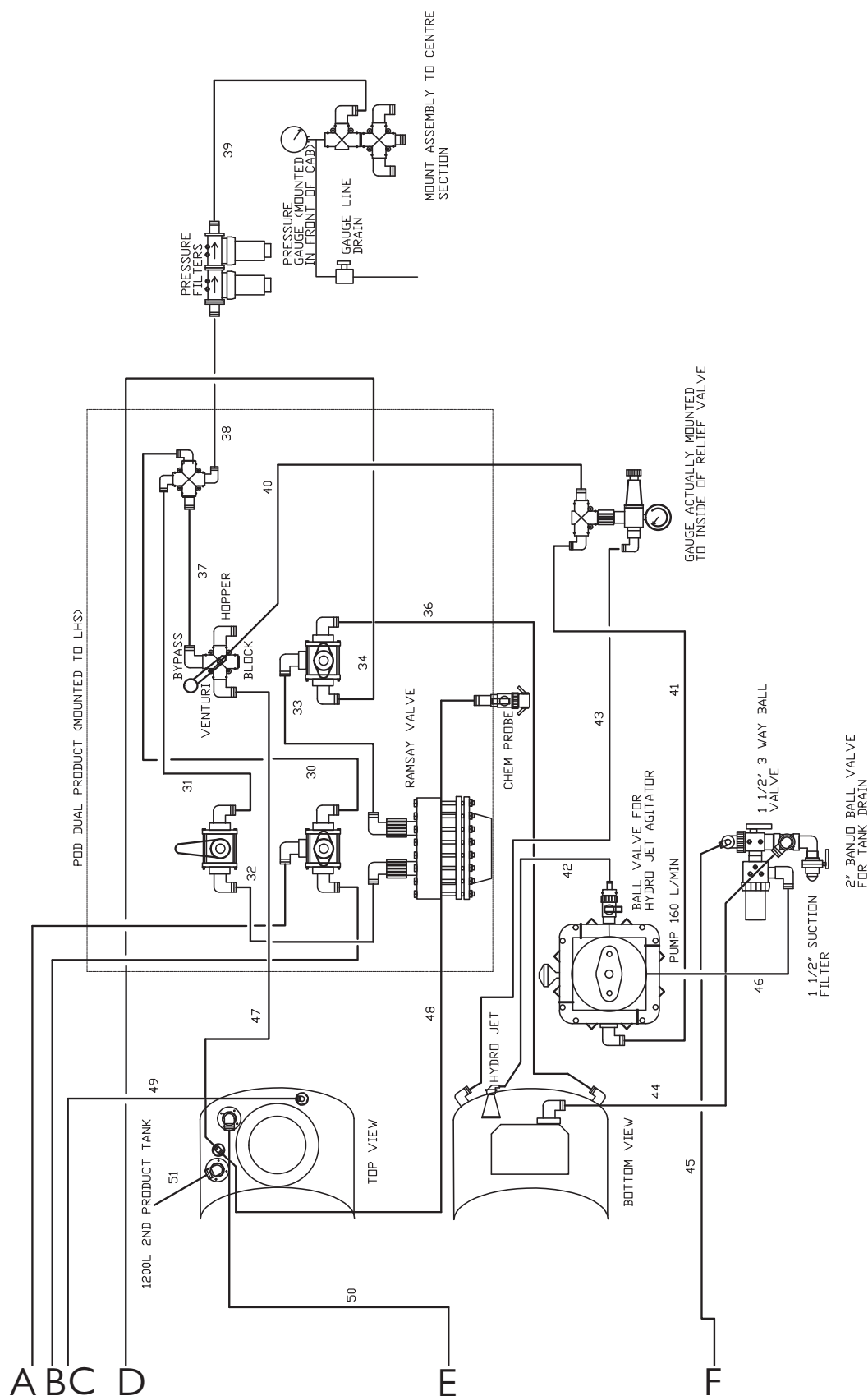


Plumbing Schematic - 6000L

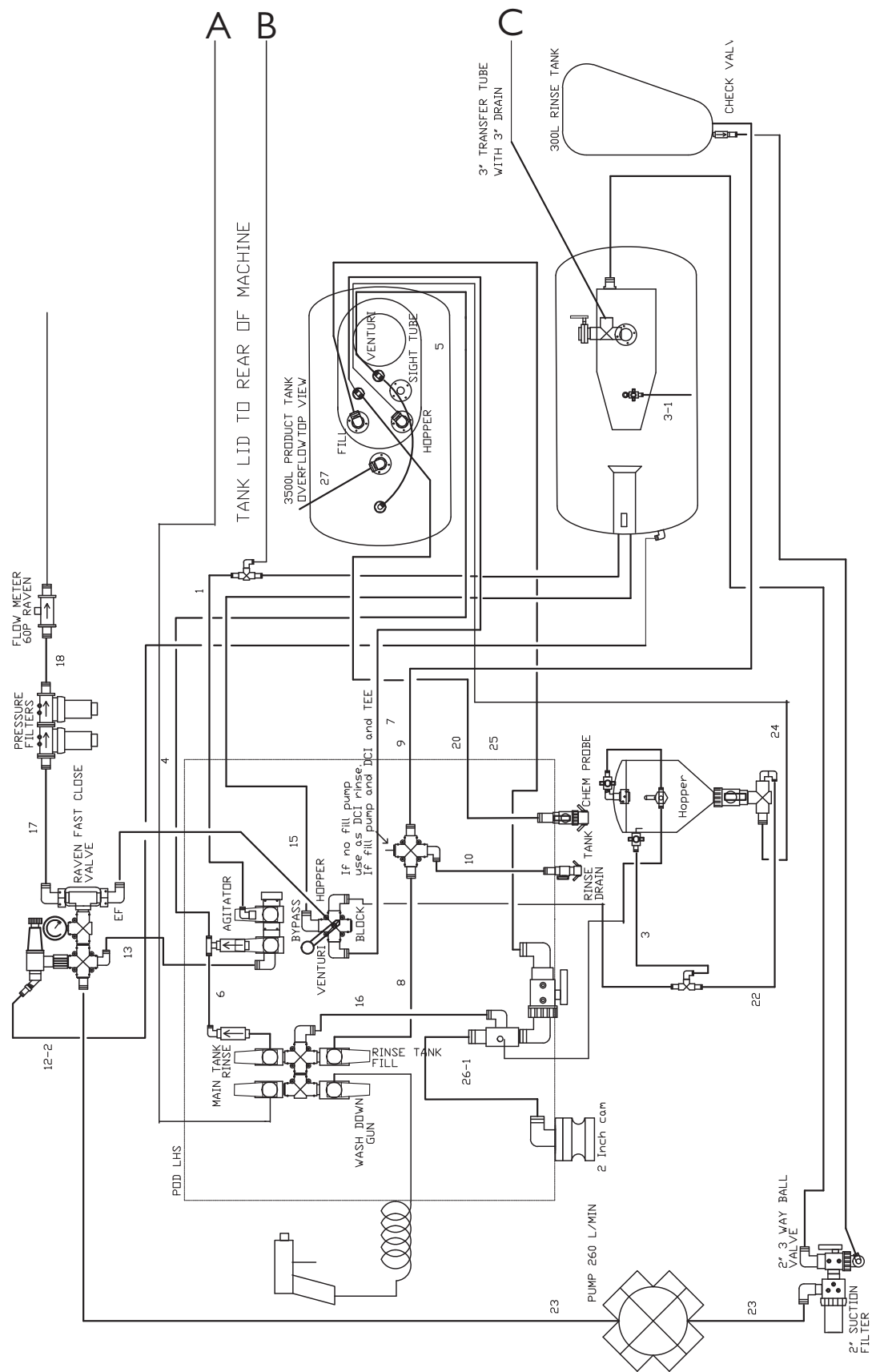


[illegible]

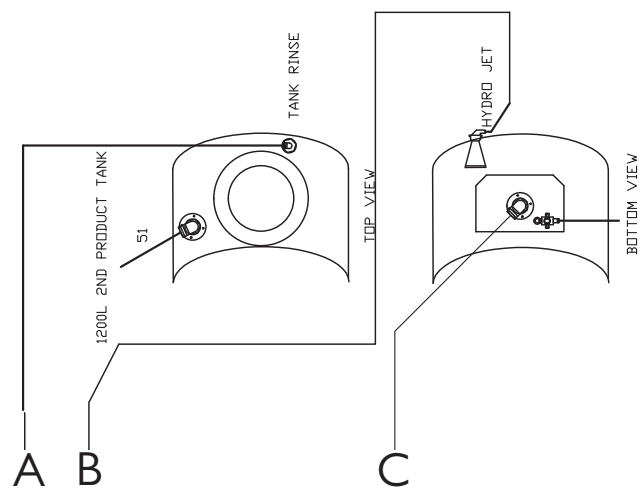
I92 - Crop Cruiser Evolution MY13 Parts Manual - REV 4



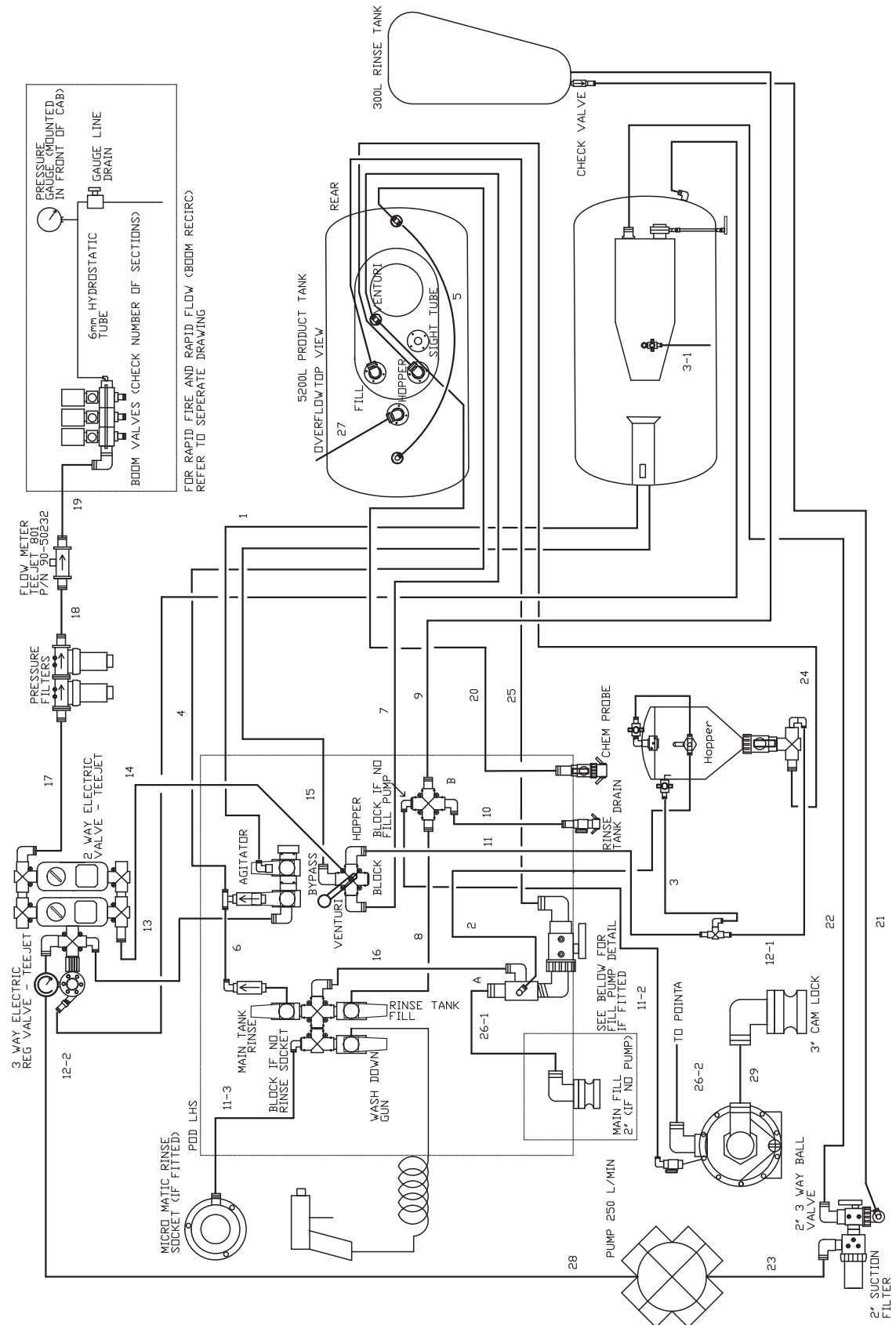
Plumbing Schematic - Dual Tank



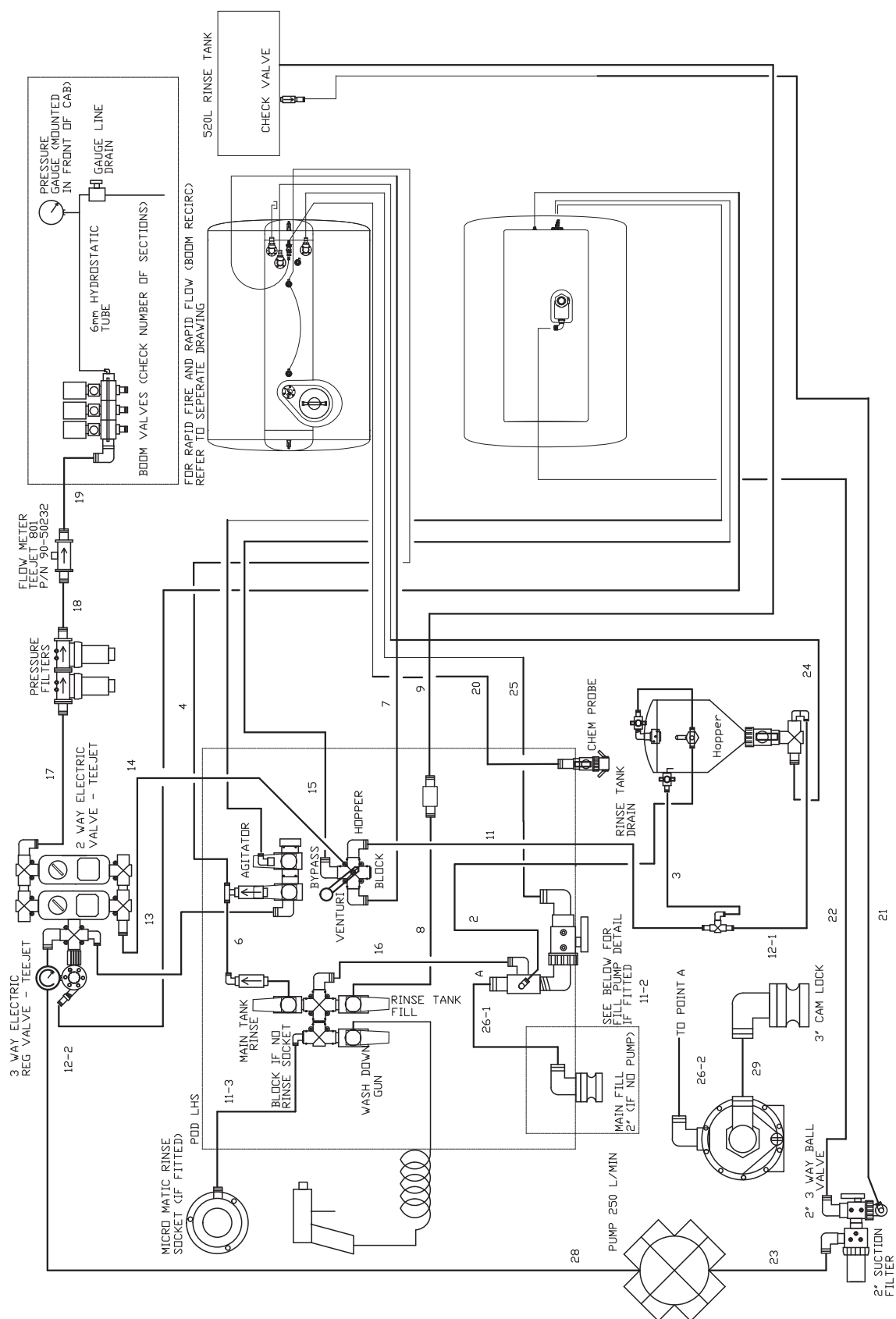
Plumbing Schematic - Dual Tank



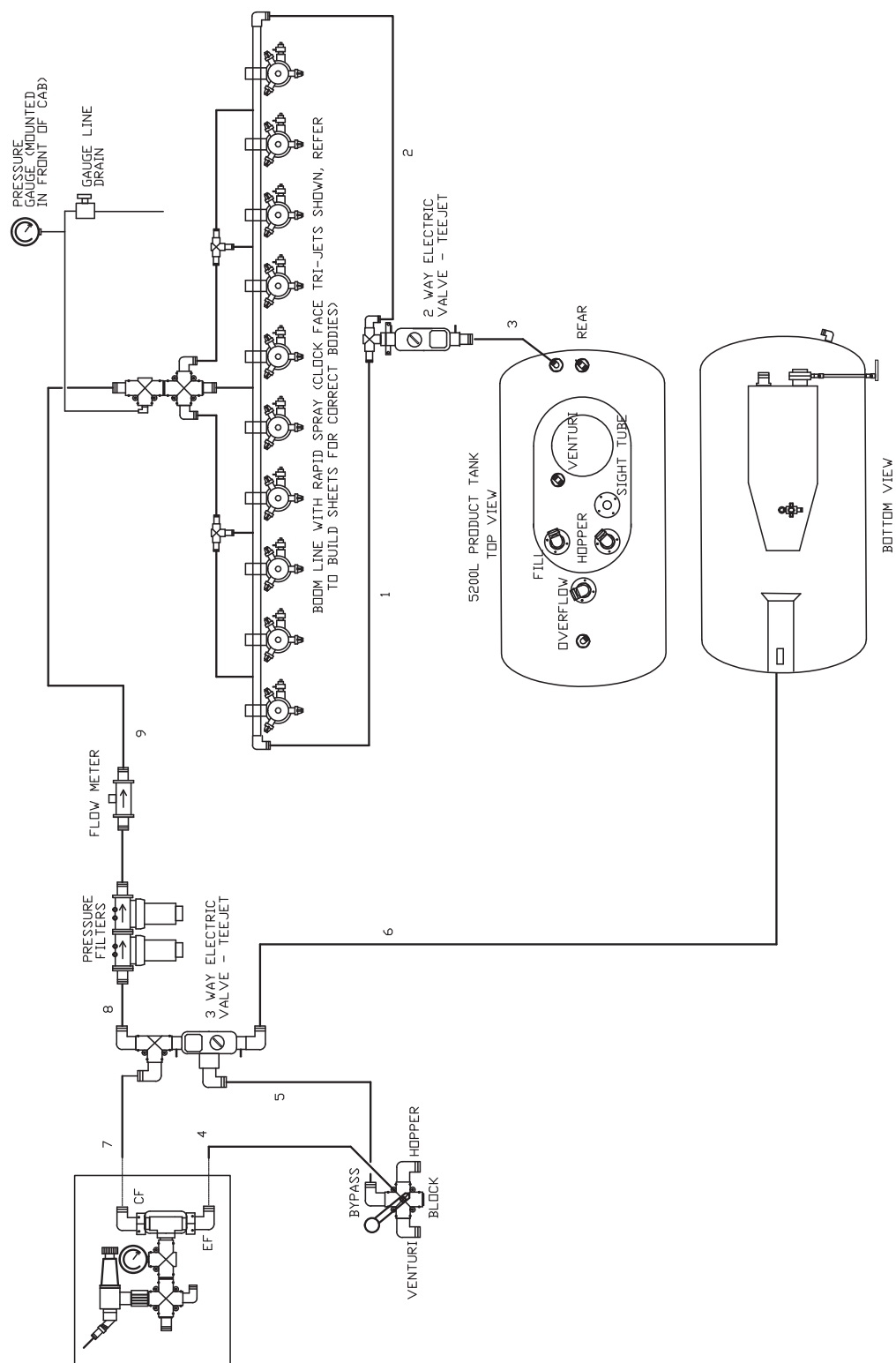
Plumbing Schematic - 5200L GATMC



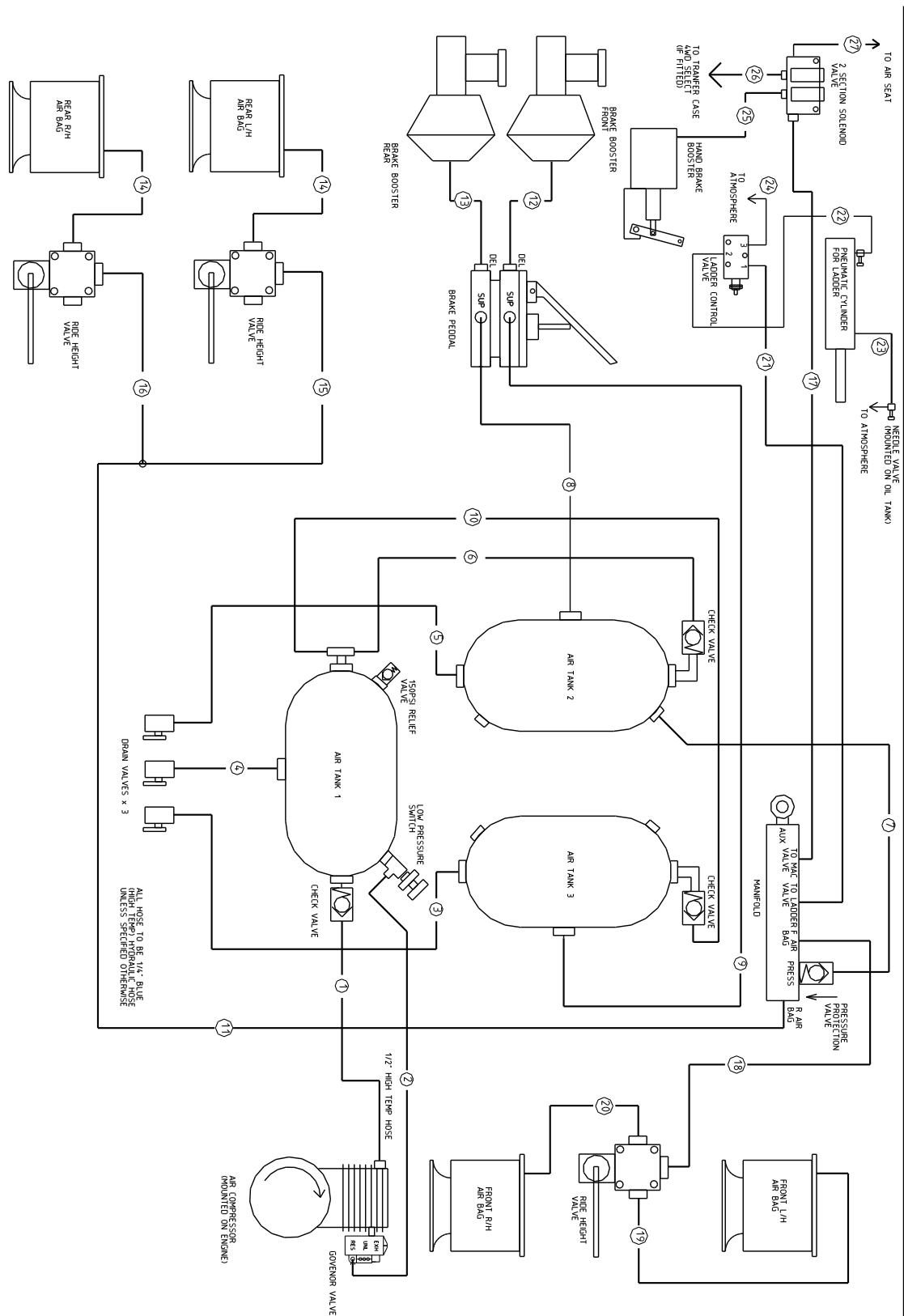
Chapter 14 - Schematics - 197



Plumbing Schematic - Boom Recirculation

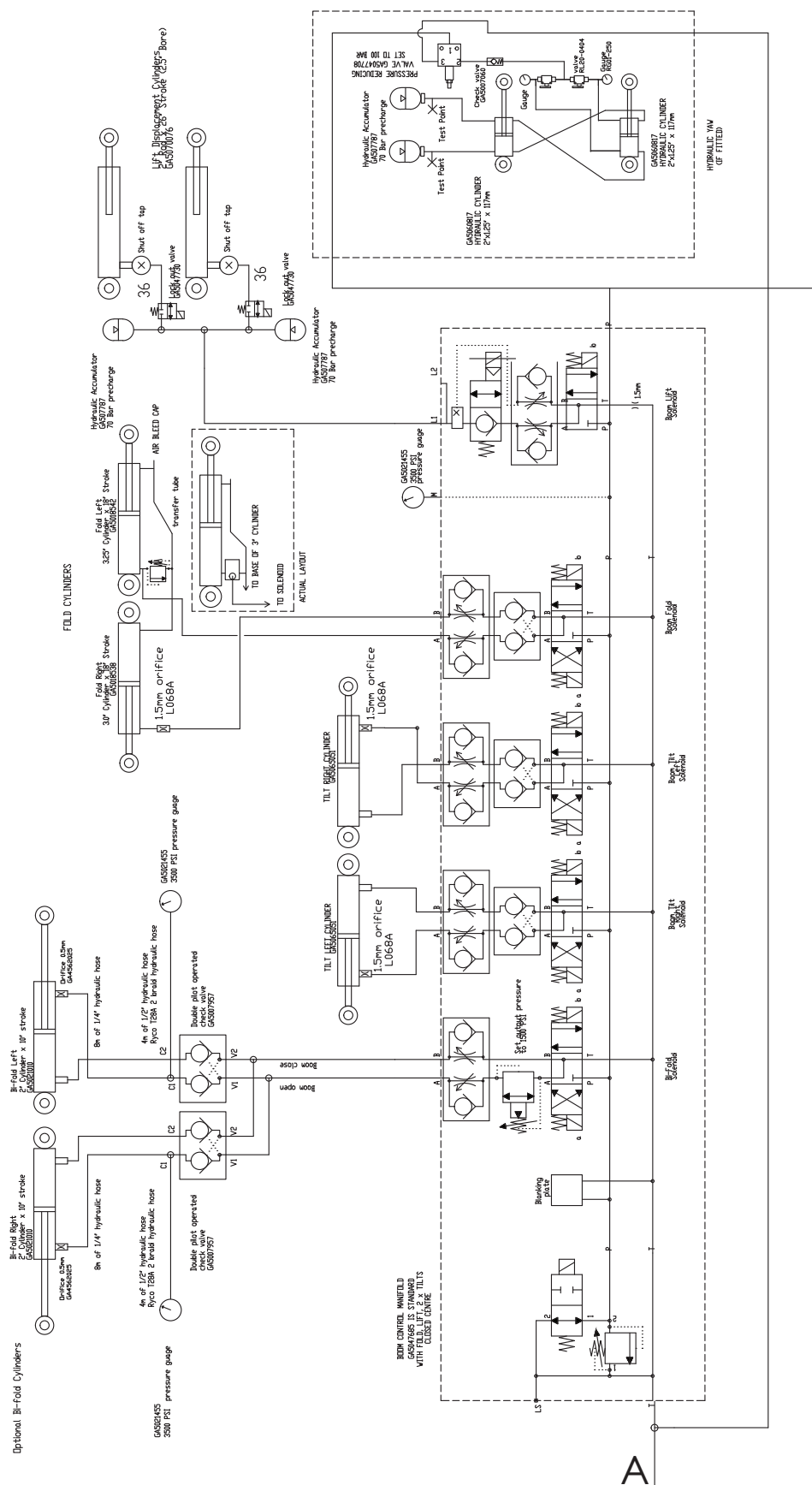


Pneumatic Schematic



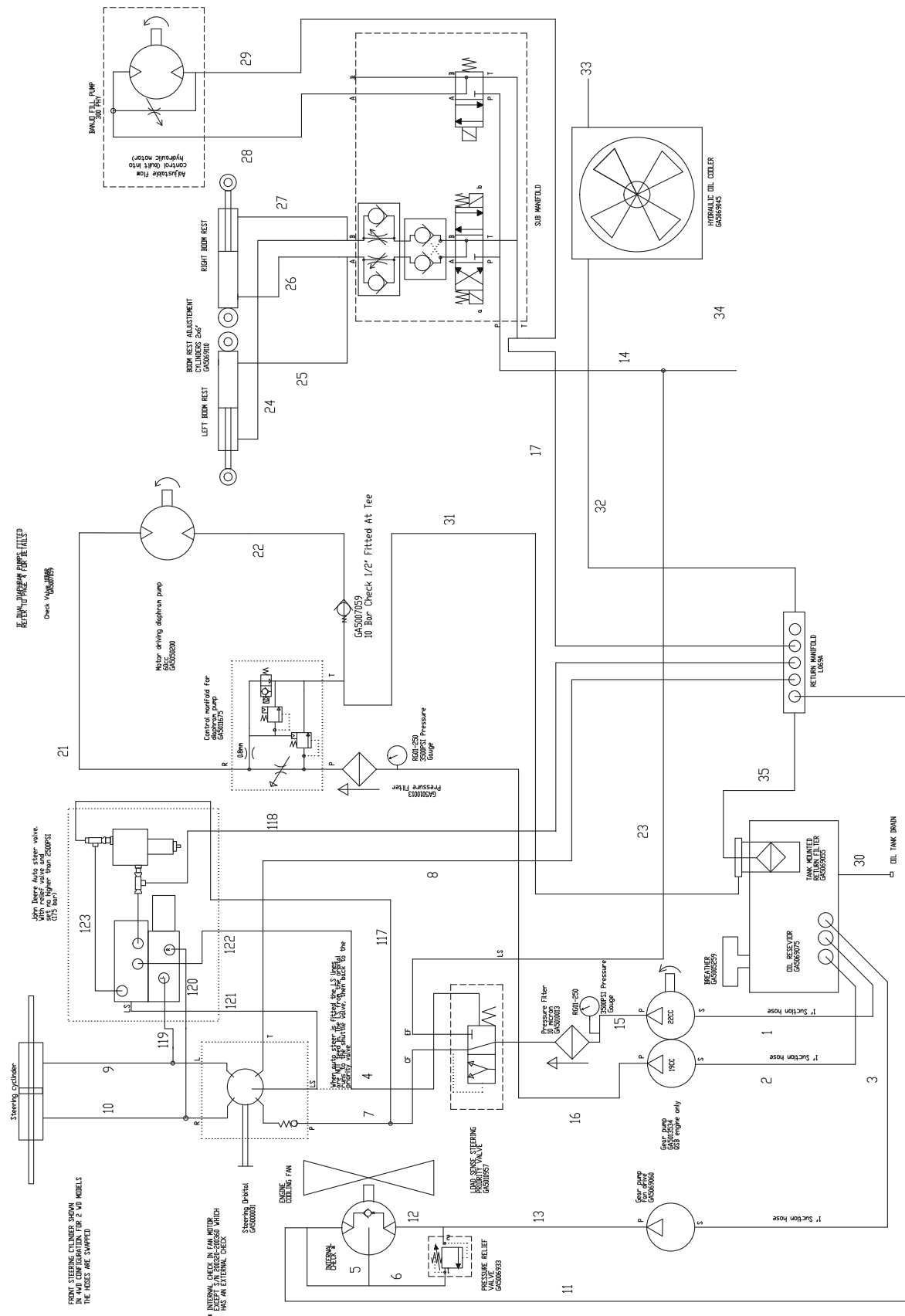
[illegible]

Hydraulic Schematic - General

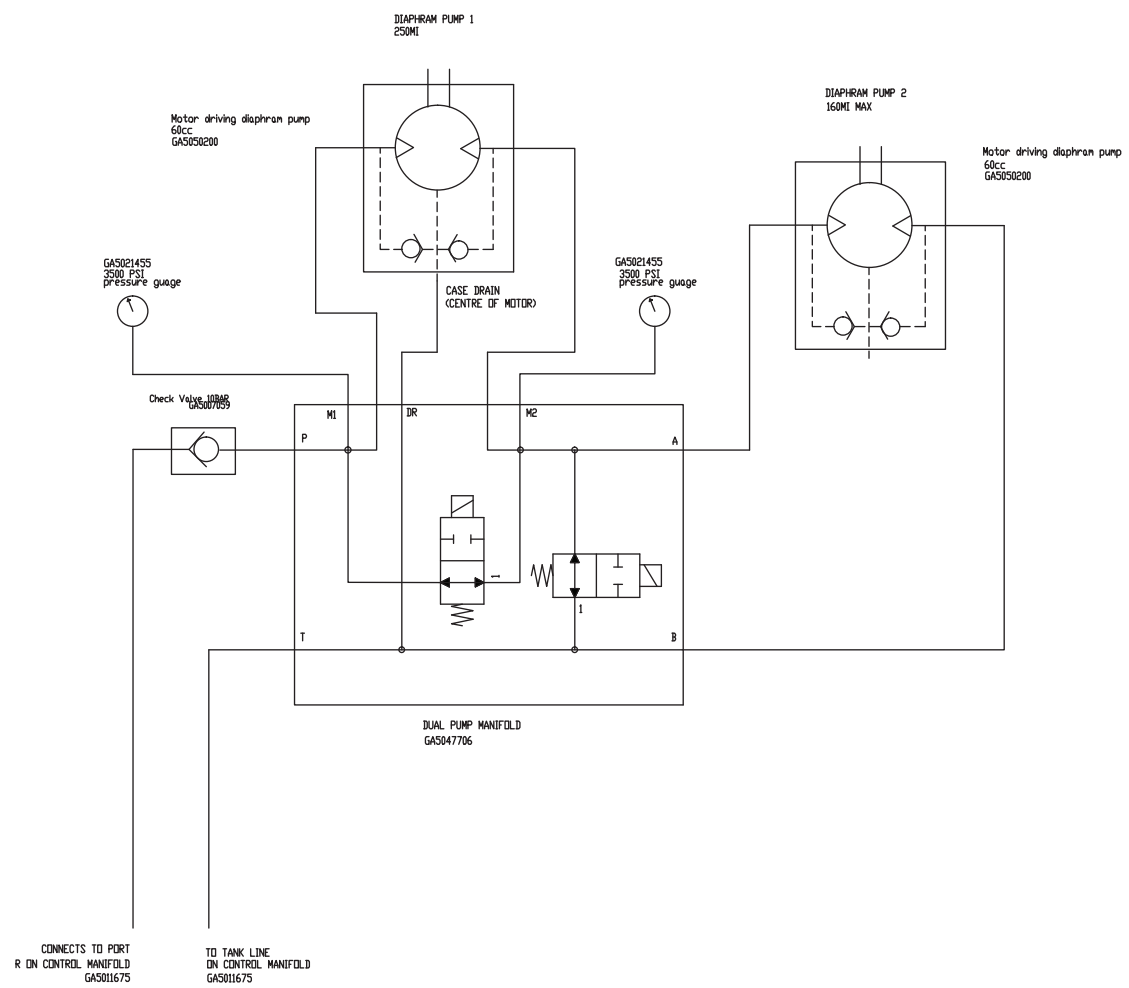


B

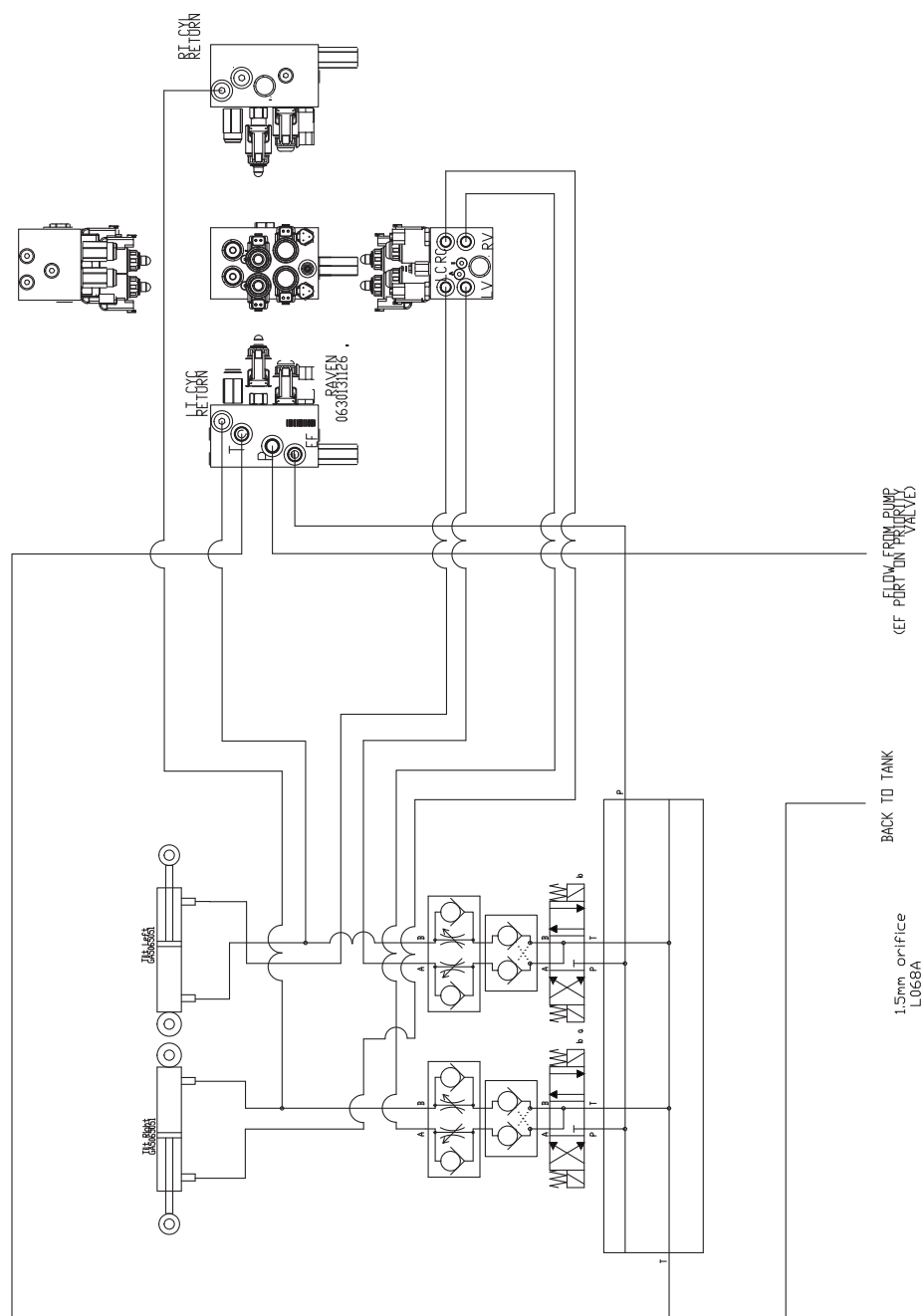
Hydraulic Schematic - Suit John Deere Steering



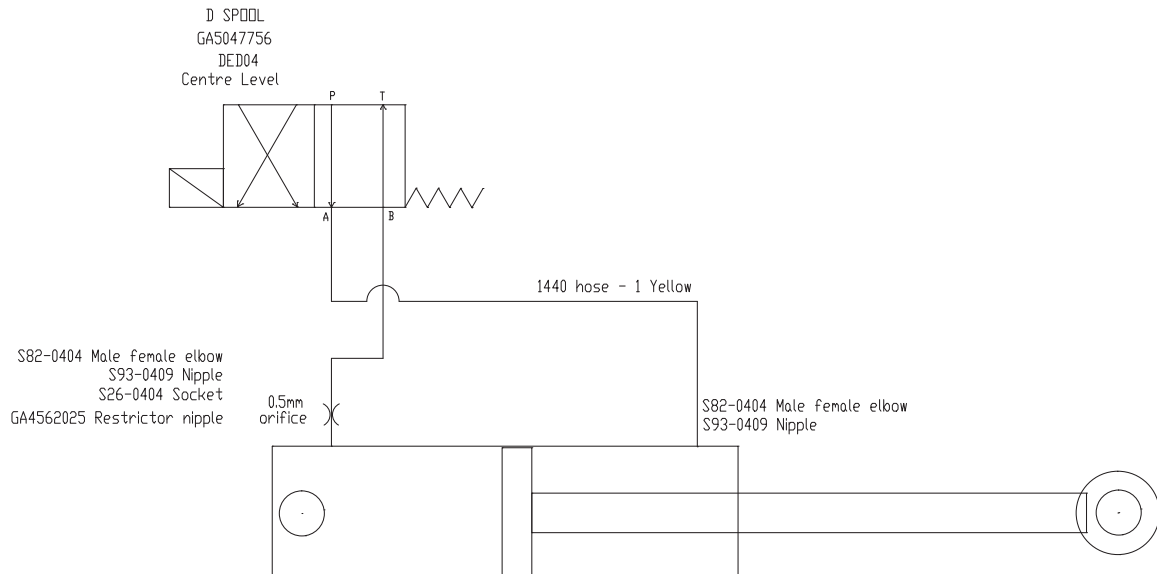
Hydraulic Schematic - Dual Diaphragm Pump



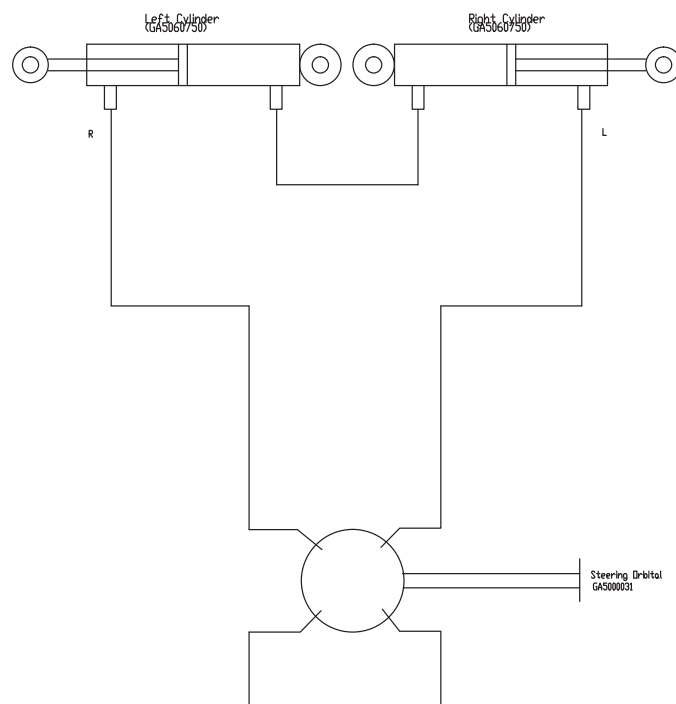
Hydraulic Schematic - Ultraglide



Hydraulic Schematic - Centre Level



Hydraulic Schematic - Adjustable Axle Steering


























Hydraulic Hoses - Crop Cruiser

Hose No.	Hose Length	End 1 (and orientation if reqd)	End 2 (and orientation if reqd)	Description	Orientation	Hose P/N
1" HOSE						
1	530mm	90Deg (T205-1616)	90Deg (T205-1616)	oil tank middle to 22cc pump		GA4904900
2	510mm	90Deg (T205-1616)	90Deg (T205-1616)	oil tank front 19cc pump		GA4904905
3	1120mm	90Deg (T205-1616)	Straight (T202-1616)	oil tank rear to fan drive pump		GA4904910
32	3785mm	45 deg (T227-1616)	Straight (T202-1616)	Oil cooler to return manifold		GA4905060
35	1725mm	Straight (T202-1616)	Straight (T202-1616)	tank return to return manifold		GA4905075
1/4" Black Hose						
4 (only if NO auto steer)	750mm	Straight (T202-0404)	Straight (T202-0404)	load sense priority valve to orbital		GA4904915
5	345mm	Straight (T202-0404)	90Deg (T205-0404)	fan motor case drain		GA4904920
6	420mm	Straight (T202-0404)	90Deg long (T226-0404)	fan motor relief to drain		GA4904925
24	1050mm	Straight (T202-0404)	90Deg (T205-0404)	Boom rest left to sub block		GA4905020
25	800mm	Straight (T202-0404)	90Deg (T205-0404)	Boom rest left to sub block		GA4905025
26	1780mm	Straight (T202-0404)	90Deg (T205-0404)	Boom rest right to sub block		GA4905030
27	1500mm	Straight (T202-0404)	90Deg (T205-0404)	Boom rest right to sub block		GA4905035
33 (qty 2)	1800mm	Straight (T202-0404)	90Deg (T205-0404)	Boom rest tee to sub block		GA4906500
1/2" Black Hose						
7	750mm	90 Deg (T226-0808)	straight (T202-0808)	priority valve to orbital		GA4904930
8	520mm	90 Deg (T226-0808)	straight (T202-0808)	steering orbital to return manifold		GA4904935
9A	1585mm	90 Deg (T226-0808)	straight (T202-0808)	Orbital to steering cylinder (4WD)		GA4904940
10	1120mm	90 Deg (T226-0808)	straight (T202-0808)	Orbital to steering cylinder (2 & 4WD)		GA4904945
9B	1535mm (3m axle) 1445mm (2m axle)	90 Deg (T226-0808)	straight (T202-0808)	Orbital to steering cylinder (2WD)		GA4904950
11	2200mm	90 Deg (T226-0808)	Straight (T202-0808)	fan motor to return manifold		GA4904955
12	500mm	90 Deg (T226-0808)	Straight (T202-0808)	relief valve to fan motor pressure		GA4904960
13	1220mm	90 Deg (T226-0808)	90 Deg (T226-0808)	fan pump pressure to relief valve		GA4904965
14	1075mm	45 Deg (T227-0808)	90 Deg (T226-0808)	Sub manifold to return manifold		GA4904970
15	2040mm	Straight (T202-0808)	90 Deg (T226-0808)	22cc pump pressure to filter		GA4904975
16	2390mm	Straight (T202-0808)	90 Deg (T226-0808)	19cc pump pressure to filter		GA4904980
17	515mm	45 Deg (T227-0808)	Straight (T202-0808)	pressure to sub manifold		GA4904985
18	1660mm	45 Deg (T227-0808)	Straight (T202-0808)	transmission to trans cooler		GA4904990
19	2380mm	Straight (T202-0808)	Straight (T202-0808)	transmission to trans cooler		GA4904995
20	555mm	Straight (T202-0808)	Straight (T202-0808)	sump drain for engine		GA4905000
21	2740mm	90 Deg (T205-0808)	Straight (T202-0808)	speed control (R) to diaphran pump		GA4905005
22	2520mm	90 Deg (T205-0808)	Straight (T202-0808)	diaphran pump to speed control (T)		GA4905010
23	550mm	45 Deg (T227-0808)	Straight (T202-0808)	Priority valve (EF) to sub block tee		GA4905015
28	1760mm	90 Deg (T205-0808)	Straight (T202-0808)	sub manifold to banjo pump press		GA4905040
29	1760mm	90 Deg (T205-0808)	Straight (T202-0808)	sub manifold to banjo pump return		GA4905045
30	2050mm	45 Deg (T227-0808)	Straight (T202-0808)	Oil tank drain		GA4905050
34	6360mm	90 Deg (T205-0808)	Straight (T202-0808)	to rear manifold pressure		GA4905070
36 - Qty 2	2000mm	Straight (T202-0808)	Straight (T202-0808)	Accumulator to lift cylinder		GA4905080

































Hydraulic Hoses - Crop Cruiser

Hose No.	Hose Length	End 1 (and orientation if reqd)	End 2 (and orientation if reqd)	Description	Orientation	Hose P/N	
3/4" Black Hose							
31	3600mm	Straight (T205-1212)	Straight (T202-1212)	speed control to return filter		GA4905055	
						GA4906500	
TRIMBLE AUTO STEER HOSE KIT (ONLY SUPPLY IF AUTO STEER VALVE IS OPTIONED)							
110	1/2" HOSE	455mm	90Deg (T205-0808)	90Deg (T205-0808)	Pressure Hose		GA4904865
111	1/2" HOSE	420mm	90 Deg Lng (T226-0808)	90 Deg Lng (T226-0808)	Return Hose		GA4904870
112	1/2" HOSE	950mm	90 Deg Lng (T226-0808)	Straight (T202-0808)	Left to A on block		GA4904875
113	1/2" HOSE	940mm	90 Deg Lng (T226-0808)	Straight (T202-0808)	Right to B on block		GA4904880
114	1/4" HOSE	1135mm	JIC (T204-0409)	Straight (T202-0404)	steering orbital to block		GA4904885
115	1/4" HOSE	845mm	JIC (T204-0409)	Straight (T202-0404)	priority valve to block		GA4904890
116	1/2" HOSE	220mm	90Deg (T205-0808)	Straight (T202-0808)	block to relief valve		GA4904895
JOHN DEERE AUTO STEER HOSE KIT (RAVEN)							
117	1/2" HOSE	640mm	90Deg (T205-0808)	90Deg (T226-0808)	Pressure Hose		GA5067965
118	1/2" HOSE	420mm	90 Deg Lng (T226-0808)	90 Deg Lng (T226-0808)	Return Hose		GA5067966
119	1/2" HOSE	950mm	90 Deg Lng (T226-0808)	Straight (T202-0808)	Left to A on block		GA5067967
120	1/2" HOSE	940mm	90 Deg Lng (T226-0808)	Straight (T202-0808)	Right to B on block		GA5067968
121	1/4" HOSE	1015mm	Straight (T202-0404)	90 Deg (T205-0404)	steering orbital to block		GA5067969
122	1/4" HOSE	845mm	Straight (T202-0404)	Straight (T202-0404)	priority valve to block		GA5067970
123	1/2" HOSE	110mm	90Deg Long (T226-0808)	Straight (T202-0808)	block to relief valve		GA5067971
AUTO FARM AUTO STEER HOSE KIT							
124	1/4" HOSE	715mm	90Deg (T205-0404)	Straight (T202-0404)	LS OUT to Priority Valve		GA5067972
125	1/4" HOSE	1545mm	Straight (T202-0404)	Straight (T202-0404)	LS Orbital to Orbital		GA5067973
126	1/2" HOSE	1290mm	90 Deg Lng (T226-0808)	Straight (T202-0808)	Tank Line		GA5067974
127	1/2" HOSE	720mm	90 Deg (T205-0808)	Straight (T202-0808)	Pressure Line		GA5067975
128	1/2" HOSE	1515mm	Straight (T202-0808)	Straight (T202-0808)	Right to Right		GA5067976
129	1/2" HOSE	1470mm	Straight (T202-0808)	Straight (T202-0808)	Left to Left		GA5067977
130							

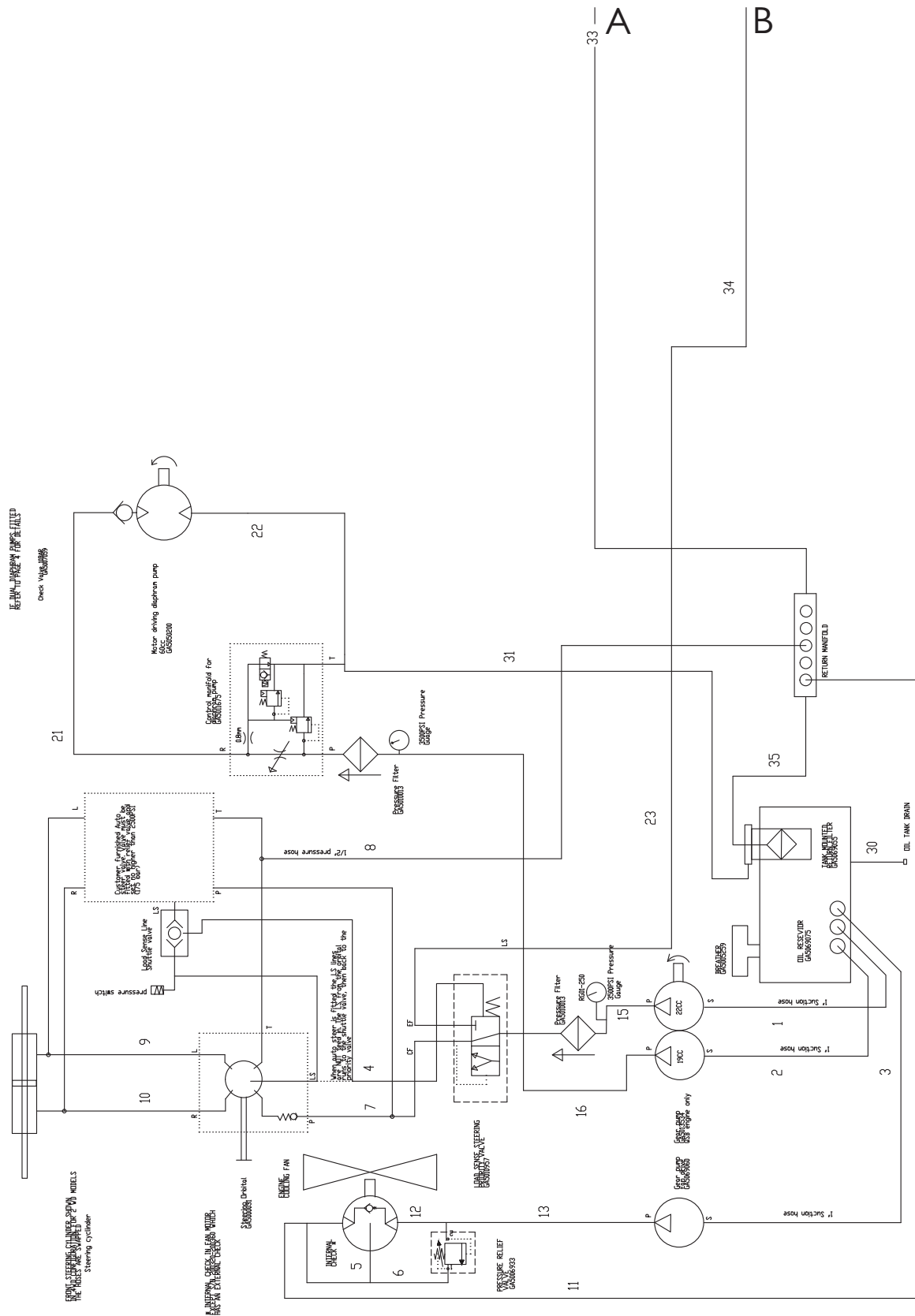
Hydraulic Hoses - Crop Cruiser

Hose No.	Hose Length	End 1 (and orientation if reqd)	End 2 (and orientation if reqd)	Description	Orientation	Hose P/N
Spool Valve and Lift Hoses						
37	6360mm	90Deg (T205-0808)	Straight (T202-0808)	Pressure to spool valves		GA5067277
38	3430mm	Straight (T202-0808)	Straight (T202-0808)	Spool valve to accumulator		GA5067278
39A	2000mm	Straight (T202-0808)	Straight (T202-0808)	Accumulator to Lift Cylinder		GA5067279
39B	2200mm (1B)	Straight (T202-0808)	Straight (T202-0808)	Accumulator to Lift Cylinder		GA5067280
40	3150mm	90Deg (T205-1212)	Straight (T202-1212)	Return hose from spool valve		GA5067281
41	5960mm	90Deg (T205-0808)	Straight (T202-0808)	Short chassis pressure hose		GA5067282
42	6000mm	90Deg (T205-1212)	Straight (T202-1212)	Return hose short chassis		GA5067283
43	2000mm x 2Ç	90Deg (T205-0808)	Straight (T202-0808)	Accu to lift cyl short chassis		GA5067284
Fold Hoses						
44	2375mm (1R)	Straight (T202-0404)	JIC Straight (T204-0409)	Left hand side		GA5067901
45	2735mm (2R)	Straight (T202-0404)	90Deg (T205-0404)	Right hand side		GA5067900
46	3060mm	JIC Straight (T204-0409)	90Deg (T205-0404)	crossover link		GA5067902
Tilt Hoses						
47	1480mm (1Y)	Straight (T202-0404)	90Deg (T205-0404)	Left Tilt 1		GA5067091
48	1140mm (2Y)	Straight (T202-0404)	Straight (T202-0404)	Left Tilt 2		GA5067092
49	1400mm (1B)	Straight (T202-0404)	90Deg (T205-0404)	Right Tilt 1		GA5067087
50	1030mm (2B)	Straight (T202-0404)	Straight (T202-0404)	Right Tilt 2		GA5067086
Yaw Hoses						
51	1400mm (1Y)	45 Deg (T227-0404)	straight (T202-0404)	Yaw Hose 1		GA5067285
52	555mm (2Y)	45 Deg (T227-0404)	Straight (T202-0404)	Yaw Hose 2		GA5067133
53	785mm (1B)	45 Deg (T227-0404)	Straight (T202-0404)	Yaw Hose 3		GA5067134
54	1680mm (2B)	90 Deg (T205-0404)	Straight (T202-0404)	Yaw Hose 4		GA5067132
55	1680mm (1R)	90 Deg (T205-0404)	Straight (T202-0404)	Yaw Hose 5		GA4903200
56	1140mm	90 Deg (T205-0808)	Straight (T202-0808)	Yaw Hose 6		GA5067136
57	560mm	90 Deg (T205-0808)	Straight (T202-0808)	Yaw Hose 7		GA5067137
58	1110mm (2B,1R)	90 Deg (T205-0808)	Straight (T202-0808)	Pressure to Yaw Block		GA5067275
59	740mm (2B,2R)	Straight (T202-0808)	90 Deg (T205-0808)	Tank to Yaw Block		GA5067276
Ultraglide Hoses						
60	1040mm (1Y)	90 Deg (T226-0404)	Straight (T202-0404)	LV Hose		GA5067148
61	1265mm (2Y)	90 Deg (T226-0404)	Straight (T202-0404)	LT Cyl Return to Spool Valve		GA5067142
62	1130mm (3Y)	90 Deg (T226-0404)	Straight (T202-0404)	RV Hose		GA5067143
63	1495mm (1B)	90 Deg (T226-0404)	Straight (T202-0404)	RT Cyl Return to Spool Valve		GA5067141
64	1495mm (2B)	90 Deg (T226-0404)	Straight (T202-0404)	LC Hose		GA5067138
65	1355mm (3B)	90 Deg (T226-0404)	Straight (T202-0404)	RC Hose		GA5067139
66	1250mm (3R)	90 Deg (T226-0404)	Straight (T202-0404)	LF Cyl Return to block		GA5067094
67	1360mm (4R)	90 Deg (T226-0404)	Straight (T202-0404)	RT Cyl return to block		GA5067149
68	710mm (1Y,1R)	90 Deg (T205-0808)	Straight (T202-0808)	Spool valve P to ultraglide EF		GA5067147
69	560mm (2Y,2R)	90 Deg (T205-0808) with Yaw Straight (T202-0808) no Yaw	Straight (T202-0808)	Spool valve T to ultraglide T		GA5067144

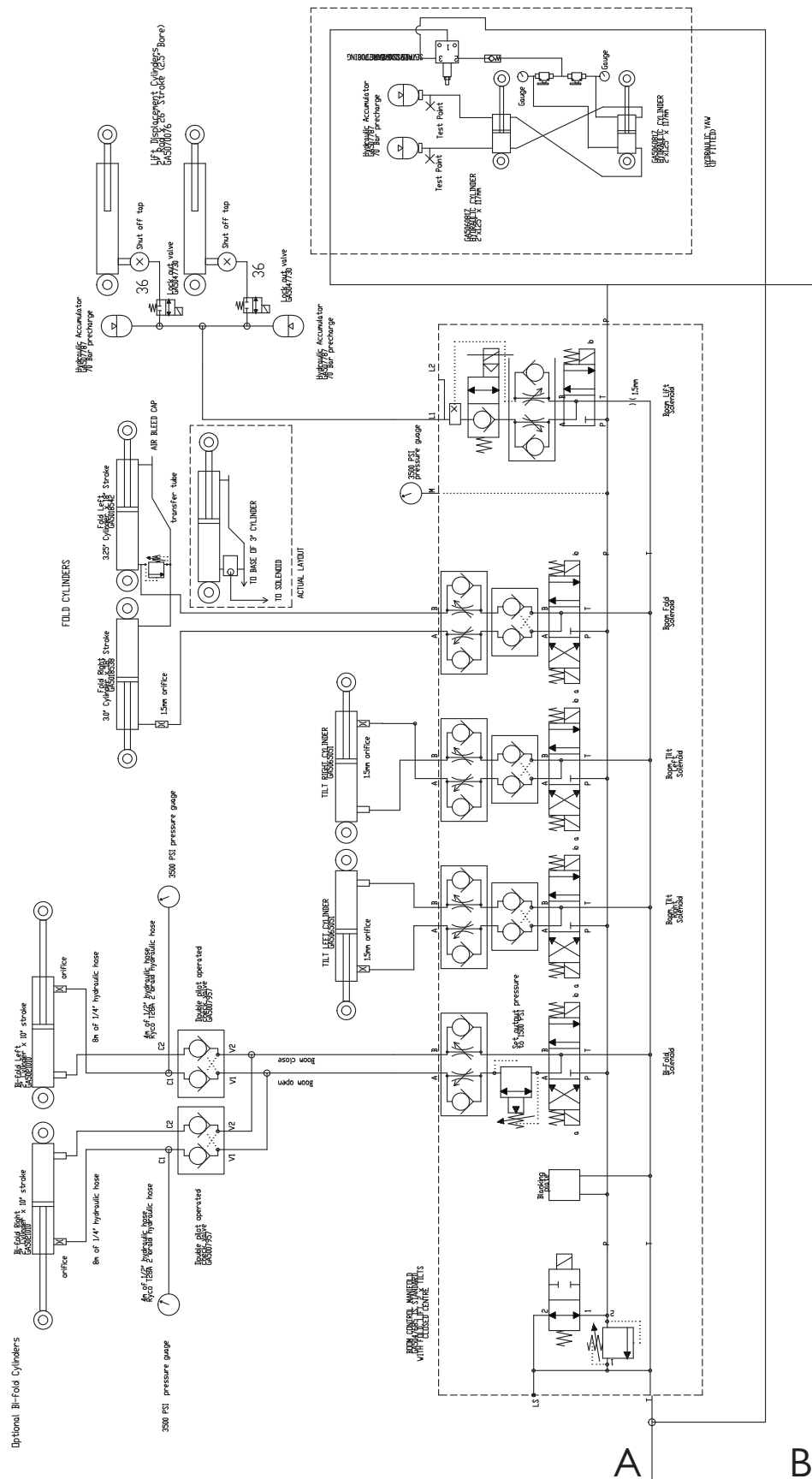
Hydraulic Hoses - Crop Cruiser

Hose No.	Hose Length	End 1 (and orientation if reqd)	End 2 (and orientation if reqd)	Description	Orientation	Hose P/N
Bifold Hoses						
70	4020mm	90Deg (T205-0404)	Straight (T202-0404)	Bi fold Hose		GA5067274
71	3900mm (1B)	90Deg (T205-0404)	Straight (T202-0404)	Bi fold hose		GA5067273
72	5170mm (1B)	90 Deg (T226-0808)	Straight (T202-0808)	Right Hand Gauge		GA5067272
73	5170mm (1?)	90 Deg (T226-0808)	Straight (T202-0808)	Left Hand Gauge		GA5067272
74	880mm (1B,1Y)	90Deg (T205-0404)	Straight (T202-0404)	Pressure to Bi Fold Block		GA5067129
75	910mm (2B,1Y)	90Deg (T205-0404)	Straight (T202-0404)	Pressure to Bi Fold Block		GA5067119
76	300mm x 2	Straight (T202-0404)	Straight (T202-0404)	Bi Fold Link		GA5067131
77	5260mm (1Y)	90 Deg (T226-0404)	Straight (T202-0404)	RV1		GA5067126
78	4890mm (2Y)	90 Deg (T226-0404)	Straight (T202-0404)	RV2		GA5067127
79	5185mm (1B)	90 Deg (T226-0404)	Straight (T202-0404)	LV1		GA5067270
80	5020mm (2B)	90 Deg (T226-0404)	Straight (T202-0404)	LV2		GA5067271
Centre Level Hoses						
81	1440mm (1Y)	Straight (T202-0404)	Straight (T202-0404)	Cylinder Rod end to A Port		GA4905081
82	1245mm	Straight (T202-0404)	Straight (T202-0404)	Cylinder Base to B Port		GA4905082
Adjustable Axle Hoses - 1 Blue = Rod End - 1 Red = Solid End - to Tap						
83	735mm (1R)	Straight (T202-0404)	Straight (T202-0404)	Rear Axle - Left hand Side		GA4906480
84	865mm (1B)	Straight (T202-0404)	Straight (T203-0409)	Rear Axle - Left hand Side		GA4906481
85	850mm (1R)	Straight (T202-0404)	Straight (T202-0404)	Rear Axle - Right hand Side		GA4906482
86	965mm (1B)	Straight (T202-0404)	Straight (T203-0409)	Rear Axle - Right hand Side		GA4906483
Adjustable Axle Hoses - 1 Blue = Rod End - 1 Red = Solid End - to Tap						
87	705mm (1R)	Straight (T202-0404)	Straight (T202-0404)	Front Axle - Left hand Side		GA4906484
88	780mm (1B)	Straight (T202-0404)	Straight (T203-0409)	Front Axle - Left hand Side		GA4906485
89	705mm (1R)	Straight (T202-0404)	Straight (T202-0404)	Front Axle - Right hand Side		GA4906486
90	865mm (1B)	Straight (T202-0404)	Straight (T203-0409)	Front Axle - Right hand Side		GA4906487
Adjustable Axle Hoses - 1 Blue = Rod End - 1 Red = Solid End - to Tap						
91	2530mm (1R)	90°SL (T226-0404)	Straight (T202-0404)	Front Axle to A on Sub Manifold		GA4906488
92	2530mm (1B)	90°SL (T226-0404)	Straight (T202-0404)	Front Axle to B on Sub Manifold		GA4906489
93	4235mm (1R)	90°SL (T226-0404)	Straight (T202-0404)	Rear Axle to A on Sub Manifold		GA4906490
94	4170mm (1B)	90°SL (T226-0404)	Straight (T202-0404)	Rear Axle to B on Sub Manifold		GA4906491
Adjustable Axle Hoses - Steering						
95	1030mm	90°S (T205-0808)	45°S (T227-0808)	Steering Right Hand Side		GA4906492
96	735mm	90°S (T205-0808)	45°S (T227-0808)	Steering Right Hand Side		GA4906493
97	1030mm	90°S (T205-0808)	45°S (T227-0808)	Steering Left Hand Side		GA4906494
98	735mm	90°S (T205-0808)	45°S (T227-0808)	Steering Left Hand Side		GA4906495
99	1800mm	Straight (T202-0808)	Straight (T202-0808)	Crossover Hose		GA4906496
100	2290mm	Straight (T202-0808)	Straight (T202-0808)	Orbital L to Left		GA4906497
101	1625mm	Straight (T202-0808)	Straight (T202-0808)	Orbital R to Right		GA4906498
102						GA
103						

Hydraulic Schematic - General - SWB





Hydraulic Schematic - General - SWB



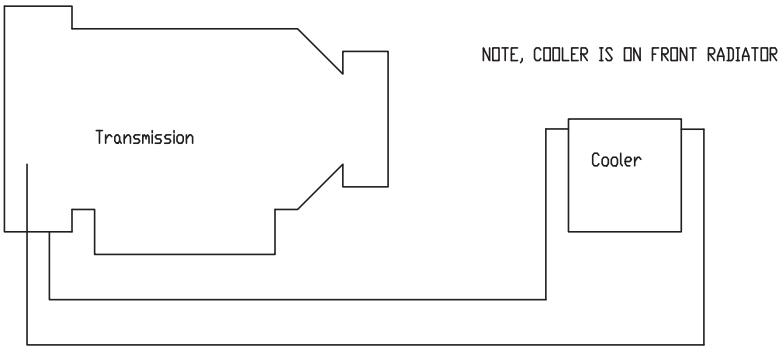
Hydraulic Hoses - SWB

Hose No.	Hose Length	End 1 (and orientation if reqd)	End 2 (and orientation if reqd)	Description	Orientation	Hose P/N
1" HOSE						
1	510mm	90Deg (T205-1616)	90Deg (T205-1616)	oil tank middle to 22cc pump		GA4904900
2	510mm	90Deg (T205-1616)	90Deg (T205-1616)	oil tank front 19cc pump		GA4904905
3	1120mm	90Deg (T205-1616)	Straight (T202-1616)	oil tank rear to fan drive pump		GA4904910
1/4" Black Hose						
4	750mm	Straight (T202-0404)	Straight (T202-0404)	load sense priority valve to orbital		GA4904915
5	345mm	Straight (T202-0404)	90Deg (T205-0404)	fan motor case drain		GA4904920
6	420mm	Straight (T202-0404)	90Deg long (T226-0404)	fan motor relief to drain		GA4904925
24	TBA			Boom rest left to sub block		GA4905020
25	TBA			Boom rest left to sub block		GA4905025
26	TBA			Boom rest right to sub block		GA4905030
27	TBA			Boom rest right to sub block		GA4905035
1/2" Black Hose						
7	750mm	90 Deg (T226-0808)	straight (T202-0808)	priority valve to orbital		GA4904930
8	520mm	90 Deg (T226-0808)	straight (T202-0808)	steering orbital to return manifold		GA4904935
9A	1770mm	90 Deg (T226-0808)	straight (T202-0808)	Orbital to steering cylinder (4WD)		GA4904940
10	1120mm	90 Deg (T226-0808)	straight (T202-0808)	Orbital to steering cylinder (2 & 4WD)		GA4904945
9B	1535mm	90 Deg (T226-0808)	straight (T226-0808)	Orbital to steering cylinder (2WD)		GA4904950
11	2200mm	90 Deg (T226-0808)	Straight (T202-0808)	fan motor to return manifold		GA4904955
12	500mm	90 Deg (T226-0808)	Straight (T202-0808)	relief valve to fan motor pressure		GA4904960
13	1220mm	90 Deg (T226-0808)	90 Deg (T226-0808)	fan pump pressure to relief valve		GA4904965
14	1075mm	45 Deg (T227-0808)	90 Deg (T226-0808)	Sub manifold to return manifold		GA4904970
15	2040mm	Straight (T202-0808)	90 Deg (T226-0808)	22cc pump pressure to filter		GA4904975
16	2390mm	Straight (T202-0808)	90 Deg (T226-0808)	19cc pump pressure to filter		GA4904980
17	475mm	45 Deg (T227-0808)	Straight (T202-0808)	pressure to sub manifold		GA4904985
18	1660mm	45 Deg (T227-0808)	Straight (T202-0808)	transmission to trans cooler		GA4904990
19	1960mm	45 Deg (T227-0808)	Straight (T202-0808)	transmission to trans cooler		GA4904995
20	585mm	Straight (T202-0808)	Straight (T202-0808)	sump drain for engine		GA4905000
21	2990mm	90 Deg (T205-0808)	Straight (T202-0808)	speed control (R) to diaphragm pump		GA4905005
22	2770mm	90 Deg (T205-0808)	Straight (T202-0808)	diaphragm pump to speed control (T)		GA4905010
23	550mm	45 Deg (T227-0808)	Straight (T202-0808)	Priority valve (EF) to sub block tee		GA4905015
28	1760mm	90 Deg (T205-0808)	Straight (T202-0808)	sub manifold to banjo pump press		GA4905040
29	1760mm	90 Deg (T205-0808)	Straight (T202-0808)	sub manifold to banjo pump return		GA4905045
30	2050mm	90 Deg (T205-0808)	Straight (T202-0808)	Oil tank drain		GA4905050
34	TBA			to rear manifold pressure		GA4905070
36 - Qty 2	1600mm	90 Deg (T205-0808)	Straight (T202-0808)	Accumulator to lift cylinder		GA4905080

Hydraulic Hoses - SWB


Hose No.	Hose Length	End 1 (and orientation if reqd)	End 2 (and orientation if reqd)	Description	Orientation	Hose P/N
3/4" Black Hose						
31	TBA	Straight (T202-1212)	Straight (T202-1212)	speed control to return filter		
33		Straight (T202-1212)	Straight (T202-1212)	to rear boom manifold		
1 1/4" Black Hose						
35	1700mm	bare end		tank return to return manifold		GA4905075

Hydraulic Schematic - Transmission




DECALS

Decals



Decals



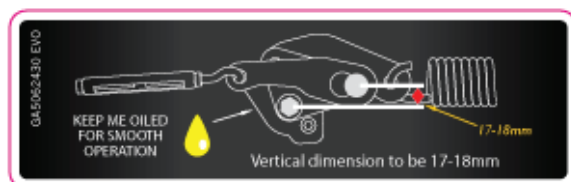
Decals



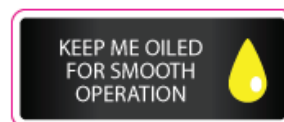
ITEM NO.	PART NUMBER	DESCRIPTION	QTY.
1	GA208EVO	Warning Hopper	1
2	GA209EVO	Danger/ Caution	1
3	GA222EVO	Grease	64
4	GA5015991EVO	Keep Hands Clear	4
5	GA5013EVO	Danger/Stand Clear	1
6	GA006EVO	Warning Check Wheel Nuts	4
7	GA220EVO	Three Tier System	1
8	GA5015971EVO	Drain Only	2

Decals

9



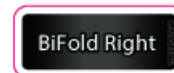
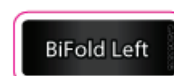
10



11



12



13



14



15



16



ITEM NO.	PART NUMBER	DESCRIPTION	QTY.
9	GA5062430	3D Breakaway Adjustment	2
10	tba	Keep Me Oiled	2
11	GA5062490	Fuse Engine ECM / Fuse Trans Cooler	1
12	GA5063835	BiFold Right/Left, Product 1 / 2	1
13	GA5062455	Positive Stud	1
14	GA5062455N	Negative Stud	1
15	GA5063870	Hydraulic Oil Fill	1
16	GASP004	Diesel Only	2

Decals

17



18



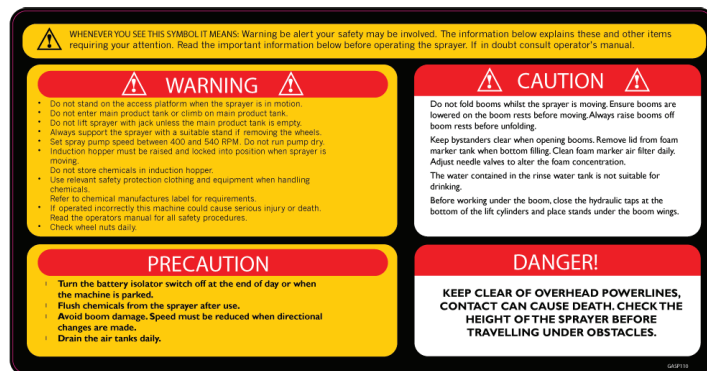
19



20



21



22



23



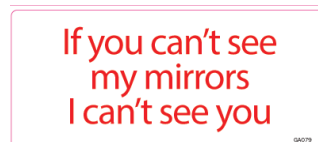
24



25



26



27

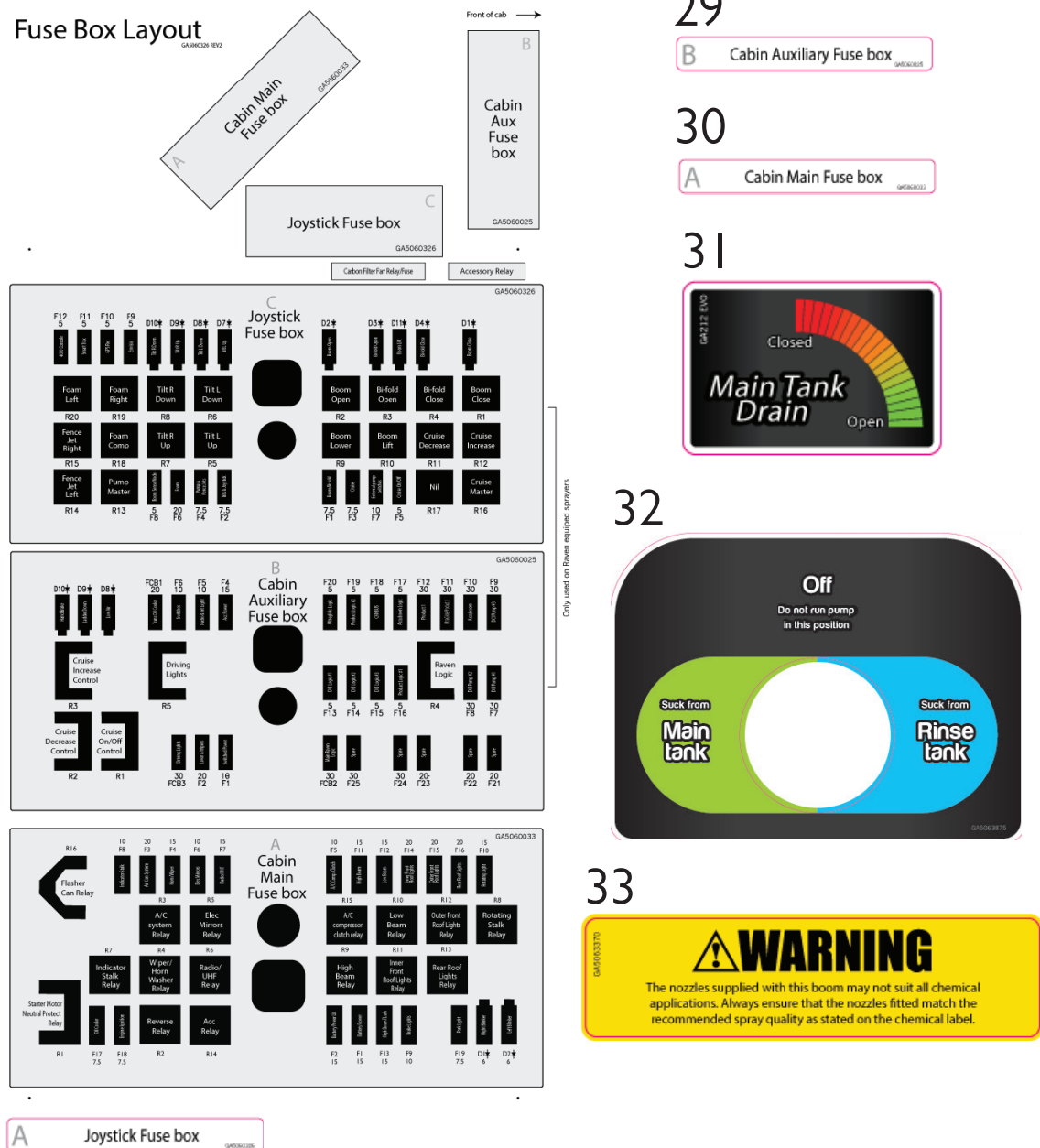


ITEM NO.	PART NUMBER	DESCRIPTION	QTY.
17	GA5063865	Main Tank Over Flow	1
18	GA5063860	Main Tank Drain	1
19	tba	Warning Keep Clear	1
20	GA5063830	40Kph Sign	1
21	GASPI10	Warning / Caution / Precaution / Danger	1
22	GA5063845	Engine Oil Drain	1
23	GA5063880	Hydraulic Oil Drain / Guage Drain	1
24	GA5063855	Fill Pump Prime	1
25	GA5063840	Air Tank Drain	3
26	GA079	Cant See My Mirrors	2
27	GASP001	Chain Point	4

Decals

28

Fuse Box Layout



29

B Cabin Auxiliary Fuse box

30

A Cabin Main Fuse box

31



32



33



ITEM NO.	PART NUMBER	DESCRIPTION	QTY.
28	GA5060326	Fuse Box Layout	1
29	GA5060025	Cabin Auxiliary Fuse Box	2
30	GA5060033	Cabin Main Fuse Box	2
31	GA212EVO	Main Tank Drain	1
32	GA5063875	Suction Valve	1
33	GA5063370	Warning Nozzle	2

Decals

34



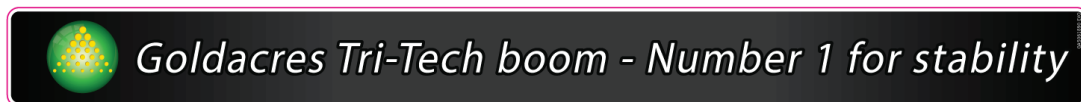
35



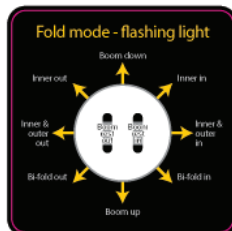
36



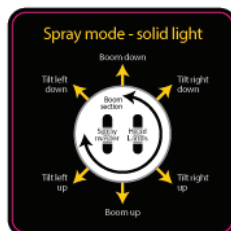
37



38



39



40



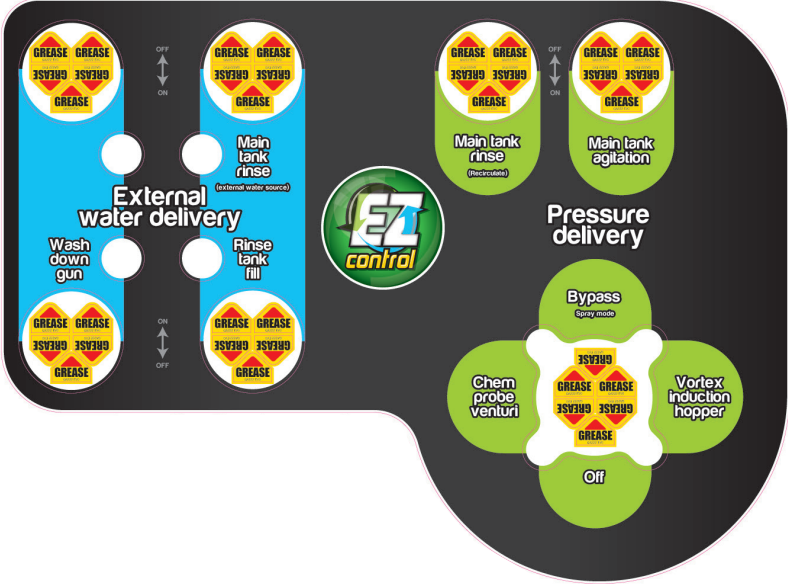
41



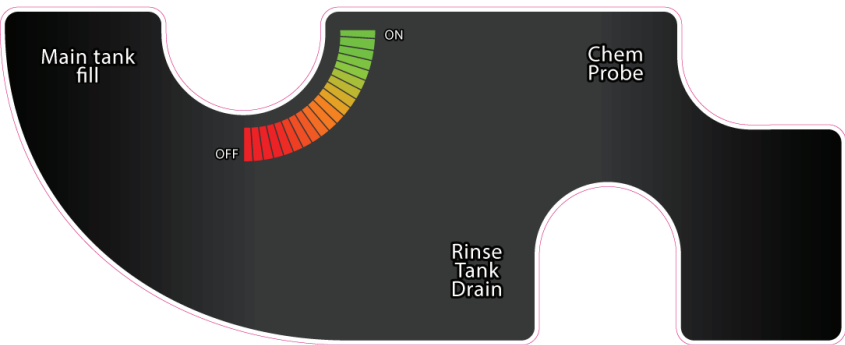
ITEM NO.	PART NUMBER	DESCRIPTION	QTY.
34	GA5063885	Goldacres - Angled Edge	1
35	GA5063895	Goldacres - Rectangle	1
36	GA5062095	Vortex Induction	1
37	GA5061890EVO	Tri-Tech Boom	1
38	tba	Lyketronnic - Spray Mode	1
39	tba	Lyketronnic - Fold Mode	1
40	tba	Pod Switches - Spray Pump/Fill Pump/RPM Raise	1
41	tba	Pod Switches - Spray Pump/Fill Pump/Light	1

Decals

42



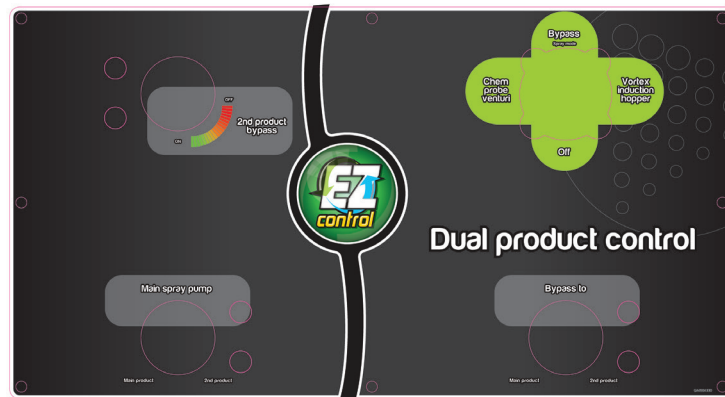
43



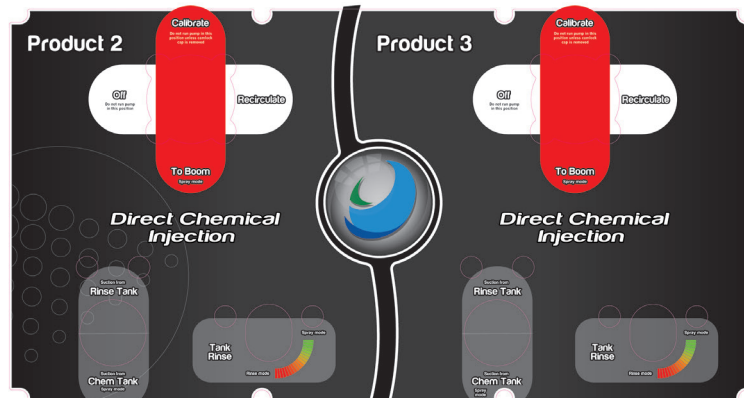
ITEM NO.	PART NUMBER	DESCRIPTION	QTY.
42	GA5016009	SP Fill and Pressure Station	1
43	tba	Tank Fill / Chem Probe / Rinse Drain	1

Decals

44



45



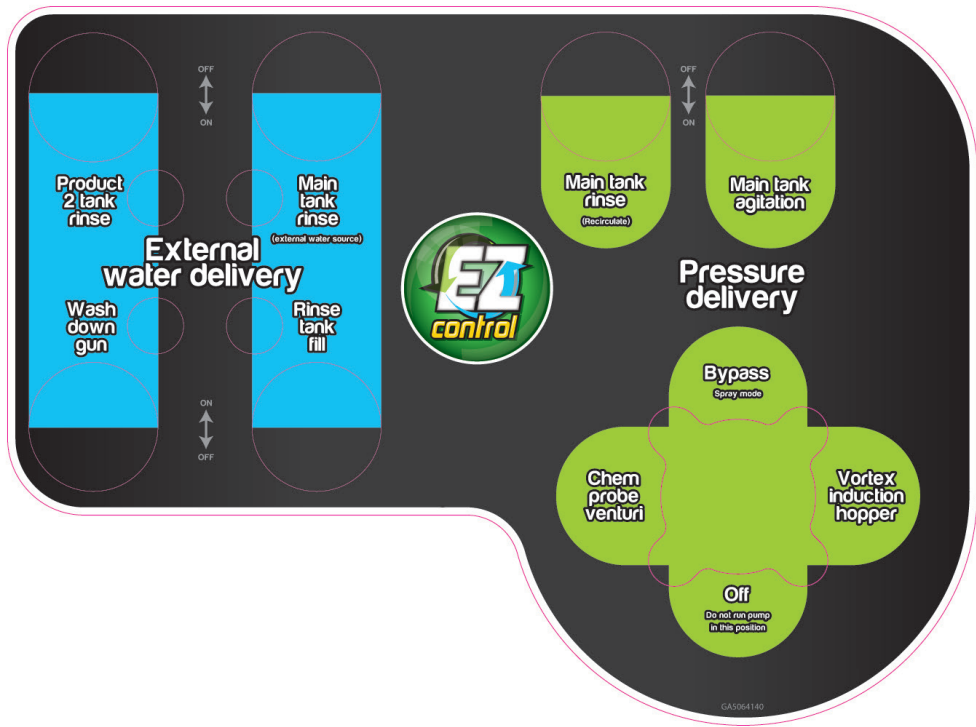
46



ITEM NO.	PART NUMBER	DESCRIPTION	QTY.
44	GA4504330	Dual Product Pod Decal	1
45	tba	Double DCI Decal	1
46	tba	Single DCI Decal	1

Decals

47



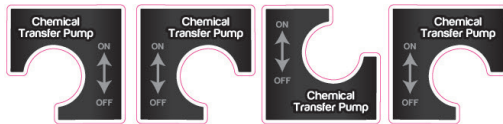
48



ITEM NO.	PART NUMBER	DESCRIPTION	QTY.
47	GA5064140	Fill & Pressure station - suit dual product	
48	GA5063960	Pressure manifold - swb	

Decals

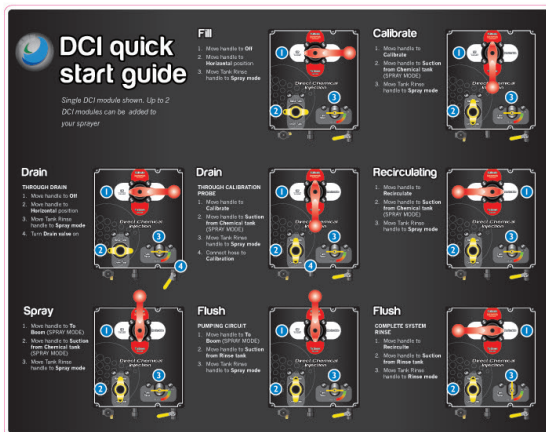
49



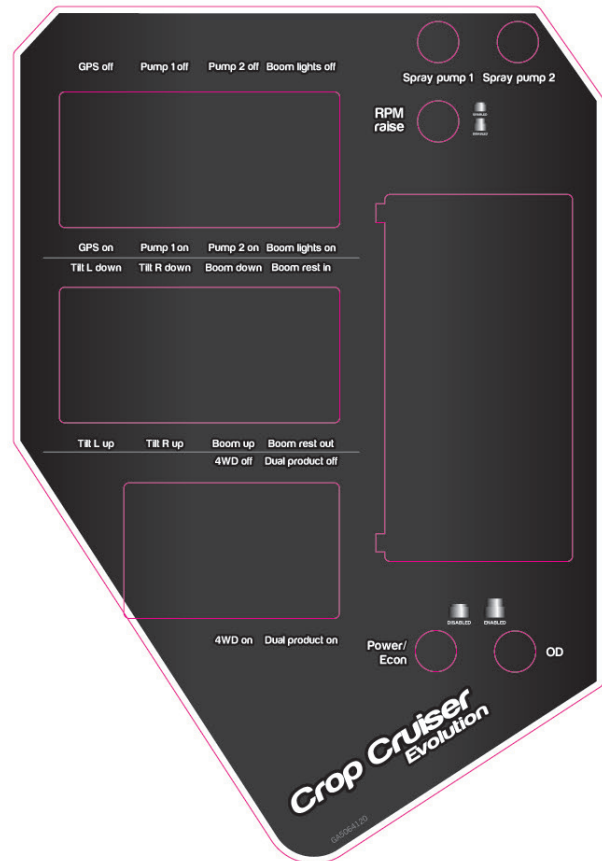
50



51



52



ITEM NO.	PART NUMBER	DESCRIPTION	QTY.
49	tba	Chem transfer pump switch	
50	tba	DCI Probes	
51	tba	DCI Quick Start Guide	
52	GA5064120	Dash Panel - Raven	

Decals

51



ITEM NO.	PART NUMBER	DESCRIPTION	QTY.
51	tba	Bonnet RH&LH - 5236	1
	tba	Bonnet RH&LH - 5230	1
	tba	Bonnet RH&LH - 3536	1
	tba	Bonnet RH&LH - 3036	1
	tba	Bonnet RH&LH - 47DP36	1

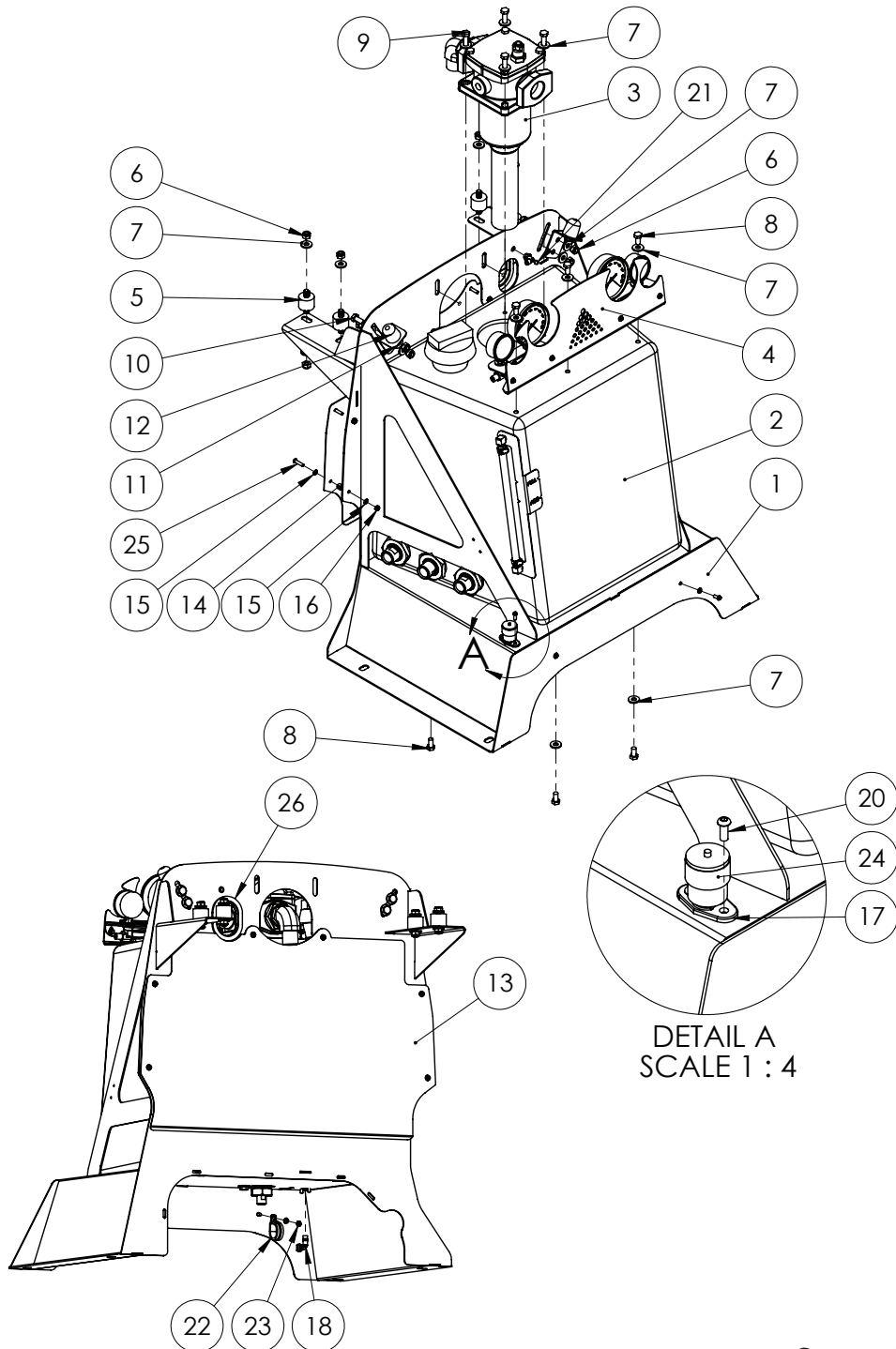
Dry Sight Tube Decals

PART NUMBER	DESCRIPTION	QTY.
GA5064170	Dry sight tube decal - 1250L tank	1
GA5062660	Dry sight tube decal - 3500L tank	1
GA5063955	Dry sight tube decal - 5200L tank	1
GA5065075	Dry sight tube decal - 6000L tank	1

Chapter 16

HYDRAULICS

Oil Tank & Frame



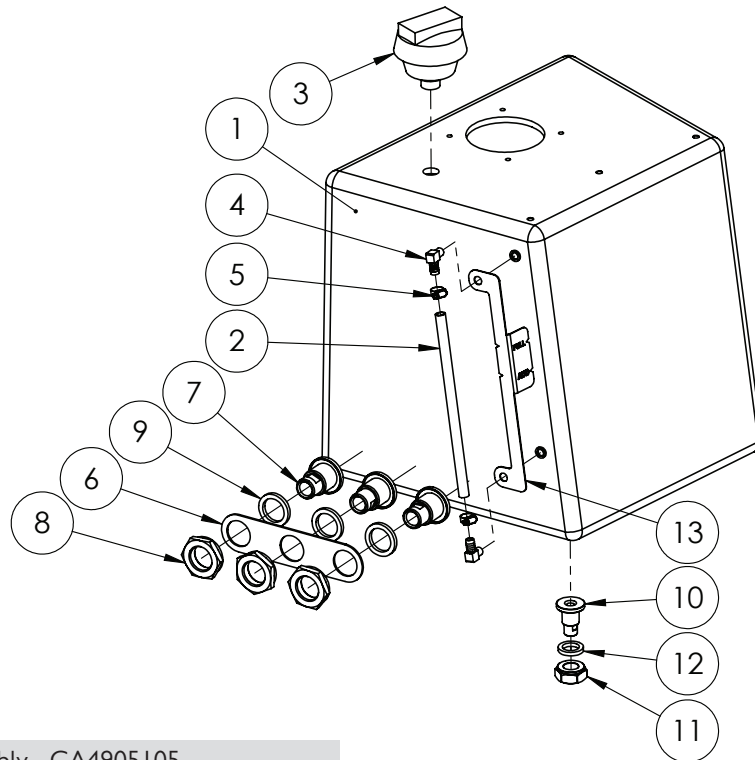
Continued over page

Oil Tank & Frame

Oil Tank & Frame Assembly - GA4904665

ITEM NO.	PART NUMBER	DESCRIPTION	QTY.
1	GA4658045	Oil - Header tank- support frame 201 I	1
2	GA4905105	Oil Tank assy-SP 201 I	1
3	GA4905110	Return filter assy-SP201 I	1
4	GA4905115	Dash panel assy-SP 201 I	1
5	GA4552860	Spacer-Tilt sensor switch SP 201 I	4
6	GA5000141	M10 Nyloc Nut	12
7	GA5000117	Washer 10mm SS Heavy duty	27
8	GA5006113	M10 x 20 GR8.8 Bolt	7
9	GA5065455	Bolt Gr8.8 M10x30	4
10	GA5006161	M10 x 25 GR8.8 Bolt	4
11	GA4504235	Bracket- Bonnet buffer mount SP 201 I	2
12	GA5069745	Door buffer Claas-0000767220	2
13	GA4504570	Heat Deflector Panel Oil Reservoir	1
14	GA4572280	Crush tube suit sp training seat	6
15	GA5004437	M6 SS Washer	16
16	GA5048115	Nut nyloc M6	6
17	GA5070470	Service Indicator Mounting Flange	1
18	GA5045145	Elbow 6mm brass male x 1/8" plastic	1
19	GA4505295	Plate Oil Reservoir Breather Restrictor	1
20	GA5004050	M6x16mm Button head soc SS	4
21	GA5015643	Needle valve	1
22	GA5048090	Clamp P 35mm 56487	2
23	GA5048115	M6 Nyloc Nut SS	2
24	GA5010525	Air Cleaner Service Indicator	1
25	GA5004067	M6x25 Button Head Cap Screw	6
26	GA5012989	Pinch weld x 170	1

Oil Tank

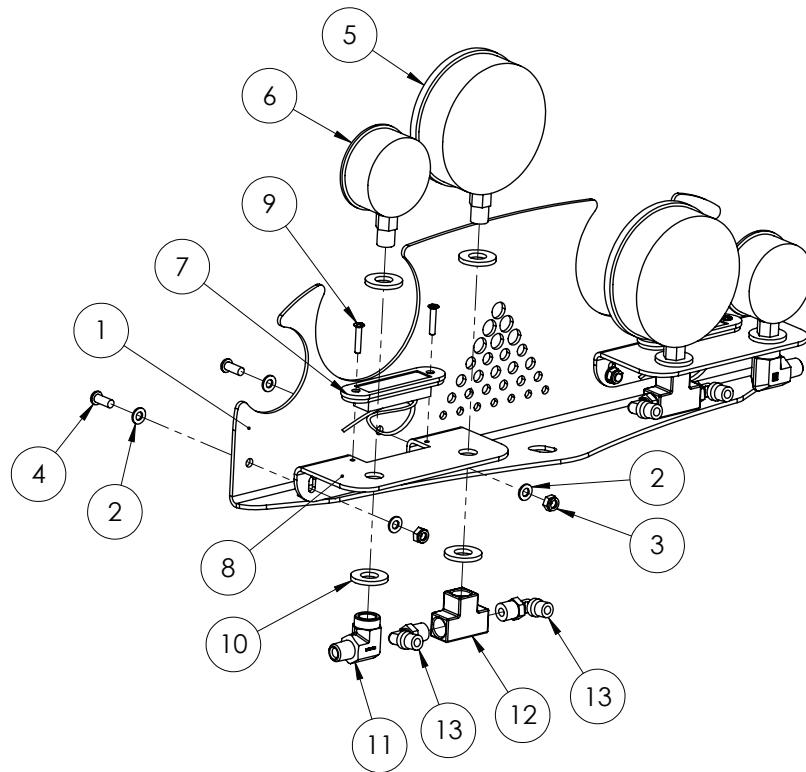


Oil Tank Assembly - GA4905105

ITEM NO.	PART NUMBER	DESCRIPTION	QTY.
1	GA5069075	Oil Tank Plastic Bare Black suit SP 201 I	1
2	HOS12W sight	12mm Clear Sight Tube Hose - Cut 310L	1
3	GA5005259	Breather cap	1
4	GA5020355	1/4" Male x 1/2" Barb Brass Elbow	2
5	GA5000469	1/2" SS hose clamp	2
6	GA4505105	Oil Reservoir Port Stiffening Plate	1
7	GA4552970	Oil Tank Crop Cruiser 1" Nipple	3
8	GA4552975	Oil Tank Crop Cruiser Nut 1" Nipple	3
9	GA5009335	Gasket Kamlock Nitrile 1 1/2 Fit 150	3
10	GA4552980	CC Oil Tank 1/2" Bulkhead Nipple	1
11	GA4552990	Nut M27 LH Thread Lock Nut	1
12	M100G	Gasket Banjo 100 series	1
13	GA4502590	Level Indicator Hydraulic Reservoir	1

Sale kit - GA4904740

Dash Panel

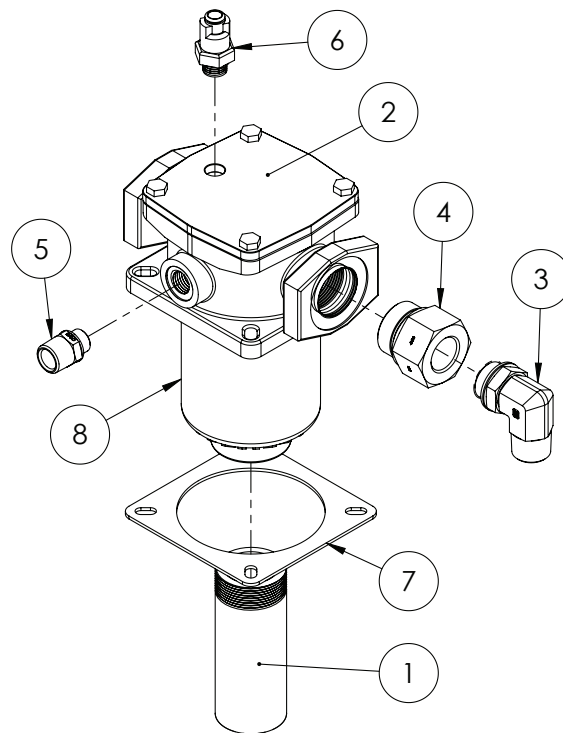


Dash Panel Assembly - GA4905115

ITEM NO.	PART NUMBER	DESCRIPTION	QTY.
1	GA4503695	Gauge tankmount plate SP under bonnet 2011	1
2	GA5004437	M6 SS Washer	8
3	GA5048115	Nut nyloc M6	4
4	GA5004050	M6x16mm Button head soc SS	4
5	GA4948460	Pressure Gauge 160 PSI	2
6	GA5021455	Pressure Gauge 3500 PSI	2
7	GA5066580	LED light orange Narva brand	2
8	GA4503691	Gauge mount plate SP under bonnet 2011	2
9	GA5011360	Bolt M4 x 20CS phillip head ZP	4
10	GA5000577	M12 SS HD Washer	8
11	S25-0404	Elbow 90deg 1/4"M x 1/4"F	2
12	GA5048300	1/4 Female brass Tee	2
13	GA5016233	Elbow - Swivel 6mm x 1/4"	4

Note: Quantities will vary depending on options fitted.

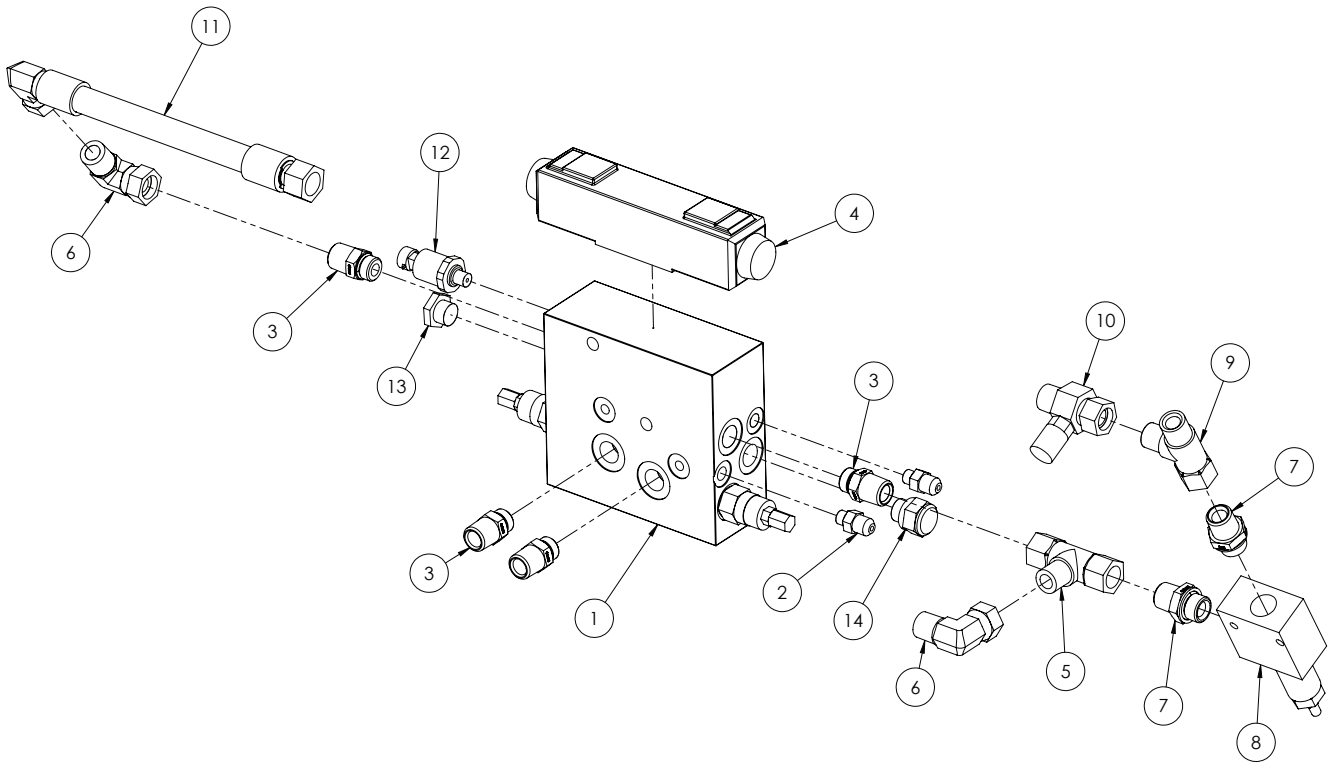
Return Filter



Return Filter Assembly - GA4905110

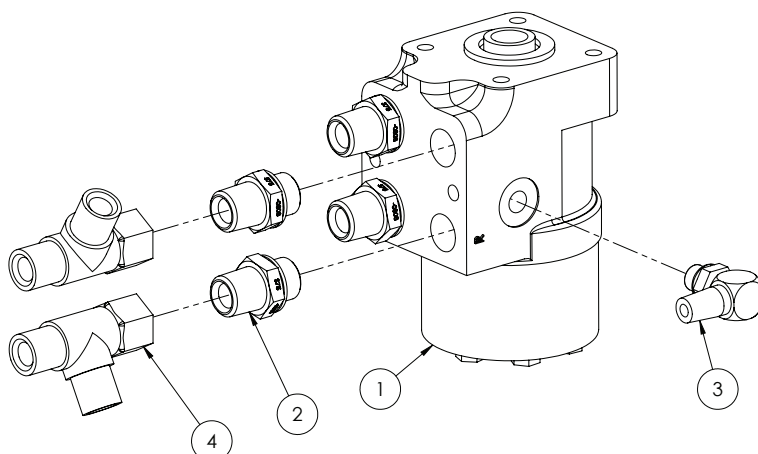
ITEM NO.	PART NUMBER	DESCRIPTION	QTY.
1	GA5069910	Drop tube _2" Riser- Return filter SP 201 I	1
2	GA5069055	Return filter assy-Tank top SP201 I	1
3	S77-1616	90deg elbow 1" M - 1" M c/w o-ring	1
4	S102-2416	Reducer Nipple 1 1/2" male - 1" female	1
5	S75-1208	Nipple - 3/4" x 1/2" C/W o-ring washer	1
6	GA5070780	Clogging Indicator Oil Return 303156	1
7	GA5070580	Gasket Hydraulic Oil Return Filter Housing	1
8	GA5069056	Cartridge suit- Return filter tank mounted	1

Trimble Auto Steer Manifold



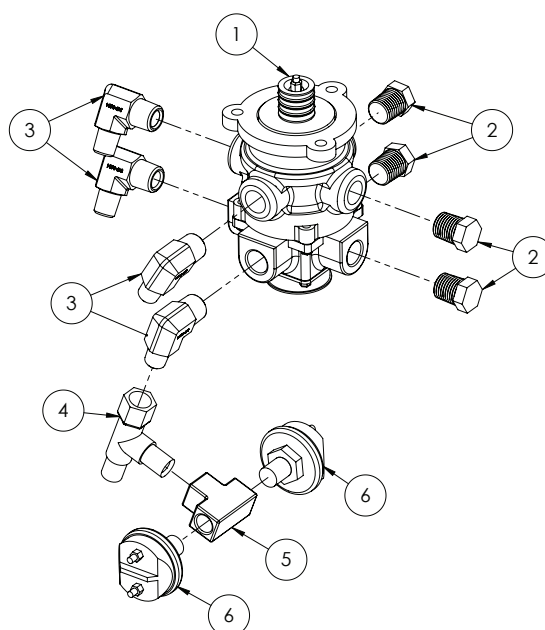
ITEM NO.	PART NUMBER	DESCRIPTION	QTY.
1	GA5069860	Trimble Auto Steer Hydraulic Manifold - Part of Trimble Kit	1
2	S90-0907	Nipple-7/16"UNO x 9/16" JIC C/W o-ring	2
3	S93-0812	Nipple - 1/2" x 3/4" C/W o-ring	4
4	GA5069865	Trimble Valve Cartridge PTS 40	1
5	S83-080808	Adaptor, Tee, 1/2 BSPP female swivel x 1/2 BSPP female swivel x 1/2 BSPT male	1
6	S82-0808	Adapter, Elbow, 90 degree, 1/2 male x 1/2 female swivel	2
7	S75-0808	Nipple 1/2" x 1/2" C/W o-ring & washer	2
8	GA5006933	Hydraulic pressure relief (CartReliefDIR.OP.BI Directional)	1
9	SI67-080808	TEE 1/2 BSPT M x M F	1
10	SI60-080816	Inline test point 1/2" BSP	1
11	GA4904895	Trimble Manifold hose (H46)	1
12	GA5070350	Trimble Pressure Sensor - Trimble P/No 49669	1
13	-	P Comp - Trimble P/No 56907	1
14	-	PTS 40 PSI - Trimble P/No 56904	1

Steering Orbital



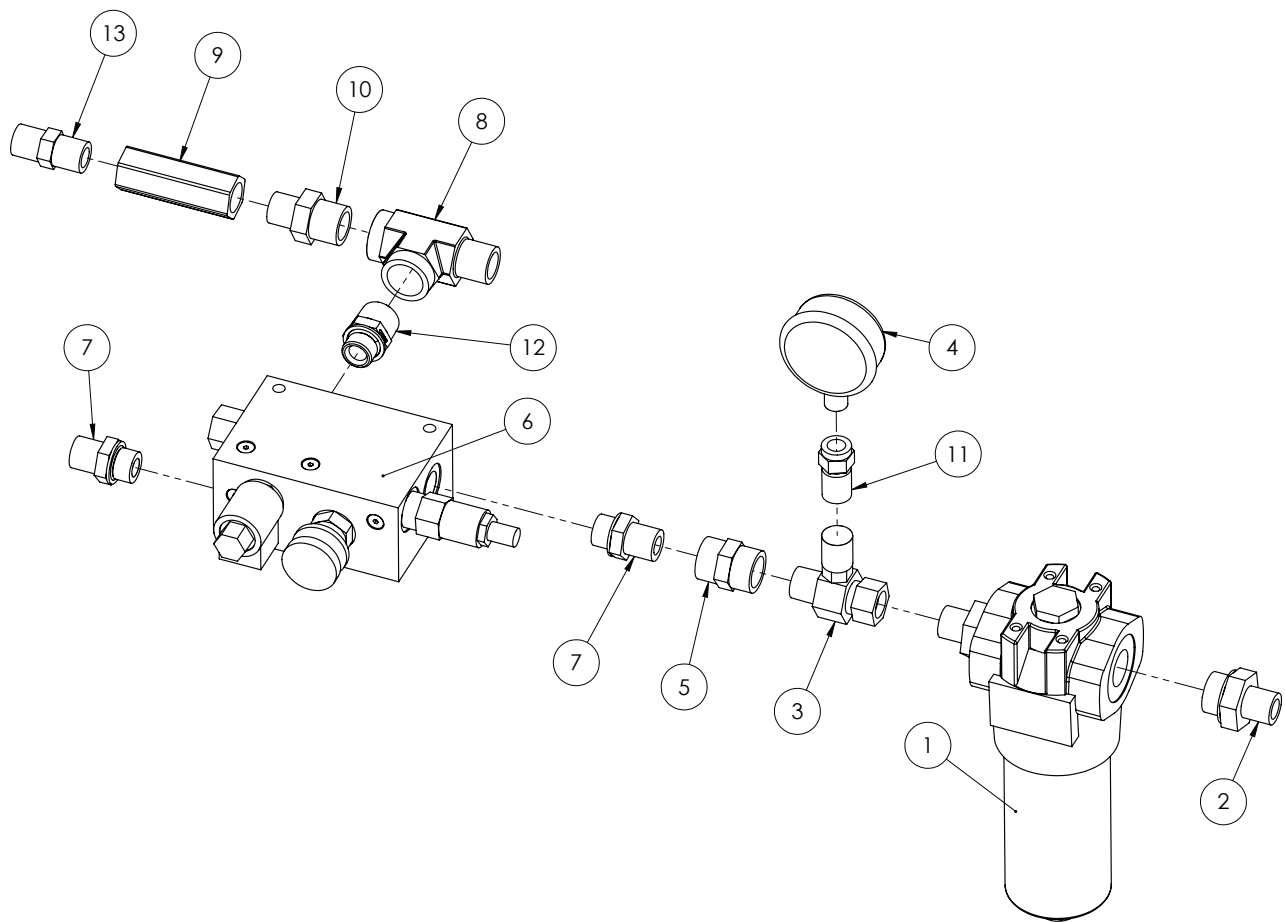
ITEM NO.	PART NUMBER	DESCRIPTION	QTY.
1	GA5000031	Steering unit orbital 102M203 t/s sp	1
2	S75-0808	Nipple 1/2" x 1/2" C/W o-ring & washer	4
3	S77-0404	1/4 x 1/4 90deg Elbow	1
4	S167-080808	TEE 1/2 BSPT M x M F	2

Foot Valve



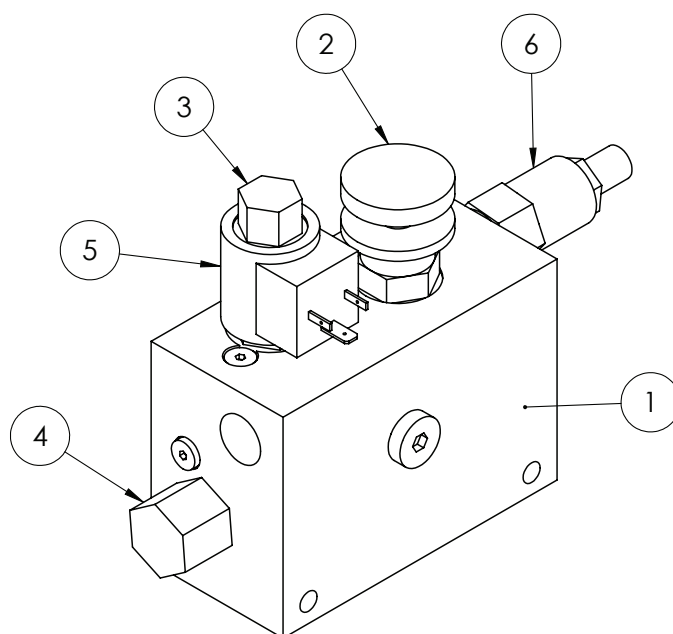
ITEM NO.	PART NUMBER	DESCRIPTION	QTY.
1	GA5005769	Basic foot valve, Dual circuit	1
2	GA5002575	3/8" Brass Plug	4
3	S49-0604	Elbow 90deg male 3/8" - 1/4"	4
4	S167-040404	TEE 1/4 BSPT M x M F	1
5	GA5048300	1/4 Female brass Tee	1
6	GA5016081	Brake switch 13250	2

Pump Flow Control & Pressure Filter



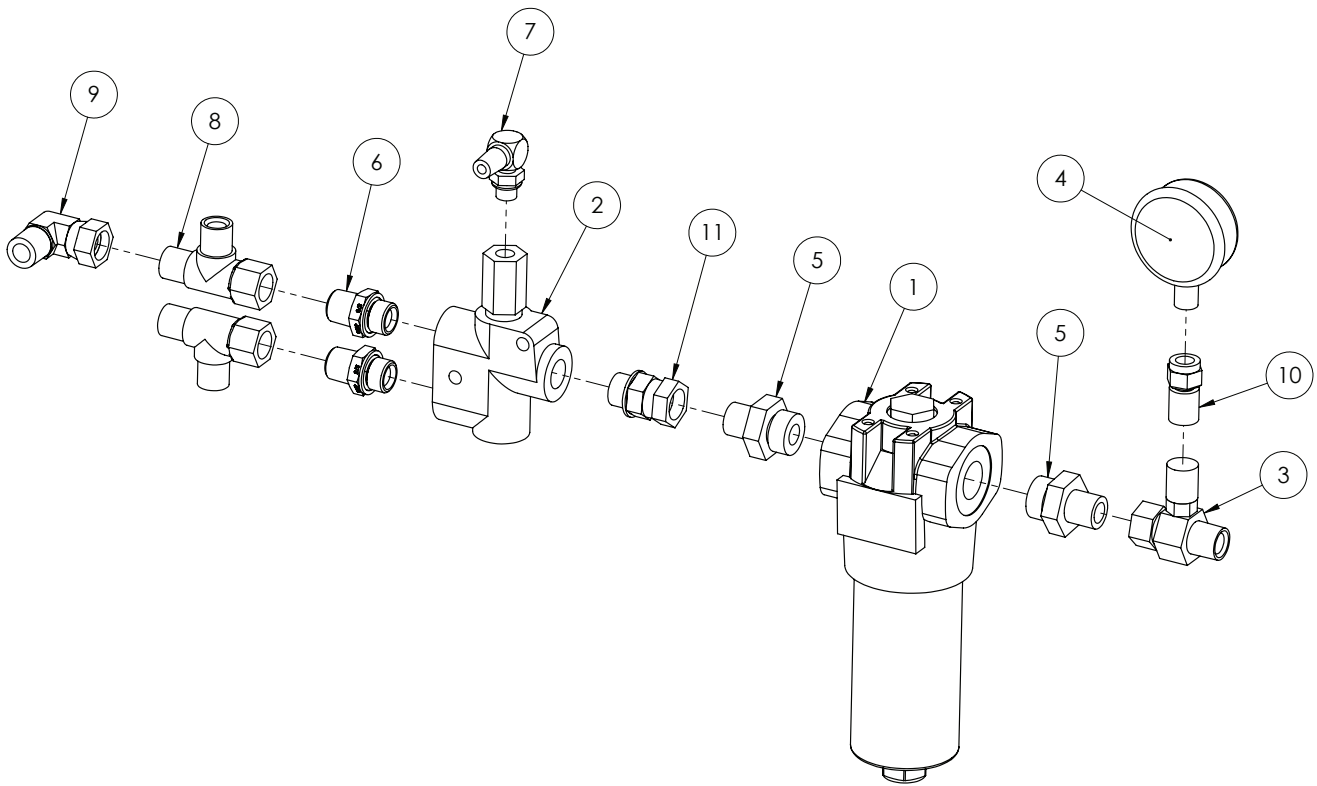
ITEM NO.	PART NUMBER	DESCRIPTION	QTY.
1	GA5010013	Hydraulic pressure filter 10 micron	1
2	S75-0812	1/2" x 3/4" Hydraulic Fitting w/ O-Ring @ Washer	2
3	SI60-080816	Inline test point 1/2" BSP	1
4	RG01-250	pressure guage 250 BAR	1
5	S26-0808	Steel socket 1/2" BSP	1
6	GA5011675	Pump Flow Control	1
7	S75-0808	1/2" x 1/2" Hydraulic Fitting w/ O-Ring @ Washer	2
8	S48-121212	Tee 3/4" FFM	1
9	GA5007059	10 BAR Check Valve	1
10	S27-1208	Adapter Straight - 3/4" male BSPT to 1/2" male BSPT	1
11	C81-1604	Direct Guage Coupling	1
12	S75-1208	Nipple - 3/4" x 1/2" C/W o-ring washer	1
13	S27-0808	0808 BSPTM BSPMT nipple	1

Pump Flow Control Manifold



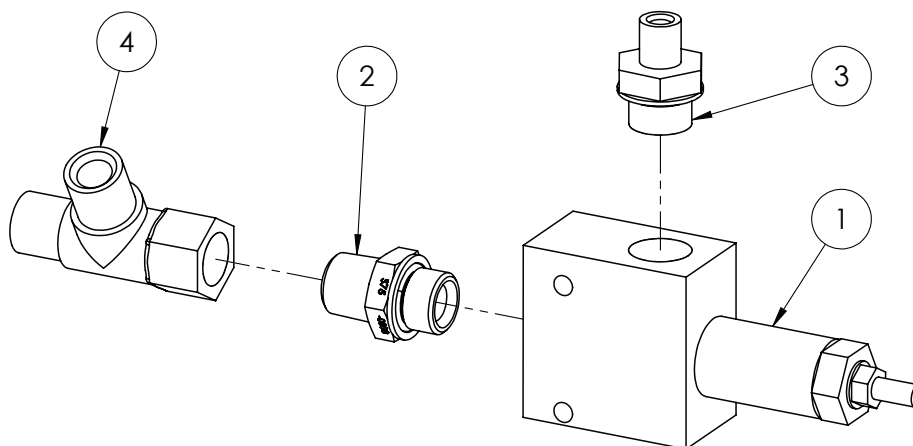
ITEM NO.	PART NUMBER	DESCRIPTION	QTY.
1	GA5052465	Pump flow control - manifold	1
2	GA5069180	Flow Control valve NV10-20B-0N0	1
3	GA5007266	Cartridge T/S GS0124 SV08-21-0N0	1
4	-	Pressure Reducing Valve EP10-S35-0N-110	1
5	GA5052475	12V Coil 6306012	1
6	GA5052480	Pressure Relief valve RV08-20A-0N-33	1

Priority Valve & Pressure Filter



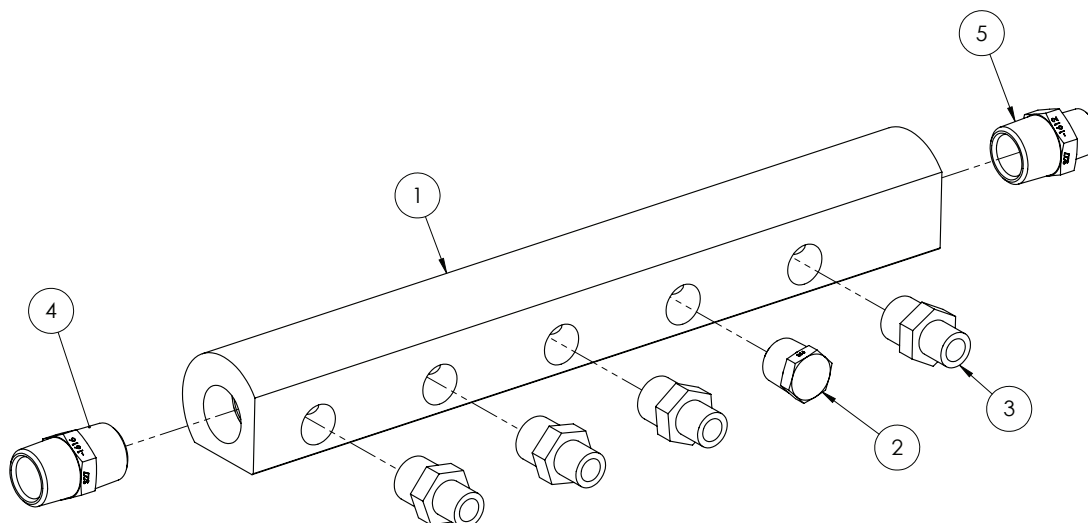
ITEM NO.	PART NUMBER	DESCRIPTION	QTY.
1	GA5010013	Hydraulic pressure filter 10 micron	1
2	GA5010957	Load sensing priority valve	1
3	SI60-080816	Inline test point 1/2" BSP	1
4	RG01-250	pressure guage 250 BAR	1
5	S75-0812	1/2" BSPP x 3/4" BSPT Hydraulic Fitting	2
6	S75-0808	Nipple 1/2" x 1/2" C/W o-ring & washer	2
7	S77-0404	1/4 x 1/4 90deg Elbow	1
8	SI67-080808	TEE 1/2 BSPT M x M F	2
9	S82-0808	1/2" Hydraulic Tee - S83-080808	1
10	C81-1604	Direct Guage Coupling	1
11	S43-0808	Nipple Swivel 1/2"F x 1/2"M c/w o-ring & washer	1

Pressure Relief - Radiator Fan



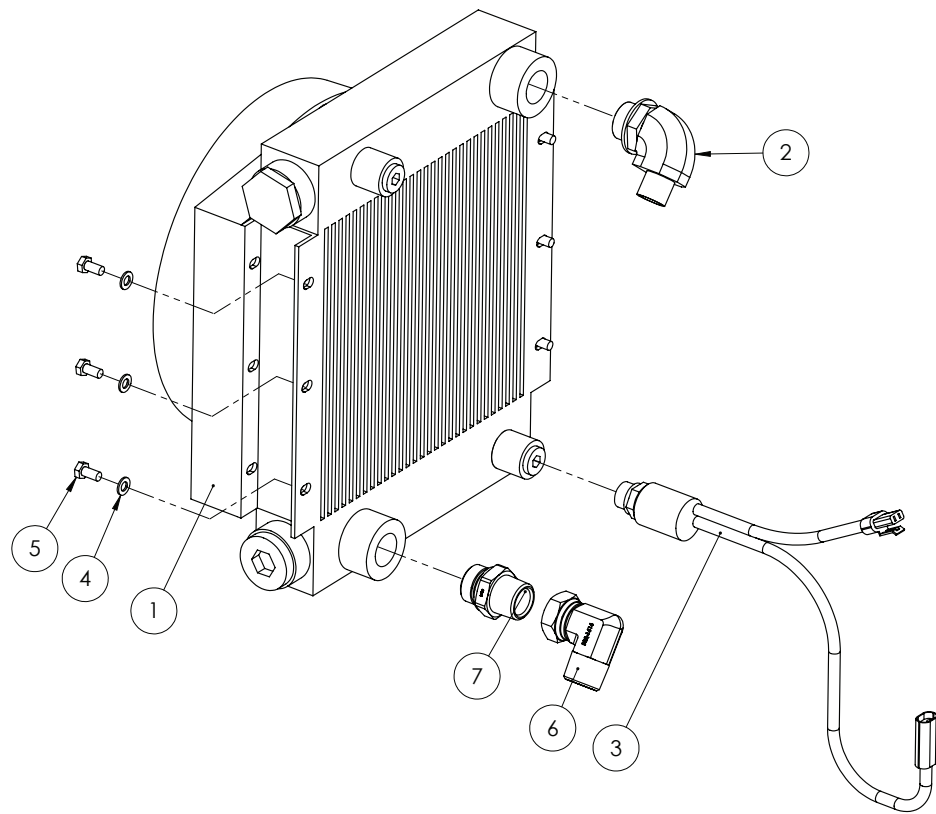
ITEM NO.	PART NUMBER	DESCRIPTION	QTY.
1	GA5006933	Hydraulic pressure relief (CartReliefDIR.OP.BI Directional)	1
2	S75-0808	Nipple 1/2" x 1/2" C/W o-ring & washer	1
3	S75-0408	Nipple 1/2 BSPP O-Ring x 1/4 BSPT	1
4	SI67-080808	TEE 1/2 BSPT M x M F	1

Hydraulic Return Manifold



ITEM NO.	PART NUMBER	DESCRIPTION	QTY.
1	L069A	Manifold - 480mm Long	1
2	S64-12	3/4 BSPTM Plug	1
3	S27-1208	Adapter Straight - 3/4" male BSPT to 1/2" male BSPT	4
4	S27-1616	1" Male Nipple	1
5	S27-1612	1" x 3/4" Male Nipple	1

Oil Cooler Assembly

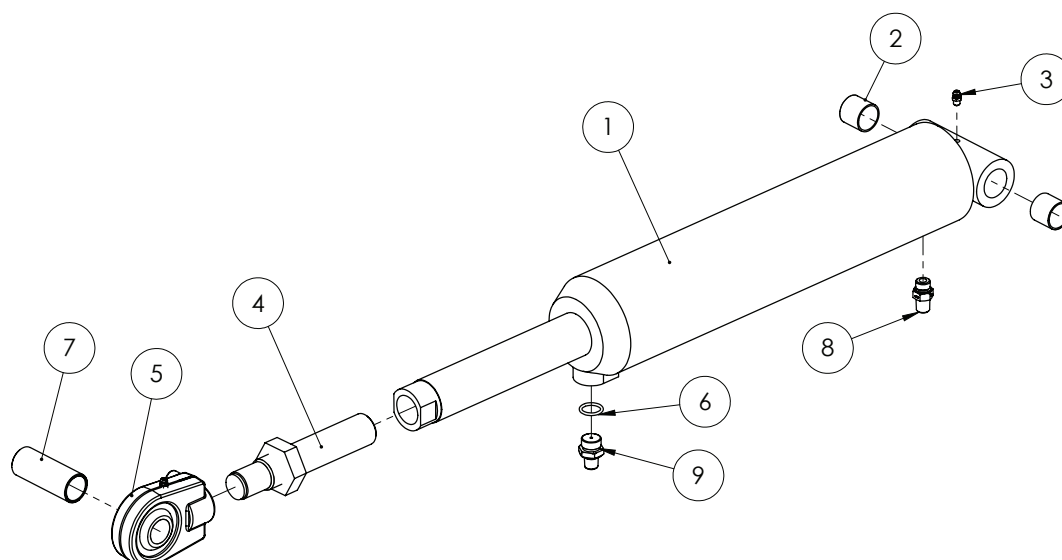


ITEM NO.	PART NUMBER	DESCRIPTION	QTY.
1	GA5069045	Oil Cooler - Hydac size 3	1
2	S77-1216	1" x 3/4" Elbow	1
3	GA5069050	Thermostat T/S Oil Cooler - Hydac	1
4	GA5003643	Washer 8mm SS HD	6
5	GA5004695	M8 x 16mm	6
6	GA5071200	90deg elbow 1" male / 1" Female nut	1
7	S75-1616	1" Nipple C/W o-ring	1

Oil cooler replacement parts

ITEM NO.	PART NUMBER	DESCRIPTION	QTY.
1	GA5071855	Fan, Hydraulic Oil Cooler	
2	GA5071860	Core, Hydraulic Oil Cooler	

Hydraulic Cylinder - Boom Tilt



ITEM NO.	PART NUMBER	DESCRIPTION	QTY.
1	GA5065051	Hydraulic cylinder - 1.75" rod, 3.5" bore, 5" stroke	1
2	GA5065487	Glacier bush, 1.125" OD x 1" ID x 1" long	2
3	GA5012203	Grease nipple, 1/4" UNF short	2
4	GA4572520	Adjustment screw & locknut	1
5	GA5052965	Heavy delta link rose end	1
6	GA5001067	O ring, 1/2" BSPP	1
7	GA4572535	Rose end, wide pivot bush	1
8	S93-0412	Nipple, 1/4" x 3/4" with o-ring	1
9	L068A	Restrictor nipple, 1/4" BSPT x 3/4" UNO, 1.5mm orifice	1
10	GA5052730	Hydraulic cylinder seal kit	

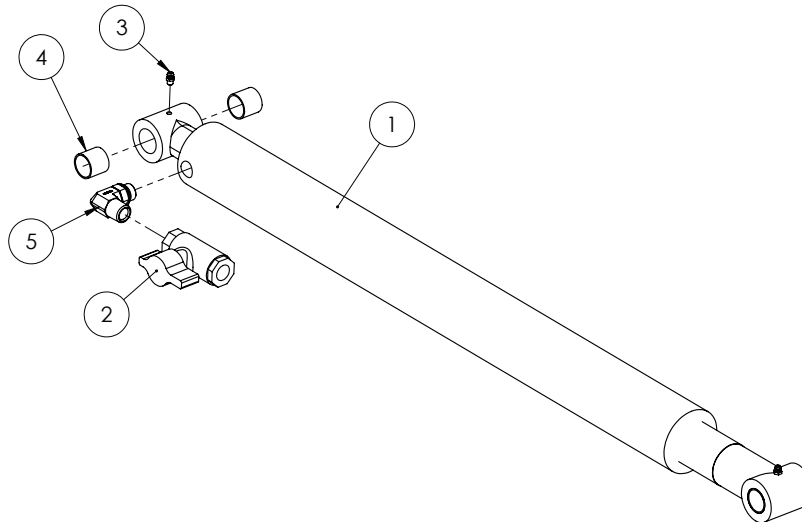
NOTE: Items 4,5 & 7 are available as one part, under part number GA5052762

Hydraulic Yaw Charge Line



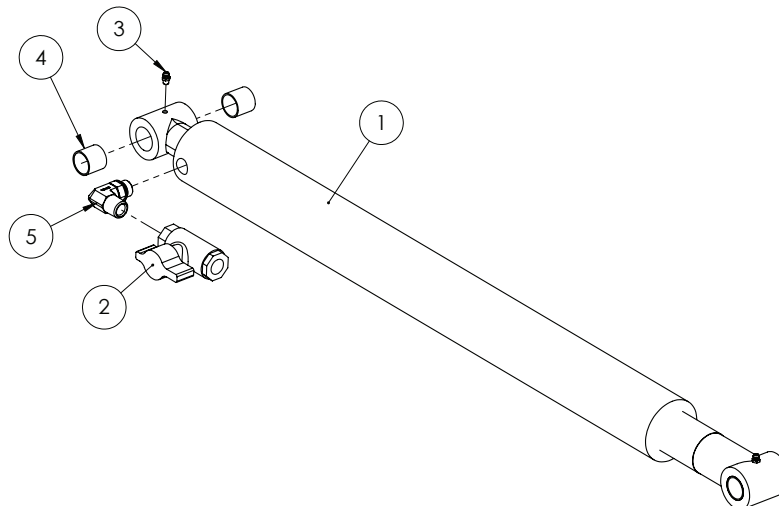
ITEM NO.	PART NUMBER	DESCRIPTION	QTY.
1	GA5049695	hydraulic hose 1/4" 2 wire cut 3000mm	1
2	T201-0404	Hydraulic coupling, Straight, 1/4 hose crimp x 1/4 BSPT male	1
3	R81-08M	Quick connect fitting, 1/2 male tip x 1/2 female thread	1
4	C81-1604	Direct gauge coupling 1/4"	1
	T202-0404	Hydraulic coupling, Straight, 1/4 BSP female thread x 1/4 hose	1
	S27-0804	Hydraulic adaptor, Nipple, 1/2" BSP x 1/4" BSP	1

Hydraulic Cylinder - Boom Lift



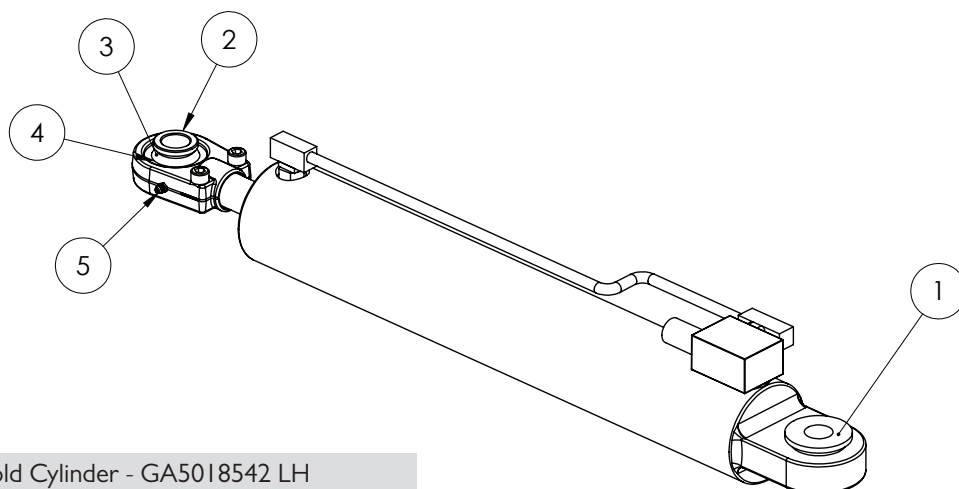
ITEM NO.	PART NUMBER	DESCRIPTION	QTY.
1	GA5070076	Hydraulic cylinder 2.5" bore x 26" stroke	1
2	GA5000835	Valve, Ball, Hydraulic, 1/2" female thread inlet / outlet	1
3	GA5012203	Grease nipple 1/4" UNF short	2
4	GA5065487	Glacier bush, 1" ID x 1 1/8" OD x 1" long	4
5	S89-0812	Hydraulic adaptor, Elbow, 1/2" BSP x 3/4" UNO	1
	GA5055510	Kit, Rod Eye, Weld on, Suit lift cylinder 2007 onward	

Hydraulic Cylinder - 42m Boom Lift



ITEM NO.	PART NUMBER	DESCRIPTION	QTY.
1	GA5070081	Hydraulic cylinder 3" bore x 26" stroke	1
2	GA5000835	Valve, Ball, Hydraulic, 1/2" female thread inlet / outlet	1
3	GA5012203	Grease nipple 1/4" UNF short	2
4	GA5065487	Glacier bush, 1" ID x 1 1/8" OD x 1" long	4
5	S89-0812	Hydraulic adaptor, Elbow, 1/2" BSP x 3/4" UNO	1
	GA5055510	Kit, Rod Eye, Weld on, Suit lift cylinder 2007 onward	

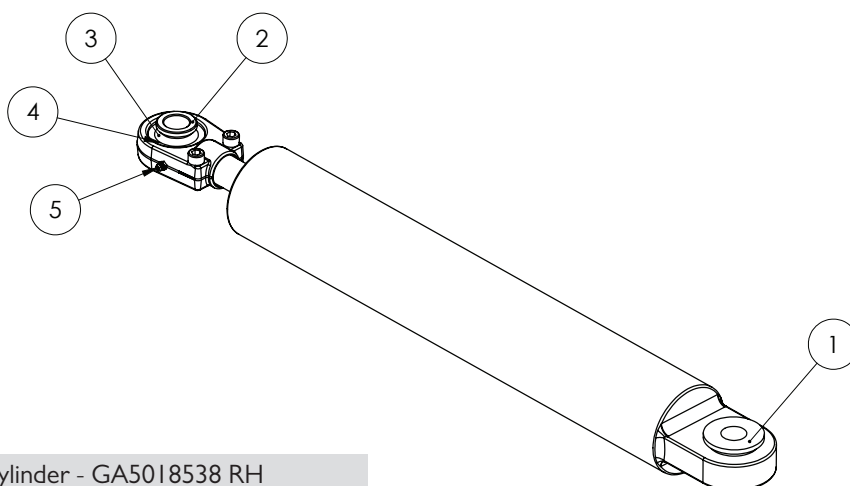
Hydraulic Cylinder - Boom Fold LH



Boom Fold Cylinder - GA5018542 LH

ITEM NO.	PART NUMBER	DESCRIPTION	QTY.
1	GA5021930	Bearing Bush - Large	1
2	GA5021925	Bearing Bush - Small	3
3	GA5067605	Bearing GEG 30 ES 2RS	2
4	GA5067610	Bearing Retaining clip set (2 per set)	2
5	GA5012203	Grease Nipple 1/4" UNF Short	2
6	GA5052685	Hydraulic Cylinder seal kit - not Shown	-

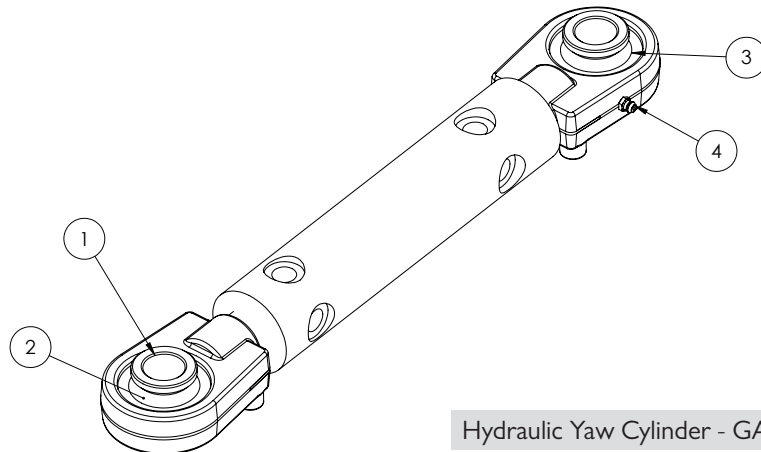
Hydraulic Cylinder - Boom Fold RH



Boom Fold Cylinder - GA5018538 RH

ITEM NO.	PART NUMBER	DESCRIPTION	QTY.
1	GA5021930	Bearing Bush - Large	1
2	GA5021925	Bearing Bush - Small	3
3	GA5067605	Bearing GEG 30 ES 2RS	2
4	GA5067610	Bearing Retaining clip set (2 per set)	2
5	GA5012203	Grease Nipple 1/4" UNF Short	2
6	GA5052680	Hydraulic Cylinder seal kit - not shown	-

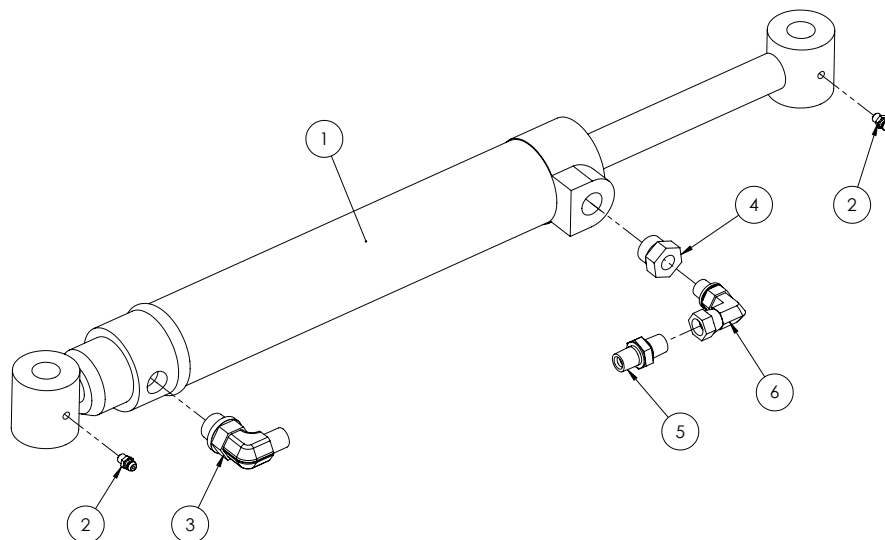
Hydraulic Cylinder - Hydraulic Yaw



Hydraulic Yaw Cylinder - GA5060817

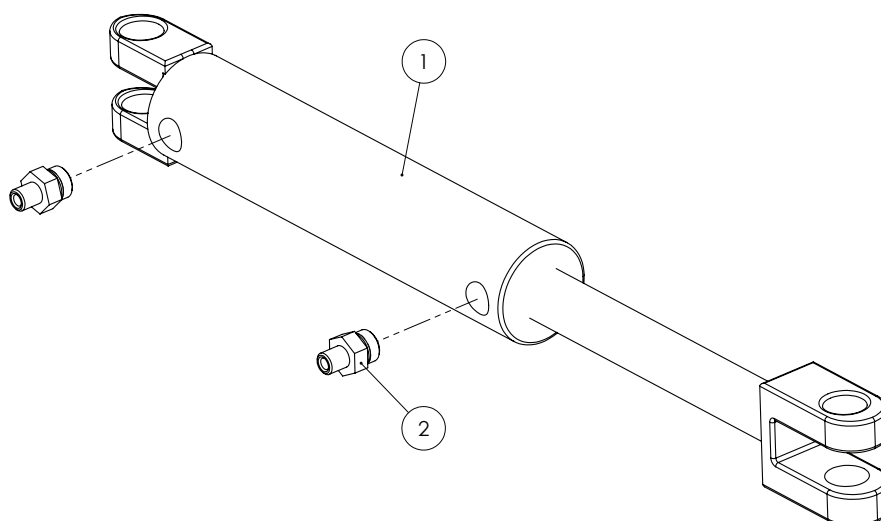
ITEM NO.	PART NUMBER	DESCRIPTION	QTY.
1	GA5021925	Bearing Bush - Small	4
2	GA5067605	Bearing GEG 30 ES 2RS	2
3	GA5067610	Bearing Retaining clip set (2 per set)	2
4	GA5012203	Grease Nipple 1/4" UNF Short	2
5	GA5052745	Cylinder Seal Kit - not shown	-

Hydraulic Cylinder - Bi-Fold



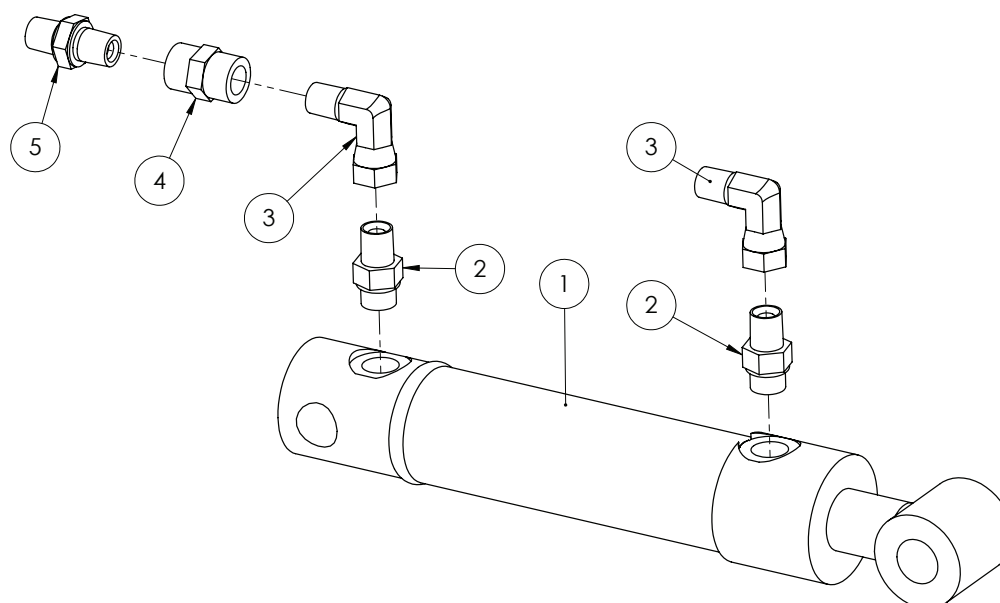
ITEM NO.	PART NUMBER	DESCRIPTION	QTY.
1	GA5021010	Hypower ram suit Bi fold 254mm stroke	1
2	GA5012203	Grease Nipple 1/4" UNF Short	2
3	S89-0412	Elbow 1/4" x 3/4" c/w o-ring	1
4	S85-0412	1/4" BSPF x 3/4" UNOM	1
5	GA4562025	Restrictor nipple 1/4 BSPT 0.5mm orifice	1
6	SI05-0404	0404 BSPTM BSPPFS 90' Elbow	1
7	GA5052755	Cylinder Seal kit - not shown	-

Hydraulic Cylinder - Boom Rest



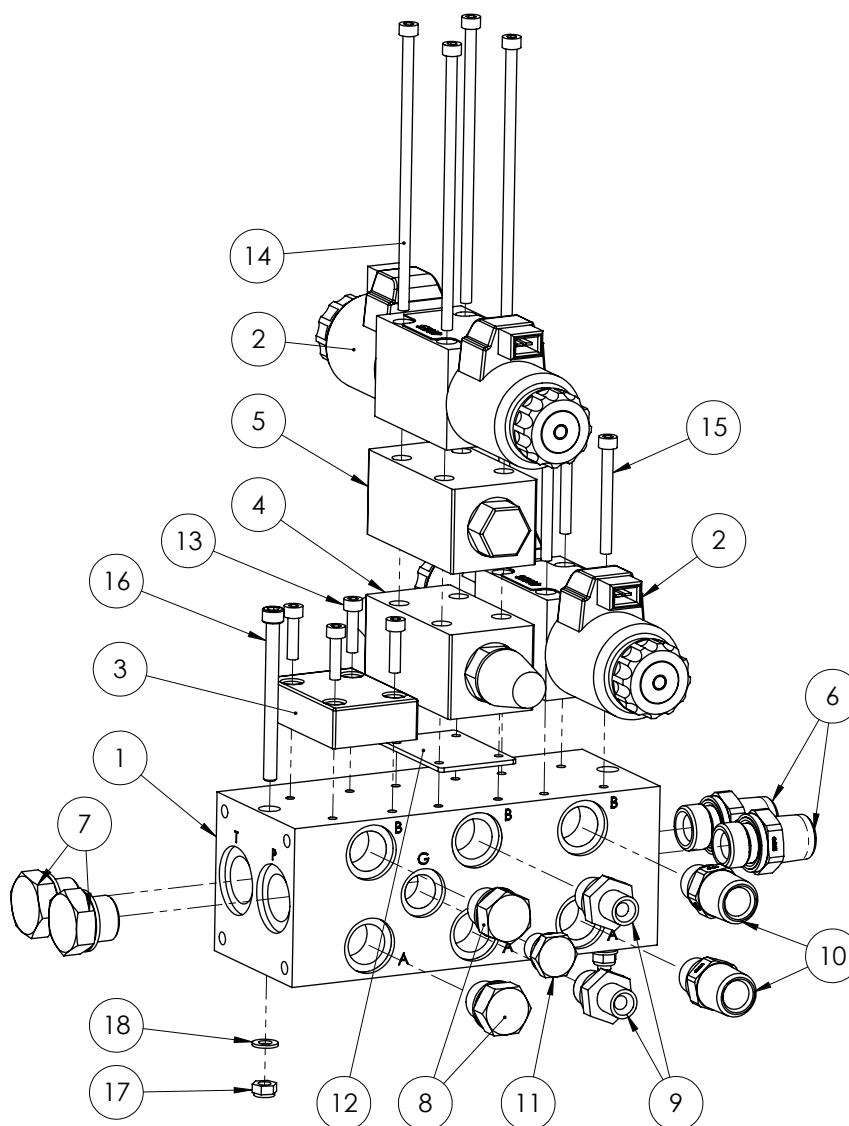
ITEM NO.	PART NUMBER	DESCRIPTION	QTY.
1	GA5069110	Hydraulic cylinder 2"x1.25"x6" stroke	1
2	S93-0412	Nipple 1/4" x 3/4" c/w O-RING	2

Hydraulic Cylinder - Centre Leveling



ITEM NO.	PART NUMBER	DESCRIPTION	QTY.
1	GA5016122	Ram, 1.5" Bore, 1" Rod, 100mm Stroke pin eye ends	1
2	S93-0409	Nipple 1/4" BSPP x 9/16 UNO-ring	2
3	S82-0404	0404 BSPTM BSPPFS 90° Elbow	2
4	S26-0404	1/4" BSPP Socket	1
5	GA4562025	Restrictor nipple 1/4 BSPT 0.5mm orifice	1
6	GA5052750	Cylinder seal kit - not shown	-

Boom Rest/Fill Pump Hydraulic Block



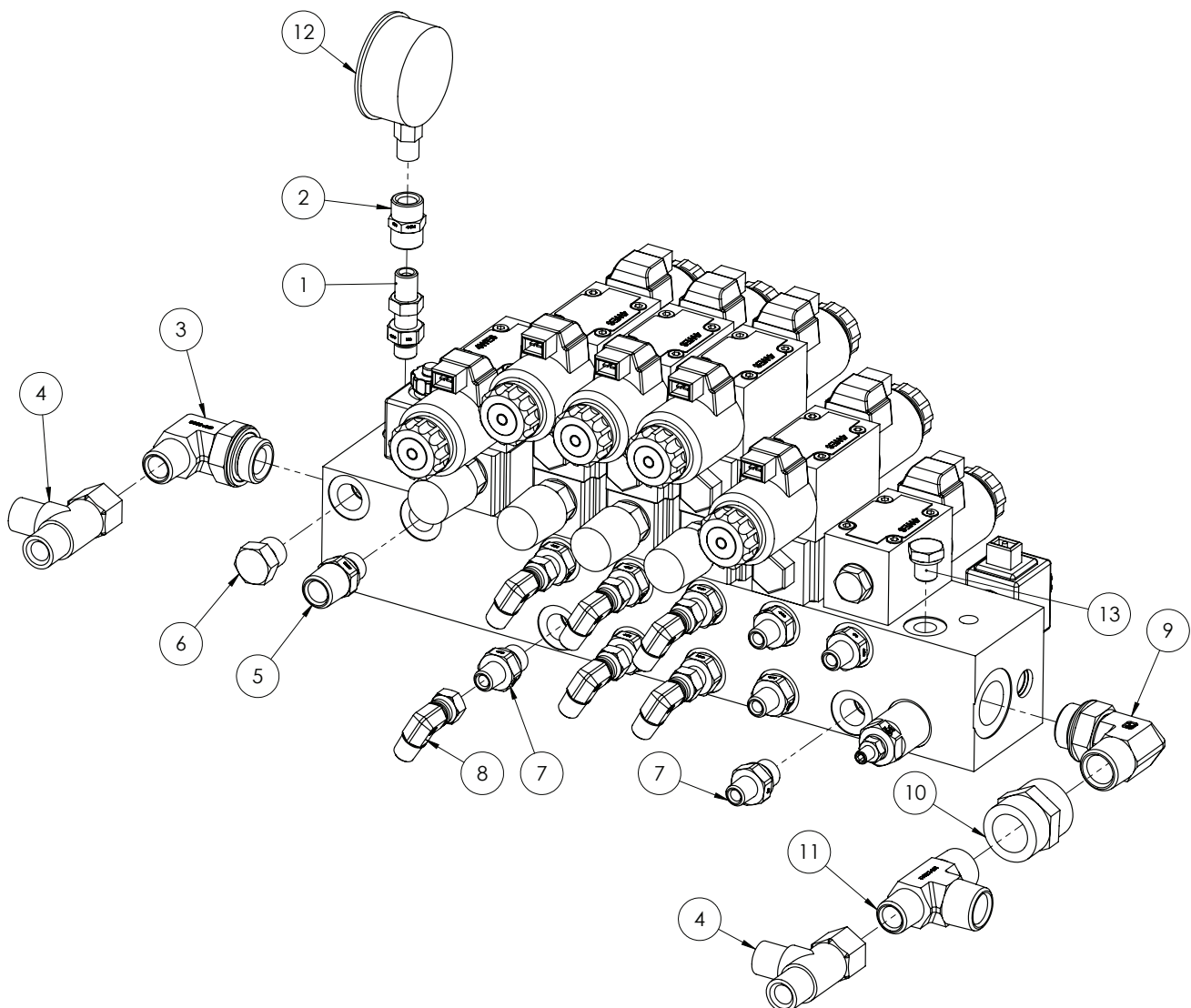
ITEM NO.	PART NUMBER	DESCRIPTION	QTY.
1	GA5047622	Manifold - option I normally closed	1
2	GA5047726	Valve solenoid J spool 12v AMP connector	2
3	GA5047335	Blanking Plate	1
4	GA5047581	Valve - hydraulic flow control - NG6 A+B	1
5	GA5017335	Modular check valve	1
6	S75-0808	Hydraulic Nipple, 1/2 BSPT male x 1/2 BSPP male with o ring	2
7	S73-08	08 Plug	2
8	S73-06	3/8 BSPP Hyd Plug	2
9	S75-0406	Nipple 1/4 x 3/8	2
10	S75-0806	Hydraulic Nipple, 1/2" BSP male x 3/8" BSP male with o ring	2
11	S73-04	1/4" BSPP Hyd Plug	1

Continued over page

Boom Rest/Fill Pump Hydraulic Block

ITEM NO.	PART NUMBER	DESCRIPTION	QTY.
12	GA5047615	O-Ring retaining plate	1
13	GA5020520	M5 x 20mm SHCS	4
14	GA5048570	M5 x 130mm SHCS	4
15	GA5054410	M5 x 50mm SHCS	4
16	GA5054415	M6 x 75 SHCS	2
17	GA5048115	Nut nyloc M6	2
18	GA5004437	M6 SS Washer	2

Spool Valve Block Fittings

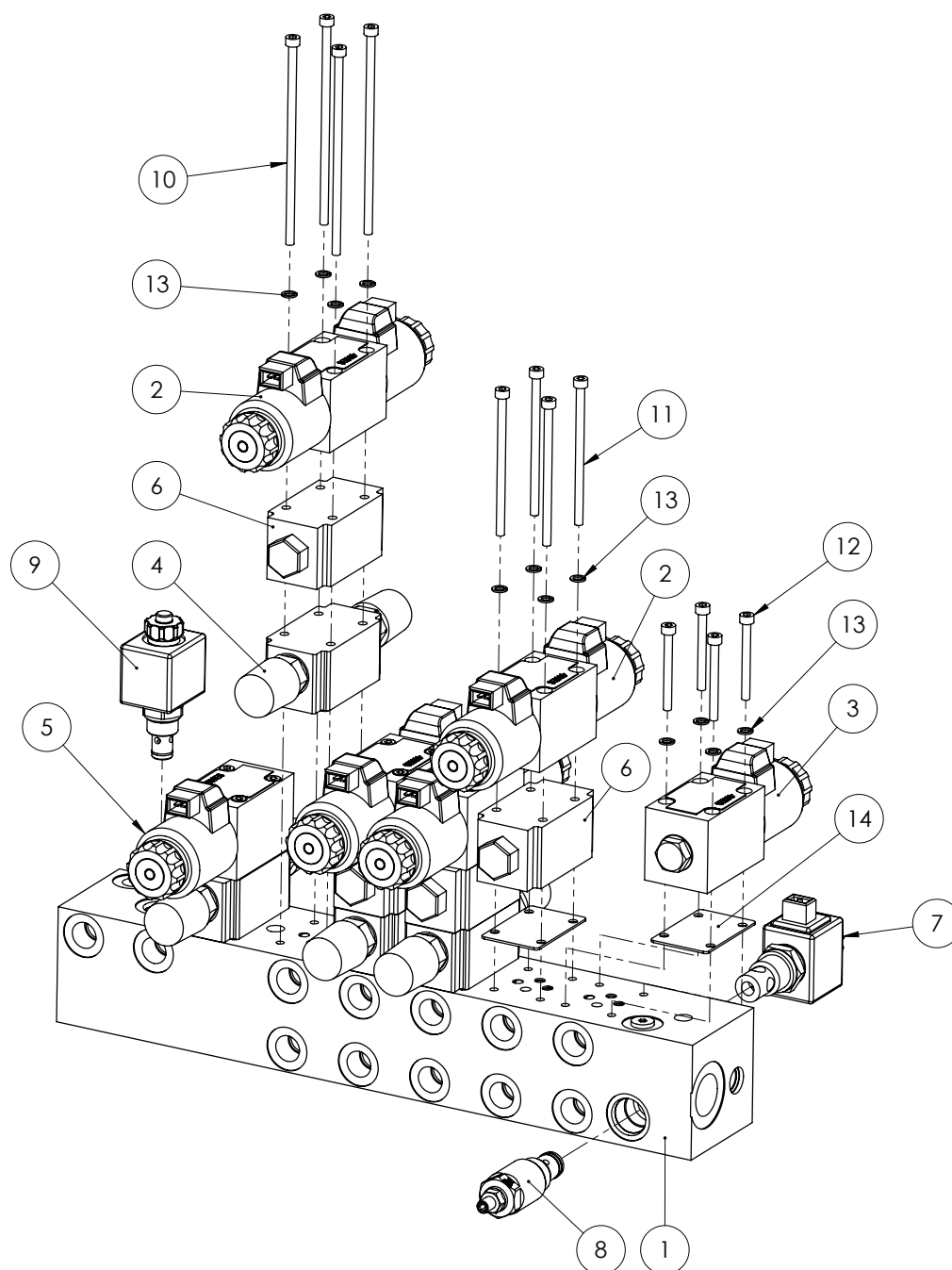


Continued over page

Spool Valve Block Fittings

ITEM NO.	PART NUMBER	DESCRIPTION	QTY.
1	S44-0404	Hydraulic adaptor, Bulkhead nipple, 1/4 BSP male x 1/4 BSP male	1
2	S26-0404	Hydraulic adapter, Socket, 1/4" female BSP x 1/4" female BSP	1
3	S77-0812	Hydraulic adaptor, Elbow, 90 degree, 3/4" BSPP o ring male x 1/2" BSPT male	1
4	S167-080808	TEE 1/2 BSPT M x M F	2
5	S75-0806	Hydraulic adaptor, Nipple, 1/2" BSP male x 3/8" BSP male with o ring	1
6	S73-06	3/8" BSPP Plug with O ring	1
7	S75-0406	Hydraulic adaptor, Nipple, 1/4" BSP x 3/8" BSP with o ring	10
8	S82-0404	Hydraulic adapter, Elbow, 90 degree, 1/4" BSP male x 1/4" BSp female swivel	6
9	S77-1212	Hydraulic adapter, Elbow, 90 degree, 3/4 BSPT male x 3/4 BSPT male o ring	1
10	S26-1212	3/4" BSPP Socket	1
11	S50-120812	Hydraulic adaptor, Tee, 3/4 BSPT male x 1/2 BSPT male x 3/4 BSPT male	1
12	GA5021455	Small Face Pressure Gauge 3500psi	1
13	S73-04	1/4" BSPP Hyd Plug	1

Spool Block Manifold



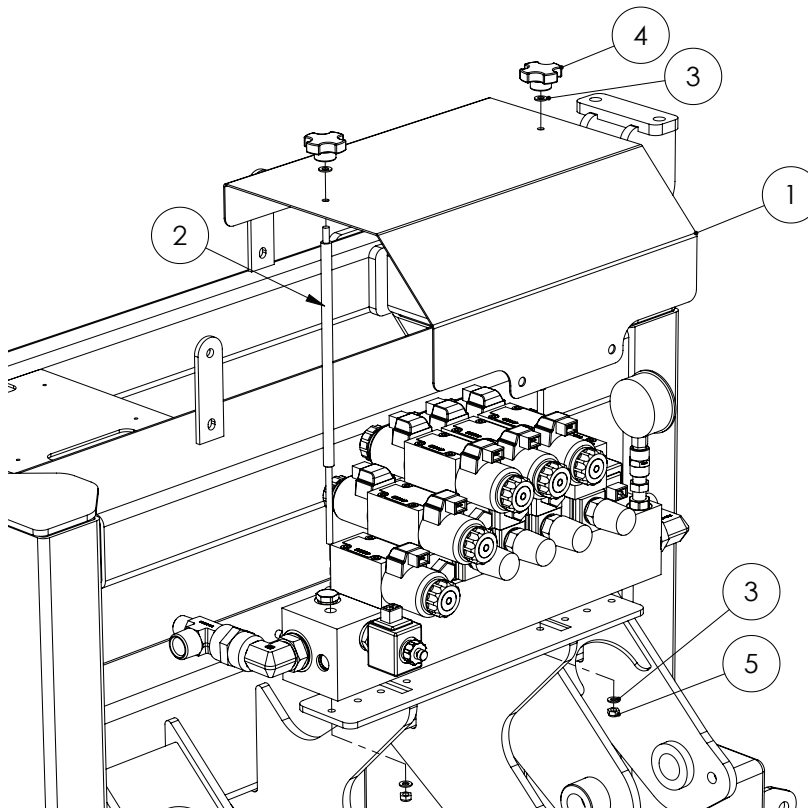
ITEM NO.	PART NUMBER	DESCRIPTION	QTY.
1	GA5047500	Spool valve manifold, 6 station bare	1
2	GA5047726	Valve solenoid J spool 12v AMP connector	4
3	GA5047756	D spool hydraulic solenoid valve	1
4	GA5047581	VALVE-HYD-FLOW CTRL-NG6-A+B	4
5	GA5047727	D spool hydraulic solenoid valve	1

Continued over page

Spool Block Manifold

ITEM NO.	PART NUMBER	DESCRIPTION	QTY.
6	GA5017335	Modular check valve	4
7	GA5047737	Valve Cartridge, Hydraulic, Poppet, Solenoid, AMP Plug, 12V DC, Normally Open (Used for Open Centre System)	1
8	GA5047645	Hydraulic Relief Valve To Suit C Top Unloader VSPN-10A	1
9	GA5047734	Valve Cart Hyd Sol Poppet 2/2-8-2 Cav 12vdc 2 Pin Amp Without Manual Override, Boom Lower, Bosch	1
10	GA5048570	M5 x 130mm SHCS	12
11	GA5067050	Bolt Socket head cap screw M5x90	8
12	GA5054410	M5 x 50mm SHCS	4
13	GA5003629	M5 Spring washer SS	24
14	GA5047615	O ring retaining plate	2

Spool Valve Mounting Assembly

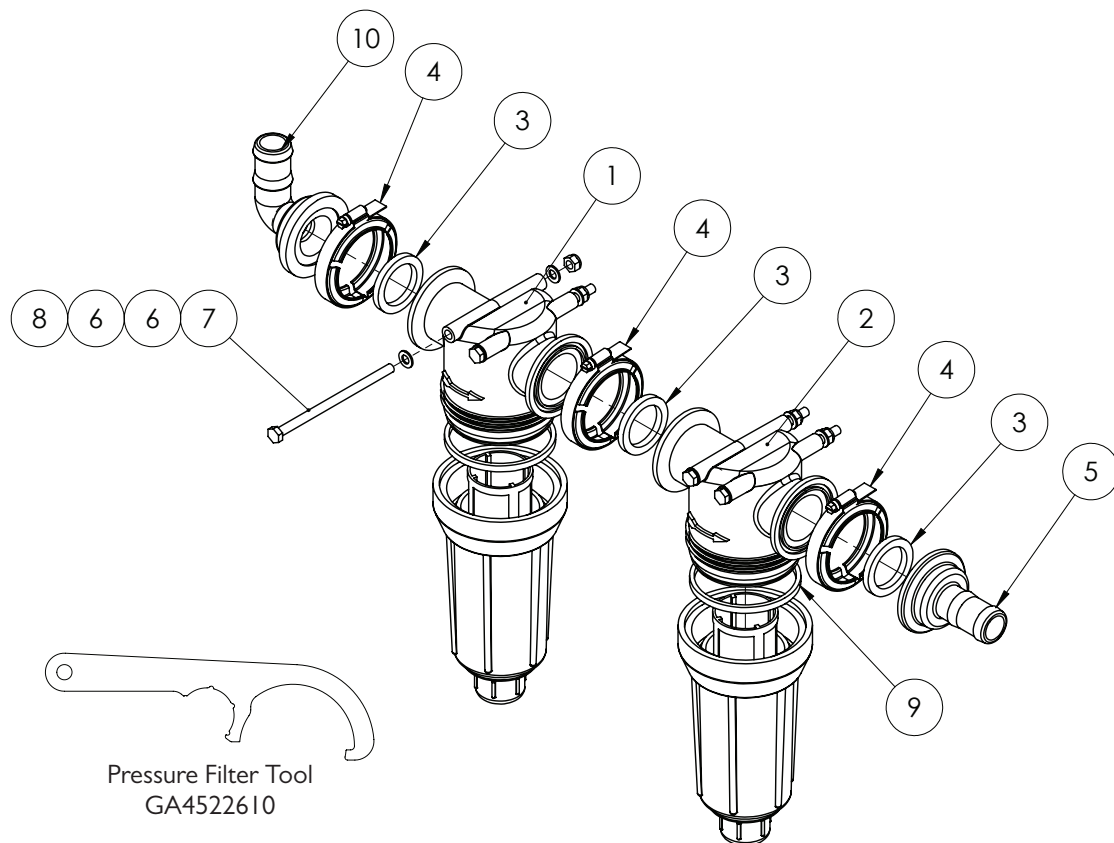


ITEM NO.	PART NUMBER	DESCRIPTION	QTY.
1	COMP0013	Solenoid cover	1
2	MACH0035	Retaining bolt for solenoid cover	2
3	GA5004437	M6 SS Washer	4
4	GA5069870	Knob-Star grip M6 x 32 DIA	2
5	GA5048115	Nut nyloc M6	2

Chapter 17

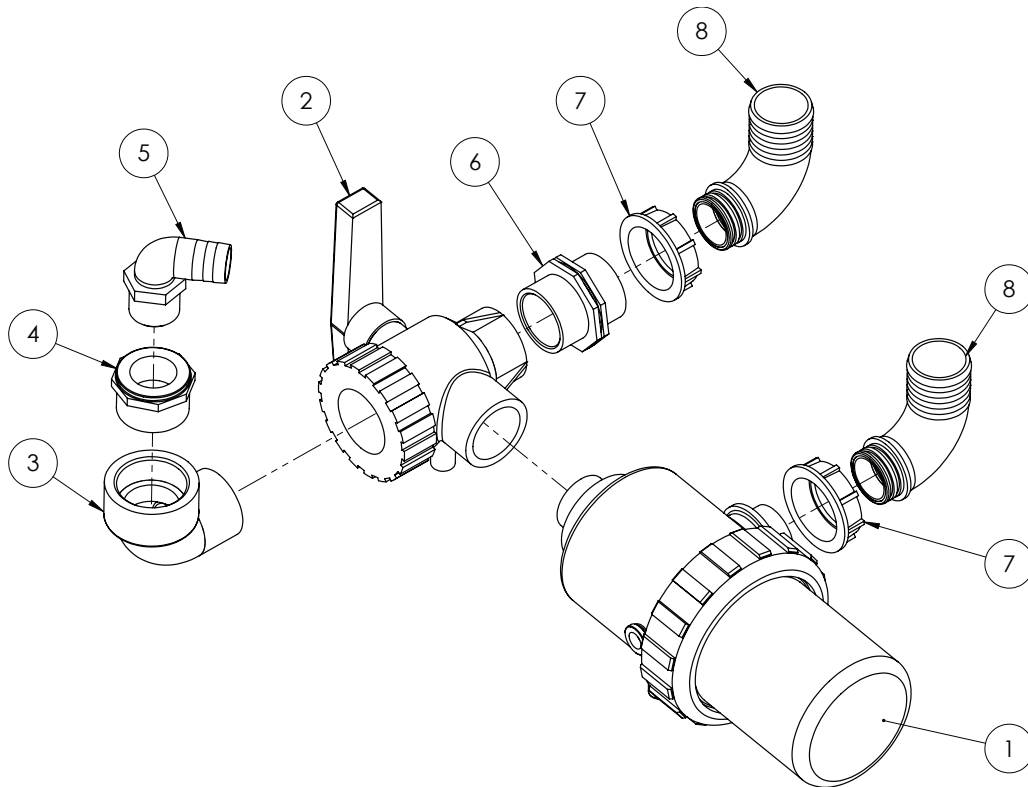
PLUMBING

Dual Pressure Filter Assembly



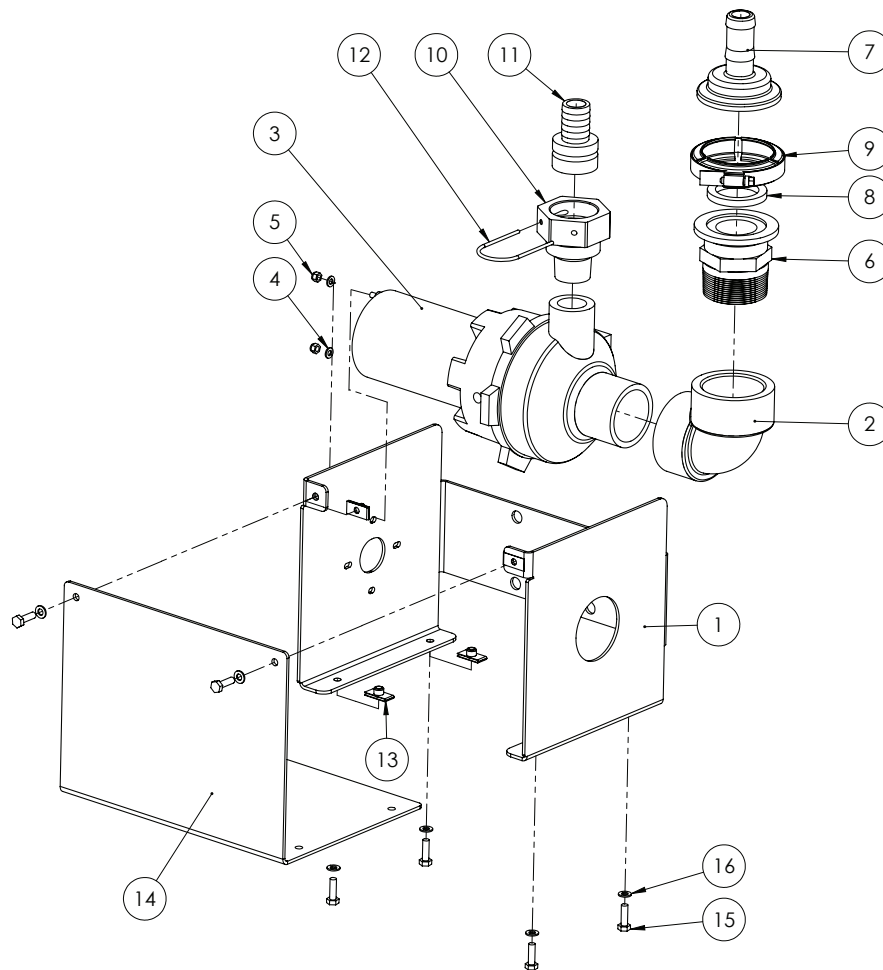
ITEM NO.	PART NUMBER	DESCRIPTION	QTY.
1	AAB126ML-F75-80	Flange filter with 80 Mesh screen	1
	CP15941-4-SSPP	80 mesh filter screen	
2	AAB126ML-F75-100	Flange filter with 100 Mesh screen	1
	CP15941-5-SSPP	100 mesh filter screen	
3	GA5009335	Gasket Kamlock Nitrile 1 1/2 FIT150	3
4	FC200	Screw clamp	3
5	M200125BRB	1 1/4" Hose barb to flange	1
6	GA5004883	Washer 8mm SS	8
7	GA5011503	M8 x 140mm Bolt	4
8	GA5004917	M8 Nyloc Nut	4
9	CP48656	Pressure Filter bowl o-ring (square)	2
10	M200125BRB90	2"Manifold X 1-1/4 Barb 90 Deg	1

Suction Filter Assy



ITEM NO.	PART NUMBER	DESCRIPTION	QTY.
1	317072	2" Suction filter	1
2	4542237	2" 3 way ball valve	1
3	SL200-90	Street Elbow 2"	1
4	RB200125	Poly Pipe Reducer Bush 2 x 1 1/4	1
5	HB125-90	90° Poly Hose Barb Elbow 1 1/4	1
6	2502070	Nipple 2" Symmetric (with leadin edge for Oring)	1
7	2002070	Fly Nut 2"	2
8	116752	Elbow D.52 for FlyNut 2	2

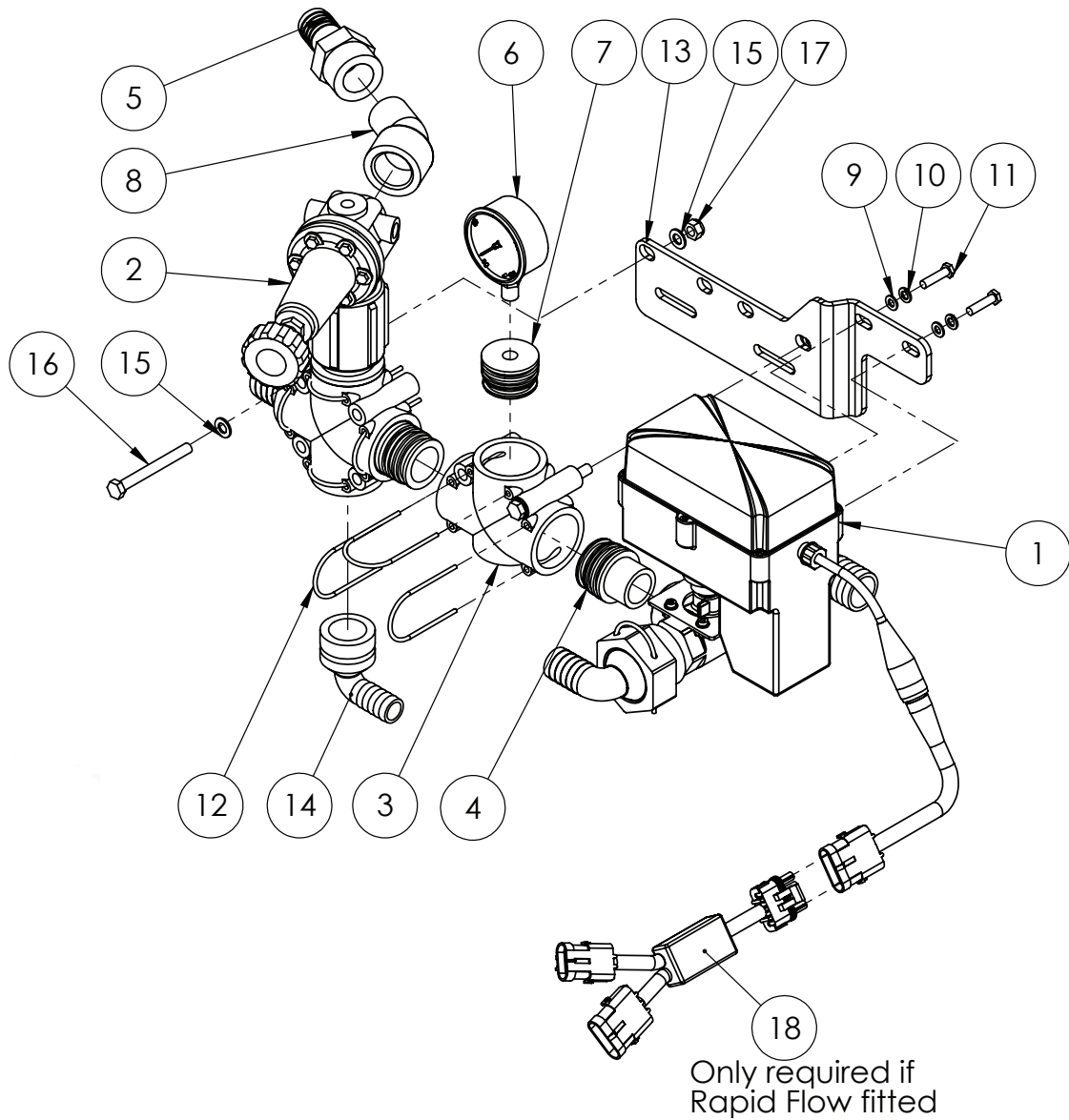
PH6 Pump



ITEM NO.	PART NUMBER	DESCRIPTION	QTY.
1	GA4505065	PH6 Pump Mount suit CC	1
2	EL200-90	Pipe Elbow 2" female	1
3	GA5068480	Flowserve PH6 pump only	1
4	GA5003983	M5 washer ss	2
5	GA5003975	M5 Nyloc nut SS	2
6	M200MPT	2" Flange x 2" MPT	1
7	M200100BRB	1" Hose barb to flange	1
8	GA5009335	Gasket EPDM suit flange 1 1/2 FIT150 (150G)	1
9	FC200	200 Series Std Screw Clamp	1
10	GA4582385	Coupling Altek AS40 to 1" NPT male thread	1
11	GA5065580	Plug in hose tail AS40/25	1
12	GA5065690	Safety pin AS40	1
13	GA5066830	Speed clip M6	6
14	GA4505070	PH6 Pump Cover Suit CC	1
15	GA5004063	M6 x 20 SS Bolt	6
16	GA5004437	M6 SS Washer	6

*Note: See Left Hand Pod for SEM10 flow meter

Flow Control Valve (suit Raven controller)



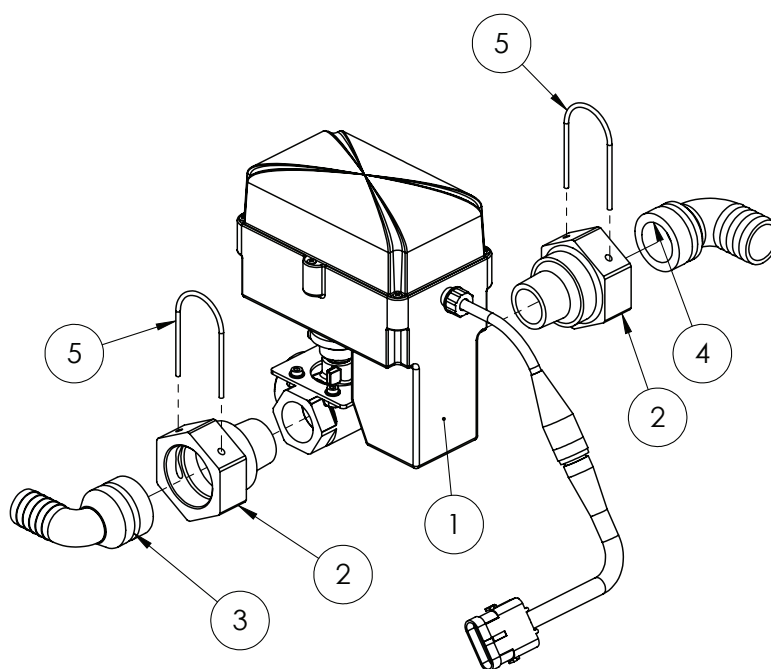
ITEM NO.	PART NUMBER	DESCRIPTION	QTY.
1	GA4903287 - 01	Flow Control Fast Close Valve Sub Assembly	1
2	GA4903287 - 02	Flow Control Safety Valve Sub Assembly	1
3	GA5065560	T-piece 3xAS40 M8 inserts	1
4	GA5065600	AS40 to 1" Male Thread	1
5	HBI00	Hose Barb 1" Banjo	1
6	GA4948470	Small Face Gauge 160 psi	1
7	GA4582160	Dummy plug AS40 G1/4 female	1
8	SL100-45	1" Street Elbow 45 degree	1
9	GA5004437	M6 SS Washer	2
10	GA5004447	M6 Spring washer SS	2
11	GA5006155	Set Screw 1/4 x 1 ZP GR8	2

Continued over page

Flow Control Valve (suit Raven controller)

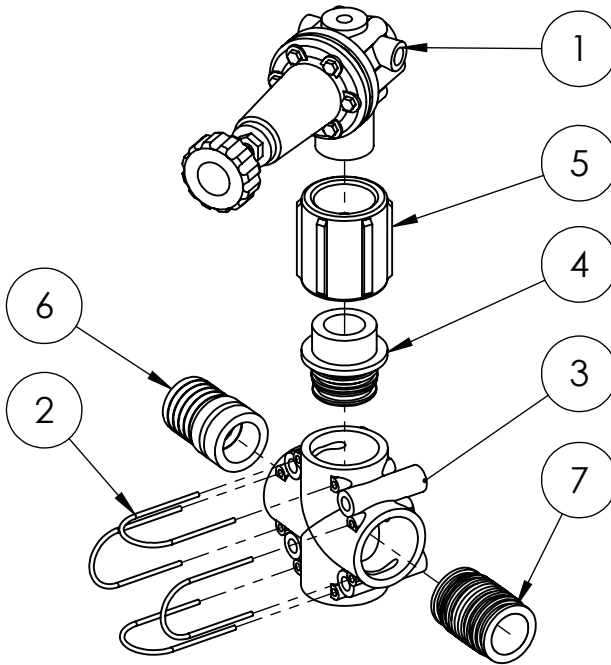
ITEM NO.	PART NUMBER	DESCRIPTION	QTY.
12	GA5065690	Safety pin AS40	3
13	GA4534170	Fast-close plumbing bracket suit Altek	1
14	GA5065610	Plug in hose tail AS40/20/90 degree	1
15	GA5003643	Washer 8mm SS HD	4
16	GA5052600	M8x75 Bolt SS	2
17	GA5052590	Nut M8 Nyloc S/S 316	2
18	GA5060059	Loom Boom Recirc Bypass Module	1

Fast Close Valve Assembly



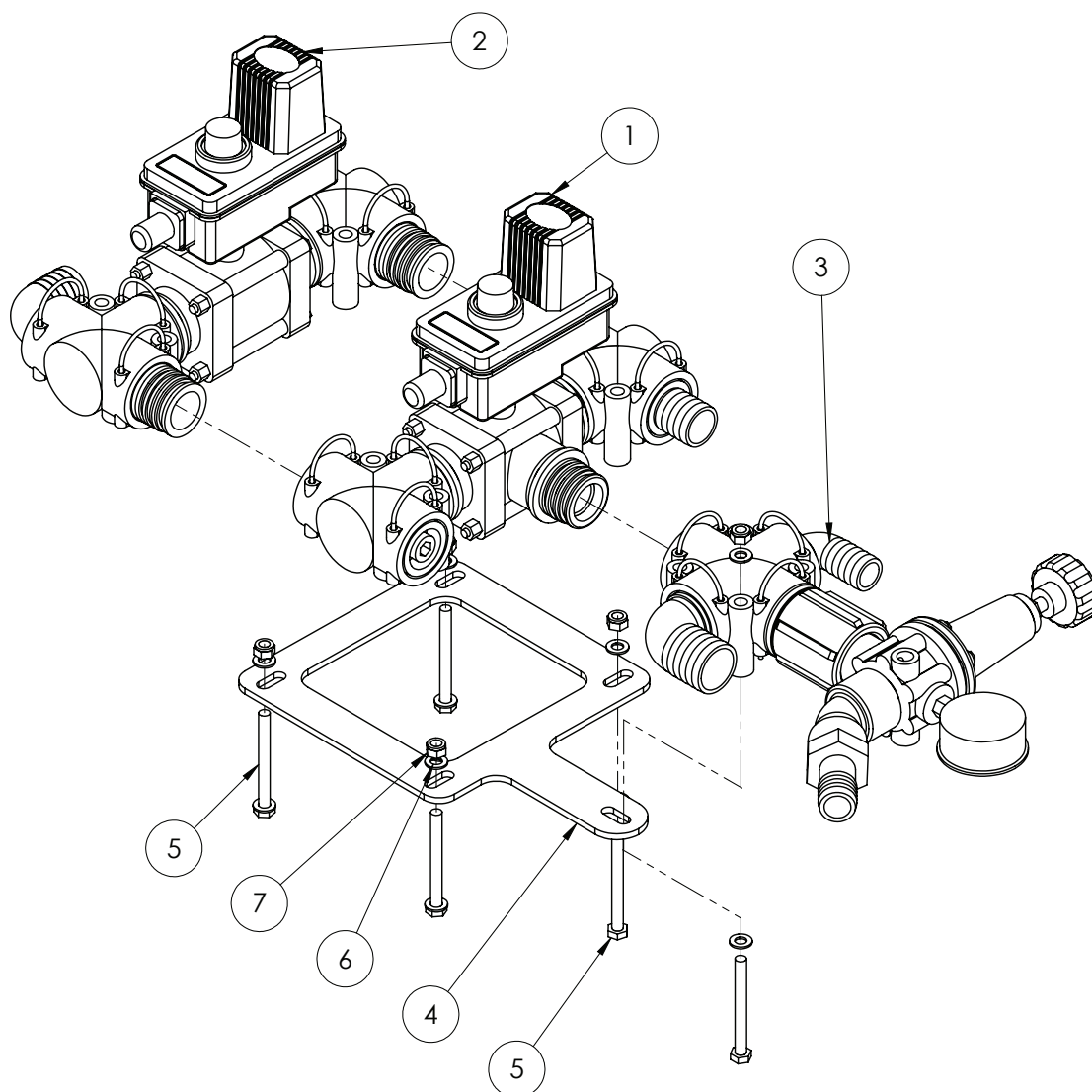
ITEM NO.	PART NUMBER	DESCRIPTION	QTY.
1	1170171359	Valve Fast Close 1" 3 way & adaptor cable	1
2	GA4582385	Coupling Altek AS40 to 1" NPT male thread	2
3	GA5065615	Plug in hose tail AS40/25/90 degree	1
4	GA5065620	Plug in hose tail AS40/33/90 degree	1
5	GA5065690	Safety pin AS40	2

Flow Control Relief Valve



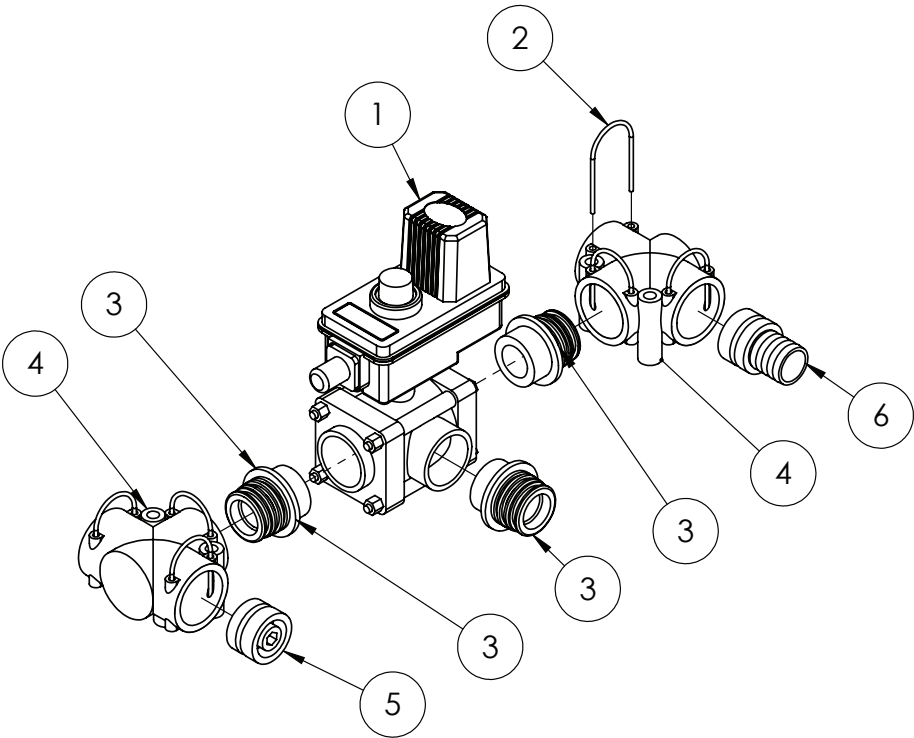
ITEM NO.	PART NUMBER	DESCRIPTION	QTY.
1	00200016	Safety valve 1" Red 15 bar polmac	1
2	GA5065690	Safety pin AS40	4
3	GA5065565	Cross piece 4xAS40	1
4	GA5065595	AS40 to 1 1/4" Male Thread	1
5	CPLG125	Coupling poly 1 1/4	1
6	GA5065590	Plug in hose tail AS40/39	1
7	GA5065735	Plug in hose tail AS40/AS40	1

Flow Control Valve (suit GATMC)



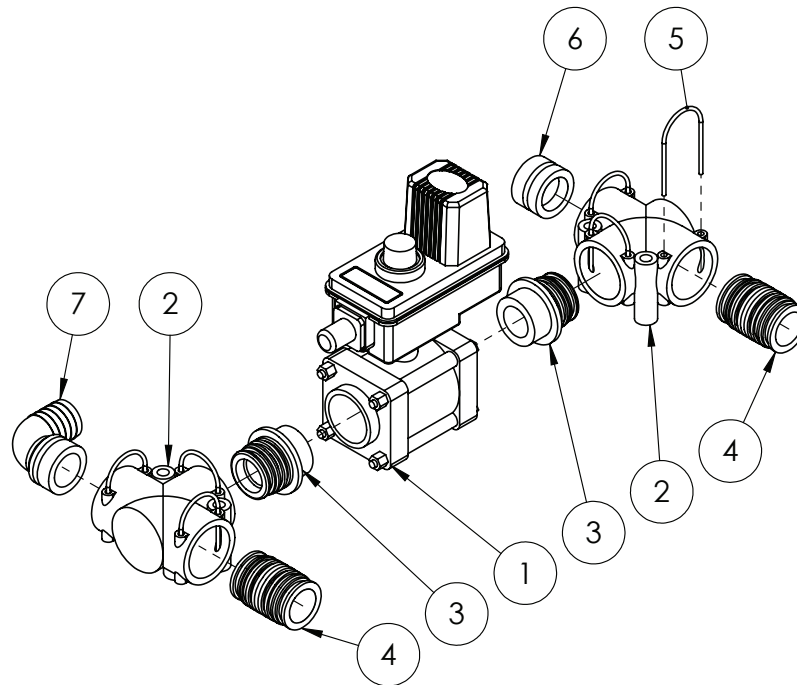
ITEM NO.	PART NUMBER	DESCRIPTION	QTY.
1	GA4905645 - 01	Flow Control Regulator Valve Sub Assembly	1
2	GA4905645 - 02	Flow Control Shut Off Valve Sub Assembly	1
3	GA4905645 - 03	Control Valve Safety Valve Sub Assembly	1
4	GA4503935	Bracket-Tee jet valves under chassis SP 201 I	1
5	GA5004749	M8x80 Bolt	5
6	GA5003643	Washer 8mm SS HD	10
7	GA5052590	Nut M8 Nyloc S/S 316	5

Teejet Flow Control Valve



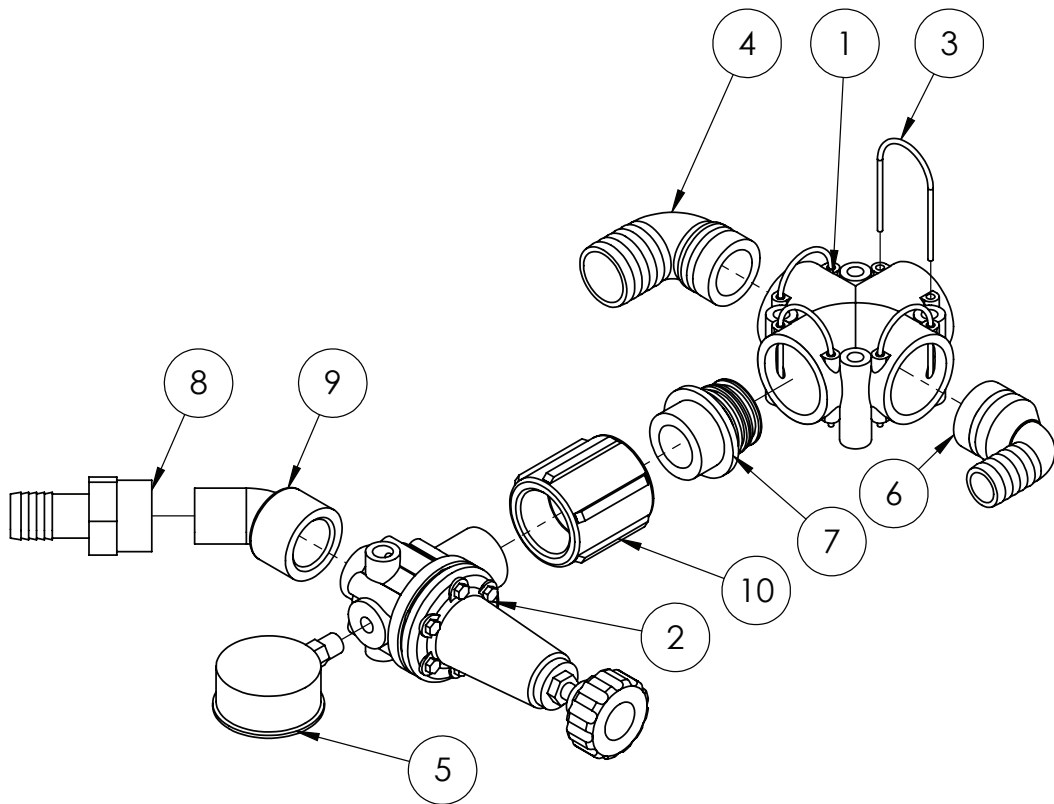
ITEM NO.	PART NUMBER	DESCRIPTION	QTY.
1	B346BR-35-03CEC	Regulator valve 346 series 1 1/4" ports 6 second motor (red indicator)	1
2	GA5065690	Safety pin AS40	6
3	GA5065595	AS40 to 1 1/4" Male Thread	3
4	GA5065555	T-piece 3xAS40 no M8 inserts	2
5	GA5065680	Blind cap Plug AS40	1
6	GA5065585	Plug in hose tail AS40/33	1

Teejet Flow Control Shut Off Valve



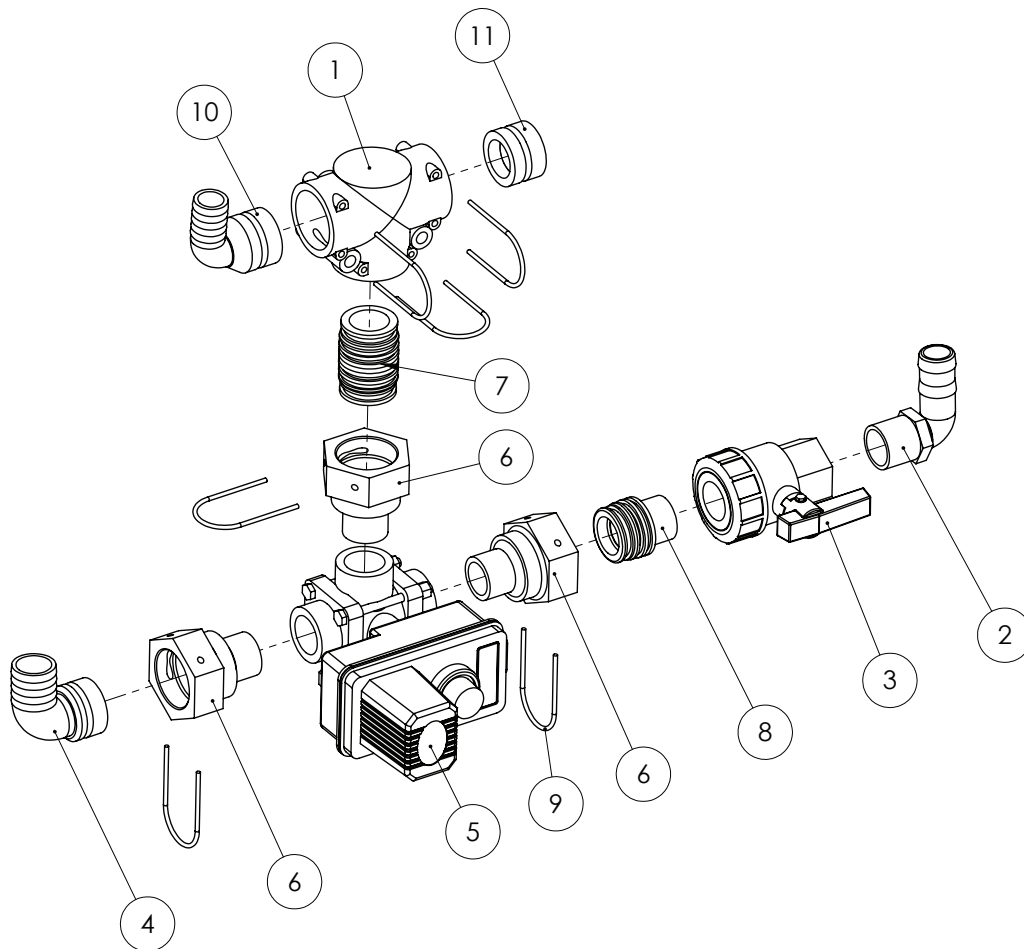
ITEM NO.	PART NUMBER	DESCRIPTION	QTY.
1	B346BEC-25-COG	Shut off valve 346 series 2 way 1 1/4" ports (yellow indicator)	1
2	GA5065555	T-piece 3xAS40 no M8 inserts	2
3	GA5065595	AS40 to 1 1/4" Male Thread	2
4	GA5065735	Plug in hose tail AS40/AS40	2
5	GA5065690	Safety pin AS40	6
6	GA5065680	Blind cap Plug AS40	1
7	GA5065620	Plug in hose tail AS40/33/90 degree	1

Teejet Flow Control Shut Off Valve



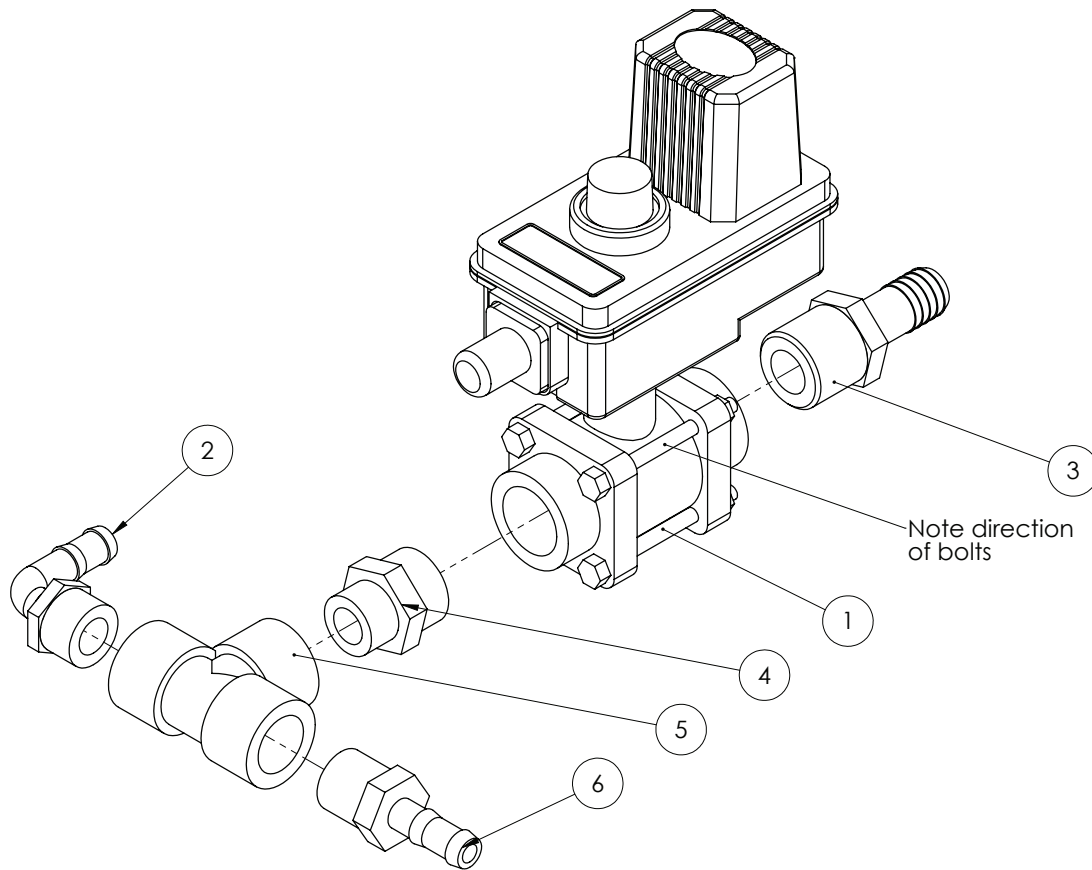
ITEM NO.	PART NUMBER	DESCRIPTION	QTY.
1	GA5065565	Cross piece 4xAS40	1
2	200016	Safety valve 1" Red 15 bar polmac	1
3	GA5065690	Safety pin AS40	4
4	GA5065625	Plug in hose tail AS40/39/90 degree	1
5	GA4948470	Small Face Gauge 160 psi	1
6	GA5065615	Plug in hose tail AS40/25/90 degree	1
7	GA5065595	AS40 to 1 1/4" Male Thread	1
8	HB100	Hose Barb 1" Banjo	1
9	SL100-45	1" Street Elbow 45 degree	1
10	CPLG125	Coupling poly 1 1/4	1

Flow Control Valve (suit SWB machine)



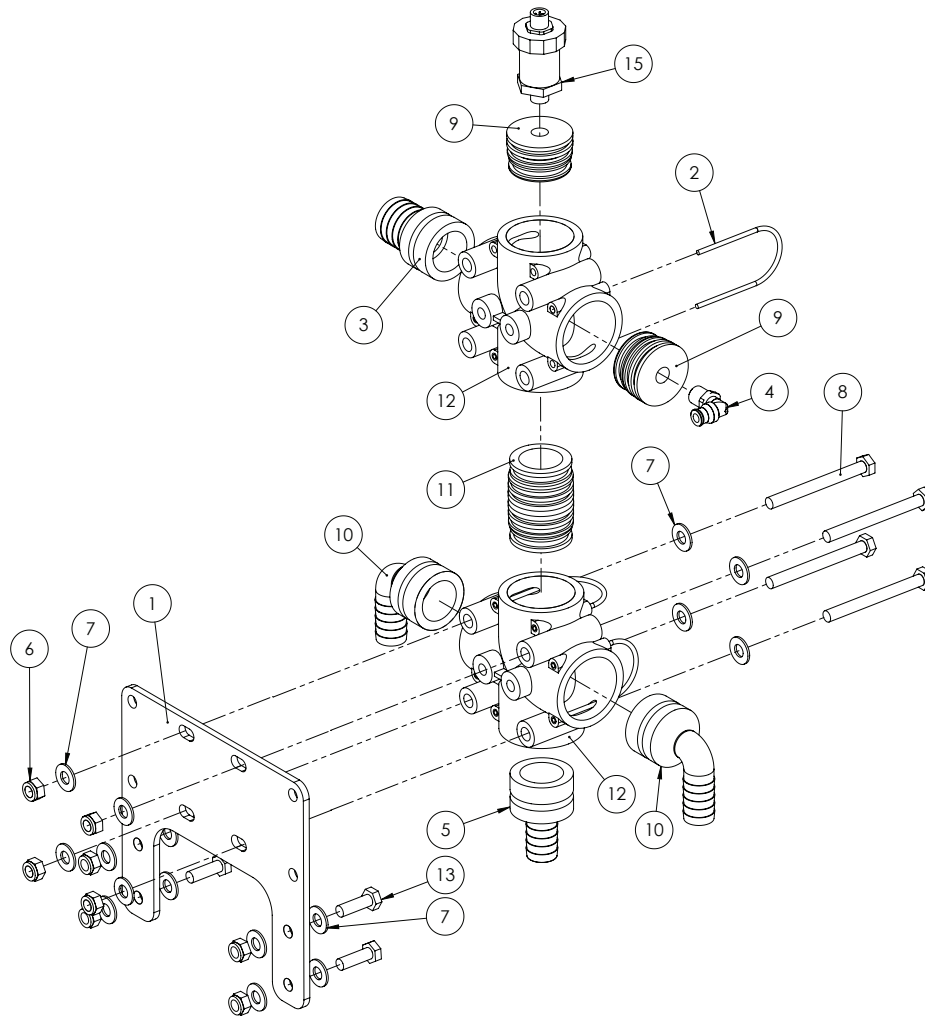
ITEM NO.	PART NUMBER	DESCRIPTION	QTY.
1	GA5065560	T-piece 3xAS40 M8 inserts	1
2	HB100-90	Hose barb 90 degree 1" Banjo	1
3	UV100FP	Ball Valve Banjo 1"	1
4	GA5065620	Plug in hose tail AS40/33/90 degree	1
5	344BR-34-03CEC	Teejet 3 way regulator valve 6 second	1
6	GA4582385	Coupling Altek AS40 to 1" NPT male thread	3
7	GA5065735	Plug in hose tail AS40/AS40	1
8	GA5065600	AS40 to 1" Male Thread	1
9	GA5065690	Safety pin AS40	6
10	GA5065615	Plug in hose tail AS40/25/90 degree	1
11	GA5065680	Blind cap Plug AS40	1

Rapid Flow Valve



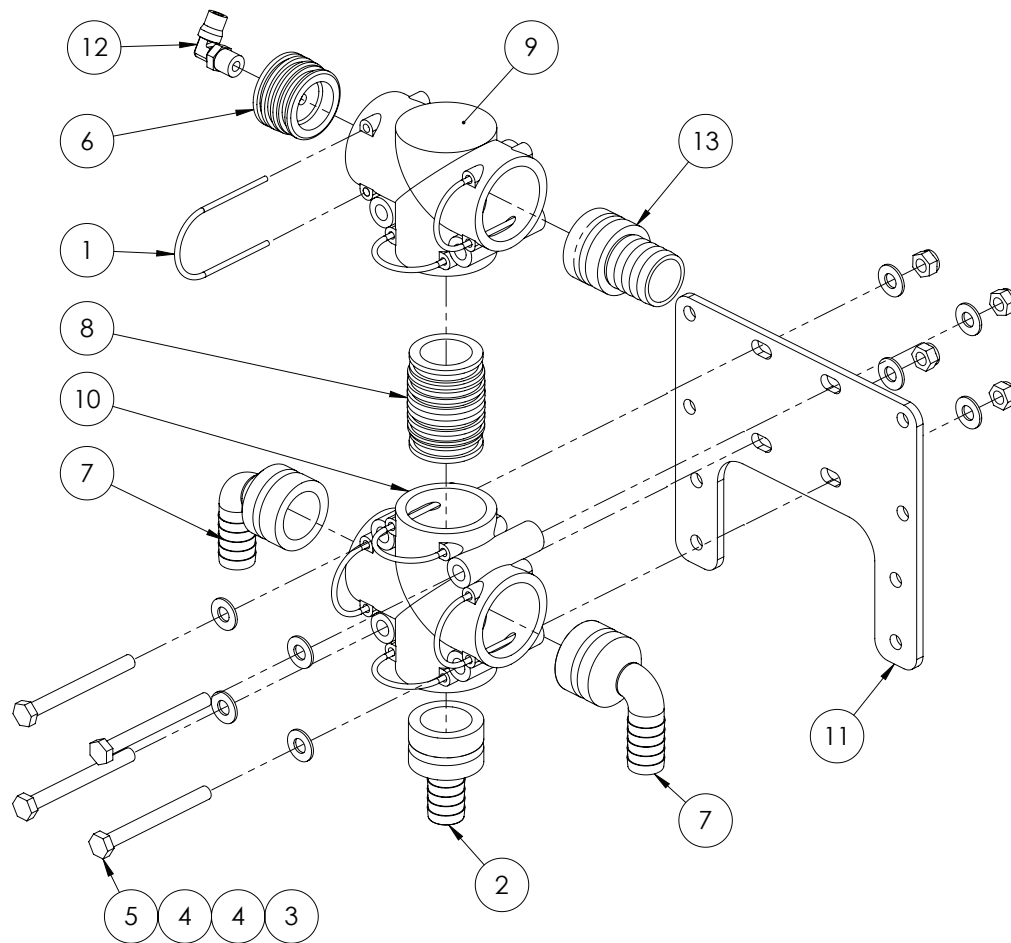
ITEM NO.	PART NUMBER	DESCRIPTION	QTY.
1	B344BEC-24-C	Electric shutoff valve 2 way 1" BSP	1
2	HB075/050-90	Elbow male 3/4" thread 1/2" barb	1
3	HB100-075	1" male thread x 3/4" barb	1
4	RN100075	Reducing nipple 1" to 3/4"	1
5	TEE075	Tee female 3/4"	1
6	HB075-050	Straight Hose Barb 3/4 x 1/2	1

RapidFire Pressure Flow Distributor GATMC



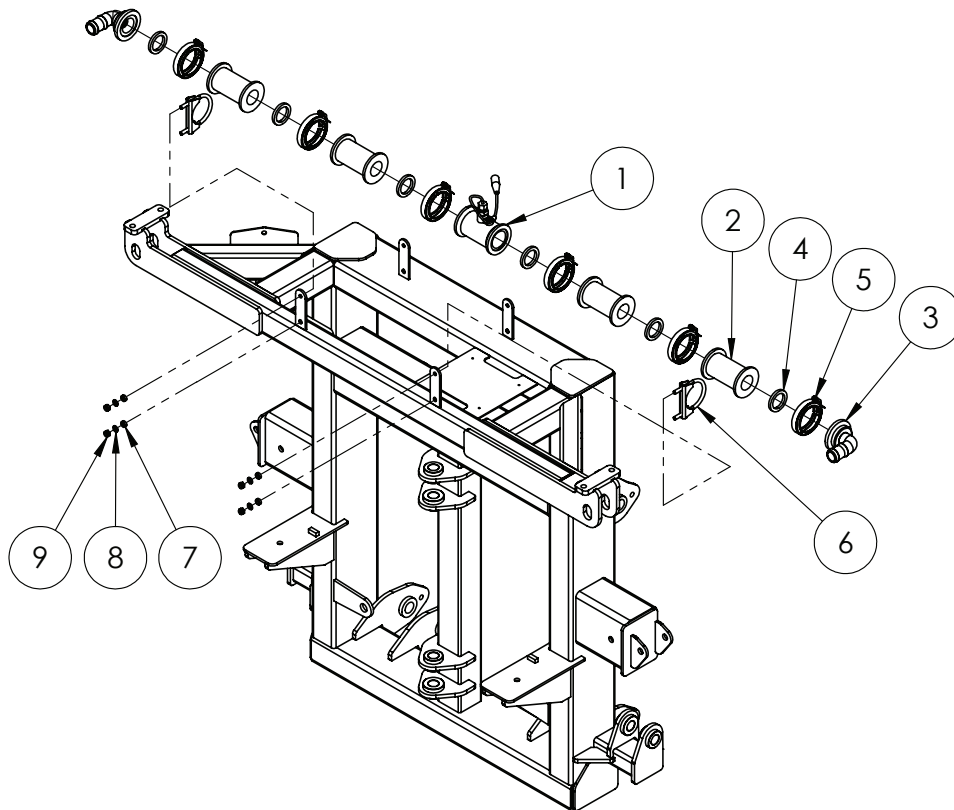
ITEM NO.	PART NUMBER	DESCRIPTION	QTY.
1	GA4522640	Rear altek fitting mount	1
2	GA5065690	Safety pin AS40	7
3	GA5065585	Plug in hose tail AS40/33	1
4	GA5016235	Swivel Elbow push in Brass 10x1/4 BSP	1
5	GA5065575	Plug in hose tail AS40/20	1
6	GA5004917	M8 Nyloc Nut	5
7	GA5003643	Washer 8mm HD	16
8	GA5004749	M8x80 Bolt	4
9	GA4582160	Dummy plug AS40 G1/4 female	2
10	GA5065610	Plug in hose tail AS40/20/90 degree	2
11	GA5065735	Plug in hose tail AS40/AS40	1
12	GA5065565	Cross piece 4xAS40	2
13	GA5004711	M8x25 bolt	4
14	GA5052590	Nut M8 Nyloc S/S 316	3
15	GA5069435	Lykketronic Pressure Transducer - IMP-G1002-5A2-GAV-00-000	1

RapidFire Pressure Flow Distributor RAVEN



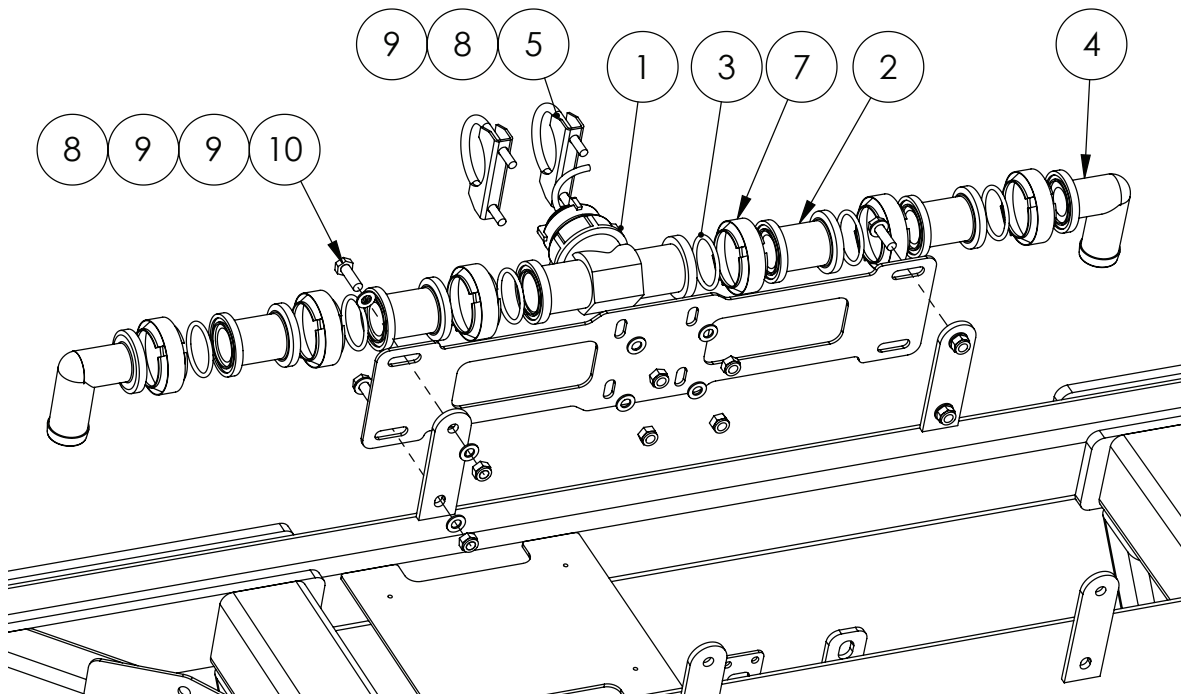
ITEM NO.	PART NUMBER	DESCRIPTION	QTY.
1	GA5065690	Safety pin AS40	7
2	GA5065575	Plug in hose tail AS40/20	1
3	GA5004917	M8 Nyloc Nut	4
4	GA5003643	Washer 8mm HD	8
5	GA5004749	M8 x 80 Bolt	4
6	GA4582160	Dummy plug AS40 G1/4 female	1
7	GA5065610	Plug in hose tail AS40/20/90 degree	2
8	GA5065735	Plug in hose tail AS40/AS40	1
9	GA5065560	T-piece 3 x AS40 M8 inserts	1
10	GA5065565	Cross piece 4 x AS40	1
11	GA4522640	Rear altek fitting mount	1
12	GA5016233	Elbow - Swivel 6mm x 1/4"	1
13	GA5065585	Plug in hose tail AS40/33	1

Flow Meter - Raven Controller



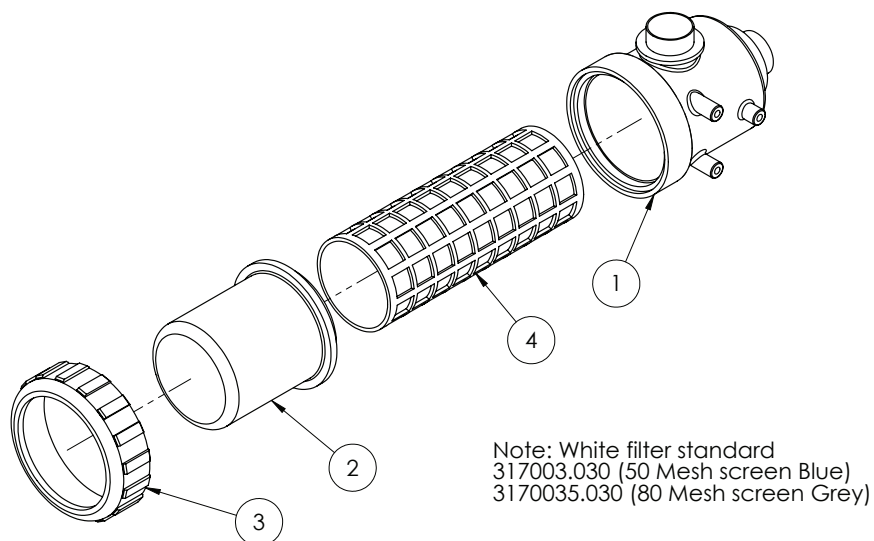
ITEM NO.	PART NUMBER	DESCRIPTION	QTY.
	0630171793	FLOWMETER RFM-60P	1
1	106-0159-514	Flow meter body	-
	063-0171-669	Flow meter sensor	-
2	M200CPG	2" flanged spacer	4
3	M200125BRB90	2"Manifold X 1-1/4 Barb 90 Deg	2
4	GA5009335	Gasket Kamlock Nitrile 1 1/2 FIT150	6
5	FC200	Screw clamp	6
6	GA5006689	Exhaust clamp - 66mm C12	2
7	GA4552080	crush tube 10.2x15x5	4
8	GA5003643	Washer 8mm SS HD	4
9	GA5052590	Nut M8 Nyloc S/S 316	4

Flow Meter - GATMC Controller



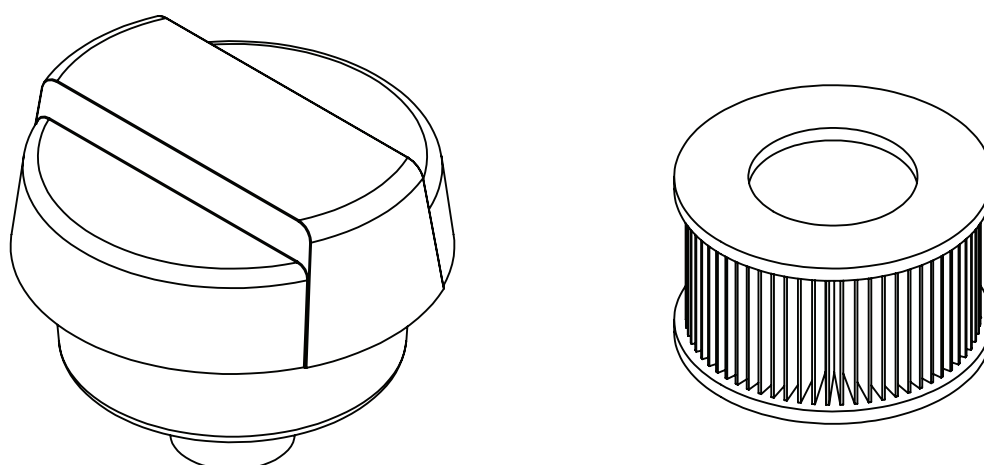
ITEM NO.	PART NUMBER	DESCRIPTION	QTY.
1		90-50232 Flowmeter	1
2	CP48157-PP	Straight Flange Coupling Teejet 50 Series	4
3	GA5070885	O-Ring Teejet 1" Flange	6
4	CP72238-PP	Hose barb 1 1/4" Elbow 50 Series Flange	2
5	GA5006705	Exhaust Clamp C8 2"	2
6	GA4503910	Bracket-Tee Jet flow metre-SP2011	1
7	FC100	clamp banjo 100 series	6
8	GA5052590	Nut M8 Nyloc S/S 316	8
9	GA5003643	Washer 8mm SS HD	12
10	GA5004711	Bolt M8 x 25 GR8.8	4

Suction Filter



ITEM NO.	PART NUMBER	DESCRIPTION	QTY.
1	316070.01	317 filter body	1
2	317000.02	317 filter bowl	1
3	316000.04	317 filter nut	1
4	317200.030	32 Mesh Screen (Red - fitted)	1
	317003.030	50 Mesh Screen (Blue)	
	3172035.030	80 Mesh Screen (Grey)	

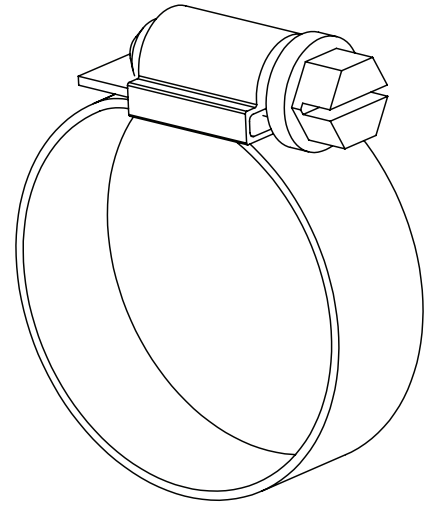
Air Filter



ITEM NO.	PART NUMBER	DESCRIPTION	QTY.
1	GA5005259	Air Filter Housing and Element	
2	GA5049460	Air Filter Element	

Hose Clamps

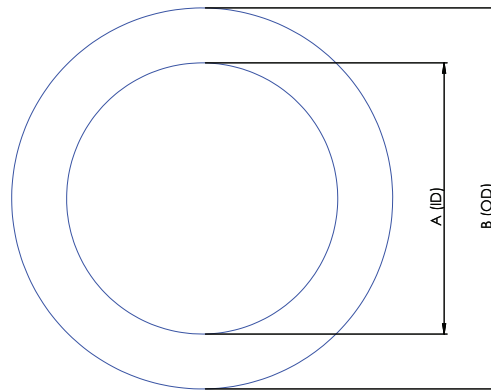
PART NUMBER	DESCRIPTION
GA5004865	8-16mm Hose Clamp
GA5000469	12-20mm Hose Clamp
GA5000999	16-25mm Hose Clamp
GA5001681	20-32mm Hose Clamp
GA5002783	30-45mm Hose Clamp
GA5002873	32-50mm Hose Clamp
GA5003325	40-60mm Hose Clamp
GA5016815	50-70mm Hose Clamp
GA5004241	60-80mm Hose Clamp



Cable Ties

PART NUMBER	DESCRIPTION	QTY
GA5002173	Cable Tie, Black, 100x2.5mm	1000
GA5003517	Cable Tie, Black, 140x3.5mm	1000
GA5004455	Cable Tie, Black, 190x4.5mm	1000
GA5000685	Cable Tie, Black, 320x7.5mm	100
GA5000687	Cable Tie, Black, 360x4.5mm	100
GA5021235	Cable Tie, Black, 540x7.5mm	100

Hoses



Suction Hose

Part No	Description	Internal Diameter (A)	Outside Diameter (B)
HOS20S	20mm Suction Hose	20mm	32mm
HOS25S	25mm Suction Hose	25mm	35mm
HOS32S	32mm Suction Hose	32mm	45mm
HOS38S	38mm Suction Hose	38mm	48mm
HOS51S	51mm Suction Hose	51mm	63mm
HOS63S	63mm Suction Hose	63mm	76mm
HOS75S	75mm Suction Hose	75mm	93mm

Suction hose can be defined by its external green stripe and wire reinforcement

Pressure Hose

Part No	Description	Internal Diameter (A)	Outside Diameter (B)
HOS7P	7mm Pressure Hose	7mm	12.5mm
HOS13P	13mm Pressure Hose	13mm	20mm
HOS20P	20mm Pressure Hose	20mm	28mm
HOS25P	25mm Pressure Hose	25mm	34mm
HOS32P	32mm Pressure Hose	32mm	43mm
HOS38P	38mm Pressure Hose	38mm	48mm

Pressure hose can be defined by its blue internal layer

PVC Hose

Part No	Description	Internal Diameter (A)	Outside Diameter (B)
HOS25PVC	25mm PVC Hose	25mm	32mm
HOS40PVC	40mm PVC Hose	40mm	50mm
HOS50PVC	50mm PVC Hose	50mm	58mm

PVC Hose can be defined by its ribbed outside finish

Sight Tube Hose

Part No	Description	Internal Diameter (A)	Outside Diameter (B)
HOS12SIGHT	12mm Clear Sight Tube Hose		
HOS12WSIGHT	12mm Clear Sight Tube Hose with wire		

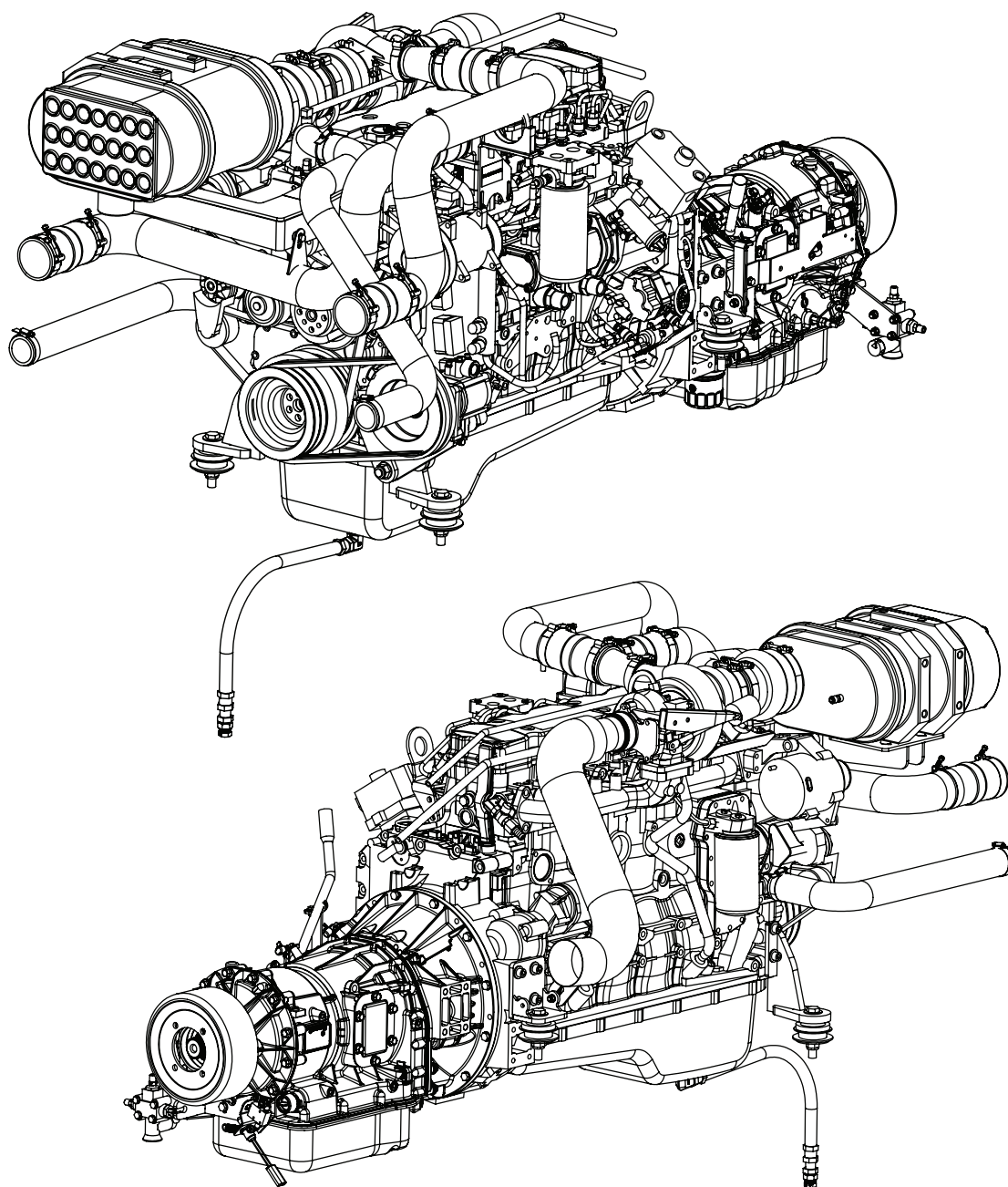
Lay Flat Hose

Part No	Description	Internal Diameter (A)	Outside Diameter (B)
GA5021395	50mm Blue Lay flat Hose		

Chapter 18

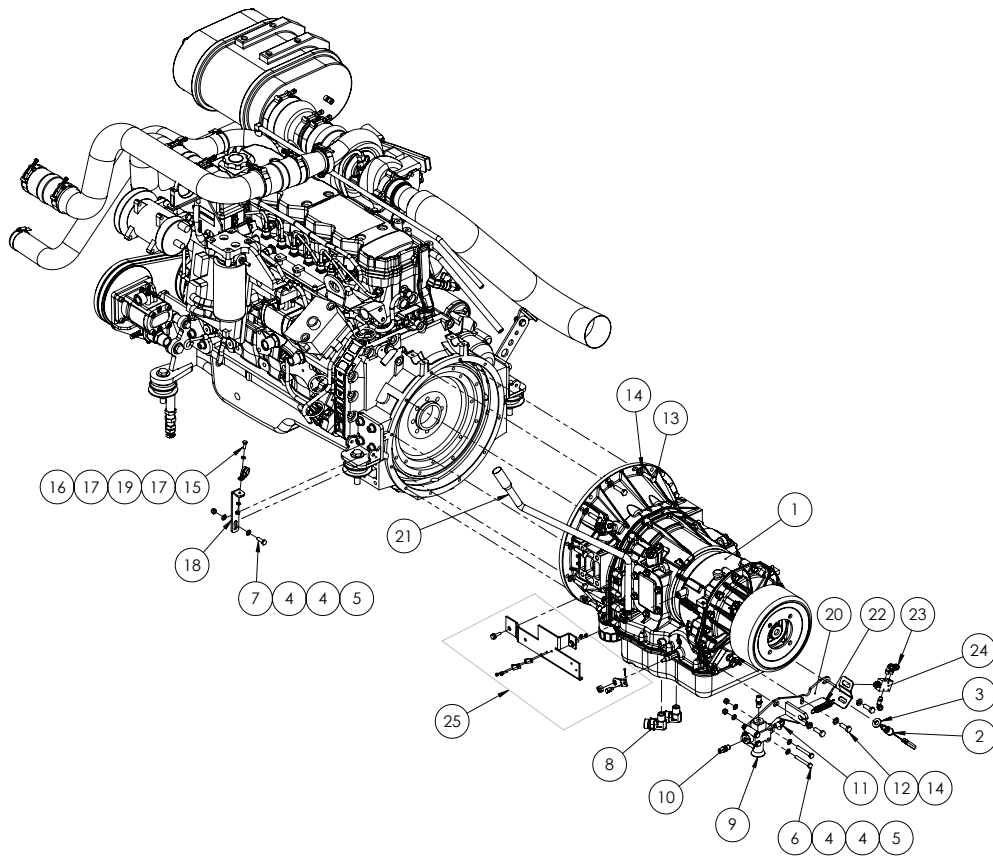
ENGINE & TRANSMISSION

Cummins Engine / Allison Transmission



GA4903515 - Complete Assembly

Allison Transmission



ITEM NO.	PART NUMBER	DESCRIPTION	QTY.
1	GA5005350	Allison 2000 series Transmission	1
2	GA5016079	Stop Lamp Switch	1
3	GA5000557	Washer 12mm Flat ZP Large OD	1
4	GA5003643	Washer 8mm SS HD	10
5	GA5052590	Nut M8 Nyloc S/S 316	5
6	GA5011489	M8 x 60 ZP Bolt	4
7	GA5004711	M8x25 bolt	1
8	S89-0817	0817 90° Elbow 1/2-1 1/16jic	2
9	GA5010868	Ride height valve - 1/4" rods	1
10	S27-0404	Hydraulic adaptor, Nipple, 1/4" BSP x 1/4" BSP	2
11	S49-0404	1/4" 90 Deg Elbow	1
12	GA5065455	Bolt Gr8.8 M10x30	3
13	GA5006071	Bolt M10x40 GR10.9 ZP	12
14	GA5000117	Washer 10mm SS Heavy duty	15
15	GA5004065	M6x20 bolt	1
16	GA5048115	Nut nyloc M6	1
17	GA5004437	M6 SS Washer	2

Continued over page

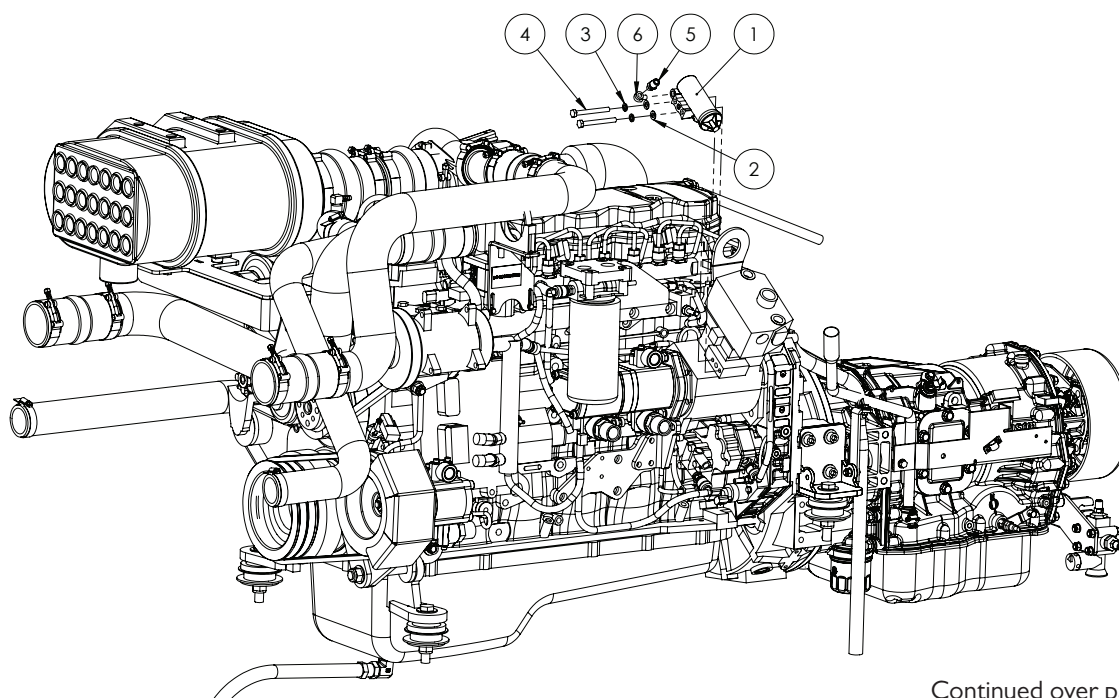
Allison Transmission

ITEM NO.	PART NUMBER	DESCRIPTION	QTY.
18	GA4503735	Bracket- Trans dip stick SP 201 I	1
19	GA5049825	21mm Rubber Lined Hose Clamp	1
20	GA4658075	Handbrake cable mount for 2000 series	1
21	TBA	2000 series transmission dipstick	1
22	GA5070325	Spring - Park Brake suit Allison Trans	1
23	GA5045145	Elbow 6mm brass male x 1/8" plastic	3
24*	GA5066205	Pneumatic Valve - Push Button	1
25*	GA5007369	Allison shift conn kit	1

ALLISON TRANSMISSION SPARE PARTS	
PART No.	DESCRIPTION
GA5068650	Handbrake pads
GA5048280	Fliter t/s Allison - Spin On
GA5048285	Filter t/s Allison - Internal
GA5013769	Rear main oil seal - Allison transmission

ITEM NO.	PART NUMBER	MACHINE USED ON
24	GA5066205	Parts removed from 200800 onward
25	GA5007369	

Air Governor

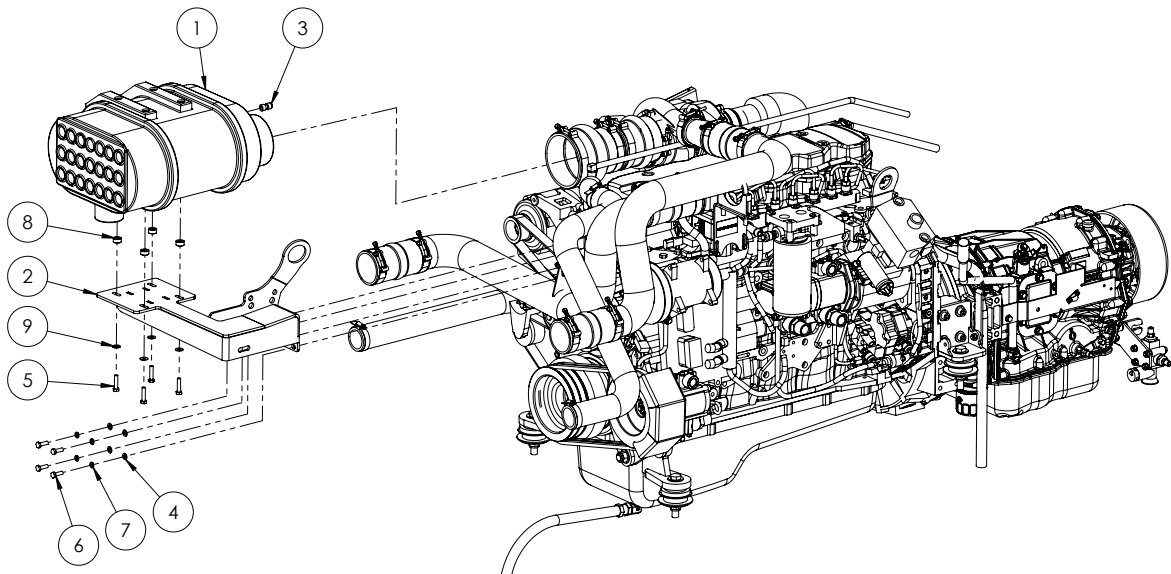


Continued over page

Air Governor

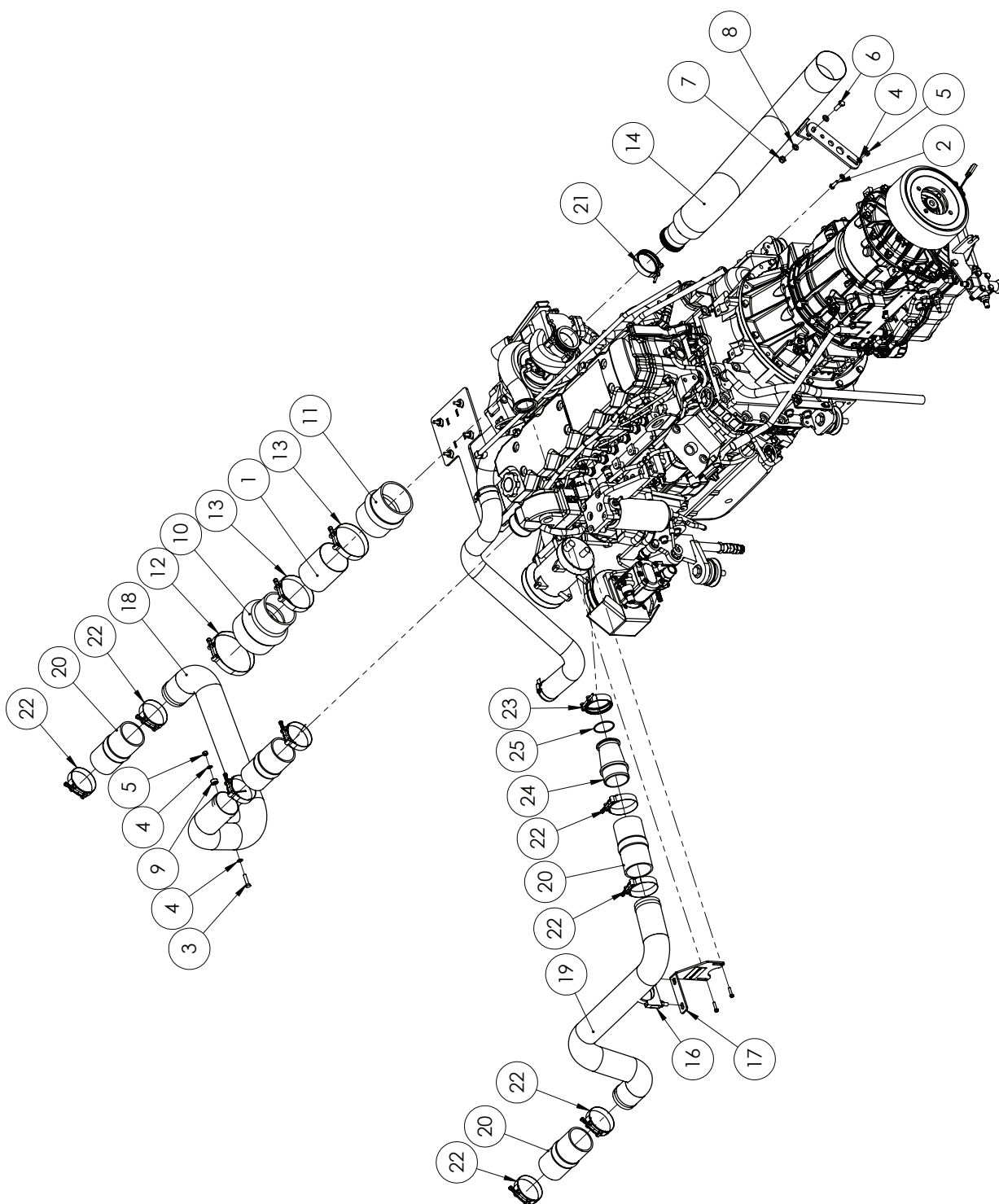
ITEM NO.	PART NUMBER	DESCRIPTION	QTY.
1	GA5007623	Air Governor	1
2	GA5004883	Washer 8mm SS	2
3	GA5004919	M8 Spring washer SS	2
4	GA5052600	M8x75 Bolt SS	2
5	S27-0402	1/4" x 1/8" Male Nipple	1
6	S25-0202	1/8" x 1/8" M and F Elbow	1

Air Cleaner



ITEM NO.	PART NUMBER	DESCRIPTION	QTY.
1	GA5069030	Air filter PSD 10-0072- suits SP201 I	1
2	GA4658940	Crop Cruiser Air Cleaner Mount QSB	1
3	GA5070450	Female Adaptor Push In 6mm x 1/8 BSP	1
4	GA5003643	Washer 8mm SS HD	4
5	GA5011481	M8x35 bolt	4
6	GA5004711	M8x25 bolt	4
7	GA5004919	M8 Spring washer SS	4
8	GA4552830	Spacer, Seat Base - SP 201 I	4
9	GA5003643	Washer 8mm HD	4

Charge Air Intake & Exhaust Pipe Work



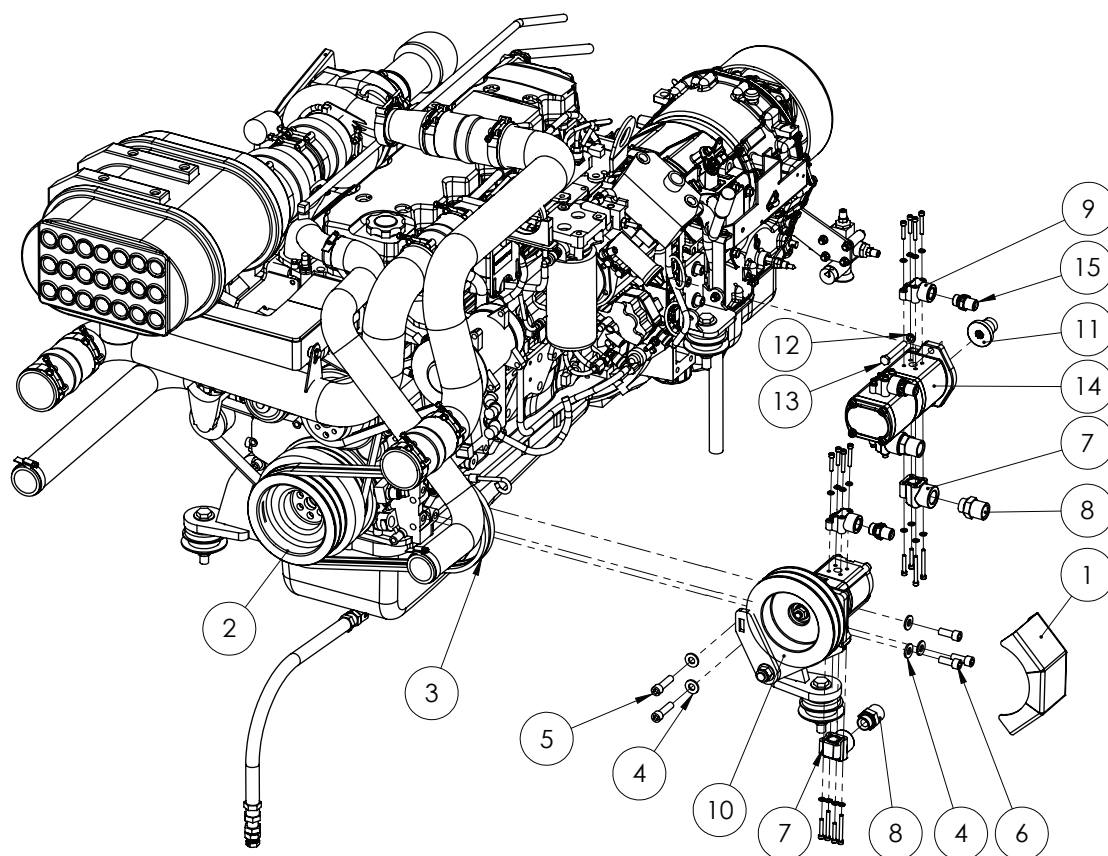
ITEM NO.	PART NUMBER	DESCRIPTION	QTY.
1	GA4699415	Pipe S/S - 101 OD x 2 Cut 115 SC	1
2	GA5004711	M8x25 bolt	1
3	GA5011481	M8x35 bolt	1

Continued over page

Charge Air Intake & Exhaust Pipe Work

ITEM NO.	PART NUMBER	DESCRIPTION	QTY.
4	GA5003643	Washer 8mm SS HD	4
5	GA5052590	Nut M8 Nyloc S/S 316	2
6	GA5065455	Bolt Gr8.8 M10x30	1
7	GA5000141	M10 Nyloc Nut	1
8	GA5000117	Washer 10mm SS Heavy duty	2
9	GA4552830	Spacer, Seat Base - SP 2011	1
10	GA5010347	HUMP HOSE 4-5"	1
11	GA5066526	HUMP HOSE - 4"	1
12	GA5010201	HOSE CLAMP - INTERCOOLER PIPES	1
13	GA5010197	HOSE CLAMP - INTERCOOLER PIPES	3
14	GA5062501	CCSP Exhaust suit RH platform opt	1
15	GA4503685	-exhaust mount- eng mount 2011 SP	1
16	GA5002297	Exhaust clamp -79mm (3.125 In)	1
17	GA4503755	Bracket-Charge air pipe to throttle body mnt	1
18	GA5069230	Charge air pipe-SP2011 RH	1
19	GA5069235	Charge air pipe-SP2011 LH	1
20	-	Hump Hose - Cummins P/No - 3071051	4
21	-	Hose Clamp - Rear of turbo - Existing, already on engine	1
22	-	Hose Clamp - Intercooler Pipes - Cummins P/No - 3926702	8
23	-	Hose Clamp - Air Transfer Conn - Cummins P/No - 3903652	1
24	-	Air Transfer Conn - Cummins P/No - 3964546	1
25	-	O-Ring - Cummins P/No - 3906696	1
26	GA5053700	Exhaust wrap - not shown	1

Hydraulic Pumps - Fan / Main



ITEM NO.	PART NUMBER	DESCRIPTION	QTY.
1	GA4504255	Cover- Fan pump pulley SP 201 I	1
2	GA4552735	Pulley-single crank-suit hyd pump fan drive 201 I	1
3	GA5068927	V Belt - B45	2
4	GA5000557	Washer 12mm Flat ZP Large OD	5
5	GA5000325	M12x45 GR12.9 ZP unbrako	2
6	GA5000307	M12x30 GR12.9 ZP unbrako	3
7	GA5013231	Port Adaptor 90 degree 3/4	3
8	S75-1612	1" x 3/4" Nipple	3
9	GA5005193	Adaptor port t/s Rexroth pump 90 degree 1/2"	3
10	GA4904657	Hydraulic pump bracket assy -suit fan drive 201 I	1
11	GA4572185	Pump Drive suit Cummings engine 201 I	1
12	GA5000137	Washer 10mm Spring S/S	2
13	GA5011163	M10x70 bolt ZP G8.8	2
14	GA5013534	Pump Assy gear fixed multi, vion shaft seal	1
15	S75-0808	Hydraulic adaptor, Nipple, 1/2 BSPT male x 1/2 BSPP male with o ring	3

Continued over page

Hydraulic Pumps - Fan / Main

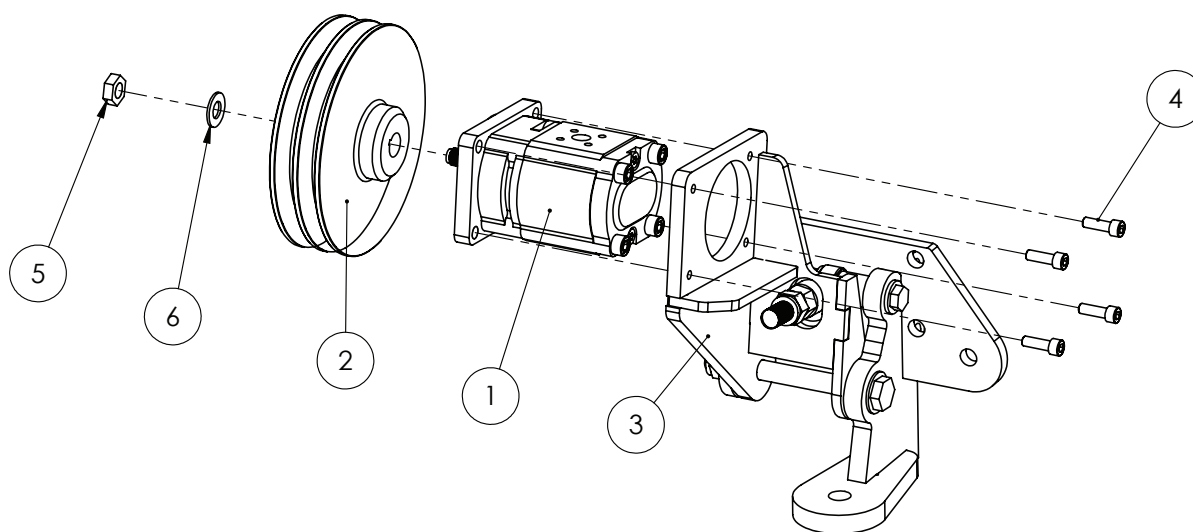
GA5013231 - Kit for 3/4" port adapter

ITEM NO.	DESCRIPTION	QTY.
1	3/4" 90 degree port adapter	1
2	O-Ring 2.62mm x 22.2mm I.D. - GA5071850	1
3	M6 x 55 SHCS	2
4	M6 x 35 SHCS	2
5	M6 Spring Washer	4

GA5005193 - Kit for 1/2" port adapter

ITEM NO.	DESCRIPTION	QTY.
1	1/2" 90 degree port adapter	1
2	O-Ring 2.62mm x 19.5mm I.D. - GA5071845	1
3	M6 x 45 SHCS	2
4	M6 x 30 SHCS	2
5	M6 Spring Washer	4

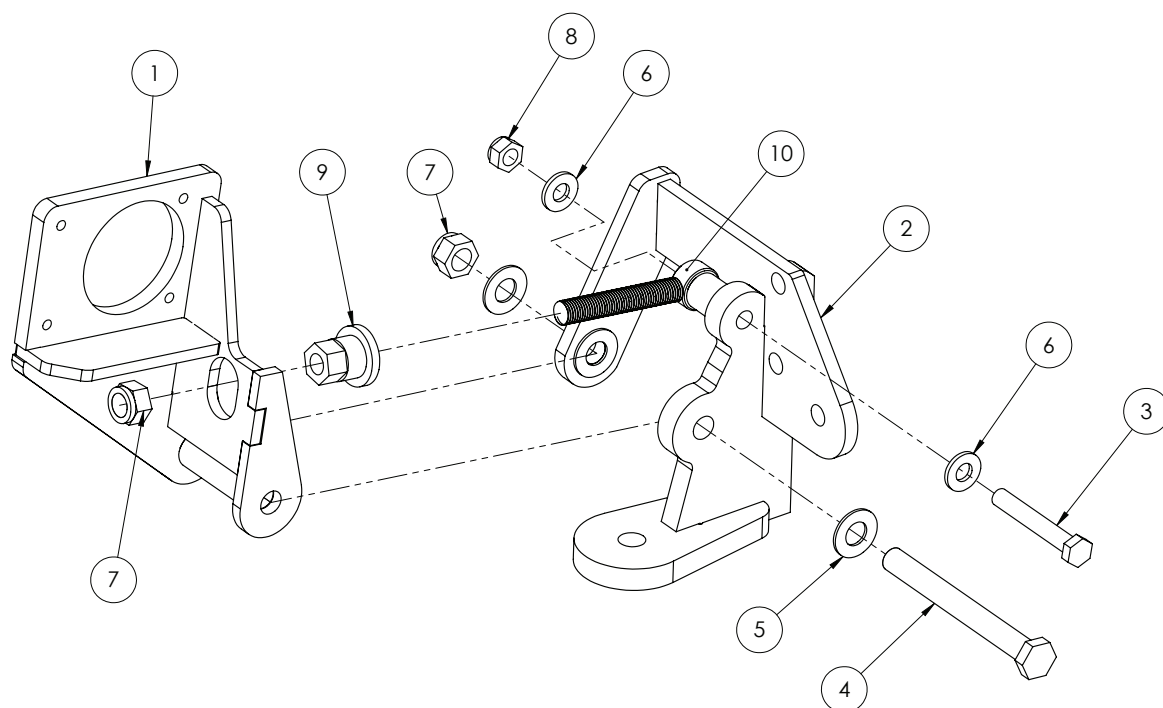
Fan Pump Sub Assembly



GA4904657 - Complete Assembly

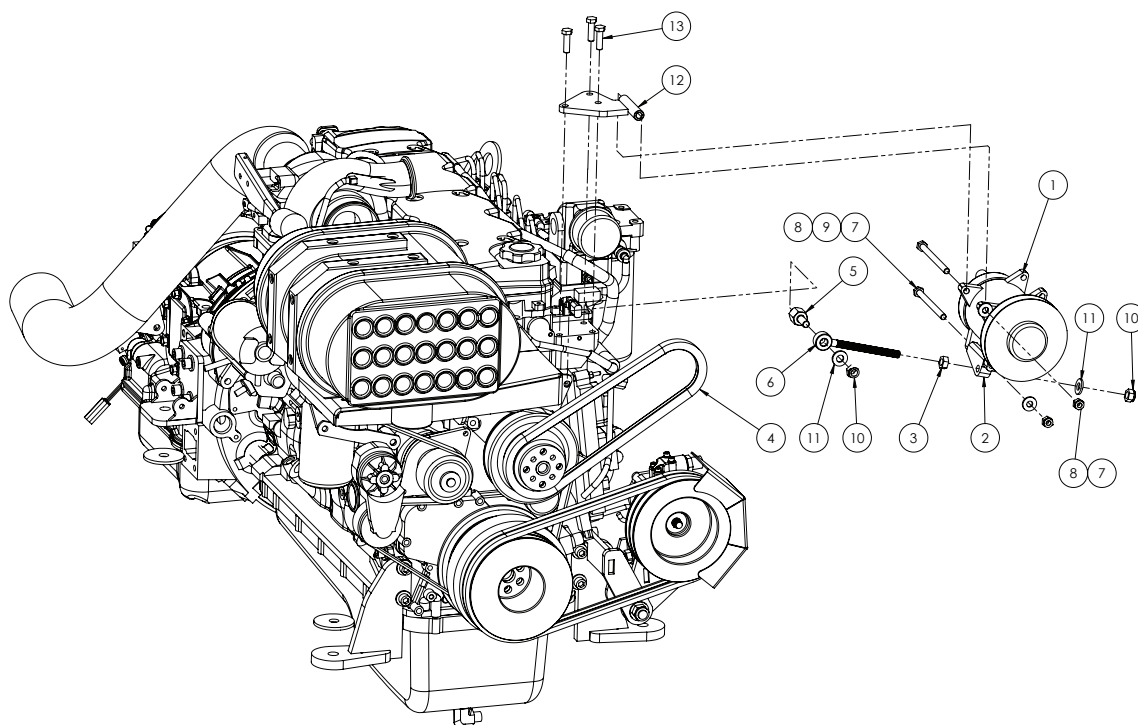
ITEM NO.	PART NUMBER	DESCRIPTION	QTY.
1	GA5069060	Hydraulic Gear Pump	1
2	GA4552720	Pulley single taper-suit fan pump -2011	1
3	GA4904656	Bracket complete assy-2011 Fan pump	1
4	GA5020755	M8 x 25 Unbrako	4
5	GA5070415	M14 x 1.5mm lock nut	1
6	GA5066235	Washer HD ZP M14	1

Fan Pump Mounting Bracket



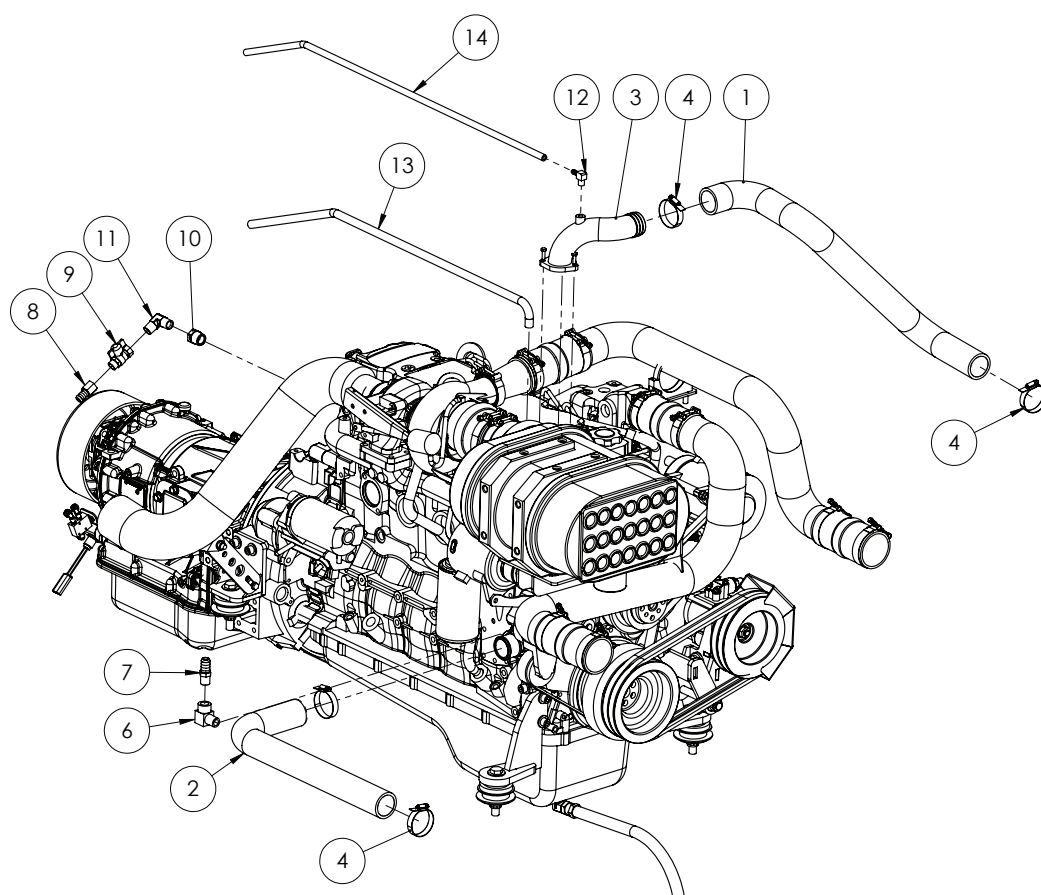
ITEM NO.	PART NUMBER	DESCRIPTION	QTY.
1	GA4658041	2011 Fan pump bracket-pump side	1
2	GA4658042	Enginge mount front LH -2011 (Inc; Pump mount)	1
3	GA5000355	M12x80 bolt	1
4	GA5000869	M16 x 150 Bolt ZP GR8.8	1
5	GA5001009	Flat washer M16 HD	4
6	GA5000587	M12 WASHER	2
7	GA5001029	M16 Nyloc nut	2
8	GA5012461	M12 Nyloc nut Z/P	1
9	GA4552881	Nut- Aduster suit fan drive pump SP 2011	1
10	GA4659350	Fan pump drive bracket aduster bolt SP 2011	1

Air Conditioner Compressor



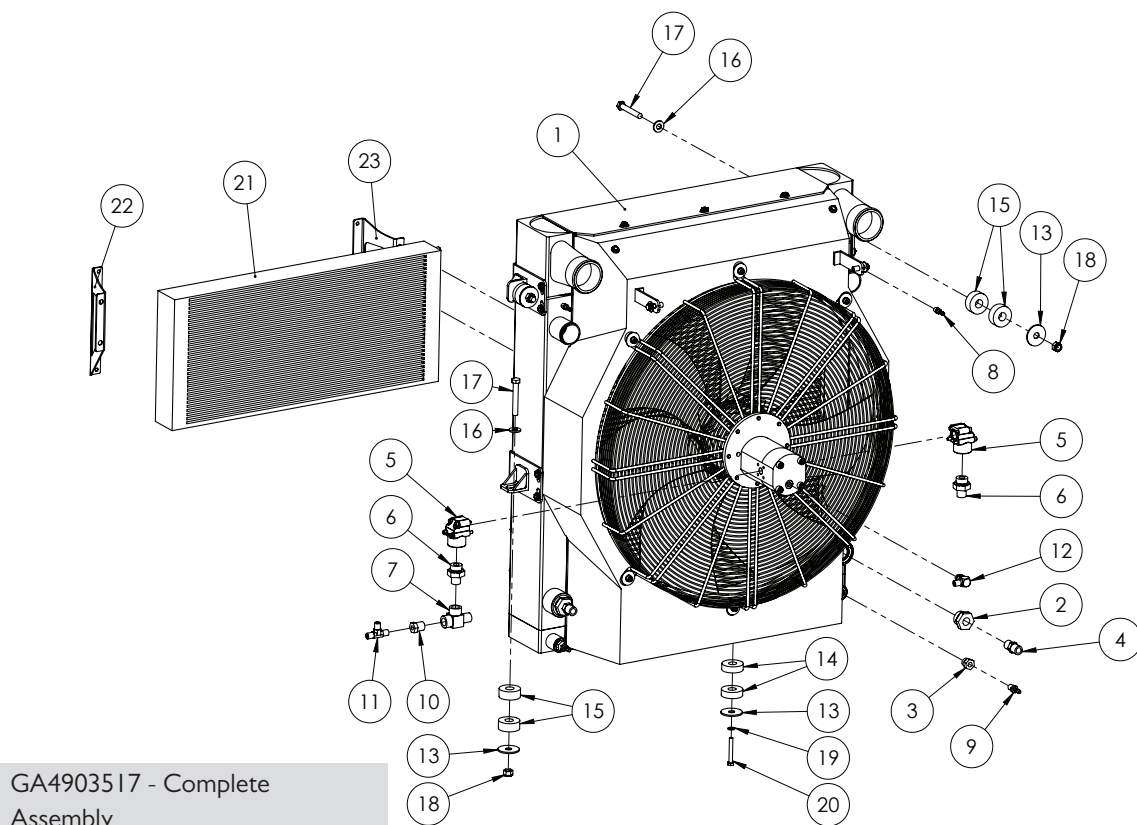
ITEM NO.	PART NUMBER	DESCRIPTION	QTY.
1	GA5005069	AC compressor with horizontal head	1
2	GA4562100	AC Compressor lower pivot	1
3	GA5000559	Nut ZP M12	2
4	GA5068935	V BELT - MITSUBOSHI 17x1016 B-40	1
5	GA4562175	Shoulder bolt - aircon compressor QSB	1
6	GA5069025	Fan pump drive bracket aduster bolt SP 201 I	1
7	GA5006109	M10x130 bolt	2
8	GA5000141	M10 Nyloc Nut	2
9	GA5000117	Washer 10mm SS Heavy duty	2
10	GA5012461	M12 Nyloc nut Z/P	2
11	GA5000587	M12 WASHER	2
12	GA4655055	Bracket - Aircon compressor mnt - top	1
13	-	Existing Bolts - M10 x 35	3
	GA5068927	V belt B45- suit SP 201 I fan pump (not shown)	2

Coolant System Plumbing



ITEM NO.	PART NUMBER	DESCRIPTION	QTY.
1	GA5070485	Radiator Hose Upper Silicon HYDAC	1
2	GA5070486	Radiator Hose Lower Silicon HYDAC RH	1
3	GA4657280	Thermostat Housing Elbow	1
4	GA5016815	2 1/2" Hose Clamp SS	4
5	GA5004053	M6x20 bolt	3
6	S25-0808	90 deg Elbow - 1/2" M and F	1
7	GA5069720	Fitting-Brass 1/2 BSPT 3/4 OD Hose barb	1
8	GA4903350	Water Restrictor suit QSB engine	1
9	GA5020615	Ball Valve 12mm MF Butterfly	1
10	S24-1208	1208 Reducing Bush	1
11	S49-0808 ryco	1/2" BSPT Male Elbow	1
12	GA5048565	Elbow Male Barb 1/4" x 5/16"	1
13	Hose, 3-8 x 1000	-	1
14	Hose, 5-16 x 1000	THERMOSTAT HOUSING HOSE	1

Combi Cooler



GA4903517 - Complete Assembly

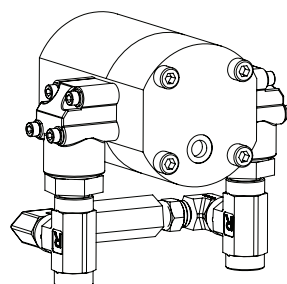
ITEM NO.	PART NUMBER	DESCRIPTION	QTY.
1	GA5069040	Combi Cooler - SP MY11	1
2	S85-0821	BSPT Female Reducing Bush	2
3	S85-0412	1/4" BSPF x 3/4" UNOM	2
4	S27-0808	0808 BSPTM BSPMT nipple	2
5	GA5013231	Port Adaptor 90 degree 3/4	2
6	S75-0812	Nipple - 1/2" x 3/4" nipple C/W o-ring	2
7	S48-080808	Tee - 1/2" male BSP to 1/2" female BSP to 1/2" female BSP	1
8	GA5020695	Hose Tail Brass 1/4 x 1/8	2
9	GA5068780	Brass barb 5/16" x 1/4"	2
10	S24-0804	Reducing bush 1/2 BSPT x 1/4 BSPT	1
11	S50-040404	Tee 1/4" BSPT	1
12	S77-0404	1/4 x 1/4 90deg Elbow	1
13	GA4535345	Hydraulic Yaw Washer 50OD x 14.5ID	6
14	GA4572195	Isolator suit hydraulic yaw	4
15	GA5006581	Isolator rubber 50x19x20	8
16	GA5000587	M12 WASHER	4
17	GA5000355	M12x80 bolt	4

Continued over page

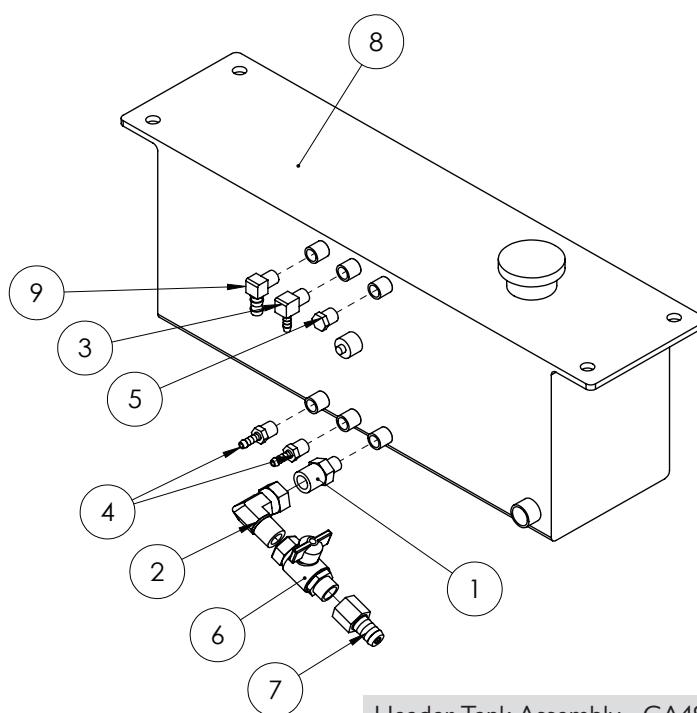
Combi Cooler

ITEM NO.	PART NUMBER	DESCRIPTION	QTY.
18	GA5012461	M12 Nyloc nut Z/P	4
19	GA5003643	Washer 8mm SS HD	2
20	GA5011175	M10 x 60 ZP Bolt	2
21	GA5007361	Air conditioning Condensor	1
22	GA4503655	A/C condensor mount - LH	1
23	GA4503660	A/C condensor mount - RH	1
	GA5070840	Gear Motor, Hydraulic, GR2 Fan Drive suit combi cooler	1

Machines 200320 up to and including 200360 are fitted with a hydraulic fan motor that has external over run bypass. (shown below) All other fittings remain the same.



Header Tank



Header Tank Assembly - GA4905100

Header tank is located on the hydraulic oil tank frame.

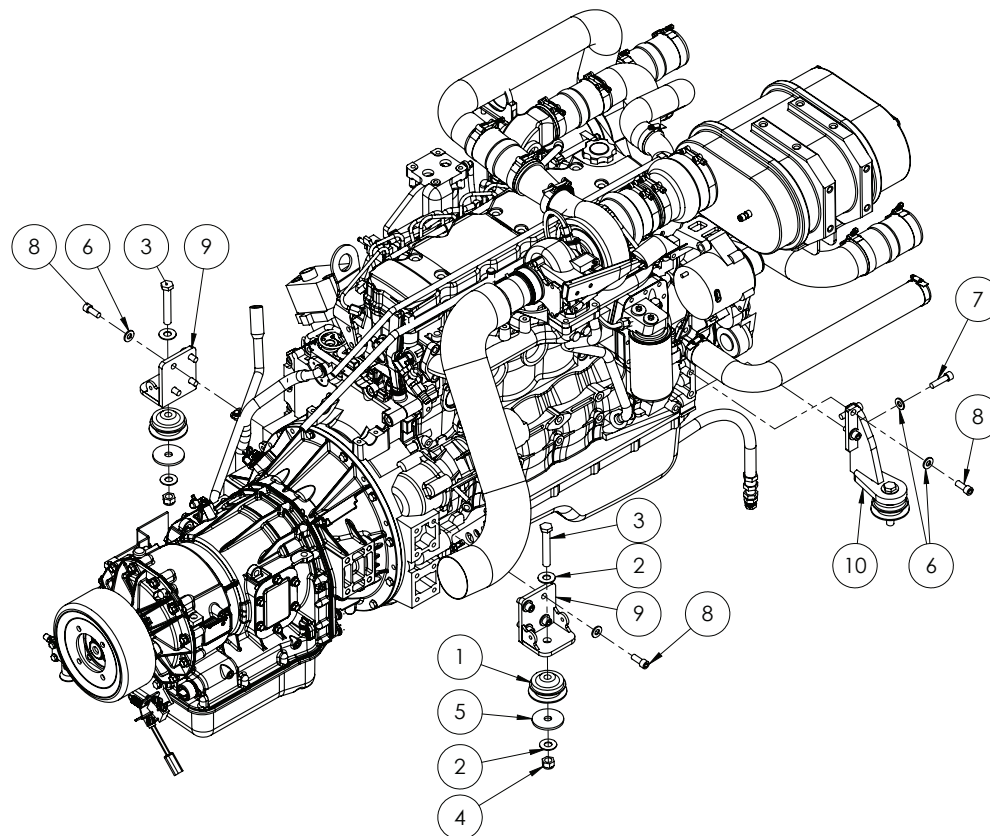
ITEM NO.	PART NUMBER	DESCRIPTION	QTY.
1	S27-0804	1/2" BSPT - 1/4" BSPT Straight Hydraulic Nipple	1
2	S82-0808	1/2" Hydraulic Tee - S83-080808	1
3	GA5048340	1/4" Brass Elbow	1
4	GA5020540	1/4" Brass Hose Barb	2

Continued over page

Header Tank

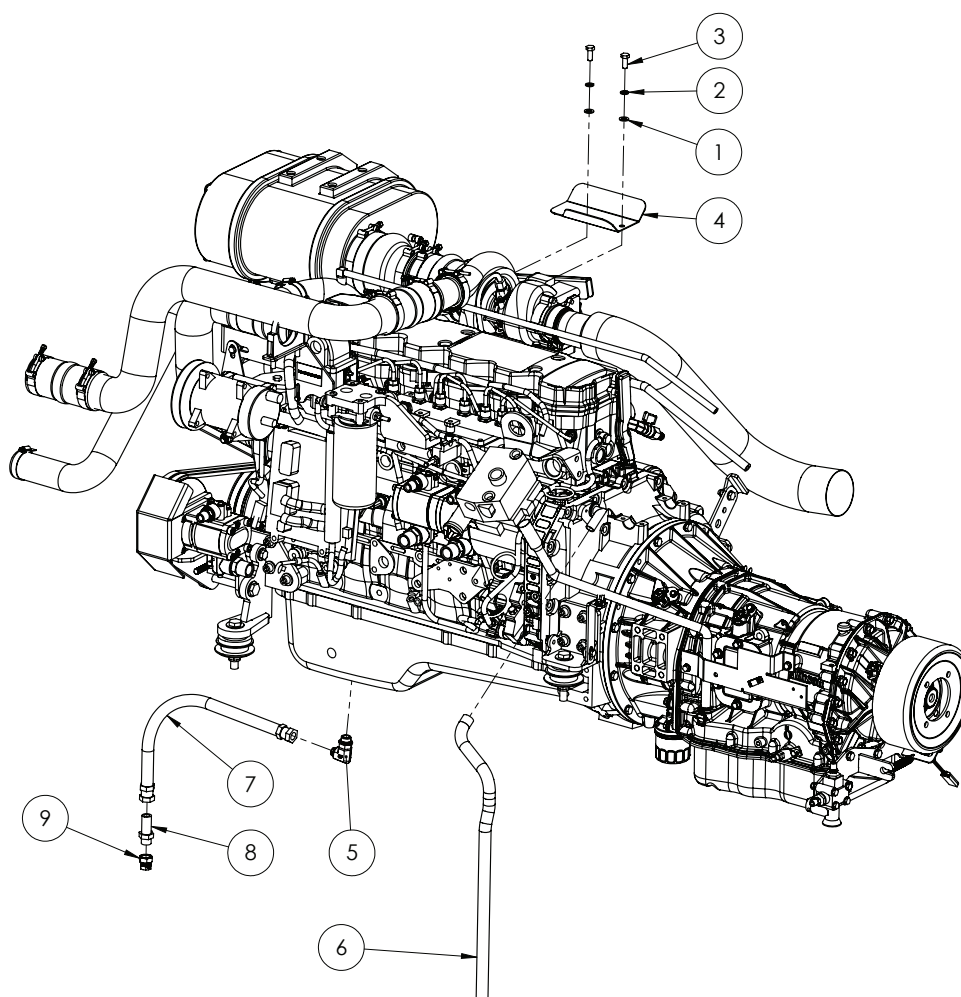
ITEM NO.	PART NUMBER	DESCRIPTION	QTY.
5	GA5069335	Plug 1/4" BSPT Brass	1
6	GA5020615	1/2" ball valve	1
7	GA5050480	Hose barb, 1/2" BSP Male x 5/8" hose, Brass	1
8	GA5069041	Header tank suit Combi cooler	1
9	GA5049290	Elbow brass 3/8 x 1/4	1

Engine Mounts



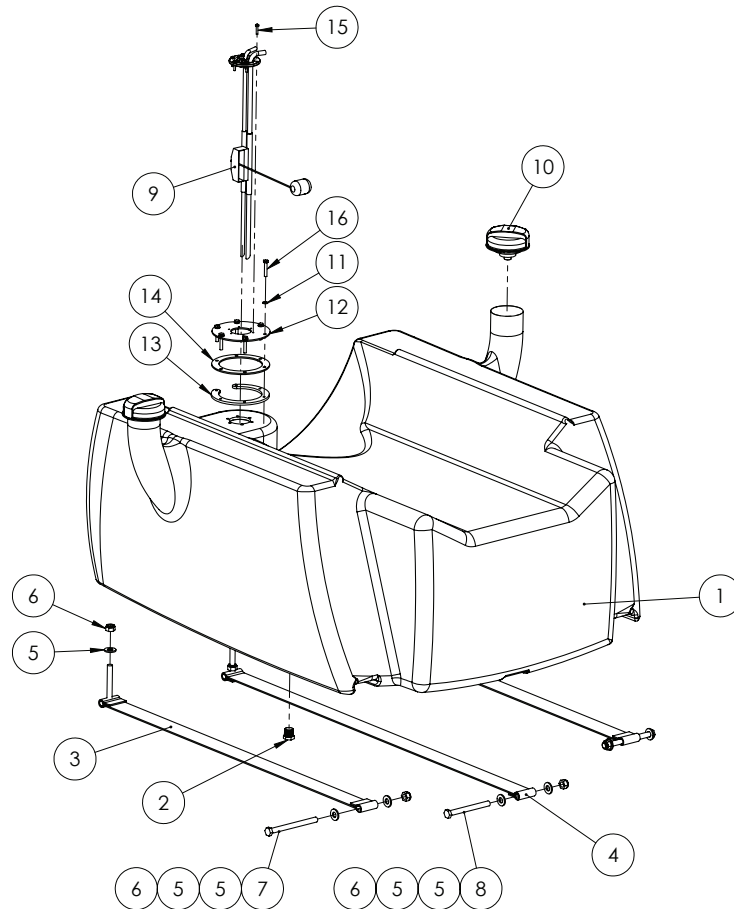
ITEM NO.	PART NUMBER	DESCRIPTION	QTY.
1	GA5070020	Vibration Isolator - 80mm	4
2	GA5001043	M16 SS washer	8
3	GA5011269	M16x100 bolt	4
4	GA5001029	M16 Nyloc nut	4
5	GA4502820	Large washer - eng mount SP09	4
6	GA5000557	Washer 12mm Flat ZP Large OD	12
7	GA5000325	M12x45 GR12.9 ZP unbrako	2
8	GA5000307	M12x30 GR12.9 ZP unbrako	10
9	GA4654971	Engine mount SCSP Rear	2
10	GA4656610	Engine Mount SCSP Front RH	1

Miscellaneous Components



ITEM NO.	PART NUMBER	DESCRIPTION	QTY.
1	GA5000117	Washer 10mm SS Heavy duty	2
2	GA5000137	Washer 10mm Spring S/S	2
3	GA5066162	M10x25 SS bolt	2
4	GA4503765	Heat shield - Turbo to Air cleaner SP2011	1
5	M77L-1808	M18 x 1/2 BSPP Elbow	1
6	HOS20P	Breather hose - Rear of engine - Cut 1080 long	1
7	tba	Oil drain hose	1
8	GAS44R-0808	Nipple 0808 1/2 x 1/2 - O ring & washer	1
9	S59-08	Cap swivel 1/2" BSP	1
	GA5075275	Belt, Serpentine, Water Pump Alternator, QSB6.7L, Cummins	1

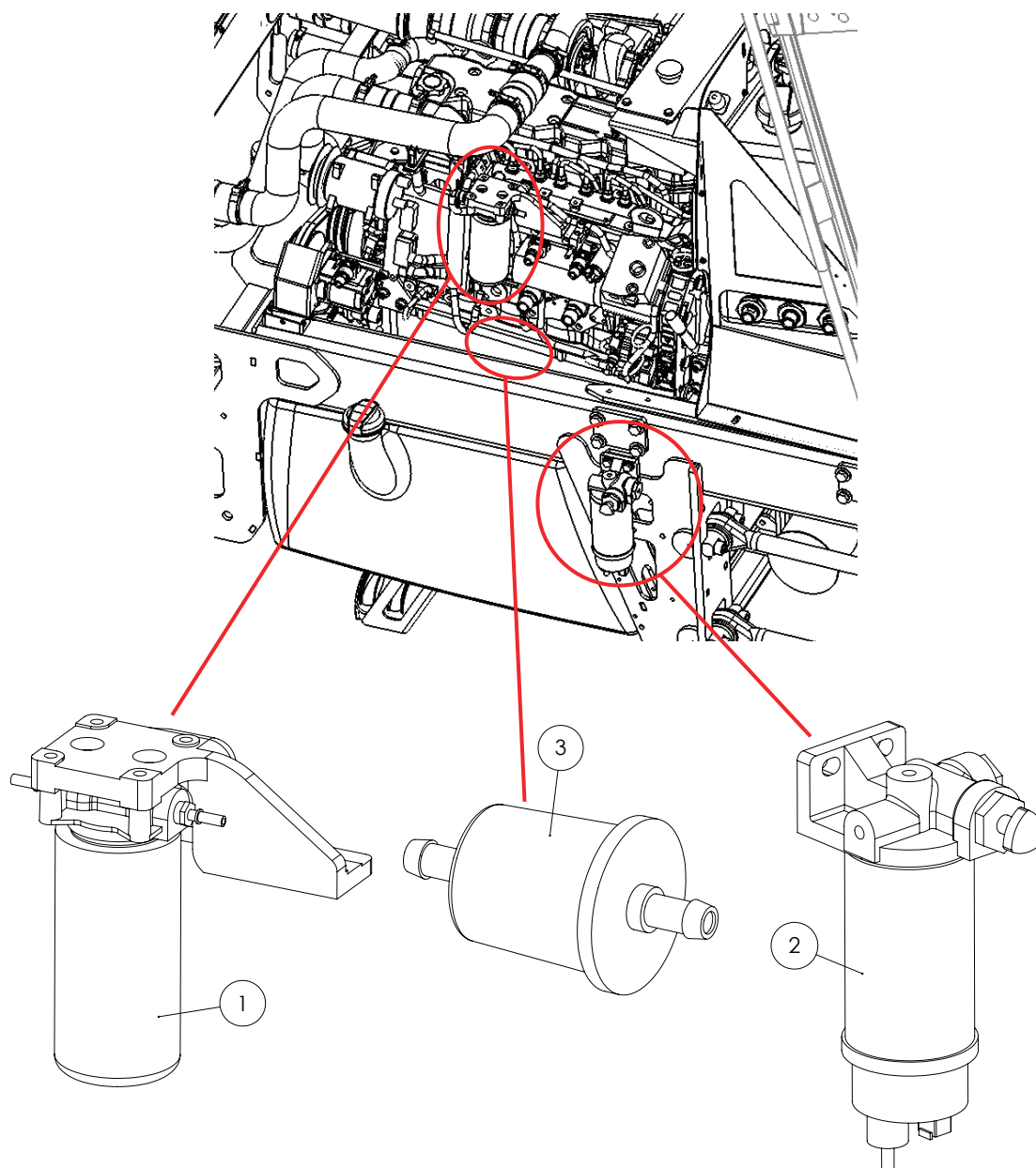
Fuel Tank



GA4904660 - Complete Assembly

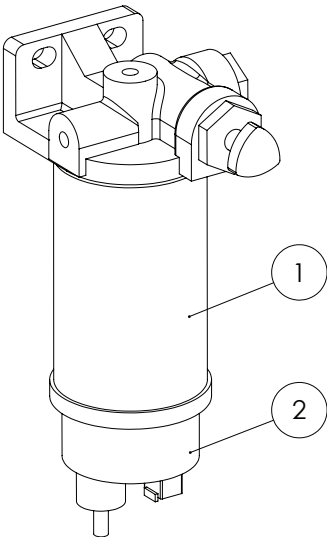
ITEM NO.	PART NUMBER	DESCRIPTION	QTY.
1	GA5069065	Diesel Tank - MY11 CCSP	1
2	GA5050670	1/2" Brass Plug	1
3	GA5069120	Tank strap-Fuel tank centre SP 2011	2
4	GA5069125	Tank strap-Fuel centre SP 2011	1
5	GA5000587	M12 WASHER	9
6	GA5012461	M12 Nyloc nut Z/P	6
7	GA5000271	M12x140 bolt	2
8	GA5000265	M12 x 120 GR8.8 ZP Bolt	1
9	GA5070420	Fuel Sender - Cobo	1
10	GA5069066	Fuel Cap - Farma	2
11	GA5004447	M6 Spring washer SS	7
12	GA4502550	Fuel Sender Mounting Plate	1
13	GA4502570	Fuel Sender Mounting Plate	1
14	GA4502635	Fuel Sender Gasket	1
15	GA5020525	M4 x 20 Pan Head Screw	6
16	GA5011405	M6x35 bolt	6

Fuel Filters



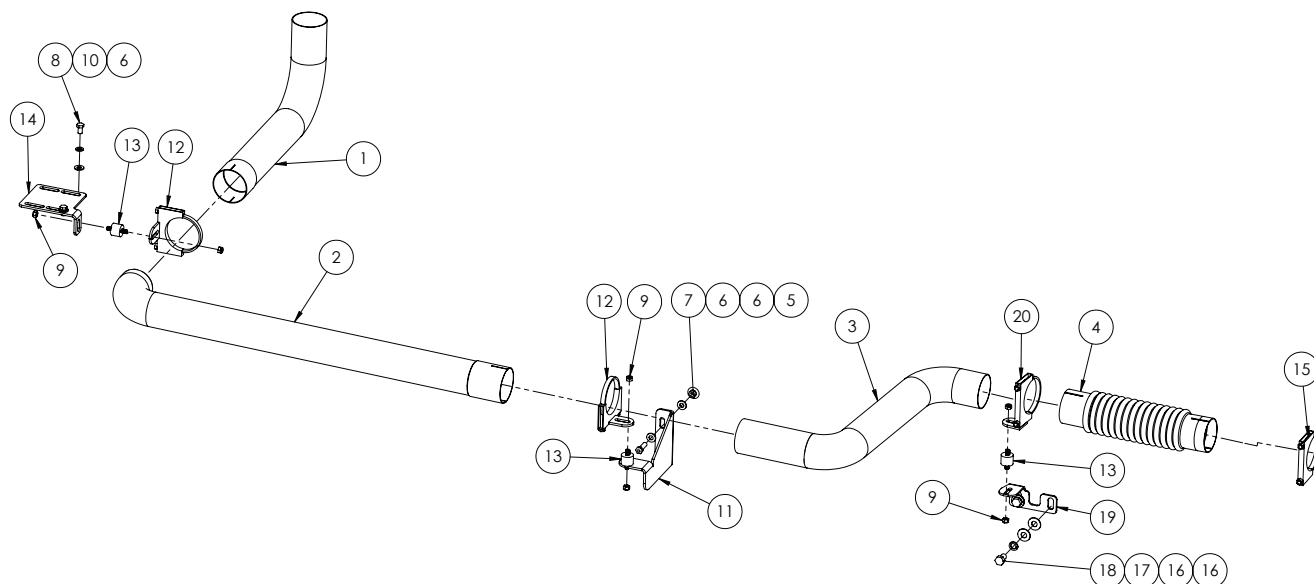
ITEM NO.	PART NUMBER	DESCRIPTION	QTY.
1	GA5051765	Filter, Fuel, Engine, Suit QSB	1
2	GA5071020	Filter, Fuel, Primary, Crop Cruiser	1
3	GA5069895	Filter, Fuel, Inline 3/8" hose barbs (Located on the top side of the fuel tank, under engine)	1

Fuel Filter - Primary



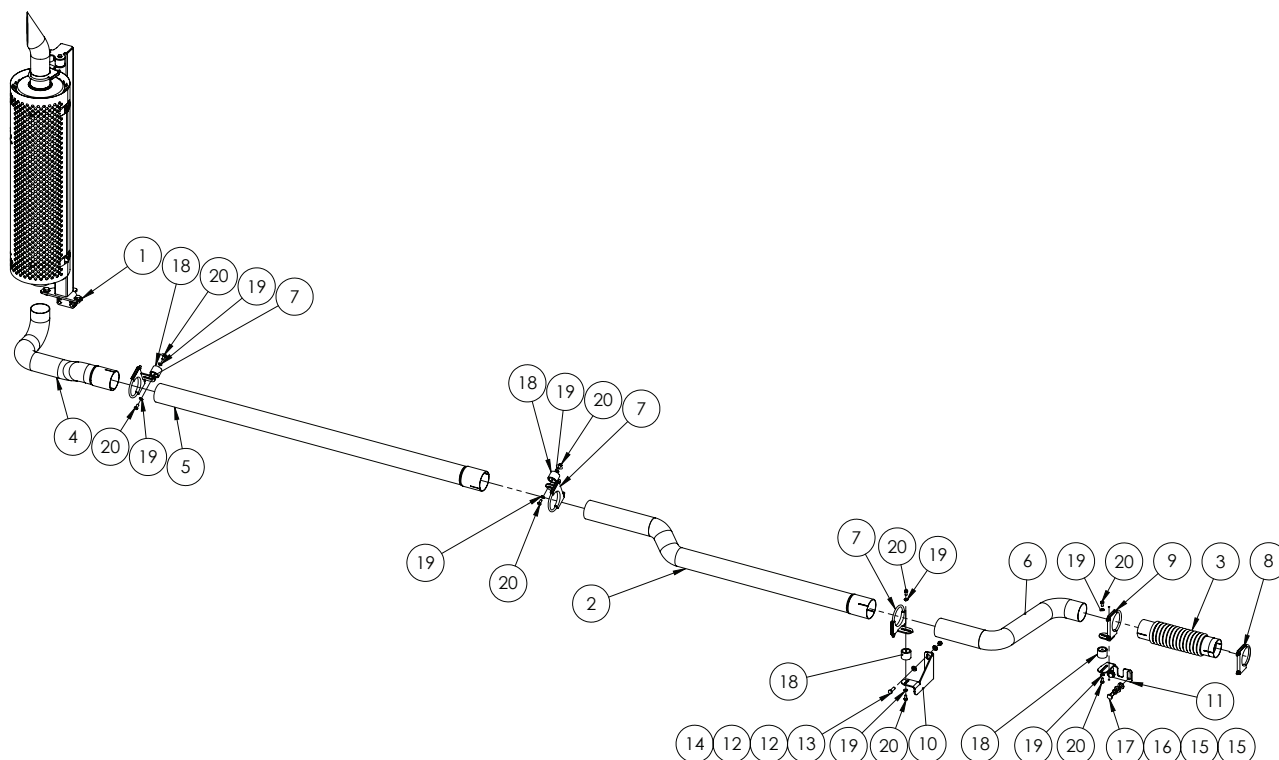
ITEM NO.	PART NUMBER	DESCRIPTION	QTY.
1	GA5051760	Cartridge, Primary fuel filter	1
2	GA5070560	Bowl, Clear glass, Primary fuel filter	1

Exhaust - Standard



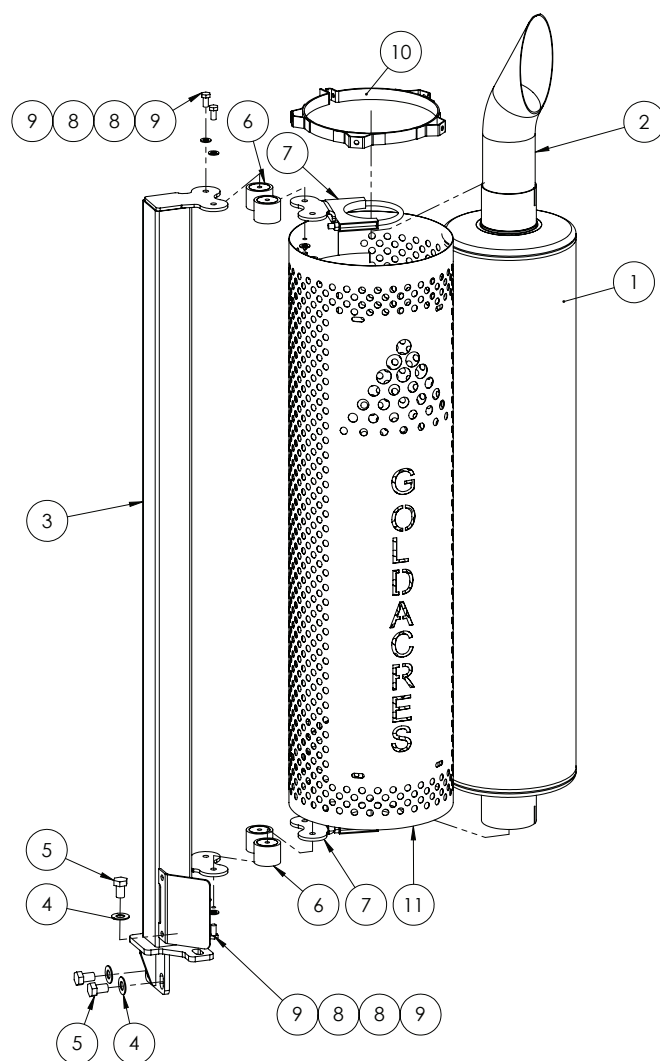
ITEM NO.	PART NUMBER	DESCRIPTION	QTY.
1	GA5069900	Elbow-4" exhst tube 90° Flared-long end	1
2	GA4656572	Exhaust-4" Tight 90-Long leg-suit SP201 I	1
3	GA5068955	Exhaust pipe-S shape-suit R/H access step SP 201 I	1
4	GA5050525	Exhaust bellows	1
5	GA5066895	Bolt Gr 8.8 ZP M12x40	2
6	GA5000587	M12 WASHER	6
7	GA5012461	M12 Nyloc nut Z/P	2
8	GA5011227	Bolt M12 x 20 ZP GR8.8	2
9	GA5000141	M10 Nyloc Nut	6
10	GA5000575	M12 Spring washer SS	2
11	GA4503855	bracket -exhaust air bag mnt-SP201 I	1
12	GA4658835	Exhaust Clamp/Buffer bracket-single SP201 I	2
13	GA5069130	Rubber isolator 35OD x 28H-M10 x 16.5 each end	3
14	GA4537270	Exhaust tip Mount Side Pipe	1
15	GA5066215	Exhaust clamp 4 1/8" complete	1
16	GA5001043	M16 SS washer	5
17	GA5000961	Washer 16mm Spring ZP	3
18	GA5000903	M16x25 bolt	3
19	GA4504420	Mount- Exhaust to chassis SP 201 I	1
20	GA4658836	Exhaust Clamp/Buffer bracket-single SP201 I	1

Exhaust - Suit 6000L



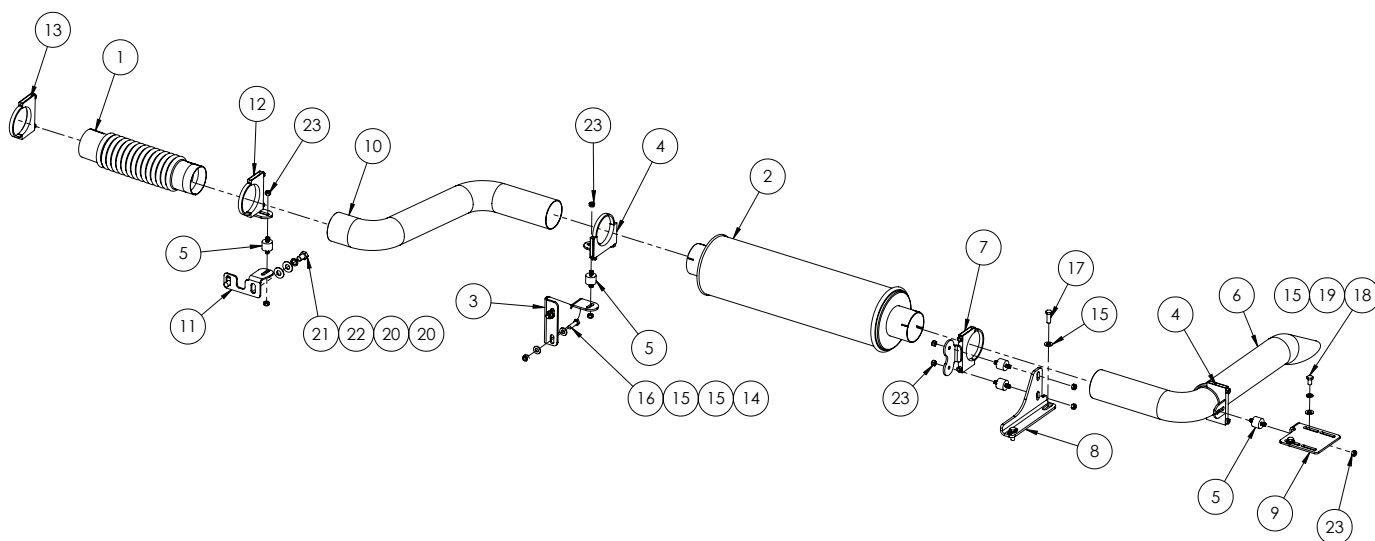
ITEM NO.	PART NUMBER	DESCRIPTION	QTY.
1	See next page	Exhaust stack, 6000L MY13 Crop Cruiser	1
2	GA5070995	Exhaust Pipe Section C suit 6000L SP	1
3	GA5050525	4\"ID Id Bellows Connector	1
4	GA5070985	Exhaust Pipe Section A suit 6000L SP	1
5	GA5070990	Exhaust Pipe Section B suit 6000L SP	1
6	GA5068955	Exhaust pipe-S shape-suit R/H access step SP 2011	1
7	GA4658835	Exhaust Clamp/Buffer bracket-single SP2011	3
8	GA5066215	Exhaust clamp 4 1/8\" complete	1
9	GA4658836	Exhaust Clamp/Buffer bracket-single SP2011	1
10	GA4503855	bracket -exhaust air bag mnt-SP2011	1
11	GA4504420	Mount- Exhaust to chassis SP 2011	1
12	GA5000557	Washer 12mm Flat ZP Large OD	4
13	GA5000319	Bolt Gr 8.8 ZP M12x40	2
14	GA5012461	M12 Nyloc nut Z/P	2
15	GA5001009	M16 washer Zink coated	4
16	GA5000961	Washer 16mm Spring ZP	2
17	GA5000903	M16x25 bolt	2
18	GA5014609	Rubber multicushion	4
19	GA5000117	Washer 10mm SS Heavy duty	8
20	GA5006113	Bolt M10x20 ZP 8.8	8

Exhaust - 5200L/6000L



ITEM NO.	PART NUMBER	DESCRIPTION	QTY.
1	GA5069240	Muffler Exhaust, 4", 5200L - 6000L	1
2	0123D1022P	Chrome Plated Tip	1
3	GA4659785	Exhaust Stack Stand Rear Mounted SP MY13	1
4	GA5001009	M16 washer Zink coated	4
5	GA5000903	M16x25 bolt	4
6	GA5014609	Rubber multicushion	4
7	GA4658830	Exhaust Clamp/Buffer bracket-Double SP2011	2
8	GA5000117	Washer 10mm SS Heavy duty	8
9	GA5006113	Bolt M10x20 ZP 8.8	8
10	89767K	Mount Bracket Exhaust HEat Shield	2
11	GA4505985	Exhaust Heat Shield Cover Full	1

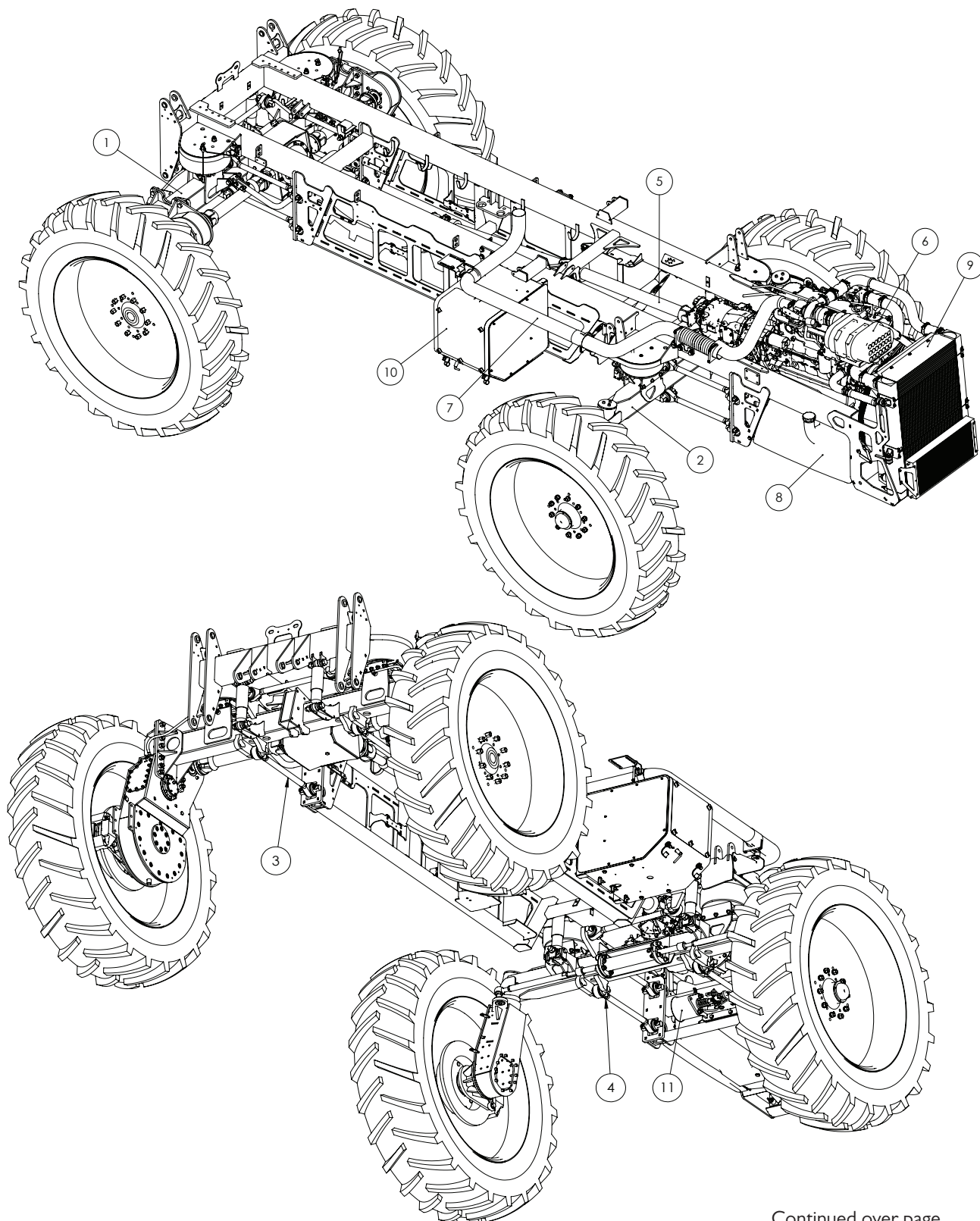
Exhaust - Dual Product / Short Wheel Base



ITEM NO.	PART NUMBER	DESCRIPTION	QTY.
1	GA5050525	Exhaust bellows T/S 4 muffler	1
2	GA5065135	Muffler Exhaust, 4", SWB and Dual Product	1
3	GA4503855	bracket -exhaust air bag mnt-SP201 I	1
4	GA4658835	Exhaust Clamp/Buffer bracket-single SP201 I	2
5	GA5069130	Rubber isolator 35OD x 28H-M10 x 16.5 each end	5
6	GA5068950	Exhaust pipe-outer-suit Short/Dual product SP 201 I	1
7	GA4658830	Exhaust Clamp/Buffer bracket-Double SP201 I	1
8	GA4537265	Muffler Mount Side Pipe	1
9	GA4537270	Exhaust tip Mount Side Pipe	1
10	GA5068955	Exhaust pipe-S shape-suit R/H access step SP 201 I	1
11	GA4504420	Mount- Exhaust to chassis SP 201 I	1
12	GA4658836	Exhaust Clamp/Buffer bracket-single SP201 I	1
13	GA5066215	Exhaust clamp 4 1/8" complete	1
14	GA5012461	M12 Nyloc nut Z/P	2
15	GA5000587	M12 WASHER	8
16	GA5066895	Bolt Gr 8.8 ZP M12x40	2
17	GA5000311	M12x35 Bolt	2
18	GA5011227	Bolt M12 x 20 ZP GR8.8	2
19	GA5000575	M12 Spring washer SS	2
20	GA5001043	M16 SS washer	4
21	GA5000903	M16x25 bolt	2
22	GA5000961	Washer 16mm Spring ZP	2
23	GA5000141	M10 Nyloc Nut	10

Chapter 19

DRIVE LINE TRANSFER CASE & DIFF

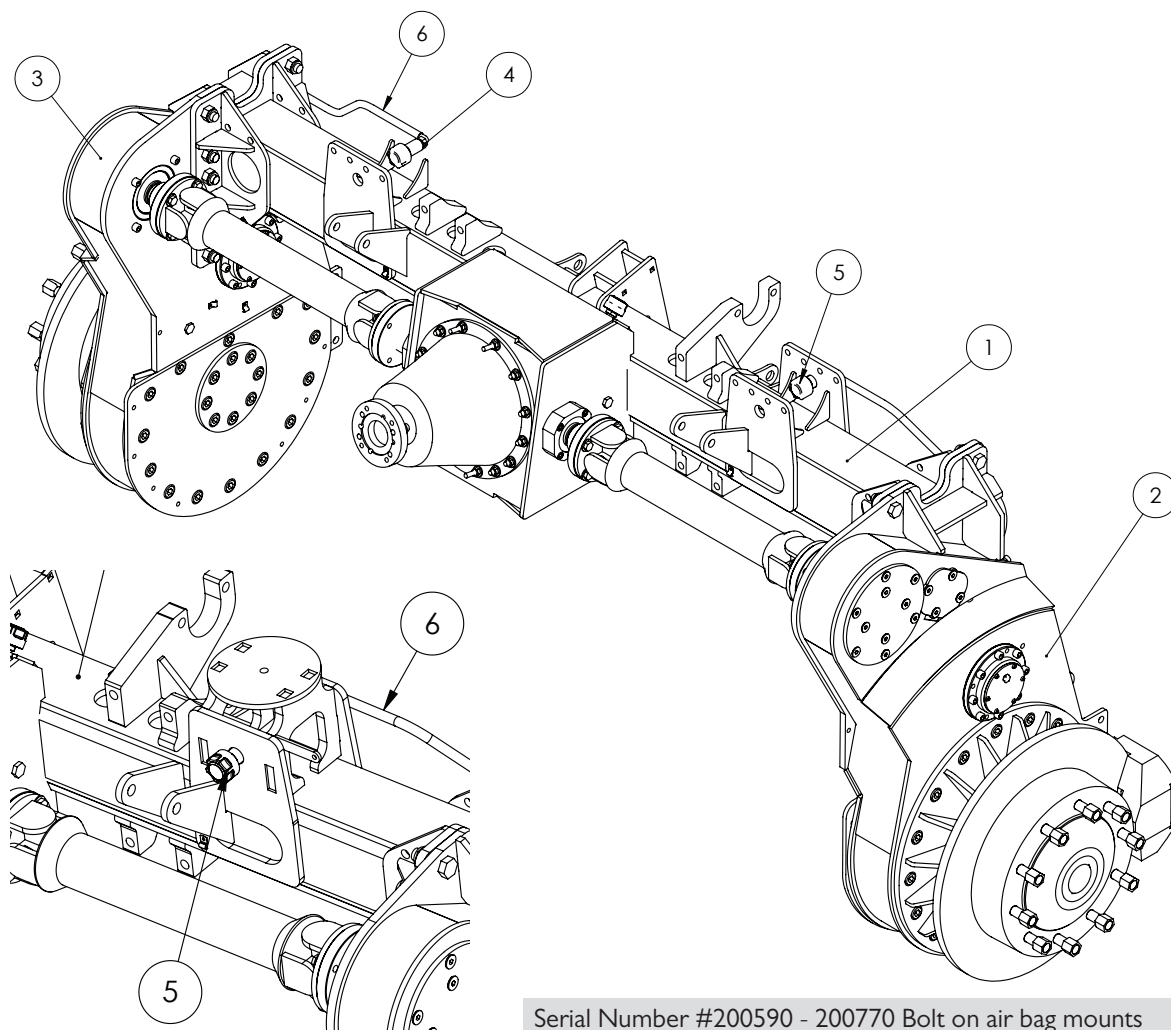


Continued over page

Drive Train & Suspension

ITEM NO.	PART NUMBER	DESCRIPTION	QTY.
1	GA4902041	Rear Axle	1
2	-	Front Axle	1
3	-	Rear Suspension	1
4	-	Front Suspension	1
5	-	Drive Shafts & Brackets - 2wd	1
	-	Drive Shaft & Brackets - 4wd	1
6	GA4903515	Engine & Transmission	1
	-	Exhaust - Standard	
7	-	Exhaust - Platform / Dual Product	1
	-	Exhaust - Side Pipe	
8	GA4904660	Fuel Tank	1
9	GA4903517	Combi Cooler	1
10	GA4903705	Brake Booster Pod - Small Tanks	1
	GA4905140	Brake Booster Pod - Large Tanks	1
11	GA4902945	Hand Brake	1
12	GA4906795	Foot valve Assembly (not shown, mounted on underside of cab floor)	1

Rear Axle - 3m



Serial Number #200590 - 200770 Bolt on air bag mounts
Serial Number #200780 - 201090 Weld on air bag mounts

GA4902041 - Complete 3m Rear Axle Assembly 2WD

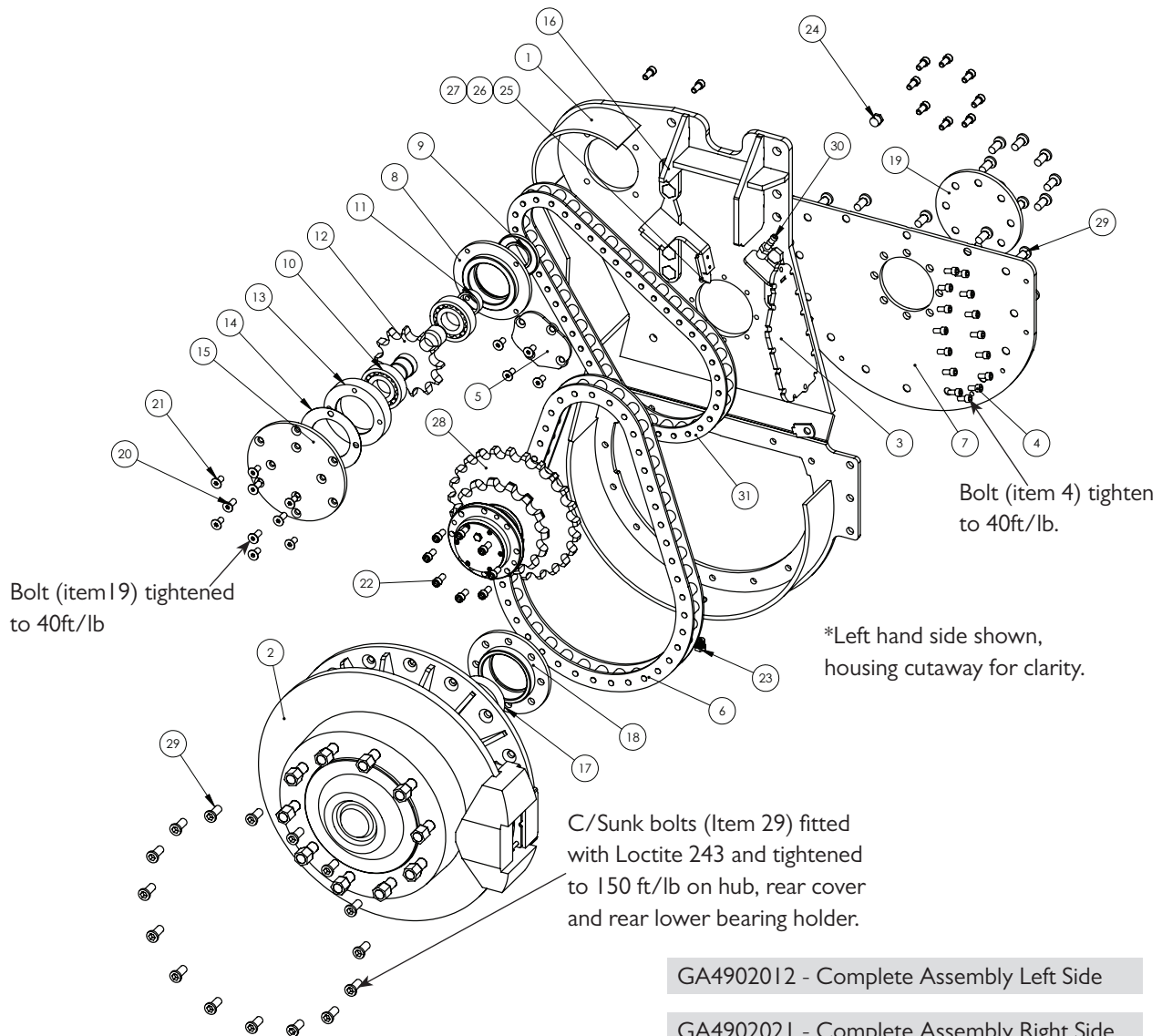
GA4902037 - Complete 3m Rear Axle Assembly 4WD

ITEM NO.	PART NUMBER	DESCRIPTION	QTY.
1	-	SP 3m 2WD MY11 Rear Axle Assembly	1
2	GA4902012	2011 model 2WD rear dropleg assembly - LH	1
3	GA4902021	2011 model 2WD rear dropleg assembly - RH	1
4	HB050-90	Hose Barb Elbow 1/2	2
5	GA5066770	Air Breather screw in style 1/2"	2
6	breather hose01	Dropleg breather hose-SP2011	1

DROP LEG TOE ADJUSTMENT SHIMS

PART No.	DESCRIPTION
GA4537200	Shim rear drop leg 0.5mm
GA4537205	Shim rear drop leg 1mm

Drop Leg - Rear



GA4902012 - Complete Assembly Left Side

GA4902021 - Complete Assembly Right Side

ITEM NO.	PART NUMBER	DESCRIPTION	QTY.
1	GA4652561	2011 22-3200 Rear Dropleg Housing LH	1
	GA4652566	2011 22-3200 Rear Dropleg Housing RH	1
2	-	Bottom hub assembly suit crop cruiser 2011 on	1
3	GA4658825	Drop leg 2WD-LH rear cover C/W splash guard	1
	GA4658820	Drop leg 2WD-RH rear cover C/W splash guard	1
4	GA5011153	M10x20 Unbrako	15
5	F70933A	upper cover plate	1
6	GA5059995	Super 140H chain 42 pitches	1
7	GA4502006	cover plate-2011 DROPLEG	1

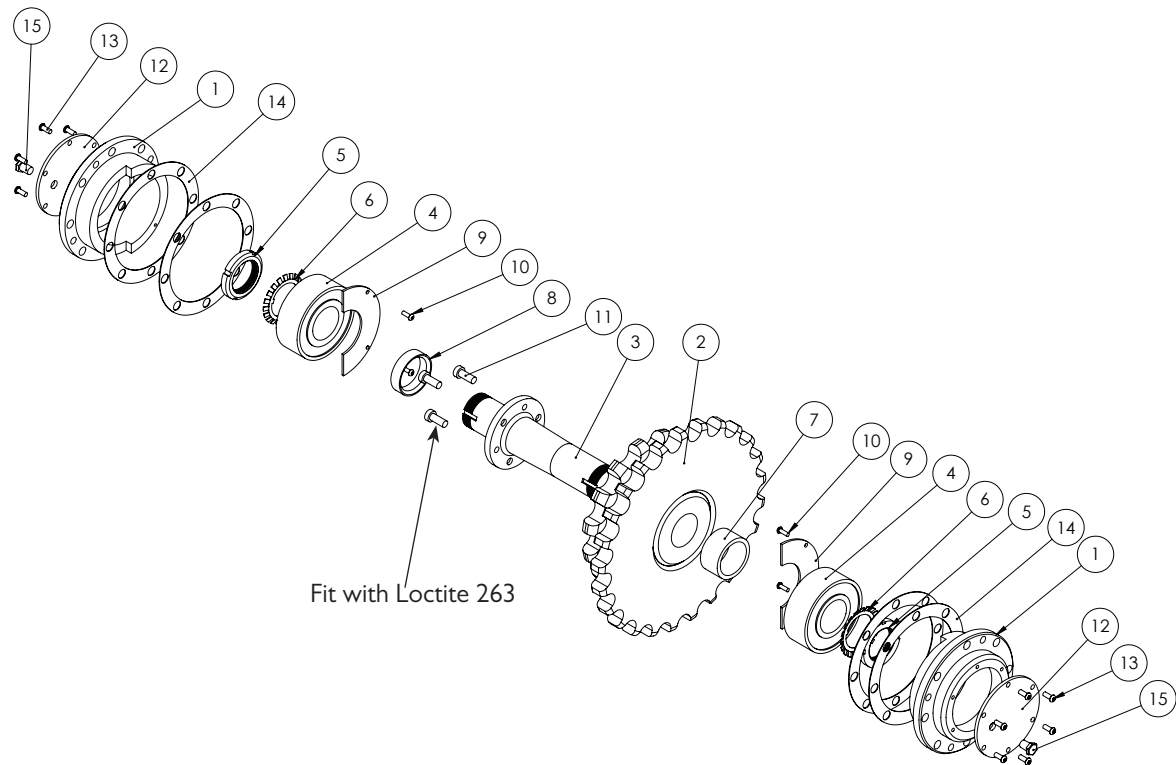
Continued over page

Drop Leg - Rear

ITEM NO.	PART NUMBER	DESCRIPTION	QTY.
8	GA4552060	Bearing holder - top inside 45mm	1
9	GA5070195	Oil Seal 100x55x8	1
10	GA5048275	Bearing, Spherical roller, Self aligning, 45ID x 100OD x 25, 21309E	2
11	DL30	spacer ring	1
12	GC-0124E	GA5016795 12 tooth top sprocket & shaft	1
13	GA4552055	top outside 45mm bearing holder	1
14	DL15-shim-01LAS	Spacer Shim for DL15 bearing holder	1
15	DL14LAS	Top outside cover plate	1
16	GA5011333	M20x60 bolt	8
17	GA5015665	22212 60x110 self aligning spherical bearing	1
18	60brghold	60mm bearing holder	1
19	GA4504340	Plate-60brghold outer new SP 2011 M16CSCS	1
20	GA5051290	M12 x 30 CSCS	4
21	GA5000289	M12 x 25 CSCS	10
22	GA5000297	SHCS M12 x 25 ZP	20
23	GA5048560	1/2" Brass Magnetic Plug	1
24	GA5050670	1/2" Brass Plug	1
25	GA4503065	Scraper-2011 Dropleg	1
26	GA4503060	Scraper Keeper Plate -2011 Dropleg	1
27	GA5004055	BOLT M6 x 20 SHCS ZP	2
28	GA4902002	2011 model idler sprocket/shaft assembly2WD	1
29*	GA5069920	M16 x 40 CSCS	38
30	HB050	1/2" Hose Barb	1
31	GA5014599	Super RS120HT chain	1

ITEM NO.	PART NUMBER	MACHINE USED ON
29	GA5000925	Up to 200260
	GA5069920	200270 onward

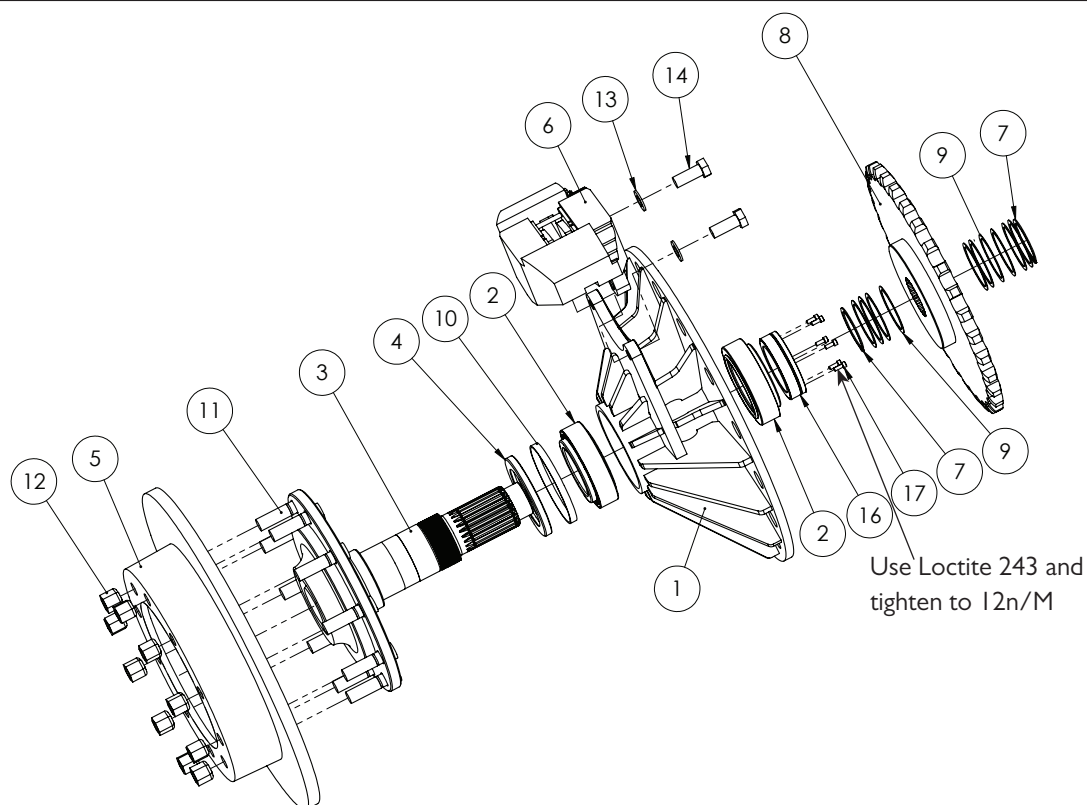
Idler Sprocket & Shaft - 4wd & 2wd Rear Drop Legs



GA4902002 - Complete Idler Sprocket & Shaft Assembly

ITEM NO.	PART NUMBER	DESCRIPTION	QTY.
1	GA4552015	idler bearing housing	2
2	GA4652005	15-25 tooth idler sprocket	1
3	GA4552021	Idler shaft-2011 (Note: Not the same as 4x4 front dropleg)	1
4	GA5065000	Bearing 50x110x40 spherical roller	2
5	GA5065005	Locknut M50x1.5mm KM10	2
6	GA5065010	Tabwasher 50mm MB10	2
7	GA4552011	idler sprocket spacer-suit 2WD 2011	1
8	GA4552005	idler spacer	1
9	F70930A	oil reservoir end plate	2
10	GA5003977	M5x16mm Pan Head SS	4
11	GA5065015	M10x25-lowhead cap screw	3
12	F70932A	cover plate for idler bearing	2
13	GA5004050	M6x16mm Button head soc SS	12
14	GA4502050	idler bearing shim 1mm	4
15	GA5069335	1/4" Brass plug	2

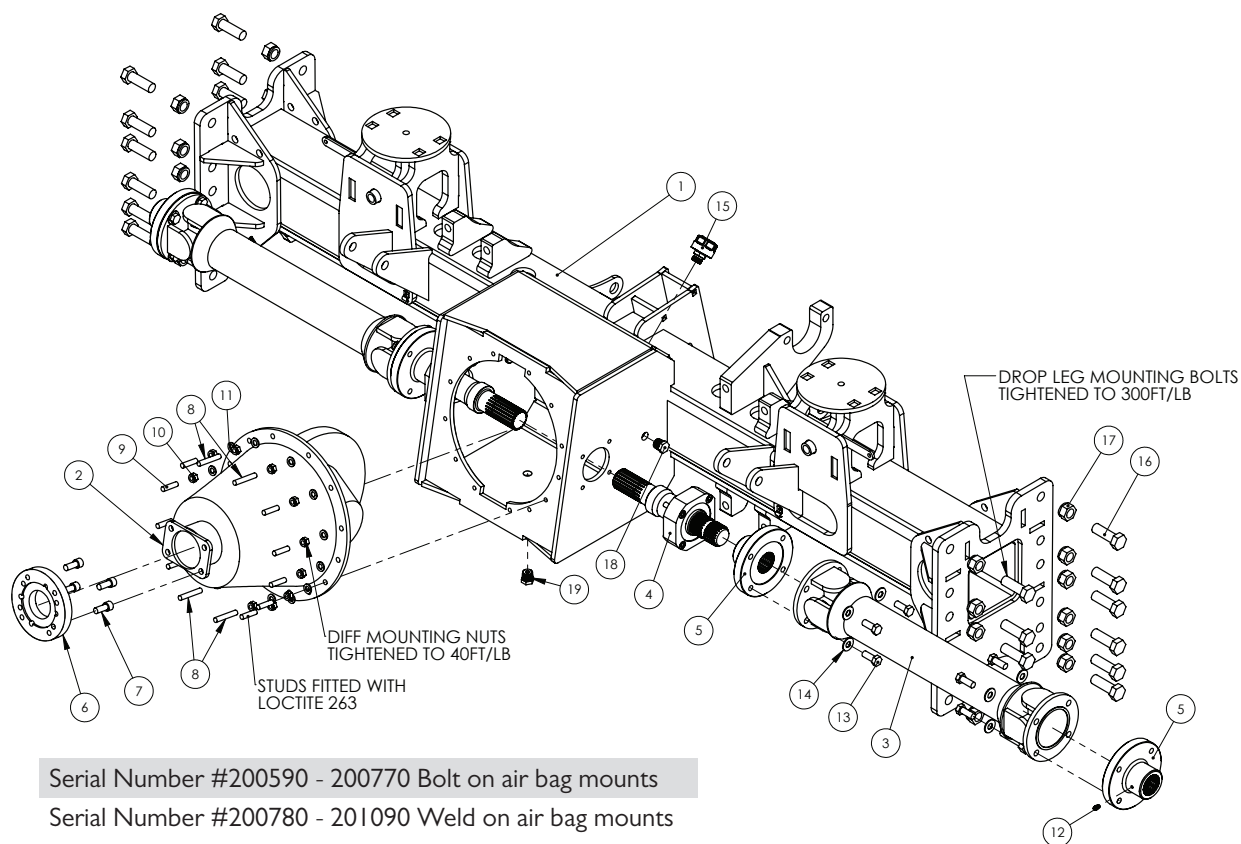
Hub



ITEM NO.	PART NUMBER	DESCRIPTION	QTY.
1	GA4652011	drop leg bottom hub 2011 on	1
2	GA5068835	taper roller bearing 90x150x45 (33118)	2
3	GA5068830	Bottom axle for 22/32/4400 SP	1
4	GA5068840	Seal double lip 150x110x13	1
5	GA5070065	Disc Rotor to suit Supercruiser/Cropcruiser	1
6	GA5016069	Stilfreni brake caliper	1
7	GA5008521	1400-75 M75 lower shaft circlip ID 69-72	2
8	GA4659385	Lower sprocket assembly one piece suit 2012 SP drop leg	1
9	DL27	Shim for bottom axle	10
10	GA4552610	spacer ring	1
11	MACH0138	Wheel stud M22	10
12	GA5018892	Wheel nut, M22 X 1.5mm, ZP	10
13	GA5001739	M20 Heavy Duty Flat Washer	2
14	GA5001515	M20x1.5Px50 HT Bolt	2
15	JCB-Caliper-shim	JCB caliper shim plate	1
16	GA4552900	M90 Lock nut	1
17	M6x16 unbrako	M6 x 16 SHCS	6

HUB SPARE PARTS	
PART No.	DESCRIPTION
GA5006305	Brake pad set (for 1 caliper)
GA	Pin Seal Kit

Rear Diff & Axle Assembly



Serial Number #200590 - 200770 Bolt on air bag mounts

Serial Number #200780 - 201090 Weld on air bag mounts

ITEM NO.	PART NUMBER	DESCRIPTION	QTY.
1	GA4658550	Rear Axle Housing 3m Crop Cruiser 2WD	1
	GA4658560	Rear axle housing 3m 4wd Crop Cruiser	1
2	GA5010609	5.125:1 ratio diff centre	1
3	GA5069835	1550 series fixed drive shaft crop cruiser	2
4	SP-RA-subassem-01	Diff output shaft sub assem	2
5	GA5008107	Drive flange for rear axle	4
6	1480-isuzu	drive shaft adapter	1
7	GA5020755-machined	M12x25 unbrako with machined head	4
8	GA5011177	M10 x 55 stud SS 316	4
9	GA5011665	M10 x 40 stud SS 316	9
10	GA5000141	M10 Nyloc Nut	13
11	GA5000117	Washer 10mm SS Heavy duty	13
12	GA5012203	Grease Nipple 1/4" UNF Short	4
13	GA5006045	Bolts 1/2 UNF x 1 1/4 G8 ZP	16
14	GA5017661	Washers flat ZP 1/2	16
15	GA5066770	Air Breather screw in style 1/2"	1
16	GA5011333	M20x60 bolt	24
17	GA5048125	M20 Nyloc nut	24
18	GA5050670	1/2" Brass Plug	2
19	GA5048560	1/2" Brass Magnetic Plug	1

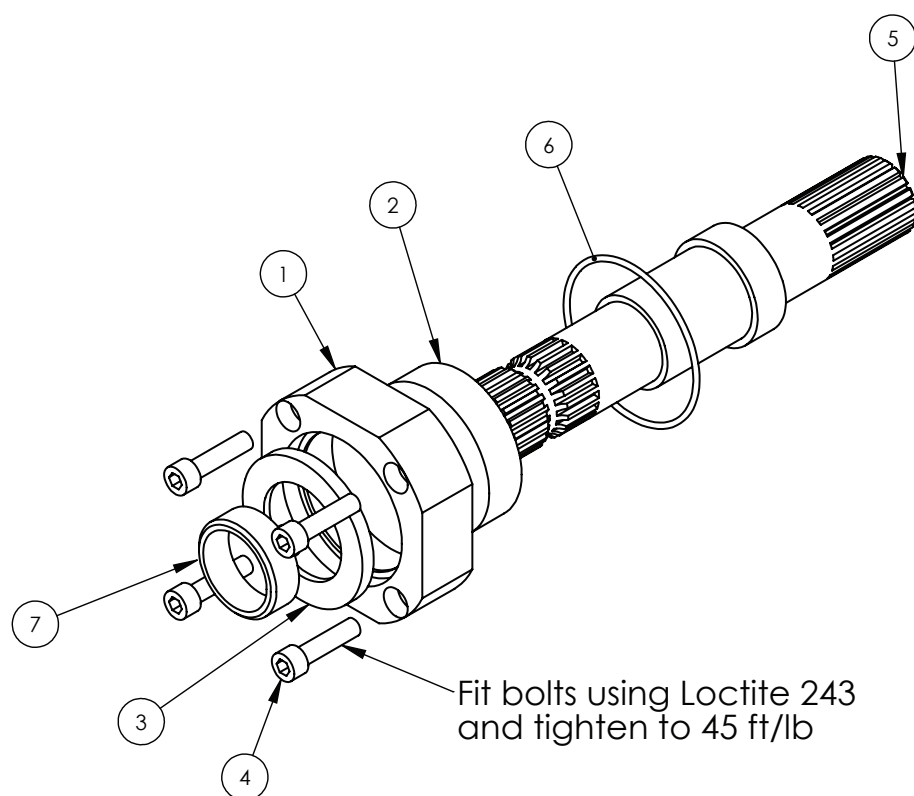
Continued over page

Rear Diff & Axle Assembly

ITEM NO.	PART NUMBER	MACHINE USED ON
3	GA5000822	Up to and including 200280
	GA5069835	From 200290 onward

REAR AXLE SPARE PARTS	
PART No.	DESCRIPTION
GA5017115	Uni Joint Kit 1550 Series
GA5007831	Diff Pinion Seal
GA5069085	Yoke - suit Isuzu diff

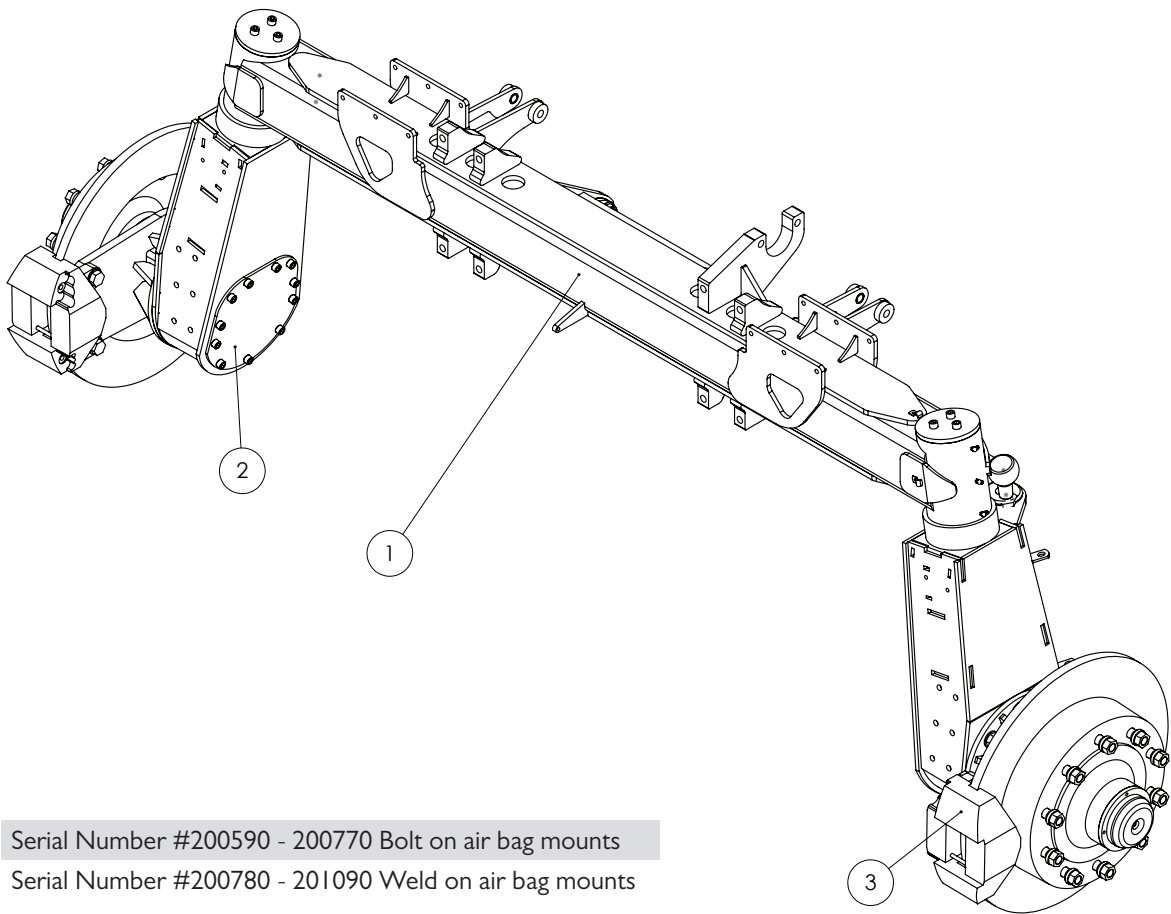
Rear Diff Output Shaft



SP-RA-Subassem-01 - Complete Assembly

ITEM NO.	PART NUMBER	DESCRIPTION	QTY.
1	MACH0027	bearing holder for diff output shaft	1
2	GA5007959	85x45x23 bearing	1
3	GA5048455	Oil seal - 85x55x8	1
4	GA5006141	M10x40 Unbrako	4
5	GA5015157	Short axle shaft & spacer	1
6	GA5010501	3 1/2" x 1/8" O-Ring	1
7	DL30	spacer ring	1

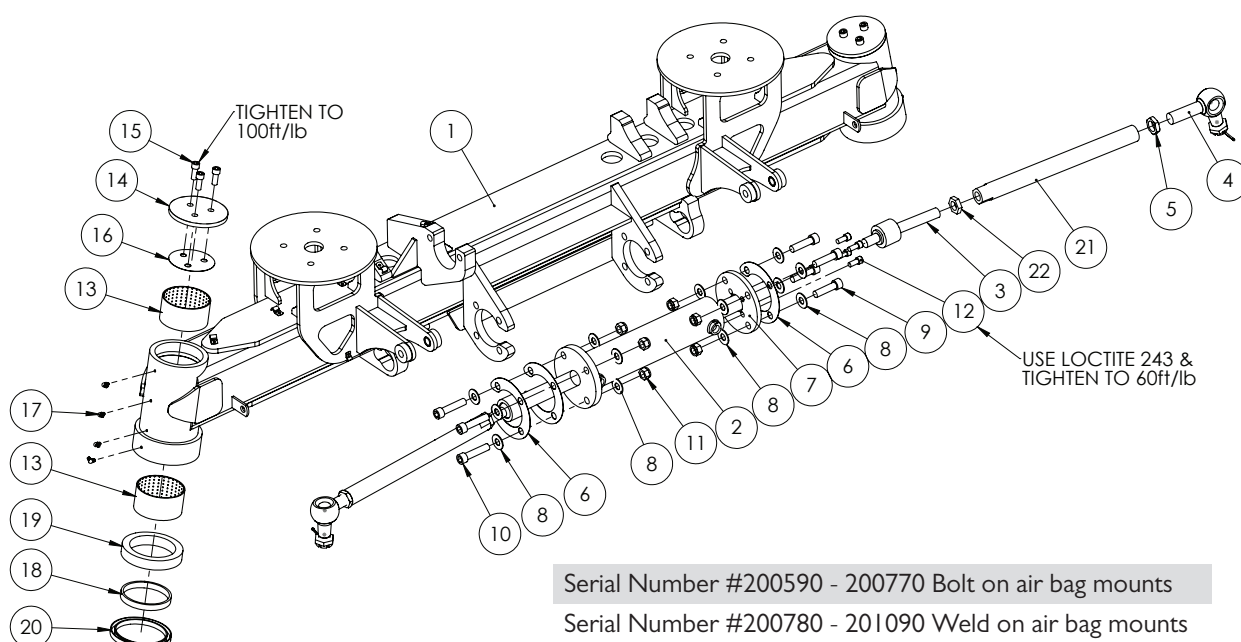
Front Axle & Drop Legs - 3m 2wd



Serial Number #200590 - 200770 Bolt on air bag mounts
Serial Number #200780 - 201090 Weld on air bag mounts

ITEM NO.	PART NUMBER	DESCRIPTION	QTY.
1	-	SP 3m 2WD Front axle assembly	1
2	GA4902885	2011 model 2WD front dropleg assembly - RH	1
3	GA4902880	2011 model 2WD front dropleg assembly - LH	1

Front Axle - 3m 2wd

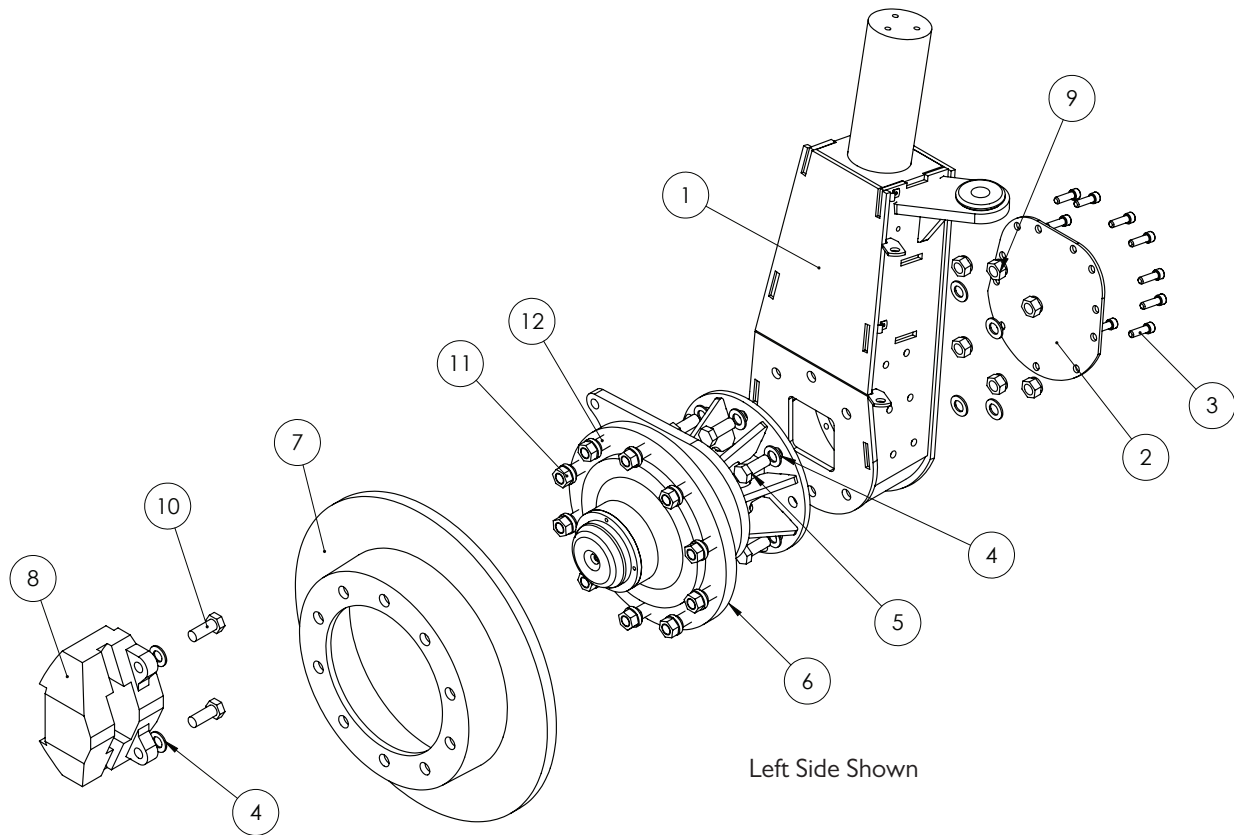


ITEM NO.	PART NUMBER	DESCRIPTION	QTY.
1	GA4658500	Front Axle Housing 3m Crop Cruiser MY11	1
2	GA5066586	Hypower circular flanged end 3" x 7.5" stroke	1
3	GA5065045	In-line ball joint	2
4	GA5065041	Ball Joint right angle M28x1.5	2
5	GA4572170	Tie rod end heavy lock nut M28 x 1.5	2
6	GA4514640	Steering ram shim plate	3
7	GA4514635	Flange plate for Steering ram	1
8	GA5001043	M16 SS washer	16
9	GA5048680	M16x60 Unbrako	4
10	GA5011305	M16x70 Unbrako	4
11	GA5001029	M16 Nyloc nut	8
12	GA5070250	7/16" x 1" UNF Cap Screw	4
13	GA5009454	Glacier bush-M liner 110	4
14	2M-FA011LAS	Top steering cap	2
15	GA5000307	M12x30 unbrako	6
16	F70544A	Shim plate for 2WD front axles	2
17	GA5009637	Grease Nipple 1/4 UNF 90 deg	8
18	2MFA004	Spacer ring/thrust bearing mount for 2WD front axles	2
19	GA5048245	Bearing ball thrust 51122	2
20	GA5048635	Oil Seal 145 X 120 X 12	2
21	GA4583135	Tie Rod 3m MY11	2
22	GA5011341	M24x1.5 lock nut	2

FRONT AXLE SPARE PARTS

PART No.	DESCRIPTION
GA5050215	Steering Cylinder Seal Kit

Front Drop Leg - 2WD

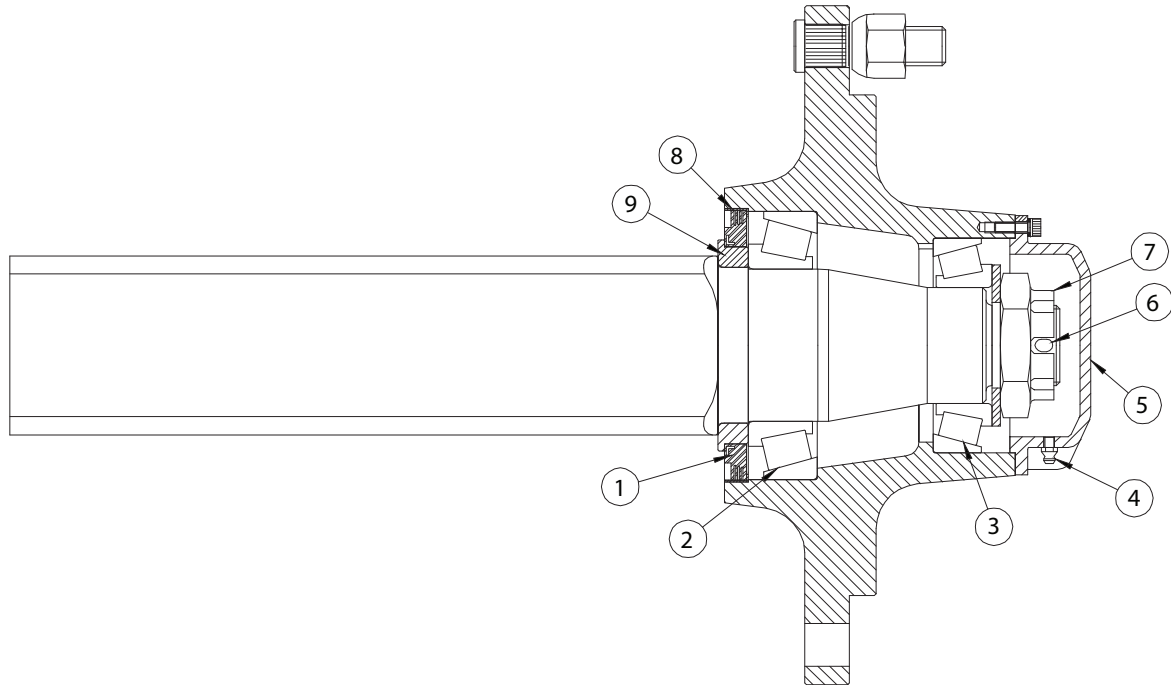


GA4902880 - Complete Assembly Left side

GA4902885 - Complete Assembly Right side

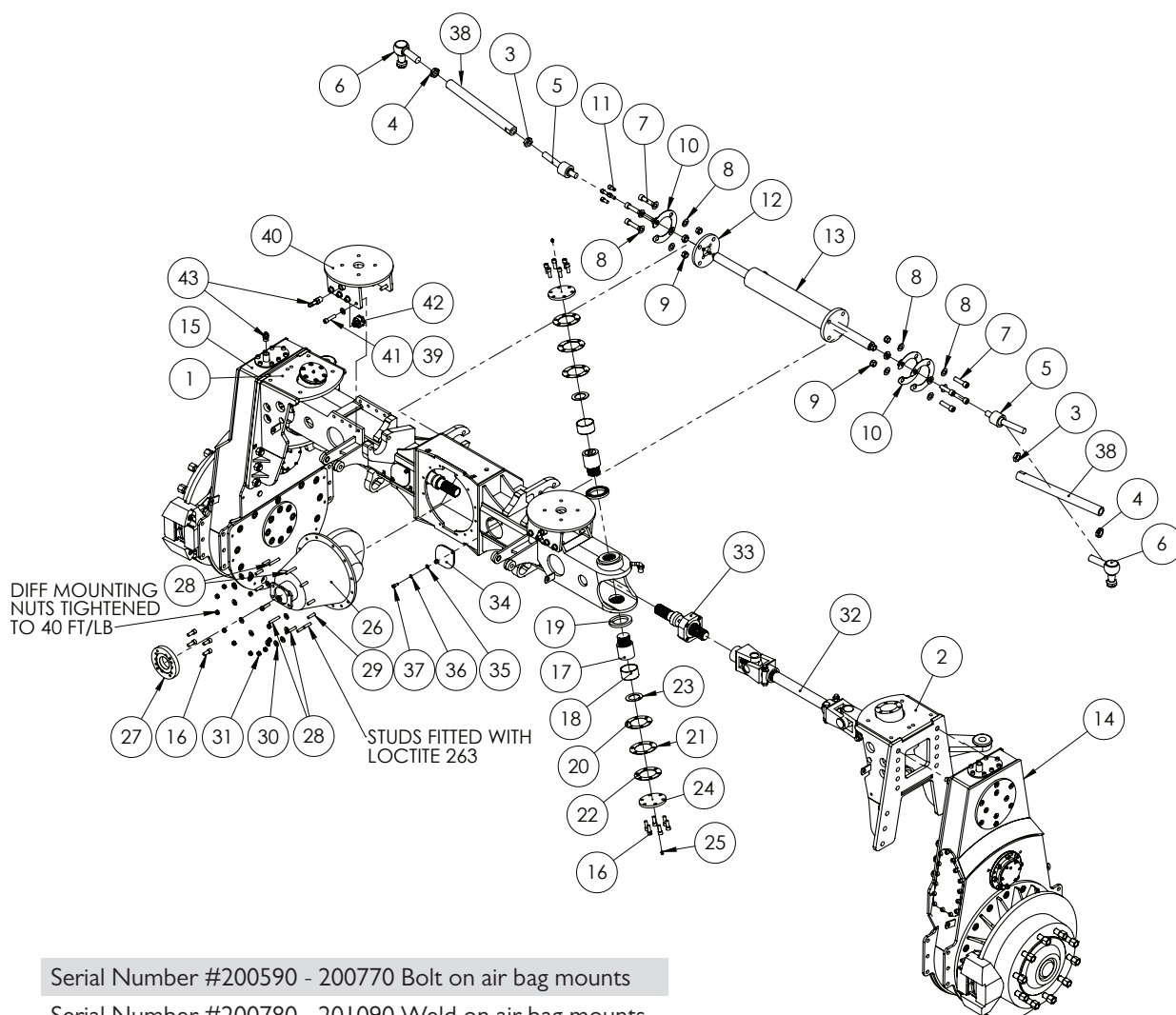
ITEM NO.	PART NUMBER	DESCRIPTION	QTY.
1	GA4652541	Drop Leg Housing - LH	1
1	GA4652546	Drop Leg Housing - RH	
2	2AFA013LAS	Access plate for axle carrier Bolts	1
3	GA5000321	M12x40 unbrako	11
4	GA5001739	M20 Heavy Duty Flat Washer	14
5	GA5001515	M20x1.5Px50 HT Bolt	6
6	GA4652800	hub SP front 2WD 2011 on	1
7	GA5070065	Disc Rotor to suit Supercruiser	1
8	GA5016069	Brake Calliper	1
9	GA5001513	M20x1.5 Nyloc Nut	6
10	GA5001515	M20x1.5Px50 HT Bolt	2
11	GA5018892	Wheel Nut M22	10
12	MACH0138	Wheel stud M22	10

Stub Axle - 100 Series



ITEM NO.	PART NUMBER	DESCRIPTION	QTY.
1	GA5053005	Triple lip seal	1
2	GA5070575	Inner bearing	1
3	GA5070570	Outer bearing	1
4	GA5052764	Grease nipple	1
5	GA5052763	Dust cap	1
6	GA5052290	Split pin	1
7	GA5052215	Slotted nut	1
8	GA5051775	Wear ring	1
9	GA5051770	Seal ring	1

Front Axle - 3m 4wd



Serial Number #200590 - 200770 Bolt on air bag mounts

Serial Number #200780 - 201090 Weld on air bag mounts

GA4902036 - Complete Assembly

ITEM NO.	PART NUMBER	DESCRIPTION	QTY.
1	GA4658670	Swivel Housing 2WS 4WD Left	1
2	GA4658675	Swivel Housing 2WS 4WD Right	1
3	GA5011341	M24x1.5 lock nut	2
4	GA4572170	Tie rod end heavy lock nut	2
5	GA5065045	In-line ball joint	2
6	GA5065041	Ball Joint right angle M28x1.5	2
7	GA5048680	M16x60 Unbrako	8
8	GA5001009	M16 washer Zink coated - use GA5001043	16
9	GA5001029	M16 Nyloc nut	8
10	GA4514640	Steering ram shim plate	3
11	GA5070250	7/16" x 1" UNF Cap Screw	4
12	GA4514635	Flange plate for Steering ram	1

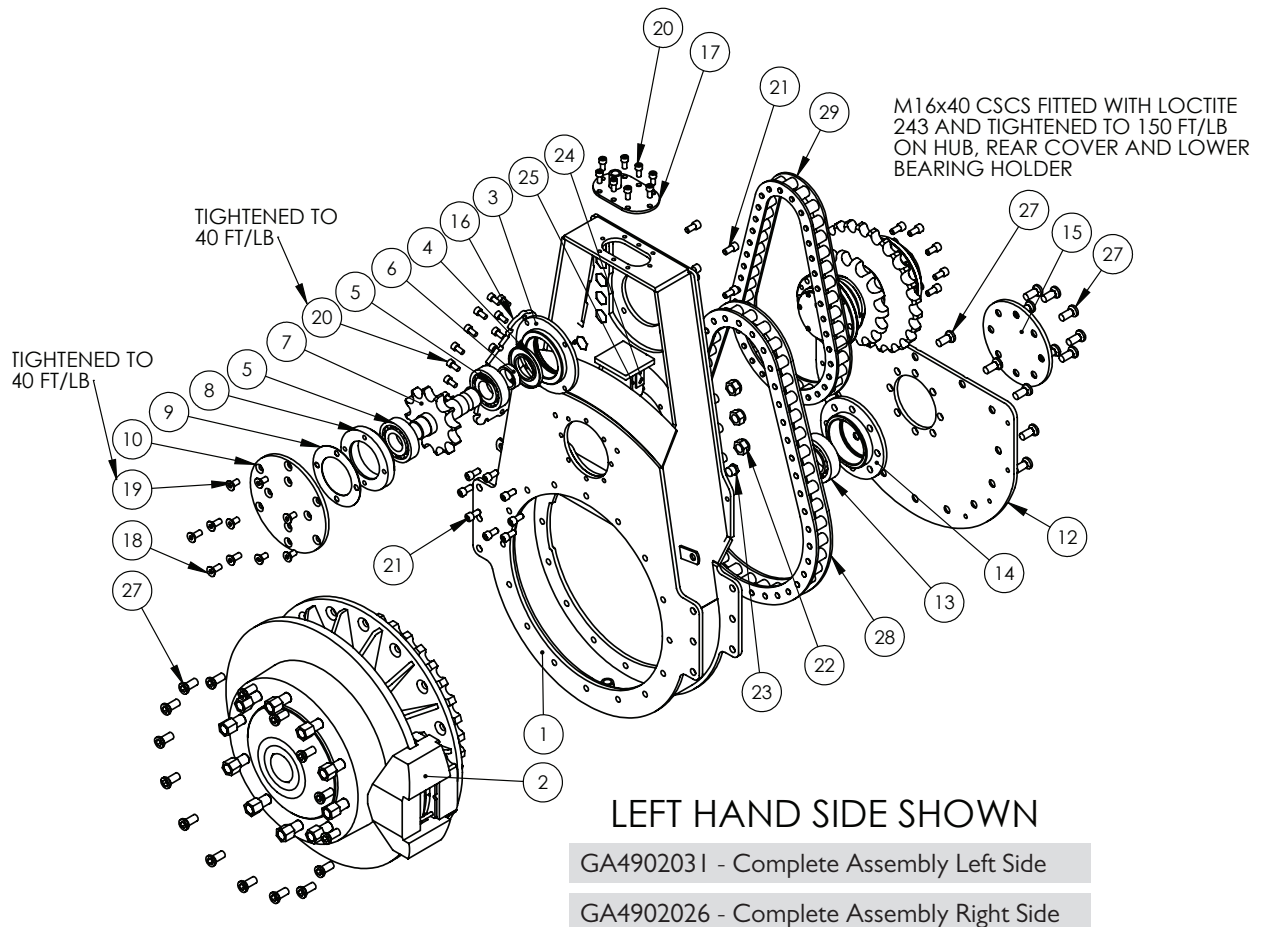
Continued over page

Front Axle - 3m 4wd

ITEM NO.	PART NUMBER	DESCRIPTION	QTY.
13	GA5066587	Steering Cylinder 14" Stroke	1
14	GA4902026	2011 Model 4WD Front Dropleg Assy - RH	1
15	GA4902031	2011 model 4WD 4WS 3m rear dropleg assy (RH rear)	1
16	GA5000307	M12x30 unbrako	28
17	MACH0039	King pin	4
18	GA5009481	Glacier Bush 70mm ID x 40 Long	4
19	GA5018907	Bearing Seal - 100x70x10	4
20	steershim-mk2-0.5	.5mm shim	4
21	steershim-mk2-1	1mm shim	4
22	steershim-mk2-3	3mm shim	4
23	GA5009489	Washer, Glacier, 48 ID x 74 OD	4
24	dl24LAS	Steering Assembly Top Cap	4
25	GA5012203	Grease Nipple 1/4" UNF Short	4
26	GA5010609	5.125:1 ratio diff centre	1
27	1480-isuzu	drive shaft adapter	1
28	GA5011177	M10x60 stud	4
29	GA5011665	M10x40 stud	9
30	GA5000117	Washer 10mm SS Heavy duty	13
31	GA5000141	M10 Nyloc Nut	13
32	GA5010576	4400 axle assembly	2
33	SP-RA-subassem-01	Diff output shaft sub assem (see page 295)	2
34	ga4536100	Axle cover plate-drive shaft bolts-4WS 4WD	2
35	GA5004883	Washer 8mm HD	4
36	GA5004919	M8 Spring washer SS	4
37	GA5004707	M8x20 unbrako	4
38	GA4583135	Tie Rod 3m MY11	2
39	GA5000587	M12 WASHER	16
40	GA4658636	Mount Airbag Front 4WD SP MY11 June on	2
41	GA5051470	M12x50 unbrako	16
42	GA5066770	Air Breather screw in style 1/2"	2
43	HB050-90	Hose Barb Elbow 1/2	4

4wd FRONT AXLE SPARE PARTS	
PART No.	DESCRIPTION
GA5050215	Steering Cylinder Seal Kit

Front Drop Leg - 4wd



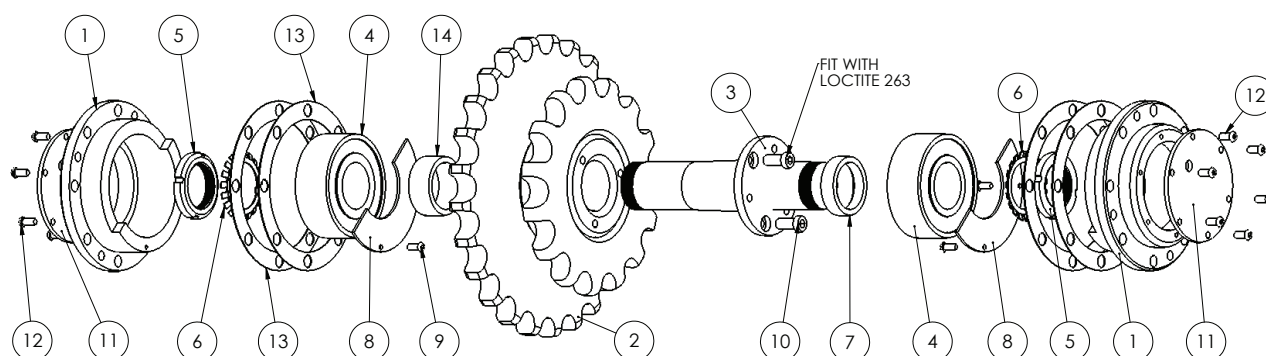
ITEM NO.	PART NUMBER	DESCRIPTION	QTY.
1	GA4652557	DropLeg 4400 SUITS ALL- 201 I	1
2	GA4902011	Bottom hub assembly suit crop cruiser 201 I on	1
3	GA4552060	Bearing holder - top inside 45mm	1
4	GA5070195	Oil Seal 100x55x8	1
5	GA5048275	1309 100x45 self aligning bearing	2
6	DL30	spacer ring	1
7	GC-0124E	GA5016795 12 tooth top sprocket & shaft	1
8	GA4552055	top outside 45mm bearing holder	1
9	DL15-shim-01LAS	Spacer Shim for DL15 bearing holder	1
10	DL14LAS	Top outside cover plate	1
11	GA5001515	M20x1.5Px50 HT Bolt	16
12	GA4502006	cover plate-201 I DROPLEG	1
13	GA5015665	22212 60x110 self aligning spherical bearing	1
14	60brghold	60mm bearing holder	1
15	GA4504340	Plate-60brghold outer new SP 201 I M16CSCS	1
16	GA4502000	cover plate	1
17	GA4656465	Cover dropleg upper 4400	1
18	GA5051290	M12 x 30 CSCS	4

Continued over page

Front Drop Leg - 4wd

ITEM NO.	PART NUMBER	DESCRIPTION	QTY.
19	GA5000289	M12 x 25 CSCS	6
20	GA5011153	M10x20 Unbrako	23
21	GA5000297	SHCS M12 x 25 ZP	20
22	GA5048125	M20 Nyloc nut	16
23	GA5050670	1/2" Brass Plug	2
24	GA4503060	Scraper Keeper Plate -2011 Dropleg	1
25	GA4503065	Scraper-2011 Dropleg	1
26	GA4902000	2006 model idler sprocket/shaft assembly	1
27	GA5069920	M16 x 40 CSCS	38
28	GA5059995	Super 140H chain 42 pitches	1
29	GA5015259	Super RS120HT chain	1

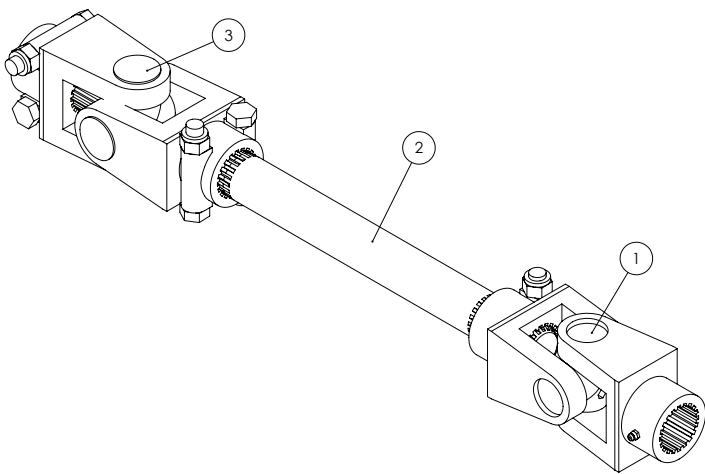
Idler Sprocket & Shaft - 4wd Front Drop Leg



GA4902000 - Complete Assembly

ITEM NO.	PART NUMBER	DESCRIPTION	QTY.
1	GA4552015	idler bearing housing	2
2	GA4652005	15-25 tooth idler sprocket	1
3	GA4552020	Idler shaft	1
4	GA5065000	Bearing 50x110x40 spherical roller	2
5	GA5065005	Locknut M50x1.5mm KM10	2
6	GA5065010	Tabwasher 50mm MB10	2
7	GA4552005	idler spacer	1
8	F70930A	oil reservoir end plate	2
9	GA5003977	M5x16mm Pan Head SS	4
10	GA5065015	M10x25-lowhead cap screw	3
11	F70932A	cover plate for idler bearing	2
12	GA5004050	M6x16mm Button head soc SS	12
13	GA4502050	idler bearing shim 1mm	4
14	GA4552010	idler sprocket spacer	1

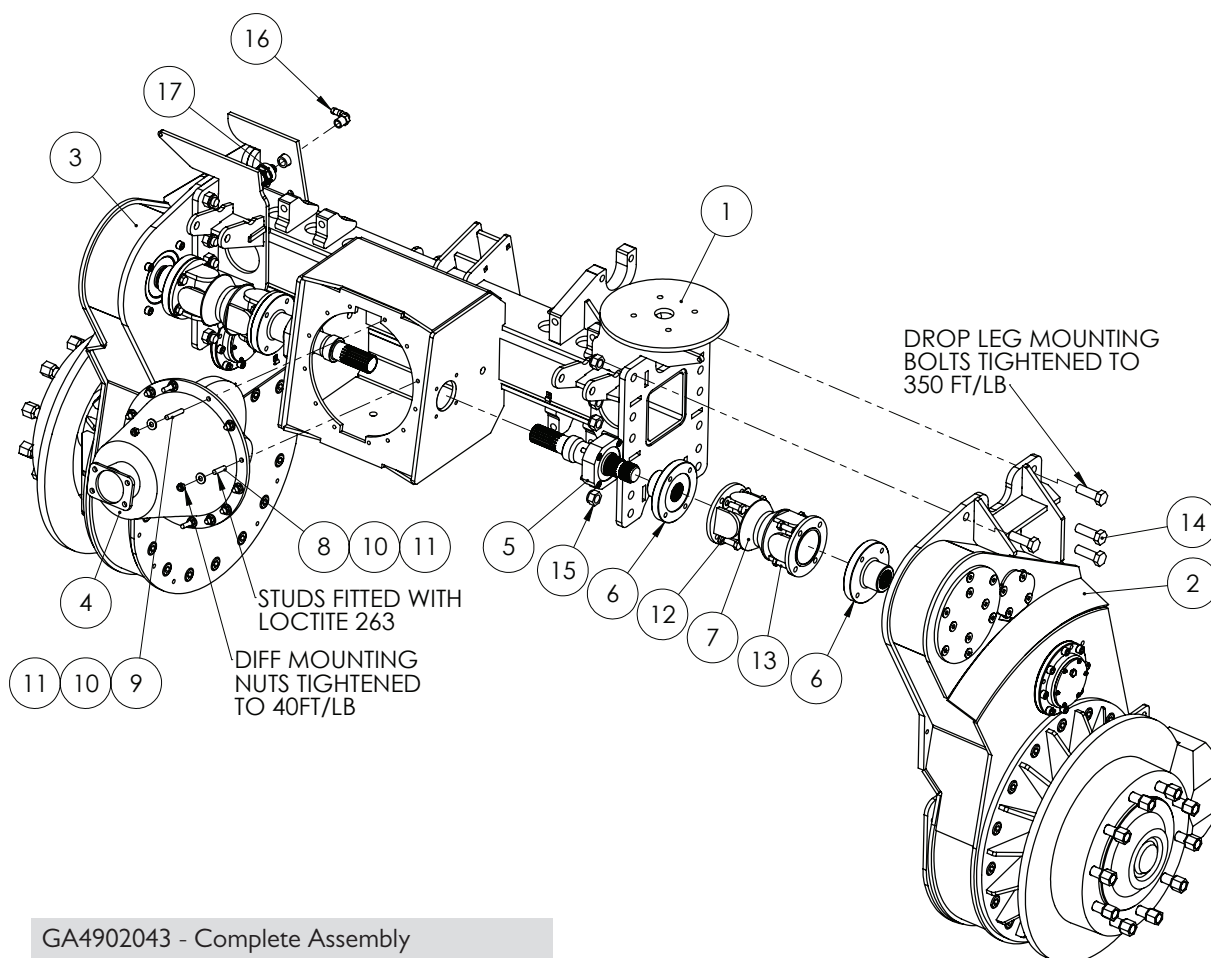
4400 Axle Assembly



ITEM NO.	PART NUMBER	DESCRIPTION	QTY.
1	GA5010651	Joint Assembly 2500 Series	1
2	GA5010575	Inter drive axle suit 4400 2WS SP 2011	1
3	GA5010653	2600 series Uni-Joint Assem	1

4400 Axle Assembly Spare Parts	
PART No.	DESCRIPTION
GA5051595	Uni Joint Kit

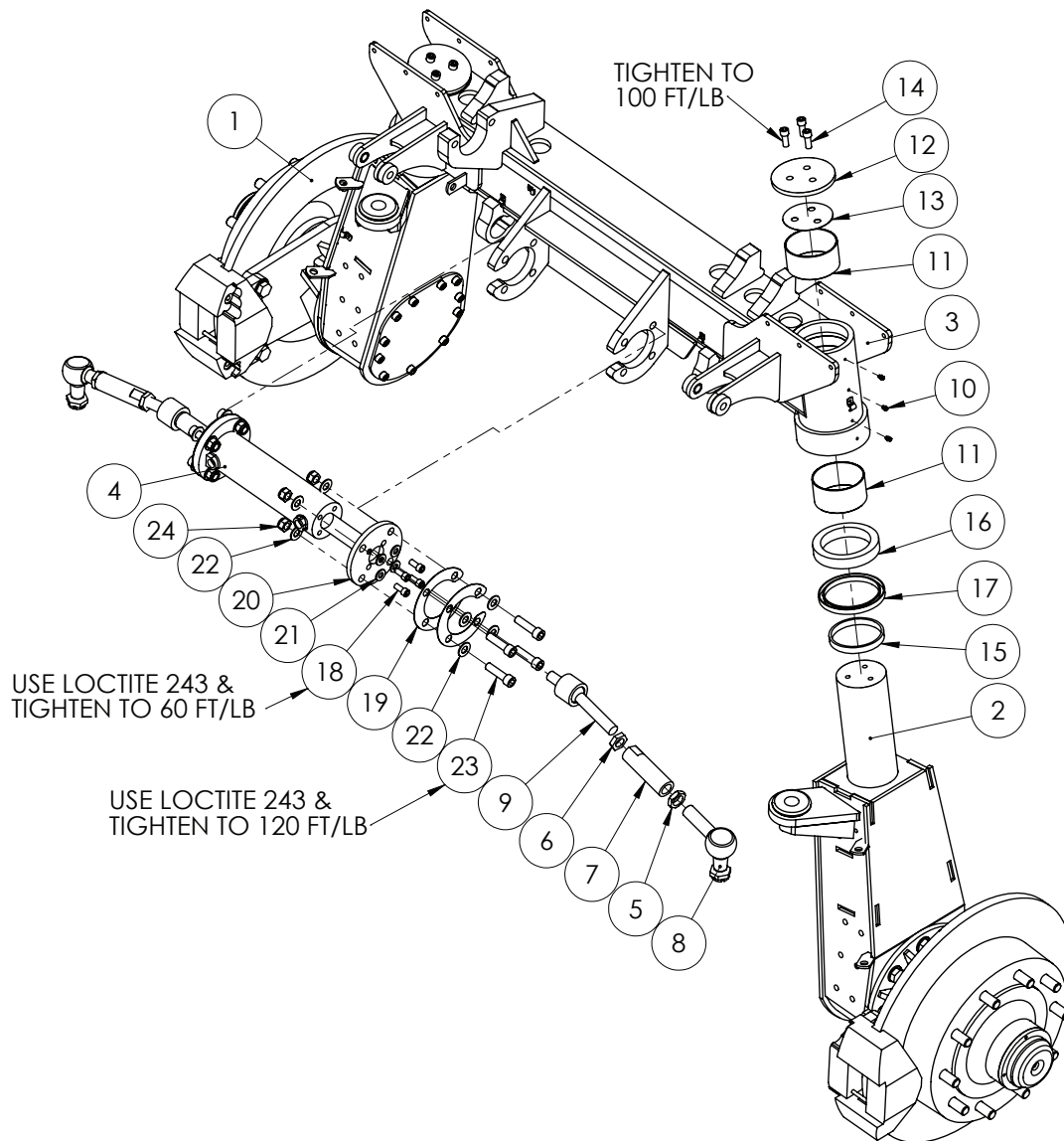
Rear Axle & Drop Legs - 2m



GA4902043 - Complete Assembly

ITEM NO.	PART NUMBER	DESCRIPTION	QTY.
1	GA4658565	Rear axle housing 2m 2WD 2WS Crop Cruiser MY11	1
2	GA4902012	2011 model 2WD rear dropleg assembly - LH	1
3	GA4902021	2011 model 2WD rear dropleg assembly - RH	1
4	GA5010609	5.125:1 ratio diff centre	1
5	SP-RA-subassem-01	Diff output shaft sub assem (see page 295)	2
6	GA5008107	Drive flange for rear axle	4
7	GA5000818	1550 Fixed Series Drive Shaft - 240 Long	2
8	GA5011665	M10x40 stud	9
9	GA5011177	M10x60 stud	4
10	GA5000117	Washer 10mm SS Heavy duty	13
11	GA5000141	M10 Nyloc Nut	13
12	GA5017661	Washers flat ZP 1/2	16
13	GA5006045	Bolts 1/2 UNF x 1 1/4 G8 ZP	16
14	GA5011333	M20x60 bolt	8
15	GA5048125	M20 Nyloc nut	24
16	HB050-90	Hose Barb Elbow 1/2	2
17	GA5066770	Air Breather screw in style 1/2"	2

Front Axle & Drop Legs - 2m



GA4902044 - Complete Assembly

ITEM NO.	PART NUMBER	DESCRIPTION	QTY.
1	GA4902880	Front dropleg assy LH	1
2	GA4902885	Front dropleg assy RH	1
3	GA4658515	Axle-2mtr front SP 2011	1
4	GA5066588	Hypower circular flanged end 3" x 6" stroke	1
5	GA4572170	Tie rod end heavy lock nut M28 x 1.5	2
6	GA5011341	M24x1.5 lock nut	2
7	GA4572156	Tie rod for 2m STD front axle heavy	2
8	GA5065041	Ball Joint right angle M28x1.5	2

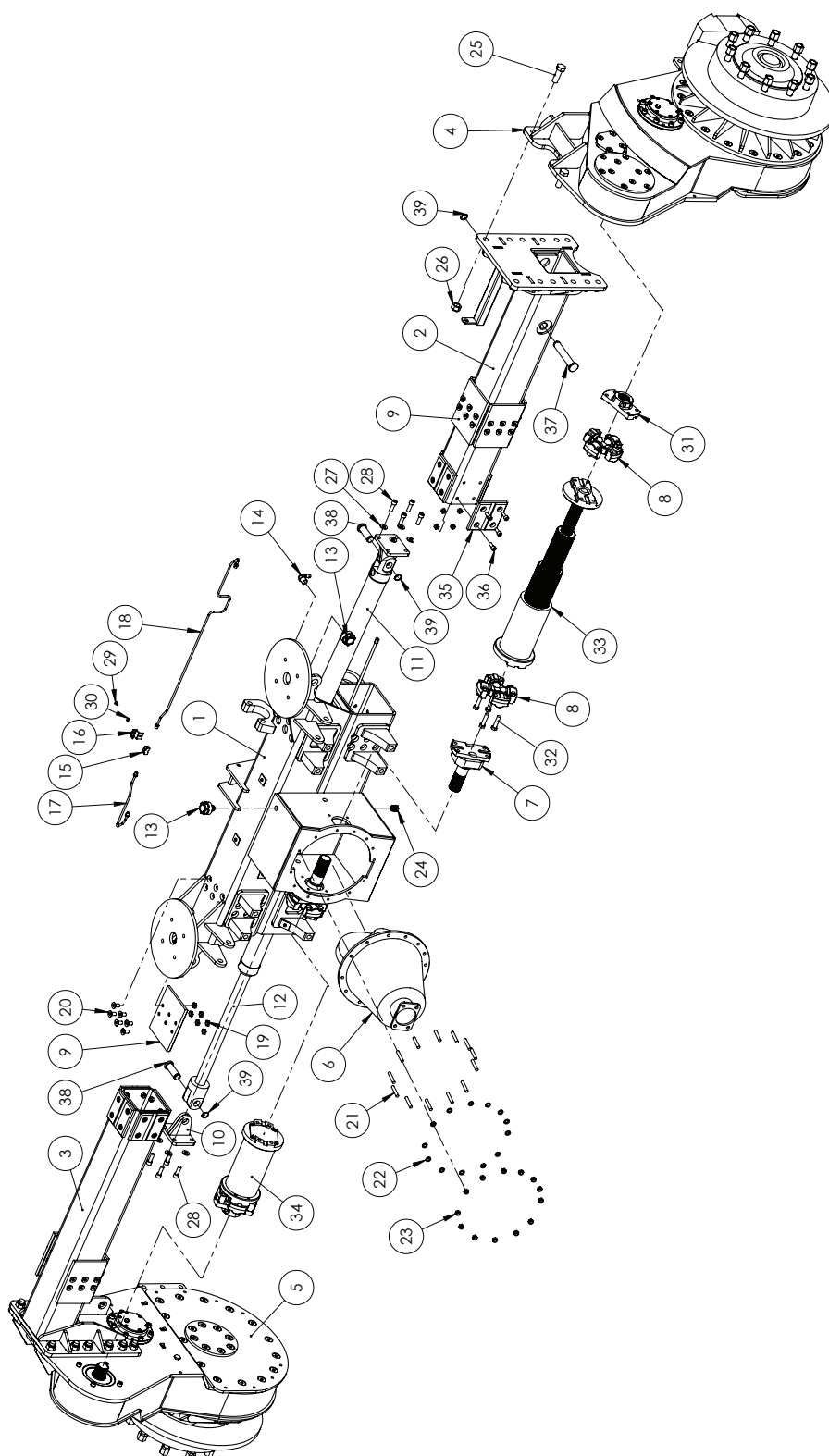
Continued over page

Front Axle & Drop Legs - 2m

ITEM NO.	PART NUMBER	DESCRIPTION	QTY.
9	GA5065045	In-line ball joint	2
10	GA5012203	Grease Nipple 1/4" UNF Short	6
11	GA5009454	Glacier bush-M liner 110	4
12	2M-FA011LAS	Top steering cap	2
13	F70544A	Shim plate for 2WD front axles	2
14	GA5000307	M12x30 unbrako	6
15	2MFA004	Spacer ring/thrust bearing mount for 2WD front axles	2
16	GA5048245	Bearing ball thrust 51122	2
17	GA5048635	Oil Seal 145 X 120 X 12	2
18	GA5070250	7/16" x 1" UNF Cap Screw	4
19	GA4514640	Steering ram shim plate	3
20	GA4514635	Flange plate for Steering ram	1
21	GA5000557	Washer 12mm Flat ZP Large OD	4
22	GA5001009	M16 washer Zink coated	16
23	GA5048680	M16x60 Unbrako	8
24	GA5001029	M16 Nyloc nut	8

2m FRONT AXLE SPARE PARTS	
PART No.	DESCRIPTION
GA5050215	Steering Cylinder Seal Kit

Adjustable Axle 2-3m Rear

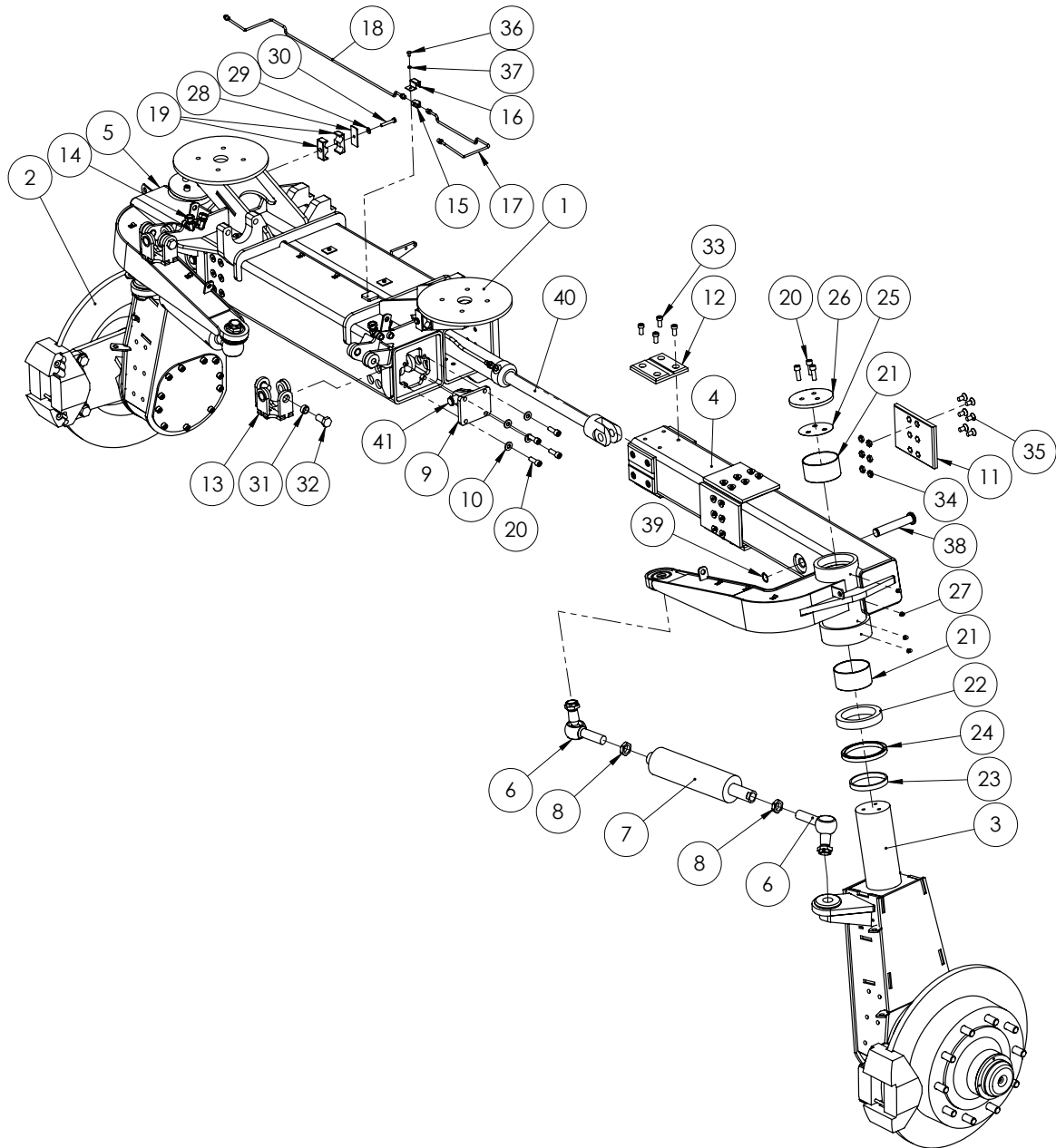


Continued over page

Adjustable Axle 2-3m Rear

ITEM NO.	PART NUMBER	DESCRIPTION	QTY.
1	GA4658570	Rear axle housing 2-3m Crop Cruiser MY11	1
2	GA4658580	Rear axle inner left 2-3m crop cruiser MY11	1
3	GA4658575	Rear Axle inner right 2-3m crop cruiser MY11	1
4	GA4902013	2011 model 2WD rear 2-3m Adjustable axle dropleg LH	1
5	GA4902022	2011 model 2WD rear 2-3m adjustable axle dropleg RH	1
6	GA5010609	5.125:1 ratio diff centre	1
7	GA4902016	Diff output shaft assembly suit adj axle 2007	2
8	114-7205	Universal Joint Mechanics Type 7C	4
9	GA4583390	Slider adjustable axle outer	8
10	GA4656665	Axle slider ram mnt SP adj	2
11	GA5070240	2.5" bore x 500mm stroke hydraulic ram (clevised ends)	1
12	GA5070240	2.5" bore x 500mm stroke hydraulic ram (clevised ends)	1
13	GA5066770	Air Breather screw in style 1/2"	3
14	HB050-90	Hose Barb Elbow 1/2	2
15	GA5008793	Flare tee	1
16	Hyd002LAS	Hydraulic fitting clamp bracket	1
17	GA4933610	Brake line - short	1
18	GA4933615	Brake Line - Long	1
19	GA5	M12 Plain nut half	48
20	GA5000289	M12 x 25 CSCS	48
21	GA5011177	M10x60 stud	13
22	GA5000117	Washer 10mm SS Heavy duty	13
23	GA5000141	M10 Nyloc Nut	45
24	GA5048560	1/2" Brass Magnetic Plug	1
25	GA5011333	M20x60 bolt	8
26	GA5048125	M20 Nyloc nut	24
27	GA5000557	Washer 12mm Flat ZP Large OD	8
28	GA5000313	M12x35 SHCS	8
29	GA5004029	M6x10 bolt	1
30	GA5004437	M6 SS Washer	1
31	GA4552201	Drive shaft flange dropleg input adjustable axle	2
32	GA5051295	Bolts 1/2 UNF x 1 1/4 G8 ZP	8
33	GA5070275	Adjustable Driveshaft to suit 2-3m Axles	1
34	GA5070275	Adjustable Driveshaft to suit 2-3m Axles	1
35	GA4583385	Slider adjustable axle inner	8
36	M10x25 Unbrako	M10x25 Unbrako	32
37	GA4552695	Pin Adjustable Axle Extension Cylinder	2
38	L054A	Pin with shoulder and circlip groove, 1" diameter x 71 long	2
39	GA5008519	Circlip external 25mm	4

Adjustable Axle 2-3m Front



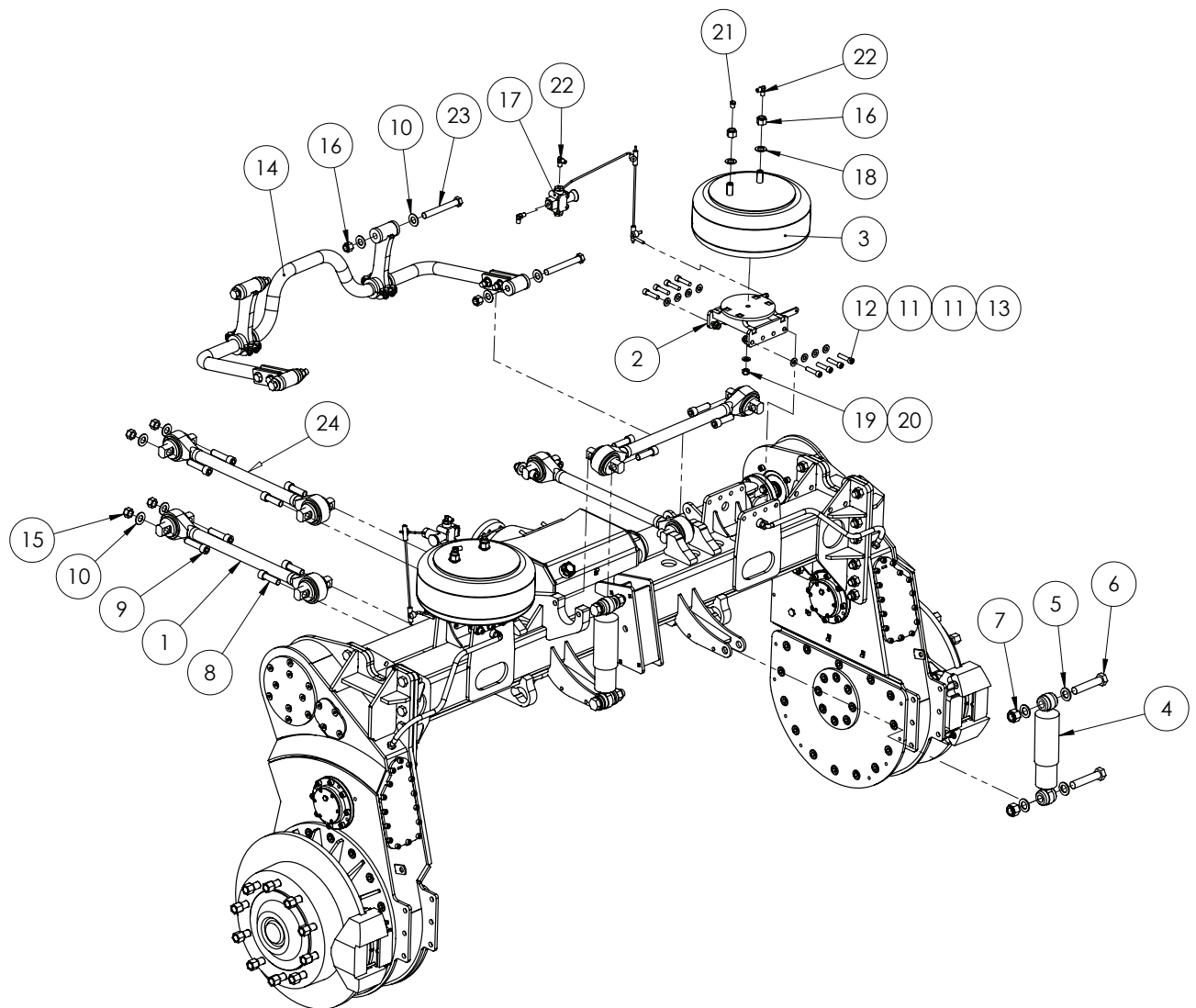
ITEM NO.	PART NUMBER	DESCRIPTION	QTY.
1	GA4658520	Front Axle Housing 2-3m Crop Cruiser MY11	1
2	GA4902880	Front dropleg assy LH	1
3	GA4902885	Front dropleg assy RH	1
4	GA4658525	Front axle inner right 2-3m crop cruiser MY11	1
5	GA4658530	Front axle inner left 2-3m crop cruiser MY11	1
6	GA5065041	Ball Joint right angle M28x1.5	4
7	GA5070235	Hydraulic cylinder 2-3m adjustable axle steering	2
8	GA4572170	Tie rod end heavy lock nut M28 x 1.5	2

Continued over page

Adjustable Axle 2-3m Front

ITEM NO.	PART NUMBER	DESCRIPTION	QTY.
9	GA4656665	Axle slider ram mnt SP adj	2
10	GA5000557	Washer 12mm Flat ZP Large OD	8
11	GA4583390	Slider adjustable axle outer	8
12	GA4583385	Slider adjustable axle inner	8
13	GA4654900	Shocker MNT LWR FNT SP	2
14	S82-0808	Hydraulic adapter, Elbow, 90 degree, 1/2" male x 1/2" female swivel	4
15	GA5008793	Flare tee	1
16	Hyd002LAS	Hydraulic fitting clamp bracket	1
17	GA4933600	Brake line front left 2-3m axle	1
18	GA4933605	Brake line front right 2-3m axle	1
19	RCD-22J	Hose clamp, RCD double jaws, 22mm, Polypropylene, Black	4
20	GA5000313	M12x35 SHCS	14
21	GA5009454	Glacier bush-M liner 110	4
22	GA5048245	Bearing ball thrust 51122	2
23	2MFA004	Spacer ring/thrust bearing mount for 2WD front axles	2
24	GA5048635	Oil Seal 145 X 120 X 12	2
25	F70544A	Shim plate for 2WD front axles	2
26	2M-FA011LAS	Top steering cap	2
27	GA5009637	Grease Nipple 1/4 UNF 90 deg	8
28	RCD-3PT	Double Clamp Plate Top GR 3	2
29	GA5003643	Washer 8mm HD	2
30	GA5004727	M8x50 Bolt	2
31	MACH0205	Crush tube suit SP shocker bracket	4
32	GA5002541	0.75" UNF x1.5" Bolt	4
33	-	SHCS M12 x 25 (Low Head)	32
34	-	M12 Plain nut half	48
35	GA5000289	M12 x 25 CSCS	48
36	GA5004029	M6x10 bolt	1
37	GA5004437	M6 SS Washer	1
38	GA4552695	Pin Adjustable Axle Extension Cylinder	2
39	GA5008519	Circlip external 25mm	2
40	GA5070240	2.5" bore x 500mm stroke hydraulic ram (clevised ends)	2
41	GA4572040	Ram Pin c/w retaining clips	2

Rear Suspension



Serial Number #200590 - 200770 Bolt on air bag mounts

Serial Number #200780 - 201090 Weld on air bag mounts

ITEM NO.	PART NUMBER	DESCRIPTION	QTY.
1	GA5068851	Torque rod ATRO 650mm centre	2
2	GA4658865	Rear Airbag Mount MY11	2
3	GA5005115	Air spring dual stud	4
4	GA5005101	Shock absorber	2
5	GA5001893	M24 Washer HD SS	8
6	GA5011344	M24 x 120 ZP Bolt GR8.8	4
7	GA5012469	Nut M24 Nyloc ZP	4

Continued over page

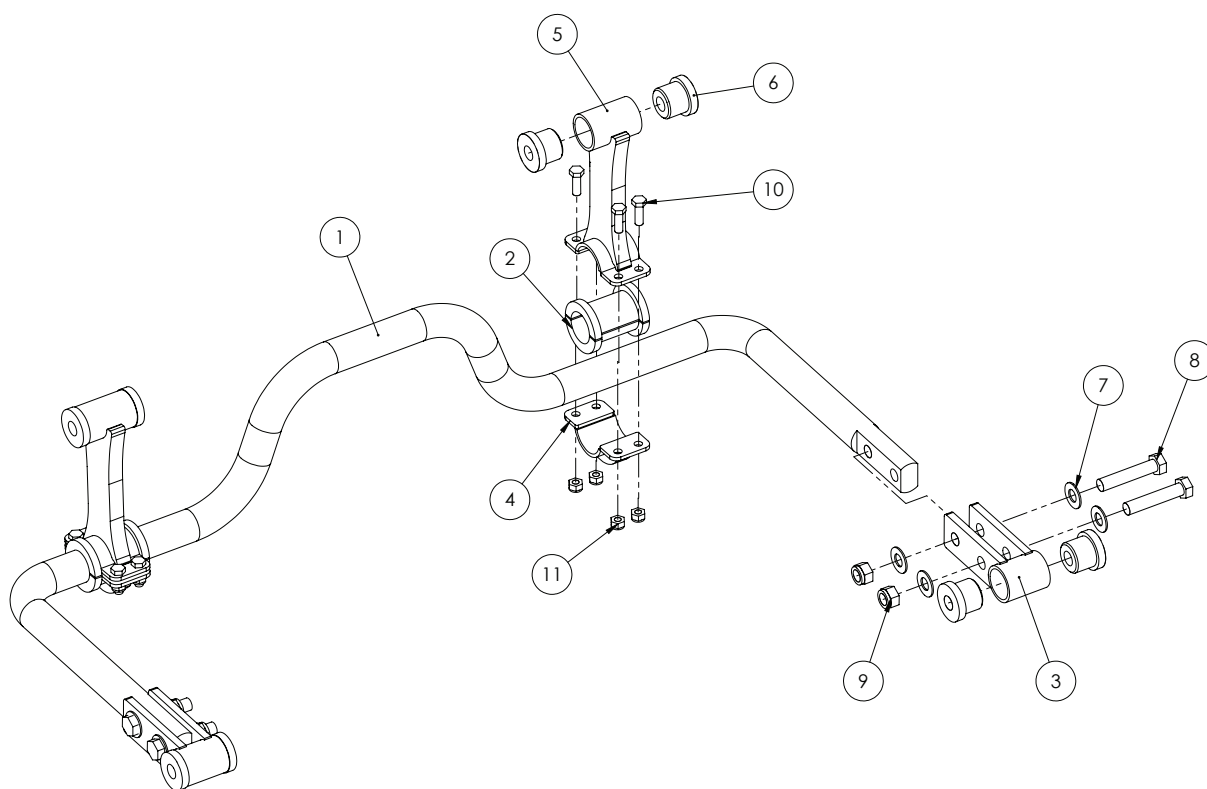
Rear Suspension

ITEM NO.	PART NUMBER	DESCRIPTION	QTY.
8	GA5053145	3/4" x 2.5in UNF Unbrako	12
9	GA5053150	3/4" x 3in UNF Unbrako	8
10	GA5001741	3/4" Z/P Comm Flat Washers	16
11	GA5000587	M12 WASHER	40
12	GA5051470	M12x50 unbrako	16
13	GA5012461	M12 Nyloc nut Z/P	16
14	GA4902049	Sway Bar assembly, 3M self Propelled	1
15	GA5049495	3/4 UNF ZP nyloc nut	8
16	GA5048430	3/4" UNC Nyloc Nut	8
17	GA5010867	Ride Height Valve - 6mm rods	2
18	GA5001727	20mm S'Steel washers HD	4
19	GA5050580	1/2" UNC Nyloc Nut	2
20	GA5017615	Washer 1/2 Flat ZP Heavy Duty	2
21	GA5069335	Plug 1/4" BSPT Brass	2
22	S49-0404	1/4" 90 Deg Elbow	6
23	GA5002487	0.75in x 6in UNC Bolt	4
24	GA5068850	Torque rod ATRO 650mm centre	3

PANHARD ROD SHIMS	
PART No.	DESCRIPTION
GA4537165	Panhard shim 1mm
GA4537170	Panhard shim 3mm
GA4537175	Panhard shim 5mm

REAR SUSPENSION SPARE PARTS	
PART No.	DESCRIPTION
GA5069825	Torque rod replacement bush TS38750
GA5053450	Rubber insert suit shock absorber

Sway Bar Assembly - Suit 3m 2wd & 4wd

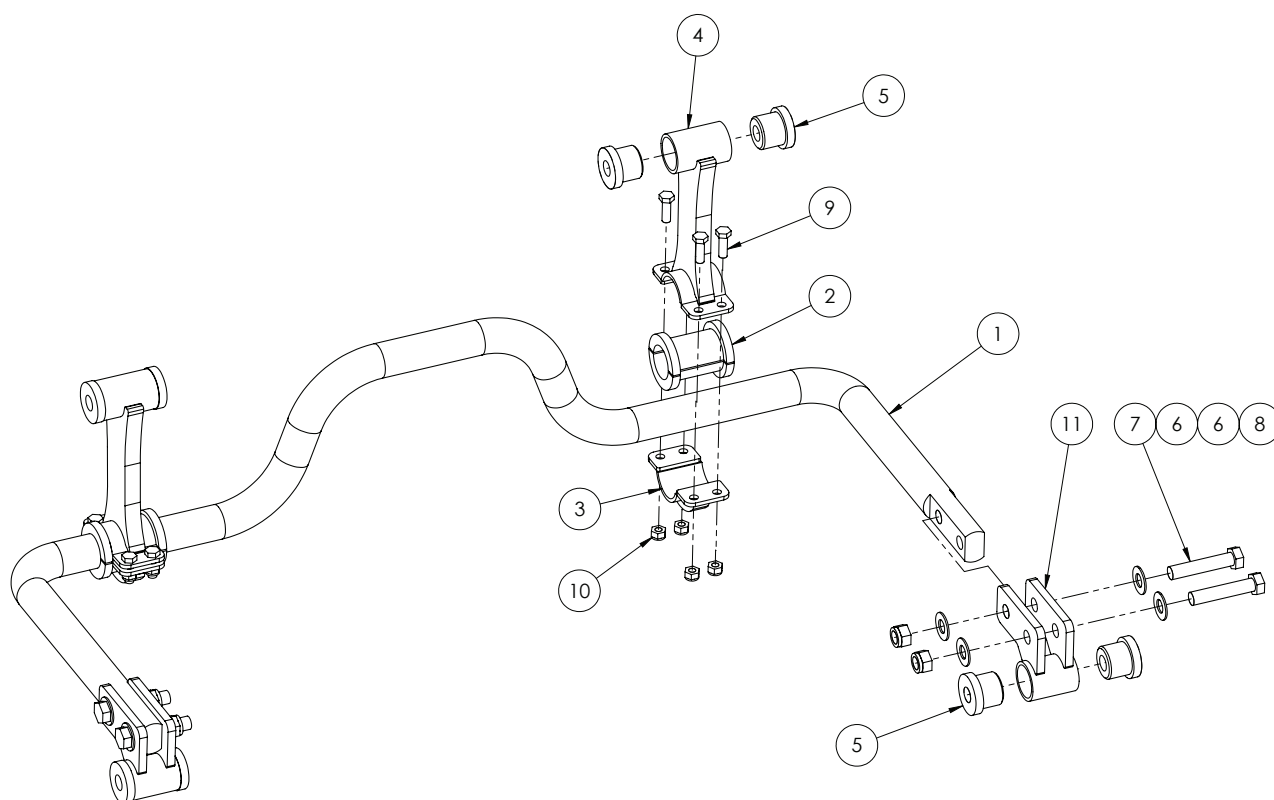


GA4902049 - Complete Assembly

ITEM NO.	PART NUMBER	DESCRIPTION	QTY.
1	GA5016192	Sway Bar - 42mm	1
2	GA4583285	Sway bar nylon bush	2
3	GA4654790	Sway bar - axle mounting	2
4	GA4654800	Swaybar lower clamp - SP	2
5	GA4654805	Sway bar upper clamp	2
6	GA5016195	Sway bar pivot bush	8
7	GA5001009	Flat washer M16 HD	8
8	GA5011307	M16x80 Bolt	4
9	GA5001029	M16 Nyloc nut	4
10	GA5065455	Bolt Gr8.8 M10x30	8
11	GA5000141	M10 Nyloc Nut	8

On machines with a 39mm sway bar, item 1 becomes GA5016190 and item 2 becomes S005.

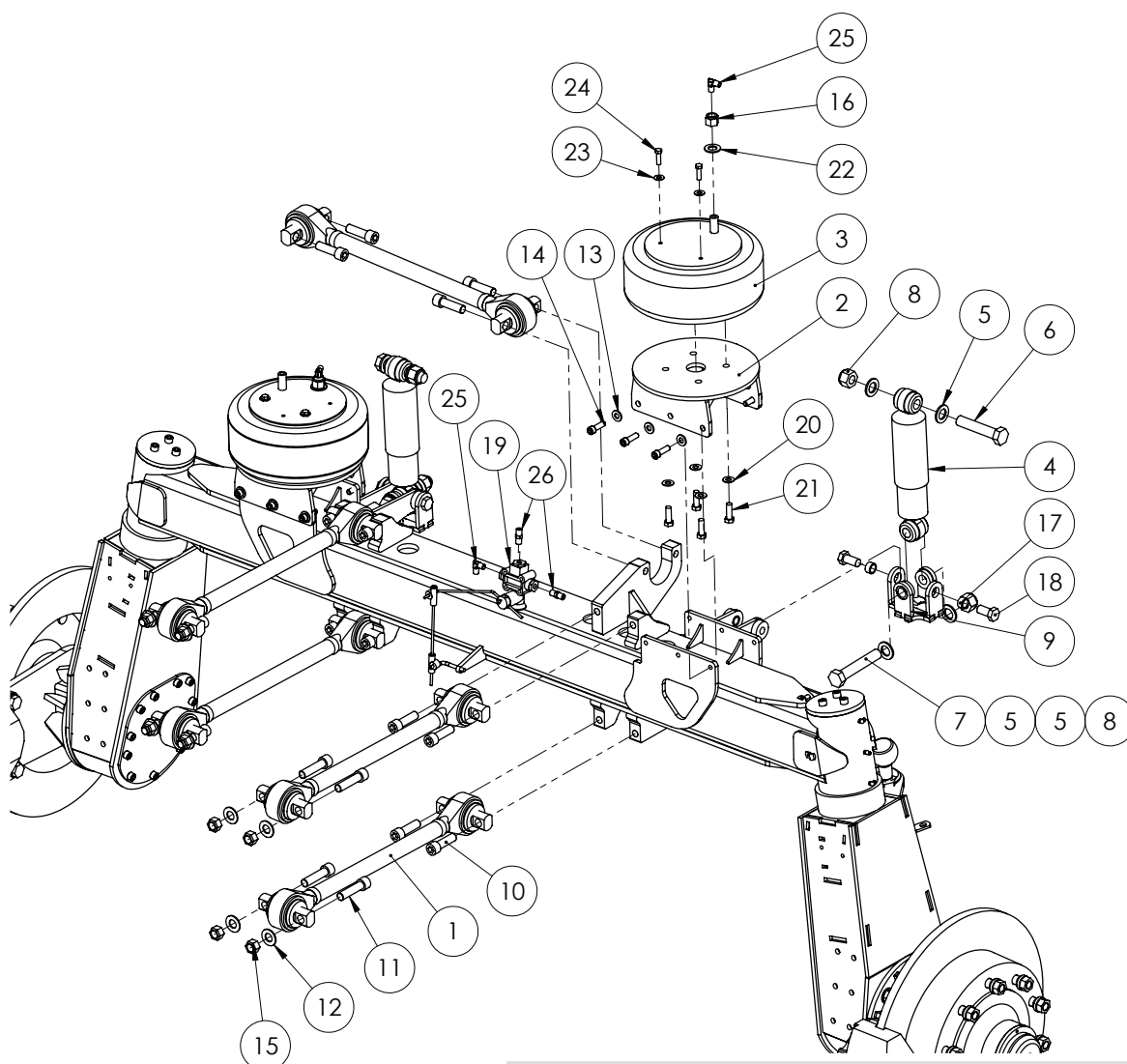
Sway Bar Assembly - Suit 2m Axle



GA4905290 - Complete Assembly

ITEM NO.	PART NUMBER	DESCRIPTION	QTY.
1	GA5016192	Sway Bar - 42mm	1
2	GA4583285	Sway bar nylon bush	2
3	GA4654800	Swaybar lower clamp - SP	2
4	GA4654805	Sway bar upper clamp	2
5	GA5016195	Bush, Sway bar pivot, Prothane 90A duro	8
6	GA5001009	Flat washer M16 HD	8
7	GA5011307	M16x80 Bolt	4
8	GA5001029	M16 Nyloc nut	4
9	GA5065455	Bolt Gr8.8 M10x30	8
10	GA5000141	M10 Nyloc Nut	8
11	GA4659295	Offset Swaybar End	2

Front Suspension - Bolt on airbags



Serial Number #200590 - 200770 Bolt on air bag mounts

ITEM NO.	PART NUMBER	DESCRIPTION	QTY.
1	GA5068850	Torque Rod	5
2	GA4653021	Axle airbag mount 2WD MY11	2
3	GA5005311	Air Spring - single stud	3
4	GA5005101	Shock absorber - Koni	2
5	GA5001893	M24 Washer HD SS	8
6	GA5011344	M24 x 120 ZP Bolt GR8.8	2
7	GA5053500	M24x140 bolt	2
8	GA5012469	Nut M24 Nyloc ZP	4
9	GA4654900	Shocker MNT LWR FNT SP	2
10	GA5053145	0.75in x 2.5in UNF Unbrako	12
11	GA5011344	0.75in x 3in UNF Unbrako	8

Continued over page

Front Suspension - Bolt on airbags

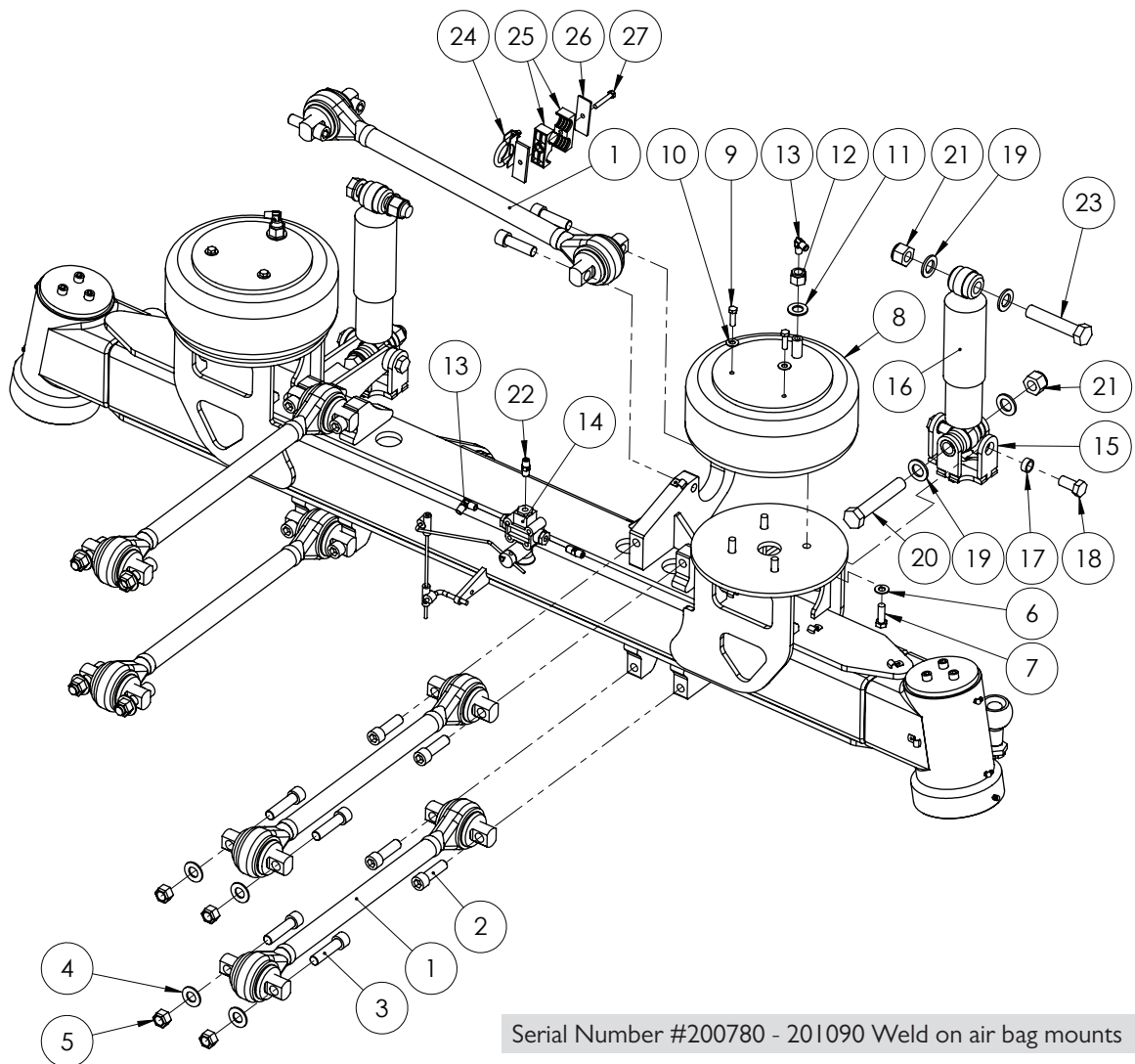
ITEM NO.	PART NUMBER	DESCRIPTION	QTY.
12	GA5002539	3/4 Z/P Comm Flat Washers	8
13	GA5000587	M12 WASHER	12
14	GA5000321	M12x40 unbrako	12
15	GA5049495	3/4 UNF ZP nyloc nut	8
16	GA5048430	3/4" UNC Nyloc Nut	2
17	MACH0205	Crush tube - suit shocker bkt	4
18	GA5002541	0.75" UNF x 1.5" Bolt	4
19	GA5010867	Ride Height Valve - 6mm rods	1
20	GA5017615	Washer 1/2 Flat ZP Heavy Duty	8
21	GA5068715	1/2 In UNC x 1.5 In Bolt	8
22	GA5001739	M20 Heavy Duty Flat Washer	2
23	GA5017623	Washer 3/8 Flat ZP Heavy Duty	4
24	GA5002599	Set Screw 3/8 x 1 1/4 UNC S/steel	4
25	S49-0404	1/4" 90 Deg Elbow	3
26	S27-0404	1/4" x 1/4" Steel Nipple	2
27*	GA4659840	Steering Hose to Panhard Mount	1
28*	RCD-28J	Double Clamp Jaws 28mm	2
29*	RCD-4PT	Hose clamp, Double RCD, Top plate, Grade 4, Suit clamp 28-30	1
30*	GA5004727	M8x50 Bolt	1

ITEM NO.	PART NUMBER	MACHINE USED ON
27,28,29,30	See BOM	Fitted on 200700 onward (not shown)

PANHARD ROD SHIMS	
PART No.	DESCRIPTION
GA4537165	Panhard shim 1mm
GA4537170	Panhard shim 3mm
GA4537175	Panhard shim 5mm

FRONT SUSPENSION SPARE PARTS	
PART No.	DESCRIPTION
GA5069825	Torque rod replacement bush TS38750
GA5053450	Rubber insert suit Koni shock absorber

Front Suspension



ITEM NO.	PART NUMBER	DESCRIPTION	QTY.
1	GA5068850	Torque rod ATRO 650mm centre	5
2	GA5053145	0.75in x 2.5in UNF Unbrako	13
3	GA5011344	0.75in x 3in UNF Unbrako	7
4	GA5001045	3/4 Z/P Comm Flat Washers	8
5	GA5049495	3/4 UNF ZP nyloc nut	8
6	GA5017673	Washer 1/2 Flat ZP Heavy Duty	8
7	GA5068715	1/2 In UNC x 1.5 In Bolt	8
8	GA5005311	Air spring, Single stud	2
9	GA5002599	Set Screw 3/8 x 1 1/4 UNC S/steel	4
10	GA5017623	Washer 3/8 Flat ZP Heavy Duty	4
11	GA5001739	M20 Heavy Duty Flat Washer	2

Continued over page

Front Suspension

ITEM NO.	PART NUMBER	DESCRIPTION	QTY.
12	GA5048430	3/4" UNC Nyloc Nut	2
13	S49-0404	1/4" 90 Deg Elbow	3
14	GA5010868	Ride height valve - 1/4" rods	1
15	GA4654900	Shocker MNT LWR FNT SP	2
16	GA5005101	Shock absorber - Serial #200590 to #200840	2
	GA5055255	Shock absorber - Serial #200850 to #201090	2
17	MACH0205	Crush tube suit SP shocker bracket	4
18	GA5002541	0.75" UNF x 1.5" Bolt	4
19	GA5001893	M24 Washer HD SS	8
20	GA5053500	M24 x 140 ZP bolt	2
21	GA5012469	Nut M24 Nyloc ZP	4
22	S27-0404	Hydraulic adaptor, Nipple, 1/4" BSP x 1/4" BSP	2
23	GA5011344	M24 x 120 ZP Bolt GR8.8	2
24*	GA4659840	Steering Hose to Panhard Mount	1
25*	RCD-28J	Double Clamp Jaws 28mm	2
26*	RCD-4PT	Hose clamp, Double RCD, Top plate, Grade 4, Suit clamp 28-30	1
27*	GA5004727	M8x50 Bolt	1

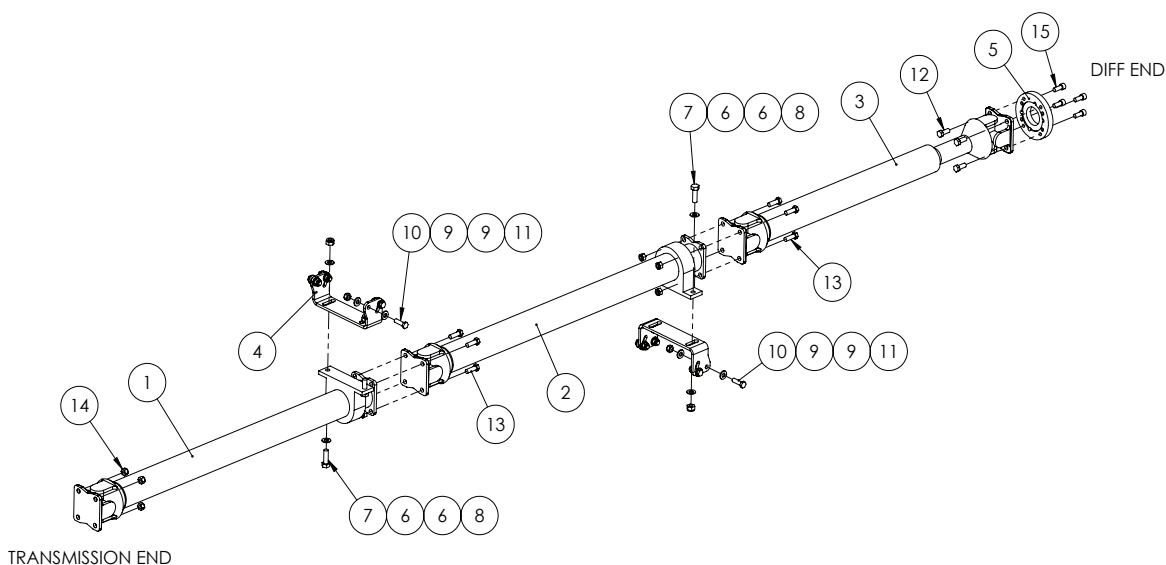
ITEM NO.	PART NUMBER	MACHINE USED ON
24,25,26,27	See BOM	Fitted on 200700 onward

ITEM NO.	PART NUMBER	MACHINE USED ON
16	GA5055255	See DFO kit GA

PANHARD ROD SHIMS	
PART No.	DESCRIPTION
GA4537165	Panhard shim 1mm
GA4537170	Panhard shim 3mm
GA4537175	Panhard shim 5mm

FRONT SUSPENSION SPARE PARTS	
PART No.	DESCRIPTION
GA5069825	Torque rod replacement bush TS38750
GA5053450	Rubber insert suit Koni shock absorber

Drive Shafts - 2WD

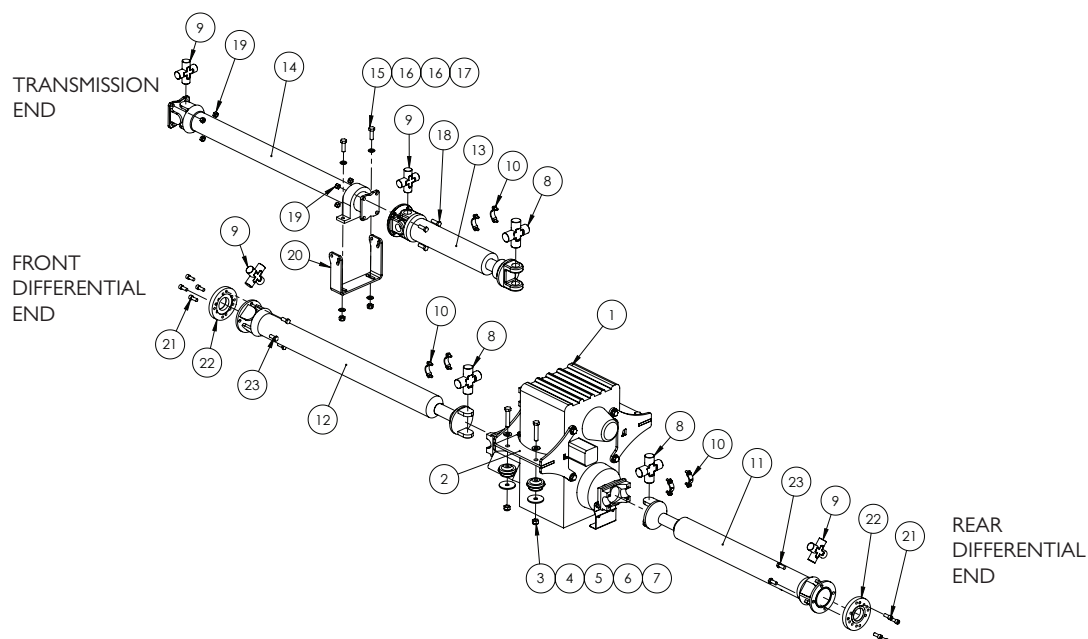


2WD DRIVE SHAFT SPARE PARTS

PART NUMBER	DESCRIPTION
GA5017113	Uni Joint kit 1480 series
GA5007003	Centre bearing assembly 40mm e/yoke

ITEM NO.	PART NUMBER	DESCRIPTION	QTY.
1	GA5048226	Drive shaft 2WD Front	1
2	GA5048227	Drive shaft 2WD middle	1
3	GA5048228	Drive shaft 2WD rear	1
4	GA4536225	Mount Centre Bearing Plate	2
5	1480-ISUZU	Adapter, 1480 drive shaft yoke to Isuzu diff	1
6	GA5066235	Washer 14mm ZP Heavy Duty	8
7	GA5000343	Bolt M14 x 45 ZP GR8.8	4
8	GA5012427	Nut M14 Nyloc ZP	4
9	GA5000577	Washer 12mm Flat SS HD	16
10	GA5000319	Set Screw M12 x 40 GR8.8 ZP	8
11	GA5012461	Nut M12 Nyloc ZP	8
12	GA5006045	Bolt, 1/2" UNF x 1 1/4" ZP GR8	4
13	GA5006167	Bolt, 1/2" UNC x 1 1/2", ZP GR8	8
14	GA5049605	Nut 1/2" UNF Nyloc ZP	12
15	GA5000307	SHCS M12 x 30 ZP GR12.9	4

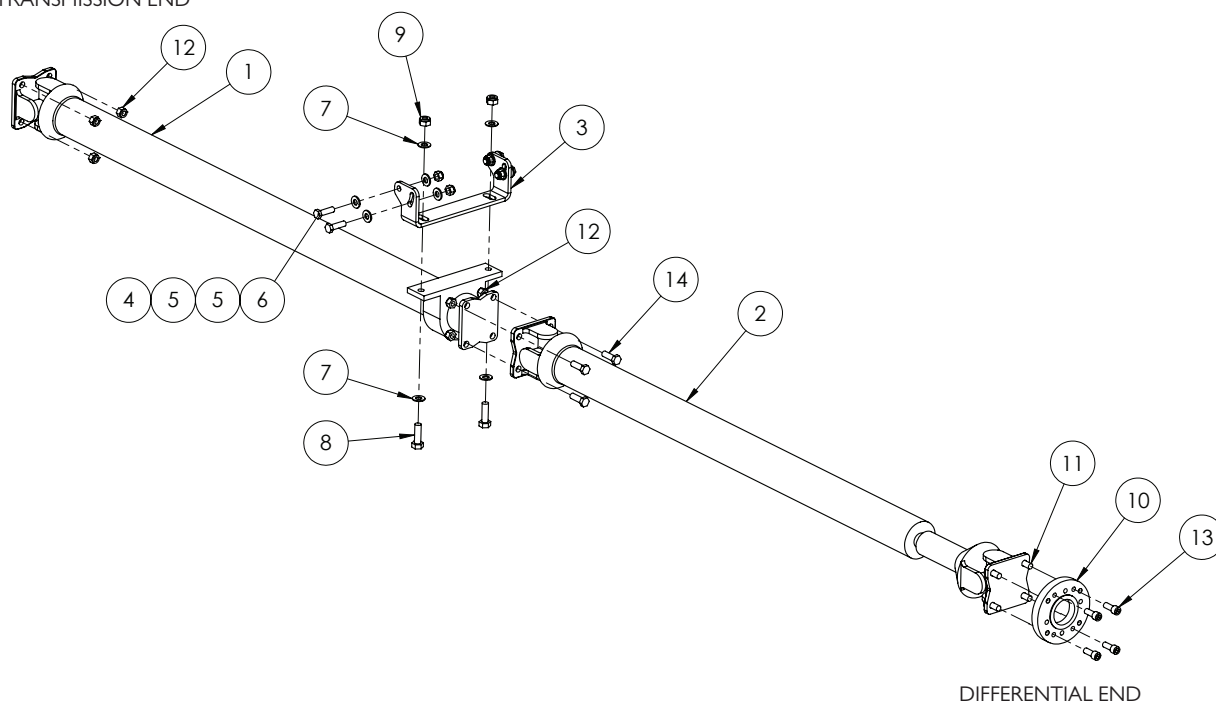
Drive Shafts - 4WD



ITEM NO.	PART NUMBER	DESCRIPTION	QTY.
1	GA5068860	Transfer case Fabco	1
2	GA4536205	Mount Transfer Case Base Plate	2
3	GA5001029	Nut M16 Nyloc ZP	4
4	GA4502820	Washer, 70mm OD x 16.5mm ID x 5mm thick	4
5	GA5070020	Vibration Isolator - 80mm	4
6	GA5001043	Washer 16mm Flat SS HD	12
7	GA5011307	Bolt M16 x 80 GR8.8 ZP	4
8	GA2700070	Universal Joint Kit, SPL 90	3
9	GA5017113	Uni Joint kit 1480 series	4
10	GA5069360	Strap kit, SPL90 Universal, Crop Cruiser	6
11	GA5066423	Drive shaft crop cruiser Fabco transfer case to rear	1
12	GA5066422	Drive shaft crop cruiser Fabco transfer case to front	1
13	GA2700068	Drive Shaft, Centre Bearing to Transfer Case, G4.7, G5, G6	1
14	GA5048226	Drive shaft Front	1
15	GA5000343	Bolt M14 x 45 GR8.8 ZP	2
16	GA5066235	Washer 14mm HD ZP Yellow	4
17	GA5012427	Nut M14 Nyloc ZP	2
18	GA5009781	Bolt 1/2" UNF x 1 1/2" GR8 ZP	4
19	GA5049605	Nut 1/2" UNF Nyloc ZP	8
20	GA4501035	Plate, Centre Bearing Mount, 4WD, G4.7, G5, G6	1
21	GA5000307	SHCS M12 x 30 GR12.9 ZP	8
22	1480-ISUZU	Adapter, 1480 drive shaft yoke to Isuzu diff	2
23	GA5006045	Bolt 1/2" UNF x 1 1/4" GR8 ZP	8

Drive Shafts - SWB

TRANSMISSION END



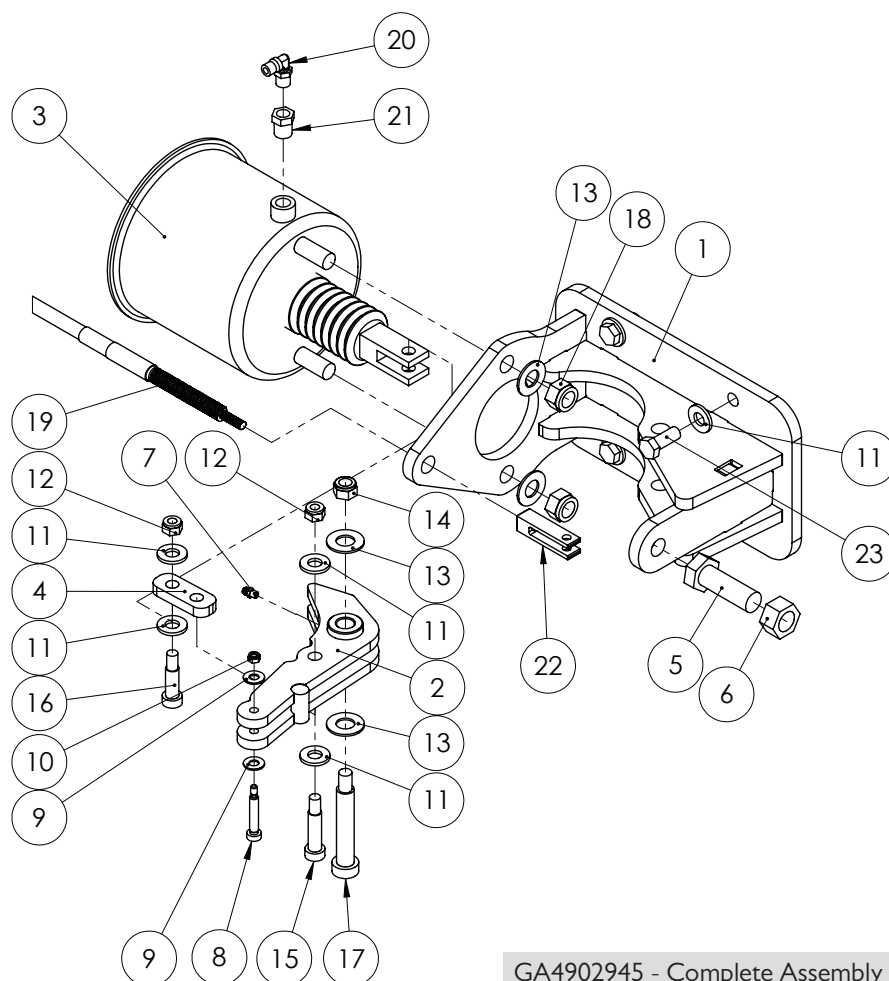
DIFFERENTIAL END

2WD DRIVE SHAFT SPARE PARTS

PART NUMBER	DESCRIPTION
GA5017113	Uni Joint kit 1480 series
GA5007003	Centre bearing assembly 40mm e/yoke

ITEM NO.	PART NUMBER	DESCRIPTION	QTY.
1	GA5069935	Rear Drive Shaft	1
2	GA5069930	Front Drive Shaft	1
3	GA4504345	Mount-Centre bearing CCSPHC only	1
4	GA5012461	Nut M12 Nyloc ZP	4
5	GA5000577	Washer 12mm Flat SS HD	8
6	GA5051725	Bolt M12 x 40 Fine 1.5 Pitch ZP GR8.8	4
7	GA5066235	Washer 14mm ZP Heavy Duty	4
8	GA5000343	Bolt M14 x 45 ZP GR8.8	2
9	GA5012427	Nut M14 Nyloc ZP	2
10	1480-ISUZU	Adapter, 1480 drive shaft yoke to Isuzu diff	1
11	GA5006045	Bolt, 1/2" UNF x 1 1/4" ZP GR8	4
12	GA5049605	Nut 1/2" UNF Nyloc ZP	8
13	GA5000307	SHCS M12 x 30 ZP GR12.9	4
14	GA5006167	Bolt, 1/2" UNC x 1 1/2", ZP GR8	4

Hand Brake



GA4902945 - Complete Assembly

ITEM NO.	PART NUMBER	DESCRIPTION	QTY.
1	GA4658420	Handbrake Actuator Mounting Bracket	1
2	GA4658425	Handbrake Actuator Pivot Arm	1
3	GA5069170	Handbrake Actuator (JA184)	1
4	GA4536565	Actuator Link Handbrake Assembly	1
5	GA5011333	M20x60 bolt	1
6	GA5001709	Nut M20 Coarse Zinc	1
7	GA5012203	Grease Nipple 1/4" UNF Short	1
8	GA5069150	Bolt Shoulder SHCS M8 x 40 ZP	1
9	GA5004883	Washer 8mm HD	2
10	GA5048115	Nut nyloc M6	1
11	GA5000587	M12 WASHER	8
12	GA5000141	M10 Nyloc Nut	2
13	GA5001009	M16 washer Zink coated - use GA5001043	4
14	GA5012461	M12 Nyloc nut Z/P	1

Continued over page

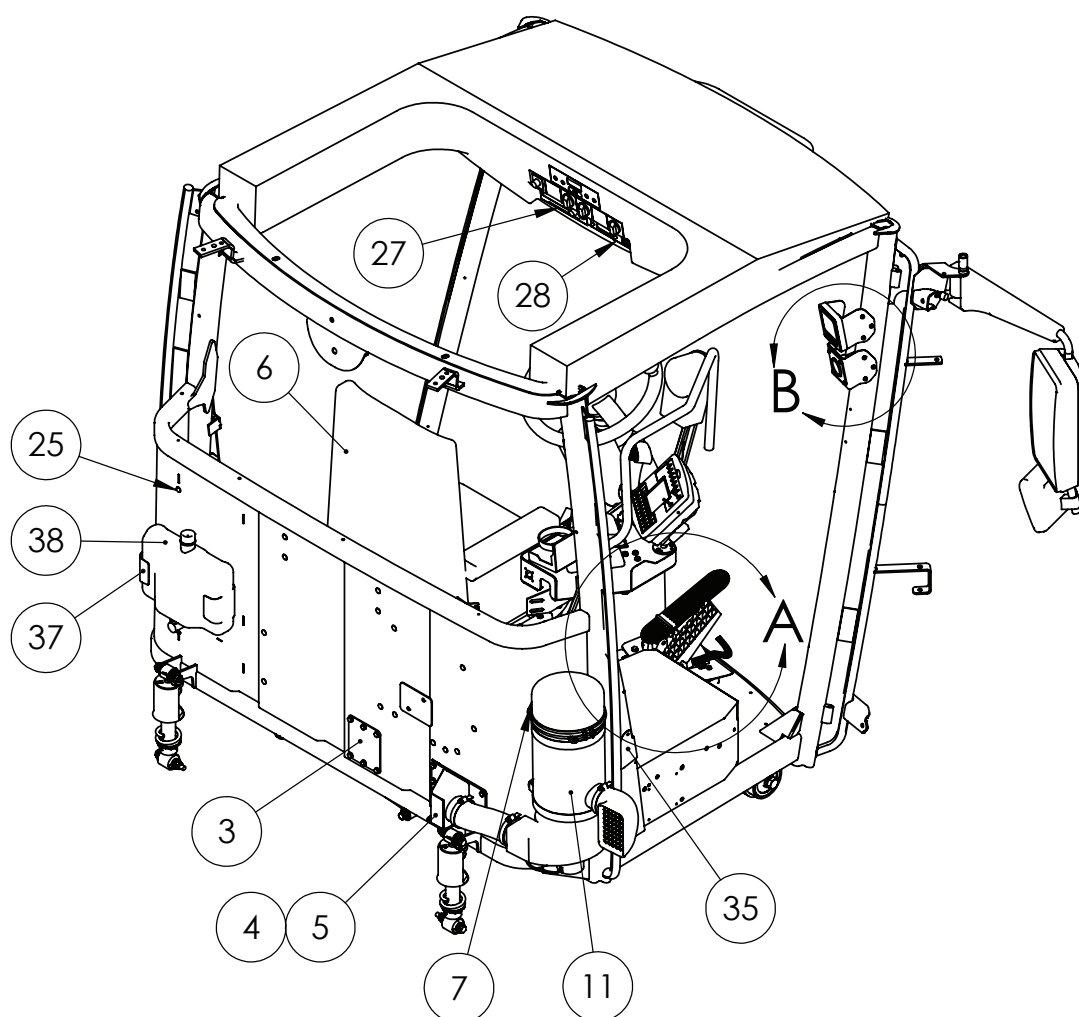
Hand Brake

ITEM NO.	PART NUMBER	DESCRIPTION	QTY.
15	GA5069160	Bolt Shoulder SHCS M12 x 40 ZP	1
16	GA5069155	Bolt Shoulder SHCS M12 x 30 ZP	1
17	GA5069165	Bolt Shoulder SHCS M16 x 80 ZP	1
18	GA5069145	M16 x 1.5 Nyloc Nut	2
19	GA5069750	Cable-Park brake complete inc rod ends-suit 2011 SP	1
20	GA5016233	Elbow - Swivel 6mm x 1/4"	1
21	GA5049700	Reducing Bush 1/4" x 3/8"	1
22	GA5069140	Clevis - Park Brake Cable SP2011	1
23	GA5000307	M12x30 bolt	4

Chapter 20

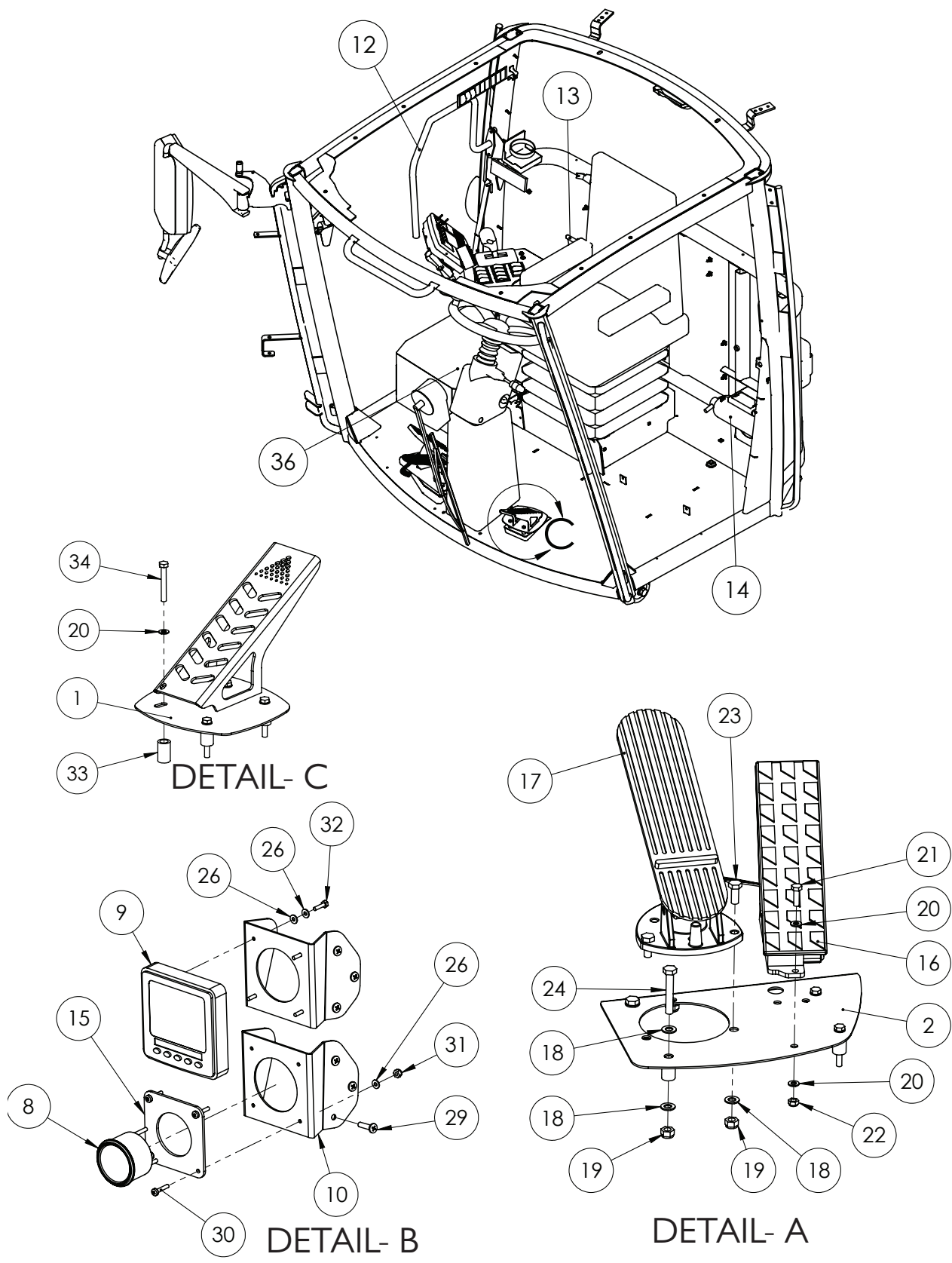
CAB

Cab - Assembled



Continued over page

Cab - Assembled

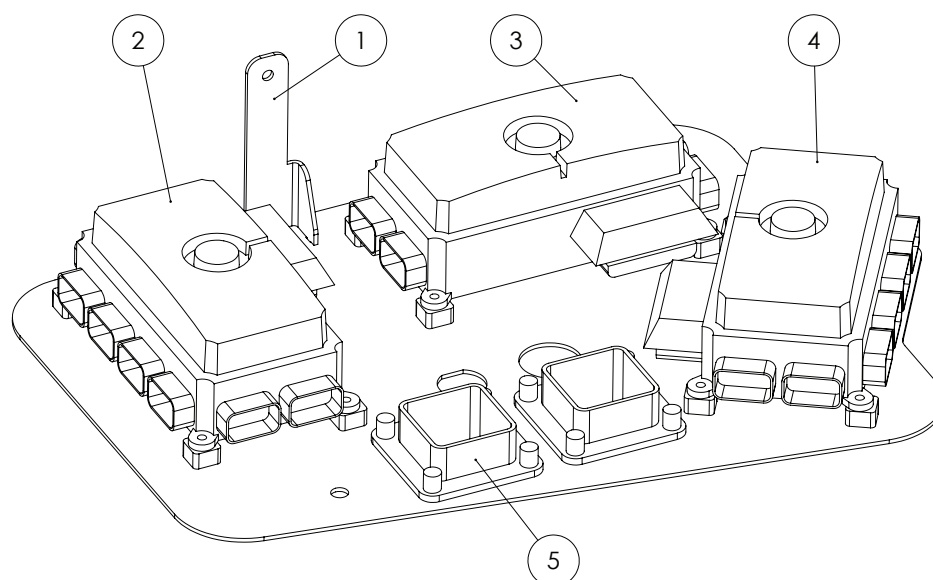


Continued over page

Cab - Assembled

ITEM NO.	PART NUMBER	DESCRIPTION	QTY.
1	GA4658680	Cabin Left Foot Rest	1
2	GA4658681	Brake throttle pedal mount	1
3	GA4536285	Cover Plate Back - Small	1
4	GA4536290	Cover Plate - Large (optioned if carbon filter not fitted)	1
5	GA4658850	Carbon Filter Air Intake	1
6	-	Seat and 2011 side dash assy	1
7	GA4658845	Carbon Filter Mounting Bracket	1
8	GA5017411	VDO Fuel Gauge Body	1
9	GA5066210	CANTRAK 2600 version 3 engine monitor	1
10	GA4503945	Bracket- Can Trak SP 2011	2
11	GA5066741	External mount 12V Ultrguard carbon filter	1
12	GA4659150	Rail-GPS mount assy SP 2011	1
13	GA5053425	Emergency Exit Hammer	1
14	GA5007099	Extinguisher - Chubb Class B&E	1
15	GA4504350	Plate-Fuel guage Pillar mnt SP 2011	1
16	GA5065460	Throttle Pedal - Electronic	1
17	GA5016965	Treadle Assembly	1
18	GA5003643	Washer 8mm SS HD	26
19	GA5052590	Nut M8 Nyloc S/S 316	10
20	GA5004437	M6 SS Washer	10
21	GA5004063	M6 x 20 SS Bolt	2
22	GA5048115	Nut nyloc M6	2
23	GA5004085	M8x20 bolt	17
24	GA5004727	M8x50 Bolt	2
25	GA5017909	Xmas Tree Clip	19
26	GA5020510	M4 Washer Heavy duty SS	12
27	GA5017409	Clarion CZ509A CD/MP3/WMA AM/FM Bluetooth	1
28	GA5017131	UHF gme TX4500 DIN size	1
29	GA5000529	Screw 12G x 25 Self Tapper SS Pan Head	6
30	GA5020525	M4 x 20 Pan Head Screw	4
31	GA5049025	Nut M4 Nyloc SS	4
32	GA5051040	Bolt M4 x 16 SS A2-70	4
33	GA4583150	Crush Tube - 15 OD x 10 ID x 25 long	1
34	GA5011449	M6 x 45 ZP GR8.8 Bolt	6
35	GA4504390	Cover, Door Jam Access Port	1
36	-	Fuse Boxes	1
37	GA4505035	Washer bottle bracket	1
38	GA5070785	Washer bottle	1
	GA5070404	Cover panel, Cabin fuse box, Claas (not shown)	1

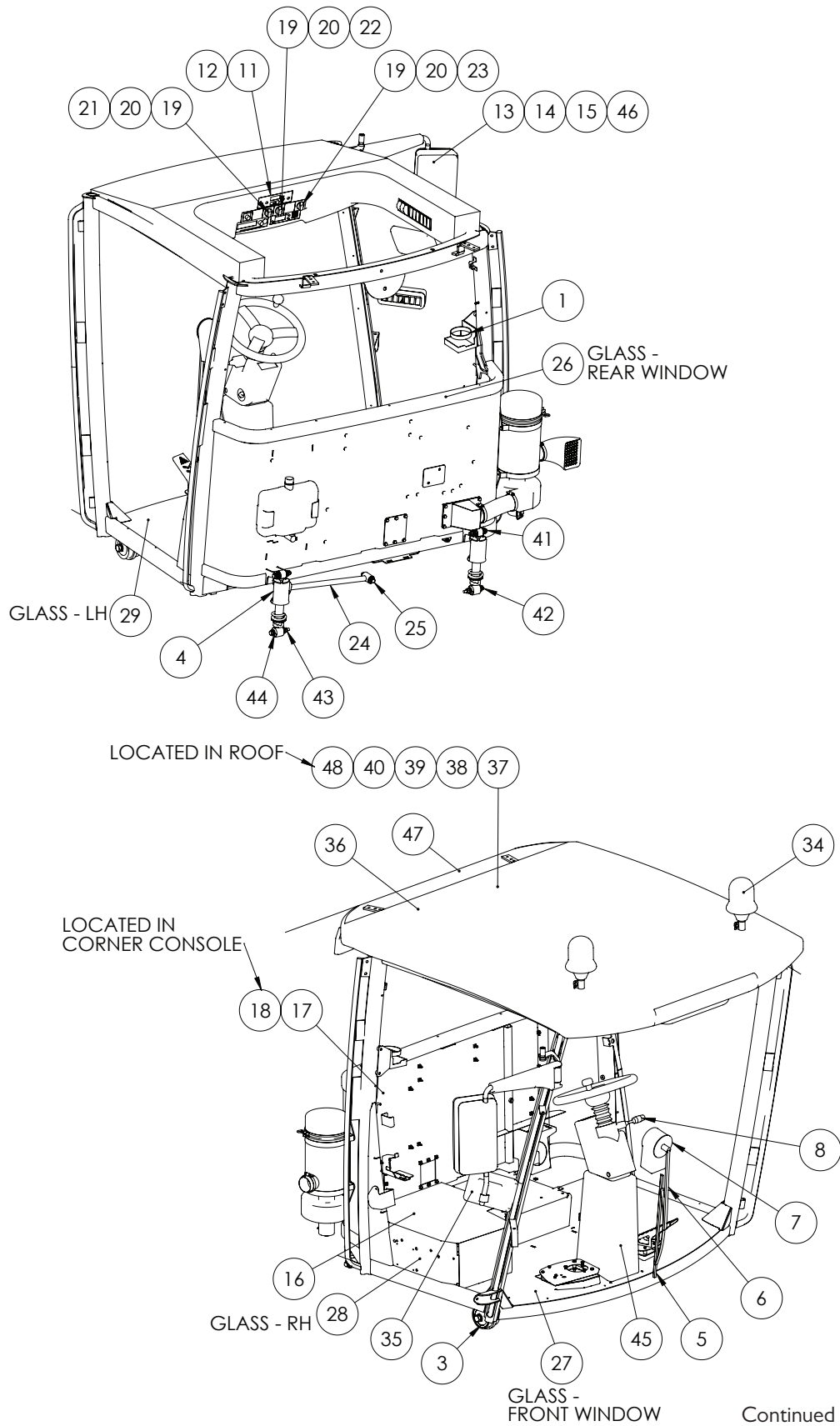
Fuse Boxes



ITEM NO.	PART NUMBER	DESCRIPTION	QTY.
1	GA4658690	Cabin fuse box mounting plate	1
2	GA5060025	Cab aux fuse box - Raven controller	*
3	GA5060326	Joystick fuse box - Raven controller	*
4	GA5060033	Cab main fuse box	*
5	GA5061195	Deutsch conn 48 pin bulkhead fitting	*

*Quantities will vary dependent on whether a Raven control system or GATMC is fitted.

Cab - Claas



Continued over page

Cab - Claas

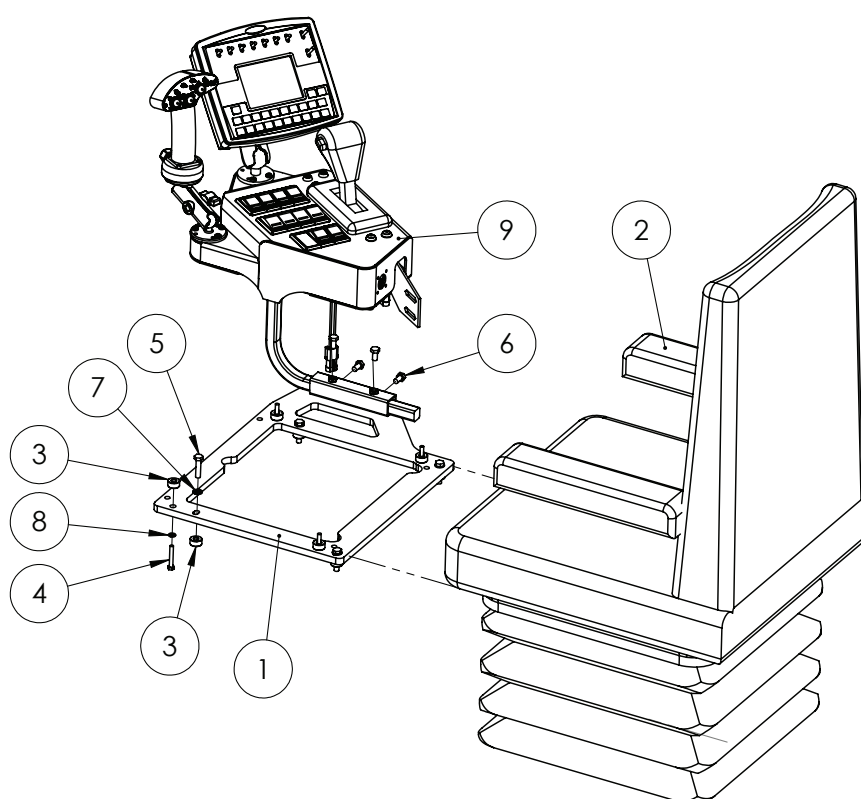
ITEM NO.	PART NUMBER	DESCRIPTION	QTY.
1	GA5054100	Cupholder suit claas cabin	1
2	GA5054160	Handle Internal - RHS	1
3	GA5054110	Bushing Kit	1
4	GA5054105	Damper / Shock Absorber	2
5	GA5054155	Wiper Blade	1
6	GA5054150	Wiper Arm	1
7	GA5054145	Wiper Motor	1
8	GA5054195	Indicator Stalk	1
9	GA5054175	Internal door handle / Lock - LHS	1
10	GA5054180	Door Handle - External	1
11	GA5054285	AC / Heater Control Unit	1
12	GA5054280	AC Temp sender unit	3
13	GA5054125	Mirror Glass	1
14	GA5054130	Cover Cap - Suit mirror	1
15	GA5054120	Mirror internals - Elec components	1
16	GA5054160	Locking Knob - Fuse panel	3
17	GA5054200	Starter switch	1
18	GA5054205	Master Key - Not Shown	1
19	GA5054250	Rotary knob for light switches	3
20	GA5054270	Insert for light rotary knob	3
21	GA5054210	Light Switch - LHS	1
22	GA5054215	Light Switch - Middle	1
23	GA5054095	Light Switch - RHS	1
24	GA5054465	Panhard Rod	1
25	GA5054535	Panhard Rod Bush	2
26	GA5065481	Glass - Rear	1
27	GA5065482	Glass - Front	1
28	GA5065483	Glass - RHS	1
29	GA5065484	Glass - LHS	1
30	GA5054470	Sunshade - Front - Not shown	1
31	GA5065463	Side blind - Left - Not shown	1
32	GA5065462	Side blind - Right - Not shown	1
33	GA5065461	Door Seal	2
34	GA5048145	Rotating Beacon - Amber B25	2
35	GA5070330	Lower Convex Mirror	1
36	GA5054530	Cab Roof	1
37	GA5054275	HVAC Fan	1
38	GA5054185	Evaporator Coil	1
39	GA5054115	Heater Coil	1
40	GA5054190	Expansion Valve	1
41	GA011263	Bolt M12 x 90	2

Continued over page

Cab - Claas

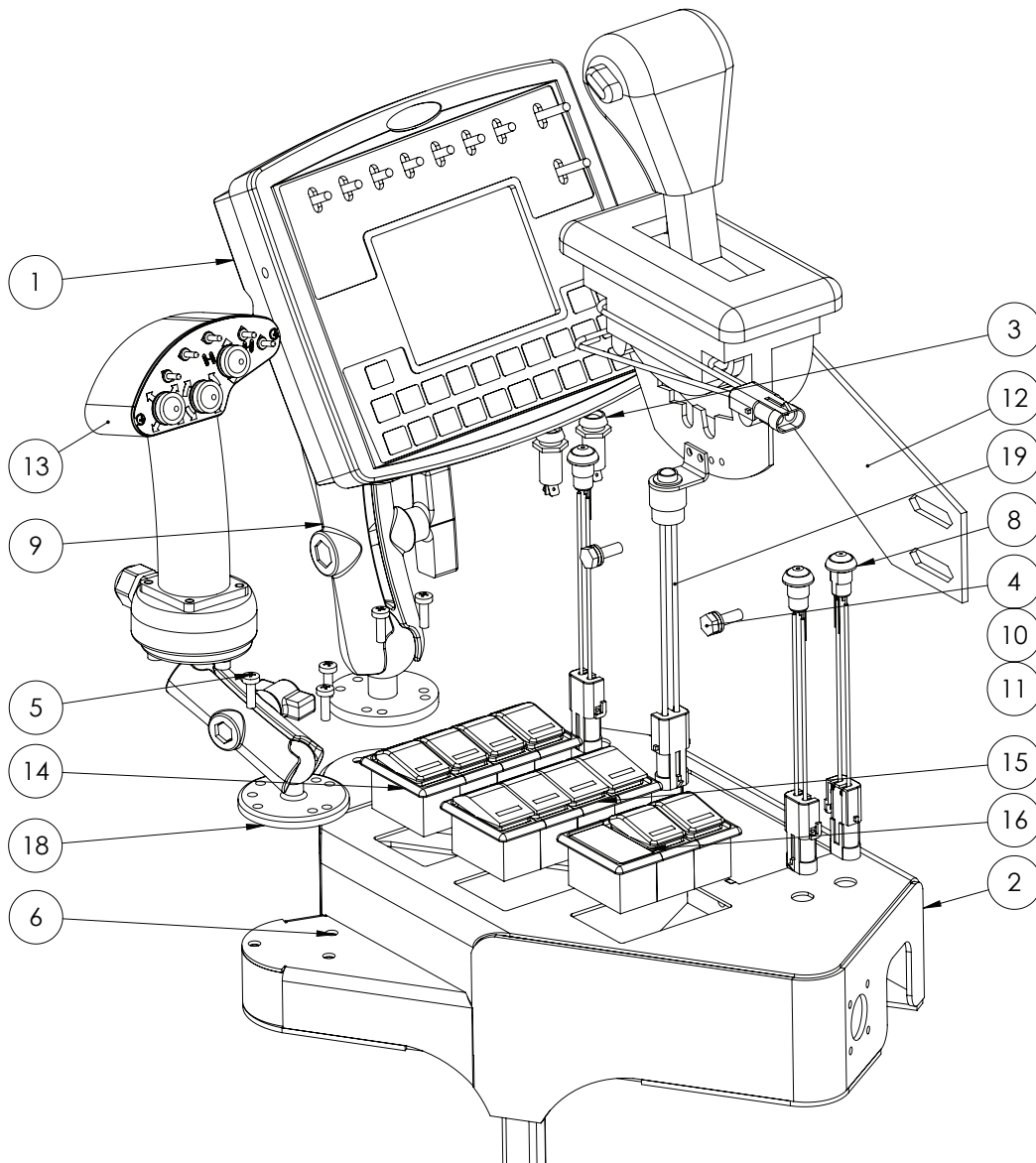
ITEM NO.	PART NUMBER	DESCRIPTION	QTY.
42	GA5000259	Bolt M12 x 100	4
43	GA5012461	Nut Nyloc M12	6
44	GA5000587	Washer M12 ZP	24
45	GA5055540	Steering column, Lower gas strut	1
46	GA5075270	Mirror Bracket, Adjustable, Claas	1
47	GA5066805	Roof Panel Rear Claas Cabin	1
48	GA5054275	Fan Blower Assembly, Suit Claas Cabin	1

Seat & Console



ITEM NO.	PART NUMBER	DESCRIPTION	QTY.
1	GA4658706	Side Console Seat Base Mount	1
2	GA5050295	KAB seat	1
3	GA4552830	Spacer, Seat Base - SP 2011	8
4	GA5004081	M6x40 bolt	4
5	GA5011481	M8x35 bolt	4
6	GA5011465	M8x16 bolt ZP	4
7	GA5003643	Washer 8mm SS HD	4
8	GA5004437	M6 SS Washer	4
9	GA4905445	Crop Cruiser Cabin Side dash Assembly Raven	1
	GA5052446	Seat Covers, Driver and Training Seat Cover	1

Side Console - Raven



ITEM NO.	PART NUMBER	DESCRIPTION	QTY.
1	630172913	Raven SCS4070 Console	1
2	GA4658816	Side dash - assy Raven SP 201 I	1
3	GA5009647	Green LED warning light	2
4	GA5069755	0.25 x 0.75 UNC	2
5	GA5003976	M5 x 20mm Pan head Screw	6
6	GA5003983	M5 washer ss	6
7	GA5003975	M5 Nyloc nut SS	6
8	GA4905455	Switch Assembly Button Switch	3
9	GA5020825	Universal Standard Mount RAM I/O	1
10	GA5017631	Washer 1/4" Spring ZP	2
11	GA5017669	Washer 1/4" Flat SS	2

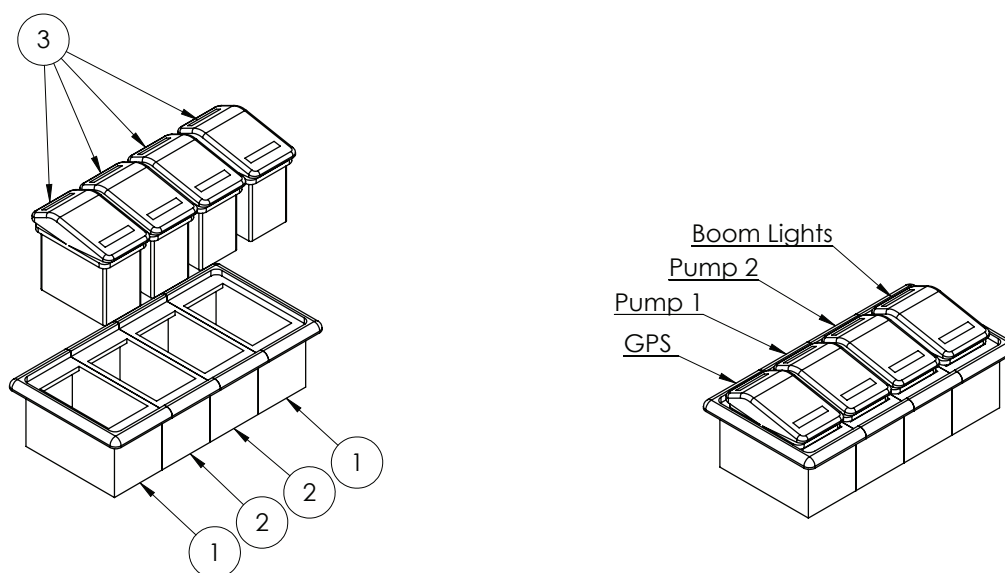
Continued over page

Side Console - Raven

ITEM NO.	PART NUMBER	DESCRIPTION	QTY.
12	GA4905430	Gear Selector Assembly Suit Crop Cruiser	1
13	GA5060321	Joystick Assembly Suit Raven CC	1
14	-	Switch panel assembly 1	1
15	-	Switch panel assembly 2	1
16	-	Switch panel assembly 3	1
17	GA5009425	Gear selector cable (not shown)	1
18	GA5068930	Ram mount RAM-B138	
19	GA4905435	Neutral Switch Assembly Suit Gear Selector	

Note: Console shown with all options fitted

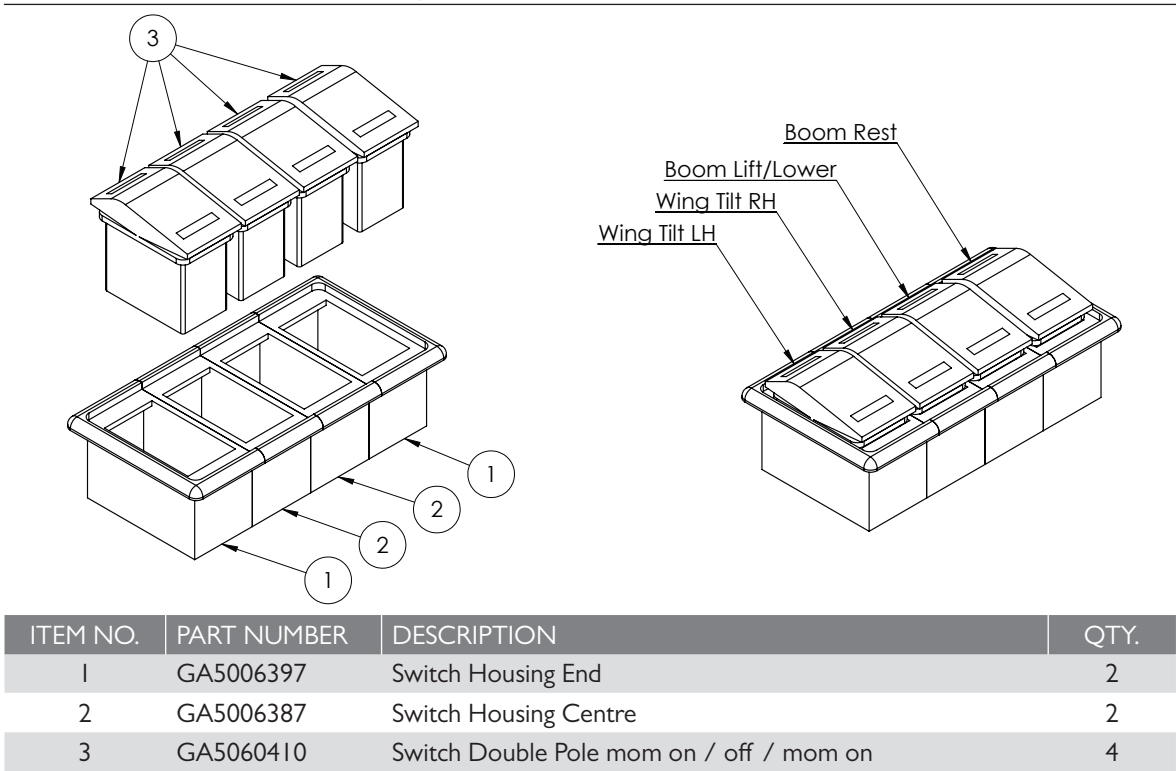
Switch Panel Assembly 1 - Raven



ITEM NO.	PART NUMBER	DESCRIPTION	QTY.
1	GA5006397	Switch Housing End	2
2	GA5006387	Switch Housing Centre	2
3	GA5012671	Switch on / off	4

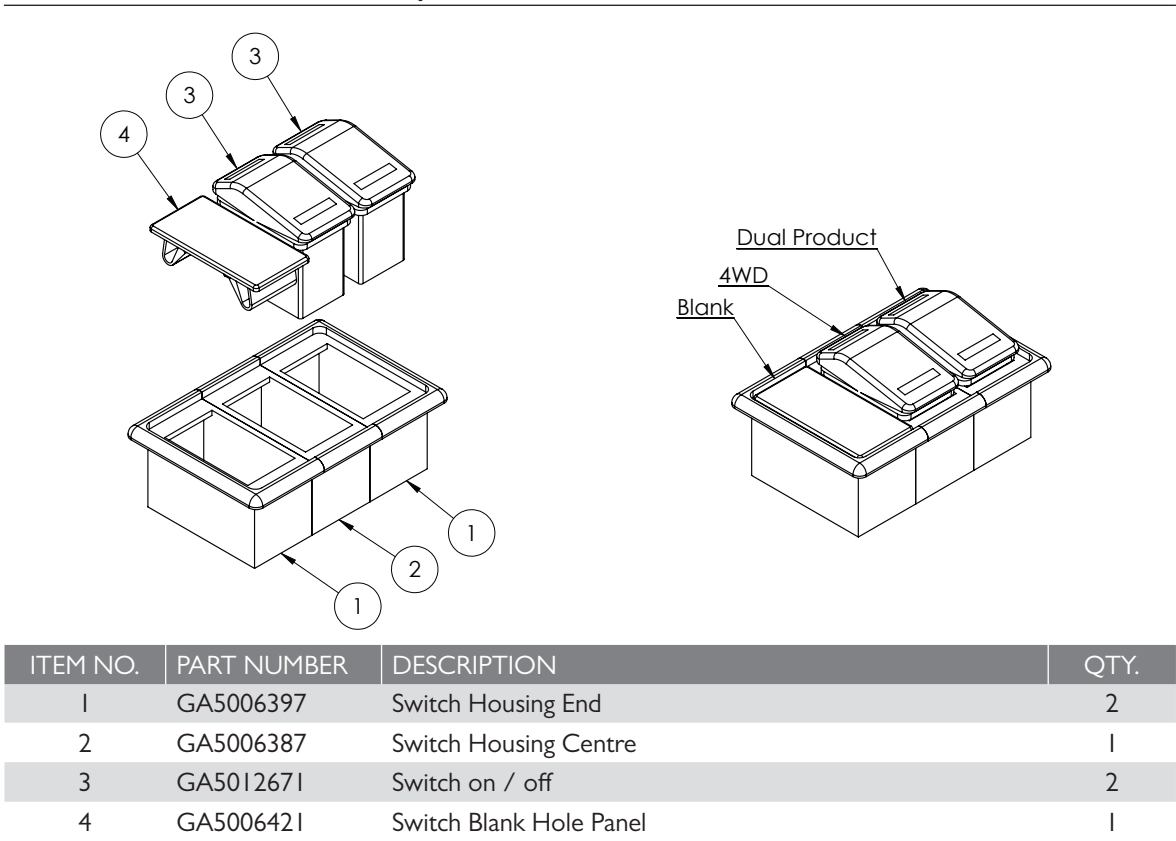
Note: Switches fitted to machine may vary to what is shown above dependant on options fitted.

Switch Panel Assembly 2 - Raven



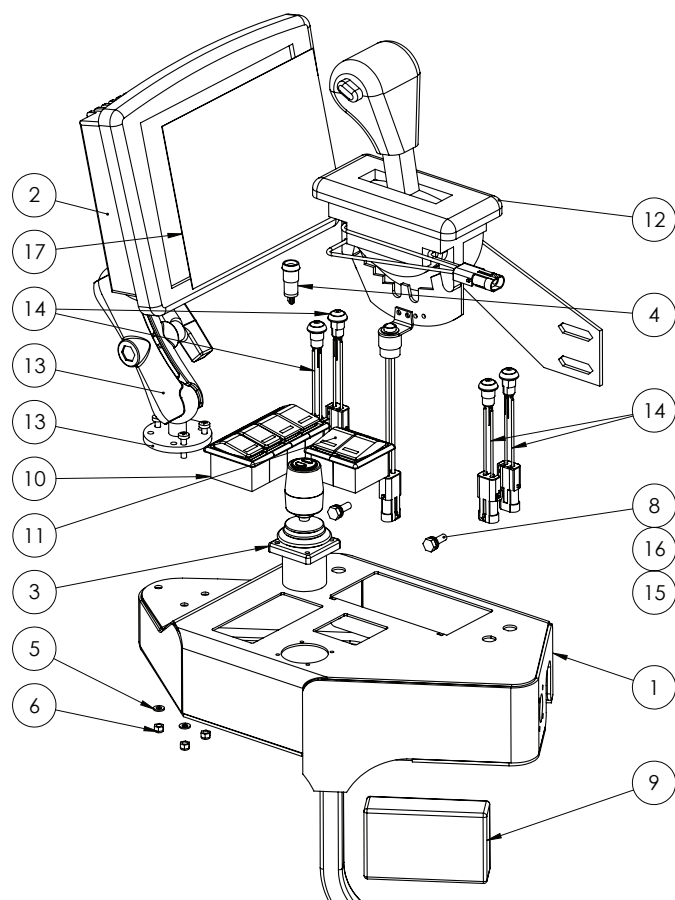
Note: Switches fitted to machine may vary to what is shown above dependant on options fitted.

Switch Panel Assembly 3 - Raven



Note: Switches fitted to machine may vary to what is shown above dependant on options fitted.

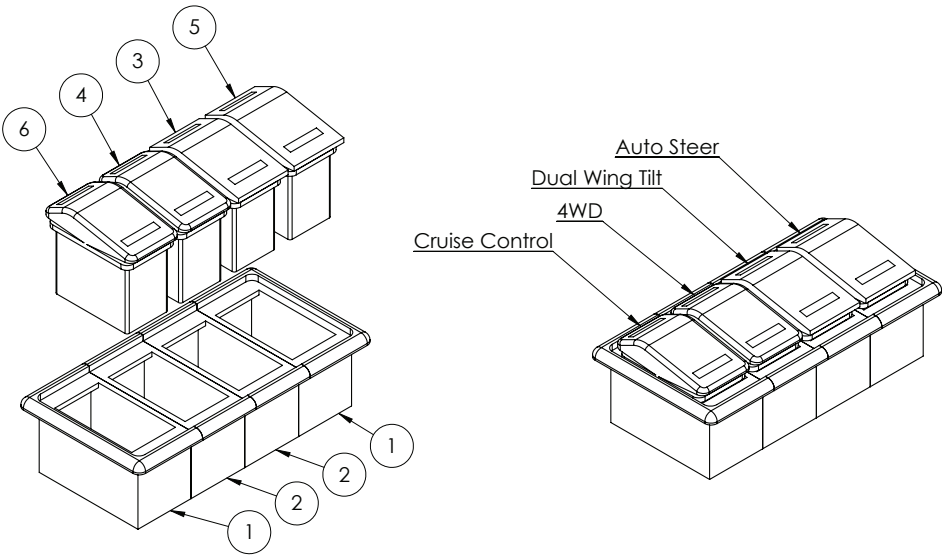
Side Console - GATMC



ITEM NO.	PART NUMBER	DESCRIPTION	QTY.
1	GA4658815	Side dash - assy SP 2011	1
2	GA5069400	Display Screen - Lykkatronic	1
3	GA5069415	Joystick - Lykkatronic	1
4	GA5013799	Red LED Warning Light	1
5	GA5003983	M5 washer ss	3
6	GA5003975	M5 Nyloc nut SS	3
7	GA5003976	M5 x 20mm Pan head Screw	3
8	GA5069755	0.25 x 0.75 UNC	2
9	GA5069420	Cab I/O Job Computer	1
10	-	Switch Panel Assembly 1 Lykketronic	1
11	-	Switch Panel Assembly 2 Lykketronic	1
12	GA4905430	Gear Selector Assembly Suit Crop Cruiser	1
13	GA5020825	Universal Standard Mount RAM I/O	1
14	GA4905455	Switch Assembly Button Switch	4
15	GA5017631	Washer 1/4" Spring ZP	2
16	GA5017669	Washer 1/4" Flat SS	2
17	GA5067978	Screen Protector Suit Lykketronic	1
18	GA5009425	Gear selector cable (not shown)	1

*Note - Quantities will vary depending on options fitted.

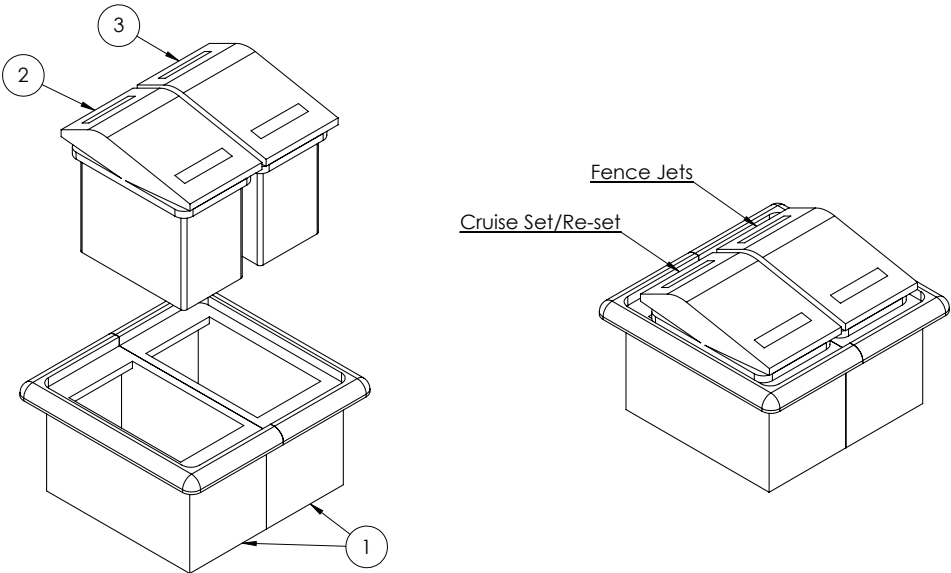
Switch Panel Assembly 1 - GATMC



ITEM NO.	PART NUMBER	DESCRIPTION	QTY.
1	GA5006397	Switch Housing End	2
2	GA5006387	Switch Housing Centre	2
3	GA5060410	Switch Double Pole mom on / off / mom on	1
4	GA5012671	Switch on / off	1
5	GA5016207	Switch Single Pole mom on / off / mom on	1
6	GA5060418	Switch ON / OFF No Bulb	1


Note: Switches fitted to machine may vary to what is shown above dependant on options fitted.

Switch Panel Assembly 2 - GATMC



ITEM NO.	PART NUMBER	DESCRIPTION	QTY.
1	GA5006397	Switch Housing End	2
2	GA5016207	Switch Single Pole mom on / off / mom on	1
3	GA5012673	Switch on / off / on	1

Note: Switches fitted to machine may vary to what is shown above dependant on options fitted.



GOLDACRES

Australia's World Class Sprayers

www.goldacres.com.au