

GOLDACRES

Australia's World Class Sprayers



Prairie Eco MY13 Parts Manual

For further information about any of the products shown please visit - www.goldacres.com.au.

© Goldacres Trading 2011

This publication and all designs are copyright.

No part, products or designs may be reproduced by any process except in accordance with the Copyright act 1968.

All information in this parts manual is based on the latest product information available at the time of printing. The policy of Goldacres is one of continuous improvement and as such, Goldacres reserve the right to alter any specifications and designs without notice and without incurring any obligation regarding such changes.

No part of this manual may be reproduced without written permission from Goldacres. All photographs and technical information remain the property of Goldacres.

Goldacres Trading Pty Ltd
3 Morang Crescent
Mitchell Park Vic 3355

Ph: 03 5342 6399

Fax: 03 5342 6308

Revision number: 0
04/04/2013

Part #: GA5071130

MY13 Prairie Eco Parts Manual

Contents

CHASSIS	5	Pressure Control Assembly	36
H Frame	5	Fresh Water Fill Tap	37
Boom Rest - LH	6	Pressure Gauge	37
Boom Rest - RH	7	Non Return Valve - Tank Rinse	38
Front Steps	8	Non Return Valve - Fresh Water	39
Hand Rails	9	Fill Manifold Sub Assembly	40
Hand rail gauge assembly	10	4 Way Valve	41
Pull	11	Hopper Manifold	42
Pull	12	Fill Filter	42
		Flow Control Valve Assembly	43
PUMPS	13	Flow Control Valve	44
Pump - Zeta 260 PTO Shaft drive	13	Flow Control Safety Valve	45
Pump - Zeta 260 Pump Breakdown	14	Chemical Probe	46
Pump - Zeta 260 MI Hydraulic Drive	15	DCI - N/A	47
Hydraulic hose assembly kit	16		
Hydraulic drive conversion kit	17	DUAL PRODUCT - N/A	48
Pressure Flow Compensator	18		
FLUSH TANK	19	INDUCTION HOPPER	49
400lt Belly Tank	19	Hopper Tank	49
400lt Belly Tank Frame	20	Hopper Tank	50
RIGHT HAND POD	21	Hopper Tank - Bottom	50
Right Hand Pod - Internal Components	22	Hopper Frame	51
Right Hand Pod - Internal Components	23	FOAM MARKER TANK - N/A	53
Airbag Compressor	23		
Airbag Compressor Parts	24	TRANSCAL - N/A	54
Air Compressor Gauge	25		
LEFT HAND POD	27	MAIN TANK	55
Prairie Eco Left Hand Pod	27	6500 litre tank assembly	55
Prairie Eco Left Hand Pod	28	6500 litre tank assembly	56
Prairie Eco Left Hand Pod	29	Tank Flush Elbow	56
Prairie Eco Left Hand Pod	30	Tank Rinse Tee	57
LH Pod Door	33	Supermix Agitator	57
Suction Filter	34	Venturi Filler	58
Chem Probe	35		
Fresh Water Filter Manifold	36		

Hopper Tank Inlet	59	Boom Protector Assembly - Inner	88
2" Tank Fill	59	Cable Drum	89
Remote Drain	60	Cable Drum	90
Sump Drain Tap	61	Boom Fold Adjuster	90
Tank Stops	61	Boom Fold Adjuster	91
Tank Straps & Brackets	62	Boom Cables	91
WHEELS, AXLES & mUDGUARDS	63	Boom Cable Spring - Suit 28-30m	91
Air Bag Axle	63	Boom Cable Springs - Suit 33&36m	92
Air Bag Axle	64	Lower Bearing Pivot	92
Mudguards	65	Upper Bearing Pivot	93
Wheel Speed Sensor	66	Steel Inner Wings	93
Wheels	67	Three Dimensional Breakaway	95
Hub - 90 Series	68	Three Dimensional Breakaway	96
3	68	Manual Fence Line Nozzle	98
1	68	Pre Packaged Kits	100
2	68	Electrics	101
4	68	Boom LED Lights	101
5	68	Lights	102
6	68	Electrical Components	102
5	68	Raven (AMP) Electrical Connectors	103
boom centre	70	Raven (AMP) Electrical Connectors	104
Boom Centre Assembly	70	Electrical Connectors	105
Boom Centre Assembly	71	Electrical Connectors	106
Cable Mount - Rear LH	72	Deutsch Electrical Connectors	107
Cable Mount - Rear RH	73	Deutsch Electrical Connectors	108
Boom Valve Assembly	74	Deutsch Electrical Connectors	109
Boom Valves	75	Boom Lights Mount	110
Flow Meter Assembly	76	Console Mounting Kit	111
Centre With Tilt Replacement Links	77	Control Boxes	112
Centre With Tilt Cylinders	77	Electrical Layout - Overview	113
Paralift & Paralift Arms	78	Electrical Layout - Overview	114
Complete Centre & Paralift	79	Schematics	116
Lower Limit Switch	80	Fresh Water Delivery	116
Delta Link Locking Plate	81	Pressure Schematic	117
Spring Yaw Kit	82	Pneumatic Schematic	118
Hydraulic Yaw Kit	83	decals	120
Hydraulic Yaw Kit	84	Boom Lower Solenoid	129
Oversize Sign Mount	85	Load Sense Turbo Valve	130
boom wing	86	Quick Release Couplings	131
Fence Line End Protector - Standard	86	Hose ID Tags	132
Fence Line End Protector - Quick Fit	87	Hydraulic O-Rings and Retaining Washers	132
Boom Protector Assembly - Outer	88	Hydraulic Cylinder - Boom Lift	133

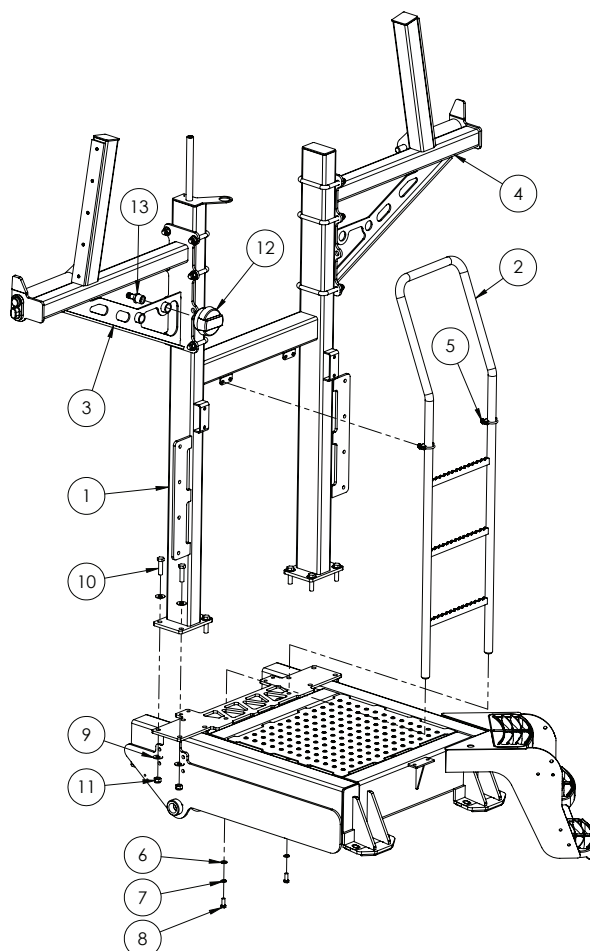
Hydraulic Cylinder - Wing Tilt	133
Hydraulic Cylinder - Wing Tilt	134
Hydraulic Cylinder - Yaw	134
Hydraulic Cylinder - Boom Fold RH	135
Hydraulic Schematic	136

PLUMBING	138
-----------------	------------

3/4 BSP Filter with 200 mesh screen	138
Pressure Filter Assembly	139
2" Fill Filter with 120 mesh screen	140
In Line Boom Filter	141
2" Suction Filter	142
Air Filter	142
Hose Clamps	143
Cable Ties	143
Hoses	144
Enviro Coupling & Hose	145
PH6 Pump Mounting Kit	146
Fill Flow Meter	147
Fill Flow Meter Monitor	147
3" Fill Pump	148
3" Fill Pump Outlet	149
3" Fill Pump inlet	150

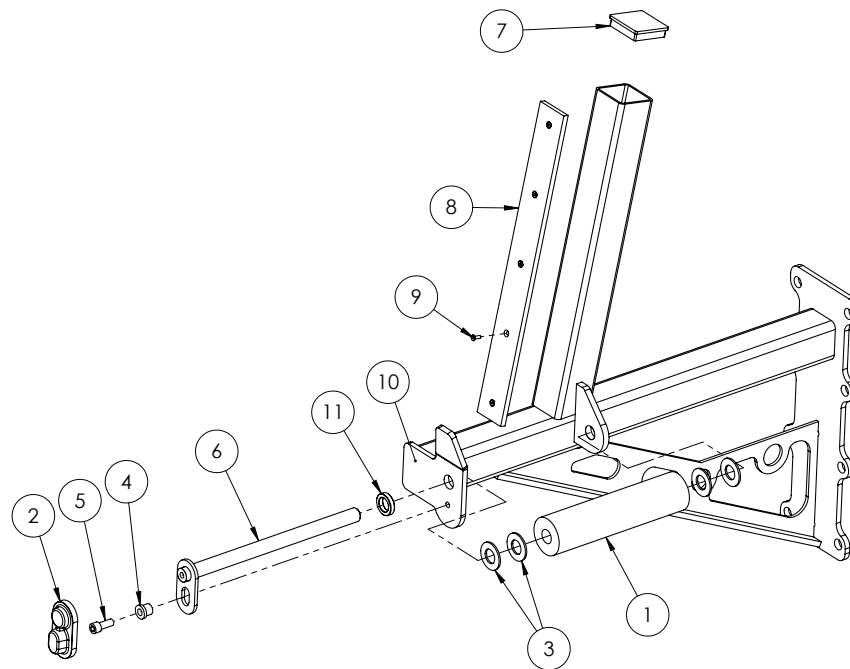
Chapter I

CHASSIS H Frame



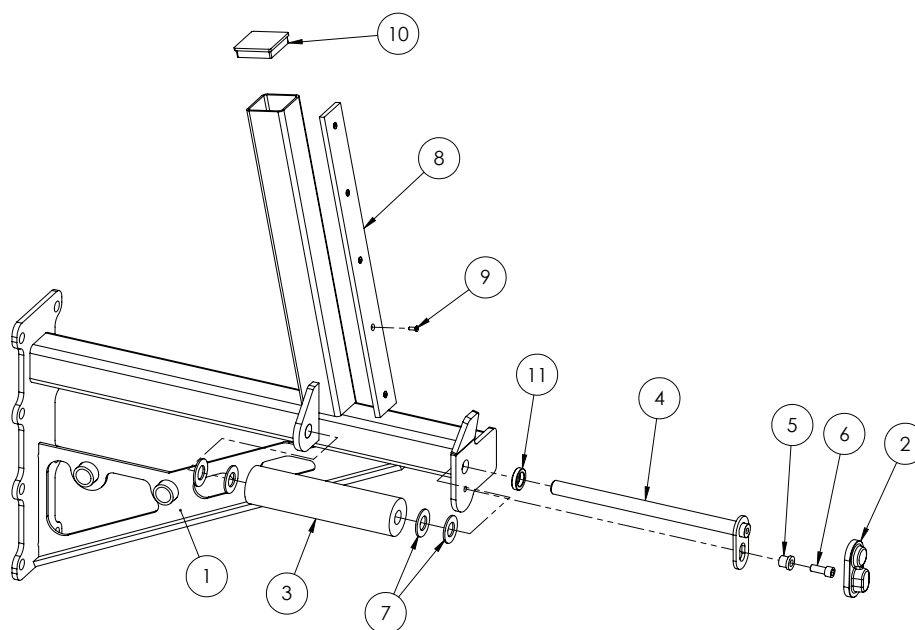
ITEM NO.	PART NUMBER	DESCRIPTION	QTY.
1	GA4654181	H-Frame suit pnaire 4000-6500L 2011	1
2	GA4658161	Ladder suit 2013 Prairie	1
3	GA4905660	Boom Rest with Roller Sub-assem RH	1
4	GA4905655	Boom Rest with Roller Sub-assem LH	1
5	GA5075120	Heavy Duty Exhaust Clamp 36mm	2
6	GA5000577	M12 SS HD Washer	2
7	GA5000575	M12 Spring washer SS	2
8	GA5000307	M12x30 bolt	2
9	GA5001043	M16 SS washer	16
10	GA5000939	M16x60 bolt	8
11	GA5001029	M16 Nyloc nut	8
12	GA5005259	Air Filter	1
13	GA5077721	Hose barb, Straight, 1 male thread x 3/4 hose, Banjo, HB100-075	1
14	GA4659850	6500L Eco Chassis (not shown)	1

Boom Rest - LH



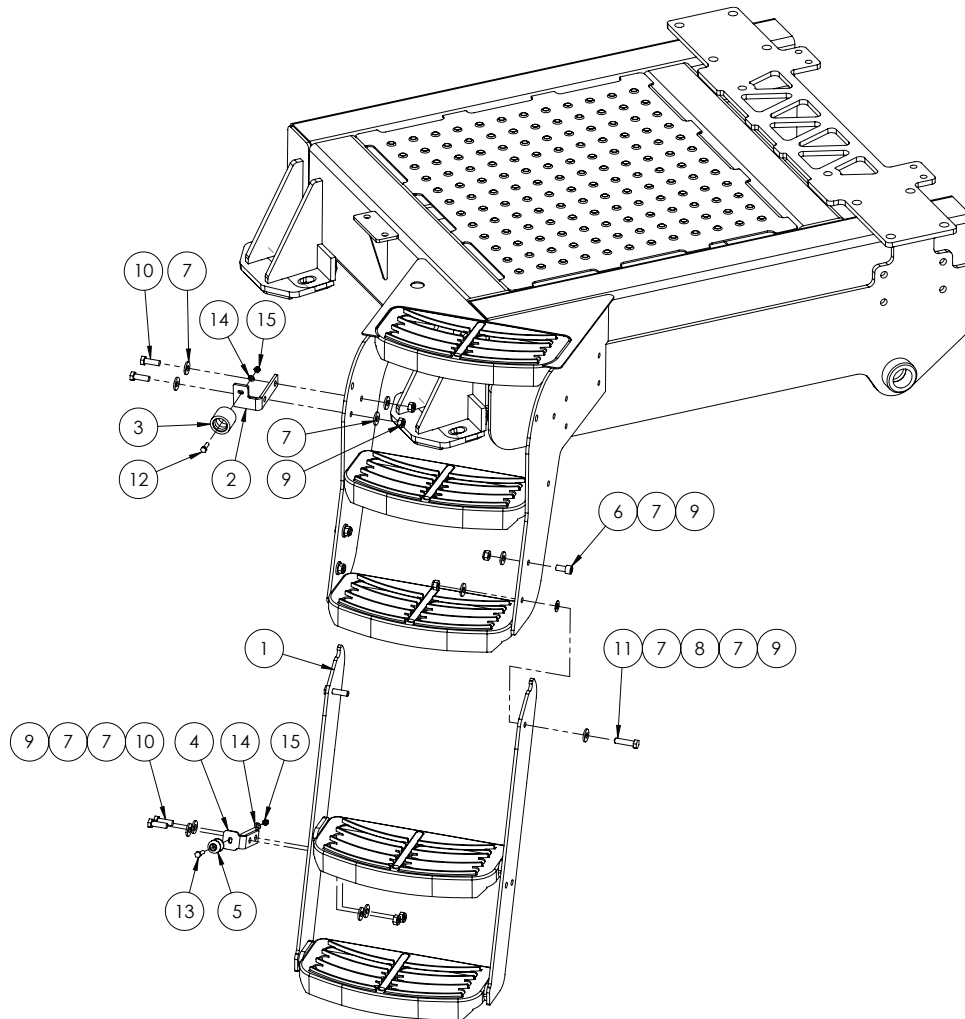
ITEM NO.	PART NUMBER	DESCRIPTION	QTY.
1	GA5070700	Boom Rest Roller Prairie	1
2	GA5067885	Pin cover - plastic	1
3	GA5017659	Washer 1" Flat HD ZP	4
4	MACH0152	12mm Bolt Bush suit para lift pins	1
5	GA5000307	M12x30 GR12.9 ZP unbrako	1
6	GA4658745	Pin - suit boom rest roller	1
7	GA5052345	75 x 75 mm square tube insert black	1
8	GA5066630	Plastic Wear Strip Polystone	1
9	GA5051230	M5x16mm FHCS SS	5
10	GA4659675	Boom Rest Prairie LH 4000, 5000, 6500	1
11	GA4572135	Paralift spacer bush	1

Boom Rest - RH



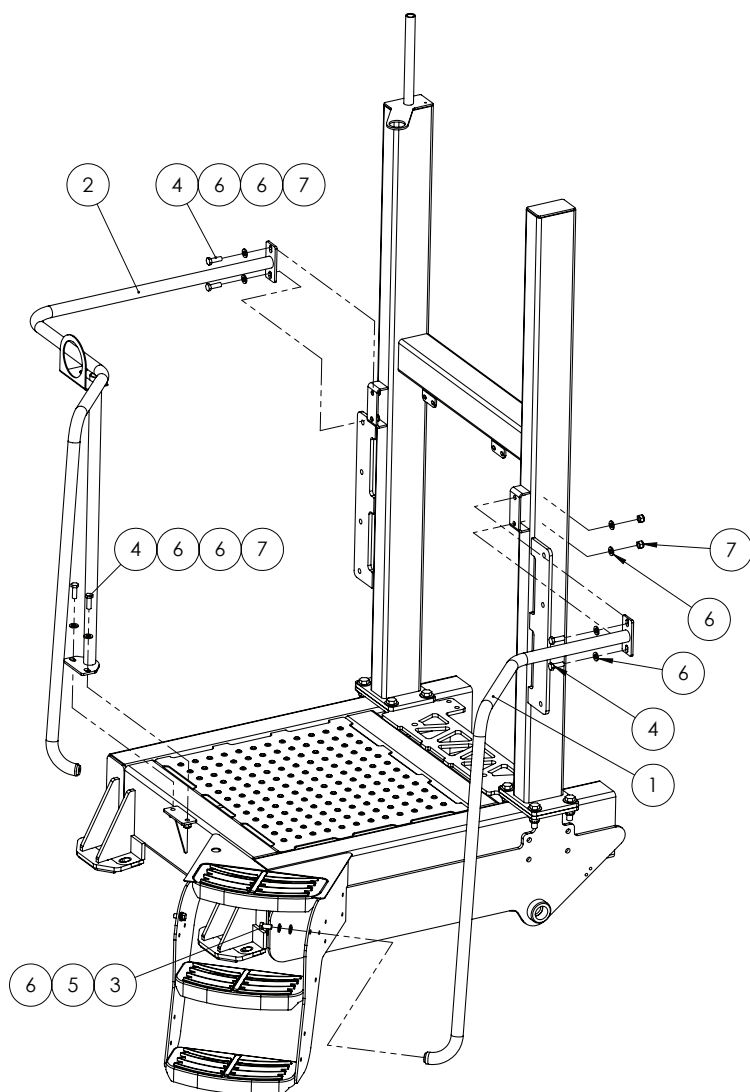
ITEM NO.	PART NUMBER	DESCRIPTION	QTY.
1	GA4659670	Boom Rest Prairie RH 4000, 5000, 6500	1
2	GA5067885	Pin cover - plastic	1
3	GA5070700	Boom Rest Roller Prairie	1
4	GA4658745	Pin - suit boom rest roller	1
5	MACH0152	12mm Bolt Bush suit para lift pins	1
6	GA5000307	M12x30 GR12.9 ZP unbrako	1
7	GA5017659	Washer 1" Flat HD ZP	4
8	GA5066630	Plastic Wear Strip Polystone	1
9	GA5051230	M5x16mm FHCS SS	5
10	GA5052345	75 x 75 mm square tube insert black	1
11	GA4572135	Paralift spacer bush	1

Front Steps



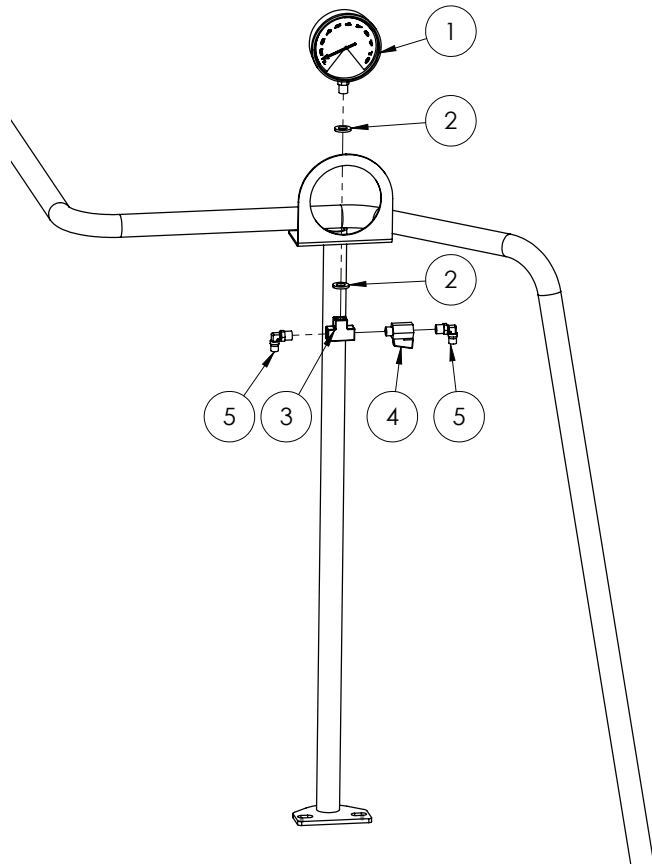
ITEM NO.	PART NUMBER	DESCRIPTION	QTY.
1	GA4659690	Lower Ladder Prairie, Special 2013	1
2	F70684A	Upper catch mounting plate LH	1
3	GA5008629	female rubber door holder (black)	1
4	GA4522617	Latch plate suit prairie EF narrow step	1
5	GA5011607	Male rubber door holder	1
6	GA5011153	M10x20 Unbrako	2
7	GA5000117	Washer 10mm SS Heavy duty	14
8	GA5000115	Washer flat SS 10mm	2
9	GA5000141	M10 Nyloc Nut	8
10	GA5065455	Bolt Gr8.8 M10x30	4
11	GA5006071	Bolt M10x40 GR10.9 ZP	2
12	GA5004065	M6x20 bolt	1
13	GA5004079	M6x30 bolt	1
14	GA5004437	M6 SS Washer	2
15	GA5048115	M6 Nyloc Nut SS	2

Hand Rails



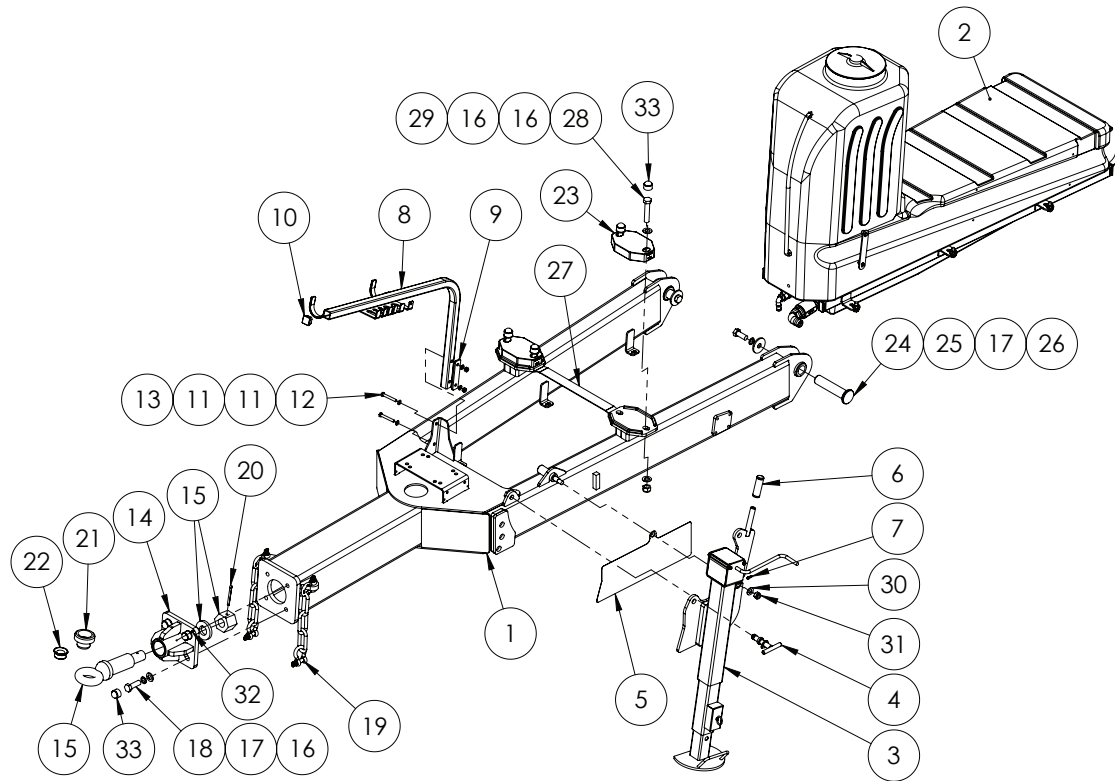
ITEM NO.	PART NUMBER	DESCRIPTION	QTY.
1	GA4659660	LH side hand rail	1
2	GA4659855	Handrail Prairie Eco 6500L	1
3	GA5000295	Set screw HT M12 x 25	2
4	GA5000311	M12x35 Bolt	6
5	GA5000575	M12 Spring washer SS	2
6	GA5000577	M12 SS HD Washer	14
7	GA5012461	M12 Nyloc nut Z/P	6

Hand rail gauge assembly



ITEM NO.	PART NUMBER	DESCRIPTION	QTY.
1	GA4948460	Pressure gauge large face 160PSI	1
2	GA5000577	M12 SS HD Washer	2
3	GA5048300	1/4 Female brass Tee	1
4	GA5018323	1/4" M-F Ball Valve (SS)	1
5	GA5016233	Elbow - Swivel 6mm x 1/4"	2

Pull



Chain and rings that retain the jack bolt are not shown
 2x GA5002077 Key ring
 1x Chain (GA5001491) 2mm x 20 (cut 250mm)
 Safety tow Chain not listed
 2x 1m GA5065030

Note: GA4905650 - Chain safety complete kit MY13

ITEM NO.	PART NUMBER	DESCRIPTION	QTY.
1	GA4659545	Pull Prairie 4000, 5000 and 6500 MY13	1
2	GA4901125-EF	Tank, 400 flush water belly tank with frame. (refer to chapter 3 for further information on the flush tank)	1
3	GA4656436	Jack Prairie advance 08	1
4	GA4656437	Jack Prairie advance 08 T bolt	1
5	GA4522297	Prairie EF jack wear plate	1
6	GA5066700	Handle bar grip suit jack handle black	1
7	GA5009639	Grease Nipple 1/4" UNF Long	1
8	GA4657665	Hose support arm suit EF pull	1
9	GA4522926	EF pull hose support backing plate	1
10	GA5002911	35x35 tube insert	1
11	GA5000117	Washer 10mm SS Heavy duty	4
12	GA5011163	M10x70 bolt ZP G8.8	2
13	GA5000141	M10 Nyloc Nut	2
14	GA4659555	Welded towing eye - angled MY13	1
15	GA5016243	Swivel Tow Eye (minus bush)	1

Continued over page

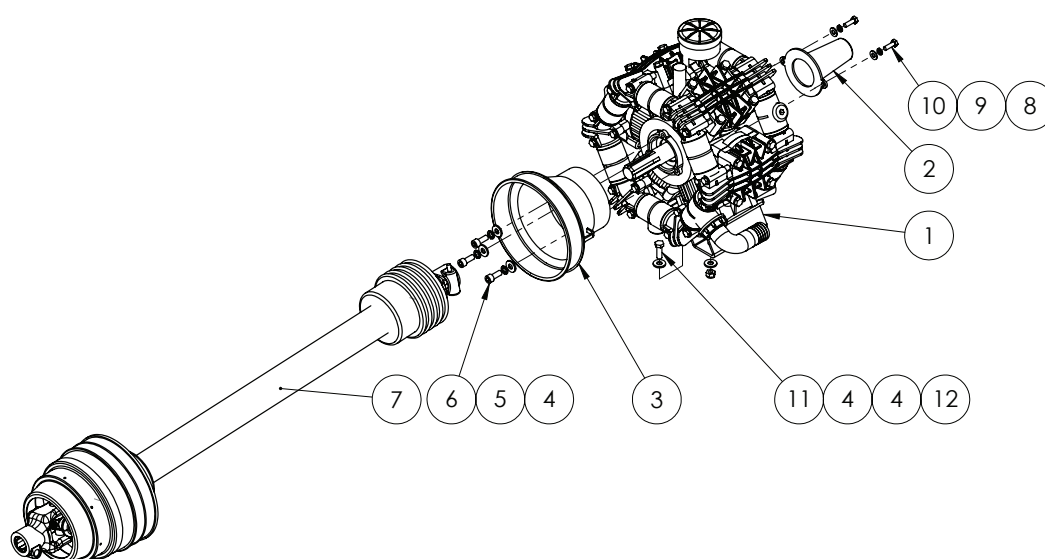
Pull

ITEM NO.	PART NUMBER	DESCRIPTION	QTY.
16	GA5001739	M20 Heavy Duty Flat Washer	12
17	GA5001721	M20 Spring Washer	6
18	GA5011333	M20x60 bolt	4
19	GA5000667	Bow Shackle	4
20	GA5051385	M8 x 90mm Split Pin	1
21	GA4582455	Spacer Bush Tow Eye suit 1 1/2" pin (Urethane)	1
22	GA5075075	Towing eye bush ID 35mm OD 50mm	1
23	GA5061070	Spacer Pull EF	2
24	PCH-019MACH	Large Chassis Pin	2
25	L073A	Washer suit drawbar pin	2
26	GA5011319	Bolt M20 x 50 ZP	2
27	GA4522385	Prairie EF Belly tank retaining strap	1
28	GA5048355	M20x100 bolt	4
29	GA5048125	M20 Nyloc nut	4
30	GA5001009	M16 washer Zink coated	1
31	GA5001029	M16 Nyloc nut	1
32	GA5012203	Grease Nipple 1/4" UNF Short	1
33	GA5054690	End cap, Plastic, Black, Cover, Hex. Dome, M20	8

Chapter 2

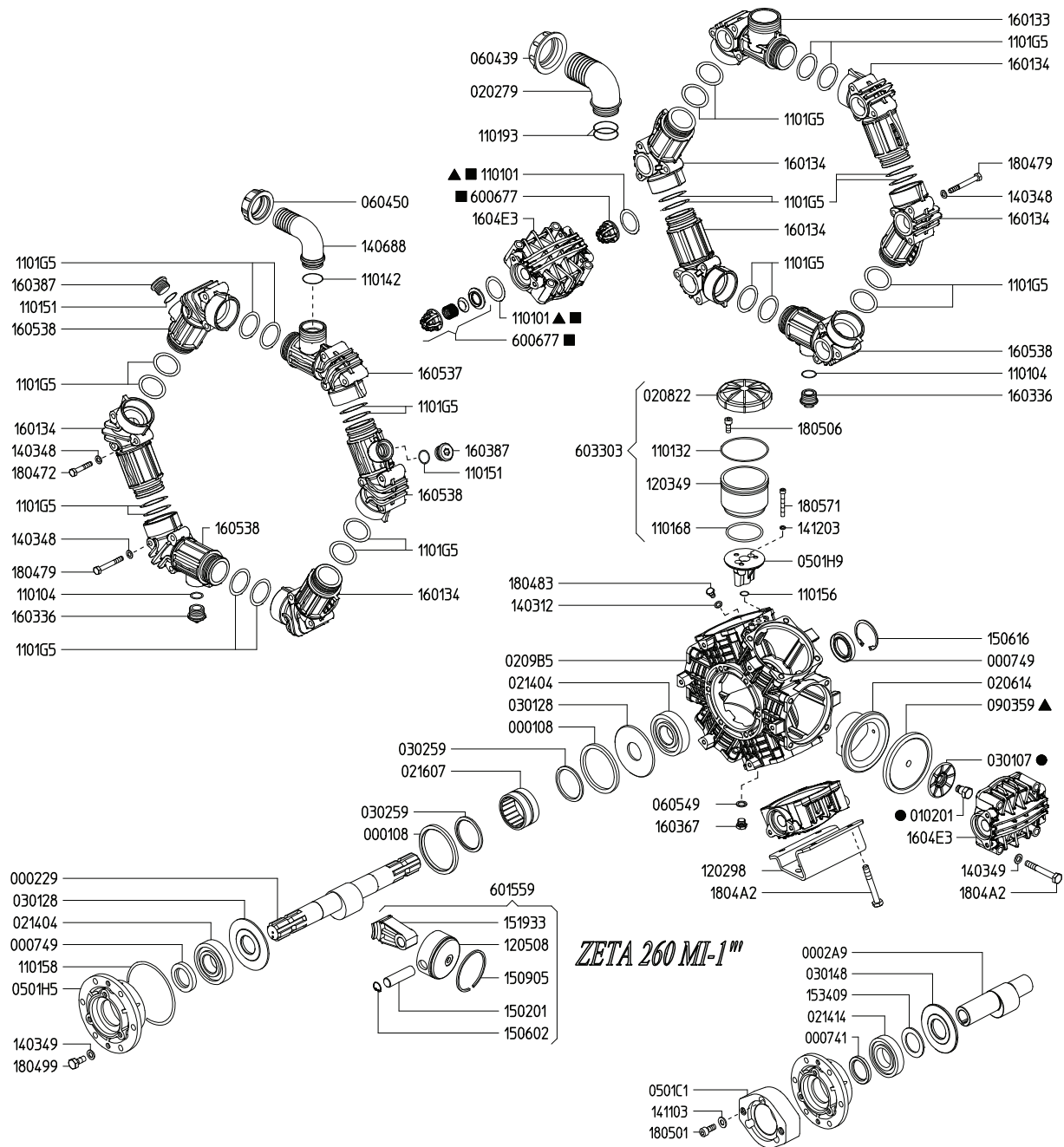
PUMPS

Pump - Zeta 260 PTO Shaft drive

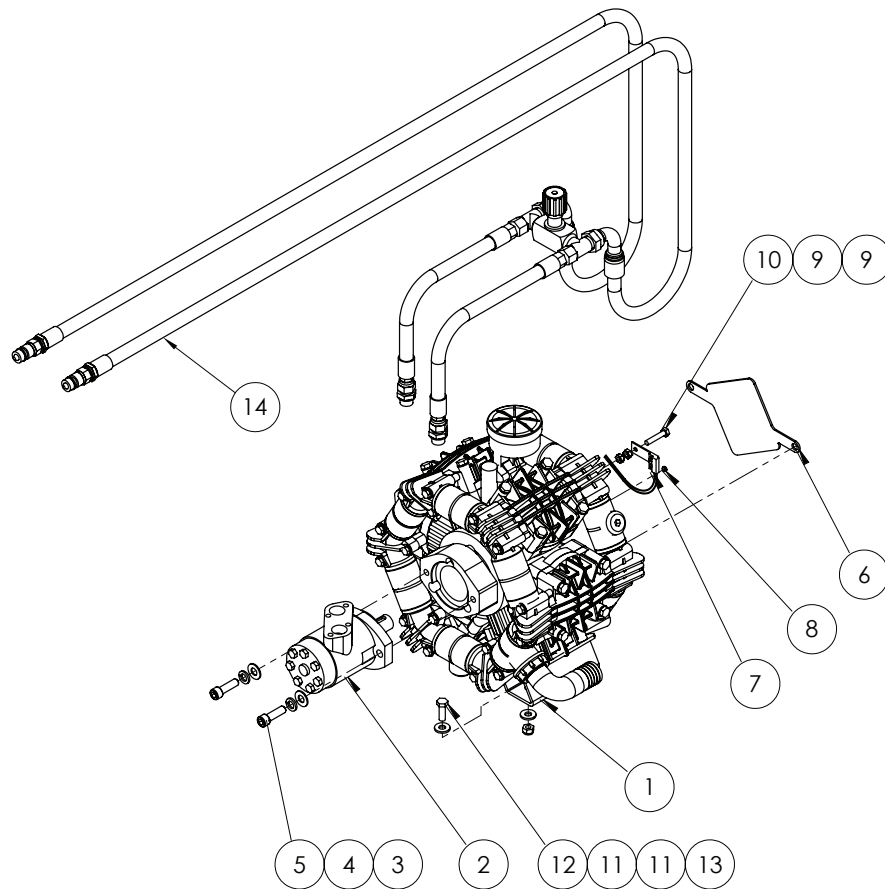


ITEM NO.	PART NUMBER	DESCRIPTION	QTY.
1	GA5054505	Pump Zeta 260 PTO TS 2C	1
2	GA5013499	PTO protector to suit rear of 2C pumps	1
3	GA5023075	Cover kit, Suit Zeta 170 & 260 PTO pump	1
4	GA5000117	Washer 10mm SS Heavy duty	11
5	GA5000137	Washer 10mm Spring S/S	3
6	GA5011153	SHCS M10 x 20 GR12.9 ZP	3
7	GA5013511	PTO drive shaft wide angle 1.05m	1
	GA5060830	PTO drive shaft narrow angle	
8	GA5004883	Washer 8mm HD	2
9	GA5004919	M8 Spring washer SS	2
10	GA5004711	M8x25 bolt	2
11	GA5065455	Bolt Gr8.8 M10x30	4
12	GA5000141	M10 Nyloc Nut	4

Pump - Zeta 260 Pump Breakdown

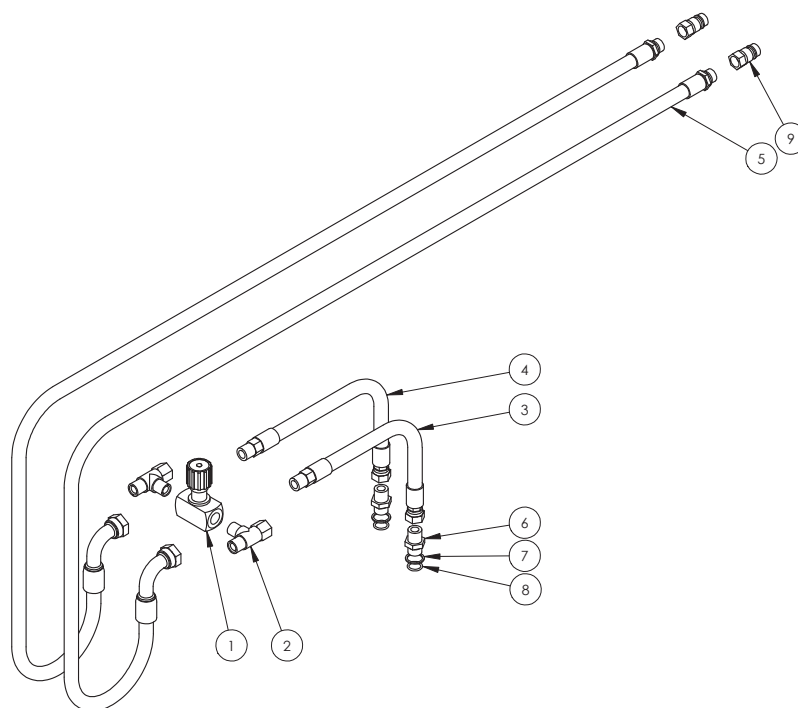


Pump - Zeta 260 MI Hydraulic Drive



ITEM NO.	PART NUMBER	DESCRIPTION	QTY.
1	GA5054500	Pump Zeta 260 MI-I	1
2	GA5047515	motor hydraulic 80cc/rev	1
3	GA5000587	Washer HD ZP 12mm	2
4	GA5000575	M12 Spring washer SS	2
5	GA5000321	M12x40 unbrako	2
6	PUMPCOVER250	Plate, Rear Pump Shaft Cover, RO250, Zeta 260 and 300	1
7	GA5076331	Sensor, Spray Pump RPM Suit 440, 450 & G-Hub, Raven, 1170171293	1
8	GA5016169	Super Magnet	1
9	GA5011499	M8 Hex Nut ZP	2
10	GA5048655	M8x40 bolt	1
11	GA5000117	Washer 10mm SS Heavy duty	8
12	GA5065455	Bolt Gr8.8 M10x30	4
13	GA5000141	M10 Nyloc Nut	4
14	GA5067186	Hose assembly kit hydraulic drive suit hose support MY10	1

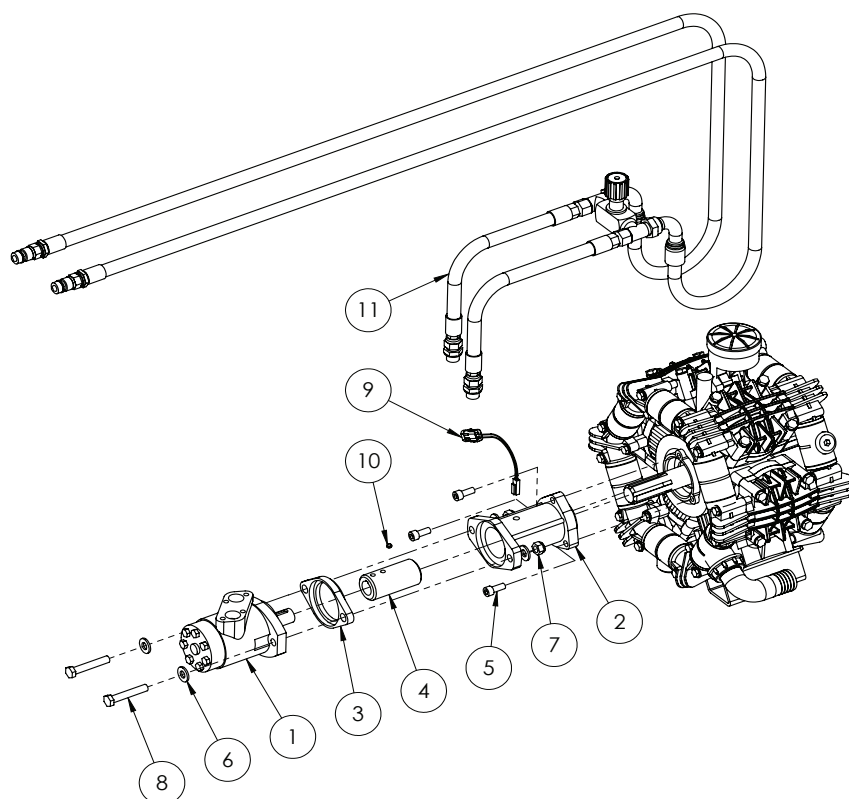
Hydraulic hose assembly kit



GA5067185-EF Hydraulic Drive Kit

ITEM NO.	PART NUMBER	DESCRIPTION	QTY.
1	GA5018221	1/2" Needle Valve	1
2	GA3500200	Hydraulic adaptor, Tee, 1/2" BSPT male x 1/2" BSPT male x 1/2" BSPP female swivel, S167-080808	2
3	GA4922110	Short hydraulic pump hose	1
4	GA4922115	Short hydraulic pump hose	1
5	GA4922105	long hyd pump hose	2
	GA3500423	Hydraulic coupling, Tube elbow, 90 degree, 3/4" hose x 3/4" BSPP female swivel, T226-1212	1
6	GA3500310	Hydraulic adaptor, Nipple, 1/2" BSPT male x 1/2" BSPP male, S75-0808	2
7	GA5076891	Ring, Retaining BSPP 1/2", 36B-08	2
8	GA5078121	1/2" BSPP O-Ring	2
9	GA5078000	Quick connect fitting, 1/2 male tip x 1/2 female thread, R81-08M	2
	GA5052365	Green boot to suit hydraulic end	2

Hydraulic drive conversion kit

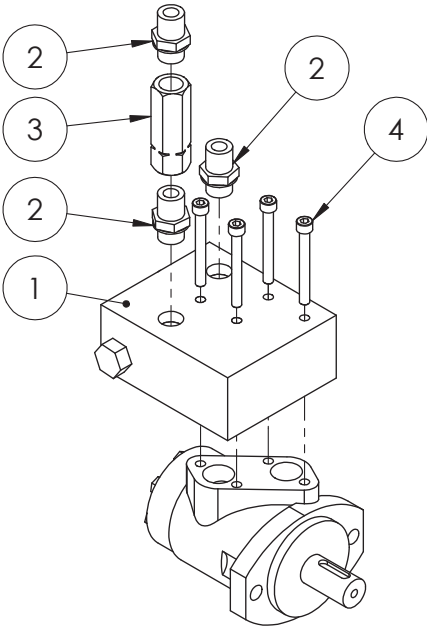


ITEM NO.	PART NUMBER	DESCRIPTION	QTY.
1	GA5047515	motor hydraulic 80cc/rev	1
2	GA5077663	Adaptor, Hydraulic motor to Udor PTO pump only, kit includes housing, coupler, 2 grub screws, 3 bolts, F700416600	1
3	GA4552100	plate spacer suit UDOR pump adapter	1
4	GA5077663	Adaptor, Hydraulic motor to Udor PTO pump only, kit includes housing, coupler, 2 grub screws, 3 bolts, F700416600	1
5	GA5071085	SHCS M10 x 25 GR12.9 ZP	3
6	GA5000587	M12 WASHER	4
7	GA5012461	M12 Nyloc nut Z/P	2
8	GA5000347	M12x70 HT ZP Bolt	2
9	GA5076307	Sensor, Spray pump RPM, suit 4400 / 4070, Raven, 1170159929	1
10	GA5016169	Magnet, High strength, 12mm diameter x 1.5mm thick	1
11	GA5067186	Hose assembly kit hydraulic drive suit hose support MY10	1

For machines fitted with 70 series pump RPM monitors:

ITEM NO.	PART NUMBER	DESCRIPTION	QTY.
	GA5077195	Kit, RPM monitor & sensor, 70 series, Teejet, 90-02328	1
	GA5076542	38412-1 Sensor, prox SPD, 16-40004	1

Pressure Flow Compensator

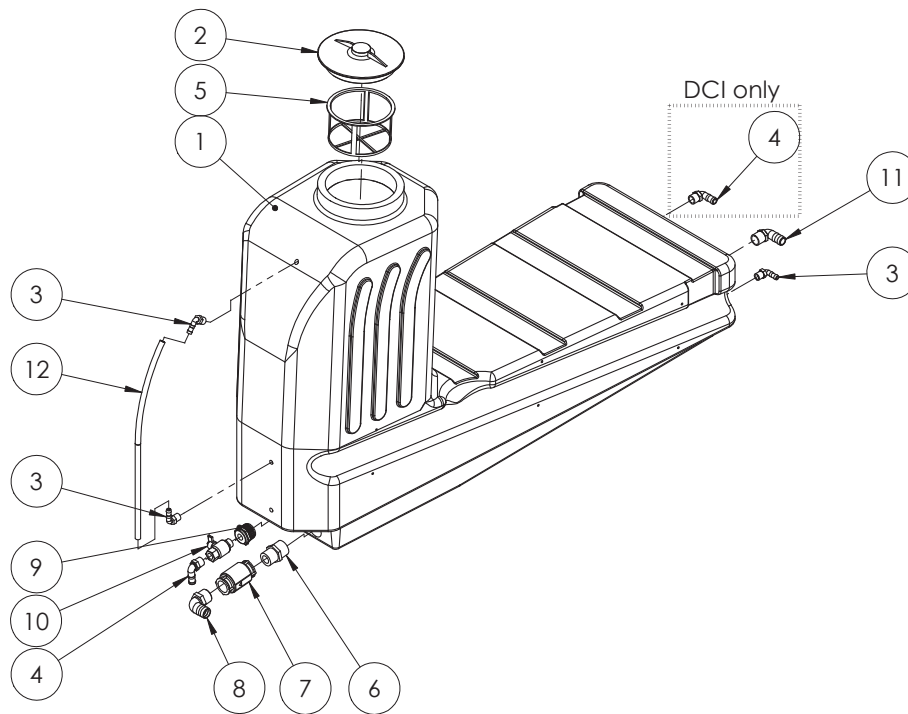


ITEM NO.	PART NUMBER	DESCRIPTION	QTY.
1	GA5049425	Manual flow control	1
2	GA3500310	Hydraulic adaptor, Nipple, 1/2" BSPT male x 1/2" BSPP male, S75-0808	3
3	GA5007060	Check Valve (45 LPM) 1/2 BSPP zero bar	1
4	GA5049430	SHCS M8 x 70 ZP GR12.9	4

Chapter 3

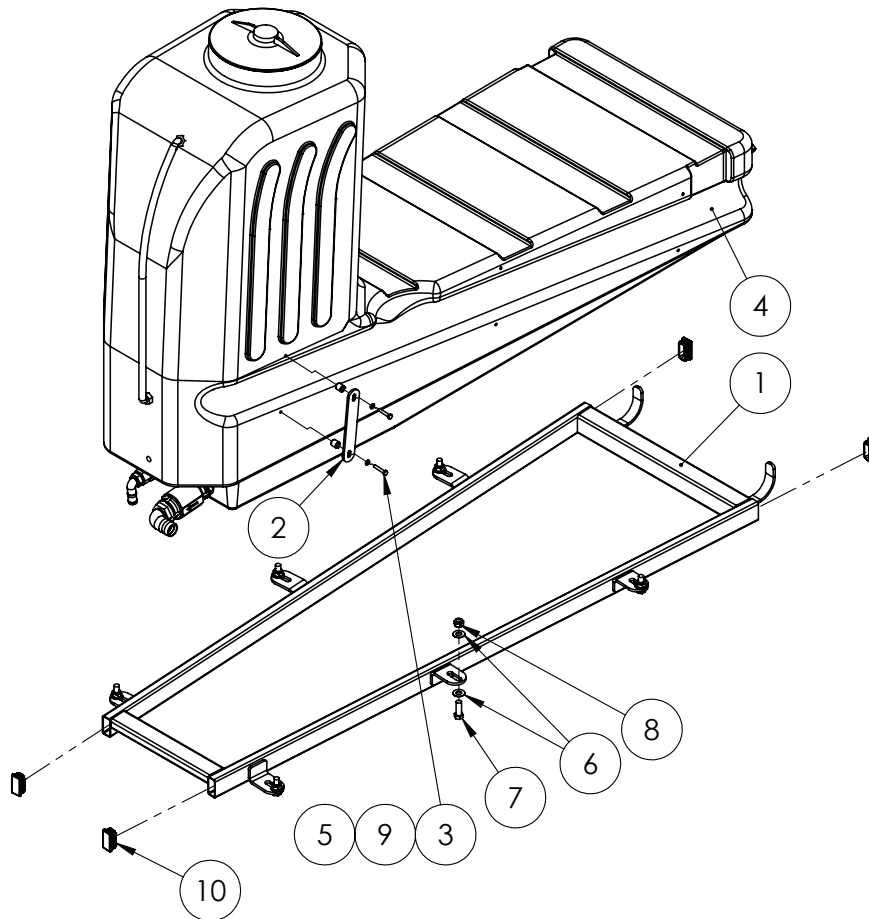
FLUSH TANK

400lt Belly Tank



ITEM NO.	PART NUMBER	DESCRIPTION	QTY.
1	GA5018367	Tank 400L underbelly	1
2	GA5076877	Lid, Black Plastic, Diameter 355, With breather, 3522040	1
3	GA5077708	Hose barb, Elbow, 90 degree, 1/2 male thread x 1/2 hose, Banjo, HB050-90	2
4	GA5077717	Hose barb, Elbow, 90 degree, 3/4 male thread x 3/4 hose, Banjo, HB075-90	2
5	GA5076713	Filter Basket type, Diameter 203 x 120 deep, 300110	1
6	GA5078093	Nipple, Reducing, Poly, 1 1/2 x 1 1/4 Male Thread, Banjo, RNI50125	1
7	GA5017361	Non return valve 1-1/4"	1
8	GA5077730	Hose barb, Elbow, 90 degree, 1 1/4 male thread x 1 1/4 hose, Banjo, HBI25-90	1
9	GA5078017	Bush, Reducing, Poly, 1 1/2 Male Thread x 3/4" Female Thread, Banjo, RBI50075	1
10	GA5018315	Ball Valve Male / Female TEE 3/4"	1
11	GA5077719	Hose barb, Elbow, 90 degree, 1 male thread x 3/4 hose, Banjo, HBI00/075-90	1
12	GA2000209	12mm sight tube - cut 660mm long	1

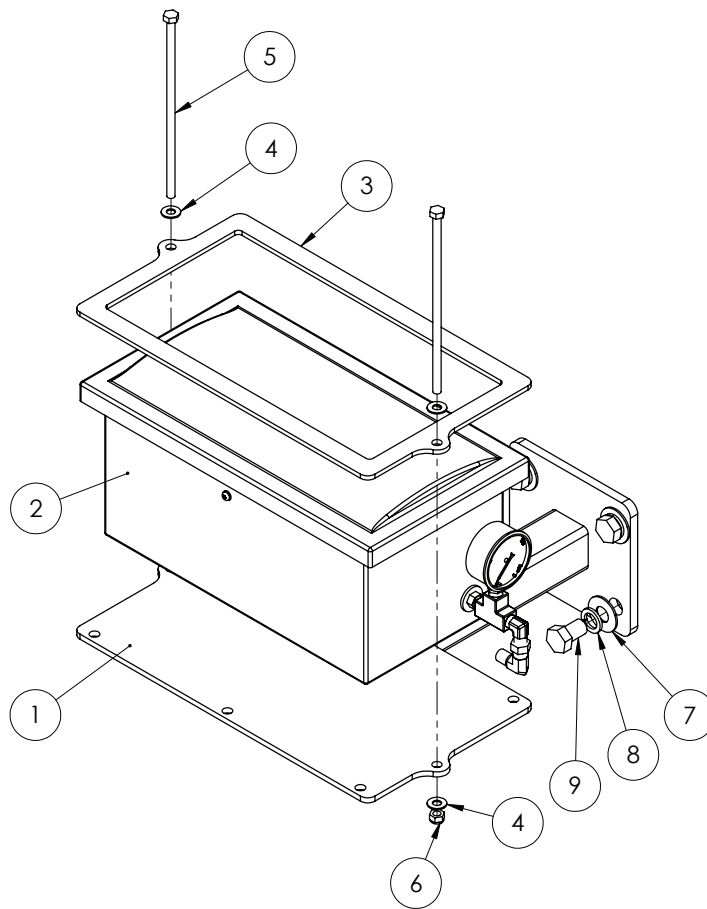
400lt Belly Tank Frame



ITEM NO.	PART NUMBER	DESCRIPTION	QTY.
1	GA4654320	Rinse tank frame	1
2	F70681A	Hose retaining strap for belly tank	2
3	GA5011405	M6x35 bolt	4
4	GA4903087-EF	Pre-assembled 400L rinse water tank EF	4
5	GA4552075	crush tube 10.2x15x15	4
6	GA5000587	M12 WASHER	12
7	GA5000311	M12x35 Bolt	6
8	GA5012461	M12 Nyloc nut Z/P	6
9	GA5004437	Washer 6mm Flat SS	1
10	GA5003733	End Cap, 50x25 RHS	4

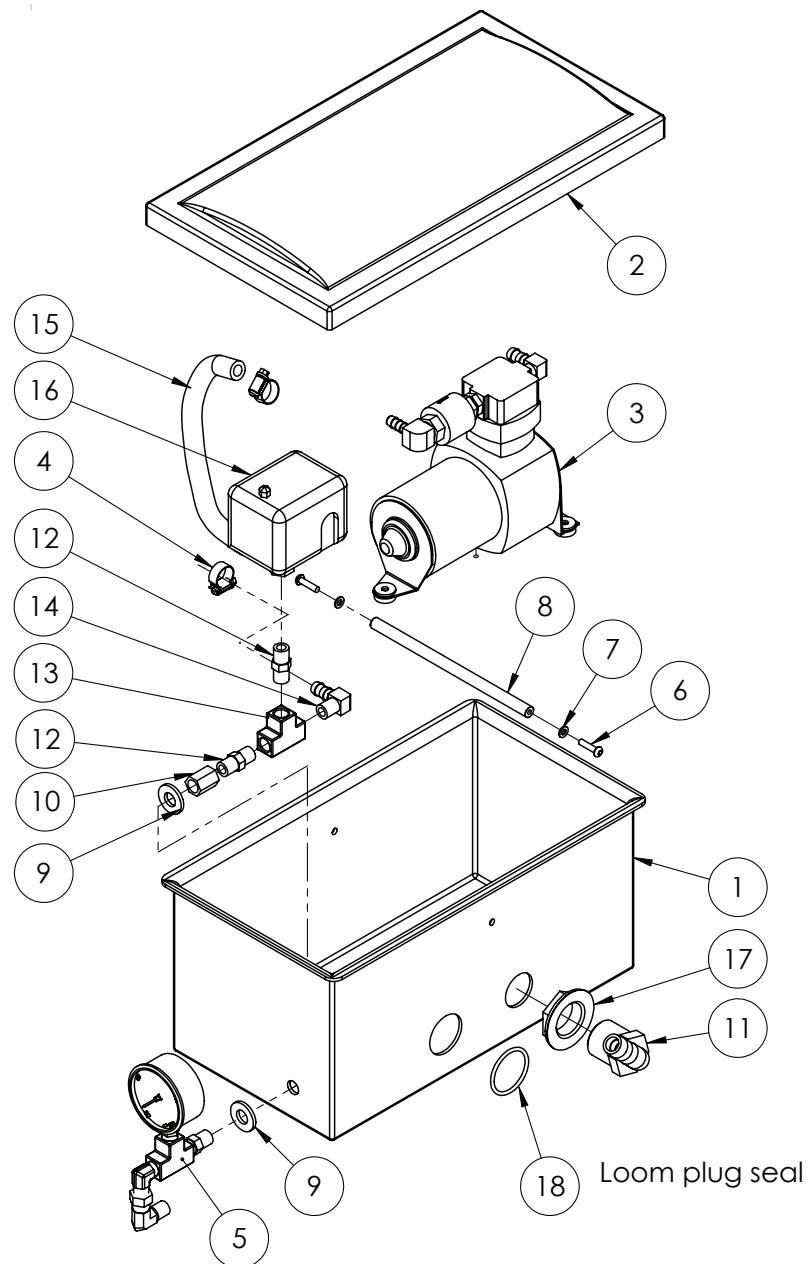
Chapter 4

RIGHT HAND POD



ITEM NO.	PART NUMBER	DESCRIPTION	QTY.
1	GA4657695	Special EF Airbag Compressor Mount	1
2	GA4903147	Pre Assm Air Bag Compressor Box 2010	1
3	F70254A	Top retaining plate for plastic foam/air box GA5066955	1
4	GA5004883	Washer 8mm HD	4
5	MACH0041	M8x210 Bolt for foam marker box	2
6	GA5004917	M8 Nyloc Nut	2
7	GA5001043	M16 SS washer	4
8	GA5000961	Washer 16mm Spring ZP	4
9	GA5000903	M16x25 bolt	4

Right Hand Pod - Internal Components



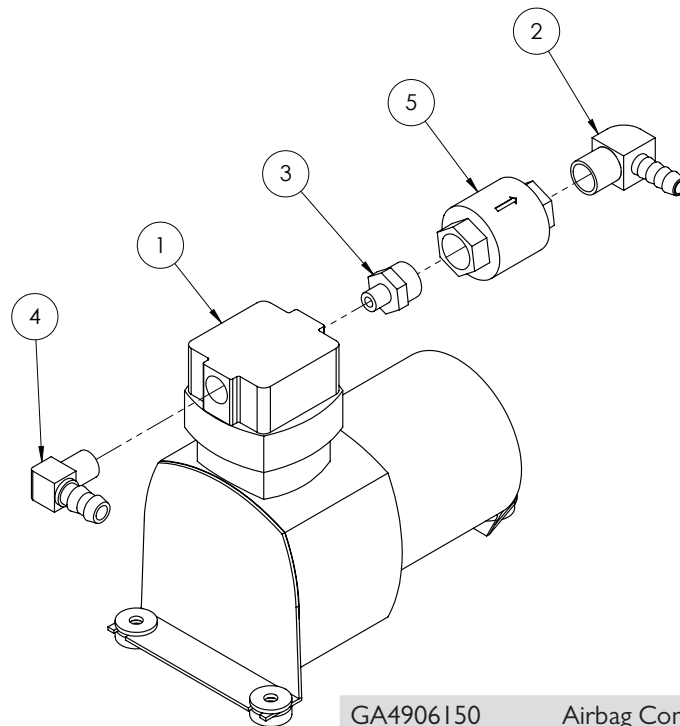
ITEM NO.	PART NUMBER	DESCRIPTION	QTY.
1	GA5066955	Foam Marker Box Bottom	1
2	GA5066955-2	Foam Marker Box Lid	1
3	GA4906150	Air bag compressor only sub assembly	1
4	GA5000469	1/2" SS hose clamp	2
5	GA4906170	Air bag compressor box gauge sub assem suit special	1
6	GA5003581	M5x20mm Button head soc SS	2
7	GA5003983	M5 washer ss	2
8	GA4572130	Rod suit foam marker box	1

Continued over page

Right Hand Pod - Internal Components

ITEM NO.	PART NUMBER	DESCRIPTION	QTY.
9	GA5000587	M12 WASHER	2
10	GA5066940	1/4" BSPP Socket Brass	1
11	GA5077719	Hose barb, Elbow, 90 degree, 1 male thread x 3/4 hose, Banjo, HBI00/075-90	1
12	GA5050285	1/4" Brass Nipple	2
13	GA5048300	1/4 Female brass Tee	1
14	GA5049290	Elbow brass 3/8 x 1/4	1
15	GA5051025	Multi purpose 3/8" ID Red cut 220mm	1
16	GA5016221	Switch differential Press. T/S Air Bag	1
17	GA5076630	Back Nut 1"	1
18	GA5065820	BACK NUT 1, 2052040	1

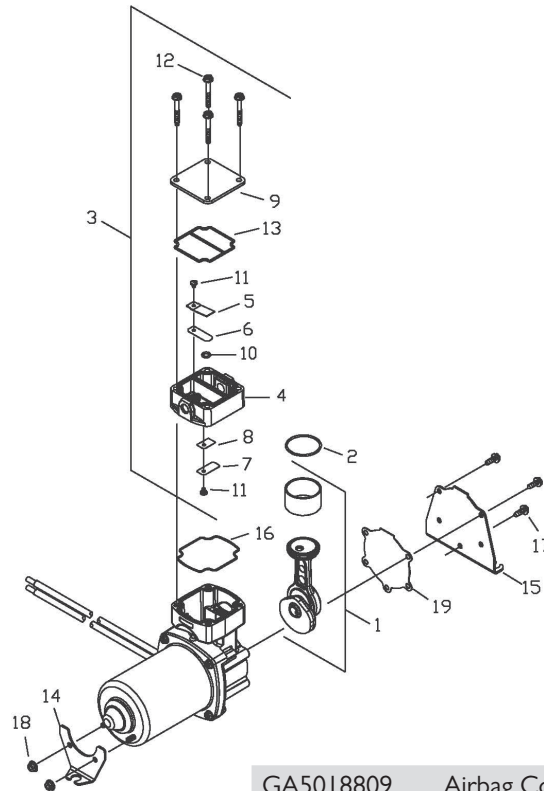
Airbag Compressor



GA4906150 Airbag Compressor

ITEM NO.	PART NUMBER	DESCRIPTION	QTY.
1	GA5018809	Compressor suit airbag 319	1
2	GA5070730	Elbow Brass 3/8 x 3/8	1
3	GA5020690	Nipple reducing Brass 1/8"x3/8"	1
4	GA5049290	Elbow brass 3/8 x 1/4	1
5	GA5020010	One way valve 3/8 york	1

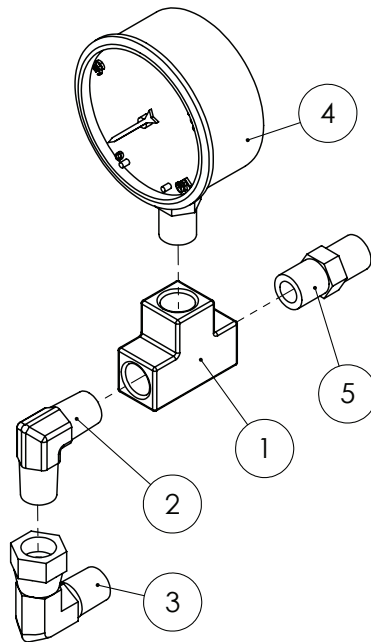
Airbag Compressor Parts



GA5018809 Airbag Compressor

ITEM NO.	PART NUMBER	DESCRIPTION	QTY.
1		Connecting Rod & Eccentric Assembly	1
2		O Ring - Sleeve	1
3		Head Assembly	1
4		Head	1
5		Valve Restraint	1
6		Valve Flapper - Exhaust	1
7		Valve Flapper - Intake	1
8		Valve Shim	1
9		Head Plate	1
10		O Ring - Valve Flapper	1
11		Screw - Valve Flapper	2
12		Screw - Head	4
13		O Ring Gasket	1
14		Bracket 12V	1
14		Bracket 24V	
15		Bracket	1
16		O Ring Gasket - Housing	1
17		Screw - Bracket	5
18		Nut - Bracket	2
19		Gasket - Bracket	1

Air Compressor Gauge

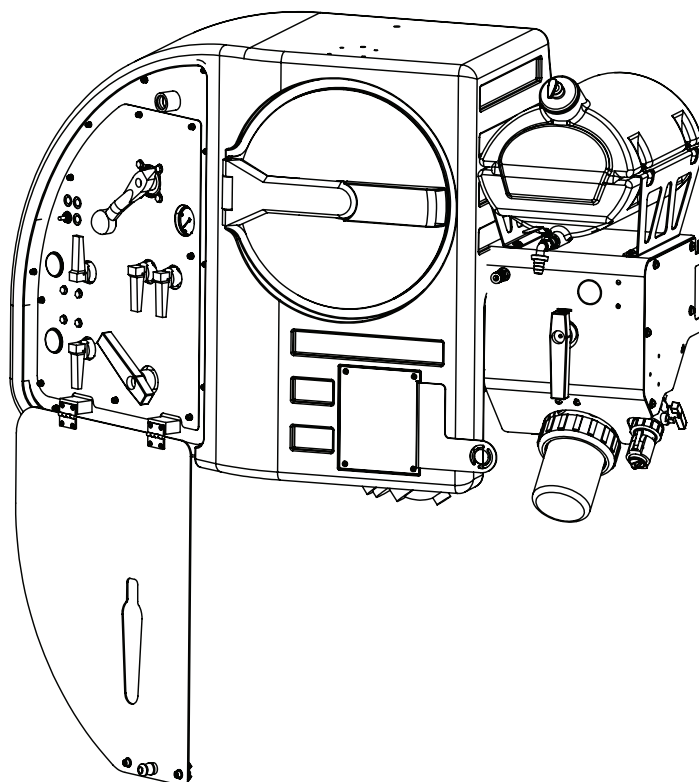


GA4906170 Air Compressor Gauge			
ITEM NO.	PART NUMBER	DESCRIPTION	QTY.
1	GA5048300	1/4 Female brass Tee	1
2	GA3500258	Hydraulic coupling, Elbow, 90 degree, 1/4" BSPT male x 1/4" BSPT male, S49-0404	1
3	GA3500332	Hydraulic adaptor, Elbow, 90 degree, 1/4" BSPT male x 1/4" BSPP female swivel, S82-0404	1
4	GA4948470	Small Face Gauge 160 psi	1
5	GA5050285	1/4" Brass Nipple	1

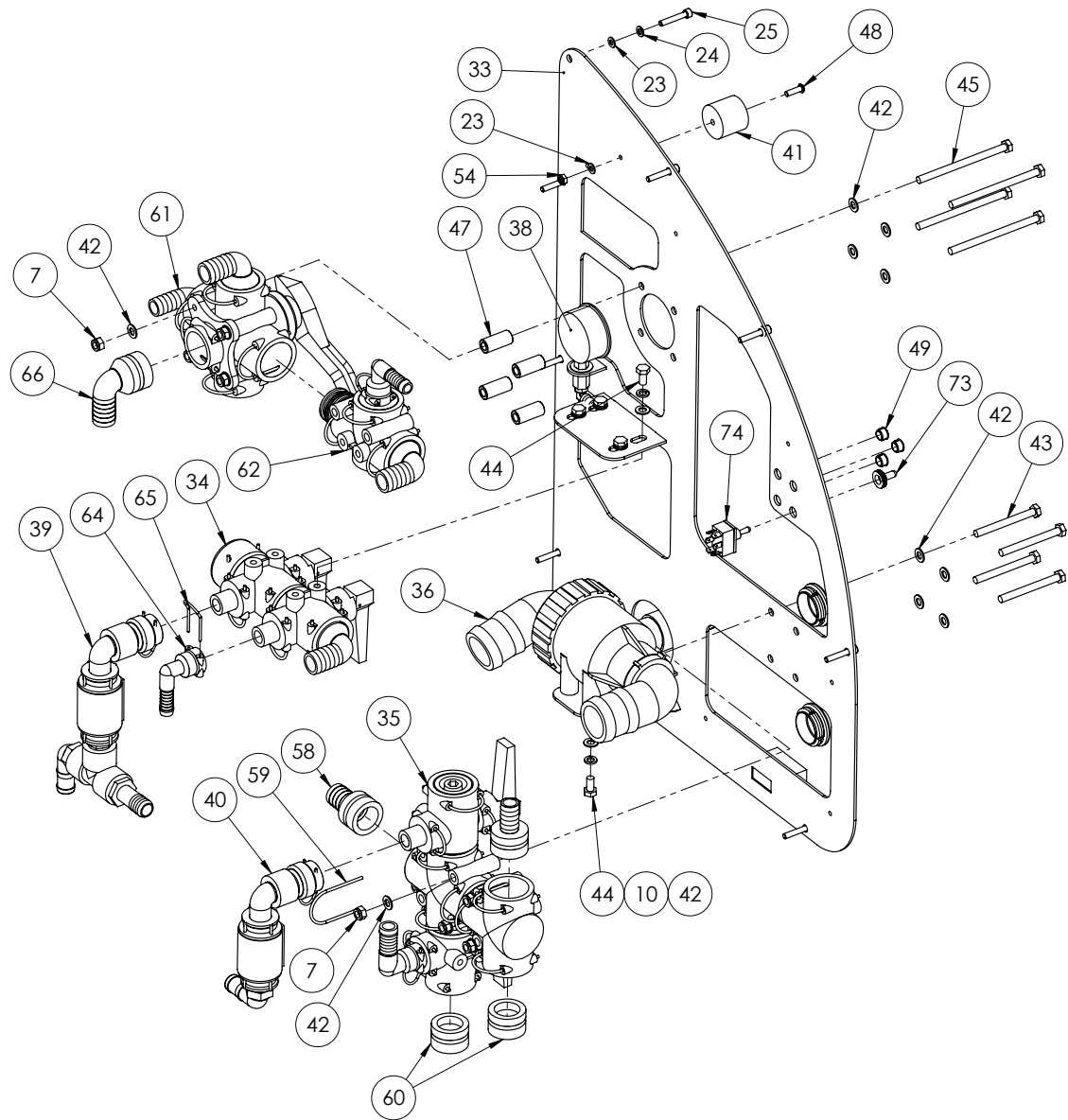
Chapter 5

LEFT HAND POD

Prairie Eco Left Hand Pod

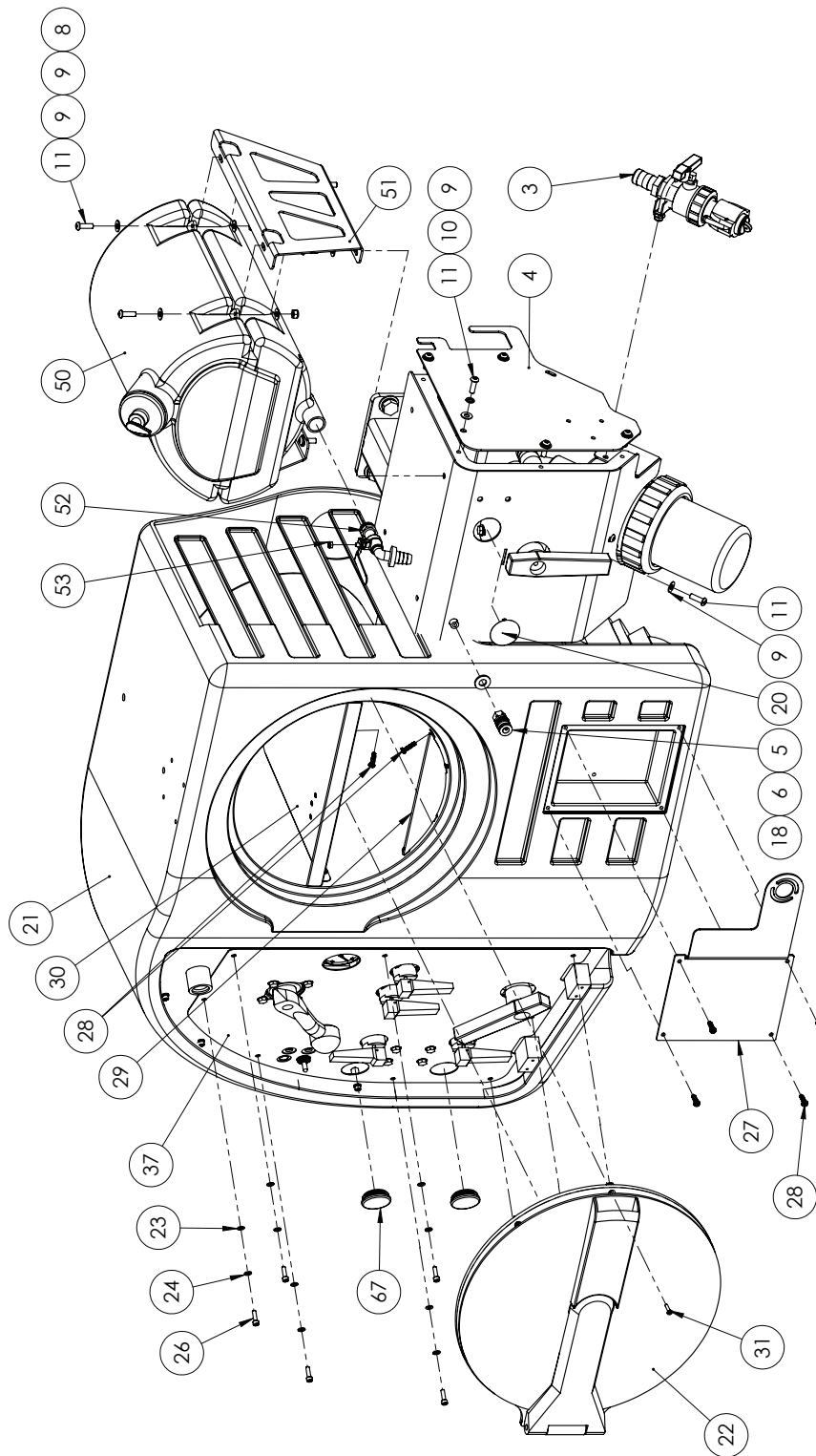


Prairie Eco Left Hand Pod



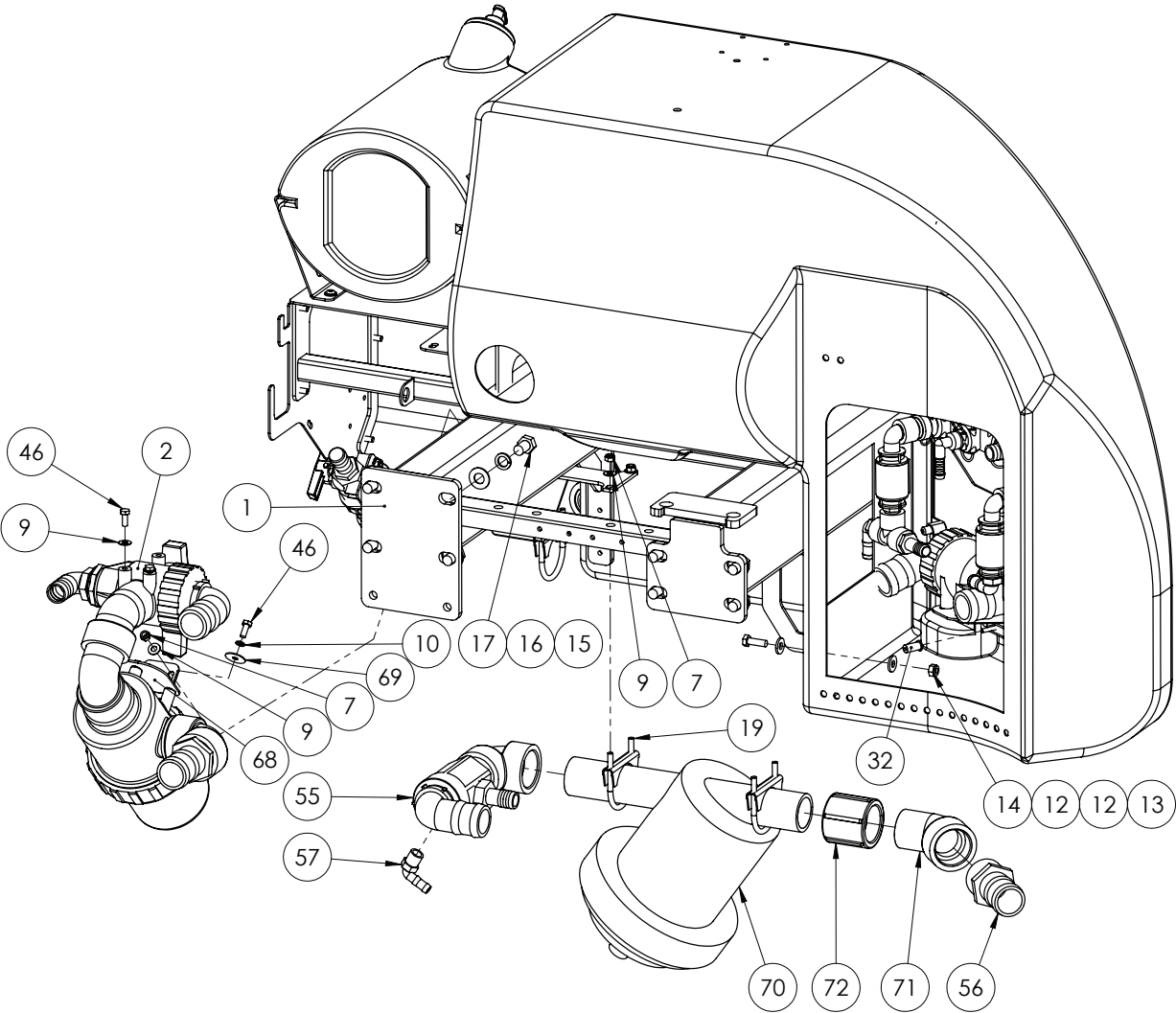
Continued over page

Prairie Eco Left Hand Pod



Continued over page
Chapter 5 - Left Hand Pod - 29

Prairie Eco Left Hand Pod



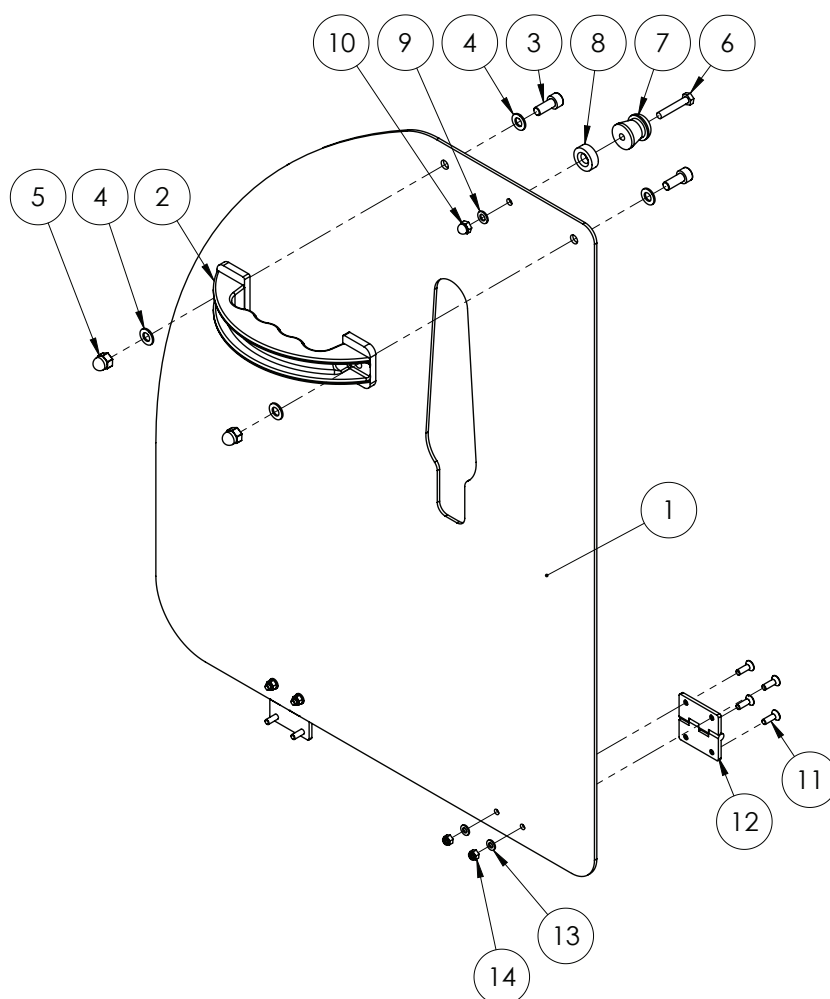
Continued over page

ITEM NO.	PART NUMBER	DESCRIPTION	QTY.
1	GA4658155	LHS pod frame suit 2011 model EF	1
2	GA4903148-06	Suction filter sub assem Evo 2011	1
3	GA4903148-07	Chem probe Evo 2011	1
4	GA4523755	Prairie suction pod frame side cover plate	1
5	GA5076620	Coupling, Air, 1/4" BSPP female x female, Brass, 200	1
6	GA5000587	M12 WASHER	2
7	GA5004917	M8 Nyloc Nut	14
8	GA5052590	Nut M8 Nyloc S/S 316	8
9	GA5004883	Washer 8mm HD	31
10	GA5004919	M8 Spring washer SS	15
11	GA5011473	M8 x 25 BHCS SS	15
12	GA5000117	Washer 10mm SS Heavy duty	8
13	GA5065455	Bolt Gr8.8 M10x30	4
14	GA5000141	M10 Nyloc Nut	4
15	GA5001009	M16 washer Zink coated	8
16	GA5000961	Washer 16mm Spring ZP	8
17	GA5000903	M16x25 bolt	8
18	GA3500218	Hydraulic adaptor, Nipple, 1/4" BSPT male x 1/4" BSPT male, S27-0404	1
19	GA5006689	Exhaust clamp - 66mm C12	3
20	GA5054755	Hole cover 46mm dia Black	3
21	GA5018373	RH pod Blank suit Evo 2011	1
22	GA5076886	Lid, Hinged, Black plastic, Suit left hand side pod door, 462mm, 3560602	1
23	GA5004437	M6 SS Washer	18
24	GA5004447	M6 Spring washer SS	17
25	GA5011425	M6 x 35mm Cap Screw	9
26	GA5004055	BOLT M6 x 20 SHCS ZP	8
27	F70651A	FULL FACE COVER PLATE	1
28	GA5004437	Screw 12G x 1 XR STS Pan SS	12
29	GA4534185	Locker Bottom Lip	1
30	GA4534190	Locker Middle Shelf	1
31	GA5014819	10G x 25mm CS Self tapping screw	8
32	GA5020855	Nut M6 x 25 Rawl Nut	9
33	GA4658165	LHS pod door skin 2011	1
34	GA4903148-03	Pressure Control assem EVO 2011	1
35	GA4903148-23	Fill Manifold sub assem	1
36	GA4903148-04	Fresh water fill tap assem EVO 2011	1
37	GA4523635	Cover Plate suit Altek ball valves 2011	1
38	GA4903148-14	Pressure gauge assem EVO 2011	1
39	GA4903148-18	Non return valve assem Evo 2011	1
40	GA4903148-19	Non return valve assem Evo 2011	1
41	GA5008629	female rubber door holder (black)	1

Continued over page
Chapter 5 - Left Hand Pod - 31

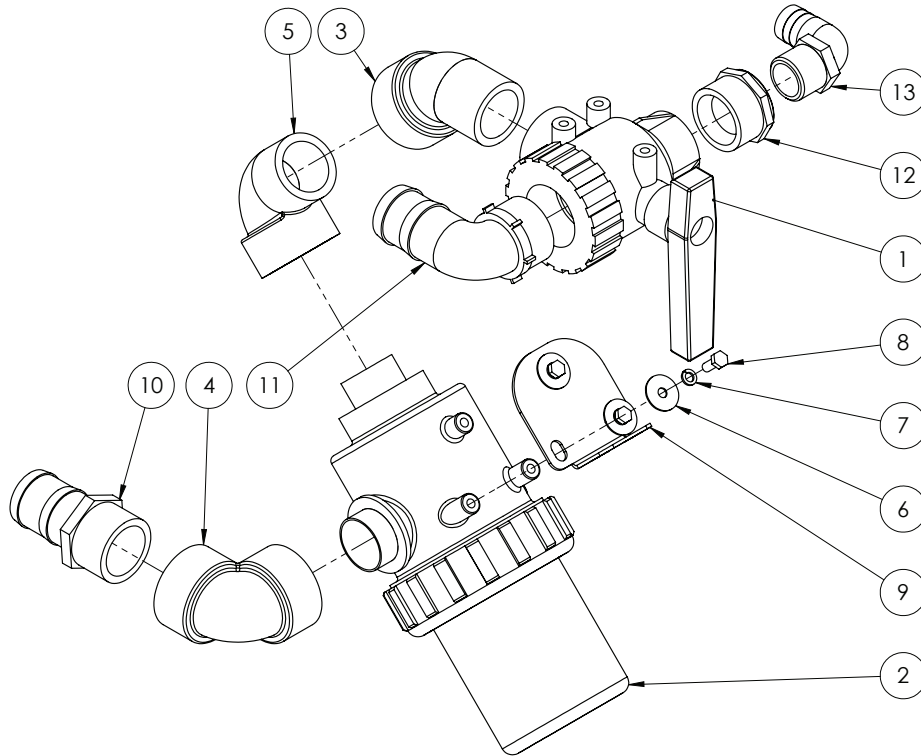
ITEM NO.	PART NUMBER	DESCRIPTION	QTY.
42	GA5003643	Washer 8mm SS HD	23
43	GA5004749	M8x80 Bolt	4
44	GA5011465	M8x16 bolt ZP	7
45	GA5011501	M8x120 Bolt	4
46	GA5004085	M8x20 bolt	5
47	GA4552135	Spacer for Altek Rotary valve	4
48	GA5004053	Bolt BHCS S'Steel M6x20	1
49	GA5048780	Dome plug 12mm	3
50	GA5075110	Plastic water tank 30L black with soap holder	1
51	GA4523740	30L hand wash Tank mount bracket	2
52	GA5070735	Hand wash bottle tap	1
53	GA5004429	M6 Nyloc Nut SS	1
54	GA5048115	Nut nyloc M6	1
55	GA4903148-12	Fresh Water Filter Manifold	1
56	GA5077737	Hose barb, Straight, 2" male thread x 2" hose, Banjo, HB200	1
57	GA5077708	Hose barb, Elbow, 90 degree, 1/2 male thread x 1/2 hose, Banjo, HB050-90	1
58	GA5065580	Plug in hose tail AS40/25	1
59	GA5065690	Safety pin AS40	1
60	GA5065680	Blind cap Plug AS40	2
61	GA4903148-24	4 Way Valve - Prairie LH Pod	1
62	GA4903148-25	Hopper Connections - Prairie LH Pod	1
63	GA5065575	Plug in hose tail AS40/20	1
64	GA5065750	female hose tail AS24/15/90	1
65	GA5065695	AS24 Safety Pin	1
66	GA5065615	Plug in hose tail AS40/25/90 degree	1
67	GA5003875	50mm round black inserts 2.5 - 4.5mm wall	2
68	GA4523840	Filter mount plate suit 2011 pod	1
69	GA5017645	1/4" Flat washer large	3
70	GA5001333	2" Fill filter with 50 mesh screen viton	1
71	GA5078141	2" Street Elbow 45 degree	1
72	GA5077641	Coupling, socket, 2" female thread, Banjo, CPLG200	1
73	GA5012175	Narva Water Proof Switch Cover B/P	1
74	GA5075250	On/On Switch 10A DPDT	1
75	GA4903148-05	Pod cover door assem EVO 2011	1

LH Pod Door



ITEM NO.	PART NUMBER	DESCRIPTION	QTY.
1	GA4523640	Fill Station Hinge Cover suit Altek Valves	1
2	GA5009841	Handle, Black, Heavy duty, Polyethylene	1
3	GA5004707	SHCS M8 x 20 GR12.9 ZP	2
4	GA5003643	Washer 8mm Flat SS HD	4
5	GA5011457	M8 Dome Nut	2
6	GA5011405	Bolt M6 x 35 GR8.8 ZP	1
7	GA5011607	Male rubber door holder	1
8	GA4572010	Air Chemsaver Washer	1
9	GA5004437	Washer 6mm Flat SS	1
10	GA5048465	M6 Dome Nut ZP	1
11	GA5051230	CSCS M5 x 16 SS A2-70	8
12	GA5020415	Hinge Cabin S/S 50 x 52 x 3	2
13	GA5003983	Washer 5mm Flat SS	4
14	GA5003974	Nut M5 Nyloc ZP	4

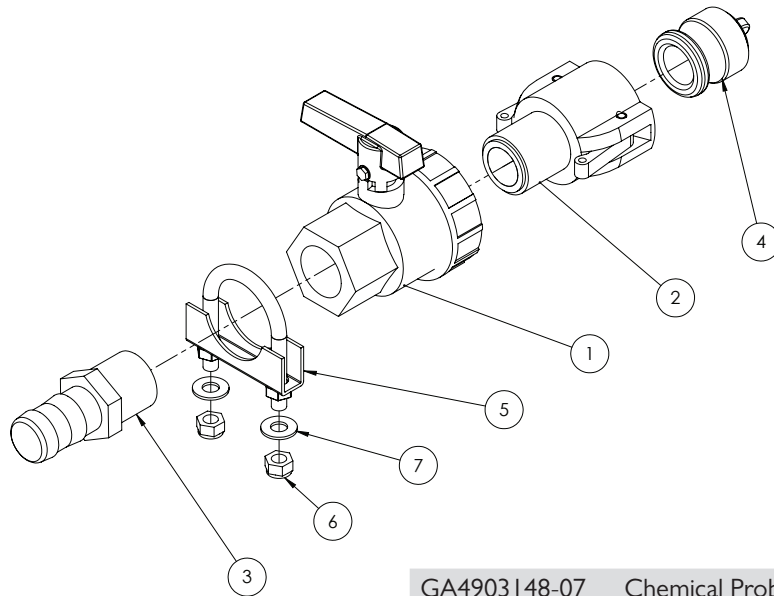
Suction Filter



GA4903148-06 Suction Filter Sub Assem

ITEM NO.	PART NUMBER	DESCRIPTION	QTY.
1	GA5076987	Valve, Ball, 3 way, 2" female thread inlet & outlet, Arag, 4542237, 45521117	1
2	GA5076799	Filter, Suction, 317, 2 BSP male inlet and outlet, 32 mesh screen, Arag, 3172072	1
3	GA5078141	Street elbow, 45 degree, 2 male thread x 2 female thread, Banjo, SL200-45	1
4	GA5077659	Street elbow, 90 degree, 2 female thread x 2 female thread, Banjo, EL200-90	1
5	GA5078142	Street elbow, 90 degree, 2 male thread x 2 female thread, Banjo, SL200-90	1
6	GA5017645	1/4" Flat washer large	3
7	GA5004919	M8 Spring washer SS	3
8	GA5004085	M8x20 bolt	3
9	GA4523840	Filter mount plate suit 201 I pod	1
10	GA5077737	Hose barb, Straight, 2" male thread x 2" hose, Banjo, HB200	1
11	GA5077740	Hose barb, Elbow, 90 degree, 2" male thread x 2" hose, Banjo, HB200-90	1
12	GA5078022	Bush, Reducing, Poly, 2" Male Thread x 1 1/4 Female Thread, Banjo, RB200125	1
13	GA5077730	Hose barb, Elbow, 90 degree, 1 1/4 male thread x 1 1/4 hose, Banjo, HB125-90	1

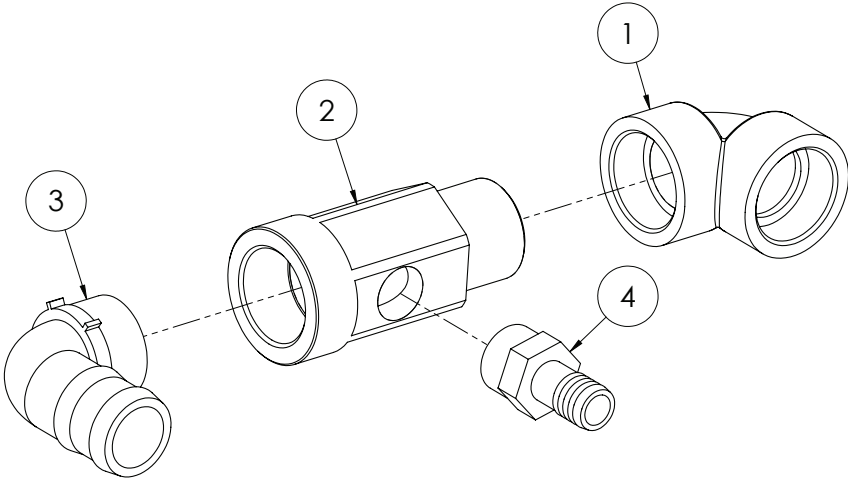
Chem Probe



GA4903148-07 Chemical Probe

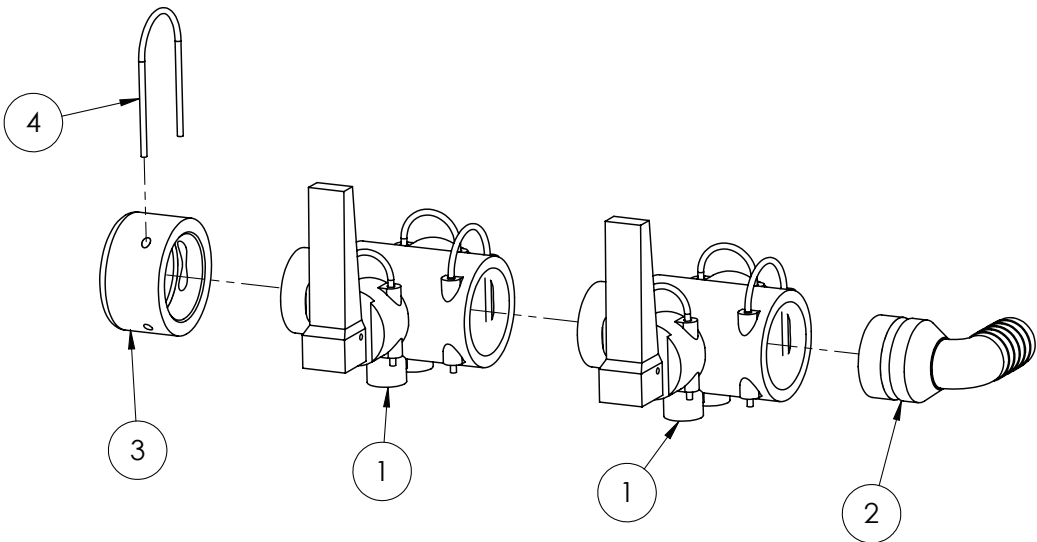
ITEM NO.	PART NUMBER	DESCRIPTION	QTY.
1	GA5078164	Valve, Ball, 1" female thread inlet / outlet, Full port, Lever handle, Banjo, UV100FP	1
2	GA5076007	Cam lever, 1 female coupler, 1 male thread, Banjo, 100B	1
3	GA5077718	Hose barb, Straight, 1" male thread x 1" hose, Banjo, HB100	1
4	GA5076013	Cam lever, Male plug, 1, Banjo, 100PL	1
5	GA5006705	Exhaust clamp 1 5/8"	1
6	GA5004917	M8 Nyloc Nut	2
7	GA5004883	Washer 8mm HD	2

Fresh Water Filter Manifold



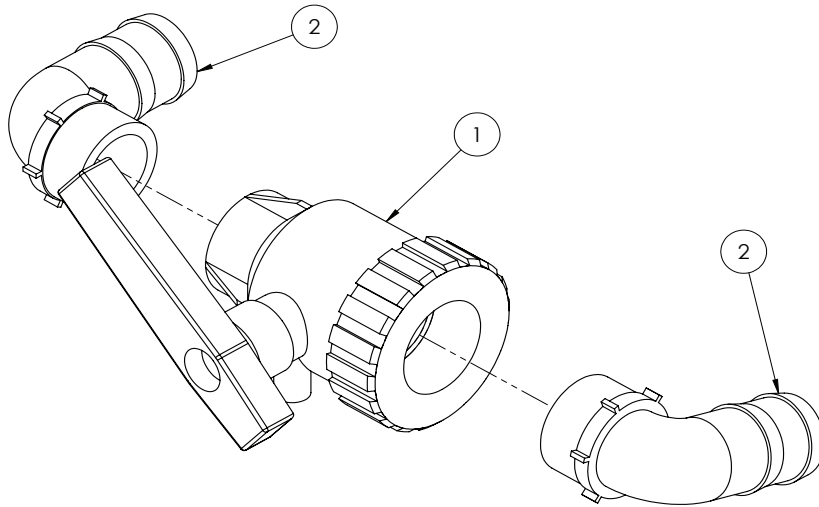
GA4903148-12 Fresh Water Filter Manifold			
ITEM NO.	PART NUMBER	DESCRIPTION	QTY.
1	GA5077659	Street elbow, 90 degree, 2 female thread x 2 female thread, Banjo, EL200-90	1
2	MACH0311	Poly fitting 2" female to 2" male to 1" female	1
3	GA5077740	Hose barb, Elbow, 90 degree, 2" male thread x 2" hose, Banjo, HB200-90	1
4	HB100	Hose Barb 1" Banjo	1

Pressure Control Assembly



GA4903148-03 Pressure Control Assembly			
ITEM NO.	PART NUMBER	DESCRIPTION	QTY.
1	GA5065545	Quick fit valve 2 WAY	2
2	GA5065615	Plug in hose tail AS40/25/90 degree	1
3	GA4582395	Cap Altek AS40	1
4	GA5065690	Safety pin AS40	1

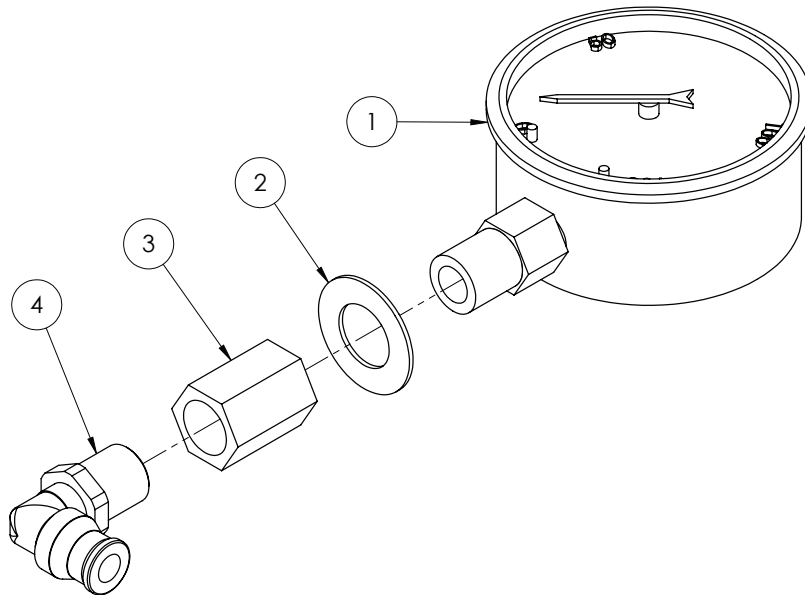
Fresh Water Fill Tap



GA4903148-04 Fresh Water Fill Tap

ITEM NO.	PART NUMBER	DESCRIPTION	QTY.
1	GA5076981	Valve, Ball, 2 way, 2 female thread inlet / outlet, Lever handle, Arag, 4542137	1
2	GA5077740	Hose barb, Elbow, 90 degree, 2" male thread x 2" hose, Banjo, HB200-90	2

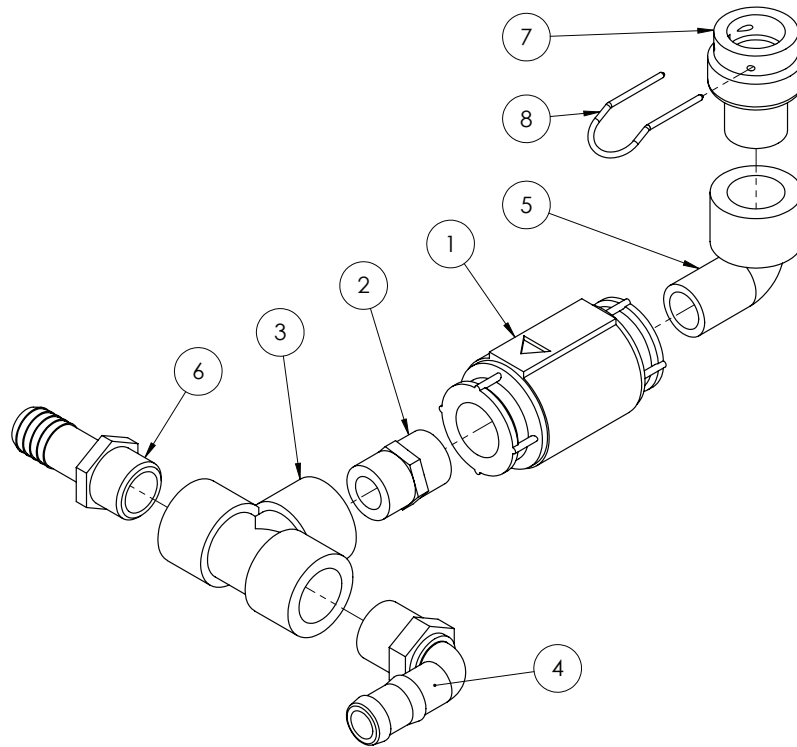
Pressure Gauge



GA4903148-14 Pressure Gauge Assem

ITEM NO.	PART NUMBER	DESCRIPTION	QTY.
1	GA4948470	Small Face Gauge 160 psi	1
2	GA5017641	1/2" thin flat washer	1
3	GA5066940	1/4" BSPP Socket Brass	1
4	GA5016235	Swivel Elbow push in Brass 10x1/4 BSP	1

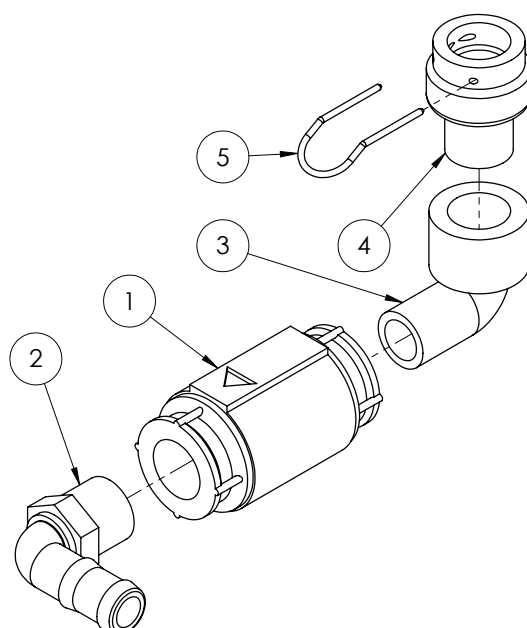
Non Return Valve - Tank Rinse



GA4903148-18 Non Return Valve - Tank Rinse

ITEM NO.	PART NUMBER	DESCRIPTION	QTY.
1	GA5002473	Non return valve philmac 3/4"	1
2	GA5077913	Nipple, 3/4 male x 3/4 male, Short, Banjo, NIP075SH	1
3	GA5078150	Tee, Threaded, 3/4 female, Banjo, TEE075	1
4	GA5077717	Hose barb, Elbow, 90 degree, 3/4 male thread x 3/4 hose, Banjo, HB075-90	1
5	GA5078135	Street elbow, 90 degree, 3/4 female thread x 3/4 male thread, Banjo, SL075-90	1
6	GA5077709	Hose barb, Straight, 3/4 male thread x 3/4 hose, Banjo, HB075	1
7	GA4582415	Coupling Altek AS24 to 3/4" BSPT Male	1
8	GA5065695	AS24 Safety Pin	1

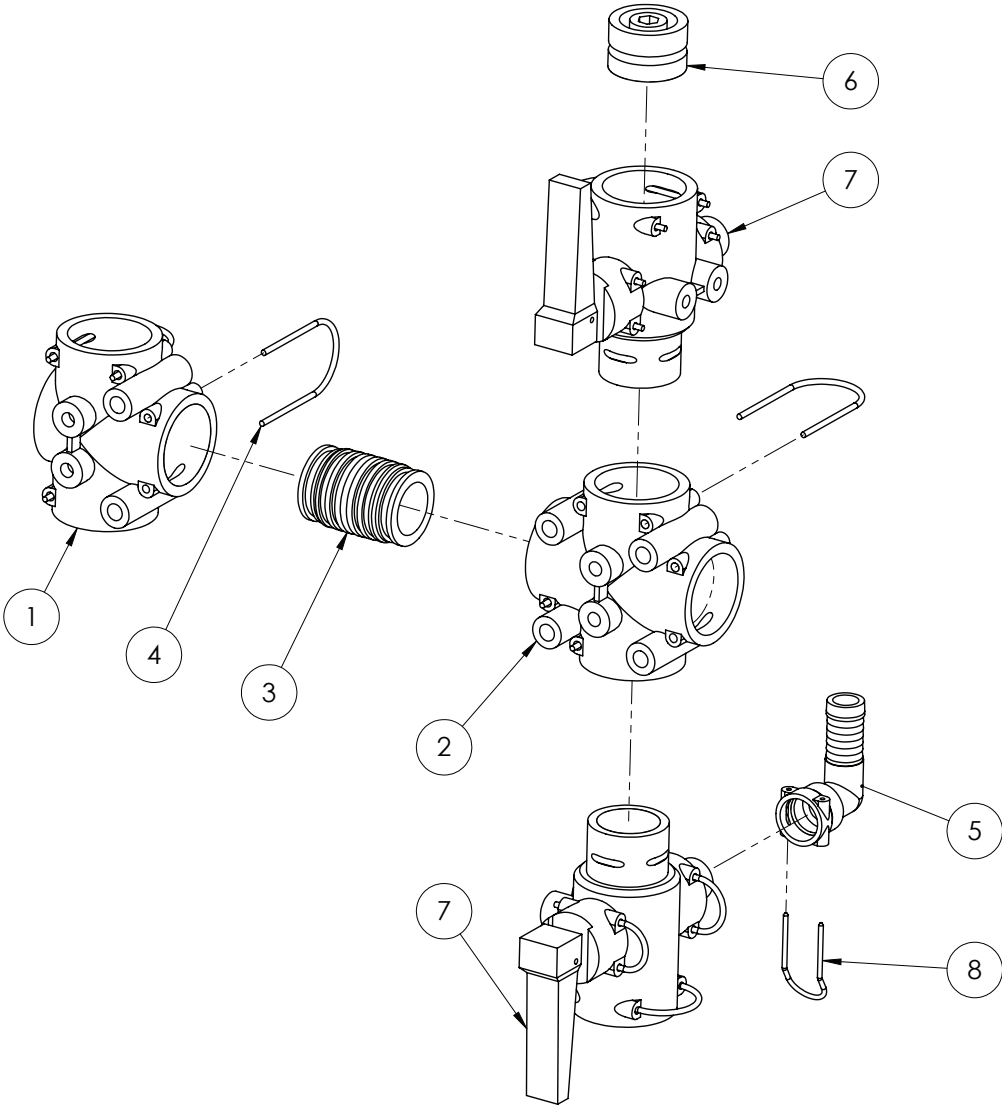
Non Return Valve - Fresh Water



GA4903148-19 Non Return Valve - Fresh Water

ITEM NO.	PART NUMBER	DESCRIPTION	QTY.
1	GA5002473	Non return valve philmac 3/4"	1
2	GA5077717	Hose barb, Elbow, 90 degree, 3/4 male thread x 3/4 hose, Banjo, HB075-90	1
3	GA5078135	Street elbow, 90 degree, 3/4 female thread x 3/4 male thread, Banjo, SL075-90	1
4	GA4582415	Coupling Altek AS24 to 3/4" BSPT Male	1
5	GA5065695	AS24 Safety Pin	1

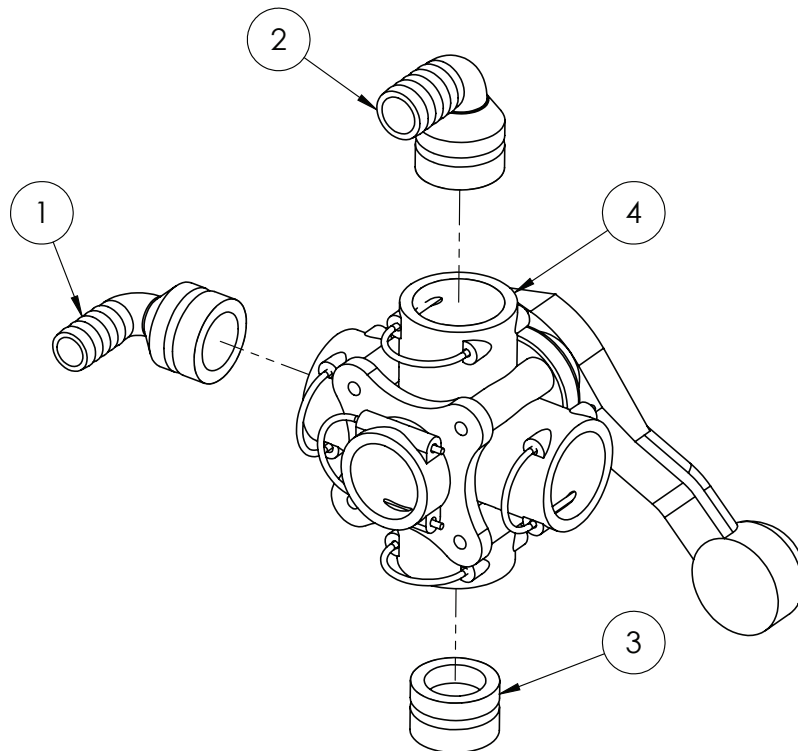
Fill Manifold Sub Assembly



GA4903148-23 Fill Manifold Sub Assembly

ITEM NO.	PART NUMBER	DESCRIPTION	QTY.
1	GA5065560	T-piece 3xAS40 M8 inserts	1
2	GA5065565	Cross piece 4xAS40	1
3	GA5065735	Plug in hose tail AS40/AS40	1
4	GA5065690	Safety pin AS40	6
5	GA5065675	female hose tail AS24/20/90	1
6	GA5065680	Blind cap Plug AS40	1
7	GA5065545	Quick fit valve 2 WAY	2
8	GA5065695	AS24 Safety Pin	1

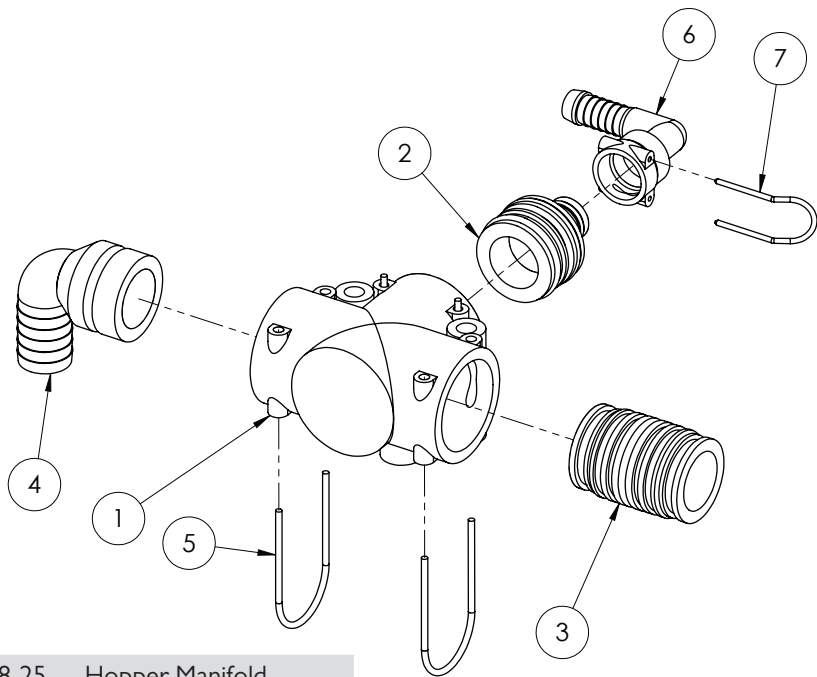
4 Way Valve



GA4903148-24 4 Way Valve

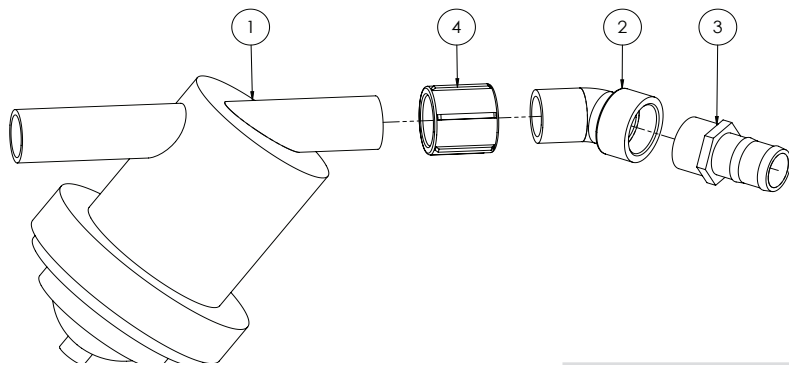
ITEM NO.	PART NUMBER	DESCRIPTION	QTY.
1	GA5065610	Plug in hose tail AS40/20/90 degree	1
2	GA5065615	Plug in hose tail AS40/25/90 degree	1
3	GA5065680	Blind cap Plug AS40	1
4	GA5065530	ball valve 5 WAY 1 1/4"	1

Hopper Manifold



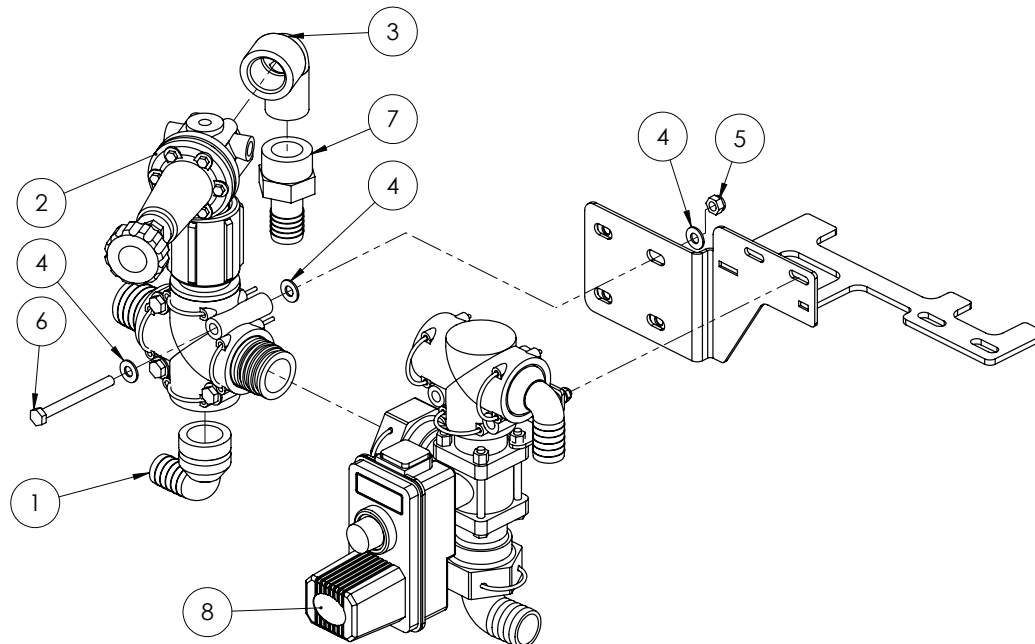
GA4903148-25 Hopper Manifold			
ITEM NO.	PART NUMBER	DESCRIPTION	QTY.
1	GA5065555	T-piece 3xAS40 no M8 inserts	1
2	GA5065605	AS40 to AS24	1
3	GA5065735	Plug in hose tail AS40/AS40	1
4	GA5065615	Plug in hose tail AS40/25/90 degree	1
5	GA5065690	Safety pin AS40	3
6	GA5065750	female hose tail AS24/15/90	1
7	GA5065695	AS24 Safety Pin	1

Fill Filter



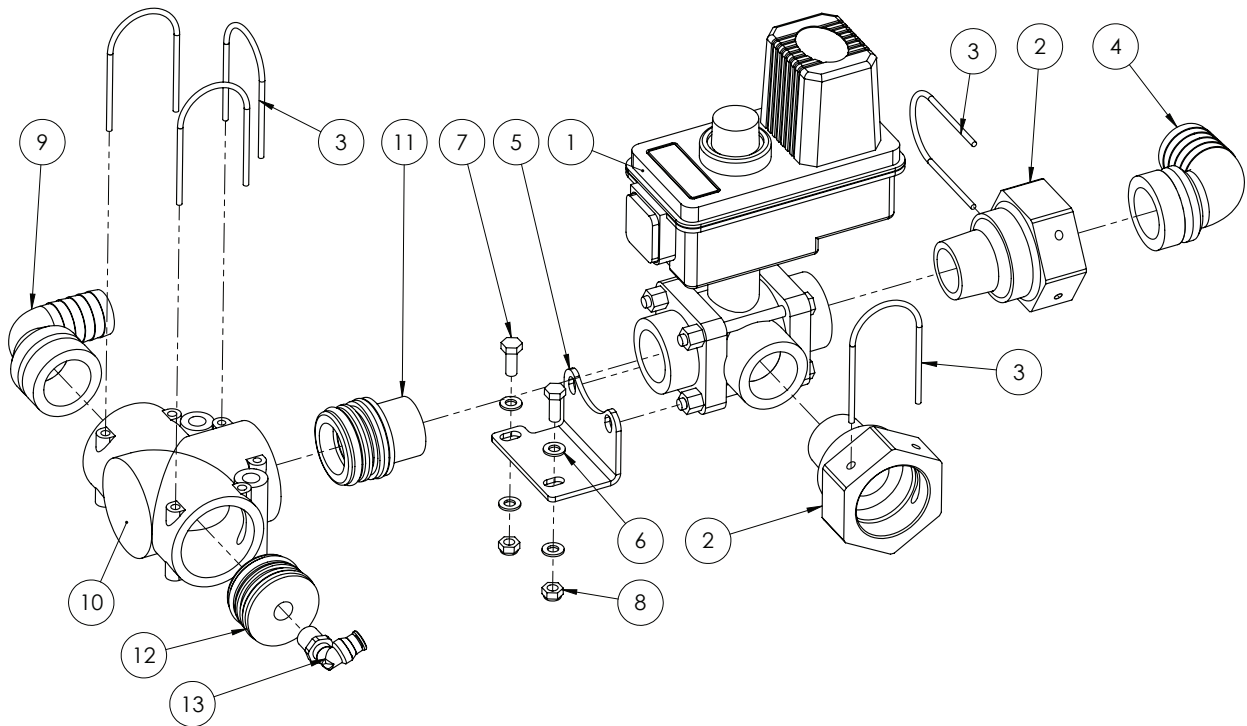
GA4903148-28 Fill Filter			
ITEM NO.	PART NUMBER	DESCRIPTION	QTY.
1	GA5001333	2" Fill filter with 50 mesh screen viton	1
2	GA5077641	Coupling, socket, 2" female thread, Banjo, CPLG200	1
3	GA5078141	Street elbow, 45 degree, 2 male thread x 2 female thread, Banjo, SL200-45	1
4	GA5077641	Coupling, socket, 2" female thread, Banjo, CPLG200	1

Flow Control Valve Assembly



GA4906320 Flow Control Valve Assy			
ITEM NO.	PART NUMBER	DESCRIPTION	QTY.
1	GA5065615	Plug in hose tail AS40/25/90 degree	1
2	*	Flo Control Safety Valve Sub Assembly	1
3	GA5078137	Street elbow, 90 degree, 1 male x 1 female, Banjo, SL100-90	1
4	GA5004883	Washer 8mm HD	12
5	GA5004917	M8 Nyloc Nut	4
6	GA5004749	M8x80 Bolt	4
7	GA5077747	Hose barb, Straight, 1 female thread x 1 hose, Banjo, HBF100	1
8	*	Prairie Eco Flow Control Valve Sub Assy	1

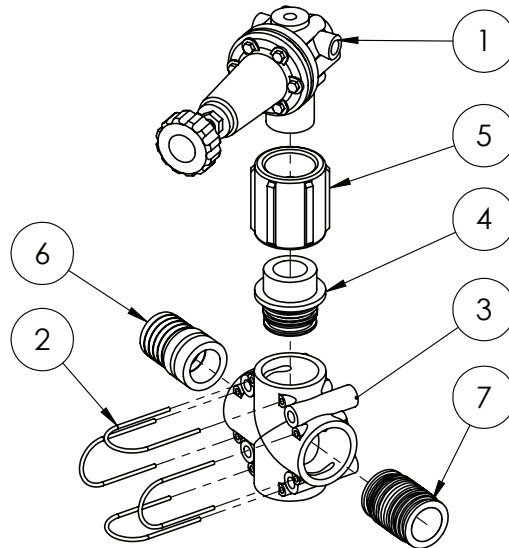
Flow Control Valve



GA4906320-01 Flow Control Valve

ITEM NO.	PART NUMBER	DESCRIPTION	QTY.
1	GA5076867	Regulating valve, Ball, 3 way, 1" NPT, 12v, Red indicator, Teejet, 344BR-34-03CEC	1
2	GA4582385	Coupling Altek AS40 to 1" NPT male thread	2
3	GA5065690	Safety pin AS40	5
4	GA5065620	Plug in hose tail AS40/33/90 degree	1
5	GA4505890	Bracket Teejet 3 Way Valve Flow Control Eco	1
6	GA5004437	M6 SS Washer	4
7	GA5004041	M6x16 bolt	2
8	GA5048115	M6 Nyloc Nut SS	2
9	GA5065615	Plug in hose tail AS40/25/90 degree	1
10	GA5065555	T-piece 3xAS40 no M8 inserts	1
11	GA5065600	AS40 to 1" Male Thread	1
12	GA4582160	Dummy plug AS40 G1/4 female	1
13	GA5016233	Swivel Elbow push in Steel 6mmx1/4 BSP (LEGRIS)	1

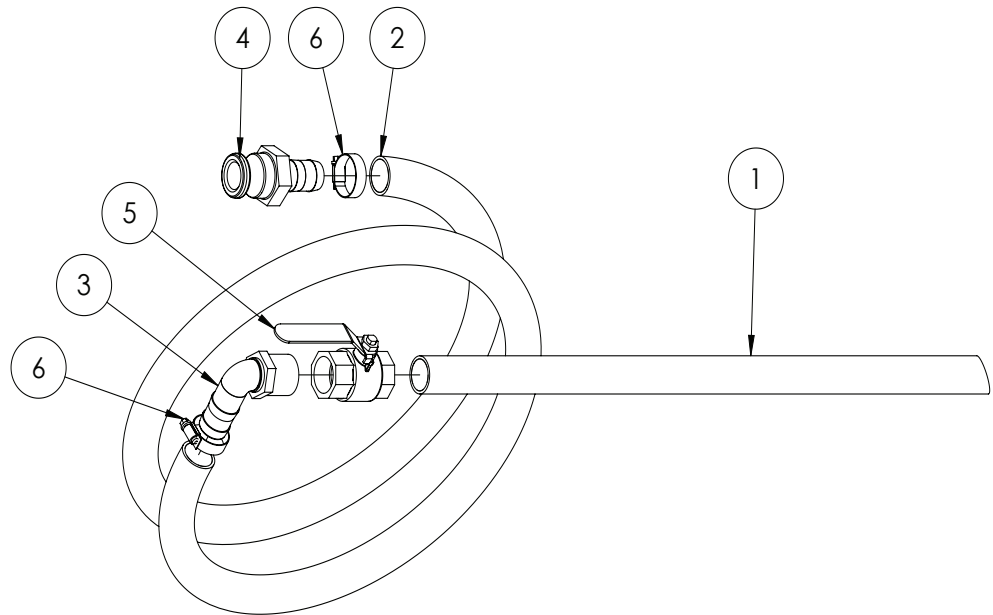
Flow Control Safety Valve



GA4903287-02 Flow Control Safety Valve

ITEM NO.	PART NUMBER	DESCRIPTION	QTY.
1	GA5075640	Valve, Pressure relief, 15 bar, 1" male thread inlet x 1 1/4" male thread outlet, Polmac	1
2	GA5065690	Safety pin AS40	4
3	GA5065565	Cross piece 4xAS40	1
4	GA5065595	AS40 to 1 1/4" Male Thread	1
5	GA5077639	Coupling, socket, 1 1/4 female thread, Banjo, CPLG125	1
6	GA5065590	Plug in hose tail AS40/39	1
7	GA5065735	Plug in hose tail AS40/AS40	1

Chemical Probe



GA4948250 Complete Kit

ITEM NO.	PART NUMBER	DESCRIPTION	QTY.
1	GA5013603	PVC pipe 25mm cut 630mm	1
2	GA2000220	PVC hose 25mm cut 3.2m	1
3	GA5077723	Hose barb, Elbow, 90 degree, 1" male x 1" hose, Banjo, HB100-90	1
4	GA5076011	Cam lever, 1 male coupling x 1 hose barb, Banjo, 100E	1
5	GA5018309	Ball valve 25mm FF Lever	1
6	GA5001681	1" SS hose clamp	2

Chapter 6

DCI - N/A

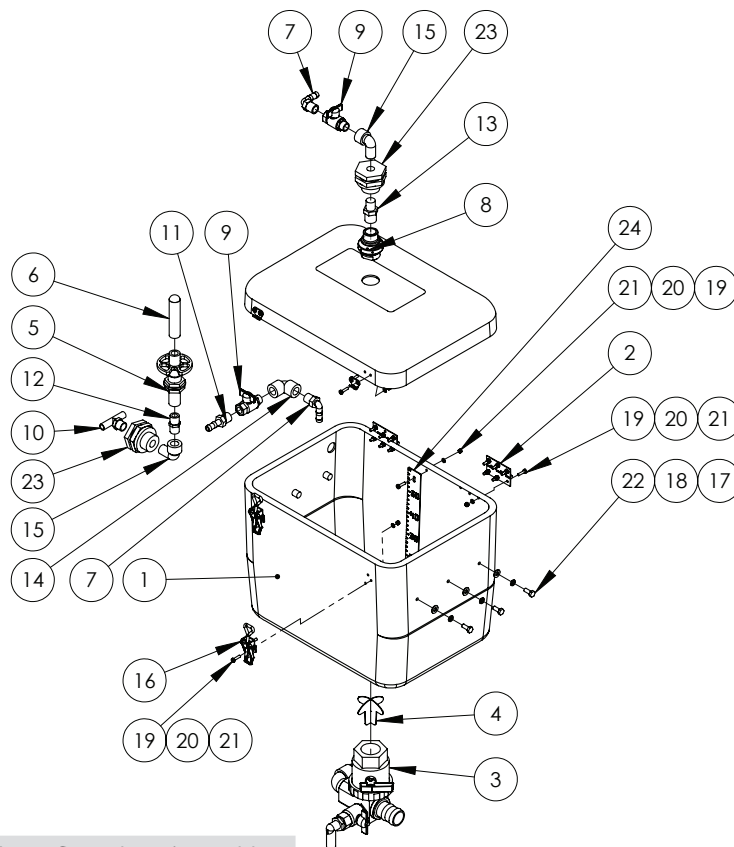
Chapter 7

DUAL PRODUCT - N/A

Chapter 8

INDUCTION HOPPER

Hopper Tank



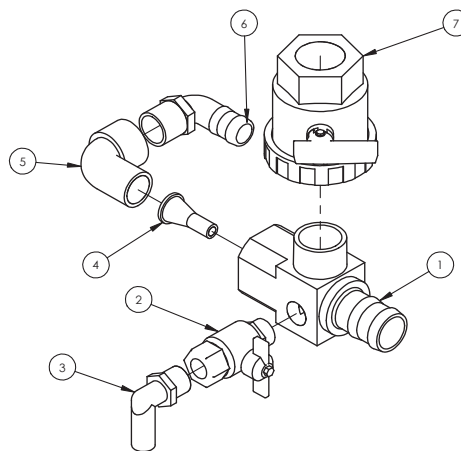
GA4900381-60-EF Complete Assembly

ITEM NO.	PART NUMBER	DESCRIPTION	QTY.
1	GA5070040	Hopper Tank And Lid - 60L	1
2	GA5006661	Hinge 76mm Butt Hinge SS	2
3	GA4903105	Induction Hopper Bottom	1
4	GA4657115	Induction hopper anti vortex cross	1
5	GA5077062	Valve, Drum & container rinsing nozzle, ARAG, 510101	1
6	GA5077063	Nozzle, Drum & container rotating rinsing jet, ARAG, 510111	1
7	GA5077708	Hose Barb Elbow 1/2	2
8	L033A	Tank Rinsing Spray Nozzle	1
9	GA5020615	1/2" ball valve	2
10	GA3500391	barb male tee (1 x 1/2" thread, 2 x 1/2" barbs)	1
11	GA5077702	1/2" Hose Barb	1

Hopper Tank

ITEM NO.	PART NUMBER	DESCRIPTION	QTY.
12	GA5077911	Nipple, Short, 1/2 male thread x 1/2 male thread, Banjo, NIP050-SH	1
13	GA5078087	Nipple, Reducing, Poly, 3/4" x 1/2" Male Thread, Banjo, RN075050	1
14	GA5077652	Street elbow, 90 degree, 1/2" female thread, Banjo, EL050-90	1
15	GA5078133	Street elbow, 90 degree, 1/2 female thread x 1/2 male thread, Banjo, SL050-90	2
16	GA5007071	Latch Chemical Induction Hopper Lid	2
17	GA5004883	Washer 8mm HD	6
18	GA5004919	M8 Spring washer SS	6
19	GA5003976	M5 x 20mm Pan head Screw	23
20	GA5003983	M5 washer ss	23
21	GA5003975	M5 Nyloc nut SS	23
22	GA5004085	M8x20 bolt	6
23	GA5078156	Tank flange, 1/2" female threads, Banjo, TF050	2
24	GA4522296	Hopper level indicator 60L	1
25	GA5016473	Foam Tape - Cut 2000 long (not shown)	1

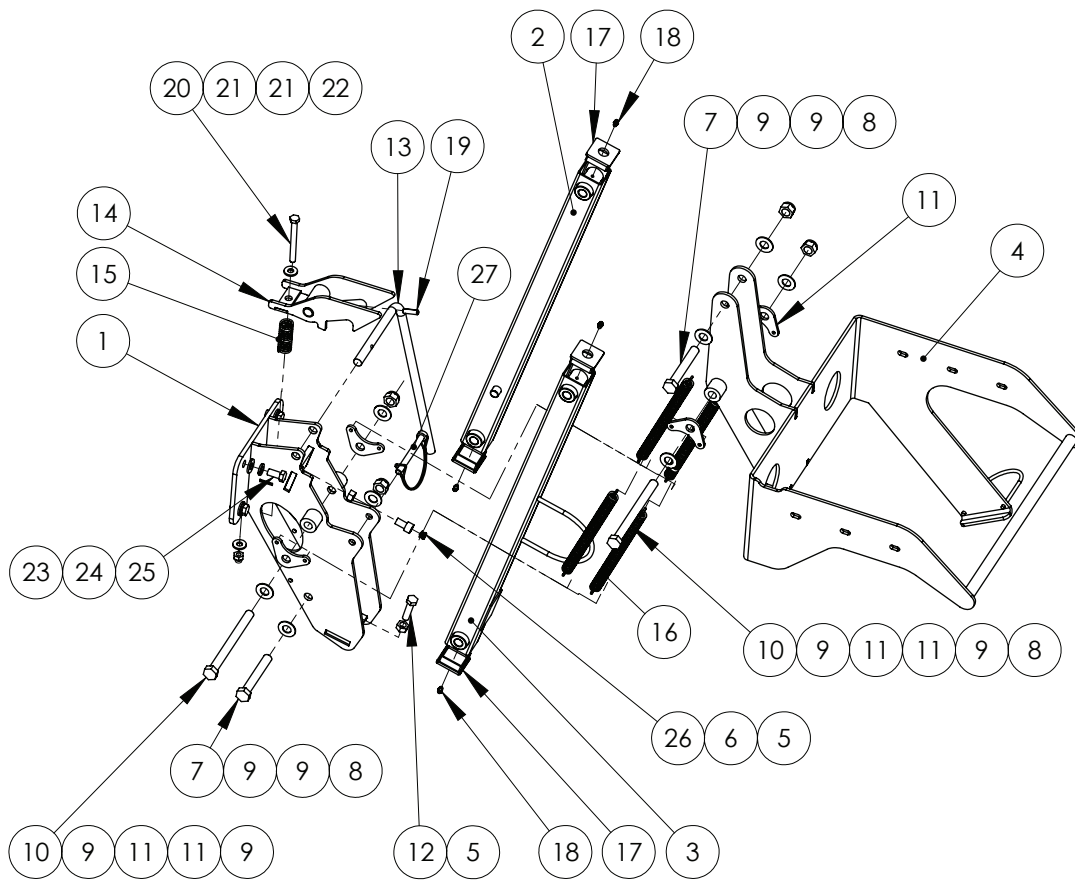
Hopper Tank - Bottom



GA4903105 Complete Assembly

ITEM NO.	PART NUMBER	DESCRIPTION	QTY.
1	L056A	Hopper Bottom	1
2	GA5018315	Ball Valve Male / Female TEE 3/4"	1
3	GA5077717	Hose barb, Elbow, 90 degree, 3/4 male thread x 3/4 hose, Banjo, HB075-90	1
4	GA4572150	Hopper jet tapered 7mm	1
5	GA5078137	Street elbow, 90 degree, 1 male x 1 female, Banjo, SL100-90	1
6	GA5077723	Hose barb, Elbow, 90 degree, 1" male x 1" hose, Banjo, HB100-90	1
7	GA5078167	Valve, Ball, 1 1/2 female thread inlet / outlet, Full port, Lever handle, Banjo, UVI50FP	1

Hopper Frame



ITEM NO.	PART NUMBER	DESCRIPTION	QTY.
1	GA4653420	INDUC HOP chassis MNT ADV	1
2	GA4653440	INDUC HOP arm UPR ADV	1
3	GA4653445	INDUC HOP arm LWR ADV	1
4	GA4656855	INDUC HOP tank support 08 Adv	1
5	GA5000559	M12 Plain nut	2
6	GA5050330	M12x20 unbrako	1
7	GA5000855	Bolt M16 x 110 ZP GR8.8	2
8	GA5001029	M16 Nyloc nut	4
9	GA5001009	M16 washer Zink coated	8
10	GA5000879	Bolt M16 x 180 ZP GR8.8	2
11	GA4522294	Prairie EF induction hopper x2 Spring mount	4
12	GA5000327	Set Screw M12 x 45 ZP GR8.8	1
13	GA4699435	Latch handle SP hopper 201 I	1
14	GA4653490	INDUC HOP latch ADV	1
15	GA5007329	Compression spring gold	1
16	GA5007073	Chemical Induction Hopper Spring	4
17	GA5003783	50x50mm 0.8-2.5 Insert Cap	4

ITEM NO.	PART NUMBER	DESCRIPTION	QTY.
18	GA5012203	Grease Nipple 1/4" UNF Short	4
19	GA5075130	Roll pin M8 x 30mm coated	1
20	GA5011139	M10x100 Bolt	1
21	GA5000117	Washer 10mm SS Heavy duty	2
22	GA5000141	M10 Nyloc Nut	1
23	GA5000587	M12 WASHER	4
24	GA5000575	M12 Spring washer SS	4
25	GA5000295	Set screw HT M12 x 25	4
26	GA5052905	Insert t/s 12mm Hole	1
27	GA5048380	Pin shaft locking 11mm	1

Chapter 9

FOAM MARKER TANK - N/A

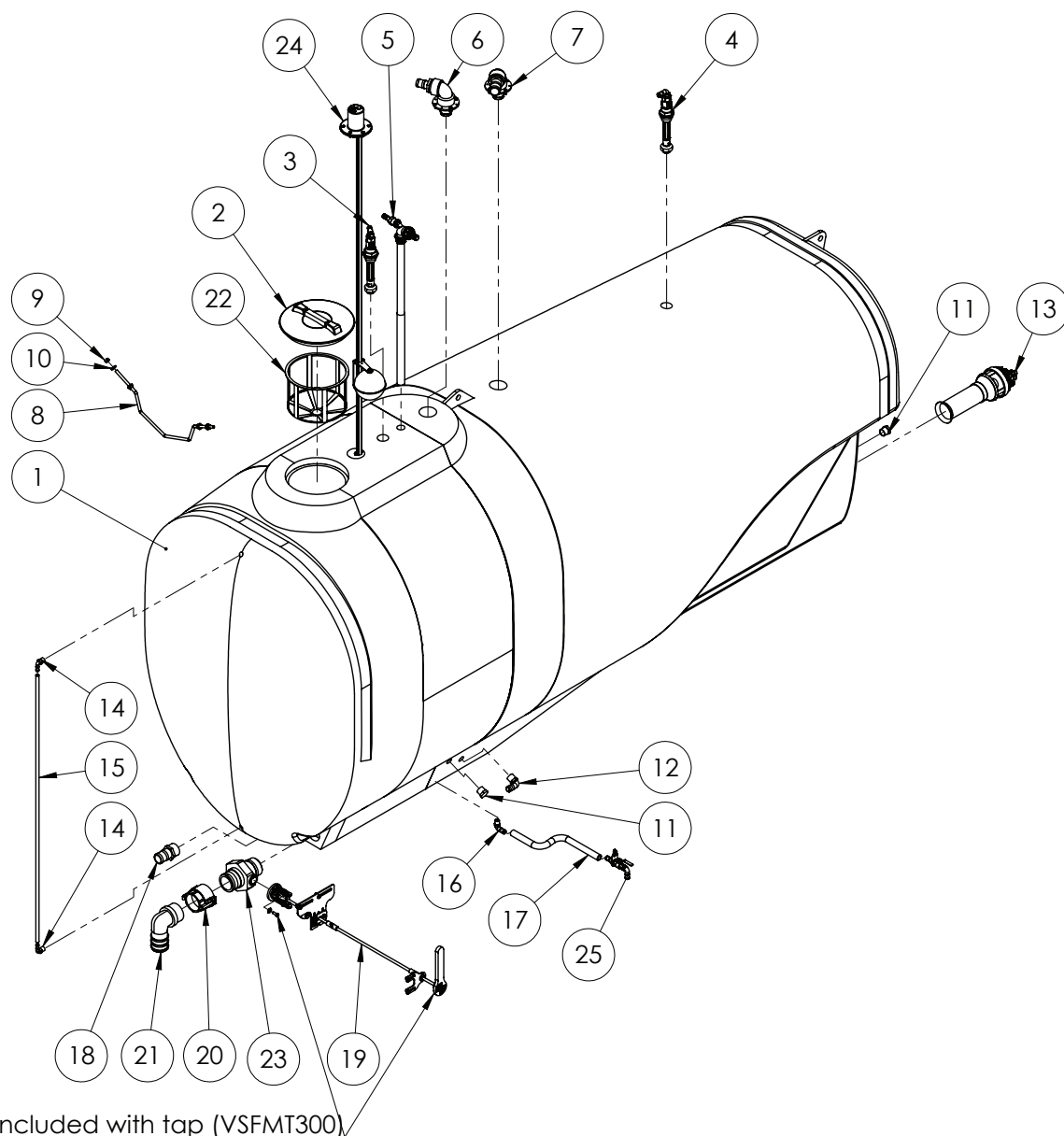
Chapter 10

TRANSCAL - N/A

Chapter 11

MAIN TANK

6500 litre tank assembly



Included with tap (VSFMT300)

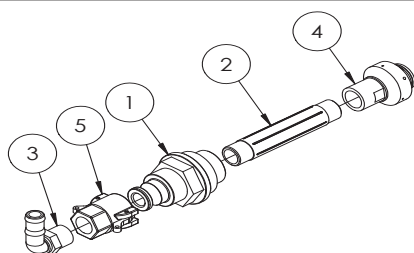
ITEM NO.	PART NUMBER	DESCRIPTION	QTY
1	GA5070100	Tank Evo 6500L bare (no holes)	1
2	GA5076877	Lid, Black Plastic, Diameter 355, With breather, 3522040	1
3	GA4901285-2	Tank flushing nozzle (tee) cam adaptor	1
4	GA4901285-1	Tank flushing nozzle (elbow) cam adaptor	1
5	GA4903086	Pre-assembled Venturi Filler	1

Continued over page

6500 litre tank assembly

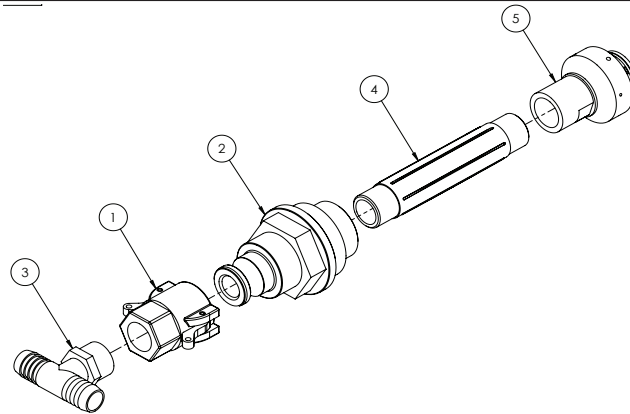
ITEM NO.	PART NUMBER	DESCRIPTION	QTY.
6	GA4903098	Hopper Tank Inlet	1
7	GA4903136	2" Tank Fill	1
8	GA4672885	Tank support bar suit EF tanks	1
9	GA5000581	M12 SS nut	4
10	GA5000587	M12 WASHER	4
11	GA5077945	Plug, 1 male thread, Banjo, PLUG100	2
12	GA5077723	Hose barb, Elbow, 90 degree, 1" male x 1" hose, Banjo, HB100-90	1
13	GA4903096	Pre-assembled super mix agitator	1
14	GA5077708	Hose barb, Elbow, 90 degree, 1/2 male thread x 1/2 hose, Banjo, HB050-90	2
15	GA4673850	HOSI2SIGHT cut 1700mm	1
16	GA5077704	Hose barb, Elbow, 90 degree, 1/2 male thread x 3/4 hose, Banjo, HB050/075-90	1
17	GA4673855	3/4 Hose cut 600mm	1
18	GA5077737	Hose barb, Straight, 2" male thread x 2" hose, Banjo, HB200	1
19	GA4903550	Remote tank drain handle	1
20	GA5076720	Cam lever, 3" female coupling x 3" female NSPT thread, Banjo, 300D	1
21	GA5077742	Hose barb, Elbow, 90 degree, 3 male thread x 3 hose, Banjo, HB300-90	1
22	GA5076714	Filter, Basket type, Diameter 305 x 245mm deep, Suit main spray tank, 300120	1
23	GA5078204	Valve, Ball, 3", Male NPT, Male Cam lock, stubby, long handle, Banjo, VSFMT300	1
24	GA4902146	Dry sight tube tank float and guide kit suit Evo no light	1
25	GA4903097	Pre-assembled sump drain all models	1

Tank Flush Elbow



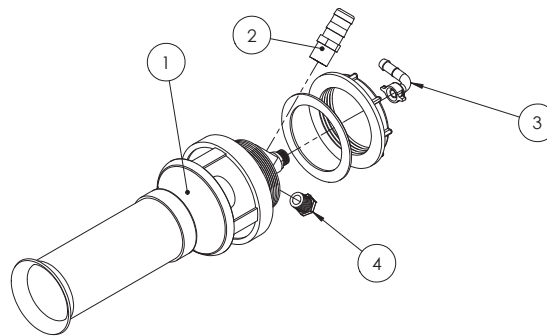
ITEM NO.	PART NUMBER	DESCRIPTION	QTY.
		Complete Sub Assembly	1
1	GA4572015	Tank rinse adaptor with cam lock	1
2	GA5077912	Nipple, 6 long, 3/4 male thread, Banjo, NIP075-6	1
3	GA5077717	Hose barb, Elbow, 90 degree, 3/4 male thread x 3/4 hose, Banjo, HB075-90	1
4	GA5077336	Nozzle, Tank rinsing, 3/4 BSPT female inlet, Teejet, B55270-3/4-18	1
5	GA5077132	Cam lever, 3/4 female coupling x 3/4 female thread, Banjo, 75D	1

Tank Rinse Tee



ITEM NO.	PART NUMBER	DESCRIPTION	QTY.
-	GA4901285-2	Tank rinsing nozzle, Assembly with tee cam adaptor	-
1	GA5077132	Cam lever, 3/4 female coupling x 3/4 female thread, Banjo, 75D	1
2	GA4572015	Tank rinse adaptor with cam lock	1
3	GA3500431	Hose barb, Tee, 3/4" hose barb x 3/4" hose barb x 3/4" male thread, T34T	1
4	GA5077912	Nipple, 6 long, 3/4 male thread, Banjo, NIP075-6	1
5	GA5077336	Nozzle, Tank rinsing, 3/4 BSPT female inlet, Teejet, B55270-3/4-18	1

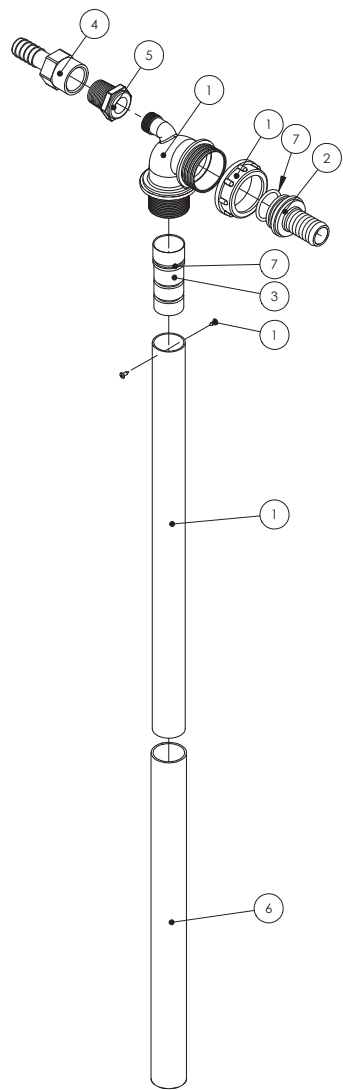
Supermix Agitator



Please note: Agitator fitted with 3mm jet

ITEM NO.	PART NUMBER	DESCRIPTION	QTY.
-	GA4903096	Super mix agitator, Pre assembled, Straight barb	-
1	GA5077038	Agitator, Super mix, 3mm jet, Arag, 502054	1
2	GA5077715	Hose barb, Straight, 3/4 male thread x 1 hose barb, Banjo, HB075-100	1
3	GA5012375	1/2" Brass Elbow & Nut	1
	GA5075653	Seal, Rubber, 11.8 ID x 18 OD x 2, 006100	1
4	GA5077943	Plug, 1/2 male thread, Banjo, PLUG050	1

Venturi Filler



Note:
1 x GA5007235 Cobra Clamp 36.0/91.4310 Not Shown

Not all parts supplied with kit 500232 are used in this assembly

GA4903086 Pre-assembled venturi filler			
ITEM NO.	PART NUMBER	DESCRIPTION	QTY.
1	GA5077035	Venturi, Top of tank, 32 OD outlet, Arag, not modified for Goldacres tanks, 500232	1
2	GA5076036	Hose barb, Straight, 1 1/2" fly nut end x 1" hose barb, Udor, 106625	1
3	MACH0022	Jet for Arag venturi	1
4	GA5077743	Hose barb, Straight, 3/4 female x 3/4 hose, Banjo, HBF075	1
5	GA5078010	Bush, Reducing, Poly, 3/4" Male Thread x 1/2" Female Thread, Banjo, RB075050	1
6	GA5050205	Hose Lay flat Blue - 32mm cut 405mm	1
7	GA5077679	O ring, 30 x 3mm, G10061	1

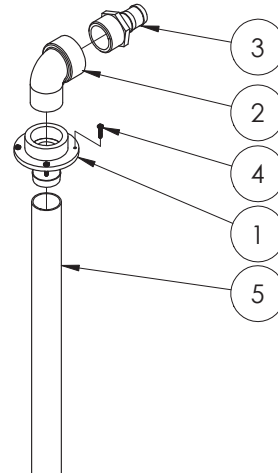
Hopper Tank Inlet

Note:

1 x GA5003325

2 x 2" SS hose clamp

Not shown



GA4903098 Complete hopper inlet flange

ITEM NO.	PART NUMBER	DESCRIPTION	QTY.
1	L026A	Barb to suit tank top	1
2	GA5078142	Street elbow, 90 degree, 2 male thread x 2 female thread, Banjo, SL200-90	1
3	GA5077739	Hose barb, Straight, 2 male thread x 1 1/2 hose, Banjo, HB200-150	1
4	GA5000527	Screw 12G x 1 XR STS Pan SS	4
5	GA4673860	50mm PVC Hose cut 1550mm	1
	GA5003325	Stainless Steel 2" clamp (not shown)	1

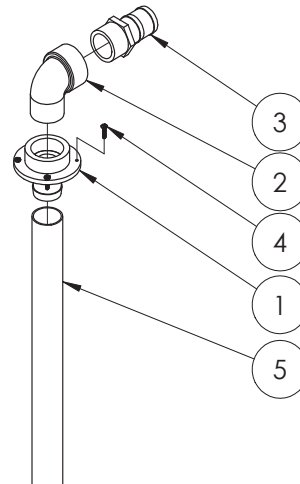
2" Tank Fill

Note:

1 x GA5003325

2 x 2" SS hose clamp

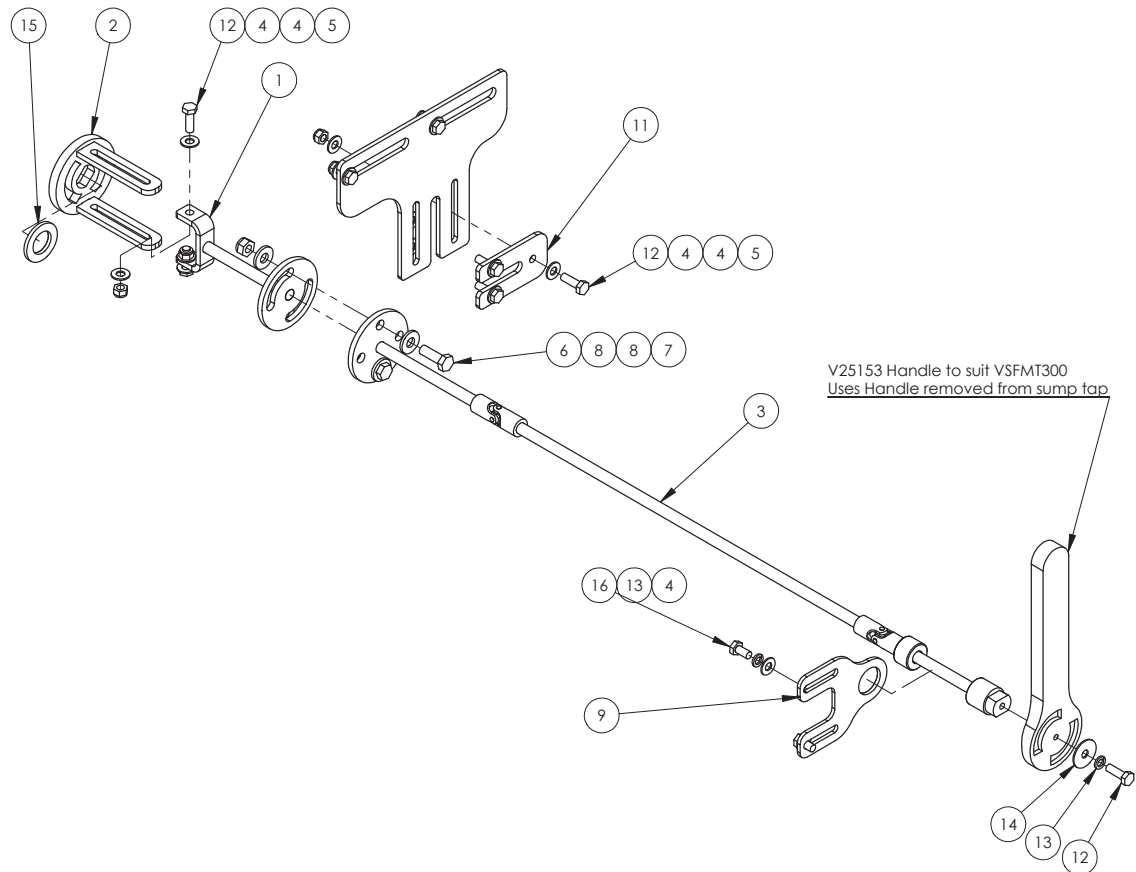
Not shown



GA4903136 Complete 2" tank fill assembly

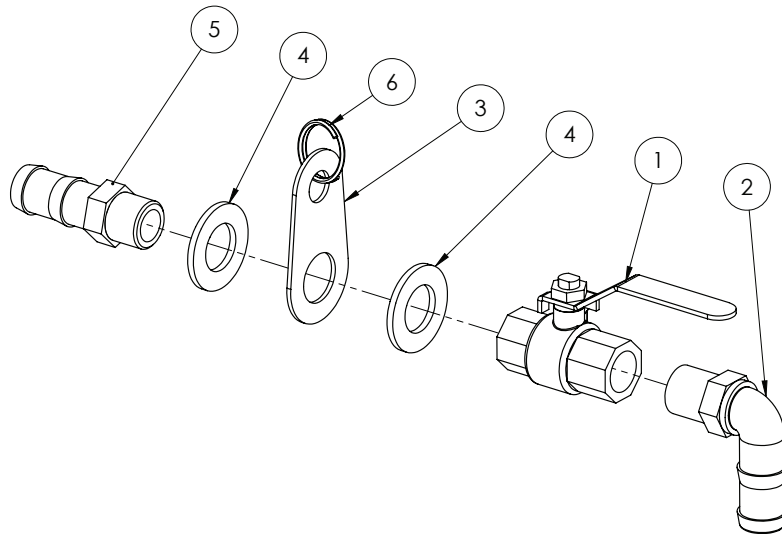
ITEM NO.	PART NUMBER	DESCRIPTION	QTY.
1	L026A	Barb to suit tank top	1
2	GA5078142	Street elbow, 90 degree, 2 male thread x 2 female thread, Banjo, SL200-90	1
3	GA5077737	Hose barb, Straight, 2" male thread x 2" hose, Banjo, HB200	1
4	GA5000527	Screw 12G x 1 XR STS Pan SS	4
5	GA4673860	50mm PVC Hose cut 1550mm	1
	GA5003325	Stainless Steel 2" Clamp (not shown)	1

Remote Drain



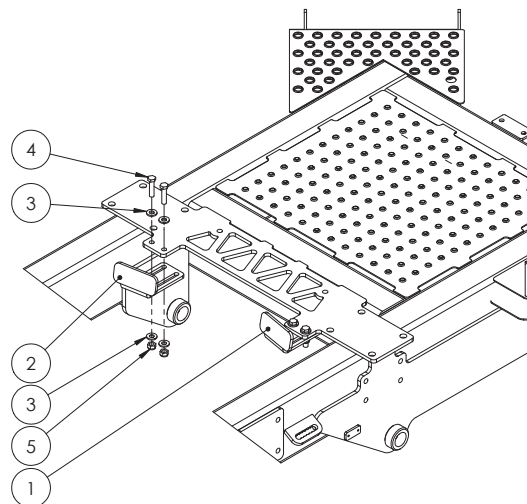
ITEM NO.	PART NUMBER	DESCRIPTION	QTY.
1	GA4653657	Sump ball valve inter drive shaft EF	1
2	GA4653656	Sump ball valve drive flange EF	1
3	GA4653658	Sump ball valve drive shaft EF	1
4	GA5004883	Washer 8mm HD	16
5	GA5004917	M8 Nyloc Nut	7
6	GA5065455	Bolt Gr8.8 M10x30	2
7	GA5000141	M10 Nyloc Nut	2
8	GA5000117	Washer 10mm SS Heavy duty	4
9	GA4513440	UNI ROD ALIGNING & SUMP HOSE HANGER PLATE	1
10	F70661A	UNI ROD HANGER PLATE	1
11	F70662A	UNI ROD CLAMPING PLATE	1
12	GA5004711	M8x25 bolt	8
13	GA5004919	M8 Spring washer SS	3
14	GA5003645	5-16 x 1 1-4 Flat washer SS	1
15	GA5001893	M24 Washer HD SS	1
16	GA5011465	M8x16 bolt H/T	2

Sump Drain Tap



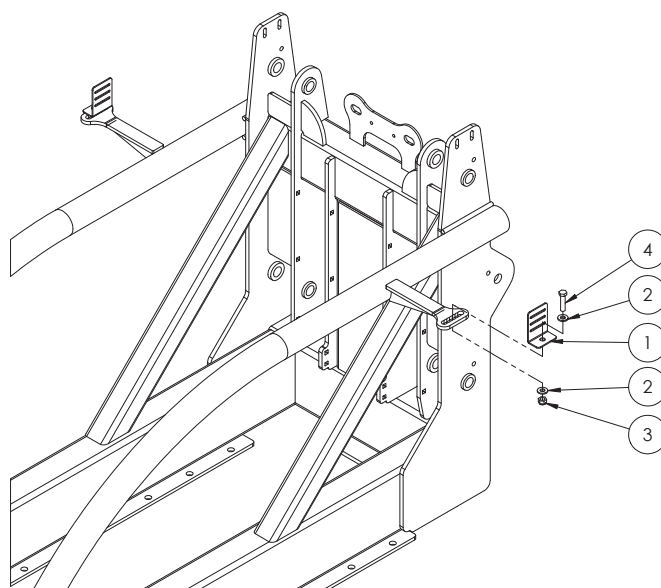
ITEM NO.	PART NUMBER	DESCRIPTION	QTY.
1	GA5018309	12mm Ball valve	1
2	GA5077704	Hose barb, Elbow, 90 degree, 1/2 male thread x 3/4 hose, Banjo, HB050/075-90	1
3	F70565A	Sump drain mounting plate	1
4	GA5001739	M20 Heavy Duty Flat Washer	2
5	GA5077707	Hose barb, 1/2 male thread x 3/4 hose, Banjo, HB050-075	1
6	GA5002077	25mm Key Ring S/S	1

Tank Stops



ITEM NO.	PART NUMBER	DESCRIPTION	QTY.
1	GA4522515	Front tank stop RHS	1
2	GA4522510	Front tank stop LHS	1
3	GA5000587	M12 WASHER	8
4	GA5011239	M12x50 bolt	4
5	GA5012461	M12 Nyloc nut Z/P	4

Tank Straps & Brackets

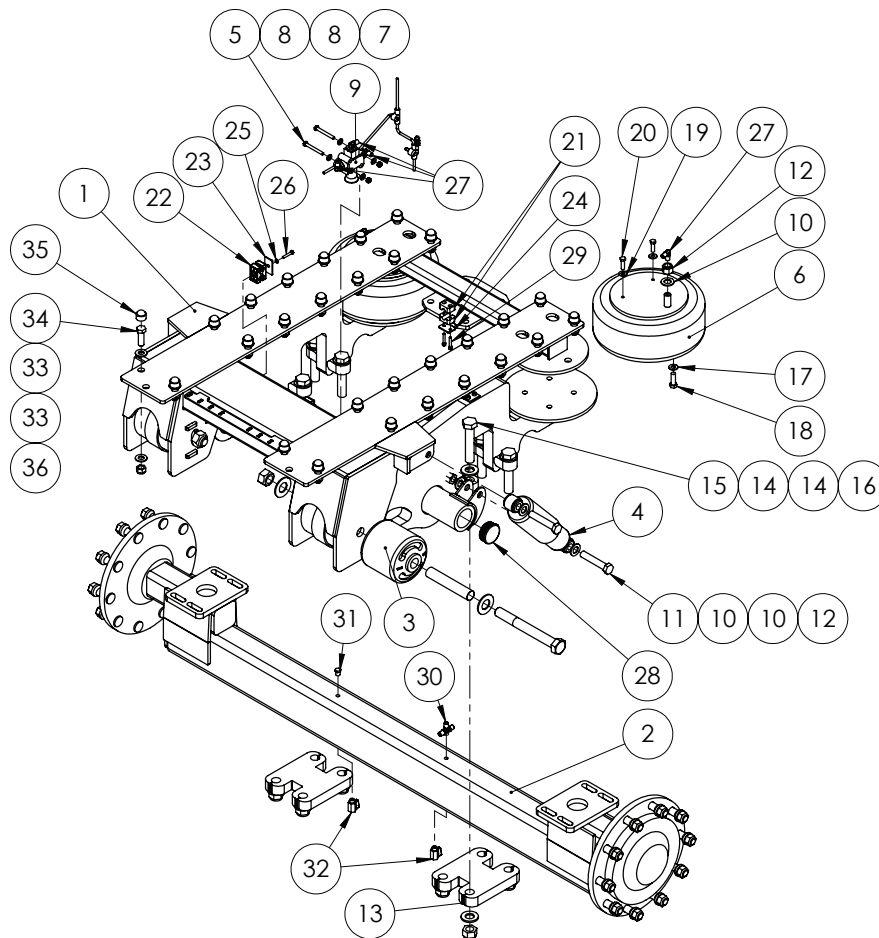


ITEM NO.	PART NUMBER	DESCRIPTION	QTY.
1	F70127A	50mm Tank Strap Bracket	4
2	GA5000587	M12 WASHER	8
3	GA5012461	M12 Nyloc nut Z/P	4
4	GA5011239	M12x50 bolt	4
	GA5003859	Tank Strap - Order per metre	N/A

Chapter 12

WHEELS, AXLES & MUDGUARDS

Air Bag Axle



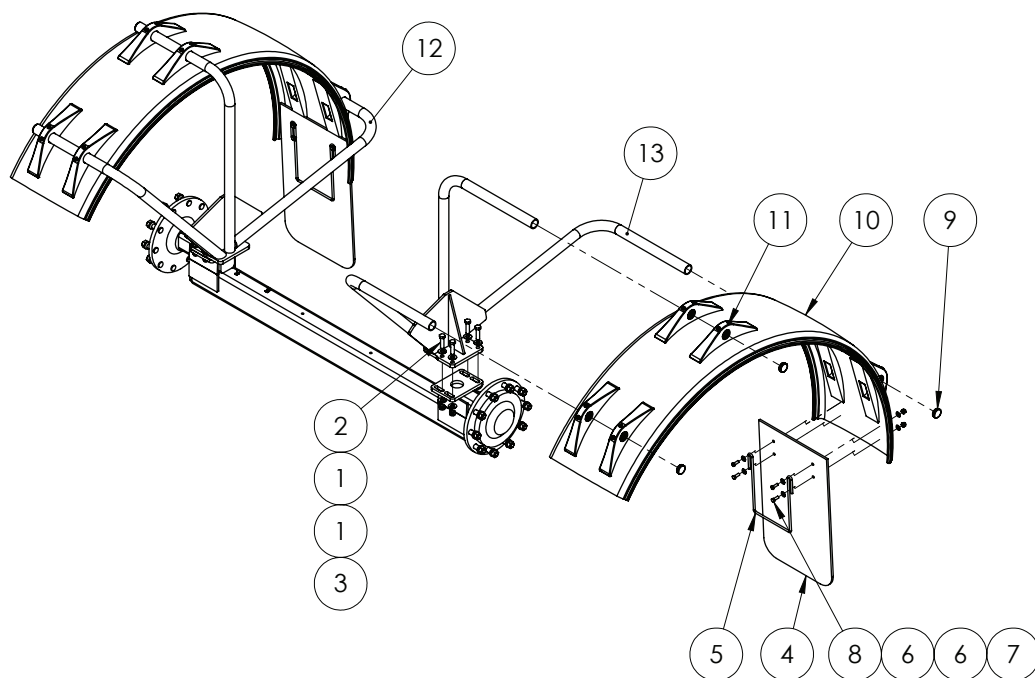
ITEM NO.	PART NUMBER	DESCRIPTION	QTY.
1	GA4652810	Air bag frame 1.8 - 3m suit 4/5/6500L	1
2	GA4652847	Axle EF suit airbag 2050mm-10 stud	1
3	GA5066455	Trifunctional bush suit ADV EF	2
4	GA5015139	Shock Absorber, Double eye, 19mm eye, 82mm OD, Black	2
5	GA5004738	Bolt M8 x 70 GR8.8 ZP	2
6	GA5005311	Air spring HT230 single air stud	2
7	GA5004917	Nut M8 Nyloc ZP	2
8	GA5003643	Washer 8mm Flat SS HD	4
9	GA5010868	Ride height leveling valve (includes lever arms)	1

Air Bag Axle

ITEM NO.	PART NUMBER	DESCRIPTION	QTY.
10	GA5001741	Washer 20mm Flat SS HD	14
11	GA5049490	Bolt 3/4" UNC x 4" HT ZP	4
12	GA5048430	Nut 3/4 UNC Nyloc ZP	6
13	GA4632050	Suspension narrow retainer	2
14	GA5017659	Washer 1 Flat ZP HD (5mm thick)	16
15	GA5006031	Bolt 1" x 5" UNC GR8 ZP	8
16	GA5012439	Nut 1" Nyloc UNC ZP	8
17	GA5017673	Washer 1/2" High Tensile	8
18	GA5006167	Bolt 1/2 UNC x 1 1/2 GR8 ZP	8
19	GA5017623	Washer 3/8 Flat ZP HD	4
20	GA5002599	Set Screw 3/8 x 1 1/4 UNC S/steel	4
21	GA5078058	Mounting clamp, Single type, Jaw, Pair, Group 3, 14mm, RCS- 14J	4
22	GA5078031	Double Clamp Jaws PP Gr 2 14mm	4
23	GA5078042	Mounting clamp, Double type, Plate, Top, Group 2, RCD-2PT	2
24	GA5078068	Mounting Clamp, Single type, Plate, Top, Group 2	2
25	GA5004447	Washer 6mm Spring SS	2
26	GA5011405	Bolt M6 x 35 GR8.8 ZP	2
27	GA3500258	Hydraulic coupling, Elbow, 90 degree, 1/4" BSPT male x 1/4" BSPT male, S49-0404	5
28	GA5051366	Insert round 63.5 x 1.25 - 2.0mm	2
29	GA5011425	SHCS M6 x 35 SS A2-70	4
30	GA3500269	Hydraulic adaptor, Tee, 1/4" BSPT male x 1/4" BSPT male x 1/4" BSPT male, S50-040404	1
31	GA5069335	Plug 1/4" BSPT Brass	1
32	GA5018323	Valve, Ball, 1/4 male, female, Black Lever handle, Chromed	2
33	GA5001043	Washer 16mm Flat SS HD	56
34	GA5000931	Bolt M16 x 50 GR8.8 ZP	28
35	GA5075080	Hex nut protection cap suit M16 black	28
36	GA5001029	Nut M16 Nyloc ZP	28

Note: Rubber tee suit ride height levelling valve - GA5014651

Mudguards



ITEM NO.	PART NUMBER	DESCRIPTION	QTY.
1	GA5001043	M16 SS washer	16
2	GA5000939	M16x60 bolt	8
3	GA5001029	M16 Nyloc nut	8
4	GA5011949	Goldacres Mudflap	2
5	GA5075070	Anti sail mudguard bracket	2
6	GA5002565	Washer 3/8 x 1" Flat SS	16
7	GA5011133	Nut M10 Dome nut SS	8
8	GA5006145	M10 x 30 SS Bolt	8
9	GA5003925	Insert round 45mm x 0.8 - 3.0mm	6
10	GA5066976	Mudguard 510W x R1010 - Suits 18.4x38 & 20.8x42 tyres	2
	GA5004263	Mudguard 630W x R1000 - Suits 24.5x32 & 30.5x32 tyres	
11	GA5066977	Mudguard Mounting Bracket Dunloflex (H50.660)	12
12	Refer to tables below for mudguard bracket part numbers		1
13			1

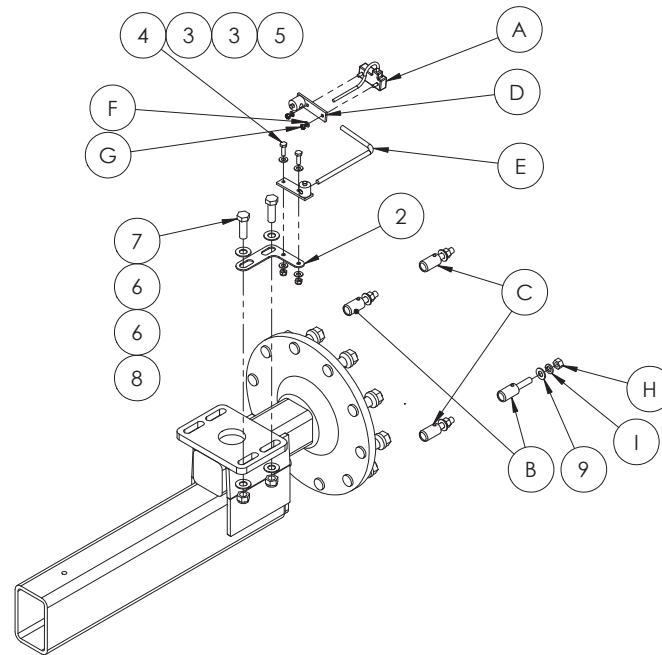
38" Wheels, Air Bag Axle

Part No	Description
GA4900591-EF-NS-38	Mudguards kit 38" to suit EF with a/bag susp.
GA4655078	Mudguard bkt 38" RH EF airbag
GA4655079	Mudguard bkt 38" LH EF airbag

42" Wheels, Air Bag Axle

Part No	Description
GA4900591-EF-NS-42	Mudguards kit 42" to suit EF with a/bag susp.
GA4655076	Mudguard bkt 42" RH EF airbag
GA4655077	Mudguard bkt 42" LH EF airbag

Wheel Speed Sensor

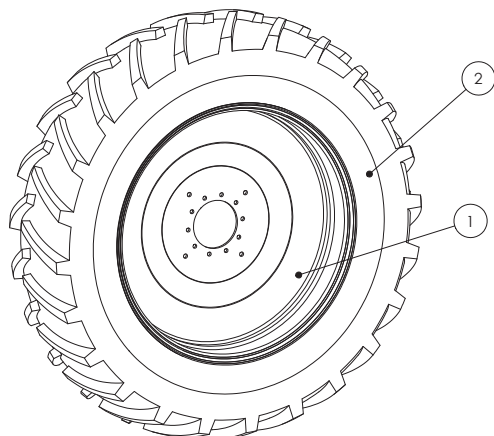


Wheel speed sensor kit 0630171152

Item No	Part No	Description	Quantity
A	GA5075857	Sensor, Drive Wheel Speed with 7 1/2' Cable, Raven, 10630171149	1
B	GA5075817	Magnet, Red North Pole Speed Sensor Assembly, Raven, 0630159402	2
C	GA5075818	Magnet, Black South Pole Speed Sensor Assembly, Raven, 0630159403	2
D	GA5075822	Sensor, Turret Assembly Speed Sensor, Raven, 0630159483	2
E	GA5076045	Rod, Speed Sensor, Raven, 1070159472	1
F	GA5004447	Washer 6mm Spring SS	2
G	GA5048115	Nut M6 Nyloc ZP	2
H	GA5050580	Nut 1/2 UNC Nyloc ZP	
I	GA5000575	Washer 12mm Spring SS	4

ITEM NUMBER	PART NUMBER	DESCRIPTION	QTY.
1	GA5075858	Sensor, Drive Wheel Speed, kit 4 Pole Wheel Drive with 7 1/2' Cable, Raven, 0630171152	1
2	GA4534520	Speed Sensor Tab Bolt On	1
3	GA5004883	Washer 8mm HD	4
4	GA5004711	M8x25 bolt	2
5	GA5004917	M8 Nyloc Nut	2
6	GA5001009	Flat washer M16 HD	4
7	GA5000931	M16x50 bolt	2
8	GA5001029	M16 Nyloc nut	2
9	GA5017615	Washer 1/2 Flat ZP Heavy Duty	4

Wheels



Please note wheels are fitted as a left and right hand pair. So when ordering complete wheel and tyre unit, please note on the order which side is required. Rims are supplied painted and with speed sensor holes.

18.4 x 38 wheels		
Item	Part number	Description
-	GA4901410	Complete wheel and tyre
1	GA5018820	38" x 15" Wheel, 10 stud, 0 offset
2	GA5001108	18.4x38 Tyre 16 ply

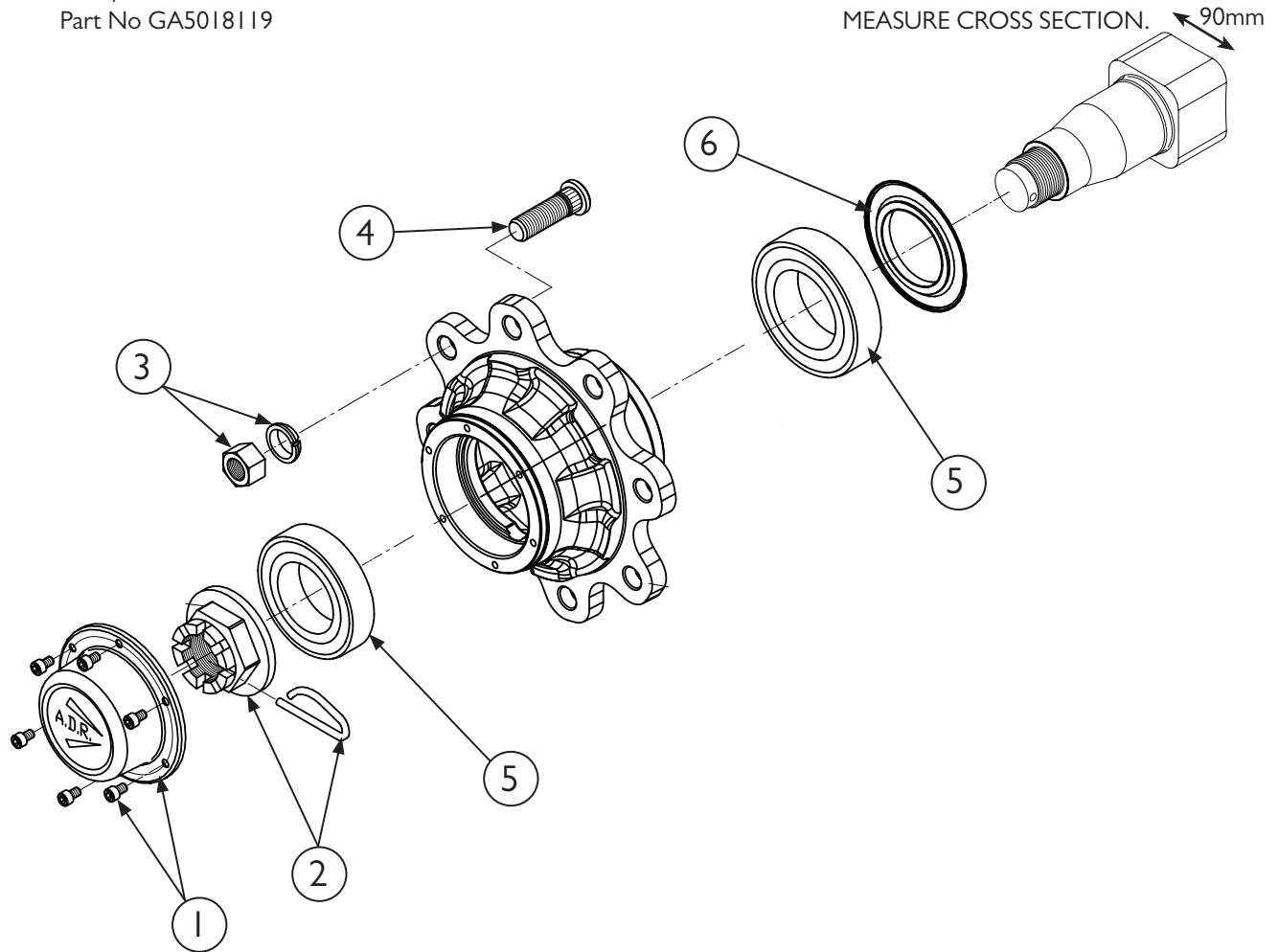
20.8 x 42 wheels		
Item	Part number	Description
-	GA4901415	Complete wheel and tyre
1	GA5001105	42" x 18" Wheel, 10 stud, 0 offset
2	GA5020830	20.8x42 Tyre 16 ply

Wheel Nuts	
Part number	Description
GA5018892	22mm wheel nut
GA5018900	M22 Tapered washer

Hub - 90 Series

Complete 90 Series Hubs/Stub Axles Available
Part No GA5018119

TO DETERMINE SIZE/SERIES,
MEASURE CROSS SECTION.

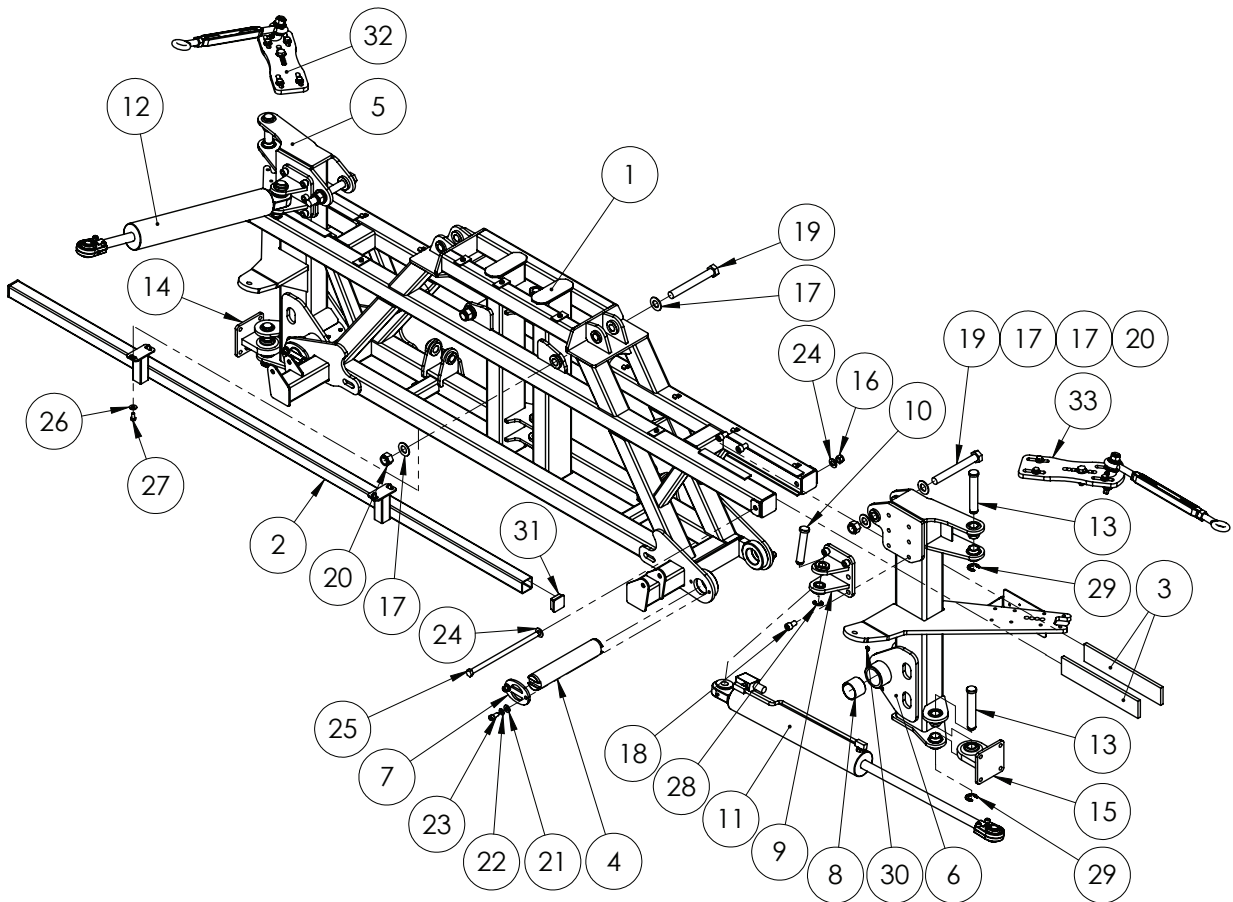


ITEM NO.	PART NUMBER	DESCRIPTION	QTY.
1	GA5052120	Cap Kit, 90 series, ADR	1
2	GA5052190	Crown Nut Kit, 80/90 Series, ADR	1
3	GA5052165	Wheel Nut & Washer kit, M22 x 1.5mm, Suit 90, 110 & 150 Series, 10 Pack	1
4	GA5052205	Stud Wheel Kit, M22 x 1.5, 90, 100, 110 Series, ADR (set of 10)	1
5	GA5052200	Bearing Kit, 90 Series, ADR	1
6	GA5052195	Seal, Heavy duty, Suit ADR 90 series axles (each), 160 x 82 x 18mm	1

Chapter 13

BOOM CENTRE

Boom Centre Assembly



ITEM NO.	PART NUMBER	DESCRIPTION	QTY.
1	GA4658120	Centre section 2011	1
2	GA4658145	Spray bar suit 2011 center section	1
3	GA5075090	Center wear strip polystone 7000SR 380 x 74 x 12mm	4
4	GA4572365	Tilt pin suit wide centre	2
5	GA4658125	2011 Boom centre tilt arm RH	1
6	GA4658130	2011 Boom centre tilt arm LH	1
7	GA4502280	Pin retainer	4
8	GA5075060	Glacier Bush 60mm ID x 50mm long	4

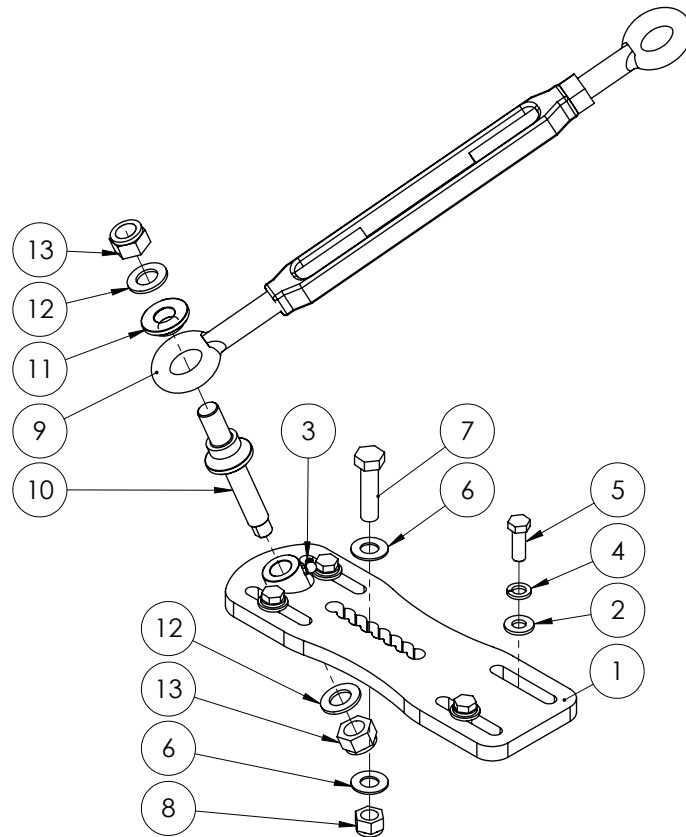
Continued over page

Boom Centre Assembly

ITEM NO.	PART NUMBER	DESCRIPTION	QTY.
9	GA4653316	Boom centre 2011 24m+ fold ram mnt 1"	2
10	GA4572200	Center section fold ram pin suit mk2 and mk3 - 09	2
11	GA5018542	Phasing cylinder 3.25x18x1.25 (external p)	1
12	GA5018538	Phasing cylinder 3x18x1.25 (external phasing)	1
13	L003A	Pin 1 1/8 (suit boom pivot)	4
14	GA4656200	Lower rose end mounting assembly RH	1
15	GA4656201	Lower rose end mounting assembly LH	1
16	GA5001029	M16 Nyloc nut	2
17	GA5017659	Washer 1" Flat HD ZP	8
18	GA5000905	M16x25 SHCS	12
19	GA5006151	1" x 8" UNF Bolt	4
20	GA5012445	Nut nyloc 1" UNF	4
21	GA5000587	M12 WASHER	8
22	GA5000575	M12 Spring washer SS	8
23	GA5000297	SHCS M12 x 25 ZP	8
24	GA5001009	M16 washer Zink coated	4
25	GA5075125	M16x330 bolt	2
26	GA5000117	Washer 10mm SS Heavy duty	4
27	GA5006113	Bolt M10x20 ZP 8.8	4
28	GA5001223	19mm E type circlip	2
29	GA5001883	E-clip 24mm	4
30	GA5012203	Grease Nipple 1/4" UNF Short	4
31	GA5003783	50x50mm 0.8-2.5 Insert Cap	2
32	GA4922220	Rear cable mount 24-36m RH MY13	1
33	GA4922225	Rear cable mount 24-36m LH MY13	1

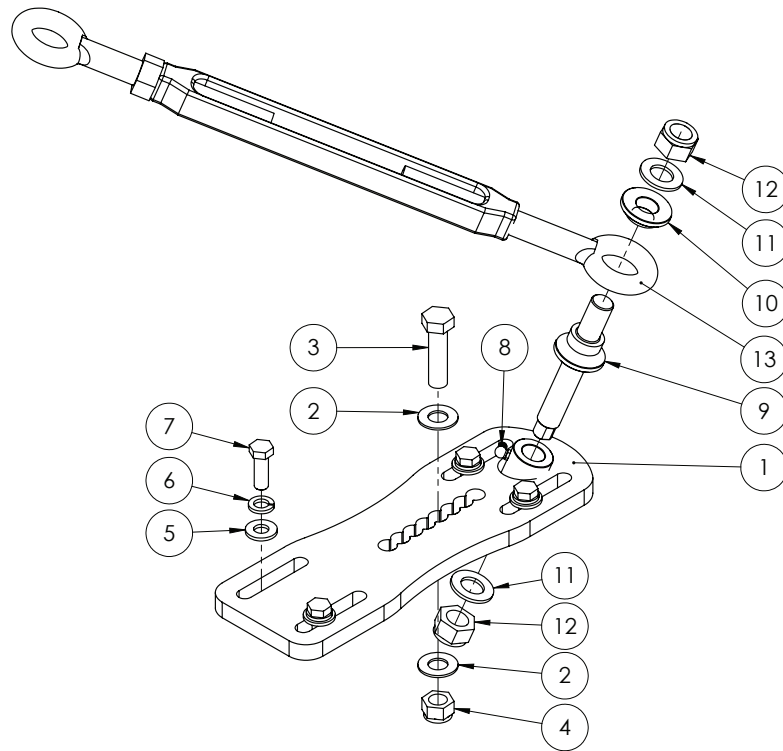
SHIMS AVAILABLE	
Fold Ram Mount Shims	
GA4513041	Fold ram mount plate shim (large)
Boom Pivot Shims	
GA4535360	Boom rose joint shim (5mm)
GA4535355	Boom rose joint shim (3mm)
GA4535285	Boom Lower Rose End Shim 1mm

Cable Mount - Rear LH



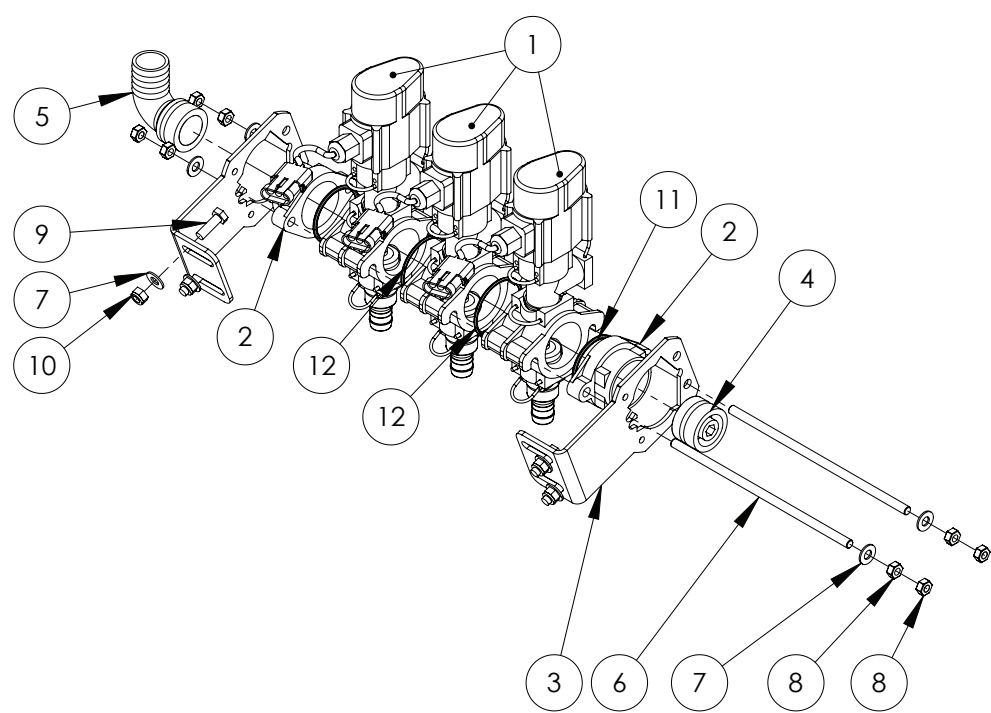
ITEM NO	PART NUMBER	DESCRIPTION	QTY.
1	GA4656255	Boom cable tension adjust 24+ LH	1
2	GA5000587	M12 WASHER	4
3	GA5009639	Grease nipple long 1/4" UNF	1
4	GA5000575	M12 Spring washer SS	4
5	GA5000311	M12x35mm Set Screw	4
6	GA5001009	M16 washer Zink coated	2
7	GA5000939	M16x60 bolt	1
8	GA5001029	M16 Nyloc nut	1
9	GA5017061	Turnbuckle FRG COMM GAL E/E 22mm with nut	1
10	GA4572510	Boom cable pivot pin MY13	1
11	GA4572515	Boom cable pivot pin retainer MY13	1
12	GA5001739	M20 Heavy Duty Flat Washer	2
13	GA5048125	M20 Nyloc nut	2

Cable Mount - Rear RH



ITEM NO	PART NUMBER	DESCRIPTION	QTY.
1	GA4656250	Boom cable tension adjust 24+ RH	1
2	GA5001009	M16 washer Zink coated	2
3	GA5000939	M16x60 bolt	1
4	GA5001029	M16 Nyloc nut	1
5	GA5000587	M12 WASHER	4
6	GA5000575	M12 Spring washer SS	4
7	GA5000311	M12x35mm Set Screw	4
8	GA5009639	Grease nipple long 1/4" UNF	1
9	GA4572510	Boom cable pivot pin MY13	1
10	GA4572515	Boom cable pivot pin retainer MY13	1
11	GA5001739	M20 Heavy Duty Flat Washer	2
12	GA5048125	M20 Nyloc nut	2
13	GA5017061	Turnbuckle FRG COMM GAL E/E 22mm with nut	1

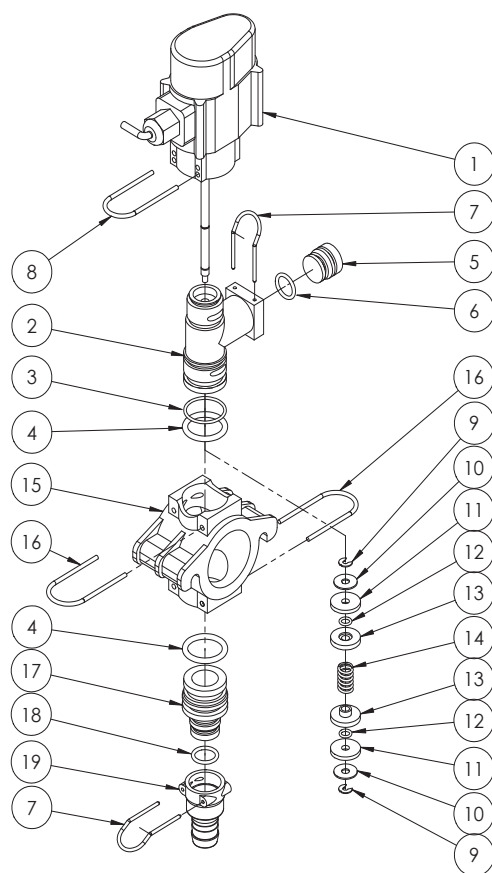
Boom Valve Assembly



ITEM NO	PART NUMBER	DESCRIPTION	QTY.
1	GA5065515	Altek single boom valve AS24,3wire, AMP+	3
2	GA5065810	Boom Valve end cap	2
3	GA5065800	Boom valve bracket	2
4	GA5065680	Blind cap Plug AS40	1
5	GA5065620	Plug in hose tail AS40/33/90 degree	1
6	GA5065805	Connecting rod - suit 3 bank (SS)	2
7	GA5004883	Washer 8mm HD	12
8	GA5011499	GA5052360 M8 weld Nut	8
9	GA5004711	M8x25 bolt	4
10	GA5004917	M8 Nyloc Nut	4
11	GA5048385	O ring, 42.5 x 2.62, BS131, suit 2" hose barb	2
GA5065805	3 Section connecting rod	GA5065740	3 Section Boom Valves
GA4562055	4 Section connecting rod	GA5065741	4 Section Boom Valves
GA4562125	5 Section connecting rod	GA5065704	5 Section Boom Valves
GA4562050	6 Section connecting rod	GA5065705	6 Section Boom Valves
GA4562045	7 Section connecting rod	GA5065706	7 Section Boom Valves
GA4562040	8 Section connecting rod	GA5065710	8 Section Boom Valves

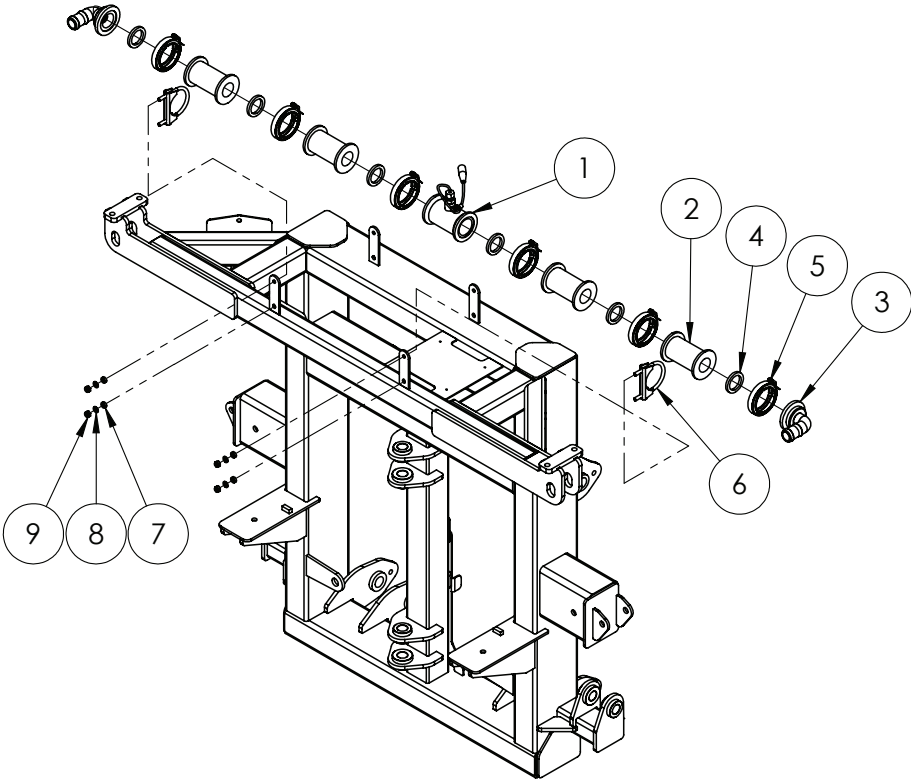
Note: Boom valve assemblies do not come with plumbing fittings.

Boom Valves



ITEM NO.	PART NUMBER	DESCRIPTION	QTY.
1	GA2000266	Switch unit, 3 wire, Weatherpack plug, Boom Valve, Altek, 81837	1
2	GA2000267	Valve body, Boom Valve, Altek, 80364	1
3	GA5053510	O ring, 25 x 2.5, Altek	1
4	GA5065830	O ring, 24.3 x 4.2, FPM75	2
5	GA2000268	Plug, AS24, Altek, 80376	1
6	GA5065840	O ring, 18.0 x 2.5	1
7	GA5065695	AS24 Safety Pin	2
8	GA5065701	Retaining pin, Suit AS30 plumbing fittings, Altek	1
9	GA5054650	Circlip, Boom Valve, Altek, 80014	2
10	GA5054640	Washer, 17.8 x 6.1 x 1 mm, Boom Valve, Altek, 80323	2
11	GA5054645	Rubber Plunger Seal, Boom Valve, Altek, 80004	2
12	GA5053515	O-ring, seal, 4.34 x 3.53 mm, FPM75, suit boom valve, Altek, 80414	2
13	GA2000264	Plunger spring cap, Boom valve, Altek, 80005	2
14	GA2000265	Plunger spring, Boom valve, Altek, 80322	1
15	GA5065825	Manifold piece, Boom valve, Altek	1
16	GA5065701	Retaining pin, Suit AS30 plumbing fittings, Altek	2
17	GA5065835	Plug in hose tail AS30/AS24	1
18	GA5001067	O ring, 17.12 x 2.62	1
19	GA5065640	Female Hose AS24/20	1

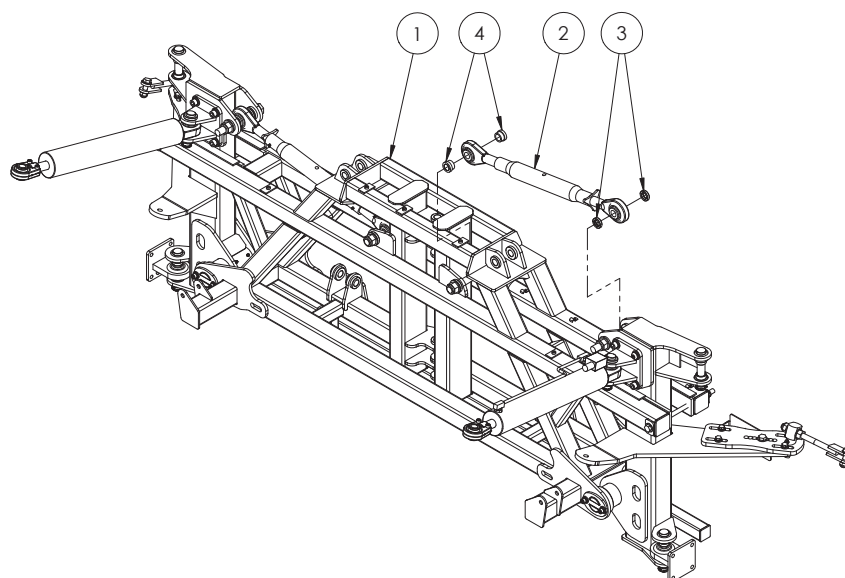
Flow Meter Assembly



ITEM NO.	PART NUMBER	DESCRIPTION	QTY.
1	GA5075890	Flowmeter, RFM60P High Pulse, Raven, 0630171985	1
2	GA5077840	Plumbing coupling, Straight, 2 flange x 2 flange x 4 1/2 long, Banjo, M200CPG	4
3	GA5077831	Hose barb, Elbow, 90 degree, 2 flange x 1 1/4 hose, Banjo, M200125BRB90	2
4	GA5009335	Gasket Kamlock Nitrile 1 1/2 FIT150	6
5	FC200	200 Series Std Screw Clamp	6
6	GA5006689	Exhaust clamp - 66mm C12	2
7	GA4552080	crush tube 10.2x15x5	4
8	GA5003643	Washer 8mm SS HD	4
9	GA5052590	Nut M8 Nyloc S/S 316	4

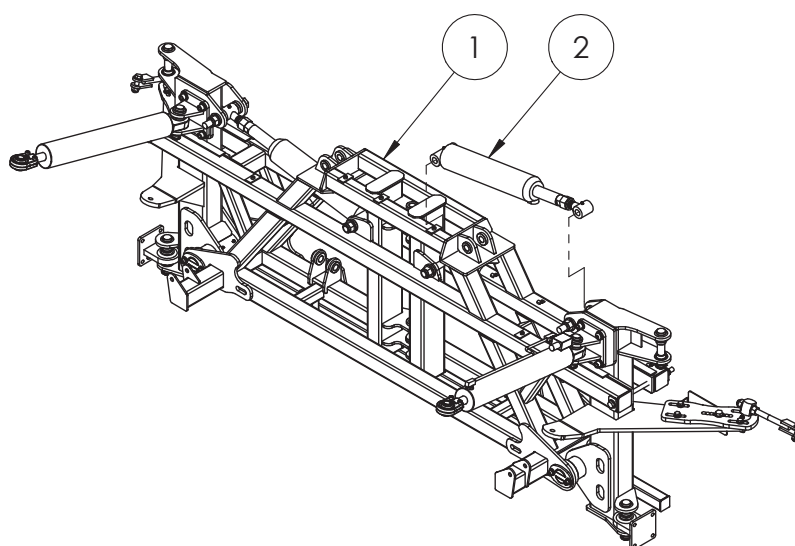
FLOW METER PARTS	
GA5075890	Flow meter assembly
106-0159-514	Flow meter Body only
GA5075868	Flow meter sensor only

Centre With Tilt Replacement Links



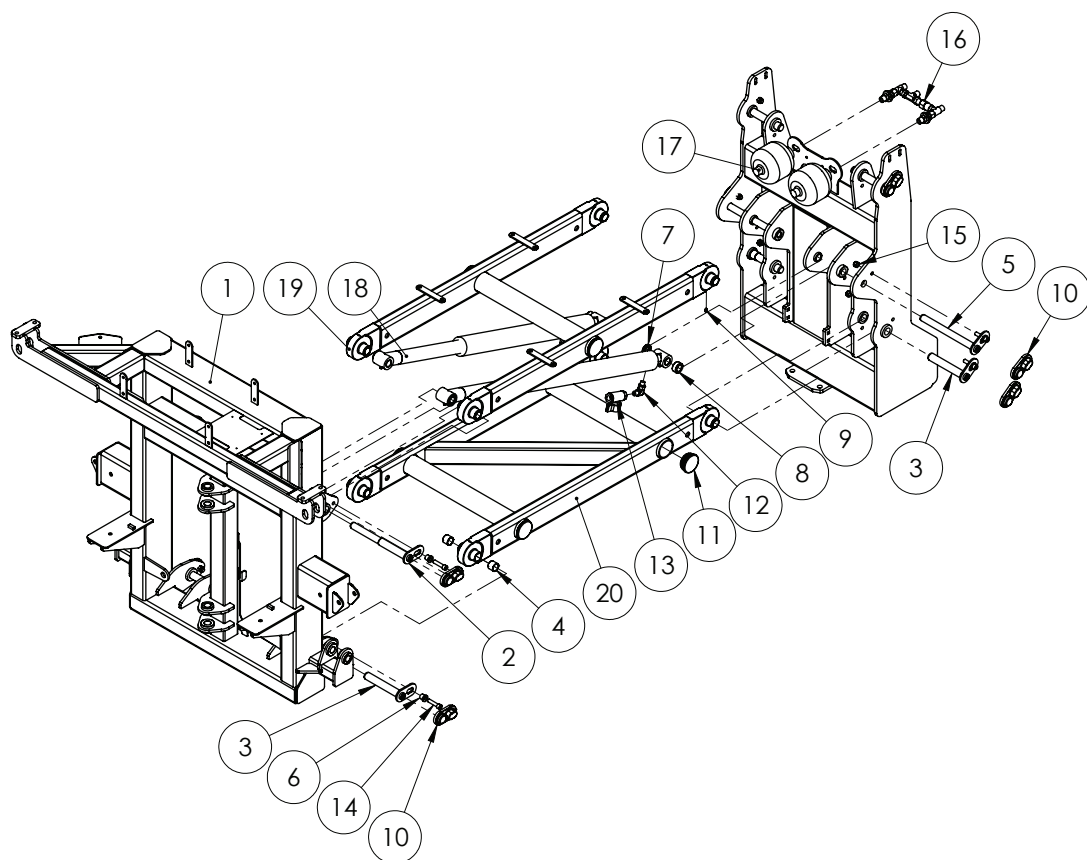
ITEM NO.	PART NUMBER	DESCRIPTION	QTY.
1	GA4922195	Boom centre 2011 Base assembly	1
2	GA5075135	Tilt cylinder replacement adjustable top link	2
3	GA4572135	Paralift spacer bush	4
4	DB-ADJ-02	Bush, Short, 40 OD x 25.5 ID x 23.75 long, DB-ADJ-02	4

Centre With Tilt Cylinders



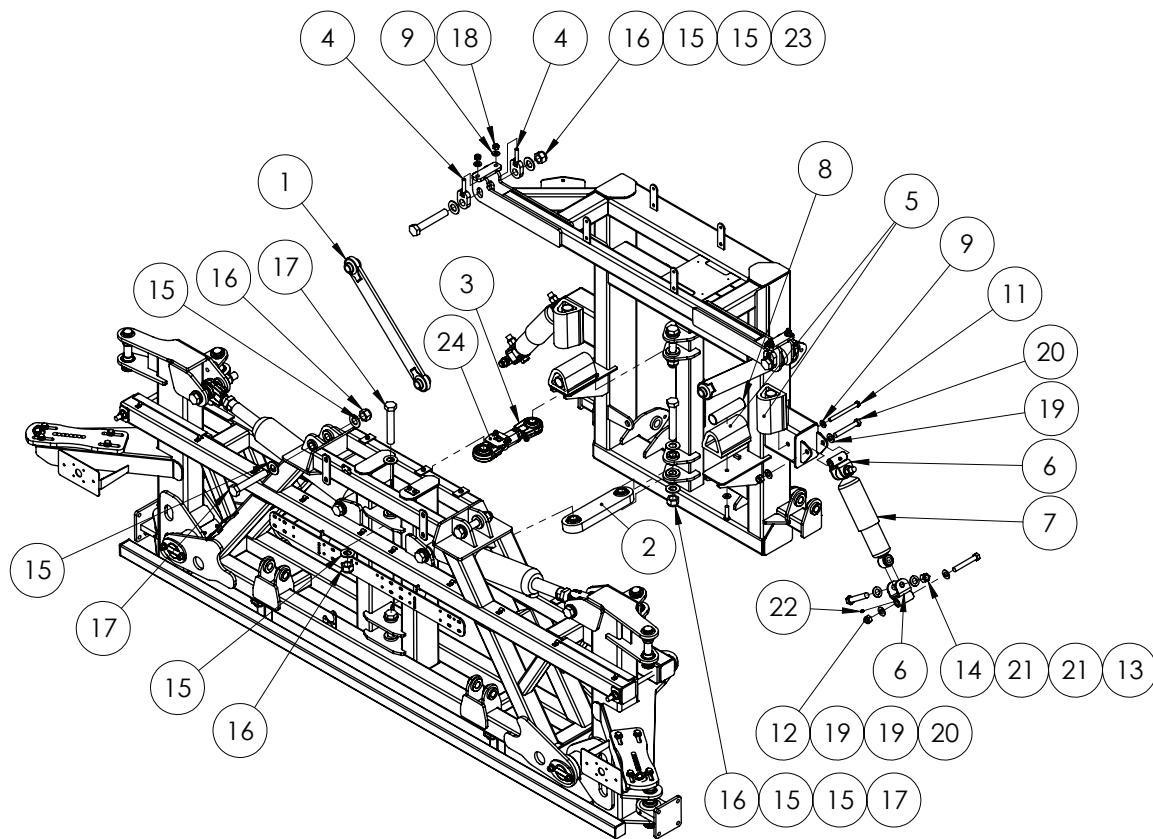
ITEM NO.	PART NUMBER	DESCRIPTION	QTY.
1	GA4922195	Boom centre 2011 Base assembly	1
2	GA5065051	Hydraulic cylinder 3.5"x5" stroke	2

Paralift & Paralift Arms



ITEM NO.	PART NUMBER	DESCRIPTION	QTY.
1	GA4658135	Rear part of paralift to suit new 2010 centre	1
2	GA5066675	Pin paralift rear ram and arm	2
3	GA5066655	Pin paralift chassis arm	6
4	GA5065486	Glacier bush 1 1/8" x 1" long	16
5	GA5066645	Pin Paralift Chassis Ram	2
6	MACH0152	12mm Bolt Bush suit para lift pins	10
7	GA4572135	Paralift spacer bush	4
8	GA4562190	machined bush 40 OD 26ID 17.5 long (zincd)	2
9	GA5050450	Grease nipple 6mm	8
10	GA5067885	Pin cover - plastic	10
11	GA5050355	Insert to suit 65NB Tube	6
12	GA3500349	Hydraulic adaptor, Elbow, 90 degree, 1/2" BSPT male x 3/4" UN male O-ring, S89-0812	2
13	GA5000835	Ball valve hydraulic 1/2" FF	2
14	GA5051470	M12x50 unbrako	10
15	GA5012461	M12 Nyloc nut Z/P	11
16	GA4903058	Hydraulic Accumulator Manifold	1
17	GA5007787	Accumulator 1.0L Precharge 70 Ba	2
18	GA5070082	Hydraulic cylinder - 2.5" bore, 2" rod, 21" Stroke	2
19	GA4659305	Top Paralift Arm MY12	1
20	GA4659310	Bottom Paralift Arm MY12	1

Complete Centre & Paralift

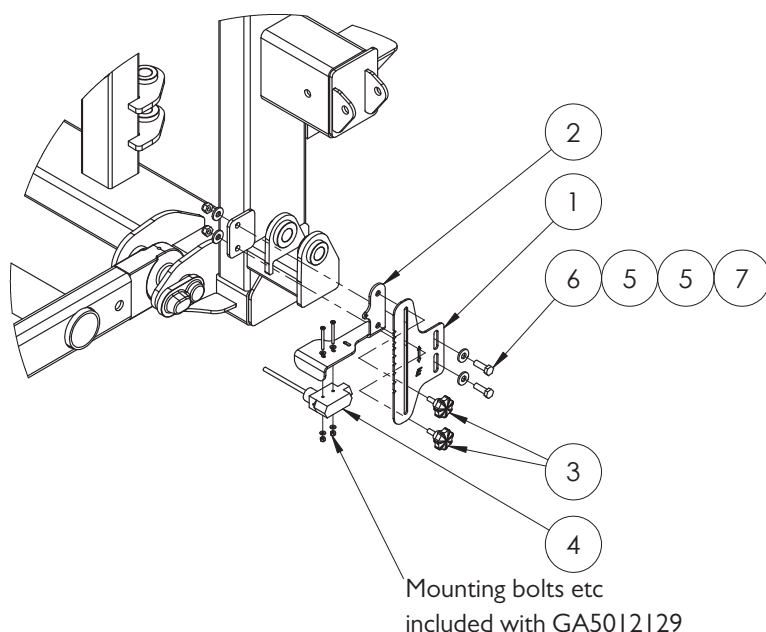


ITEM NO.	PART NUMBER	DESCRIPTION	QTY.
1	GA4656240	Long delta link	2
2	GA5067855	Short delt link	1
3	DELTA-LINKSA	Short Adjustable delta link	1
4	GA4656260	Boom Delta hanger adjuster bolt	4
5	GA5006537	Rubber Bump Stop	4
6	GA4658140	Shocker mount pivot suit 201 I centre	4
7	GA5015139	High control shocker	2
8	GA4572315	Bump stop travel limiter suit Centre section	4
9	GA5000587	M12 WASHER	7
10	GA5011239	M12x50 bolt	1
11	GA5000271	M12x140 bolt	2
12	GA5001029	M16 Nyloc nut	4
13	GA5049490	Bolt 3/4 x 4 UNC HT ZP	4
14	GA5048430	3/4" UNC Nyloc Nut	4
15	GA5017659	Washer 1" Flat HD ZP	16
16	GA5012445	Nut nyloc 1" UNF	8

Continued over page

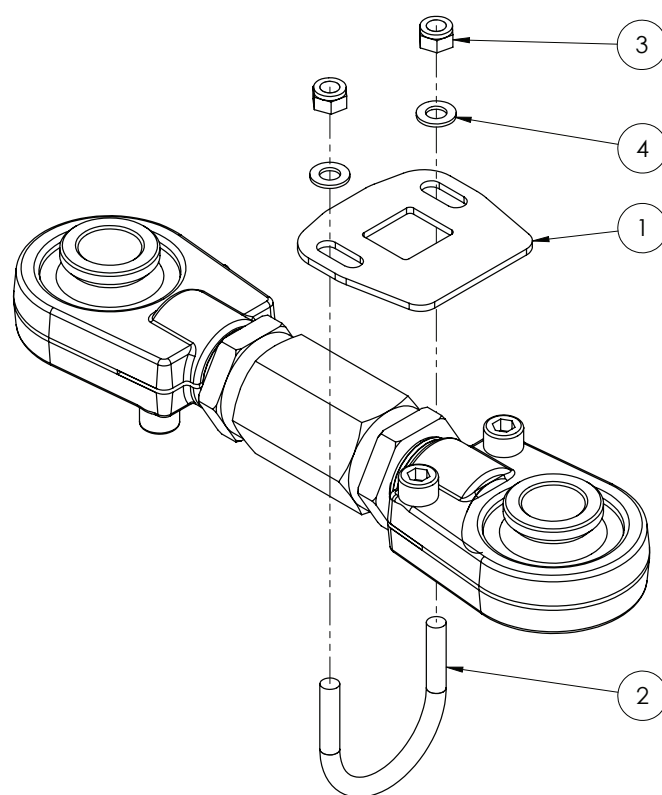
ITEM NO.	PART NUMBER	DESCRIPTION	QTY.
17	GA5006043	Bolt 1" x 6" UNF	6
18	GA5012461	M12 Nyloc nut Z/P	4
19	GA5001009	M16 washer Zink coated	8
20	GA5000855	Bolt M16 x 110 ZP GR8.8	4
21	GA5001739	M20 Heavy Duty Flat Washer	8
22	GA5012203	Grease Nipple 1/4" UNF Short	4
23	GA4683145	1" x 6" UNC Bolt cut from 7"	2
24	GA4922185	Adjustable delta link lock up assembly 2011	1

Lower Limit Switch



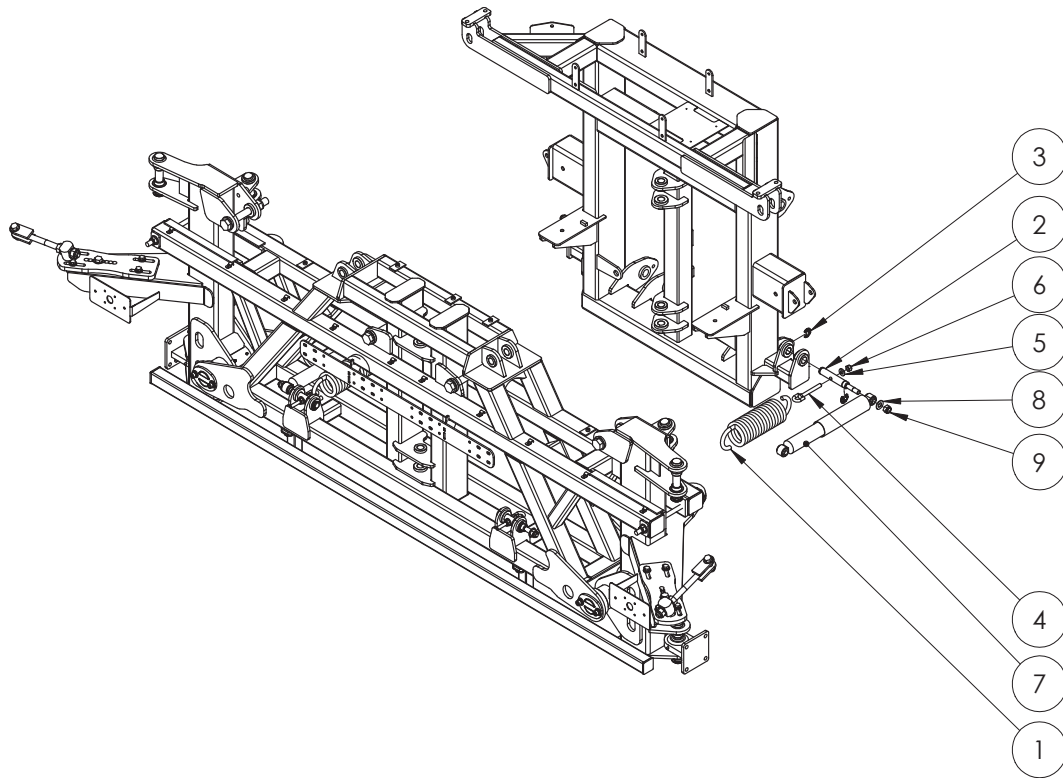
ITEM NO.	PART NUMBER	DESCRIPTION	QTY.
1	GA4523965	EF Evo 2011 Boom Height adjustment bracket	1
2	GA4654161	Paralift switch bracket	1
3	GA5067080	M8 x 20mm Plastic Knob Bolt	2
4	GA5012129	Narva Boom Height Limit Switch	1
5	GA5000117	Washer 10mm SS Heavy duty	4
6	GA5065455	Bolt Gr8.8 M10x30	2
7	GA5000141	M10 Nyloc Nut	2

Delta Link Locking Plate



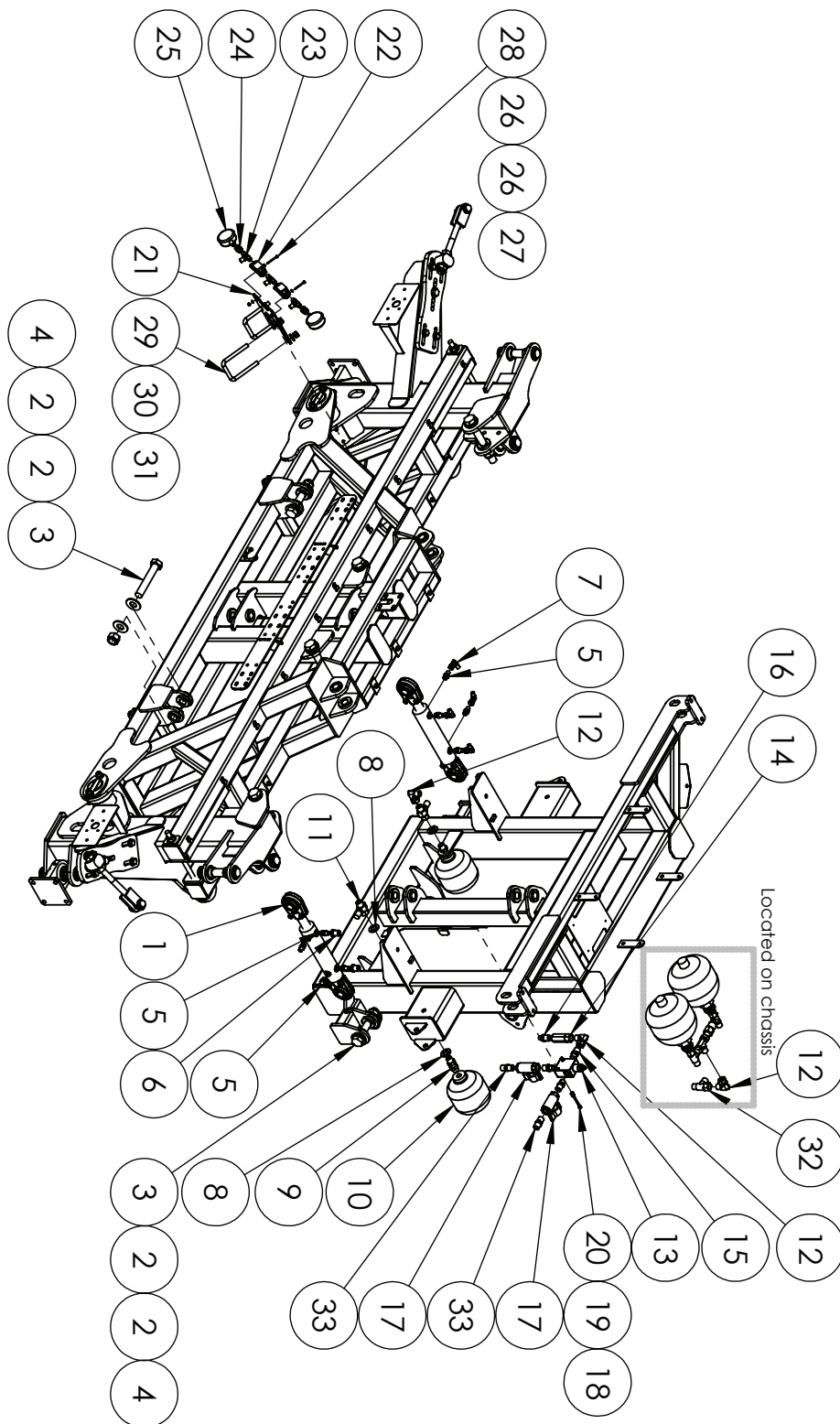
ITEM NO.	PART NUMBER	DESCRIPTION	QTY.
1	GA4524140	Locking plate suit adjustable delta link	1
2	GA5018245	M8 x 50 x 60 RT U Bolts	1
3	GA5052590	Nut M8 Nyloc S/S 316	2
4	GA5003643	M8 HD ZP Washer	2

Spring Yaw Kit



ITEM NO.	PART NUMBER	DESCRIPTION	QTY.
1	GA5075095	Heavy spring suit 2011 center	2
2	GA4572385	Shocker and spring mount pin	4
3	GA5001223	19mm E type circlip	8
4	GA5075150	Eye Bolt 12mm x 100mm Short	4
5	GA5000587	M12 WASHER	4
6	GA5012461	M12 Nyloc nut Z/P	4
7	GA5075115	HD Shock absorber suit 2011 center	2
8	GA5001009	Flat washer M16 HD	4
9	GA5001029	M16 Nyloc nut	4

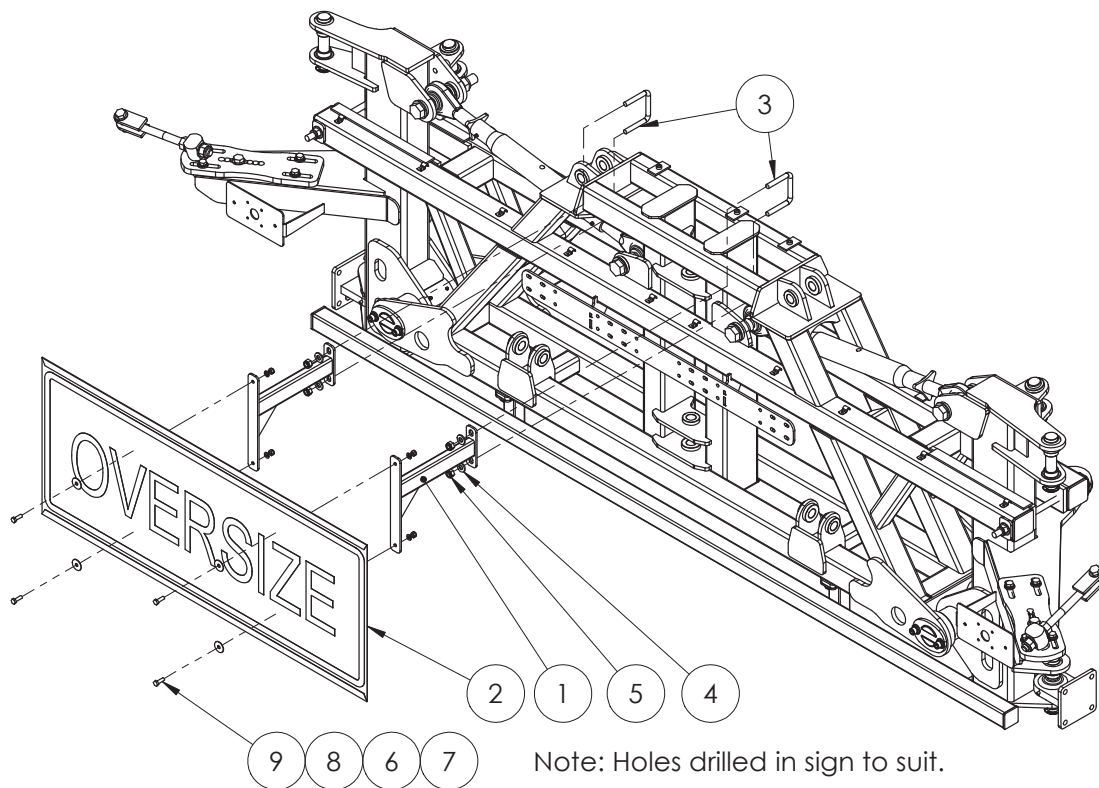
Hydraulic Yaw Kit



Hydraulic Yaw Kit

ITEM NO.	PART NUMBER	DESCRIPTION	QTY.
1	GA5060817	Hydraulic yaw cylinder with ball ends	2
2	GA5017659	1" HD Washer ZP	8
3	GA5006043	Bolt 1" x 6" UNF	4
4	GA5012445	Nut nyloc 1" UNF	4
5	GA3500358	Hydraulic adaptor, Nipple, 1/4" BSPT male x 9/16" UN male O-ring, S93-0409	8
6	GA3500203	Hydraulic adaptor, Reducing bush, 1/2" BSPT male x 1/4" BSPT female, S24-0804	2
7	GA3500332	Hydraulic adaptor, Elbow, 90 degree, 1/4" BSPT male x 1/4" BSPP female swivel, S82-0404	4
8	GA5001739	M20 Heavy Duty Flat Washer	4
9	GA599-603	Hydraulic adaptor, Bulkhead nipple, 1/2 BSP male x 1/2 BSP male	2
10	GA5007787	Accumulator 1.0L Precharge 70 Ba	2
11	GA3500198	Hydraulic adaptor, Inline test point, 1/2" BSPP female swivel x 1/2" BSPT male x M16 x 2.0 test port, S160-080816	2
12	GA3500333	Hydraulic adaptor, Elbow, 90 degree, 1/2" BSPT male x 1/2" BSPP female swivel, S82-0808	3
13	GA5047708	Pressure Reducing Valve	1
14	GA5007060	Check Valve (45 LPM) 1/2 BSPP zero bar	1
15	GA3500309	Hydraulic adaptor, Nipple, 1/2" BSPT male x 3/8" BSPP male, S75-0806	3
16	GA3500221	Hydraulic adaptor, Nipple, 1/2" BSPT male x 1/4" BSPT male, S27-0804	1
17	GA5000835	Ball valve hydraulic 1/2" FF	2
18	GA5004437	M6 SS Washer	2
19	GA5004447	M6 Spring washer SS	2
20	GA5011419	M6x50 bolt SS	2
21	GA4523970	Tap Mounting Plate Hydraulic Yaw 2010 bolt on	1
22	GA5078083	Valve, Ball, Hydraulic, 1/4" BSPP female ports, RL20-0404	2
23	GA3500269	Hydraulic adaptor, Tee, 1/4" BSPT male x 1/4" BSPT male x 1/4" BSPT male, S50-040404	3
24	GA3500211	Hydraulic adaptor, Socket, 1/4" BSPT female x 1/4" BSPT female, S26-0404	2
25	GA5078076	Gauge, Pressure, 250 bar, 3500psi	2
26	GA5020510	M4 Washer Heavy duty SS	4
27	GA5049025	Nut M4 Nyloc SS	2
28	GA5049800	M4 x 40 SHCS	2
29	GA5011259	M12 x 76mm x 110mm Square Top U Bolt	2
30	GA5000587	M12 WASHER	4
31	GA5012461	M12 Nyloc nut Z/P	4
32	GA3500200	Hydraulic adaptor, Tee, 1/2" BSPT male x 1/2" BSPT male x 1/2" BSPP female swivel, S167-080808	1
33	GA3500223	Hydraulic adaptor, Nipple, 1/2" BSPT male x 1/2" BSPT male, S27-0808	2

Oversize Sign Mount

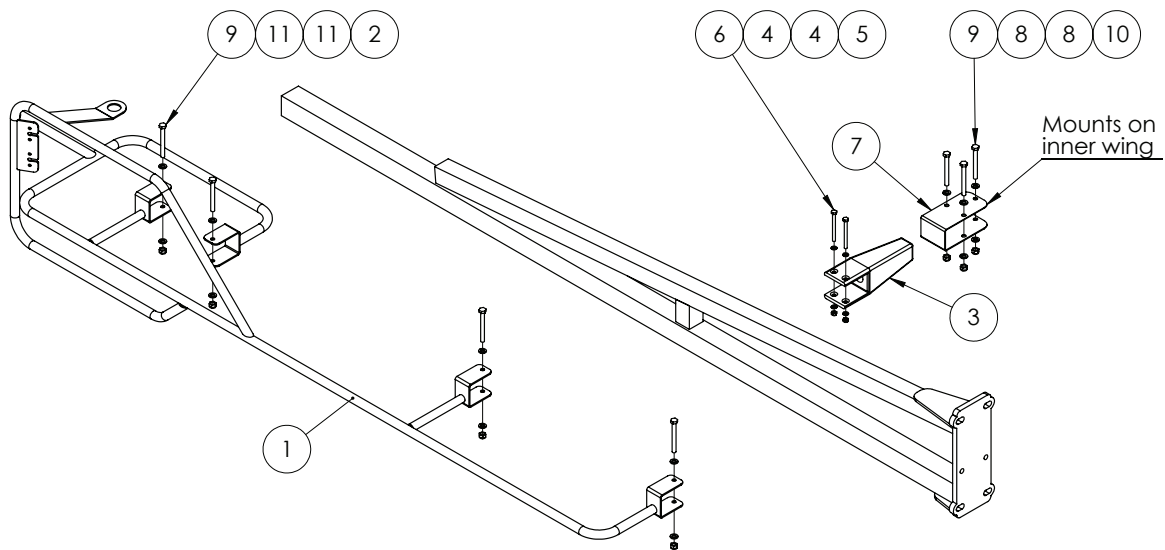


ITEM NO.	PART NUMBER	DESCRIPTION	QTY.
1	GA4658150	Oversize mount bracket suit 2011 centre	2
2	GA5009613	Oversize Sign	1
3	GA5075160	M12 x 76mm x 80mm Square Top U Bolt	2
4	GA5000587	M12 WASHER	4
5	GA5012461	M12 Nyloc nut Z/P	4
6	GA5004883	Washer 8mm HD	4
7	GA5052590	Nut M8 Nyloc S/S 316	4
8	GA5003645	5 - 16 x 11 - 4 Flat washer SS	4
9	GA5004713	Bolt M8 x 25 SS A2-70	4

Chapter 14

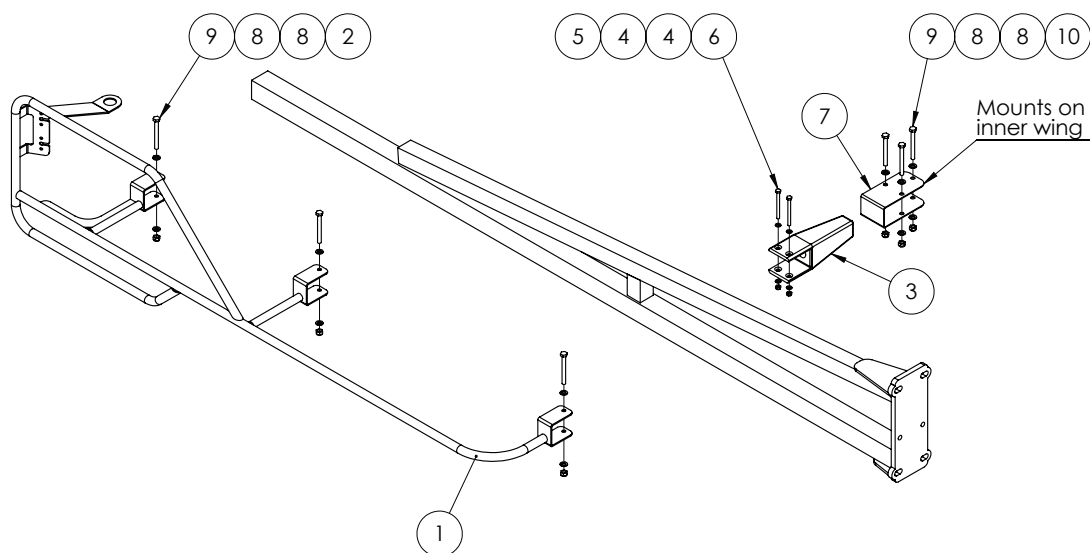
BOOM WING

Fence Line End Protector - Standard



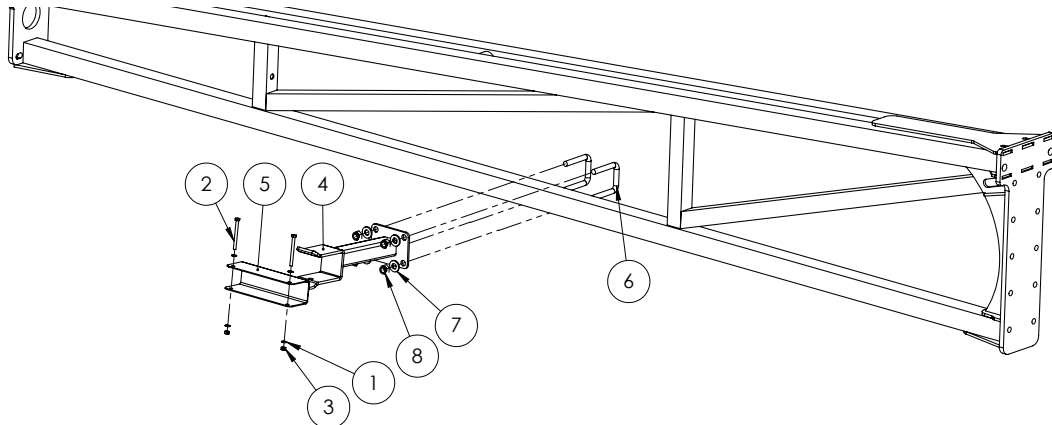
ITEM NO.	PART NUMBER	DESCRIPTION	QTY.
1	GA4656314	Boom End Protector (RH)	1
	GA4656315	Boom End Protector (LH) (not shown)	
2	GA5004917	M8 Nyloc Nut	4
3	GA5006225	Boom stopper rubber - 140mm	1
	GA5006226	Boom stopper rubber - 210mm (not shown)	
4	GA5004437	M6 SS Washer	4
5	GA5048115	Nut nyloc M6	2
6	GA5004107	M6 x 70mm bolt	2
7	GA4522995	Rubber bump stop extension bracket	1
8	GA5048115	Washer 8mm SS HD	6
9	GA5052600	M8x75 Bolt SS	7
10	GA5052590	Nut M8 Nyloc S/S 316	3
11	GA5003643	M8 HD ZP Washer	8

Fence Line End Protector - Quick Fit



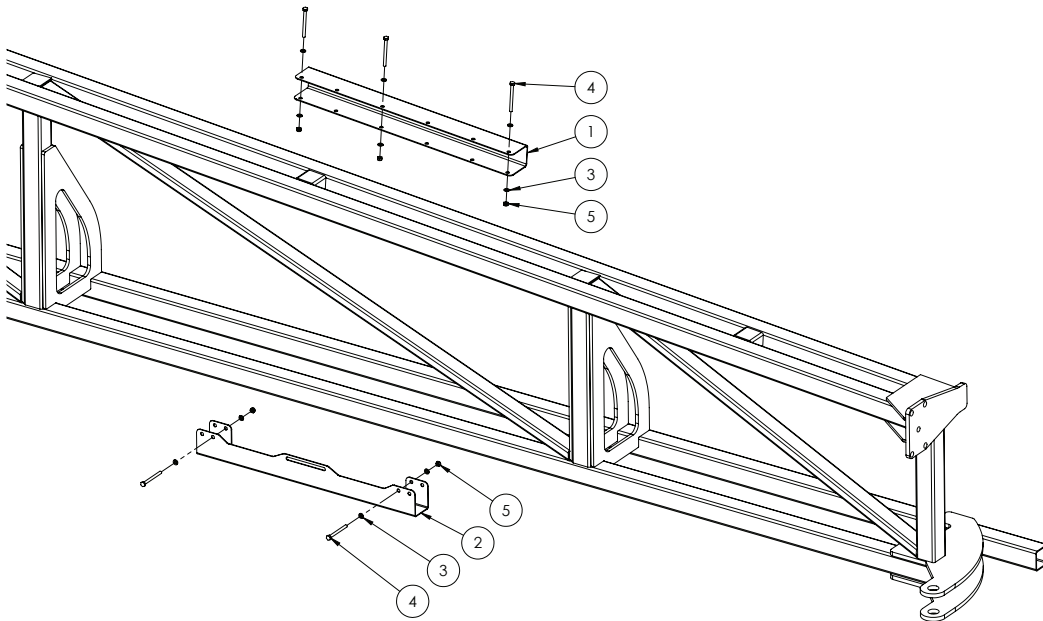
ITEM NO.	PART NUMBER	DESCRIPTION	QTY.
1	GA4656316	RH Boom End Protector easy fit MY13	1
	GA4656317	LH Boom End Protector easy fit MY13 (not shown)	
2	GA5004917	M8 Nyloc Nut	3
3	GA5006225	Boom stopper rubber - 140mm	1
	GA5006226	Boom stopper rubber - 210mm (not shown)	
4	GA5004437	M6 SS Washer	4
5	GA5048115	Nut nyloc M6	2
6	GA5004107	M6 x 70mm bolt	2
7	GA4522995	Rubber bump stop extension bracket	1
8	GA5003643	Washer 8mm SS HD	12
9	GA5052600	M8x75 Bolt SS	6
10	GA5052590	Nut M8 Nyloc S/S 316	3

Boom Protector Assembly - Outer



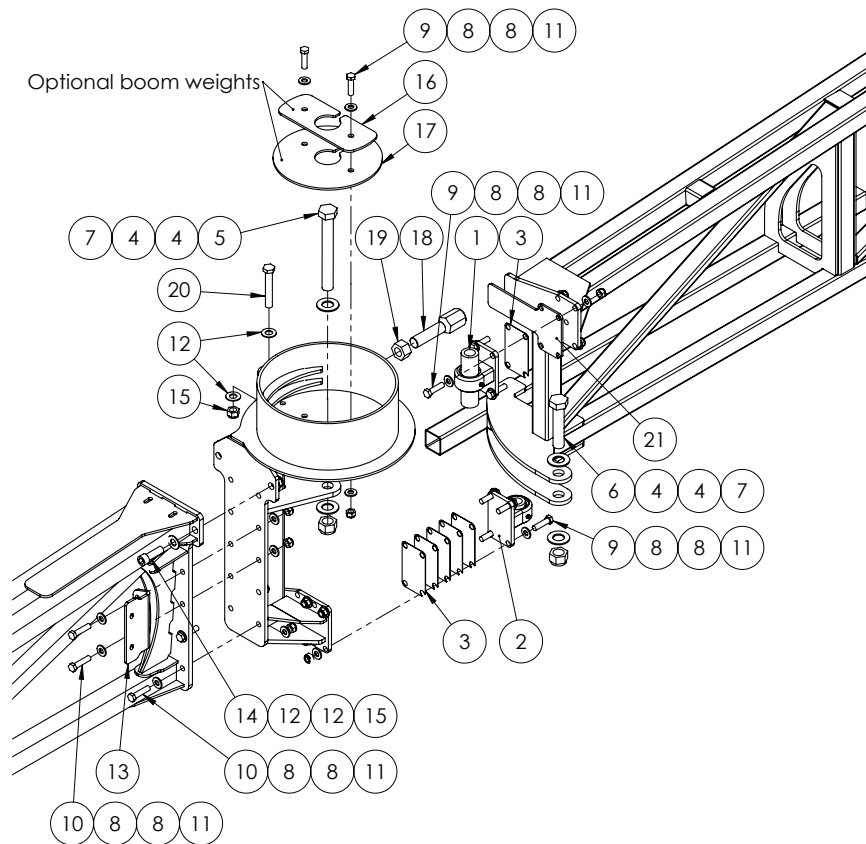
ITEM NO.	PART NUMBER	DESCRIPTION	QTY.
1	GA5004437	Washer 6mm Flat SS	4
2	GA5004107	Bolt M6 x 70 GR8.8 ZP	2
3	GA5048115	Nut M6 Nyloc ZP	2
4	GA4656277	Support bracket, Folded boom wing, Tri Tech	1
5	F70294A	Boom wing protector Suit 50 x 50 200mm long (2mm SS)	1
6	GA5011251	U bolt Square top M12 x 52mm x 80mm	2
7	GA5000577	Washer 12mm Flat SS HD	4
8	GA5012461	Nut M12 Nyloc ZP	4

Boom Protector Assembly - Inner



ITEM NO.	PART NUMBER	DESCRIPTION	QTY.
1	F70799A	Wing Protector suit 50 x 50 600mm long	1
2	GA4505005	Boom Slide Protector SS 2013	1
3	GA5004437	M6 SS Washer	10
4	GA5004107	M6 x 70mm bolt	5
5	GA5048115	Nut nyloc M6	5

Cable Drum

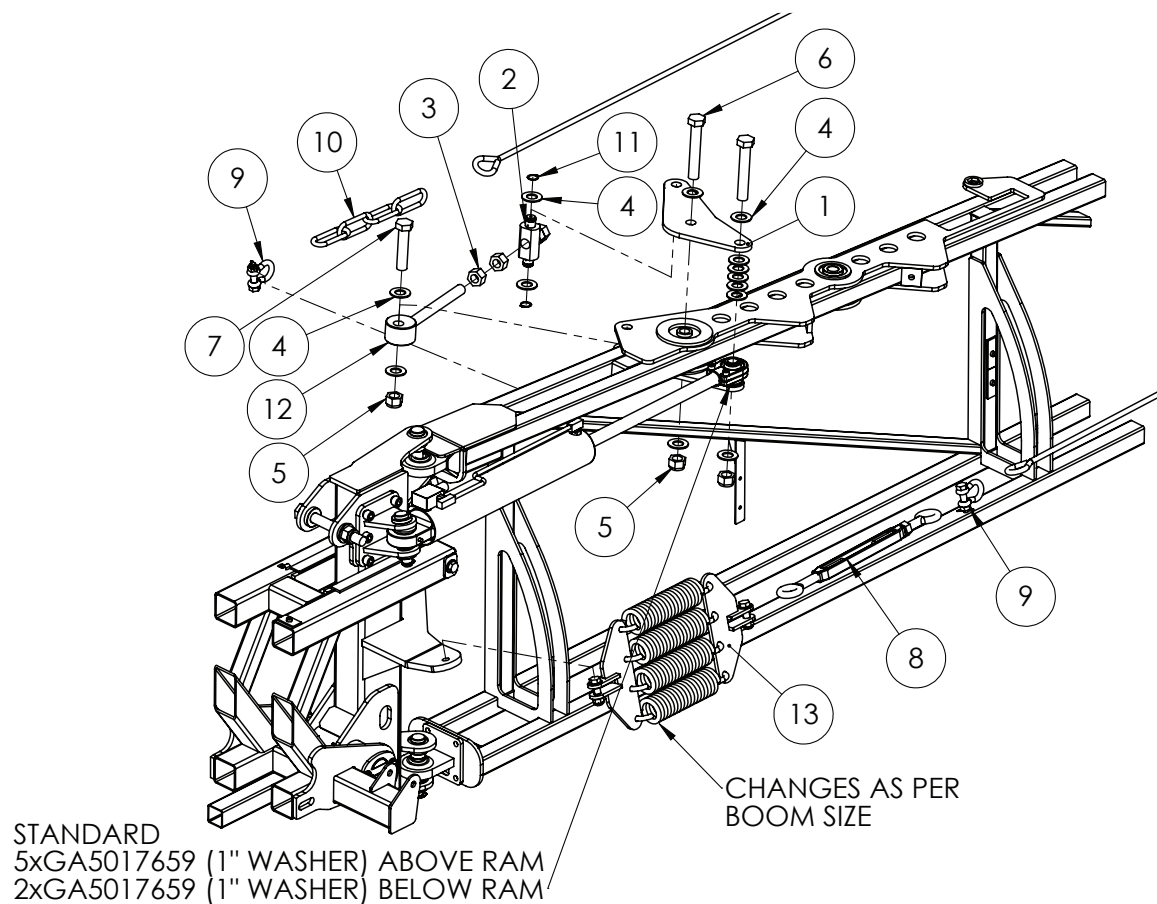


ITEM NO.	PART NUMBER	DESCRIPTION	QTY.
1	GA4932342	Upper bearing pivot kit suit Trittech drum hinge	1
2	GA4912030	Lower removable pivot assembly	1
3	DB-ADJ-16LAS	Shim plate for removable pivot assembly	6
4	GA5017659	Washer 1" Flat HD ZP	4
5	GA5006151	1" x 8" UNF Bolt	1
6	GA5006039	1" x 4.5" UNF Bolt	1
7	GA5012445	Nut nyloc 1" UNF	2
8	GA5000587	M12 WASHER	40
9	GA5000327	Set Screw M12 x 45 ZP GR8.8	10
10	GA5011239	M12x50 bolt	10
11	GA5012461	M12 Nyloc nut Z/P	20
12	GA5001009	M16 washer Zink coated	6
13	GA4522725	Boom hose holder plate outer	1
14	GA5000935	M16x50 unbrako	2
15	GA5001029	M16 Nyloc nut	3
16	GA4504535	Boom Weight Disc Cable Drum small 0.8kg	1
17	GA4504530	Boom Weight Disc Cable Drum 1.8kg	1
18	GA4572495	Boom drum stopper bolt 1" unf 12 TPI	1
19	GA5010991	Nut 1" x 12 TPI ZP UNF	1
20	GA5011269	M16x100 bolt	1
21	GA4524690	Upper boom stop wear plate MY13	1

Cable Drum

Part No	Description	Qty
GA4659580	Right Cable Drum	1
GA4659585	Left Cable Drum	1
GA4659590	Bi-Fold Right Cable Drum	1
GA4659595	Bi-Fold Left Cable Drum	1
GA4659600	Right Offset Cable Drum	1
GA4659605	Left Offset Cable Drum	1
GA4659610	Bi-Fold Right Offset Drum	1
GA4659615	Bi-Fold Left Offset Drum	1

Boom Fold Adjuster



ITEM NO.	PART NUMBER	DESCRIPTION	QTY.
1	24mk4DB005LAS	Fold ram adjuster plate suit tritec boom	2
2	24mk4DB006MACH	Fold ram adjuster nut mounting	1
3	GA5010991	Nut 1" x 12 TPI ZP UNF	4
4	GA5017659	Washer 1" Flat HD ZP	15
5	GA5012445	Nut nyloc 1" UNF	3
6	GA5006043	Bolt 1" x 6" UNF	2

Continued over page

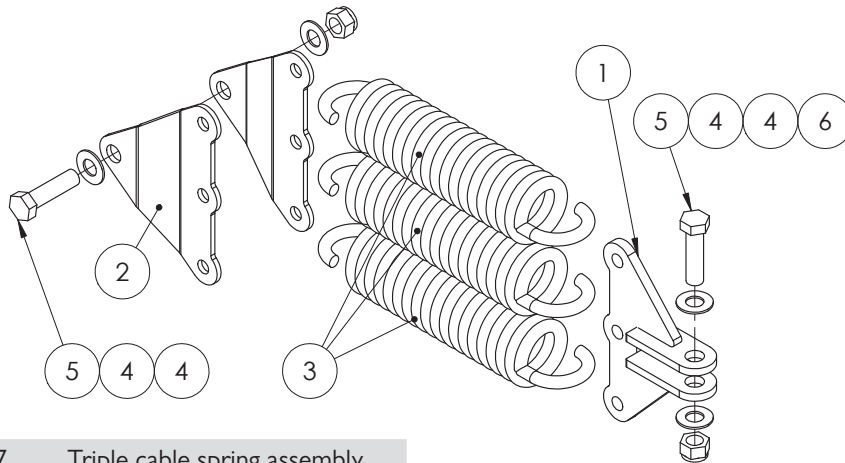
Boom Fold Adjuster

ITEM NO.	PART NUMBER	DESCRIPTION	QTY.
7	GA5006039	1" x 4.5" UNF Bolt	1
8	GA5017061	Turnbuckle FRG COMM GAL E/E 22mm with nut	1
9	GA5000669	13mm Bow Shackle	2
10	GA5065020	Chain link 11mm	4
11	GA5008519	Circlip external 25mm	2
12	GA5070775	Boom fold adjuster HD MY13	1
13	GA4905665	36m Cable Spring Mounting MY13	1

Boom Cables

ITEM NO.	PART NUMBER	DESCRIPTION	QTY.
	GA5000073	Cable - Lengths; TriTech 24-30mt: Front - 5140 Rear - 5760 TriTech 33-36mt: Front - 6590 Rear - 7220 NOTE: Cable lengths are as measured eye to eye	2
	GA5000215	Cable End Eyelet	4
	GA5005391	Cable Ferrule	4

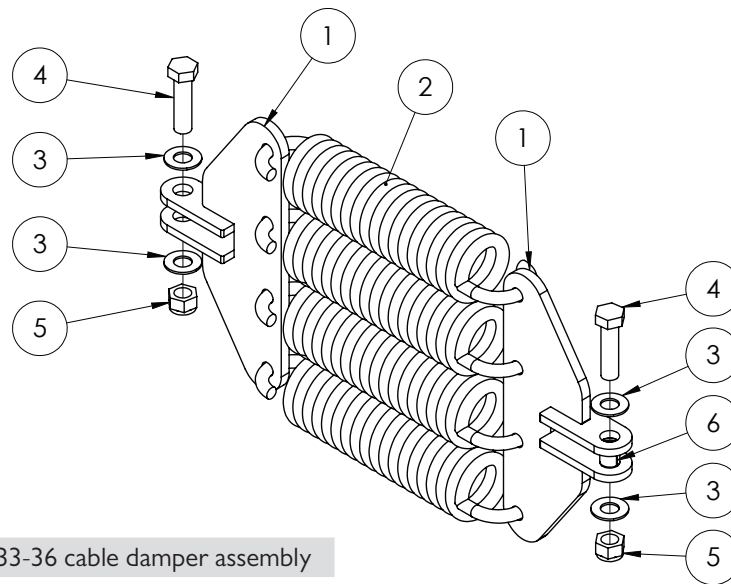
Boom Cable Spring - Suit 28-30m



GA4903067 Triple cable spring assembly

ITEM NO.	PART NUMBER	DESCRIPTION	QTY.
1	GA4656230	Cable Spring Shocker Mount Sub assem	1
2	F70057A	Delta boom spring plate	2
3	GA5010793	Heavy Spring	3
4	GA5001009	Flat washer M16 HD	4
5	GA5000939	M16x60 bolt	2
6	GA5001029	M16 Nyloc nut	2

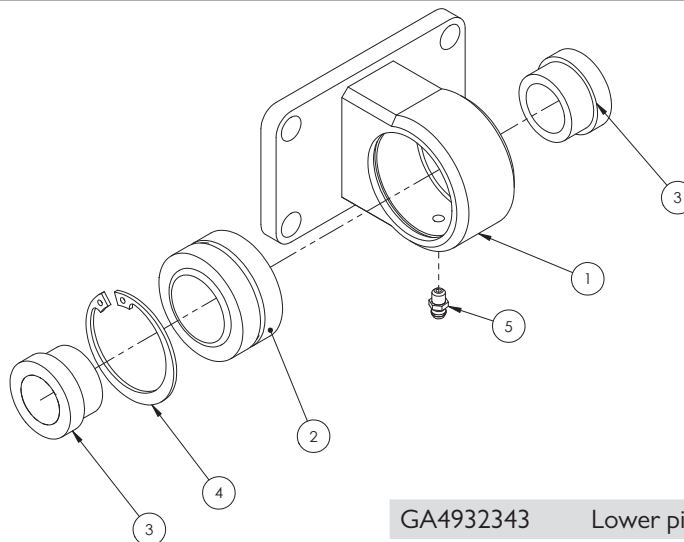
Boom Cable Springs - Suit 33&36m



GA4905665 33-36 cable damper assembly

ITEM NO.	PART NUMBER	DESCRIPTION	QTY.
1	GA4659710	Cable Spring Mount Sub Asm	2
2	GA5010793	Heavy Spring	4
3	GA5001009	M16 washer Zink coated	4
4	GA5000939	M16x60 bolt	2
5	GA5001029	M16 Nyloc nut	2
6	GA5075220	Glacier bush flanged 16mm suit boom cable pivot	1

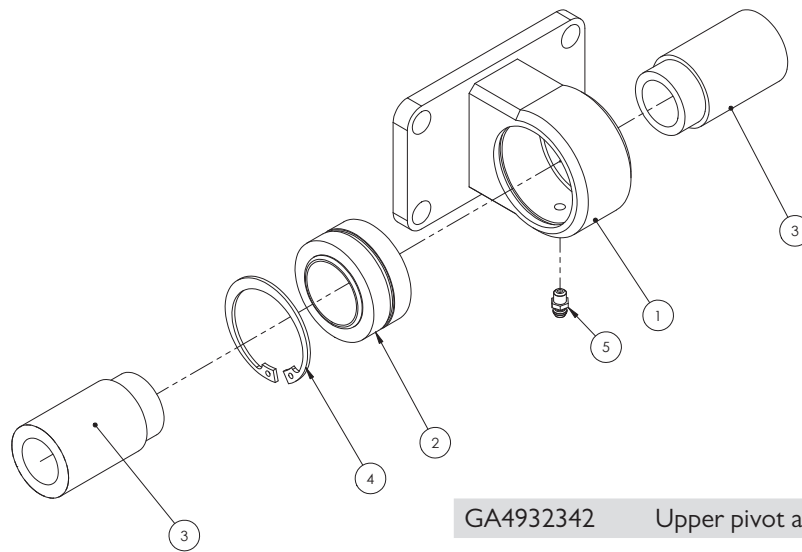
Lower Bearing Pivot



GA4932343 Lower pivot assembly

ITEM NO.	PART NUMBER	DESCRIPTION	QTY.
1	GA4656190	Boom hinge bearing mnt 24+	1
2	GA5015659	Spherical bushing 1 3/8"	1
3	DB-ADJ-02	Short centre bushing for removable pivots	2
4	GA5021085	55mm internal circlip	1
5	GA5012203	Grease Nipple 1/4" UNF Short	1

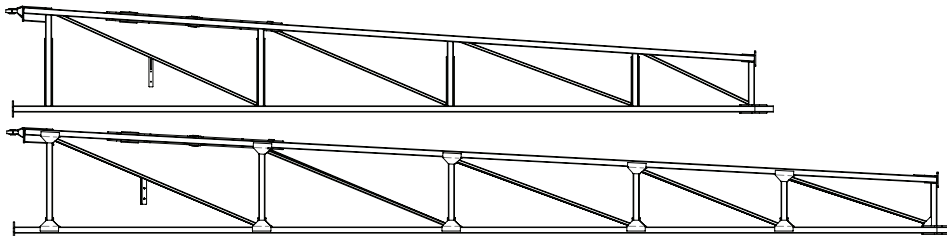
Upper Bearing Pivot



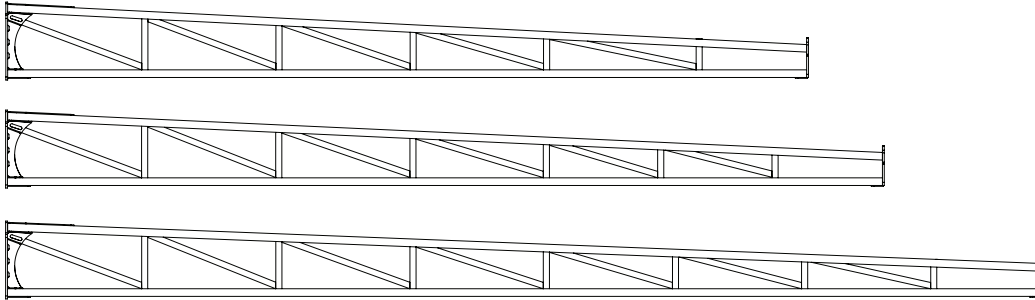
GA4932342 Upper pivot assembly

ITEM NO.	PART NUMBER	DESCRIPTION	QTY.
1	GA4656190	Boom hinge bearing mnt 24+	1
2	GA5015659	Spherical bushing 1 3/8"	1
3	DB-ADJ-13	Long centre bushing for removable pivots	2
4	GA5021085	55mm internal circlip	1
5	GA5012203	Grease Nipple 1/4" UNF Short	1

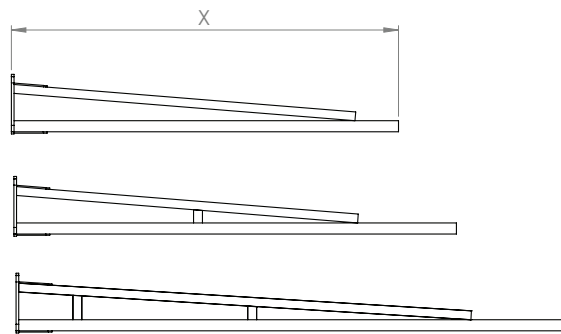
Steel Inner Wings



Part Number	Description
GA4656780	24-30M Boom inner Bi-Fold RH
GA4656785	24-30M Boom inner Bi-Fold LH
GA4656790	36M Boom inner Bi-Fold RH
GA4656795	36M Boom inner Bi-Fold LH

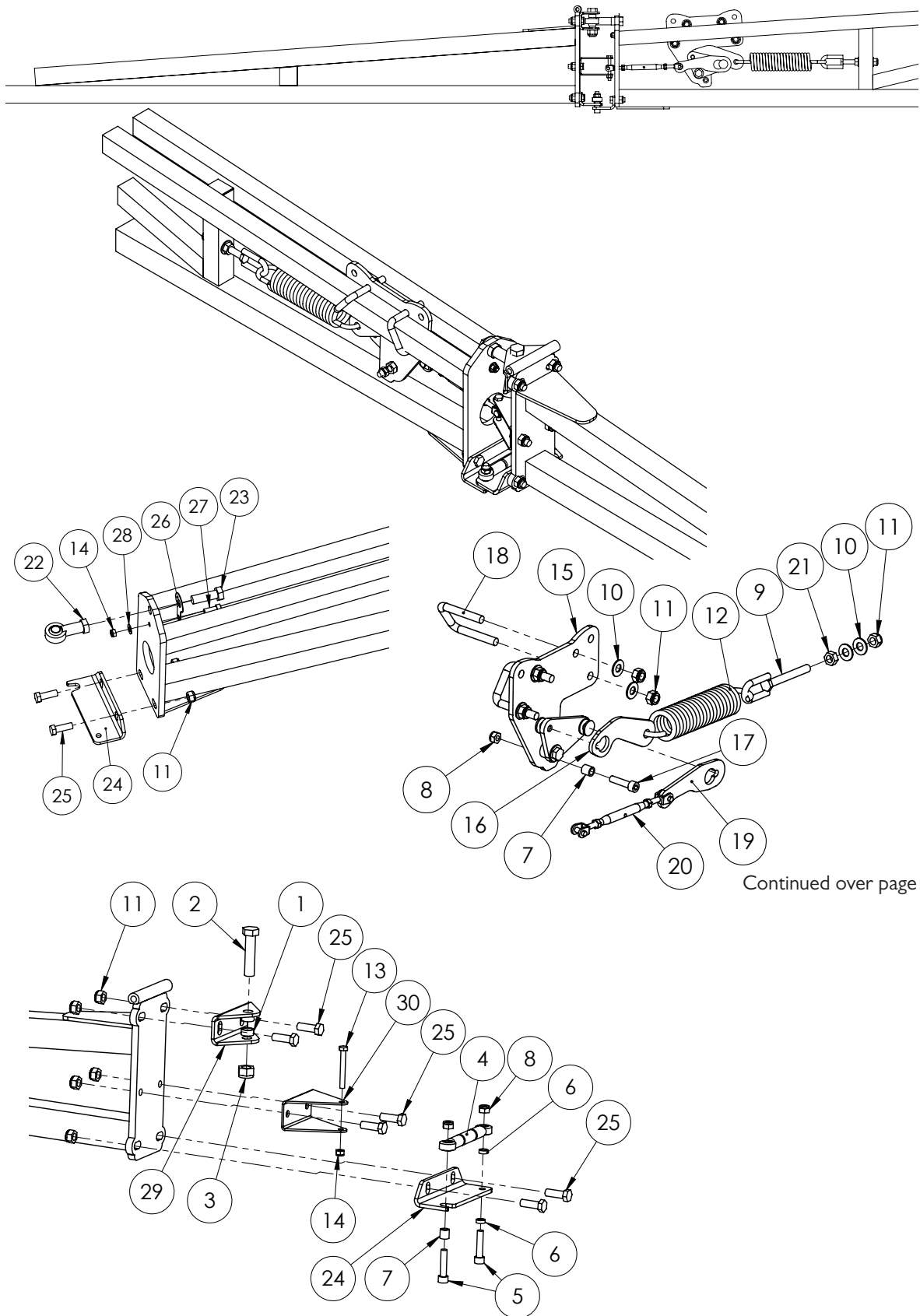


Part Number	Description
GA4656066	30m Outer boom section(5265mm Long)
GA4656071	33m Outer boom section(5764mm Long)
GA4656076	36m Outer boom section(6805mm Long)



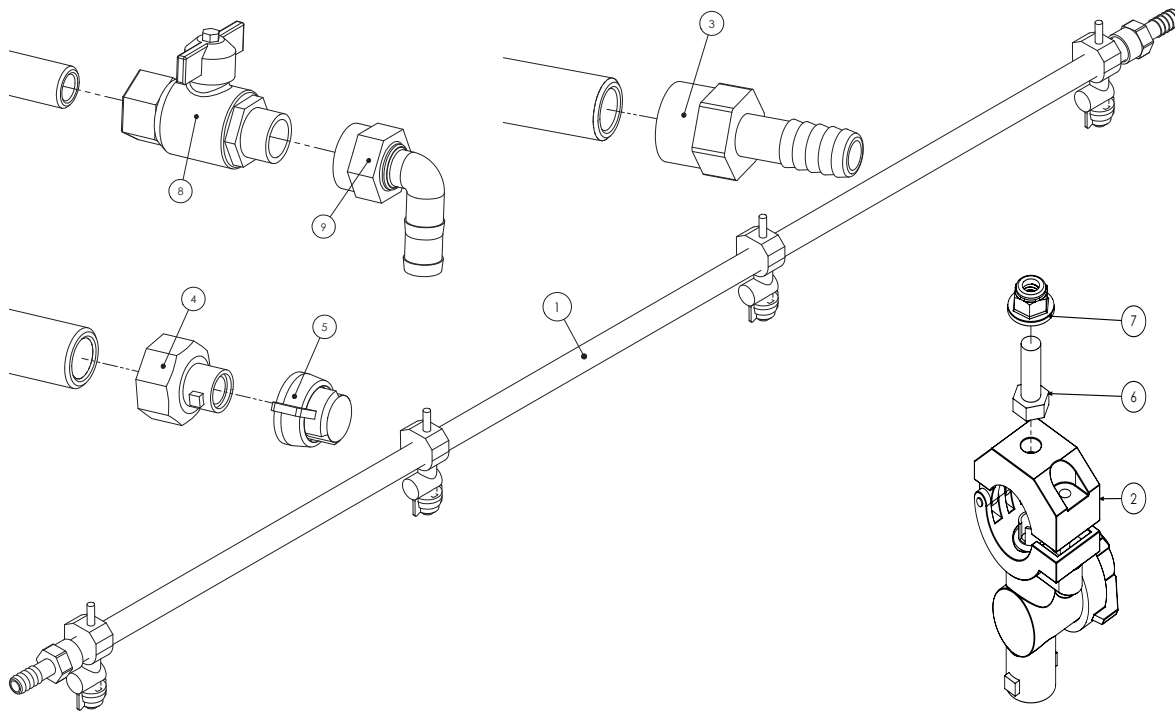
Part Number	Description
GA4656122	Boom breakaway end - 1750mm
GA4656120	Boom breakaway end - 2000mm
GA4656121	Boom breakaway end - 2500mm

Three Dimensional Breakaway



Three Dimensional Breakaway

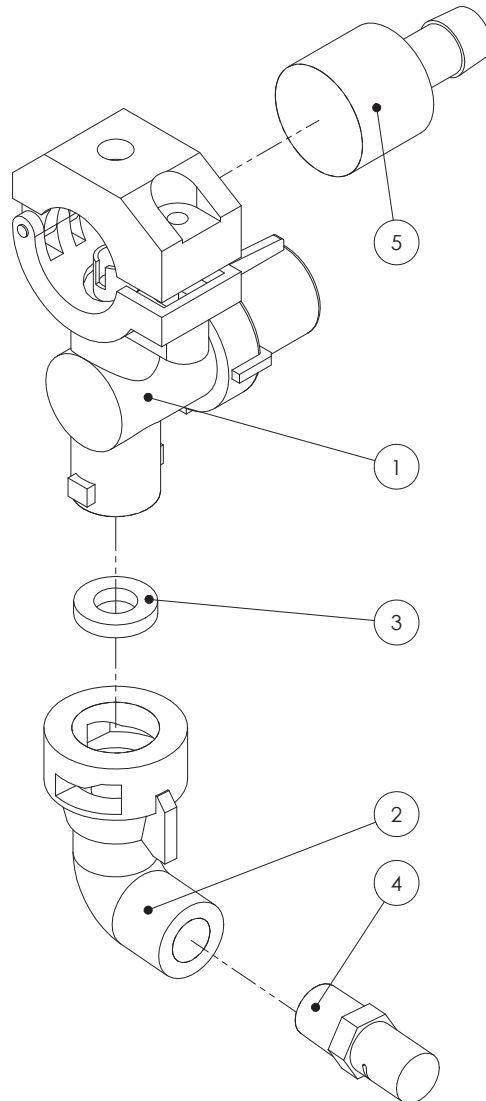
ITEM	PART NO	DESCRIPTION	QTY
1	GA4552070	crush tube 16.2x20.5x9.5	2
2	GA5011307	M16x80 bolt	1
3	GA5001029	M16 Nyloc nut	1
4	GA4902060-3	Rodend subassembly	1
5	GA5006141	SHCS M10 x 40 GR12.9 ZP	2
6	GA4552080	Crush tube, 10.2 ID x 15 OD x 5 long	2
7	GA4552075	Crush tube, 10.2 ID x 15 OD x 15 long	2
8	GA5000141	M10 Nyloc Nut	3
9	GA5008545	Eye bolt	1
10	GA5000587	Washer HD ZP 12mm	6
11	GA5012461	M12 Nyloc nut Z/P	13
12	GA5016605	Spring 180x51.5x8 (JS507)	1
13	GA5011489	M8x60 bolt	1
14	GA5004917	M8 Nyloc Nut	2
15	GA4656115	Boom breakaway locking mechanism	1
16	GA4532565	Breakaway MK3 Spring Plate	1
17	GA5006141	M10x40 Unbrako	1
18	GA5011251	M12 x 52mm x 80mm Square Top U Bolt	2
19	GA4532590	Breakaway MK3 turnbuckle plate	1
20	GA5066930	Turnbuckle Jaw & Jaw M8 SS	1
21	GA5000559	Nut ZP M12	1
22	GA5014469	Rod end female 16mm	1
23	GA5000931	M16x50 bolt	1
24	GA4502105	bracket lower suit breakaway hinge	2
25	GA5000319	M12x40 Bolt	8
26	GA4522485	Breakaway Rose end lock plate	1
27	GA5004717	M8x30 SHCS	1
28	GA5004883	Washer 8mm HD	1
29	GA4502095	Bracket, Rod end clevis, Breakaway MK3	1
30	GA4502100	Bracket, Turnbuckle clevis, Breakaway MK3	1



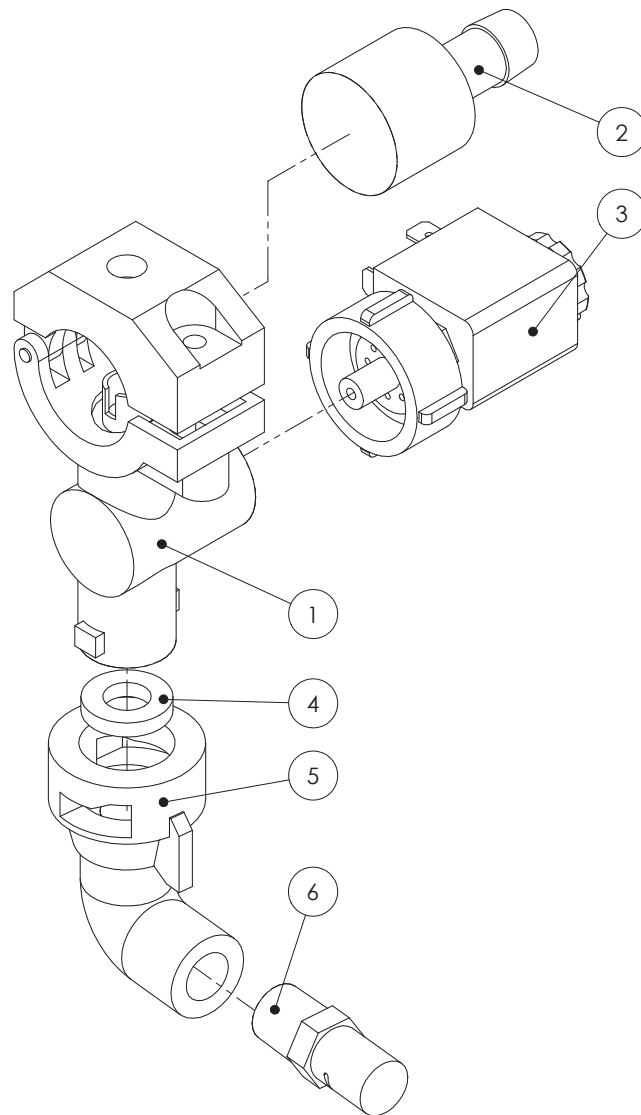
ITEM	PART NUMBER	DESCRIPTION	QTY
1	GA5018273	4 Hole, 1600mm long Poly Boom Manifold	*
	GA5018275	5 Hole, 2100mm long Poly Boom Manifold	*
	GA5018279	6 Hole, 2600mm long Poly Boom Manifold	*
	GA5018281	7 Hole, 3100mm long Poly Boom Manifold	*
2	GA5077964	Nozzle body, Single, 3/4", Teejet, QJ17560A-3/4-NYB	*
3	GA5077743	Hose barb, Straight, 3/4 female x 3/4 hose, Banjo, HBF075	*
4	GA5076904	Adapter, Boom flush, 3/4 female quick fitting, 400278	*
5	GA5076594	Nozzle shut off cap & washer, Teejet, 114447-1-CELR, Replaces (19843-NYR)	*
6	GA5003621	M8 x 16mm Bolt (Plastic)	*
	GA5011465	M8 x 16mm Bolt (S/Steel)	*
7	GA5003623	M8 Plastic Nut	*
	GA5004917	M8 Nyloc Nut	*
8	GA5018315	3/4" Ball Valve	*
9	GA5077746	Hose barb, Elbow, 90 degree, 3/4 female thread x 3/4 hose, Banjo, HBF075-90	*

* Quantities will vary depending on boom size and number of sections.

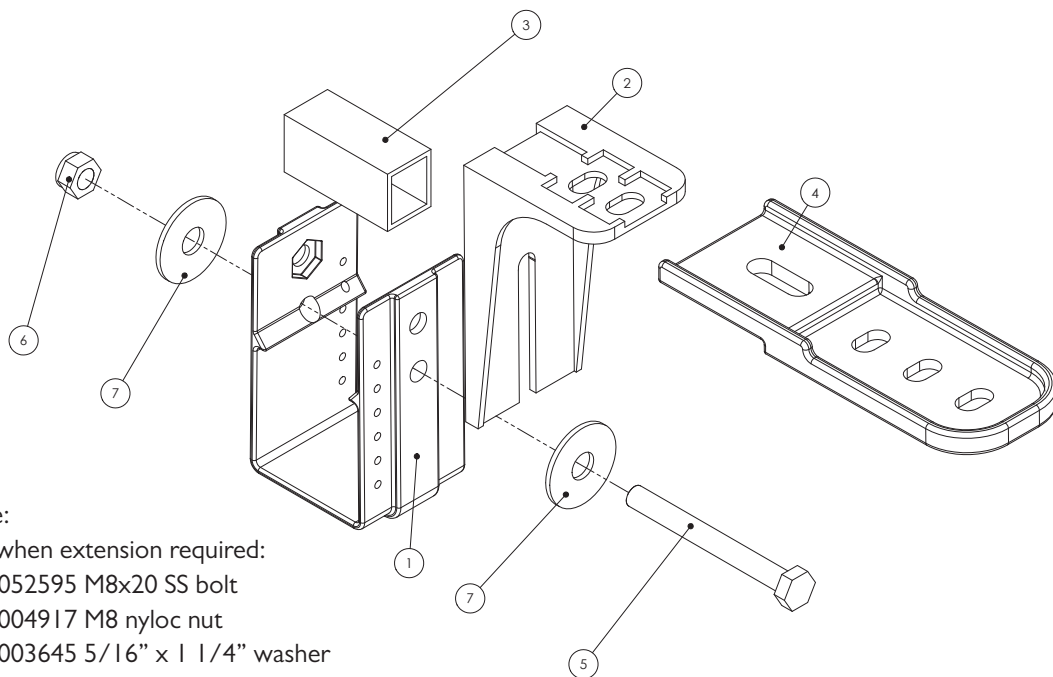
Manual Fence Line Nozzle



ITEM NO.	PART NUMBER	DESCRIPTION	QTY.
1	GA5077074	Chemsaver, Manual shutoff, Maximum 150psi pressure, Teejet, 58140-NYB	1
2	GA5077986	Nozzle cap & washer, 90 degree cap, 1/4" NPT female outlet, Teejet, QJ4676-90-1/4-NYR	1
3	GA5055245	Washer, Nozzle Cap Seal, Rubber, 19 OD x 9 ID, Suit Tee Jet Nozzle, Replaces CPI 9438-EPR	1
4	GA8100339	Nozzle, Fence line, Orange, Polymer, Left side, 1/4" NPT, Teejet, 1/4XPI0L	1
	GA8100340	Nozzle, Fence line, Orange, Polymer, Right side, 1/4" NPT, Teejet, 1/4XPI0R	1
5	GA5077497	Hose barb suit nozzle body, Single 1/2, Nylon, Teejet, CP38936-NYB	1



ITEM NO.	PART NUMBER	DESCRIPTION	QTY.
1	GA5077074	Chemsaver, Manual shutoff, Maximum 150psi pressure, Teejet, 58140-NYB	1
2	GA5077497	Hose barb suit nozzle body, Single 1/2, Nylon, Teejet, CP38936-NYB	1
3	GA5077651	Nozzle body, Solenoid fence line, Electric shut off, 3/4, Teejet, ECS17560A-3/4-NYB	1
4	GA5055245	Washer, Nozzle Cap Seal, Rubber, 19 OD x 9 ID, Suit Tee Jet Nozzle, Replaces CPI9438-EPR	1
5	GA5077986	Nozzle cap & washer, 90 degree cap, 1/4" NPT female outlet, Teejet, QJ4676-90-1/4-NYR	1
6	GA8100339	Nozzle, Fence line, Orange, Polymer, Left side, 1/4" NPT, Teejet, 1/4XPI0L	1
	GA8100338	Nozzle, Fence line, Orange, Polymer, Right side, 1/4" BSPT, Teejet, BI/4XPI0R	1



Note:

Use when extension required:

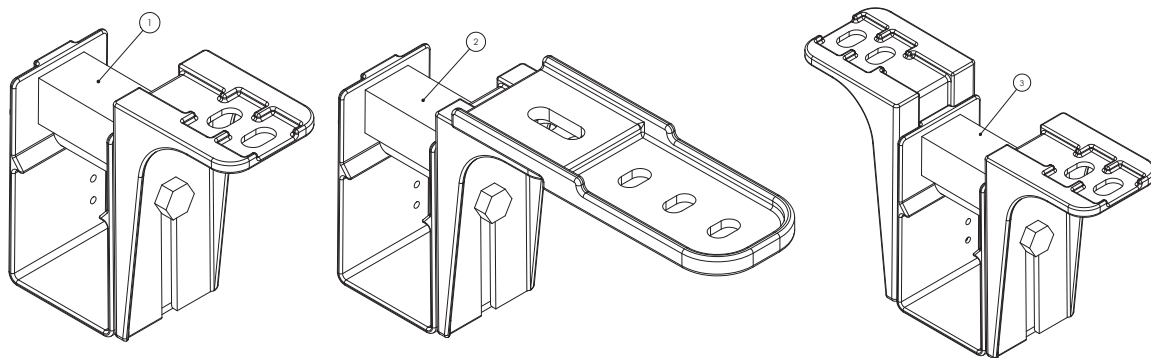
GA5052595 M8x20 SS bolt

GA5004917 M8 nyloc nut

GA5003645 5/16" x 1 1/4" washer

ITEM	PART NUMBER	DESCRIPTION	QTY
1	GA5018259	"U" Nozzle Bracket to suit 50mm RHS	1
2	GA5018257	"L" Nozzle Bracket	1
	GA5018258	"L" Nozzle Bracket - Long	
3	GA5066965	Spacer	1
4	GA5018255	Dual Boom Nozzle Extension Bracket	1
5	GA5004741	M8 x 75mm Bolt (S/S 304)	1
6	GA5004917	M8 Nyloc Nut	1
7	GA5003645	5/16" x 1 1/4" Washer	2

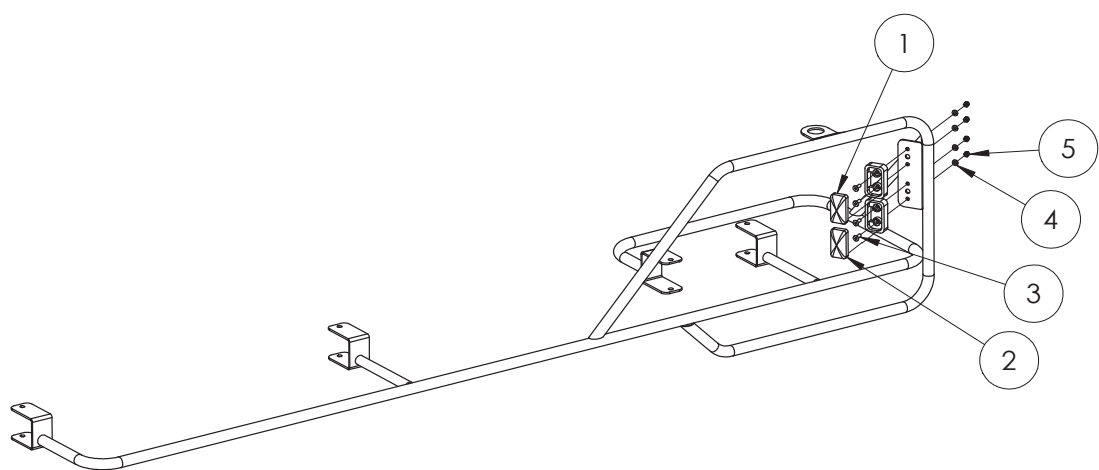
Pre Packaged Kits



ITEM	PART NO	DESCRIPTION
1	GA4948675	Single line nozzle bracket
2	GA4948695	Dual Line nozzle bracket (rear side) Kit
3	GA4948685	Dual Line nozzle bracket (both sides) Kit

ELECTRICS

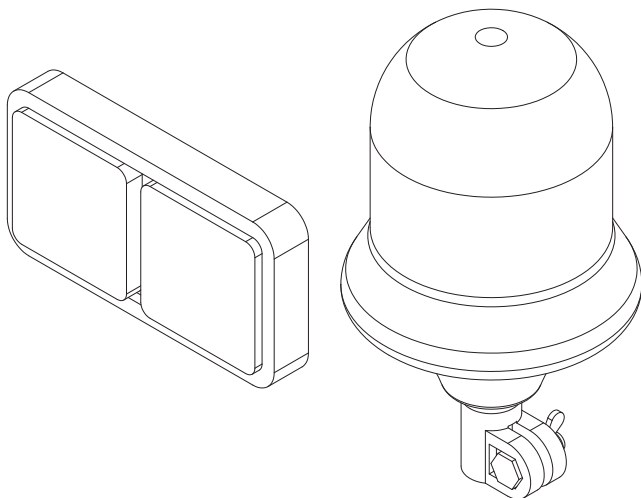
Boom LED Lights



Note: GA5060262 Boom fence line suit dual solenoid loom
Not shown

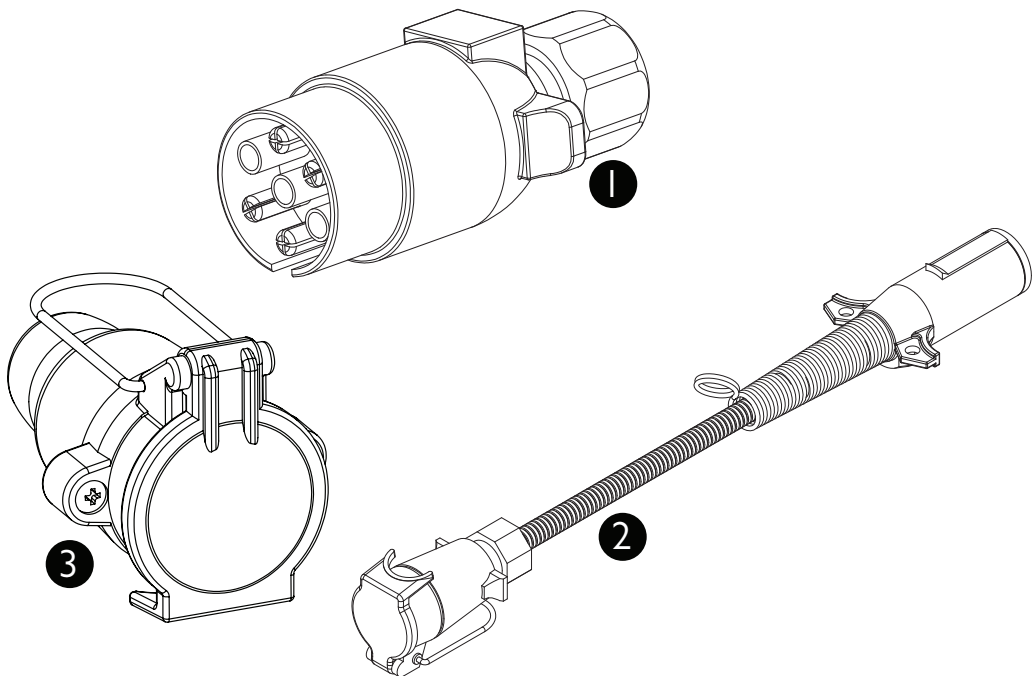
ITEM NO.	PART NUMBER	DESCRIPTION	QTY.
1	GA5060057	Light Boom Clearance LED with plug (orange)	1
2	GA5060056	Light Boom Clearance LED with plug (red)	1
3	GA5051230	Bolt M5 x 16mm FHCS 45°	4
4	GA5003983	M5 washer SS	4
5	GA5003975	M5 Nyloc nut SS	4

Lights



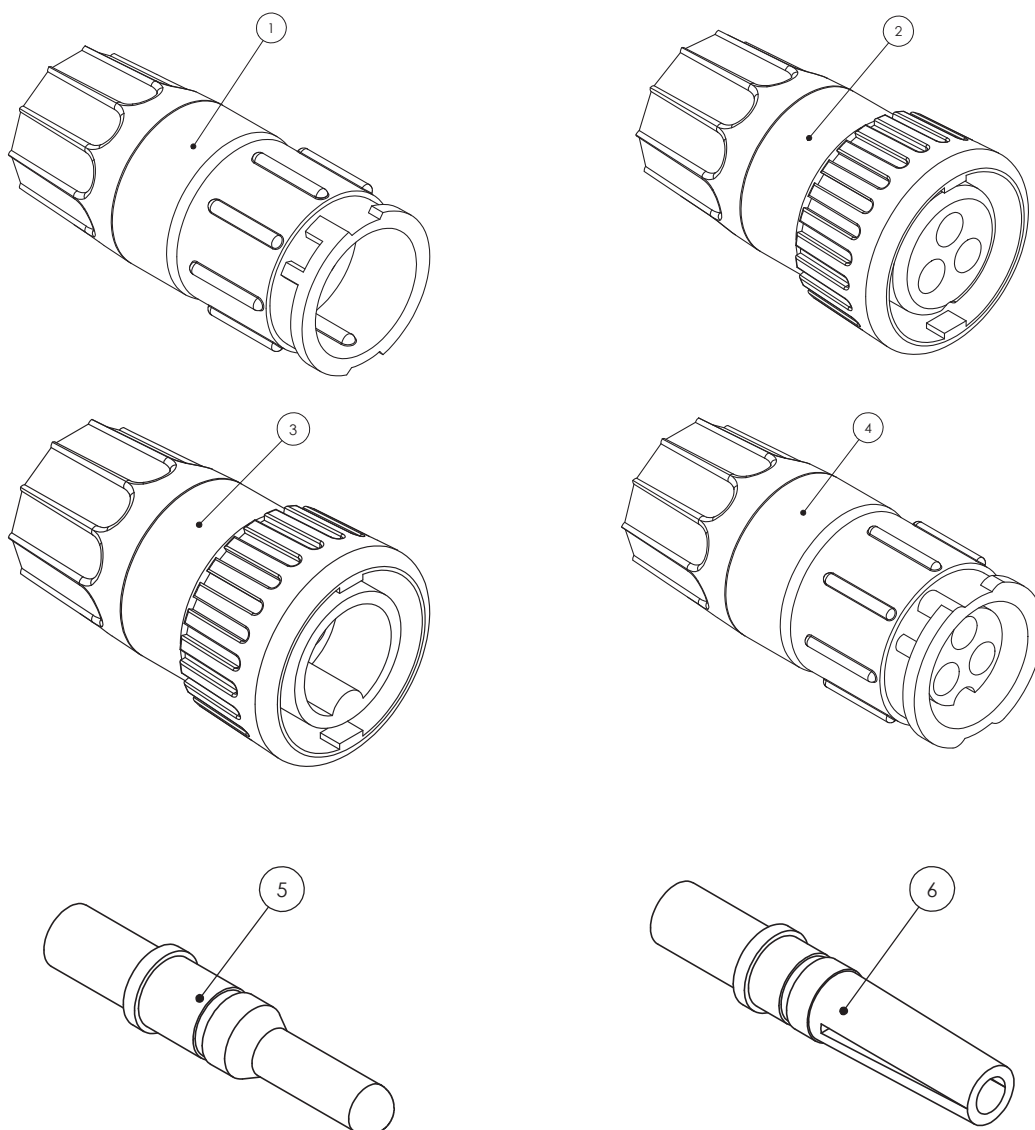
PART NO	DESCRIPTION
GA5018786	LED Tail Light
GA5048975	Rotating Beacon Light

Electrical Components



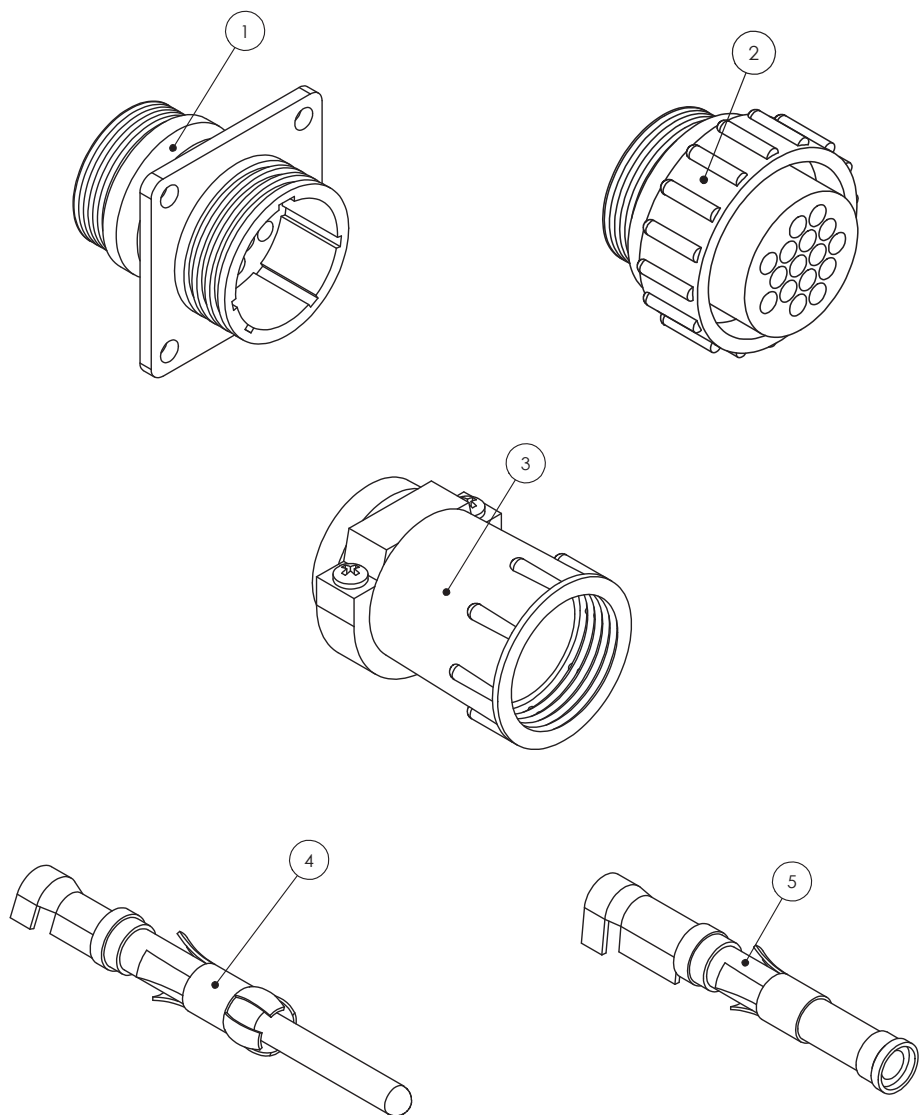
ITEM	PART NO	DESCRIPTION
1	GA5004477	7 Pin Trailer Plug (Round)
2	GA5060350	Adpater to suit American Style Tractors
3	GA5004479	7 pin remote base socket & cap

Raven (AMP) Electrical Connectors



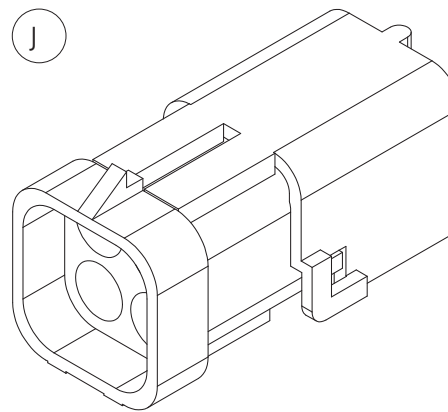
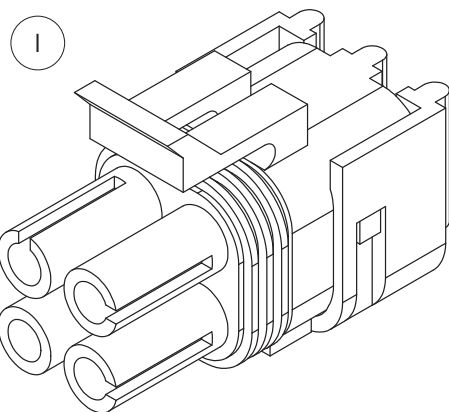
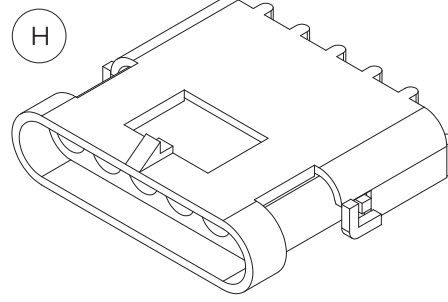
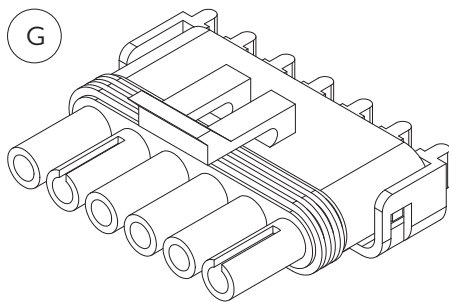
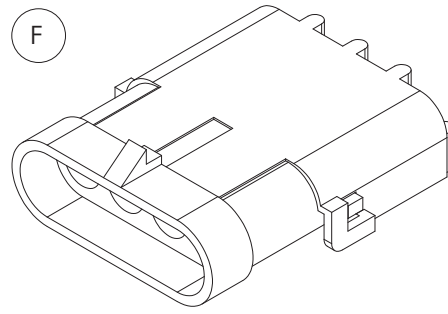
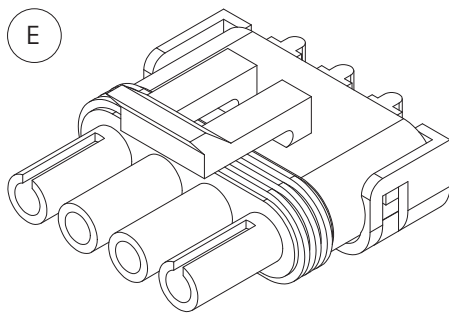
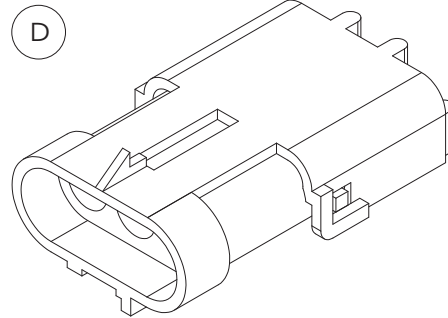
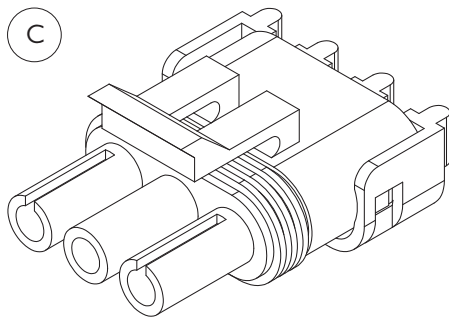
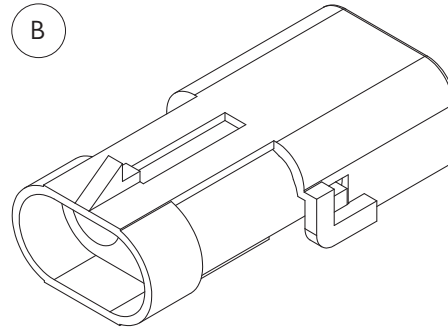
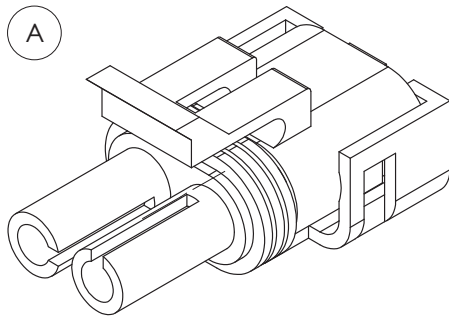
ITEM	PART NO	DESCRIPTION
1	GA5076921	Connector, 3 Pin kit, Flow Meter, Including Male Pins, Raven, 4084001014
2	GA5076922	Connector, 3 Pin kit, Flow Meter, Including Female Pins, Raven, 4084001015
3	GA5076920	Connector, 3 Pin Kit, Speed Sensor, including Male Pins, Raven, 4084001010
4	GA5076923	Connector, 3 Pin kit, Speed Sensor, Including Female Pins, Raven, 4084001016
5	GA5076927	Pin, 16-20 Gauge, Male, Suit Speed Sensor - Flow Meter, Raven, 4084001062
6	GA5076928	Pin, 16-20 Gauge, Female, Suit Speed Sensor - Flow Meter, Raven, 4084001063

Raven (AMP) Electrical Connectors

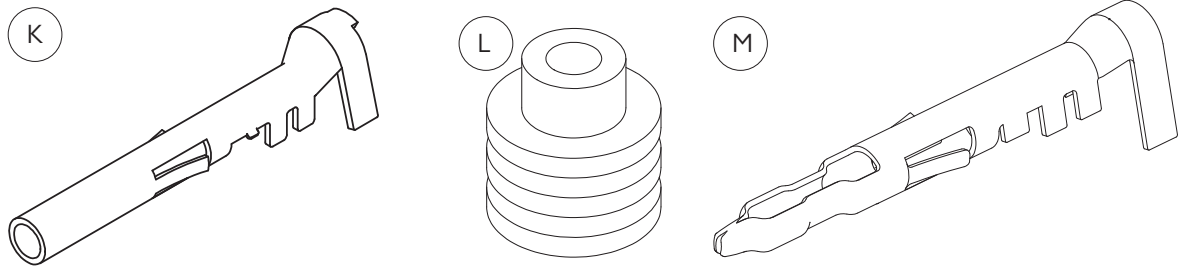


ITEM	PART NO	DESCRIPTION
1	GA5076924	Connector, 16 Pin AMP, Square Flange, Suit Male Pins, Raven, 4084001017, 206036-1
2	GA5076925	Connector, 16 Pin AMP, Suit Female Pins, Raven, 4084001018, 206037-1
3	GA5049175	Backing Shell for 16 Pin Connectors
4	GA5048905	Gold Male Pin For Raven Loom Connectors
5	GA5048900	Gold Female socket for Raven Loom Connectors
	GA5020785	Male loom connector 37 pin (not shown)
	GA5020780	Female loom connector 37 pin (not shown)
	GA5020560	Backing Shell 37 pin connector (not shown)

Electrical Connectors



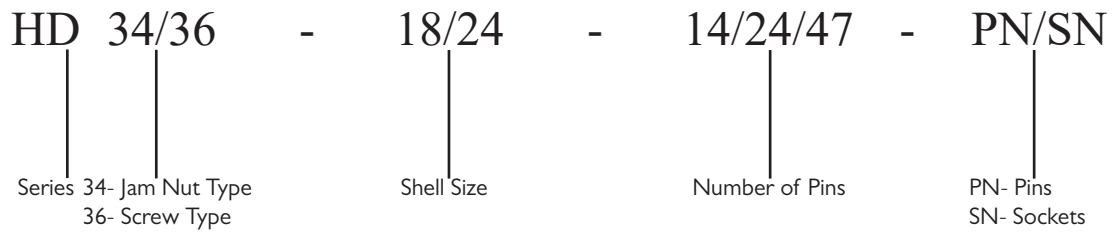
Electrical Connectors




ITEM NO	PART NO	DESCRIPTION
A	GA5001351	Male 2 Pin Plug
B	GA5007381	Female 2 Pin Plug
C	GA5002211	Male 3 Pin Plug
D	GA5048550	Female 3 Pin Plug
E	GA5007385	Male 4 Pin Flat Plug
F	GA5007383	Female 4 Pin Flat Plug
G	GA5004009	Male 6 Pin Plug
H	GA5002663	Female 6 Pin Plug
I	GA5049000	Male 4 Pin Square Plug
J	GA5050805	Female 4 Pin Square Plug
K	GA5016619	Female Type Socket
L	GA5014857	Rubber Seal (Green)
M	GA5016617	Male Type Pin

Deutsch Electrical Connectors


Deutsch Part Number Breakdown



Item	Part No	Description
A	GA5061225	16GA Female Deutsch Socket
B	GA5061270	12GA Female Deutsch Socket



Item	Part No	Description
A	GA5061240	16GA Male Deutsch Pin
B	GA5061260	12GA Male Deutsch Pin



Deutsch Electrical Connectors

Item	Part No	Description
A	GA5002671	HD34-18-14PN Connector
B	GA5002675	HD34-24-21PN Connector



Item	Part No	Description
A	GA5002663	HD36-18-14SN Connector
B	GA5002655	HD36-24-21SN Connector



Part No	Description
GA5062635	HD34-24-47-PE Connector(47 Socket)
GA5061225	Small Male Socket
GA5061260	Large Male Socket



Part No	Description
GA5062640	HD36-24-47-SE-059 Connector(47 Pin)
GA5061210	Small Female Pin
GA5061230	Large Female Pin



Part No	Description
GA5021310	HD36-24-19SN-059 Connector 19 socket



Part No	Description
GA5021315	HD34-24-19PN Connector 19 pin



Deutsch Electrical Connectors

Part No	Description
GA5020920	Plug for size 24 Connector with External Thread on Plug
GA5020910	Plug for size 18 Connector with External Thread on Plug



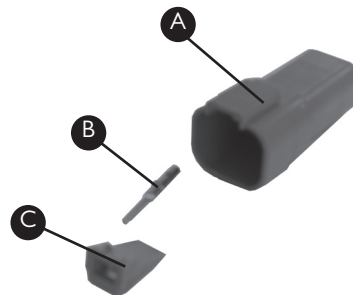
Part No	Description
GA5020925	Plug for size 24 Connector with External Thread on Connector
GA5020915	Plug for size 18 Connector with External Thread on Connector



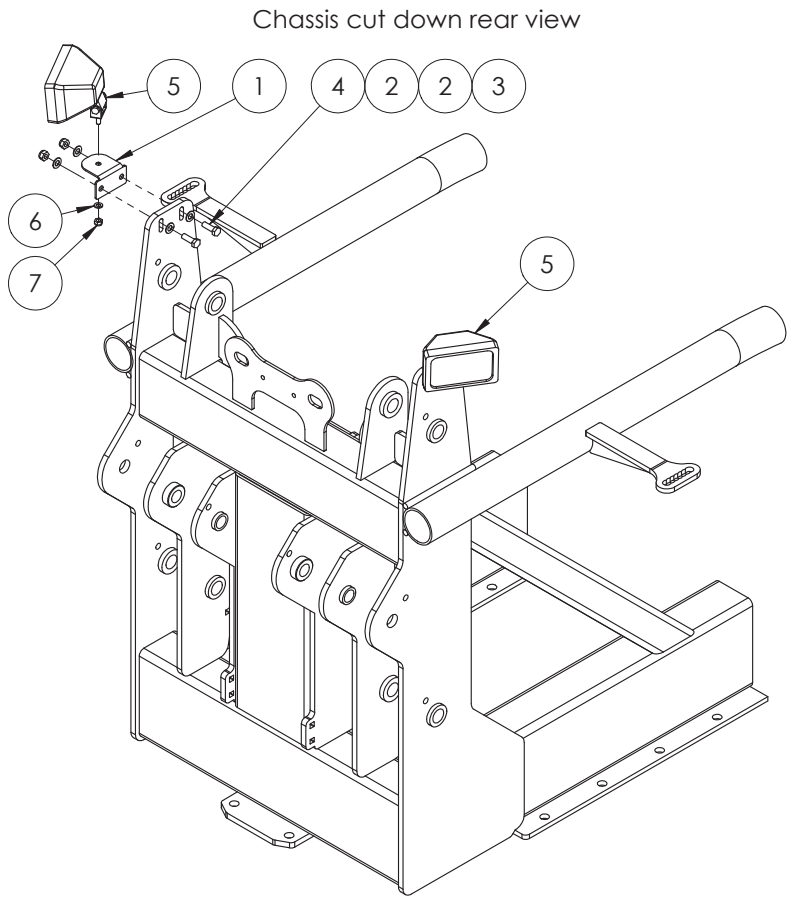
Item	Part No	Description
A	GA5012399	Connector Lock Nut suit 24 shell
	GA5009887	Connector Lock Nut suit 18 shell
B	GA5017621	Connector Lock Washer suit 24 shell
	GA5009893	Connector Lock Washer suit 18 shell



Item	Part No	Description
A	GA5013783	Housing (4 Pin)
B	GA5061240	Pin
C	GA5050765	Lock Wedge

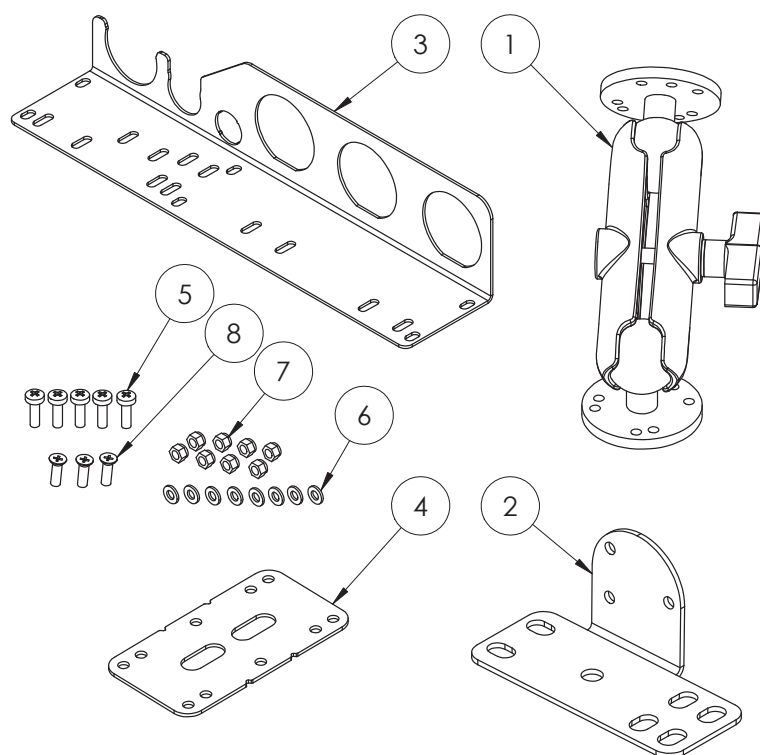


Boom Lights Mount



ITEM NO.	PART NUMBER	DESCRIPTION	QTY.
1	GA4522570	Boom light mounting bracket	2
2	GA5000115	Washer flat SS 10mm	8
3	GA5000141	M10 Nyloc Nut	4
4	GA5065455	Bolt Gr8.8 M10x30	4
5	GA5050105	Flood light Stingray (no plug)	2
6	GA5004883	Washer 8mm SS	2
7	GA5051700	M8 Nyloc Nut	2

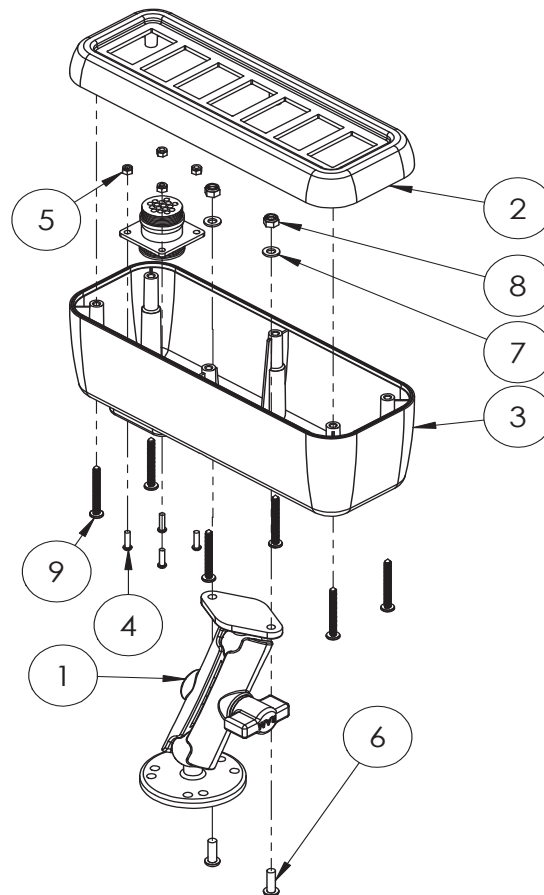
Console Mounting Kit



GA4903666 Complete console mounting kit

ITEM NO.	PART NUMBER	DESCRIPTION	QTY.
1	GA5020825	Universal Standard Mount RAM IOI	1
2	GA4522930	Tractor controller ram mount bracket	1
3	GA4523475	Loom support plate suit 440 and 4400	1
4	GA4523935	Control box dual mounting plate	1
5	GA5003976	M5 x 20mm Pan head Screw	5
6	GA5003983	M5 washer ss	8
7	GA5003975	M5 Nyloc nut SS	8
8	GA5051230	Set Screw M5 x 16 Countersink SS	3

Control Boxes

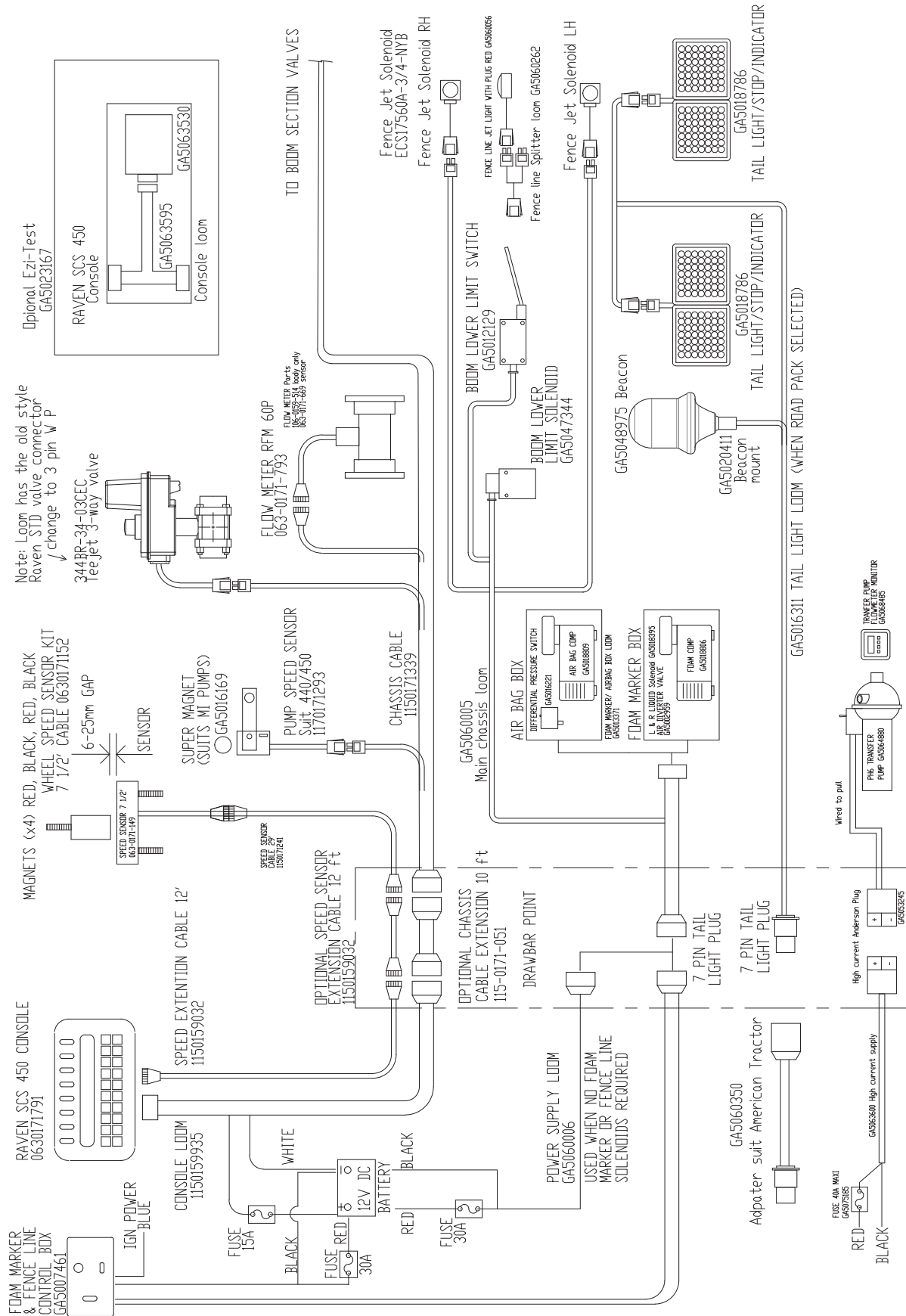


For switchbox decals refer to chapter
17 “Decals”

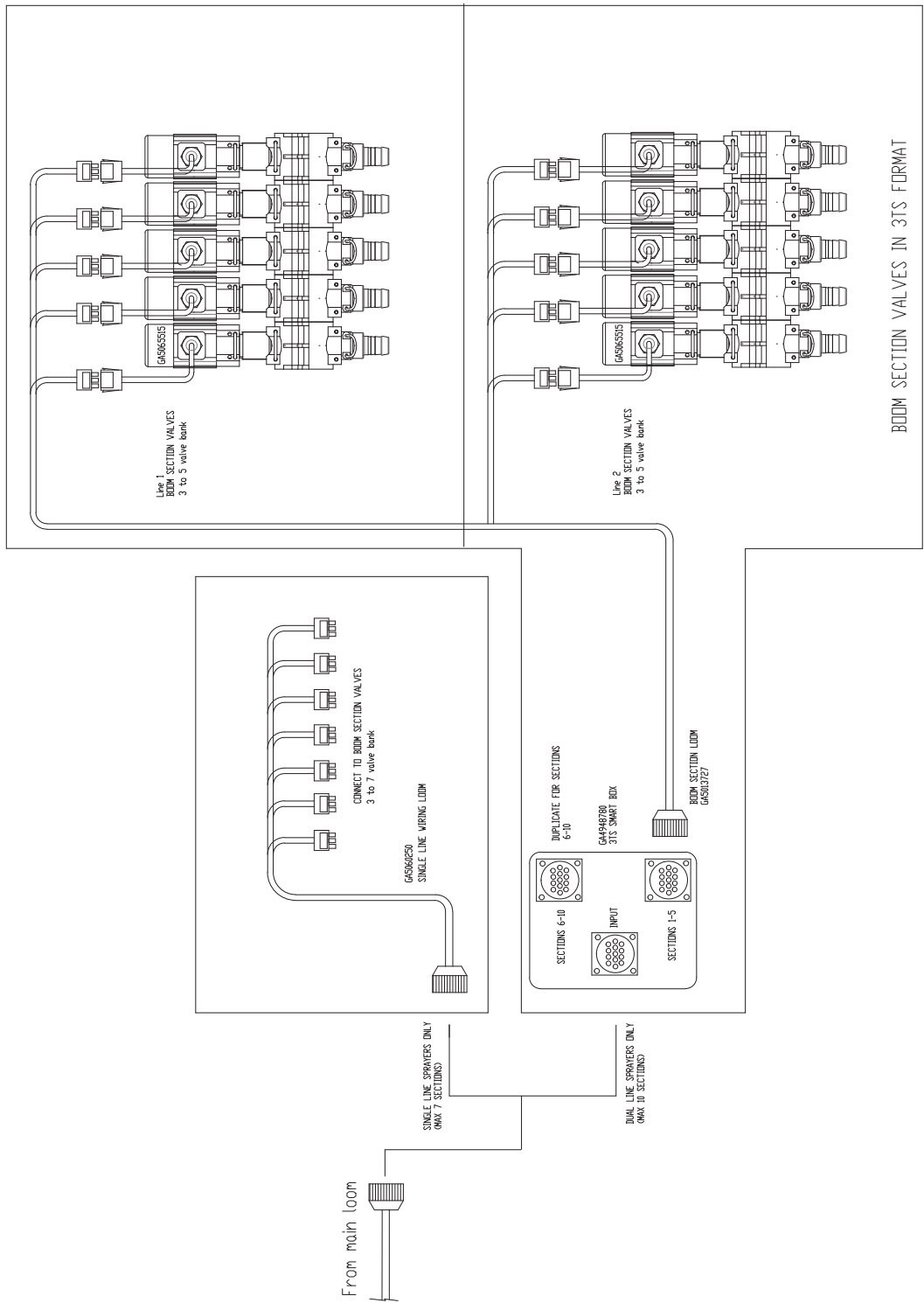
SWITCH PART NUMBERS	
On/Off switch	GA5012671
On/Off/On	GA5012673
Mom On/Off/ Mom On	GA5060410
Blank insert	GA5006421
Steering Calibrate switch	GA5075180

ITEM NO.	PART NUMBER	DESCRIPTION	QTY.
1	GA5068930	RAM-B-138	1
2	GA5075100	Switch box bare 7 switches MY2011	1
3			
4	GA5003083	M3 x 12mm screw SS	4
5	GA5049465	M3 Nyloc nut SS	4
6	GA5003977	Bolt M5 x 16 Pan Head SS	2
7	GA5003983	M5 Washer SS	2
8	GA5003975	M5 Nyloc nut SS	2
9	GA5075105	Screw Phillips Head 8G 1-1/2 inch Pan self tapping s/s	6
10	GA5060242	Hyd functions/base sprayer control box loom	1

Electrical Layout - Overview

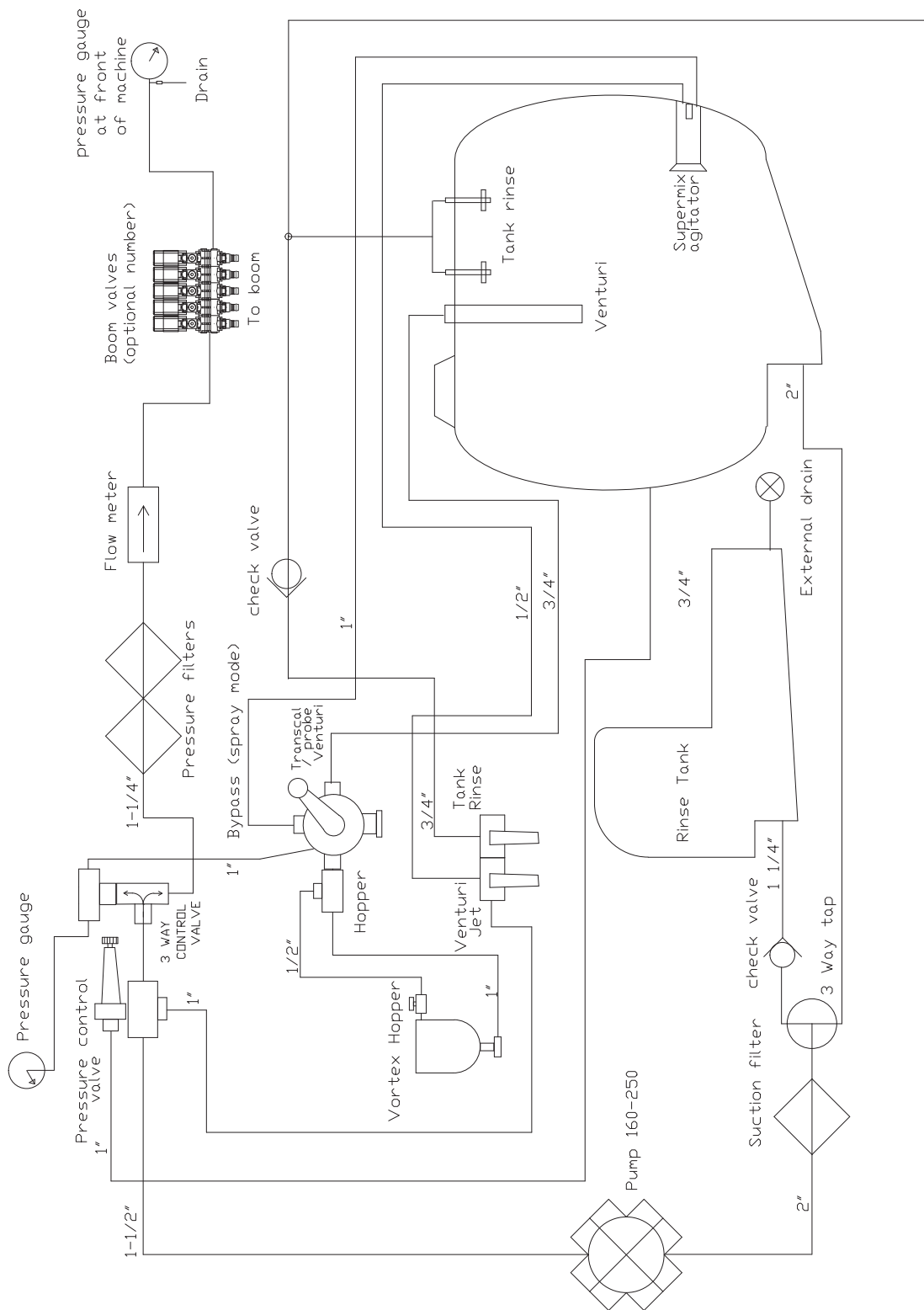


Electrical Layout - Overview

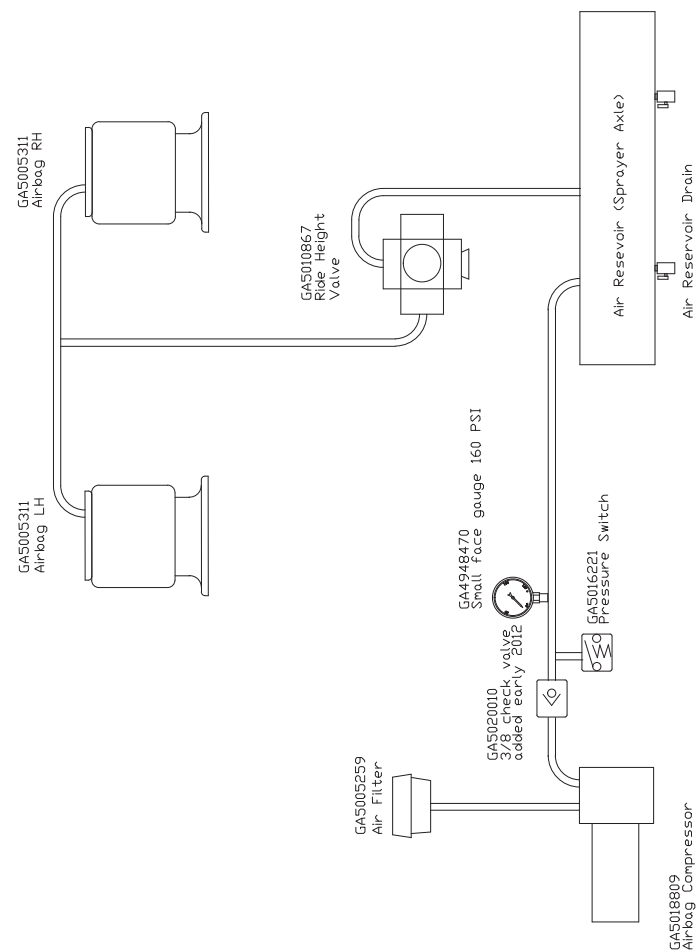




Pressure Schematic



Pneumatic Schematic



DECALS

1



3



4



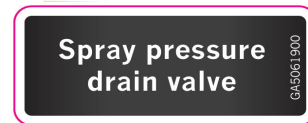
5



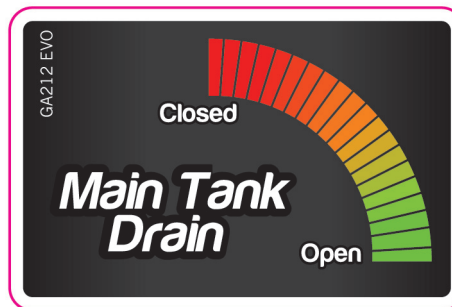
6



8



7



9



10

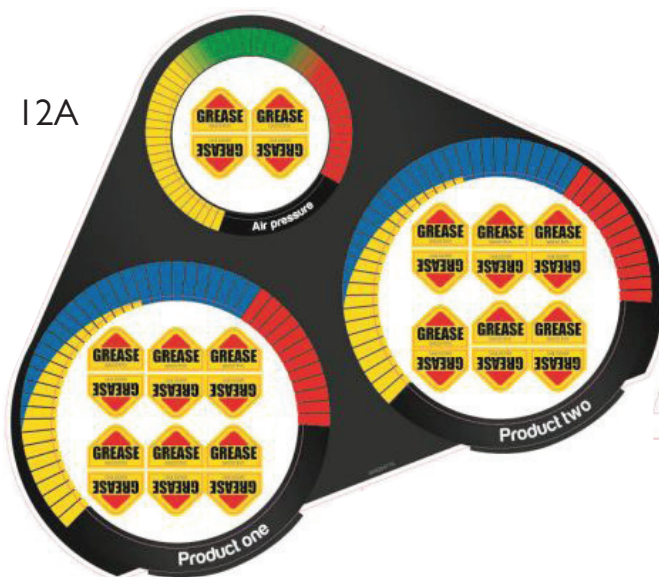


11

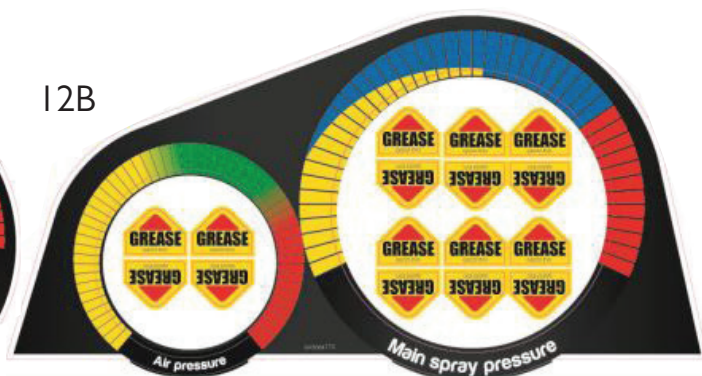


ITEM NO.	PART NUMBER	DESCRIPTION	QTY.
3	GA208EVO	Warning Hopper	1
4	GA209EVO	Danger/Caution	2
5	GA210EVO	Warning Platform	1
6	GA222EVO	Grease	57
7	GA212EVO	Main Tank Drain	1
8	GA5061900EVO	Spray Pressure Drain	2
9	GA5015991EVO	Keep Hands Clear	8
10	GA220EVO	Three Tier System	1
11	GA5013EVO	Danger/Stand Clear	2

12A



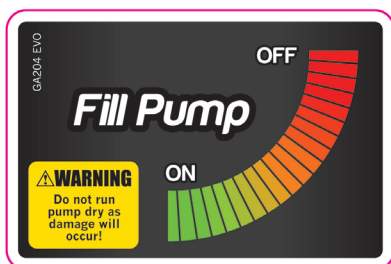
12B



13

WARNING
CHECK WHEEL NUTS

16



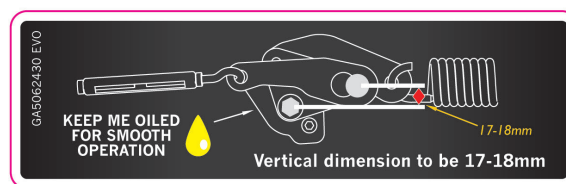
14

DRAIN ONLY

15

CAUTION
Lower steps before winding jack handle.

17



19



18



ITEM NO.	PART NUMBER	DESCRIPTION	QTY.
12A	GA5064770	Dual Product Spray Pressure/Air pressure	1
12B	GA5064775	Main spray pressure/Air pressure	1
13	GA006EVO	Warning Check Wheel Nuts	2
14	GA5015971EVO	Drain Only	1
15	GA5062090EVO	Caution - Lower Steps	1
16	GA204EVO	Fill Pump	1
17	GA5062430EVO	3D Breakaway Adjustment	2
18	GA207EVO	Warning	1
19	GA5062456	Warning Crush Hazard	2

20



21



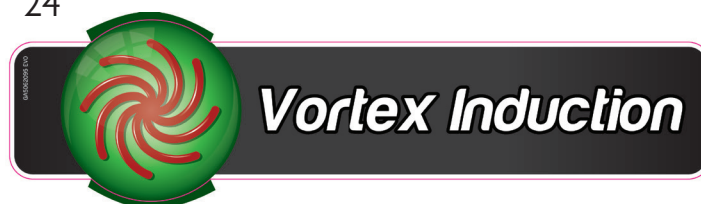
23



22



24



25



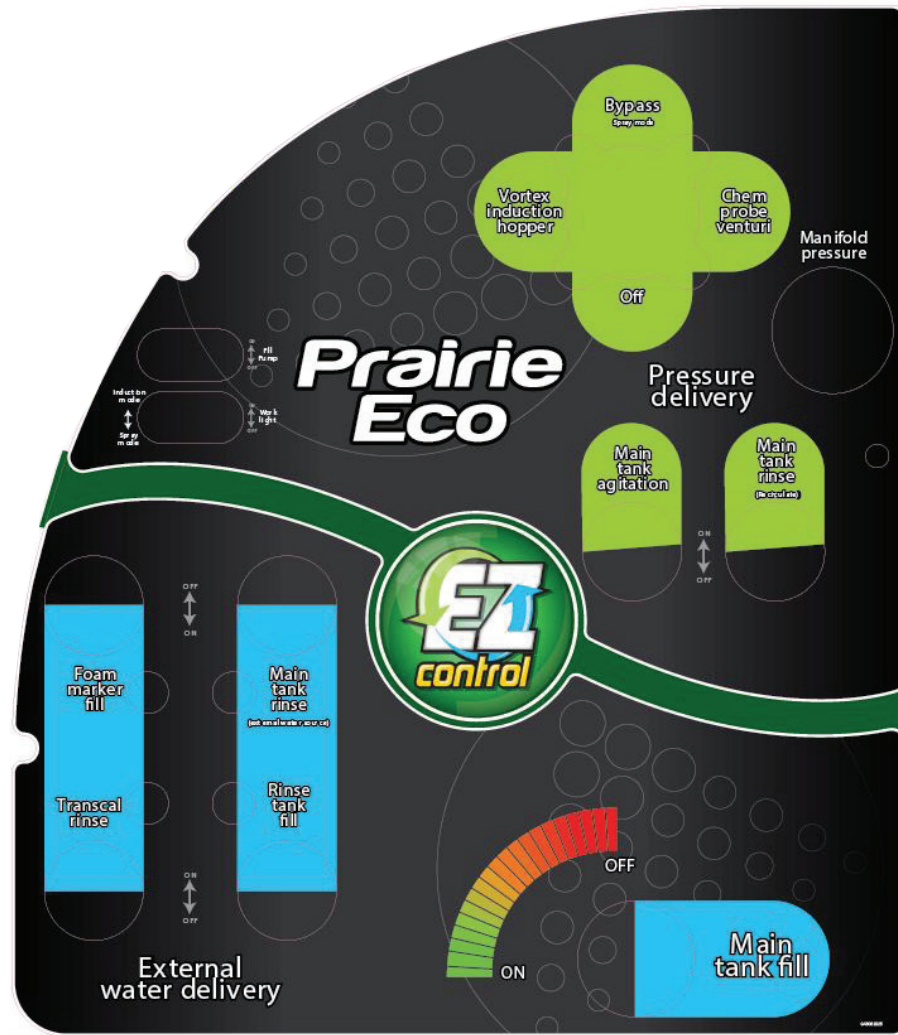
26




27




ITEM NO.	PART NUMBER	DESCRIPTION	QTY.
20	GA5062475	Flush Water Only	1
21	GA5062485EVO	Foam Marker Concentrate	1
22	GA5062085EVO	Transcal	1
23		Keep Me Oiled	2
24	GA5062095EVO	Vortex	1
25	GA5062870	Foam & Airbag Filter	1
26	GA5063370	Warning Nozzles	2
27	GA5062470	Foam Marker Water	1



ITEM NO.	PART NUMBER	DESCRIPTION	QTY.
28	GA5061825	Pod Taps	1



ITEM NO.	PART NUMBER	DESCRIPTION	QTY.
29	GA5061830EVOMY13	Left Hand Pod Outer	1



EZ Control quick start guide

Spray Mode

1. Move handle to Bypass (UPPER MODE)
2. Move Fill Pump Switch to OFF
3. Move handle of Main Tank Agitation to ON
4. Move handle of Main Tank Fill to OFF

Fill Main Tank

1. Move handle to Bypass (UPPER MODE)
2. Move Fill Pump Switch to ON
3. Move handle of Main Tank Agitation to ON
4. Move handle of Main Tank Fill to ON

Foam Fill

1. Move handle to Bypass (UPPER MODE)
2. Move Fill Pump Switch to ON
3. Move handle of Main Tank Agitation to ON
4. Move handle of Main Tank Fill to OFF
5. Move handle of Foam Marker Fill to ON

Main Tank Rinse Fresh Water

1. Move handle to Bypass (UPPER MODE)
2. Move Fill Pump Switch to ON
3. Move handle of Main Tank Agitation to ON
4. Move handle of Main Tank Fill to ON
5. Move handle of Main Tank Rinse (EXTENDING) to ON

Transcol Rinse

1. Move handle to Bypass (UPPER MODE)
2. Move Fill Pump Switch to ON
3. Move handle of Main Tank Agitation to ON
4. Move handle of Main Tank Fill to ON
5. Move handle of Transcol Rinse to ON

Main Tank Rinse High Pressure

1. Move handle to ON (DO NOT MOVE HANDLE IN THIS POSITION)
2. Move Fill Pump Switch to OFF
3. Manifold pressure should read 80psi
4. Move handle of Main Tank Rinse (RETRACTABLE) to ON
5. Move handle of Main Tank Fill to OFF

Use Hopper

1. Move handle to Vertical Injection Hopper
2. Move Fill Pump Switch to OFF
3. Manifold pressure should read 80psi minimum
4. Move handle of Main Tank Agitation to ON
5. Move handle of Main Tank Fill to OFF

Use Probe DCI Transcol

1. Move handle to Chem Probe Select
2. Move Fill Pump Switch to OFF
3. Manifold pressure should read 80psi minimum
4. Move handle of Main Tank Agitation to ON
5. Move handle of Main Tank Fill to OFF

Set System Pressure

1. Move handle to ON (DO NOT MOVE HANDLE IN THIS POSITION)
2. Move Fill Pump Switch to OFF
3. Manifold pressure should read 110psi
4. Move handle of Main Tank Fill to OFF

Fill Fresh Water Tank

1. Move handle to Bypass (UPPER MODE)
2. Move Fill Pump Switch to ON
3. Move handle of Main Tank Agitation to ON
4. Move handle of Main Tank Fill to OFF
5. Move handle of Rinse Tank Fill to ON

WARNING

- If operated incorrectly, this machine could cause serious injury or death. For safety precautions, read the operators manual.
- Stop engine and remove the ignition key from the tractor before working on this machine.
- Do not start the machine without ensuring all people are well clear of working parts.
- Secure the horn of the tractor before start up.

High pressure fluid hazard

- To prevent serious injury or death from escaping hydraulic fluids.
- Visually check all hydraulic hoses before applying pressure.
- Release system pressure before maintenance or disconnecting hydraulic lines.

Please use relevant safety protection clothing and equipment. Refer to chemical manufacturers requirements. Agriculture chemicals can be dangerous. Improper selection or use can seriously injure persons, animals, plants, soil or other property.

Be Safe

- Select the right chemical for the job.
- Handle chemicals with care.
- Follow the instructions on the container label and of the equipment manufacturer.
- Always wear protective clothing.

CAUTION

1. Read chemical manufacturers WARNINGS, instruction, and precautions and follow them exactly.
2. Avoid exposure to chemicals and spray drift, keep bystanders away.
3. Inspect and secure all guards before spraying.
4. Keep hands, feet, hair and clothing away from moving parts.
5. Do not allow persons to ride on sprayer.
6. Keep all chemical and hydraulic lines, fittings and couplers tight and free of leaks before starting and operating.
7. Review safety instructions and safety devices with all operators regularly.
8. Do not fill tank or operate boom when not attached to tractor.

FLUSH CHEMICALS FROM
EQUIPMENT IMMEDIATELY
AFTER USE

**CLEAN AIR
FILTER DAILY**

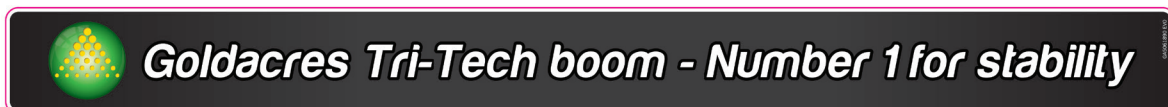
ITEM NO.	PART NUMBER	DESCRIPTION	QTY.
30	GA5061845	Prairie EVO Left Hand POD Door Inner	1

I26 - Prairie Eco Parts Manual - Rev 1.0

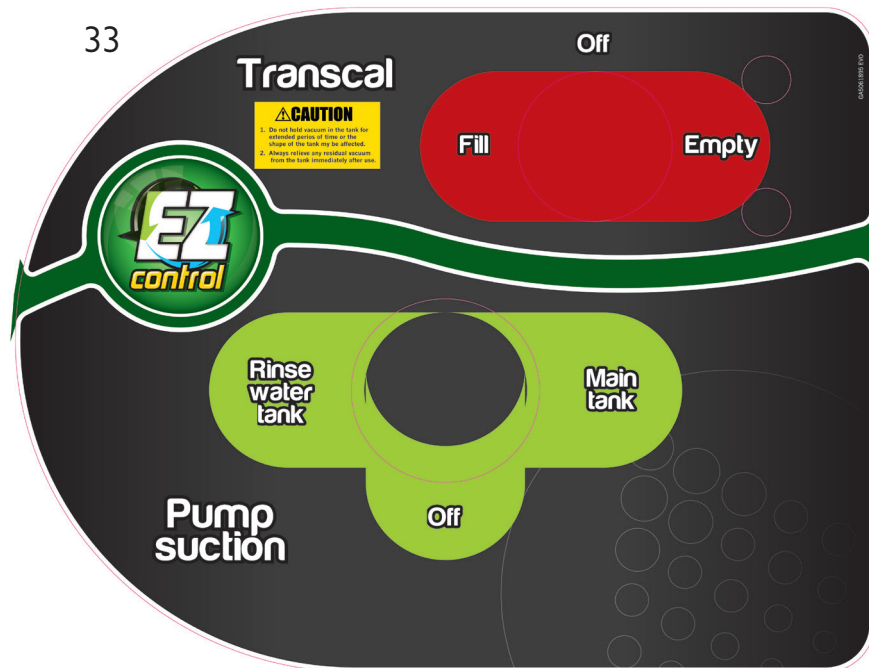
31



32



33



34



ITEM NO.	PART NUMBER	DESCRIPTION	QTY.
31	GA5061885	Goldacres	1
32	GA5061890EVO	Tri-Tech #1 for Boom	1
33	GA5061895EVO	Transcal	1
34	GA5065195	Prairie Evolution Tank Decal - 6530	2
	GA5065190	Prairie Evolution Tank Decal - 6533	2
	GA5065085	Prairie Evolution Tank Decal - 6536	2



Switch Box - C
Part # GA4903720



2nd product
ON

Boom recirc
ON

Foam
ON

Foam
LEFT

Boom lights
ON

Fenceline left
ON

OFF
2nd product

OFF
Boom recirc

OFF
Foam

RIGHT
Foam

ON
Beacon

ON
Fenceline right

GA5061880
6500 DRY

100	1600	4400
	1800	4600
	2000	5000
200	2200	5200
	2400	5400
300	2600	5600
400	2800	5800
500	3000	6000
600	3200	6200
700	3400	6400
800	3600	6500
900	3800	
1000	4000	
1200	4200	
1400		

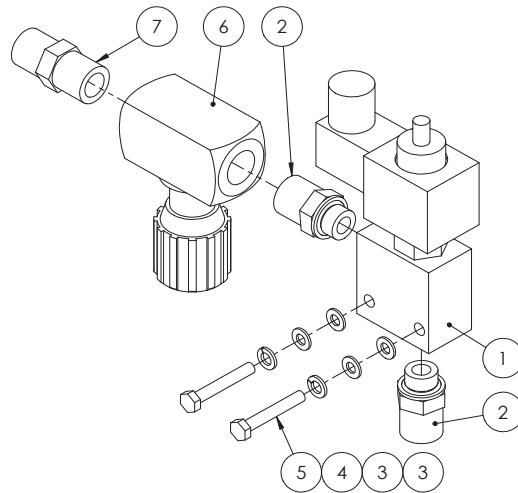
REVISION 1 JAN 2015 GA5061880



	4200	1400
	4000	
6500	3800	1200
	3600	1000
6400	3400	900
6200	3200	800
	3000	700
6000	2800	600
5800	2600	500
	2400	400
5600	2200	300
5400	2000	200
5200	1800	
5000	1600	
4800		
4600		
4400		


Chapter 18

Boom Lower Solenoid



ITEM NO.	PART NUMBER	DESCRIPTION	QTY.
1	GA5047344	Hyd Soleniod boom lower	1
2	GA3500309	Hydraulic adaptor, Nipple, 1/2" BSPT male x 3/8" BSPP male, S75-0806	2
3	GA5004437	M6 SS Washer	4
4	GA5004447	M6 Spring washer SS	2
5	GA5004081	M6x40 bolt	2
6	GA5017393	Valve speed control 1/2 offset	1
7	GA3500223	Hydraulic adaptor, Nipple, 1/2" BSPT male x 1/2" BSPT male, S27-0808	1

Load Sense Turbo Valve



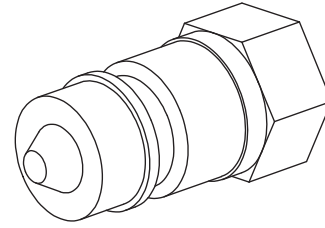
GA4902590 Complete Assembly

ITEM NO.	PART NUMBER	DESCRIPTION	QTY.
	GA5047677	Load sense turbo valve	1
	GA5078000	Quick connect fitting, 1/2 male tip x 1/2 female thread, R81-08M	2
	GA5078001	Quick release coupling, Ball check valve, Push/pull, Female body, 1/2" BSPP female, R81-08P	2
	GA3500308	Hydraulic adaptor, Nipple, 1/4" BSPT male x 1/2" BSPP male, S75-0408	2
	GA3500270	Hydraulic adaptor, Tee, 1/2" BSPT male x 1/2" BSPT male x 1/2" BSPT male, S50-080808	1
	GA3500399	Hydraulic crimp coupling, Straight, 1/2" hose x 1/2" BSPP female swivel, T2020-0808	2
	GA3500397	Hydraulic crimp coupling, Straight, 1/4" hose x 1/4" BSPP female swivel, T202-0404	2
	GA3500310	Hydraulic adaptor, Nipple, 1/2" BSPT male x 1/2" BSPP male, S75-0808	1
	GA3500320	Hydraulic adaptor, Elbow, 90 degree, 1/4" BSPT male x 1/4" BSPP male O-ring, S77-0404	1
	GA3500203	Hydraulic adaptor, Reducing bush, 1/2" BSPT male x 1/4" BSPT female, S24-0804	1
	GA3500182	Hydraulic hose 1/2" - 1m	1
	GA5049695	Hydraulic hose 1/4" - 1m	1

Quick Release Couplings

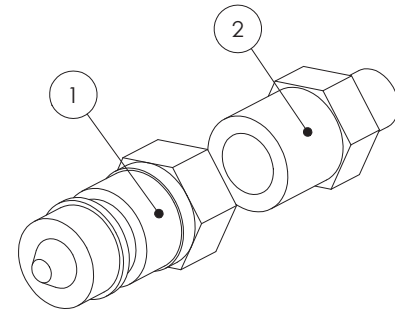
1/2" Hydraulic Lines

ITEM	PART NO	DESCRIPTION
1	GA5078000	Quick connect fitting, 1/2 male tip x 1/2 female thread, R81-08M



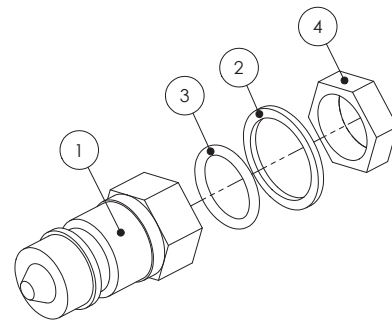
1/4" Hydraulic Lines

ITEM	PART NO	DESCRIPTION
1	GA5078000	Quick connect fitting, 1/2 male tip x 1/2 female thread, R81-08M
2	GA3500221	1/2" BSPT - 1/4" BSPT Straight Hydraulic Nipple



Hydraulic Pump Lines

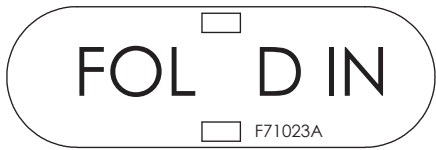
ITEM	PART NO	DESCRIPTION
1	GA5078000	Quick connect fitting, 1/2 male tip x 1/2 female thread, R81-08M
2	GA5076891	Ring, Retaining BSPP 1/2", 36B-08
3	GA5078121	O-Ring BSPP 1/2, RO-BP08 priced per each
4	35B-08	1/2" BSPP Lock Nut



Note: Plastic Cover for when fittings are not in use is available Part No: GA5052365

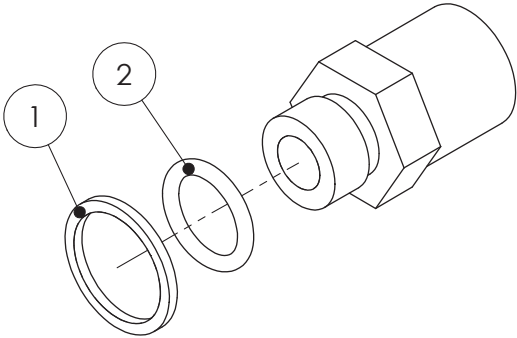
PART NO	DESCRIPTION
GA5067925	1/4" Hydraulic Hose, Tractor to fold cylinders
GA5067930	1/2" Hydraulic Hose, Tractor to Boom Lower Solenoid
GA5067940	1/2" Hydraulic Hose, Accumulator manifold to lift cylinders
GA5067945	1/4" Hydraulic Hose, Tractor to tilt cylinders

Hose ID Tags



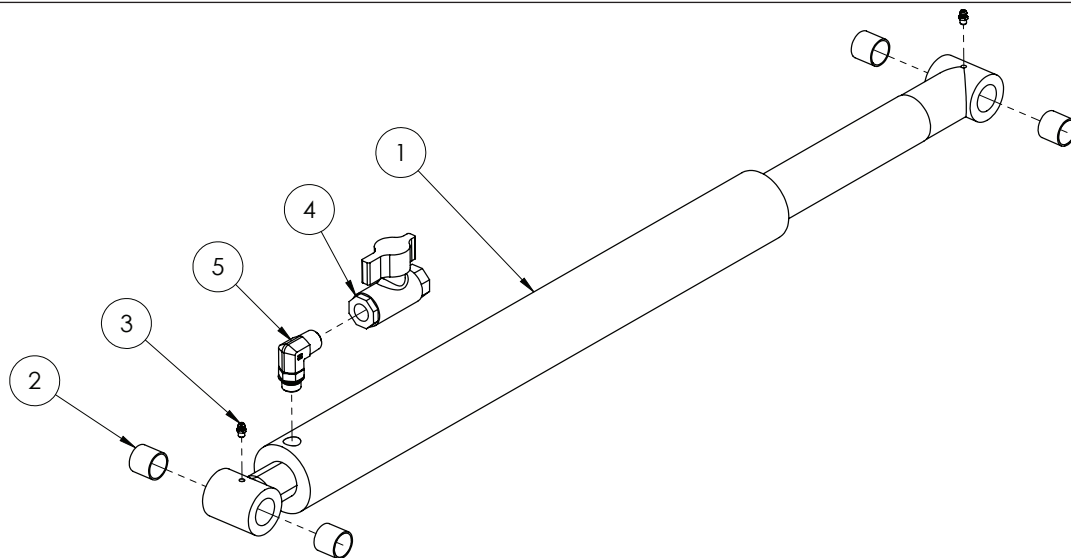
PART NO	DESCRIPTION
F71023A	Fold In Tag
F71024A	Fold Out Tag
F71025A	Boom Raise Lower Tag
F70134A	Tilt Left Tag
F70135A	Tilt Right Tag
F71018A	Bi-Fold In Tag
F71019A	Bi-Fold Out Tag
F71020A	Pressure Tag
F71021A	Tank Tag
F71022A	Load Sense Tag
F71026A	Brakes Tag

Hydraulic O-Rings and Retaining Washers



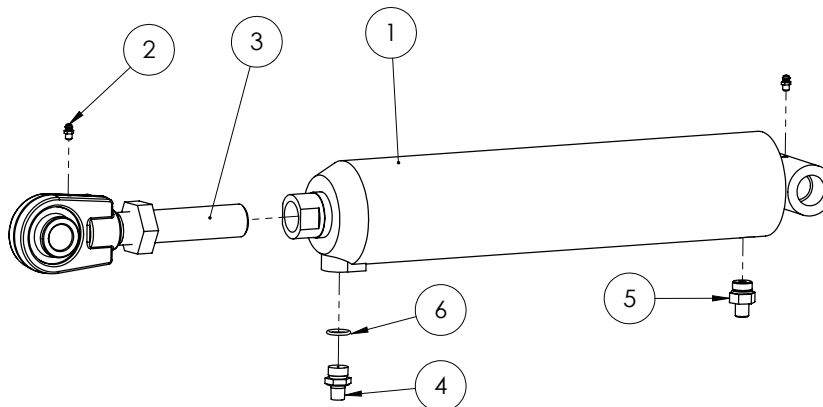
ITEM	PART NO	DESCRIPTION
1	GA5076889	1/4" Retaining Washer
	GA5076890	3/8" Retaining Washer
	GA5076891	1/2" Retaining Washer
	GA5076892	3/4" Retaining Washer
2	GA5078119	1/4" Hydraulic O-Ring
	GA5078120	3/8" Hydraulic O-Ring
	GA5078121	1/2" Hydraulic O-Ring
	GA5078122	3/4" Hydraulic O-Ring

Hydraulic Cylinder - Boom Lift



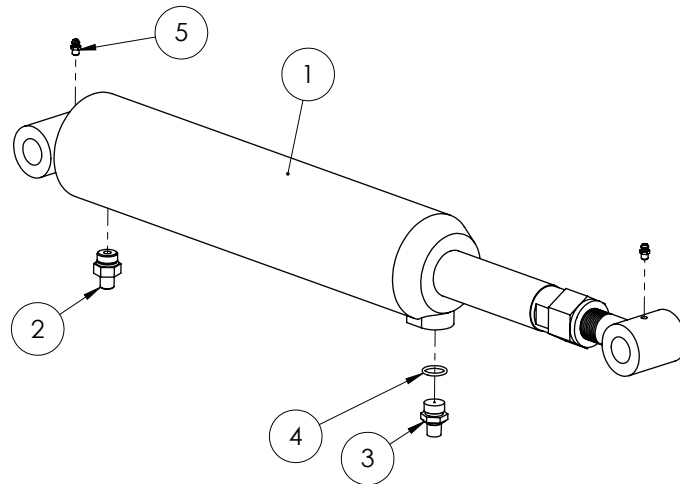
ITEM NO.	PART NUMBER	DESCRIPTION	QTY.
1	GA5070082	Hydraulic Cylinder 2.5" Bore, 2" Rod, 21" Stroke	1
2	GA5065487	1" ID, 1.125" OD glacier bush, 1" long	4
3	GA5012203	Grease Nipple 1/4" UNF Short	2
4	GA5000835	Ball valve hydraulic 1/2" FF	1
5	GA3500349	Elbow 90deg 1/2" BSP x 3/4" UNO	1
-	GA5052760	Hydraulic cylinder seal kit	-

Hydraulic Cylinder - Wing Tilt



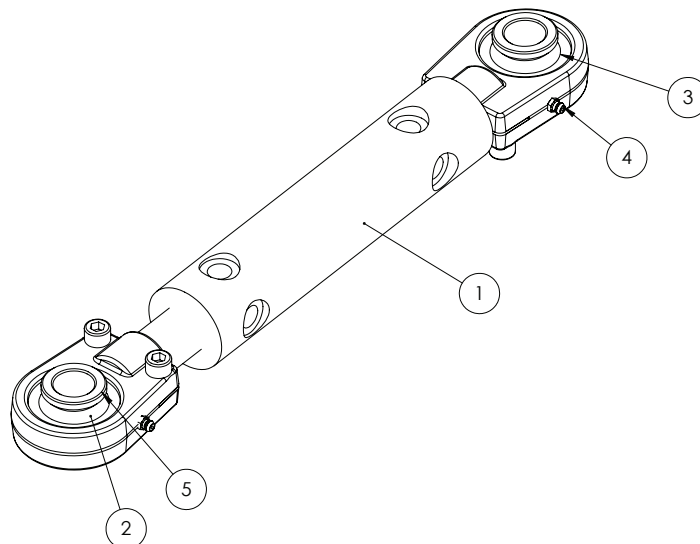
ITEM NO.	PART NUMBER	DESCRIPTION	QTY.
1	GA5065051	Hydraulic Cylinder 3.5"x5" stroke	1
2	GA5012203	Grease Nipple 1/4" UNF Short	2
3	GA5052762	Adjusting rod end c/w nut and ball	1
4	L068A	Restrictor Nipple 1/4 BSPT to 3/4 UNO 1.5mm orifice	1
5	GA3500359	Nipple 1/4" x 3/4" c/w O-RING	1
6	GA5078121	1/2" BSPP O-Ring	1
-	GA5052730	Hydraulic Cylinder seal kit	-

Hydraulic Cylinder - Wing Tilt



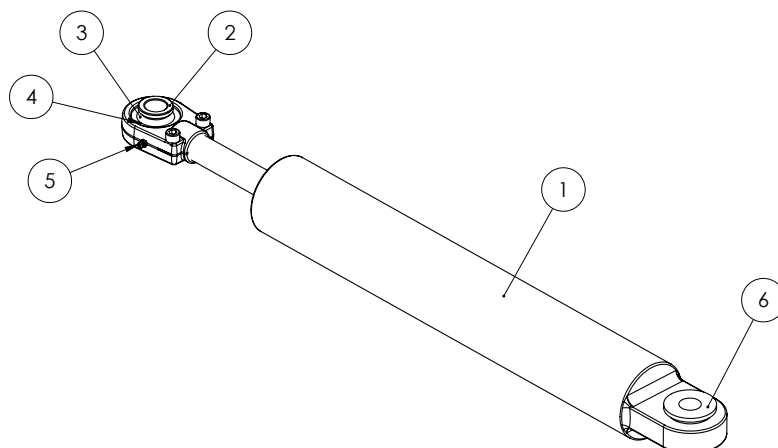
ITEM NO.	PART NUMBER	DESCRIPTION	QTY.
1	GA5065051	Hydraulic cylinder 3.5"x5" stroke	1
2	GA3500359	Nipple 1/4" x 3/4" c/w O-RING	1
3	L068A	Restrictor Nipple 1/4 BSPT to 3/4 UNO 1.5mm orifice	1
4	GA5001067	1/2" BSPP O-Ring	1
5	GA5012203	Grease Nipple 1/4" UNF Short	2
-	GA5052730	Hydraulic Cylinder seal kit	-
-	GA5052761	Adjusting rod end with nut and bushes (spare part)	-

Hydraulic Cylinder - Yaw

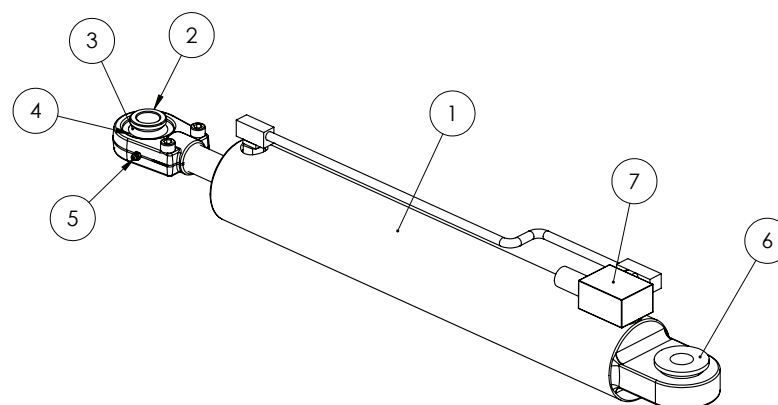


ITEM NO.	PART NUMBER	DESCRIPTION	QTY.
1	GA5060817	Hydraulic yaw cylinder 2" x 1 1/4" x 117.5	1
2	GA5067605	Bearing GEG 30 ES 2RS	2
3	GA5067610	Bearing Retaining clip set (2 per set)	2
4	GA5012203	Grease Nipple 1/4" UNF Short	2
5	GA5067600	Bearing Bush - Small	4
-	GA5052745	Cylinder Seal Kit	-

Hydraulic Cylinder - Boom Fold RH

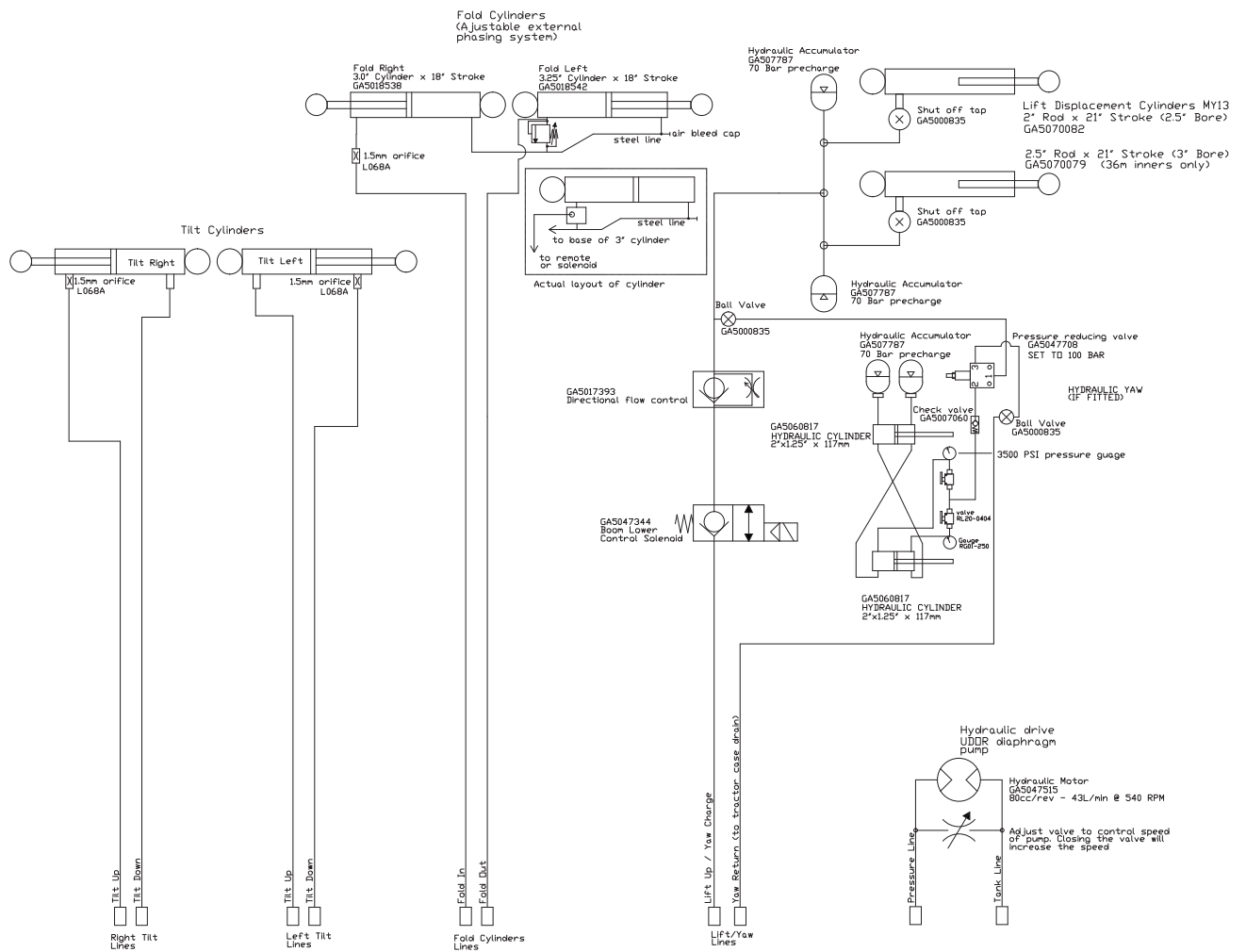


ITEM NO.	PART NUMBER	DESCRIPTION	QTY.
1	GA5018538	Hydraulic Cylinder 3" x 18" x 1.25" (external phasing)	1
2	GA5067600	Bearing Bush - Small	3
3	GA5067605	Bearing GEG 30 ES 2RS	2
4	GA5067610	Bearing Retaining clip set (2 per set)	2
5	GA5012203	Grease Nipple 1/4" UNF Short	2
6	GA5067595	Bearing Bush - Large	1
7	L068A		1
-	GA5052685	Hydraulic Cylinder seal kit	-



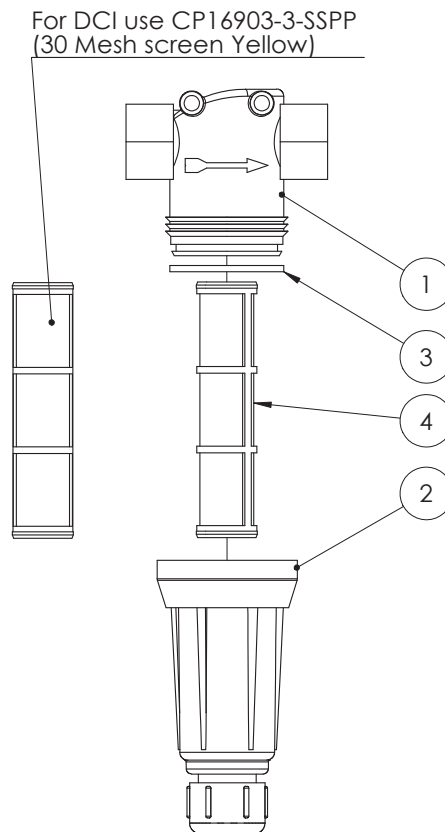
ITEM NO.	PART NUMBER	DESCRIPTION	QTY.
1	GA5018542	Hydraulic Cylinder 3.25" x 18" x 1.25" (external phasing)	1
2	GA5067600	Bearing Bush - Small	3
3	GA5067605	Bearing GEG 30 ES 2RS	2
4	GA5067610	Bearing Retaining clip set (2 per set)	2
5	GA5012203	Grease Nipple 1/4" UNF Short	2
6	GA5067595	Bearing Bush - Large	1
7	GA5022423	Relief Valve suit 3.25" phasing cylinder (spare part)	-
-	GA5052685	Hydraulic Cylinder seal kit	-

Hydraulic Schematic



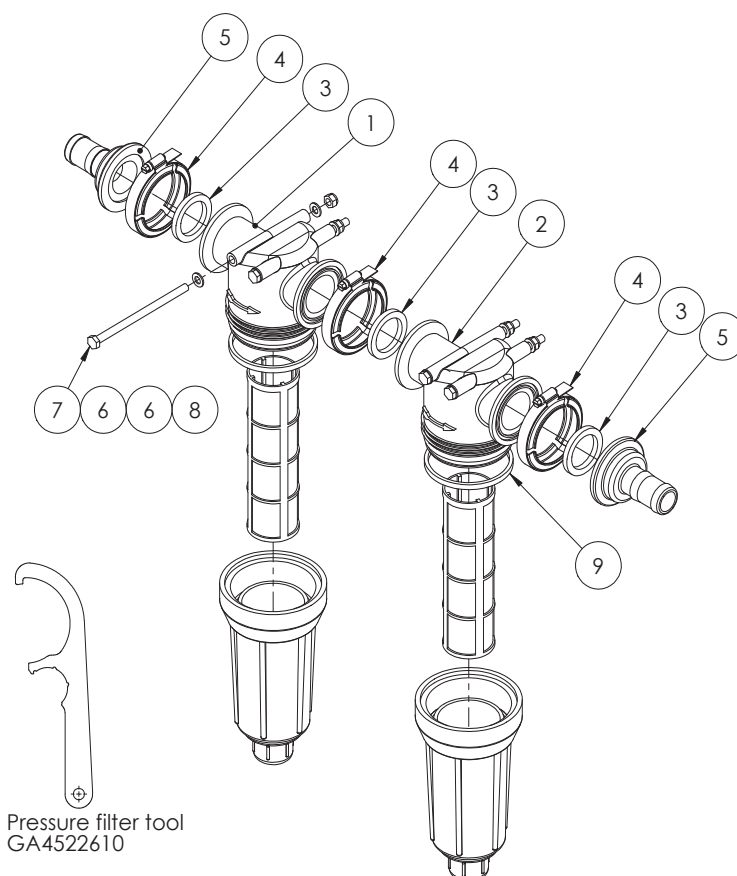
PLUMBING

3/4 BSP Filter with 200 mesh screen



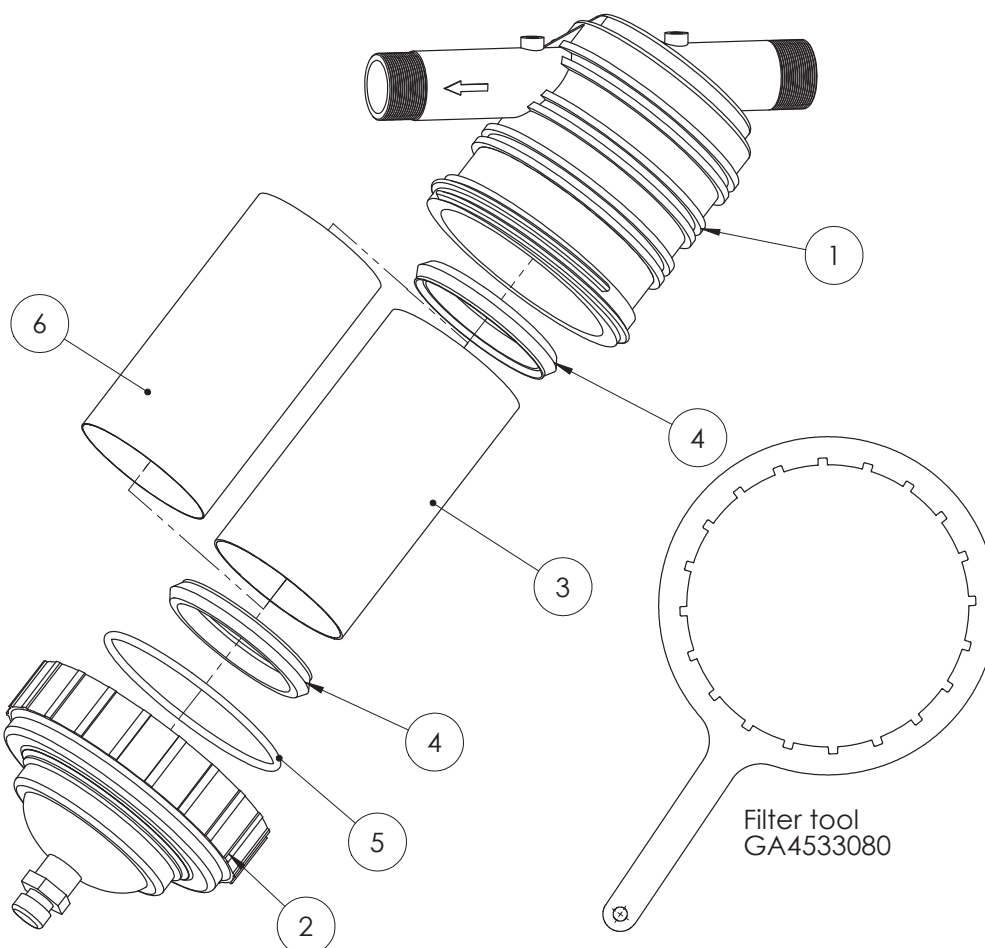
ITEM NO.	PART NUMBER	DESCRIPTION	QTY.
1	CPB50492-3/4-PP	AAB126 Filter body	1
2	GA5077633	Filter bowl, AA126, Suits 3/4 + 1, Polypropylene, Teejet, CPB50493-PP	1
3	GA5077547	Seal, Viton, Suit AAB126ML-3, -4 & -F50 filter head, Teejet, CP50494-VI	1
4	GA5077404	Filter screen, 200 mesh, SS & polypropylene, Suits Teejet 3/4, 1 & 50 series flange filters. Dia 36mm x Length 147mm.	1

Pressure Filter Assembly



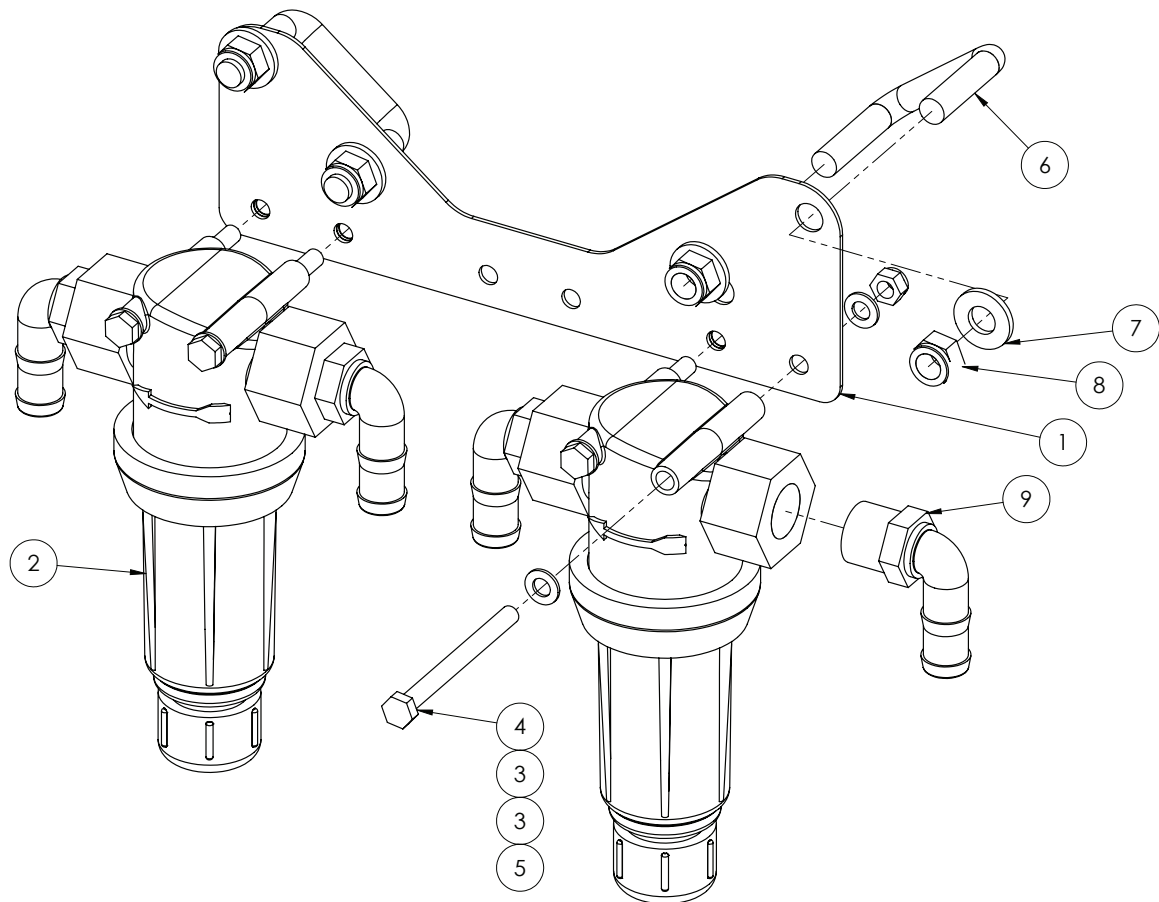
ITEM NO.	PART NUMBER	DESCRIPTION	QTY.
1	GA5077285	Filter, 75 series flange inlet & outlet, 80 mesh, Teejet, AAB126ML-F75-80	1
	GA5077394	Filter screen, 80 mesh, SS & polypropylene, Suits Teejet 1 1/4, 1 1/2 & 75 series flange filters. Dia 58mm x Length 200mm.	1
2	GA5077284	Filter, 75 series flange inlet & outlet, 100 mesh, Teejet, AAB126ML-F75-100	1
	GA5077395	Filter screen, 100 mesh, SS & polypropylene, Suits Teejet 1 1/4, 1 1/2 & 75 series flange filters. Dia 58mm x Length 200mm.	1
3	GA5009335	Gasket Kamlock Nitrile 1 1/2 FIT150	3
4	FC200	Clamp, Worm screw, Use with 2 standard flange port, Banjo	3
5	GA5077830	Hose barb, Flanged, Straight, 2 flange x 1 1/4 barb, Banjo, M200125BRB	2
6	GA5004883	Washer 8mm SS	8
7	GA5011503	M8 x 140mm Bolt	4
8	GA5004917	M8 Nyloc Nut	4
9	GA5077541	Seal, 98 OD x 91 ID x 7 thick, Suits AA126ML-5 or -6 filters, EPDM, Teejet, CP48656-EPR	2

2" Fill Filter with 120 mesh screen



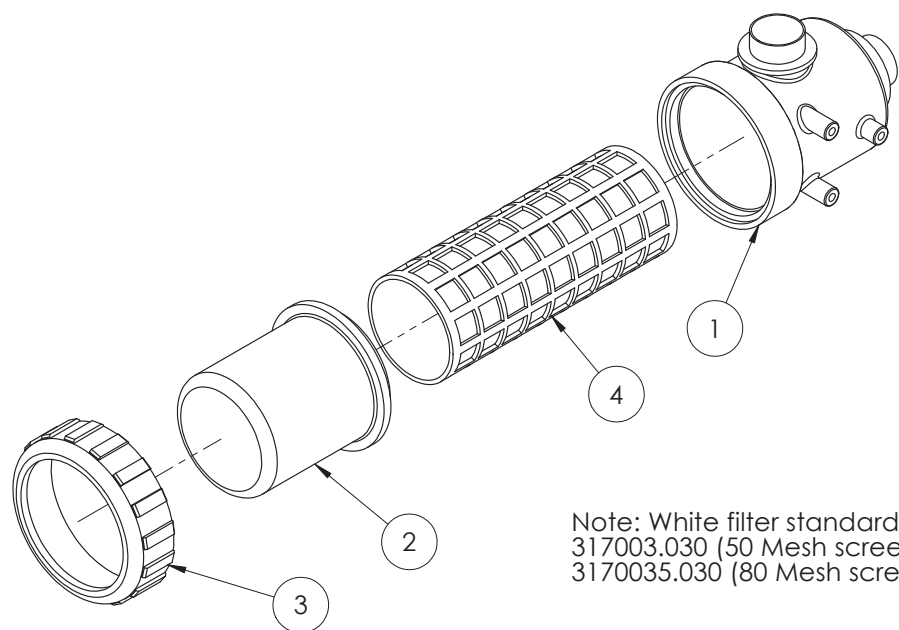
ITEM NO.	PART NUMBER	DESCRIPTION	QTY.
1	GA5077347	Body t/s 2" Geoline, C00002066	1
2	GA5077349	Geoline top cover & nut, C00201031	1
3	GA5076845	Filter screen, 50 mesh, SS & polypropylene, Arag, 3290003030, 220MM x 68MM.	1
4	GA5001329	Seal, Viton, Suit Geoline 2" fill filter GA5001333	2
5	GA5012545	O ring, Suit Geoline 2 fill filter GA5001333	1
6	GA5000421	Filter screen, 120 mesh, Sock type, Suit SS filter screen on 2" fill filter	1

In Line Boom Filter



ITEM NO.	PART NUMBER	DESCRIPTION	QTY.
1	GA4505205	Boom line filter mount plate bolt on	1
2	GA5077270	Filter, 3/4 female thread inlet/outlet, 200 mesh screen, Teejet, AAB126ML-3-200	2
3	GA5048115	Washer 8mm SS HD	8
4	GA5011495	M8x90 Bolt	4
5	GA5004917	M8 Nyloc Nut	4
6	GA5011243	M12x50x50 Square Top U bolt	2
7	GA5000587	M12 WASHER	4
8	GA5012461	M12 Nyloc nut Z/P	4
9	GA5077717	Hose barb, Elbow, 90 degree, 3/4 male thread x 3/4 hose, Banjo, HB075-90	4

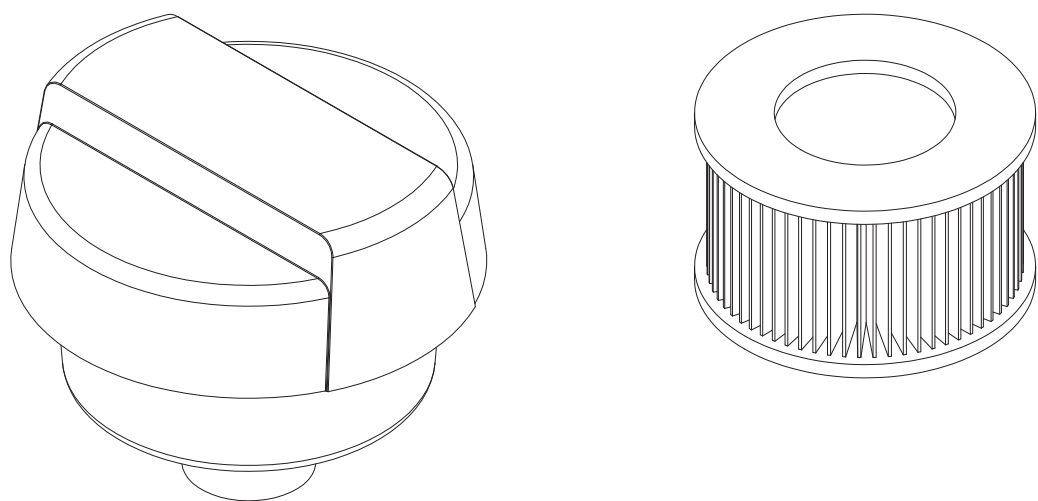
2” Suction Filter



Note: White filter standard
317003.030 (50 Mesh screen Blue)
3170035.030 (80 Mesh screen Grey)

ITEM NO.	PART NUMBER	DESCRIPTION	QTY.
1	GA5076773	Filter Body, 316 and 317, “2”, Inlet Outlet thread, 316070.010	1
2	GA5076793	317 Suction Filter Bowl, 317000.020	1
3	GA5076768	Nut, Plastic, Suit 316 317 suction filter, 8 Threads, 316000.040	1
4	GA5076794	Screen 32 Mesh Filter, 317002.030	1

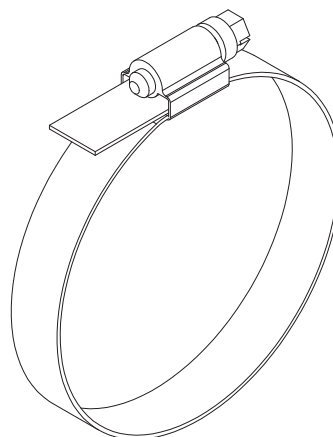
Air Filter



PART NO	DESCRIPTION
GA5005259	Air Filter Housing & Element
GA5049460	Air Filter Element

Hose Clamps

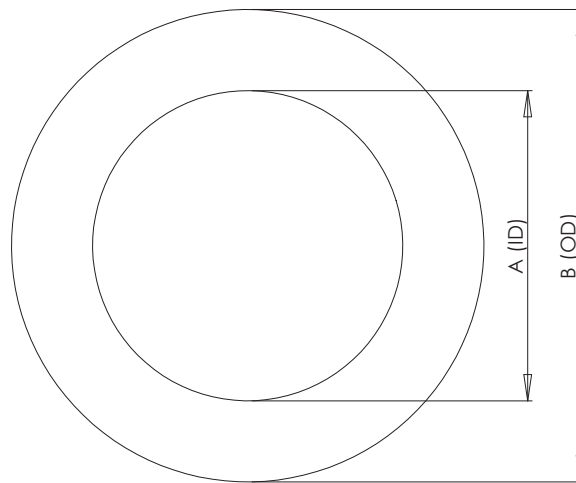
PART NO	DESCRIPTION
GA5004865	8-16mm Hose Clamp
GA5000469	12-20mm Hose Clamp
GA5000299	16-25mm Hose Clamp
GA5001681	20-32mm Hose Clamp
GA5002783	30-45mm Hose Clamp
GA5002873	32-50mm Hose Clamp
GA5003325	40-60mm Hose Clamp
GA5016815	50-70mm Hose Clamp
GA5004241	60-80mm Hose Clamp



Cable Ties

PART NO	DESCRIPTION
GA5002173	Cable tie, black, 100x2.5mm
GA5003517	Cable tie, black, 140x3.5mm
GA5004455	Cable tie, black, 190x4.5mm
GA5000685	Cable tie, black, 320x7.5mm
GA5000687	Cable tie, black, 360x4.5mm
GA5021235	Cable tie, black, 540x7.5mm

Hoses



Suction Hose

Part No	Description	Internal Diameter (A)	Outside Diameter (B)
HOS20S	20mm Suction Hose	20mm	32mm
HOS25S	25mm Suction Hose	25mm	35mm
HOS32S	32mm Suction Hose	32mm	45mm
HOS38S	38mm Suction Hose	38mm	48mm
HOS51S	51mm Suction Hose	51mm	63mm
HOS63S	63mm Suction Hose	63mm	76mm
HOS75S	75mm Suction Hose	75mm	93mm

Suction hose can be defined by its external green stripe and wire reinforcement

Pressure Hose

Part No	Description	Internal Diameter (A)	Outside Diameter (B)
HOS7P	7mm Pressure Hose	7mm	12.5mm
HOS13P	13mm Pressure Hose	13mm	20mm
HOS20P	20mm Pressure Hose	20mm	28mm
HOS25P	25mm Pressure Hose	25mm	34mm
HOS32P	32mm Pressure Hose	32mm	43mm
HOS38P	38mm Pressure Hose	38mm	48mm

Pressure hose can be defined by its blue internal layer

PVC Hose

Part No	Description	Internal Diameter (A)	Outside Diameter (B)
HOS25PVC	25mm PVC Hose	25mm	32mm
HOS40PVC	40mm PVC Hose	40mm	50mm
HOS50PVC	50mm PVC Hose	50mm	58mm

PVC hose can be defined by its ribbed outside finish

Sight Tube Hose

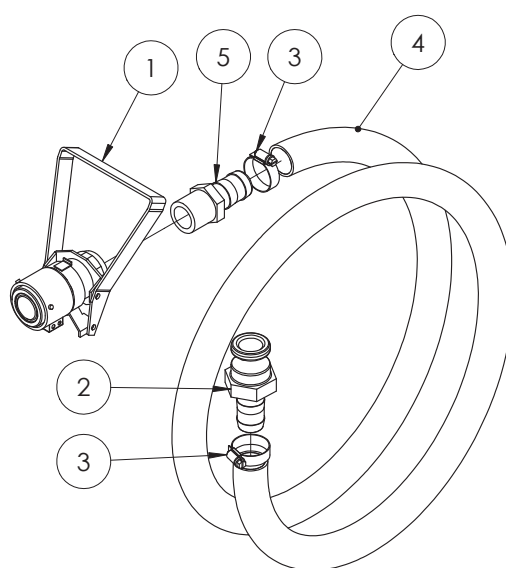
Part No	Description	Internal Diameter (A)	Outside Diameter (B)
HOS12sight	12mm Clear Sight Tube Hose	12mm	15mm
HOS12Wsight	12mm Clear Sight Tube Hose with Wire	12mm	18mm

Layflat Hose

Part No	Description	Internal Diameter (A)	Outside Diameter (B)
GA5021395	50mm Blue Layflat Hose	50mm	N/A

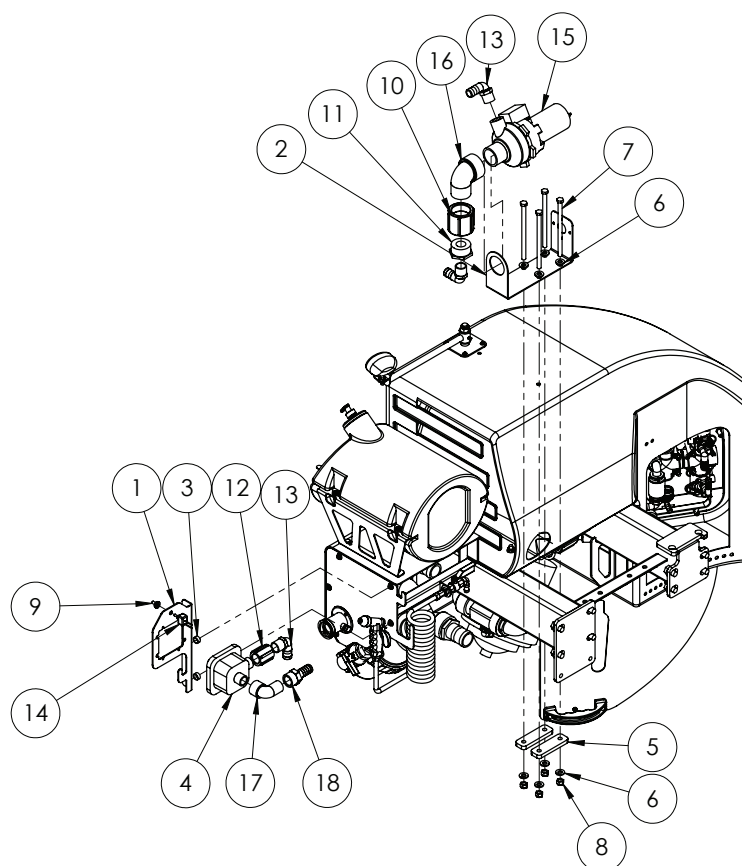
The below items are not factory options. They may be fitted to the sprayer as a Dealer Fitted Option (DFO). Contact your Goldacres dealer for more information on DFO's.

Enviro Coupling & Hose



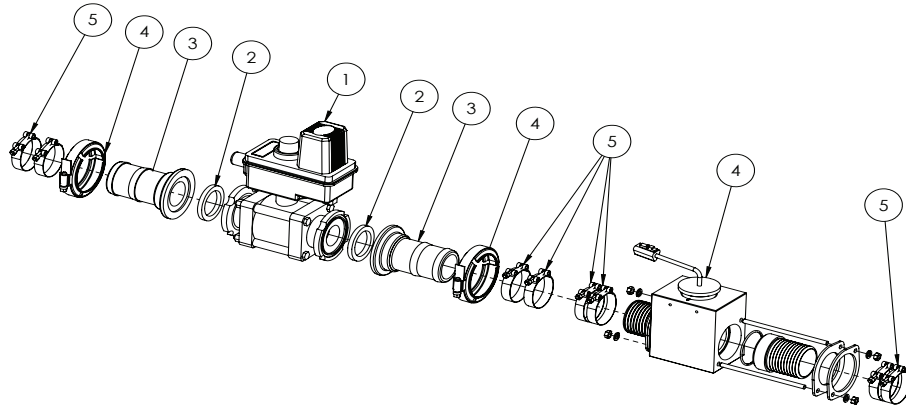
GA5020600 Complete Kit			
ITEM NO.	PART NUMBER	DESCRIPTION	QTY.
1	GA5018803	Coupler, 3 Pin, Viton Flow Control	1
2	GA5076011	Cam lever, 1 male coupling x 1 hose barb, Banjo, 100E	1
3	GA5001681	1" SS hose clamp	2
4	GA2000220	PVC hose 25mm cut 2840mm	1
5	GA5077718	Hose barb, Straight, 1" male thread x 1" hose, Banjo, HBI00	1

PH6 Pump Mounting Kit



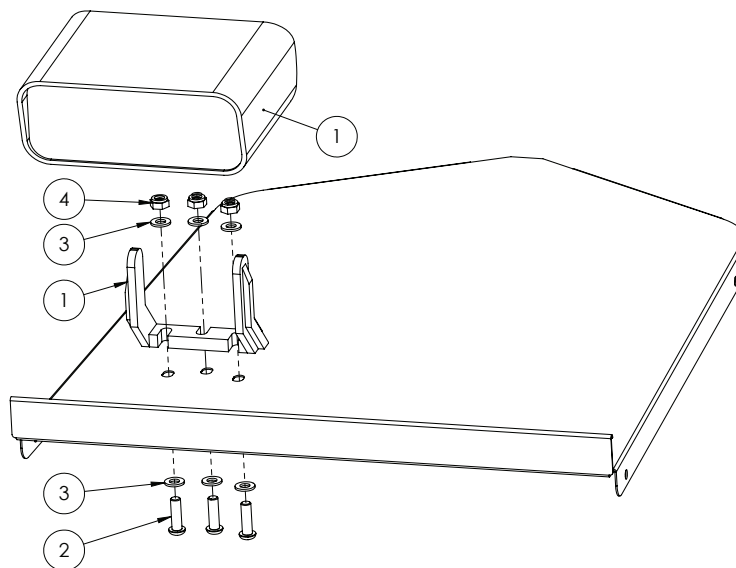
ITEM NO.	PART NUMBER	DESCRIPTION	QTY.
1	GA4523891	PH6 Flowmeter Mounting Plate	1
2	GA4523890	PH6 pump mount plate	1
3	GA4552070	crush tube 16.2x20.5x9.5	2
4	GA5068485	Flow serve SEM 10 flowmeter to suit PH6 pump	1
5	F70107A	18mt ram bracket	2
6	GA5000587	M12 WASHER	8
7	GA5011223	Bolt M12 x 200 ZP GR 8.8 ZP	4
8	GA5012461	M12 Nyloc nut Z/P	4
9	GA5012175	Narva Water Proof Switch Cover B/P	1
10	GA5077641	Coupling, socket, 2" female thread, Banjo, CPLG200	1
11	GA5078021	Bush, Reducing, Poly, 2" Male Thread x 1" Female Thread, Banjo, RB200100	1
12	GA5077638	Coupling, socket, 1 female thread, Banjo, CPLG100	1
13	GA5077723	Hose barb, Elbow, 90 degree, 1" male x 1" hose, Banjo, HBI00-90	3
14	GA5016749	Switch toggle On/Off water proof	1
15	GA5068480	Flowserve PH6 Pump	1
16	GA5078142	Street elbow, 90 degree, 2 male thread x 2 female thread, Banjo, SL200-90	1
17	GA5078137	Street elbow, 90 degree, 1 male x 1 female, Banjo, SL100-90	1
18	GA5077747	Hose barb, Straight, 1 female thread x 1 hose, Banjo, HBF100	1

Fill Flow Meter



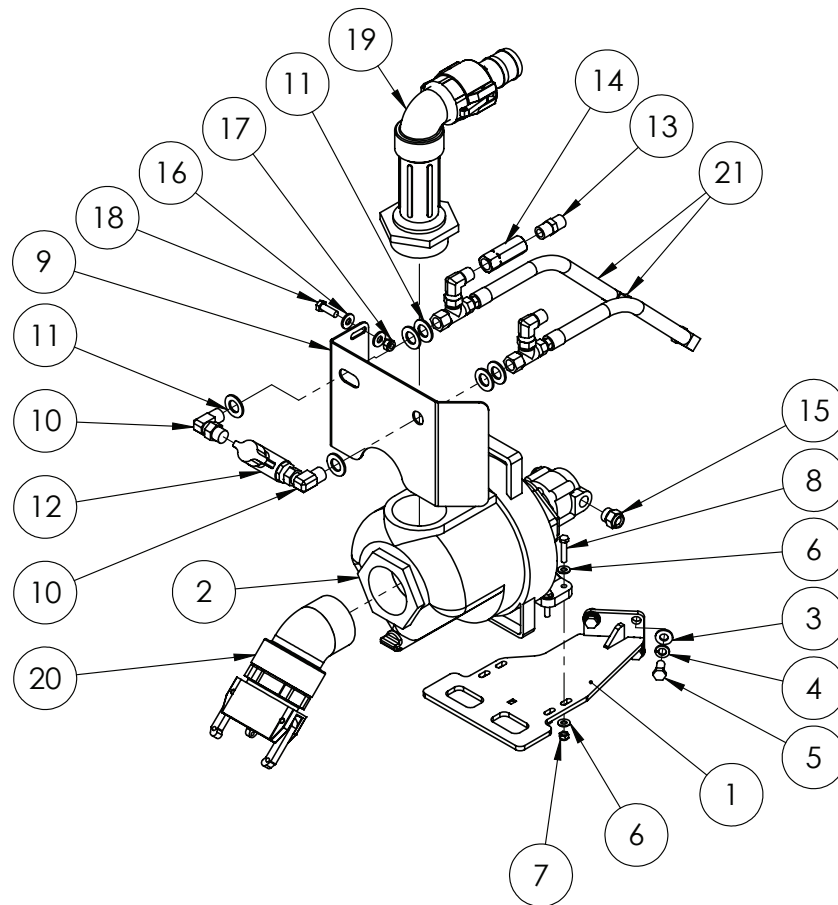
ITEM NO.	PART NUMBER	DESCRIPTION	QTY.
1	GA5077317	Valve, Ball, Electric shut off, 2 way, 1 female inlet & outlet, Yellow indicator, Teejet, B344BEC-24-C	1
2	GA5009335	Gasket Kamlock Nitrile 1 1/2 Fit 150	2
3	GA5077837	Hose barb, Straight, 2 flange x 2 hose, Banjo, M200BRB	2
4	GA5077191	KIT, FLOWMETER 40D2 HOSE BARBS, 90-02316	1
4	FC200	200 Series Std Screw Clamp	2
5	GA5010191	2" Hose Clamp	8

Fill Flow Meter Monitor



ITEM NO.	PART NUMBER	DESCRIPTION	QTY.
1	GA5077193	Kit, Fill flow meter, 40D F.M.Metric, 71 series monitor, 90-02324	1
2	GA5004053	Bolt BHCS S'Steel M6x20	3
3	GA5004437	M6 SS Washer	6
4	GA5048115	M6 Nyloc Nut SS	3

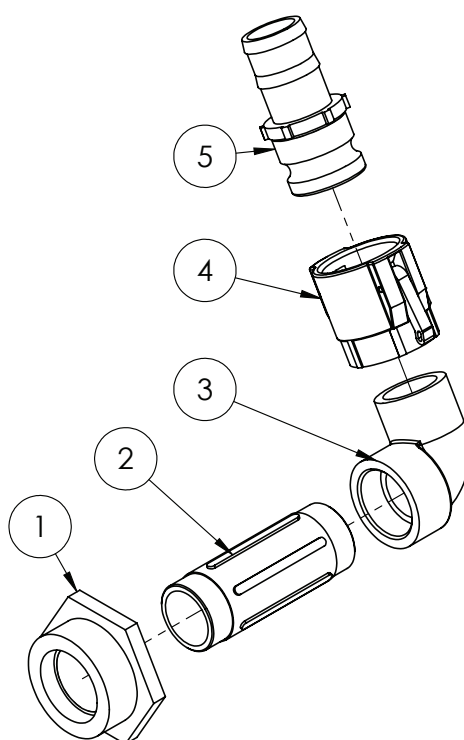
3" Fill Pump



ITEM NO.	PART NUMBER	DESCRIPTION	QTY.
1	GA4658170	Fill pump mount frame 2011	1
2	GA5076726	Pump, Centrifugal, Poly, 3, Hydraulic drive, Banjo, 300PHYV	1
3	GA5000587	M12 WASHER	4
4	GA5000575	M12 Spring washer SS	4
5	GA5000295	Set screw HT M12 x 25	4
6	GA5004883	Washer 8mm HD	8
7	GA5004917	M8 Nyloc Nut	4
8	GA5048655	M8x40 bolt	4
9	GA4523865	fill pump tap plate suit 3 inch pump	1
10	GA3500323	Hydraulic adaptor, Elbow, 90 degree, 1/2" BSPT male x 1/2" BSPP male O-ring, S77-0808	2
11	GA5001739	M20 Heavy Duty Flat Washer	6
12	GA5000835	Ball valve hydraulic 1/2" FF	1
13	GA3500223	Hydraulic adaptor, Nipple, 1/2" BSPT male x 1/2" BSPT male, S27-0808	1
14	GA5007060	Check Valve (45 LPM) 1/2 BSPP zero bar	1
15	GA3500364	Hydraulic adaptor, Nipple, 1/2" BSPT male x 7/8" UN male O-ring, S93-0814	2
16	GA5000117	Washer 10mm SS Heavy duty	4
17	GA5000141	M10 Nyloc Nut	2

Continued over page

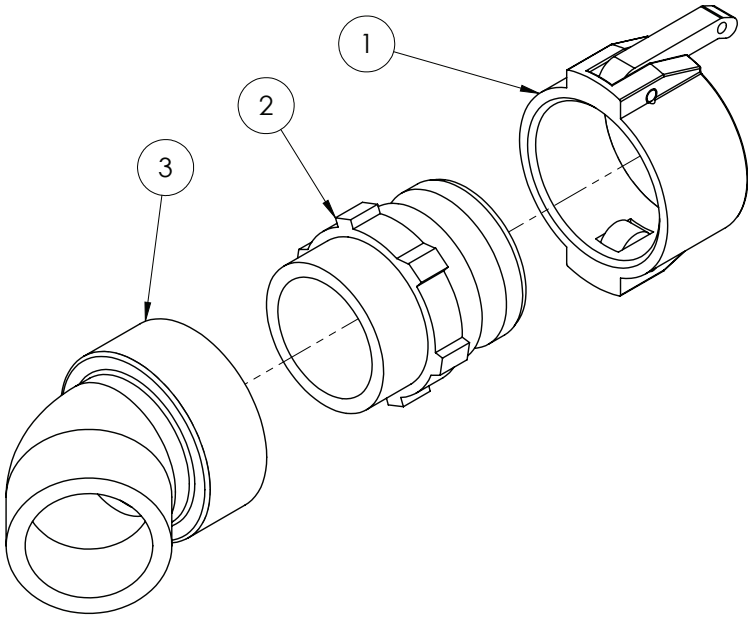
3" Fill Pump Outlet




GA4903149-3 Fill Pump Outlet

ITEM NO.	PART NUMBER	DESCRIPTION	QTY.
1	GA5078025	Bush, Reducing, Poly, 3" NPT Male Thread x 2" Female Thread, Banjo, RB300200	1
2	GA5077917	Nipple, 6" long, 2" thread x 2" thread, Banjo, NIP200-6	1
3	GA5078142	Street elbow, 90 degree, 2 male thread x 2 female thread, Banjo, SL200-90	1
4	GA5076611	Cam lever, 2 female coupler, 2 female thread, Banjo, 200D	1
5	GA5076613	Cam lever, 2 male coupling x 2 hose barb, Banjo, 200E	1

3" Fill Pump inlet



GA4903149-1 Fill Pump Inlet			
ITEM NO.	PART NUMBER	DESCRIPTION	QTY.
1	GA5076719	Cam lever, Female cap, 3", Banjo, 300CAP	1
2	GA5076722	Cam lever, 3 male coupling x 3 male thread, Banjo, 300F	1
3	GA5078143	Street elbow, 45 degree, 3 male x 3 female, Banjo, SL300-45	1



GOLDACRES

Australia's World Class Sprayers

www.goldacres.com.au