

GOLDACRES

Australia's World Class Sprayers



Special Evolution MY13 Parts Manual

For further information about any of the products shown please visit - www.goldacres.com.au.

© Goldacres Trading 2015

This publication and all designs are copyright.

No part, products or designs may be reproduced by any process except in accordance with the Copyright act 1968.

All information in this operator's manual is based on the latest product information available at the time of printing. The policy of Goldacres is one of continuous improvement and as such, Goldacres reserve the right to alter any specifications and designs without notice and without incurring any obligation regarding such changes.

No part of this manual may be reproduced without written permission from Goldacres. All photographs and technical information remain the property of Goldacres.

Goldacres Trading Pty Ltd
3 Morang Crescent
Mitchell Park Vic 3355

Ph: 03 5342 6399

Fax: 03 5342 6308

Revision number: 2.0

10-06-2015

Valid for machine 201000 -

Part #: GA5071135

GOLDACRES - RESELLER TERMS AND CONDITIONS OF SALE

Goldacres Goods are only available for purchase upon the terms and conditions set out below.

Interpretation

- (1) In terms and conditions:
- (1) "Goldacres" means Goldacres Trading Pty. Ltd. A.C.N. 061 306 732 trading as Goldacres Agricultural Equipment (its successors and assigns) which is the seller of the Goods;
- (2) "Purchaser" means the purchaser of the Goods;
- (3) "Goods" means the products and, if any, the services sold or provided by Goldacres to the Purchaser;
- (4) "GST Act" and "GST" are given the meanings referred to in a New Tax System (Goods and Services Tax) Act 1999.
- (5) "PPSA" means the Personal Property Securities Act 2009 (Cth) (as amended);
- (6) Nothing in these terms and conditions shall be read or applied so as to exclude, restrict or modify or have the effect of excluding, restricting or modifying, any condition, warranty, guarantee, right or remedy implied by law (including the Competition and Consumer Act 2010) and which by law cannot be excluded, restricted or modified.

General

- (1) The Goods and all other products or services provided by Goldacres are provided subject to these terms and conditions. These terms and conditions and any terms and conditions incorporated herein by virtue of clause 3 hereto shall prevail over all other terms and conditions of the Purchaser or otherwise to the extent of any inconsistency.
 - (2) These terms and conditions may not be modified or amended without the expressed written consent of Goldacres endorsed by the Managing Director of Goldacres Trading P/L
- Additional Terms and Conditions**
- (3) From time to time Goldacres may provide additional or extended warranties in respect of certain goods and/or services. Where such additional or extended warranties are provided to a Purchaser in writing they will be incorporated into these terms and conditions provided that in the event of any inconsistency between these terms and conditions and the terms of any additional or extended warranty, the provisions of the additional or extended warranty shall prevail.

Goldacres quotations

- (4) Unless previously withdrawn, Goldacres quotations are open for acceptance within the period stated therein or, when no period is stated, with 14 days only of the quotation date. Goldacres reserves the right to refuse any order based on any quotation within 7 days of receipt of the order.

Packing

- (5) The cost of any special packing and packing materials used in relation to the Goods shall be at the Purchaser's expense notwithstanding that such cost may have been omitted from any quotation.

Shortage

- (6) The Purchaser waives any claim for shortage of any Goods delivered if a claim in respect thereof has not been lodged with Goldacres within (7) seven days from the date of receipt of the Goods by the Purchaser.

Specifications, etc: Catalogues, etc: Quantities

- (7) All specifications, (including but not limited to: drawings, particulars of weights, volumes, capacities, dimensions, load factors) are approximate only and any deviation shall not be taken to vitiate any contract with Goldacres or form any claim against Goldacres. The descriptions, illustrations, and performances contained in catalogues, price lists and other advertising matter do not form part of the contract of sale of the Goods. Where specifications, drawings or other particulars are supplied by the Purchaser, Goldacres' price is made on estimates of quantities required. Should there be any adjustments in quantities above or below the quantities estimated by Goldacres and set out in a quotation, then any such increase or decrease shall be adjusted on a unit rate basis according to unit prices set out in the quotation.

Performance, Capacities, Chemicals, Liquids, Application Methods, Environmental Effects

- (8) Any performance, volumes, and/or capacity figures given by Goldacres are estimates only. Goldacres shall be under no liability for damages for failure to obtain such figures unless specifically guaranteed in writing and any such written guarantee shall be subject to the recognised tolerances applicable to such figures. The suitability of chemicals and other liquids for any application and the application methods and the environmental effects shall be the sole decision and responsibility of the Purchaser and the user of the Goods. Goldacres gives no warranty as to the suitability of any chemicals or other liquids for any application, nor the application methods nor the environmental effects, which may result from the use of the Goods. Goldacres shall be under no liability for damages arising out of the use of any chemicals, liquids, or mixtures in the Goods nor for any application, nor for the application methods nor for the environmental effects, which may result from the use of the Goods.

Delivery/Service Times

- (9) The delivery times and service times made known to the Purchaser are estimates only and Goldacres shall not be liable for late delivery, non-delivery or delay and under no circumstances shall Goldacres be liable for any loss, damage or delay occasioned by the Purchaser or its customers arising from the late or non-delivery or late installation of the Goods.

Loss or damage in transit

- (10) Goldacres is not responsible for any loss or damage to Goods in transit. Goldacres shall render the Purchaser such assistance as may be necessary to press claims on carriers provided that the Purchaser shall have notified Goldacres and the carriers immediately the loss or damage is discovered on receipt of Goods and shall lodge a claim on the carrier within three days of the date of receipt of the Goods. Insurance of Goods in transit is the responsibility of the Purchaser.

Limit of Liability

- (1) Goldacres liability for Goods manufactured by it is limited to:
where the law implies consumer guarantees into these terms and conditions pursuant to Part 3.2 Division 1 of Schedule 2 to the Competition and Consumer Act 2010 ("Cth") ("consumer guarantees") which cannot be excluded and Goldacres breaches a consumer guarantee, the loss and damage the Purchaser is entitled to at law which cannot be excluded by these terms and conditions; and, in all other cases
- (i) making good any defects by repairing the same or at Goldacres option by replacement within a period not exceeding either 1000 hours or twelve calendar months, whichever comes first, after the Goods have been dispatched provided that:
(i) the defects have arisen solely from faulty materials or workmanship;
(ii) the Goods have not received maltreatment inattention or interference;
(iii) accessories of any kind used by the Purchaser are manufactured or approved by Goldacres;
(iv) where applicable, the seals on the Goods remain unbroken;
(v) there has been no improper adjustment, calibration or operation;
(vi) the use of accessories including consumables, hardware or software (not manufactured by Goldacres) has been approved in writing by Goldacres;
- (vii) no contamination or leakage has been caused or induced;
- (viii) any modification to the Goods have been authorised in writing by Goldacres;
- (ix) there has been no inadequate or incorrect use, storage, handling or application of the Goods;
- (x) there has been no use or operation of the Goods outside of the physical, electrical or environmental specifications of the Goods;
- (xi) there has been no inadequate or incorrect site preparations;
- (xii) there has been no inadequate or improper maintenance of the Goods;
- (xiii) it has not been caused by fair wear and tear; and
- (xiv) firstly the Goods have been thoroughly inspected and any damage (from whatever cause) to the Goods (and in particular – the structure, welding, seams, bolts, booms) has been repaired prior to the Goods being operated, used driven or moved and on each occasion the tanks are filled; and
- (xv) there has been no failure to comply with the requirements of all present or future laws or regulations relating to the Goods and/or the use and/or the operation of the Goods; and
- (xvi) there has been no failure to maintain a record of hours of operation (which record shall contain full details of all inspections, repairs and maintenance) and produce same to Goldacres at the time of the claim;
- (xvii) the defective Goods or any damaged part of the Goods are promptly returned free of cost to Goldacres or a representative of Goldacres;
- (xviii) all warranty related repairs have been carried out with the prior authorisation of Goldacres;
- (ix) If Goods or any part thereof are not manufactured by Goldacres, in particular engines, engine accessories, transmissions, transfer cases, differentials, tyres, tubes, batteries, radios and UHF's, the guarantee of the manufacturer thereof shall be accepted by the Purchaser and is the only guarantee given to the Purchaser in respect of the Goods or that part provided always that this clause does not seek to exclude the consumer guarantees;

- (3) In the case of hydraulic systems, Goldacres shall replace defective parts in accordance with clause 11(1) of these conditions, provided that the failure of the part was not related to contamination within the system, Goldacres shall not be liable for labour in the case of repairing hydraulic system defects;
- (4) Goldacres will not accept liability for damage attributed to fair wear and tear including but not limited to fair wear and tear to nozzles, chains, belts, filters, brake pads, polyethylene bushes and liquid pump valves, valve O-rings, diaphragms and seals;
- (5) Goldacres shall not be liable for and the Purchaser releases Goldacres from any claims in respect of faulty or defective design of any Goods supplied unless such a design has been wholly prepared by Goldacres and the responsibility for any claim has been specifically accepted by Goldacres in writing and in any event Goldacres liability hereunder shall be strictly limited to the replacement of defective parts in accordance with paragraph 11(1) of these conditions provided always that this clause does not seek to exclude the consumer guarantees;
- (6) Except as provided herein, all express and implied warranties, guarantees and conditions under statute or general law as to the merchantability, description, quality, suitability or fitness of the Goods for any purpose or as to design, assembly, installation, materials or workmanship or otherwise are hereby expressly excluded and Goldacres shall not be liable for physical or financial injury, loss or damage or for consequential loss or damage of any kind arising out of the supply, layout, assembly, installation or operation of the Goods or arising out of Goldacres negligence or in any other way whatsoever;
- (7) The benefit of any warranty provided under these terms and conditions shall only be available to the Purchaser and shall not be transferable by the Purchaser;
- (8) The warranties provided under these terms and conditions do not extend to second hand or used Goods that may be sold by Goldacres.
- (12) Goldacres liability for breach of a consumer guarantee is hereby limited (in the case of goods and services not used for personal, domestic or household purposes) to:
(i) in the case of Goods, any one or more of the following:
(a) the replacement of the Goods or the supply of equivalent Goods;
(b) the repair of the Goods;
(c) the payment of the cost of replacing the Goods or acquiring the equivalent Goods;
(d) the payment of having the Goods repaired; or
(2) in the case of services;
(a) the supplying of the services again; or
(b) the payment of the cost of having the services supplied again.

Prices

- (1) Unless otherwise stated in writing by Goldacres, all prices quoted by Goldacres are inclusive of GST for supplies within Australia and exclusive of GST for exports outside of Australia. Prices quoted are those ruling at the time of quotation or the date the price is given and are based on rates of freight, insurance, customs, duties, taxes, exchange, shipping expenses, sorting and stacking charges, cartage, cost of materials and other charges affecting the cost of production ruling on that date and any alterations thereto either before acceptance of or during currency of the contract shall be to the Purchaser's account.
- (2) For the purpose of 38-185 of the GST Act, the day upon which the seller gives the invoice for the supply shall be the date of the invoice.

Payment

- (1) The purchase price in relation to the Goods and the cost of the service shall be payable without deduction and or set off and payment thereof shall be made on or before the thirteenth day of the month following the delivery of the Goods or performance of the services unless other terms of payment are expressly stated in writing.
- (2) A decreasing or increasing adjustment and or the issuing of an adjustment note, pursuant to Division 21 and Division 29-C of the GST Act, shall not, in any way, constitute a release, waiver, or forgiveness of the debt incurred by the Purchaser.

Interest on overdue payments

- (15) If Goldacres is not paid for any Goods or services on the due date specified in this agreement without prejudice to any other right or remedy, all outstanding money shall bear interest at the rate set, pursuant to the Penalty Interest Rates Act, Victoria, 1986, as such money, together with interest shall be recoverable forthwith from the Purchaser.

Rights in relation to Goods

- (1) Title to the Goods supplied by Goldacres to the Purchaser shall remain with Goldacres until the total amount due in respect of the Goods and all monies owing to Goldacres have been paid in full (the "Debts"). Risk in the Goods shall pass to the Purchaser upon delivery.
- (2) The Purchaser shall have the right to resell Goods but only as fiduciary agent and trustee for Goldacres by way of bona fide sale at full market value and in the ordinary course of its business.
- (3) Until all the Debts have been paid in full:
 - (a) the Purchaser shall take custody of the Goods as trustee, fiduciary agent and bailee for Goldacres;
 - (b) the Purchaser shall keep the Goods separate from any other goods and properly marked, stored, protected and insured;
 - (c) the Purchaser must hold all of the money it receives ("Proceeds");
 - (i) from the sale of any property into which Goods supplied have been incorporated; and
 - (ii) from the sale of Goods or provision of services including the Goods supplied by the Goldacres as bailee, fiduciary agent and trustee for Goldacres, but the Purchaser need not hold on trust any money exceeding the amount of the Debts at the time the money is received.
- (d) The Purchaser expressly acknowledges that it is bound by the fiduciary obligation created in the preceding paragraph and acknowledges that:
 - (i) it must hold the Proceeds on trust for Goldacres;
 - (ii) it must place the whole of the Proceeds in an account separate from its own moneys (the "Proceeds Account");
 - (iii) it must maintain the Proceeds Account separate from its own moneys at all times.
 - (iv) it must maintain proper records for the Proceeds Account.
 - (v) it must not assign or encumber any book debts arising from sales made in circumstances set out in clauses 16(c)(i) and (ii) or do any other act in derogation of Goldacres' legal or beneficial interests; and
 - (vi) it must account to Goldacres on demand for all moneys standing to the credit of such account.
- (e) For the purposes of identification of different consignments of Goods purchased from Goldacres and receipt of Proceeds, the Purchaser agrees that the principle of "Last In, First Out" shall be applied to any items that cannot be distinguished.
- (f) Goldacres may trace the Proceeds in equity.
- (4) Goldacres may at any time, without notice to the Purchaser and without prejudice to any other rights which it may have against the Purchaser, terminate any contract connected with the Goods and the bailment referred to in clause 16(3) and enter upon any premises owned or occupied by the Purchaser where Goldacres reasonably believes the Goods may be stored, and repossess the Goods without liability for any damaged caused, and subsequently dispose of the Goods at Goldacres' discretion if:
 - (a) the Debts are not paid in accordance with these terms and conditions or any other contract or arrangement between Goldacres and the Purchaser; or
 - (b) Goldacres receives notice of or reasonably believes that:
 - (i) a third person may attempt to levy execution against the Goods; or
 - (ii) the Purchaser is insolvent (within the meaning of the Corporations Act 2001) or bankrupt; or
 - (iii) the Purchaser has entered into any arrangement or composition with its creditors, gone into liquidation, or has appointed a receiver, a receiver and manager or administrator.
- (5) If after repossession under clause 16(4) Goldacres sells the Goods, Goldacres shall account to the Purchaser for any proceeds of sale (less expenses of repossession and sale) that exceeds the amount of the outstanding Debts.
- (6) If any Goods belonging to Goldacres are disposed of by the Purchaser or an insurance claim is made in respect of them, Goldacres shall be entitled to trace the sale or insurance proceeds, which proceeds shall be held by the Purchaser in a separate bank account on trust for Goldacres.
- (7) The Purchaser agrees and acknowledges that in the event it sells Goods to a third party on account, it will include in its terms and conditions of sale a provision under which the Purchaser retains title to the Goods until such time that the total amount due in respect of the Goods and all monies owing to the Purchaser have been paid in full by that third party debtor. The Purchaser also agrees and acknowledges that in these instances, it will register its PMSI in accordance with the PPSA in respect of its security interest in the Goods.

PPSA provisions

- (1) The Purchaser acknowledges that these terms and conditions constitute a security agreement for the purposes of section 20 of the PPSA and that a security interest exists in all Goods (and any associated Proceeds from their sale) previously supplied by Goldacres to the Purchaser (if any) and in all future Goods (and any associated Proceeds from their sale) that may be supplied to the Purchaser by Goldacres.
- (2) The Purchaser acknowledges that Goldacres has a first ranking purchase money security interest ("PMSI") (as defined in section 14 of the PPSA) in the Goods and the Purchaser must not jeopardise such ranking (whether by act or omission).
- (3) The Purchaser acknowledges that it has received value as at the date of first delivery of the Goods and has not agreed to postpone the time for attachment of the security interest (as defined in the PPSA) granted to Goldacres under these terms and conditions.
- (4) The Purchaser will execute documents and do such further acts as may be required by Goldacres to register the security interest granted to Goldacres under these terms and conditions under the PPSA.
- (5) Until ownership of the Goods passes, the Purchaser must not give to Goldacres a written demand or allow any other person to give Goldacres a written demand requiring Goldacres to register a financing change statement under the PPSA in respect of Goldacres' interest in the Goods.
- (6) The Purchaser must indemnify Goldacres and on demand reimburse Goldacres for all costs and expenses incurred by Goldacres in respect of these terms and conditions including but not limited to Goldacres registering its security interest in the Goods, lodging, discharging or amending any financing statement or financing change statement, or otherwise complying with the PPSA.
- (7) The Purchaser agrees (other than as provided in these terms and conditions) not to sell, lease, mortgage, deal with, dispose of or create or attempt to create any other security interest in or affecting the Goods unless and until the Purchaser's Debts have been satisfied.
- (8) The Purchaser waives its rights under the following provisions of Chapter 4 of the PPSA:
 - (a) to receive a notice on enforcement action against liquid assets (section 121(4));
 - (b) to receive a notice to seize collateral (section 123);
 - (c) to receive a notice of disposal of Goods by Goldacres purchasing the Goods (section 129);
 - (d) to receive a notice to dispose of Goods (section 130);
 - (e) to receive a statement of account following disposal of Goods (section 132(2));
 - (f) to receive a statement of account if no disposal of Goods for each 6 month period (section 132(4));
 - (g) to receive notice of any proposal of Goldacres to retain Goods (section 135(2));
 - (h) to object to any proposal of Goldacres to either retain or dispose of Goods (section 137(2));
 - (i) to redeem the Goods (section 142);
 - (j) to reinstate the security agreement (section 143);
 - (k) to receive a notice of any verification statement (section 157(1) and section 157(3));
- (9) The rights Goldacres may have under the PPSA are supplementary and in addition to those set out in these terms and conditions and do not derogate from the rights and remedies of Goldacres under these terms and conditions or under any other statute or under general law.
- (10) The Purchaser must give 10 business days prior written notice of any proposed change in the Purchaser's name or other identifying characteristics and details.

Purchasers property

- (18) Any property of the Purchaser under Goldacres' custody or control shall be entirely at the Purchaser's risk as regards loss or damage caused to the property or by it.

Storage

- (19) Goldacres reserves the right to make a reasonable charge for storage if delivery instructions are not provided by the Purchaser within (14) fourteen days of a request by Goldacres for such information.

Returned Goods

- (20) Goldacres shall not be under any obligation to accept Goods returned by the Purchaser and will do so only on terms to be agreed in writing in each individual case.

Goods sold

- (21) All Goods to be supplied by Goldacres shall be described on the purchase order agreed by Goldacres and the Purchaser and the description on such purchase order modified as so agreed shall prevail over other descriptions including any Purchaser's specification or enquiry.

Cancellation

- (22) No order may be cancelled except with the consent in writing and on terms, which will indemnify Goldacres against all losses.

No waiver

- (23) The failure of any party to enforce the provisions of these terms and conditions or to exercise any rights expressed in these terms and conditions shall not be a waiver of such provisions or rights and shall not affect the operation of this agreement. The exercise by any party of any of its rights expressed in this agreement shall not preclude or prejudice such party from exercising the same or any other rights it may have irrespective of any previous action taken by that party.

Force Majeure

- (24) If by reason of any fact, circumstance, matter or thing beyond the reasonable control of Goldacres is unable to perform in whole or in part any obligation under these terms and conditions then Goldacres shall be relieved of that obligation under these terms and conditions to the extent and for the period that it is so unable to perform and shall not be liable to the Purchaser in respect of such liability.

Passing of risk

- (25) Risk in the Goods shall pass to the Purchaser upon delivery of the Goods to the Purchaser or collection of the Goods by the Purchaser's agent or carrier as the case may be.

Exclusion of liability

- (26) To the extent permitted by law Goldacres shall not be liable to the Purchaser in contract or in tort arising out of, or in connection with, or relating to, the performance of the Goods or any breach of these conditions or any fact, matter or thing relating to the Goods or error (whether or not it is negligent or a breach of contract) in information supplied to the Purchaser or a user before or after the date of the Purchaser's or user's use of the Goods and Goldacres shall be under no liability for damages arising out of the use of any chemicals, liquids, or mixtures in the Goods, nor for any application, not for the application methods nor for the environmental effects, which may result therefrom or from the use of the Goods.

Exclusion of representations and arrangements

- (27) To the extent permitted by law the terms and conditions supersede and exclude all prior and other discussions, representations (contractual or otherwise) and arrangements relating to the supply of the Goods or any part thereof including, but without limiting the generality of the foregoing, those relating to the performance of the Goods or any part thereof or the results that ought to be expected from using the Goods.

Place of contract

- (28) The contract for sale of the Goods and the provision of the services is made in the State of Victoria and the Purchaser agrees to submit all disputes arising with Goldacres to the courts of such State and any court competent to hear appeals therefrom.

Contents

CHASSIS	5		
H Frame - 3/4/5000L	5	Foam Marker Exhaust Valve	39
Front Steps - 3000L	6	Foam Marker Solenoid	40
Front Steps - 4/5000L	7	Foam Marker Pod On Chassis	40
Spray Pressure Gauge	8	LEFT HAND POD	41
Pull - 3000L	9	Left Hand Pod - Suit 170L/min pump	41
Pull - 4/5000L	10	Flow Control Valve - Suit 170L/min Pump	42
Boom Rests - 3000L	11	Suction Filter - Suit 170L/min Pump	43
Delta Boom Rests - 4000L	12	Pressure Manifold	44
Delta Boom Rests - 5000L	13	Fill Manifold	45
TriTech Boom Rests - 4/5000L	14	Chem Probe/Transcal Tap	46
30L Hand Wash Bottle	15	Left Hand Pod - Suit 260L/min Pump	47
		Flow Control Valve - Suit 260L/min Pump	48
PUMPS	17	Suction Filter Assy - Suit 260L/min Pump	49
Pump - Zeta 260 PTO Shaft drive	17	Chemical Probe	50
Pump - Zeta 260 Hydraulic Drive	18	Enviro coupling & hose	50
Hydraulic hose Zeta 260 kit	19	DCI - N/A	51
Pump - Zeta 260 TS 2C Pump Breakdown	20		
Pump - Zeta 260 MI-I Pump Breakdown	21	DUAL PRODUCT - N/A	53
Pump - Zeta 170 PTO Drive	22		
Pump - Zeta 170 Hydraulic Drive	23	INDUCTION HOPPER	55
Hydraulic hose Zeta 170 kit	24	40L Induction Hopper	55
Pump - Zeta 170 IC Pump Breakdown	25	40L Hopper Frame	56
Pump - Zeta 170 MI-I Pump Breakdown	26	40L Hopper Tank	57
Hydraulic drive conversion kit	27	Hopper Rinse Nozzle Sub Assembly	59
Pressure Flow Compensator	28	Hopper Bottom	60
FLUSH TANK	29	60L Induction Hopper	61
180L Flush Tank - 3000L	29	60L Hopper Frame	62
In-line Check Valve	30	60L Hopper Tank	63
400L Flush Tank - 4/5000L	31	60L Hopper Tank with Flange	65
		Hopper Tank 60L Flange - Bottom	66
RIGHT HAND POD	33	FOAM MARKER TANK	67
Airbag Compressor & Box Assembly	33	100 Litre Foam Marker Tank	67
Compressor Box	34	Foam Concentrate Bottle	68
Air Compressor Assembly	35	Foam Generator	69
Compressor Gauge	36	Foam Generator Mounting	69
Foam Marker Box	37	Foam Accumulator Assembly	70
Foam Marker Air Compressor	38		

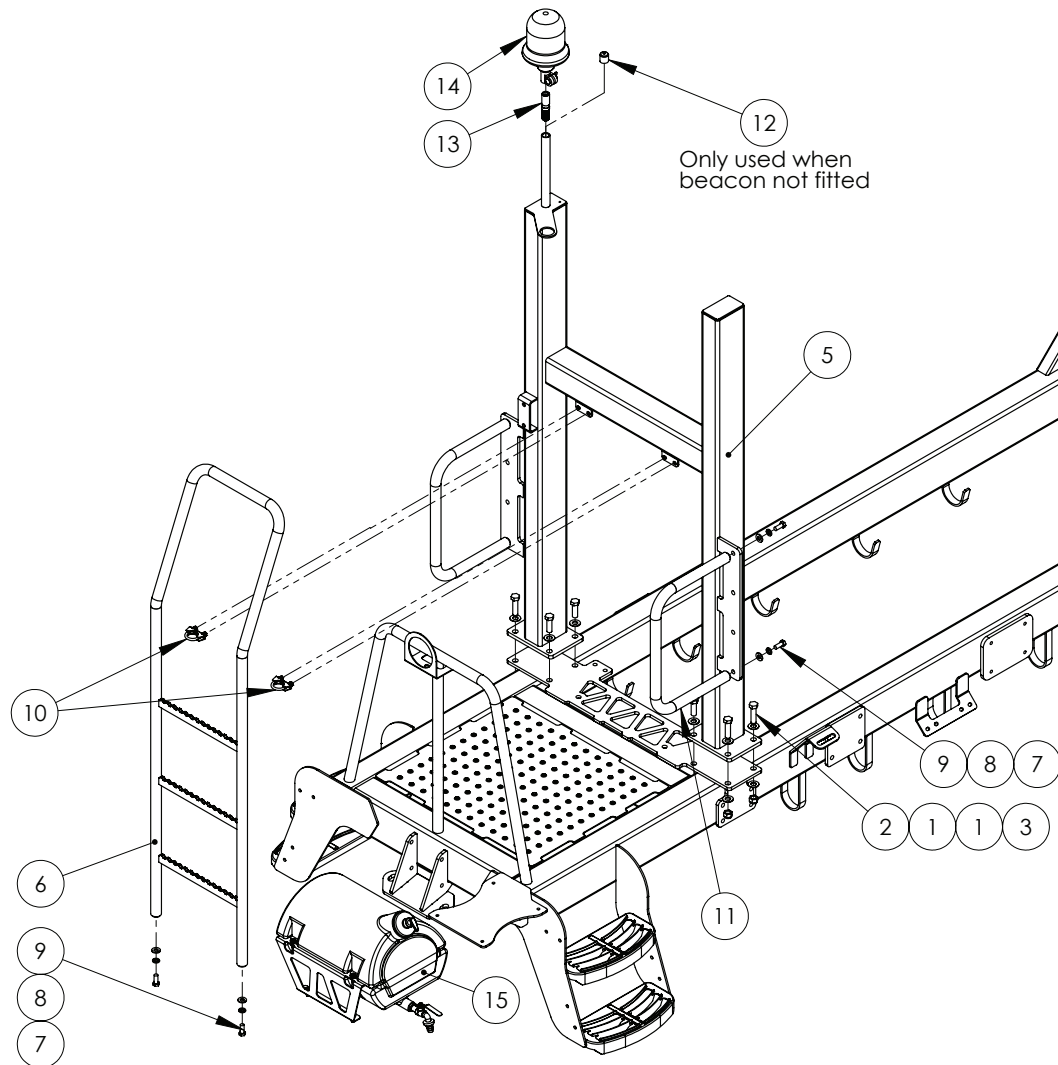
Filter and Ball Valve	70	Delta Centre - Hydraulic Tilt	109
Foam Marker Filter	71	Delta Centre - Hydraulic Tilt Cylinder	109
TRANSCAL	73	Delta Boom Cable Adjuster	110
Transcal Bottle	73	Delta Boom Height Limit Switch	111
Rinse Nozzle & Cap	74	Delta Centre Oversize Sign	112
Transcal Bottle Tap	75	TriTech Boom Centre Assembly	113
Enviro coupling & hose	75	TriTech Cable Mount - Rear LH	115
		TriTech Cable Mount - Rear RH	116
		Flow Meter Assembly	117
MAIN TANK	77	TriTech Centre With Tilt -	
3000L Tank Assembly	77	Replacement Links	118
4/5000L Tank	78	TriTech Centre With Tilt Cylinders	118
Sump Drain Valve	80	TriTech Paralift & Paralift Arms	119
Tank Rinse Tee	81	TriTech Complete Centre & Paralift	120
Tank Rinse Elbow	81	Lower Limit Switch	121
Supermix Agitator	82	TriTech Spring Yaw Kit	122
Venturi Filler	83	TriTech Hydraulic Yaw	123
Hopper Tank Inlet	84	Yaw Pressure Reducing Valve	124
2" Tank Fill	84	Yaw Control Valve Assembly	125
Remote Tank Drain 4/5000L	85	Oversize Sign Mount	126
Dry Sight Tube Kit	86	Delta Link Locking Plate	127
Dry Sight Tube Locating Cap	87	Boom Valve Assembly	128
Dry Sight Tube Float	87	Boom Valves	129
Dry Sight Tube Base	88		
Tank Stops	88	BOOM WING	131
Tank Straps & Brackets	89	Cable Drum - Delta	131
		Cable Drum Top Pivot - Delta	132
		Cable Drum Lower Pivot - Delta	133
		Boom Fold Adjuster - Delta	134
		Boom Cable Spring - Delta	135
		Steel Inner Wings - Delta	136
		Steel Outer Wings - Delta	136
		Aluminium Outer Wings - Delta	137
		Flip Over Ends	138
		Flip Over End Saddle	138
		Rubber Bump Stop	139
		Bump Stop Extension Bracket	139
		Boom Protector - Inner - Delta	140
		Boom Protector - Outer - Delta	140
		Cable Drum - TriTech	141
		Cable Drum Top Pivot - TriTech	142
		Cable Drum Lower Pivot - TriTech	143
		Boom Fold Adjuster - TriTech	144
		Boom Cables - TriTech	145
		Boom Cable Spring - Suit 24m TriTech	145
		Boom Cable Spring - Suit 28-30m TriTech	
WHEELS, AXLES & mUDGUARDS	91		
Axle Suit 3000L	91		
Rigid Axle	92		
Air Bag Axle 4/5/6500lt	93		
Air Bag Axle	94		
Mudguards Suit 3000L	95		
Mudguards Suit 4/5000L	96		
Mudguards	97		
Wheel Speed Sensor	98		
Wheels	99		
Hub - 90 Series	100		
Hub - 70 Series	101		
BOOM CENTRE	103		
Delta Boom Centre Assembly	103		
Delta Boom Paralift Assembly - 3000L	105		
Delta Boom Paralift Assembly - 4/5000L	106		
Accumulator Manifold	107		
Delta Centre - Adjustable Tilt Links	108		

Steel Inner Wings - TriTech	146	Load Sense Turbo Valve	186
Aluminium Outer Wings - TriTech	146	Quick Release Couplings	187
Aluminium Break Away Tip	147	Hydraulic Hoses	187
Boom Protector Assembly - Outer - TriTech	147	Hose ID Tags	188
Boom Protector Assembly - Inner - TriTech	148	Hydraulic O-Rings and Retaining Washers	188
Fence Line End Protector - Standard	149	Delta Hydraulic Cylinder - Fold RH	189
Fence Line End Protector - Quick Fit	150	Delta Hydraulic Cylinder - Fold LH	189
Three Dimensional Breakaway	151	Delta Hydraulic Cylinder - Boom Lift	190
Boom Line Plumbing	153	Delta Hydraulic Cylinder - Wing Tilt	190
Manual Fence Line Nozzle	154	TriTech Hydraulic Cylinder - Boom Lift	191
Solenoid Operated Fence Line Nozzle	155	TriTech Hydraulic Cylinder - Wing Tilt	191
Adjustable Nozzle Brackets	156	TriTech Hydraulic Cylinder - Fold RH	192
Pre Packaged Kits	156	TriTech Hydraulic Cylinder - Fold LH	192
600mm Boom Poly	157	TriTech Hydraulic Cylinder - Yaw	193
1100mm Boom Poly	157	PLUMBING	195
1200mm Boom Poly	157	3/4" BSP Filter with 200 mesh screen	195
1600mm Boom Poly	158	Pressure Filter Assembly	196
2100mm Boom Poly	158	2" Fill Filter with 120 mesh screen	197
2600mm Boom Poly	159	In Line Boom Filter	198
3100mm Boom Poly	159	2" Suction Filter	199
ELECTRICS	161	Air Filter	199
Boom LED Lights	161	Hose Clamps	200
Lights	162	Cable Ties	200
Electrical Components	162	Hoses	201
Raven (AMP) Electrical Connectors	163		
Electrical Connectors	165		
Deutsch Electrical Connectors	167		
Console Mounting Kit	170		
SCHEMATICS	171		
3000L Plumbing	171		
3000L Plumbing with 260 pump	172		
4/5000L Plumbing with 260 pump	173		
Exacta Foam Marker Plumbing	174		
Pneumatic Schematic	175		
Hydraulic Schematic	176		
Electrical Layout	177		
DECALS	179		
HYDRAULICS	185		
Boom Lower Solenoid	185		

Chapter I

CHASSIS

H Frame - 3/4/5000L



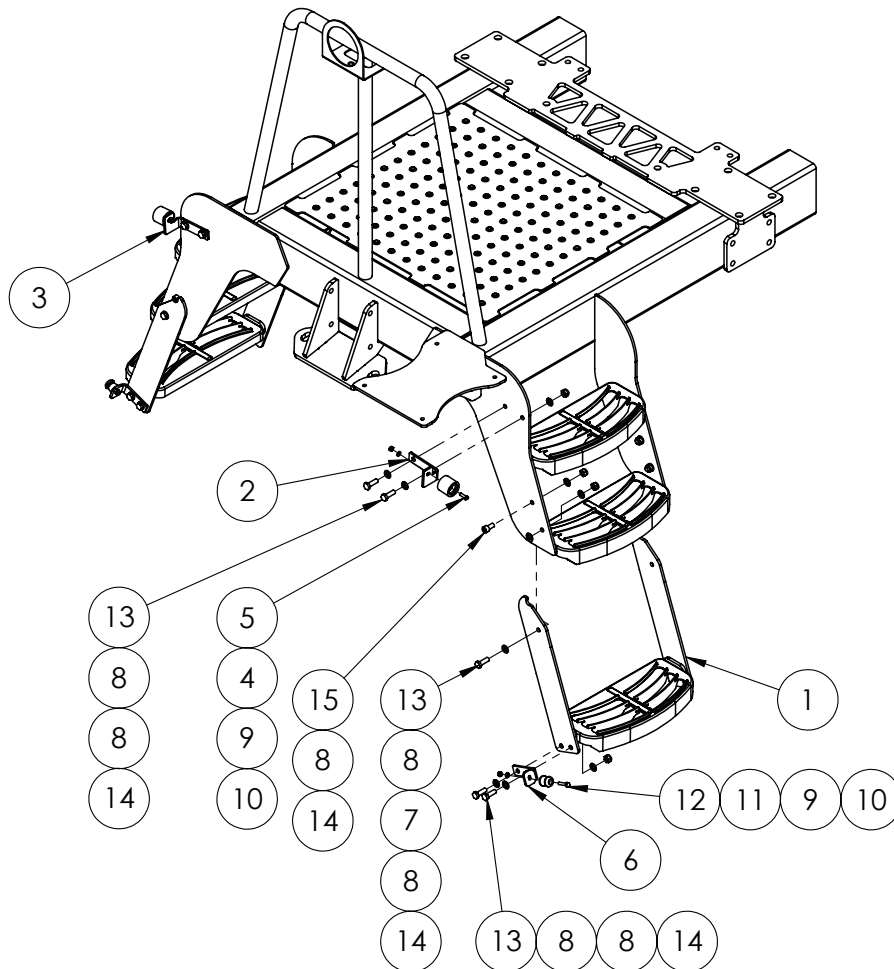
ITEM NO.	PART NUMBER	DESCRIPTION	QTY.
1	GA5001009	Washer 16mm Flat ZP	16
2	GA5000939	Bolt M16 x 60	4
3	GA5001029	Nut M16 Nyloc	8
4	GA5000931	Bolt M16 x 50	4
5	GA4659685	H-Frame to suit 3-5000L Special 2013	1
6	GA4658161	Ladder suit 2013 Prairie	1
7	GA5000587	Washer 12mm Flat	6
8	GA5000575	Washer 12mm Spring SS	6

Continued over page

H Frame - 3/4/5000L

ITEM NO.	PART NUMBER	DESCRIPTION	QTY.
9	GA5000307	Bolt M12 x 30	6
10	GA5075120	Heavy Duty Exhaust Clamp 36mm	2
11	GA4659680	Handrail Side Special	2
12	GA5052650	Plastic end cap 25.4 x 25mm	1
13	GA5020411	Beacon mount screw on	1
14	GA5048975	Orange Beacon Light	1
15	GA4905605	Hand Wash Bottle ASM 2013	1

Front Steps - 3000L



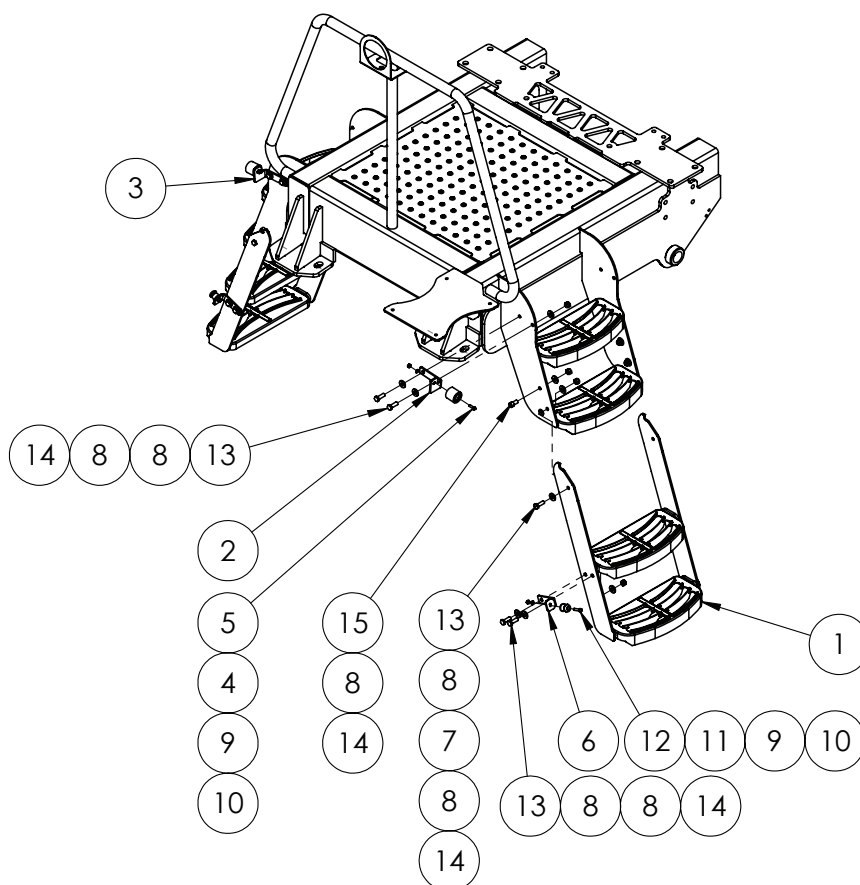
ITEM NO.	PART NUMBER	DESCRIPTION	QTY.
1	GA4659691	Lower Ladder 3000L Special 2013	2
2	F70684A	Upper catch mounting plate Left Hand	1
3	F70654A	Upper catch mounting plate Right Hand	1
4	GA5008629	Female rubber door holder (black)	2
5	GA5004053	BHCS M6 x 20 SS	2
6	GA4522617	Latch plate suit prairie EF narrow step	2

Continued over page

Front Steps - 3000L

ITEM NO.	PART NUMBER	DESCRIPTION	QTY.
7	GA5000115	Washer 10mm Flat SS	4
8	GA5000117	Washer 10mm Flat SS Heavy duty	27
9	GA5004437	Washer 6mm SS	4
10	GA5048115	Nut M6 nyloc	4
11	GA5011607	Male rubber door holder	2
12	GA5004079	Bolt M6 x 30	2
13	GA5065455	Bolt M10 x 30 Gr8.8	12
14	GA5000141	Nut M10 Nyloc	16
15	GA5011153	SHCS M10 x 20	4

Front Steps - 4/5000L



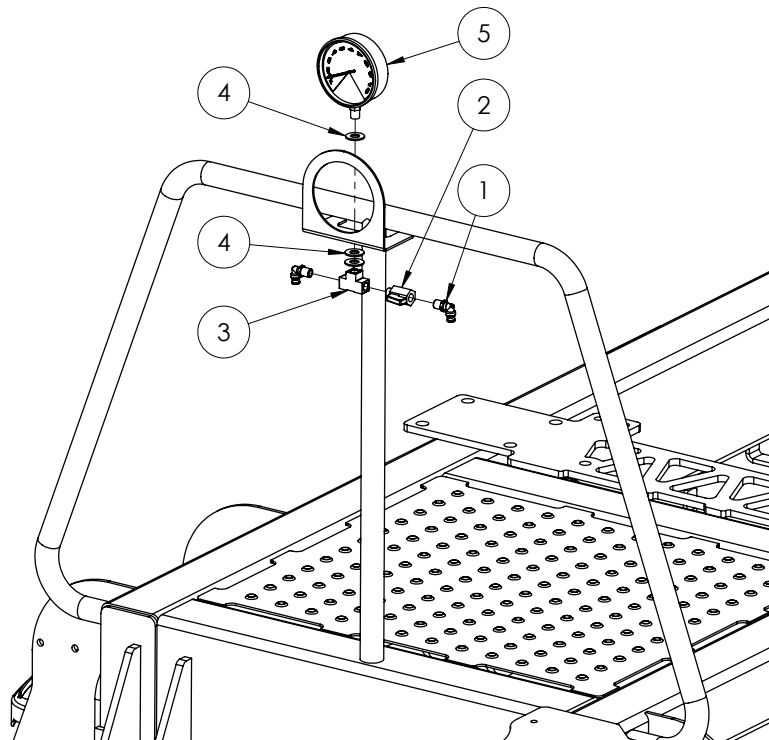
ITEM NO.	PART NUMBER	DESCRIPTION	QTY.
1	GA4659690	Lower Ladder Prairie, Special 2013	2
2	F70684A	Upper catch mounting plate Left Hand	1
3	F70654A	Upper catch mounting plate Right Hand	1
4	GA5008629	Female rubber door holder (black)	2
5	GA5004053	BHCS M6 x 20 SS	2
6	GA4522617	Latch plate suit prairie EF narrow step	2

Continued over page

Front Steps - 4/5000L

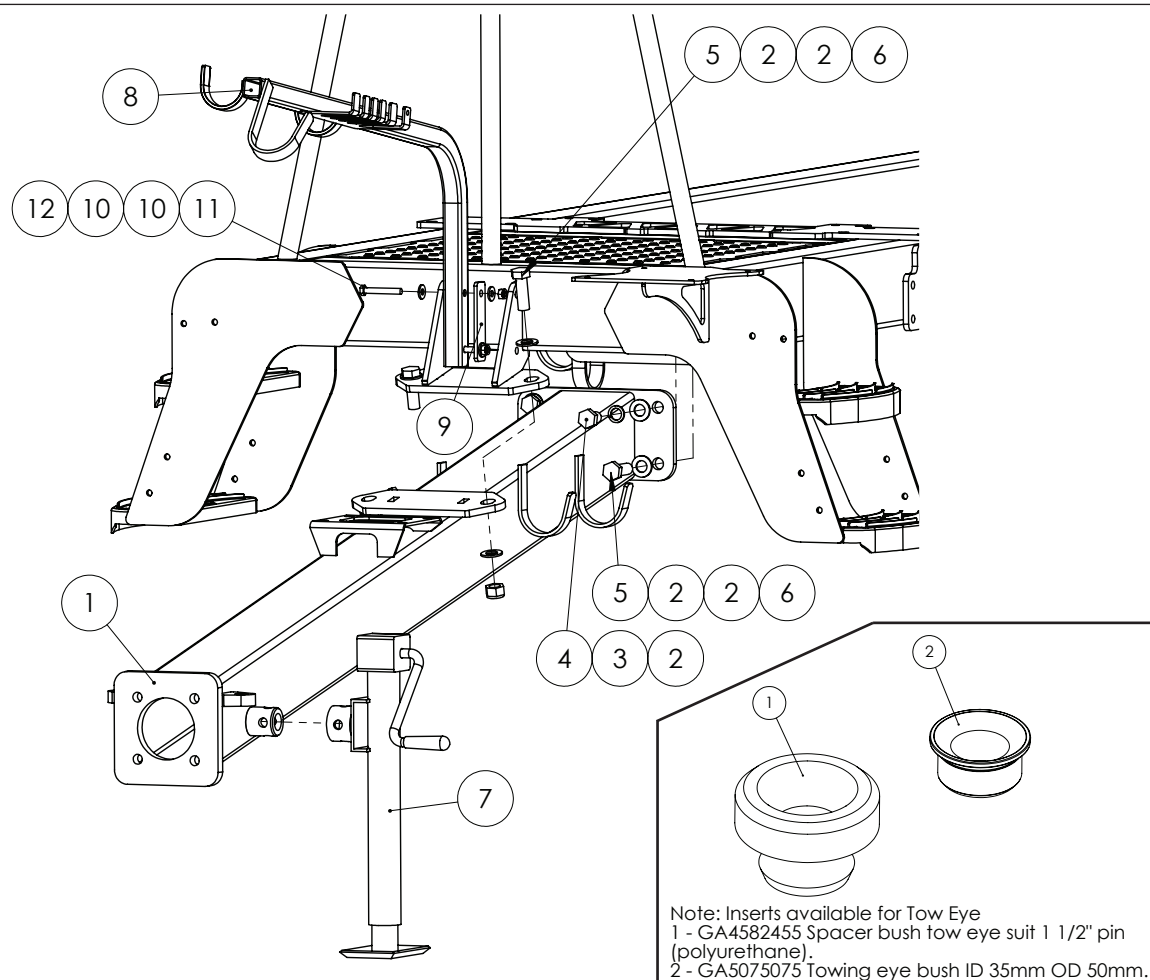
ITEM NO.	PART NUMBER	DESCRIPTION	QTY.
7	GA5000115	Washer 10mm Flat SS	4
8	GA5000117	Washer 10mm Flat SS Heavy duty	27
9	GA5004437	Washer 6mm Flat SS	4
10	GA5048115	Nut M6 nyloc	4
11	GA5011607	Male rubber door holder	2
12	GA5004079	Bolt M6 x 30	2
13	GA5065455	Bolt M10 x 30 Gr8.8	12
14	GA5000141	Nut M10 Nyloc	16
15	GA5011153	SHCS M10 x 20	4

Spray Pressure Gauge



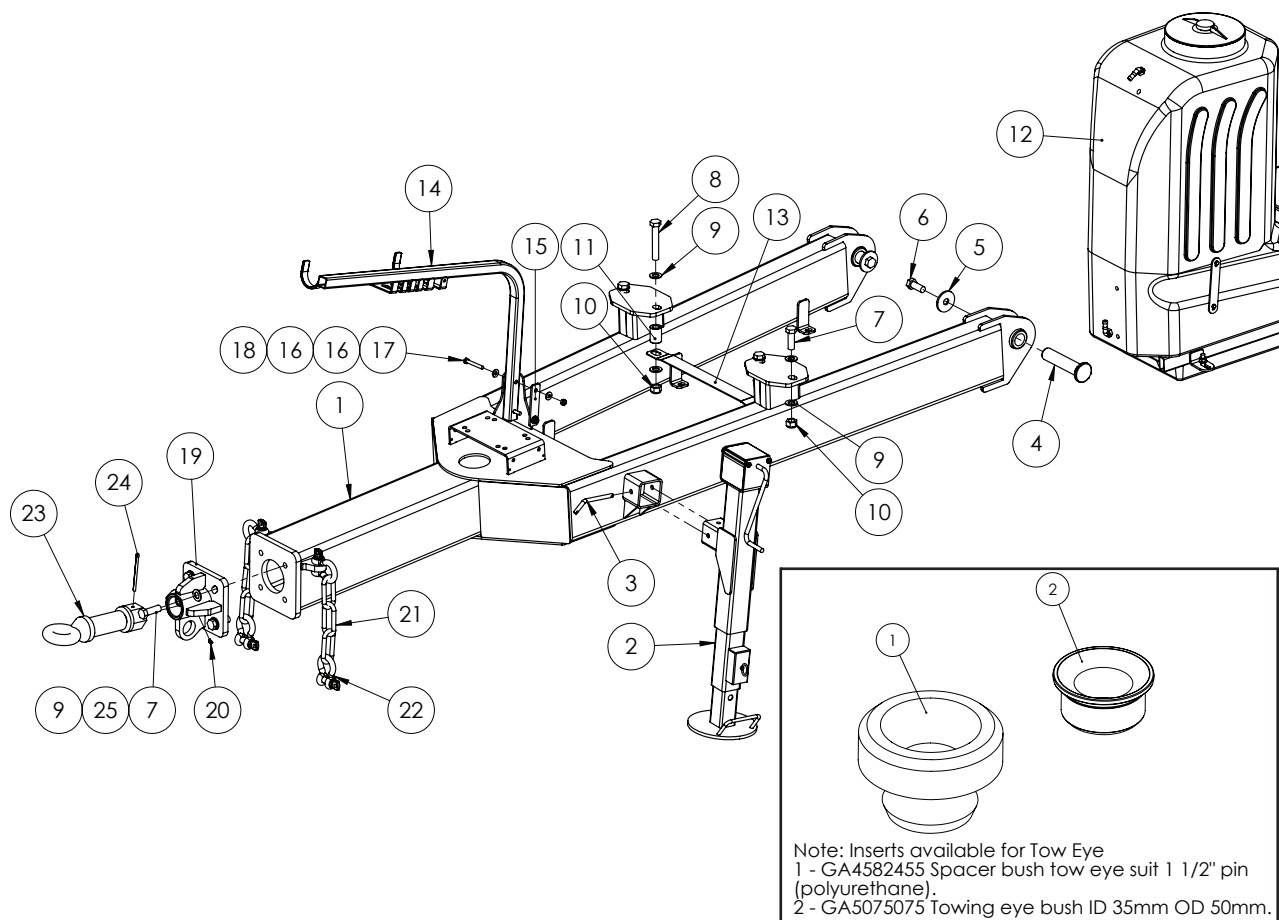
ITEM NO.	PART NUMBER	DESCRIPTION	QTY.
1	GA5016233	Swivel Elbow push in Steel 6mm x 1/4" BSP	2
2	GA5018323	Ball valve 1/4" M-F (SS)	1
3	GA5048300	Tee 1/4" Female	1
4	GA5000587	Washer 12mm Flat HD	3
5	GA4948460	Pressure gauge, large face 160PSI	1

Pull - 3000L



ITEM NO.	PART NUMBER	DESCRIPTION	QTY.
1	GA4659535	Pull Special 3000 MY13	1
2	GA5001739	Washer 20mm Flat Heavy Duty	14
3	GA5001721	Washer 20mm Spring	6
4	GA5011323	Bolt M20 x 30	2
5	GA5011333	Bolt M20 x 60	8
6	GA5048125	Nut M20 Nyloc	4
7	GA5015213	Jack with chain and pin	1
8	GA4657666	Hose support arm suit 3000 EF	1
9	GA4522926	EF pull hose support backing plate	1
10	GA5000117	Washer 10mm Flat SS HD	4
11	GA5011163	Bolt M10 x 70 ZP G8.8	2
12	GA5000141	Nut M10 Nyloc	2
13	GA4652485	Welded towing eye	1
14	GA5016243	Swivel Tow Eye (minus bush)	1
15	GA5051385	Split Pin M8 x 125	1
16	GA5065030	Safety Chain (11 links)	2
17	GA5075230	Bow Shackle 3.25 tonne	4
18	GA5012203	Grease Nipple 1/4" UNF Short	1

Pull - 4/5000L



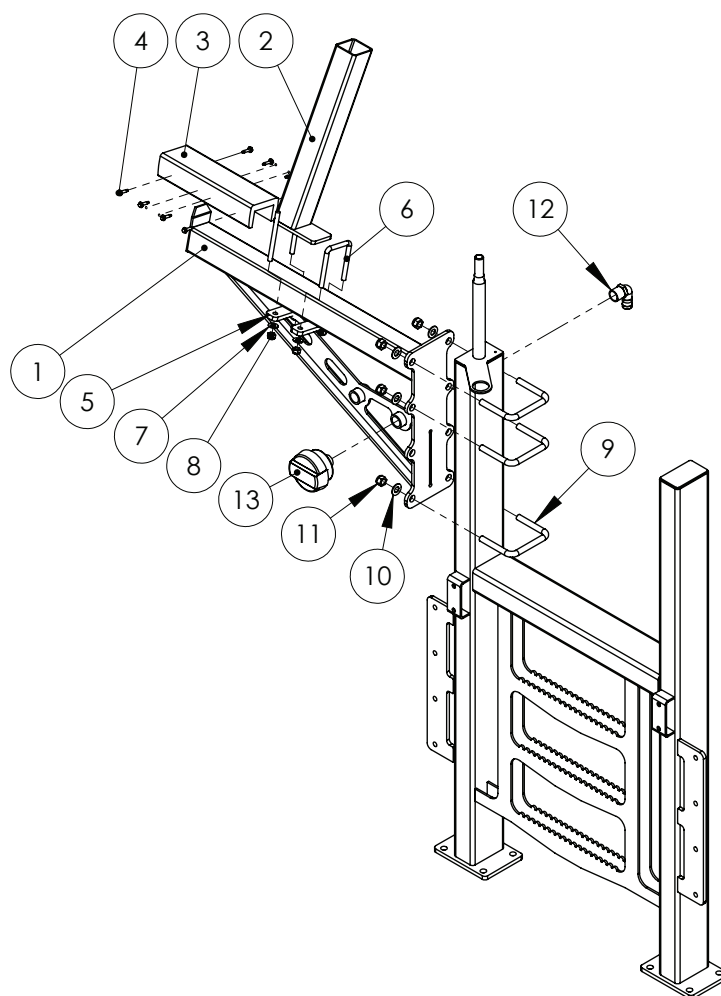
ITEM NO.	PART NUMBER	DESCRIPTION	QTY.
1	GA4659540	Pull Special 4000 and 5000 MY13	1
2	GA4657680	Special EF Jack	1
3	SP-IH-009	Hopper Latch Pin	1
4	PCH-019MACH	Large Chassis Pin	2
5	L073A	Washer suit drawbar pin	2
6	GA5011321	Bolt M20 x 50 ZP	2
7	GA5011333	Bolt M20 x 60	6
8	GA5048110	Bolt M20 x 120 ZP GR8.8	2
9	GA5001739	Washer 20mm Flat HD	12
10	GA5048125	Nut M20 Nyloc	4
11	L048A	Cable pivot bush	2
12	-	Refer to chapter 3 for information on the flush water tank	1
13	GA4522385	Prairie EF Belly tank retaining strap	1
14	GA4657665	Hose support arm suit EF pull	1
15	GA4522926	EF pull hose support backing plate	1
16	GA5000117	Washer 10mm Flat SS Heavy duty	4
17	GA5011163	Bolt M10 x 70 ZP G8.8	2
18	GA5000141	Nut M10 Nyloc	2

Continued over page

Pull - 4/5000L

ITEM NO.	PART NUMBER	DESCRIPTION	QTY.
19	GA4652486	Welded towing eye - angled	1
20	GA5012203	Grease Nipple 1/4" UNF Short	1
21	GA5065030	Safety chain (11 links)	2
22	GA5075230	Bow shackle 3.25 tonne	4
23	GA5016243	Swivel Tow Eye (minus bush)	1
24	GA5051385	Split Pin M8 x 125	1
25	GA5001721	Washer 20mm Spring	4

Boom Rests - 3000L



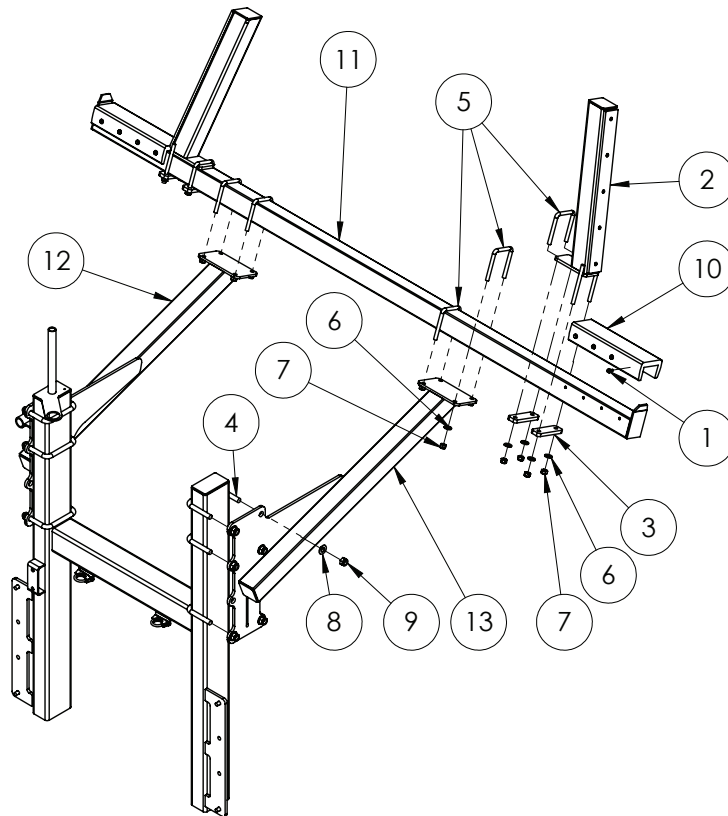
ITEM NO.	PART NUMBER	DESCRIPTION	QTY.
1a	GA4654200	Boom rest special mk3 RH	1
1b	GA4654205	Boom rest special mk3 LH (Not shown. All components for mounting LH boom rest are the same as RH)	1
2	GA4654250	Boom rest upright prairie	1
3	GA5014617	Rubber Channel 350mm	1
4	GA5000707	Tek Screw 14G x 42mm Gal	8

Continued over page

Boom Rests - 3000L

ITEM NO.	PART NUMBER	DESCRIPTION	QTY.
5	F70107A	18mt ram bracket	2
6	GA5011259	U-Bolt M12 x 76 x 110 Square Top	1
7	GA5000587	Washer 12mm Flat ZP HD	4
8	GA5012461	Nut M12 Nyloc ZP	4
9	GA5011277	U-Bolt M16 x 127 x 110 Square Top	3
10	GA5001009	Washer 16mm ZP	6
11	GA5001029	Nut M16 Nyloc	6
12	GA5077723	Hose barb, Elbow, 90 degree, 1" male x 1" hose, Banjo, HB100-90	1
13	GA5005259	Air Filter	1

Delta Boom Rests - 4000L



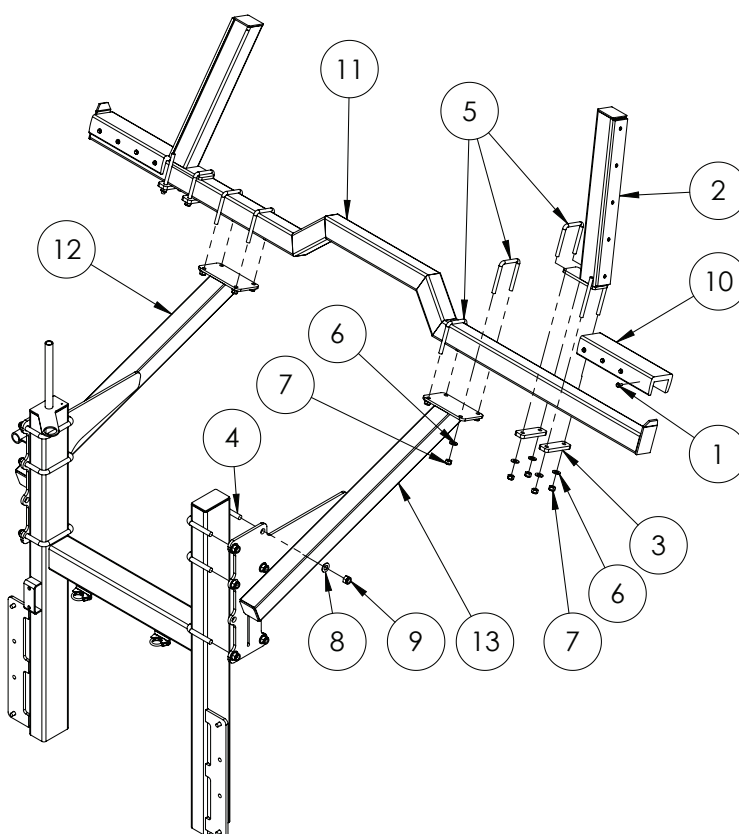
ITEM NO.	PART NUMBER	DESCRIPTION	QTY.
1	GA5000707	Tek Screw 14G x 40mm Gal	16
2	GA4903051	Pre-assembled boom rest upright	2
3	F70107A	18mt ram bracket	4
4	GA5011277	U-Bolt M16 x 127 x 110 Square Top	6
5	GA5011259	U-Bolt M12 x 76mm x 110mm Square Top	6
6	GA5000587	Washer 12mm Flat	16
7	GA5012461	Nut M12 Nyloc ZP	16
8	GA5001009	Washer 16mm Flat ZP	12

Continued over page

Delta Boom Rests - 4000L

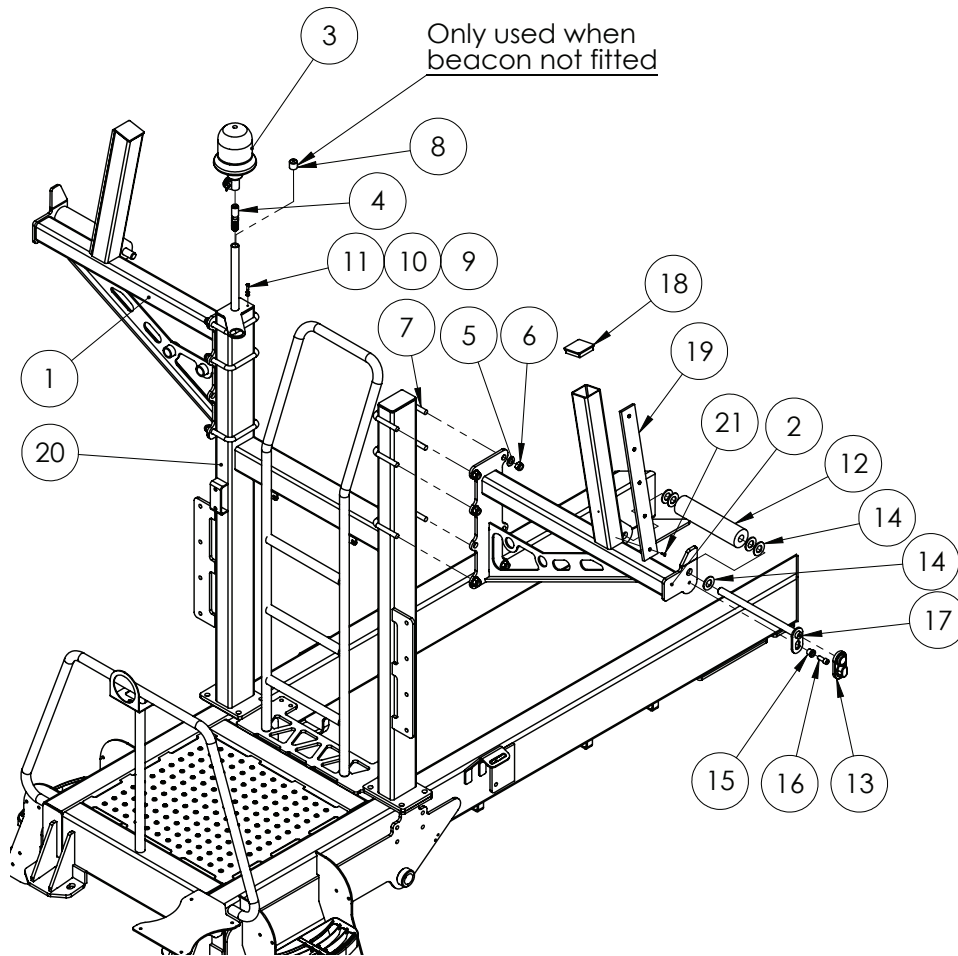
ITEM NO.	PART NUMBER	DESCRIPTION	QTY.
9	GA5001029	Nut M16 Nyloc	12
10	GA5014617	Rubber Channel 350mm	2
11	GA4654218	Step back boom rest cross member	1
12	GA4654216	Step back boom rest RH suit EF delta boom	1
13	GA4654217	Step back boom rest LH suit EF delta boom	1

Delta Boom Rests - 5000L



ITEM NO.	PART NUMBER	DESCRIPTION	QTY.
1	GA5000707	Tek Screw 14G x 40mm Gal	16
2	GA4903051	Pre-assembled boom rest upright	2
3	F70107A	18mt ram bracket	4
4	GA5011277	U-Bolt M16 x 127 x 110 Square Top	6
5	GA5011259	U-Bolt M12 x 76mm x 110mm Square Top	6
6	GA5000577	Washer 12mm Flat SS HD	16
7	GA5012461	Nut M12 Nyloc ZP	16
8	GA5001009	Washer 16mm Flat ZP	12
9	GA5001029	Nut M16 Nyloc	12
10	GA5014617	Rubber Channel 350mm	2
11	GA4654219	Step back boom rest cross member (5000L)	1
12	GA4654216	Step back boom rest RH suit EF delta boom	1
13	GA4654217	Step back boom rest LH suit EF delta boom	1

TriTech Boom Rests - 4/5000L



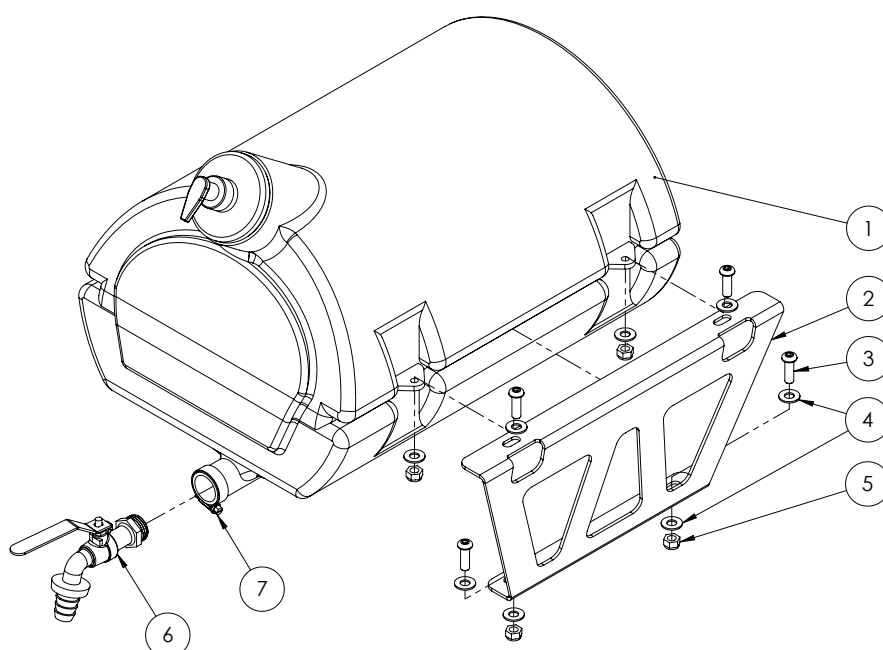
ITEM NO.	PART NUMBER	DESCRIPTION	QTY.
1	GA4659670	Boom Rest Prairie RH 4000, 5000, 6500	1
2	GA4659675	Boom Rest Prairie LH 4000, 5000, 6500	1
3	GA5048975	Orange Beacon Light	1
4	GA5020411	Beacon mount screw on	1
5	GA5001009	Washer 16mm Flat ZP	12
6	GA5001029	Nut M16 Nyloc	12
7	GA5011277	U-Bolt M16 x 127 x 110 Square Top	6
8	GA5052650	Plastic end cap 25.4 x 25mm	1
9	GA5004437	Washer 6mm Flat SS	1
10	GA5004447	Washer 6mm Spring SS	1
11	GA5004053	BHCS M6 x 20 SS	1
12	GA5070700	Boom Rest Roller Prairie	2
13	GA5067885	Pin cover - plastic	2
14	GA5017659	Washer 1" Flat HD ZP	10
15	MACH0152	12mm Bolt Bush suit para lift pins	2
16	GA5000307	SHCS M12 x 30 GR12.9 ZP	2
17	GA4658745	Pin - suit boom rest roller	2

Continued over page

TriTech Boom Rests - 4/5000L

ITEM NO.	PART NUMBER	DESCRIPTION	QTY.
18	GA5052345	75 x 75 mm square tube insert black	2
19	GA5066630	Polystone - 65 x 10, cut 590 RTD	2
20	GA4659685	H-Frame to suit 3-5000L Special 2013	1
21	GA5051230	FHCS M5 x 16mm SS	10

30L Hand Wash Bottle

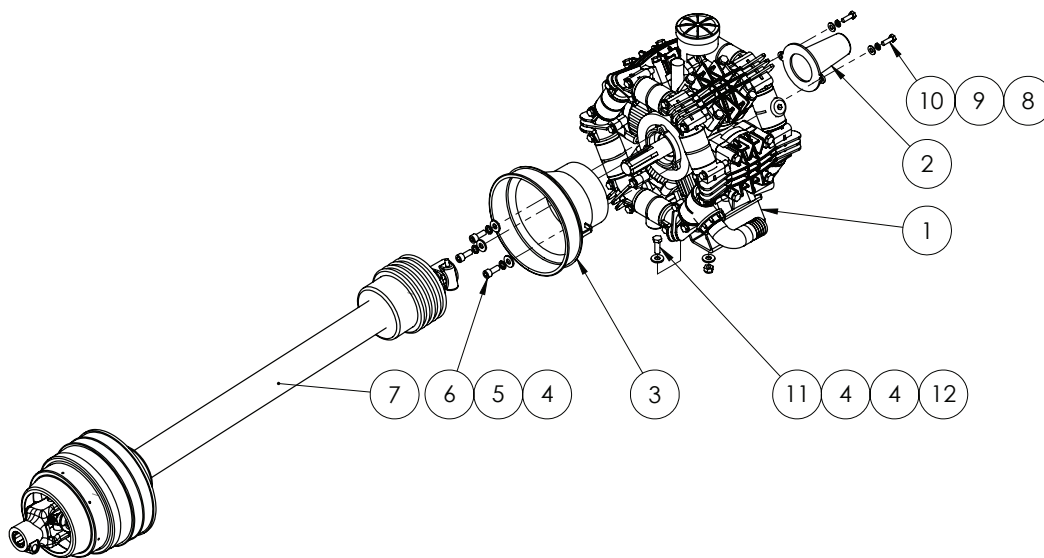


ITEM NO.	PART NUMBER	DESCRIPTION	QTY.
1	GA5075110	Plastic water tank 30L black with soap holder	1
2	GA4523740	30L hand wash Tank mount bracket	2
3	GA5011473	BHCS M8 x 25 SS	8
4	GA5003643	Washer 8mm Flat HD	16
5	GA5004917	Nut M8 Nyloc	8
6	GA5070735	Hand wash bottle tap	1
7	GA5001681	Hose Clamp, 1" SS (20-32/12W)	1

Chapter 2

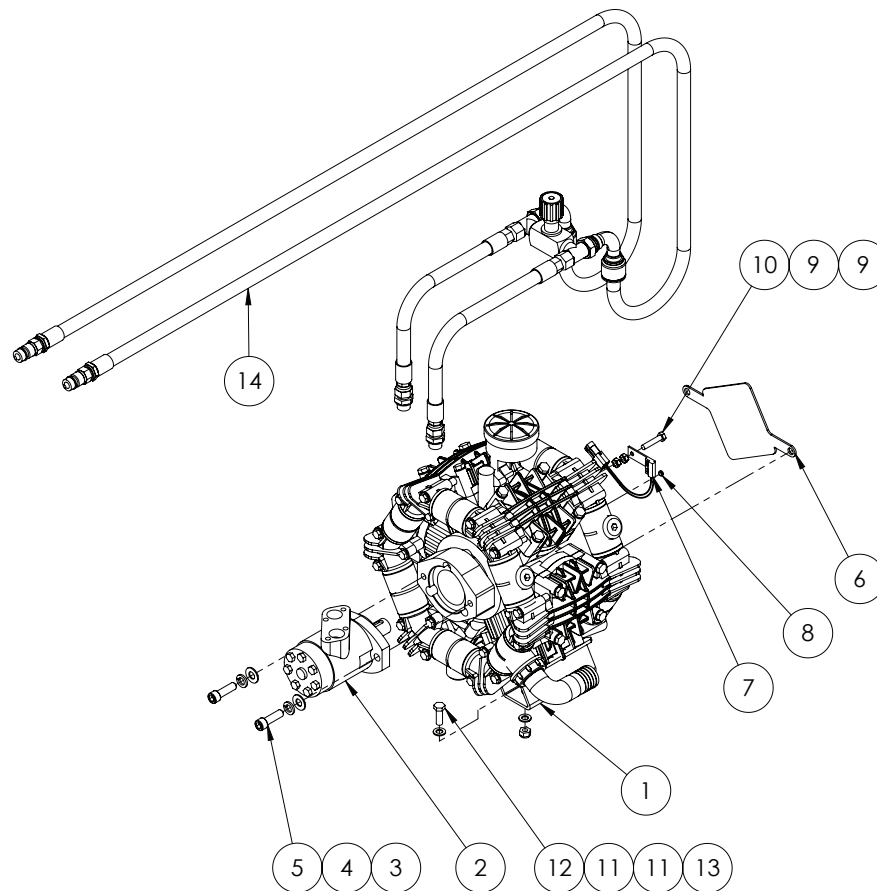
PUMPS

Pump - Zeta 260 PTO Shaft drive



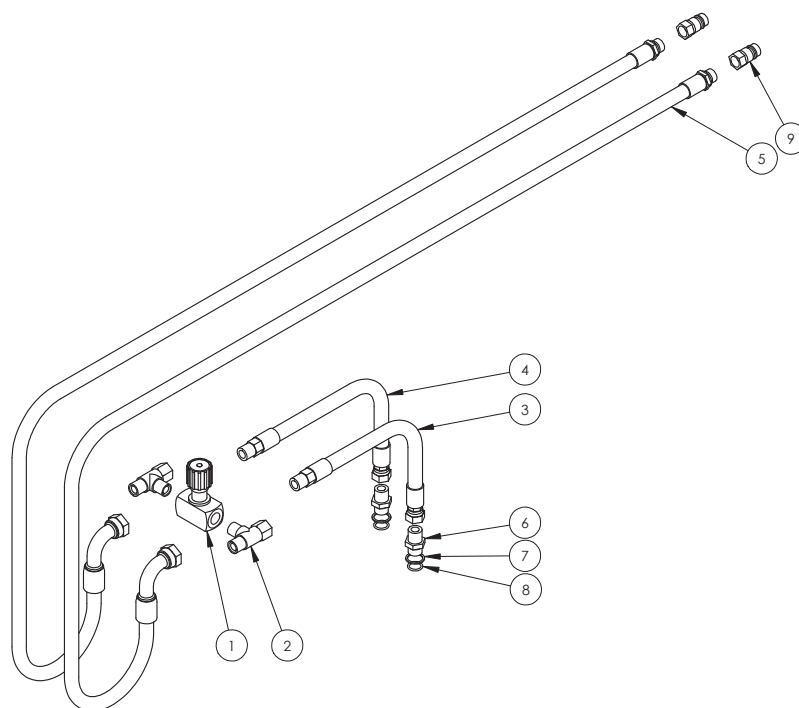
ITEM NO.	PART NUMBER	DESCRIPTION	QTY.
1	GA5054505	Pump, Diaphragm type, Zeta 260, Through shaft PTO drive	1
2	GA5013499	PTO protector to suit rear of 2C pumps	1
3	GA5023075	Cover kit, Suit Zeta 170 & 260 PTO pump	1
4	GA5000117	Washer 10mm Flat SS HD	11
5	GA5000137	Washer 10mm Spring SS	3
6	GA5071085	SHCS M10 x 25	3
7	GA5013511	PTO drive shaft wide angle 1.05m	1
	GA5060830	PTO drive shaft narrow angle	
	GA5023075	Cover kit, Suit Zeta 170 & 260 PTO pump	
8	GA5004883	Washer 8mm Flat HD	2
9	GA5004919	Washer 8mm Spring SS	2
10	GA5004711	Bolt M8 x 25	2
11	GA5065455	Bolt M10 x 30 Gr8.8	4
12	GA5000141	Nut M10 Nyloc	4

Pump - Zeta 260 Hydraulic Drive



ITEM NO.	PART NUMBER	DESCRIPTION	QTY.
1	GA5054500	Pump Zeta 260 MI-I	1
2	GA5047515	Motor, hydraulic, 80cc/rev, 25.4mm shaft, Suit spray pump	1
3	GA5000587	Washer 12mm Flat HD ZP	2
4	GA5000575	Washer 12mm Spring SS	2
5	GA5000321	SHCS M12 x 40	2
6	PUMPCOVER250	Plate, Rear Pump Shaft Cover, RO250, Zeta 260 and 300	1
7	GA5076331	Sensor, Spray Pump RPM Suit 440, 450 & G-Hub, Raven, 1170171293	1
8	GA5016169	Super Magnet	1
9	GA5011499	Nut M8 Hex ZP	2
10	GA5048655	Bolt M8 x 40	1
11	GA5000117	Washer 10mm Flat SS HD	8
12	GA5065455	Bolt M10 x 30 Gr8.8	4
13	GA5000141	Nut M10 Nyloc	4
14	GA5067186	Hose assembly kit hydraulic drive suit hose support MY10	1

Hydraulic hose Zeta 260 kit



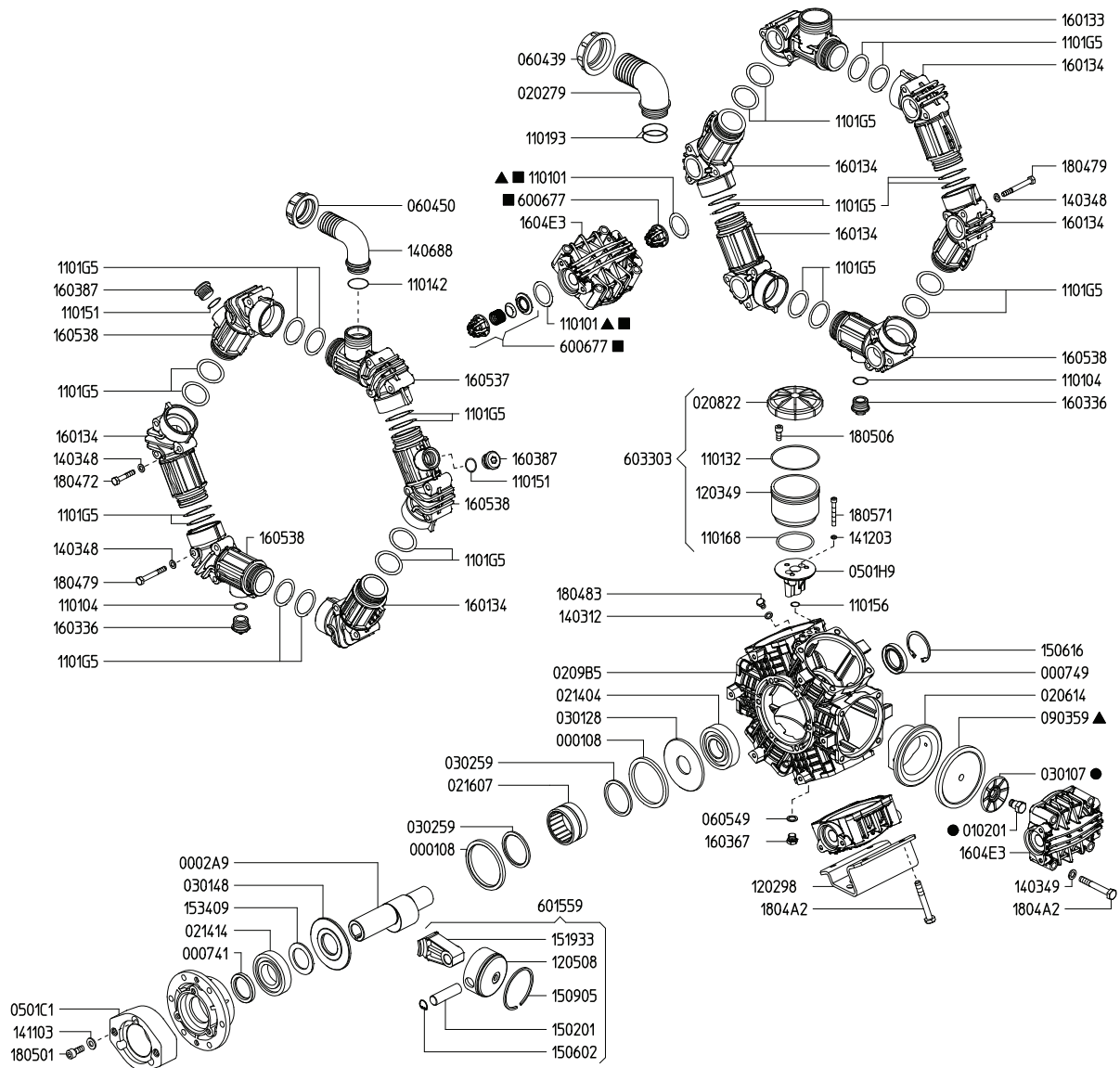
GA5067186 Hose assembly kit hydraulic drive suit hose support MY10

ITEM NO.	PART NUMBER	DESCRIPTION	QTY.
1	GA5018221	Valve check needle throttle 1/2"	1
2	GA3500200	Hydraulic adaptor, Tee, 1/2" BSPT male x 1/2" BSPT male x 1/2" BSPP female swivel, S167-080808	2
3	GA4922110	Short hydraulic pump hose	1
4	GA4922115	Short hydraulic pump hose	1
5	GA4922105	Long hyd pump hose	2
6	GA3500310	Hydraulic adaptor, Nipple, 1/2" BSPT male x 1/2" BSPP male, S75-0808	2
7	GA5076891	Ring, Retaining BSPP 1/2", 36B-08	2
8	GA5078121	O-Ring BSPP 1/2"	2
9	GA5078000	Quick connect fitting, 1/2 male tip x 1/2 female thread, R81-08M	2
-	GA5052365	Cover, Green plastic, Suit hydraulic quick connect fitting R81-08M	2

[illegible]

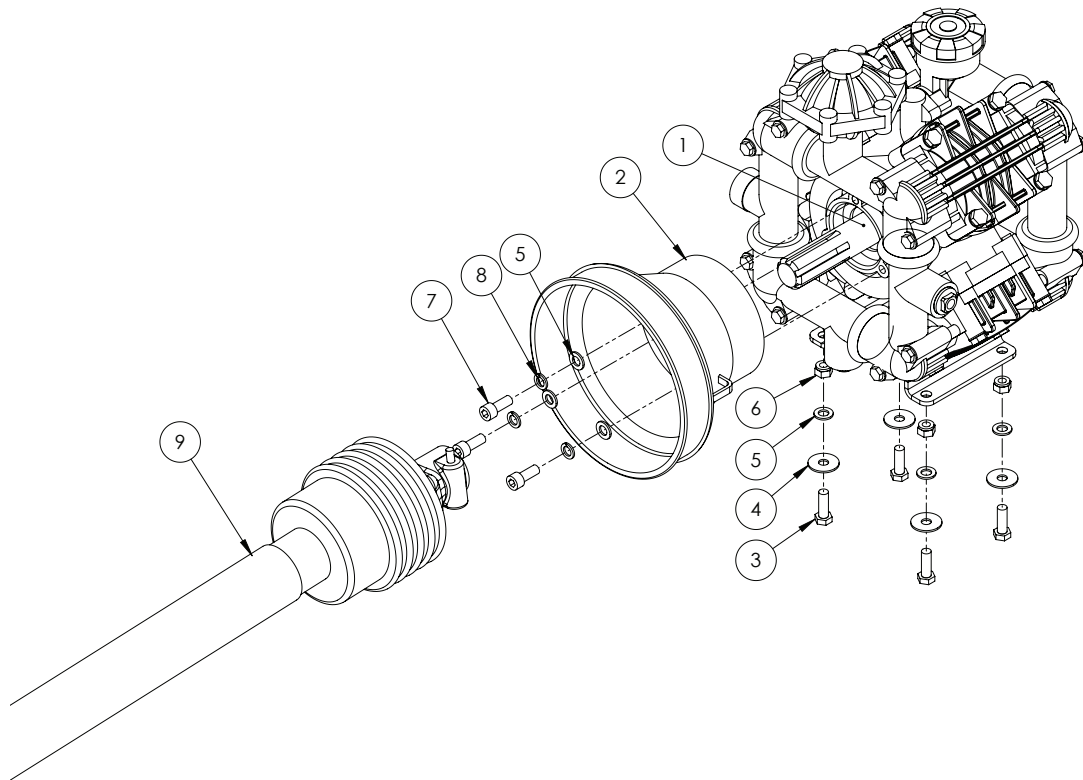
ZETA 260 SPARE PARTS	
PART No.	DESCRIPTION
KIT-ZETA260-D	Pump Diaphragm Kit suit Zeta 260 and RO250 Udor Pumps
KIT-ZETA260-C	Pump rebuild kit, includes diaphragms, seals & valves, Suits both Zeta 260 and RO250 in PTO and Hyd Drive

Pump - Zeta 260 MI-I Pump Breakdown



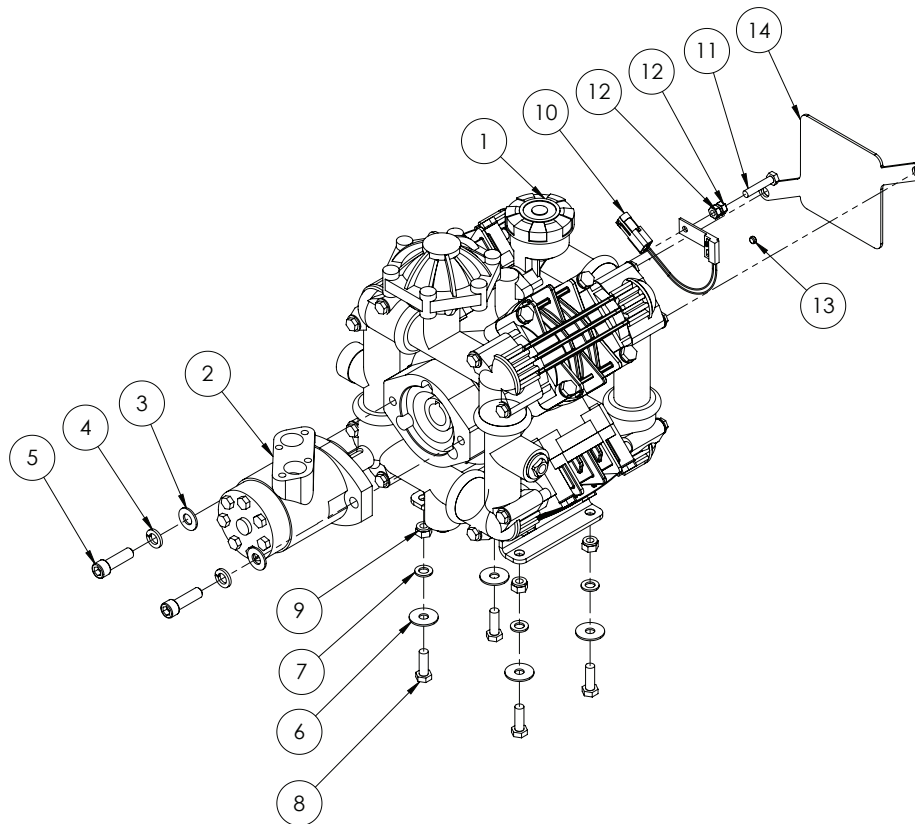
ITEM NO.	PART NUMBER	DESCRIPTION	QTY.
	GA5054500	Pump Zeta 260 MI-I - Hydraulic drive	1

Pump - Zeta 170 PTO Drive



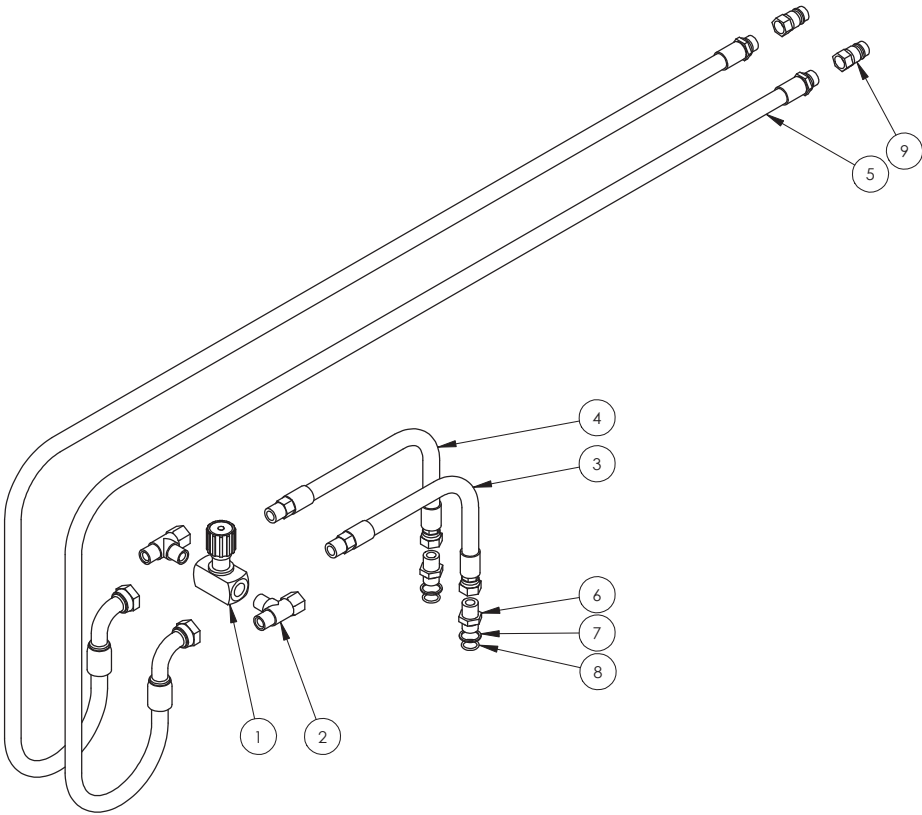
ITEM NO.	PART NUMBER	DESCRIPTION	QTY.
1	GA5054515	Pump Zeta 170 PTO IC	1
2	GA5023075	Cover kit, Suit Zeta 170 & 260 PTO pump	1
3	GA5065455	Bolt M10 x 30 ZP GR8.8	4
4	GA5002595	Washer, 3/8" x 1 1/2" OD, Flat SS	4
5	GA5000117	Washer 10mm Flat SS Heavy duty	7
6	GA5000141	Nut M10 Nyloc	4
7	GA5071085	SHCS M10 x 25	3
8	GA5000137	Washer 10mm Flat Spring SS	3
9	GA5060830	PTO drive shaft std angle 1.05m	1

Pump - Zeta I70 Hydraulic Drive



ITEM NO.	PART NUMBER	DESCRIPTION	QTY.
1	GA5054510	Pump Zeta I70 MI-I	1
2	GA5047515	Motor, hydraulic, 80cc/rev, 25.4mm shaft, Suit spray pump	1
3	GA5000587	Washer 12mm Flat ZP HD	2
4	GA5000575	Washer 12mm Spring SS	2
5	GA5000321	SHCS M12 x 40	2
6	GA5002595	Washer, 3/8" x 1 1/2" OD, Flat SS	4
7	GA5000117	Washer 10mm Flat SS HD	4
8	GA5065455	Bolt M10 x 30 ZP GR8.8	4
9	GA5000141	Nut M10 Nyloc	4
10	GA5076331	Sensor, Spray Pump RPM Suit 440, 450 & G-Hub, Raven, 1170171293	1
11	GA5048655	Bolt M8 x 40	1
12	GA5011499	Nut M8 Hex ZP	2
13	GA5016169	Super Magnet	1
14	PUMPCOVER	Plate, Rear Pump Shaft Cover, RO I60 and Zeta I70	1

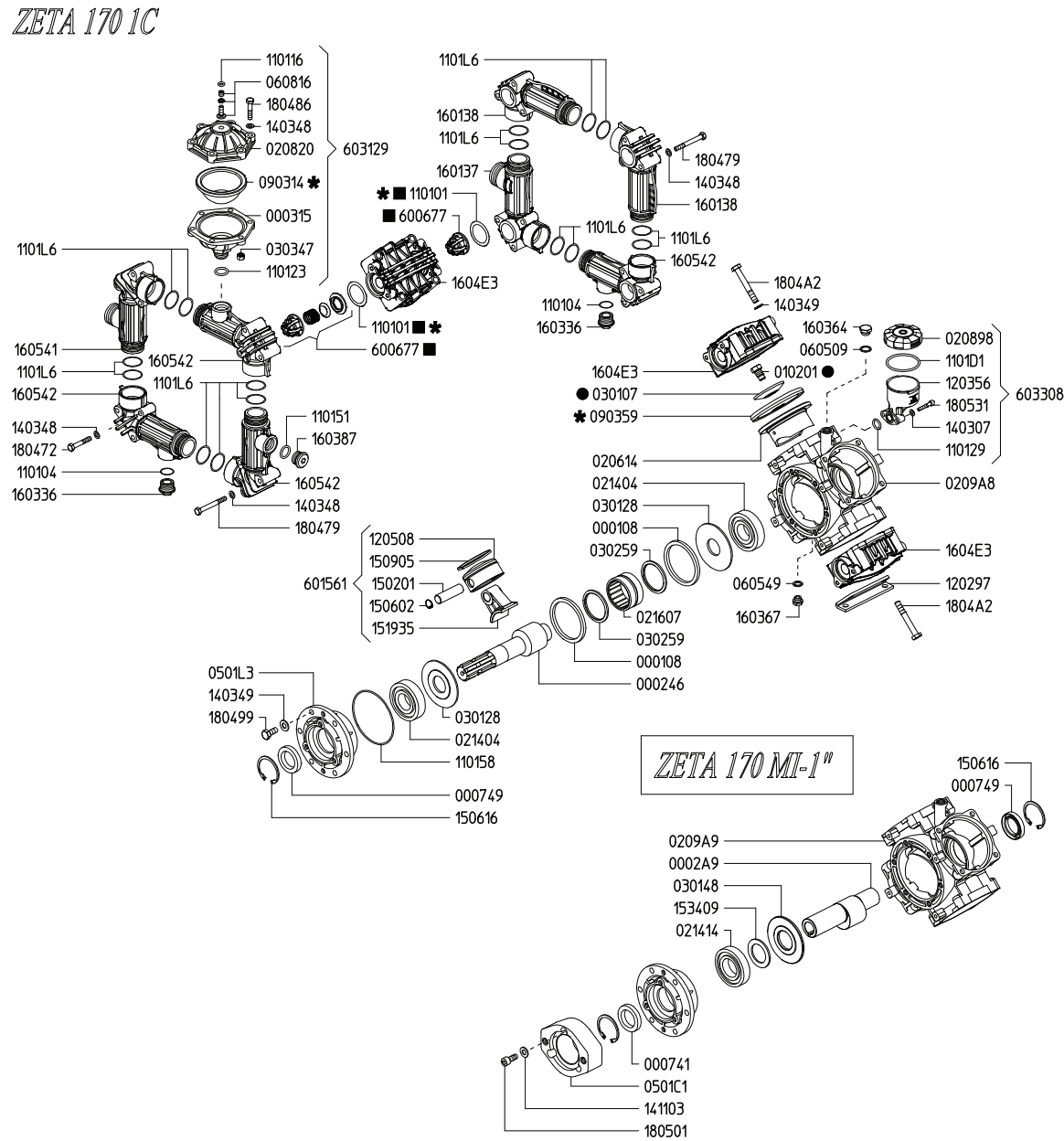
Hydraulic hose Zeta I70 kit



ITEM NO.	PART NUMBER	DESCRIPTION	QTY.
1	GA5018221	1/2" Needle Valve	1
2	GA3500200	Hydraulic adaptor, Tee, 1/2" BSPT male x 1/2" BSPT male x 1/2" BSPP female swivel, S167-080808	2
3	GA4905044	Short hydraulic pump hose	1
4	GA4905046	Short hydraulic pump hose	1
5	GA4922105	Long hydraulic pump hose	2
6	GA3500310	Hydraulic adaptor, Nipple, 1/2" BSPT male x 1/2" BSPP male, S75-0808	2
7	GA5076891	Ring, Retaining BSPP 1/2", 36B-08	2
8	GA5078121	O-Ring BSPP 1/2"	2
9	GA5078000	Quick connect fitting, 1/2 male tip x 1/2 female thread, R81-08M	2
	GA5052365	Cover, Green plastic, Suit hydraulic quick connect fitting R81-08M	2

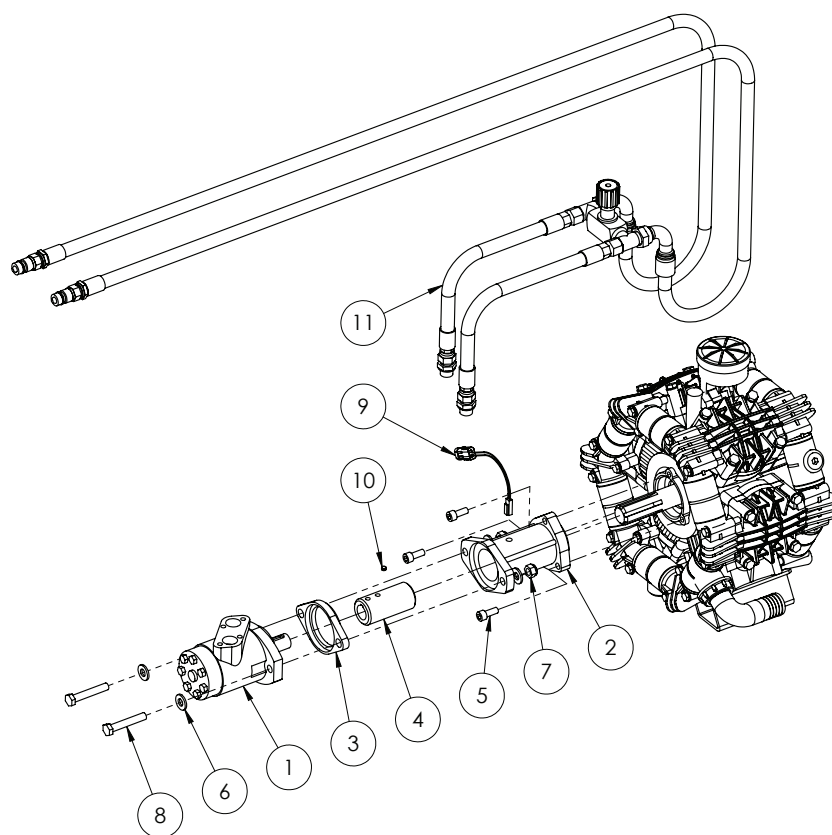
Chapter 2 - Pumps - 25

Pump - Zeta 170 MI-I Pump Breakdown



ITEM NO.	PART NUMBER	DESCRIPTION	QTY.
	GA5054510	Pump Zeta 170 MI-I - Hydraulic drive	1

Hydraulic drive conversion kit

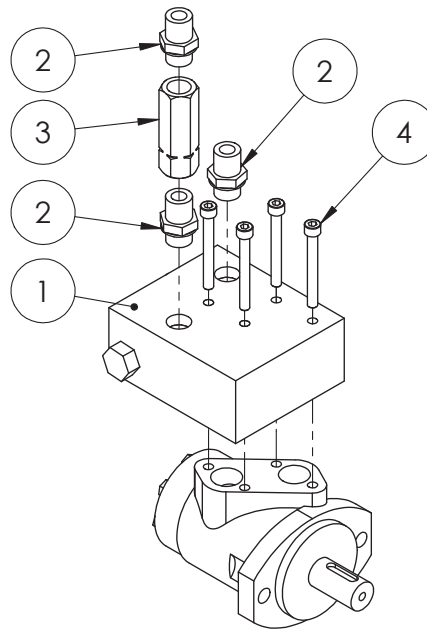


ITEM NO.	PART NUMBER	DESCRIPTION	QTY.
1	GA5047515	Motor, hydraulic, 80cc/rev, 25.4mm shaft, Suit spray pump	1
2	GA5077663	Adaptor, Hydraulic motor to Udon PTO pump only, kit includes housing, coupler, 2 grub screws, 3 bolts, F700416600	1
3	GA4552100	Plate spacer suit UDOR pump adapter	1
4	GA5077663	Adaptor, Hydraulic motor to Udon PTO pump only, kit includes housing, coupler, 2 grub screws, 3 bolts, F700416600	1
5	GA5071085	SHCS M10 x 25	3
6	GA5000587	Washer 12mm Flat HD	4
7	GA5012461	Nut M12 Nyloc ZP	2
8	GA5000347	Bolt M12 x 70 ZP	2
9	GA5076331	Sensor, Spray pump RPM Suit 440 / 450, Raven	1
10	GA5016169	Super Magnet	1
11	GA5067187	Hose Assembly Hydraulic Pump with Extension	1

For machines fitted with 70 series pump RPM monitors:

ITEM NO.	PART NUMBER	DESCRIPTION	QTY.
	GA5077195	Kit, RPM monitor & sensor, 70 series, Teejet, 90-02328	1
	GA5076542	38412-1 Sensor, prox SPD, 16-40004	1

Pressure Flow Compensator

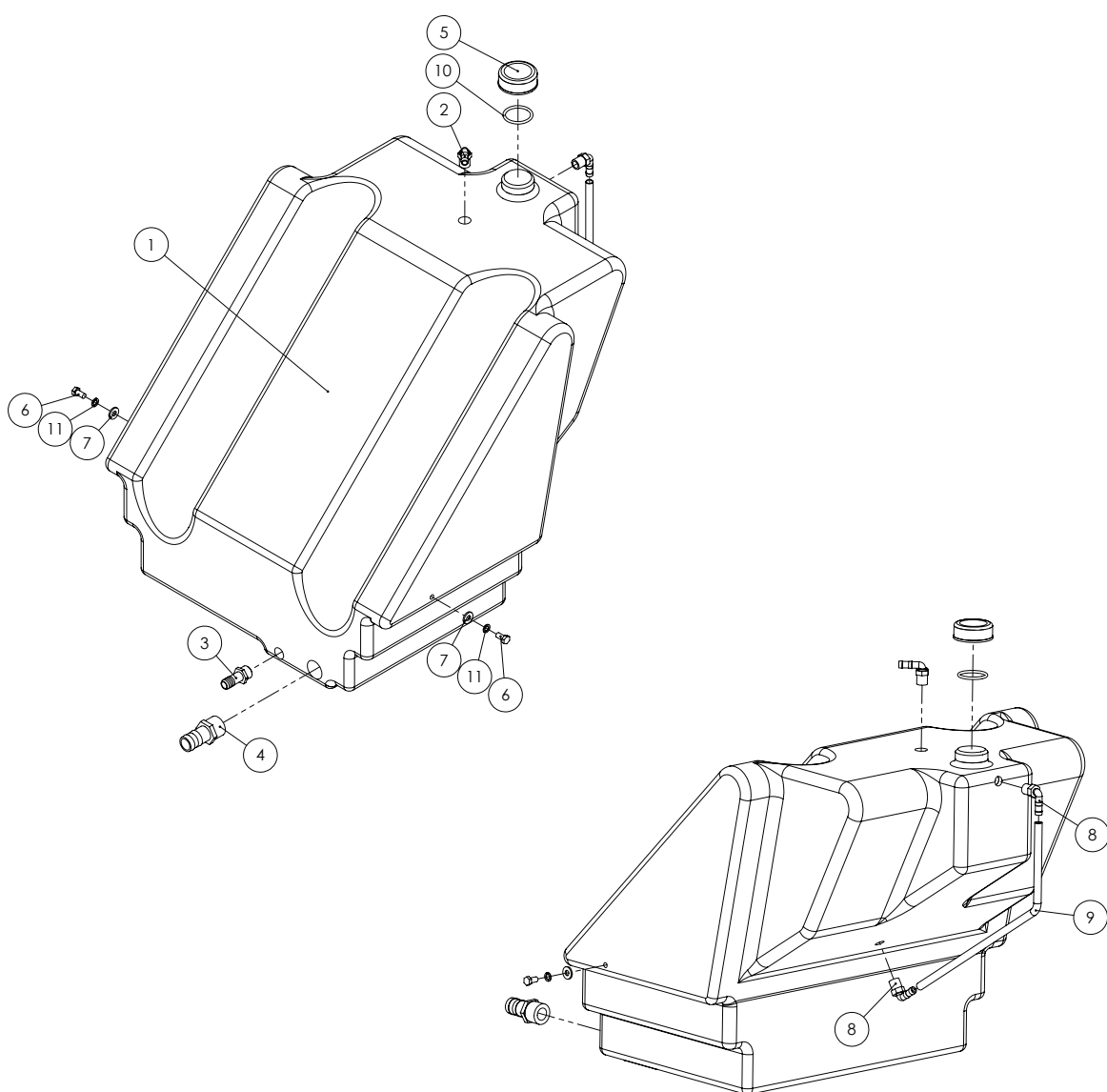


ITEM NO.	PART NUMBER	DESCRIPTION	QTY.
1	GA5049425	Manual flow control	1
2	GA3500310	Hydraulic adaptor, Nipple, 1/2" BSPT male x 1/2" BSPP male, S75-0808	3
3	GA5007060	Check Valve (45 LPM) 1/2" BSPP zero bar	1
4	GA5049430	SHCS M8 x 70 ZP GR12.9	4

Chapter 3

FLUSH TANK

180L Flush Tank - 3000L

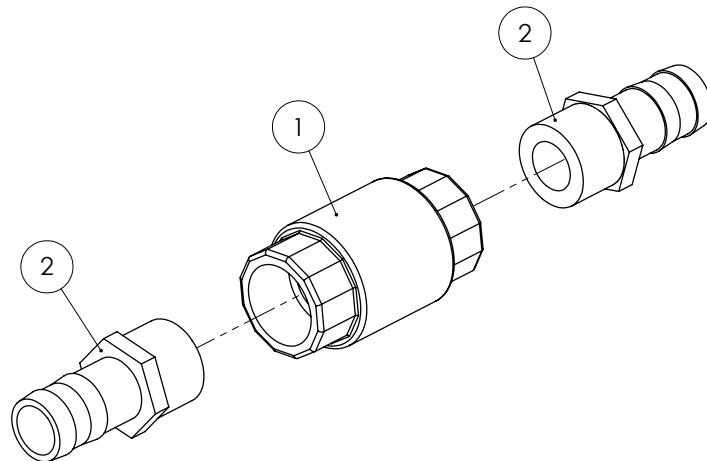


Continued over page

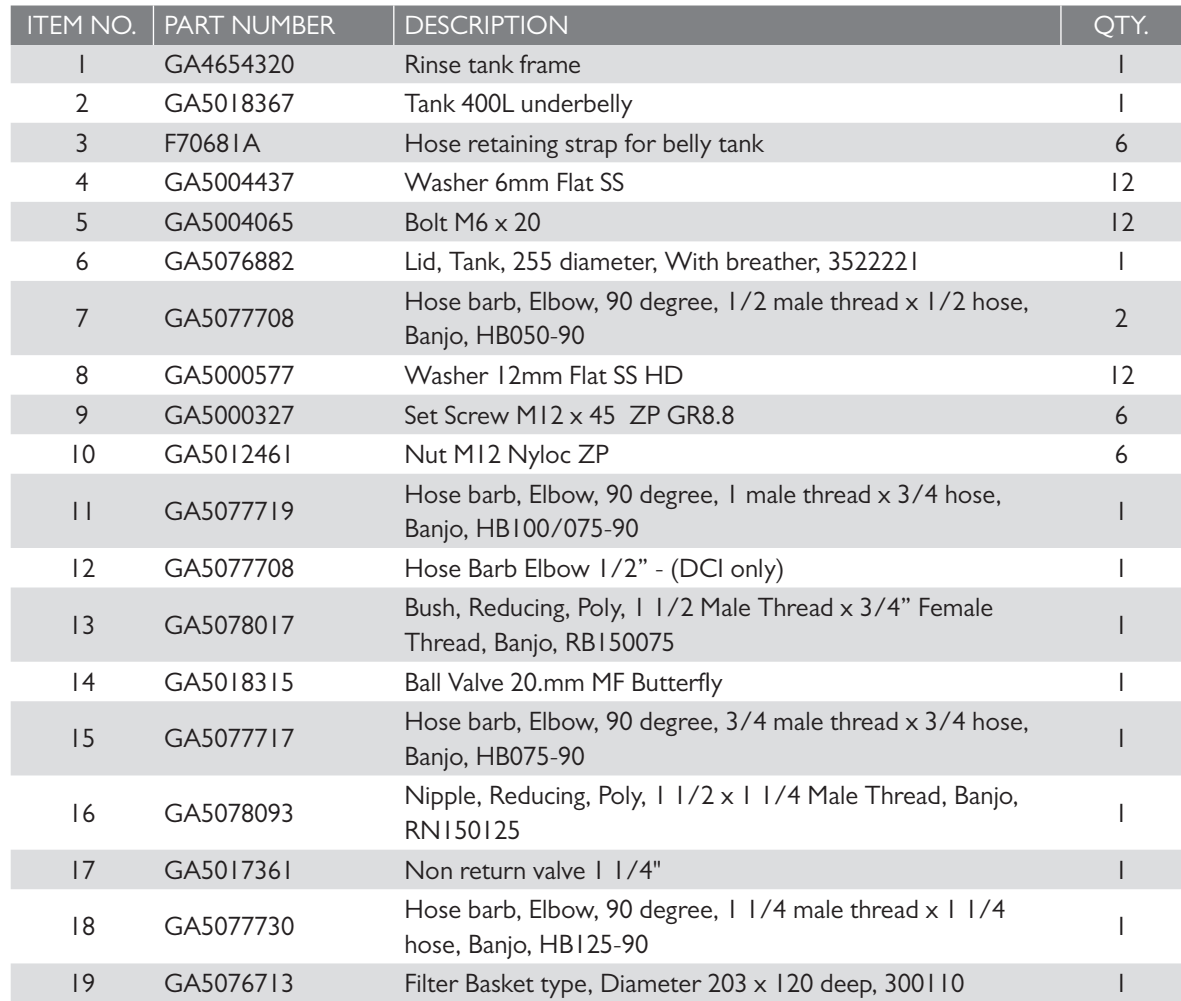
180L Flush Tank - 3000L

ITEM NO.	PART NUMBER	DESCRIPTION	QTY.
1	GA5061120	180L Flush Water Tank	1
2	GA5077717	Hose barb, Elbow, 90 degree, 3/4 male thread x 3/4 hose, Banjo, HB075-90	1
3	GA5077709	Hose barb, Straight, 3/4 male thread x 3/4 hose, Banjo, HB075	1
4	GA5077724	Hose barb, Straight, 1 1/4 male thread x 1 1/4 hose barb, Banjo, HB125	1
5	GA5009187	O-Ring to suit Cap (50x5mm)	1
6	GA5009157	Tank Lid/Cap	1
7	GA5006113	Bolt M10 x 20mm	2
8	GA5000117	Washer 10mm Flat	2
9	GA5000137	Washer 10mm Spring	2
10	GA5077702	Hose barb, Straight, 1/2 male thread x 1/2 hose, Banjo, HB050	2
11	GA2000209	1/2" Clear Sight Tube	0.6m

In-line Check Valve



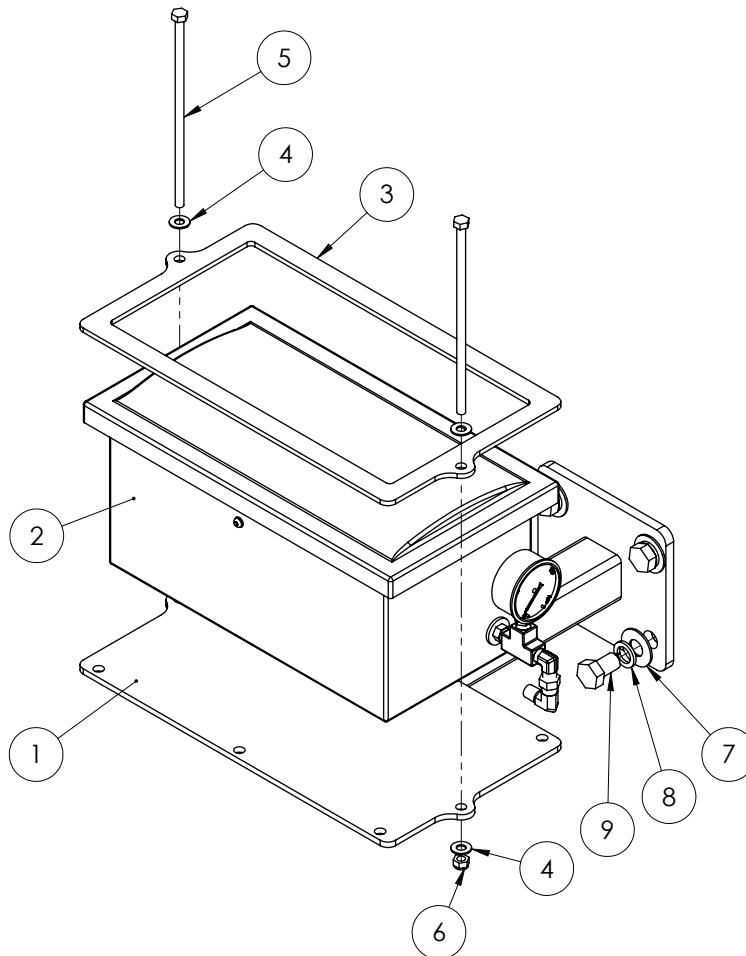
ITEM NO.	PART NUMBER	DESCRIPTION	QTY.
1	GA5017361	Valve non-return 1 1/4"	1
2	GA5077724	Hose barb, Straight, 1 1/4 male thread x 1 1/4 hose barb, Banjo, HB125	2



Chapter 4

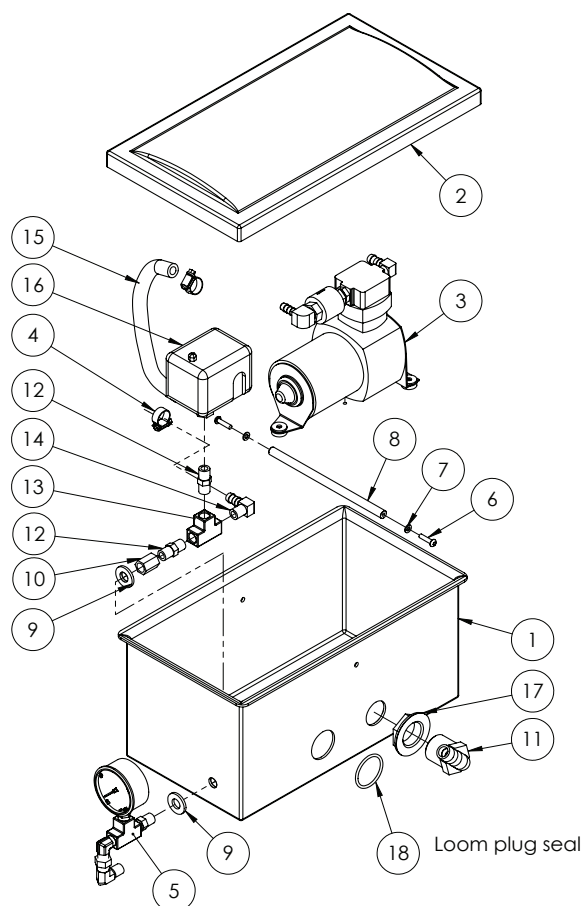
RIGHT HAND POD

Airbag Compressor & Box Assembly



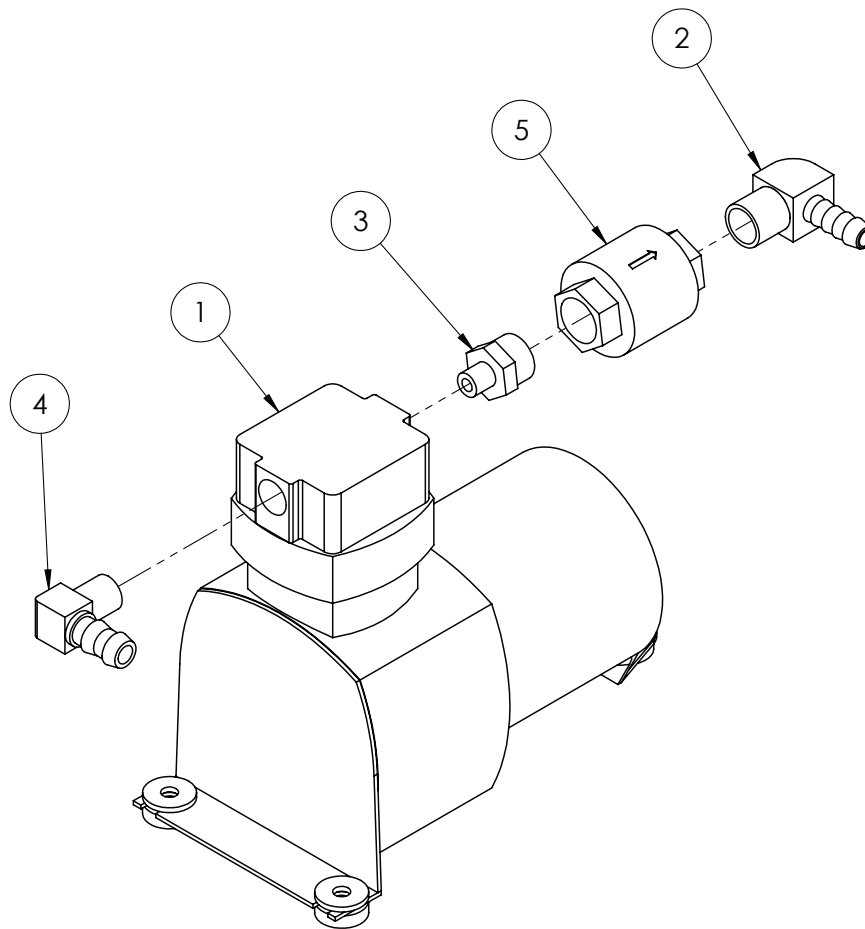
ITEM NO.	PART NUMBER	DESCRIPTION	QTY.
1	GA4657695	Special EF Airbag Compressor Mount	1
2	GA4903147	Pre Assembly Air Bag Compressor Box 2010	1
3	F70254A	Top retaining plate for plastic foam/air box GA5066955	1
4	GA5004883	Washer 8mm Flat HD	4
5	MACH0041	Bolt M8 x 210 (for foam marker box)	2
6	GA5004917	Nut M8 Nyloc	2
7	GA5001043	Washer 16mm Flat SS	4
8	GA5000961	Washer 16mm Spring ZP	4
9	GA5000903	Bolt M16 x 25	4

Compressor Box



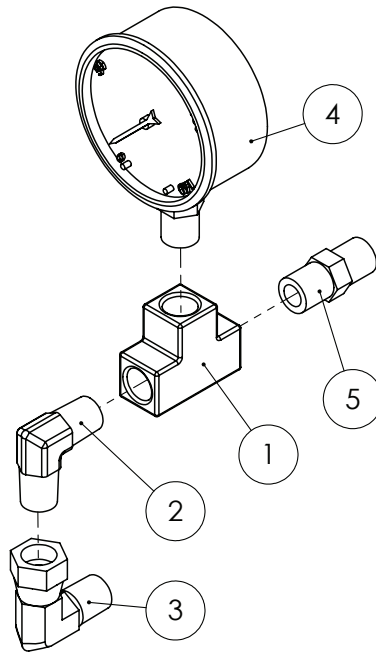
ITEM NO.	PART NUMBER	DESCRIPTION	QTY.
1	GA5066955	Foam marker box & lid	1
2	*	Foam Marker Box Lid	1
3	GA4906150	Air bag compressor (only sub assembly)	1
4	GA5000469	Hose Clamp 1/2" SS	2
5	GA4906170	Air bag compressor box gauge sub assembly suit special	1
6	GA5003581	BHSC M5 x 20mm SS	2
7	GA5003983	Washer 5mm SS	2
8	GA4572130	Rod suit foam marker box	1
9	GA5000587	Washer 12mm Flat	2
10	GA5066940	Socket, 1/4" female thread, Hex, Brass	1
11	GA5077719	Hose barb, Elbow, 90 degree, 1 male thread x 3/4 hose, Banjo, HB100/075-90	1
12	GA5050285	Nipple, 1/4" male thread x 1/4" male thread, Brass	2
13	GA5048300	Tee, 1/4" female thread x 1/4" female thread x 1/4" female thread, Brass	1
14	GA5049290	Elbow 1/4" male thread x 3/8" barb brass	1
15	GA5051025	Multi purpose 3/8" ID Red, cut 220mm	1
16	GA5016221	Switch differential Press. T/S Air Bag	1
17	GA5076630	Back Nut 1"	1
18	GA5065820	O-Ring 38 x 3mm FPM 75 suit AS40	1

Air Compressor Assembly



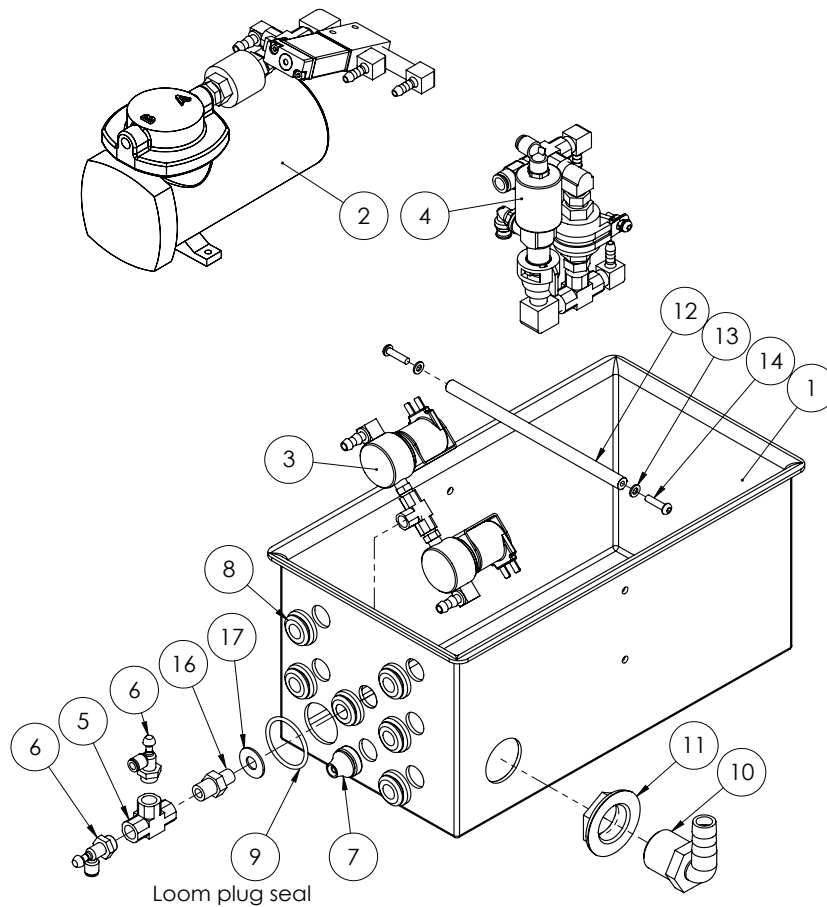
ITEM NO.	PART NUMBER	DESCRIPTION	QTY.
1	GA5018809	Compressor suit airbag 319	1
2	GA5070730	Elbow Brass 3/8" x 3/8"	1
3	GA5020690	Nipple reducing, Brass 1/8" x 3/8"	1
4	GA5049290	Elbow brass 3/8" x 1/4"	1
5	GA5020010	Valve, Check, 3/8" female thread inlet & outlet, Brass	1

Compressor Gauge



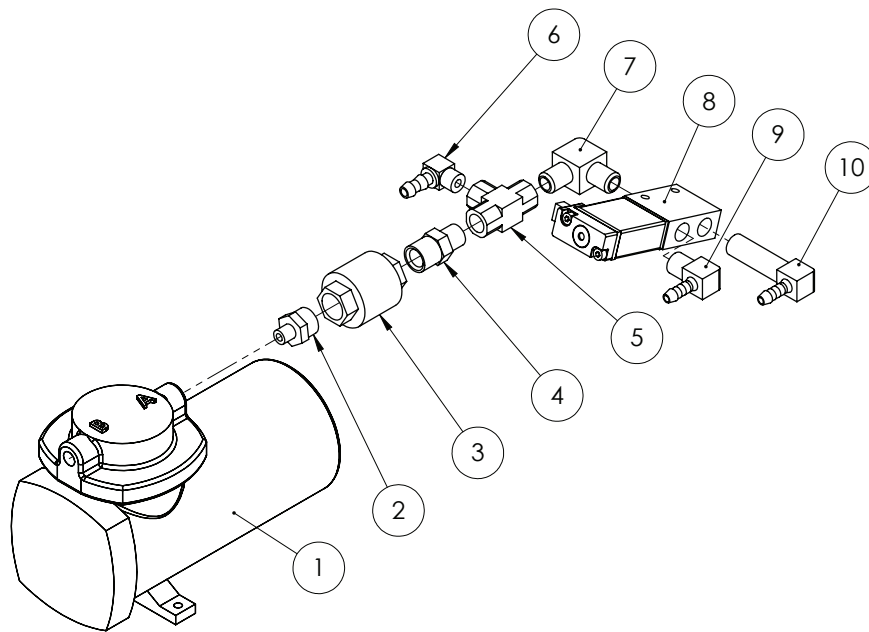
ITEM NO.	PART NUMBER	DESCRIPTION	QTY.
1	GA5048300	Tee, 1/4" female thread x 1/4" female thread x 1/4" female thread, Brass	1
2	GA3500258	Hydraulic coupling, Elbow, 90 degree, 1/4" BSPT male x 1/4" BSPT male, S49-0404	1
3	GA3500332	Hydraulic adaptor, Elbow, 90 degree, 1/4" BSPT male x 1/4" BSPP female swivel, S82-0404	1
4	GA4948470	Gauge, Pressure, Small face, 160psi	1
5	GA5050285	Nipple, 1/4" male thread x 1/4" male thread, Brass	1

Foam Marker Box



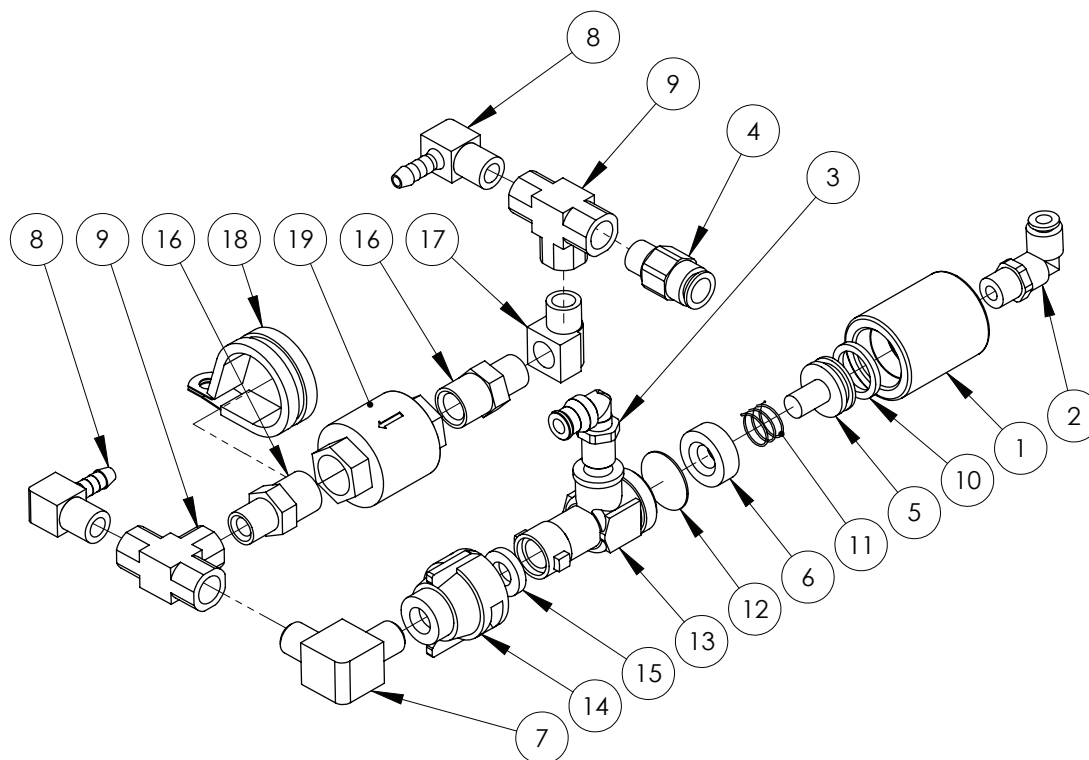
ITEM NO.	PART NUMBER	DESCRIPTION	QTY.
1	GA5066955	Foam marker box & lid	
	*	Foam Marker Box Bottom	1
2	GA4906160	Foam marker compressor sub assembly	1
3	GA4906165	Foam marker solenoid sub assembly	1
4	GA4912005	Foam marker exhaust valve	1
5	GA5048300	Tee, 1/4" female thread x 1/4" female thread x 1/4" female thread, Brass	1
6	GA5015643	Needle valve	2
7	GA5017703	Grommet grey 19 x 5mm	1
8	GA5012199	29mm Neoprene Grommet	6
9	GA5065820	O-ring, 38 x 3mm, Suits AS40 plumbing fittings	1
10	GA5077719	Hose barb, Elbow, 90 degree, 1 male thread x 3/4 hose, Banjo, HB100/075-90	1
11	GA5076630	BACK NUT 1, 2052040	1
12	GA4572130	Rod suit foam marker box	1
13	GA5003983	Washer 5mm Flat SS	4
14	GA5003581	BHCS M5 x 20mm SS	3
15	GA5003975	Nut M5 Nyloc SS	1
16	GA5013809	Reducing Nipple 1/4" x 1/8"	1
17	GA5002565	Washer 3/8" x 1" Flat SS	1

Foam Marker Air Compressor



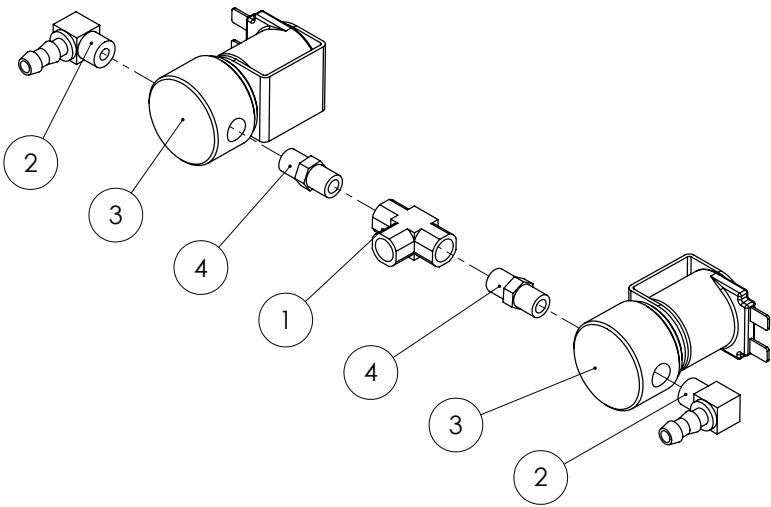
ITEM NO.	PART NUMBER	DESCRIPTION	QTY.
1	GA5018806	Air compressor suit foam marker	2
2	GA5020690	Reducing nipple, 1/8" male thread x 3/8" male thread, Brass	1
3	GA5020010	Valve, Check, 3/8" female thread inlet & outlet, Brass	1
4	GA5045085	Reducing nipple, 3/8" male thread x 1/4" male thread, Brass	1
5	GA5048300	Tee, 1/4" female thread x 1/4" female thread x 1/4" female thread, Brass	1
6	GA5066950	Barb elbow brass 1/4" x 1/8"	1
7	GA5008343	Elbow male thread 1/4" x 1/4"	1
8	GA5002959	Solenoid valve, Electric over air, MAC	1
9	GA5048340	Elbow, 90 degree, 1/4" male thread x 1/4" hose, Brass	1
10	GA5008347	Elbow male barb 1/4" x 1/4" Long 40 mm	1

Foam Marker Exhaust Valve



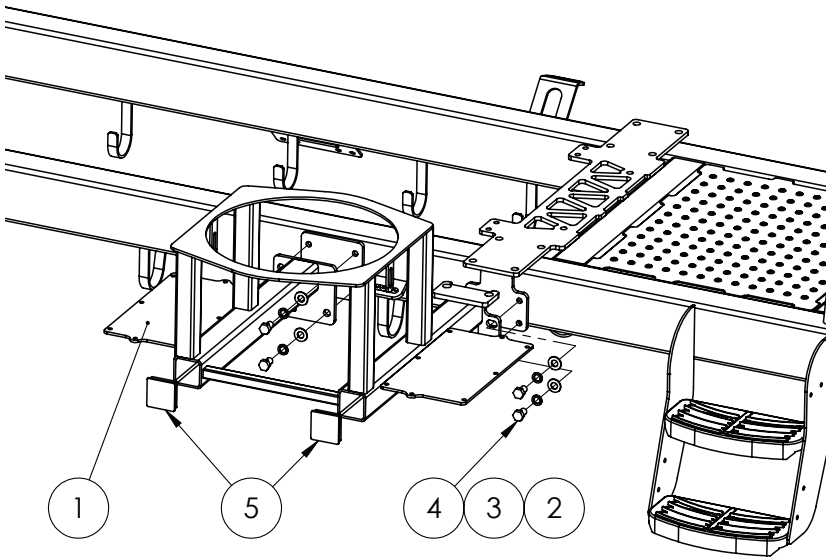
ITEM NO.	PART NUMBER	DESCRIPTION	QTY.
1	GA4572000	Air Chemsaver Body	1
2	GA5045145	Elbow Brass 6mm x 1/8" BSPT	1
3	GA5016233	Pneumatic fitting, Elbow, 90 degree, 1/4" BSP male x 6mm push type, Metal	1
4	GA5045140	Pneumatic fitting, Nipple, 1/4" BSPT male x 6mm push type, Brass	1
5	GA4572005	Air Chemsaver Piston	1
6	GA4572010	Air Chemsaver Washer	1
7	GA5008343	Elbow male thread 1/4" x 1/4"	1
8	GA5048340	Elbow, 90 degree, 1/4" male thread x 1/4" hose, Brass	2
9	GA5048300	Tee, 1/4" female thread x 1/4" female thread x 1/4" female thread, Brass	2
10	GA5077548	SEAL CUP VITON, CP50676-VI	1
11	GA5045090	Spring foam marker 14.2 x 14	1
12	GA5075651	Exhaust Valve Diaphragm	1
13	GA5077990	Diaphragm Nozzle Body	1
14	GA5077983	Nozzle cap & washer, Black, Nylon, Teejet, QJ4676-1/4-NYR	1
15	GA5055245	Washer, Nozzle Cap Seal, Rubber, 19 OD x 9 ID, Suit Tee Jet Nozzle, Replaces CPI9438-EPR	1
16	GA5045085	Reducing nipple, 3/8" male thread x 1/4" male thread, Brass	2
17	GA5048305	Elbow, 90 degree, 1/4" BSP male x 1/4" BSP female, Brass	1
18	GA5048090	Clamp P 35mm 56487	1
19	GA5020010	Valve, Check, 3/8" female thread inlet & outlet, Brass	1

Foam Marker Solenoid



ITEM NO.	PART NUMBER	DESCRIPTION	QTY.
1	GA5016559	Tee female brass 1/8"	1
2	GA5066950	Barb elbow brass 1/4" x 1/8"	2
3	GA5018395	Solenoid liquid suit foam marker	2
4	GA5066935	Nipple brass 1/8" x 1/8"	2

Foam Marker Pod On Chassis

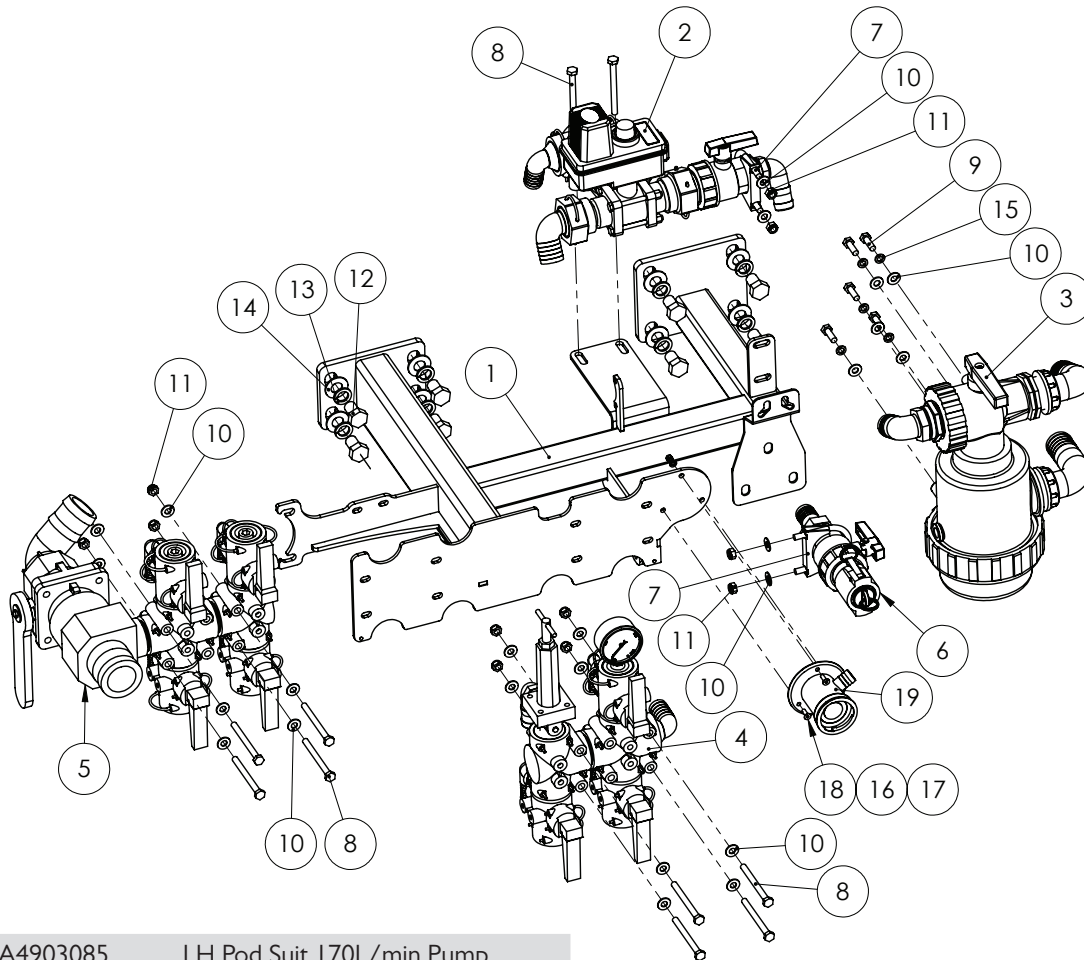


ITEM NO.	PART NUMBER	DESCRIPTION	QTY.
1	GA4654413	RH Pod Frame suit Special	1
2	GA5001009	M16 washer Zinc coated	8
3	GA5000961	Washer 16mm Spring ZP	8
4	GA5000903	Bolt M16 x 25	8
5	GA5052345	75 x 75 mm square tube insert black	2

Chapter 5

LEFT HAND POD

Left Hand Pod - Suit 170L/min pump



GA4903085 LH Pod Suit 170L/min Pump

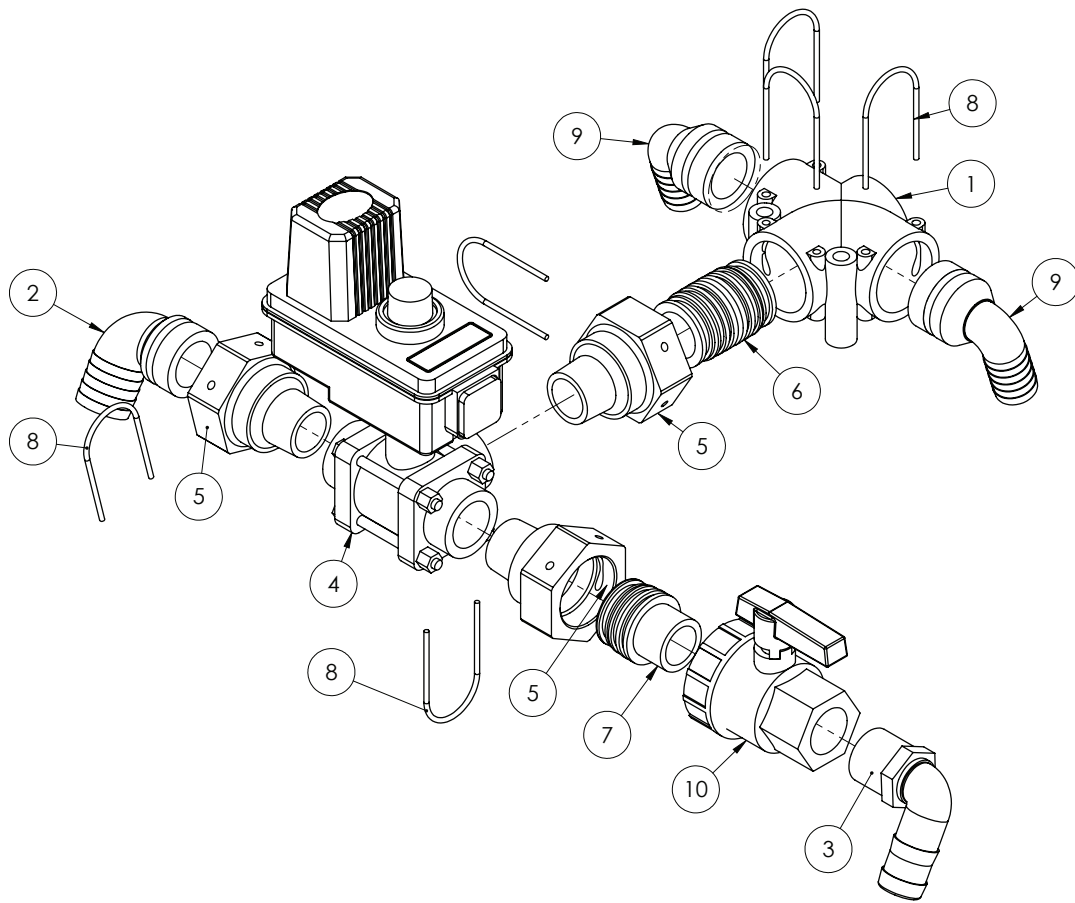
ITEM NO.	PART NUMBER	DESCRIPTION	QTY.
1	GA4657690	Special EF Left Pod Frame with 3-way valve	1
2	GA4903830	Teejet 3 way valve manifold assembly to suit special ef	1
3	GA4903825	EF special pre-assembly pump suction	1
4	GA4903815	EF Special Pressure Manifold	1
5	GA4903137	Pre-assembled fill system suit Special	1
6	GA4903082	Pre-assembled Chem probe / Transcal tap suit specials	1
7	GA5006705	Exhaust clamp C8 2"	2
8	GA5011495	Bolt M8 x 90 ZP GR8.8	10
9	GA5004711	Bolt M8 x 25 ZP GR8.8	5
10	GA5004883	Washer 8mm Flat ZP Heavy Duty	29
11	GA5004917	Nut M8 Nyloc ZP	14

Continued over page

Left Hand Pod - Suit 170L/min pump

ITEM NO.	PART NUMBER	DESCRIPTION	QTY.
12	GA5000903	Bolt M16 x 25 ZP GR8.8	8
13	GA5000961	Washer 16mm Spring ZP	8
14	GA5001009	Washer 16mm Flat ZP Heavy Duty	8
15	GA5004919	Washer 8mm Spring SS	5
16	GA5003983	Washer 5mm Flat SS	3
17	GA5003975	Nut M5 Nyloc SS	3
18	GA5051230	CSCS M5 x 16 Countersink SS A2-70	3
19	GA5018800	Rinsing socket, 3 pin, Micromatic / Enviro drum coupling	1

Flow Control Valve - Suit 170L/min Pump



GA4903830 Flow Control Valve - Suit 170L/min Pump

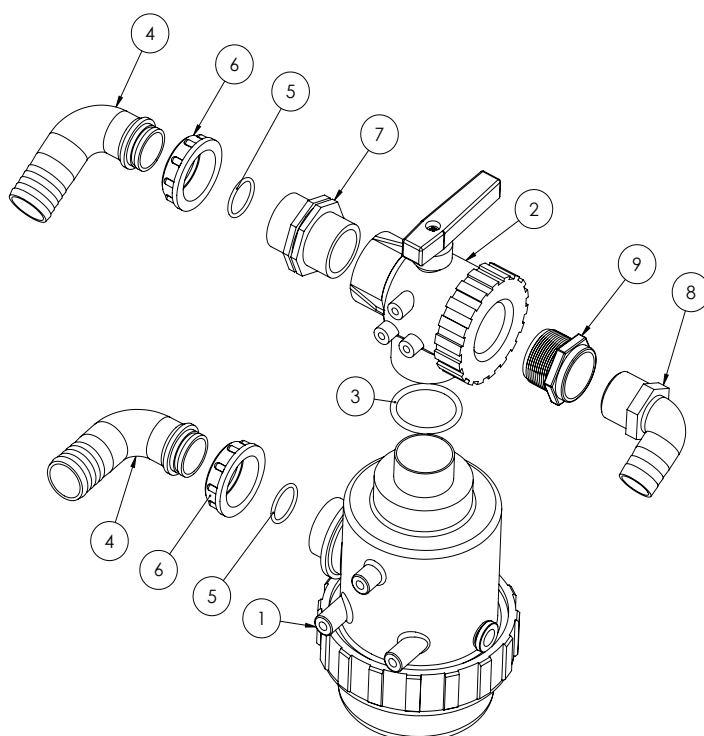
ITEM NO.	PART NUMBER	DESCRIPTION	QTY.
1	GA5065560	Tee, AS40 female, M8 inserts, Altek	1
2	GA5065620	Hose barb, Elbow, 90 degree, AS40 x 33mm hose barb, Altek	1
3	GA5077723	Hose barb, Elbow, 90 degree, 1" male x 1" hose, Banjo, HBI00-90	1
4	GA5076867	Regulating valve, Ball, 3 way, 1" NPT, 12v, Red indicator, Teejet, 344BR-34-03CEC	1
5	GA4582385	Coupling, AS40 female x 1" NPT male thread	3

Continued over page

Flow Control Valve - Suit 170L/min Pump

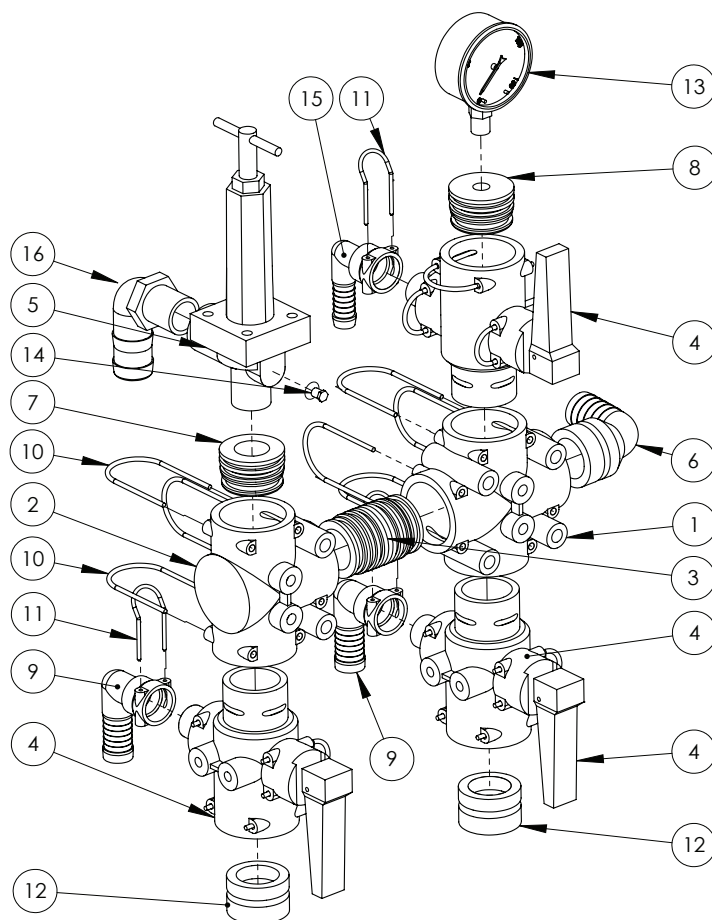
ITEM NO.	PART NUMBER	DESCRIPTION	QTY.
6	GA5065735	Plumbing adaptor, AS40 male x AS40 male, Altek	1
7	GA5065600	Plumbing adaptor, AS40 male x 1" male thread, Altek	1
8	GA5065690	Safety pin, Suit AS40 plumbing fittings, Altek	6
9	GA5065615	Hose barb, Elbow 90 degree, AS40 x 25mm, Altek	2
10	GA5078164	Valve, Ball, 1" female thread inlet / outlet, Full port, Lever handle	1

Suction Filter - Suit 170L/min Pump



GA4903825		Suction Filter - Suit 170L/min Pump	
ITEM NO.	PART NUMBER	DESCRIPTION	QTY.
1	GA5076782	Filter, Suction, 1 1/2 male inlet & outlet, 50 mesh screen, Arag, 3162063	1
2	GA5076985	Valve, Ball, 3 way, 1 1/2 female thread inlet / outlet, Arag, 4542236	1
3	GA5009187	O-Ring, 60 x 5.5mm, suits exacta tank cap	1
4	GA5076260	Hose barb, Elbow, 90 degree, 1 1/2 fly nut end x 40mm hose, 116640	2
5	GA5077679	O ring, 30 x 3mm, G10061	2
6	GA5076604	Fly nut, 1 1/2, Arag, 2002060	2
7	2502060	Nipple, 1 1/2" male thread x 1 1/2" male thread, Arag	1
8	GA5077730	Hose barb, Elbow, 90 degree, 1 1/4 male thread x 1 1/4 hose, Banjo, HB125-90	1
9	GA5078019	Bush, Reducing, Poly, 1 1/2 Male Thread x 1 1/4 Female Thread, Banjo, RB150125	1

Pressure Manifold

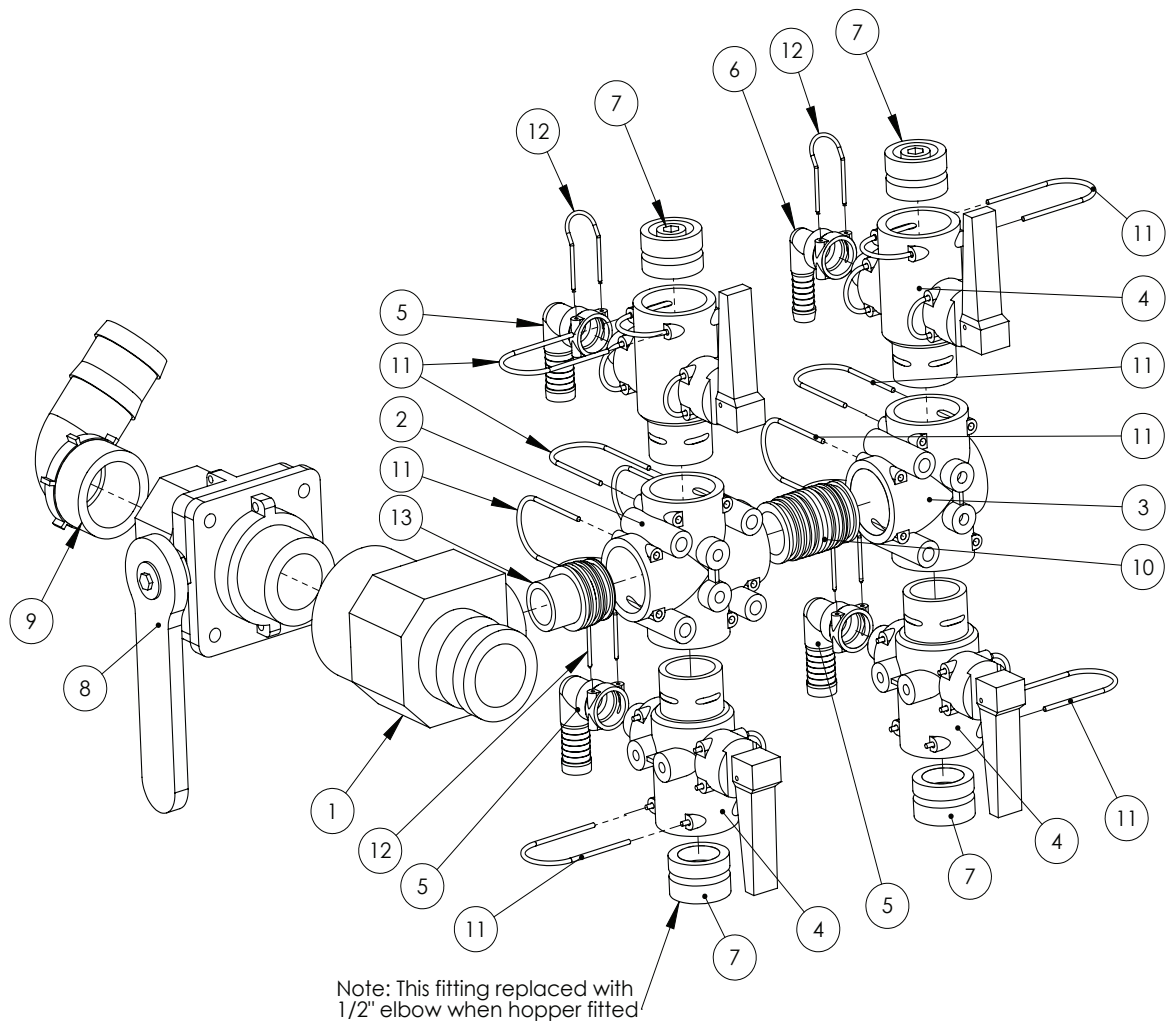


GA4903815

Pressure Manifold

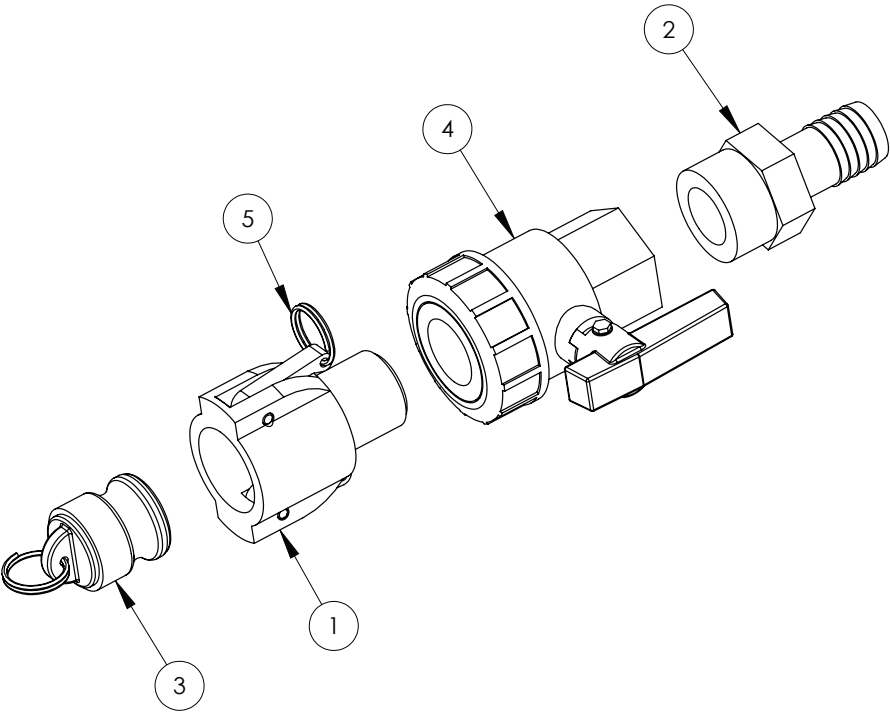
ITEM NO.	PART NUMBER	DESCRIPTION	QTY.
1	GA5065565	Plumbing coupling, Cross, AS40 female inlets / outlets, Altek	1
2	GA5065560	Tee, AS40 female, M8 inserts, Altek	1
3	GA5065735	Plumbing adaptor, AS40 male x AS40 male, Altek	1
4	GA5065545	Valve, Quick fit flip top, 2 way, AS40 male x AS24 female x AS40 female, Altek	3
5	GA5077179	Valve, Pressure Relief, 300psi, Inlet 3/4 thread female, Outlet 3/4 thread male, Teejet, 8460-3/4-300	1
6	GA5065615	Hose barb, Elbow 90 degree, AS40 x 25mm, Altek	1
7	GA4583060	Dummy Plug AS40 3/4" BSPT female	1
8	GA4582160	Plumbing adaptor, AS40 male x 1/4" female thread, Delrin	1
9	GA5065675	Hose barb, Elbow, 90 degree, AS24 female x 20mm hose, Altek	2
10	GA5065690	Safety pin, Suit AS40 plumbing fittings, Altek	7
11	GA5065695	Safety pin AS24	3
12	GA5065680	Plug, AS40 male, Altek	4
13	GA4948470	Gauge, Pressure, Small face, 160psi	1
14	GA5077942	Plug, 1/4 male thread, Banjo, PLUG025	1
15	GA5065750	Hose barb, Elbow, 90 degree, AS24 female x 15mm hose, Altek	1
16	GA5077716	Hose Barb, Elbow, 90 degree, 3/4 male thread x 1 hose, Banjo, HB075-100-90	1

Fill Manifold



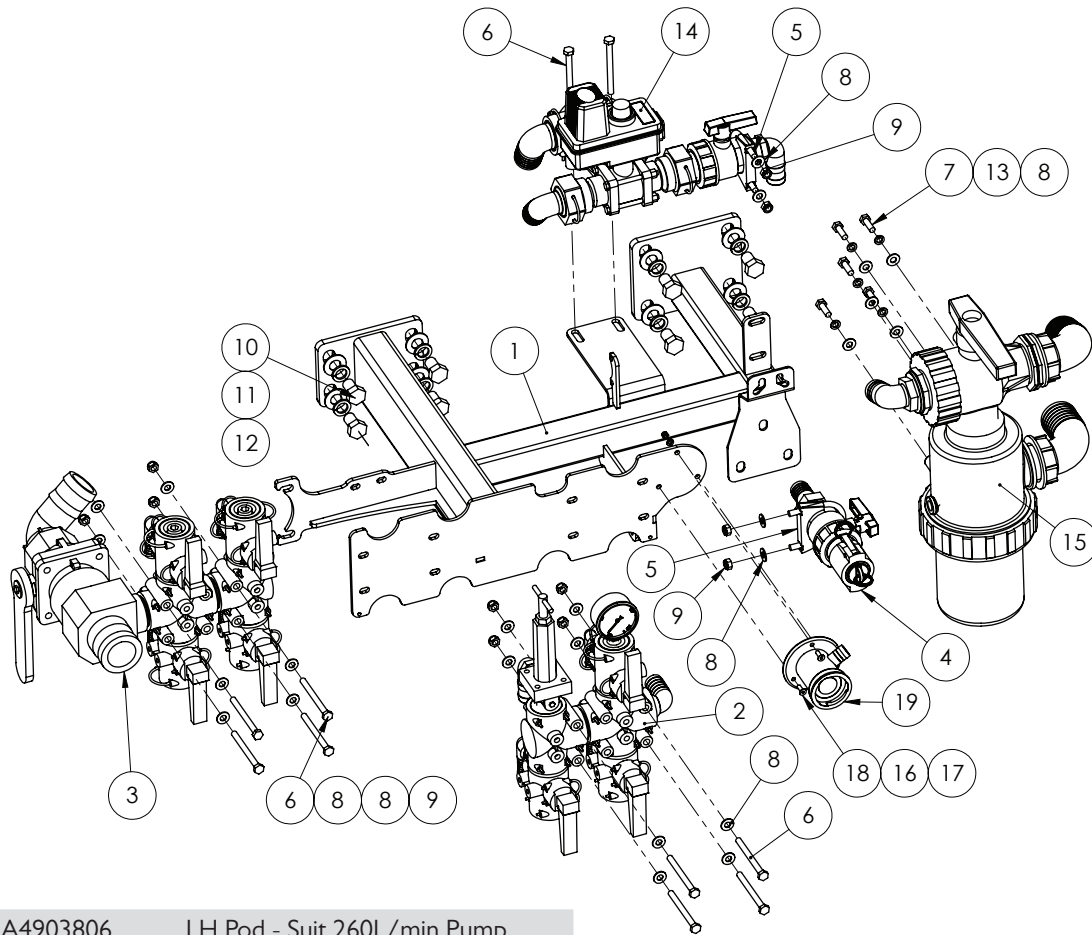
GA4903137 Fill Manifold			
ITEM NO.	PART NUMBER	DESCRIPTION	QTY.
1	GA4582295	2" Fill Cam Lock, fitting suit Prairie Special	1
2	GA5065675	Hose barb, Elbow, 90 degree, AS24 female x 20mm hose, Altek	3
3	GA5065680	Plug, AS40 male, Altek	4
4	GA5078205	Valve, Ball, 2 Way, 2" Male NPT x 2" Female NPT, Full Port, VSMT204FP	1
5	GA5077740	Hose barb, Elbow, 90 degree, 2" male thread x 2" hose, Banjo, HB200-90	1
6	GA5065735	Plumbing adaptor, AS40 male x AS40 male, Altek	1
7	GA5065690	Safety pin, Suit AS40 plumbing fittings, Altek	11
8	GA5065695	Safety pin AS24	4
9	GA5065600	Plumbing adaptor, AS40 male x 1" male thread, Altek	1
10	GA5065565	Plumbing coupling, Cross, AS40 female inlets / outlets, Altek	1
11	GA5065560	Tee, AS40 female, M8 inserts, Altek	1
12	GA5065545	Valve, Quick fit flip top, 2 way, AS40 male x AS24 female x AS40 female, Altek	4
13	GA5065750	Hose barb, Elbow, 90 degree, AS24 female x 15mm hose, Altek	1

Chem Probe/Transcal Tap



GA4903082 Chemical Probe			
ITEM NO.	PART NUMBER	DESCRIPTION	QTY.
1	GA5076007	Cam lever, 1 female coupler, 1 male thread, Banjo, 100B	1
2	GA5077718	Hose barb, Straight, 1" male thread x 1" hose, Banjo, HB100	1
3	GA5076013	Cam lever, Male plug, 1, Banjo, 100PL	1
4	GA5078164	Valve, Ball, 1" female thread inlet / outlet, Full port, Lever handle, Banjo, UVI00FP	1
5	GA5002077	Key ring, 25mm, SS	2
6	GA5001491	Chain 2mm x 20 SS 316 (cut 150mm long)(not shown)	1

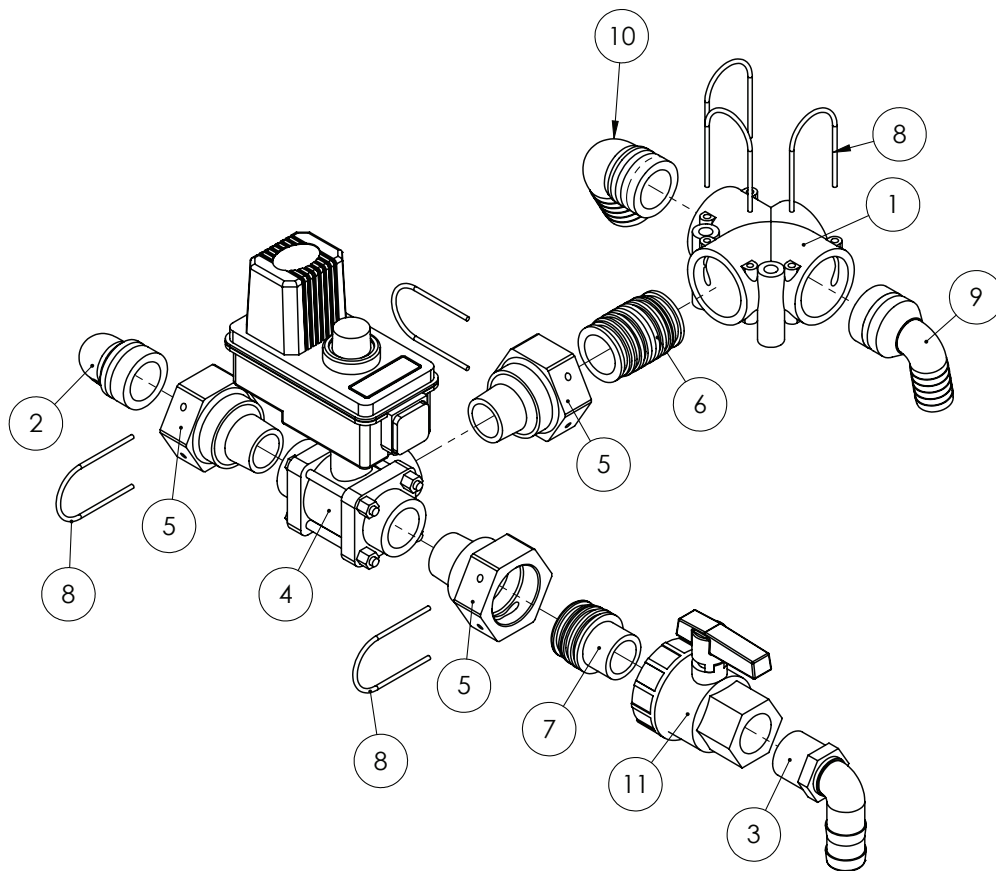
Left Hand Pod - Suit 260L/min Pump



GA4903806 LH Pod - Suit 260L/min Pump

ITEM NO.	PART NUMBER	DESCRIPTION	QTY.
1	GA4657690	Special EF Left Pod Frame with 3-way valve	1
2	GA4903815	EF Special Pressure Manifold	1
3	GA4903137	Pre-assembled fill system suit Special	1
4	GA4903082	Pre-assembled Chem probe / Transcal tap suit specials	1
5	GA5006705	Exhaust clamp C8 2"	2
6	GA5011495	Bolt M8 x 90 ZP GR8.8	10
7	GA5004711	Bolt M8 x 25 ZP GR8.8	5
8	GA5004883	Washer 8mm Flat ZP Heavy Duty	29
9	GA5004917	Nut M8 Nyloc ZP	14
10	GA5000903	Bolt M16 x 25 ZP GR8.8	8
11	GA5000961	Washer 16mm Spring ZP	8
12	GA5001009	Washer 16mm Flat ZP Heavy Duty	8
13	GA5004919	Washer 8mm Spring SS	5
14	GA4903831	Teejet 3 way valve manifold assy to suit special ef with 260	1
15	GA4903826	Special pre assembly pump suction suit 260	1
16	GA5003983	Washer 5mm Flat SS	3
17	GA5003975	Nut M5 Nyloc SS	3
18	GA5051230	CSCS M5 x 16 Countersink SS A2-70	3
19	GA5018800	Rinsing socket, 3 pin, Micromatic / Enviro drum coupling	1

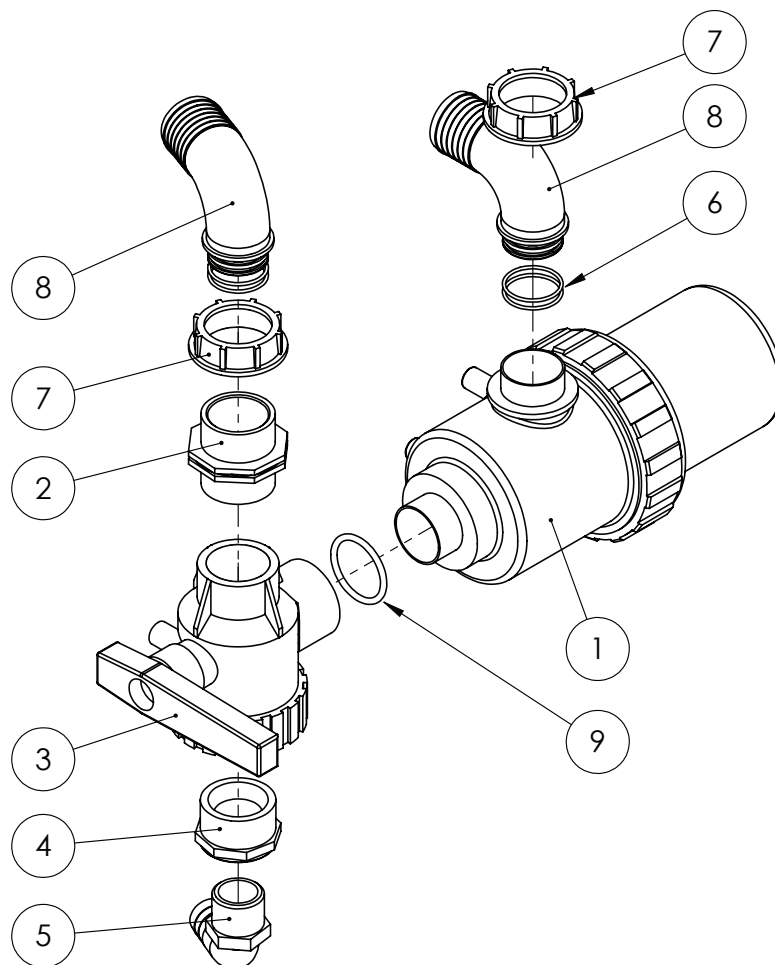
Flow Control Valve - Suit 260L/min Pump



GA4903831 Flow Control Valve - Suit 260L/min Pump

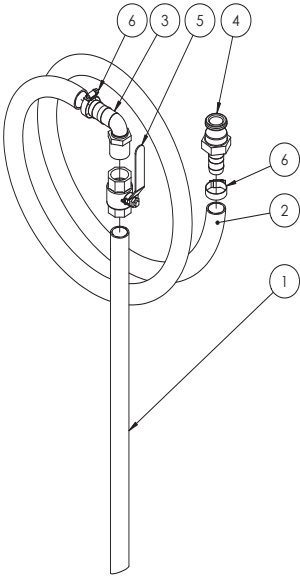
ITEM NO.	PART NUMBER	DESCRIPTION	QTY.
1	GA5065560	Tee, AS40 female, M8 inserts, Altek	1
2	GA5065620	Hose barb, Elbow, 90 degree, AS40 x 33mm hose barb, Altek	1
3	GA5077723	Hose barb, Elbow, 90 degree, 1" male x 1" hose, Banjo, HBI00-90	1
4	GA5076867	Regulating valve, Ball, 3 way, 1" NPT, 12v, Red indicator, Teejet, 344BR-34-03CEC	1
5	GA4582385	Coupling, AS40 female x 1" NPT male thread	3
6	GA5065735	Plumbing adaptor, AS40 male x AS40 male, Altek	1
7	GA5065600	Plumbing adaptor, AS40 male x 1" male thread, Altek	1
8	GA5065690	Safety pin, Suit AS40 plumbing fittings, Altek	6
9	GA5065615	Hose barb, Elbow 90 degree, AS40 x 25mm, Altek	1
10	GA5065625	Hose barb, Elbow, 90 degree, AS40 male x 39mm barb, Altek	1
11	GA5078164	Valve, Ball, 1" female thread inlet / outlet, Full port, Lever handle, Banjo, UVI00FP	1

Suction Filter Assy - Suit 260L/min Pump



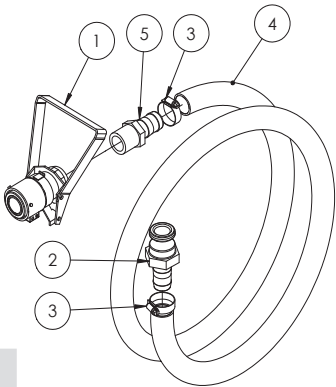
GA4903826 Suction Filter - Suit 260L/min Pump			
ITEM NO.	PART NUMBER	DESCRIPTION	QTY.
1	GA5076799	Filter, Suction, 317, 2 BSP male inlet and outlet, 32 mesh screen, Arag, 3172072	1
2	2502070	Nipple, 2" male thread x 2" male thread, Arag	1
3	GA5076987	Valve, Ball, 3 way, 2" female thread inlet & outlet, Arag, 4542237, 45521117	1
4	GA5078022	Bush, Reducing, Poly, 2" Male Thread x 1 1/4 Female Thread, Banjo, RB200125	1
5	GA5077730	Hose barb, Elbow, 90 degree, 1 1/4 male thread x 1 1/4 hose, Banjo, HB125-90	1
6	GA5048385	O-Ring, 42.5 x 2.62mm, BS131	4
7	GA5076605	Fly nut, 2", ARAG, 2002070	2
8	GA5076262	Hose barb, Elbow, 90 degree, 2" fly nut end x 52 mm hose, Arag, 116752	2
9	GA5009187	O-Ring, 60 x 5.5mm, suits exacta tank cap	2

Chemical Probe



GA4948250 Complete Kit			
ITEM NO.	PART NUMBER	DESCRIPTION	QTY.
1	GA5013603	Poly Pipe 25 x 650mm	1
2	GA2000220	Hose, Suction, PVC, 25mm, Black	1
3	GA5077723	Hose barb, Elbow, 90 degree, 1" male x 1" hose, Banjo, HBI00-90	1
4	GA5076011	Cam lever, 1 male coupling x 1 hose barb, Banjo, 100E	1
5	GA5018309	Valve, Ball, 12mm female thread inlet / outlet, Lever handle, SS	1
6	GA5001681	Hose Clamp, 1" SS (20-32/12W)	2

Enviro coupling & hose



GA5020600 Complete Kit			
ITEM NO.	PART NUMBER	DESCRIPTION	QTY.
1	GA5018803	Micromatic drum valve coupling, 3 pin, Viton seals	1
2	GA5076011	Cam lever, 1 male coupling x 1 hose barb, Banjo, 100E	1
3	GA5001681	Hose Clamp, 1" SS (20-32/12W)	2
4	GA2000220	Hose, Suction, PVC, 25mm, Black, HOS25PVC, sold per meter	1
5	GA5077718	Hose barb, Straight, 1" male thread x 1" hose, Banjo, HBI00	1

Chapter 6

DCI - N/A

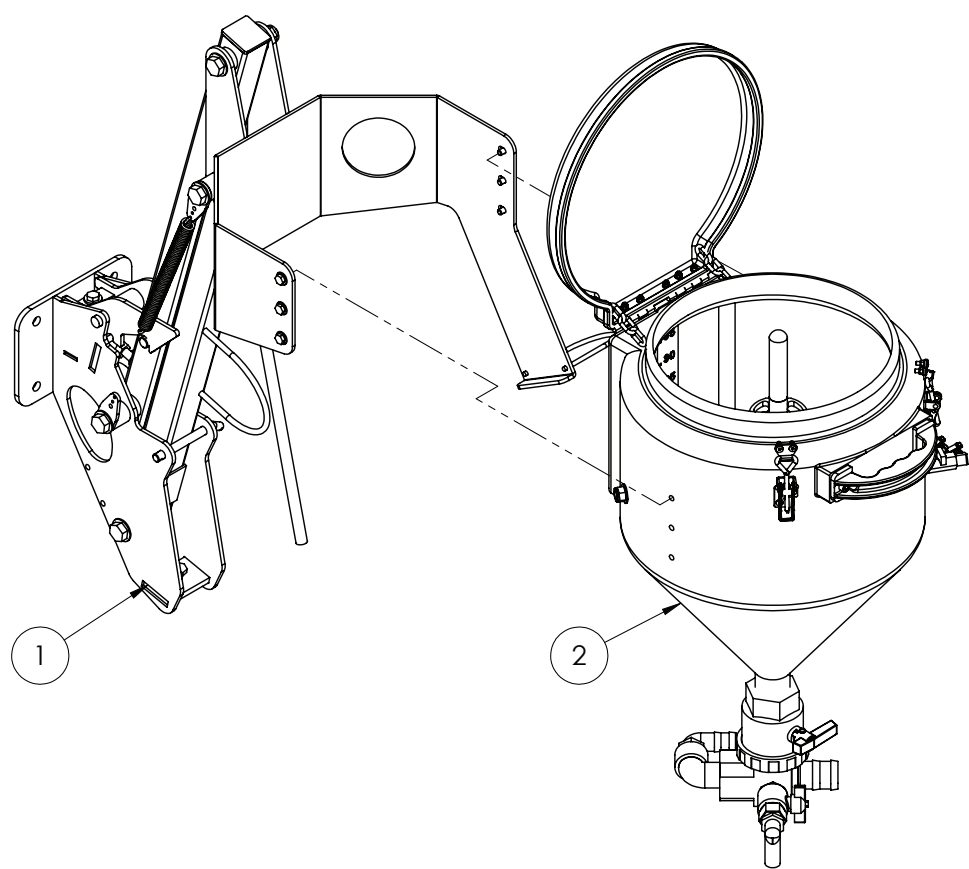
Chapter 7

DUAL PRODUCT - N/A

Chapter 8

INDUCTION HOPPER

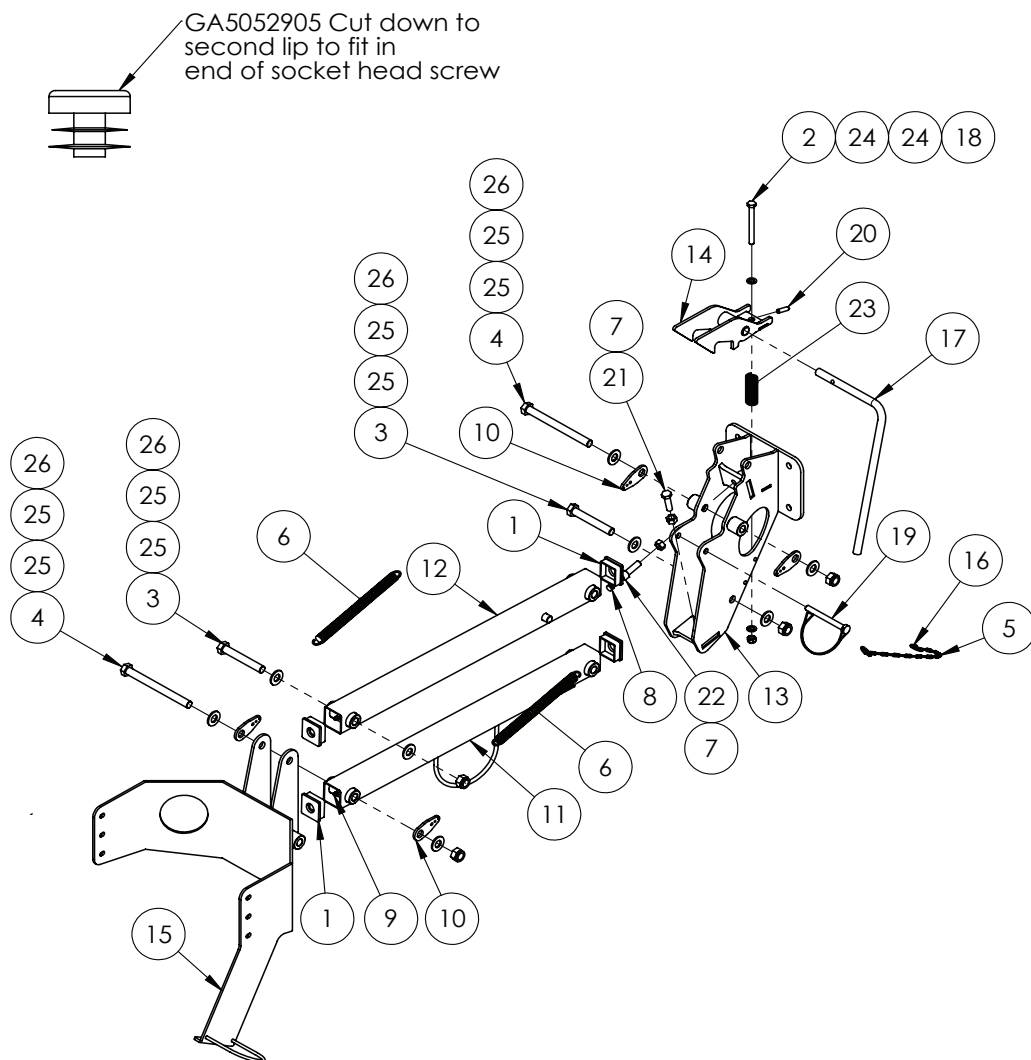
40L Induction Hopper



GA4904225 40L Induction Hopper

ITEM NO.	PART NUMBER	DESCRIPTION	QTY.
1	GA4903047-40	Pre-assembled 40L hopper frame suit Special EF	1
2	GA4903111	Pre-assembled 40L hopper tank	1

40L Hopper Frame



GA4903047-40 40L Induction Hopper Frame

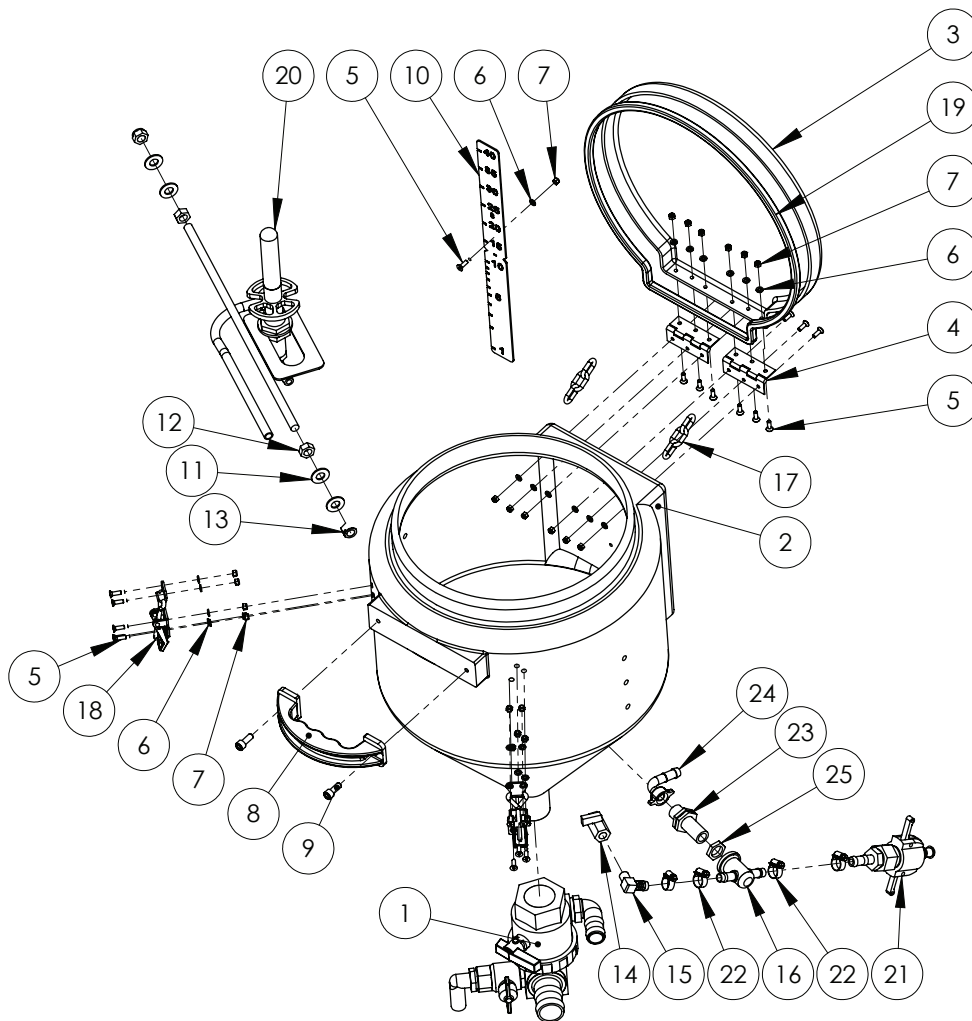
ITEM NO.	PART NUMBER	DESCRIPTION	QTY.
1	GA5003783	End Cap, Plastic, Black, Insert, RHS. 50 x 50, 0.8 - 2.5mm wall	4
2	GA5006091	Bolt M10 x 100 GR8.8 ZP	1
3	GA5000855	Bolt M16 x 110 GR8.8 ZP	2
4	GA5000879	Bolt M16 x 180 GR8.8 ZP	2
5	GA5001491	Chain 2 x 20 mm SS 316, 146102	0.2
6	GA5007073	Spring, Tension, 38.2 OD x 284.3 long x 3.55mm, Induction hopper	2
7	GA5000559	Nut M12 Hex ZP	2
8	GA5052905	End cap, Plastic, Black, Insert, Round. 13mm, 0.8 - 1.5mm wall	1
9	GA5012203	Grease Nipple, Short, 1/4 UNF, MACH0207	4
10	F70121A	Hopper spring retainer, 5mm SS	4
11	GA4653445	INDUC HOP arm LWR ADV	1
12	GA4653440	INDUC HOP arm UPR ADV	1
13	GA4653420	INDUC HOP chassis MNT ADV	1
14	GA4653490	INDUC HOP latch ADV	1

Continued over page

40L Hopper Frame

ITEM NO.	PART NUMBER	DESCRIPTION	QTY.
15	SP-IH-SUBASSEM-03	Induc Hop Tank Support ADV	1
16	GA5002077	Key ring, 25mm, SS	2
17	GA4699435	Handle, Induction Hopper Latch arm	1
18	GA5051445	Nut M10 Nyloc SS	1
19	GA5048380	Pin, 11mm OD shaft, Spring Steel wire loop lock, Yellow zinc	1
20	GA5075130	Roll pin M8 x 30mm coated	1
21	GA5000319	Set Screw M12 x 40 GR8.8 ZP	1
22	GA5000321	SHCS M12 x 40 GR12.9 ZP	1
23	GA5007329	Spring compression, 76.2mm x 25.4 x 3.15mm, gold	1
24	GA5000117	Washer M10 Flat SS HD	2
25	GA5001043	Washer M16 Flat SS HD	8
26	GA5001029	Nut M16 Nyloc ZP	4

40L Hopper Tank



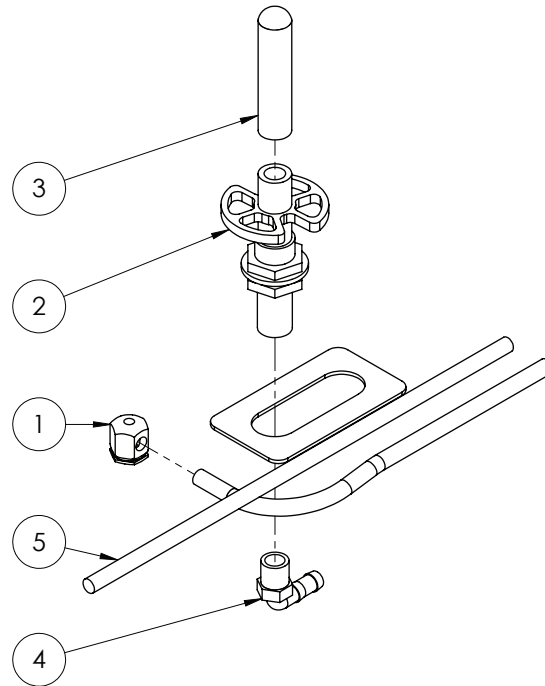
GA4903111 40L Induction Hopper Tank

Continued over page

40L Hopper Tank

ITEM NO.	PART NUMBER	DESCRIPTION	QTY.
1	GA4903105	Valve assembly, Induction hopper bottom, Suit 40, 60, 70L hopper	1
2	GA4901044	Tank, Induction hopper 40L, Round, Green, without lid	1
3	GA5003333	Lid suit GA4901044 Induction hopper 40L, Round, Green	1
4	GA5004547	70mm ZP butt hinge	2
5	GA5051230	CSCS M5 x 16 Countersink SS A2-70	23
6	GA5003983	Washer 5mm Flat SS	23
7	GA5003975	Nut M5 Nyloc SS	23
8	GA5009841	Handle, Black, Heavy duty, Polyethylene	1
9	GA5004707	SHCS M8 x 20 ZP GR12.9	2
10	F70275A	Hopper level indicator 40L	1
11	GA5000587	Washer 12mm Flat ZP Heavy Duty	4
12	GA5000559	Nut M12 Hex ZP	2
13	GA5012461	Nut M12 Nyloc ZP	2
14	GA5018321	Valve, Ball, 1/4" female thread inlet / outlet, Lever handle, SS	1
15	GA5020355	Hose barb, Brass, Elbow, 90 degree, 1/4" male thread x 1/2" hose, No shoulder	1
16	GA5070150	Tee 13mm x 1/2" female branch	1
17	GA5001491	Chain 2mm x 20 SS 316	2
18	GA5007071	Latch, Adjustable, Induction Hopper Lid	2
19	GA5012981	Pinchweld, Side bulb, Induction hopper seal	1
20	GA4903111-2	Rinse Assembly Hopper 40l	1
21	GA4903111-1	Cam Lock Assembly suit 40l Hopper	1
22	GA5000469	Hose clamp, 1/2", SS, 12-20/9W3	4
23	2502021	Long Thread Nipple 1/2"	1
24	GA5012375	Nut brass & tail 1/2"	1
25	GA5070110	Nut 1/2" BSPT Hex Lock Brass	1

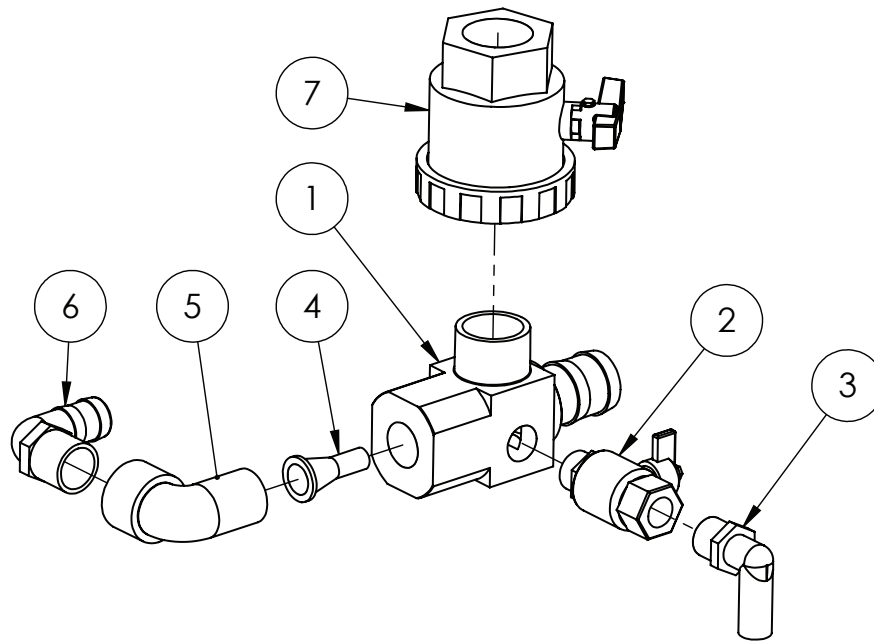
Hopper Rinse Nozzle Sub Assembly



GA4903111-2 Rinse Nozzle Sub Assembly

ITEM NO.	PART NUMBER	DESCRIPTION	QTY.
1	L071A	Induction hopper rinse nozzle (two parts)	1
2	GA5077062	Valve, Drum & container rinsing nozzle, ARAG, 510101	1
3	GA5077063	Nozzle, Drum & container rotating rinsing jet, ARAG, 510111	1
4	GA5077708	Hose barb, Elbow, 90 degree, 1/2 male thread x 1/2 hose, Banjo, HB050-90	1
5	GA4653590	Induction Hopper, Stainless Piping suit 40L	1

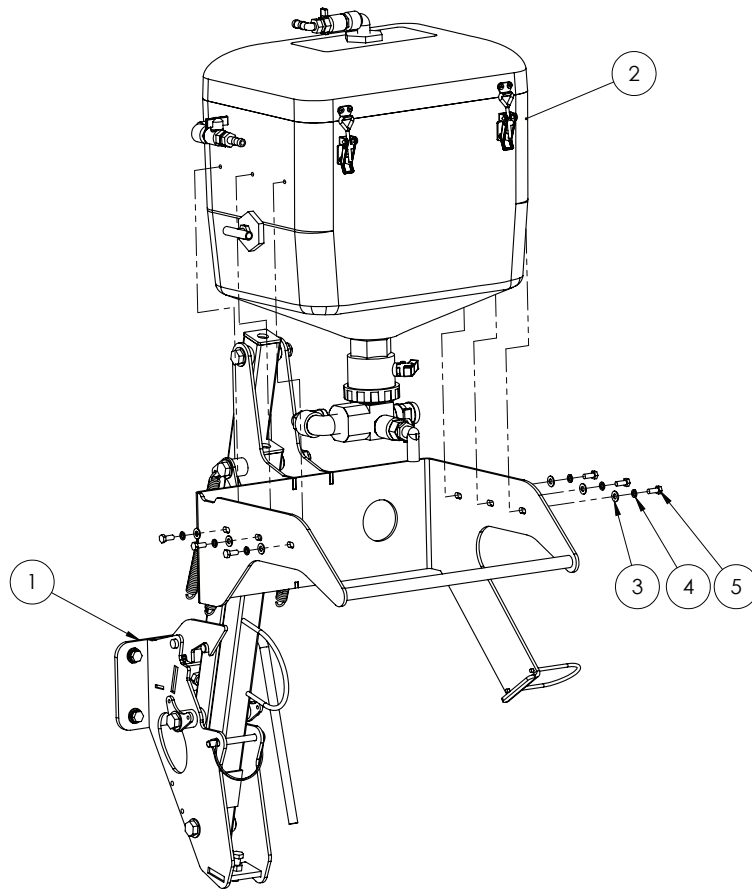
Hopper Bottom



GA4903105 Hopper Bottom

ITEM NO.	PART NUMBER	DESCRIPTION	QTY.
1	L056A	Induction hopper bottom, 1 1/2" hose barb x 1 1/2" BSPT male x 1" BSPT female x 3/4" BSPT female.	1
2	GA5018315	Valve, Ball, 20mm male & female thread, Black Butterfly handle	1
3	GA5077717	Hose barb, Elbow, 90 degree, 3/4 male thread x 3/4 hose, Banjo, HB075-90	1
4	L057A	Venturi, 9mm outlet, Suit induction hopper	1
5	GA5078137	Street elbow, 90 degree, 1 male x 1 female, Banjo, SL100-90	1
6	GA5077723	Hose barb, Elbow, 90 degree, 1" male x 1" hose, Banjo, HB100-90	1
7	GA5078167	Valve, Ball, 1 1/2 female thread inlet / outlet, Full port, Lever handle, Banjo, UVI50FP	1

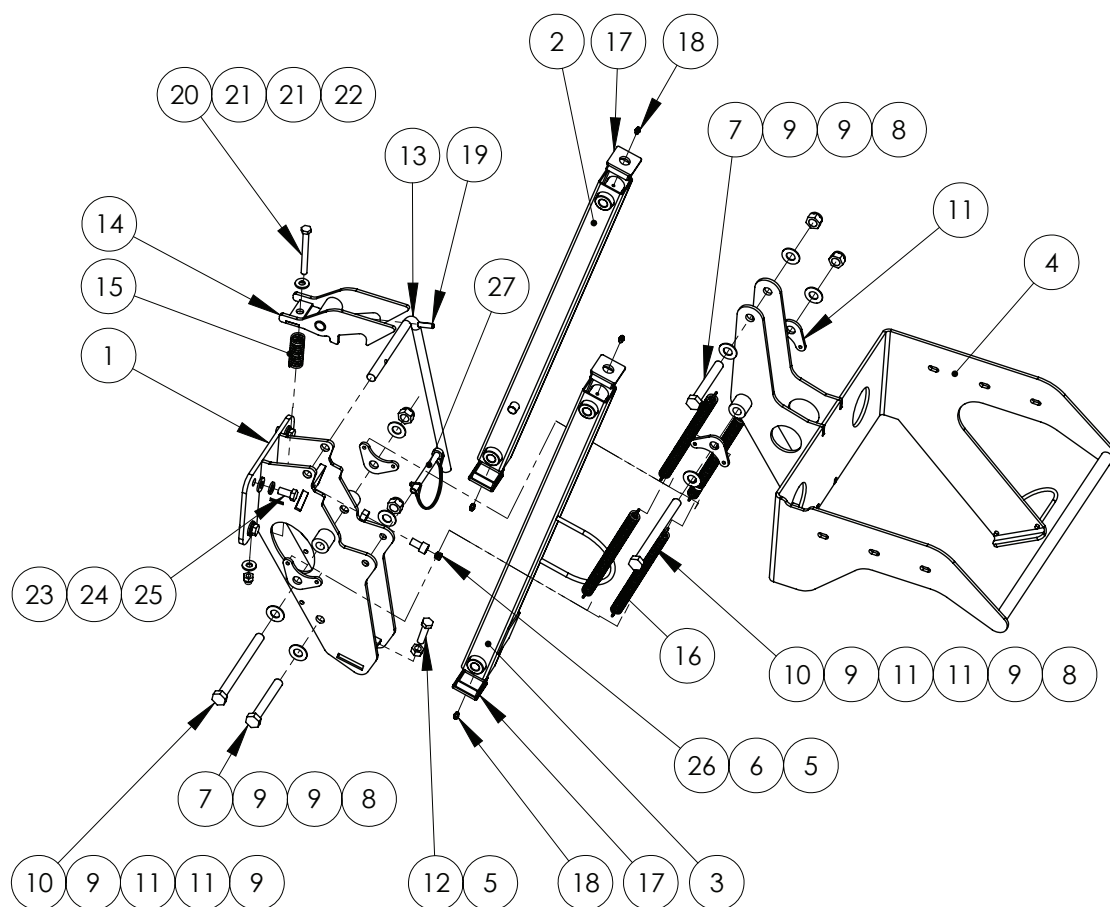
60L Induction Hopper



GA4904220 60L Induction Hopper

ITEM NO.	PART NUMBER	DESCRIPTION	QTY.
1	GA4903049-65-EF	Frame, Pre assembled, Induction hopper, 60L, Suit EF	1
2	GA4903113	Induction hopper tank, 65L, Pre assembled	1
3	GA5004883	Washer 8mm Flat ZP Heavy Duty	6
4	GA5004919	Washer 8mm Spring SS	6
5	GA5004085	Bolt M8 x 20 ZP GR8.8	6

60L Hopper Frame



GA4903049-65-EF Hopper Frame 60L

ITEM NO.	PART NUMBER	DESCRIPTION	QTY.
1	GA4653420	Induction Hopper chassis Mount ADV	1
2	GA4653440	Induction Hopper arm Upper ADV	1
3	GA4653445	Induction Hopper arm Lower ADV	1
4	GA4656855	Induction Hopper tank support 60L suit EF range	1
5	GA5000559	Nut M12 Hex ZP	2
6	GA5050330	SHCS M12 x 20 ZP GR12.9	1
7	GA5000855	Bolt M16 x 110 ZP GR8.8	2
8	GA5001029	Nut M16 Nyloc ZP	4
9	GA5001009	Washer 16mm Flat ZP Heavy Duty	8
10	GA5000879	Bolt M16 x 180 ZP GR8.8	2
11	GA4522294	Mounting plate, Double induction hopper spring	4
12	GA5000327	Set Screw M12 x 45 ZP GR8.8	1
13	GA4699435	Handle, Induction Hopper Latch arm	1
14	GA4653490	Induction Hopper latch ADV	1
15	GA5007329	Spring compression, 76.2mm x 25.4 x 3.15mm, gold	1
16	GA5007073	Spring, Tension, 38.2 OD x 284.3 long x 3.55mm	4

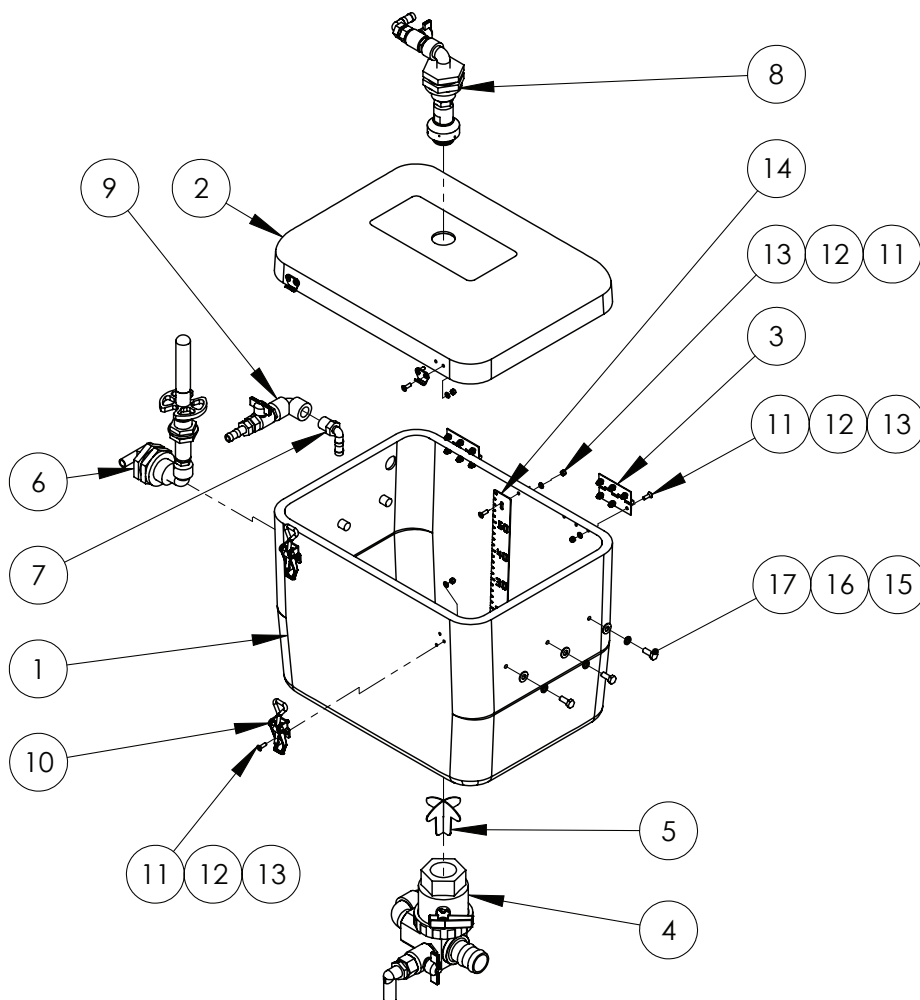
Continued over page

60L Hopper Frame

ITEM NO.	PART NUMBER	DESCRIPTION	QTY.
17	GA5003783	End cap, Insert, Black, Plastic, 50 x 50 mm	4
18	GA5012203	Grease nipple, Short, 1/4" UNF	4
19	GA5075130	Roll pin M8 x 30mm coated	1
20	GA5011139	Bolt M10 x 100 ZP GR4.6	1
21	GA5000117	Washer 10mm Flat SS Heavy Duty	2
22	GA5000141	Nut M10 Nyloc ZP	1
23	GA5000587	Washer 12mm Flat ZP Heavy Duty	4
24	GA5000575	Washer 12mm Spring SS	4
25	GA5000295	Set Screw M12 x 25 ZP GR8.8	4
26	GA5052905	Insert, suit 12mm Hole, Black, plastic	1
27	GA5048380	Pin, 11mm OD shaft, Spring Steel wire loop lock, Yellow zinc	1

60L Hopper Tank

Upto Serial #200660



GA4903113 Hopper Tank 60L

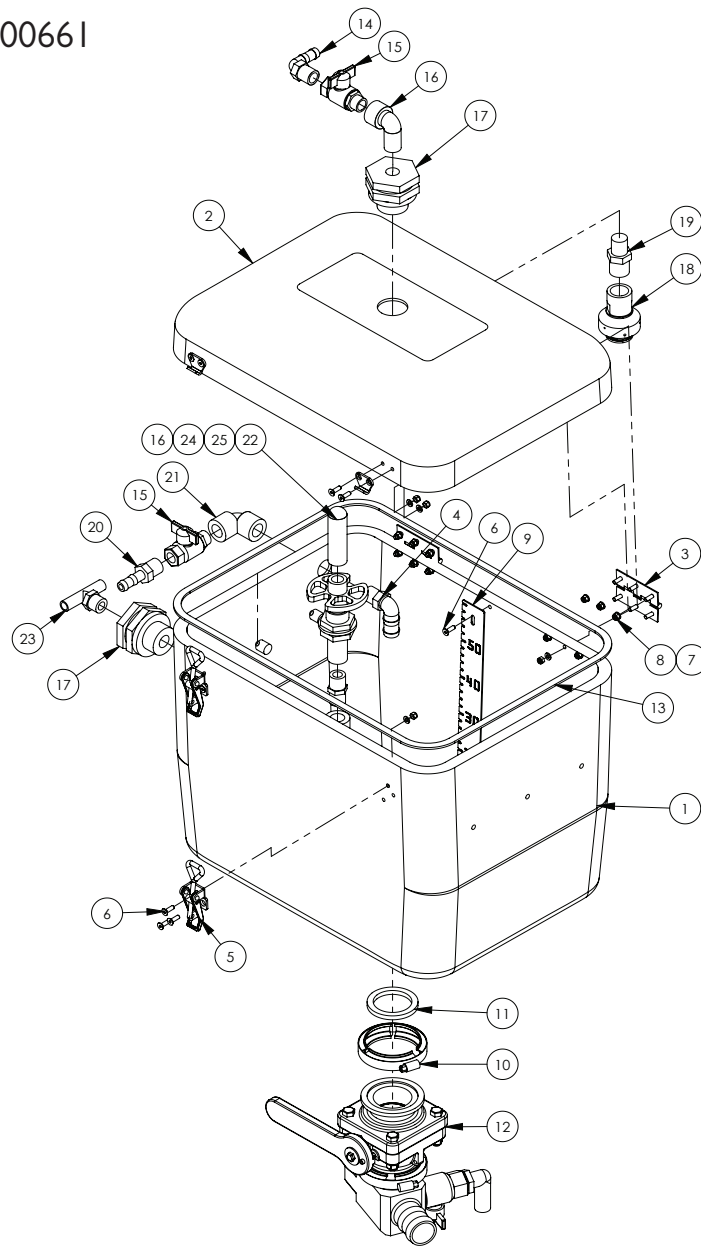
Continued over page

60L Hopper Tank

ITEM NO.	PART NUMBER	DESCRIPTION	QTY.
1	GA5070040	Tank, Induction Hopper, 60L with 1 1/2" BSPT thread, Tank & lid	1
2	GA5070045	Hopper lid - 07 Advance 65L	1
3	GA5006661	Hinge, Butt, 70 long x 50 wide x 1.5mm, SS	2
4	GA4903105	Valve assembly, Induction hopper bottom, Suit 40, 60, 70L hopper	1
5	GA4657115	Anti vortex cross, Suit induction hopper bottom	1
6	GA4903113-1	Drum Rinse Hopper Assembly	1
7	GA5077708	Hose barb, Elbow, 90 degree, 1/2 male thread x 1/2 hose, Banjo, HB050-90	1
8	GA4903113-2	Hopper Rinse assembly	1
9	GA4903113-3	Water inlet Hopper assembly	1
10	GA5007071	Latch, Adjustable, Induction Hopper Lid	2
11	GA5051230	CSCS M5 x 16 Countersink SS A2-70	23
12	GA5003983	Washer 5mm Flat SS	23
13	GA5003975	Nut M5 Nyloc SS	23
14	GA4522296	Level indicator, 60L induction hopper	1
15	GA5004883	Washer 8mm Flat ZP Heavy Duty	6
16	GA5004919	Washer 8mm Spring SS	6
17	GA5004085	Bolt M8 x 20 ZP GR8.8	6
18	GA5016473	Tape PM foam 6.4 x 18mm L/Density	

60L Hopper Tank with Flange

From Serial #200661



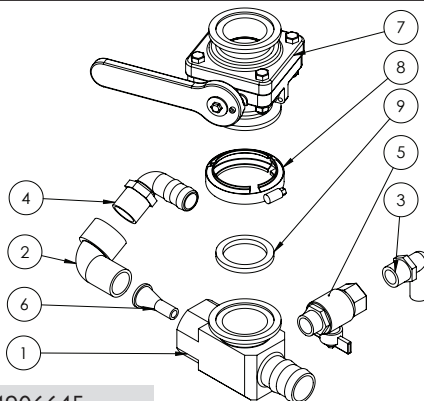
Hopper Tank - GA4906520

ITEM NO.	PART NUMBER	DESCRIPTION	QTY.
1	GA5071208	Tank, Induction Hopper, 60L with Flange to suit Banjo 220 Valve	1
2	GA5070045	Hopper lid - 07 Advance 65L	1
3	GA5006661	Hinge, Butt, 70 long x 50 wide x 1.5mm, SS	2
4	GA5077704	Hose barb, Elbow, 90 degree, 1/2 male thread x 3/4 hose, Banjo, HB050/075-90	1
5	GA5007071	Latch, Adjustable, Induction Hopper Lid	2
6	GA5051230	CSCS M5 x 16 Countersink SS A2-70	23
7	GA5003983	Washer 5mm Flat SS	23
8	GA5003975	Nut M5 Nyloc SS	23
9	GA4522296	Level indicator, 60L induction hopper	1

Continued over page

ITEM NO.	PART NUMBER	DESCRIPTION	QTY.
10	FC220	2" Full Port Worm Screw Clamp	1
11	GA5076615	Seal, EPDM, Suit 2" flange fitting, Banjo, 200G	1
12	GA4906645	Pre-assembled 60L Hopper Bottom 2" Flanged	1
13	GA5016473	Tape PM foam 6.4 x 18mm L/Density	1
14	GA5077708	Hose barb, Elbow, 90 degree, 1/2 male thread x 1/2 hose, Banjo, HB050-90	1
15	GA5020615	Valve, Ball, 12mm male, female thread inlet, outlet, Butterfly handle, SS	2
16	GA5078133	Street elbow, 90 degree, 1/2 female thread x 1/2 male thread, Banjo, SL050-90	2
17	GA5078156	Tank flange, 1/2" female threads, Banjo, TF050	2
18	GA5077336	Nozzle, Tank rinsing, 3/4 BSPT female inlet, Teejet, B55270-3/4-18	1
19	GA5078087	Nipple, Reducing, Poly, 3/4" x 1/2" Male Thread, Banjo, RN075050	1
20	GA5077702	Hose barb, Straight, 1/2 male thread x 1/2 hose, Banjo, HB050	1
21	GA5077652	Street elbow, 90 degree, 1/2" female thread, Banjo, EL050-90	1
22	GA5077063	Nozzle, Drum & container rotating rinsing jet, ARAG, 510111	1
23	GA3500391	Tee, Threaded, 1/2" male x 1/2" hose, T12T	1
24	GA5077911	Nipple, Short, 1/2 male thread x 1/2 male thread, Banjo, NIP050-SH	1
25	GA5077062	Valve, Drum & container rinsing nozzle, ARAG, 510101	1

Hopper Tank 60L Flange - Bottom



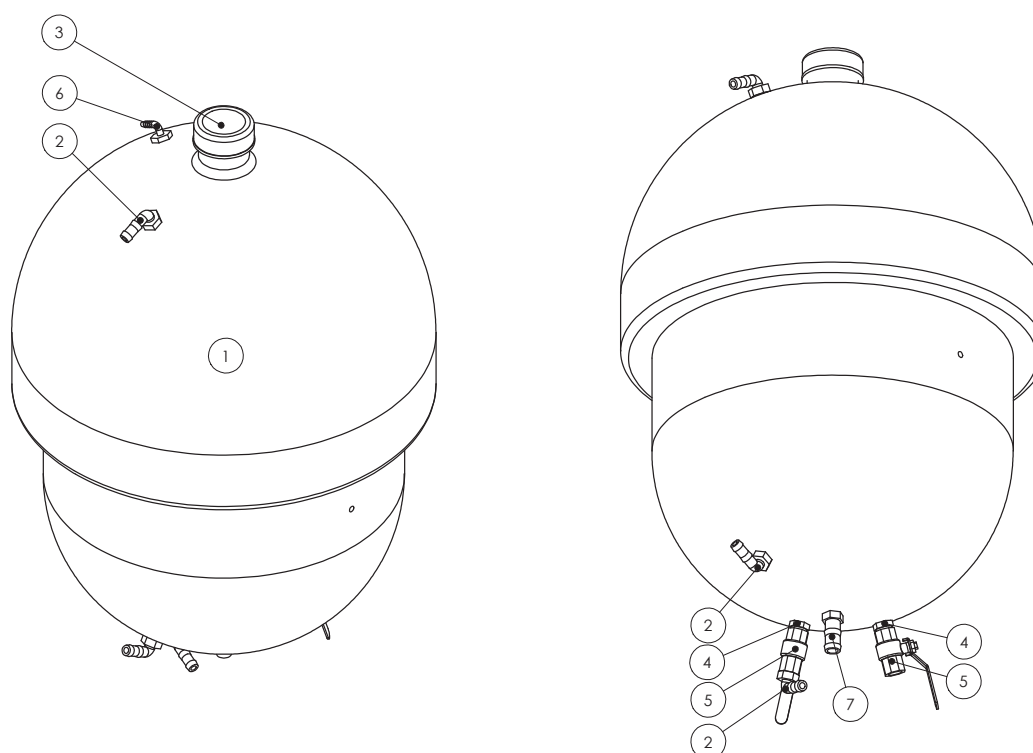
Hopper Bottom 2" Flanged - GA4906645

ITEM NO.	PART NUMBER	DESCRIPTION	QTY.
1	GA4552240	Hopper Bottom Venturi Housing with 2" Flange MY14	1
2	GA5078137	Street elbow, 90 degree, 1 male x 1 female, Banjo, SL100-90	1
3	GA5077717	Hose barb, Elbow, 90 degree, 3/4 male thread x 3/4 hose, Banjo, HB075-90	1
4	GA5077723	Hose barb, Elbow, 90 degree, 1" male x 1" hose, Banjo, HB100-90	1
5	GA5018315	Valve, Ball, 20mm male & female thread, Black Butterfly handle	1
6	L057A	Venturi, 9mm outlet, Suit induction hopper	1
7	GA5077908	Valve, Ball, 2" Full port, 4 Bolt Flanged, short, Banjo, MVS220CF	1
8	FC220	2" Full Port Worm Screw Clamp	1
9	GA5076615	Seal, EPDM, Suit 2" flange fitting, Banjo, 200G	1

FOAM MARKER TANK

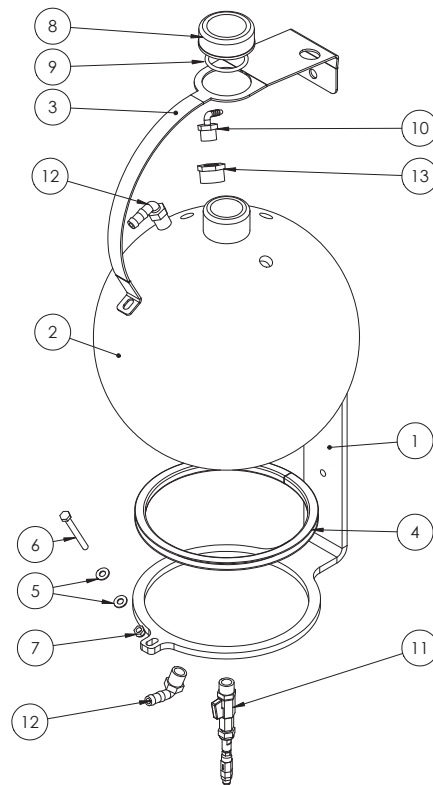
NOTE: Details of the foam marker compressor can be found in the Right Hand Pod chapter

100 Litre Foam Marker Tank



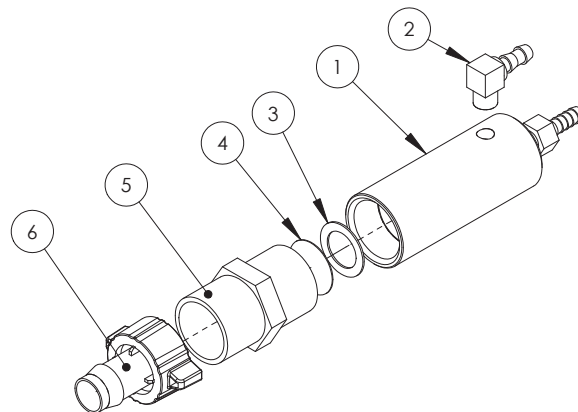
ITEM NO.	PART NUMBER	DESCRIPTION	QTY.
1	GA5018487	Tank, 100L, Exacta foam marker, Purchased	1
2	GA5077708	Hose barb, Elbow, 90 degree, 1/2 male thread x 1/2 hose, Banjo, HB050-90	3
3	GA5009157	Cap, Suit Exacta foam tank, O-ring not included	1
4	GA5048310	Nipple, 1/2" thread x 1/2" thread, Brass	2
5	GA5018309	Valve, Ball, 12mm female thread inlet/outlet, Lever handle, SS	2
6	GA5077656	Hose barb, Elbow, 90 degree, 1/2" male thread x 1/4" hose, EL1214	1
7	GA5077707	Hose barb, 1/2 male thread x 3/4 hose, Banjo, HB050-075	1
	GA5009187	O-ring, 60 x 5.5mm, suits Exacta tank cap	1

Foam Concentrate Bottle



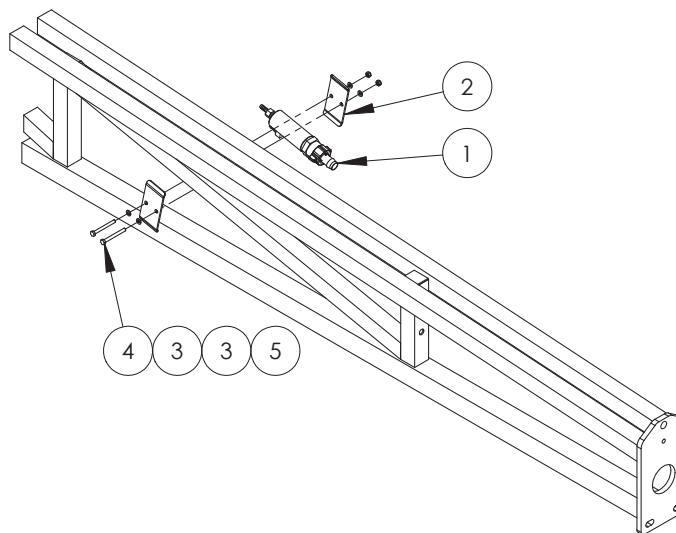
ITEM NO.	PART NUMBER	DESCRIPTION	QTY.
1	F70609A	Direct injection bottle mount plate 10mm FMS	1
2	GA4901038	Tank 25 litre round ball suit foam	1
3	F70622A	Direct inject bottle strap	1
4	GA5010085	Hollow section rectangular rubber	1
5	GA5004883	Washer 8mm Flat ZP Heavy Duty	2
6	GA5004749	Bolt M8 x 80 ZP GR8.8	1
7	GA5004917	Nut M8 Nyloc ZP	1
8	GA5009157	Cap, Suit Exacta foam tank, O-ring not included	1
9	GA5009187	O-ring, 60 x 5.5mm, suits Exacta tank cap	1
10	GA5077656	Hose barb, Elbow, 90 degree, 1/2" male thread x 1/4" hose, EL1214	1
11	GA4903077	Pre-assembly filter and ball valve for direct foam injection	1
12	GA5077708	Hose barb, Elbow, 90 degree, 1/2 male thread x 1/2 hose, Banjo, HB050-90	2
13	GA5078013	Bush, Reducing, Poly, 1" Male Thread x 1/2" Female Thread, Banjo, RB100050	1

Foam Generator



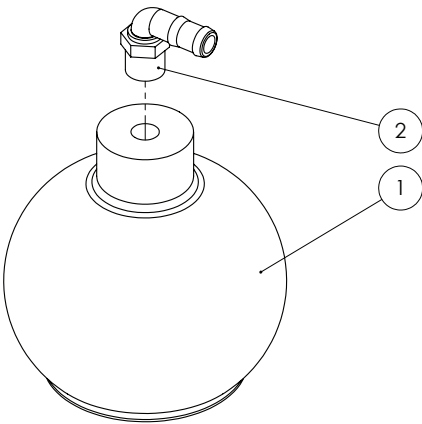
ITEM NO.	PART NUMBER	DESCRIPTION	QTY.
1	FGEN	Foam Generator nozzle sub assembly (3 parts nozzle & body & lock nut)	1
2	GA5066950	Barb elbow brass 1/4" x 1/8"	1
3	GA5002497	Washer, Flat, 3/4" x 1 1/8", Copper	1
4	GA4948390	Filter screen, circle, Suit foam generator, SS 316, 200 mesh	1
5	GA5077914	Nipple, Short, 1 male thread x 1 male thread, Banjo, NIP100-SH	1
6	GA5007621	Hose barb, Straight, 1" BSP female thread with grip tabs x 19mm hose tail	1

Foam Generator Mounting



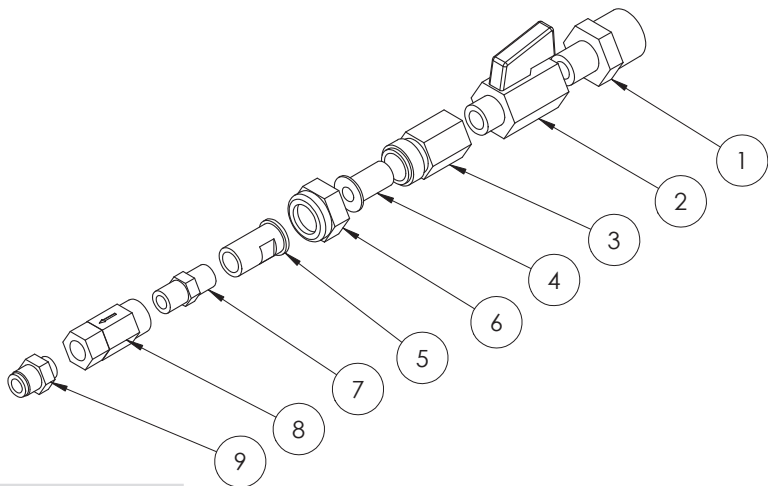
ITEM NO.	PART NUMBER	DESCRIPTION	QTY.
1	FGEN-COM	Foam marker, Foam generator assembly	1
2	F70239A	Bracket, Foam generator clamp	2
3	GA5004437	Washer 6mm Flat SS	4
4	GA5004097	Bolt M6 x 60 ZP GR8.8	2
5	GA5048115	Nut M6 Nyloc ZP	2

Foam Accumulator Assembly



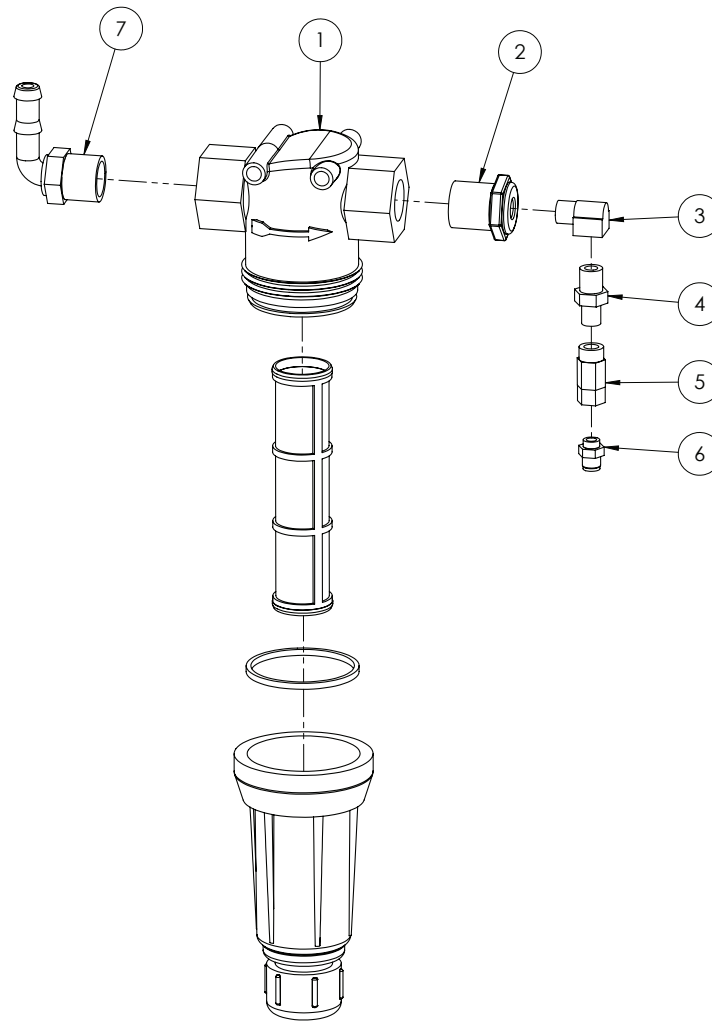
ITEM NO.	PART NUMBER	DESCRIPTION	QTY.
1	GA5008491	Accumulator, Foam marker, Exacta, Green	1
2	GA5077717	Hose barb, Elbow, 90 degree, 3/4 male thread x 3/4 hose, Banjo, HB075-90	1

Filter and Ball Valve



GA4903077		Complete Assembly	
ITEM NO.	PART NUMBER	DESCRIPTION	QTY.
1	GA5012259	Reducing nipple, 1/2" male thread x 1/4" male thread, Brass	1
2	GA5018323	Valve, Ball, 1/4" male / female thread inlet / outlet, SS, Lever handle	1
3	GA5077369	Nozzle body, Single, 1/4 male NPT inlet, Brass, Teejet	1
4	GA5077157	Filter, Nozzle Tip, 200 Mesh, Polypropylene, SS, Teejet, 8079-PP-200	1
5	GA5077543	ADAPTER,BRASS,4908, CP4928	1
6	GA5077372	Nozzle cap, Brass, CPI 325, Teejet	1
7	GA5066935	Nipple brass 1/8" x 1/8"	1
8	GA5018147	Check valve inline 1/8" NPT Female	1
9	GA5050210	Pneumatic fitting, Nipple, 1/8 BSPP male x 6mm push type	1

Foam Marker Filter

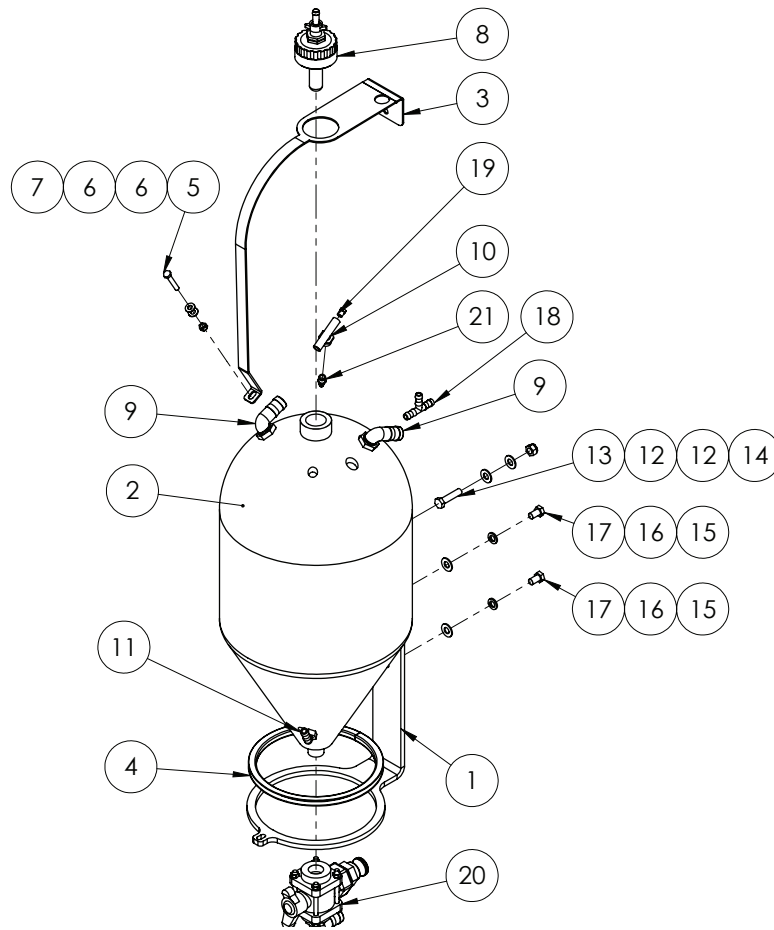


ITEM NO.	PART NUMBER	DESCRIPTION	QTY.
1	GA5077270	Filter, 3/4 female thread inlet/outlet, 200 mesh screen, Teejet, AABI26ML-3-200	1
2	GA5078008	Bush, Reducing, Poly, 3/4" Male Thread x 1/4" Female Thread, Banjo, RB075025	1
3	GA5048305	Elbow, 90 degree, 1/4" BSP male x 1/4" BSP female, Brass	1
4	GA5013809	Reducing Nipple 1/4" x 1/8"	1
5	GA5018147	Check valve inline 1/8" NPT Female	1
6	GA5050210	Pneumatic fitting, Nipple, 1/8" BSPP male x 6mm push type	1
7	GA5077710	Hose barb, Elbow, 90 degree, 3/4 male thread x 1/2 hose, Banjo, HB075/050-90	1

Chapter 10

TRANSCAL

Transcal Bottle

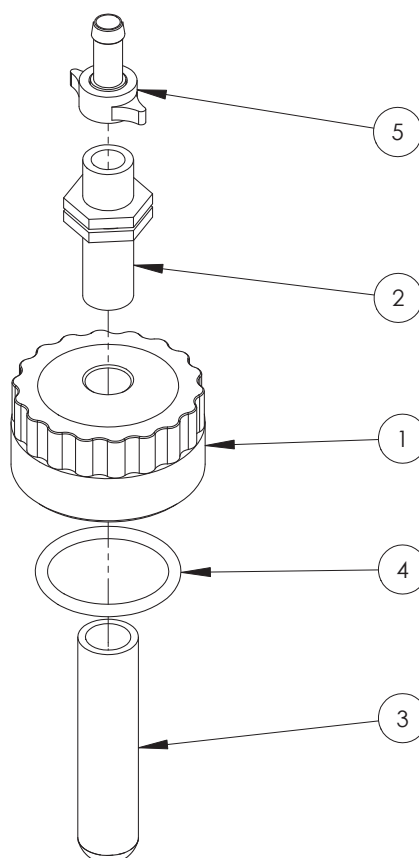


ITEM NO.	PART NUMBER	DESCRIPTION	QTY.
1	F70608A	45l Transcal mount plate 10mm FMS	1
2	GA4901047	Tank, 45L, Natural, Suit Transcal	1
3	F70623A	Transcal bottle strap Yellow Zinc Plated	1
4	GA5010085	Hollow section rectangular rubber	1
5	GA5004731	Set Screw M8 x 50 ZP GR8.8	1
6	GA5003651	Washer 8mm Flat SS	2
7	GA5004917	Nut M8 Nyloc ZP	1
8	GA4903050	Cap, Pre-assembled with rinse nozzle, Suit Transcal and DCI	1
9	GA5077723	Hose barb, Elbow, 90 degree, 1" male x 1" hose, Banjo, HBI00-90	2
10	GA3500391	Tee, Threaded, 1/2" male x 1/2" hose, T12T	1

Continued over page

ITEM NO.	PART NUMBER	DESCRIPTION	QTY.
11	GA5077708	Hose barb, Elbow, 90 degree, 1/2 male thread x 1/2 hose, Banjo, HB050-90	1
12	GA5017673	Washer 1/2" High Tensile	2
13	GA5011239	Bolt, M12 x 50, ZP GR 8.8	1
14	GA5012461	Nut M12 Nyloc ZP	1
15	GA5000577	Washer 12mm Flat SS Heavy Duty	2
16	GA5000575	Washer 12mm Spring SS	2
17	GA5011227	Bolt M12 x 20 ZP GR8.8	2
18	GA5077751	Tee, Hose barb, 1/2", Banjo	1
19	GA5020695	Tee, Hose barb, 1/2, Banjo, HBT050-050	1
20	GA4903108-1	Tap Assembly, Transcal Special	1
21	GA5020540	Hose barb, Straight, 1/4" male thread x 1/4" hose, Brass	1

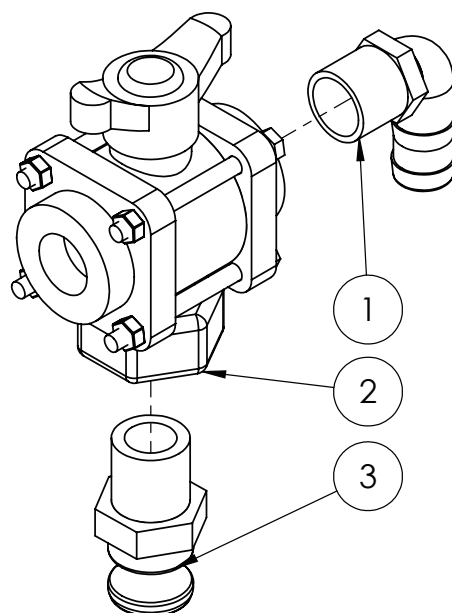
Rinse Nozzle & Cap



GA4903050 Complete Assembly

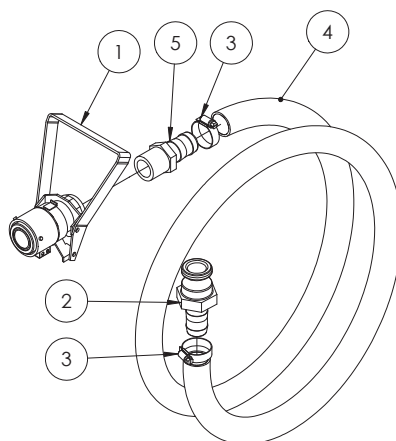
ITEM NO.	PART NUMBER	DESCRIPTION	QTY.
1	L055A	Cap / Lid, 80 OD, 1/2" BSPP female thread in top, Suit Transcal	1
2	2502021	Long thread nipple 1/2"	1
3	GA5077063	Nozzle, Drum & container rotating rinsing jet, ARAG, 510111	1
4	GA5009187	O-ring, 60 x 5.5mm, suits Exacta tank cap	1
5	GA5075655	Hose barb, Brass, 13mm hose x fly nut end, ARAG, 006330	1

Transcal Bottle Tap



ITEM NO.	PART NUMBER	DESCRIPTION	QTY.
1	GA5077723	Hose barb, Elbow, 90 degree, 1" male x 1" hose, Banjo, HB100-90	1
2	GA5078177	Valve, Ball, 3 way, 1 female thread inlet / outlet, Bottom port, Butterfly handle, Banjo, V100BL	1
3	GA5076012	Cam lever, 1 male coupling x 1 male thread, Banjo, 100F	1

Enviro coupling & hose

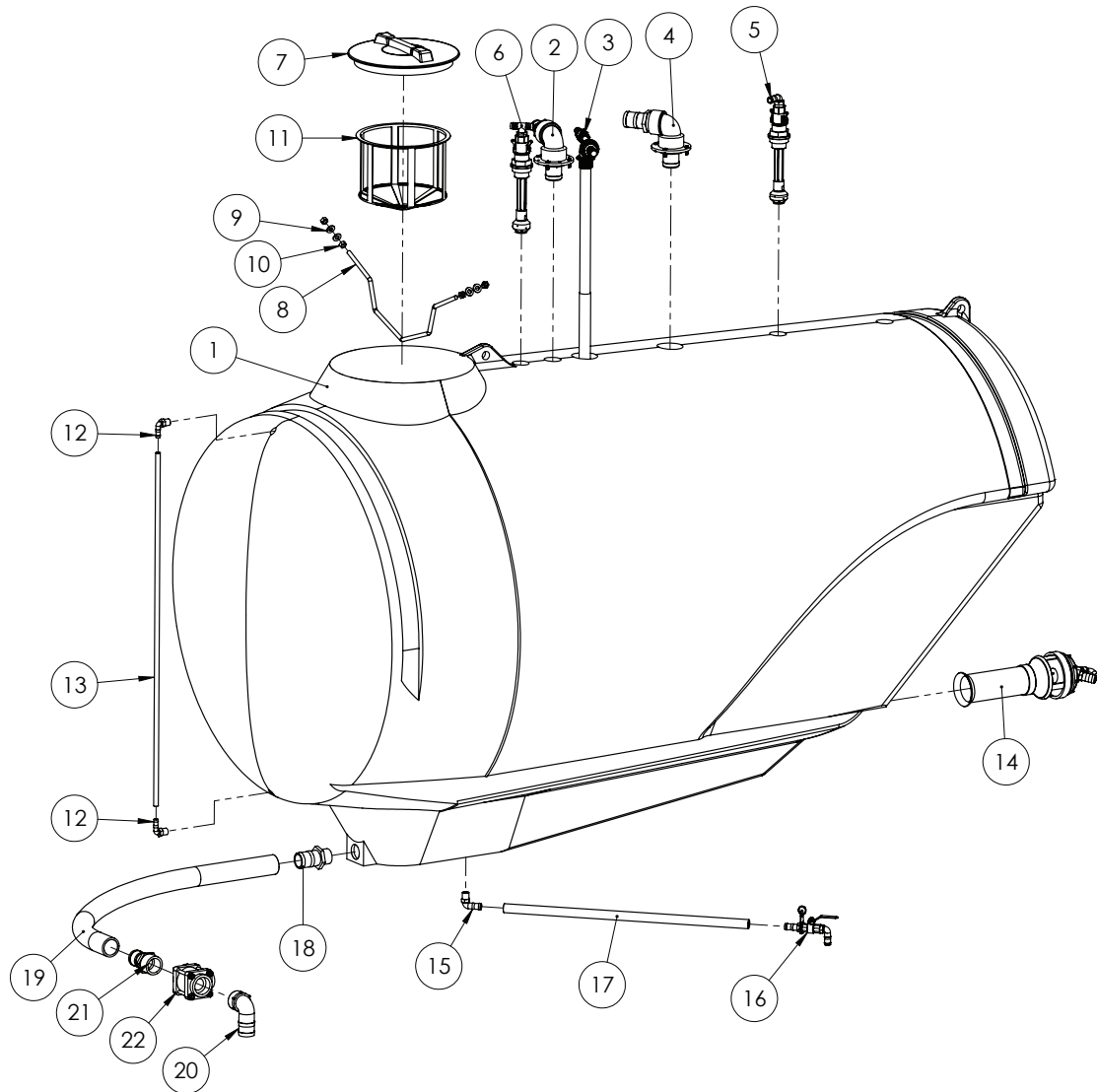


ITEM NO.	PART NUMBER	DESCRIPTION	QTY.
1	GA5018803	Micromatic drum valve coupling, 3 pin, Viton seals	1
2	GA5076011	Cam lever, 1 male coupling x 1 hose barb, Banjo, 100E	1
3	GA5001681	Hose Clamp, 1" SS (20-32/12W)	2
4	GA2000220	Hose, Suction, PVC, 25mm, Black, HOS25PVC, sold per meter	1
5	GA5077718	Hose barb, Straight, 1" male thread x 1" hose, Banjo, HB100	1

Chapter II

MAIN TANK

3000L Tank Assembly



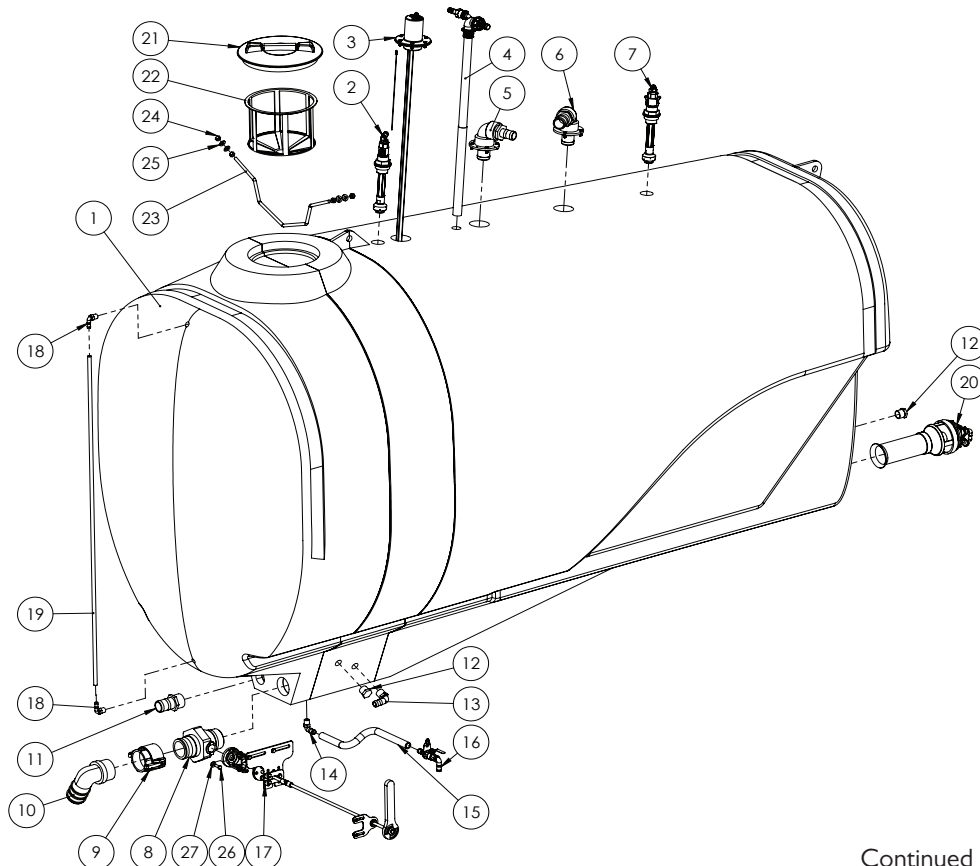
ITEM NO.	PART NUMBER	DESCRIPTION	QTY.
1	GA5061115	Tank, 3000L EF, Bare, Suit Special	1
2	GA4903098	Tank induction hopper inlet, Pre-assembled	1
3	GA4903086	Venturi filler, Pre-assembled, Mounted in top of tank	1
4	GA4903136	Tank inlet, 2" tank fill, Pre-assembled	1
5	GA4901285-1	Tank flushing nozzle (elbow) cam adaptor	1
6	GA4901285-2	Tank rinsing nozzle, Assembly with tee cam adaptor	1
7	GA5076877	Lid, Black Plastic, Diameter 355, With breather, 3522040	1

Continued over page

3000L Tank Assembly

ITEM NO.	PART NUMBER	DESCRIPTION	QTY.
8	GA4672885	Bar, Tank lid opening support, Suit EF tanks	1
9	GA5000557	Washer 12mm Flat ZP Large OD	4
10	GA5000559	Nut M12 Hex ZP	4
11	GA5076714	Filter, Basket type, Diameter 305 x 245mm deep, Suit main spray tank, 300120	1
12	GA5077708	Hose barb, Elbow, 90 degree, 1/2 male thread x 1/2 hose, Banjo, HB050-90	2
13	GA2000209	Hose, Clear, 12mm, Sight tube	1
14	GA4903096	Super mix agitator, Pre-assembled	1
15	GA5077704	Hose barb, Elbow, 90 degree, 1/2 male thread x 3/4 hose, Banjo, HB050/075-90	1
16	GA4903097	Pre-assembled sump drain suit 5000L & 6500L Trailing	1
17	GA2000216	Hose, Pressure, 20mm, Black 250psi, HOS20P, Sold per meter	1
18	GA5077735	Hose barb, Straight, 1 1/2 male thread x 2 hose, Banjo, HB150-200	1
19	GA2000229	Hose, Suction, 51mm, Wire reinforced, HOS51S, sold per meter	1
20	GA5077740	Hose barb, Elbow, 90 degree, 2" male thread x 2" hose, Banjo	1
21	GA5077737	Hose barb, Straight, 2" male thread x 2" hose, Banjo	1
22	GA5078188	2" FPT x 1 1/2" port poly valve	1

4/5000L Tank



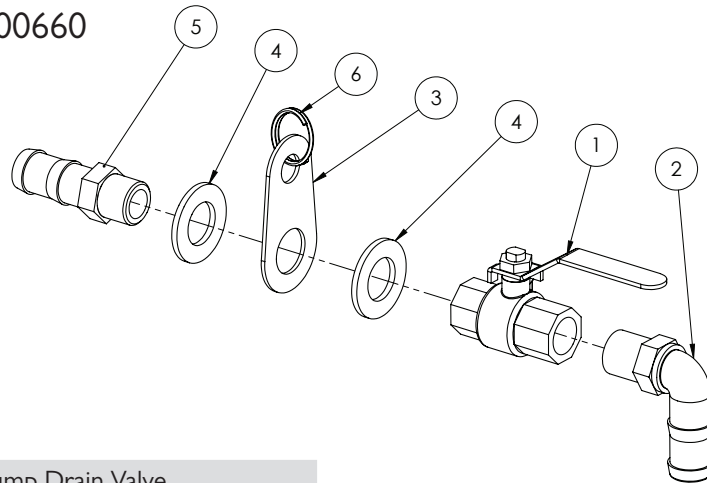
Continued over page

4/5000L Tank

ITEM NO.	PART NUMBER	DESCRIPTION	QTY.
1	GA5070030	Tank, 5000L, Prairie Advance EF, Bare	1
	GA5070200	Tank, 4000L, Prairie Advance EF, Bare	1
2	GA4901285-2	Tank rinsing nozzle, Assembly with tee cam adaptor	1
3	GA4902146	Dry sight tube, Base Bom, Priairie and Special, MY14	1
4	GA4903086	Venturi filler, Pre-assembled, Mounted in top of tank	1
5	GA4903098	Tank induction hopper inlet, Pre-assembled	1
6	GA4903136	Tank inlet, 2" tank fill, Pre-assembled	1
7	GA4901285-1	Tank flushing nozzle (elbow) cam adaptor	1
8	GA5078204	Valve, Ball, 3", Male NPT, Male Cam lock, stubby, long handle, Banjo, VSFMT300	1
9	GA5076720	Cam lever, 3" female coupling x 3" female NSPT thread, Banjo, 300D	1
10	GA5077742	Hose barb, Elbow, 90 degree, 3 male thread x 3 hose, Banjo, HB300-90	1
11	GA5077737	Hose barb, Straight, 2" male thread x 2" hose, Banjo, HB200	1
12	GA5077945	Plug, 1 male thread, Banjo, PLUG100	2
13	GA5077723	Hose barb, Elbow, 90 degree, 1" male x 1" hose, Banjo, HB100-90	1
14	GA5077704	Hose barb, Elbow, 90 degree, 1/2 male thread x 3/4 hose, Banjo, HB050/075-90	1
15	GA2000216	Hose, Pressure, 20mm, Black 250psi, HOS20P, Sold per meter	1
16	GA4903097	Pre-assembled sump drain, suit 5000L & 6500L Trailing	1
17	GA4903550	Remote tank drain handle	1
18	GA5077708	Hose barb, Elbow, 90 degree, 1/2 male thread x 1/2 hose, Banjo, HB050-90	2
19	GA2000209	Hose, Clear, 12mm, Sight tube, HOS12SIGHT, Sold per meter	1
20	GA4903096	Super mix agitator, Pre-assembled	1
21	GA5076877	Lid, Black Plastic, Diameter 355, With breather, 3522040	1
22	GA5076714	Filter, Basket type, Diameter 305 x 245mm deep, Suit main spray tank, 300120	1
23	GA4672885	Bar, Tank lid opening support, Suit EF tanks	1
24	GA5000581	Nut M12 Hex SS	4
25	GA5000557	Washer 12mm Flat ZP Large OD	4
26	GA5002601	Bolt 3/8"UNC x 1" ZP Yellow GR8	1
27	GA5017623	Washer 3/8" Flat ZP Heavy Duty	1

Sump Drain Valve

Upto Serial #200660

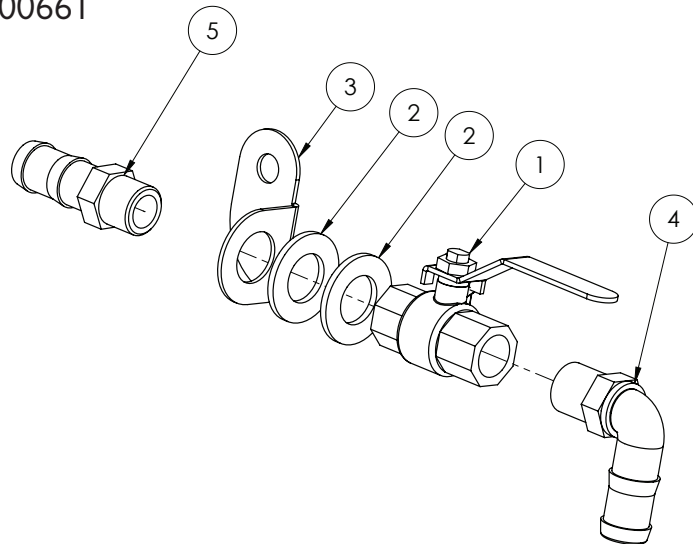


GA4903097 Sump Drain Valve

ITEM NO.	PART NUMBER	DESCRIPTION	QTY.
1	GA5018309	Valve, Ball, 12mm female thread inlet / outlet, Lever handle, SS	1
2	GA5077704	Hose barb, Elbow, 90 degree, 1/2 male thread x 3/4 hose, Banjo, HB050/075-90	1
3	F70565A	Sump drain mounting plate	1
4	GA5001739	Washer 20mm Flat Heavy Duty SS	2
5	GA5077707	Hose barb, 1/2" male thread x 3/4" hose, Banjo	1
6	GA5002077	Key ring, 25mm, SS	1

Sump Drain Valve

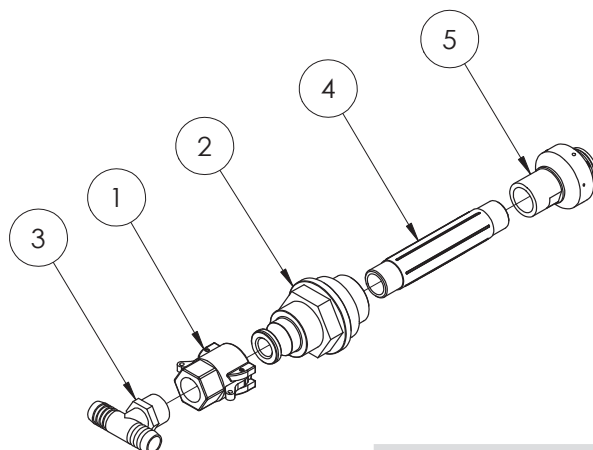
From Serial #200661



GA4905600 Sump Drain Valve

ITEM NO.	PART NUMBER	DESCRIPTION	QTY.
1	GA5018309	Valve, Ball, 12mm female thread inlet / outlet, Lever handle, SS	1
2	GA5001741	Washer 20mm Flat SS Heavy Duty	2
3	GA4504980	Mounting Plate Bent Sump Drain	1
4	GA5077704	Hose barb, Elbow, 90 degree, 1/2 male thread x 3/4 hose, Banjo, HB050/075-90	1
5	GA5077707	Hose barb, 1/2 male thread x 3/4 hose, Banjo, HB050-075	1

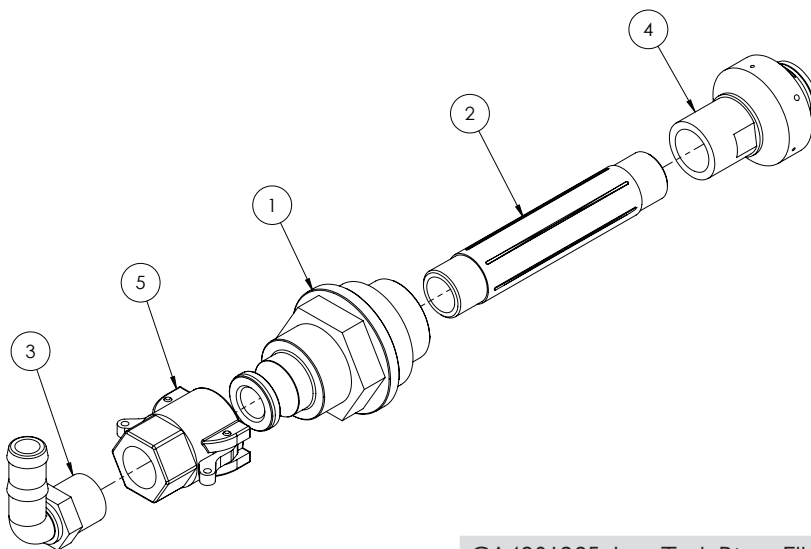
Tank Rinse Tee



GA4901285-2 Tank Rinse Tee

ITEM NO.	PART NUMBER	DESCRIPTION	QTY.
1	GA5077132	Cam lever, 3/4 female coupling x 3/4 female thread, Banjo, 75D	1
2	GA4572015	Tank rinse adaptor with cam lock	1
3	GA3500431	Hose barb, Tee, 3/4" hose barb x 3/4" hose barb x 3/4" male thread, T34T	1
4	GA5077912	Nipple, 6 long, 3/4 male thread, Banjo, NIP075-6	1
5	GA5077336	Nozzle, Tank rinsing, 3/4 BSPT female inlet, Teejet, B55270-3/4-18	1

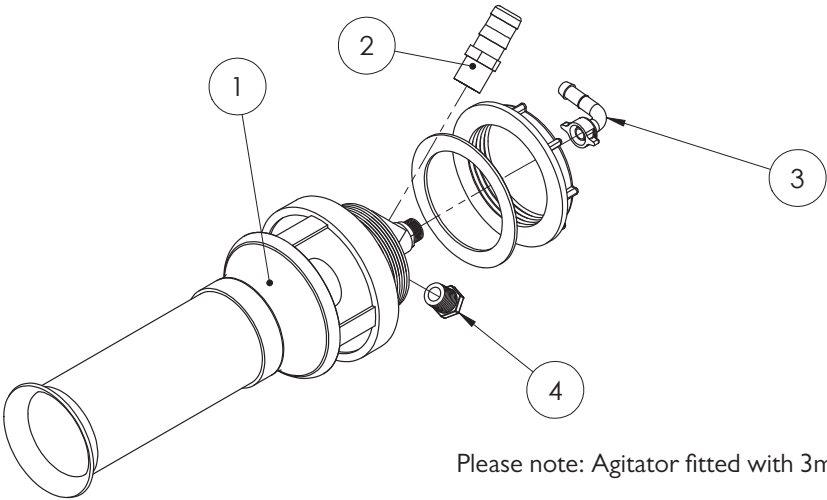
Tank Rinse Elbow



GA4901285-1 Tank Rinse Elbow

ITEM NO.	PART NUMBER	DESCRIPTION	QTY.
1	GA4572015	Tank rinse adaptor with cam lock	1
2	GA5077912	Nipple, 6 long, 3/4 male thread, Banjo, NIP075-6	1
3	GA5077717	Hose barb, Elbow, 90 degree, 3/4 male thread x 3/4 hose, Banjo, HB075-90	1
4	GA5077336	Nozzle, Tank rinsing, 3/4 BSPT female inlet, Teejet, B55270-3/4-18	1
5	GA5077132	Cam lever, 3/4 female coupling x 3/4 female thread, Banjo, 75D	1

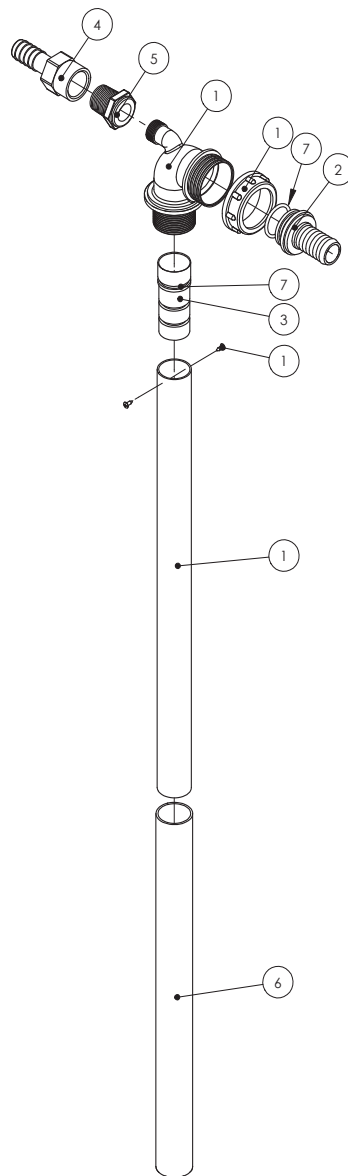
Supermix Agitator



Please note: Agitator fitted with 3mm jet

GA4903096 Supermix Agitator			
ITEM NO.	PART NUMBER	DESCRIPTION	QTY.
1	GA5077038	Agitator, Super mix, 3mm jet, Arag, 502054	1
2	GA5077715	Hose barb, Straight, 3/4 male thread x 1 hose barb, Banjo, HB075-100	1
3	GA5012375	Nut brass & tail 1/2"	1
4	GA5077943	Plug, 1/2 male thread, Banjo, PLUG050	1
	GA5075653	Seal, Rubber, 11.8 ID x 18 OD x 2, 006100	1

Venturi Filler

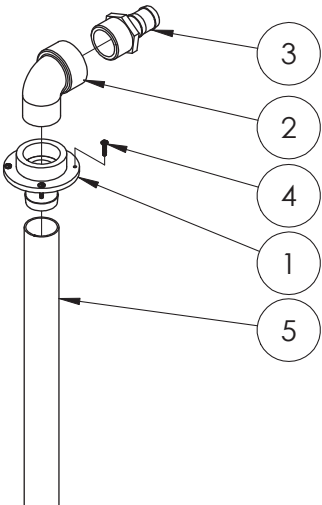


Note:

Not all parts supplied with kit 500232 are used in this assembly

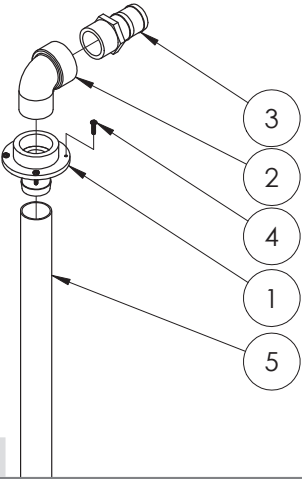
GA4903086 Pre-assembled venturi filler			
ITEM NO.	PART NUMBER	DESCRIPTION	QTY.
1	GA5077035	Venturi, Top of tank, 32 OD outlet, Arag, not modified for Goldacres tanks, 500232	1
2	GA5076036	Hose barb, Straight, 1 1/2" fly nut end x 1" hose barb, Udor, 106625	1
3	MACH0022	Jet for Arag venturi	1
4	GA5077743	Hose barb, Straight, 3/4 female x 3/4 hose, Banjo, HBF075	1
5	GA5078010	Bush, Reducing, Poly, 3/4" Male Thread x 1/2" Female Thread, Banjo, RB075050	1
6	GA5050205	Hose Lay flat 32mm Blue	1
7	GA5077679	O ring, 30 x 3mm, G10061	1
	GA5007235	Cobra Clamp 36.0/91.4310 (Not Shown)	1

Hopper Tank Inlet



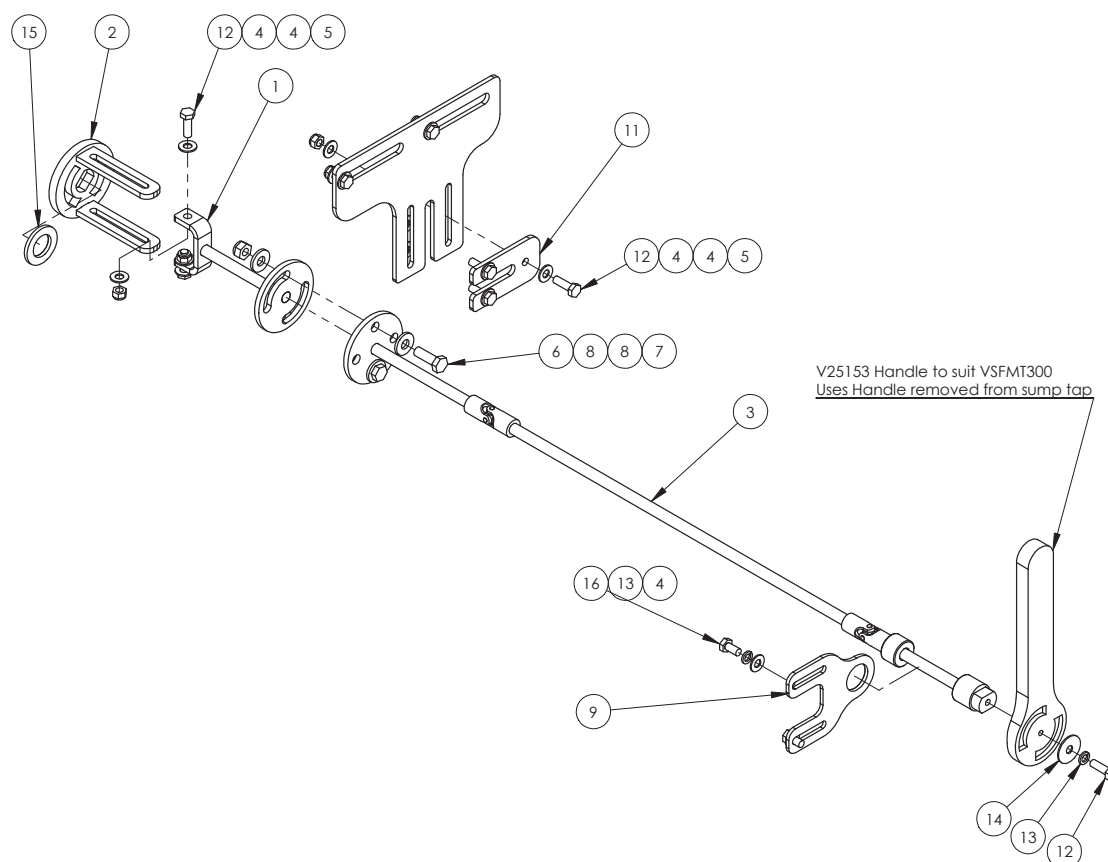
GA4903098		Hopper Tank Inlet	
ITEM NO.	PART NUMBER	DESCRIPTION	QTY.
1	L026A	Barb to suit tank fill top	1
2	GA5078142	Street elbow, 90 degree, 2 male thread x 2 female thread, Banjo, SL200-90	1
3	GA5077739	Hose barb, Straight, 2 male thread x 1 1/2 hose, Banjo, HB200-150	1
4	GA5000527	Screw, Pan head, 12G x 25mm, SS	4
5	GA2000228	Hose, PVC, 50mm, Black	1
	GA5003325	Hose clamp, 2" SS, (40-60/12W) (not shown)	2

2" Tank Fill



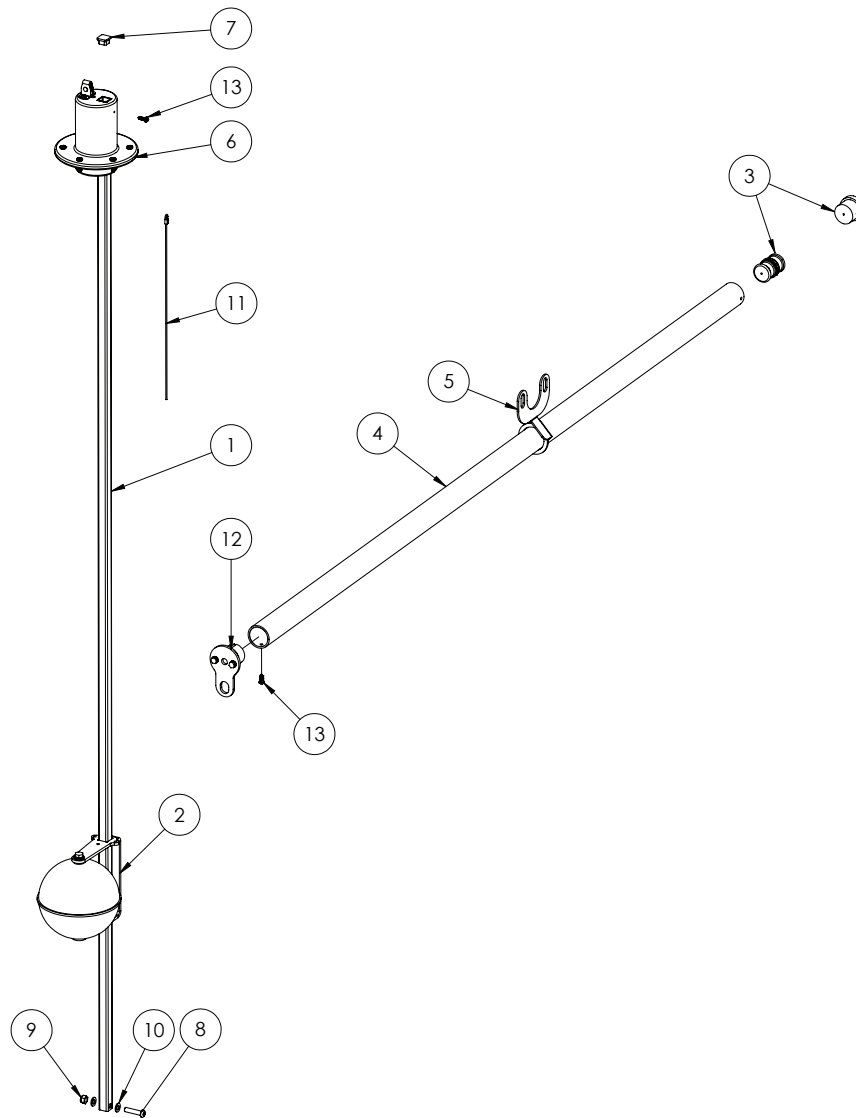
GA4903136		2" Tank Fill Assembly	
ITEM NO.	PART NUMBER	DESCRIPTION	QTY.
1	L026A	Barb to suit tank fill top	1
2	GA5077739	Hose barb, Straight, 2 male thread x 1 1/2 hose, Banjo, HB200-150	1
3	GA5077737	Hose barb, Straight, 2" male thread x 2" hose, Banjo, HB200	1
4	GA5000527	Screw, Pan head, 12G x 25mm, SS	4
5	GA2000228	Hose, PVC, 50mm, Black, HOS50PVC, sold per meter	1
	GA5003325	Hose clamp, 2" SS, (40-60/12W) (not shown)	2

Remote Tank Drain 4/5000L



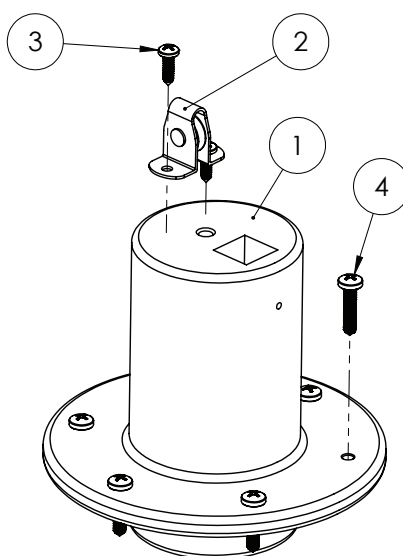
ITEM NO.	PART NUMBER	DESCRIPTION	QTY.
1	GA4653657	Sump ball valve inter drive shaft EF	1
2	GA4653656	Drive flange to suit Sump ball valve EF	1
3	GA4653658	Sump ball valve drive shaft EF	1
4	GA5004883	Washer 8mm Flat ZP Heavy Duty	16
5	GA5004917	Nut M8 Nyloc ZP	7
6	GA5065455	Bolt M10 x 30 ZP GR8.8	2
7	GA5000141	Nut M10 Nyloc ZP	2
8	GA5000117	Washer 10mm Flat SS Heavy Duty	4
9	GA4513440	Plate, uni rod aligning & sump hose hanger	1
10	F70661A	Uni rod hanger plate	1
11	F70662A	Uni rod clamping plate 5mm FMS	1
12	GA5004711	Bolt M8 x 25 ZP GR8.8	8
13	GA5004919	Washer 8mm Spring SS	3
14	GA5003645	Washer, 5/16" ID x 1 1/4" OD, Flat SS	1
15	GA5001893	Washer 1" x 1 7/8" x 14G	1
16	GA5011465	Bolt M8 x 16 ZP GR8.8	2

Dry Sight Tube Kit



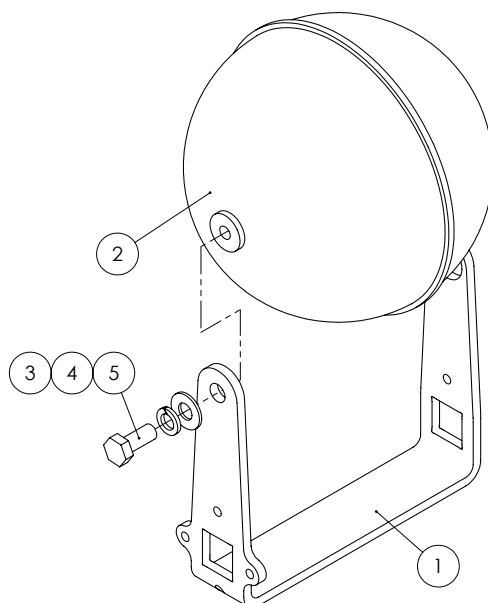
ITEM NO.	PART NUMBER	DESCRIPTION	QTY.
1	GA5046955	RHS, 19 x 19 x 1.6mm, SS	1
2	GA4922090	Float assembly, In tank, Suit Dry sight tube	1
3	GA4903094	Pre-assembled Sight Tube parts Prairie Advance	1
4	GA5002979	Sight tube, Clear, 38 ID x 44 OD x 2000mm long, Polycarbonate	1
5	F70668A	Sight tube locating plate	1
6	GA4902148	Locating cap assembly, Dry sight tube	1
7	GA5001101	19 x 19mm Square tube Insert Black	1
8	GA5051370	BHCS M8 x 35 SS GR8.8	1
9	GA5052590	Nut M8 Nyloc SS	1
10	GA5003643	Washer 8mm Flat SS Heavy Duty	2
11	GA4902149	Cable, Sight Tube Float	1
12	GA4932020-02	Pre-assembled dry sight tube base	1
13	GA5014817	Screw 10G x 5/8" Pan Head SS	2

Dry Sight Tube Locating Cap



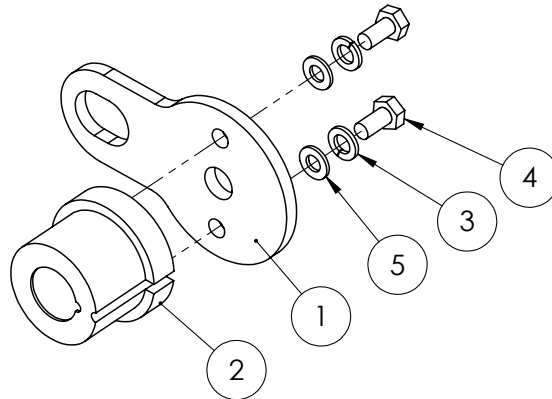
ITEM NO.	PART NUMBER	DESCRIPTION	QTY.
1	MACH0308	Float tube locating cap (Blk Poly)	1
2	GA5015221	Pulley, Upright, 19mm, Suit sight tube cable roller	1
3	GA5014817	Screw 10G x 5/8" Pan Head SS	2
4	GA5004437	Washer 6mm Flat SS	6

Dry Sight Tube Float



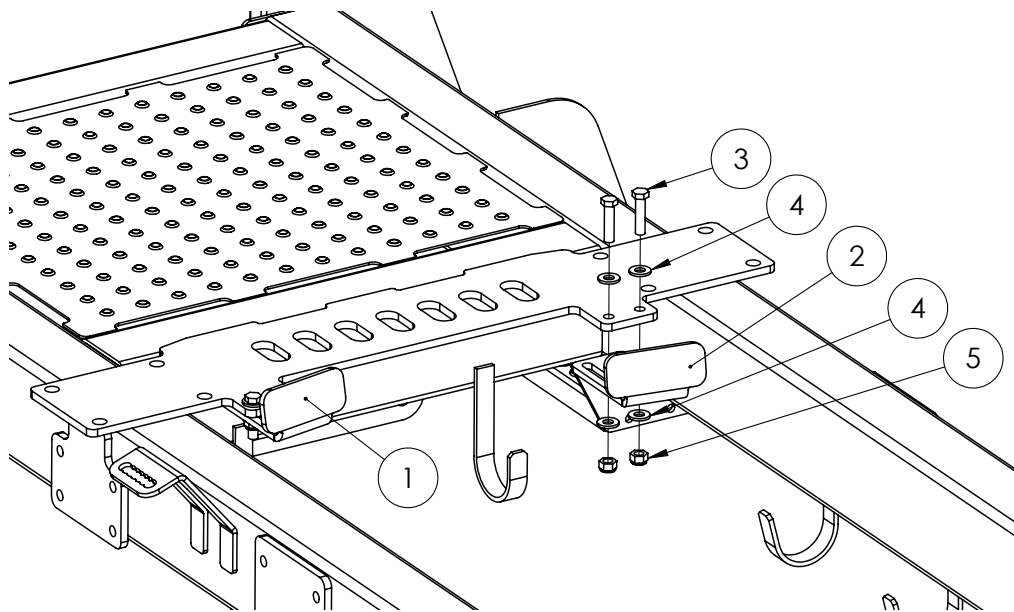
ITEM NO.	PART NUMBER	DESCRIPTION	QTY.
1	GA4523045	Mount bracket to suit dry sight tube float	1
2	GA5008835	Float, Black, Plastic, 6" OD	1
3	GA5003643	Washer 8mm Flat SS Heavy Duty	1
4	GA5004919	Washer 8mm Spring SS	1
5	GA5048485	Set Screw, 5/16" BSW x 3/4", SS GR8	1

Dry Sight Tube Base



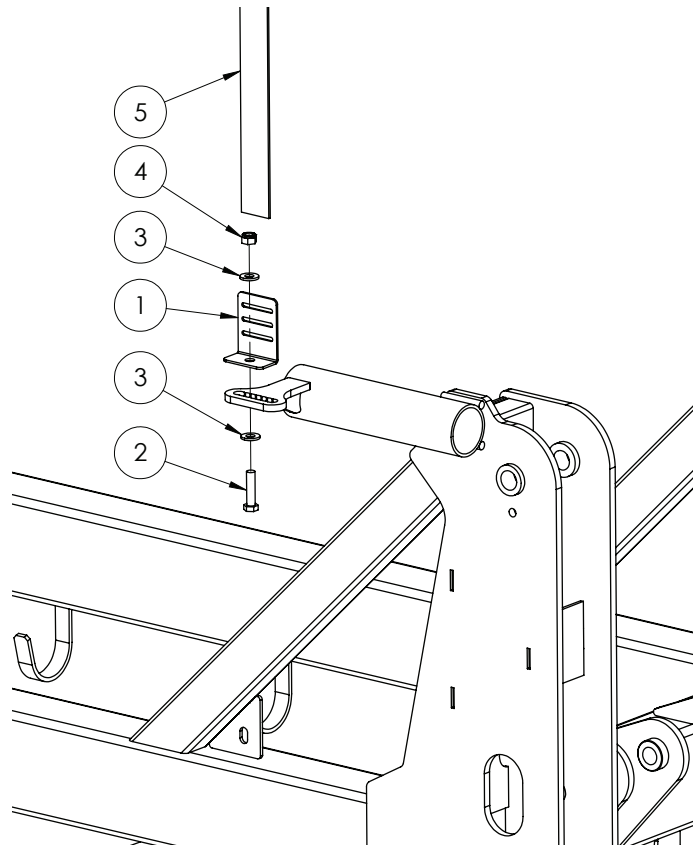
ITEM NO.	PART NUMBER	DESCRIPTION	QTY.
1	F70669A	Sight tube base mounting plate	1
2	MACH0316	Tube End Cap with Light Attachment	1
3	GA5004447	Washer, 6mm, Spring, SS	2
4	GA5004041	Bolt M6 x 16 ZP GR8.8	2
5	GA5004437	Washer 6mm Flat SS	2

Tank Stops



ITEM NO.	PART NUMBER	DESCRIPTION	QTY.
1	GA4522510	Front tank stop Left Hand Side	1
2	GA4522515	Front tank stop Right Hand Side	1
3	GA5011239	Bolt, M12 x 50, ZP GR 8.8	4
4	GA5000557	Washer 12mm Flat ZP Large OD	8
5	GA5012461	Nut M12 Nyloc ZP	4

Tank Straps & Brackets

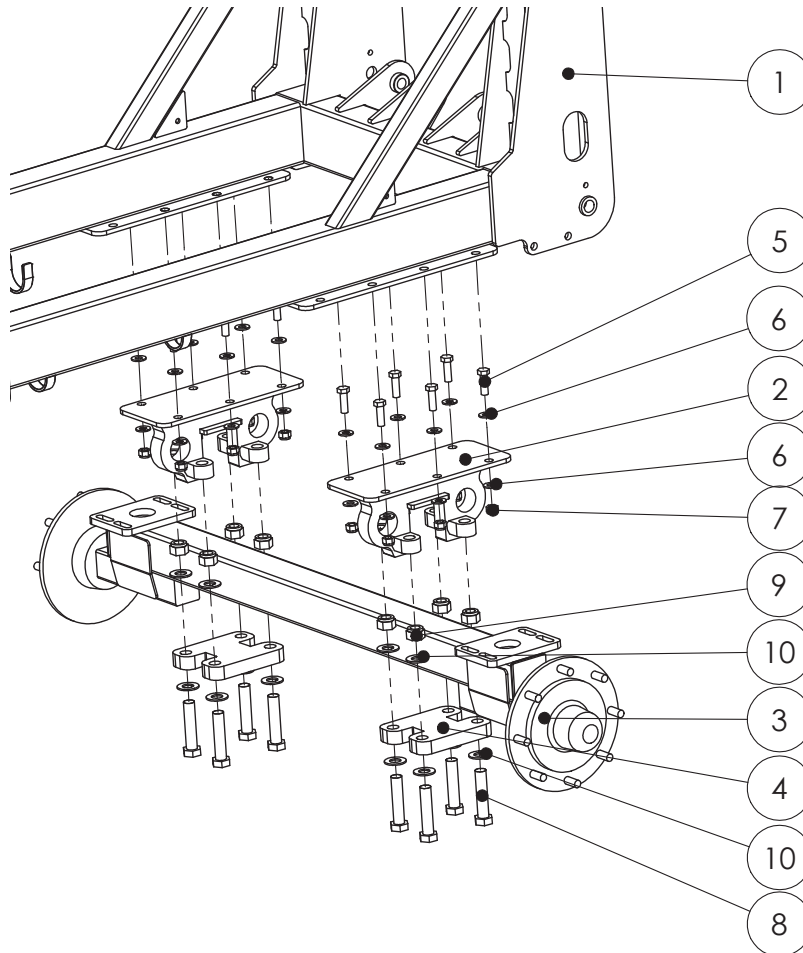


ITEM NO.	PART NUMBER	DESCRIPTION	QTY.
1	F70127A	Bracket, Tank strap, 50mm	1
2	GA5011239	Bolt, M12 x 50, ZP GR 8.8	1
3	GA5000557	Washer 12mm Flat ZP Large OD	2
4	GA5012461	Nut M12 Nyloc ZP	1
5	GA5003859	Strap, Tank, 50mm, Goldacres branded, (price is per meter)	1

Chapter 12

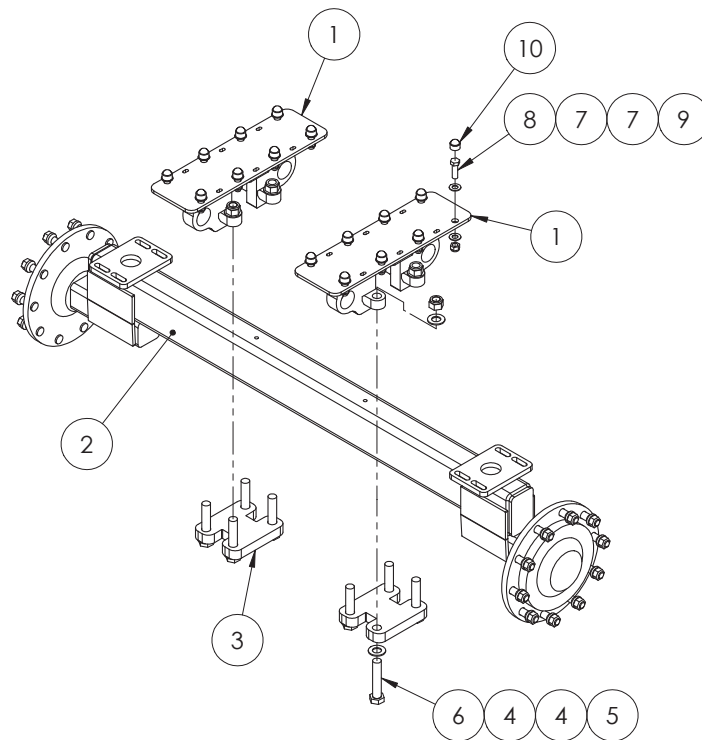
WHEELS, AXLES & MUDGUARDS

Axle Suit 3000L



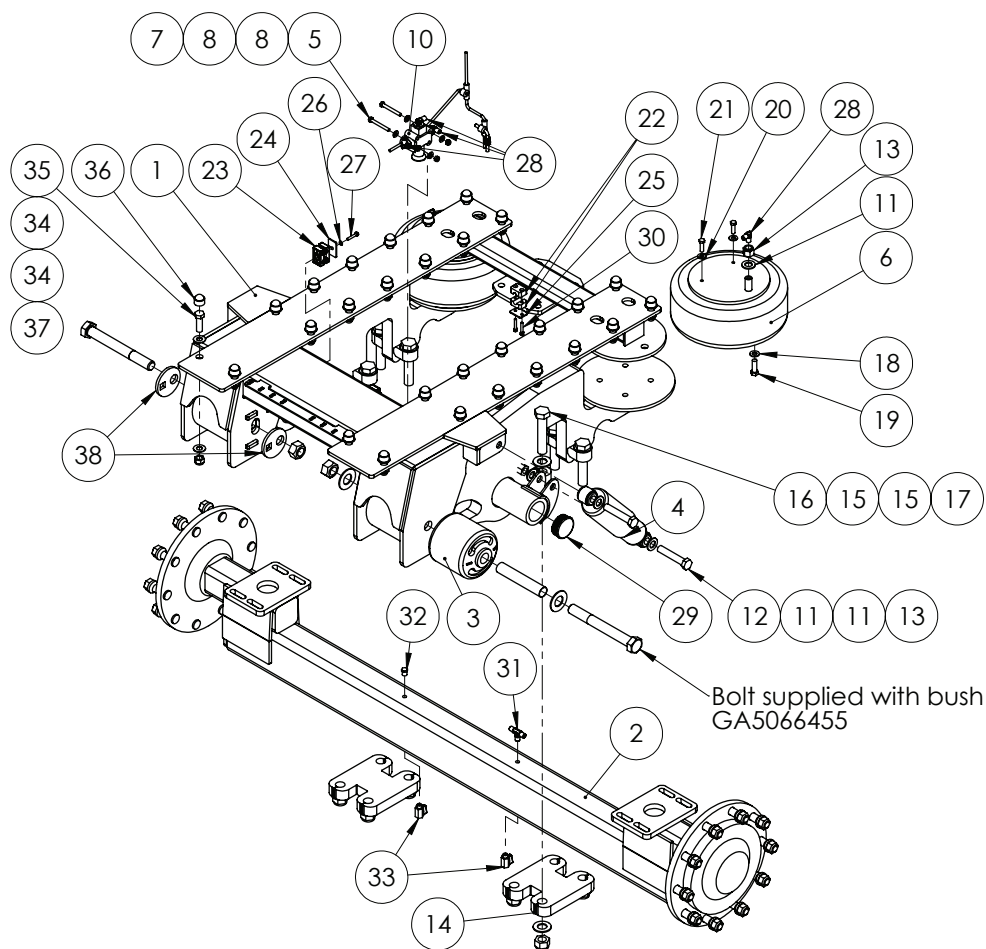
ITEM NO.	PART NUMBER	DESCRIPTION	QTY.
1	GA4657800	3000L EF Chassis to suit Paralift	1
2	GA4657845	Fixed Axle Carrier to suit 3000L	2
	GA4657820	1.6m Axle to suit 3000L	1
3	GA4657815	Axle, 1.8m, 8 stud, to suit 3000L (Standard Fitment)	1
	GA4657825	2.0m Axle to suit 3000L	1
4	GA4632050	Suspension narrow retainer (32mm FMS)	2
5	GA5000933	Set Screw M16 x 50 ZP GR8.8	12
6	GA5001043	Washer 16mm Flat SS HD	24
7	GA5001029	Nut M16 Nyloc ZP	12
8	GA5006149	Bolt 1" UNC x 4 1/2" ZP GR8	8
9	GA5012439	Nut, Nyloc, 1" UNC, ZP	8
10	GA5017659	Washer, 1", Flat, ZP, Heavy duty (5mm thick)	16

Rigid Axle



ITEM NO.	PART NUMBER	DESCRIPTION	QTY.
1	GA4652986	Axle carrier suit EF chassis	2
2	GA4656921	Axle EF Rigid 2000mm 10 Stud	1
	GA4656926	Axle EF Rigid 2050mm 10 Stud	
	GA4656931	Axle EF Rigid 2100mm 10 Stud	
	GA4656936	Axle EF Rigid 3000mm 10 Stud (with stiffener plates)	
3	GA4632050	Suspension narrow retainer (32mm FMS)	2
4	GA5017659	Washer, 1", Flat, ZP, Heavy duty (5mm thick)	16
5	GA5012439	Nut, Nyloc, 1" UNC, ZP	8
6	GA5006031	Bolt, 1"UNC x 5" ZP GR8	8
7	GA5001009	Washer 16mm Flat ZP Heavy Duty	32
8	GA5000931	Bolt M16 x 50 ZP GR8.8	16
9	GA5001029	Nut M16 Nyloc ZP	16
10	GA5075080	Hex nut protection cap suit M16, Black	16

Air Bag Axle 4/5/6500lt



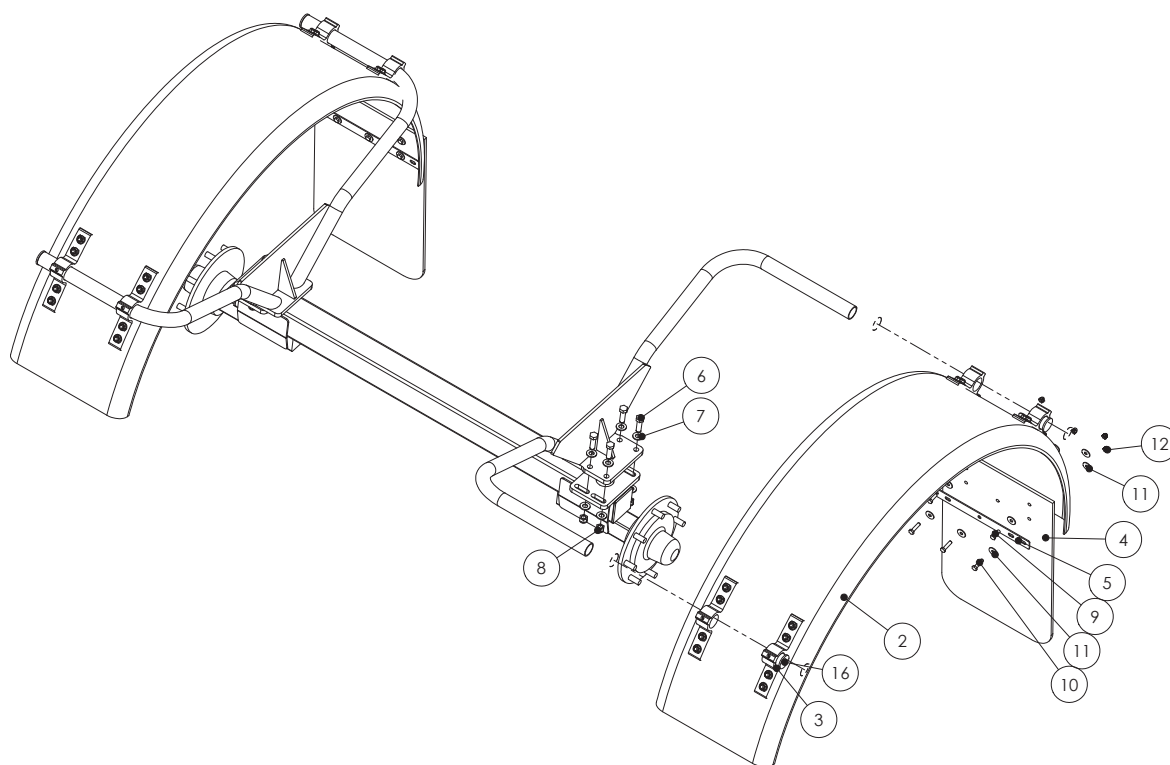
ITEM NO.	PART NUMBER	DESCRIPTION	QTY.
1	GA4652810	Axle airbag frame EF 1.8m to 3m	1
2	GA4656920	Axle EF Airbag 2000mm 10 Stud	1
	GA4656925	Axle EF Airbag 2050mm 10 Stud	
	GA4656930	Axle EF Airbag 2100mm 10 Stud	
	GA4656935	Axle EF Airbag 3000mm 10 stud (with stiffener plates)	
3	GA5071010	Bi-functional Bush, Trailing Airbag Suspension Frame, Includes Bolt, Nut and Sleeve	2
4	GA5015139	Shock Absorber, Double eye, 19mm eye, 82mm OD, Black	2
5	GA5004738	Bolt M8 x 70 ZP GR8.8	2
6	GA5005311	Air spring, HT230 single air stud	2
7	GA5004917	Nut M8 Nyloc ZP	2
8	GA5003643	Washer 8mm Flat SS Heavy Duty	4
9	GA5001045	Washer, 3/4", Flat ZP	1
10	GA5010868	Ride height valve, 1/4" connecting rods	1
11	GA5001739	Washer 20mm Flat Heavy Duty SS	13
12	GA5049490	Bolt 3/4" UNC x 4" ZP GR8	4
13	GA5048430	Nut, Nyloc, 3/4" UNC, ZP	6

Air Bag Axle

ITEM NO.	PART NUMBER	DESCRIPTION	QTY.
14	GA4632050	Suspension narrow retainer (32mm FMS)	2
15	GA5017659	Washer, 1", Flat, ZP, Heavy duty (5mm thick)	16
16	GA5006031	Bolt, 1"UNC x 5" ZP GR8 (2050mm Axles)	8
	GA5006151	Bolt 1"UNF x 8" x12 TPI ZP GR8 (3000mm Axles)	
17	GA5012439	Nut, 1" UNC, Nyloc ZP (2050mm Axles)	8
	GA5012445	Nut, 1" UNF 14 tpi Nyloc ZP (3000mm Axles)	
18	GA5017673	Washer 1/2" High Tensile	8
19	GA5068715	Bolt, 1/2"UNC x 1 1/2" GR8.8 ZP	8
20	GA5017623	Washer 3/8" Flat ZP Heavy Duty	4
21	GA5002599	Set screw, 3/8"UNC x 1 1/4", SS	4
22	GA5078058	Mounting clamp, Single type, Jaw, Pair, Group 2, 14mm, RCS-14J	4
23	GA5078031	Mounting clamp, Double type, Jaw, Pair, Group 2, 14mm, RCD-14J [PAIR]	4
24	GA5078042	Mounting clamp, Double type, Plate, Top, Group 2, RCD-2PT	2
25	GA5078068	Mounting clamp, Single type, Plate, Top, Group 2, RCS-2PT	2
26	GA5004447	Washer, 6mm, Spring, SS	2
27	GA5011405	Bolt M6 x 35 ZP GR8.8	2
28	GA3500258	Hydraulic coupling, Elbow, 90 degree, 1/4" BSPT male x 1/4" BSPT male, S49-0404	5
29	GA5051366	End cap, 63.5 mm round, 1.25 - 2.0mm wall, black plastic	2
30	GA5011425	SHCS M6 x 35 SS GR304	4
31	GA3500269	Hydraulic adaptor, Tee, 1/4" BSPT male x 1/4" BSPT male x 1/4" BSPT male, S50-040404	1
32	GA5069335	Plug, 1/4" BSPT male thread, Brass	1
33	GA5018323	Valve, Ball, 1/4" male / female thread inlet / outlet, SS, Lever handle	2
34	GA5001009	Washer 16mm Flat ZP Heavy Duty	56
35	GA5000931	Bolt M16 x 50 ZP GR8.8	28
36	GA5075080	Hex nut protection cap suit M16, Black	28
37	GA5001029	Nut M16 Nyloc ZP	28
38	GA4524630	Plate Alignment Eccentric Air bag	2

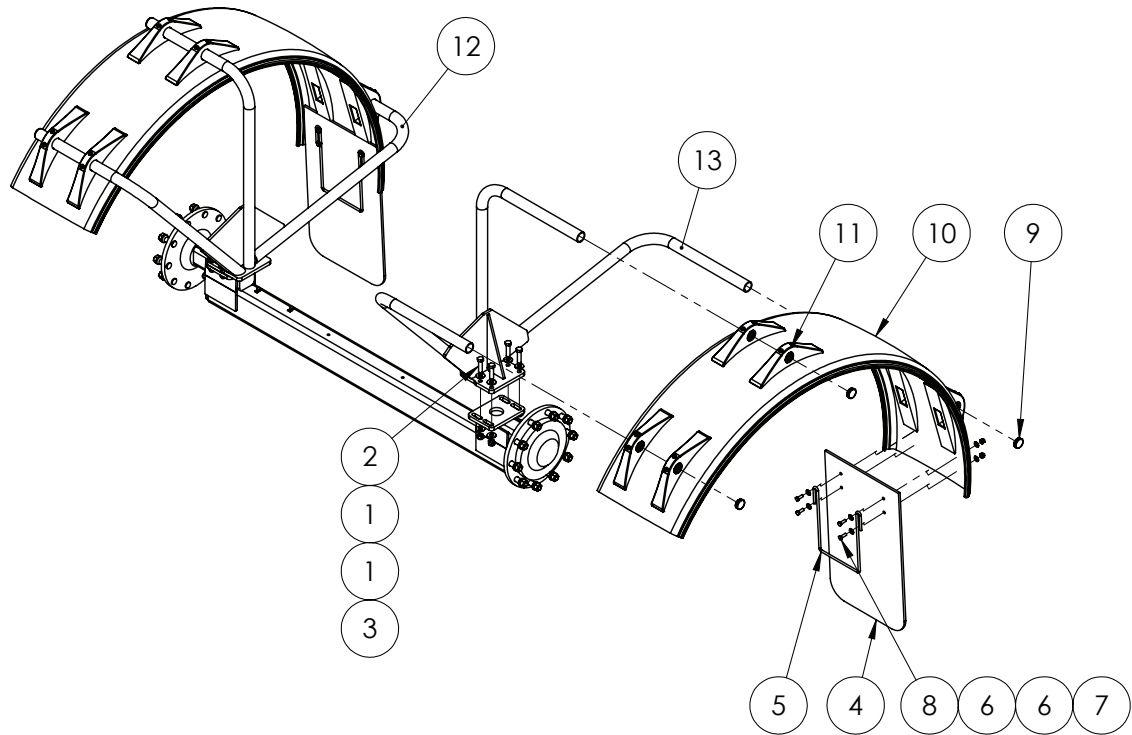
Note: Rubber tee suit ride height levelling valve - GA5014651

Mudguards Suit 3000L



ITEM NO.	PART NUMBER	DESCRIPTION	QTY.
1	GA4657865	Mudguard Bracket to suit 3000L EF	2
2	GA5003453	Mudguard 470W x R900	2
3	GA5020450	Bracket, Plastic, Black, Mudguard mounting, BK-P300BK1	8
4	GA5011949	Mudflap Goldacres green /gold 450 old style	2
5	GA4502725	Stiffner for mudguard flaps	2
6	GA5000931	Bolt M16 x 50 ZP GR8.8	8
7	GA5001043	Washer 16mm Flat SS HD	16
8	GA5001029	Nut M16 Nyloc ZP	8
9	GA5065455	Bolt M10 x 30 ZP GR8.8	4
10	GA5006055	Bolt M10 x 40 ZP GR8.8	6
11	GA5002627	Washer, 3/8" ID x 1 1/8" OD, High Tensile	20
12	GA5011131	Nut M10 Dome nut Chrome	10

Mudguards Suit 4/5000L



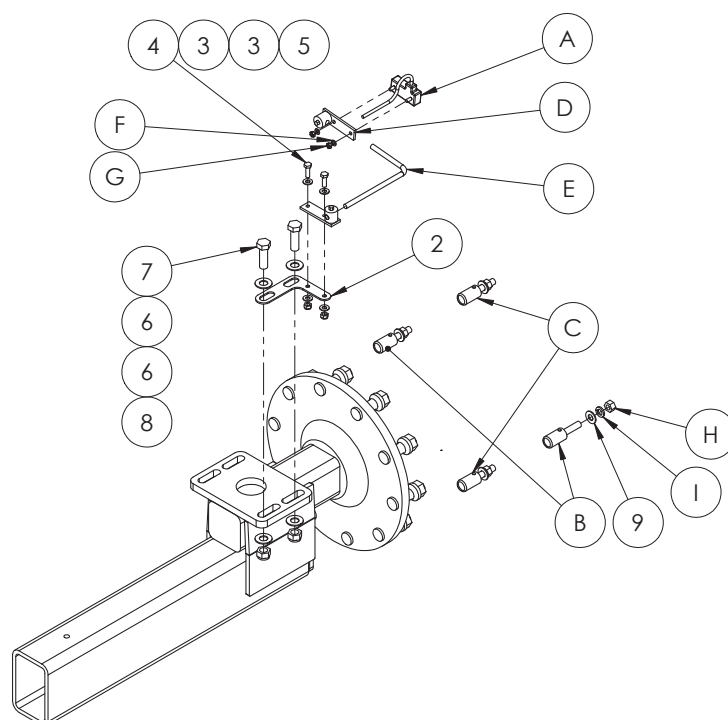
ITEM NO.	PART NUMBER	DESCRIPTION	QTY.
1	GA5001043	Washer 16mm Flat SS HD	16
2	GA5000939	Bolt M16 x 60 Black GR8.8	8
3	GA5001029	Nut M16 Nyloc ZP	8
4	GA5011949	Mudflap Goldacres green /gold 450 old style	2
5	GA5075070	Bracket, Mud guard anti sail, Black	2
6	GA5002565	Washer, 3/8" ID x 1" OD, Flat SS	16
7	GA5011133	Nut M10 Dome nut SS	8
8	GA5006145	Bolt M10 x 30 SS A2-70	8
9	GA5003925	End cap, 45 mm round, Black plastic	6
10	GA5066976	Mudguard Dunloflex 510W x R1010 (R51.265)	2
	GA5004263	Mudguard 630W x R1000	
11	GA5066977	Mudguard Bracket Dunloflex suit 48.3mm pipe (H50.660)	12
12	Refer to tables over page for mudguard bracket part numbers		1
13			1

Continued over page

Mudguards

32" Wheels, Air Bag Axle	
Part No	Description
GA490059I-EF-NS-32	Mudguards kit 32" to suit airbag suspension
GA4655078	Mudguard bkt 38" RH EF rigid
GA4655079	Mudguard bkt 38" LH EF rigid
38" Wheels, Air Bag Axle	
Part No	Description
GA490059I-EF-NS-38	Mudguards kit 38" to suit EF with airbag suspension
GA4655078	Mudguard bkt 38" RH EF airbag
GA4655079	Mudguard bkt 38" LH EF airbag
38" Wheels, Rigid Axle	
Part No	Description
GA490059I-P-EF-R	Mudguards kit 38" to suit EF with rigid axle
GA4655082	Mudguard bkt 38" RH EF non airbag
GA4655083	Mudguard bkt 38" LH EF non airbag
42" Wheels, Air Bag Axle	
Part No	Description
GA490059I-EF-NS-42	Mudguards kit 42" to suit EF with airbag suspension
GA4655076	Mudguard bkt 42" RH EF airbag
GA4655077	Mudguard bkt 42" LH EF airbag
42" Wheels, Rigid Axle	
Part No	Description
GA490059I-P-EF-R-42	Mudguards kit 42" to suit EF with rigid axle
GA4655088	Mudguard bkt 42" RH EF non airbag
GA4655089	Mudguard bkt 42" LH EF non airbag

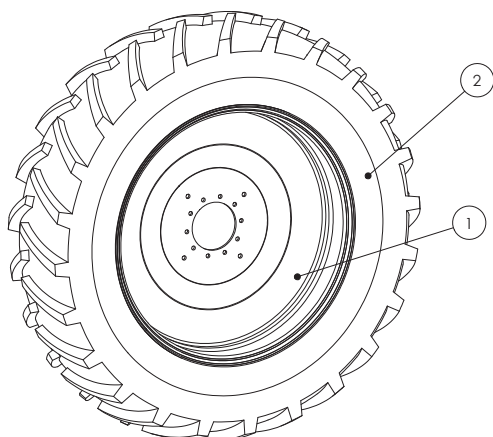
Wheel Speed Sensor



GA5075858 Wheel speed sensor kit

ITEM NUMBER	PART NUMBER	DESCRIPTION	QTY.
A	GA5075857	Sensor, Drive Wheel Speed with 7 1/2' Cable, Raven, 10630171149	1
B	GA5075817	Magnet, Red North Pole Speed Sensor Assembly, Raven, 0630159402	2
C	GA5075818	Magnet, Black South Pole Speed Sensor Assembly, Raven, 0630159403	2
D	GA5075822	Sensor, Turret Assembly Speed Sensor, Raven, 0630159483	2
E	GA5076045	Rod, Speed Sensor, Raven, 1070159472	1
F	3131000016	Washer 1/4" lock split zinc	2
G	3121001031	Nut 1/4" - 20 hex ZP	2
H	3121001043	Nut 1/2" - 13 hex ZP	
I	3131000028	1/2" lock washer	4
ITEM NUMBER	PART NUMBER	DESCRIPTION	QTY.
I	GA5075858	Sensor, Drive Wheel Speed, kit 4 Pole Wheel Drive with 7 1/2' Cable, Raven, 0630171152	1
2	GA4534520	Speed Sensor Tab Bolt On	1
3	GA5004883	Washer 8mm Flat ZP Heavy Duty	4
4	GA5004711	Bolt M8 x 25 ZP GR8.8	2
5	GA5004917	Nut M8 Nyloc ZP	2
6	GA5001009	Washer 16mm Flat ZP Heavy Duty	4
7	GA5000931	Bolt M16 x 50 ZP GR8.8	2
8	GA5001029	Nut M16 Nyloc ZP	2
9	GA5017615	Washer 1/2" Flat ZP Heavy Duty	4

Wheels

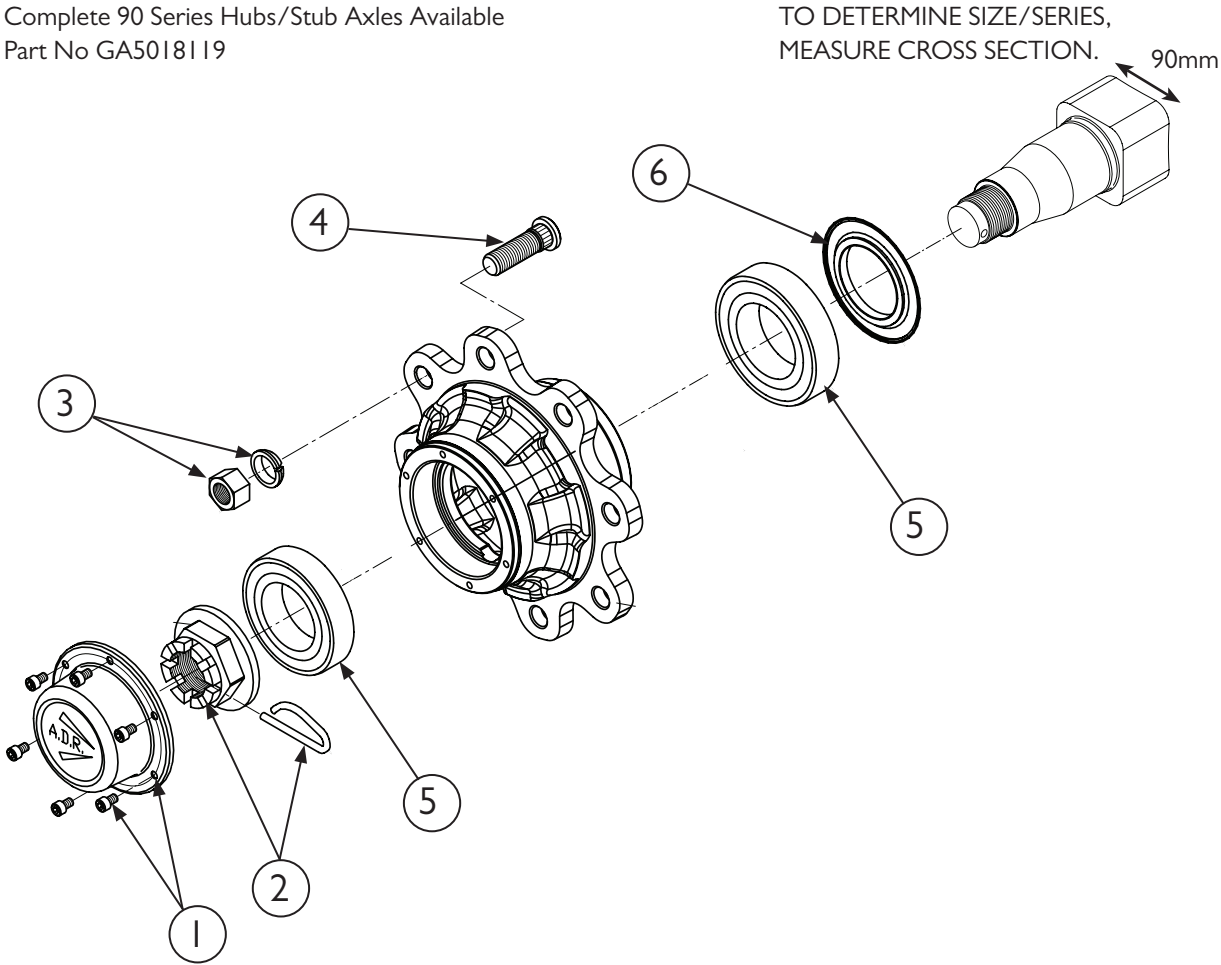


Please note wheels are fitted as a left and right hand pair. So when ordering complete wheel and tyre unit, please note on the order which side is required. Rims are supplied painted and with speed sensor holes.

16.9 x 34 wheels		
Item	Part number	Description
1	GA5020685	Wheel DW15 x 34", 8 studs on 275 Zero Offset
2	GA5016337	Tyre 16.9 x 34 10PR tyre & tube
18.4 x 38 wheels		
Item	Part number	Description
1	GA5018820	Wheel DW 15 x 38", 10 Stud 0 offset
2	GA5001108	Tyre 18.4 x 38 (16 Ply)
20.8 x 42 wheels		
Item	Part number	Description
1	GA5020340	Wheel DW18 x 42", 10 Stud on 335 0 offset
2	GA5020830	Tyre, 20.8 x 42 (16 Ply) TLR
24.5 x 32 wheels		
Item	Part number	Description
1	GA5018814	Wheel DW 21 x 32", 10 Stud on 335 0 offset
2	GA5001837	Tyre 24.5 x 32 (16 Ply)
20.8 x 42 wheels		
Item	Part number	Description
1	GA5020340	Wheel DW18 x 42", 10 Stud on 335 0 offset
2	GA5020831	Tyre, 20.8 x 42 Radial 520/85
20.8 x 42 wheels		
Item	Part number	Description
1	GA5020340	Wheel DW18 x 42", 10 Stud on 335 0 offset
2	GA5050381	Tyre 580 /70R x 42 Radial
Wheel Nuts		
Part number	Description	
GA5018892	Wheel nut, M22 x 1.5mm, ZP	
GA5018900	Tapered spring Washers suit M22 wheel stud (329F003)	

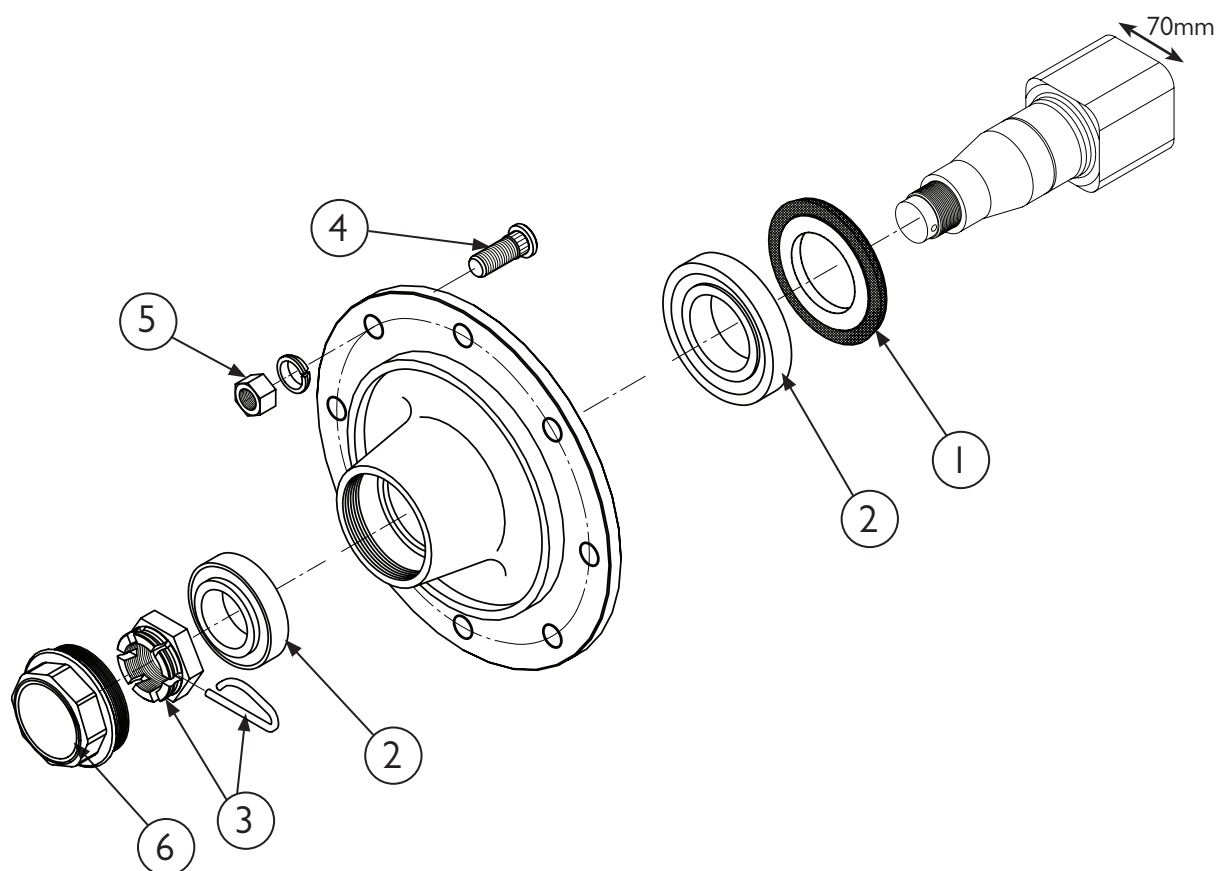
Hub - 90 Series

Complete 90 Series Hubs/Stub Axles Available
Part No GA5018119



ITEM NO.	PART NUMBER	DESCRIPTION	QTY.
1	GA5052120	Cap kit, Suit 90 series stub axle, ADR	1
2	GA5052190	Crown Nut Kit 80/90 Series ADR	1
3	GA5052165	Wheel nut kit, Suit 90 / 110 series stub axle, ADR	1
4	GA5052205	Stud Wheel Kit t/s 90 Series ADR (set of 10)	1
5	GA5052200	Bearing kit, Suit 90 Series stub axle	1
6	GA5052195	90 Series ADR Seal Kit	1

Hub - 70 Series

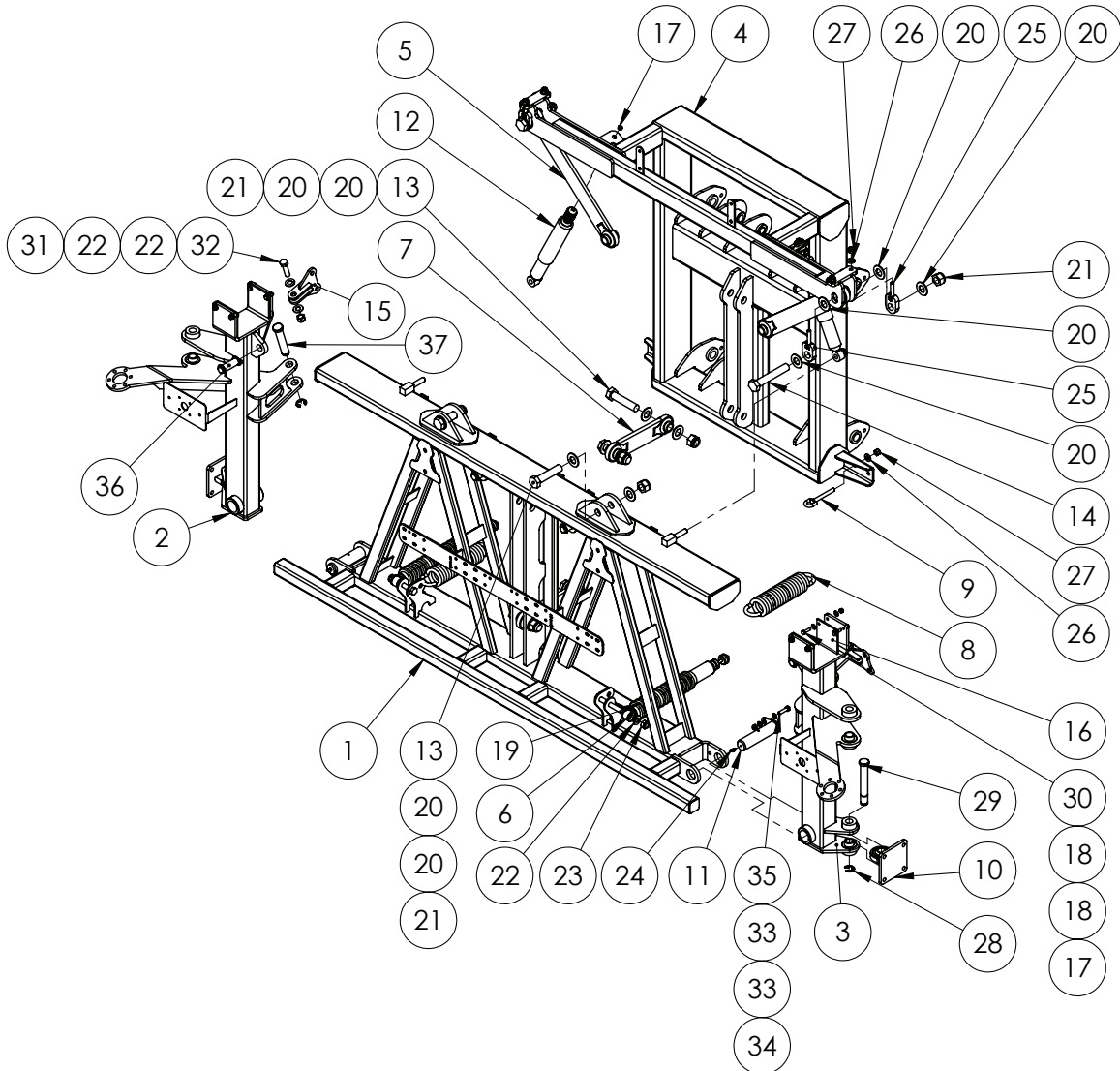


ITEM NO.	PART NUMBER	DESCRIPTION	QTY.
1	GA5066406	Seal, Heavy duty, Suit 70 series axle, ADR	1
2	GA5052105	70 Series ADR Bearing Kit	1
3	GA5052115	70 Series ADR Crown Nut Kit	1
4	GA5018894	Wheel stud, Suit 60, 70 & 80 series axles	1
5	GA5018891	Wheel nut, Suit 60, 70 & 80 series axles	1
6	GA5052110	70 Series ADR Cap kit	1

Chapter 13

BOOM CENTRE

Delta Boom Centre Assembly



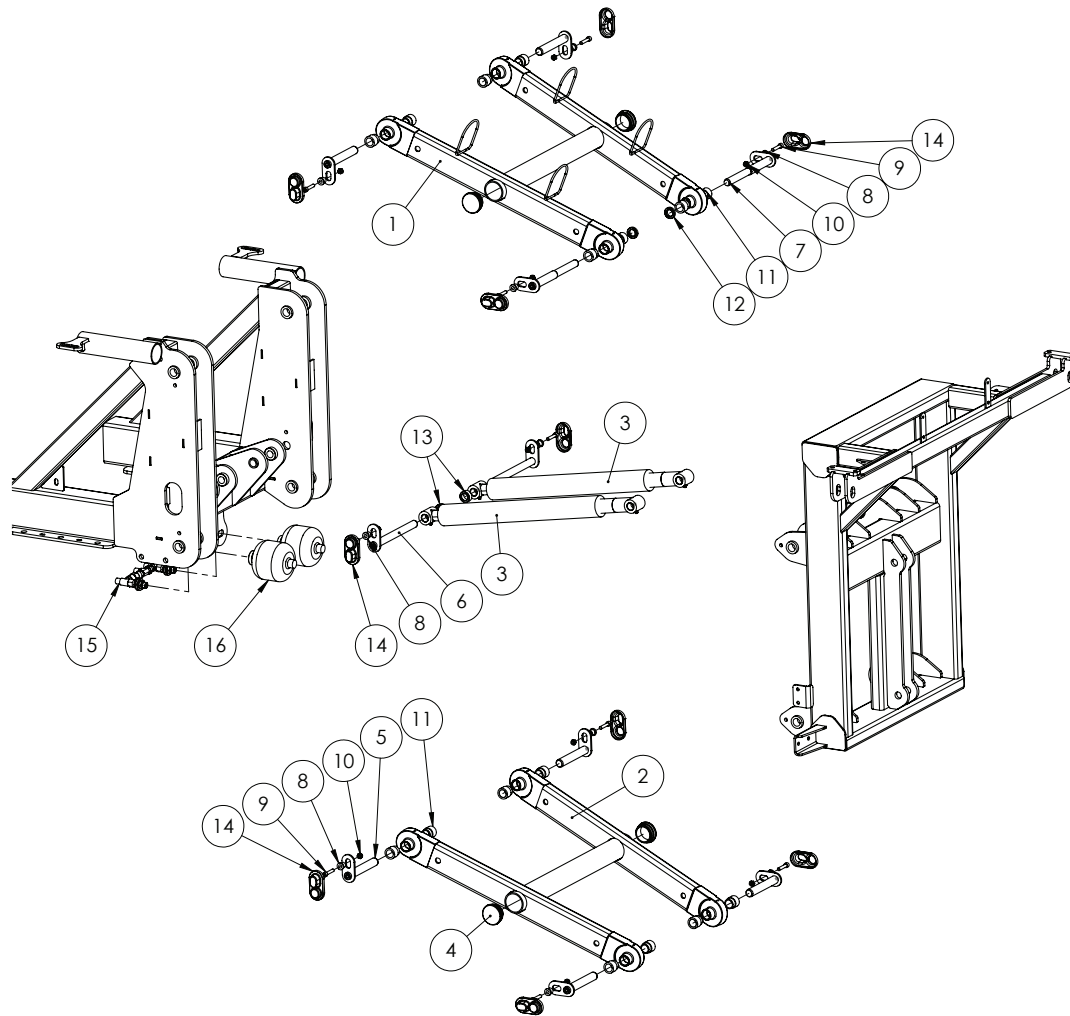
ITEM NO.	PART NUMBER	DESCRIPTION	QTY.
1	GA4658110	Delta centre 2012 18 to 24m	1
2	GA4658116	Delta centre tilt arm Left Hand 2012 18 to 24m	1
3	GA4658115	Delta centre tilt arm Right Hand 2012 18 to 24m	1
4	GA4654122	Paralift rear suit 24m delta 2012	1
5	GA4656240	Delta link, Long	2

Continued over page

Delta Boom Centre Assembly

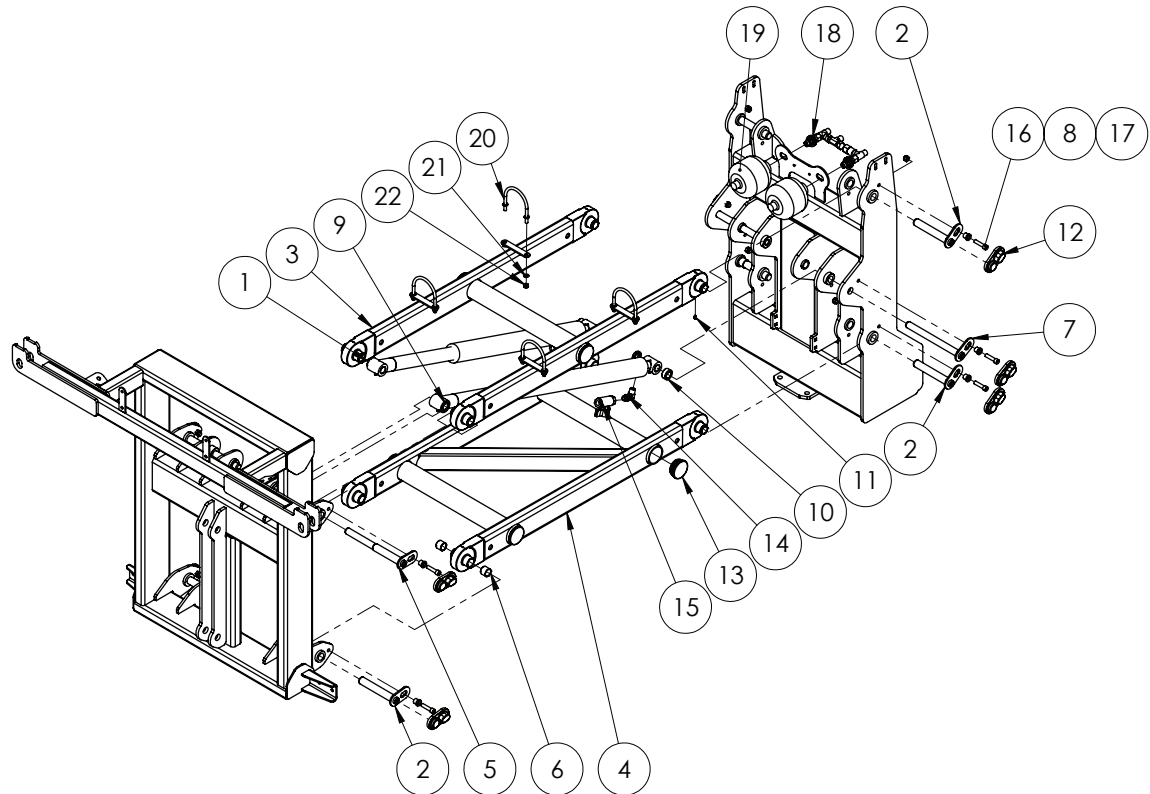
ITEM NO.	PART NUMBER	DESCRIPTION	QTY.
6	GA5015899	Shock absorber, Eye & pin, 16mm eye, Pin 70mm long M8, 45mm OD, Black	2
7	GA4656245	Delta link, short, standard duty	2
8	GA5010793	Spring, tension, 70 OD x 329 long x 12mm, large, suit delta boom yaw / cable	2
9	GA5075150	Eye Bolt 12mm x 100mm Short	2
10	GA4656195	Rose end, Bolt on, Suit 12 - 24m boom	2
11	GA4502515	Pivot pin suit delta centre 2011	2
12	GA5015143	Shock absorber, Eye & Pin, Eye 15mm, Pin 73mm long M10	2
13	GA5006149	Bolt 1" UNC x 4 1/2" ZP GR8	6
14	GA5006033	Bolt 1" UNC x 6" ZP GR8	2
15	GA4658375	Mount, Boom cable spring, Suit 18 - 24 meter Delta boom, 2012	2
16	GA5075190	Wear plate Delta tilt arm suit 2012 centre	4
17	GA5052590	Nut M8 Nyloc SS	10
18	GA5003643	Washer 8mm Flat SS Heavy Duty	16
19	GA5075215	Black PVC shocker cover clip on suit SC2914	2
20	GA5017659	Washer, 1", Flat, ZP, Heavy duty (5mm thick)	20
21	GA5012439	Nut, Nyloc, 1" UNC, ZP	8
22	GA5001009	Washer 16mm Flat ZP Heavy Duty	8
23	GA5001029	Nut M16 Nyloc ZP	2
24	GA5009637	Grease nipple, Elbow, 90 degree, 1/4" UNF male	2
25	GA4656260	Adjuster bolt, Delta link hanger	4
26	GA5000557	Washer 12mm Flat ZP Large OD	6
27	GA5012461	Nut M12 Nyloc ZP	6
28	GA5001223	Circlip, 19mm, E type, zinc plated	4
29	L002A	Pin, 1" x 180mm, Double circlip groove	2
30	GA5011475	Bolt M8 x 30 ZP GR8.8	8
31	GA5069145	Nut M16 x 1.5 pitch Nyloc ZP	4
32	GA5000939	Bolt M16 x 60 Black GR8.8	2
33	GA5000117	Washer 10mm Flat SS Heavy Duty	4
34	GA5000141	Nut M10 Nyloc ZP	2
35	GA5006071	Bolt M10 x 40 ZP GR10.9	2
36	GA4572040	Pin, 1" diameter x 84mm long, Suits cylinder clevis end, Comes with circlips	4
37	GA4572200	Pin, 1" diameter x 132.4mm long, With shoulder and circlip groove	2

Delta Boom Paralift Assembly - 3000L



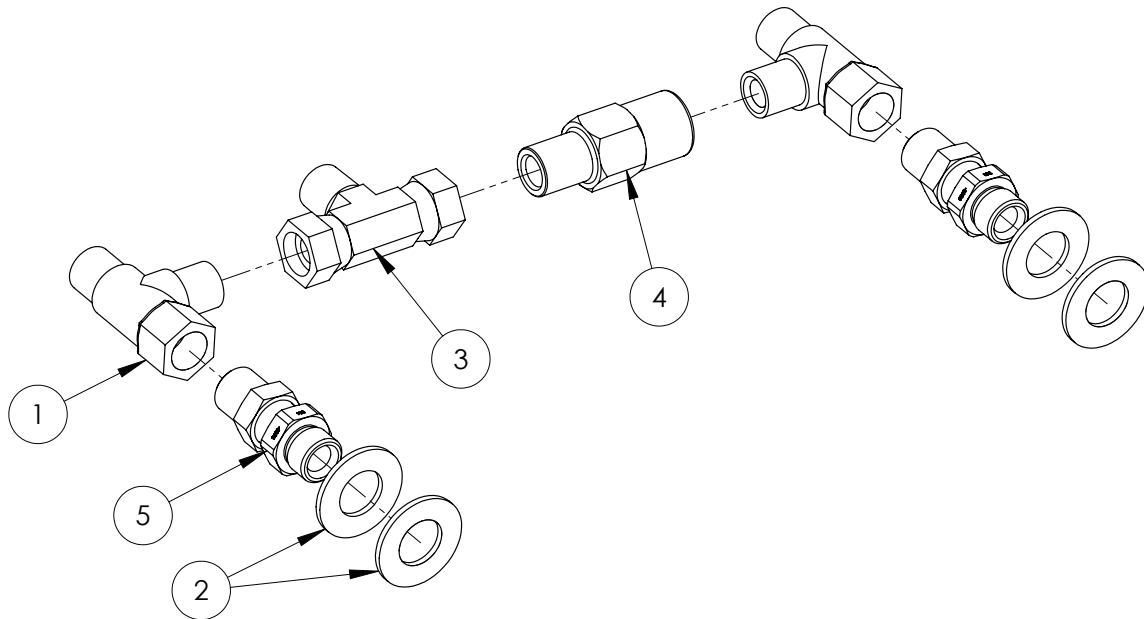
ITEM NO.	PART NUMBER	DESCRIPTION	QTY.
1	GA4657850	Top Short Paralift Arm	1
2	GA4657855	Bottom Short Paralift Arm	1
3	GA5070075	Hydraulic cylinder, 2.5" bore, 2" rod, 20" stroke displacement pin eye	2
4	GA5050355	End cap, 76.1 mm round, suit 65 NB pipe, Black plastic	4
5	GA5066655	Pin with retaining plate, 28.575 OD x 180 long	6
6	GA5066645	Pin with retaining plate, 1" x 280mm long, Paralift chassis ram	2
7	GA5066675	Pin with retaining plate, Stepped, 294mm Long	2
8	MACH0152	Bush with shoulder, 12.3 ID x 25 OD x 21 mm long	10
9	GA5066985	SHCS M10 x 40 ZP GR12.9	10
10	GA5000141	Nut M10 Nyloc ZP	10
11	MACH0134	Bush, Stepped, Paralift, 40mm OD, 38.5mm long	16
12	GA4572135	Spacer bush, 40 OD x 25.8 ID x 9mm thick, Paralift arm spacer	2
13	GA4562190	Spacer bush, 40 OD x 26 ID x 17.5mm long, Paralift arms	2
14	GA5067885	Pin cover, Black, clip on, plastic	10
15	GA4903058	Pre-assembled accumulator manifold	1
16	GA5007787	Accumulator, Hydraulic, 1L, precharged to 70 bar	2

Delta Boom Paralift Assembly - 4/5000L



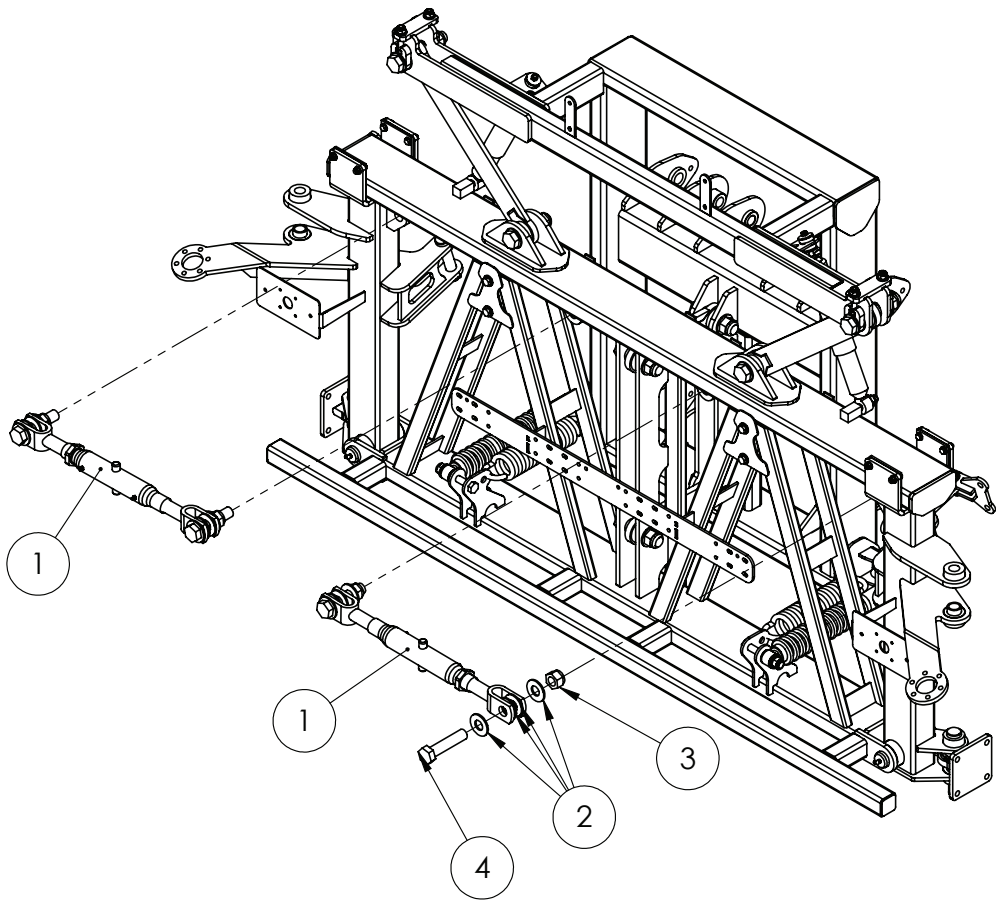
ITEM NO.	PART NUMBER	DESCRIPTION	QTY.
1	GA5070082	Hydraulic cylinder - 2.5" bore, 2" rod, 21" Stroke	2
2	GA5066655	Pin with retaining plate, 28.575 OD x 180mm long	6
3	GA4659305	Top Paralift Arm MY12	1
4	GA4659310	Bottom Paralift Arm MY12	1
5	GA5066675	Pin with retaining plate, Stepped, 294mm Long	2
6	GA5065486	Glacier bush 1 1/8" x 1" long	16
7	GA5066645	Pin with retaining plate, 1" x 280mm long, Paralift chassis ram	2
8	MACH0152	Bush with shoulder, 12.3 ID x 25 OD x 21mm long	10
9	GA4572135	Spacer bush, 40 OD x 25.8 ID x 9mm thick, Paralift arm spacer	4
10	GA4562190	Spacer bush, 40 OD x 26 ID x 17.5mm long, Paralift arms	2
11	GA5050450	Grease nipple M6	8
12	GA5067885	Pin cover, Black, clip on, plastic	10
13	GA5050355	End cap, 76.1 mm round, suit 65 NB pipe, Black plastic	6
14	GA3500349	Hydraulic adaptor, Elbow, 90 degree, 1/2" BSPT male x 3/4" UN male O-ring, S89-0812	2
15	GA5000835	Valve, Ball, Hydraulic, 1/2" female thread inlet / outlet	2
16	GA5051470	SHCS M12 x 50 ZP GR12.9	10
17	GA5012461	Nut M12 Nyloc ZP	11
18	GA4903058	Pre-assembled accumulator manifold	1
19	GA5007787	Accumulator, Hydraulic, 1L, precharged to 70 bar	2
20	GA5070905	U bolt M10 x 118L x 115mm round top ZP	4
21	GA5000117	Washer 10mm Flat SS Heavy Duty	8
22	GA5000141	Nut M10 Nyloc ZP	8

Accumulator Manifold



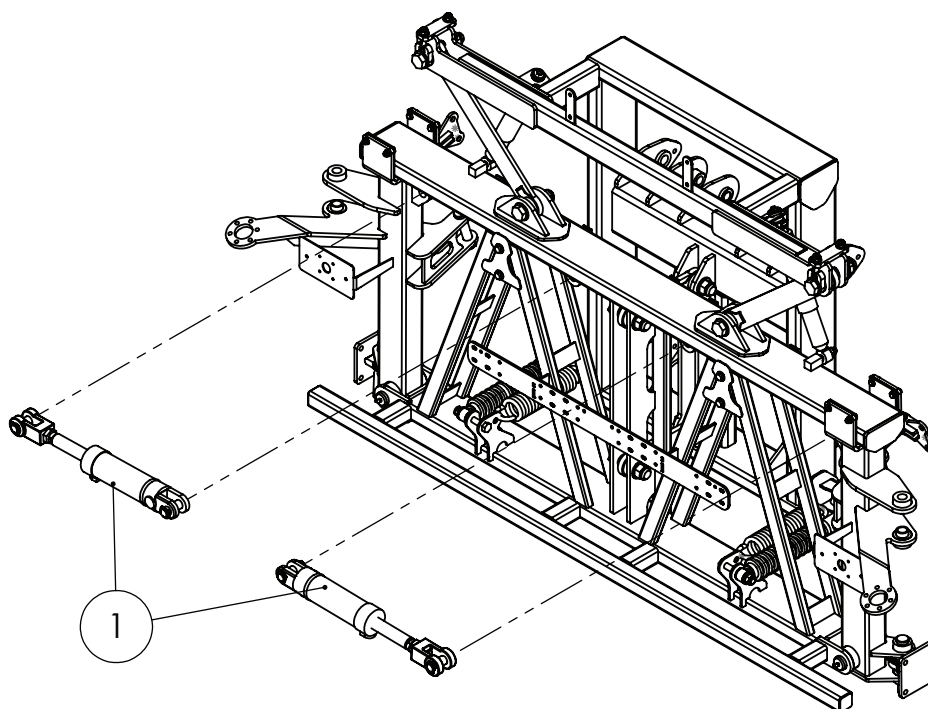
ITEM NO.	PART NUMBER	DESCRIPTION	QTY.
1	GA3500200	Hydraulic adaptor, Tee, 1/2" BSPT male x 1/2" BSPT male x 1/2" BSPP female swivel, S167-080808	2
2	GA5001045	Washer, 3/4", Flat ZP	4
3	GA3500337	Hydraulic adapter, Tee, 1/2 female swivel x 1/2 male x 1/2 female swivel, S83-3	1
4	GA4572110	Hydraulic adaptor, Fitting to suit accumulator, 1/2" BSPT male x 1/2" BSPT female	1
5	GAS99-603	Hydraulic adaptor, Bulkhead nipple, 1/2" BSP male x 1/2" BSP male	2

Delta Centre - Adjustable Tilt Links



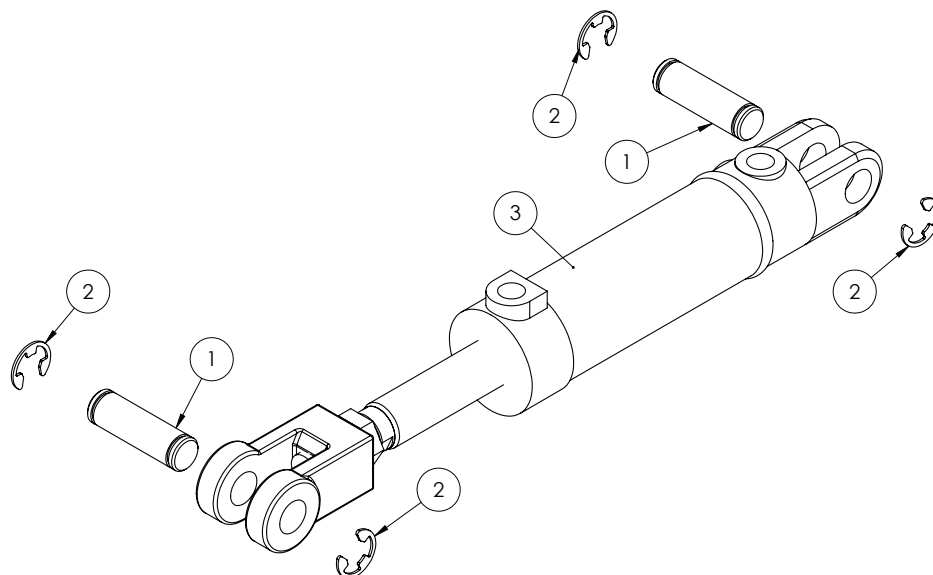
ITEM NO.	PART NUMBER	DESCRIPTION	QTY.
1	GA5075225	Adjustable link with clevis ends (not ratchet ram)	2
2	GA5017659	Washer, 1", Flat, ZP, Heavy duty (5mm thick)	16
3	GA5012439	Nut, 1" UNC, Nyloc ZP	4
4	GA5006149	Bolt 1"UNC x 4 1/2" ZP GR8	4

Delta Centre - Hydraulic Tilt



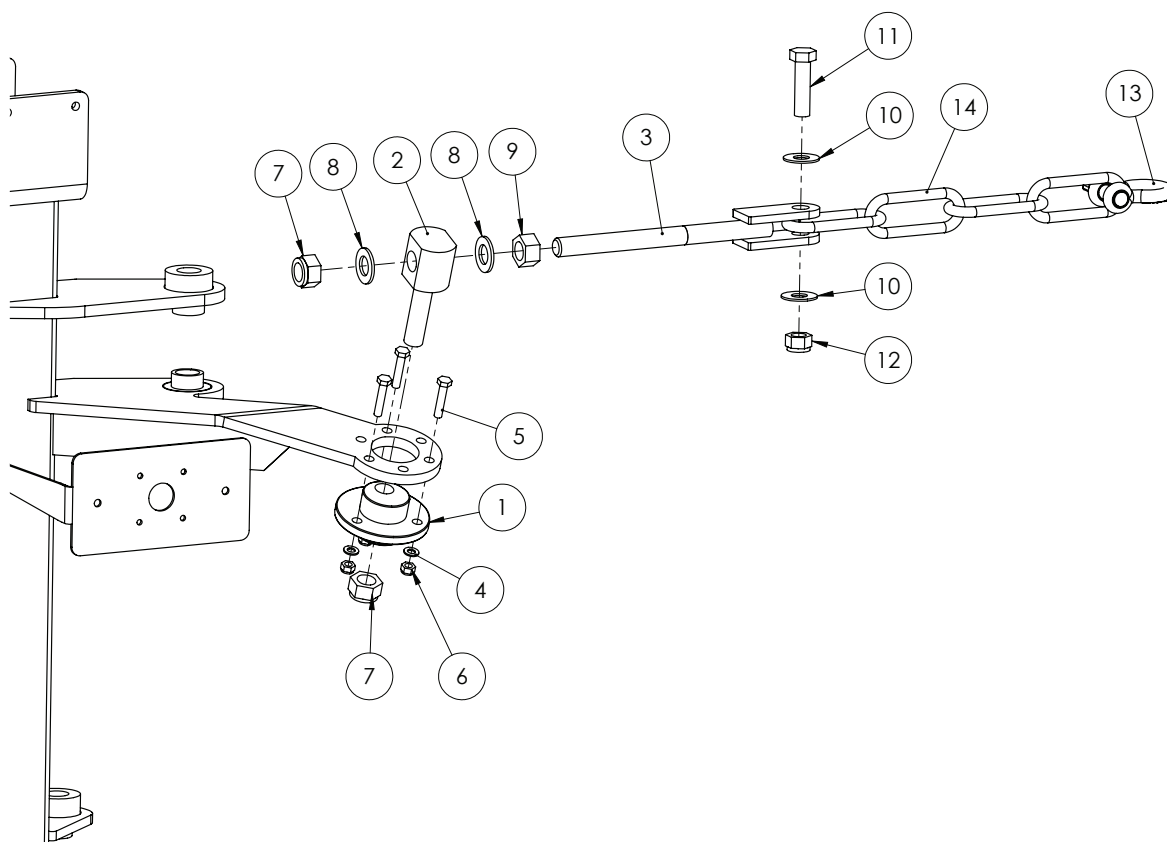
ITEM NO.	PART NUMBER	DESCRIPTION	QTY.
1	GA4905675	Tilt Cylinder 18 to 24 Centre Section ASM 2012	2

Delta Centre - Hydraulic Tilt Cylinder



ITEM NO.	PART NUMBER	DESCRIPTION	QTY.
1	GA4572040	Pin, 1" diameter x 84mm long, Suits cylinder clevis end	2
2	GA5001223	Circlip, 19mm, E type, zinc plated	4
3	GA5065054	Cylinder tilt 2.5" x 5" stroke 1 3/8" rod suit 2012 Delta	1

Delta Boom Cable Adjuster

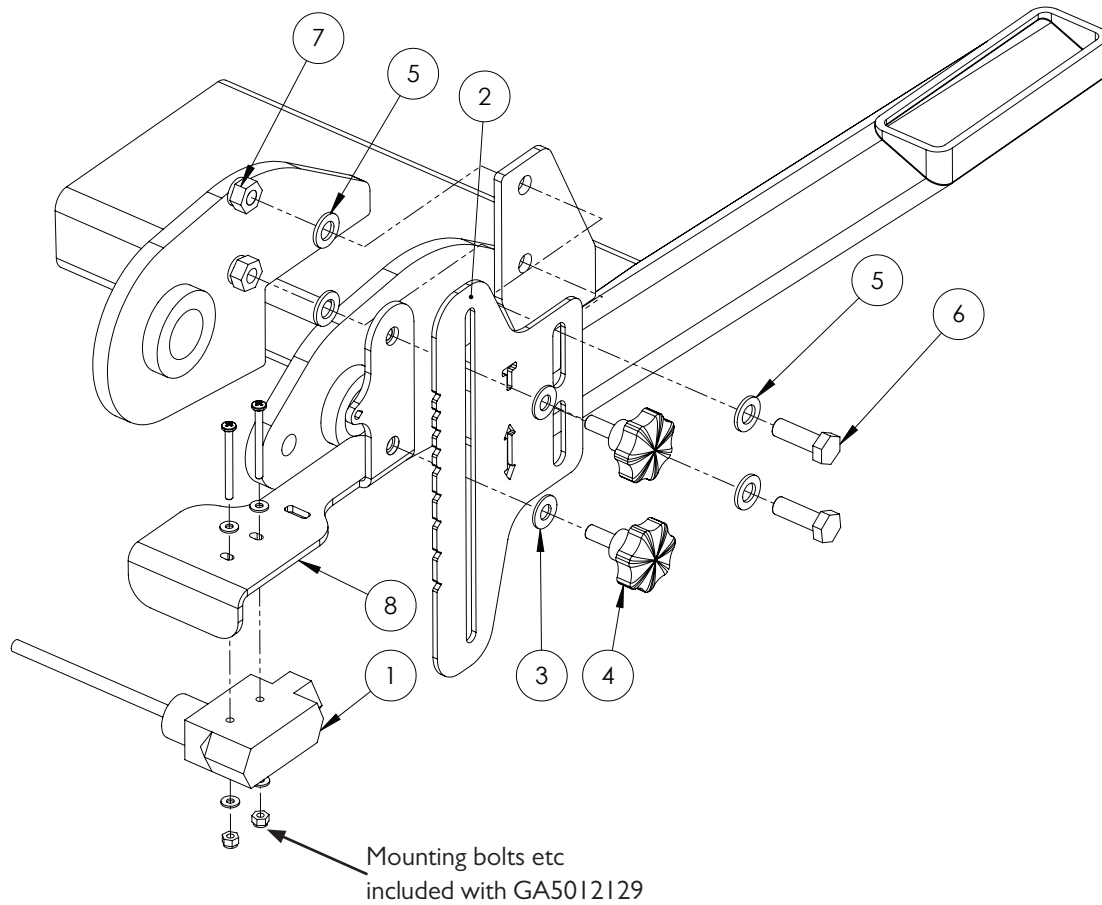


Right side shown. Left side is a mirrored version of the above.

ITEM NO.	PART NUMBER	DESCRIPTION	QTY.
1	MACH0029	Bush, Eccentric hole, Suit 18 - 24m Delta centre section	1
2	L006A	Bolt, M20, Anchor Pivot, Suit cable adjuster	1
3	GA5020320	Cable Adjuster, threaded, M20	1
4	GA5003643	Washer 8mm Flat SS Heavy Duty	3
5	GA5048655	Bolt M8 x 40 ZP GR8.8	3
6	GA5052590	Nut M8 Nyloc SS 316	3
7	GA5048125	Nut M20 Nyloc Coarse ZP	2
8	GA5001741	Washer 20mm Flat SS Heavy Duty	2
9	GA5001709	Nut M20 Coarse Hex ZP	1
10	GA5001043	Washer 16mm Flat SS HD	2
11	GA5000939	Bolt M16 x 60 Black GR8.8	1
12	GA5001029	Nut M16 Nyloc ZP	1
13	GA5075230	Bow Shackle 13mm WLL 3.25T Black	1
14	GA5065020	Chain 11mm Long link grade 100 rated 3 tonne	4

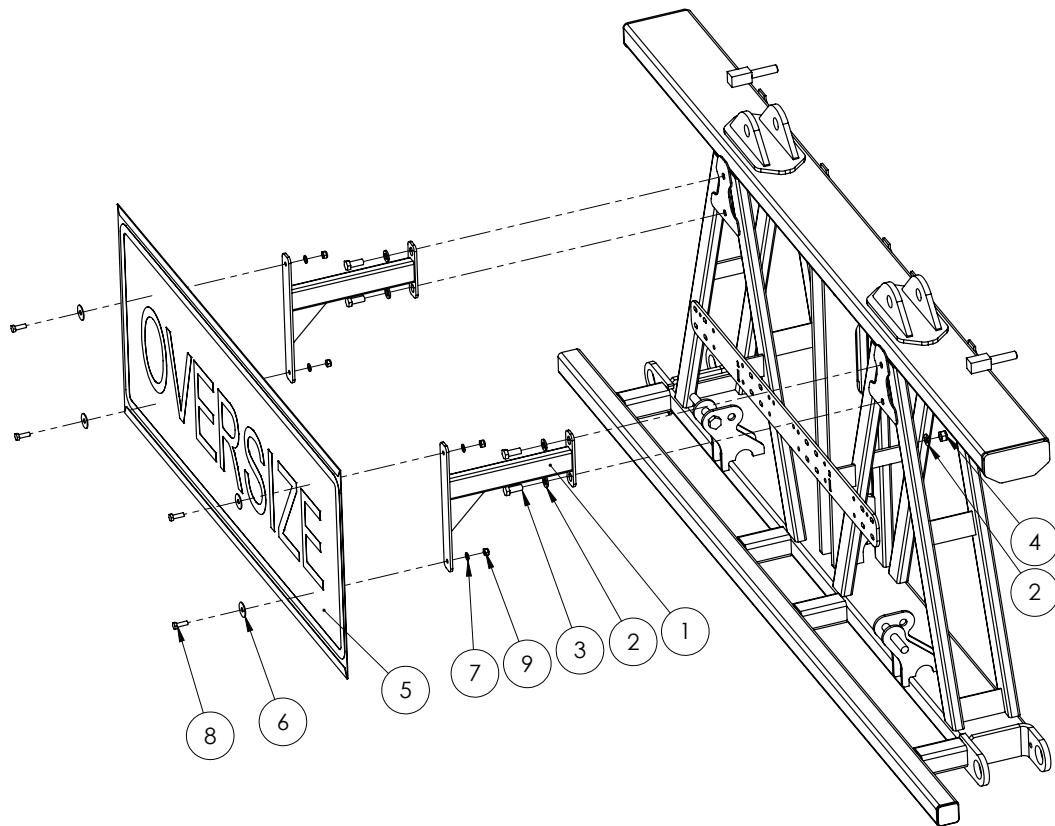
NOTE: All quantities shown above are for one side only.

Delta Boom Height Limit Switch



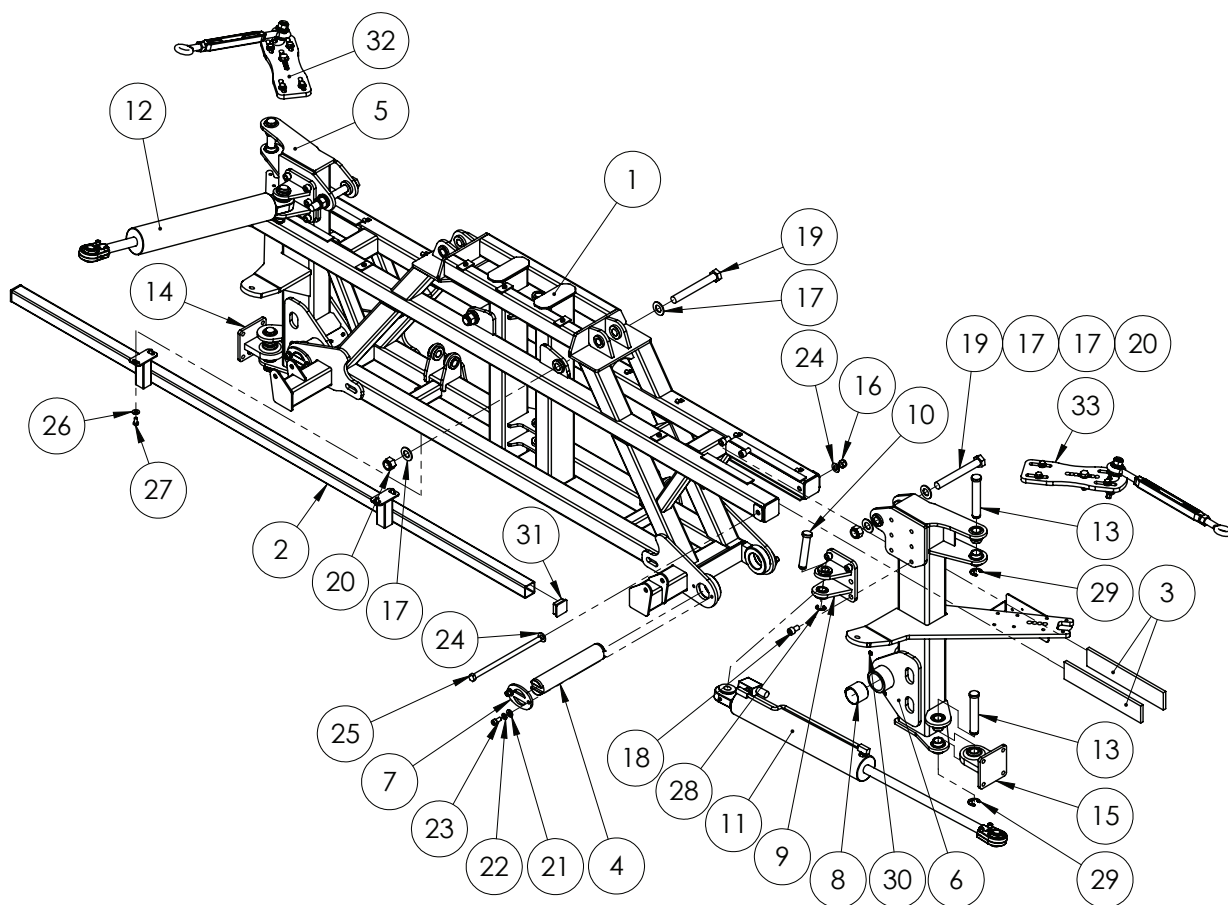
ITEM NO.	PART NUMBER	DESCRIPTION	QTY.
1	GA5012129	Limit switch, Flexible arm, Micro, IP65, 10 Amp	1
2	GA4522290	Prairie EF Boom Height adjustment bracket	1
3	GA5003643	Washer 8mm Flat SS Heavy Duty	2
4	GA5067080	Knob Bolt M8 x 20	2
5	GA5000117	Washer 10mm Flat SS Heavy Duty	4
6	GA5065455	Bolt M10 x 30 ZP GR8.8	2
7	GA5000141	Nut M10 Nyloc ZP	2
8	GA4654161	Bracket mount Paralift Switch	1

Delta Centre Oversize Sign



ITEM NO.	PART NUMBER	DESCRIPTION	QTY.
1	GA4658150	Bracket, Oversize sign mount arm, Bolt on, 2011 centre	2
2	GA5000577	Washer 12mm Flat SS Heavy Duty	8
3	GA5000311	Set screw, M12 x 35, ZP GR 8.8	4
4	GA5012461	Nut M12 Nyloc ZP	4
5	GA5009613	Oversize sign, Yellow, Reflective with folded edges	1
6	GA5003631	Washer 5/16" Flat SS	4
7	GA5003643	Washer 8mm Flat SS Heavy Duty	8
8	GA5004713	Bolt M8 x 25 SS A2-70	4
9	GA5052590	Nut M8 Nyloc SS	4

TriTech Boom Centre Assembly



ITEM NO.	PART NUMBER	DESCRIPTION	QTY.
1	GA4658120	Centre Section, Trittech, MYII on	1
2	GA4658145	Spray bar suit 2011 center section	1
3	GA5075090	Wear pad, 380 x 74 x 12mm, Polystone	4
4	GA4572365	Tilt pin suit MYII centre section	2
5	GA4658125	Tilt arm suit 2011 center Right hand	1
6	GA4658130	Tilt arm suit 2011 center Left hand	1
7	GA4502280	Pin retainer	4
8	GA5075060	Glacier bush 60mm ID x 50mm long	4
9	GA4653316	Boom centre 2011 24m fold ram mount 1" inch	2
10	GA4572200	Pin, 1" diameter x 132.4mm long, with shoulder and circlip groove	2
11	GA5018542	Hydraulic Cylinder, External phasing, 3.25" bore x 1.25" rod x 18" stroke	1
12	GA5018538	Hydraulic cylinder, 3" bore x 1.25" rod x 18" stroke, external phasing (single phase only)	1
13	L003A	Pin, 1 1/8" x 170mm, with circlip groove	4
14	GA4656200	Rose end, Bolt on, Right Hand, Suit 24 - 36m boom	1

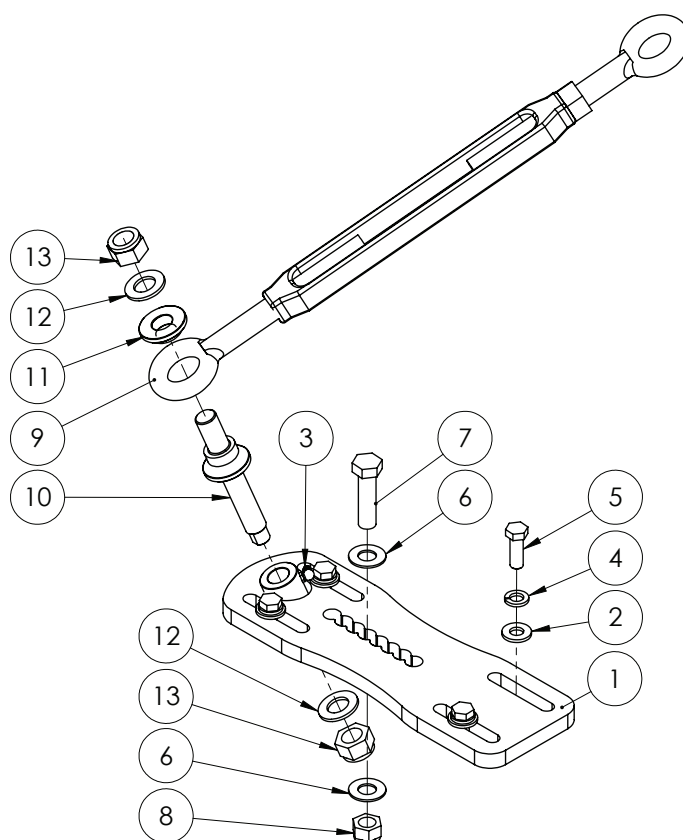
Continued over page

TriTech Boom Centre Assembly

ITEM NO.	PART NUMBER	DESCRIPTION	QTY.
15	GA4656201	Rose end, Bolt on, Left Hand, Suit 24 - 36m boom	1
16	GA5001029	Nut M16 Nyloc ZP	2
17	GA5017659	Washer, 1", Flat, ZP, Heavy duty (5mm thick)	8
18	GA5000905	SHCS M16 x 25 ZP GR8.8	12
19	GA5006151	Bolt 1"UNF x 8" x12 TPI ZP GR8	4
20	GA5012445	Nut 1"UNF 14 tpi Nyloc ZP	4
21	GA5000587	Washer 12mm Flat ZP Heavy Duty	8
22	GA5000575	Washer 12mm Spring SS	8
23	GA5000297	SHCS M12 x 25 ZP GR12.9	8
24	GA5001009	Washer 16mm Flat ZP Heavy Duty	4
25	GA5075125	Bolt M16 x 325, 60 mm of thread, GR4.4 ZP	2
26	GA5000117	Washer 10mm Flat SS Heavy Duty	4
27	GA5006113	Bolt M10 x 20 ZP GR8.8	4
28	GA5001223	Circlip, 19mm, E type, zinc plated	2
29	GA5001883	Circlip, E type, 24mm, zinc plated	4
30	GA5012203	Grease nipple, Short, 1/4" UNF	4
31	GA5003783	End cap, Insert, Black, Plastic, 50 x 50 mm	2
32	GA4922220	Cable Mount Rear, angle fold, Right, 24-36m MY13	1
33	GA4922225	Cable Mount Rear, angle fold, Left, 24-36m MY13	1

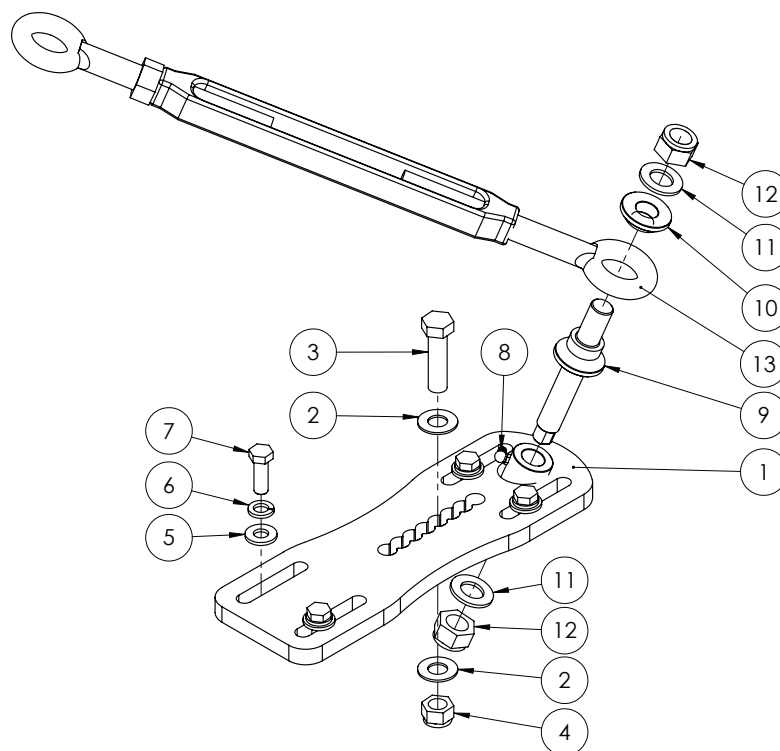
SHIMS AVAILABLE	
Fold Ram Mount Shims	
GA4513041	Shim, Trittech Fold ram, 20mm, Suit 4 bolt
Boom Pivot Shims	
GA4535360	Shim, 5mm, Delta boom rose joint
GA4535355	Shim, 3mm, Delta boom rose joint
GA4535285	Shim, 1mm, Lower rose end, Delta boom

TriTech Cable Mount - Rear LH



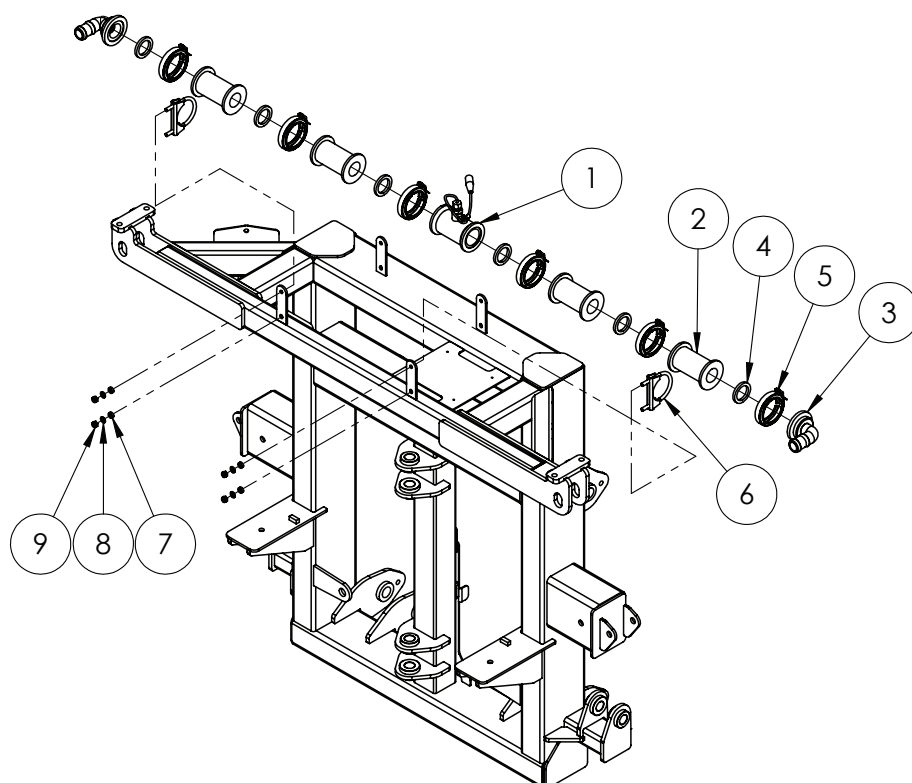
ITEM NO	PART NUMBER	DESCRIPTION	QTY.
1	GA4656255	Slide plate, Boom cable adjuster, Left side, Prairie Tritech boom	1
2	GA5000587	Washer 12mm Flat ZP Heavy Duty	4
3	GA5009639	Grease nipple, Long, 1/4" UNF thread, 1 1/8" long	1
4	GA5000575	Washer 12mm Spring SS	4
5	GA5000311	Set screw, M12 x 35, ZP GR 8.8	4
6	GA5001009	Washer 16mm Flat ZP Heavy Duty	2
7	GA5000939	Bolt M16 x 60 Black GR8.8	1
8	GA5001029	Nut M16 Nyloc ZP	1
9	GA5017061	Turnbuckle, Eye ends, M22 thread & lock nut, Galvanised	1
10	GA4572510	Pivot pin, Boom cable MY13	1
11	GA4572515	Boom cable retainer, Pivot pin MY13	1
12	GA5001739	Washer 20mm Flat Heavy Duty SS	2
13	GA5048125	Nut M20 Nyloc Coarse ZP	2

TriTech Cable Mount - Rear RH



ITEM NO	PART NUMBER	DESCRIPTION	QTY.
1	GA4656250	Slide plate, Boom cable adjuster, Right side, Prairie TriTech boom	1
2	GA5001009	Washer 16mm Flat ZP Heavy Duty	2
3	GA5000939	Bolt M16 x 60 Black GR8.8	1
4	GA5001029	Nut M16 Nyloc ZP	1
5	GA5000587	Washer 12mm Flat ZP Heavy Duty	4
6	GA5000575	Washer 12mm Spring SS	4
7	GA5000311	Set screw, M12 x 35, ZP GR 8.8	4
8	GA5009639	Grease nipple, Long, 1/4" UNF male thread, 1 1/8" long	1
9	GA4572510	Pivot pin, Boom cable MY13	1
10	GA4572515	Boom cable retainer, Pivot pin MY13	1
11	GA5001739	Washer 20mm Flat Heavy Duty SS	2
12	GA5048125	Nut M20 Nyloc Coarse ZP	2
13	GA5017061	Turnbuckle, Eye ends, M22 thread & lock nut, Galvanised	1

Flow Meter Assembly

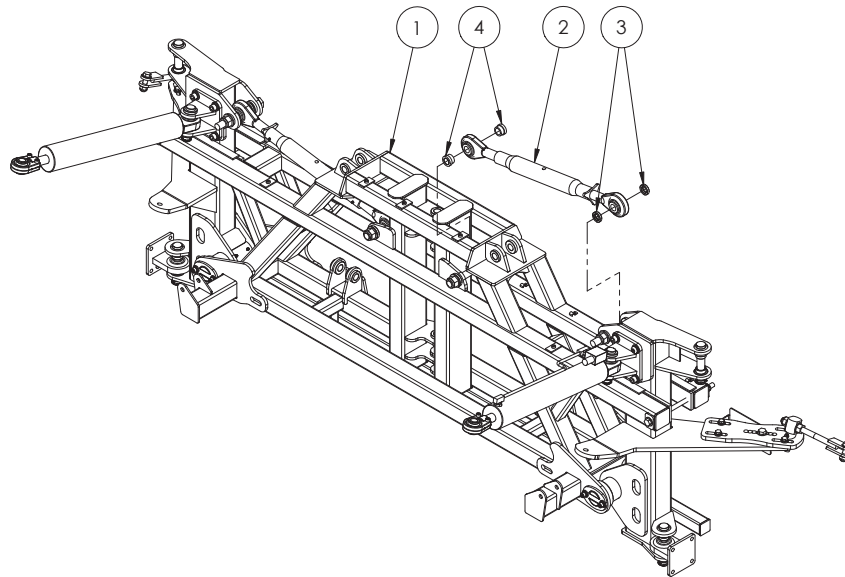


ITEM NO.	PART NUMBER	DESCRIPTION	QTY.
1	GA5075873	Flowmeter, RFM60P, Raven, 0630171793	1
2	GA5077840	Plumbing coupling, Straight, 2 flange x 2 flange x 4 1/2 long, Banjo, M200CPG	4
3	GA5077831	Hose barb, Elbow, 90 degree, 2 flange x 1 1/4 hose, Banjo, M200125BRB90	2
4	GA5009335	Seal, 41.5 ID x 55 OD x 6.5mm thick, EPDM, suit 1 1/2" flange	6
5	FC200	Clamp, Worm screw, Use with 2" standard flange port, Banjo	6
6	GA5006689	Clamp Exhaust 2 5/8" (C12)	2
7	GA4552080	Crush tube, 10.2 ID x 15 OD x 5mm long	4
8	GA5003643	Washer 8mm Flat SS Heavy Duty	4
9	GA5052590	Nut M8 Nyloc SS	4

FLOW METER PARTS

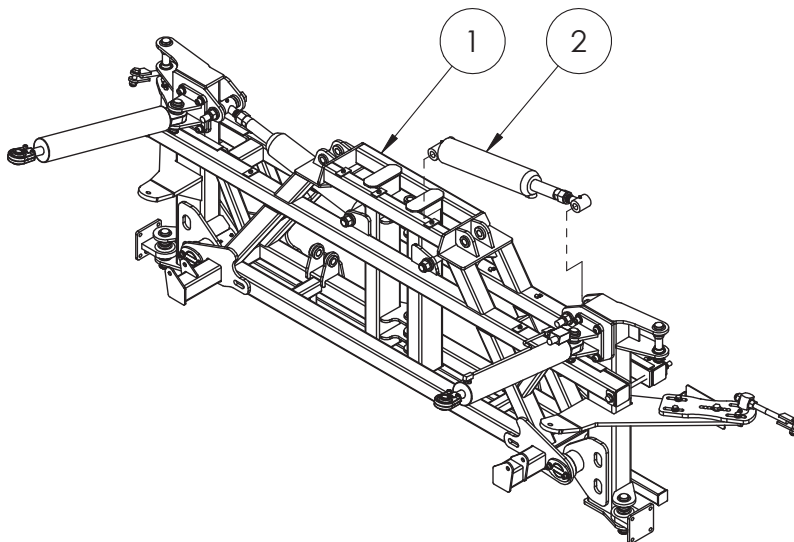
GA5075873	Flow meter assembly
106-0159-514	Flow meter Body only
GA5075868	Flow meter sensor only

TriTech Centre With Tilt Replacement Links



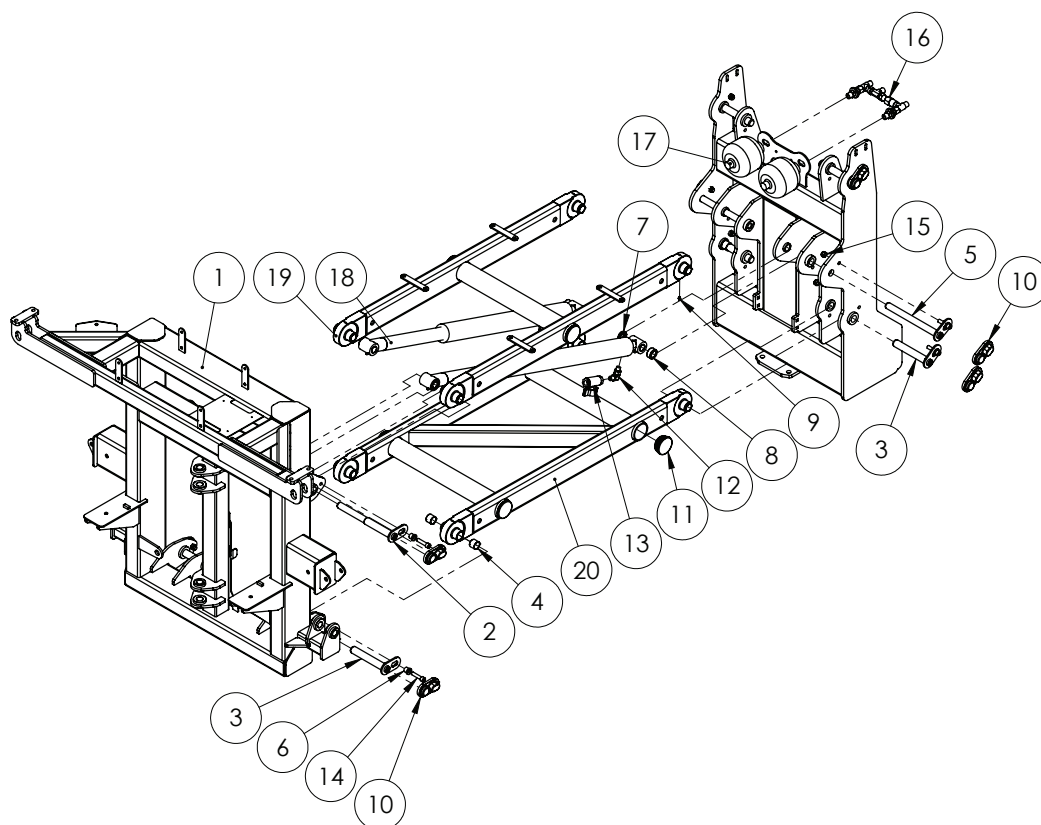
ITEM NO.	PART NUMBER	DESCRIPTION	QTY.
1	GA4922195	Boom centre 2011 Base assembly	1
2	GA5075135	Tilt cylinder replacement adjustable top link (black)	2
3	GA4572135	Spacer bush, 40 OD x 25.8 ID x 9mm thick, Paralift arm spacer	4
4	DB-ADJ-02	Bush, Short, 40 OD x 25.5 ID x 23.75mm long	4

TriTech Centre With Tilt Cylinders



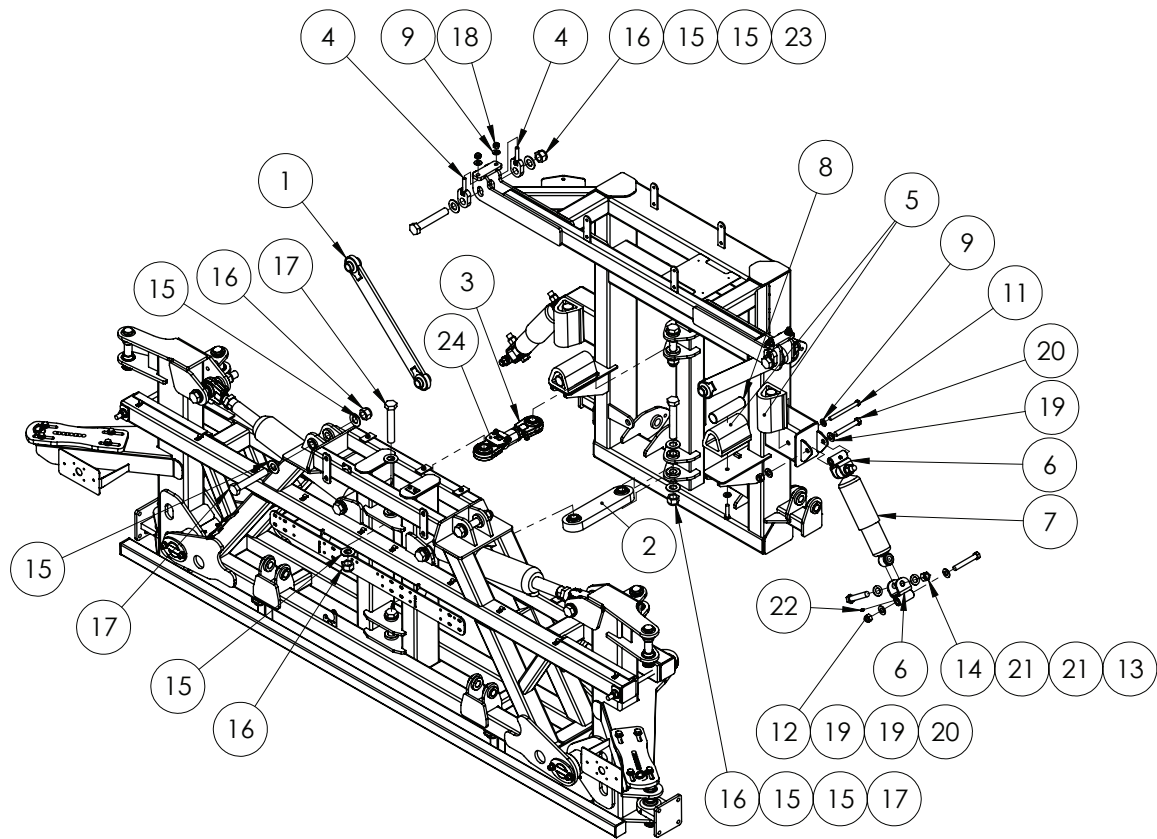
ITEM NO.	PART NUMBER	DESCRIPTION	QTY.
1	GA4922195	Boom centre 2011 Base assembly	1
2	GA5065051	Hydraulic cylinder, 3.5" OD x 1.75" rod x 5" stroke, TriTech tilt cylinder	2

TriTech Paralift & Paralift Arms



ITEM NO.	PART NUMBER	DESCRIPTION	QTY.
1	GA4658135	Paralift Rear, Suit MY11 Center	1
2	GA5066675	Pin with retaining plate, Stepped, 294mm Long	2
3	GA5066655	Pin with retaining plate, 28.575 OD x 180mm long	6
4	GA5065486	Glacier bush 1 1/8" x 1" long	16
5	GA5066645	Pin with retaining plate, 1" x 280mm long, Paralift chassis ram	2
6	MACH0152	Bush with shoulder, 12.3 ID x 25 OD x 21mm long	10
7	GA4572135	Spacer bush, 40 OD x 25.8 ID x 9mm thick, Paralift arm spacer	4
8	GA4562190	Spacer bush, 40 OD x 26 ID x 17.5mm long, Paralift arms	2
9	GA5050450	Grease nipple M6	8
10	GA5067885	Pin cover, Black, clip on, plastic	10
11	GA5050355	End cap, 76.1 mm round, suit 65 NB pipe, Black plastic	6
12	GA3500349	Hydraulic adaptor, Elbow, 90 degree, 1/2" BSPT male x 3/4" UN male O-ring, S89-0812	2
13	GA5000835	Valve, Ball, Hydraulic, 1/2" female thread inlet / outlet	2
14	GA5051470	SHCS M12 x 50 ZP GR12.9	10
15	GA5012461	Nut M12 Nyloc ZP	11
16	GA4903058	Pre-assembled accumulator manifold	1
17	GA5007787	Accumulator, Hydraulic, 1L, precharged to 70 bar	2
18	GA5070082	Hydraulic cylinder - 2.5" bore, 2" rod, 21" Stroke	2
19	GA4659305	Top Paralift Arm MY12	1
20	GA4659310	Bottom Paralift Arm MY12	1

TriTech Complete Centre & Paralift

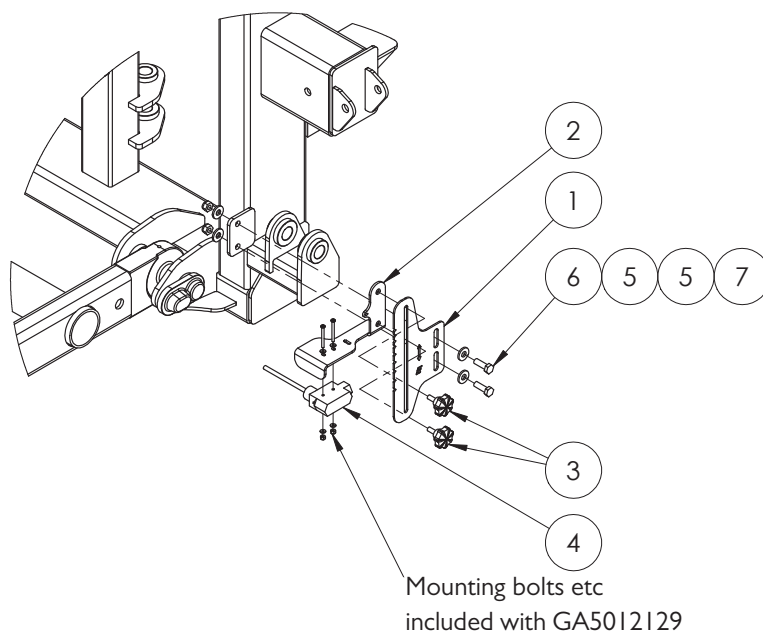


ITEM NO.	PART NUMBER	DESCRIPTION	QTY.
1	GA4656240	Delta link, Long	2
2	GA5067855	Delta link, short, heavy duty	1
3	DELTA-LINKSA	Delta link, short, heavy duty, adjustable	1
4	GA4656260	Adjuster bolt, Delta link hanger	4
5	GA5006537	Bump stop, Rubber, 150mm with hole	4
6	GA4658140	Shocker mount pivot suit 2011 centre	4
7	GA5015139	Shock Absorber, Double eye, 19mm eye, 82mm OD, Black	2
8	GA4572315	Bump stop, Travel limiter, Suit center section	4
9	GA5000587	Washer 12mm Flat ZP Heavy Duty	7
10	GA5011239	Bolt, M12 x 50, ZP GR 8.8	1
11	GA5000271	Bolt M12 x 140 ZP GR8.8	2
12	GA5001029	Nut M16 Nyloc ZP	4
13	GA5049490	Bolt 3/4" UNC x 4" ZP GR8	4
14	GA5048430	Nut, Nyloc, 3/4" UNC, ZP	4
15	GA5017659	Washer, 1", Flat, ZP, Heavy duty (5mm thick)	16
16	GA5012445	Nut 1" UNF 14 tpi Nyloc ZP	8
17	GA5006043	Bolt 1" UNF x 6" x 14 TPI ZP GR8	6
18	GA5012461	Nut M12 Nyloc ZP	4
19	GA5001009	Washer 16mm Flat ZP Heavy Duty	8

Continued over page

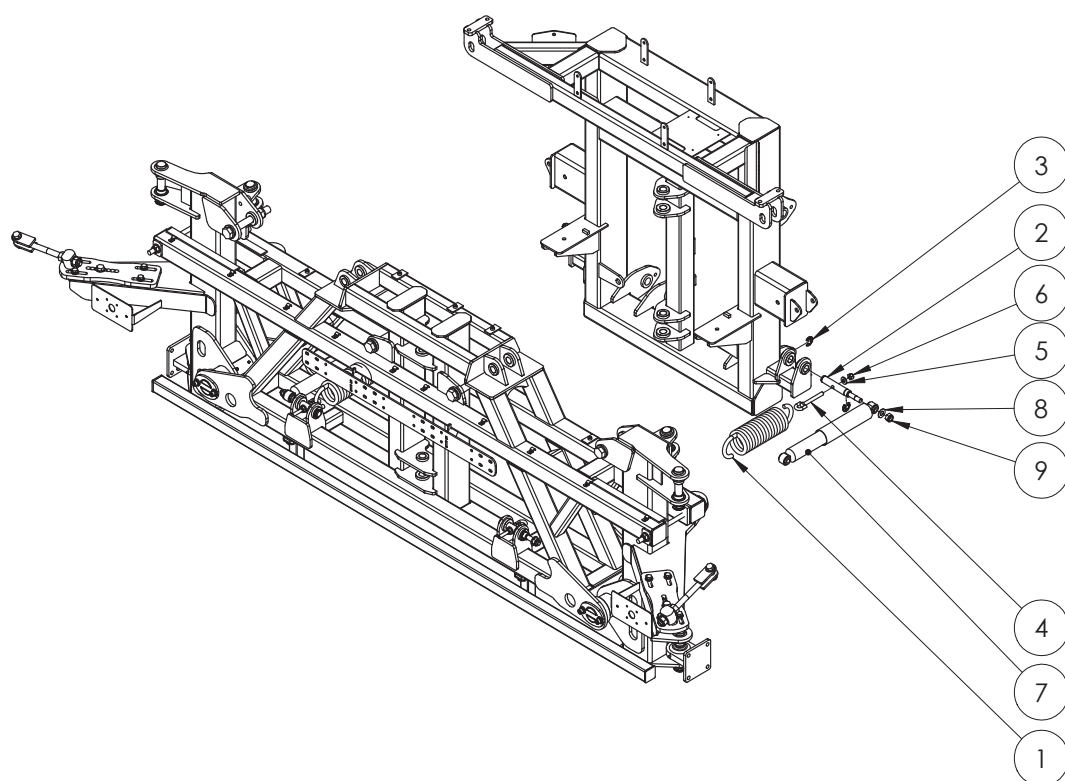
ITEM NO.	PART NUMBER	DESCRIPTION	QTY.
20	GA5000855	Bolt M16 x 110 ZP GR8.8	4
21	GA5001739	Washer 20mm Flat Heavy Duty SS	8
22	GA5012203	Grease nipple, Short, 1/4" UNF	4
23	GA4683145	Bolt, 1" UNC x 6", cut down from 7	2
24	GA4922185	Adjustable delta link lock up assembly (delta link not included)	1

Lower Limit Switch



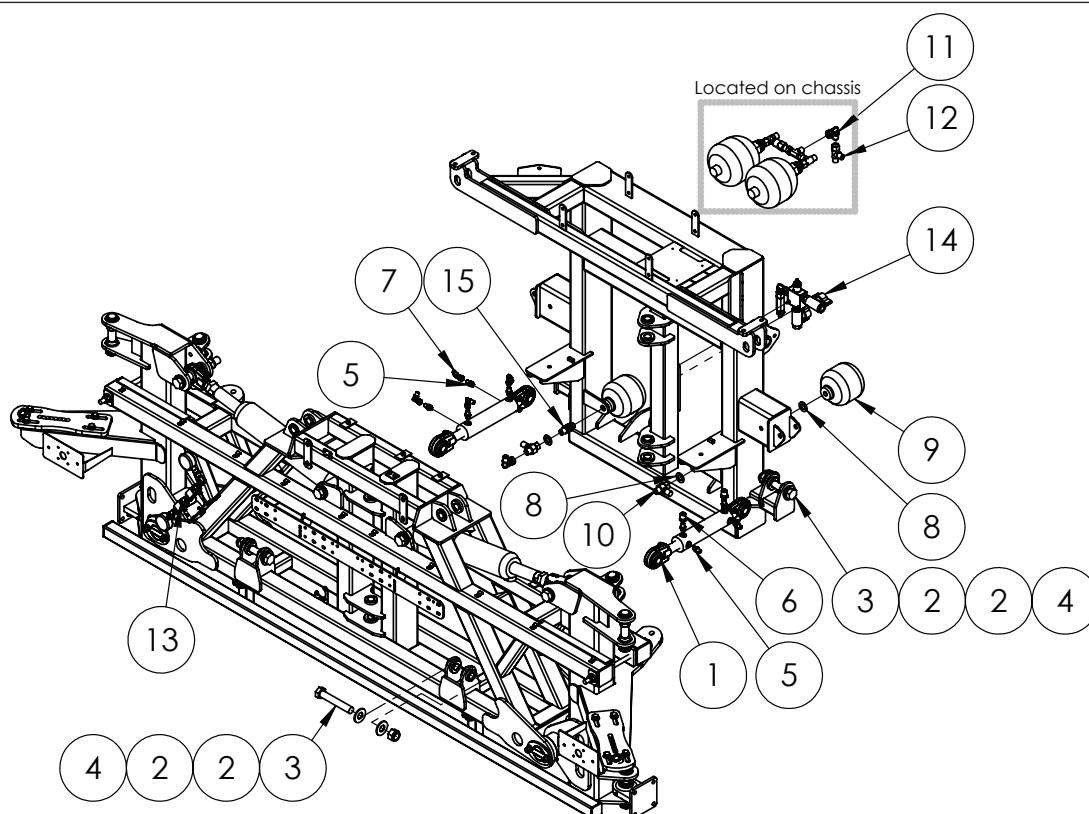
ITEM NO.	PART NUMBER	DESCRIPTION	QTY.
1	GA4523965	EF Evo 2011 Boom Height Adjustment Bracket	1
2	GA4654161	Bracket mount Paralift Switch	1
3	GA5067080	Knob Bolt M8 x 20	2
4	GA5012129	Limit switch, Flexible arm, Micro, IP65, 10 Amp	1
5	GA5000117	Washer 10mm Flat SS Heavy Duty	4
6	GA5065455	Bolt M10 x 30 ZP GR8.8	2
7	GA5000141	Nut M10 Nyloc ZP	2

TriTech Spring Yaw Kit



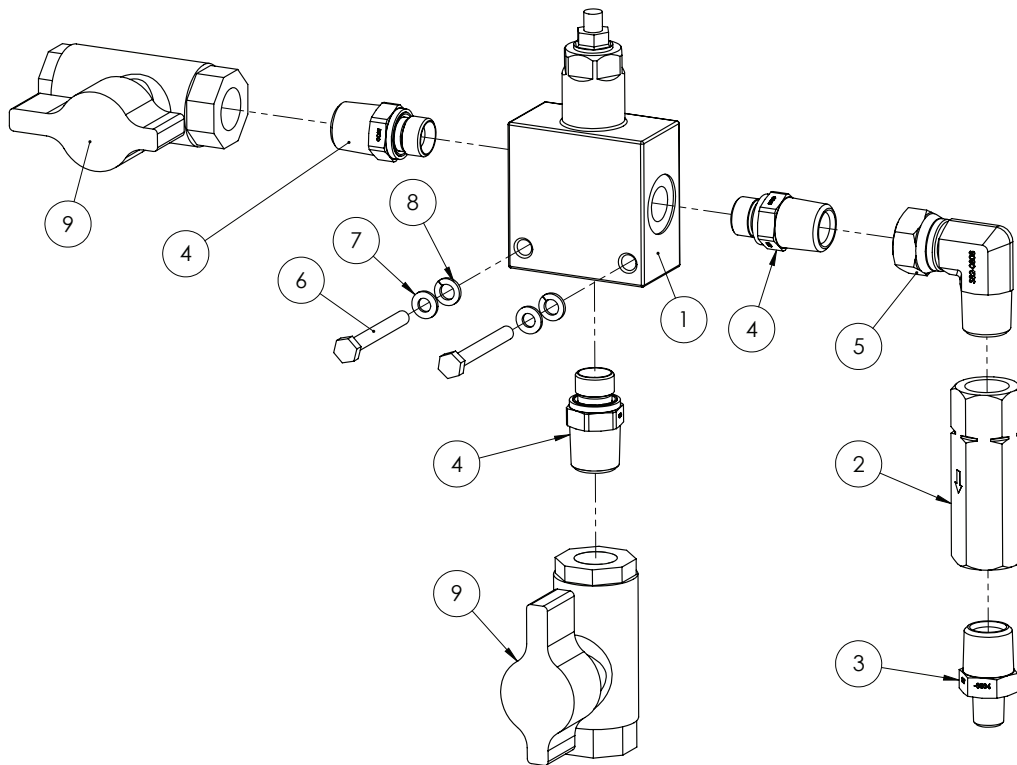
ITEM NO.	PART NUMBER	DESCRIPTION	QTY.
1	GA5075095	Spring, Tension, 95 OD x 330 long x 14mm, suits boom yaw from 2011	2
2	GA4572385	Pin, 25 OD x 195.6mm long, Suit chock absorber and spring mount	4
3	GA5001223	Circlip, 19mm, E type, zinc plated	8
4	GA5075150	Eye Bolt 12mm x 100mm Short	4
5	GA5000587	Washer 12mm Flat ZP Heavy Duty	4
6	GA5012461	Nut M12 Nyloc ZP	4
7	GA5075115	Shock absorber, Heavy duty, Eye ends 15 ID, Suit TriTech spring yaw	2
8	GA5001009	Washer 16mm Flat ZP Heavy Duty	4
9	GA5001029	Nut M16 Nyloc ZP	4

TriTech Hydraulic Yaw



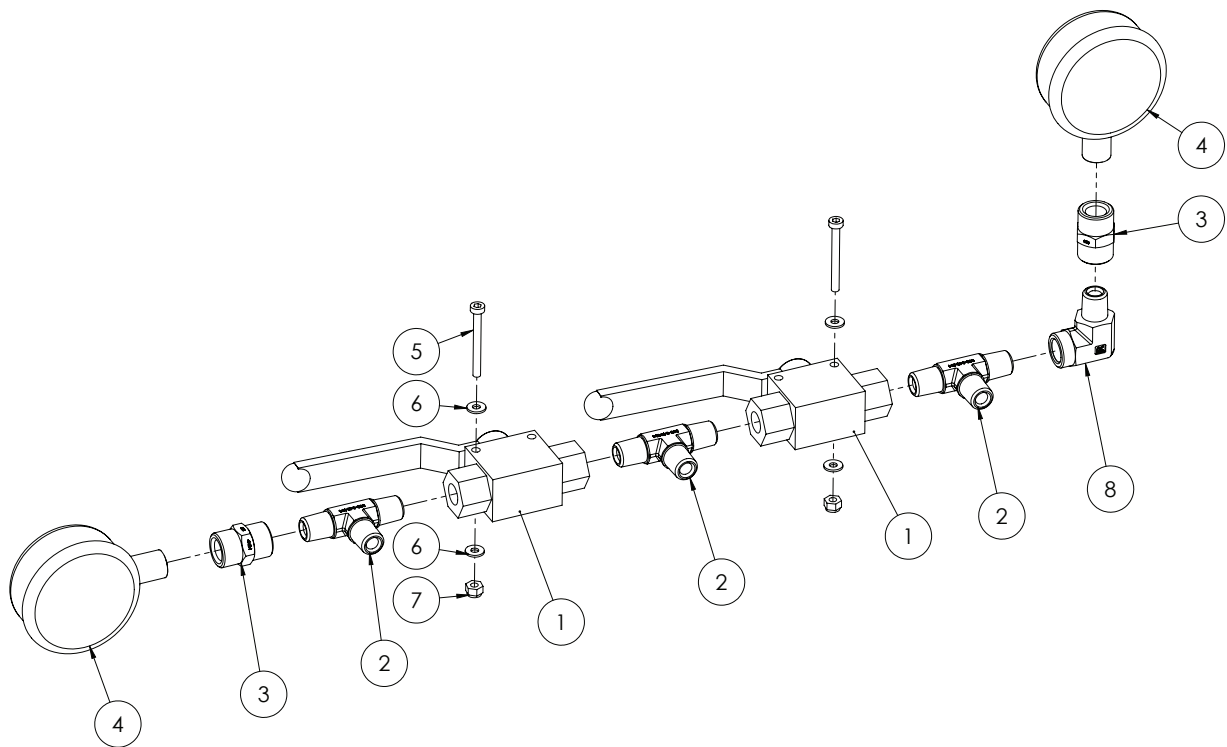
ITEM NO.	PART NUMBER	DESCRIPTION	QTY.
1	GA5060817	Hydraulic cylinder, 2" bore x 1 1/4" shaft x 117.5mm stroke, Spherical bearing ends	2
2	GA5017659	Washer, 1", Flat, ZP, Heavy duty (5mm thick)	8
3	GA5006043	Bolt 1" UNF x 6" x 14 TPI ZP GR8	4
4	GA5012446	Nut 1" UNF 12 tpi Nyloc ZP	4
5	GA3500358	Hydraulic adaptor, Nipple, 1/4" BSPT male x 9/16" UN male O-ring, S93-0409	8
6	GA3500203	Hydraulic adaptor, Reducing bush, 1/2" BSPT male x 1/4" BSPT female, S24-0804	2
7	GA3500332	Hydraulic adaptor, Elbow, 90 degree, 1/4" BSPT male x 1/4" BSPP female swivel, S82-0404	4
8	GA5001739	Washer 20mm Flat Heavy Duty SS	4
9	GA5007787	Accumulator, Hydraulic, 1L, precharged to 70 bar	2
10	GA3500198	Hydraulic adaptor, Inline test point, 1/2" BSPP female swivel x 1/2" BSPT male x M16 x 2.0 test port, S160-080816	2
11	GA3500333	Hydraulic adaptor, Elbow, 90 degree, 1/2" BSPT male x 1/2" BSPP female swivel, S82-0808	2
12	GA3500200	Hydraulic adaptor, Tee, 1/2" BSPT male x 1/2" BSPT male x 1/2" BSPP female swivel, S167-080808	1
13	GA4906726	Yaw Control Valve Assembly	1
14	GA4906727	Pressure Reducer Valve Assembly, Crop Cruiser & Prairie	1
15	GAS99-603	Hydraulic adaptor, Bulkhead nipple, 1/2" BSP male x 1/2" BSP male	2

Yaw Pressure Reducing Valve



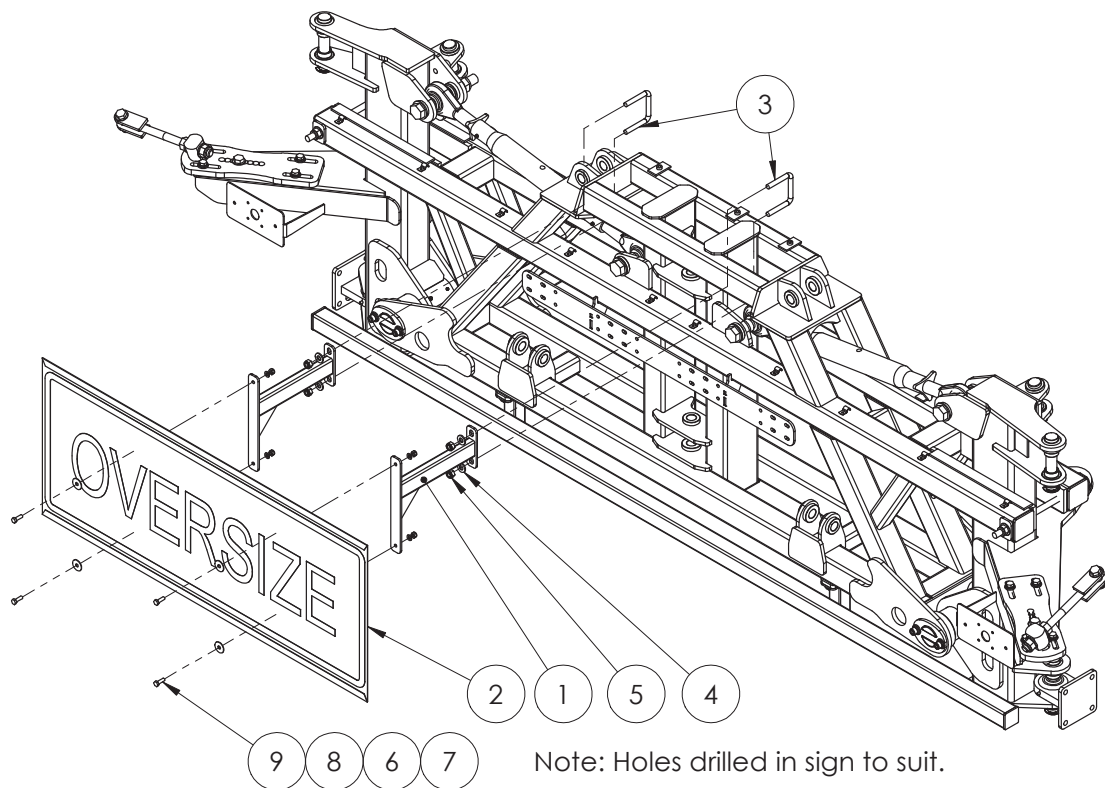
ITEM NO.	PART NUMBER	DESCRIPTION	QTY.
1	GA5047708	Valve, Pressure reducing, Hydraulic, 10 - 140bar	1
2	GA5007060	Valve, Check, Hydraulic, 1/2" BSPP female inlet & outlet, 45L/min flow, Maximum 320bar	1
3	GA3500221	Hydraulic adaptor, Nipple, 1/2" BSPT male x 1/4" BSPT male, S27-0804	1
4	GA3500309	Hydraulic adaptor, Nipple, 1/2" BSPT male x 3/8" BSPP male, S75-0806	3
5	GA3500333	Hydraulic adaptor, Elbow, 90 degree, 1/2" BSPT male x 1/2" BSPP female swivel, S82-0808	1
6	GA5011419	Bolt M6 x 50 SS	2
7	GA5004437	Washer 6mm Flat SS	2
8	GA5004447	Washer, 6mm, Spring, SS	2
9	GA5000835	Valve, Ball, Hydraulic, 1/2" female thread inlet / outlet	2

Yaw Control Valve Assembly



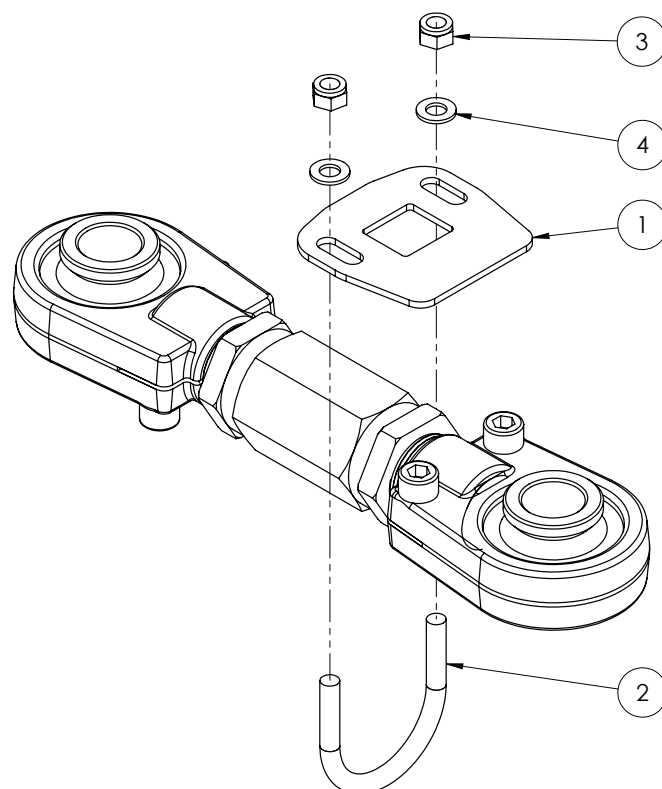
ITEM NO.	PART NUMBER	DESCRIPTION	QTY.
1	GA5078083	Valve, Ball, Hydraulic, 1/4" BSPP female ports, RL20-0404	2
2	GA3500269	Hydraulic adaptor, Tee, 1/4" BSPT male x 1/4" BSPT male x 1/4" BSPT male, S50-040404	3
3	GA3500211	Hydraulic adaptor, Socket, 1/4" BSPT female x 1/4" BSPT female, S26-0404	2
4	GA5078076	Gauge, Pressure, 250 bar, 3500psi	2
5	GA5049800	SHCS M4 x 40 ZP GR12.9	2
6	GA5020510	Washer 4mm Flat SS	4
7	GA5049025	Nut M4 Nyloc SS	2
8	GA3500209	Hydraulic adaptor, Elbow, 90 degree, 1/4" BSPT male x 1/4" BSPT female, S25-0404	1

Oversize Sign Mount



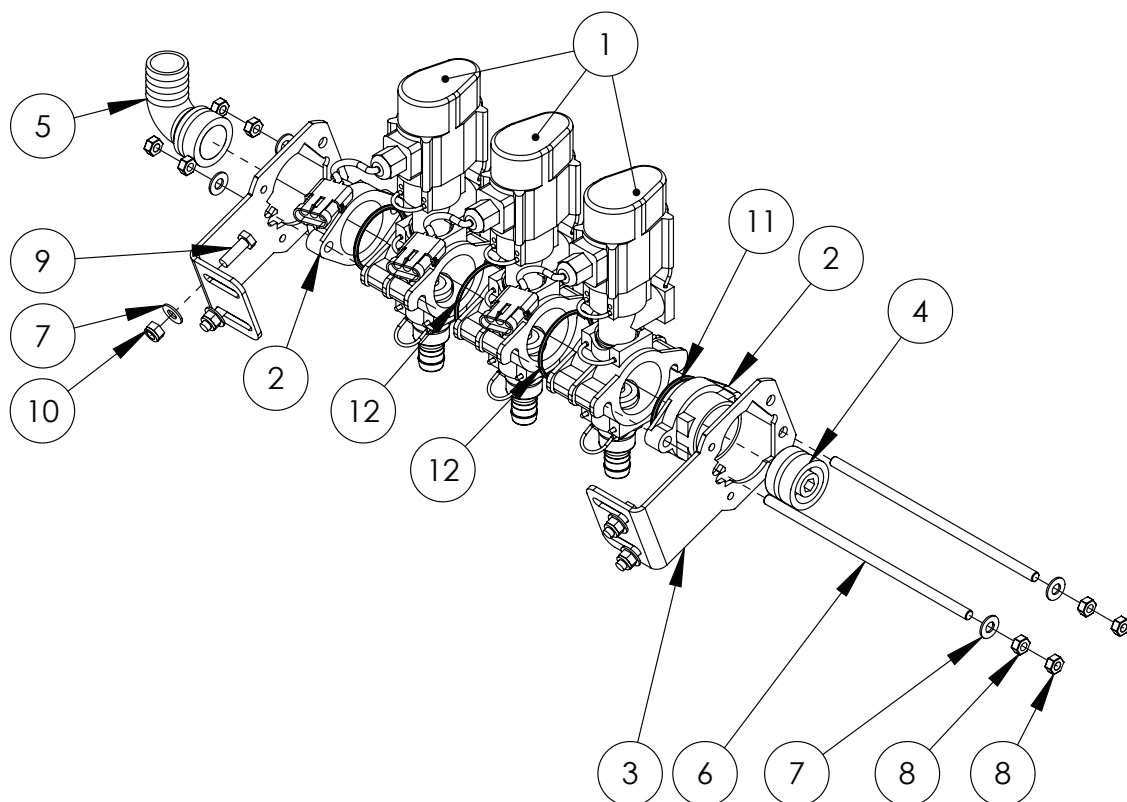
ITEM NO.	PART NUMBER	DESCRIPTION	QTY.
1	GA4658150	Bracket, Oversize sign mount arm, Bolt on, 2011 centre	2
2	GA5009613	Oversize sign, Yellow, Reflective with folded edges	1
3	GA5075160	U bolt, Square top M12 x 76 x 80mm	2
4	GA5000587	Washer 12mm Flat ZP Heavy Duty	4
5	GA5012461	Nut M12 Nyloc ZP	4
6	GA5004883	Washer 8mm Flat ZP Heavy Duty	4
7	GA5052590	Nut M8 Nyloc SS	4
8	GA5003645	Washer, 5/16" ID x 1 1/4" OD, Flat SS	4
9	GA5004713	Bolt M8 x 25 SS	4

Delta Link Locking Plate



ITEM NO.	PART NUMBER	DESCRIPTION	QTY.
1	GA4524140	Locking plate suit adjustable delta link SS	1
2	GA5018245	U Bolt M8 x 50 x 60 Round Top	1
3	GA5052590	Nut M8 Nyloc SS	2
4	GA5003643	Washer 8mm Flat SS Heavy Duty	2

Boom Valve Assembly



ITEM NO	PART NUMBER	DESCRIPTION	QTY.
1	GA5065515	Boom valve, Single, AS24, 3 wire, 3 pin AMP connector, Altek	3
2	GA5065810	End cap, Altek boom valve	2
3	GA5065800	Altek boom valve mounting bracket	2
4	GA5065680	Plug, AS40 male, Altek	1
5	GA5065620	Hose barb, Elbow, 90 degree, AS40 x 33mm hose barb, Altek	1
6	GA5065805	Connecting rod suit 3 bank (303 SS)	2
7	GA5004883	Washer 8mm Flat ZP Heavy Duty	12
8	GA5011499	Nut M8 Hex ZP	8
9	GA5004711	Bolt M8 x 25 ZP GR8.8	4
10	GA5004917	Nut M8 Nyloc ZP	4
11	GA5048385	O ring, 42.5 x 2.62, BS131, suit 2" hose barb	2
12	GA5012507	O-Ring 55.25 x 2.62	2

GA5065805 3 Section connecting rod

GA4562055 4 Section connecting rod

GA4562125 5 Section connecting rod

GA4562050 6 Section connecting rod

GA4562045 7 Section connecting rod

GA4562040 8 Section connecting rod

GA5065740 3 Section Boom Valves

GA5065741 4 Section Boom Valves

GA5065704 5 Section Boom Valves

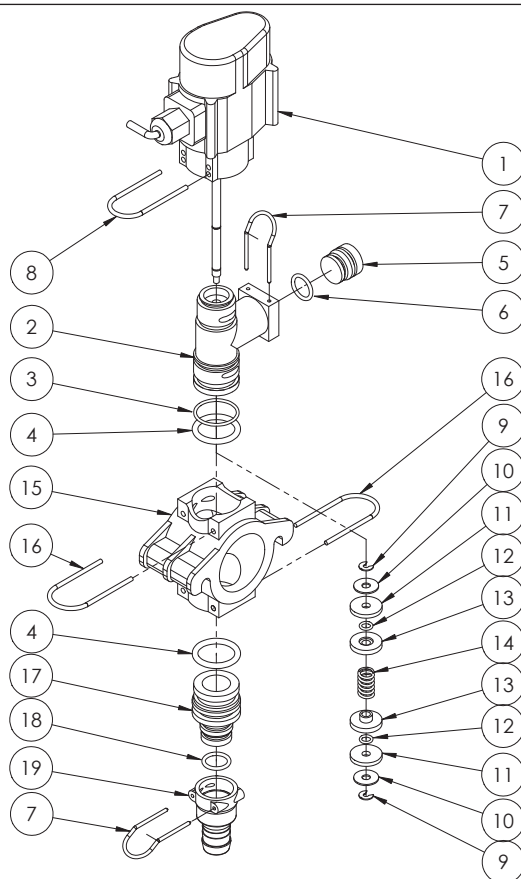
GA5065705 6 Section Boom Valves

GA5065706 7 Section Boom Valves

GA5065710 8 Section Boom Valves

Note: Boom valve assemblies do not come with plumbing fittings.

Boom Valves

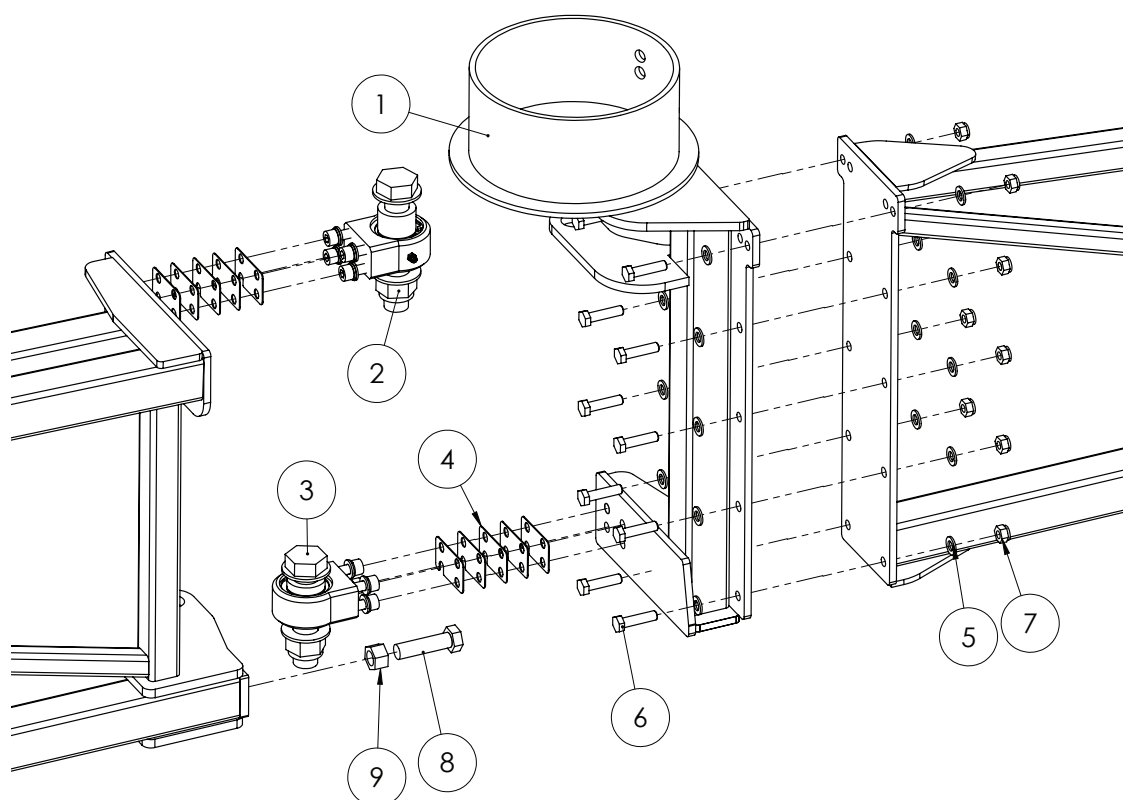


ITEM NO.	PART NUMBER	DESCRIPTION	QTY.
1	GA2000267	Valve body, Boom Valve, Altek, 80364	1
2	GA5065515	Tee body	1
3	GA5053510	O-ring 30 x 2 fmp 75	1
4	GA5065830	O-ring 30 x 4 fmp 75	2
5	GA2000268	Plug, AS24, Altek, 80376	1
6	GA5065840	O ring, 18.0 x 2.5	1
7	GA5065695	AS24 Safety Pin	2
8	GA5073780	Retaining pin, 4 x 26 mm, Quick fit flip top valve, Altek, 47825	1
9	GA5054650	Circlip, Boom Valve, Altek, 80014	2
10	GA5054640	Washer, 17.8 x 6.1 x 1 mm, Boom Valve, Altek, 80323	2
11	GA5054645	Rubber Plunger Seal, Boom Valve, Altek, 80004	2
12	GA5053515	O-ring, seal, 4.34 x 3.53 mm, FPM75, suit boom valve, Altek, 80414	2
13	GA2000264	Plunger spring cap, Boom valve, Altek, 80005	2
14	GA2000265	Plunger spring, Boom valve, Altek, 80322	1
15	GA5065825	Manifold	1
16	GA5065701	Safety pin AS30	2
17	GA5065835	Plug in hose tail AS30/AS24	1
18	GA5065820	O ring, 38 x 3, Suits AS40 plumbing fittings	1
19	GA5065640	Female Hose AS24/20	1

Chapter 14

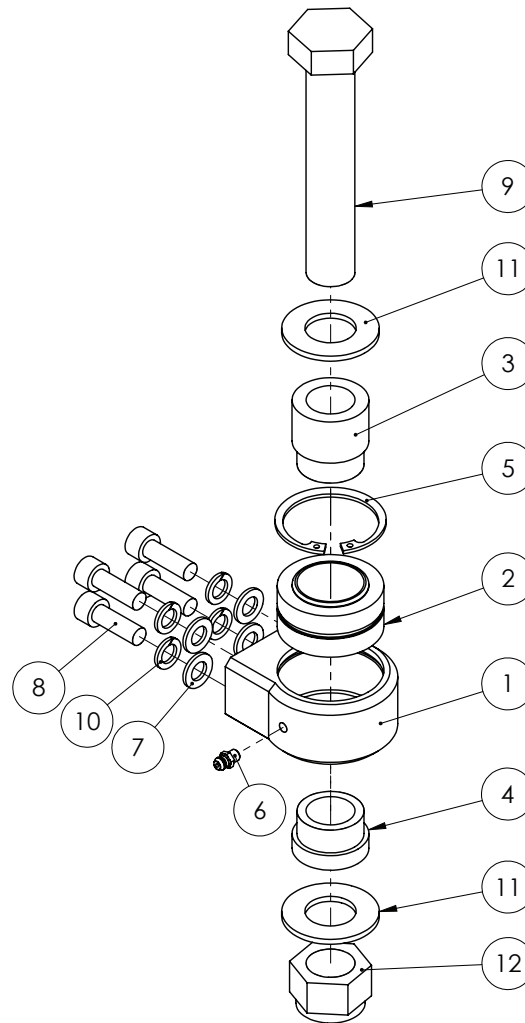
BOOM WING

Cable Drum - Delta



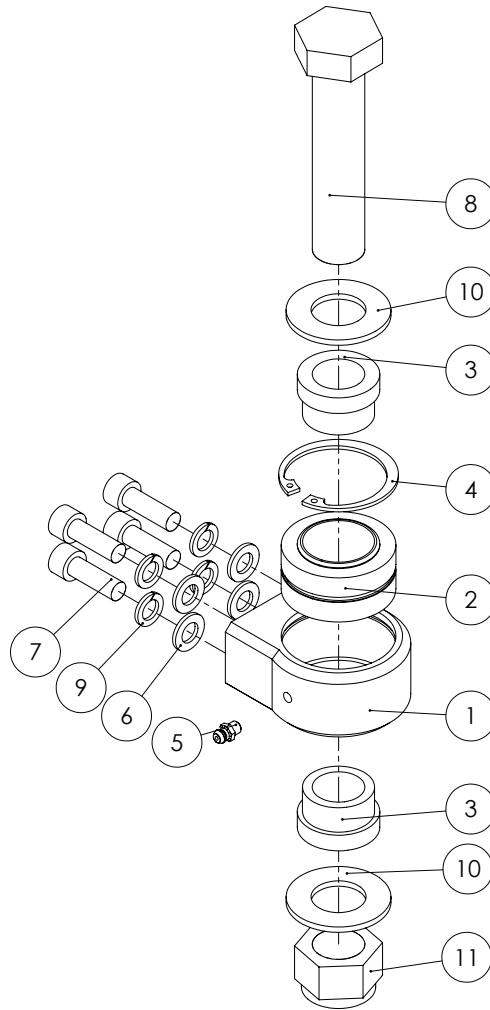
ITEM NO.	PART NUMBER	DESCRIPTION	QTY.
1	GA4657745	12-21m Outer Pivot Assy (Left Hand)	1
2	-	12-21m delta boom top pivot Assembly	1
3	-	12-21m delta boom lower pivot Assembly	1
4	F70771A	Shim, 1mm, Cable drum pivot, 12 - 21m Delta boom	10
5	GA5000117	Washer 10mm Flat SS Heavy Duty	20
6	GA5006071	Bolt M10 x 40 ZP GR10.9	10
7	GA5000141	Nut M10 Nyloc ZP	10
8	GA5000939	Bolt M16 x 60 Black GR8.8	1
9	GA5012385	Nut M16 Hex ZP	1

Cable Drum Top Pivot - Delta



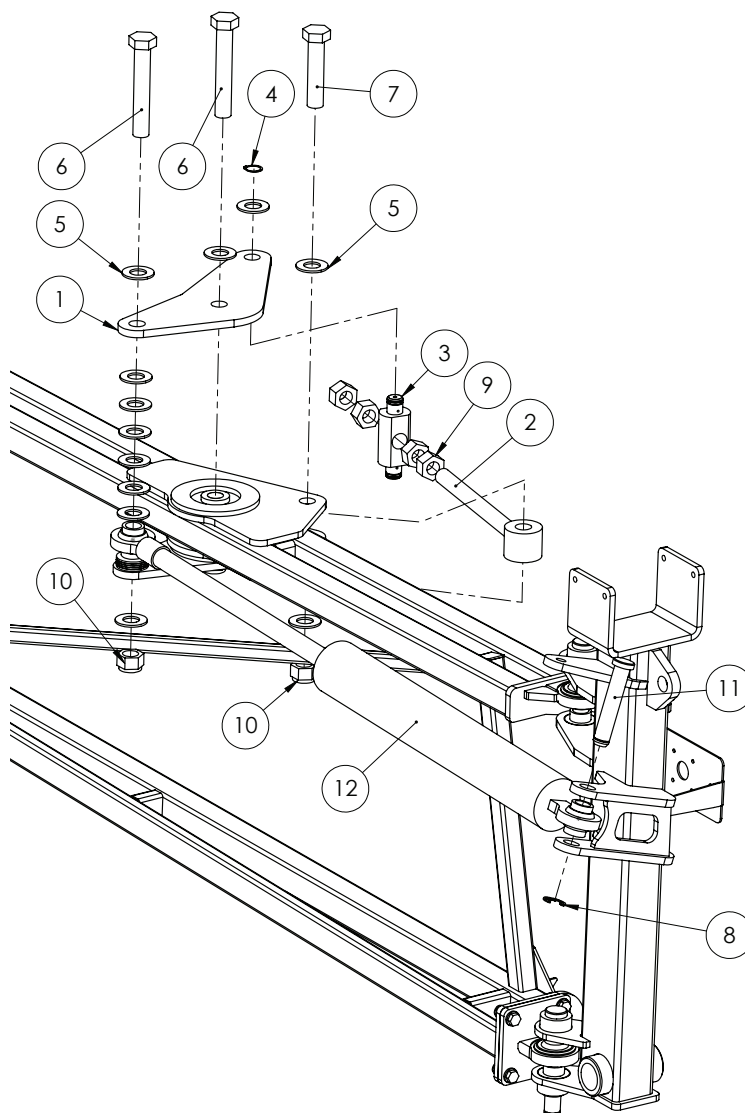
ITEM NO.	PART NUMBER	DESCRIPTION	QTY.
1	MACH0123	12-24m boom hinge block (Bolt on)	1
2	GA5015659	Bearing, Spherical bush, 34.925 ID x 55.663 OD x 30.150mm thick, GEZ34ES2RS	1
3	MACH0119	Short centre pivot bushes (40mm bright)	1
4	DB-ADJ-02	Bush, Short, 40 OD x 25.5 ID x 23.75mm long	1
5	GA5010573	Circlip, Internal, 59 OD unsprung, Suit 55mm bore	1
6	GA5012203	Grease nipple, Short, 1/4" UNF	1
7	GA5000117	Washer 10mm Flat SS Heavy Duty	4
8	GA5020115	SHCS M10 x 30 ZP GR12.9	4
9	GA5006041	Bolt 1" UNF x 5 1/2" ZP GR8	1
10	GA5000137	Washer 10mm Spring SS	4
11	GA5017659	Washer, 1", Flat, ZP, Heavy duty (5mm thick)	2
12	GA5012446	Nut 1" UNF 12 tpi Nyloc ZP	1

Cable Drum Lower Pivot - Delta



ITEM NO.	PART NUMBER	DESCRIPTION	QTY.
1	MACH0123	12-24m boom hinge block (Bolt on)	1
2	GA5015659	Bearing, Spherical bush, 34.925 ID x 55.663 OD x 30.150mm thick, GEZ34ES2RS	1
3	DB-ADJ-02	Bush, Short, 40 OD x 25.5 ID x 23.75mm long	2
4	GA5010573	Circlip, Internal, 59 OD unsprung, Suit 55mm bore	1
5	GA5012203	Grease nipple, Short, 1/4" UNF	1
6	GA5000117	Washer 10mm Flat SS Heavy Duty	4
7	GA5020115	SHCS M10 x 30 ZP GR12.9	4
8	GA5006039	Bolt 1" UNF x 4 1/2" ZP GR8	1
9	GA5000137	Washer 10mm Spring SS	4
10	GA5017659	Washer, 1", Flat, ZP, Heavy duty (5mm thick)	2
11	GA5012446	Nut 1" UNF 12 tpi Nyloc ZP	1

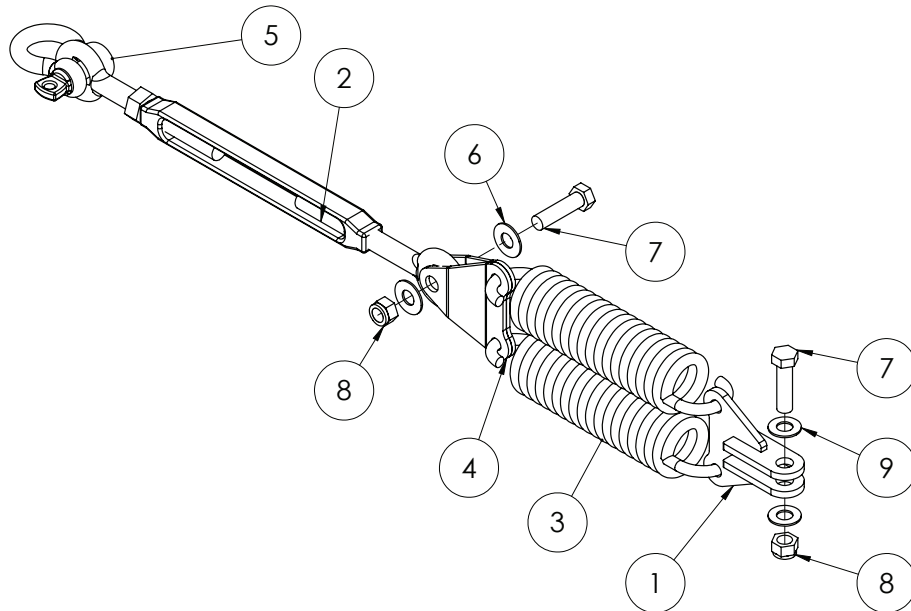
Boom Fold Adjuster - Delta



ITEM NO.	PART NUMBER	DESCRIPTION	QTY.
1	24mk4DB005	Adjuster plate, Fold ram, Trittech boom	2
2	FAB0201	Adjusting bolt, 1" x 280 long thread, Bush one end, Fold ram adjuster, suit up to 24m boom	1
3	24mk4DB006	Bush / pin, Fold ram adjuster nut and bolt retainer	1
4	GA5008519	Circlip, External, 25mm	2
5	GA5017659	Washer, 1", Flat, ZP, Heavy duty (5mm thick)	19
6	GA5006043	Bolt 1" UNF x 6" x 14 TPI ZP GR8	2
7	GA5006039	Bolt 1" UNF x 4 1/2" ZP GR8	1
8	GA5001223	Circlip, 19mm, E type, zinc plated	2
9	GA5010991	Nut 1" UNF 12 tpi ZP	4
10	GA5012445	Nut 1" UNF 14 tpi Nyloc ZP	3
11	GA4572200	Pin, 1" diameter x 132.4 long, With shoulder and circlip groove	1
12	GA5018555	Hydraulic cylinder SLPSP (tld) 2 1/2" x 18" stroke	1
	GA5018557	Hydraulic cylinder SLPSP 2 3/4" bore 18" stroke	

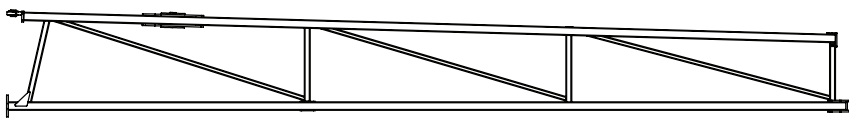
Note: Right hand side shown, all quantites shown are for one side only.

Boom Cable Spring - Delta



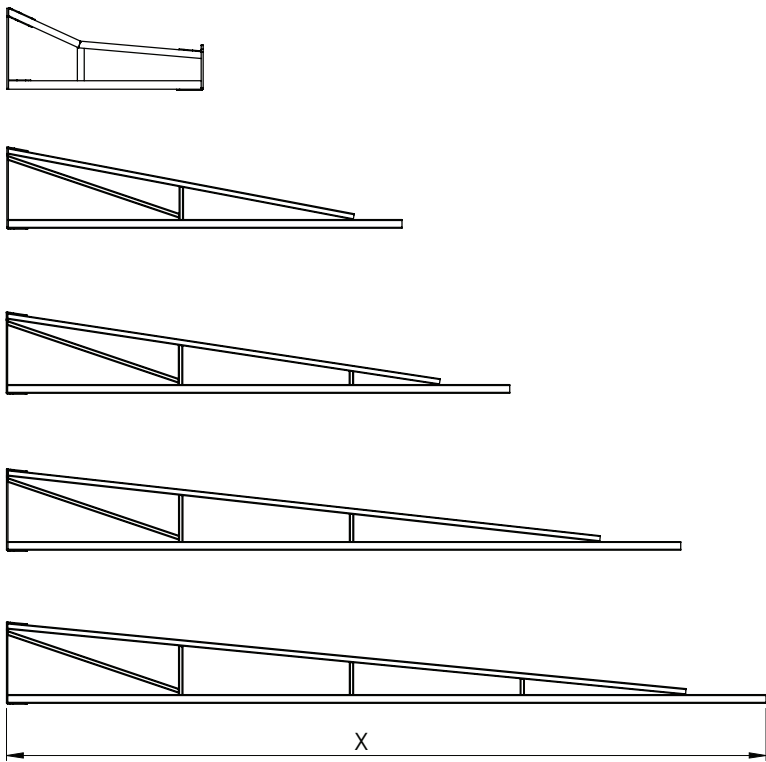
ITEM NO.	PART NUMBER	DESCRIPTION	QTY.
1	GA4658375	Mount, Boom cable spring, Suit 18 - 24 meter Delta boom, 2012	1
2	GA5017061	Turnbuckle, Eye ends, M22 thread & lock nut, Galvanised	1
3	GA5010793	Spring, tension, 70 OD x 329 long x 12mm, large, suit delta boom yaw / cable	2
4	GA4522755	Mount for Delta boom dual spring	2
5	GA5075230	Bow Shackle 13mm WLL 3.25T Black	1
6	GA5001043	Washer 16mm Flat SS HD	2
7	GA5000939	Bolt M16 x 60 Black GR8.8	2
8	GA5001029	Nut M16 Nyloc ZP	2
9	GA5001009	Washer 16mm Flat ZP Heavy Duty	2

Steel Inner Wings - Delta



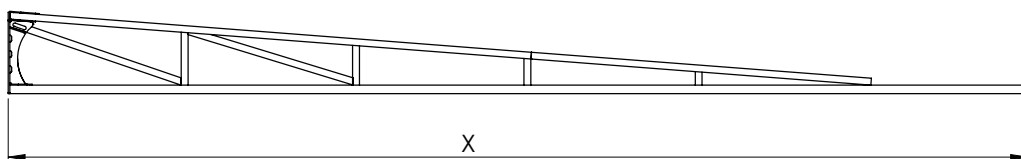
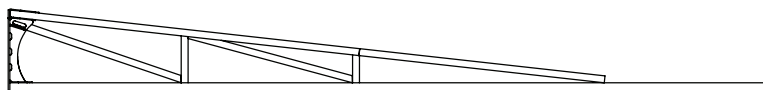
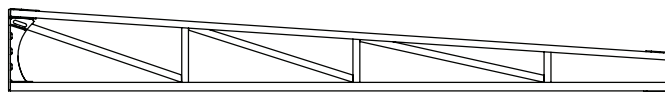
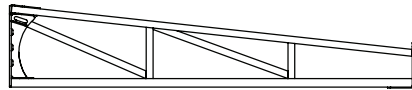
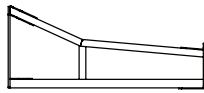
Part Number	Description
GA4657720	18-24m Delta wing Heavy RH (5001mm long)
GA4657725	18-24m Delta wing Heavy LH (5001mm long)

Steel Outer Wings - Delta



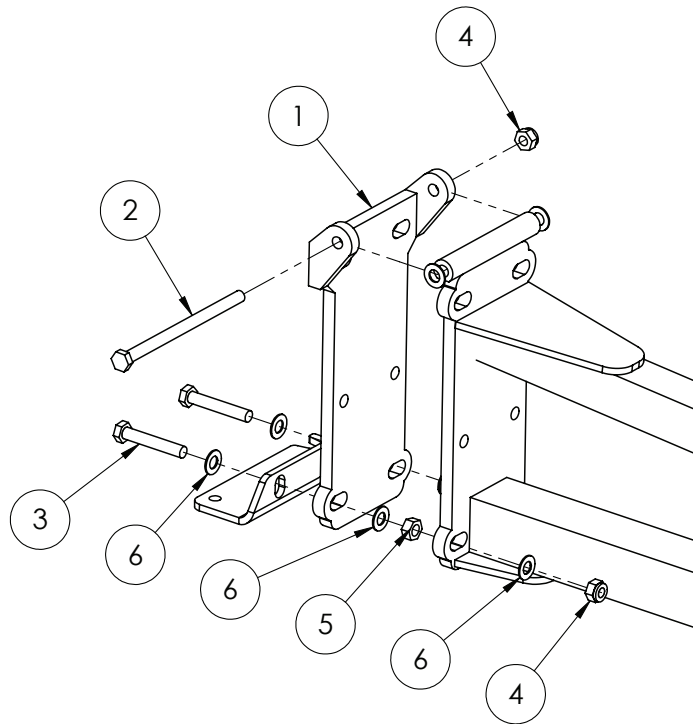
Part Number	Description
GA4655920	18m Delta Mk2.0 steel outer wing (1508mm long)
GA	12m Delta Mk2 steel outer wing (2313mm long)
GA4655925	18m Delta Mk2 steel outer wing (2948mm long)
GA4655928	20m Delta Mk2.0 steel outer wing (3948mm long)
GA4655930	21m Delta Mk2.0 steel outer wing (4448mm long)

Aluminium Outer Wings - Delta



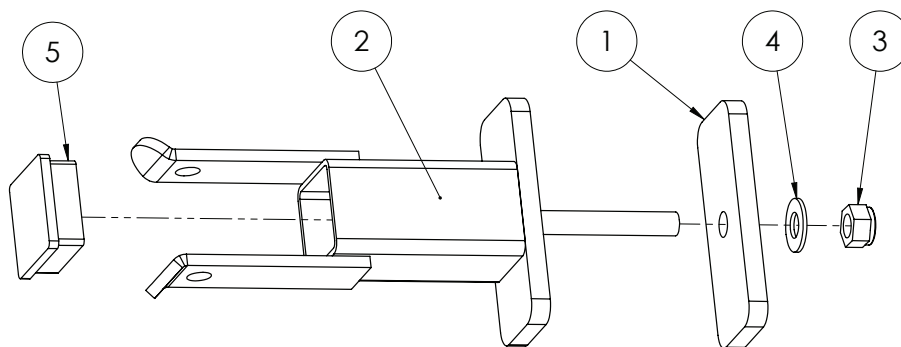
Part Number	Description
GA4656057	Delta 18m aluminium outer wing suit breakaway (1150mm long)
GA4656056	Delta 21m aluminium outer wing suit breakaway (2362mm long)
GA4656055	Delta 24m aluminium outer wing suit breakaway (3862mm long)
GA4657770	Delta 18m aluminium outer wing (4450mm long)
GA4655935	Delta 24m aluminium outer wing (5950mm long)

Flip Over Ends



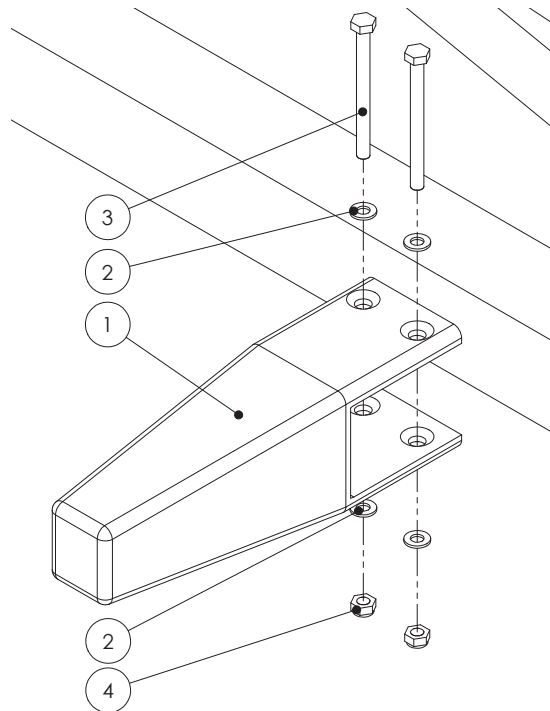
ITEM NO.	PART NUMBER	DESCRIPTION	QTY.
1	GA4656110	Flip over end bracket only	1
2	GA5066910	Bolt M10 x 160 ZP GR8.8	1
3	GA5011175	Bolt M10 x 60 ZP GR8.8	2
4	GA5000141	Nut M10 Nyloc ZP	3
5	GA5012459	Nut M10 Hex ZP	2
6	GA5000115	Washer 10mm Flat SS	10

Flip Over End Saddle



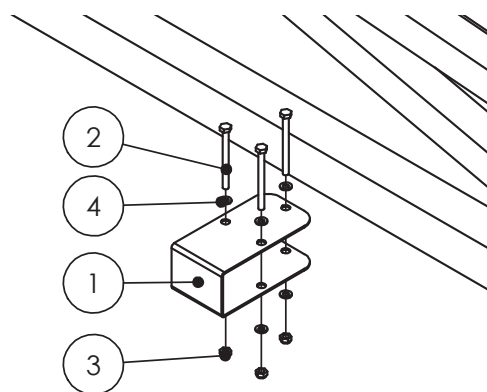
ITEM NO.	PART NUMBER	DESCRIPTION	QTY.
1	FOE-005LAS	Mounting plate	1
2	GA4656310	Boom flipover saddle suit 50mm top cord	1
3	GA5012461	Nut M12 Nyloc ZP	1
4	GA5000577	Washer 12mm Flat SS Heavy Duty	1
5	GA5003783	End cap, Insert, Black, Plastic, 50 x 50 mm	1

Rubber Bump Stop



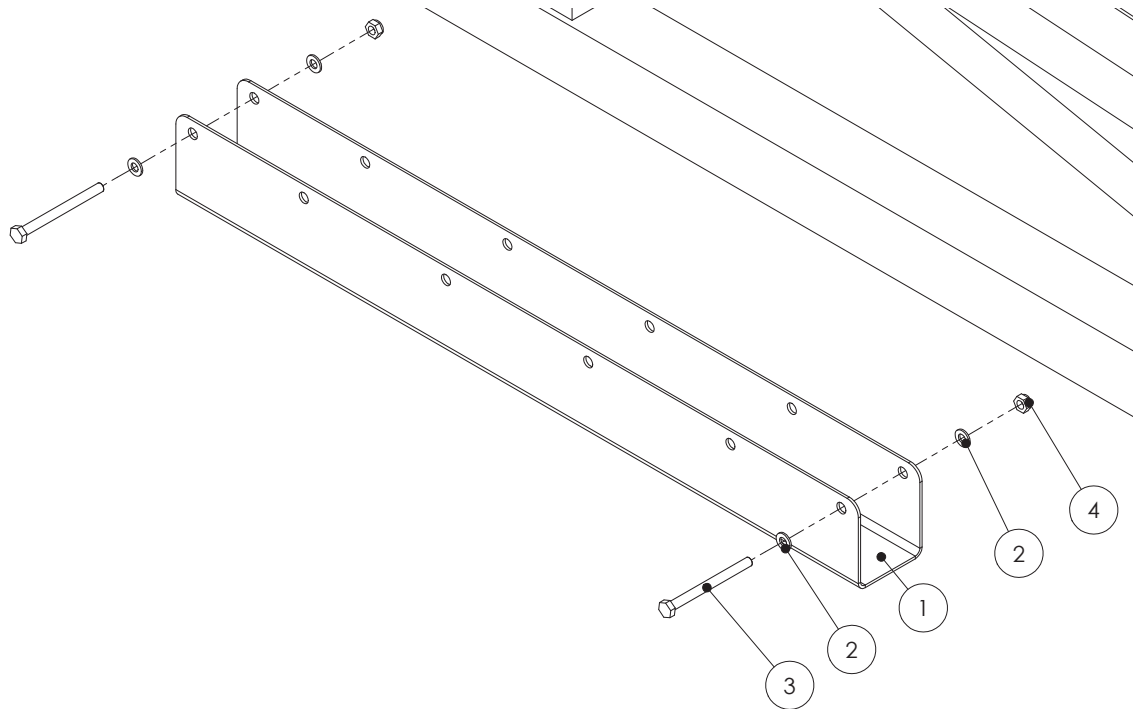
ITEM NO.	PART NUMBER	DESCRIPTION	QTY.
1	GA5006225	Boom stopper, Rubber, 143mm bumper, Suits 50 x 50mm RHS	1
2	GA5004437	Washer 6mm Flat SS	4
3	GA5004103	Bolt M6 x 70 ZP GR8.8	2
4	GA5048115	Nut M6 Nyloc ZP	2

Bump Stop Extension Bracket



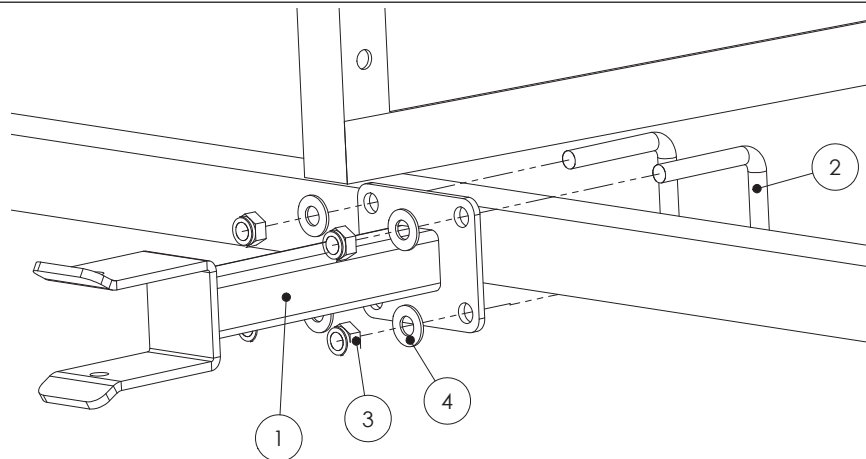
ITEM NO.	PART NUMBER	DESCRIPTION	QTY.
1	GA4522995	Extension bracket Rubber bump stop	1
2	GA5004103	Bolt M6 x 70 ZP GR8.8	3
3	GA5048115	Nut M6 Nyloc ZP	3
4	GA5004437	Washer 6mm Flat SS	6

Boom Protector - Inner - Delta



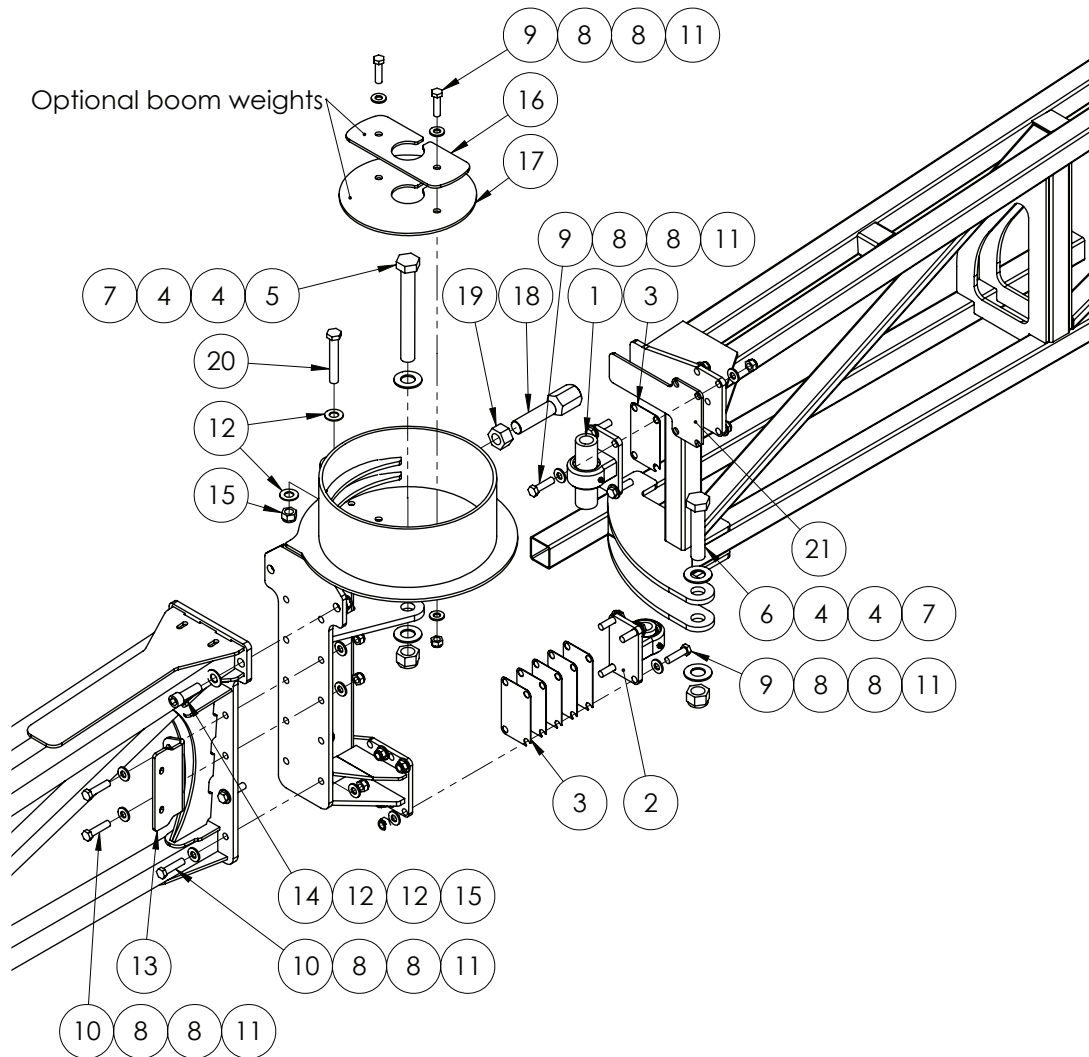
ITEM NO.	PART NUMBER	DESCRIPTION	QTY.
1	F70799A	Protector, Outer wing, Suit 50 x 50 RHS, 600 long, 2mm SS	1
	F70287A	Protector, Outer wing, Suit 50 x 50 RHS, 400 long, 2mm SS	
	F70294A	Protector, Outer wing, Suit 50 x 50 RHS, 200 long, 2mm SS	
2	GA5004437	Washer 6mm Flat SS	4
3	GA5004103	Bolt M6 x 70 ZP GR8.8	2
4	GA5048115	Nut M6 Nyloc ZP	2

Boom Protector - Outer - Delta



ITEM NO.	PART NUMBER	DESCRIPTION	QTY.
1	GA4656284	Delta boom fold saddle suit 50mm top cord	2
2	GA5011251	U Bolt M12 x 52mm x 80mm Square Top	4
3	GA5012461	Nut M12 Nyloc ZP	8
4	GA5000577	Washer 12mm Flat SS Heavy Duty	8

Cable Drum - TriTech



ITEM NO.	PART NUMBER	DESCRIPTION	QTY.
1	-	See next page for cable drum part numbers	-
2	GA4932342	Bearing pivot kit, Upper, Suit Trittech cable drum hinge	1
3	DB-ADJ-16LAS	Shim, cable drum pivot, SS, 1mm	6
4	GA5017681	Washer 1" x 2" x 7g Flat Thin SS	4
5	GA5006151	Bolt 1" UNF x 8" x 12 TPI ZP GR8	1
6	GA5006039	Bolt 1" UNF x 4 1/2" ZP GR8	1
7	GA5012446	Nut 1" UNF 12 tpi Nyloc ZP	2
8	GA5000577	Washer 12mm Flat SS Heavy Duty	40
9	GA5000327	Set Screw M12 x 45 ZP GR8.8	10
10	GA5012461	Nut M12 Nyloc ZP	20
11	GA5001009	Washer 16mm Flat ZP Heavy Duty	6
12	GA4932343	Bearing pivot kit, Lower Trittech cable drum hinge	1
13	GA4522725	Boom hose mount plate outer	1
14	GA5000935	SHCS M16 x 50 ZP GR12.9	2
15	GA5001029	Nut M16 Nyloc ZP	3

Continued over page

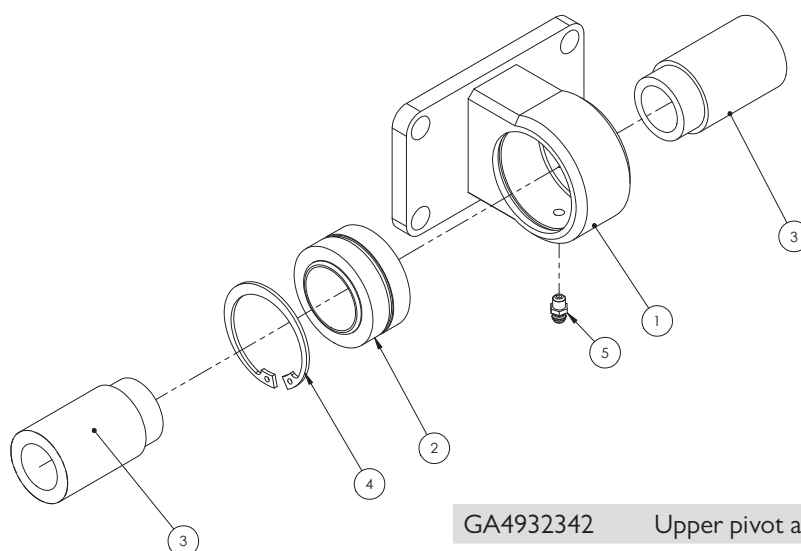
Cable Drum - TriTech

ITEM NO.	PART NUMBER	DESCRIPTION	QTY.
16	GA5011239	Bolt, M12 x 50, ZP GR 8.8	10
17	GA4504535	Boom weight, Cable drum disc, 0.806 kg	1
18	GA4504530	Boom weight, Cable drum disc, 1.792 kg	1
19	GA4572495	Bolt 1" UNF 12 TPI Boom drum stopper	1
20	GA5010991	Nut 1" UNF 12 tpi ZP	1
21	GA5011269	Bolt M16 x 100 ZP GR8.8	1
22	GA4524690	Wear plate Upper boom top MY13 SS	1

Cable Drum - TriTech

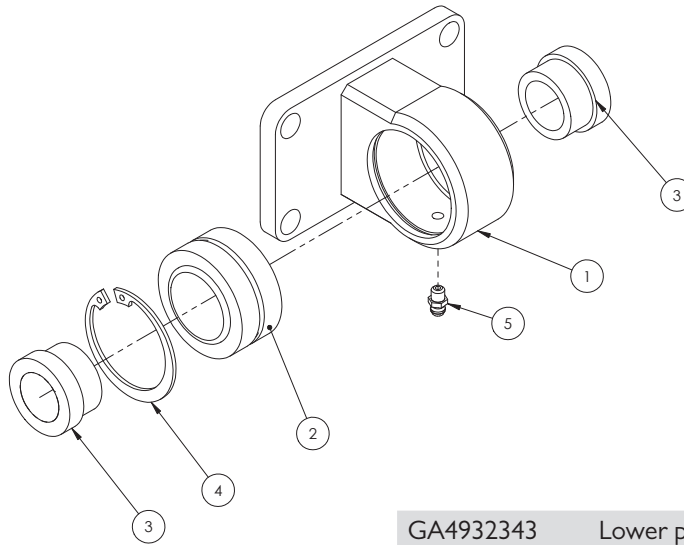
Part No	Description	Qty
GA4659580	Cable drum, Boom hinge, Right side, TriTech, MY13	1
GA4659585	Cable drum, Boom hinge, Left side, TriTech, MY13	1
GA4659600	Boom drum hinge OFFSET 24+ RH MY13	1
GA4659605	Boom drum hinge OFFSET 24+ LH MY13	1

Cable Drum Top Pivot - TriTech



ITEM NO.	PART NUMBER	DESCRIPTION	QTY.
1	GA4656190	Boom hinge bearing Mount 24+	1
2	GA5015659	Bearing, Spherical bush, 34.925 ID x 55.663 OD x 30.150mm thick, GEZ34ES2RS	1
3	DB-ADJ-13	Bush, Stepped, 25.5 ID x 40 OD x 69.75mm long	2
4	GA5010573	Circlip, Internal, 59 OD unsprung, Suit 55mm bore	1
5	GA5012203	Grease nipple, Short, 1/4" UNF	1

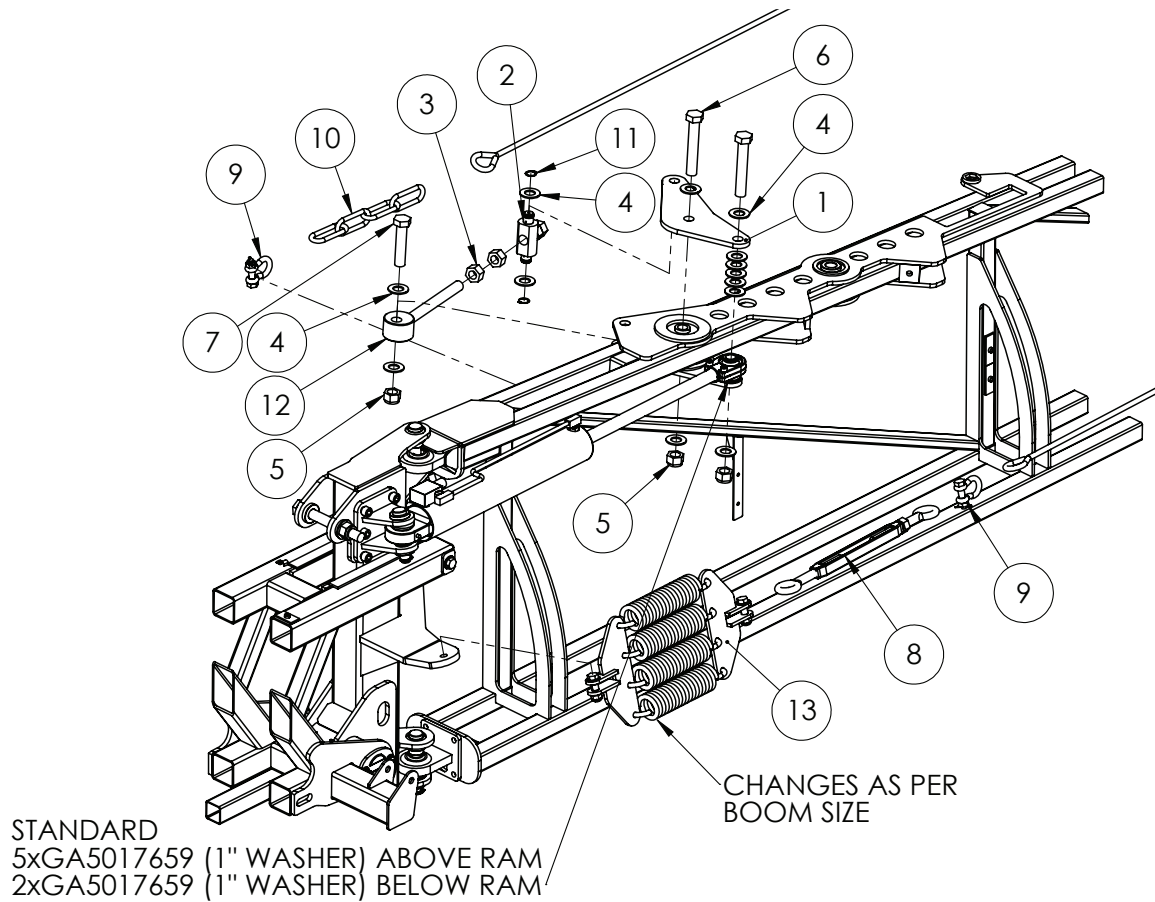
Cable Drum Lower Pivot - TriTech



GA4932343 Lower pivot assembly

ITEM NO.	PART NUMBER	DESCRIPTION	QTY.
1	GA4656190	Boom hinge bearing Mount 24+	1
2	GA5015659	Bearing, Spherical bush, 34.925 ID x 55.663 OD x 30.150mm thick, GEZ34ES2RS	1
3	DB-ADJ-02	Bush, Short, 40 OD x 25.5 ID x 23.75mm long	2
4	GA5010573	Circlip, Internal, 59 OD unsprung, Suit 55mm bore	1
5	GA5012203	Grease nipple, Short, 1/4" UNF	1

Boom Fold Adjuster - TriTech

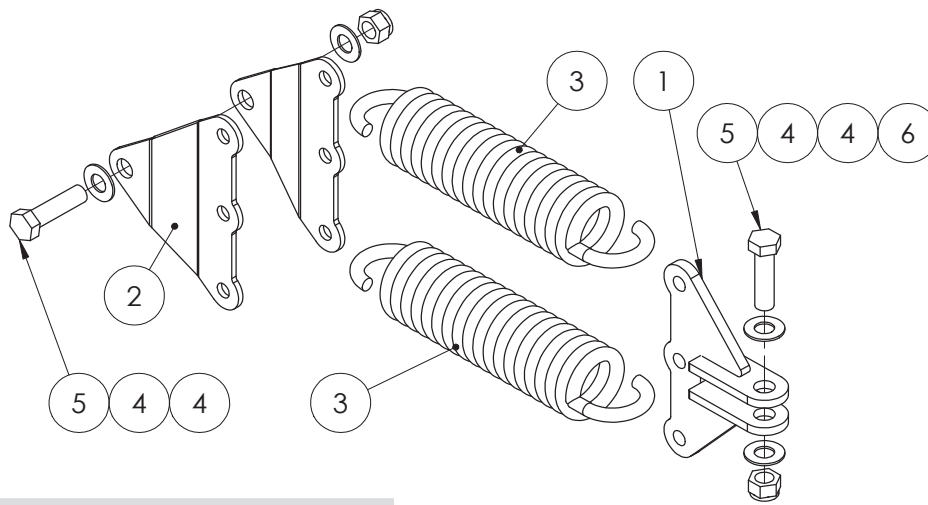


ITEM NO.	PART NUMBER	DESCRIPTION	QTY.
1	24mk4DB005	Adjuster plate, Fold ram, TriTech boom	2
2	24mk4DB006	Bush / pin, Fold ram adjuster nut and bolt retainer	1
3	GA5010991	Nut 1" UNF 12 tpi ZP	4
4	GA5017659	Washer, 1", Flat, ZP, Heavy duty (5mm thick)	15
5	GA5012445	Nut 1" UNF 14 tpi Nyloc ZP	3
6	GA5006043	Bolt 1" UNF x 6" x 14 TPI ZP GR8	2
7	GA5006039	Bolt 1" UNF x 4 1/2" ZP GR8	1
8	GA5017061	Turnbuckle, Eye ends, M22 thread & lock nut, Galvanised	1
9	GA5000669	Bow shackle, 13mm, Galvanised	2
10	GA5065020	Chain 11mm Long link grade 100 rated 3 tonne	4
11	GA5008519	Circlip, External, 25mm	2
12	GA5070775	Boom fold adjuster eyelet bolt, HD MY13	1
13	GA4905665	Cable Spring Mount 36m MY13	1
	GA4535360	Shim, 5mm, Delta boom rose joint	*
-	GA4535355	Shim, 3mm, Delta boom rose joint	*
	GA4535285	Shim, 1mm, Lower rose end, Delta boom	*

Boom Cables - TriTech

ITEM NO.	PART NUMBER	DESCRIPTION	QTY.
	GA5000073	Cable - Lengths: TriTech 24-30mt - 12450mm TriTech 24-30mt Bi Fold- 10420mm TriTech 36mt - 15370mm TriTech 36mt Bi Fold - 13360mm	2
	GA5000215	Cable End Eyelet	4
	GA5005391	Cable Ferrule	4

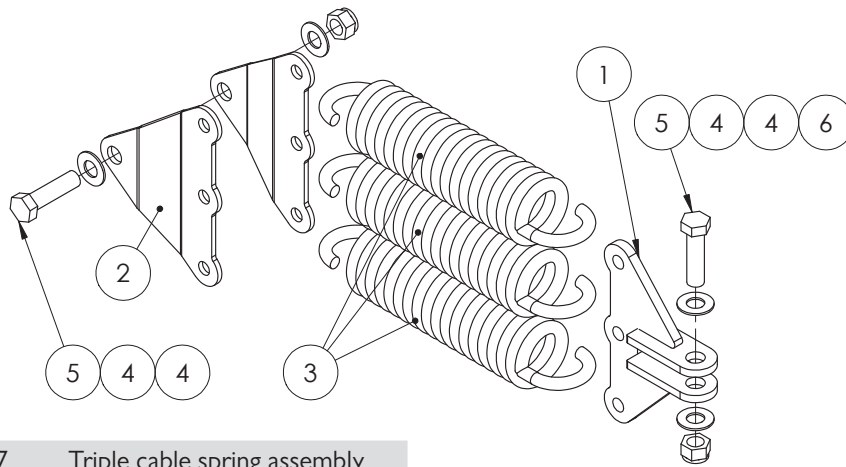
Boom Cable Spring - Suit 24m TriTech



GA4903057 Twin spring assembly

ITEM NO.	PART NUMBER	DESCRIPTION	QTY.
1	GA4656230	Mount, Boom cable spring, Suit 24 - 33 meter TriTech boom	1
2	F70057A	3 spring mounting plate suit delta boom	2
3	GA5010793	Spring, tension, 70 OD x 329 long x 12mm, large, suit delta boom yaw / cable	2
4	GA5001009	Washer 16mm Flat ZP Heavy Duty	4
5	GA5000939	Bolt M16 x 60 Black GR8.8	2
6	GA5001029	Nut M16 Nyloc ZP	2

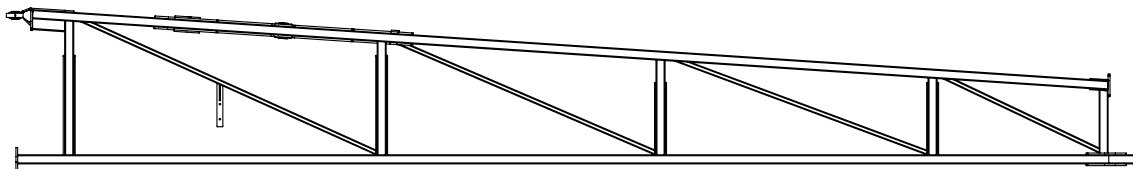
Boom Cable Spring - Suit 28-30m TriTech



GA4903067 Triple cable spring assembly

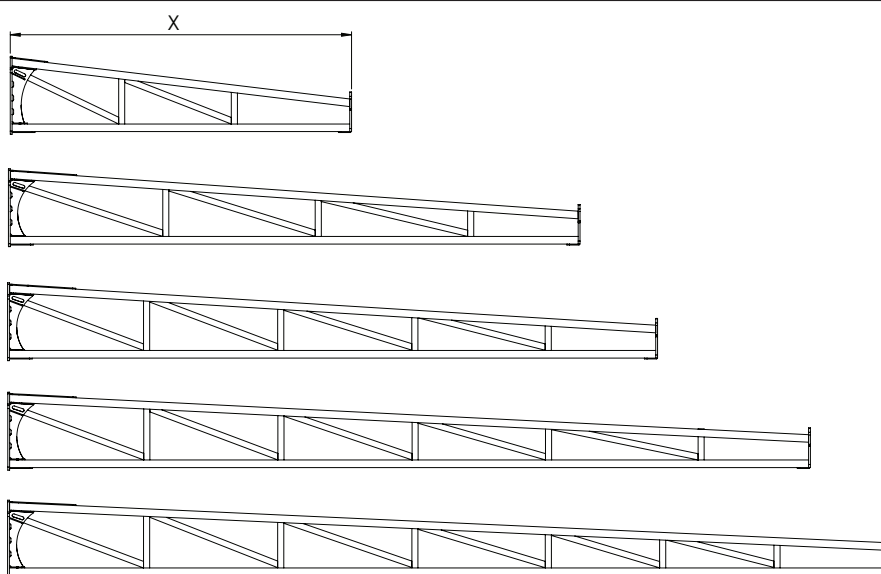
ITEM NO.	PART NUMBER	DESCRIPTION	QTY.
1	GA4656230	Mount, Boom cable spring, Suit 24 - 33 meter TriTech boom	1
2	F70057A	3 spring mounting plate suit delta boom	2
3	GA5010793	Spring, tension, 70 OD x 329 long x 12mm, large, suit delta boom yaw / cable	3
4	GA5001009	Washer 16mm Flat ZP Heavy Duty	4
5	GA5000939	Bolt M16 x 60 Black GR8.8	2
6	GA5001029	Nut M16 Nyloc ZP	2

Steel Inner Wings - TriTech



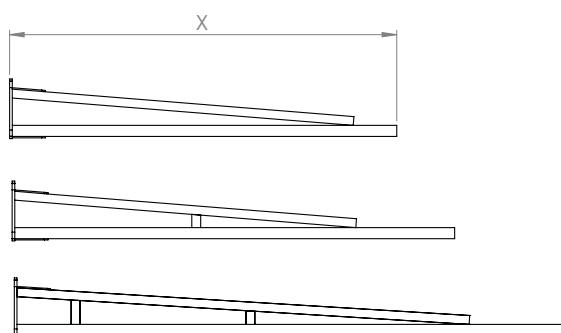
Part Number	Description
GA4656780	24-30M Boom inner Bi-Fold RH
GA4656785	24-30M Boom inner Bi-Fold LH
GA4656790	36M Boom inner Bi-Fold RH
GA4656795	36M Boom inner Bi-Fold LH

Aluminium Outer Wings - TriTech



Part Number	Description
GA4656054	24m Outer boom section(2239mm Long)
GA4656051	24m Outer boom section(3749mm Long)
GA4656061	28m Outer boom section(4264mm Long)
GA4656066	30m Outer boom section(5265mm Long)
GA4656071	33m Outer boom section(5764mm Long)

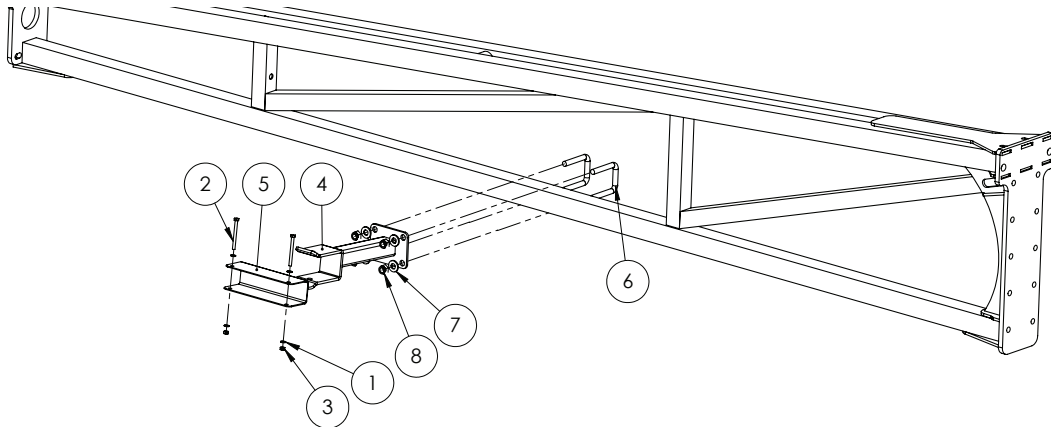
Aluminium Break Away Tip



Part Number	Description
GA4656122	Boom breakaway end - 1750mm
GA4656120	Boom breakaway end - 2000mm
GA4656121	Boom breakaway end - 2500mm

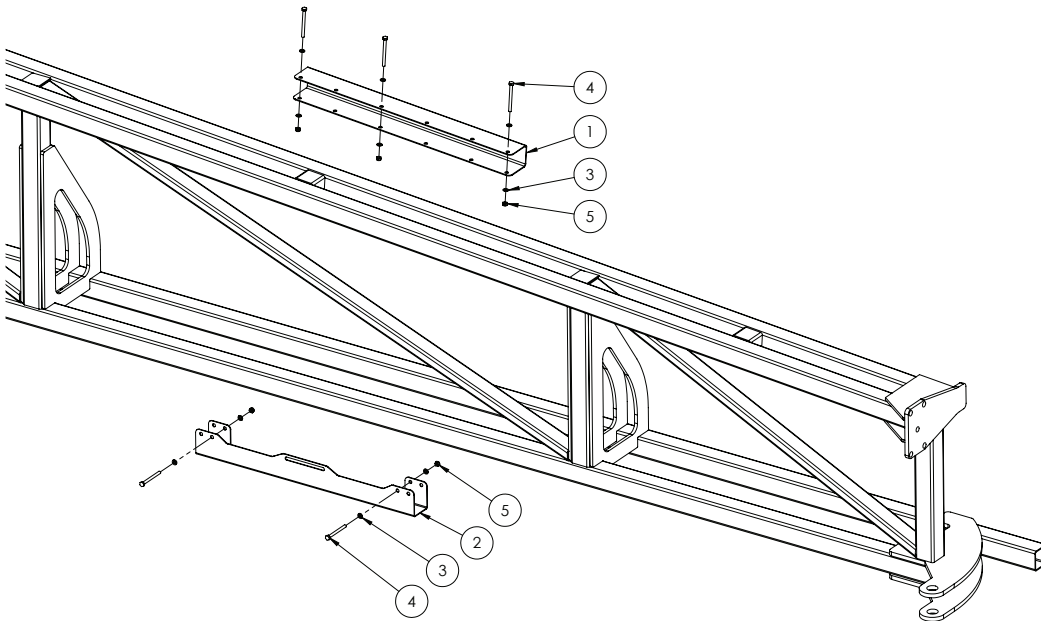
Continued over page

Boom Protector Assembly - Outer - TriTech



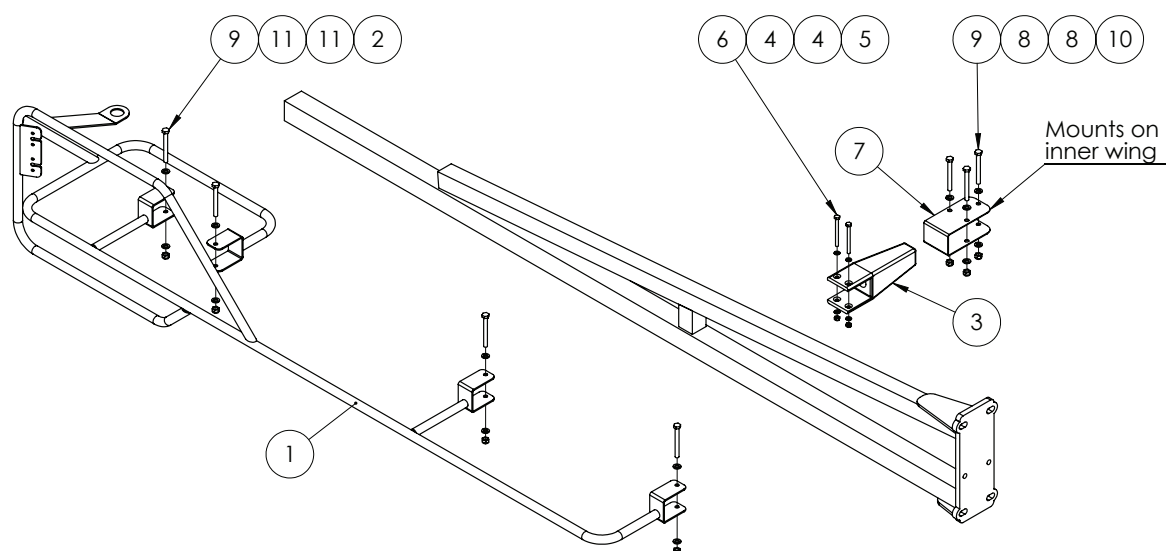
ITEM NO.	PART NUMBER	DESCRIPTION	QTY.
1	GA5004437	Washer 6mm Flat SS	4
2	GA5004107	Bolt M6 x 70 ZP GR8.8	2
3	GA5048115	Nut M6 Nyloc ZP	2
4	GA4656277	Support bracket, Folded boom wing, TriTech	1
5	F70294A	Boom wing protector Suit 50 x 50, 200mm long (2mm SS)	1
6	GA5011251	U Bolt M12 x 52mm x 80mm Square Top	2
7	GA5000587	Washer 12mm Flat ZP Heavy Duty	4
8	GA5012461	Nut M12 Nyloc ZP	4

Boom Protector Assembly - Inner - TriTech



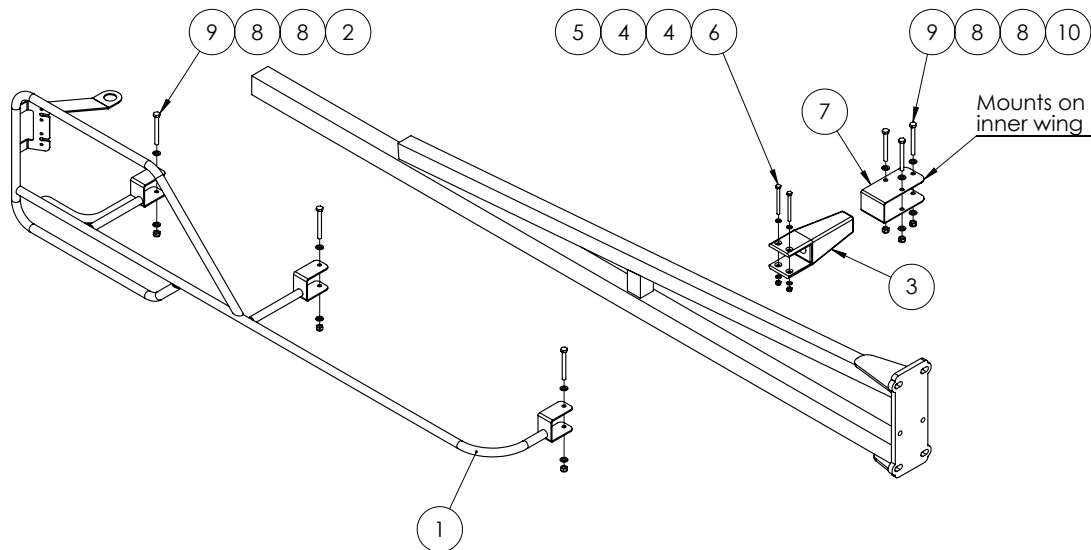
ITEM NO.	PART NUMBER	DESCRIPTION	QTY.
1	F70799A	Protector, Outer wing, Suit 50 x 50 RHS, 600 long, 2mm SS	1
2	GA4505005	Boom Slide Protector SS with cutout 2013	1
3	GA5004437	Washer 6mm Flat SS	10
4	GA5004107	Bolt M6 x 70 ZP GR8.8	5
5	GA5048115	Nut M6 Nyloc ZP	5

Fence Line End Protector - Standard



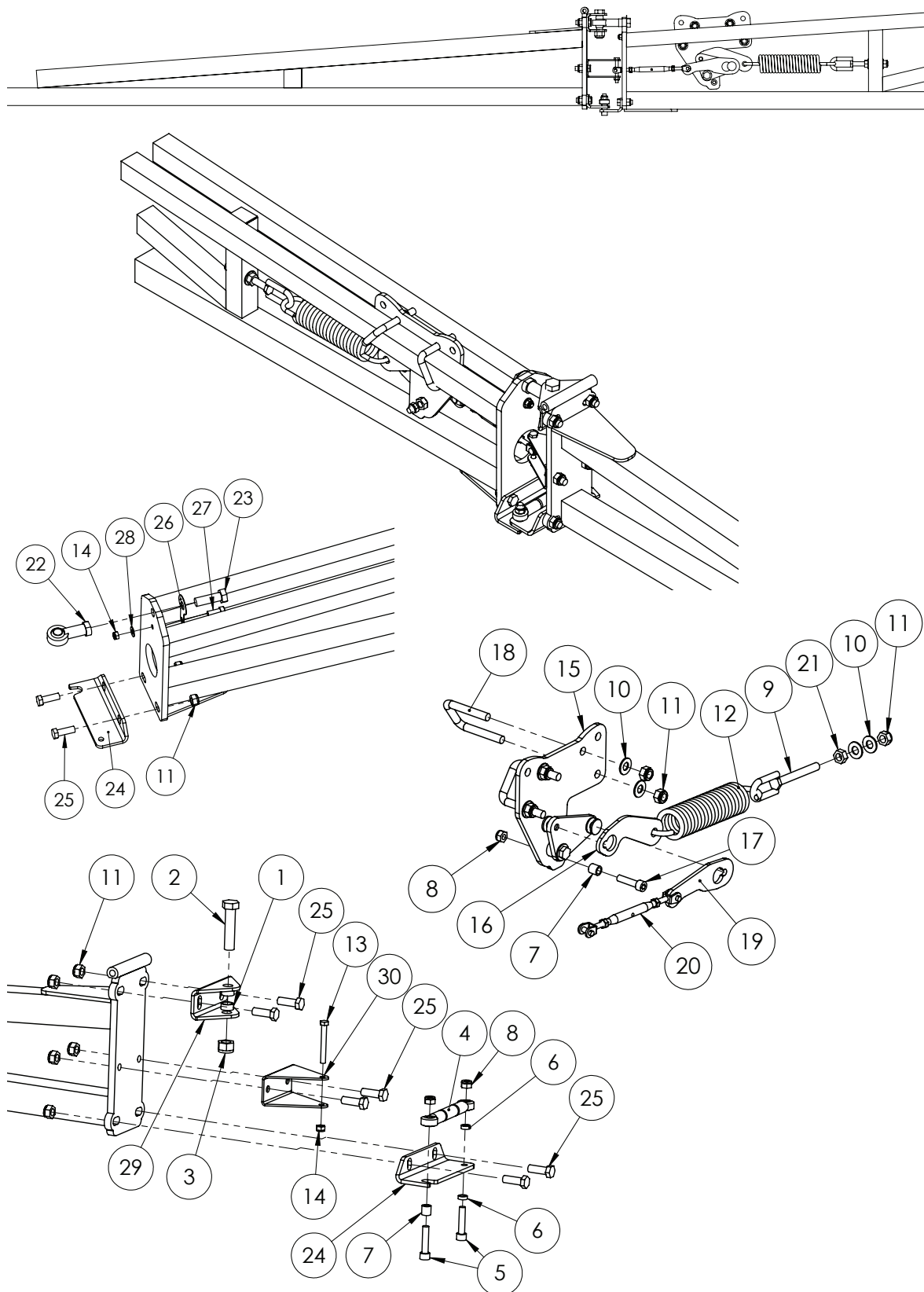
ITEM NO.	PART NUMBER	DESCRIPTION	QTY.
1	GA4656314	Boom end protector, Right Hand	1
	GA4656315	Boom end protector, Left Hand	
2	GA5004917	Nut M8 Nyloc ZP	4
3	GA5006225	Boom stopper, Rubber, 143mm bumper, Suits 50 x 50mm RHS	1
	GA5006226	Boom stopper, Rubber, 210mm bumper, Suits 50 x 50mm RHS	
4	GA5004437	Washer 6mm Flat SS	4
5	GA5048115	Nut M6 Nyloc ZP	2
6	GA5004107	Bolt M6 x 70 ZP GR8.8	2
7	GA4522995	Extension bracket Rubber bump stop	1
8	GA5048115	Nut M6 Nyloc ZP	6
9	GA5052600	Bolt M8 x 75 SS	7
10	GA5052590	Nut M8 Nyloc SS	3
11	GA5003643	Washer 8mm Flat SS Heavy Duty	8

Fence Line End Protector - Quick Fit



ITEM NO.	PART NUMBER	DESCRIPTION	QTY.
1	GA4656316	Boom End Protector easy fit Right Hand	1
	GA4656317	Boom End Protector easy fit Left Hand	
2	GA5004917	Nut M8 Nyloc ZP	3
3	GA5006225	Boom stopper, Rubber, 143mm bumper, Suits 50 x 50mm RHS	1
	GA5006226	Boom stopper, Rubber, 210mm bumper, Suits 50 x 50mm RHS	
4	GA5004437	Washer 6mm Flat SS	4
5	GA5048115	Nut M6 Nyloc ZP	2
6	GA5004107	Bolt M6 x 70 ZP GR8.8	2
7	GA4522995	Extension bracket Rubber bump stop	1
8	GA5003643	Washer 8mm Flat SS Heavy Duty	12
9	GA5052600	Bolt M8 x 75 SS	6
10	GA5052590	Nut M8 Nyloc SS	3

Three Dimensional Breakaway

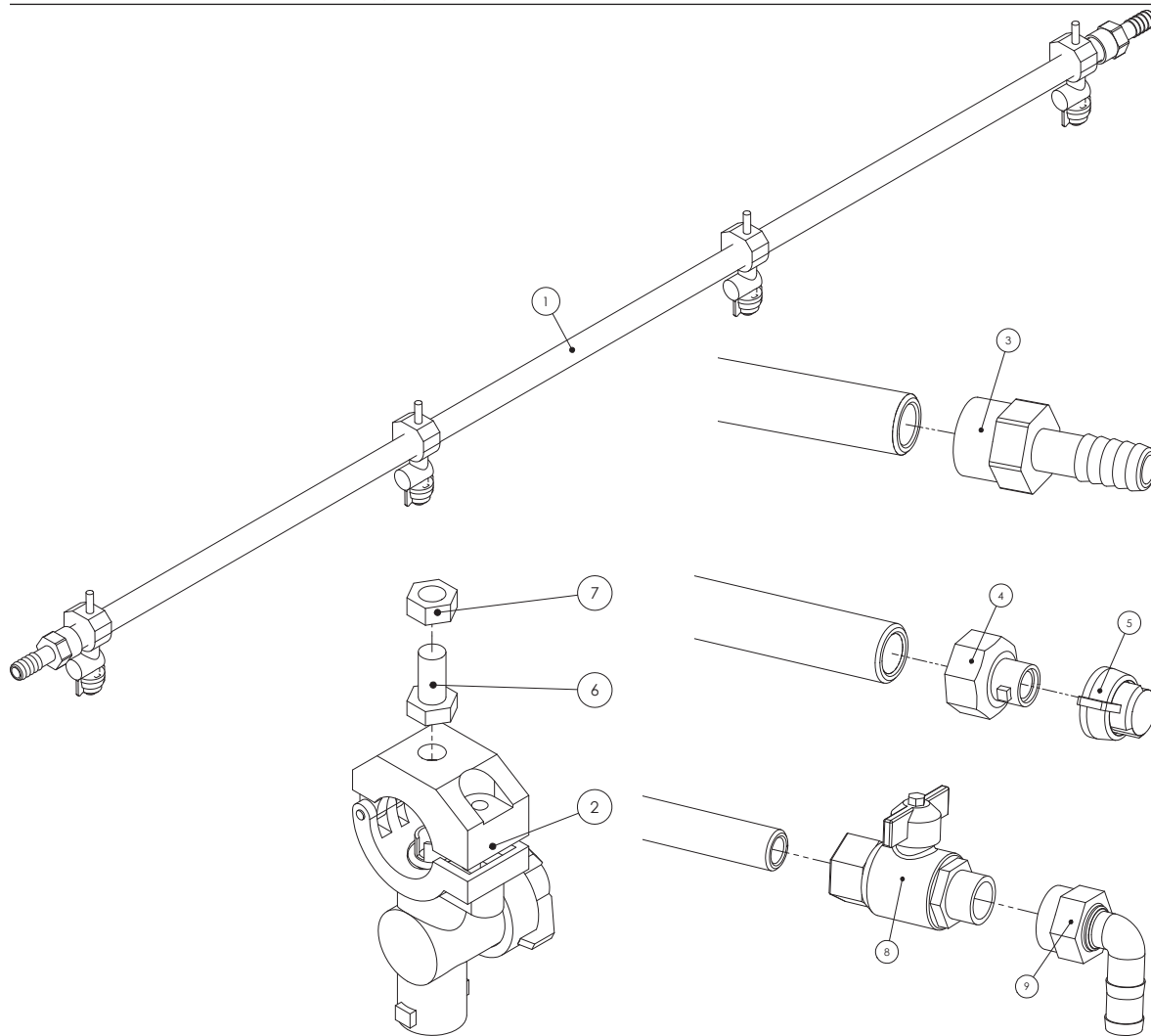


GA490206I Three Dimensional Breakaway

Three Dimensional Breakaway

ITEM NO	PART NUMBER	DESCRIPTION	QTY
1	GA4552070	Crush Tube, 16.2 ID, 20.5 OD, 9.5mm long	2
2	GA5000949	Bolt M16 x 70 ZP GR8.8	1
3	GA5001029	Nut M16 Nyloc ZP	1
4	GA4902060-3	Rod end assembly, Breakaway MK3	1
5	GA5011183	SHCS M10 x 45 GR 12.9	2
6	GA4552080	Crush tube, 10.2 ID x 15 OD x 5mm long	2
7	GA4552075	Crush tube, 10.2 ID x 15 OD x 15mm long	2
8	GA5000141	Nut M10 Nyloc ZP	3
9	GA5008545	Eye bolt, Bolt M12 x 100, Eye 63mm x 18mm	1
10	GA5000587	Washer 12mm Flat ZP Heavy Duty	6
11	GA5012461	Nut M12 Nyloc ZP	13
12	GA5016605	Spring, tension, 51.5 OD x 260 Long x 8mm, Breakaway	1
13	GA5011489	Bolt M8 x 60 ZP GR8.8	1
14	GA5004917	Nut M8 Nyloc ZP	2
15	-	Boom breakaway locking mechanism	1
16	GA4532565	Plate, Breakaway spring, MK3	1
17	GA5006141	SHCS M10 x 40 ZP GR12.9	1
18	GA5011251	U Bolt M12 x 52mm x 80mm Square Top	2
19	GA4532590	Plate, Breakaway turnbuckle, MK3	1
20	GA5066930	Turnbuckle, female clevis, stainless steel, M8	1
21	GA5000559	Nut M12 Hex ZP	1
22	GA5014469	Rod end, Ball 16 ID, M16 female thread	1
23	GA5000931	Bolt M16 x 50 ZP GR8.8	1
24	GA4502105	Bracket, Lower hinge, Breakaway MK3	2
25	GA5000311	Set screw, M12 x 35, ZP GR 8.8	8
26	GA4522485	Plate, Rose end locking, Breakaway Mk3	1
27	GA5004717	SHCS M8 x 30 ZP	1
28	GA5004883	Washer 8mm Flat ZP Heavy Duty	1
29	GA4502095	Bracket, Rod end clevis, Breakaway MK3	1
30	GA4502100	Bracket, Turnbuckle clevis, Breakaway MK3	1

Boom Line Plumbing

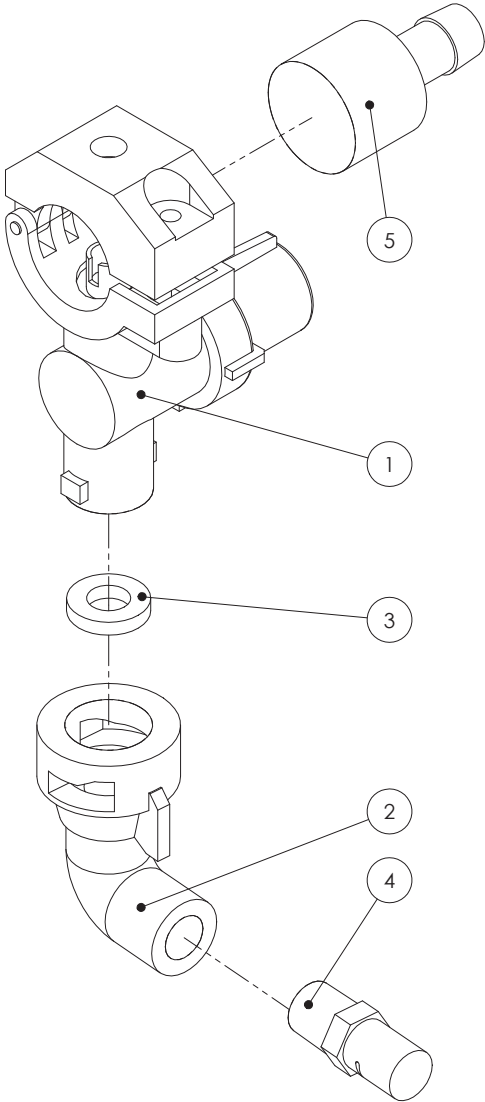


ITEM NO	PART NUMBER	DESCRIPTION	QTY
1	GA5018273	Boom line, Poly, 3/4", 1600 long, No holes	*
	GA5018275	Boom line, Poly, 3/4", 2100 long, No holes	*
	GA5018279	Boom line, Poly, 3/4", 2600 long, No holes	*
	GA5018281	Boom line, Poly, 3/4", 3100 long, No holes	*
2	GA5077964	Nozzle body, Single, 3/4", Teejet, QJ17560A-3/4-NYB	*
3	GA5077743	Hose barb, Straight, 3/4 female x 3/4 hose, Banjo, HBF075	*
4	GA5076904	Adapter, Boom flush, 3/4 female quick fitting, 400278	*
5	GA5076594	Nozzle shut off cap & washer, Teejet, 114447-1-CELR, Replaces (19843-NYR)	*
6	GA5052595	Bolt, M8 x 20, SS	*
7	GA5070710	Nut with flange, Plastic, M8 x 1.25	*
	GA5004917	Nut M8 Nyloc ZP	*
8	GA5018315	Valve, Ball, 20mm male & female thread, Black Butterfly handle	*
9	GA5077746	Hose barb, Elbow, 90 degree, 3/4 female thread x 3/4 hose, Banjo, HBF075-90	*

* Quantities will vary depending on boom size and number of sections.

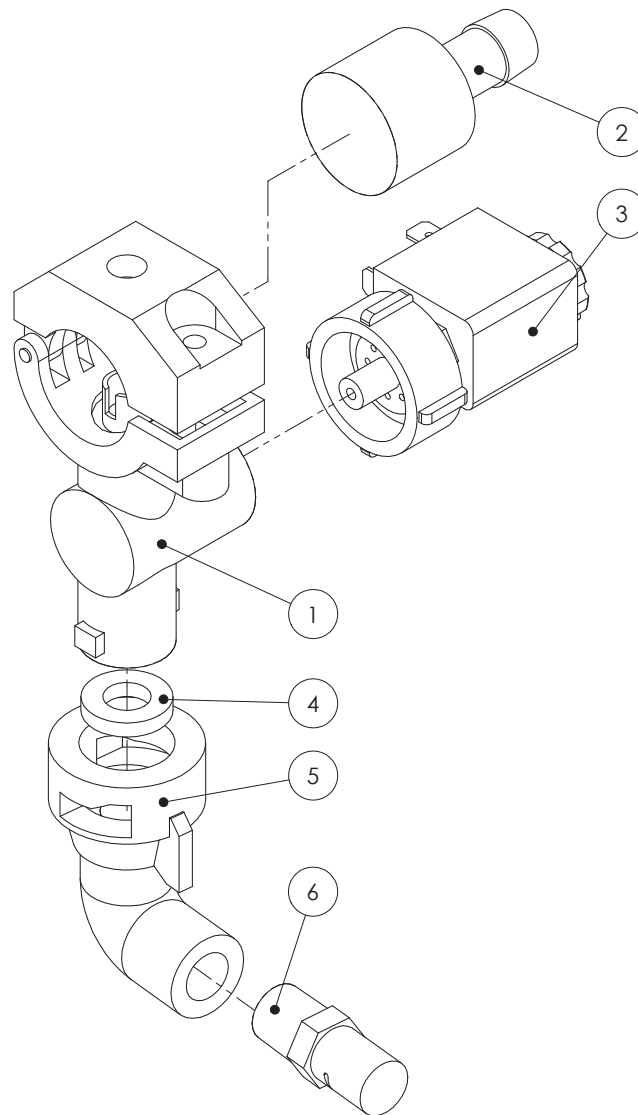
Continued over page

Manual Fence Line Nozzle



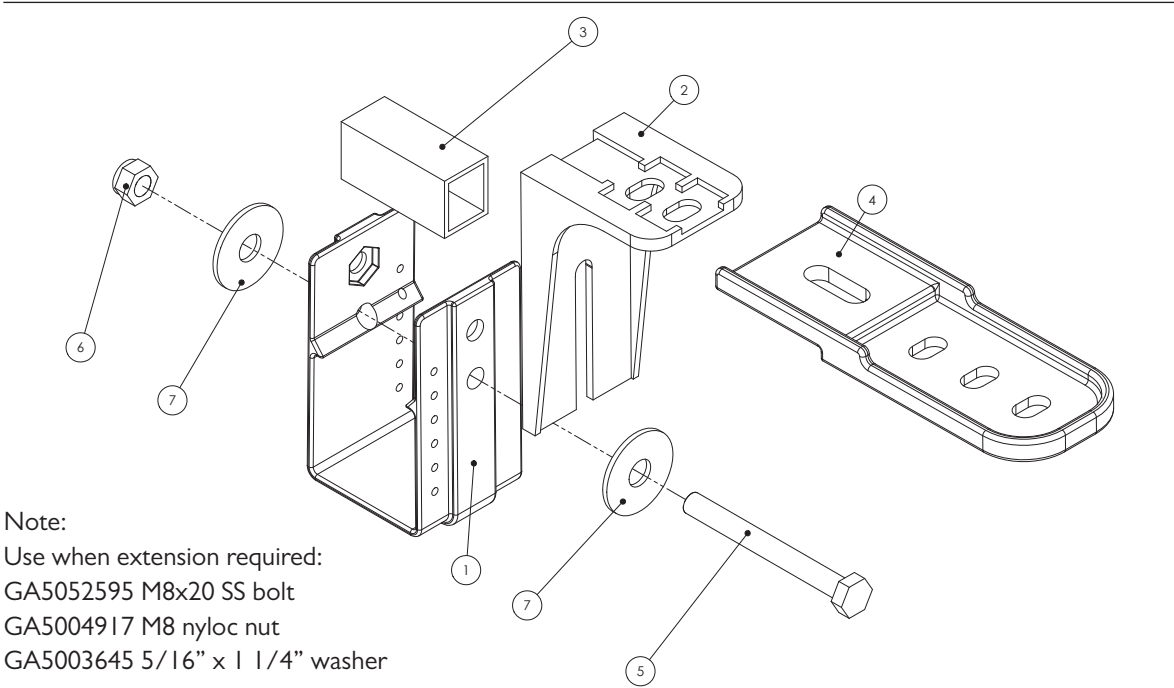
ITEM NO.	PART NUMBER	DESCRIPTION	QTY.
1	GA5077074	Chemsaver, Manual shutoff, Maximum 150psi pressure, Teejet, 58140-NYB	1
2	GA5077986	Nozzle cap & washer, 90 degree cap, 1/4" NPT female outlet, Teejet, QJ4676-90-1/4-NYR	1
3	GA5055245	Seat washer, Rubber	1
4	GA8100339	Nozzle, Fence line, Orange, Polymer, Left side, 1/4" NPT, Teejet, 1/4XP10L	1
	GA8100338	Nozzle, Fence line, Orange, Polymer, Right side, 1/4" BSPT, Teejet, BI/4XP10R	1
5	GA5077497	Hose barb suit nozzle body, Single 1/2, Nylon, Teejet, CP38936-NYB	1

Solenoid Operated Fence Line Nozzle



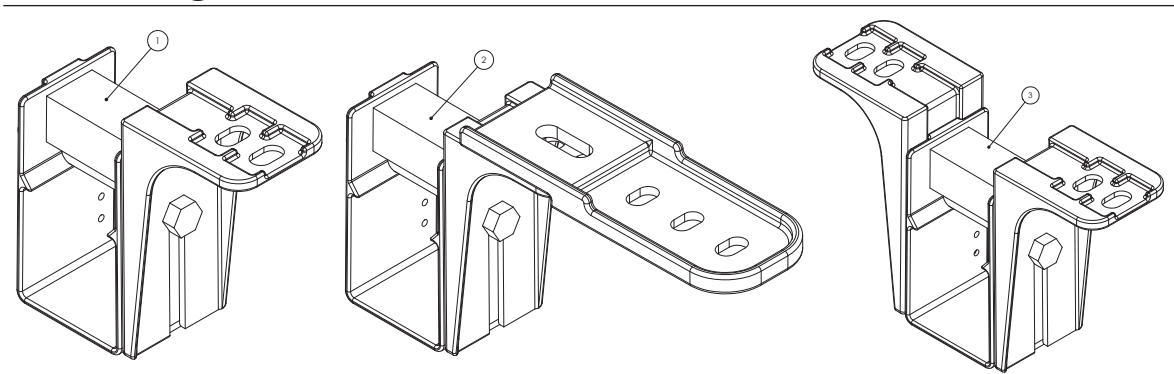
ITEM NO.	PART NUMBER	DESCRIPTION	QTY.
1	GA5077074	Chemsaver, Manual shutoff, Maximum 150psi pressure, Teejet, 58140-NYB	1
2	GA5077497	Hose barb suit nozzle body, Single 1/2, Nylon, Teejet, CP38936-NYB	1
3	GA5077651	Nozzle body, Solenoid fence line, Electric shut off, 3/4, Teejet, ECS17560A-3/4-NYB	1
4	GA5055245	Washer, Nozzle Cap Seal, Rubber, 19 OD x 9 ID, Suit Tee Jet Nozzle, Replaces CPI9438-EPR	1
5	GA5077986	Nozzle cap & washer, 90 degree cap, 1/4" NPT female outlet, Teejet, QJ4676-90-1/4-NYR	1
6	GA8100339	Nozzle, Fence line, Orange, Polymer, Left side, 1/4" NPT, Teejet, 1/4XPI0L	1
	GA8100338	Nozzle, Fence line, Orange, Polymer, Right side, 1/4" BSPT, Teejet, BI/4XPI0R	1

Adjustable Nozzle Brackets



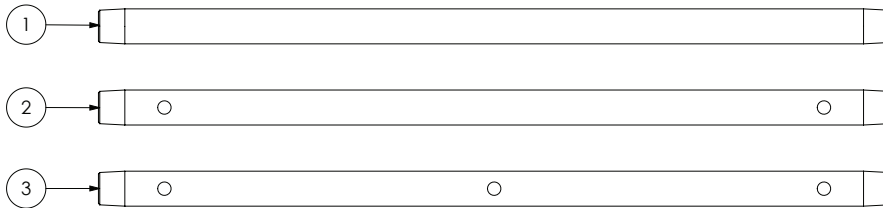
ITEM NO	PART NUMBER	DESCRIPTION	QTY
1	GA5018259	Nozzle bracket, plastic, U shape	1
2	GA5018257	Nozzle bracket, plastic, L shape, short	1
	GA5018258	Nozzle bracket, plastic, L shape, long	
3	GA5066965	Spacer, square, plastic, 21 x 24 x 50mm, suits nozzle brackets	1
4	GA5018255	Bracket, Nozzle extension, Plastic	1
5	GA5004741	Bolt M8 x 75 ZP GR8.8	1
6	GA5004917	Nut M8 Nyloc ZP	1
7	GA5003645	Washer, 5/16" ID x 1 1/4" OD, Flat SS	2

Pre Packaged Kits



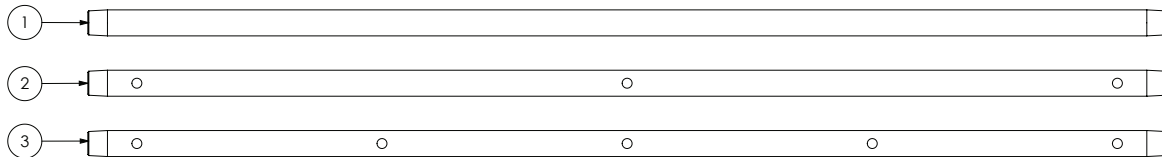
ITEM NO	PART NO	DESCRIPTION
1	GA4948675	Nozzle bracket kit, Single line, Suit 50mm RHS
2	GA4948695	Nozzle bracket kit, Single line with extension, Suit 50mm RHS
3	GA4948685	Nozzle bracket kit, Dual line, Suit 50mm RHS

600mm Boom Poly



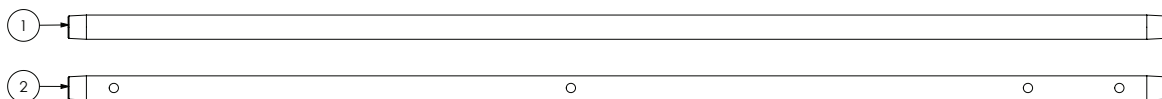
ITEM NO	PART NUMBER	DESCRIPTION	QTY
1	GA5018287	Boom line, Poly, 3/4", 600 long, No holes	1
2	GA2000510	Boom line, Poly, 3/4", 600 long, 2 holes, 500mm spacing	1
3	GA2000511	Boom line, Poly, 3/4", 600 long, 3 holes, 250mm spacing	1

1100mm Boom Poly




ITEM NO	PART NUMBER	DESCRIPTION	QTY
1	GA5018269	Boom line, Poly, 3/4", 1100 long, No holes	1
2	GA2000506	Boom line, Poly, 3/4", 1100 long, 3 holes, 500mm spacing	1
3	GA2000507	Boom line, Poly, 3/4", 1100 long, 5 holes, 250mm spacing	1

1200mm Boom Poly



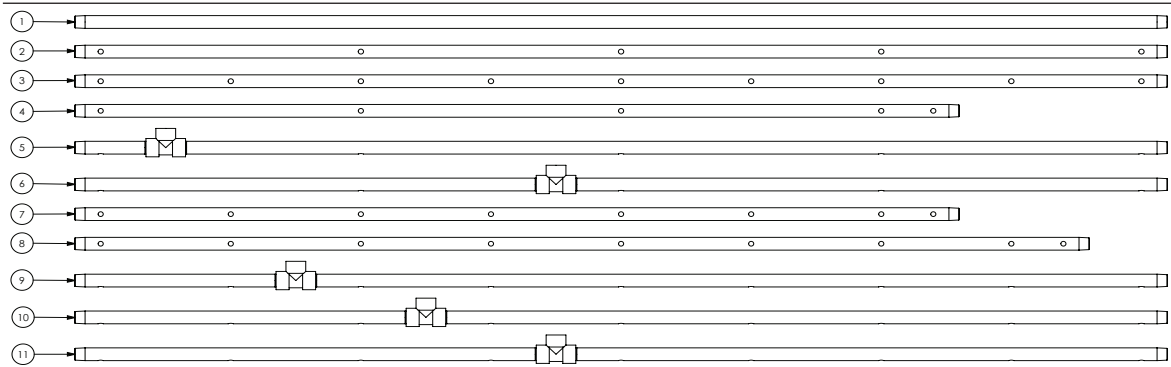
ITEM NO	PART NUMBER	DESCRIPTION	QTY
1	GA5018271	Boom line, Poly, 3/4", 1200 long, No holes	1
2	GA2000515	Boom line, Poly, 3/4", 1200 long, 3 holes plus fenceline, 500mm spacing	1

I 600mm Boom Poly



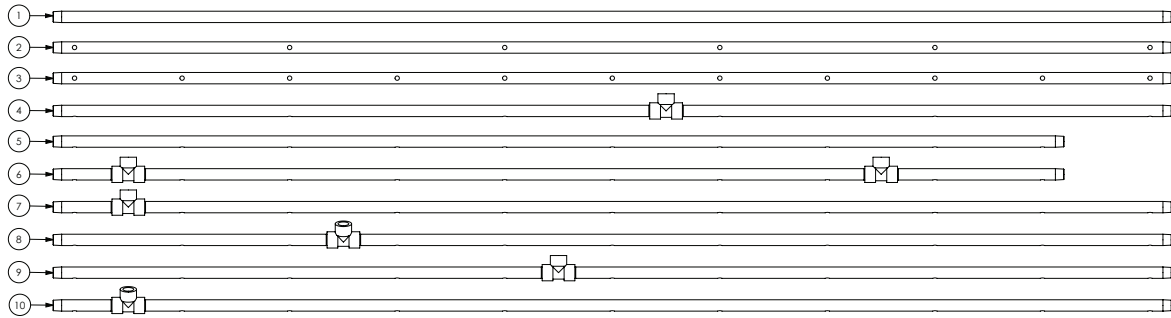
ITEM NO	PART NUMBER	DESCRIPTION	QTY
1	GA5018273	Boom line, Poly, 3/4", I 600 long, No holes	1
2	GA2000500	Boom line, Poly, 3/4", I 600 long, 4 holes, 500mm spacing	1
3	GA2000501	Boom line, Poly, 3/4", I 600 long, 7 holes, 250mm spacing	1
4	GA2000520	Boom line, Poly, 3/4", I 600 long, 4 holes, 500mm spacing, Tee I 75mm	1
5	GA2000521	Boom line, Poly, 3/4", I 600 long, 7 holes, 250mm spacing, Tee I 75mm	1

2100mm Boom Poly



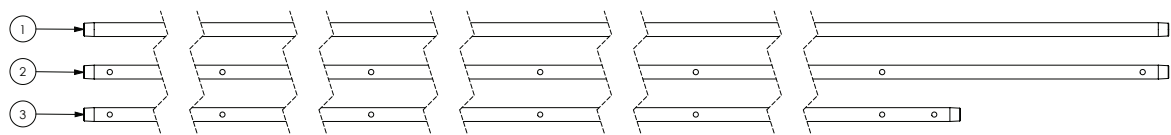
ITEM NO	PART NUMBER	DESCRIPTION	QTY
1	GA5018275	Boom line, Poly, 3/4", 2100 long, No holes	1
2	GA2000502	Boom line, Poly, 3/4", 2100 long, 5 holes, 500mm spacing	1
3	GA2000503	Boom line, Poly, 3/4", 2100 long, 9 holes, 250mm spacing	1
4	GA2000525	Boom line, Poly, 3/4", I 700 long, 4 holes plus fenceline, 500mm spacing	1
5	GA2000526	Boom line, Poly, 3/4", 2100 long, 5 holes, 500mm spacing, Tee I 75mm	1
6	GA2000527	Boom line, Poly, 3/4", 2100 long, 5 holes, 500mm spacing, Tee 925mm	1
7	GA2000530	Boom line, Poly, 3/4", I 700 long, 7 holes plus fenceline, 250mm spacing	1
8	GA2000531	Boom line, Poly, 3/4", I 950 long, 8 holes plus fenceline, 250mm spacing	1
9	GA2000532	Boom line, Poly, 3/4", 2100 long, 9 holes, 250mm spacing, Tee 425mm	1
10	GA2000533	Boom line, Poly, 3/4", 2100 long, 9 holes, 250mm spacing, Tee 675mm	1
11	GA2000534	Boom line, Poly, 3/4", 2100 long, 9 holes, 250mm spacing, Tee 925mm	1

2600mm Boom Poly



ITEM NO	PART NUMBER	DESCRIPTION	QTY
1	GA5018279	Boom line, Poly, 3/4", 2600 long, No holes	1
2	GA2000504	Boom line, Poly, 3/4", 2600 long, 6 holes, 500mm spacing	1
3	GA2000505	Boom line, Poly, 3/4", 2600 long, 11 holes, 250mm spacing	1
4	GA2000540	Boom line, Poly, 3/4", 2600 long, 6 holes, 500mm spacing, Tee 1175mm	1
5	GA2000541	Boom line, Poly, 3/4", 2350 long, 10 holes, 250mm spacing	1
6	GA2000542	Boom line, Poly, 3/4", 2600 long, 10 holes, 250mm spacing, Tee 175mm & 1925mm	1
7	GA2000543	Boom line, Poly, 3/4", 2600 long, 11 holes, 250mm spacing, Tee 175mm	1
8	GA2000544	Boom line, Poly, 3/4", 2600 long, 11 holes, 250mm spacing, Tee 675mm angled	1
9	GA2000545	Boom line, Poly, 3/4", 2600 long, 11 holes, 250mm spacing, Tee 1175mm	1
10	GA2000546	Boom line, Poly, 3/4", 2600 long, 11 holes, 250mm spacing, Tee 175mm angled	1

3100mm Boom Poly

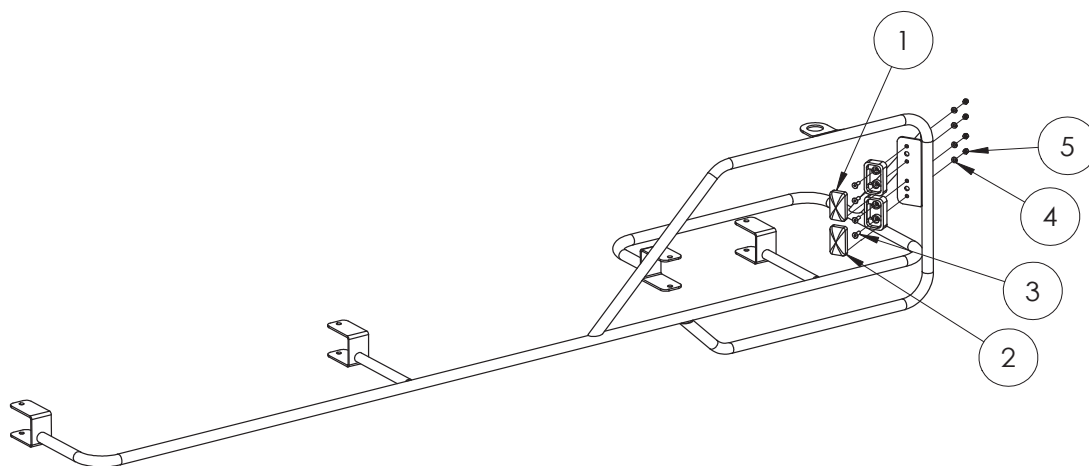


ITEM NO	PART NUMBER	DESCRIPTION	QTY
1	GA5018281	Boom line, Poly, 3/4", 3100 long, No holes	1
2	GA2000508	Boom line, Poly, 3/4", 3100 long, 7 holes, 500mm spacing	1
3	GA2000550	Boom line, Poly, 3/4", 2700 long, 6 holes, 500mm spacing	1

Chapter 15

ELECTRICS

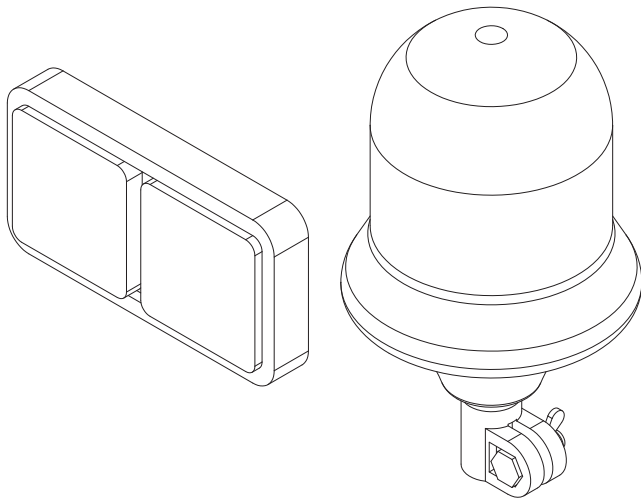
Boom LED Lights



Note: GA5060262 Boom fence line suit dual solenoid loom
Not shown

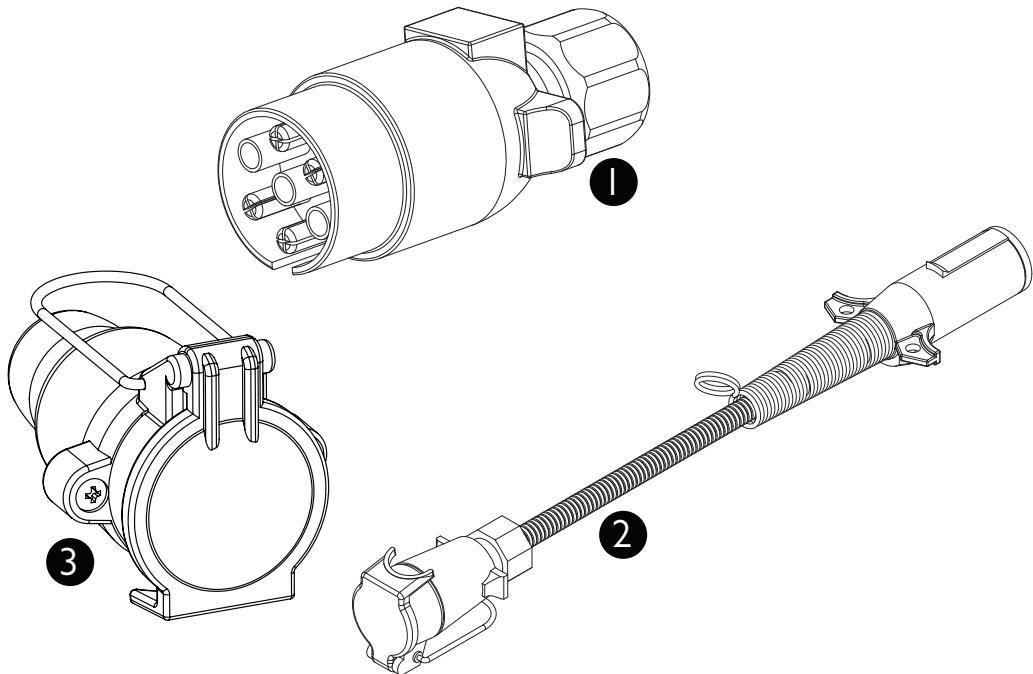
ITEM NO.	PART NUMBER	DESCRIPTION	QTY.
1	GA5060057	Clearance light with connector, Orange LED	1
2	GA5060056	Clearance light with connector, Red LED	1
3	GA5051230	CSCS M5 x 16 Countersink SS	4
4	GA5003983	Washer 5mm Flat SS	4
5	GA5003975	Nut M5 Nyloc SS	4

Lights



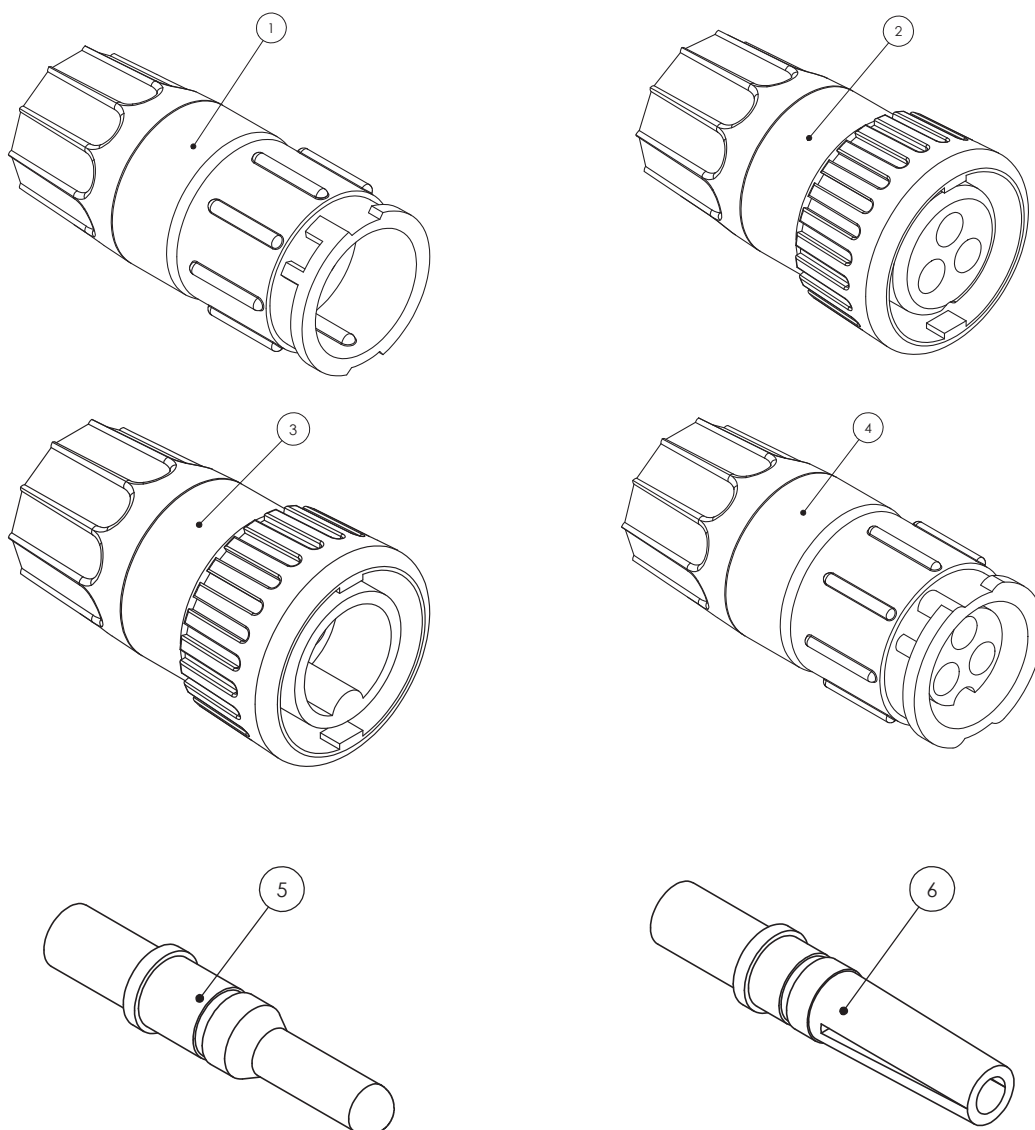
PART NO	DESCRIPTION
GA5018786	Lamp, LED, 12V, Brake / tail light / indicator, 190 x 100mm
GA5048975	Beacon, Rotating, Amber, DIN A pole mount, H1 globe

Electrical Components



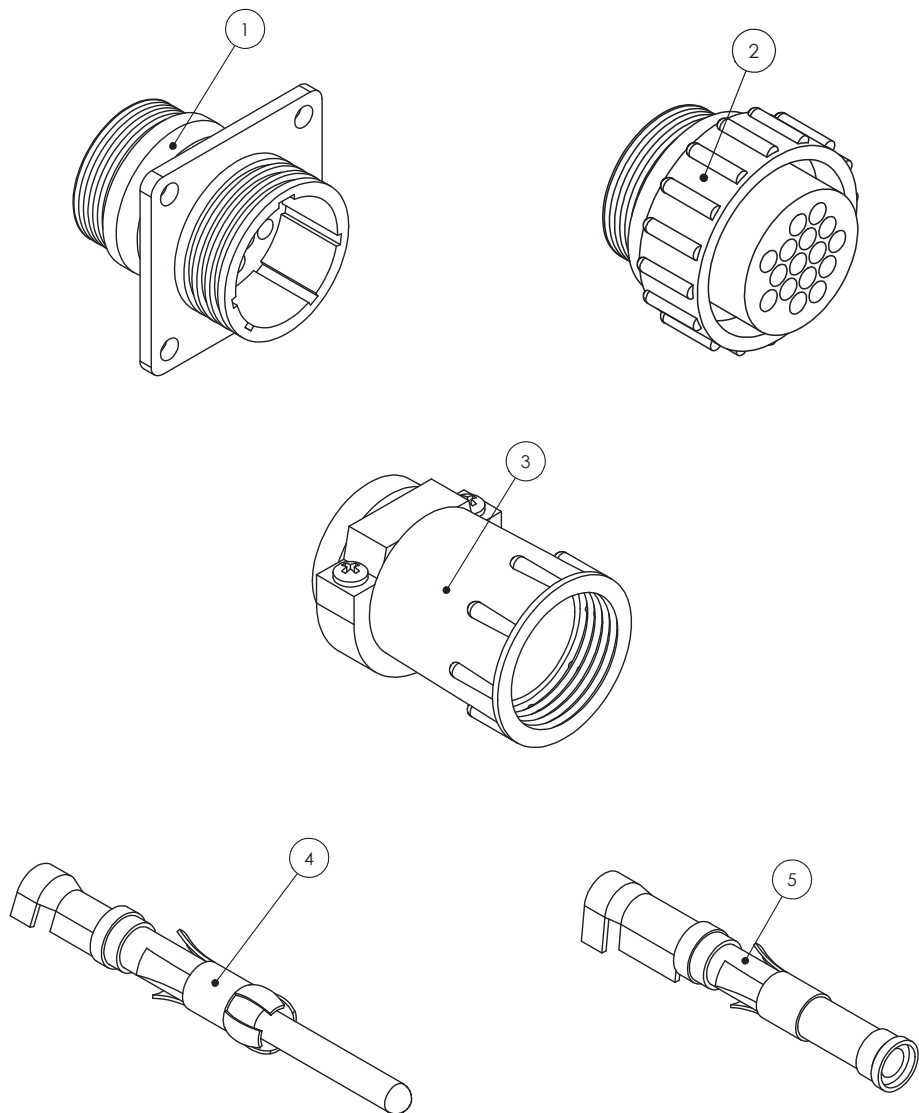
ITEM	PART NO	DESCRIPTION
1	GA5004477	Plug, 7 pin trailer type, Male, Plastic
2	GA5060350	Electrical harness, Adaptor, 7 pin female trailer plug to North American style male trailer plug
3	GA5004479	7 Pole Remote Base

Raven (AMP) Electrical Connectors



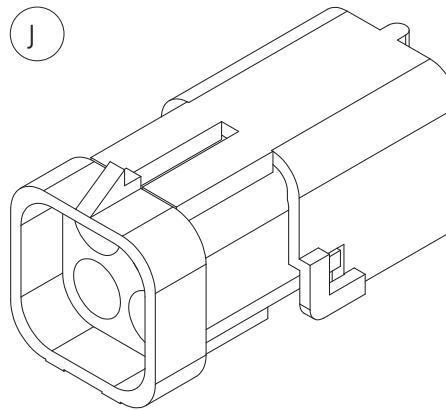
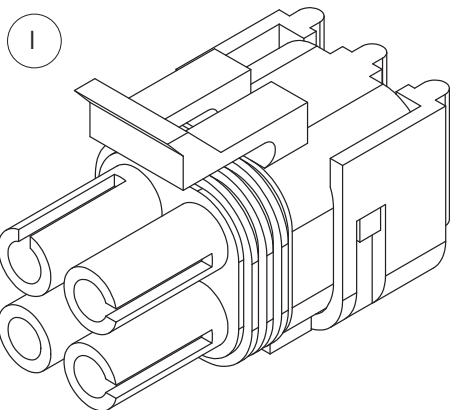
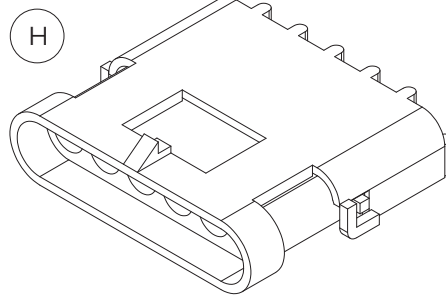
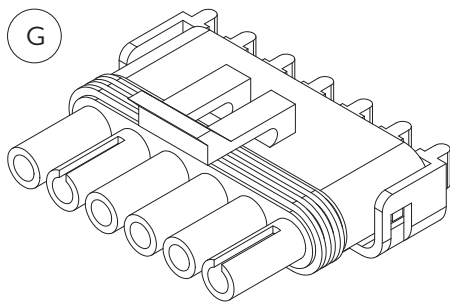
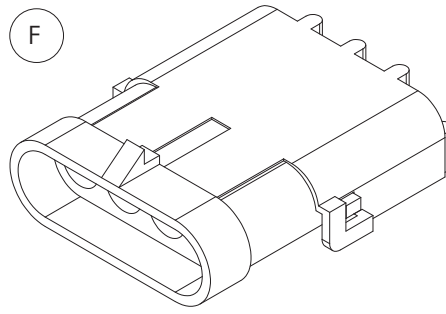
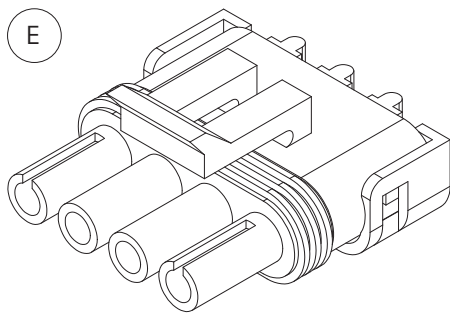
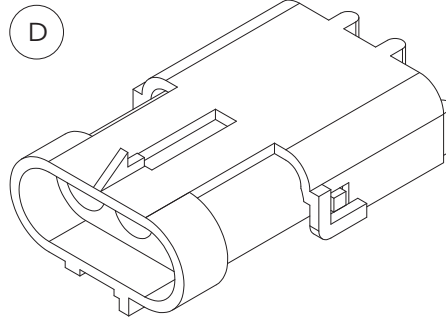
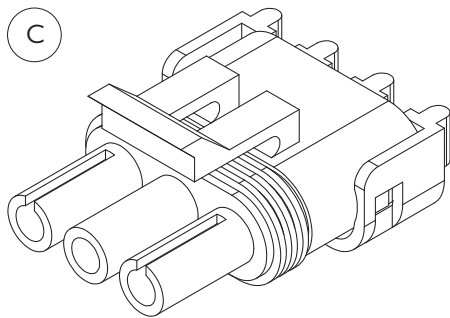
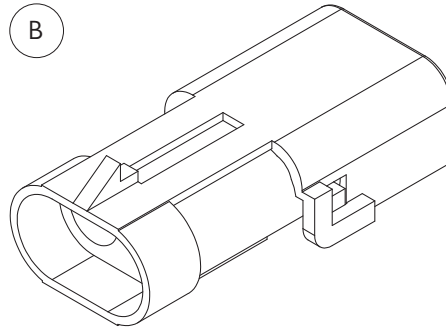
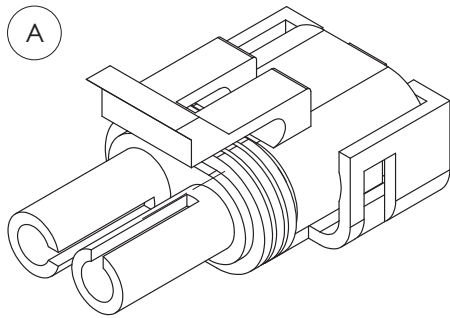
ITEM	PART NO	DESCRIPTION
1	GA5076921	Connector, 3 Pin kit, Flow Meter, Including Male Pins, Raven, 4084001014
2	GA5076922	Connector, 3 Pin kit, Flow Meter, Including Female Pins, Raven, 4084001015
3	GA5076920	Connector, 3 Pin Kit, Speed Sensor, including Male Pins, Raven, 4084001010
4	GA5076923	Connector, 3 Pin kit, Speed Sensor, Including Female Pins, Raven, 4084001016
5	GA5076927	Pin, 16-20 Gauge, Male, Suit Speed Sensor - Flow Meter, Raven, 4084001062
6	GA5076928	Pin, 16-20 Gauge, Female, Suit Speed Sensor - Flow Meter, Raven, 4084001063

Raven (AMP) Electrical Connectors

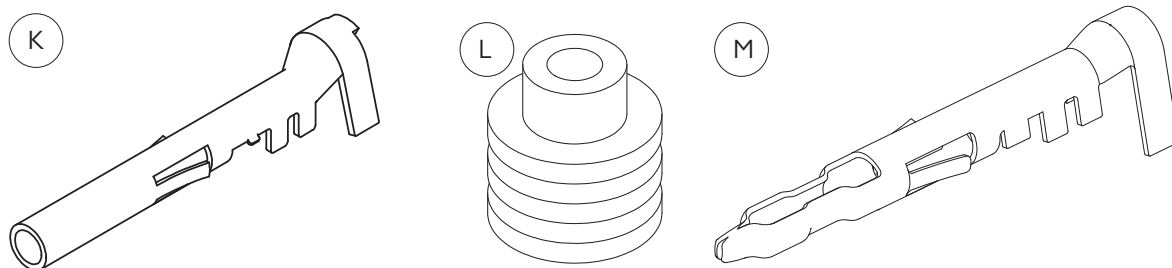


ITEM	PART NO	DESCRIPTION
1	GA5076924	Connector, 16 Pin AMP, Square Flange, Suit Male Pins, Raven, 4084001017, 206036-1
2	GA5076925	Connector, 16 Pin AMP, Suit Female Pins, Raven, 4084001018, 206037-1
3	GA5049175	Connector, Backing Shell, Suit 16 Pin AMP, Raven
4	GA5048905	Pin, 14-18 Gauge Gold, Male, Suit 16 Pin AMP
5	GA5048900	Pin, 14-18 Gauge Gold, Female, Suit 16 Pin AMP
	GA5020785	Connector, 37 Pin AMP, Male, Raven
	GA5020780	Connector, 37 Pin AMP, Female
	GA5020560	Connector, Backing Shell 23, Suit 37 Pin AMP, Standard size

Electrical Connectors



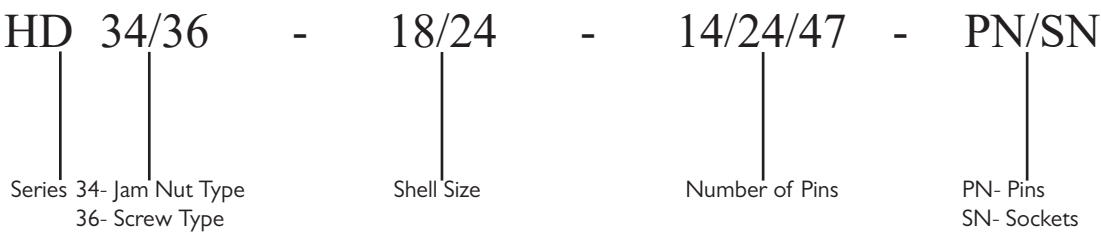
Electrical Connectors




ITEM NO	PART NO	DESCRIPTION
A	GA5001351	Connector, Male, 2 Pin, Weather pack
B	GA5007381	Connector, 2 pin, Female, Weather pack
C	GA5002211	Connector, Male, 3 pin, Weather pack
D	GA5048550	Connector, Female, 3 Pin, Weather pack
E	GA5007385	Connector, Male, 4 pin, Weather pack
F	GA5007383	Connector, Female, 4 pin, Flat, Weather pack
G	GA5004009	Connector, Male, 6 pin, Weather pack
H	GA5002663	Connector HD36-18-14SN
I	GA5049000	Connector, Female, 4 pin, Square, Weather pack
J	GA5050805	Connector, Male, 4 pin, Square, Weather pack
K	GA5016619	Pin, Female, Sealed, Weather pack, Wire 1.0 - 2.0mm
L	GA5014857	Seal, Green, Weather pack connector, Wire from 2.03 - 2.85mm
M	GA5016617	Pin, Male, Sealed, Weather pack, Wire 1.0 - 2.0mm

Deutsch Electrical Connectors


Deutsch Part Number Breakdown



Item	Part No	Description
A	GA5061225	16GA Female Deutsch Socket
B	GA5061270	12GA Female Deutsch Socket



Item	Part No	Description
A	GA5061240	16GA Male Deutsch Pin
B	GA5061260	12GA Male Deutsch Pin



Deutsch Electrical Connectors

Item	Part No	Description
A	GA5002671	HD34-18-14PN Connector
B	GA5002675	HD34-24-21PN Connector



Item	Part No	Description
A	GA5002663	HD36-18-14SN Connector
B	GA5002655	HD36-24-21SN Connector



Part No	Description
GA5062635	HD34-24-47-PE Connector (47 Socket)
GA5061225	Small Male Socket
GA5061260	Large Male Socket



Part No	Description
GA5062640	HD36-24-47-SE-059 Connector (47 Pin)
GA5061210	Small Female Pin
GA5061230	Large Female Pin



Part No	Description
GA5021310	HD36-24-19SN-059 Connector (19 socket)



Part No	Description
GA5021315	HD34-24-19PN Connector (19 pin)



Deutsch Electrical Connectors

Part No	Description
GA5020920	Plug for size 24 Connector with External Thread on Plug
GA5020910	Plug for size 18 Connector with External Thread on Plug



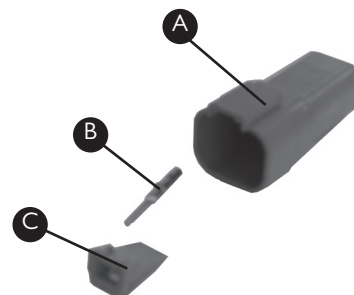
Part No	Description
GA5020925	Plug for size 24 Connector with External Thread on Connector
GA5020915	Plug for size 18 Connector with External Thread on Connector



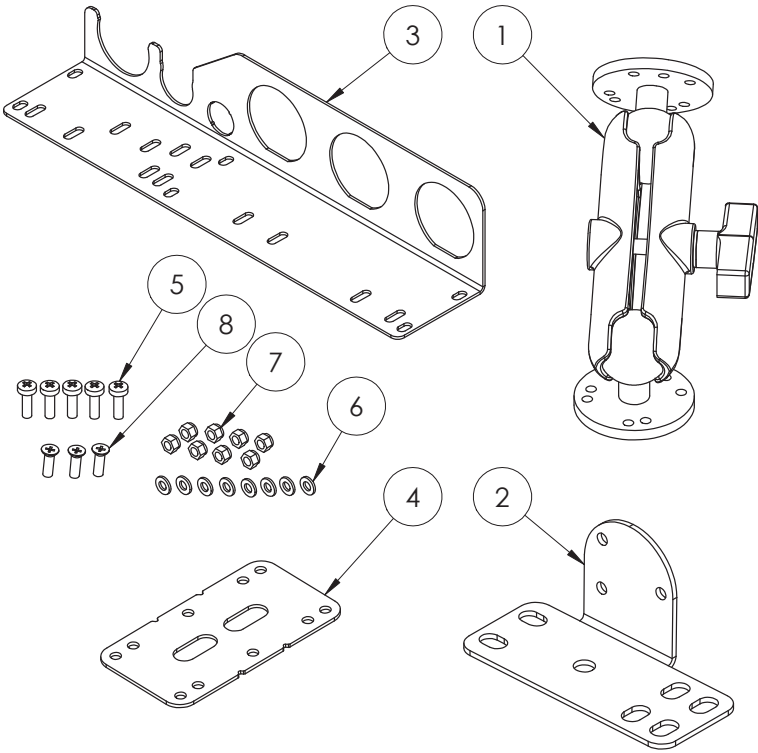
Item	Part No	Description
A	GA5012399	Connector Lock Nut suit 24 shell
	GA5009887	Connector Lock Nut suit 18 shell
B	GA5017621	Connector Lock Washer suit 24 shell
	GA5009893	Connector Lock Washer suit 18 shell



Item	Part No	Description
A	GA5013783	Housing (4 Pin)
B	GA5061240	Pin
C	GA5050765	Lock Wedge



Console Mounting Kit

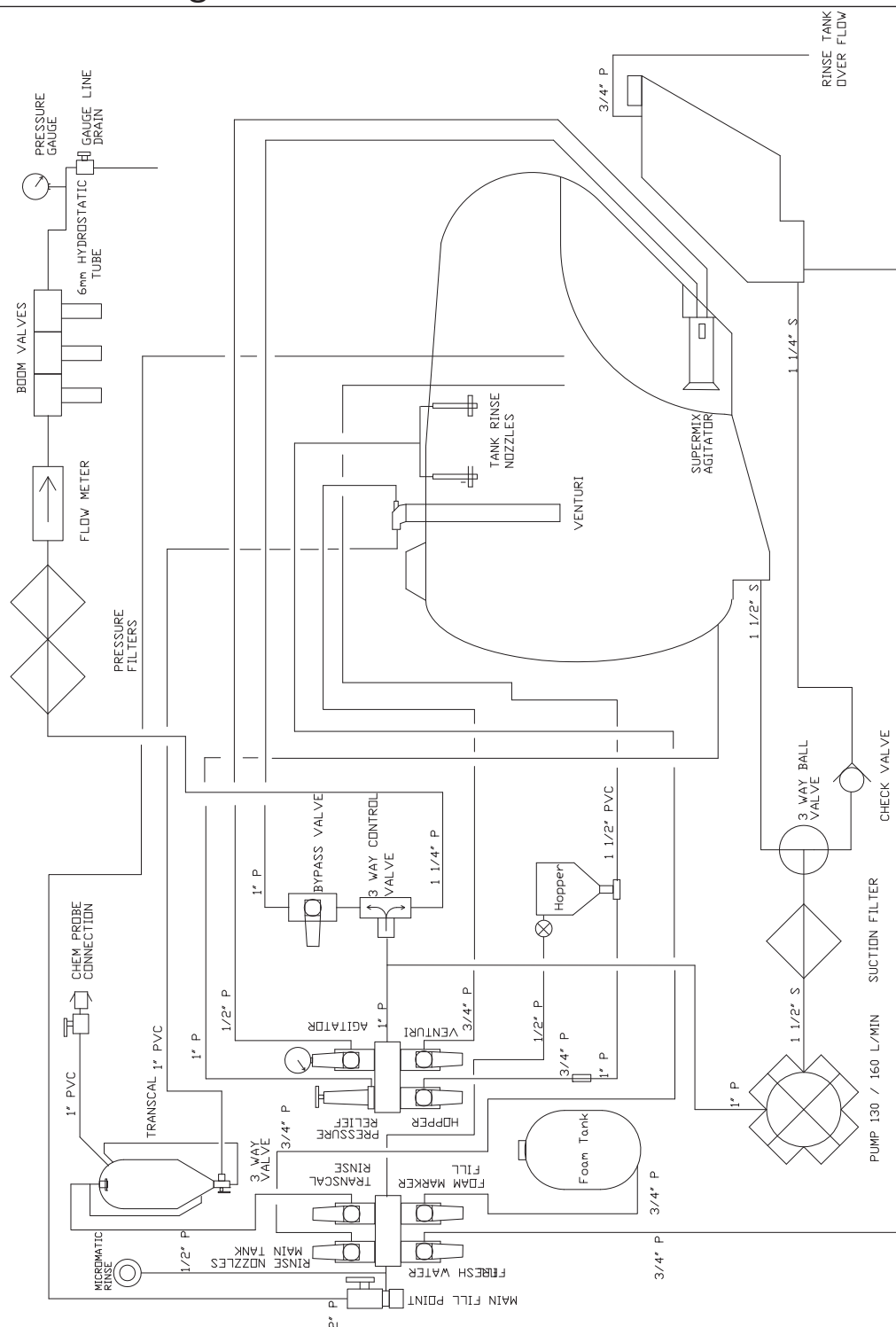


GA4903665 Complete console mounting kit

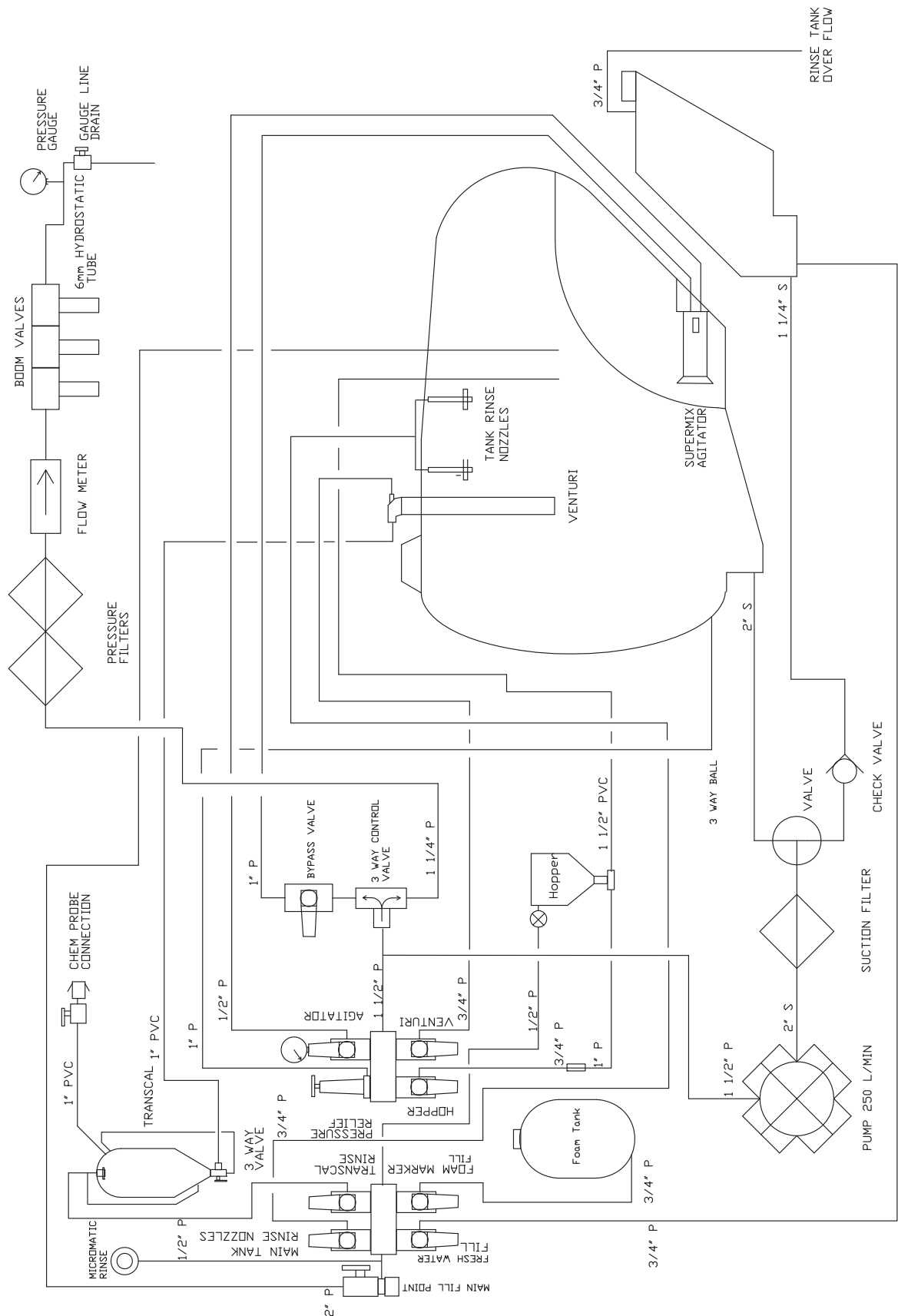
ITEM NO.	PART NUMBER	DESCRIPTION	QTY.
1	GA5020825	RAM Mount, Universal, Adjustable kit I0IU	1
2	GA4522930	Tractor controller ram mount bracket	1
3	GA4523475	Loom Support Plate Suit 440 and 4400	1
4	GA4523935	Control Box Dual Mounting Plate	1
5	GA5003976	Bolt M5 x 20 Pan Head SS	5
6	GA5003983	Washer 5mm Flat SS	8
7	GA5003975	Nut M5 Nyloc SS	8
8	GA5051230	CSCS M5 x 16 Countersink SS	3

SCHEMATICS

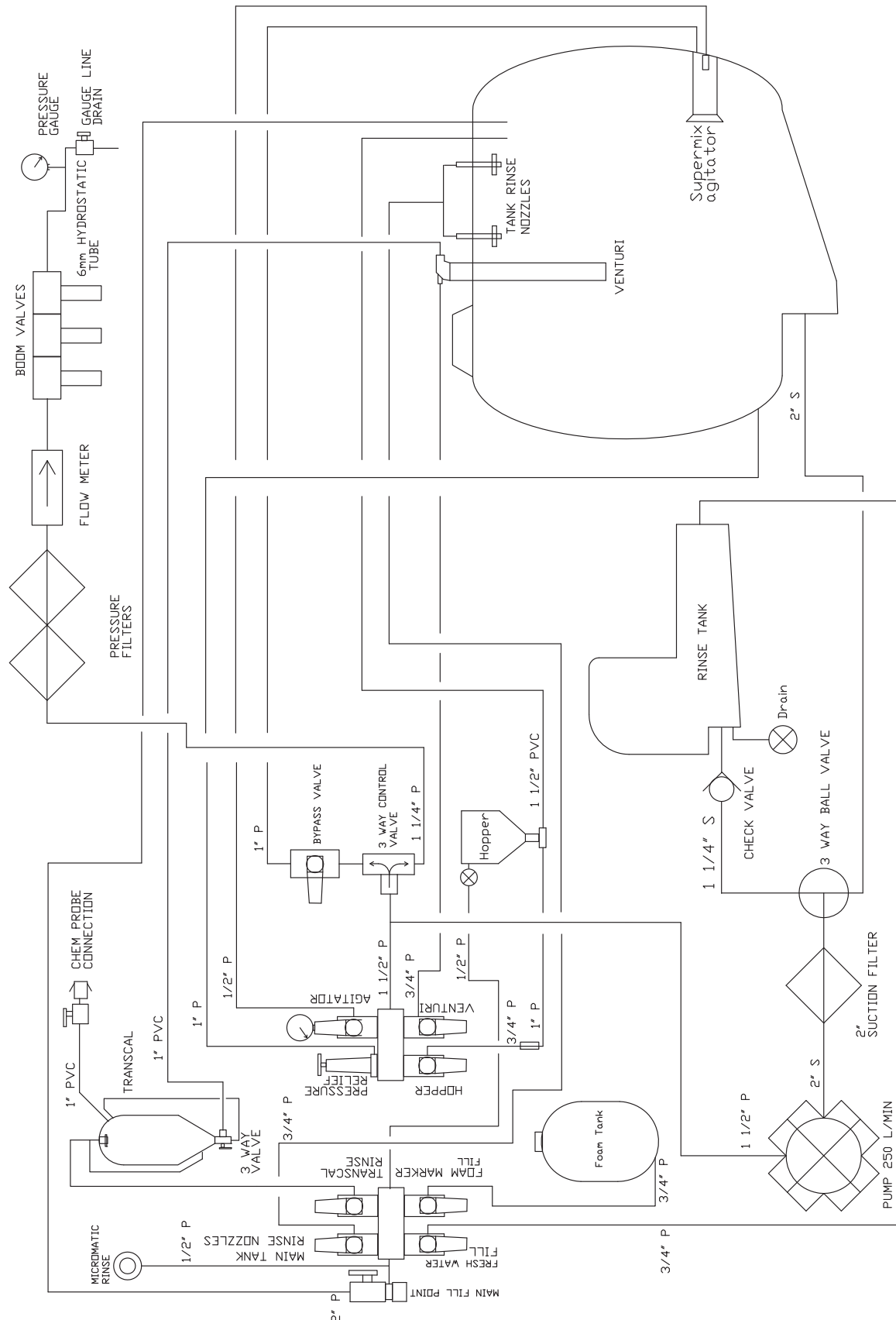
3000L Plumbing



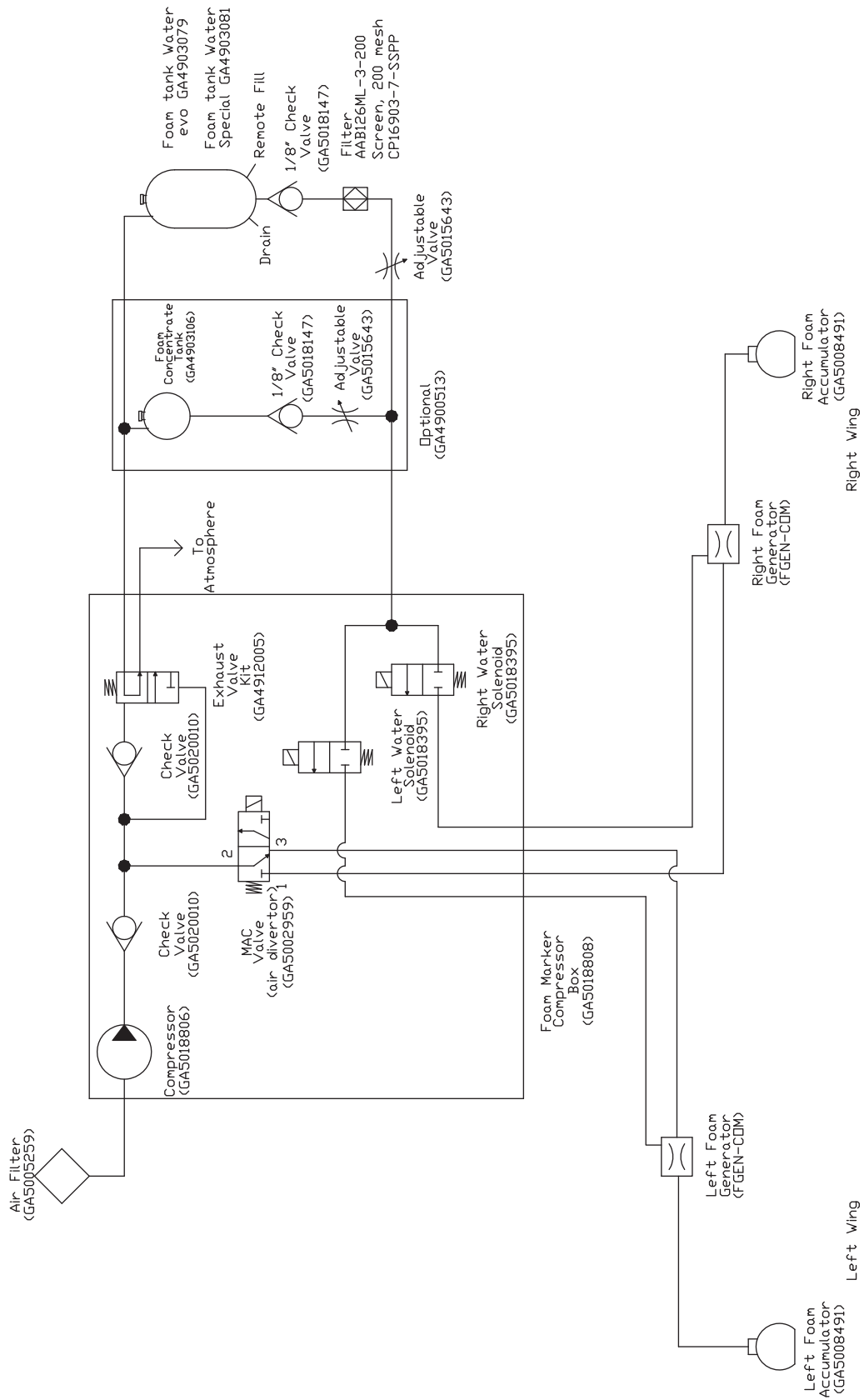
3000L Plumbing with 260 pump



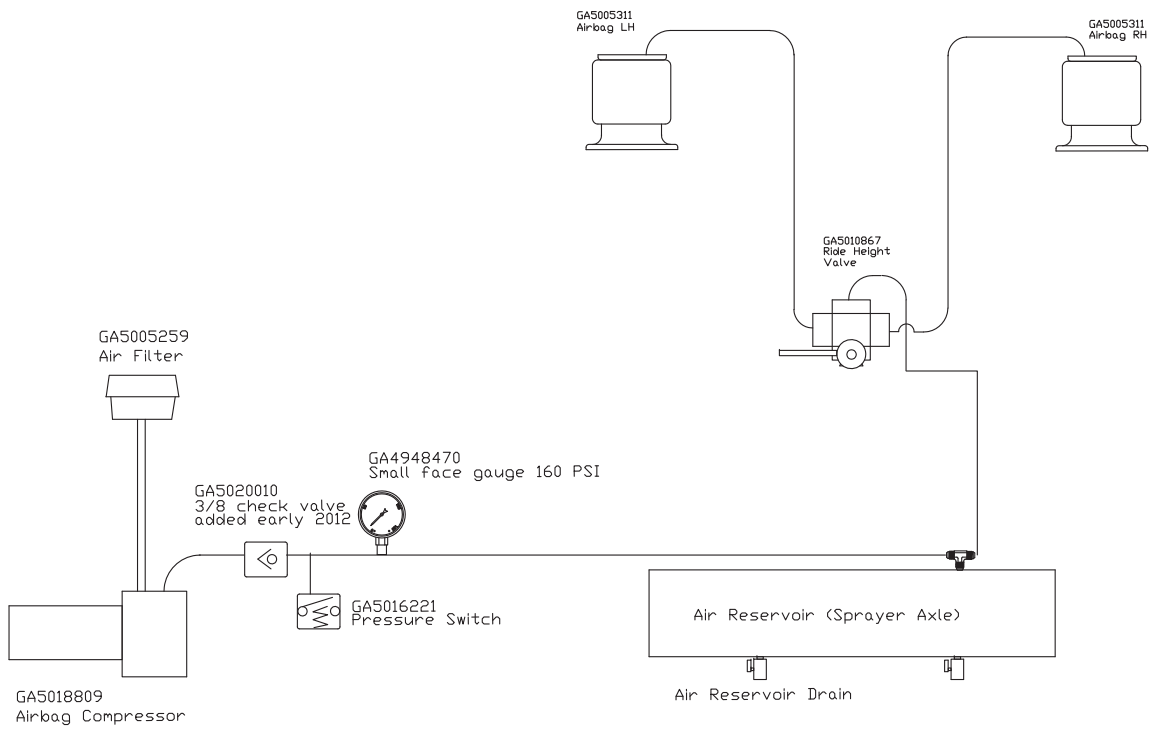
4/5000L Plumbing with 260 pump

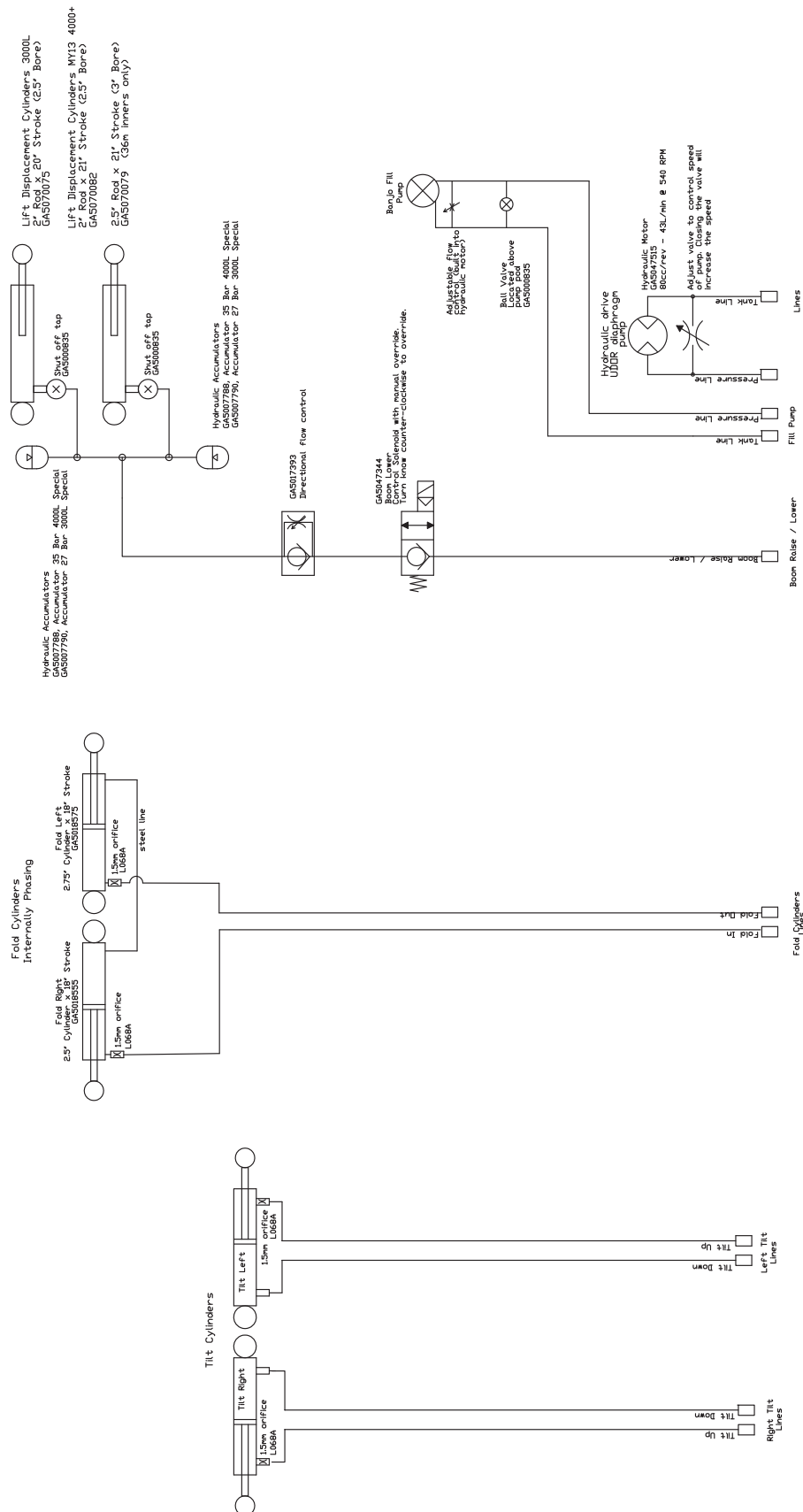


Exacta Foam Marker Plumbing

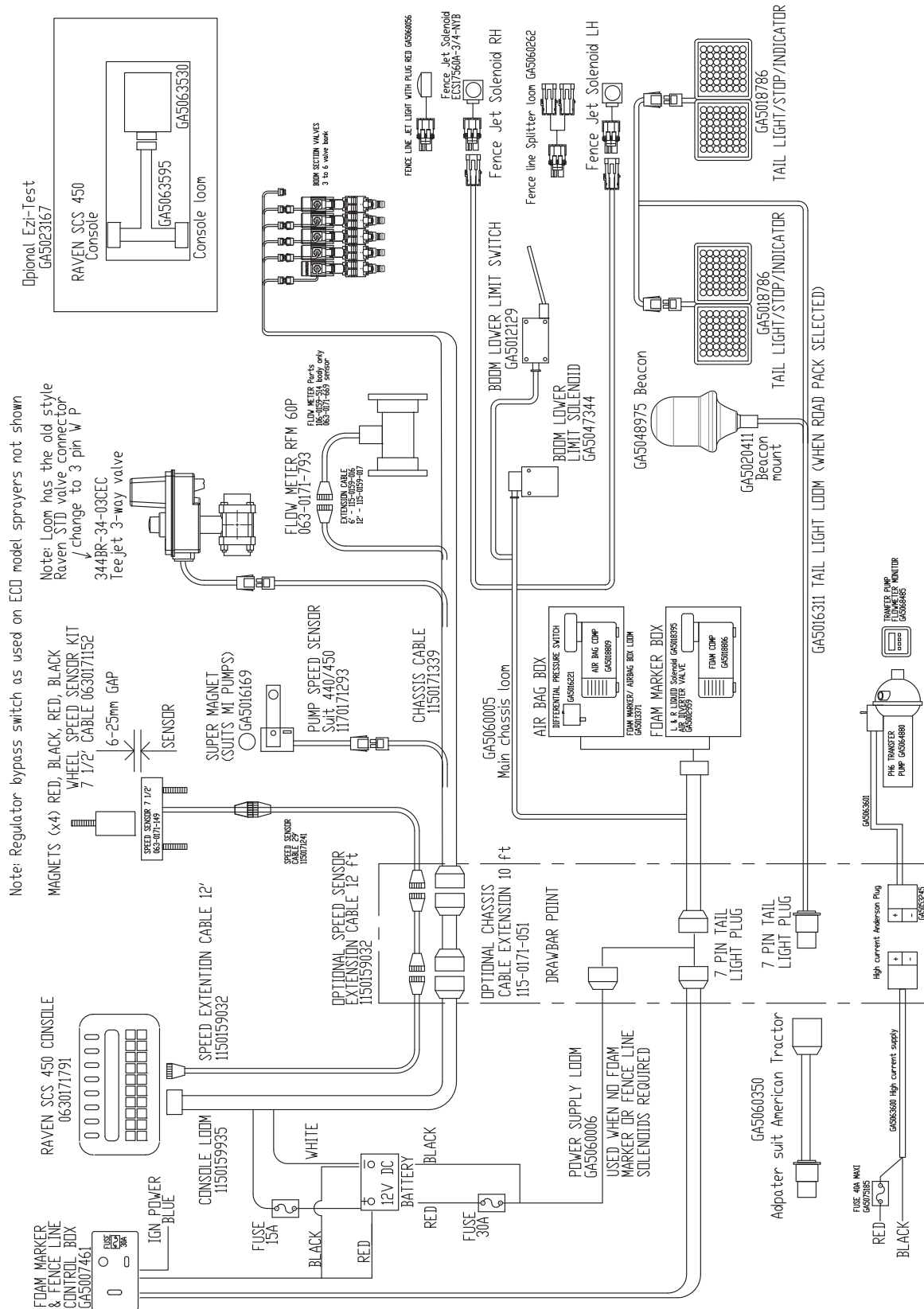


Pneumatic Schematic






Electrical Layout



DECALS



2



3



4



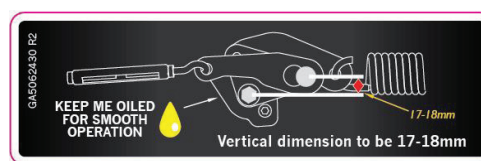
5



6



7



10



8



9



ITEM NO.	PART NUMBER	DESCRIPTION	QTY.
1	-	Special Evolution Sticker Kit	1
2	GA208EVO	Hopper warnings	1
3	GA5015991	Keep hands clear	8
4	GA222EVO	Grease point	57
5	GA5015971EVO	Drain only	1
6	GA207EVO	General sprayer warnings	1
7	GA5062430EVO	3D breakaway adjustment & lubrication	2
8	GA5061900EVO	Spray pressure drain valve	2
9	GA5013EVO	Danger - stand clear of boom	2
10	GA209	Danger/Caution - Boom	2

11



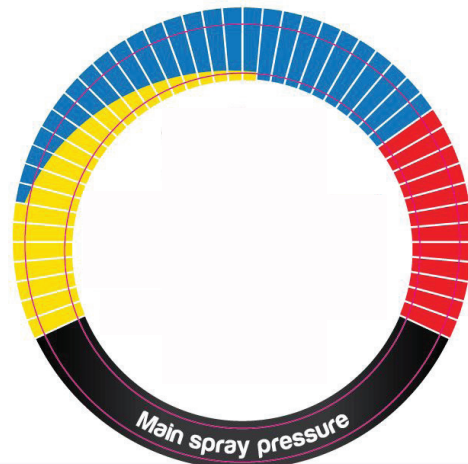
12



13



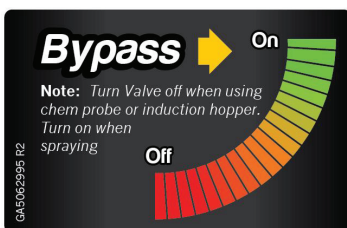
14



15



16



17



ITEM NO.	PART NUMBER	DESCRIPTION	QTY.
11	GA5062821	Spray pod decal	1
12	GA071	Aluminium wing	2
13	GA5062475	Flush water only	1
14	-	Main spray pressure	1
15	GA5062485	Foam marker concentrate	1
16	GA5062995	Bypass valve	1
17	GA5062470	Foam marker water	1

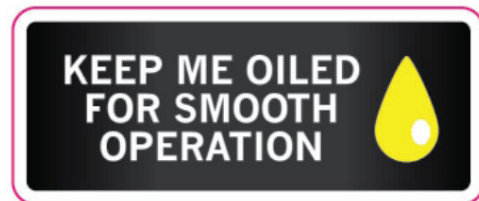
18



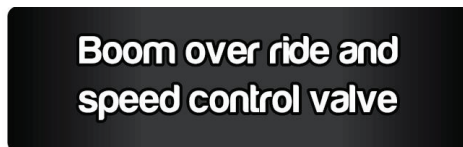
19



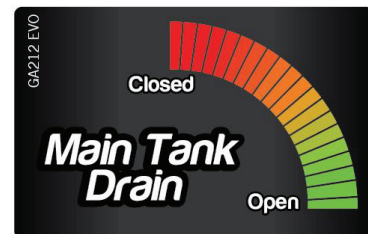
20




21



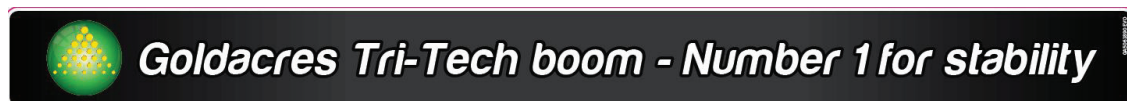
22



23



24



25



ITEM NO.	PART NUMBER	DESCRIPTION	QTY.
18	GA210	Warning - tank & platform	1
19	GA5063370	Warning - nozzle suitability	2
20	-	Keep me oiled	2
21	-	Control Valve	1
22	GA212EVO	Main tank drain	1
23	-	Valve cal	1
24	GA5061890EVO	TriTech boom stability	1
25		Goldacres - Austrials world class sprayers	1

26



27



28



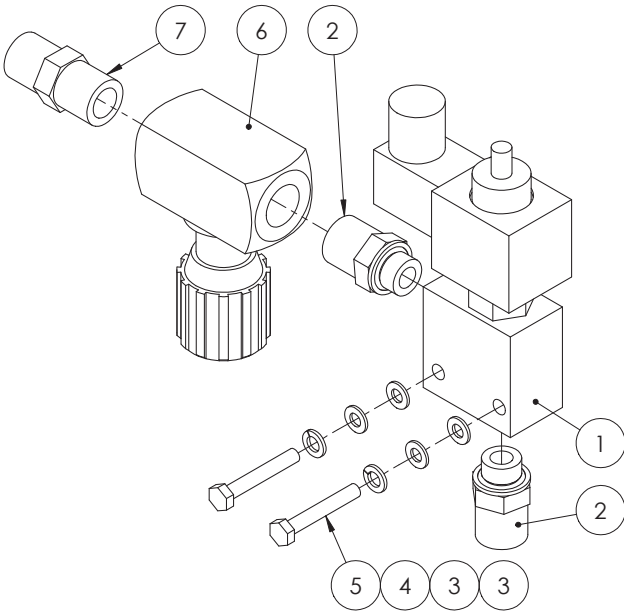
29



ITEM NO.	PART NUMBER	DESCRIPTION	QTY.
26	GA5062095	Chemical induction	1
27	-	Vortex induction	1
28	GA5062085	Transcal	1
	GA5064735	Tank decal 3018	
	GA5065130	Tank decal 3020	
	GA5064920	Tank decal 3021	
	GA5064730	Tank decal 3024	
29	GA5064910	Tank decal 4024	2
	GA5064925	Tank decal 4030	
	GA5064970	Tank decal 5024	
	GA5065125	Tank decal 5028	
	GA5064755	Tank decal 5030	

HYDRAULICS

Boom Lower Solenoid



ITEM NO.	PART NUMBER	DESCRIPTION	QTY.
1	GA5047344	Hydraulic Solenoid Boom Lower Limit Cartridge and Body	1
2	GA3500309	Hydraulic adaptor, Nipple, 1/2" BSPT male x 3/8" BSPP male, S75-0806	2
3	GA5004437	Washer 6mm Flat SS	4
4	GA5004447	Washer, 6mm, Spring, SS	2
5	GA5004081	Bolt M6 x 40 ZP GR8.8	2
6	GA5017393	Valve speed control 1/2" offset	1
7	GA3500223	Hydraulic adaptor, Nipple, 1/2" BSPT male x 1/2" BSPT male, S27-0808	1

Load Sense Turbo Valve



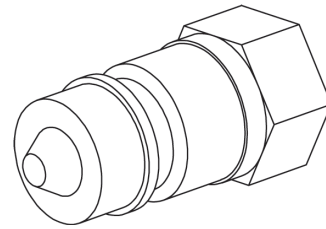
GA4902590 Complete Assembly

ITEM NO.	PART NUMBER	DESCRIPTION	QTY.
	GA5047677	Load sense turbo valve	1
	GA5078000	Quick connect fitting, 1/2 male tip x 1/2 female thread, R81-08M	2
	GA5078001	Quick release coupling, Ball check valve, Push/pull, Female body, 1/2" BSPP female, R81-08P	2
	GA3500308	Hydraulic adaptor, Nipple, 1/4" BSPT male x 1/2" BSPP male, S75-0408	2
	GA3500270	Hydraulic adaptor, Tee, 1/2" BSPT male x 1/2" BSPT male x 1/2" BSPT male, S50-080808	1
	GA3500399	Hydraulic crimp coupling, Straight, 1/2" hose x 1/2" BSPP female swivel, T2020-0808	2
	GA3500397	Hydraulic crimp coupling, Straight, 1/4" hose x 1/4" BSPP female swivel, T202-0404	2
	GA3500310	Hydraulic adaptor, Nipple, 1/2" BSPT male x 1/2" BSPP male, S75-0808	1
	GA3500320	Hydraulic adaptor, Elbow, 90 degree, 1/4" BSPT male x 1/4" BSPP male O-ring, S77-0404	1
	GA3500203	Hydraulic adaptor, Reducing bush, 1/2" BSPT male x 1/4" BSPT female, S24-0804	1
	GA3500182	Hydraulic hose, 1/2", Flexor R2AT08	1
	GA5049695	Hose, Hydraulic, 1/4", 2 wire, Black	1

Quick Release Couplings

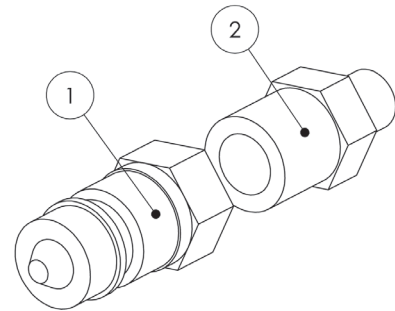
1/2" Hydraulic Lines

ITEM	PART NO	DESCRIPTION
1	GA5078000	Quick connect fitting, 1/2" male tip x 1/2" female thread



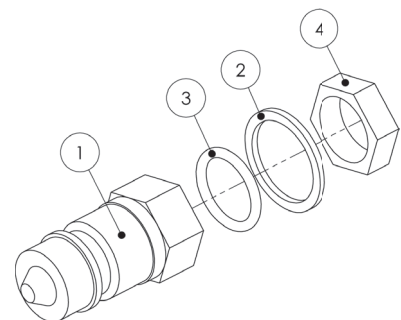
1/4" Hydraulic Lines

ITEM	PART NO	DESCRIPTION
1	GA5078000	Quick connect fitting, 1/2" male tip x 1/2" female thread
2	GA3500221	Hydraulic adaptor, Nipple, 1/2" BSP x 1/4" BSP



Hydraulic Pump Lines

ITEM	PART NO	DESCRIPTION
1	GA5078000	Quick connect fitting, 1/2" male tip x 1/2" female thread
2	GA5076891	Ring Retaining BSPP 1/2"
3	GA5078121	1/2" Hydraulic O-Ring
4	35B-08	1/2" BSPP Lock Nut

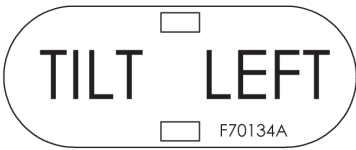
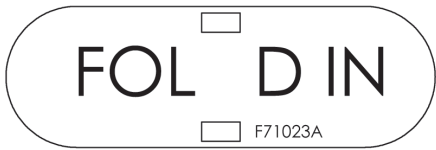


Note: Plastic Cover for when fittings are not in use is available Part No: GA5052365

Hydraulic Hoses

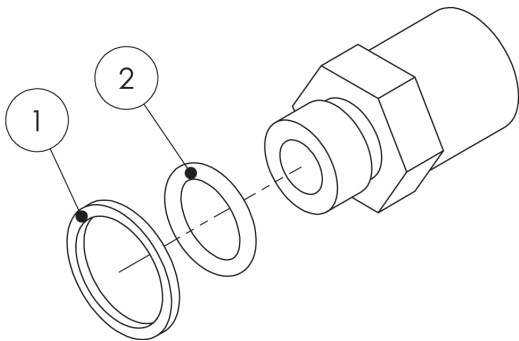
PART NO	DESCRIPTION
GA5067925	1/4" Hydraulic Hose, Tractor to fold cylinders
GA5067930	1/2" Hydraulic Hose, Tractor to Boom Lower Solenoid
GA5067940	1/2" Hydraulic Hose, Accumulator manifold to lift cylinders
GA5067945	1/4" Hydraulic Hose, Tractor to tilt cylinders

Hose ID Tags



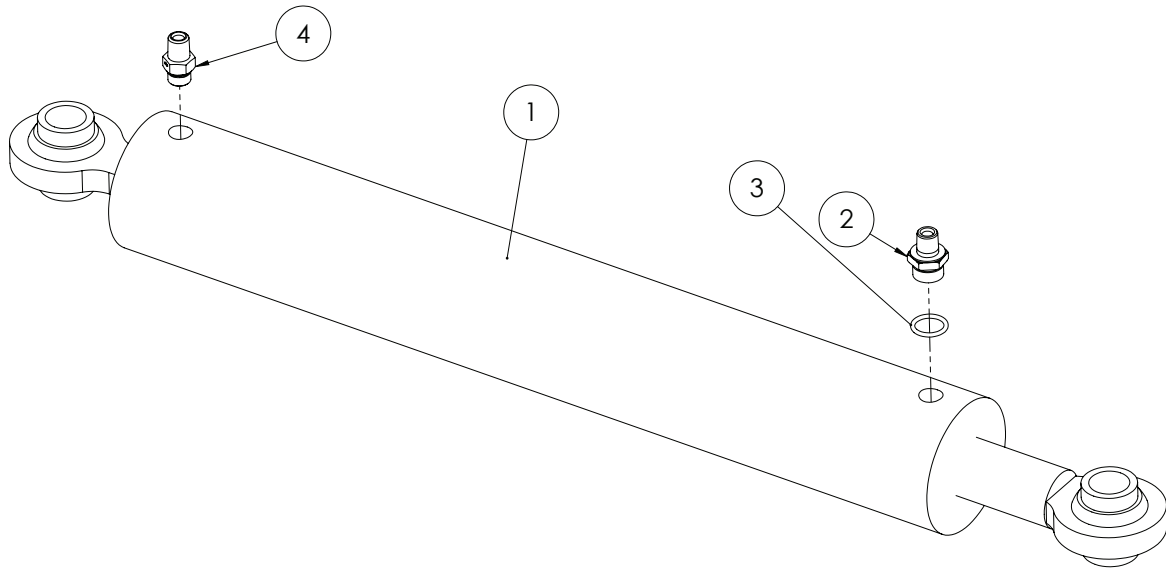
PART NO	DESCRIPTION
F71023A	ID Tag for Fold In
F71024A	ID Tag for Fold Out
F71025A	ID Tag for Boom Raise/Lower
F70134A	ID Tag for Left Hand Tilt
F70135A	ID Tag for Right Hand Tilt
F71018A	ID Tag for BiFold In
F71019A	ID Tag for BiFold Out
F71020A	ID Tag for Pressure
F71021A	ID Tag for Tank
F71022A	ID Tag for Load Sense
F71026A	ID Tag for Brakes

Hydraulic O-Rings and Retaining Washers



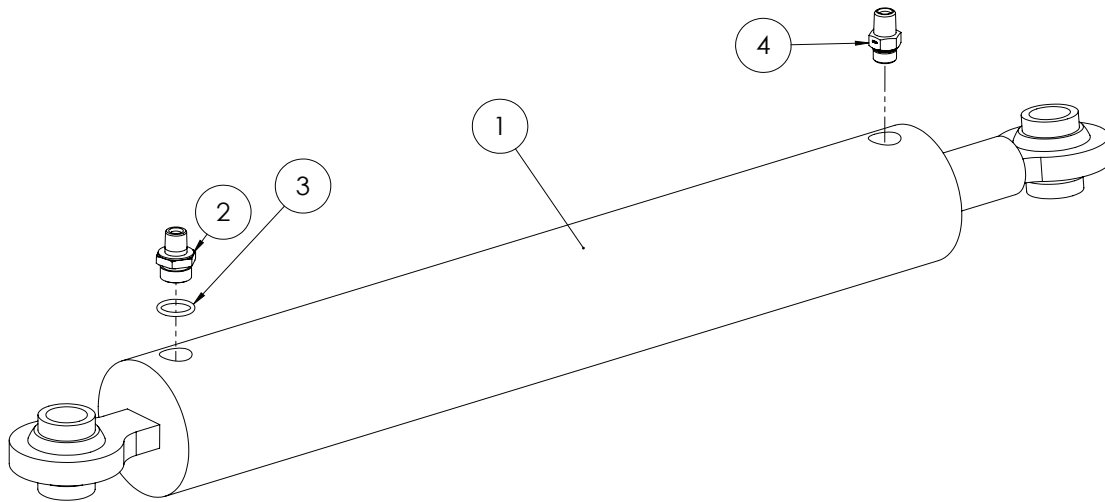
ITEM	PART NO	DESCRIPTION
1	GA5076889	Ring Retaining 1/4" BSPP
	GA5076890	Ring Retaining BSPP 3/8"
	GA5076891	Ring Retaining BSPP 1/2"
	GA5076892	Retaining Ring BSPP 3/4"
	GA5078119	O-Ring BSPP 1/4"
2	GA5078120	O-Ring 3/8" BSPP
	GA5078121	O-Ring BSPP 1/2"
	GA5078122	O-Ring BSPP 3/4"

Delta Hydraulic Cylinder - Fold RH



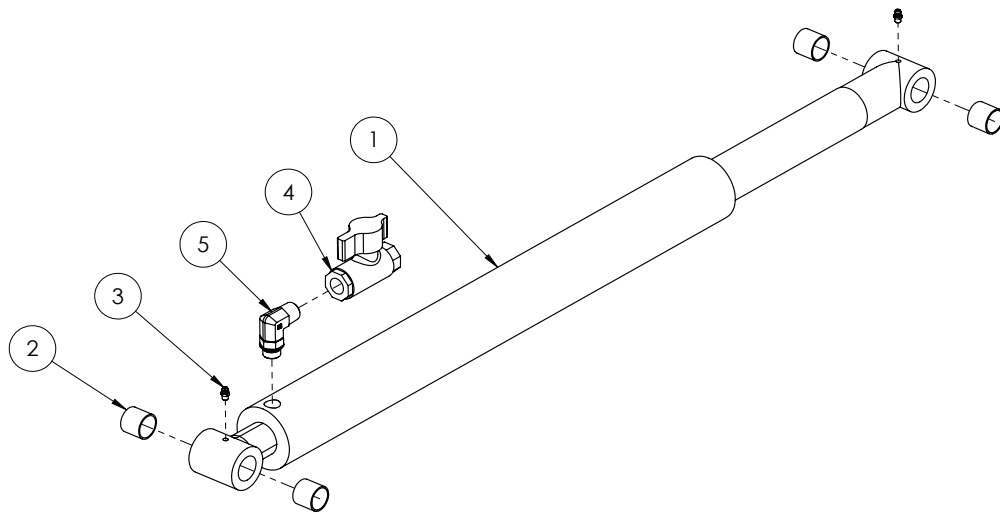
ITEM NO.	PART NUMBER	DESCRIPTION	QTY.
1	GA5018555	Hydraulic cylinder SLPSP (TLD) 2.5" x 18" Stroke	1
2	L068A	Reducing restrictor nipple, 3/4" UNO x 1/4" BSPT, 1.5mm orifice	1
3	GA5078121	O-Ring BSPP 1/2"	1
4	GA3500359	Hydraulic adaptor, Nipple, 1/4" BSPT male x 3/4" UN male O-ring, S93-0412	1

Delta Hydraulic Cylinder - Fold LH



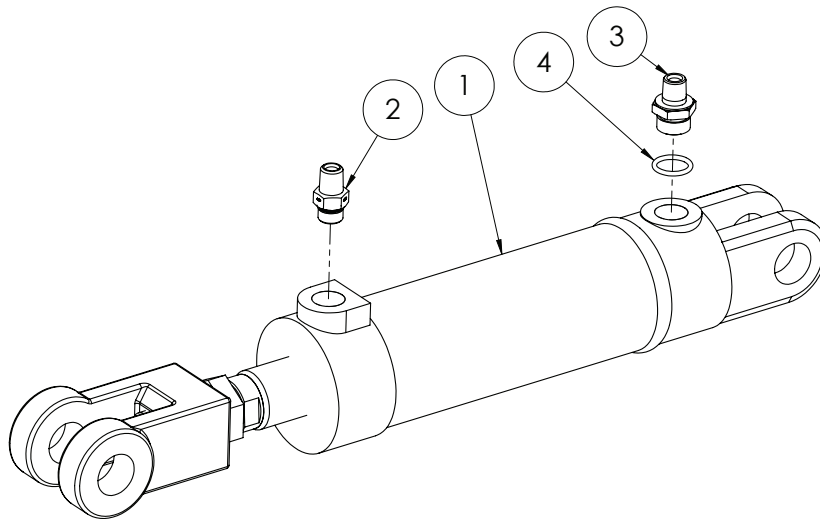
ITEM NO.	PART NUMBER	DESCRIPTION	QTY.
1	GA5018557	Hydraulic cylinder SLPSP 2.75" bore 18" stroke	1
2	L068A	Reducing restrictor nipple, 3/4" UNO x 1/4" BSPT, 1.5mm orifice	1
3	GA5078121	O-Ring BSPP 1/2"	1
4	GA3500359	Hydraulic adaptor, Nipple, 1/4" BSPT male x 3/4" UN male O-ring, S93-0412	1

Delta Hydraulic Cylinder - Boom Lift



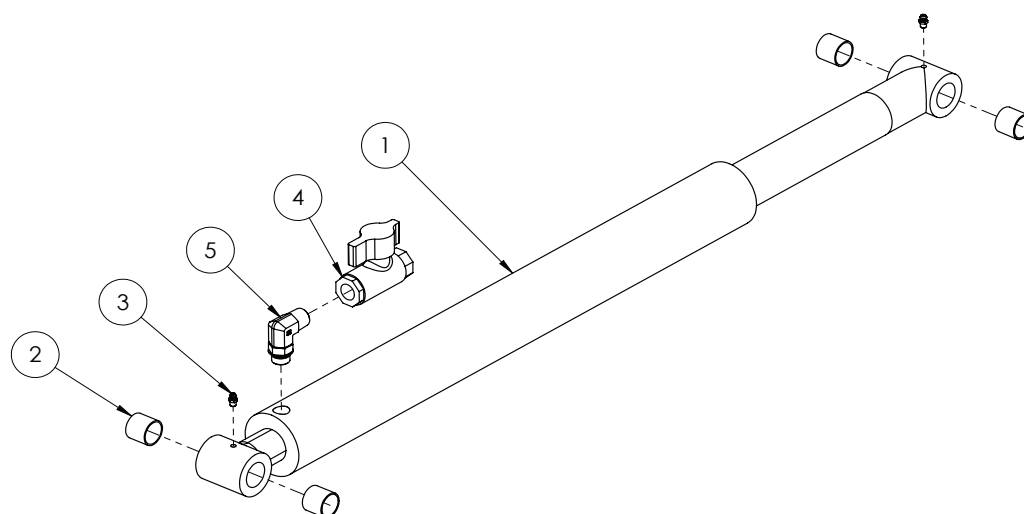
ITEM NO.	PART NUMBER	DESCRIPTION	QTY.
1	GA5070075	Hydraulic cylinder -2.5" bore, 2" rod, 20" stroke displacement pin eye	1
2	GA5065487	Glacier Bush 1" ID x 1" long	4
3	GA5012203	Grease nipple, Short, 1/4" UNF	2
4	GA5000835	Valve, Ball, Hydraulic, 1/2" female thread inlet / outlet	1
5	GA3500349	Hydraulic adaptor, Elbow, 90 degree, 1/2" BSPT male x 3/4" UN male O-ring, S89-0812	1

Delta Hydraulic Cylinder - Wing Tilt



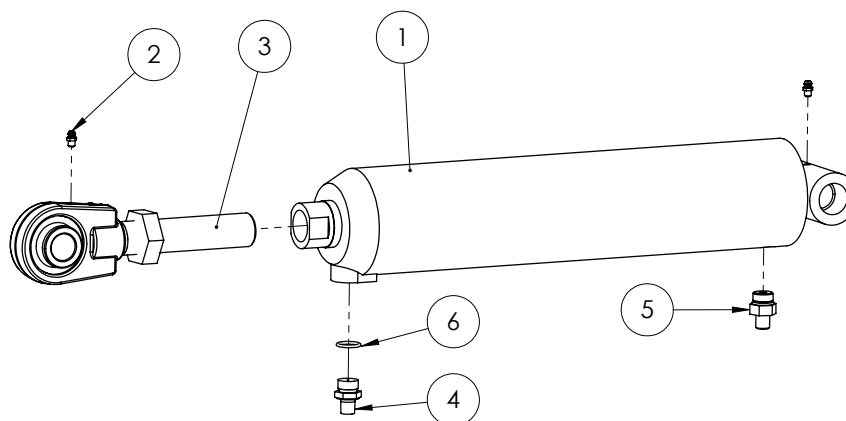
ITEM NO.	PART NUMBER	DESCRIPTION	QTY.
1	GA5065054	Cylinder tilt 2.5" x 5" stroke 1 3/8" rod suit 2012 Delta	1
2	GA3500359	Hydraulic adaptor, Nipple, 1/4" BSPT male x 3/4" UN male O-ring, S93-0412	1
3	L068A	Reducing restrictor nipple, 3/4" UNO x 1/4" BSPT, 1.5mm orifice	1
4	GA5078121	O-Ring BSPP 1/2"	1

TriTech Hydraulic Cylinder - Boom Lift



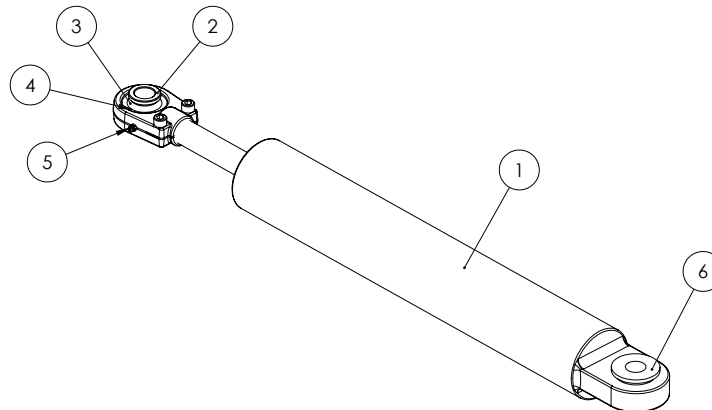
ITEM NO.	PART NUMBER	DESCRIPTION	QTY.
1	GA5070082	Hydraulic cylinder - 2.5" bore, 2" rod, 21" Stroke	1
2	GA5065487	Glacier Bush 1" ID x 1" long	4
3	GA5012203	Grease nipple, Short, 1/4" UNF	2
4	GA5000835	Valve, Ball, Hydraulic, 1/2" female thread inlet / outlet	1
5	GA3500349	Hydraulic adaptor, Elbow, 90 degree, 1/2" BSPT male x 3/4" UN male O-ring, S89-0812	1

TriTech Hydraulic Cylinder - Wing Tilt



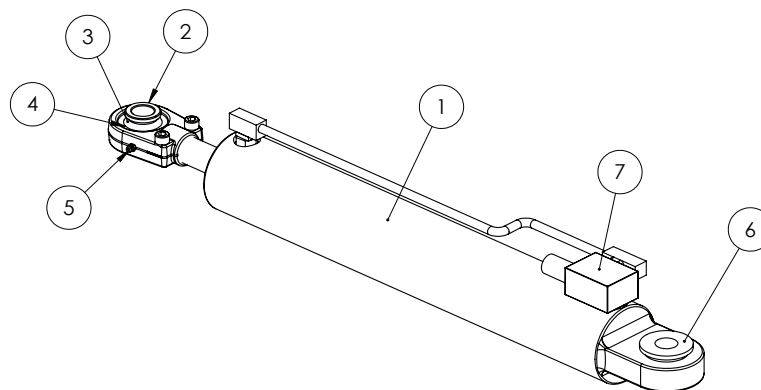
ITEM NO.	PART NUMBER	DESCRIPTION	QTY.
1	GA5065051	Hydraulic cylinder, 3.5" OD x 1.75" rod x 5" stroke	1
2	GA5012203	Grease nipple, Short, 1/4" UNF	2
3	GA5065051	Hydraulic cylinder, 3.5" OD x 1.75" rod x 5" stroke	1
4	L068A	Reducing restrictor nipple, 3/4" UNO x 1/4" BSPT, 1.5mm orifice	1
5	GA3500359	Hydraulic adaptor, Nipple, 1/4" BSPT male x 3/4" UN male O-ring, S93-0412	1
6	GA5078121	O-Ring BSPP 1/2"	1
-	GA5052730	Seal kit, heavy duty suit 3 1/2" bore x 1.75" rod	-

TriTech Hydraulic Cylinder - Fold RH



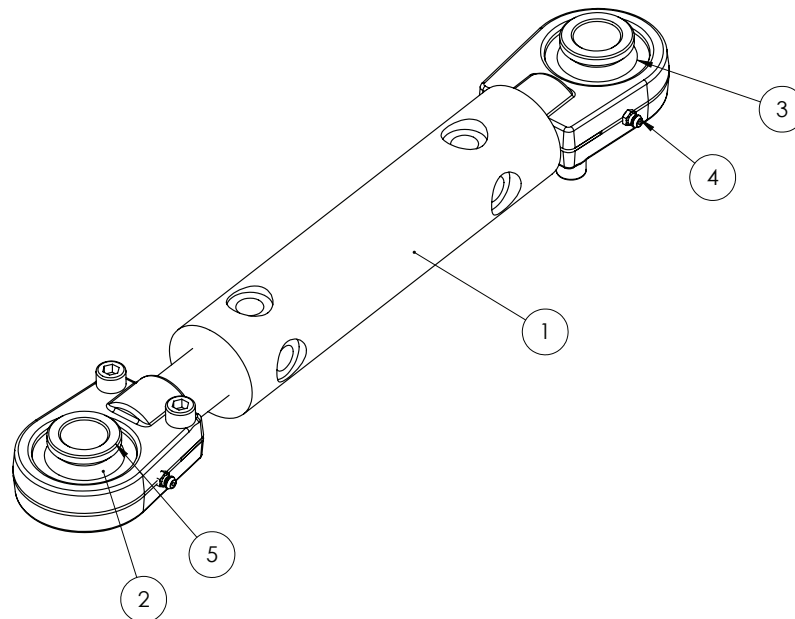
ITEM NO.	PART NUMBER	DESCRIPTION	QTY.
1	GA5018538	Hydraulic cylinder, 3" bore x 1.25" rod x 18" stroke, external phasing	1
2	GA5021925	Small bearing bush, Suit screw on rose end	3
3	GA5067605	Bearing, suit screw on rose end, GEG 30 ES 2RS	2
4	GA5067610	Circlip, suit bearing screw on rose end, RTW 55	2
5	GA5012203	Grease nipple, Short, 1/4" UNF	2
6	GA5021930	Large bearing bush, Suit screw on rose end	1
7	L068A	Reducing restrictor nipple, 3/4" UNO x 1/4" BSPT, 1.5mm orifice	1
-	GA5052680	Seal Kit, heavy duty, to suit 3" bore x 1.25" rod	-

TriTech Hydraulic Cylinder - Fold LH



ITEM NO.	PART NUMBER	DESCRIPTION	QTY.
1	GA5018542	Hydraulic cylinder, external phasing, 3.25" bore x 1.25" rod x 18" stroke	1
2	GA5021925	Small bearing bush, Suit screw on rose end	3
3	GA5067605	Bearing, suit screw on rose end, GEG 30 ES 2RS	2
4	GA5067610	Circlip, suit bearing screw on rose end, RTW 55	2
5	GA5012203	Grease nipple, Short, 1/4" UNF	2
6	GA5021930	Large bearing bush, Suit screw on rose end	1
7	GA5022423	Relief Valve, (folding Phasing Cylinders GA5018540 and GA5018542)	-
-	GA5052685	Seal Kit, heavy duty, to suit 3 1/4" bore x 1.25" rod	-

TriTech Hydraulic Cylinder - Yaw

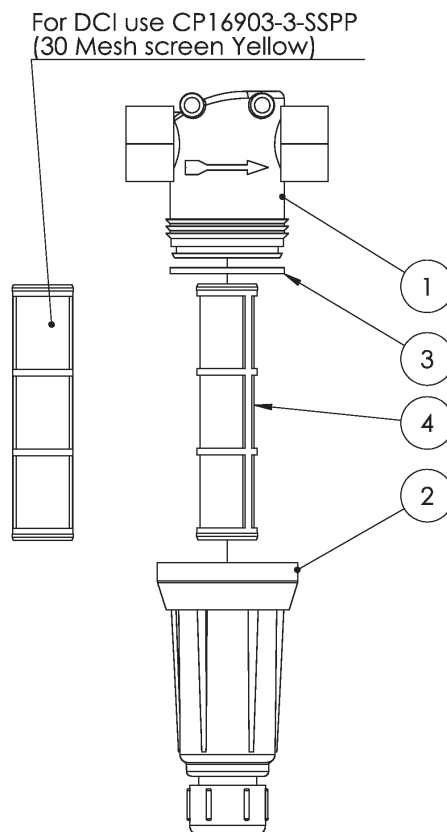


ITEM NO.	PART NUMBER	DESCRIPTION	QTY.
1	GA5060817	Hydraulic cylinder, 2" bore x 1 1/4" shaft x 117.5mm stroke, Spherical bearing ends	
2	GA5067605	Bearing, suit screw on rose end, GEG 30 ES 2RS	2
3	GA5067610	Circlip, suit bearing screw on rose end, RTW 55	2
4	GA5012203	Grease nipple, Short, 1/4" UNF	2
5	GA5021925	Small bearing bush, Suit screw on rose end, Hypower, R-10424	4
-	GA5052745	Seal Kit, heavy duty, 2" bore x 1 1/4" shaft	-

Chapter 19

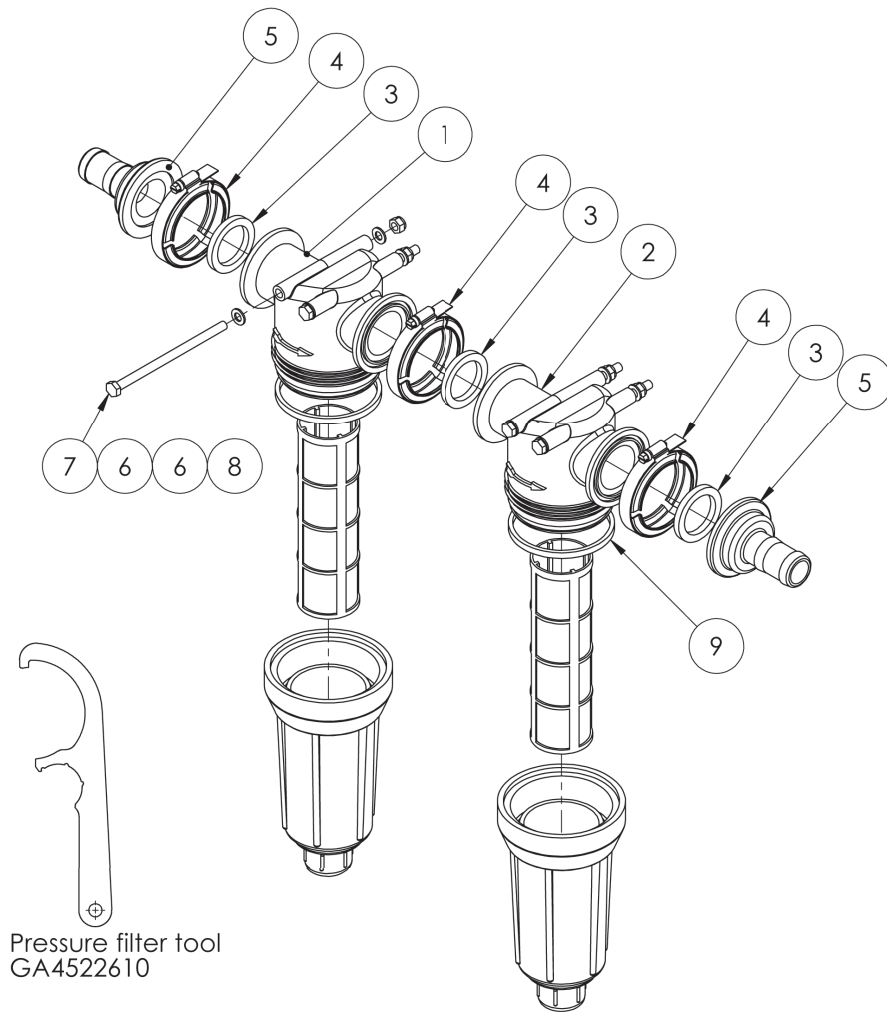
PLUMBING

3/4 BSP Filter with 200 mesh screen



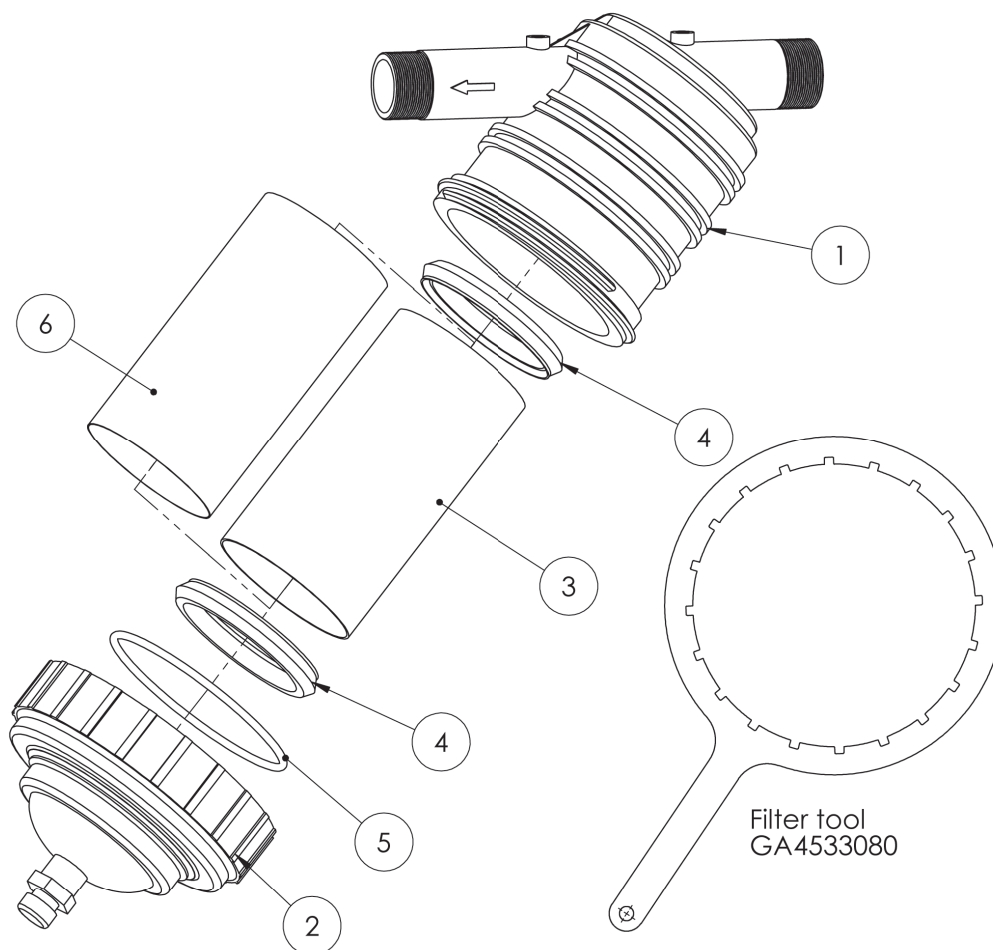
ITEM NO.	PART NUMBER	DESCRIPTION	QTY.
1	CPB50492-3/4-PP	AAB126 Filter body	1
2	GA5077633	Filter bowl, AA126, Suits 3/4 + 1, Polypropylene, Teejet, CPB50493-PP	1
3	GA5077547	Seal, Viton, Suit AAB126ML-3, -4 & -F50 filter head, Teejet, CP50494-VI	1
4	GA5077404	Filter screen, 200 mesh, SS & polypropylene, Suits Teejet 3/4, 1 & 50 series flange filters. Dia 36mm x Length 147mm.	1

Pressure Filter Assembly



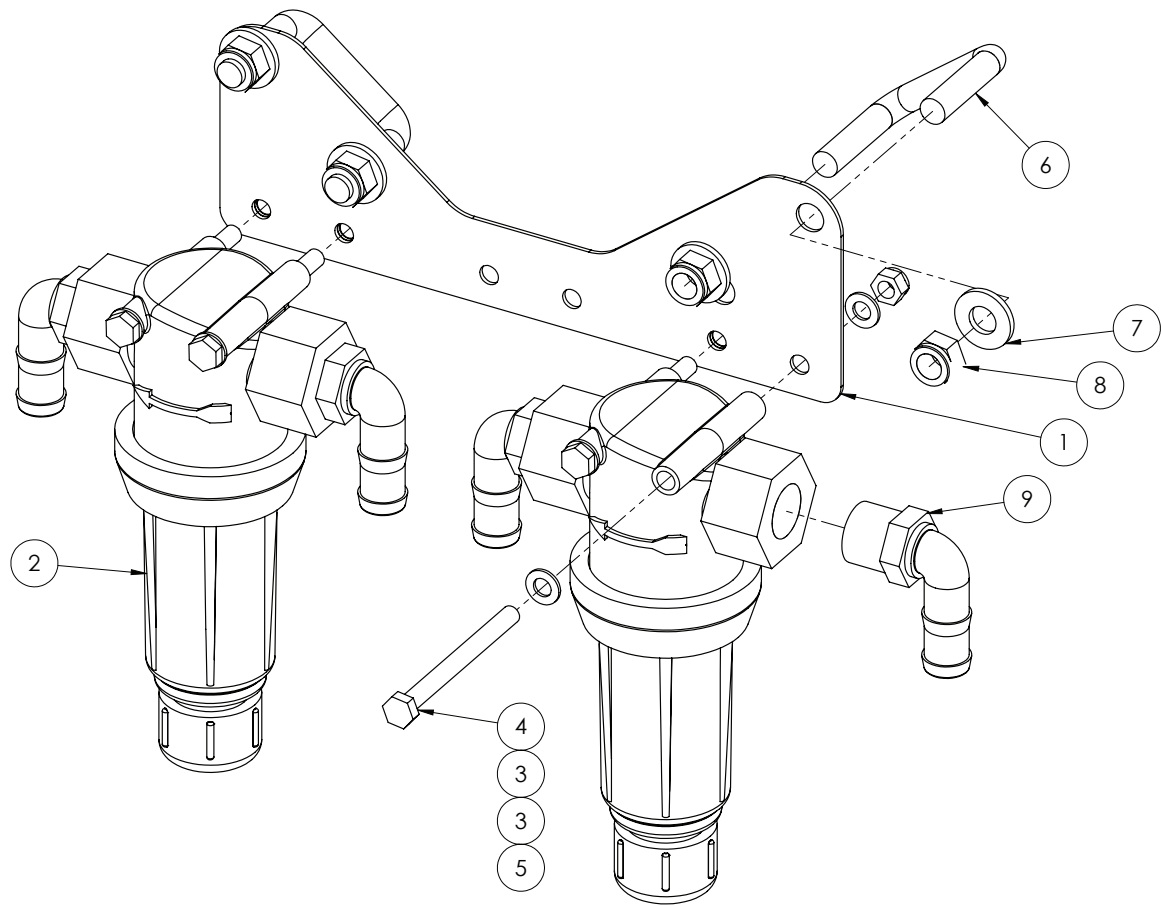
ITEM NO.	PART NUMBER	DESCRIPTION	QTY.
1	GA5077285	Filter, 75 series flange inlet & outlet, 80 mesh, Teejet, AAB126ML-F75-80	1
	GA5077394	Filter screen, 80 mesh, SS & polypropylene, Suits Teejet 1 1/4, 1 1/2 & 75 series flange filters. Dia 58mm x Length 200mm.	1
2	GA5077284	Filter, 75 series flange inlet & outlet, 100 mesh, Teejet, AAB126ML-F75-100	1
	GA5077395	Filter screen, 100 mesh, SS & polypropylene, Suits Teejet 1 1/4, 1 1/2 & 75 series flange filters. Dia 58mm x Length 200mm.	1
3	GA5009335	Seal, 41.5 ID x 55 OD x 6.5mm thick, EPDM, suit 1 1/2" flange	3
4	FC200	Clamp, Worm screw, Use with 2" standard flange port, Banjo	3
5	GA5077830	Hose barb, Flanged, Straight, 2 flange x 1 1/4 barb, Banjo, M200125BRB	2
6	GA5004883	Washer 8mm Flat ZP Heavy Duty	8
7	GA5011503	Bolt M8 x 140 ZP GR8.8	4
8	GA5004917	Nut M8 Nyloc ZP	4
9	GA5077541	Seal, 98 OD x 91 ID x 7 thick, Suits AA126ML-5 or -6 filters, EPDM, Teejet, CP48656-EPR	2

2" Fill Filter with 120 mesh screen



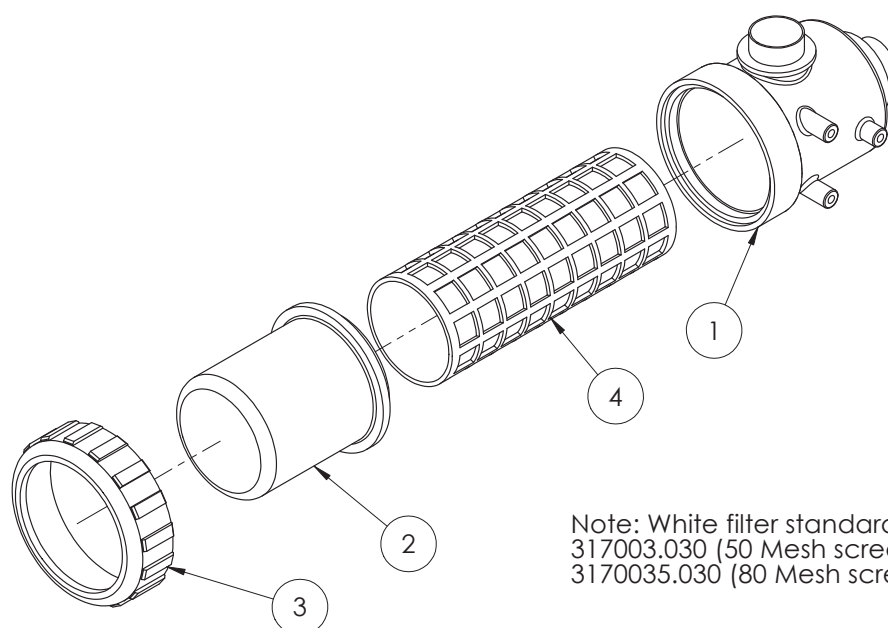
ITEM NO.	PART NUMBER	DESCRIPTION	QTY.
1	GA5077347	Body t/s 2" Geoline, C00002066	1
2	GA5077349	Geoline top cover & nut, C00201031	1
3	GA5076845	Filter screen, 50 mesh, SS & polypropylene, Arag, 3290003030, 220MM x 68MM.	1
4	GA5001329	Seal, Viton, Suit Geoline 2" fill filter GA5001333	2
5	GA5012545	O-ring, Suit Geoline 2" fill filter GA5001333	1
6	GA5000421	Filter screen, 50 mesh, White, Sock type, Suit SS filter screen on 2" fill filter	1

In Line Boom Filter



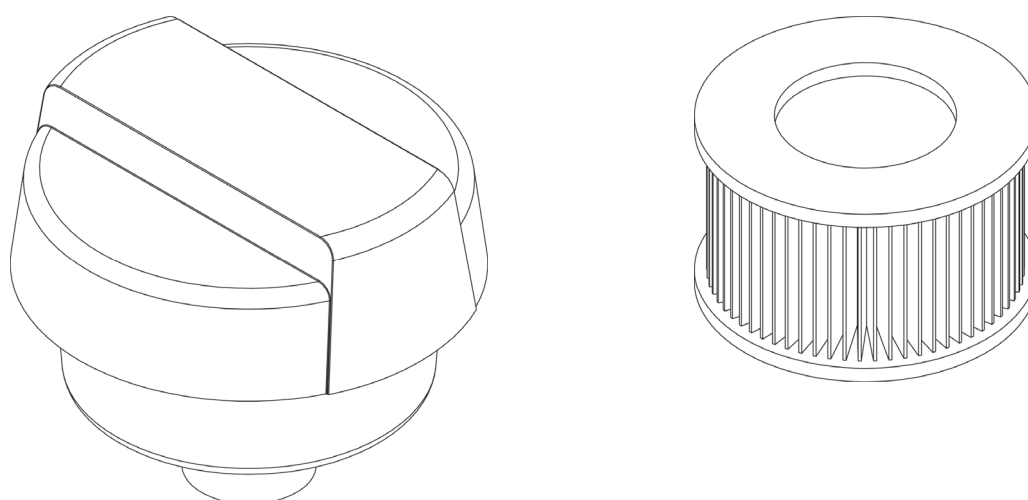
ITEM NO.	PART NUMBER	DESCRIPTION	QTY.
1	GA4505205	Boom line filter mount plate bolt on	1
2	GA5077270	Filter, 3/4 female thread inlet/outlet, 200 mesh screen, Teejet, AAB126ML-3-200	2
3	GA5048115	Nut M6 Nyloc ZP	8
4	GA5011495	Bolt M8 x 90 ZP GR8.8	4
5	GA5004917	Nut M8 Nyloc ZP	4
6	GA5011243	M12 x 50mm x 50mm Square Top U Bolts	2
7	GA5000587	Washer 12mm Flat ZP Heavy Duty	4
8	GA5012461	Nut M12 Nyloc ZP	4
9	GA5077717	Hose barb, Elbow, 90 degree, 3/4 male thread x 3/4 hose, Banjo, HB075-90	4

2" Suction Filter



ITEM NO.	PART NUMBER	DESCRIPTION	QTY.
1	GA5076773	Filter Body, 316 and 317, "2", Inlet Outlet thread, 316070.010	1
2	GA5076793	317 Suction Filter Bowl, 317000.020	1
3	GA5076768	Nut, Plastic, Suit 316 317 suction filter, 8 Threads, 316000.040	1
4	GA5076794	Screen 32 Mesh Filter, 317002.030	1

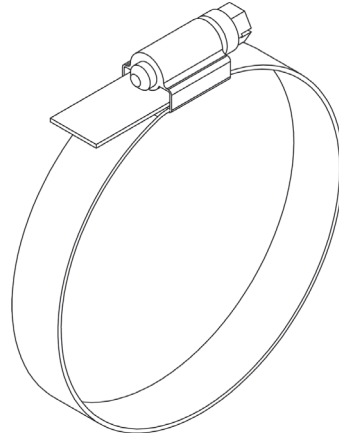
Air Filter



PART NO	DESCRIPTION
GA5005259	Air filter, 1" BSP male thread
GA5049460	Filter element, For filter body GA5005259, Suit foam marker compressor

Hose Clamps

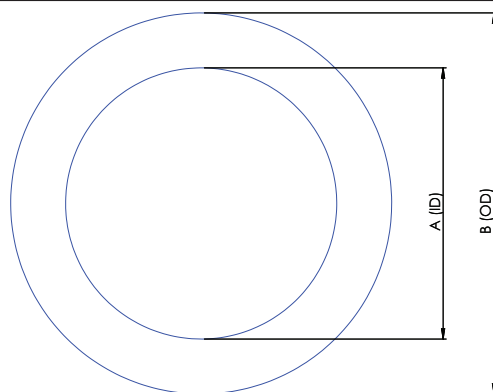
PART NUMBER	DESCRIPTION
GA5004865	8-16mm Hose Clamp
GA5000469	12-20mm Hose Clamp
GA5000999	16-25mm Hose Clamp
GA5001681	20-32mm Hose Clamp
GA5002783	30-45mm Hose Clamp
GA5002873	32-50mm Hose Clamp
GA5003325	40-60mm Hose Clamp
GA5016815	50-70mm Hose Clamp
GA5004241	60-80mm Hose Clamp



Cable Ties

PART NUMBER	DESCRIPTION	QTY
GA5002173	Cable Tie, Black, 100x2.5mm	1000
GA5003517	Cable Tie, Black, 140x3.5mm	1000
GA5004455	Cable Tie, Black, 190x4.5mm	1000
GA5000685	Cable Tie, Black, 320x7.5mm	100
GA5000687	Cable Tie, Black, 360x4.5mm	100
GA5021235	Cable Tie, Black, 540x7.5mm	100

Hoses



Suction Hose

Part No	Description	Internal Diameter (A)	Outside Diameter (B)
GA2000218	20mm Suction Hose	20mm	32mm
GA2000222	25mm Suction Hose	25mm	35mm
GA2000224	32mm Suction Hose	32mm	45mm
GA2000226	38mm Suction Hose	38mm	48mm
GA2000229	51mm Suction Hose	51mm	63mm
GA2000230	63mm Suction Hose	63mm	76mm
GA2000232	75mm Suction Hose	75mm	93mm

Suction hose can be defined by its external green stripe and wire reinforcement

Pressure Hose

Part No	Description	Internal Diameter (A)	Outside Diameter (B)
GA2000200	7mm Pressure Hose	7mm	12.5mm
GA2000211	13mm Pressure Hose	13mm	20mm
GA2000216	20mm Pressure Hose	20mm	28mm
GA2000219	25mm Pressure Hose	25mm	34mm
GA2000223	32mm Pressure Hose	32mm	43mm
GA2000225	38mm Pressure Hose	38mm	48mm

Pressure hose can be defined by its blue internal layer

PVC Hose

Part No	Description	Internal Diameter (A)	Outside Diameter (B)
GA2000220	25mm PVC Hose	25mm	32mm
GA2000227	40mm PVC Hose	40mm	50mm
GA2000228	50mm PVC Hose	50mm	58mm


PVC Hose can be defined by its ribbed outside finish

Sight Tube Hose

Part No	Description	Internal Diameter (A)	Outside Diameter (B)
GA2000209	12mm Clear Sight Tube Hose		
GA2000210	12mm Clear Sight Tube Hose with wire		

Lay Flat Hose

Part No	Description	Internal Diameter (A)	Outside Diameter (B)
GA5021395	50mm Blue Lay flat Hose		



GOLDACRES
Australia's World Class Sprayers

www.goldacres.com.au