

GOLDACRES

Australia's World Class Sprayers



Crop Cruiser Evolution MY14 Parts Manual

For further information about any of the products shown please visit - www.goldacres.com.au.

© Goldacres Trading 2015

This publication and all designs are copyright.

No part, products or designs may be reproduced by any process except in accordance with the Copyright act 1968.

All information in this operator's manual is based on the latest product information available at the time of printing. The policy of Goldacres is one of continuous improvement and as such, Goldacres reserve the right to alter any specifications and designs without notice and without incurring any obligation regarding such changes.

No part of this manual may be reproduced without written permission from Goldacres. All photographs and technical information remain the property of Goldacres.

Goldacres Trading Pty Ltd
3 Morang Crescent
Mitchell Park Vic 3355

Ph: 03 5342 6399

Fax: 03 5342 6308

Revision number: 01

10-07-2015

Valid for machine 201100 - ON

Part #: GA8700126

GOLDACRES - RESELLER TERMS AND CONDITIONS OF SALE
Goldacres Goods are only available for purchase upon the terms and conditions set out below.

- Interpretation
1. In terms and conditions:
 - (1) "Goldacres" means Goldacres Trading Pty. Ltd. A.C.N. 061 306 732 trading as Goldacres Agricultural Equipment (its successors and assigns) which is the seller of the Goods;
 - (2) "Purchaser" means the purchaser of the Goods;
 - (3) "Goods" means the products and, if any, the services sold or provided by Goldacres to the Purchaser;
 - (4) "GST Act" and "GST" are given the meanings referred to in a New Tax System (Goods and Services Tax) Act 1999.
 - (5) "PPSA" means the Personal Property Securities Act 2009 (Cth) (as amended);
 - (6) Nothing in these terms and conditions shall be read or applied so as to exclude, restrict or modify or have the effect of excluding, restricting or modifying, any condition, warranty, guarantee, right or remedy implied by law (including the Competition and Consumer Act 2010) and which by law cannot be excluded, restricted or modified.
- General
2. (1) The Goods and all other products or services provided by Goldacres are provided subject to these terms and conditions. These terms and conditions and any terms and conditions incorporated herein by virtue of clause 3 hereto shall prevail over all other terms and conditions of the Purchaser or otherwise to the extent of any inconsistency.
 - (2) These terms and conditions may not be modified or amended without the expressed written consent of Goldacres endorsed by the Managing Director of Goldacres Trading P/L.
- Additional Terms and Conditions
3. From time to time Goldacres may provide additional or extended warranties in respect of certain goods and/or services. Where such additional or extended warranties are provided to a Purchaser in writing they will be incorporated into these terms and conditions provided that in the event of any inconsistency between these terms and conditions and the terms of any additional or extended warranty, the provisions of the additional or extended warranty shall prevail.
- Goldacres quotations.
4. Unless previously withdrawn, Goldacres quotations are open for acceptance within the period stated therein or, when no period is stated, with 14 days of the quotation date. Goldacres reserves the right to refuse any order based on any quotation within 7 days of receipt of the order.
- Packing
5. The cost of any special packing and packing materials used in relation to the Goods shall be at the Purchaser's expense notwithstanding that such cost may have been omitted from any quotation.
- Shortage
6. The Purchaser waives any claim for shortage of any Goods delivered if a claim in respect thereof has not been lodged with Goldacres within (7) seven days from the date of receipt of the Goods by the Purchaser.
- Specifications, etc: Catalogues, etc: Quantities
7. All specifications, (including but not limited to: drawings, particulars of weights, volumes, capacities, dimensions, load factors) are approximate only and any deviation shall not be taken to vitiate any contract with Goldacres or form any claim against Goldacres. The descriptions, illustrations, and performances contained in catalogues, price lists and other advertising matter do not form part of the contract of sale of the Goods. Where specifications, drawings or other particulars are supplied by the Purchaser, Goldacres' price is made on estimates of quantities required. Should there be any adjustments in quantities above or below the quantities estimated by Goldacres and set out in a quotation, then on any such increase or decrease shall be adjusted on a unit rate basis according to unit prices set out in the quotation.
- Performance, Capacities, Chemicals, Liquids, Application Methods, Environmental Effects
8. Any performance, volumes, and/or capacity figures given by Goldacres are estimates only. Goldacres shall be under no liability for damages for failure to obtain such figures unless specifically guaranteed in writing and any such written guarantee shall be subject to the recognised tolerances applicable to such figures. The suitability of chemicals and other liquids for any application and the application methods and the environmental effects shall be the sole decision and responsibility of the Purchaser and the user of the Goods. Goldacres gives no warranty as to the suitability of any chemicals or other liquids for any application, nor the application methods nor the environmental effects, which may result from the use of the Goods. Goldacres shall be under no liability for damages arising out of the use of any chemicals, liquids, or mixtures in the Goods nor for any application, nor for the application methods nor for the environmental effects, which may result from the use of the Goods.
- Delivery/Service Times
9. The delivery times and service times made known to the Purchaser are estimates only and Goldacres shall not be liable for late delivery, non-delivery or delay and under no circumstances shall Goldacres be liable for any loss, damage or delay occasioned by the Purchaser or its customers arising from the late or non-delivery or late installation of the Goods.
- Loss or damage in transit
10. Goldacres is not responsible for any loss or damage to Goods in transit. Goldacres shall render the Purchaser such assistance as may be necessary to press claims on carriers provided that the Purchaser shall have notified Goldacres and the carriers immediately the loss or damage is discovered on receipt of Goods and shall lodge a claim on the carrier within three days of the date of receipt of the Goods. Insurance of Goods in transit is the responsibility of the Purchaser.
- Limit of Liability
11. (1) Goldacres liability for Goods manufactured by it is limited to:
 - (a) where the law implies consumer guarantees into these terms and conditions pursuant to Part 3.2 Division 1 of Schedule 2 to the Competition and Consumer Act 2010 (Cth) ("consumer guarantees") which cannot be excluded and Goldacres breaches a consumer guarantee, the loss and damage the Purchaser is entitled to at law which cannot be excluded by these terms and conditions; and, in all other cases
 - (b) making good any defects by repairing the same or at Goldacres option by replacement within a period not exceeding either 1000 hours or twelve calendar months, whichever comes first, after the Goods have been dispatched provided that:
 - (i) the defects have arisen solely from faulty materials or workmanship;
 - (ii) the Goods have not received maltreatment inattention or interference;
 - (iii) accessories of any kind used by the Purchaser are manufactured or approved by Goldacres;
 - (iv) where applicable, the seals on the Goods remain unbroken;
 - (v) there has been no improper adjustment, calibration or operation;
 - (vi) the use of accessories including consumables, hardware or software (not manufactured by Goldacres) has been approved in writing by Goldacres;
 - (vii) no contamination or leakage has been caused or induced;
 - (viii) any modification to the Goods have been authorised in writing by Goldacres;
 - (ix) there has been no inadequate or incorrect use, storage, handling or application of the Goods;
 - (x) there has been no use or operation of the Goods outside of the physical, electrical or environmental specifications of the Goods;
 - (xi) there has been no inadequate or incorrect site preparations;
 - (xii) there has been no inadequate or improper maintenance of the Goods;
 - (xiii) it has not been caused by fair wear and tear; and
 - (xiv) firstly the Goods have been thoroughly inspected and any damage (from whatever cause) to the Goods (and in particular – the structure, welding, seams, bolts, booms) has been repaired prior to the Goods being operated, used driven or moved and on each occasion the tanks are filled; and
 - (xv) there has been no failure to comply with the requirements of all present or future laws or regulations relating to the Goods and/or the use and/or the operation of the Goods; and
 - (xvi) there has been no failure to maintain a record of hours of operation (which record shall contain full details of all inspections, repairs and maintenance) and produce same to Goldacres at the time of the claim;
 - (xvii) the defective Goods or any damaged part of the Goods are promptly returned free of cost to Goldacres or a representative of Goldacres;
 - (xviii) all warranty related repairs have been carried out with the prior authorisation of Goldacres;
 - (ix) If Goods or any part thereof are not manufactured by Goldacres, in particular engines, engine accessories, transmissions, transfer cases, differentials, tyres, tubes, batteries, radios and UHF's, the guarantee of the manufacturer thereof shall be accepted by the Purchaser and is the only guarantee given to the Purchaser in respect of the Goods or that part provided always that this clause does not seek to exclude the consumer guarantees;
- (3) In the case of hydraulic systems, Goldacres shall replace defective parts in accordance with clause 11(1) of these conditions, provided that the failure of the part was not related to contamination within the system, Goldacres shall not be liable for labour in the case of repairing hydraulic system defects;
 - (4) Goldacres will not accept liability for damage attributed to fair wear and tear including but not limited to fair wear and tear to nozzles, chains, belts, filters, brake pads, polyethylene bushes and liquid pump valves, valve O-rings, diaphragms and seals;
 - (5) Goldacres shall not be liable for and the Purchaser releases Goldacres from any claims in respect of faulty or defective design of any Goods supplied unless such a design has been wholly prepared by Goldacres and the responsibility for any claim has been specifically accepted by Goldacres in writing and in any event Goldacres liability hereunder shall be strictly limited to the replacement of defective parts in accordance with paragraph 11(1) of these conditions provided always that this clause does not seek to exclude the consumer guarantees;
 - (6) Except as provided herein, all express and implied warranties, guarantees and conditions under statute or general law as to the merchantability, description, quality, suitability or fitness of the Goods for any purpose or as to design, assembly, installation, materials or workmanship or otherwise are hereby expressly excluded and Goldacres shall not be liable for physical or financial injury, loss or damage or for consequential loss or damage of any kind arising out of the supply, layout, assembly, installation or operation of the Goods or arising out of Goldacres negligence or in any other way whatsoever;
 - (7) The benefit of any warranty provided under these terms and conditions shall only be available to the Purchaser and shall not be transferable by the Purchaser;
 - (8) The warranties provided under these terms and conditions do not extend to second hand or used Goods that may be sold by Goldacres.
 12. Goldacres liability for breach of a consumer guarantee is hereby limited (in the case of goods and services not used for personal, domestic or household purposes) to:
 - (1) in the case of Goods, any one or more of the following:
 - (a) the replacement of the Goods or the supply of equivalent Goods;
 - (b) the repair of the Goods;
 - (c) the payment of the cost of replacing the Goods or acquiring the equivalent Goods;
 - (d) the payment of having the Goods repaired; or
 - (2) in the case of services;
 - (a) the supplying of the services again; or
 - (b) the payment of the cost of having the services supplied again.
- Prices
13. (1) Unless otherwise stated in writing by Goldacres, all prices quoted by Goldacres are inclusive of GST for supplies within Australia and exclusive of GST for exports outside of Australia. Prices quoted are those ruling at the time of quotation or the date the price is given and are based on rates of freight, insurance, customs, duties, taxes, exchange, shipping expenses, sorting and stacking charges, cartage, cost of materials and other charges affecting the cost of production ruling on that date and any alterations thereto either before acceptance of or during currency of the contract shall be to the Purchaser's account.
 - (2) For the purpose of 38-185 of the GST Act, the day upon which the seller gives the invoice for the supply shall be the date of the invoice.
- Payment
14. (1) The purchase price in relation to the Goods and the cost of the service shall be payable without deduction and or set off and payment thereof shall be made on or before the thirtieth day of the month following the delivery of the Goods or performance of the services unless other terms of payment are expressly stated in writing.
 - (2) A decreasing or increasing adjustment and or the issuing of an adjustment note, pursuant to Division 21 and Division 29-C of the GST Act, shall not, in any way, constitute a release, waiver, or forgiveness of the debt incurred by the Purchaser.
- Interest on overdue payments
15. If Goldacres is not paid for any Goods or services on the due date specified in this agreement without prejudice to any other right or remedy, all outstanding money shall bear interest at the rate set, pursuant to the Penalty Interest Rates Act, Victoria, 1986, as such money, together with interest shall be recoverable forthwith from the Purchaser.
- Rights in relation to Goods.
16. (1) Title to the Goods supplied by Goldacres to the Purchaser shall remain with Goldacres until the total amount due in respect of the Goods and all monies owing to Goldacres have been paid in full (the "Debts"). Risk in the Goods shall pass to the Purchaser upon delivery.
 - (2) The Purchaser shall have the right to resell Goods but only as fiduciary agent and trustee for Goldacres by way of bona fide sale at full market value and in the ordinary course of its business.
 - (3) Until all the Debts have been paid in full:
 - (a) the Purchaser shall take custody of the Goods as trustee, fiduciary agent and bailee for Goldacres;
 - (b) the Purchaser shall keep the Goods separate from any other goods and properly marked, stored, protected and insured;
 - (c) the Purchaser must hold all of the money it receives ("Proceeds")
 - (d) from the sale of any property into which Goods supplied have been incorporated; and
 - (e) from the sale of Goods or provision of services including the Goods supplied by the Goldacres as bailee, fiduciary agent and trustee for Goldacres, but the Purchaser need not hold on trust any money exceeding the amount of the Debts at the time the money is received.
 - (4) The Purchaser expressly acknowledges that it is bound by the fiduciary obligation created in the preceding paragraph and acknowledges that:
 - (i) it must hold the Proceeds on trust for Goldacres;
 - (ii) it must place the whole of the Proceeds in an account separate from its own moneys (the "Proceeds Account");
 - (iii) it must maintain the Proceeds Account separate from its own moneys at all times.
 - (iv) it must maintain proper records for the Proceeds Account.
 - (v) it must not assign or encumber any book debts arising from sales made in circumstances set out in clauses 16(c)(i) and (ii) or do any other act in derogation of Goldacres' legal or beneficial interests; and
 - (vi) it must account to Goldacres on demand for all moneys standing to the credit of such account.
 - (7) For the purposes of identification of different consignments of Goods purchased from Goldacres and receipt of Proceeds, the Purchaser agrees that the principle of "Last In, First Out" shall be applied to any items that cannot be distinguished.
 - (f) Goldacres may trace the Proceeds in equity.
 - (4) Goldacres may at any time, without notice to the Purchaser and without prejudice to any other rights which it may have against the Purchaser, terminate any contract connected with the Goods and the bailment referred to in clause 16(3) and enter upon any premises owned or occupied by the Purchaser where Goldacres reasonably believes the Goods may be stored, and repossess the Goods without liability for any damaged caused, and subsequently dispose of the Goods at Goldacres' discretion if:
 - (a) the Debts are not paid in accordance with these terms and conditions or any other contract or arrangement between Goldacres and the Purchaser; or
 - (b) Goldacres receives notice of or reasonably believes that:
 - (i) a third person may attempt to levy execution against the Goods; or
 - (ii) the Purchaser is insolvent (within the meaning of the Corporations Act 2001) or bankrupt; or
 - (iii) the Purchaser has entered into any arrangement or composition with its creditors, gone into liquidation, or has appointed a receiver, a receiver and manager or administrator.
 - (5) If after repossession under clause 16(4) Goldacres sells the Goods, Goldacres shall account to the Purchaser for any proceeds of sale (less expenses of repossession and sale) that exceeds the amount of the outstanding Debts.
 - (6) If any Goods belonging to Goldacres are disposed of by the Purchaser or an insurance claim is made in respect of them, Goldacres shall be entitled to trace the sale or insurance proceeds, which proceeds shall be held by the Purchaser in a separate bank account on trust for Goldacres.
 - (7) The Purchaser agrees and acknowledges that in the event it sells Goods to a third party on account, it will include in its terms and conditions of sale a provision under which the Purchaser retains title to the Goods until such time that the total amount due in respect of the Goods and all monies owing to the Purchaser have been paid in full by that third party debtor. The Purchaser also agrees and acknowledges that in these instances, it will register its PMSI in accordance with the PPSA in respect of its security interest in the Goods.
- PPSA provisions
17. (1) The Purchaser acknowledges that these terms and conditions constitute a security agreement for the purposes of section 20 of the PPSA and that a security interest exists in all Goods (and any associated Proceeds from their sale) previously supplied by Goldacres to the Purchaser (if any) and in all future Goods (and any associated Proceeds from their sale) that may be supplied to the Purchaser by Goldacres.
 - (2) The Purchaser acknowledges that Goldacres has a first ranking purchase money security interest ("PMSI") (as defined in section 14 of the PPSA) in the Goods and the Purchaser must not jeopardise such ranking (whether by act or omission).
 - (3) The Purchaser acknowledges that it has received value as at the date of first delivery of the Goods and has not agreed to postpone the time for attachment of the security interest (as defined in the PPSA) granted to Goldacres under these terms and conditions.
 - (4) The Purchaser will execute documents and do such further acts as may be required by Goldacres to register the security interest granted to Goldacres under these terms and conditions under the PPSA.
 - (5) Until ownership of the Goods passes, the Purchaser must not give to Goldacres a written demand or allow any other person to give Goldacres a written demand requiring Goldacres to register a financing change statement under the PPSA in respect of Goldacres' interest in the Goods.
 - (6) The Purchaser must indemnify Goldacres and on demand reimburse Goldacres for all costs and expenses incurred by Goldacres in respect of these terms and conditions including but not limited to Goldacres registering its security interest in the Goods, lodging, discharging or amending any financing statement or financing change statement, or otherwise complying with the PPSA.
 - (7) The Purchaser agrees (other than as provided in these terms and conditions) not to sell, lease, mortgage, deal with, dispose of or create or attempt to create any other security interest in or affecting the Goods unless and until the Purchaser's Debts have been satisfied.
 - (8) The Purchaser waives its rights under the following provisions of Chapter 4 of the PPSA:
 - (a) to receive a notice on enforcement action against liquid assets (section 121(4));
 - (b) to receive a notice to seize collateral (section 123);
 - (c) to receive a notice of disposal of Goods by Goldacres purchasing the Goods (section 129);
 - (d) to receive a notice to dispose of Goods (section 130);
 - (e) to receive a statement of account following disposal of Goods (section 132(2));
 - (f) to receive a statement of account if no disposal of Goods for each 6 month period (section 132(4));
 - (g) to receive notice of any proposal of Goldacres to retain Goods (section 135(2));
 - (h) to object to any proposal of Goldacres to either retain or dispose of Goods (section 137(2));
 - (i) to redeem the Goods (section 142);
 - (j) to reinstate the security agreement (section 143);
 - (k) to receive a notice of any verification statement (section 157(1) and section 157(3));
 - (9) The rights Goldacres may have under the PPSA are supplementary and in addition to those set out in these terms and conditions and do not derogate from the rights and remedies of Goldacres under these terms and conditions or under any other statute or under general law.
 - (10) The Purchaser must give 10 business days prior written notice of any proposed change in the Purchaser's name or other identifying characteristics and details.
- Purchasers property
18. Any property of the Purchaser under Goldacres' custody or control shall be entirely at the Purchaser's risk as regards loss or damage caused to the property or by it.
- Storage
19. Goldacres reserves the right to make a reasonable charge for storage if delivery instructions are not provided by the Purchaser within (14) fourteen days of a request by Goldacres for such information.
- Returned Goods
20. Goldacres shall not be under any obligation to accept Goods returned by the Purchaser and will do so only on terms to be agreed in writing in each individual case.
- Goods sold
21. All Goods to be supplied by Goldacres shall be described on the purchase order agreed by Goldacres and the Purchaser and the description on such purchase order modified as so agreed shall prevail over other descriptions including any Purchaser's specification or enquiry.
- Cancellation
22. No order may be cancelled except with the consent in writing and on terms, which will indemnify Goldacres against all losses.
- No waiver
23. The failure of any party to enforce the provisions of these terms and conditions or to exercise any rights expressed in these terms and conditions shall not be a waiver of such provisions or rights and shall not affect the enforcement of this agreement. The exercise by any party of any of its rights expressed in this agreement shall not preclude or prejudice such party from exercising the same or any other rights it may have irrespective of any previous action taken by that party.
- Force Majeure
24. If by reason of any fact, circumstance, matter or thing beyond the reasonable control of Goldacres is unable to perform in whole or in part any obligation under these terms and conditions then Goldacres shall be relieved of that obligation under these terms and conditions to the extent and for the period that it is so unable to perform and shall not be liable to the Purchaser in respect of such inability.
- Passing of risk
25. Risk in the Goods shall pass to the Purchaser upon delivery of the Goods to the Purchaser or collection of the Goods by the Purchaser's agent or carrier as the case may be.
- Exclusion of liability
26. To the extent permitted by law Goldacres shall not be liable to the Purchaser in contract or in tort arising out of, or in connection with, or relating to, the performance of the Goods or any breach of these conditions or any fact, matter or thing relating to the Goods or error (whether or not it is negligent or a breach of contract) in information supplied to the Purchaser or a user before or after the date of the Purchaser's or user's use of the Goods and Goldacres shall be under no liability for damages arising out of the use of any chemicals, liquids, or mixtures in the Goods, nor for any application, not for the application methods nor for the environmental effects, which may result therefrom or from the use of the Goods.
- Exclusion of representations and arrangements
27. To the extent permitted by law the terms and conditions supersede and exclude all prior and other discussions, representations (contractual or otherwise) and arrangements relating to the supply of the Goods or any part thereof including, but without limiting the generality of the foregoing, those relating to the performance of the Goods or any part thereof or the results that ought to be expected from using the Goods.
- Place of contract
28. The contract for sale of the Goods and the provision of the services is made in the State of Victoria and the Purchaser agrees to submit all disputes arising with Goldacres to the courts of such State and any court competent to hear appeals therefrom.

Contents

CHASSIS	7	RH POD	45
Cab Chassis	7	Brake Booster Pod - Catai Booster	45
Cab Chassis	8	Brake Booster Pod - Catai Booster	46
Access Platform Left Side & Boom Rest	9	Brake Booster Pod - Catai Booster	47
Access Platform Left Side & Boom Rest	10	Mounting Detail	48
Access Platform Left Side & Boom Rest	11	Pneumatic Manifold	49
Access Platform Left Side & Boom Rest	12		
Boom Rest - Left Side	13	LH POD	51
Access Platform Right Side	15	LH Pod - Standard	51
Boom Rest - Right Side	16	LH Pod - Bolt up	52
Centre Platform 5200L	17	LH Pod - Standard	53
Centre Platform 6000L	18	2" Fill Hose & 4 Way Valve	54
Hand Wash Bottle Assembly	19	3" Fill Hose	55
Tool Box	20	Tank Fill Manifold - Bolt up	56
Chassis Job Computer (If GATMC op- tioned)	21	Tank Fill Manifold 2" Standard	56
Chassis Job Computer Cover	21	Tank Fill Manifold 2" Standard	57
Bonnet - SN 201100 - SN201496	22	Tank Fill Manifold 3" Hydraulic	57
Bonnet - From SN 201498	23	Tank Rinse/Agitation Manifold - Bolt up	58
Bolt in Crossmember	24	Tank Rinse/Agitation Manifold	58
Fan Pump Guard	24	Fill Manifold - Bolt up	59
Tow Bar	25	Fill Manifold	60
Left Hand Mirror	26	Rinse, Tank Fill - 5200L	61
		Tank Fill - 6000L	61
PUMPS	27	Rinse Tank Fill Manifold	62
Pump - Zeta 260	27	Chem Probe, Rinse Tank Drain	63
Pump - Zeta 260 Hydraulic Drive	28	Chemical Probe Connection	63
Pump - Zeta 300	29	Rinse Tank Drain	64
Pump - Zeta 300 Hydraulic Drive	30	Gauge Drain	64
Spray Pump & Filter Bracket Left Hand	31	RPM Raise, Fill Pump Switch & LED	65
Pump - Zeta 170	32	Quick fit valve 2 way	66
Spray Pump & Filter Bracket, Right Hand	33	Chemical Probe Hose Lance	67
Hydraulic Fill Pump - 5200L	34	Micro-matic Rinse Socket	67
Hydraulic Fill Pump - 6000L	35	PH6 Meter	68
PH6 Pump	36		
High Volume DCI Pump	37	DCI	69
High Volume DCI Pump	38	DCI Pod - Triple	69
Low Volume DCI Pump	38	DCI Pod - Triple	70
Low Volume DCI Pump	39	DCI Pod - Double	71
		DCI Pod - Double	72
FLUSH TANK	41	DCI Pod - Single	73
Rinse Water Tank & Frame to suit 5200L	41	DCI Pod - Single	74
Rinse Water Tank & Frame to suit 5200L	42	Valve Sub Assembly	75
Rinse Water Tank & Frame to suit 6000L	43	Chemical Pump Suction Valve	76
		Tank Rinse Ball Valve	77

Injection Pump	78
Mixing Chamber	79
DCI Tank - 165 Litre	80
DCI 165 Litre Tank Breather	81
Bulk DCI Tank & Frame - 520 Litre	82
Bulk DCI Tank - 520 Litre	83

DUAL PRODUCT 85

Dual Product Pod	85
Dual Product Pod	86
Dual Product Pod	87
Chemical Probe	88
Pressure Delivery Valve	89

INDUCTION HOPPER 91

Hopper Tank & Frame	91
Hopper Tank	92
Hopper Tank	93
Hopper Tank - Bottom	94
Hopper Frame	95
Hopper Frame	96

FOAM MARKER TANK 97

Not Fitted	97
------------	----

TRANSCAL 99

Not Fitted	99
------------	----

MAIN TANK 101

6000 Litre Tank Assembly	101
6000 Litre Tank Assembly	102
5200 Litre Tank Assembly	103
5200 Litre Tank Assembly	104
Tank Rinse Elbow	105
Tank Rinse Tee	105
Supermix Agitator	106
Dry Sight Tube Float & Guide	107
Tank Level Transducer - GATMC	108
Dry Sight Tube Tank Float	109
Dry Sight Tube Cap & Tube	110
Sight Tube Mount - Standard	111
Sight Tube Mount - 6000L	112
Venturi Filler	113

Note: Not all parts supplied with kit 500232 are used in this assembly.

Tank Fill Inlet	114
-----------------	-----

Hopper Tank Inlet	114
Boom Recirculation Inlet (RapidFlow only)	115

Tank Overflow Outlet	116
Tank Drain Handle - 5200L	117
3500 Litre Tank Assembly	118
3500 Litre Tank Assembly	119
Dual Product Tanks	119
Dual Product Tank - 3500L Tank	120
Dual Product Tank - 3500L Tank	121
Dual Product Tank - 1250L Tank	122
Dual Product Tank - 1250L Tank	123
Tank Fill Inlet - Straight	123
Hopper Fill Inlet - Straight	124
Tank Cradle - 6000 Litre Tank	125
Tank Cradle - 5200 Litre Tank	126
Tank Cradle - 3500L Tank / Dual Product	127
Tank Mounting Straps	128

WHEELS & MUDGUARD 129

Mud Guards - Front Axle - 3m 4WD	129
Mud Guards - Front Axle - 2m & 3m 2WD	130
Brackets - Front Axle - Adjustable Track - 2m & 3m	131
Mud Guards - Rear Axle - 2m & 3m	132
Crop Deflectors - 2WD Front Axle	133
Crop Deflectors - Rear Axle & 4WD Front	134
Tyres And Rims	135

BOOM CENTRE 136

Boom Centre Hydraulic Tilt Assembly	136
Boom Centre Assembly	137
Boom Centre Standard Tilt Assembly	138
Boom Centre Standard Tilt Assembly	139
Boom Cable Adjuster - RH	140
Boom Cable Adjuster - LH	141
Boom Valve Assembly	142
Boom Valves	143
RapidFire Valves	144
RapidFire 7 Section Solenoid Box	145
RapidFire 10 Section Solenoid Box	146
RapidFire Solenoid Assembly	147
Single Solenoid Valve	147

Pneumatic Oiler & Dryer	148	Bi-Fold	185
Paralift & Paralift Arms	149	Dual Ram Fold Adjuster - 42m	186
Complete Centre & Paralift	150	Bi-Fold - 42m	187
Complete Centre & Paralift	151	Boom Cables 24-36m	188
Spring Yaw Kit	151	Boom Cables 42m	189
Hydraulic Yaw Kit	152	Boom Cable Springs - Suit 24m	189
Hydraulic Yaw Kit	153	Boom Cable Springs - Suit 30-36m	190
UltraGlide, Raven XT	154	Boom Cable Springs - Suit 42m	190
Slant Cylinder, Sensor Assembly, Raven XT	155	Lower Bearing Pivot	191
Sensor Bracket Assembly, Raven XT	156	Upper Bearing Pivot	192
Delta Link Locking Plate	157	Steel Inner Wings	192
Lower Limit Switch - Raven	157	Aluminium Outer Wings	193
Lower Limit Switch - GATMC	158	Aluminium Break Away Tip	193
Manual Grease Station	159	Three Dimensional Breakaway 2.0	194
UltraGlide Block & Smart Box Mounting	160	Three Dimensional Breakaway 2.0	195
Job Computer - Paralift (If GATMC optioned)	161	Breakaway Mechanism	195
Raven Node - Paralift (If optioned)	162	Touch Down Wheel	196
UltraGlide Node - Paralift (If optioned)	162	Touch Down Wheel	197
Centre Level	163	RapidFire Boom Line Plumbing	197
Centre Leveling Main Pivot	164	RapidFire Boom Line Plumbing	198
Oversize Sign Mount	165	Boom Line Plumbing	198
Oversize Sign Mount	166	Teejet Single Nozzle Body	199
42m Centre & Paralift Assembly	167	Altek Spray Stop Spare Parts	200
42m Centre & Paralift Assembly	168	Teejet Turret Nozzle Body	201
42m Centre & Paralift Assembly	169	Altek Dual Nozzle Spray Body	202
42m Centre Assembly	169	Dual Nozzle Spray Line	203
42m Centre Assembly	170	Manual Fence Line Nozzle	204
42m Yaw Accumulator Assembly - LH	171	Solenoid Operated Fence Line Nozzle	205
42m Yaw Accumulator Assembly - RH	172	Adjustable Nozzle Brackets	206
42m Paralift Arms & Paralift	173	Pre Packaged Kits	206
42m Boom Pivot	174	UltraGlide Sensor Mount	207
BOOM WING	176	Boom Poly Pipe Clamps	207
Fence Line End Protector	176	600mm Boom Poly	208
Fence Line End Protector - Quick Fit	177	1100mm Boom Poly	208
Boom Protector Assembly - Outer	178	1200mm Boom Poly	208
Boom Protector Assembly - Inner	178	1600mm Boom Poly	209
Cable Drum	179	2100mm Boom Poly	209
Cable Drum	180	2600mm Boom Poly	210
Cable Drum - 42m Boom	181	3100mm Boom Poly	210
Cable Drum - 42m Boom	182	ELECTRICS	212
Mid Wing - 42m Boom	182	Boom Tip LED Lights	212
Boom Fold Adjuster	183	Headlights	213
Bi-Fold	184	Cab Lights - Front Standard	214
		Cab Lights - Front Option	214
		Cab Lights - Rear	215

Work Lights	215
Boom Work Lights	216
Night Pro LED Lights	216
Reverse Warning Beeper	217
Horn	217
AMP Electrical Connectors	218
AMP Electrical Connectors	219
Deutsch Electrical Connectors	220
Deutsch Electrical Connectors	221
Electrical Connectors	222
Electrical Connectors	223
Electrical Looms	223
GATMC System	223
RAVEN System	224
RAVEN 4400 System	224
ISO BUS System	224
Fuse Box 'A' - Cabin	225
Fuse Box 'B' - Cabin	226
Fuse Box 'C' - Cabin	227

SCHEMATICS 228

Plumbing Schematic - 3500L Raven	228
Plumbing Schematic - 5200L Raven	229
Plumbing Schematic - 6000L Raven	230
Plumbing Schematic - Dual Product Raven	231
Plumbing Schematic - Dual Product Raven	232
Plumbing Schematic - Dual Tank Raven	233
Plumbing Schematic - Dual Tank Raven	234
Plumbing Schematic - 5200L GATMC	235
Plumbing Schematic - 6000L GATMC	236
Plumbing Schematic - Boom Recirc Raven	237
6000L	237
Plumbing Schematic - Boom Recirc GAT-	238
MC 6000L	238
Pneumatic Schematic	239
Hydraulic Schematic - Trimble Autosteer	240
Hydraulic Schematic - General	241
Hydraulic Schematic - General 42m	242
Hydraulic Schematic - John Deere Steering	243
Hydraulic Schematic - Dual Diaphragm	244
Pump	244
Hydraulic Schematic - UltraGlide XT	245

Hydraulic Schematic - Adjustable Axle	246
Steering	246
Hydraulic Schematic - Adjustable Axles	247
Hydraulic Hoses - Crop Cruiser	248
Hydraulic Hoses - Crop Cruiser	249
Hydraulic Hoses - Crop Cruiser	250
Hydraulic Hoses - Crop Cruiser	251
Hydraulic Schematic - Transmission	252

DECALS 254

Decals	254
Decals	255
Decals	256
Decals	257
Decals	258
Decals	259
Decals	260
Decals	261
Decals	262
Decals	263
Decals	264
Decals	265
Decals	266
Decals	267
Dry Sight Tube Decals	268

HYDRAULICS 270

Oil Tank & Frame	270
Oil Tank & Frame	271
Oil Tank	272
Dash Panel	273
Return Filter	274
Trimble Auto Steer Manifold	275
John Deere Auto Steer Manifold	276
Steering Orbital	277
Foot Valve	278
Pump Flow Control & Pressure Filter	279
Pump Flow Control Manifold	280
Pump Flow Control Manifold - 300 Zeta	281
Priority Valve & Pressure Filter	282
Pressure Relief - Radiator Fan	283
Hydraulic Return Manifold	283
Oil Cooler Assembly	284
Hydraulic Cylinder - Boom Tilt	285
Hydraulic Yaw Charge Line	285

Hydraulic Cylinder - Boom Lift	286
Hydraulic Cylinder - 42m Boom Lift	287
Hydraulic Cylinder - Boom Fold LH	288
Hydraulic Cylinder - Boom Fold RH	289
Hydraulic Cylinder - Dual Fold 42m	290
Hydraulic Cylinder - Hydraulic Yaw	291
Hydraulic Cylinder - Hydraulic Yaw 42m	291

Hydraulic Cylinder - Bi-Fold	292
Hydraulic Cylinder - Bi-fold 42m	293
Hydraulic Cylinder - Boom Rest	294
Hydraulic Cylinder - Centre Leveling	294
Boom Rest/Fill Pump Hydraulic Block	295
Boom Rest/Fill Pump Hydraulic Block	296
Spool Valve Block Fittings	297
Spool Block Manifold	298
Spool Block Manifold	299
Spool Valve Mounting Assembly	299
Boom Lift Accumulator Lockout	300

PLUMBING 302

Dual Pressure Filter Assembly	302
Suction Filter Assembly	303
Suction Filter Assembly - Dual Product	304
PH6 Pump	305
Flow Control Valve (suit Raven controller)	306
Flow Control Valve (suit Raven controller)	307
Fast Close Valve Assembly	307
Fast Close Valve 1" 3 Way	308
Flow Control Relief Valve	309
Flow Control Valve (suit GATMC)	310
Flow Control Shut Off & Regulator Valve (GATMC)	311
Flow Control Shut Off Valve (GATMC)	312
Flow Control Safety Valve (GATMC)	313
Self Cleaning Filter (GATMC)	314
RapidFlow Valve	315
RapidFire Pressure Flow Distributor GAT-MC & ISO	316
RapidFire Pressure Flow Distributor RAVEN	317
Flow Meter - Raven Controller	318
Flow Meter - GATMC Controller	319

Suction Filter	320
Hose Clamps	321
Cable Ties	321
Hoses	322
Suction Hose	322
Pressure Hose	322
PVC Hose	322
Sight Tube Hose	322
Lay Flat Hose	322

ENGINE & TRANSMISSION 324

Cummins Engine / Allison Transmission	324
Allison Transmission	325
Allison Transmission	326
Air Governor - Air Pump Fitting	326
Air Cleaner	327
Charge Air Intake Pipes	328
Hydraulic Pumps - Fan & Main	329
Hydraulic Pumps - Main Twin 22cc/19cc	330
Hydraulic Pumps - Main Twin 22cc/19cc	331
Hydraulic Pumps - 32cc/22cc	331
Hydraulic Pumps - Fan	332
Air Conditioner Compressor	333
Coolant System Plumbing	334
Combi Cooler	335
Combi Cooler	336
Header Tank	337
Engine Mounts	338
Miscellaneous Components	339
Engine Air Divider	340
Fuel Tank	341
Fuel Filters	342
Fuel Filter - Primary	343
Fluid Drain Point	343
Engine Exhaust Pipes	344
Exhaust - 5200L	345
Exhaust - 5200L	346
Exhaust - 6000L	346
Exhaust - 6000L	347
Exhaust Stack - 5200L	348
Exhaust Stack - 6000L	349
Exhaust - Dual Product	350

DRIVE LINE, TRANSFER CASE &

DIFF 352

Drive Train & Suspension	353
Rear Diff & Axle Assembly	354
Rear Axle - Drop legs 3m 2WD & 4WD	355
Rear Axle - Axle Drive Shafts 3m 2WD & 4WD	356
Rear Axle - Axle Drive Shafts 3m 2WD & 4WD	357
Drop Leg - Rear	358
Drop Leg - Rear	359
Idler Sprocket & Shaft - 4WD, 2WD Rear	
Drop Legs	360
Bottom Hub, Rear Drop leg	361
Rear Brake Caliper	362
Front Axle & Drop Legs - 3m 2WD	363
Front Axle - 3m 2WD	364
Front Drop Leg - 2WD	365
Hub, Front Axle, 2WD, Self Propelled	366
Front Axle - 3m 4WD Drop Legs	367
Front Axle - 3m 4WD	368
Front Axle - 3m 4WD	369
Front Drop Leg - 4WD	370
Front Drop Leg - 4WD	371
Diff Output Shaft, Adjustable Axle 2-3m	371
Idler Sprocket & Shaft - 4WD Front Drop Leg	372
Adjustable Axle 2-3m Rear	373
Adjustable Axle 2-3m Rear	374
Adjustable Axle 2-3m Front	375
Adjustable Axle 2-3m Front	376
Rear Suspension	377
Rear Suspension	378
Sway Bar Assembly - 3m 2WD & 4WD	379
Rear Ride Height Valve	380
Front Suspension	381
Front Suspension	382
Drive Shafts & Brackets - 2WD	383
Drive Shafts - 4WD	384
Hand Brake	385
Hand Brake	386

CAB 388

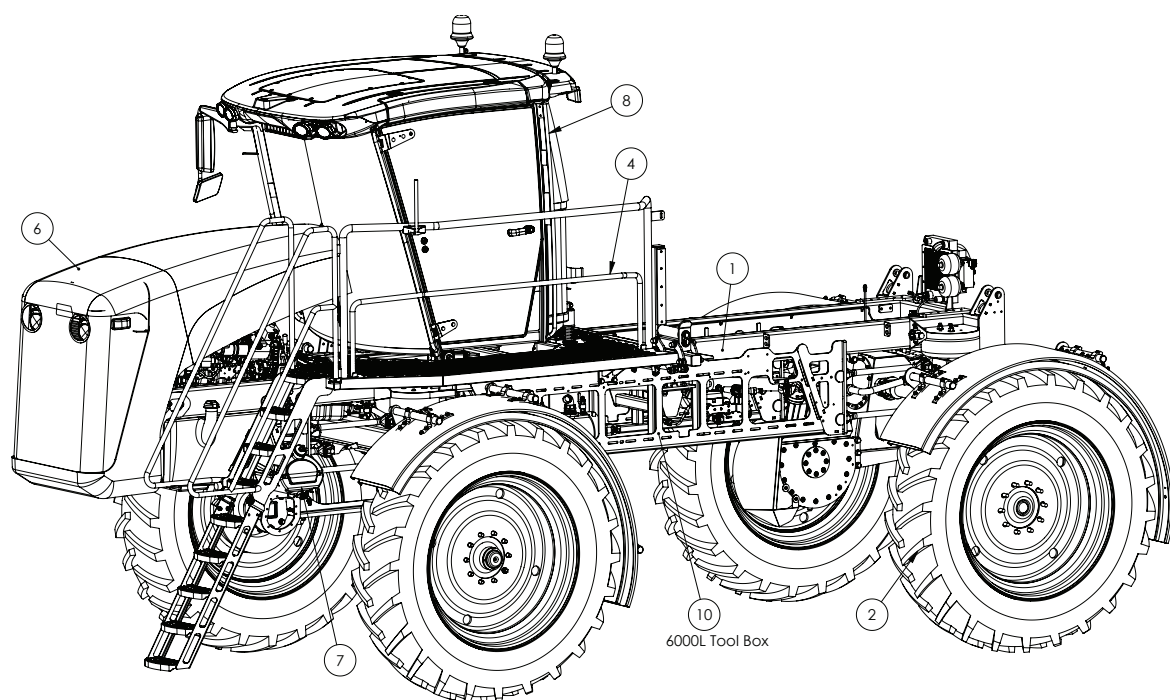
Cab - Assembled	388
Cab - Assembled	389

Cab - Assembled	390
Cab - Claas	391
Cab - Claas	392
Cab - Claas	393
Fuse Boxes	394
Cabin Fridge - option	394
Seat & Console	395
Side Console - Raven	396
Side Console - Raven	397
Switch Panel Assembly 1 - Raven	397
Switch Panel Assembly 2 - Raven	398

Chapter I

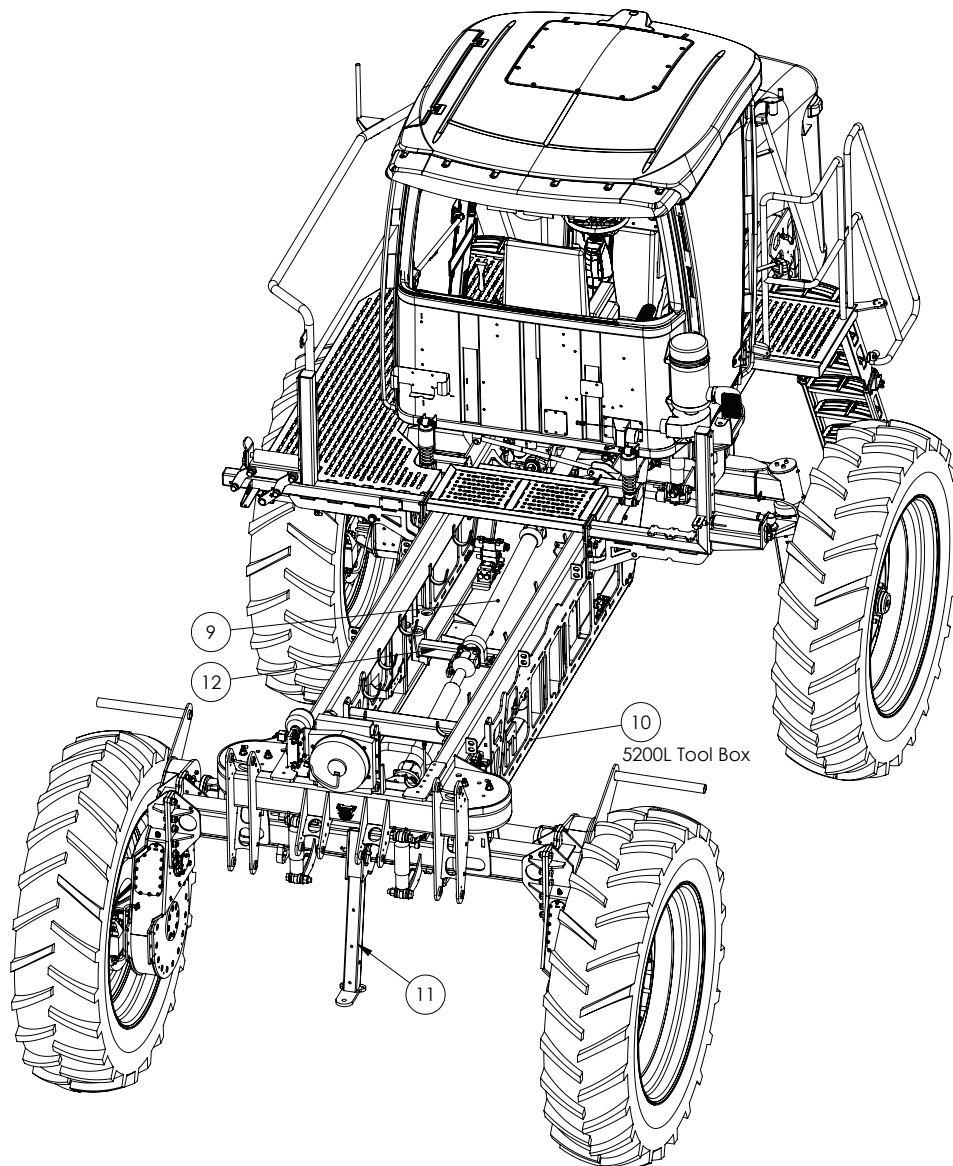
CHASSIS

Cab Chassis



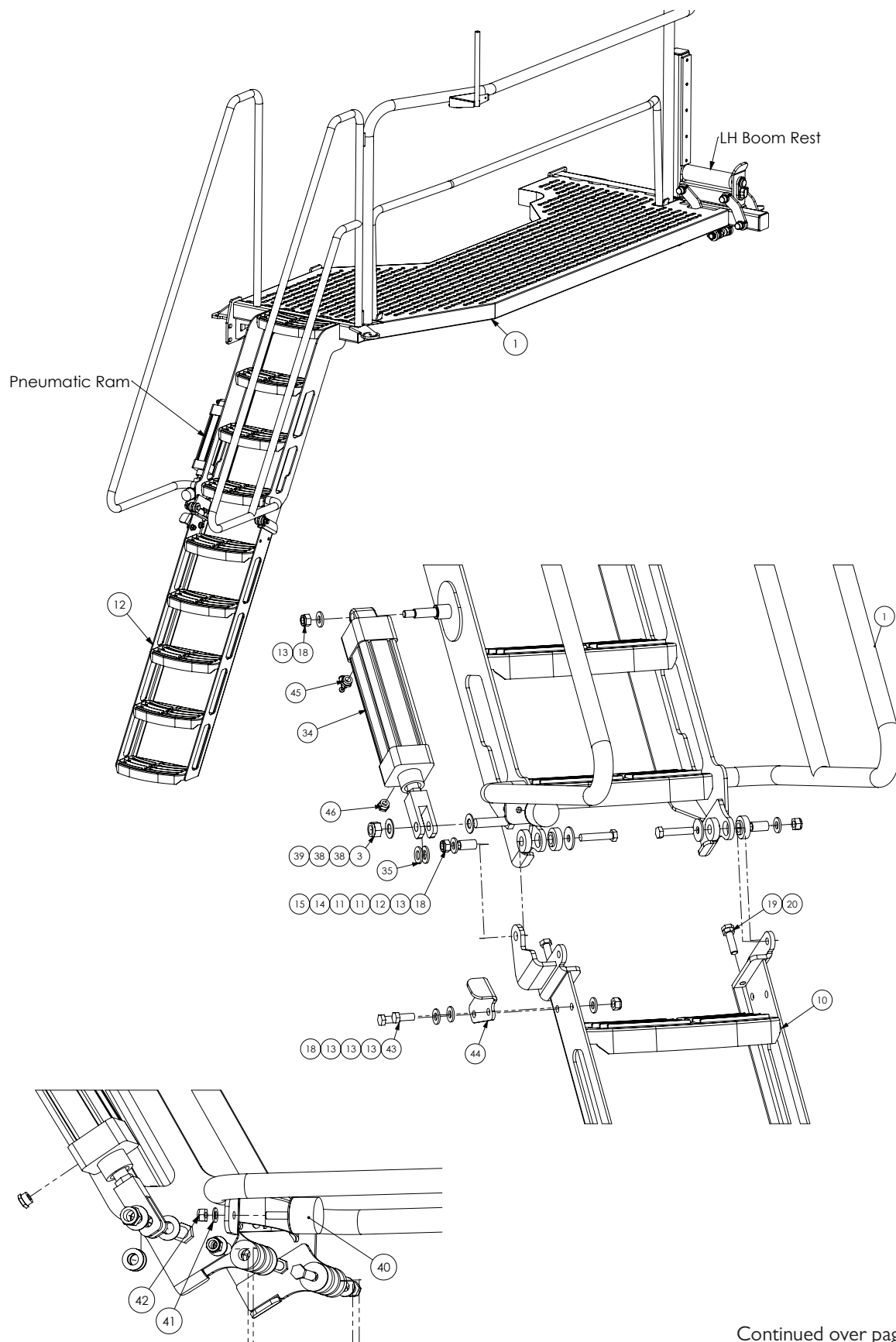
Continued over page

Cab Chassis



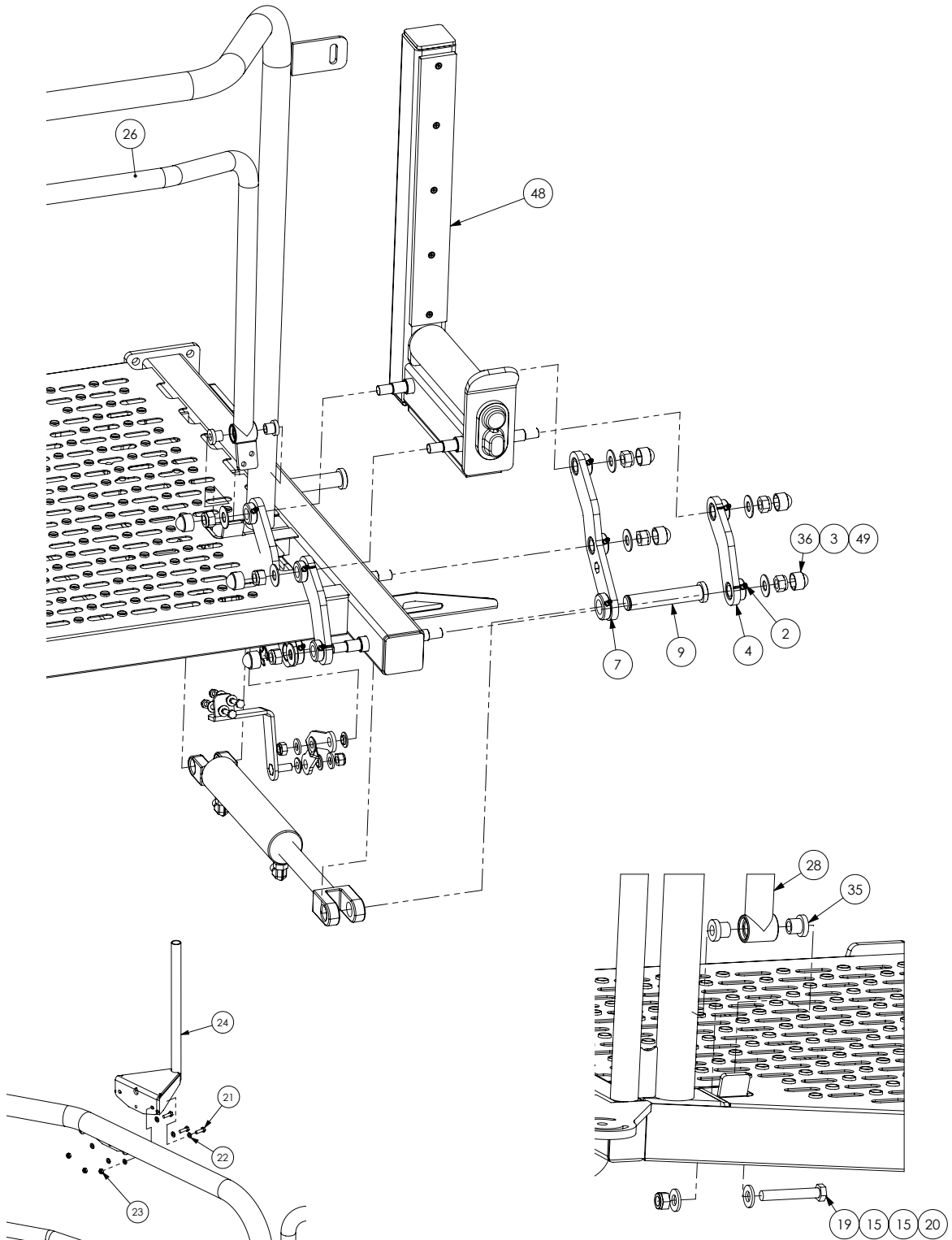
ITEM NO.	PART NUMBER	DESCRIPTION	QTY.
1	GA4659845	Chassis	1
2	-	Wheels and Mudguards - see chapter 10	1
3	-	Chassis Job Computer (GATMC)	1
4	GA4906025	Left side access platform	1
5	GA4906535	Right side access platform	1
6	GA5008660	Bonnet	1
7	-	Hand wash bottle	1
8	-	Cabin - see chapter 20	1
9	-	Drive line transfer case & diff - see chapter 19	1
10	GA5068675	Tool box	1
11	GA4659180	Towbar	1
12	-	Chassis bolt in crossmember	1

Access Platform Left Side & Boom Rest

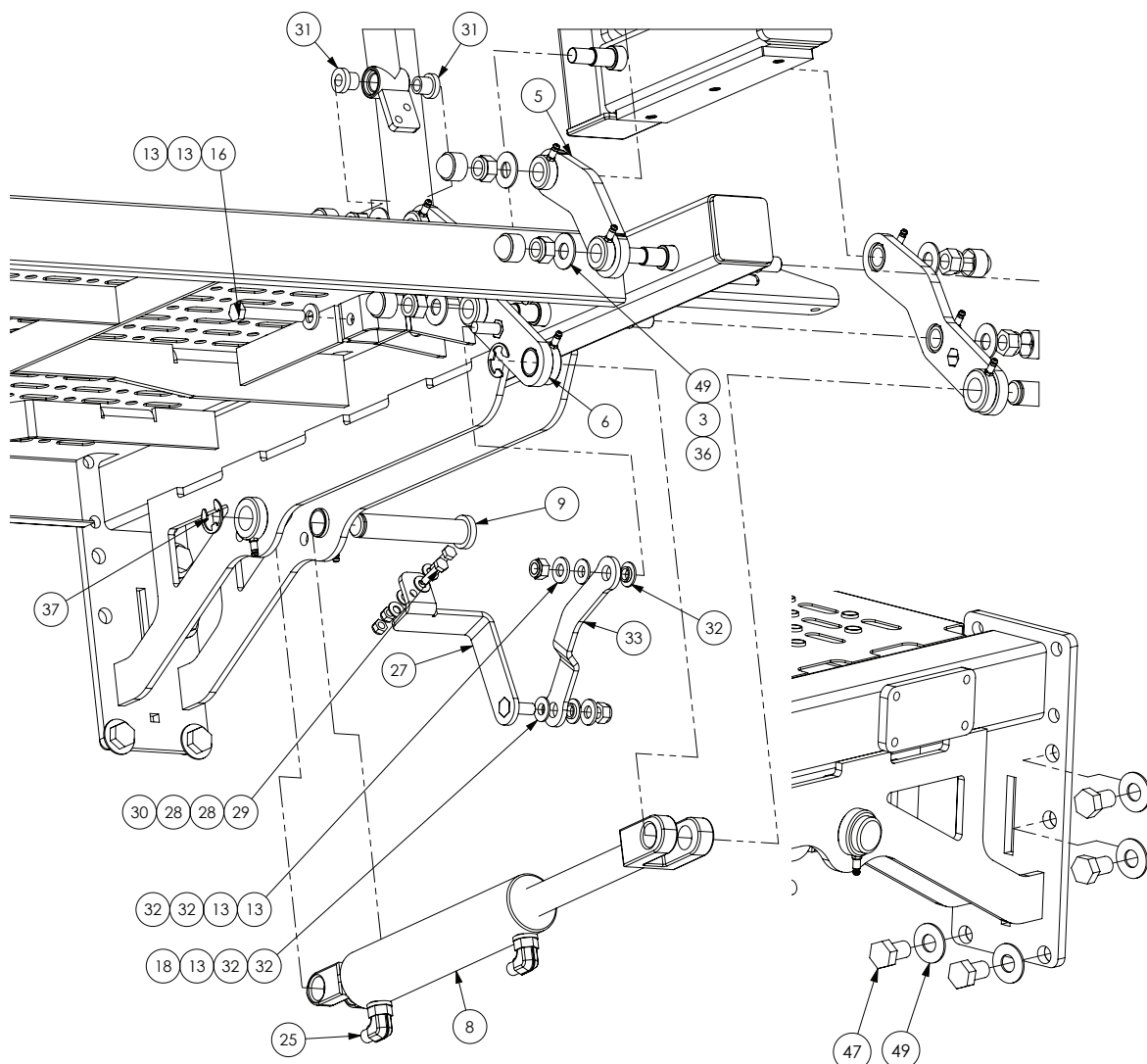


Continued over page

Access Platform Left Side & Boom Rest



Access Platform Left Side & Boom Rest



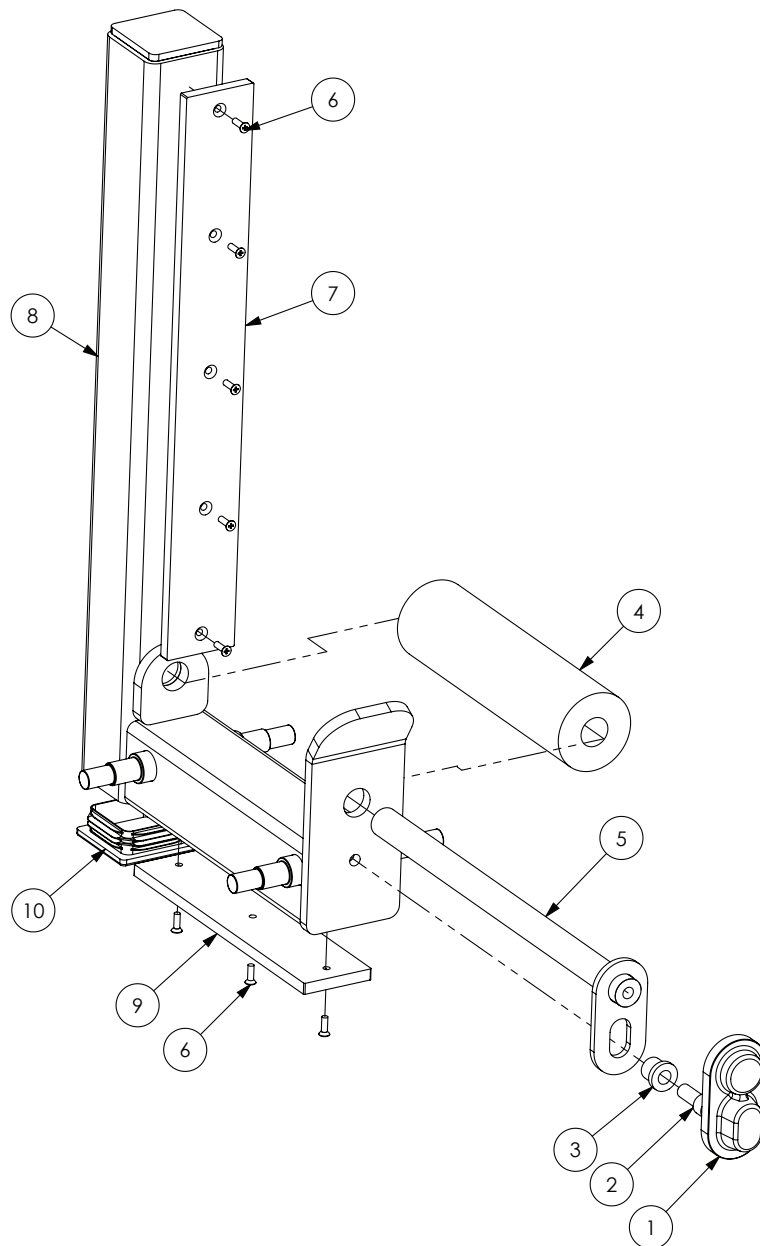
ITEM NO.	PART NUMBER	DESCRIPTION	QTY.
1	GA4659765	Access Platform Main SP MY13	1
2	GA5009639	Grease nipple, Long, 1/4" UNF male thread, 1 1/8" long	12
3	GA5001029	Nut M16 Nyloc ZP	9
4	GA4658771	Boom rest link assembly, short link LH SP2011	1
5	GA4658770	Boom rest link assembly, short link RH SP2011	1
6	GA4658767	Boom Rest Link LH suit Pivoting Mid Handrail SP MY13	1
7	GA4658765	Boom rest link assembly, long link RH SP2011	1
8	GA5069110	Hydraulic cylinder, Boom rest, 2" x 6" std F clevis	1
9	GA4552835	Pin, Hydraulic cylinder to Boomrest SP	2
10	GA4659760	Lower Ladder SP MY13	1
11	GA4553030	Bush Nylon Ladder Pivot SP MY13	4
12	GA4553025	Bush Ladder Pivot SP MY13	2
13	GA5000577	Washer 12mm Flat SS Heavy Duty	13
14	GA4505410	Ladder Pivot Bush Retainer Plate, 12.4 ID x 40 OD x 3mm SS	2

Continued over page

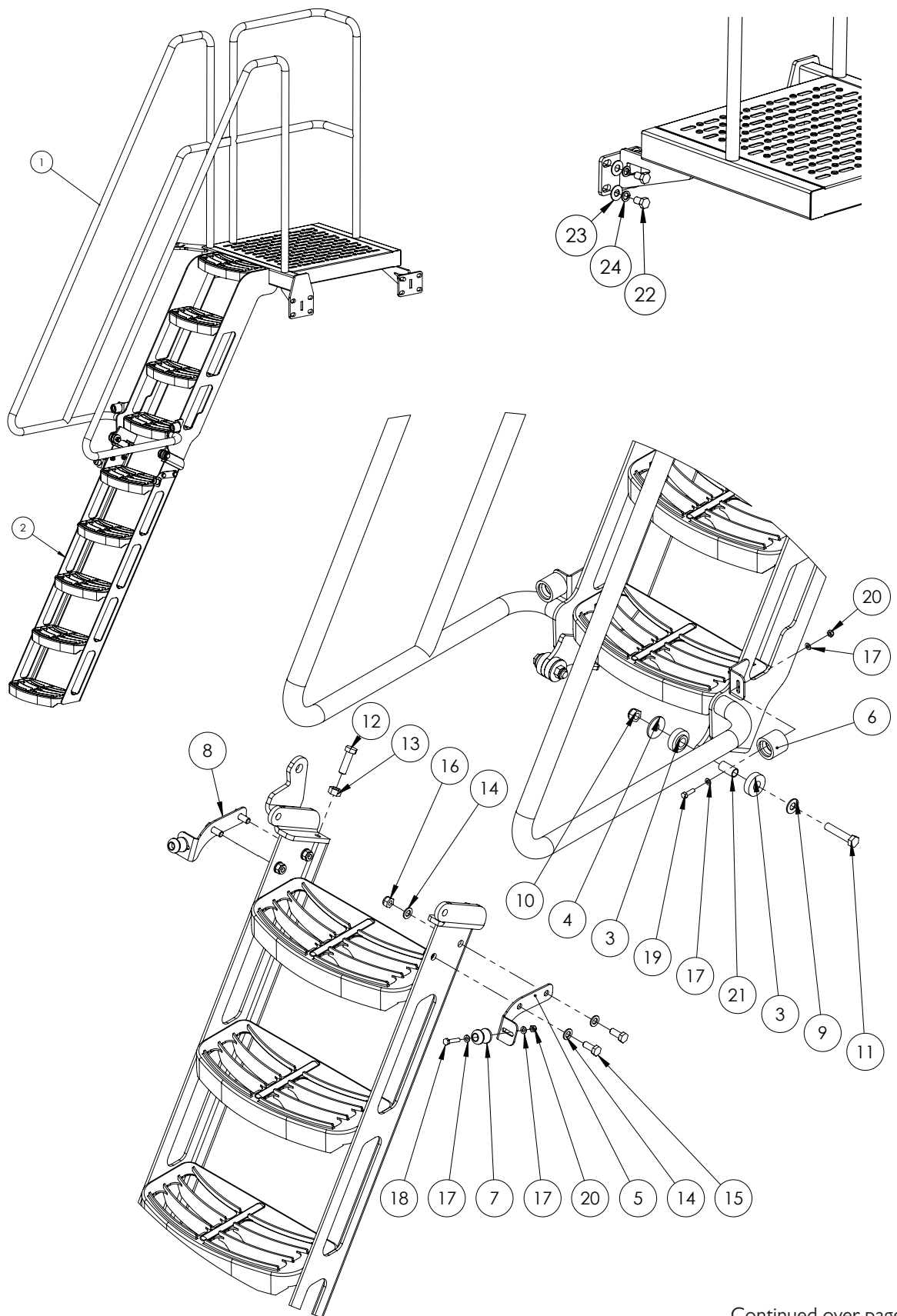
Access Platform Left Side & Boom Rest

ITEM NO.	PART NUMBER	DESCRIPTION	QTY.
15	GA5000335	Bolt M12 x 60 ZP GR8.8	2
16	GA5000355	Bolt M12 x 80 ZP GR8.8	1
17	GA5000351	Bolt M12 x 75 ZP GR8.8	1
18	GA5012461	Nut M12 Nyloc ZP	9
19	GA5000319	Set Screw M12 x 40 ZP GR8.8	2
20	GA5071280	Nut, M12 Half Lock Nut, ZP	2
21	GA5004063	Bolt M6 x 20 SS	3
22	GA5004437	Washer 6mm Flat SS	6
23	GA5048115	Nut M6 Nyloc ZP	3
24	GA4658810	Mounting bracket, Left side mirror, Crop Cruiser	1
25	GA3500348	Hydraulic adaptor, Elbow, 90 degree, 1/4" BSPT male x 3/4" UN male O-ring, S89-0412	2
26	GA4659780	Handrail Mid SP MY13	1
27	GA4659775	Bracket, Middle Handrail link, SP MY13	1
28	GA5003643	Washer 8mm Flat SS Heavy Duty	4
29	GA5011475	Bolt M8 x 30 ZP GR8.8	2
30	GA5052590	Nut M8 Nyloc SS	2
31	GA4553055	Nylon Bush Mid Handrail	4
32	GA4553060	Nylon Bush Mid Handrail suit Link Plate	4
33	GA4505590	Link Plate Handrail Mid SP MY13	1
34	GA5069674	Pneumatic Cylinder, 63 x 175mm, 3/8" ports, aluminium	1
35	GA5069810	Washer, Nylon 16 ID x 30 OD x 3mm	2
36	GA5075080	Hex nut protection cap suit M16, Black	8
37	GA5001223	Circlip, 19mm, E type, zinc plated	2
38	GA5001009	Washer 16mm Flat ZP Heavy Duty	2
39	GA5000939	Bolt M16 x 60 Black GR8.8	1
40	GA5052815	Rubber Stopper, Diameter 50 x 35 Long, With M10 x 35 Stud	1
41	GA5000117	Washer 10mm Flat SS Heavy Duty	1
42	GA5000141	Nut M10 Nyloc ZP	1
43	GA5000305	Set Screw M12 x 30 ZP GR8.8	2
44	GA4507330	Plate, Ladder Fold Stop Access Platform 2014	1
45	GA5015643	Valve, Needle, 6mm push type inlet x 1/8" male thread inlet, Legris	1
46	GA7000001	Breather Silencer, 3/8" BSP, Brass, Flat	1
47	GA5000903	Bolt M16 x 25 ZP GR8.8	4
48	GA4912550	Boom rest top, Left side, Sub-assembly	1
49	GA5001043	Washer 16mm Flat SS HD	12

Boom Rest - Left Side



1	GA5067885	Pin cover, Black, clip on, plastic	1
2	GA5000307	SHCS M12 x 30 ZP GR12.9	1
3	MACH0152	Bush with shoulder, 12.3 ID x 25. OD x 2.mm l long	1
4	GA5069105	Roller suit Boom rest SP 2011	1
5	GA4658745	Pin suit Boom rest roller	1
6	GA5051230	CSCS M5 x 16 Countersink SS	8
7	GA5070980	Plastic wear strip polystone 7000SR 65 x 510 x 10mm	1
8	GA4658721	Boom rest top sub assembly	1
9	GA5071225	Plastic wear strip 65 x 270 x 10mm	1
10	GA5052345	End cap, Insert, 75 x 75 mm, black, plastic	1

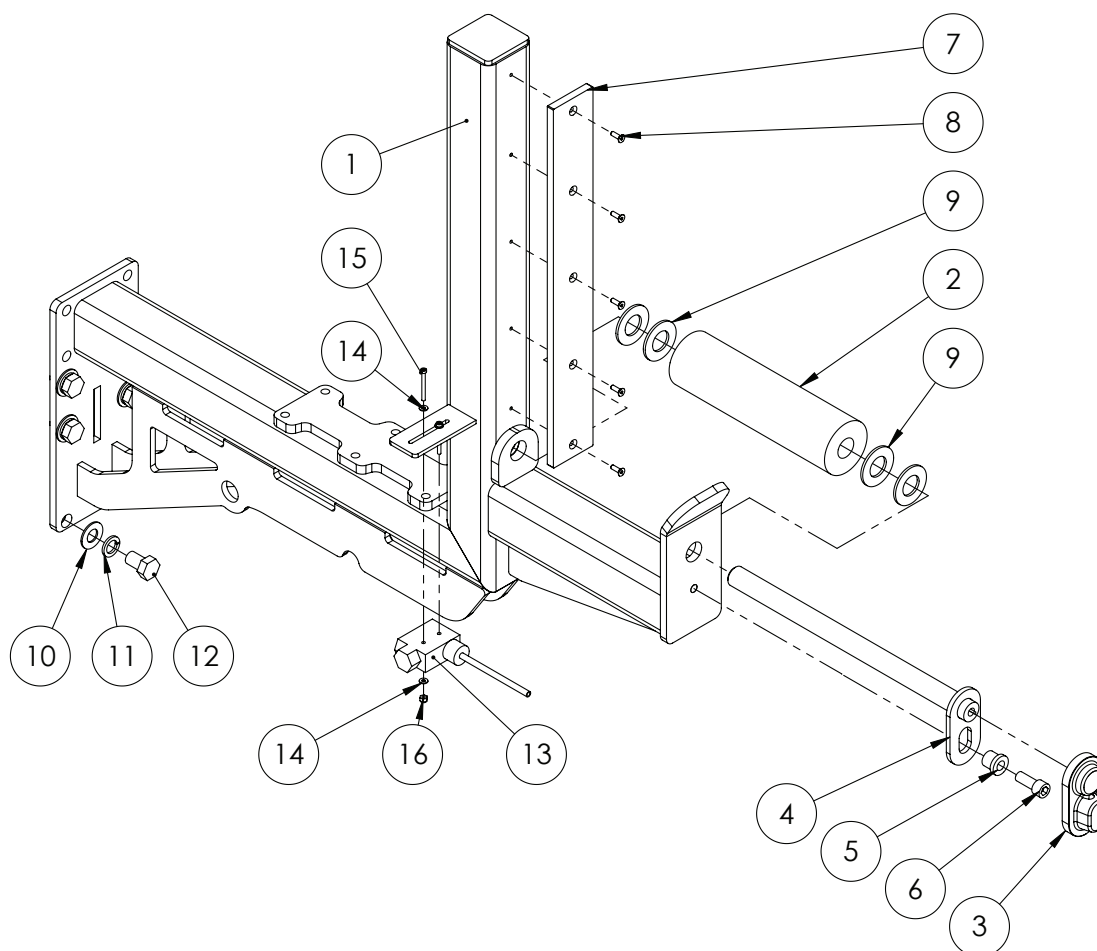


Continued over page

Access Platform Right Side

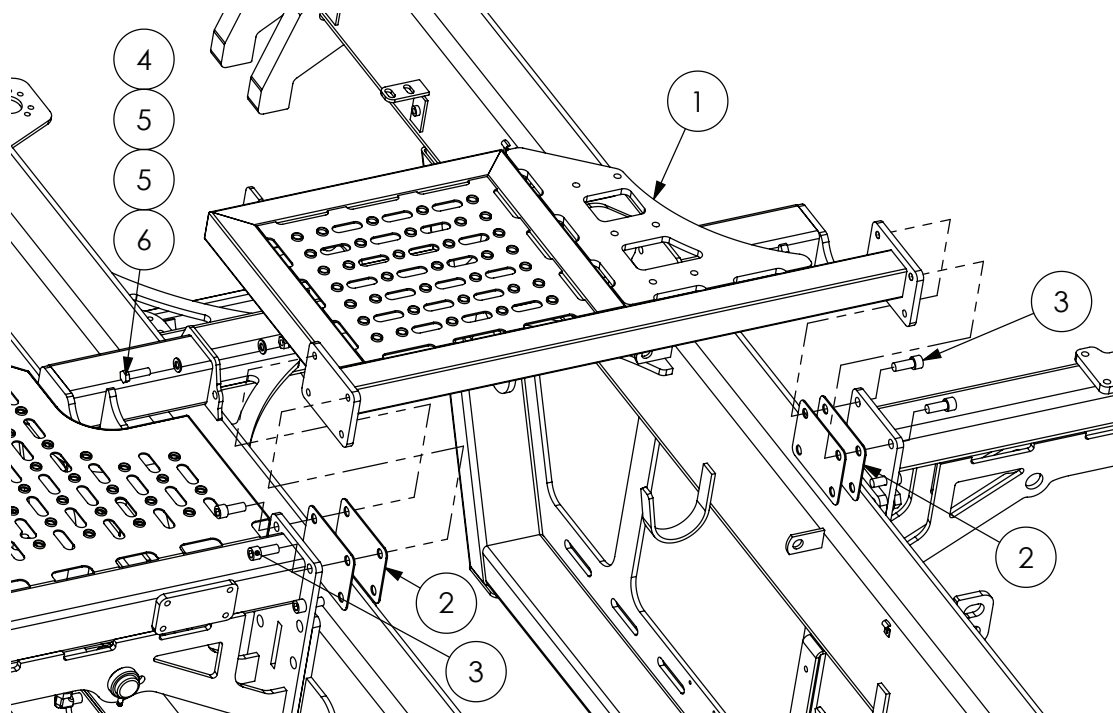
ITEM NO.	PART NUMBER	DESCRIPTION	QTY.
1	GA4659795	Access Platform RH, Crop Cruiser MY14	1
2	GA4659760	Lower Ladder SP MY13	1
3	GA4553030	Bush Nylon Ladder Pivot SP MY13	4
4	GA4505410	Ladder Pivot Bush Retainer Plate, 12.4 ID x 40 OD x 3mm SS	2
5	GA4507250	Mount Plate Lower Ladder LH Rubber Holder RH Platform	1
6	GA5008629	Door holder, Female, Rubber, Black	2
7	GA5011607	Door holder, Male, Rubber, Black	2
8	GA4507255	Mount Plate Lower Ladder RH Rubber Holder RH Platform	1
9	GA5000577	Washer 12mm Flat SS Heavy Duty	2
10	GA5012461	Nut M12 Nyloc ZP	2
11	GA5000335	Bolt M12 x 60 ZP GR8.8	2
12	GA5000319	Set Screw M12 x 40 ZP GR8.8	2
13	GA5000559	Nut M12 Hex ZP	2
14	GA5000117	Washer 10mm Flat SS Heavy Duty	8
15	GA5006161	Bolt M10 x 25 ZP GR8.8	4
16	GA5000141	Nut M10 Nyloc ZP	4
17	GA5004437	Washer 6mm Flat SS	8
18	GA5004079	Set Screw M6 x 30 ZP GR8.8	2
19	GA5004065	Bolt M6 x 20 ZP GR8.8	2
20	GA5048115	Nut M6 Nyloc ZP	4
21	GA4553025	Bush Ladder Pivot SP MY13	2
22	GA5000903	Bolt M16 x 25 ZP GR8.8	8
23	GA5001043	Washer 16mm Flat SS HD	8
24	GA5001051	Washer 16mm Spring SS	8

Boom Rest - Right Side



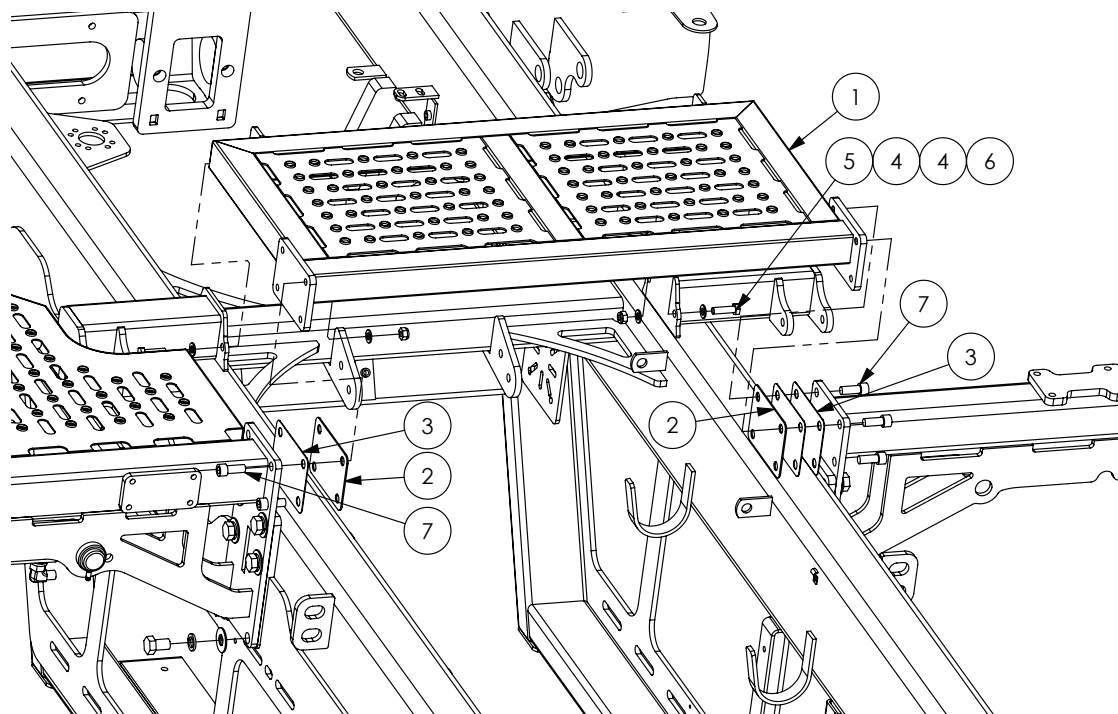
ITEM NO.	PART NUMBER	DESCRIPTION	QTY.
1	GA4659975	Boom Rest RH, Crop Cruiser MY14	1
2	GA5069105	Roller suit Boom rest SP 2011	1
3	GA5067885	Pin cover, Black, clip on, plastic	1
4	GA4658745	Pin suit Boom rest roller	1
5	MACH0152	Bush with shoulder, 12.3 ID x 25 OD x 21.1mm long	1
6	GA5000307	SHCS M12 x 30 ZP GR12.9	1
7	GA5070980	Plastic wear strip polystone 7000SR 65 x 510 x 10mm	1
8	GA5051230	CSCS M5 x 16 Countersink SS	5
9	GA5017681	Washer 1" x 2" 7g Flat Thin SS	4
10	GA5001009	Washer 16mm Flat ZP Heavy Duty	6
11	GA5000961	Washer 16mm Spring ZP	6
12	GA5000903	Bolt M16 x 25 ZP GR8.8	6
13	GA5012129	Limit switch, Flexible arm, Micro, IP65, 10 Amp	1
14	GA5020510	Washer 4mm Flat SS	4
15	GA5049800	SHCS M4 x 40 ZP GR12.9	2
16	GA5049025	Nut M4 Nyloc SS	2

Centre Platform 5200L



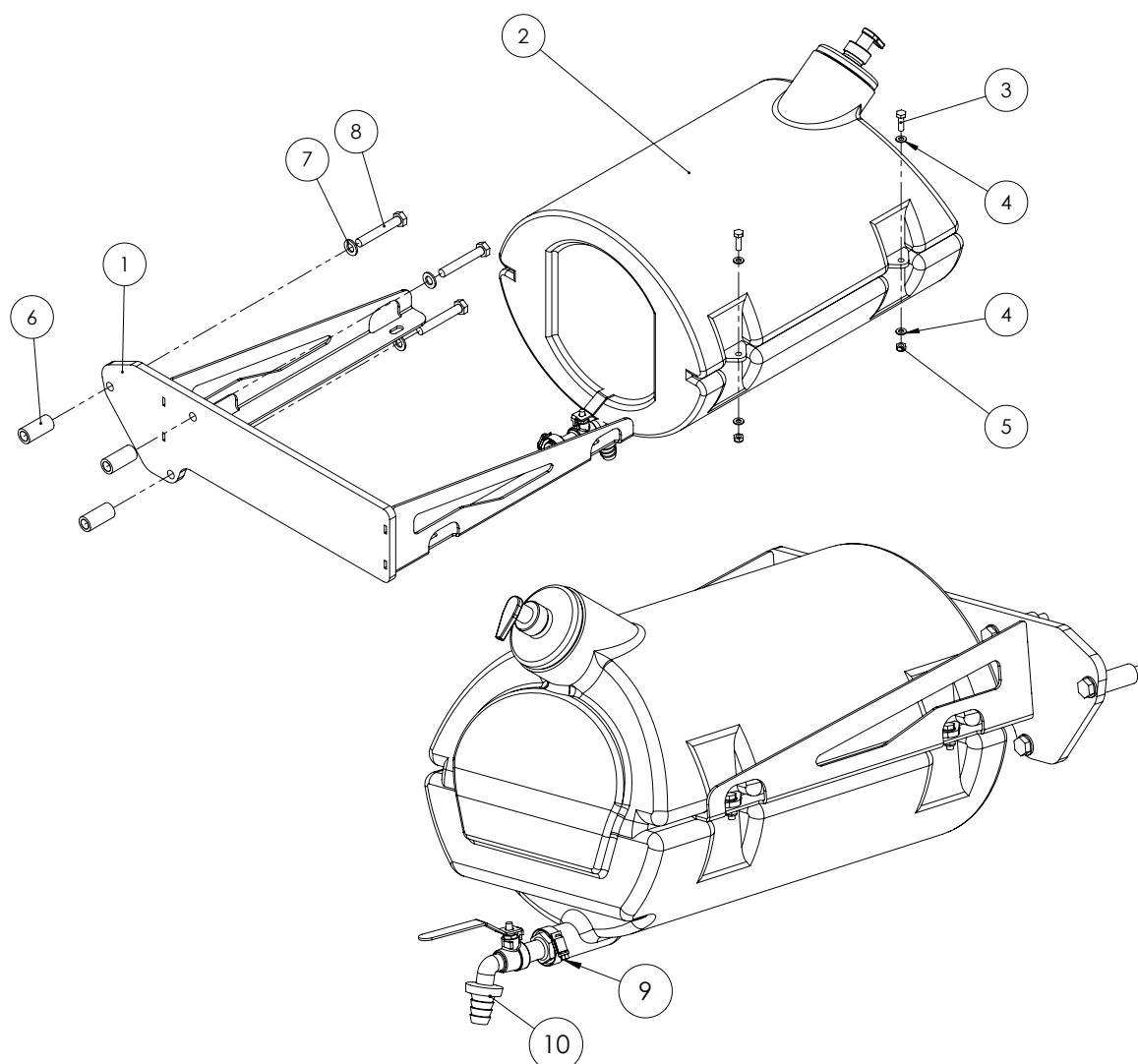
ITEM NO.	PART NUMBER	DESCRIPTION	QTY.
1	GA4658726	Platform rear Cab, includes Muffler mount	1
2	GA4503567	Shim, Rear platform SP 2011	4
	GA4503566	Shim, 1.1mm Rear platform SP 2011	4
3	GA5000307	SHCS M12 x 30 ZP GR12.9	8
4	GA5000141	Nut M10 Nyloc ZP	1
5	GA5000117	Washer 10mm Flat SS Heavy Duty	2
6	GA5006111	Bolt M10 x 35 ZP GR8.8	1

Centre Platform 6000L



ITEM NO.	PART NUMBER	DESCRIPTION	QTY.
1	GA4659860	Platform Rear Cabin 6000L	1
2	GA4503567	Shim, Rear platform SP 2011	4
3	GA4503566	Shim, 1.mm, Rear platform SP 2011	4
4	GA5000117	Washer 10mm Flat SS Heavy Duty	4
5	GA5006111	Bolt M10 x 35 ZP GR8.8	2
6	GA5000141	Nut M10 Nyloc ZP	2
7	GA5000307	SHCS M12 x 30 ZP GR12.9	8

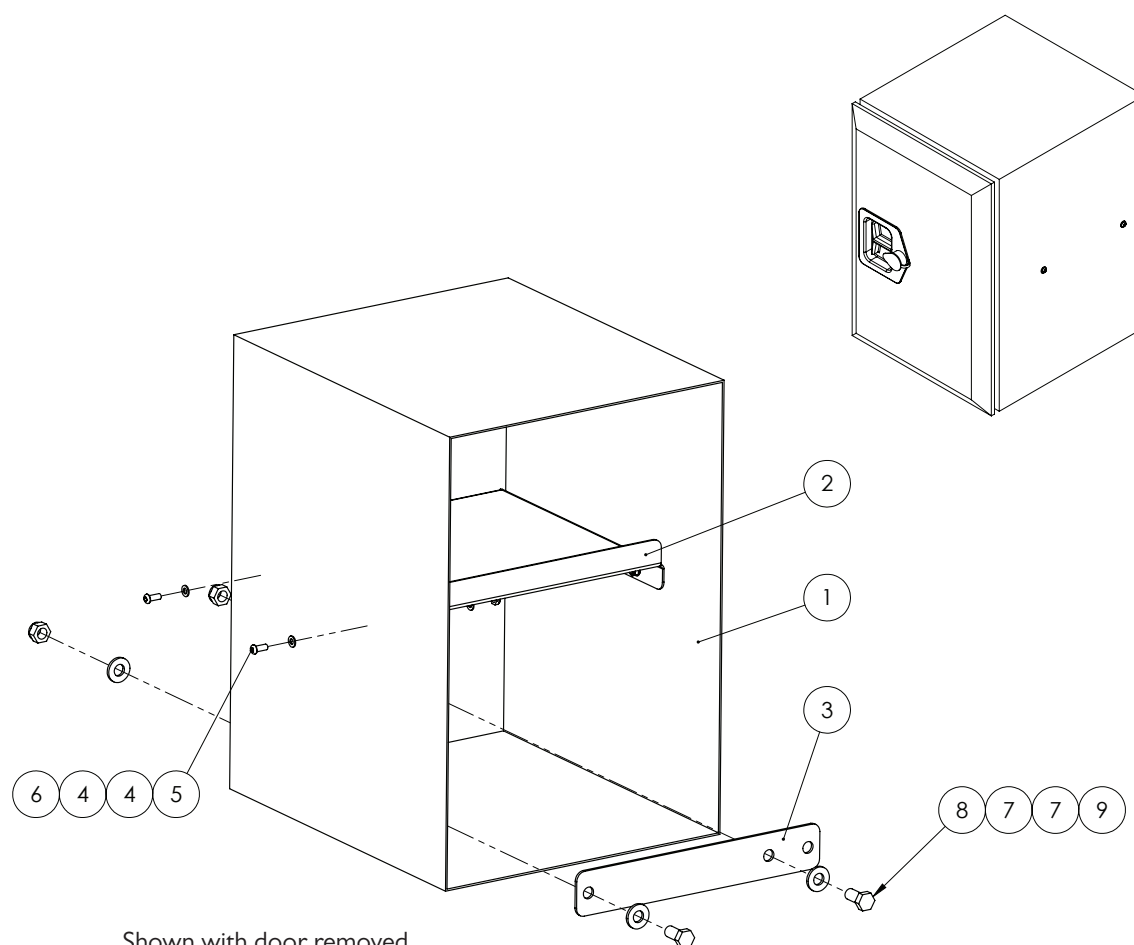
Hand Wash Bottle Assembly



ITEM NO.	PART NUMBER	DESCRIPTION	QTY.
1	GA4659146	Bracket Hand Wash Platform Mounted	1
2	GA5075110	Water tank, 30L, Black plastic, With soap dispenser	1
3	GA5004065	Bolt M6 x 20 ZP GR8.8	4
4	GA5004437	Washer 6mm Flat SS	8
5	GA5048115	Nut M6 Nyloc ZP	4
6	GA4552920	Bush fresh water bottle mount	3
7	GA5000117	Washer 10mm Flat SS Heavy Duty	3
8	GA5006101	Bolt M10 x 65 ZP GR8.8	3
9	GA5001681	Hose Clamp, 1" SS (20-32/12W)	1
10	GA5070735	Tap 3/4" BSP with hose barb suit Hand Wash Bottle	1

HAND WASH BOTTLE SPARE PARTS	
PART No.	DESCRIPTION
GA5051275	Replacement soap bottle

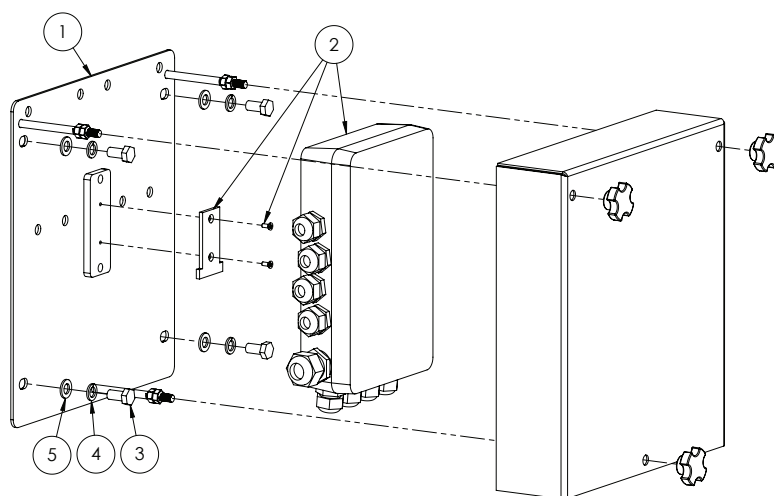
Tool Box



Shown with door removed

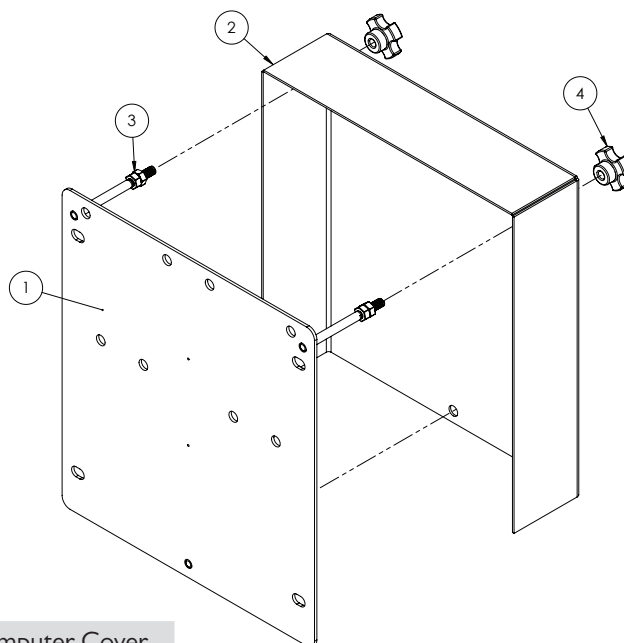
ITEM NO.	PART NUMBER	DESCRIPTION	QTY.
1	GA5068675	Tool box, T handle, Black, w 500 x h 350 x d 400mm	1
2	GA4502895	Tool box shelf	1
3	GA4503890	Bracket, Tool box mount, inner SP 2011	2
4	GA5004437	Washer 6mm Flat SS	8
5	GA5004050	BHCS M6 x 16 SS GR8.8	4
6	GA5048115	Nut M6 Nyloc ZP	4
7	GA5000577	Washer 12mm Flat SS Heavy Duty	8
8	GA5000311	Set screw, M12 x 35, ZP GR 8.8	4
9	GA5012461	Nut M12 Nyloc ZP	4

Chassis Job Computer (If GATMC optioned)



ITEM NO.	PART NUMBER	DESCRIPTION	QTY.
1	GA4905120	Job computer box / cover assembly	1
2	GA5069410	Job computer chassis (pre wired)	1
3	GA5006113	Bolt M10 x 20 ZP GR8.8	4
4	GA5000137	Washer 10mm Spring SS	4
5	GA5000117	Washer 10mm Flat SS Heavy Duty	4

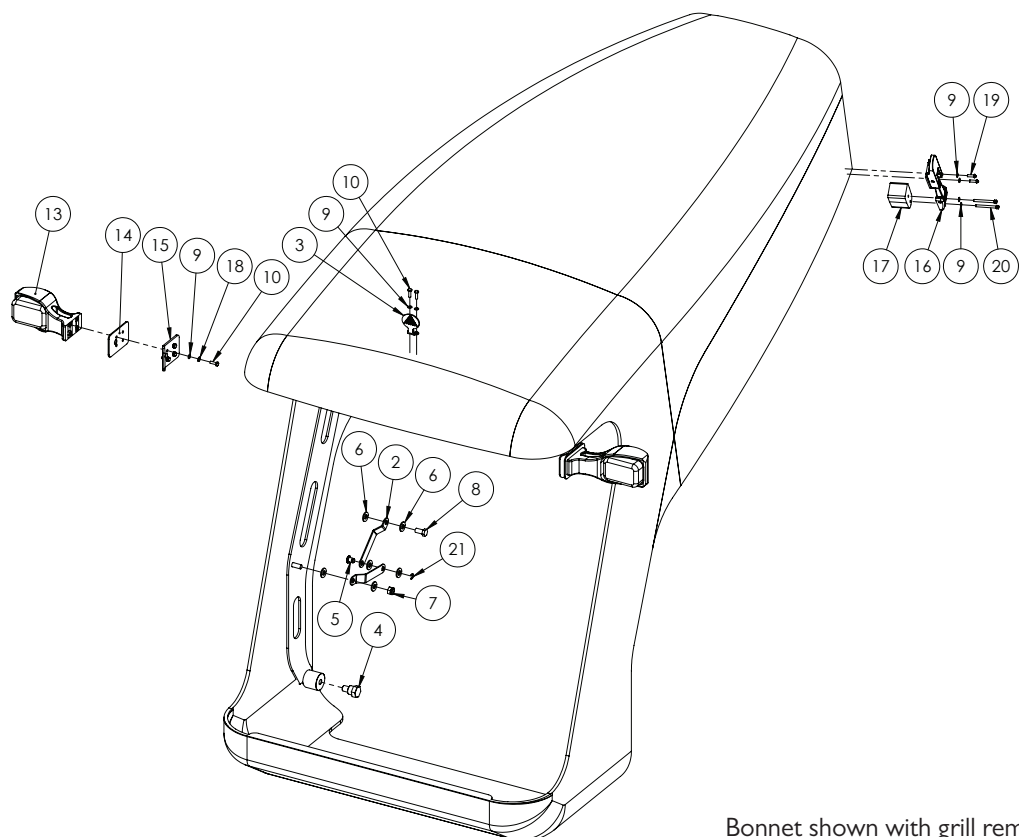
Chassis Job Computer Cover



GA4905120 Job Computer Cover

ITEM NO.	PART NUMBER	DESCRIPTION	QTY.
1	GA4659170	Mount plate Job computer	1
2	GA4504165	Cover for Job computer SP 201 I	1
3	GA5011499	Nut M8 Hex ZP	6
4	GA5069875	Knob Star grip nut M8 x 40 DIA	3

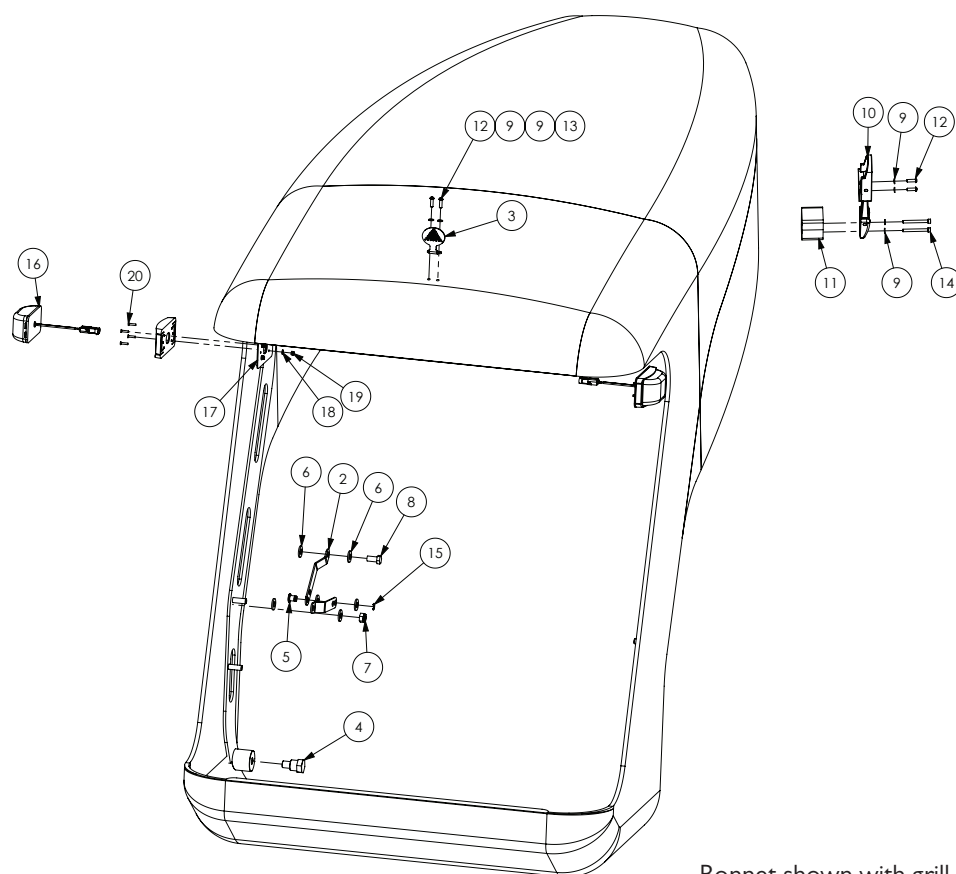
Bonnet - SN 201100 - SN201496



Bonnet shown with grill removed.

ITEM NO.	PART NUMBER	DESCRIPTION	QTY.
1	GA5008660	Bonnet, Crop Cruiser, Fibreglass, MY11 on	1
2	GA4504100	Plate, Bonnet stop link SP 2011	4
3	BE-1	GoldAcres bonnet emblem	1
4	GA4552765	Bolt Shoulder, suit SP Bonnet 2011	2
5	GA4552845	Pin, Bonnet hinge stop strap SP 2011	2
6	GA5000577	Washer 12mm Flat SS Heavy Duty	12
7	GA5012461	Nut M12 Nyloc ZP	2
8	GA5000295	Set Screw M12 x 25 ZP GR8.8	2
9	GA5004437	Washer 6mm Flat SS	20
10	GA5004053	BHCS M6 x 20 SS	10
11	GA5048115	Nut M6 Nyloc ZP	2
12	GA5069945	Blinker assembly, LH	1
13	GA5069950	Blinker assembly, RH	1
14	GA4504355	Plate, Blinker mount backing plate, Bonnet SP 2011	2
15	GA4505040	Blinker Mount Angled Backing Plate	2
16	GA5066595	Latch, Suit Crop Cruiser bonnet & ladder	2
17	GA4502630	Spacer block, Bonnet latch, HDPE	2
18	GA5004447	Washer, 6mm, Spring, SS	8
19	GA5004053	BHCS M6 x 20 SS	4
20	GA5070460	SHCS M6 x 60 SS	4
21	GA5069820	E clip, suit 8mm ID - 12mm OD	2

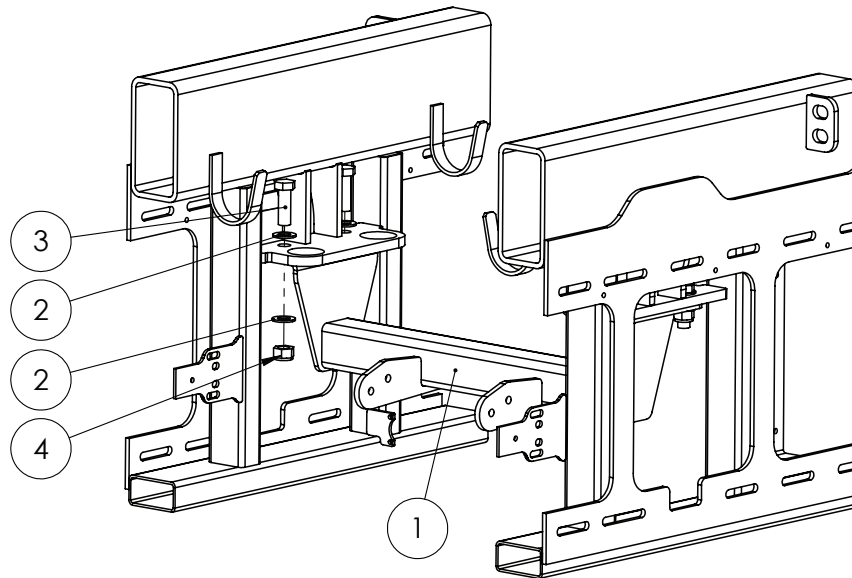
Bonnet - From SN 201498



Bonnet shown with grill removed.

ITEM NO.	PART NUMBER	DESCRIPTION	QTY.
1	GA5008660	Bonnet, Crop Cruiser, Fibreglass, MY11 on	1
2	GA4504100	Plate, Bonnet stop link SP 2011	4
3	BE-1	GoldAcres bonnet emblem	1
4	GA4552765	Bolt Shoulder, suit SP Bonnet 2011	2
5	GA4552845	Pin, Bonnet hinge stop strap SP 2011	2
6	GA5000577	Washer 12mm Flat SS Heavy Duty	12
7	GA5012461	Nut M12 Nyloc ZP	2
8	GA5011229	Bolt M12 x 25 ZP GR8.8	2
9	GA5004437	Washer 6mm Flat SS	12
10	GA5066595	Latch, Suit Crop Cruiser bonnet & ladder	2
11	GA4502630	Spacer block, Bonnet latch, HDPE	2
12	GA5004053	BHCS M6 x 20 SS	6
13	GA5048115	Nut M6 Nyloc ZP	2
14	GA5070460	SHCS M6 x 60 SS	4
15	GA5069820	E clip, suit 8mm ID - 12mm OD	2
16	GA4906990	LED Indicator Assembly, Front	2
17	GA4508310	Backing Plate, Turn Indicator Light LED Amber	2
18	GA5020510	Washer 4mm Flat SS	8
19	GA5049025	Nut M4 Nyloc SS	8
20	GA5069815	Screw, M4 x 20 C/Sunk phillip head, Zinc plate	8

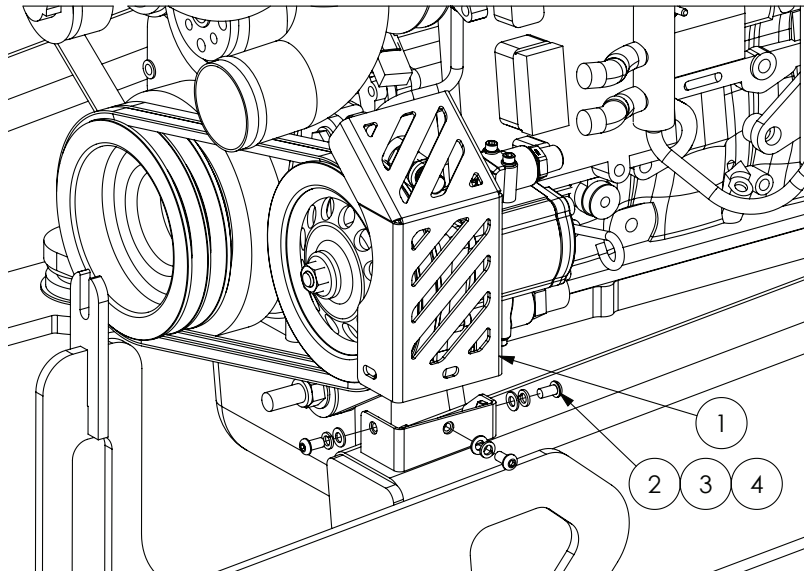
Bolt in Crossmember



2WD Only

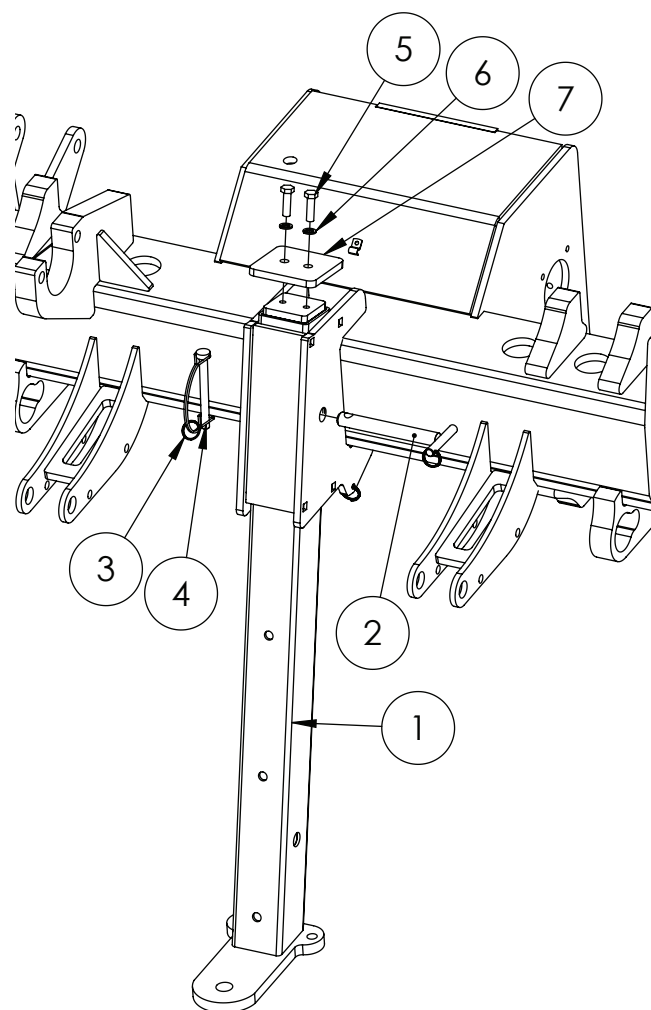
ITEM NO.	PART NUMBER	DESCRIPTION	QTY.
1	GA4658415	Cross Member Bolt In	1
2	GA5001741	Washer 20mm Flat SS Heavy Duty	8
3	GA5011333	Bolt M20 x 60 ZP GR8.8	4
4	GA5048125	Nut M20 Nyloc Coarse ZP	4

Fan Pump Guard



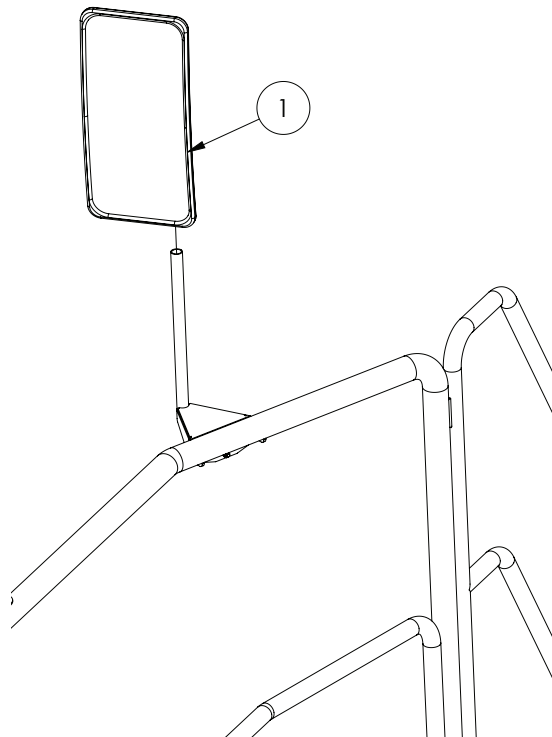
ITEM NO.	PART NUMBER	DESCRIPTION	QTY.
1	GA4507145	Fan Pump Pulley Guard Plate suit CC MY13	1
2	GA5004696	BHCS M8 x 16 SS	3
3	GA5004919	Washer 8mm Spring SS	3
4	GA5003643	Washer 8mm Flat SS Heavy Duty	3

Tow Bar



ITEM NO.	PART NUMBER	DESCRIPTION	QTY.
1	GA4659180	Towbar assembly, suit 2011 SP	1
2	GA4659185	Pin assembly Tow bar SP 2011	1
3	GA5002077	Key ring, 25mm, SS	4
4	GA5010905	Linch pin, 7/16" OD x 45mm long	1
5	GA5006111	Bolt M10 x 35 ZP GR8.8	2
6	GA5000137	Washer 10mm Spring SS	2
7	GA4504175	Plate, Top keeper Tow bar SP 2011	1
	GA5001491	Chain 2mm x 20 SS 316, 20 links	1

Left Hand Mirror

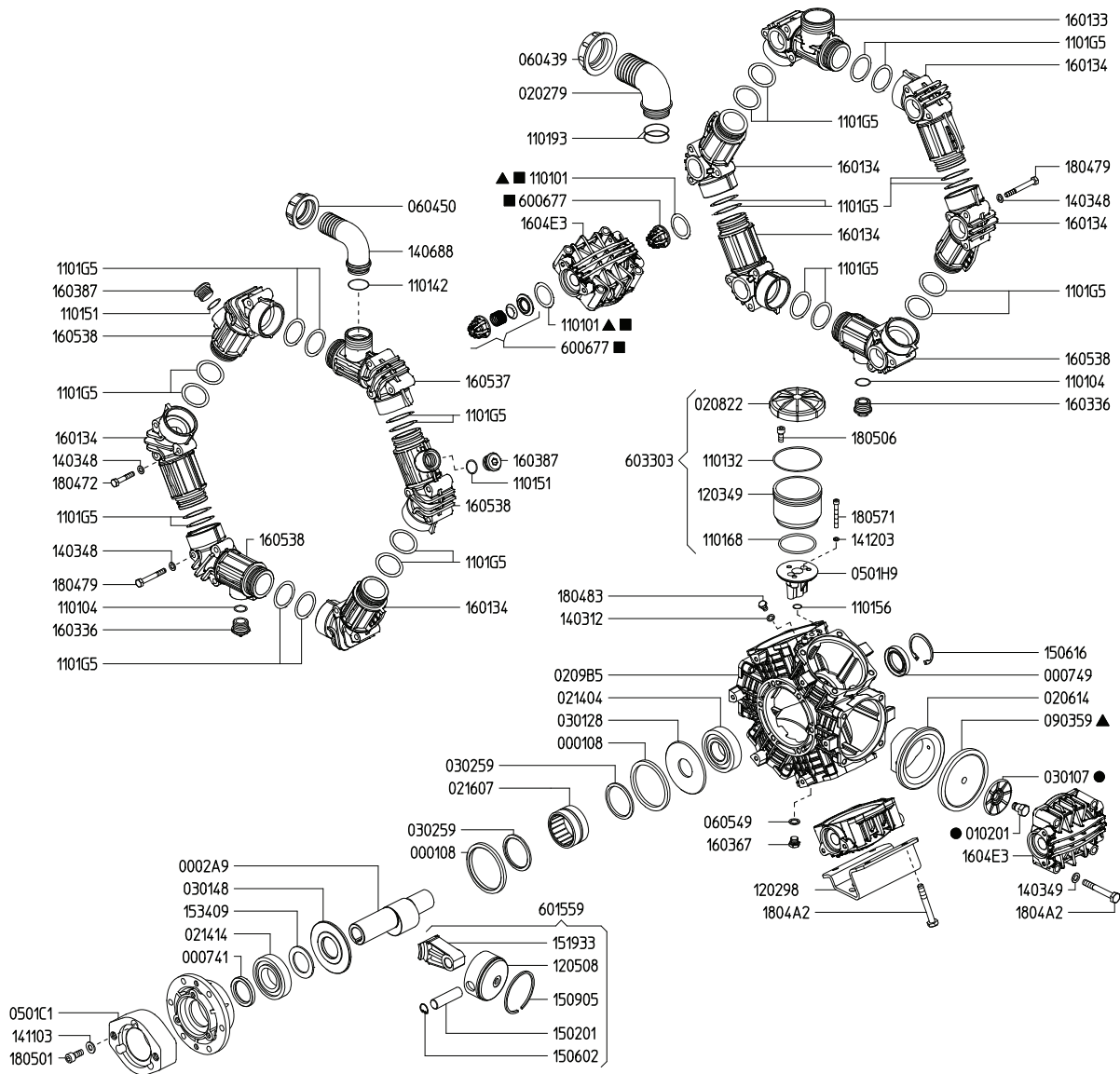


ITEM NO.	PART NUMBER	DESCRIPTION	QTY.
1	GA5054120	Side mirror, Complete assembly, Suit Claas cab	1
	GA5054125	Side mirror glass, Suit Claas cab	
	GA5054130	Cover Cap Mirror suit Class Cab 2011	
	GA5069795	Grommet, Rubber, 28 OD x 7 thick, Material up to 2mm thick, Crop Cruiser mirror top	

Chapter 2

PUMPS

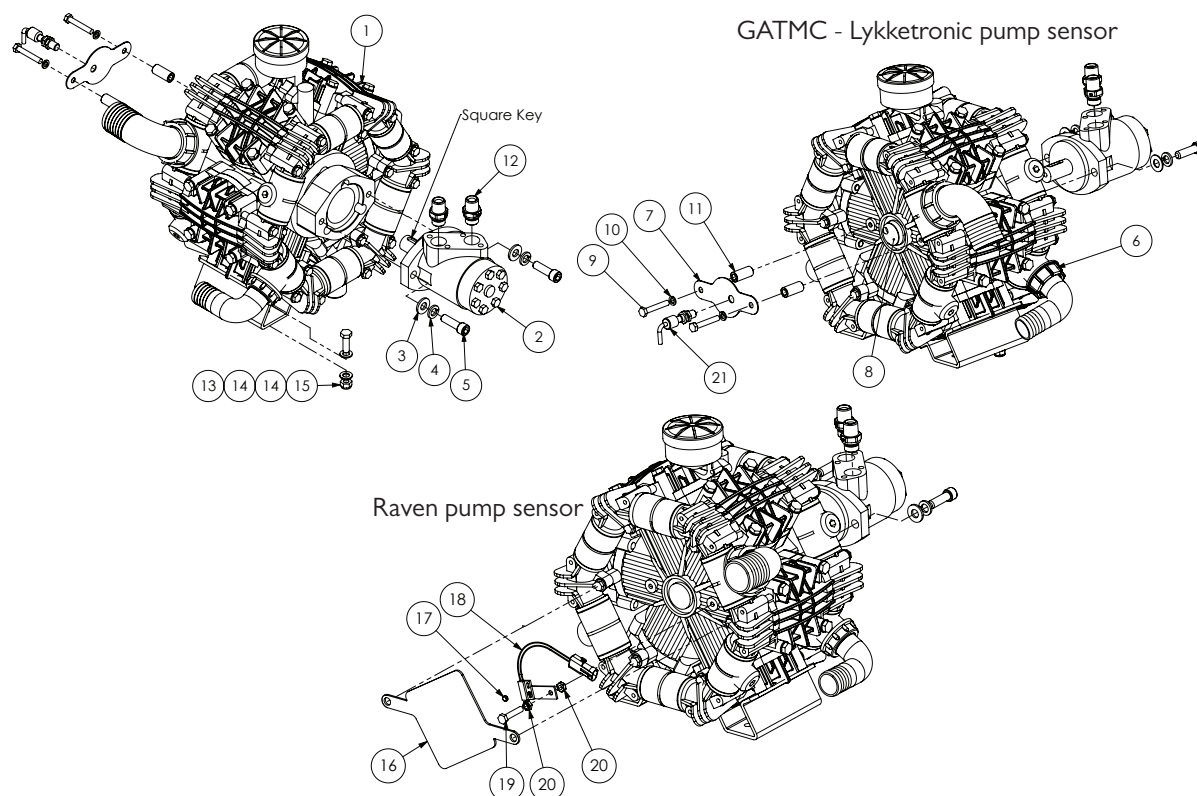
Pump - Zeta 260



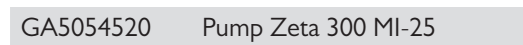
GA5054500 Pump Zeta 260 MI-I

ZETA 260 SPARE PARTS	
PART No.	DESCRIPTION
KIT-ZETA260-D	Pump Diaphragm Kit suit Zeta 260 and RO250 Udor Pumps
KIT-ZETA260-C	Pump rebuild kit, includes diaphragms, seals & valves, Suits both Zeta 260 and RO250 in PTO and Hyd Drive

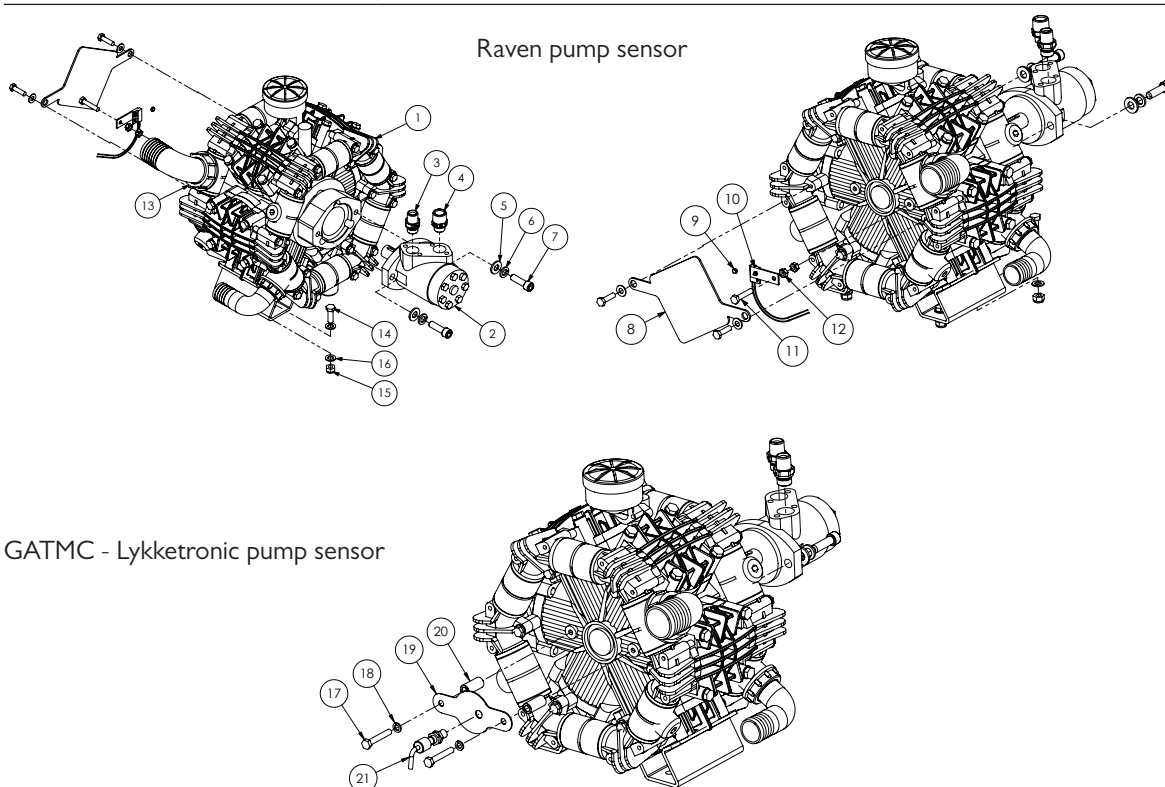
Pump - Zeta 260 Hydraulic Drive



ITEM NO.	PART NUMBER	DESCRIPTION	QTY.
1	GA5054500	Pump Zeta 260 MI-I	1
2	GA5009525	Motor, Hydraulic, 60cc/rev, 25.4mm shaft, Suit spray pump drive	1
3	GA5000577	Washer 12mm Flat SS Heavy Duty	2
4	GA5000575	Washer 12mm Spring SS	2
5	GA5000321	SHCS M12 x 40 ZP GR12.9	2
6	GA5048385	O-ring, 42.5 x 2.62mm, BS131	1
7	GA4502645	Pump RPM Sensor Mount Lykketronic	1
8	GA4552205	RPM Sensor Signal Bush Suit Lykketronic	1
9	GA5004727	Bolt M8 x 50 ZP GR8.8	2
10	GA5004919	Washer 8mm Spring SS	2
11	GA4552135	Spacer for Altek rotary valve	2
12	GA3500310	Hydraulic adaptor, Nipple, 1/2" BSPT male x 1/2" BSPP male includes o-ring	2
13	GA5065455	Bolt M10 x 30 ZP GR8.8	4
14	GA5000141	Nut M10 Nyloc ZP	4
15	GA5000117	Washer 10mm Flat SS Heavy Duty	8
16	PUMPCOVER250	Plate, Rear Pump Shaft Cover, RO250, Zeta 260 and 300	1
17	GA5016169	Magnet, High strength, 12mm diameter x 1.5mm thick	1
18	GA5076307	Sensor, Spray pump RPM, suit 4400 / 4070, Raven, 1170159929	1
19	GA5048655	Bolt M8 x 40 ZP GR8.8	1
20	GA5011499	Nut M8 Hex ZP	2
21	GA5069465	Sensor Pump RPM (Inductive M12) 110-1-5019 MY11-MY14	1

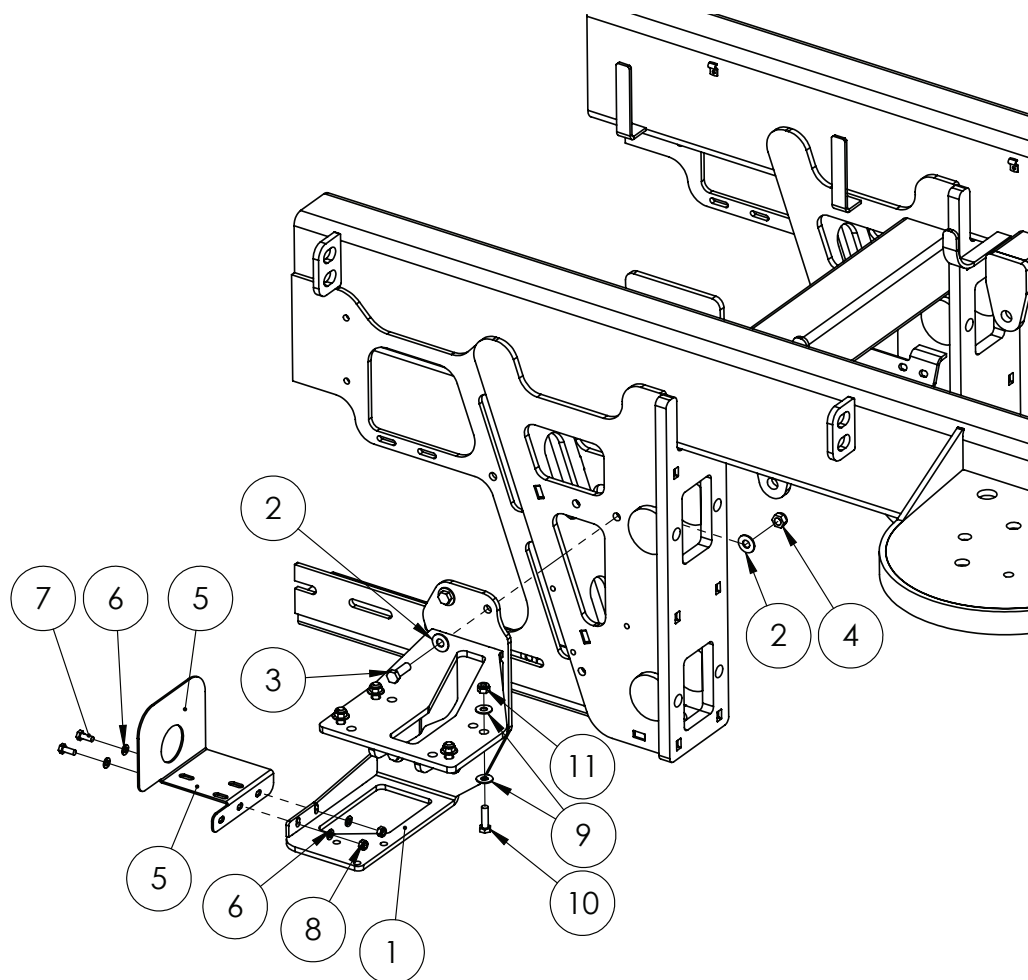
Chapter 2 - Pumps - 29

Pump - Zeta 300 Hydraulic Drive



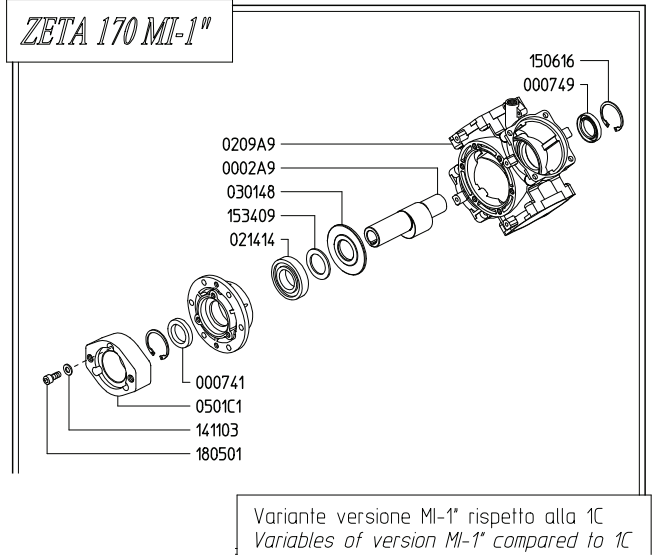
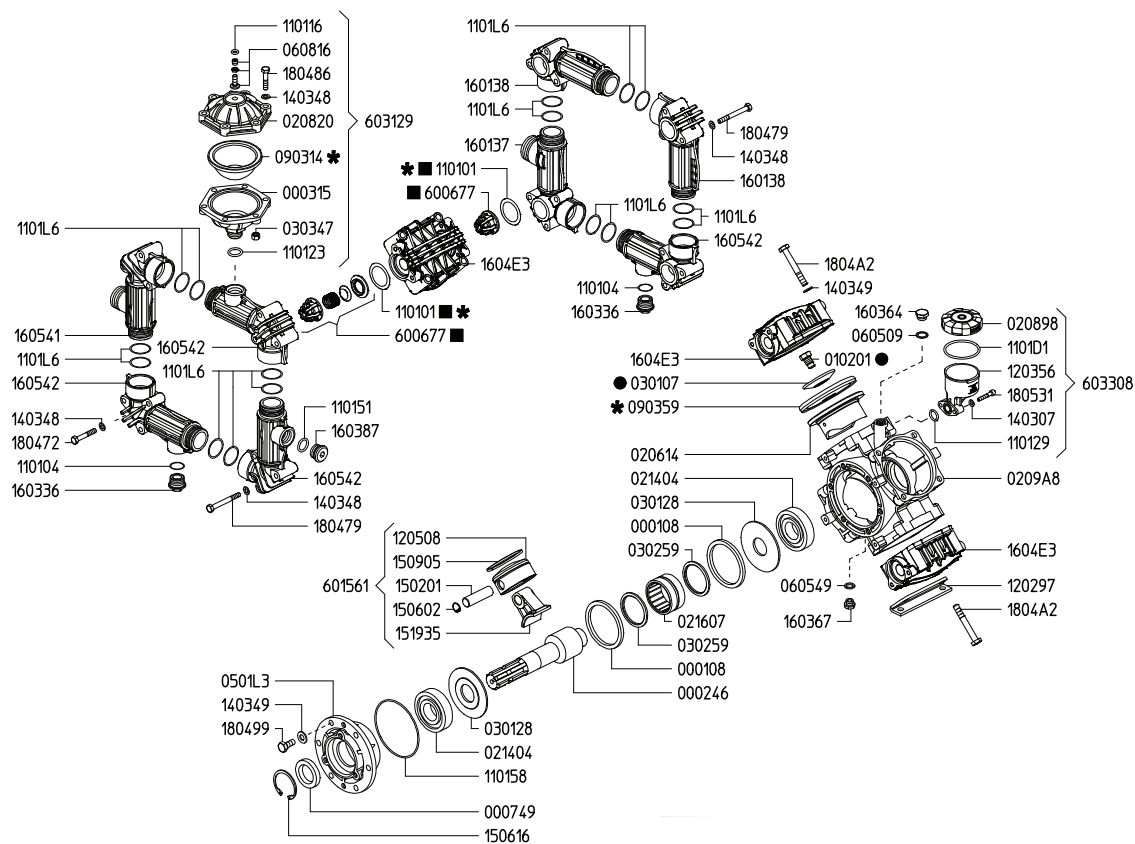
ITEM NO.	PART NUMBER	DESCRIPTION	QTY.
1	GA5054520	Pump Zeta 300 MI-25	1
2	GA5020210	Hydraulic Motor, 80cc 25.0mm, 8mm keyway, MP80CD/4	1
3	GA3500310	Hydraulic adaptor, Nipple, 1/2" BSPT male x 1/2" BSPP male, S75-0808	1
4	GA3500313	Hydraulic adaptor, Nipple, 3/4" BSPT male x 1/2" BSPP male, S75-1208	1
5	GA5000577	Washer 12mm Flat SS Heavy Duty	2
6	GA5000575	Washer 12mm Spring SS	2
7	GA5000321	SHCS M12 x 40 ZP GR12.9	2
8	PUMPCOVER250	Plate, Rear Pump Shaft Cover, RO250, Zeta 260 and 300	1
9	GA5016169	Magnet, High strength, 12mm diameter x 1.5mm thick	1
10	1170159929	Sensor, Spray pump RPM, suit 4400 / 4070, Raven	1
11	GA5048655	Bolt M8 x 40 ZP GR8.8	1
12	GA5011499	Nut M8 Hex ZP	2
13	GA5048385	O-ring, 42.5 x 2.62mm, BS131	3
14	GA5065455	Bolt M10 x 30 ZP GR8.8	4
15	GA5000141	Nut M10 Nyloc ZP	4
16	GA5000117	Washer 10mm Flat SS Heavy Duty	8
17	GA5004727	Bolt M8 x 50 ZP GR8.8	
18	GA5004919	Washer 8mm Spring SS	
19	GA4502645	Pump RPM Sensor Mount Lykketronic	
20	GA4552135	Spacer for Altek rotary valve	
21	GA5069465	Sensor Pump RPM Inductive M12	

Spray Pump & Filter Bracket Left Hand



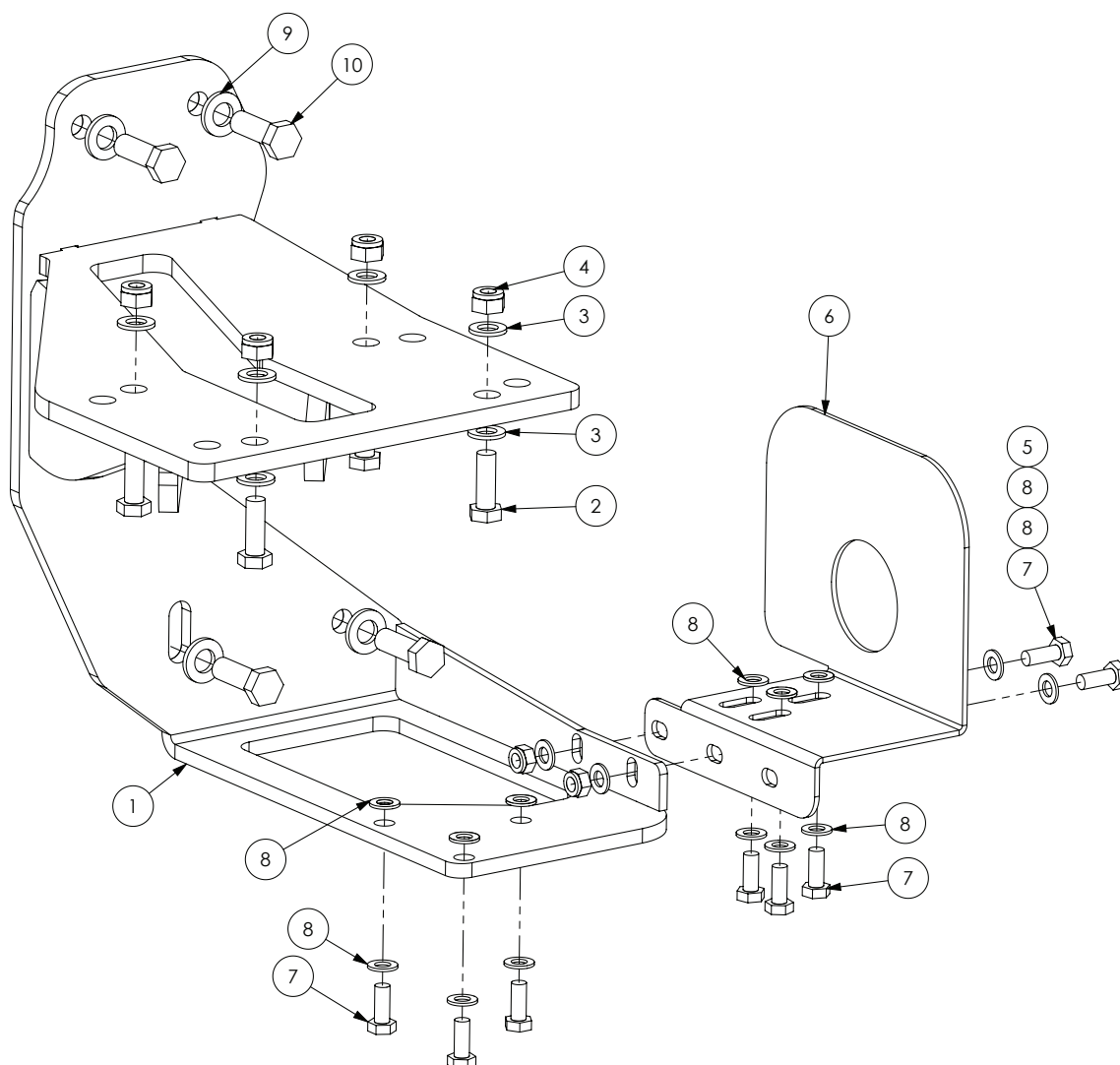
ITEM NO.	PART NUMBER	DESCRIPTION	QTY.
1	GA4659140	Pump mount, suit crop cruiser LH	1
2	GA5017661	Washer 1/2" Flat ZP	8
3	GA5000311	Set screw, M12 x 35, ZP GR 8.8	4
4	GA5012461	Nut M12 Nyloc ZP	4
5	GA4503915	Bracket Filter Spray Pump Decal SP2011 Suit 260	1
6	GA5003643	Washer 8mm Flat SS Heavy Duty	4
7	GA5004085	Bolt M8 x 20 ZP GR8.8	2
8	GA5052590	Nut M8 Nyloc SS	2
9	GA5002565	Washer, 3/8" ID x 1" OD, Flat SS	8
10	GA5006111	Bolt M10 x 35 ZP GR8.8	4
11	GA5000141	Nut M10 Nyloc ZP	4

Pump - Zeta I70



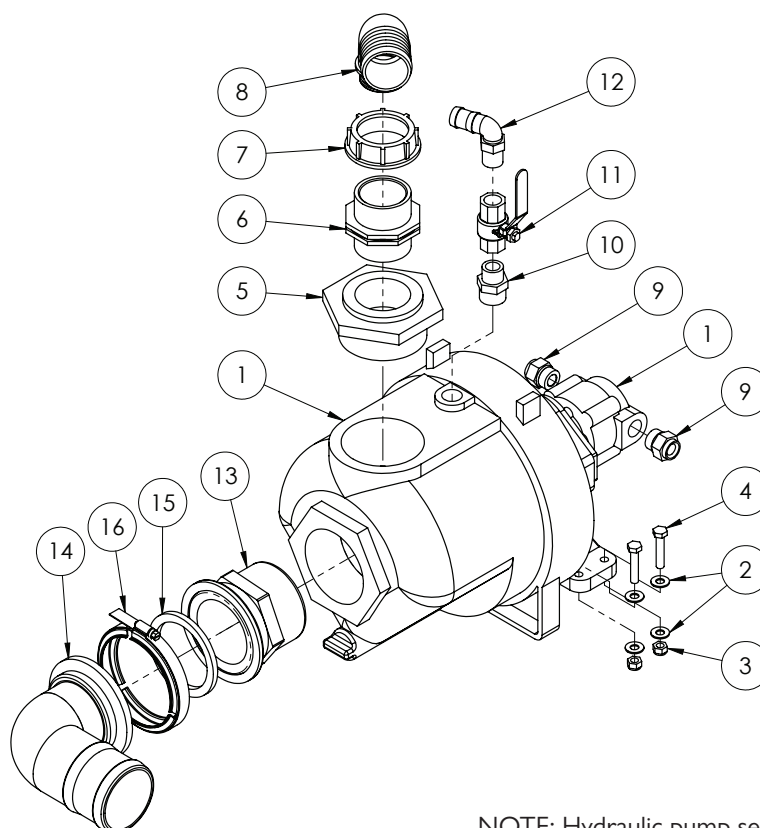
GA5054510 Pump Zeta I70 MI-I	
ZETA 300 SPARE PARTS	
PART No.	DESCRIPTION
KIT-ZETA I70-D	Pump Diaphragm Kit suit Zeta I70 and RO I60 Udor Pumps
KIT-ZETA I70-C	Pump rebuild kit, includes diaphragms, seals & valves, suits Zeta I70

Spray Pump & Filter Bracket, Right Hand



ITEM NO.	PART NUMBER	DESCRIPTION	QTY.
1	GA4659141	Pump Mount Bracket, Crop Cruiser RH	1
2	GA5065455	Bolt M10 x 30 ZP GR8.8	4
3	GA5000117	Washer 10mm Flat SS Heavy Duty	8
4	GA5000141	Nut M10 Nyloc ZP	4
5	GA5052590	Nut M8 Nyloc SS	2
6	GA4504950	Bracket spray pump decal, suit 1 1/2" suction filter Zeta 170	1
7	GA5004085	Bolt M8 x 20 ZP GR8.8	8
8	GA5003643	Washer 8mm Flat SS Heavy Duty	16
9	GA5000577	Washer 12mm Flat SS Heavy Duty	4
10	GA5000311	Set screw, M12 x 35, ZP GR 8.8	4

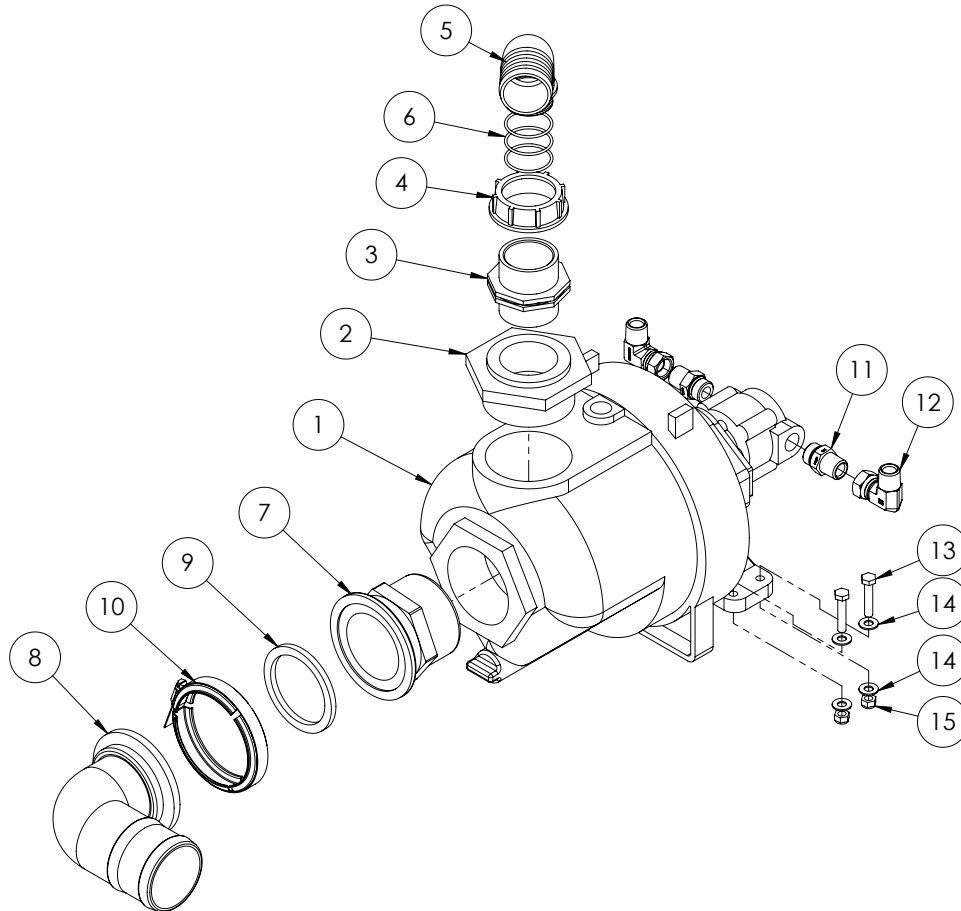
Hydraulic Fill Pump - 5200L



NOTE: Hydraulic pump seal kit - GA5050220

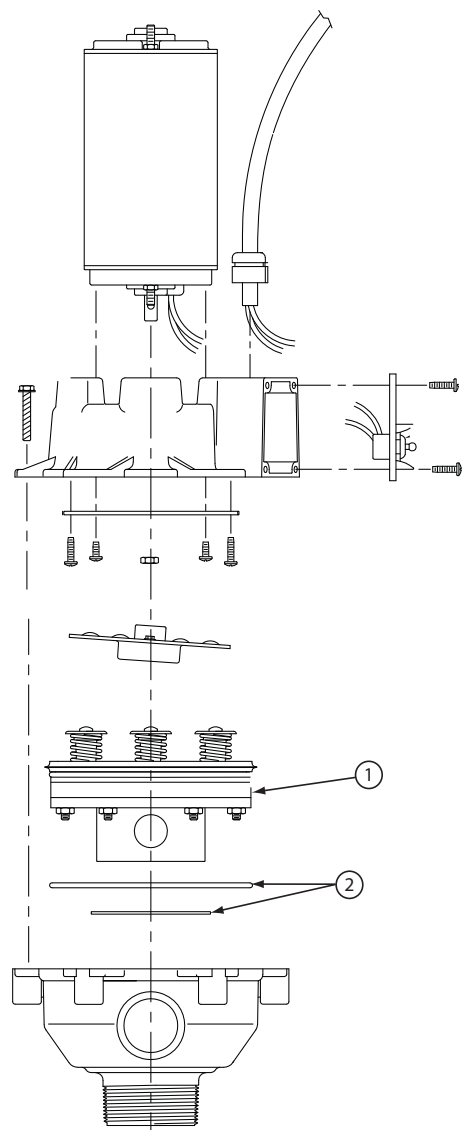
ITEM NO.	PART NUMBER	DESCRIPTION	QTY.
1	GA5076726	Pump, Centrifugal, Poly, 3, Hydraulic drive, Banjo, 300PHYV	1
2	GA5004883	Washer 8mm Flat ZP Heavy Duty	8
3	GA5004917	Nut M8 Nyloc ZP	4
4	GA5048655	Bolt M8 x 40 ZP GR8.8	4
5	GA5078025	Bush, Reducing, Poly, 3" NPT Male Thread x 2" Female Thread, Banjo, RB300200	1
6	2502070	Nipple, 2" male thread x 2" male thread, Arag	1
7	GA5076605	Fly nut, 2", ARAG, 2002070	1
8	GA5076262	Hose barb, Elbow, 90 degree, 2" fly nut end x 52 mm hose, Arag, 116752	1
9	GA3500364	Hydraulic adaptor, Nipple, 1/2" BSPT male x 7/8" UN male O-ring, S93-0814	2
10	GA5077913	Nipple, 3/4 male x 3/4 male, Short, Banjo, NIP075SH	1
11	GA5018313	Valve, Ball, 20mm female thread inlet / outlet, Lever handle, SS	1
12	GA5077717	Hose barb, Elbow, 90 degree, 3/4 male thread x 3/4 hose, Banjo, HB075-90	1
13	GA5077879	Plumbing adaptor, 3" flange x 3" male thread, Banjo, M300MPT	1
14	GA5077875	Hose barb, Elbow, 90 degree, 3 flange x 3 hose, Banjo, M300BRB90	1
15	GA5076723	Seal, EPDM, Suit 3 flange fitting, Banjo, 300G	1
16	FC300	Hose clamp, Worm screw, 3"	1
17	GA5048385	O-ring, 42.5 x 2.62mm, BS131	1

Hydraulic Fill Pump - 6000L



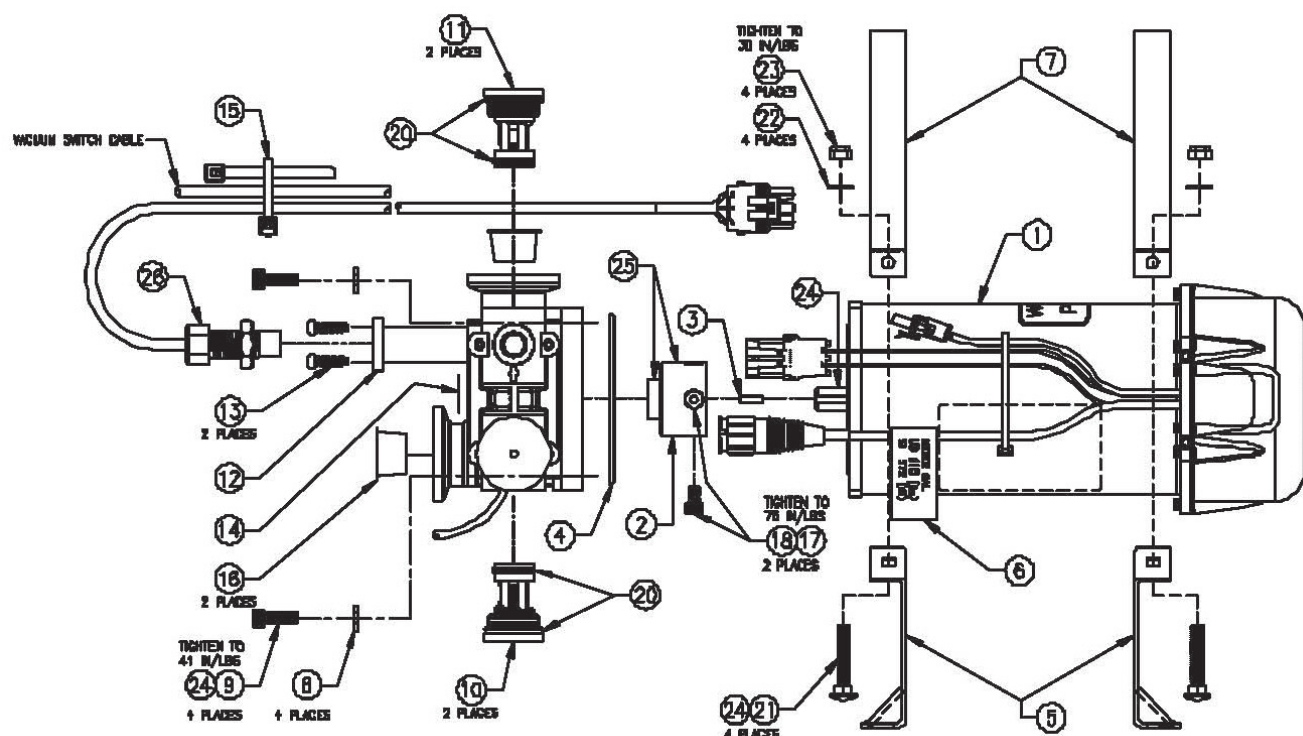
ITEM NO.	PART NUMBER	DESCRIPTION	QTY.
1	GA5076726	Pump, Centrifugal, Poly, 3, Hydraulic drive, Banjo, 300PHYV	1
2	GA5078025	Bush, Reducing, Poly, 3" NPT Male Thread x 2" Female Thread, Banjo, RB300200	1
3	2502070	Nipple, 2" male thread x 2" male thread, Arag	1
4	GA5076605	Fly nut, 2", ARAG, 2002070	1
5	GA5076262	Hose barb, Elbow, 90 degree, 2" fly nut end x 52 mm hose, Arag, 116752	1
6	GA5048385	O-ring, 42.5 x 2.62mm, BS131	3
7	GA5077879	Plumbing adaptor, 3" flange x 3" male thread, Banjo, M300MPT	1
8	GA5077875	Hose barb, Elbow, 90 degree, 3 flange x 3 hose, Banjo, M300BRB90	1
9	300G	Seal, EPDM, Suit 3" flange fitting, Banjo	1
10	FC300	Hose clamp, Worm screw, 3"	1
11	GA3500364	Hydraulic adaptor, Nipple, 1/2" BSPT male x 7/8" UN male O-ring, S93-0814	2
12	GA3500333	Hydraulic adaptor, Elbow, 90 degree, 1/2" BSPT male x 1/2" BSPP female swivel, S82-0808	2
13	GA5048655	Bolt M8 x 40 ZP GR8.8	4
14	GA5003643	Washer 8mm Flat SS Heavy Duty	8
15	GA5052590	Nut M8 Nyloc SS	4

PH6 Pump



GA5068480 Flowserve PH6 Pump			
ITEM NO.	PART NUMBER	DESCRIPTION	QTY.
1	GA5068496	Cartridge Kit	1
2	GA5068495	Seal Kit	1

High Volume DCI Pump



GA5075914 High Volume DCI Pump

ITEM NO.	PART NUMBER	DESCRIPTION
1	063-0172-500	Motor/Tach Assembly
2	GA5075921	Bearing, Drive assembly DCI pump, Raven, 0630172501
3	GA5076055	KEY 1/8 X 1/8 X 1/2, 1070171588
4	GA5076659	O-Ring
5	107-0171-589	Bracket, Mounting, Pump/Motor
6	041-0159-718	Label, Meter Cal
7	107-0171-594	Strap
8	313-3000-017	Washer, Internal Tooth, Lock 1/4" SS
9	311-0073-066	Screw, Socket Heat, Cap 1/4"-20 x 3/4"
10	GA5075922	Valve, Cartridge, 3/4, DCI pump intake, Raven, 0630172503
11	GA5075923	Valve, Cartridge, 3/4, DCI pump discharge, Raven, 0630172504
12	106-0159-539	Bracket, Sensor
13	311-0004-040	Screw
14	041-0159-710	Label, Serial
15	435-1000-003	Tie, Cable
16	118-0159-041	Cap, Tapered
17	222-1001-029	Thread Sealant Loctite #242
18	GA5076736	SHCS, 1/4 20 tpi x 1/4 suit DCI pump, Raven, 3110068060
19	GA5075673	Manual (Not Shown)
20	222-0000-002	Grease, Lubricating, Versilube
21	311-0069-004	Bolt, 1/4"-20 x 1"

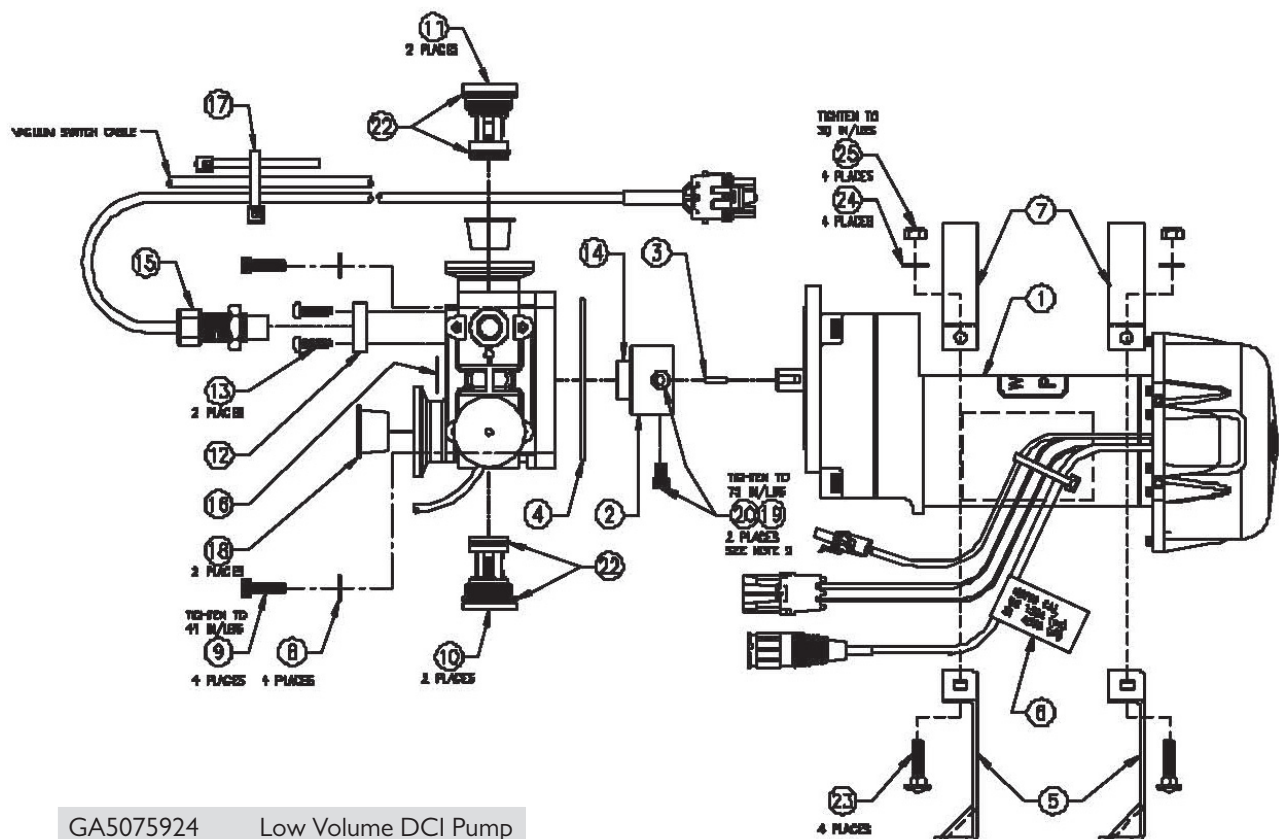
Continued over page

High Volume DCI Pump

ITEM NO.	PART NUMBER	DESCRIPTION
22	313-2300-009	Washer
23	312-4000-057	Nut
24	222-1001-079	Anti-Sieze Compound, Nickel
25	222-1001-114	Grease
26	063-0172-525	Sensor, Universal, Flowmonitor

HIGH VOLUME DCI PUMP SPARE PARTS	
PART No.	DESCRIPTION
1170159987	Raven Pump Seal Kit

Low Volume DCI Pump



GA5075924 Low Volume DCI Pump

ITEM NO.	PART NUMBER	DESCRIPTION
1	063-0172-527	Motor/Tach Assembly
2	GA5075921	Bearing, Drive assembly DCI pump, Raven, 0630172501
3	GA5076055	KEY 1/8 X 1/8 X 1/2, 1070171588
4	GA5076659	O-Ring, Suit DCI pump, Raven, 2190001153
5	107-0171-599	Bracket, Mounting, Pump/Motor
6	041-0159-720	Label, Meter Cal
7	107-0171-600	Strap

Continued over page

Low Volume DCI Pump

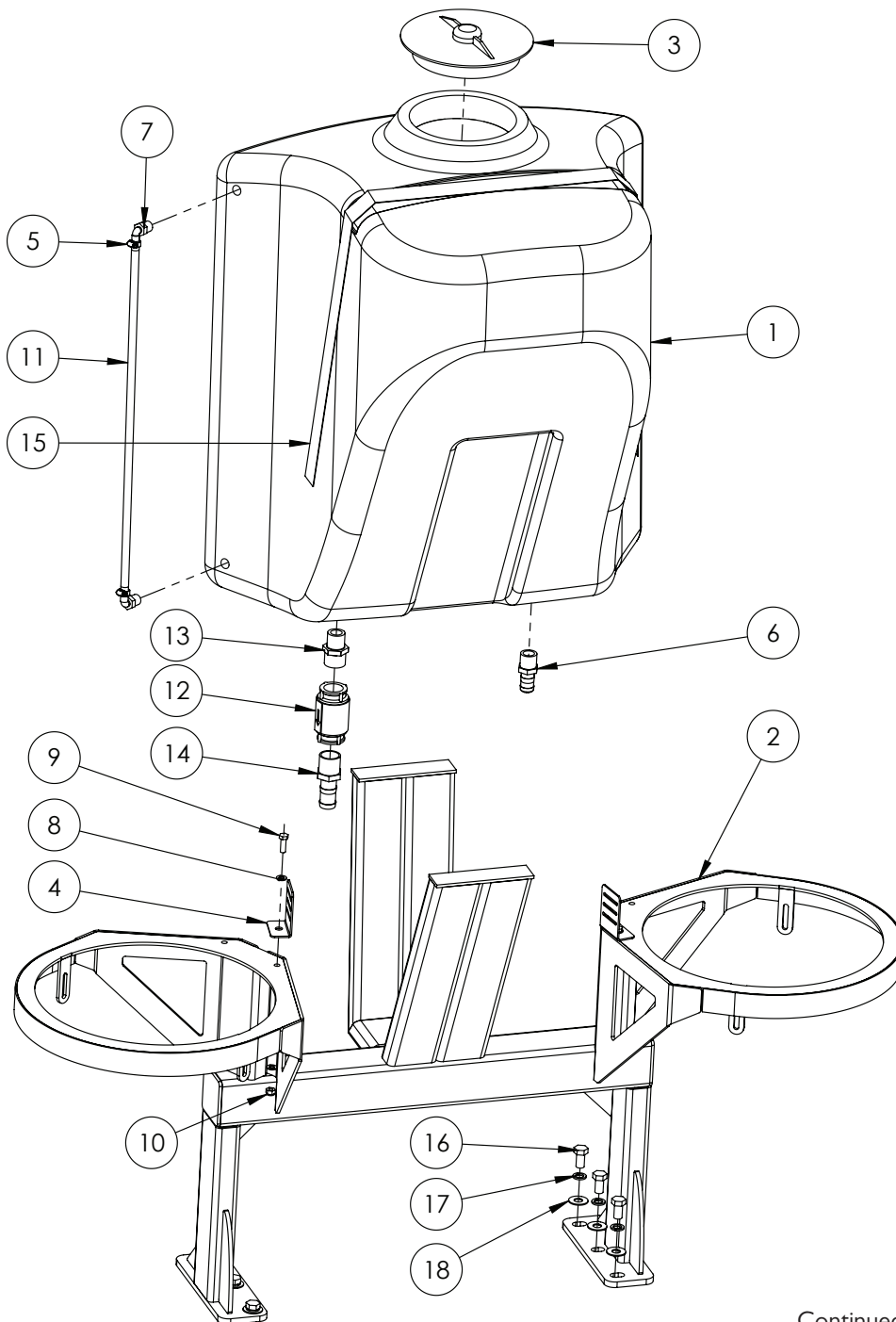
ITEM NO.	PART NUMBER	DESCRIPTION
8	313-3000-017	Washer, Internal Tooth, Lock 1/4" SS
9	311-0073-066	Screw, Socket Head, Cap 1/4"-20 x 3/4"
10	GA5075922	Valve, Cartridge, 3/4, DCI pump intake, Raven, 0630172503
11	GA5075923	Valve, Cartridge, 3/4, DCI pump discharge, Raven, 0630172504
12	106-0159-539	Bracket, Sensor
13	311-0004-040	Screw
14	222-1001-114	Grease
15	GA5075926	Sensor, Flow, Suit DCI Pump, Raven, 0630172525
16	041-0159-721	Label, Serial
17	435-1000-003	Tie, Cable
18	118-0159-041	Cap, Tapered
19	222-1001-029	Thread Sealant Loctite #242
20	GA5076736	SHCS, 1/4 20 tpi x 1/4 suit DCI pump, Raven, 3110068060
21	GA5075673	Manual, 3/4 INJ PUMP, 0160159975
22	222-0000-002	Grease, Lubricating, Versilube
23	311-0069-004	Bolt, 1/4"-20 x 1"
24	313-2300-009	Washer
25	312-4000-057	Nut

LOW VOLUME DCI PUMP SPARE PARTS	
PART No.	DESCRIPTION
GA5076312	Raven Pump Seal Kit

Chapter 3

FLUSH TANK

Rinse Water Tank & Frame to suit 5200L



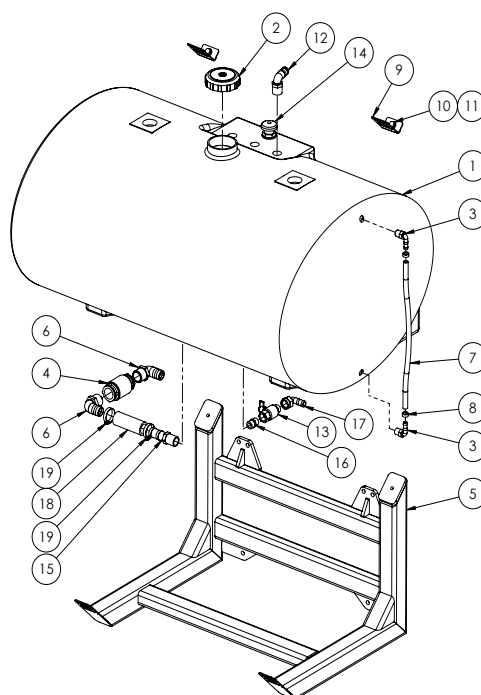
Continued over page

Rinse Water Tank & Frame to suit 5200L

GA4903505 Pre-assembled flush tank 300L

ITEM NO.	PART NUMBER	DESCRIPTION	QTY.
1	GA5070015	Tank, 300L, fresh water crop cruiser, Bare	1
	GA4654370	Rinse tank and DCI frame	1
2	GA4658970	Rinse tank frame CCSP No DCI mounts SWB	1
	GA4658915	Rinse Tank Frame to suit Dual Product	1
3	GA5076882	Lid, Tank, 255 diameter, With breather, 3522221	1
4	F70127A	Bracket, Tank strap, 50mm	2
5	GA5000469	Hose clamp, 1/2", SS, 12-20/9W3	2
6	GA5077718	Hose barb, Straight, 1" male thread x 1" hose, Banjo, HB100	1
7	GA5077708	Hose barb, Elbow, 90 degree, 1/2 male thread x 1/2 hose, Banjo, HB050-90	2
8	GA5000117	Washer 10mm Flat SS Heavy Duty	4
9	GA5065455	Bolt M10 x 30 ZP GR8.8	2
10	GA5000141	Nut M10 Nyloc ZP	2
11	GA2000209	Hose, Clear, 12mm, Sight tube	1
12	GA5017361	Valve non-return 1 1/4"	1
13	GA5078091	Nipple, Reducing, Poly 1 1/4 x 1" Thread, Banjo, RN125100	1
14	GA5077724	Hose barb, Straight, 1 1/4 male thread x 1 1/4 hose barb, Banjo, HB125	1
15	GA5003859	Strap, Tank, 50mm, Goldacres branded, Cut 2300mm long	2
16	GA5000911	Bolt M16 x 30 ZP GR8.8	6
17	GA5001051	Washer 16mm Spring SS	6
18	GA5001043	Washer 16mm Flat SS HD	6

Rinse Water Tank & Frame to suit 6000L

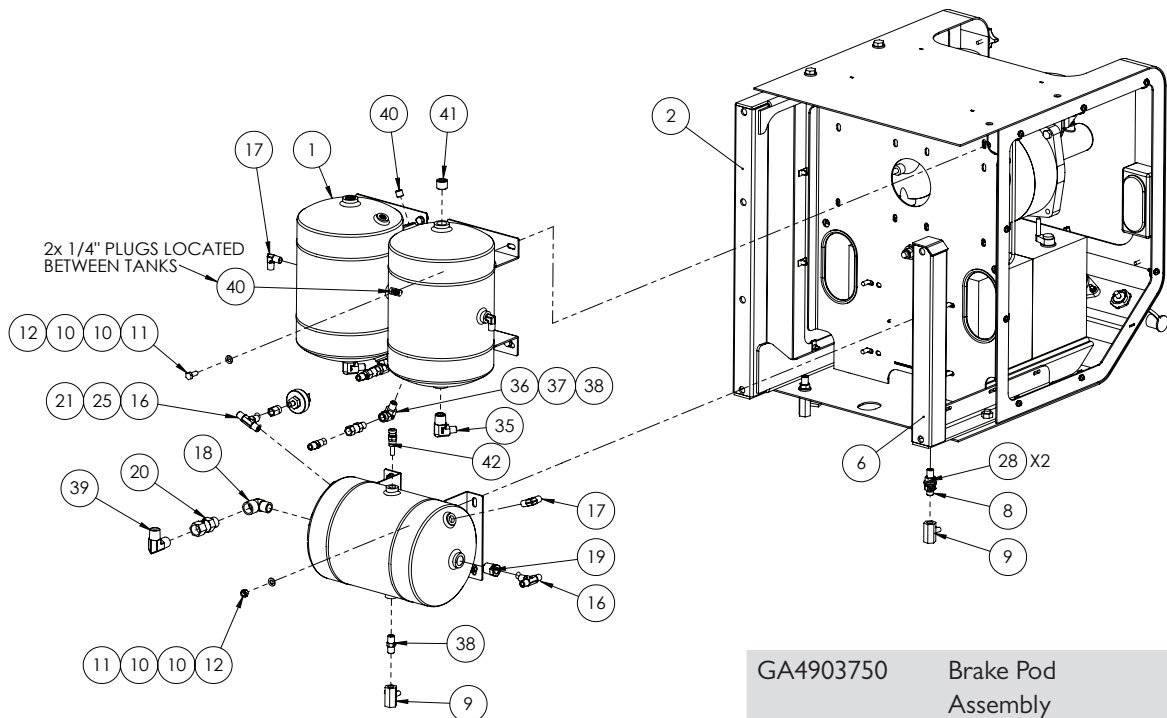
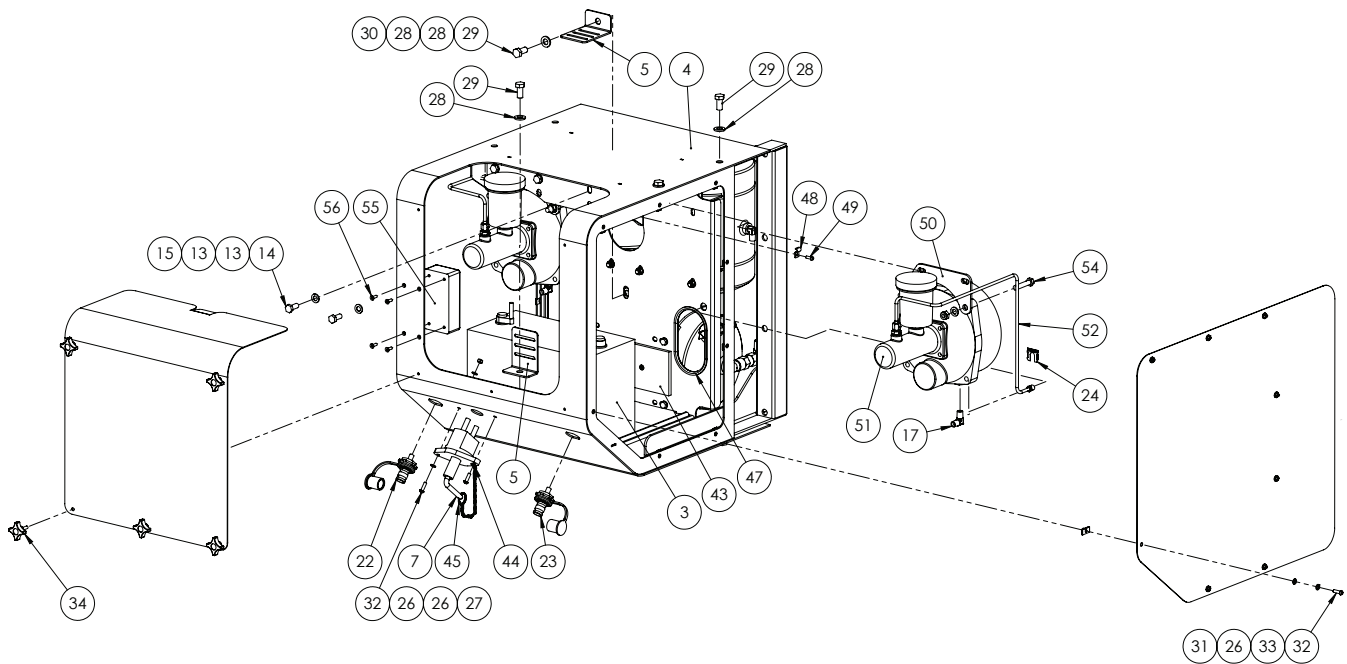


ITEM NO.	PART NUMBER	DESCRIPTION	QTY.
1	GA5069961	Tank, 520L, Fresh Water SP Black, Bare	1
2	GA5076885	Lid, Diameter 113, With breather, 354230	1
3	GA5077708	Hose barb, Elbow, 90 degree, 1/2 male thread x 1/2 hose, Banjo, HB050-90	2
4	GA5017361	Valve non-return 1 1/4"	1
5	GA4658936	Fresh Water Tank Frame 520L	1
6	GA5077730	Hose barb, Elbow, 90 degree, 1 1/4 male thread x 1 1/4 hose, Banjo, HB125-90	2
7	GA2000210	Hose, 12mm, Clear, Wire reinforced, HOS12WSIGHT, Sold per meter	1
8	GA5007231	Hose clamp, Cobra type, 1/2"	2
9	F70127A	Bracket, Tank strap, 50mm	2
10	GA5011239	Bolt, M12 x 50, ZP GR 8.8	2
11	GA5000577	Washer 12mm Flat SS Heavy Duty	2
12	GA5077723	Hose barb, Elbow, 90 degree, 1" male x 1" hose, Banjo, HB100-90	1
13	GA5018315	Valve, Ball, 20mm male & female thread, Black Butterfly handle	1
14	GA5077045	Breather valve, Labyrinth type, 1" male thread, Arag, 504203	1
15	GA5077722	Hose barb, Straight, 1 male thread x 1 1/4 hose, Banjo, HB100-125	1
16	GA5077913	Nipple, 3/4 male x 3/4 male, Short, Banjo, NIP075SH	1
17	GA5077746	Hose barb, Elbow, 90 degree, 3/4 female thread x 3/4 hose, Banjo, HBF075-90	1
18	HOS32S	Hose, Suction, 32mm, Wire reinforced	1
19	GA5002873	Hose Clamp, 1 1/2", SS (32-50/12W)	2

Chapter 4

RH POD

Brake Booster Pod - Catai Booster



GA4903750 Brake Pod Assembly
Continued over page

Brake Booster Pod - Catai Booster

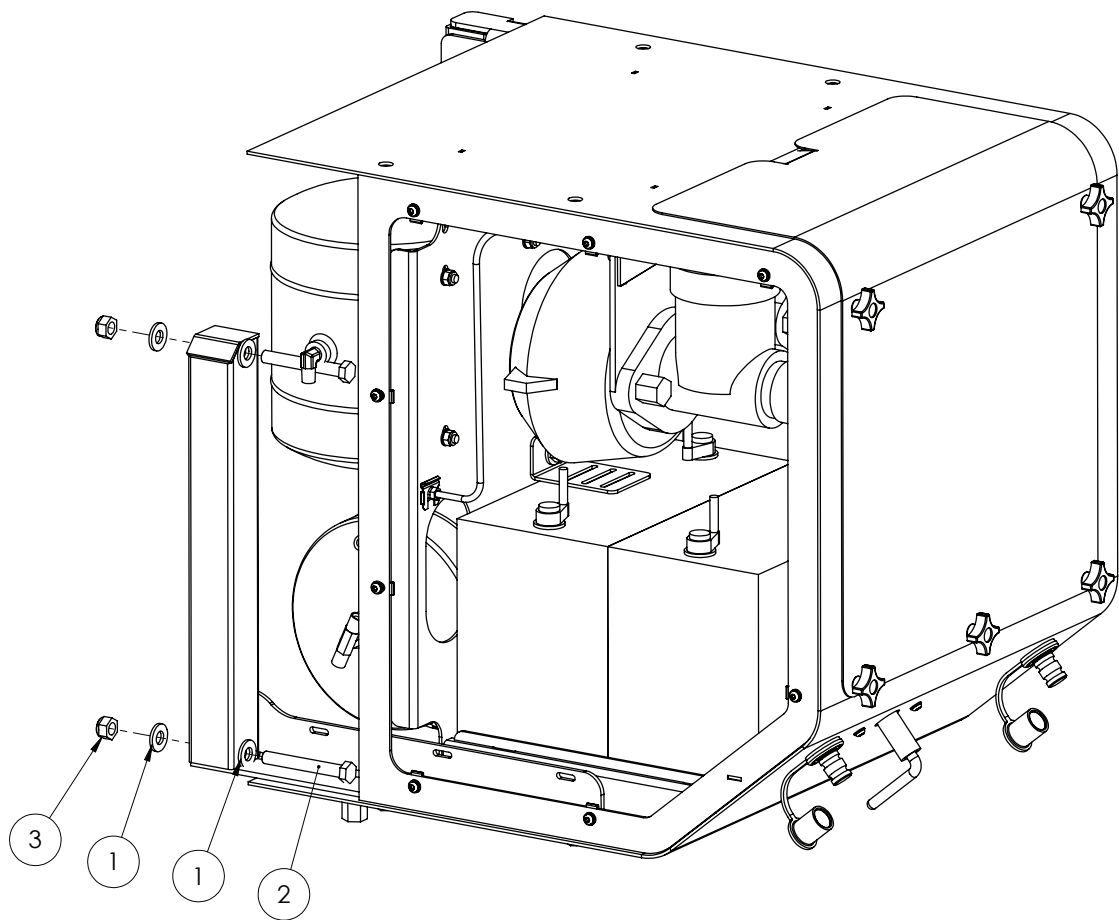
ITEM NO.	PART NUMBER	DESCRIPTION	QTY.
1	GA5070310	Air tank, Large, Suit Crop Cruiser brake pod	3
2	GA4658806	Brake pod support arm -Suit AT5	1
3	GA5066240	Battery, Delkor 31-900, 900 CCA	2
4	GA4658080	Pod frame, Brake and Air tanks	1
5	F70127A	Bracket, Tank strap, 50mm	2
6	GA4658085	Mount arm, Brake Pod boom rest side	1
7	GA5005787	Battery isolator switch large	1
8	GA3500249	Hydraulic adaptor, Bulkhead nipple, 1/4" BSPP male x 1/4" BSPP male, S44-0404	2
9	GA5018321	Valve, Ball, 1/4" female thread inlet / outlet, Lever handle, SS	3
10	GA5003643	Washer 8mm Flat SS Heavy Duty	24
11	GA5004085	Bolt M8 x 20 ZP GR8.8	12
12	GA5004917	Nut M8 Nyloc ZP	12
13	GA5000117	Washer 10mm Flat SS Heavy Duty	8
14	GA5006161	Bolt M10 x 25 ZP GR8.8	4
15	GA5000141	Nut M10 Nyloc ZP	4
16	GA3500269	Hydraulic adaptor, Tee, 1/4" BSPT male x 1/4" BSPT male x 1/4" BSPT male, S50-040404	2
17	GA3500258	Hydraulic coupling, Elbow, 90 degree, 1/4" BSPT male x 1/4" BSPT male, S49-0404	5
18	GA5048150	Plumbing adaptor, Elbow, 90 degree, 1/2" male thread x 1/2" female thread, Cast	1
19	GA3500203	Hydraulic adaptor, Reducing bush, 1/2" BSPT male x 1/4" BSPT female, S24-0804	1
20	GA5014795	SC3 single check valve 1/2" Male / Female	1
21	GA5011059	Pressure switch, Low air, 55 PSI actuation, SPDT, 1/8"	1
22	GA5006383	Battery Jumper Stud Positive	1
23	GA5006381	Battery Jumper Stud Negative	1
24	GA5010359	Clip for brake hose	2
25	GA5069925	1/4" - 1/8" BSPT female reducing socket	1
26	GA5004437	Washer 6mm Flat SS	20
27	GA5048115	Nut M6 Nyloc ZP	2
28	GA5000577	Washer 12mm Flat SS Heavy Duty	13
29	GA5000295	Set Screw M12 x 25 ZP GR8.8	8
30	GA5012461	Nut M12 Nyloc ZP	1
31	GA5066830	Speed clip M6	16
32	GA5004053	BHCS M6 x 20 SS	18
33	GA5004447	Washer, 6mm, Spring, SS	16

Continued over page

Brake Booster Pod - Catai Booster

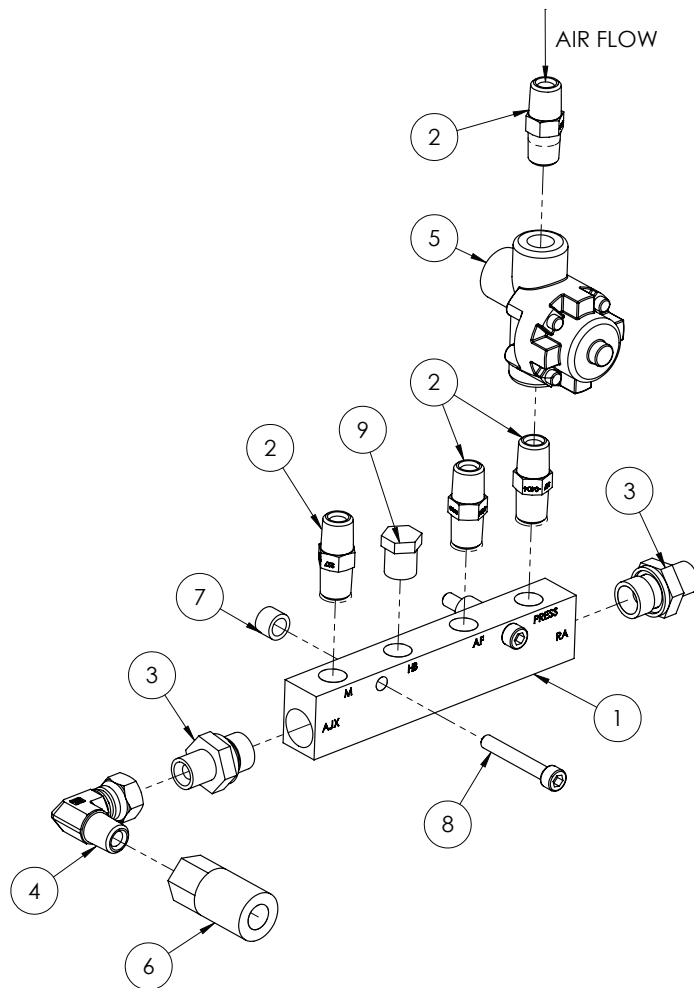
ITEM NO.	PART NUMBER	DESCRIPTION	QTY.
34	GA5069965	Star Knob 40 OD, M6 x 20mm	5
35	GA3500260	Hydraulic adaptor, Elbow, 90 degree, 1/2" BSPT male x 1/4" BSPT male, S49-0804	2
36	GA3500209	Hydraulic adaptor, Elbow, 90 degree, 1/4" BSPT male x 1/4" BSPT female, S25-0404	2
37	GA5014796	Valve, Check, Pneumatic, 1/4" thread female inlet & male outlet	2
38	GA3500218	Hydraulic adaptor, Nipple, 1/4" BSPT male x 1/4" BSPT male, S27-0404	3
39	GA3500262	Hydraulic adaptor, Elbow, 90 degree, 1/2" BSPT male x 1/2" BSPT male, S49-0808	1
40	GA5070300	Plug, flush fit 1/4" BSPT	4
41	GA5070305	Plug, flush fit 1/2" BSPT	2
42	GA5017369	Valve Pressure Relief	1
43	GA5069915	Nylon spacer Battery box	1
44	GA5001491	Chain 2mm x 20 SS,	1
45	GA5002077	Key ring, 25mm, SS	1
46	GA5003859	Strap, Tank, 50mm, Goldacres branded, (cut 670mm long)	1
47	GA5012989	Pinchweld, Small Black S/Bulb 10mm x 16mm (cut 380mm long)	2
48	GA5007205	Clip for brake line 3/16"	2
49	GA5069975	SHCS M5 x 10 SS	2
50	GA4505910	Mounting Plate Brake Booster Catai	2
51	GA5070890	Brake Booster Catai 2013 Crop Cruiser	2
52	GA4905480	Brake Tube Assembly 1 Catai Booster	1
53	GA4905481	Brake Tube Assembly 2 Catai Booster	1
54	GA5006057	Bolt M10 x 50 ZP GR8.8	4
55	GA5050630	Buss Bar, 300 amp	1
56	GA5051230	CSCS M5 x 16 Countersink SS	6
57	GA5069695	Nut M5 Plain ZP	4
58	GA4514573	End cover 09 Cropcruiser DCI pod full cover	2
59	GA4503490	Cover, pod shell Brake/Air Pod 2011	1

Mounting Detail



ITEM NO.	PART NUMBER	DESCRIPTION	QTY.
1	GA5000577	Washer 12mm Flat SS Heavy Duty	8
2	GA5011263	Bolt M12 x 90 ZP GR8.8	4
3	GA5012461	Nut M12 Nyloc ZP	4

Pneumatic Manifold

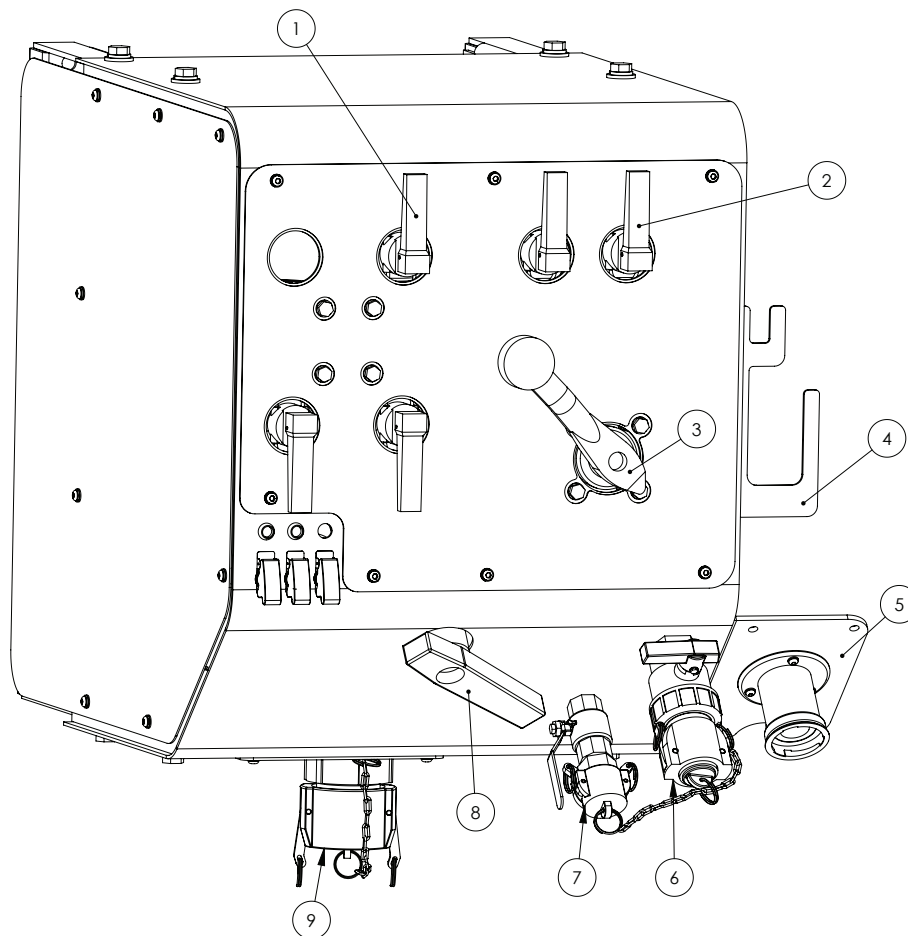


ITEM NO.	PART NUMBER	DESCRIPTION	QTY.
1	GA5069195	Manifold Pneumatic, 3/8"- 1/4", 2 in 4 out	1
2	GA3500218	Hydraulic adaptor, Nipple, 1/4" BSPT male x 1/4" BSPT male, S27-0404	4
3	GA3500307	Hydraulic adaptor, Nipple, 1/4" BSPT male x 3/8" BSPP male, S75-0406	2
4	GA3500332	Hydraulic adaptor, Elbow, 90 degree, 1/4" BSPT male x 1/4" BSPP female swivel, S82-0404	1
5	GA5013433	Pressure protection valve	1
6	GA5076620	Coupling, Air, 1/4" BSPP female x female, Brass, 200	1
7	GA4572280	Crush tube, 11.8 OD x 8 ID x 8.5mm long	2
8	GA5011411	SHCS M6 x 40 ZP GR12.9	2
9	GA5069335	Plug, 1/4" BSPT male thread, Brass	1

Chapter 5

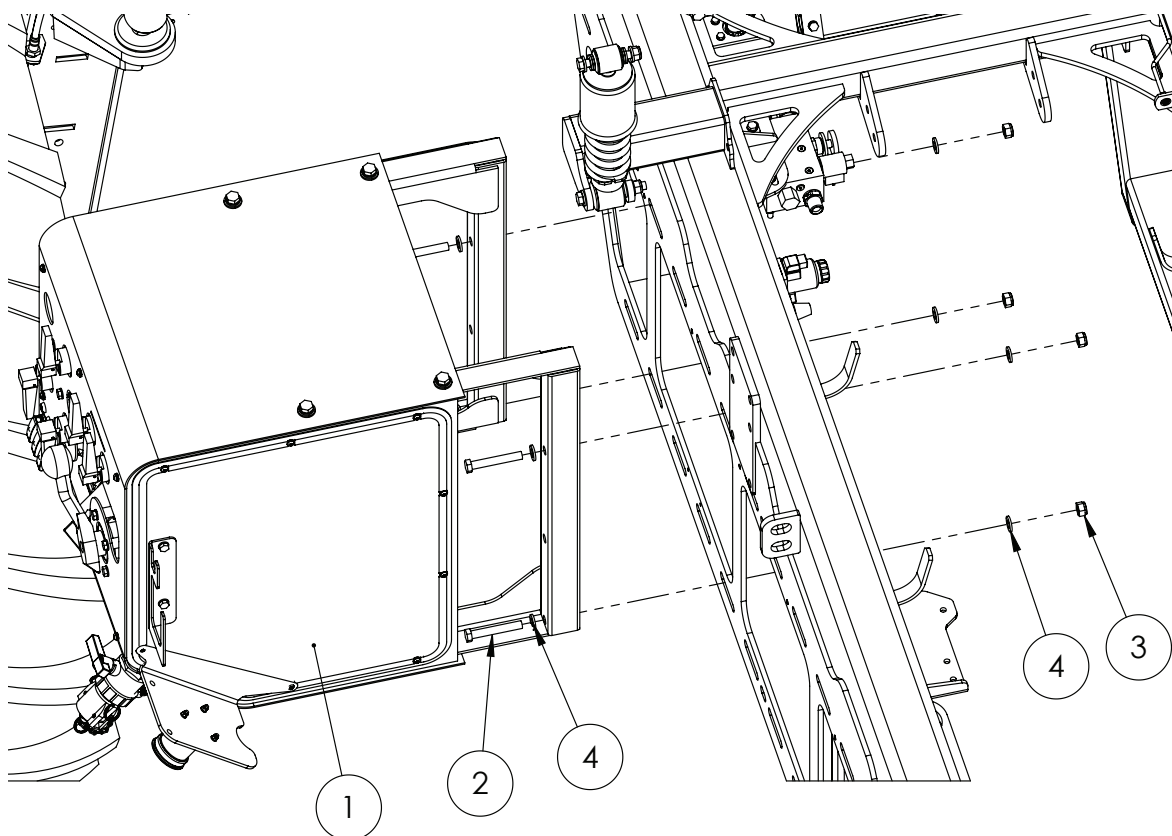
LH POD

LH Pod - Standard



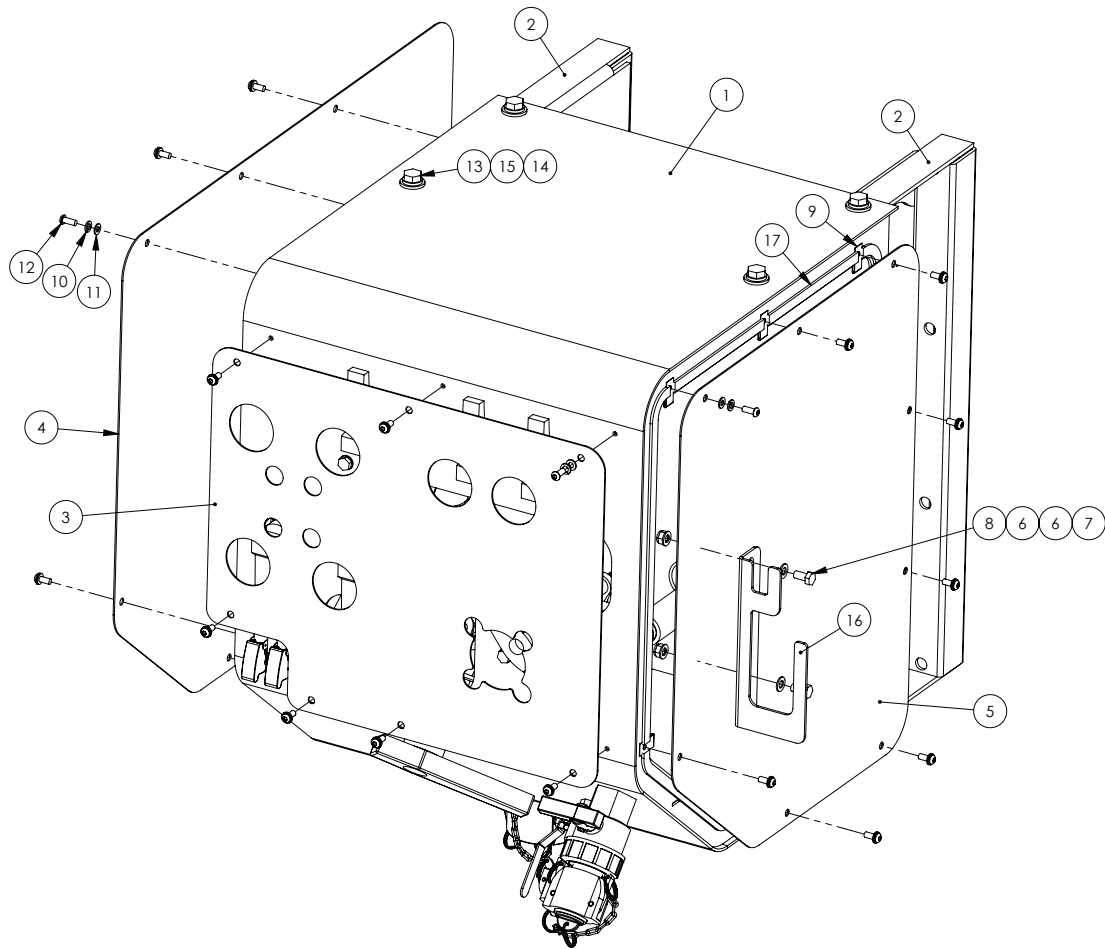
ITEM NO.	PART NUMBER	DESCRIPTION	QTY.
1	GA4906706	Fill Manifold, with Micromatic, LH POD, Crop Cruiser	
2	GA4906702	Rinse, Agitation Valve Manifold, LH POD, Crop Cruiser	
3	GA4906709	Pressure Delivery Manifold, Raven, LH POD, Crop Cruiser	
4	GA4504475	Bracket, Suzi coil holder, bolt on Right Hand	
5	GA4903633	Micro rinse socket SP MY I I	
6	GA4906714	Chem Probe, POD, Crop Cruiser	
7	GA4906715	Rinse Tank Drain, POD, Crop Cruiser	
8	GA4906704	Tank Fill Valve Manifold 2", LH POD, Crop Cruiser	
9	-	2" or 3" Main Tank Fill	

LH Pod - Bolt up



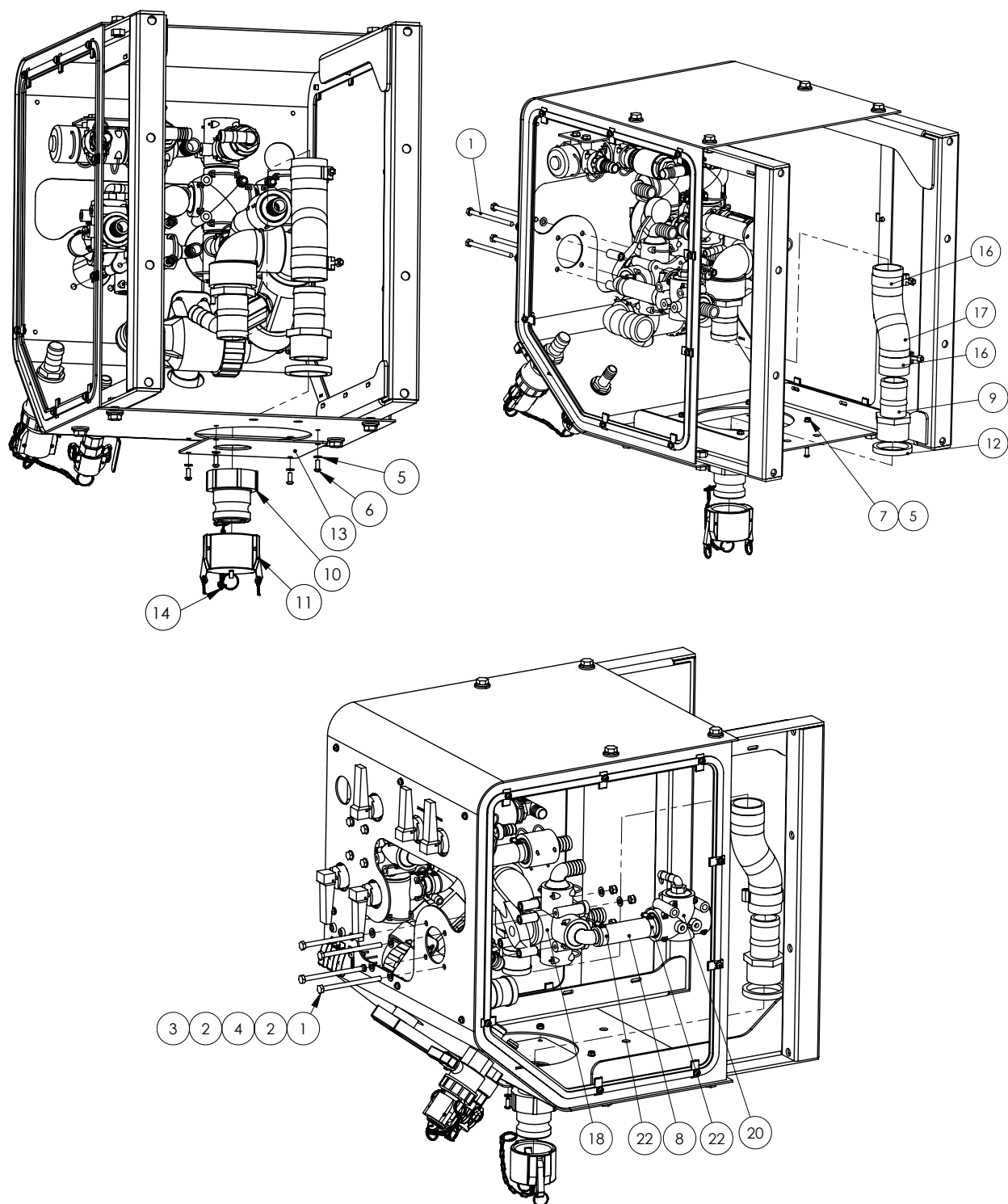
ITEM NO.	PART NUMBER	DESCRIPTION	QTY.
1	GA4906750	Control Pod, Base, 6000L Crop Cruiser	
2	GA5000355	Bolt M12 x 80 ZP GR8.8	
3	GA5012461	Nut M12 Nyloc ZP	
4	GA5000577	Washer 12mm Flat SS Heavy Duty	

LH Pod - Standard



ITEM NO.	PART NUMBER	DESCRIPTION	QTY.
1	GA4658800	Pod plumbing suit Crop Cruiser 2011	1
2	GA4658805	Mounting bracket U shape suit pod MY11	2
3	GA4514580	Front cover plate fill and pressure station 09	1
4	GA4514573	End cover 09 Crop Cruiser DCI pod full cover	1
5	GA4514570	End cover DCI pod suit 09 Crop Cruiser	1
6	GA5003643	Washer 8mm Flat SS Heavy Duty	4
7	GA5052590	Nut M8 Nyloc SS	2
8	GA5011465	Bolt M8 x 16 ZP GR8.8	2
9	GA5066830	Speed clip M6	14
10	GA5004447	Washer, 6mm, Spring, SS	23
11	GA5004437	Washer 6mm Flat SS	27
12	GA5004050	BHCS M6 x 16 SS GR8.8	23
13	GA5000295	Set Screw M12 x 25 ZP GR8.8	8
14	GA5000577	Washer 12mm Flat SS Heavy Duty	8
15	GA5000575	Washer 12mm Spring SS	8
16	GA4504475	Bracket, Suzi coil holder, bolt on Right Hand	1
17	GA5070480	Foam Sealant Tape 12 x 5mm	2
18	GA5001681	Hose Clamp, 1" SS (20-32/12W)	4

2" Fill Hose & 4 Way Valve

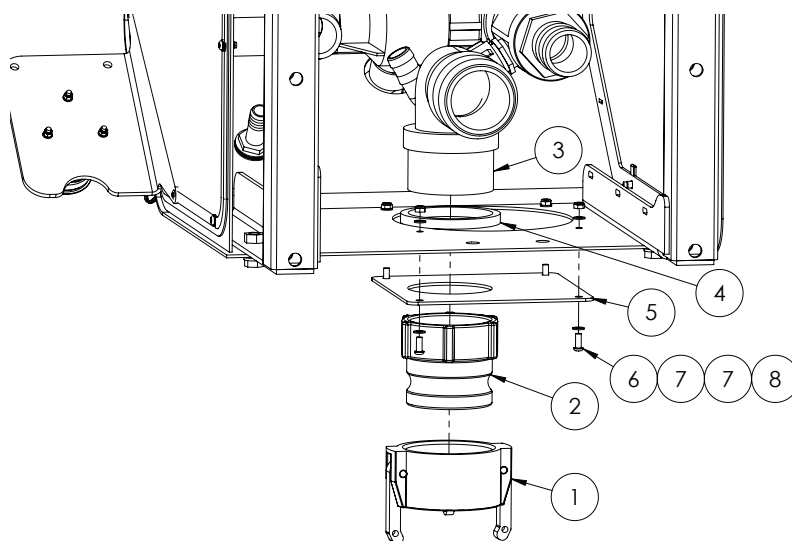


ITEM NO.	PART NUMBER	DESCRIPTION	QTY.
1	GA5011501	Bolt M8 x 120 ZP GR8.8	4
2	GA5003643	Washer 8mm Flat SS Heavy Duty	8
3	GA5052590	Nut M8 Nyloc SS	4
4	GA4552135	Spacer for Altek rotary valve	4

Continued over page

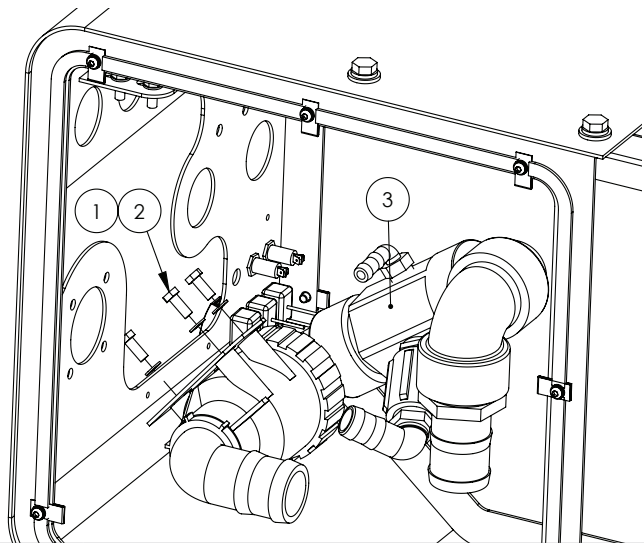
ITEM NO.	PART NUMBER	DESCRIPTION	QTY.
5	GA5004437	Washer 6mm Flat SS	7
6	GA5004050	BHCS M6 x 16 SS GR8.8	6
7	GA5048115	Nut M6 Nyloc ZP	4
8	GA2000219	Hose, Pressure, 25mm, Black 250psi	1
9	GA5077737	Hose barb, Straight, 2" male thread x 2" hose, Banjo	1
10	GA5076606	Cam lever, 2 male coupler x 2 female thread, Banjo, 200A	1
11	GA5076609	Cam lever, 2 female cap, Banjo, 200CAP	1
12	GA4552870	Spacer, POD fill point fitting 61	1
13	GA4504380	Plate, 2" Fill insert	1
14	GA5001491	Chain 2mm x 20 SS 316, (cut 20 links)	28
15	GA5002077	Key ring, 25mm, SS	2
16	GA5010193	Hose Clamp 2 1/4"	2
17	GA2000229	Hose, Suction, 51mm, Wire reinforced	1
18	GA4906709	Pressure Delivery Manifold, Raven, LH POD, Crop Cruiser	1
19	GA4906747	Rinse tank fill, 6000L Crop Cruiser	1
20	GA4906748	Hopper rinse manifold, Spray pod, Crop Cruiser	1
21	GA5004447	Washer, 6mm, Spring, SS	2
22	GA5001681	Hose Clamp, 1" SS (20-32/12W)	4

3" Fill Hose



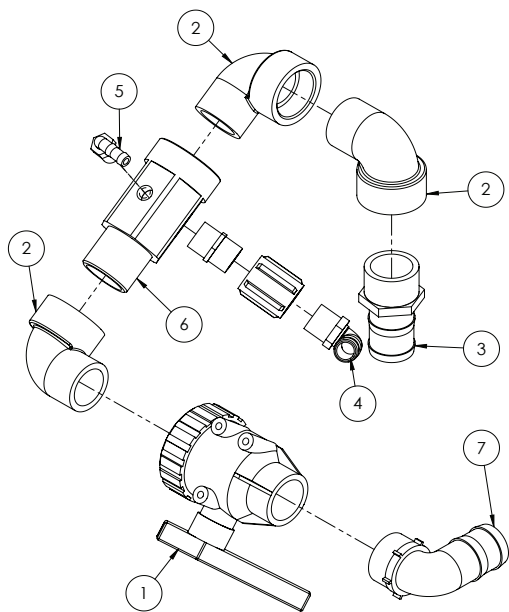
ITEM NO.	PART NUMBER	DESCRIPTION	QTY.
1	GA5076719	Cam lever, Female cap, 3", Banjo, 300CAP	1
2	GA5076716	Cam lever, 3 male coupling x 3 female thread, Banjo, 300A	1
3	GA5077742	Hose barb, Elbow, 90 degree, 3 male thread x 3 hose, Banjo, HB300-90	1
4	GA4552875	Spacer, POD fill point fitting 89	1
5	GA4504375	Plate, Fill Mount 3" SP Pod 2011	1
6	GA5004050	BHCS M6 x 16 SS GR8.8	4
7	GA5004437	Washer 6mm Flat SS	4
8	GA5048115	Nut M6 Nyloc ZP	4

Tank Fill Manifold - Bolt up



ITEM NO.	PART NUMBER	DESCRIPTION	QTY.
1	GA5003643	Washer 8mm Flat SS Heavy Duty	3
2	GA5004085	Bolt M8 x 20 ZP GR8.8	3
3	GA4906712	2" Fill Inlet, LH POD, Crop Cruiser	-
	GA4906705	Tank Fill Valve Manifold 3" Fill Pump, LH POD, Crop Cruiser	-

Tank Fill Manifold 2" Standard



GA4904745-5 Tank Fill Manifold			
ITEM NO.	PART NUMBER	DESCRIPTION	QTY.
1	GA5076981	Valve, Ball, 2 way, 2 female thread inlet / outlet, Lever handle, Arag, 4542137	1
2	GA5078142	Street elbow, 90 degree, 2 male thread x 2 female thread, Banjo, SL200-90	3
3	GA5077737	Hose barb, Straight, 2" male thread x 2" hose, Banjo, HB200	1

Continued over page

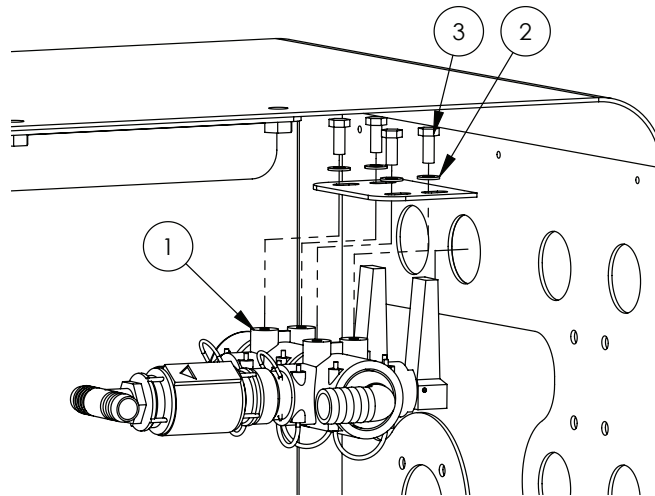
ITEM NO.	PART NUMBER	DESCRIPTION	QTY.
4	HB100-90	Hose barb, Elbow, 90 degree, 1" male x 1" hose, Banjo	1
5	HB050-90	Hose barb, Elbow, 90 degree, 1/2" male thread x 1/2" hose	1
6	MACH0311	Poly fitting, suit fresh water fill 2" male - 2" female - 1" female	1
7	HB200-90	Hose barb, Elbow, 90 degree, 2" male thread x 2" hose, Banjo	1
8	PLUG050	Plug, 1/2" male thread, Banjo	1

The diagram shows an exploded view of a ball valve assembly. The components are numbered as follows:

- 1: Valve body with lever handle
- 2: Street elbow, 90 degree, 2 male thread x 2 female thread
- 3: Hose barb, Straight, 2" male thread x 2" hose
- 4: Hose barb, Elbow, 90 degree, 1" male x 1" hose
- 5: Hose barb, Elbow, 90 degree, 1/2 male thread x 1/2 hose
- 6: Poly fitting suit fresh water fill 2" male - 2" female - 1" female
- 7: Hose barb, Elbow, 90 degree, 2" male thread x 2" hose
- 8: Nipple, Short, 1 male thread x 1 male thread
- 9: Coupling, socket, 1 female thread

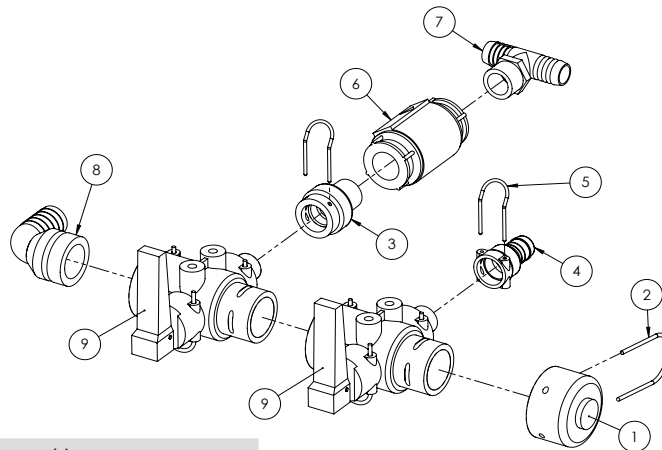
ITEM NO.	PART NUMBER	DESCRIPTION	QTY.
1	GA5076981	Valve, Ball, 2 way, 2 female thread inlet / outlet, Lever handle, Arag, 4542137	1
2	GA5078142	Street elbow, 90 degree, 2 male thread x 2 female thread, Banjo, SL200-90	1
3	GA5077737	Hose barb, Straight, 2" male thread x 2" hose, Banjo, HB200	1
4	GA5077723	Hose barb, Elbow, 90 degree, 1" male x 1" hose, Banjo, HB100-90	1
5	GA5077708	Hose barb, Elbow, 90 degree, 1/2 male thread x 1/2 hose, Banjo, HB050-90	1
6	MACH0311	Poly fitting suit fresh water fill 2" male - 2" female - 1" female	1
7	GA5077740	Hose barb, Elbow, 90 degree, 2" male thread x 2" hose, Banjo, HB200-90	1
8	GA5077914	Nipple, Short, 1 male thread x 1 male thread, Banjo, NIP100-SH	1
9	GA5077638	Coupling, socket, 1 female thread, Banjo, CPLG100	1

Tank Rinse/Agitation Manifold - Bolt up



ITEM NO.	PART NUMBER	DESCRIPTION	QTY.
1	GA4906702	Rinse, Agitation Valve Manifold, LH POD, Crop Cruiser	1
2	GA5003643	Washer 8mm Flat SS Heavy Duty	4
3	GA5004085	Bolt M8 x 20 ZP GR8.8	4

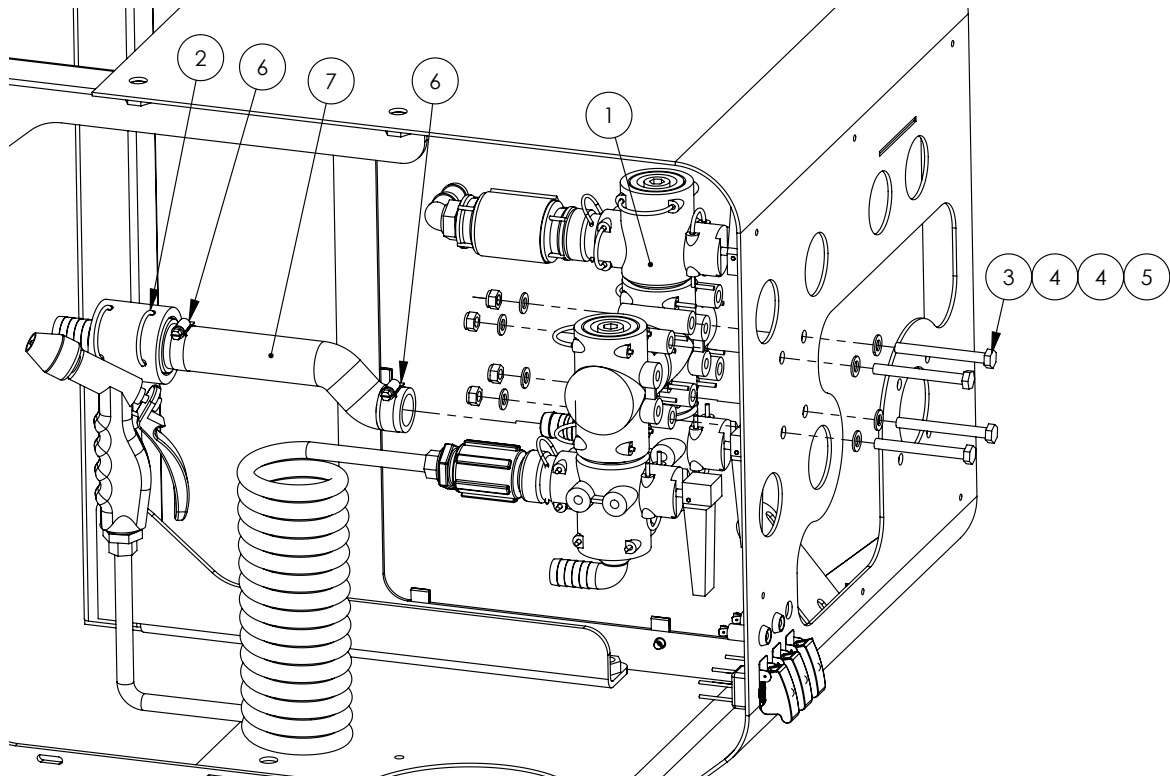
Tank Rinse/Agitation Manifold



GA4906702 Tank Rinse/Agitation Manifold

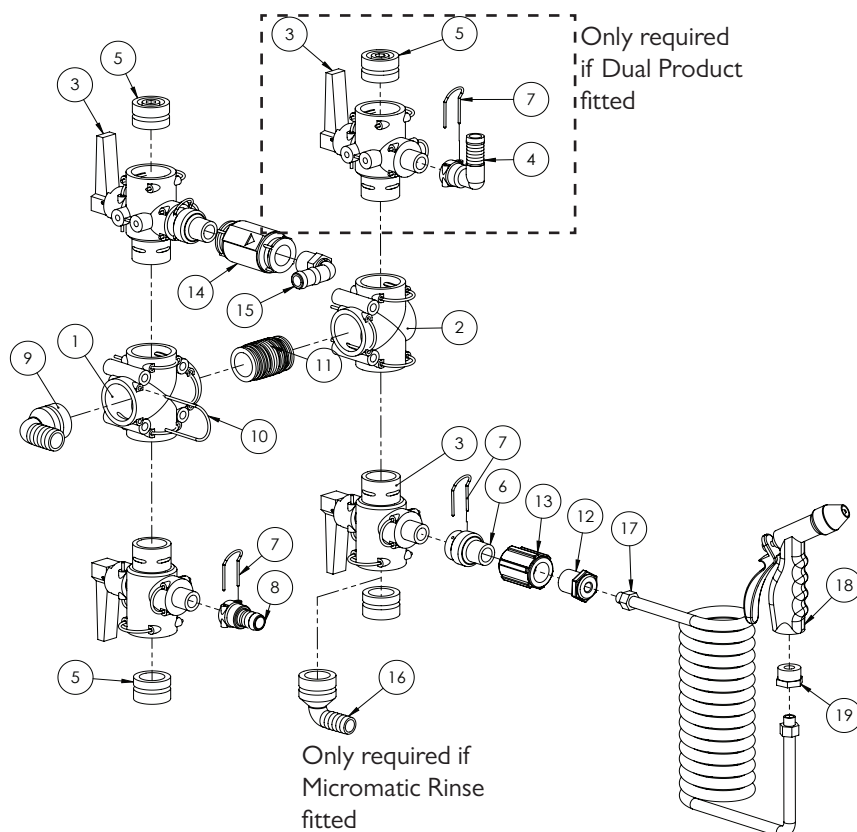
ITEM NO.	PART NUMBER	DESCRIPTION	QTY.
1	GA4582395	Cap Altek AS40 (Delron)	1
2	GA5065690	Safety pin, Suit AS40 plumbing fittings, Altek	1
3	GA4582415	Plumbing adaptor, AS24 female x 3/4" BSPT male, Delrin	1
4	GA5065640	Hose barb, AS24 female x 20mm hose	1
5	GA5065695	Safety pin AS24	2
6	GA5002473	Valve non-return 3/4"	1
7	GA3500431	Hose barb, Tee, 3/4" hose barb x 3/4" hose barb x 3/4" male thread, T34T	1
8	GA5065615	Hose barb, Elbow 90 degree, AS40 x 25mm, Altek	1
9	GA5065545	Valve, Quick fit flip top, 2 way, AS40 male x AS24 female x AS40 female, Altek	2

Fill Manifold - Bolt up



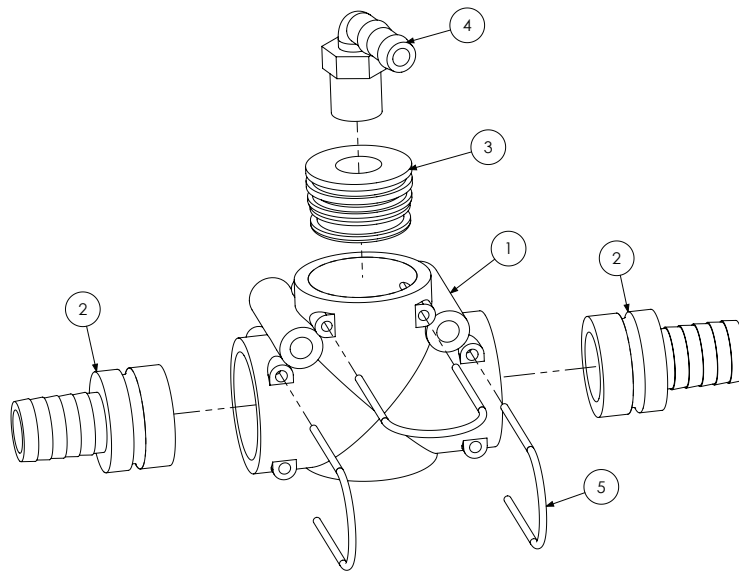
ITEM NO.	PART NUMBER	DESCRIPTION	QTY.
1	GA4906706	Fill Manifold, with Micromatic, LH POD, Crop Cruiser	1
2	GA4906747	Rinse tank fill, 6000L Crop Cruiser	1
	GA4906748	Hopper rinse manifold, Spray pod, Crop Cruiser	
3	GA5052600	Bolt M8 x 75 SS	4
4	GA5003643	Washer 8mm Flat SS Heavy Duty	7
5	GA5052590	Nut M8 Nyloc SS	4
6	GA5001681	Hose Clamp, 1" SS (20-32/12W)	2
7	GA2000219	Hose, Pressure, 25mm, Black 250psi	1

Fill Manifold



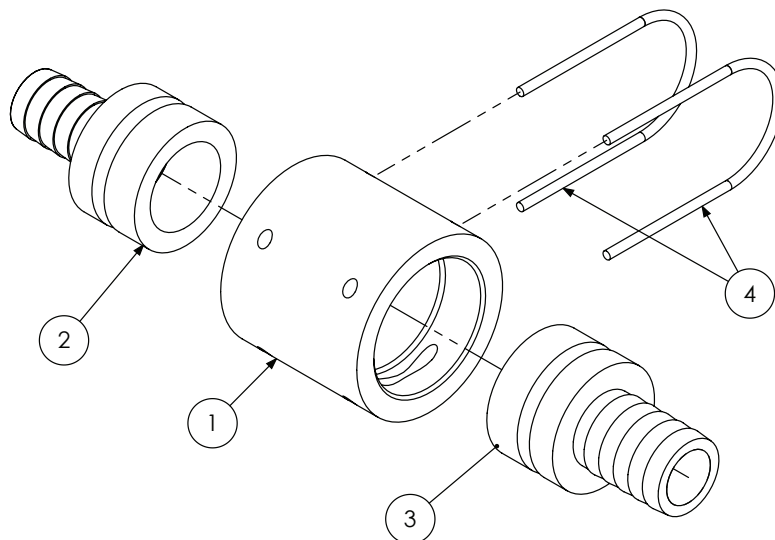
ITEM NO.	PART NUMBER	DESCRIPTION	QTY.
1	GA5065565	Plumbing coupling, Cross, AS40 female inlets / outlets, Altek	1
2	GA5065555	Tee, AS40 female, no M8 inserts, Altek	1
3	GA5065545	Valve, Quick fit flip top, 2 way, AS40 male x AS24 female x AS40 female, Altek	4
4	GA5065675	Hose barb, Elbow, 90 degree, AS24 female x 20mm hose, Altek	1
5	GA5065680	Plug, AS40 male, Altek	3
6	GA4582415	Plumbing adaptor, AS24 female x 3/4" BSPT male, Delrin	2
7	GA5065695	Safety pin AS24	4
8	GA5065640	Hose barb, AS24 female x 20mm hose	1
9	GA5065615	Hose barb, Elbow 90 degree, AS40 x 25mm, Altek	1
10	GA5065690	Safety pin, Suit AS40 plumbing fittings, Altek	7
11	GA5065735	Plumbing adaptor, AS40 male x AS40 male, Altek	1
12	GA5078008	Bush, Reducing, Poly, 3/4" Male Thread x 1/4" Female Thread, Banjo, RB075025	1
13	GA5077637	Coupling, socket, 3/4 female thread, Banjo, CPLG075	1
14	GA5002473	Valve non-return 3/4"	1
15	GA5077717	Hose barb, Elbow, 90 degree, 3/4 male thread x 3/4 hose, Banjo, HB075-90	1
16	GA5065610	Hose barb, Elbow, 90 degree, AS40 x 20mm hose, Altek	1
17	GA5051455	Suzi coil 12mm x 8mm x 5m (1/4" male swivel ends with springs)	1
18	GA5051390	Wash down gun, Suit EF / Advance / Evolution	1
19	GA5049701	Bush Brass reducing 3/4" x 1/4"	1

Rinse, Tank Fill - 5200L



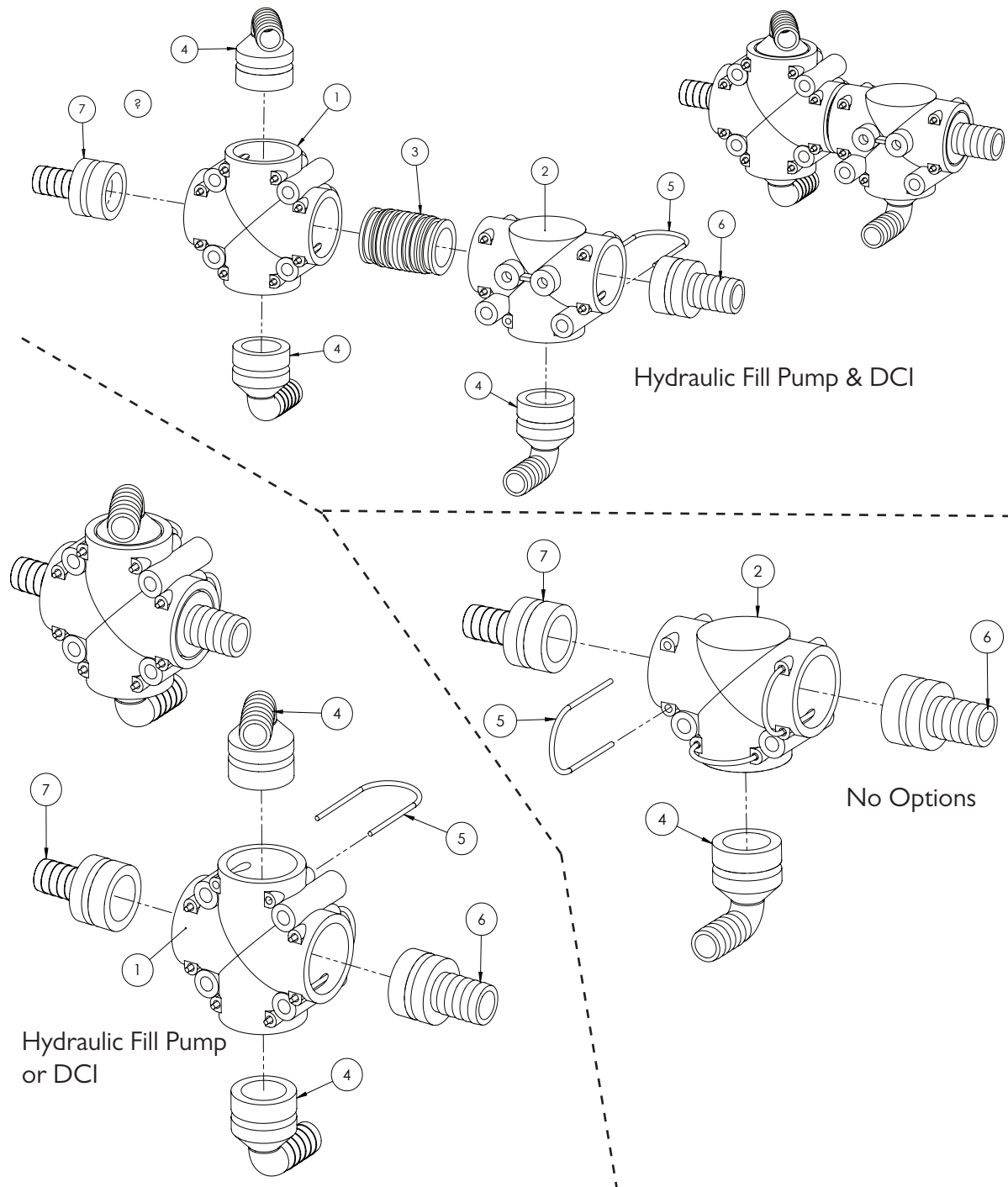
ITEM NO.	PART NUMBER	DESCRIPTION	QTY.
1	GA5065555	Tee, AS40 female, no M8 inserts, Altek	1
2	GA5065580	Plug in hose tail AS40/25	2
3	GA4582345	Dummy plug AS40 G1/2" female (45mm Delron)	1
4	GA5077708	Hose barb, Elbow, 90 degree, 1/2 male thread x 1/2 hose, Banjo, HB050-90	1
5	GA5065690	Safety pin, Suit AS40 plumbing fittings, Altek	3

Tank Fill - 6000L



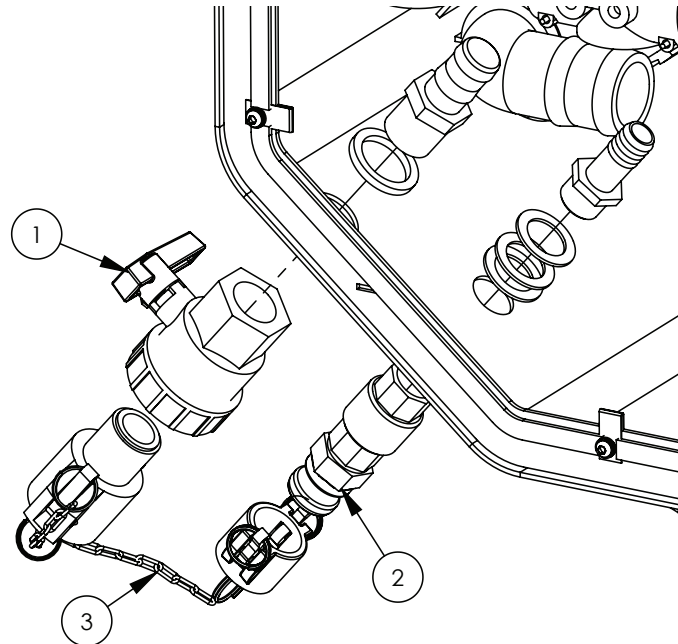
ITEM NO.	PART NUMBER	DESCRIPTION	QTY.
1	GA4582300	Coupling Altek AS40 Female to Female (Delron)	1
2	GA5065575	Hose barb, Straight, AS40 male x 20mm hose, Altek	1
3	GA5065580	Plug in hose tail AS40/25	1
4	GA5065690	Safety pin, Suit AS40 plumbing fittings, Altek	2

Rinse Tank Fill Manifold



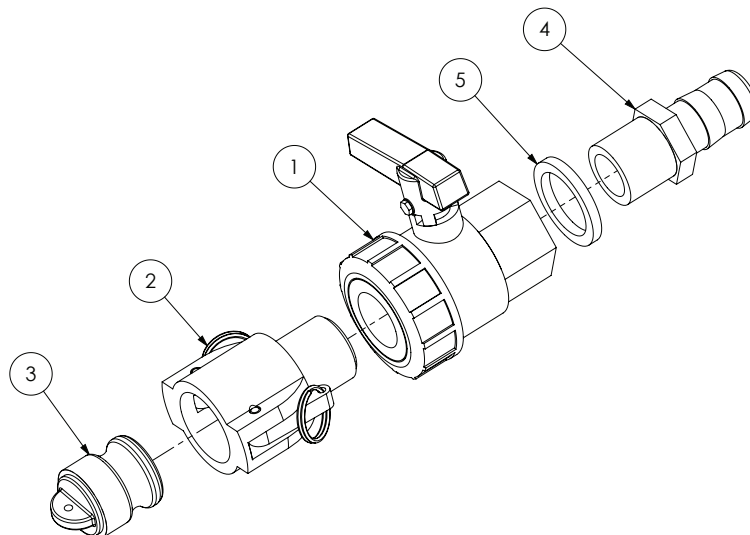
ITEM NO.	PART NUMBER	DESCRIPTION	QTY.
1	GA5065565	Plumbing coupling, Cross, AS40 female inlets / outlets, Altek	1
2	GA5065555	Tee, AS40 female, no M8 inserts, Altek	1
3	GA5065735	Plumbing adaptor, AS40 male x AS40 male, Altek	1
4	GA5065610	Hose barb, Elbow, 90 degree, AS40 x 20mm hose, Altek	3
5	GA5065690	Safety pin, Suit AS40 plumbing fittings, Altek	7
6	GA5065580	Plug in hose tail AS40/25	1
7	GA5065575	Hose barb, Straight, AS40 male x 20mm hose, Altek	1

Chem Probe, Rinse Tank Drain



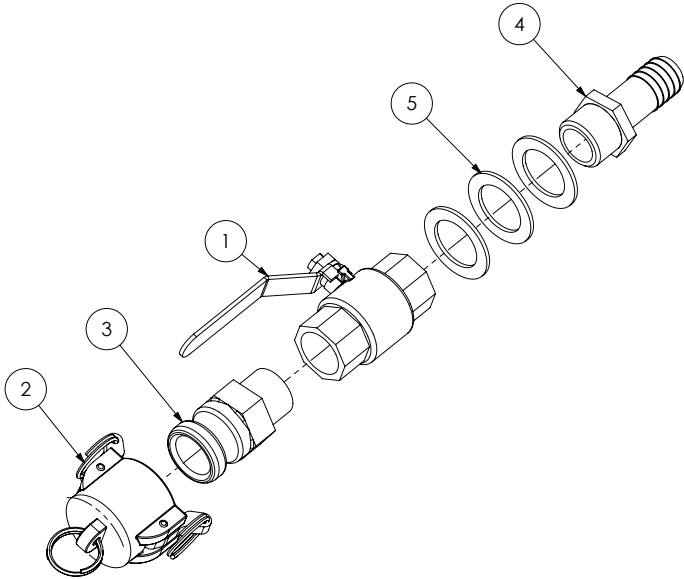
ITEM NO.	PART NUMBER	DESCRIPTION	QTY.
1	GA4906714	Chem Probe, POD, Crop Cruiser	1
2	GA4906715	Rinse Tank Drain, POD, Crop Cruiser	1
3	GA5001491	Chain 2mm x 20 SS 316,	16

Chemical Probe Connection



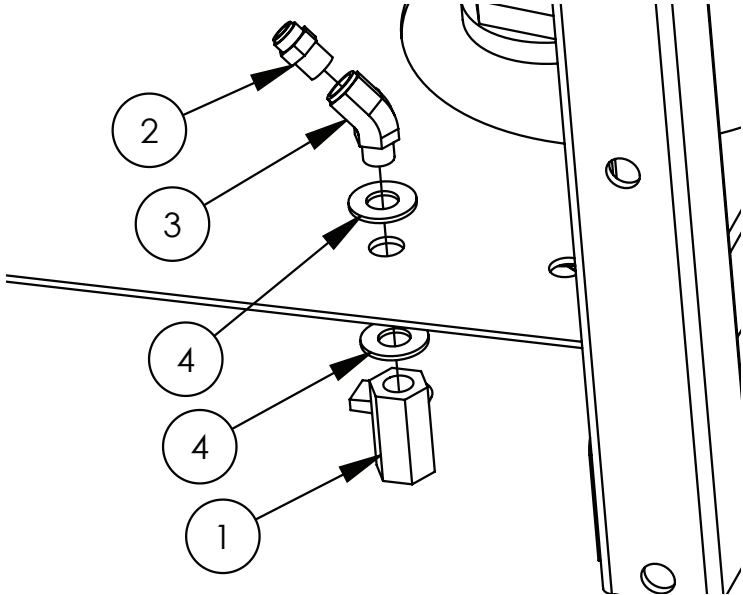
ITEM NO.	PART NUMBER	DESCRIPTION	QTY.
1	GA5078164	Valve, Ball, 1" female thread inlet / outlet, Full port, Lever handle, Banjo, UV100FP	1
2	GA5076007	Cam lever, 1 female coupler, 1 male thread, Banjo, 100B	1
3	GA5076005	Cam lever, Male plug, Suits 1 & 1 1/4 couplings, Banjo, 100125PL	1
4	GA5077718	Hose barb, Straight, 1" male thread x 1" hose, Banjo, HB100	1
5	GA4552865	Spacer, POD fill point fitting 34	1

Rinse Tank Drain



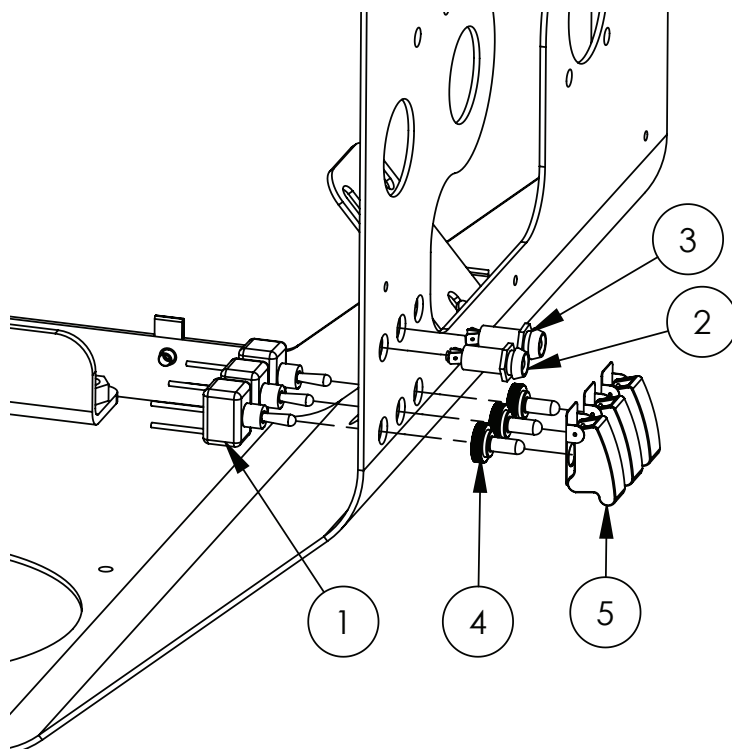
ITEM NO.	PART NUMBER	DESCRIPTION	QTY.
1	GA5018313	Valve, Ball, 20mm female thread inlet / outlet, Lever handle, SS	1
2	GA5077131	Cam lever, Female cap, 3/4, Banjo, 75CAP	1
3	GA5077134	Cam lever, 3/4 male coupling x 3/4 male thread, Banjo, 75F	1
4	GA5077709	Hose barb, Straight, 3/4 male thread x 3/4 hose, Banjo, HB075	1
5	GA4522315	Washer, 27 ID x 40 OD x 2mm thick, SS	3

Gauge Drain



ITEM NO.	PART NUMBER	DESCRIPTION	QTY.
1	GA5018321	Valve, Ball, 1/4" female thread inlet / outlet, Lever handle, SS	1
2	GA5045140	Pneumatic fitting, Nipple, 1/4" BSPT male x 6mm push type, Brass	1
3	GA5049405	Elbow, Brass, 45 degree, 1/4"	1
4	GA5017673	Washer 1/2" High Tensile	2

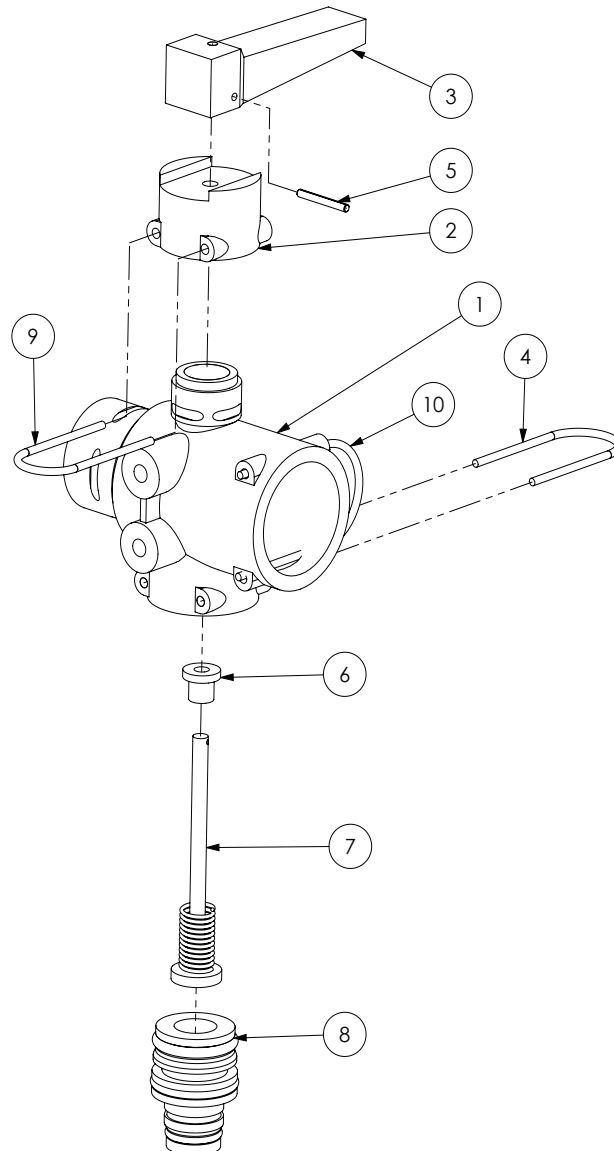
RPM Raise, Fill Pump Switch & LED



ITEM NO.	PART NUMBER	DESCRIPTION	QTY.
1	GA5016749	Switch, Toggle, On / Off, Water proof	3
2	GA5009647	Green LED warning light	1
3	GA5013799	Red LED warning light	1
4	GA5012175	Cover, Toggle switch, Waterproof	3
5	GA5016753	Toggle switch cover	3

Quantity will vary depending on option

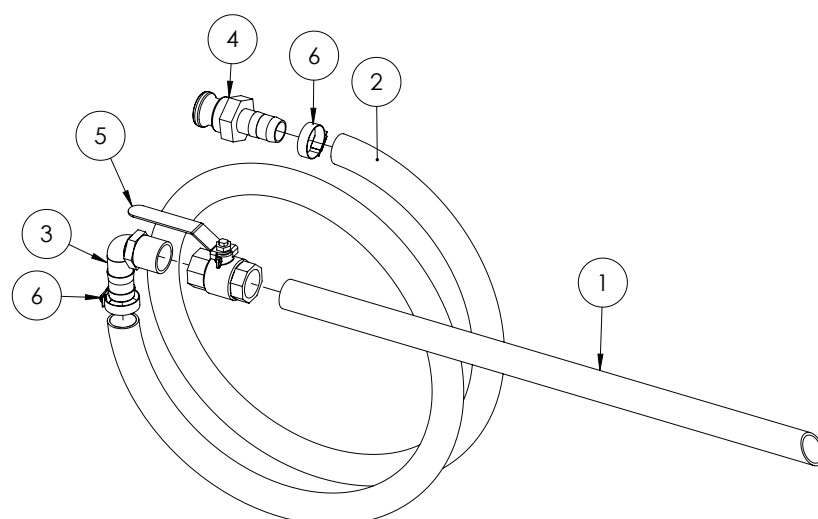
Quick fit valve 2 way



GA5065545 Valve, Quick fit flip top, 2 way, AS40 male x AS24 female x AS40 female, Altek

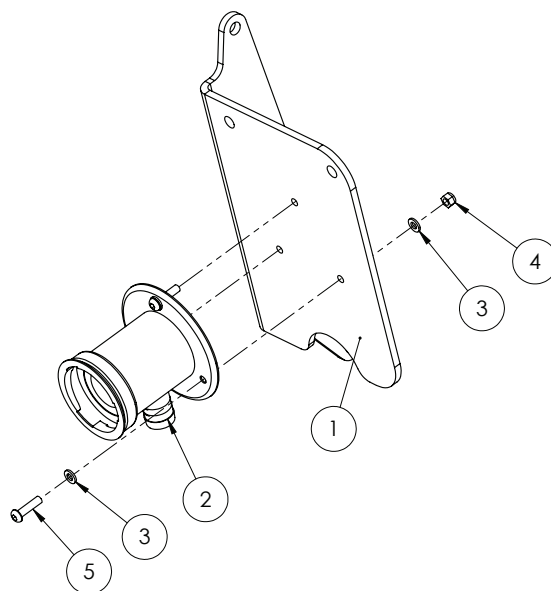
ITEM NO.	PART NUMBER	DESCRIPTION	QTY.
1	GA5073750	Body, Quick fit flip top valve, Altek, 80487	1
2	GA5073755	Slide cap, Quick fit flip top valve, Altek, 80856	1
3	GA5073760	Red lever, Quick fit flip top valve, Altek, 80851	1
4	GA5065701	Retaining pin, Suit AS30 plumbing fittings, Altek	1
5	GA5073765	Handle retaining pin, Quick fit flip top valve, Altek, 80859	1
6	GA5073770	Spring guide, Quick fit flip top valve, Altek, 81524	1
7	GA5073775	Switch rod, Quick fit flip top valve, Altek, 80858	1
8	GA5065835	Plug in adapter, AS30 x AS24, Altek	1
9	GA5073780	Retaining pin, 4 x 26 mm, Quick fit flip top valve, Altek, 47825	1
10	GA5065690	Safety pin AS40	1

Chemical Probe Hose Lance



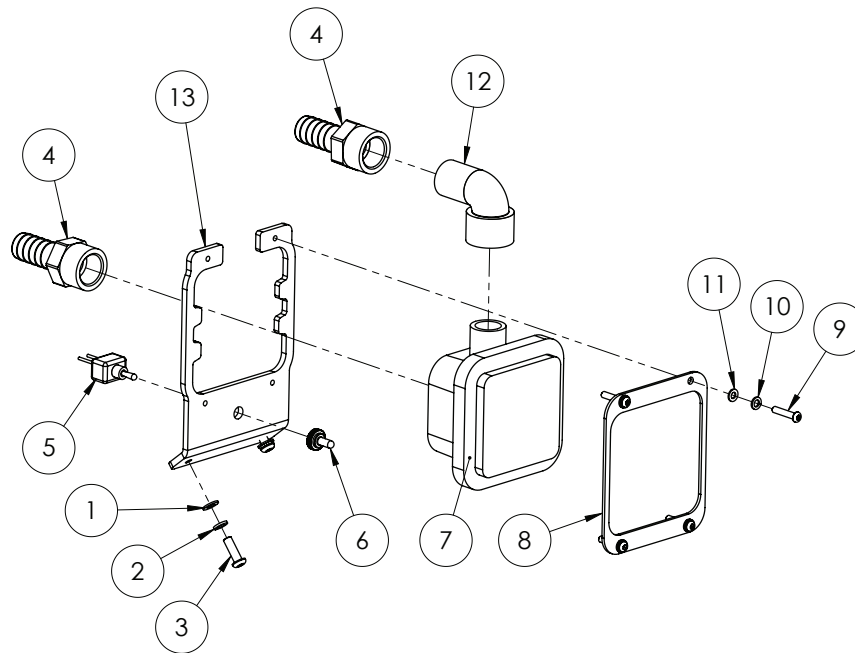
ITEM NO.	PART NUMBER	DESCRIPTION	QTY.
1	GA5013603	Poly Pipe 25 (cut 630mm long)	1
2	GA2000220	Hose, Suction, PVC, 25mm, Black, HOS25PVC, sold per meter	1
3	GA5077723	Hose barb, Elbow, 90 degree, 1" male x 1" hose, Banjo, HB100-90	1
4	GA5076011	Cam lever, 1 male coupling x 1 hose barb, Banjo, 100E	1
5	GA5018319	Valve, Ball, 25mm female thread inlet / outlet, Lever handle, SS	1
6	GA5001681	Hose Clamp, 1" SS (20-32/12W)	2

Micro-matic Rinse Socket

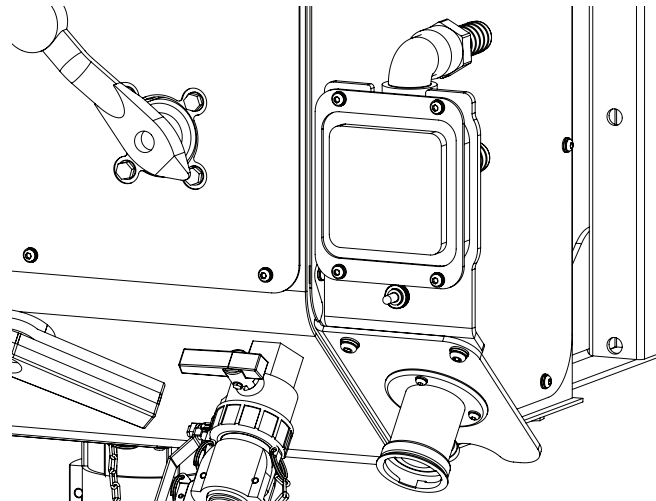


ITEM NO.	PART NUMBER	DESCRIPTION	QTY.
1	GA4537156	Mounting bracket, Micromatic rinse socket, Crop cruiser	1
2	GA5018800	Rinsing socket, 3 pin, Micromatic / Enviro drum coupling	1
3	GA5003983	Washer 5mm Flat SS	6
4	GA5003975	Nut M5 Nyloc SS	3
5	GA0500004	BHCS M5 x 20, SS	3

PH6 Meter



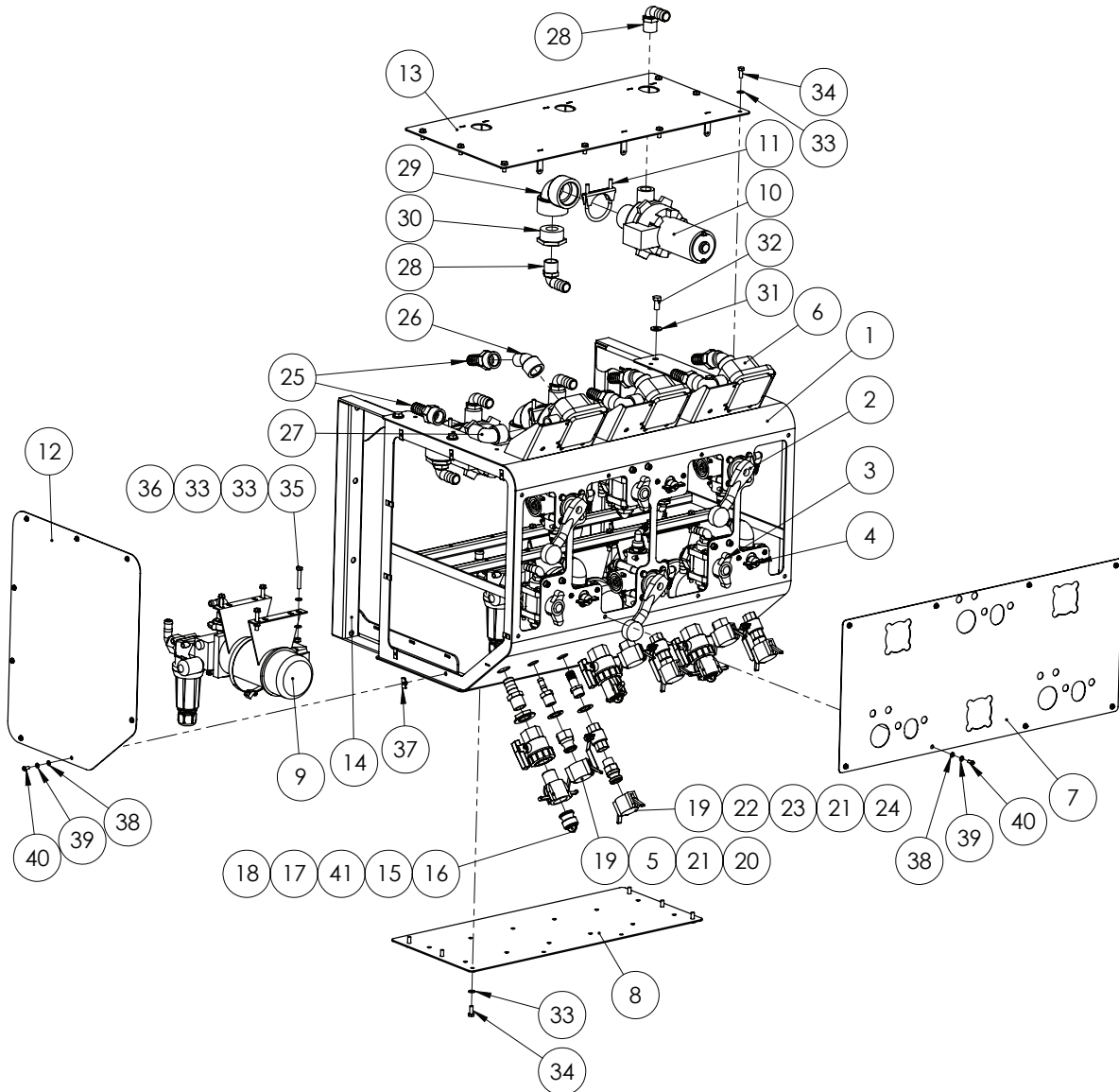
ITEM NO.	PART NUMBER	DESCRIPTION	QTY.
1	GA5003643	Washer 8mm Flat SS Heavy Duty	2
2	GA5004919	Washer 8mm Spring SS	2
3	GA5011473	BHCS M8 x 25 SS	2
4	GA5077747	Hose barb, Straight, 1 female thread x 1 hose, Banjo, HBF100	2
5	GA5016749	Switch, Toggle, On / Off, Water proof	1
6	GA5012175	Cover, Toggle switch, Waterproof	1
7	GA5068485	Flow meter, Flow serve SEM10, suit PH6 pump	1
8	GA4537340	Mounting Plate flowmeter PH6	1
9	GA5004075	BHCS M6 x 30 SS GR8.8	4
10	GA5004447	Washer, 6mm, Spring, SS	4
11	GA5004437	Washer 6mm Flat SS	4
12	GA5078137	Street elbow, 90 degree, 1 male x 1 female, Banjo, SLI00-90	1
13	GA4537335	Mount flowmeter PH6	1



Chapter 6

DCI

DCI Pod - Triple



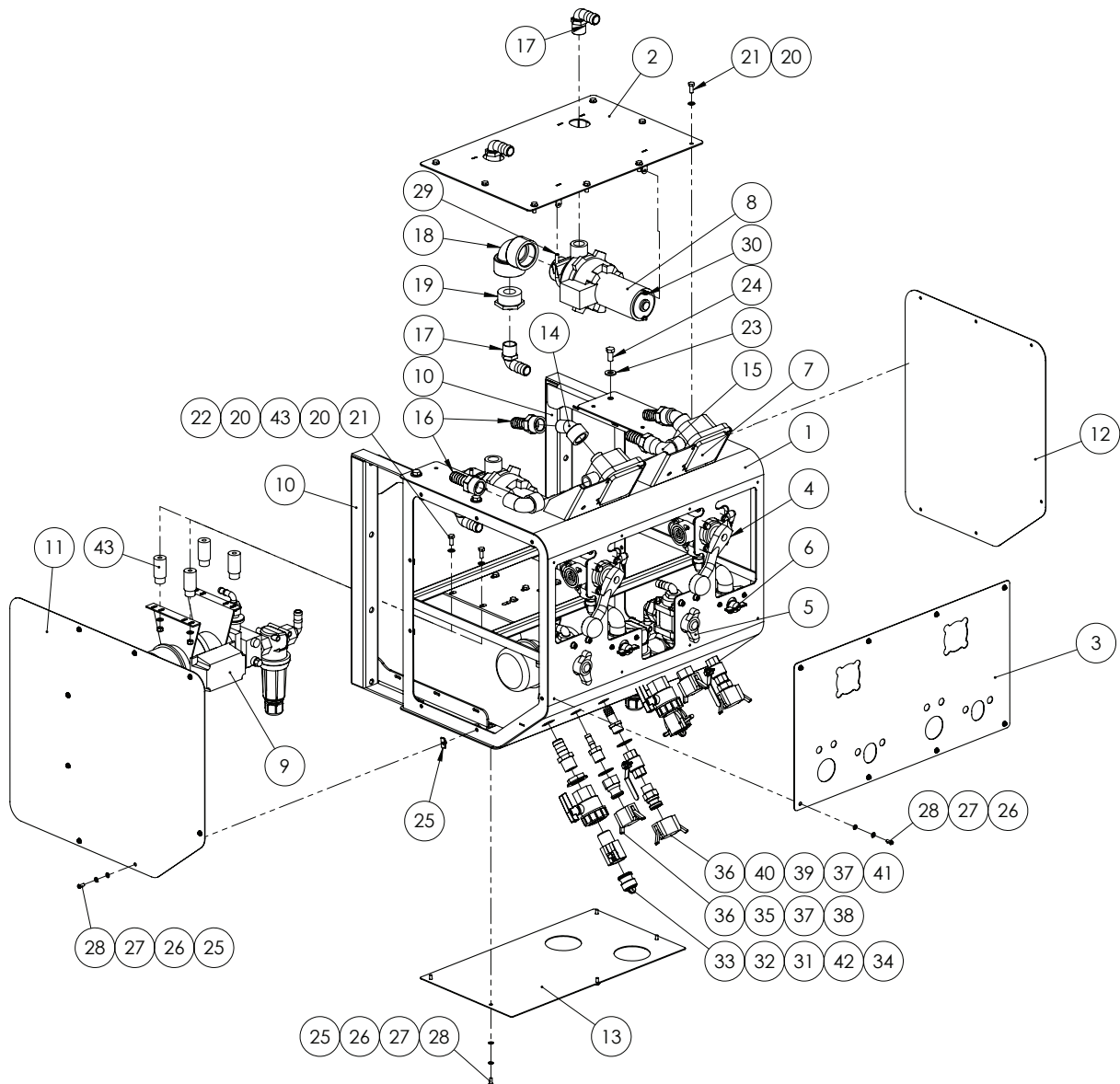
ITEM NO.	PART NUMBER	DESCRIPTION	QTY.
1	GA4657255	CCSP Triple DCI Pod Frame	1
2	GA4900807-2	Ball valve, Sub-assembly, Suit Crop Cruiser DCI	3
3	GA4900807-3	Chem pump suction valve sub-assembly	3
4	GA4900807-5	Tank rinse ball valve sub-assembly	3
5	GA5077124	Cam lever, 3/4 male coupling x 3/4 female thread, Banjo, 75A	3

Continued over page

DCI Pod - Triple

ITEM NO.	PART NUMBER	DESCRIPTION	QTY.
6	GA5068485	Flow meter, Flow serve SEM10, suit PH6 pump	3
7	GA4535295	CCSP Tripple DCI Pod Decal Plate	1
8	GA4535300	CCSP Tripple DCI Bottom Pump Panel	1
9	GA4900807-10	DCI High volume pump assembly	3
10	GA5068480	Pump, Diaphragm, 12V, Flowserve PH6, Pump only	3
11	GA5006689	Clamp Exhaust 2 5/8" (C12)	3
12	GA4514570	End cover DCI pod suit 09 Crop Cruiser	2
13	GA4657260	CCSP Tripple DCI Pod Top Pump Plate	1
14	GA4658805	Mounting bracket U shape suit pod MY11	2
15	GA5076007	Cam lever, 1 female coupler, 1 male thread, Banjo, 100B	3
16	GA5076013	Cam lever, Male plug, 1, Banjo, 100PL	3
17	GA5076630	BACK NUT 1, 2052040	3
18	GA5077718	Hose barb, Straight, 1" male thread x 1" hose, Banjo, HB100	3
19	GA5077351	Cap, Poly pipe, 3/4, Banjo	6
20	GA5077713	Hose barb, Straight, 3/4 male thread x 1/2 hose, Banjo, HB075-050	3
21	GA4522315	Washer, 27 ID x 40 OD x 2mm thick, SS	6
22	GA5077134	Cam lever, 3/4 male coupling x 3/4 male thread, Banjo, 75F	3
23	GA5018309	Valve, Ball, 12mm female thread inlet / outlet, Lever handle, SS	3
24	GA5077709	Hose barb, Straight, 3/4 male thread x 3/4 hose, Banjo, HB075	3
25	GA5077747	Hose barb, Straight, 1 female thread x 1 hose, Banjo, HBF100	6
26	GA5078136	Street elbow, 45 degree, 1 male thread x 1 female thread, Banjo, SL100-45	3
27	GA5078137	Street elbow, 90 degree, 1 male x 1 female, Banjo, SL100-90	3
28	GA5077723	Hose barb, Elbow, 90 degree, 1" male x 1" hose, Banjo, HB100-90	6
29	GA5077659	Street elbow, 90 degree, 2 female thread x 2 female thread, Banjo, EL200-90	3
30	GA5078021	Bush, Reducing, Poly, 2" Male Thread x 1" Female Thread, Banjo, RB200100	3
31	GA5000587	Washer 12mm Flat ZP Heavy Duty	8
32	GA5000295	Set Screw M12 x 25 ZP GR8.8	8
33	GA5003643	Washer 8mm Flat SS Heavy Duty	50
34	GA5004085	Bolt M8 x 20 ZP GR8.8	14
35	GA5004727	Bolt M8 x 50 ZP GR8.8	12
36	GA5004917	Nut M8 Nyloc ZP	24
37	GA5066830	Speed clip M6	16
38	GA5004437	Washer 6mm Flat SS	24
39	GA5004447	Washer, 6mm, Spring, SS	24
40	GA5004050	BHCS M6 x 16 SS GR8.8	24
41	GA5078164	Valve, Ball, 1" female thread inlet / outlet, Full port, Lever handle, Banjo, UV100FP	3

DCI Pod - Double



ITEM NO.	PART NUMBER	DESCRIPTION	QTY.
1	GA4657266	DCI double pod frame suit CC MY I I	1
2	GA4657270	CCSP Double DCI Pod Top Pump Mounting Panel	1
3	GA4535535	CCSP Double DCI Decal Plate	1
4	GA4900807-2	Ball valve, Sub-assembly, Suit Crop Cruiser DCI	2
5	GA4900807-3	Chem pump suction valve sub-assembly	2
6	GA4900807-5	Tank rinse ball valve sub-assembly	2
7	GA5068485	Flow meter, Flow serve SEM10 suit PH6 pump	2
8	GA5068480	Pump, Diaphragm, 12V, Flowserve PH6, Pump only	2
9	GA4900807-10	DCI High volume pump assembly	2
10	GA4658805	Mounting bracket U shape suit pod MY I I	2
11	GA4514573	End cover 09 Cropcruiser DCI pod full cover	1

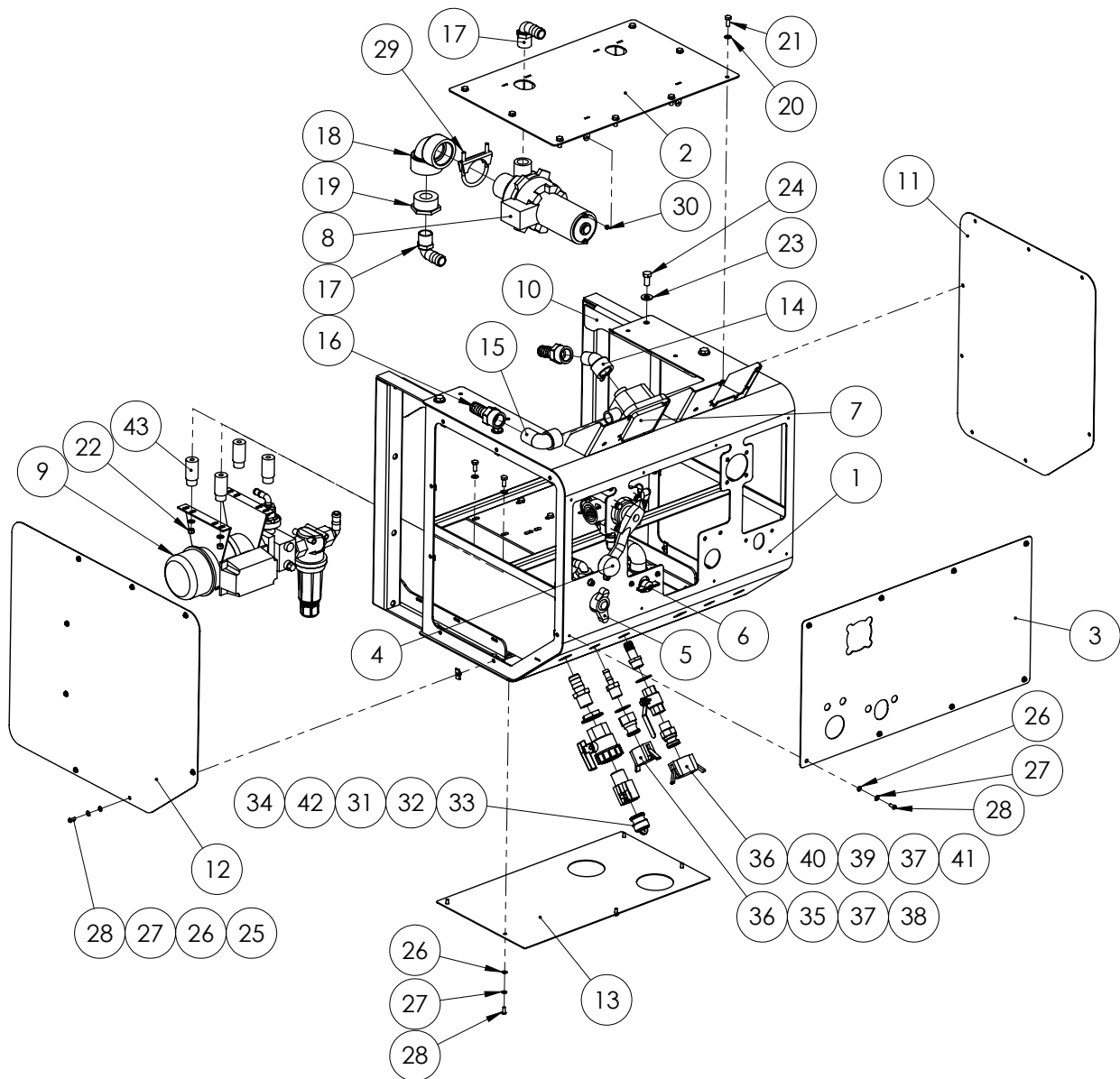
Continued over page

DCI Pod - Double

ITEM NO.	PART NUMBER	DESCRIPTION	QTY.
12	GA4514570	End cover DCI pod suit 09 Crop Cruiser	1
13	GA4503965	Bottom cover suit CC DCI MY11	1
14	GA5078136	Street elbow, 45 degree, 1 male thread x 1 female thread, Banjo, SL100-45	2
15	GA5078137	Street elbow, 90 degree, 1" male x 1" female, Banjo	2
16	GA5077747	Hose barb, Straight, 1 female thread x 1 hose, Banjo, HBF100	4
17	GA5077723	Hose barb, Elbow, 90 degree, 1" male x 1" hose, Banjo, HB100-90	4
18	GA5077659	Street elbow, 90 degree, 2 female thread x 2 female thread, Banjo, EL200-90	2
19	GA5078021	Bush, Reducing, Poly, 2" Male Thread x 1" Female Thread, Banjo, RB200100	2
20	GA5003643	Washer 8mm Flat SS Heavy Duty	32
21	GA5004085	Bolt M8 x 20 ZP GR8.8	16
22	GA5004917	Nut M8 Nyloc ZP	16
23	GA5000587	Washer 12mm Flat ZP Heavy Duty	8
24	GA5000295	Set Screw M12 x 25 ZP GR8.8	8
25	GA5066830	Speed clip M6	18
26	GA5004437	Washer 6mm Flat SS	30
27	GA5004447	Washer, 6mm, Spring, SS	24
28	GA5004050	BHCS M6 x 16 SS GR8.8	27
29	GA5006689	Clamp Exhaust 2 5/8" (C12)	2
30	GA5003975	Nut M5 Nyloc SS	2
31	GA5078164	Valve, Ball, 1" female thread inlet / outlet, Full port, Lever handle, Banjo, UV100FP	2
32	GA5076007	Cam lever, 1 female coupler, 1 male thread, Banjo, 100B	2
33	GA5076013	Cam lever, Male plug, 1, Banjo, 100PL	2
34	GA5077718	Hose barb, Straight, 1" male thread x 1" hose, Banjo, HB100	2
35	GA5077124	Cam lever, 3/4 male coupling x 3/4 female thread, Banjo, 75A	2
36	GA5077351	Cap, Poly pipe, 3/4, Banjo	4
37	GA4522315	Washer, 27 ID x 40 OD x 2mm thick, SS	4
38	GA5077713	Hose barb, Straight, 3/4 male thread x 1/2 hose, Banjo, HB075-050	2
39	GA5018309	Valve, Ball, 12mm female thread inlet / outlet, Lever handle, SS	2
40	GA5077134	Cam lever, 3/4 male coupling x 3/4 male thread, Banjo, 75F	2
41	GA5077709	Hose barb, Straight, 3/4 male thread x 3/4 hose, Banjo, HB075	2
42	GA5076630	Back Nut 1"	1
43*	GA4583090	Spacer Short Hydraulic Yaw Cylinder	-

*Item 43 only fitted if Low volume DCI is optioned. 4 used per low volume DCI pump.

DCI Pod - Single



ITEM NO.	PART NUMBER	DESCRIPTION	QTY.
1	GA4657266	DCI double pod frame suit CC MYI I	1
2	GA4657270	CCSP Double DCI Pod Top Pump Mounting Panel	1
3	GA4535540	CCSP Double DCI Decal Plate for Single Unit	1
4	GA4900807-2	Ball valve, Sub-assembly, Suit Crop Cruiser DCI	1
5	GA4900807-3	Chem pump suction valve sub-assembly	1
6	GA4900807-5	Tank rinse ball valve sub-assembly	1
7	GA5068485	Flow meter, Flow serve SEM10, suit PH6 pump	1
8	GA5068480	Pump, Diaphragm, 12V, Flowserve PH6, Pump only	1
9	GA4900807-10	DCI High volume pump assembly	1
10	GA4658805	Mounting bracket U shape suit pod MYI I	2

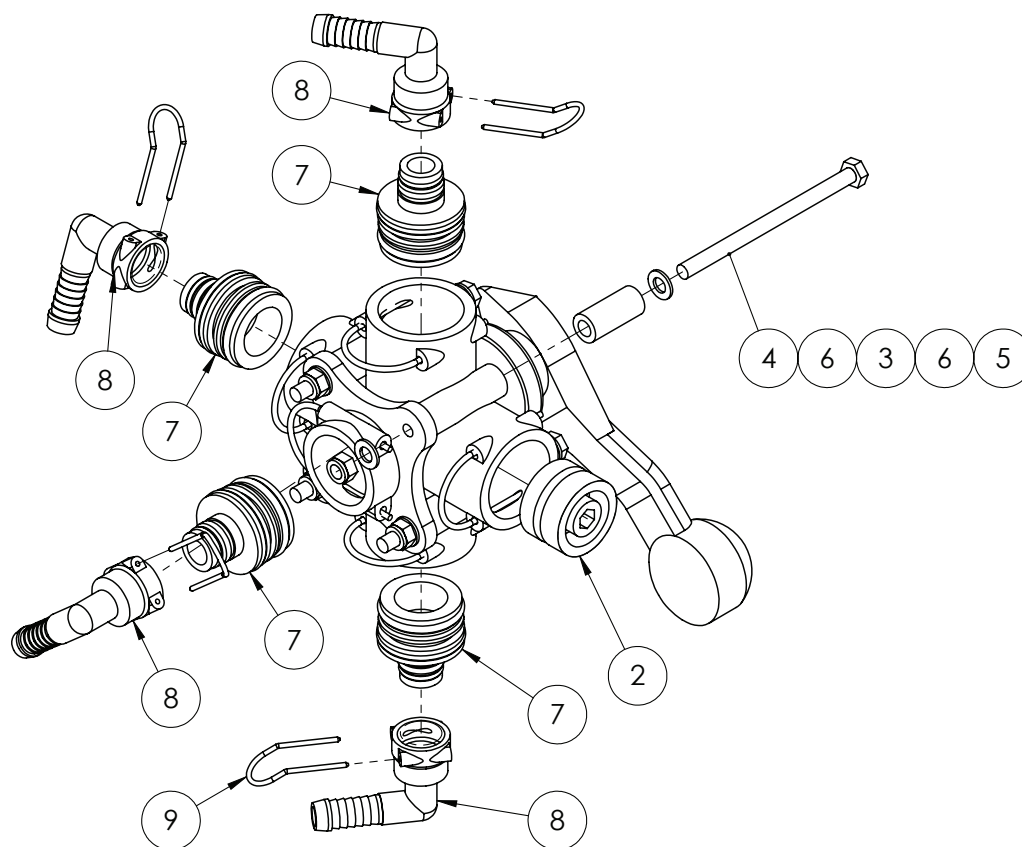
Continued over page

DCI Pod - Single

ITEM NO.	PART NUMBER	DESCRIPTION	QTY.
11	GA4514570	End cover DCI pod, suit 09 Crop Cruiser	1
12	GA4514573	End cover 09 Crop Cruiser DCI pod full cover	1
13	GA4503965	Bottom cover suit CC DCI MY11	1
14	GA5078136	Street elbow, 45 degree, 1" male thread x 1" female thread, Banjo	1
15	GA5078137	Street elbow, 90 degree, 1 male x 1 female, Banjo, SL100-90	1
16	GA5077747	Hose barb, Straight, 1 female thread x 1 hose, Banjo, HBF100	2
17	GA5077723	Hose barb, Elbow, 90 degree, 1" male x 1" hose, Banjo, HB100-90	2
18	GA5077659	Street elbow, 90 degree, 2 female thread x 2 female thread, Banjo, EL200-90	1
19	GA5078021	Bush, Reducing, Poly, 2" Male Thread x 1" Female Thread, Banjo, RB200100	1
20	GA5003643	Washer 8mm Flat SS Heavy Duty	24
21	GA5004085	Bolt M8 x 20 ZP GR8.8	12
22	GA5004917	Nut M8 Nyloc ZP	12
23	GA5000587	Washer 12mm Flat ZP Heavy Duty	8
24	GA5000295	Set Screw M12 x 25 ZP GR8.8	8
25	GA5066830	Speed clip M6	20
26	GA5004437	Washer 6mm Flat SS	32
27	GA5004447	Washer, 6mm, Spring, SS	26
28	GA5004050	BHCS M6 x 16 SS GR8.8	29
29	GA5006689	Clamp Exhaust 2 5/8" (C12)	1
30	GA5003975	Nut M5 Nyloc SS	1
31	GA5078164	Valve, Ball, 1" female thread inlet / outlet, Full port, Lever handle, Banjo, UV100FP	1
32	GA5076007	Cam lever, 1 female coupler, 1 male thread, Banjo, 100B	1
33	GA5076013	Cam lever, Male plug, 1, Banjo, 100PL	1
34	GA5077718	Hose barb, Straight, 1" male thread x 1" hose, Banjo, HB100	1
35	GA5077124	Cam lever, 3/4 male coupling x 3/4 female thread, Banjo, 75A	1
36	GA5077351	Cap, Poly pipe, 3/4, Banjo	2
37	GA4522315	Washer, 27 ID x 40 OD x 2mm thick, SS	2
38	GA5077713	Hose barb, Straight, 3/4 male thread x 1/2 hose, Banjo, HB075-050	1
39	GA5018309	Valve, Ball, 12mm female thread inlet / outlet, Lever handle, SS	1
40	GA5077134	Cam lever, 3/4 male coupling x 3/4 male thread, Banjo, 75F	1
41	GA5077709	Hose barb, Straight, 3/4 male thread x 3/4 hose, Banjo, HB075	1
42	GA5076630	BACK NUT 1, 2052040	1
43*	GA4583090	Spacer Short Hydraulic Yaw Cylinder	-

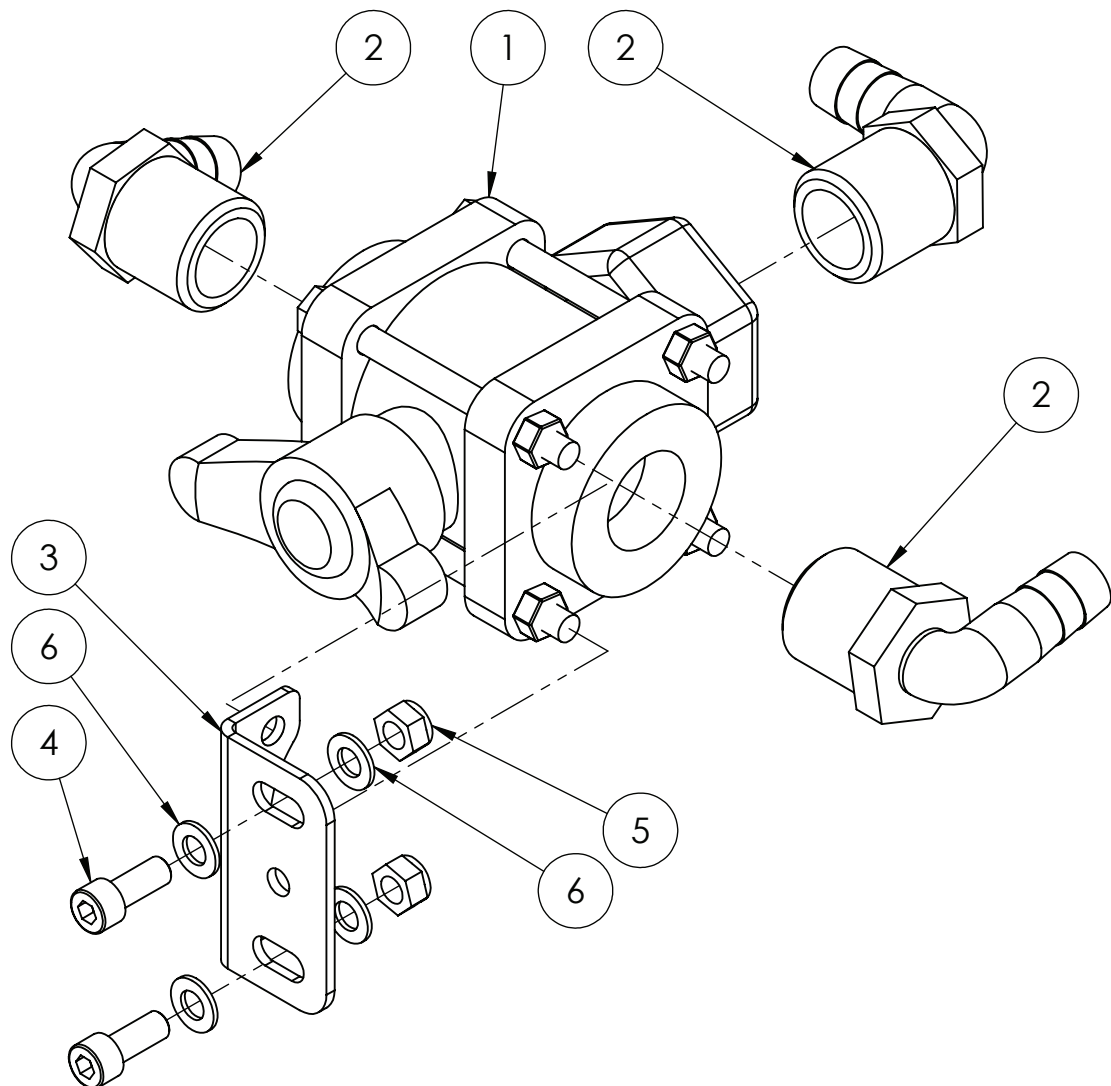
*Item 43 only fitted if Low volume DCI is optioned. 4 used per low volume DCI pump.

Valve Sub Assembly



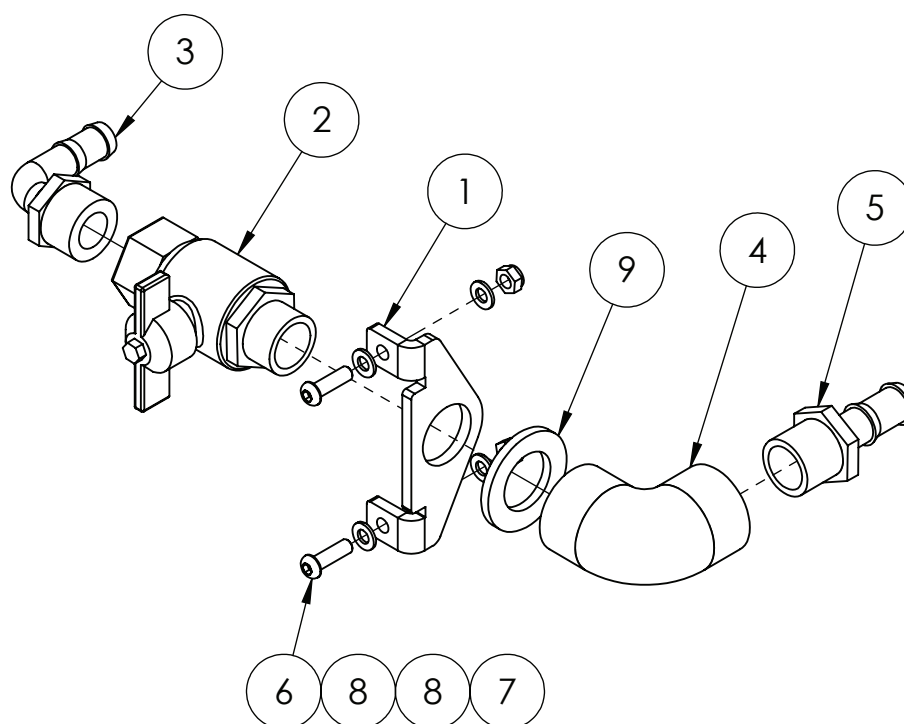
ITEM NO.	PART NUMBER	DESCRIPTION	QTY.
1	GA5065530	Valve,Ball, 5 x AS40 female inlet / outlets, Lever handle, Altek	1
2	GA5065680	Plug, AS40 male, Altek	1
3	GA4552135	Spacer for Altek rotary valve	4
4	GA5011501	Bolt M8 x 120 ZP GR8.8	4
5	GA5004917	Nut M8 Nyloc ZP	4
6	GA5004883	Washer 8mm Flat ZP Heavy Duty	8
7	GA5065605	Plug in adapter, AS40 x AS24, Altek	4
8	GA5065750	Hose barb, Elbow, 90 degree, AS24 female x 15mm hose, Altek	4
9	GA5065695	Safety pin AS24	4
	GA5065531	Handle, Red plastic, Suit 5 way ball valve, Altek	-

Chemical Pump Suction Valve



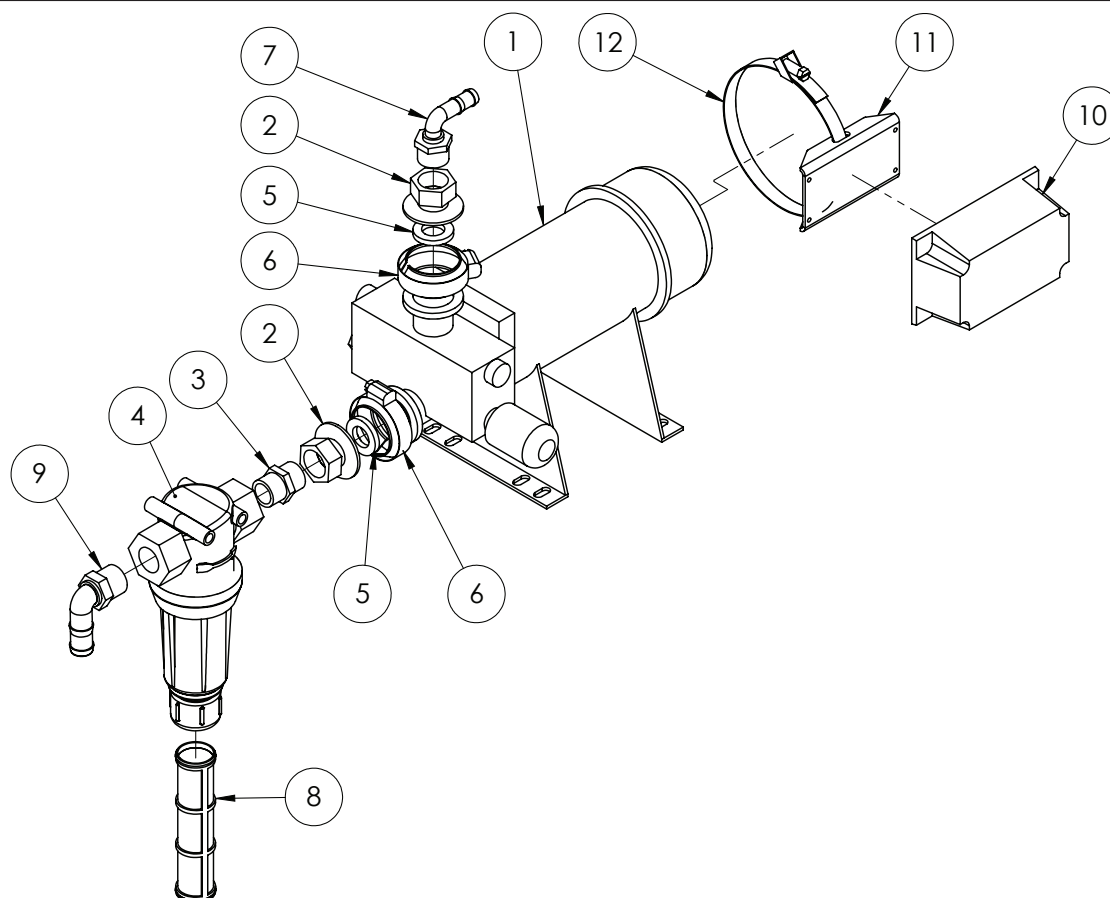
ITEM NO.	PART NUMBER	DESCRIPTION	QTY.
1	GA5078177	Valve, Ball, 3 way, 1 female thread inlet / outlet, Bottom port, Butterfly handle, Banjo, VI00BL	1
2	GA5077719	Hose barb, Elbow, 90 degree, 1 male thread x 3/4 hose, Banjo, HB100/075-90	3
3	GA4502210	Mounting plate, to suit ball valve	1
4	GA5011473	BHCS M8 x 25 SS	2
5	GA5004917	Nut M8 Nyloc ZP	2
6	GA5004883	Washer 8mm Flat ZP Heavy Duty	4

Tank Rinse Ball Valve



ITEM NO.	PART NUMBER	DESCRIPTION	QTY.
1	F70648A	Tap mounting plate	1
2	GA5018315	Valve, Ball, 20mm male & female thread, Black Butterfly handle	1
3	GA5077710	Hose barb, Elbow, 90 degree, 3/4 male thread x 1/2 hose, Banjo, HB075/050-90	1
4	GA5077653	Street elbow, 90 degree, 3/4 female thread, Banjo, EL075-90	1
5	GA5077713	Hose barb, Straight, 3/4" male thread x 1/2" hose, Banjo	1
6	GA5004053	BHCS M6 x 20 SS	2
7	GA5048115	Nut M6 Nyloc ZP	2
8	GA5004437	Washer 6mm Flat SS	4
9	GA5001893	Washer 1" x 1 7/8" x 14G	1

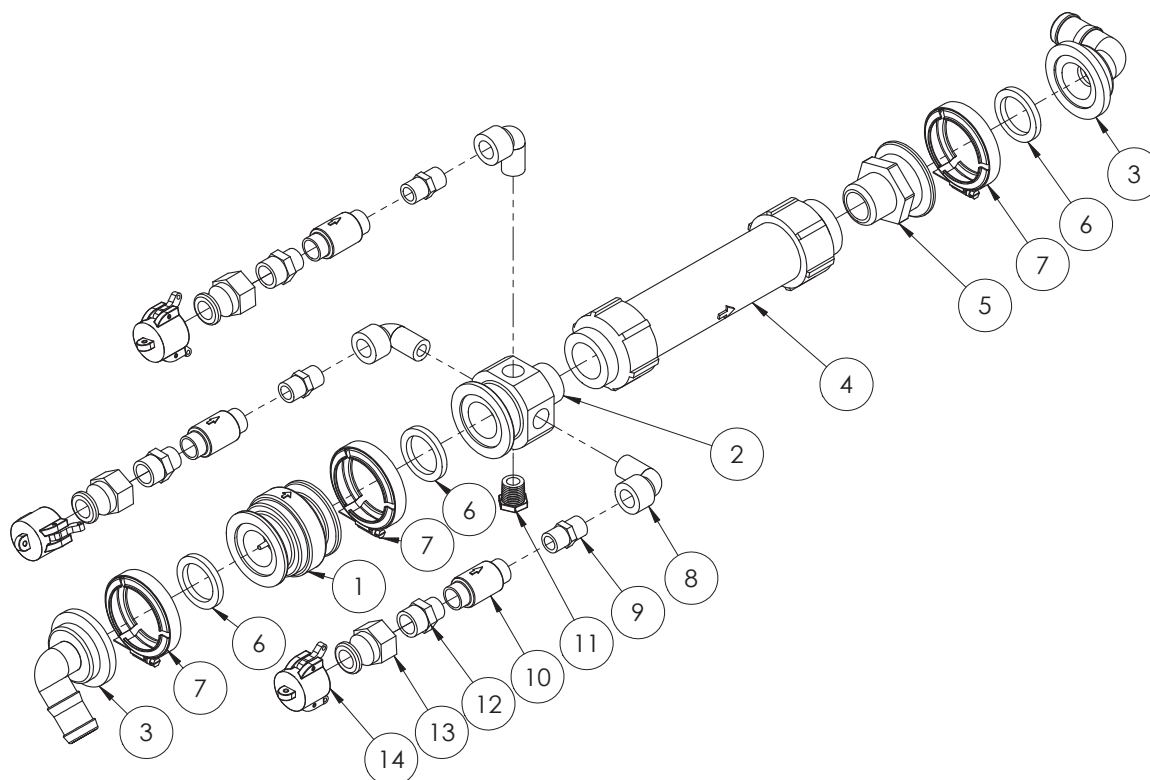
Injection Pump



ITEM NO.	PART NUMBER	DESCRIPTION	QTY.
1	GA5075914	Pump, DCI Injection, 5-200 oz/min (high vol), 3/4, Raven, 0630172428	1
	GA5075924	Pump, DCI Injection, 1-40 oz/min (low vol), 3/4, Raven, 0630172510	1
2	GA5077804	Coupling, 1 flange x 3/4 female thread, Banjo, MI00075FPT	2
3	GA5077913	Nipple, 3/4 male x 3/4 male, Short, Banjo, NIP075SH	1
4	GA5077270	Filter, 3/4 female thread inlet/outlet, 200 mesh screen, Teejet, AAB126ML-3-200	1
5	GA5077818	Seal, 1", 100 series manifold gasket, EPDM, Banjo, MI00G	2
6	FC100	Clamp, Worm screw, Use with 1" standard flange port, Banjo	2
7	GA5077710	Hose barb, Elbow, 90 degree, 3/4 male thread x 1/2 hose, Banjo, HB075/050-90	1
8	GA5077400	Filter screen, 30 mesh, SS & polypropylene, Suits Teejet 3/4, 1 & 50 series flange filters. Dia 36mm x Length 147mm.	1
9	GA5077717	Hose barb, Elbow, 90 degree, 3/4 male thread x 3/4 hose, Banjo, HB075-90	1
10	GA5075919	Node, DCI Pump, CAN, Raven, 0630172479	1
11	GA4537345	Bracket, CAN node mount suit DCI pump, Raven	1
12	GA5053945	Hose Clamp Quick release 51mm - 130mm (PK 10)	1
13*	GA4583090	Spacer Short Hydraulic Yaw Cylinder	4

*Note: Only required if low volume injection pump is fitted.

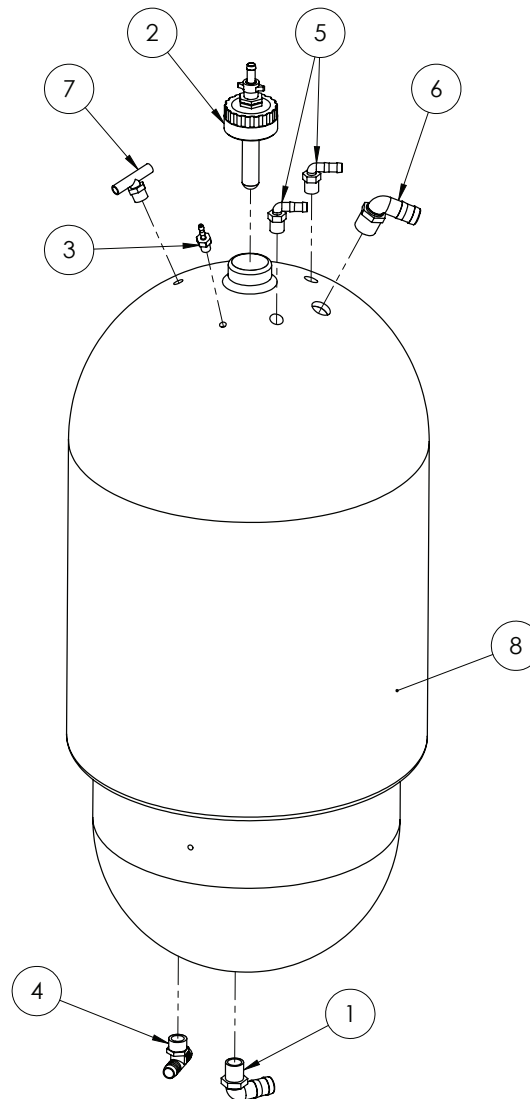
Mixing Chamber



Part number	Description
GA4903101	Single chemical mixer
GA4903102	Double chemical mixer
GA4903103	Triple chemical mixer

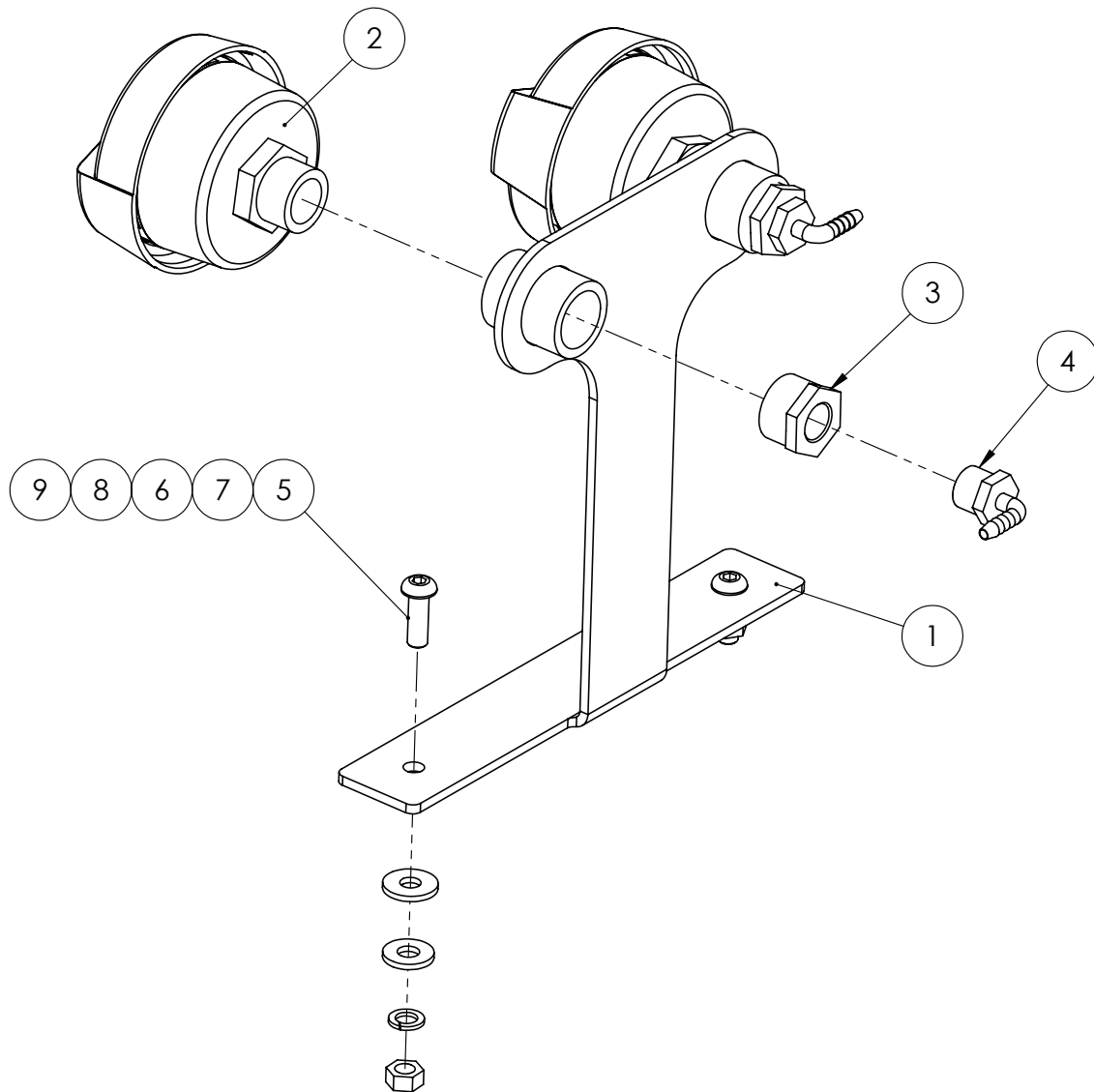
ITEM NO.	PART NUMBER	DESCRIPTION	QTY.
1	GA5077890	Valve, Check, 2" Manifold, Flange, Banjo, MCV200	1
2	GA4572025	Manifold, 2" flange x 1 1/4" male thread x 1/2" female thread	1
3	GA5077831	Hose barb, Elbow, 90 degree, 2 flange x 1 1/4 hose, Banjo, M200125BRB90	2
4	GA5075831	Mixer, Flow Assembly suit DCI 1 1/4 NPT, Raven, 0630159632	1
5	GA5077832	Plumbing adaptor, 2 flange x 1 1/4 male thread, Banjo, M200125MPT	1
6	GA5009335	Seal, 41.5 ID x 55 OD x 6.5mm thick, EPDM, suit 1 1/2" flange	3
7	FC200	Clamp, Worm screw, Use with 2" standard flange port, Banjo	3
8	GA5078133	Street elbow, 90 degree, 1/2 female thread x 1/2 male thread, Banjo, SL050-90	3
9	GA5048310	Nipple, 1/2" thread x 1/2" thread, Brass	3
10	GA5051380	Valve, Check, 1/2" female thread inlet / outlet, SS, 200psi maximum	3
11	GA5077943	Plug, 1/2" male thread, Banjo	1
12	GA5077124	Cam lever, 3/4 male coupling x 3/4 female thread, Banjo, 75A	3
13	GA5077131	Cam lever, Female cap, 3/4, Banjo, 75CAP	3
14	GA5078087	Nipple, Reducing, Poly, 3/4" x 1/2" Male Thread, Banjo, RN075050	3

DCI Tank - 165 Litre



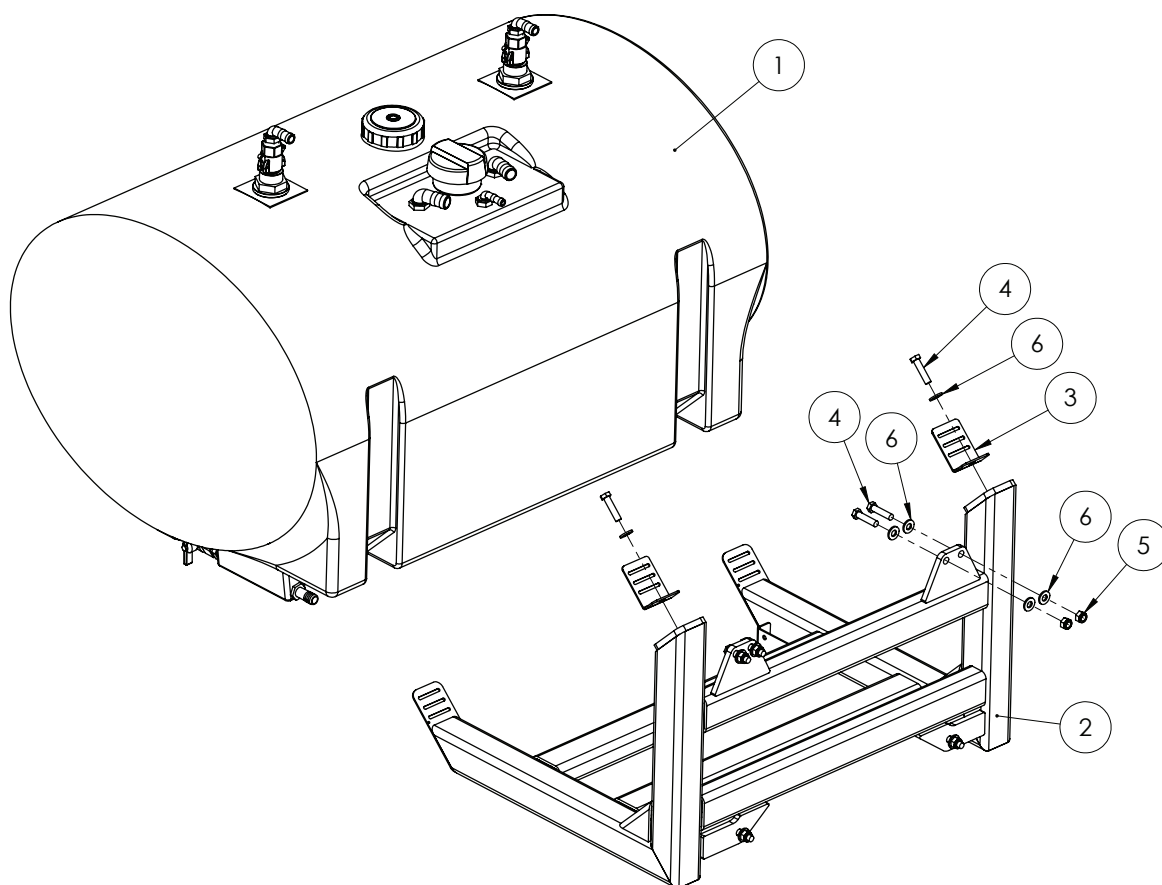
ITEM NO.	PART NUMBER	DESCRIPTION	QTY.
1	GA5077723	Hose barb, Elbow, 90 degree, 1" male x 1" hose, Banjo, HB100-90	1
2	GA4903050	Cap, Pre-assembled with rinse nozzle, Suit Transcal and DCI	1
3	GA5077691	Hose barb, Straight, 1/4 male thread x 1/4 hose, Banjo, HB025	1
4	GA3500431	Hose barb, Tee, 3/4" hose barb x 3/4" hose barb x 3/4" male thread, T34T	1
5	GA5077708	Hose barb, Elbow, 90 degree, 1/2 male thread x 1/2 hose, Banjo, HB050-90	2
6	GA5077723	Hose barb, Elbow, 90 degree, 1" male x 1" hose, Banjo, HB100-90	1
7	GA3500391	Tee, Threaded, 1/2" male x 1/2" hose, T12T	1
8	GA5018495	Tank 165 L, Natural, Direct Injection	1

DCI 165 Litre Tank Breather



ITEM NO.	PART NUMBER	DESCRIPTION	QTY.
1	GA4657275	Mount Air Filter CCSP DCI	1
2	GA5005259	Air filter, 1" BSP male thread	2
3	GA5078013	Bush, Reducing, Poly, 1" Male Thread x 1/2" Female Thread, Banjo, RB100050	2
4	GA5077656	Hose barb, Elbow, 90 degree, 1/2" male thread x 1/4" hose, EL1214	2
5	GA5048120	BHCS M10 x 30 SS GR8.8	2
6	GA5000117	Washer 10mm Flat SS Heavy Duty	2
7	GA5002627	Washer, 3/8" ID x 1 1/8" OD, High Tensile	2
8	GA5000137	Washer 10mm Spring SS	2
9	GA5000119	Nut M10 Hex SS	2

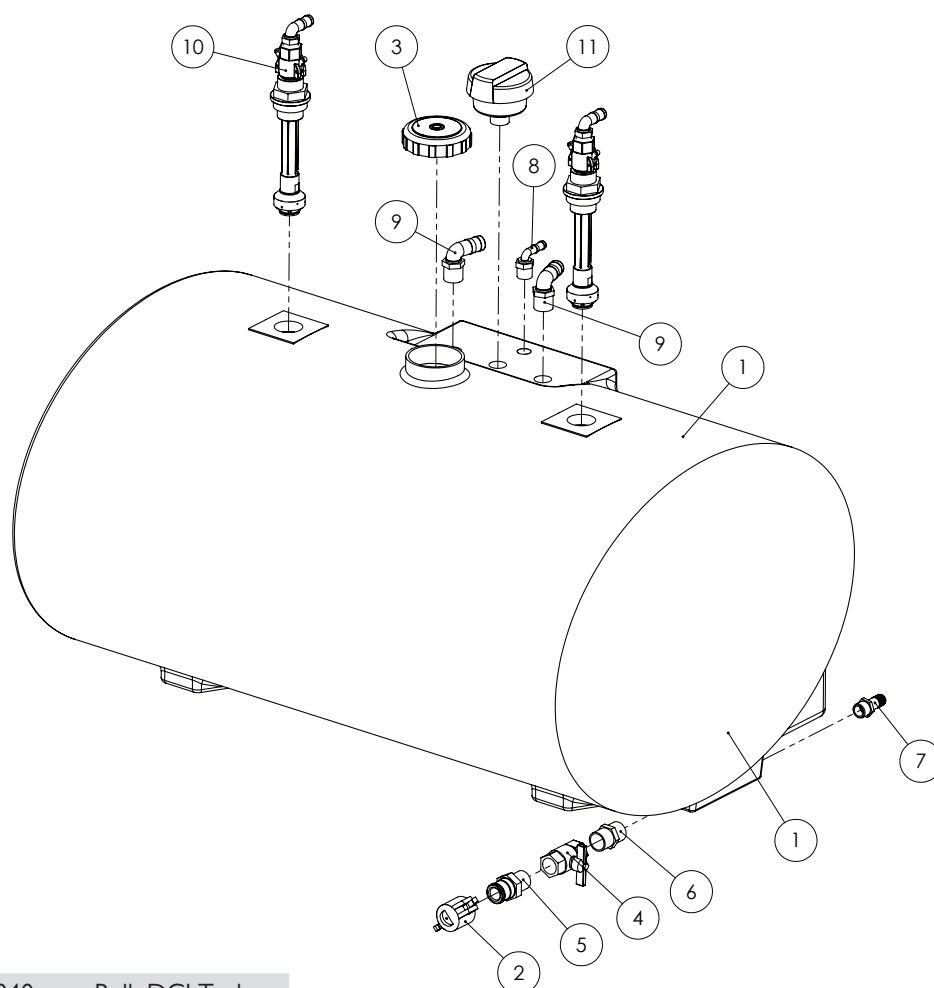
Bulk DCI Tank & Frame - 520 Litre



GA4903293 Bulk DCI Tank & Frame

ITEM NO.	PART NUMBER	DESCRIPTION	QTY.
1	GA4902940	Tank Assembly Bulk DCI 520L	1
2	GA4658935	Tank Cradle Bulk DCI 520L	1
3	F70127A	Bracket, Tank strap, 50mm	2
4	GA5011239	Bolt, M12 x 50, ZP GR 8.8	8
5	GA5012461	Nut M12 Nyloc ZP	6
6	GA5000587	Washer 12mm Flat ZP Heavy Duty	14

Bulk DCI Tank - 520 Litre

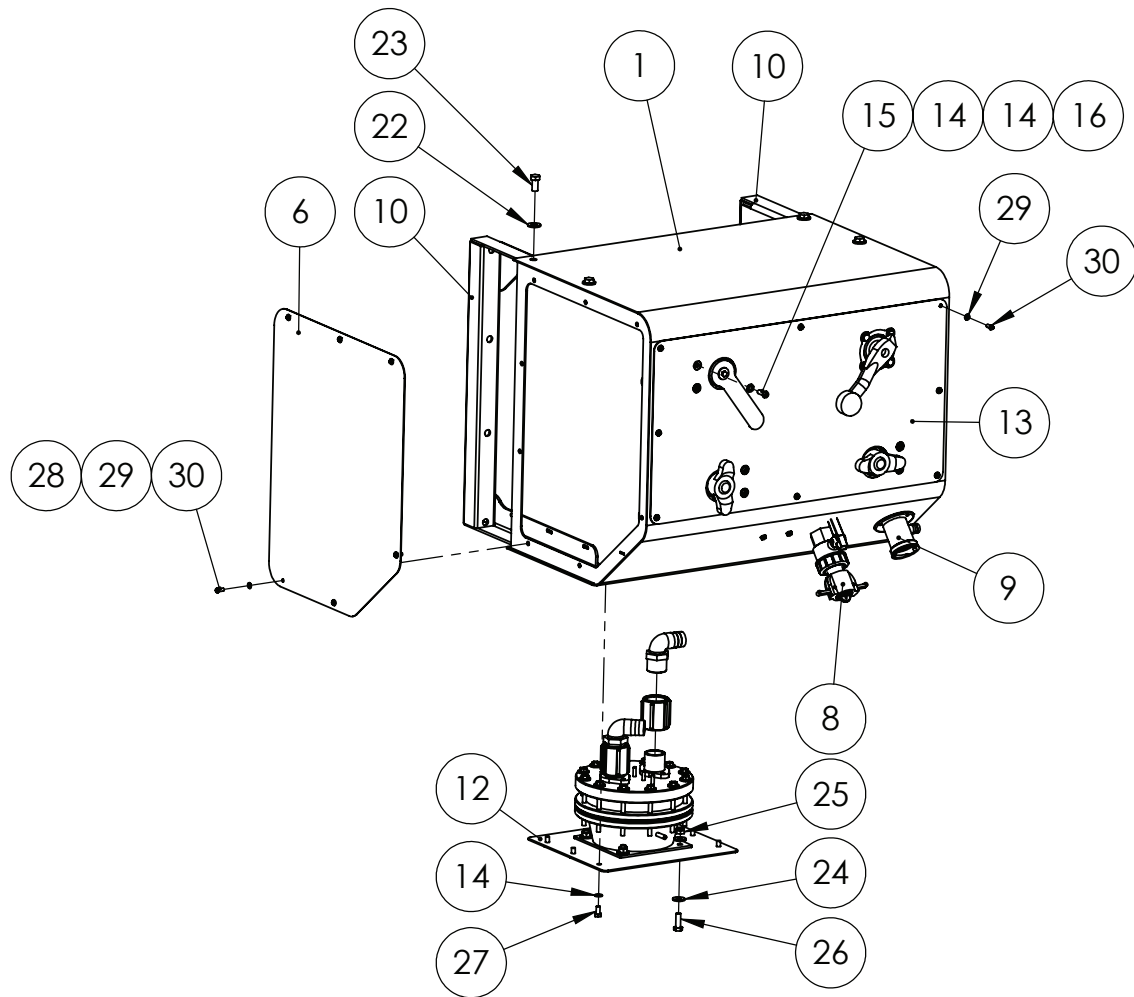


GA4902940 Bulk DCI Tank			
ITEM NO.	PART NUMBER	DESCRIPTION	QTY.
1	GA5069960	Tank 520L bulk DCI, Green, Crop Cruiser MY11, Bare	1
2	GA5076009	Cam lever, 1 female cap, Banjo, 100CAP	1
3	GA5076885	Lid, Diameter 113, With breather, 354230	1
4	GA5020970	Valve, Ball, 25mm thread inlet / outlet, Butterfly handle, SS	1
5	GA5076012	Cam lever, 1 male coupling x 1 male thread, Banjo, 100F	1
6	GA5077914	Nipple, Short, 1 male thread x 1 male thread, Banjo, NIP100-SH	1
7	GA5077709	Hose barb, Straight, 3/4 male thread x 3/4 hose, Banjo, HB075	1
8	GA5077710	Hose barb, Elbow, 90 degree, 3/4" male thread x 1/2" hose	1
9	GA5077723	Hose barb, Elbow, 90 degree, 1" male x 1" hose, Banjo, HB100-90	2
10	GA4901285-1	Tank flushing nozzle (elbow) cam adaptor	2
11	GA5005259	Air filter, 1" BSP male thread	1

Chapter 7

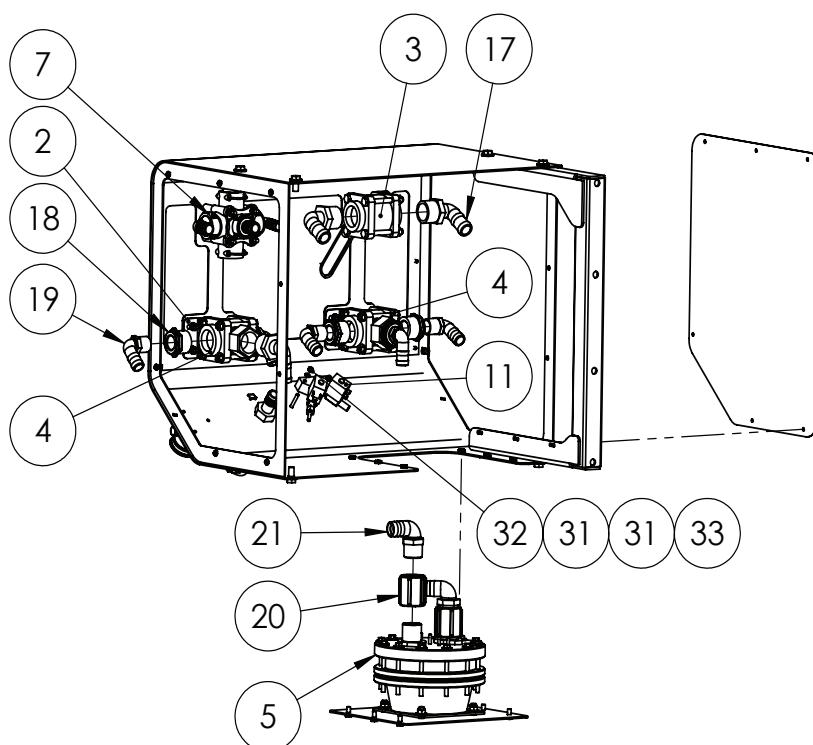
DUAL PRODUCT

Dual Product Pod



Continued over page

Dual Product Pod



GA4902548-CC Dual product using Ramsay control

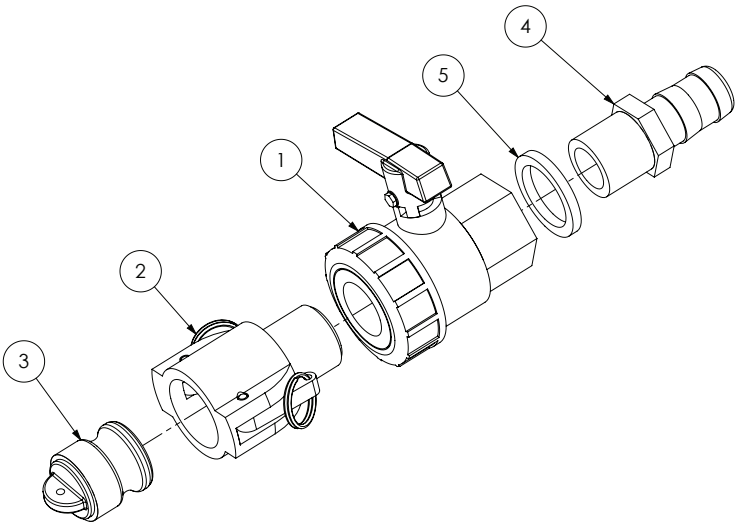
ITEM NO.	PART NUMBER	DESCRIPTION	QTY.
1	GA4657089	Dual product POD, suits Ramsey valve	1
2	GA4522715	Mounting bracket, VI50 ball valve	3
3	GA5078185	Valve, Ball, 1 1/2" female threaded inlet / outlet, Full port, Lever handle, Banjo, VI50	1
4	GA5078186	3 Way, 1 1/2" FPT 1 1/2" PRT BOTL	2
5	GA5010315	Valve, Pressure regulating, High pressure 1 1/4", Viton seals, Ramsay Nocton	1
6	GA4514570	End cover DCI pod suit 09 Cropcruiser	2
7	-	Pressure Delivery Valve	1
8	GA4903082	Pre-assembled Chem probe / Transcal tap	1
9	GA5018800	Rinsing socket, 3 pin, Micromatic / Enviro drum coupling	1
10	GA4658805	Mounting bracket U shape suit pod MY11	2
11	GA5061055	Ramsay twin solenoid valve assembly	1
12	GA4504335	Plate, Ramsey mount, suit dual product SP2011	1
13	GA4504336	Plate, Ramsey POD Decal, suit dual product SP2011	1
14	GA5003643	Washer 8mm Flat SS Heavy Duty	18
15	GA5011473	BHCS M8 x 25 SS	6
16	GA5052590	Nut M8 Nyloc SS	6
17	GA5077732	Hose barb, Elbow, 90 degree, 1 1/2" male thread x 1 1/4" hose	3
18	GA5078018	Reducing bush, 1 1/2" male thread x 1" female thread, Banjo	5

Dual Product Pod

ITEM NO.	PART NUMBER	DESCRIPTION	QTY.
19	GA5077723	Hose barb, Elbow, 90 degree, 1" male x 1" hose, Banjo, HB100-90	5
20	GA5077639	Coupling, socket, 1 1/4 female thread, Banjo, CPLG125	2
21	GA5077730	Hose barb, Elbow, 90 degree, 1 1/4 male thread x 1 1/4 hose, Banjo, HB125-90	2
22	GA5000577	Washer 12mm Flat SS Heavy Duty	8
23	GA5000295	Set Screw M12 x 25 ZP GR8.8	8
24	GA5000117	Washer 10mm Flat SS Heavy Duty	8
25	GA5000141	Nut M10 Nyloc ZP	4
26	GA5065455	Bolt M10 x 30 ZP GR8.8	4
27	GA5004695	Bolt M8 x 16 ZP GR8.8	6
28	GA5066830	Speed clip M6	12
29	GA5004447	Washer, 6mm, Spring, SS	20
30	GA5004050	BHCS M6 x 16 SS GR8.8	20
31	GA5004437	Washer 6mm Flat SS	4
32	GA5048115	Nut M6 Nyloc ZP	2
33	GA5004081	Bolt M6 x 40 ZP GR8.8	2

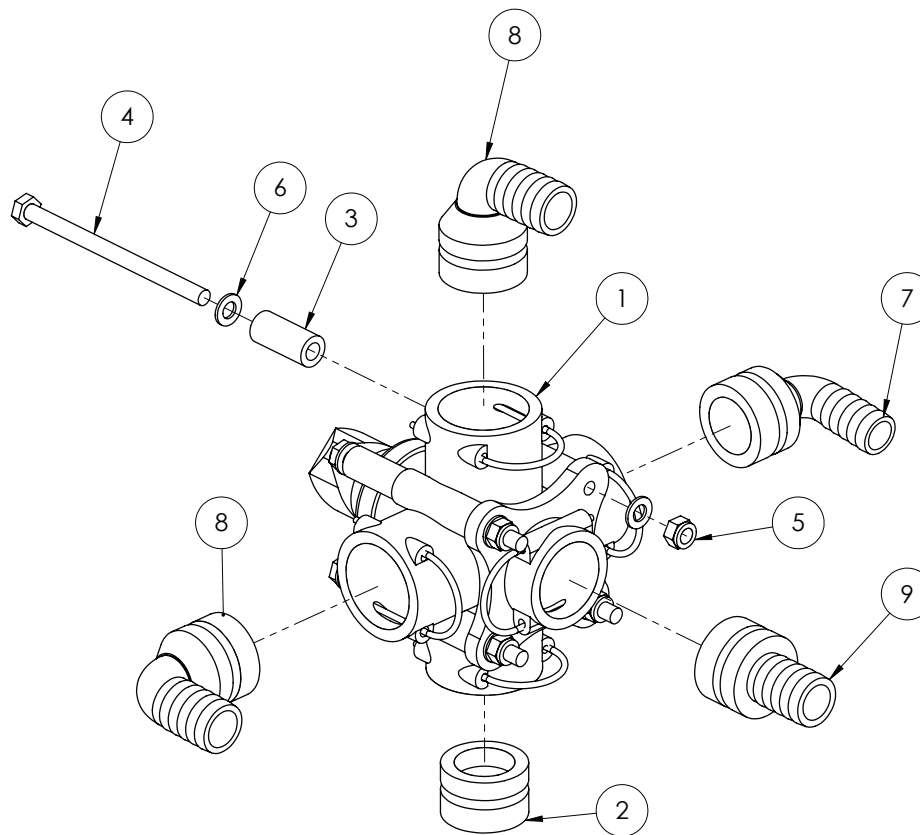
DUAL PRODUCT POD SPARE PARTS	
PART No.	DESCRIPTION
GA5061045	Diaphragm kit - Suit Ramsay valve

Chemical Probe



ITEM NO.	PART NUMBER	DESCRIPTION	QTY.
1	GA5078164	Valve, Ball, 1" female thread inlet / outlet, Full port, Lever handle, Banjo, UV100FP	1
2	GA5076007	Cam lever, 1 female coupler, 1 male thread, Banjo, 100B	1
3	GA5076005	Cam lever, Male plug, Suits 1 & 1 1/4 couplings, Banjo, 100125PL	1
4	GA5077718	Hose barb, Straight, 1" male thread x 1" hose, Banjo, HB100	1
5	GA4552865	Spacer, POD fill point fitting 34	1

Pressure Delivery Valve

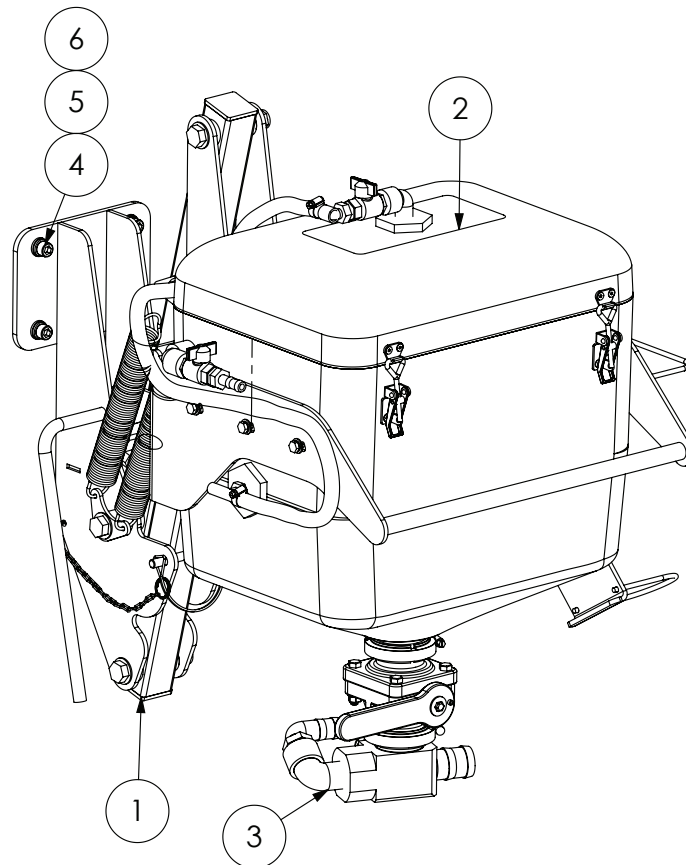


ITEM NO.	PART NUMBER	DESCRIPTION	QTY.
1	GA5065530	Valve,Ball, 5 x AS40 female inlet / outlets, Lever handle, Altek	1
2	GA5065680	Plug, AS40 male, Altek	1
3	GA4552135	Spacer for Altek rotary valve	4
4	GA5011501	Bolt M8 x 120 ZP GR8.8	4
5	GA5004917	Nut M8 Nyloc ZP	4
6	GA5003643	Washer 8mm Flat SS Heavy Duty	8
7	GA5065610	Hose barb, Elbow, 90 degree, AS40 x 20mm hose, Altek	1
8	GA5065615	Hose barb, Elbow 90 degree, AS40 x 25mm, Altek	2
9	GA5065580	Plug in hose tail AS40/25	1

Chapter 8

INDUCTION HOPPER

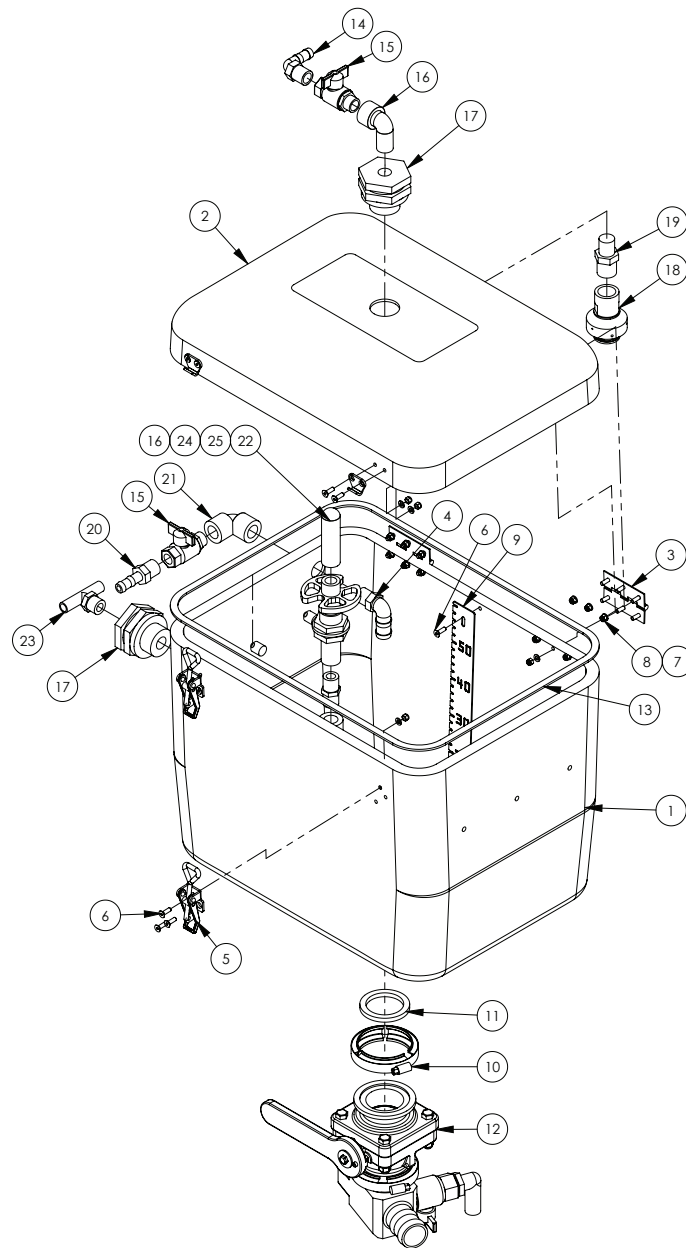
Hopper Tank & Frame



GA4906530 Fully Assembled 60L Hopper

ITEM NO.	PART NUMBER	DESCRIPTION	QTY.
1	GA4903049-60CC	Frame, Induction hopper, Pre-assembled, Suit self propelled	1
2	GA4906520	Hopper, Pre-assembled 60L with Flange (rectangle) Hopper Tank	1
3	GA4906645	Pre-assembled 60L Hopper Bottom 2" Flanged	1
4	GA5000577	Washer 12mm Flat SS Heavy Duty	4
5	GA5000575	Washer 12mm Spring SS	4
6	GA5000297	SHCS M12 x 25 ZP GR12.9	4

Hopper Tank



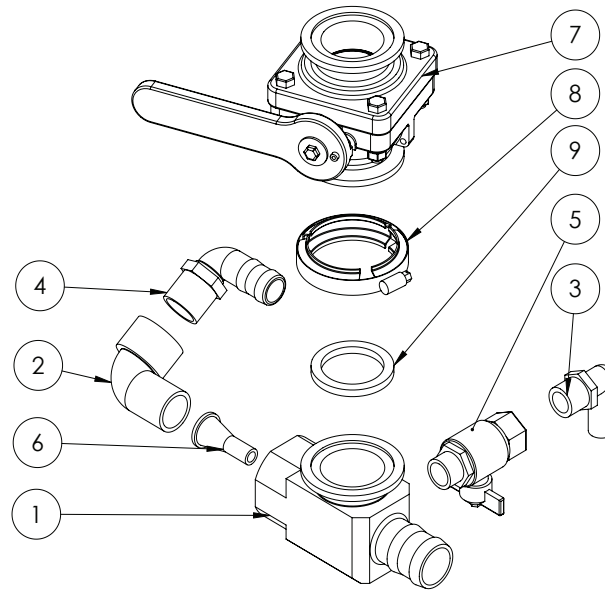
GA4906520 Hopper Tank			
ITEM NO.	PART NUMBER	DESCRIPTION	QTY.
1	GA5071208	Tank, Induction Hopper, 60L with Flange to suit Banjo 220 Valve	1
2	GA5070045	Hopper lid - 07 Advance 65L	1
3	GA5006661	Hinge, Butt, 70 long x 50 wide x 1.5mm, SS	2
4	GA5077704	Hose barb, Elbow, 90 degree, 1/2 male thread x 3/4 hose, Banjo, HB050/075-90	1
5	GA5007071	Latch, Adjustable, Induction Hopper Lid	2
6	GA5051230	CSCS M5 x 16 Countersink SS	23
7	GA5003983	Washer 5mm Flat SS	23
8	GA5003975	Nut M5 Nyloc SS	23
9	GA4522296	Level indicator, 60L induction hopper	1

Continued over page

Hopper Tank

ITEM NO.	PART NUMBER	DESCRIPTION	QTY.
10	FC220	2" Full Port Worm Screw Clamp	1
11	GA5076615	Seal, EPDM, Suit 2" flange fitting, Banjo, 200G	1
12	GA4906645	Pre-assembled 60L Hopper Bottom 2" Flanged	1
13	GA5016473	Tape PM foam 6.4 x 18 L/Density	1
14	GA5077708	Hose barb, Elbow, 90 degree, 1/2 male thread x 1/2 hose, Banjo, HB050-90	1
15	GA5020615	Valve, Ball, 12mm, female thread, male thread, Butterfly handle, SS	2
16	GA5078133	Street elbow, 90 degree, 1/2 female thread x 1/2 male thread, Banjo, SL050-90	2
17	GA5078156	Tank flange, 1/2" female threads, Banjo, TF050	2
18	GA5077336	Nozzle, Tank rinsing, 3/4 BSPT female inlet, Teejet, B55270-3/4-18	1
19	GA5078087	Nipple, Reducing, Poly, 3/4" x 1/2" Male Thread, Banjo, RN075050	1
20	GA5077702	Hose barb, Straight, 1/2 male thread x 1/2 hose, Banjo, HB050	1
21	GA5077652	Street elbow, 90 degree, 1/2" female thread, Banjo, EL050-90	1
22	GA5077063	Nozzle, Drum & container rotating rinsing jet, ARAG, 510111	1
23	GA3500391	Tee, Threaded, 1/2" male x 1/2" hose, T12T	1
24	GA5077911	Nipple, Short, 1/2 male thread x 1/2 male thread, Banjo, NIP050-SH	1
25	GA5077062	Valve, Drum & container rinsing nozzle, ARAG, 510101	1

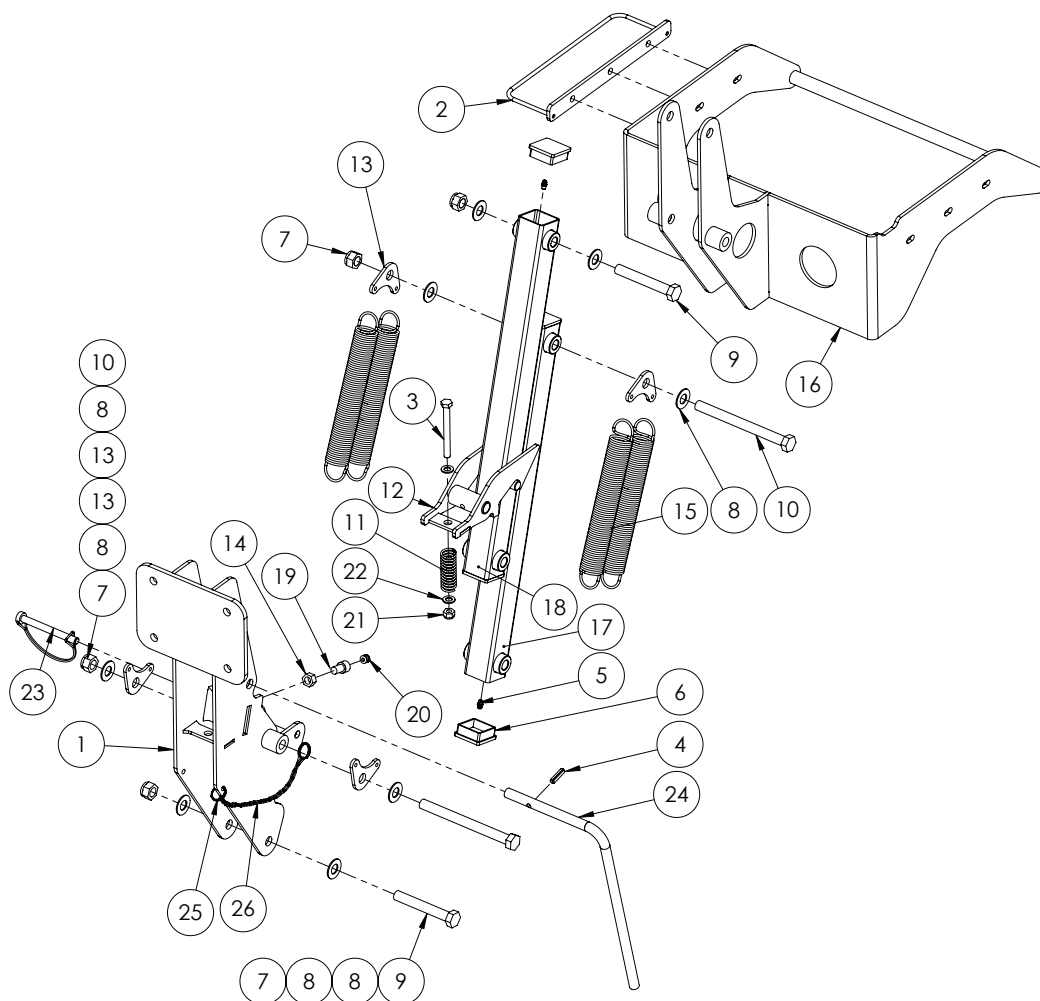
Hopper Tank - Bottom



GA4906645 Hopper Bottom 2" Flanged

ITEM NO.	PART NUMBER	DESCRIPTION	QTY.
1	GA4552240	Hopper Bottom Venturi Housing with 2" Flange MY14	1
2	GA5078137	Street elbow, 90 degree, 1 male x 1 female, Banjo, SL100-90	1
3	GA5077717	Hose barb, Elbow, 90 degree, 3/4 male thread x 3/4 hose, Banjo, HB075-90	1
4	GA5077723	Hose barb, Elbow, 90 degree, 1" male x 1" hose, Banjo, HB100-90	1
5	GA5018315	Valve, Ball, 20mm male & female thread, Black Butterfly handle	1
6	L057A	Venturi, 9mm outlet, Suit Induction Hopper	1
7	GA5077908	Valve, Ball, 2" Full port , 4 Bolt Flanged, short, Banjo, MVS220CF	1
	FC220	2" Full Port Worm Screw Clamp	1
	GA5076615	Seal, EPDM, Suit 2" flange fitting, Banjo, 200G	1

Hopper Frame



GA4903049-60CC Induction Hopper Frame

ITEM NO.	PART NUMBER	DESCRIPTION	QTY.
1	GA4657560	CCSP Hopper Mounting Assembly	1
2	GA4659155	Hose guide bracket SP Hopper 2011	1
3	GA5011139	Bolt M10 x 100 ZP GR4.6	1
4	GA5075130	Roll pin M8 x 30mm coated	1
5	GA5012203	Grease nipple, Short, 1/4" UNF	4
6	GA5003783	End cap, Insert, Black, Plastic, 50 x 50 mm	4
7	GA5001029	Nut M16 Nyloc ZP	4
8	GA5001009	Washer 16mm Flat ZP Heavy Duty	8
9	GA5000855	Bolt M16 x 110 ZP GR8.8	2
10	GA5000879	Bolt M16 x 180 ZP GR8.8	2
11	GA5007329	Spring compression, 76.2mm x 25.4 x 3.15mm, gold	1
12	GA4653490	Induction Hopper latch Advance	1
13	GA4522294	Mounting plate, Double Induction Hopper spring	4
14	GA5000559	Nut M12 Hex ZP	1

Continued over page

Hopper Frame

ITEM NO.	PART NUMBER	DESCRIPTION	QTY.
15	GA5007073	Spring, Tension, 38.2 OD x 284.3 long x 3.55mm, Induction Hopper	4
16	GA4656855	Induction Hopper, tank support 60L	1
17	GA4657570	CCSP Lower Hopper Arm	1
18	GA4657565	CCSP Upper Hopper Arm	1
19	GA5050330	SHCS M12 x 20 ZP GR12.9	1
20	GA5052905	Insert, suit 12mm Hole, Black, plastic	1
21	GA5000141	Nut M10 Nyloc ZP	1
22	GA5000117	Washer 10mm Flat SS Heavy Duty	2
23	GA5048380	Pin, 11mm OD shaft, Spring Steel wire loop lock, Yellow zinc	1
24	GA4699435	Handle, Induction Hopper Latch arm	1
25	GA5002077	Key ring, 25mm, SS	2
26	GA5001491	Chain 2mm x 20 SS	0.6

Chapter 9

FOAM MARKER TANK

Not Fitted

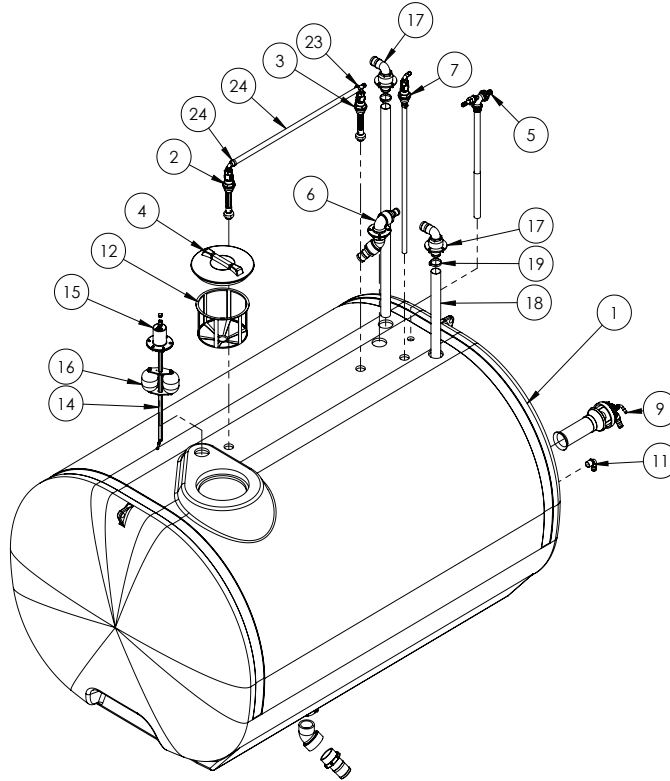
Chapter 10

TRANSCAL

Not Fitted

Chapter 11

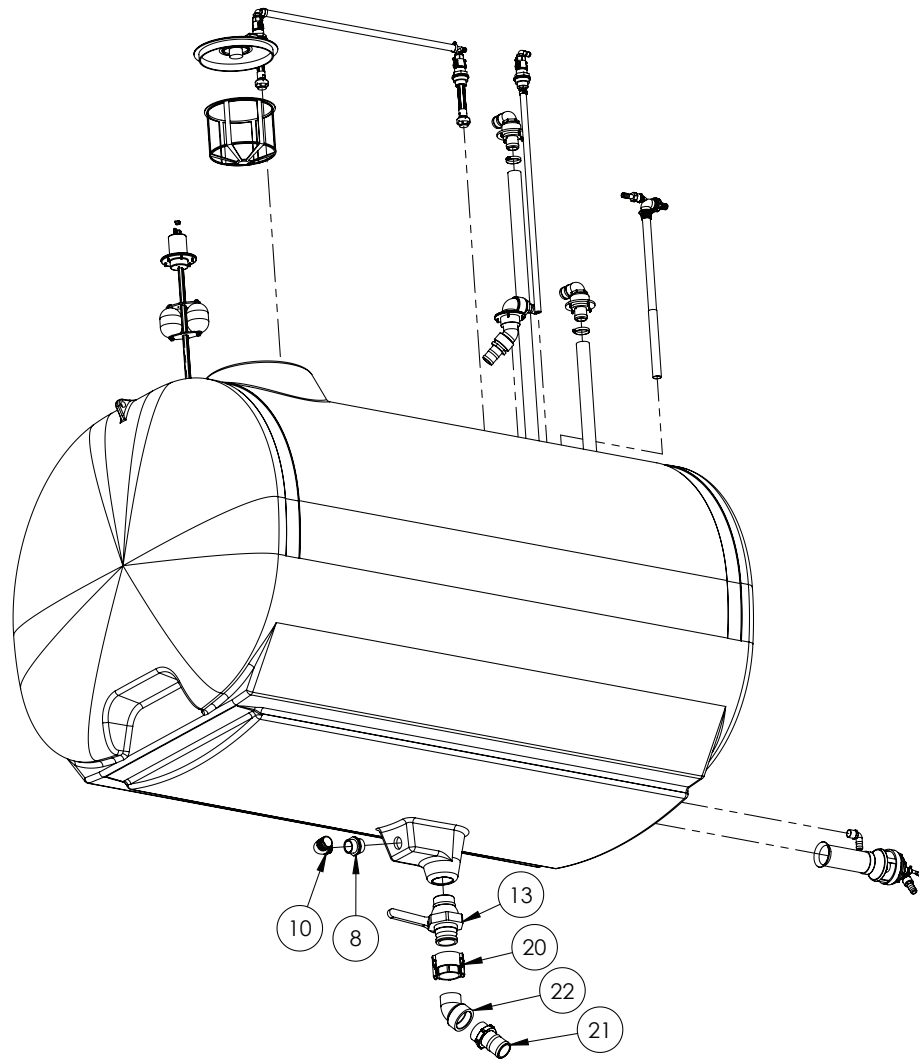
MAIN TANK 6000 Litre Tank Assembly



ITEM NO.	PART NUMBER	DESCRIPTION	QTY.
1	GA5070915	Tank, 6000L, Crop Cruiser, Bare	1
2	GA4901285-1	Tank flushing nozzle (elbow) cam adaptor	1
3	GA4901285-2	Tank rinsing nozzle, Assembly with tee cam adaptor	1
4	GA5076880	Lid, Black, Without breather, Medium, Diameter 355, Arag, 3522140	1
5	GA4903086	Venturi filler, Pre assembled, Mounted in top of tank	1
6	GA4904815	Tank Fill Inlet 2", 45 degree	1
7	GA4904830	Tank Inlet, Boom Recirculation	1
8	2502070	Nipple, 2" male thread x 2" male thread, Arag	1
9	GA4905585	Super mix agitator, Pre-assembled, angled barb	1
10	GA5076262	Hose barb, Elbow, 90 degree, 2" fly nut end x 52 mm hose, Arag, 116752	1
11	GA5077723	Hose barb, Elbow, 90 degree, 1" male x 1" hose, Banjo, HBI00-90	1
12	GA5076714	Filter, Basket type, Diameter 305 x 245mm deep, Suit main spray tank, 300120	1
13	GA5078204	Valve, Ball, 3", Male NPT, Male Cam lock, stubbly, long handle, Banjo, VSFMT300	1
14	GA5046955	RHS, 19 x 19 x 1.6mm, SS	1
15	GA4902148	Locating cap assembly, Dry sight tube	1
16	GA4905415	Twin float, Suit dry sight tube, Pre-assembled	1

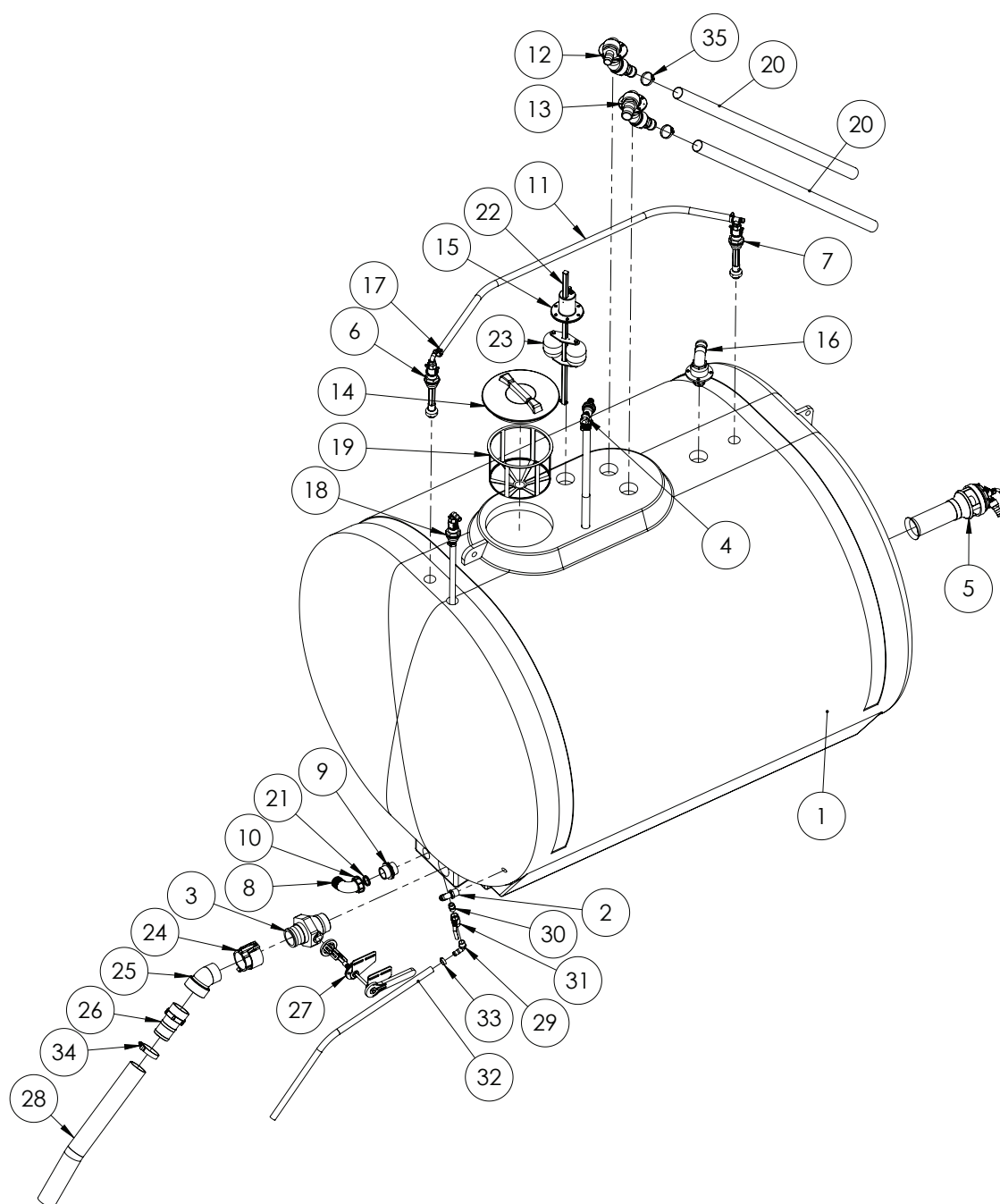
Continued over page

6000 Litre Tank Assembly



ITEM NO.	PART NUMBER	DESCRIPTION	QTY.
17	GA4903136	Tank inlet, 2" tank fill, Pre-assembled	2
18	GA2000228	Hose, PVC, 50mm, Black (cut 1550mm)	2
19	GA5003325	Hose clamp, 2" SS, (40-60/12W)	2
20	GA5076720	Cam lever, 3" female coupling x 3" female thread, NSPT thread	1
21	GA5077741	Hose barb, Straight, 3 male thread x 3 hose, Banjo, HB300	1
22	GA5078143	Street elbow, 45 degree, 3" male x 3" female, Banjo	1
23	GA5001681	Hose Clamp, 1" SS (20-32/12W)	2
24	GA2000216	Hose, Pressure, 20mm, Black 250psi	1

5200 Litre Tank Assembly



ITEM NO.	PART NUMBER	DESCRIPTION	QTY.
1	GA5069205	Tank, 5200L, Green, MY11 Crop Cruiser, Bare	1
2	GA5077723	Hose barb, Elbow, 90 degree, 1" male x 1" hose, Banjo, HB100-90	1
3	GA5078204	3" NPT male x 3" male adaptor, long handle	1
4	GA4903086	Venturi filler, Pre-assembled, Mounted in top of tank	1
5	GA4905585	Super mix agitator, Pre-assembled, angled barb	1
6	GA4901285-1	Tank flushing nozzle (elbow) cam adaptor	1
7	GA4901285-2	Tank rinsing nozzle, Assembly with tee cam adaptor	1

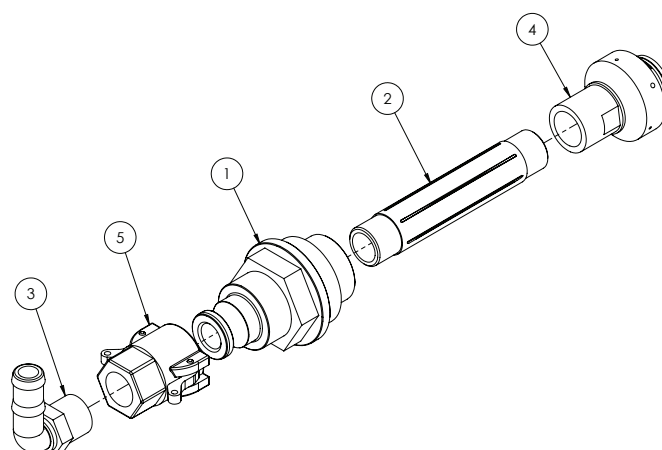
Continued over page

5200 Litre Tank Assembly

ITEM NO.	PART NUMBER	DESCRIPTION	QTY.
8	GA5076262	Hose barb, Elbow, 90 degree, 2" fly nut end x 52 mm hose, Arag, I16752	1
9	2502070	Nipple, 2" male thread x 2" male thread, Arag	1
10	GA5076605	Fly nut, 2", ARAG, 2002070	1
11	GA2000216	Hose, Pressure, 20mm, Black 250psi, HOS20P, Sold per meter	1
12	GA4904815	Tank Fill Inlet 2", 45 degree	1
13	GA4904820	Hopper Tank Fill Inlet 1 1/2", 45 degree	1
14	GA5076880	Lid, Black, Without breather, Medium, Diameter 355, Arag, 3522140	1
15	GA4902148	Locating cap assembly, Dry sight tube	1
16	GA4903136	Tank inlet, 2" tank fill, Pre-assembled	1
17	GA5001681	Hose Clamp, 1" SS (20-32/12W)	2
18	GA4904830	Tank Inlet, Boom Recirculation	1
19	GA5076714	Filter, Basket type, Diameter 305 x 245mm deep, Suit main spray tank, 300120	1
20	GA2000228	Hose, PVC, 50mm, Black, HOS50PVC, sold per meter	2
21	GA5076097	O ring, 42.52 x 2.62, I10193	2
22	GA5046955	RHS, 19 x 19 x 1.6mm, SS	1
23	GA4905415	Twin float, Suit dry sight tube, Pre-assembled	1
24	GA5076720	Cam lever, 3" female coupling x 3" female NSPT thread, Banjo, 300D	1
25	GA5078143	Street elbow, 45 degree, 3 male x 3 female, Banjo, SL300-45	1
26	GA5077741	Hose barb, Straight, 3 male thread x 3 hose, Banjo, HB300	1
27	GA4904780	Tank drain assembly, complete Tap/plates and linkage SP2011	1
28	GA2000228	Hose, PVC, 50mm, Black, HOS50PVC, sold per meter	1
29	GA5077717	Hose barb, Elbow, 90 degree, 3/4 male thread x 3/4 hose, Banjo, HB075-90	1
30	GA5078087	Nipple, Reducing, Poly, 3/4" x 1/2" Male Thread, Banjo, RN075050	1
31	GA5018313	Valve, Ball, 20mm, female, Lever handle, SS	1
32	GA2000216	Hose, Pressure, 20mm, Black 250psi, HOS20P, Sold per meter	1
33	GA5000999	Hose Clamp, 3/4", SS (16-27/12W)	1
34	GA5054715	Clamp TRIDON 86-91 - suit 75mm Suction	1
35	GA5003325	Hose clamp, 2" SS, (40-60/12W)	2

Note: Item 18 only fitted if Boom Recirculation is optioned.

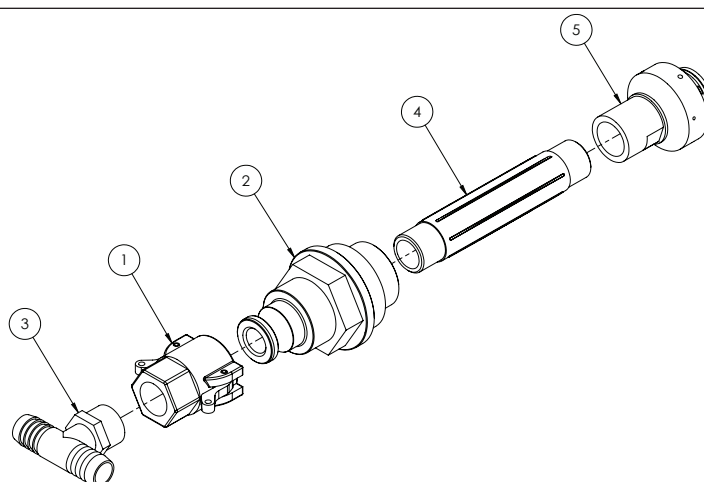
Tank Rinse Elbow



GA4901285-1 Tank flushing nozzle (elbow) cam adaptor

ITEM NO.	PART NUMBER	DESCRIPTION	QTY.
1	GA4572015	Tank rinse adaptor with cam lock	1
2	GA5077912	Nipple, 6 long, 3/4 male thread, Banjo, NIP075-6	1
3	GA5077717	Hose barb, Elbow, 90 degree, 3/4 male thread x 3/4 hose, Banjo, HB075-90	1
4	GA5077336	Nozzle, Tank rinsing, 3/4 BSPT female inlet, Teejet, B55270-3/4-18	1
5	GA5077132	Cam lever, 3/4 female coupling x 3/4 female thread, Banjo, 75D	1

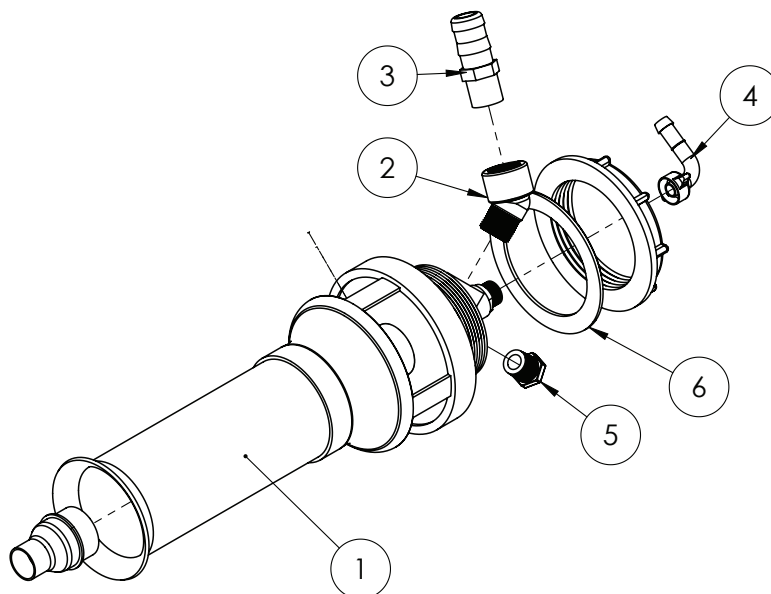
Tank Rinse Tee



GA4901285-2 Tank rinsing nozzle, Assembly with tee cam adaptor

ITEM NO.	PART NUMBER	DESCRIPTION	QTY.
1	GA5077132	Cam lever, 3/4 female coupling x 3/4 female thread, Banjo, 75D	1
2	GA4572015	Tank rinse adaptor with cam lock	1
3	GA3500431	Hose barb, Tee, 3/4" hose barb x 3/4" hose barb x 3/4" male thread	1
4	GA5077912	Nipple, 6 long, 3/4 male thread, Banjo, NIP075-6	1
5	GA5077336	Nozzle, Tank rinsing, 3/4 BSPT female inlet, Teejet, B55270-3/4-18	1

Supermix Agitator

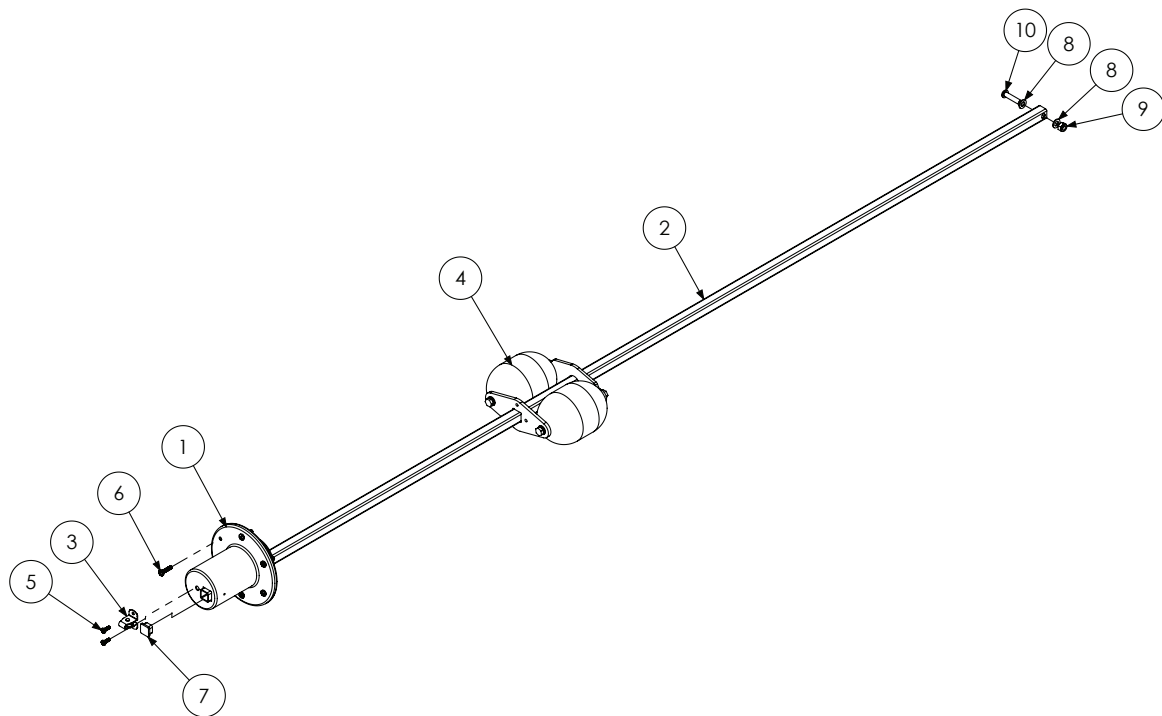


Note: Sikaflex 227 used when installing supermix agitator.

GA4905585 Super mix agitator

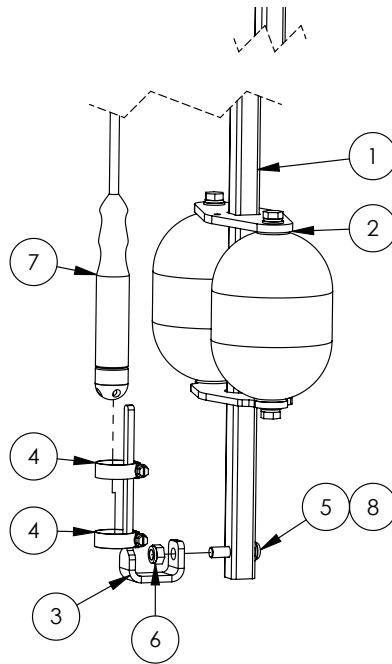
ITEM NO.	PART NUMBER	DESCRIPTION	QTY.
1	GA5077038	Agitator, Super mix, 3mm jet, Arag, 502054	1
2	GA5078134	Street elbow, 45 degree, 3/4 male thread x 3/4 female thread, Banjo, SL075-45	1
3	GA5077715	Hose barb, Straight, 3/4 male thread x 1 hose barb, Banjo, HB075-100	1
4	GA5075657	Hose barb, Elbow, 90 degree, 13mm hose, including 1/2 fly nut and seal, Brass, Arag, 006530	1
5	GA5077943	Plug, 1/2 male thread, Banjo, PLUG050	1
6	GA5020050	O-ring, M5 x 100mm Supermix	1

Dry Sight Tube Float & Guide



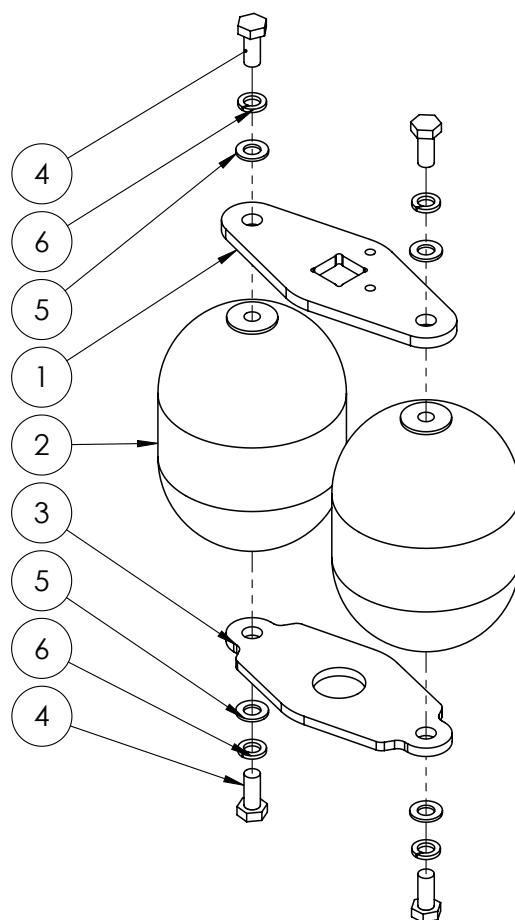
ITEM NO.	PART NUMBER	DESCRIPTION	QTY.
1	MACH0308	Float tube locating cap (Blk Poly)	1
2	GA5046955	RHS, 19 x 19 x 1.6mm, SS	1
3	GA5015221	Pulley, Upright, 19mm, Suit sight tube cable roller	1
4	GA4922090	Float assembly, In tank, Suit Dry sight tube	1
5	GA5014817	Screw 10G x 5/8" Pan Head SS	3
6	GA5000527	Screw, Pan head, 12G x 25mm, SS	6
7	GA5001101	19 x 19mm Square tube Insert Black	1
8	GA5004883	Washer 8mm Flat ZP Heavy Duty	2
9	GA5051370	BHCS M8 x 35 SS GR8.8	1
10	GA5052590	Nut M8 Nyloc SS	1

Tank Level Transducer - GATMC



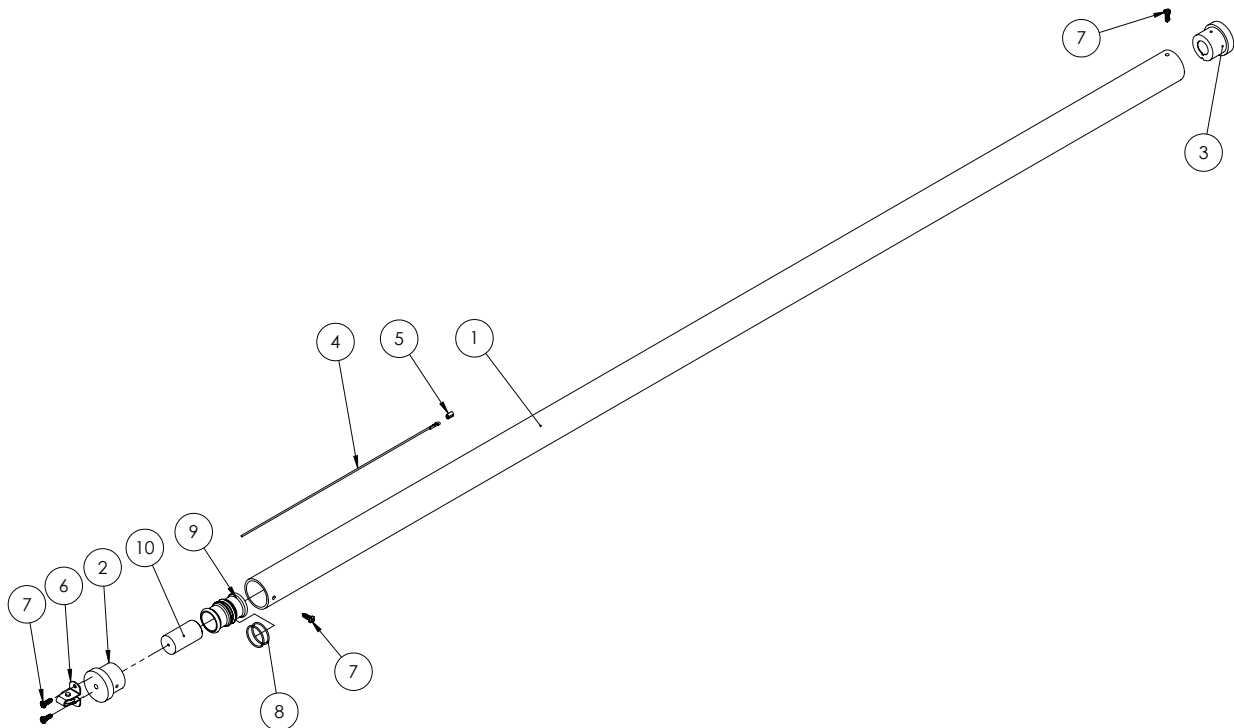
ITEM NO.	PART NUMBER	DESCRIPTION	QTY.
1	GA5046955	RHS, 19 x 19 x 1.6mm, SS	1
2	GA4905415	Twin float, Suit dry sight tube, Pre-assembled	1
3	GA4537190	Bracket, pressure transducer, tank, Lykketronic	1
4	GA5000999	Hose Clamp, 3/4", SS (16-27/12W)	2
5	GA5051370	BHCS M8 x 35 SS GR8.8	1
6	GA5052590	Nut M8 Nyloc SS	1
7	GA5069445	Pressure sensor 0-2mWC - 4-20mA - 5m FEP cable (tank)	1
8	GA5003643	Washer 8mm Flat SS Heavy Duty	1

Dry Sight Tube Tank Float



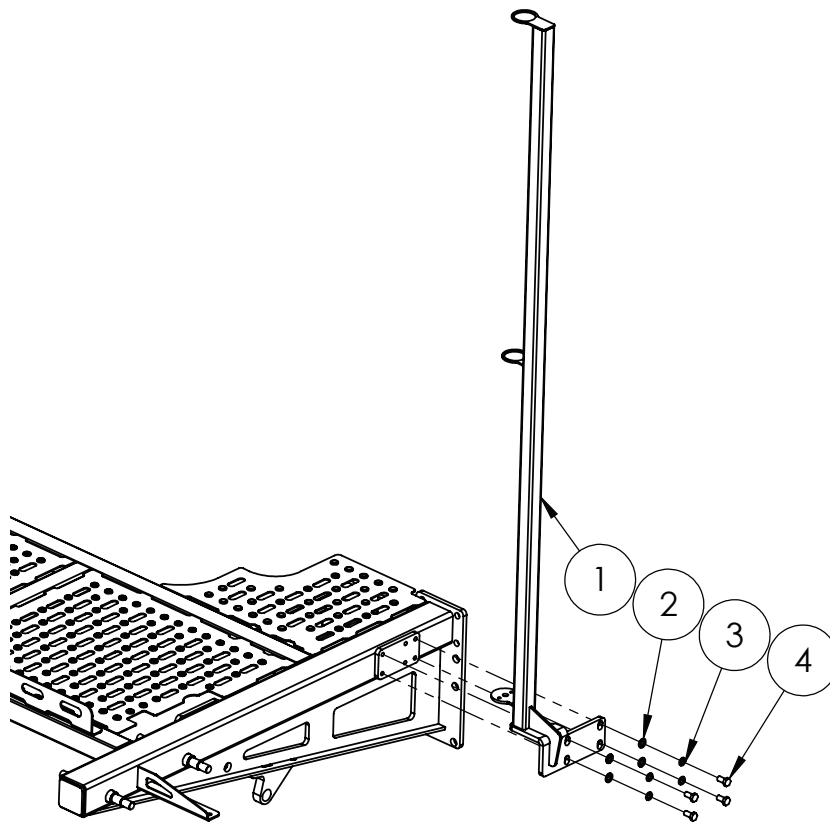
ITEM NO.	PART NUMBER	DESCRIPTION	QTY.
1	GA5070910	Float Plate Dry Sight Tube	1
2	GA5070911	Ball Float 4" Plastic 5/16" Whitworth Threads	2
3	GA4505300	Float Plate Dry Sight Tube SS Bottom Plate	1
4	GA5048485	Set Screw, 5/16" x 3/4" BSW, SS GR8	4
5	GA5003643	Washer 8mm Flat SS Heavy Duty	4
6	GA5004919	Washer 8mm Spring SS	4

Dry Sight Tube Cap & Tube



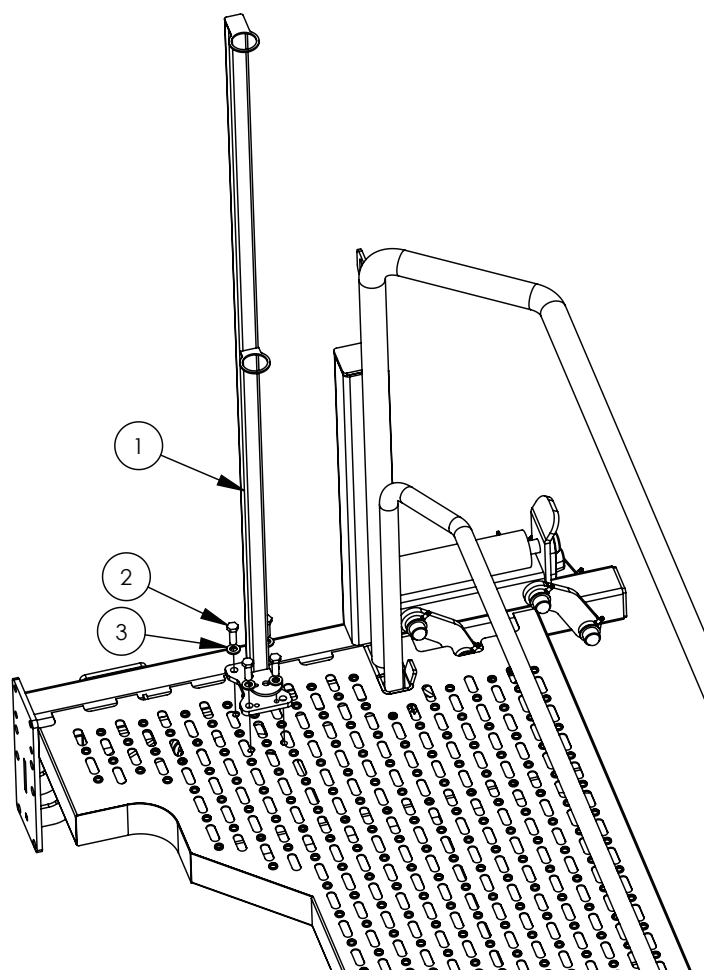
ITEM NO.	PART NUMBER	DESCRIPTION	QTY.
1	GA5002979	Sight tube, Clear, 38 ID x 44 OD x 2000 long, Polycarbonate	1
2	MACH0306	Remote sight tube end cap (Blk Poly)	1
3	MACH0316	Tube End Cap with Light Attachment	1
4	GA5017873	Cable, 1.6mm, SS	1
5	GA5008643	Ferrule, Hand swage, Copper plated, suits up to 2mm diameter cable	1
6	GA5015221	Pulley, Upright, 19mm, Suit sight tube cable roller	1
7	GA5014817	Screw 10G x 5/8" Pan Head SS	4
8	GA5012529	O-ring, 34.65 x 1.78mm, BS024	2
9	MACH0307	Remote sight tube level indicator	1
10	MACH0317	Level Indicator Insert	1
-	GA8700067	Decal, Dry sight tube, 5200L Crop Cruiser	-
-	GA5065075	Decal, Dry sight tube, 6000L, Crop Cruiser Evolution MY14	-

Sight Tube Mount - Standard



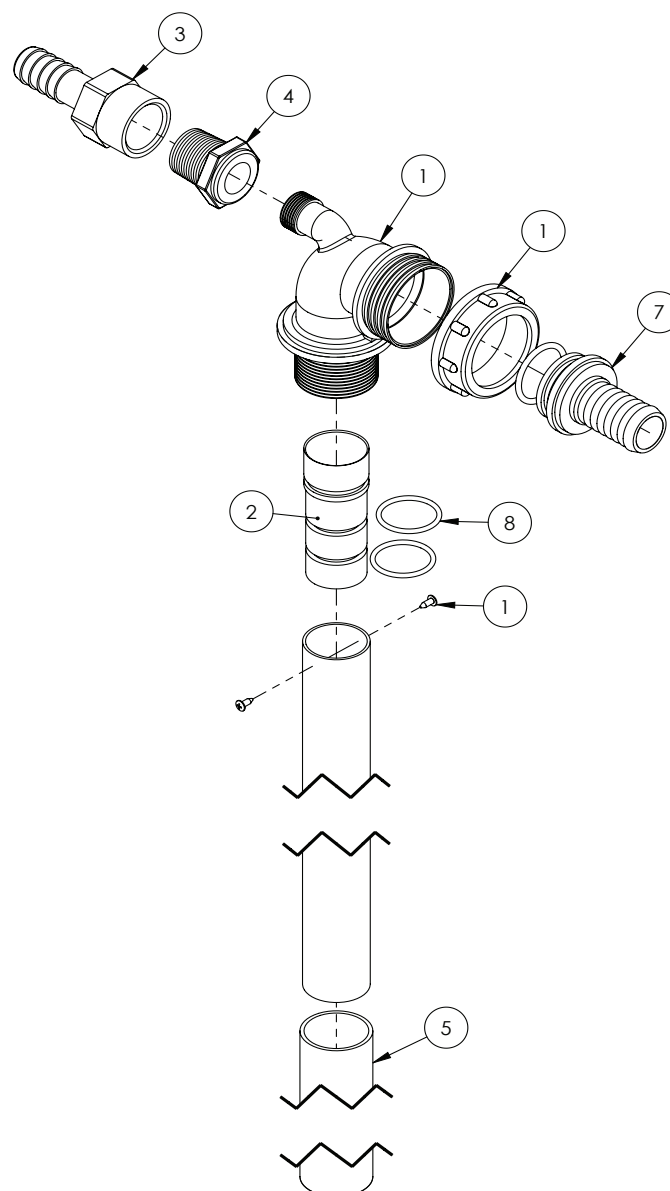
ITEM NO.	PART NUMBER	DESCRIPTION	QTY.
1	GA4658871	Dry Sight Tube Mount 5200L and Dual product MY11 SP	1
2	GA5000117	Washer 10mm Flat SS Heavy Duty	4
3	GA5000137	Washer 10mm Spring SS	4
4	GA5006113	Bolt M10 x 20 ZP GR8.8	4

Sight Tube Mount - 6000L



ITEM NO.	PART NUMBER	DESCRIPTION	QTY.
1	GA4659830	Dry Sight Tube Mount 6000L	1
2	GA5000311	Set screw, M12 x 35, ZP GR 8.8	4
3	GA5000577	Washer 12mm Flat SS Heavy Duty	4

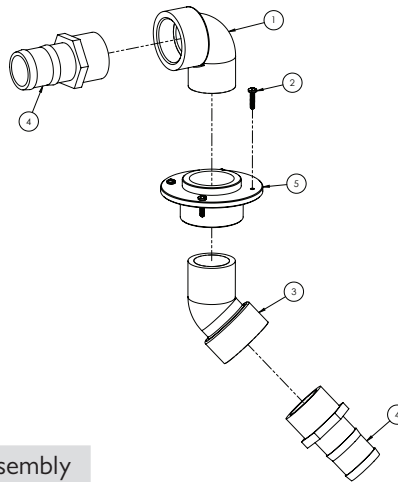
Venturi Filler



GA4903086 Pre-assembled Venturi Filler			
ITEM NO.	PART NUMBER	DESCRIPTION	QTY.
1	GA5077035	Venturi, Top of tank, 32 OD outlet, Arag, not modified for Goldacres tanks, 500232	1
2	MACH0022	Jet for Arag venturi	1
3	GA5077743	Hose barb, Straight, 3/4 female x 3/4 hose, Banjo, HBF075	1
4	GA5078010	Bush, Reducing, Poly, 3/4\" Male Thread x 1/2\" Female Thread, Banjo, RB075050	1
5	GA5050205	Hose Lay flat Blue, 32mm, cut 405mm long	1
6	GA5077679	O ring, 30 x 3mm, GI0061	1
7	GA5076036	Hose barb, Straight, 1 1/2\" fly nut end x 1\" hose barb, Udor, I06625	1
8	GA5049125	O-ring, 23.4 x 3.53mm, BS213	2
-	GA5007235	Hose clamp, Cobra type, 1 1/2\"	1

Note: Not all parts supplied with kit 500232 are used in this assembly.

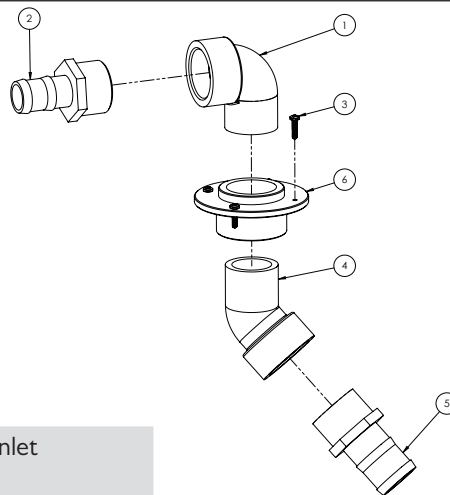
Tank Fill Inlet



GA4904815 Tank Fill Inlet Assembly

ITEM NO.	PART NUMBER	DESCRIPTION	QTY.
1	GA5078142	Street elbow, 90 degree, 2 male thread x 2 female thread, Banjo, SL200-90	1
2	GA5000527	Screw, Pan head, 12G x 25mm, SS	4
3	GA5078141	Street elbow, 45 degree, 2 male thread x 2 female thread, Banjo, SL200-45	1
4	GA5077737	Hose barb, Straight, 2" male thread x 2" hose, Banjo, HB200	2
5	GA4583370	Threaded Tank Flange 2"	1

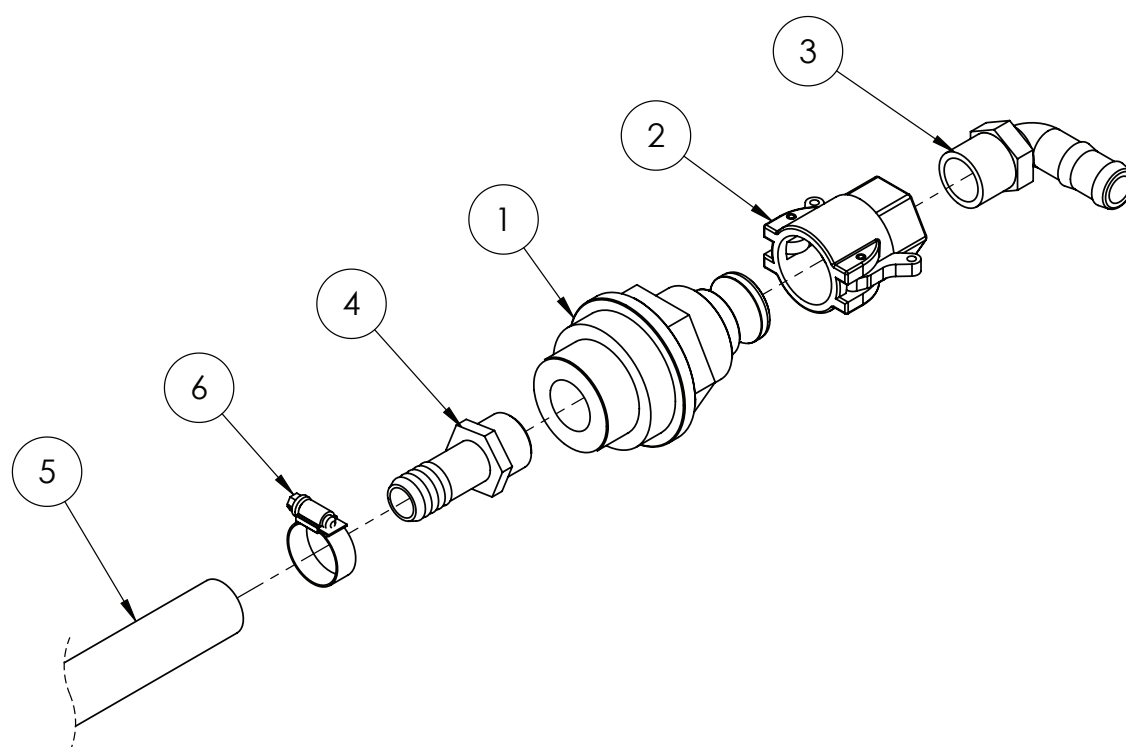
Hopper Tank Inlet



GA4904820 Hopper Tank Inlet Assembly

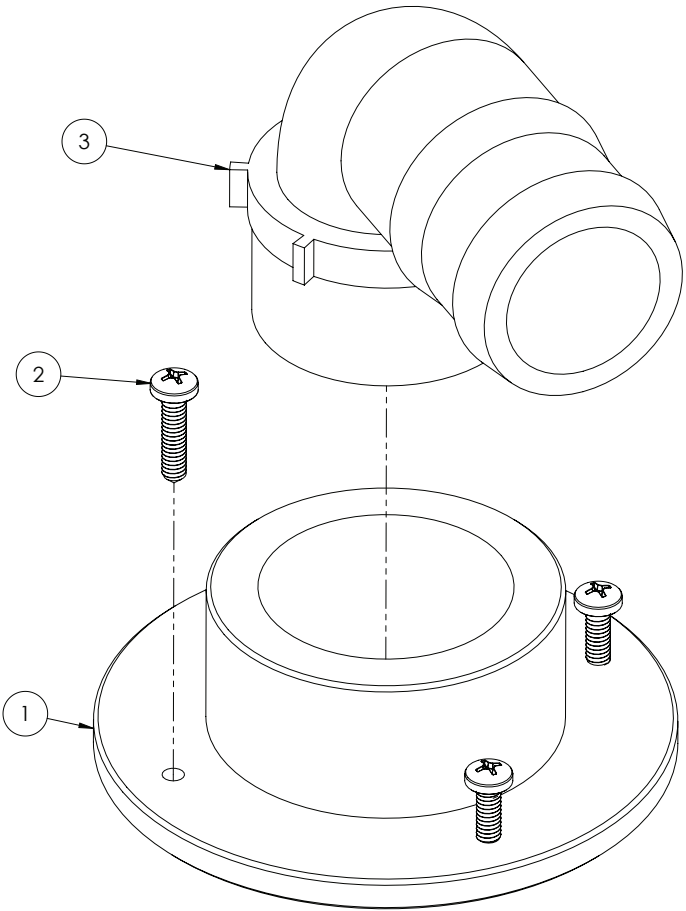
ITEM NO.	PART NUMBER	DESCRIPTION	QTY.
1	GA5078142	Street elbow, 90 degree, 2 male thread x 2 female thread, Banjo, SL200-90	1
2	GA5077739	Hose barb, Straight, 2 male thread x 1 1/2 hose, Banjo, HB200-150	1
3	GA5000527	Screw, Pan head, 12G x 25mm, SS	4
4	GA5078141	Street elbow, 45 degree, 2 male thread x 2 female thread, Banjo, SL200-45	1
5	GA5077737	Hose barb, Straight, 2" male thread x 2" hose, Banjo	1
6	GA4583370	Threaded Tank Flange 2"	1

Boom Recirculation Inlet (RapidFlow only)



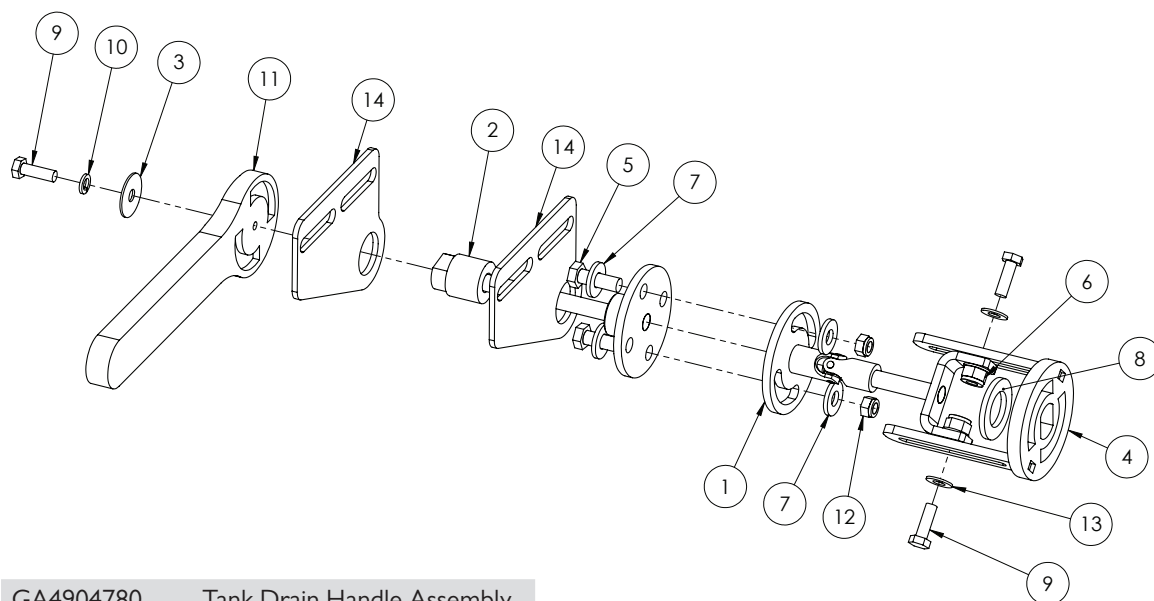
ITEM NO.	PART NUMBER	DESCRIPTION	QTY.
1	GA4572015	Tank rinse adaptor with cam lock	1
2	GA5077132	Cam lever, 3/4 female coupling x 3/4 female thread, Banjo, 75D	1
3	GA5077717	Hose barb, Elbow, 90 degree, 3/4 male thread x 3/4 hose, Banjo, HB075-90	1
4	GA5077709	Hose barb, Straight, 3/4 male thread x 3/4 hose, Banjo, HB075	1
5	GA2000216	Hose, Pressure, 20mm, Black 250psi, HOS20P, Sold per meter	1.3
6	GA5000999	Hose Clamp, 3/4", SS (16-27/12W)	1

Tank Overflow Outlet



ITEM NO.	PART NUMBER	DESCRIPTION	QTY.
1	GA4583370	Threaded Tank Flange 2"	1
2	GA5000527	Screw, Pan head, 12G x 25mm, SS	1
3	GA5077740	Hose barb, Elbow, 90 degree, 2" male thread x 2" hose, Banjo, HB200-90	1

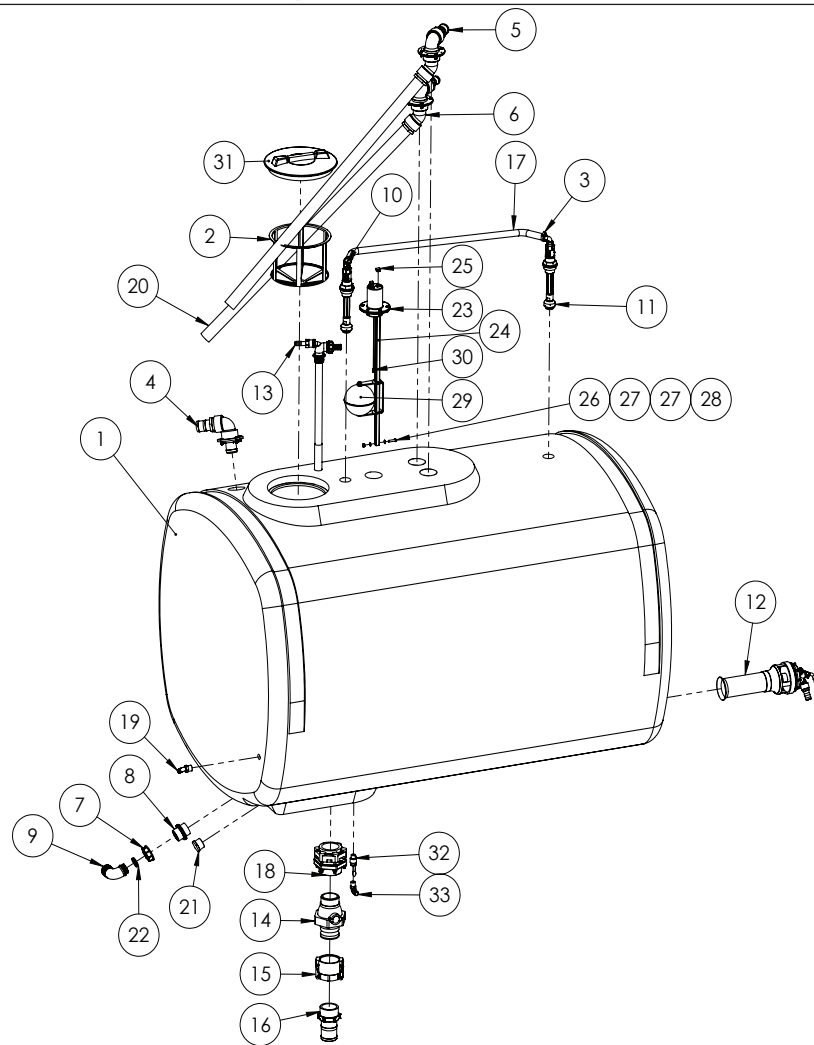
Tank Drain Handle - 5200L



GA4904780 Tank Drain Handle Assembly

ITEM NO.	PART NUMBER	DESCRIPTION	QTY.
1	GA4658910	Drive coupling, Tank drain inner SP 201 I	1
2	GA4658905	Drive coupling, Tap tank drain outer SP 201 I	1
3	GA5003645	Washer, 5/16" ID x 1 1/4" OD, Flat SS	1
4	GA4653656	Drive flange, suit Sump ball valve	1
5	GA5065455	Bolt M10 x 30 ZP GR8.8	2
6	GA5000141	Nut M10 Nyloc ZP	2
7	GA5000117	Washer 10mm Flat SS Heavy Duty	4
8	GA5001893	Washer 1" x 1 7/8" x 14G	1
9	GA5004711	Bolt M8 x 25 ZP GR8.8	3
10	GA5004919	Washer 8mm Spring SS	1
11	GA5078195	Handle, Valve, suit 2-3 & 4 FP, V25153	1
12	GA5004917	Nut M8 Nyloc ZP	2
13	GA5004883	Washer 8mm Flat ZP Heavy Duty	4
14	GA4504245	Plate, side/chassis Tank drain SP 201 I	2

3500 Litre Tank Assembly



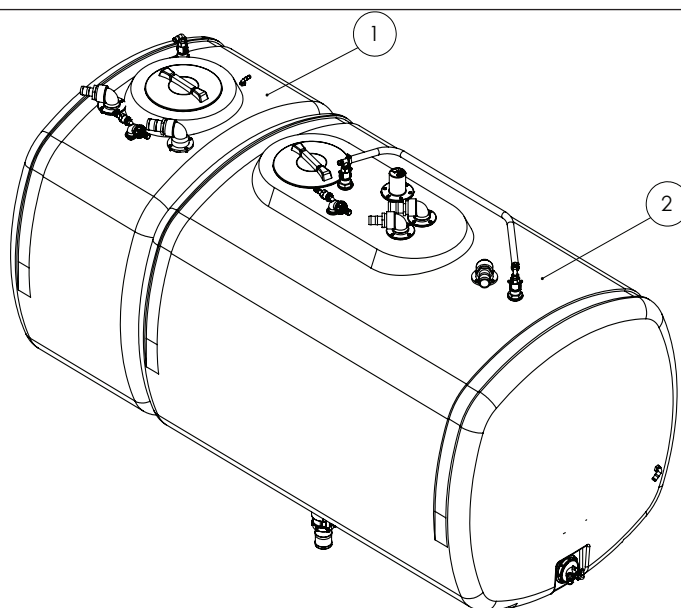
ITEM NO.	PART NUMBER	DESCRIPTION	QTY.
1	GA5018253	Tank 3500L short suit SP, Bare	1
2	GA5076714	Filter, Basket type, Diameter 305 x 245mm deep, Suit main spray tank, 300120	1
3	GA5001681	Hose Clamp, 1" SS (20-32/12W)	2
4	GA4903136	Tank inlet, 2" tank fill, Pre-assembled	1
5	GA4904820	Hopper Tank Fill Inlet 1 1/2", 45 degree	1
6	GA4904815	Tank Fill Inlet 2", 45 degree	1
7	GA5076605	Fly nut, 2", ARAG, 2002070	1
8	2502070	Nipple, 2" male thread x 2" male thread, Arag	1
9	GA5076262	Hose barb, Elbow, 90 degree, 2" fly nut end x 52 mm hose, Arag, 116752	1
10	GA4901285-2	Tank rinsing nozzle, Assembly with tee cam adaptor	1
11	GA4901285-1	Tank flushing nozzle (elbow) cam adaptor	1
12	GA4905585	Super mix agitator, Pre-assembled, angled barb	1
13	GA4903086	Venturi filler, Pre-assembled, Mounted in top of tank	1
14	GA5078204	Valve, Ball, 3", Male NPT, Male Cam lock, stubby, long handle, Banjo, VSFMT300	1

Continued over page

3500 Litre Tank Assembly

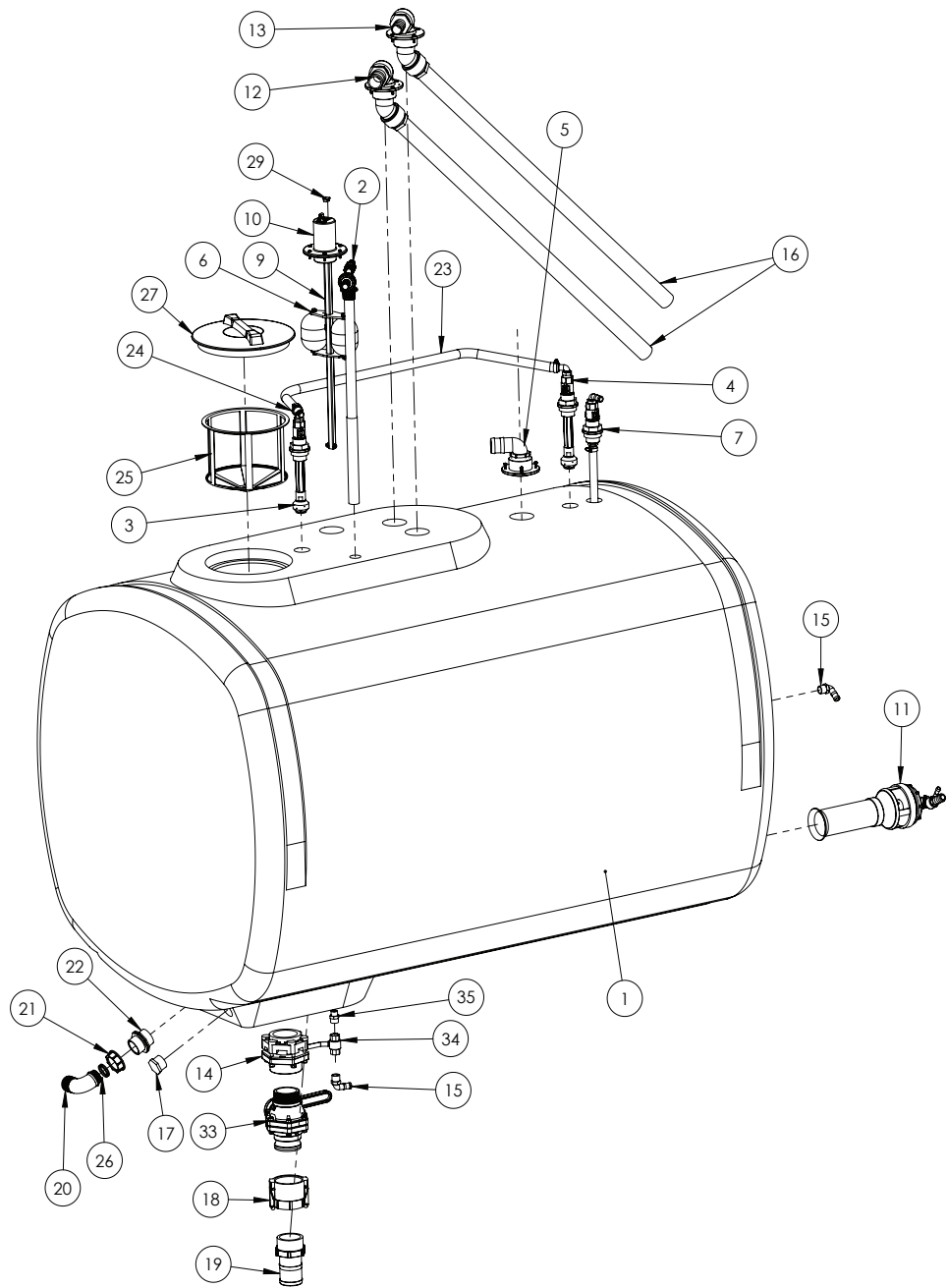
ITEM NO.	PART NUMBER	DESCRIPTION	QTY.
15	GA5076720	Cam lever, 3" female coupling x 3" female NSPT thread, Banjo, 300D	1
16	GA5077741	Hose barb, Straight, 3 male thread x 3 hose, Banjo, HB300	1
17	GA2000216	Hose, Pressure, 20mm, Black 250psi, HOS20P, Sold per meter	1
18	GA5077344	Bolted Flange, 3", Bottom Drain, Banjo, BF300BD	1
19	GA5077717	Hose barb, Elbow, 90 degree, 3/4 male thread x 3/4 hose, Banjo, HB075-90	1
20	GA2000228	Hose, PVC, 50mm, Black, HOS50PVC, sold per meter	2
21	GA5077947	Plug, 1 1/2 male thread, Banjo, PLUG150	1
22	GA5076097	O ring, 42.52 x 2.62, 110193	2
23	GA4902148	Locating cap assembly, Dry sight tube	1
24	GA5046955	RHS, 19 x 19 x 1.6mm, SS	1
25	GA5001101	19 x 19mm Square tube Insert Black	1
26	GA5051370	BHCS M8 x 35 SS GR8.8	1
27	GA5003643	Washer 8mm Flat SS Heavy Duty	2
28	GA5052590	Nut M8 Nyloc SS	1
29	GA4922090	Float assembly, In tank, Suit Dry sight tube	1
30	GA4902149	Cable, Sight Tube Float	1
31	GA5076880	Lid, Black, Without breather, Medium, Diameter 355, Arag, 3522140	1
32	GA5020620	Valve, Ball, 12mm, male female, Lever handle, SS	1
33	GA5077704	Hose barb, Elbow, 90 degree, 1/2 male thread x 3/4 hose, Banjo, HB050/075-90	1

Dual Product Tanks



ITEM NO.	PART NUMBER	DESCRIPTION	QTY.
1	-	Dual Product - 1250L Tank Assembly	1
2	-	Dual Product - 3500L Tank Assembly	1

Dual Product Tank - 3500L Tank



ITEM NO.	PART NUMBER	DESCRIPTION	QTY.
1	GA5018523	Tank 3500L short suit SP, Bare	1
2	GA4903086	Venturi filler, Pre-assembled, Mounted in top of tank	1
3	GA4901285-2	Tank rinsing nozzle, Assembly with tee cam adaptor	1
4	GA4901285-1	Tank flushing nozzle (elbow) cam adaptor	1
5	GA4904825	Tank Overflow Outlet, MY13	1

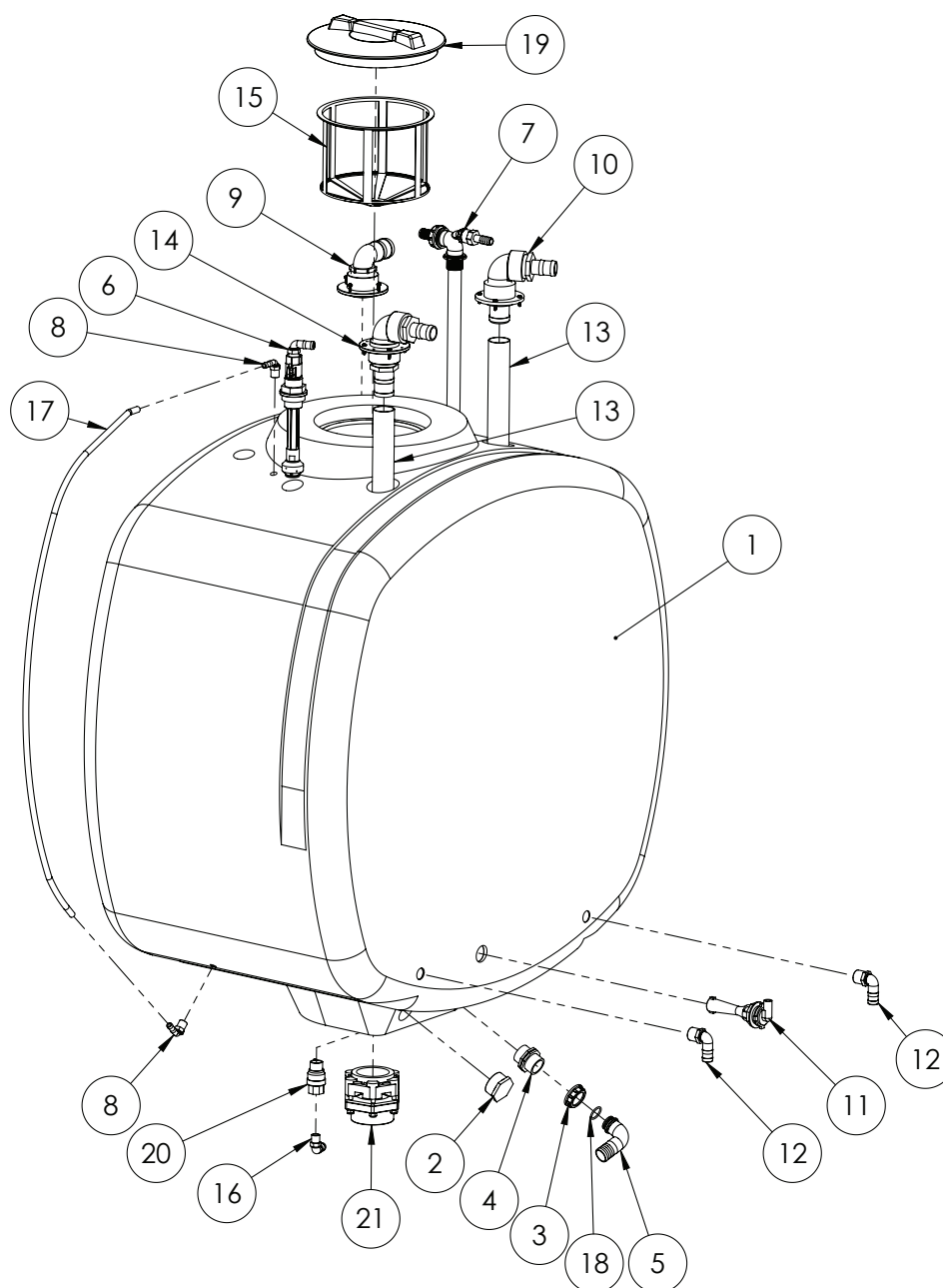
Continued over page

Dual Product Tank - 3500L Tank

ITEM NO.	PART NUMBER	DESCRIPTION	QTY.
6	GA4905415	Twin float, Suit dry sight tube, Pre-assembled	1
7	GA4904830	Tank Inlet, Boom Recirculation	1
8	GA4922090	Float assembly, In tank, Suit Dry sight tube	1
9	GA4902149	Cable, Sight Tube Float	1
10	GA4902148	Locating cap assembly, Dry sight tube	1
11	GA4905585	Super mix agitator, Pre-assembled, angled barb	1
12	GA4904820	Tank Inlet Flange Assembly, Tank Fill, Modified 45 degree Elbow 2"	1
13	GA4904815	Tank Inlet Flange Assembly, Hopper, Modified 45 degree Elbow 1 1/2"	1
14	GA5077344	Bolted Flange, 3", Bottom Drain, Banjo, BF300BD	1
15	GA5077717	Hose barb, Elbow, 90 degree, 3/4 male thread x 3/4 hose, Banjo, HB075-90	2
16	GA2000228	Hose, PVC, 50mm, Black, HOS50PVC, sold per meter	2
17	GA5077947	Plug, 1 1/2 male thread, Banjo, PLUG150	1
18	GA5076720	Cam lever, 3" female coupling x 3" female NSPT thread, Banjo, 300D	1
19	GA5077741	Hose barb, Straight, 3 male thread x 3 hose, Banjo, HB300	1
20	GA5076262	Hose barb, Elbow, 90 degree, 2" fly nut end x 52 mm hose, Arag, 116752	1
21	GA5076605	Fly nut, 2", ARAG, 2002070	1
22	2502070	Nipple, 2" male thread x 2" male thread, Arag	1
23	GA2000216	Hose, Pressure, 20mm, Black 250psi, HOS20P, Sold per meter	1
24	GA5001681	Hose Clamp, 1" SS (20-32/12W)	2
25	GA5076714	Filter, Basket type, Diameter 305 x 245mm deep, Suit main spray tank, 300120	1
26	GA5076097	O ring, 42.52 x 2.62, 110193	2
27	GA5076097	Lid, Black, Without breather, Medium, Diameter 355mm, Arag	1
28	GA5046955	RHS, 19 x 19 x 1.6mm, SS	1
29	GA5001101	19 x 19mm Square tube Insert Black	1
30	GA5003643	Washer 8mm Flat SS Heavy Duty	2
31	GA5052590	Nut M8 Nyloc SS	1
32	GA5051370	BHCS M8 x 35 SS GR8.8	1
33	GA5078204	Valve, Ball, 3", Male NPT, Male Cam lock, stubbly, long handle, Banjo, VSFMT300	1
34	GA5018313	Valve, Ball, 20mm, female, Lever handle, SS	1
35	GA5078087	Nipple, Reducing, Poly, 3/4" x 1/2" Male Thread, Banjo, RN075050	1

Note: Parts fitted to machine may vary to what is shown above dependant on options fitted.

Dual Product Tank - 1250L Tank



ITEM NO.	PART NUMBER	DESCRIPTION	QTY.
1	GA5069940	Tank 1250L Dual product SP 2011, bare	1
2	GA5077948	Plug, 2 male thread, Banjo, PLUG200	1
3	GA5076604	Fly nut, 1 1/2, Arag, 2002060	1
4	2502060	Nipple, 1 1/2" male thread x 1 1/2" male thread, Arag	1
5	GA5076260	Hose barb, Elbow, 90 degree, 1 1/2 fly nut end x 40mm hose, 116640	1
6	GA4901285-1	Tank flushing nozzle (elbow) cam adaptor	1
7	GA4903086	Venturi filler, Pre-assembled, Mounted in top of tank	1
8	GA5077708	Hose barb, Elbow, 90 degree, 1/2 male thread x 1/2 hose, Banjo, HB050-90	2

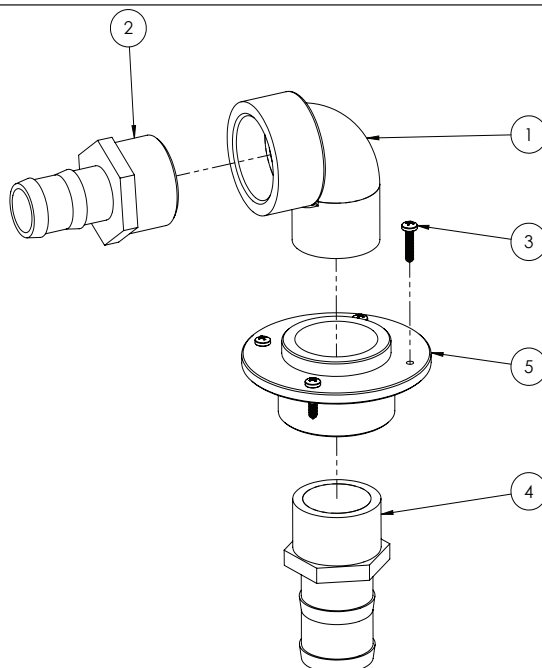
Continued over page

Dual Product Tank - 1250L Tank

ITEM NO.	PART NUMBER	DESCRIPTION	QTY.
9	GA4904825	Tank Overflow Outlet MY13	1
10	GA4903098	Tank induction hopper inlet, Pre-assembled	1
11	GA5010405	Hydrojet agitator D004001	1
12	GA5077723	Hose barb, Elbow, 90 degree, 1" male x 1" hose, Banjo, HB100-90	2
13	GA2000228	Hose, PVC, 50mm, Black, HOS50PVC, sold per meter	2
14	GA4904835	Tank Inlet Flange Assembly, Tank Fill - Straight, CC MY2011	1
15	GA5076714	Filter, Basket type, Diameter 305 x 245mm deep, Suit main spray tank, 300120	1
16	GA5077704	Hose barb, Elbow, 90 degree, 1/2 male thread x 3/4 hose, Banjo, HB050/075-90	1
17	GA2000209	Hose, Clear, 12mm, Sight tube, HOS12SIGHT, Sold per meter	1
18	GA5076063	O ring, 34.52 x 3.53, 110107	1
19	GA5076880	Lid, Black, Without breather, Medium, Diameter 355, Arag, 3522140	1
20	GA5020620	Valve, Ball, 12 mm, male female, Lever handle, SS	1
21	GA5077344	Bolted Flange, 3", Bottom Drain, Banjo, BF300BD	1

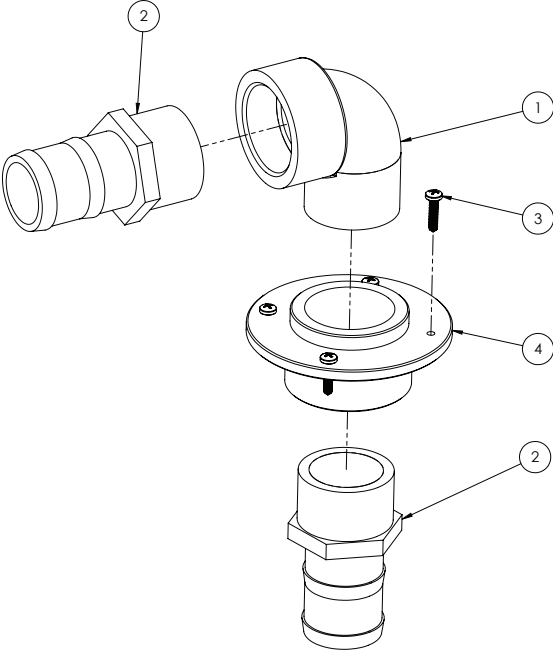
Note: Parts fitted to machine may vary to what is shown above dependant on options fitted.

Tank Fill Inlet - Straight



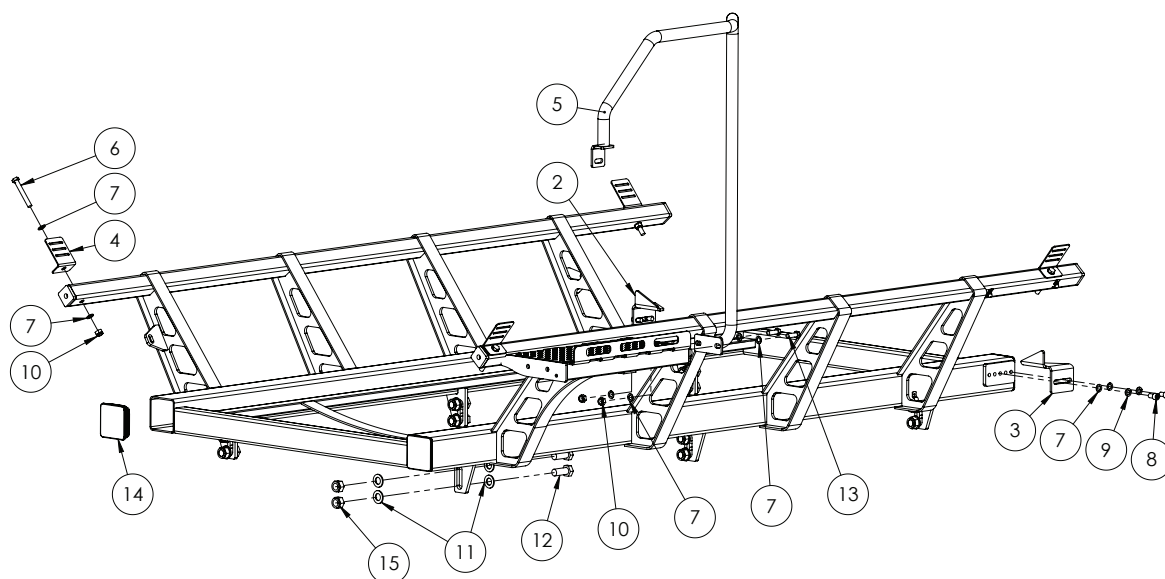
ITEM NO.	PART NUMBER	DESCRIPTION	QTY.
1	GA5078142	Street elbow, 90 degree, 2 male thread x 2 female thread, Banjo, SL200-90	1
2	GA5077739	Hose barb, Straight, 2 male thread x 1 1/2 hose, Banjo, HB200-150	1
3	GA5000527	Screw, Pan head, 12G x 25mm, SS	4
4	GA5077737	Hose barb, Straight, 2" male thread x 2" hose, Banjo	1
5	GA4583370	Threaded Tank Flange 2"	1

Hopper Fill Inlet - Straight



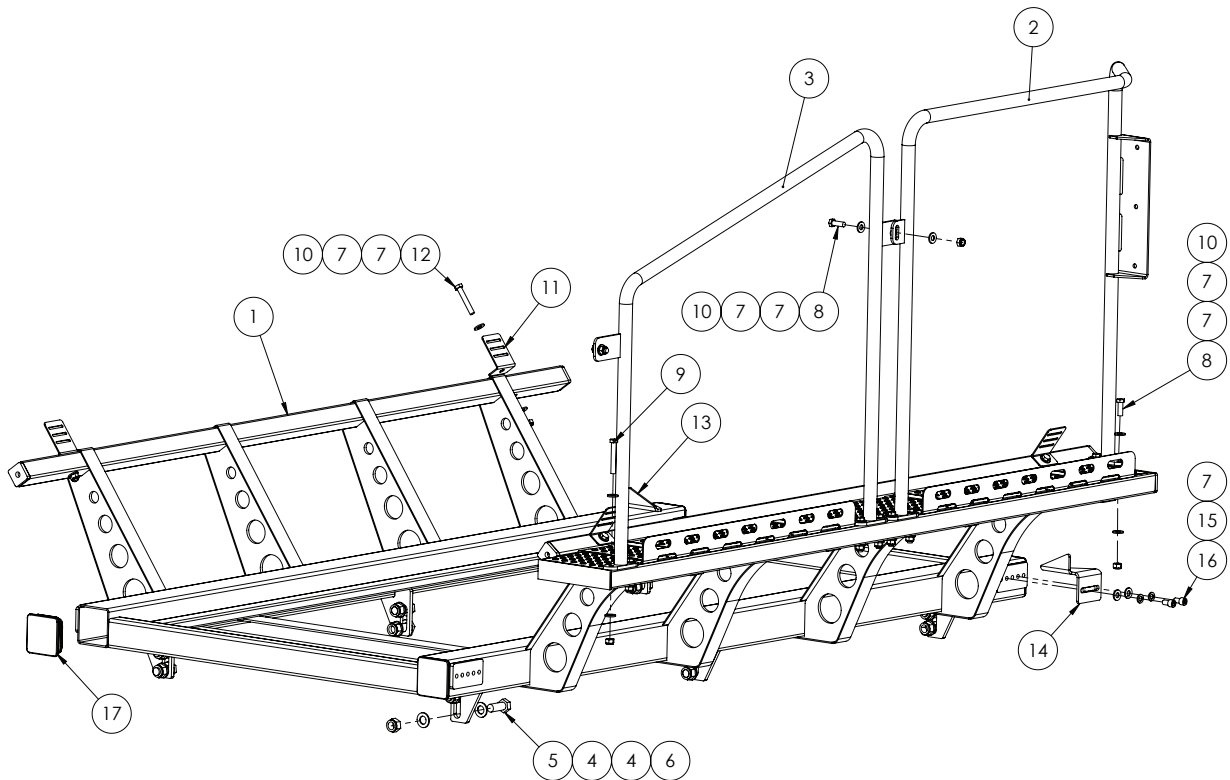
ITEM NO.	PART NUMBER	DESCRIPTION	QTY.
1	GA5078142	Street elbow, 90 degree, 2 male thread x 2 female thread, Banjo, SL200-90	1
2	GA5077737	Hose barb, Straight, 2" male thread x 2" hose, Banjo, HB200	2
3	GA5000527	Screw, Pan head, 12G x 25mm, SS	4
4	GA4583370	Threaded Tank Flange 2"	1

Tank Cradle - 6000 Litre Tank



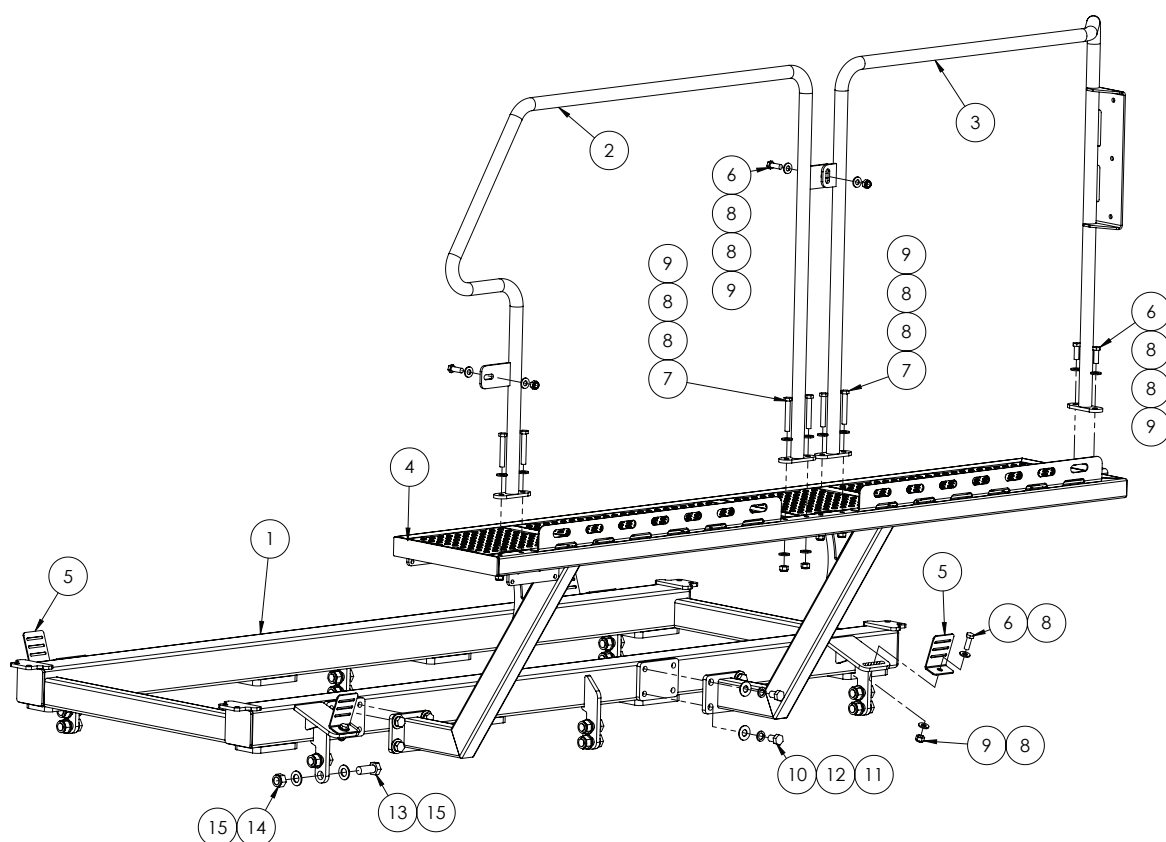
ITEM NO.	PART NUMBER	DESCRIPTION	QTY.
1	GA4659770	6000L Tank Cradle, SP MY13	1
2	GA4509520	Tank Stop, 5200L Rear RH	1
3	GA4509521	Tank Stop, 5200L Rear LH	1
4	F70127A	Bracket, Tank strap, 50mm	4
5	GA4659790	Handrail, Tank Cradle, 6000L SP MY13	1
6	GA5011263	Bolt M12 x 90 ZP GR8.8	4
7	GA5000577	Washer 12mm Flat SS Heavy Duty	16
8	GA5050330	SHCS M12 x 20 ZP GR12.9	4
9	GA5000575	Washer 12mm Spring SS	4
10	GA5012461	Nut M12 Nyloc ZP	6
11	GA5001741	Washer 20mm Flat SS Heavy Duty	24
12	GA5011321	Set Screw M20 x 50 Course ZP GR8.8	12
13	GA5000311	Set screw, M12 x 35, ZP GR 8.8	2
14	GA5071430	End Cap Insert, 100 x 100 x 4-6.3mm, Plastic Black	4
15	GA5048125	Nut M20 Nyloc Coarse ZP	12

Tank Cradle - 5200 Litre Tank



ITEM NO.	PART NUMBER	DESCRIPTION	QTY.
1	GA4658760	Tank Cradle, 5200 SP with Platform	1
2	GA4658775	Handrail, rear platform with return	1
3	GA4658780	Handrail, Rear Platform Angled	1
4	GA5001739	Washer 20mm Flat Heavy Duty SS	24
5	GA5011319	Bolt M20 x 50 ZP GR8.8	12
6	GA5048125	Nut M20 Nyloc Coarse ZP	12
7	GA5000577	Washer 12mm Flat SS Heavy Duty	28
8	GA5000311	Set screw, M12 x 35, ZP GR 8.8	4
9	GA5000355	Bolt M12 x 80 ZP GR8.8	6
10	GA5012461	Nut M12 Nyloc ZP	14
11	F70127A	Bracket, Tank strap, 50mm	4
12	GA5000351	Bolt M12 x 75 ZP GR8.8	4
13	GA4509520	Tank Stop, 5200L Rear RH	1
14	GA4509521	Tank Stop, 5200L Rear LH	1
15	GA5000575	Washer 12mm Spring SS	4
16	GA5050330	SHCS M12 x 20 ZP GR12.9	4
17	GA5071430	End Cap Insert, 100 x 100 x 4-6.3mm, Plastic Black	4

Tank Cradle - 3500L Tank / Dual Product



ITEM NO.	PART NUMBER	DESCRIPTION	QTY.
1	GA4658930	Tank Cradle 3500L SP	1
	GA4658920	Tank Cradle, to suit Dual Product	1
2	GA4658781	Handrail, Rear platform, Suit 3500L & dual product Crop Cruiser	1
3	GA4658775	Handrail, rear platform with return	1
4	GA4658925	Access Platform	1
5	F70127A	Bracket, Tank strap, 50mm	4
6	GA5000311	Set screw, M12 x 35, ZP GR 8.8	8
7	GA5000355	Bolt M12 x 80 ZP GR8.8	6
8	GA5000577	Washer 12mm Flat SS Heavy Duty	28
9	GA5012461	Nut M12 Nyloc ZP	14
10	GA5000903	Bolt M16 x 25 ZP GR8.8	8
11	GA5001043	Washer 16mm Flat SS HD	8
12	GA5001051	Washer 16mm Spring SS	8
13	GA5011321	Set Screw M20 x 50 Course ZP GR8.8	12
14	GA5048125	Nut M20 Nyloc Coarse ZP	12
15	GA5001741	Washer 20mm Flat SS Heavy Duty	24
-	GA4522510	Front tank stop LHS	1
-	GA4522515	Front tank stop RHS	1

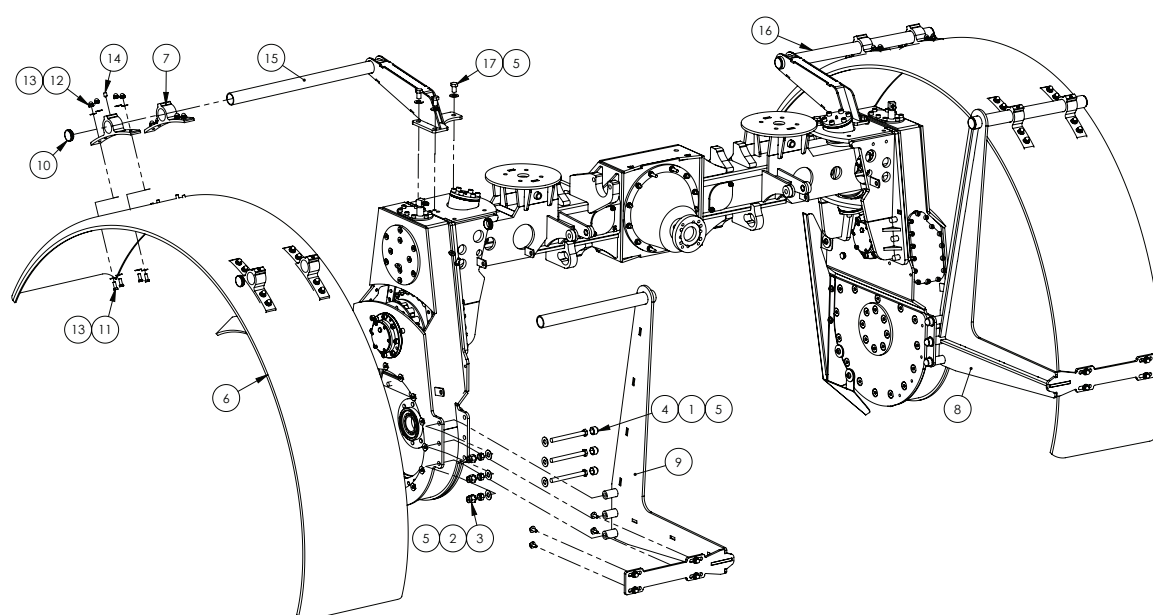
Tank Mounting Straps

TANK MOUNTING STRAPS			
TANK	PART NUMBER	DESCRIPTION	QTY.
5200L Tank	GA5003859	50mm Tank Strap - Cut 4000mm long	2
6000L Tank	GA5003859	50mm Tank Strap - Cut 4200mm long	
3500L Tank	GA5003859	50mm Tank Strap - Cut 4900mm long	2
1250L Tank	GA5003859	50mm Tank Strap - Cut 4900mm long	1

Chapter 12

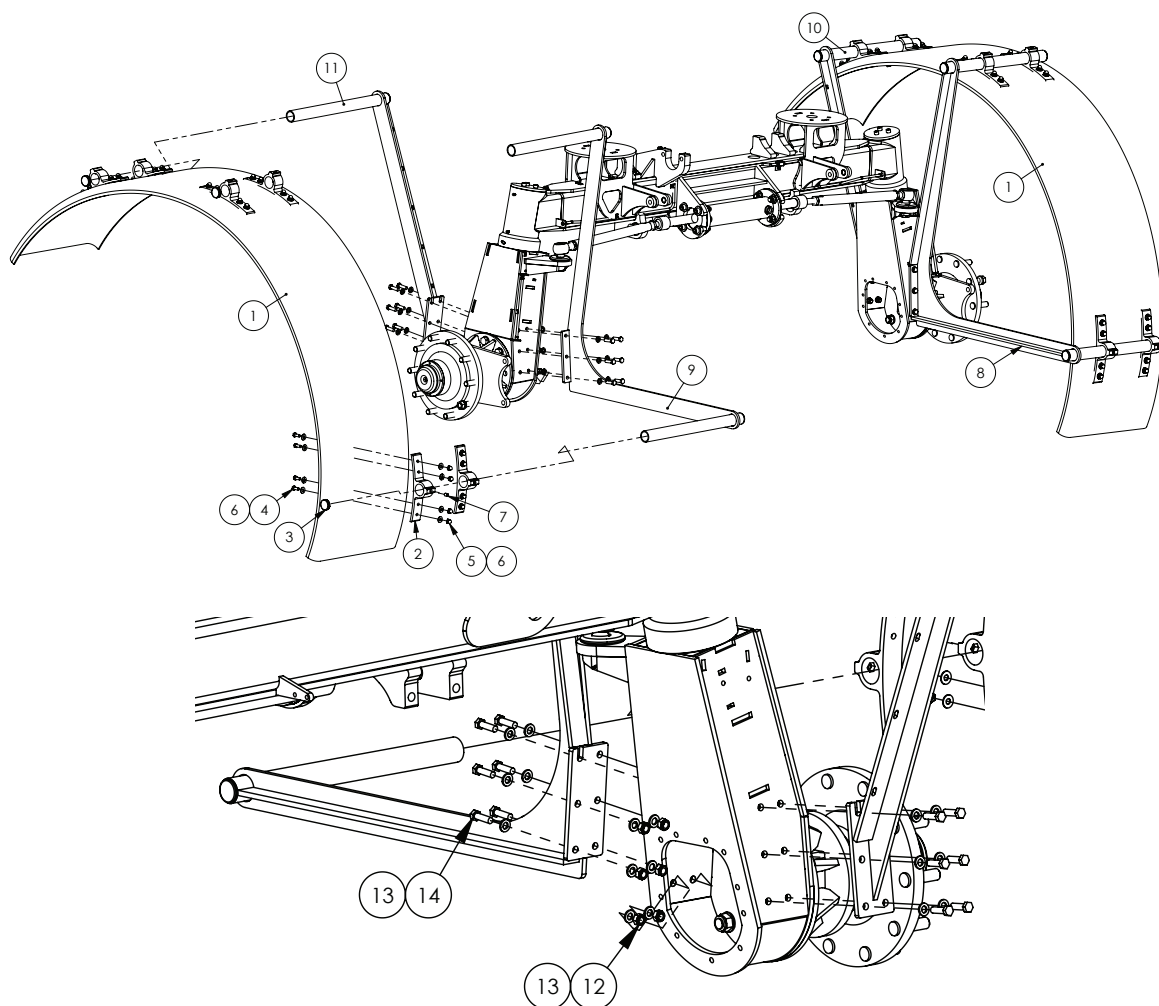
WHEELS & MUDGUARD

Mud Guards - Front Axle - 3m 4WD



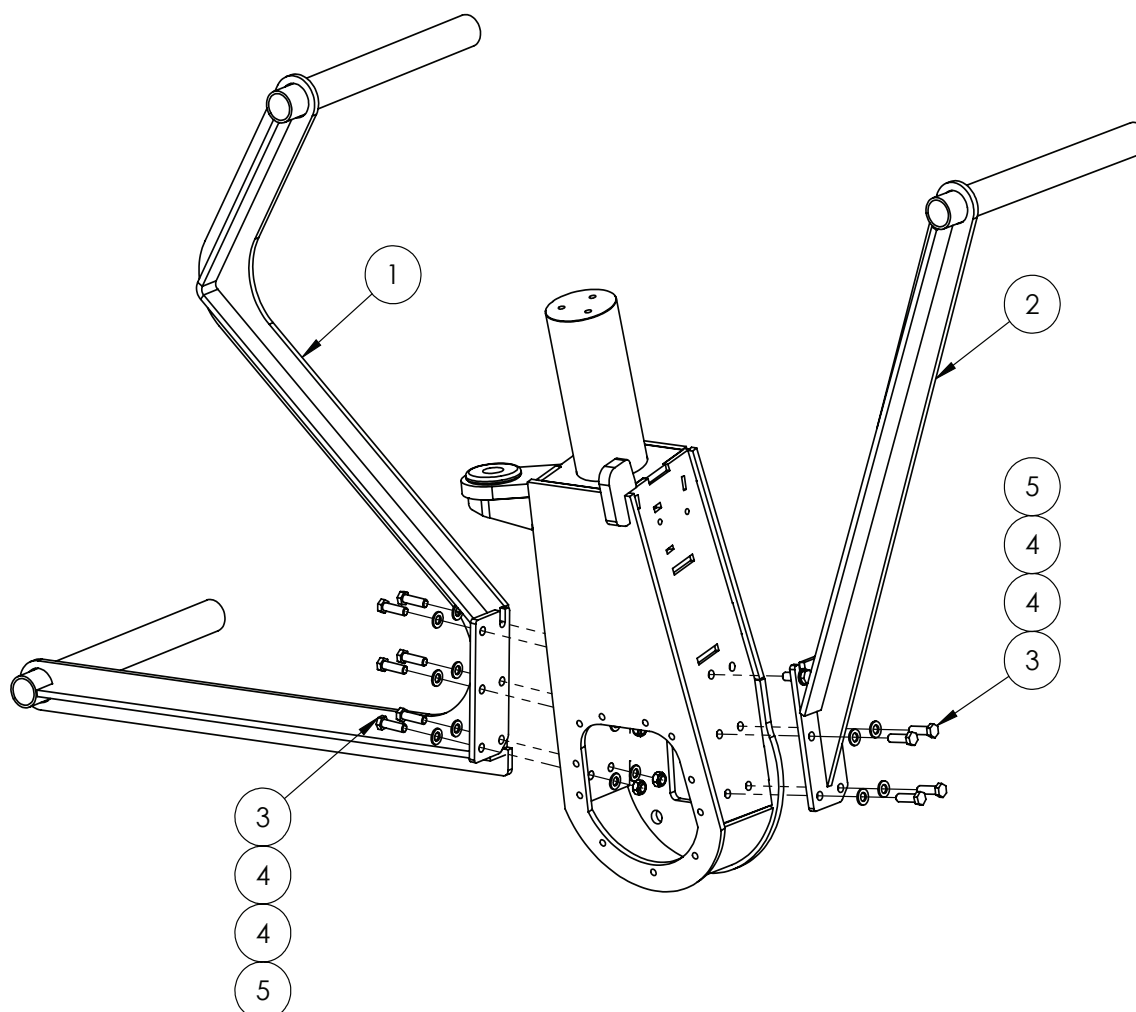
ITEM NO.	PART NUMBER	DESCRIPTION	QTY.
1	GA5000871	Bolt M16 x 160 ZP GR8.8	6
2	GA5001029	Nut M16 Nyloc ZP	6
3	GA5054685	Cap M16 hex nut cover	6
4	GA5075080	Hex nut protection cap suit M16, Black	6
5	GA5001043	Washer 16mm Flat SS HD	18
6	GA5003825	Mudguard, Black plastic, 500 wide x 1000mm radius	2
7	GA5020450	Bracket, Plastic, Black, Mudguard mounting, BK-P300BK1	8
8	GA4655096	Mudguard Bracket, Lower, CCSP RH suit 18.4R46	1
9	GA4655097	Mudguard Bracket, Lower, CCSP LH suit 18.4R46	1
10	GA5003925	End cap, 45 mm round, Black plastic	8
11	GA5066162	Bolt M10 x 25 SS	40
12	GA5011133	Nut M10 Dome nut SS	40
13	GA5002565	Washer, 3/8" ID x 1" OD, Flat SS	80
14	GA5050675	Grub Screw M12 x 16 SS	8
15	GA4655106	Mudguard Bracket, Front, Top, LH 4400 -2011	1
16	GA4655101	Mudguard Bracket, Front, Top RH 4400 -2011	1
17	GA5000903	Bolt M16 x 25 ZP GR8.8	6

Mud Guards - Front Axle - 2m & 3m 2WD



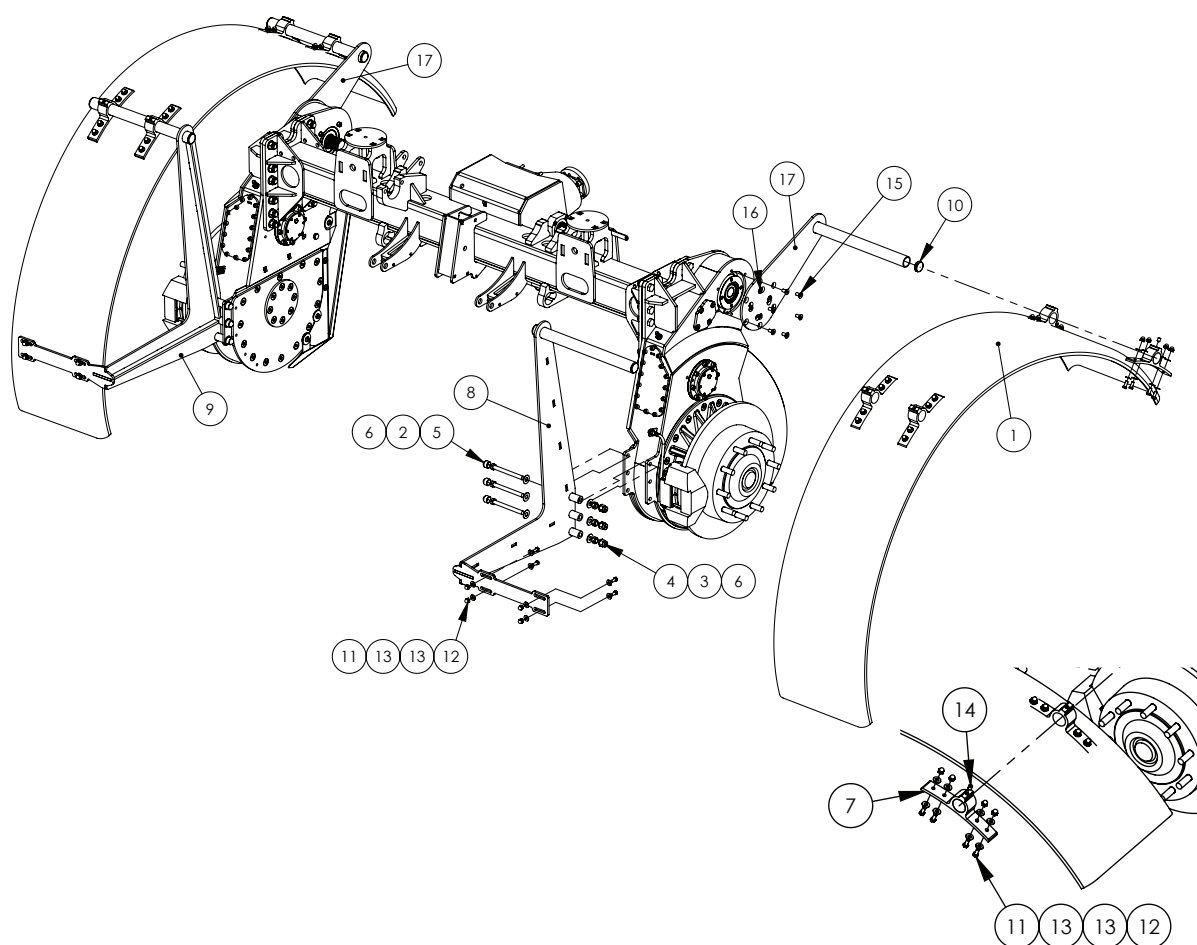
ITEM NO.	PART NUMBER	DESCRIPTION	QTY.
1	GA5003825	Mudguard, Black plastic, 500 wide x 1000mm radius	2
2	GA5020450	Bracket, Plastic, Black, Mudguard mounting, BK-P300BK1	12
3	GA5003925	End cap, 45 mm round, Black plastic	12
4	GA5066162	Bolt M10 x 25 SS	48
5	GA5011133	Nut M10 Dome nut SS	48
6	GA5002565	Washer, 3/8" ID x 1" OD, Flat SS	96
7	GA5050675	Grub Screw M12 x 16 SS	12
8	GA4655136	Mudguard Bracker, Lower, 2WD FRH suit 18.4R46	1
	GA4655138	Mudguard Bracket, Lower, 2WD FRH suit 2 mtr 14.6R46	
9	GA4655137	Mudguard Bracket, Lower, 2WD FLH suit 18.4R46	1
	GA4655139	Mudguard Bracket, Lower, 2WD FLH suit 2 mtr 14.6R46	
10	GA4655186	Mudguard Bracket, Front, 2WD 2WS FRH 18.4R46	1
11	GA4655187	Mudguard bracket, Front, 2WD 2WS FLH 18.4R46	1
12	GA5012461	Nut M12 Nyloc ZP	24
13	GA5000577	Washer 12mm Flat SS Heavy Duty	48
14	GA5000319	Set Screw M12 x 40 ZP GR8.8	24

Brackets - Front Axle - Adjustable Track - 2m & 3m



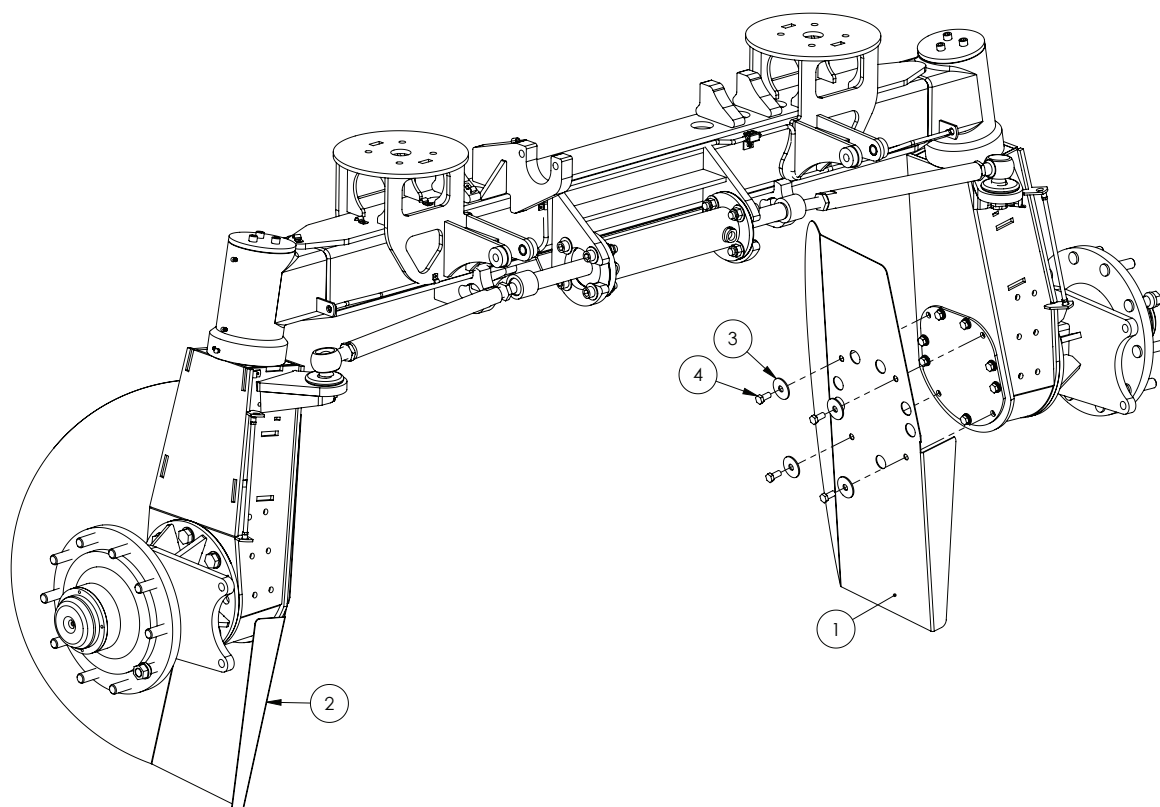
ITEM NO.	PART NUMBER	DESCRIPTION	QTY.
1	GA4660805	Mudguard Bracket, Front LH, 2-3m G5 G6	1
	GA4660810	Mudguard Bracket, Front RH, 2-3m G5 G6	1
	GA4655184	Mudguard bkt frt 2WD 2WS FRH	1
2	GA4655185	Mudguard bkt frt 2WD 2WS FLH	1
	GA5000319	Set Screw M12 x 40 GR8.8 ZP	12
4	GA5000577	Washer 12mm Flat SS HD	24
5	GA5012461	Nut M12 Nyloc ZP	12

Mud Guards - Rear Axle - 2m & 3m



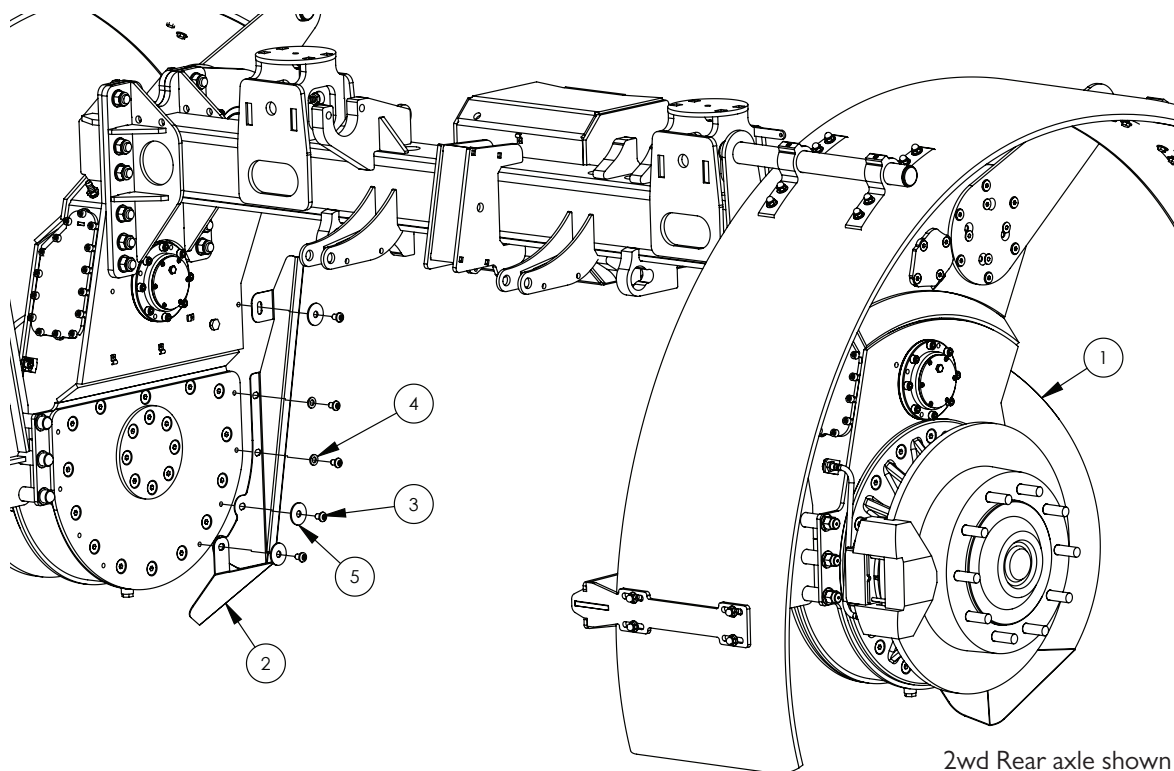
ITEM NO.	PART NUMBER	DESCRIPTION	QTY.
1	GA5003825	Mudguard, Black plastic, 500 wide x 1000mm radius	2
2	GA5000871	Bolt M16 x 160 ZP GR8.8	6
3	GA5001029	Nut M16 Nyloc ZP	6
4	GA5054685	Cap M16 hex nut cover	6
5	GA5075080	Hex nut protection cap suit M16, Black	6
6	GA5001043	Washer 16mm Flat SS HD	12
7	GA5020450	Bracket, Plastic, Black, Mudguard mounting, BK-P300BK I	8
8	GA4655096	Mudguard Bracket, Lower, CCSP RH suit 18.4R46	1
9	GA4655097	Mudguard Bracket, Lower, CCSP LH suit 18.4R46	1
10	GA5003925	End cap, 45 mm round, Black plastic	8
11	GA5066162	Bolt M10 x 25 SS	40
12	GA5011133	Nut M10 Dome nut SS	40
13	GA5002565	Washer, 3/8" ID x 1" OD, Flat SS	80
14	GA5050675	Grub Screw M12 x 16 SS	8
15	GA5000289	CSCS M12 x 25 ZP GR8.8	12
16	GA5051290	CSCS M12 x 30 ZP GR12.9	8
17	GA4655126	Mudguard Bracket, Upper, 2WD Rear suit 18.4R46	2
	GA4655127	Mudguard Bracket, Upper, 2WD REAR suit 14.9R46 2MTR	2

Crop Deflectors - 2WD Front Axle



ITEM NO.	PART NUMBER	DESCRIPTION	QTY.
1	GA4503395	Crop deflector, RH front, Crop Cruiser	1
2	GA4503390	Crop deflector, LH front, Crop Cruiser	1
3	GA4535345	Washer, 50 OD x 14.5mm ID, SS	8
4	GA5011229	Bolt M12 x 25 ZP GR8.8	8

Crop Deflectors - Rear Axle & 4WD Front



2wd Rear axle shown

ITEM NO.	PART NUMBER	DESCRIPTION	QTY.
1	GA4507860	Crop Deflector, Rear RH, Crop Cruiser	1
2	GA4507855	Crop Deflector, Rear LH, Crop Cruiser	1
3	GA5069890	BHCS M12 x 16 ZP GR12.9	10
4	GA5000577	Washer 12mm Flat SS Heavy Duty	4
5	GA4535345	Washer, 50 OD x 14.5mm ID, SS	6

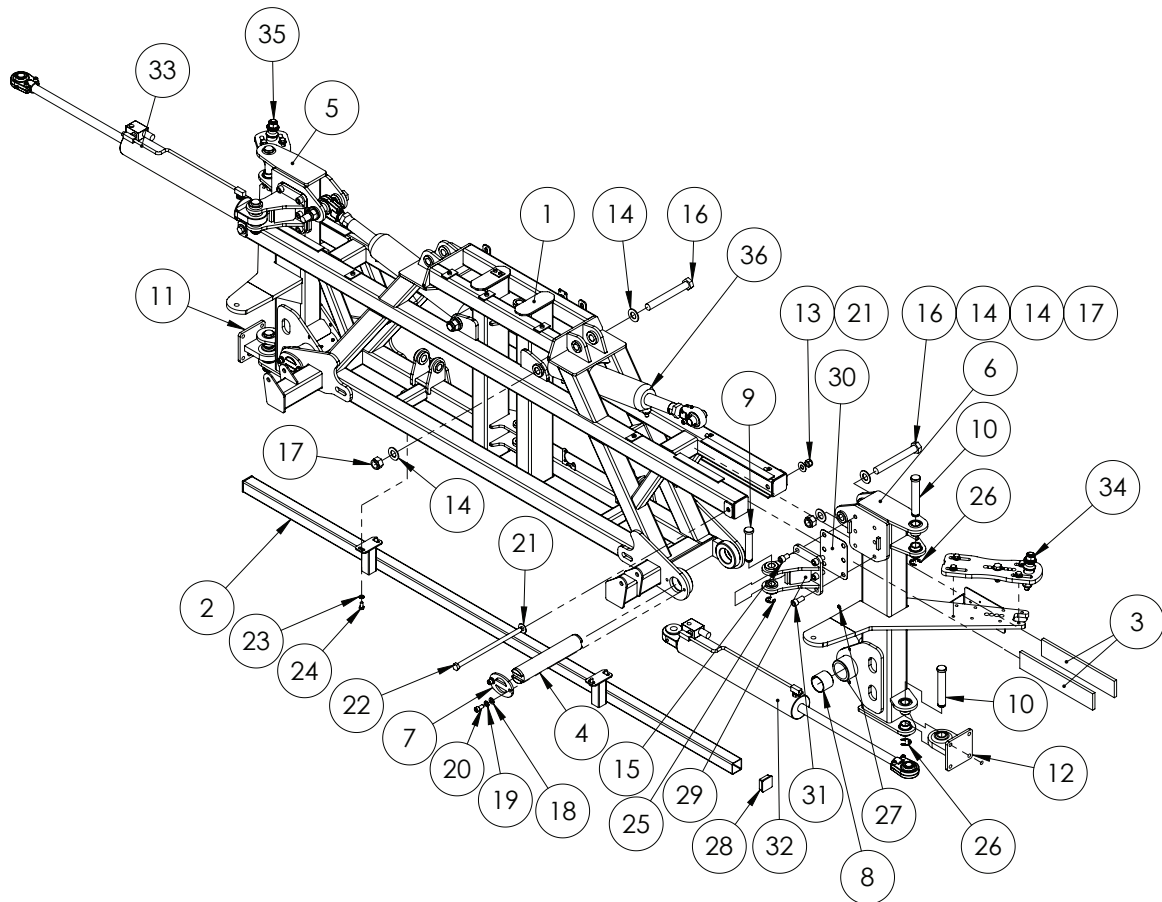
Tyres And Rims

PART NUMBER	DESCRIPTION
GA5066228	Rim - DD13 x 46, 10 stud on 335 PCD, +52.5 offset
GA5067025	Tyre - 380/90R R46 (14.9 R46 156 A8) - Harvest
GA5066227	Rim - DD16 x 46, 10 stud on 335 PCD, 0mm offset
GA5066230	Tyre - 480/80 R46 (18.4 R46 158 A8) - Agrimax/Tanli/Harvest
GA1500008	Rim - DD16 x 46, 10 stud on 335 PCD, - 20mm Offset
GA1500009	Tyre - 520/85R46, Agrimax
GA1500007	Rim - DW20 x 42, 10 stud on 335 PCD, - 65mm Offset
GA1500002	Tyre - 620/70 R42, HR45 AT - Harvest
GA5018892	Wheel nut, M22 X 1.5mm, ZP
GA5070815	Hex Nut Cap Suit M22 Crop Cruiser Stud

Chapter 13

BOOM CENTRE

Boom Centre Hydraulic Tilt Assembly



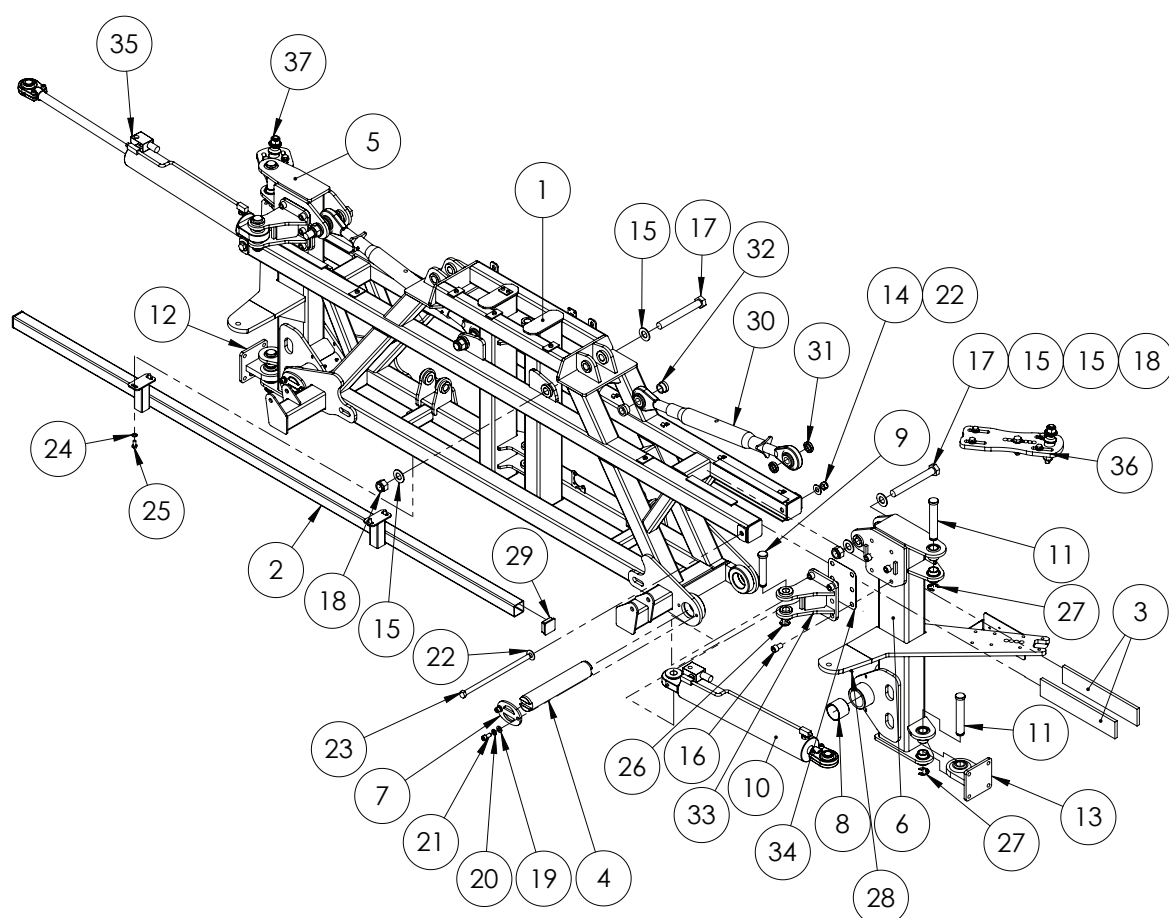
ITEM NO.	PART NUMBER	DESCRIPTION	QTY.
1	GA4658120	Centre Section, TriTech, MY11 on	1
2	GA4658145	Spray bar, suit 2011 center section	1
3	GA5075090	Wear pad, 380 x 74 x 12mm, Polystone	4
4	GA4572365	Tilt pin, suit MY11 centre section	2
5	GA4658126	Tilt arm, 2011 suit SP flat fold RH	1
6	GA4658131	Tilt arm, 2011 suit SP flat fold LH	1
7	GA4502280	Pin retainer	4
8	GA5075060	Glacier bush 60mm ID 50mm long	4
9	GA4572200	Pin, 1" diameter x 132.4 long, With shoulder and circlip groove	2
10	L003A	Pin, 1 1/8" x 170mm, with circlip groove	4
11	GA4656200	Rose end, Bolt on, RH, Suit 24 - 36m boom	1

Continued over page

Boom Centre Assembly

ITEM NO.	PART NUMBER	DESCRIPTION	QTY.
12	GA4656201	Rose end, Bolt on, LH, Suit 24 - 36m boom	1
13	GA5001029	Nut M16 Nyloc ZP	2
14	GA5017681	Washer 1" x 2" 7g Flat Thin SS	8
15	GA5000905	SHCS M16 x 25 ZP GR8.8	6
16	GA5006151	Bolt 1" UNF 12 TPI x 8" ZP GR8	4
17	GA5012446	Nut 1" UNF 12 tpi Nyloc ZP	4
18	GA5000577	Washer 12mm Flat SS Heavy Duty	8
19	GA5000575	Washer 12mm Spring SS	8
20	GA5000297	SHCS M12 x 25 ZP GR12.9	8
21	GA5001043	Washer 16mm Flat SS HD	4
22	GA5075125	Bolt M16 x 325, 60 mm of thread, GR4.4 ZP	2
23	GA5000117	Washer 10mm Flat SS Heavy Duty	4
24	GA5006113	Bolt M10 x 20 ZP GR8.8	4
25	GA5001223	Circlip, 19mm, E type, zinc plated	2
26	GA5001883	Circlip, E type, 24mm, zinc plated	4
27	GA5012203	Grease nipple, Short, 1/4" UNF	4
28	GA5003783	End cap, Insert, Black, Plastic, 50 x 50mm	2
29	GA4658875	Mount, Fold cylinder, Flat fold suit self propelled	2
30	GA4513055	Shim, Tritech Fold ram, 1mm SS, Suit 4 and 6 bolt	2
31	GA5000313	SHCS M12 x 35 ZP GR12.9	6
32	GA5018542	Hydraulic Cylinder, External phasing, 3.25" bore x 1.25" rod x 18" stroke	1
33	GA5018540	Hydraulic Cylinder, External phasing 3" bore x 1.25" rod x 18" stroke	1
34	GA4922226	Cable Mount Rear, Flat fold, 24-36m LH MY13	1
35	GA4922221	Cable Mount Rear, Flat fold, 24-36m RH MY13	1
36	GA5065051	Hydraulic cylinder, 3.5" bore x 1.75" rod x 5" stroke	2

Boom Centre Standard Tilt Assembly



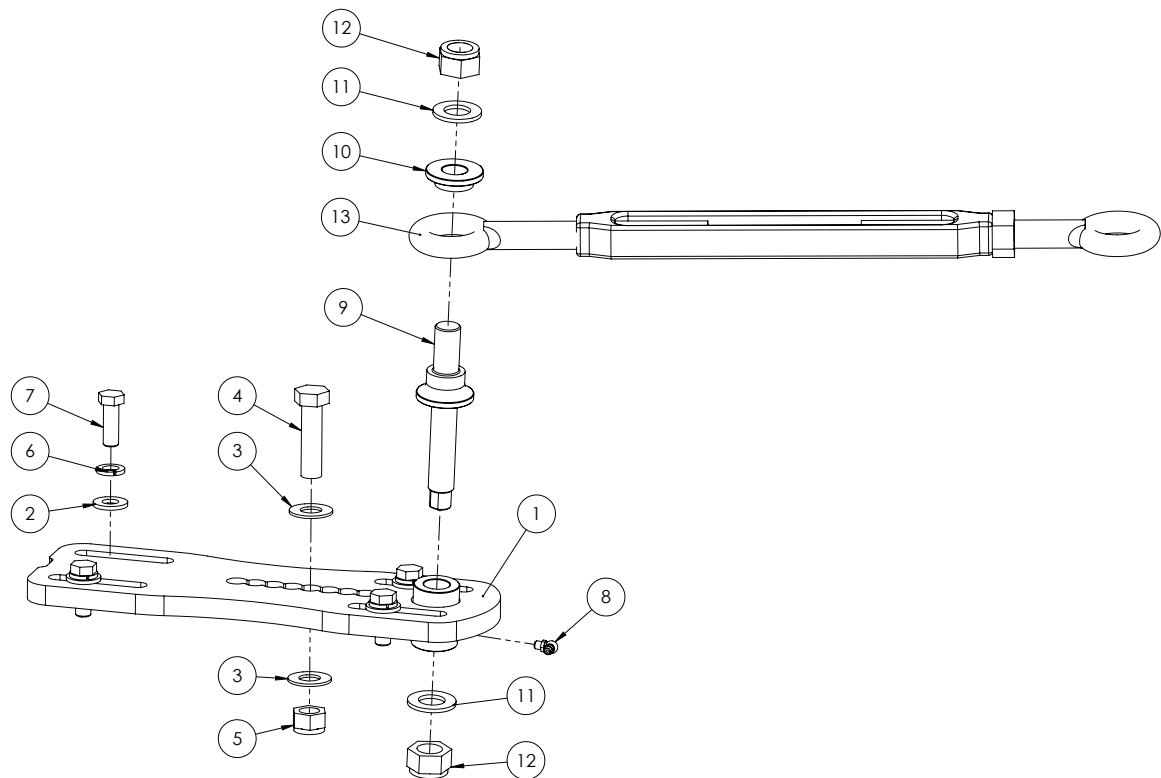
ITEM NO.	PART NUMBER	DESCRIPTION	QTY.
1	GA4658120	Centre Section, TriTech, MY11 on	1
2	GA4658145	Spray bar suit 2011 center section	1
3	GA5075090	Wear pad, 380 x 74 x 12mm, Polystone	4
4	GA4572365	Tilt pin, suit MY11 centre section	2
5	GA4658126	Tilt arm, 2011 suit SP flat fold RH	1
6	GA4658131	Tilt arm, 2011 suit SP flat fold LH	1
7	GA4502280	Pin retainer	4
8	GA5075060	Glacier bush 60mm ID 50mm long	4
9	GA4572200	Pin, 1" diameter x 132.4mm long, With shoulder and circlip groove	2
10	GA5018542	Hydraulic Cylinder, External phasing, 3.25" bore x 1.25" rod x 18" stroke	1
11	L003A	Pin, 1 1/8" x 170mm, with circlip groove	4
12	GA4656200	Rose end, Bolt on, RH, Suit 24 - 36m boom	1
13	GA4656201	Rose end, Bolt on, LH, Suit 24 - 36m boom	1
14	GA5001029	Nut M16 Nyloc ZP	2
15	GA5017681	Washer 1" x 2" 7g Flat Thin SS	8
16	GA5000905	SHCS M16 x 25 ZP GR8.8	12
17	GA5006151	Bolt 1" UNF 12 TPI x 8" ZP GR8	4

Continued over page

Boom Centre Standard Tilt Assembly

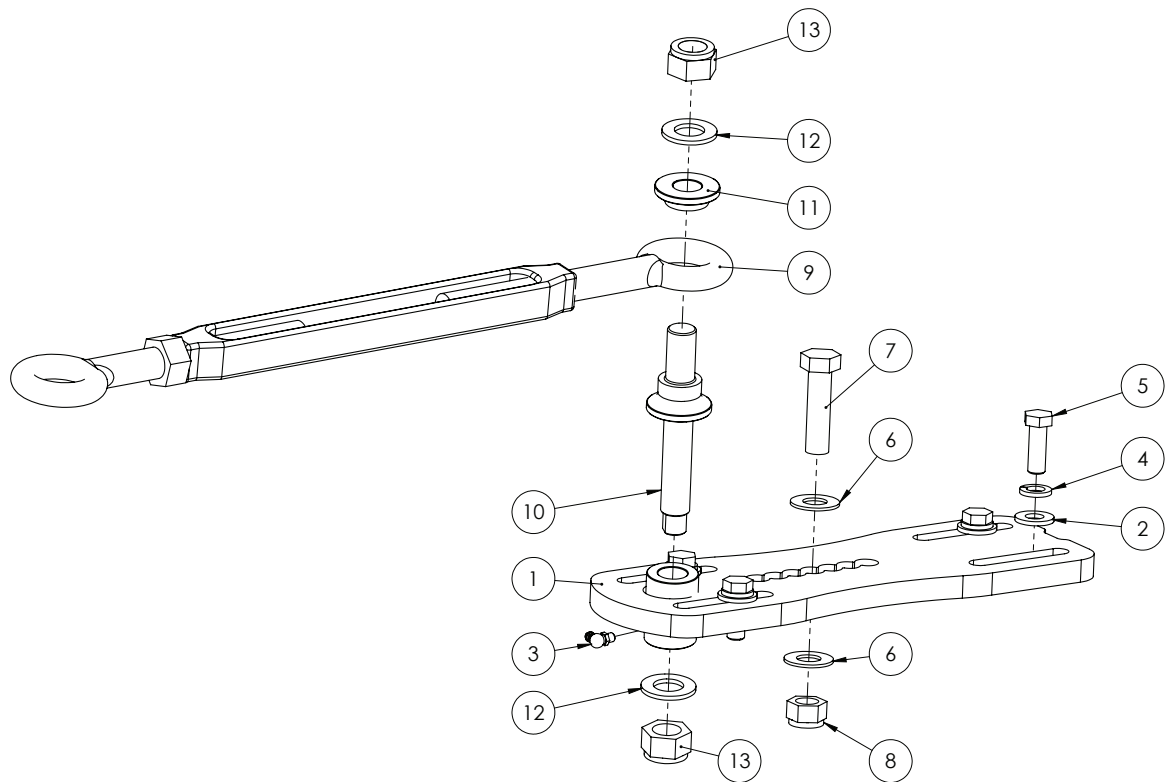
ITEM NO.	PART NUMBER	DESCRIPTION	QTY.
18	GA5012446	Nut 1" UNF 12 tpi Nyloc ZP	4
19	GA5000577	Washer 12mm Flat SS Heavy Duty	8
20	GA5000575	Washer 12mm Spring SS	8
21	GA5000297	SHCS M12 x 25 ZP GR12.9	8
22	GA5001043	Washer 16mm Flat SS HD	4
23	GA5075125	Bolt M16 x 325, 60 mm of thread, GR4.4 ZP	2
24	GA5000117	Washer 10mm Flat SS Heavy Duty	4
25	GA5006113	Bolt M10 x 20 ZP GR8.8	4
26	GA5001223	Circlip, 19mm, E type, zinc plated	2
27	GA5001883	Circlip, E type, 24mm, zinc plated	4
28	GA5012203	Grease nipple, Short, 1/4" UNF	4
29	GA5003783	End cap, Insert, Black, Plastic, 50 x 50mm	2
30	GA5075135	Tilt cylinder replacement adjustable top link (black)	2
31	GA4572135	Spacer bush, 40 OD x 25.8 ID x 9mm thick	4
32	DB-ADJ-02	Bush, Short, 40 OD x 25.5 ID x 23.75mm long	4
33	GA4658875	Mount, Fold cylinder, Flat fold suit self propelled	2
34	GA4513055	Shim, TriTech Fold ram, 1mm SS, Suit 4 and 6 bolt	2
35	GA5018540	Hydraulic Cylinder, Phasing cylinder 3" bore x 18" stroke x 1.25" rod (with external phasing valve)	1
36	GA4922226	Cable Mount Rear, Flat fold, 24-36m LH MY13	1
37	GA4922221	Cable Mount Rear, Flat fold, 24-36m RH MY13	1

Boom Cable Adjuster - RH



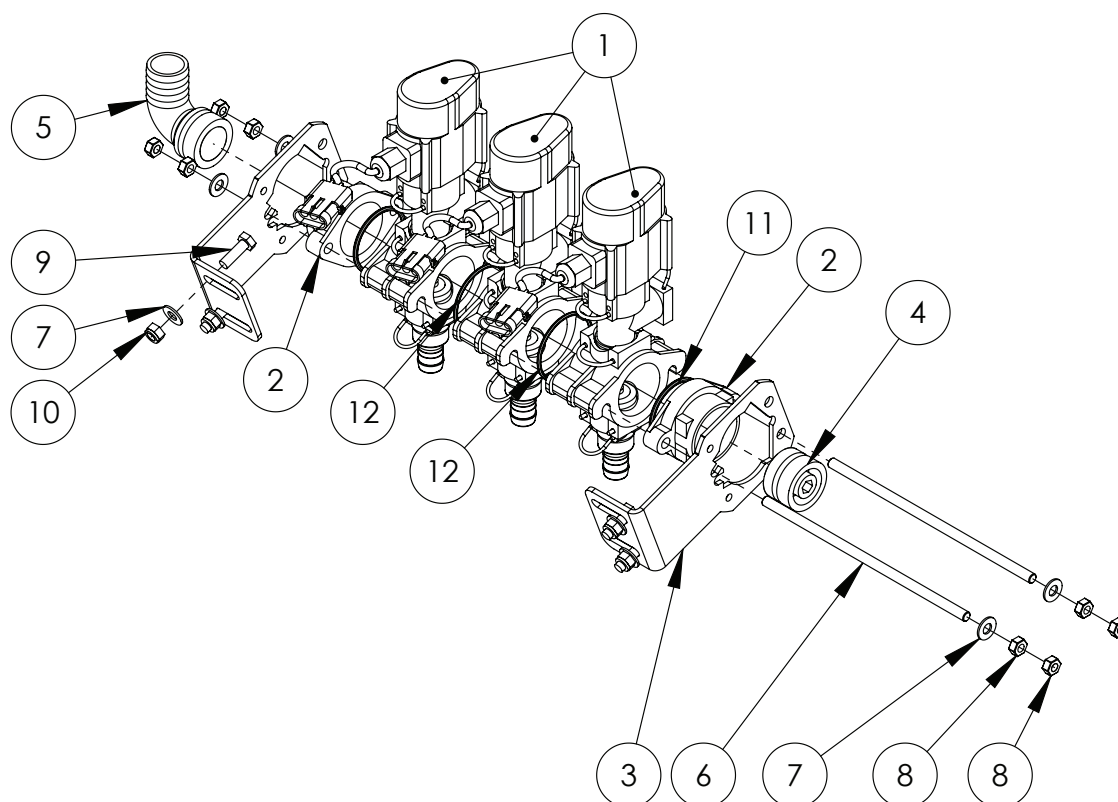
ITEM NO.	PART NUMBER	DESCRIPTION	QTY.
1	GA4656251	Boom cable tension adjust flat R/H	1
2	GA5000577	Washer 12mm Flat SS Heavy Duty	4
3	GA5001009	Washer 16mm Flat ZP Heavy Duty	2
4	GA5000939	Bolt M16 x 60 Black GR8.8	1
5	GA5001029	Nut M16 Nyloc ZP	1
6	GA5000575	Washer 12mm Spring SS	4
7	GA5000311	Set screw, M12 x 35, ZP GR 8.8	4
8	GA5009637	Grease nipple, Elbow, 90 degree, 1/4" UNF male	1
9	GA4572510	Pivot pin, Boom cable MY13	1
10	GA4572515	Boom cable retainer, Pivot pin MY13	1
11	GA5001739	Washer 20mm Flat Heavy Duty SS	2
12	GA5048125	Nut M20 Nyloc Coarse ZP	2
13	GA5017061	Turnbuckle, Eye ends, M22 thread & lock nut, Galvanised	1

Boom Cable Adjuster - LH



ITEM NO.	PART NUMBER	DESCRIPTION	QTY.
1	GA4656256	Boom cable tension adjust flat L/H	1
2	GA5000577	Washer 12mm Flat SS Heavy Duty	4
3	GA5009637	Grease nipple, Elbow, 90 degree, 1/4" UNF male	1
4	GA5000575	Washer 12mm Spring SS	4
5	GA5000311	Set screw, M12 x 35, ZP GR 8.8	4
6	GA5001009	Washer 16mm Flat ZP Heavy Duty	2
7	GA5000939	Bolt M16 x 60 Black GR8.8	1
8	GA5001029	Nut M16 Nyloc ZP	1
9	GA5017061	Turnbuckle, Eye ends, M22 thread & lock nut, Galvanised	1
10	GA4572510	Pivot pin, Boom cable MY13	1
11	GA4572515	Boom cable retainer, Pivot pin MY13	1
12	GA5001739	Washer 20mm Flat Heavy Duty SS	2
13	GA5048125	Nut M20 Nyloc Coarse ZP	2

Boom Valve Assembly



ITEM NO	PART NUMBER	DESCRIPTION	QTY.
1	GA5065515	Boom valve, Single, AS24, 3 wire, 3 pin AMP connector, Altek	3
2	GA5065810	End cap, Altek boom valve	2
3	GA5065800	Altek boom valve mounting bracket	2
4	GA4582160	Plumbing adaptor, AS40 male x 1/4" female thread, Delrin	1
5	GA5065620	Hose barb, Elbow, 90 degree, AS40 x 33mm hose barb, Altek	1
6	GA5065805	Connecting rod suit 3 bank SS	2
7	GA5004883	Washer 8mm Flat ZP Heavy Duty	12
8	GA5011499	Nut M8 Hex ZP	8
9	GA5004711	Bolt M8 x 25 ZP GR8.8	4
10	GA5004917	Nut M8 Nyloc ZP	4
11	GA5048385	O ring, 42.5 x 2.62, BS131, suit 2" hose barb	2
12	GA5012507	O-Ring 55.25 x 2.62mm (suit Altek boom valve)	2

GA5065805 3 Section connecting rod

GA4562055 4 Section connecting rod

GA4562125 5 Section connecting rod

GA4562050 6 Section connecting rod

GA4562045 7 Section connecting rod

GA4562040 8 Section connecting rod

GA5065740 3 Section Boom Valves

GA5065741 4 Section Boom Valves

GA5065704 5 Section Boom Valves

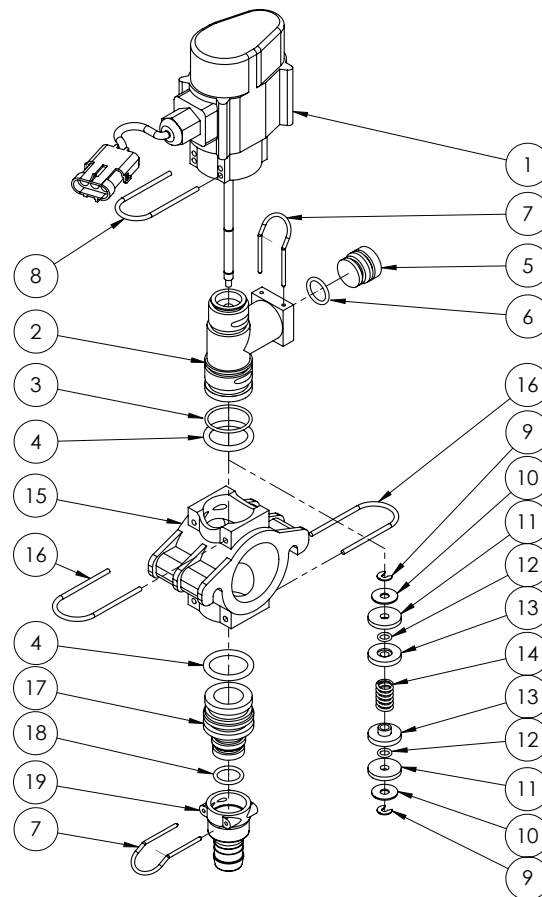
GA5065705 6 Section Boom Valves

GA5065706 7 Section Boom Valves

GA5065710 8 Section Boom Valves

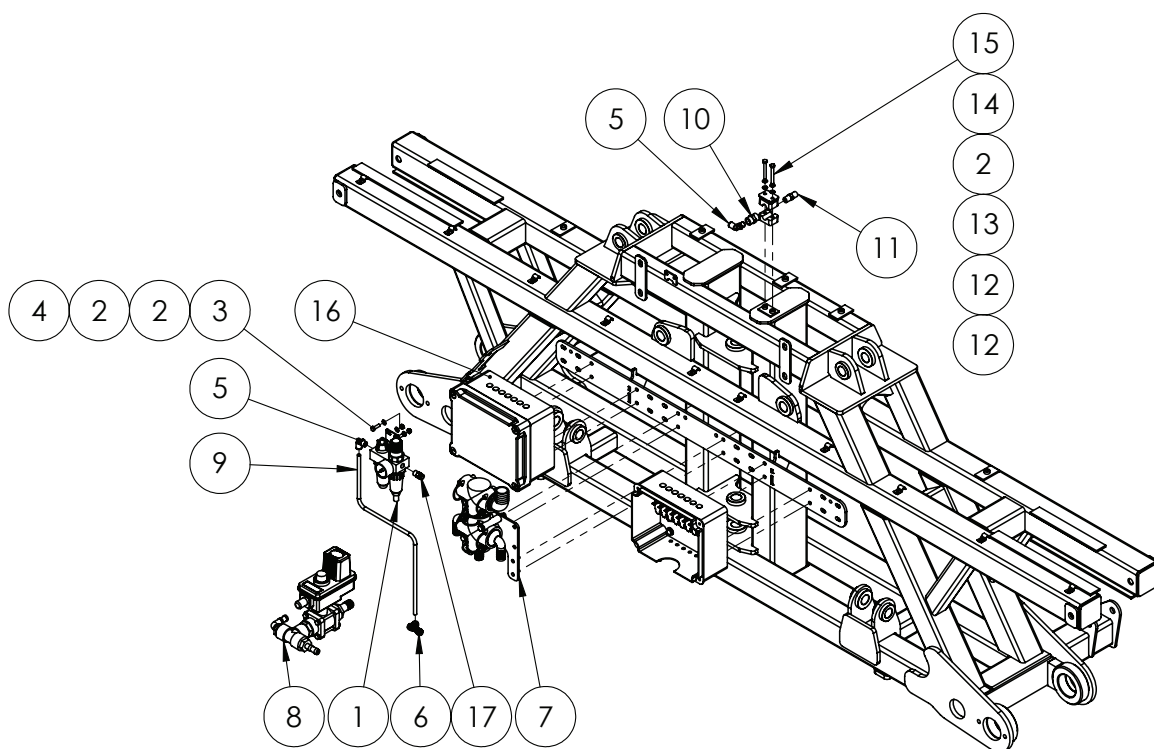
*Boom valve assemblies do not come with fittings.

Boom Valves



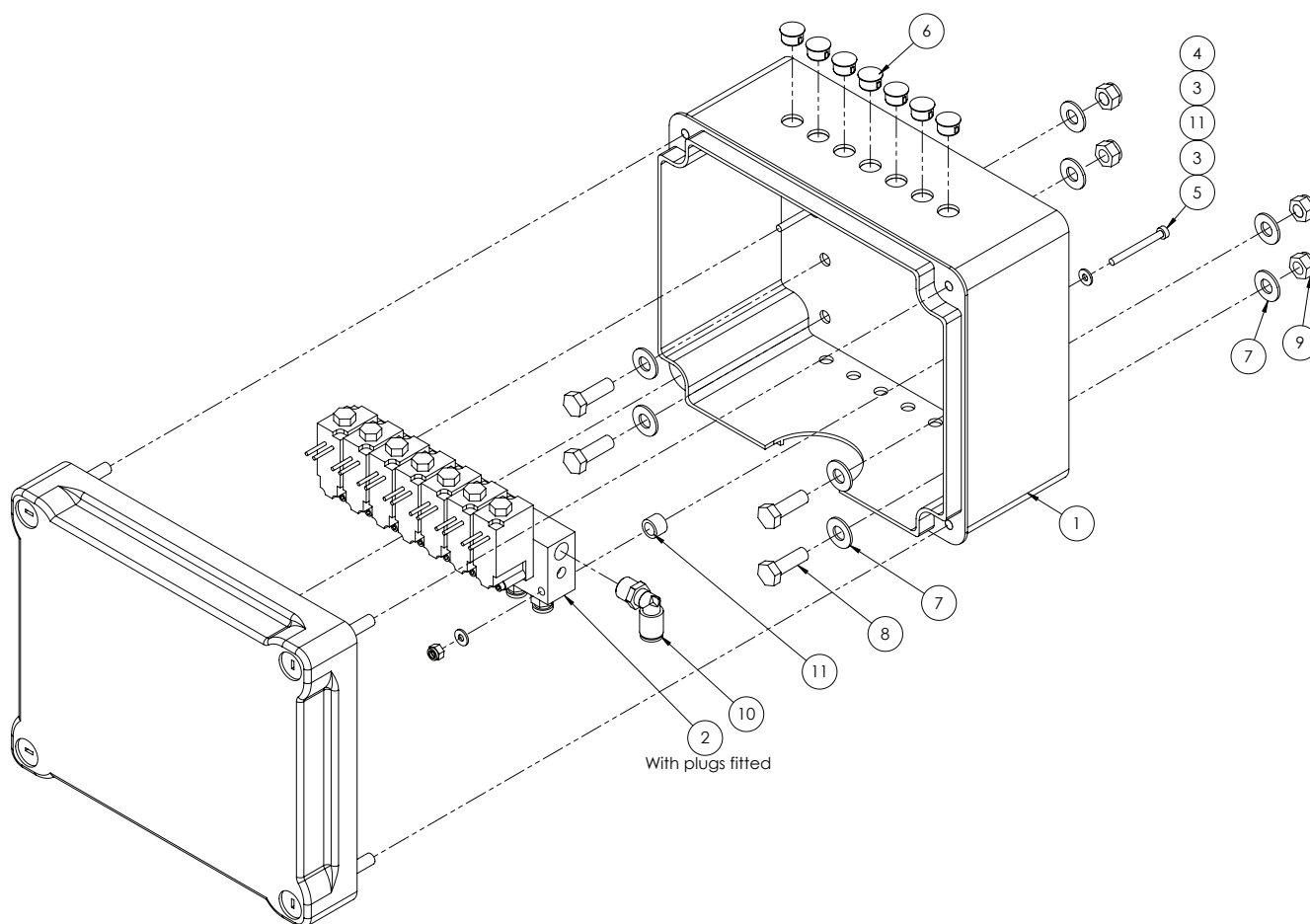
ITEM NO.	PART NUMBER	DESCRIPTION	QTY.
1	GA2000267	Valve body, Boom Valve, Altek, 80364	1
2	GA5065515	Tee body	1
3	GA5053510	O-ring, 25 x 2.5mm, Altek	1
4	GA5065830	O-ring, 24.3 x 4.2mm, FPM75	2
5	GA2000268	Plug, AS24, Altek, 80376	1
6	GA5065840	O ring, 18.0 x 2.5	1
7	GA5065695	AS24 Safety Pin	2
8	GA5073780	Retaining pin, 4 x 26 mm, Quick fit flip top valve, Altek, 47825	1
9	GA5054650	Circlip, Boom Valve, Altek, 80014	2
10	GA5054640	Washer, 17.8 x 6.1 x 1 mm, Boom Valve, Altek, 80323	2
11	GA5054645	Rubber Plunger Seal, Boom Valve, Altek, 80004	2
12	GA5053515	O-ring, seal, 4.34 x 3.53 mm, FPM75, suit boom valve, Altek, 80414	2
13	GA2000264	Plunger spring cap, Boom valve, Altek, 80005	2
14	GA2000265	Plunger spring, Boom valve, Altek, 80322	1
15	GA5065825	Manifold	1
16	GA5065701	Safety pin AS30	2
17	GA5065835	Plug in hose tail AS30/AS24	1
18	GA5065820	O ring, 38 x 3, Suits AS40 plumbing fittings	1
19	GA5065640	Female Hose AS24/20	1

RapidFire Valves



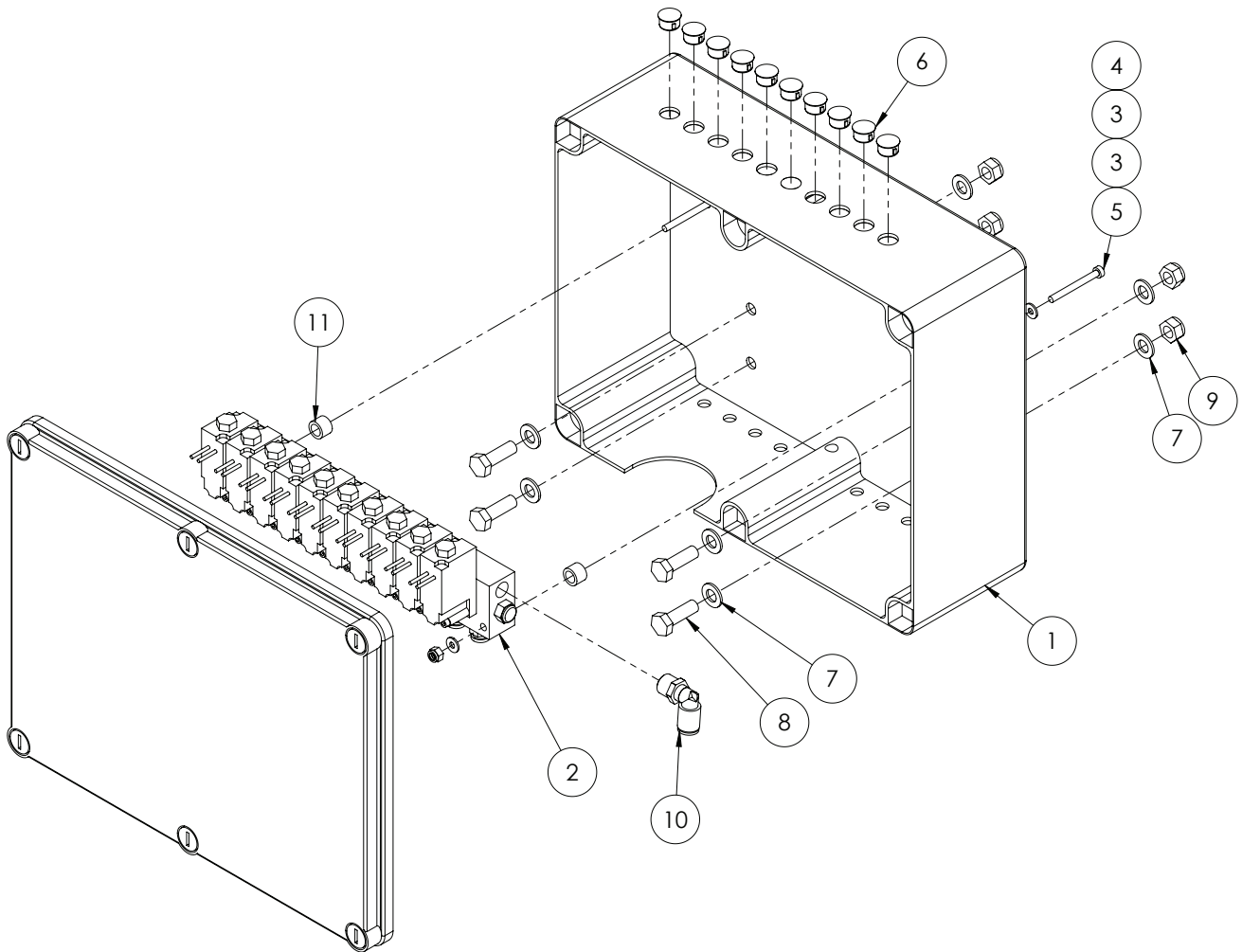
ITEM NO.	PART NUMBER	DESCRIPTION	QTY.
1	GA5068806	Pneumatic Mini Filter Oiler and Regulator	1
2	GA5004437	Washer 6mm Flat SS	6
3	GA5004065	Bolt M6 x 20 ZP GR8.8	2
4	GA5048115	Nut M6 Nyloc ZP	2
5	GA5052690	Elbow Swivel push in 8mm x 1/4" BSP	2
6	GA5067010	Equal Tee push in 8mm	1
7	GA4905625	RapidFire Pressure Flow Distributer Assembly	1
8	GA4905630	RapidFire Boom Recirc Return To Tank Valve Assembly	1
9	GA5004382	Tube, Nylon, 8mm, Black	1
10	GA3500211	Hydraulic adaptor, Socket, 1/4" BSPT female x 1/4" BSPT female, S26-0404	1
11	GA3500218	Hydraulic adaptor, Nipple, 1/4" BSPT male x 1/4" BSPT male, S27-0404	1
12	GA5078058	Mounting clamp, Single type, Jaw, Pair, Group 2, 14mm, RCS-14J	2
13	GA5078068	Mounting clamp, Single type, Plate, Top, Group 2, RCS-2PT	1
14	GA5004447	Washer, 6mm, Spring, SS	2
15	GA5011419	Bolt M6 x 50 SS	2
16	GA4905615	RapidFire 7 section solenoid box Assembly	2
17	GA5052695	Straight adapter push in 8mm x 1/4" BSP	1

RapidFire 7 Section Solenoid Box



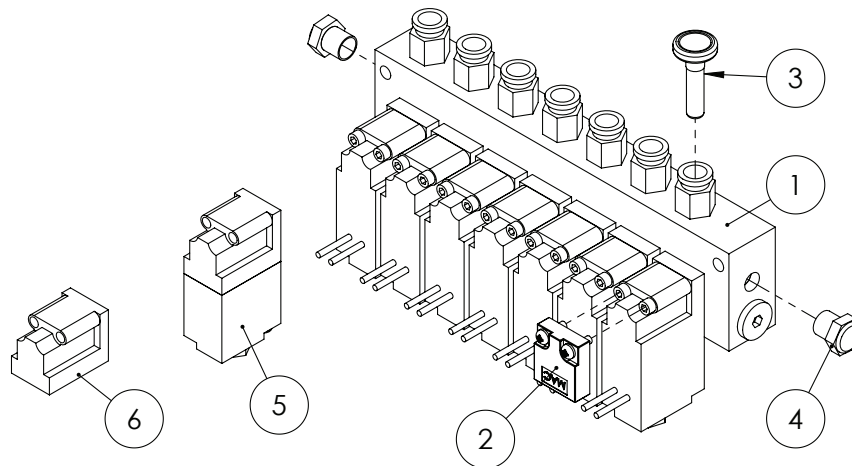
ITEM NO.	PART NUMBER	DESCRIPTION	QTY.
1	GA5054085	Box plastic electrical, 241 x 194 x 127mm	1
2	GA5068805	Valve, Pneumatic solenoid, 7 section bank, bare wires, 6mm outlets, 8mm inlet	1
3	GA5020510	Washer 4mm Flat SS	4
4	GA5049025	Nut M4 Nyloc SS	2
5	GA5049800	SHCS M4 x 40 ZP GR12.9	2
6	GA5048780	Dome plug 12mm	7
7	GA5003643	Washer 8mm Flat SS Heavy Duty	8
8	GA5004711	Bolt M8 x 25 ZP GR8.8	4
9	GA5052590	Nut M8 Nyloc SS	4
10	GA5052690	Elbow Swivel push in 8mm x 1/4" BSP	1
11	GA4572280	Crush tube, 11.8 OD x 8 ID x 8.5mm long	2

RapidFire 10 Section Solenoid Box



ITEM NO.	PART NUMBER	DESCRIPTION	QTY.
1	GA5054090	Box plastic electrical 310 x 240 x 110mm	1
2	GA5070630	Valve, pneumatic solenoid bank 10 section, bare wires, 6mm outlets, 8mm inlet	1
3	GA5020510	Washer 4mm Flat SS	4
4	GA5049025	Nut M4 Nyloc SS	2
5	GA5049800	SHCS M4 x 40 ZP GR12.9	2
6	GA5048780	Dome plug 12mm	7
7	GA5003643	Washer 8mm Flat SS Heavy Duty	8
8	GA5004711	Bolt M8 x 25 ZP GR8.8	4
9	GA5052590	Nut M8 Nyloc SS	4
10	GA5052690	Elbow Swivel push in 8mm x 1/4" BSP	1
11	GA4572280	Crush tube, 11.8 OD x 8 ID x 8.5mm long	2

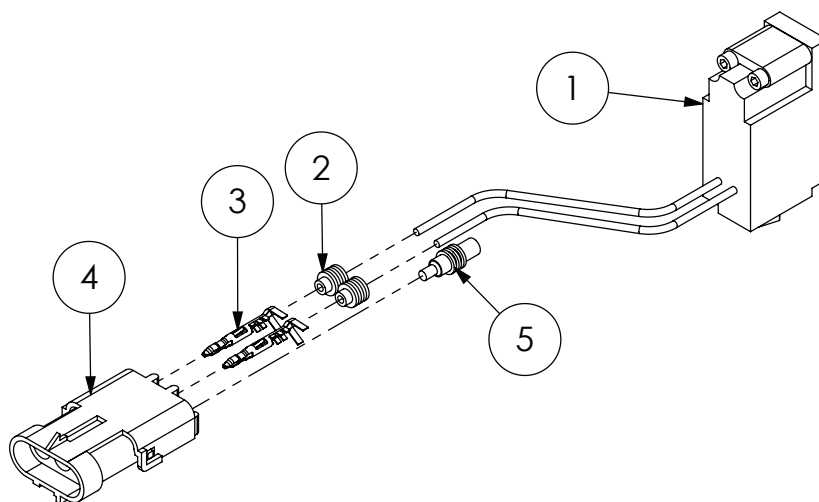
RapidFire Solenoid Assembly



ITEM NO.	PART NUMBER	DESCRIPTION	QTY.
1	GA5068805	Valve, Pneumatic solenoid, 7 section bank, bare wires, 6mm outlets, 8mm inlet, MAC	1
2	GA5054440	MAC Blanking Plate Manifold	1
3	GA5004405	Plug, Push in, 6mm	1
4	GA5054435	MAC 1/8" BSP Flat Silencer	2
5	GA5054430	Solenoid valve, MAC 3/2 pneumatic, Viton seals, 12V, Bare wires	1
6	GA5054431	Valve, MAC 35A replacment valve only no soleniod, includes bolts and viton seal, blue	1

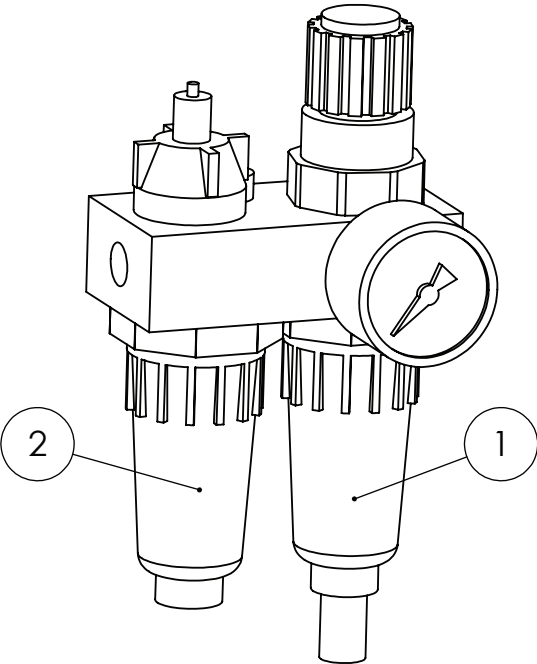
*Note: Quantities will vary depending on number of sections optioned.

Single Solenoid Valve



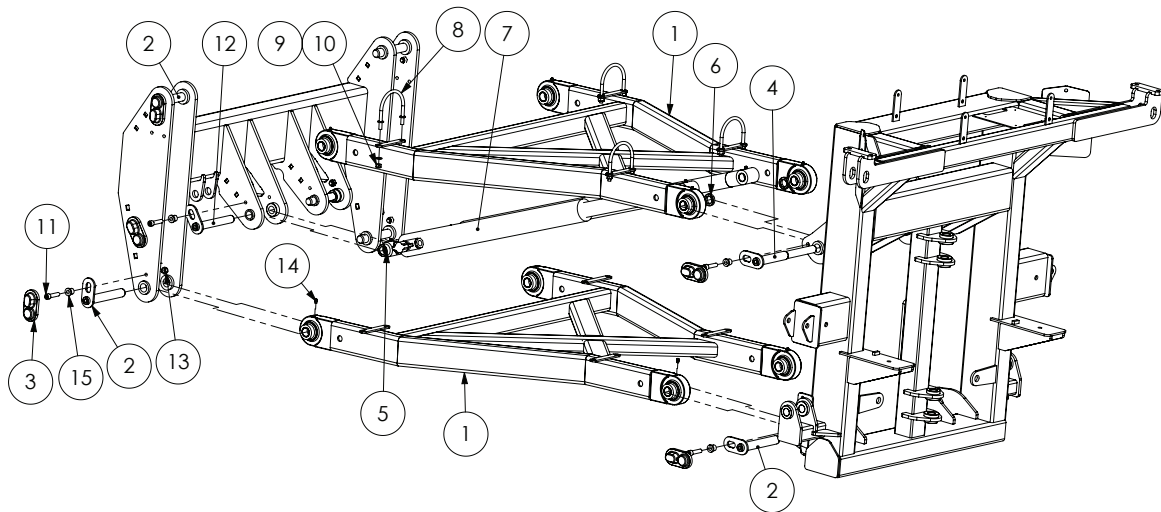
ITEM NO.	PART NUMBER	DESCRIPTION	QTY.
1	GA5054430	Solenoid valve, MAC 3/2 pneumatic, Viton seals, 12V, Bare wires	1
2	GA5014857	Seal, Green, Weather pack connector, Wire from 2.03 - 2.85mm	2
3	GA5016617	Pin, Male, Sealed, Weather pack, Wire 1.0 - 2.0mm	2
4	GA5048550	Connector, Female, 3 Pin, Weather pack	1
5	GA5050245	Seal, Cavity blanking plug, Weather pack connector	1

Pneumatic Oiler & Dryer



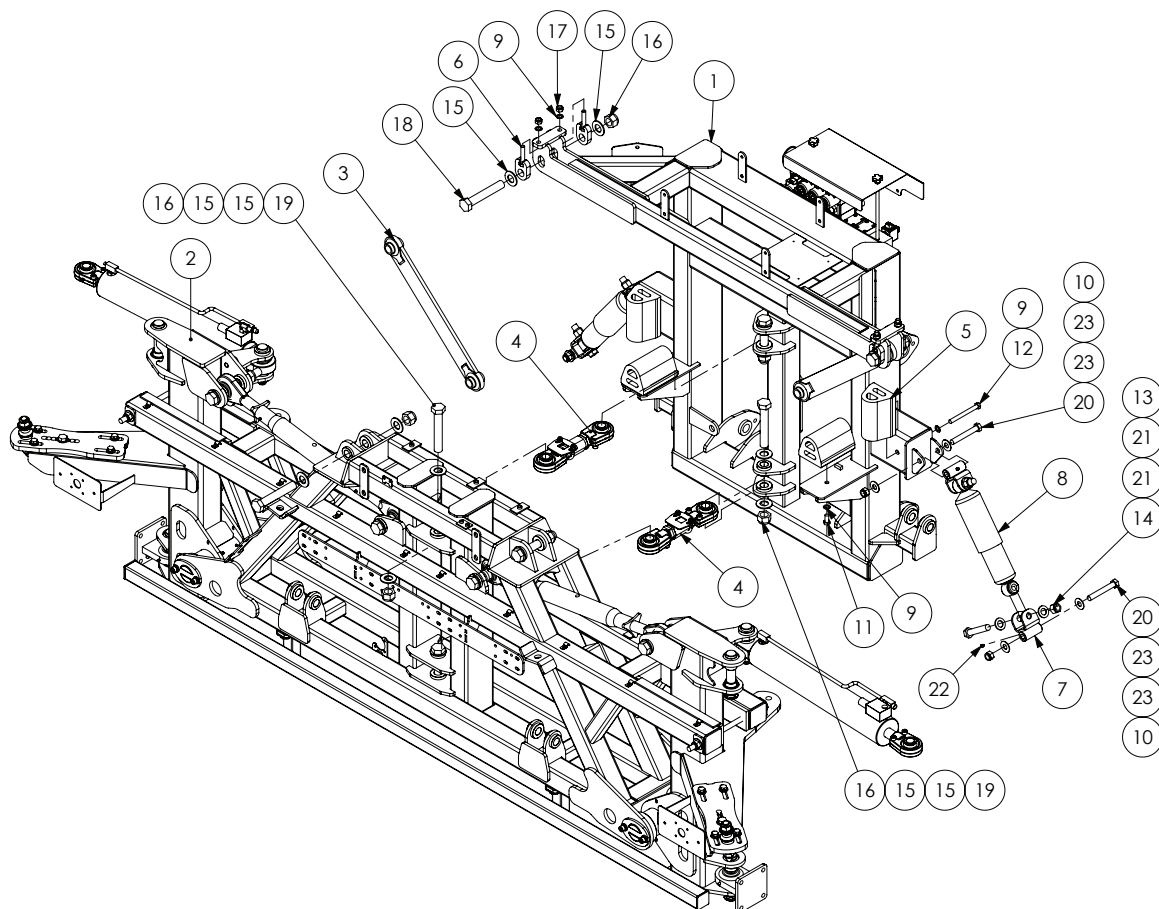
ITEM NO.	PART NUMBER	DESCRIPTION	QTY.
1	GA5054620	Bowl, suit air dryer / oiler GA5068806	1
2	GA5054625	Bowl Lubricator, suit air dryer / oiler GA5068806	1
-	GA5071805	O-Ring Seal, 33x2, Suits GA5068806 Pneumatic Air Line Oiler Reservoir	-

Paralift & Paralift Arms



ITEM NO.	PART NUMBER	DESCRIPTION	QTY.
1	GA4658750	Paralift Arm SP MY I I	2
2	GA5066655	Pin with retaining plate, 28.575 OD x 180mm long	6
3	GA5067885	Pin cover, Black, clip on, plastic	10
4	GA5066675	Pin with retaining plate, Stepped, 294mm Long	2
5	GA4562190	Spacer bush, 40 OD x 26 ID x 17.5mm long, Paralift arms	2
6	GA4572135	Spacer bush, 40 OD x 25.8 ID x 9mm thick, Paralift arm spacer	2
7	GA5070076	Hydraulic Cylinder, 2.5" Bore x 2" Rod x 26" Stroke	2
8	GA5070905	U bolt, Round top, M10 x 118 x 115mm, Stopper washers, ZP	4
9	GA5000117	Washer 10mm Flat SS Heavy Duty	8
10	GA5000141	Nut M10 Nyloc ZP	5
11	GA5051470	SHCS M12 x 50 ZP GR12.9	4
12	GA5066645	Pin with retaining plate, 1" x 280mm long, Paralift chassis ram	2
13	GA5012461	Nut M12 Nyloc ZP	13
14	GA5050450	Grease nipple 6mm	8
15	MACH0152	Bush with shoulder, 12.3 ID x 25 OD x 21mm long	9

Complete Centre & Paralift



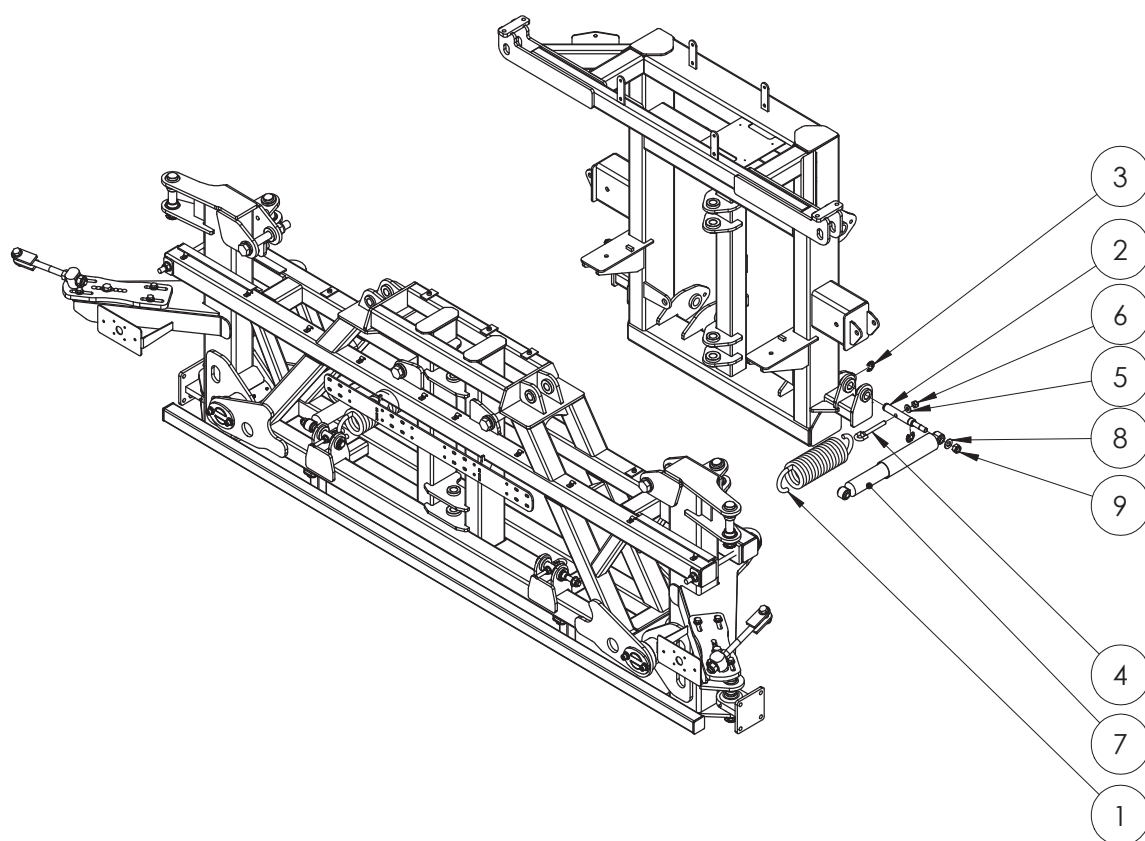
ITEM NO.	PART NUMBER	DESCRIPTION	QTY.
1	GA4658135	Paralift Rear, Suit MY11 Center	1
2	GA4922195	Boom centre 2011 Base assembly	1
3	GA4656240	Delta link, Long	2
4	DELTA-LINKSA	Delta link, short, heavy duty, adjustable	2
5	GA5075240	Bump Stop Rubber with threaded insert	4
6	GA4656260	Adjuster bolt, Delta link hanger	4
7	GA4658140	Mounting bracket, Single roll shock absorber, TriTech centre	4
8	GA5015139	Shock Absorber, Double eye, 19mm eye, 82mm OD, Black	2
9	GA5000577	Washer 12mm Flat SS Heavy Duty	8
10	GA5001029	Nut M16 Nyloc ZP	4
11	GA5011229	Bolt M12 x 25 ZP GR8.8	2
12	GA5000265	Bolt M12 x 120 ZP GR8.8	2
13	GA5049490	Bolt 3/4" UNC x 4" ZP GR8	4
14	GA5048430	Nut, Nyloc, 3/4" UNC, ZP	4
15	GA5017681	Washer 1" x 2", 7g Flat Thin SS	16
16	GA5012446	Nut 1" UNF 12 tpi Nyloc ZP	8
17	GA5012461	Nut M12 Nyloc ZP	4
18	GA4683145	Bolt, 1" UNC x 6", cut down from 7" long	2
19	GA5006043	Bolt 1" UNF 14 TPI x 6", ZP GR8	6

Continued over page

Complete Centre & Paralift

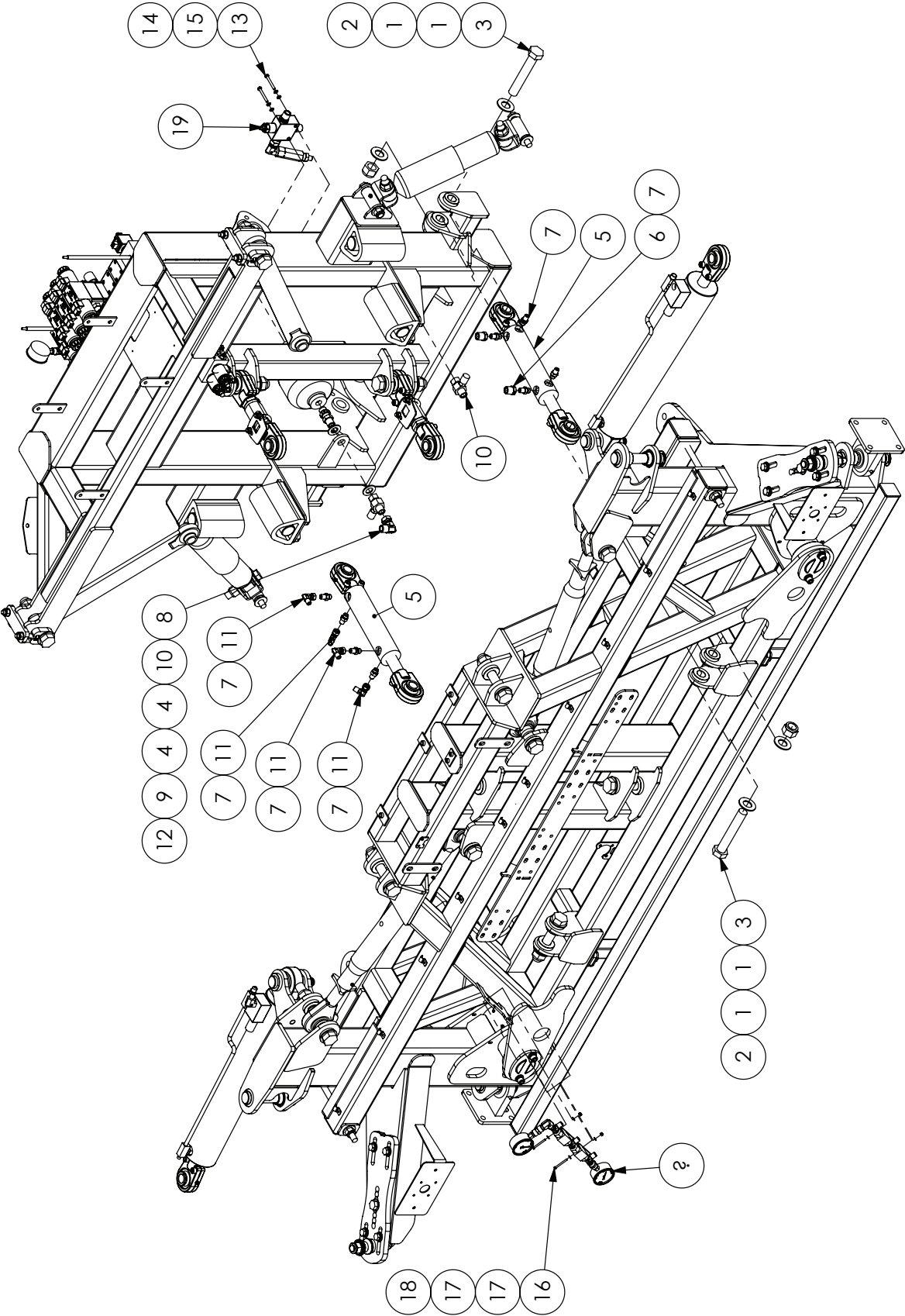
ITEM NO.	PART NUMBER	DESCRIPTION	QTY.
20	GA5000855	Bolt M16 x 110 ZP GR8.8	4
21	GA5001741	Washer 20mm Flat SS Heavy Duty	8
22	GA5012203	Grease nipple, Short, 1/4" UNF	4
23	GA5001043	Washer 16mm Flat SS HD	8

Spring Yaw Kit



ITEM NO.	PART NUMBER	DESCRIPTION	QTY.
1	GA5075095	Spring, Tension, 95 OD x 330mm long x 14mm	2
2	GA4572385	Pin, 25 OD x 195.6mm long	4
3	GA5001223	Circlip, 19mm, E type, zinc plated	8
4	GA5075150	Eye Bolt 12mm x 100mm Short	4
5	GA5000577	Washer 12mm Flat SS Heavy Duty	4
6	GA5012461	Nut M12 Nyloc ZP	4
7	GA5075115	Shock absorber, Heavy duty, Eye ends 15 ID	2
8	GA5001009	Washer 16mm Flat ZP Heavy Duty	4
9	GA5001029	Nut M16 Nyloc ZP	4

Hydraulic Yaw Kit

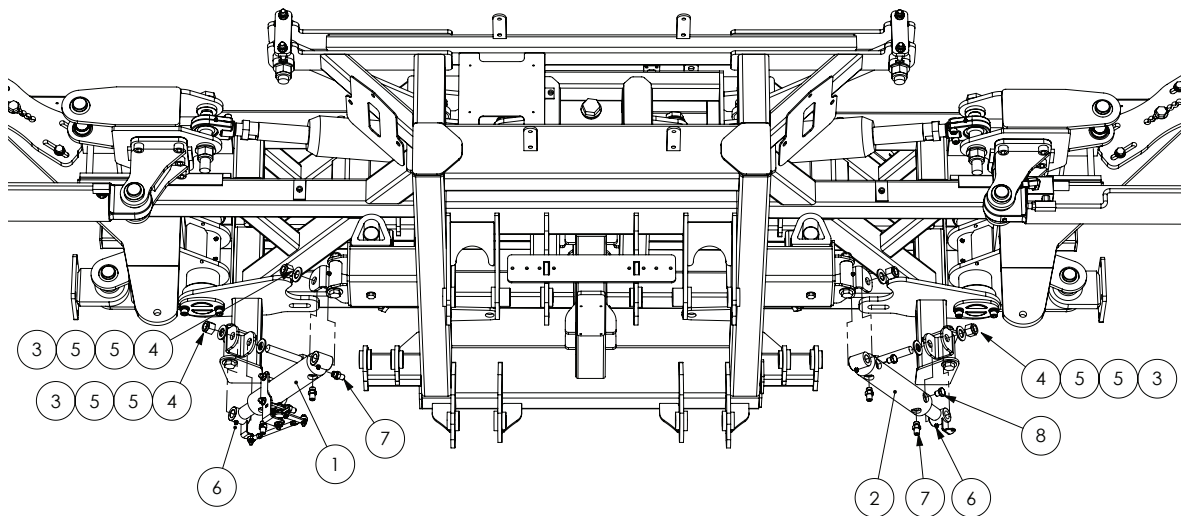


Continued over page

Hydraulic Yaw Kit

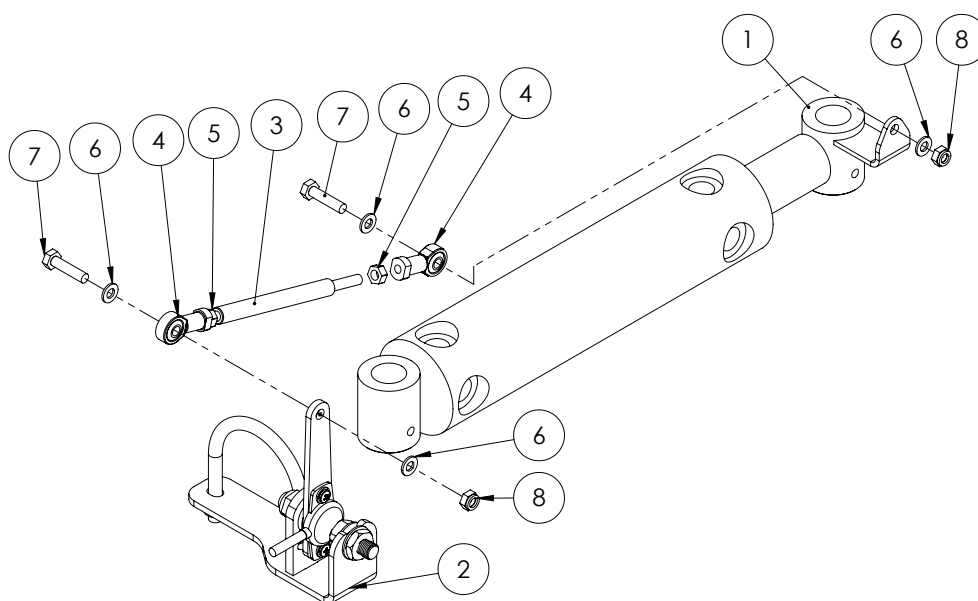
ITEM NO.	PART NUMBER	DESCRIPTION	QTY.
1	GA5017681	Washer 1" x 2" 7g Flat Thin SS	8
2	GA5012445	Nut 1" UNF 14 tpi Nyloc ZP	4
3	GA5006043	Bolt 1" UNF 14 TPI x 6", ZP GR8	4
4	GA5001741	Washer 20mm Flat SS Heavy Duty	4
5	GA5060817	Hydraulic cylinder, 2" bore x 1 1/4" shaft x 117.5mm stroke, Spherical bearing ends	2
6	GA3500203	Hydraulic adaptor, Reducing bush, 1/2" BSPT male x 1/4" BSPT female, S24-0804	2
7	GA3500358	Hydraulic adaptor, Nipple, 1/4" BSPT male x 9/16" UN male O-ring, S93-0409	8
8	GA3500333	Hydraulic adaptor, Elbow, 90 degree, 1/2" BSPT male x 1/2" BSPP female swivel, S82-0808	1
9	GAS99-603	Hydraulic adaptor, Bulkhead nipple, 1/2" BSP male x 1/2" BSP male	2
10	GA3500198	Hydraulic adaptor, Inline test point, 1/2" BSPP female swivel x 1/2" BSPT male x M16 x 2.0 test port, S160-080816	2
11	GA3500332	Hydraulic adaptor, Elbow, 90 degree, 1/4" BSPT male x 1/4" BSPP female swivel, S82-0404	4
12	GA5007787	Accumulator, Hydraulic, 1L, precharged to 70 bar	2
13	GA5011419	Bolt M6 x 50 SS	2
14	GA5004447	Washer, 6mm, Spring, SS	2
15	GA5004437	Washer 6mm Flat SS	2
16	GA5049800	SHCS M4 x 40 ZP GR12.9	2
17	GA5020510	Washer 4mm Flat SS	4
18	GA5049025	Nut M4 Nyloc SS	2
19	GA4906727	Pressure Reducer Valve Assembly	1
20	GA4906726	Yaw Control Valve Assembly	1

UltraGlide, Raven XT



ITEM NO.	PART NUMBER	DESCRIPTION	QTY.
1	GA4906510	Hydraulic cylinder, Slant with sensor assembly	1
2	GA5070955	Hydraulic cylinder, Center Slant	1
3	GA5049490	Bolt 3/4" UNC x 4", ZP GR8	4
4	GA5048430	Nut, Nyloc, 3/4" UNC, ZP	4
5	GA5001741	Washer 20mm Flat SS Heavy Duty	8
6	GA5012203	Grease nipple, Short, 1/4" UNF	4
7	GA3500358	Hydraulic adaptor, Nipple, 1/4" BSPT male x 9/16" UN male O-ring, S93-0409	6
8	GA3500299	Hydraulic adaptor, Plug, 1/4" BSPP male, S73-04	2

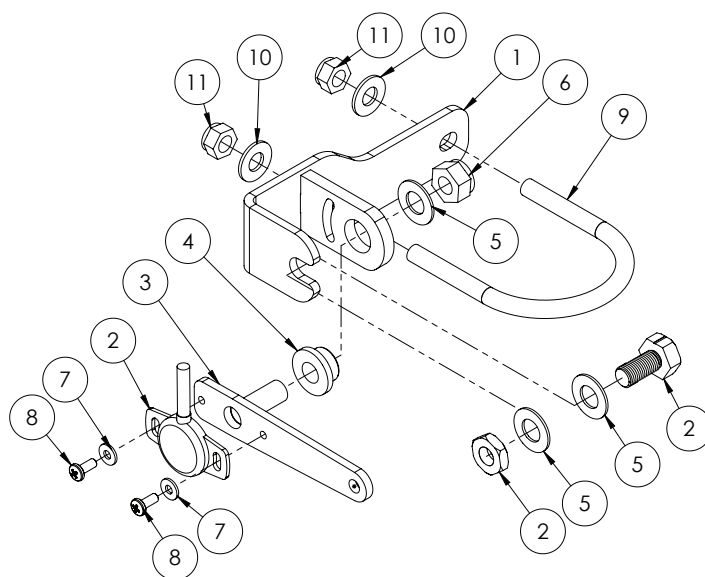
Slant Cylinder, Sensor Assembly, Raven XT



GA4906510 Hydraulic cylinder, Slant with sensor assembly

ITEM NO.	PART NUMBER	DESCRIPTION	QTY.
1	GA5070955	Hydraulic cylinder, Center Slant,	1
2	GA4906510-1	Sensor Bracket Assembly	1
3	GA4583065	Link Rod Steering Axle Sensor	1
4	GA5052725	Rod End 6mm female	2
5	GA5049030	Nut M6 Hex SS	2
6	GA5004437	Washer 6mm Flat SS	4
7	GA5004073	Bolt M6 x 25 ZP GR8.8	2
8	GA5048115	Nut M6 Nyloc ZP	2

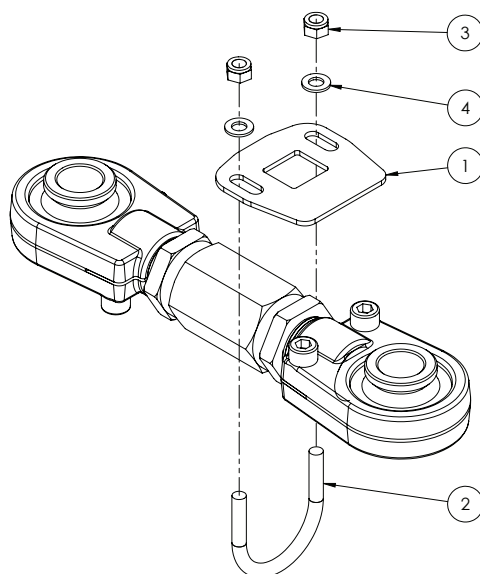
Sensor Bracket Assembly, Raven XT



GA4906510-1 Sensor Bracket Assembly

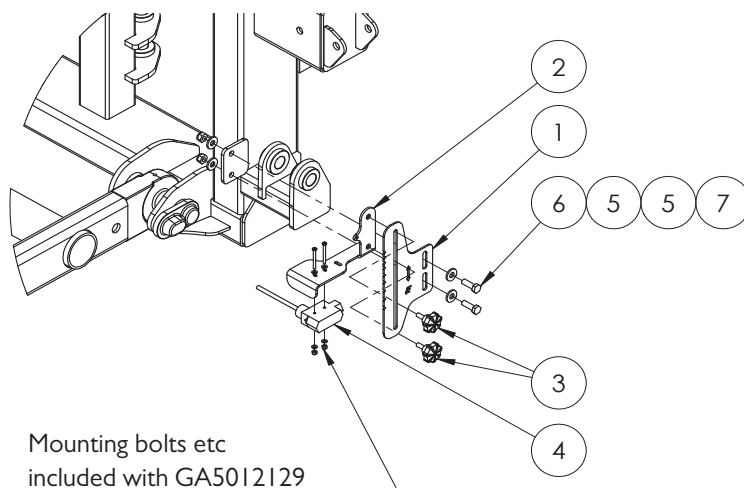
ITEM NO.	PART NUMBER	DESCRIPTION	QTY.
1	GA4659955	Bracket, Raven XT Slant Sensor	1
2	GA5071360	Sensor, rotary non-contact assembly, con-x-all, Raven	1
3	GA4659960	Pivot Link, Raven XT Slant Sensor	1
4	GA5070490	Igus Bush 22mm od x 10mm long	1
5	GA5000115	Washer 10mm Flat SS	3
6	GA5000141	Nut M10 Nyloc ZP	1
7	GA5020510	Washer 4mm Flat SS	2
8	GA5011360	Bolt M4 x 10 Pan Head SS	2
9	GA5018249	U Bolt, Round top, M8 x 60 x 75mm	1
10	GA5003643	Washer 8mm Flat SS Heavy Duty	2
11	GA5052590	Nut M8 Nyloc SS	2

Delta Link Locking Plate



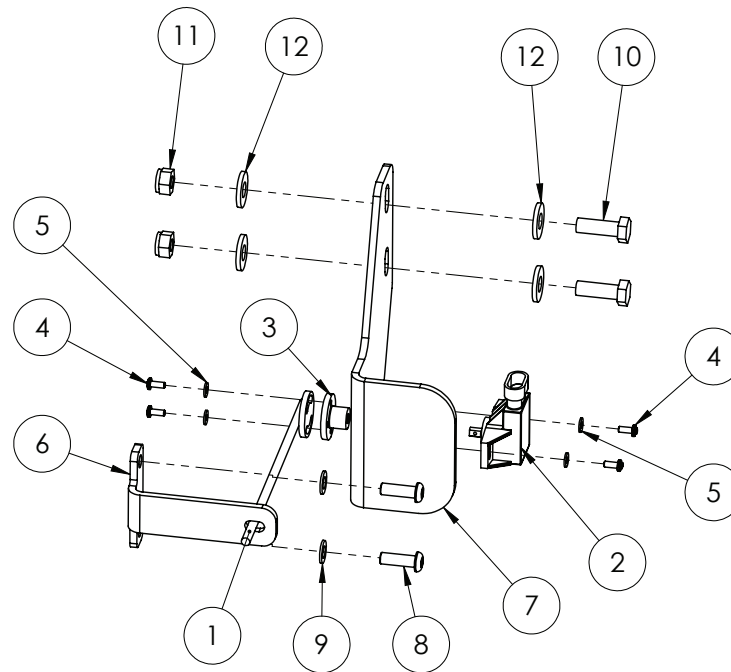
ITEM NO.	PART NUMBER	DESCRIPTION	QTY.
1	GA4524140	Locking plate, suit adjustable delta link SS	1
2	GA5018245	U bolt, Round top, M8 x 50 x 60mm	1
3	GA5052590	Nut M8 Nyloc SS	2
4	GA5003643	Washer 8mm Flat SS Heavy Duty	2

Lower Limit Switch - Raven



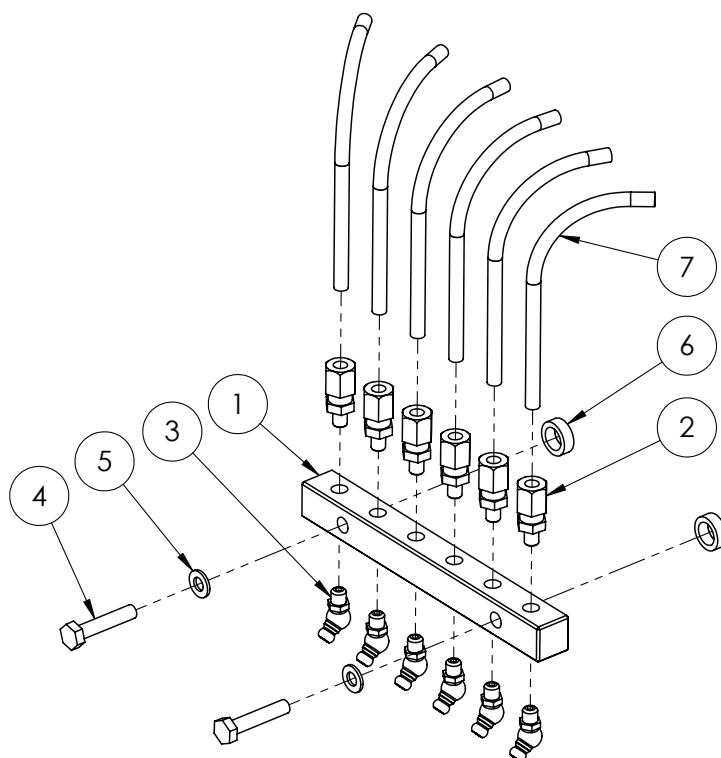
ITEM NO.	PART NUMBER	DESCRIPTION	QTY.
1	GA4523965	EF Evo 2011 Boom Height Adjustment Bracket	1
2	GA4654161	Bracket mount Paralift Switch	1
3	GA5067080	Knob Bolt M8 x 20	2
4	GA5012129	Limit switch, Flexible arm, Micro, IP65, 10 Amp	1
5	GA5000117	Washer 10mm Flat SS Heavy Duty	4
6	GA5065455	Bolt M10 x 30 ZP GR8.8	2
7	GA5000141	Nut M10 Nyloc ZP	2

Lower Limit Switch - GATMC

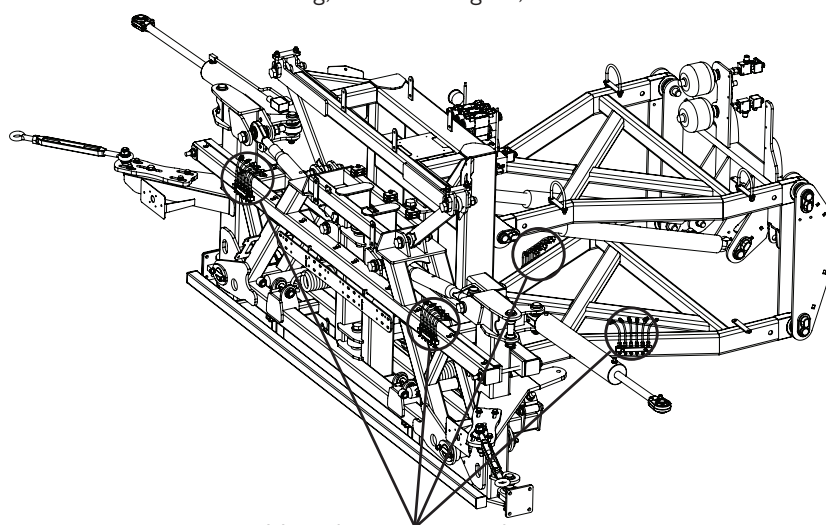


ITEM NO.	PART NUMBER	DESCRIPTION	QTY
1	GA4659191	Tilt sensor arm, Para lift arms SP 201 I	1
2	GA5069457	Potentiometer, 120 degree, Elobau, GATMC	1
3	GA4552855	Bush,Tilt sensor switch SP 201 I	1
4	GA5011360	Bolt M4 x 10 Pan Head SS	4
5	GA5020510	Washer 4mm Flat SS	4
6	GA4537185	Lift height sensor arm bracket Lykketronic	1
7	GA4537180	Lift height sensor bracket Lykketronic	1
8	GA5011473	BHCS M8 x 25 SS	2
9	GA5004883	Washer 8mm Flat ZP Heavy Duty	2
10	GA5065455	Bolt M10 x 30 ZP GR8.8	2
11	GA5000141	Nut M10 Nyloc ZP	2
12	GA5000117	Washer 10mm Flat SS Heavy Duty	4

Manual Grease Station

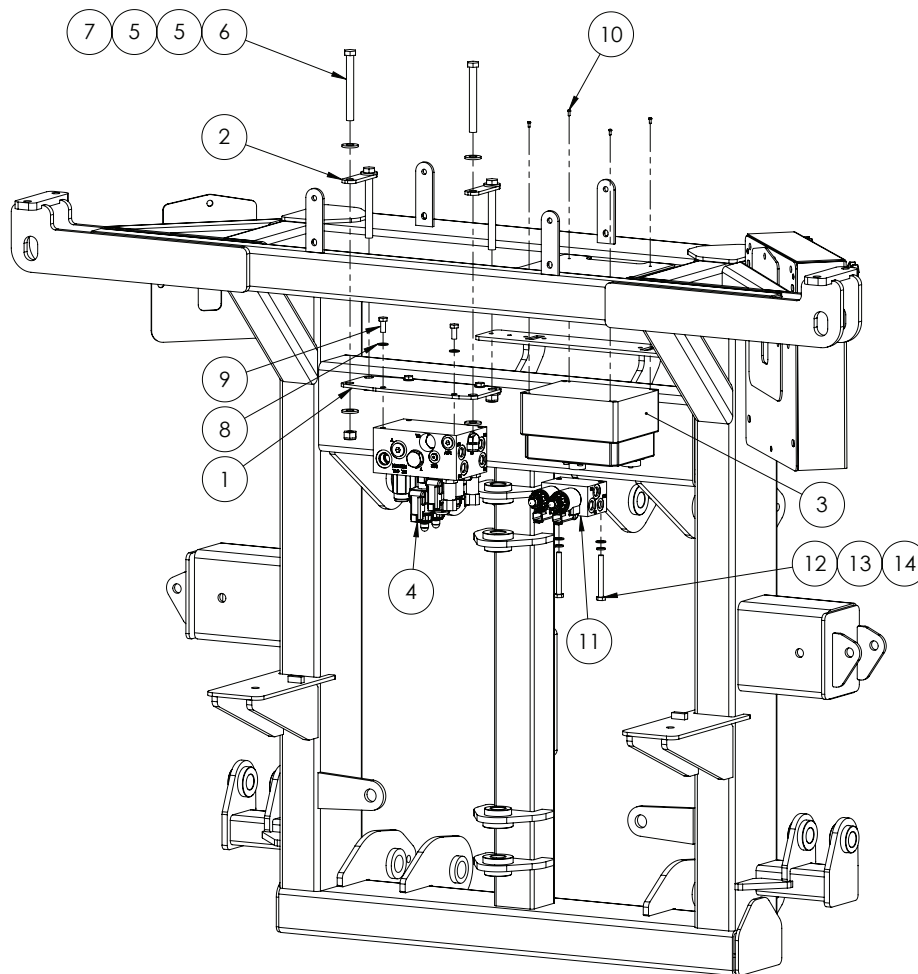


ITEM NO.	PART NUMBER	DESCRIPTION	QTY.
1	GA5070000	Grease fitting header block with 45 degree grease nipples and Pneumatic adaptor	1
2	GA5055225	Pneumatic fitting, Straight adaptor, 1/8" BSP male thread x Nut retainer, suit 6mm tube	6
3	GA5055125	Grease Nipple 45 degree, 1/8" gas thread ZP	6
4	GA5004079	Set Screw M6 x 30 ZP GR8.8	2
5	GA5004437	Washer 6mm Flat SS	2
6	GA4552080	Crush tube, 10.2 ID x 15 OD x 5mm long	2
7	GA5070005	Grease line 6mm pre filled	6
8	GA5069995	Grease fitting, Elbow 90 degree, Line connector 6mm	*



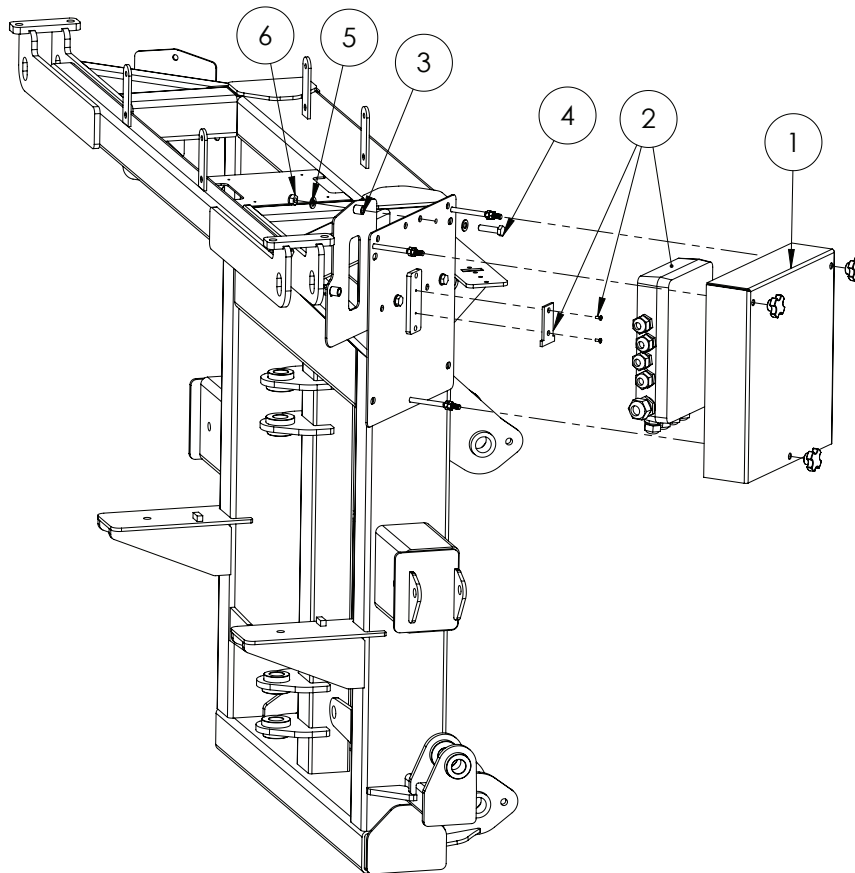
Manual grease station locations

UltraGlide Block & Smart Box Mounting



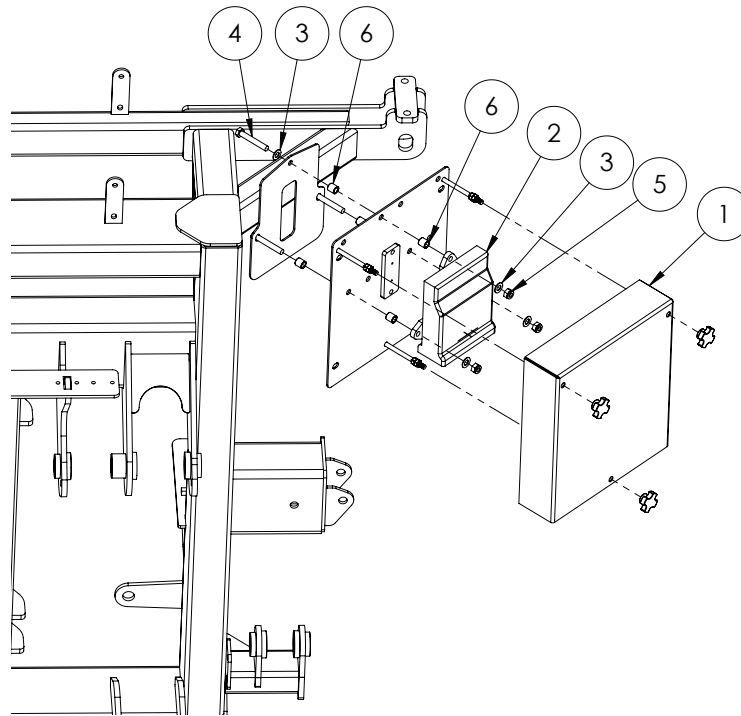
ITEM NO.	PART NUMBER	DESCRIPTION	QTY.
1	GA4523975	UltraGlide mount plate bolt on	1
2	GA4523976	UltraGlide top plate bolt on	2
3	GA4948781	Smart Box, Suit 3TS 1 to 10 section	1
4	GA5075813	Valve, Hydraulic Ultraglide Open Centre Autoboam (Crop Cruiser), Raven, 0630131126	1
5	GA5000577	Washer 12mm Flat SS Heavy Duty	8
6	GA5011199	Bolt M12 x 110 ZP GR8.8	4
7	GA5012461	Nut M12 Nyloc ZP	4
8	GA5003643	Washer 8mm Flat SS Heavy Duty	4
9	GA5048485	Set Screw, 5/16" x 3/4" BSW, SS GR8	4
10	-	Smart Box mounting screw, comes with box. (equivalent is 4 gauge x 5/16" (8mm))	4
11	GA5071365	Valve, hydraulic, UltraGlide XT, Raven	1
12	GA5004738	Bolt M8 x 70 ZP GR8.8	2
13	GA5004919	Washer 8mm Spring SS	2
14	GA5003643	Washer 8mm Flat SS Heavy Duty	2

Job Computer - Paralift (If GATMC optioned)



ITEM NO.	PART NUMBER	DESCRIPTION	QTY.
1	GA4905120	Job computer box / cover assembly	1
2	GA5069410	Job computer chassis (pre wired)	1
3	GA4552075	Crush tube, 10.2 ID x 15 OD x 15mm long	3
4	GA5006071	Bolt M10 x 40 ZP GR10.9	3
5	GA5000117	Washer 10mm Flat SS Heavy Duty	6
6	GA5000141	Nut M10 Nyloc ZP	4

Raven Node - Paralift (If optional)

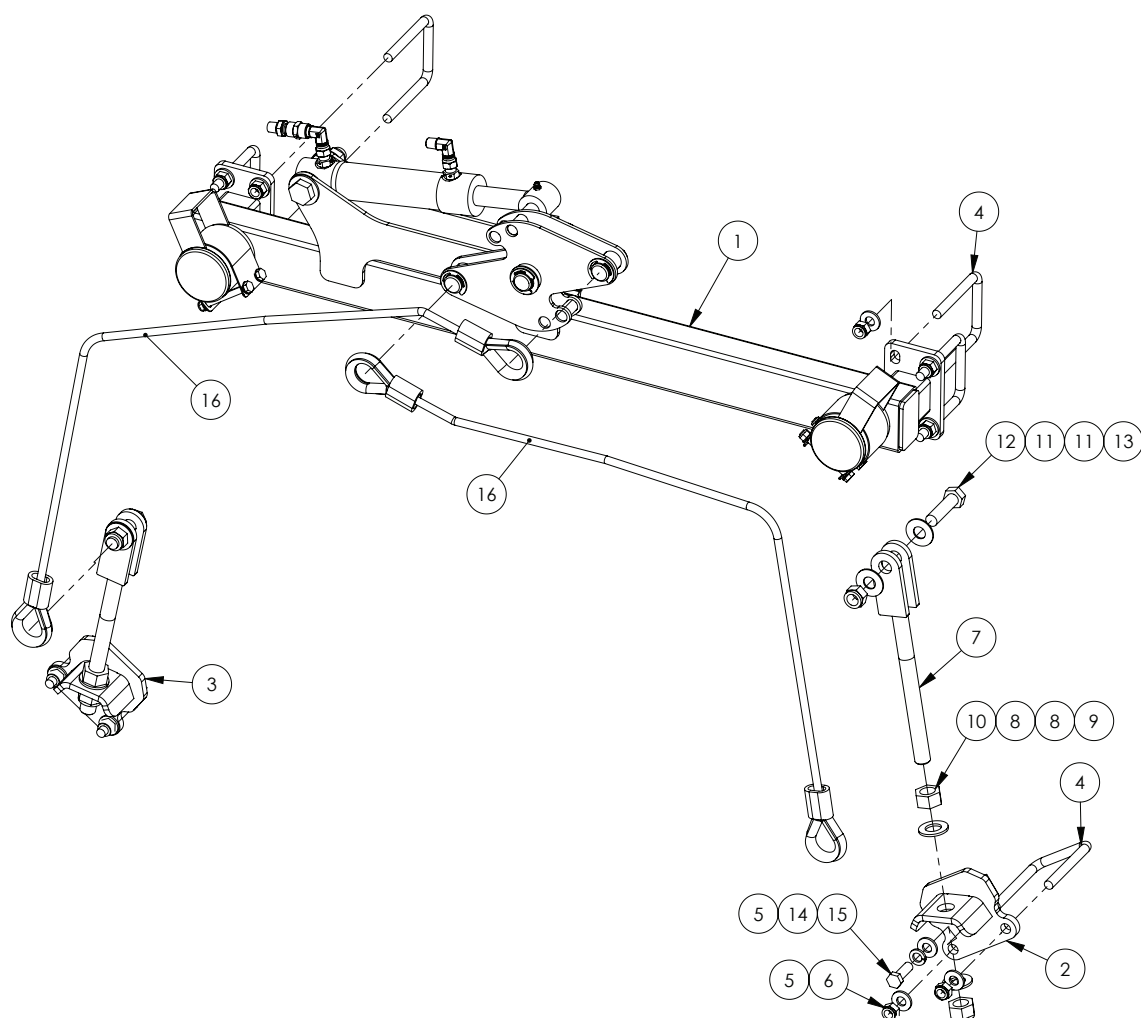


ITEM NO.	PART NUMBER	DESCRIPTION	QTY.
1	GA4905120	Job computer box / cover assembly	1
2	GA5075935	Node, Accuboom and Boom sense, CAN, Raven, 0630172714	1
3	GA5000115	Washer 10mm Flat SS	6
4	GA5006101	Bolt M10 x 65 ZP GR8.8	3
5	GA5000141	Nut M10 Nyloc ZP	3
6	GA4552075	Crush tube, 10.2 ID x 15 OD x 15mm long	6

UltraGlide Node - Paralift (If optional)

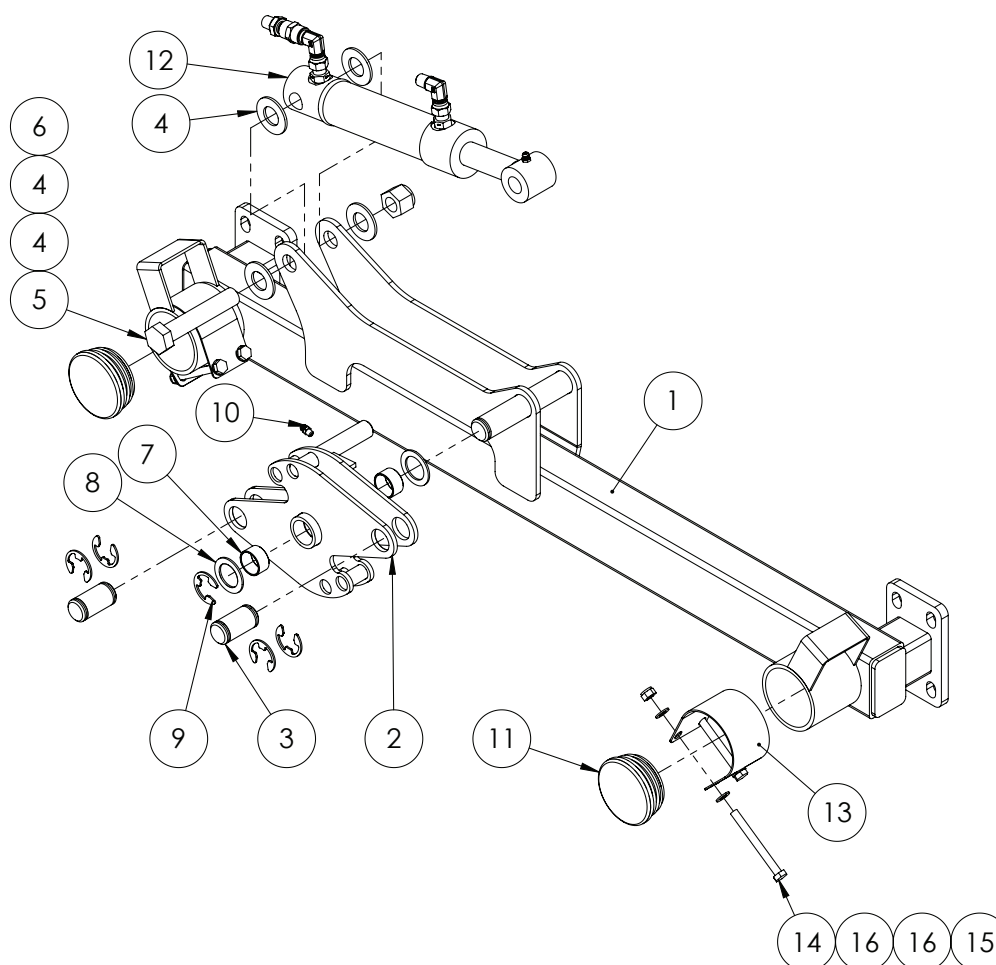
ITEM NO.	PART NUMBER	DESCRIPTION	QTY.
1	GA5075808	Node, CAN Autoboom UltraGlide, Raven	
2	GA3000035	Node, AutoBoom UltraGlide ISO bus, Raven	
3	GA3000049	Node, AutoBoom UltraGlide XT CAN non ISO bus, Raven	
-	GA5071370	Node, ECU ISO BUS CAN, UltraGlide XT, Raven	

Centre Level



ITEM NO.	PART NUMBER	DESCRIPTION	QTY.
1	GA4904785	Centre level assembly suit 2011	1
2	GA4658143	Centre mount bolt on Right	1
3	GA4658144	Centre mount bolt on Left	1
4	GA5011259	U Bolt, Square top, M12 x 76mm x 110mm	6
5	GA5000577	Washer 12mm Flat SS Heavy Duty	14
6	GA5012461	Nut M12 Nyloc ZP	12
7	GA5020320	Cable Adjuster, threaded, M20	2
8	GA5001739	Washer 20mm Flat Heavy Duty SS	4
9	GA5048125	Nut M20 Nyloc Coarse ZP	2
10	GA5001709	Nut M20 Coarse Hex ZP	2
11	GA5001043	Washer 16mm Flat SS HD	4
12	GA5000939	Bolt M16 x 60 Black GR8.8	2
13	GA5001029	Nut M16 Nyloc ZP	2
14	GA5000575	Washer 12mm Spring SS	2
15	GA5000311	Set screw, M12 x 35, ZP GR 8.8	2
16	GA4905185	Cable assembly, Boom centre lock kit	1

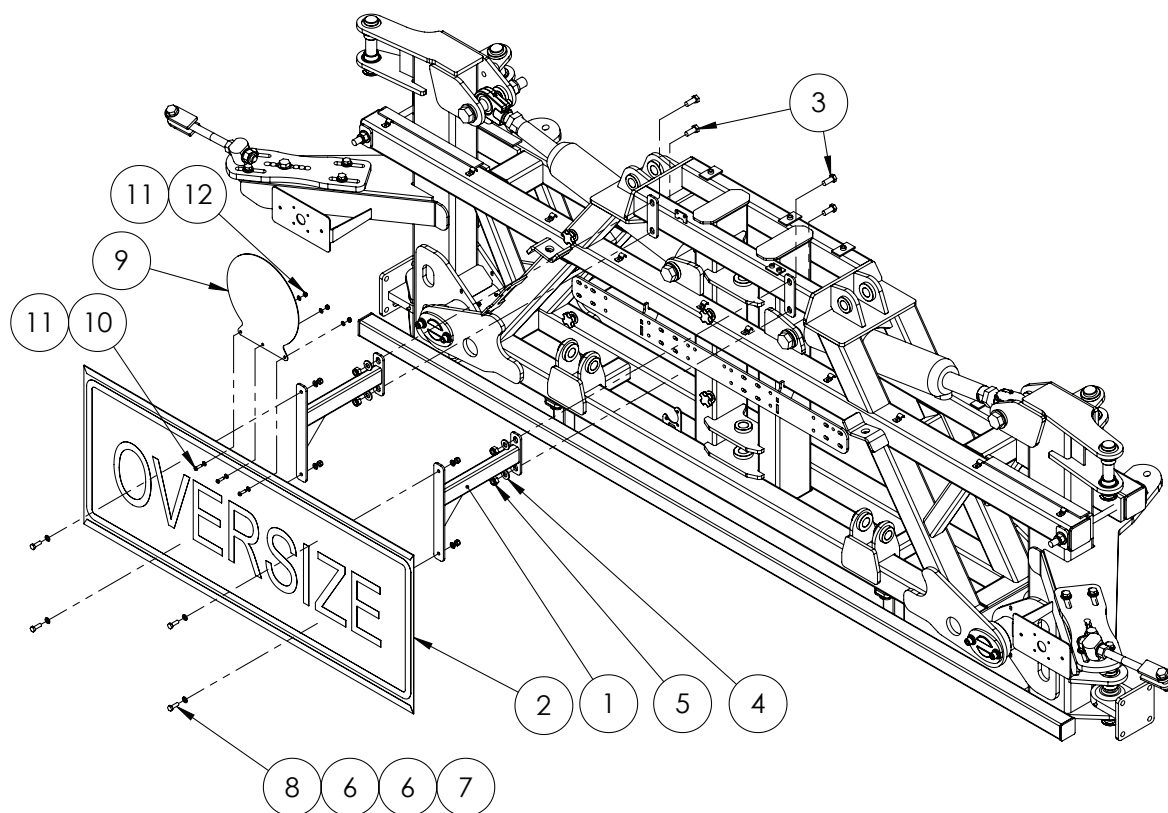
Centre Leveling Main Pivot



ITEM NO.	PART NUMBER	DESCRIPTION	QTY.
1	GA4658142	Centre leveling main pivot assembly	1
2	GA4658141	Centre levelling wheel assembly	1
3	GA4572420	Pin, Suit centre levelling cable mount, 25 OD x 49mm long with circlip grooves each end	2
4	GA5001045	Washer, 3/4", Flat ZP	4
5	GA5049490	Bolt 3/4" UNC x 4" ZP GR8	1
6	GA5048430	Nut, Nyloc, 3/4" UNC, ZP	1
7	GA5009463	Glacier Bush, ID 25 x 15mm long	2
8	GA4522315	Washer, 27 ID x 40 OD x 2mm thick, SS	2
9	GA5001223	Circlip, 19mm, E type, zinc plated	5
10	GA5012203	Grease nipple, Short, 1/4" UNF	1
11	GA5050355	End cap, 76.1 mm round, suit 65 NB pipe, Black plastic	2
12	GA4904785-1	Ram Assembly, Center Leveling	1
13	GA4506750	Wear Strip SS for Centre Leveling Cables	2
14	GA5004749	Bolt M8 x 80 ZP GR8.8	4
15	GA5052590	Nut M8 Nyloc SS	4
16	GA5003643	Washer 8mm Flat SS Heavy Duty	8

Oversize Sign Mount

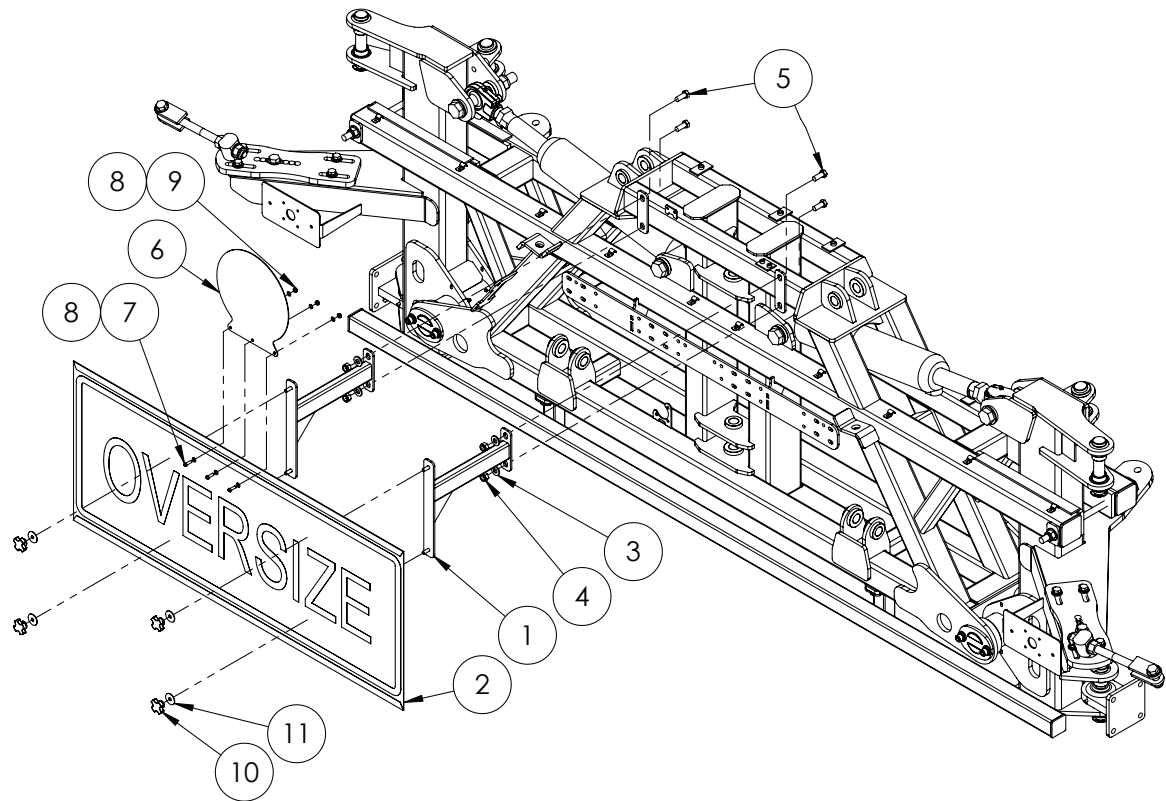
SN 201000 - SN 201525



ITEM NO.	PART NUMBER	DESCRIPTION	QTY.
1	GA4658150	Bracket, Oversize sign mount arm, Bolt on, 2011 centre	2
2	GA5009613	Oversize sign, Yellow, Reflective with folded edges	1
3	GA5000305	Set Screw M12 x 30 ZP GR8.8	4
4	GA5000577	Washer 12mm Flat SS Heavy Duty	4
5	GA5012461	Nut M12 Nyloc ZP	4
6	GA5003643	Washer 8mm Flat SS Heavy Duty	8
7	GA5052590	Nut M8 Nyloc SS	4
8	GA5004713	Bolt M8 x 25 SS	4
9	F70906A	Speed sticker holder plate 1.6mm SS	1
10	GA5004053	BHCS M6 x 20 SS	3
11	GA5004437	Washer 6mm Flat SS	6
12	GA5048115	Nut M6 Nyloc ZP	3
13	GA5069875	Knob Star grip nut M8 x 40 DIA	4
14	GA5003645	Washer, 5/16" ID x 1 1/4" OD, Flat SS	4

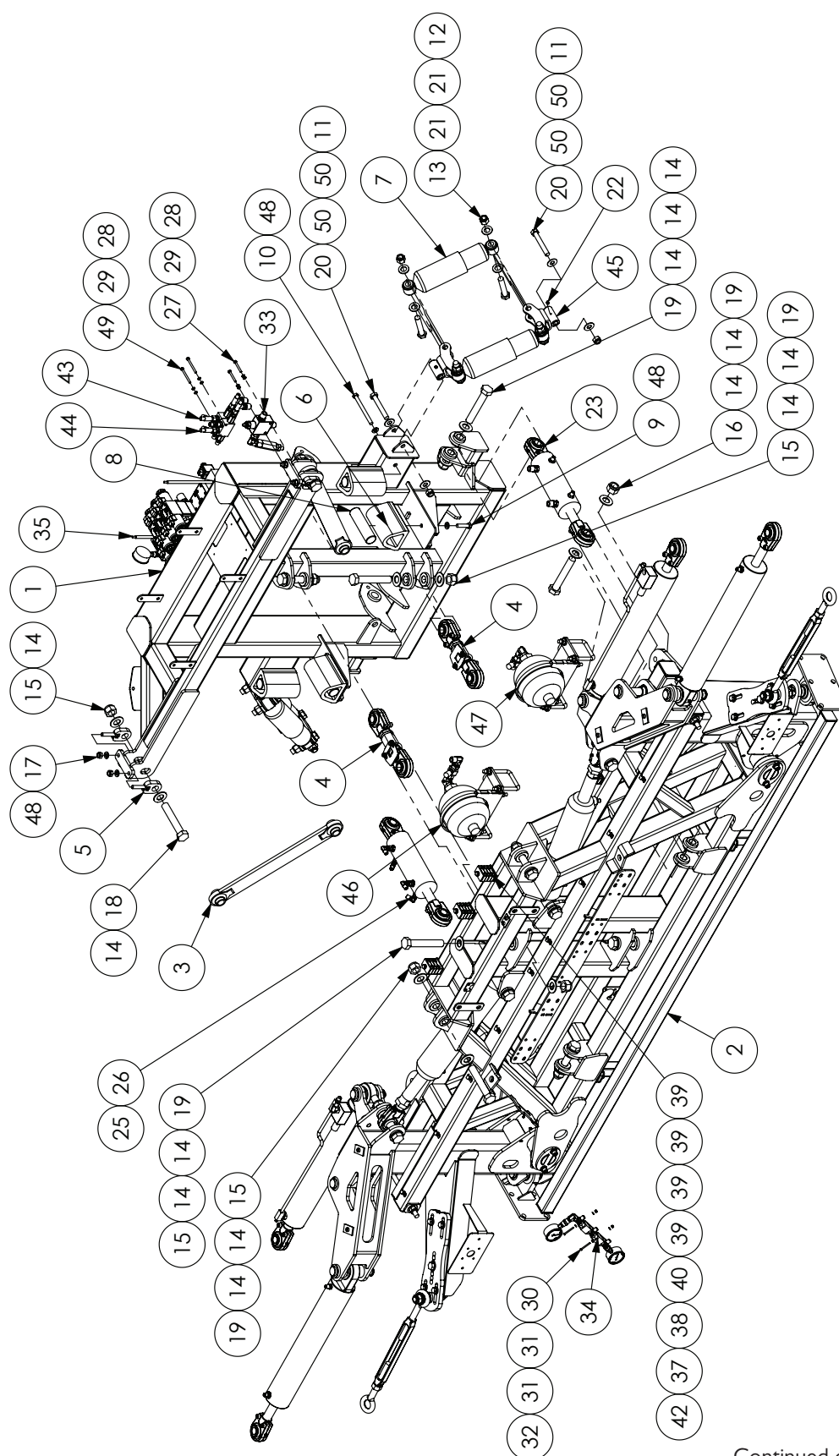
Oversize Sign Mount

SN 201532 - on



ITEM NO.	PART NUMBER	DESCRIPTION	QTY.
1	GA4658150	Bracket, Oversize sign mount arm, Bolt on, 2011 centre	2
2	GA5009613	Oversize sign, Yellow, Reflective with folded edges	1
3	GA5000577	Washer 12mm Flat SS Heavy Duty	4
4	GA5012461	Nut M12 Nyloc ZP	4
5	GA5000305	Set Screw M12 x 30 ZP GR8.8	4
6	F70906A	Speed sticker holder plate 1.6mm SS	1
7	GA5004053	BHCS M6 x 20 SS	3
8	GA5004437	Washer 6mm Flat SS	6
9	GA5048115	Nut M6 Nyloc ZP	3
10	GA5069875	Knob Star grip nut M8 x 40 DIA	4
11	GA5003645	Washer, 5/16" ID x 1 1/4" OD, Flat SS	4

42m Centre & Paralift Assembly



Continued over page

42m Centre & Paralift Assembly

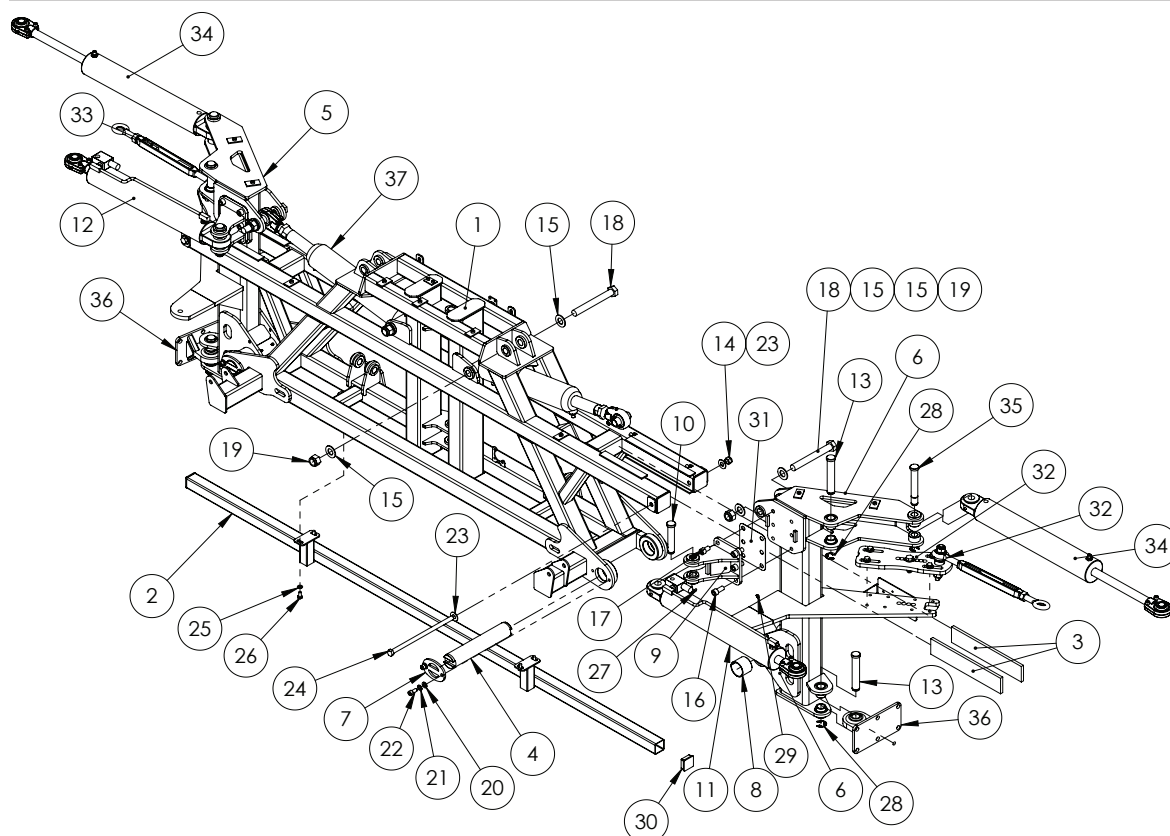
ITEM NO.	PART NUMBER	DESCRIPTION	QTY.
1	GA4658135	Paralift Rear, Suit MY11 Center	1
2	GA4902180	Boom Centre 42M assembly, Crop Cruiser	1
3	GA4656240	Delta link, Long	2
4	DELTA-LINKSA	Delta link, short, heavy duty, adjustable	2
5	GA4656260	Adjuster bolt, Delta link hanger	4
6	GA5006537	Bump stop, Rubber, 150mm with hole	4
7	GA5015139	Shock Absorber, Double eye, 19mm eye, 82mm OD, Black	4
8	GA4572315	Bump stop, Travel limiter, Suit center section	4
9	GA5011239	Bolt, M12 x 50, ZP GR 8.8	1
10	GA5000271	Bolt M12 x 140 ZP GR8.8	2
11	GA5001029	Nut M16 Nyloc ZP	4
12	GA5049490	Bolt 3/4" UNC x 4" ZP GR8	8
13	GA5048430	Nut, Nyloc, 3/4" UNC, ZP	8
14	GA5017681	Washer 1" x 2" 7g Flat Thin SS	24
15	GA5012446	Nut 1" UNF 12 tpi Nyloc ZP	8
16	GA5012445	Nut 1" UNF 14 tpi Nyloc ZP	4
17	GA5012461	Nut M12 Nyloc ZP	4
18	GA4683145	Bolt, 1" UNC x 6", cut down from 7" long	2
19	GA5006043	Bolt 1" UNF 14 TPI x 6" ZP GR8	10
20	GA5000855	Bolt M16 x 110 ZP GR8.8	4
21	GA5001741	Washer 20mm Flat SS Heavy Duty	16
22	GA5012203	Grease nipple, Short, 1/4" UNF	4
23	GA5060818	Hydraulic cylinder, 3" bore x 1 1/4" rod x 117 .5mm stroke, with bearing ends	1
24	GA3500203	Hydraulic adaptor, Reducing bush, 1/2" BSPT male x 1/4" BSPT female, S24-0804	2
25	GA3500358	Hydraulic adaptor, Nipple, 1/4" BSPT male x 9/16" UN male O-ring, S93-0409	8
26	GA3500332	Hydraulic adaptor, Elbow, 90 degree, 1/4" BSPT male x 1/4" BSPP female swivel, S82-0404	4
27	GA5011419	Bolt M6 x 50 SS	2
28	GA5004447	Washer, 6mm, Spring, SS	4
29	GA5004437	Washer 6mm Flat SS	6
30	GA5049800	SHCS M4 x 40 ZP GR12.9	2
31	GA5020510	Washer 4mm Flat SS	4
32	GA5049025	Nut M4 Nyloc SS	2
33	GA4906727	Pressure Reducer Valve Assembly	1
34	GA4906726	Yaw Control Valve Assembly	1
35	MACH0035	Mounting Bolts for solenoid cover	2
36	GA5048115	Nut M6 Nyloc ZP	2
37	GA5004919	Washer 8mm Spring SS	5
38	GA5003643	Washer 8mm Flat SS Heavy Duty	5

Continued over page

42m Centre & Paralift Assembly

ITEM NO.	PART NUMBER	DESCRIPTION	QTY.
39	GA5078031	Mounting clamp, Double type, Jaw, Pair, Group 2, 14mm, RCD-14J [PAIR]	16
40	GA5078042	Mounting clamp, Double type, Plate, Top, Group 2, RCD-2PT	5
41	GA5011481	Bolt M8 x 35 ZP GR8.8	2
42	GA5011489	Bolt M8 x 60 ZP GR8.8	3
43	GA4906728	Double Pilot Operated Check Valve Left Hand	1
44	GA4906729	Double Pilot Operated Check Valve Right Hand	1
45	GA4659360	Mounting bracket, Dual roll shock absorber, TriTech centre	4
46	GA4906030	2L Accumulator with Mount Assembly, Left Hand, Crop Cruiser	1
47	GA4906035	2L Accumulator with Mount Assembly, Right Hand, Crop Cruiser	1
48	GA5000577	Washer 12mm Flat SS Heavy Duty	7
49	GA5004107	Bolt M6 x 70 ZP GR8.8	2
50	GA5001043	Washer 16mm Flat SS HD	8

42m Centre Assembly



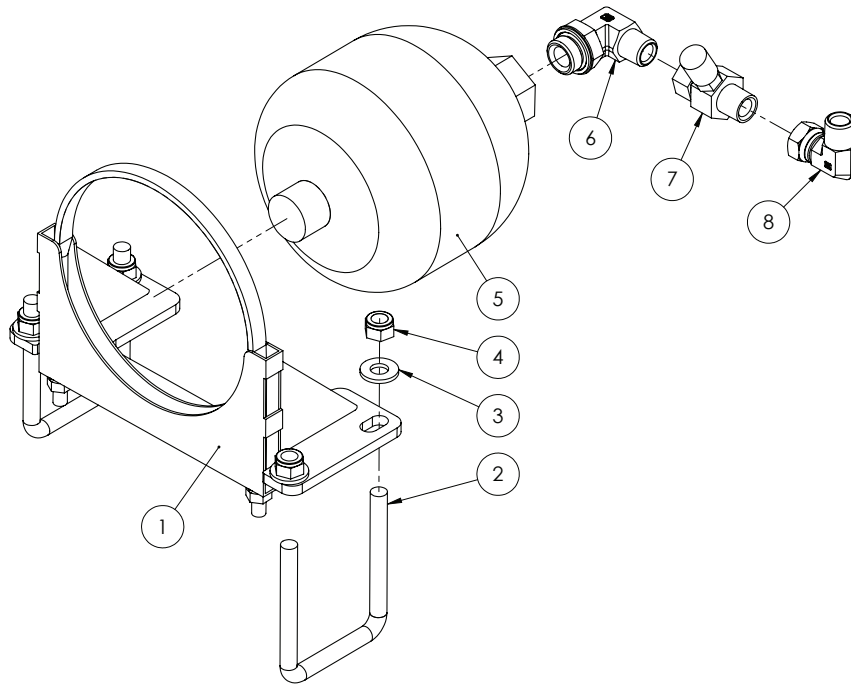
ITEM NO.	PART NUMBER	DESCRIPTION	QTY.
1	GA4658120	Centre Section, TriTech, MY11 on	1
2	GA4658145	Spray bar, suit 2011 center section	1
3	GA5075090	Wear pad, 380 x 74 x 12mm, Polystone	4
4	GA4572365	Tilt pin, suit MY11 centre section	2
5	GA4660190	Tilt Arm, TriTech 42m Dual Fold Cylinder Right Hand	1

Continued over page

42m Centre Assembly

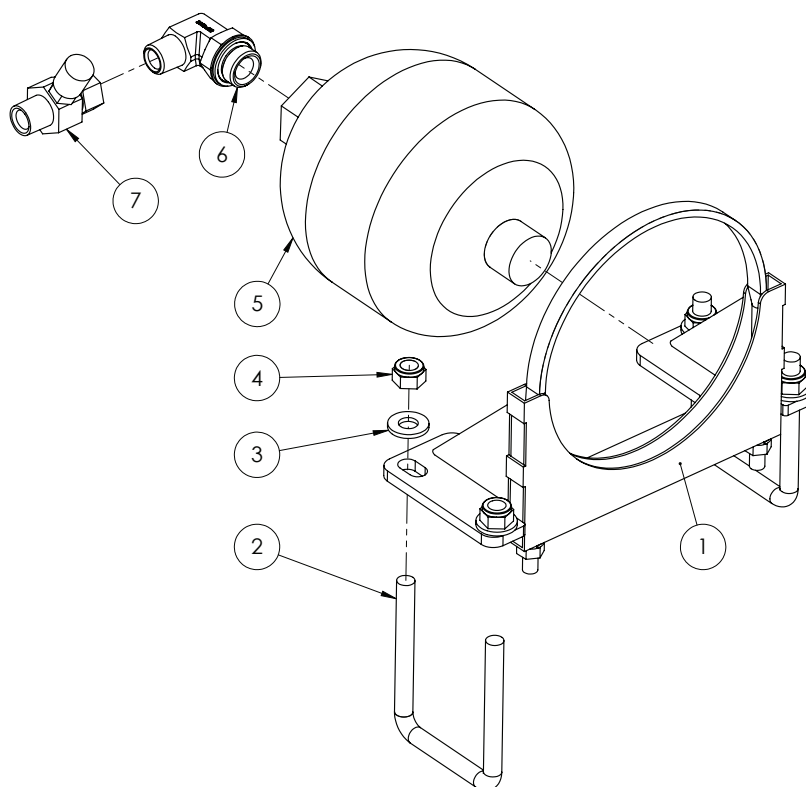
ITEM NO.	PART NUMBER	DESCRIPTION	QTY.
6	GA4660185	Tilt Arm, TriTech 42m Dual Fold Cylinder Left Hand	1
7	GA4502280	Pin retainer	4
8	GA5075060	Glacier bush 60mm ID x 50mm long	4
9	GA4658875	Mount, Fold cylinder, Flat fold suit self propelled	2
10	GA4572200	Pin, 1" diameter x 132.4mm long, With shoulder and circlip groove	2
11	GA5018542	Hydraulic Cylinder, External phasing, 3.25" bore x 1.25" rod x 18" stroke	1
12	GA5018540	Hydraulic cylinder, External phasing 3" bore x 18" stroke x 1.25" rod (with external phasing valve)	1
13	L003A	Pin, 1 1/8" x 170mm, with circlip groove	4
14	GA5001029	Nut M16 Nyloc ZP	2
15	GA5017681	Washer 1" x 2" 7g Flat Thin SS	8
16	GA5000313	SHCS M12 x 35 ZP GR12.9	6
17	GA5000905	SHCS M16 x 25 ZP GR8.8	6
18	GA5006151	Bolt 1" UNF 12 TPI x 8" ZP GR8	4
19	GA5012446	Nut 1" UNF 12 TPI Nyloc ZP	4
20	GA5000577	Washer 12mm Flat SS Heavy Duty	8
21	GA5000575	Washer 12mm Spring SS	8
22	GA5000297	SHCS M12 x 25 ZP GR12.9	8
23	GA5001043	Washer 16mm Flat SS HD	4
24	GA5075125	Bolt M16 x 325, 60 mm of thread, GR4.4 ZP	2
25	GA5000117	Washer 10mm Flat SS Heavy Duty	4
26	GA5006113	Bolt M10 x 20 ZP GR8.8	4
27	GA5001223	Circlip, 19mm, E type, zinc plated	4
28	GA5001883	Circlip, E type, 24mm, zinc plated	4
29	GA5012203	Grease nipple, Short, 1/4" UNF	4
30	GA5003783	End cap, Insert, Black, Plastic, 50 x 50mm	2
31	GA4513055	Shim, TriTech Fold ram, 1mm SS, Suit 4 and 6 bolt	2
32	GA4922226	Cable Mount Rear, Flat fold, 24-36m LH MY13	1
33	GA4922221	Cable Mount Rear, Flat fold, 24-36m RH MY13	1
34	GA5018538	Hydraulic cylinder, 3" bore x 1.25" rod x 18" stroke, external phasing (single phase only)	2
35	L002A	Pin, 1" x 180mm, Double circlip groove	2
36	GA4659220	Bottom Rose End Large Trittech	2
37	GA5065051	Hydraulic cylinder, 3.5" OD x 1.75" rod x 5" stroke	2

42m Yaw Accumulator Assembly - LH



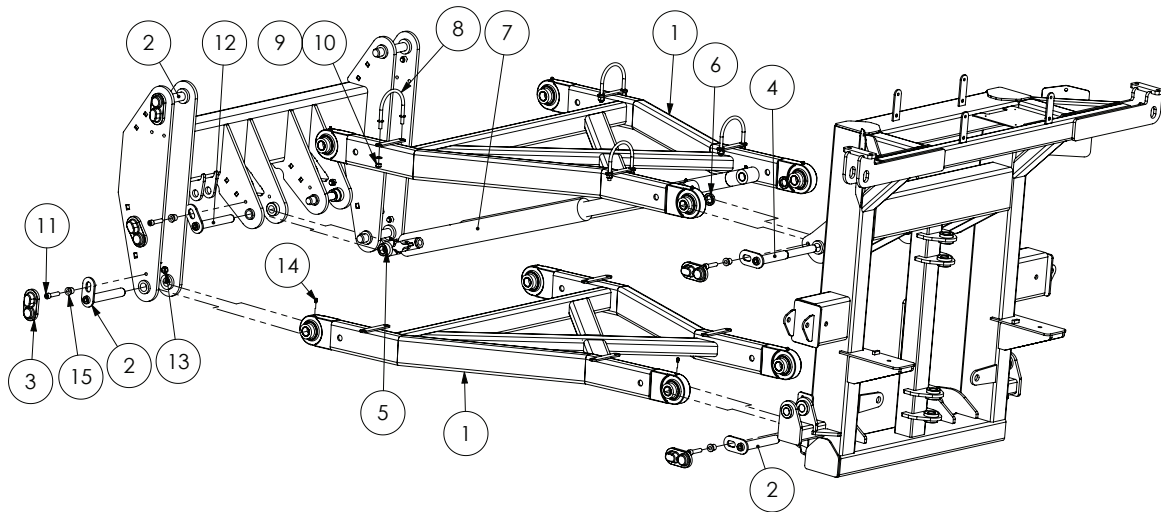
ITEM NO.	PART NUMBER	DESCRIPTION	QTY.
1	GA4659720	Mounting Bracket 2L Accumulator	1
2	GA5011259	U Bolt, Square top, M12 x 76mm x 110mm	2
3	GA5000577	Washer 12mm Flat SS Heavy Duty	4
4	GA5012461	Nut M12 Nyloc ZP	4
5	GA3500021	Accumulator, Hydraulic, 2L, 90 Bar pre charge	1
6	GA3500324	Hydraulic adaptor, Elbow, 90 degree, 1/2" BSPT male x 3/4" BSPP male O-ring, S77-0812	1
7	GA3500198	Hydraulic adaptor, Inline test point, 1/2" BSPP female swivel x 1/2" BSPT male x M16 x 2.0 test port, S160-080816	1
8	GA3500333	Hydraulic adaptor, Elbow, 90 degree, 1/2" BSPT male x 1/2" BSPP female swivel, S82-0808	1

42m Yaw Accumulator Assembly - RH



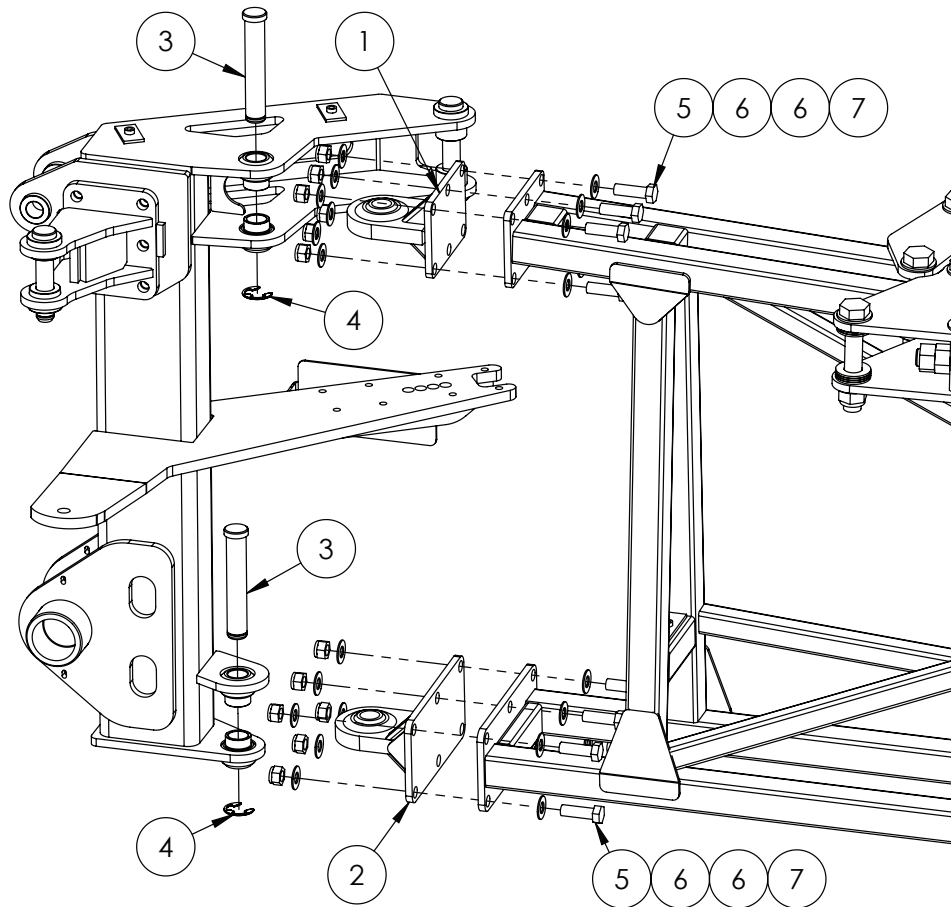
ITEM NO.	PART NUMBER	DESCRIPTION	QTY.
1	GA4659720	Mounting Bracket 2L Accumulator	1
2	GA5011259	U Bolt, Square top, M12 x 76mm x 110mm	2
3	GA5000577	Washer 12mm Flat SS Heavy Duty	4
4	GA5012461	Nut M12 Nyloc ZP	4
5	GA3500021	Accumulator, Hydraulic, 2L, 90 Bar pre charge	1
6	GA3500324	Hydraulic adaptor, Elbow, 90 degree, 1/2" BSPT male x 3/4" BSPP male O-ring, S77-0812	1
7	GA3500198	Hydraulic adaptor, Inline test point, 1/2" BSPP female swivel x 1/2" BSPT male x M16 x 2.0 test port, S160-080816	1

42m Paralift Arms & Paralift



ITEM NO.	PART NUMBER	DESCRIPTION	QTY.
1	GA4658750	Paralift Arm SP MY I I	2
2	GA5066655	Pin with retaining plate, 28.575 OD x 180mm long	6
3	GA5067885	Pin cover, Black, clip on, plastic	10
4	GA5066675	Pin with retaining plate, Stepped, 294mm Long	2
5	GA4562190	Spacer bush, 40 OD x 26 ID x 17.5mm long, Paralift arms	2
6	GA4572135	Spacer bush, 40 OD x 25.8 ID x 9mm thick, Paralift arm spacer	2
7	GA5070081	Hydraulic cylinder, 3" bore x 2.5" rod x 26" stroke, pin eye ends with glacier bushes and grease nipples	2
8	GA5070905	U bolt, Round top, M10 x 118 x 115mm, with stopper washers, ZP	4
9	GA5000117	Washer 10mm Flat SS Heavy Duty	8
10	GA5000141	Nut M10 Nyloc ZP	5
11	GA5051470	SHCS M12 x 50 ZP GR12.9	4
12	GA5066645	Pin with retaining plate, 1" x 280mm long	2
13	GA5012461	Nut M12 Nyloc ZP	13
14	GA5050450	Grease nipple 6mm	8
15	MACH0152	Bush with shoulder, 12.3 ID x 25 OD x 21mm long	9

42m Boom Pivot

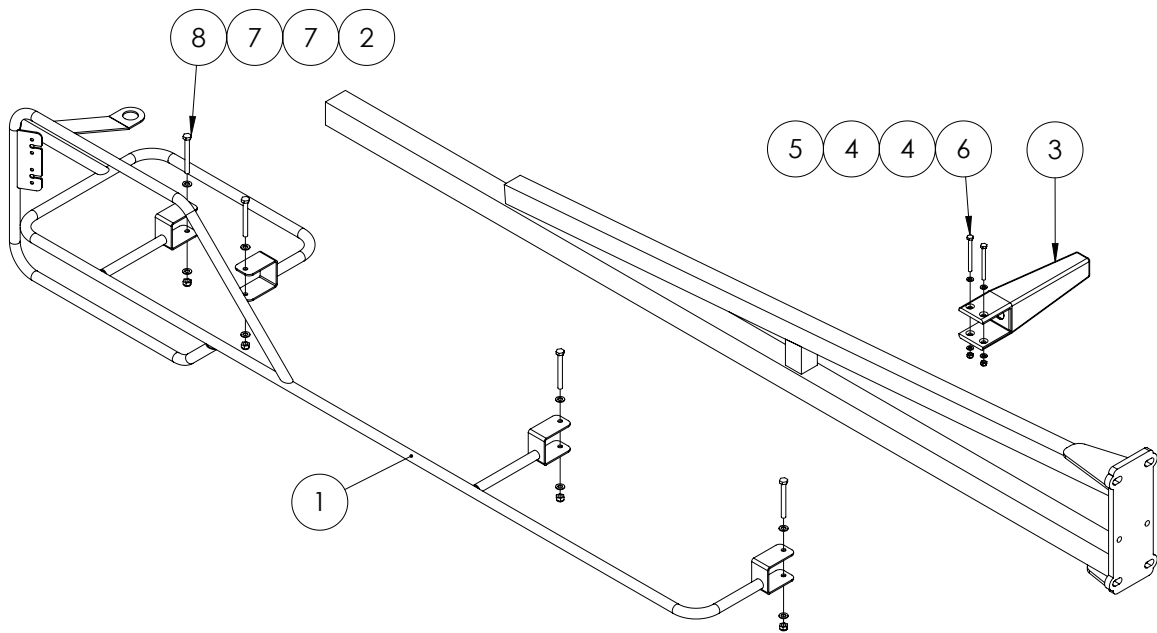


ITEM NO.	PART NUMBER	DESCRIPTION	QTY.
1	GA4659215	Top Rose End Large, TriTech SP	1
2	GA4659220	Bottom Rose End Large TriTech	1
3	L003A	Pin, 1 1/8" x 170mm, with circlip groove	2
4	GA5001883	Circlip, E type, 24mm, Zinc plated	2
5	GA5000931	Bolt M16 x 50 ZP GR8.8	12
6	GA5001009	Washer 16mm Flat ZP Heavy Duty	24
7	GA5001029	Nut M16 Nyloc ZP	12

Chapter 14

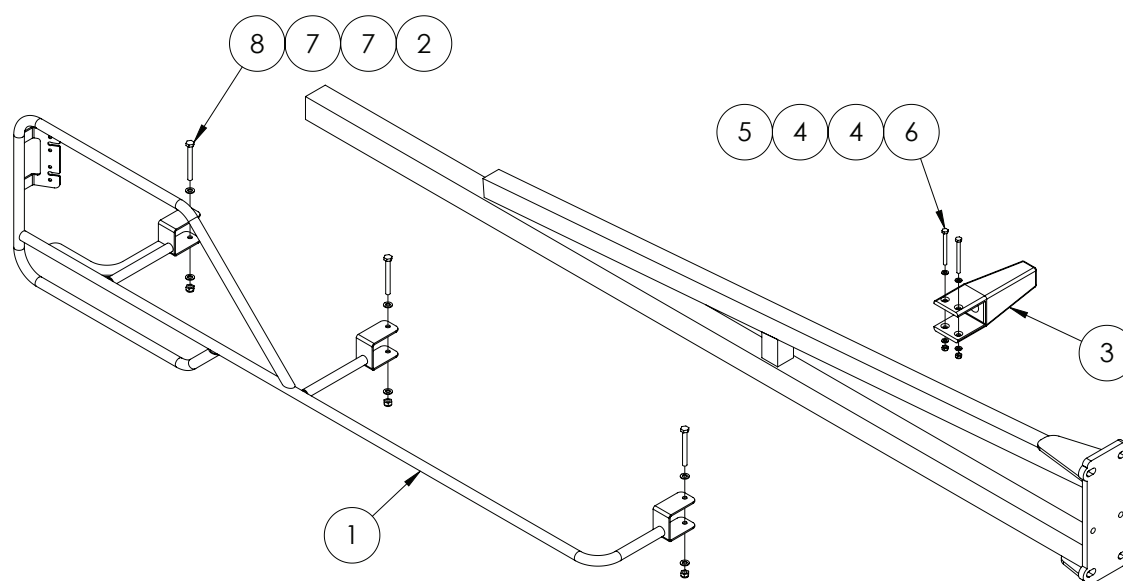
BOOM WING

Fence Line End Protector



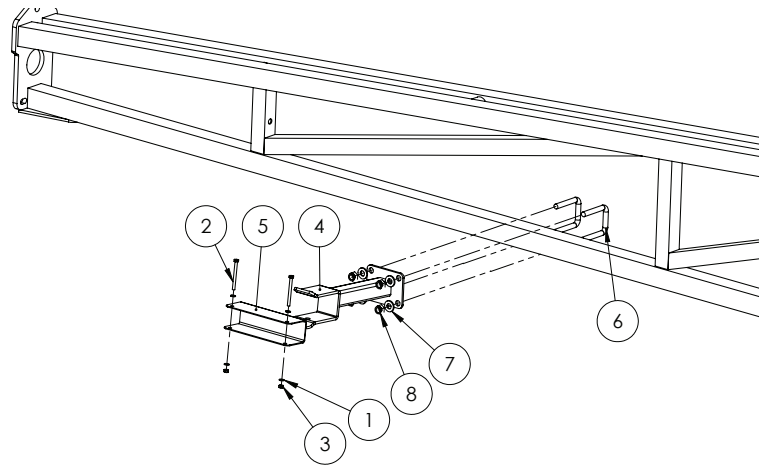
ITEM NO.	PART NUMBER	DESCRIPTION	QTY.
1	GA4656314	Boom end protector, RH	1
	GA4656315	Boom end protector, LH	-
2	GA5004917	Nut M8 Nyloc ZP	4
3	GA5006226	Boom stopper, Rubber, 210mm bumper, Suits 50 x 50mm RHS	1
4	GA5004437	Washer 6mm Flat SS	4
5	GA5048115	Nut M6 Nyloc ZP	2
6	GA5004107	Bolt M6 x 70 ZP GR8.8	2
7	GA5003643	Washer 8mm Flat SS Heavy Duty	8
8	GA5052600	Bolt M8 x 75 SS	4

Fence Line End Protector - Quick Fit



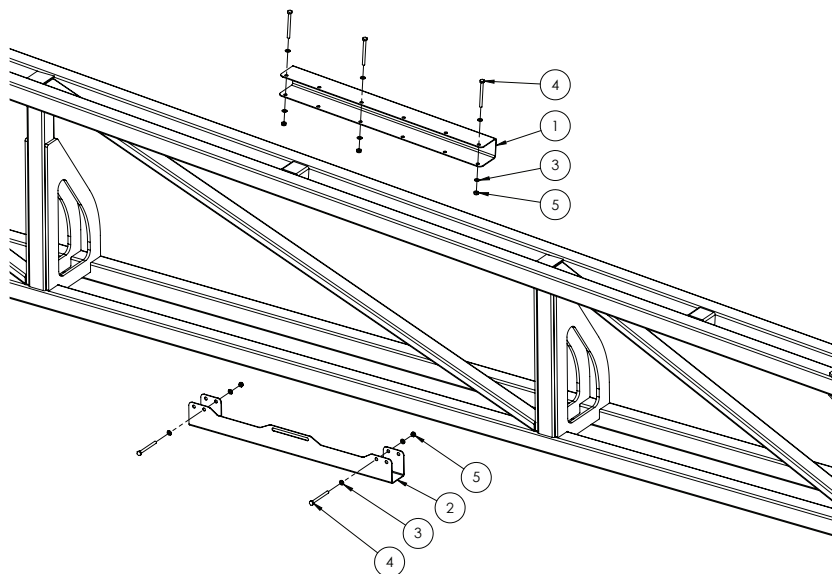
ITEM NO.	PART NUMBER	DESCRIPTION	QTY.
1	GA4656316	Boom End Protector easy fit RH	1
	GA4656317	Boom End Protector easy fit LH	
2	GA5004917	Nut M8 Nyloc ZP	3
3	GA5006226	Boom stopper, Rubber, 210mm bumper, Suits 50 x 50mm RHS	1
4	GA5004437	Washer 6mm Flat SS	4
5	GA5048115	Nut M6 Nyloc ZP	2
6	GA5004107	Bolt M6 x 70 ZP GR8.8	2
7	GA5003643	Washer 8mm Flat SS Heavy Duty	6
8	GA5052600	Bolt M8 x 75 SS	3

Boom Protector Assembly - Outer



ITEM NO.	PART NUMBER	DESCRIPTION	QTY.
1	GA5004437	Washer 6mm Flat SS	4
2	GA5004107	Bolt M6 x 70 ZP GR8.8	2
3	GA5048115	Nut M6 Nyloc ZP	2
4	GA4656277	Support bracket, Folded boom wing, TriTech	1
5	F70294A	Boom wing protector, Suit 50 x 50 x 200mm long (2mm SS)	1
6	GA5011251	U bolt, Square top, M12 x 52mm x 80mm	2
7	GA5000577	Washer 12mm Flat SS Heavy Duty	4
8	GA5012461	Nut M12 Nyloc ZP	4

Boom Protector Assembly - Inner



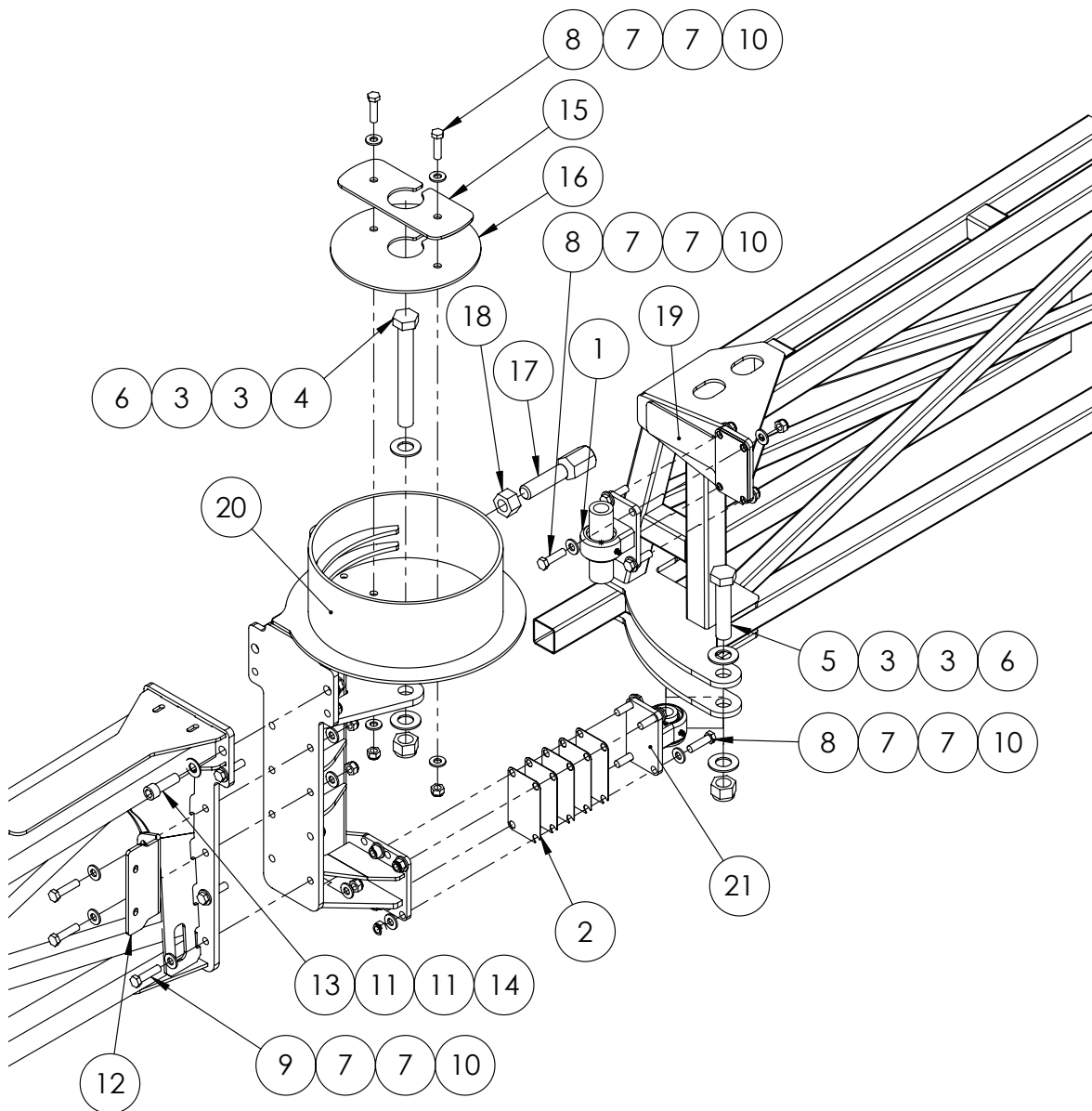
ITEM NO.	PART NUMBER	DESCRIPTION	QTY.
1	F70799A	Protector, Outer wing, Suit 50 x 50 RHS, 600 long, 2mm SS	1
2	GA4505005	Boom Slide Protector SS with cutout 2013	1
3	GA5004437	Washer 6mm Flat SS	10
4	GA5004107	Bolt M6 x 70 ZP GR8.8	5
5	GA5048115	Nut M6 Nyloc ZP	5

Cable Drum

ITEM NO.	PART NUMBER	DESCRIPTION	QTY.
12	GA4932343	Bearing pivot kit, Lower TriTech cable drum hinge	1
13	GA4522725	Boom hose mount plate outer	1
14	GA5000935	SHCS M16 x 50 ZP GR12.9	2
15	GA5001029	Nut M16 Nyloc ZP	3
16	GA5011239	Bolt, M12 x 50, ZP GR 8.8	10
17	GA4504535	Boom weight, Cable drum disc, 0.806 kg	1
18	GA4504530	Boom weight, Cable drum disc, 1.792 kg	1
19	GA4572495	Boom Drum stopper, 1" UNF 12 TPI	1
20	GA5010991	Nut 1" UNF 12 tpi ZP	1
21	GA5011269	Bolt M16 x 100 ZP GR8.8	1
22	GA4524690	Wear plate Upper boom top MY13 SS	1

ITEM NO.	PART NUMBER	DESCRIPTION	QTY
1	GA4659580	Cable drum, Boom hinge, Right side, TriTech, MY13	1
	GA4659585	Cable drum, Boom hinge, Left side, TriTech, MY13	1
	GA4659600	Boom drum hinge OFFSET 24+ RH MY13	1
	GA4659605	Boom drum hinge OFFSET 24+ LH MY13	1

Cable Drum - 42m Boom



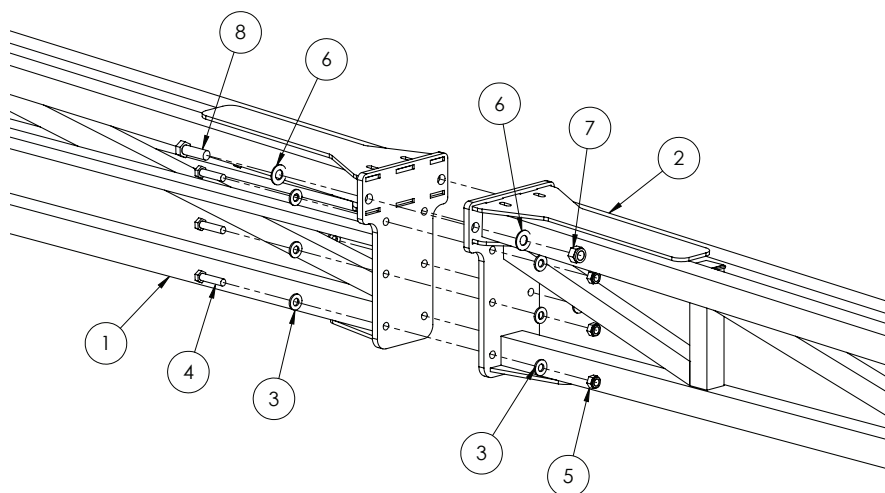
ITEM NO.	PART NUMBER	DESCRIPTION	QTY.
1	GA4932342	Bearing pivot kit, Upper, Suit TriTech cable drum hinge	1
2	DB-ADJ-16LAS	Shim, cable drum pivot, SS, 1mm	6
3	GA5017681	Washer 1" x 2" 7g Flat Thin SS	4
4	GA5006151	Bolt 1" UNF 12 TPI x 8" ZP GR8	1
5	GA5006039	Bolt 1" UNF x 4 1/2" ZP GR8	1
6	GA5012446	Nut 1" UNF 12 TPI Nyloc ZP	2
7	GA5000577	Washer 12mm Flat SS Heavy Duty	40
8	GA5000327	Set Screw M12 x 45 ZP GR8.8	10
9	GA5011239	Bolt, M12 x 50, ZP GR 8.8	10
10	GA5012461	Nut M12 Nyloc ZP	20

Continued over page

Cable Drum - 42m Boom

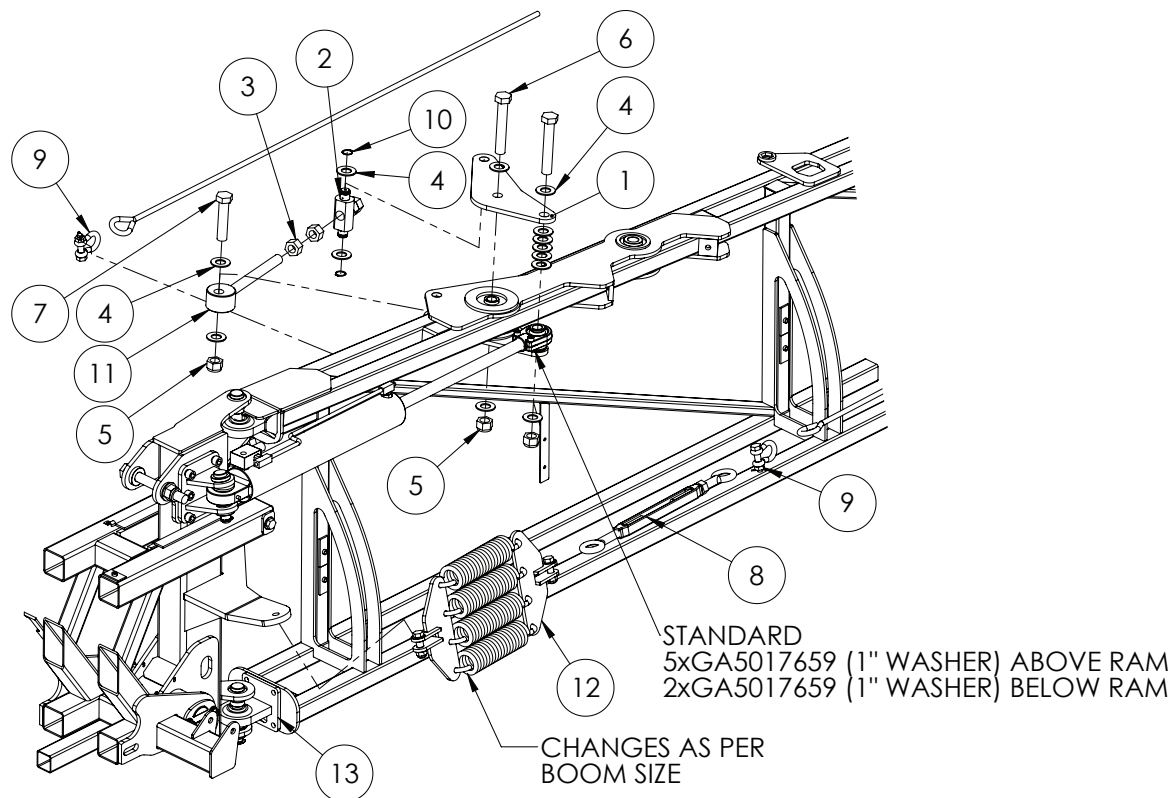
ITEM NO.	PART NUMBER	DESCRIPTION	QTY.
11	GA5001009	Washer 16mm Flat ZP Heavy Duty	4
12	GA4522725	Boom hose mount plate outer	1
13	GA5000935	SHCS M16 x 50 ZP GR12.9	2
14	GA5001029	Nut M16 Nyloc ZP	2
15	GA4504535	Boom weight, Cable drum disc, 0.806 kg	1
16	GA4504530	Boom weight, Cable drum disc, 1.792 kg	1
17	GA4572495	Boom Drum Stopper, 1" UNF 12 TPI	1
18	GA5010991	Nut 1" UNF 12 TPI ZP	1
19	GA4524690	Wear plate Upper boom top MY13 SS	1
20	GA4659275	Cable Drums to suit 42m+ LH	1
	GA4659270	Cable Drums to suit 42m+ RH	1
21	GA4932343	Bearing pivot kit, Lower TriTech cable drum hinge	1

Mid Wing - 42m Boom



ITEM NO.	PART NUMBER	DESCRIPTION	QTY.
1	-	Outer Wing Inner Section 42m	1
2	-	Outer Wing Outer Section 42m	1
3	GA5000577	Washer 12mm Flat SS Heavy Duty	12
4	GA5011239	Bolt, M12 x 50, ZP GR 8.8	6
5	GA5012461	Nut M12 Nyloc ZP	6
6	GA5001043	Washer 16mm Flat SS HD	4
7	GA5001029	Nut M16 Nyloc ZP	2
8	GA5000931	Bolt M16 x 50 ZP GR8.8	2

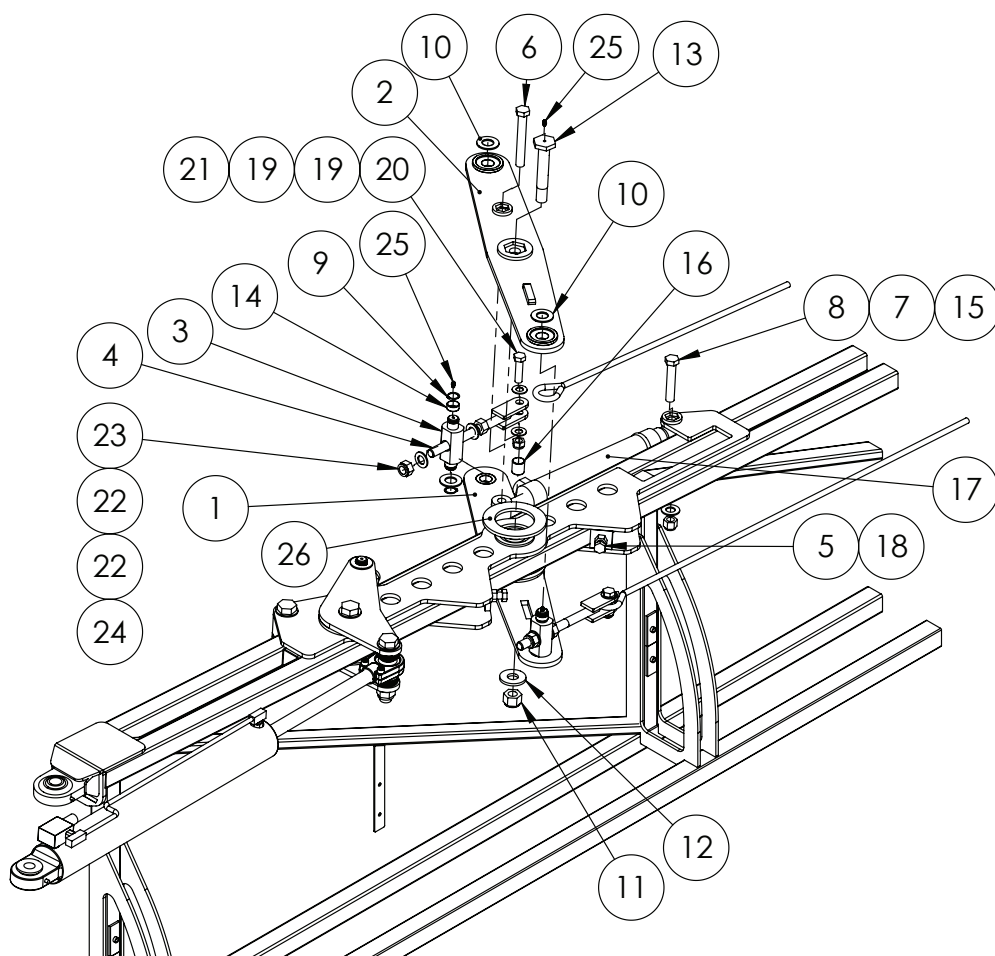
Boom Fold Adjuster



ITEM NO.	PART NUMBER	DESCRIPTION	QTY.
1	24mk4DB005	Adjuster plate, Fold ram, TriTech boom	2
2	24mk4DB006	Bush / pin, Fold ram adjuster nut and bolt retainer	1
3	GA5010991	Nut 1" UNF 12 tpi ZP	4
4	GA5017681	Washer 1" x 2" 7g Flat Thin SS	15
5	GA5012446	Nut 1" UNF 12 tpi Nyloc ZP	3
6	GA5006043	Bolt 1" UNF 14 TPI x 6" ZP GR8	2
7	GA5006039	Bolt 1" UNF x 4 1/2" ZP GR8	1
8	GA5017061	Turnbuckle, Eye ends, M22 thread & lock nut, Galvanised	1
9	GA5075230	Bow Shackle 13mm WLL 3.25T Black	2
10	GA5008519	Circlip, External, 25mm	2
11	GA5070775	Boom fold adjuster eyelet bolt, HD MY13	1
12	GA4905665	Cable Spring Mount 36m MY13	1
13	GA4535360	Shim, 5mm, Delta boom rose joint	*
	GA4535355	Shim, 3mm, Delta boom rose joint	*
	GA4535285	Shim, 1mm, Lower rose end, Delta boom	*

Note: Item 13 is fitted if required for adjusting boom. Shim quantities will vary depending on adjustments needed.

Bi-Fold



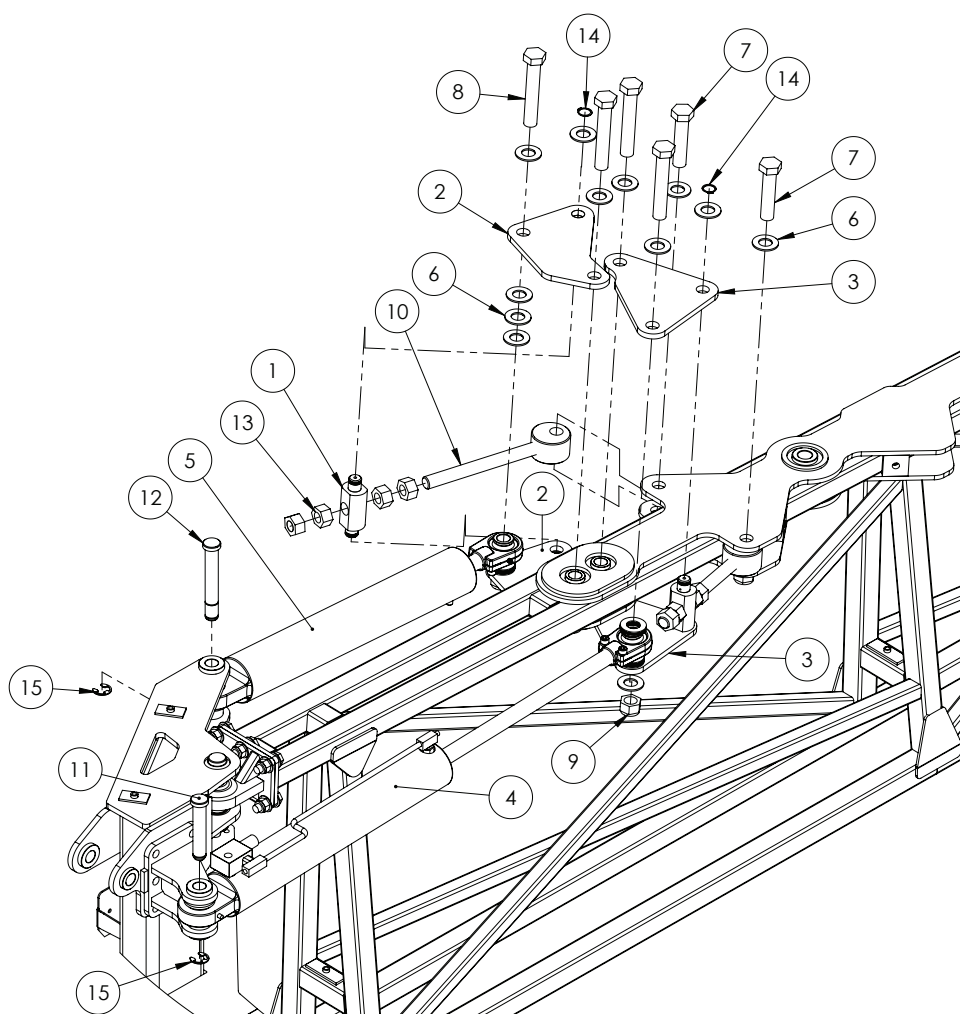
ITEM NO.	PART NUMBER	DESCRIPTION	QTY.
1	GA4656295	Boom Bi-Fold Bottom Bracket	1
2	GA4656290	Boom Bi-Fold Top Bracket	1
3	24mk4DB006	Bush / pin, Fold ram adjuster nut and bolt retainer	2
4	GA5020320	Cable Adjuster, threaded, M20	2
5	GA5000931	Bolt M16 x 50 ZP GR8.8	2
6	GA5070335	Bolt 3/4" UNC x 5 1/2" GR8 zinc HT	1
7	GA5001045	Washer, 3/4", Flat ZP	2
8	GA5049490	Bolt 3/4" UNC x 4" ZP GR8	1
9	GA5008519	Circlip, External, 25mm	4
10	GA5017681	Washer 1" x 2" 7g Flat Thin SS	4
11	GA5012469	Nut M24 Nyloc ZP	1
12	2SF003LAS	2nd stage fold pivot washer 6mm FMS 60 OD 25.3mm ID	1
13	2SF-007	Pivot pin	1
14	GA5009463	Glacier Bush, ID 25 x 15mm long	4
15	GA5048430	Nut, Nyloc, 3/4" UNC, ZP	2
16	GA5009467	Glacier Bush ID 25 x 30mm long	2
17	GA5021010	Hydraulic cylinder, 2" bore x 1" rod x 10" stroke	1

Continued over page

Bi-Fold

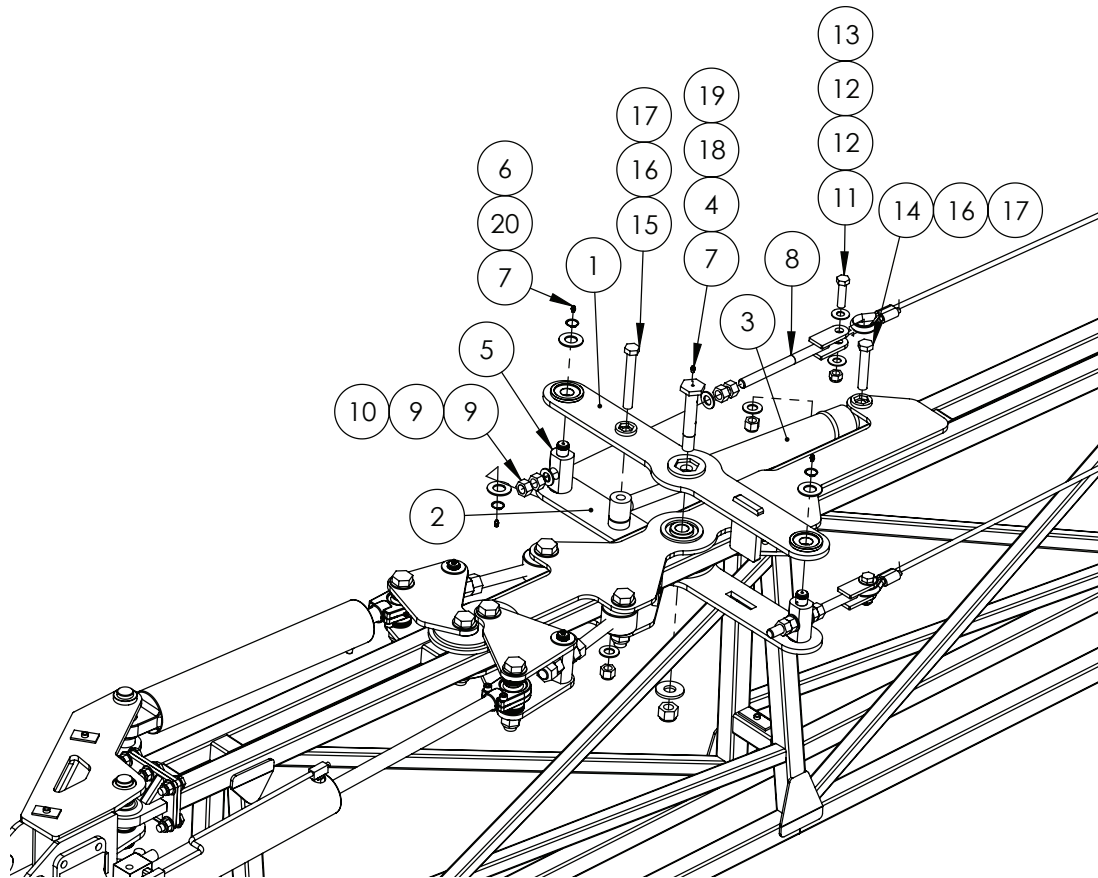
ITEM NO.	PART NUMBER	DESCRIPTION	QTY.
18	GA5012385	Nut M16 Hex ZP	2
19	GA5001009	Washer 16mm Flat ZP Heavy Duty	4
20	GA5000939	Bolt M16 x 60 Black GR8.8	2
21	GA5001029	Nut M16 Nyloc ZP	2
22	GA5001739	Washer 20mm Flat Heavy Duty SS	4
23	GA5048125	Nut M20 Nyloc Coarse ZP	2
24	GA5001709	Nut M20 Coarse Hex ZP	2
25	GA5012203	Grease nipple, Short, 1/4" UNF	7
26	MACH0102	2nd Stage pivot nylon washer black poly	2

Dual Ram Fold Adjuster - 42m



ITEM NO.	PART NUMBER	DESCRIPTION	QTY.
1	24mk4DB006	Bush / pin, Fold ram adjuster nut and bolt retainer	2
2	GA4506970	Fold Adjuster Plate, Rear, 42m Dual Fold Cylinder	2
3	GA4506965	Fold Adjuster Plate, Front, 42m Dual Fold Cylinder	2
4	GA5018542	Hydraulic Cylinder, External phasing, 3.25" bore x 1.25" rod x 18" stroke	1
5	GA5018538	Hydraulic cylinder, 3" bore x 1.25" rod x 18" stroke, external phasing	1
6	GA5017681	Washer 1" x 2" 7g Flat Thin SS	30
7	GA5006039	Bolt 1" UNF x 4 1/2" ZP GR8	2
8	GA5006043	Bolt 1" 14 TPI x 6" ZP GR8	4
9	GA5012446	Nut 1" UNF 12 tpi Nyloc ZP	6
10	GA5070775	Boom fold adjuster eyelet bolt, HD MY13	2
11	GA4572200	Pin, 1" diameter x 132.4mm long, With shoulder and circlip groove	1
12	L002A	Pin, 1" x 180mm, Double circlip groove	1
13	GA5010991	Nut 1" UNF 12 TPI ZP	8
14	GA5008519	Circlip, External, 25mm	4
15	GA5001223	Circlip, 19mm, E type, zinc plated	2

Bi-Fold - 42m

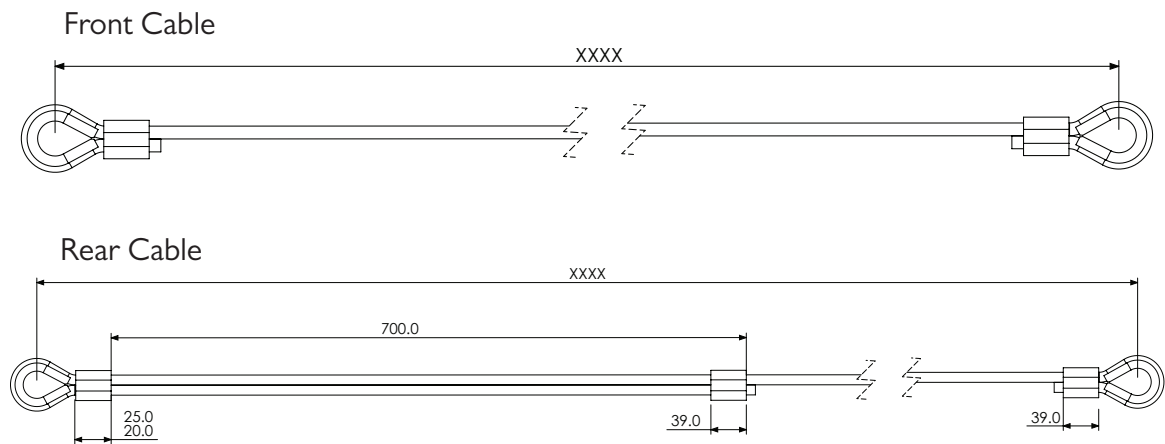


ITEM NO.	PART NUMBER	DESCRIPTION	QTY.
1	GA4656290	Boom Bi-Fold Top Bracket	1
2	GA4659730	Boom Bi-Fold Bottom Bracket 42m	1
3	GA5070845	Hydraulic Cylinder, 293mm stroke, 2 1/2" Bore, 1 1/4" Rod	1
4	2SF-007	Pivot pin	1
5	24mk4DB006	Bush / pin, Fold ram adjuster nut and bolt retainer	2
6	GA5017681	Washer 1" x 2" 7g Flat Thin SS	4
7	GA5012203	Grease nipple, Short, 1/4" UNF	5
8	GA5020320	Cable Adjuster, threaded, M20	2
9	GA5001709	Nut M20 Coarse Hex ZP	8
10	GA5001741	Washer 20mm Flat SS Heavy Duty	4
11	GA5000939	Bolt M16 x 60 Black GR8.8	2
12	GA5001043	Washer 16mm Flat SS HD	4
13	GA5001029	Nut M16 Nyloc ZP	2
14	GA5049490	Bolt 3/4" UNC x 4" ZP GR8	1
15	GA5070335	Bolt 3/4" UNC x 5 1/2" GR8, zinc HT	1
16	GA5001045	Washer, 3/4", Flat ZP	2
17	GA5048430	Nut, Nyloc, 3/4" UNC, ZP	2
18	2SF-003LAS	2nd Stage fold pivot washer 6mm FMS 60 OD 25.3mm ID	1
19	GA5012469	Nut M24 Nyloc ZP	1
20	GA5008519	Circlip, External, 25mm	4

Boom Cables 24-36m

ITEM NO.	PART NUMBER	DESCRIPTION	QTY.
		Cable - Lengths; Tri-Tech 24-36m: Front - 6210 Rear - 7230 Tri-Tech Bi-Fold 24-36m: Front - 6220 Rear - 6230	1
		NOTE: Cable lengths are as measured eye to eye. Front cable cut length add 360mm to eye to eye Measurement. Rear cable cut length add 1060mm to eye to eye Measurement.	
	GA5000073	Cable, 10mm, Solid core, Heavy duty, Galvanised	-
	GA5000215	Thimble, Cable, suit 11 - 12mm	4
	GA5005391	Ferrule, Aluminium, 40 long x 4.5 wall, Code 11	4
	GA5001965	Heat Shrink 25.4mm Black x 50mm long	8

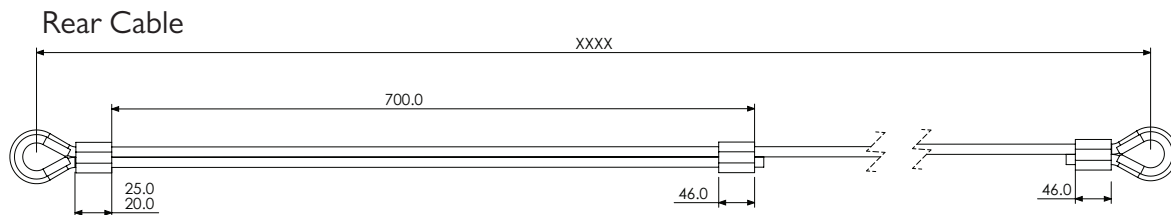
All cable sizes are measured from eye to eye - which is when assembled with eyelets.



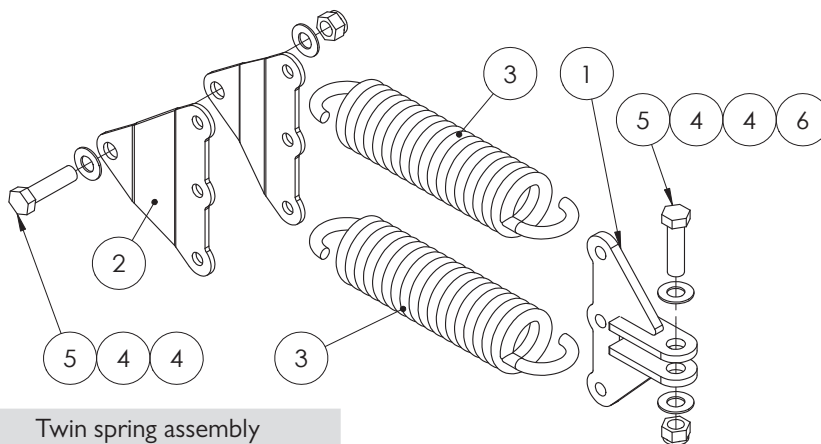
Boom Cables 42m

ITEM NO.	PART NUMBER	DESCRIPTION	QTY.
		Cable - Lengths; Tri-Tech 42m: Front - 8280 Rear - 8970 Tri-Tech Bi-Fold 42m: Front - 7870 Rear - 7830 NOTE: Cable lengths are as measured eye to eye. Front cable cut length add 380mm to eye to eye Measurement. Rear cable cut length add 1080mm to eye to eye Measurement.	1
	GA5071480	Wire Rope, 12mm 6x25 1770 Galvanised MBL: 98.5kN	-
	GA0500001	Thimble, 13mm suit 12mm Cable	4
	GA0500002	Ferrule, 13mm suit 12mm Cable	4
	GA0100016	Heat Shrink 32mm Black x 50mm long	8

All cable sizes are measured from eye to eye - which is when assembled with eyelets.



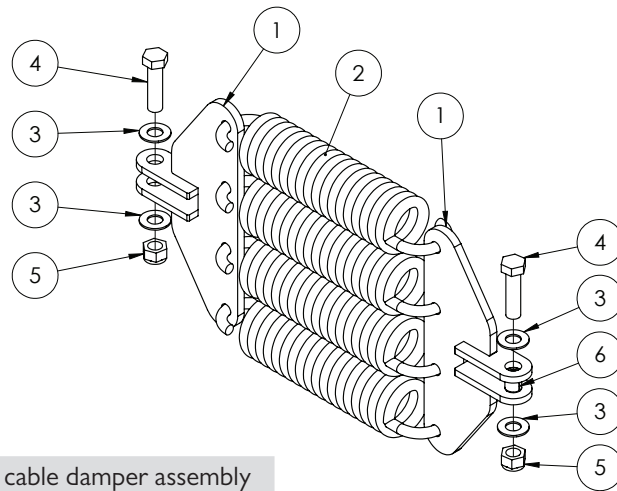
Boom Cable Springs - Suit 24m



GA4903057 Twin spring assembly

ITEM NO.	PART NUMBER	DESCRIPTION	QTY.
1	GA4656230	Mount, Boom cable spring, Suit 24 - 33 meter TriTech boom	1
2	F70057A	3 spring mounting plate suit delta boom	2
3	GA5010793	Spring, tension, 70 OD x 329 long x 12mm, large	2
4	GA5001009	Washer 16mm Flat ZP Heavy Duty	4
5	GA5000939	Bolt M16 x 60 Black GR8.8	2
6	GA5001029	Nut M16 Nyloc ZP	2

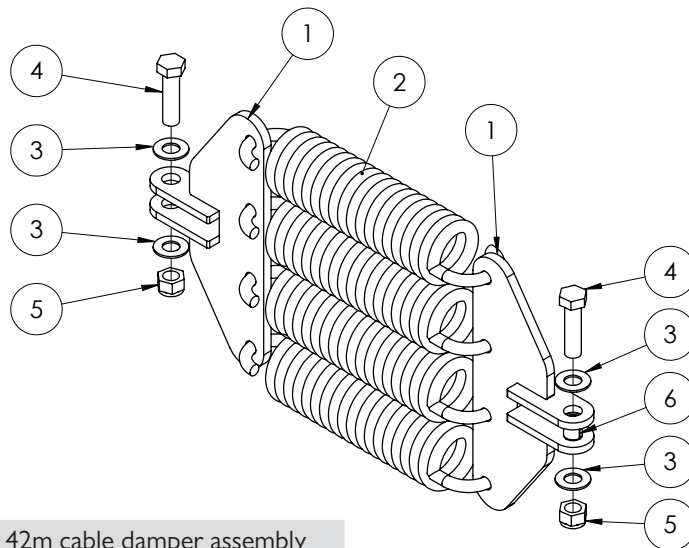
Boom Cable Springs - Suit 30-36m



GA4905665 30-36 cable damper assembly

ITEM NO.	PART NUMBER	DESCRIPTION	QTY.
1	GA4659710	Cable Spring-Shocker Mount Component	2
2	GA5010793	Spring, tension, 70 OD x 329 long x 12mm, large	4
3	GA5001009	Washer 16mm Flat ZP Heavy Duty	4
4	GA5000939	Bolt M16 x 60 Black GR8.8	2
5	GA5001029	Nut M16 Nyloc ZP	2
6	GA5075220	Glacier bush flanged 16mm suit boom cable pivot	1

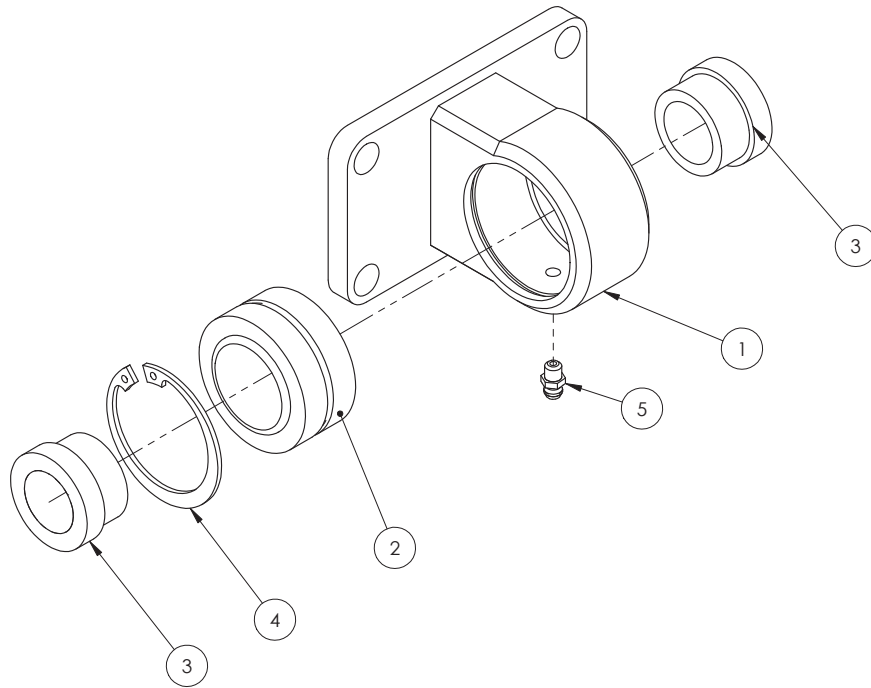
Boom Cable Springs - Suit 42m



GA4912493 42m cable damper assembly

ITEM NO.	PART NUMBER	DESCRIPTION	QTY.
1	GA4659290	Mount, Boom cable spring, Suit 42 meter TriTech boom	2
2	GA5075095	Spring, Tension, 95 OD x 330 long x 14mm	4
3	GA5001009	Washer 16mm Flat ZP Heavy Duty	4
4	GA5000939	Bolt M16 x 60 Black GR8.8	2
5	GA5001029	Nut M16 Nyloc ZP	2
6	GA5075220	Glacier bush flanged 16mm suit boom cable pivot	1

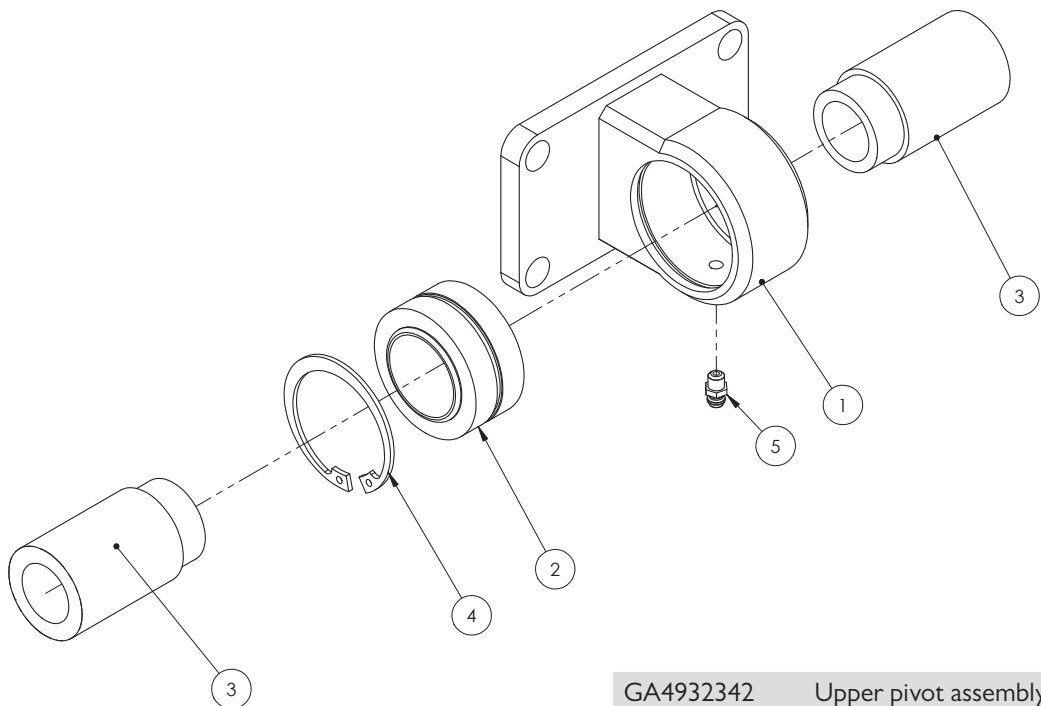
Lower Bearing Pivot



GA4932343 Lower pivot assembly

ITEM NO.	PART NUMBER	DESCRIPTION	QTY.
1	GA4656190	Boom hinge bearing Mount 24+	1
2	GA5015659	Bearing, Spherical bush, 34.925 ID x 55.663 OD x 30.150mm thick, GEZ34ES2RS	1
3	DB-ADJ-02	Bush, Short, 40 OD x 25.5 ID x 23.75mm long	2
4	GA5010573	Circlip, Internal, 55mm bore	1
5	GA5012203	Grease nipple, Short, 1/4 UNF	1

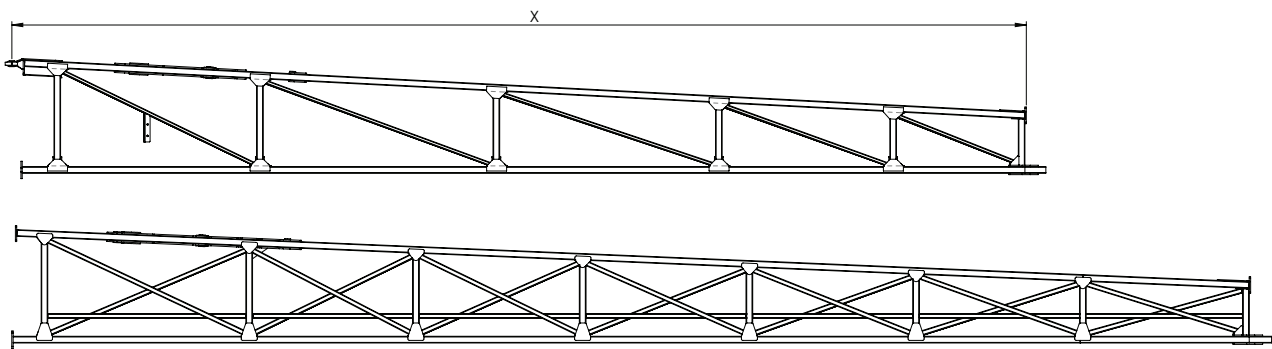
Upper Bearing Pivot



GA4932342 Upper pivot assembly

ITEM NO.	PART NUMBER	DESCRIPTION	QTY.
1	GA4656190	Boom hinge bearing Mount 24+	1
2	GA5015659	Bearing, Spherical bush, 34.925 ID x 55.663 OD x 30.150mm thick, GEZ34ES2RS	1
3	DB-ADJ-13	Bush, Stepped, 25.5 ID x 40 OD x 69.75mm long	2
4	GA5010573	Circlip, Internal, 55mm bore	1
5	GA5012203	Grease nipple, Short, 1/4" UNF	1

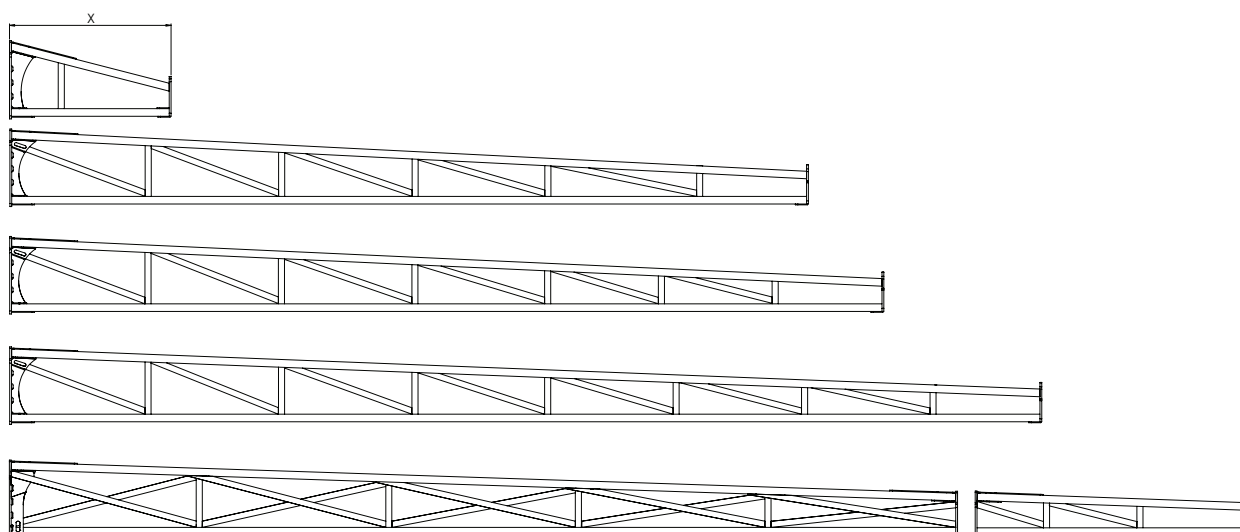
Steel Inner Wings



PART NUMBER	DESCRIPTION
GA4656820	36m Boom inner flat fold RH - 7606mm
GA4656825	36m Boom inner flat fold LH - 7606mm
GA4660180	42m Boom inner flat fold RH - 9288mm
GA4660175	42m Boom inner flat fold LH - 9288mm

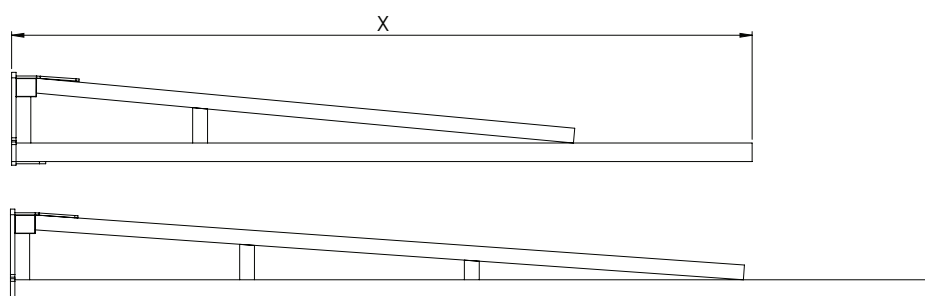
Note: Steel inner wings are unique to the Crop Cruiser and wont fit other sprayers.

Aluminium Outer Wings



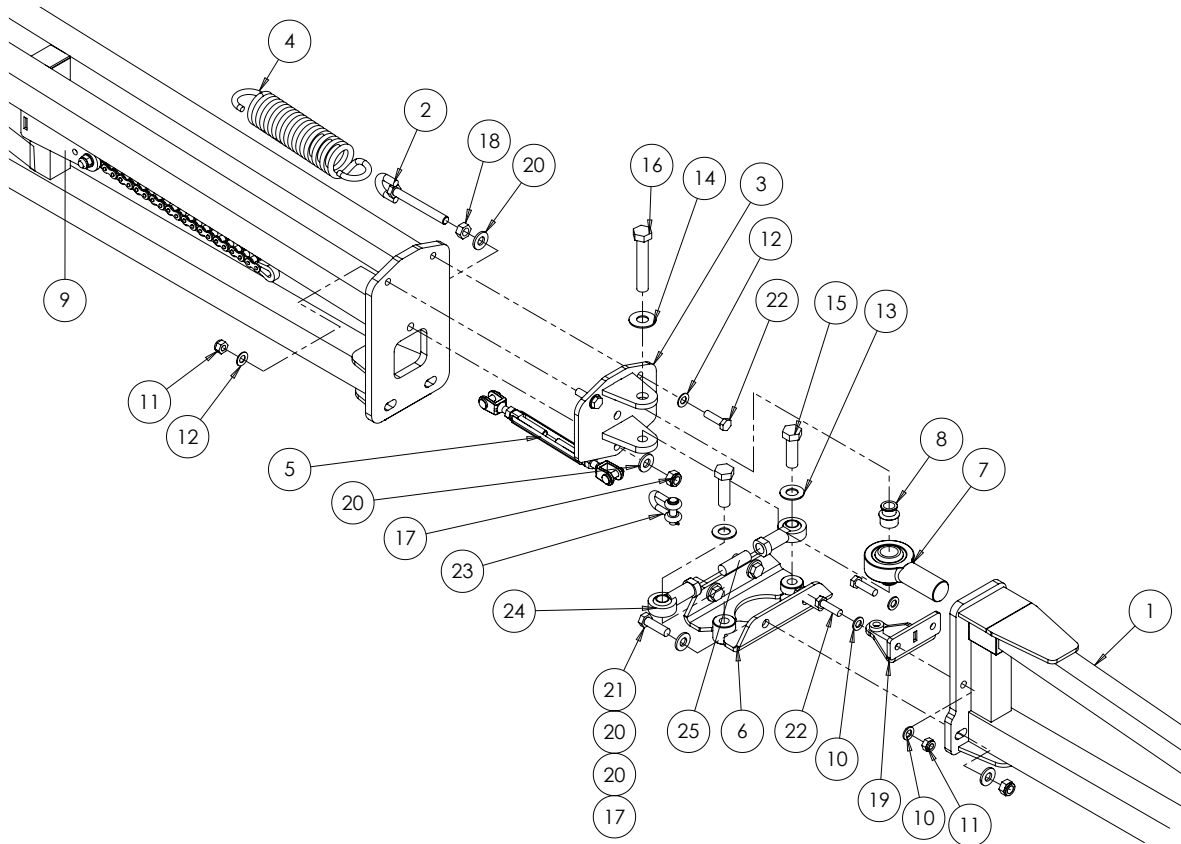
PART NUMBER	DESCRIPTION
GA4659820	24m Outer boom section (1055mm Long)
GA4659925	30m Outer boom section (3749mm Long)
GA4656067	33m Outer boom section (5265mm Long)
GA4656077	36m Outer boom section (6805mm Long)
GA4659715	42m Outer boom inner section (6252mm long)
GA4659287	42m Outer boom outer section (1803mm long)

Aluminium Break Away Tip



PART NUMBER	DESCRIPTION
GA4656123	Boom breakaway end - 2m
GA4656124	Boom breakaway end - 2.5m

Three Dimensional Breakaway 2.0



GA4906305 Three Dimensional Breakaway 2.0

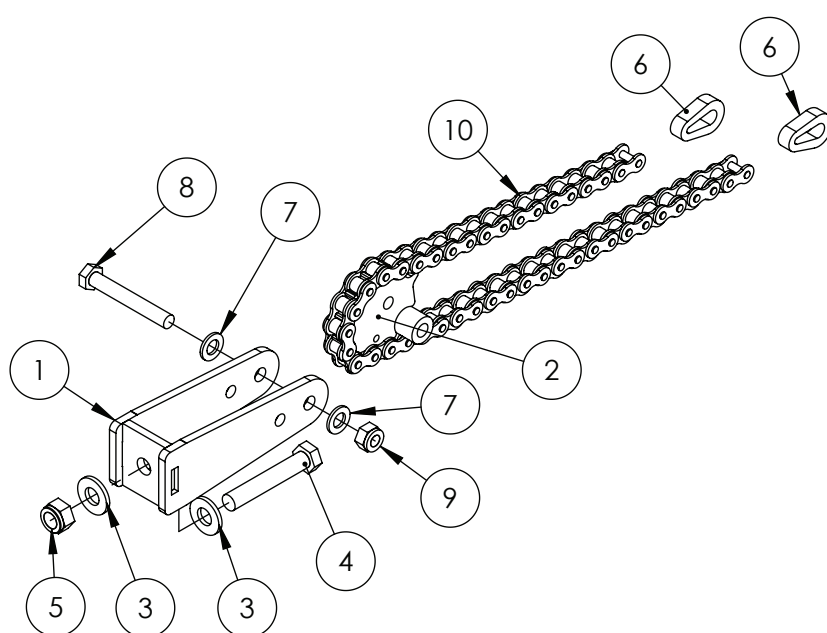
ITEM NO.	PART NUMBER	DESCRIPTION	QTY
1	GA4656123	Alum Breakaway 2m, Suit 3D breakaway 2.0	1
2	GA5075150	Eye Bolt 12mm x 100mm Short	1
3	GA4656131	Rose End Clevis, Breakaway MY13	1
4	GA5016605	Spring, tension, 51.5 OD x 260 Long x 8mm	1
5	GA5070505	Turnbuckle / rigging screw, 10mm, SS, Clevis ends	1
6	GA4659336	Lower Pivot Bracket MK3.3	2
7	GA5070530	Rose End 1" x 1 1/4" UNF male thread	1
8	GA4552225	Spacer bush, Rose end, Suit breakaway 3D 2.0	2
9	-	Breakaway Mechanism	1
10	GA5000117	Washer 10mm Flat SS Heavy Duty	4
11	GA5000141	Nut M10 Nyloc ZP	4
12	GA5000115	Washer 10mm Flat SS	4
13	GA5001009	Washer 16mm Flat ZP Heavy Duty	2
14	GA5001043	Washer 16mm Flat SS HD	1
15	GA5000931	Bolt M16 x 50 ZP GR8.8	2
16	GA5011297	Bolt M16 x 90 ZP GR8.8	1
17	GA5012461	Nut M12 Nyloc ZP	5
18	GA5000559	Nut M12 Hex ZP	1
19	GA4659810	Breakaway Hinge Bracket	1

Continued over page

Three Dimensional Breakaway 2.0

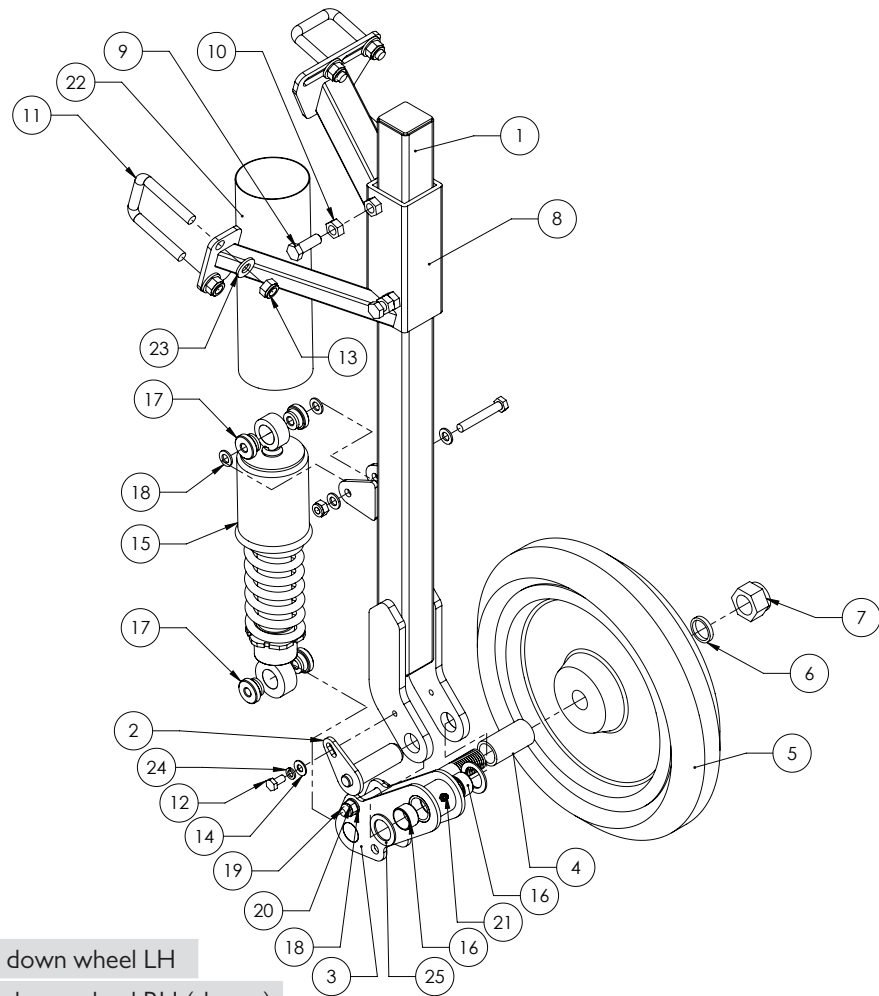
ITEM NO.	PART NUMBER	DESCRIPTION	QTY
20	GA5000577	Washer 12mm Flat SS Heavy Duty	10
21	GA5000319	Set Screw M12 x 40 ZP GR8.8	4
22	GA5006111	Bolt M10 x 35 ZP GR8.8	4
23	GA5071060	Utility Clevis 10mm	1
24	GA5014469	Rod end, Ball 16 ID, M16 female thread	2
25	GA5071105	Grub Screw M16 x 50	1

Breakaway Mechanism



ITEM NO.	PART NUMBER	DESCRIPTION	QTY
1	GA4659805	Breakaway Mount	1
2	GA4659800	Breakaway Centre Pivot Fab Assembly	1
3	GA5000577	Washer 12mm Flat SS Heavy Duty	2
4	GA5000347	Bolt M12 x 70 ZP GR8.8	1
5	GA5012461	Nut M12 Nyloc ZP	1
6	GA4505695	Link Plate Chain End, suit breakaway	2
7	GA5000117	Washer 10mm Flat SS Heavy Duty	2
8	GA5011163	Bolt M10 x 70 ZP GR8.8	1
9	GA5000141	Nut M10 Nyloc ZP	1
10	GA5068985	Chain, 5/8", 41 Pitch Breakaway Hinge, inc 2 Joining Links, 43 rollers total	1

Touch Down Wheel



GA4902492 Touch down wheel LH

GA4902491 Touch down wheel RH (shown)

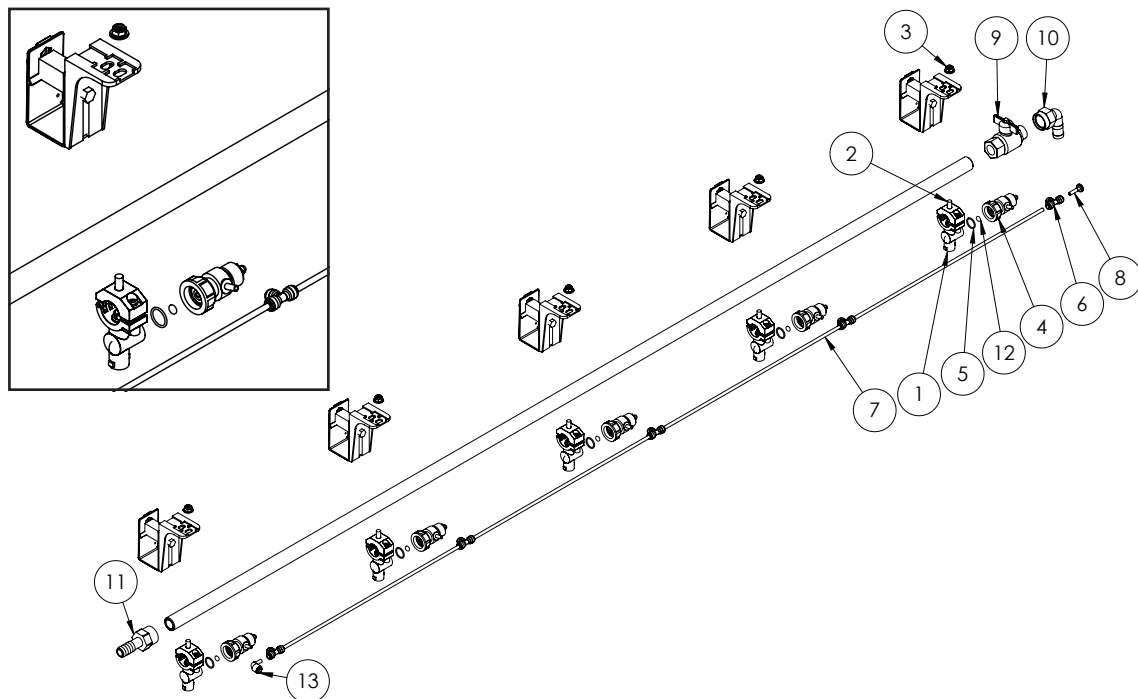
ITEM NO.	PART NUMBER	DESCRIPTION	QTY
1	GA4657650	Boom Touch Down Wheel Arm	1
2	GA4657645	Pivot Pin, suit Boom Touch Down Wheel Swing Arm	1
3	GA4657655	Swing Arm Boom Touch Down Wheel	1
4	GA4583030	Spacer Touch Down Wheel	1
5	GA5052275	Press Wheel 15" with sealed bearings	1
6	GA4535115	Bearing Washer, suit Touch Down Wheel	1
7	GA5012446	Nut 1" UNF 12 tpi Nyloc ZP	1
8	GA4657640	Mount Boom touch down wheel	1
9	GA5000311	Set screw, M12 x 35, ZP GR 8.8	2
10	GA5000559	Nut M12 Hex ZP	2
11	GA5011251	U bolt, Square top, M12 x 52mm x 80mm	3
12	GA5011465	Bolt M8 x 16 ZP GR8.8	1
13	GA5012461	Nut M12 Nyloc ZP	6
14	GA5003643	Washer 8mm Flat SS Heavy Duty	1
15	GA5067085	Universal shocker 320 eye-eye	1
16	GA5009463	Glacier Bush, ID 25 x 15mm long	2

Continued over page

Touch Down Wheel

ITEM NO.	PART NUMBER	DESCRIPTION	QTY.
17	GA4583100	Bush, Black nylon, 30 OD x 10 ID x 16.5mm	4
18	GA5000117	Washer 10mm Flat SS Heavy Duty	6
19	GA5006101	Bolt M10 x 65 ZP GR8.8	2
20	GA5000141	Nut M10 Nyloc ZP	2
21	GA5012203	Grease nipple, Short, 1/4" UNF	1
22	GA5052375	Hose Lay Flat 63mm Blue (cut 270mm long)	1
23	GA5000577	Washer 12mm Flat SS Heavy Duty	6
24	GA5004919	Washer 8mm Spring SS	1
25	GA4522315	Washer, 27 ID x 40 OD x 2mm thick, SS	2

RapidFire Boom Line Plumbing



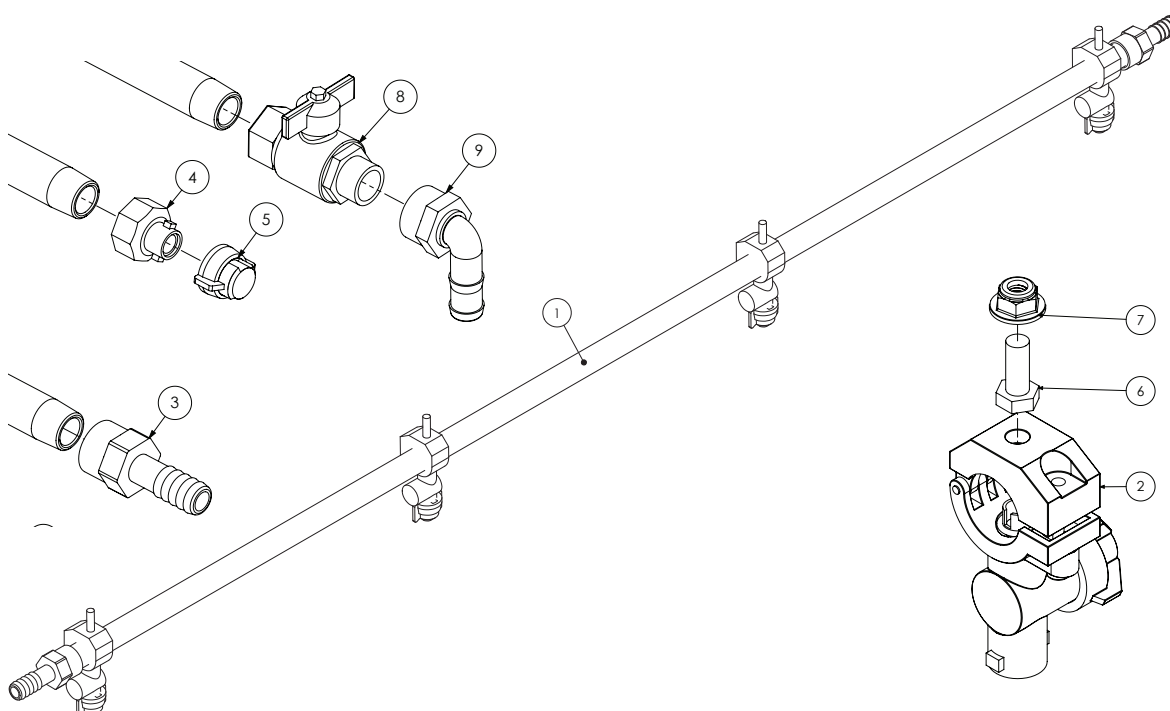
ITEM NO.	PART NUMBER	DESCRIPTION	QTY.
1	GA5077964	Nozzle body, Single, 3/4", Teejet, QJ17560A-3/4-NYB	5
2	GA5052595	Bolt, M8 x 20, SS	5
3	GA5070710	Nut with flange, Plastic, M8 x 1.25p	5
4	GA5065520	Spray Stop, RapidFire, Suit Teejet nozzle body, Altek	5
5	GA5053135	O-ring, 18 x 2mm, Viton, Suit spray stop body	5
6	GA5016245	Tee, Equal, 6mm push in type, Black plastic	5
7	GA5004383	Tube, Nylon, 6mm, Black	4
	GA5004385	Tube, Nylon, 6mm, Blue	-
	GA5070585	Tube, Nylon, Green, 6mm	-
8	GA5004405	Plug, Push in, 6mm	1
9	GA5018315	Valve, Ball, 20mm male & female thread, Black Butterfly handle	1

Continued over page

RapidFire Boom Line Plumbing

ITEM NO.	PART NUMBER	DESCRIPTION	QTY.
10	GA5077746	Hose barb, Elbow, 90 degree, 3/4 female thread x 3/4 hose, Banjo, HBF075-90	1
11	GA5077743	Hose barb, Straight, 3/4 female x 3/4 hose, Banjo, HBF075	1
12	GA5065521	O-ring, 6.02 x 2.62mm, Suits spray stop inner	5
13	GA5071215	Stem Elbow, suit 6mm air line, push in	1

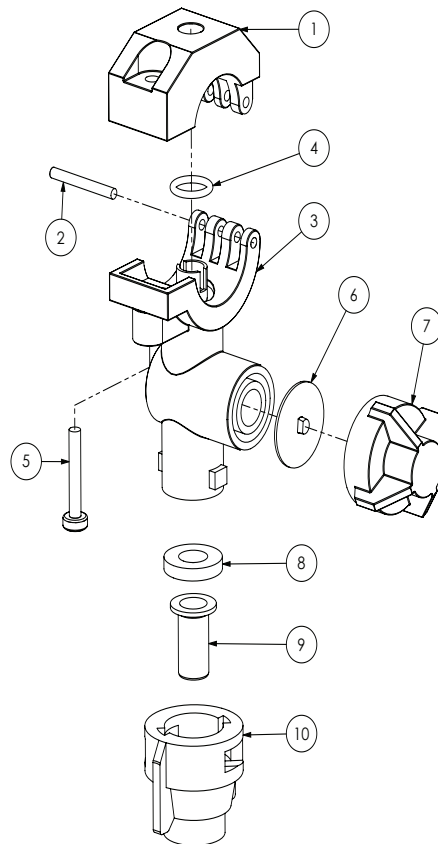
Boom Line Plumbing



ITEM NO.	PART NUMBER	DESCRIPTION	QTY
1	GA5018273	Boom line, Poly, 3/4, 1600 long, No holes	*
	GA5018275	Boom line, Poly, 3/4, 2100 long, No holes	*
	GA5018279	Boom line, Poly, 3/4, 2600 long, No holes	*
	GA5018281	Boom line, Poly, 3/4, 3100 long, No holes	*
2	GA5077964	Nozzle body, Single, 3/4", Teejet, QJ17560A-3/4-NYB	*
3	GA5077743	Hose barb, Straight, 3/4 female x 3/4 hose, Banjo, HBF075	*
4	GA5076904	Adapter, Boom flush, 3/4 female quick fitting, 400278	*
5	GA5076594	Nozzle shut off cap & washer, Teejet, 114447-1-CELR, Replaces (19843-NYR)	*
6	GA5052595	Bolt, M8 x 20, SS	*
7	GA5070710	Nut with flange, Plastic, M8 x 1.25p	*
8	GA5018315	Valve, Ball, 20mm male & female thread, Black Butterfly handle	*
9	GA5077746	Hose barb, Elbow, 90 degree, 3/4 female thread x 3/4 hose, Banjo, HBF075-90	*

* Quantities vary

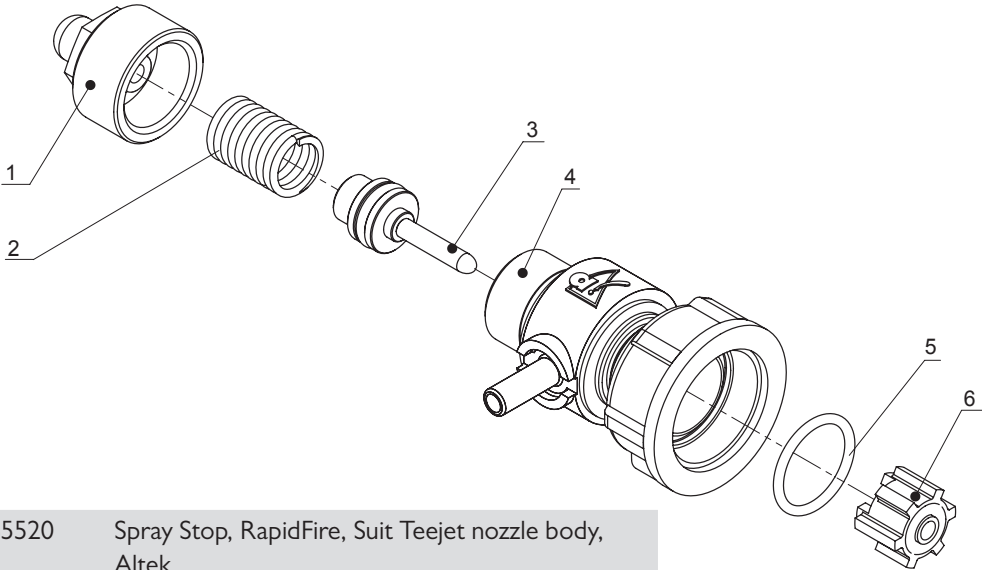
Teejet Single Nozzle Body



ITEM NO.	PART NUMBER	DESCRIPTION	QTY.
1	GA5077532	Clamp, Nozzle body, 3/4, Teejet, CP48221-NYB	1
2	GA5077537	Pin, Nozzle body clamp, Teejet, CP48256-SS	1
3	GA5077538	Nozzle Body, 3/4\", Teejet, CP48498-NYB	1
4	GA5077596	O ring, 14.5 x 2.5, Buna, CP7717-2/110-BU, Suits QJ7421 Series Nozzle Bodies.	1
	GA5077597	O-RING, VITON, CP7717-2/110-VI, Suits QJ7421 Series Nozzle Bodies.	
5	GA5077536	Screw, suit Teejet Nozzle bodies QJ360 and QJ17560, 1-1/4 long, SS, CP48255-11/4-302SS	1
6	GA5077439	Chemsaver, Diaphragm, CP21953-EPR, Teejet	1
	GA5077440	Diaphragm, Viton, Nozzle body check valve, Teejet	
7	GA5076670	Chemsaver, 10psi, Black, Teejet, 21950-10-NYB	1
8	GA5055245	Washer, Nozzle cap seal, Rubber, 19 OD x 9mm ID	1
9	GA5077159	Filter, Nozzle Tip, 50 Mesh, Polypropylene, SS, Teejet, 8079-PP-50	
	GA5077160	Filter, Nozzle Tip, 80 Mesh, Polypropylene, SS, Teejet, 8079-PP-80	
10	GA8100464	Nozzle Cap, Black, Teejet, Suit Flat Spray Smaller Capacity Nozzles (up to 08), CPI 14440-1-CE, Replaces (CP25611-1-NY)	

NOTE: Only parts that are available through Goldacres are listed for the nozzle above. For a full parts listing, see the Teejet\Lechler website.

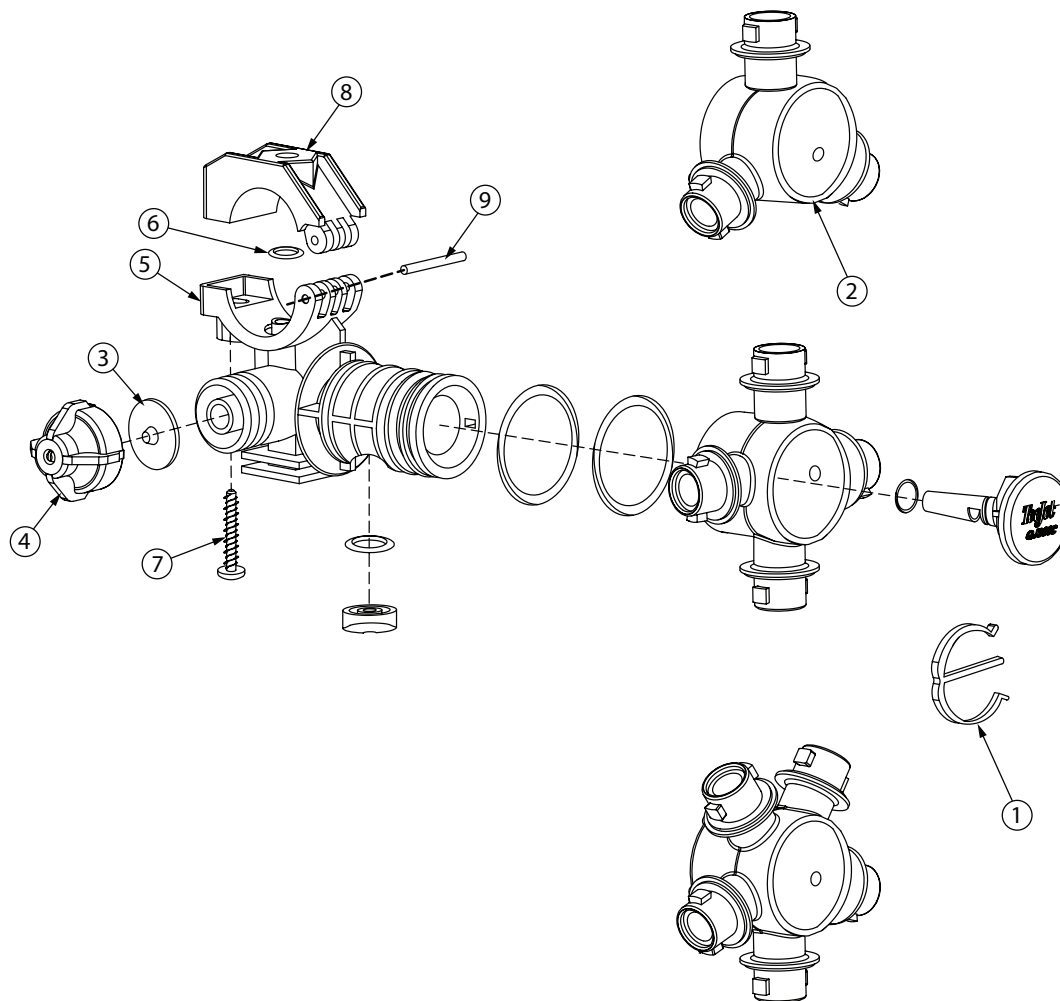
Altek Spray Stop Spare Parts



GA5065520 Spray Stop, RapidFire, Suit Teejet nozzle body, Altek

ITEM NO.	PART NUMBER	DESCRIPTION	QTY.
1	GA5053731	End Cap with Breather, Altek	1
2	GA5053732	Spring, 10 Bar, Altek	1
3	GA5053733	Piston, Altek	1
4	GA5053734	Valve Body, Altek	1
5	GA5053735	O-ring external, Altek	1
6	GA5053736	Plunger, Altek	1

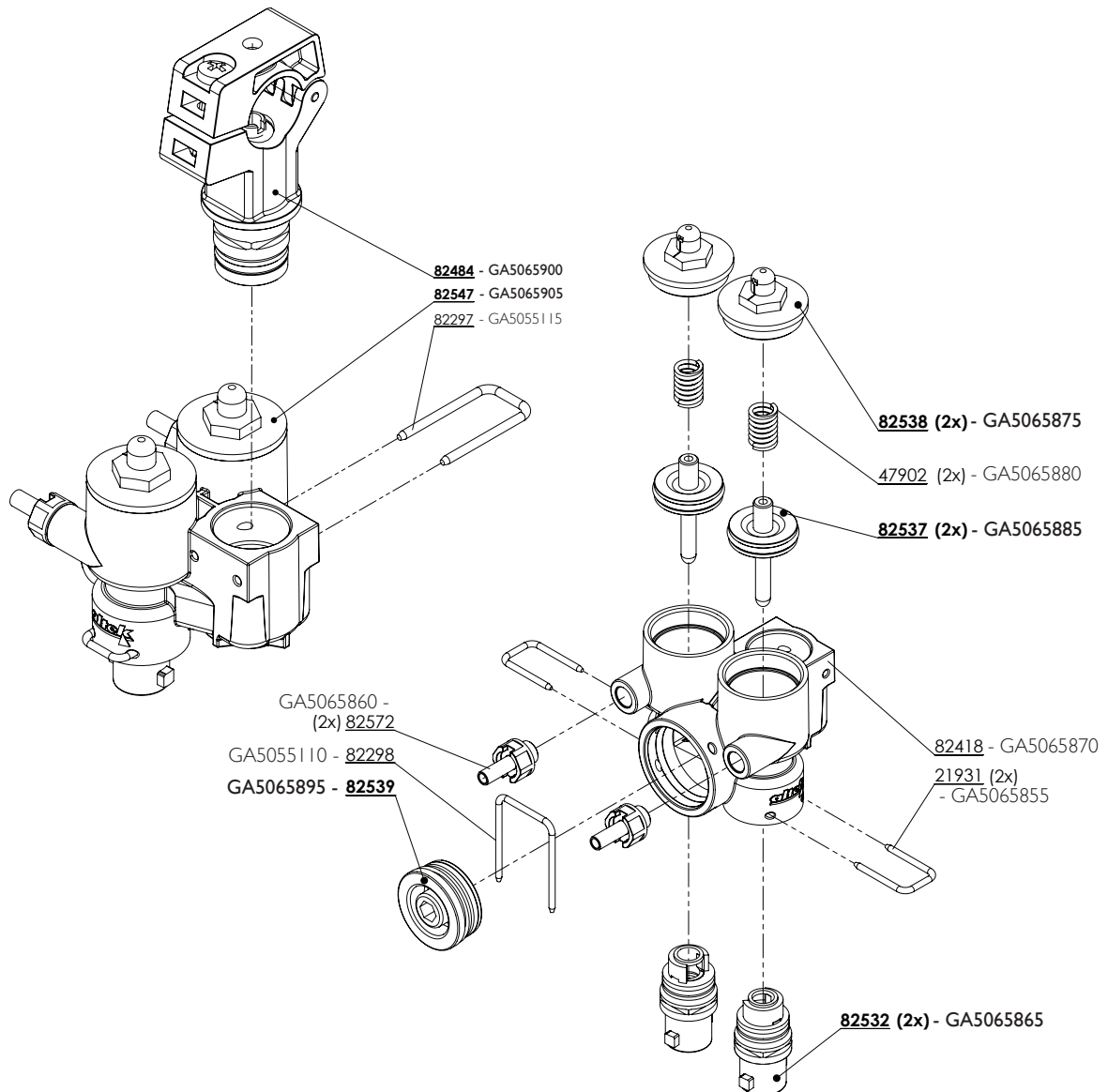
Teejet Turret Nozzle Body



ITEM NO.	PART NUMBER	DESCRIPTION	QTY.
1	GA5077496	E clip, Nozzle body, Teejet, CP38931-NYB	1
2	GA5077491	Nozzle body turret, 3 outlet clock face style, Teejet, CP38921-2-NYB	1
3	GA5077439	Chemsaver, Diaphragm, CP21953-EPR, Teejet	1
	GA5077440	Diaphragm, Viton, Nozzle body check valve, Teejet	
4	GA5076670	Chemsaver, 10psi, Black, Teejet, 21950-10-NYB	1
5	GA5077493	3/4360C BODY NYLON, CP38925-2-NYB	
	GA5077596	O ring, 14.5 x 2.5, Buna, CP7717-2/110-BU, Suits QJ7421 Series Nozzle Bodies.	
6	GA5077597	O-RING, VITON, CP7717-2/110-VI, Suits QJ7421 Series Nozzle Bodies.	1
7	GA5077536	Screw, suit Teejet Nozzle bodies QJ360 and QJ17560, 1-1/4 long, SS, CP48255-11/4-302SS	1
8	GA5077532	Clamp, Nozzle body, 3/4, Teejet, CP48221-NYB	
9	GA5077537	Pin, Nozzle body clamp, Teejet, CP48256-SS	1

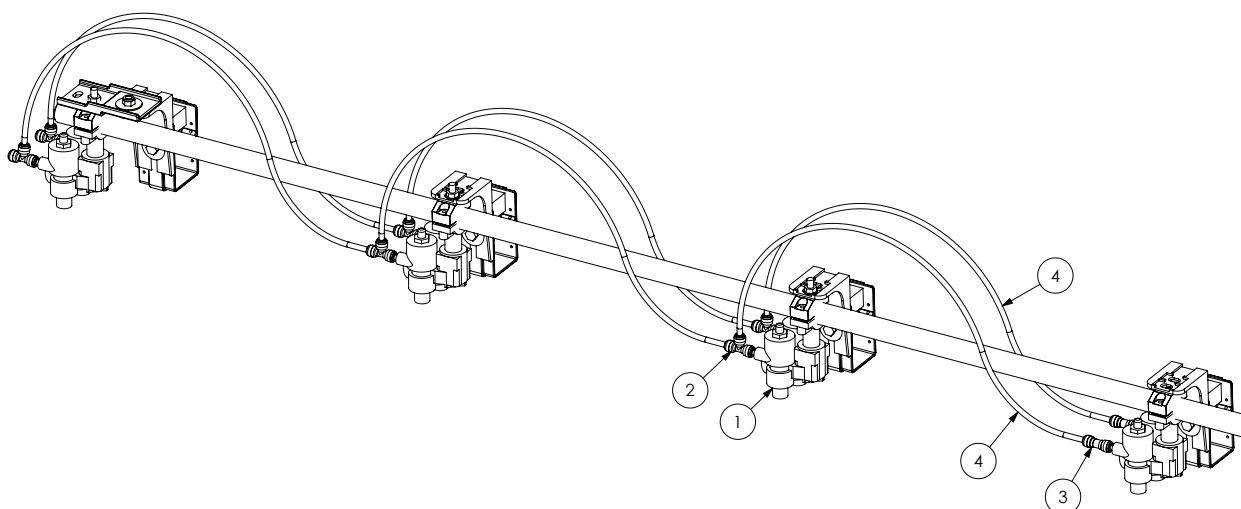
NOTE: Only parts that are available through Goldacres are listed for the nozzle above. For a full parts listing, see the Teejet website.

Altek Dual Nozzle Spray Body



GA5065845	Nozzle body, Twin, dual, Air shut off, 3/4, Altek	
PART NUMBER	DESCRIPTION	QTY.
GA5065900	Nozzle body clamp, 3/4", Altek	1
GA5065905	Lower body, Multi spray, Altek	1
GA5055115	U clip, 20 x 40 x 3mm	1
GA5065875	Top cap	2
GA5065880	Spring	2
GA5065885	Plunger	2
GA5065870	Outer body	1
GA5065855	U-Clip	2
GA5065865	Outlet, Valve inner, Nozzle body, Altek	2
GA5065860	Hose barb, Air fitting, 6mm hose, male thread, includes seal	2
GA5055110	U Clip 30 x 41 x 2.5mm	1
GA5065895	Shutoff Plug	1

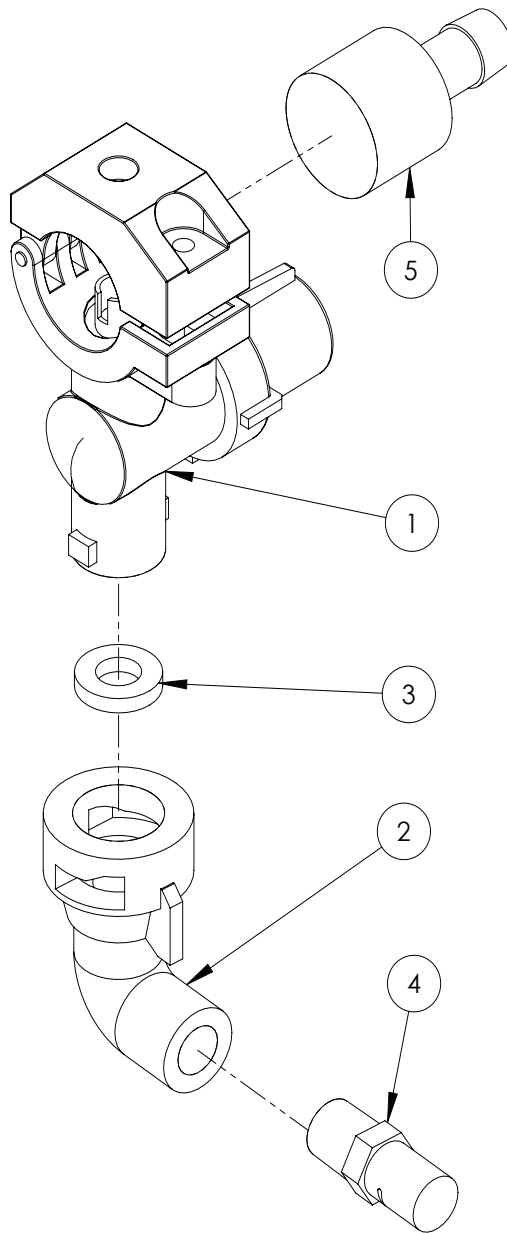
Dual Nozzle Spray Line



ITEM NO.	PART NUMBER	DESCRIPTION	QTY.
1	GA5065845	Nozzle body, Twin, dual, Air shut off, 3/4, Altek	*
2	GA5016245	Tee, Equal, 6mm push in type, Black plastic	*
3	GA5066991	Pneumatic fitting, Push in, Joiner, 6mm	*
4	GA5004385	Tube, Nylon, 6mm, Blue	*
	GA5070585	Tube, Nylon, Green, 6mm	*
	GA5004383	Tube, Nylon, 6mm, Black	*
	GA7000002	Tube, Nylon, 6mm, Red	*

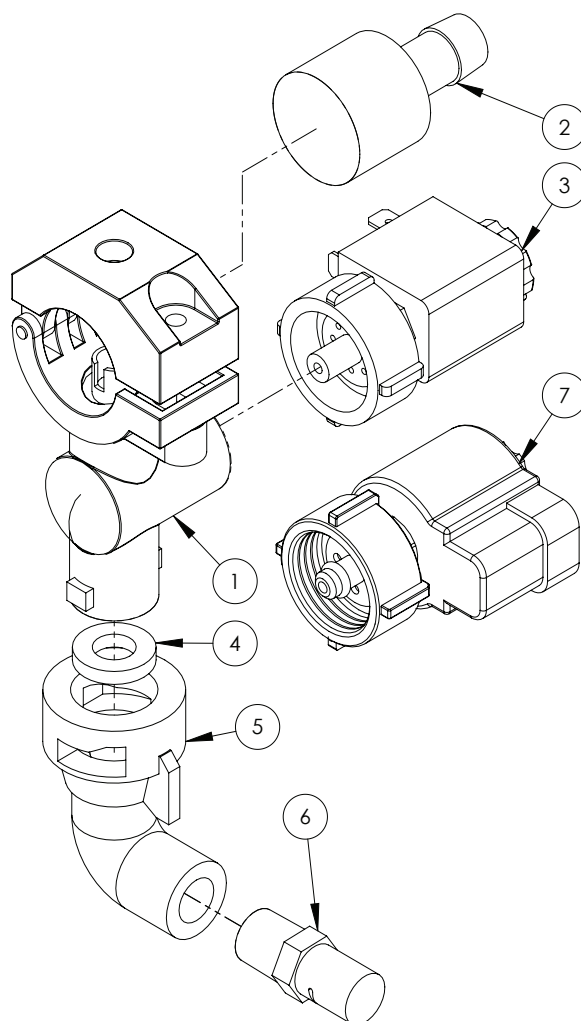
* Quantities vary

Manual Fence Line Nozzle



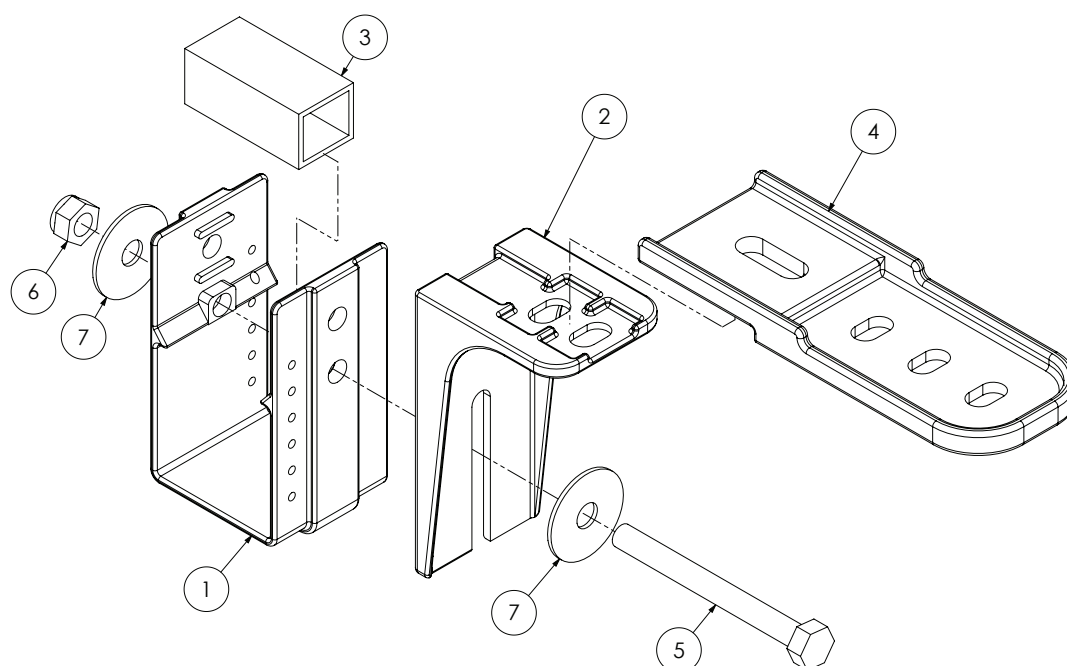
ITEM NO.	PART NUMBER	DESCRIPTION	QTY.
1	GA5077074	Chemsaver, Manual shutoff, Maximum 150psi pressure, Teejet, 58140-NYB	1
2	GA5077986	Nozzle cap & washer, 90 degree cap, 1/4" NPT female outlet, Teejet, QJ4676-90-1/4-NYR	1
3	GA5055245	Washer, Nozzle cap seal, Rubber, 19 OD x 9mm ID	1
4	GA8100339	Nozzle, Fence line, Orange, Polymer, Left side, 1/4" NPT, Teejet, 1/4XPI0L	1
	GA8100340	Nozzle, Fence line, Orange, Polymer, Right side, 1/4" NPT, Teejet, 1/4XPI0R	1
5	GA5077497	Hose barb suit nozzle body, Single 1/2, Nylon, Teejet, CP38936-NYB	1

Solenoid Operated Fence Line Nozzle



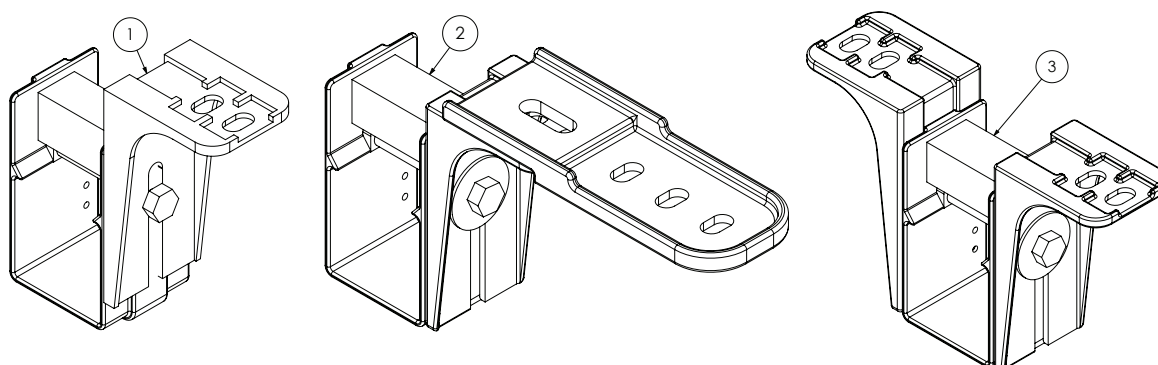
ITEM NO.	PART NUMBER	DESCRIPTION	QTY.
1	GA5077074	Chemsaver, Manual shutoff, Maximum 150psi pressure, Teejet, 58140-NYB	1
2	GA5077497	Hose barb suit nozzle body, Single 1/2, Nylon, Teejet, CP38936-NYB	1
3	*	E-CHEMSVR solenoid only, suit 3 pin mini DIN (Old Style)	1
4	GA5055245	Washer, Nozzle cap seal, Rubber, 19 OD x 9mm ID	1
5	GA5077986	Nozzle cap & washer, 90 degree cap, 1/4" NPT female outlet, Teejet, QJ4676-90-1/4-NYR	1
6	GA8100339	Nozzle, Fence line, Orange, Polymer, Left side, 1/4" NPT, Teejet, 1/4XPI0L	1
	GA8100340	Nozzle, Fence line, Orange, Polymer, Right side, 1/4" NPT, Teejet, 1/4XPI0R	1
1 & 3	GA5077651	Nozzle body, Solenoid fence line, Electric shut off, 3/4, Teejet, ECS17560A-3/4-NYB	1
7	GA5071785	Solenoid, e-Chemsaver suit 2 Pin Metri-pack, Fence Line	1
-	GA3000047	Electrical Harness, e-Chemsaver Fence Line Solenoid, 2 Pin Female Weatherpak to 2 Pin Female Metri-Pack, 0.5m, Teejet	1

Adjustable Nozzle Brackets



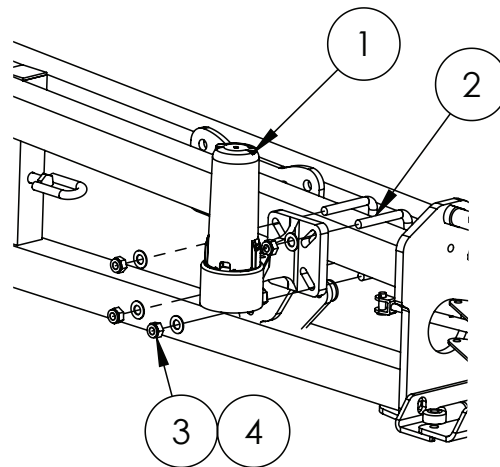
ITEM NO.	PART NUMBER	DESCRIPTION	QTY.
1	GA5018259	Nozzle bracket, plastic, U shape	1
2	GA5018257	Nozzle bracket, plastic, L shape, short	1
	GA5018258	Nozzle bracket, plastic, L shape, long	
3	GA5066965	Spacer, square, plastic, 21 x 24 x 50mm, suits nozzle brackets	1
4	GA5018255	Bracket, Nozzle extension, Plastic	1
5	GA5004741	Bolt M8 x 75 ZP GR8.8	1
6	GA5004917	Nut M8 Nyloc ZP	1
7	GA5003645	Washer, 5/16" ID x 1 1/4" OD, Flat SS	2
-	GA5052595	Bolt, M8 x 20, SS	-

Pre Packaged Kits



ITEM NO.	PART NUMBER	DESCRIPTION
1	GA4948675	Nozzle bracket kit, Single line, Suit 50mm RHS
2	GA4948695	Nozzle bracket kit, Single line with extension, Suit 50mm RHS
3	GA4948685	Nozzle bracket kit, Dual line, Suit 50mm RHS

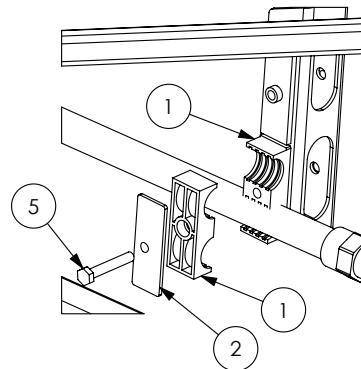
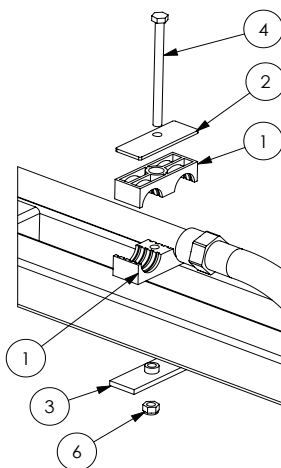
UltraGlide Sensor Mount



ITEM NO.	PART NUMBER	DESCRIPTION	QTY.
1	GA5075810	Sensor, Ultrasonic, Digital, 4 Pin, Centre, Raven	1
	GA5075809	Sensor, Ultraglide Moulded Left, Raven	1
	GA5075807	Sensor, Ultraglide Moulded Right, Raven	1
2	GA5011251	U bolt, Square top, M12 x 52mm x 80mm	6
3	GA5000115	Washer 10mm Flat SS	13
4	GA5000141	Nut M10 Nyloc ZP	12

Note: Quantity is for the 3 sensor kit

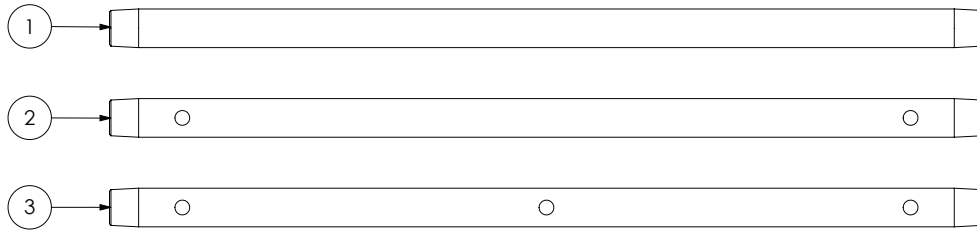
Boom Poly Pipe Clamps



ITEM NO.	PART NUMBER	DESCRIPTION	QTY.
1	GA5078038	RCD clamp jaws, Double 28mm hose, Black polypropylene	*
2	GA5078049	Hose clamp, Double RCD, Top plate, Grade 4, Suit clamp 28-30	*
3	GA5078048	Double Clamp Plate Bottom Gr4	*
4	GA5004933	Bolt M8 x 110 ZP GR8.8	*
5	GA5004727	Bolt M8 x 50 ZP GR8.8	*
6	GA5052590	Nut M8 Nyloc SS	*

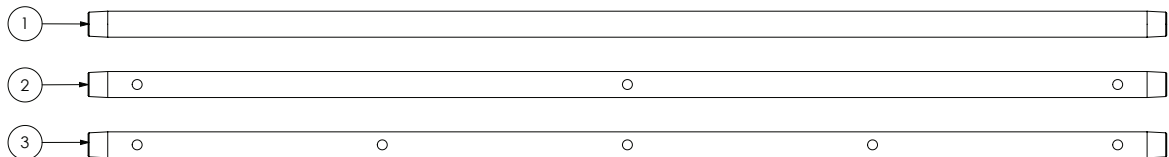
* Quantities vary

600mm Boom Poly



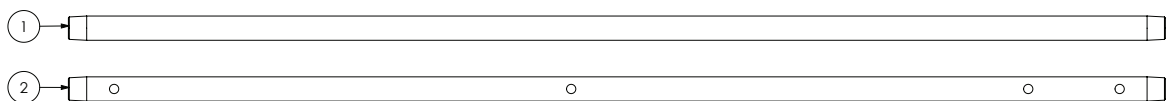
ITEM NO.	PART NUMBER	DESCRIPTION	QTY.
1	GA5018287	Boom line, Poly, 3/4", 600 long, No holes	1
2	GA2000510	Boom line, Poly, 3/4", 600 long, 2 holes, 500mm spacing	1
3	GA2000511	Boom line, Poly, 3/4", 600 long, 3 holes, 250mm spacing	1

1100mm Boom Poly




ITEM NO.	PART NUMBER	DESCRIPTION	QTY.
1	GA5018269	Boom line, Poly, 3/4", 1100 long, No holes	1
2	GA2000506	Boom line, Poly, 3/4", 1100 long, 3 holes, 500mm spacing	1
3	GA2000507	Boom line, Poly, 3/4", 1100 long, 5 holes, 250mm spacing	1

1200mm Boom Poly



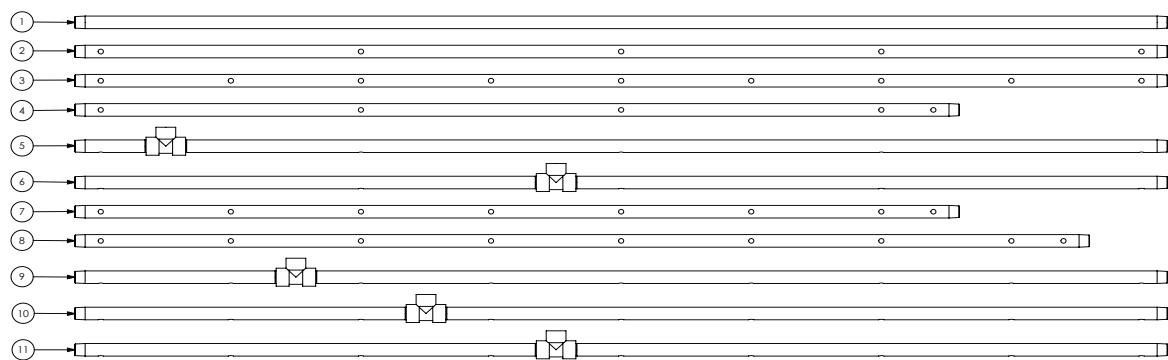
ITEM NO.	PART NUMBER	DESCRIPTION	QTY.
1	GA5018271	Boom line, Poly, 3/4", 1200 long, No holes	1
2	GA2000515	Boom line, Poly, 3/4", 1200 long, 3 holes plus fenceline, 500mm spacing	1

1600mm Boom Poly



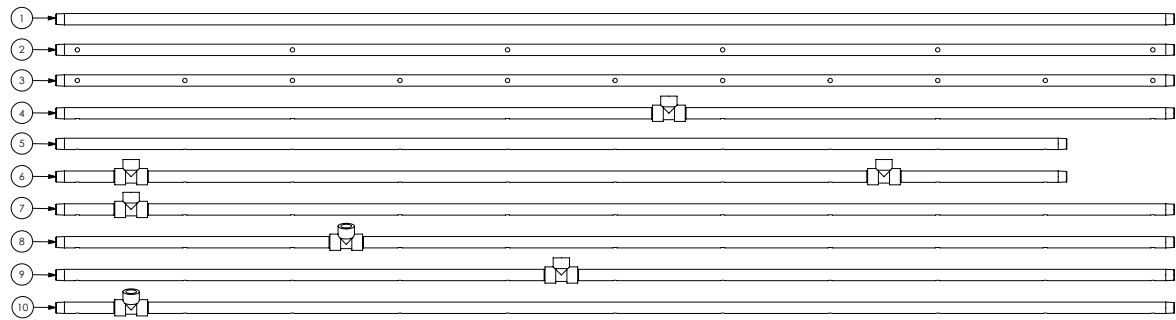
ITEM NO.	PART NUMBER	DESCRIPTION	QTY.
1	GA5018273	Boom line, Poly, 3/4", 1600 long, No holes	1
2	GA2000500	Boom line, Poly, 3/4", 1600 long, 4 holes, 500mm spacing	1
3	GA2000501	Boom line, Poly, 3/4", 1600 long, 7 holes, 250mm spacing	1
4	GA2000520	Boom line, Poly, 3/4", 1600 long, 4 holes, 500mm spacing, Tee 175mm	1
5	GA2000521	Boom line, Poly, 3/4", 1600 long, 7 holes, 250mm spacing, Tee 175mm	1

2100mm Boom Poly



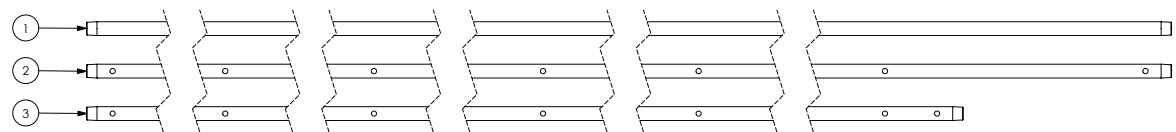
ITEM NO.	PART NUMBER	DESCRIPTION	QTY.
1	GA5018275	Boom line, Poly, 3/4", 2100 long, No holes	1
2	GA2000502	Boom line, Poly, 3/4", 2100 long, 5 holes, 500mm spacing	1
3	GA2000503	Boom line, Poly, 3/4", 2100 long, 9 holes, 250mm spacing	1
4	GA2000525	Boom line, Poly, 3/4", 1700 long, 4 holes plus fenceline, 500mm spacing	1
5	GA2000526	Boom line, Poly, 3/4", 2100 long, 5 holes, 500mm spacing, Tee 175mm	1
6	GA2000527	Boom line, Poly, 3/4", 2100 long, 5 holes, 500mm spacing, Tee 925mm	1
7	GA2000530	Boom line, Poly, 3/4", 1700 long, 7 holes plus fenceline, 250mm spacing	1
8	GA2000531	Boom line, Poly, 3/4", 1950 long, 8 holes plus fenceline, 250mm spacing	1
9	GA2000532	Boom line, Poly, 3/4", 2100 long, 9 holes, 250mm spacing, Tee 425mm	1
10	GA2000533	Boom line, Poly, 3/4", 2100 long, 9 holes, 250mm spacing, Tee 675mm	1
11	GA2000534	Boom line, Poly, 3/4", 2100 long, 9 holes, 250mm spacing, Tee 925mm	1

2600mm Boom Poly



ITEM NO.	PART NUMBER	DESCRIPTION	QTY.
1	GA5018279	Boom line, Poly, 3/4", 2600 long, No holes	1
2	GA2000504	Boom line, Poly, 3/4", 2600 long, 6 holes, 500mm spacing	1
3	GA2000505	Boom line, Poly, 3/4", 2600 long, 11 holes, 250mm spacing	1
4	GA2000540	Boom line, Poly, 3/4", 2600 long, 6 holes, 500mm spacing, Tee 1175mm	1
5	GA2000541	Boom line, Poly, 3/4", 2350 long, 10 holes, 250mm spacing	1
6	GA2000542	Boom line, Poly, 3/4", 2600 long, 10 holes, 250mm spacing, Tee 175mm & 1925mm	1
7	GA2000543	Boom line, Poly, 3/4", 2600 long, 11 holes, 250mm spacing, Tee 175mm	1
8	GA2000544	Boom line, Poly, 3/4", 2600 long, 11 holes, 250mm spacing, Tee 675mm angled	1
9	GA2000545	Boom line, Poly, 3/4", 2600 long, 11 holes, 250mm spacing, Tee 1175mm	1
10	GA2000546	Boom line, Poly, 3/4", 2600 long, 11 holes, 250mm spacing, Tee 175mm angled	1

3100mm Boom Poly

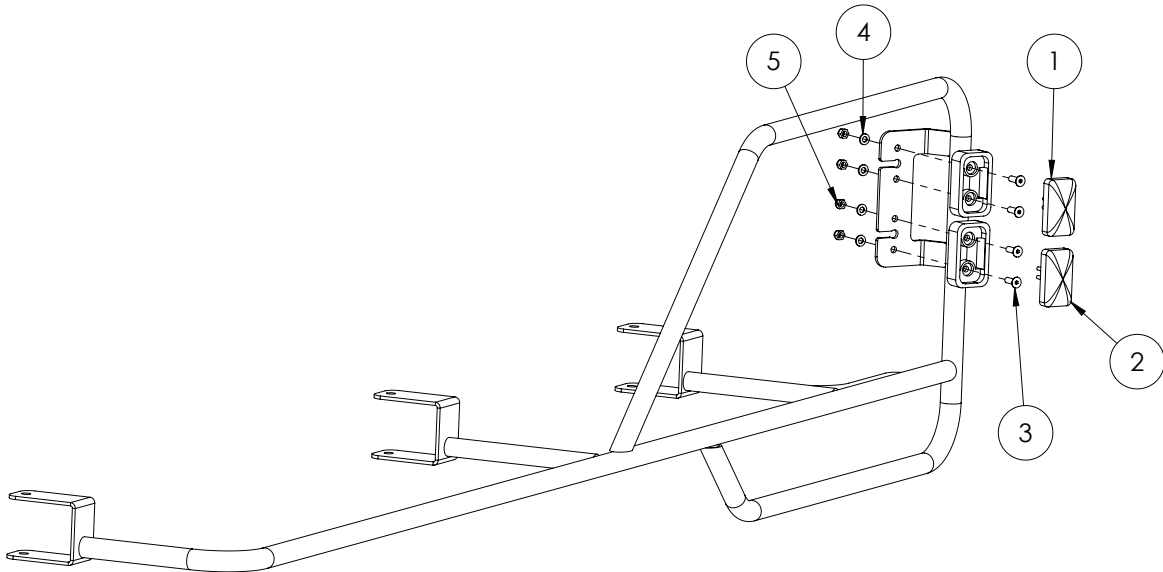


ITEM NO.	PART NUMBER	DESCRIPTION	QTY.
1	GA5018281	Boom line, Poly, 3/4", 3100 long, No holes	1
2	GA2000508	Boom line, Poly, 3/4", 3100 long, 7 holes, 500mm spacing	1
3	GA2000550	Boom line, Poly, 3/4", 2700 long, 6 holes, 500mm spacing	1

Chapter 15

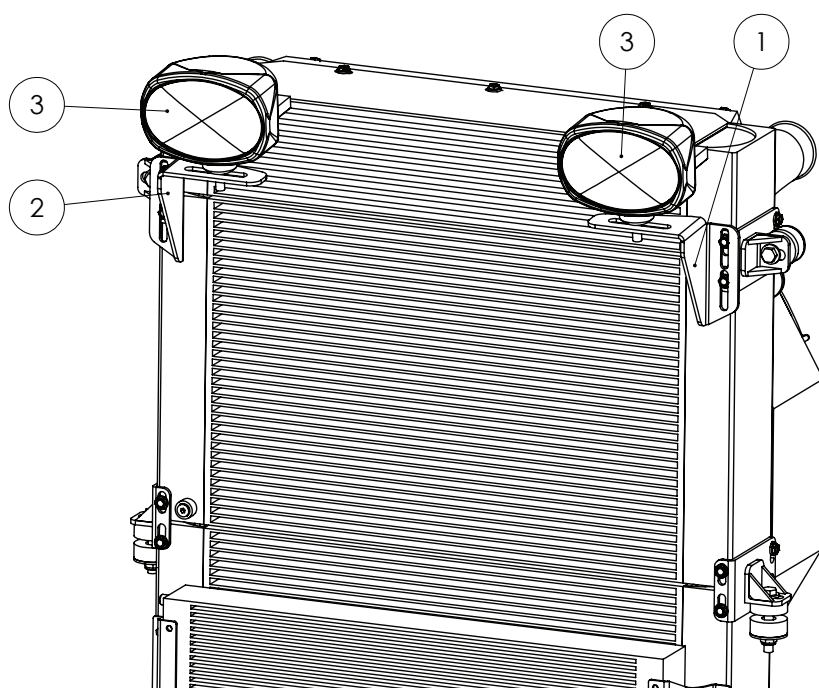
ELECTRICS

Boom Tip LED Lights



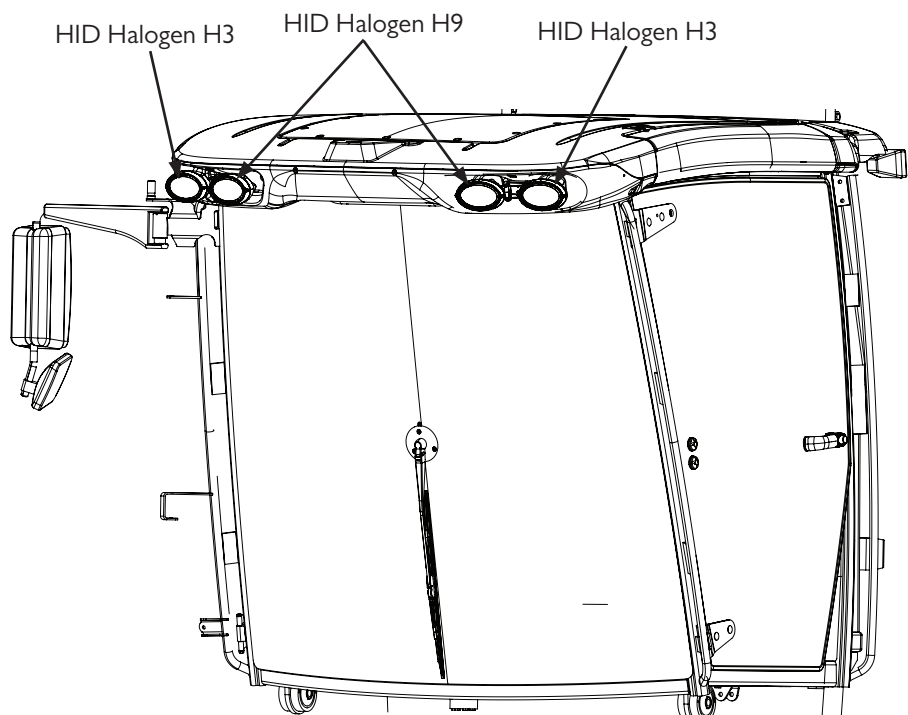
ITEM NO.	PART NUMBER	DESCRIPTION	QTY.
1	GA5060057	Clearance light with connector, Orange LED	1
2	GA5060056	Clearance light with connector, Red LED	1
3	GA5051230	CSCS M5 x 16 Countersink SS	4
4	GA5003983	Washer 5mm Flat SS	4
5	GA5003975	Nut M5 Nyloc SS	4

Headlights



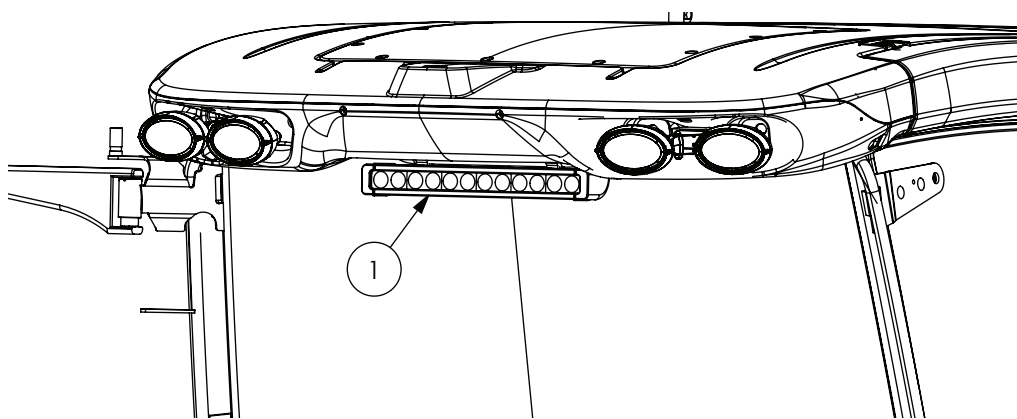
ITEM NO.	PART NUMBER	DESCRIPTION	QTY.
1	GA4504110	Plate, Head light mount LH SP 2011	1
2	GA4504115	Plate, Head light mount RH SP 2011	1
3	GA4906285	Front Headlight Assembly SP	2

Cab Lights - Front Standard



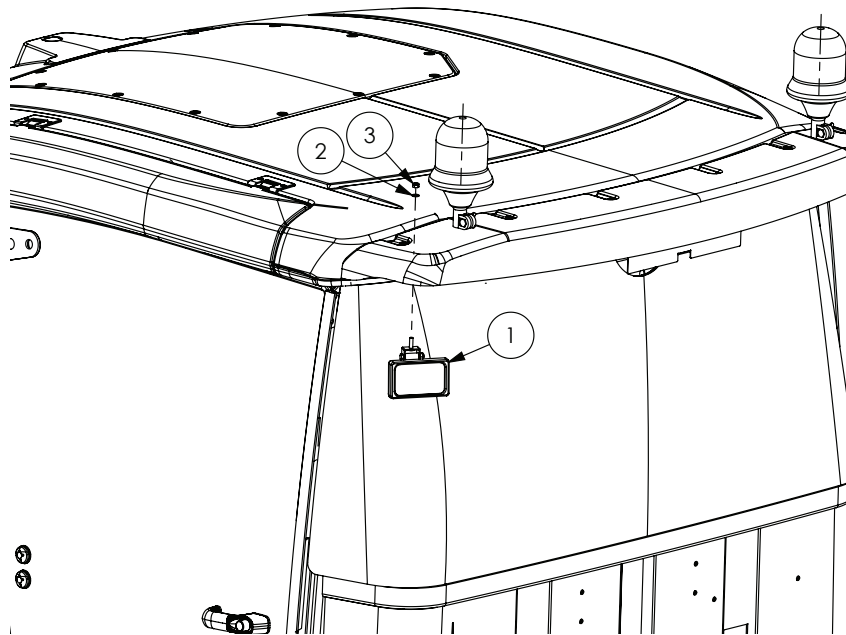
ITEM NO.	PART NUMBER	DESCRIPTION	QTY.
1	GA5052776	HID Light kit, Slim line, H9, 55w 6000k	2
2	GA5052780	HID Light kit, Slim line, H3, 55w 6000K	2

Cab Lights - Front Option




ITEM NO.	PART NUMBER	DESCRIPTION	QTY.
1	GA5075505	Light, LED, Bar, Spot & Flood beam, 120W	1

Cab Lights - Rear



ITEM NO.	PART NUMBER	DESCRIPTION	QTY.
1	GA3000020	Light, work, flood stringray, with connector	2
2	GA5003643	Washer 8mm Flat SS Heavy Duty	2
3	GA5052590	Nut M8 Nyloc SS	2
-	GA5052780	Light kit, HID slim line, H3, 55w 6000K (not shown)	2

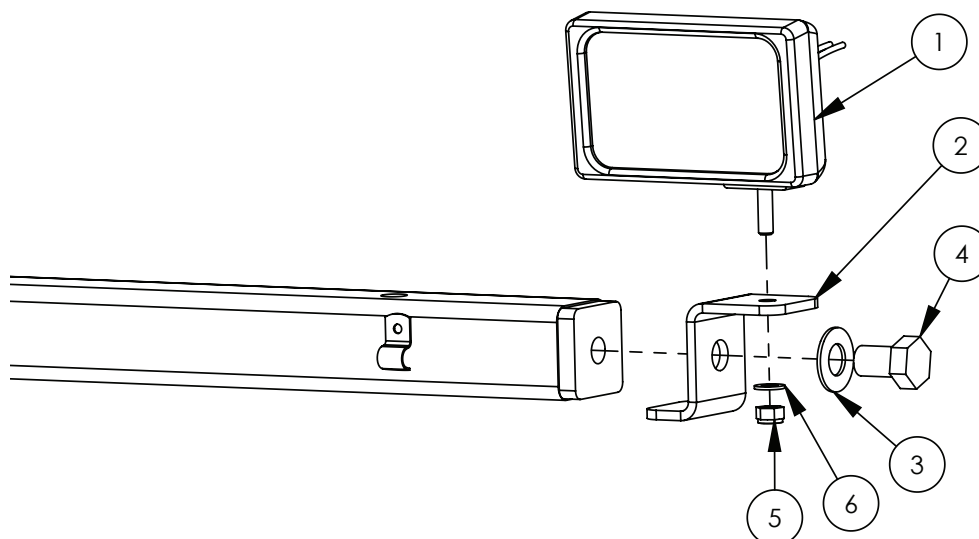
Work Lights



ITEM NO.	PART NUMBER	DESCRIPTION	QTY.
1	GA4912424	Work Lights, LED	-
	GA5075500	Light, LED, Work, Flood beam, bare wires, 15W	3
	GA5007381	Connector, 2 pin, Female, Weather pack	3
	GA5016617	Pin, Male, Sealed, Weather pack, Wire 1.0 - 2.0mm	6
	GA5014857	Seal, Green, Weather pack connector, Wire from 2.03 - 2.85mm	6

Kit includes 3 lights for mounting on rear cross member underneath sprayer, on left side hand rail near tank and on boom rest above spray pod.

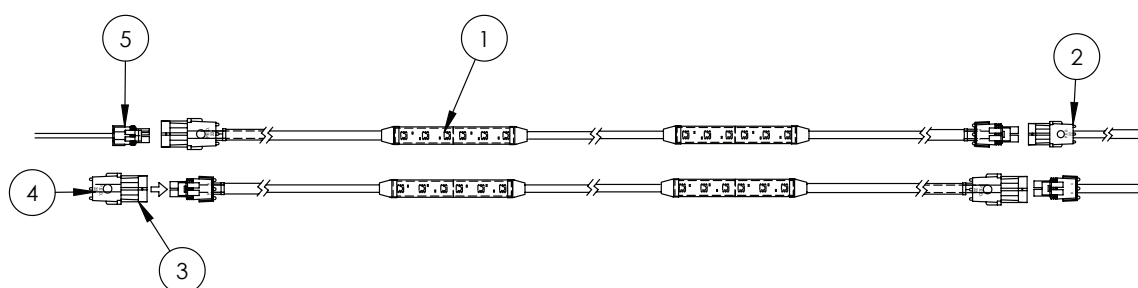
Boom Work Lights



ITEM NO.	PART NUMBER	DESCRIPTION	QTY.
1	GA3000020	Light, work, flood stringray, with connector	2
2	GA4507285	Mount Bracket, Work Light on Tank Cradle	2
3	GA5001043	Washer 16mm Flat SS HD	2
4	GA5000903	Bolt M16 x 25 ZP GR8.8	2
5	GA5052590	Nut M8 Nyloc S/S 316	2
6	GA5003643	Washer 8mm Flat SS Heavy Duty	2

Lights mounted on the end of the top rail on the tank cradle.

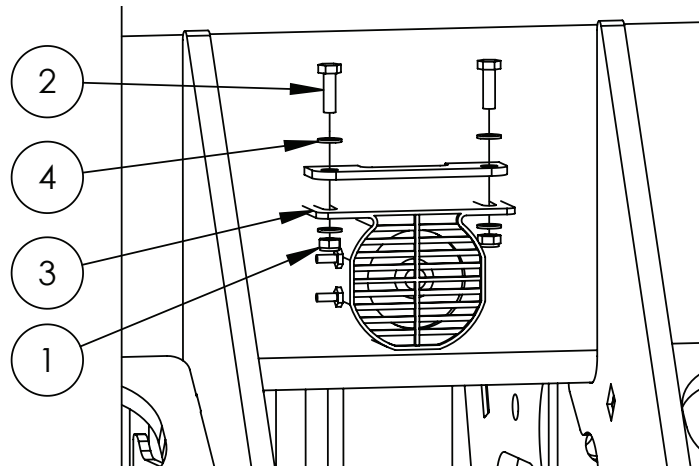
Night Pro LED Lights



ITEM NO.	PART NUMBER	DESCRIPTION	QTY.
1	GA5060136	Harness, Boom Light 2 LED Strip, 12v 0.24Amp	36
2	GA5060137	Harness, Pivot Extension 2000mm	4
	GA5060138	Harness, Pivot Extension 5000mm	
3	GA5007381	Connector, 2 pin, Female, Weather pack	4
4	GA5050245	Seal, Cavity blanking plug, Weather pack connector	8
5	GA3000016	Harness, Quad splitter, suit night pro power supply	1

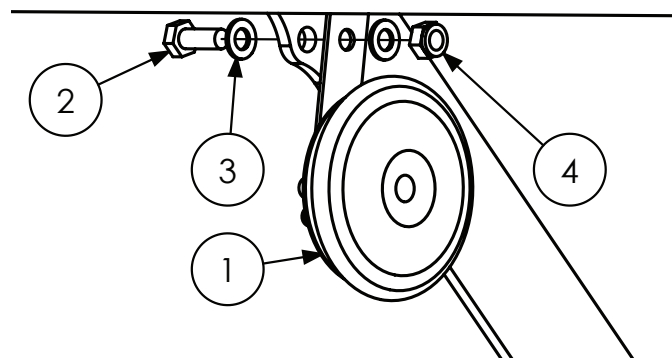
The quantity shown is for a full 36 meter boom

Reverse Warning Beeper



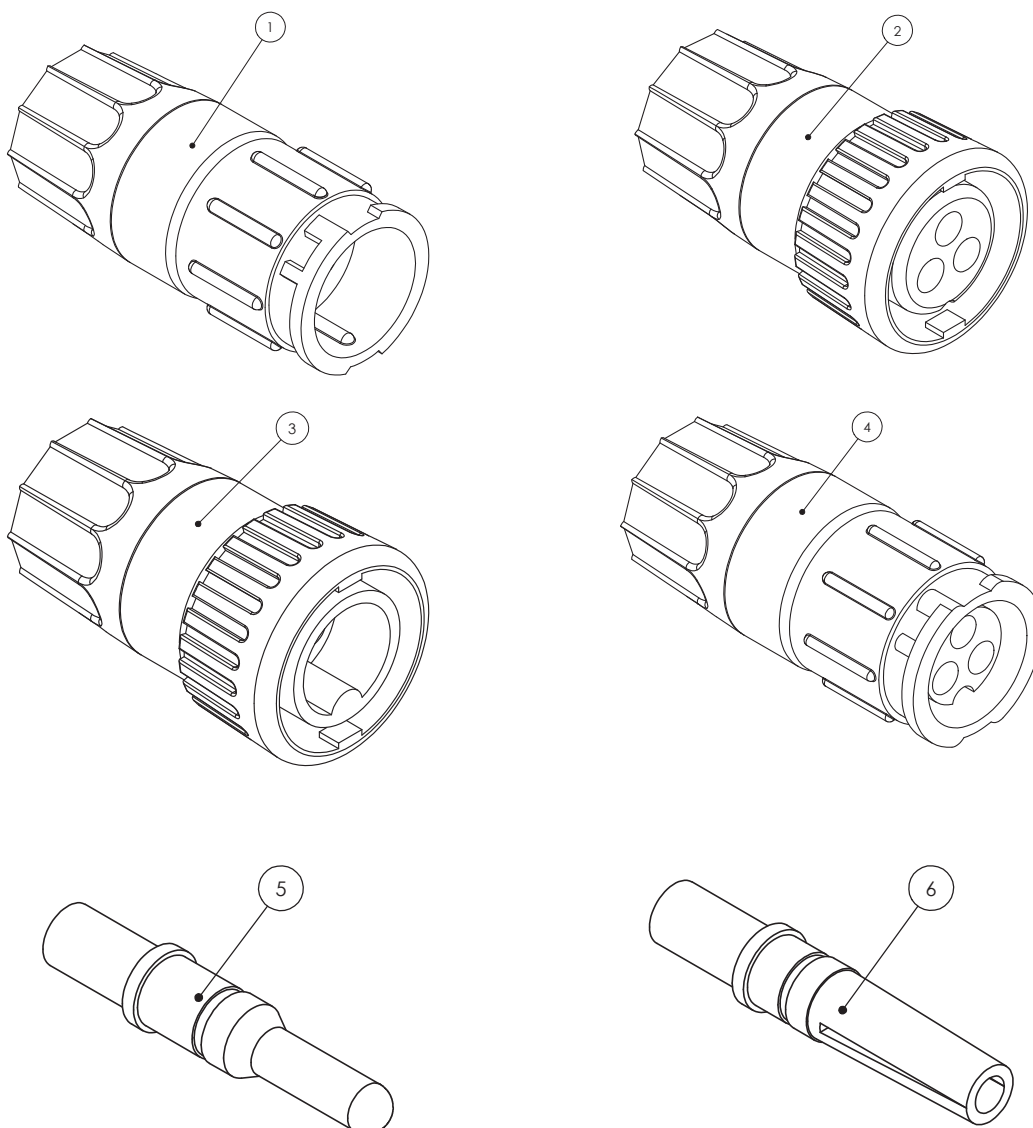
ITEM NO.	PART NUMBER	DESCRIPTION	QTY.
1	GA5048115	Nut M6 Nyloc ZP	2
2	GA5004065	Bolt M6 x 20 ZP GR8.8	2
3	GA5011985	Reverse beeper, 12v 102db alarm	1
4	GA5004437	Washer 6mm Flat SS	4

Horn



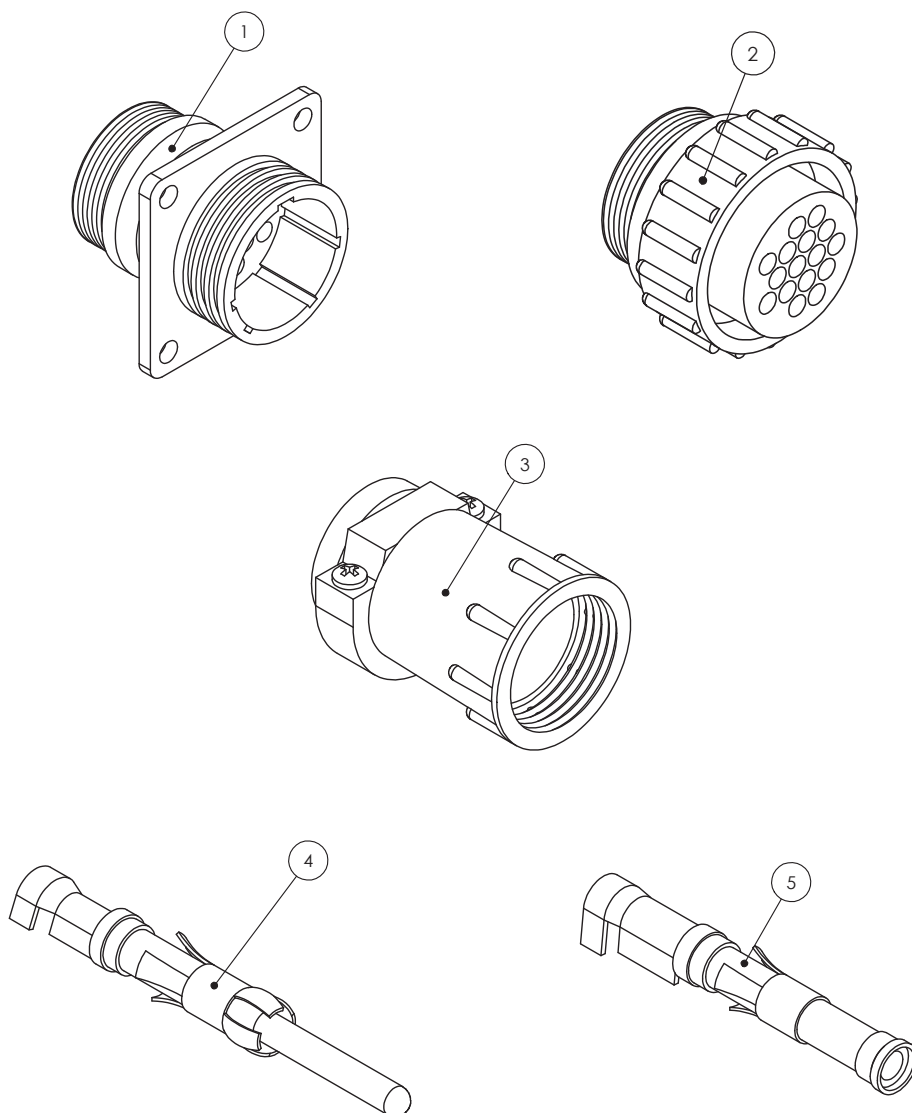
ITEM NO.	PART NUMBER	DESCRIPTION	QTY.
1	GA5011983	12 volt, disc horn, high tone	1
2	GA5004085	Bolt M8 x 20 ZP GR8.8	1
3	GA5003643	Washer 8mm Flat SS Heavy Duty	2
4	GA5052590	Nut M8 Nyloc SS	1

AMP Electrical Connectors



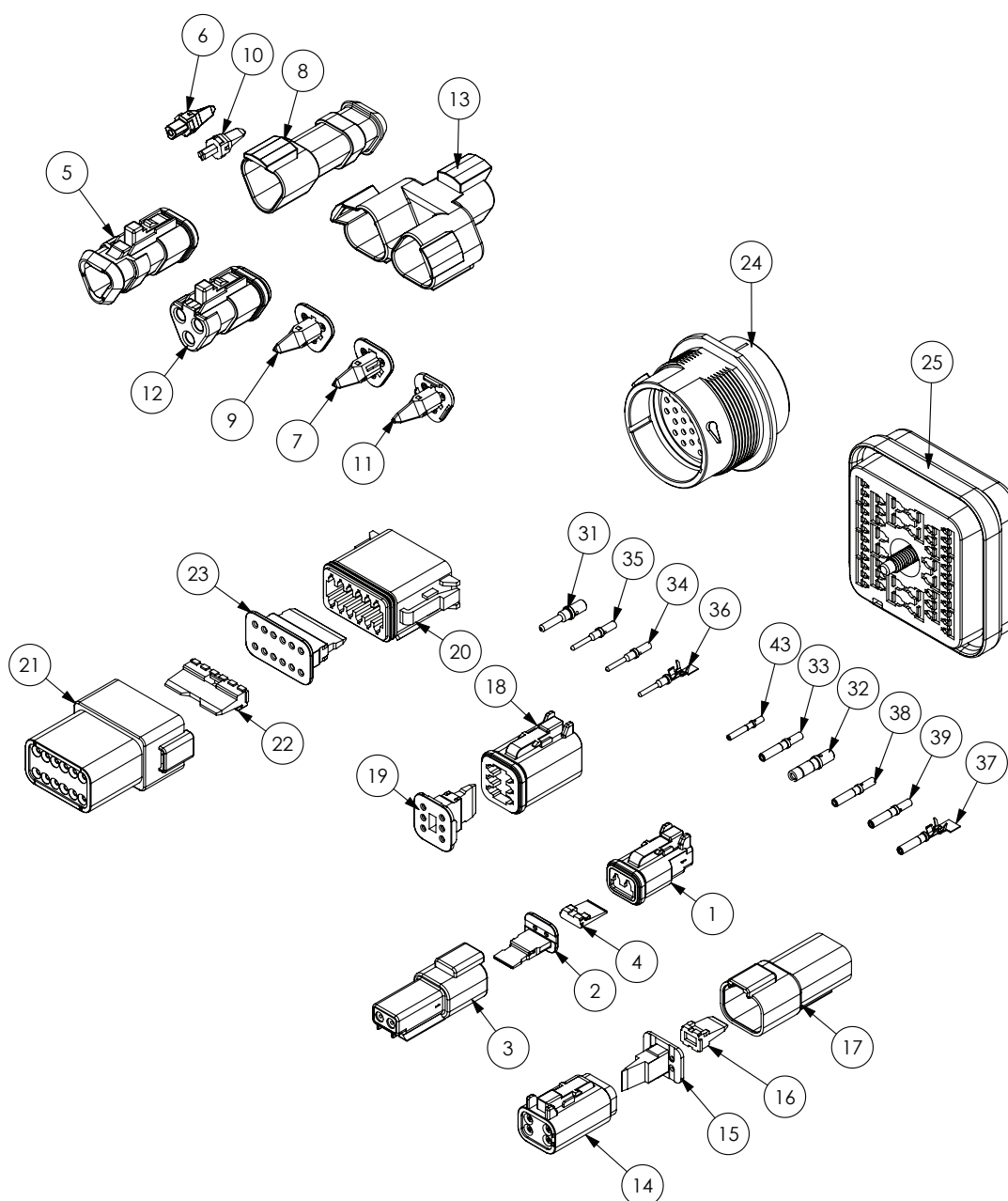
ITEM NO.	PART NUMBER	DESCRIPTION
1	GA5076921	Connector, 3 Pin kit, Flow Meter, Including Male Pins, Raven
2	GA5076922	Connector, 3 Pin kit, Flow Meter, Including Female Pins, Raven
3	GA5076920	Connector, 3 Pin Kit, Speed Sensor, including Male Pins, Raven
4	GA5076923	Connector, 3 Pin kit, Speed Sensor, Including Female Pins, Raven
5	GA5076927	Pin, 16-20 Gauge, Male, Suit Speed Sensor - Flow Meter, Raven
6	GA5076928	Pin, 16-20 Gauge, Female, Suit Speed Sensor - Flow Meter, Raven
	GA5068945	Connector, 3 Pin AMP super seal waterproof male
	GA5047728	Plug, 2 pin, Black, fuel injector connector, IP65K, AMP

AMP Electrical Connectors



ITEM NO.	PART NUMBER	DESCRIPTION
1	GA5076924	Connector, 16 Pin AMP, Square Flange, Suit Male Pins, Raven
2	GA5076925	Connector, 16 Pin AMP, Suit Female Pins, Raven
3	GA5049175	Connector, Backing Shell, Suit 16 Pin AMP, Raven
4	GA5048905	Pin, 14-18 Gauge Gold, Male, Suit 16 Pin AMP
5	GA5048900	Pin, 14-18 Gauge Gold, Female, Suit 16 Pin AMP
	GA5020785	Connector, 37 Pin AMP, Male, Raven
	GA5020780	Connector, 37 Pin AMP, Female
	GA5020560	Connector, Backing Shell 23, Suit 37 Pin AMP, Standard size
	GA5020559	Connector, Backing Shell 23, Suit 37 Pin AMP, Large size

Deutsch Electrical Connectors



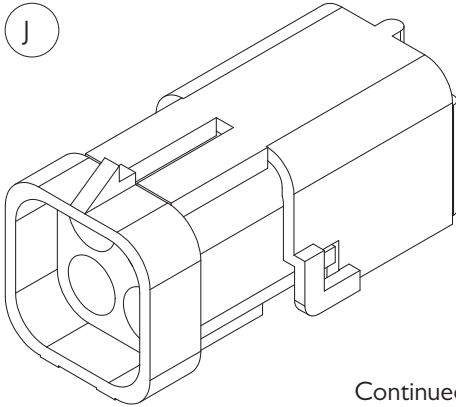
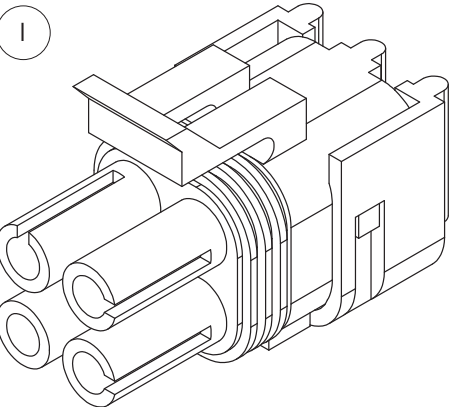
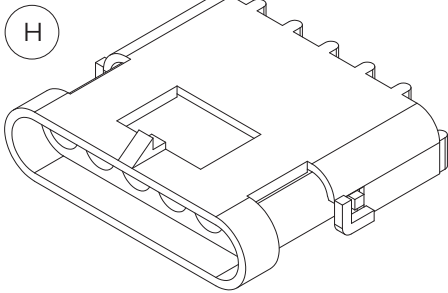
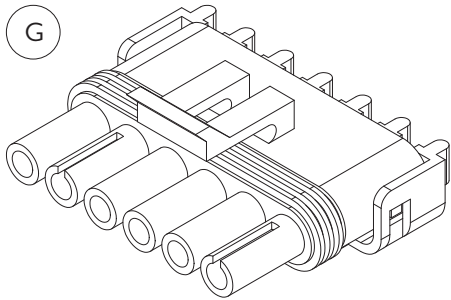
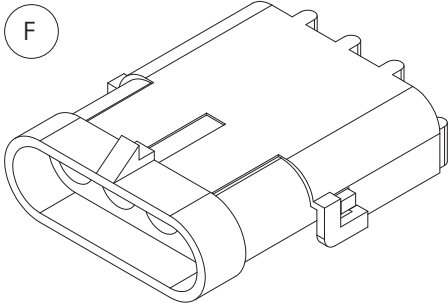
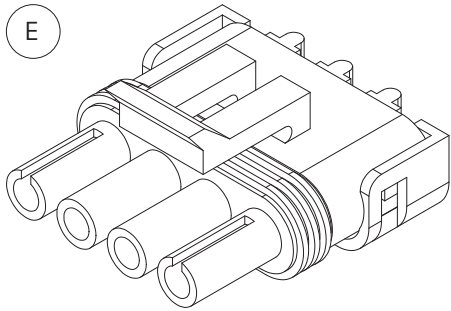
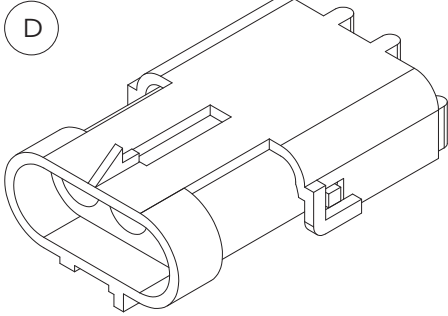
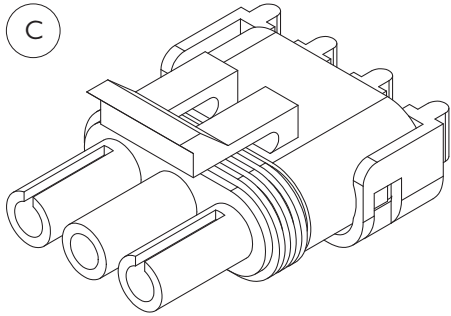
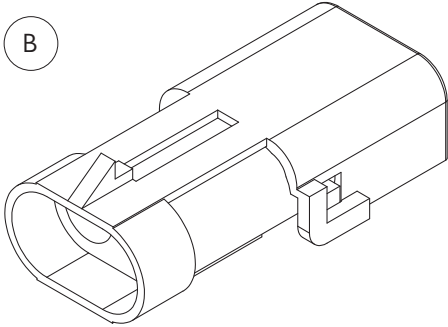
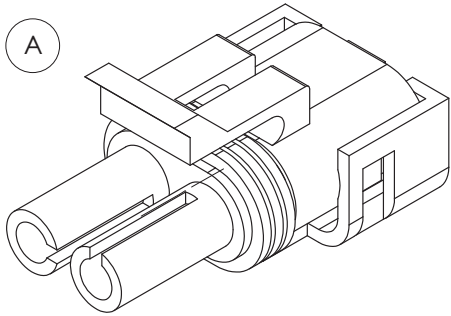
ITEM NO.	PART NUMBER	DESCRIPTION
1	GA5052820	Plug, 2 way, socket, DT series, Deutsch
2	GA5052825	Wedge Lock, 2 Way, sockets, DT series, Deutsch
3	GA5052830	Receptacle, 2 way, pins, DT series, Deutsch
4	GA5052835	Wedge Lock, 2 way, DT series, Deutsch
5	GA5011831	Plug, 3 way sockets, shrink boot adapter, Deutsch
6	GA5017719	Wedge lock, blue, 3 pin, suit terminator, Deutsch
7	GA5017721	Wedge lock, blue, 3 socket, Deutsch
8	GA5050740	Receptical, 3 pin, shrink boot, Deutsch
9	GA5050750	Wedge Lock, orange, 3 socket, Deutsch

Continued over page

Deutsch Electrical Connectors

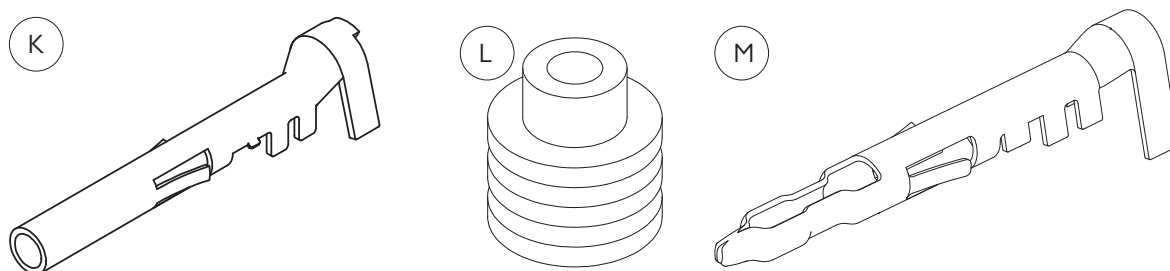
ITEM NO.	PART NUMBER	DESCRIPTION
10	GA5050760	Wedge Lock, Green, 3 pin, Deutsch
11	GA5050761	Wedge Lock, Green, 3 socket, Deutsch
12	GA5054350	Plug, grey, 120 ohm resistor terminator, Deutsch
13	GA5054365	Receptacle, 3 way 3 Pin, Y splitter, Deutsch
14	GA5050840	Plug, 4 way socket, DT series, Deutsch
15	GA5050845	Wedge Lock, orange, 4 way sockets, Deutsch
16	GA5050765	Wedge Lock, Green, 4 Way pins, Deutsch
17	GA5013783	Receptacle, 4 way, pins, DT series Deutsch
18	GA5050960	Plug, 6 way Socket, DT series, Deutsch
19	GA5050965	Wedge Lock, orange, 6 way sockets, DT series, Deutsch
20	GA5061780	Plug, 12 way sockets, DT series, Deutsch
21	GA5061785	Receptacle, 12 way suit pins, DT series, Deutsch
22	GA5070590	Wedge lock, green, 12 way suit pins, Deutsch
23	GA5070595	Wedge lock, Green, 12 way sockets, Deutsch
24	GA5061790	Receptacle, 31 pin, HPD series, Deutsch
25	GA5060440	Plug, 48 Pin suits Pins, DRB series, Deutsch
26	GA5060445	Wedge lock, 48 way suits Pins, DRB series, Deutsch
27	GA5060450	Flange connector, 48 way suits DRB series, Deutsch
28	GA5060455	Wedge lock, 48 way suit, Sockets, DRB series, Deutsch
29	GA5060460	Plug, 48 Pin suits Sockets, DRB series, Deutsch
30	GA5061170	Rubber boot, suit 48 pin DRB series, Deutsch
31	GA5061260	Pin, Male, Solid, nickel, Number 12, Deutsch
32	GA5061270	Socket, Female, Solid, Nickel, Number 12, Deutsch
33	GA5053235	Socket, Female, Nickel, number 14, Green Band, Deutsch
34	GA5061220	Pin, Male, Gold, Number 16, Deutsch
35	GA5061240	Pin, Male, solid, nickel, Number 16, Green band, AWG 14, Deutsch
36	GA5075255	Pin, Male, Nickel, Crimp style, Number 16, Deutsch
37	GA3000022	Socket, Female, Nickel, Crimp style, Number 16, Deutsch
38	GA5061225	Socket, Female, solid gold, number 16, Deutsch
39	GA5061230	Socket, Female, solid, Nickel, Number 16, Deutsch
40	GA5061235	Socket, solid gold, number 16, 16-20AWG, Deutsch
41	GA5061200	Pin, Male, Solid, nickel, Number 20, Deutsch
42	GA5061205	Pin, Male, Solid, gold, Number 20, Deutsch
43	GA5061210	Socket, Female, Solid, nickel, Number 20, Deutsch
44	GA5061215	Socket, Female, Solid, gold, Number 20, Deutsch
45	GA5052840	Sealing plug, White, size 12 - 16, Deutsch

Electrical Connectors



Continued over page

Electrical Connectors



ITEM NO.	PART NUMBER	DESCRIPTION
A	GA5001351	Connector, Male, 2 Pin, Weather pack
B	GA5007381	Connector, 2 pin, Female, Weather pack
C	GA5002211	Connector, Male, 3 pin, Weather pack
D	GA5048550	Connector, Female, 3 Pin, Weather pack
E	GA5007385	Connector, Male, 4 pin, Weather pack
F	GA5007383	Connector, Female, 4 pin, Flat, Weather pack
G	GA5004009	Connector, Male, 6 pin, Weather pack
H	GA5048510	Connector, Female, 6 pin, Weather pack
I	GA5049000	Connector, Female, 4 pin, Square, Weather pack
J	GA5050805	Connector, Male, 4 pin, Square, Weather pack
K	GA5016619	Pin, Female, Sealed, Weather pack, Wire 1.0 - 2.0mm
L	GA5014857	Seal, Green, Weather pack connector, Wire from 2.03 - 2.85mm
M	GA5016617	Pin, Male, Sealed, Weather pack, Wire 1.0 - 2.0mm
	GA5049685	Boot, Weather pack, Suit 2 pin connector
	GA5049690	Boot, Weather pack, Suit 3 pin connector

Electrical Looms

GATMC System

PART NUMBER	DESCRIPTION
GA5060031	Electrical harness, Main chassis, QSB engine, Crop cruiser 2011 and G3 G4
GA5060046	Electrical harness, Main cabin Claas, Crop Cruiser MY12
GA5060043	Electrical Harness, Boom suspension lockout for transport, Crop cruiser, G3 G4
GA5060061	Electrical Harness, Cooler Cabin Fridge, suit GATMC cabin
GA5060066	Electrical harness, Tail light connection, Crop cruiser, G3 G4, MY11
GA5060068	Electrical harness, Power lead kit side console, GATMC, Crop cruiser MY11
GA5060038	Electrical harness, Side console, GATMC
GA5060042	Electrical harness, Power lead kit side console, Crop cruiser MY11
GA5060037	Electrical harness, Battery Lead Kit, Crop cruiser MY11
GA5069570	Electrical harness, CAN cable splitter breakout, GATMC

RAVEN System

PART NUMBER	DESCRIPTION
GA5060031	Electrical harness, Main chassis, QSB engine, Crop cruiser 2011 and G3 G4
GA5060046	Electrical harness, Main cabin Claas, Crop Cruiser MY12
GA5060047	Electrical harness, Side dash, Raven 4070, Crop cruiser MY12
GA5060049	Electrical harness, side console engine control, crop cruiser MY12, G3 G4
GA5060040	Electrical harness, Main Spray Module Raven 4070, Crop Cruiser
GA5060043	Electrical Harness, Boom suspension lockout for transport, Crop cruiser, G3 G4
GA5060044	Electrical Harness, Engine monitor, suit CC MY12
GA5060062	Electrical harness, Cooler Cabin Fridge, suit Raven cab
GA5060037	Electrical harness, Battery Lead Kit, Crop cruiser MY11
GA5060042	Electrical harness, Power lead kit side console, Raven, Crop cruiser MY11

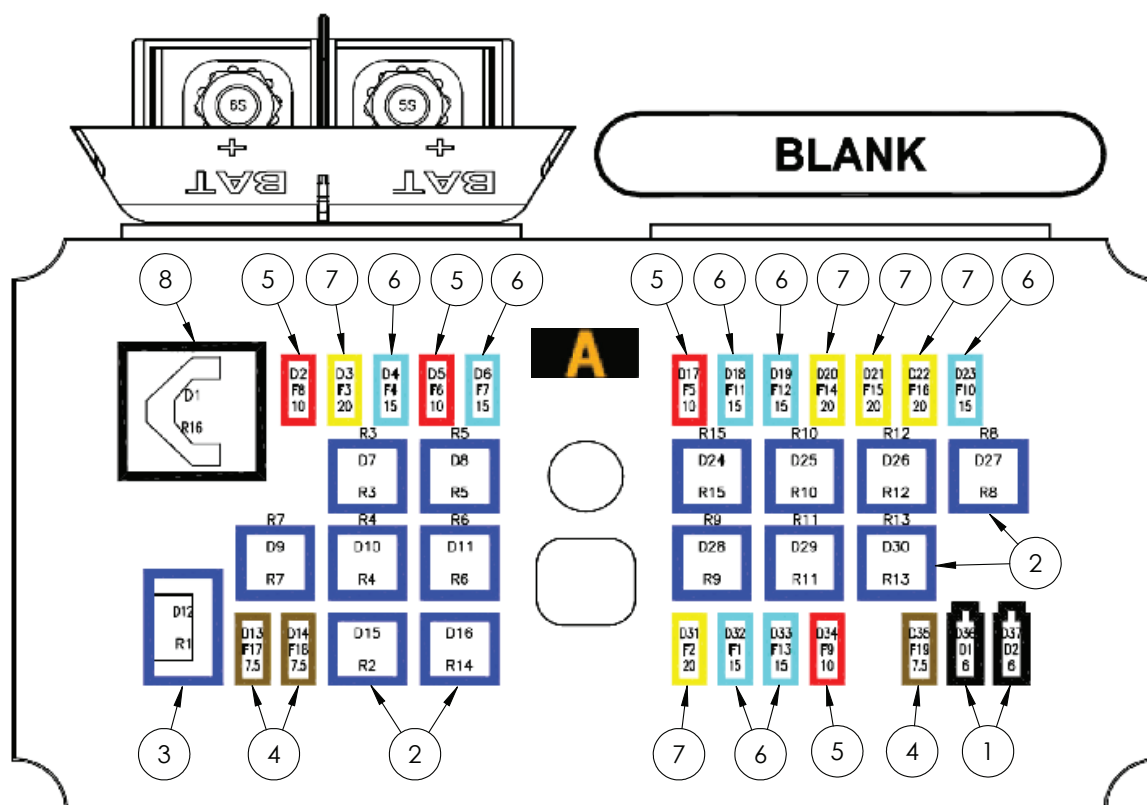
RAVEN 4400 System

PART NUMBER	DESCRIPTION
GA3000027	Electrical harness, Spray Raven 4400 with FCV, suit Self propelled
GA5076204	Electrical Harness, Console SCS 4400 13.5', Raven

ISO BUS System

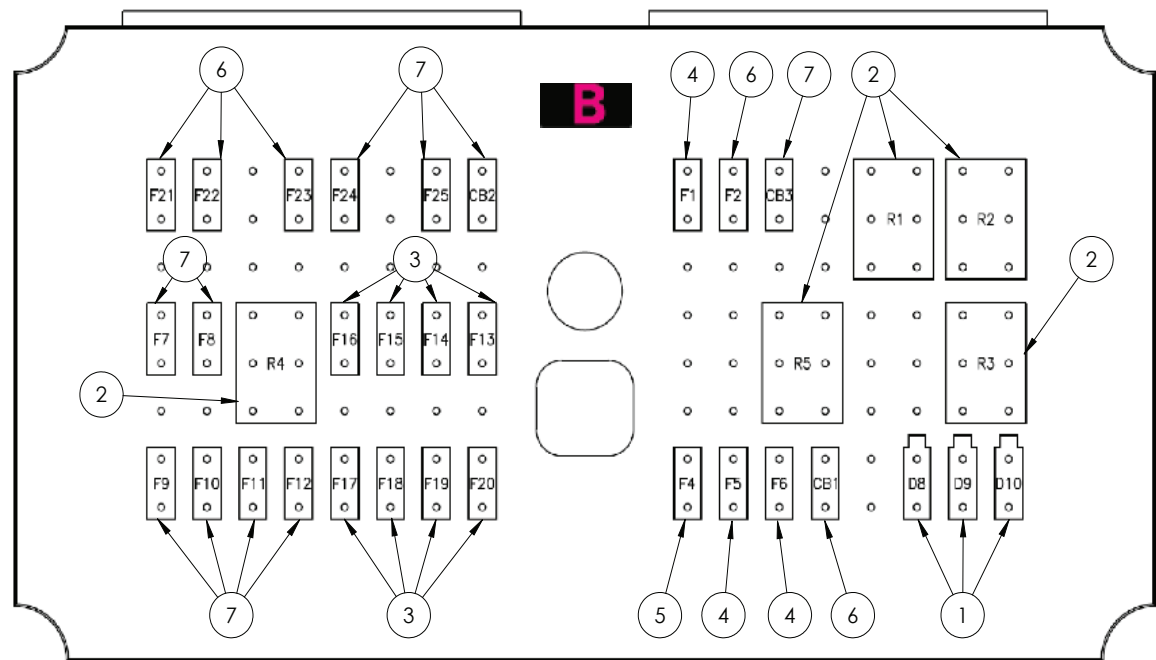
PART NUMBER	DESCRIPTION
GA5071325	Switch box, 6 section, ISO BUS, Raven
GA5071350	Electrical harness, Can Power ISO switch box suit JD, Raven
GA5076953	Pressure Transducer, 0-250PSI, Sealed, Raven
GA3000030	Terminator, CAN, active, suit ISO bus, Raven
GA3000031	Electrical harness, Raven ISO to CAN active terminator, Raven
GA3000032	Electrical harness, Foot switch assembly, ISO bus, Raven
GA3000033	Electrical harness, Foot switch extension, ISO bus, Raven
GA3000043	Electrical harness, 4400 chassis to ISO bus node, Raven
GA5071380	Node, ECU ISO BUS CAN, Product controller, Raven
GA5071315	Electrical Harness, ISO bus, cabin to drawbar, suit non ISO tractor, Raven
GA3000027	Electrical harness, Spray Raven 4400 with FCV, suit Self propelled

Fuse Box 'A' - Cabin



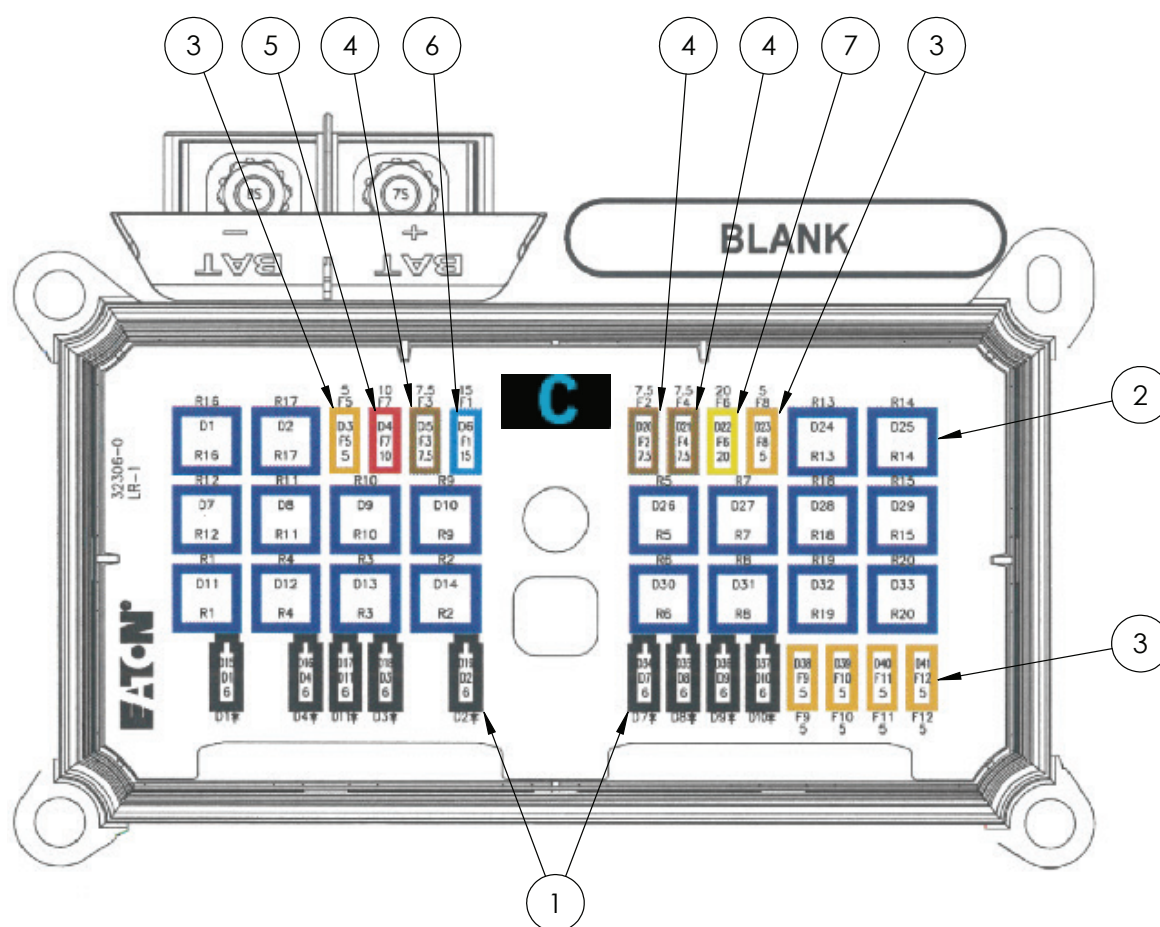
ITEM NO.	PART NUMBER	DESCRIPTION	QTY.
1	GA5075040	Diode, 6 Amp, With Wing Key, Suit Crop Cruiser 2009	2
2	GA5075035	Relay, Ultra Micro Iso280, 4 Pin Square, Spst, 12v 20a	14
3	GA5075030	Relay, Ultra Micro Iso280, 5 Pin, Spst, 12v 20a	1
4	GA5054840	Mini Blade Fuses 7.5amp	3
5	GA5054845	Mini Blade Fuses 10 Amp	4
6	GA5054850	Mini Blade Fuses 15 Amp	7
7	GA5054855	Mini Blade Fuses 20 Amp	5
8	GA5075055	Flasher Relay, Suit Sp Micro Fuse Box, Blinker, Indicator, 3 Pin Iso, Led 12v	1

Fuse Box 'B' - Cabin



ITEM NO.	PART NUMBER	DESCRIPTION	QTY.
1	GA5075040	Diode, 6 Amp, With Wing Key, Suit Crop Cruiser 2009	3
2	GA5075035	Relay, Ultra Micro Iso280, 4 Pin Square, Spst, 12v 20a	5
3	GA3000396	Fuse, Mini Blade, 5 Amp, 52705	8
4	GA5054845	Mini Blade Fuses 10 Amp	3
5	GA5054850	Mini Blade Fuses 15 Amp	1
6	GA5054855	Mini Blade Fuses 20 Amp	6
7	GA5054865	Fuse Mini Blade 30 Amp (52730)	10

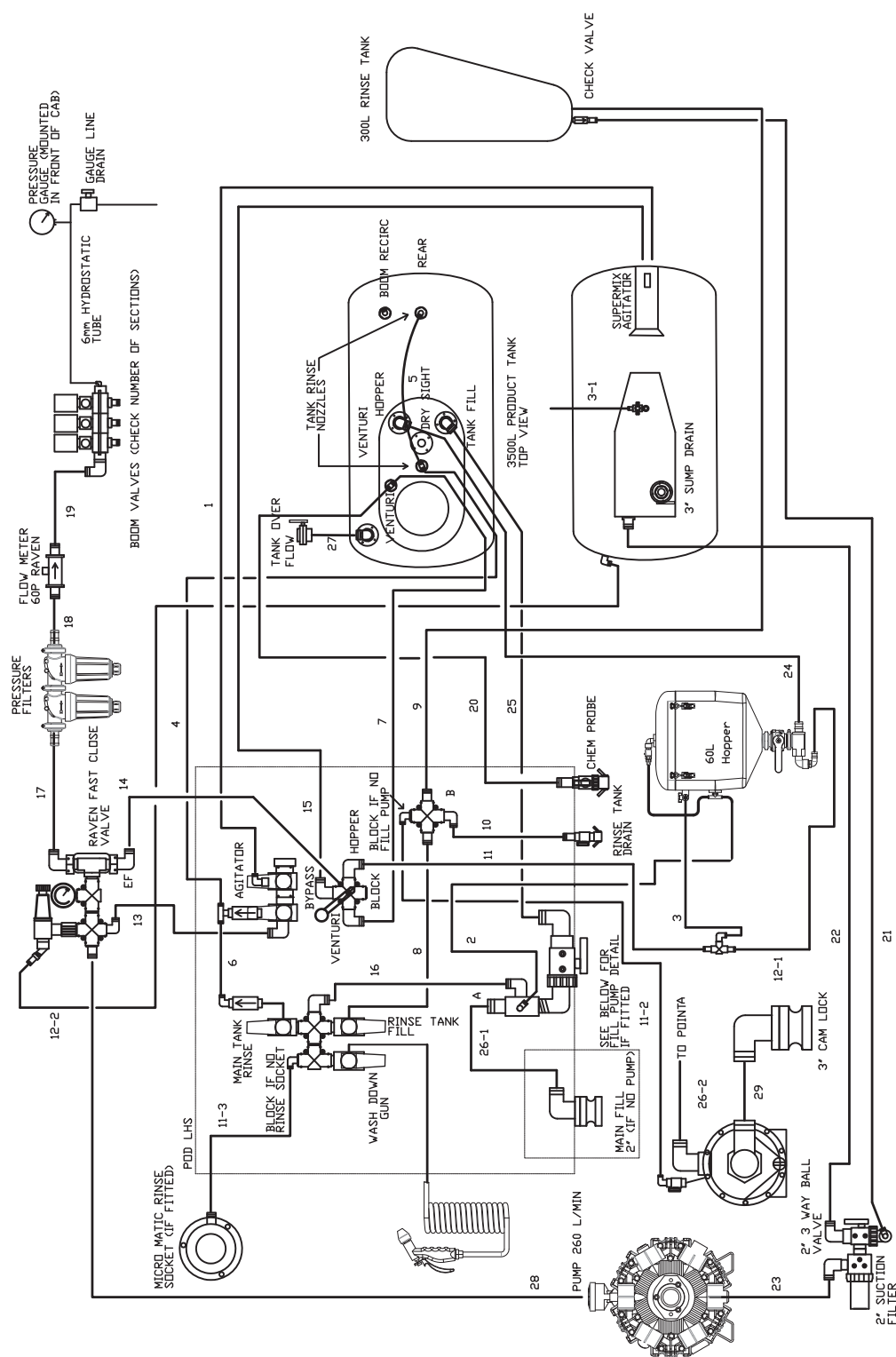
Fuse Box 'C' - Cabin

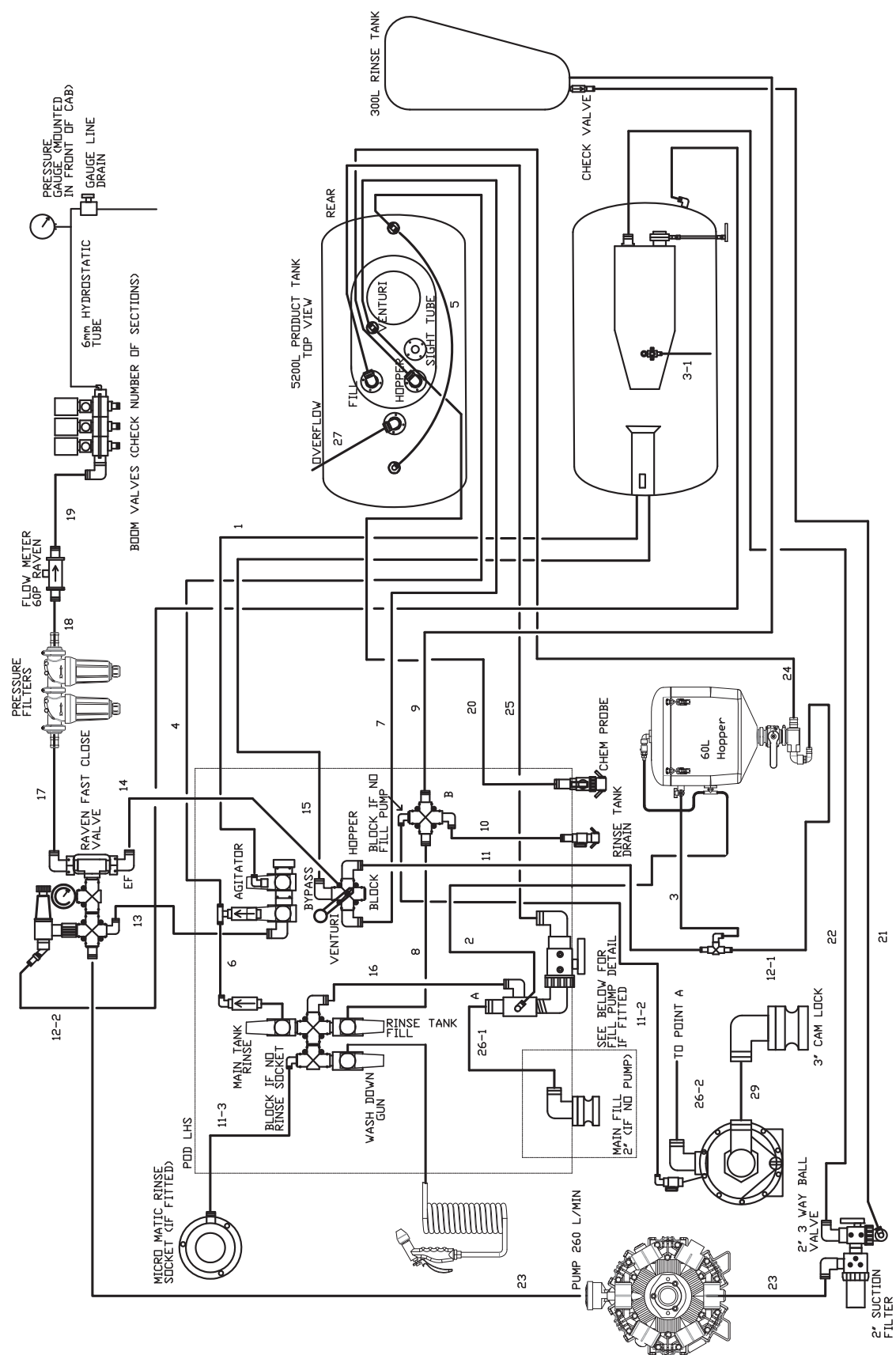


ITEM NO.	PART NUMBER	DESCRIPTION	QTY.
1	GA5075040	Diode, 6 Amp, With Wing Key, Suit Crop Cruiser 2009	9
2	GA5075035	Relay, Ultra Micro Iso280, 4 Pin Square, Spst, 12v 20a	20
3	GA3000396	Fuse, Mini Blade, 5 Amp, 52705	6
4	GA5054840	Mini Blade Fuses 7.5amp	3
5	GA5054845	Mini Blade Fuses 10 Amp	1
6	GA5054850	Mini Blade Fuses 15 Amp	1
7	GA5054855	Mini Blade Fuses 20 Amp	1

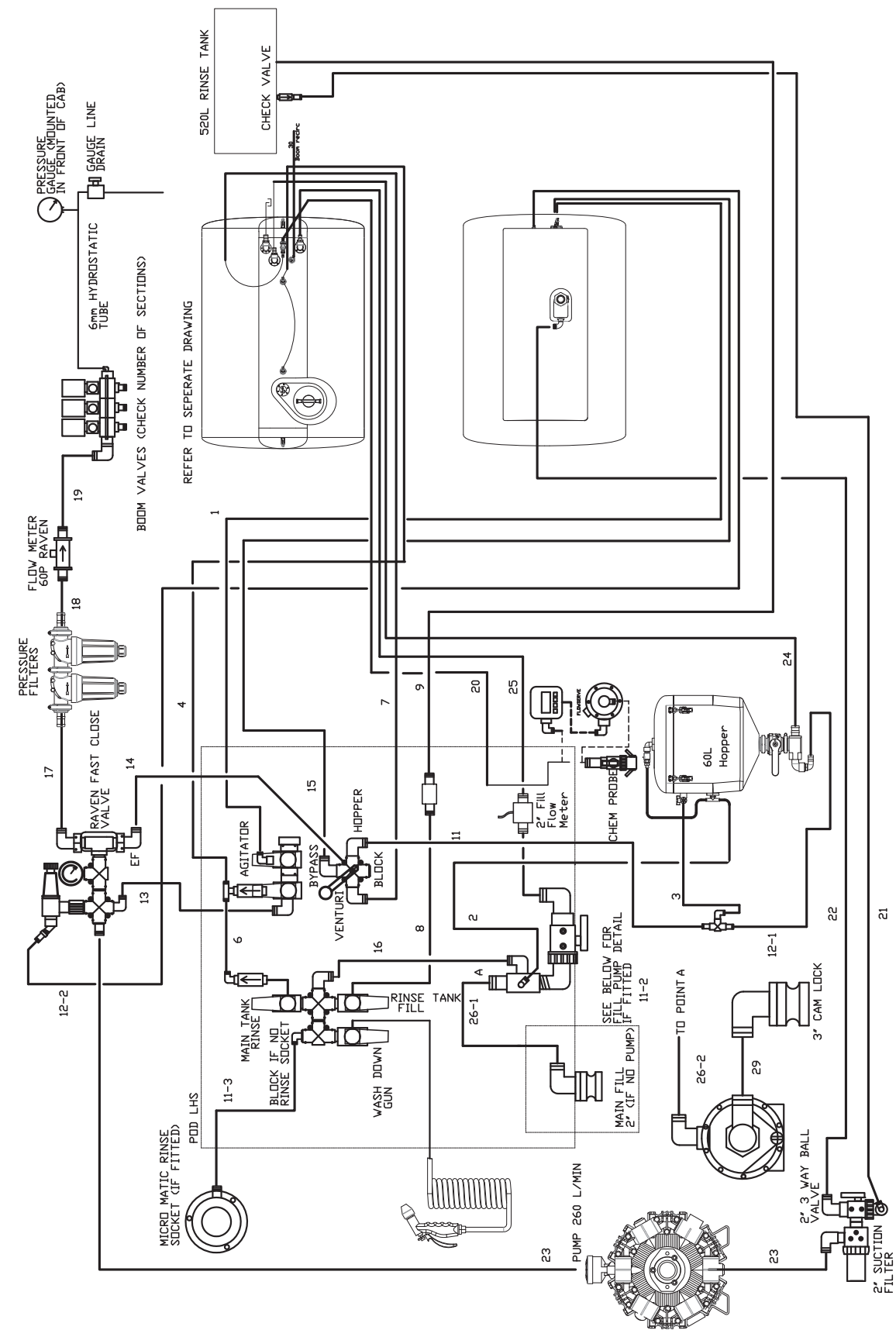
SCHEMATICS

Plumbing Schematic - 3500L Raven

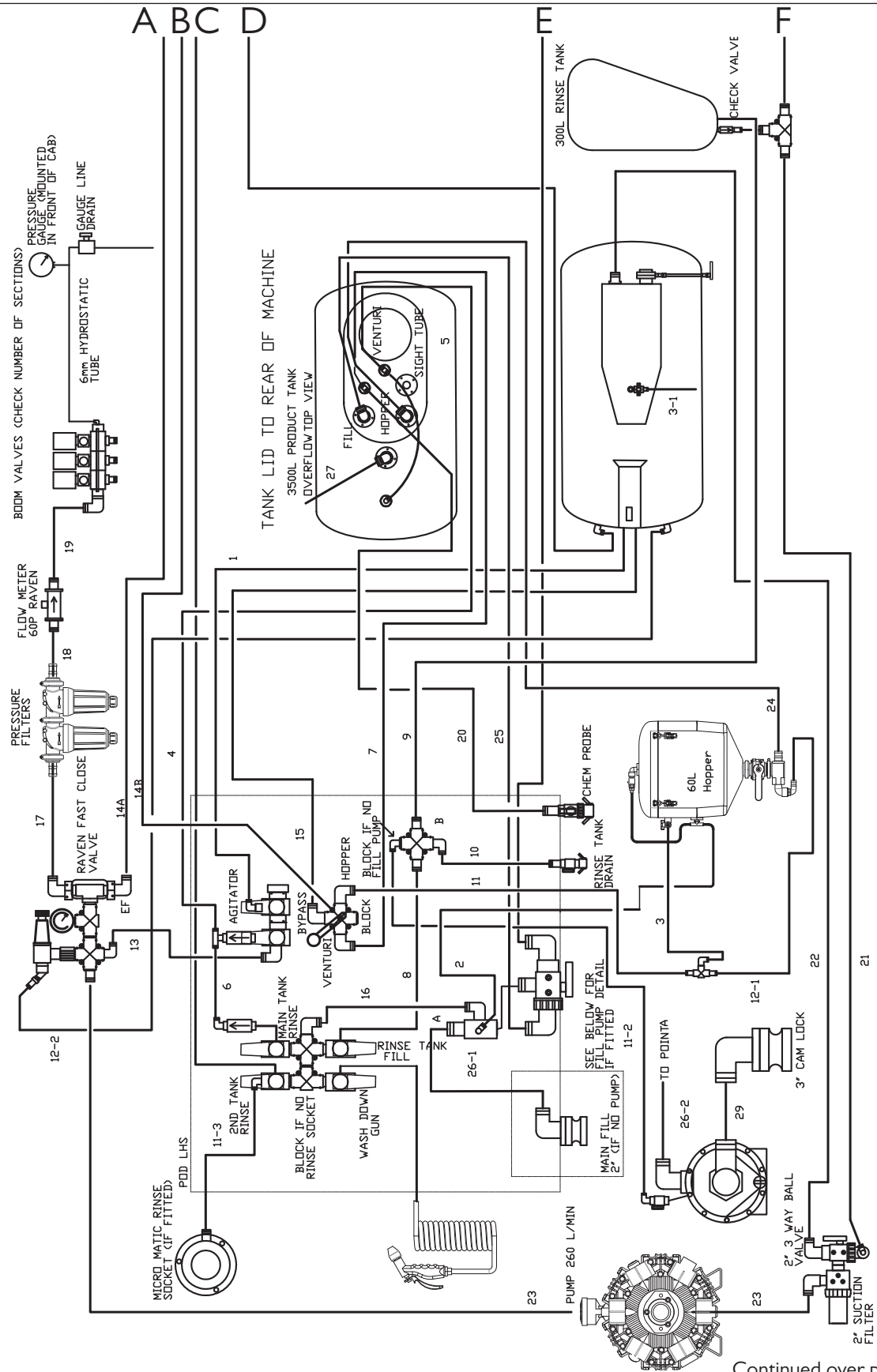




Plumbing Schematic - 6000L Raven

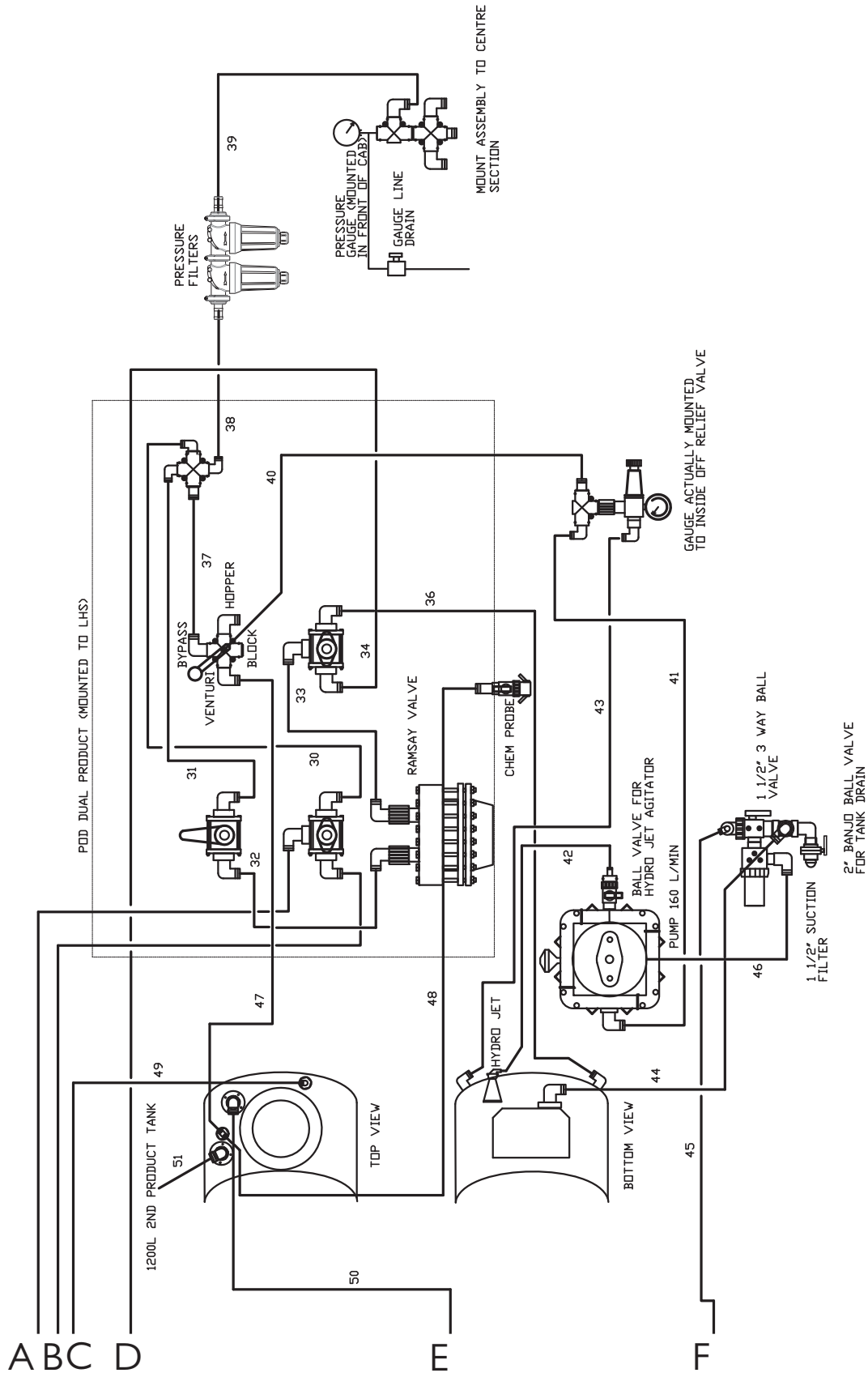


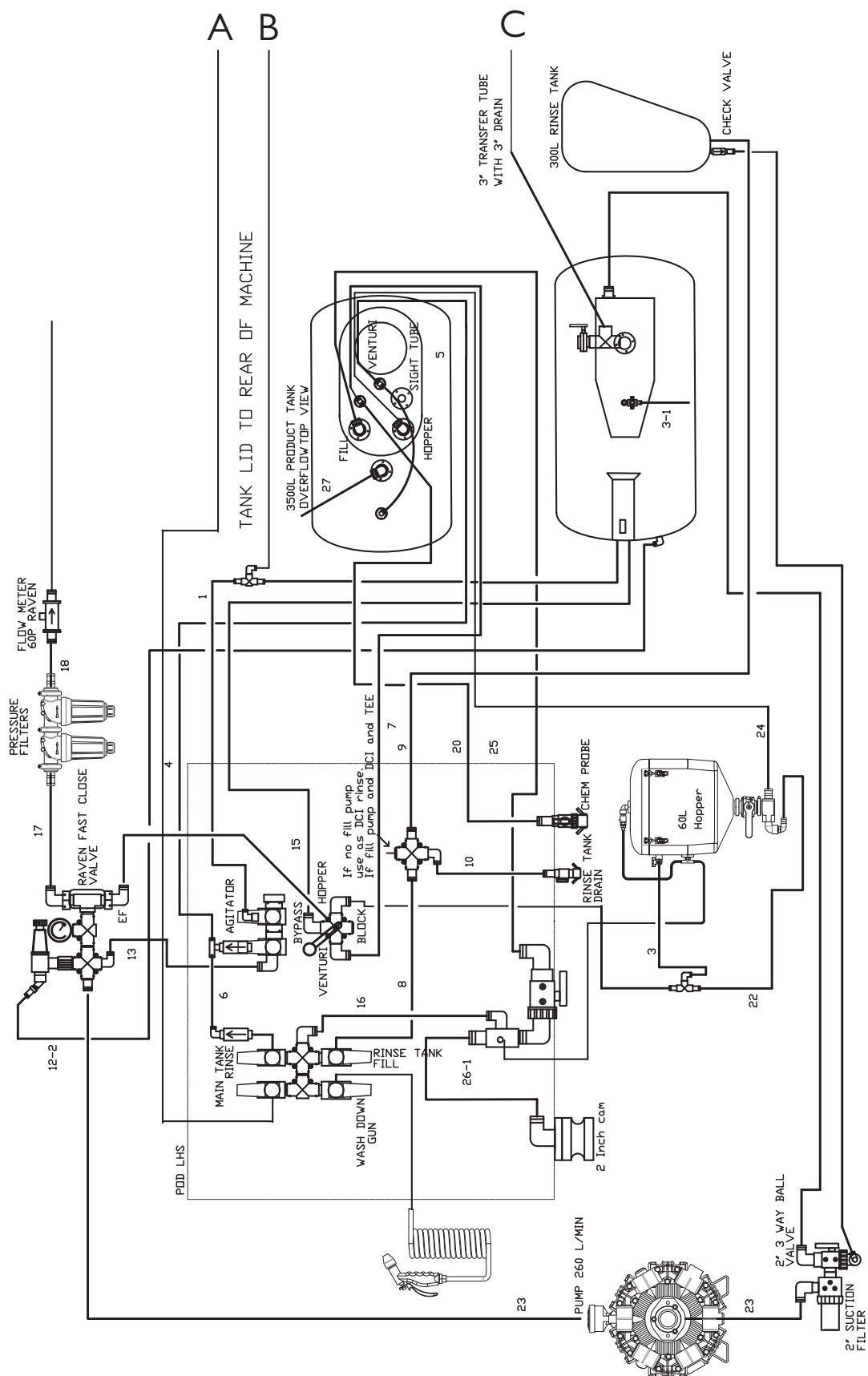
Plumbing Schematic - Dual Product Raven



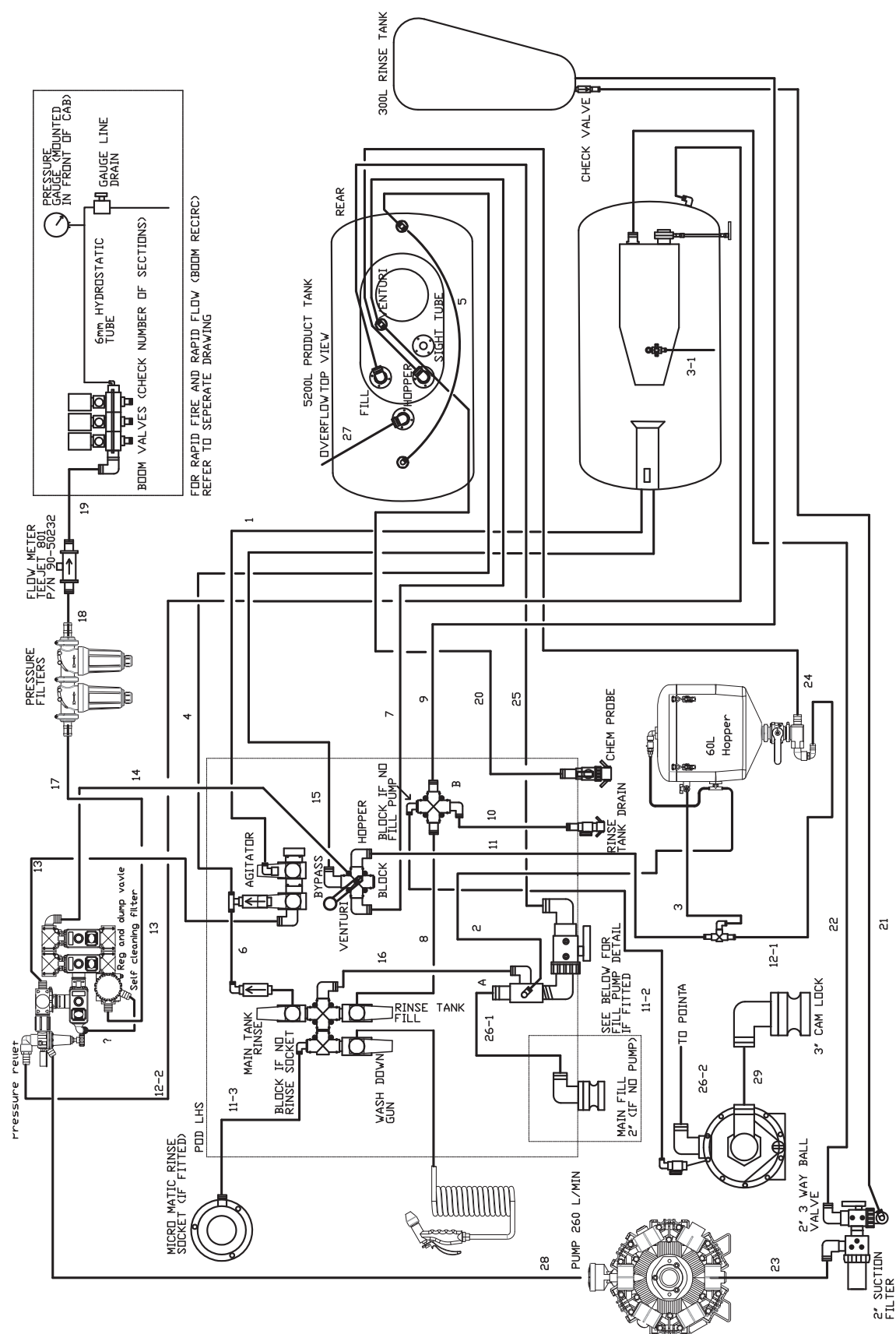
Continued over page

Plumbing Schematic - Dual Product Raven

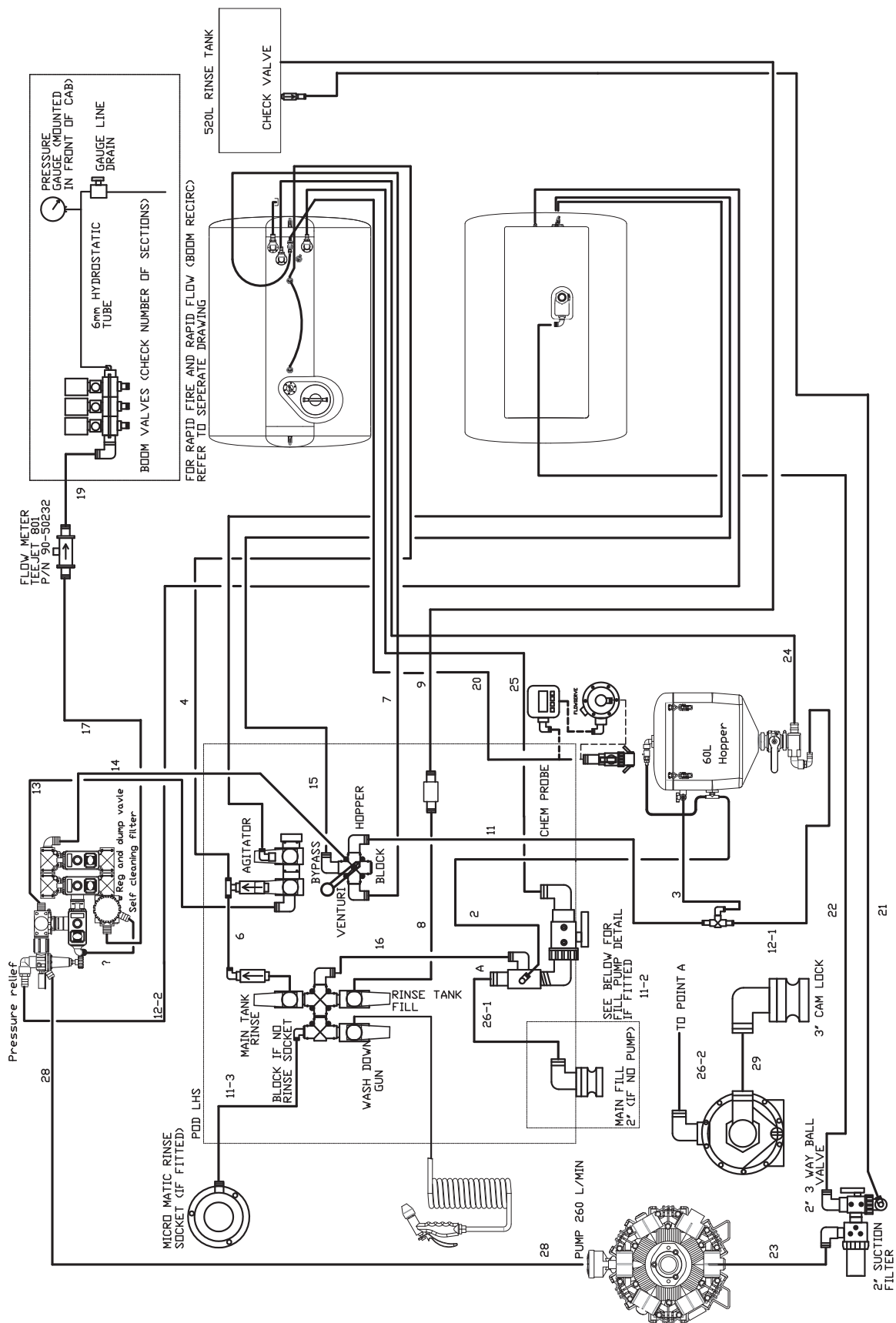




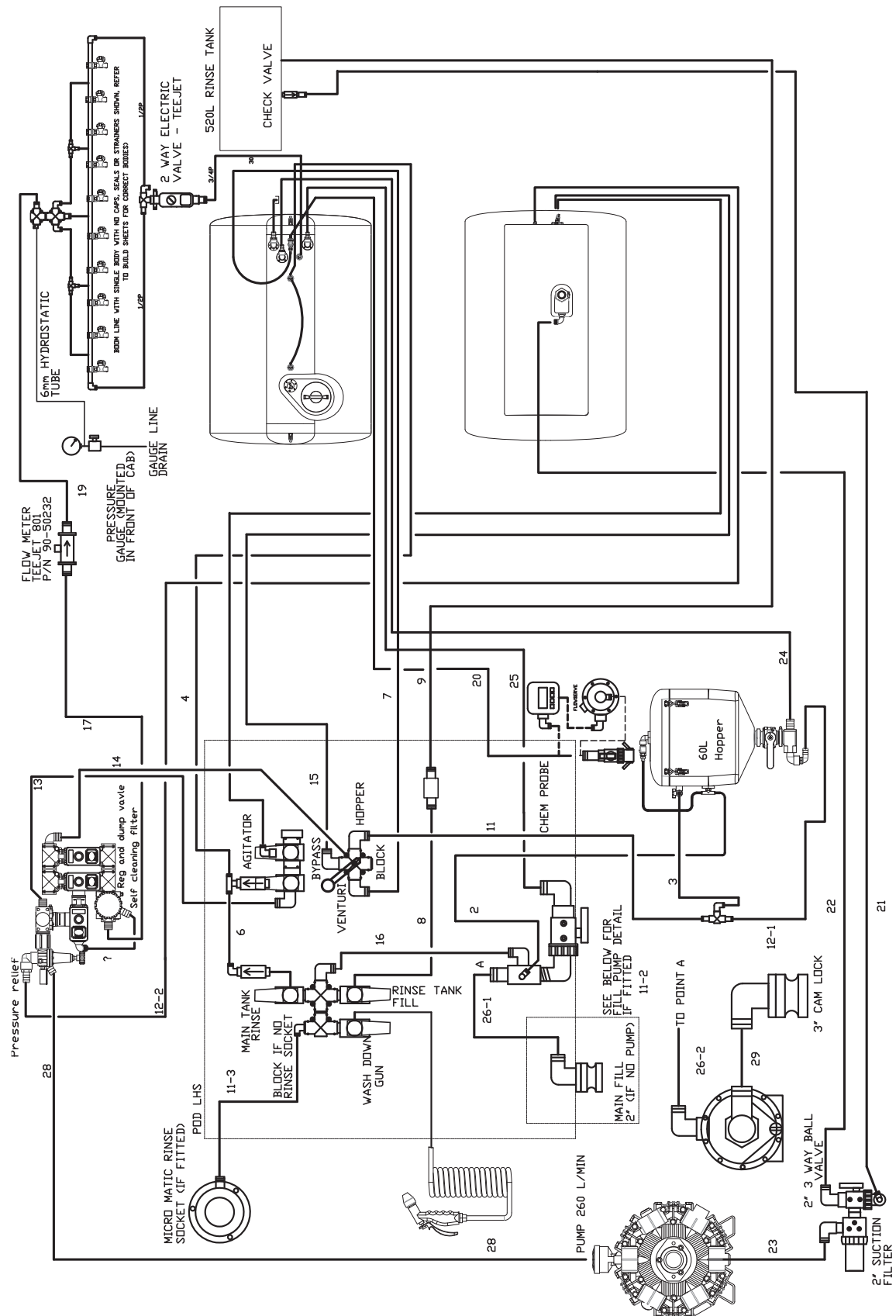
Chapter 16 - Schematics - 235



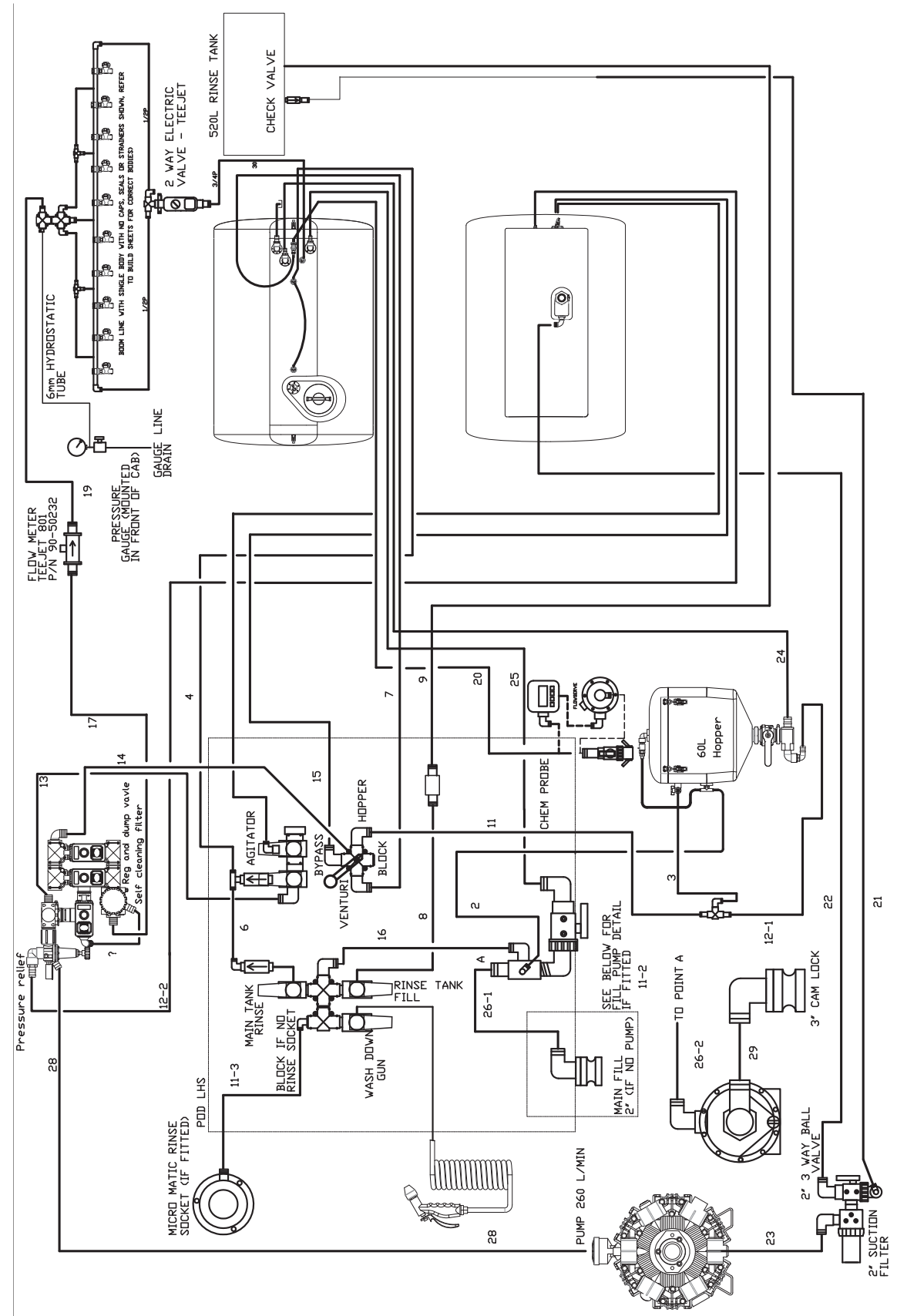
Plumbing Schematic - 6000L GATMC



Plumbing Schematic - Boom Recirc Raven 6000L

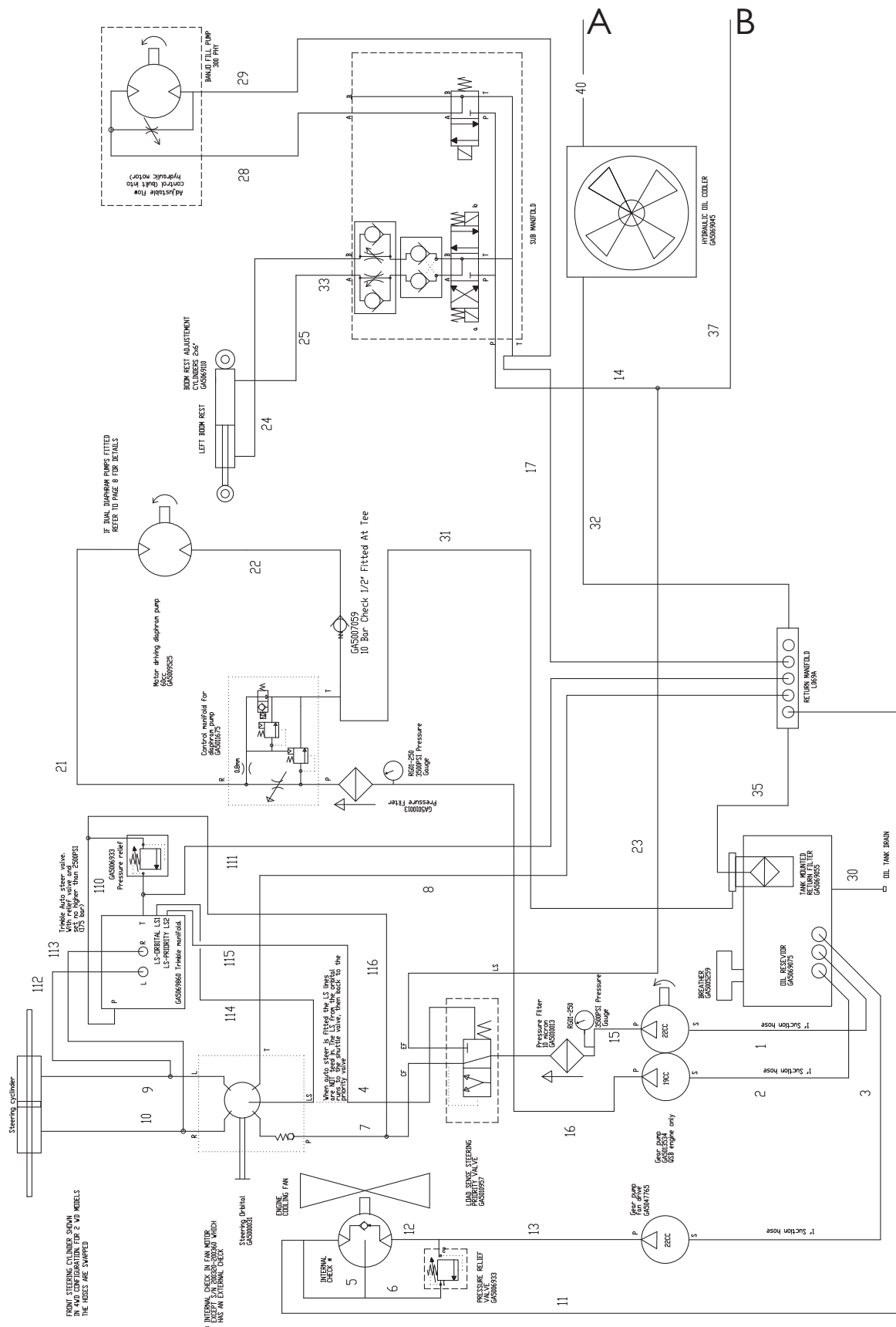


Plumbing Schematic - Boom Recirc GATMC 6000L

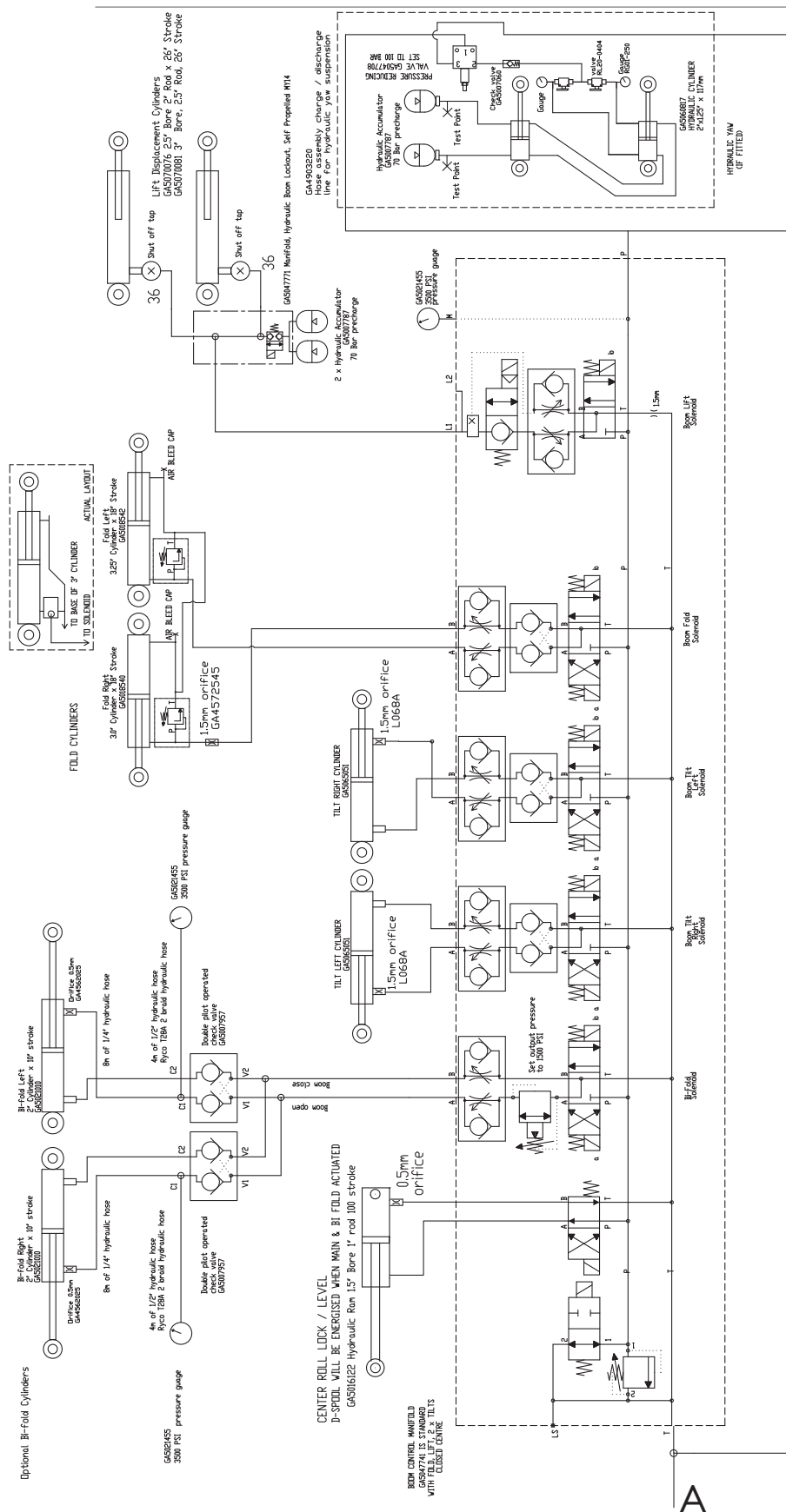




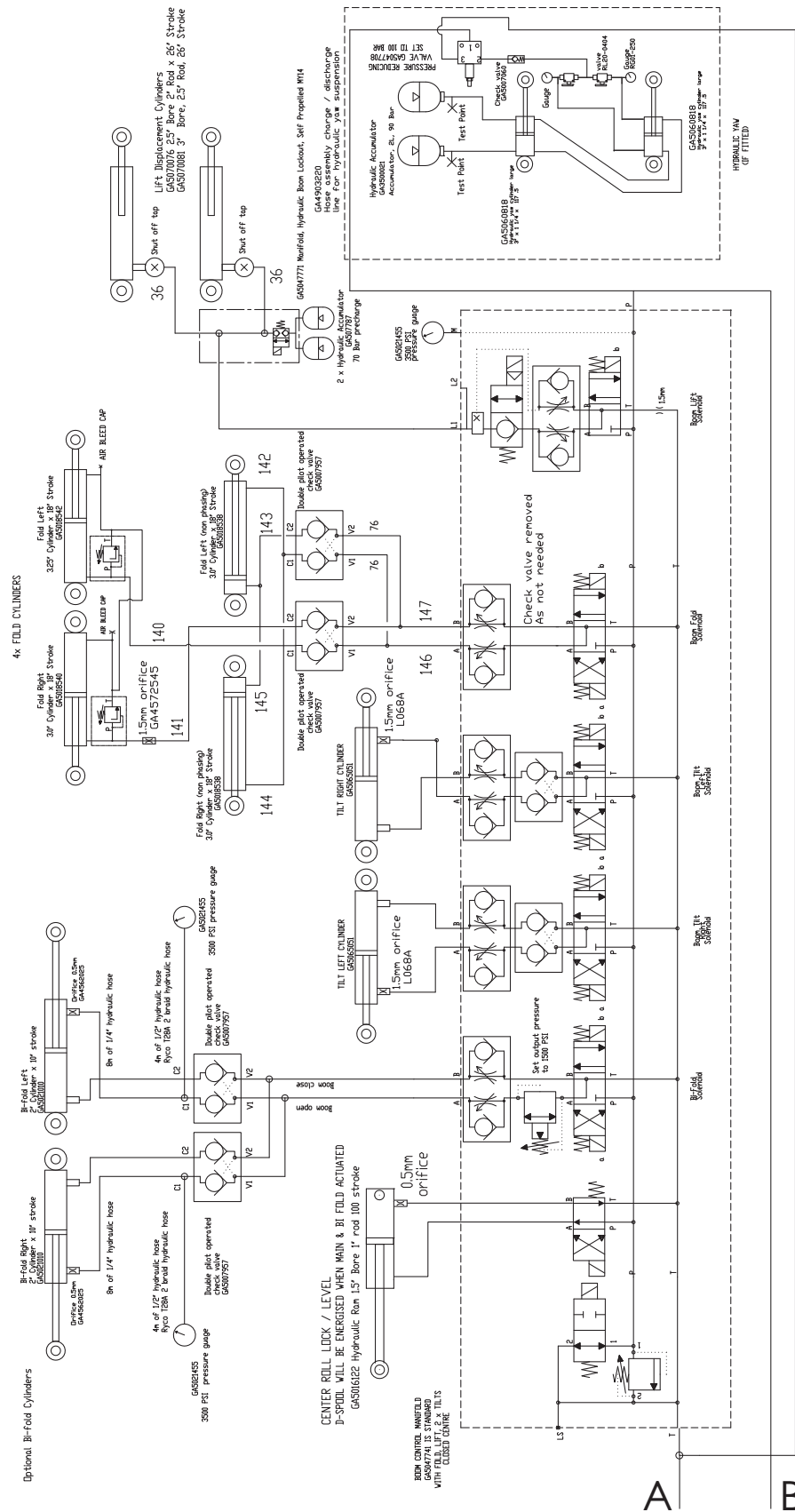
Hydraulic Schematic - Trimble Autosteer

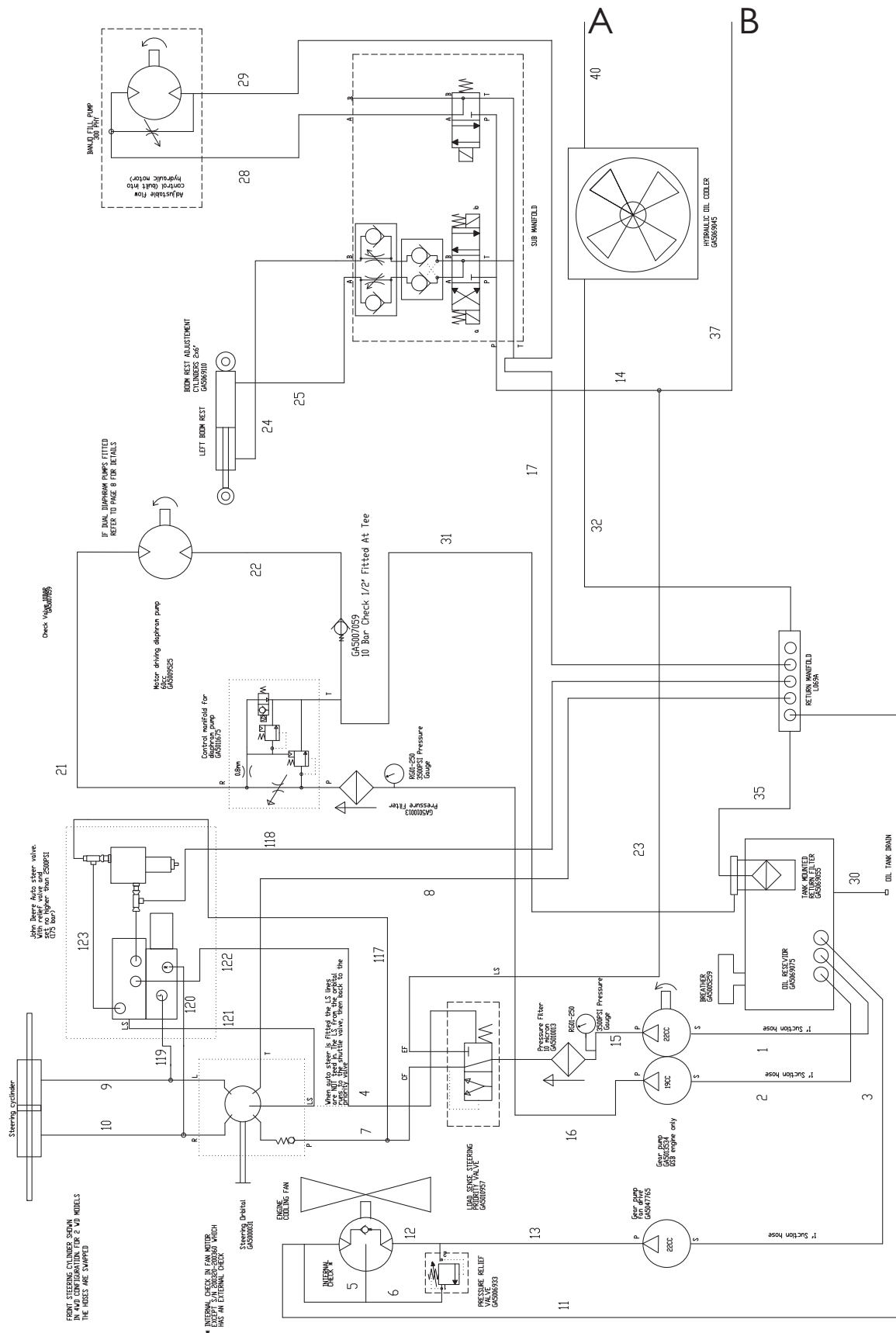


Hydraulic Schematic - General

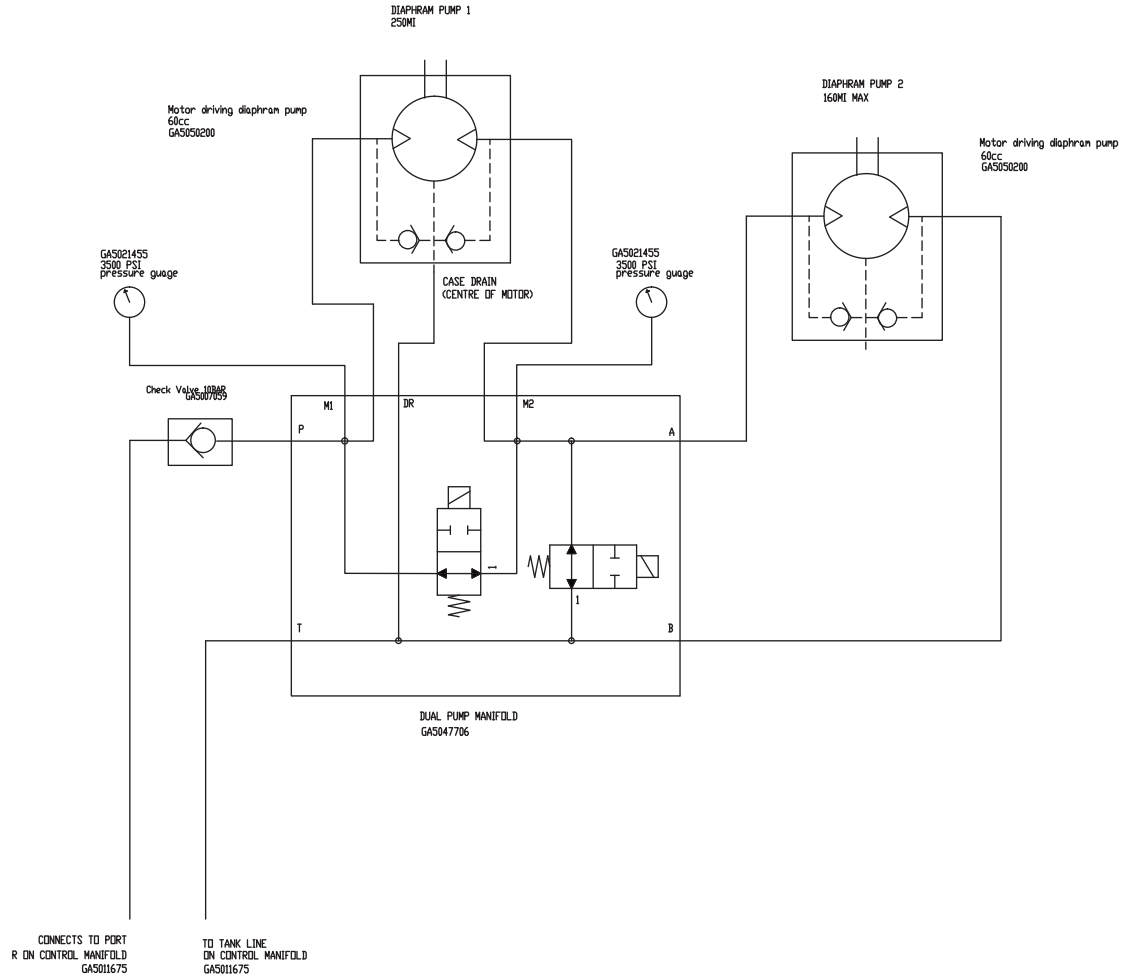


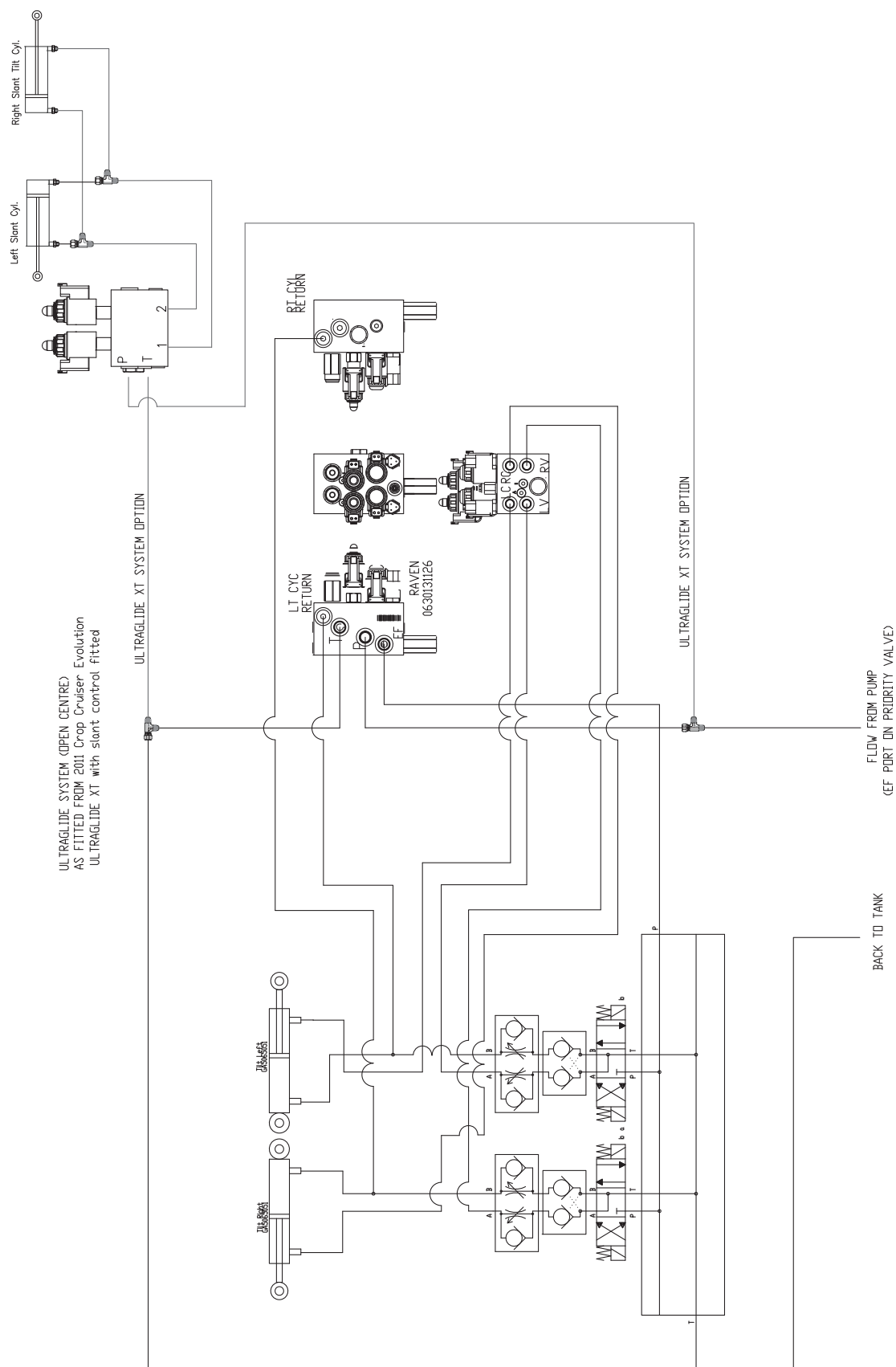
Hydraulic Schematic - General 42m



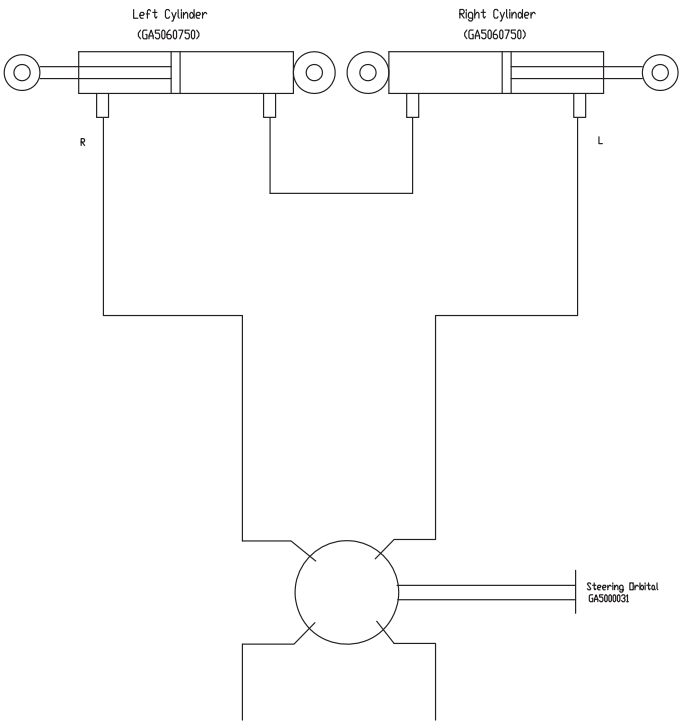


Hydraulic Schematic - Dual Diaphragm Pump



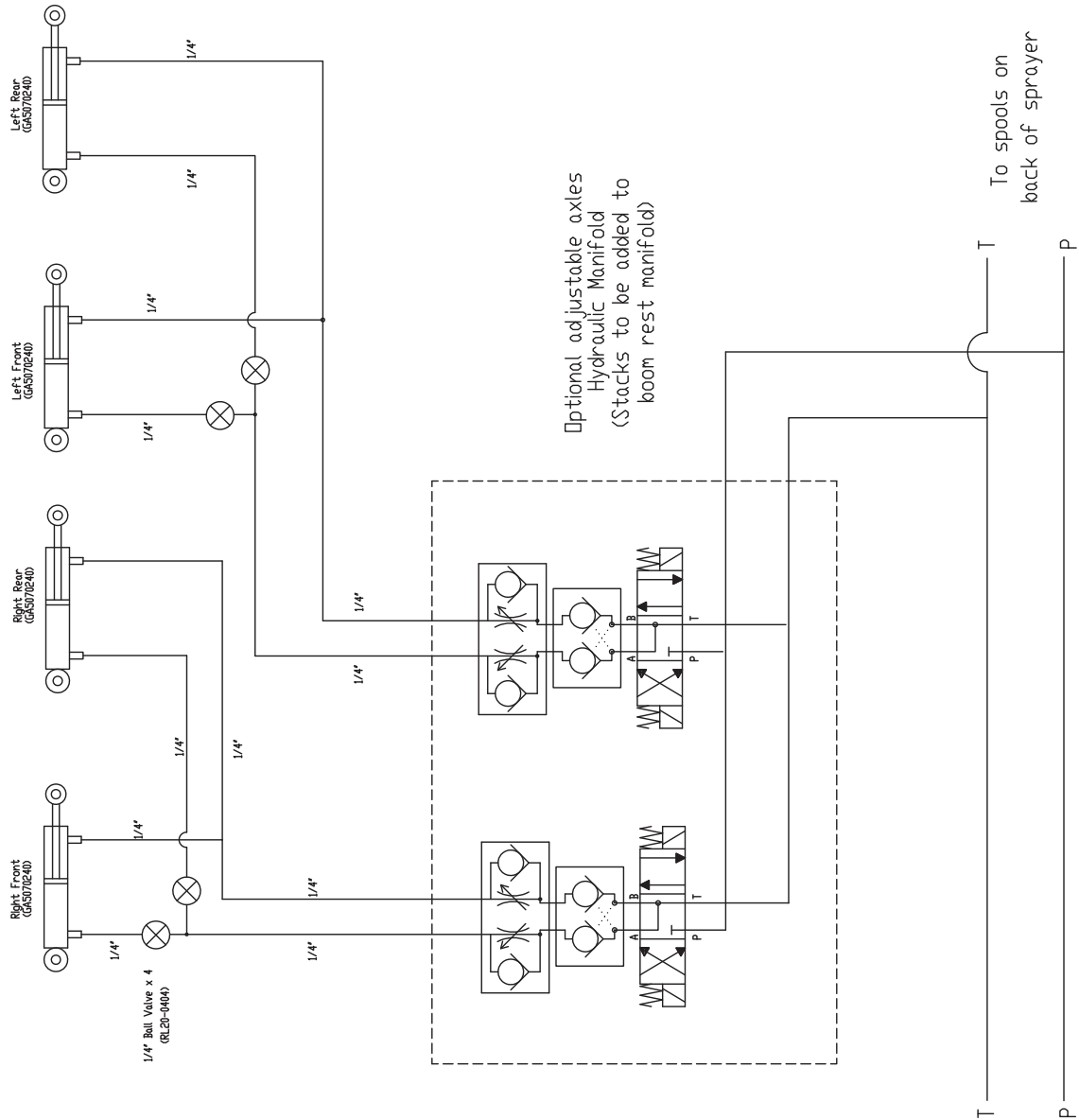


Hydraulic Schematic - Adjustable Axle Steering









































Continued over page


Hydraulic Schematic - Adjustable Axles










Hydraulic Hoses - Crop Cruiser

Hose No.	Hose Length	End 1 (and orientation if reqd)	End 2 (and orientation if reqd)	Description	Orientation	Hose P/N
1" HOSE						
1	530mm	90Deg (T205-1616)	90Deg (T205-1616)	oil tank middle to 22cc pump		GA4904900
2	510mm	90Deg (T205-1616)	90Deg (T205-1616)	oil tank front 19cc pump		GA4904905
3	1120mm	90Deg (T205-1616)	Straight (T202-1616)	oil tank rear to fan drive pump		GA4904910
32	3785mm	45 deg (T227-1616)	Straight (T202-1616)	Oil cooler to return manifold		GA4905060
35	1725mm	Straight (T202-1616)	Straight (T202-1616)	tank return to return manifold		GA4905075
1/4" Black Hose						
4 (only if NO auto steer block)	750mm	Straight (T202-0404)	Straight (T202-0404)	load sense priority valve to orbital		GA4904915
5	345mm	Straight (T202-0404)	90Deg (T205-0404)	fan motor case drain		GA4904920
6	420mm	Straight (T202-0404)	90Deg long (T226-0404)	fan motor relief to drain		GA4904925
102	2610mm	90Deg (T205-0404)	Straight (T202-0404)	Boom rest left to sub block		GA4905083
103	2400mm	90Deg (T205-0404)	Straight (T202-0404)	Boom rest left to sub block		GA4905084
24	1050mm	Straight (T202-0404)	90Deg (T205-0404)	Boom rest left to sub block		GA4905080
25	800mm	Straight (T202-0404)	90Deg (T205-0404)	Boom rest left to sub block		GA4905025
26	1700mm	Straight (T202-0404)	90Deg (T205-0404)	Boom rest right to sub block		GA4905030
27	1500mm	Straight (T202-0404)	90Deg (T205-0404)	Boom rest right to sub block		GA4905035
33 qty 2	1800mm	Straight (T202-0404)	90Deg (T205-0404)	Boom rest tee to sub block		GA4906500
1/2" Black Hose						
7	750mm	90 Deg (T226-0808)	straight (T202-0808)	priority valve to orbital		GA4904930
8	520mm	90 Deg (T226-0808)	straight (T202-0808)	steering orbital to return manifold		GA4904935
9A	1585mm	90 Deg (T226-0808)	straight (T202-0808)	Orbital to steering cylinder (4WD)		GA4904940
10	1120mm	90 Deg (T226-0808)	straight (T202-0808)	Orbital to steering cylinder (2 & 4WD)		GA4904945
9B	1535mm (3m axle) 1445mm (2m axle)	90 Deg (T226-0808)	straight (T202-0808)	Orbital to steering cylinder (2WD)		GA4904950
11	2200mm	90 Deg (T226-0808)	Straight (T202-0808)	fan motor to return manifold		GA4904955
12	500mm	90 Deg (T226-0808)	Straight (T202-0808)	relief valve to fan motor pressure		GA4904960
13	1220mm	90 Deg (T226-0808)	90 Deg (T226-0808)	fan pump pressure to relief valve		GA4904965
14	1075mm	45 Deg (T227-0808)	90 Deg (T226-0808)	Sub manifold to return manifold		GA4904970
15	2040mm	Straight (T202-0808)	90 Deg (T226-0808)	22cc pump pressure to filter		GA4904975
16	2390mm	Straight (T202-0808)	90 Deg (T226-0808)	19cc pump pressure to filter		GA4904980
17	515mm	45 Deg (T227-0808)	Straight (T202-0808)	pressure to sub manifold		GA4904985
18	1660mm	45 Deg (T227-0808)	Straight (T202-0808)	transmission to trans cooler		GA4904990
19	2380mm	Straight (T202-0808)	Straight (T202-0808)	transmission to trans cooler		GA4904995
20	555mm	Straight (T202-0808)	Straight (T202-0808)	sump drain for engine		GA4905000
21	2740mm	90 Deg (T205-0808)	Straight (T202-0808)	speed control (R) to diaphran pump		GA4905005
22	2520mm	90 Deg (T205-0808)	Straight (T202-0808)	diaphran pump to speed control (T)		GA4905010
23	550mm	45 Deg (T227-0808)	Straight (T202-0808)	Priority valve (EF) to sub block tee		GA4905015
28	1760mm	90 Deg (T205-0808)	Straight (T202-0808)	sub manifold to banjo pump press		GA4905040
29	1760mm	90 Deg (T205-0808)	Straight (T202-0808)	sub manifold to banjo pump return		GA4905045
30	2050mm	45 Deg (T227-0808)	Straight (T202-0808)	Oil tank drain		GA4905050
34	6360mm	90 Deg (T205-0808)	Straight (T202-0808)	to rear manifold pressure		GA4905070
36 - Qty 2	2000mm	Straight (T202-0808)	Straight (T202-0808)	Accumulator to lift cylinder		GA4905080








Hydraulic Hoses - Crop Cruiser

Hose No.	Hose Length	End 1 (and orientation if reqd)	End 2 (and orientation if reqd)	Description	Orientation	Hose P/N
3/4" Black Hose						
31	3600mm	Straight (T205-1212)	Straight (T202-1212)	speed control to return filter		GA4905055
						GA4906500







TRIMBLE AUTO STEER HOSE KIT
(ONLY SUPPLY IF AUTO STEER VALVE IS OPTIONED)

110	1/2" HOSE	455mm	90Deg (T205-0808)	90Deg (T205-0808)	Pressure Hose		GA4904865
111	1/2" HOSE	420mm	90 Deg Lng (T226-0808)	90 Deg Lng (T226-0808)	Return Hose		GA4904870
112	1/2" HOSE	950mm	90 Deg Lng (T226-0808)	Straight (T202-0808)	Left to A on block		GA4904875
113	1/2" HOSE	940mm	90 Deg Lng (T226-0808)	Straight (T202-0808)	Right to B on block		GA4904880
114	1/4" HOSE	1135mm	JIC (T204-0409)	Straight (T202-0404)	steering orbital to block		GA4904885
115	1/4" HOSE	845mm	JIC (T204-0409)	Straight (T202-0404)	priority valve to block		GA4904890
116	1/2" HOSE	220mm	90Deg (T205-0808)	Straight (T202-0808)	block to relief valve		GA4904895









JOHN DEERE AUTO STEER HOSE KIT (RAVEN)

117	1/2" HOSE	640mm	90Deg (T205-0808)	90Deg (T226-0808)	Pressure Hose		GA5067965
118	1/2" HOSE	420mm	90 Deg Lng (T226-0808)	90 Deg Lng (T226-0808)	Return Hose		GA5067966
119	1/2" HOSE	950mm	90 Deg Lng (T226-0808)	Straight (T202-0808)	Left to A on block		GA5067967
120	1/2" HOSE	940mm	90 Deg Lng (T226-0808)	Straight (T202-0808)	Right to B on block		GA5067968
121	1/4" HOSE	1015mm	Straight (T202-0404)	90 Deg (T205-0404)	steering orbital to block		GA5067969
122	1/4" HOSE	845mm	Straight (T202-0404)	Straight (T202-0404)	priority valve to block		GA5067970
123	1/2" HOSE	110mm	90Deg Long (T226-0808)	Straight (T202-0808)	block to relief valve		GA5067971

































AUTO FARM AUTO STEER HOSE KIT

124	1/4" HOSE	715mm	90Deg (T205-0404)	Straight (T202-0404)	LS OUT to Priority Valve		GA5067972
125	1/4" HOSE	1545mm	Straight (T202-0404)	Straight (T202-0404)	LS Orbital to Orbital		GA5067973
126	1/2" HOSE	1290mm	90 Deg Lng (T226-0808)	Straight (T202-0808)	Tank Line		GA5067974
127	1/2" HOSE	720mm	90 Deg (T205-0808)	Straight (T202-0808)	Pressure Line		GA5067975
128	1/2" HOSE	1515mm	Straight (T202-0808)	Straight (T202-0808)	Right to Right		GA5067976
129	1/2" HOSE	1470mm	Straight (T202-0808)	Straight (T202-0808)	Left to Left		GA5067977
130							

Dual Fold Cylinders (42m)

140	1/4" HOSE	2040mm (1R)	straight (T204-0409)	straight (T202-0404)	C1 to inside fold ram LH		GA3500010
141	1/4" HOSE	2520mm (2R)	90 Deg (T205-0404)	Straight (T202-0404)	C2 to inside fold ram RH		GA3500011
142	1/4" HOSE	3295mm (1Y)	90 Deg (T205-0404)	Straight (T202-0404)	C1 to outside fold ram rod end LH		GA3500012
143	1/4" HOSE	3060mm (2Y)	90 Deg (T205-0404)	Straight (T202-0404)	C2 to outside fold ram solid end LH		GA3500013
144	1/4" HOSE	3510mm (1B)	90 Deg (T205-0404)	Straight (T202-0404)	C1 to outside fold ram rod end RH		GA3500014
145	1/4" HOSE	2730mm (2B)	Straight (T202-0404)	Straight (T202-0404)	C2 to outside fold ram solid end RH		GA3500015
146	1/4" HOSE	705mm (1B,1Y)	90 Deg (T205-0404)	Straight (T202-0404)	Spool block A fold to V1 on check valve		GA3500016
147	1/4" HOSE	735mm (2B,1Y)	90 Deg (T205-0404)	Straight (T202-0404)	Spool block B fold to V2 on check valve		GA3500017

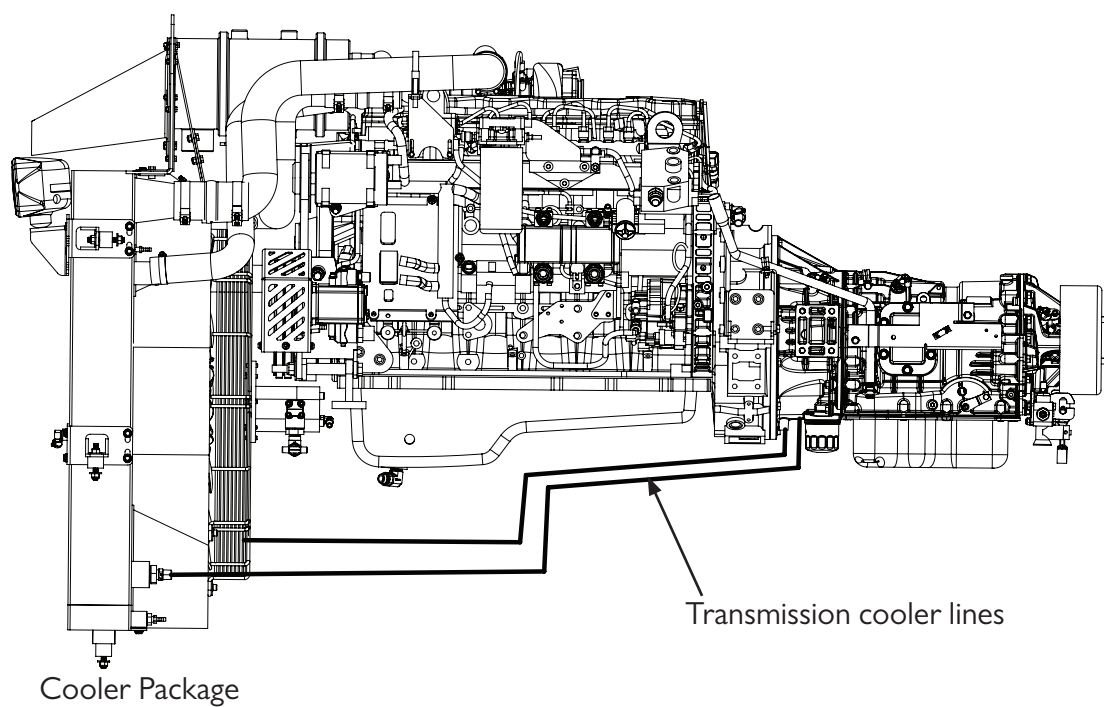
Hydraulic Hoses - Crop Cruiser

Hose No.	Hose Length	End 1 (and orientation if reqd)	End 2 (and orientation if reqd)	Description	Orientation	Hose P/N
Bifold Hoses						
70	4020mm	90Deg (T205-0404)	Straight (T202-0404)	Bi fold Hose		GA5067274
71	3900mm (1B)	90Deg (T205-0404)	Straight (T202-0404)	Bi fold hose		GA5067273
72	5170mm (1B)	90 Deg (T226-0808)	Straight (T202-0808)	Right Hand Gauge		GA5067272
73	5170mm (1?)	90 Deg (T226-0808)	Straight (T202-0808)	Left Hand Gauge		GA5067272
74	880mm (1B,1Y)	90Deg (T205-0404)	Straight (T202-0404)	Pressure to Bi Fold Block		GA5067129
75	910mm (2B,1Y)	90Deg (T205-0404)	Straight (T202-0404)	Pressure to Bi Fold Block		GA5067119
76	300mm x 2	Straight (T202-0404)	Straight (T202-0404)	Bi Fold Link		GA5067131
77	5260mm (1Y)	90 Deg (T226-0404)	Straight (T202-0404)	RV1		GA5067126
78	4890mm (2Y)	90 Deg (T226-0404)	Straight (T202-0404)	RV2		GA5067127
79	5185mm (1B)	90 Deg (T226-0404)	Straight (T202-0404)	LV1		GA5067270
80	5020mm (2B)	90 Deg (T226-0404)	Straight (T202-0404)	LV2		GA5067271
Centre Level Hoses						
81	1440mm (1Y)	Straight (T202-0404)	Straight (T202-0404)	Cylinder Rod end to A Port		GA4905081
82	1245mm	Straight (T202-0404)	Straight (T202-0404)	Cylinder Base to B Port		GA4905082
Adjustable Axle Hoses - 1 Blue = Rod End - 1 Red = Solid End - to Tap						
83	735mm (1R)	Straight (T202-0404)	Straight (T202-0404)	Rear Axle - Left hand Side		GA4906480
84	865mm (1B)	Straight (T202-0404)	Straight (T203-0409)	Rear Axle - Left hand Side		GA4906481
85	850mm (1R)	Straight (T202-0404)	Straight (T202-0404)	Rear Axle - Right hand Side		GA4906482
86	965mm (1B)	Straight (T202-0404)	Straight (T203-0409)	Rear Axle - Right hand Side		GA4906483
Adjustable Axle Hoses - 1 Blue = Rod End - 1 Red = Solid End - to Tap						
87	705mm (1R)	Straight (T202-0404)	Straight (T202-0404)	Front Axle - Left hand Side		GA4906484
88	780mm (1B)	Straight (T202-0404)	Straight (T203-0409)	Front Axle - Left hand Side		GA4906485
89	705mm (1R)	Straight (T202-0404)	Straight (T202-0404)	Front Axle - Right hand Side		GA4906486
90	865mm (1B)	Straight (T202-0404)	Straight (T203-0409)	Front Axle - Right hand Side		GA4906487
Adjustable Axle Hoses - 1 Blue = Rod End - 1 Red = Solid End - to Tap						
91	2530mm (1R)	90°SL (T226-0404)	Straight (T202-0404)	Front Axle to A on Sub Manifold		GA4906488
92	2530mm (1B)	90°SL (T226-0404)	Straight (T202-0404)	Front Axle to B on Sub Manifold		GA4906489
93	4235mm (1R)	90°SL (T226-0404)	Straight (T202-0404)	Rear Axle to A on Sub Manifold		GA4906490
94	4170mm (1B)	90°SL (T226-0404)	Straight (T202-0404)	Rear Axle to B on Sub Manifold		GA4906491
Adjustable Axle Hoses - Steering						
95	1040mm	90°S (T205-0808)	45°S (T227-0808)	Steering Right Hand Side		GA4906492
96	835mm	90°S (T205-0808)	45°S (T227-0808)	Steering Right Hand Side		GA4906493
97	1130mm	90°S (T205-0808)	45°S (T227-0808)	Steering Left Hand Side		GA4906494
98	835mm	90°S (T205-0808)	45°S (T227-0808)	Steering Left Hand Side		GA4906495
99	1900mm	Straight (T202-0808)	Straight (T202-0808)	Crossover Hose		GA4906496
100	2290mm	Straight (T202-0808)	Straight (T202-0808)	Orbital L to Left		GA4906497
101	1625mm	Straight (T202-0808)	Straight (T202-0808)	Orbital R to Right		GA4906498
						GA

Hydraulic Hoses - Crop Cruiser

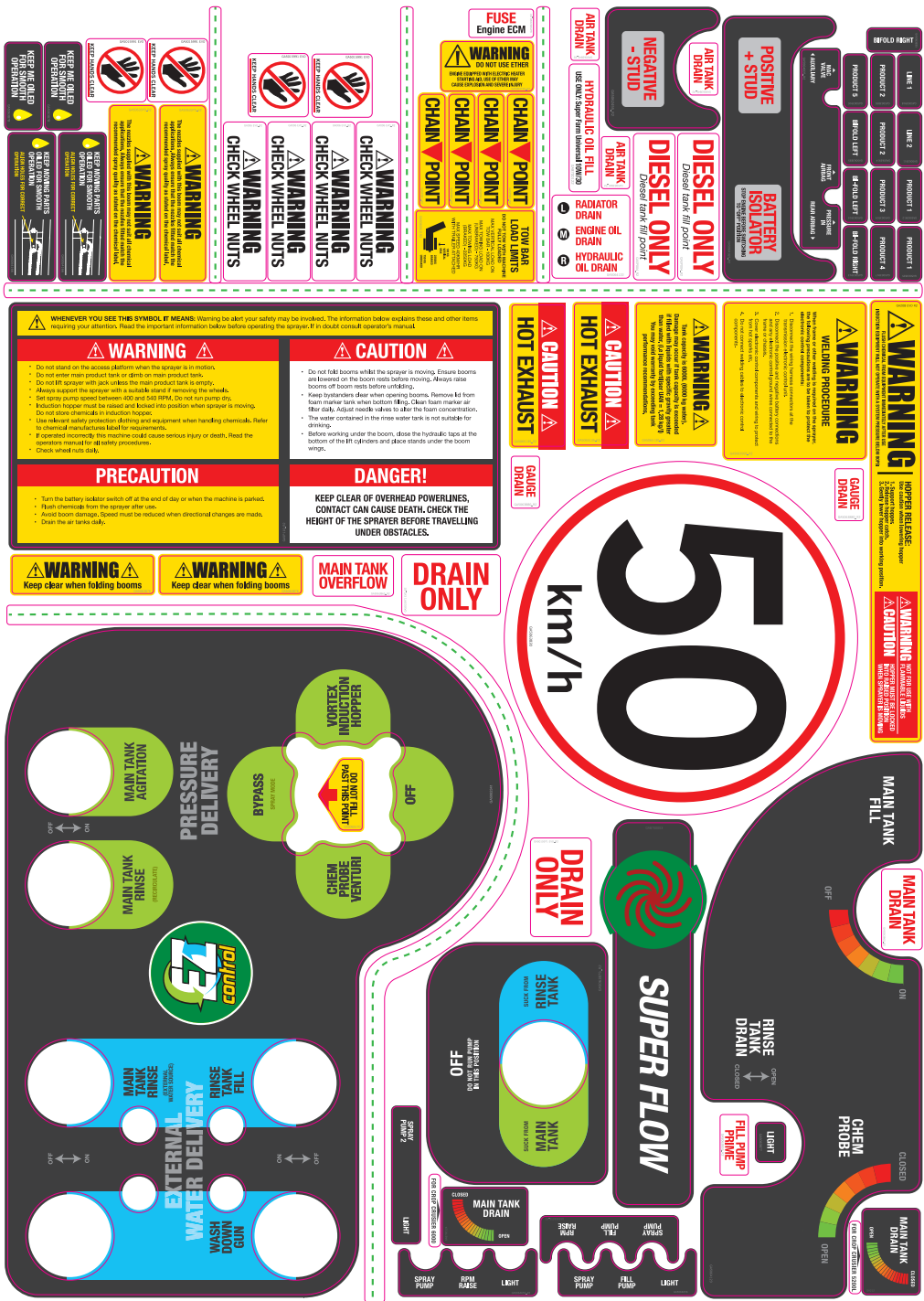
Hose No.	Hose Length	End 1 (and orientation if reqd)	End 2 (and orientation if reqd)	Description	Orientation	Hose P/N
Spool Valve and Lift Hoses						
37	6360mm	90Deg (T205-0808)	Straight (T202-0808)	Pressure to spool valves		GA5067277
38	3530mm	45Deg (T227-0808)	Straight (T202-0808)	Spool valve to accumulator		GA4905076
39A	2000mm	90Deg (T205-0808)	Straight (T202-0808)	Accumulator to Lift Cylinder		GA4905077
39B	2200mm (1B)	90Deg (T205-0808)	Straight (T202-0808)	Accumulator to Lift Cylinder		GA4905078
40	3150mm	90Deg (T205-1212)	Straight (T202-1212)	Return hose from spool valve		GA5067281
41	5960mm	90Deg (T205-0808)	Straight (T202-0808)	Short chassis pressure hose		GA5067282
42	6000mm	90Deg (T205-1212)	Straight (T202-1212)	Return hose short chassis		GA5067283
43	2000mm x 2Ç	90Deg (T205-0808)	Straight (T202-0808)	Accu to lift cyl short chassis		GA5067284
Fold Hoses						
44	2375mm (1R)	Straight (T202-0404)	JIC Straight (T204-0409)	Left hand side		GA4905016
45	2600mm (2R)	Straight (T202-0404)	90Deg (T205-0404)	Right hand side		GA4905017
46	3560mm	JIC Straight (T204-0409)	90Deg JIC (T207-0409)	crossover link		GA4905018
Tilt Hoses						
47	1480mm (1Y)	Straight (T202-0404)	90Deg (T205-0404)	Left Tilt 1		GA5067091
48	1140mm (2Y)	Straight (T202-0404)	Straight (T202-0404)	Left Tilt 2		GA5067092
49	1400mm (1B)	Straight (T202-0404)	90Deg (T205-0404)	Right Tilt 1		GA5067087
50	1030mm (2B)	Straight (T202-0404)	Straight (T202-0404)	Right Tilt 2		GA5067086
Yaw Hoses						
51	1400mm (1Y)	45 Deg (T227-0404)	straight (T202-0404)	Yaw Hose 1		GA5067285
52	555mm (2Y)	45 Deg (T227-0404)	Straight (T202-0404)	Yaw Hose 2		GA5067133
53	785mm (1B)	45 Deg (T227-0404)	Straight (T202-0404)	Yaw Hose 3		GA5067134
54	1680mm (2B)	90 Deg (T205-0404)	Straight (T202-0404)	Yaw Hose 4		GA5067132
55	1680mm (1R)	90 Deg (T205-0404)	Straight (T202-0404)	Yaw Hose 5		GA4903200
56	1140mm	90 Deg (T205-0808)	Straight (T202-0808)	Yaw Hose 6		GA5067136
57	560mm	90 Deg (T205-0808)	Straight (T202-0808)	Yaw Hose 7		GA5067137
58	1110mm (2B,1R)	90 Deg (T205-0808)	Straight (T202-0808)	Pressure to Yaw Block		GA5067275
59	740mm (2B,2R)	Straight (T202-0808)	90 Deg (T205-0808)	Tank to Yaw Block		GA5067276
Ultraglidle Hoses						
60	1040mm (1Y)	90 Deg (T226-0404)	Straight (T202-0404)	LV Hose		GA5067148
61	1265mm (2Y)	90 Deg (T226-0404)	Straight (T202-0404)	LT Cyl Return to Spool Valve		GA5067142
62	1130mm (3Y)	90 Deg (T226-0404)	Straight (T202-0404)	RV Hose		GA5067143
63	1495mm (1B)	90 Deg (T226-0404)	Straight (T202-0404)	RT Cyl Return to Spool Valve		GA5067141
64	1495mm (2B)	90 Deg (T226-0404)	Straight (T202-0404)	LC Hose		GA5067138
65	1355mm (3B)	90 Deg (T226-0404)	Straight (T202-0404)	RC Hose		GA5067139
66	1250mm (3R)	90 Deg (T226-0404)	Straight (T202-0404)	Lf Cyl Return to block		GA5067094
67	1360mm (4R)	90 Deg (T226-0404)	Straight (T202-0404)	RT Cyl return to block		GA5067149
68	710mm (1Y,1R)	90 Deg (T205-0808)	Straight (T202-0808)	Spool valve P to ultraglidle EF		GA5067147
69	560mm (2Y,2R)	Straight (T202-0808) no Yaw	Straight (T202-0808)	Spool valve T to ultraglidle T Use hose when no Yaw fitted		GA5067144
104	560mm (2Y,2R)	90 Deg (T205-0808) with Yaw	Straight (T202-0808)	Spool valve T to ultraglidle T Use hose when Yaw is fitted		GA4905042

Hydraulic Schematic - Transmission



DECALS

Decals



Decals

GOLDACRES

Trimble

READY

AUTO STEER

REMOTE SWITCH

THREE TIER SYSTEM

SMARTBOX INPUT

MAX SPEED RELAY (CONNECT TO 30 AMP)

TYPE	MAX SPEED	MAX FUEL	MAX RPM
1	10.0	10.0	10.0
2	10.0	10.0	10.0
3	10.0	10.0	10.0
4	10.0	10.0	10.0
5	10.0	10.0	10.0
6	10.0	10.0	10.0
7	10.0	10.0	10.0
8	10.0	10.0	10.0
9	10.0	10.0	10.0
10	10.0	10.0	10.0
11	10.0	10.0	10.0
12	10.0	10.0	10.0
13	10.0	10.0	10.0
14	10.0	10.0	10.0
15	10.0	10.0	10.0
16	10.0	10.0	10.0
17	10.0	10.0	10.0
18	10.0	10.0	10.0
19	10.0	10.0	10.0
20	10.0	10.0	10.0
21	10.0	10.0	10.0
22	10.0	10.0	10.0
23	10.0	10.0	10.0
24	10.0	10.0	10.0
25	10.0	10.0	10.0
26	10.0	10.0	10.0
27	10.0	10.0	10.0
28	10.0	10.0	10.0
29	10.0	10.0	10.0
30	10.0	10.0	10.0
31	10.0	10.0	10.0
32	10.0	10.0	10.0
33	10.0	10.0	10.0
34	10.0	10.0	10.0
35	10.0	10.0	10.0
36	10.0	10.0	10.0
37	10.0	10.0	10.0
38	10.0	10.0	10.0
39	10.0	10.0	10.0
40	10.0	10.0	10.0
41	10.0	10.0	10.0
42	10.0	10.0	10.0
43	10.0	10.0	10.0
44	10.0	10.0	10.0
45	10.0	10.0	10.0
46	10.0	10.0	10.0
47	10.0	10.0	10.0
48	10.0	10.0	10.0
49	10.0	10.0	10.0
50	10.0	10.0	10.0
51	10.0	10.0	10.0
52	10.0	10.0	10.0
53	10.0	10.0	10.0
54	10.0	10.0	10.0
55	10.0	10.0	10.0
56	10.0	10.0	10.0
57	10.0	10.0	10.0
58	10.0	10.0	10.0
59	10.0	10.0	10.0
60	10.0	10.0	10.0
61	10.0	10.0	10.0
62	10.0	10.0	10.0
63	10.0	10.0	10.0
64	10.0	10.0	10.0
65	10.0	10.0	10.0
66	10.0	10.0	10.0
67	10.0	10.0	10.0
68	10.0	10.0	10.0
69	10.0	10.0	10.0
70	10.0	10.0	10.0
71	10.0	10.0	10.0
72	10.0	10.0	10.0
73	10.0	10.0	10.0
74	10.0	10.0	10.0
75	10.0	10.0	10.0
76	10.0	10.0	10.0
77	10.0	10.0	10.0
78	10.0	10.0	10.0
79	10.0	10.0	10.0
80	10.0	10.0	10.0
81	10.0	10.0	10.0
82	10.0	10.0	10.0
83	10.0	10.0	10.0
84	10.0	10.0	10.0
85	10.0	10.0	10.0
86	10.0	10.0	10.0
87	10.0	10.0	10.0
88	10.0	10.0	10.0
89	10.0	10.0	10.0
90	10.0	10.0	10.0
91	10.0	10.0	10.0
92	10.0	10.0	10.0
93	10.0	10.0	10.0
94	10.0	10.0	10.0
95	10.0	10.0	10.0
96	10.0	10.0	10.0
97	10.0	10.0	10.0
98	10.0	10.0	10.0
99	10.0	10.0	10.0
100	10.0	10.0	10.0

FOLD MODE - FLASHING LIGHT

SPRAY MODE - SOUND LIGHT

Fuse Box Layout

A Cabin Main Fuse box

B Cabin Aux Fuse box

C Joystick Fuse box

Joystick Fuse box

Cabin Aux Fuse box

Cabin Main Fuse box

Joystick Fuse box

Cabin Aux Fuse box

Cabin Main Fuse box

Joystick Fuse box

Cabin Aux Fuse box

Cabin Main Fuse box

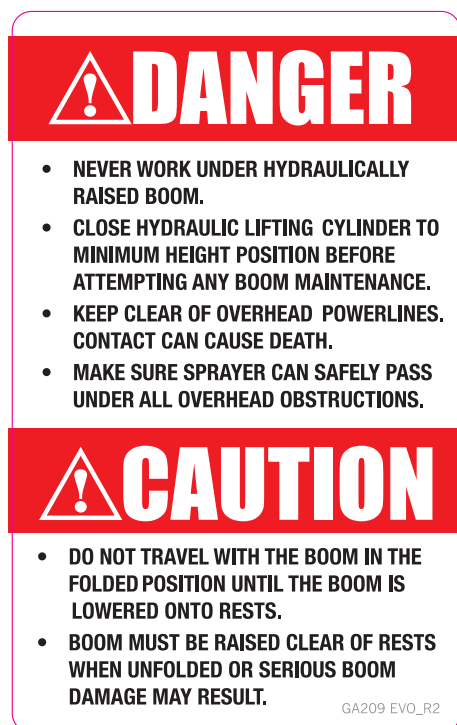
Chapter I7 - Decals - 255

Decals

1



2




3



4




5



6



7



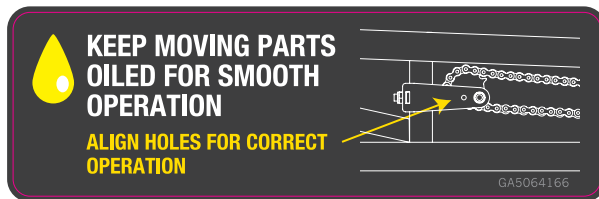
8



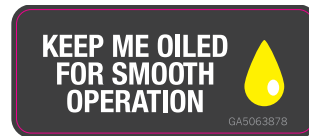
ITEM NO.	PART NUMBER	DESCRIPTION	QTY.
1	GA208EVO	Warning Hopper	1
2	GA209EVO	Danger/Caution	2
3	GA222EVO	Grease	64
4	GA5015991EVO	Keep Hands Clear	4
5	GA5013EVO	Danger/Stand Clear	2
6	GA006EVO	Warning Check Wheel Nuts	4
7	GA220EVO	Three Tier System	1
8	GA501597EVO	Drain Only	2

Decals

9



10



11



12



13



14



15



16



ITEM NO.	PART NUMBER	DESCRIPTION	QTY.
9	GA5064166	3D Breakaway Adjustment	2
10	GA5063878	Keep Me Oiled	2
11	GA5062490	Fuse Engine ECM	1
12	-	Bi-Fold Right/Left, Product 1,2,3,4,5	1
13	GA5064165	Positive Stud	1
14	GA5062455	Negative Stud	1
15	GA5063870	Hydraulic Oil Fill	1
16	GASP004	Diesel Only	2

Decals

17



18



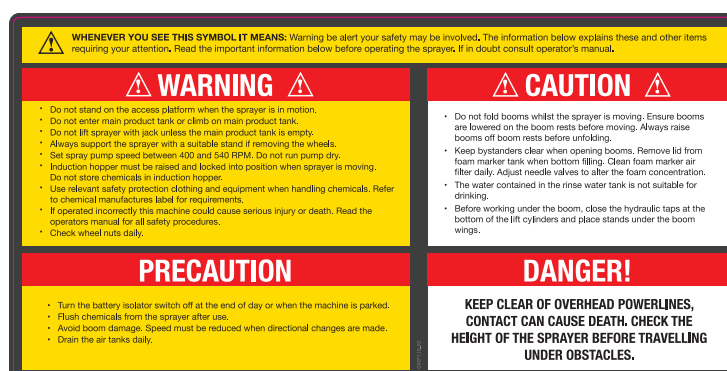
19



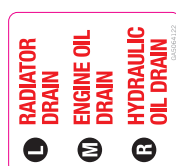
20



21



22



23



24



25



26



27



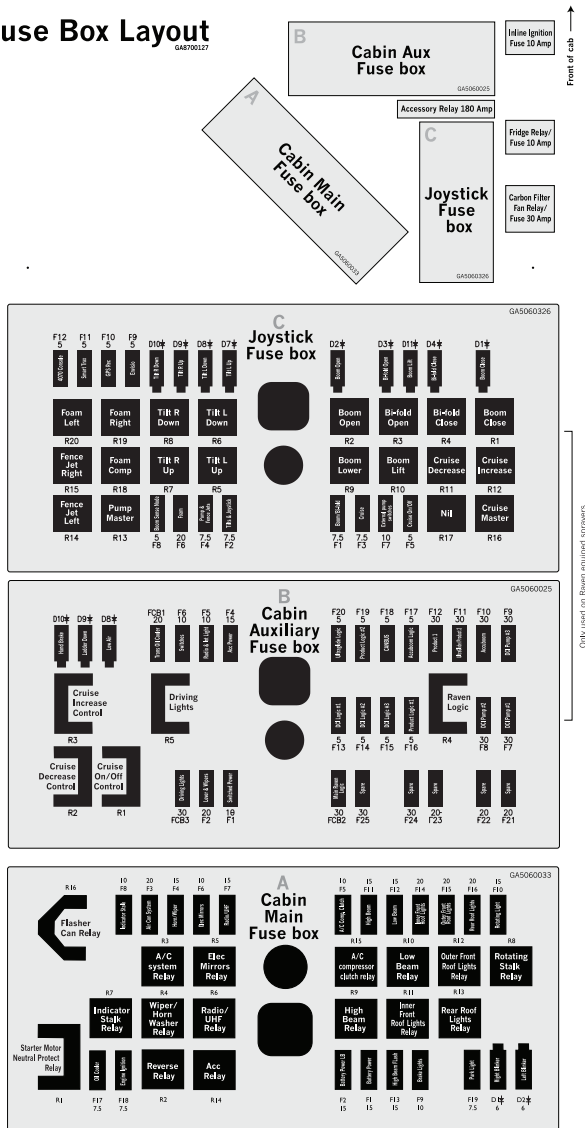
ITEM NO.	PART NUMBER	DESCRIPTION	QTY.
17	GA5063865	Main Tank Over Flow	1
18	GA5063860	Main Tank Drain	1
19	GA5063876	Warning Keep Clear	1
20	GA5063830	50Kph Sign	1
21	GASPI10	Warning / Caution / Precaution / Danger	1
22	GA5064122	Radiator Drain/Engine Oil Drain/ Hydraulic Oil Drain	1
23	GA5063880	Gauge Drain	1
24	GA5063855	Fill Pump Prime	1
25	GA5063840	Air Tank Drain	3
26	GA079	Cant See My Mirrors	2
27	GASP001	Chain Point	4

Decals

28

Fuse Box Layout

GA8700127



29

B Cabin Auxiliary Fuse box

GA5060025

30

A Cabin Main Fuse box

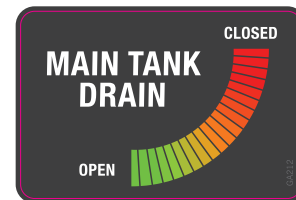
GA5060033

31

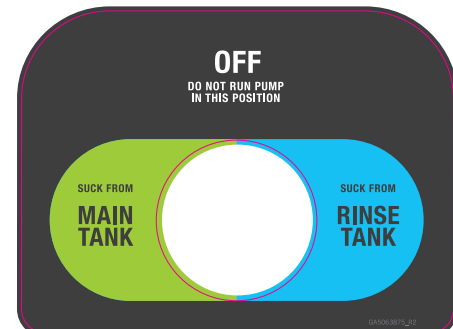
C Joystick Fuse box

GA5060326

32



33

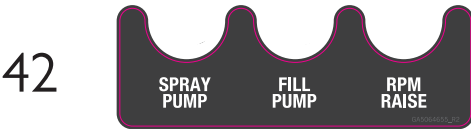
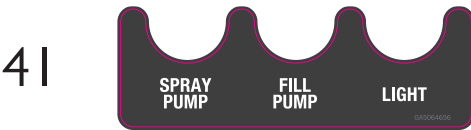
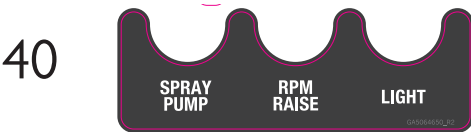
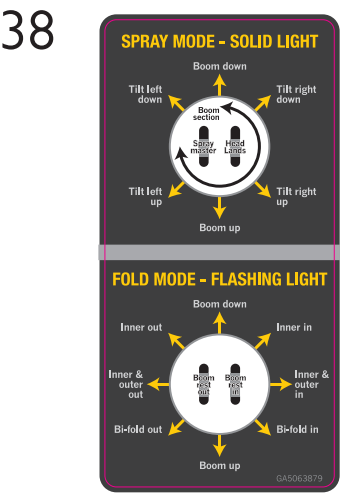


34



ITEM NO.	PART NUMBER	DESCRIPTION	QTY.
28	GA8700127	Fuse Box Layout	1
29	GA5060025	Cabin Auxiliary Fuse Box	2
30	GA5060033	Cabin Main Fuse Box	2
31	GA5060326	Joystick Fuse Box	
32	GA212EVO	Main Tank Drain - 5200L Tank	1
33	GA5063875	Suction Valve	1
34	GA5063370	Warning Nozzle	2

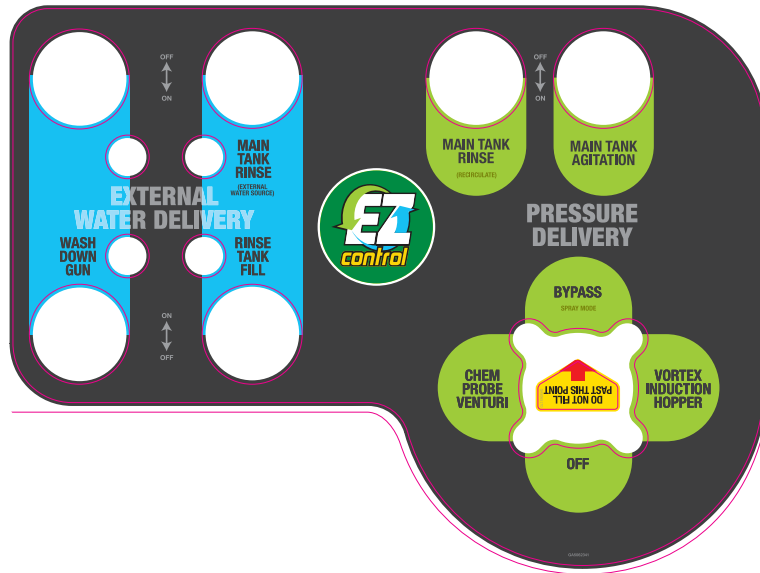
Decals



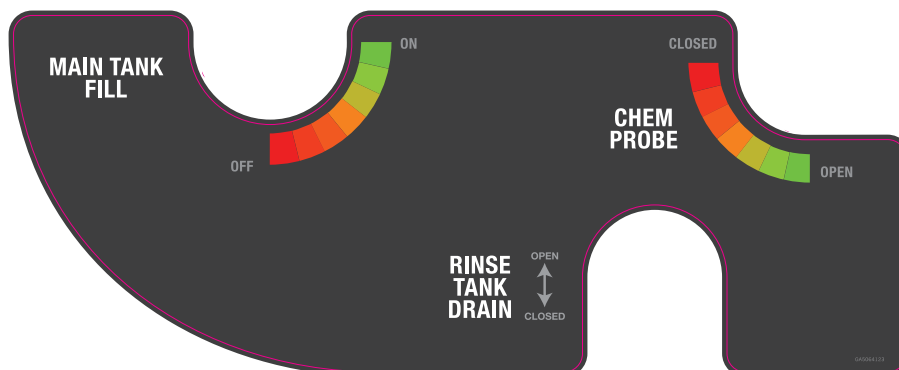
ITEM NO.	PART NUMBER	DESCRIPTION	QTY.
35	GA5063885	Goldacres - Angled Edge	1
36	GA5063895	Goldacres - Rectangle	1
37	GA8700003	Super Flow Hopper	1
38	GA5063879	GATMC - Spray Mode/Fold Mode	1
39	-	Pod Switches - Spray Pump 2/Light	1
40	GA5064656	Pod Switches - Spray Pump/RPM Raise/Light	1
41	GA5064650	Pod Switches - Spray Pump/Fill Pump/Light	1
42	GA5064655	Pod Switches - Spray Pump/Fill Pump/RPM Raise	1

Decals

43



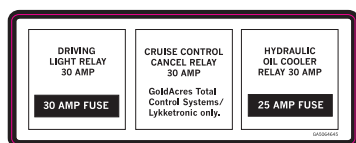
44



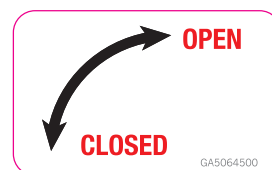
ITEM NO.	PART NUMBER	DESCRIPTION	QTY.
43	GA5062341	SP Fill and Pressure Station	1
44	GA5064123	Tank Fill / Chem Probe / Rinse Drain	1

Decals

45



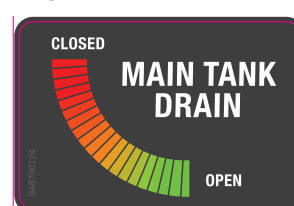
46



47



48



49



50



51



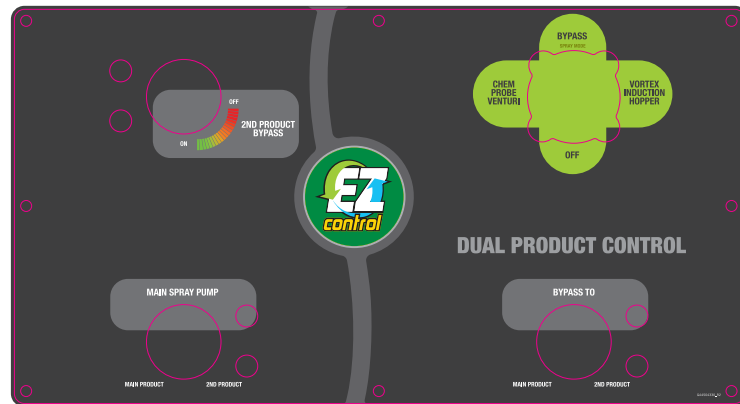
52



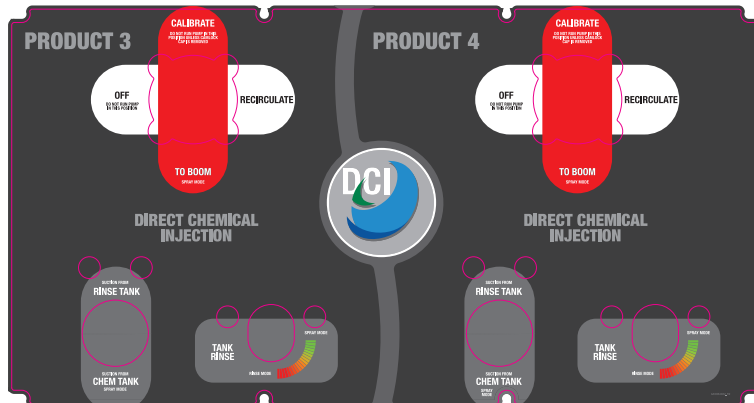
ITEM NO.	PART NUMBER	DESCRIPTION	QTY.
45	GA5064645	Crop Cruiser fuse box decal	1
46	GA5064500	Hydraulic Yaw Decal	2
47	GA5065135	Crop Cruiser Hot Exhaust decal	2
48	GA8700124	Main Tank Drain - 6000L Tank	
49	GA5065130	Crop Cruiser 6000 warning	1
50	GA5060510	Sticker towbar loads suit SP	1
51	GA5063995	Crop Cruiser Welding Warning decal	1
52	GA5064160	Crop Cruiser Ether warning decal	1

Decals

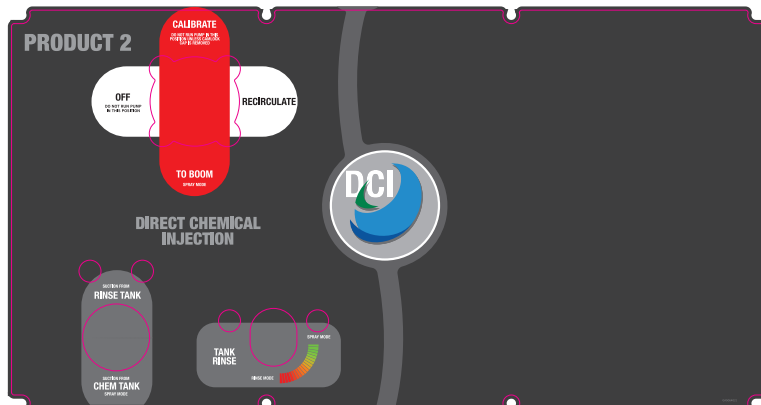
53



54



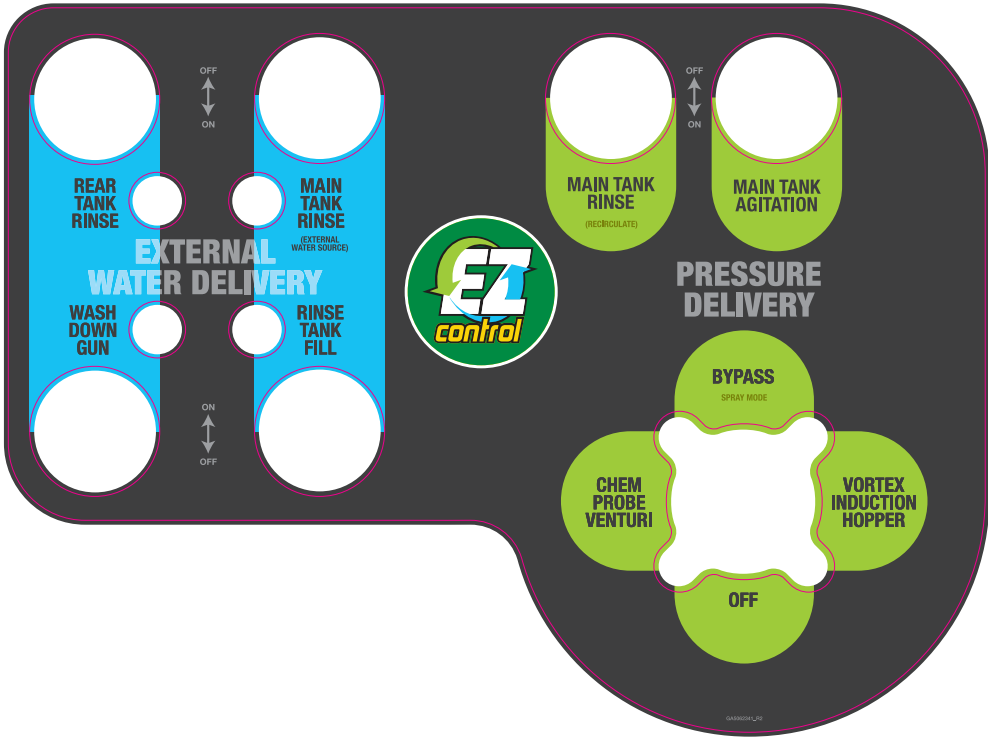
55



ITEM NO.	PART NUMBER	DESCRIPTION	QTY.
53	GA4504330	Dual Product Pod Decal	1
54	GA5064022	Double DCI Decal	1
55	GA5064021	Single DCI Decal	1

Decals

56



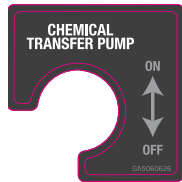
57



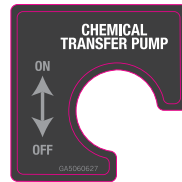
ITEM NO.	PART NUMBER	DESCRIPTION	QTY.
56	GA506234I	Fill & Pressure station - suit dual product	1
57	GA5064605	Crop Cruiser air manifold decal	1

Decals

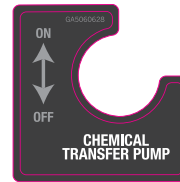
58



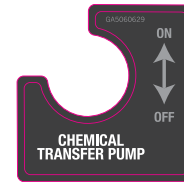
59



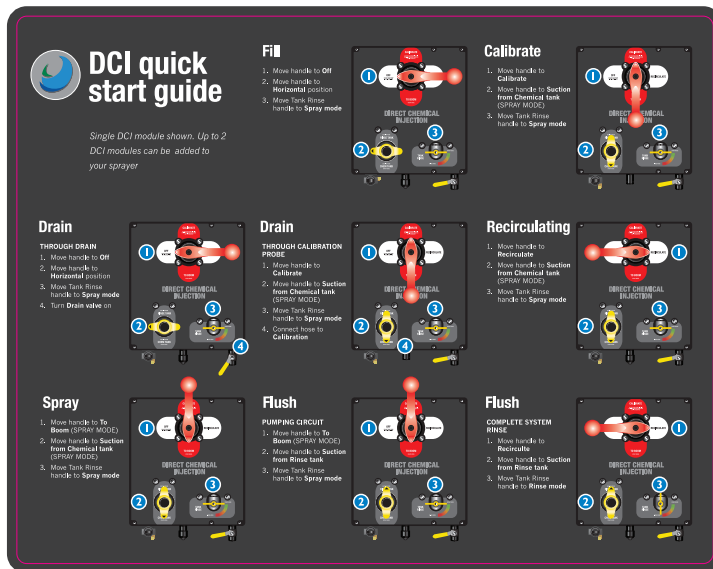
60



61



62



63

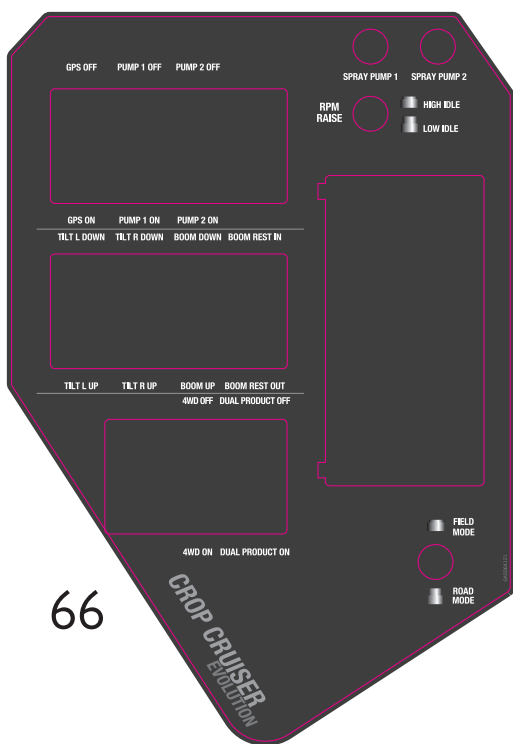
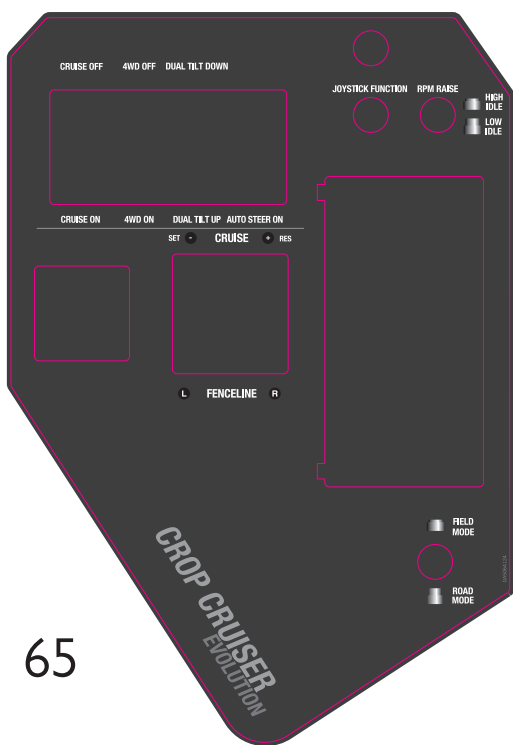


64



ITEM NO.	PART NUMBER	DESCRIPTION	QTY.
58	GA5060626	DCI Chem transfer switch on/off bottom left	1
59	GA5060627	DCI Chem transfer switch on/off bottom right	1
60	GA5060628	DCI Chem transfer switch on/off top right	1
61	GA5060629	DCI Chem transfer switch on/off top left	1
62	-	DCI Quick Start Guide	1
63	GA5060611	Crop Cruiser DCI Probe/Calibrate/Drain connection points	1
64	GA5060611	Crop Cruiser DCI Probe/Calibrate/Drain connection points	1

Decals



ITEM NO.	PART NUMBER	DESCRIPTION	QTY.
65	GA5064124	Crop Cruiser Evolution Dash Panel GATMC 2014	1
66	GA5064121	Crop Cruiser Evolution Dash Panel Raven 2014	1

Decals

67



ITEM NO.	PART NUMBER	DESCRIPTION	QTY.
67	GA5064715	Bonnet, Right Hand & Left Hand	2

68



ITEM NO.	PART NUMBER	DESCRIPTION	QTY.
68	GA8700053	Tank, 5230, Left and Right	2
	GA8700054	Tank, 5233, Left and Right	2
	GA5064750	Tank, 5236, Left and Right	2
	GA8700055	Tank, 5242, Left and Right	2
	GA8700056	Tank, 6030, Left and Right	2
	GA8700057	Tank, 6033, Left and Right	2
	GA5064965	Tank, 6036, Left and Right	2
	GA8700058	Tank, 6042, Left and Right	2
	GA8700059	Tank, 3530, Left and Right	2
	GA8700060	Tank, 3533, Left and Right	2
	GA8700061	Tank, 3536, Left and Right	2
	GA8700062	Tank, 3542, Left and Right	2

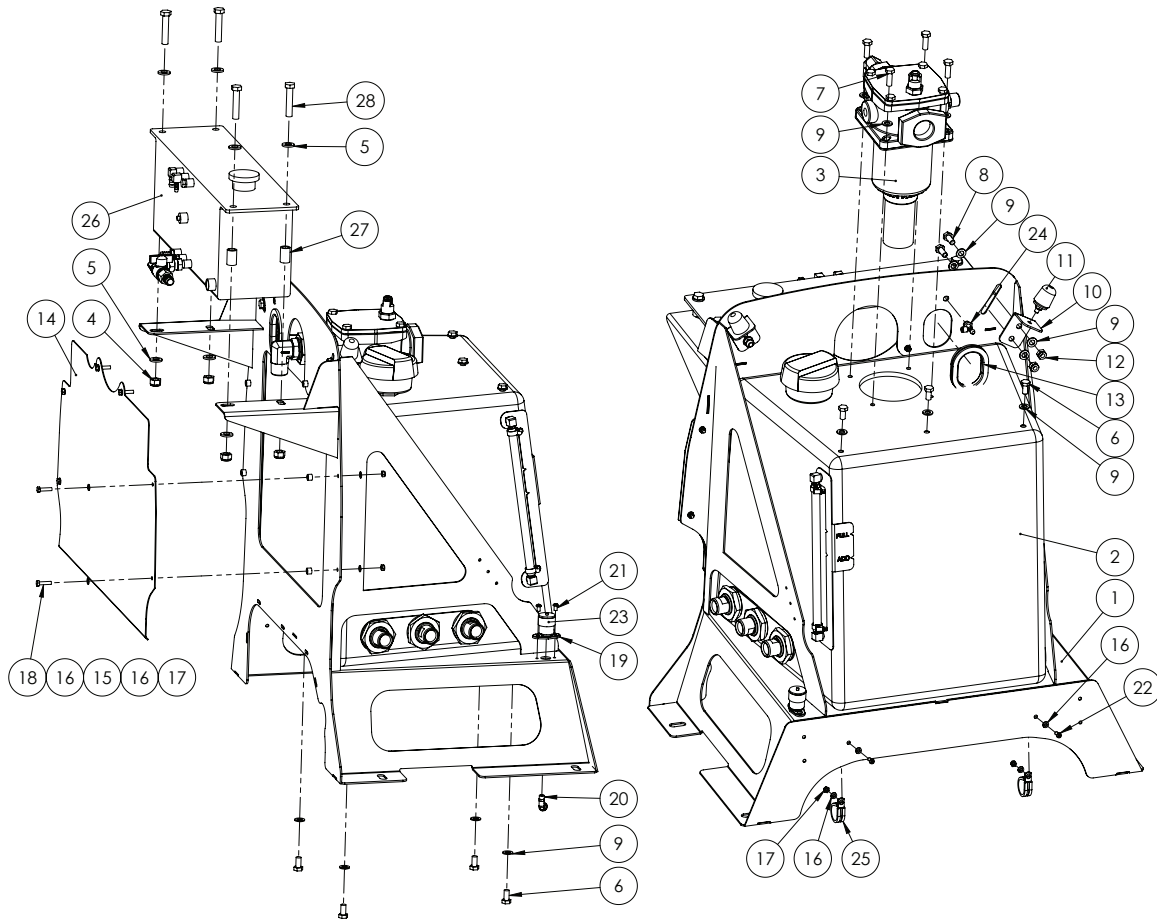
Dry Sight Tube Decals

PART NUMBER	DESCRIPTION	QTY.
GA5064170	Dry sight tube decal - 1250L tank	1
GA5062660	Dry sight tube decal - 3500L tank	1
GA5063955	Dry sight tube decal - 5200L tank	1
GA5065075	Dry sight tube decal - 6000L tank	1

Chapter 18

HYDRAULICS

Oil Tank & Frame



GA4912465 Oil Tank & Frame Assembly

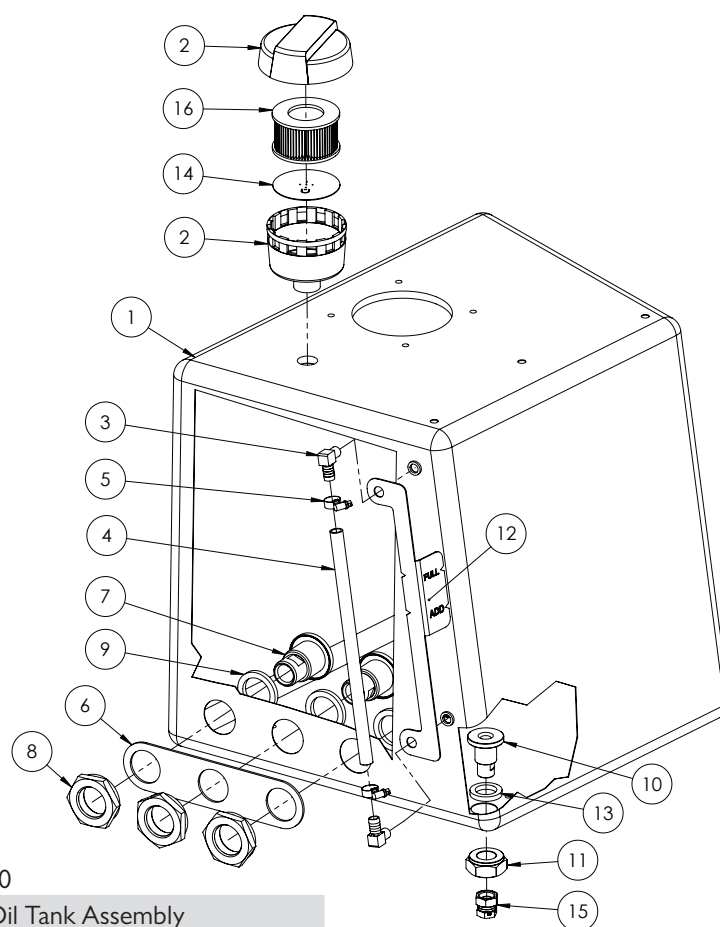
ITEM NO.	PART NUMBER	DESCRIPTION	QTY.
1	GA4658045	Oil tank support frame-201 I	1
2	GA4905105	Oil Tank Assembly - SP201 I	1
3	GA4905110	Return Oil Filter Assembly - SP201 I	1
4	GA5012461	Nut M12 Nyloc ZP	4
5	GA5000577	Washer 12mm Flat SS Heavy Duty	8
6	GA5006113	Bolt M10 x 20 ZP GR8.8	7
7	GA5065455	Bolt M10 x 30 ZP GR8.8	4
8	GA5006161	Bolt M10 x 25 ZP GR8.8	4

Continued over page

Oil Tank & Frame

ITEM NO.	PART NUMBER	DESCRIPTION	QTY.
9	GA5000117	Washer 10mm Flat SS Heavy Duty	19
10	GA4504235	Bracket, Bonnet buffer mount SP 2011	2
11	GA5075600	Buffer, Suit Claas cabin door/Oil tank frame	2
12	GA5000141	Nut M10 Nyloc ZP	4
13	GA5012989	Pinchweld, Small Black S/Bulb 10mm x 16mm 60-055N	1
14	GA4504570	Heat Deflector Panel, Oil Reservoir, Crop Cruiser	1
15	GA4572280	Crush tube, 11.8 OD x 8 ID x 8.5mm long	6
16	GA5004437	Washer 6mm Flat SS	16
17	GA5048115	Nut M6 Nyloc ZP	8
18	GA5004073	Bolt M6 x 25 ZP GR8.8	6
19	GA5070470	Mounting Flange Donaldson Air Cleaner Service Indicator Remote	1
20	GA5045145	Elbow Brass 6mm x 1/8" BSPT	1
21	GA5004023	BHCS M6 x 10 SS GR8.8	2
22	GA5004050	BHCS M6 x 16 SS GR8.8	2
23	GA5010525	Service Indicator kit 25	1
24	GA5015643	Valve, Needle, 6mm push type inlet x 1/8" male thread inlet, Legris	1
25	GA5048090	Clamp P 35mm 56487	2
26	GA4905100	Crop Cruiser Expansion Header Tank Assembly	1
27	GA4552860	Crush tube, 12.5 ID x 19 OD x 30mm long	4
28	GA5000335	Bolt M12 x 60 ZP GR8.8	4

Oil Tank

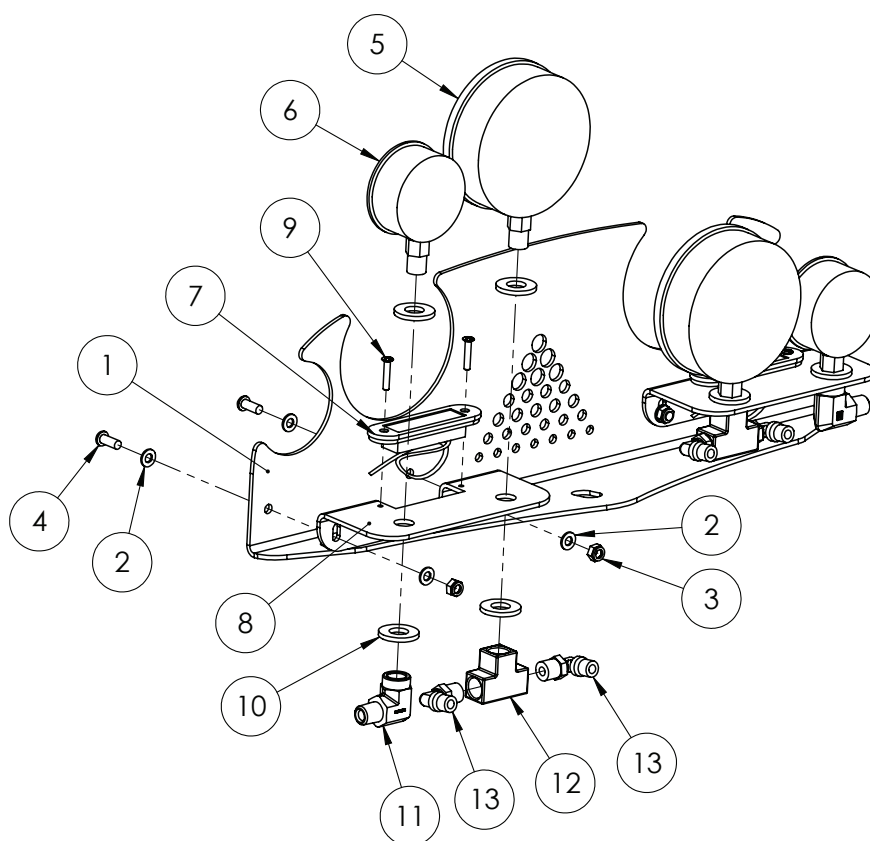


Sale kit - GA4904740

GA4905105 Oil Tank Assembly

ITEM NO.	PART NUMBER	DESCRIPTION	QTY.
1	GA5069075	Tank, Crop Cruiser hydraulic oil tank, Plastic, Bare	1
2	GA5005259	Air filter, 1" BSP male thread	1
3	GA5048390	Hose barb, Elbow, 90 degree, 1/2" male thread with shoulder x 1/4" hose, Brass	2
4	GA2000210	Hose, 12mm, Clear, Wire reinforced	1
5	GA5004865	Hose Clamp, 3/8", SS (8-16/9W)	2
6	GA4505105	Stiffening plate, Hydraulic oil tank ports, Crop Cruiser	1
7	GA4552970	Nipple, 1", Suit Crop Cruiser oil tank	3
8	GA4552975	Nut, 1", Suit nipple in Crop Cruiser oil tank	3
9	GA5009335	Seal, 41.5 ID x 55 OD x 6.5mm thick, EPDM, suit 1 1/2" flange	3
10	GA4552980	Nipple, Bulk head, M27 x 3P thread x 1/2" BSPP male x 13 ID	1
11	GA4552990	Nut, M27 left hand thread, Lock nut	1
12	GA4502590	Oil level indicator, Hydraulic oil reservoir	1
13	GA5077818	Seal, Rubber EPDM, Suit 1" manifold fitting	1
14	GA4505295	Plate, Restrictor, Oil tank breather, Self propelled	1
15	GA3500278	Cap, Swivel, 1/2" BSPP female, S59-08	1
16	GA5049460	Filter element, For filter body GA5005259 (spare part)	1

Dash Panel

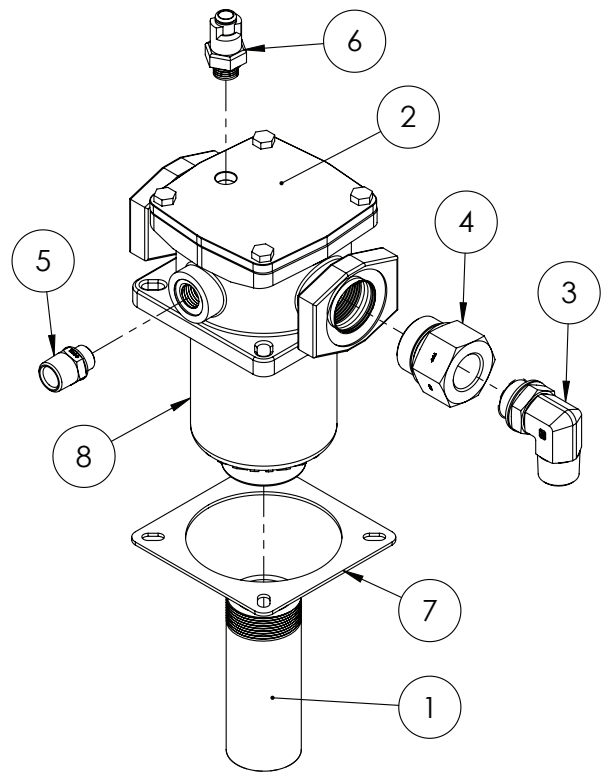


GA4905115 Dash Panel Assembly

ITEM NO.	PART NUMBER	DESCRIPTION	QTY.
1	GA4503695	Gauge tank mount plate SP under bonnet 2011	1
2	GA5004437	Washer 6mm Flat SS	8
3	GA5048115	Nut M6 Nyloc ZP	4
4	GA5004050	BHCS M6 x 16 SS GR8.8	4
5	GA4948460	Gauge, Pressure, Large Face, 160 psi	2
6	GA5021455	Gauge, Pressure, Small face, 3500psi	2
7	GA5066580	LED light orange	2
8	GA4503691	Mounting bracket, Gauges, Under bonnet, Crop Cruiser	2
9	GA5011360	Bolt M4 x 10 Pan Head SS	4
10	GA5000577	Washer 12mm Flat SS Heavy Duty	8
11	GA3500209	Hydraulic adaptor, Elbow, 90 degree, 1/4" BSPT male x 1/4" BSPT female, S25-0404	2
12	GA5048300	Tee, 1/4 female thread x 1/4" female thread x 1/4" female thread, Brass	2
13	GA5016233	Pneumatic fitting, Elbow, 90 degree, 1/4" BSP male x 6mm push type, Metal	4

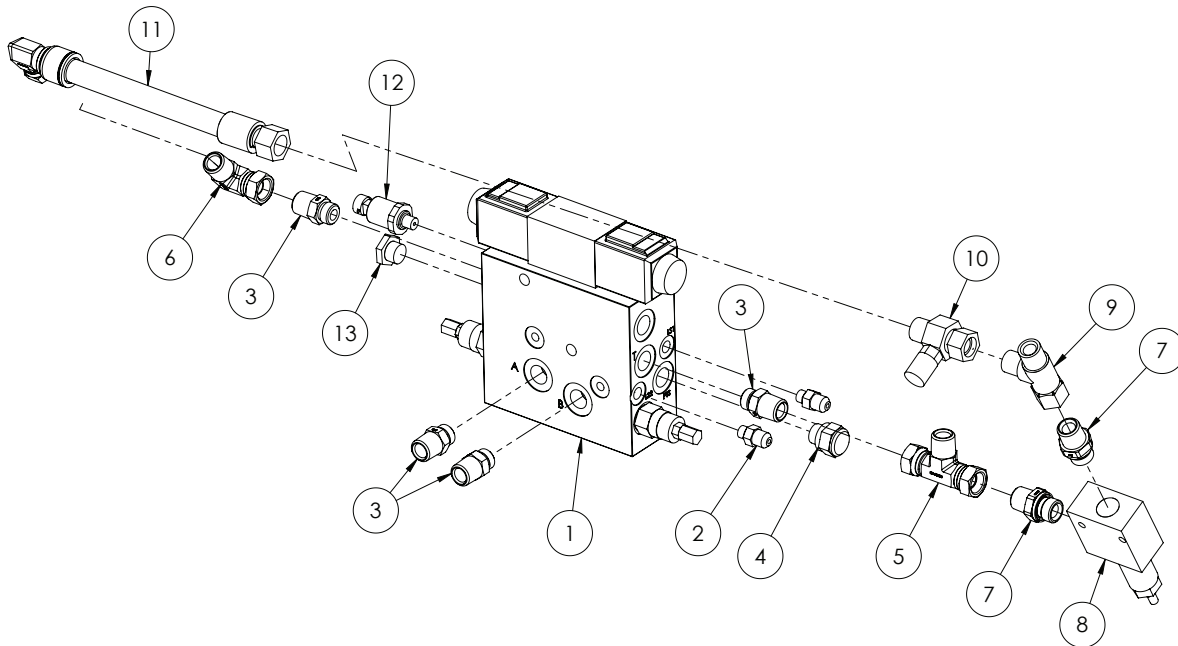
Note: Quantities will vary depending on options fitted.

Return Filter



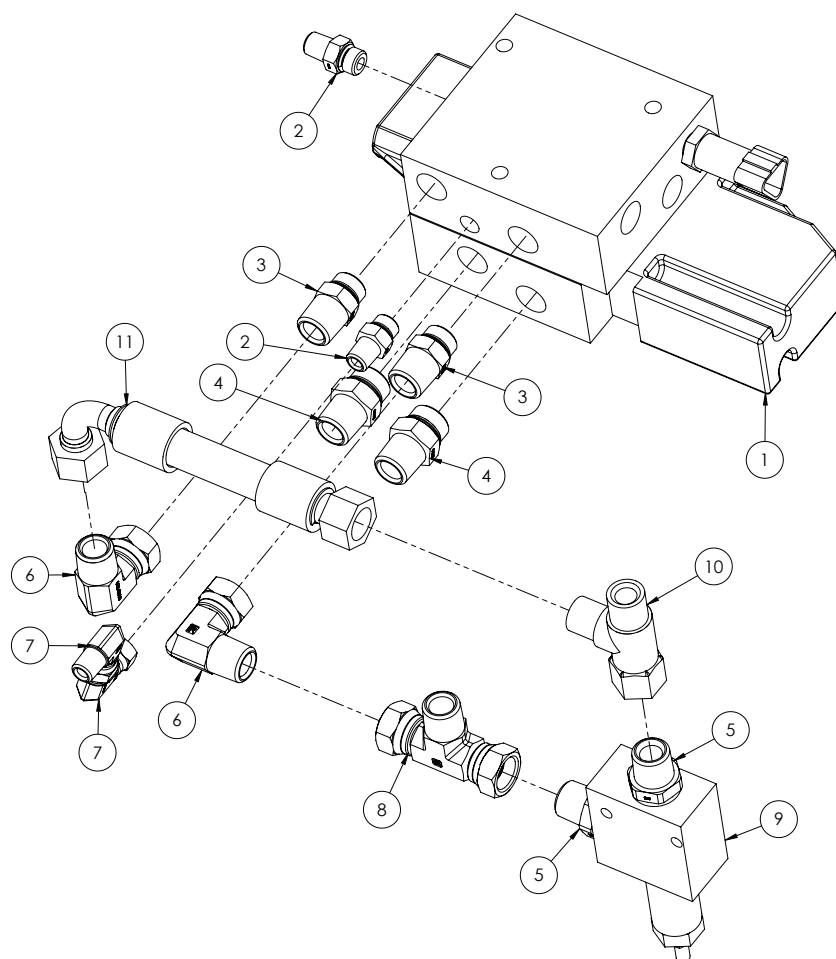
GA4905110 Return Filter Assembly			
ITEM NO.	PART NUMBER	DESCRIPTION	QTY.
1	GA5069910	Pipe Black Steel riser 2" x 150mm, 2" BSPT male thread one end	1
2	GA5069055	Filter, Hydraulic Return, Tank top, RMF BN/HC 330, Hydac	1
3	GA3500327	Hydraulic adaptor, Elbow, 90 degree, 1" BSPT male x 1" BSPP male O-ring, S77-1616	1
4	GA3500191	Hydraulic adaptor, Reducing bush, 1 1/2" BSPP male x 1" BSPP female, S102-2416	1
5	GA3500313	Hydraulic adaptor, Nipple, 3/4" BSPT male x 1/2" BSPP male, S75-1208	1
6	GA5070780	Clogging Service Indicator Oil Return	1
7	GA5070580	Gasket Hydraulic Oil Return Filter Housing	1
8	GA5069056	Filter element, suit tank mounted filter GA5069055, Hydac	1

Trimble Auto Steer Manifold



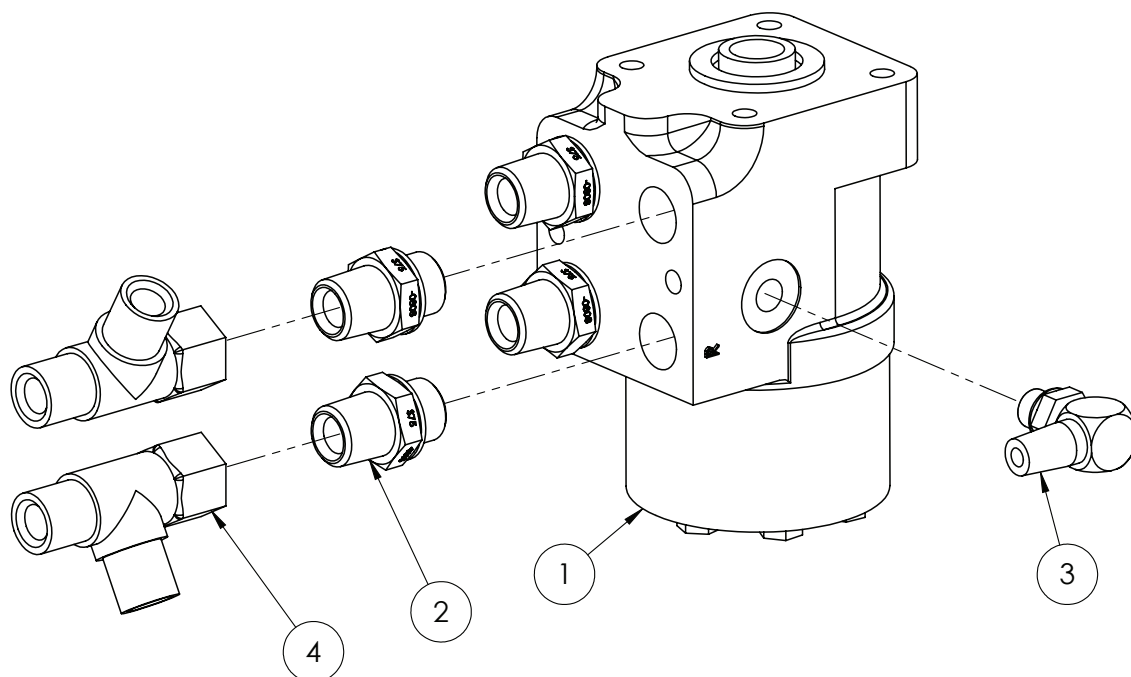
ITEM NO.	PART NUMBER	DESCRIPTION	QTY.
1	GA5069860	Trimble auto steer platform kit	1
2	GA3500354	Hydraulic adaptor, Nipple, 9/16" JIC male x 7/16" UN male O-ring, S90-0907	2
3	GA3500363	Hydraulic adaptor, Nipple, 1/2" BSPT male x 3/4" UNO male O-ring, S93-0812	4
4	GA5069865	Trimble valve cartridge PTS 40	1
5	GA3500336	Hydraulic adaptor, Tee, 1/2" BSPP female swivel x 1/2" BSPT male x 1/2" BSPP female swivel, S83-080808	1
6	GA3500333	Hydraulic adaptor, Elbow, 90 degree, 1/2" BSPT male x 1/2" BSPP female swivel, S82-0808	1
7	GA3500310	Hydraulic adaptor, Nipple, 1/2" BSPT male x 1/2" BSPP male, S75-0808	2
8	GA5006933	Hydraulic pressure relief (CartReliefDIR.OP.BI Directional)	1
9	GA3500200	Hydraulic adaptor, Tee, 1/2" BSPT male x 1/2" BSPT male x 1/2" BSPP female swivel, S167-080808	1
10	GA3500198	Hydraulic adaptor, Inline test point, 1/2" BSP female swivel x 1/2" BSP male x M16 x 2.0p test port	1
11	GA4904895	Hydraulic hose assembly CC-MY11 (H116)	1
12	-	Elec Conn - Trimble P/No 49669	1
13	-	P Comp - Trimble P/No 56907	1

John Deere Auto Steer Manifold



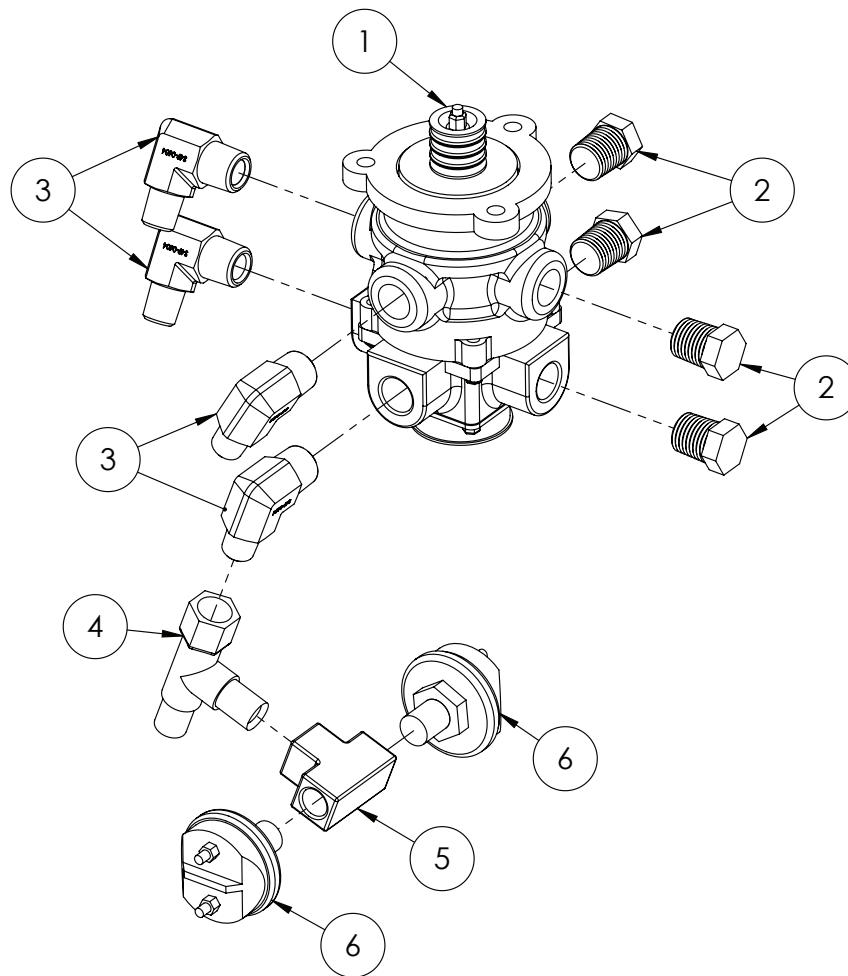
ITEM NO.	PART NUMBER	DESCRIPTION	QTY.
1	11340003088	John Deere Steering Block	1
2	GA3500358	Hydraulic adaptor, Nipple, 1/4" BSPT male x 9/16" UN male O-ring, S93-0409	2
3	GA3500363	Hydraulic adaptor, Nipple, 1/2" BSPT male x 3/4" UNO male O-ring, S93-0812	2
4	GA3500364	Hydraulic adaptor, Nipple, 1/2" BSPT male x 7/8" UN male O-ring, S93-0814	2
5	GA3500310	Hydraulic adaptor, Nipple, 1/2" BSPT male x 1/2" BSPP male, S75-0808	2
6	GA3500333	Hydraulic adaptor, Elbow, 90 degree, 1/2" BSPT male x 1/2" BSPP female swivel, S82-0808	2
7	GA3500332	Hydraulic adaptor, Elbow, 90 degree, 1/4" BSPT male x 1/4" BSPP female swivel, S82-0404	2
8	GA3500336	Hydraulic adaptor, Tee, 1/2" BSPP female swivel x 1/2" BSPT male x 1/2" BSPP female swivel, S83-080808	1
9	GA5006933	Hydraulic pressure relief (CartReliefDIR.OP.BI Directional)	1
10	GA3500200	Hydraulic adaptor, Tee, 1/2" BSPT male x 1/2" BSPT male x 1/2" BSPP female swivel, S167-080808	1
11	GA5067971	Hydraulic Hose Assembly, John Deere Auto Steer, H123	1

Steering Orbital



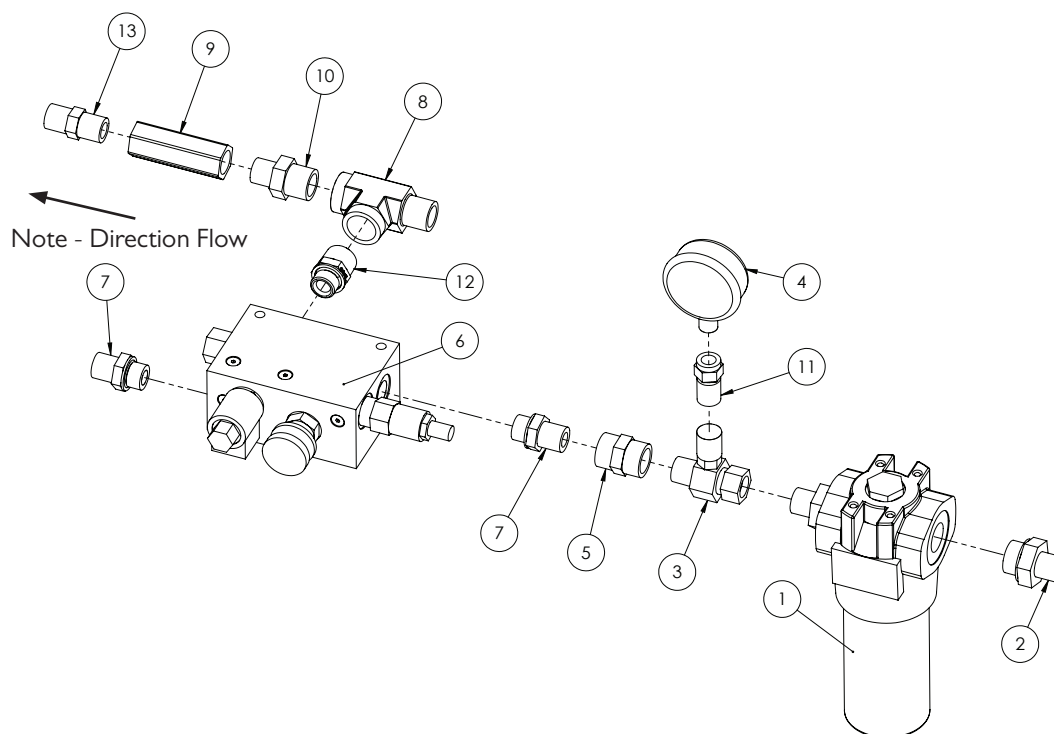
ITEM NO.	PART NUMBER	DESCRIPTION	QTY.
1	GA5000031	Steering unit orbital I02M203	1
2	GA3500310	Hydraulic adaptor, Nipple, 1/2" BSPT male x 1/2" BSPP male, S75-0808	4
3	GA3500320	Hydraulic adaptor, Elbow, 90 degree, 1/4" BSPT male x 1/4" BSPP male O-ring, S77-0404	1
4	GA3500200	Hydraulic adaptor, Tee, 1/2" BSPT male x 1/2" BSPT male x 1/2" BSPP female swivel, S167-080808	2

Foot Valve



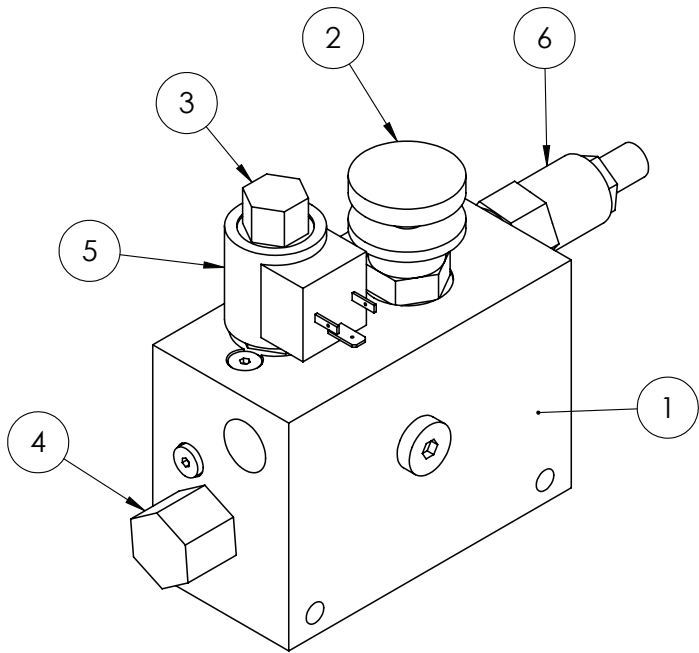
ITEM NO.	PART NUMBER	DESCRIPTION	QTY.
1	GA5005769	Basic Foot Valve, Dual Circuit	1
2	GA5002575	Plug, 3/8" NPT male taper, brass	4
3	GA3500259	Hydraulic adaptor, Elbow, 90 degree, 3/8" BSPT male x 1/4" BSPT male, S49-0604	4
4	GA3500199	Hydraulic adaptor, Tee, 1/4 BSPT male x 1/4 BSPT male x 1/4 BSPP female, S167-040404	1
5	GA5048300	Tee, 1/4" female thread x 1/4" female thread x 1/4" female thread, Brass	1
6	GA5016081	Pressure switch, Stop light, 3-5 PSI actuation, Normally open, SPST, 1/4"	2

Pump Flow Control & Pressure Filter



ITEM NO.	PART NUMBER	DESCRIPTION	QTY.
1	GA5010013	Hydraulic pressure filter 10 micron	1
2	GA3500312	Hydraulic adaptor, Nipple, 1/2" BSPT male x 3/4" BSPP male, S75-0812	2
3	GA3500198	Hydraulic adaptor, Inline test point, 1/2" BSPP female swivel x 1/2" BSPT male x M16 x 2.0 test port, S160-080816	1
4	GA5078076	Gauge, Pressure, 250 bar, 3500psi	1
5	GA3500212	Hydraulic adaptor, Socket, 1/2" BSPT female x 1/2" BSPT female, S26-0808	1
6	GA5011675	Manual flow control manifold to control diaphragm pump	1
7	GA3500310	Hydraulic adaptor, Nipple, 1/2" BSPT male x 1/2" BSPP male, S75-0808	2
8	GA3500255	Hydraulic adaptor, Tee, 3/4" BSPT male x 3/4" BSPT female x 3/4" BSPT female, S48-121212	1
9	GA5007059	Check Valve (45 LPM) 10 bar 1/2" BSPP	1
10	GA3500226	Hydraulic adaptor, Nipple, 3/4" BSPT male x 1/2" BSPT male, S27-1208	1
11	GA5077350	Adaptor, Direct Gauge, M16 x 2.0 female x 1/4" BSPP female, C81-1604	1
12	GA3500313	Hydraulic adaptor, Nipple, 3/4" BSPT male x 1/2" BSPP male, S75-1208	1
13	GA3500223	Hydraulic adaptor, Nipple, 1/2" BSPT male x 1/2" BSPT male, S27-0808	1
-	GA5008721	Filter screen, Hydraulic pressure, 10 micron, suit GA5010013	-
-	GA5052870	Filter repair kit, suit GA5010013	-

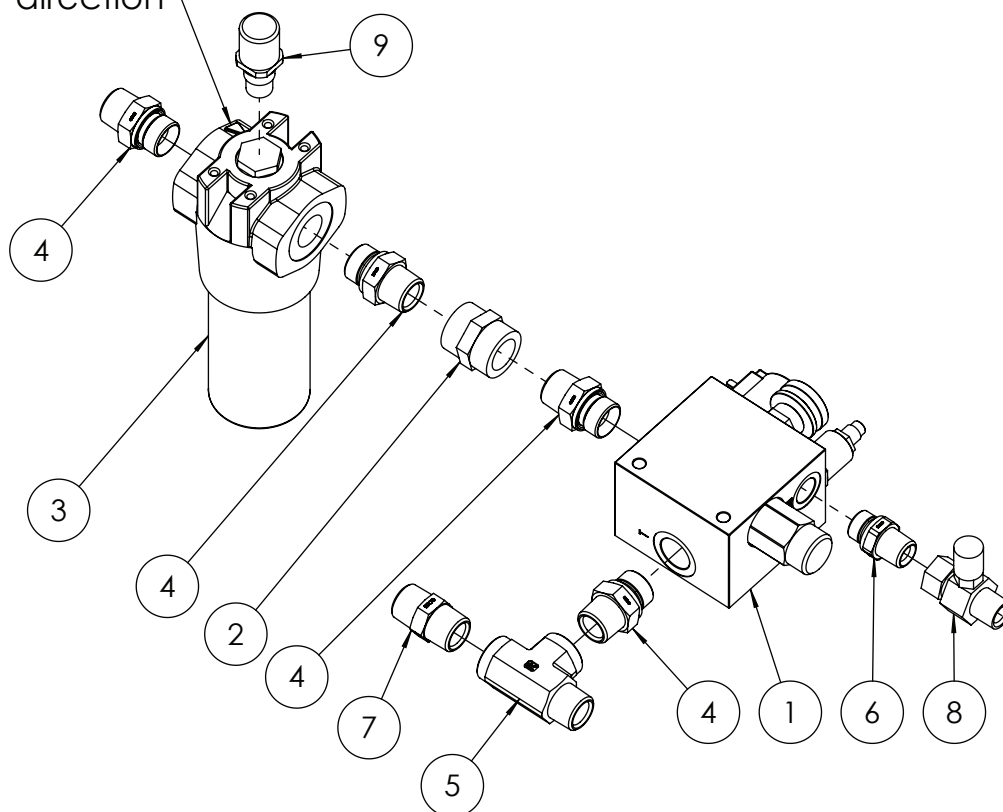
Pump Flow Control Manifold



ITEM NO.	PART NUMBER	DESCRIPTION	QTY.
1	GA5052465	Manifold, Unloader, Oilpath	1
2	GA5069180	Cartridge, flow cont, NV10-20B-0-N	1
3	GA5007266	Cartridge, Poppet valve, Suit hydraulic solenoid GS0124	1
4	-	Pressure Reducing Valve EPI0-S35-0N-110	1
5	GA5052475	Cartridge Soleniod Coil Unloader, Oilpath	1
6	GA5052480	Cartridge Relief Valve Unloader, Oilpath	1

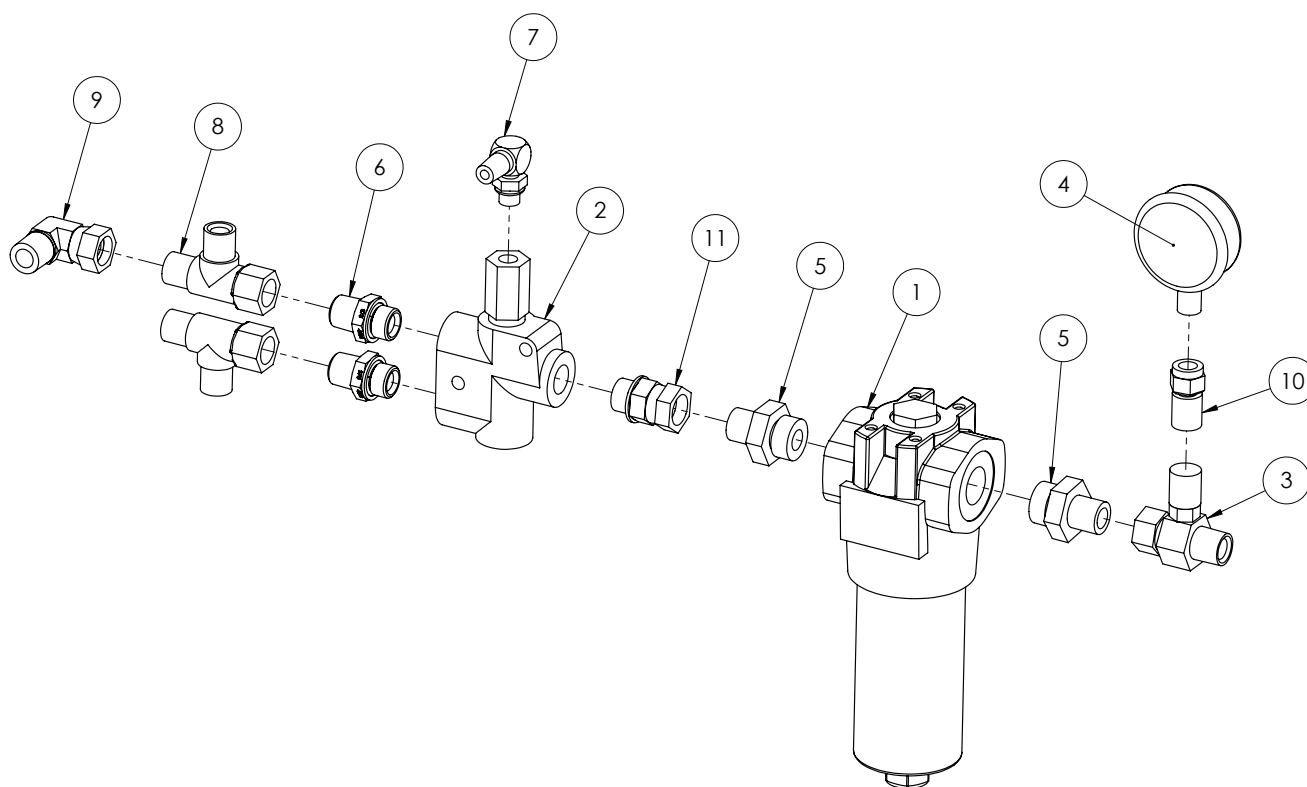
Pump Flow Control Manifold - 300 Zeta

Note:- Arrow on filter denotes direction



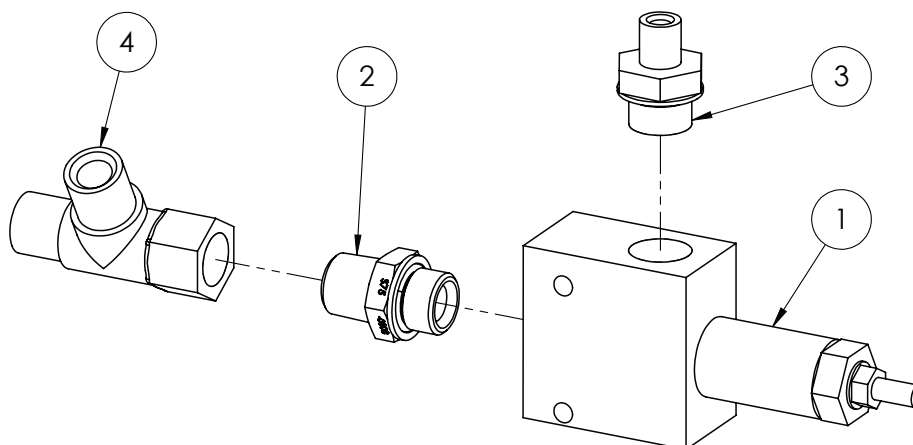
ITEM NO.	PART NUMBER	DESCRIPTION	QTY.
1	GA3500000	Priority Flow Block with Unloader and Relief, 60 LPM Reg, 120 LPM Inlet	1
2	GA3500213	Hydraulic adaptor, Socket, 3/4" BSPT female x 3/4" BSPT female, S26-1212	1
3	GA5010013	Hydraulic pressure filter 10 micron	1
4	GA3500314	Hydraulic adaptor, Nipple, 3/4" BSPT male x 3/4" BSPP male, S75-1212	4
5	GA3500255	Hydraulic adaptor, Tee, 3/4" BSPT male x 3/4" BSPT female x 3/4" BSPT female, S48-121212	1
6	GA3500310	Hydraulic adaptor, Nipple, 1/2" BSPT male x 1/2" BSPP male, S75-0808	1
7	GA3500227	Hydraulic adaptor, Nipple, 3/4" BSPT male x 3/4" BSPT male, S27-1212	1
8	GA3500198	Hydraulic adaptor, Inline test point, 1/2" BSPP female swivel x 1/2" BSPT male x M16 x 2.0 test port, S160-080816	1
9		Pressure Filter Service Indicator (Indicator supplied with Item 3)	1
	GA5008721	Filter screen, Hydraulic pressure, 10 micron, suit GA5010013	
	GA5052870	Filter repair kit, suit GA5010013	

Priority Valve & Pressure Filter



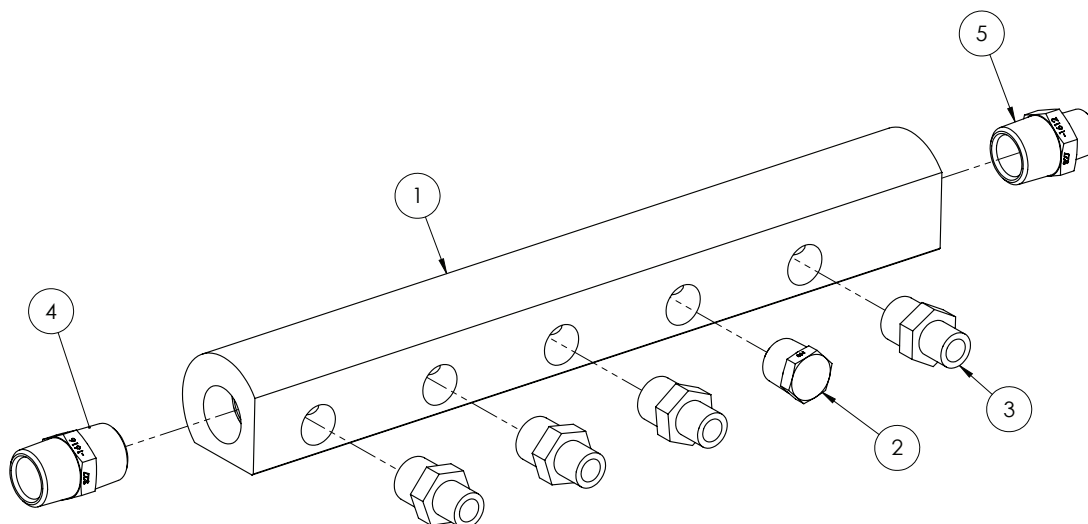
ITEM NO.	PART NUMBER	DESCRIPTION	QTY.
1	GA5010013	Hydraulic pressure filter 10 micron	1
2	GA5010957	Priority valve, Hydraulic, Load sensing	1
3	GA3500198	Hydraulic adaptor, Inline test point, 1/2" BSPP female swivel x 1/2" BSPT male x M16 x 2.0 test port, S160-080816	1
4	GA5078076	Gauge, Pressure, 250 bar, 3500psi	1
5	GA3500312	Hydraulic adaptor, Nipple, 1/2" BSPT male x 3/4" BSPP male, S75-0812	2
6	GA3500310	Hydraulic adaptor, Nipple, 1/2" BSPT male x 1/2" BSPP male, S75-0808	2
7	GA3500320	Hydraulic adaptor, Elbow, 90 degree, 1/4" BSPT male x 1/4" BSPP male O-ring, S77-0404	1
8	GA3500200	Hydraulic adaptor, Tee, 1/2" BSPT male x 1/2" BSPT male x 1/2" BSPP female swivel, S167-080808	2
9	GA3500333	Hydraulic adaptor, Elbow, 90 degree, 1/2" BSPT male x 1/2" BSPP female swivel, S82-0808	1
10	GA5077350	Adaptor, Direct Gauge, M16 x 2.0 female x 1/4" BSPP female, C81-1604	1
11	GA3500248	Hydraulic adaptor, Nipple, 1/2" BSPP male x 1/2" BSPP female swivel, S43-0808	1
-	GA5008721	Filter screen, Hydraulic pressure, 10 micron, suit GA5010013	-
-	GA5052870	Filter repair kit, suit GA5010013	-

Pressure Relief - Radiator Fan



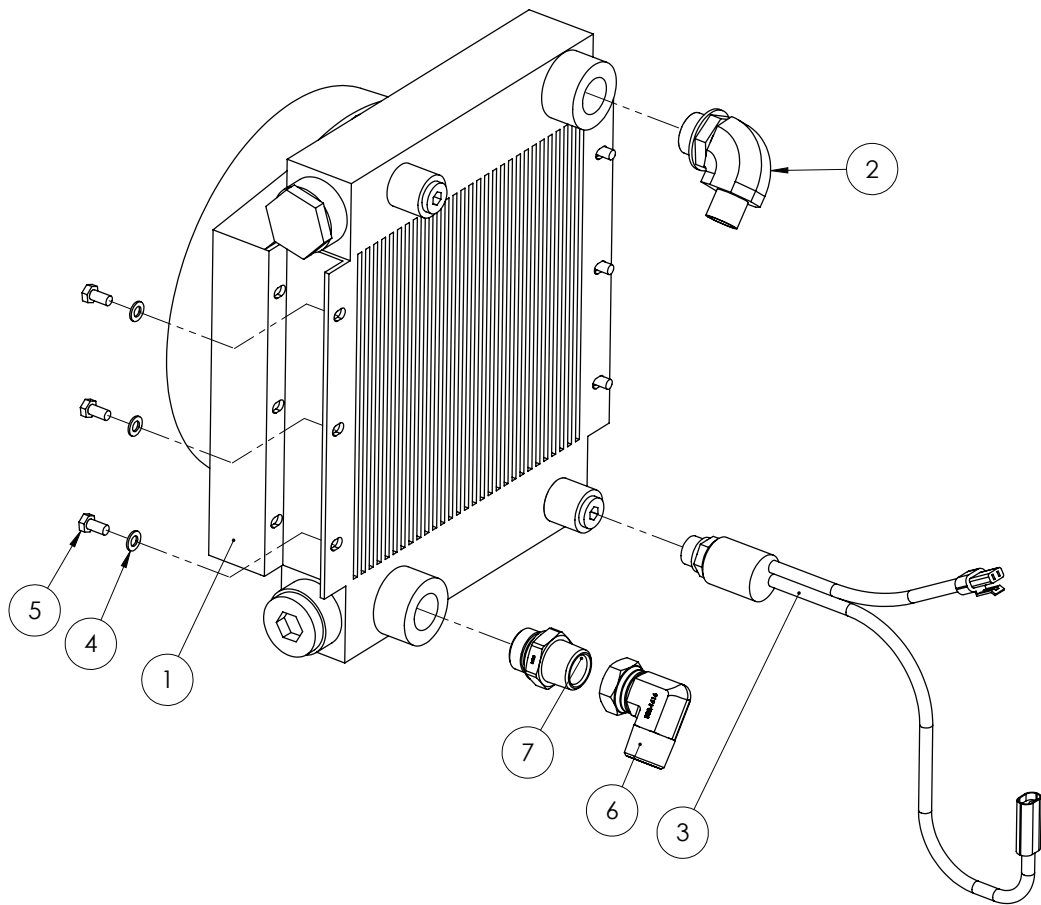
ITEM NO.	PART NUMBER	DESCRIPTION	QTY.
1	GA5006933	Hydraulic pressure relief (CartReliefDIR.OP.BI Directional)	1
2	GA3500310	Hydraulic adaptor, Nipple, 1/2" BSPT male x 1/2" BSPP male, S75-0808	1
3	GA3500308	Hydraulic adaptor, Nipple, 1/4" BSPT male x 1/2" BSPP male, S75-0408	1
4	GA3500200	Hydraulic adaptor, Tee, 1/2" BSPT male x 1/2" BSPT male x 1/2" BSPP female swivel, S167-080808	1

Hydraulic Return Manifold



ITEM NO.	PART NUMBER	DESCRIPTION	QTY.
1	L069A	Manifold, Hydraulic Return, 7 port	1
2	GA3500288	Hydraulic adaptor, Plug, 3/4" BSPT male, S64-12	1
3	GA3500226	Hydraulic adaptor, Nipple, 3/4" BSPT male x 1/2" BSPT male, S27-1208	4
4	GA3500231	Hydraulic adaptor, Nipple, 1" BSPT male x 1" BSPT male, S27-1616	1
5	GA3500230	Hydraulic adaptor, Nipple, 1" BSPT male x 3/4" BSPT male, S27-1612	1

Oil Cooler Assembly

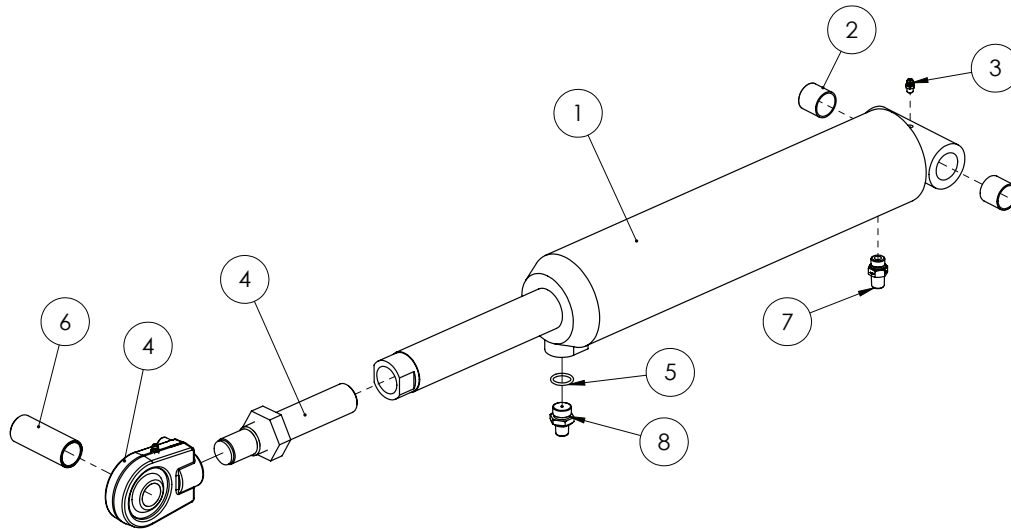


ITEM NO.	PART NUMBER	DESCRIPTION	QTY.
1	GA5069045	Oil cooler, Hydac OK-ELD3H size 3	1
2	GA3500326	Hydraulic adaptor, Elbow, 90 degree, 3/4" BSPT male x 1" BSPP male O-ring, S77-1216	1
3	GA5069050	Thermostat, Suit Oil cooler, Hydac	1
4	GA5003643	Washer 8mm Flat SS Heavy Duty	6
5	GA5004695	Bolt M8 x 16 ZP GR8.8	6
6	GA5071200	Hydraulic Elbow 1" male / female nut	1
7	GA3500317	Hydraulic adaptor, Nipple, 1" BSPT male x 1" BSPP male, S75-1616	1

Oil cooler replacement parts

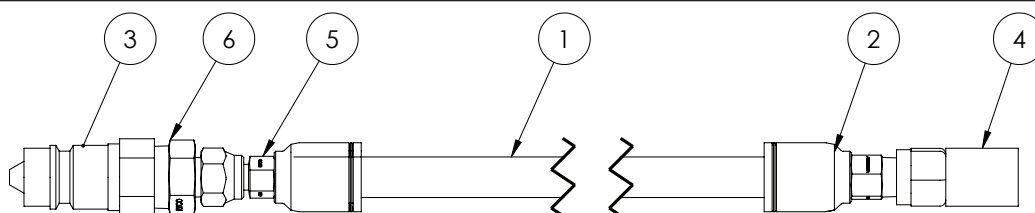
ITEM NO.	PART NUMBER	DESCRIPTION	QTY.
1	GA5071855	Fan, Hydraulic Oil Cooler, Hydac	-
2	GA5071860	Core, Hydraulic Oil Cooler, Hydac	-

Hydraulic Cylinder - Boom Tilt



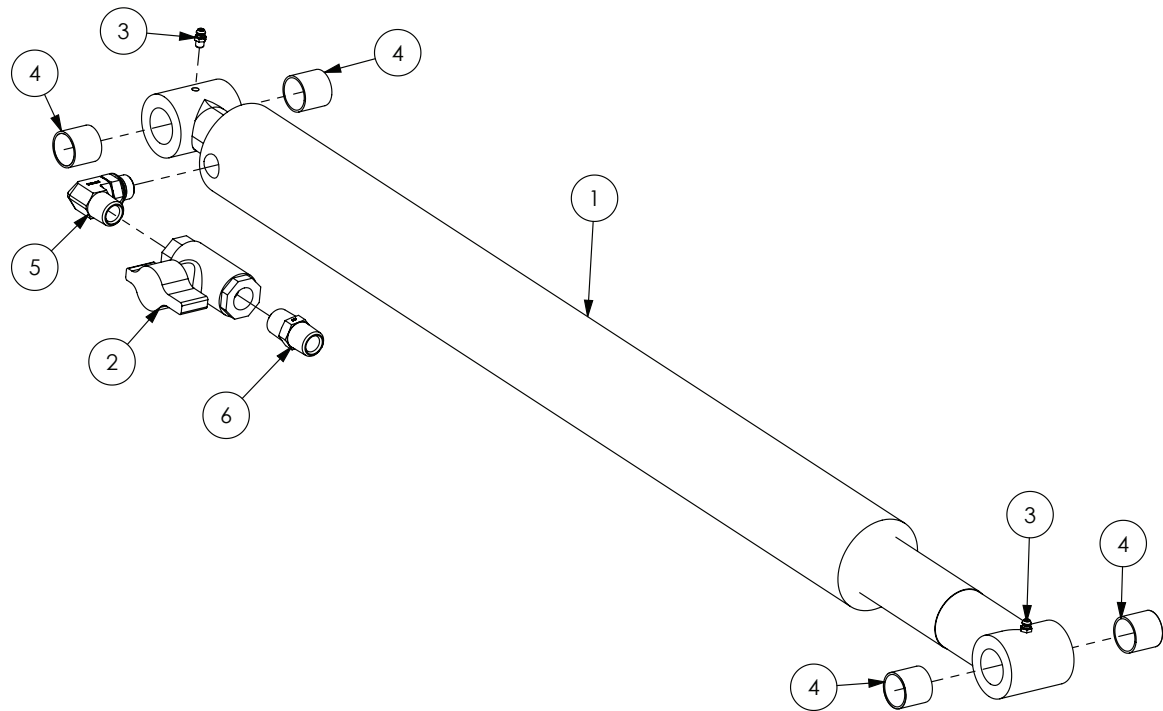
ITEM NO.	PART NUMBER	DESCRIPTION	QTY.
1	GA5065051	Hydraulic cylinder, 3 1/2" bore x 1 3/4" rod x 5" stroke	1
2	GA5065487	Glacier Bush 1" ID x 1" long	2
3	GA5012203	Grease nipple, Short, 1/4" UNF	2
4	GA5052762	Hydraulic tilt cylinder adjusting rod end, Ball End with nut, suit 3 1/2" x 5" tilt ram GA5065051	1
5	GA5078121	O-ring BSPP 1/2"	1
6	GA4572535	Bush, Rose end pivot wide	1
7	GA3500359	Hydraulic adaptor, Nipple, 1/4" BSPT male x 3/4" UN male O-ring, S93-0412	1
8	L068A	Reducing restrictor nipple, 3/4" UNO x 1/4" BSPT, 1.5mm orifice	1
-	GA5052730	Seal kit, suit 3 1/2" bore x 1 3/4" Rod	-

Hydraulic Yaw Charge Line



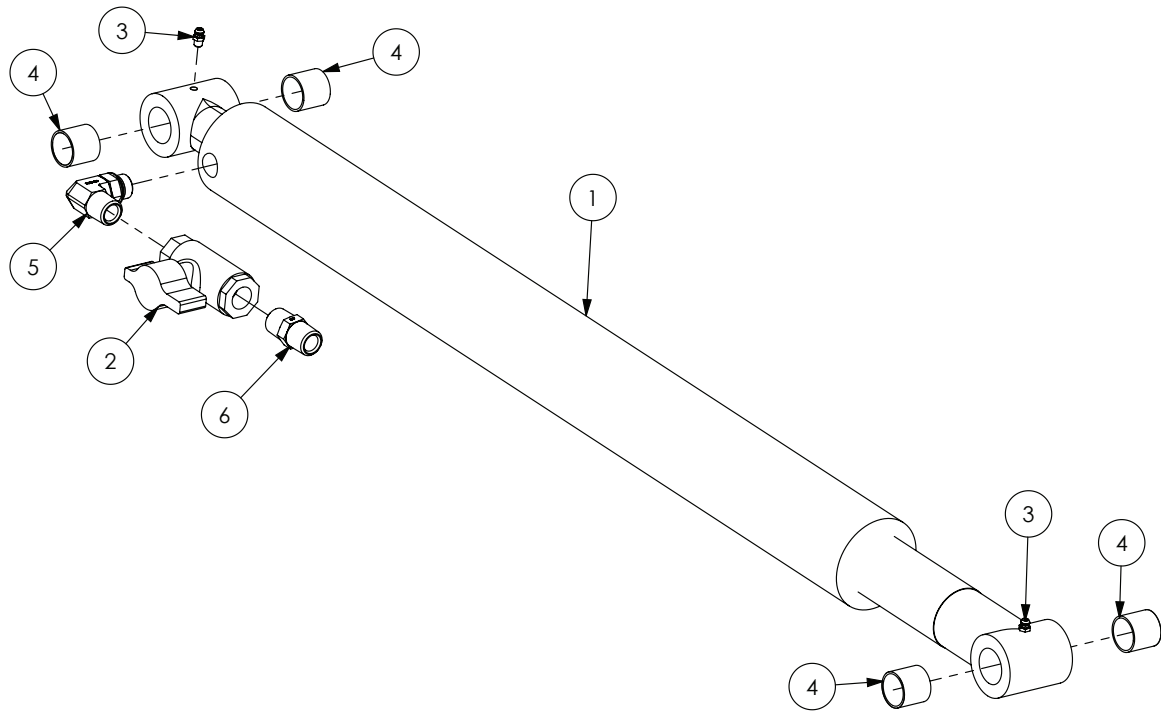
ITEM NO.	PART NUMBER	DESCRIPTION	QTY.
1	GA5049695	Hose, Hydraulic, 1/4, 2 wire, Black	1
2	GA3500394	Hydraulic crimp coupling, Straight, 1/4" hose x 1/4" BSPT male, T201-0404	1
3	GA5078000	Quick connect fitting, 1/2 male tip x 1/2 female thread, R81-08M	1
4	GA5077350	Adaptor, Direct Gauge, M16 x 2.0 female x 1/4" BSPP female, C81-1604	1
5	GA3500397	Hydraulic crimp coupling, Straight, 1/4" hose x 1/4" BSPP female swivel, T202-0404	1
6	GA3500221	Hydraulic adaptor, Nipple, 1/2" BSPT male x 1/4" BSPT male, S27-0804	1

Hydraulic Cylinder - Boom Lift



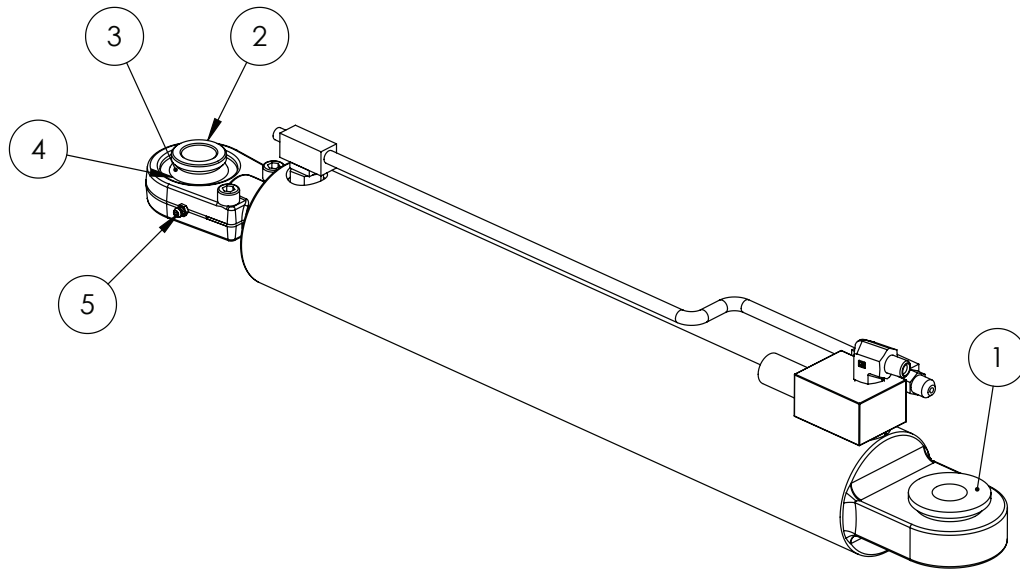
ITEM NO.	PART NUMBER	DESCRIPTION	QTY.
1	GA5070076	Hydraulic Cylinder, 2 1/2" Bore x 2" Rod x 26" Stroke	1
2	GA5000835	Valve, Ball, Hydraulic, 1/2" female thread inlet / outlet	1
3	GA5012203	Grease nipple, Short, 1/4" UNF	2
4	GA5065487	Glacier Bush 1" ID x 1" long	4
5	GA3500349	Hydraulic adaptor, Elbow, 90 degree, 1/2" BSPT male x 3/4" UN male O-ring, S89-0812	1
6	GA3500223	Hydraulic adaptor, Nipple, 1/2" BSPT male x 1/2" BSPT male, S27-0808	1
-	GA5055510	Kit, Rod Eye, Weld on	-
-	GA5052740	Seal kit, suit 2 1/2" bore x 2" rod, suit GA5070076	-

Hydraulic Cylinder - 42m Boom Lift



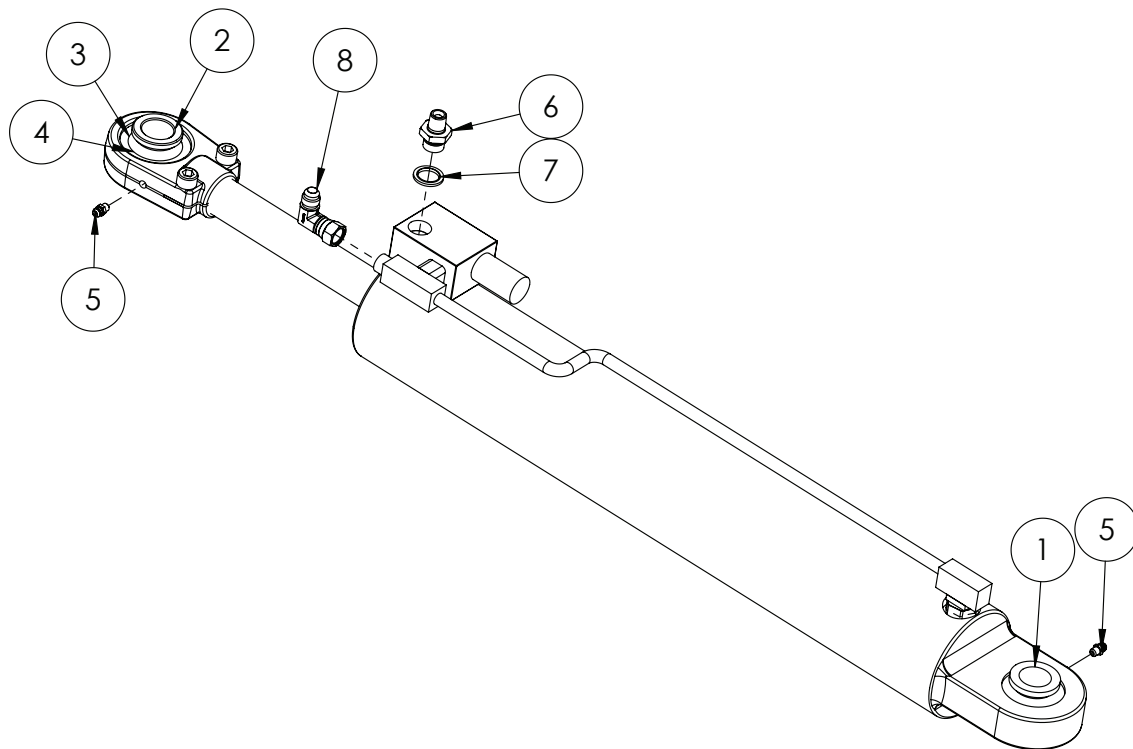
ITEM NO.	PART NUMBER	DESCRIPTION	QTY.
1	GA5070081	Hydraulic cylinder, 3" bore, 2 1/2" rod, 26" stroke, pin eye ends with glacier bushes and grease nipples	1
2	GA5000835	Valve, Ball, Hydraulic, 1/2" female thread inlet / outlet	1
3	GA5012203	Grease nipple, Short, 1/4" UNF	2
4	GA5065487	Glacier Bush 1" ID x 1" long	4
5	GA3500349	Hydraulic adaptor, Elbow, 90 degree, 1/2" BSPT male x 3/4" UN male O-ring, S89-0812	1
6	GA3500223	Hydraulic adaptor, Nipple, 1/2" BSPT male x 1/2" BSPT male, S27-0808	1
-	GA5055510	Kit, Rod Eye, Weld on	-
-	GA5052731	Seal kit, suit 3" bore x 2 1/2" rod	-

Hydraulic Cylinder - Boom Fold LH



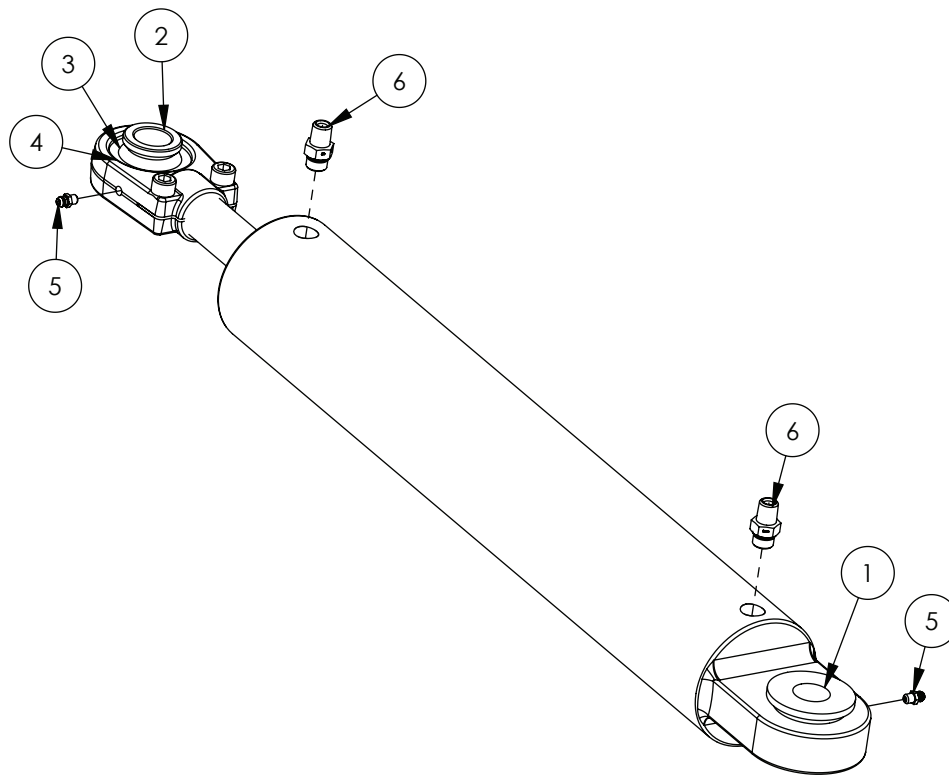
ITEM NO.	PART NUMBER	DESCRIPTION	QTY.
-	GA5018542	Hydraulic Cylinder, External phasing, 3 1/4" bore x 1 1/4" rod x 18" stroke	-
1	GA5021930	Large bearing bush, Suit screw on rose end	1
2	GA5021925	Small bearing bush, Suit screw on rose end	3
3	GA5067605	Bearing, suit screw on rose end, GEG 30 ES 2RS	2
4	GA5067610	Circlip, suit bearing screw on rose end, RTW 55	2
5	GA5012203	Grease nipple, Short, 1/4" UNF	2
-	GA5052685	Seal Kit, suit 3 1/4 " bore x 1 1/4" rod, suit GA5018542	-
-	GA5071245	Phasing Block Assembly, with pipe, Fold Cylinder, GA5018540 and GA5018542	-

Hydraulic Cylinder - Boom Fold RH



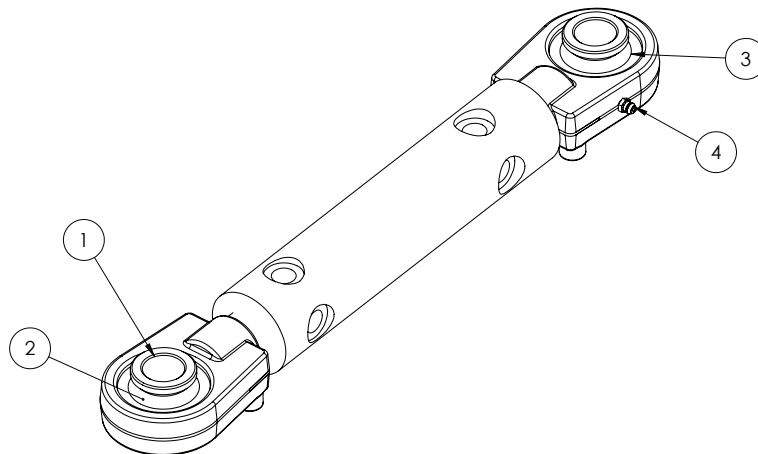
ITEM NO.	PART NUMBER	DESCRIPTION	QTY.
-	GA5018540	Hydraulic cylinder, 3" bore x 1 1/4" rod x 18" stroke (with external phasing valve)	1
1	GA5021930	Large bearing bush, Suit screw on rose end	1
2	GA5021925	Small bearing bush, Suit screw on rose end	3
3	GA5067605	Bearing, suit screw on rose end, GEG 30 ES 2RS	2
4	GA5067610	Circlip, suit bearing screw on rose end, RTW 55	2
5	GA5012203	Grease nipple, Short, 1/4" UNF	2
6	GA4572545	Restrictor Nipple, 1/4" BSPT to 3/8" UNO 1.5mm orifice	1
7	GA3500005	Hydraulic Seal, Bonded, 3/8", RL21, BSPP	1
8	GA3500002	Hydraulic Coupling, Elbow, 90 Degree, 9/16" male JIC, 9/16" Female Swivel JIC	1
-	GA5052680	Seal Kit, suit 3" bore x 1 1/4" rod, suit GA5018540	-
-	GA3500098	Rod, suit Hydraulic Fold Cylinder GA5018538, GA5018540, GA5018542	-
-	GA5071245	Phasing Block Assembly, with pipe, suit GA5018540 and GA5018542	-

Hydraulic Cylinder - Dual Fold 42m



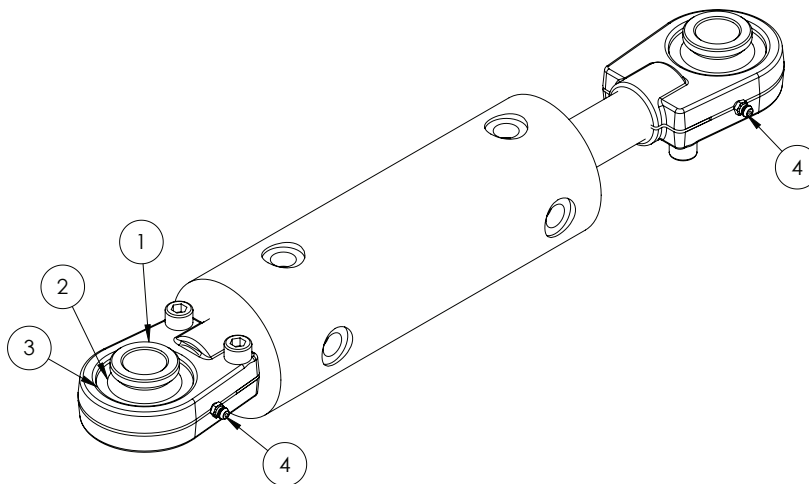
ITEM NO.	PART NUMBER	DESCRIPTION	QTY.
-	GA5018538	Hydraulic cylinder, 3" bore x 1 1/4" rod x 18" stroke, external phasing (single phase only)	1
1	GA5021930	Large bearing bush, Suit screw on rose end	1
2	GA5021925	Small bearing bush, Suit screw on rose end	3
3	GA5067605	Bearing, suit screw on rose end, GEG 30 ES 2RS	2
4	GA5067610	Circlip, suit bearing screw on rose end, RTW 55	2
5	GA5012203	Grease nipple, Short, 1/4" UNF	2
6	GA3500359	Hydraulic adaptor, Nipple, 1/4" BSPT male x 3/4" UN male O-ring, S93-0412	-
-	GA5052680	Seal Kit, suit 3" bore x 1 1/4" rod, suit cylinder GA5018538, GA5018540	-
-	GA3500098	Rod, suit Hydraulic Fold Cylinder GA5018538, GA5018540, GA5018542	-

Hydraulic Cylinder - Hydraulic Yaw



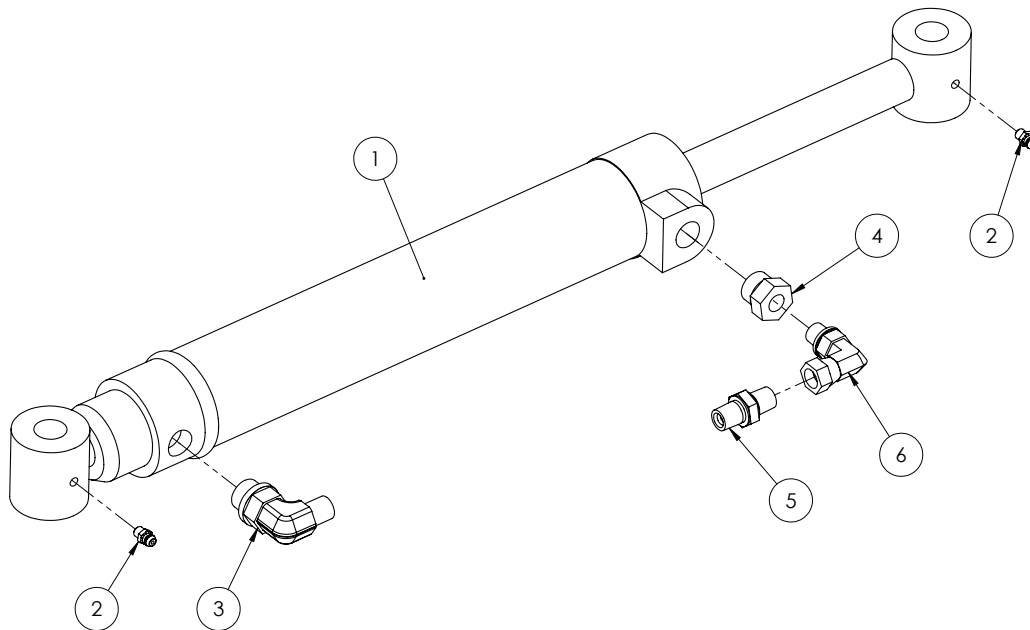
ITEM NO.	PART NUMBER	DESCRIPTION	QTY.
-	GA5060817	Hydraulic cylinder, 2" bore x 1 1/4" rod x 117.5mm stroke, Spherical bearing ends	1
1	GA5021925	Small bearing bush, Suit screw on rose end	4
2	GA5067605	Bearing, suit screw on rose end, GEG 30 ES 2RS	2
3	GA5067610	Circlip, suit bearing screw on rose end, RTW 55	2
4	GA5012203	Grease nipple, Short, 1/4" UNF	2
-	GA5052745	Seal Kit, suit 2" bore x 1 1/4" rod, suit GA5060816, GA5060817	-

Hydraulic Cylinder - Hydraulic Yaw 42m



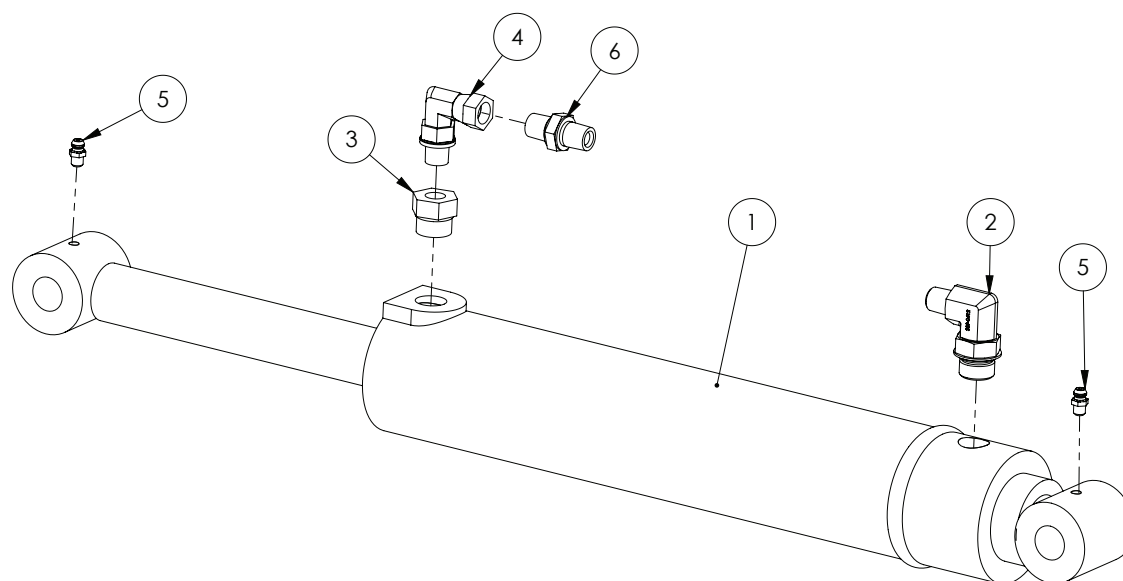
ITEM NO.	PART NUMBER	DESCRIPTION	QTY.
-	GA5060818	Hydraulic cylinder, 3" bore x 1 1/4" rod x 117.5 stroke, with bearing ends	1
1	GA5021925	Small bearing bush, Suit screw on rose end	4
2	GA5067605	Bearing, suit screw on rose end, GEG 30 ES 2RS	2
3	GA5067610	Circlip, suit bearing screw on rose end, RTW 55	2
4	GA5012203	Grease nipple, Short, 1/4" UNF	2
-	GA5052732	Seal kit, suit 3" bore x 1 1/4" rod, suit GA5060818	-

Hydraulic Cylinder - Bi-Fold



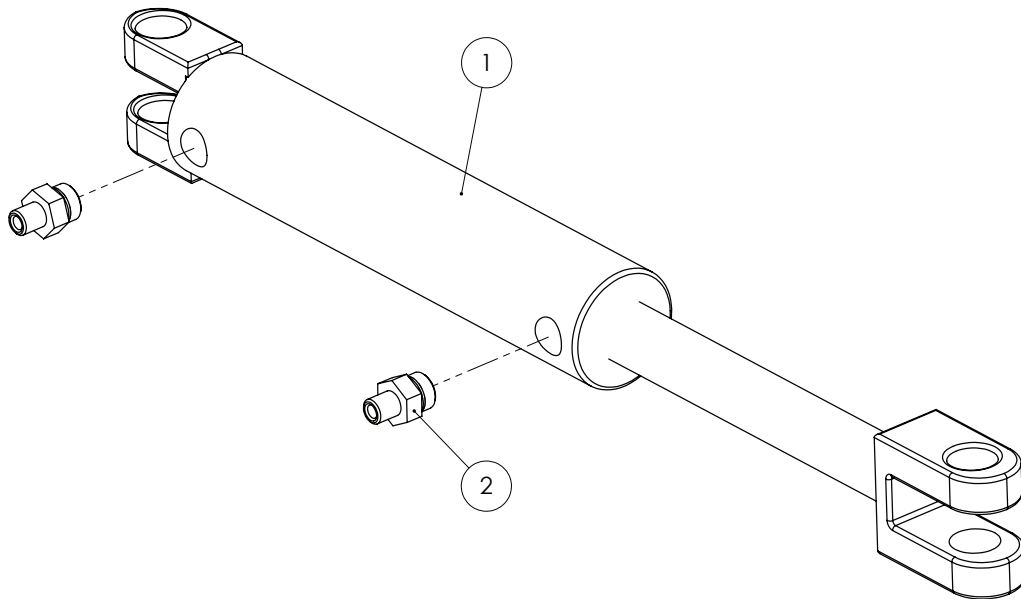
ITEM NO.	PART NUMBER	DESCRIPTION	QTY.
1	GA5021010	Hydraulic cylinder, 2" bore x 1" rod x 10" stroke	1
2	GA5012203	Grease nipple, Short, 1/4" UNF	2
3	GA3500348	Hydraulic adaptor, Elbow, 90 degree, 1/4" BSPT male x 3/4" UN male O-ring, S89-0412	1
4	GA3500340	Hydraulic adaptor, Reducing bush, 1/4" BSPT female x 3/4" UN male O-ring, S85-0412	1
5	GA4562025	Restrictor nipple 1/4" BSPT 0.5mm orifice	1
6	GA3500195	Hydraulic adaptor, Elbow, 90 degree, 1/4" BSPP male O-ring x 1/4" BSPP female swivel, S105-0404	1
-	GA5052755	Seal Kit, suit 2" bore x 1" rod, suit GA5021010	-

Hydraulic Cylinder - Bi-fold 42m



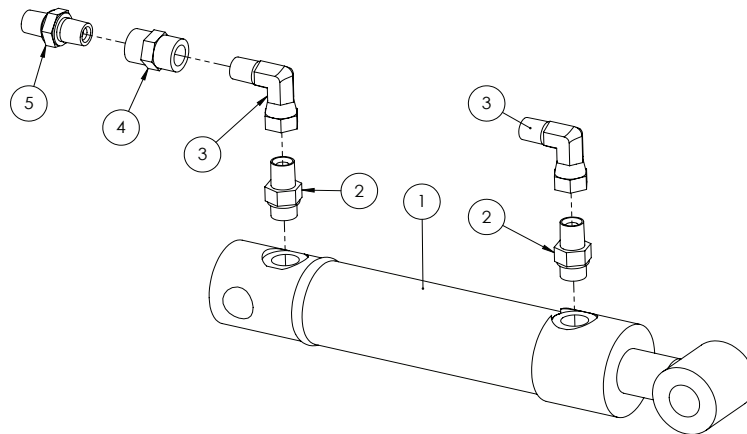
ITEM NO.	PART NUMBER	DESCRIPTION	QTY.
1	GA5070845	Hydraulic Cylinder, 293mm stroke, 2 1/2" Bore, 1 1/4" Rod	1
2	GA3500348	Hydraulic adaptor, Elbow, 90 degree, 1/4" BSPT male x 3/4" UN male O-ring, S89-0412	1
3	GA3500340	Hydraulic adaptor, Reducing bush, 1/4" BSPT female x 3/4" UN male O-ring, S85-0412	1
4	GA3500195	Hydraulic adaptor, Elbow, 90 degree, 1/4" BSPP male O-ring x 1/4" BSPP female swivel, S105-0404	1
5	GA5012203	Grease nipple, Short, 1/4" UNF	2
6	GA4562025	Restrictor nipple 1/4" BSPT 0.5mm orifice	1
-	GA5052733	Seal kit, suit 2 1/2" bore x 1 1/4" rod, suit GA5070845	-

Hydraulic Cylinder - Boom Rest



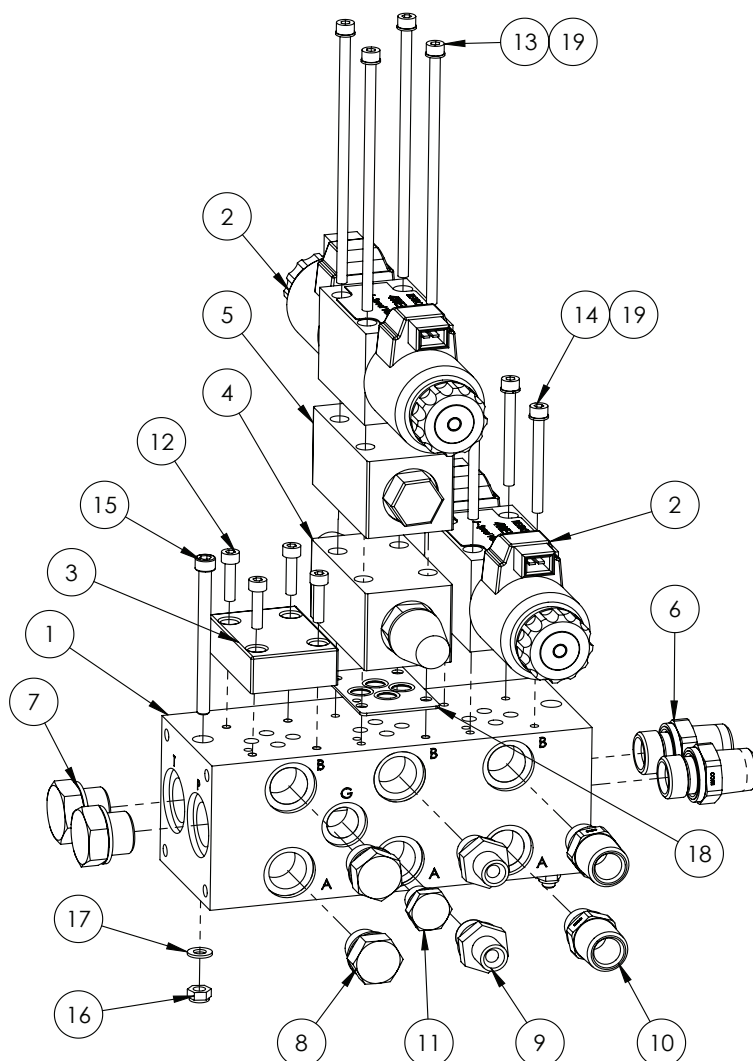
ITEM NO.	PART NUMBER	DESCRIPTION	QTY.
1	GA5069110	Hydraulic cylinder, Boom rest, 2" bore x 6" stroke, std F clevis	1
2	GA3500359	Hydraulic adaptor, Nipple, 1/4" BSPT male x 3/4" UN male O-ring, S93-0412	2
-	GA5052734	Seal kit, suit 2" bore x 1.25" rod, suit GA5069110	-

Hydraulic Cylinder - Centre Leveling



ITEM NO.	PART NUMBER	DESCRIPTION	QTY.
1	GA5016122	Hydraulic Ram, 1 1/2" Bore x 1" rod, 100mm stroke, pin eye ends, double acting	1
2	GA3500358	Hydraulic adaptor, Nipple, 1/4" BSPT x 9/16" UN o-ring	2
3	GA3500332	Hydraulic adaptor, Elbow, 90 degree, 1/4" BSPT male x 1/4" BSPP female swivel, S82-0404	2
4	GA3500211	Hydraulic adaptor, Socket, 1/4" BSPT female x 1/4" BSPT female, S26-0404	1
5	GA4562025	Restrictor nipple 1/4" BSPT 0.5mm orifice	1
-	GA5052750	Seal Kit, suit 1 1/2" bore x 1" rod, suit GA5016121, GA5016122	-

Boom Rest/Fill Pump Hydraulic Block

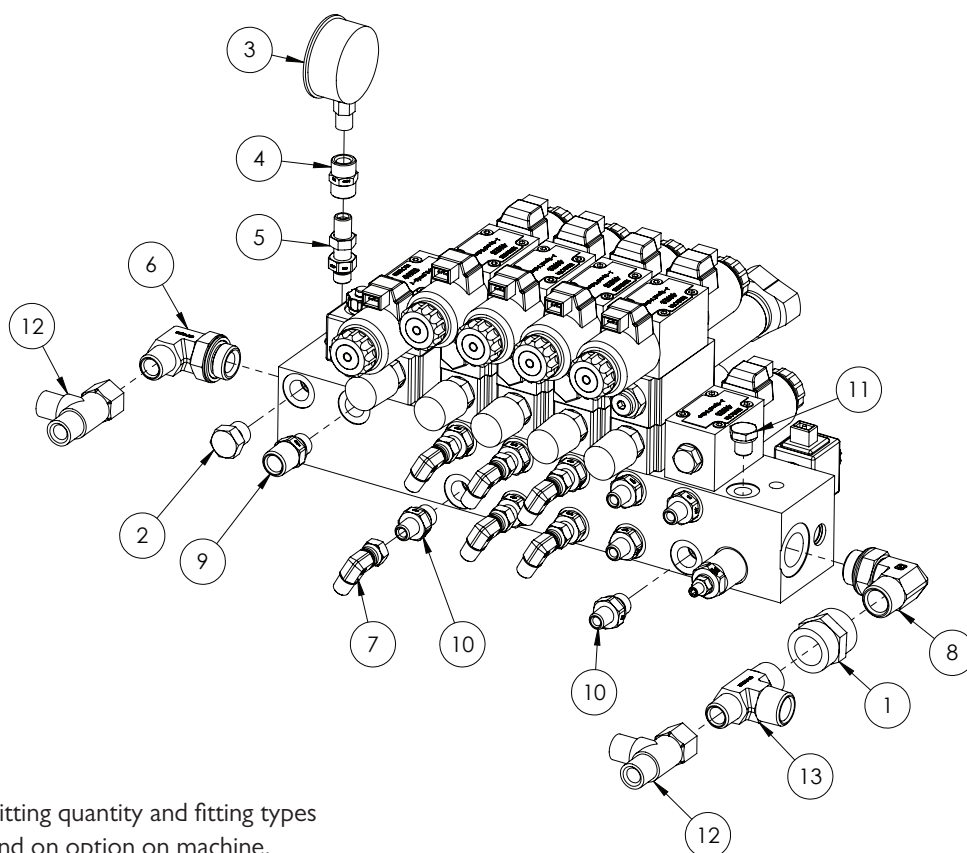


ITEM NO.	PART NUMBER	DESCRIPTION	QTY.
1	GA5047622	Manifold, Hydraulic, Side Entry, 2STN-HMA	1
2	GA5047726	Valve solenoid J spool 12v 2 pin amp connector, Bosch	2
3	GA5047335	Plate blanking MS-P6/314128680	1
4	GA5047581	Hydraulic Valve, Flow control, NG6 A+B, Suit spool	1
5	GA5017335	Valve check modular	1
6	GA3500310	Hydraulic adaptor, Nipple, 1/2" BSPT male x 1/2" BSPP male, S75-0808	2
7	GA3500301	Hydraulic adaptor, Plug, 1/2" BSPP male, S73-08	2
8	GA3500300	Hydraulic adaptor, Plug, 3/8" BSPP male, S73-06	2
9	GA3500307	Hydraulic adaptor, Nipple, 1/4" BSPT male x 3/8" BSPP male, S75-0406	2
10	GA3500309	Hydraulic adaptor, Nipple, 1/2" BSPT male x 3/8" BSPP male, S75-0806	2
11	GA3500299	Hydraulic adaptor, Plug, 1/4" BSPP male, S73-04	1

Boom Rest/Fill Pump Hydraulic Block

ITEM NO.	PART NUMBER	DESCRIPTION	QTY.
12	GA5020520	Bolt M5 x 20 ZP GR8.8	4
13	GA5048570	SHCS M5 x 130 ZP GR12.9	4
14	GA5054410	SHCS M5 x 50 ZP GR12.9	4
15	GA5054415	SHCS M6 x 75mm ZP	2
16	GA5048115	Nut M6 Nyloc ZP	2
17	GA5004437	Washer 6mm Flat SS	2
18	GA5047615	Plate Z2FS6 O-ring	1
19	GA5003629	Washer 5mm Spring SS	8

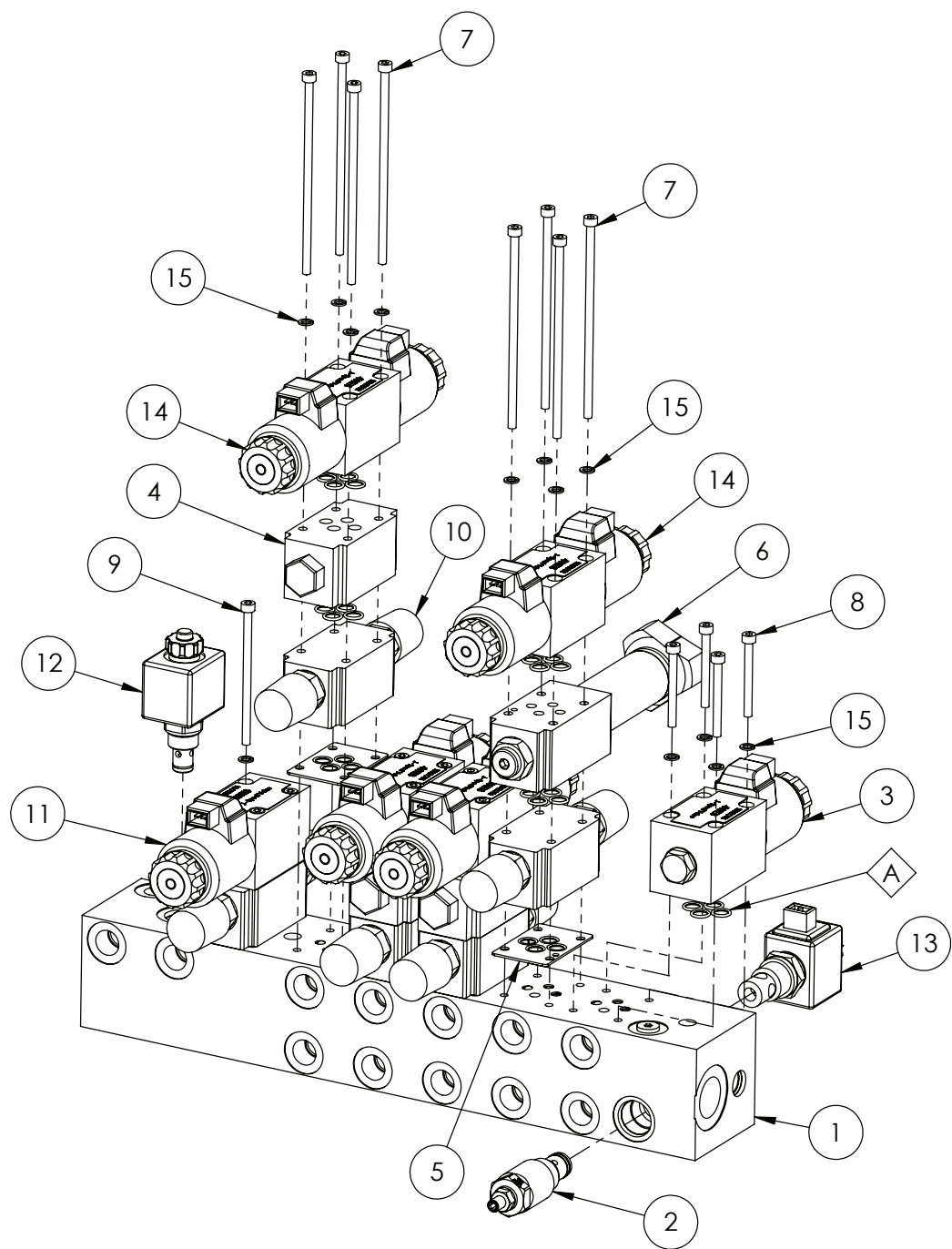
Spool Valve Block Fittings



NOTE: Fitting quantity and fitting types will depend on option on machine.

ITEM NO.	PART NUMBER	DESCRIPTION	QTY.
1	GA3500213	3/4" Bsp Socket	1
2	GA3500300	3/8" Bsp Plug With O Ring	1
3	GA5021455	Gauge, Pressure, 25000kpa, 3500psi	1
4	GA3500211	Hydraulic Adapter, Socket, 1/4" Female Bsp X 1/4" Female Bsp	1
5	GA3500249	Hydraulic Adaptor, Bulkhead Nipple, 1/4" Bsp Male X 1/4" Bsp Male	1
6	GA3500324	Hydraulic Adaptor, Elbow, 90 Degree, 1/2" Bspt Male X 3/4" Bsp Male O-Ring	1
7	GA3500332	Hydraulic Adaptor, Elbow, 90 Degree, 1/4" Bspt Male X 1/4" Bsp Female Swivel	6
8	GA3500325	Hydraulic Adaptor, Elbow, 90 Degree, 3/4" Bspt Male X 3/4" Bsp Male O-Ring	1
9	GA3500309	Hydraulic Adaptor, Nipple, 1/2" Bspt Male X 3/8" Bsp Male, S75-0806	1
10	GA3500307	Hydraulic Adaptor, Nipple, 1/4" Bspt Male X 3/8" Bsp Male, S75-0406	10
11	GA3500299	Hydraulic Adaptor, Plug, 1/4" Bsp Male, 6119171	1
12	GA3500200	Hydraulic Adaptor, Tee, 1/2" Bspt Male X 1/2" Bspt Male X 1/2" Bsp Female Swivel	2
13	GA3500272	Hydraulic Adaptor, Tee, 3/4" Bspt Male X 1/2" Bspt Male X 3/4" Bspt Male	1

Spool Block Manifold



ITEM NO.	PART NUMBER	DESCRIPTION	QTY.
A	GA5047627	Seal Kit, Viton, O-Ring, Suit Cee Top, Bosch	-
1	GA5047759	Spool Valve Manifold, 6 Station Bare	1
2	GA5047645	Cartridge Valve, Hydraulic Pressure Relief, Pilot Operated, Bosch	1
3	GA5047756	D Spool Hydraulic Solenoid Valve	1
4	GA5017335	Modular Check Valve	3

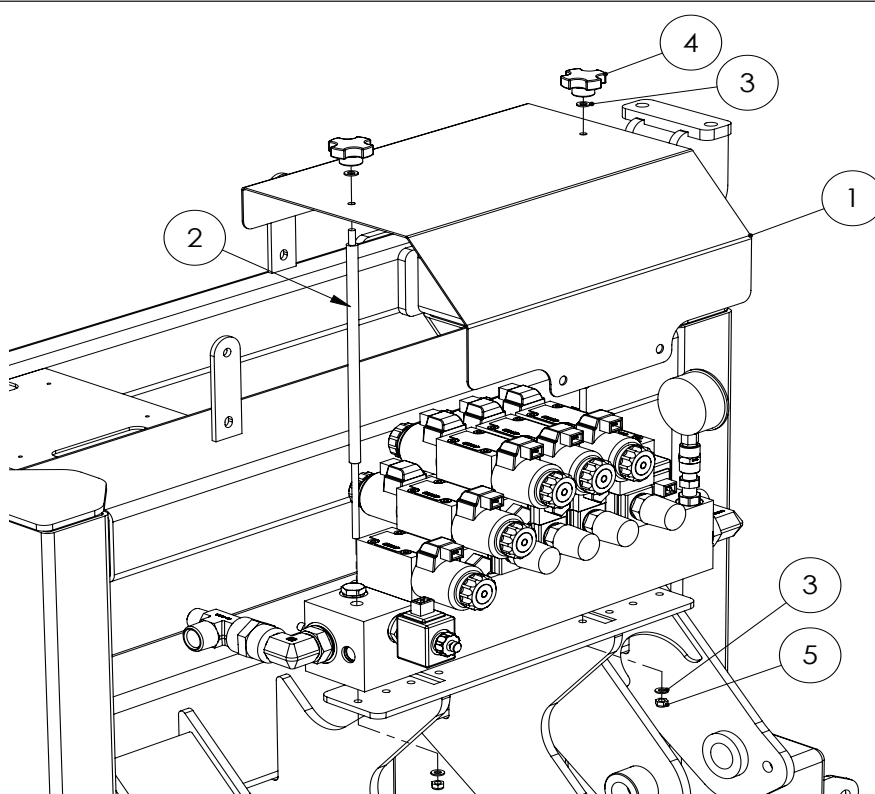
Continued over page

Spool Block Manifold

ITEM NO.	PART NUMBER	DESCRIPTION	QTY.
5	GA5047615	Plate Z2fs6 O-Ring	-
6	GA5017373	Pressure Reducing Valve	1
7	GA5048570	SHCS M5 X 130 Gr12.9 Zp	16
8	GA5054410	SHCS M5 X 50 Gr12.9 Zp	4
9	GA5067050	SHCS M5 X 90 Gr12.9 Zp	4
10	GA5047581	Valve-Hyd-Flow Ctrl-NG6-A+B	5
11	GA5047727	Valve Hydraulic, J Spool, 12v, Single, 2 Pin Amp Connector, Bosch	1
12	GA5047734	Valve Cartridge Hydraulic Solenoid Poppet, No Override	1
13	GA5047737	Valve Cartridge, Hydraulic Solenoid, 12v Dc, Open Centre	1
14	GA5047726	Valve Solenoid J Spool 12v 2 Pin Amp Connector, Bosch	4
15	GA5003629	Washer 5mm Spring Ss	24

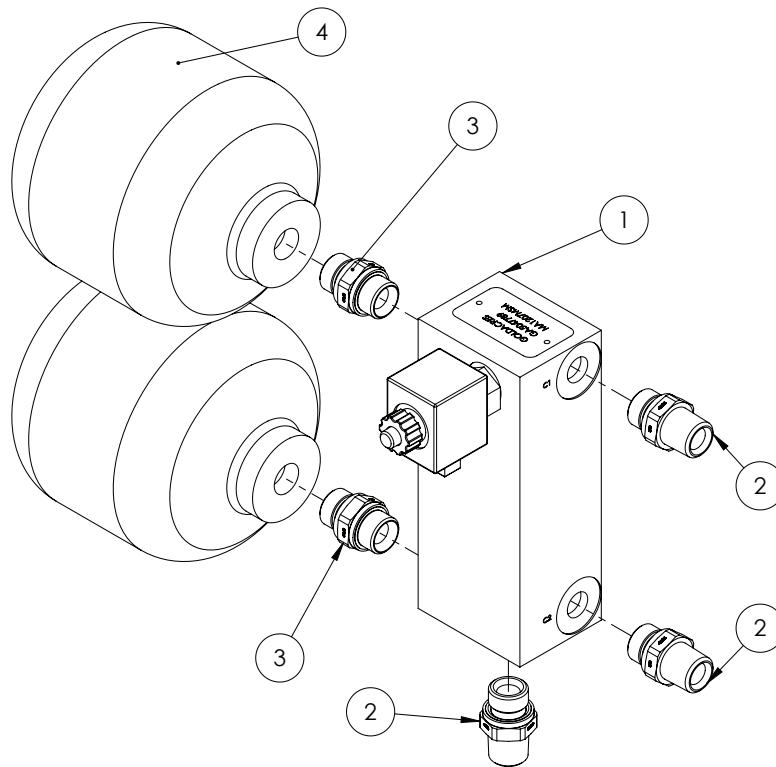
NOTE: Fitting quantity and fitting types will depend on option on machine.

Spool Valve Mounting Assembly



ITEM NO.	PART NUMBER	DESCRIPTION	QTY.
1	COMP0013	Spool valve cover	1
2	MACH0035	Mounting Bolts, for solenoid cover	2
3	GA5004437	Washer 6mm Flat SS	4
4	GA5069870	Knob, Star grip, M6 x 32 DIA	2
5	GA5048115	Nut M6 Nyloc ZP	2

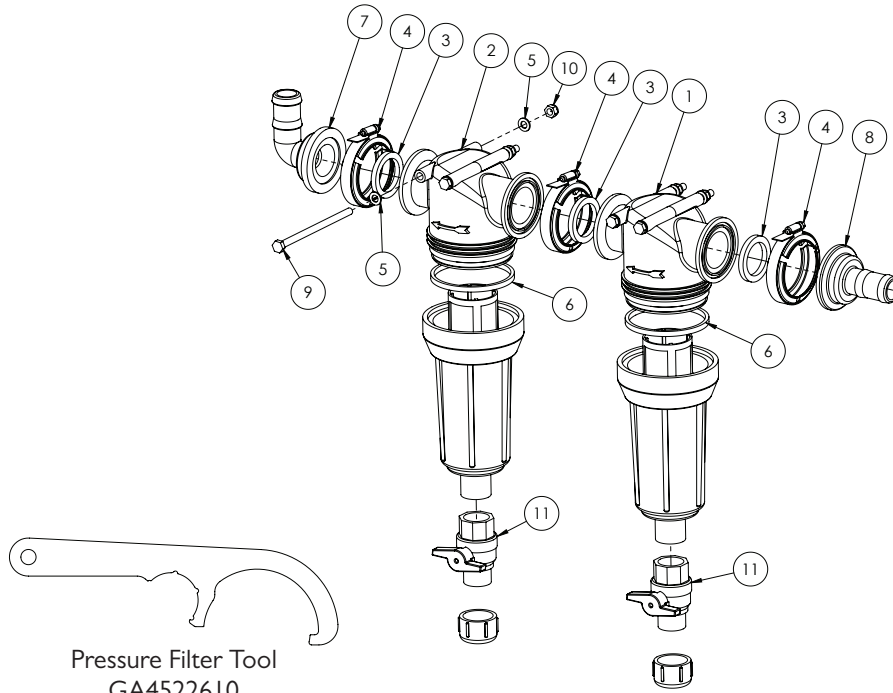
Boom Lift Accumulator Lockout



ITEM NO.	PART NUMBER	DESCRIPTION	QTY.
1	GA5047789	Manifold, Hydraulic, Accumulator Lockout MY14	1
2	GA3500310	Hydraulic adaptor, Nipple, 1/2" BSPT male x 1/2" BSPP male, S75-0808	3
3	GA3500253	Hydraulic Nipple, O-Ring 1/2" BSPP x O-Ring 1/2" BSPP	2
4	GA5007787	Accumulator, Hydraulic, 1L, precharged to 70 bar	2
	GA5047730	Valve cartridge hyd sol poppet NC-12V with override plus body	

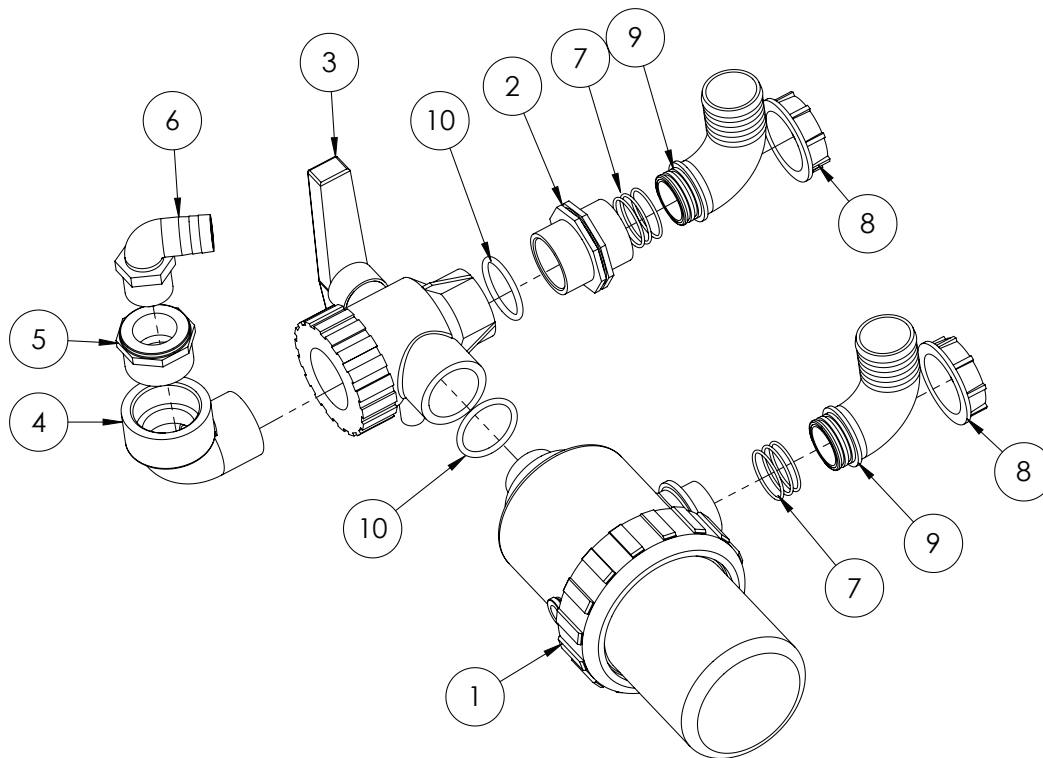
PLUMBING

Dual Pressure Filter Assembly



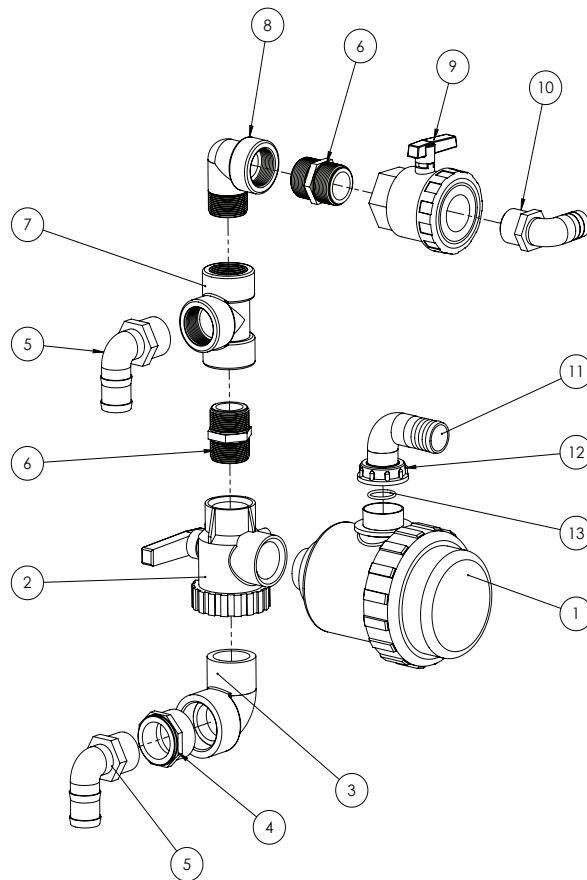
ITEM NO.	PART NUMBER	DESCRIPTION	QTY.
1	GA5077285	Filter, 75 series flange inlet & outlet, 80 mesh, Teejet, AABI26ML-F75-80	1
	GA5077394	Filter screen, 80 mesh, SS & polypropylene, Suits Teejet 1 1/4, 1 1/2 & 75 series flange filters. Dia 58mm x Length 200mm.	-
2	GA5077284	Filter, 75 series flange inlet & outlet, 100 mesh, Teejet, AABI26ML-F75-100	1
	GA5077395	Filter screen, 100 mesh, SS & polypropylene, Suits Teejet 1 1/4, 1 1/2 & 75 series flange filters. Dia 58mm x Length 200mm.	-
3	GA5009335	Seal, 41.5 ID x 55 OD x 6.5mm thick, EPDM, suit 1 1/2" flange	3
4	FC200	Clamp, Worm screw, Use with 2" standard flange port, Banjo	3
5	GA5003643	Washer 8mm Flat SS Heavy Duty	8
6	GA5077541	Seal, 98 OD x 91 ID x 7 thick, Suits AA126ML-5 or -6 filters, EPDM, Teejet, CP48656-EPR	2
7	GA5077831	Hose barb, Elbow, 90 degree, 2 flange x 1 1/4 hose, Banjo, M200125BRB90	1
8	GA5077830	Hose barb, Flanged, Straight, 2 flange x 1 1/4 barb, Banjo, M200125BRB	1
9	GA5011503	Bolt M8 x 140 ZP GR8.8	4
10	GA5004917	Nut M8 Nyloc ZP	4
11	GA5067620	Ball Valve, 1" Male / Female, Tee Handle, Brass	2

Suction Filter Assembly



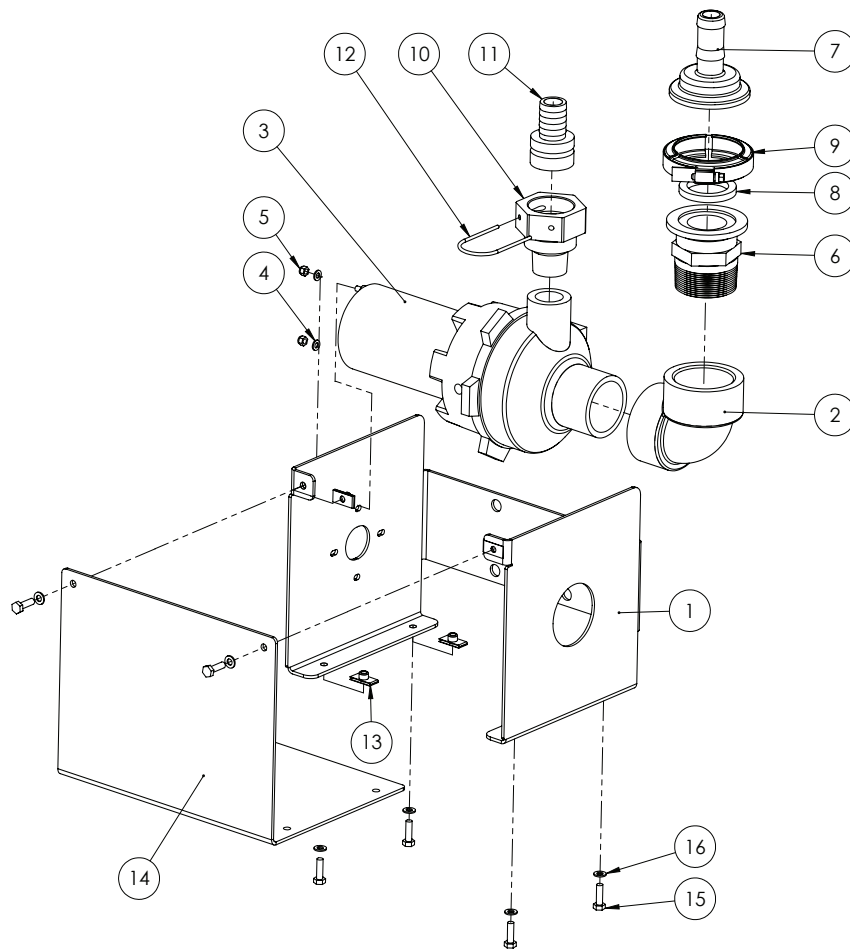
ITEM NO.	PART NUMBER	DESCRIPTION	QTY.
1	GA5076799	Filter, Suction, 317, 2 BSP male inlet and outlet, 32 mesh screen, Arag, 3172072	1
2	2502070	Nipple, 2" male thread x 2" male thread, Arag	1
3	GA5076987	Valve, Ball, 3 way, 2" female thread inlet & outlet, Arag, 4542237, 45521117	1
4	GA5078142	Street elbow, 90 degree, 2 male thread x 2 female thread, Banjo, SL200-90	1
5	GA5078022	Bush, Reducing, Poly, 2" Male Thread x 1 1/4 Female Thread, Banjo, RB200125	1
6	GA5077730	Hose barb, Elbow, 90 degree, 1 1/4 male thread x 1 1/4 hose, Banjo, HBI25-90	1
7	GA5048385	O-ring, 42.5 x 2.62mm, BS131	6
8	GA5076605	Fly nut, 2", ARAG, 2002070	2
9	GA5076262	Hose barb, Elbow, 90 degree, 2" fly nut end x 52 mm hose, Arag, 116752	2
10	GA5009187	O-ring, 60 x 5.5mm, suits exacta tank cap	2

Suction Filter Assembly - Dual Product



ITEM NO.	PART NUMBER	DESCRIPTION	QTY.
1	GA5076782	Filter, Suction, 1 1/2 male inlet & outlet, 50 mesh screen, Arag, 3162063	1
2	GA5076985	Valve, Ball, 3 way, 1 1/2 female thread inlet / outlet, Arag, 4542236	1
3	GA5078142	Street elbow, 90 degree, 2 male thread x 2 female thread, Banjo, SL200-90	1
4	GA5078023	Bush, Reducing, Poly, 2" Male Thread x 1 1/2 Female Thread, Banjo, RB200150	1
5	GA5077736	Hose barb, Elbow, 90 degree, 1 1/2 male thread x 1 1/2 hose, Banjo, HB150-90	2
6	GA5077916	Nipple, Short, 1 1/2 thread x 1 1/2 thread, Banjo, NIP150	2
7	GA5078153	Tee, Threaded, 1 1/2 female, Banjo, TEE150	1
8	GA5078140	Street elbow, 90 degree, 1 1/2 female thread x 1 1/2 male thread, Banjo, SL150-90	1
9	GA5078167	Valve, Ball, 1 1/2 female thread inlet / outlet, Full port, Lever handle, Banjo, UVI50FP	1
10	GA5077730	Hose barb, Elbow, 90 degree, 1 1/4 male thread x 1 1/4 hose, Banjo, HB125-90	1
11	GA5076260	Hose barb, Elbow, 90 degree, 1 1/2 fly nut end x 40mm hose, 116640	1
12	2002060	Fly nut, 1 1/2", Arag	1
13	GA5077679	O-ring, 30 x 3mm	1

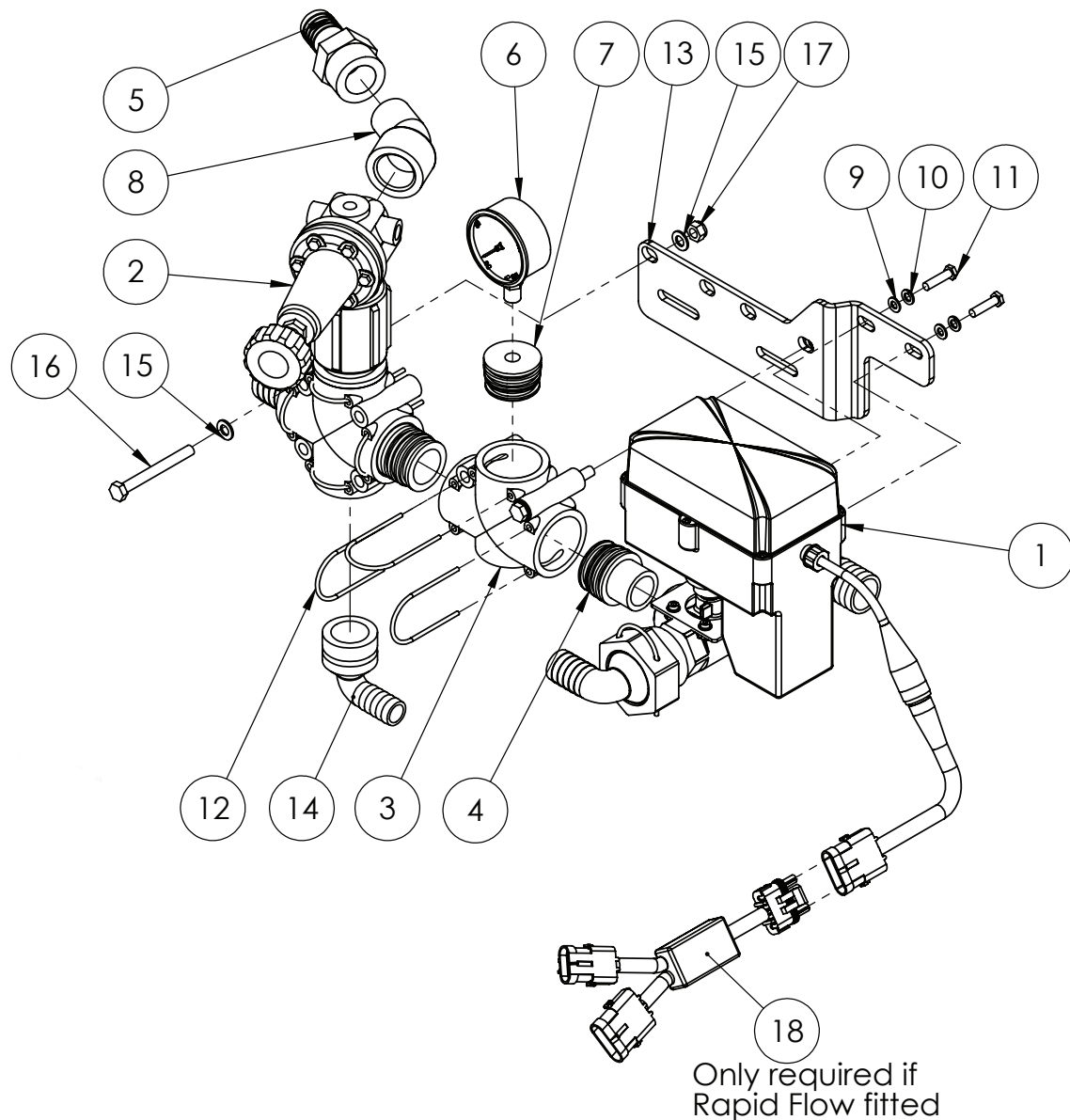
PH6 Pump



ITEM NO.	PART NUMBER	DESCRIPTION	QTY.
1	GA4505065	PH6 Pump Mount, suit CC	1
2	GA5077659	Street elbow, 90 degree, 2 female thread x 2 female thread, Banjo, EL200-90	1
3	GA5068480	Pump, Diaphragm, 12V, Flowserve PH6, Pump only	1
4	GA5003983	Washer 5mm Flat SS	2
5	GA5003975	Nut M5 Nyloc SS	2
6	GA5077846	Coupling, 2 flange x 2 male thread, Banjo, M200MPT	1
7	GA5077826	Hose barb, Flange, Straight, 2 flange x 1 hose, Banjo, M200100BRB	1
8	GA5009335	Seal, 41.5 ID x 55 OD x 6.5mm thick, EPDM, suit 1 1/2" flange	1
9	FC200	Clamp, Worm screw, Use with 2" standard flange port, Banjo	1
10	GA4582385	Coupling, AS40 female x 1" NPT male thread	1
11	GA5065580	Plug in hose tail AS40/25	1
12	GA5065690	Safety pin, Suit AS40 plumbing fittings, Altek	1
13	GA5066830	Speed clip M6	6
14	GA4505070	PH6 Pump Cover Suit CC	1
15	GA5004063	Bolt M6 x 20 SS	6
16	GA5004437	Washer 6mm Flat SS	6

*Note: See Left Hand Pod for SEM10 flow meter

Flow Control Valve (suit Raven controller)



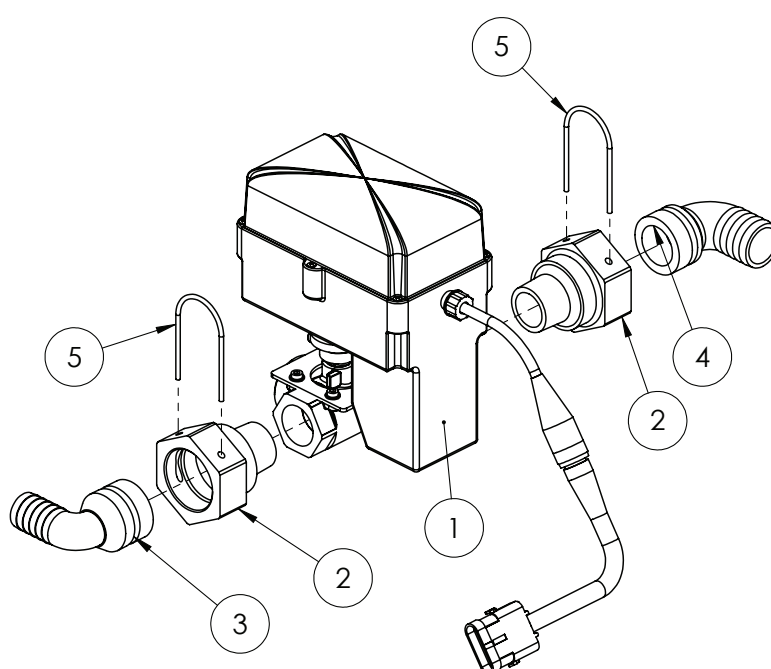
ITEM NO.	PART NUMBER	DESCRIPTION	QTY.
1	-	Flow Control Fast Close Valve, Sub-assembly	1
2	-	Flow Control Safety Valve, Sub-assembly	1
3	GA5065560	Tee, AS40 female, M8 inserts, Altek	1
4	GA5065600	Plumbing adaptor, AS40 male x 1" male thread, Altek	1
5	GA5077718	Hose barb, Straight, 1" male thread x 1" hose, Banjo, HBI00	1
6	GA4948470	Gauge, Pressure, Small face, 160psi	1
7	GA4582160	Plumbing adaptor, AS40 male x 1/4" female thread, Delrin	1
8	GA5078136	Street elbow, 45 degree, 1 male thread x 1 female thread, Banjo, SLI00-45	1
9	GA5004437	Washer 6mm Flat SS	2
10	GA5004447	Washer, 6mm, Spring, SS	2

Continued over page

Flow Control Valve (suit Raven controller)

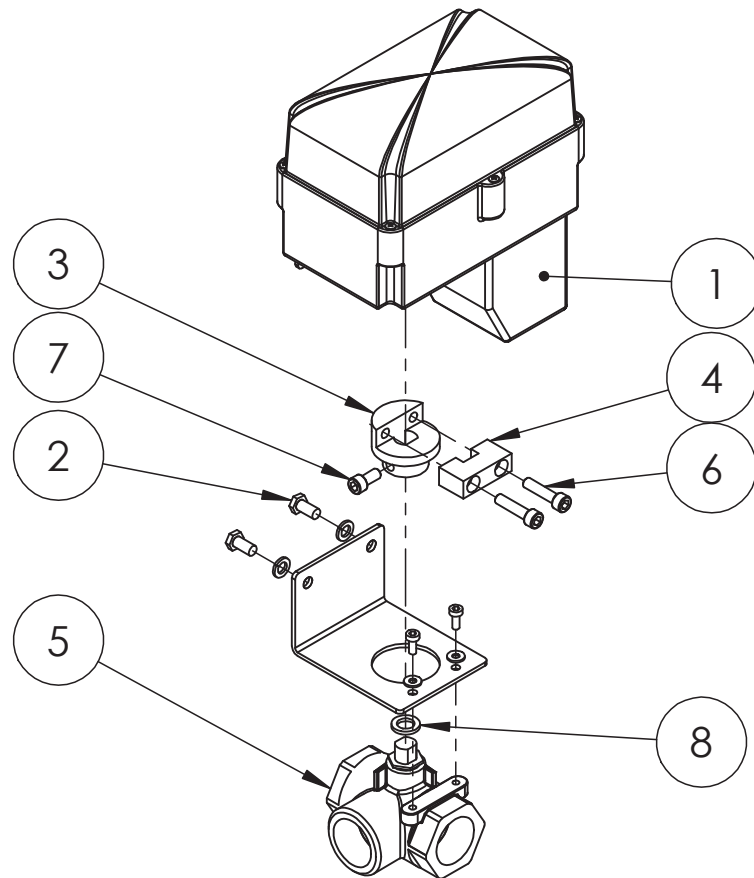
ITEM NO.	PART NUMBER	DESCRIPTION	QTY.
11	GA5006155	Bolt 1/4" UNC x 1" ZP GR8	2
12	GA5065690	Safety pin, Suit AS40 plumbing fittings, Altek	3
13	GA4534170	Bracket Fast close plumbing suit Altek	1
14	GA5065610	Hose barb, Elbow, 90 degree, AS40 x 20mm hose, Altek	1
15	GA5003643	Washer 8mm Flat SS Heavy Duty	4
16	GA5052600	Bolt M8 x 75 SS	2
17	GA5052590	Nut M8 Nyloc SS	2
18	GA5060059	Loom Boom Recirc Bypass Module	1

Fast Close Valve Assembly



ITEM NO.	PART NUMBER	DESCRIPTION	QTY.
1	GA5076332	Valve, Fast close regulator 3 way with loom adaptor, Raven, 1170171359	1
2	GA4582385	Coupling, AS40 female x 1" NPT male thread	2
3	GA5065615	Hose barb, Elbow 90 degree, AS40 x 25mm, Altek	1
4	GA5065620	Hose barb, Elbow, 90 degree, AS40 x 33mm hose barb, Altek	1
5	GA5065690	Safety pin, Suit AS40 plumbing fittings, Altek	2

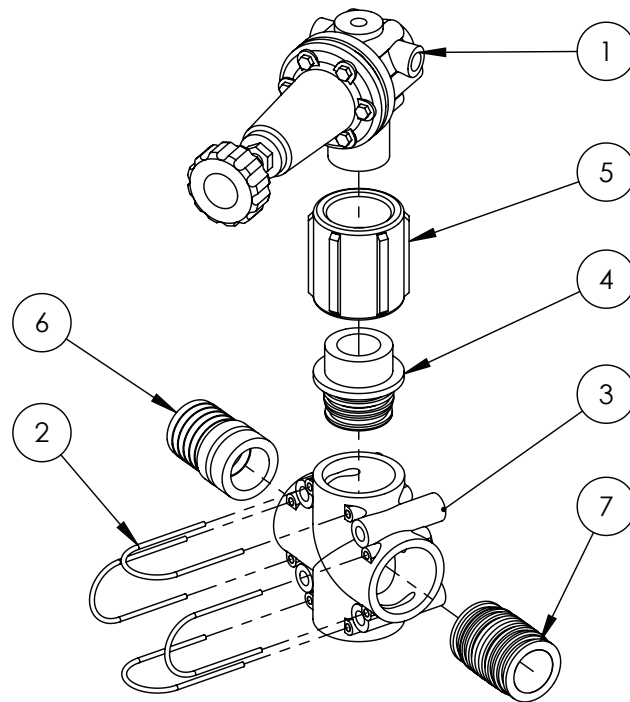
Fast Close Valve 1" 3 Way



GA5076332 Valve, Fast close regulator 3 way with loom adaptor, Raven

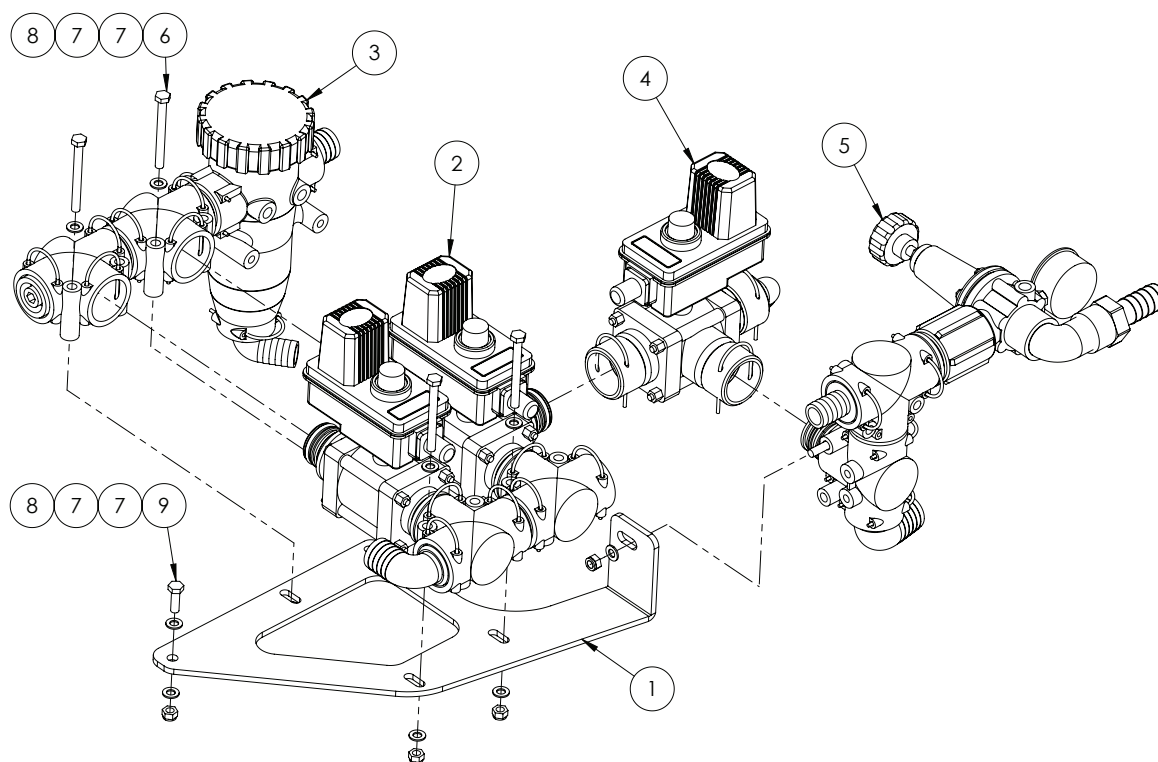
ITEM NO.	PART NUMBER	DESCRIPTION	QTY.
1	GA5076333	Motor, Suit fast Close valve 3 way with loom adaptor, Raven, 1170171360	1
2	3110050201	Bolt Hex 1/4" - 20 tpi x 1/2"	2
3	GA5076050	Coupling, 1" fast close valve, Valve to motor, Raven	1
4	GA5076048	Clamp Coupler, 1" Fast close valve, suit 1070171397, Raven, 1070171394	1
5	GA5076853	Valve, Replacment 3 way ball valve SS 1 NPT suit FCV, Raven, 3340002043	1
6	GA5076738	SHCS, 1/4 20 tpi x 1 suit FCV, Raven, 3110068068	2
7	GA5076737	SHCS, 1/4 20 tpi x 1/2 suit FCV, Raven, 3110068064	1
8	GA5076654	Seal, Stem packing suit Fast close valve 3 way GA5076853, Raven, 2190000123,suits GA5076853	1
	GA5076235	Electrical harness, Adaptor 4 pin weather pack to 4 pin round, suit fast close valve, 1150171967	1
	0630172982	Motor assembly fast valve NH3	

Flow Control Relief Valve



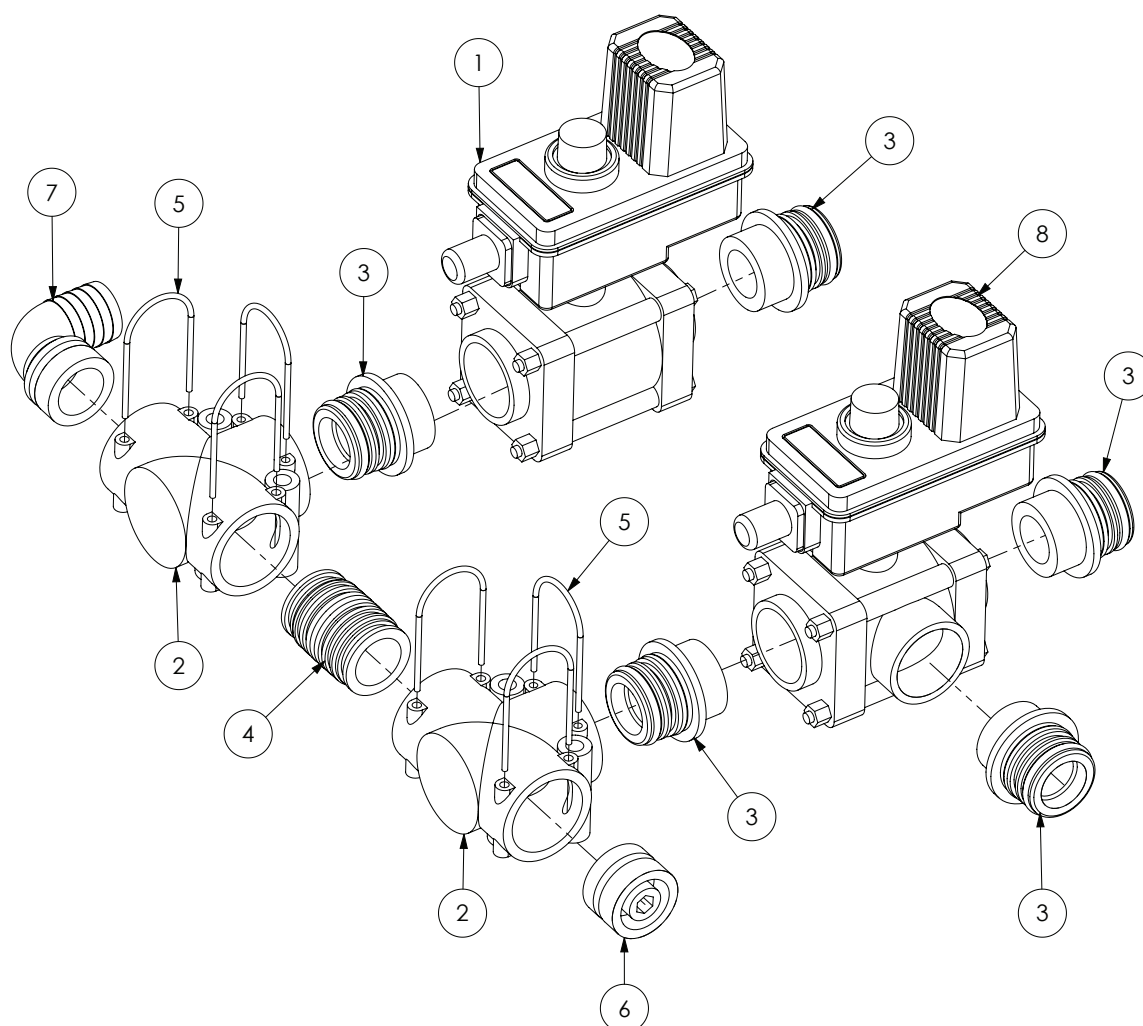
ITEM NO.	PART NUMBER	DESCRIPTION	QTY.
1	GA5075640	Valve, Pressure relief, 15 bar, 1" male thread inlet x 1 1/4" male thread outlet, Polmac	1
2	GA5065690	Safety pin, Suit AS40 plumbing fittings, Altek	4
3	GA5065555	Tee, AS40 female, no M8 inserts, Altek	1
4	GA5065595	Plug in hose tail AS40/GI 1 1/4" male	1
5	GA5077639	Coupling, socket, 1 1/4 female thread, Banjo, CPLG125	1
6	GA5065590	Hose barb, Straight, AS40 x 39mm hose, Altek	1
7	GA5065735	Plumbing adaptor, AS40 male x AS40 male, Altek	1

Flow Control Valve (suit GATMC)



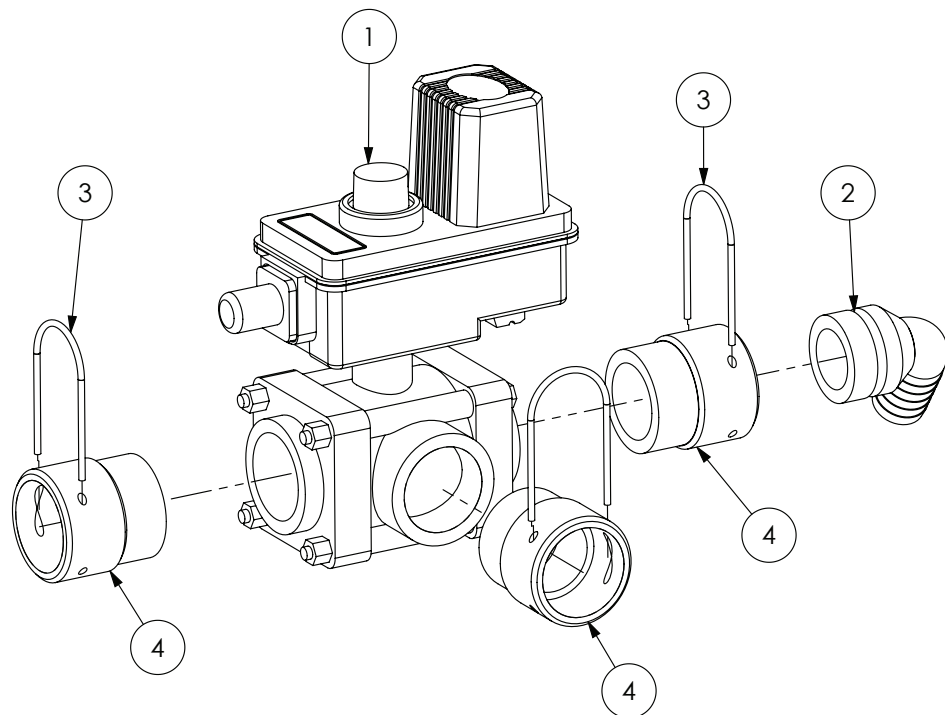
ITEM NO.	PART NUMBER	DESCRIPTION	QTY.
1	GA4505805	Mount Plate Lykketronic Flow Control Valve With Self Cleaning Filter	1
2	-	Flow control shut off & regulator valve, sub-assembly	1
3	-	Self cleaning filter, sub-assembly	1
4	-	Flow control shut off valve, sub-assembly	1
5	-	Safety valve, sub-assembly	1
6	GA5004749	Bolt M8 x 80 ZP GR8.8	5
7	GA5003643	Washer 8mm Flat SS Heavy Duty	12
8	GA5052590	Nut M8 Nyloc SS	6
9	GA5004711	Bolt M8 x 25 ZP GR8.8	1

Flow Control Shut Off & Regulator Valve (GATMC)



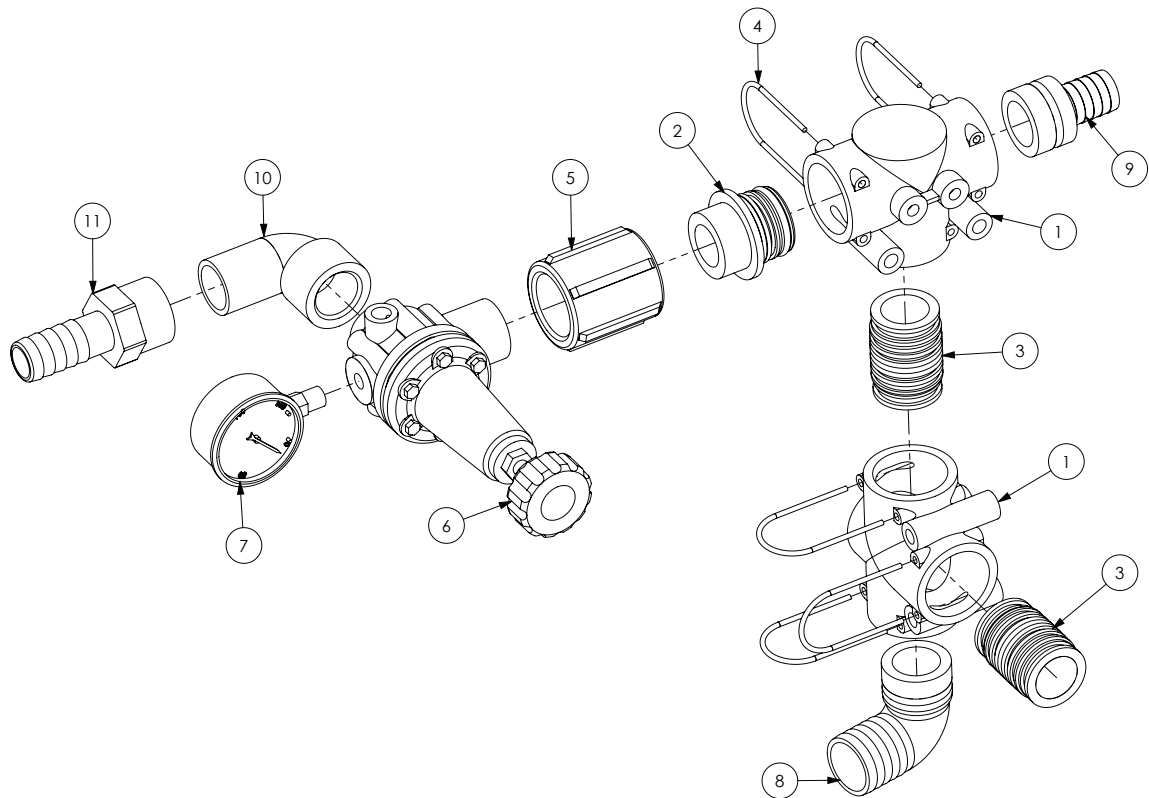
ITEM NO.	PART NUMBER	DESCRIPTION	QTY.
1	GA5077324	Valve, Shut Off, 346 series 2 way 1 1/4 ports (yellow indicator), B346BEC-25-COG	1
2	GA5065555	Tee, AS40 female, no M8 inserts, Altek	2
3	GA5065595	Plug in hose tail AS40/GI 1/4" male	5
4	GA5065735	Plumbing adaptor, AS40 male x AS40 male, Altek	1
5	GA5065690	Safety pin, Suit AS40 plumbing fittings, Altek	6
6	GA5065680	Plug, AS40 male, Altek	1
7	GA5065620	Hose barb, Elbow, 90 degree, AS40 x 33mm hose barb, Altek	1
8	GA5077329	Regulator valve, 346 series, 3 way, 1 1/4" ports, 6 sec , red indicator, Tee Jet, B346BR-35-03CEC	1

Flow Control Shut Off Valve (GATMC)



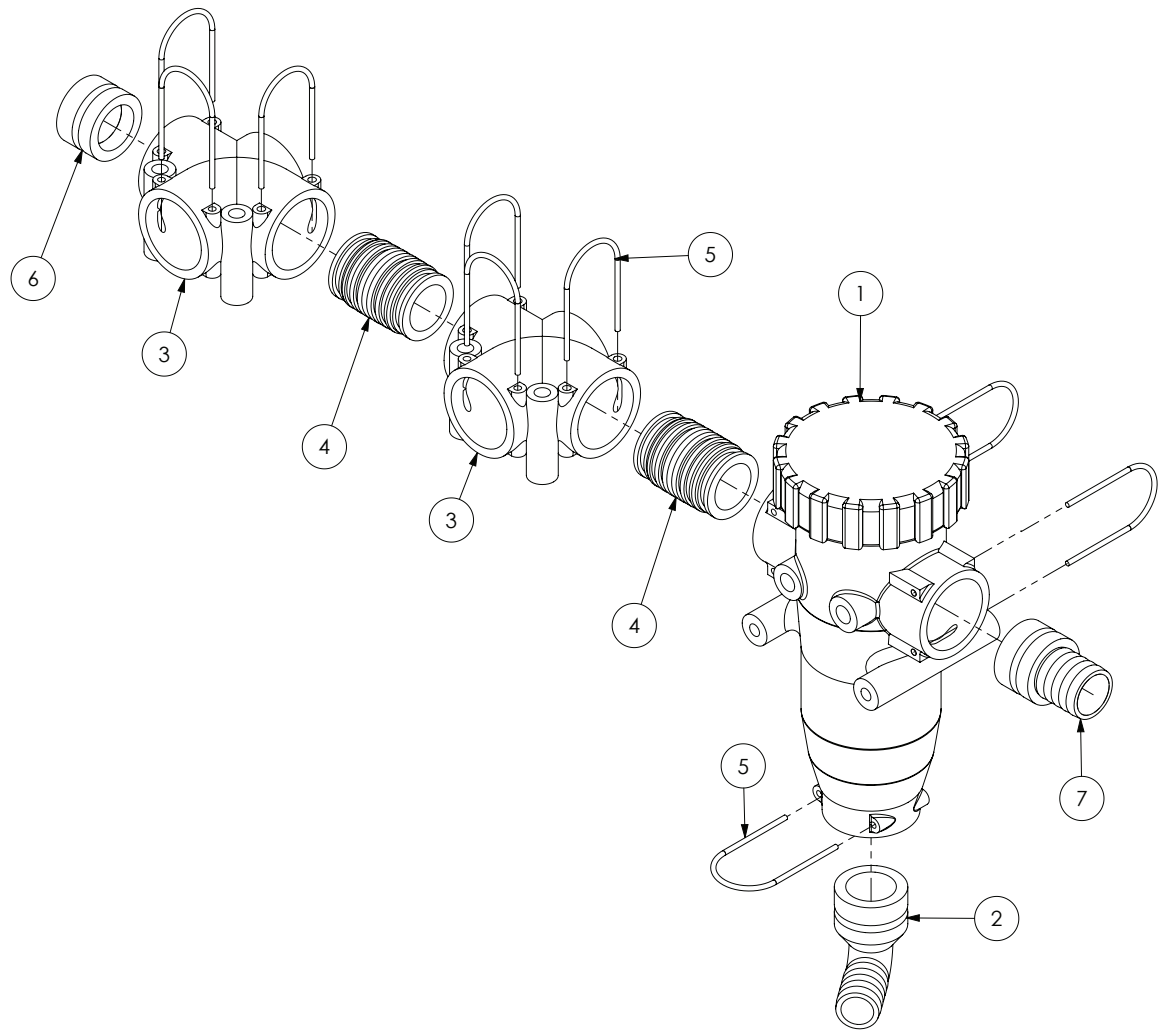
ITEM NO.	PART NUMBER	DESCRIPTION	QTY.
1	GA5076869	Shutoff / Bypass valve 1 1/2", 3 way, 0.6 sec, Yellow indicator, Tee Jet, 346BEC-36-C	1
2	GA5065615	Hose barb, Elbow 90 degree, AS40 x 25mm, Altek	1
3	GA5065690	Safety pin, Suit AS40 plumbing fittings, Altek	3
4	GA5065670	Plumbing adaptor, AS40 female x 1 1/2" male thread, Altek	3

Flow Control Safety Valve (GATMC)



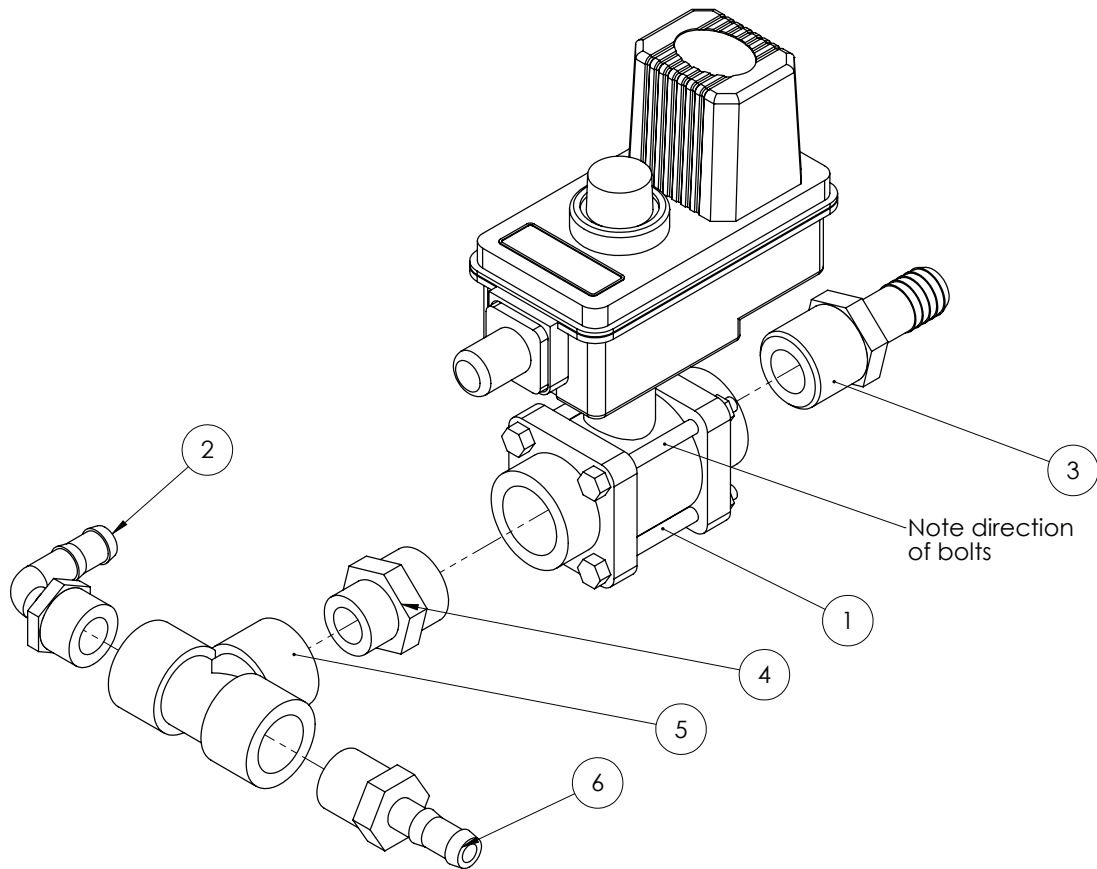
ITEM NO.	PART NUMBER	DESCRIPTION	QTY.
1	GA5065555	Tee, AS40 female, no M8 inserts, Altek	2
2	GA5065595	Plug in hose tail AS40/GI 1/4" male	1
3	GA5065735	Plumbing adaptor, AS40 male x AS40 male, Altek	2
4	GA5065690	Safety pin, Suit AS40 plumbing fittings, Altek	5
5	GA5077639	Coupling, socket, 1 1/4 female thread, Banjo, CPLG125	1
6	GA5075640	Valve, Pressure relief, 15 bar, 1" male thread inlet x 1 1/4" male thread outlet, Polmac	1
7	GA4948470	Gauge, Pressure, Small face, 160psi	1
8	GA5065625	Hose barb, Elbow, 90 degree, AS40 male x 39mm barb, Altek	1
9	GA5065580	Plug in hose tail AS40/25	1
10	GA5078137	Street elbow, 90 degree, 1 male x 1 female, Banjo, SLI00-90	1
11	GA5077747	Hose barb, Straight, 1 female thread x 1 hose, Banjo, HBF100	1

Self Cleaning Filter (GATMC)



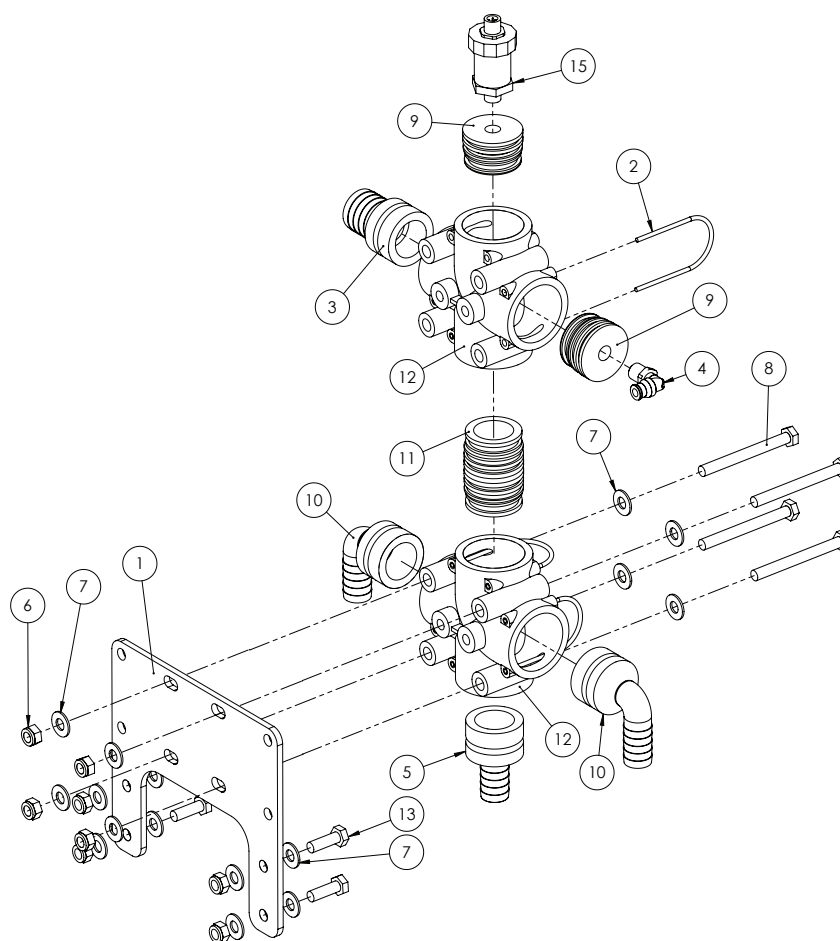
ITEM NO.	PART NUMBER	DESCRIPTION	QTY.
1	GA5071090	Filter, Pressure, self cleaning, 3 way AS40, Black, Dfi 260 / 100 mesh, Altek	1
2	GA5065615	Hose barb, Elbow 90 degree, AS40 x 25mm, Altek	1
3	GA5065555	Tee, AS40 female, no M8 inserts, Altek	2
4	GA5065735	Plumbing adaptor, AS40 male x AS40 male, Altek	2
5	GA5065690	Safety pin, Suit AS40 plumbing fittings, Altek	9
6	GA5065680	Plug, AS40 male, Altek	1
7	GA5065585	Plug in hose tail AS40/33	1
	GA5071095	Filter screen, 100 Mesh, suit GA5071090 self cleaning pressure filter, Dfi 260, Green, Altek	
	GA5071096	Filter screen, 80 Mesh, suit GA5071090 self cleaning pressure filter, Dfi 260, Yellow, Altek	

RapidFlow Valve



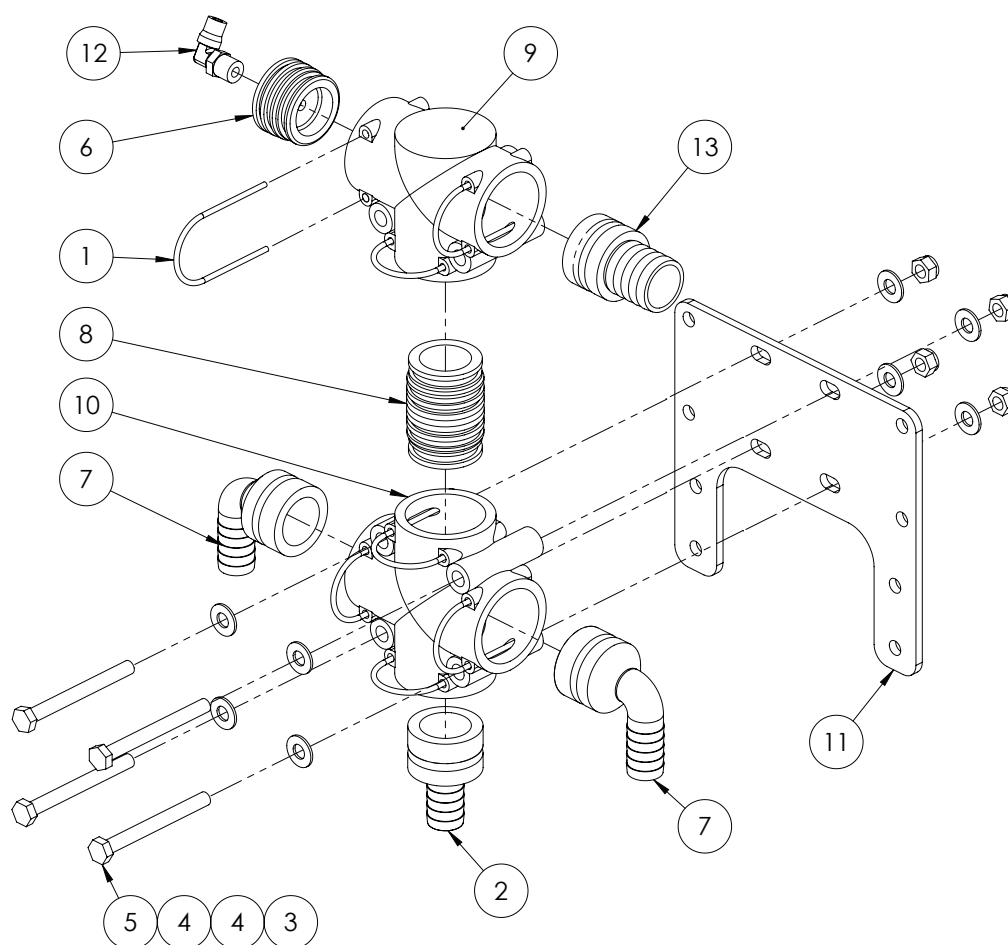
ITEM NO.	PART NUMBER	DESCRIPTION	QTY.
1	GA5077317	Valve, Ball, Electric shut off, 2 way, 1 female inlet & outlet, Yellow indicator, Teejet, B344BEC-24-C	1
2	GA5077710	Hose barb, Elbow, 90 degree, 3/4 male thread x 1/2 hose, Banjo, HB075/050-90	1
3	GA5077721	Hose barb, Straight, 1 male thread x 3/4 hose, Banjo, HB100-075	1
4	GA5078089	Nipple, Reducing, Poly, 1" x 3/4" Thread, Banjo, RN100075	1
5	GA5078150	Tee, Threaded, 3/4 female, Banjo, TEE075	1
6	GA5077713	Hose barb, Straight, 3/4 male thread x 1/2 hose, Banjo, HB075-050	1

RapidFire Pressure Flow Distributor GATMC & ISO



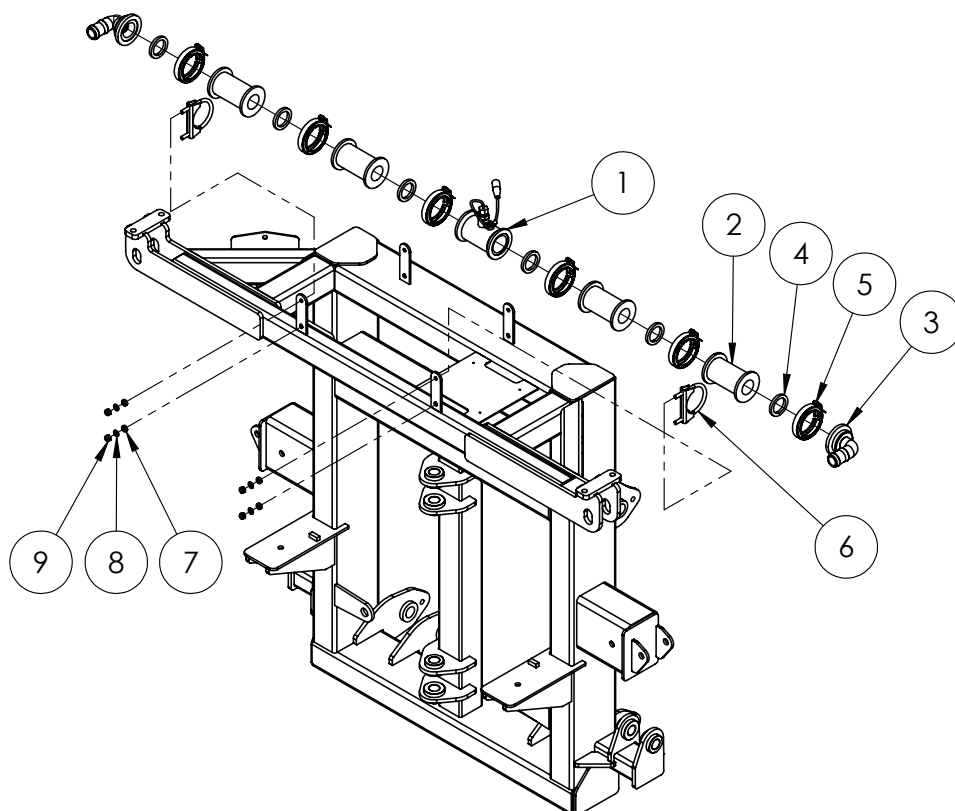
ITEM NO.	PART NUMBER	DESCRIPTION	QTY.
1	GA4522640	Mount to suit Altek Rear Camera Manifold	1
2	GA5065690	Safety pin, Suit AS40 plumbing fittings, Altek	7
3	GA5065585	Plug in hose tail AS40/33	1
4	GA5016235	Swivel Elbow push in Brass 10mm x 1/4" BSP	1
5	GA5065575	Hose barb, Straight, AS40 male x 20mm hose, Altek	1
6	GA5004917	Nut M8 Nyloc ZP	5
7	GA5003643	Washer 8mm Flat SS Heavy Duty	16
8	GA5004749	Bolt M8 x 80 ZP GR8.8	4
9	GA4582160	Plumbing adaptor, AS40 male x 1/4" female thread, Delrin	2
10	GA5065610	Hose barb, Elbow, 90 degree, AS40 x 20mm hose, Altek	2
11	GA5065735	Plumbing adaptor, AS40 male x AS40 male, Altek	1
12	GA5065565	Plumbing coupling, Cross, AS40 female inlets / outlets, Altek	2
13	GA5004711	Bolt M8 x 25 ZP GR8.8	4
14	GA5052590	Nut M8 Nyloc SS	3
15	GA5069435	Pressure sensor 0-10 bar 4-20mA - M12 plug	1
	GA5076953	Pressure Transducer, 0-250PSI, Sealed, metri pack, Raven, 4220000090	1
	GA5000091	Tube, Nylon, 10mm, Black	

RapidFire Pressure Flow Distributor RAVEN



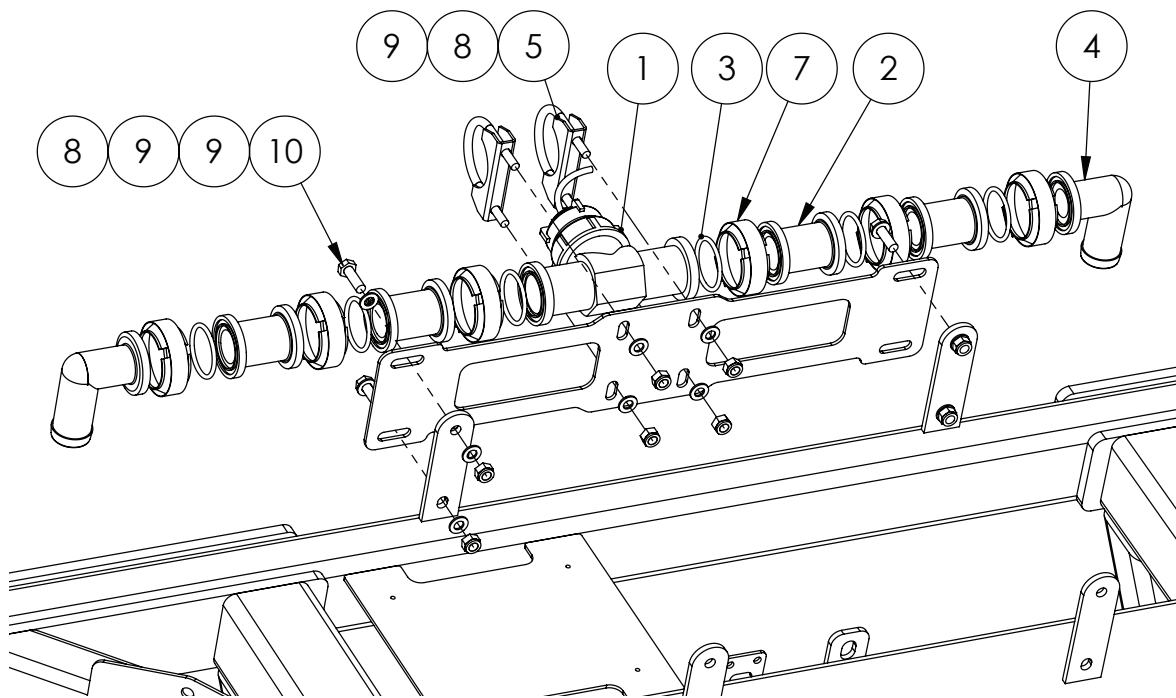
ITEM NO.	PART NUMBER	DESCRIPTION	QTY.
1	GA5065690	Safety pin, Suit AS40 plumbing fittings, Altek	7
2	GA5065575	Hose barb, Straight, AS40 male x 20mm hose, Altek	1
3	GA5004917	Nut M8 Nyloc ZP	4
4	GA5003643	Washer 8mm Flat SS Heavy Duty	8
5	GA5004749	Bolt M8 x 80 ZP GR8.8	4
6	GA4582160	Plumbing adaptor, AS40 male x 1/4" female thread, Delrin	1
7	GA5065610	Hose barb, Elbow, 90 degree, AS40 x 20mm hose, Altek	2
8	GA5065735	Plumbing adaptor, AS40 male x AS40 male, Altek	1
9	GA5065560	Tee, AS40 female, M8 inserts, Altek	1
10	GA5065565	Plumbing coupling, Cross, AS40 female inlets / outlets, Altek	1
11	GA4522640	Mount to suit Altek Rear Camera Manifold	1
12	GA5016233	Pneumatic fitting, Elbow, 90 degree, 1/4" BSP male x 6mm push type, Metal	1
13	GA5065585	Plug in hose tail AS40/33	1
	GA5004383	Tube, Nylon, 6mm, Black	

Flow Meter - Raven Controller



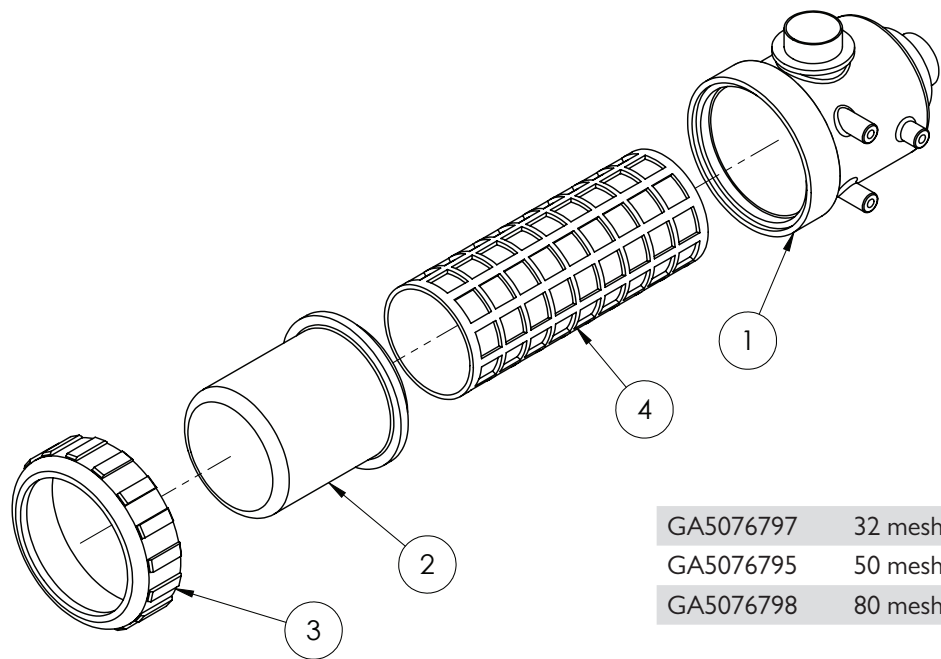
ITEM NO.	PART NUMBER	DESCRIPTION	QTY.
1	GA5075873	Flowmeter, RFM60P, Raven, 0630171793	1
	1060159514	Body, Molded RFM60P Flowmeter	-
	GA5075868	Sensor, External Flow Meter, Standard pulse, suit 15P and 60P Raven, 0630171669	-
2	GA5077840	Plumbing coupling, Straight, 2 flange x 2 flange x 4 1/2 long, Banjo, M200CPG	4
3	GA5077831	Hose barb, Elbow, 90 degree, 2 flange x 1 1/4 hose, Banjo, M200125BRB90	2
4	GA5009335	Seal, 41.5 ID x 55 OD x 6.5mm thick, EPDM, suit 1 1/2" flange	6
5	FC200	Clamp, Worm screw, Use with 2" standard flange port, Banjo	6
6	GA5006689	Clamp Exhaust 2 5/8" (C12)	2
7	GA4552080	Crush tube, 10.2 ID x 15 OD x 5mm long	4
8	GA5003643	Washer 8mm Flat SS Heavy Duty	4
9	GA5052590	Nut M8 Nyloc SS	4

Flow Meter - GATMC Controller



ITEM NO.	PART NUMBER	DESCRIPTION	QTY.
1	GA5077202	Flowmeter teejet 80I series with 1 1/4 barbs, 90-50232	1
2	GA5077530	#50 STRAIGHT COUPLNG, CP48157-PP	4
3	GA5070885	O-Ring Teejet 50 Series Suit 80I Flow meter	6
4	GA5077586	50 X 90 X 1-1/4 HOSEBARB, CP72238-PP	2
5	GA5006705	Exhaust clamp C8 2"	2
6	GA4503910	Bracket-Tee Jet flow metre-SP2011	1
7	FC100	Clamp, Worm screw, Use with 1 standard flange port, Banjo	6
8	GA5052590	Nut M8 Nyloc SS	8
9	GA5003643	Washer 8mm Flat SS Heavy Duty	12
10	GA5004711	Bolt M8 x 25 ZP GR8.8	4

Suction Filter



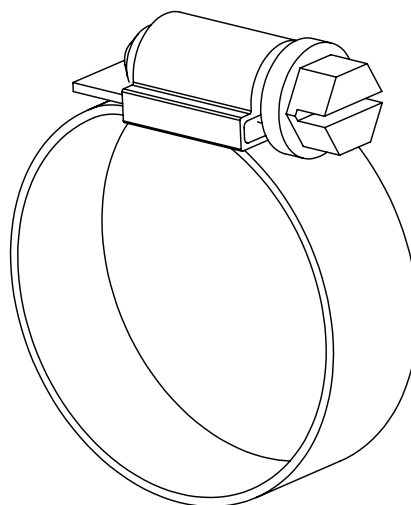
GA5076797	32 mesh RED
GA5076795	50 mesh BLUE
GA5076798	80 mesh YELLOW

3172072 Filter, Suction, 2 male inlet & outlet, 32 mesh screen

ITEM NO.	PART NUMBER	DESCRIPTION	QTY.
1	3162070.010	Filter Body, 317, 2", Inlet Outlet thread	1
2	GA5076793	317 Suction Filter Bowl, 317000.020	1
3	GA5076778	Nut, Plastic, Suit 316 suction filter, 6 Threads, 3162000.040	1
4	GA5076797	Filter screen, 32 mesh, SS & polypropylene, Arag, 3172002.030. Dia 110mm x Length 285mm.	1

Hose Clamps

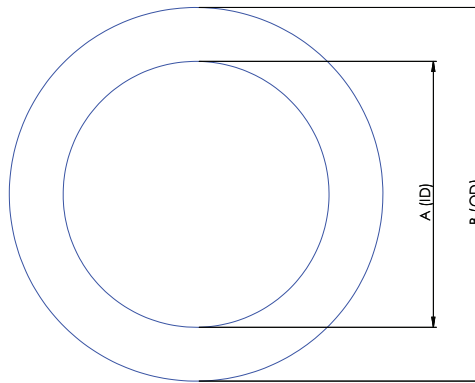
PART NUMBER	DESCRIPTION
GA5004865	8-16mm Hose Clamp
GA5000469	12-20mm Hose Clamp
GA5000999	16-25mm Hose Clamp
GA5001681	20-32mm Hose Clamp
GA5002783	30-45mm Hose Clamp
GA5002873	32-50mm Hose Clamp
GA5003325	40-60mm Hose Clamp
GA5016815	50-70mm Hose Clamp
GA5004241	60-80mm Hose Clamp



Cable Ties

PART NUMBER	DESCRIPTION	QTY
GA5002173	Cable Tie, Black, 100x2.5mm	1
GA5003517	Cable Tie, Black, 140x3.5mm	1
GA5004455	Cable Tie, Black, 190x4.5mm	1
GA5000685	Cable Tie, Black, 320x7.5mm	1
GA5000687	Cable Tie, Black, 360x4.5mm	1
GA5021235	Cable Tie, Black, 540x7.5mm	1

Hoses



Suction Hose

Part No	Description	Internal Diameter (A)	Outside Diameter (B)
GA2000218	20mm Suction Hose	20mm	32mm
GA2000222	25mm Suction Hose	25mm	35mm
GA2000224	32mm Suction Hose	32mm	45mm
GA2000226	38mm Suction Hose	38mm	48mm
GA2000229	51mm Suction Hose	51mm	63mm
GA2000230	63mm Suction Hose	63mm	76mm
GA2000232	75mm Suction Hose	75mm	93mm

Suction hose can be defined by its external green stripe and wire reinforcement

Pressure Hose

Part No	Description	Internal Diameter (A)	Outside Diameter (B)
GA2000200	7mm Pressure Hose	7mm	12.5mm
GA2000211	13mm Pressure Hose	13mm	20mm
GA2000216	20mm Pressure Hose	20mm	28mm
GA2000219	25mm Pressure Hose	25mm	34mm
GA2000223	32mm Pressure Hose	32mm	43mm
GA2000225	38mm Pressure Hose	38mm	48mm

Pressure hose can be defined by its blue internal layer

PVC Hose

Part No	Description	Internal Diameter (A)	Outside Diameter (B)
GA2000220	25mm PVC Hose	25mm	32mm
GA2000227	40mm PVC Hose	40mm	50mm
GA2000228	50mm PVC Hose	50mm	58mm

PVC Hose can be defined by its ribbed outside finish

Sight Tube Hose

Part No	Description	Internal Diameter (A)	Outside Diameter (B)
GA2000209	12mm Clear Sight Tube Hose		
HOS12WSIGHT	12mm Clear Sight Tube Hose with wire		

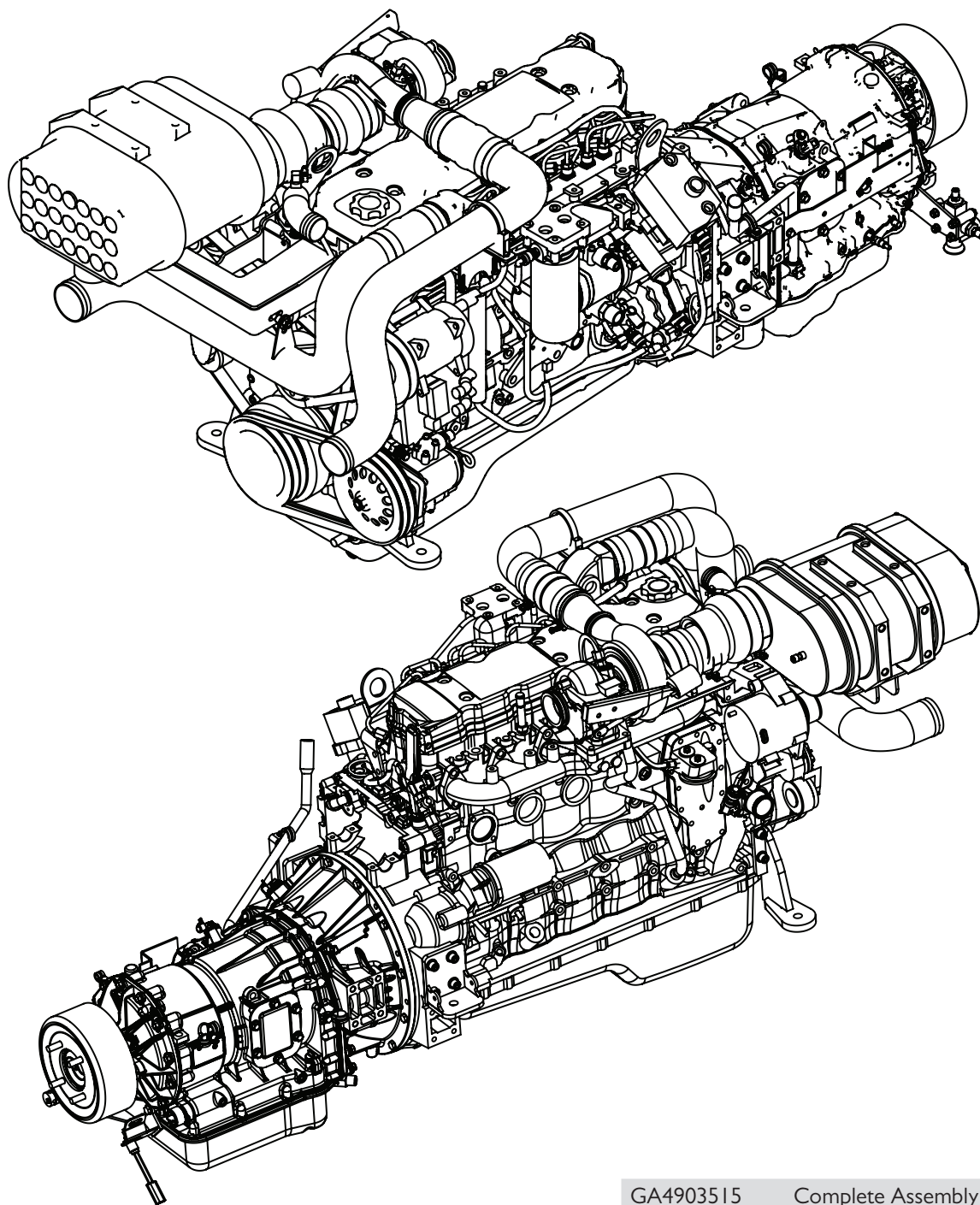
Lay Flat Hose

Part No	Description	Internal Diameter (A)	Outside Diameter (B)
GA5021395	50mm Blue Lay flat Hose		

Chapter 20

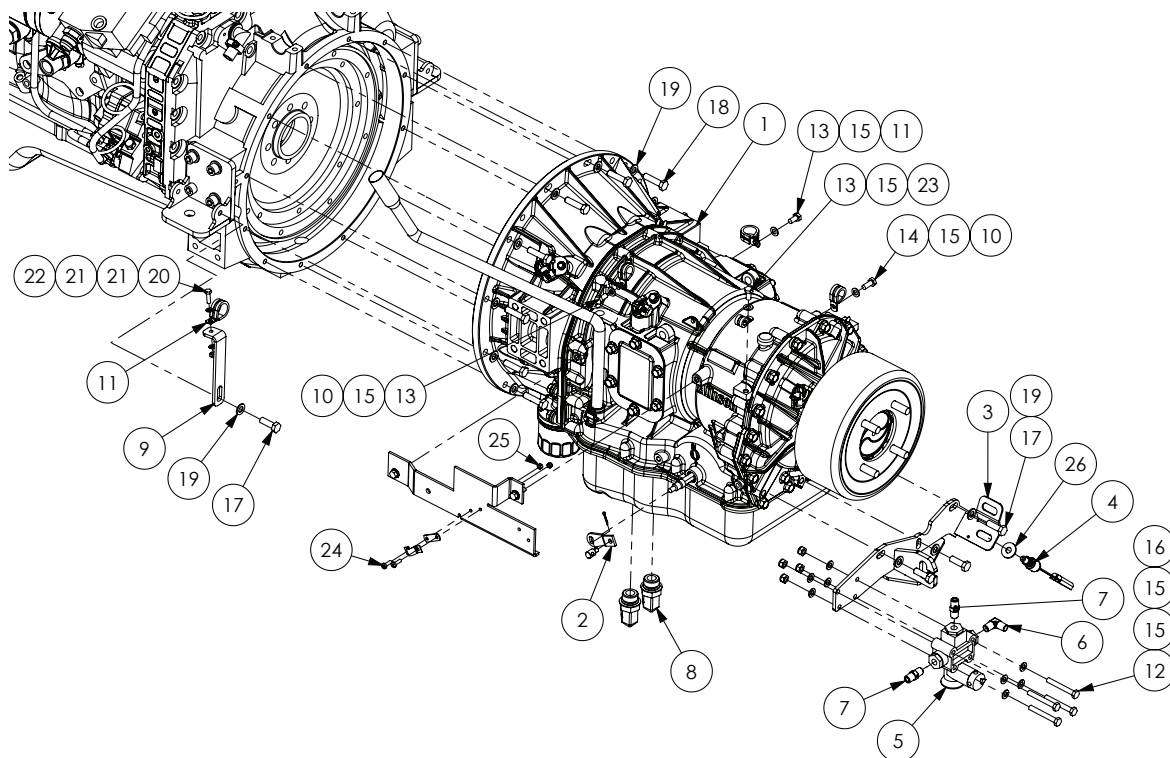
ENGINE & TRANSMISSION

Cummins Engine / Allison Transmission



GA4903515 Complete Assembly

Allison Transmission



ITEM NO.	PART NUMBER	DESCRIPTION	QTY.
1	GA5005350	Automatic transmission, Allison 2500 series, suit CC QSB6.7L engine	1
2	GA5007369	Connection kit, Allison 2000	1
3	GA4658075	Handbrake mount	1
4	GA5016079	Switch Stop Lamp 10mm Shank	1
5	GA5010868	Ride height valve, 1/4" connecting rods	1
6	GA3500258	Hydraulic coupling, Elbow, 90 degree, 1/4" BSPT male x 1/4" BSPT male, S49-0404	1
7	GA3500218	Hydraulic adaptor, Nipple, 1/4" BSPT male x 1/4" BSPT male, S27-0404	2
8	GA3500351	Hydraulic adaptor, Elbow, 90 degree, 1/2" BSPT male x 1 1/16" UN male O-ring, S89-0817	2
9	GA4503735	Bracket, Trans dip stick SP 2011	1
10	GA5049825	Clamp P 19 mm 56483	3
11	GA5049830	Clamp P 27 mm 56485	2
12	GA5011489	Bolt M8 x 60 ZP GR8.8	4
13	GA5004695	Bolt M8 x 16 ZP GR8.8	3
14	GA5004085	Bolt M8 x 20 ZP GR8.8	1
15	GA5003643	Washer 8mm Flat SS Heavy Duty	12
16	GA5052590	Nut M8 Nyloc SS	4


Continued over page

Allison Transmission

ITEM NO.	PART NUMBER	DESCRIPTION	QTY.
17	GA5065455	Bolt M10 x 30 ZP GR8.8	4
18	GA5006071	Bolt M10 x 40 ZP GR10.9	12
19	GA5000117	Washer 10mm Flat SS Heavy Duty	16
20	GA5004065	Bolt M6 x 20 ZP GR8.8	1
21	GA5004437	Washer 6mm Flat SS	2
22	GA5048115	Nut M6 Nyloc ZP	1
23	GA5050120	Clamp P 10 mm - 56840	1
24	GA5003977	Bolt M5 x 16 Pan Head SS	2
25	GA5003975	Nut M5 Nyloc SS	2
26	GA5002627	Washer, 3/8" ID x 1 1/8" OD, High Tensile	1

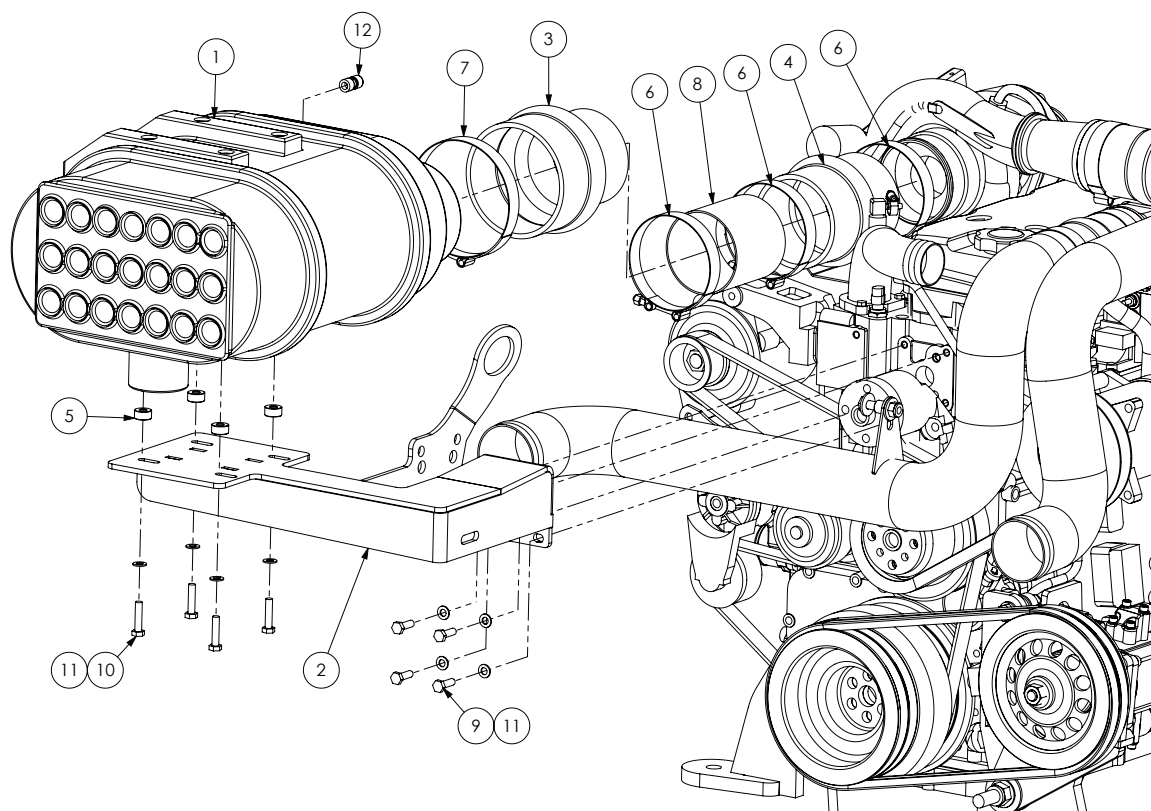
ALLISON TRANSMISSION SPARE PARTS	
PART No.	DESCRIPTION
GA5048280	Filter , Allison - Spin On
GA5048285	Filter , Allison - Internal
GA5013769	Rear main oil seal - Allison transmission
GA5068650	Pad Assembly, Park Brake, Allison 2500 Transmission
GA2700002	Brake Drum, Park Brake, Allison 2500 Transmission

Air Governor - Air Pump Fitting



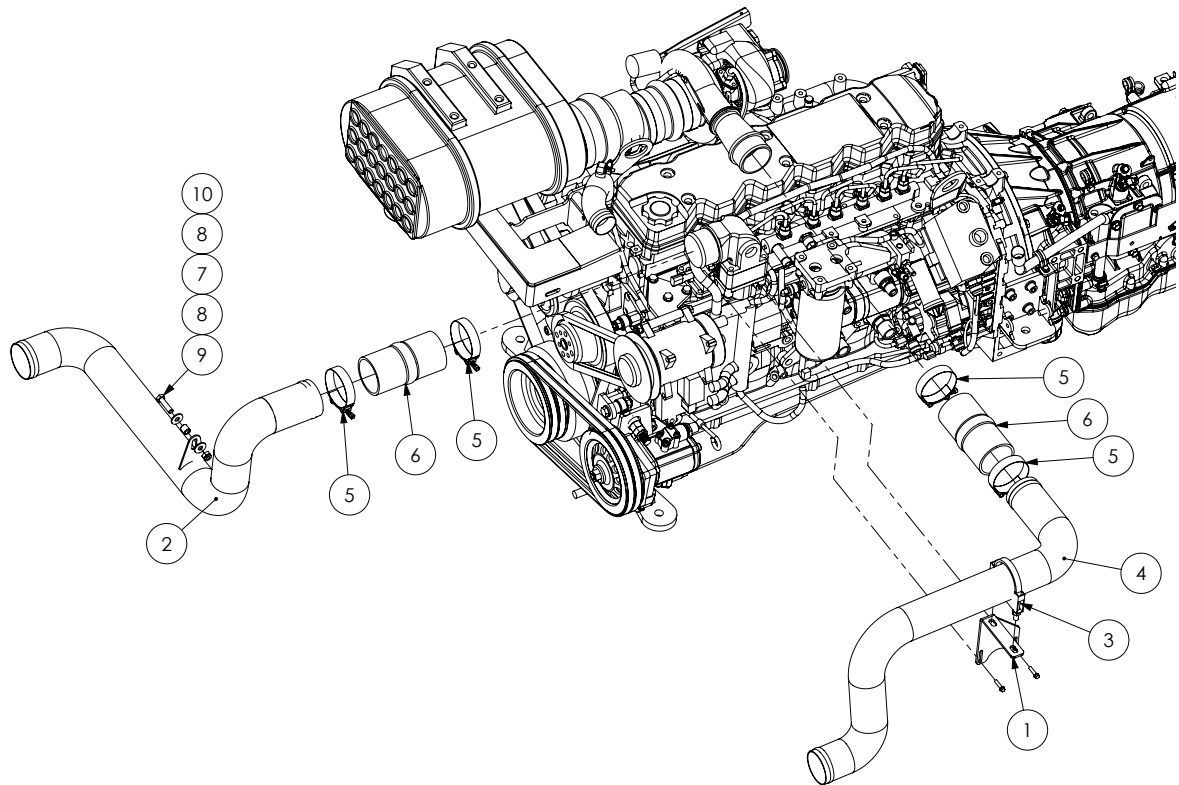
ITEM NO.	PART NUMBER	DESCRIPTION	QTY.
1	GA5007623	D2 Governor Valve	1
2	GA3500217	Hydraulic adaptor, Nipple, 1/4" BSPT male x 1/8" BSPT male, S27-0402	1
3	GA3500208	Hydraulic adaptor, Elbow, 90 degree, 1/8" BSPT male x 1/8" BSPT female, S25-0202	1
4	GA5077883	Hydraulic adaptor, Nipple, 1 1/16" JIC male x M27 x 2.0 male, M7-2717	1
5	GA5078122	O-Ring BSPP 3/4, RO-BP12	1
6	GA5011489	Bolt M8 x 60 ZP GR8.8	2
7	GA5003643	Washer 8mm Flat SS Heavy Duty	2

Air Cleaner



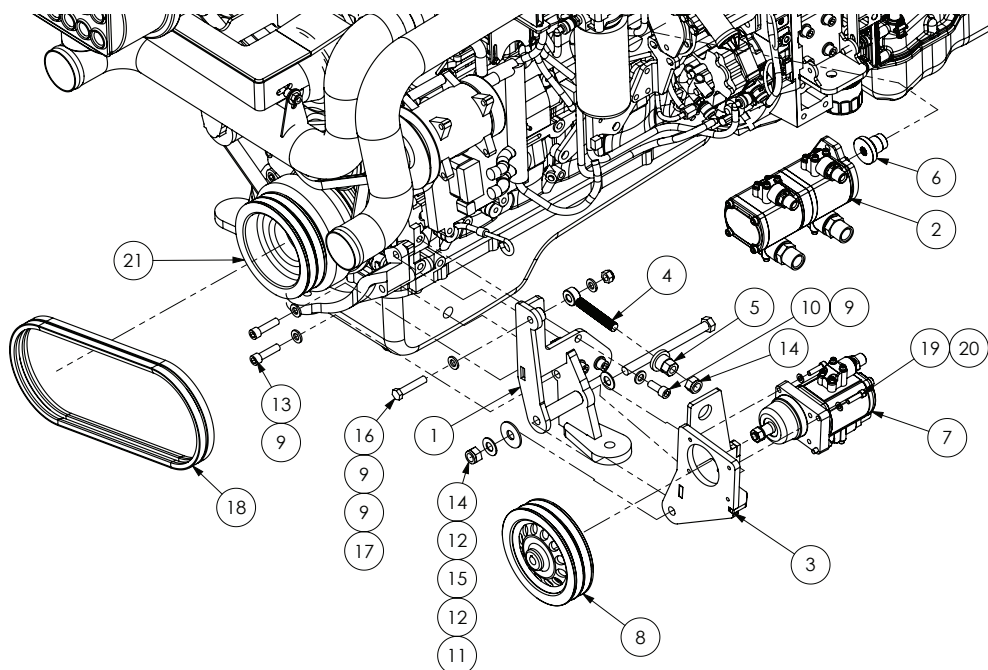
ITEM NO.	PART NUMBER	DESCRIPTION	QTY.
1	GA5069030	Air cleaner Donaldson PDS10-0072	1
2	GA4658940	Mount, Air cleaner, Crop Cruiser QSB 2012	1
3	GA5010347	Hump Reducer 5" x 4"	1
4	GA5066526	Rubber hump joiner 4"	1
5	GA4552830	Spacer, Seat base SP 2011	4
6	GA5010197	Hose Clamp 4" T-bolt	3
7	GA5010201	Hose Clamp 5" T-bolt	1
8	GA5065171	Exhaust tube, stainless steel 4", 100mm long	1
9	GA5004711	Bolt M8 x 25 ZP GR8.8	4
10	GA5011481	Bolt M8 x 35 ZP GR8.8	4
11	GA5003643	Washer 8mm Flat SS Heavy Duty	8
12	GA5070450	Female Adaptor Push In 6mm x 1/8" BSP	1

Charge Air Intake Pipes



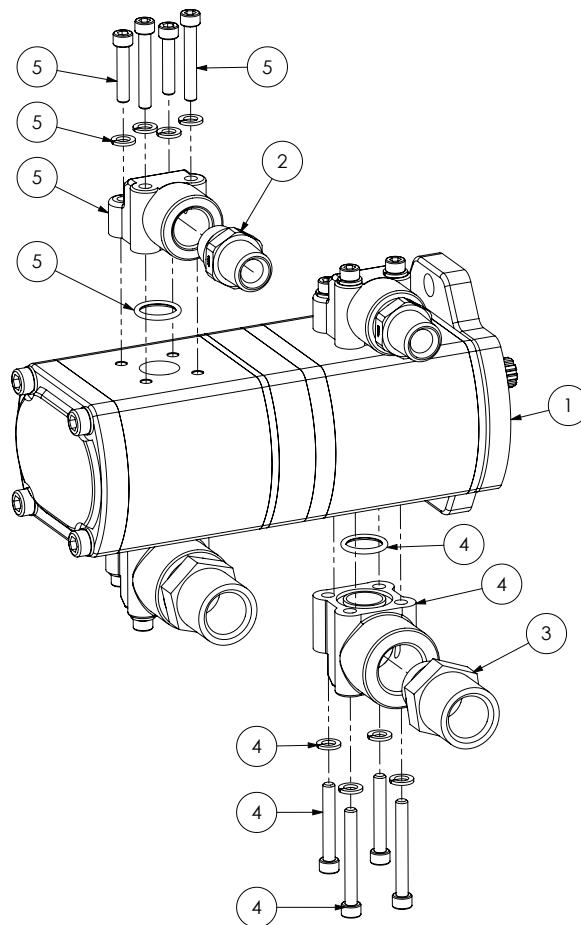
ITEM NO.	PART NUMBER	DESCRIPTION	QTY.
1	GA4503755	Bracket, Charge air pipe to throttle body mount	1
2	GA5069230	Pipe, charge air, includes weld on tab SP 2011	1
3	GA5002297	Clamp Exhaust 3 1/8"	1
4	GA5069235	Pipe, Charge air, LH suit SP 2011	1
5	-	Hose Clamp, Intercooler Pipes	4
6	-	Hump Hose, Cummins	2
7	GA4552075	Crush tube, 10.2 ID x 15 OD x 15mm long	1
8	GA5002627	Washer, 3/8" ID x 1 1/8" OD, High Tensile	2
9	GA5006055	Bolt M10 x 40 ZP GR8.8	1
10	GA5000141	Nut M10 Nyloc ZP	1

Hydraulic Pumps - Fan & Main



ITEM NO.	PART NUMBER	DESCRIPTION	QTY.
1	GA4659456	Engine mount, Front left hand, Includes fan pump mount	1
2	GA5013534	Pump, Hydraulic, 22+19cc, 9 tooth spline, Viton shaft seal, Bosch	1
3	GA4659455	Bracket, Hydraulic fan pump, Pump mounting side	1
4	GA4659350	Adjuster bolt, M16, Crop Cruiser fan drive pump belt tension	1
5	GA4552881	Nut, Suit fan drive pump adjuster, M16 x 2 pitch	1
6	GA4572185	Coupling, Hydraulic gear pump to cummins engine, 9 tooth 16/32DP	1
7	GA5047765	Pump, Hydraulic, 22cc / rev, Radiator Fan MY14	1
8	GA4553170	Pulley, Fan Pump Suit Bosch Rexroth Pump	1
9	GA5000577	Washer 12mm Flat SS Heavy Duty	7
10	GA5000307	SHCS M12 x 30 ZP GR12.9	3
11	GA5051090	Bolt M16 x 190 ZP GR8.8	1
12	GA5001009	Washer 16mm Flat ZP Heavy Duty	2
13	GA5000325	SHCS M12 x 45 ZP GR12.9	2
14	GA5001029	Nut M16 Nyloc ZP	2
15	GA5003705	Washer 5/8" Flat ZP Large Heavy Duty	1
16	GA5000335	Bolt M12 x 60 ZP GR8.8	1
17	GA5012461	Nut M12 Nyloc ZP	1
18	GA5068927	V belt B45	2
19	GA5070765	SHCS M8 x 30 ZP GR 12.9	4
20	GA5003643	Washer 8mm Flat SS Heavy Duty	4
21	GA4552735	Pulley, crank, suit hydraulic pump fan drive 2011	1

Hydraulic Pumps - Main Twin 22cc/19cc



ITEM NO.	PART NUMBER	DESCRIPTION	QTY.
1	GA5013534	Pump, Hydraulic, 22+19cc, 9 tooth spline, Viton shaft seal, Bosch	1
2	GA3500310	Hydraulic adaptor, Nipple, 1/2" BSPT male x 1/2" BSPP male with o-ring	2
3	GA3500316	Hydraulic adaptor, Nipple, 1" BSPT male x 3/4" BSPP male, S75-1612	2
4	GA5013231	Port Adaptor, 90 degree, 3/4"	2
5	GA5005193	Port Adaptor, 90 degree, 1/2"	2
-	GA5047640	Seal Kit, Hydraulic Double Gear Pump suit both Left and Right hand rotation, GA5013534	-

GA5005193 - Kit for 1/2" port adapter

ITEM NO.	DESCRIPTION	QTY.
1	1/2" 90 degree port adapter	1
2	O-Ring 2.62mm x 19.5mm I.D. - GA5071845	1
3	SHCS M6 x 45	2
4	SHCS M6 x 30	2
5	Washer 6mm Spring	4

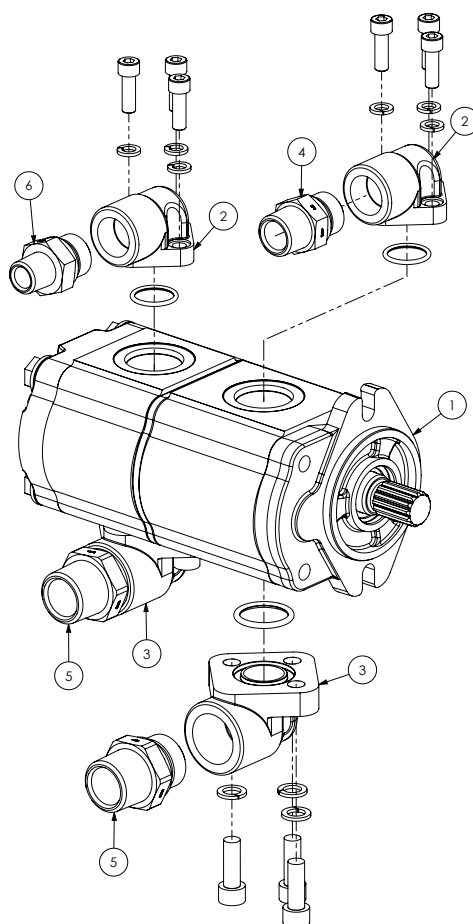
Continued over page

Hydraulic Pumps - Main Twin 22cc/19cc

GA5013231 - Kit for 3/4" port adapter

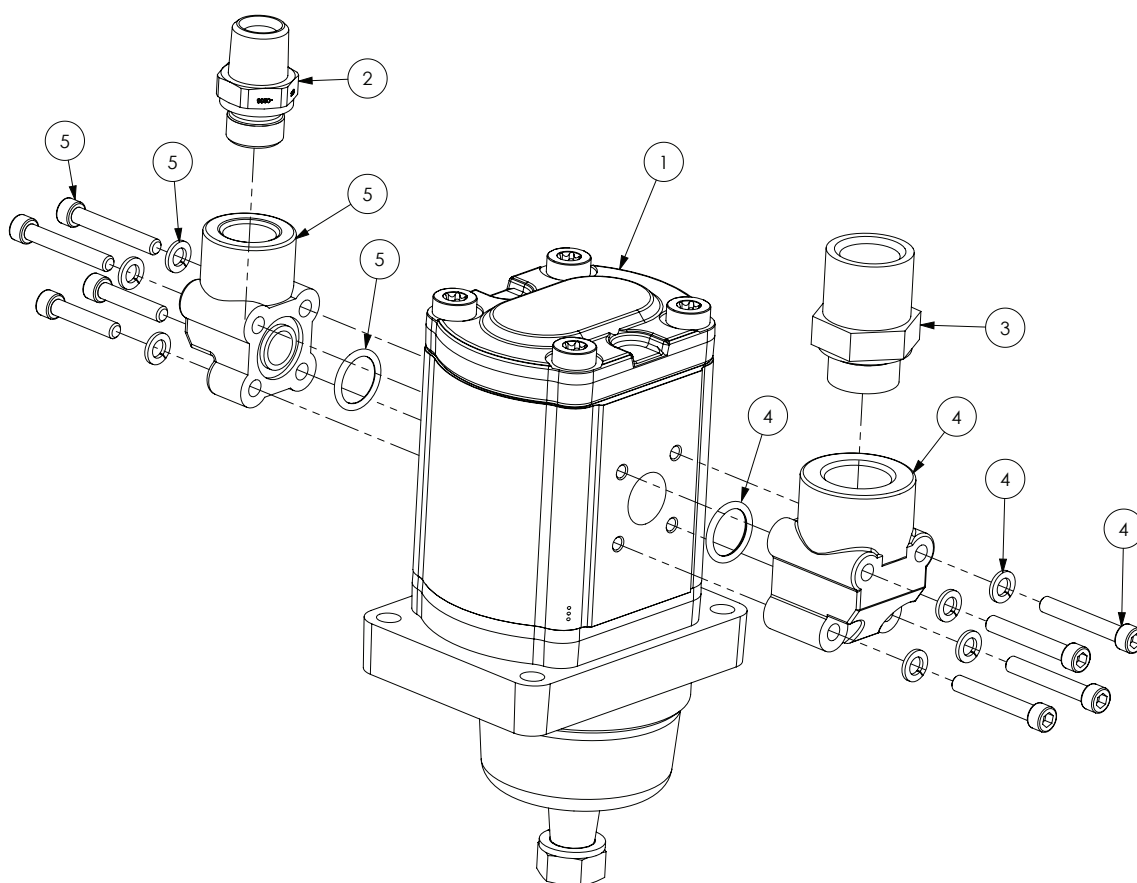
ITEM NO.	DESCRIPTION	QTY.
1	3/4" 90 degree port adapter	1
2	O-Ring 2.62mm x 22.2mm I.D. - GA5071850	1
3	SHCS M6 x 55	2
4	SHCS M6 x 35	2
5	Washer 6mm Spring	4

Hydraulic Pumps - 32cc/22cc



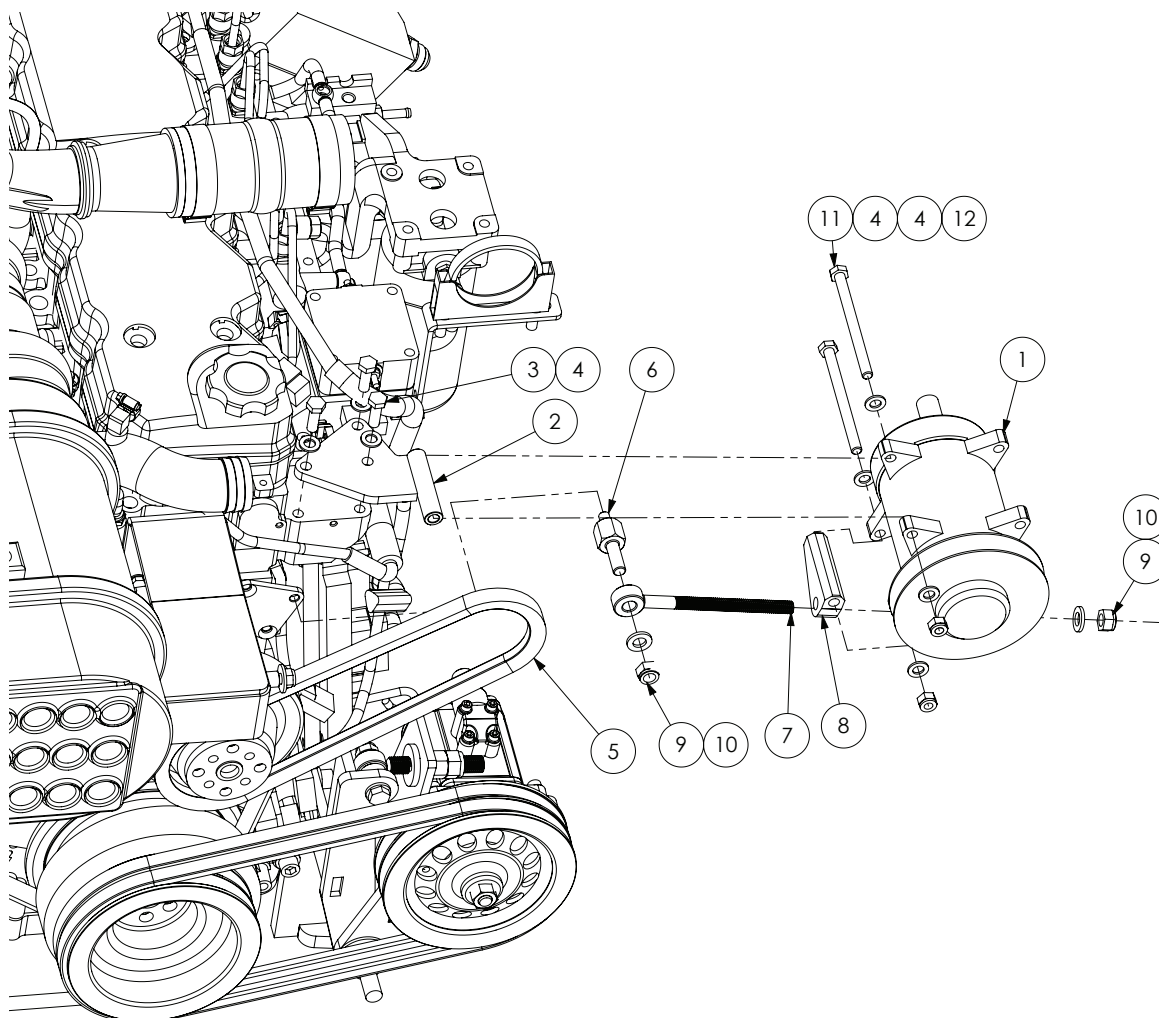
ITEM NO.	PART NUMBER	DESCRIPTION	QTY.
1	GA3500007	Pump, Hydraulic, 22+32cc, 11 tooth spline, Including port adaptors	1
2	GA3500064	Port Adaptor, Hydraulic, 90 degree, 3/4", suit Salami pump	2
3	GA3500065	Port Adaptor, Hydraulic, 90 degree, 1", suit Salami pump	2
4	GA3500314	Hydraulic adaptor, Nipple, 3/4" BSPT male x 3/4" BSPP male, S75-1212	1
5	GA3500317	Hydraulic adaptor, Nipple, 1" BSPT male x 1" BSPP male, S75-1616	2
6	GA3500312	Hydraulic adaptor, Nipple, 1/2" BSPT male x 3/4" BSPP male, S75-0812	1

Hydraulic Pumps - Fan



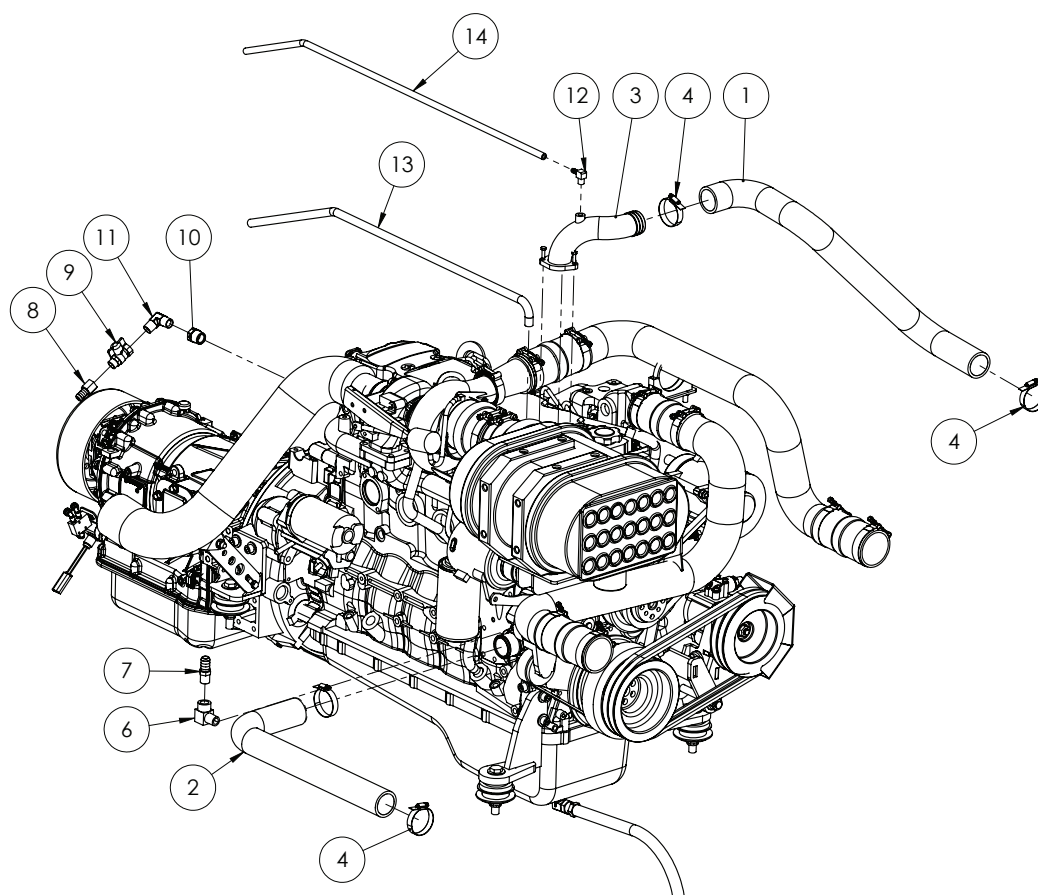
ITEM NO.	PART NUMBER	DESCRIPTION	QTY.
1	GA5047765	Pump, Hydraulic, 22cc / rev, Radiator Fan	1
2	GA3500310	Hydraulic adaptor, Nipple, 1/2" BSPT male x 1/2" BSPP male, S75-0808	1
3	GA3500316	Hydraulic adaptor, Nipple, 1" BSPT male x 3/4" BSPP male, S75-1612	1
4	GA5013231	Port Adaptor, 90 degree, 3/4"	1
5	GA5005193	Port Adaptor, 90 degree, 1/2"	1

Air Conditioner Compressor



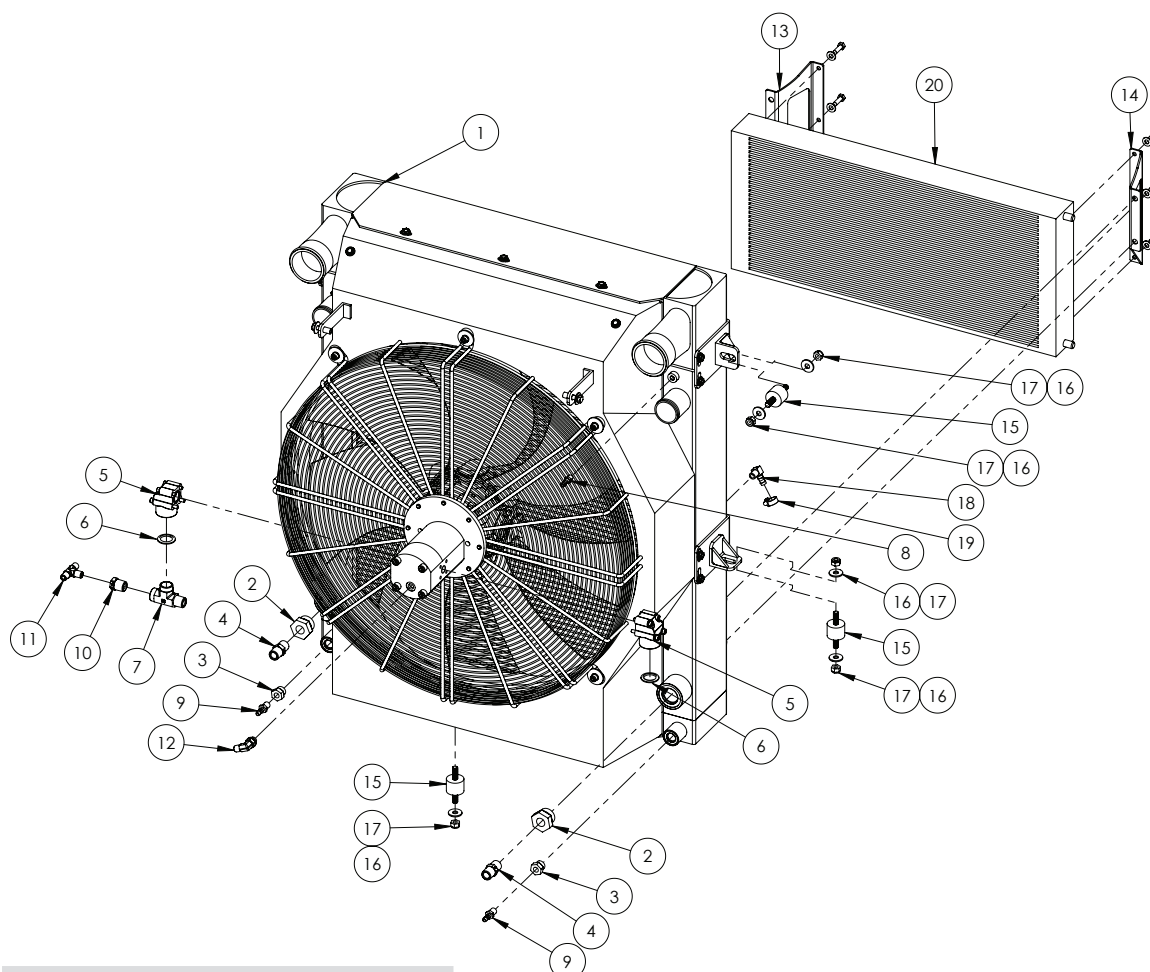
ITEM NO.	PART NUMBER	DESCRIPTION	QTY.
1	GA5005069	A/C Compressor with horizontal head	1
2	GA4655055	Bracket, aircon compressor mount	1
3	GA5065455	Bolt M10 x 30 ZP GR8.8	3
4	GA5000117	Washer 10mm Flat SS Heavy Duty	7
5	GA5068935	Belt, B40, A/C	1
6	GA4562175	Shoulder bolt, aircon compressor QSB	1
7	GA5069025	Adjuster bolt, Cummins A/C and Fan Pump	1
8	GA4562100	Double pivot, aircon compressor	1
9	GA5012461	Nut M12 Nyloc ZP	2
10	GA5000577	Washer 12mm Flat SS Heavy Duty	2
11	GA5006109	Bolt M10 x 130 ZP GR8.8	2
12	GA5000141	Nut M10 Nyloc ZP	2

Coolant System Plumbing



ITEM NO.	PART NUMBER	DESCRIPTION	QTY.
1	GA5070485	Radiator hose, Upper, Green silicone	1
2	GA5070486	Radiator hose, Lower right hand side, Green silicone	1
3	GA4657280	Thermostat Housing Elbow 304 Stainless Steel	1
4	GA5016815	Torro Hose Clamp	4
5	GA5004053	BHCS M6 x 20 SS	3
6	GA3500210	Hydraulic adaptor, Elbow, 90 degree, 1/2" BSPT male x 1/2" BSPT female, S25-0808	1
7	GA5069720	Fitting, Brass 1/2" BSPT 3/4" OD Hose barb	1
8	GA4903350	Water Restrictor	1
9	GA5020615	Valve, Ball, 12mm, male female, Butterfly handle, SS	1
10	GA3500204	Hydraulic adaptor, Reducing bush, 3/4" BSPT male x 1/2" BSPT female, S24-1208	1
11	GA3500262	Hydraulic adaptor, Elbow, 90 degree, 1/2" BSPT male x 1/2" BSPT male, S49-0808	1
12	GA5048565	Elbow male barb 1/4" x 5/16"	1
13	GA5010211	Hose, fuel line, 3/8 ID, Black	1
14	GA5077825	Hose, fuel line, 5/16 ID, Black, M15	1

Combi Cooler



GA4903517 Complete Assembly

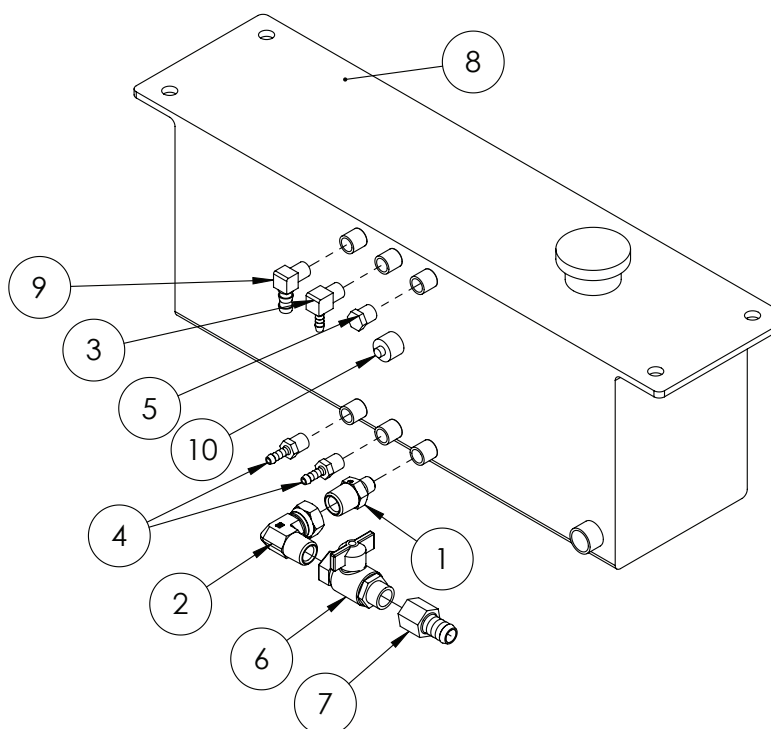
ITEM NO.	PART NUMBER	DESCRIPTION	QTY.
1	GA5069040	Radiator, Combi cooler	1
2	GA3500343	Hydraulic adaptor, Reducing bush, 1/2" BSPT female x 1 5/16" UN male O-ring, S85-0821	2
3	GA3500340	Hydraulic adaptor, Reducing bush, 1/4" BSPT female x 3/4" UN male O-ring, S85-0412	2
4	GA3500223	Hydraulic adaptor, Nipple, 1/2" BSPT male x 1/2" BSPT male, S27-0808	2
5	GA5013231	Port Adaptor, 90 degree, 3/4"	2
6	GA3500312	Hydraulic adaptor, Nipple, 1/2" BSPT male x 3/4" BSPP male, S75-0812	2
7	GA3500254	Hydraulic adaptor, Tee, 1/2" BSPT male x 1/2" BSPT female x 1/2" BSPT female, S48-080808	1
8	GA5020695	Hosetail (brass) 1/4" x 1/8" Male Thread	2
9	GA5068780	Hose barb, 1/4" BSPT male x 5/16" hose, Brass	2
10	GA3500203	Hydraulic adaptor, Reducing bush, 1/2" BSPT male x 1/4" BSPT female, S24-0804	1

Continued over page

Combi Cooler

ITEM NO.	PART NUMBER	DESCRIPTION	QTY.
11	GA3500269	Hydraulic adaptor, Tee, 1/4" BSPT male x 1/4" BSPT male x 1/4" BSPT male, S50-040404	1
12	GA3500320	Hydraulic adaptor, Elbow, 90 degree, 1/4" BSPT male x 1/4" BSPP male O-ring, S77-0404	1
13	GA4503655	Bracket, LH AC mount to Radiator	1
14	GA4503660	Bracket, RH AC mount to Radiator	1
15	GA5069130	Isolator, Sandwich mount, 28 long x 40mm OD, M10 x 25	6
16	GA5002627	Washer, 3/8" ID x 1 1/8" OD, High Tensile	10
17	GA5000141	Nut M10 Nyloc ZP	10
18	GA5049290	Elbow 1/4" male thread x 3/8" barb brass	1
19	GA5004865	Hose Clamp, 3/8",SS (8-16/9W)	1
20	GA5007361	Condensor assembly (tube&fin 6rows 5/16")	1

Header Tank

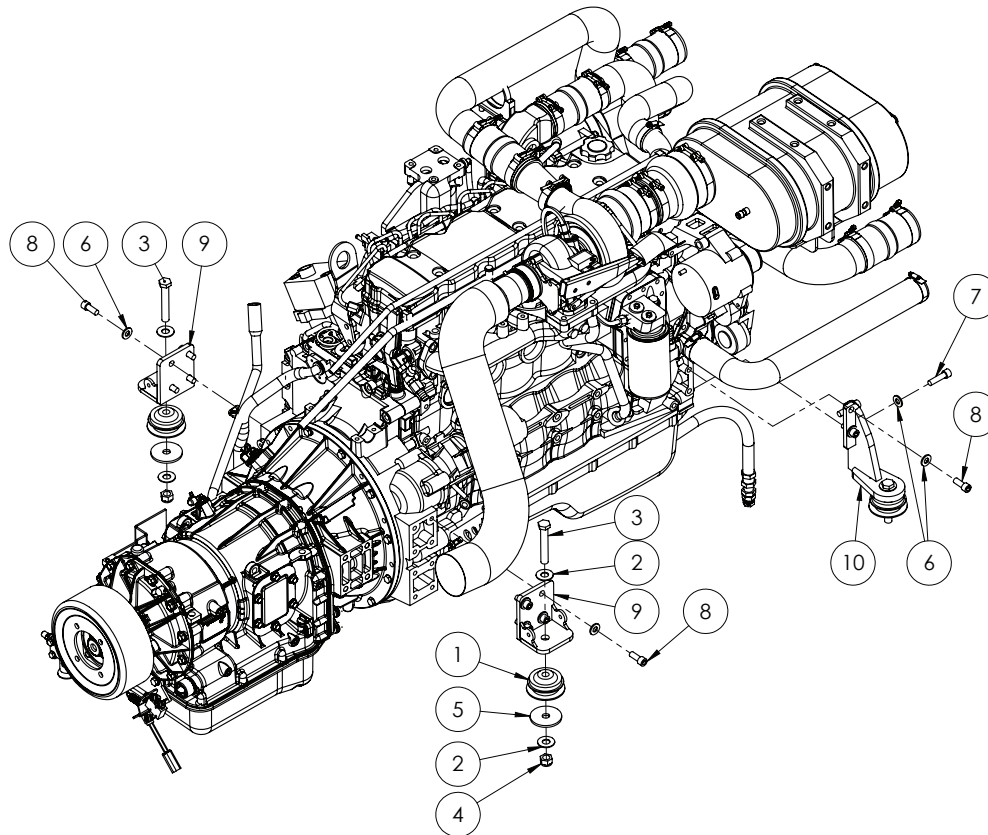


GA4905100 Header Tank Assembly

Header tank is located on the hydraulic oil tank frame.

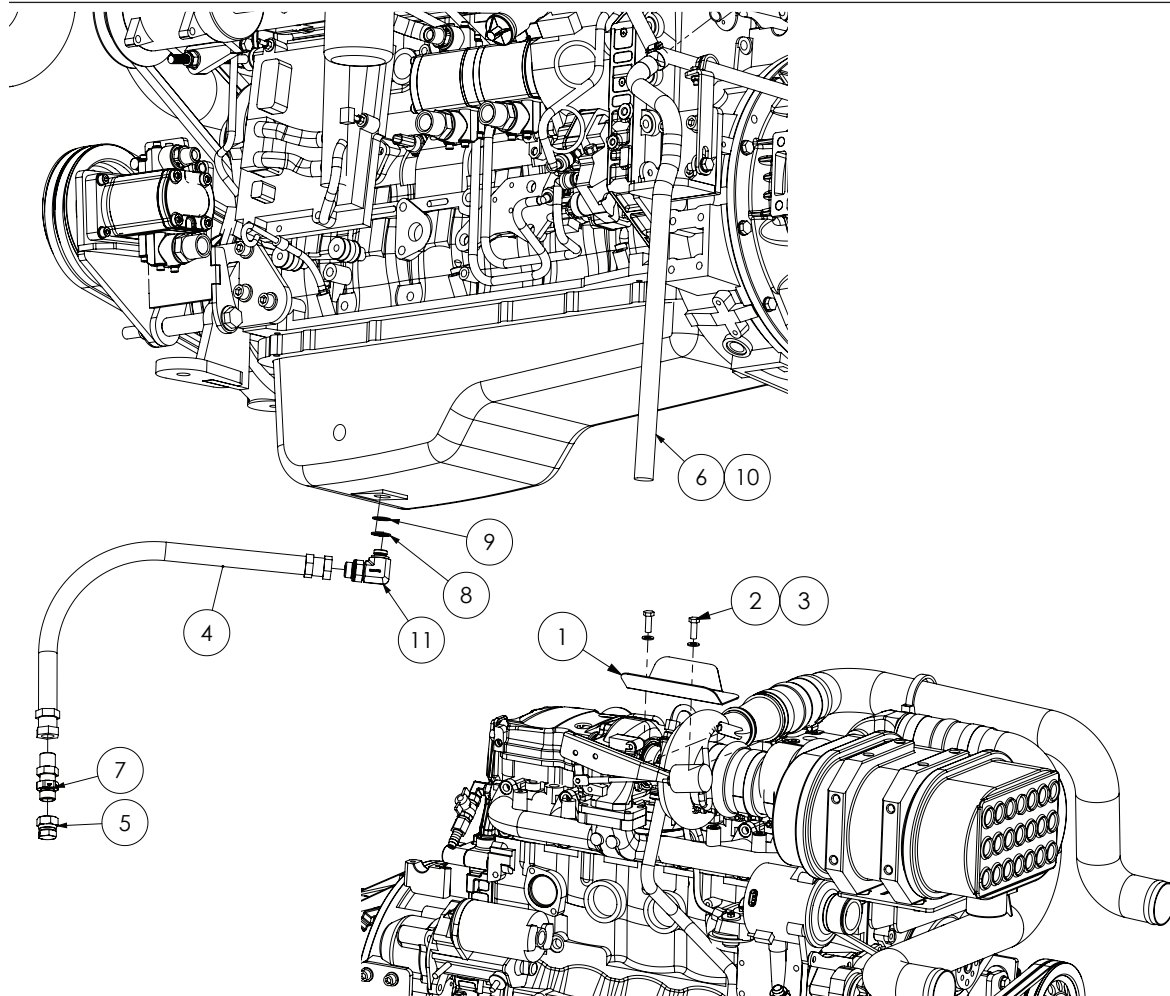
ITEM NO.	PART NUMBER	DESCRIPTION	QTY.
1	GA3500221	Hydraulic adaptor, Nipple, 1/2" BSPT male x 1/4" BSPT male, S27-0804	1
2	GA3500333	Hydraulic adaptor, Elbow, 90 degree, 1/2" BSPT male x 1/2" BSPP female swivel, S82-0808	1
3	GA5048340	Elbow, 90 degree, 1/4" male thread x 1/4" hose, Brass	1
4	GA5020540	Hose barb, Straight, 1/4" male thread x 1/4" hose, Brass	2
5	GA5069335	Plug, 1/4" BSPT male thread, Brass	1
6	GA5020615	Valve, Ball, 12mm, male female, Butterfly handle, SS	1
7	GA5003697	Hose barb, 1/2" BSP female x 5/8" hose, Brass	1
8	GA5069041	Header tank	1
9	GA5049290	Elbow 1/4" male thread x 3/8" barb brass	1
10	GA5066280	Sensor low coolant level	1

Engine Mounts



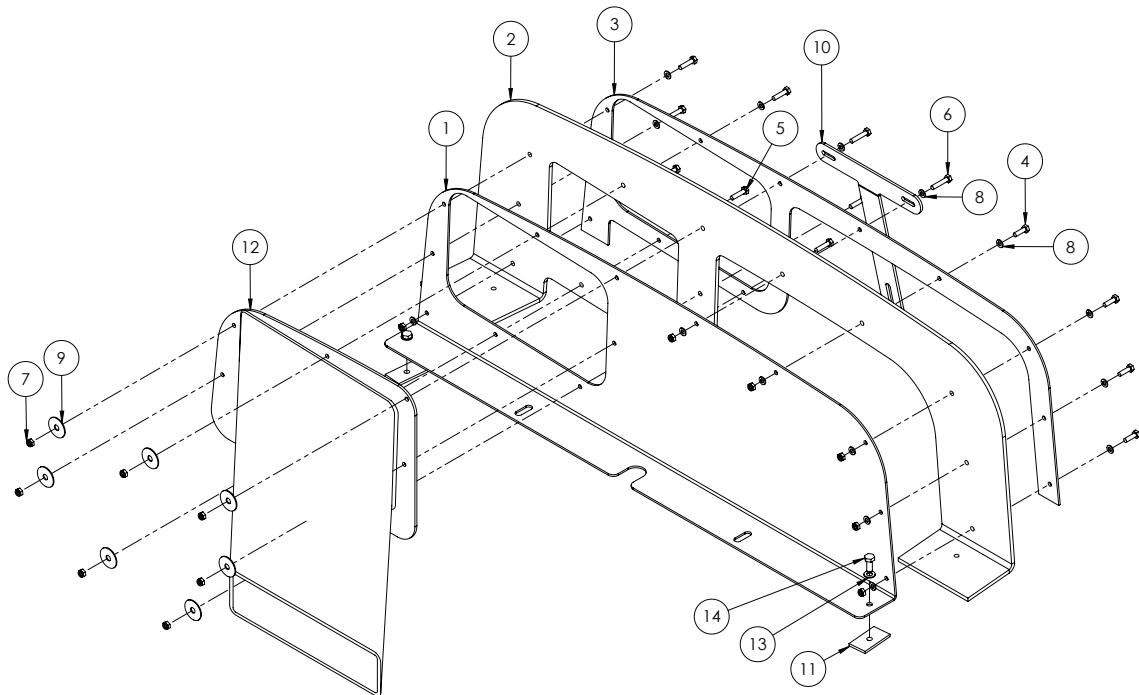
ITEM NO.	PART NUMBER	DESCRIPTION	QTY.
1	GA5070020	Vibration Isolator, 80mm	4
2	GA5001043	Washer 16mm Flat SS HD	8
3	GA5011269	Bolt M16 x 100 ZP GR8.8	4
4	GA5001029	Nut M16 Nyloc ZP	4
5	GA4502820	Washer, 70mm OD x 16.5mm ID x 5mm thick	4
6	GA5000557	Washer 12mm Flat ZP Large OD	12
7	GA5000325	SHCS M12 x 45 ZP GR12.9	2
8	GA5000307	SHCS M12 x 30 ZP GR12.9	10
9	GA4654971	Engine mount, CCSP Rear	2
10	GA4656610	Engine mount, CCSP front RH	1
-	GA4659456	Engine mount, Front left hand, Includes fan pump mount	1

Miscellaneous Components



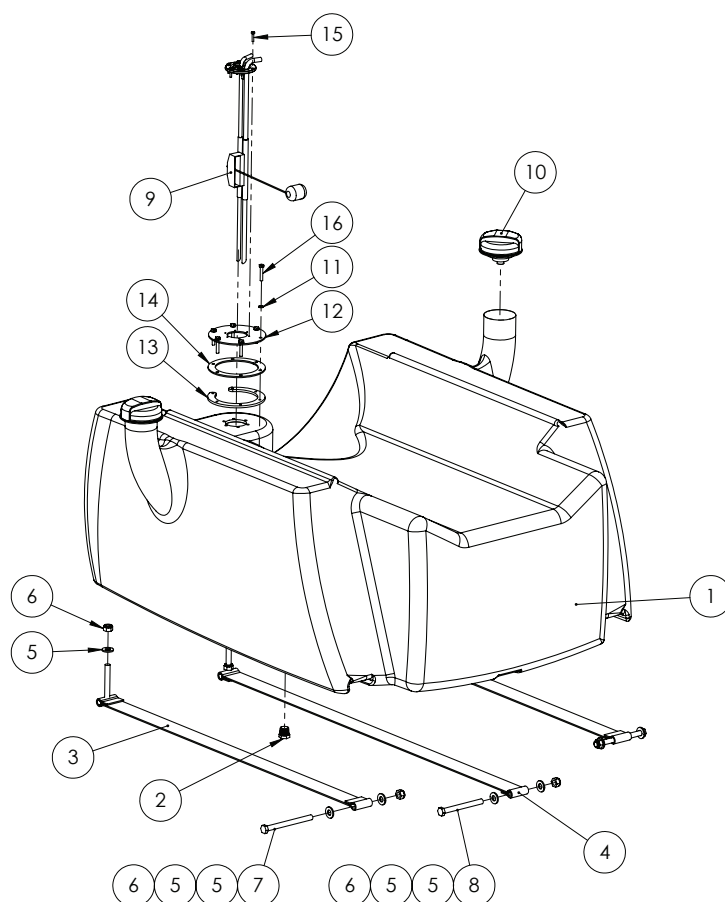
ITEM NO.	PART NUMBER	DESCRIPTION	QTY.
1	GA4503765	Heat Shield, Air Cleaner SP 201 ISS	1
2	GA5065455	Bolt M10 x 30 ZP GR8.8	2
3	GA5000117	Washer 10mm Flat SS Heavy Duty	2
4	GA4905000	Hydraulic Hose assembly CC-MY11 (H20)	1
5	GA3500278	Cap, Swivel, 1/2" BSPP female, S59-08	1
6	-	Breather Hose	1
7	GAS44R-0808	Hydraulic adaptor, Bulkhead nipple, 1/2" BSP male x 1/2" BSP male	1
8	GA5077886	Hydraulic Seal, Metal bonded, M18, MBD-18	1
9	GA5070725	Copper Washer 18mm x 1.5mm	1
10	GA5000999	Hose Clamp, 3/4", SS (16-27/12W)	1
11	GA5077884	Hydraulic adaptor, 90 Degree elbow, M18 x 1.5 male x 1/2" BSPP male O-ring, M77L-1808	1
-	GA5075275	Belt, Serpentine, Water Pump Alternator, QSB6.7L, Cummins	1

Engine Air Divider



ITEM NO.	PART NUMBER	DESCRIPTION	QTY.
1	GA4537020	Radiator Infill Base Panel	1
2	GA4502585	Seal, Rubber, Radiator infill panel, Crop Cruiser	1
3	GA4502625	Radiator Infill Panel Clamp Plate	1
4	GA5004065	Bolt M6 x 20 ZP GR8.8	5
5	GA5004073	Bolt M6 x 25 ZP GR8.8	6
6	GA5004079	Set Screw M6 x 30 ZP GR8.8	2
7	GA5048115	Nut M6 Nyloc ZP	13
8	GA5004437	Washer 6mm Flat SS	19
9	GA5017645	Washer, 1/4" ID x 1 1/4" OD x 16 gauge, SS	7
10	GA4502765	Bracket Upper Support Radiator Infill Panel	1
11	GA5078041	Mounting clamp, Double type, Plate, Bottom, Group 2, RCD-2PB	2
12	GA5070270	Duct, Air intake, Fibreglass, Crop Cruiser	1
13	GA5003643	Washer 8mm Flat SS Heavy Duty	2
14	GA5004701	Set Screw M8 x 20 ZP GR8.8	2

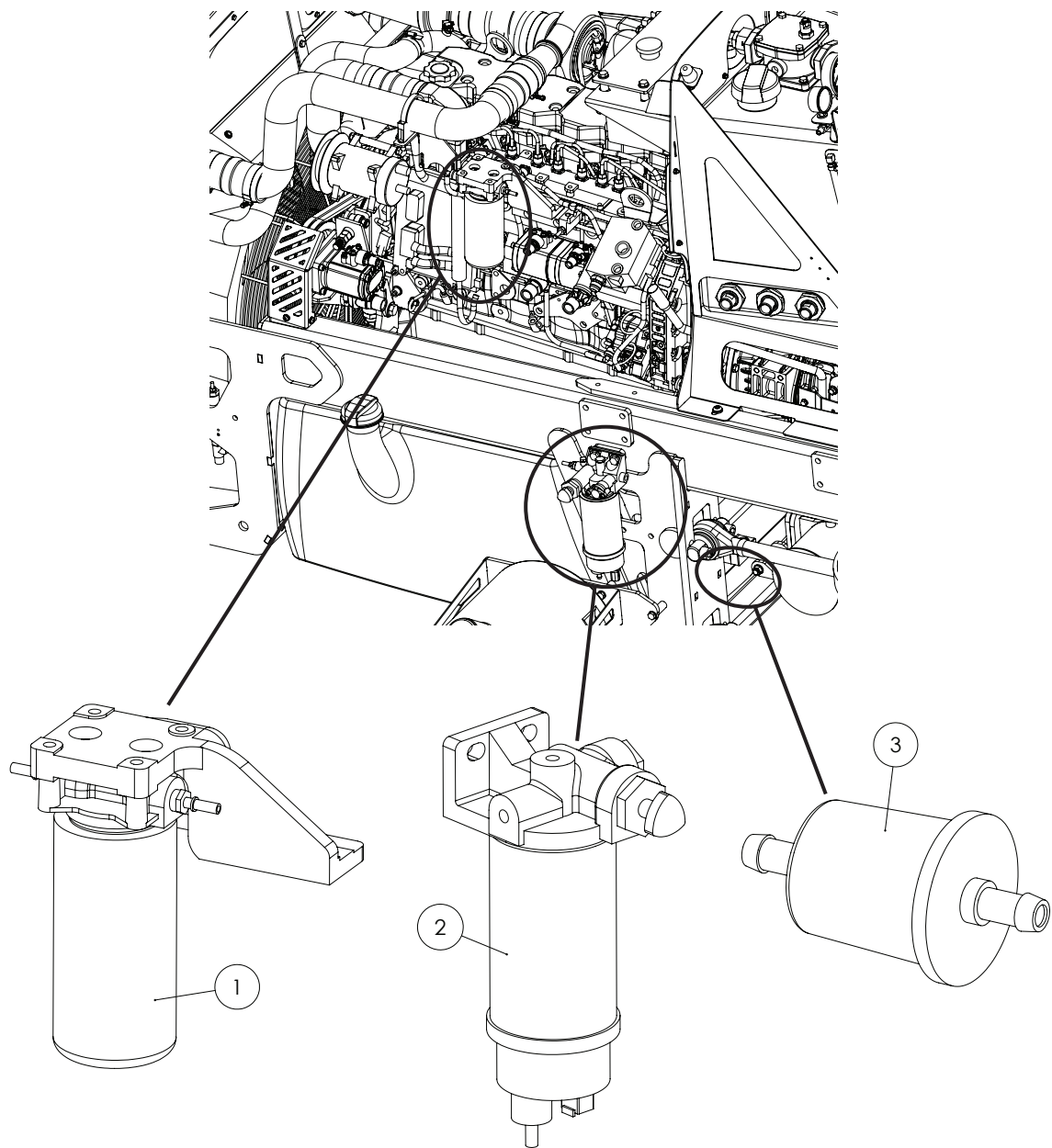
Fuel Tank



GA4904660 Complete Assembly

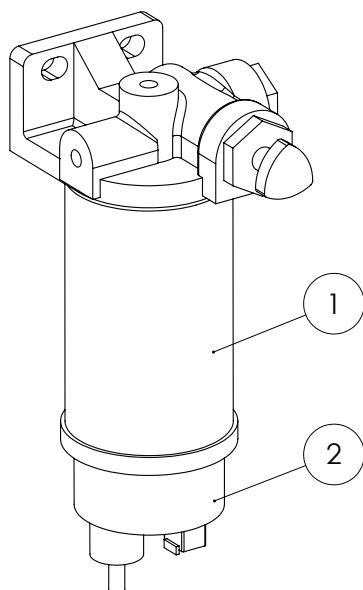
ITEM NO.	PART NUMBER	DESCRIPTION	QTY.
1	GA5069065	Tank, Diesel, 300L, Suit Crop Cruiser Evolution, Bare	1
2	GA5048560	Plug, male, 1/2" BSPT, Magnetic	1
3	GA5069120	Tank strap, outer, includes rubber	2
4	GA5069125	Tank strap, centre, includes rubber	1
5	GA5000577	Washer 12mm Flat SS Heavy Duty	9
6	GA5012461	Nut M12 Nyloc ZP	6
7	GA5000271	Bolt M12 x 140 ZP GR8.8	2
8	GA5000265	Bolt M12 x 120 ZP GR8.8	1
9	GA5070420	Fuel sender assembly, Suction & return tubes with adjustable float arm	1
10	GA5069066	Fuel tank cap, Farma brand, Suit MY11 Crop Cruiser	2
11	GA5004447	Washer, 6mm, Spring, SS	7
12	GA4502550	Fuel Sender Mounting Plate SS	1
13	GA4502570	Fuel Sender Mount Retaining Plate	1
14	GA4502635	Fuel Sender Gasket Cork	1
15	GA5020525	Screw M4 x 20 Phillips Head SS	6
16	GA5011405	Bolt M6 x 35 ZP GR8.8	6

Fuel Filters



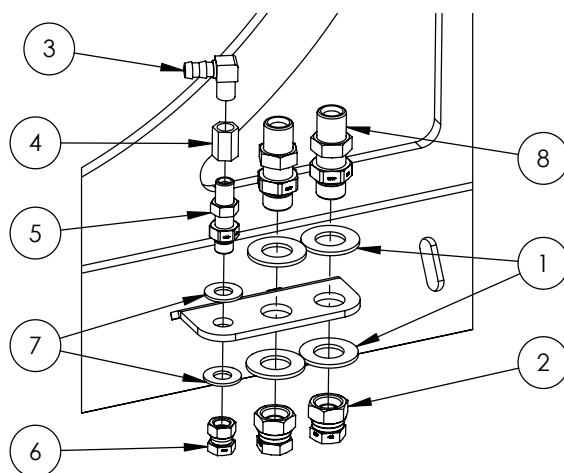
ITEM NO.	PART NUMBER	DESCRIPTION	QTY.
1	GA5051765	Filter, Fuel, Engine, suit QSB	1
2	GA5071020	Fuel Filter Assembly, Primary, Includes Pump Head, Filter Element and Glass Bowl	1
3	GA5069895	Fuel filter, Inline, 3/8" male hose barbs	1

Fuel Filter - Primary



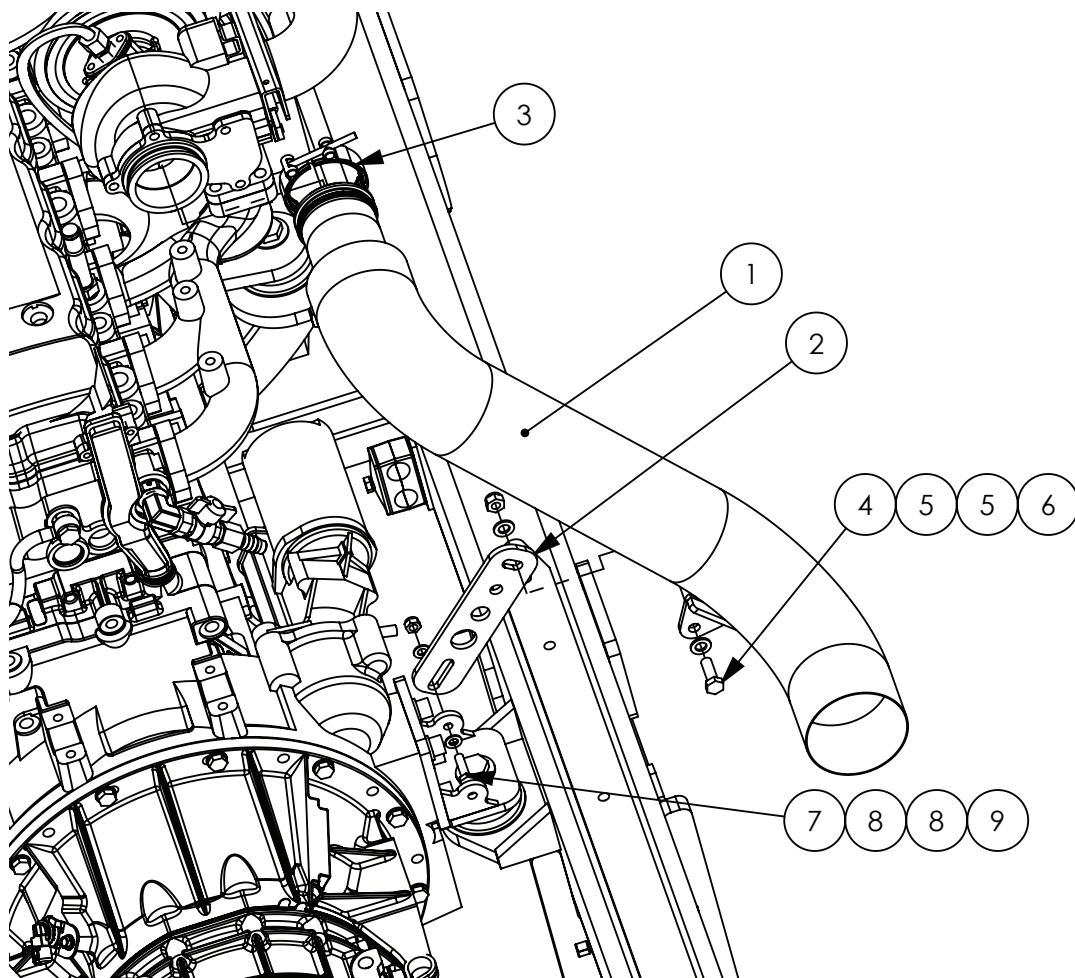
ITEM NO.	PART NUMBER	DESCRIPTION	QTY.
1	GA5051760	Filter cartridge, Suit primary fuel filter on self propelled with QSB	1
2	GA5070560	Fuel Filter Bowl Clear Glass Suit Primary, with sensor	1

Fluid Drain Point



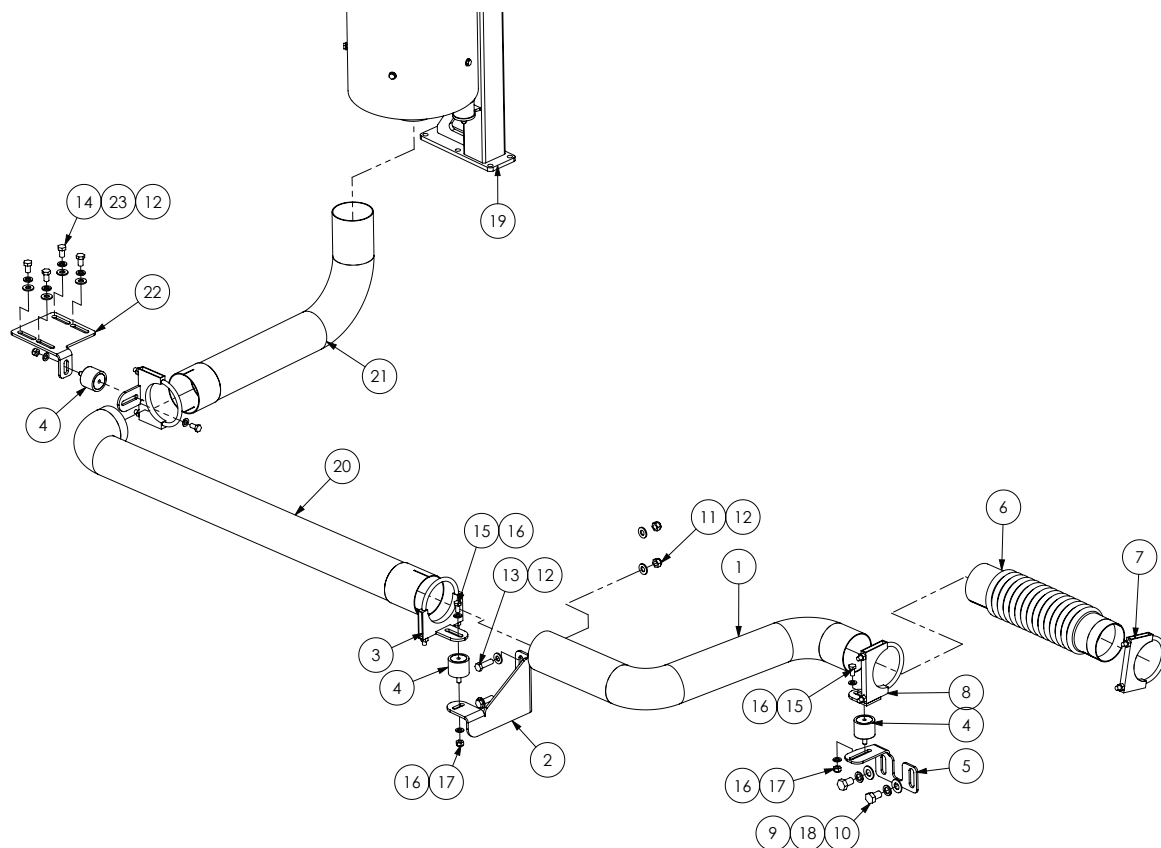
ITEM NO.	PART NUMBER	DESCRIPTION	QTY.
1	GA5001045	Washer, 3/4", Flat ZP	4
2	GA3500278	Cap, Swivel, 1/2" BSPP female, S59-08	2
3	GA5049290	Elbow 1/4" male thread x 3/8" barb brass	1
4	GA5066940	Socket, 1/4" female thread, Hex, Brass	1
5	GA3500249	Hydraulic adaptor, Bulkhead nipple, 1/4" BSPP male x 1/4" BSPP male, S44-0404	1
6	GA3500277	Cap, Swivel, 1/4" BSPP female, S59-04	1
7	GA5017673	Washer 1/2" High Tensile	2
8	GAS99-603	Hydraulic adaptor, Bulkhead nipple, 1/2" BSP male x 1/2" BSP male	2

Engine Exhaust Pipes



ITEM NO.	PART NUMBER	DESCRIPTION	QTY.
-	GA5053700	Exhaust heat wrap fibreglass Black, Sold per roll	1
-	GA5055470	Tie Cable SS 520mm SS316	-
1	GA5062501	CCSP Exhaust, suit RH platform option	1
2	GA4503685	Exhaust mount, Engine mount 2011 SP	1
3	GA5048490	Clamp, T bolt, Exhaust to turbo	1
4	GA5065455	Bolt M10 x 30 ZP GR8.8	1
5	GA5000117	Washer 10mm Flat SS Heavy Duty	2
6	GA5000141	Nut M10 Nyloc ZP	1
7	GA5011475	Bolt M8 x 30 ZP GR8.8	1
8	GA5003643	Washer 8mm Flat SS Heavy Duty	2
9	GA5004917	Nut M8 Nyloc ZP	1

Exhaust - 5200L



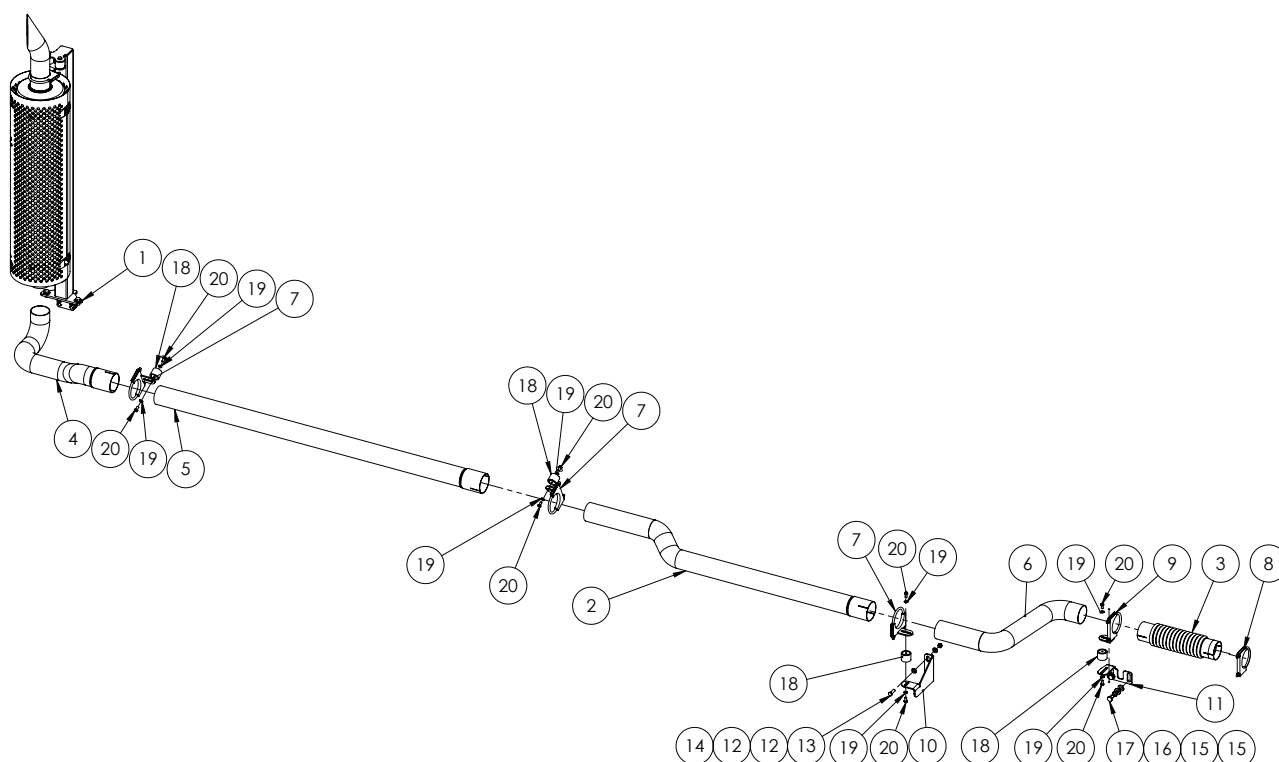
ITEM NO.	PART NUMBER	DESCRIPTION	QTY.
1	GA5068955	Exhaust Pipe S Shape, suit RH Access Platform SP 201 I	1
2	GA4503855	Mounting bracket, Exhaust to air bag bracket, Crop Cruiser	1
3	GA4658835	Exhaust clamp / buffer bracket Single SP 201 I	2
4	GA5014609	Rubber buffer	3
5	GA4504420	Mounting bracket, Exhaust to chassis, Crop Cruiser	1
6	GA5050525	Exhaust Bellows, suit 4" muffler	1
7	GA5066215	Exhaust Clamp 4 1/8"	1
8	GA4658836	Exhaust clamp bracket 'S' bend pipe, SP 201 I	1
9	GA5001009	Washer 16mm Flat ZP Heavy Duty	2
10	GA5000903	Bolt M16 x 25 ZP GR8.8	2
11	GA5012461	Nut M12 Nyloc ZP	2
12	GA5000577	Washer 12mm Flat SS Heavy Duty	8
13	GA5000319	Set Screw M12 x 40 ZP GR8.8	2
14	GA5011227	Bolt M12 x 20 ZP GR8.8	4
15	GA5006113	Bolt M10 x 20 ZP GR8.8	3
16	GA5000117	Washer 10mm Flat SS Heavy Duty	6
17	GA5000141	Nut M10 Nyloc ZP	3

Continued over page

Exhaust - 5200L

ITEM NO.	PART NUMBER	DESCRIPTION	QTY.
18	GA5001051	Washer 16mm Spring SS	2
19	-	Exhaust Stack, 5200L MY14	1
20	GA4656572	Exhaust, 4" Tight 90, Long leg, suit SP2011	1
21	GA5069900	Elbow, 4" exhaust tube 90 degree, Flared, long end	1
22	GA4537270	Exhaust tip mount side pipe	1
23	GA5000575	Washer 12mm Spring SS	4
-	GA4505080	Plate Spacer Exhaust Mount Bracket	1

Exhaust - 6000L



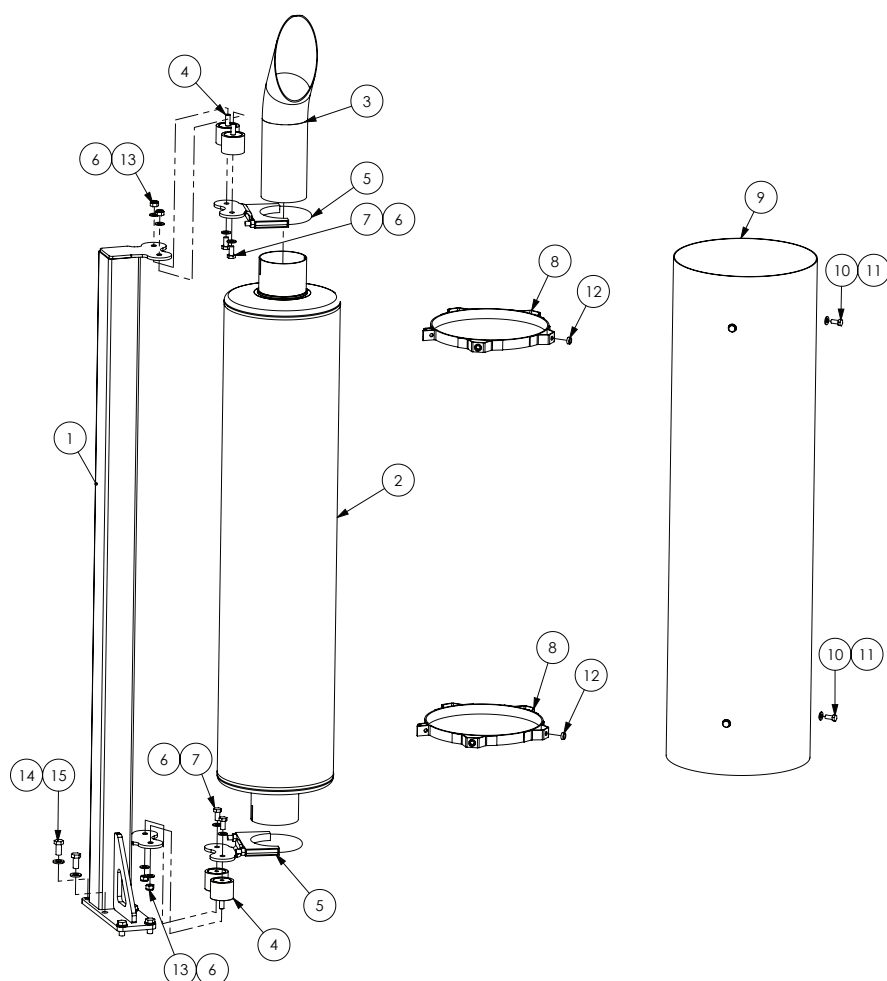
ITEM NO.	PART NUMBER	DESCRIPTION	QTY.
1	See next page	Exhaust stack, 6000L MY13 Crop Cruiser	1
2	GA5070995	Exhaust Pipe Section C, Suit 6000L	1
3	GA5050525	Exhaust Bellows, suit 4" muffler	1
4	GA5070985	Exhaust Pipe Section A, Suit 6000L	1
5	GA5070990	Exhaust Pipe Section B, Suit 6000L	1
6	GA5068955	Exhaust Pipe S Shape, suit RH Access Platform SP 2011	1
7	GA4658835	Exhaust clamp / buffer bracket Single, SP 2011	3
8	GA5066215	Exhaust Clamp 4 1/8"	1
9	GA4658836	Exhaust clamp bracket 'S' bend pipe, SP 2011	1

Continued over page

Exhaust - 6000L

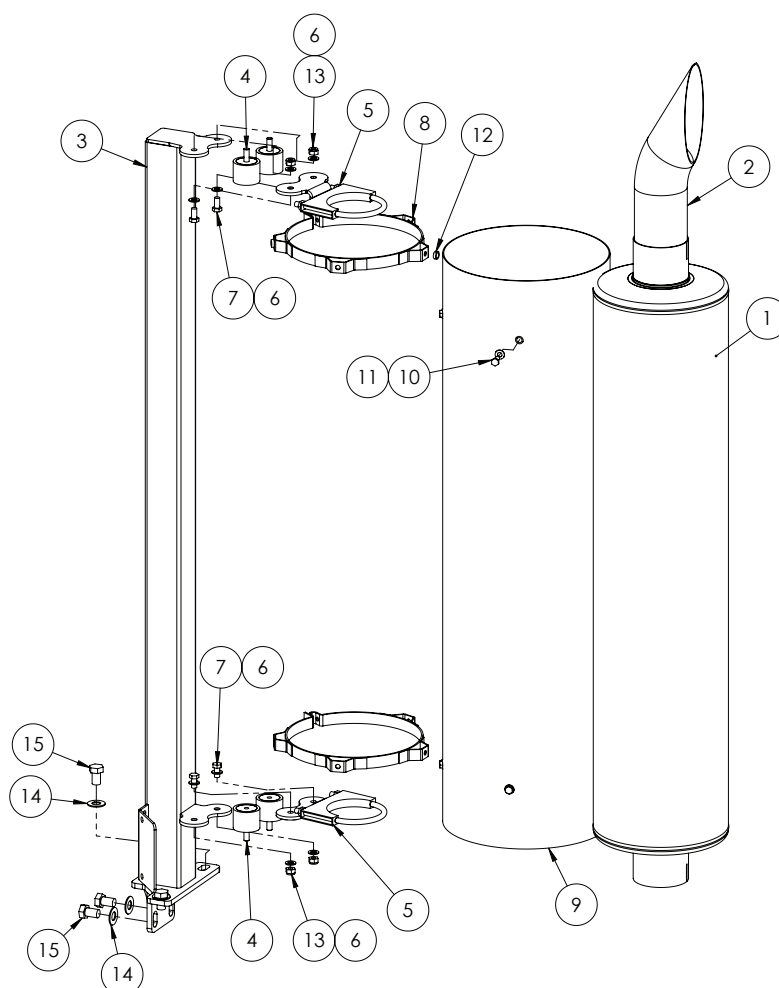
ITEM NO.	PART NUMBER	DESCRIPTION	QTY.
10	GA4503855	Mounting bracket, Exhaust to air bag bracket, Crop Cruiser	1
11	GA4504420	Mounting bracket, Exhaust to chassis, Crop Cruiser	1
12	GA5000557	Washer 12mm Flat ZP Large OD	4
13	GA5000319	Set Screw M12 x 40 ZP GR8.8	2
14	GA5012461	Nut M12 Nyloc ZP	2
15	GA5001009	Washer 16mm Flat ZP Heavy Duty	4
16	GA5000961	Washer 16mm Spring ZP	2
17	GA5000903	Bolt M16 x 25 ZP GR8.8	2
18	GA5014609	Rubber buffer	4
19	GA5000117	Washer 10mm Flat SS Heavy Duty	8
20	GA5006113	Bolt M10 x 20 ZP GR8.8	8
-	GA4505080	Plate Spacer Exhaust Mount Bracket	1

Exhaust Stack - 5200L



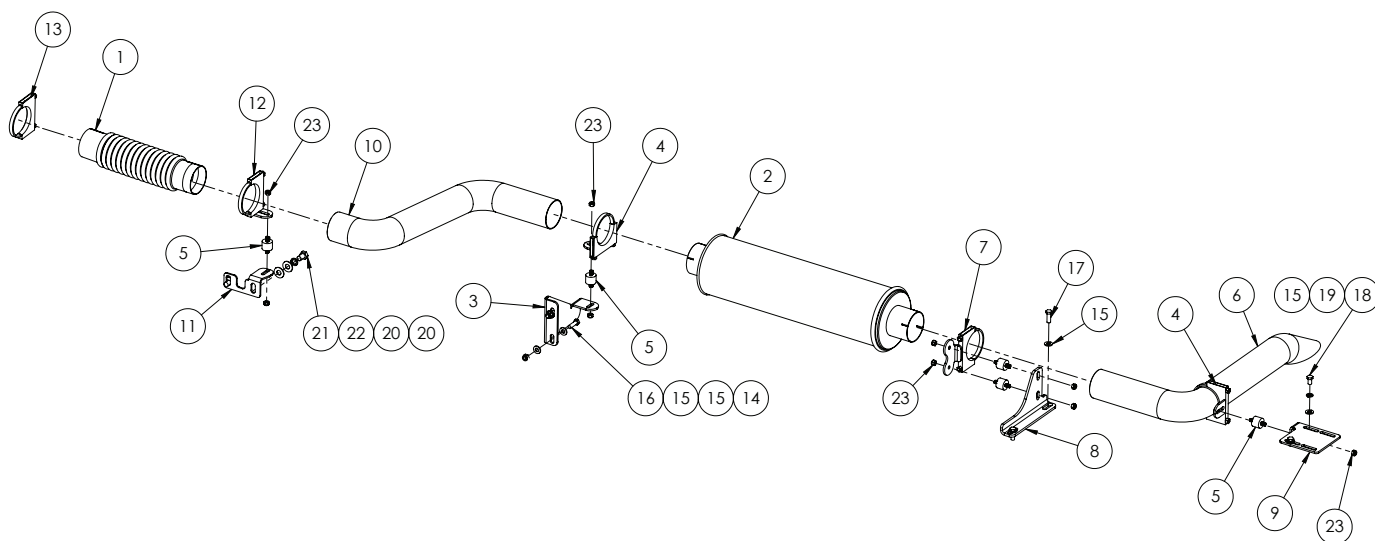
ITEM NO.	PART NUMBER	DESCRIPTION	QTY.
1	GA4658740	Stack / exhaust post, Access platform 201 I	1
2	GA5065135	Exhaust Stack - 4"	1
3	GA2700010	Exhaust Pipe, Chrome Deflector Tip, 4", 600mm	1
4	GA5014609	Rubber buffer	4
5	GA4658830	Exhaust clamp / buffer bracket Double, SP 201 I	2
6	GA5000117	Washer 10mm Flat SS Heavy Duty	8
7	GA5006113	Bolt M10 x 20 ZP GR8.8	4
8	-	Mount Bracket Exhaust Heat Shield	2
9	GA4505985	Heat Shield Exhaust 360 degree, MY14 Crop Cruiser	1
10	GA5048485	Set Screw, 5/16" x 3/4" BSW, SS GR8	8
11	GA5003631	Washer 5/16" Flat SS	8
12	GA4552080	Crush tube, 10.2 ID x 15 OD x 5mm long	8
13	GA5000141	Nut M10 Nyloc ZP	4
14	GA5000577	Washer 12mm Flat SS Heavy Duty	6
15	GA5011229	Bolt M12 x 25 ZP GR8.8	6

Exhaust Stack - 6000L



ITEM NO.	PART NUMBER	DESCRIPTION	QTY.
1	GA5065135	Exhaust Stack, 4"	1
2	GA2700010	Exhaust Pipe, Chrome Deflector Tip, 4", 600mm	1
3	GA4659785	Exhaust Stack Stand Rear Mounted, SP MY13	1
4	GA5014609	Rubber buffer	4
5	GA4658830	Exhaust clamp / buffer bracket Double, SP 2011	2
6	GA5000117	Washer 10mm Flat SS Heavy Duty	8
7	GA5006113	Bolt M10 x 20 ZP GR8.8	4
8		Mount Bracket Exhaust Heat Shield	2
9	GA4505985	Heat Shield Exhaust 360 degree, MY14 Crop Cruiser	1
10	GA5048485	Set Screw, 5/16" x 3/4" BSW, SS GR8	8
11	GA5003631	Washer 5/16" Flat SS	8
12	GA4552080	Crush tube, 10.2 ID x 15 OD x 5mm long	8
13	GA5000141	Nut M10 Nyloc ZP	4
14	GA5001009	Washer 16mm Flat ZP Heavy Duty	4
15	GA5000903	Bolt M16 x 25 ZP GR8.8	4

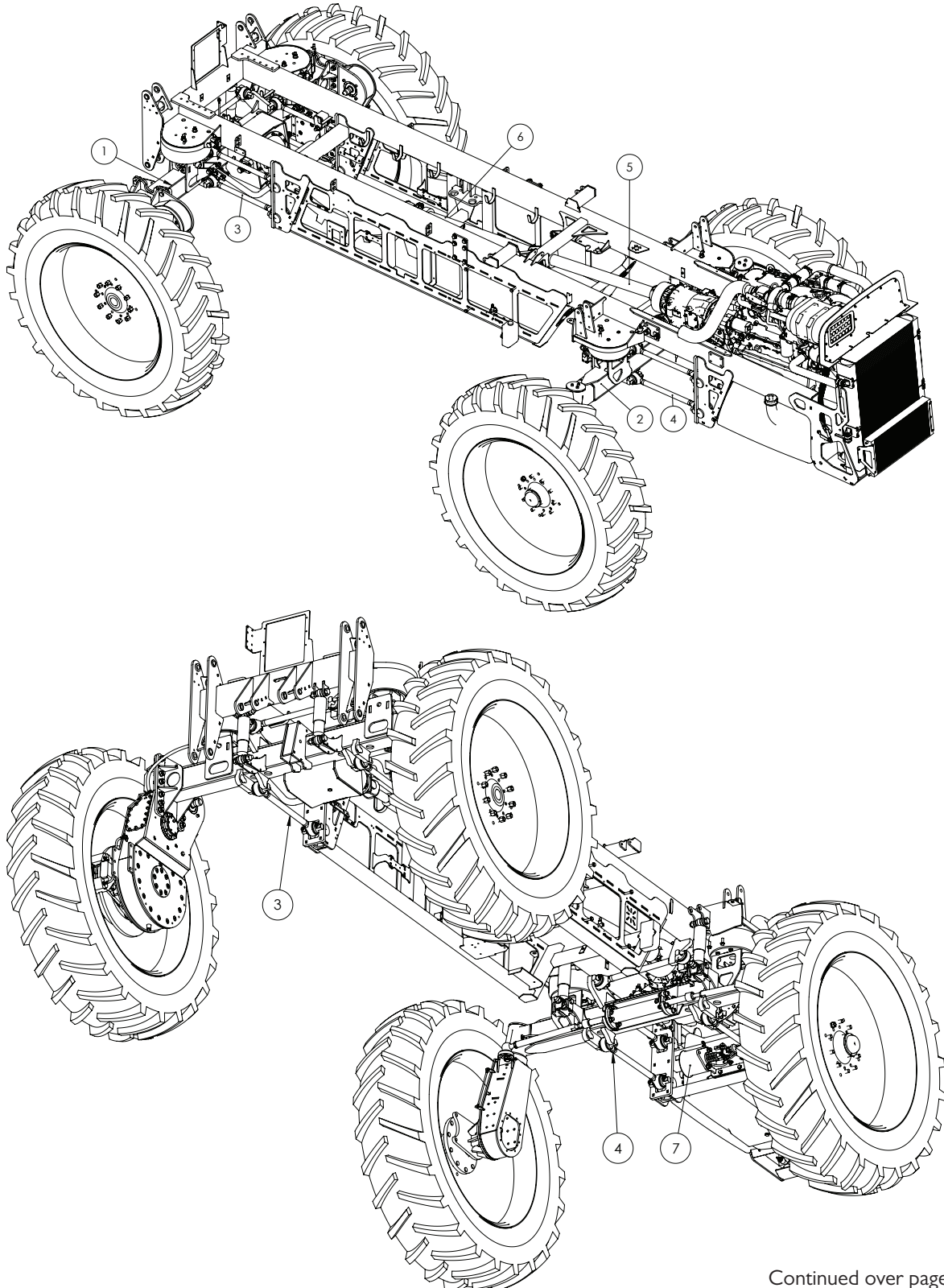
Exhaust - Dual Product



ITEM NO.	PART NUMBER	DESCRIPTION	QTY.
1	GA5050525	Exhaust Bellows, suit 4" muffler	1
2	GA5065135	Muffler Exhaust, 4", SWB and Dual Product, Crop Cruiser	1
3	GA4503855	Mounting bracket, Exhaust to air bag bracket, Crop Cruiser	1
4	GA4658835	Exhaust clamp / buffer bracket Single, SP 2011	2
5	GA5069130	Isolator, Sandwich mount, 28 long x 40mm OD, M10 x 25	5
6	GA5068950	Exhaust pipe, outer, suit Short/Dual product, SP 2011	1
7	GA4658830	Exhaust clamp / buffer bracket Double, SP 2011	1
8	GA4537265	Muffler Mount Side Pipe	1
9	GA4537270	Exhaust tip mount side pipe	1
10	GA5068955	Exhaust Pipe 'S' Shape, suit RH Access Platform SP 2011	1
11	GA4504420	Mounting bracket, Exhaust to chassis, Crop Cruiser	1
12	GA4658836	Exhaust clamp bracket 'S' bend pipe, SP 2011	1
13	GA5066215	Exhaust Clamp 4 1/8"	1
14	GA5012461	Nut M12 Nyloc ZP	2
15	GA5000577	Washer 12mm Flat SS Heavy Duty	8
16	GA5066895	Bolt M12 x 40 ZP GR8.8	2
17	GA5000311	Set screw, M12 x 35, ZP GR 8.8	2
18	GA5011227	Bolt M12 x 20 ZP GR8.8	2
19	GA5000575	Washer 12mm Spring SS	2
20	GA5001043	Washer 16mm Flat SS HD	4
21	GA5000903	Bolt M16 x 25 ZP GR8.8	2
22	GA5000961	Washer 16mm Spring ZP	2
23	GA5000141	Nut M10 Nyloc ZP	10
-	GA4505080	Plate Spacer Exhaust Mount Bracket	1

Chapter 21

DRIVE LINE, TRANSFER CASE & DIFF

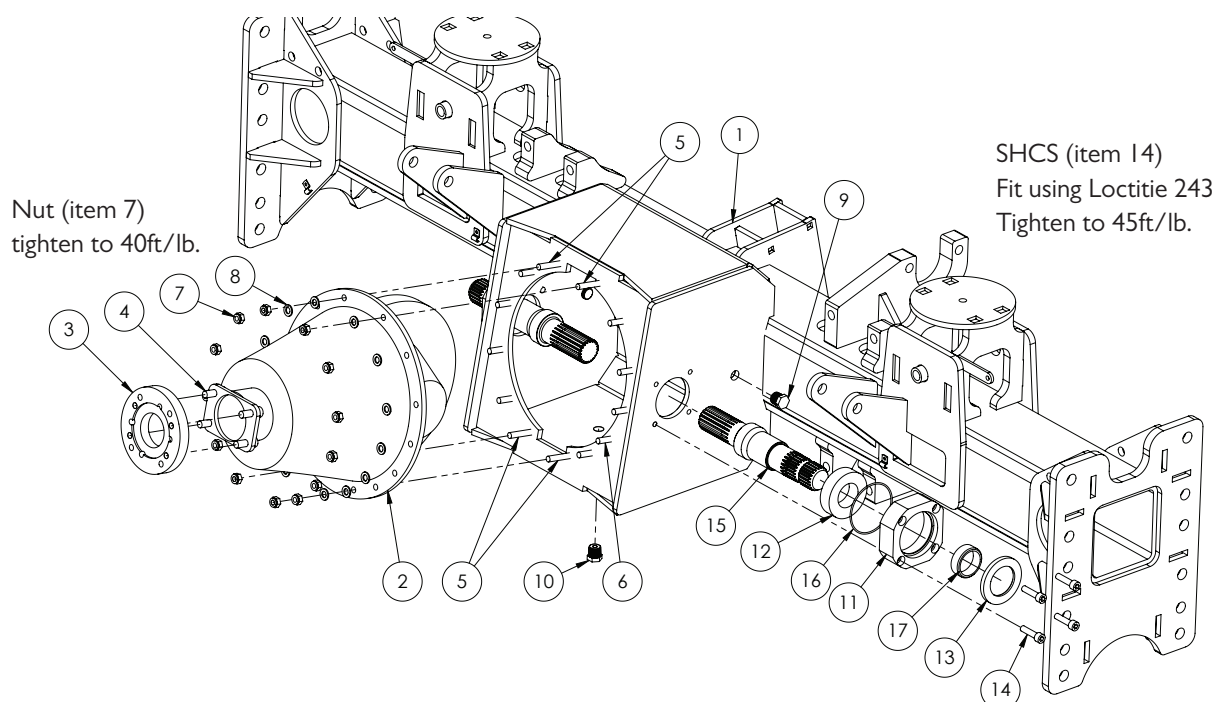


Continued over page

Drive Train & Suspension

ITEM NO.	PART NUMBER	DESCRIPTION	QTY.
1	-	Rear Axle	1
2	-	Front Axle	1
3	-	Rear Suspension	1
4	-	Front Suspension	1
5	-	Drive Shafts & Brackets - 2WD	1
	-	Drive Shaft & Brackets - 4WD	
6	-	Transfer Gearbox - 4WD	1
	-	Drive shaft centre bearing support bracket - 2WD	
7	GA4902945	Handbrake Actuator	1

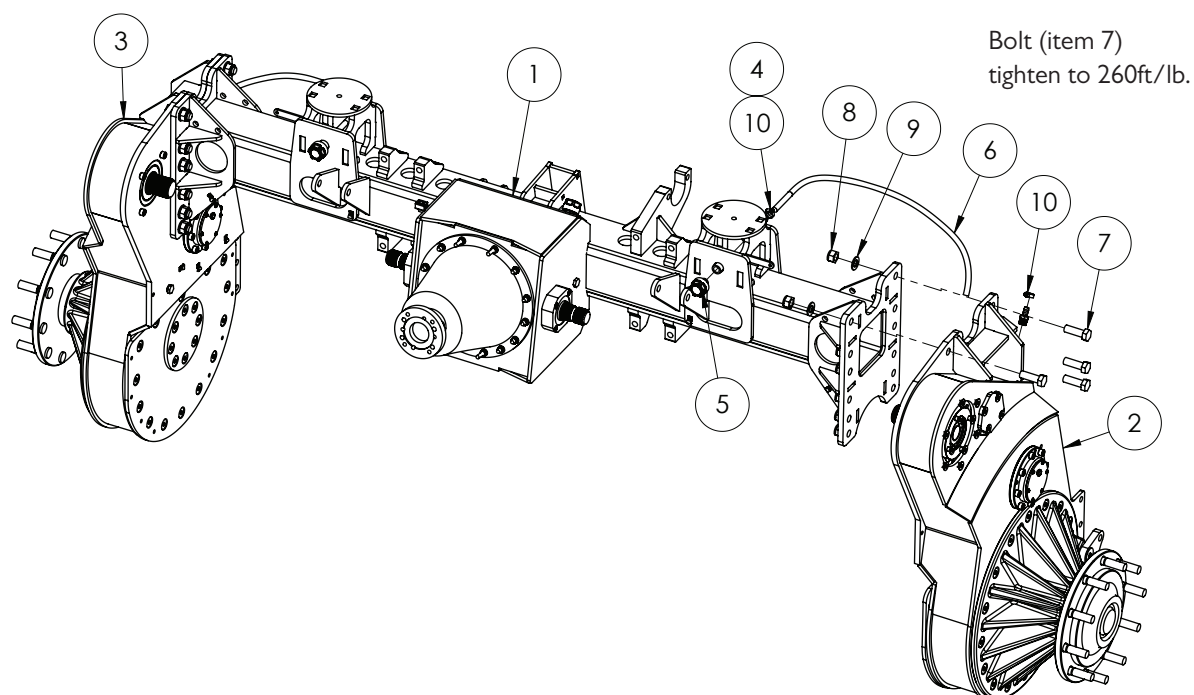
Rear Diff & Axle Assembly



ITEM NO.	PART NUMBER	DESCRIPTION	QTY.
1	GA4658550	Rear Axle Housing 3m, Crop Cruiser MY11	1
	GA4658560	Rear Axle Housing 3m, 4WD 2WS, Crop Cruiser MY11	
2	GA5010609	Diff centre, Isuzu 5.125:1 ratio 41/8 tooth count	1
3	1480-isuzu	Adapter, 1480 drive shaft yoke to Isuzu diff	1
4	GA5000307	SHCS M12 x 30 ZP GR12.9	4
5	GA5011177	Stud M10 x 55	4
6	GA5011665	Stud, M10 x 40	9
7	GA5000141	Nut M10 Nyloc ZP	13
8	GA5000117	Washer 10mm Flat SS Heavy Duty	13
9	GA5050670	Plug male brass 1/2" BSPT	2
10	GA5048560	Plug male 1/2" BSPT Magnetic	1
11	MACH0027	Bearing holder for diff	2
12	GA5007959	Bearing, Double Row Barrel Roller, Diff output shaft	2
13	GA5048455	Oil Seal, 55 ID x 85 OD x 8mm thick	2
14	GA5006141	SHCS M10 x 40 ZP GR12.9	8
15	GA5015157	Shaft, Diff output, 294.10mm long, Spline each end	2
16	GA5010501	O-ring, 89 x 2.5mm, Diff Output Shaft	2
17	DL30	Spacer ring, Self propelled drop leg and diff output	2

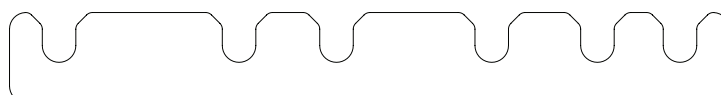
REAR AXLE SPARE PARTS	
PART No.	DESCRIPTION
GA5007831	Diff Pinion Seal
GA5069085	Yoke - suit Isuzu diff

Rear Axle - Drop legs 3m 2WD & 4WD



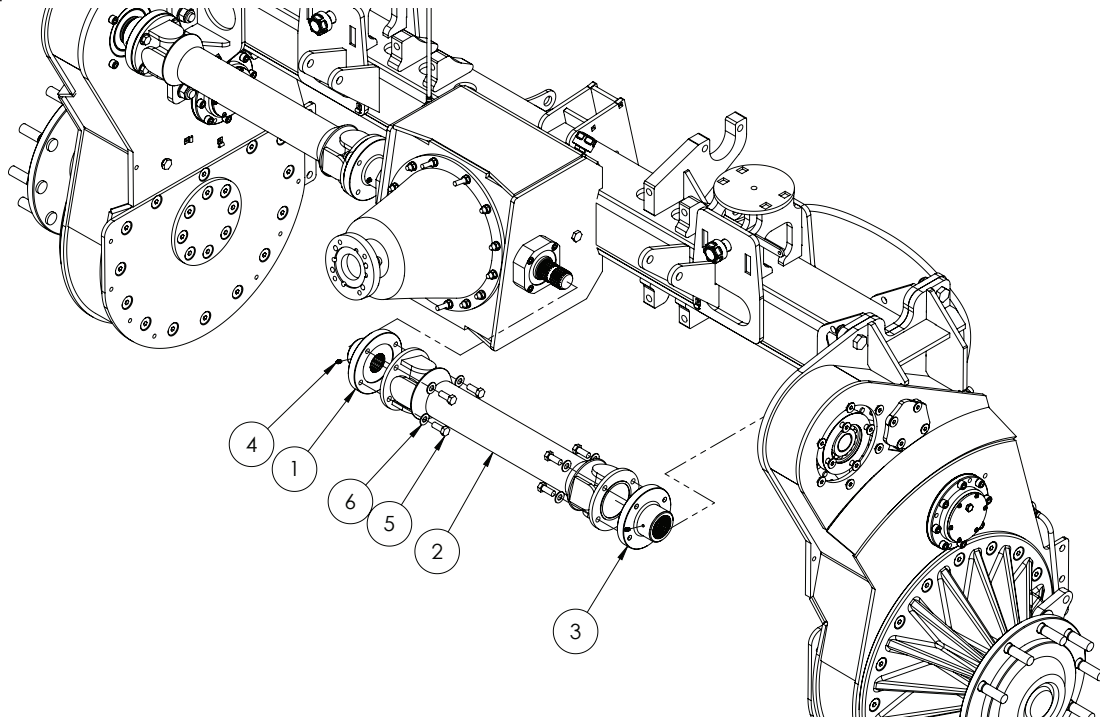
ITEM NO.	PART NUMBER	DESCRIPTION	QTY.
1	GA4903026	SP 3m, 2WD MY11 Rear Axle Assembly	1
	GA4903027	Rear Axle, 4WD 3M, Assembly SP2011	
2	GA4902014	Drop leg Assembly, Rear LH, MY14	1
3	GA4902023	Drop leg Assembly, Rear RH, MY14	1
4	GA5049350	Hose barb, 1/2" BSP Male x 1/2" hose, Brass	2
5	GA5066770	Air breather screw in style 1/2"	3
6	GA2000211	Hose, Pressure, 12mm, Black, 250psi, HOS13P	1
7	GA5011333	Bolt M20 x 60 ZP GR8.8	8
8	GA5048125	Nut M20 Nyloc Coarse ZP	24
9	GA5001741	Washer 20mm Flat SS Heavy Duty	24
10	GA5000469	Hose clamp, 1/2", SS, 12-20/9W3	4

DROP LEG TOE ADJUSTMENT SHIMS	
PART No.	DESCRIPTION
GA4537200	Shim rear drop leg 0.5mm
GA4537205	Shim rear drop leg 1mm



Rear Axle - Axle Drive Shafts 3m 2WD & 4WD

Upto SN#201523

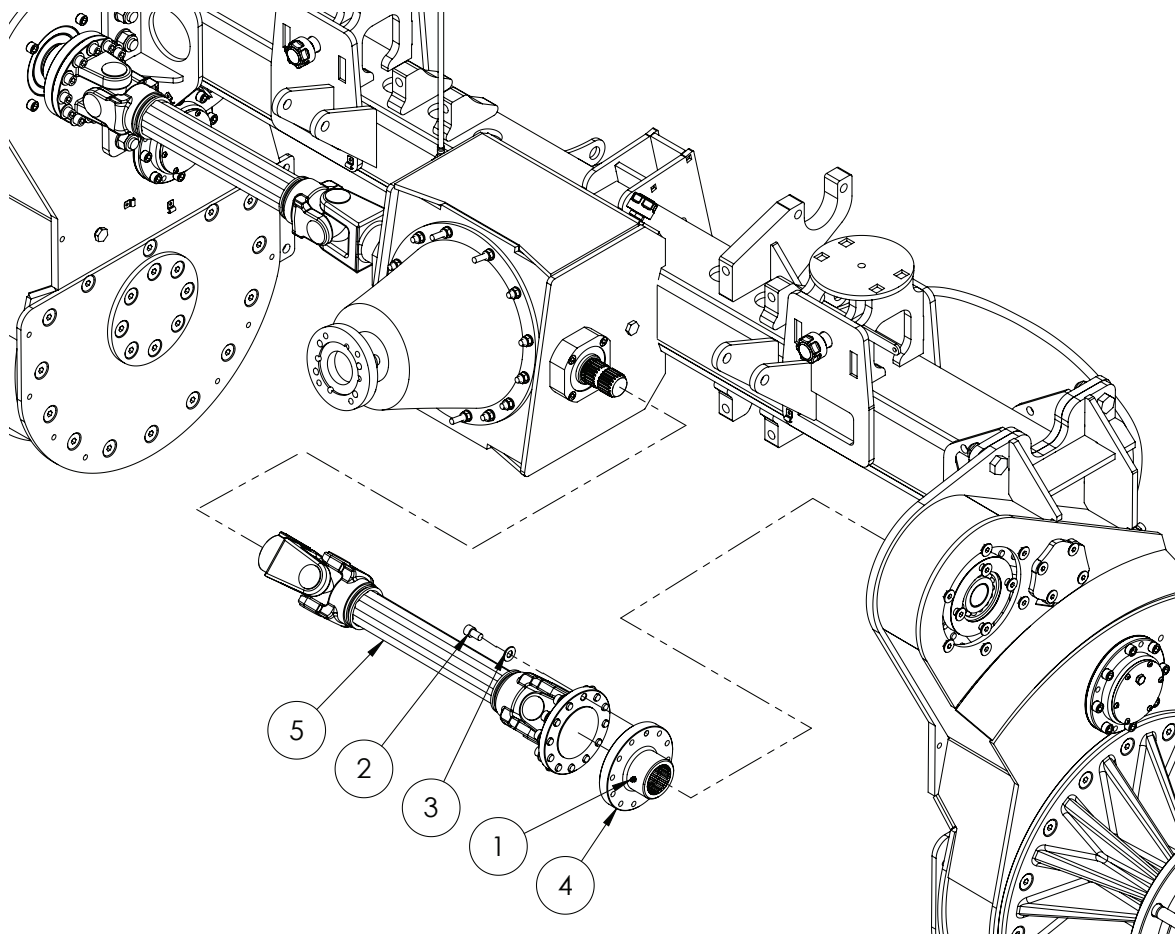


ITEM NO.	PART NUMBER	DESCRIPTION	QTY.
1	GA5008107	Drive flange, Suit rear axle, Crop Cruiser	2
2	GA5069835	I550 series fixed driveshaft, Crop Cruiser	2
3	GA4552955	Drive Flange, Suit Rear Drop leg 55mm Spline, MY14	2
4	GA5012203	Grease nipple, Short, 1/4" UNF	4
5	GA5006045	Bolt, 1/2" UNF x 1 1/4" ZP GR8	16
6	GA5017673	Washer 1/2" High Tensile	16

REAR AXLE SPARE PARTS	
PART No.	DESCRIPTION
GA5017115	Uni Joint Kit I550 Series

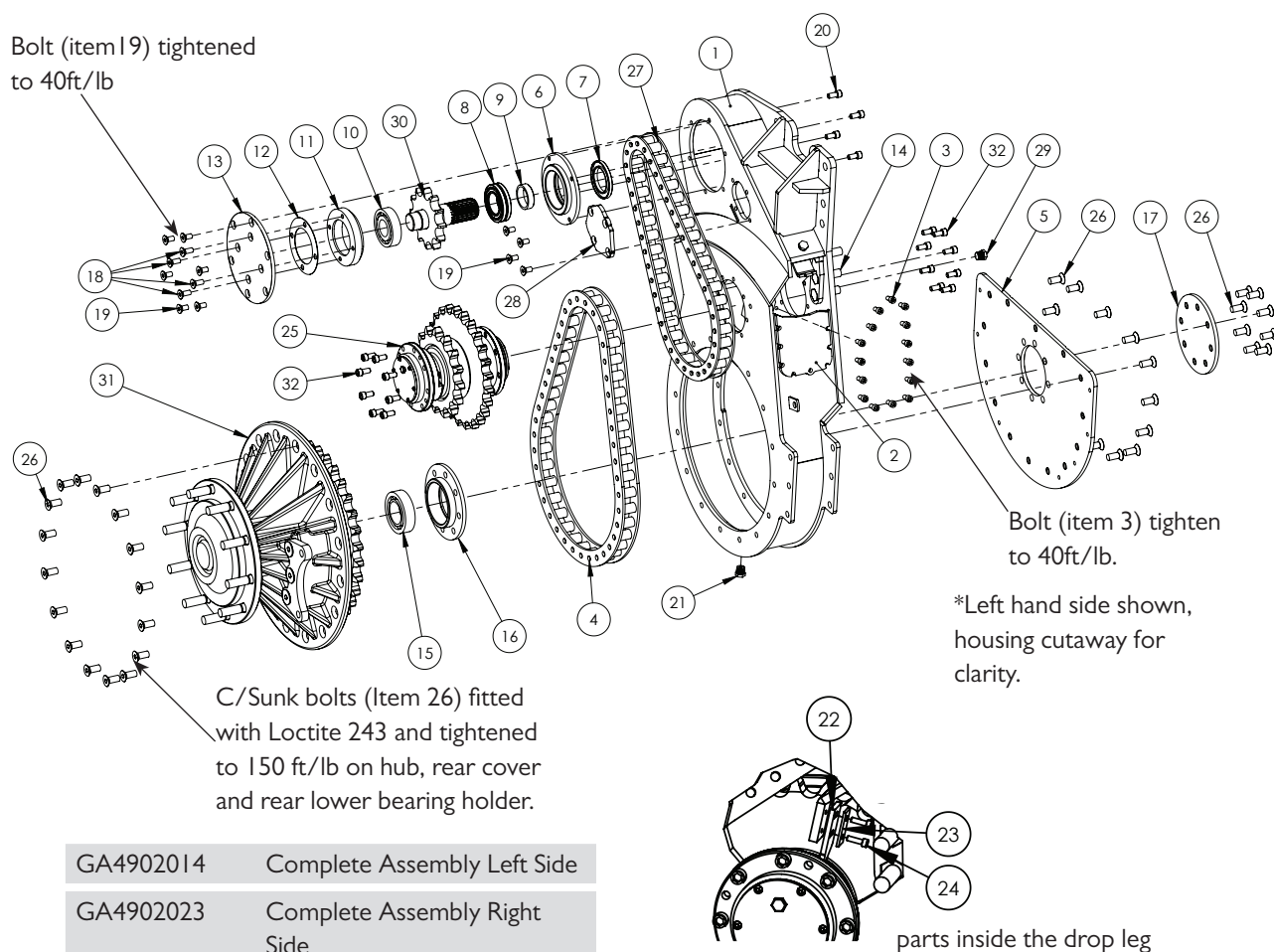
Rear Axle - Axle Drive Shafts 3m 2WD & 4WD

From SN#201531



ITEM NO.	PART NUMBER	DESCRIPTION	QTY.
1	GA5012203	Grease nipple, Short, 1/4" UNF	2
2	GA5050330	SHCS M12 x 40	24
3	GA5017673	Washer 1/2" High Tensile	24
4	GA4550150	Drive Flange, Rear Drop leg, 2600 Series with 55mm Spline	2
5	GA2700003	Drive shaft, 2600 series, 742mm, black, suit Crop Cruiser 3m rear axle	2

Drop Leg - Rear



GA4902014 Complete Assembly Left Side

GA4902023 Complete Assembly Right Side

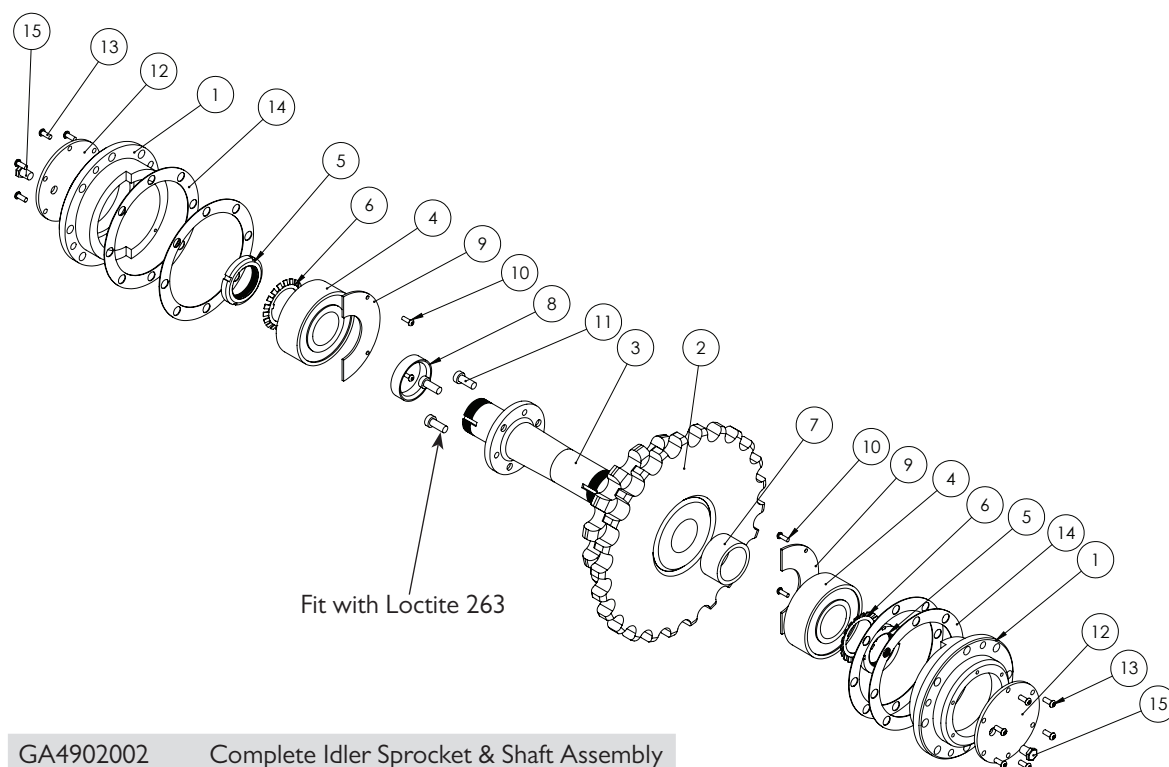
ITEM NO.	PART NUMBER	DESCRIPTION	QTY.
1	GA4652561	Drop leg, housing rear, Standard, LH 2011	1
	GA4652566	Drop leg, housing rear, Standard, RH 2011	1
2	GA4658825	Cover plate, LH drop leg, Rear 2WD	1
	GA4658820	Cover plate, RH drop leg, Rear 2WD	1
3	GA5011153	SHCS M10 x 20 ZP GR12.9	15
4	GA5059995	Chain, Super 140H, Including joiner	1
5	GA4502006	Cover plate, Lower, Driven drop legs, Self propelled MY11	1
6	GA4552060	Bearing holder, Inside, Top idler shaft, Drop leg	1
7	GA5069370	Seal 100 x 65 x 08mm TC	1
8	GA5069365	Bearing, Double Barrel Roller OD 100 x ID 55 x W 25mm	1
9	GA4552950	Seal Spacer Ring, Drop leg Input Shaft MY14	1
10	GA5048275	Bearing, Spherical roller, Self aligning, 45 ID x 100 OD x 25 thick, 21309E	1
11	GA4552055	Bearing holder, Outside, Top idler shaft, Drop leg	1
12	DL15-SHIM-01LAS	Shim, 1mm, Drop leg top shaft bearing, External fitment	1
13	DL14	Top outside bearing mount od 240mm (10mm FMS)	1

Continued over page

Drop Leg - Rear

ITEM NO.	PART NUMBER	DESCRIPTION	QTY.
14	GA5069220	Bolt M20 x 60 Fine 1.5 pitch 8.8grd ZP	8
15	GA5015665	Bearing, Double row spherical roller, 60 ID x 110 OD x W 28mm	1
16	60brghold	Bearing Holder Bottom 60mm	1
17	GA4504340	Plate, 60brghold outer	1
18	GA5051290	CSCS M12 x 30 ZP GR12.9	4
19	GA5000289	CSCS M12 x 25 ZP GR8.8	10
20	GA5000297	SHCS M12 x 25 ZP GR12.9	4
21	GA5048560	Plug male 1/2" BSPT Magnetic	1
22	GA4503065	Scraper, Teflon, suit 2011 drop leg	1
23	GA4503060	Scraper keeper, suit 2011 drop leg	1
24	GA5004055	SHCS M6 x 20 ZP GR12.9	2
25	GA4902002	2011 Model Idler sprocket/shaft assembly 2WD	1
26	GA5069920	CSCS M16 x 2 x 40 ZP GR12.9	38
27	GA5014599	Chain, With joiner, RS 120HT, 2wd drop legs (19 LINK)	1
28	F70933A	Upper cover plate (6mm FMS)	1
29	GA5050670	Plug male brass 1/2" BSPT	1
30	GA4552945	Shaft, Rear Drop leg, Input 25 Tooth Spline, 12 Tooth Sprocket	1
31	GA4912495	Bottom hub assembly, Cast hub, Crop Cruiser MY14	1
32	GA5000321	SHCS M12 x 40 ZP GR12.9	16

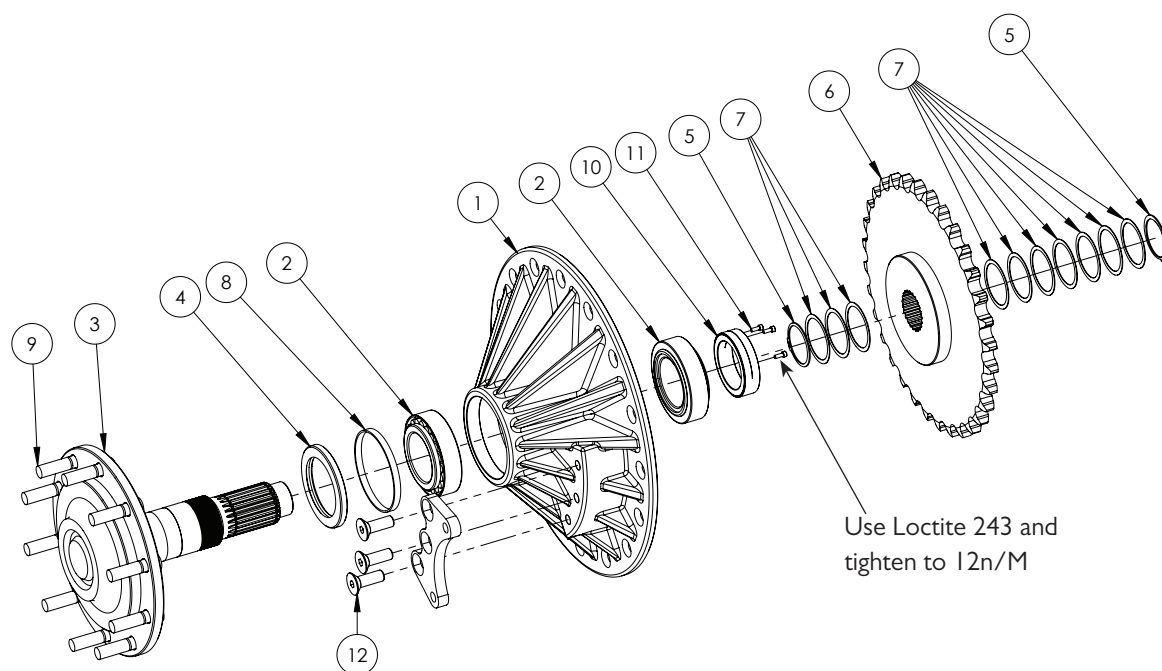
Idler Sprocket & Shaft - 4WD, 2WD Rear Drop Legs



GA4902002 Complete Idler Sprocket & Shaft Assembly

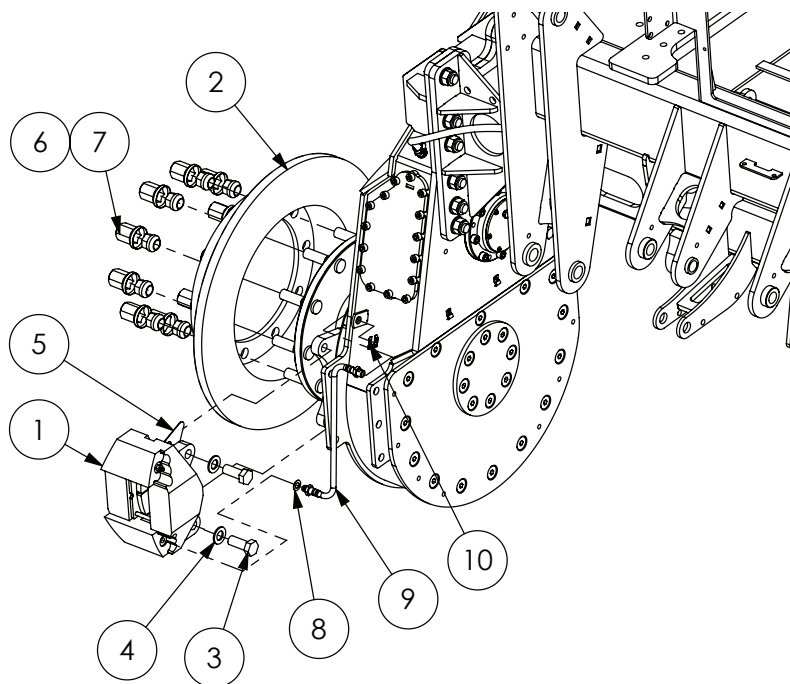
ITEM NO.	PART NUMBER	DESCRIPTION	QTY.
1	GA4552015	Housing idler bearing	2
2	GA4652005	Idler sprocket assembly	1
3	GA4552021	Idle shaft, suit 2011 Drop leg	1
4	GA5065000	Bearing, Double row spherical roller, 50 ID x 110 OD x 40mm thick, 22310CAW33C3	2
5	GA5065005	Locknut M50 x 1.5 KM10	2
6	GA5065010	Tab washer 50mm MB10	2
7	GA4552011	Spacer, Idler shaft assembly 2011	1
8	GA4552005	Idler Spacer (mild Steel)	1
9	F70930A	End Plate Oil Reservoir	2
10	GA5003977	Bolt M5 x 16 Pan Head SS	4
11	GA5006127	SHCS M10 x 25, Low head, Black GR12.9	3
12	F70932A	Cover plate, for idler bearing	2
13	GA5004050	BHCS M6 x 16 SS GR8.8	12
14	GA4502050	Shim, 1mm, Drop Leg Idler Bearing	4
15	GA5069335	Plug, 1/4" BSPT male thread, Brass	2

Bottom Hub, Rear Drop leg



ITEM NO.	PART NUMBER	DESCRIPTION	QTY.
1	GA5071110	Lower Drive Hub, Cast Iron	1
2	GA5068835	Bearing, Taper roller, 90 ID x 150 OD x 45mm thick, 33118	2
3	GA5068830	Stub Axle, Drive, Self Propelled, MY11	1
4	GA5068840	Seal, Double lip, 110 ID x 150 OD x 13mm thick	1
5	GA5008521	Circlip, External, 75 nominal ID x 2.5mm thick	2
6	GA4659385	Lower sprocket assembly, one piece suit 2012 SP drop leg	1
7	DL27	Shim washer, 1mm, Suit drop leg bottom sprocket	10
8	GA4552610	Spacer ring	1
9	MACH0138	Wheel stud, M22 x 1.5 pitch x 90 long	10
10	GA4552900	Lock nut M90 x 2mm, Suit bottom drive axle GA5068830, 3 x SHCS	1
11	GA5004049	SHCS M6 x 16 ZP GR12.9	3
12	GA5069115	CSCS M20 x 60 ZP GR12.9	3

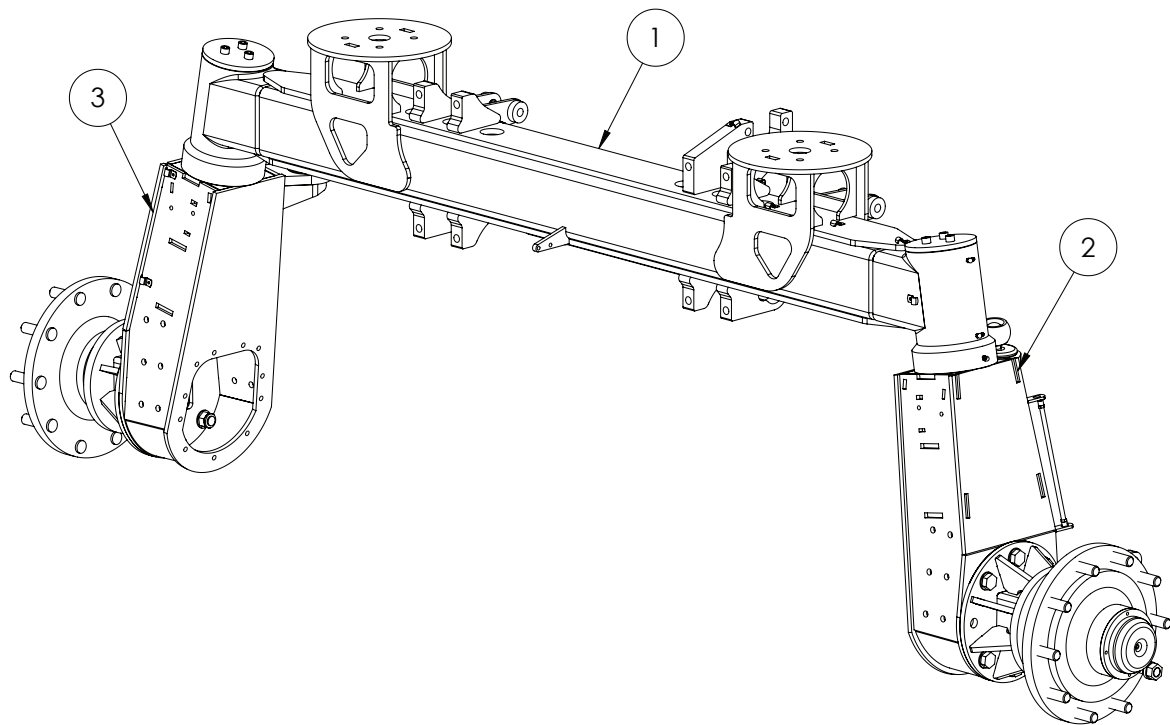
Rear Brake Caliper



ITEM NO.	PART NUMBER	DESCRIPTION	QTY.
1	GA5016069	Stilfreni brake caliper, for SP	1
2	GA5070065	Brake Disc Rotor, Cast, Crop Cruiser	2
3	GA5001515	Set Screw M20 x 50 1.5 Pitch (Fine) ZP GR8.8	4
4	GA5001741	Washer 20mm Flat SS Heavy Duty	4
5	JCB-Caliper-shim	Caliper shim, 1mm	2
6	GA5018892	Wheel nut, M22 x 1.5mm, ZP	10
7	GA5070815	Hex Nut Cap, Suit M22 Crop Cruiser Stud	10
8	GA5007475	Washer 12 x 22mm Copper	2
9	GA5011093	Lower brake Hose, Steel line to caliper, 470mm long	2
10	GA5010359	Clip for brake hose	2

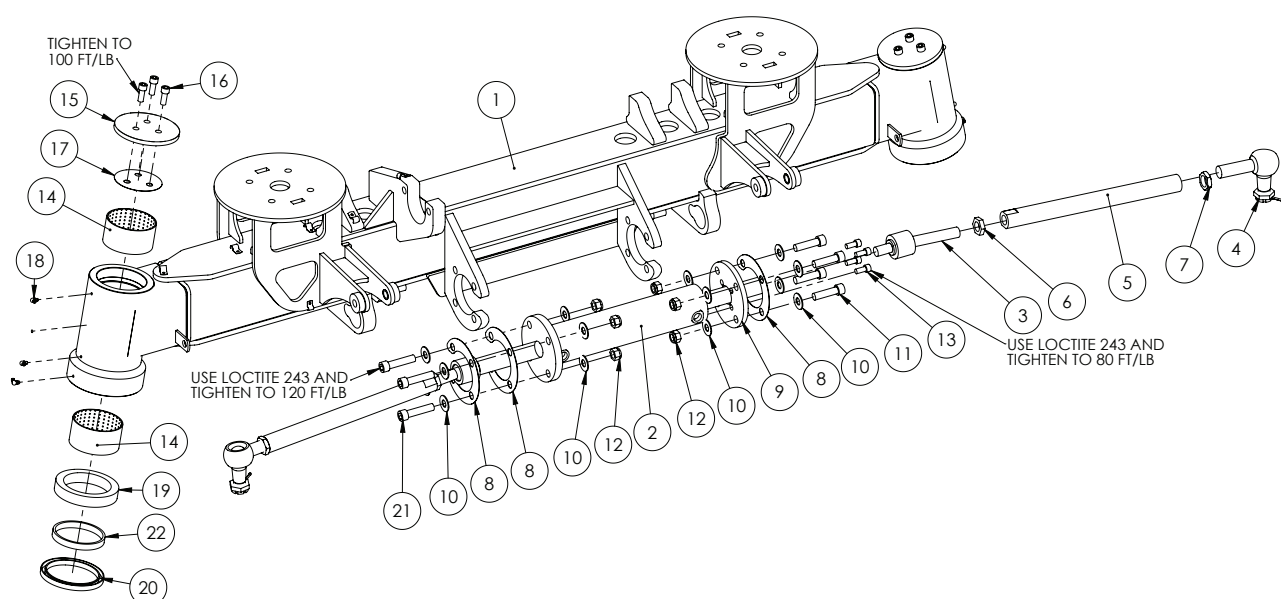
HUB SPARE PARTS	
PART No.	DESCRIPTION
GA5006305	Brake pads, Suit JCB & Stilfreni caliper, 2 pads = 1 set
GA5051430	Pin kit, suit Stilfreni caliper (1 set)
GA5051435	Piston kit, suit Stilfreni caliper (1 set)

Front Axle & Drop Legs - 3m 2WD



ITEM NO.	PART NUMBER	DESCRIPTION	QTY.
1	-	SP 3m 2WD Front axle assembly	1
2	GA4902885	Drop leg, Front assembly 2WD 2WS RHS 2011	1
3	GA4902880	Drop leg, Front assembly 2WD 2WS LHS 2011	1

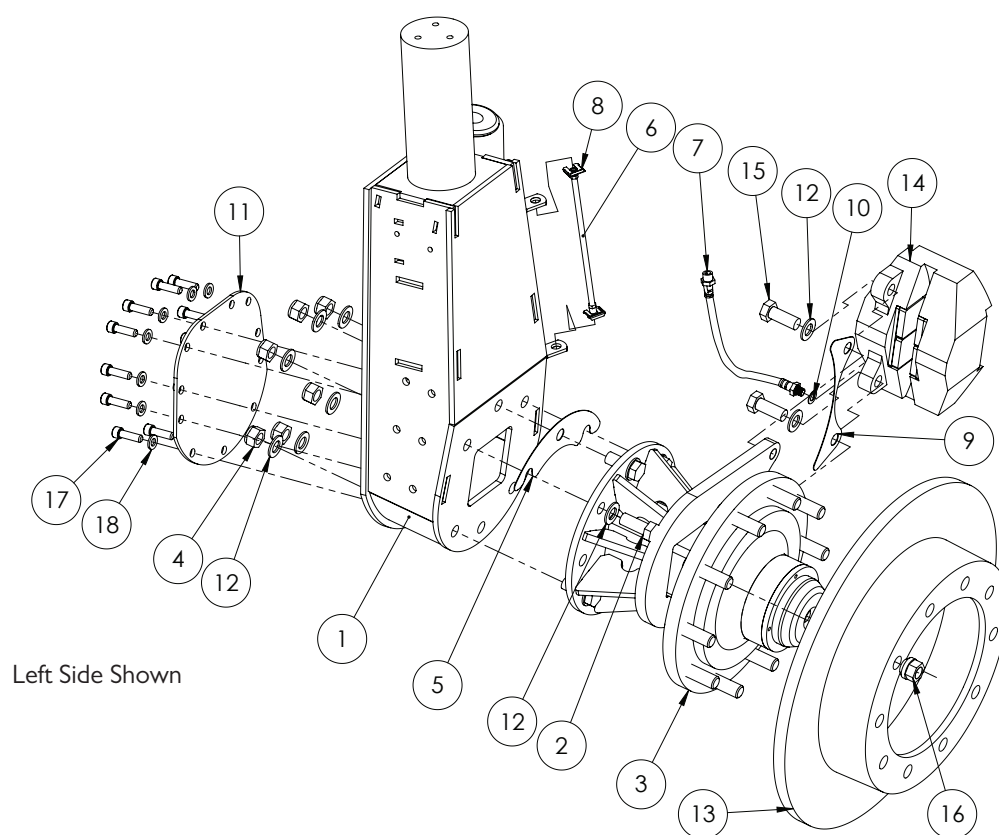
Front Axle - 3m 2WD



ITEM NO.	PART NUMBER	DESCRIPTION	QTY.
1	GA4658501	Front Axle Housing, 3m Crop Cruiser MY12 Cast	1
2	GA5066586	Hydraulic cylinder, circular flanged end 3" x 7.5" stroke	1
3	GA5065045	Ball joint, Inline, M24 x 1.5 pitch x M22 x 1.5 pitch	2
4	GA5065041	Ball joint, Right angle, M28 x 1.5P thread	2
5	GA4583135	Tie Rod 3m MY11 (450mm Long)	2
6	GA5011341	Nut M24 x 1.5 Pitch Hex Lock ZP	2
7	GA4572170	Lock nut, M28 x 1.5P, Suit tie rod end	2
8	GA4514640	Steering ram shim plate	3
9	GA4514635	Flange plate for steering ram	1
10	GA5001043	Washer 16mm Flat SS HD	16
11	GA5048680	SHCS M16 x 60 ZP GR12.9	4
12	GA5001029	Nut M16 Nyloc ZP	8
13	GA5070250	SHCS 7/16" UNF x 1" GR12.9 ZP	4
14	GA5009454	Glacier bush, M liner with dimples, 110 ID x 60mm long	4
15	2M-FA011LAS	Top steering cap 12mm FMS	2
16	GA5000307	SHCS M12 x 30 ZP GR12.9	6
17	F70544A	Shim, 0.5mm thick, Suit Crop Cruiser king pin cap	2
18	GA5009637	Grease nipple, Elbow, 90 degree, 1/4" UNF male	6
19	GA5048245	Bearing, Ball thrust bearing, 110 ID x 145 OD x 25mm thick	2
20	GA5048635	Oil seal, 120 ID x 145 OD x 12mm thick	2
21	GA5011305	SHCS M16 x 70 ZP GR12.9	4
22	2MFA004-IGR	Thrust ring, suit Crop Cruiser axle	2

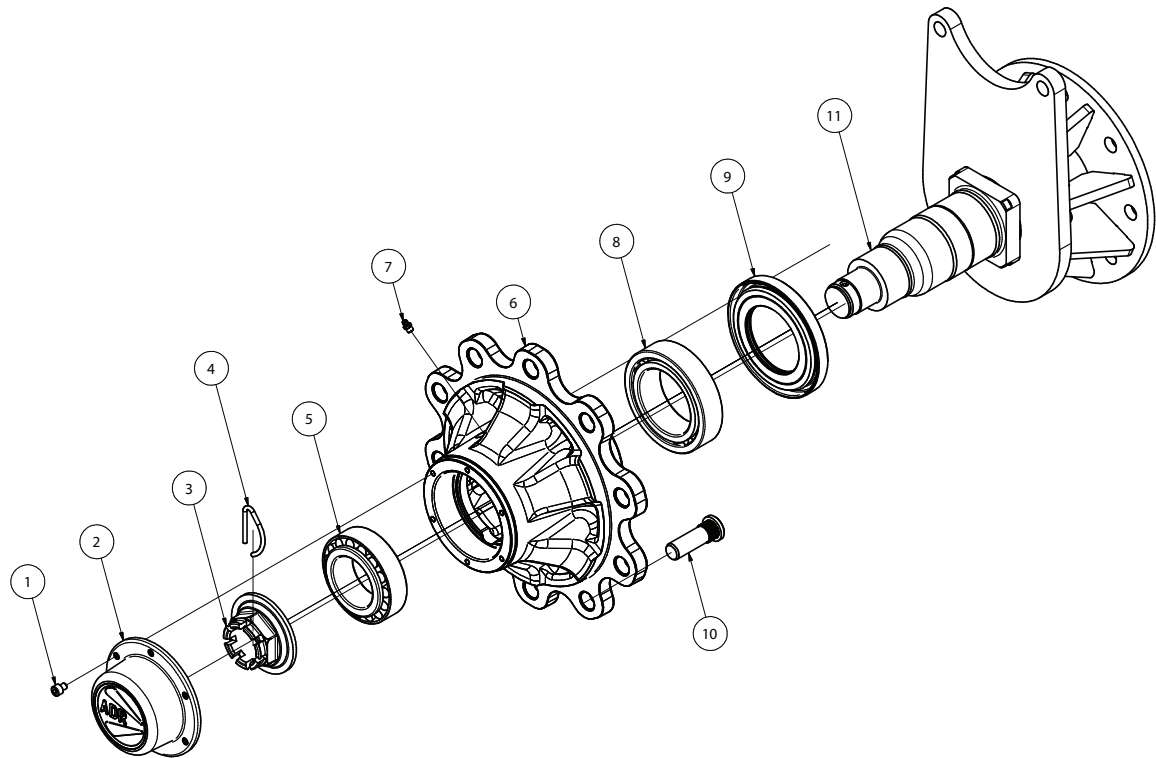
FRONT AXLE SPARE PARTS	
PART No.	DESCRIPTION
GA5050215	Seal kit, suit 3" steering cylinder

Front Drop Leg - 2WD



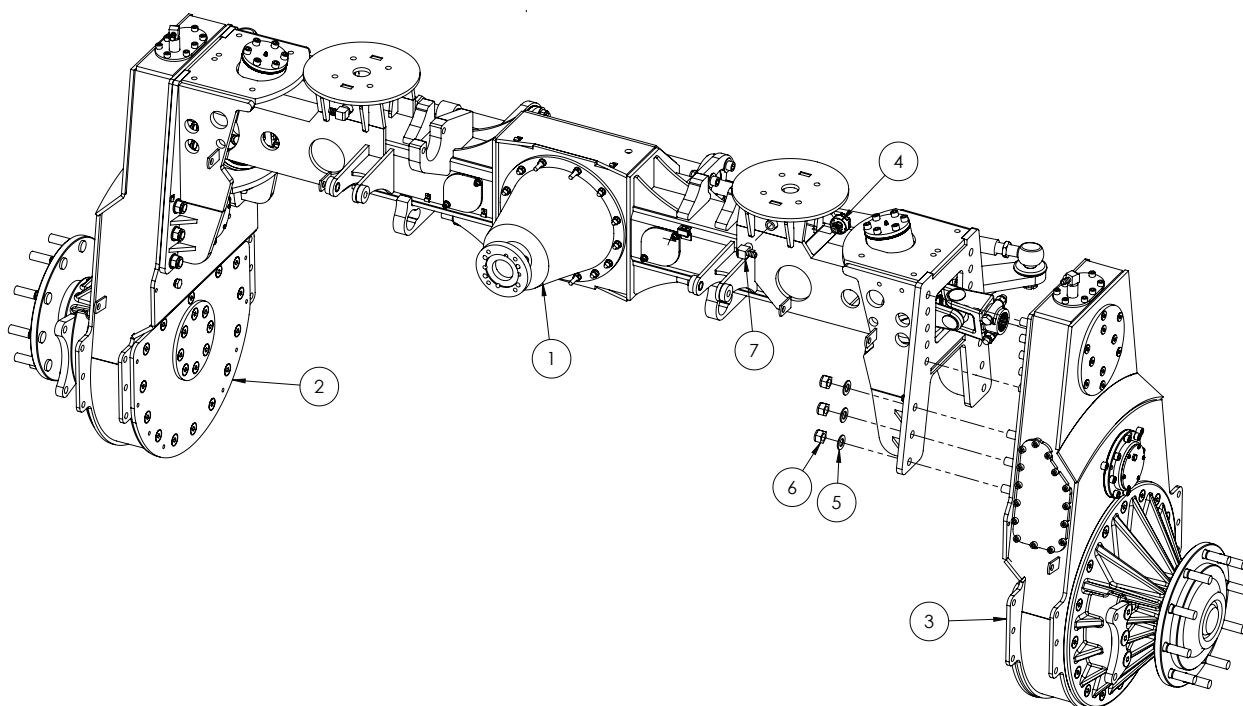
ITEM NO.	PART NUMBER	DESCRIPTION	QTY.
1	GA4652541	Drop leg, fabricated, Front 2WD LH 2011	1
	GA4652546	Drop leg, fabricated, Front 2WD RH 2011	
2	GA5011321	Set Screw M20 x 50 Course ZP GR8.8	6
3	GA4652800	Hub, Front Axle, 2WD, Self Propelled, MY11	1
4	GA5048125	Nut M20 Nyloc Coarse ZP	6
5	GA4507085	Shim, 2mm Stainless, Front Hub 2WD	1
6	GA4912496	Brake line, Drop leg, Front, 2wd, Crop Cruiser	1
7	GA5011093	Lower brake Hose, Steel line to caliper, 470mm long	1
8	GA5010359	Clip for brake hose	2
9	JCB-Caliper-shim	Caliper shim, 1mm	1
10	GA5007475	Washer, 12 x 22mm Copper	1
11	2AFA013LAS	Access plate for axle carrier Bolts	1
12	GA5001739	Washer 20mm Flat Heavy Duty SS	14
13	GA5070065	Brake Disc Rotor, Cast	1
14	GA5016069	Stilfreni brake caliper for SP	1
15	GA5001515	Set Screw M20 x 50 1.5 Pitch (Fine) ZP GR8.8	2
16	GA5018892	Wheel nut, M22 x 1.5mm, ZP	1
17	GA5000321	SHCS M12 x 40 ZP GR12.9	11
18	GA5000577	Washer 12mm Flat SS Heavy Duty	11

Hub, Front Axle, 2WD, Self Propelled



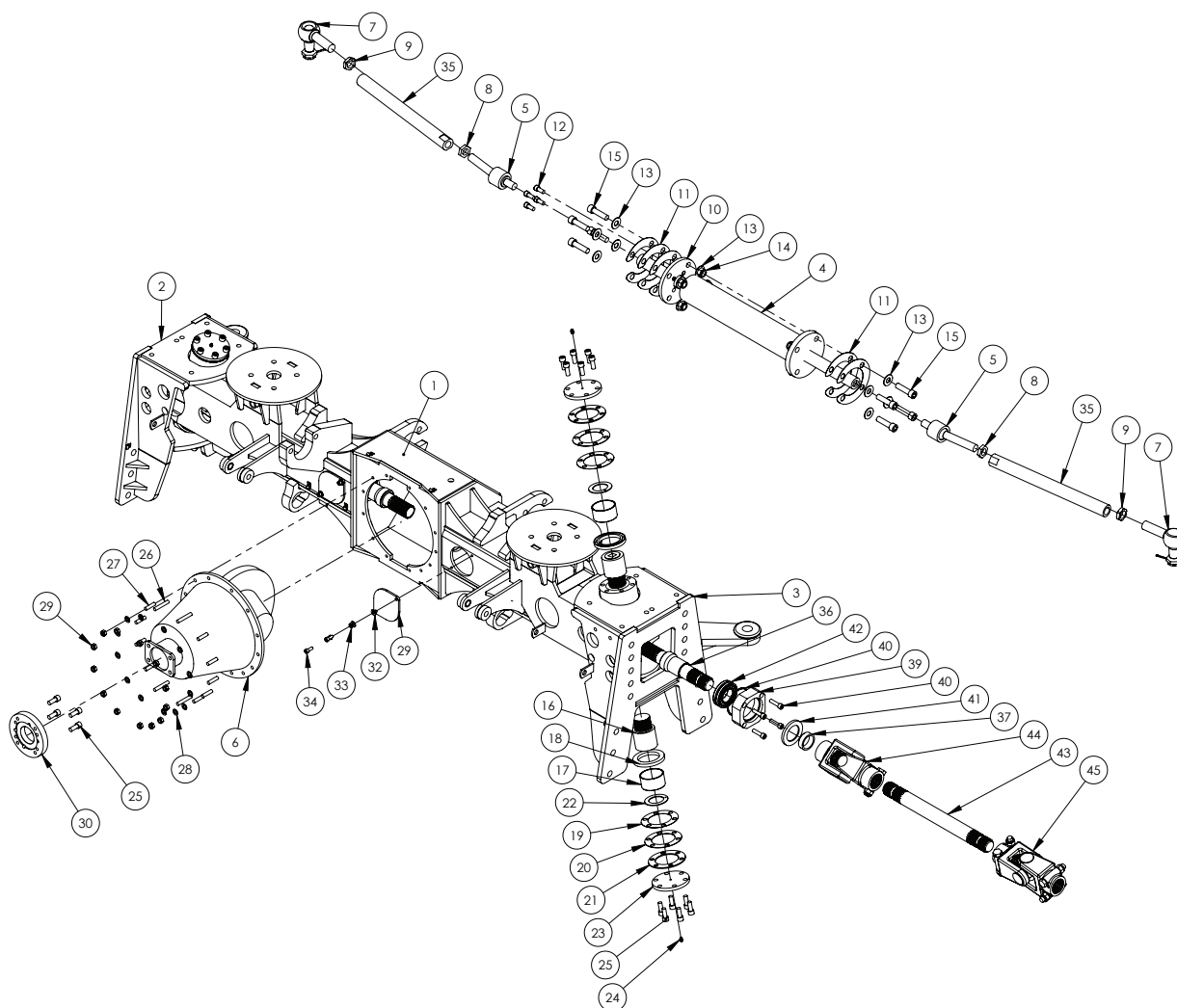
ITEM NO.	PART NUMBER	DESCRIPTION	QTY.
1	GA5024084	SHCS M8 x 1.25P, 100 Series, ADR	6
2	GA5024083	Cap, with gasket, 100 Series, ADR	1
3	GA5024088	Crown Nut, 100 Series, ADR	1
4	GA5024089	Spring Pin, 100 Series, ADR	1
5	GA5024080	Bearing, 33114, 70 x 120 x 37, 100 Series, ADR	1
6	GA5024087	Wheel Hub, 10 stud, 335.mm PCD, 100 Series, ADR	1
7	GA5024086	Grease Nipple, M8 Straight, 100 Series, ADR	1
8	GA5024081	Bearing, 33018, 90 x 140 x 39, 100 Series, ADR	1
9	GA5024085	Seal, Oil, steel housing, 100 Series, ADR, 160 x 92 x 18mm	1
10	GA5024082	Stud, M22 x 1.5P x 72mm long, 100 Series, ADR	10
11	GA5068825	Stub axle assembly 100 series, Cut to size, Titan	1

Front Axle - 3m 4WD Drop Legs



ITEM NO.	PART NUMBER	DESCRIPTION	QTY.
1	GA4902985	Front Axle Assembly, 4WD 3M 201 I	1
2	GA4902031	Drop leg assembly, 4WD LHF 201 I	1
3	GA4902026	Drop leg assembly, 4WD RHF 201 I	1
4	GA5066770	Air breather screw in style 1/2"	2
5	GA5001741	Washer 20mm Flat SS Heavy Duty	32
6	GA5048125	Nut M20 Nyloc Coarse ZP	32
7	GA5012753	P6 1/2" x 1/2" Male Elbow	2

Front Axle - 3m 4WD



ITEM NO.	PART NUMBER	DESCRIPTION	QTY.
1	GA4658510	Front Axle Housing, 3m 4WD 2WS, Crop Cruiser MY11	1
2	GA4658670	Swivel Housing, 2WS 4WD Left	1
3	GA4658675	Swivel Housing, 2WS 4WD Right	1
4	GA5066587	Cylinder steering 3" x 14", suit Crop Cruiser 2011	1
5	GA5065045	Ball joint, Inline, M24 x 1.5 pitch x M22 x 1.5 pitch	2
6	GA5010609	Diff centre, Isuzu 5.125:1 ratio 41/8 tooth count	1
7	GA5065041	Ball joint, Right angle, M28 x 1.5P thread	2
8	GA5011341	Nut M24 x 1.5 Pitch Hex Lock ZP	2
9	GA4572170	Lock nut, M28 x 1.5P, Suit tie rod end	2
10	GA4514635	Flange plate, for steering ram	1
11	GA4514640	Steering ram shim plate	5
12	GA5070250	SHCS 7/16" UNF x 1" GR12.9 ZP	4
13	GA5001043	Washer 16mm Flat SS HD	16
14	GA5001029	Nut M16 Nyloc ZP	8
15	GA5048680	SHCS M16 x 60 ZP GR12.9	8

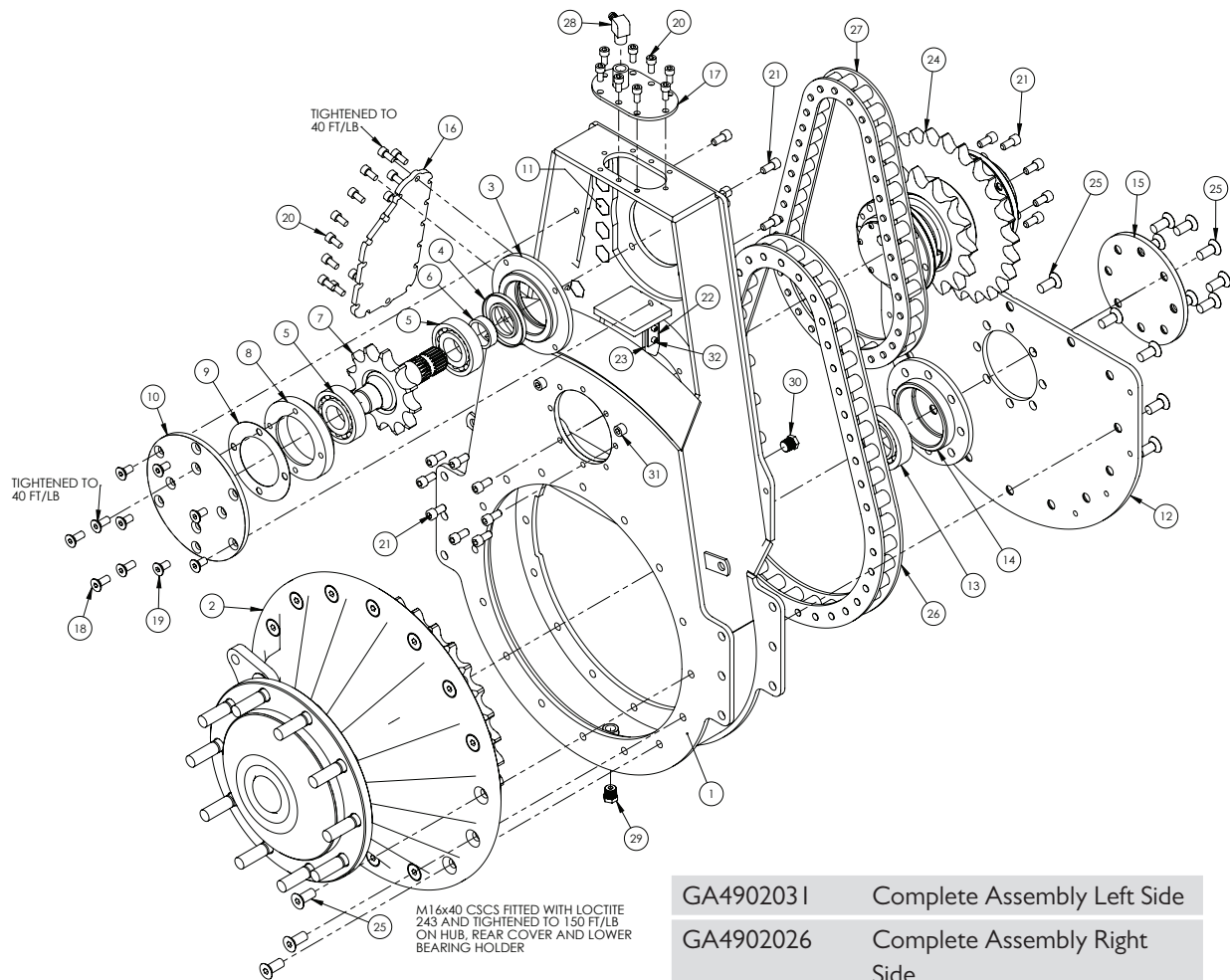
Continued over page

Front Axle - 3m 4WD

ITEM NO.	PART NUMBER	DESCRIPTION	QTY.
16	MACH0039	King pin (was p/n: king pin)	4
17	GA5009481	Glacier bush, 70 ID x 75 OD x 36mm long	4
18	GA5018907	Seal, 70 ID x 100 OD x 10mm thick	4
19	steershim-mk2-0.5mm	Steer shim, 0.5mm	4
20	steershim-mk2-1mm	Steer shim, 1mm	4
21	steershim-mk2-3mm	Steer shim, 3mm	4
22	GA5009489	Washer, Glacier, 48 ID x 74mm OD	4
23	DL24	Steering assembly top cap (10mm FMS)	4
24	GA5012203	Grease nipple, Short, 1/4" UNF	4
25	GA5000307	SHCS M12 x 30 ZP GR12.9	28
26	GA5011177	Stud M10 x 55	4
27	GA5011665	Stud, M10 x 40, SS	9
28	GA5000117	Washer 10mm Flat SS Heavy Duty	13
29	GA5000141	Nut M10 Nyloc ZP	13
30	1480-isuzu	Adapter, 1480 drive shaft yoke to Isuzu diff	1
29	ga4536100	Axle cover plate, drive shaft bolts, 4WS 4WD	2
32	GA5003643	Washer 8mm Flat SS Heavy Duty	4
33	GA5004919	Washer 8mm Spring SS	4
34	GA5004707	SHCS M8 x 20 ZP GR12.9	4
35	GA4583135	Tie Rod, 3m MY11 (450mm Long)	2
36	GA5015157	Shaft, Diff output, 294.10mm long, Spline each end	2
37	DL30	Spacer ring	2
39	MACH0027	Bearing holder, for diff	2
40	GA5010501	O-ring, 89 x 2.5mm, Diff Output Shaft	2
40	GA5006141	SHCS M10 x 40 ZP GR12.9	8
41	GA5048455	Oil Seal, 55 ID x 85 OD x 8mm thick	2
42	GA5007959	Bearing, Double Row Barrel Roller, Diff output shaft	2
43	GA5010576	Inter drive axle, suit 4400 2WS SP 2011	2
44	GA5010651	Joint Assembly 2500 series	2
45	GA5010653	Joint Assembly 2600 series	2

4WD FRONT AXLE SPARE PARTS	
PART No.	DESCRIPTION
GA5050215	Seal kit, suit 3" steering cylinder
GA5051595	Uni Cross, suit 2600 series

Front Drop Leg - 4WD



GA4902031	Complete Assembly Left Side
GA4902026	Complete Assembly Right Side

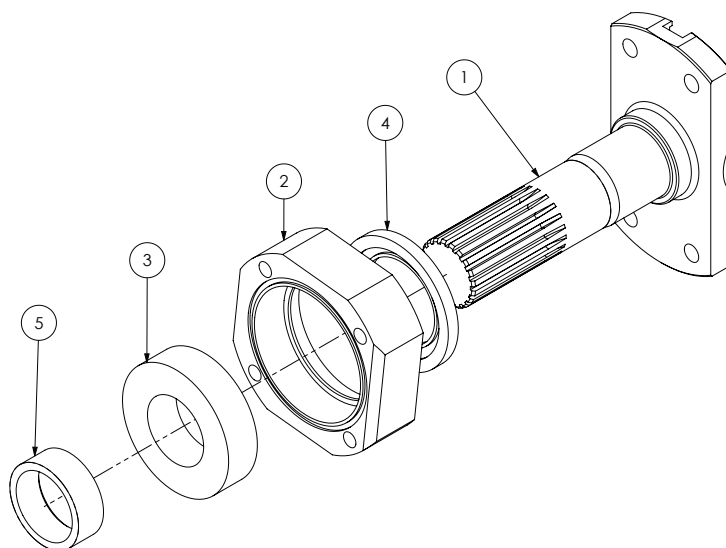
ITEM NO.	PART NUMBER	DESCRIPTION	QTY.
1	GA4652557	Drop leg housing, 4WD 4WS 2011	1
2	GA4912495	Bottom hub assembly, Cast hub	1
3	GA4552060	Bearing holder, Inside, Top idler shaft, Drop leg	1
4	GA5070195	Oil seal, 55 ID x 100 OD x 8mm thick	1
5	GA5048275	Bearing, Spherical roller, Self aligning, 45 ID x 100 OD x 25mm thick, 21309E	2
6	DL30	Spacer ring	1
7	GA5016795	Shaft, Rear Drop leg Input, 20 Tooth Spline, 12 Tooth Sprocket	1
8	GA4552055	Bearing holder, Outside, Top idler shaft, Drop leg	1
9	DL15-shim-01LAS	Shim, 1mm, Drop leg top shaft bearing, External fitment	1
10	DL14	Top outside bearing mount, OD 240mm (10mm FMS)	1
11	GA5001515	Set Screw M20 x 50 1.5 Pitch (Fine) ZP GR8.8	16
12	GA4502006	Cover plate, Lower, Driven drop legs, Self propelled MY11 on	1
13	GA5015665	Bearing, Double row spherical roller, 60 ID x 110 OD x 28mm W	1
14	60brghold	Bearing Holder Bottom 60mm	1
15	GA4504340	Plate, 60brghold outer	1

Continued over page

Front Drop Leg - 4WD

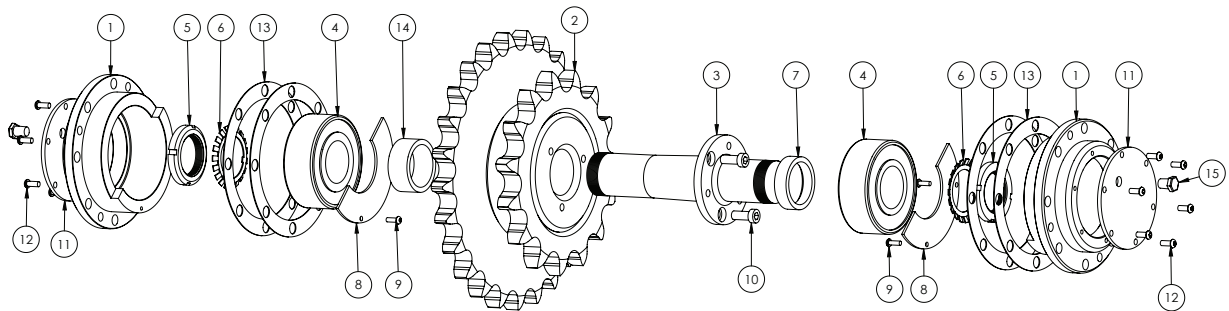
ITEM NO.	PART NUMBER	DESCRIPTION	QTY.
16	GA4502000	Plate, Drop leg cover, Front 4WD	1
17	GA4656465	Cover, Drop leg upper 4400	1
18	GA5051290	CSCS M12 x 30 ZP GR12.9	4
19	GA5000289	CSCS M12 x 25 ZP GR8.8	6
20	GA5011153	SHCS M10 x 20 ZP GR12.9	23
21	GA5000297	SHCS M12 x 25 ZP GR12.9	20
22	GA4503060	Scraper keeper, suit 2011 drop leg	1
23	GA4503065	Scraper, Teflon, suit 2011 drop leg	1
24	GA4902000	Idler sprocket & shaft assembly, 4wd front MY11	1
25	GA5069920	CSCS M16 x 2 x 40 ZP GR12.9	38
26	GA5059995	Chain, Super 140H, Including joiner	1
27	GA5015259	Chain SH RS120HT + joiner (4WD-4WS) (17 LINK)	1
28	GA5012753	P6 1/2" x 1/2" Male Elbow	1
29	GA5048560	Plug male 1/2" BSPT Magnetic	1
30	GA5050670	Plug male brass, 1/2" BSPT	1
31	GA5049340	SHCS 1/2" UNF x 1" ZP GR12.9	2
32	GA5004055	SHCS M6 x 20 ZP GR12.9	2

Diff Output Shaft, Adjustable Axle 2-3m



ITEM NO.	PART NUMBER	DESCRIPTION	QTY.
1	GA4552166	Diff output shaft, Suit Crop Cruiser 2-3m adjustable axle	1
2	MACH0027	Bearing holder, suit diff	1
3	GA5007959	Bearing, Double Row Barrel Roller, Diff output shaft	1
4	GA5048455	Oil Seal, 55 ID x 85 OD x 8mm thick	1
5	GA4552165	Snap ring, supplied with GA4552166	1

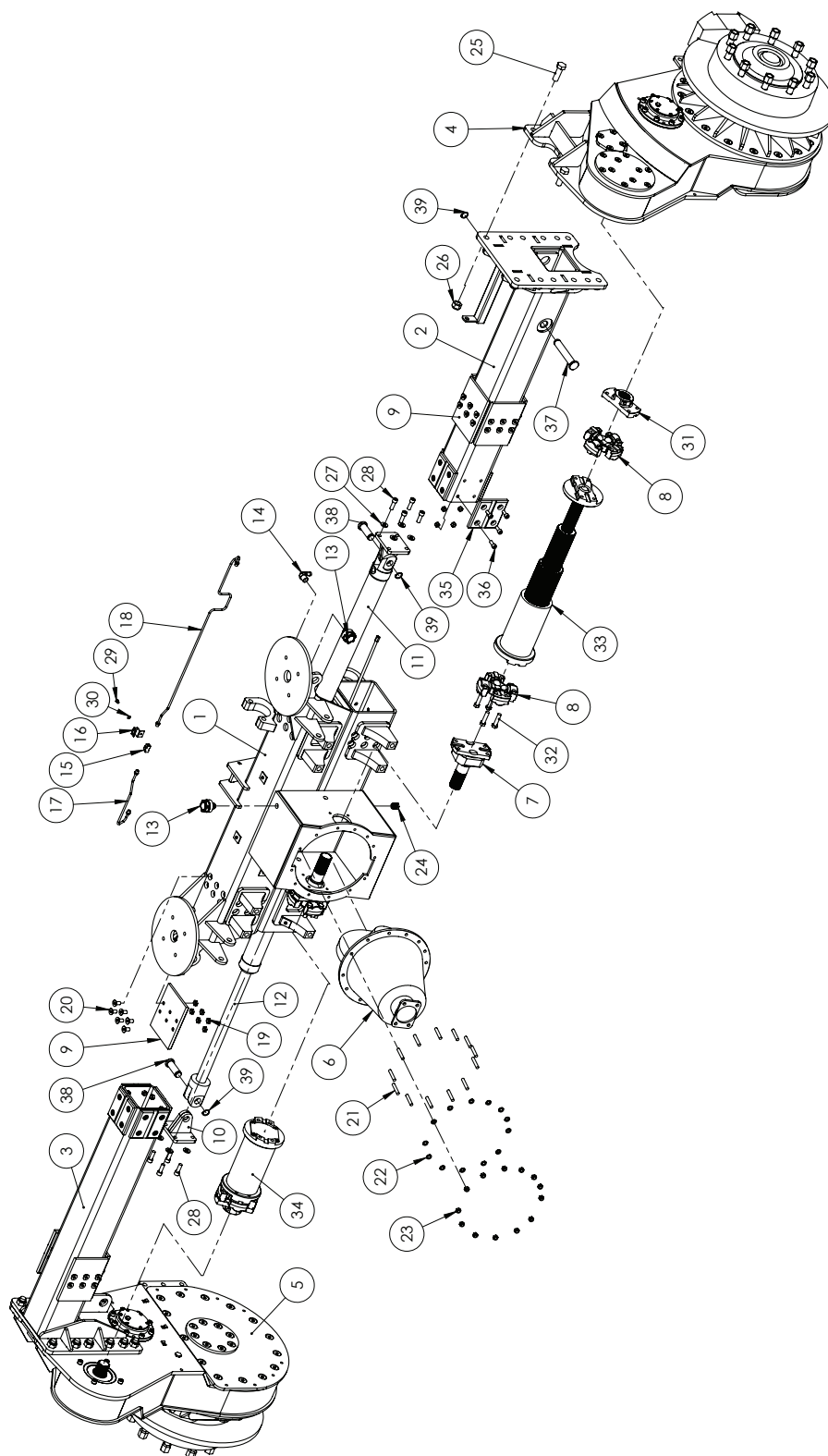
Idler Sprocket & Shaft - 4WD Front Drop Leg



GA4902000 Complete Assembly

ITEM NO.	PART NUMBER	DESCRIPTION	QTY.
1	GA4552015	Housing idler bearing	2
2	GA4652005	Idler sprocket assembly	1
3	GA4552020	Shaft idler, drop leg 4WD	1
4	GA5065000	Bearing, Double row spherical roller, 50 ID x 110 OD x 40mm thick, 22310CAW33C3	2
5	GA5065005	Locknut M50 x 1.5P, KM10	2
6	GA5065010	Tab washer 50mm MB10	2
7	GA4552005	Idler Spacer	1
8	F70930A	End Plate, Oil Reservoir	2
9	GA5069975	SHCS M5 x 10 SS	4
10	GA5006127	SHCS M10 x 25, Low head, Black GR12.9	3
11	F70932A	Cover plate, suit idler bearing	2
12	GA5004050	BHCS M6 x 16 SS GR8.8	12
13	GA4502050	Shim, 1mm, Drop Leg Idler Bearing	4
14	GA4552010	Spacer ring, Idler Sprocket SP	1
15	GA5069335	Plug, 1/4" BSPT male thread, Brass	2

Adjustable Axle 2-3m Rear

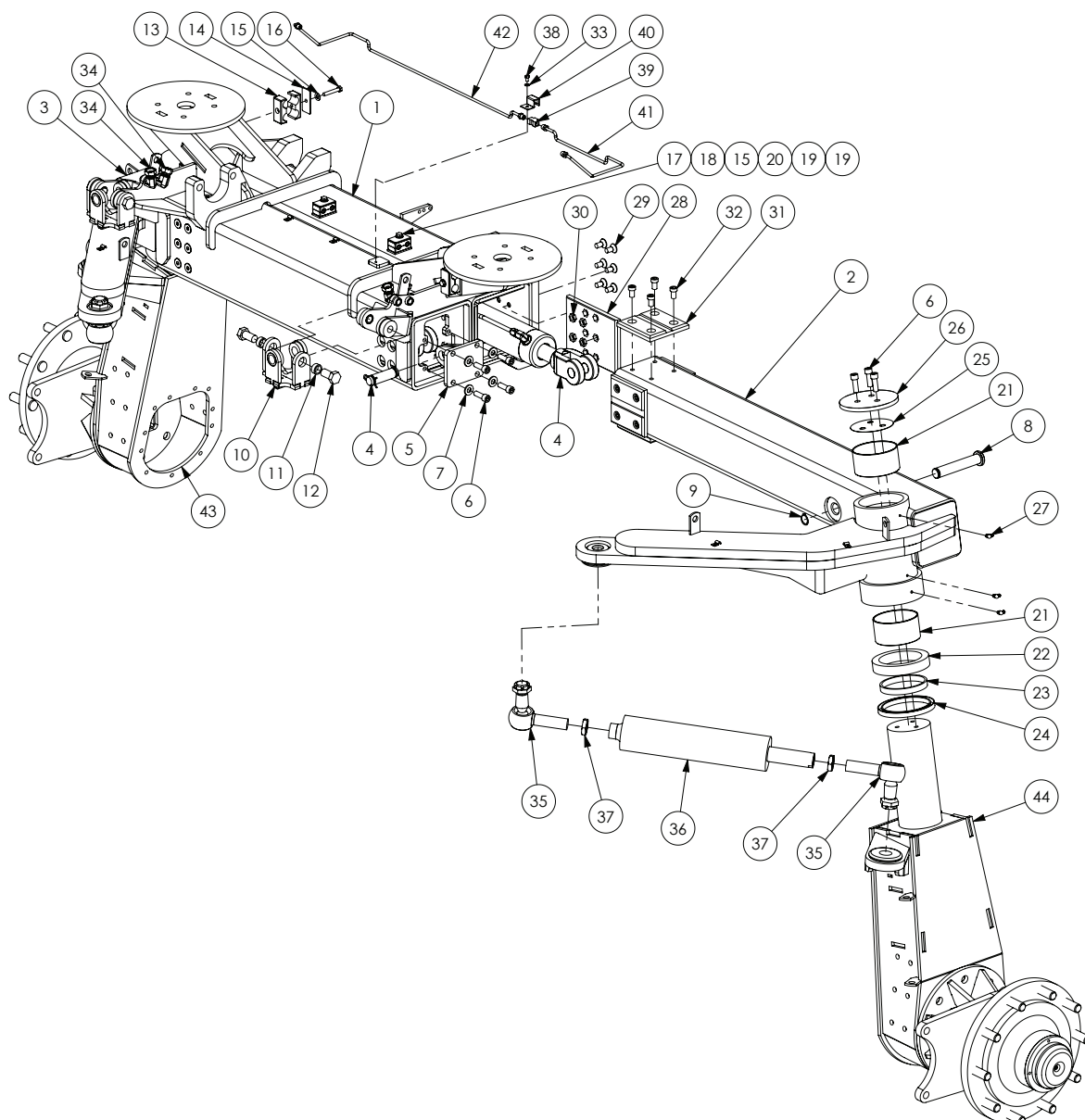


Continued over page

Adjustable Axle 2-3m Rear

ITEM NO.	PART NUMBER	DESCRIPTION	QTY.
1	GA4658570	Rear Axle Housing, 2-3m Adjustable Axle	1
2	GA4658580	Rear Axle Inner, Left 2-3m Adjustable	1
3	GA4658575	Rear Axle Inner, Right 2-3m Adjustable	1
4	GA4902013	Drop leg Assembly, Adjustable Axle 2-3m 2WD LH 2011	1
5	GA4902022	Drop leg Assembly, Adjustable Axle 2-3m 2WD RH 2011	1
6	GA5010609	Diff centre, Isuzu 5.125:1 ratio 41/8 tooth count	1
7	GA4902016	Diff Output Shaft Assembly, Adjustable Axle 2-3m	2
8	GA5070290	Universal Joint, Mechanics Type 7C	4
9	GA4583390	Slider adjustable axle outer	8
10	GA4656665	Axle slider ram mount, SP adjustable	2
11	GA5070240	2 1/2" x 500mm stroke hydraulic cylinder (clevised end)	1
12	GA5070240	2 1/2" x 500mm stroke hydraulic cylinder (clevised end)	1
13	GA5066770	Air breather screw in style 1/2"	3
14	GA5077708	Hose barb, Elbow, 90 degree, 1/2" male thread x 1/2" hose, Banjo	2
15	GA5008793	Tee, Flare, 7/16" 24 TPI female thread, Suit 1/4" tube	1
16	Hyd002LAS	Clamp bracket Hydraulic fitting	1
17	GA4933610	Brake Line, Rear, Adjustable Axle 2-3m	1
18	GA4933615	Brake Line, Rear, Long, Adjustable Axle 2-3m	1
19	GA5071280	Nut, M12 Half Lock Nut, ZP	48
20	GA5000289	CSCS M12 x 25 ZP GR8.8	48
21	GA5011177	Stud M10 x 55	13
22	GA5000117	Washer 10mm Flat SS Heavy Duty	13
23	GA5000141	Nut M10 Nyloc ZP	45
24	GA5048560	Plug male 1/2" BSPT Magnetic	1
25	GA5011333	Bolt M20 x 60 ZP GR8.8	8
26	GA5048125	Nut M20 Nyloc Coarse ZP	24
27	GA5000557	Washer 12mm Flat ZP Large OD	8
28	GA5000313	SHCS M12 x 35 ZP GR12.9	8
29	GA5004029	Bolt M6 x 10 ZP GR8.8	1
30	GA5004437	Washer 6mm Flat SS	1
31	GA4552201	Drive Shaft Flange, Drop leg Input Adjustable Axle	2
32	GA5051295	Bolt 1/2" UNF x 2" ZP GR8	8
33	GA5070275	Adjustable driveshaft, suit 2-3m Axles	1
34	GA5070275	Adjustable driveshaft, suit 2-3m Axles	1
35	GA4583385	Slider adjustable axle inner	8
36	GA5071085	SHCS M10 x 25 ZP GR12.9	32
37	GA4552695	Pin Adjustable Axle Extension Cylinder	2
38	L054A	Pin with shoulder and circlip groove, 1" diameter x 71mm long	2
39	GA5008519	Circlip, External, 25mm	4

Adjustable Axle 2-3m Front



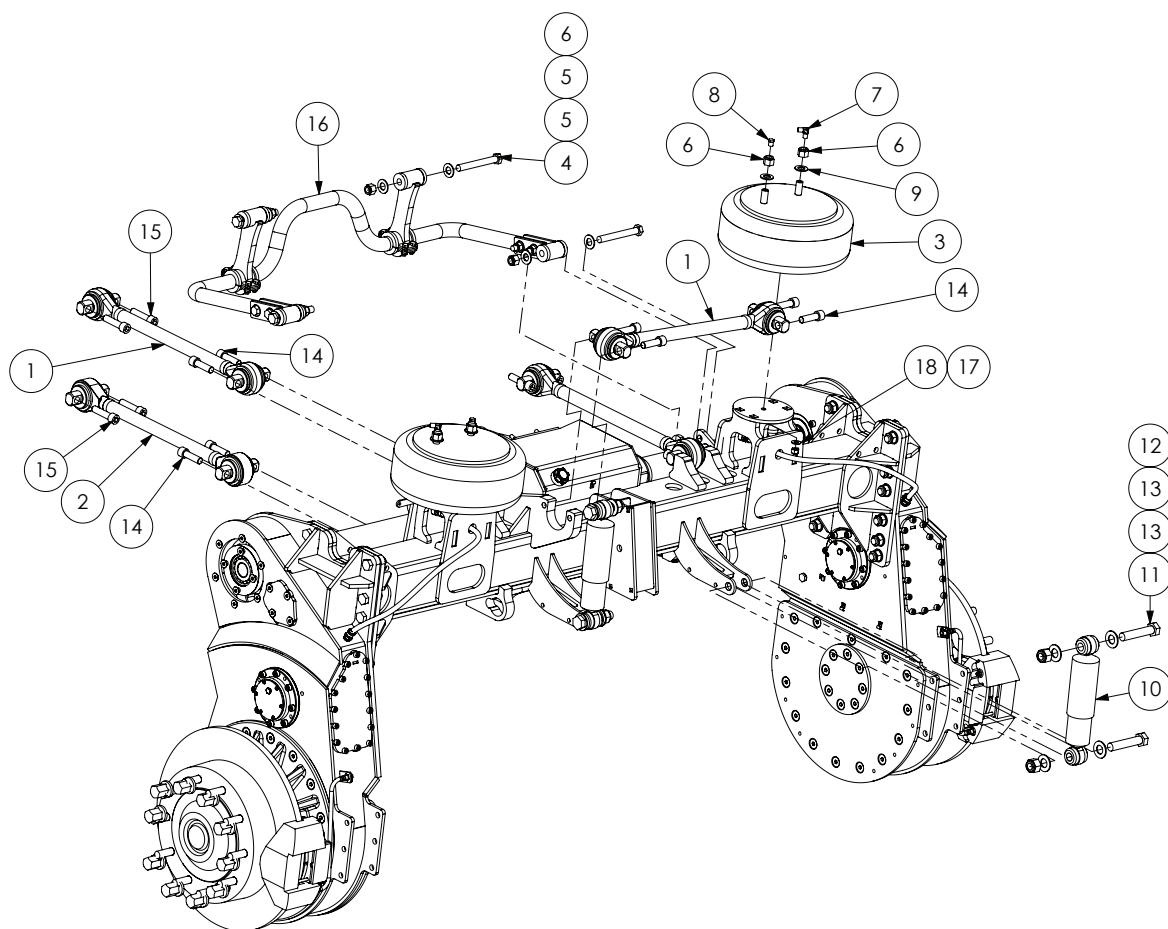
ITEM NO.	PART NUMBER	DESCRIPTION	QTY.
1	GA4658520	Front axle housing, 2-3m Crop Cruiser MY11	1
2	GA4658525	Front Axle Inner, Right, 2-3m Adjustable	1
3	GA4658530	Front Axle Inner, Left, 2-3m Adjustable	1
4	GA3500061	Hydraulic Cylinder, 3" x 450mm, 2-3m Axle	2
5	GA4656665	Axle slider ram mount, SP adjustable	2
6	GA5000313	SHCS M12 x 35 ZP GR12.9	14
7	GA5000577	Washer 12mm Flat SS Heavy Duty	8
8	GA4552695	Pin Adjustable Axle Extension Cylinder	2
9	GA5008519	Circlip, External, 25mm	2
10	GA4654900	Mount, Lower, Front shock absorber, Crop Cruiser	2

Continued over page

Adjustable Axle 2-3m Front

ITEM NO.	PART NUMBER	DESCRIPTION	QTY.
11	MACH0205	Crush tube, 19.1 ID x 25.5 OD x 11mm	4
12	GA5002541	Bolt, 3/4" UNF x 1 1/2", ZP GR8	4
13	GA5078035	Mounting clamp, Double type, Jaw, Pair, Group 3, 22mm, RCD-22J	4
14	GA5078046	Mounting clamp, Double type, Plate, Top, Group 3, RCD-3PT	2
15	GA5003643	Washer 8mm Flat SS Heavy Duty	4
16	GA5004727	Bolt M8 x 50 ZP GR8.8	2
17	GA5048655	Bolt M8 x 40 ZP GR8.8	2
18	GA5004919	Washer 8mm Spring SS	2
19	GA5078031	Mounting clamp, Double type, Jaw, Pair, Group 2, 14mm, RCD-14J [PAIR]	4
20	GA5078042	Mounting clamp, Double type, Plate, Top, Group 2, RCD-2PT	2
21	GA5009453	Glacier bush, M liner with dimples, 110 ID x 60 long	4
22	GA5048245	Bearing, Ball thrust bearing, 110 ID x 145 OD x 25mm thick	2
23	2MFA004-IGR	Thrust ring, suit Crop Cruiser axle	2
24	GA5048635	Oil seal, 120 ID x 145 OD x 12mm thick	2
25	F70544A	Shim, 0.5mm thick, Suit Crop Cruiser king pin cap	2
26	2M-FA011LAS	Top steering cap 12mm FMS	2
27	GA5009637	Grease nipple, Elbow, 90 degree, 1/4" UNF male	7
28	GA4583390	Slider adjustable axle outer	8
29	GA5000289	CSCS M12 x 25 ZP GR8.8	48
30	GA5071280	Nut, M12 Half Lock Nut, ZP	48
31	GA4583385	Slider adjustable axle inner	8
32	GA0500015	SHCS, M12 x 20, Low Head Black	32
33	GA5004437	Washer 6mm Flat SS	1
34	GA3500333	Hydraulic adapter, Elbow, 90 degree, 1/2" male x 1/2" female swivel	4
35	GA5065041	Ball joint, Right angle, M28 x 1.5P thread	4
36	GA5060750	Ram, hydraulic, double acting, 3" x 8" stroke, Female threaded ends	2
37	GA4572170	Lock nut, M28 x 1.5P, Suit tie rod end	4
38	GA5004029	Bolt M6 x 10 ZP GR8.8	1
39	GA5008793	Tee, Flare, 7/16" 24 TPI female thread, Suit 1/4" tube	1
40	Hyd002LAS	Clamp bracket Hydraulic fitting	1
41	GA4933600	Brake Line, Front Left, Adjustable Axle 2-3m	1
42	GA4933605	Brake Line, Front Right, Adjustable Axle 2-3m	1
43	GA4659465	Drop leg, Front assembly, 2WD 2WS LHS 2011	1
44	GA4659470	Drop leg, Front assembly, 2WD 2WS RHS 2011	1

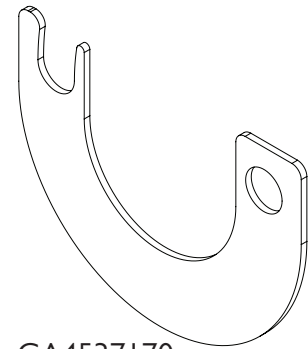
Rear Suspension



ITEM NO.	PART NUMBER	DESCRIPTION	QTY.
1	GA5068850	Suspension link, Torque rod, 650mm centre, Hollow	3
2	GA5068851	Suspension link, Torque rod, 650mm centre, Solid	2
3	GA5005115	Air Spring AA300 dual air stud	2
4	GA5002487	Bolt, 3/4" UNC x 6", ZP GR8	4
5	GA5001045	Washer, 3/4", Flat ZP	9
6	GA5048430	Nut, Nyloc, 3/4" UNC, ZP	8
7	GA3500258	Hydraulic coupling, Elbow, 90 degree, 1/4" BSPT male x 1/4" BSPT male, S49-0404	3
8	GA5069335	Plug, 1/4" BSPT male thread, Brass	2
9	GA5001739	Washer 20mm Flat Heavy Duty SS	4
10	GA5055255	Shock Absorber, Double eye, 24mm eye, 80mm OD, Red	2
11	GA5011344	Bolt M24 x 120 ZP GR8.8	4
12	GA5012469	Nut M24 Nyloc ZP	4
13	GA5017681	Washer 1" x 2", 7g Flat Thin SS	8
14	GA5053145	SHCS 3/4" UNF x 2 1/2" GR12.9 Blue Zinc Plated	12
15	GA5053150	SHCS 3/4" UNF x 3" GR12.9 (Blue Zinc)	8
16	GA4902049	Swaybar Assembly, 3M Self propelled	1
17	GA5050580	Nut 1/2" UNC Nyloc ZP	2
18	GA5017673	Washer 1/2" High Tensile	2

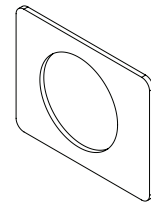
Rear Suspension

PANHARD ROD SHIMS	
PART No.	DESCRIPTION
GA4537165	Panhard shim 1mm
GA4537170	Panhard shim 3mm
GA4537175	Panhard shim 5mm



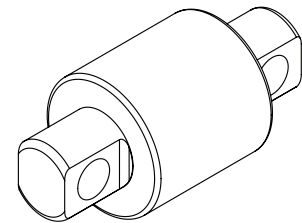
GA4537170

TORQUE ROD SHIMS	
PART No.	DESCRIPTION
GA4505076	Shim, Spacer Block Torque Rod Suspension Arm, 1mm
GA4505075	Shim, Spacer Block Torque Rod Suspension Arm, 5mm



GA4505076

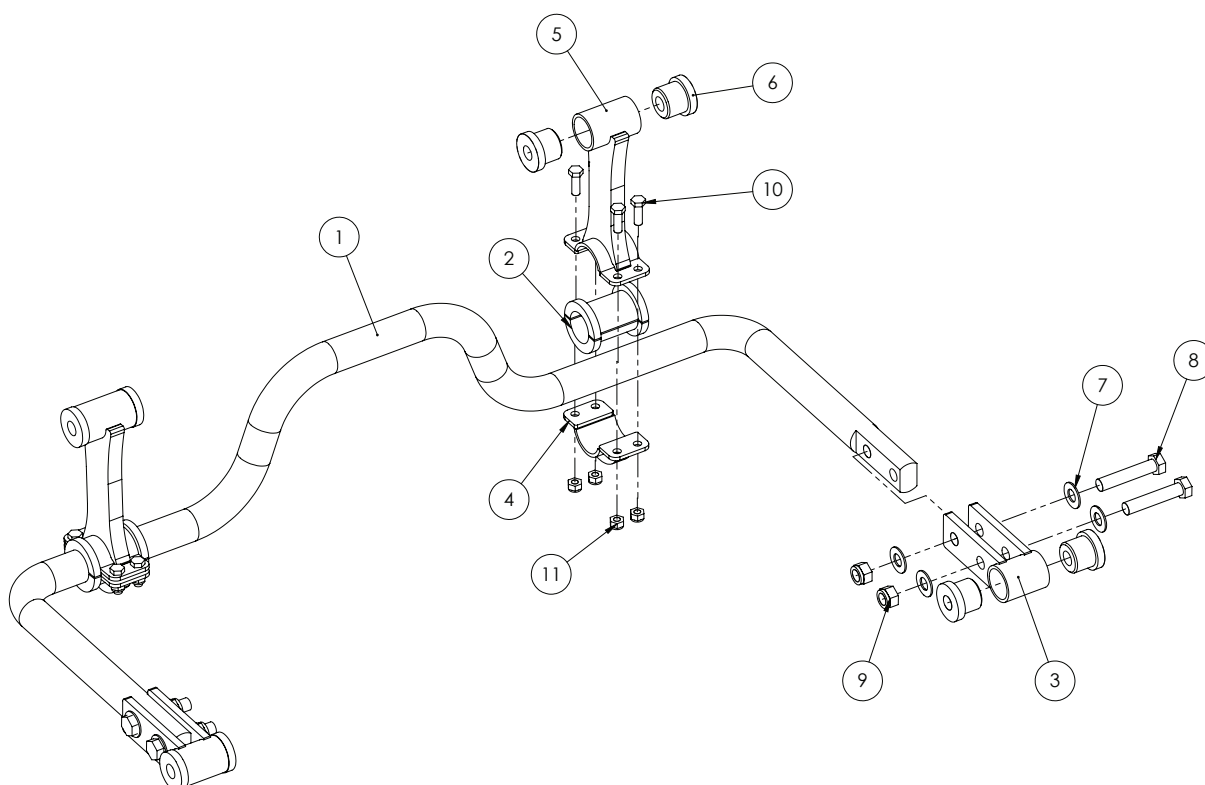
FRONT SUSPENSION SPARE PARTS	
PART No.	DESCRIPTION
GA5069825	Bush, Suspension link end replacement, 3/4" bolt holes, TS38750, ATRO
GA5053450	Insert, Rubber, Suit Koni shock absorber A498/33/24 x 55



GA5069825

REAR SUSPENSION TOOLS	
PART No.	DESCRIPTION
GA5055775 / GA5055770	Atro bush tool

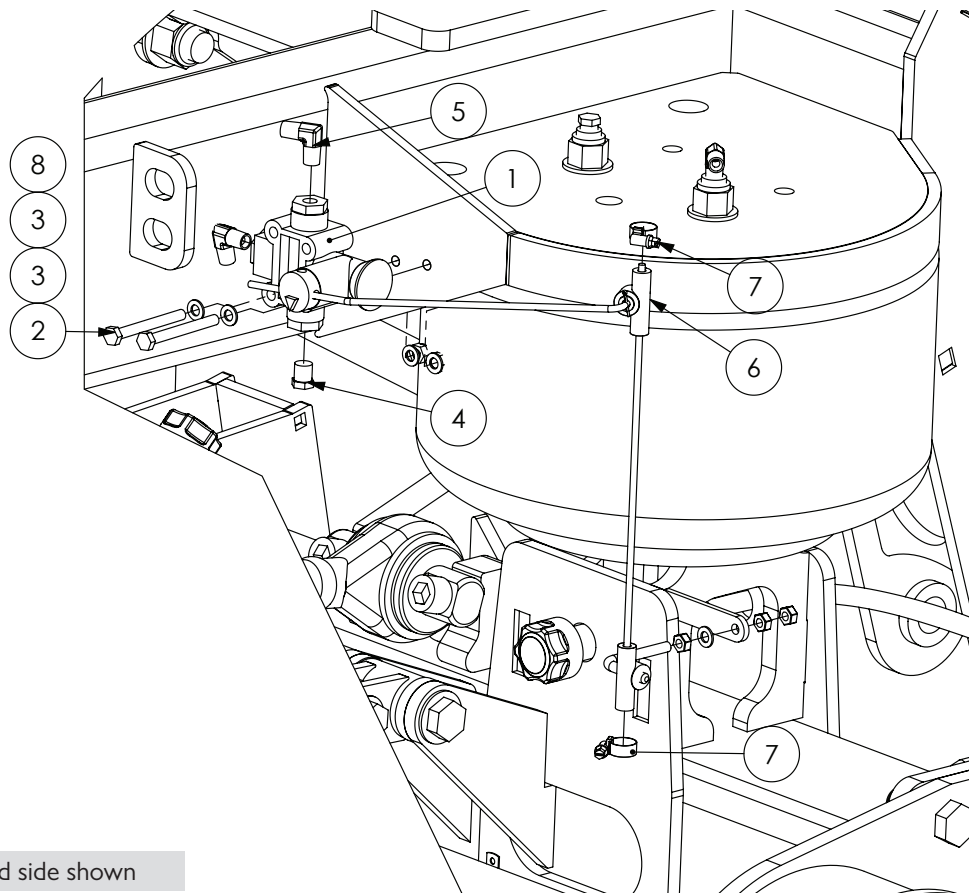
Sway Bar Assembly - 3m 2WD & 4WD



GA4902049 Complete Assembly

ITEM NO.	PART NUMBER	DESCRIPTION	QTY.
1	GA5016192	Rear Swaybar, 42mm	1
2	GA4583285	Nylon Bush for Sway Bar, 42mm (This part comes in two halves)	2
3	GA4654790	Mounting, swaybar to axle	2
4	GA4654800	Clamp, Lower, Sway bar, Crop Cruiser	2
5	GA4654805	Clamp, Upper, Sway bar, Crop Cruiser	2
6	GA5016195	Bush, Sway bar pivot, Pigthane 90A duro	8
7	GA5001009	Washer 16mm Flat ZP Heavy Duty	8
8	GA5011307	Bolt M16 x 80 ZP GR8.8	4
9	GA5001029	Nut M16 Nyloc ZP	4
10	GA5065455	Bolt M10 x 30 ZP GR8.8	8
11	GA5000141	Nut M10 Nyloc ZP	8

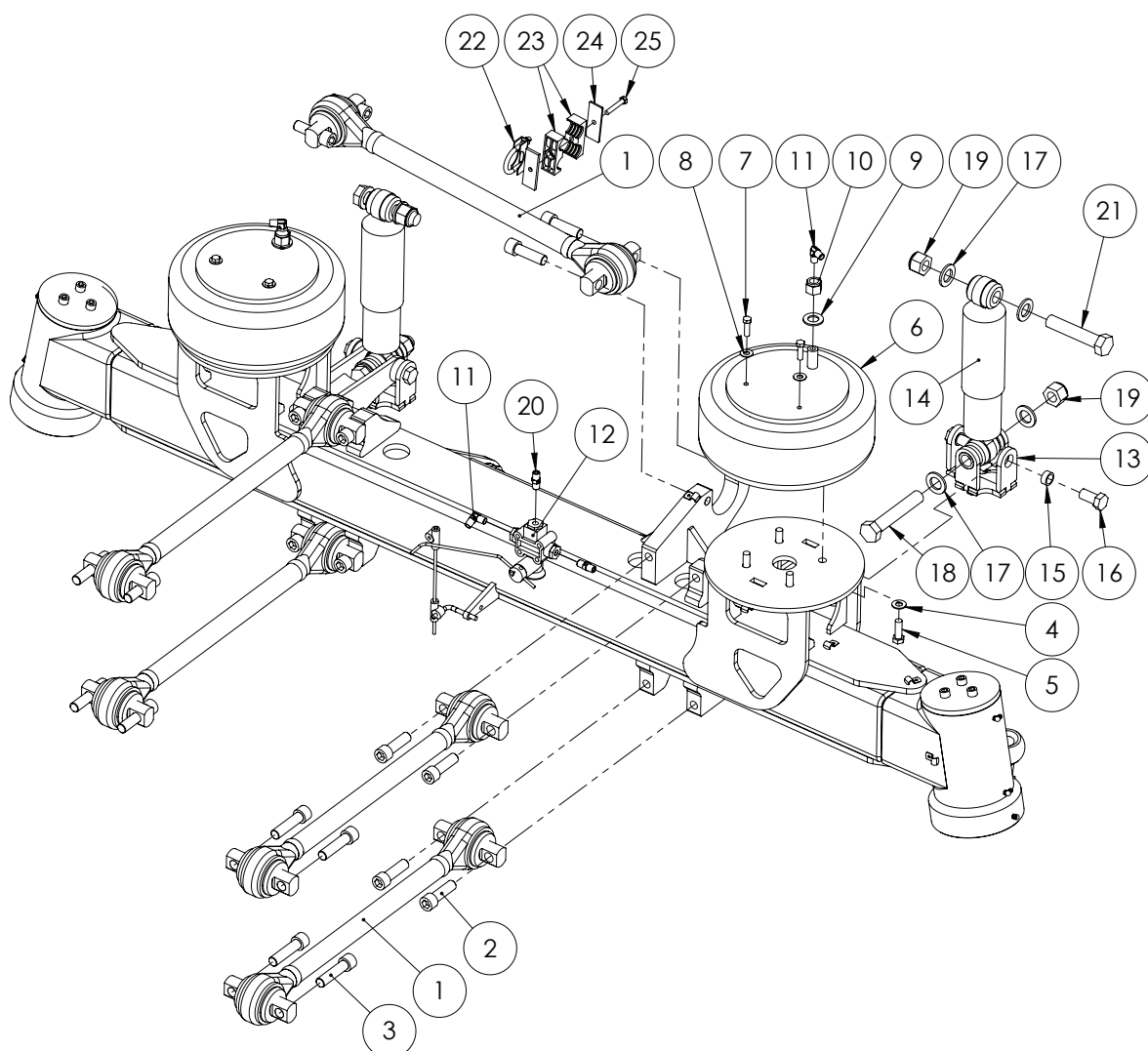
Rear Ride Height Valve



Left hand side shown

ITEM NO.	PART NUMBER	DESCRIPTION	QTY.
1	GA5010868	Ride height valve, 1/4" connecting rods	1
2	GA5052600	Bolt M8 x 75 SS	2
3	GA5003643	Washer 8mm Flat SS Heavy Duty	4
4	GA5069335	Plug, 1/4" BSPT male thread, Brass	1
5	GA3500258	Hydraulic coupling, Elbow, 90 degree, 1/4" BSPT male x 1/4" BSPT male, S49-0404	2
6	GA5014651	Tee, Rubber, Suit ride height levelling valve rods	2
7	GA5004865	Hose Clamp, 3/8", SS (8-16/9W)	2
8	GA5052590	Nut M8 Nyloc SS	2

Front Suspension



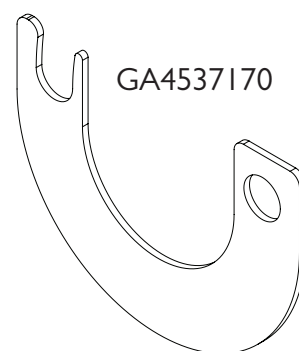
ITEM NO.	PART NUMBER	DESCRIPTION	QTY.
1	GA5068850	Suspension link, Torque rod, 650mm centre, Hollow	5
2	GA5053145	SHCS 3/4" UNF x 2 1/2" GR12.9 Blue Zinc Plated	13
3	GA5011344	Bolt M24 x 120 ZP GR8.8	7
4	GA5017673	Washer 1/2" High Tensile	8
5	GA5068715	Bolt, 1/2" UNC x 1 1/2" GR8.8 ZP	8
6	GA5005311	Air spring HT230 single air stud	2
7	GA5002599	Set screw, 3/8" UNC x 1 1/4", SS	4
8	GA5017623	Washer 3/8" Flat ZP Heavy Duty	4
9	GA5001739	Washer 20mm Flat Heavy Duty SS	2
10	GA5048430	Nut, Nyloc, 3/4" UNC, ZP	2
11	GA3500258	Hydraulic coupling, Elbow, 90 degree, 1/4" BSPT male x 1/4" BSPT male, S49-0404	3
12	GA5010868	Ride height valve, 1/4" connecting rods	1

Continued over page

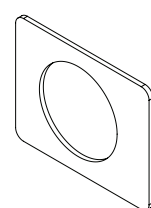
Front Suspension

ITEM NO.	PART NUMBER	DESCRIPTION	QTY.
13	GA4654900	Mount, Lower, Front shock absorber, Crop Cruiser	2
14	GA5055255	Shock Absorber, Double eye, 24mm eye, 80mm OD, Red	2
15	MACH0205	Crush tube, 19.1 ID x 25.5 OD x 11mm	4
16	GA5002541	Bolt, 3/4" UNF x 1 1/2", ZP GR8	4
17	GA5001893	Washer 1" x 1 7/8" x 14G	8
18	GA5070380	Bolt M24 x 140 ZP GR8.8	2
19	GA5012469	Nut M24 Nyloc ZP	4
20	GA3500218	Hydraulic adaptor, Nipple, 1/4" BSPT male x 1/4" BSPT male, S27-0404	2
21	GA5011344	Bolt M24 x 120 ZP GR8.8	2
22	GA4659840	Mount Steering Hose to Panhard	1
23	GA5078038	Mounting clamp, Double type, Jaw, Pair, Group 4, 28mm, RCD-28J	2
24	GA5078049	Mounting clamp, Double type, Plate, Top, Group 4, RCD-4PT	1
25	GA5004727	Bolt M8 x 50 ZP GR8.8	1
26	GA5078049	Mounting clamp, Double type, Plate, Top, Group 4, RCD-4PT	1

PANHARD ROD SHIMS	
PART No.	DESCRIPTION
GA4537165	Panhard shim 1mm
GA4537170	Panhard shim 3mm
GA4537175	Panhard shim 5mm

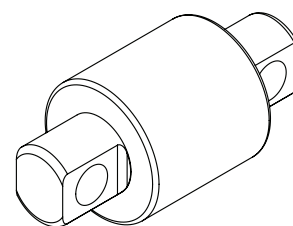


TORQUE ROD SHIMS	
PART No.	DESCRIPTION
GA4505076	Shim, Spacer Block Torque Rod Suspension Arm, 1mm
GA4505075	Shim, Spacer Block Torque Rod Suspension Arm, 5mm



GA4505076

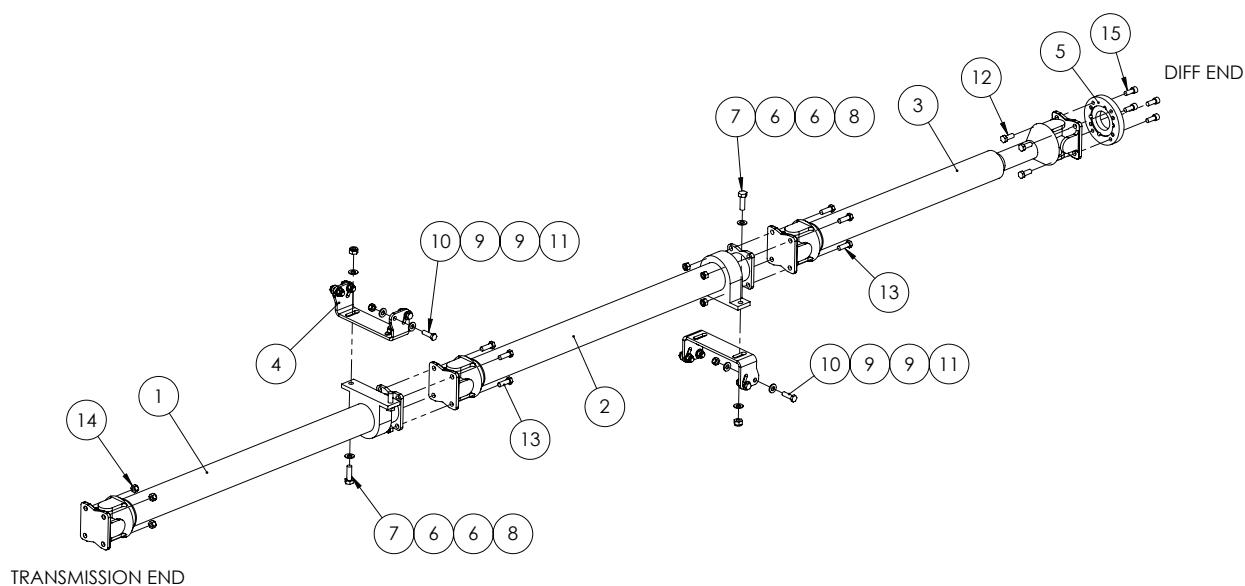
FRONT SUSPENSION SPARE PARTS	
PART No.	DESCRIPTION
GA5069825	Bush, Suspension link end replacement, 3/4" bolt holes, TS38750, ATRO
GA5053450	Insert, Rubber, Suit Koni shock absorber A498/33/24 x 55



GA5069825

REAR SUSPENSION TOOLS	
PART No.	DESCRIPTION
PT59-59100 / PT00-52100	Atro bush tool

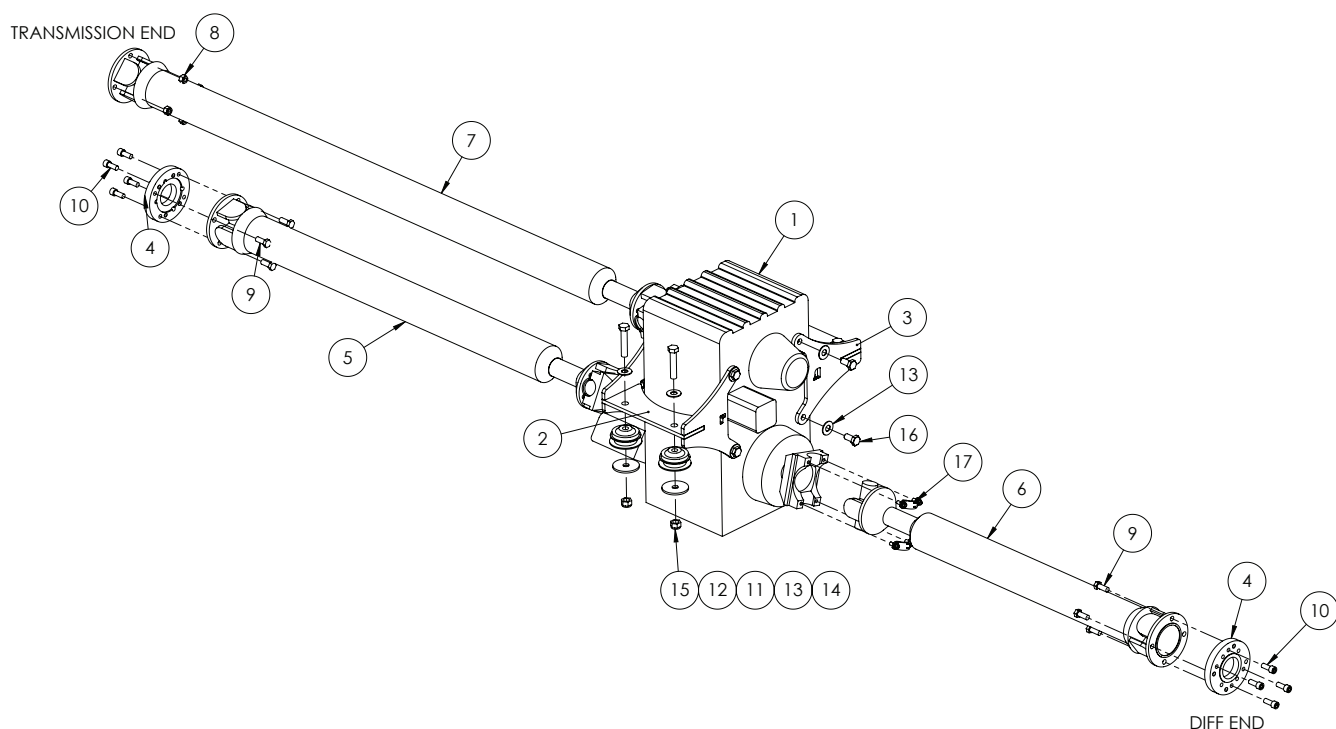
Drive Shafts & Brackets - 2WD



ITEM NO.	PART NUMBER	DESCRIPTION	QTY.
1	GA5048226	Drive shaft, Front, 2WD 201 I	1
2	GA5048227	Drive shaft, Middle, 2WD 201 I	1
3	GA5048228	Drive shaft, Rear, 2WD 201 I	1
4	GA4536225	Mount Centre Bearing Plate	2
5	I480-isuzu	Adapter, I480 drive shaft yoke to Isuzu diff	1
6	GA5066235	Washer 14mm ZP Heavy Duty	8
7	GA5000343	Bolt M14 x 45 ZP GR8.8	4
8	GA5012427	Nut M14 Nyloc ZP	4
9	GA5000577	Washer 12mm Flat SS Heavy Duty	16
10	GA5066895	Bolt M12 x 40 ZP GR8.8	8
11	GA5012461	Nut M12 Nyloc ZP	8
12	GA5006045	Bolt, 1/2" UNF x 1 1/4" ZP GR8	4
13	GA5009781	Bolt 1/2" UNF x 1 1/2" ZP GR8	8
14	GA5049605	Nut 1/2" UNF Nyloc ZP	12
15	GA5000307	SHCS M12 x 30 ZP GR12.9	4

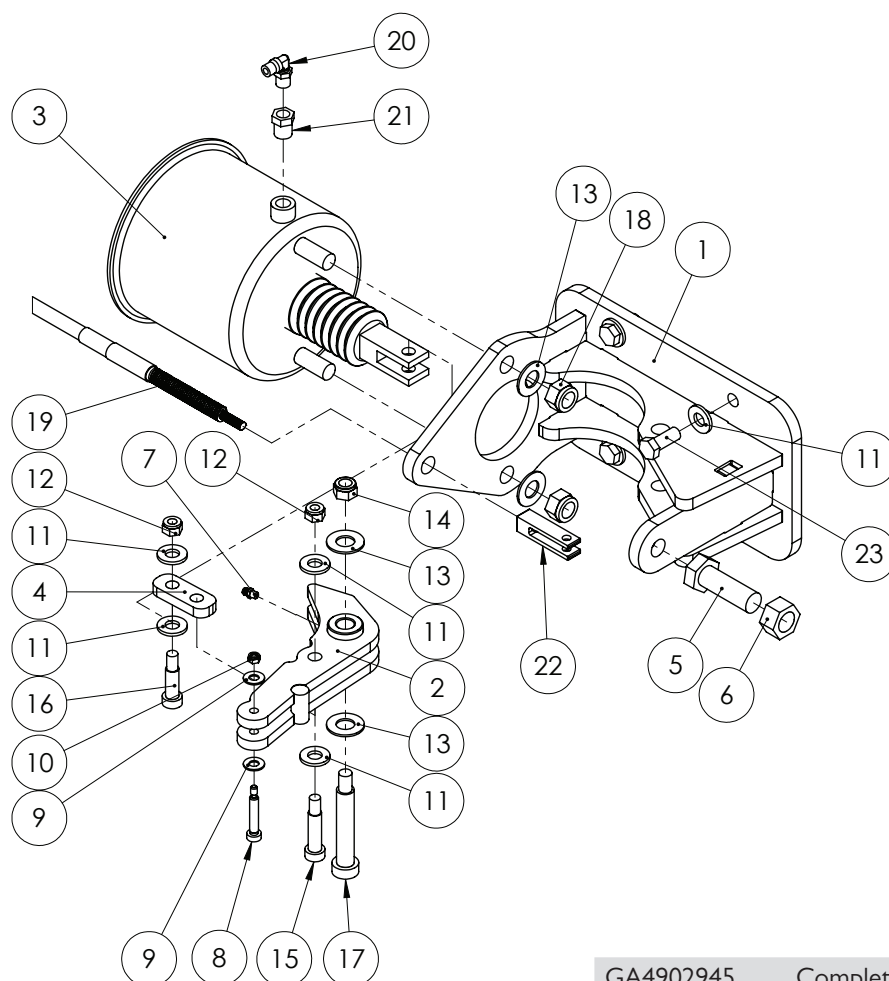
2WD DRIVE SHAFT SPARE PARTS	
PART No.	DESCRIPTION
GA5017113	Uni Joint kit I480 series
GA5007003	Centre bearing assembly 40mm e/yoke

Drive Shafts - 4WD



ITEM NO.	PART NUMBER	DESCRIPTION	QTY.
1	GA5068860	Transfer case, Fabco TC-137	1
2	GA4658405	Mount, Transfer Case, Left	1
3	GA4658410	Mount, Transfer Case, Right	1
4	I480-isuzu	Adapter, I480 drive shaft yoke to Isuzu diff	2
5	GA5066422	Drive shaft, Transfer case to front	1
6	GA5066423	Drive shaft, Transfer case to rear	1
7	GA5066421	Drive shaft, Transmission to transfer case	1
8	GA5049605	Nut 1/2" UNF Nyloc ZP	4
9	GA5006045	Bolt, 1/2" UNF x 1 1/4" ZP GR8	8
10	GA5000307	SHCS M12 x 30 ZP GR12.9	8
11	GA5070020	Vibration Isolator, 80mm	4
12	GA4502820	Washer, 70mm OD x 16.5mm ID x 5mm thick	4
13	GA5001043	Washer 16mm Flat SS HD	12
14	GA5011307	Bolt M16 x 80 ZP GR8.8	4
15	GA5001029	Nut M16 Nyloc ZP	4
16	GA5015009	Set Screw 5/8" x 5/8" ZP GR8	8
17	GA5069360	Strap kit, SPL90 Universal	3

Hand Brake



GA4902945 Complete Assembly

ITEM NO.	PART NUMBER	DESCRIPTION	QTY.
1	GA4658420	Handbrake Actuator Mounting Bracket	1
2	GA4658425	Handbrake Actuator Pivot Arm	1
3	GA5069170	Handbrake Actuator, JA184	1
4	GA4536565	Actuator Link, Handbrake Assembly	1
5	GA5011333	Bolt M20 x 60 ZP GR8.8	1
6	GA5001709	Nut M20 Coarse Hex ZP	1
7	GA5012203	Grease nipple, Short, 1/4" UNF	1
8	GA5069150	Bolt Shoulder SHCS M8 x 40 ZP	1
9	GA5004883	Washer 8mm Flat ZP Heavy Duty	2
10	GA5048115	Nut M6 Nyloc ZP	1
11	GA5000577	Washer 12mm Flat SS Heavy Duty	8
12	GA5000141	Nut M10 Nyloc ZP	2
13	GA5001043	Washer 16mm Flat SS HD	4
14	GA5012461	Nut M12 Nyloc ZP	1

Continued over page

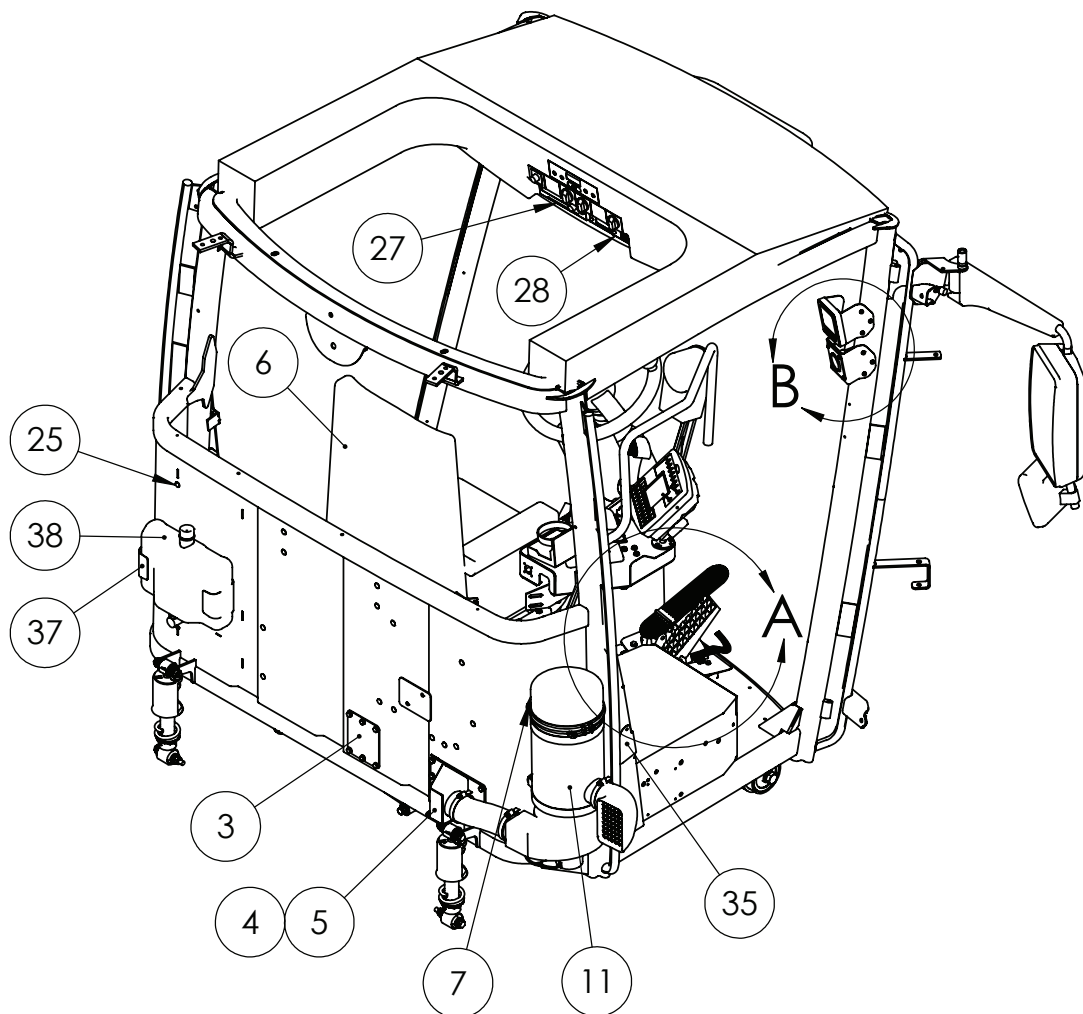
Hand Brake

ITEM NO.	PART NUMBER	DESCRIPTION	QTY.
15	GA5069160	Shoulder SHCS M12 x 40 ZP	1
16	GA5069155	Shoulder SHCS M12 x 30 ZP	1
17	GA5069165	Shoulder SHCS M16 x 80 ZP	1
18	GA5069145	Nut M16 x 1.5 pitch Nyloc ZP	2
19	GA5069750	Cable, Park brake complete inc rod ends	1
20	GA5016233	Pneumatic fitting, Elbow, 90 degree, 1/4" BSP male x 6mm push type, Metal	1
21	GA5049700	Reducing bush, 3/8" male thread x 1/4" female thread, Brass	1
22	GA5069140	Clevis, Cable, Park brake	1
23	GA5000307	SHCS M12 x 30 ZP GR12.9	4

Chapter 22

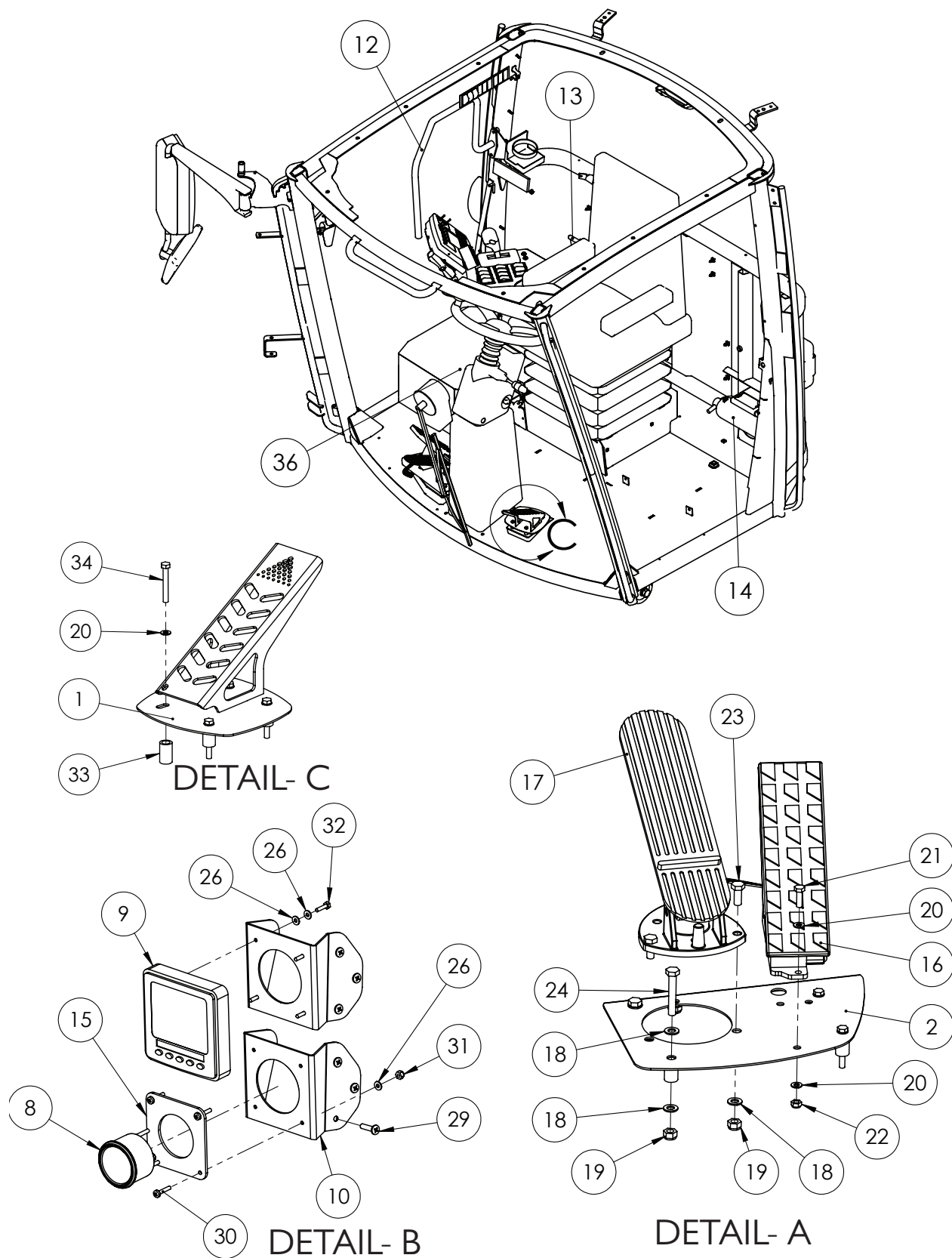
CAB

Cab - Assembled



Continued over page

Cab - Assembled

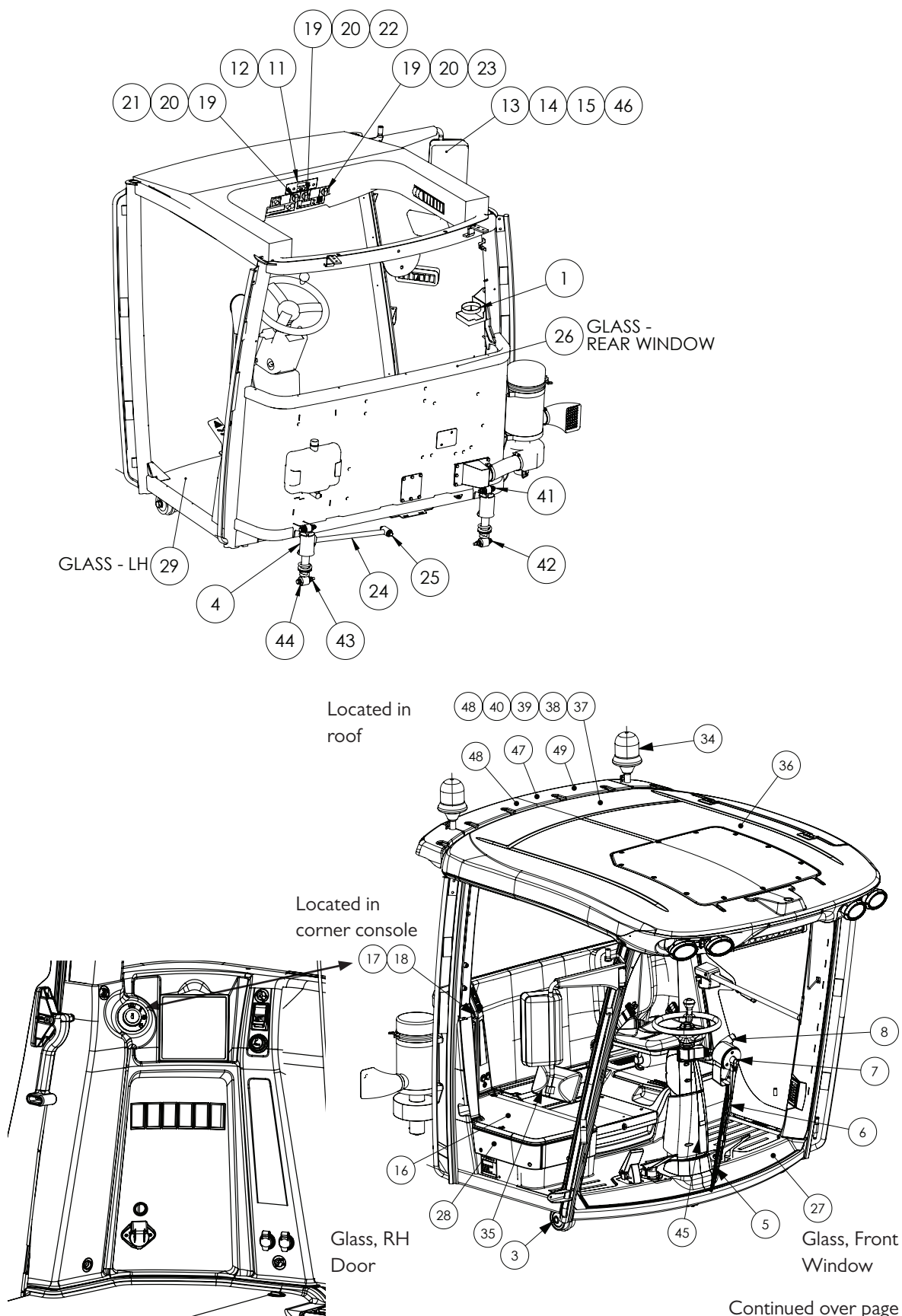


Continued over page

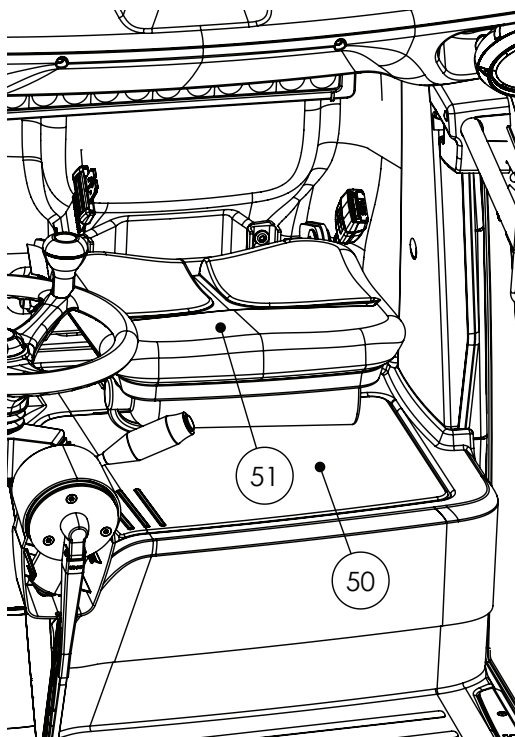
Cab - Assembled

ITEM NO.	PART NUMBER	DESCRIPTION	QTY.
1	GA4658680	Cabin Left Foot Rest	1
2	GA4658681	Brake throttle pedal mount	1
3	GA4536285	Cover Plate, Back of SP Cabin, Small	1
4	GA4536290	Cover Plate, Back of SP Cabin, Large	1
5	GA4658850	Carbon Filter Air Intake	1
6	-	Seat and 2011 side dash assembly	1
7	GA4658845	Carbon Filter Mounting Bracket	1
8	GA5069037	Fuel gauge, COBO	1
9	GA5066210	Engine monitor, CANtrak, Kantrak, 2700, IP 67, 3.8", GEM software	1
10	GA4503945	Mount Plate, Engine monitor, SP 2011	2
11	GA5066741	External mount, 12V Ultrguard carbon filter	1
	GA5066740	Carbon filter, Replacement insert, suit Donaldson	
12	GA4659150	Accessory Rail, GPS controller mount, suit claas cabin, SP 2011	1
13	GA5053425	Emergency Exit Hammer	1
14	GA5007099	Extinguisher, Fire B&E Flameguard 1Kg ABE	1
15	GA4504350	Plate, Fuel gauge Pillar mount SP 2011	1
16	GA5065460	Throttle Pedal Electronic, with idle validation	1
17	GA5016965	Treadle assembly, Brake Pedal, air	1
18	GA5003643	Washer 8mm Flat SS Heavy Duty	26
19	GA5052590	Nut M8 Nyloc SS	10
20	GA5004437	Washer 6mm Flat SS	10
21	GA5004063	Bolt M6 x 20 SS	2
22	GA5048115	Nut M6 Nyloc ZP	2
23	GA5004085	Bolt M8 x 20 ZP GR8.8	17
24	GA5004727	Bolt M8 x 50 ZP GR8.8	2
25	GA5017909	Xmas Tree Clip, Black, 16mm Head, 27mm Length	19
26	GA5020510	Washer 4mm Flat SS	12
27	GA5017409	Audio head unit, CD/MP3/WMA AM/FM Radio, Bluetooth, iPod Control & Remote	1
28	GA5017131	UHF 477 MHz CB radio, DIN size	1
29	GA5000529	Screw 12G x 25 Self Tapper SS Pan Head	6
30	GA5020525	Screw M4 x 20 Phillips Head SS	4
31	GA5049025	Nut M4 Nyloc SS	4
32	GA5051040	Bolt M4 x 16 SS	4
33	GA4583150	Crush Tube, 15 OD x 10 ID x 25mm long	1
34	GA5011449	Bolt M6 x 45 ZP GR8.8	6
35	GA4504390	Cover plate, Access port, Right side door jam, Claas cabin	1
36	GA5070404	Cover panel, Cabin fuse box, excluding decal, Claas	1
37	GA4505035	Mounting Bracket Washer Bottle	1
38	GA5070785	Windscreen Washer Bottle 5.8L	1

Cab - Claas



Cab - Claas



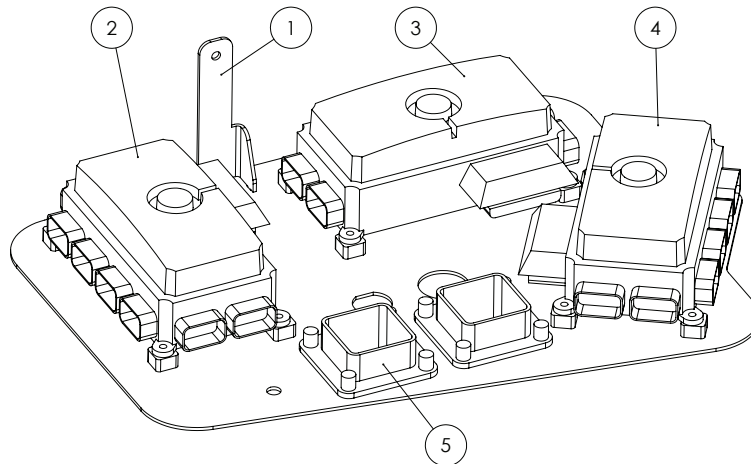
ITEM NO.	PART NUMBER	DESCRIPTION	QTY.
1	GA5054100	Cup holder, suit Claas Cab 2011	1
2	GA5054160	Locking knob, RHS panel, suit Claas Cab 2011	1
3	GA5054110	Bushing, suit Claas Cab 2011	1
4	GA5054105	Damper, shock absorber, suit Claas Cab 2011	2
5	GA5054155	Wiper Blade, suit Claas Cab 2011	1
6	GA5054150	Wiper Arm, suit Claas Cab 2011	1
7	GA5054145	Wiper Motor, suit Claas Cab 2011	1
8	GA5054195	Indicator Stalk, suit Claas Cab 2011	1
9	GA5054175	Door Lock, suit Claas Cab 2011	1
10	GA5054180	Handle Exterior, suit Claas Cab 2011	1
11	GA5054285	A/C - Heater Control Unit, suit Claas Cab 2011	1
12	GA5054280	Sender Temperature, suit Claas Cab 2011	3
13	GA5054125	Side mirror glass, Suit Claas cab	1
14	GA5054130	Cover Cap Mirror, suit Claas Cab 2011	1
15	GA5054120	Side mirror, Complete assembly, Suit Claas cab	1
16	GA5054160	Locking knob, for RHS panel suit Claas Cab 2011	3
17	GA5054200	Starter Switch, suit Claas Cab 2011	1
18	GA5054205	Master Key, suit Claas Cab 2011	1
19	GA5054250	Rotory Knob, for light, suit Claas Cab 2012	3
20	GA5054270	Switch Insert, for Lighting Knob, suit Claas Cab 2011	3
21	GA5054210	Switch Light, LHS, suit Claas Cab 2011	1

Continued over page

Cab - Claas

ITEM NO.	PART NUMBER	DESCRIPTION	QTY.
22	GA5054215	Switch Light, Middle, suit Claas Cab 2011	1
23	GA5054095	Switch Light, RHS, suit Claas Cab 2011	1
24	GA4659380	Panhard Rod, 655mm Centres, Crop Cruiser, Claas Cabin	1
25	GA5054535	Bearing bush, for pan hard, suit Claas cab 2011	2
26	GA5065481	Glass, Claas cab, Rear	1
27	GA5065482	Glass, suit Claas cab, front	1
28	GA5065483	Glass, suit Claas cab, door right	1
29	GA5065484	Glass, suit Claas cab, door left	1
30	GA5054470	Sunshade Rear, suit Claas Cab 2011	1
31	GA5065463	Side blind, LH, suit claas cab	1
32	GA5065462	Side blind, RH, suit Claas cab	1
33	GA5065461	Seal, suit Claas cab door	2
34	GA5048145	Beacon, Rotating, Amber (B20)	2
35	GA5070330	Mirror, Convex, Lower, manual adjust, suit Claas cab 2011	1
36	GA5054530	Cabin Roof, suit claas cab 2011	1
37	GA5054275	Fan Blower Assembly, Suit Claas Cabin, MY11 - On	1
38	GA5054185	Evaporator coil, suit Claas Cab 2011	1
39	GA5054115	Heater Exchange / core suit Claas Cab 2011	1
40	GA5054190	Expansion Valve, suit Claas Cab 2011	1
41	GA5011263	Bolt M12 x 90 ZP GR8.8	2
42	GA5000259	Bolt M12 x 100 ZP GR8.8	4
43	GA5012461	Nut M12 Nyloc ZP	6
44	GA5000577	Washer 12mm Flat SS Heavy Duty	24
45	GA5055540	Gas Strut, Steering Column Lower, Claas	1
46	GA5075270	Mirror Bracket, Adjustable, Claas	1
47	GA5066805	Roof Panel, Rear Roof, Claas Cabin	1
48	GA5054255	Antenna Aerial Radio AM FM GME with Base and Lead	1
49	GA5054265	Aerial, UHF, AE409L GME (includes Base & Lead)	1
50		Training seat	
51		Storage, Fridge compartment when optioned	

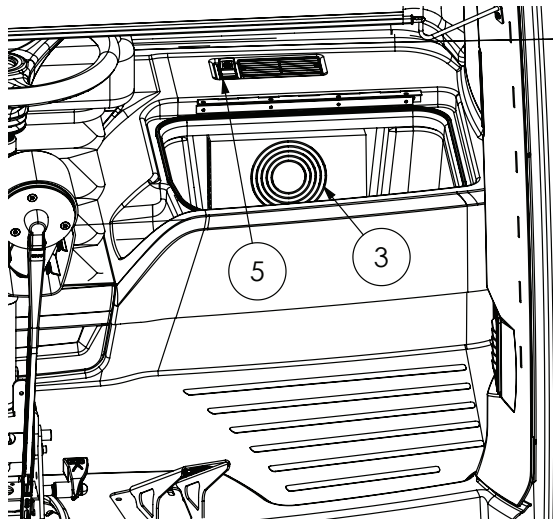
Fuse Boxes



ITEM NO.	PART NUMBER	DESCRIPTION	QTY.
1	GA4658690	Cabin Fuse Box, Mounting Plate Assembly	1
2	GA5060025	Fuse box, Auxiliary B, Cabin, Crop Cruiser 2011	*
3	GA5060326	Fuse box, Joystick C, Cabin, Crop Cruiser 2011	*
4	GA5060033	Fuse box, Main control A, Cabin, Crop Cruiser 2011	*
5	GA5061195	Deutsch Connector, DRB Bulk Head, suit 48 pin	*
	GA5075040	Diode, 6 amp, With wing key, Suit Crop Cruiser	*

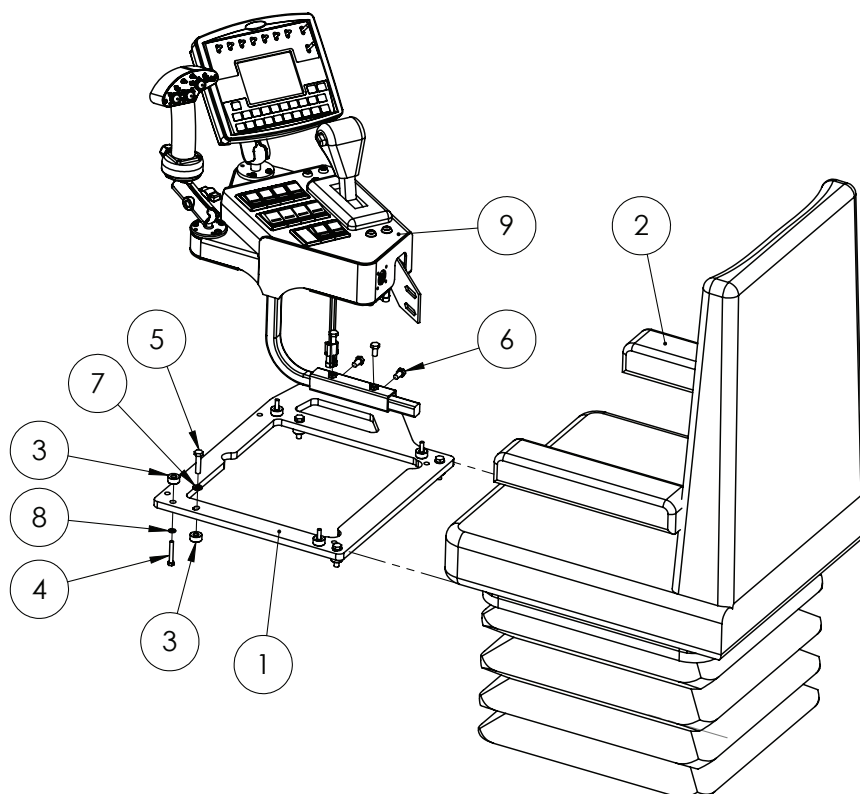
*Quantities will vary dependent on whether a Raven control system or GATMC is fitted.

Cabin Fridge - option



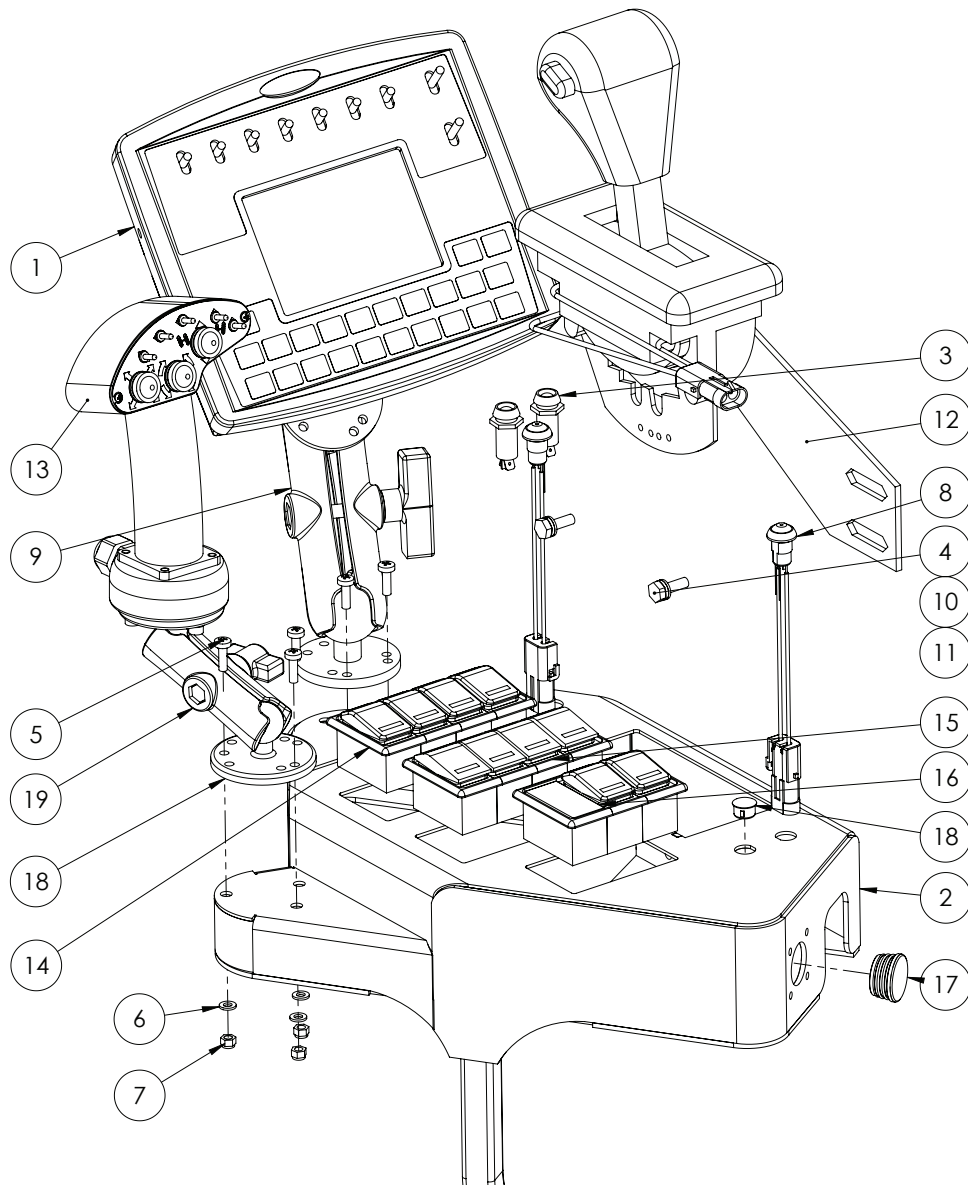
ITEM NO.	PART NUMBER	DESCRIPTION	QTY.
1	GA5060061	Electrical Harness, Cooler Cabin Fridge, suit GATMC	
2	GA5060062	Electrical harness, Cooler Cabin Fridge, suit Raven	
3	GA5070395	Fridge Cooling Module, suit Claas Cabin	
4	GA5070396	Loom Fridge Claas Cabin	
5	GA5070397	Rocker Switch, Claas Fridge Cooler	

Seat & Console



ITEM NO.	PART NUMBER	DESCRIPTION	QTY.
1	GA4658706	Seat Base Mount, to suit Side Console	1
2	GA5050295	Seat, Crop Cruiser, MY11 to MY14, KAB	1
3	GA4552830	Spacer, Seat base, SP 2011	8
4	GA5004081	Bolt M6 x 40 ZP GR8.8	4
5	GA5011481	Bolt M8 x 35 ZP GR8.8	4
6	GA5011465	Bolt M8 x 16 ZP GR8.8	4
7	GA5003643	Washer 8mm Flat SS Heavy Duty	4
8	GA5004437	Washer 6mm Flat SS	4
9	GA4905445	Crop Cruiser Side Dash Assembly, Raven	1
	GA5052446	Seat Covers, Crop Cruiser Driver and Training Seat Cover, suit KAB, Claas Cabin, MY11 - MY14	1
	GA5070271	Seat Belt Receptical, With Internal Switch	

Side Console - Raven



ITEM NO.	PART NUMBER	DESCRIPTION	QTY.
1	GA5075939	Console, SCS 4070, Raven, 0630172913	1
2	GA4658816	Side dash SP 2011 suit RAVEN	1
3	GA5009647	Green LED warning light	2
4	GA5069755	Bolt 1/4" UNC x 1/2" zinc GR8	2
5	GA5003976	Bolt M5 x 20 Pan Head SS	6
6	GA5003983	Washer 5mm Flat SS	6
7	GA5003975	Nut M5 Nyloc SS	6
8	GA4905455	Switch, Assembly push Button latching, side console	2
9	GA5020825	RAM Mount, Universal, Adjustable kit I01U	1
10	GA5017631	Washer 1/4" Spring SS	2
11	GA5017669	Washer 1/4" Flat SS	2

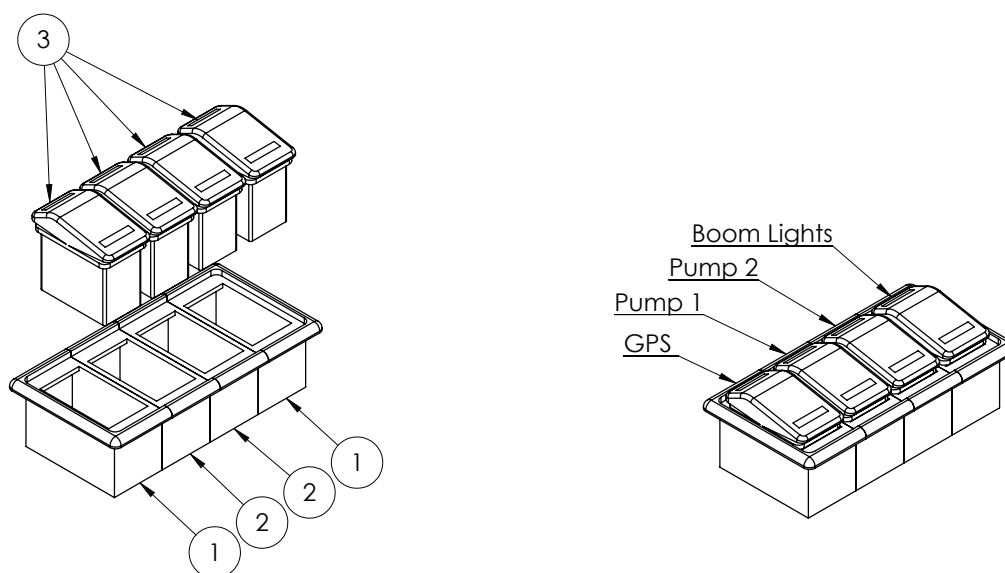
Continued over page

Side Console - Raven

ITEM NO.	PART NUMBER	DESCRIPTION	QTY.
12	GA4905430	Gear Selector Assembly, Suit Crop Cruiser	1
13	GA5060321	Joystick, With loom, Suit Crop Cruiser	1
14	-	Switch panel assembly 1	1
15	-	Switch panel assembly 2	1
16	-	Switch panel assembly 3	1
17	GA5070320	Plastic end cap, suit Claas light switch blanking	1
18	GA5048780	Dome plug 12mm	1
19	GA5068930	Ram mount RAM-B138	1
-	GA5069225	Cable Gear select SP 2011	-

Note: Console shown with all options fitted

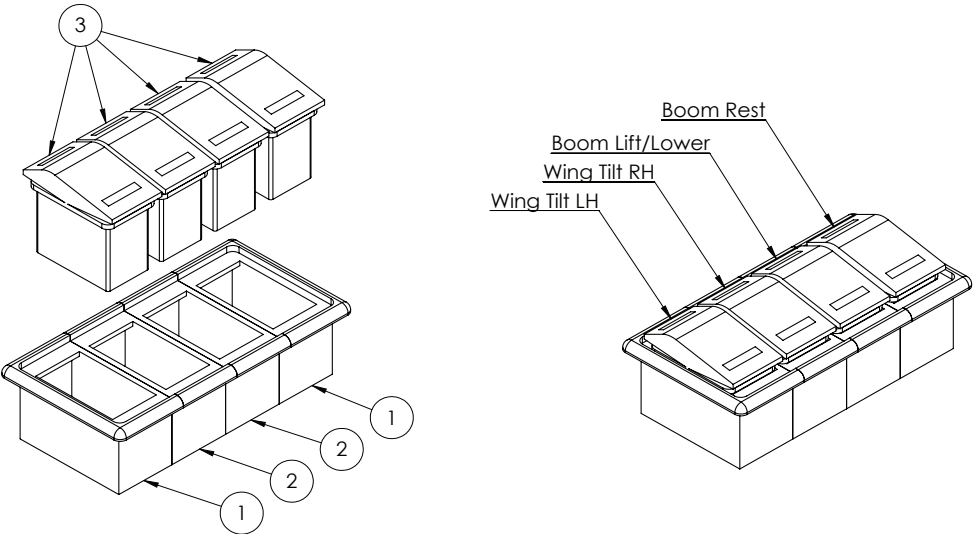
Switch Panel Assembly 1 - Raven



ITEM NO.	PART NUMBER	DESCRIPTION	QTY.
1	GA5006397	Mounting bracket, Rocker, End switch, 82159-1B	2
2	GA5006387	Mounting bracket, Rocker switch, Centre	2
3	GA5012671	Switch, Rocker, On / off, Twin globe blue lens	4

Note: Switches fitted to machine may vary to what is shown above dependant on options fitted.

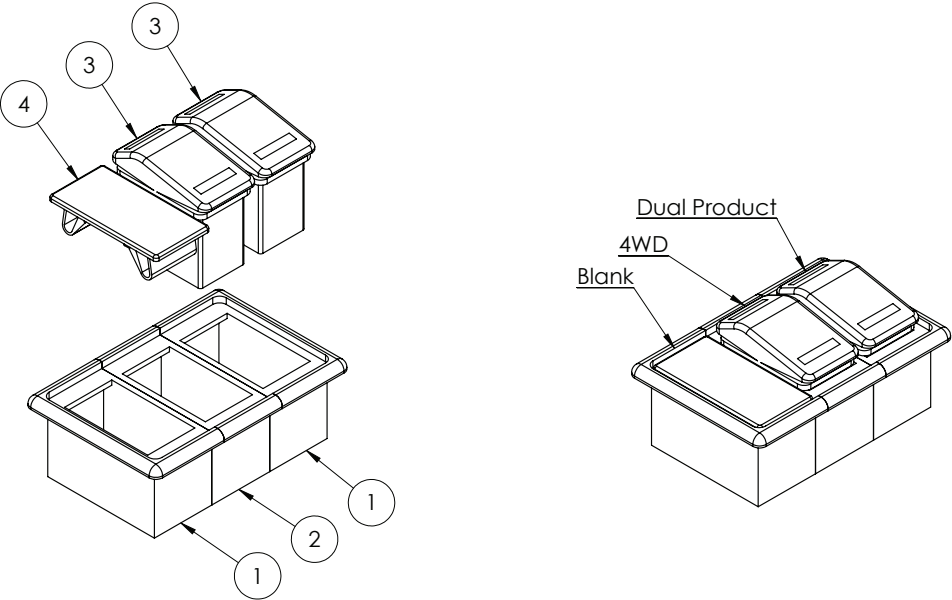
Switch Panel Assembly 2 - Raven



ITEM NO.	PART NUMBER	DESCRIPTION	QTY.
1	GA5006397	Mounting bracket, Rocker, End switch, 82159-1B	2
2	GA5006387	Mounting bracket, Rocker switch, Centre	2
3	GA5060410	Switch, Rocker, Momentary, On/Off/On, 2 pole, No bulb or actuator	4

Note: Switches fitted to machine may vary to what is shown above dependant on options fitted.

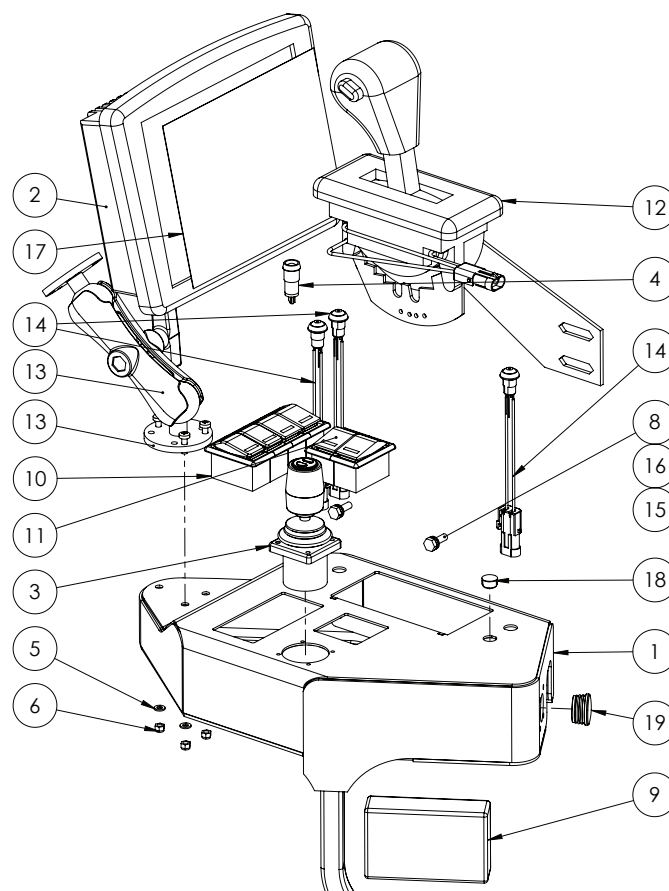
Switch Panel Assembly 3 - Raven



ITEM NO.	PART NUMBER	DESCRIPTION	QTY.
1	GA5006397	Mounting bracket, Rocker, End switch, 82159-1B	2
2	GA5006387	Mounting bracket, Rocker switch, Centre	1
3	GA5012671	Switch, Rocker, On / off, Twin globe blue lens	2
4	GA5006421	Carling Switch Blank Hole Panel Plug (black)	1

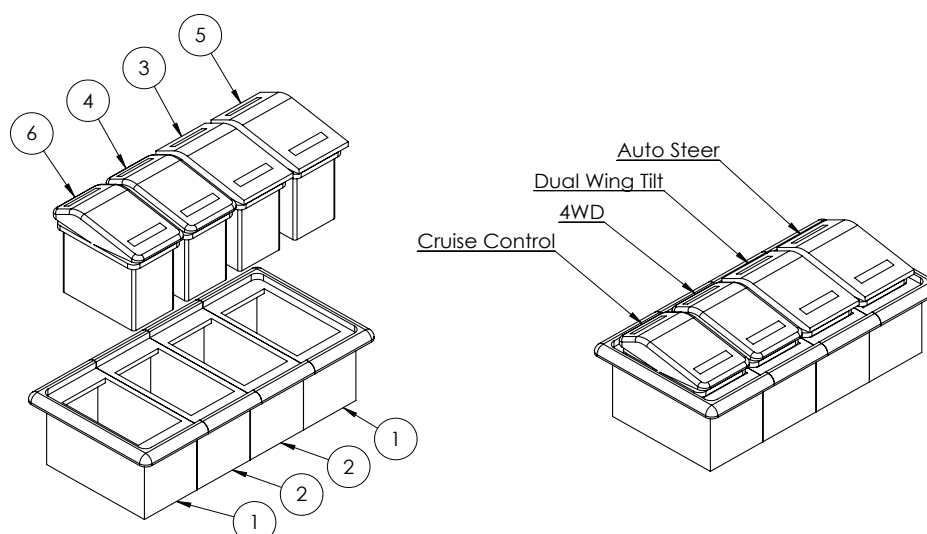
Note: Switches fitted to machine may vary to what is shown above dependant on options fitted.

Side Console - GATMC



ITEM NO.	PART NUMBER	DESCRIPTION	QTY.
1	GA4658815	Side dash assembly, suit Lykketronic SP 201 I	1
2	GA5069400	PC monitor 10" Lykketronic	1
3	GA5069415	Joystick, including loom, suit lykketronic	1
4	GA5013799	Red LED warning light	1
5	GA5003983	Washer 5mm Flat SS	3
6	GA5003975	Nut M5 Nyloc SS	3
7	GA5003976	Bolt M5 x 20 Pan Head SS	3
8	GA5069755	Bolt 1/4" UNC x 1/2" zinc GR8	2
9	GA5069420	Cab I/O micro module	1
10	-	Switch Panel Assembly 1 Lykketronic	1
11	-	Switch Panel Assembly 2 Lykketronic	1
12	GA4905430	Gear Selector Assembly, Suit Crop Cruiser	1
13	GA5020825	RAM Mount, Universal, Adjustable kit 101U	1
14	GA4905455	Switch, Assembly push Button latching, side console	3
15	GA5017631	Washer 1/4" Spring SS	2
16	GA5017669	Washer 1/4" Flat SS	2
17	GA5067978	Screen Protector, Suit Lykketronic 10", anti glare	1
18	GA5048780	Dome plug 12mm	1
19	GA5070320	Plastic end cap, suit Claas light switch blanking	1
-	GA5069225	Cable Gear select SP 201 I	-

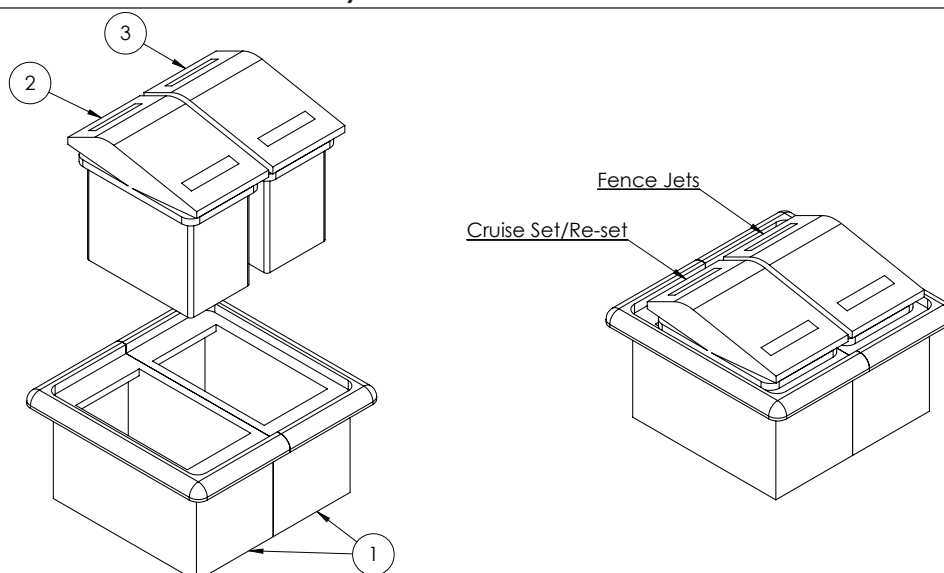
Switch Panel Assembly 1 - GATMC



ITEM NO.	PART NUMBER	DESCRIPTION	QTY.
1	GA5006397	Mounting bracket, Rocker, End switch, 82159-1B	2
2	GA5006387	Mounting bracket, Rocker switch, Centre	2
3	GA5060410	Switch, Rocker, Momentary, On/Off/On, 2 pole, No bulb or actuator	1
4	GA5012671	Switch, Rocker, On / off, Twin globe blue lens	1
5	GA5016207	Switch, Rocker, Momentary, On / Off / On, Blue lens, 1 pole	1
6	GA5060418	Switch Rocker On/Off No Bulb	1


Note: Switches fitted to machine may vary to what is shown above dependant on options fitted.

Switch Panel Assembly 2 - GATMC



ITEM NO.	PART NUMBER	DESCRIPTION	QTY.
1	GA5006397	Mounting bracket, Rocker, End switch, 82159-1B	2
2	GA5016207	Switch, Rocker, Momentary, On / Off / On, Blue lens, 1 pole	1
3	GA5012673	Switch, Rocker, On / Off / On, Twin bulb back light, Blue lenses	1

Note: Switches fitted to machine may vary to what is shown above dependant on options fitted.



GOLDACRES

Australia's World Class Sprayers

www.goldacres.com.au