

GOLDACRES

Australia's World Class Sprayers



G3 & G4 Series Crop Cruiser MY14 Parts Manual

For further information about any of the products shown please visit - www.goldacres.com.au.

© Goldacres Trading 2015

This publication and all designs are copyright.

No part, products or designs may be reproduced by any process except in accordance with the Copyright act 1968.

All information in this operator's manual is based on the latest product information available at the time of printing. The policy of Goldacres is one of continuous improvement and as such, Goldacres reserve the right to alter any specifications and designs without notice and without incurring any obligation regarding such changes.

No part of this manual may be reproduced without written permission from Goldacres. All photographs and technical information remain the property of Goldacres.

Goldacres Trading Pty Ltd
3 Morang Crescent
Mitchell Park Vic 3355

Ph: 03 5342 6399

Fax: 03 5342 6308

Revision number: 0

10-03-2015

Valid for machine 201000 -

Part #: GA8700155

GOLDACRES - RESELLER TERMS AND CONDITIONS OF SALE
Goldacres Goods are only available for purchase upon the terms and conditions set out below.

- Interpretation
1. In terms and conditions:
 - (1) "Goldacres" means Goldacres Trading Pty. Ltd. A.C.N. 061 306 732 trading as Goldacres Agricultural Equipment (its successors and assigns) which is the seller of the Goods;
 - (2) "Purchaser" means the purchaser of the Goods;
 - (3) "Goods" means the products and, if any, the services sold or provided by Goldacres to the Purchaser;
 - (4) "GST Act" and "GST" are given the meanings referred to in a New Tax System (Goods and Services Tax) Act 1999.
 - (5) "PPSA" means the Personal Property Securities Act 2009 (Cth) (as amended);
 - (6) Nothing in these terms and conditions shall be read or applied so as to exclude, restrict or modify or have the effect of excluding, restricting or modifying, any condition, warranty, guarantee, right or remedy implied by law (including the Competition and Consumer Act 2010) and which by law cannot be excluded, restricted or modified.
- General
2. (1) The Goods and all other products or services provided by Goldacres are provided subject to these terms and conditions. These terms and conditions and any terms and conditions incorporated herein by virtue of clause 3 hereto shall prevail over all other terms and conditions of the Purchaser or otherwise to the extent of any inconsistency.
 - (2) These terms and conditions may not be modified or amended without the expressed written consent of Goldacres endorsed by the Managing Director of Goldacres Trading P/L.
- Additional Terms and Conditions
3. From time to time Goldacres may provide additional or extended warranties in respect of certain goods and/or services. Where such additional or extended warranties are provided to a Purchaser in writing they will be incorporated into these terms and conditions provided that in the event of any inconsistency between these terms and conditions and the terms of any additional or extended warranty, the provisions of the additional or extended warranty shall prevail.
- Goldacres quotations.
4. Unless previously withdrawn, Goldacres quotations are open for acceptance within the period stated therein or, when no period is stated, with 14 days of the quotation date. Goldacres reserves the right to refuse any order based on any quotation within 7 days of receipt of the order.
- Packing
5. The cost of any special packing and packing materials used in relation to the Goods shall be at the Purchaser's expense notwithstanding that such cost may have been omitted from any quotation.
- Shortage
6. The Purchaser waives any claim for shortage of any Goods delivered if a claim in respect thereof has not been lodged with Goldacres within (7) seven days from the date of receipt of the Goods by the Purchaser.
- Specifications, etc: Catalogues, etc: Quantities
7. All specifications, (including but not limited to: drawings, particulars of weights, volumes, capacities, dimensions, load factors) are approximate only and any deviation shall not be taken to vitiate any contract with Goldacres or form any claim against Goldacres. The descriptions, illustrations, and performances contained in catalogues, price lists and other advertising matter do not form part of the contract of sale of the Goods. Where specifications, drawings or other particulars are supplied by the Purchaser, Goldacres' price is made on estimates of quantities required. Should there be any adjustments in quantities above or below the quantities estimated by Goldacres and set out in a quotation, then on any such increase or decrease shall be adjusted on a unit rate basis according to unit prices set out in the quotation.
- Performance, Capacities, Chemicals, Liquids, Application Methods, Environmental Effects
8. Any performance, volumes, and/or capacity figures given by Goldacres are estimates only. Goldacres shall be under no liability for damages for failure to obtain such figures unless specifically guaranteed in writing and any such written guarantee shall be subject to the recognised tolerances applicable to such figures. The suitability of chemicals and other liquids for any application and the application methods and the environmental effects shall be the sole decision and responsibility of the Purchaser and the user of the Goods. Goldacres gives no warranty as to the suitability of any chemicals or other liquids for any application, nor the application methods nor the environmental effects, which may result from the use of the Goods. Goldacres shall be under no liability for damages arising out of the use of any chemicals, liquids, or mixtures in the Goods nor for any application, nor for the application methods nor for the environmental effects, which may result from the use of the Goods.
- Delivery/Service Times
9. The delivery times and service times made known to the Purchaser are estimates only and Goldacres shall not be liable for late delivery, non-delivery or delay and under no circumstances shall Goldacres be liable for any loss, damage or delay occasioned by the Purchaser or its customers arising from the late or non-delivery or late installation of the Goods.
- Loss or damage in transit
10. Goldacres is not responsible for any loss or damage to Goods in transit. Goldacres shall render the Purchaser such assistance as may be necessary to press claims on carriers provided that the Purchaser shall have notified Goldacres and the carriers immediately the loss or damage is discovered on receipt of Goods and shall lodge a claim on the carrier within three days of the date of receipt of the Goods. Insurance of Goods in transit is the responsibility of the Purchaser.
- Limit of Liability
11. (1) Goldacres liability for Goods manufactured by it is limited to:
 - (a) where the law implies consumer guarantees into these terms and conditions pursuant to Part 3.2 Division 1 of Schedule 2 to the Competition and Consumer Act 2010 (Cth) ("consumer guarantees") which cannot be excluded and Goldacres breaches a consumer guarantee, the loss and damage the Purchaser is entitled to at law which cannot be excluded by these terms and conditions; and, in all other cases
 - (b) making good any defects by repairing the same or at Goldacres option by replacement within a period not exceeding either 1000 hours or twelve calendar months, whichever comes first, after the Goods have been dispatched provided that:
 - (i) the defects have arisen solely from faulty materials or workmanship;
 - (ii) the Goods have not received maltreatment inattention or interference;
 - (iii) accessories of any kind used by the Purchaser are manufactured or approved by Goldacres;
 - (iv) where applicable, the seals on the Goods remain unbroken;
 - (v) there has been no improper adjustment, calibration or operation;
 - (vi) the use of accessories including consumables, hardware or software (not manufactured by Goldacres) has been approved in writing by Goldacres;
 - (vii) no contamination or leakage has been caused or induced;
 - (viii) any modification to the Goods has been authorised in writing by Goldacres;
 - (ix) there has been no inadequate or incorrect use, storage, handling or application of the Goods;
 - (x) there has been no use or operation of the Goods outside of the physical, electrical or environmental specifications of the Goods;
 - (xi) there has been no inadequate or incorrect site preparations;
 - (xii) there has been no inadequate or improper maintenance of the Goods;
 - (xiii) it has not been caused by fair wear and tear; and
 - (xiv) firstly the Goods have been thoroughly inspected and any damage (from whatever cause) to the Goods (and in particular – the structure, welding, seams, bolts, booms) has been repaired prior to the Goods being operated, used driven or moved and on each occasion the tanks are filled; and
 - (xv) there has been no failure to comply with the requirements of all present or future laws or regulations relating to the Goods and/or the use and/or the operation of the Goods; and
 - (xvi) there has been no failure to maintain a record of hours of operation (which record shall contain full details of all inspections, repairs and maintenance) and produce same to Goldacres at the time of the claim;
 - (xvii) the defective Goods or any damaged part of the Goods are promptly returned free of cost to Goldacres or a representative of Goldacres;
 - (xviii) all warranty related repairs have been carried out with the prior authorisation of Goldacres;
 - (ix) If Goods or any part thereof are not manufactured by Goldacres, in particular engines, engine accessories, transmissions, transfer cases, differentials, tyres, tubes, batteries, radios and UHF's, the guarantee of the manufacturer thereof shall be accepted by the Purchaser and is the only guarantee given to the Purchaser in respect of the Goods or that part provided always that this clause does not seek to exclude the consumer guarantees;
- (3) In the case of hydraulic systems, Goldacres shall replace defective parts in accordance with clause 11(1) of these conditions, provided that the failure of the part was not related to contamination within the system, Goldacres shall not be liable for labour in the case of repairing hydraulic system defects;
 - (4) Goldacres will not accept liability for damage attributed to fair wear and tear including but not limited to fair wear and tear to nozzles, chains, belts, filters, brake pads, polyethylene bushes and liquid pump valves, valve O-rings, diaphragms and seals;
 - (5) Goldacres shall not be liable for and the Purchaser releases Goldacres from any claims in respect of faulty or defective design of any Goods supplied unless such a design has been wholly prepared by Goldacres and the responsibility for any claim has been specifically accepted by Goldacres in writing and in any event Goldacres liability hereunder shall be strictly limited to the replacement of defective parts in accordance with paragraph 11(1) of these conditions provided always that this clause does not seek to exclude the consumer guarantees;
 - (6) Except as provided herein, all express and implied warranties, guarantees and conditions under statute or general law as to the merchantability, description, quality, suitability or fitness of the Goods for any purpose or as to design, assembly, installation, materials or workmanship or otherwise are hereby expressly excluded and Goldacres shall not be liable for physical or financial injury, loss or damage or for consequential loss or damage of any kind arising out of the supply, layout, assembly, installation or operation of the Goods or arising out of Goldacres negligence or in any other way whatsoever;
 - (7) The benefit of any warranty provided under these terms and conditions shall only be available to the Purchaser and shall not be transferable by the Purchaser;
 - (8) The warranties provided under these terms and conditions do not extend to second hand or used Goods that may be sold by Goldacres.
 12. Goldacres liability for breach of a consumer guarantee is hereby limited (in the case of goods and services not used for personal, domestic or household purposes) to:
 - (1) in the case of Goods, any one or more of the following:
 - (a) the replacement of the Goods or the supply of equivalent Goods;
 - (b) the repair of the Goods;
 - (c) the payment of the cost of replacing the Goods or acquiring the equivalent Goods;
 - (d) the payment of having the Goods repaired; or
 - (2) in the case of services;
 - (a) the supplying of the services again; or
 - (b) the payment of the cost of having the services supplied again.
- Prices
13. (1) Unless otherwise stated in writing by Goldacres, all prices quoted by Goldacres are inclusive of GST for supplies within Australia and exclusive of GST for exports outside of Australia. Prices quoted are those ruling at the time of quotation or the date the price is given and are based on rates of freight, insurance, customs, duties, taxes, exchange, shipping expenses, sorting and stacking charges, cartage, cost of materials and other charges affecting the cost of production ruling on that date and any alterations thereto either before acceptance of or during currency of the contract shall be to the Purchaser's account.
 - (2) For the purpose of 38-185 of the GST Act, the day upon which the seller gives the invoice for the supply shall be the date of the invoice.
- Payment
14. (1) The purchase price in relation to the Goods and the cost of the service shall be payable without deduction and or set off and payment thereof shall be made on or before the thirtieth day of the month following the delivery of the Goods or performance of the services unless other terms of payment are expressly stated in writing.
 - (2) A decreasing or increasing adjustment and or the issuing of an adjustment note, pursuant to Division 21 and Division 29-C of the GST Act, shall not, in any way, constitute a release, waiver, or forgiveness of the debt incurred by the Purchaser.
- Interest on overdue payments
15. If Goldacres is not paid for any Goods or services on the due date specified in this agreement without prejudice to any other right or remedy, all outstanding money shall bear interest at the rate set, pursuant to the Penalty Interest Rates Act, Victoria, 1986, as such money, together with interest shall be recoverable forthwith from the Purchaser.
- Rights in relation to Goods.
16. (1) Title to the Goods supplied by Goldacres to the Purchaser shall remain with Goldacres until the total amount due in respect of the Goods and all monies owing to Goldacres have been paid in full (the "Debts"). Risk in the Goods shall pass to the Purchaser upon delivery.
 - (2) The Purchaser shall have the right to resell Goods but only as fiduciary agent and trustee for Goldacres by way of bona fide sale at full market value and in the ordinary course of its business.
 - (3) Until all the Debts have been paid in full:
 - (a) the Purchaser shall take custody of the Goods as trustee, fiduciary agent and bailee for Goldacres;
 - (b) the Purchaser shall keep the Goods separate from any other goods and properly marked, stored, protected and insured;
 - (c) the Purchaser must hold all of the money it receives ("Proceeds")
 - (d) from the sale of any property into which Goods supplied have been incorporated; and
 - (e) from the sale of Goods or provision of services including the Goods supplied by the Goldacres as bailee, fiduciary agent and trustee for Goldacres, but the Purchaser need not hold on trust any money exceeding the amount of the Debts at the time the money is received.
 - (4) The Purchaser expressly acknowledges that it is bound by the fiduciary obligation created in the preceding paragraph and acknowledges that:
 - (i) it must hold the Proceeds on trust for Goldacres;
 - (ii) it must place the whole of the Proceeds in an account separate from its own moneys (the "Proceeds Account");
 - (iii) it must maintain the Proceeds Account separate from its own moneys at all times.
 - (iv) it must maintain proper records for the Proceeds Account.
 - (v) it must not assign or encumber any book debts arising from sales made in circumstances set out in clauses 16(c)(i) and (ii) or do any other act in derogation of Goldacres' legal or beneficial interests; and
 - (vi) it must account to Goldacres on demand for all moneys standing to the credit of such account.
 - (7) For the purposes of identification of different consignments of Goods purchased from Goldacres and receipt of Proceeds, the Purchaser agrees that the principle of "Last In, First Out" shall be applied to any items that cannot be distinguished.
 - (f) Goldacres may trace the Proceeds in equity.
 - (4) Goldacres may at any time, without notice to the Purchaser and without prejudice to any other rights which it may have against the Purchaser, terminate any contract connected with the Goods and the bailment referred to in clause 16(3) and enter upon any premises owned or occupied by the Purchaser where Goldacres reasonably believes the Goods may be stored, and repossess the Goods without liability for any damaged caused, and subsequently dispose of the Goods at Goldacres' discretion if:
 - (a) the Debts are not paid in accordance with these terms and conditions or any other contract or arrangement between Goldacres and the Purchaser; or
 - (b) Goldacres receives notice of or reasonably believes that:
 - (i) a third person may attempt to levy execution against the Goods; or
 - (ii) the Purchaser is insolvent (within the meaning of the Corporations Act 2001) or bankrupt; or
 - (iii) the Purchaser has entered into any arrangement or composition with its creditors, gone into liquidation, or has appointed a receiver, a receiver and manager or administrator.
 - (5) If after repossession under clause 16(4) Goldacres sells the Goods, Goldacres shall account to the Purchaser for any proceeds of sale (less expenses of repossession and sale) that exceeds the amount of the outstanding Debts.
 - (6) If any Goods belonging to Goldacres are disposed of by the Purchaser or an insurance claim is made in respect of them, Goldacres shall be entitled to trace the sale or insurance proceeds, which proceeds shall be held by the Purchaser in a separate bank account on trust for Goldacres.
 - (7) The Purchaser agrees and acknowledges that in the event it sells Goods to a third party on account, it will include in its terms and conditions of sale a provision under which the Purchaser retains title to the Goods until such time that the total amount due in respect of the Goods and all monies owing to the Purchaser have been paid in full by that third party debtor. The Purchaser also agrees and acknowledges that in these instances, it will register its PMSI in accordance with the PPSA in respect of its security interest in the Goods.
- PPSA provisions
17. (1) The Purchaser acknowledges that these terms and conditions constitute a security agreement for the purposes of section 20 of the PPSA and that a security interest exists in all Goods (and any associated Proceeds from their sale) previously supplied by Goldacres to the Purchaser (if any) and in all future Goods (and any associated Proceeds from their sale) that may be supplied to the Purchaser by Goldacres.
 - (2) The Purchaser acknowledges that Goldacres has a first ranking purchase money security interest ("PMSI") (as defined in section 14 of the PPSA) in the Goods and the Purchaser must not jeopardise such ranking (whether by act or omission).
 - (3) The Purchaser acknowledges that it has received value as at the date of first delivery of the Goods and has not agreed to postpone the time for attachment of the security interest (as defined in the PPSA) granted to Goldacres under these terms and conditions.
 - (4) The Purchaser will execute documents and do such further acts as may be required by Goldacres to register the security interest granted to Goldacres under these terms and conditions under the PPSA.
 - (5) Until ownership of the Goods passes, the Purchaser must not give to Goldacres a written demand or allow any other person to give Goldacres a written demand requiring Goldacres to register a financing change statement under the PPSA in respect of Goldacres' interest in the Goods.
 - (6) The Purchaser must indemnify Goldacres and on demand reimburse Goldacres for all costs and expenses incurred by Goldacres in respect of these terms and conditions including but not limited to Goldacres registering its security interest in the Goods, lodging, discharging or amending any financing statement or financing change statement, or otherwise complying with the PPSA.
 - (7) The Purchaser agrees (other than as provided in these terms and conditions) not to sell, lease, mortgage, deal with, dispose of or create or attempt to create any other security interest in or affecting the Goods unless and until the Purchaser's Debts have been satisfied.
 - (8) The Purchaser waives its rights under the following provisions of Chapter 4 of the PPSA:
 - (a) to receive a notice on enforcement action against liquid assets (section 121(4));
 - (b) to receive a notice to seize collateral (section 123);
 - (c) to receive a notice of disposal of Goods by Goldacres purchasing the Goods (section 129);
 - (d) to receive a notice to dispose of Goods (section 130);
 - (e) to receive a statement of account following disposal of Goods (section 132(2));
 - (f) to receive a statement of account if no disposal of Goods for each 6 month period (section 132(4));
 - (g) to receive notice of any proposal of Goldacres to retain Goods (section 135(2));
 - (h) to object to any proposal of Goldacres to either retain or dispose of Goods (section 137(2));
 - (i) to redeem the Goods (section 142);
 - (j) to reinstate the security agreement (section 143);
 - (k) to receive a notice of any verification statement (section 157(1) and section 157(3));
 - (9) The rights Goldacres may have under the PPSA are supplementary and in addition to those set out in these terms and conditions and do not derogate from the rights and remedies of Goldacres under these terms and conditions or under any other statute or under general law.
 - (10) The Purchaser must give 10 business days prior written notice of any proposed change in the Purchaser's name or other identifying characteristics and details.
- Purchasers property
18. Any property of the Purchaser under Goldacres' custody or control shall be entirely at the Purchaser's risk as regards loss or damage caused to the property or by it.
- Storage
19. Goldacres reserves the right to make a reasonable charge for storage if delivery instructions are not provided by the Purchaser within (14) fourteen days of a request by Goldacres for such information.
- Returned Goods
20. Goldacres shall not be under any obligation to accept Goods returned by the Purchaser and will do so only on terms to be agreed in writing in each individual case.
- Goods sold
21. All Goods to be supplied by Goldacres shall be described on the purchase order agreed by Goldacres and the Purchaser and the description on such purchase order modified as so agreed shall prevail over other descriptions including any Purchaser's specification or enquiry.
- Cancellation
22. No order may be cancelled except with the consent in writing and on terms, which will indemnify Goldacres against all losses.
- No waiver
23. The failure of any party to enforce the provisions of these terms and conditions or to exercise any rights expressed in these terms and conditions shall not be a waiver of such provisions or rights and shall not affect the enforcement of this agreement. The exercise by any party of any of its rights expressed in this agreement shall not preclude or prejudice such party from exercising the same or any other rights it may have irrespective of any previous action taken by that party.
- Force Majeure
24. If by reason of any fact, circumstance, matter or thing beyond the reasonable control of Goldacres is unable to perform in whole or in part any obligation under these terms and conditions then Goldacres shall be relieved of that obligation under these terms and conditions to the extent and for the period that it is so unable to perform and shall not be liable to the Purchaser in respect of such inability.
- Passing of risk
25. Risk in the Goods shall pass to the Purchaser upon delivery of the Goods to the Purchaser or collection of the Goods by the Purchaser's agent or carrier as the case may be.
- Exclusion of liability
26. To the extent permitted by law Goldacres shall not be liable to the Purchaser in contract or in tort arising out of, or in connection with, or relating to, the performance of the Goods or any breach of these conditions or any fact, matter or thing relating to the Goods or error (whether or not it is negligent or a breach of contract) in information supplied to the Purchaser or a user before or after the date of the Purchaser's or user's use of the Goods and Goldacres shall be under no liability for damages arising out of the use of any chemicals, liquids, or mixtures in the Goods, nor for any application, not for the application methods nor for the environmental effects, which may result therefrom or from the use of the Goods.
- Exclusion of representations and arrangements
27. To the extent permitted by law the terms and conditions supersede and exclude all prior and other discussions, representations (contractual or otherwise) and arrangements relating to the supply of the Goods or any part thereof including, but without limiting the generality of the foregoing, those relating to the performance of the Goods or any part thereof or the results that ought to be expected from using the Goods.
- Place of contract
28. The contract for sale of the Goods and the provision of the services is made in the State of Victoria and the Purchaser agrees to submit all disputes arising with Goldacres to the courts of such State and any court competent to hear appeals therefrom.

Contents

Chassis	6	201525	37
Cab Chassis	6	Micro-matic Rinse Socket SN 201539 on	37
Cab Chassis	7	Chemical Probe Hose Lance	38
Access Platform Left Side & Boom Rest	8	DCI	40
Access Platform Left Side & Boom Rest	9	Not Fitted	40
Access Platform Left Side & Boom Rest	10	Dual Product	42
Right Boom Rest	11	Not Fitted	42
Hand Wash Bottle Assembly	12	induction hopper	44
Tool Box	13	Hopper Tank	45
Bonnet - SN 201000 - SN201481	14	Hopper Tank - Bottom	46
Bonnet - From SN 201493	15	Hopper Frame	47
Tow Bar	16	Hopper Frame	48
Window Washer Bottle & ECU	17	FOAM MARKER TANK	50
pumps	18	Not Fitted	50
Pump - Zeta 260	18	TRANSCAL	52
Pump - Zeta 170	20	Not Fitted	52
Pump - 170 MI Hydraulic Drive	21	main tank	54
Hydraulic Fill Pump - G4	22	G3 & G4 Tanks	54
Hydraulic Fill Pump - G4	23	3000 Litre Tank Assembly	55
flush tank	24	3000 Litre Tank Assembly	56
Rinse Water Tank	24	4000 Litre Tank Assembly	57
Rinse Water Tank	25	4000 Litre Tank Assembly	58
RH Pod	26	Tank Rinse, Elbow	59
Not Fitted	26	Tank Rinse, Tee	59
LH pod	28	Supermix Agitator	60
Ez Control Station	28	Dry Sight Tube Float & Guide	61
Ez Control Station	29	Dry Sight Tube Tank Float	62
Ez Control Station	30	Dry Sight Tube Cap & Tube	63
Hopper, Venturi, Agitator Control	31	Sight Tube Mount	64
Fresh Water Fill, Rinse Control	32	Venturi Filler	65
Main Tank Fill, Chem Probe	33	Note:	65
Chem Probe Assembly	34	Hopper Tank Inlet	66
Hopper Tee Assembly	35	Tank Fill Inlet	66
Quick fit valve 2 way	36		
Micro-matic Rinse Socket SN 201000 - SN			

Boom Recirculation Inlet (RapidFlow only)	67	Centre Level	103
Tank Overflow Outlet	68	Centre Leveling Main Pivot	104
3000L Tank Stops & Tank Strap Brackets	69	Oversize Sign Mount - TriTech	105
4000L Tank Stops & Tank Strap Brackets	70	Oversize Sign Mount - TriTech	106
wheels & mudguard	71	Complete Centre & Paralift - Delta	107
Mud Guards - Front Axle - 2m & 3m	71	Boom Centre Standard Tilt Assembly - Delta	108
Mud Guards - Rear Axle - 2m & 3m	72	Boom Centre Hydraulic Tilt Assembly - Delta	109
Crop Deflectors - Front Axle	73	Boom Cable Adjuster - Delta	110
Crop Deflectors - Rear Axle	74	Oversize Sign Mount - Delta	111
Rear Wheel Mounting	75	Oversize Sign Mount - Delta	112
Front Wheel Mounting	76	boom wing	113
Tyres And Rims	77	Fence Line End Protector	113
boom centre	79	Fence Line End Protector - Quick Fit	114
Boom Centre Hydraulic Tilt Assembly - TriTech	79	Boom Protector Assembly - Outer	115
Boom Centre Assembly - TriTech	80	Boom Protector Assembly - Inner	115
Boom Centre Standard Tilt Assembly - TriTech	81	Cable Drum - TriTech	116
Boom Cable Adjuster - RH - TriTech	83	Cable Drum - TriTech	117
Boom Cable Adjuster - LH - TriTech	84	Boom Fold Adjuster - TriTech	118
Boom Valve Assembly	85	Bi-fold - TriTech	119
Boom Valves	86	Bi-fold - TriTech	120
RapidFire Valves	87	Boom Cables 24-36m	121
RapidFire 7 Section Solenoid Box	88	Boom Cable Springs - Suit 30-36m	122
RapidFire 10 Section Solenoid Box	89	Lower Bearing Pivot - TriTech	123
RapidFire Solenoid Assembly	90	Upper Bearing Pivot - TriTech	124
Pneumatic Oiler & Dryer	90	Steel Inner Wings - TriTech	124
Paralift & Paralift Arms	91	Aluminium Outer Wings - TriTech	125
Complete Centre & Paralift - TriTech	92	Aluminium Break Away Tip	125
Complete Centre & Paralift - TriTech	93	Three Dimensional Breakaway 2.0	126
Spring Yaw Kit - TriTech	93	Three Dimensional Breakaway 2.0	127
Hydraulic Yaw Kit - TriTech	94	GA4906305-I Breakaway Mechanism	127
Hydraulic Yaw Kit - TriTech	95	Steel Inner Wings - Delta	128
UltraGlide, Raven XT	96	Aluminium Outer Wings - Delta	128
Slant Cylinder, Sensor Assembly, Raven XT	97	Aluminium Break Away Tip - Delta	128
Sensor Bracket Assembly, Raven XT	98	Boom Fold Adjuster - Delta	129
Delta Link Locking Plate	99	Cable Drum - Delta	130
Lower Limit Switch - Raven	99	Upper Bearing Pivot - Delta	131
Manual Grease Station	100	Lower Bearing Pivot - Delta	132
UltraGlide Block & Smart Box Mounting	101	Boom Cable Springs - Suit 18-24m	133
Raven Node - Paralift	102	Boom Cables 12-24m	134
UltraGlide Node - Paralift	102	Touch Down Wheel	135
		Touch Down Wheel	136
		RapidFire Boom Line Plumbing	136
		RapidFire Boom Line Plumbing	137

Altek Spray Stop Spare Parts	137
Boom Line Plumbing	138
Teejet Single Nozzle Body	139
Teejet Turret Nozzle Body	140
Altek Dual Nozzle Spray Body	141
Dual Nozzle Spray Line	142
Manual Fence Line Nozzle	143
Solenoid Operated Fence Line Nozzle	144
Adjustable Nozzle Brackets	145
Pre Packaged Kits	145
UltraGlide Sensor Mount	146
Boom Poly Pipe Clamps	146

electrics 147

Boom LED Lights	147
Buss Bar & Switch	148
Battery	149
Headlights	150
Cab Lights - Front	151
Fan Clutch Relay	151
Cab Lights - Rear	152
Work Lights	152
Night Pro LED Lights	153
Boom Work Lights	153
Reverse Warning Beeper	154
Horn	154
Cabin Fuse Box	155
Fuse Box 'A' - Cabin	156
Raven (AMP) Electrical Connectors	157
Raven (AMP) Electrical Connectors	158
Deutsch Electrical Connectors	159
Deutsch Electrical Connectors	160
Electrical Connectors	161
Electrical Connectors	162
Electrical Harness	163

schematics 164

Plumbing Schematic - with Boom Valves	164
Plumbing Schematic - with RapidFire	165
Pneumatic Schematic	166
Hydraulic Schematic - Suit Trimble Auto-Steer	167
Hydraulic Schematic - General	168
Hydraulic Schematic - Bifold, Diff Lock	169
Hydraulic Schematic - Suit John Deere Steering	170

Hydraulic Schematic - Ultraglide	171
Hydraulic Schematic - Adjustable Axle Steering	172
Hydraulic Schematic - Adjustable Axle	173
Hydraulic Hoses - G Series	174
Hydraulic Hoses - G Series	175
Hydraulic Hoses - G Series	176
Hydraulic Schematic - Transmission	177

decals 178

Decals	178
Decals	179
Decals	180
Decals	181
Decals	182
Decals	183
Decals	184
Decals	185
Decals	186
Decals	187
Dry Sight Tube Decals	187

hydraulics 188

Oil Tank & Frame	188
Oil Tank & Frame	189
Oil Tank	190
Dash Panel	191
Return Filter	192
Trimble Auto Steer Manifold	193
John Deere Auto Steer Manifold	194
Steering Orbital	195
Pump Flow Control	196
Pump Flow Control Manifold	197
Priority Valve	198
Hydraulic Return Manifold	198
Boom Lift Accumulator Lockout	199
Yaw Control Valve Assembly	200
Oil Cooler Assembly	201
Hydraulic Cylinder - Boom Tilt	202
Hydraulic Yaw Charge Line	202
Hydraulic Cylinder - Boom Lift	203
Hydraulic Cylinder - Boom Fold LH	204
Hydraulic Cylinder - Boom Fold RH	204
Hydraulic Cylinder - Hydraulic Yaw	205
Hydraulic Cylinder - Bi-Fold	205
Hydraulic Cylinder - Boom Rest	206

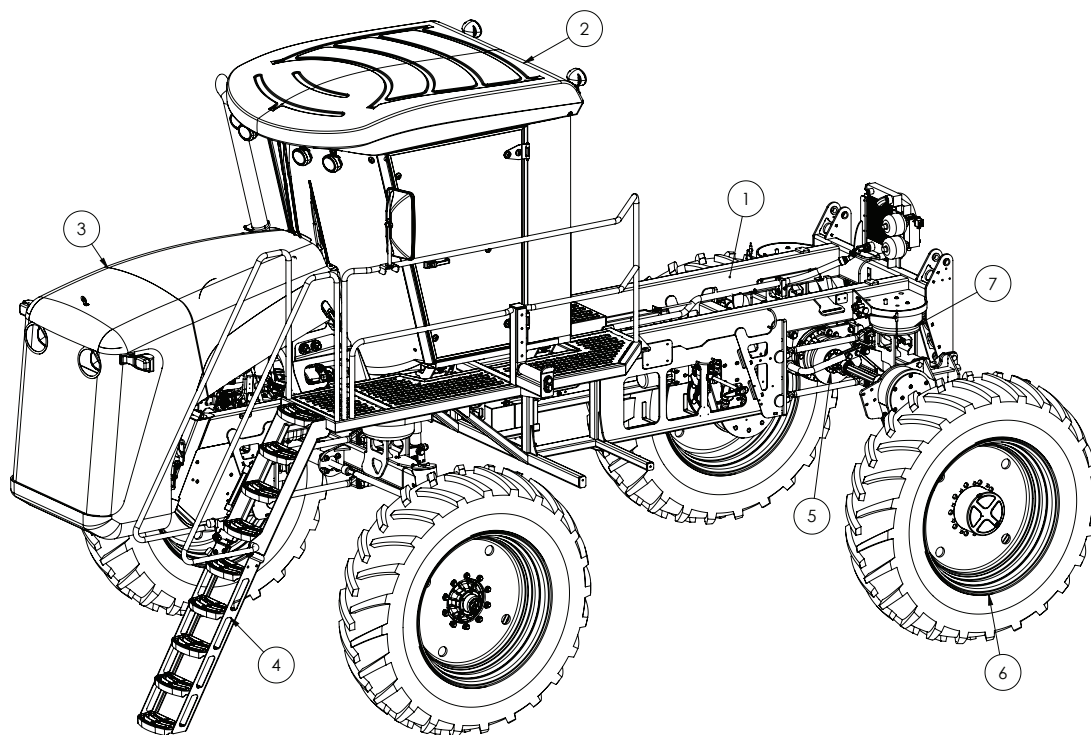
Hydraulic Cylinder - Centre Leveling	206	Hydraulic Pump 22/22cc	237
Fill Pump Hydraulic Block	207	Air Conditioner Compressor	238
Centre Lock Manifold	208	Air Conditioner Condenser	239
Spool Valve Block Fittings	209	Coolant System Plumbing	240
Spool Valve Block Fittings	210	Combi Cooler	241
Spool Block Manifold	211	Combi Cooler Mounting	242
Spool Block Manifold	212	Fan with Clutch	243
Spool Valve Mounting Assembly	212	Fan without Clutch	244
plumbing	214	Header Tank	245
Dual Pressure Filter Assembly	214	Engine Mounts	246
Suction Filter Assembly	215	Miscellaneous Components	247
Flow Control Valve	216	Fuel Tank	248
Flow Control Valve	217	Fuel Filters	249
Check Valve Assembly, Fresh Water Tank	217	Fuel Filter - Primary	250
Fast Close Valve 1" 3 Way	218	Fuel Filter - Secondary	251
Rapid Flow Valve	219	Exhaust - Standard	252
RapidFire Pressure Flow Distributor		drive line & differential	254
RAVEN	220	Rear Axle	255
Flow Meter - Raven Controller	221	Rear Axle - Drop legs 2m & 3m	256
Pressure Gauge Drain	222	Rear Axle - Differential 2m & 3m	257
Elbow - Main Product Line	223	Rear Axle - Axle Drive Shafts 3m	258
Suction Filter	223	Rear Axle - Axle Drive Shafts 2m	259
Hose Clamps	224	Drop Leg - Rear	260
Cable Ties	224	Drop Leg - Rear	261
Hoses	225	Planet Hub Assembly	262
Suction Hose	225	JCB Planet Hub	263
Pressure Hose	225	Front Axle & Drop Legs	264
PVC Hose	225	Front Axle & Drop Legs - 3m	265
Sight Tube Hose	225	Front Axle - 3m	266
Lay Flat Hose	225	Front Axle & Drop Legs - 2.4m	267
Engine & transmission	226	Front Axle & Drop Legs - 2.4m	268
Cummins Engine / Allison Transmission	226	Front Axle & Drop Legs - 2m	269
Allison Transmission	227	Front Axle & Drop Legs - 2m	270
Allison Transmission	228	Stub Axle - 90 Series	271
Air Governor	229	Rear Adjustable Axle 2-3m	272
Air Cleaner	230	Rear Adjustable Axle 2-3m	273
Exhaust Pipe Work	231	Front Adjustable Axle 2-3m	274
Charge Air Intake	232	Front Adjustable Axle 2-3m	275
Hydraulic Pump Mounting 22/19cc	233	Front Adjustable Axle Drop Legs - 2-3m	276
Hydraulic Pump 22/19cc	234	Front Adjustable Axle Drop Legs - 2-3m	277
Hydraulic Pumps - Fan / Main 22/19cc	235	Rear Suspension	278
Hydraulic Pump Mounting 22/22cc	236	Rear Suspension	279
		Sway Bar Assembly - 3m	280

Sway Bar Assembly - 2m	281	Brake - Rear Caliper	318
Rear Ride Height Valve	282	Brakes - Front	319
Front Suspension - Torque Rods	283	www.goldacres.com.au	I
Front Suspension - Torque Rods	284		
Front Suspension - Shock Absorber	285		
Front Suspension - Air Bag	286		
Front Suspension - Ride Height Adjustment	287		
Drive Shafts & Brackets	288		
Drive Shafts & Brackets	289		
Cab	290		
Cab - Assembled	290		
Cab - Fuse Box Mounting	291		
Cab - Fuse Box Lid	292		
Cab - Engine Monitor	293		
Cab - Seat Mounting	293		
Cab - Brake Pedal	294		
Brake Valve Assembly	295		
Cab - Throttle Pedal	296		
Cab - Park Brake	296		
Park Brake Lever Assembly	297		
Cab - Training Seat	298		
Cab - Steering Orbital	299		
Cab - Steering Column	299		
Cab - Fuel Gauge	300		
Seat & Console	301		
Side Console - Raven	302		
Side Console - Raven	303		
Switch Panel Assembly 1 - Raven	303		
Switch Panel Assembly 2 - Raven	304		
Switch Panel Assembly 3 - Raven	305		
Cabin Isolators	306		
Rotating Beacon	307		
Roof Mount AutoSteer	308		
EuroCab Spare Parts	309		
brakes	310		
Pneumatic Storage Tanks	310		
Pneumatic Tank 1	311		
Pneumatic Tank 2	312		
Pneumatic Manifold Mounting	313		
Pneumatic Manifold	314		
Brake Boosters	315		
Brake Booster Orientation	316		
Brakes - Rear	317		

Chapter I

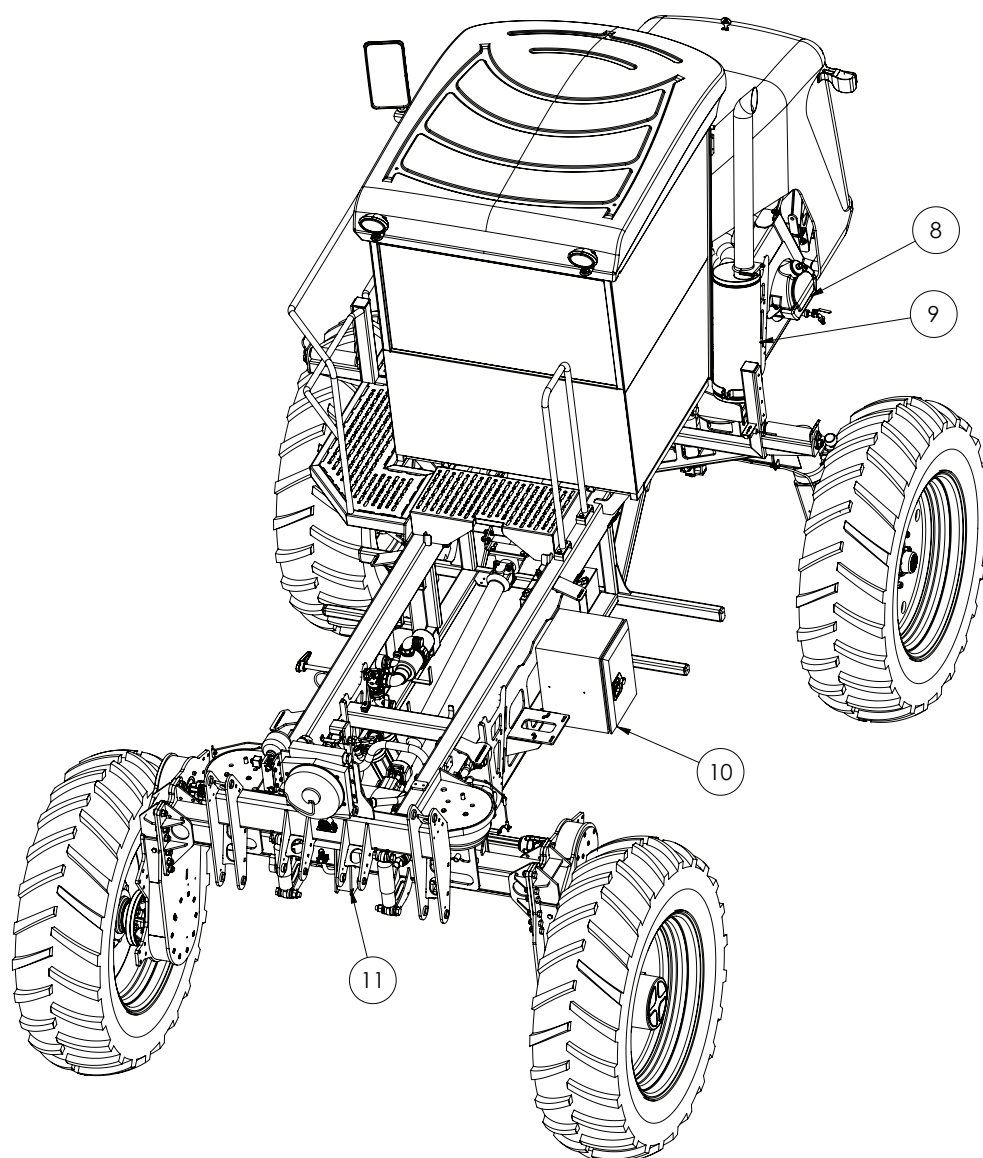
CHASSIS

Cab Chassis



Continued over page

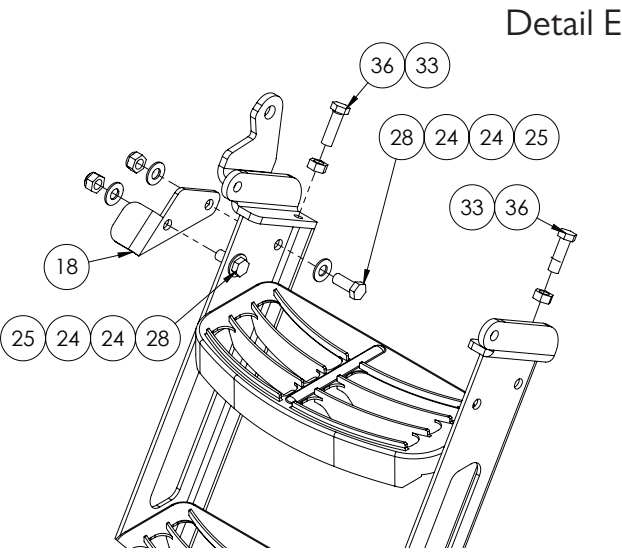
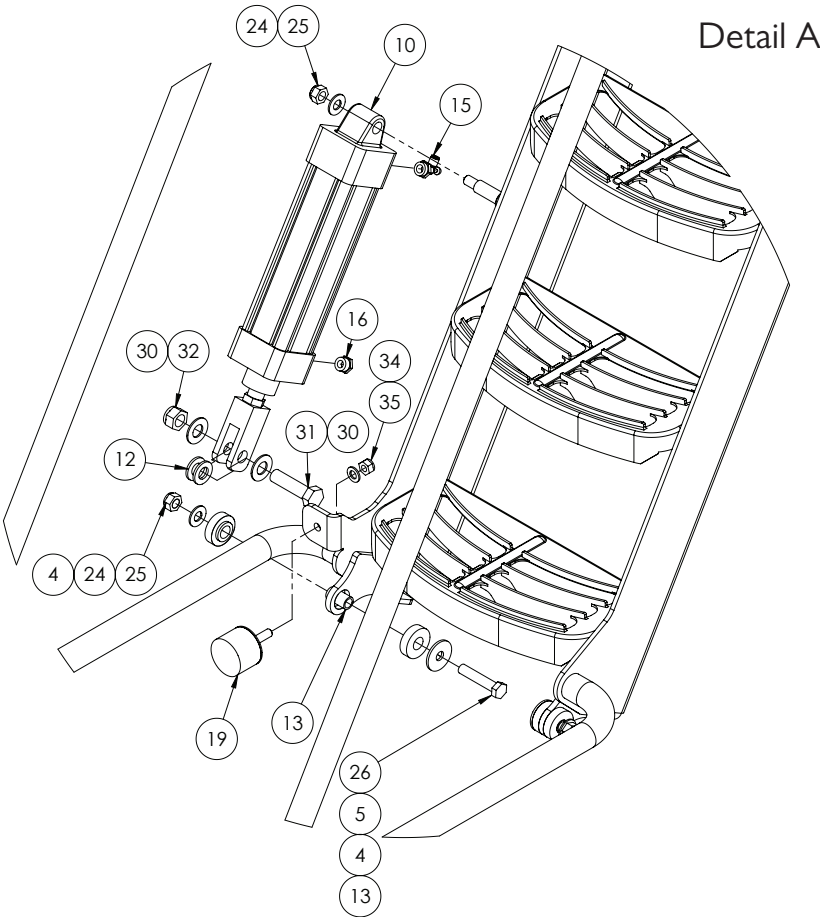
Cab Chassis



ITEM NO.	PART NUMBER	DESCRIPTION	QTY.
1	GA4660000	Chassis	1
2	-	Cabin	1
3	GA5008660	Bonnet	1
4	GA4906370	Left side access platform	1
5	-	Rear Axle	1
6	-	Wheels and Mudguards	1
7	-	Suspension	1
8	-	Hand wash bottle	1
9	-	Exhaust	1
10	-	Tool box	1
11	-	Towbar	1
12			



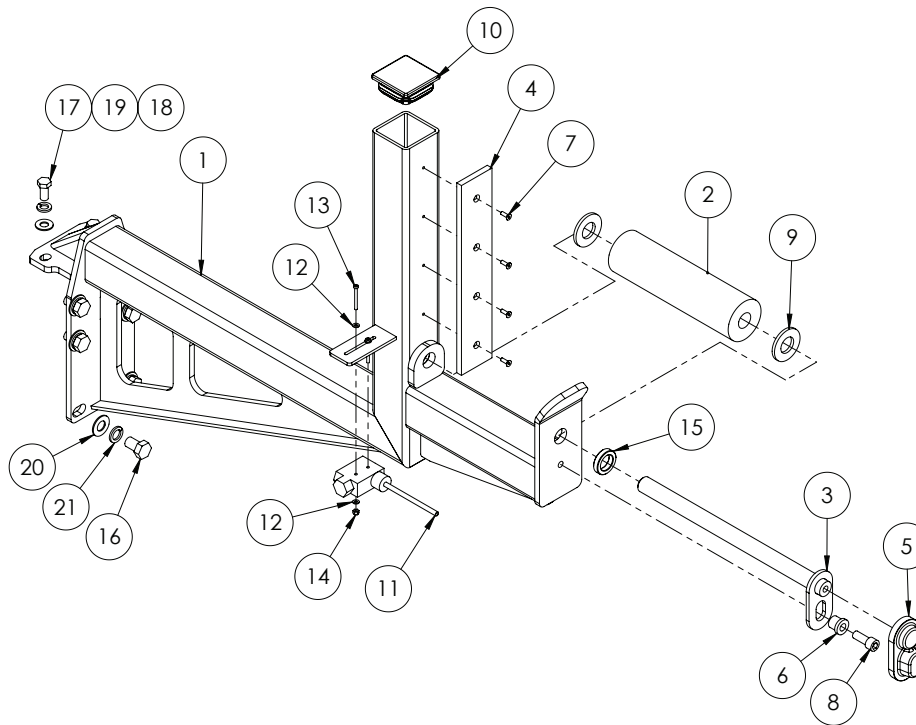
Access Platform Left Side & Boom Rest



Access Platform Left Side & Boom Rest

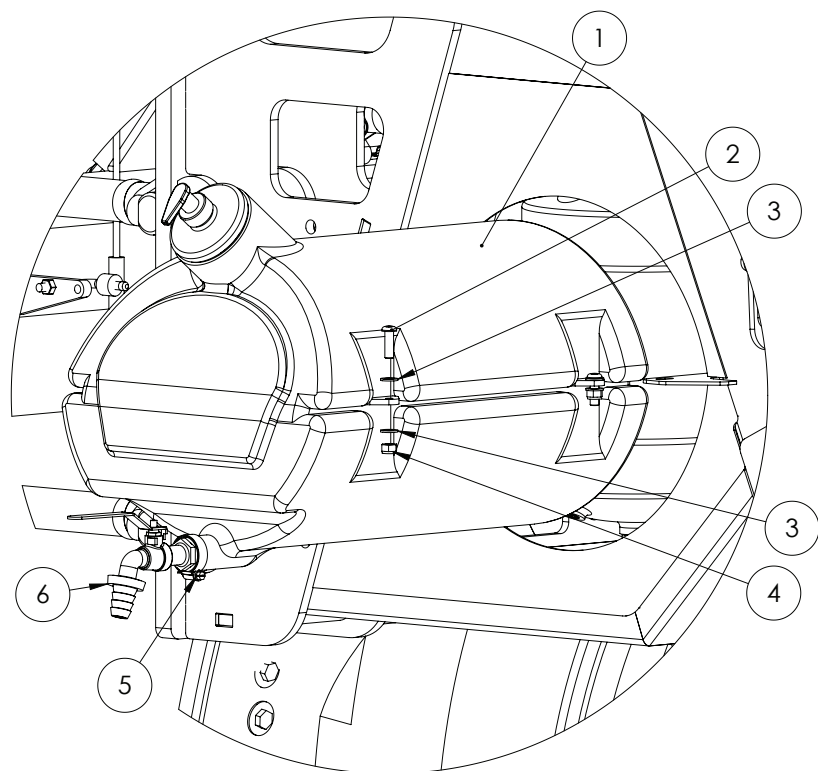
ITEM NO.	PART NUMBER	DESCRIPTION	QTY.
1	GA4660005	Side Access Platform, G3 G4	1
2	GA4659760	Lower Ladder SP MY13	1
3	GA5069105	Roller, Boom rest SP 2011	1
4	GA4553030	Bush Nylon Ladder Pivot SP MY13	4
5	GA4505410	Ladder Pivot Bush Retainer Plate SS	2
6	GA4658745	Pin, suit boom rest roller	1
7	GA5071205	Boom Rest Wear Strip	1
8	MACH0152	12mm Bolt Bush suit para lift pins	1
9	GA5067885	Pin cover - plastic	1
10	GA5069674	Pneumatic Cylinder 63 x 175mm	1
11	GA5052345	Insert - Plastic 75 x 75	1
12	GA5069810	Nylon Washer - 16 ID x 30 OD x 3mm	2
13	GA4553025	Bush Ladder Pivot SP MY13	2
14	GA5005048	CCSP Mirror 440 x 200mm	1
15	GA5015643	Needle valve	1
16	GA7000001	Brass Breather Silencer 3/8" BSP Flat	1
17	GA4572135	Paralift spacer bush	1
18	GA4507865	Plate, Ladder Fold Stop Access Platform 2014, G3 G4 Series	1
19	GA5052815	Boom Stopper	1
20	GA4660315	Mirror Post, G3 G4	1
21	GA5000307	SHCS M12 x 30 GR12.9 ZP	1
22	GA5051230	FHCS M5 x 16mm SS	4
23	GA5017681	Washer 1" x 2" 7g Flat Thin SS	4
24	GA5000587	Washer 12mm Flat ZP Heavy Duty	11
25	GA5012461	Nut M12 Nyloc ZP	5
26	GA5000335	Bolt M12 x 60 HT	2
27	GA5011229	Set screw M12 x 25 HT	4
28	GA5000305	Bolt M12 x 30	2
29	GA5000575	Washer 12mm Spring SS	4
30	GA5001009	Washer 16mm Flat Zinc coated	2
31	GA5000939	Bolt M16 x 60	1
32	GA5001029	Nut M16 Nyloc	1
33	GA5000559	Nut M12 Hex ZP	2
34	GA5000117	Washer 10mm Flat SS Heavy duty	2
35	GA5000141	Nut M10 Nyloc	2
36	GA5000319	Bolt M12 x 40 Gr8.8 ZP	2
37	GA5052910	Insert t/s 16 mm Hole	1

Right Boom Rest



ITEM NO.	PART NUMBER	DESCRIPTION	QTY.
1	GA4660010	Boom Rest RH, G3 G4	1
2	GA5069105	Roller, Boom rest SP 201 I	1
3	GA4658745	Pin - suit boom rest roller	1
4	GA5071205	Boom Rest Wear Strip	1
5	GA5067885	Pin cover - plastic	1
6	MACH0152	12mm Bolt Bush suit paralift pins	1
7	GA5051230	FHCS M5 x 16mm SS	4
8	GA5000307	SHCS M12 x 30 GR12.9 ZP	1
9	GA5017659	Washer, 1", Flat, ZP, Heavy duty (5mm thick)	2
10	GA5052345	Insert - Plastic 75 x 75mm	1
11	GA5012129	Limit switch, Flexible arm, Micro, IP65, 10 Amp	1
12	GA5020510	Washer M4 Flat Heavy duty SS	4
13	GA5049800	SHCS M4 x 40	2
14	GA5049025	Nut M4 Nyloc SS	2
15	GA4572135	Paralift spacer bush	1
16	GA5000903	Bolt M16 x 25	6
17	GA5011229	Set screw M12 x 25 HT	2
18	GA5000587	Washer 12mm Flat ZP Heavy Duty	2
19	GA5000575	Washer 12mm Spring SS	2
20	GA5001009	Washer 16mm Flat Zinc	6
21	GA5000961	Washer 16mm Spring ZP	6

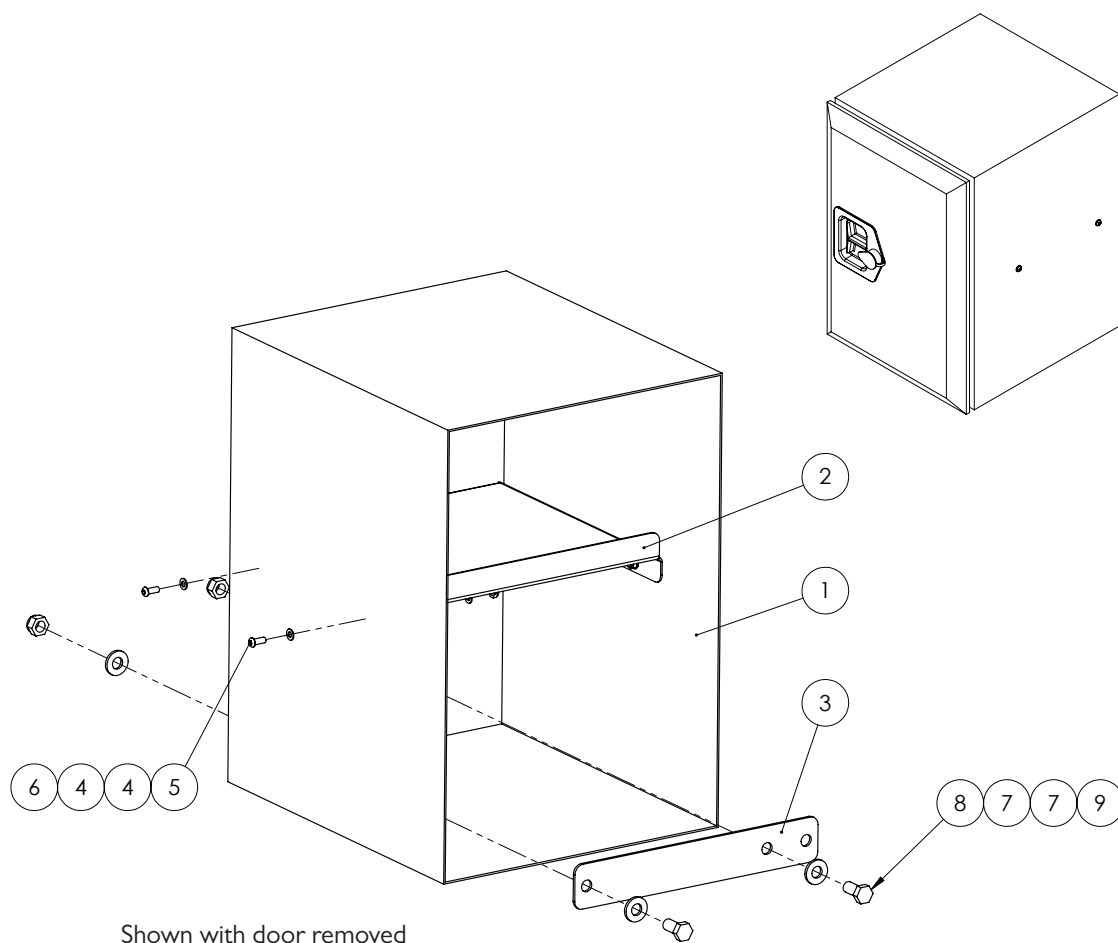
Hand Wash Bottle Assembly



ITEM NO.	PART NUMBER	DESCRIPTION	QTY.
1	GA5075110	Plastic water tank 30L black with soap holder	1
2	GA5011473	BHCS M8 x 25 SS	4
3	GA5003643	Washer 8mm Flat HD SS	8
4	GA5052590	Nut M8 Nyloc SS	4
5	GA5001681	1" SS hose clamp	1
6	GA5070735	Hand wash bottle tap	1

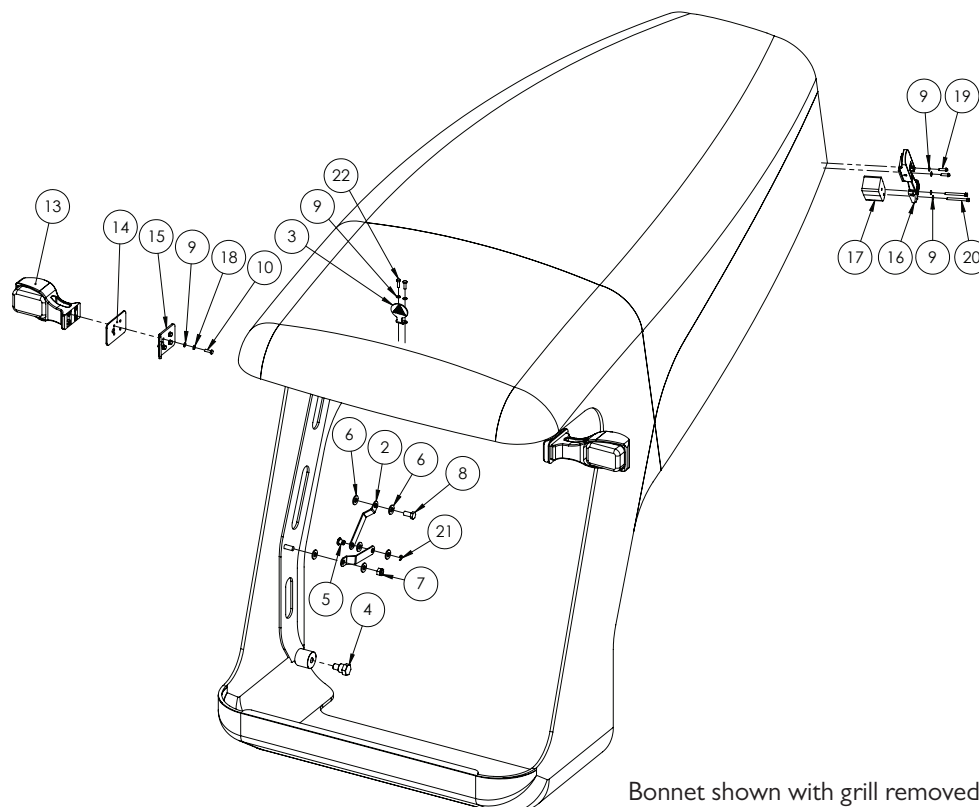
HAND WASH BOTTLE SPARE PARTS	
PART No.	DESCRIPTION
GA5051275	Replacement soap bottle

Tool Box



ITEM NO.	PART NUMBER	DESCRIPTION	QTY.
1	GA5068675	Tool box suit SP 201 I	1
2	GA4502895	Tool box shelf	1
3	GA4503890	Bracket - Tool box mount - inner SP 201 I	2
4	GA5004437	Washer 6mm Flat SS	8
5	GA5004050	BHCS M6 x 16mm SS	4
6	GA5048115	Nut nyloc M6	4
7	GA5000577	Washer 12mm Flat SS HD	8
8	GA5000295	Set screw M12 x 25 HT	4
9	GA5012461	Nut M12 Nyloc ZP	4

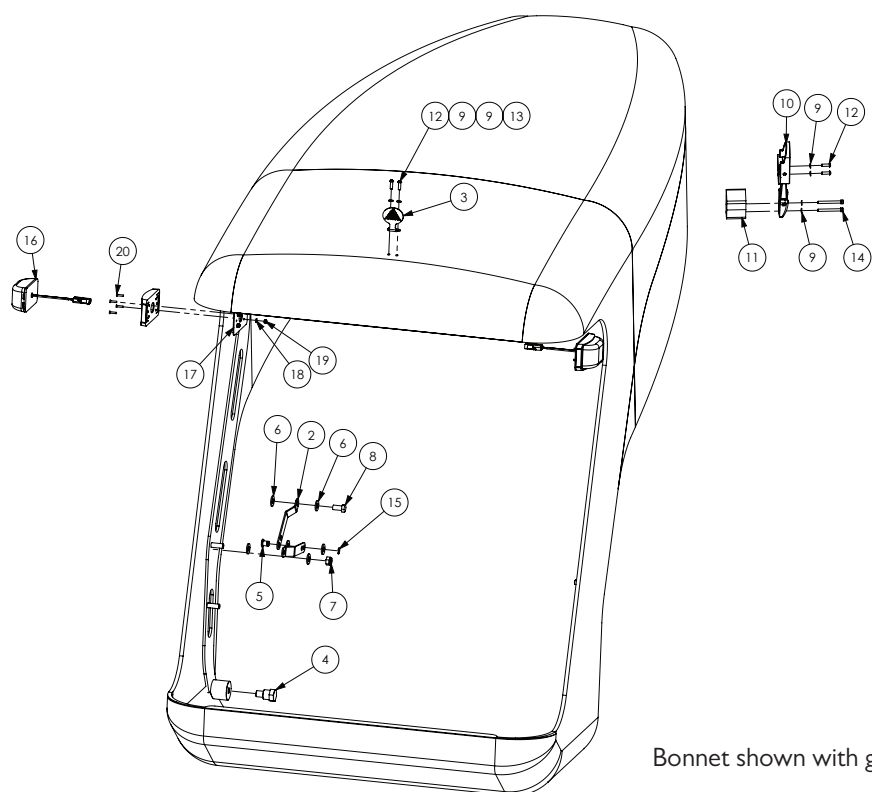
Bonnet - SN 201000 - SN201481



Bonnet shown with grill removed.

ITEM NO.	PART NUMBER	DESCRIPTION	QTY.
1	GA5071180	Bonnet, G3 G4, Fibreglass, MY14	1
2	GA4504100	Plate - Bonnet stop link SP 2011	4
3	BE-1	Bonnet Emblem Plate	1
4	GA4552765	Shoulder bolt - suit Bonnet 2011 SP	2
5	GA4552845	Pin - Bonnet hinge stop strap SP 2011	2
6	GA5000577	Washer 12mm Flat SS HD	12
7	GA5012461	Nut M12 Nyloc ZP	2
8	GA5000295	Set screw M12 x 25 HT	2
9	GA5004437	Washer 6mm SS Flat	20
10	GA5004053	Bolt M6 x 20	10
11	GA5048115	Nut M6 Nyloc SS	2
12	GA5069945	LH Blinker - Cobo	1
13	GA5069950	RH Blinker - Cobo	1
14	GA4504355	Plate - Blinker mount backing plate - Bonnet SP 2011	2
15	GA4505040	Blinker Mount Backing plate	2
16	GA5066595	Crop Cruiser Bonnet Latch	2
17	GA4502630	Bonnet Latch Spacer Block	2
18	GA5004447	Washer 6mm Spring SS	8
19	GA5004053	BHCS M6 x 20 SS	4
20	GA5070460	SHCS M6 x 60	4
21	GA5069820	E-Clip 8mm ID x 12mm OD	2

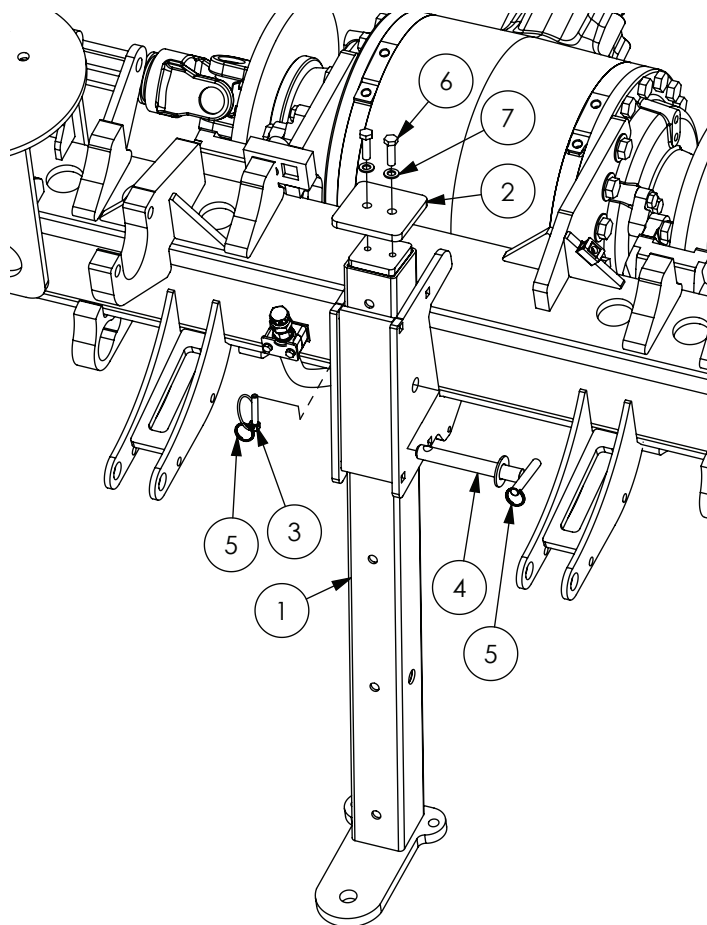
Bonnet - From SN 201493



Bonnet shown with grill removed.

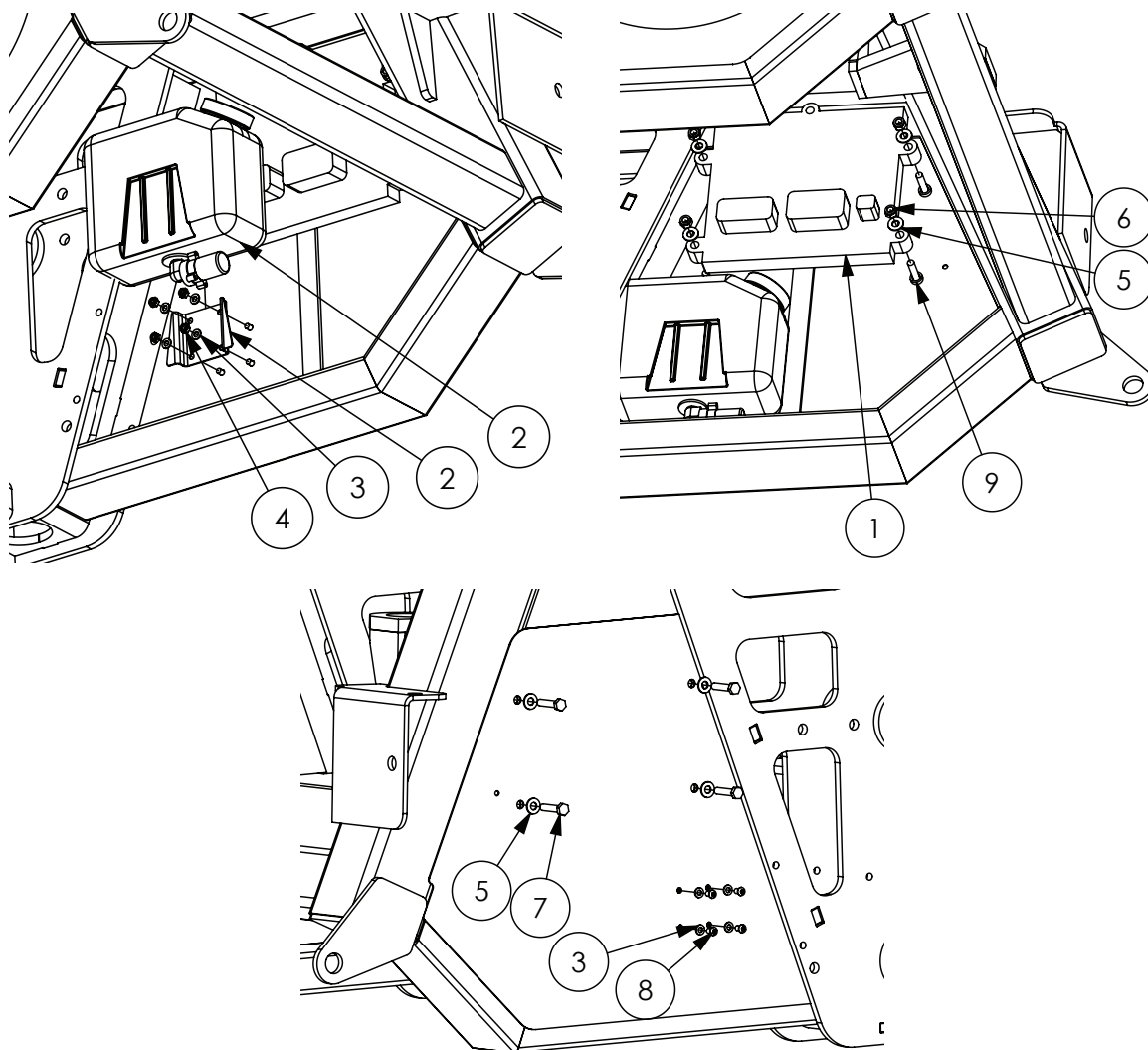
ITEM NO.	PART NUMBER	DESCRIPTION	QTY.
1	GA5071180	Bonnet, G3 G4, Fibreglass, MY14	1
2	GA4504100	Plate - Bonnet stop link SP 2011	4
3	BE-1	Bonnet Emblem Plate	1
4	GA4552765	Shoulder bolt - suit Bonnet 2011 SP	2
5	GA4552845	Pin - Bonnet hinge stop strap SP 2011	2
6	GA5000577	Washer 12mm Flat ZP Large OD	12
7	GA5012461	Nut M12 Nyloc ZP	2
8	GA5011229	Set screw M12 x 25 HT	2
9	GA5004437	Washer 6mm SS Flat	12
10	GA5066595	Crop Cruiser Bonnet Latch	2
11	GA4502630	Bonnet Latch Spacer Block	2
12	GA5004053	BHCS M6 x 20 SS	6
13	GA5048115	Nut M6 Nyloc SS	2
14	GA5070460	SHCS M6 x 60	4
15	GA5069820	E-Clip 8mm ID x 12mm OD	2
16	GA4906990	Front LED Indicator Assembly	2
17	GA4508310	Backing Plate, Turn Indicator Light LED Amber	2
18	GA5020510	Washer 4mm Heavy duty SS	8
19	GA5049025	Nut M4 Nyloc SS	8
20	GA5069815	Screw - M4 x 20 C/Sunk phillip head - Zinc	8

Tow Bar



ITEM NO.	PART NUMBER	DESCRIPTION	QTY.
1	GA4660665	Tow Bar, Rear Axle, G3 G4, 2015	1
2	GA4504175	Plate - Top keeper, Tow bar SP 2011	1
3	GA5010905	Linch pin, 7/16" OD x 45 long	1
4	GA4659185	Pin, Tow Bar, Self Propelled	1
5	GA5002077	25mm Key Ring SS	2
6	GA5006111	Bolt M10 x 35 Gr8.8	2
7	GA5000117	Washer 10mm SS Heavy duty	2
8	GA5001491	Chain 2mm x 20 SS 316 x 20 links (not shown)	0.25

Window Washer Bottle & ECU

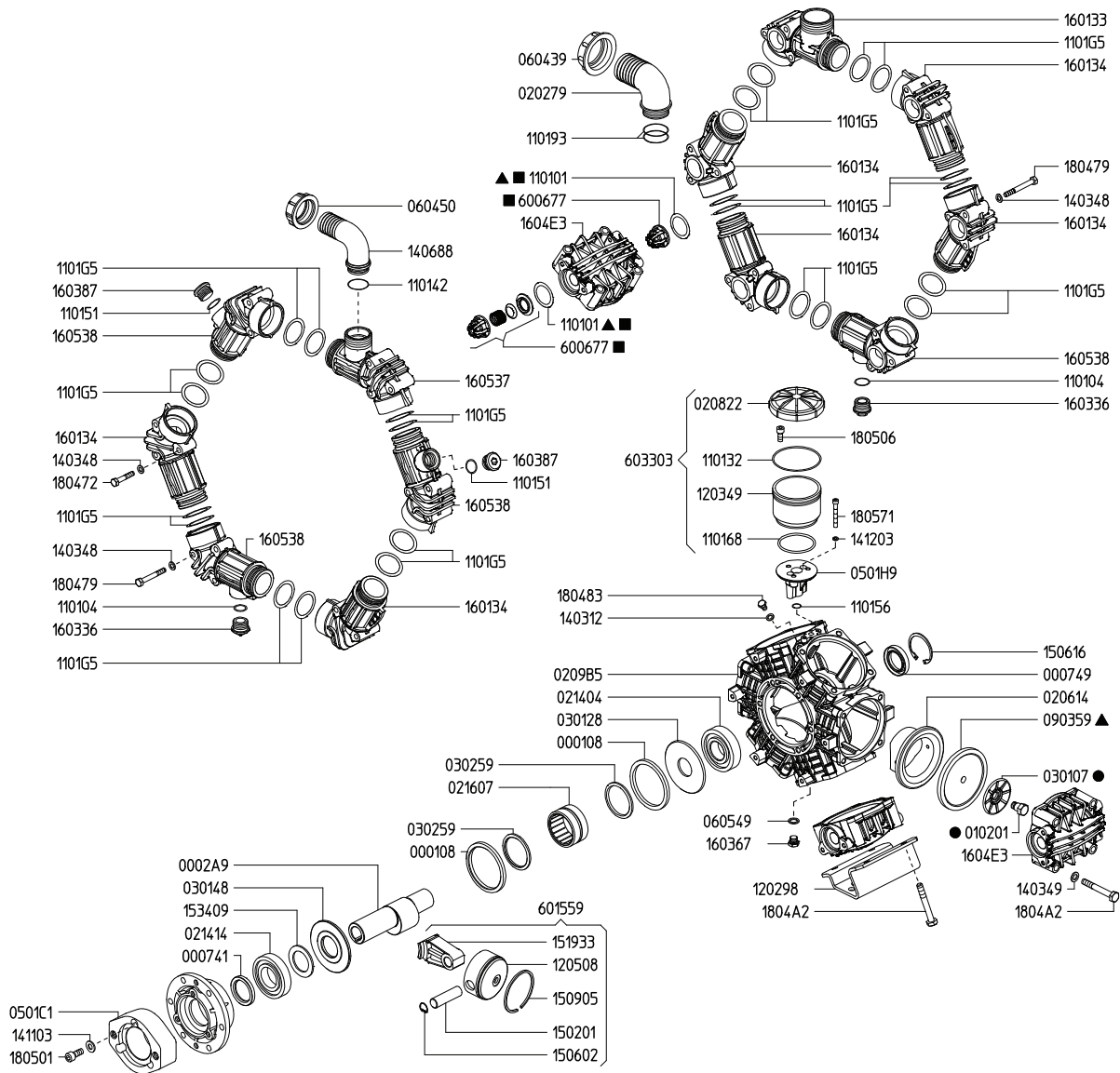


ITEM NO.	PART NUMBER	DESCRIPTION	QTY.
1		Engine ECU QSB 4.5L	1
2	GA5071645	Washer Bottle, Windscreen, G3 G4 Series	1
3	GA5004437	Washer 6mm Flat SS	8
4	GA5048115	Nut nyloc M6	4
5	GA5003643	Washer 8mm Flat HD	8
6	GA5004917	Nut M8 Nyloc	4
7	GA5004727	Bolt M8 x 50	4
8	GA5004050	BHCS M6 x 16 SS	4
9	GA4552080	Crush tube 10.2 x 15 x 5mm	4

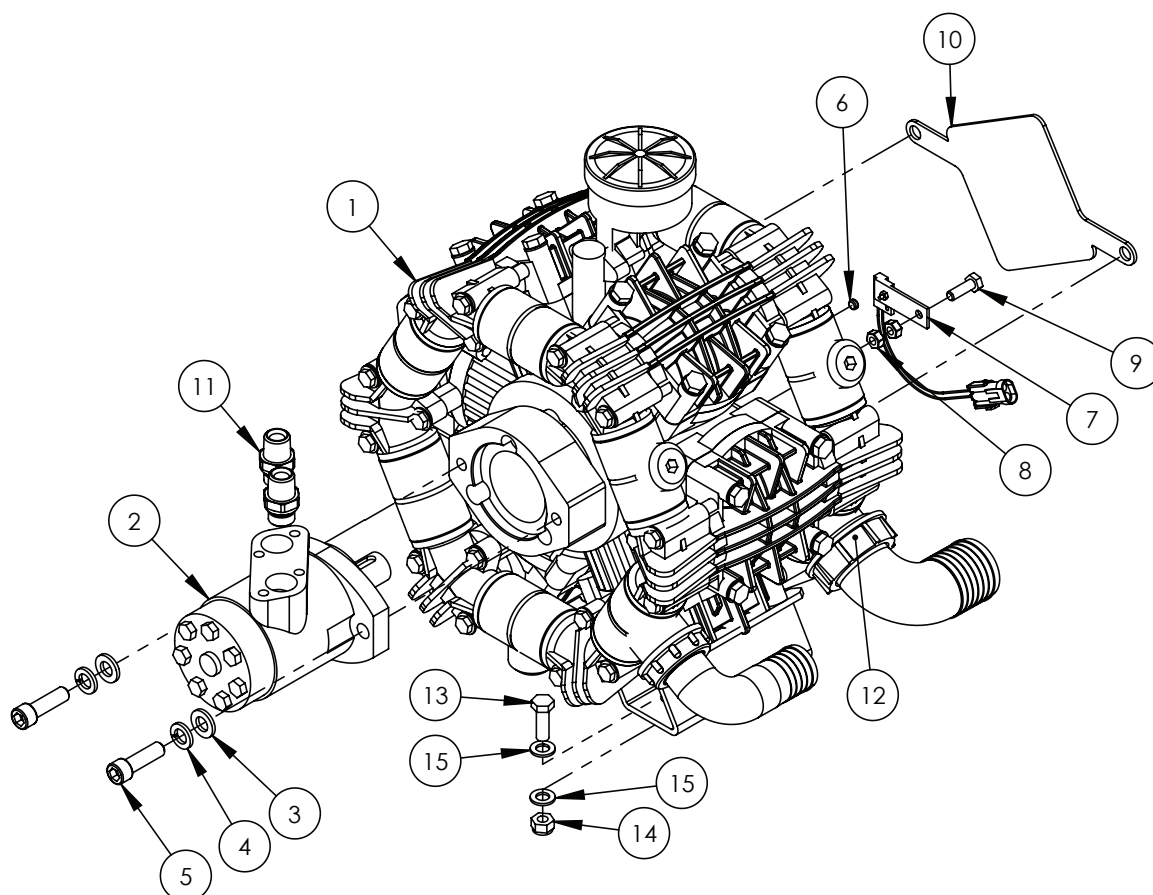
Chapter 2

PUMPS

Pump - Zeta 260

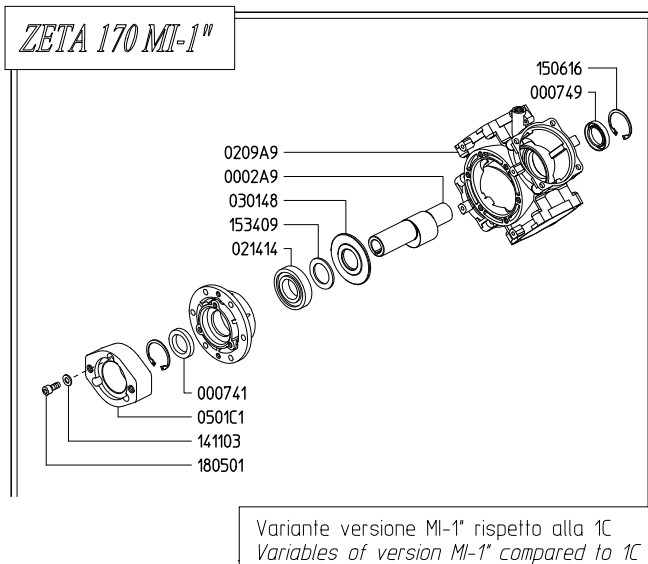
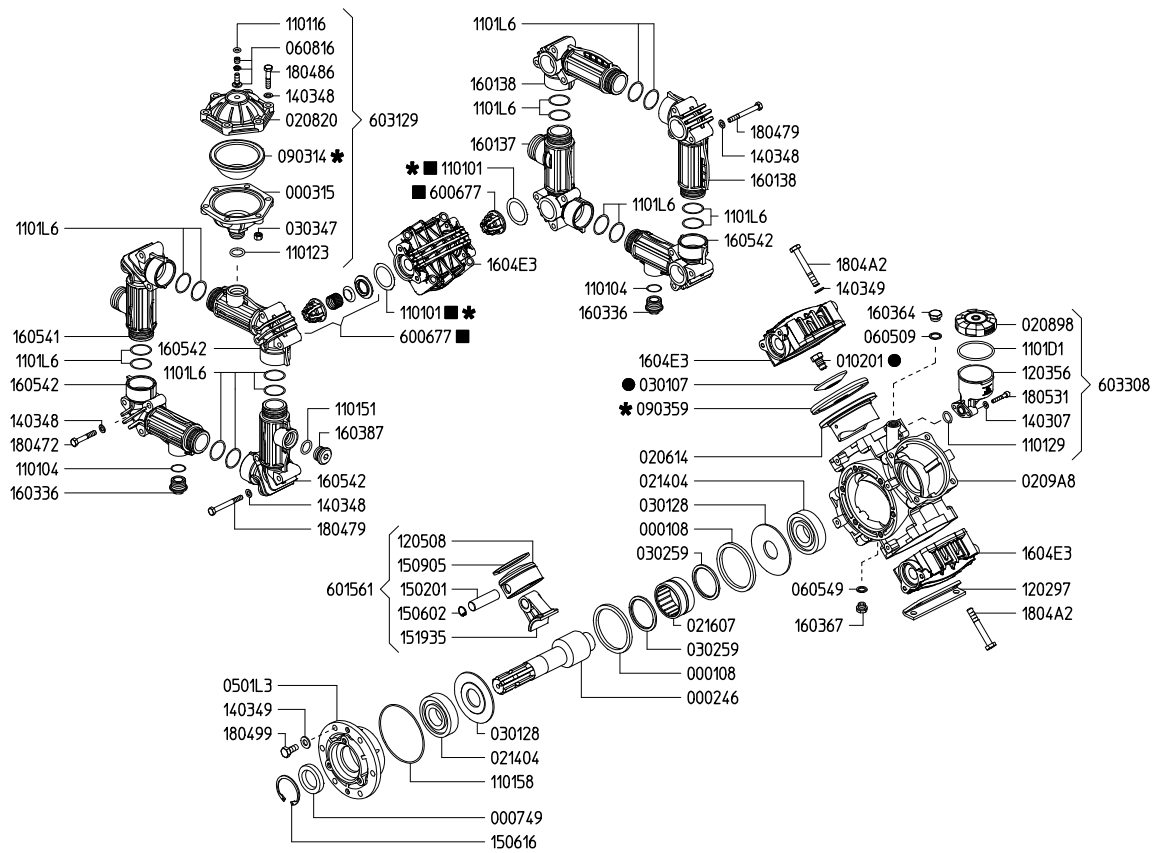


ZETA 260 SPARE PARTS	
PART No.	DESCRIPTION
KIT-ZETA260-D	Pump Diaphragm Kit suit Zeta 260 and RO250 Udor Pumps

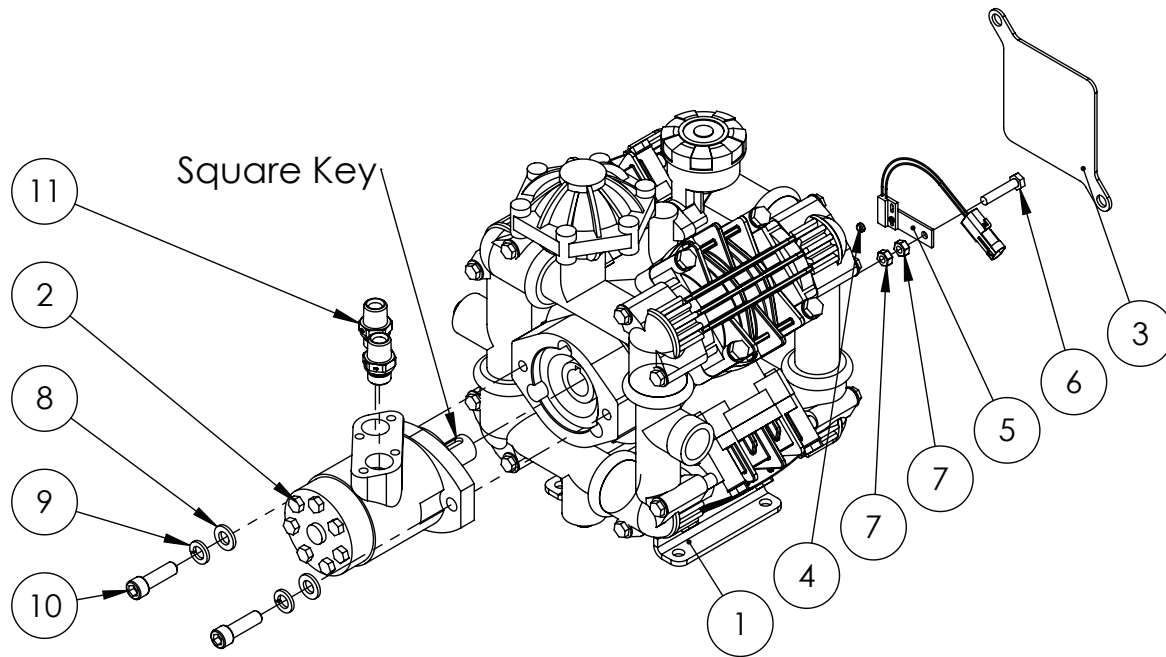


ITEM NO.	PART NUMBER	DESCRIPTION	QTY.
1	GA5054500	Pump Zeta 260 MI-I	1
2	GA5009525	Motor, Hydraulic 60cc/rev	1
3	GA5000577	Washer 12mm SS Flat HD	2
4	GA5000575	Washer 12mm Spring SS	2
5	GA5000321	SHCS M12 x 40	2
6	GA5016169	Super Magnet	1
7	1170159929	Pump RPM sensor with Connector suit 4400/4070	1
8	GA5011499	Nut M8 Hex ZP	2
9	GA5004713	Bolt M8 x 25	1
10	pumpcover250	Safety cover over RO 250 pump	1
11	S75-0808	Hydraulic adaptor, Nipple, 1/2" BSPT male x 1/2" BSPP male with o-ring	2
12	GA5048385	BSI 31 Imperial O-Ring	1
13	GA5065455	Bolt M10 x 30 Gr8.8	4
14	GA5000141	Nut M10 Nyloc	4
15	GA5000117	Washer 10mm Flat SS Heavy duty	8

Pump - Zeta 170

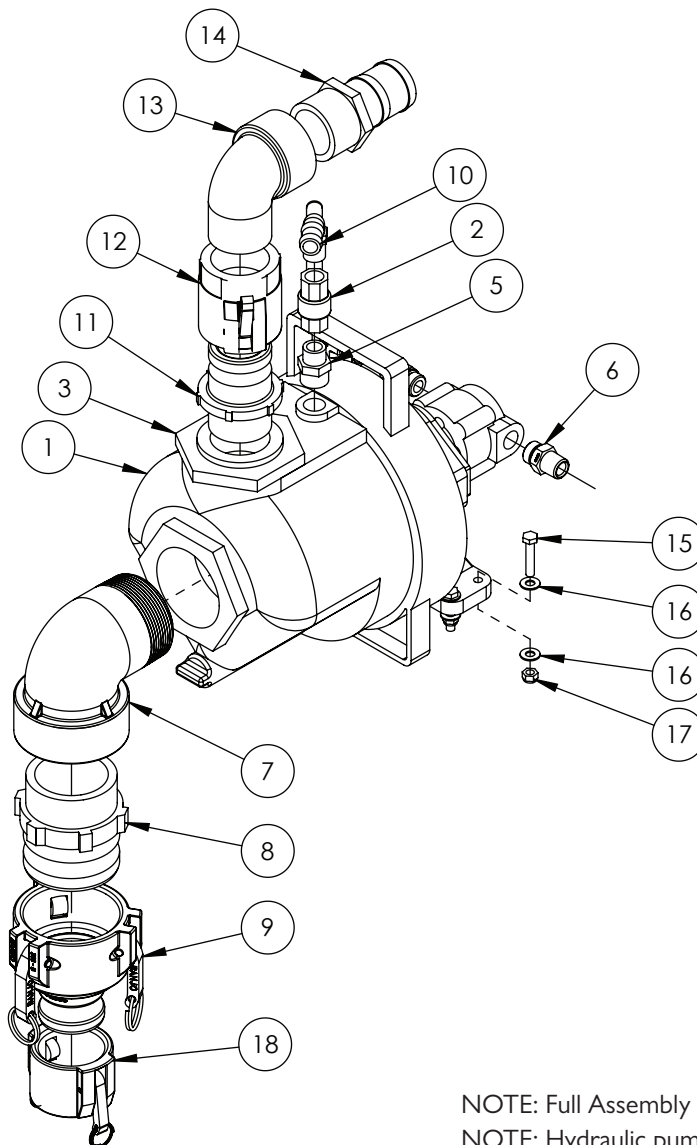


Pump - 170 MI Hydraulic Drive



ITEM NO.	PART NUMBER	DESCRIPTION	QTY.
1	GA5054510	Pump Zeta 170 MI-I	1
2	GA5009525	Motor, Hydraulic 60cc/rev	1
3	GA4504800	Pump Cover Zeta 170 rpm sensor	1
4	GA5016169	Super Magnet	1
5	1170159929	Pump RPM sensor with Connector suit 4400/4070	1
6	GA5048655	Bolt M8 x 40	1
7	GA5011499	Nut M8 Hex ZP	2
8	GA5000577	Washer 12mm SS HD Flat	2
9	GA5000575	Washer 12mm Spring SS	2
10	GA5000321	SHCS M12 x 40	2
11	S75-0808	Hydraulic adaptor, Nipple, 1/2" BSPT male x 1/2" BSPP male with O-ring	2

Hydraulic Fill Pump - G4



NOTE: Full Assembly GA4913225

NOTE: Hydraulic pump seal kit - GA5050220

ITEM NO.	PART NUMBER	DESCRIPTION	QTY.
1	300PHYV	3" Banjo fill pump	1
2	GA5018309	12mm Ball valve	1
3	RB300200	Poly Pipe Reducer Bush 3" x 2"	1
4	S82-0808	Hydraulic adapter, Elbow, 90 degree, 1/2" male x 1/2" female swivel	2
5	RN075050	Reducing nipple 3/4" to 1/2"	1
6	S93-0814	Hydraulic adapter, Nipple, 1/2" BSP thread x 7/8" UNO thread with o-ring	2
7	SL300-90	Street elbow, 90 degree, 3" female thread x 3" male thread	1
8	300F	Male Cam lock Adaptor 3" Male Thread	1
9	303B200A	Cam lever, 3" female coupling x 2" male coupling	1

Continued over page

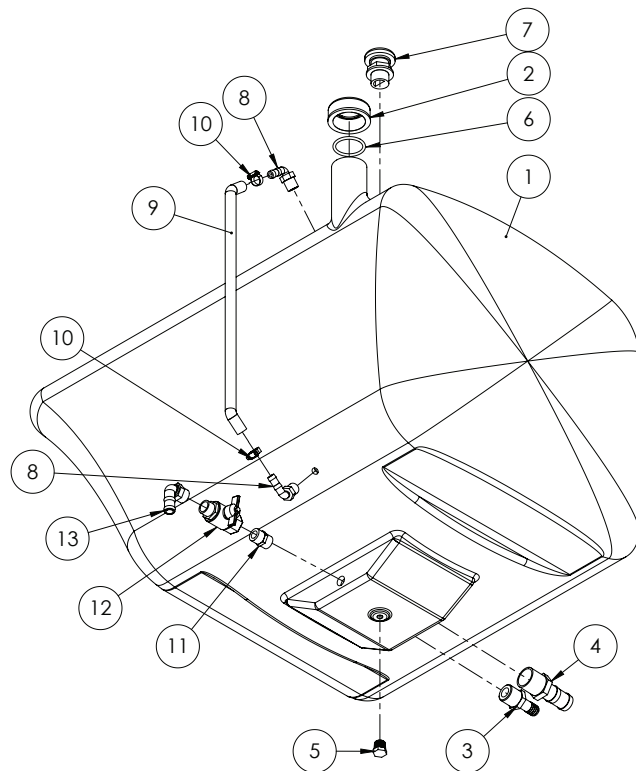
Hydraulic Fill Pump - G4

ITEM NO.	PART NUMBER	DESCRIPTION	QTY.
10	HB050-90	Hose Barb Elbow 1/2"	1
11	200F	Cam lever, 2" male coupling x 2" male thread	1
12	200D	Cam lever coupling, 2" female coupler x 2" female thread	1
13	SL200-90	Street Elbow 2"	1
14	HB200	Straight Hose Barb 2"	1
15	GA5048655	Bolt M8 x 40	4
16	GA5003643	Washer 8mm Flat HD	8
17	GA5052590	Nut M8 Nyloc SS 316	4
18	200CAP	2" Cam lock cap	1

Chapter 3

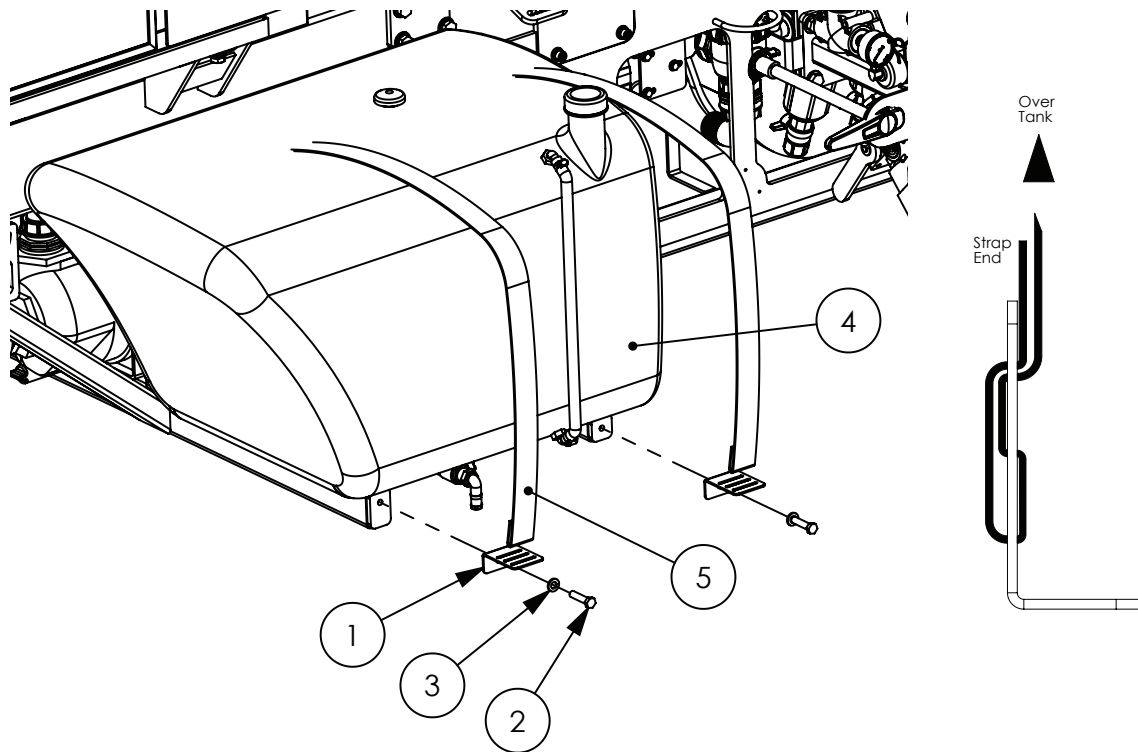
FLUSH TANK

Rinse Water Tank



ITEM NO.	PART NUMBER	DESCRIPTION	QTY.
1	GA5071160	Tank, Fresh Water, 300L, G3 G4 Series	1
2	GA5009157	Lid, suit foam marker	1
3	HB100-075	1" male thread x 3/4" barb	1
4	HB125	1 1/4" MPT x 1 1/4" Hose Shank	1
5	GA5050670	1/2" Brass Plug	1
6	GA5009187	O-Ring suit exacta tank cap 50 x 5	1
7	504203	Labyrinth Breather Valve	1
8	HB050-90	Hose Barb Elbow 1/2"	2
9	HOS12SIGHT	Hose, Clear, 12mm, Sight tube	1
10	GA5000469	1/2" SS hose clamp	2
11	NIP075-SH	Short nipple 3/4"	1
12	GA5018315	Ball Valve 20mm MF Butterfly	1
13	HBF075-90	Hose barb, Elbow, 90 degree, 3/4" female thread x 3/4" hose, Banjo	1

Rinse Water Tank



ITEM NO.	PART NUMBER	DESCRIPTION	QTY.
1	F70127A	Bracket, Tank strap, 50mm	2
2	GA5011239	Bolt, M12 x 50, ZP GR 8.8	2
3	GA5000577	Washer 12mm Flat SS Heavy Duty	2
4	GA4906335	Fresh Water Tank Assembly, G3 G4 series	1
5	GA5003859	Strap, Tank, 50mm, Goldacres branded - Cut 1500mm	2

Items 1,2,3 and 5 are also used to mount the fuel tank on the right hand side of the chassis

Chapter 4

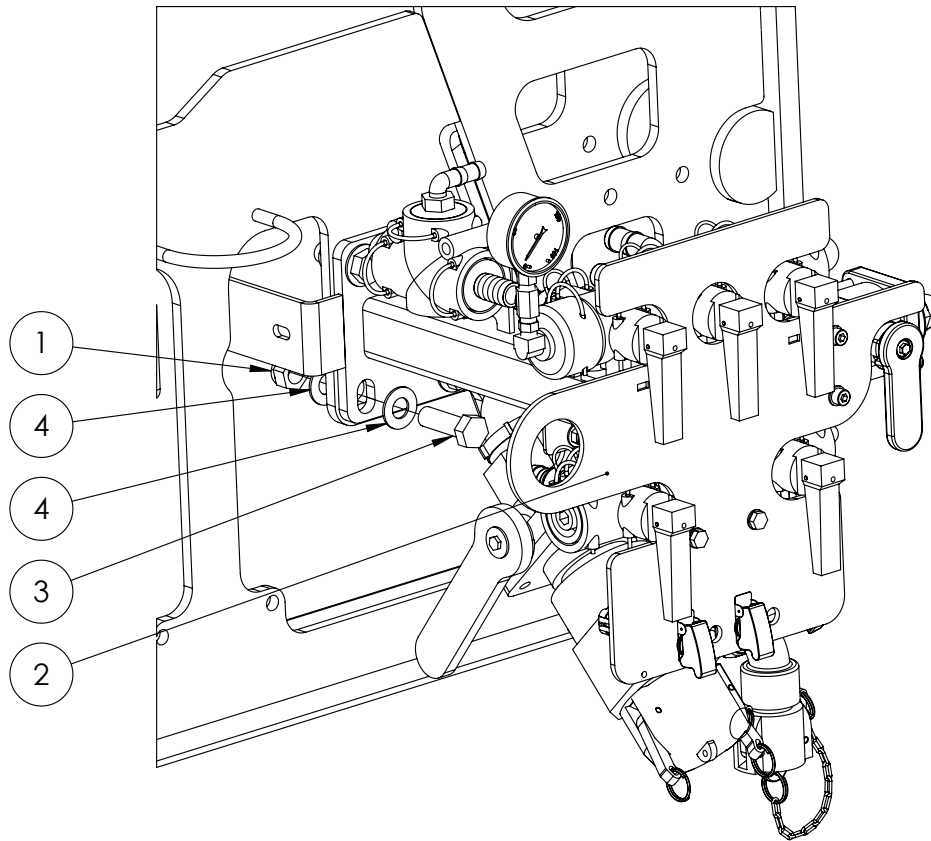
RH POD

Not Fitted

Chapter 5

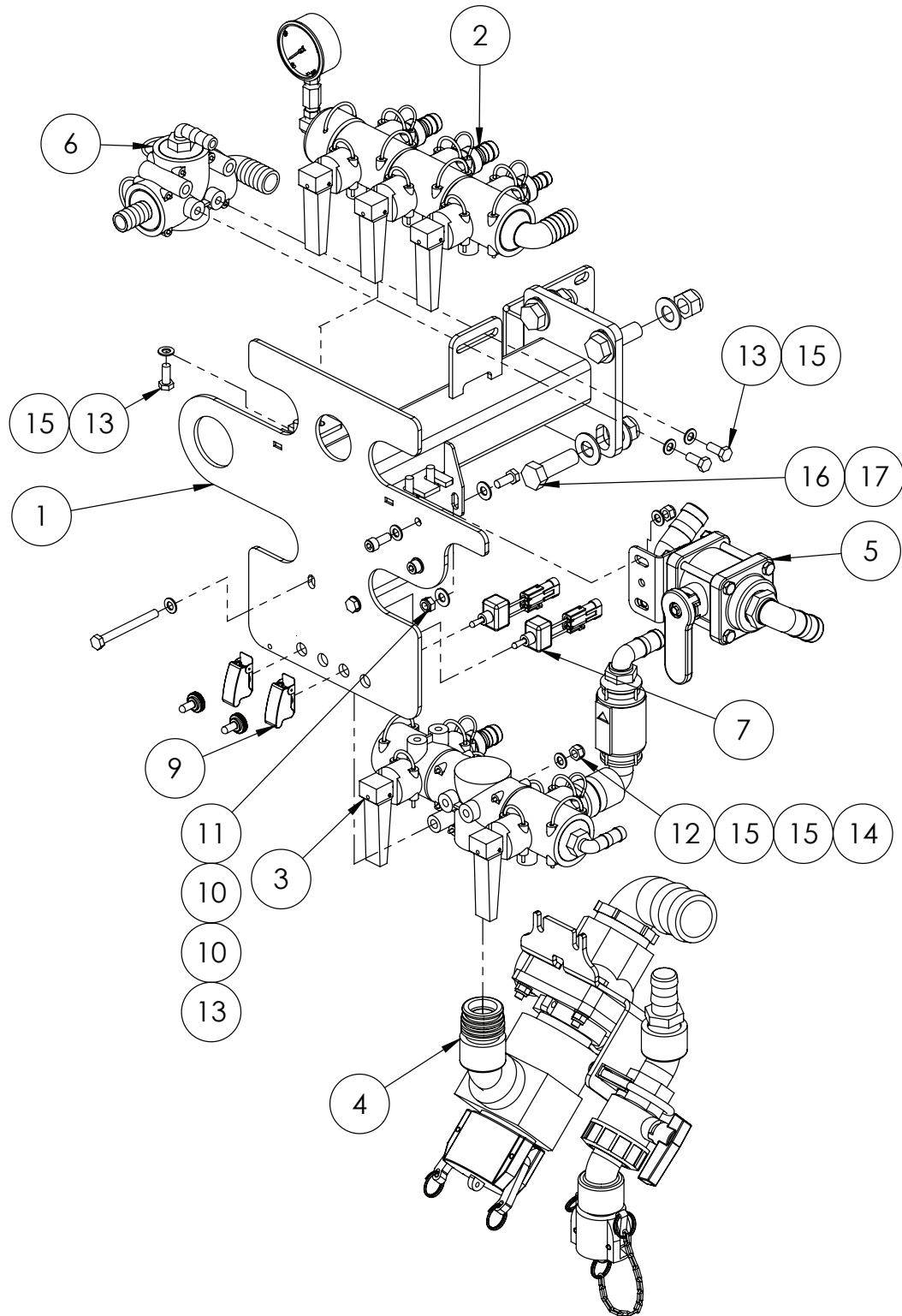
LH POD

Ez Control Station



ITEM NO.	PART NUMBER	DESCRIPTION	QTY.
1	GA5001029	Nut M16 Nyloc ZP	4
2	GA4906390	Plumbing Control Pod, G3 G4 series	1
3	GA5000931	Bolt M16 x 50 ZP GR8.8	4
4	GA5001009	Washer 16mm Flat ZP Heavy Duty	8

Ez Control Station

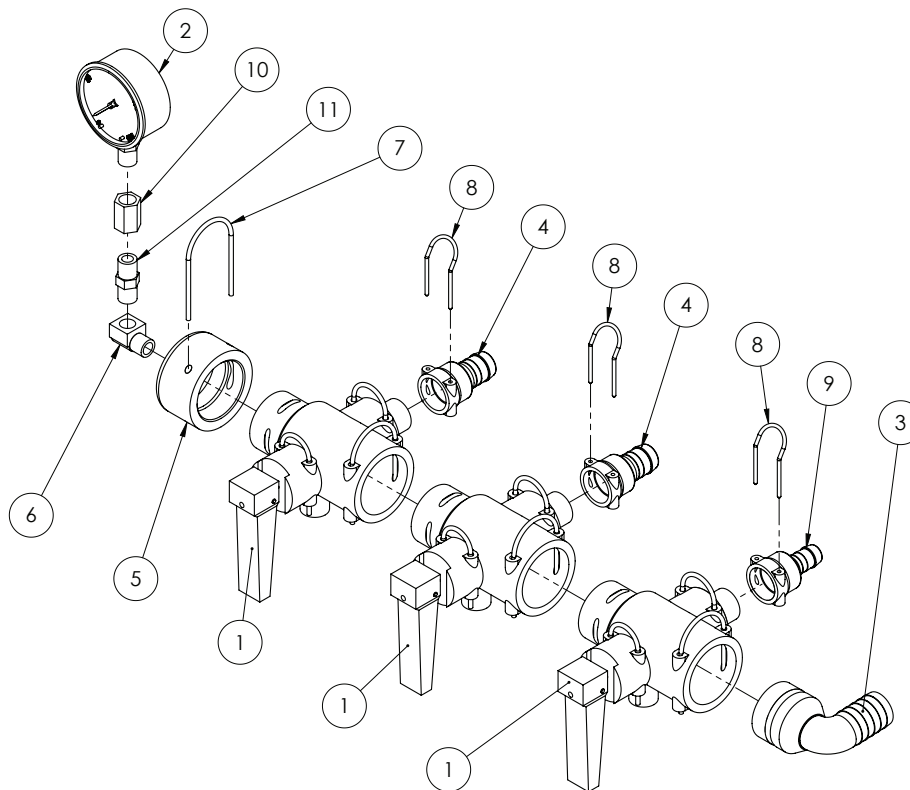


Ez Control Station

ITEM NO.	PART NUMBER	DESCRIPTION	QTY.
1	GA4660105	Plumbing Control Pod Frame, G3 G4	1
2	GA4906390-01*	Hopper, Venturi, Agitator Control sub-assembly - G3 G4	1
3	GA4906390-02*	Fresh Water Fill and Rinse Control sub-assembly - G3 G4	1
4	GA4906390-03*	Main Tank Fill and Chem Probe sub-assembly	1
5	GA4906390-04*	Bypass Tap - G3 G4	1
6	GA4906390-05*	Plumbing Control Pod Hopper Tee Assembly, G3 G4	1
7	GA5060064	Pre-Assembled ON\OFF POD Switch	2
8	GA5012175	Water Proof Switch Cover B/P	2
9	GA5016753	Toggle Switch Cover	2
10	GA5003643	Washer 8mm Flat HD	4
11	GA5004917	Nut M8 Nyloc	2
12	GA5052590	Nut M8 Nyloc SS 316	2
13	GA5004085	Bolt M8 x 20	8
14	GA5004749	Bolt M8 x 80	2
15	GA5003643	Washer 8mm Flat SS HD	10
16	GA5000931	Bolt M16 x 50	4
17	GA5001009	Washer 16mm Flat zinc coated	8
18	GA5001029	Nut M16 Nyloc	4

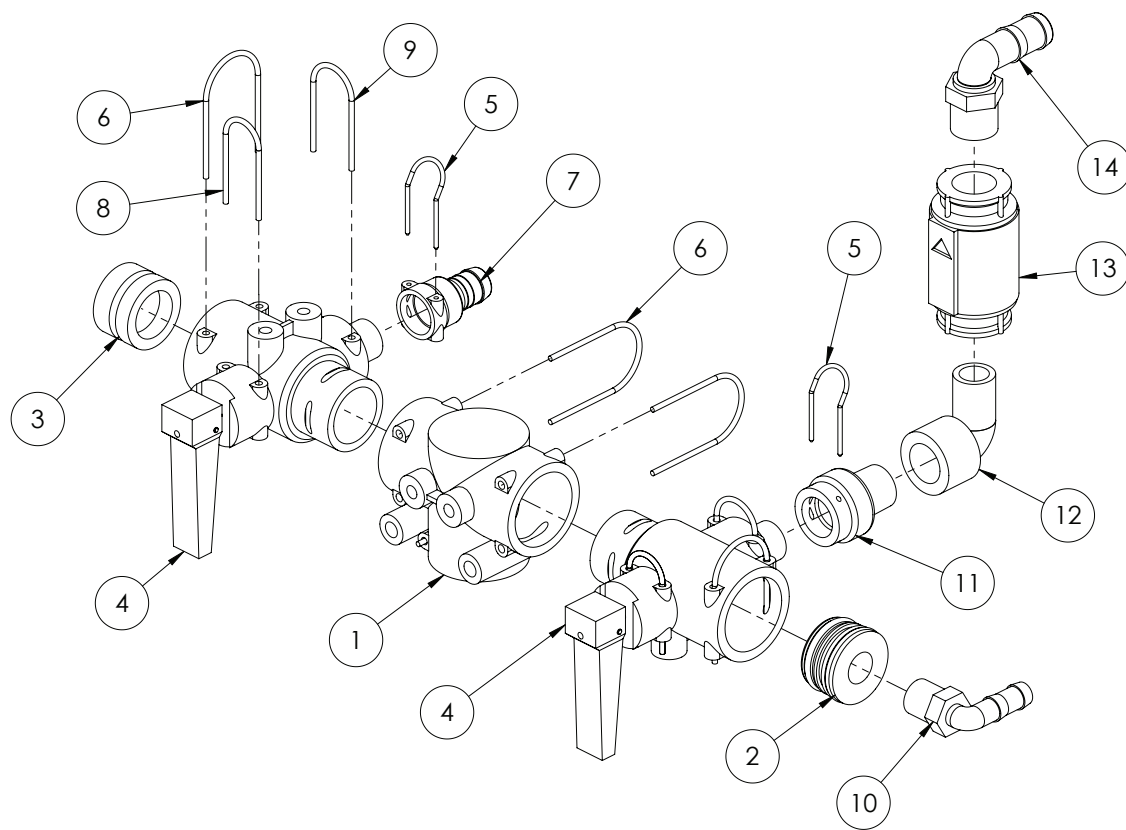
Items marked with * are not available for ordering. Goldacres Ref only.

Hopper, Venturi, Agitator Control



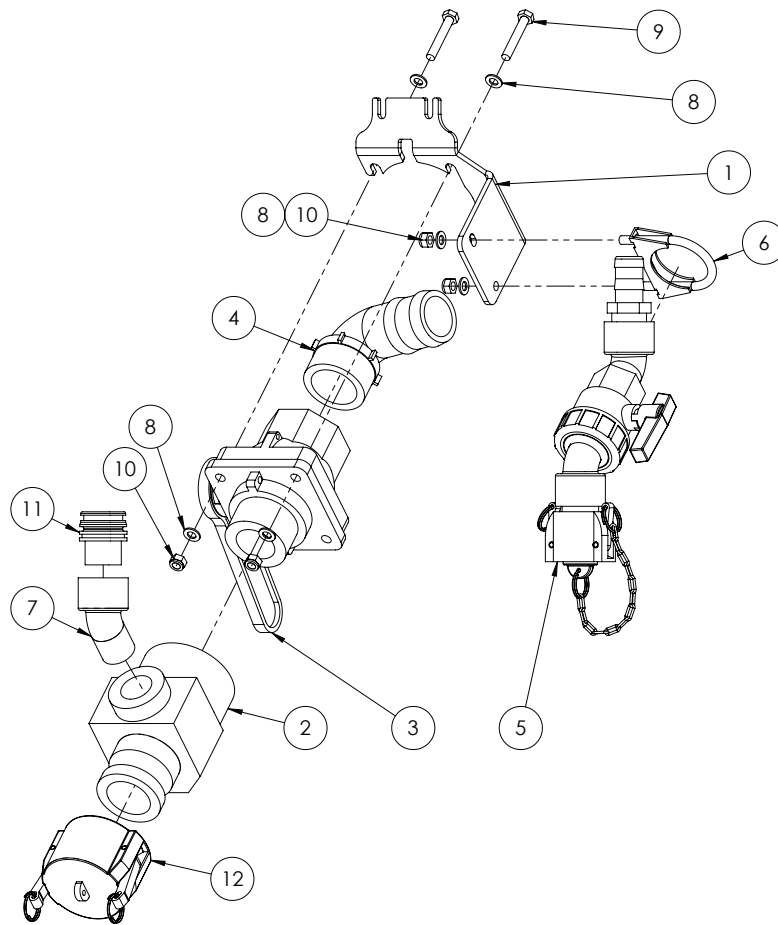
ITEM NO.	PART NUMBER	DESCRIPTION	QTY.
1	GA5065545	Valve, Quick fit flip top, 2 way, AS40 male x AS24 female x AS40 female, Altek	3
2	GA4948470	Small Face Gauge 160 psi	1
3	GA5065615	Plug in hose tail AS40/25/90 degree	1
4	GA5065640	Female Hose AS24/20	2
5	GA4582400	Cap Altek AS40 with 1/4" BSPP Female Thread	1
6	GA5048305	Brass Elbow Male & Female, extruded 1/4" x 1/4"	1
7	GA5065690	Safety pin AS40	1
8	GA5065695	Safety Pin AS24	3
9	GA5065745	Female Hose AS24/15	1
10	GA5066940	1/4" BSPP Socket Brass	1
11	GA5050285	1/4" Brass Nipple	1

Fresh Water Fill, Rinse Control



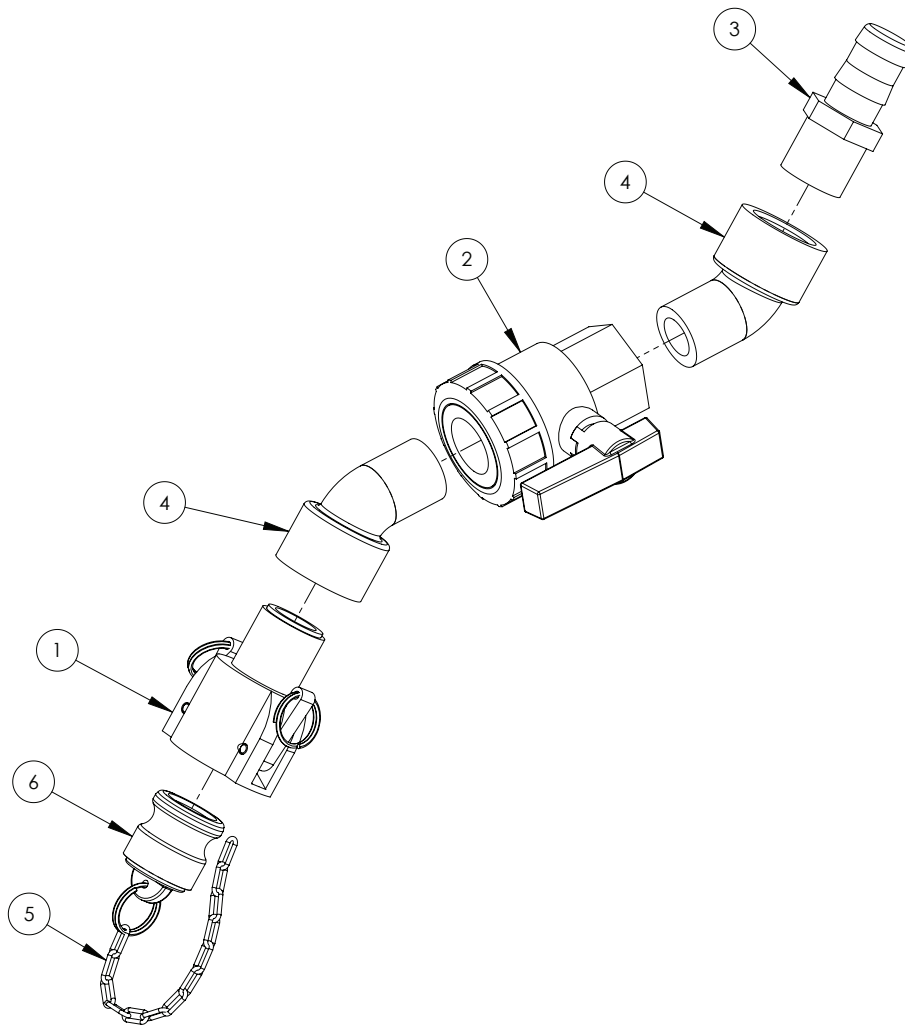
ITEM NO.	PART NUMBER	DESCRIPTION	QTY.
1	GA5065560	T-piece 3 x AS40 M8 inserts	1
2	GA4582345	Dummy plug AS40 G1/2" female	1
3	GA5065680	Blind cap Plug AS40	1
4	GA5065545	Quick fit valve 2 WAY	2
5	GA5065695	Safety Pin AS24	1
6	GA5065690	Safety pin AS40	5
7	GA5065640	Female Hose AS24/20	1
8	47825	Safety pin	2
9	GA5065701	Safety pin AS30	2
10	HB050-90	Hose Barb Elbow 1/2"	1
11	GA4582415	Plumbing adaptor, AS24 female x 3/4" BSPT male, Delrin	1
12	SL075-90	Street elbow, 90 degree, 3/4" female thread x 3/4" male thread,	1
13	GA5002473	Valve, non-return 3/4"	1
14	HB075-90	Hose barb, Elbow, 90 degree, 3/4" male thread x 3/4" hose	1

Main Tank Fill, Chem Probe



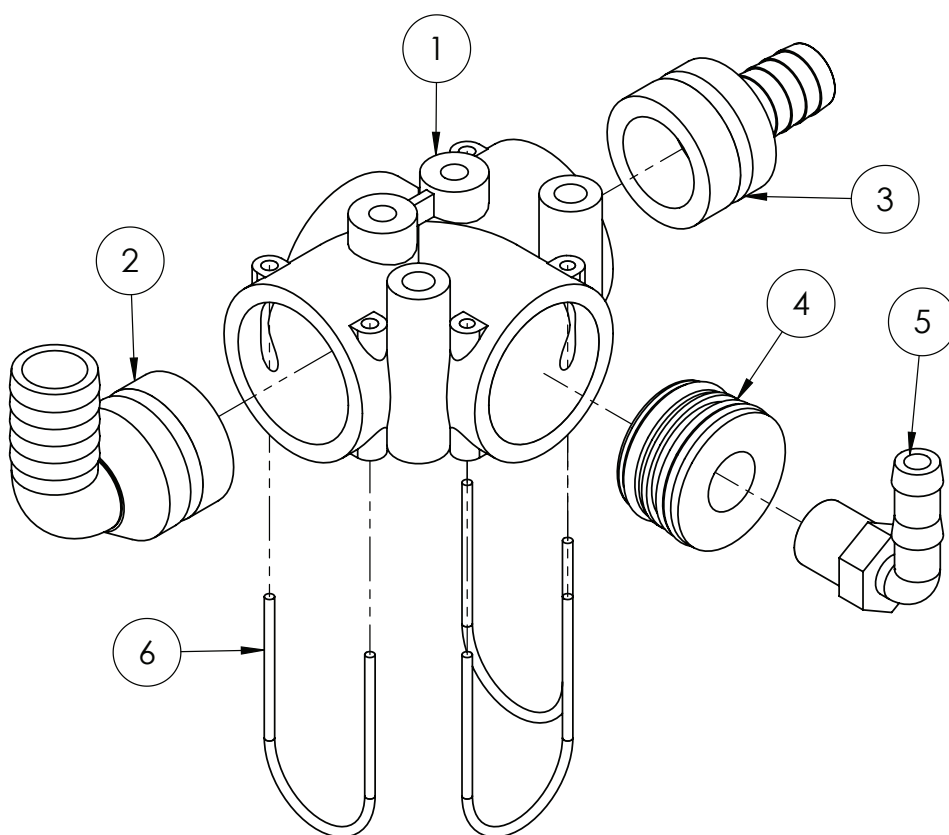
ITEM NO.	PART NUMBER	DESCRIPTION	QTY.
1	GA4506540	Tank Fill and Chem Probe Bracket - G3 G4	1
2	GA4582295	2" Fill cam lock fitting	1
3	VSMT204FP	Ball Valve, Full Port 2" Male x 2" Female	1
4	HB200-90	Hose Barb Elbow 2"	1
5	GA4906975	Pre-assembled Chemical Probe, G Series	1
6	GA5006705	Exhaust clamp C8 2"	1
7	SL100-45	1" Street Elbow 45 degree	1
8	GA5003643	Washer 8mm Flat SS HD	6
9	GA5004727	Bolt M8 x 50	2
10	GA5004917	Nut M8 Nyloc	4
11	GA5065600	AS40 to 1" Male Thread	1
12	200CAP	2" Cam lock cap	1

Chem Probe Assembly



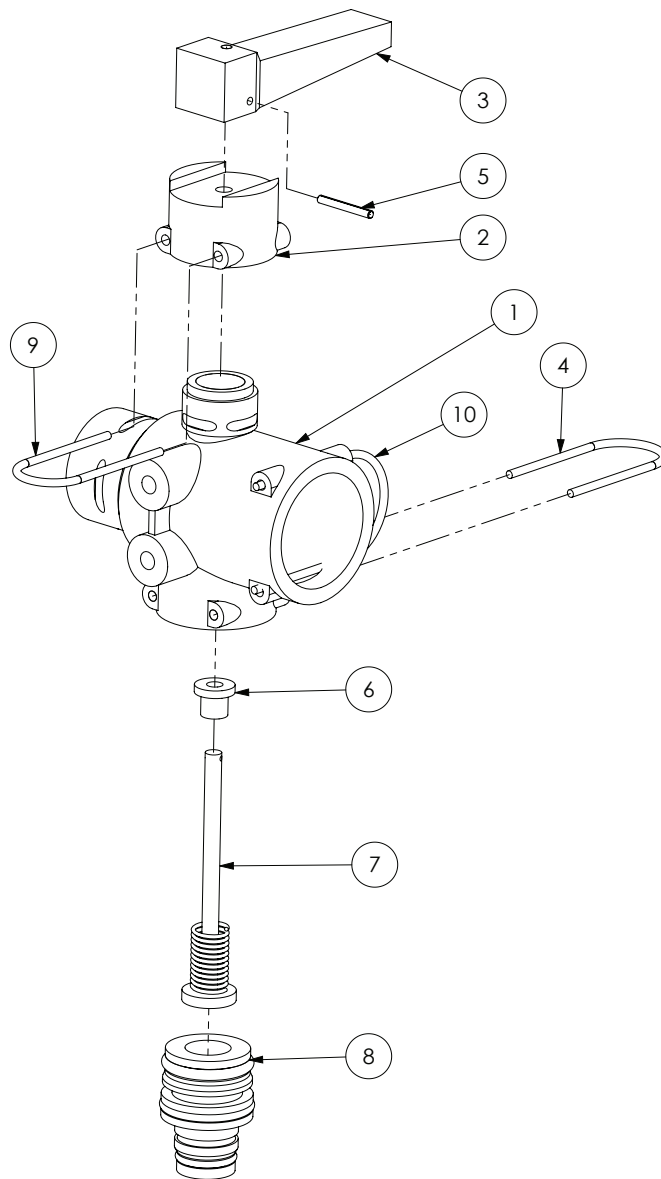
ITEM NO.	PART NUMBER	DESCRIPTION	QTY.
1	I00B	Cam lock female coupler / male thread 1"	1
2	UVI00FP	Ball Valve Banjo 1"	1
3	HB100	Hose Barb 1"	1
4	SL100-45	1" Street Elbow 45 degree	2
5	GA4922231	Chain 20mm x 2mm cut 150mm Long	1
6	I00I25PL	Cam lever, Male plug, Suits 1" & 1 1/4" couplings	1

Hopper Tee Assembly



ITEM NO.	PART NUMBER	DESCRIPTION	QTY.
1	GA5065560	T-piece 3xAS40 M8 inserts	1
2	GA5065615	Plug in hose tail AS40/25/90 degree	1
3	GA5065575	Plug in hose tail AS40/20	1
4	GA4582345	Dummy plug AS40 G1/2 female	1
5	HB050-90	Hose Barb Elbow 1/2"	1
6	GA5065690	Safety pin AS40	3

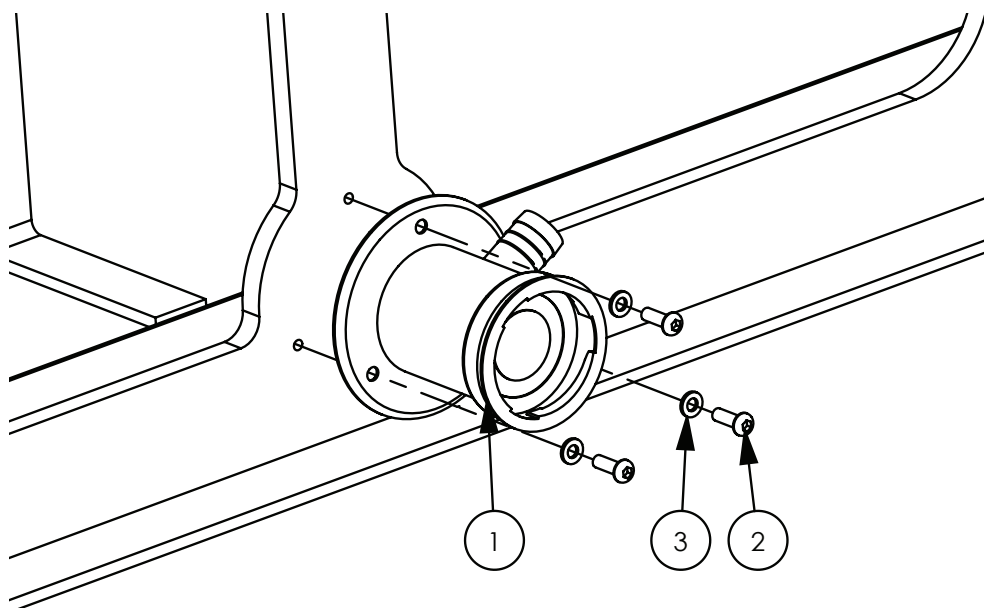
Quick fit valve 2 way



GA5065545 - Valve, Quick fit flip top, 2 way, AS40 male x AS24 female x AS40 female, Altek

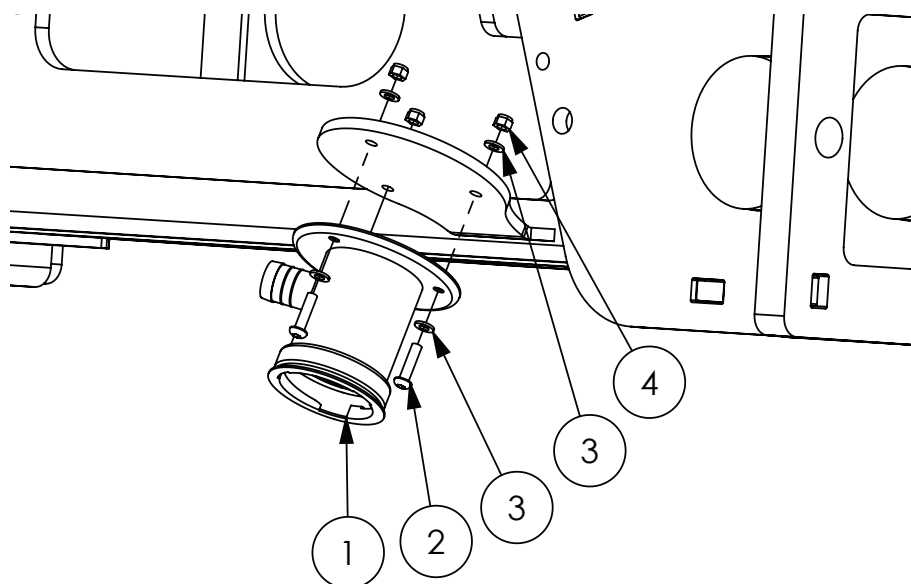
ITEM NO.	PART NUMBER	DESCRIPTION	QTY.
1	80487	Body	1
2	80856	Lever cap	1
3	80851	Lever	1
4	GA5065701	Safety pin AS30	1
5	80859	Handle split pin	1
6	81524	Seal	1
7	80858	Plunger	1
8	GA5065835	Plug in adapter, AS30 x AS24, Altek	1
9	47825	Safety pin	1
10	GA5065690	Safety pin AS40	1

Micro-matic Rinse Socket SN 201000 - SN 201525



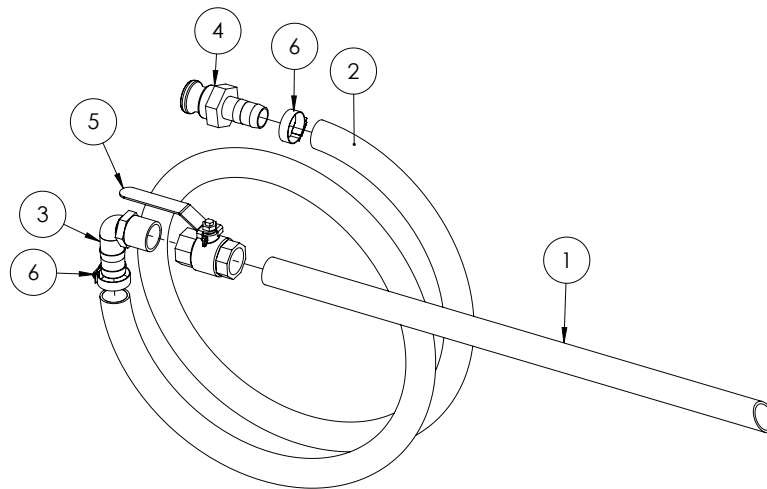
ITEM NO.	PART NUMBER	DESCRIPTION	QTY.
1	GA5018800	Rinsing socket, 3 pin, Micromatic / Enviro drum coupling	1
2	GA0500004	BHCS M5 x 20, SS	3
3	GA5003983	Washer 5mm Flat SS	3

Micro-matic Rinse Socket SN 201539 on



ITEM NO.	PART NUMBER	DESCRIPTION	QTY.
1	GA5018800	Rinsing socket 3 pin EPDM	1
2	GA5003581	BHCS M5 x 20mm SS	3
3	GA5003983	Washer 5mm Flat SS	6
4	GA5003975	Nut M5 Nyloc SS	3

Chemical Probe Hose Lance



GA4948250 Chemical suction probe, Assembled, Includes lance, valve, hose & fittings

ITEM NO.	PART NUMBER	DESCRIPTION	QTY.
1	GA5013603	Poly pipe 25mm cut 630mm	1
2	HOS25PVC	PVC hose 25mm cut 3.2m	1
3	HBI00-90	Hose barb 90 degree 1"	1
4	I00E	Male Adapter 1" Hose Shank	1
5	GA5018319	Ball valve 25mm FF Lever	1
6	GA5001681	1" SS hose clamp	2

Chapter 6

DCI

Not Fitted

Continued over page

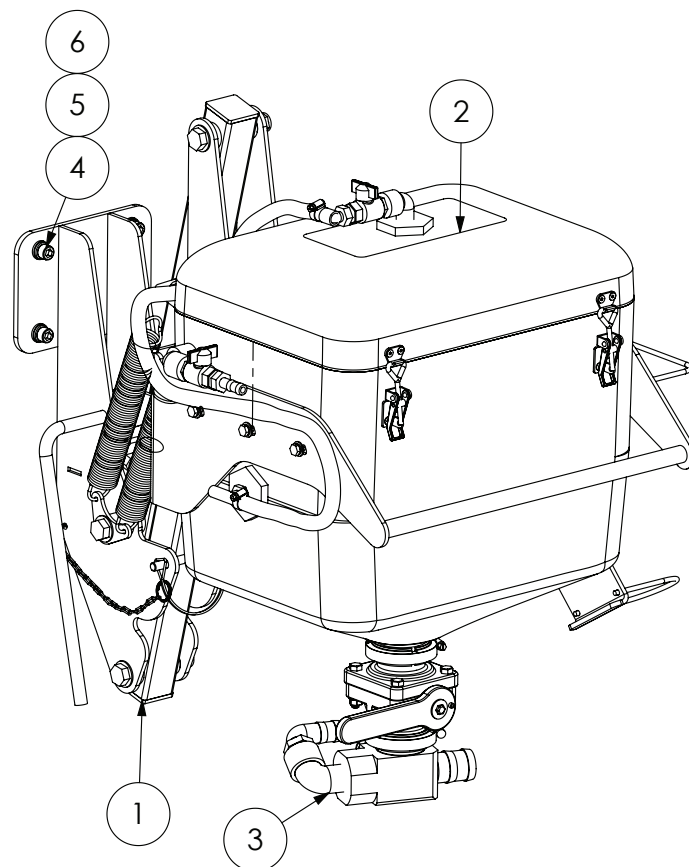
Chapter 7

DUAL PRODUCT

Not Fitted

Chapter 8

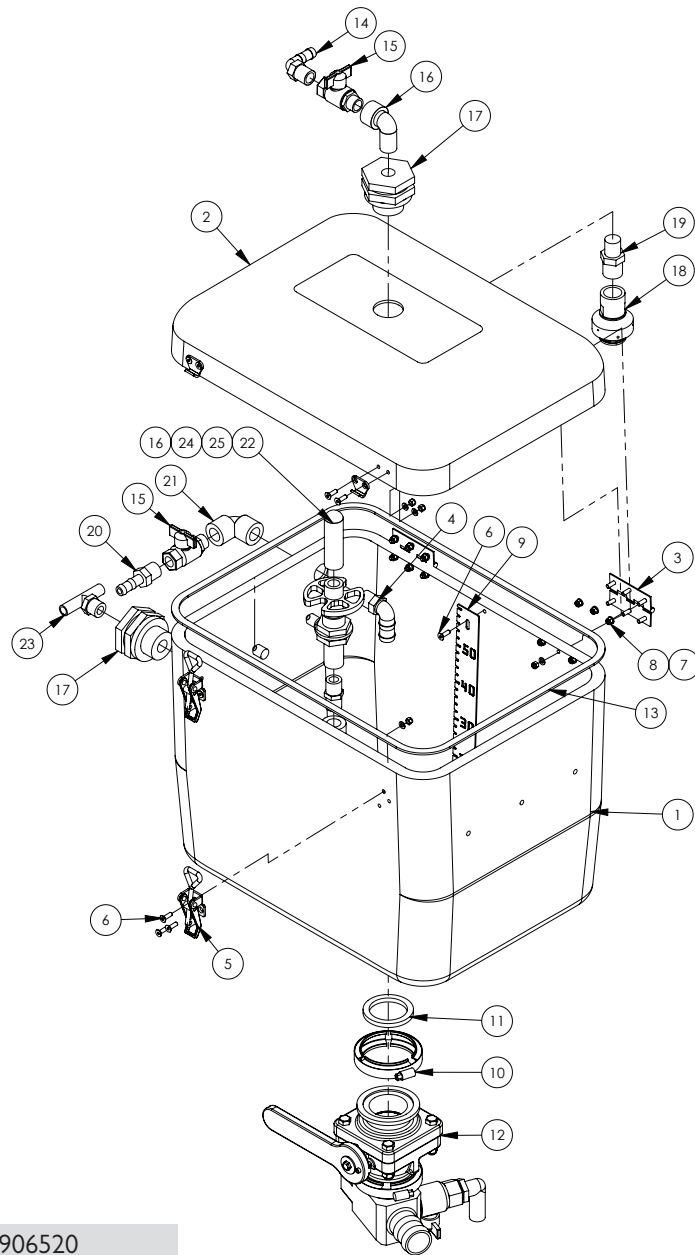
INDUCTION HOPPER



Fully Assembled 60L Hopper - GA4906530

ITEM NO.	PART NUMBER	DESCRIPTION	QTY.
1	GA4903049-60C	Hopper Frame - Suit SP	1
2	GA4906520	Induction Hopper Tank 60L - Suit SP	1
3	GA4906645	Induction Hopper Bottom 2" Flanged	1
4	GA5000577	Washer 12mm Flat ZP Heavy Duty	4
5	GA5000575	Washer 12mm Spring SS	4
6	GA5000297	SHCS M12 x 25 ZP GR12.9	4

Hopper Tank

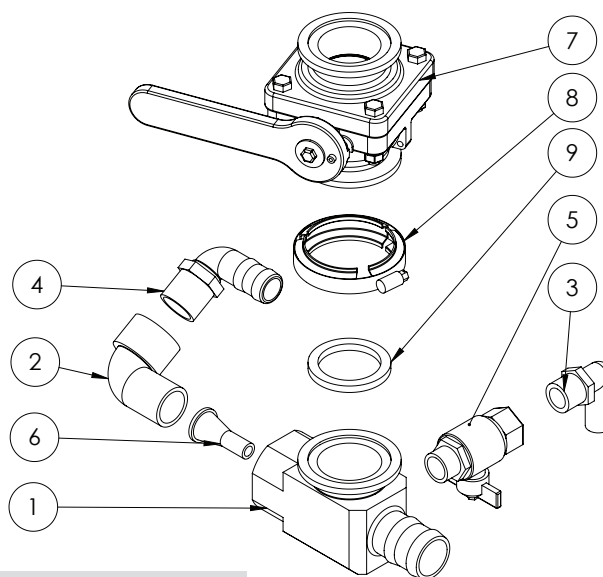


Hopper Tank - GA4906520

ITEM NO.	PART NUMBER	DESCRIPTION	QTY.
1	GA5071208	Hopper Tank 65L with Flange to suit Banjo 220 Valve	1
2	GA5070045	Hopper lid - 07 Advance 65L	1
3	GA5006661	Hinge 76mm, Butt Hinge SS	2
4	HB050-075-90	Hose Barb Elbow 1/2" to 3/4" barb	1
5	GA5007071	Latch Chemical Induction Hopper Lid	2
6	GA5051230	FHCS M5 x 16mm SS	23
7	GA5003983	Washer 5mm SS	23
8	GA5003975	Nut M5 Nyloc SS	23
9	GA4522296	Hopper level indicator 60L	1
10	FC220	2" Full Port Worm Screw Clamp	1

ITEM NO.	PART NUMBER	DESCRIPTION	QTY.
11	200G	Seal, EPDM, Suit 2" flange fitting	1
12	GA4906645	Pre-assembled 60L Hopper Bottom 2" Flanged	1
13	GA5016473	Tape PM Foam 6.4 x 18 L/Density	1
14	HB050-90	Hose Barb Elbow 1/2"	1
15	GA5020615	1/2" Ball valve	2
16	SL050-90	1/2" Street Elbow	2
17	TF050	1/2" Poly Bulkhead	2
18	B55270-34-18	Tank rinse nozzle 3/4" BSP	1
19	RN075050	Reducing Nipple 3/4" x 1/2"	1
20	HB050	1/2" Hose Barb	1
21	EL050-90	1/2" Female to Female Elbow	1
22	510110	Rinsing nozzle 1/2" F thread	1
23	TI2T	Barb male tee (1 x 1/2" thread, 2 x 1/2" barbs)	1
24	NIP-050-SH	1/2" Short Poly Nipple	1
25	510100	Push down valve	1

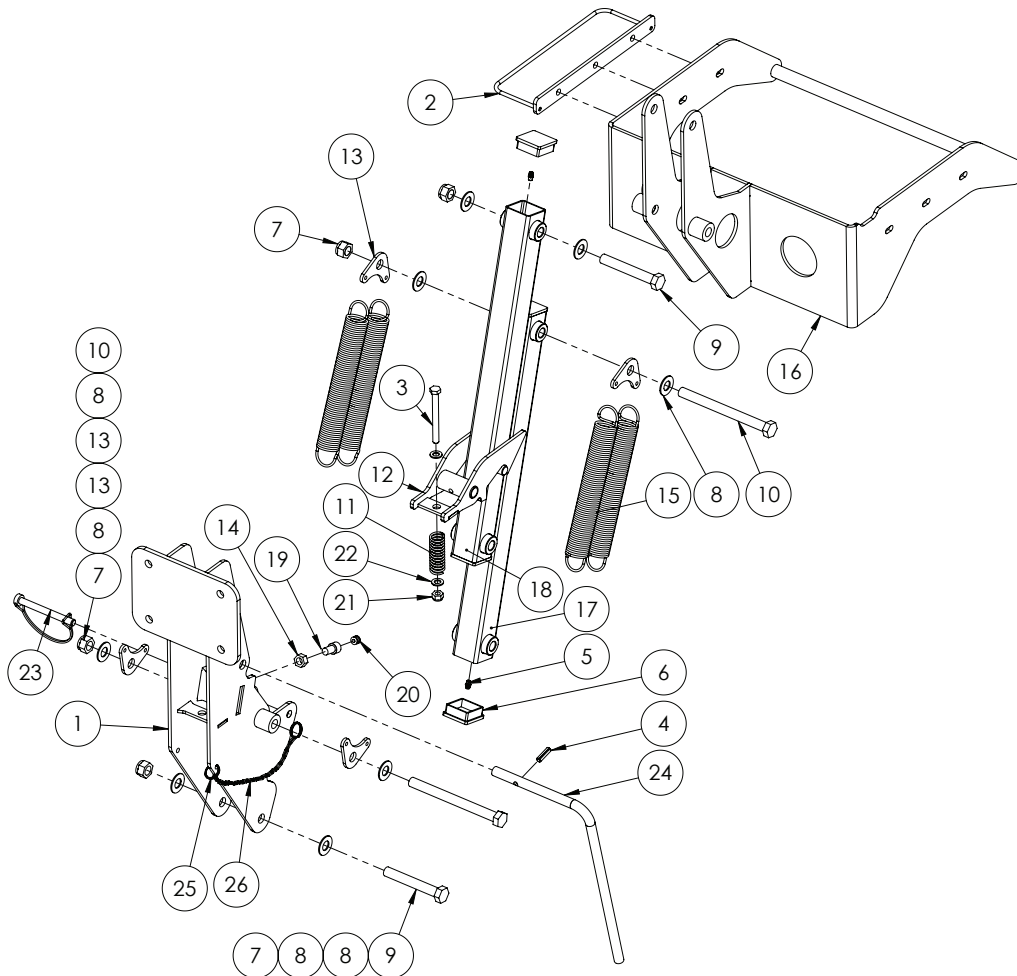
Hopper Tank - Bottom



Hopper Bottom 2" Flanged - GA4906645

ITEM NO.	PART NUMBER	DESCRIPTION	QTY.
1	GA4552240	Hopper Bottom 2"	1
2	SL100-90	Street Elbow 1" Poly	1
3	HB075-90	Elbow male 3/4"	1
4	HB100-90	Hose barb 90 degree 1"	1
5	GA5018315	Ball Valve Male / Female TEE 3/4"	1
6	L057A	Hopper jet tapered 7mm	1
7	MVS220CF	Valve, 2" Full Port Flange	1
	FC220	2" Full Port Worm Screw Clamp	1
	200G	Seal, EPDM, Suit 2" flange fitting	1

Hopper Frame



Induction Hopper Frame - GA4903049-60CC

ITEM NO.	PART NUMBER	DESCRIPTION	QTY.
1	GA4657560	CCSP Hopper Mounting Assembly	1
2	GA4659155	Hose guide bracket, SP Hopper 201 I	1
3	GA5011139	Bolt M10 x 100	1
4	GA5075130	Roll pin 8mm x 30mm coated	1
5	GA5012203	Grease Nipple 1/4" UNF Short	4
6	GA5003783	50 x 50mm 0.8-2.5 Insert Cap	4
7	GA5001029	Nut M16 Nyloc	4
8	GA5001009	Washer 16mm zinc coated	8
9	GA5000855	Bolt M16 x 110 ZP GR8.8	2
10	GA5000879	Bolt M16 x 180 ZP GR8.8	2
11	GA5007329	Compression spring gold	1
12	GA4653490	Induction hopper latch Adv	1
13	GA4522294	Prairie EF induction hopper x 2 Spring mount	4
14	GA5000559	Nut M12 Plain	1
15	GA5007073	Spring, Tension, 38.2 OD x 284.3 long x 3.55mm, Induction hopper	4

Hopper Frame

ITEM NO.	PART NUMBER	DESCRIPTION	QTY.
16	GA4656855	Induction hopper tank support 08 Adv	1
17	GA4657570	CCSP Lower Hopper Arm	1
18	GA4657565	CCSP Upper Hopper Arm	1
19	GA5050330	SHCS M12 x 20	1
20	GA5052905	Insert to suit 12mm Hole	1
21	GA5000141	Nut M10 Nyloc	1
22	GA5000117	Washer 10mm SS Heavy duty	2
23	GA5048380	Pin shaft locking 11mm	1
24	GA4699435	Latch handle SP hopper 2011	1
25	GA5002077	25mm Key Ring SS	2
26	GA5001491	Chain 2mm x 20mm SS 316	0.6

Chapter 9

FOAM MARKER TANK

Not Fitted

Chapter 10

TRANSCAL

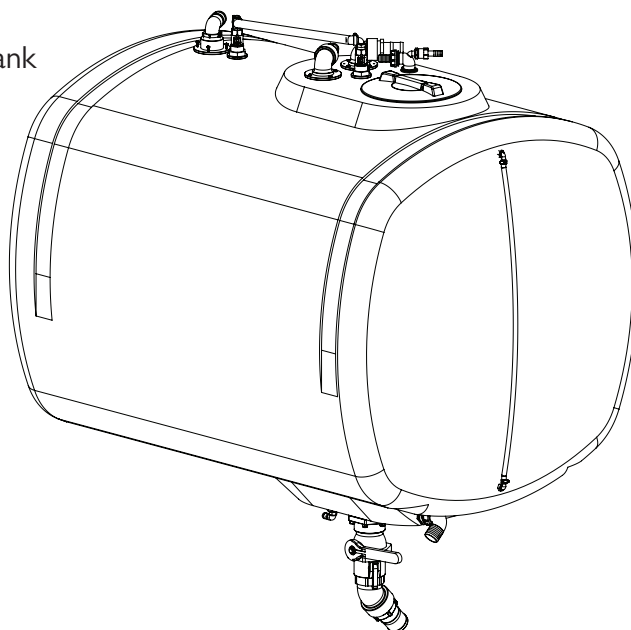
Not Fitted

Chapter II

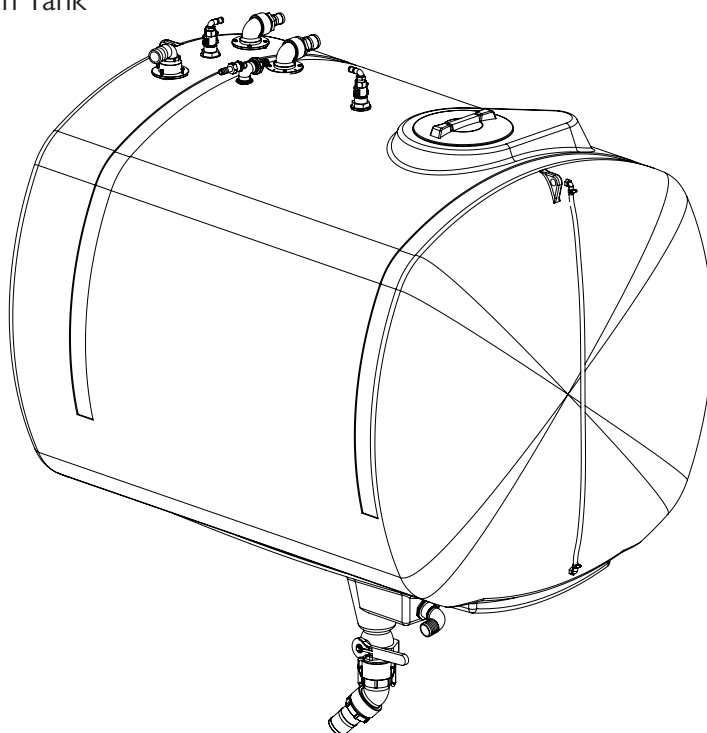
MAIN TANK

G3 & G4 Tanks

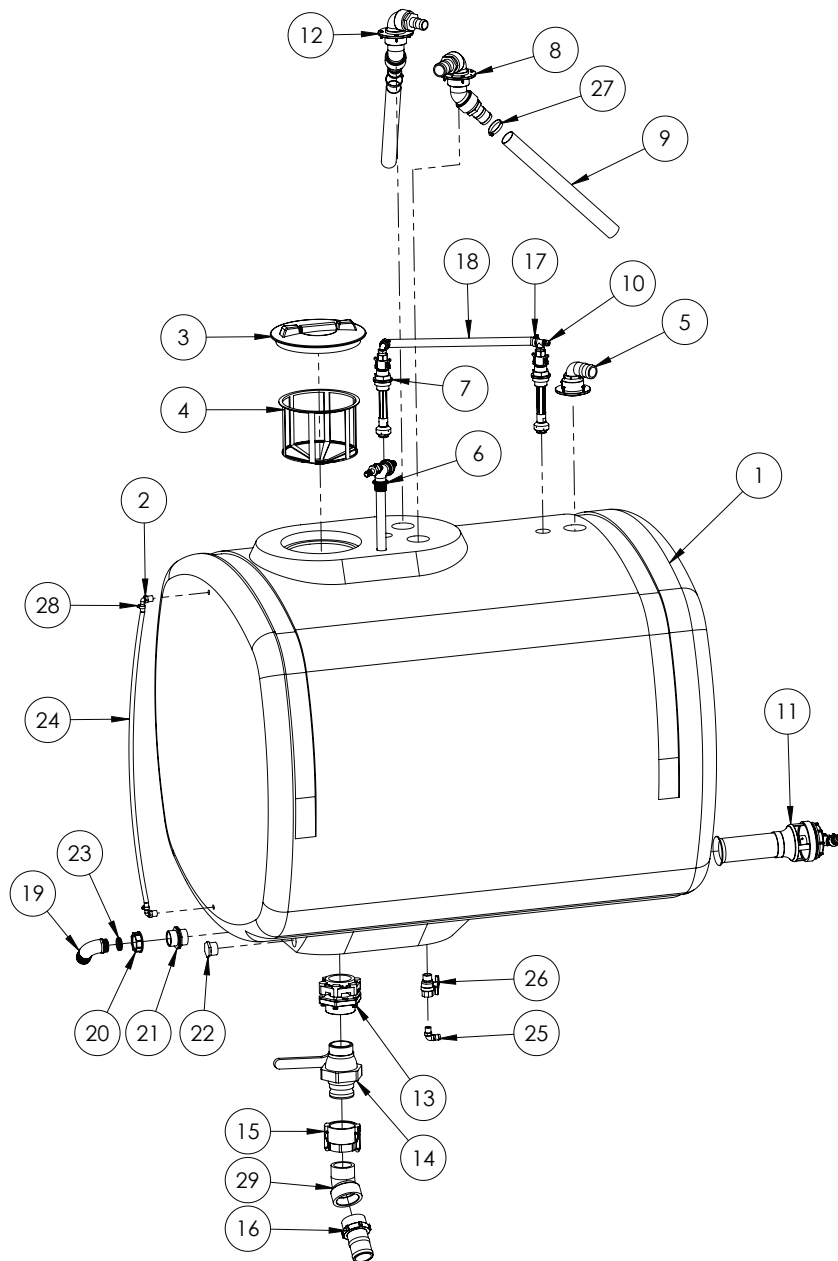
3000L G3 Main Tank



4000L G4 Main Tank



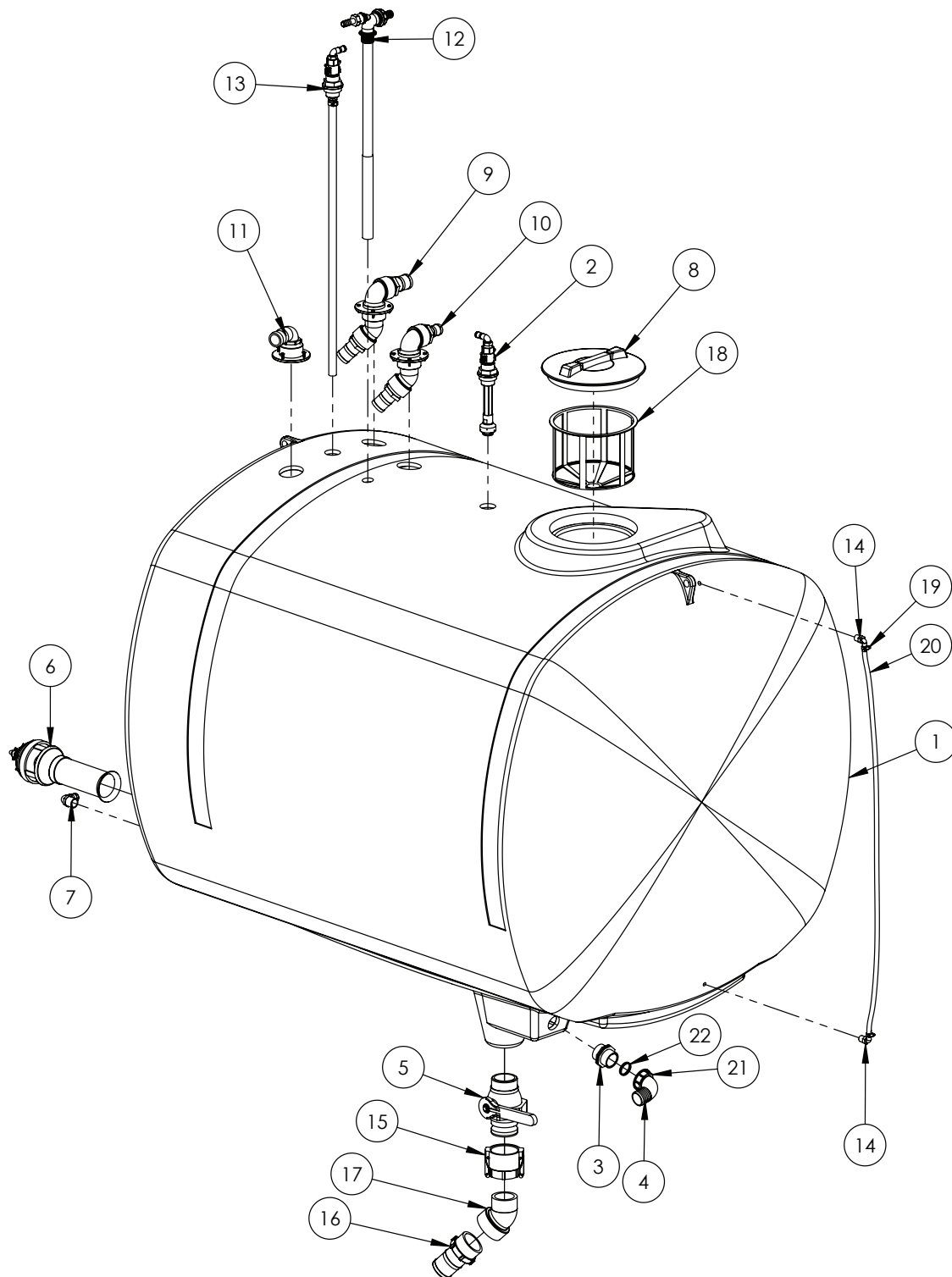
3000 Litre Tank Assembly



3000 Litre Tank Assembly

ITEM NO.	PART NUMBER	DESCRIPTION	QTY.
1	GA5018513	3000L SP Tank	1
2	HB-050-90	Hose barb, Elbow, 90 degree, 1/2" male thread x 1/2" hose	2
3	3522140	Lid, Black, Without breather, Medium, Diameter 355	1
4	300120	Basket Filter D 302 x 254	1
5	GA4904825	Tank Overflow Outlet	1
6	GA4903086	Pre-assembled Venturi Filler	1
7	GA4901285-1	Tank flushing nozzle (elbow) cam adaptor	1
8	GA4904820	Hopper Tank Inlet	1
9	HOS50PVC	50mm PVC Hose, cut 1500mm	2
10	GA4901285-2	Tank flushing nozzle (tee) cam adaptor	1
11	GA4905585	Pre-assembled Supermix Agitator	1
12	GA4904815	Tank Fill Inlet	1
13	BF300BD	3" x 3" Thrd Flng Btm Drn - EPDM	1
14	VSFMT300	3" Valve - Long Handle	1
15	300D	Camlock 3" NPT Female thread	1
16	HB300	3" Hose Barb	1
17	GA5001681	1" SS hose clamp	2
18	HOS20P	Hose, 20mm Pressure	1
19	116752	Elbow D.52 for Flynut 2"	1
20	2002070	Fly Nut 2"	1
21	2502070	Nipple 2" Symmetric (with leadin edge for o-ring)	1
22	PLUG150	1 1/2" Plastic Plug	1
23	110193	O-ring D42.52 x 2.62mm	2
24	HOS12SIGHT	Sight Tube - 3000L Tank SP - Cut to suit	1
25	HB050-075-90	Hose barb, Elbow, 90 degree, 1/2" male thread x 3/4" hose	1
26	GA5020620	Ball Valve, 1" Male / Female, Tee Handle, Brass	1
27	GA5003325	Hose Clamp 2" SS (40-60/12W)	2
28	GA5000469	1/2" SS hose clamp	2
29	SL300-45	Street Elbow 3" 45 degree	1

4000 Litre Tank Assembly



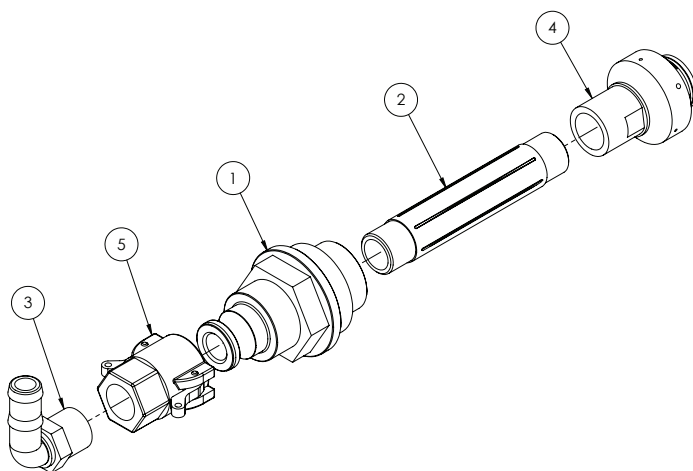
Continued over page

4000 Litre Tank Assembly

ITEM NO.	PART NUMBER	DESCRIPTION	QTY.
1	GA5071165	Tank 4000L SP	1
2	GA4901285-1	Tank flushing nozzle (elbow) cam adaptor	1
3	2502070	Nipple 2" Symmetric (with leadin edge for o-ring)	1
4	116752	Elbow D.52 for Fly Nut 2"	1
5	VSFMT300	3" Valve - Long Handle	1
6	GA4905585	Super mix agitator, Pre assembled, angled barb	1
7	HB100-90	Hose barb 90 degree 1"	1
8	352040	Medium Lid D355 includes Breather	1
9	GA4904815	Tank Fill Inlet	1
10	GA4904820	Hopper Tank Inlet	1
11	GA4904825	Tank Overflow Outlet	1
12	GA4903086	Pre-assembled Venturi Filler	1
13	GA4904830	Tank Inlet - Boom Recirculation	1
14	HB050-90	Hose Barb, Elbow 1/2"	2
15	300D	Camlock 3" NPT Female thread	1
16	HB300	3" Hose Barb	1
17	SL300-45	Street Elbow 3" 45 degree	1
18	300120	Basket Filter D 302 x 254	1
19	GA5000469	1/2" SS hose clamp	2
20	HOS12SIGHT	Hose, Clear, 12mm, Sight tube	1
21	2002070	Fly Nut 2"	1
22	110193	O-ring D42.52 x 2.62mm	2

Note: Item 13 only fitted if Boom Recirculation is optioned.

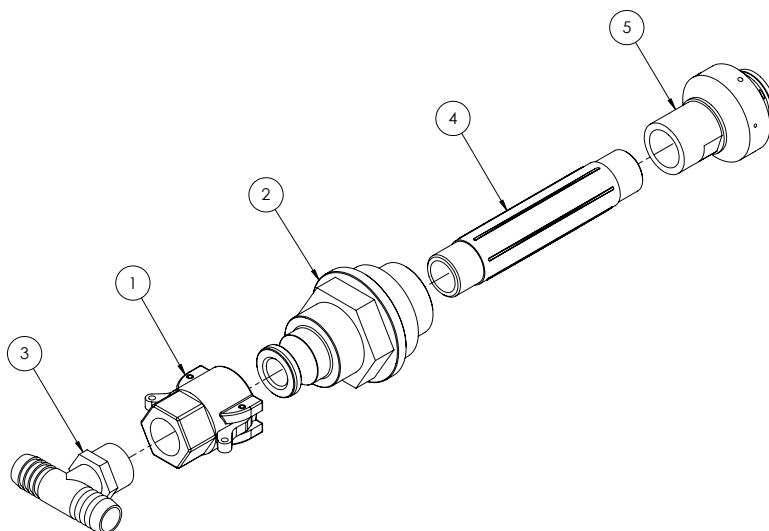
Tank Rinse, Elbow



GA4901285-1 - Complete Assembly

ITEM NO.	PART NUMBER	DESCRIPTION	QTY.
1	GA4572015	Tank rinse adaptor with cam lock	1
2	NIP075-6	3/4" x 6" Poly Nipple	1
3	HB075-90	Hose barb elbow 3/4" thread 3/4" barb	1
4	B55270-34-18	Tank rinse nozzle 3/4" BSP	1
5	75D	Female Coupler 3/4" female Thread	1

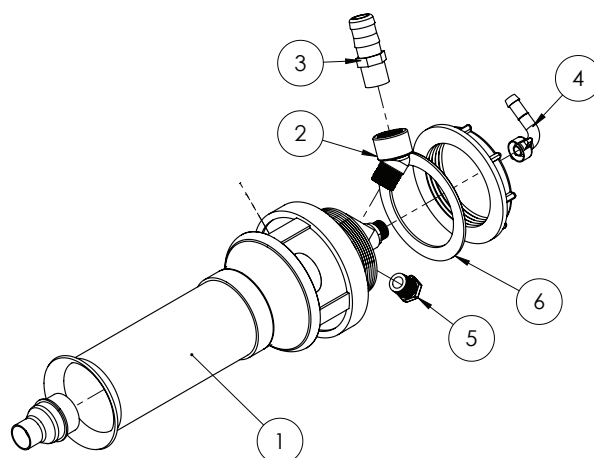
Tank Rinse, Tee



GA4901285-2 - Complete Assembly

ITEM NO.	PART NUMBER	DESCRIPTION	QTY.
1	75D	Female Coupler 3/4" female Thread	1
2	GA4572015	Tank rinse adaptor with cam lock	1
3	T34T	Tee Barb 3/4" Thread	1
4	NIP075-6	3/4" x 6" Poly Nipple	1
5	B55270-34-18	Tank rinse nozzle 3/4" BSP	1

Supermix Agitator

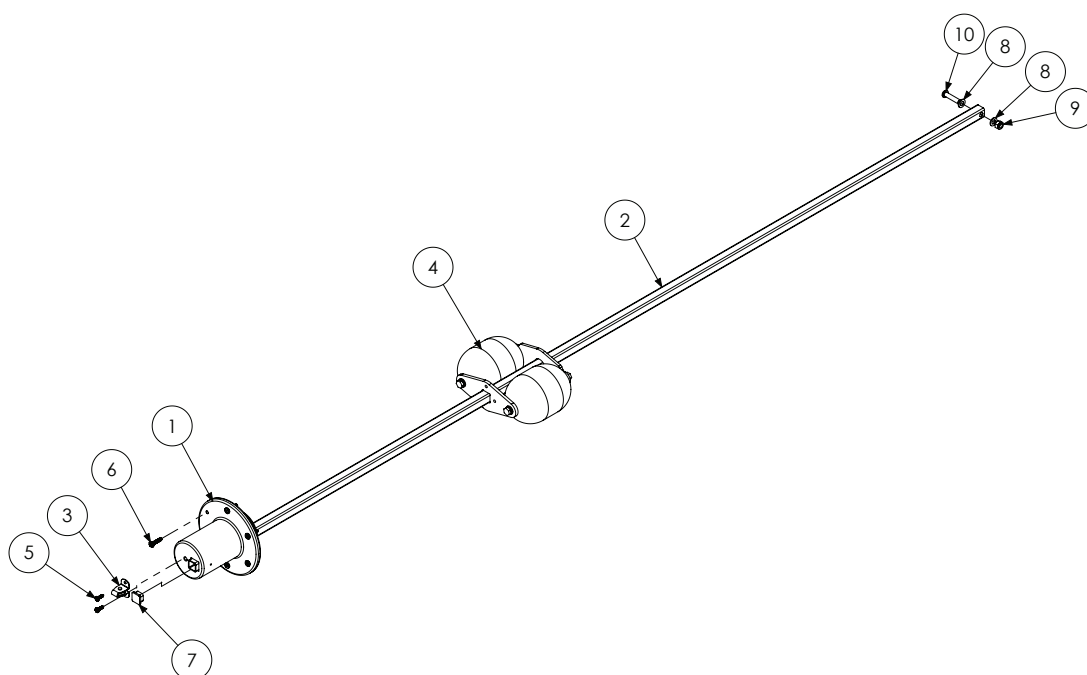


Note: Sikaflex 227 used when installing supermix agitator.

GA4905585 - Complete Assembly

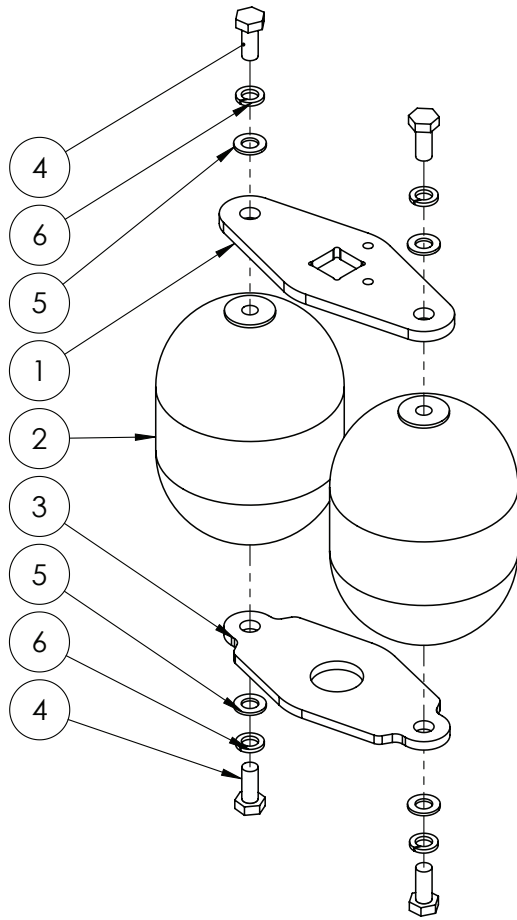
ITEM NO.	PART NUMBER	DESCRIPTION	QTY.
1	502054	Agitator Mixer body with nut and rubber seal	1
2	SL075-45	Poly Street Elbow 45 degree 3/4"	1
3	HB075-100	3/4" x 1" hose barb	1
4	006530	Hose barb, Elbow, 90 degree, 13mm hose, including 1/2 fly nut and seal, Brass	1
5	PLUG050	Pipe Plug 1/2"	1
6	GA5020050	O-Ring, 5 x 100, Supermix o-ring (not used)	1

Dry Sight Tube Float & Guide



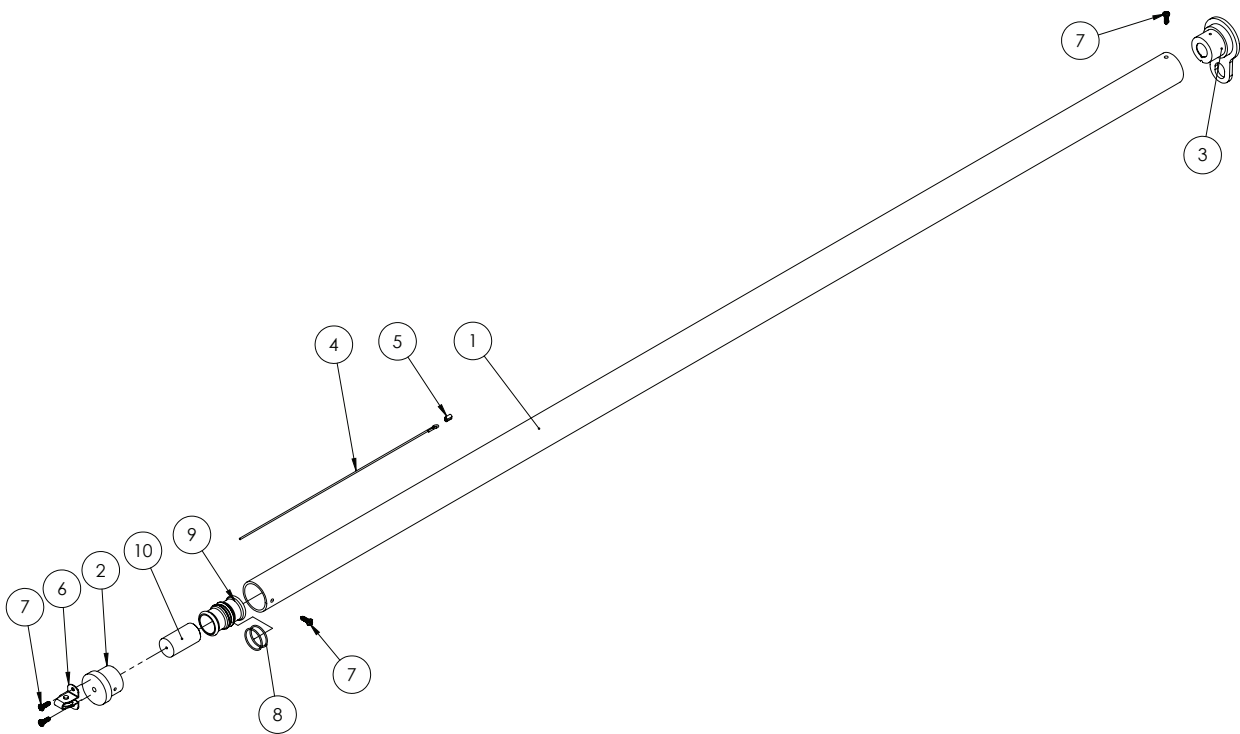
ITEM NO.	PART NUMBER	DESCRIPTION	QTY.
1	MACH0308	Float tube locating cap	1
2	GA5046955	19mm x 19mm x 1.6mm SS RHS cut 2150mm	1
3	GA5015221	Sight tube cable roller	1
4	GA4922090	Dry sight tube tank float	1
5	GA5014817	Screw 10G x 5/8" Pan Head SS	3
6	GA5000527	Screw 12G x 1" XR STS Pan SS	6
7	GA5001101	19mm x 19mm Square tube Insert, Black	1
8	GA5004883	Washer 8mm Flat SS	2
9	GA5051370	BHCS M8 x 35mm SS	1
10	GA5052590	Nut M8 Nyloc SS 316	1

Dry Sight Tube Tank Float



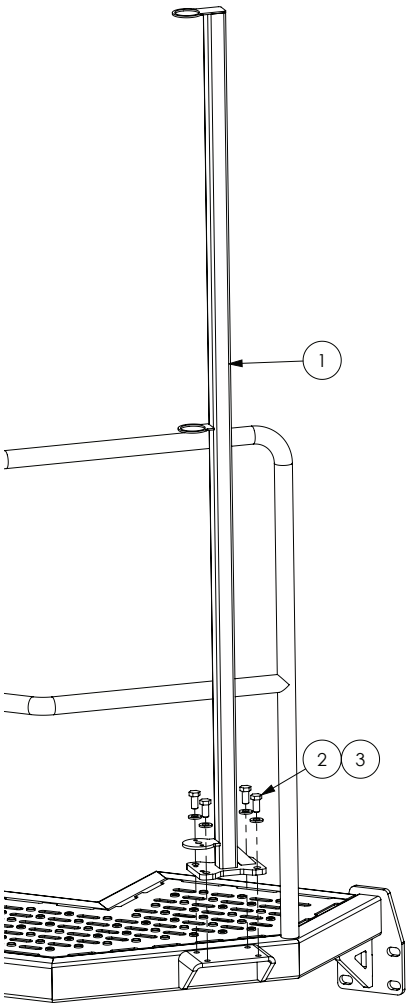
ITEM NO.	PART NUMBER	DESCRIPTION	QTY.
1	GA5070910	Float Plate Dry Sight Tube	1
2	GA5070911	Ball Float 4" Plastic 5/16" Whitworth Threads	2
3	GA4505300	Float Plate Dry Sight Tube SS Bottom Plate	1
4	GA5048485	Set Screw 5/16" whitworth x 3/4" SS	4
5	GA5003643	Washer 8mm Flat SS HD	4
6	GA5004919	Washer 8mm Spring SS	4

Dry Sight Tube Cap & Tube



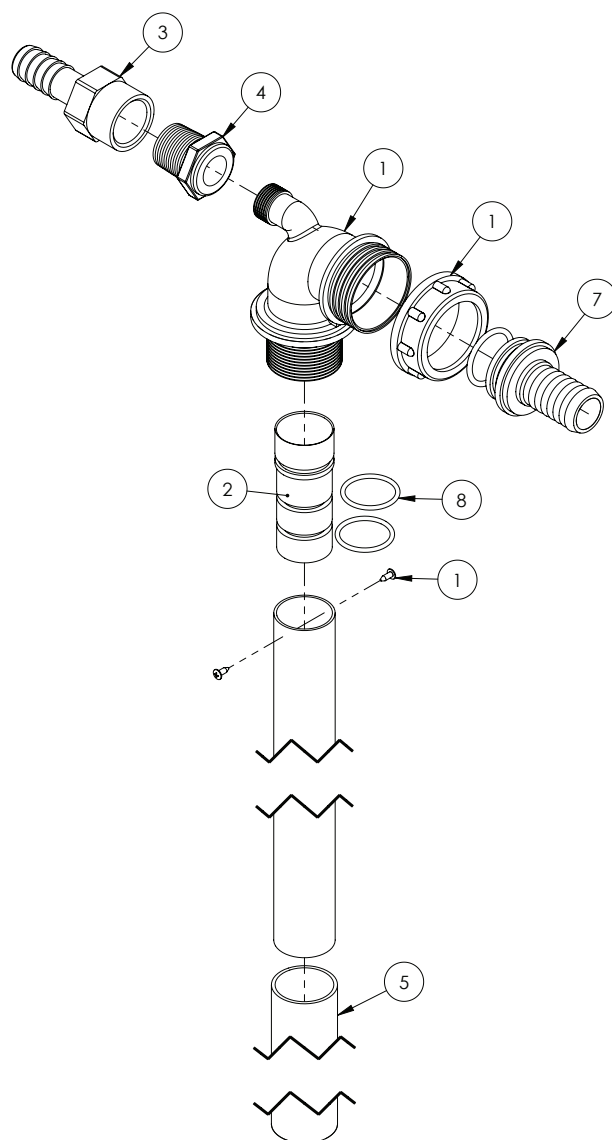
ITEM NO.	PART NUMBER	DESCRIPTION	QTY.
1	GA5002979	Sight tube 38 x 44 x 2000mm clear polycarbonate tube	1
2	MACH0306	Remote sight tube end cap	1
3	GA4932020-02	Pre-assembled dry sight tube base	1
4	GA5017873	Wire rope SS 1.6mm cut, 4000mm	1
5	GA5008643	Ferrule copper plated hand swage	1
6	GA5015221	Sight tube cable roller	1
7	GA5014817	Screw 10G x 5/8" Pan Head SS	4
8	GA5012529	O-Ring BS024 34.65 x1.78	2
9	MACH0307	Remote sight tube level indicator	1
10	MACH0317	Level indicator insert	1
	GA8700128	Decal, Dry Sight Tube, 4000L, Crop Cruiser G4, MY14	1

Sight Tube Mount



ITEM NO.	PART NUMBER	DESCRIPTION	QTY.
1	GA4659830	Sight tube mount, suit 6000L crop cruiser	1
2	GA5000297	Bolt M12 x 30 ZP	2
3	GA5000577	Washer 12mm SS Flat HD	4

Venturi Filler



Note:

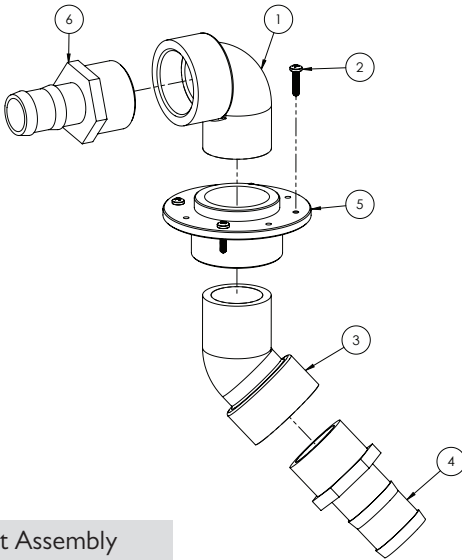
1 x GA5007235 Cobra Clamp 36.0/91.4310 not shown.

Not all parts supplied with kit 500232 are used in this assembly.

GA4903086 - Pre assembled Venturi Filler

ITEM NO.	PART NUMBER	DESCRIPTION	QTY.
1	500232	Venturi Filler, not assembled	1
2	MACH0022	Jet for Arag venturi	1
3	HBF075	Hose barb female 3/4"	1
4	RB075050	Poly Pipe Reducer Bush 3/4" x 1/2"	1
5	GA5050205	Hose Lay flat Blue - 32mm cut 405mm	1
6	G10061	O-Ring 29 x 3mm	1
7	106625	Hosetail D.25 for Flynut 1 1/2"	1
8	GA5049125	O-ring, 23.4 x 3.53, BS213	2

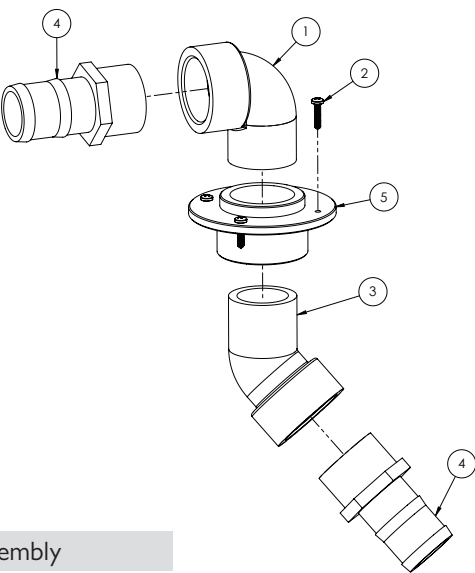
Hopper Tank Inlet



GA4904820 - Hopper Tank Inlet Assembly

ITEM NO.	PART NUMBER	DESCRIPTION	QTY.
1	SL200-90	2" Poly Street Elbow - 90 Degree	1
2	GA5000527	Screw 12G x 1" XR STS Pan SS	4
3	SL200-45	2" Street Elbow 45 degree	1
4	HB200	Straight Hose Barb 2"	1
5	GA4583370	Threaded Tank Flange 2"	1
6	HB200-150	Hose barb, Straight, 2" male thread x 1 1/2" hose	1

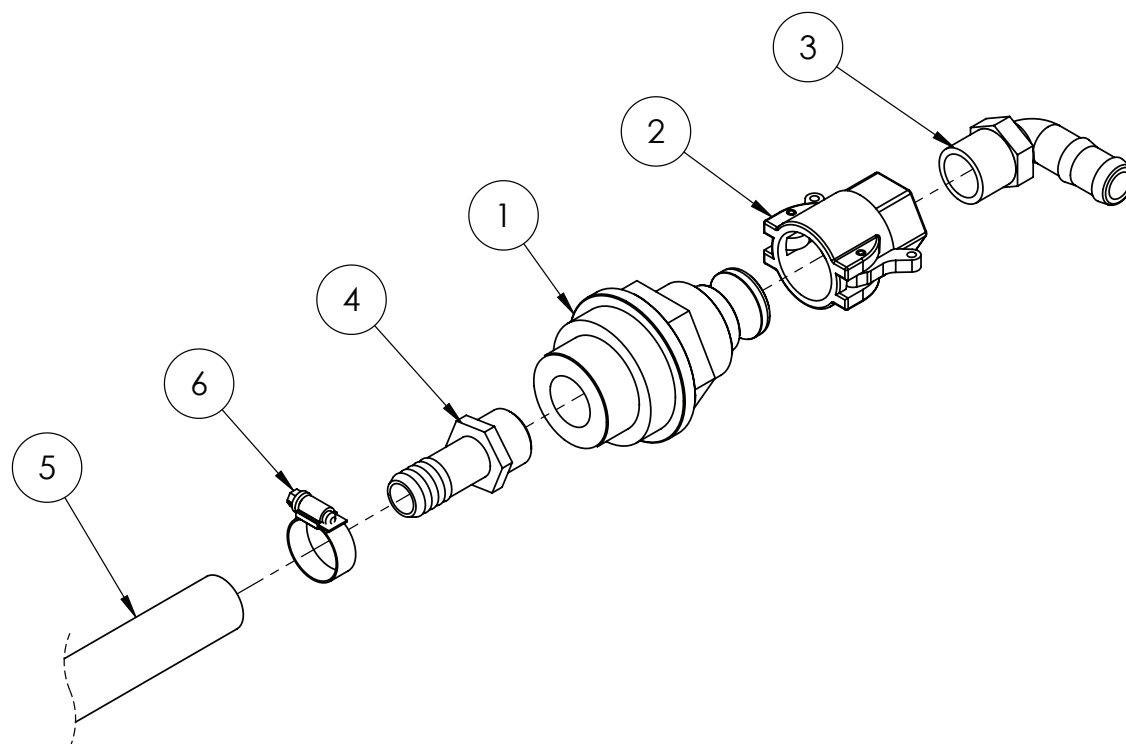
Tank Fill Inlet



GA4904815 - Tank Fill Inlet Assembly

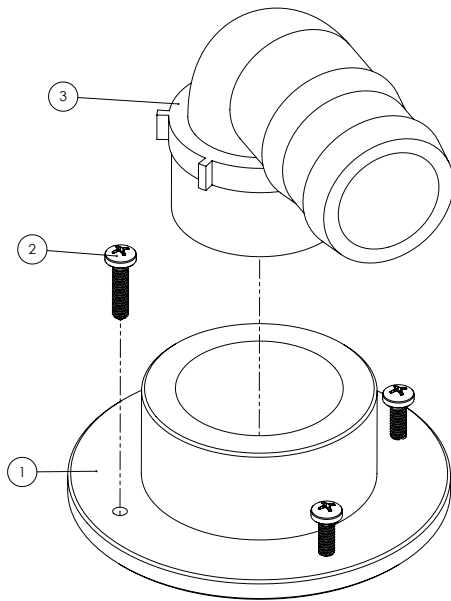
ITEM NO.	PART NUMBER	DESCRIPTION	QTY.
1	SL200-90	2" Poly Street Elbow - 90 Degree	1
2	GA5000527	Screw 12G x 1" XR STS Pan SS	4
3	SL200-45	2" Street Elbow 45 degree	1
4	HB200	Straight Hose Barb 2"	2
5	GA4583370	Threaded Tank Flange 2"	1

Boom Recirculation Inlet (RapidFlow only)



ITEM NO.	PART NUMBER	DESCRIPTION	QTY.
1	GA4572015	Tank rinse adaptor with cam lock	1
2	75D	Cam lever, 3/4" female coupling x 3/4" hose barb	1
3	HB075-90	Hose barb, Elbow, 90 degree, 3/4" male thread x 3/4" hose	1
4	HB075	Hose barb, Straight, 3/4" male thread x 3/4" hose	1
5	HOS20P	Hose, Pressure, 20mm, Black 250psi	1.3
6	GA5000999	Hose Clamp, 3/4", SS (16-27/12W)	1

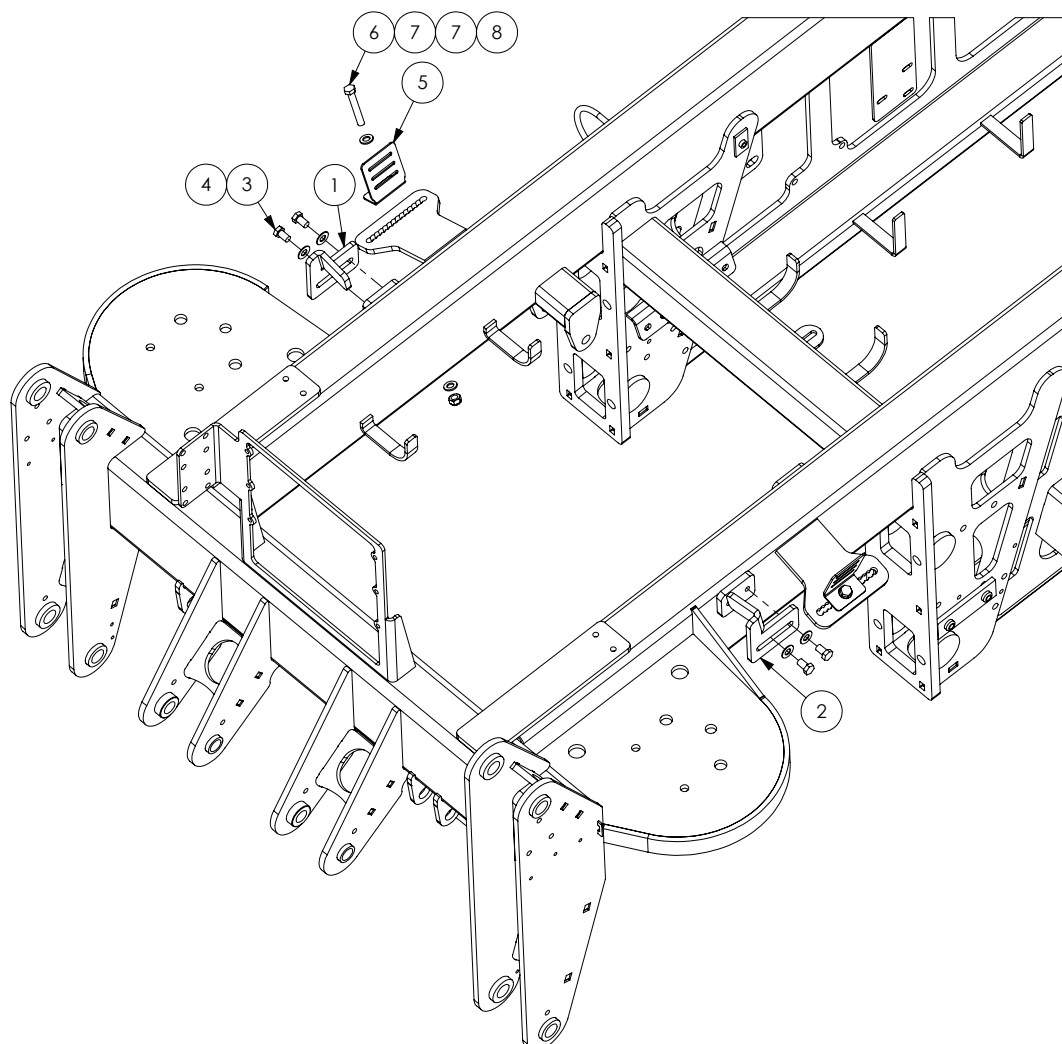
Tank Overflow Outlet



GA4904825 - Tank Overflow Outlet

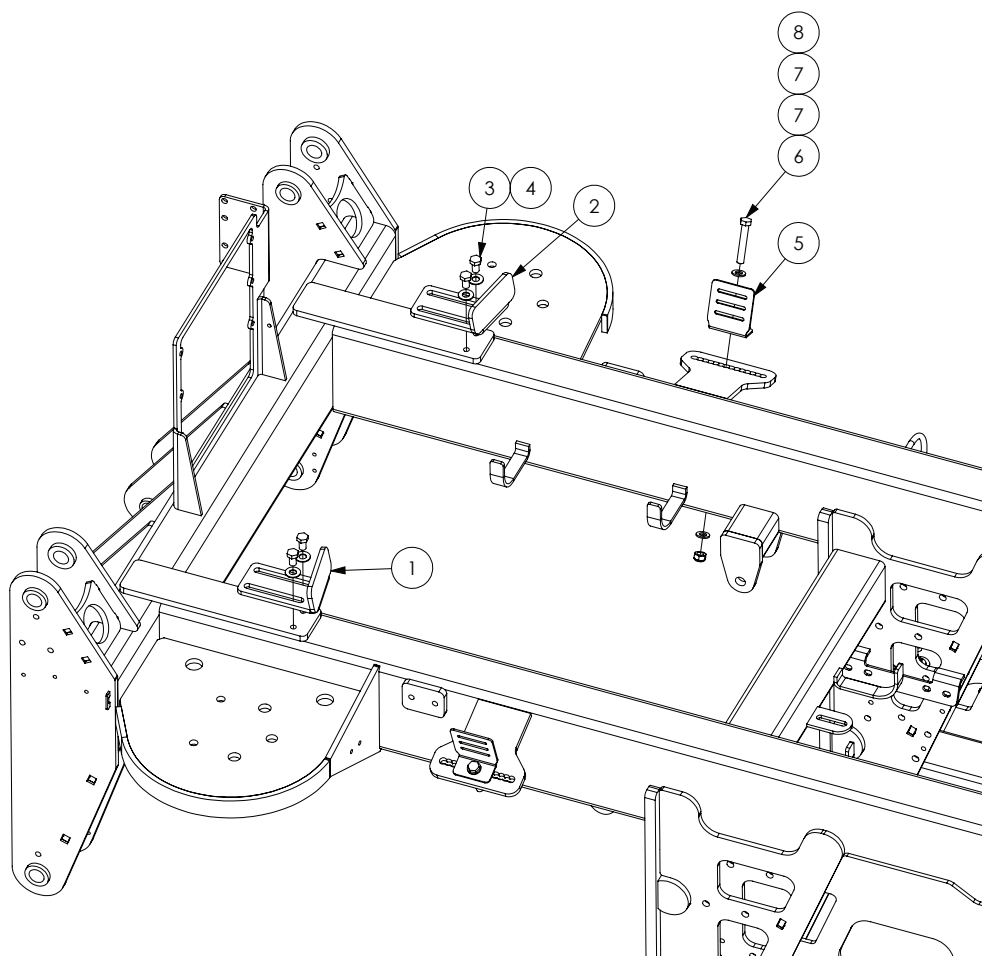
ITEM NO.	PART NUMBER	DESCRIPTION	QTY.
1	GA4583370	Threaded Tank Flange 2"	1
2	GA5000527	Screw 12G x 1 XR STS Pan SS	4
3	HB200-90	Hose Barb Elbow 2"	1

3000L Tank Stops & Tank Strap Brackets



ITEM NO.	PART NUMBER	DESCRIPTION	QTY.
-	GA5003859	Strap, Tank, 50mm, Goldacres branded	-
1	GA4524870	Plate, Tank Stop 3000L LH Gx	1
2	GA4524875	Plate, Tank Stop 3000L RH Gx	1
3	GA5011227	Bolt M12 x 20 GR8.8 ZP	4
4	GA5000577	Washer M12 Flat SS HD	4
5	F70127A	Bracket, Tank strap, 50mm	4
6	GA5000351	Bolt M12 x 75 GR8.8 ZP	4
7	GA5000577	Washer M12 Flat SS HD	8
8	GA5012461	Nut M12 Nyloc ZP	4

4000L Tank Stops & Tank Strap Brackets

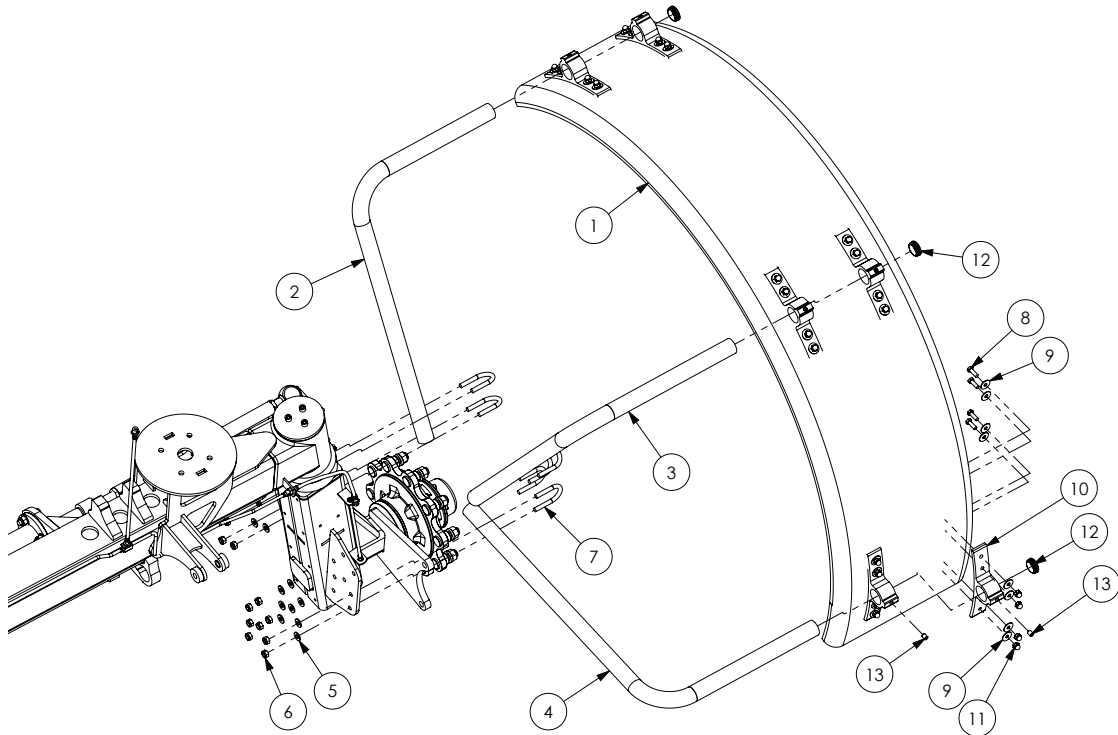


ITEM NO.	PART NUMBER	DESCRIPTION	QTY.
-	GA5003859	Strap, Tank, 50mm, Goldacres branded	-
1	GA4522515	Front tank stop 8mm Plate RHS	1
2	GA4522510	Front tank stop 8mm Plate LHS	1
3	GA5011227	Bolt M12 x 20 GR8.8 ZP	4
4	GA5000577	Washer M12 Flat SS HD	4
5	F70127A	Bracket, Tank strap, 50mm	4
6	GA5000351	Bolt M12 x 75 GR8.8 ZP	4
7	GA5000577	Washer M12 Flat SS HD	8
8	GA5012461	Nut M12 Nyloc ZP	4

Chapter 12

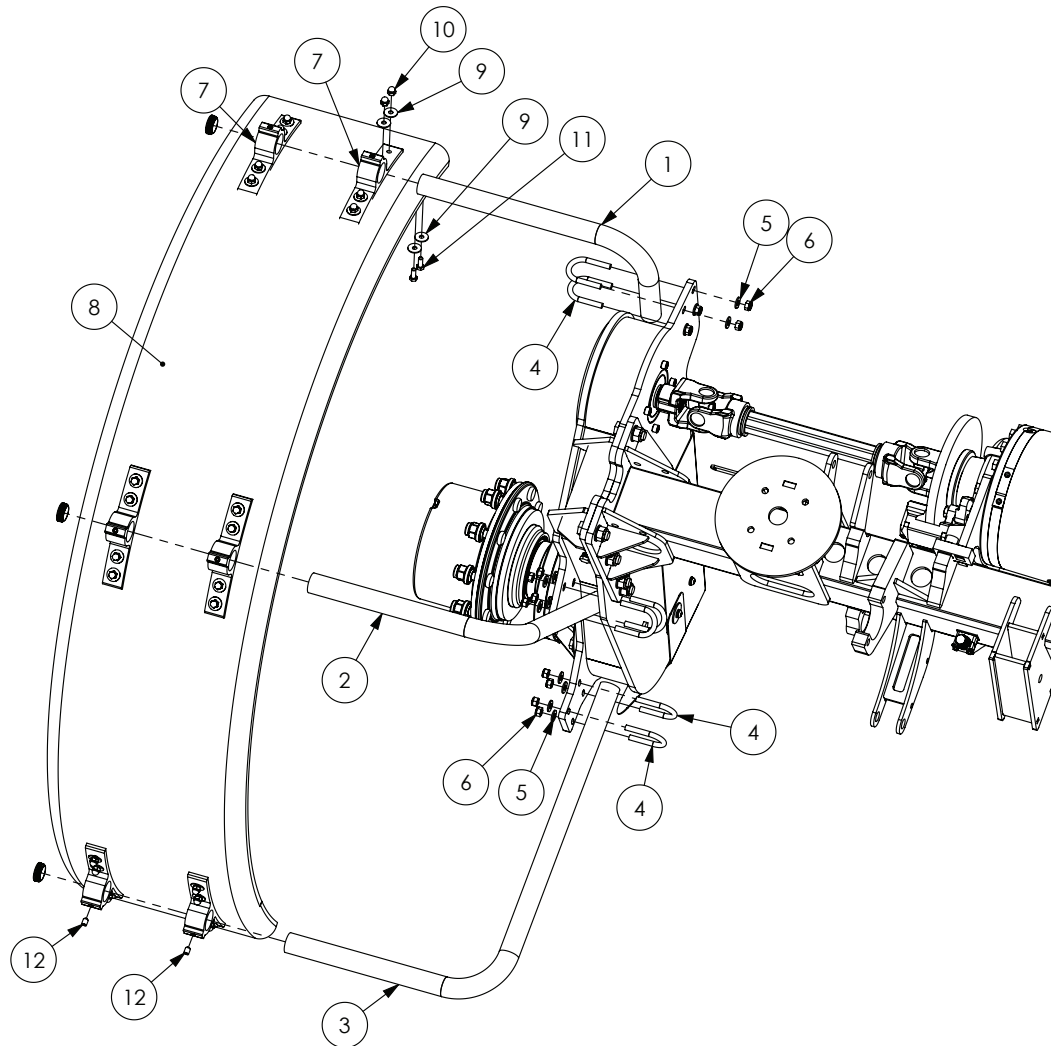
WHEELS & MUDGUARD

Mud Guards - Front Axle - 2m & 3m



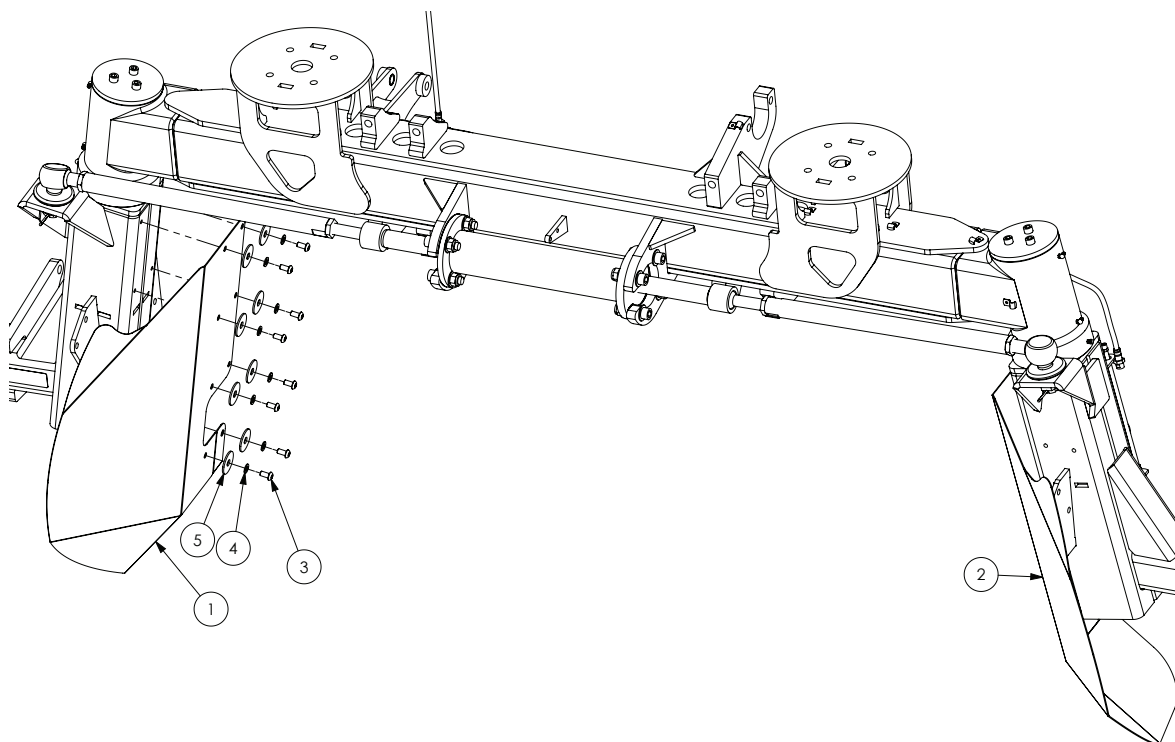
ITEM NO.	PART NUMBER	DESCRIPTION	QTY.
1	GA5003825	Mudguard W500xR1000	2
2	GA5071670	Pipe, Mudguard Front Wheel 480/80R38 Front Pipe	2
	GA5071673	Pipe, Mudguard Front Wheel 380/80R46 Front Pipe	
3	GA5071671	Pipe, Mudguard Front Wheel 480/80R38 Middle Pipe	2
	GA5071674	Pipe, Mudguard Front Wheel 380/80R46 Middle Pipe	
4	GA5071672	Pipe, Mudguard Front Wheel 480/80R38 Rear Pipe	2
	GA5071675	Pipe, Mudguard Front Wheel 380/80R46 Rear Pipe	
5	GA5000577	Washer 12mm Flat ZP Large OD	24
6	GA5012461	Nut M12 Nyloc ZP	24
7	GA5071209	U Bolt M12 x 91L x 50W RT G/P	12
8	GA5066162	Bolt M10 x 25 SS	48
9	GA5002595	Washer 3/4" Mudguard Flat	96
10	GA5020450	Mudguard Bracket Plastic Black BK-P300BK1	12
11	GA5011133	Nut M10 Dome nut SS	48
12	GA5003925	Insert round 45mm x 0.8 - 3.0mm	6
13	GA5050675	Grub Screw M12 x 16 SS	12

Mud Guards - Rear Axle - 2m & 3m



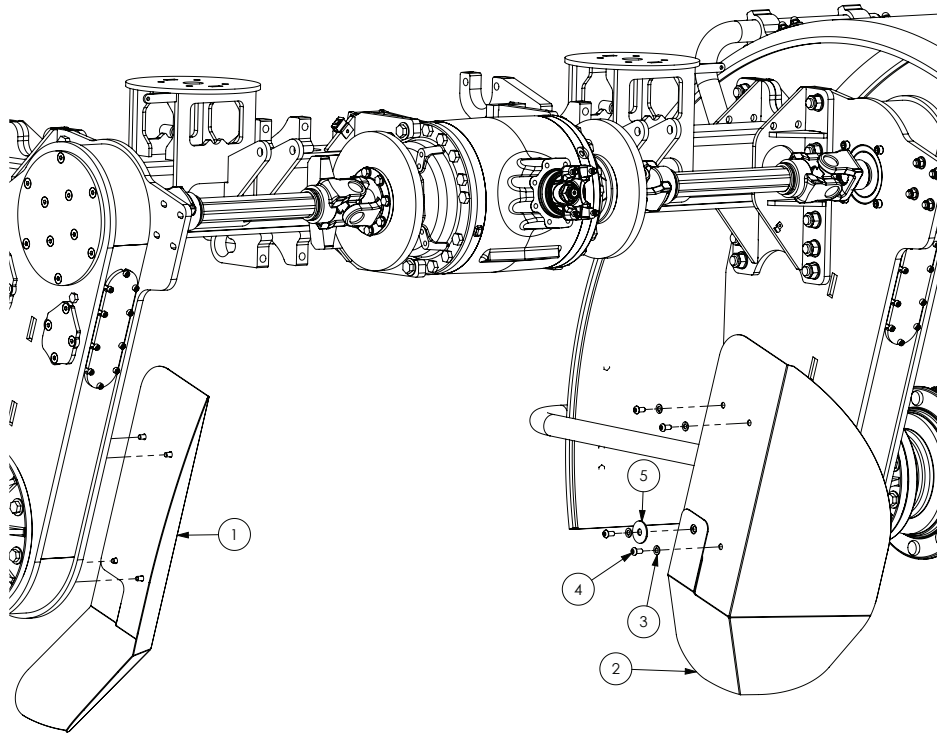
ITEM NO.	PART NUMBER	DESCRIPTION	QTY.
1	GA5071681	Pipe, Mudguard Rear Wheel 380/80R46 Front Pipe	1
	GA5071670	Pipe, Mudguard Front Wheel 480/80R38 Front Pipe	
2	GA5071682	Pipe, Mudguard Rear Wheel 380/80R46 Middle Pipe	1
	GA5071671	Pipe, Mudguard Front Wheel 480/80R38 Middle Pipe	
3	GA5071683	Pipe, Mudguard Rear Wheel 380/80R46 Rear Pipe	1
	GA5071672	Pipe, Mudguard Front Wheel 480/80R38 Rear Pipe	
4	GA5071209	U Bolt M12 x 91L x 50W RT G/P	12
5	GA5000577	Washer 12mm Flat ZP Large OD	24
6	GA5012461	Nut M12 Nyloc ZP	24
7	GA5020450	Mudguard Bracket Plastic Black BK-P300BK1	12
8	GA5003825	Mudguard W500 x R1000	2
9	GA5002595	Washer 3/8" Mudguard Flat	96
10	GA5011133	Nut M10 Dome SS	48
11	GA5066162	Bolt M10 x 25 SS	48
12	GA5050675	Grub Screw M12 x 16 SS	12

Crop Deflectors - Front Axle



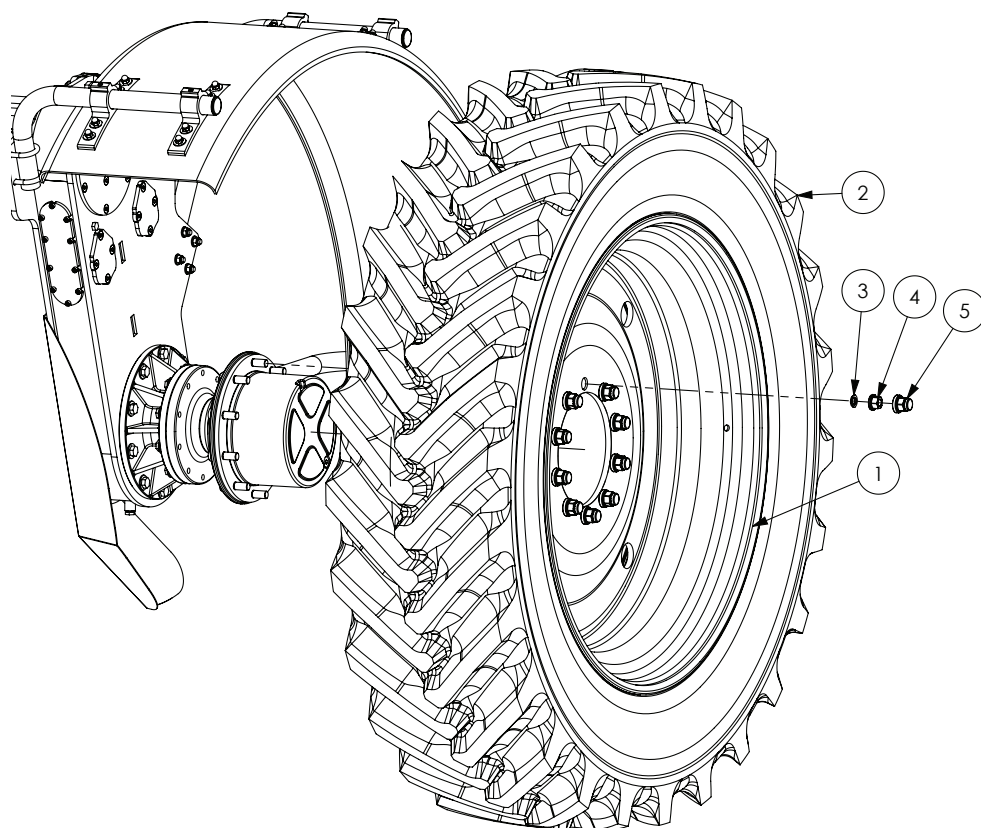
ITEM NO.	PART NUMBER	DESCRIPTION	QTY.
1	GA4507510	Crop Deflector Front RH, G3 G4 Series 2014	1
2	GA4507515	Crop Deflector Front LH, G3 G4 Series 2014	1
3	GA0500003	BHCS M10 x 16 SS A2-70	16
4	GA5000117	Washer 10mm Flat SS Heavy duty	16
5	GA4535345	Washer, 50 OD x 14.5 ID, SS	16

Crop Deflectors - Rear Axle



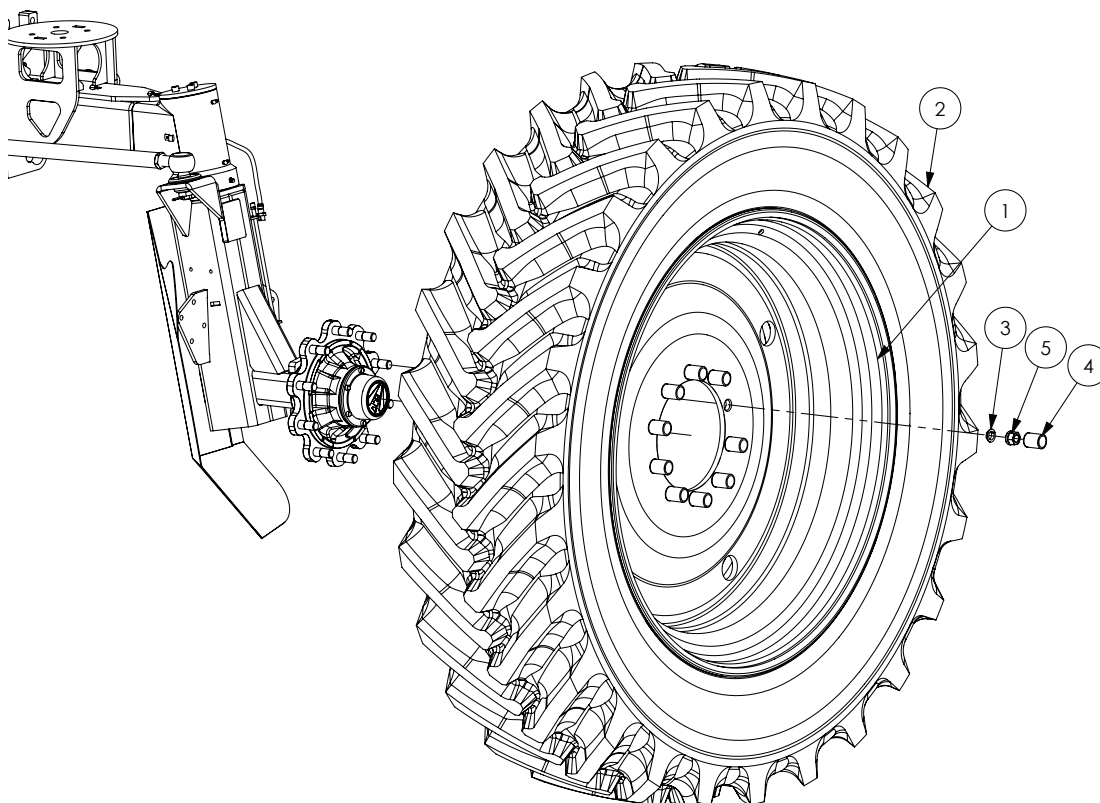
ITEM NO.	PART NUMBER	DESCRIPTION	QTY.
1	GA4507225	Crop Deflector Rear RH, G3 G4 Series	1
2	GA4507230	Crop Deflector Rear LH, G3 G4 Series	1
3	GA5000117	Washer 10mm Flat SS Heavy duty	8
4	GA0500003	BHCS M10 x 16 SS A2-70	8
5	GA4535345	Washer, 50 OD x 14.5 ID, SS	2

Rear Wheel Mounting



ITEM NO.	PART NUMBER	DESCRIPTION	QTY.
1		See list on page 75	2
2		See list on page 75	2
3	GA4553180	Wheel Washer, Rear	20
4	GA0500012	Wheel Nut, 3/4" UNF, G3 G4 Rear	20
5	GA5071810	Wheel Nut Cover, suits 3/4" UNF Wheel Nut, Black Plastic	20

Front Wheel Mounting



ITEM NO.	PART NUMBER	DESCRIPTION	QTY.
1	-	See list on page 75	2
2	-	See list on page 75	2
3	GA5018900	Tapered spring washers, suit M22 wheel stud (329F003)	20
4	GA5054675	Cap M20 Hex wheel nut cover	20
5	GA5018892	M22 Wheel Nut 90-100 Series hub	20

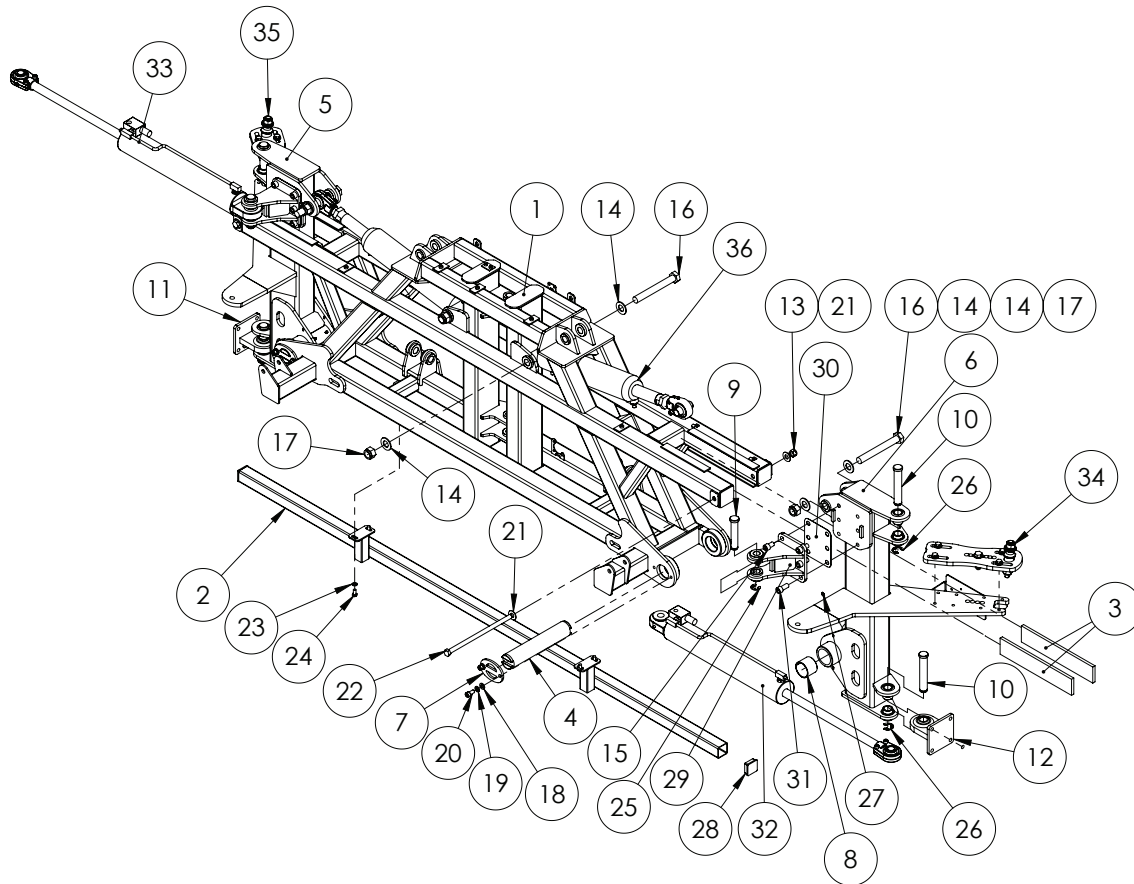
Tyres And Rims

PART NUMBER	DESCRIPTION
GA1500010	Wheel, DW16 x 38, -20mm Offset, G Series
GA1500011	Tyre, 520/85R38, Harvest
GA5071281	Wheel, DW12 x 38, +52.5mm Offset, G Series
GA1500012	Tyre 380/90R38
GA5071285	Wheel, DW13 x 46, +52.5mm Offset, G Series
GA5067025	Tyre, 380/90R46 156 A8/B
GA1500004	Wheel, DD16 x 46, Zero Offset, G series
GA5066230	Tyre 480/80R46
GA5066233	Wheel, DD13 x 46, Zero Offset, G Series
GA5067025	Tyre, 380/90R46 156 A8/B
GA1500003	Wheel, DW16 x 38, Zero Offset, G Series
GA5001108	Tyre 18.4 x 38 (16 Ply)

Chapter 13

BOOM CENTRE

Boom Centre Hydraulic Tilt Assembly - TriTech



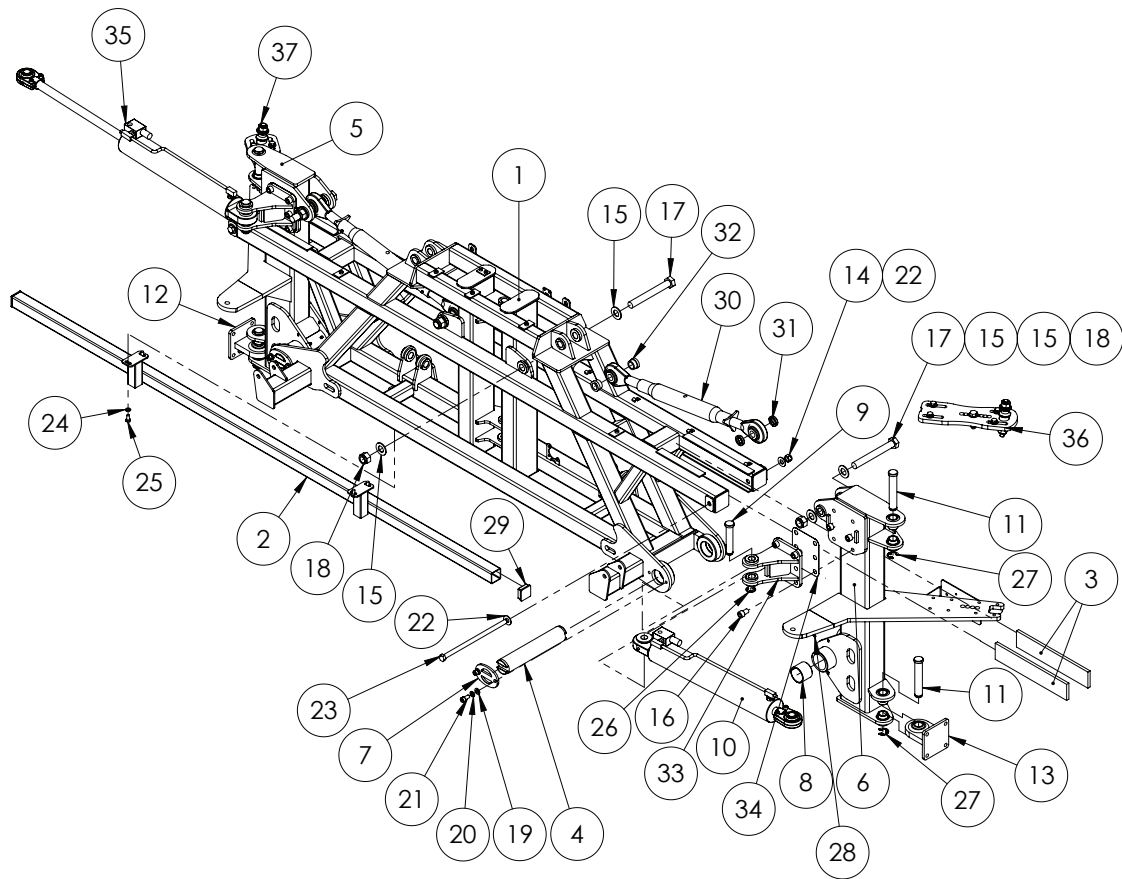
ITEM NO.	PART NUMBER	DESCRIPTION	QTY.
1	GA4658120	Centre section 201 I	1
2	GA4658145	Spray bar suit 201 I center section	1
3	GA5075090	Wear pad suit 201 I center wear strip polystone	4
4	GA4572365	Tilt pin suit wide centre	2
5	GA4658126	Tilt arm, 201 I suit SP flat fold Right Hand	1
6	GA4658131	Tilt arm, 201 I suit SP flat fold Left Hand	1
7	GA4502280	Pin retainer	4
8	GA5075060	Glacier Bush 60mm ID x 50mm long	4
9	GA4572200	Center section fold ram pin, suit mk2, mk3 and evo	2
10	L003A	Pin 1 1/8" (suit boom pivot)	4

Continued over page

Boom Centre Assembly - TriTech

ITEM NO.	PART NUMBER	DESCRIPTION	QTY.
11	GA4656200	Lower rose end mounting assembly Right Hand	1
12	GA4656201	Lower rose end mounting assembly Left Hand	1
13	GA5001029	Nut M16 Nyloc	2
14	GA5017681	Washer 1" Flat SS	8
15	GA5000905	SHCS M16 x 25	6
16	GA5006151	Bolt 1" UNF 12 TPI x 8" GR8 ZP	4
17	GA5012446	Nut 1" UNF 12 tpi Nyloc ZP	4
18	GA5000577	Washer 12mm SS HD Flat	8
19	GA5000575	Washer 12mm Spring SS	8
20	GA5000297	SHCS M12 x 25 ZP	8
21	GA5001043	Washer 16mm SS flat	4
22	GA5075125	Bolt M16 x 330	2
23	GA5000117	Washer 10mm Flat SS Heavy duty	4
24	GA5006113	Bolt M10 x 20 ZP 8.8	4
25	GA5001223	19mm E type circlip	2
26	GA5001883	E-clip 24mm	4
27	GA5012203	Grease Nipple 1/4" UNF Short	4
28	GA5003783	50mm x 50mm 0.8-2.5 Insert Cap	2
29	GA4658875	Fold cylinder mount SP flat fold	2
30	GA4513055	Fold ram shim plate	2
31	GA5000313	SHCS M16 x 35	6
32	GA5018542	Phasing cylinder 3.25" x 18" x 1.25" (external phasing)	1
33	GA5018540	Phasing cylinder 3" x 18" x 1.25" (with external phasing valve)	1
34	GA4922226	Rear cable mount 24-36m Left Hand, Self propelled MY13	1
35	GA4922221	Rear cable mount 24-36m Right Hand, Self propelled MY13	1
36	GA5065051	Hydraulic cylinder 3.5" x 5" stroke	2

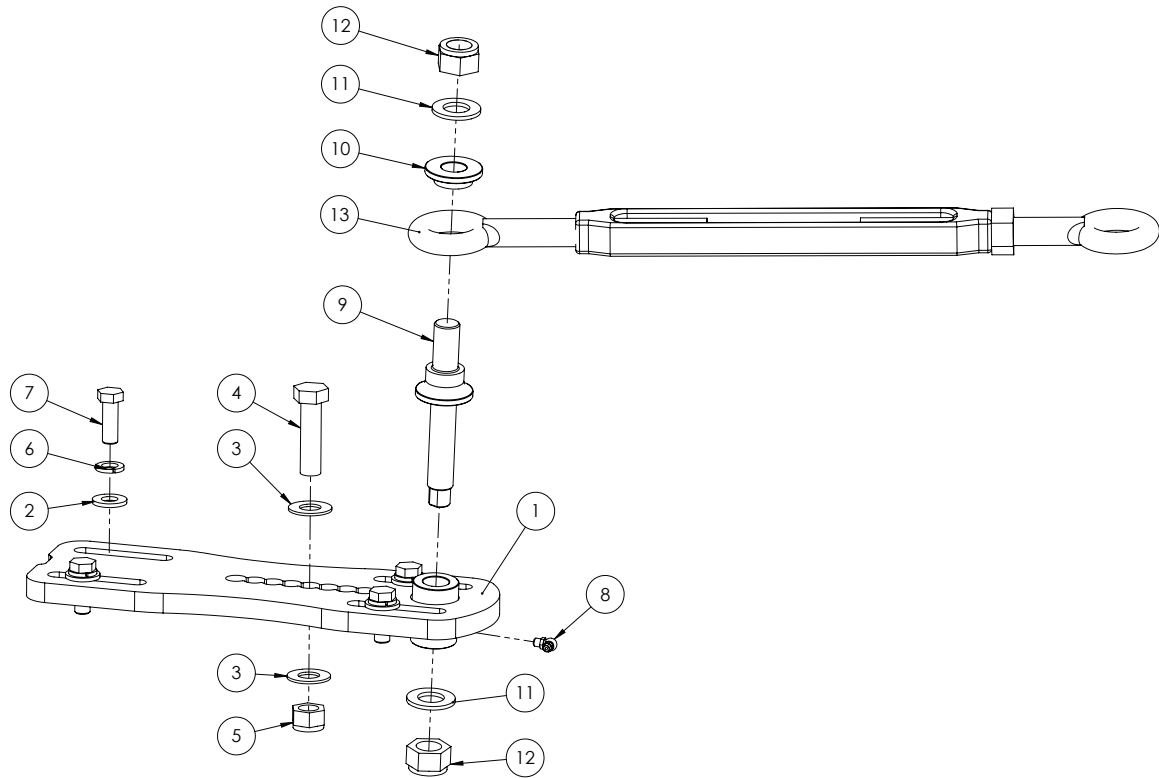
Boom Centre Standard Tilt Assembly - TriTech



ITEM NO.	PART NUMBER	DESCRIPTION	QTY.
1	GA4658120	Centre section 201 I	1
2	GA4658145	Spray bar, suit 201 I center section	1
3	GA5075090	Wear pad, suit 201 I center wear strip polystone	4
4	GA4572365	Tilt pin, suit wide centre	2
5	GA4658126	Tilt arm, 201 I suit SP flat fold Right Hand	1
6	GA4658131	Tilt arm, 201 I suit SP flat fold Left Hand	1
7	GA4502280	Pin retainer	4
8	GA5075060	Glacier Bush 60mm ID x 50mm long	4
9	GA4572200	Center section fold ram pin, suit mk2, mk3 and evo	2
10	GA5018542	Phasing cylinder 3.25"x18"x1.25" (external phasing)	1
11	L003A	Pin 1 1/8" (suit boom pivot)	4
12	GA4656200	Lower rose end mounting assembly Right Hand	1
13	GA4656201	Lower rose end mounting assembly Left Hand	1
14	GA5001029	Nut M16 Nyloc	2
15	GA5017681	Washer 1" Flat SS	8
16	GA5000905	SHCS M16 x 25	12
17	GA5006151	Bolt 1" UNF x 8" 12 tpi GR8 ZP	4
18	GA5012446	Nut 1" UNF 12 tpi Nyloc ZP	4

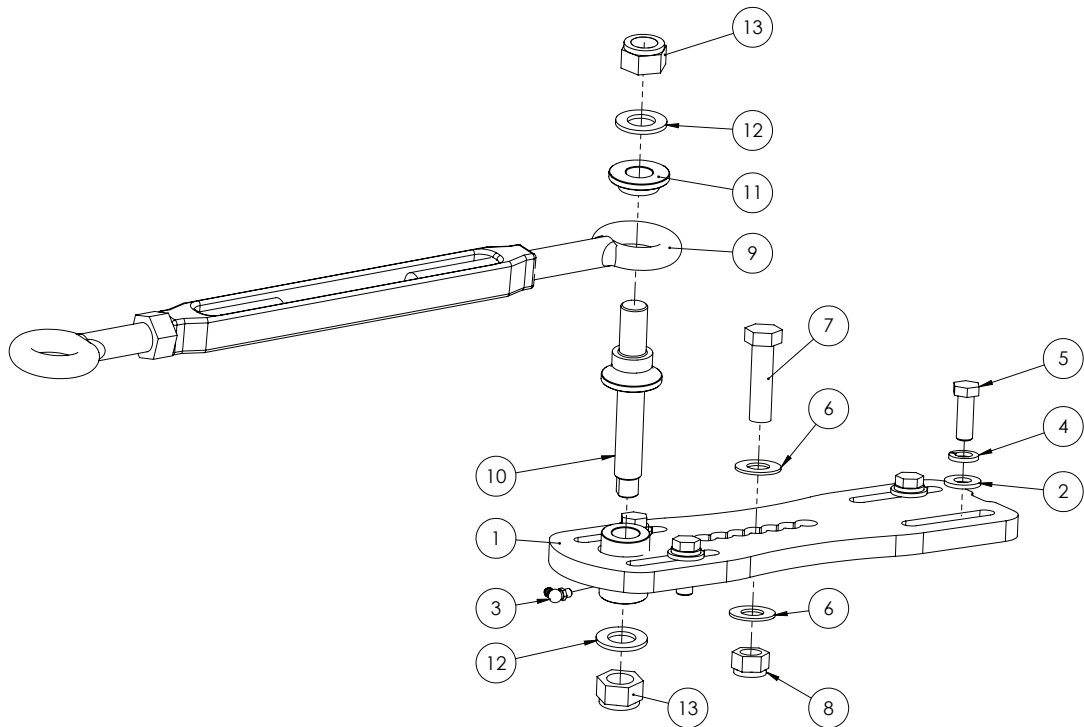
ITEM NO.	PART NUMBER	DESCRIPTION	QTY.
19	GA5000577	Washer 12mm Flat SS Heavy Duty	8
20	GA5000575	Washer 12mm Spring SS	8
21	GA5000297	SHCS M12 x 25 ZP	8
22	GA5001043	Washer 16mm SS Flat	4
23	GA5075125	Bolt M16 x 330	2
24	GA5000117	Washer 10mm Flat SS Heavy duty	4
25	GA5006113	Bolt M10 x 20 ZP 8.8	4
26	GA5001223	19mm E type circlip	2
27	GA5001883	E-clip 24mm	4
28	GA5012203	Grease Nipple 1/4" UNF Short	4
29	GA5003783	50mm x 50mm 0.8-2.5 Insert Cap	2
30	GA5075135	Tilt cylinder replacement adjustable top link	2
31	GA4572135	Paralift spacer bush	4
32	DB-ADJ-02MACH	Short centre bushing for removable pivots	4
33	GA4658875	Fold cylinder mount SP flat fold	2
34	GA4513055	Fold ram shim plate	2
35	GA5018540	Phasing cylinder 3" x 18" x 1.25" (with external phasing valve)	1
36	GA4922226	Rear cable mount 24-36m Left Hand, Self propelled MY13	1
37	GA4922221	Rear cable mount 24-36m Right Hand, Self propelled MY13	1

Boom Cable Adjuster - RH - TriTech



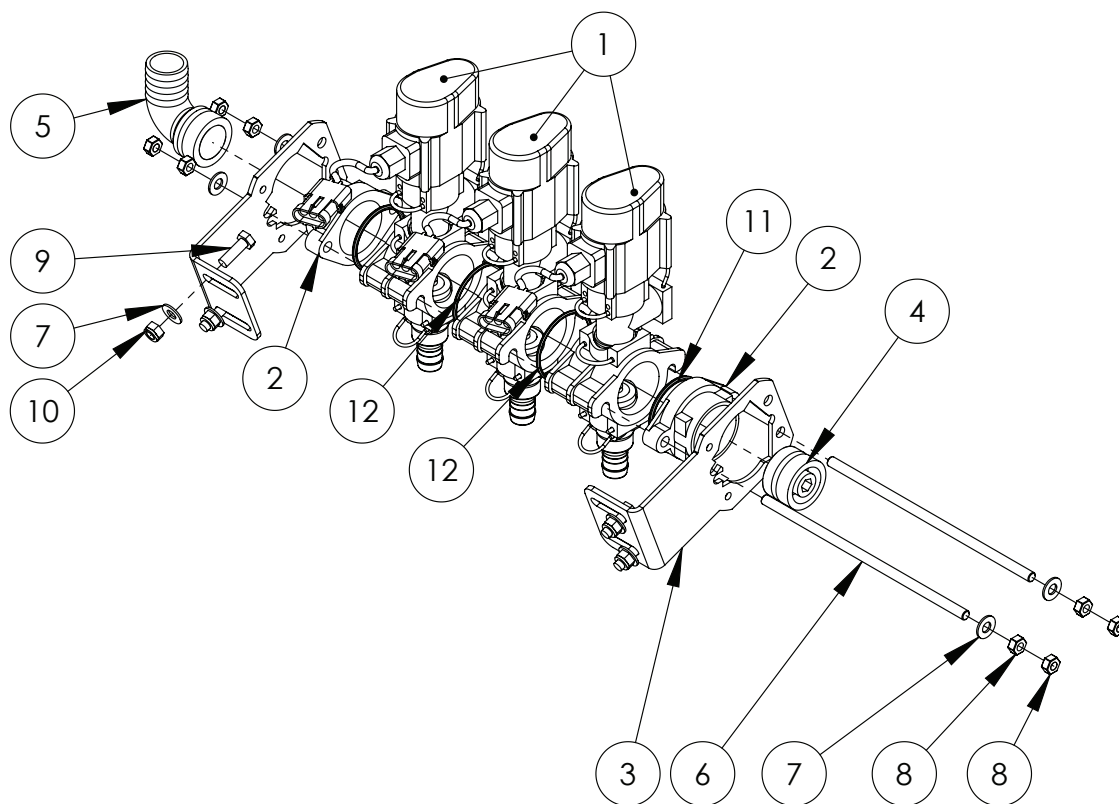
ITEM NO.	PART NUMBER	DESCRIPTION	QTY.
1	GA4656251	Boom cable tension adjust flat SP Right Hand	1
2	GA5000577	Washer 12mm Flat SS Heavy Duty	4
3	GA5001009	Washer 16mm Flat, Zinc coated	2
4	GA5000939	Bolt M16 x 60	1
5	GA5001029	Nut M16 Nyloc	1
6	GA5000575	Washer 12mm Spring SS	4
7	GA5000311	Set Screw M12 x 35mm	4
8	GA5009637	Grease Nipple 1/4" UNF 90 degree	1
9	GA4572510	Boom cable pivot pin MY13	1
10	GA4572515	Boom cable pivot pin retainer MY13	1
11	GA5001739	Washer 20mm Heavy Duty Flat	2
12	GA5048125	Nut M20 Nyloc	2
13	GA5017061	Turnbuckle FRG COMM GAL E/E 22mm with nut	1

Boom Cable Adjuster - LH - TriTech



ITEM NO.	PART NUMBER	DESCRIPTION	QTY.
1	GA4656256	Boom cable tension adjust flat SP Left Hand	1
2	GA5000577	Washer 12mm Flat SS Heavy Duty	4
3	GA5009637	Grease Nipple 1/4" UNF 90 degree	1
4	GA5000575	Washer 12mm Spring SS	4
5	GA5000311	Set Screw M12 x 35mm	4
6	GA5001009	Washer 16mm Flat zinc coated	2
7	GA5000939	Bolt M16 x 60	1
8	GA5001029	Nut M16 Nyloc	1
9	GA5017061	Turnbuckle FRG COMM GAL E/E 22mm with nut	1
10	GA4572510	Boom cable pivot pin MY13	1
11	GA4572515	Boom cable pivot pin retainer MY13	1
12	GA5001739	Washer 20mm Heavy Duty Flat	2
13	GA5048125	Nut M20 Nyloc	2

Boom Valve Assembly



ITEM NO	PART NUMBER	DESCRIPTION	QTY.
1	GA5065515	Altek single boom valve AS24, 3wire, AMP+	3
2	GA5065810	Boom Valve end cap	2
3	GA5065800	Boom valve bracket	2
4	GA4582160	Plumbing adaptor, AS40 male x 1/4" female thread, Delrin	1
5	GA5065620	Plug in hose tail AS40/33/90 degree	1
6	GA5065805	Connecting rod - suit 3 bank (SS)	2
7	GA5004883	Washer 8mm Flat HD	12
8	GA5011499	Nut M8 Hex	8
9	GA5004711	Bolt M8 x 25	4
10	GA5004917	Nut M8 Nyloc	4
11	41214	O-Ring 50.0 x 3.0	2
12	GA5012507	O-Ring 55.25 x 2.62	2

GA5065805 3 Section connecting rod

GA4562055 4 Section connecting rod

GA4562125 5 Section connecting rod

GA4562050 6 Section connecting rod

GA4562045 7 Section connecting rod

GA4562040 8 Section connecting rod

GA5065740 3 Section Boom Valves

GA5065741 4 Section Boom Valves

GA5065704 5 Section Boom Valves

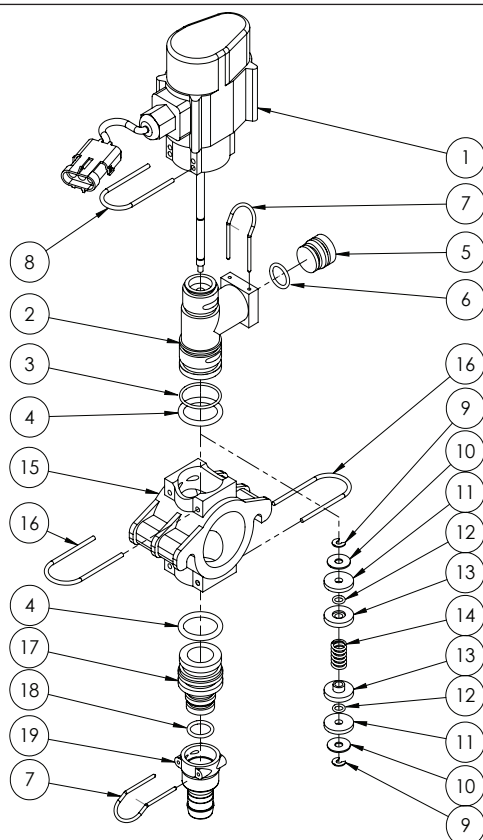
GA5065705 6 Section Boom Valves

GA5065706 7 Section Boom Valves

GA5065710 8 Section Boom Valves

*Boom valve assemblies do not come with fittings.

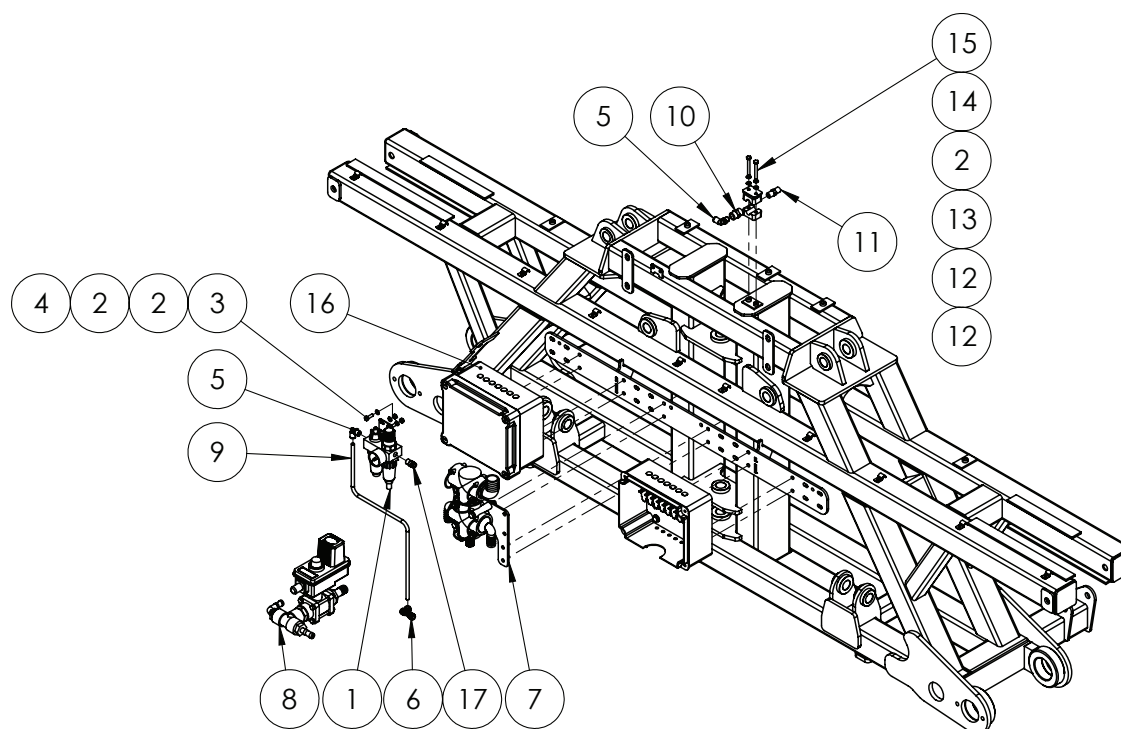
Boom Valves



GA5065515 Boom valve, Single, AS24, 3 wire, 3 pin AMP connector, Altek

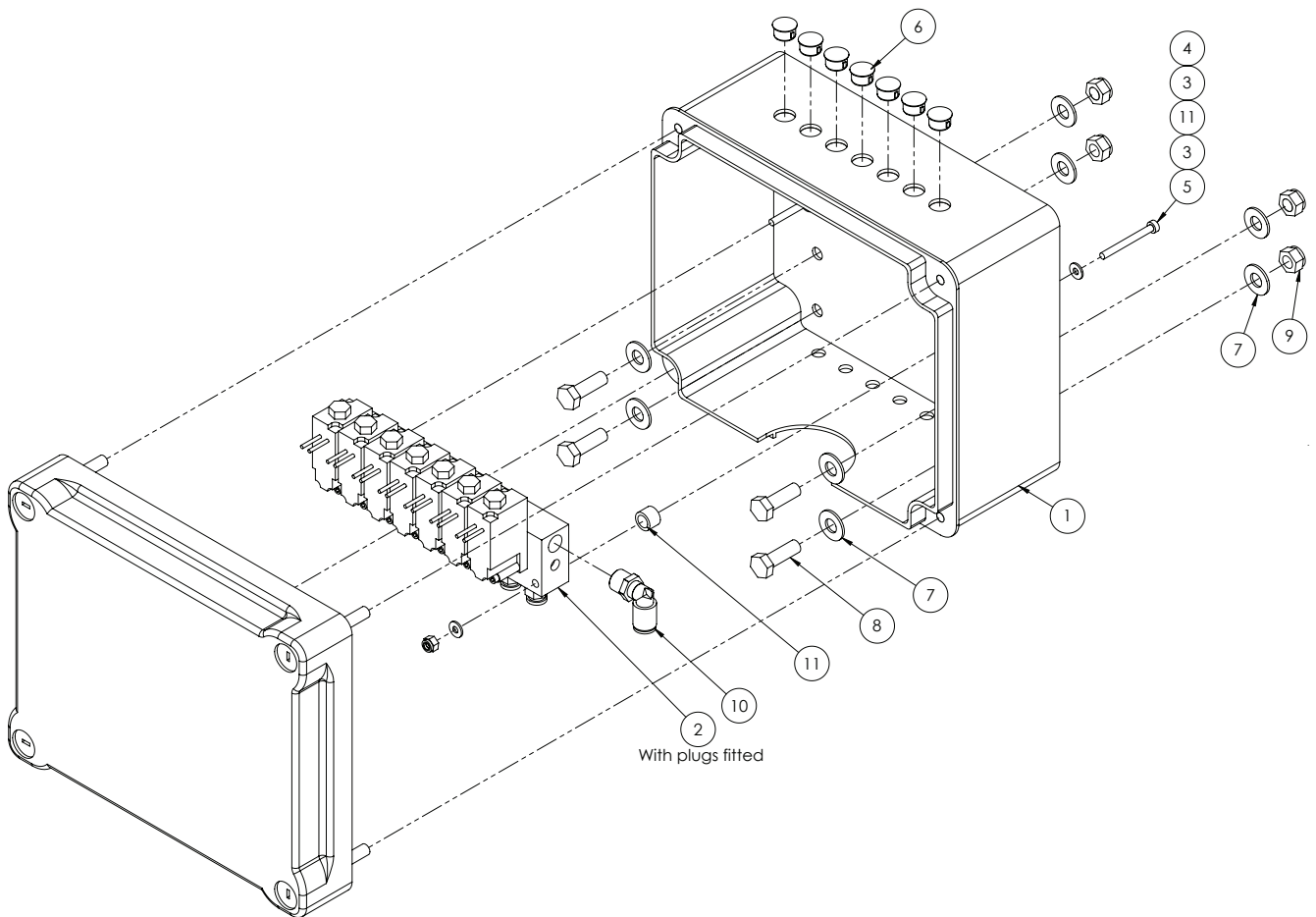
ITEM NO.	PART NUMBER	DESCRIPTION	QTY.
1	80364	Valve body	1
2	GA5065515	Tee body	1
3	GA5053510	O-ring 30 x 2 fmp 75	1
4	GA5065830	O-ring 30 x 4 fmp 75	2
5	80376	Plug	1
6	37621	O-ring 18 x 2.5 fmp 75	1
7	GA5065695	AS24 Safety Pin	2
8	47825	Safety pin	1
9	80014	C-clip	2
10	80323	Washer	2
11	80004	Disk seal fpm 90	2
12	80414	O-ring 8 x 2 fmp 75	2
13	80005	Disk spring locator	2
14	80322	Spring 25mm	1
15	GA5065825	Manifold	1
16	GA5065701	Safety pin AS30	2
17	GA5065835	Plug in hose tail AS30/AS24	1
18	37628	O-ring 18 x 2.5 fmp 75	1
19	GA5065640	Female Hose AS24/20	1

RapidFire Valves



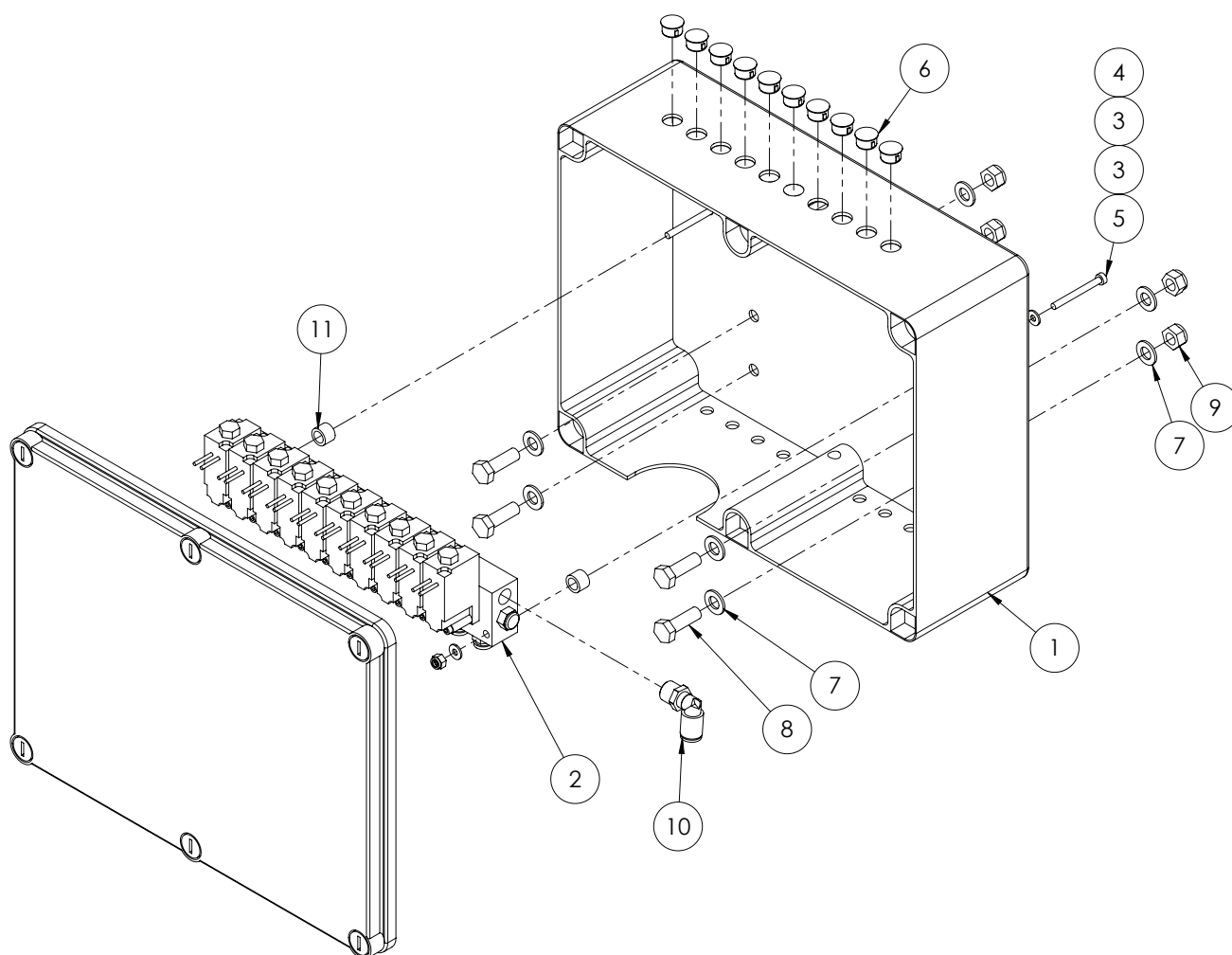
ITEM NO.	PART NUMBER	DESCRIPTION	QTY.
1	GA5068806	Pneumatic Mini Filter Oiler / Regulator / Dryer	1
2	GA5004437	Washer 6mm Flat SS	6
3	GA5004065	Bolt M6 x 20	2
4	GA5048115	Nut nyloc M6	2
5	GA5052690	Elbow Swivel push in 8mm x 1/4" BSP	2
6	GA5067010	Equal Tee push in 8mm	1
7	GA4905625	RapidFire Flow Distributer (see plumbing chapter)	1
8	GA4905630	RapidFire, Rapid Flow return valve (see plumbing chapter)	1
9	GA5004382	8mm Hydrostatic Hose black	1
10	S26-0404	1/4" BSPP Socket	1
11	S27-0404	Hydraulic adaptor, Nipple, 1/4" BSP x 1/4" BSP	1
12	RCS-14J	Single Clamp Jaws PP Gr3 14mm	2
13	RCS-2PT	Single Clamp Top Plate grp 2	1
14	GA5004447	Washer 6mm Spring SS	2
15	GA5011419	Bolt M6 x 50 SS	2
16	GA4905615	RapidFire 7 section solenoid box ASM	2
17	GA5052695	Straight adapter push in 8mm x 1/4" BSP	1

RapidFire 7 Section Solenoid Box



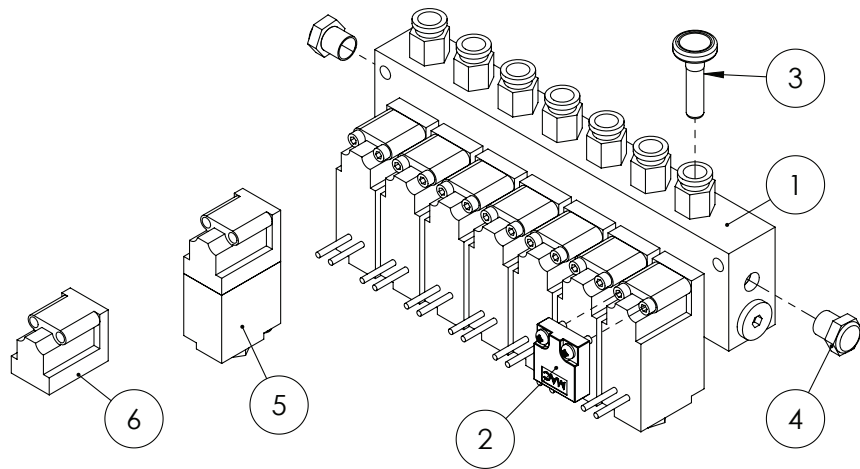
ITEM NO.	PART NUMBER	DESCRIPTION	QTY.
1	GA5054085	Box plastic electrical 241 x 194 x 127mm	1
2	GA5068805	Pneumatic solenoid 7 section, 6mm outlets	1
3	GA5020510	Washer 4mm Flat Heavy duty SS	4
4	GA5049025	Nut M4 Nyloc SS	2
5	GA5049800	SHCS M4 x 40	2
6	GA5048780	Dome plug 12mm	7
7	GA5003643	Washer 8mm Flat HD	8
8	GA5004711	Bolt M8 x 25	4
9	GA5052590	Nut M8 Nyloc SS 316	4
10	GA5052690	Elbow Swivel push in 8mm x 1/4" BSP	1
11	GA4572280	Crush tube, suit sp training seat	2

RapidFire 10 Section Solenoid Box



ITEM NO.	PART NUMBER	DESCRIPTION	QTY.
1	GA5054090	Box plastic electrical 241 x 194 x 127mm	1
2	GA5070630	Pneumatic solenoid 10 section, 6mm outlets	1
3	GA5020510	Washer 4mm Flat Heavy duty SS	4
4	GA5049025	Nut M4 Nyloc SS	2
5	GA5049800	SHCS M4 x 40	2
6	GA5048780	Dome plug 12mm	7
7	GA5003643	Washer 8mm Flat HD	8
8	GA5004711	Bolt M8 x 25	4
9	GA5052590	Nut M8 Nyloc SS 316	4
10	GA5052690	Elbow Swivel push in 8mm x 1/4" BSP	1
11	GA4572280	Crush tube, suit sp training seat	2

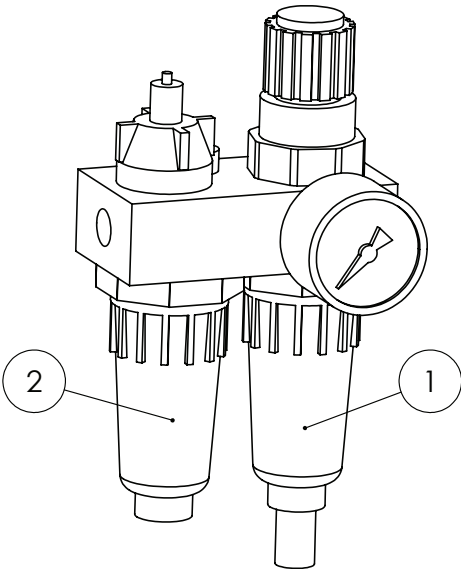
RapidFire Solenoid Assembly



ITEM NO.	PART NUMBER	DESCRIPTION	QTY.
1	GA5068805	Valve, pneumatic MAC solenoid bank 7 section suit rapid fire, bare wires, 6mm outlets, 8mm inlet	1
2	GA5054440	MAC Blanking Plate Manifold	1
3	GA5004405	Plug push in 6mm	1
4	GA5054435	MAC 1/8" BSP Flat Silencer	2
5	GA5054430	Valve, MAC 3/2 pneumatic Manifold replacement Valve 12 VDC 5.4W Viton seal	1
6	GA5054431	Valve, MAC 35A replacement valve only no solenoid, includes bolts and viton seal, blue	1

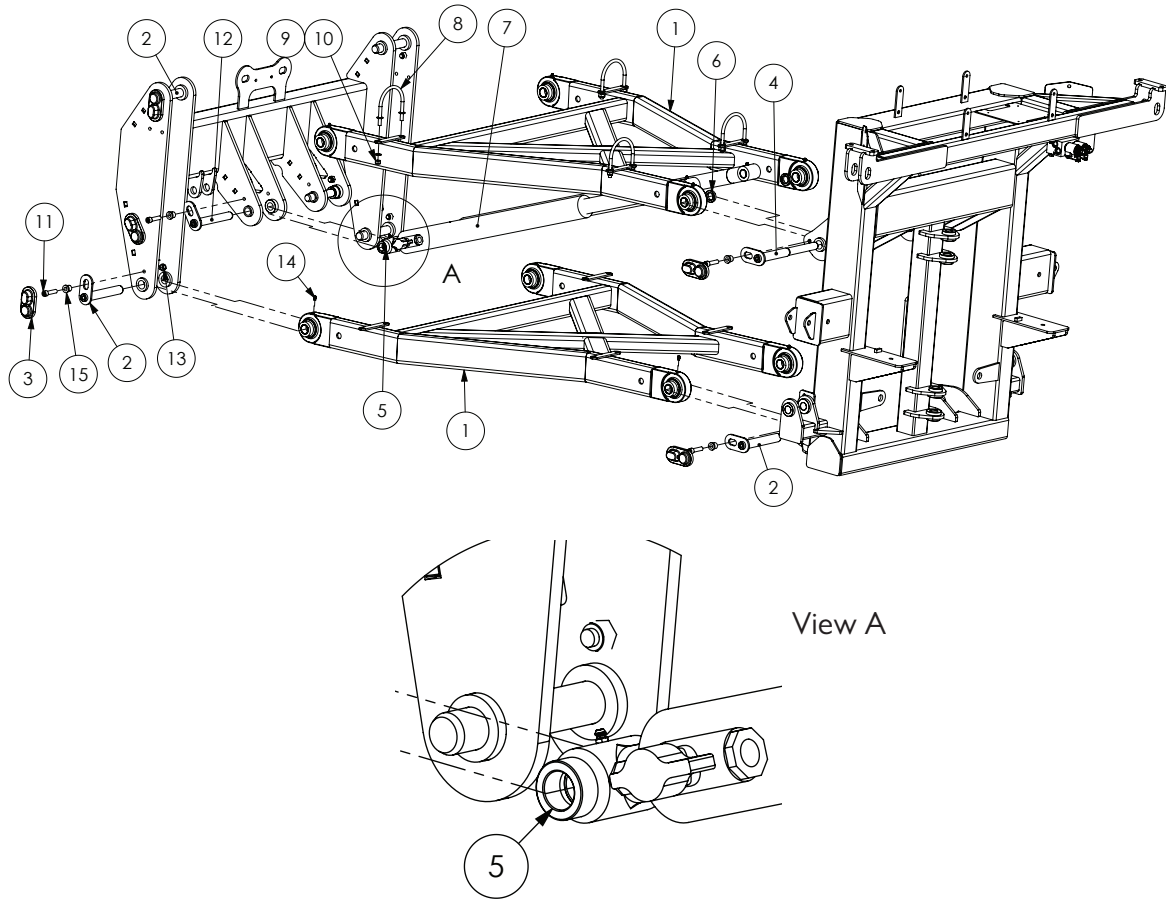
*Note: Quantities will vary depending on number of sections optioned.

Pneumatic Oiler & Dryer



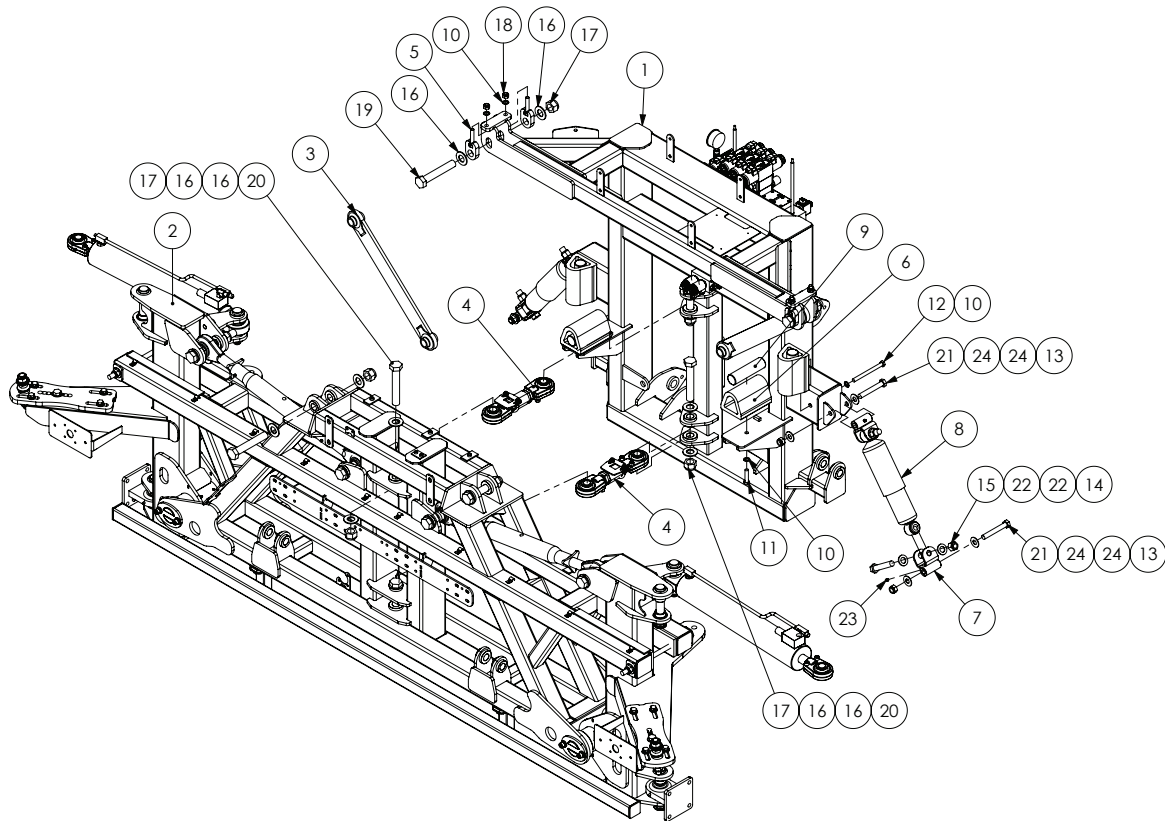
ITEM NO.	PART NUMBER	DESCRIPTION	QTY.
1	GA5054620	Air dryer bowl	1
2	GA5054625	Bowl Lubricator suit air dryer / oiler	1
	GA5054620	Bowl, suit air dryer / oiler	
	GA5071805	O-ring Seal, 33 x 2,	

Paralift & Paralift Arms



ITEM NO.	PART NUMBER	DESCRIPTION	QTY.
1	GA4658750	Paralift Arm SP MY11	2
2	GA5066655	Pin paralift chassis arm	6
3	GA5067885	Pin cover - plastic	10
4	GA5066675	Pin paralift rear ram and arm	2
5	GA4562190	Bush 40mm OD, 26mm ID, 17.5mm long (zinc)	2
6	GA4572135	Paralift spacer bush	2
7	GA5070076	Hydraulic cylinder - 2.5" bore, 2" rod, 26" stroke, pin eye ends with glacier bushes and grease nipples	2
8	GA5070905	U-bolt, suit Paralift Arm Hydraulic Hose	4
9	GA5000117	Washer 10mm Flat SS Heavy duty	8
10	GA5000141	Nut M10 Nyloc	5
11	GA5051470	SHCS M12 x 50	4
12	GA5066645	Pin Paralift Chassis Ram	2
13	GA5012461	Nut M12 Nyloc ZP	13
14	GA5050450	Grease nipple 6mm	8
15	MACH0152	12mm Bolt Bush suit para lift pins	9

Complete Centre & Paralift - TriTech



ITEM NO.	PART NUMBER	DESCRIPTION	QTY.
1	GA4658135	Rear part of paralift to suit new 2010 centre	1
2	GA4922195	Boom centre CC SP Base assembly	1
3	GA4656240	Long delta link	2
4	DELTA-LINKSA	Short Adjustable delta link	2
5	GA4656260	Boom Delta hanger adjuster bolt	4
6	GA5006537*	Rubber Bump Stop	4
7	GA4658140	Shocker mount pivot suit 2011 centre	4
8	GA5015139	Shock Absorber, Double eye, 19mm eye, 82mm OD, Black	2
9	GA4572315*	Bump stop travel limiter suit Centre section	4
10	GA5000577	Washer 12mm Flat SS Heavy Duty	7
11	GA5011239*	Bolt M12 x 50 GR8.8	1
12	GA5000271	Bolt M12 x 140	2
13	GA5001029	Nut M16 Nyloc	4
14	GA5049490	Bolt 3/4" UNC x 4" HT ZP	4
15	GA5048430	Nut 3/4" UNC Nyloc	4
16	GA5017681	Washer 1" Flat SS	16
17	GA5012446	Nut 1" UNF 12 tpi Nyloc ZP	8
18	GA5012461	Nut M12 Nyloc ZP	4
19	GA4683145	Bolt 1" UNC x 6", cut from 7"	2
20	GA5006043	Bolt 1" UNF x 6"	6

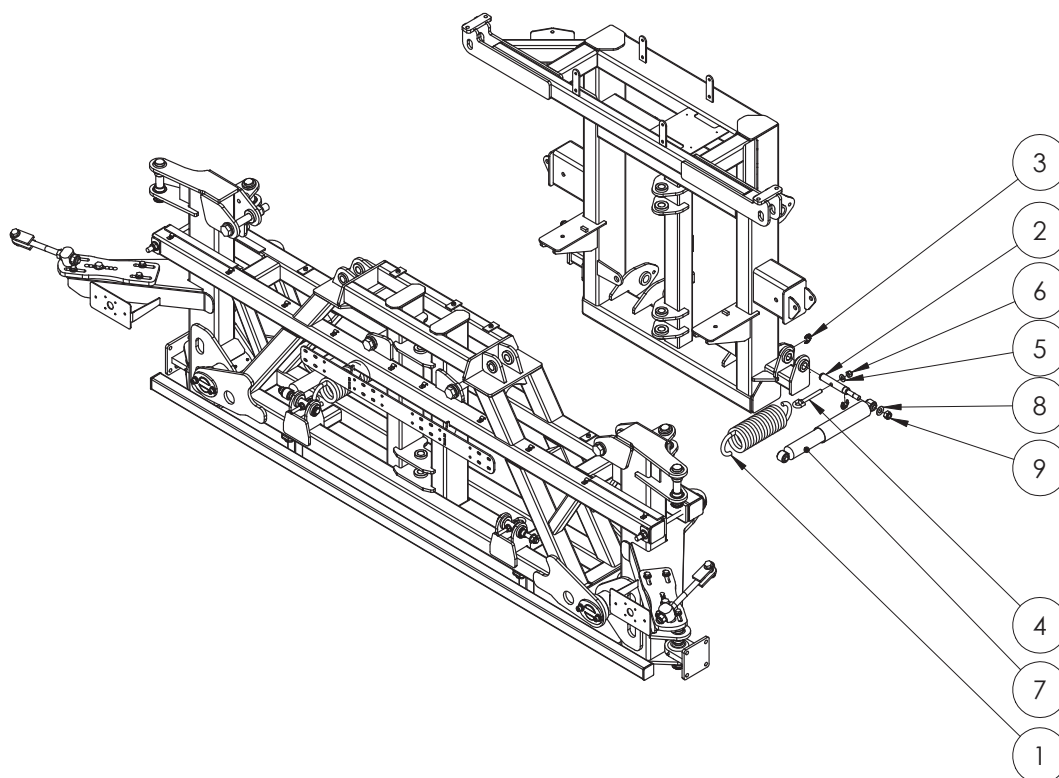
Complete Centre & Paralift - TriTech

ITEM NO.	PART NUMBER	DESCRIPTION	QTY.
21	GA5000855	Bolt M16 x 110 ZP GR8.8	4
22	GA5001741	Washer 20mm Heavy Duty Flat	8
23	GA5012203	Grease Nipple 1/4" UNF Short	4
24	GA5001043	Washer 16mm Flat SS	8

* Items 6 & 9 can be replaced with GA5075240

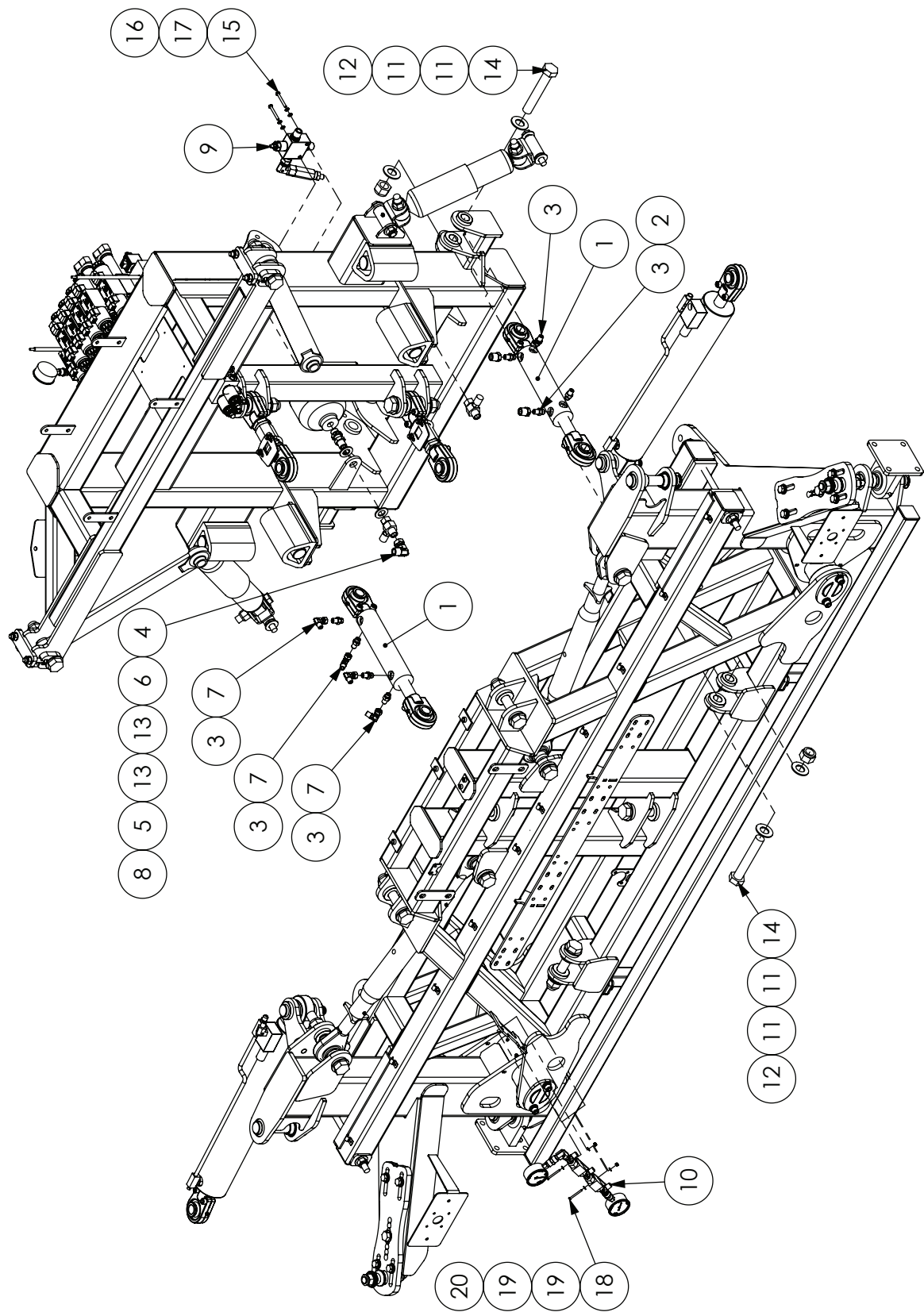
* Item 11 needs to be replaced with a GA5011229 - M12 x 25 bolt

Spring Yaw Kit - TriTech



ITEM NO.	PART NUMBER	DESCRIPTION	QTY.
1	GA5075095	Heavy spring suit 2011 center	2
2	GA4572385	Shocker and spring mount pin	4
3	GA5001223	19mm E type circlip	8
4	GA5075150	Eye Bolt 12mm x 100mm Short	4
5	GA5000577	Washer 12mm Flat SS Heavy Duty	4
6	GA5012461	Nut M12 Nyloc ZP	4
7	GA5075115	HD Shock absorber suit 2011 center	2
8	GA5001009	Washer 16mm Flat HD	4
9	GA5001029	Nut M16 Nyloc	4

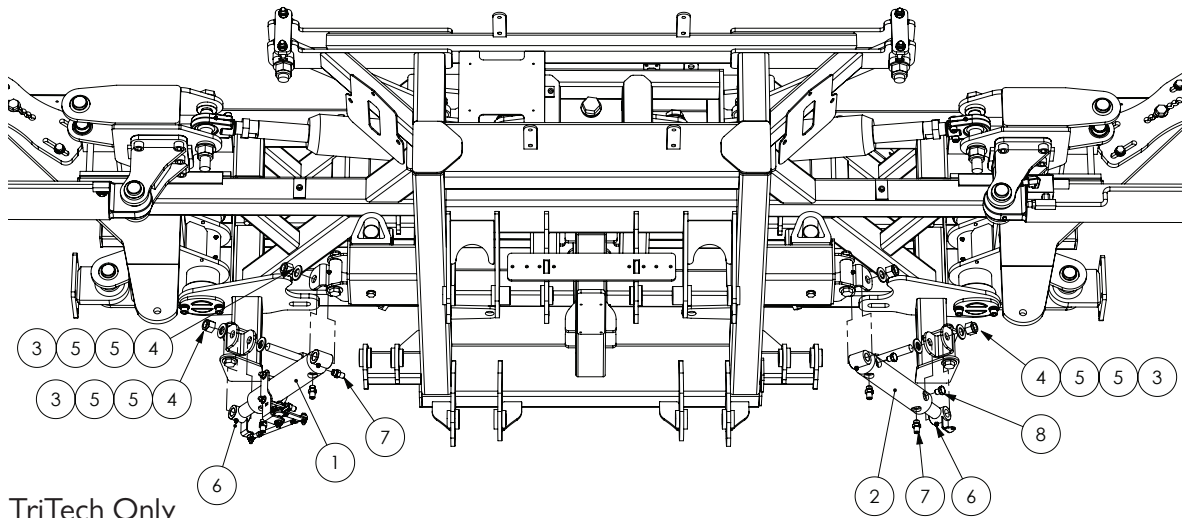
Hydraulic Yaw Kit - TriTech



Hydraulic Yaw Kit - TriTech

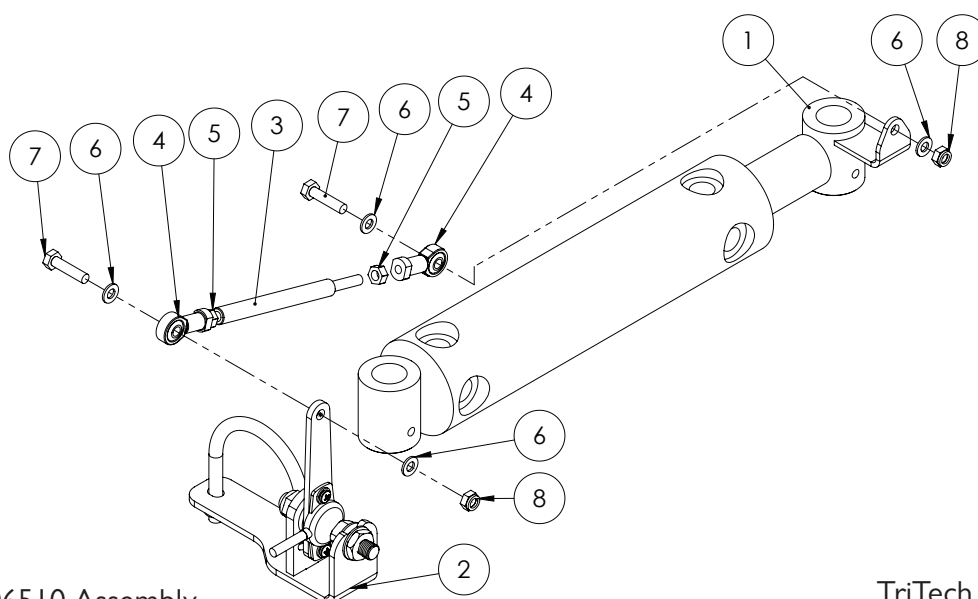
ITEM NO.	PART NUMBER	DESCRIPTION	QTY.
1	GA5060817	Hydraulic yaw cylinder with ball ends	2
2	S24-0804	Hydraulic adaptor, Reducing bush, 1/2" BSPT male x 1/4" BSPT female	2
3	S93-0409	Hydraulic adapter, Nipple, 1/4" BSPT x 9/16" UN o-ring	8
4	S82-0808	Hydraulic adapter, Elbow, 90 degree, 1/2" male x 1/2" female swivel	1
5	GAS99-603	Hydraulic adaptor, Nipple, 1/2" BSP male x 1/2" BSP male	2
6	SI60-080816	Inline test point 1/2" BSP	2
7	S82-0404	Hydraulic adapter, Elbow, 90 degree, 1/4" BSP male x 1/4" BSP female swivel	4
8	GA5007787	Accumulator 1.0L Precharge 70 Bar	2
9	GA4906727	Hydraulic yaw pressure reducing valve	1
10	GA4906726	Yaw Control Valve Assembly	1
11	GA5017681	Washer 1" Flat SS	8
12	GA5012445	Nut 1" UNF 14 tpi Nyloc ZP	4
13	GA5001741	Washer 20mm Heavy Duty Flat	4
14	GA5006043	Bolt 1" UNF x 6"	4
15	GA5011419	Bolt M6 x 50 SS	2
16	GA5004447	Washer 6mm Spring SS	2
17	GA5004437	Washer 6mm Flat SS	2
18	GA5049800	SHCS M4 x 40	2
19	GA5020510	Washer 4mm Flat Heavy duty SS	4
20	GA5049025	Nut M4 Nyloc SS	2

UltraGlide, Raven XT



ITEM NO.	PART NUMBER	DESCRIPTION	QTY.
1	GA4906510	Slant Cylinder with Sensor Assembly suit TriTech Centre Section with Raven XT UltraGlide	1
2	GA5070955	Cylinder Hydraulic Center Slant suit Raven XT UltraGlide	1
3	GA5049490	Bolt 3/4" UNC x 4" HT ZP	4
4	GA5048430	3/4" UNC Nyloc Nut	4
5	GA5001741	Washer 20mm Heavy Duty Flat Washer	8
6	GA5012203	Grease Nipple 1/4" UNF Short	4
7	S93-0409	Hydraulic adapter, Nipple, 1/4" BSPT x 9/16" UN o-ring	6
8	S73-04	Hydraulic adaptor, Plug, 1/4" BSPP male o-ring	2

Slant Cylinder, Sensor Assembly, Raven XT

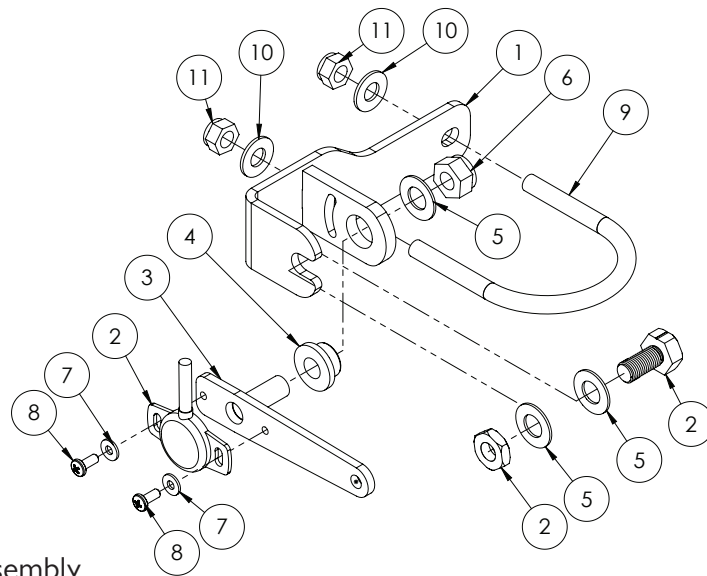


GA4906510 Assembly

TriTech Only

ITEM NO.	PART NUMBER	DESCRIPTION	QTY.
1	GA5070955	Cylinder Hydraulic Center Slant, suit Raven XT Ultralide	1
2	GA4906510-1	Sensor Bracket Assembly, suit Raven XT Ultraglide	1
3	GA4583065	Link Rod Steering Axle Sensor	1
4	GA5052725	Rod End 6mm female	2
5	GA5049030	Nut M6 Plain	2
6	GA5004437	Washer 6mm Flat SS	4
7	GA5004073	Bolt M6 x 25	2
8	GA5048115	Nut nyloc M6	2

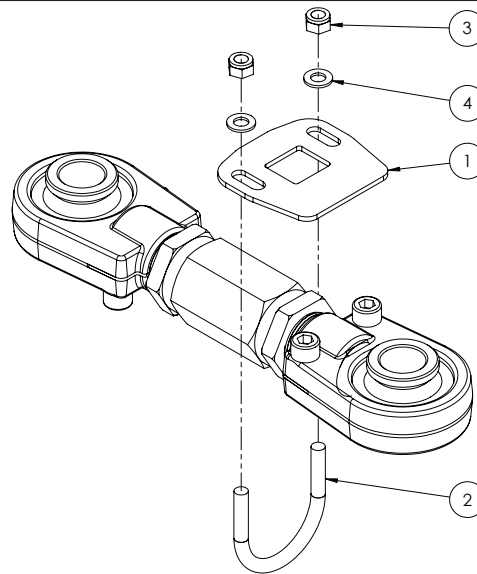
Sensor Bracket Assembly, Raven XT



GA4906510-1 Assembly

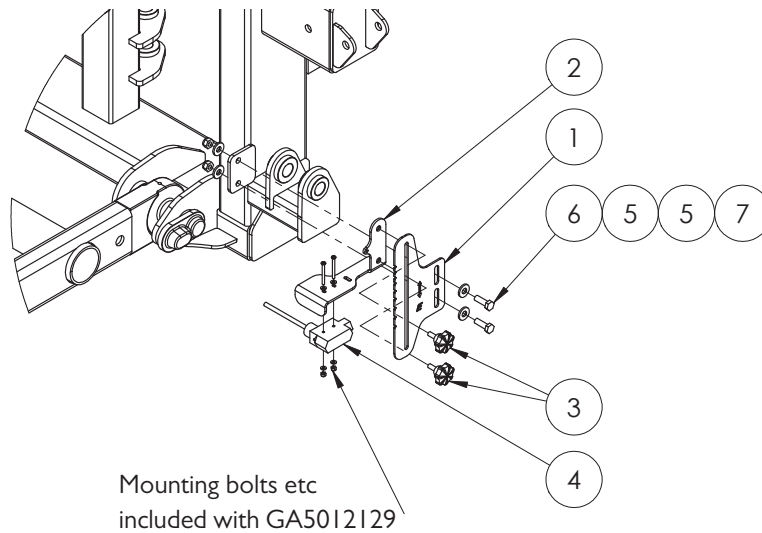
ITEM NO.	PART NUMBER	DESCRIPTION	QTY.
1	GA4659955	Raven XT Slant Sensor Bracket	1
2	GA5071360	Sensor, rotary non-contact assembly, con-x-all, Raven	1
3	GA4659960	Raven XT Tilt Sensor Pivot Link	1
4	GA5070490	Igus Bush 22mm od x 10mm long	1
5	GA5000115	Washer 10mm Flat SS	3
6	GA5000141	Nut M10 Nyloc	1
7	GA5020510	Washer 4mm Flat SS	2
8	GA5011360	Bolt M4 x 10 Pan Head ZP	2
9	GA5018249	U-Bolt M8 x 60 x 75 Round Top ZP	1
10	GA5003643	Washer 8mm Flat HD	2
11	GA5052590	Nut M8 Nyloc SS 316	2

Delta Link Locking Plate



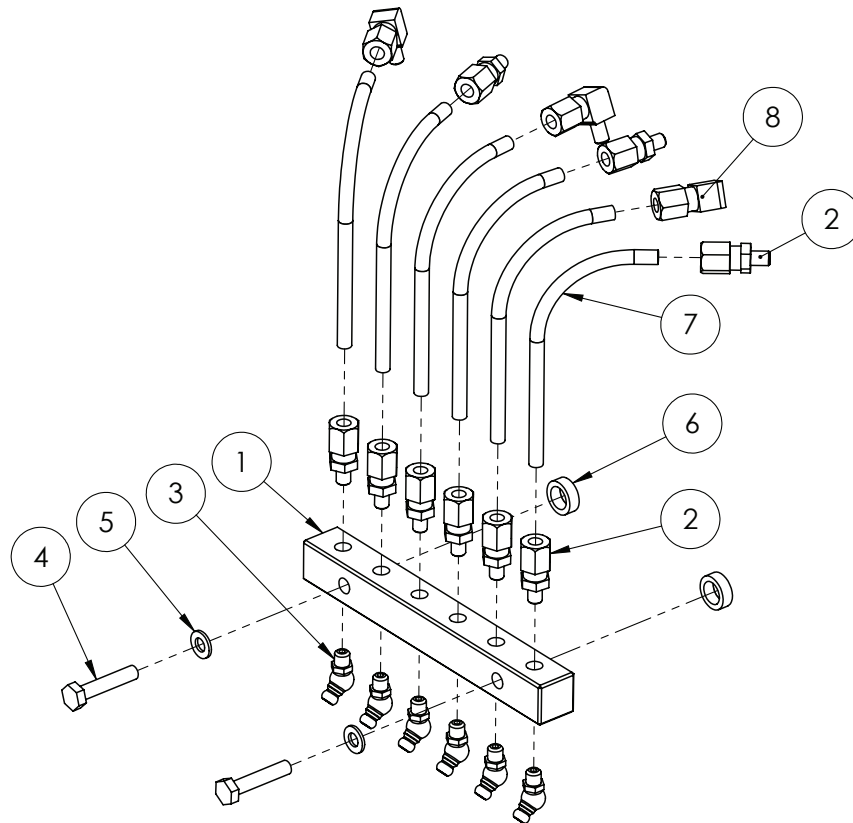
ITEM NO.	PART NUMBER	DESCRIPTION	QTY.
1	GA4524140	Locking plate suit adjustable delta link	1
2	GA5018245	U-Bolt M8 x 50 x 60 RT	1
3	GA5052590	Nut M8 Nyloc SS 316	2
4	GA5003643	Washer 8mm Flat HD ZP	2

Lower Limit Switch - Raven

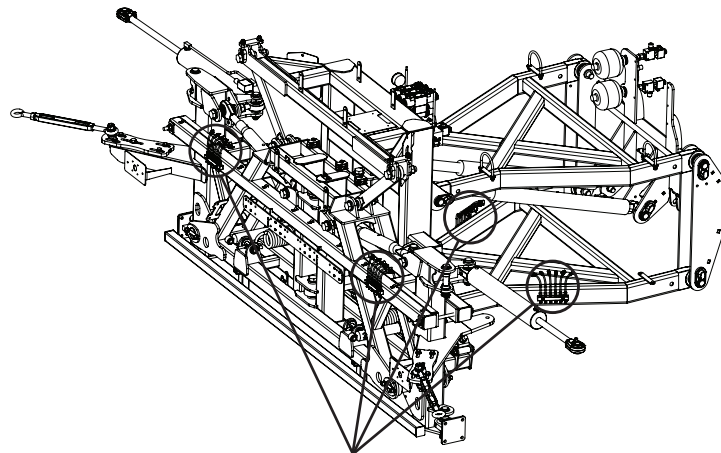


ITEM NO.	PART NUMBER	DESCRIPTION	QTY.
1	GA4523965	EF Evo 2011 Boom Height adjustment bracket	1
2	GA4654161	Paralift switch bracket	1
3	GA5067080	Plastic Knob M8 x 20mm Bolt	2
4	GA5012129	Boom Height Limit Switch	1
5	GA5000117	Washer 10mm Flat SS Heavy duty	4
6	GA5065455	Bolt M10 x 30 Gr8.8	2
7	GA5000141	Nut M10 Nyloc	2

Manual Grease Station

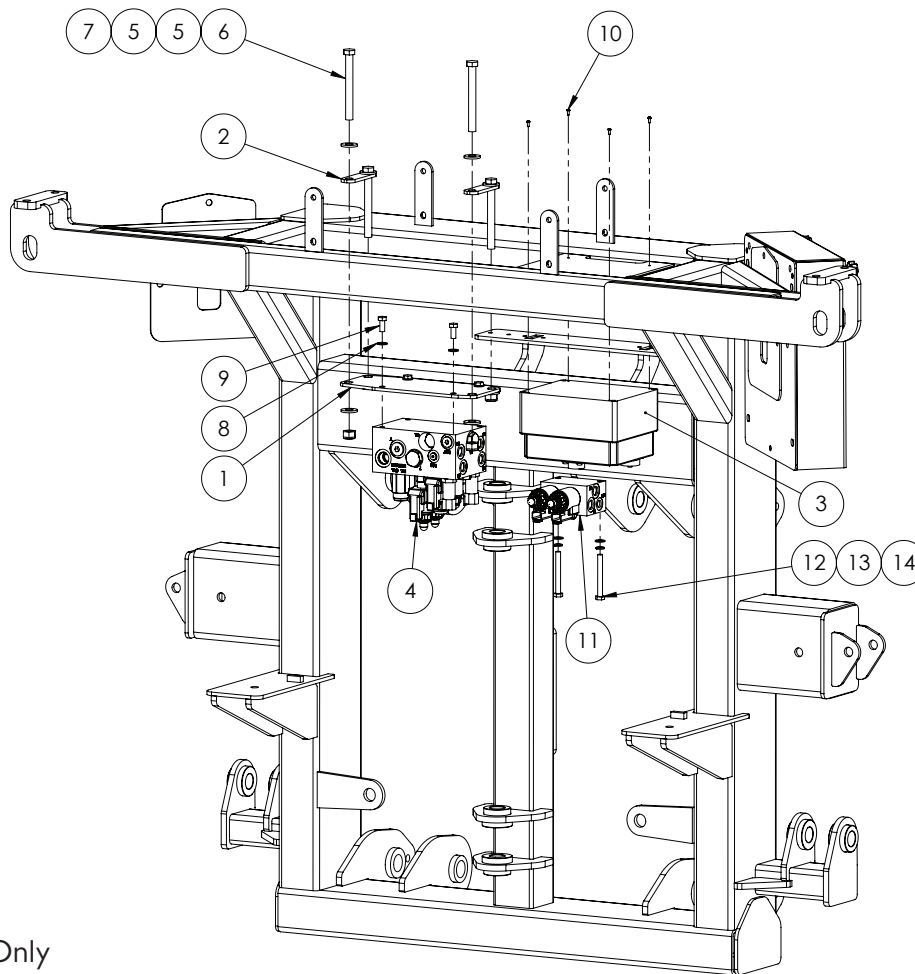


ITEM NO.	PART NUMBER	DESCRIPTION	QTY.
1	GA5070000	Grease Fitting Header Block	1
2	GA5069985	Grease fitting line connector straight 6mm	*
3	GA5009639	Grease nipple long 1/4" UNF	6
4	GA5004079	Bolt M6 x 30	2
5	GA5004437	Washer 6mm Flat SS	2
6	GA4552080	Crush tube 10.2 x 15 x 5mm	2
7	GA5070005	Grease Line 6mm Pre Filled	6
8	GA5069995	Grease fitting line connector elbow 6mm	*



Manual grease station locations

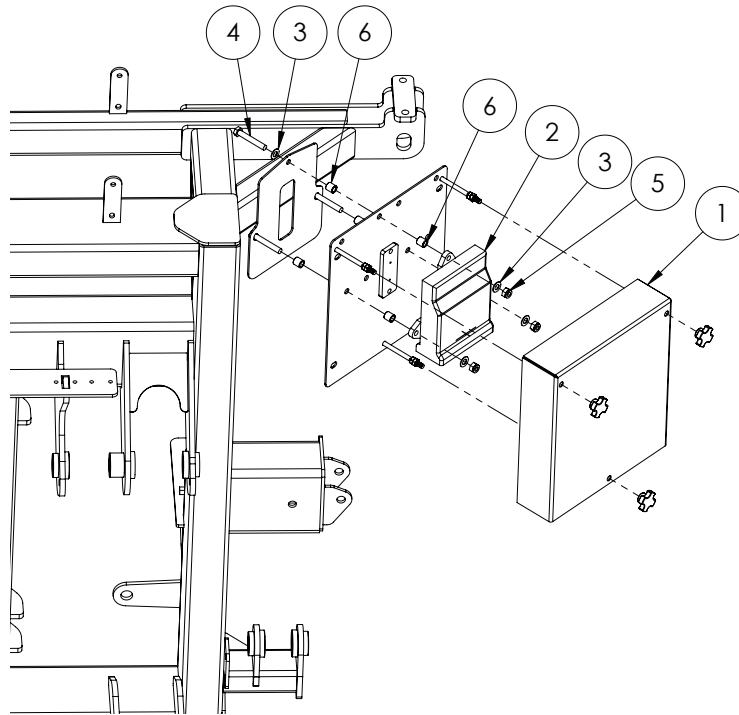
UltraGlide Block & Smart Box Mounting



TriTech Only

ITEM NO.	PART NUMBER	DESCRIPTION	QTY.
1	GA4523975	UltraGlide mount plate bolt on	1
2	GA4523976	UltraGlide top plate bolt on	2
3	GA4948781	3TS Box	1
4	-	UltraGlide block - Part of kit 1170138040	1
5	GA5000577	Washer 12mm Flat SS Heavy Duty	8
6	GA5011199	Bolt M12 x 110 GR8.8 ZP	4
7	GA5012461	Nut M12 Nyloc ZP	4
8	GA5003643	Washer 8mm Flat SS HD	4
9	GA5048485	Set Screw 5/16" whitworth x 3/4" SS	4
10	-	Smart Box mounting screw, comes with box. (equivalent is 4 gauge x 5/16" (8mm))	4
11	GA5071365	Valve, hydraulic, UltraGlide XT, Raven, 063-0131-138	1
12	GA5004738	Bolt M8 x 70 HT ZP	2
13	GA5004919	Washer 8mm Spring SS	2
14	GA5003643	Washer 8mm Flat HD SS	2

Raven Node - Paralift



TriTech Only

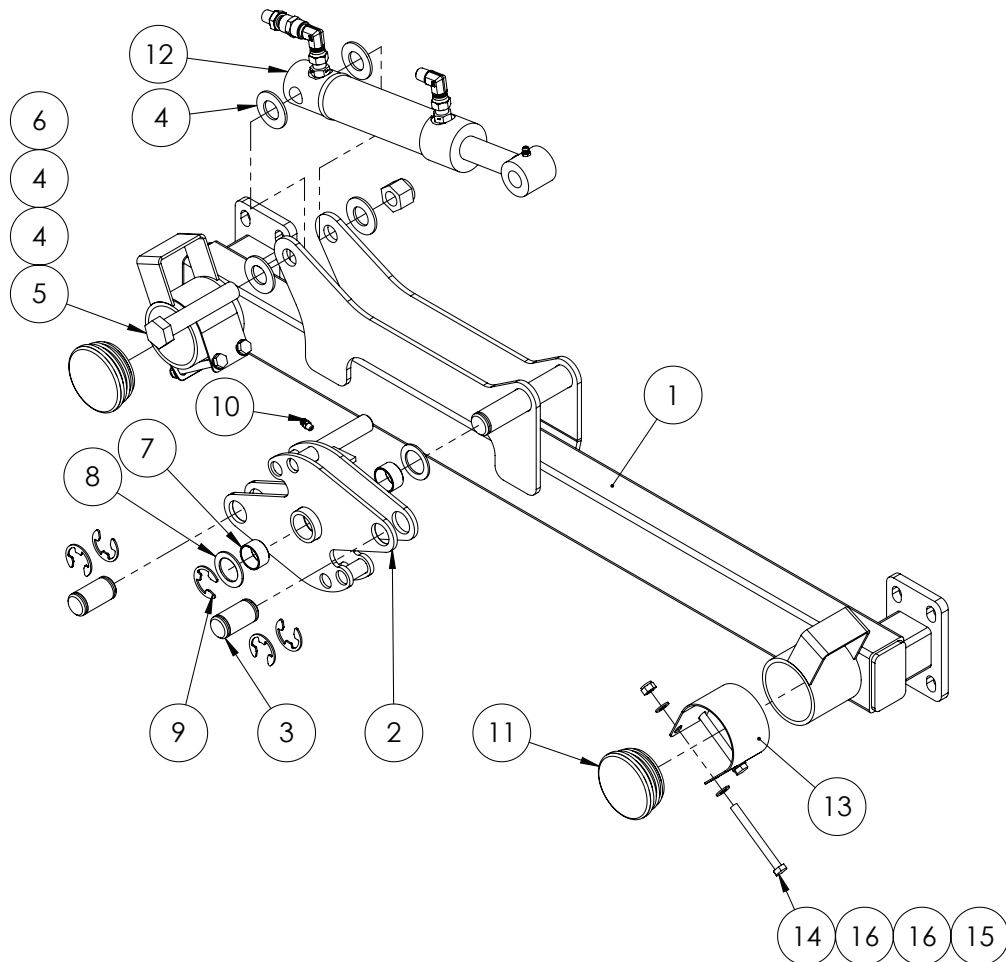
ITEM NO.	PART NUMBER	DESCRIPTION	QTY.
1	GA4905120	Job computer box/cover SP2011	1
2	063-0172-714	Accu Boom Node	1
3	GA5000115	Washer 10mm Flat SS	6
4	GA5006101	Bolt M10 x 65	3
5	GA5000141	Nut M10 Nyloc	3
6	GA4552075	Crush tube 10.2 x 15 x 15mm	6

UltraGlide Node - Paralift

ITEM NO.	PART NUMBER	DESCRIPTION	QTY.
1	630130013	Node, CAN Autoboom Ultraglide, Raven	
2	GA3000035	Node, AutoBoom UltraGlide ISO bus, Raven	
3	GA3000049	Node, AutoBoom UltraGlide XT CAN non ISO bus, Raven	
	GA5071370	Node, ECU ISO BUS CAN, UltraGlide XT, Raven	

Chapter 13 - Boom Centre - 103

Centre Leveling Main Pivot

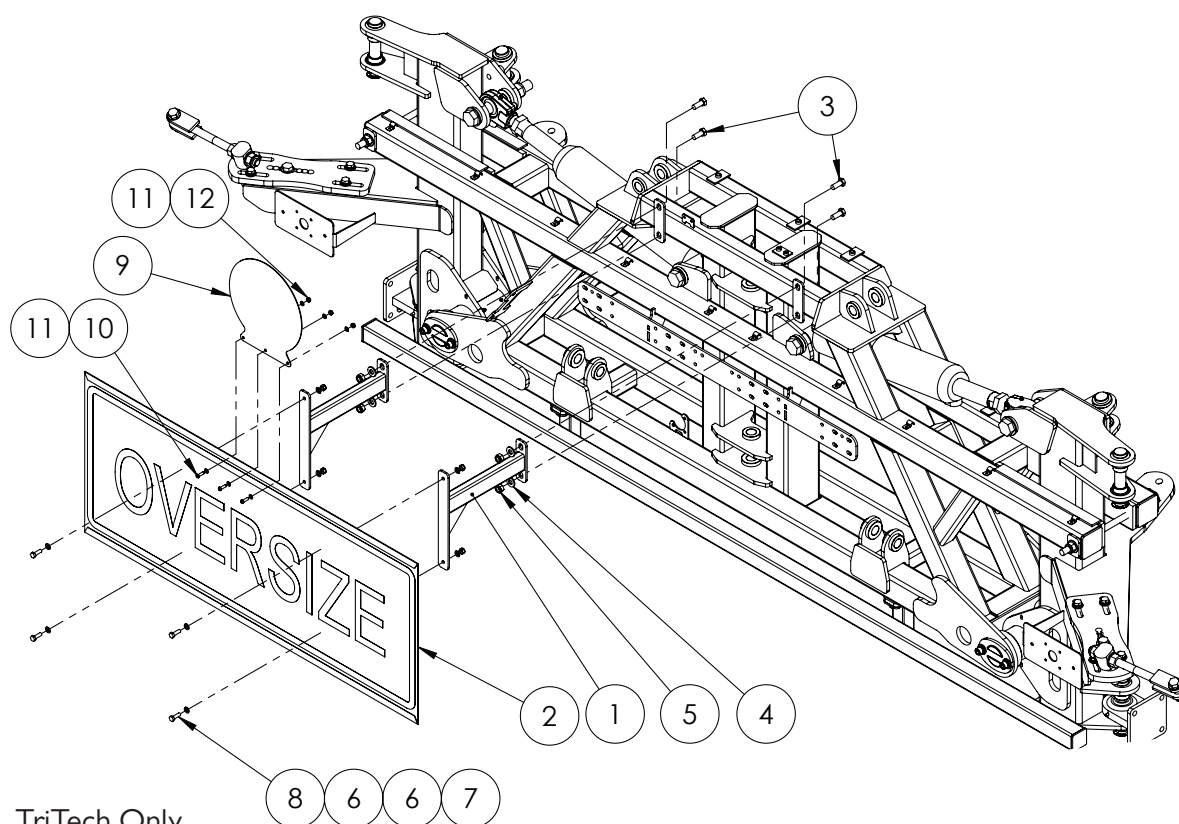


TriTech Only

ITEM NO.	PART NUMBER	DESCRIPTION	QTY.
1	GA4658142	Centre leveling main pivot assembly	1
2	GA4658141	Centre leveling wheel assembly	1
3	GA4572420	Cable mount pin suit centre levelling	2
4	GA5001045	Washer 3/4" Flat	4
5	GA5049490	Bolt 3/4" UNC x 4" HT ZP	1
6	GA5048430	Nut 3/4" UNC Nyloc	1
7	GA5009463	Glacier Bush 25mm ID x 15mm Long	2
8	GA4522315	Washer, 27 ID x 40 OD x 2mm thick, SS	2
9	GA5001223	19mm E type circlip	5
10	GA5012203	Grease Nipple 1/4" UNF Short	1
11	GA5050355	Insert to suit 65NB Tube	2
12	GA4904785-1	Ram Sub Assembly Centre Leveling	1
13	GA4506750	Wear Strip SS for Centre Leveling Cables	2
14	GA5004749	Bolt M8 x 80	4
15	GA5052590	Nut M8 Nyloc SS 316	4
16	GA5003643	Washer 8mm Flat SS HD	8

Oversize Sign Mount - TriTech

SN 201000 - SN 201525

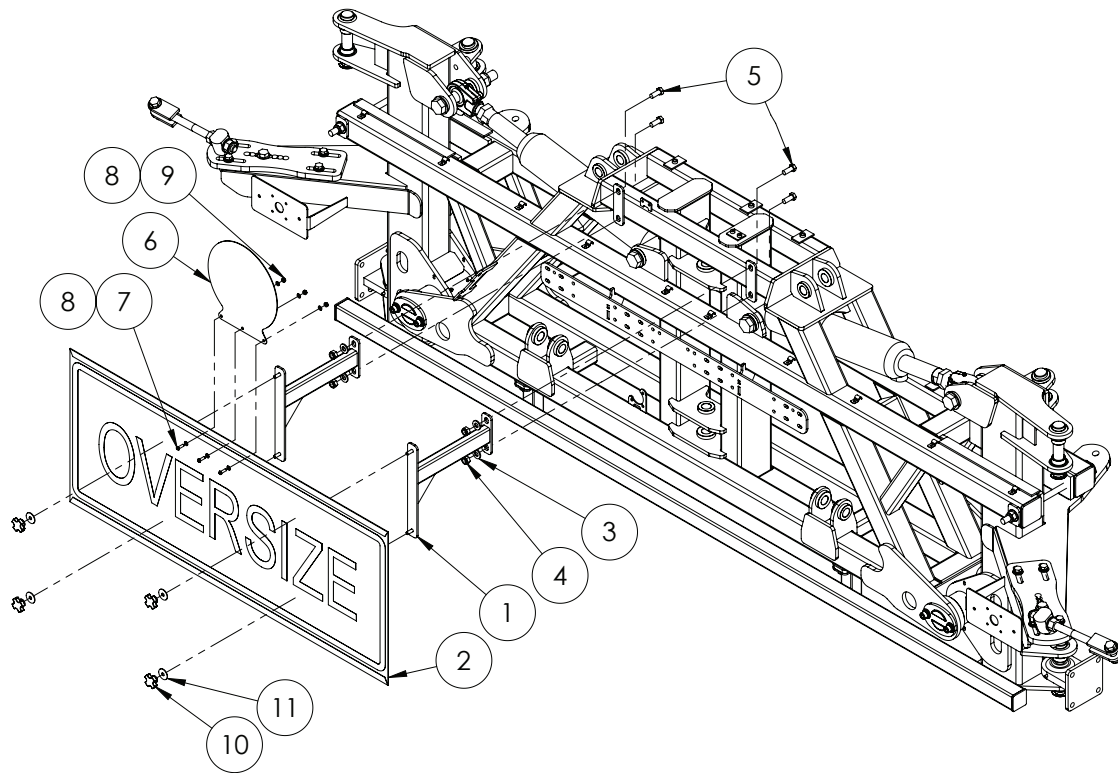


TriTech Only

ITEM NO.	PART NUMBER	DESCRIPTION	QTY.
1	GA4658150	Oversize mount bracket, suit 2011 centre	2
2	GA5009613	Oversize Sign	1
3	GA5000305	Bolt M12 x 30	4
4	GA5000577	Washer 12mm Flat ZP Large OD	4
5	GA5012461	Nut M12 Nyloc ZP	4
6	GA5003643	Washer 8mm Flat SS HD	8
7	GA5052590	Nut M8 Nyloc SS 316	4
8	GA5004713	Bolt M8 x 25 SS A2-70	4
9	F70906A	50km/h sticker holder plate 1.6mm SS	1
10	GA5004053	BHCS M6 x 20 SS	3
11	GA5004437	Washer 6mm Flat SS	6
12	GA5048115	Nut M6 Nyloc SS	3

Oversize Sign Mount - TriTech

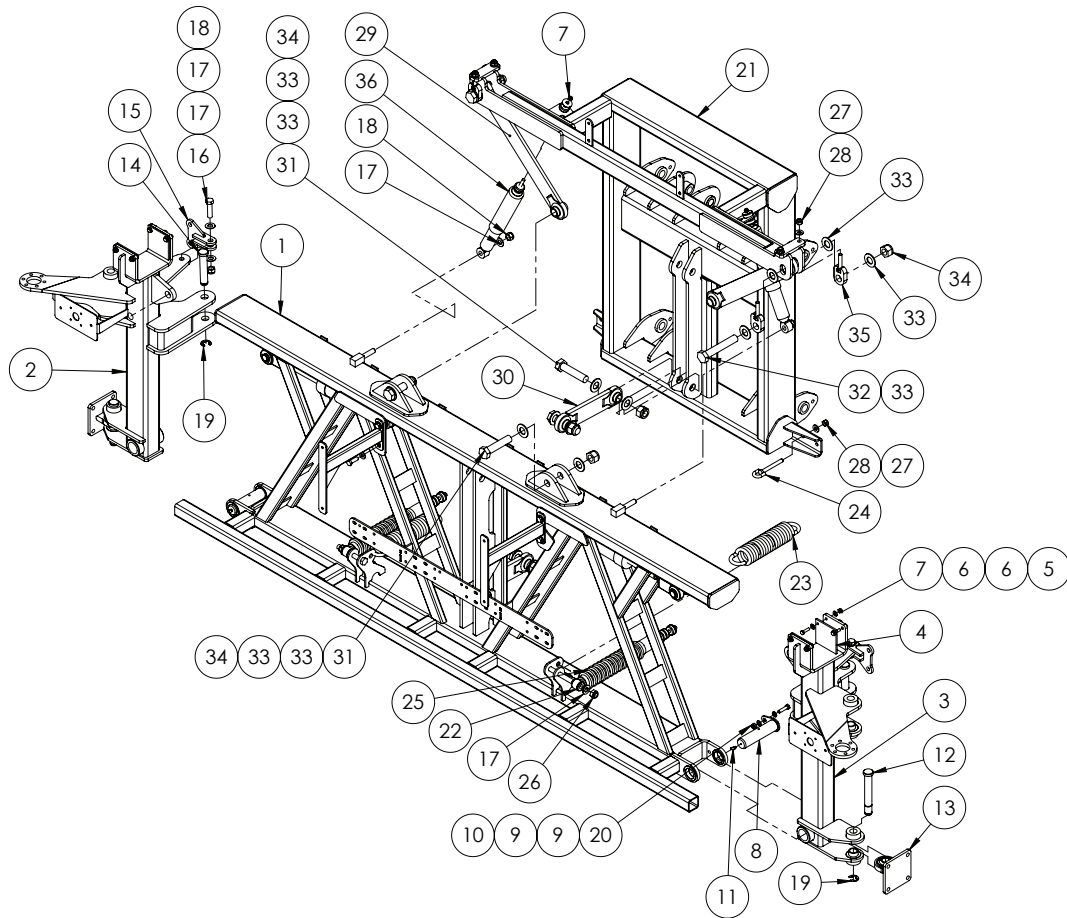
SN 201532 -



TriTech Only

ITEM NO.	PART NUMBER	DESCRIPTION	QTY.
1	GA4658150	Oversize mount bracket suit 2011 centre	2
2	GA5009613	Oversize Sign	1
3	GA5000577	Washer 12mm Flat SS Heavy Duty	4
4	GA5012461	Nut M12 Nyloc ZP	4
5	GA5000305	Bolt M12 x 30	4
6	F70906A	50km/h sticker holder plate 1.6mm SS	1
7	GA5004053	BHCS M6 x 20 SS	3
8	GA5004437	Washer 6mm Flat SS	6
9	GA5048115	Nut M6 Nyloc SS	3
10	GA5069875	Knob-Star grip M8 x 40 Diameter	4
11	GA5003645	Washer 5/16" x 1 1/4" Flat SS	4

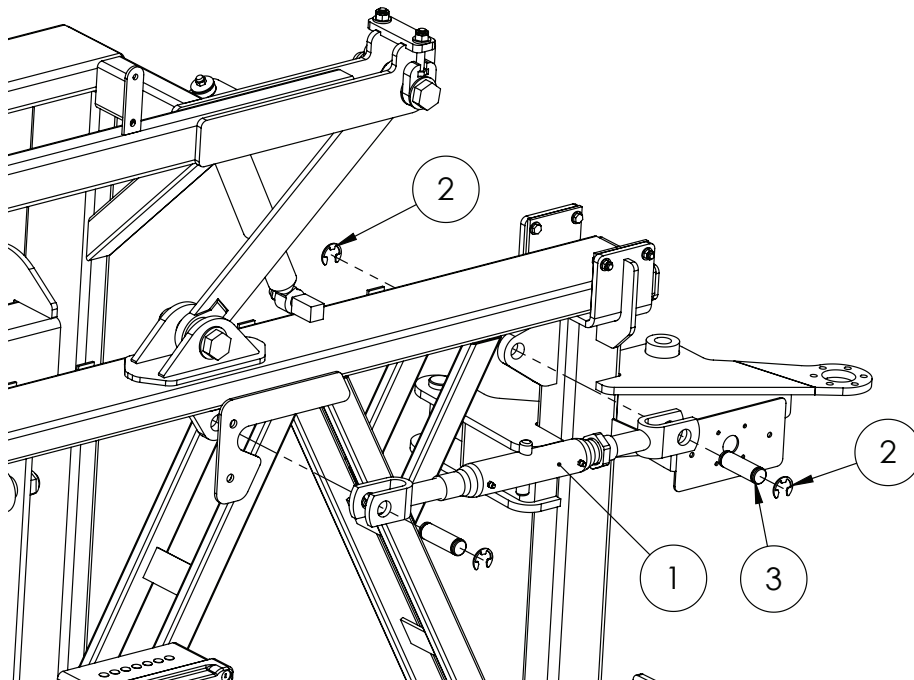
Complete Centre & Paralift - Delta



ITEM NO.	PART NUMBER	DESCRIPTION	QTY.
1	GA4660225	Centre Section, 18 - 24m Delta Wide, G3 G4 2014	1
2	GA4660230	Tilt Arm, LH suit Delta 18 - 24m Centre Section Wide	1
3	GA4660235	Tilt Arm, RH suit Delta 18 - 24m Centre Section Wide	1
4	GA5075190	Delta tilt arm wear plate	4
5	GA5011475	Bolt M8 x 30	8
6	GA5003643	Washer 8mm Flat HD	16
7	GA5052590	Nut M8 Nyloc SS 316	10
8	GA4502515	Pivot pin suit delta centre 2011	2
9	GA5000117	Washer 10mm Flat SS Heavy duty	4
10	GA5006071	Bolt M10 x 40 GR10.9 ZP	2
11	GA5009637	Grease Nipple 1/4" UNF 90 degree	2
12	L002A	Pin, 1" x 180mm, Double circlip groove	2
13	GA4656195	Boom bolt-on rose end 12-24	2
14	GA4572200	Center section fold ram pin suit mk2, mk3 and evo	2
15	GA4658375	18-24m Cable Spring Shocker Mount suit 2012 delta	2
16	GA5000939	Bolt M16 x 60	2
17	GA5001009	Washer 16mm Flat Zinc coated	8
18	GA5069145	Nut M16 x 1.5 Nyloc	4

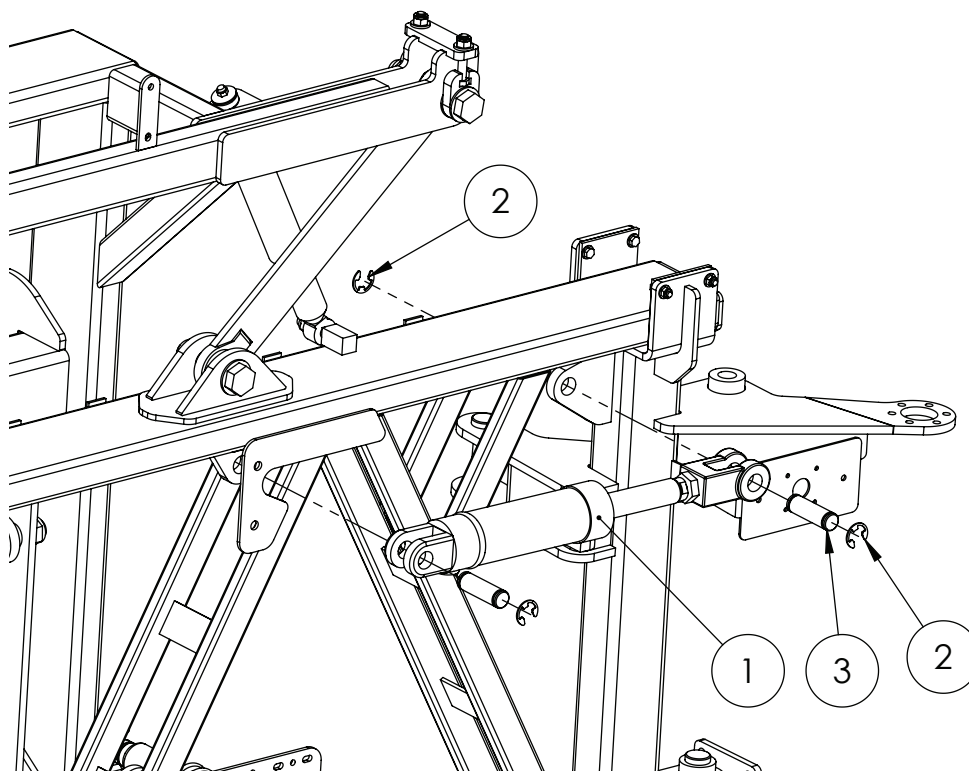
ITEM NO.	PART NUMBER	DESCRIPTION	QTY.
19	GA5001223	19mm E type circlip	4
20	GA5000141	Nut M10 Nyloc	2
21	GA4654122	Paralift rear suit 24m delta 2012	1
22	GA5015899	Shock absorber, Eye & pin, 16mm eye, Pin 70mm long M8, 45mm OD, Black	2
23	GA5010793	Spring, tension, 70 OD x 329 long x 12mm, large	2
24	GA5075150	Eye Bolt 12mm x 100mm Short	2
25	GA5075215	Black PVC shocker cover clip on	2
26	GA5001029	Nut M16 Nyloc	2
27	GA5000577	Washer 12mm Flat ZP Large OD	6
28	GA5012461	Nut M12 Nyloc ZP	6
29	GA4656240	Long delta link	2
30	GA4656245	Short delta boom link assembly	2
31	GA5006149	Bolt 1" UNC x 4 1/2" ZP GR8	6
32	GA5006033	Bolt 1" UNC x 6" ZP	2
33	GA5017681	Washer 1" Flat SS	20
34	GA5012439	Nut 1" UNC Nyloc ZP	8
35	GA4656260	Boom Delta hanger adjuster bolt	4
36	GA5015143	Shock absorber, Eye & Pin, Eye 15mm, Pin 73mm long M10	2

Boom Centre Standard Tilt Assembly - Delta



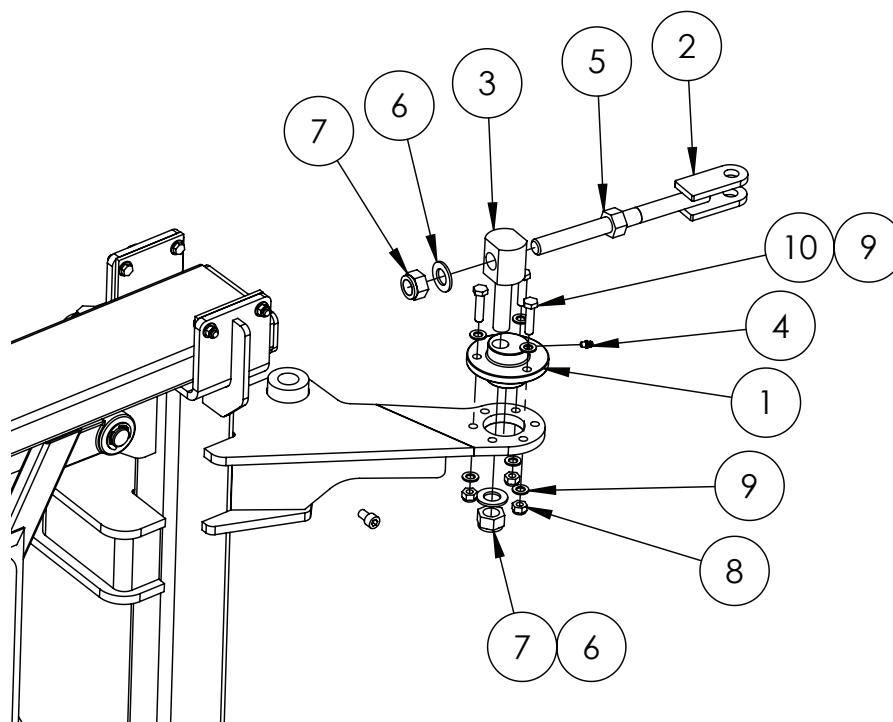
ITEM NO.	PART NUMBER	DESCRIPTION	QTY.
1	GA5075225	Adjustable link with clevis ends	2
2	GA5001223	19mm E type circlip	8
3	GA4572040	Tilt Ram pin suit 3.5" cylinder - includes retainers	4

Boom Centre Hydraulic Tilt Assembly - Delta



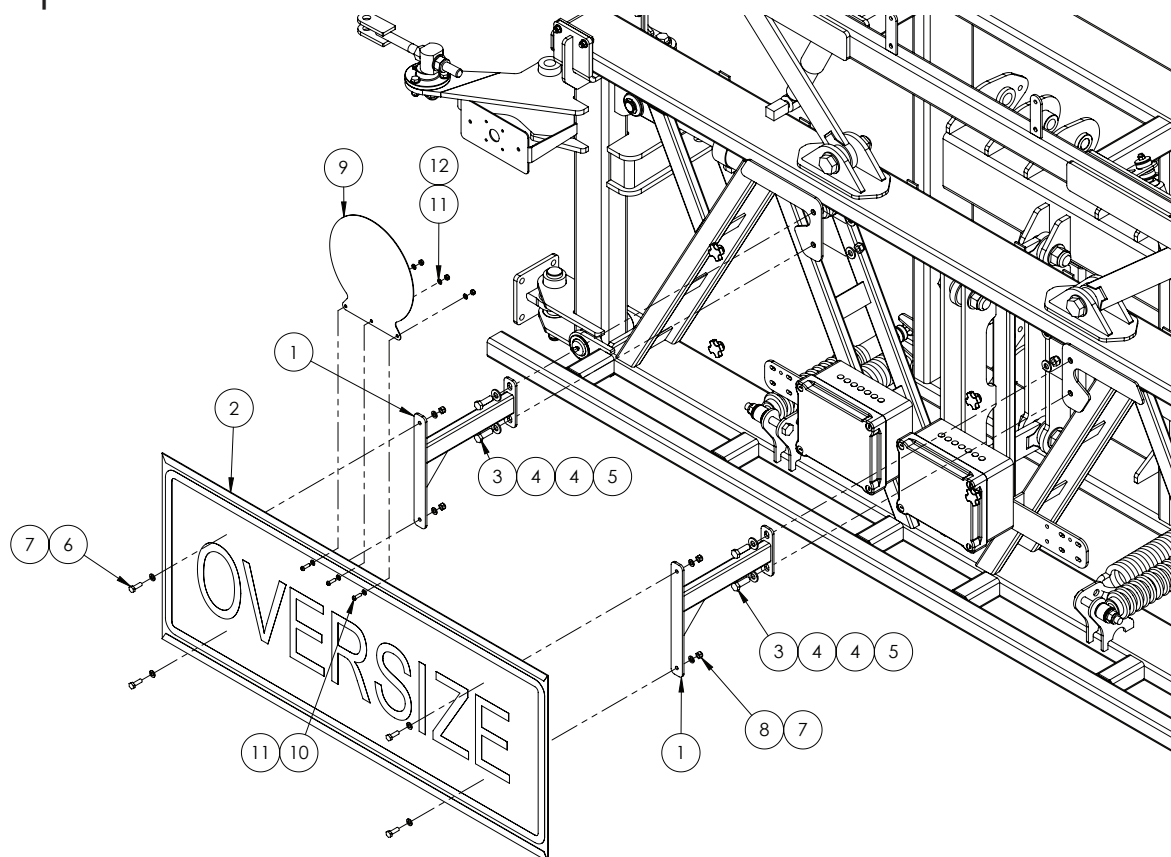
ITEM NO.	PART NUMBER	DESCRIPTION	QTY.
1	GA5065054	Cylinder tilt 2.5" x 5" stroke 1" 3/8 rod	2
2	GA5001223	19mm E type circlip	8
3	GA4572040	Tilt Ram pin suit 3.5" cylinder - includes retainers	4

Boom Cable Adjuster - Delta



ITEM NO.	PART NUMBER	DESCRIPTION	QTY.
1	MACH0029	Eccentric bush for 18m centre section	2
2	GA5020320	Cable Adjuster 20mm Threaded	2
3	L006A	Boom cable bolt	2
4	GA5012203	Grease Nipple 1/4" UNF Short	1
5	GA5001709	Nut M20 Coarse Zinc	2
6	GA5001741	Washer 20mm Flat SS HD	4
7	GA5048125	Nut M20 Nyloc Coarse ZP	4
8	GA5000141	Nut M10 Nyloc	6
9	GA5000117	Washer 10mm Flat SS Heavy duty	12
10	GA5006055	Bolt M10 x 40 GR8.8 ZP	6

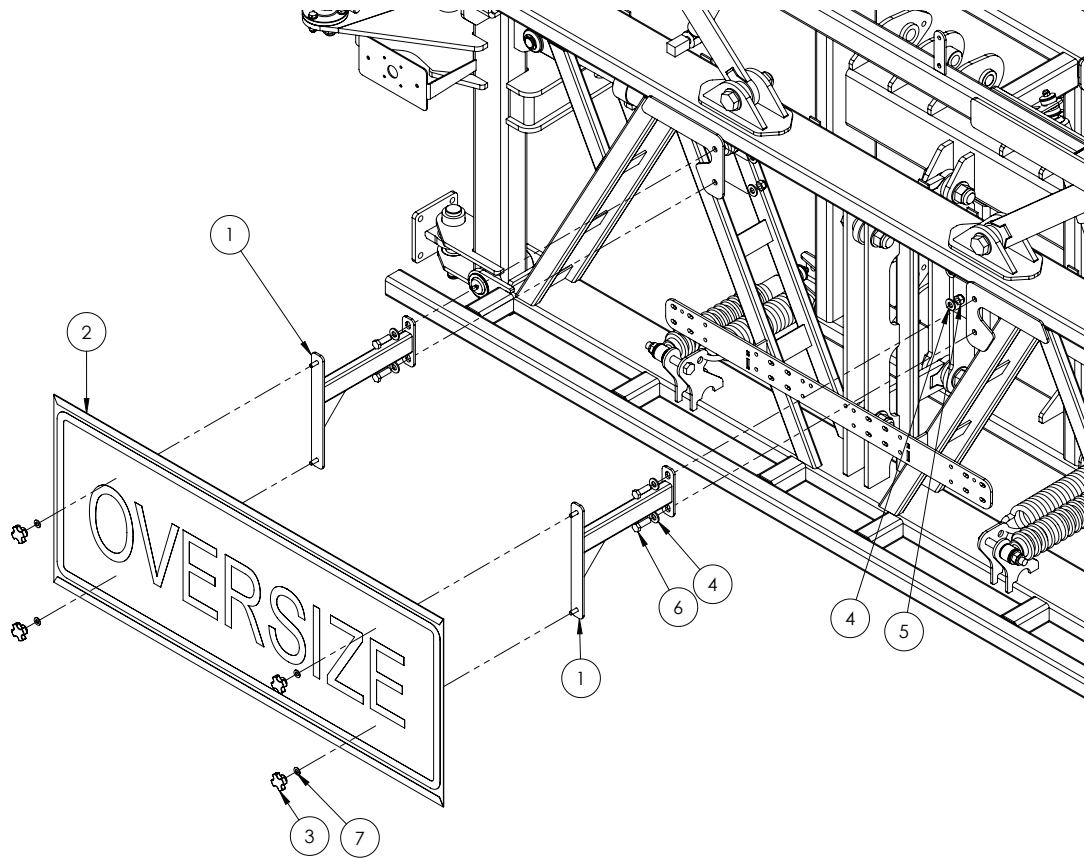
Upto SN 201525



ITEM NO.	PART NUMBER	DESCRIPTION	QTY.
1	GA4658150	Oversize mount bracket suit 2011 centre	2
2	GA5009613	Oversize Sign	1
3	GA5000311	Bolt M12 x 35	4
4	GA5000577	Washer 12mm Flat SS Heavy Duty	8
5	GA5012461	Nut M12 Nyloc ZP	4
6	GA5004713	Bolt M8 x 25 SS A2-70	4
7	GA5003643	Washer 8mm SS HD	8
8	GA5052590	Nut M8 Nyloc SS 316	4
9	F70906A	50km/h sticker holder plate 1.6mm SS	1
10	GA5004053	BHCS M6 x 20 SS	3
11	GA5004437	Washer 6mm SS	6
12	GA5048115	Nut M6 Nyloc SS	3

Oversize Sign Mount - Delta

SN 201526 - onwards

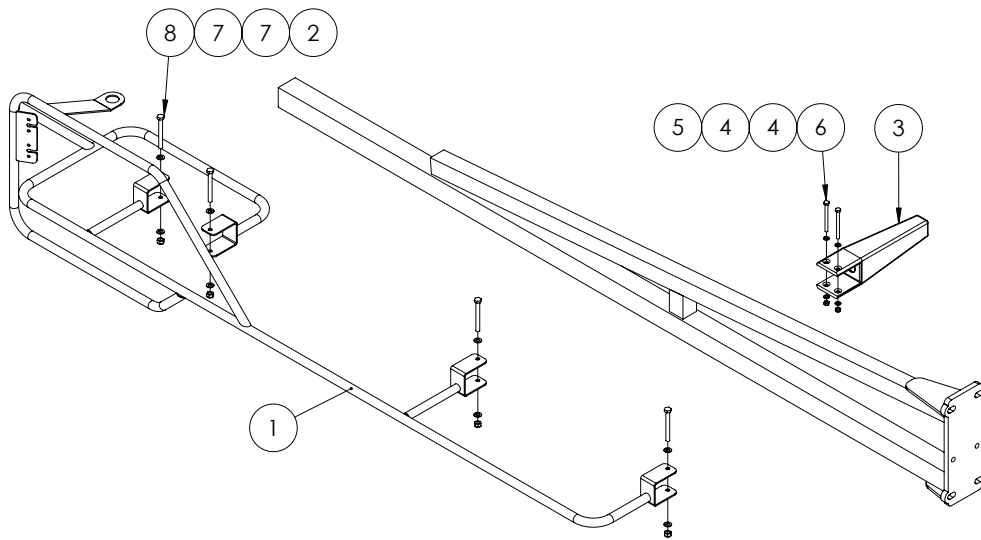


ITEM NO.	PART NUMBER	DESCRIPTION	QTY.
1	GA4658150	Oversize mount bracket suit 2011 centre	2
2	GA5009613	Oversize Sign	1
3	GA5069875	Knob-Star grip M8 x 40 Diameter	4
4	GA5000577	Washer 12mm Flat SS Heavy Duty	8
5	GA5012461	Nut M12 Nyloc ZP	4
6	GA5000311	Bolt M12 x 35	4
7	GA5003631	Washer 5/16" Flat SS	4

Chapter 14

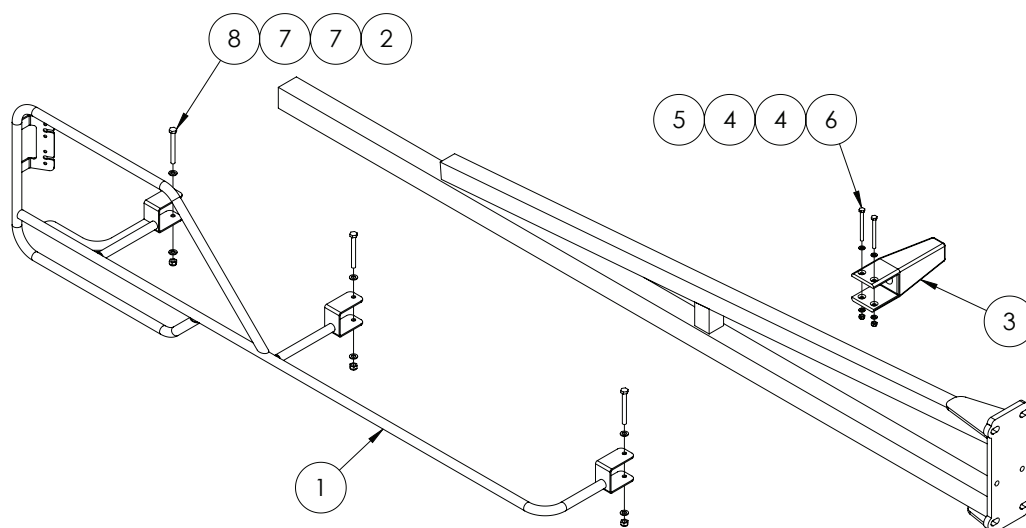
BOOM WING

Fence Line End Protector



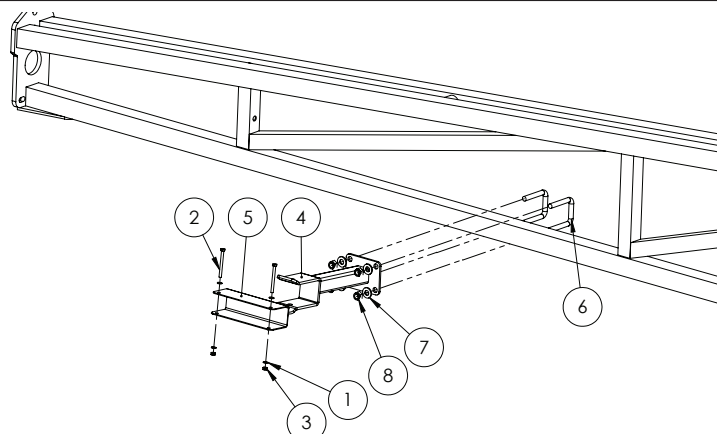
ITEM NO.	PART NUMBER	DESCRIPTION	QTY.
1	GA4656314	Boom End Protector (Right Hand)	1
	GA4656315	Boom End Protector (Left Hand) (not shown)	-
2	GA5004917	Nut M8 Nyloc	4
3	GA5006226	Boom Stopper 210mm Long	1
4	GA5004437	Washer 6mm Flat SS	4
5	GA5048115	Nut M6 nyloc	2
6	GA5004107	Bolt M6 x 70mm	2
7	GA5003643	Washer 8mm Flat SS HD	8
8	GA5052600	Bolt M8 x 75 SS	4

Fence Line End Protector - Quick Fit



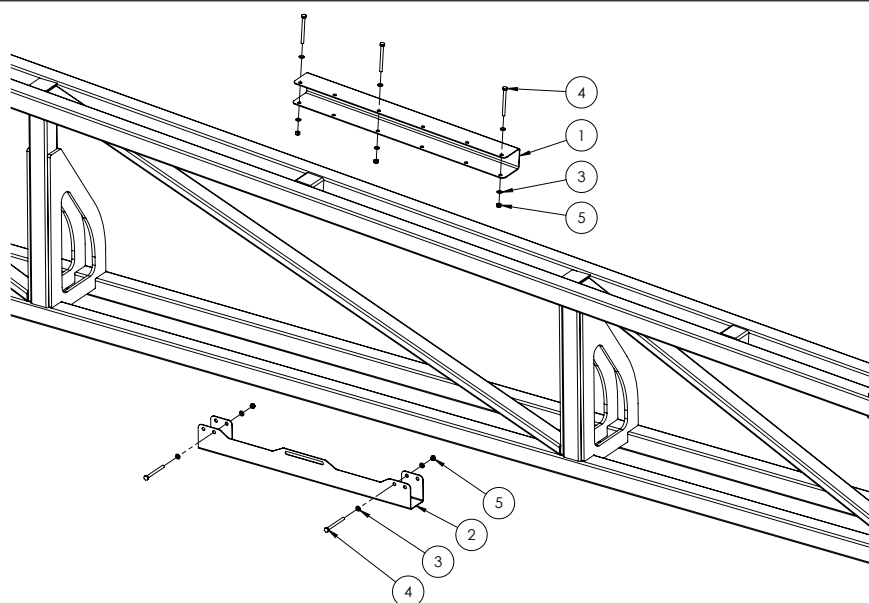
ITEM NO.	PART NUMBER	DESCRIPTION	QTY.
1	GA4656316	Right Hand Boom End Protector easy fit MY13	1
	GA4656317	Left Hand Boom End Protector easy fit MY13 (not shown)	
2	GA5004917	Nut M8 Nyloc	3
3	GA5006226	Boom stopper rubber 210.mm (black)	1
4	GA5004437	Washer 6mm SS Flat	4
5	GA5048115	Nut M6 nyloc	2
6	GA5004107	Bolt M6 x 70mm	2
7	GA5003643	Washer 8mm Flat SS HD	6
8	GA5052600	Bolt M8 x 75 SS	3

Boom Protector Assembly - Outer



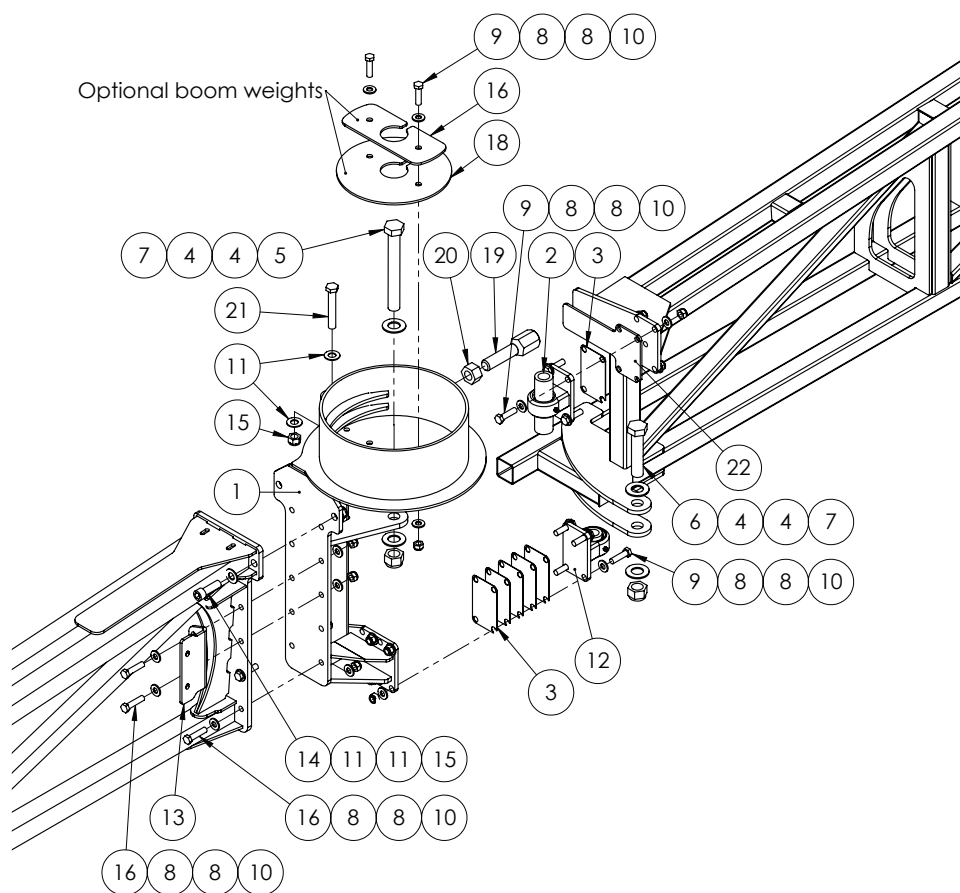
ITEM NO.	PART NUMBER	DESCRIPTION	QTY.
1	GA5004437	Washer 6mm Flat SS	4
2	GA5004107	Bolt M6 x 70mm	2
3	GA5048115	Nut M6 nyloc	2
4	GA4656277	Boom Fold TriTech Long Support Bracket	1
5	F70294A	Boom wing protector Suit 50 x 50 200mm long	1
6	GA5011251	U-Bolt M12 x 52mm x 80mm Square Top	2
7	GA5000577	Washer 12mm Flat SS Heavy Duty	4
8	GA5012461	Nut M12 Nyloc ZP	4

Boom Protector Assembly - Inner



ITEM NO.	PART NUMBER	DESCRIPTION	QTY.
1	F70799A	Wing Protector suit 50 x 50 x 600mm long	1
2	GA4505005	Boom Slide Protector SS 2013	1
3	GA5004437	Washer 6mm Flat SS	10
4	GA5004107	Bolt M6 x 70mm	5
5	GA5048115	Nut M6 nyloc	5

Cable Drum - TriTech



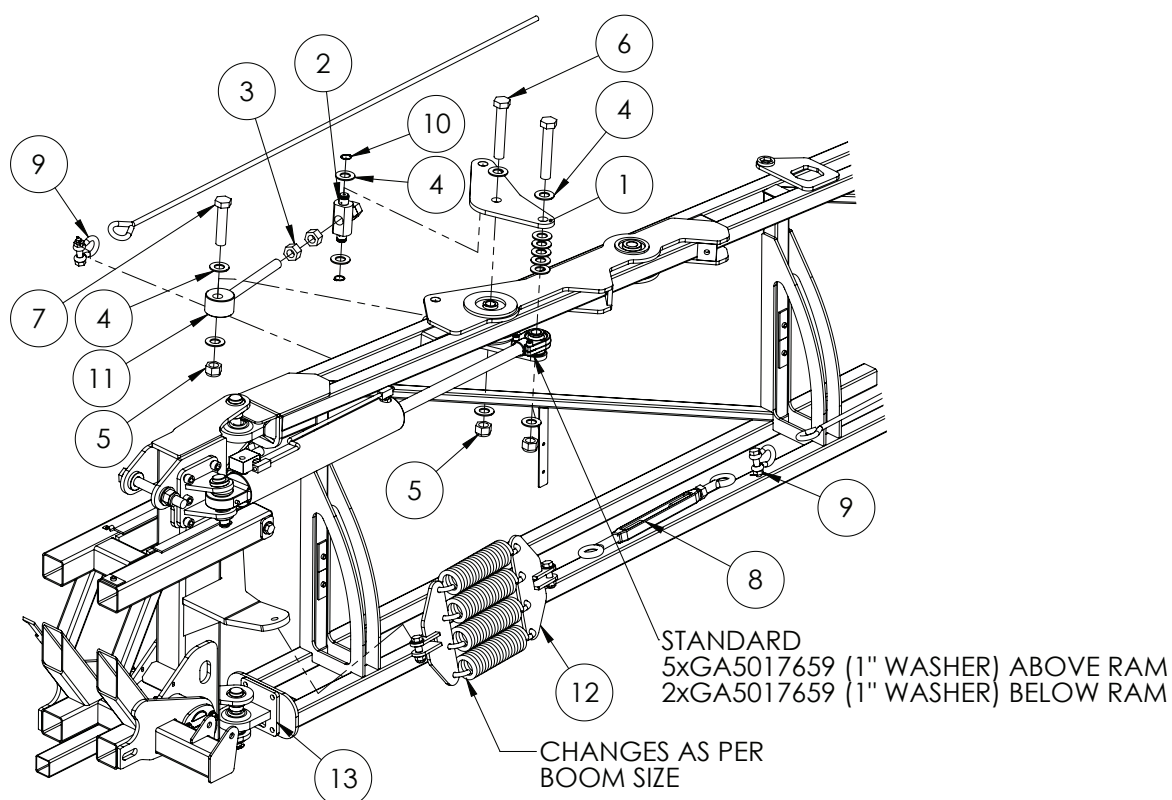
ITEM NO.	PART NUMBER	DESCRIPTION	QTY.
1	-	See next page for cable drum part numbers	-
2	GA4932342	Upper bearing pivot kit suit TriTech drum hinge	1
3	DB-ADJ-16LAS	Shim plate for removable pivot assembly	6
4	GA5017681	Washer 1" Flat HD SS	4
5	GA5006151	Bolt 1" UNF x 8" 12 tpi GR8 ZP	1
6	GA5006039	Bolt 1" UNF x 4 1/2" 12 tpi ZP GR8	1
7	GA5012446	Nut 1" UNF 12 tpi Nyloc ZP	2
8	GA5000577	Washer 12mm Flat SS Heavy Duty	40
9	GA5000327	Set Screw M12 x 45 ZP GR8.8	10
10	GA5012461	Nut M12 Nyloc ZP	20
11	GA5001009	Washer 16mm zinc coated	6
12	GA4932343	Lower removable pivot assembly	1
13	GA4522725	Boom hose holder plate outer	1
14	GA5000935	SHCS M16 x 50	2
15	GA5001029	Nut M16 Nyloc	3

Cable Drum - TriTech

ITEM NO.	PART NUMBER	DESCRIPTION	QTY.
16	GA5011239	Bolt M12 x 50 GR8.8	10
17	GA4504535	Boom Weight Disc Cable Drum small 0.8kg	1
18	GA4504530	Boom Weight Disc Cable Drum 1.8kg	1
19	GA4572495	Boom drum stopper bolt 1" UNF 12 TPI	1
20	GA5010991	Nut 1" UNF x 12 TPI ZP	1
21	GA5011269	Bolt M16 x 100	1
22	GA4524690	Upper boom stop wear plate MY13	1

ITEM NO	PART NO	DESCRIPTION	QTY
1	GA4659580	Right Cable Drum	1
	GA4659585	Left Cable Drum	1
	GA4659600	Right Offset Cable Drum	1
	GA4659605	Left Offset Cable Drum	1

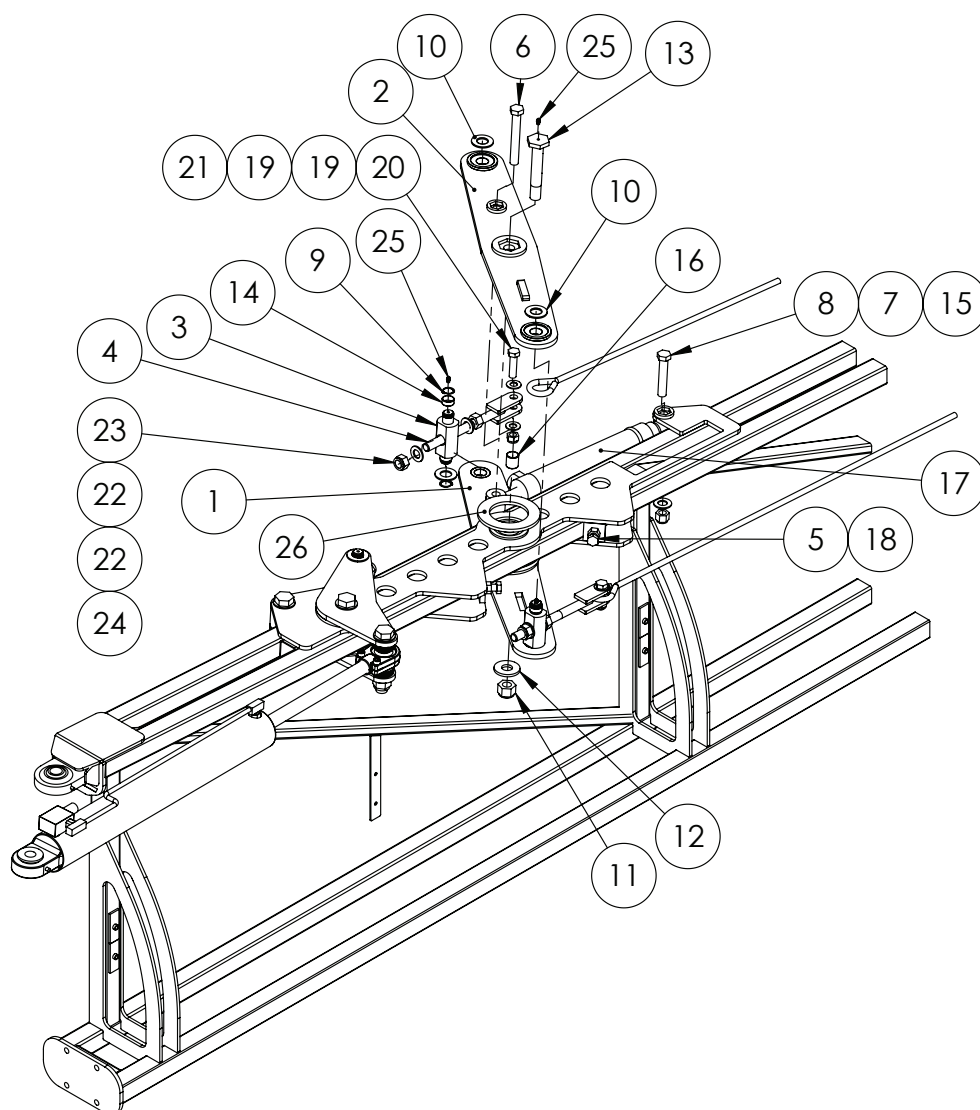
Boom Fold Adjuster - TriTech



ITEM NO.	PART NUMBER	DESCRIPTION	QTY.
1	24mk4DB005LAS	Fold ram adjuster plate suit TriTech boom	2
2	24mk4DB006MACH	Fold ram adjuster nut mounting	1
3	GA5010991	Nut 1" UNF x 12 TPI ZP	4
4	GA5017681	Washer 1" Flat HD ZP	15
5	GA5012446	Nut 1" UNF 12 tpi Nyloc ZP	3
6	GA5006043	Bolt 1" UNF 14 TPI x 6"	2
7	GA5006039	Bolt 1" UNF 12 TPI x 4 1/2" ZP GR8	1
8	GA5017061	Turnbuckle FRG COMM GAL E/E 22mm with nut	1
9	GA5075230	13mm Bow Shackle	2
10	GA5008519	Circlip external 25mm	2
11	GA5070775	Boom fold adjuster HD MY13	1
12	GA4905665	36m Cable Spring Mounting MY13	1
13	GA4535360	Shim, 5mm, Delta boom rose joint	*
	GA4535355	Shim, 3mm, Delta boom rose joint	*
	GA4535285	Shim, 1mm, Lower rose end, Delta boom	*

Note: Item 13 is fitted if required for adjusting boom. Shim quantities will vary depending on adjustments needed.

Bi-fold - TriTech



ITEM NO.	PART NUMBER	DESCRIPTION	QTY.
1	GA4656295	Boom Bi-fold Bottom Bracket	1
2	GA4656290	Boom Bi-fold Top Bracket	1
3	24mk4DB006MACH	Fold ram adjuster nut mounting	2
4	GA5020320	Cable Adjuster 20mm Threaded	2
5	GA5000931	Bolt M16 x 50	2
6	GA5070335	Bolt 3/4" UNC x 5 1/2"	1
7	GA5001045	Washer 3/4" ZP Comm Flat	2
8	GA5049490	Bolt 3/4" UNF x 4"	1
9	GA5008519	Circlip external 25mm	4
10	GA5017681	Washer 1" Flat SS	4
11	GA5012469	Nut M24 Nyloc ZP	1
12	2SF-003LAS	2nd Stage Fold - Pivot Washer	1
13	2SF-007MACH	2nd Stage Fold - Pivot Pin	1

Continued over page

Bi-fold - TriTech

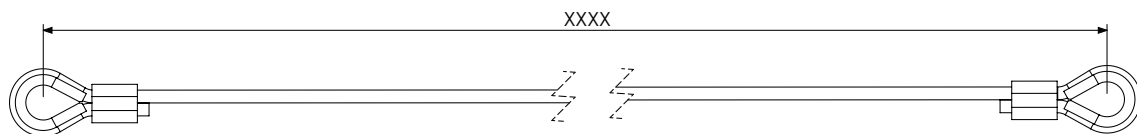
ITEM NO.	PART NUMBER	DESCRIPTION	QTY.
14	GA5009463	Glacier Bush 25mm ID x 15mm long	4
15	GA5048430	Nut 3/4" UNF Nyloc	2
16	GA5009467	Glacier Bush 25mm ID x 30mm long	2
17	GA5021010	Ram, suit Bi-fold 254mm stroke	1
18	GA5012385	Nut M16 ZP	2
19	GA5001009	Washer 16mm Flat zinc	4
20	GA5000939	Bolt M16 x 60	2
21	GA5001029	Nut M16 Nyloc	2
22	GA5001739	Washer 20mm Heavy Duty Flat	4
23	GA5048125	Nut M20 Nyloc	2
24	GA5001709	Nut M20 Coarse Zinc	2
25	GA5012203	Grease Nipple 1/4" UNF Short	7
26	MACH0102	2nd stage pivot nylon washer black poly	2

Boom Cables 24-36m

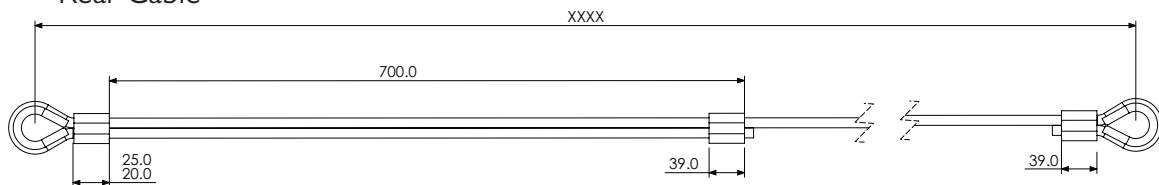
ITEM NO.	PART NUMBER	DESCRIPTION	QTY.
	GA	Cable - Lengths; TriTech 24-36m: Front - 6210 Rear - 7230 TriTech Bi-fold 24-36m: Front - 6220 Rear - 6230 NOTE: Cable lengths are as measured eye to eye. Front cable cut length add 360mm to eye to eye Measurement. Rear cable cut length add 1060mm to eye to eye Measurement.	1
	GA5000073	Cable, 10mm, Solid core, Heavy duty, Galvanised	-
	GA5000215	Thimble, Cable, suit 11 - 12mm	4
	GA5005391	Ferrule, Aluminium, 40 long x 4.5 wall, Code 11	4
	GA5001965	Heat Shrink 25.4mm Black x 50mm long	8

All cable sizes are measured from eye to eye - which is when assembled with eyelets.

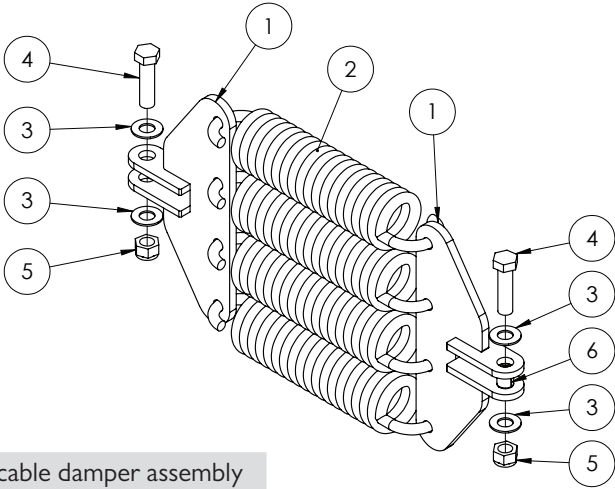
Front Cable



Rear Cable



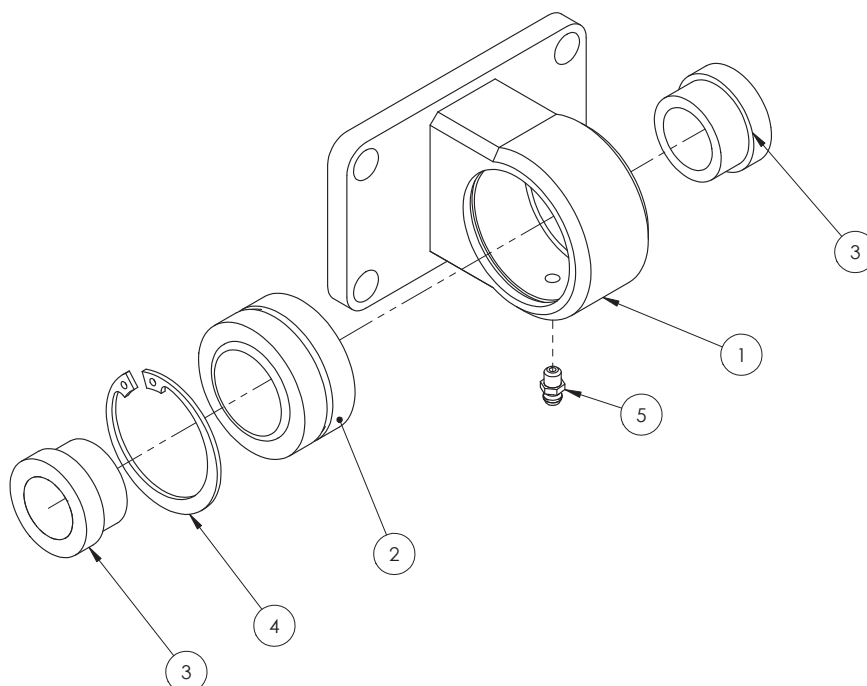
Boom Cable Springs - Suit 30-36m



GA4905665 30-36 cable damper assembly

ITEM NO.	PART NUMBER	DESCRIPTION	QTY.
1	GA4659710	Cable Spring Mount Sub Assembly	2
2	GA5010793	Spring, tension, 70 OD x 329 long x 12mm, large	4
3	GA5001009	Washer 16mm Flat zinc	4
4	GA5000939	Bolt M16 x 60	2
5	GA5001029	Nut M16 Nyloc	2
6	GA5075220	Glacier bush, flanged 16mm suit boom cable pivot	1

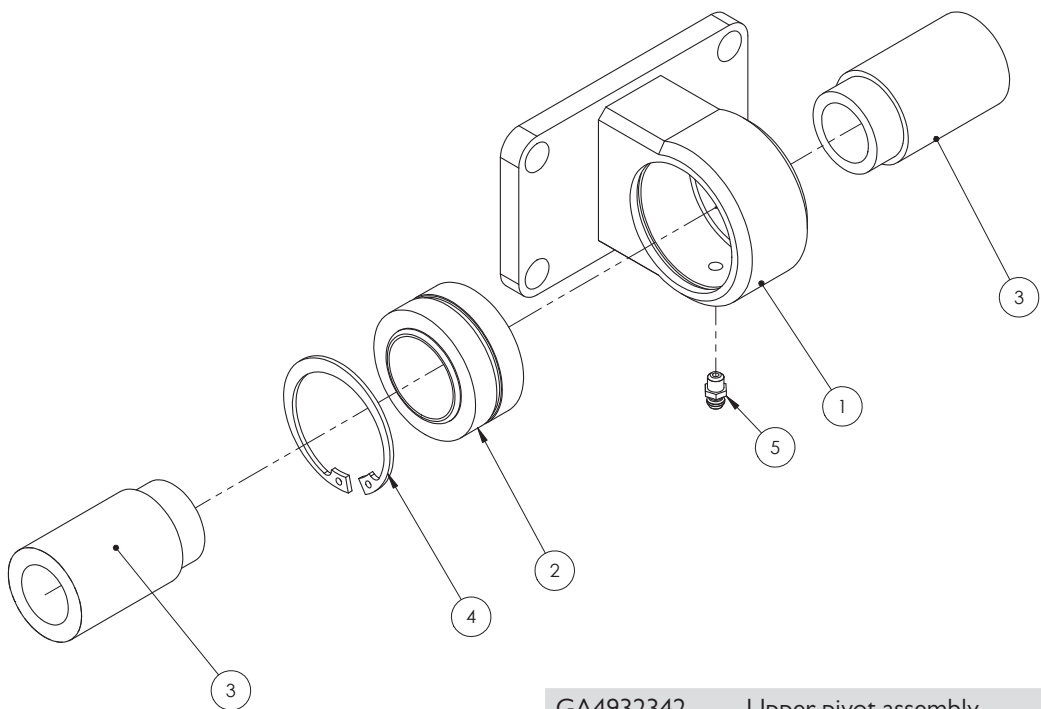
Lower Bearing Pivot - TriTech



GA4932343 Lower pivot assembly

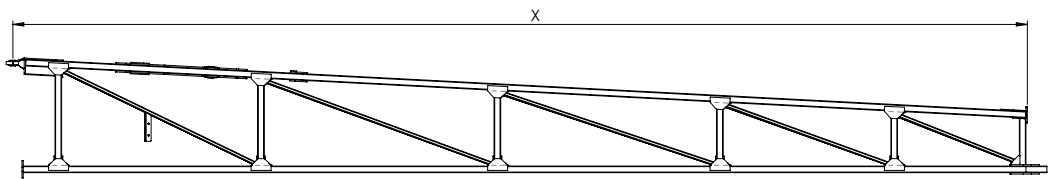
ITEM NO.	PART NUMBER	DESCRIPTION	QTY.
1	GA4656190	Boom hinge bearing mount 24+	1
2	GA5015659	Spherical bushing 1 3/8"	1
3	DB-ADJ-02MACH	Short centre bushing for removable pivots	2
4	GA5021085	55mm internal circlip	1
5	GA5012203	Grease Nipple 1/4" UNF Short	1

Upper Bearing Pivot - TriTech



GA4932342 Upper pivot assembly			
ITEM NO.	PART NUMBER	DESCRIPTION	QTY.
1	GA4656190	Boom hinge bearing mount 24+	1
2	GA5015659	Spherical bushing 1 3/8"	1
3	DB-ADJ-13MACH	Long centre bushing for removable pivots	2
4	GA5021085	55mm internal circlip	1
5	GA5012203	Grease Nipple 1/4" UNF Short	1

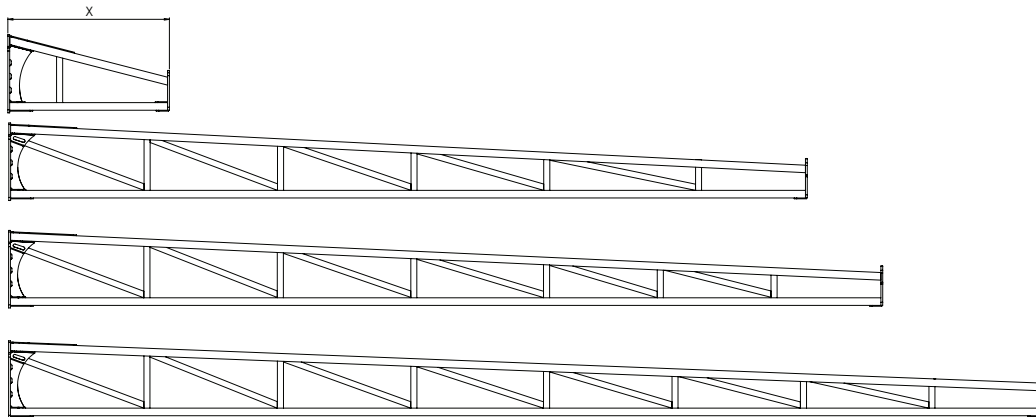
Steel Inner Wings - TriTech



Part Number	Description
GA4656820	36m Boom inner flat fold Right Hand - 7606mm
GA4656825	36m Boom inner flat fold Left Hand - 7606mm

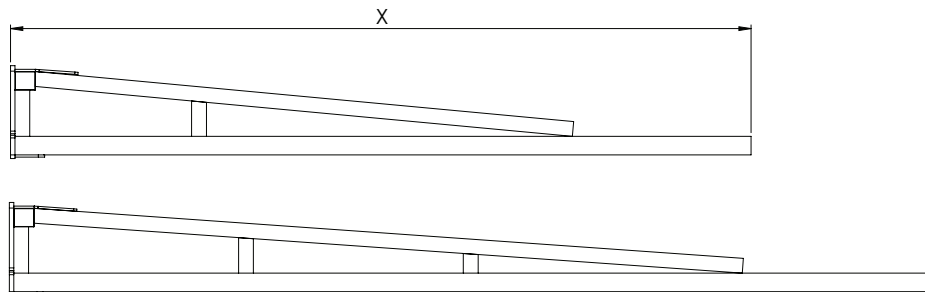
Note: Steel inner wings are unique to the Crop Cruiser and wont fit other sprayers.

Aluminium Outer Wings - TriTech



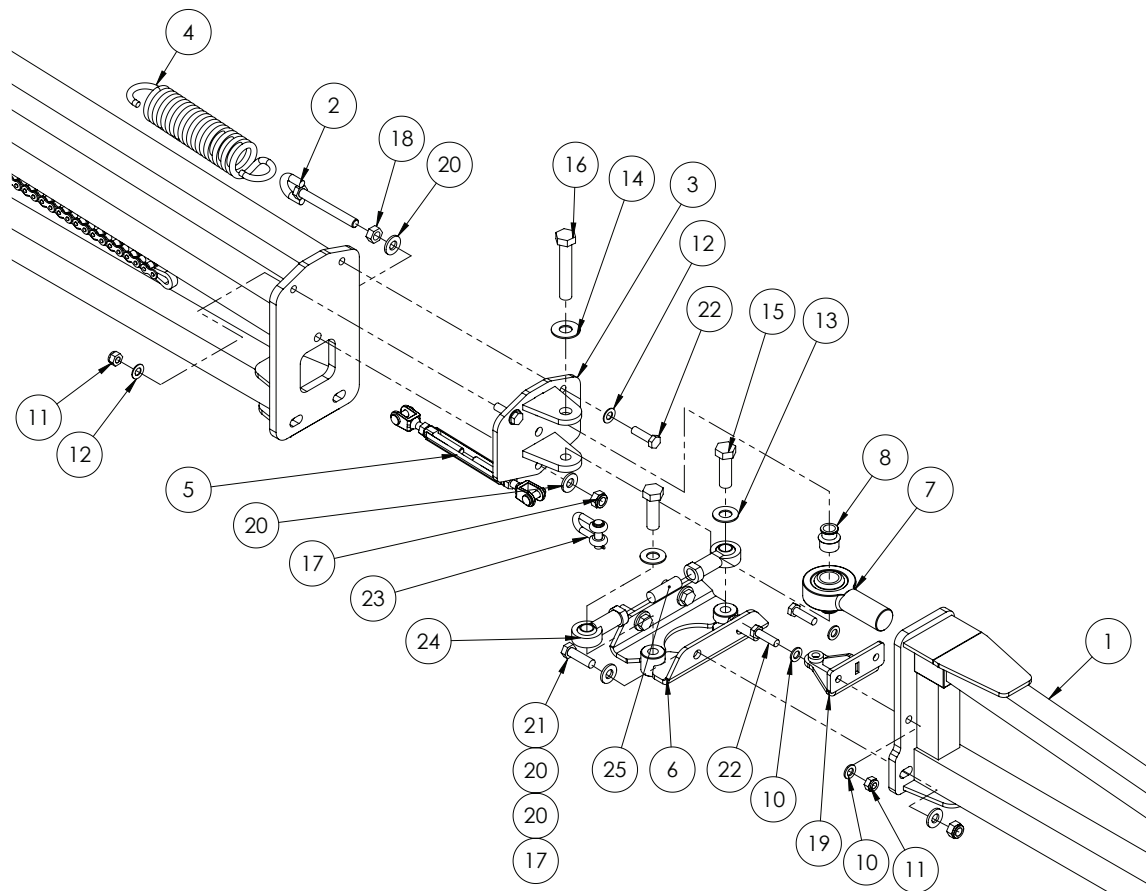
Part Number	Description
GA4659820	24m Outer boom section (1055mm Long)
GA4659925	30m Outer boom section (3749mm Long)
GA4656067	33m Outer boom section (5265mm Long)
GA4656077	36m Outer boom section (6805mm Long)

Aluminium Break Away Tip



Part Number	Description
GA4656123	Boom breakaway end - 2m
GA4656124	Boom breakaway end - 2.5m

Three Dimensional Breakaway 2.0



GA4906305 Three Dimensional Breakaway 2.0

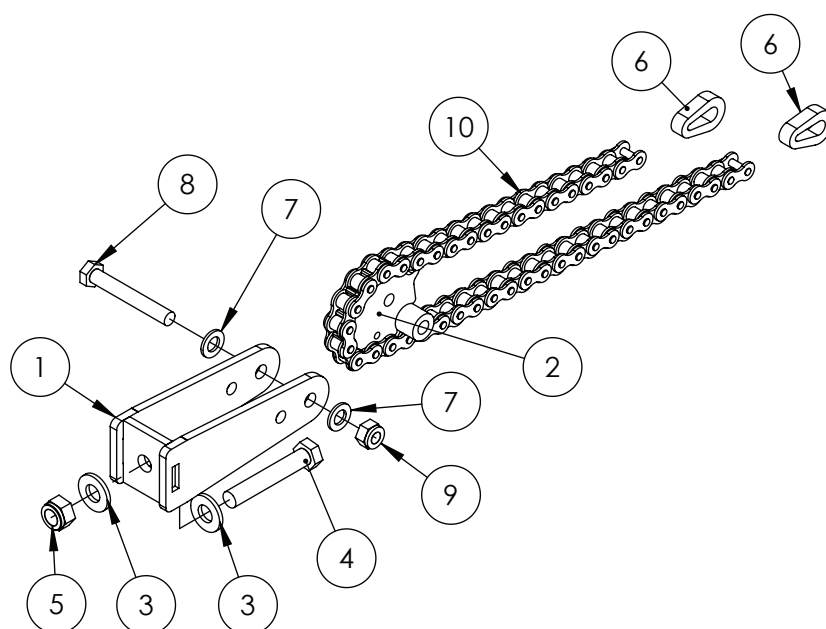
ITEM	PART NO	DESCRIPTION	QTY
1	GA4656123	Boom breakaway end in Aluminium 2m	1
2	GA5075150	Eye Bolt 12mm x 100mm Short	1
3	GA4656131	Breakaway Rose End Clevis 3D 2.0	1
4	GA5016605	Spring 180mm x 51.5mm x 8mm (JS507)	1
5	GA5070505	Turnbuckle, SS 10mm jaw/jaw	1
6	GA4659336	Lower Pivot Bracket 3D 2.0	2
7	GA5070530	Large Rose End 1" UNF x 1 1/4"	1
8	GA4552225	Breakaway Rose End Spacer Bush 3D 2.0	2
9	GA4906305-1	Breakaway Mechanism	1
10	GA5000117	Washer 10mm Flat SS Heavy duty	4
11	GA5000141	Nut M10 Nyloc	4
12	GA5000115	Washer 10mm Flat SS	4
13	GA5001009	Washer 16mm Flat ZP Heavy Duty	2
14	GA5001043	Washer 16mm Flat SS HD	1
15	GA5000931	Bolt M16 x 50	2
16	GA5011297	Bolt M16 x 90	1
17	GA5012461	Nut M12 Nyloc ZP	5
18	GA5000559	Nut M12 ZP	1

Continued over page

Three Dimensional Breakaway 2.0

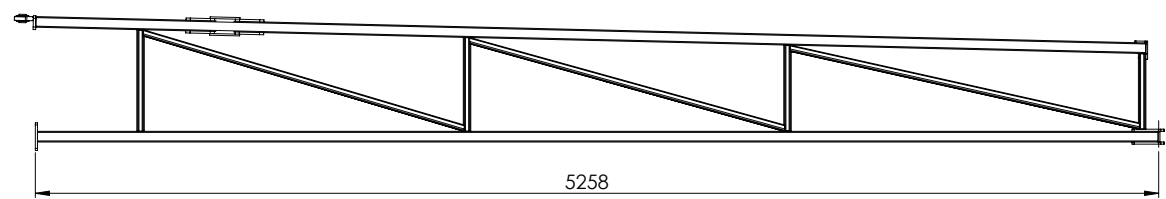
ITEM	PART NO	DESCRIPTION	QTY
19	GA4659810	Breakaway Hinge Bracket	1
20	GA5000577	Washer 12mm Flat SS Heavy Duty	10
21	GA5000319	Bolt M12 x 40 Gr8.8 ZP	4
22	GA5006111	Bolt M10 x 35 Gr8.8	4
23	GA5071060	10mm Utility Clevis 24CST002	1
24	GA5014469	Rod end female 16mm	2
25	GA5071105	Grub Screw M16 x 50	1
26	GA5006113	Bolt M10 x 20 ZP Gr8.8	1
27	GA5012459	Nut M10 Hex ZP	1

GA4906305-1 Breakaway Mechanism



ITEM	PART NO	DESCRIPTION	QTY
1	GA4659805	Breakaway Mount	1
2	GA4659800	Break Away Centre Pivot Fab Assem	1
3	GA5000577	Washer 12mm Flat SS Heavy Duty	2
4	GA5000347	Bolt M12 x 70 HT ZP	1
5	GA5012461	Nut M12 Nyloc ZP	1
6	GA4505695	Link Plate Chain End	2
7	GA5000117	Washer 10mm Flat SS Heavy duty	2
8	GA5011163	Bolt M10 x 70 ZP Gr8.8	1
9	GA5000141	Nut M10 Nyloc	1
10	GA5068985	Chain, 5/8", 41 Pitch Breakaway Hinge, inc 2 Joining Links, 43 rollers total	1

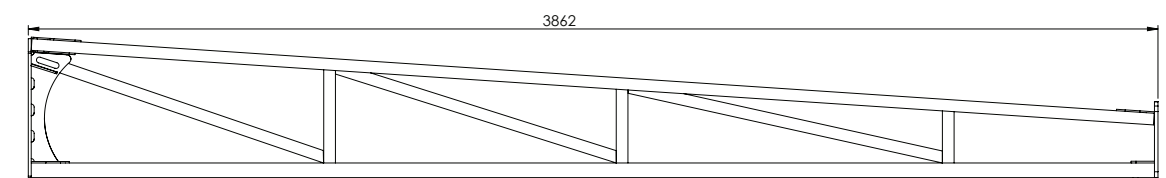
Steel Inner Wings - Delta



Part Number	Description
GA4660245	Boom Wing Section Inner Delta 18 - 24m Right Hand Flat Fold, G3 G4 2014
GA4660240	Boom Wing Section Inner Delta 18 - 24m Left Hand Flat Fold, G3 G4 2014

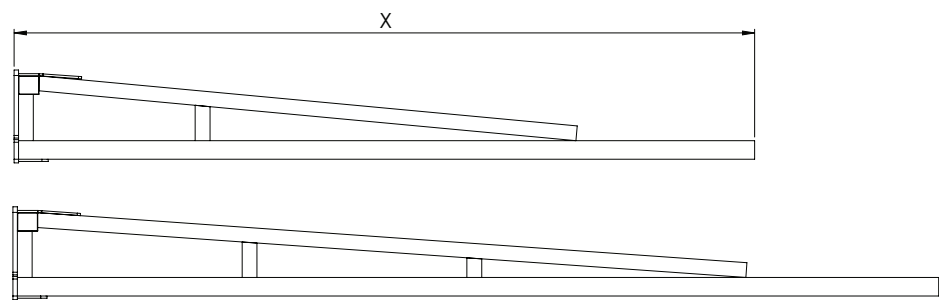
Note: Steel inner wings are unique to the G Series and wont fit other sprayers.

Aluminium Outer Wings - Delta



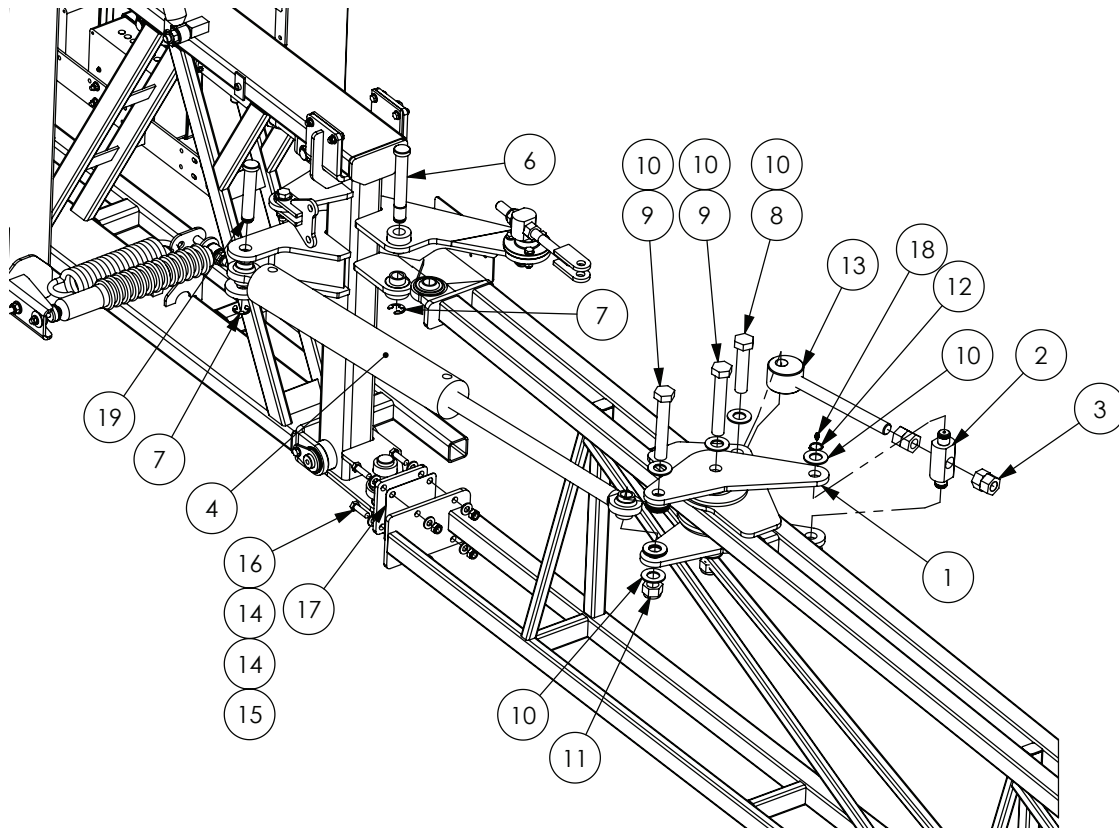
Part Number	Description
GA4659970	Boom, Outer 24m ALU Lightweight suit Breakaway 3D 2.0

Aluminium Break Away Tip - Delta



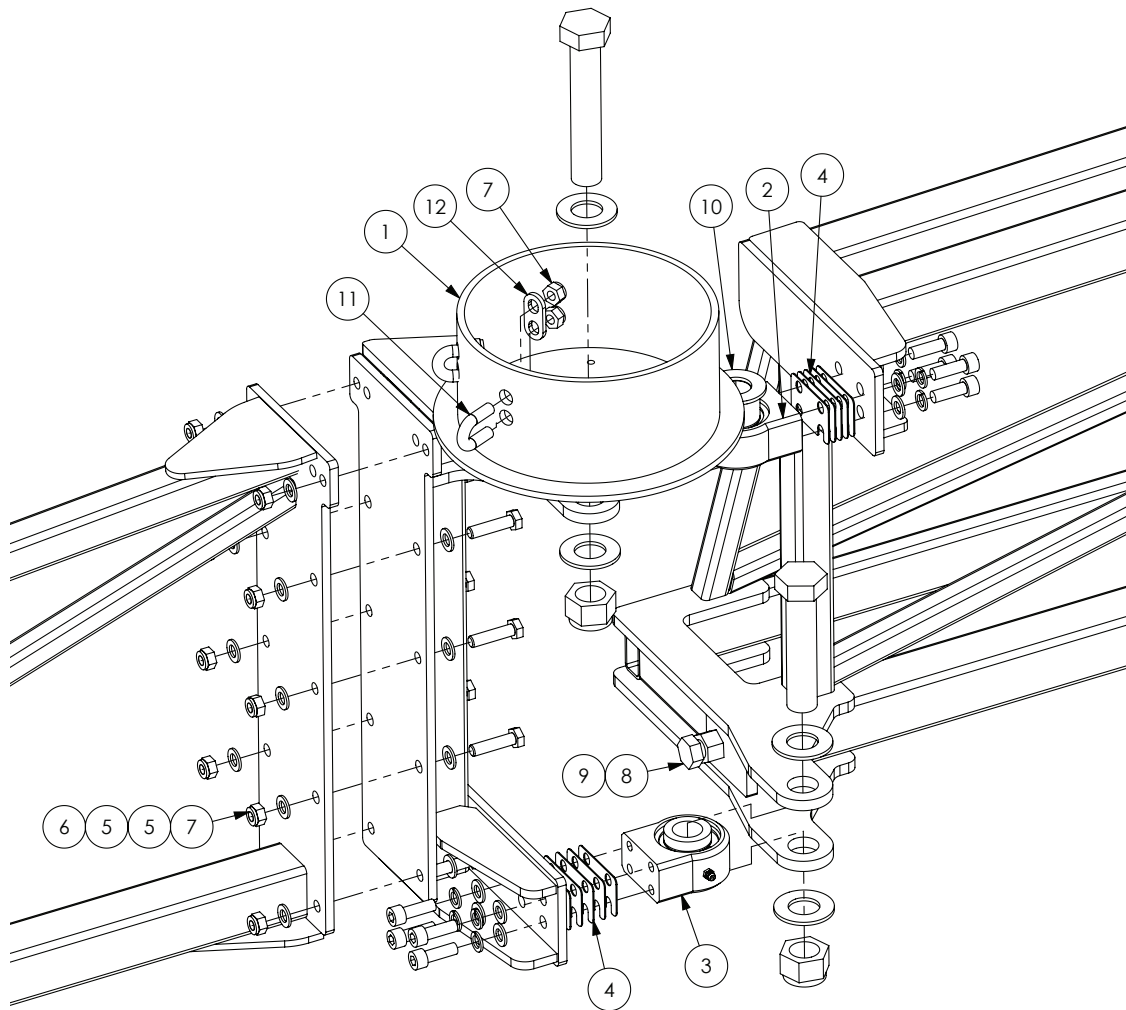
Part Number	Description
GA4656123	Boom breakaway end - 2m
GA4656124	Boom breakaway end - 2.5m

Boom Fold Adjuster - Delta



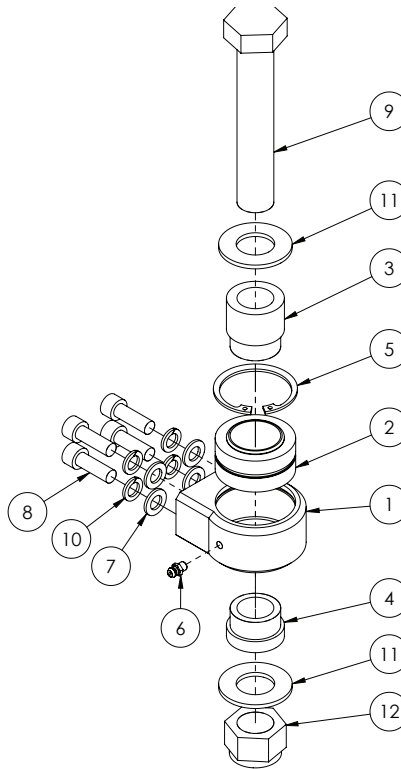
ITEM NO.	PART NUMBER	DESCRIPTION	QTY.
1	24mk4DB005LAS	Fold ram adjuster plate suit TriTech boom	4
2	24mk4DB006MACH	Fold ram adjuster nut mounting	2
3	GA5010991	Nut 1" UNF x 12 TPI ZP	8
4	GA5018557	Hydraulic cylinder SLPSP 2.75" bore x 18" stroke	1
5	GA5018555	Hydraulic cylinder SLPSP (TLD) 2.5" bore x 18" stroke	1
6	L002A	Pin 1" used on hydraulic rams	2
7	GA5001223	19mm E type circlip	4
8	GA5006039	Bolt 1" UNF x 4 1/2" 12 tpi ZP GR8	2
9	GA5006043	Bolt 1" UNF x 6"	4
10	GA5017681	Washer 1" Flat SS	28
11	GA5012446	Nut 1" UNF 12 tpi Nyloc ZP	6
12	GA5008519	Circlip external 25mm	4
13	GA5070775	Boom fold adjuster HD MY13	2
14	GA5000577	Washer 12mm Flat SS Heavy Duty	16
15	GA5012461	Nut M12 Nyloc ZP	8
16	GA5000319	Bolt M12 x 40 Gr8.8 ZP	8
17	GA4535285	Shim, 1mm, Lower rose end, Delta boom	4
	GA4535355	Shim, 3mm, Delta boom rose joint	*
	GA4535360	Shim, 5mm, Delta boom rose joint	*
18	GA5012203	Grease Nipple 1/4" UNF Short	4
19	GA4572200	Center section fold ram pin suit mk2, mk3 and evo	2

Cable Drum - Delta



ITEM NO.	PART NUMBER	DESCRIPTION	QTY.
1	GA4657745	Delta boom drum hinge heavy Left Hand	1
	GA4657740	Delta boom drum hinge heavy Right Hand	1
2	GA4932346	Upper bearing pivot assembly	1
3	GA4932347	Lower bearing pivot assembly	1
4	F70771A	12m - 21m Pivot Drum Shim	10
5	GA5000117	Washer 10mm Flat SS Heavy duty	20
6	GA5006071	Bolt M10 x 40 GR10.9 ZP	10
7	GA5000141	Nut M10 Nyloc	14
8	GA5000939	Bolt M16 x 60	1
9	GA5012385	Nut M16 ZP	1
10	GA5017681	Washer 1" Flat SS	1
11	GA5018247	U-Bolt M10 x 30 x 14mm top	2
12	F70266A	Cable U-Bolt clamp	2

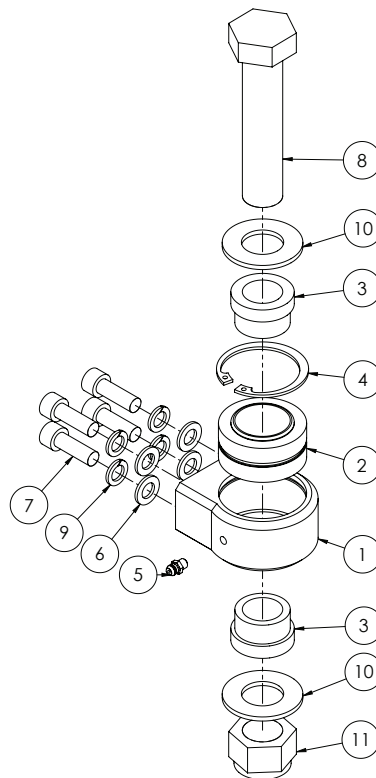
Upper Bearing Pivot - Delta



GA4932346 Upper bearing pivot assembly

ITEM NO.	PART NUMBER	DESCRIPTION	QTY.
1	MACH0123	12-24m boom hinge block (bolt on)	1
2	GA5015659	Spherical bushing 1 3/8"	1
3	MACH0119	Short centre bushing for removable pivots	1
4	DB-ADJ-02MACH	Short centre bushing for removable pivots	1
5	GA5010573	55mm internal circlip	1
6	GA5012203	Grease Nipple 1/4" UNF Short	1
7	GA5000117	Washer 10mm Flat SS Heavy duty	4
8	GA5020115	SHCS M10 x 30	4
9	GA5006041	Bolt, 1" UNF x 5 1/2"	1
10	GA5000137	Washer 10mm Spring SS	4
11	GA5017681	Washer 1" Flat SS	2
12	GA5012446	Nut 1" UNF 12 tpi Nyloc ZP	1

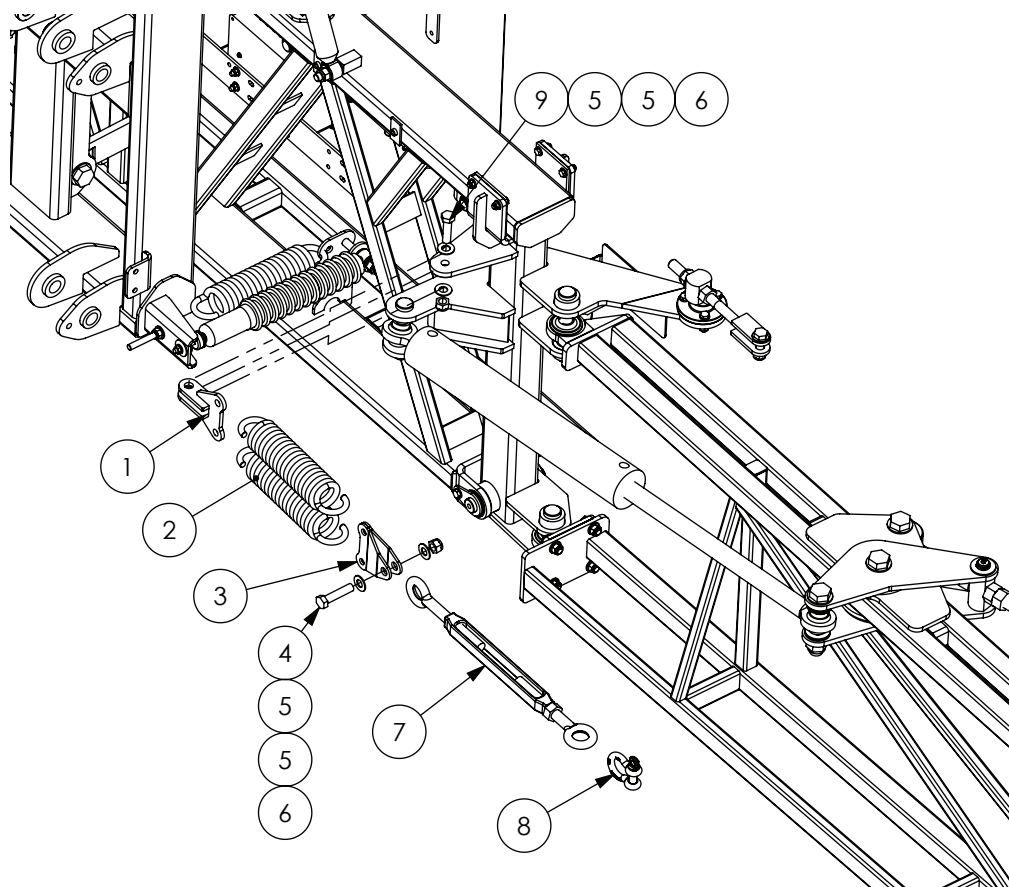
Lower Bearing Pivot - Delta



GA4932347 Lower bearing pivot assembly

ITEM NO.	PART NUMBER	DESCRIPTION	QTY.
1	MACH0123	12-24m Boom hinge block (bolt on)	1
2	GA5015659	Spherical bushing 1 3/8"	1
3	DB-ADJ-02MACH	Short centre bushing for removable pivots	2
4	GA5010573	55mm internal circlip	1
5	GA5012203	Grease Nipple 1/4" UNF Short	1
6	GA5000117	Washer 10mm Flat SS Heavy duty	4
7	GA5020115	SHCS M10 x 30	4
8	GA5006039	Bolt 1" UNF 12 TPI x 4 1/2", ZP GR8	1
9	GA5000137	Washer 10mm Spring SS	4
10	GA5017681	Washer 1" Flat SS	2
11	GA5012446	Nut 1" UNF 12 tpi Nyloc ZP	1

Boom Cable Springs - Suit 18-24m

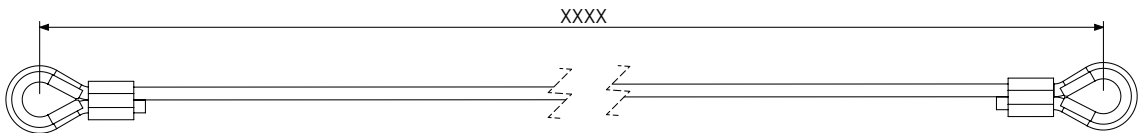


ITEM NO.	PART NUMBER	DESCRIPTION	QTY.
1	GA4658375	Mount, Boom cable spring, Suit 18 - 24 meter Delta boom	
2	GA5010793	Spring, tension, 70 OD x 329 long x 12mm, large	2
3	GA4522755	Delta boom dual spring mount	2
4	GA5000949	Bolt M16 x 70 ZP GR8.8	1
5	GA5001009	Washer 16mm Flat Zinc coated	6
6	GA5001029	Nut M16 Nyloc	3
7	GA5017061	Turnbuckle FRG COMM GAL E/E 22mm with nut	1
8	GA5075230	Bow Shackle 13mm WLL 3.25T Black	1
9	GA5000941	Bolt M16 x 60 ZP GR8.8	

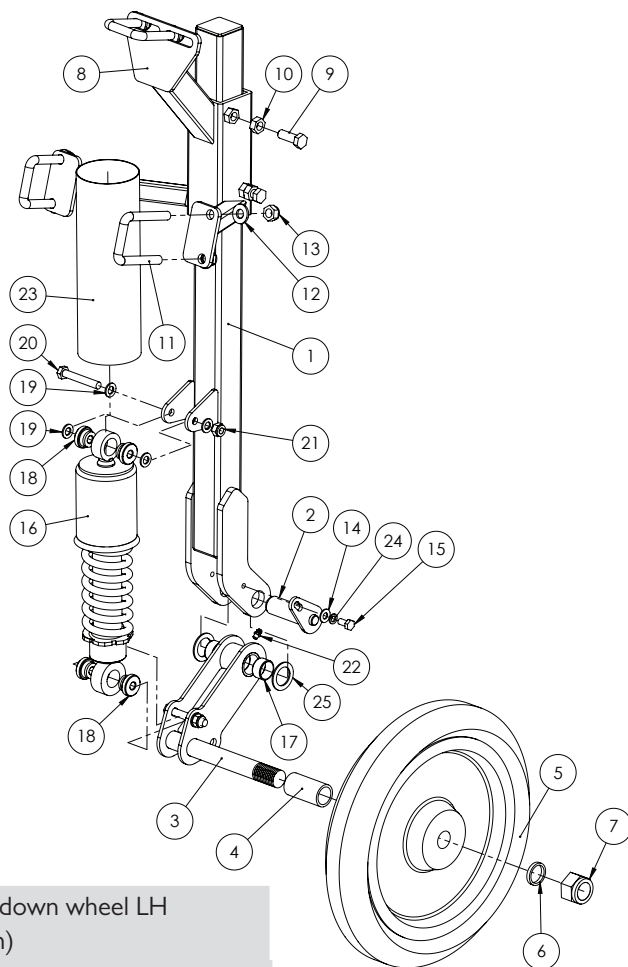
Boom Cables 12-24m

ITEM NO.	PART NUMBER	DESCRIPTION	QTY.
	GA	Cable - Lengths; Delta 12-24m: Left & Right - 10220	1
		NOTE: Cable lengths are as measured eye to eye. Cable cut length add 360mm to eye to eye Measurement.	
	GA5000073	Cable, 10mm, Solid core, Heavy duty, Galvanised	-
	GA5000215	Thimble, Cable, suit 11 - 12mm	2
	GA5005391	Ferrule, Aluminium, 40 long x 4.5 wall, Code 11	2
	GA5001965	Heat Shrink 25.4mm Black x 50mm long	4

All cable sizes are measured from eye to eye - which is when assembled with eyelets.



Touch Down Wheel



GA4902492 Touch down wheel LH
(shown)

GA4902491 Touch down wheel RH

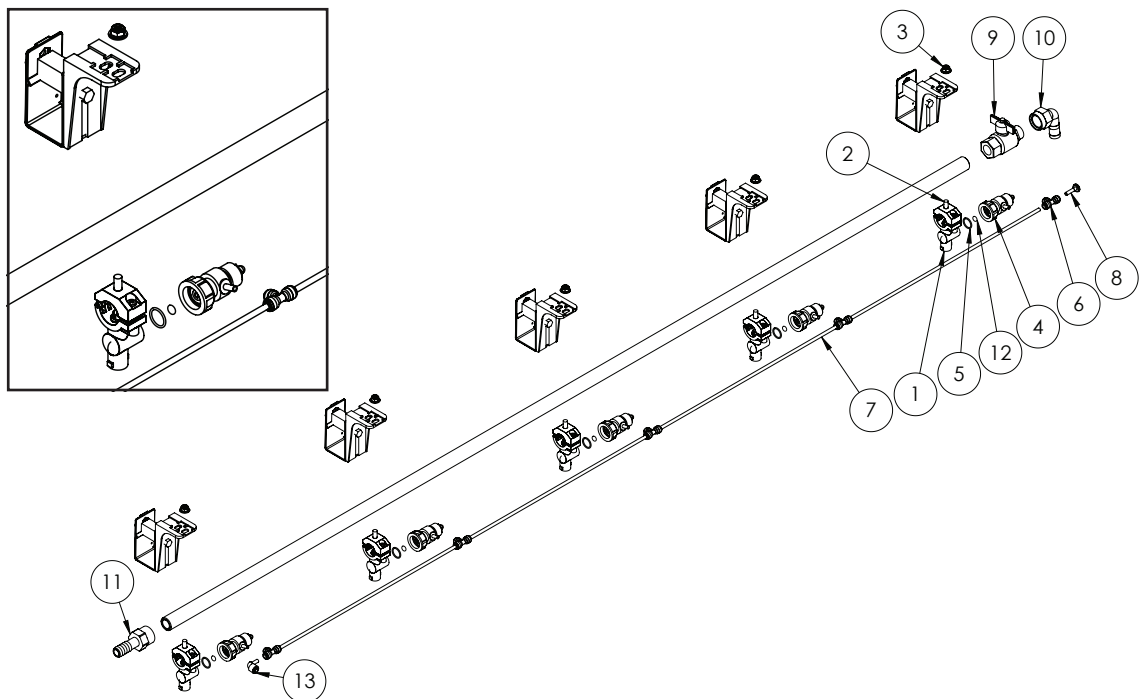
ITEM	PART NO	DESCRIPTION	QTY
1	GA4657650	Boom Touch Down Wheel Arm	1
2	GA4657645	Boom Touch Down Wheel swing arm pivot	1
3	GA4657655	Boom Touch Down Wheel Swing Arm	1
4	GA4583030	Touch Down Wheel Spacer	1
5	GA5052275	Press wheel 15"	1
6	GA4535115	Touch Down Wheel Bearing Washer	1
7	GA5012446	Nut 1" UNF 12 tpi Nyloc ZP	1
8	GA4657640	Boom touch down wheel boom mount	1
9	GA5000311	Set Screw M12 x 35mm	2
10	GA5000559	Nut M12 ZP	2
11	GA5011251	U-Bolt M12 x 52mm x 80mm Square Top	3
12	GA5000577	Washer 12mm Flat SS Heavy Duty	6
13	GA5012461	Nut M12 Nyloc ZP	6
14	GA5003643	Washer 8mm flat HD	1
15	GA5011465	Bolt M8 x 16 ZP	1
16	GA5067085	Shocker and spring 320mm	1

Continued over page

Touch Down Wheel

ITEM	PART NO	DESCRIPTION	QTY
17	GA5009463	Glacier bush 25mm ID x 15mm long	2
18	GA4583100	Bush to suit 320 eye to eye shock absorber	4
19	GA5000117	Washer 10mm Flat SS Heavy duty	6
20	GA5006101	Bolt M10 x 65	2
21	GA5000141	Nut M10 Nyloc	2
22	GA5012203	Grease Nipple 1/4" UNF Short	1
23	GA5052375	Layflat 63mm, cut 270mm long	1
24	GA5004919	Washer 8mm Spring SS	1
25	GA4522315	Washer, 27mm ID x 40mm OD x 2mm thick, SS	2

RapidFire Boom Line Plumbing



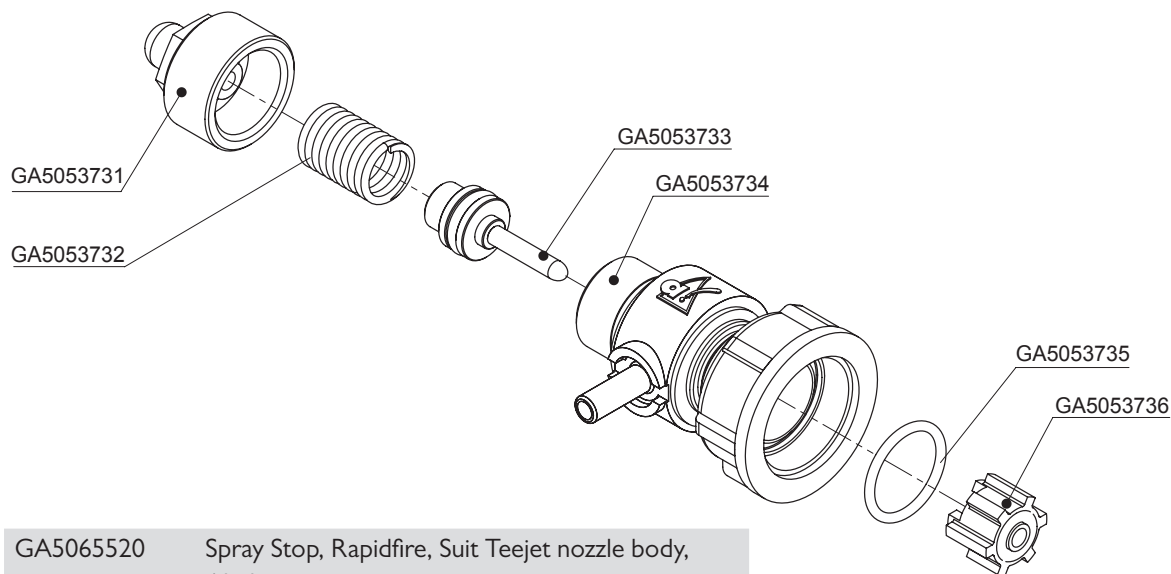
ITEM NO.	PART NUMBER	DESCRIPTION	QTY.
1	QJ17560A-3/4-NYB	Nozzle body, Single, 3/4, Teejet	5
2	GA5052595	Bolt M8 x 20mm SS	5
3	GA5070710	Nut M8 x 1.25 Plastic, with flange	5
4	GA5065520	Spray Stop, Rapidfire, Suit Teejet nozzle body, Altek	5
5	GA5053135	O-ring 18mm x 2mm suit spray stop body	5
6	GA5016245	Tee equal push in 6mm	5
7	GA5004383	Tube, Nylon, 6mm, Black	4
8	GA5004405	Plug push in 6mm	1
9	GA5018315	Ball Valve Male / Female tee 3/4"	1
10	HBF075-90	Elbow female 3/4" Banjo	1
11	HBF075	Hose barb female 3/4"	1
12	GA5065521	O-ring 6.02mm x 2.62mm suit spray stop body	5

Continued over page

RapidFire Boom Line Plumbing

ITEM NO.	PART NUMBER	DESCRIPTION	QTY.
13	GA5071215	Stem Elbow, suit 6mm air line, push in	1
	GA5004385	Tube, Nylon, 6mm, Blue	
	GA5070585	Tube, Nylon, 6mm, Green	

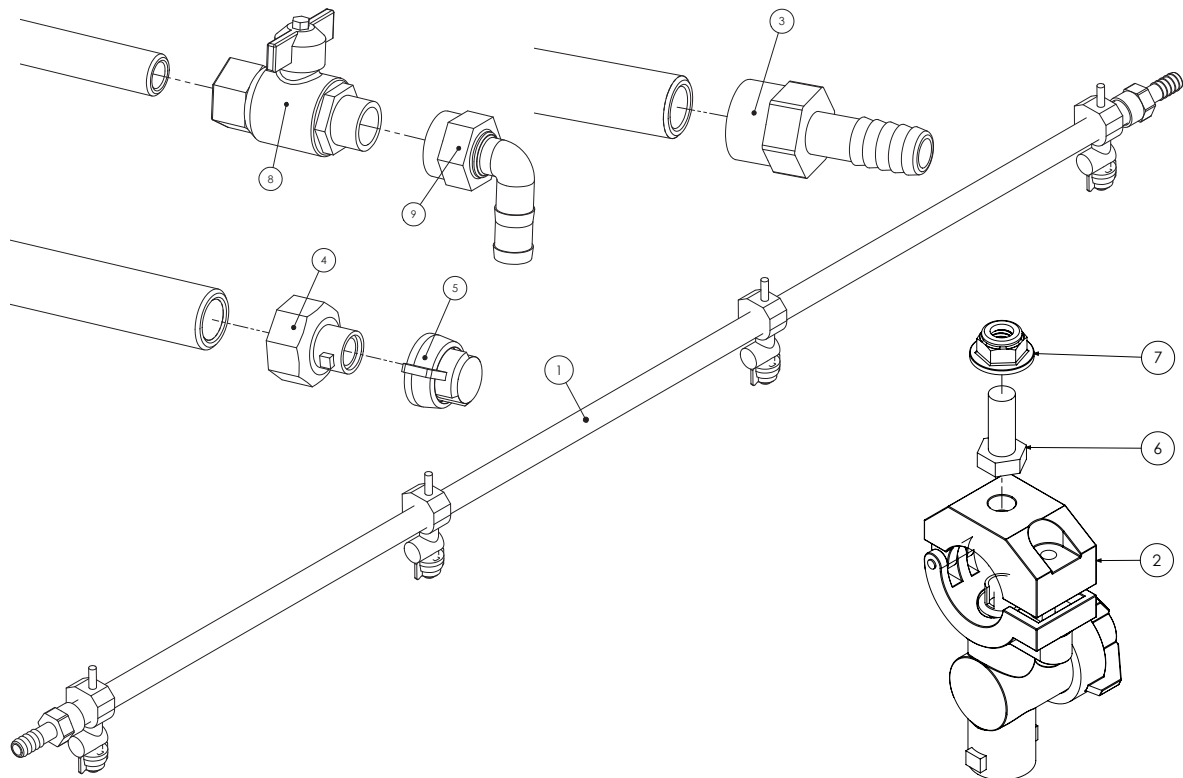
Altek Spray Stop Spare Parts



GA5065520 Spray Stop, Rapidfire, Suit Teejet nozzle body, Altek

ITEM NO.	PART NUMBER	DESCRIPTION	QTY.
1	GA5053731	End Cap with Breather	1
2	GA5053732	Spring 10 Bar	1
3	GA5053733	Piston	1
4	GA5053734	Valve Body	1
5	GA5053735	O-Ring external	1
6	GA5053736	Plunger	1

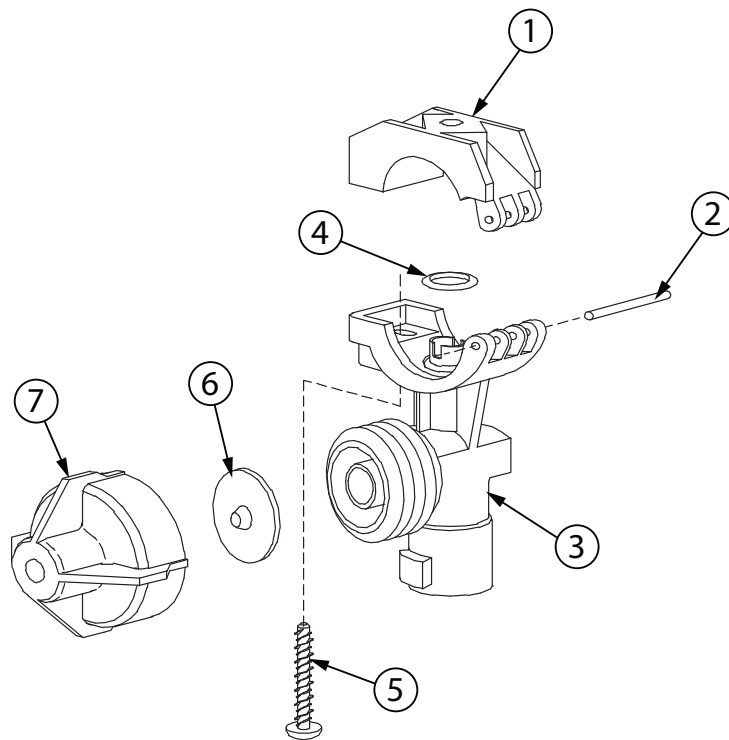
Boom Line Plumbing



ITEM	PART NUMBER	DESCRIPTION	QTY
1	GA5018273	4 Hole, 1600mm long Poly Boom Manifold	*
	GA5018275	5 Hole, 2100mm long Poly Boom Manifold	*
	GA5018279	6 Hole, 2600mm long Poly Boom Manifold	*
	GA5018281	7 Hole, 3100mm long Poly Boom Manifold	*
2	QJ17560A-3/4-NYB	Nozzle body, Single, 3/4, Teejet	*
3	HBF075	3/4" Hose Barb (Female)	*
4	400278	3/4" Adapter	*
5	I9843-NYR	Shut Off Cap	*
6	GA5052595	Bolt M8 x 20mm SS	*
7	GA5070710	Nut M8 x 1.25 Plastic, with flange	*
8	GA5018315	3/4" Ball Valve	*
9	HBF075-90	3/4" Poly Elbow	*

* Quantities vary

Teejet Single Nozzle Body

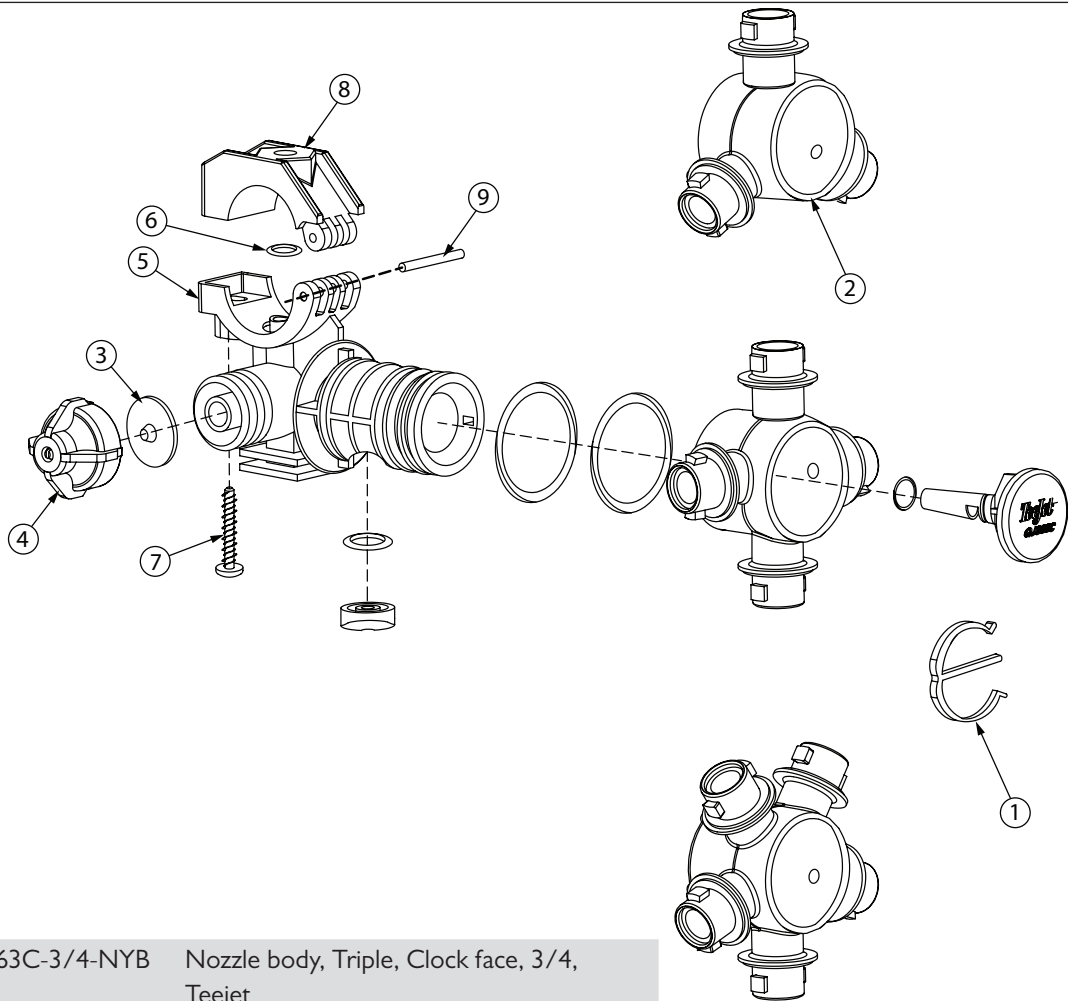


QJ17560A-3/4-NYB Nozzle body, Single, 3/4, Teejet

ITEM NO.	PART NUMBER	DESCRIPTION	QTY.
1	CP48221-NYB	Upper clamp, 3/4", Nylon, Black	
2	CP48256-SS	Pivot pin, Stainless steel	1
3	CP48498-NYB	Body, 3/4", Nylon, Black	1
4	CP7717-2/110-BU	O-ring, Buna-N	1
	CP7717-2/110-VI	O-ring, Viton	
5	CP48255-11/4-302SS	Screw, Stainless steel	1
6	CP21953-EPR	Diaphragm, EPDM	1
	CP21953-VI	Diaphragm, Viton	
7	21950-10-NYB	End cap sub assembly, Nylon, Black	1
	GA5055245	Washer, Nozzle cap seal, Rubber, 19 OD x 9 ID, Suit teejet nozzle	1
	8079-PP-50	Filter, Nozzle tip, Red, 50 mesh, Polypropylene & SS, Teejet	
	8079-PP-80	Nozzle filter screen, Blue 80 mesh, Polypropylene / SS, Teejet	
	CP25611-1-NY	Nozzle cap, Nylon, Black, Teejet, Suit flat spray smaller capacity nozzles (up to 08)	

NOTE: Only parts that are available through Goldacres are listed for the nozzle above. For a full parts listing, see the Teejet\Lechler website.

Teejet Turret Nozzle Body



QJ363C-3/4-NYB Nozzle body, Triple, Clock face, 3/4, Teejet

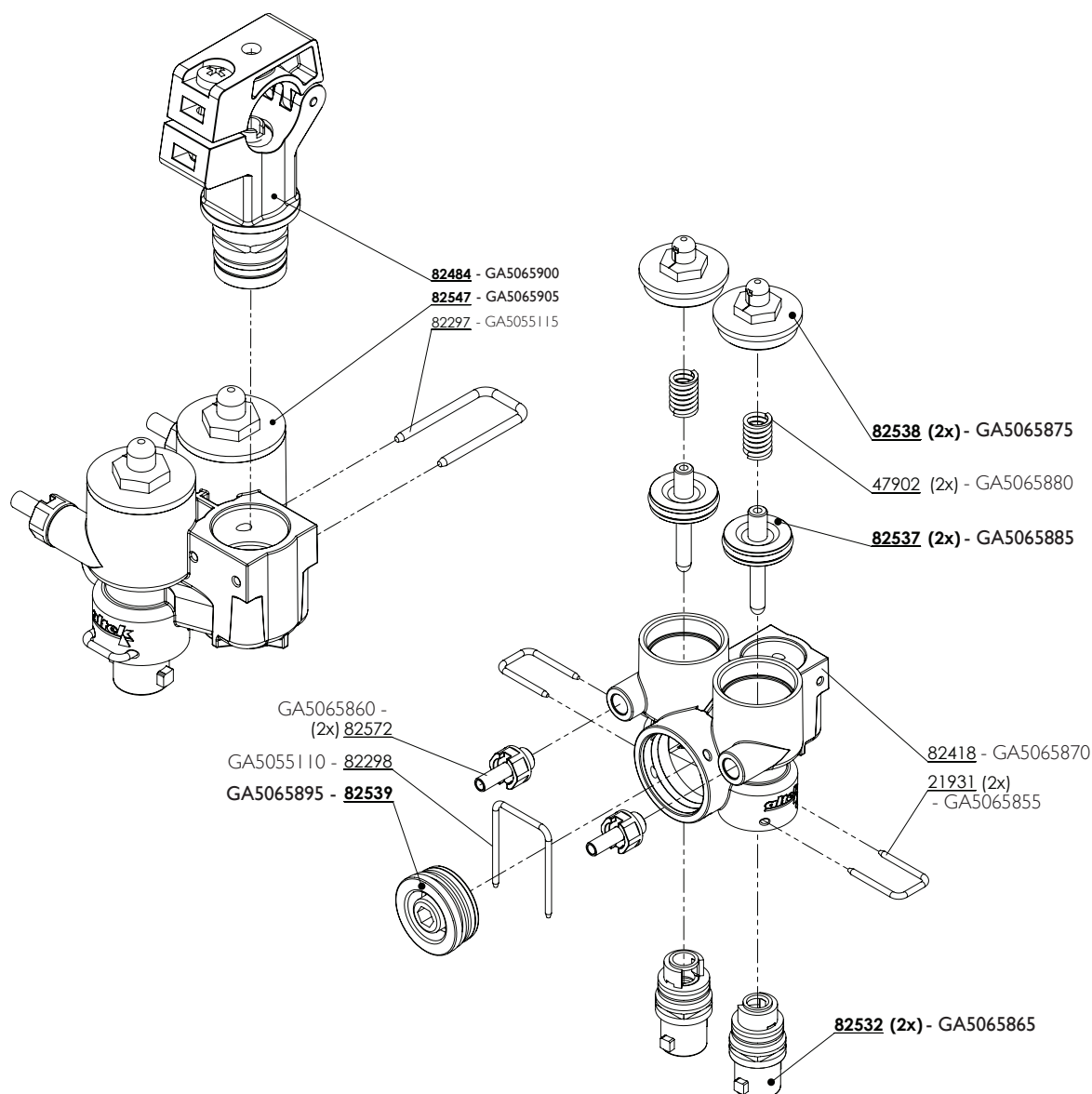
QJ364C-3/4-NYB Nozzle body, Quad, Clockface, 3/4, Teejet

QJ365C-3/4-NYB Nozzle body, Clockface, 5 outlet, 3/4, Teejet

ITEM NO.	PART NUMBER	DESCRIPTION	QTY.
1	CP38931-NYB	E-clip, Nylon, Black	1
2	CP38921-2-NYB	Turret, Nylon, Black, 3, Outlet	1
3	CP21953-EPR	Diaphragm, EPDM	1
	CP21953-VI	Diaphragm, Viton	1
4	21950-10-NYB	End cap sub assembly, Nylon, Black	1
5	CP38925-2-NYB	3/4" Body, Nylon, Black	1
6	CP7717-2-110-BU	O-ring, Buna-N	1
	CP7717-2-110-VI	O-ring, Viton	1
7	CP48255-11/4-302SS	Screw, Stainless steel	1
8	CP48221-NYB	Upper clamp, 3/4", Nylon, Black	1
9	CP48256-SS	Pivot pin, Stainless steel	1

NOTE: Only parts that are available through Goldacres are listed for the nozzle above. For a full parts listing, see the Teejet website.

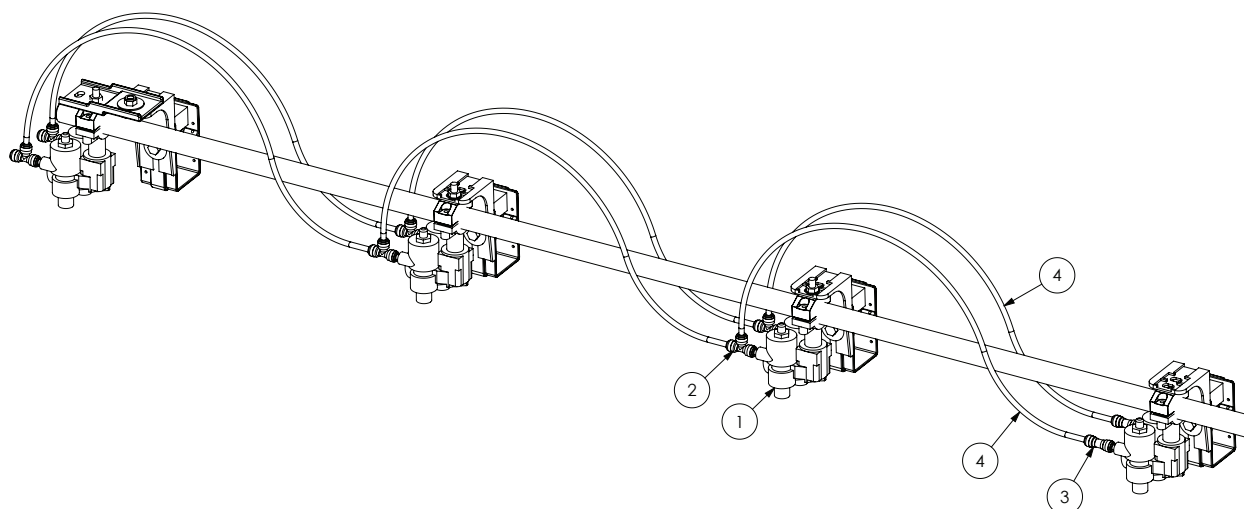
Altek Dual Nozzle Spray Body



GA5065845 - Nozzle body, Twin, dual, Air shut off, 3/4, Altek

PART NUMBER	DESCRIPTION	QTY.
GA5065900	3/4" Clamp	1
GA5065905	Altek multi spray nozzle body	1
GA5055115	U clip 20 x 40 x 3	1
GA5065875	Top cap	2
GA5065880	Spring	2
GA5065885	Plunger	2
GA5065870	Outer body	1
GA5065855	U clip	2
GA5065865	Inner valve body	2
GA5065860	Air fitting	2
GA5055110	U clip 30 x 41 x 2.5	1
GA5065895	Shut off plug	1

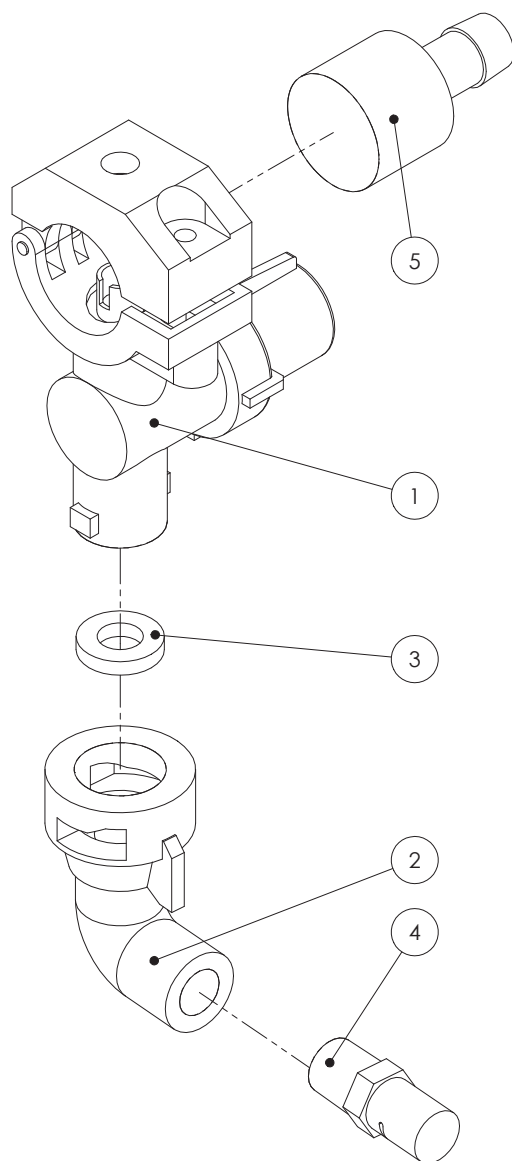
Dual Nozzle Spray Line



ITEM NO.	PART NUMBER	DESCRIPTION	QTY.
1	GA5065845	Nozzle body, Twin, dual, Air shut off, 3/4, Altek	*
2	GA5016245	Tee, Equal, 6mm push in type, Black plastic	*
3	GA5066991	Pneumatic fitting, Push in, Joiner, 6mm	*
4	GA5004385	Tube, Nylon, 6mm, Blue	*
	GA5070585	Tube, Nylon, 6mm, Green	*
	GA5004383	Tube, Nylon, 6mm, Black	*
	GA7000002	Tube, Nylon, 6mm, Red	*

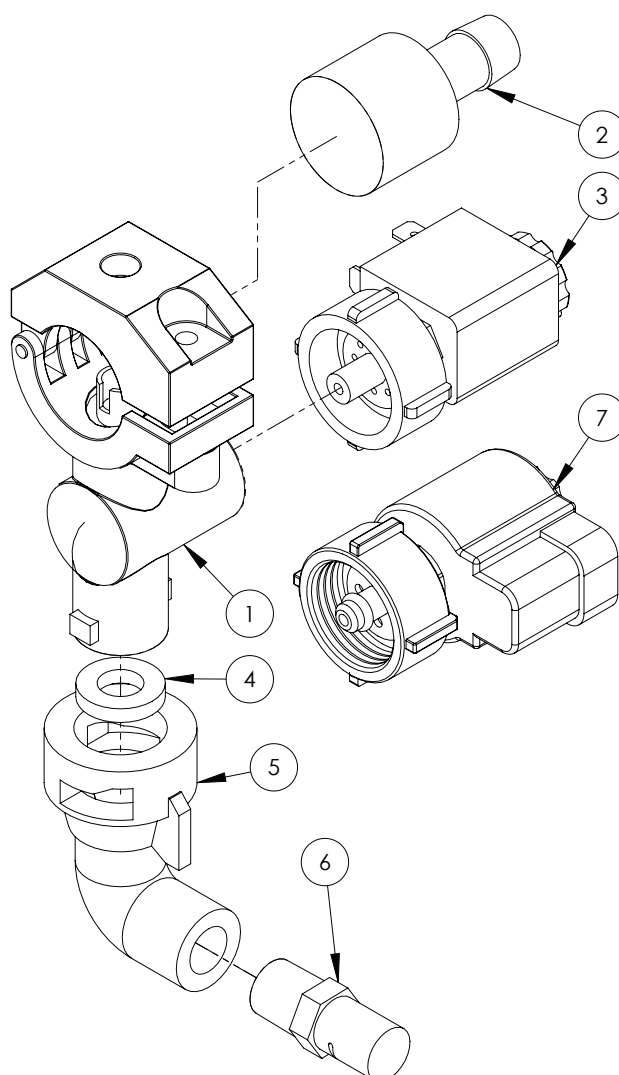
* Quantities vary

Manual Fence Line Nozzle



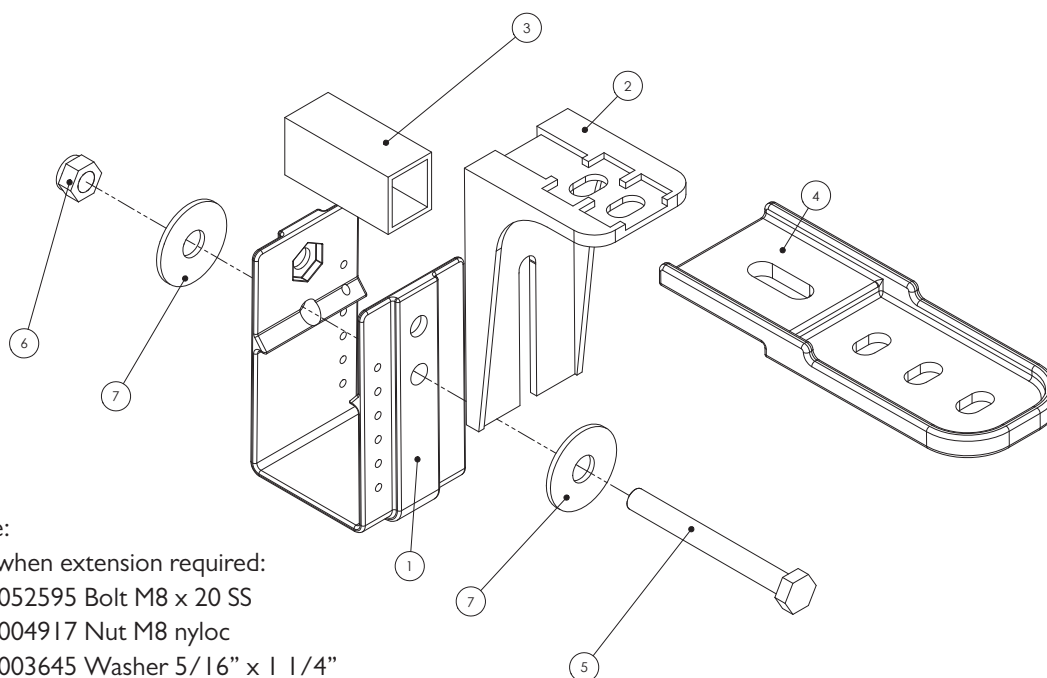
ITEM NO.	PART NUMBER	DESCRIPTION	QTY.
1	58140-NYB	Manual Nozzle Body	1
2	QJ4676-90-1/4-NYR	90 degree Nozzle Adapter	1
3	GA5055245	Washer, Nozzle cap seal, Rubber, 19mm OD x 9mm ID, Suit teejet nozzle	1
4	BI/4XPI0L	Left Fence line Nozzle	1
	BI/4XPI0R	Right Fence line Nozzle	1
5	CP38936-NYB	End Barb Adapter	1

Solenoid Operated Fence Line Nozzle



ITEM NO.	PART NUMBER	DESCRIPTION	QTY.
1	58140-NYB	Manual Nozzle Body	1
2	CP38936-NYB	End Barb Adapter	1
3	55280-1	Fence Line Solenoid - (Discontinued March 2015)	1
4	GA5055245	Washer, Nozzle cap seal, Rubber, 19mm OD x 9mm ID, Suit teejet nozzle	1
5	QJ4676-90-1/4-NYR	90 Degree Nozzle Adapter	1
6	BI/4XP10L	Left Fence Line Nozzle	1
	BI/4XP10R	Right Fence Line Nozzle	1
1 & 3	ECS17560A-3/4-NYB	Fence Line Solenoid and Body	1
7	GA5071785	Solenoid, e-Chemsaver suit 2 Pin Metri-pack, Fence Line	1
-	GA3000047	Electrical Harness, e-Chemsaver Fence Line Solenoid, 2 Pin Female Weatherpak to 2 Pin Female Metri-Pack, 0.5m, Teejet	1

Adjustable Nozzle Brackets



Note:

Use when extension required:

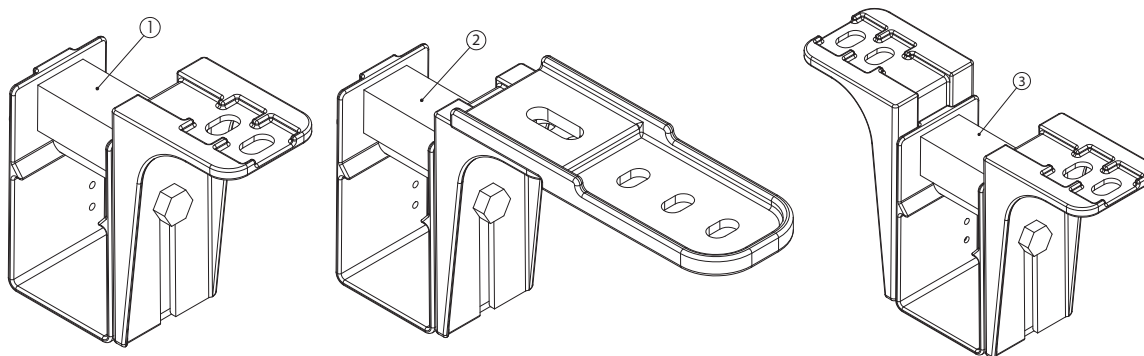
GA5052595 Bolt M8 x 20 SS

GA5004917 Nut M8 nyloc

GA5003645 Washer 5/16" x 1 1/4"

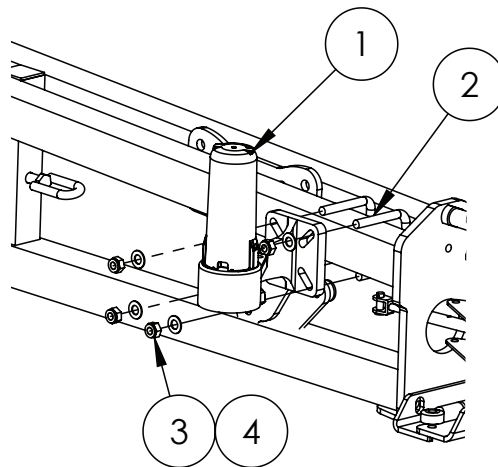
ITEM	PART NUMBER	DESCRIPTION	QTY
1	GA5018259	"U" Nozzle Bracket to suit 50mm RHS	1
2	GA5018257	Nozzle bracket, plastic, L shape, short	1
	GA5018258	Nozzle bracket, plastic, L shape, long	1
3	GA5066965	Spacer	1
4	GA5018255	Dual Boom Nozzle Extension Bracket	1
5	GA5004741	Bolt M8 x 75mm SS 304	1
6	GA5004917	Nut M8 Nyloc	1
7	GA5003645	Washer 5/16" x 1 1/4" Flat	2

Pre Packaged Kits



ITEM	PART NO	DESCRIPTION
1	GA4948675	Single line nozzle bracket
2	GA4948695	Dual Line nozzle bracket (rear side) Kit
3	GA4948685	Dual Line nozzle bracket (both sides) Kit

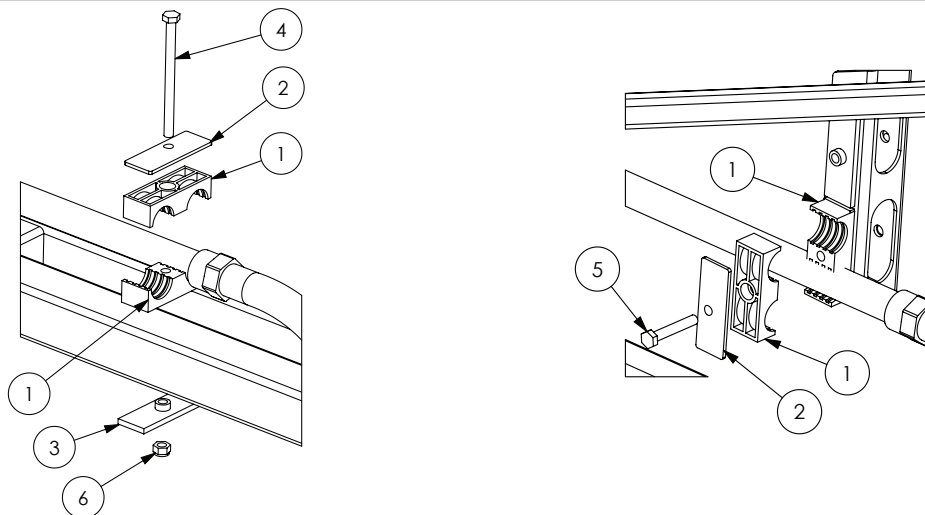
UltraGlide Sensor Mount



ITEM NO.	PART NUMBER	DESCRIPTION	QTY.
1	063-0130-018	Sensor, Ultrasonic, Digital, 4 Pin, Centre, Raven	1
	063-0130-014	Sensor, Ultraglide Moulded Left, Raven	1
	063-0130-012	Sensor, Ultraglide Moulded Right, Raven	1
2	GA5011251	U-Bolt M12 x 52mm x 80mm Square Top	6
3	GA5000115	Washer 10mm Flat SS	13
4	GA5000141	Nut M10 Nyloc	12

Note: Quantity is for the 3 sensor kit

Boom Poly Pipe Clamps



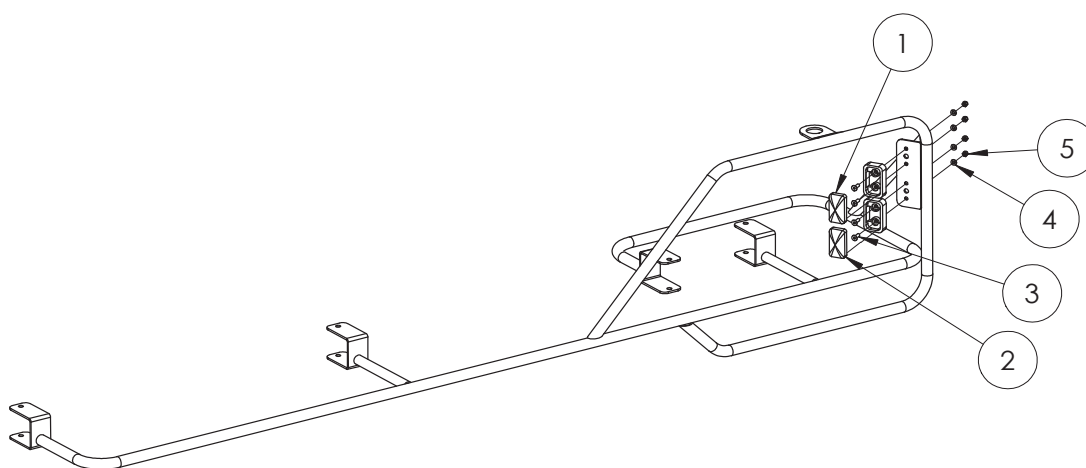
ITEM NO.	PART NUMBER	DESCRIPTION	QTY.
1	RCD-28J	RCD clamp jaws, Double 28mm hose, Black polypropylene	*
2	RCD-4PT	Hose clamp, Double RCD, Top plate, Grade 4	*
3	RCD-4PB	Double Clamp Plate Bottom Gr4	*
4	GA5004933	Bolt M8 x 110 ZP GR8.8	*
5	GA5004727	Bolt M8 x 50 ZP GR8.8	*
6	GA5052590	Nut M8 Nyloc SS 316	*

* Quantities vary

Chapter 15

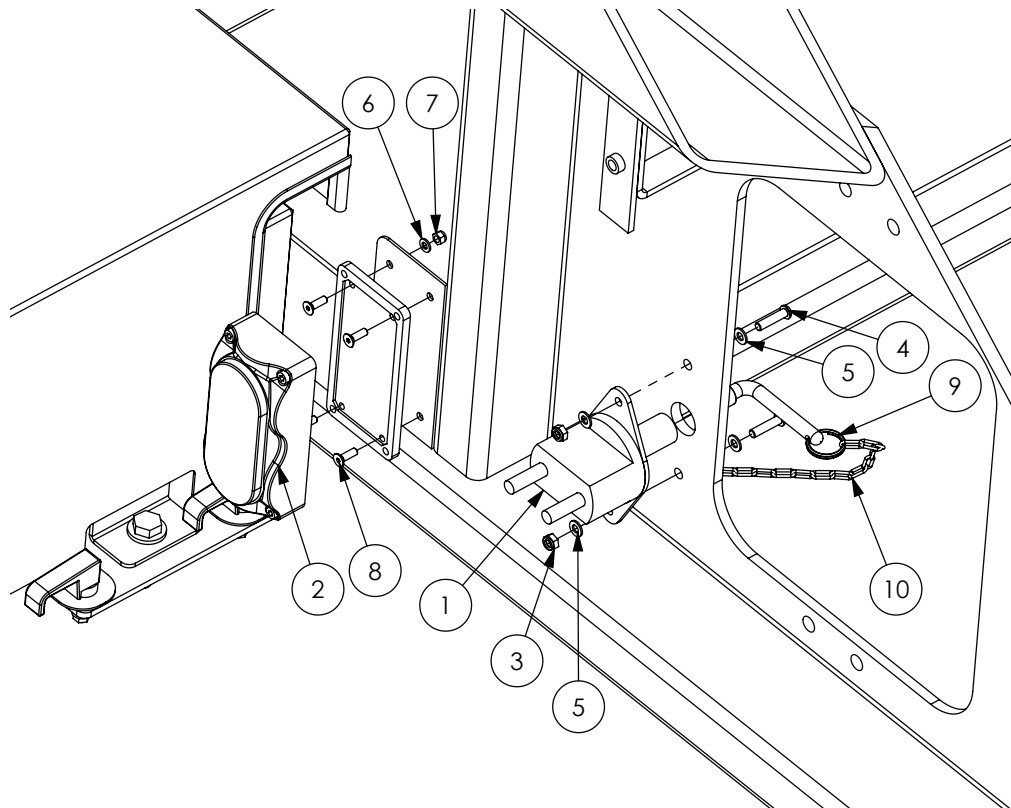
ELECTRICS

Boom LED Lights



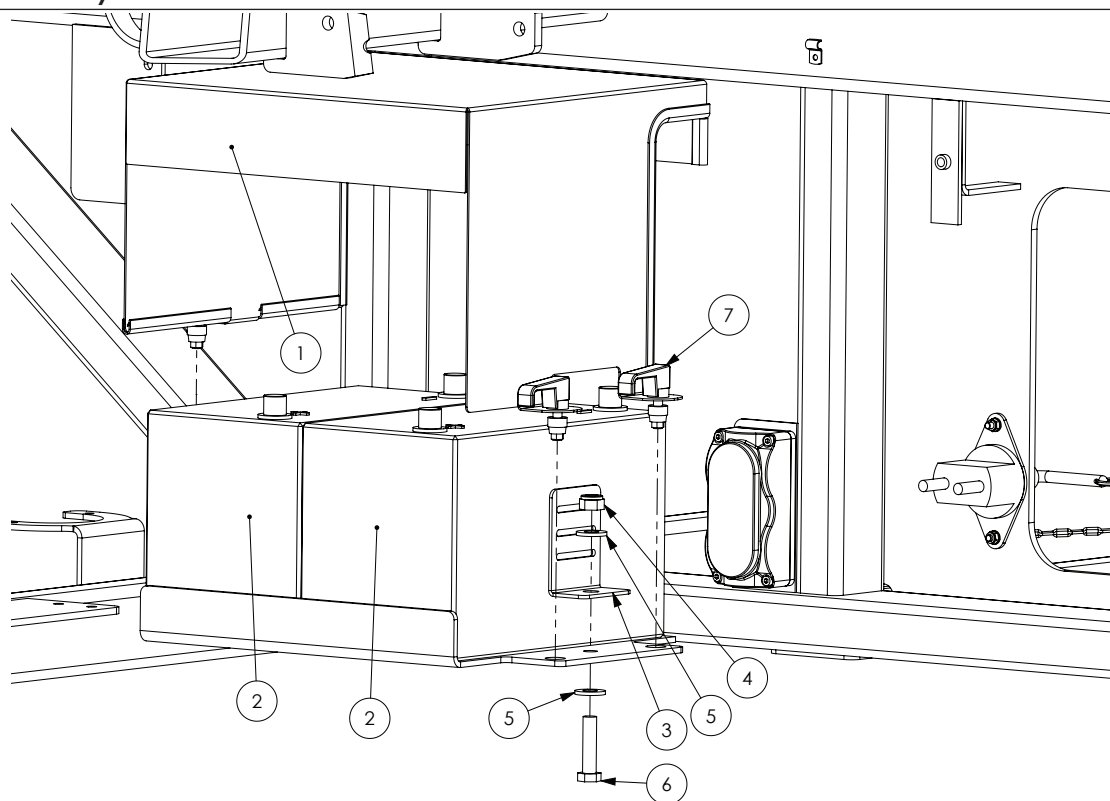
ITEM NO.	PART NUMBER	DESCRIPTION
1	GA5060057	Clearance light with connector, Orange LED
2	GA5060056	Clearance light with connector, Red LED
3	GA5051230	FHCS M5 x 16mm
4	GA5003983	Washer 5mm Flat SS
5	GA5003975	Nut M5 Nyloc SS

Buss Bar & Switch



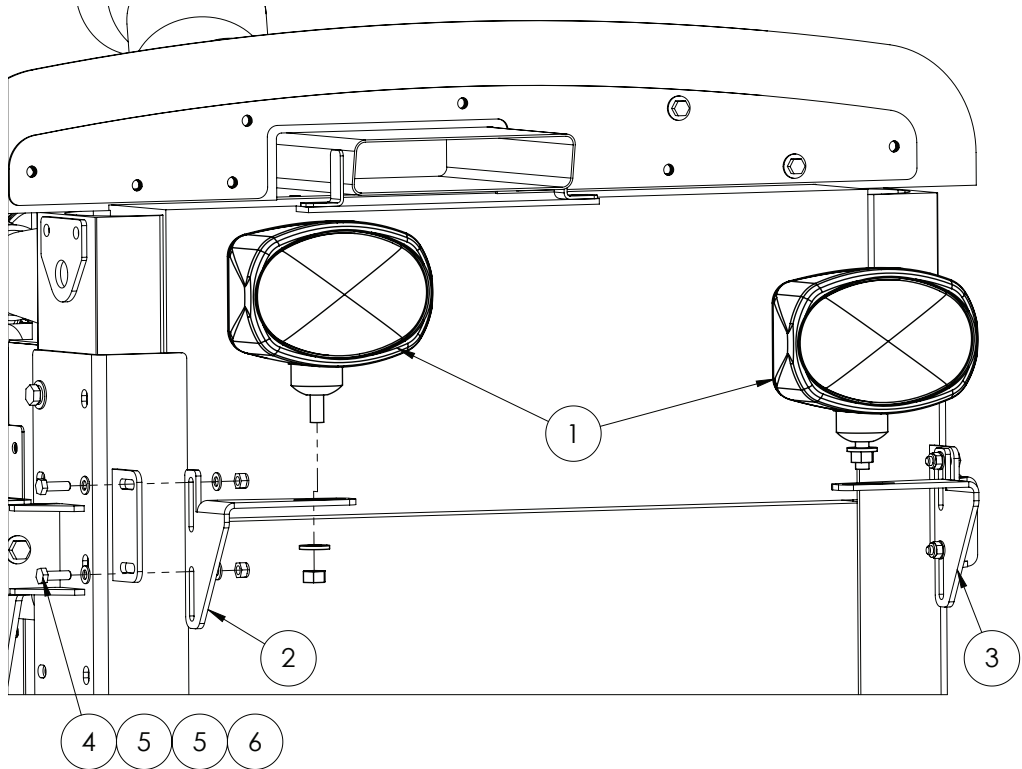
ITEM NO.	PART NUMBER	DESCRIPTION	QTY.
1	GA5005787	Battery Isolator switch large	1
2	GA5050630	Electrical Buss Bar	1
3	GA5048115	Nut M6 nyloc	2
4	GA5004067	BHCS M6 x 25	2
5	GA5004437	Washer 6mm SS	4
6	GA5003983	Washer 5mm SS	4
7	GA5003975	Nut M5 Nyloc SS	4
8	GA5051230	FHCS M5 x 16mm SS	4
9	GA5002077	Key ring, 25mm, SS	1
10	GA4922231	Chain 20mm x 2mm cut 200mm Long	1

Battery



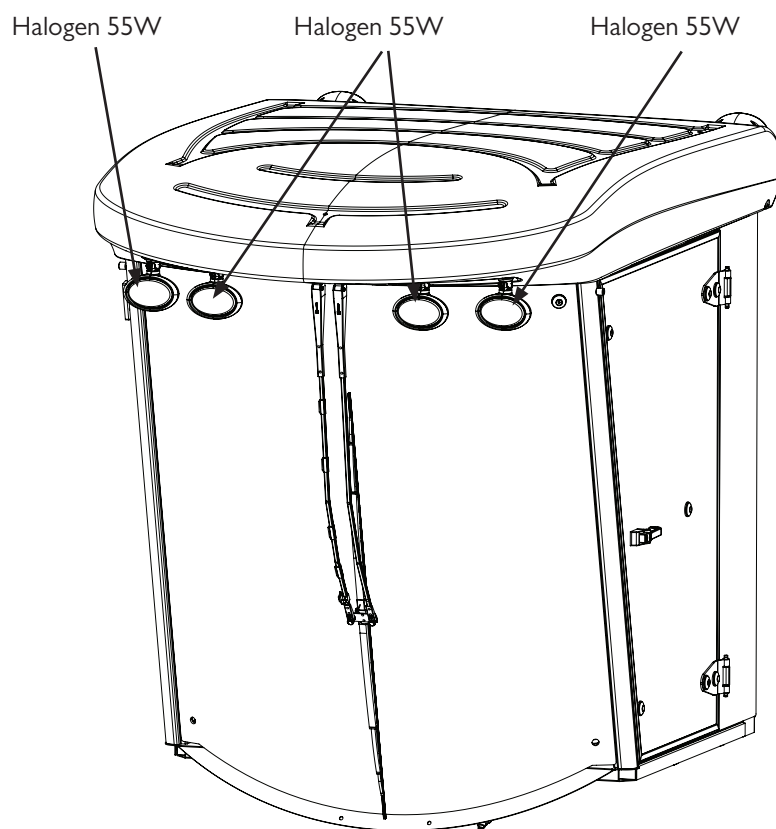
ITEM NO.	PART NUMBER	DESCRIPTION	QTY.
1	GA4913425	Battery Cover Assembly, G3 G4	1
2	GA5071620	Battery, Delkor 27H710, 710 CCA, G3 G4 series	2
3	F70127A	50mm Tank Strap Bracket	1
4	GA5012461	Nut M12 Nyloc ZP	1
5	GA5000577	Washer 12mm Flat SS Heavy Duty	2
6	GA5011239	Bolt M12 x 50 GR8.8	1
7	GA5066600	Rawl action latch suit Advance pod door	3

Headlights



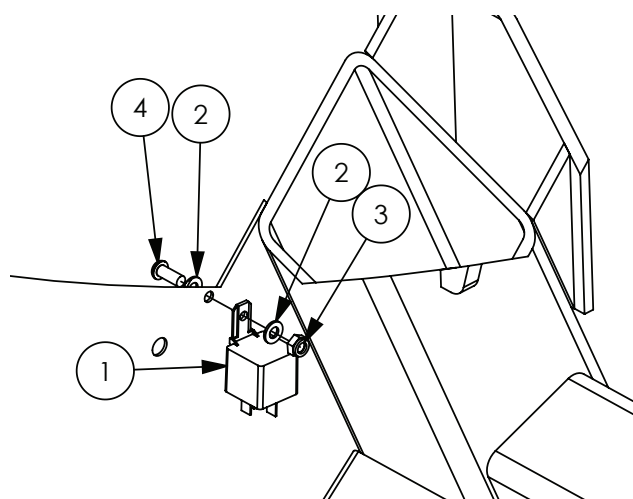
ITEM NO.	PART NUMBER	DESCRIPTION	QTY.
1	GA4913490	Headlight Assembly , G3 G4	2
2	GA4507060	Bracket Headlight Right Hand	1
3	GA4507055	Bracket Headlight Left Hand	1
4	GA5004711	Bolt M8 x 25 ZP GR8.8	4
5	GA5003643	Washer 8mm Flat SS HD	8
6	GA5052590	Nut M8 Nyloc SS 316	4

Cab Lights - Front




ITEM NO.	PART NUMBER	DESCRIPTION	QTY.
1	GA5075315	Work Light, oval, 55w, Black suit Euro cab	4

Fan Clutch Relay




ITEM NO.	PART NUMBER	DESCRIPTION	QTY.
1	GA5012001	Relay, 12V 5 Pin 40A change over	1
2	GA5004437	Washer 6mm Flat SS	2
3	GA5048115	Nut M6 nyloc	1
4	GA5004050	BHCS M6 x 16mm SS	1

Cab Lights - Rear



ITEM NO.	PART NUMBER	DESCRIPTION	QTY.
1	GA5075315	Work Light, oval, 55w, Black suit Euro cab	2

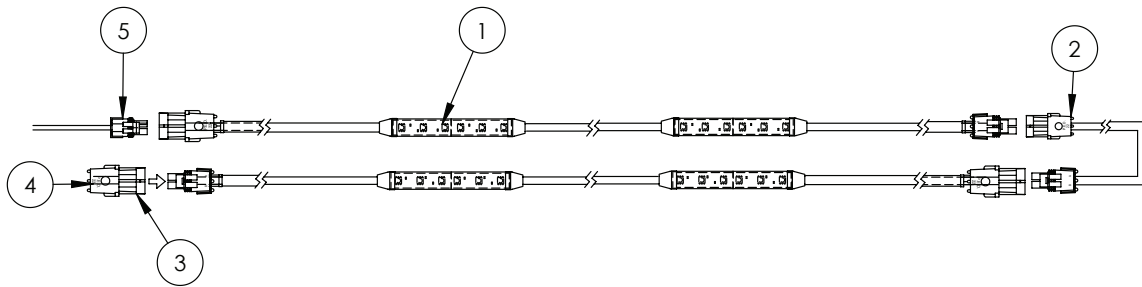
Work Lights



ITEM NO.	PART NUMBER	DESCRIPTION	QTY.
1	GA4912424	Work Lights, LED, Kit	1
	GA5075500	Light, LED, Work, Flood beam, bare wires, 15W	
	GA5007381	Connector, 2 pin, Female, Weather pack	
	GA5016617	Pin, Male, Sealed, Weather pack, Wire 1.0 - 2.0mm	
	GA5014857	Seal, Green, Weather pack connector	

Kit includes 3 lights for mounting on rear cross member underneath sprayer, on left side hand rail near tank and on boom rest above spray pod.

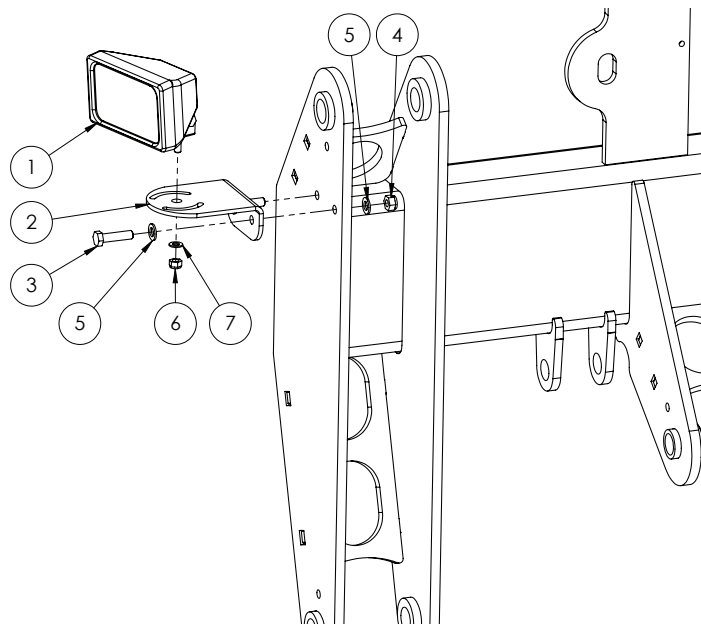
Night Pro LED Lights



ITEM NO.	PART NUMBER	DESCRIPTION	QTY.
1	GA5060136	Harness, Boom Light 2 LED Strip, 12v 0.24Amp	36
2	GA5060137	Harness, Pivot Extension 2000mm	4
	GA5060138	Harness, Pivot Extension 5000mm	
3	GA5007381	Connector, 2 pin, Female, Weather pack	4
4	GA5050245	Seal, Cavity blanking plug, Weather pack connector	8
5	GA3000016	Harness, Quad splitter, suit night pro power supply	1

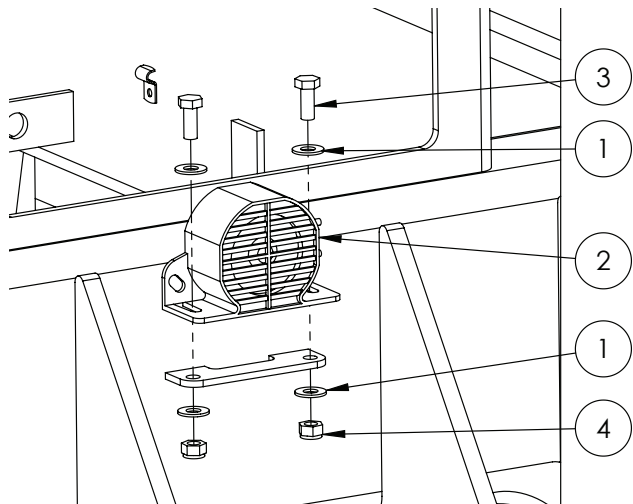
The quantity shown is for a full 36 meter boom

Boom Work Lights



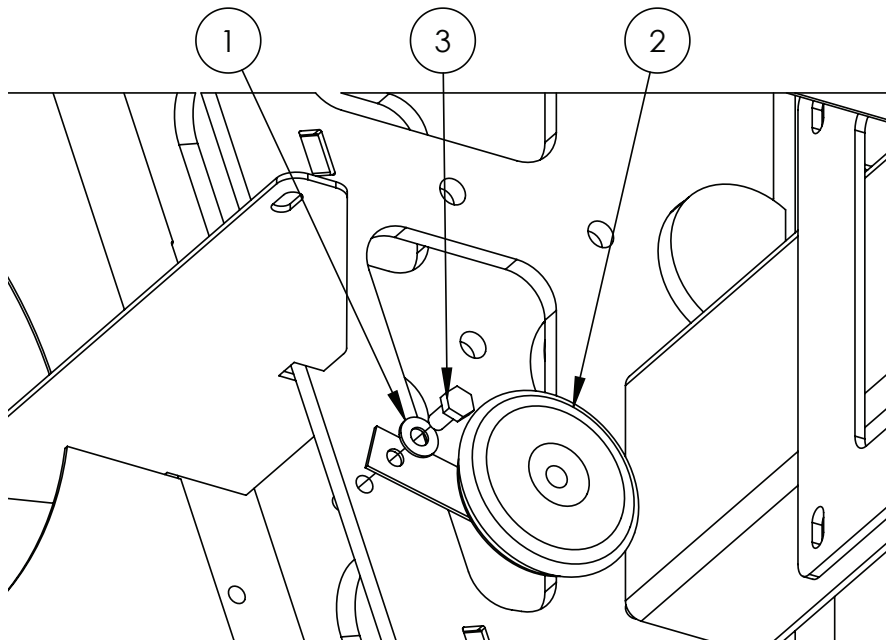
ITEM NO.	PART NUMBER	DESCRIPTION	QTY.
1	GA5050105	Flood Light Stingray	1
2	GA4504321	Mount, Spot LED light chassis head stock SP 2011	1
3	GA5006071	Bolt M10 x 40 GR10.9 ZP	2
4	GA5000141	Nut M10 Nyloc	2
5	GA5000117	Washer 10mm Flat SS Heavy duty	4
6	GA5052590	Nut M8 Nyloc SS 316	1
7	GA5003643	Washer 8mm Flat SS HD	1

Reverse Warning Beeper



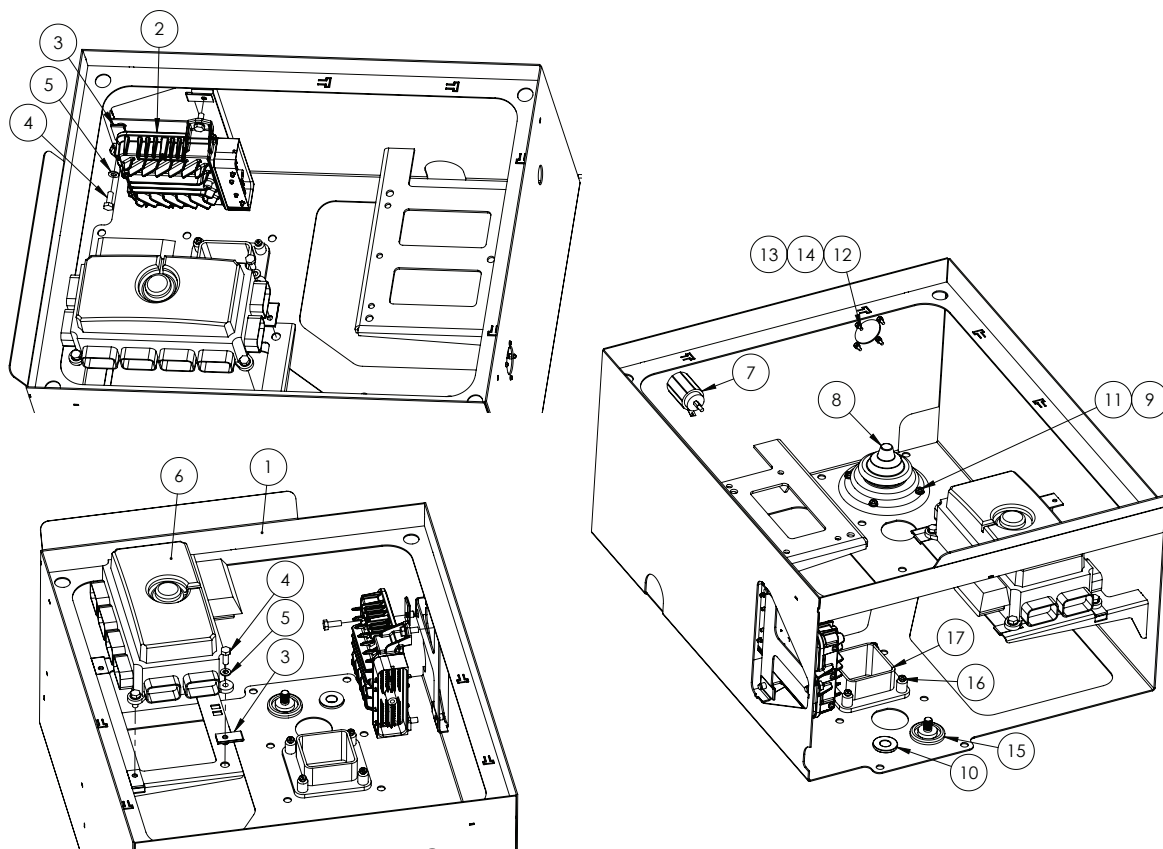
ITEM NO.	PART NUMBER	DESCRIPTION	QTY.
1	GA5003643	Washer 8mm Flat SS HD	4
2	GA5011985	Reverse Beeper	1
3	GA5004085	Bolt M8 x 20	2
4	GA5052590	Nut M8 Nyloc SS 316	2

Horn



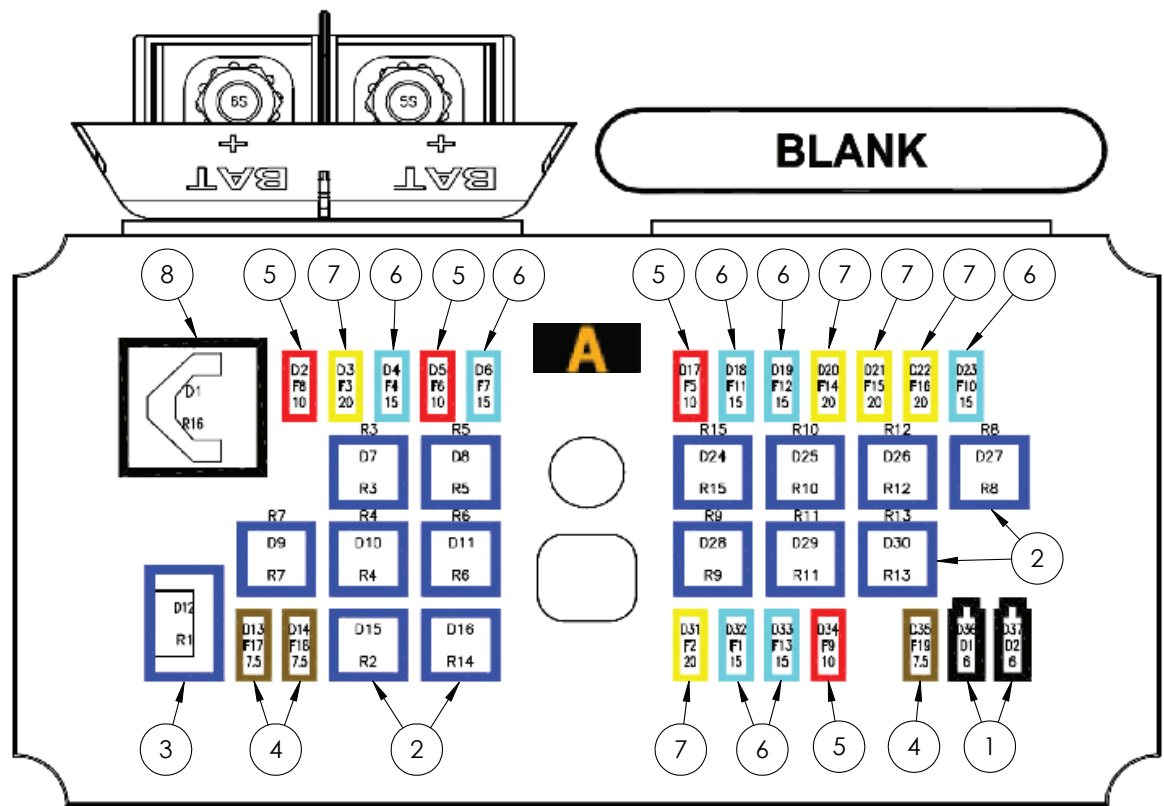
ITEM NO.	PART NUMBER	DESCRIPTION	QTY.
1	GA5003643	Washer 8mm Flat HD	1
2	GA5011983	Horn, 12V Narva, 72517	1
3	GA5011465	Bolt M8 x 16 ZP	1

Cabin Fuse Box



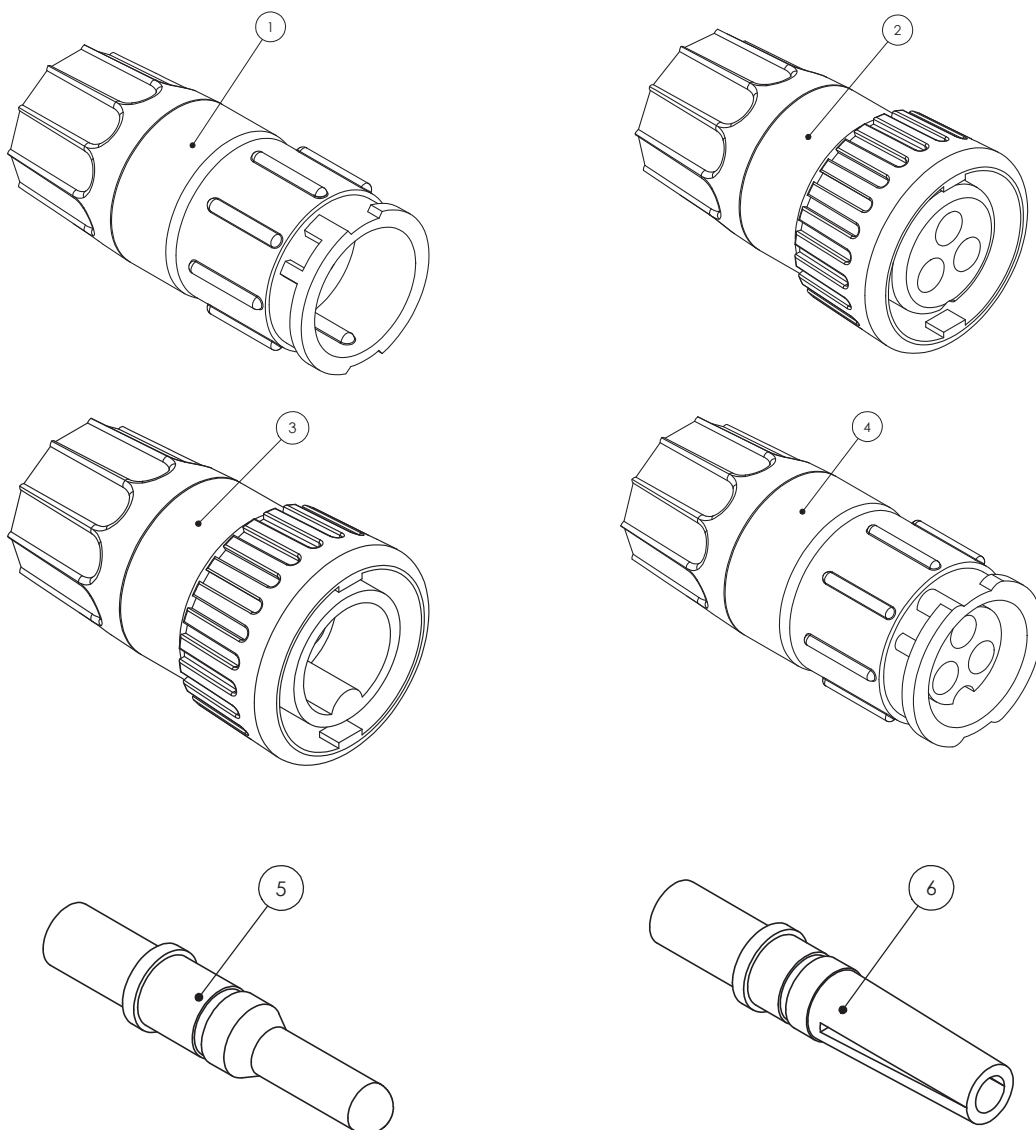
ITEM NO.	PART NUMBER	DESCRIPTION	QTY.
1	GA4660305	Fuse Box Compartment, G3 G4	1
2	GA5075265	TCM, 2500 Allison, G Series	1
3	GA5066830	Speed clip M6	7
4	GA5004041	Bolt M6 x 16	7
5	GA5004437	Washer 6mm Flat SS	7
6	GA5060033	Functions Fuse Box A	1
7	GA5007121	Lighter Socket	1
8	GA5069725	Gromet Slop stop 105 x 60	1
9	GA5020510	Washer 4mm Flat Heavy duty SS	4
10	GA5012199	29mm Neoprene Grommet	1
11	GA5011360	Pan Head Screw M4 x 10mm	4
12	GA5003083	Screw M3 x 12mm SS	4
13	GA5011351	Washer 3mm Flat	4
14	GA5049465	Nut M3 Nyloc SS	4
15	GA5006379	Battery Feed Stud - Britax	1
16	GA5049020	Pan Head Screw M4 x 25	4
17	GA5061195	Deutsch Connector DRB Bulk Head suit 48 pin	1
18	GA3000025	Harness, Main Console, G3 G4	1
19	260112	Allison Transmission Harness	1
20	WA7790HA	Allison Backbone CAN Harness	1

Fuse Box 'A' - Cabin



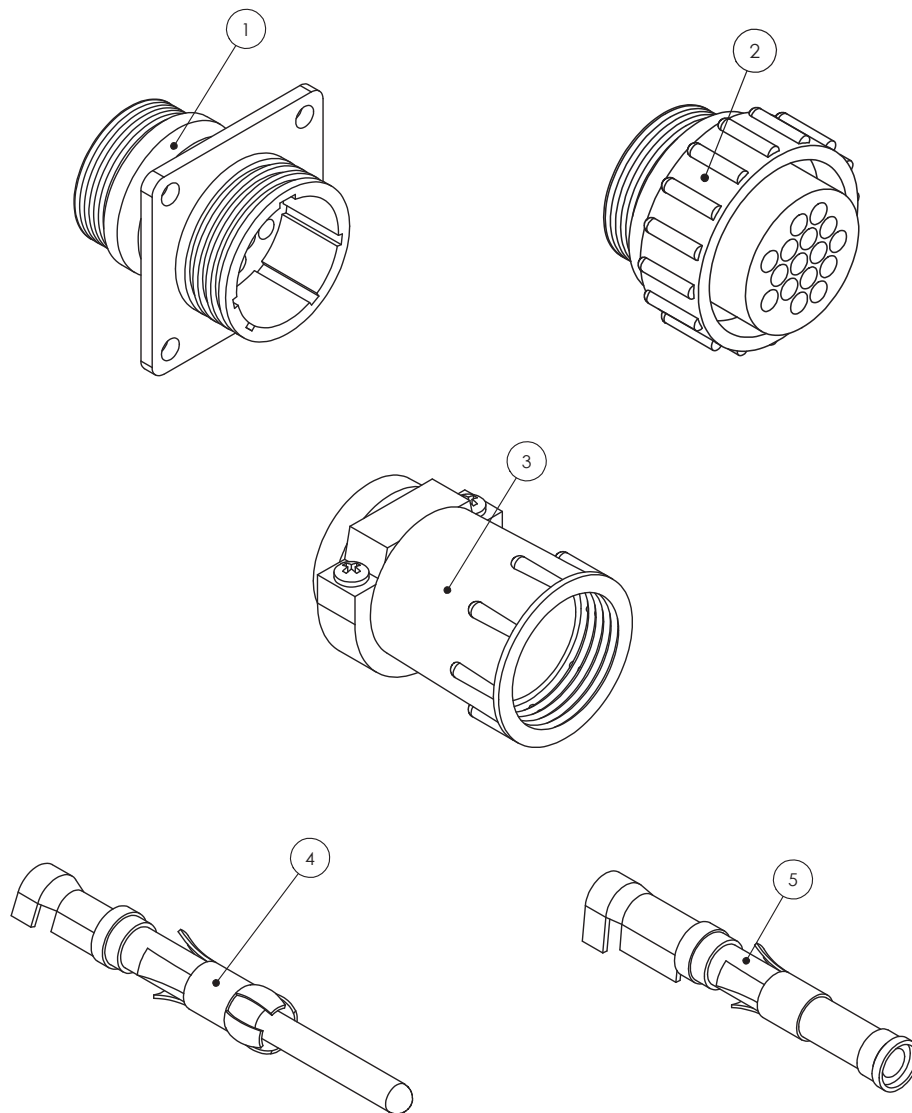
ITEM NO.	PART NUMBER	DESCRIPTION	QTY.
1	GA5075040	Diode, 6 Amp, With Wing Key, Suit Crop Cruiser 2009	2
2	GA5075035	Relay, Ultra Micro Iso280, 4 Pin Square, Spst, 12v 20a	14
3	GA5075030	Relay, Ultra Micro Iso280, 5 Pin, Spst, 12v 20a	1
4	GA5054840	Mini Blade Fuses 7.5amp	3
5	GA5054845	Mini Blade Fuses 10 Amp	4
6	GA5054850	Mini Blade Fuses 15 Amp	7
7	GA5054855	Mini Blade Fuses 20 Amp	5
8	GA5075055	Flasher Relay, Suit Sp Micro Fuse Box, Blinker, Indicator, 3 Pin Iso, Led 12v	1

Raven (AMP) Electrical Connectors



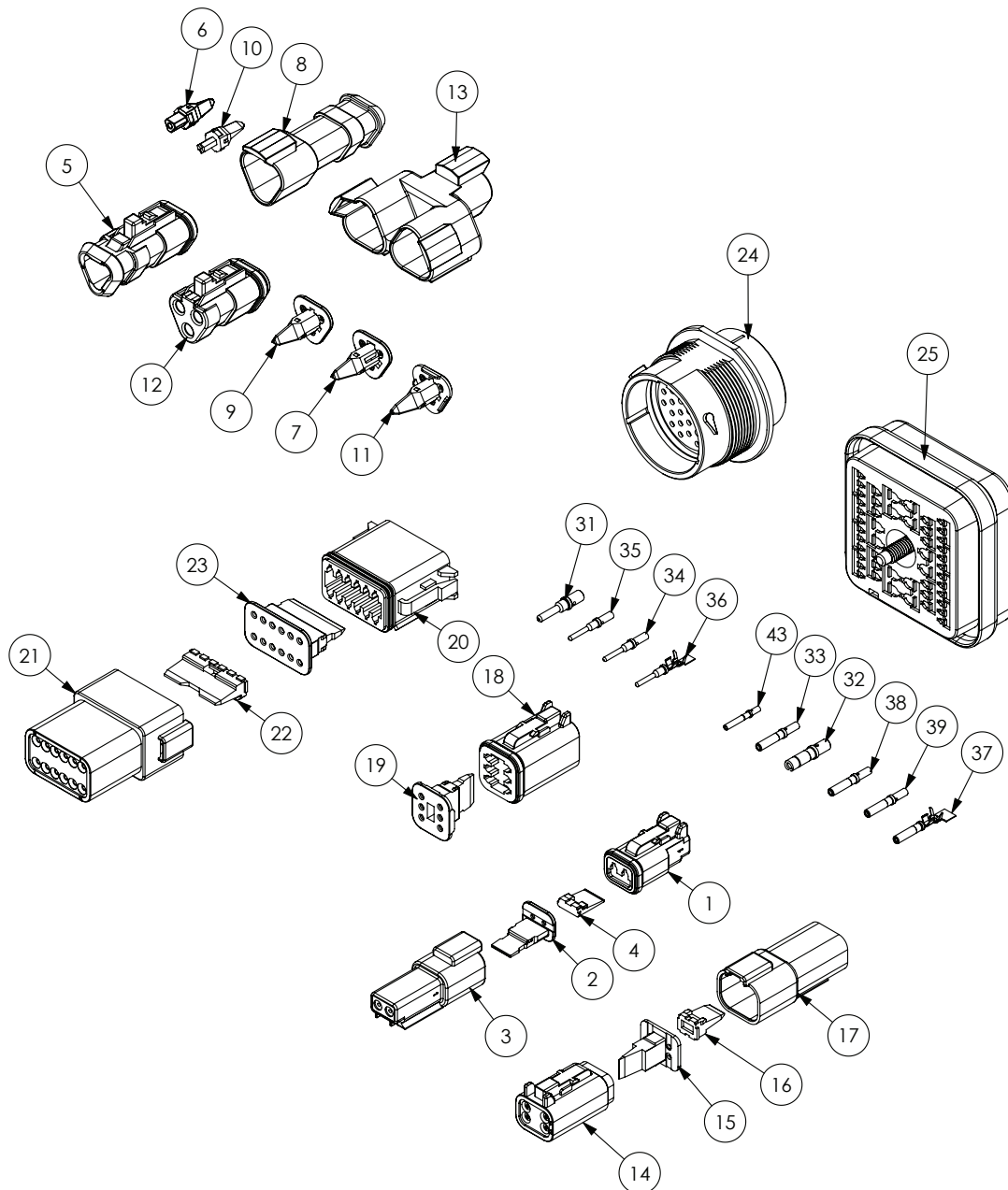
ITEM NO.	PART NUMBER	DESCRIPTION
1	4084001014	Male Flow Meter Connector
2	4084001015	Female Flow Meter Connector
3	4084001010	Male Speed Sensor Connector
4	4084001016	Female Speed Sensor Connector
5	4084001062	Male Pin for Flow Meter & Speed Sensor Connectors
6	4084001063	Female socket for Flow Meter & Speed Sensor Connectors
	GA5068945	Connector, 3 Pin AMP super seal waterproof male
	GA5047728	Plug, 2 pin, Black, fuel injector connector, IP65K, AMP

Raven (AMP) Electrical Connectors



ITEM NO.	PART NUMBER	DESCRIPTION
1	4084001017	Male Loom Connector for 440 & 450 Consoles (16 Pin)
2	4084001018	Female Loom Connector for 440 & 450 Consoles (16 Pin)
3	GA5049175	Backing Shell for 16 Pin Connectors
4	GA5048905	Gold Male Pin For Raven Loom Connectors
5	GA5048900	Gold Female socket for Raven Loom Connectors
	GA5020785	Male loom connector 37 pin (not shown)
	GA5020780	Female loom connector 37 pin (not shown)
	GA5020560	Backing Shell 37 pin connector (not shown) Small
	GA5020559	Backing Shell 37 pin connector (not shown) Large

Deutsch Electrical Connectors



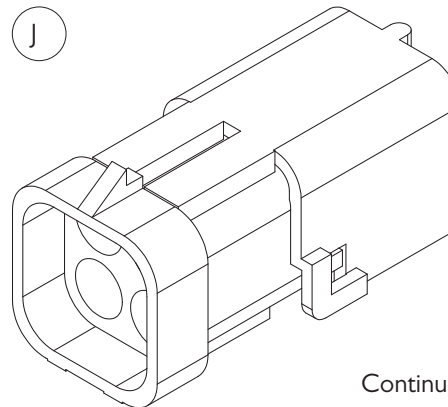
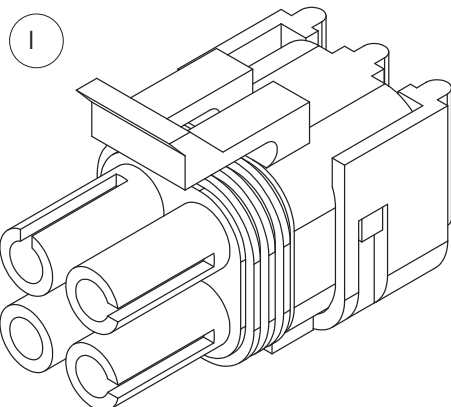
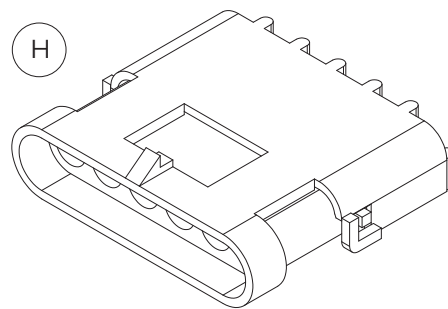
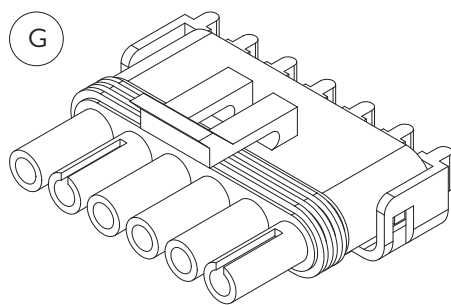
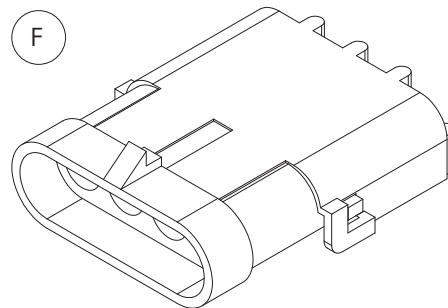
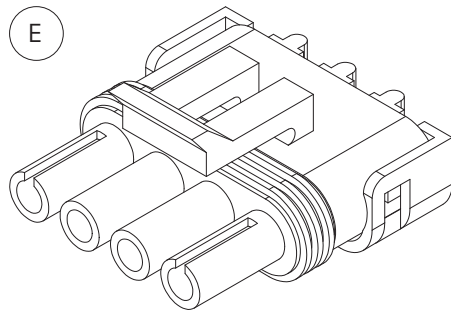
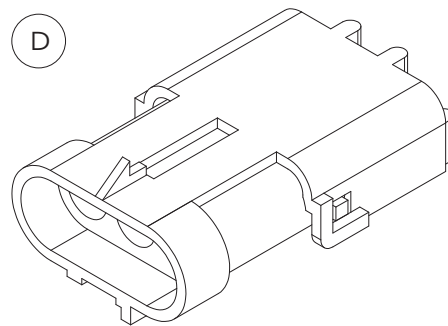
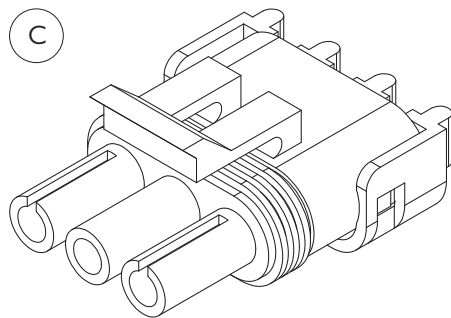
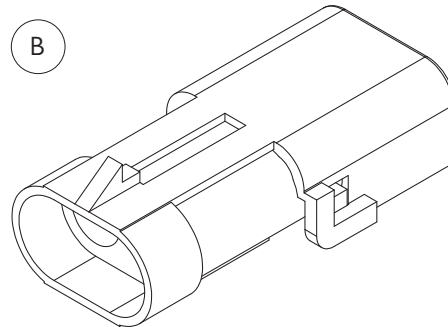
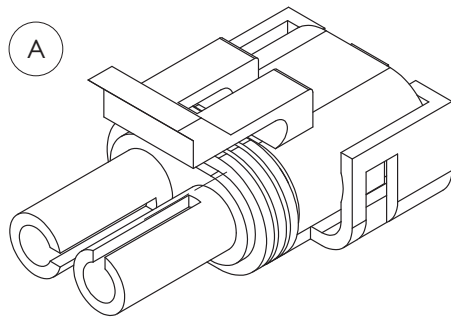
ITEM NO.	PART NUMBER	DESCRIPTION
1	GA5052820	Plug, 2 way, socket, DT series, Deutsch
2	GA5052825	Wedge Lock, 2 Way, sockets, DT series, Deutsch
3	GA5052830	Receptacle, 2 way, pins, DT series, Deutsch
4	GA5052835	Wedge Lock, 2 way, DT series, Deutsch
5	GA5011831	Plug, 3 way sockets, shrink boot adapter, Deutsch
6	GA5017719	Wedge lock, blue, 3 pin, suit terminator, Deutsch
7	GA5017721	Wedge lock, blue, 3 socket, Deutsch
8	GA5050740	Receptacle, 3 pin, shrink boot, Deutsch
9	GA5050750	Wedge Lock, orange, 3 socket, Deutsch

Continued over page

Deutsch Electrical Connectors

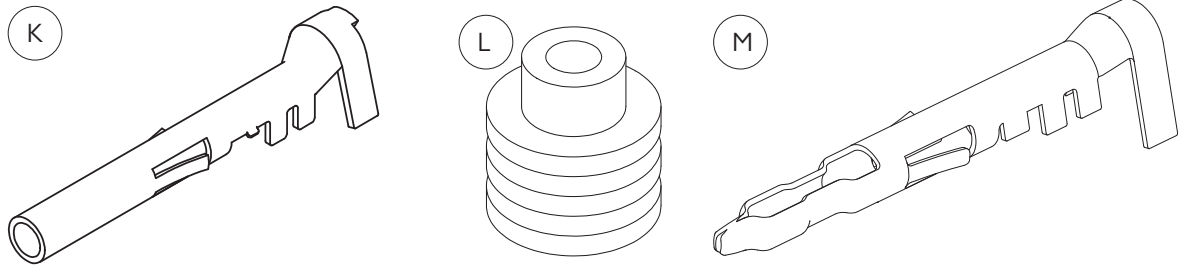
ITEM NO.	PART NUMBER	DESCRIPTION
10	GA5050760	Wedge Lock, Green, 3 pin, Deutsch
11	GA5050761	Wedge Lock, Green, 3 socket, Deutsch
12	GA5054350	Plug, grey, 120 ohm resistor terminator, Deutsch
13	GA5054365	Receptacle, 3 way 3 Pin, Y splitter, Deutsch
14	GA5050840	Plug, 4 way socket, DT series, Deutsch
15	GA5050845	Wedge Lock, orange, 4 way sockets, Deutsch
16	GA5050765	Wedge Lock, Green, 4 Way pins, Deutsch
17	GA5013783	Receptacle, 4 way, pins, DT series Deutsch
18	GA5050960	Plug, 6 way Socket, DT series, Deutsch
19	GA5050965	Wedge Lock, orange, 6 way sockets, DT series, Deutsch
20	GA5061780	Plug, 12 way sockets, DT series, Deutsch
21	GA5061785	Receptacle, 12 way suit pins, DT series, Deutsch
22	GA5070590	Wedge lock, green, 12 way suit pins, Deutsch
23	GA5070595	Wedge lock, Green, 12 way sockets, Deutsch
24	GA5061790	Receptacle, 31 pin, HPD series, Deutsch
25	GA5060440	Plug, 48 suits Pins, DRB series, Deutsch
26	GA5060445	Wedge lock, 48 way suits Pins, DRB series, Deutsch
27	GA5060450	Flange connector, 48 way suits DRB series, Deutsch
28	GA5060455	Wedge lock, 48 way suit, Sockets, DRB series, Deutsch
29	GA5060460	Receptacle, 48 way suits Sockets, DRB series, Deutsch
30	GA5061170	Rubber boot, suit 48 pin DRB series, Deutsch
31	GA5061260	Pin, Male, Solid, nickel, Number 12, Deutsch
32	GA5061270	Socket, Female, Solid, Nickel, Number 12, Deutsch
33	GA5053235	Socket, Female, Nickel, number 14, Green Band, Deutsch
34	GA5061220	Pin, Male, Gold, Number 16, Deutsch
35	GA5061240	Pin, Male, solid, nickel, Number 16, Green band, AWG 14, Deutsch
36	GA5075255	Pin, Male, Nickel, Crimp style, Number 16, Deutsch
37	GA3000022	Socket, Female, Nickel, Crimp style, Number 16, Deutsch
38	GA5061225	Socket, Female, solid gold, number 16, Deutsch
39	GA5061230	Socket, Female, solid, Nickel, Number 16, Deutsch
40	GA5061235	Socket, solid gold, number 16, 16-20AWG, Deutsch
41	GA5061200	Pin, Male, Solid, nickel, Number 20, Deutsch
42	GA5061205	Pin, Male, Solid, gold, Number 20, Deutsch
43	GA5061210	Socket, Female, Solid, nickel, Number 20, Deutsch
44	GA5061215	Socket, Female, Solid, gold, Number 20, Deutsch
45	GA5052840	Sealing plug, White, size 12 - 16, Deutsch

Electrical Connectors



Continued over page

Electrical Connectors



ITEM NO.	PART NUMBER	DESCRIPTION
A	GA5001351	Male 2 Pin Plug
B	GA5007381	Female 2 Pin Plug
C	GA5002211	Male 3 Pin Plug
D	GA5048550	Female 3 Pin Plug
E	GA5007385	Male 4 Pin Flat Plug
F	GA5007383	Female 4 Pin Flat Plug
G	GA5004009	Male 6 Pin Plug
H	GA5048510	Female 6 Pin Plug
I	GA5049000	Male 4 Pin Square Plug
J	GA5050805	Female 4 Pin Square Plug
K	GA5016619	Female Type Socket
L	GA5014857	Rubber Seal (Green)
M	GA5016617	Male Type Pin
	GA5049685	Boot, Weather pack, Suit 2 pin connector (not shown)
	GA5049690	Boot, Weather pack, Suit 3 pin connector (not shown)

Electrical Harness

G Series Harness

PART NUMBER	DESCRIPTION
GA3000025	Electrical harness, Main side console, suit G3 and G4
GA3000024	Electrical harness, Side console hydraulic control, suit G3 and G4
GA3000051	Electrical harness, cabin power supply, suit G3 G4 series
GA3000050	Electrical harness, G3 and G4 Engine monitor CAN to roof
GA5060033	Fuse box, Main control, Cabin, Crop cruiser 2011, G3 G4 2014
GA5060049	Loom side console suit crop cruiser MY12
GA3000026	Battery lead kit
GA3000023	ECU Extension Harness
GA5060031	Main Chassis Loom
GA5060052	Loom Chassis hydraulics suit SWB CC
GA5060066	Loom SWB SP Tail light connection MY11
GA3000045	Electrical harness, variable fan control, suit G series

RAVEN 440 System

PART NUMBER	DESCRIPTION
GA5060051	Loom Chassis suit SWB CC with Raven 450
1150159935	450 console harness

RAVEN 4400 System

PART NUMBER	DESCRIPTION
GA3000027	Loom Chassis suit SWB CC with Raven 4400
1150171520	Electrical Harness, Console SCS 4400 13.5', Raven

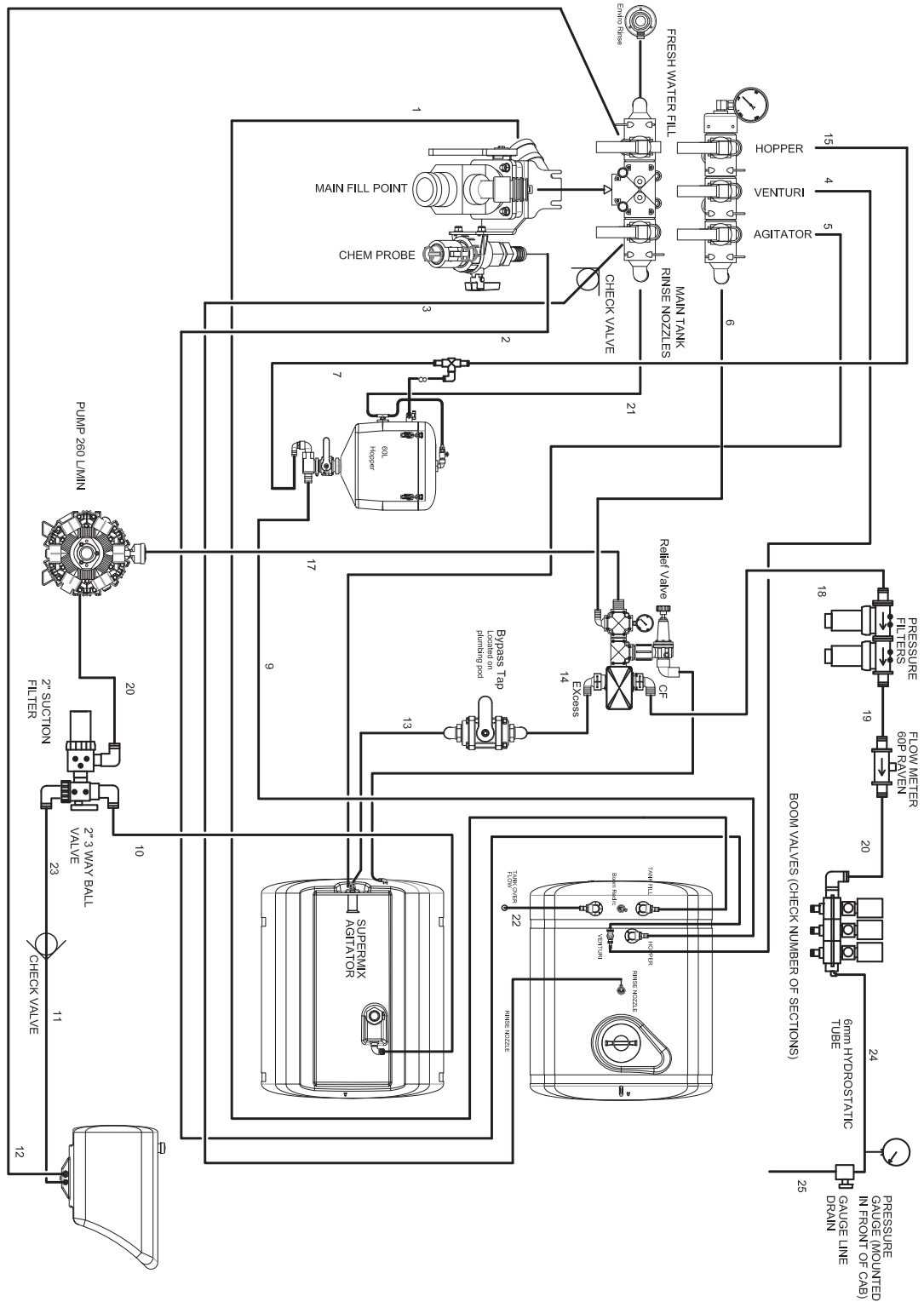
ISO BUS System

PART NUMBER	DESCRIPTION
GA5071325	Switch box, 6 section, ISO BUS, Raven
GA5071350	Electrical harness, Can Power ISO switch box suit JD, Raven
4220000090	Pressure Transducer, 0-250PSI, Sealed, Raven
GA3000030	Terminator, CAN, active, suit ISO bus, Raven
GA3000031	Electrical harness, Raven ISO to CAN active terminator, Raven
GA3000032	Electrical harness, Foot switch assembly, ISO bus, Raven
GA3000033	Electrical harness, Foot switch extension, ISO bus, Raven
GA3000043	Electrical harness, 4400 chassis to ISO bus node, Raven
GA5071380	Node, ECU ISO BUS CAN, Product controller, Raven
GA5071315	Electrical Harness, ISO bus, cabin to drawbar, suit non ISO tractor, Raven
GA5071390	Electrical harness, ISO hitch cable to suit Raven ISO ECU 14'

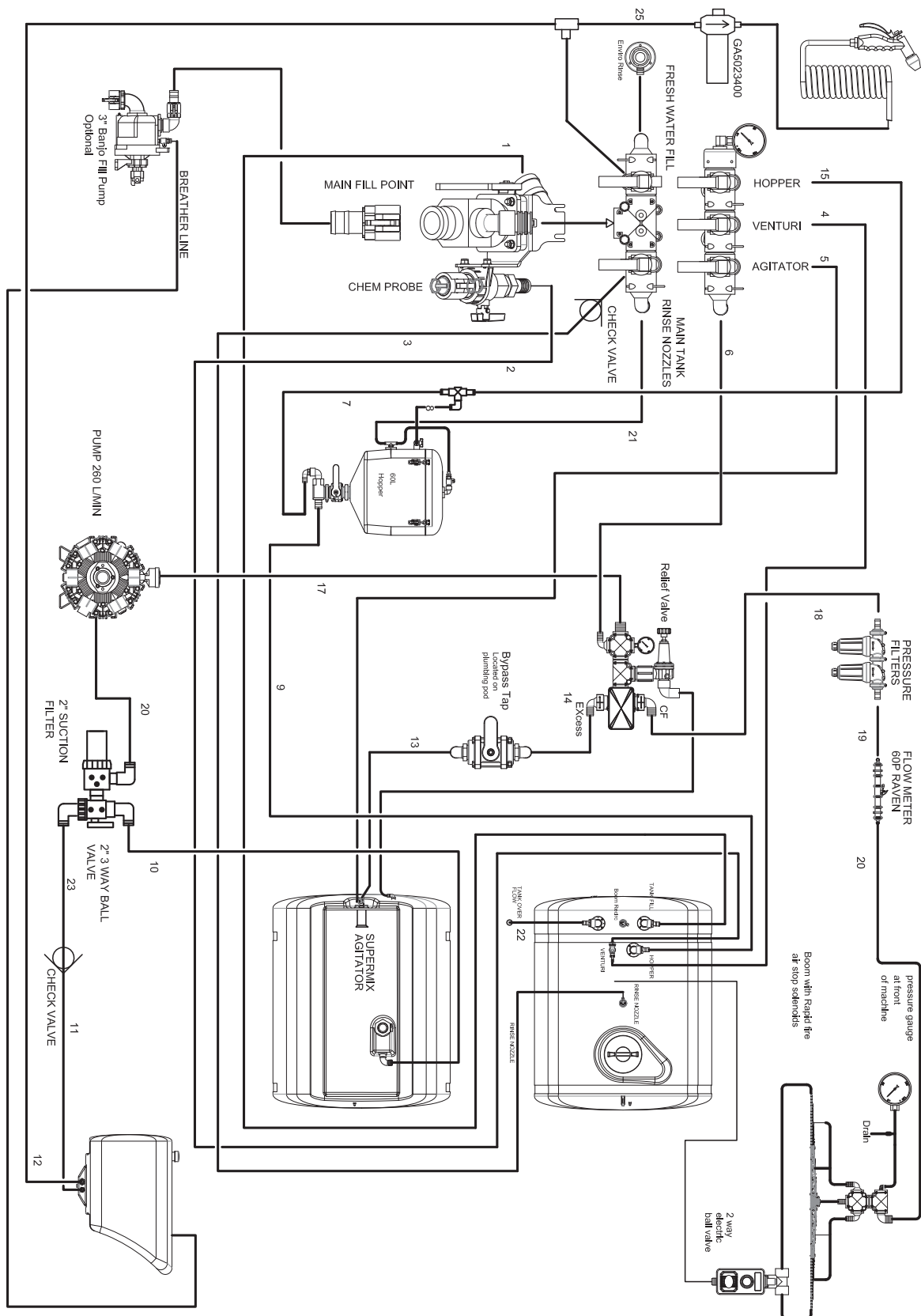
Chapter 16

SCHEMATICS

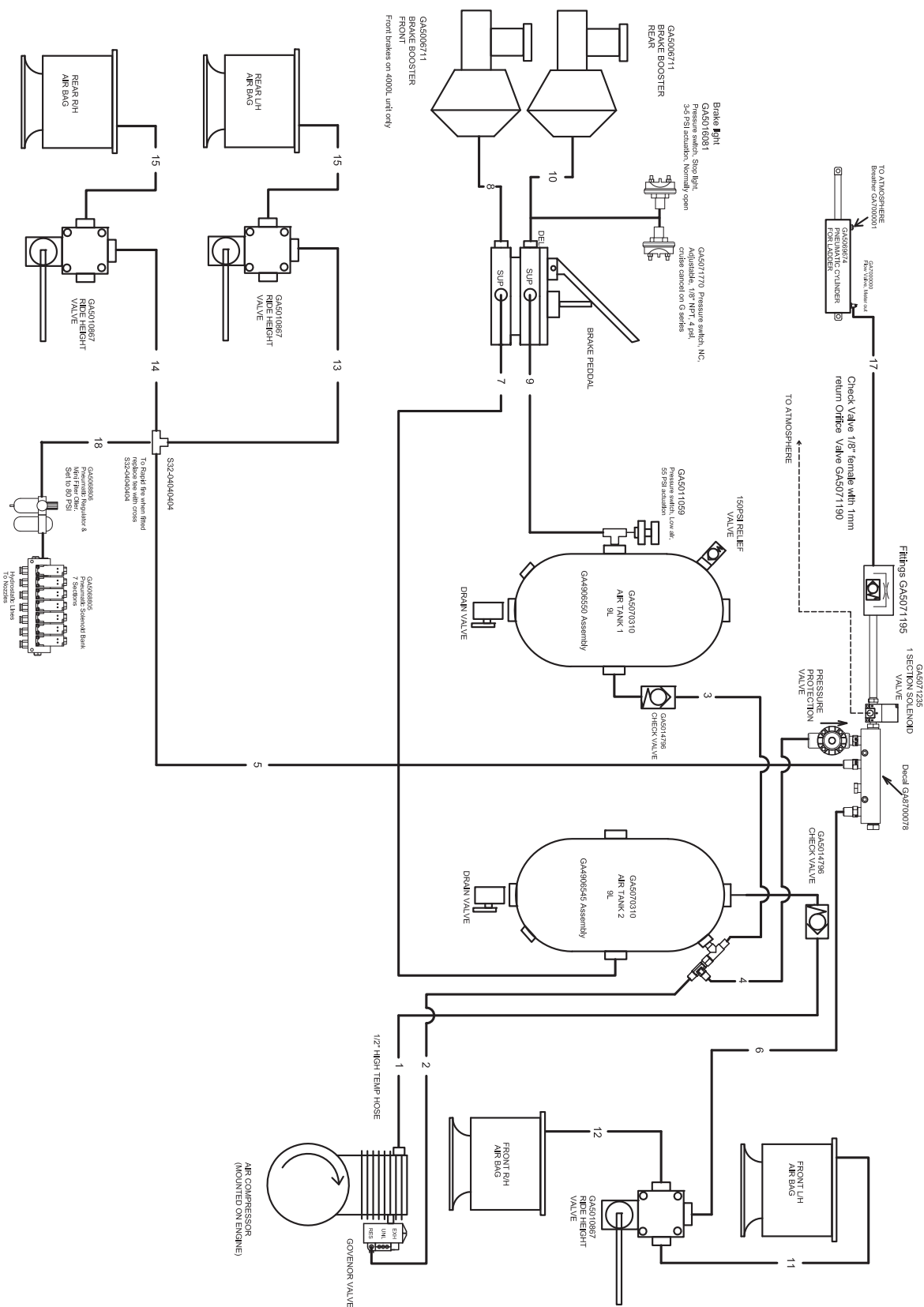
Plumbing Schematic - with Boom Valves



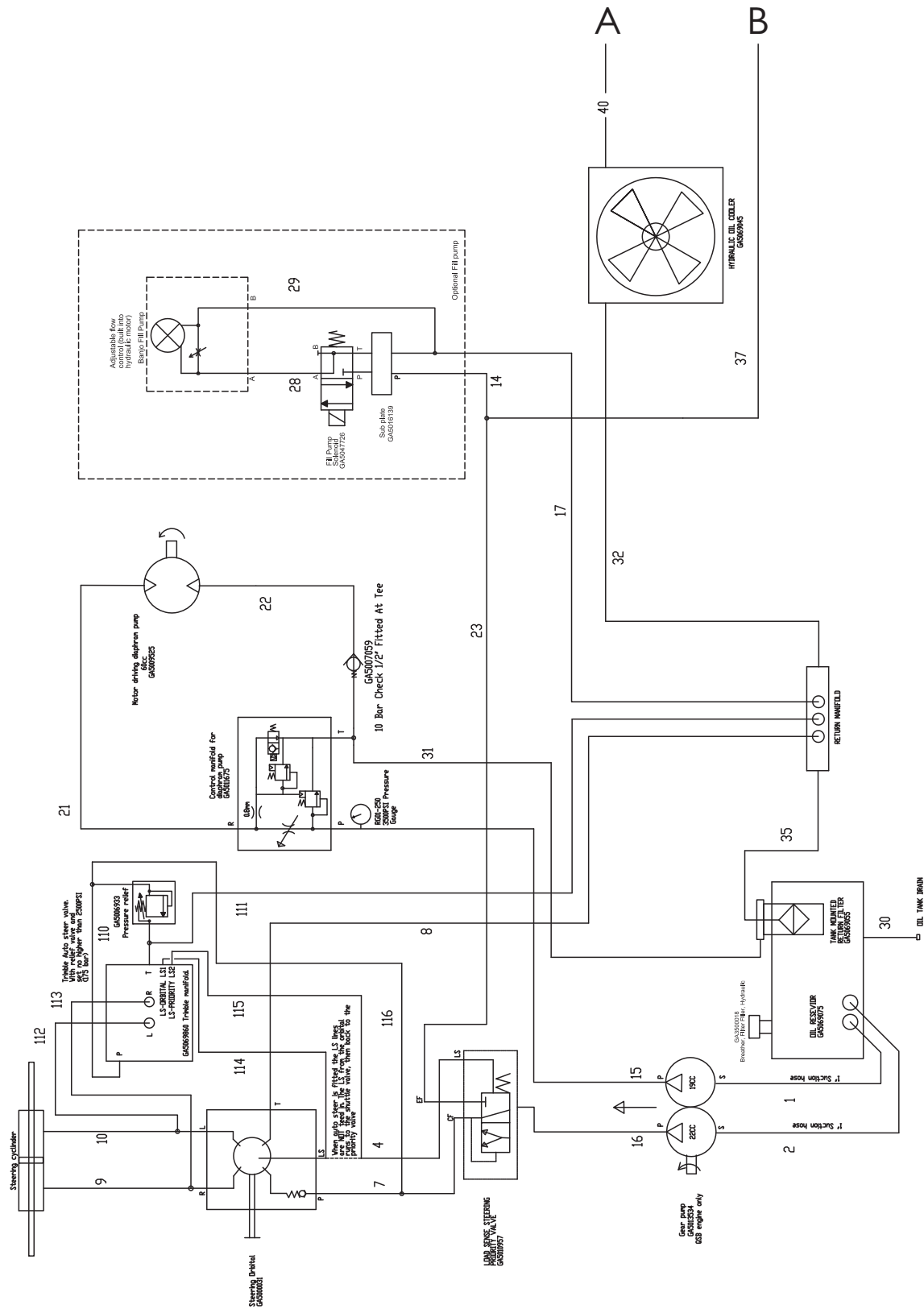
Plumbing Schematic - with RapidFire



Pneumatic Schematic

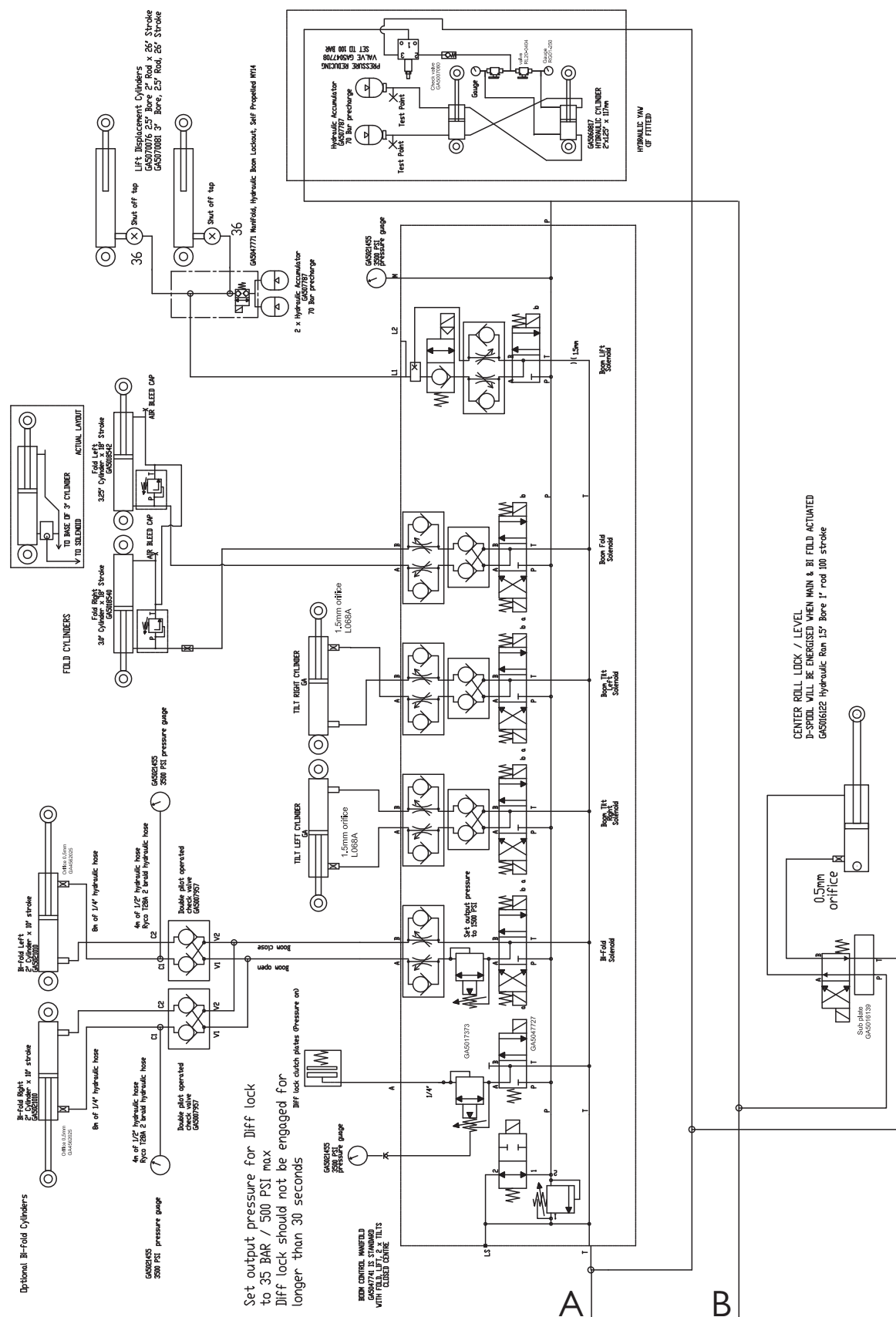


Hydraulic Schematic - Suit Trimble AutoSteer



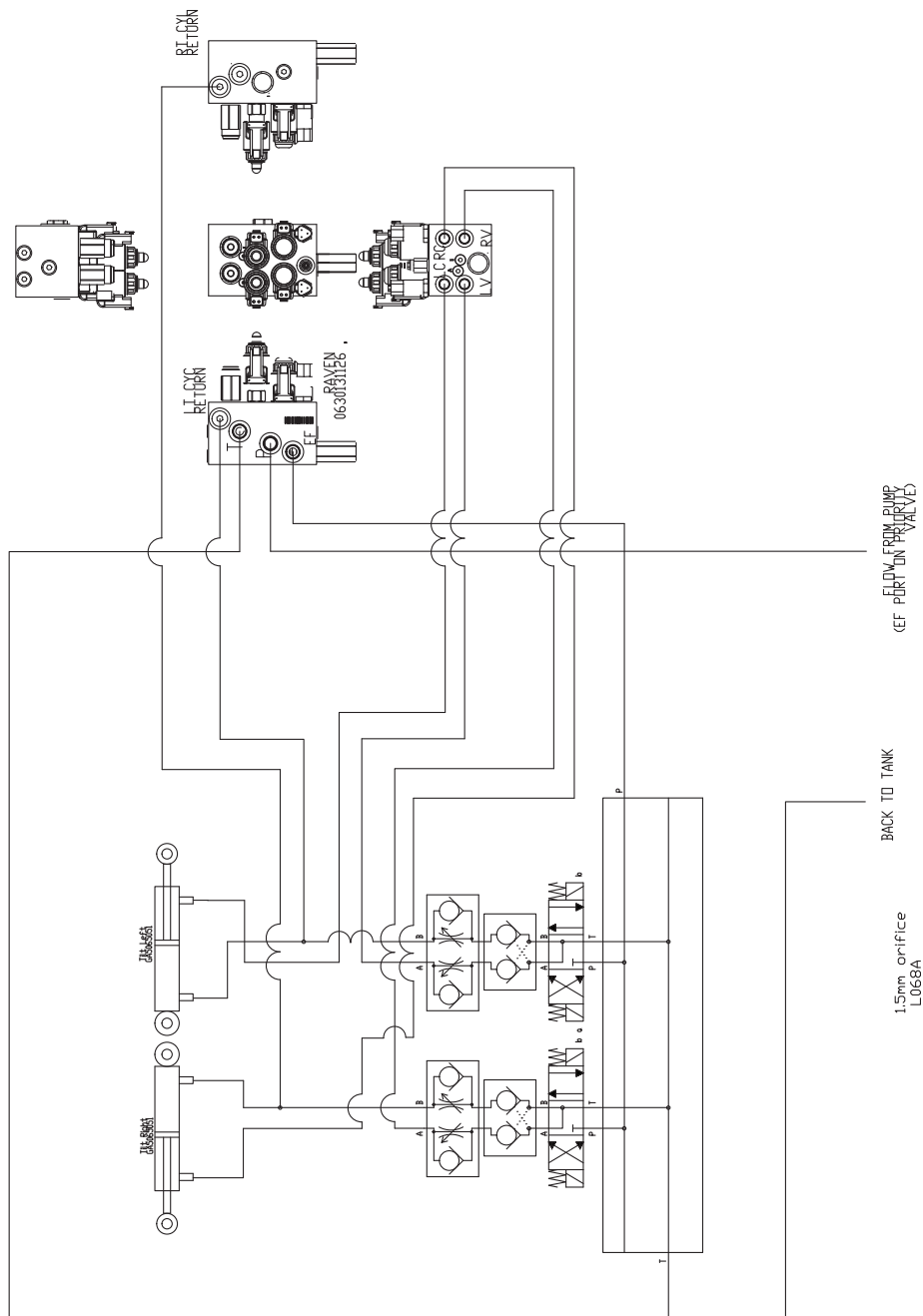


Hydraulic Schematic - Bifold, Diff Lock

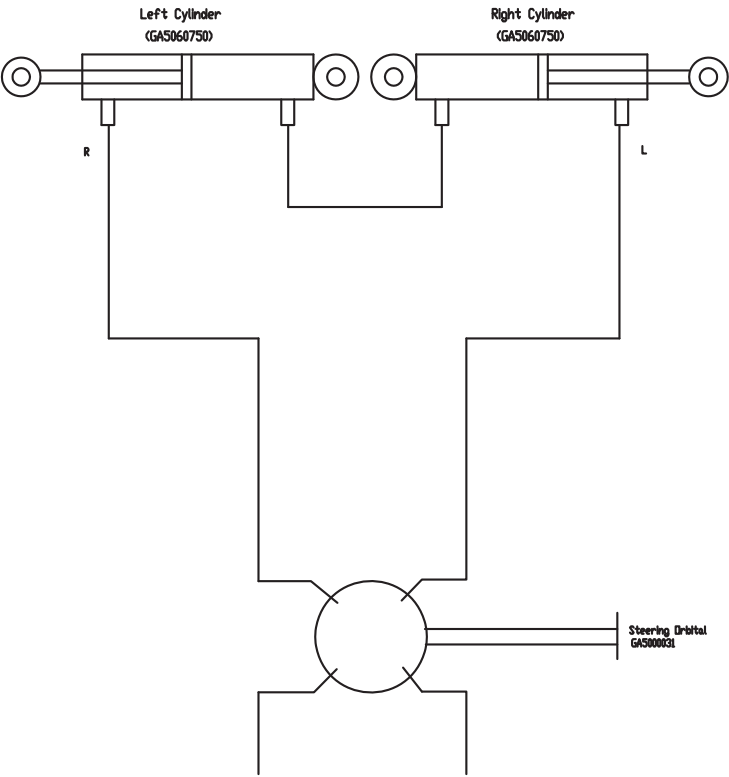


[illegible]

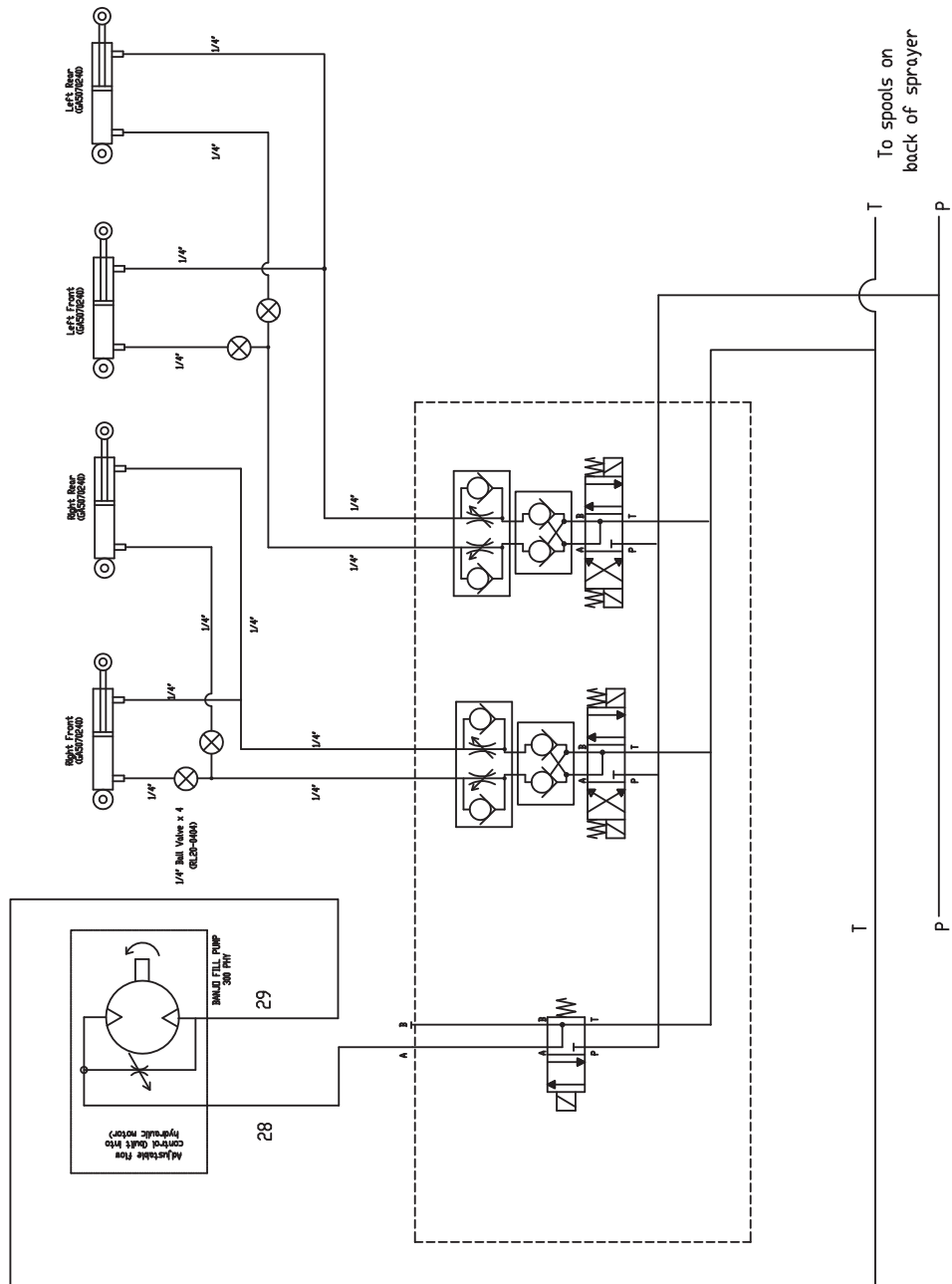
Hydraulic Schematic - Ultraglide



Hydraulic Schematic - Adjustable Axle Steering



Hydraulic Schematic - Adjustable Axle



Hydraulic Hoses - G Series

Hose No.	Hose Length	End 1 (and orientation if reqd)	End 2 (and orientation if reqd)	Description	Orientation	Hose P/N
1' HDSE						
1	700mm	90Deg (T205-1616)	90Deg (T205-1616)	oil tank rear to 22cc pump		GA3500023
2	700mm	90Deg (T205-1616)	90Deg (T205-1616)	oil tank front 19cc pump		GA3500024
32	3820mm	45 deg (T227-1616)	Straight (T202-1616)	Oil cooler to return manifold		GA3500025
35	1780mm	Straight (T202-1616)	Straight (T202-1616)	tank return to return manifold		GA3500026
1/4' Black Hose						
4 (only if NO auto steer block)	570mm	45Deg (T227-0404)	Straight (T202-0404)	load sense priority valve to orbital		GA3500027
5	3880mm	Straight (T202-0404)	Straight (T202-0404)	Diff lock		GA3500028
1/2' Black Hose						
7	710mm	90 Deg (T226-0808)	straight (T202-0808)	priority valve to orbital		GA3500029
8	490mm	90 Deg (T226-0808)	straight (T202-0808)	steering orbital to return manifold		GA3500030
9	2060mm (3M Axle)	90Deg Lng (T226-0808)	90Deg Lng (T226-0808)	Orbital Right to Left Port steer Ran		GA3500032
10	2460mm (3M Axle)	90Deg Lng (T226-0808)	90Deg Lng (T226-0808)	Orbital Left to Right Port steer Ran		GA3500031
12	370mm	45 Deg (T227-0808)	straight (T201-0808)	Rear Diff Fill Drain		GA3500022
15	3870mm	90 DEG (T226-0808)	90 Deg (T205-0808)	Diaphran pump control		GA3500033
16	4270mm	90 DEG (T226-0808)	90 Deg (T205-0808)	Priority valve		GA3500034
18	1820mm	45 Deg (T227-0808)	Straight (T202-0808)	trans cooler to Transmission		GA3500035
19	1250mm	Straight (T202-0808)	Straight (T202-0808)	transmission to trans cooler		GA3500036
21	2670mm	90 Deg (T205-0808)	90 DEG (T205-0808)	speed control (R) to diaphran pump		GA3500037
22	2480mm	90 Deg (T205-0808)	90 DEG (T205-0808)	diaphran pump to speed control (T)		GA3500038
27	795mm	90 Deg (T226-0808)	90 Deg (T205-0808)	Pressure to EF on Priority valve		GA3500066
28	590mm	90 Deg (T226-0808)	90 Deg (T205-0808)	sub manifold to banjo pump press		GA3500067
29	740mm	90 Deg (T205-0808)	90 Deg (T205-0808)	sub manifold to banjo pump return		GA3500068
30	1120mm	90 Deg (T205-0808)	Straight (T202-0808)	sub manifold to return manifold		GA3500069

Hydraulic Hoses - G Series

Hose No.	Hose Length	End 1 (and orientation if reqd)	End 2 (and orientation if reqd)	Description	Orientation	Hose P/N
3/4" Black Hose						
31	2550mm	90 Deg (T205-1212)	Straight (T202-1212)	speed control to return filter		GA3500039

TRIMBLE AUTO STEER HOSE KIT
(ONLY SUPPLY IF AUTO STEER VALVE
IS OPTIONED)

110	1/2" HDSE	400mm	Straight (T202-0808)	Straight (T202-0808)	Pressure Orbital to Trimble pressure		GA3500040
111	1/2" HDSE	325mm	90 Deg (T205-0808)	90 Deg (T205-0808)	Trimble tank line to return manifold		GA3500041
112	1/2" HDSE	2160mm	90 Deg (T205-0808)	Straight (T202-0808)	Orbital Left to Trimble Block A		GA3500042
113	1/2" HDSE	2230mm	90 Deg (T205-0808)	Straight (T202-0808)	Orbital Right to Trimble Block B		GA3500043
114	1/4" HDSE	2490mm	45 Deg Lng (T227-0404)	90 Deg Lng JIC (T207-0409) GA3500003	Trimble load sense 1 to orbital load sense		GA3500044
115	1/4" HDSE	2035mm	90Deg JIC (T207-0409) GA3500003	Straight (T202-0404)	Trimble Load sense 2 to priority valve load sense		GA3500045
116	1/2" HDSE	220mm	90Deg (T205-0808)	Straight (T202-0808)	block to relief valve		GA4904895
117							

JOHN DEERE AUTO STEER HOSE KIT (RAVEN)

131	1/2" HDSE	110mm	90Deg Long (T226-0808)	Straight (T202-0808)	block to relief valve		GA5067971
132	1/2" HDSE	330mm	90Deg (T205-0808)	Straight (T202-0808)	Pressure Hose		GA3500070
133	1/2" HDSE	340mm	90 Deg Lng (T205-0808)	Straight (T202-0808)	Return Hose		GA3500071
134	1/2" HDSE	700mm	90 Deg (T226-0808)	Straight (T202-0808)	Left to A on block		GA3500072
135	1/2" HDSE	760mm	Straight (T202-0808)	90 Deg Lng (T205-0808)	Right to B on block		GA3500073
136	1/4" HDSE	2270mm	48 Deg (T227-0404)	Straight (T202-0404)	steering orbital to block		GA3500074
137	1/4" HDSE	1890mm	90Deg (T205-0404)	Straight (T202-0404)	priority valve to block		GA3500075

AUTO FARM AUTO STEER HOSE KIT

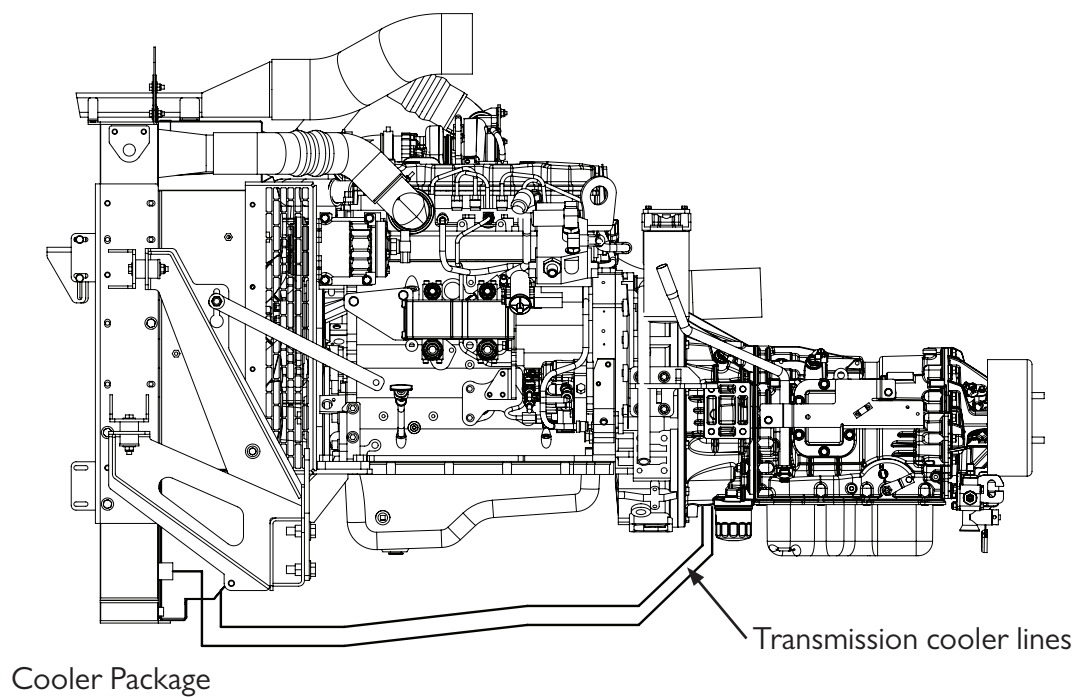
	1/4" HOSE	715mm	90Deg (T205-0404)	Straight (T202-0404)	LS OUT to Priority Valve		GA
	1/4" HOSE	1545mm	Straight (T202-0404)	Straight (T202-0404)	LS Orbital to Orbital		GA
	1/2" HOSE	1290mm	90 Deg Lng (T226-0808)	Straight (T202-0808)	Tank Line		GA
	1/2" HOSE	720mm	90 Deg (T205-0808)	Straight (T202-0808)	Pressure Line		GA
	1/2" HOSE	1515mm	Straight (T202-0808)	Straight (T202-0808)	Right to Right		GA
	1/2" HOSE	1470mm	Straight (T202-0808)	Straight (T202-0808)	Left to Left		GA

Hose No.	Hose Length	End 1 (and orientation if reqd)	End 2 (and orientation if reqd)	Description	Orientation	Hose P/N
Bifold Hoses						
70	3890mm	90Deg (T205-0404)	Straight (T202-0404)	Bi Fold Hose		GA3500076
71	3580mm (1B)	90Deg (T205-0404)	Straight (T202-0404)	Bi Fold hose		GA3500077
72	4740mm (1B)	90 Deg (T226-0808)	Straight (T202-0808)	Right Hand Gauge		GA3500078
73	4640mm (1T)	90 Deg (T226-0808)	Straight (T202-0808)	Left Hand Gauge		GA3500079
74	880mm (1B,1Y)	90Deg (T205-0404)	Straight (T202-0404)	Pressure to Bi Fold Block		GA5067129
75	910mm (2B,1Y)	90Deg (T205-0404)	Straight (T202-0404)	Pressure to Bi Fold Block		GA5067119
76	300mm x 2	Straight (T202-0404)	Straight (T202-0404)	Bi Fold Link		GA5067131
77	5260mm (1Y)	90 Deg (T226-0404)	Straight (T202-0404)	RV1		GA5067126
78	4890mm (2Y)	90 Deg (T226-0404)	Straight (T202-0404)	RV2		GA5067127
79	5185mm (1B)	90 Deg (T226-0404)	Straight (T202-0404)	LV1		GA5067270
80	5020mm (2B)	90 Deg (T226-0404)	Straight (T202-0404)	LV2		GA5067271
Centre Level Hoses						
81	1440mm (1Y)	Straight (T202-0404)	Straight (T202-0404)	Cylinder Rod end to A Port		GA4905081
82	1245mm	Straight (T202-0404)	Straight (T202-0404)	Cylinder Base to B Port		GA4905082

Hydraulic Hoses - G Series

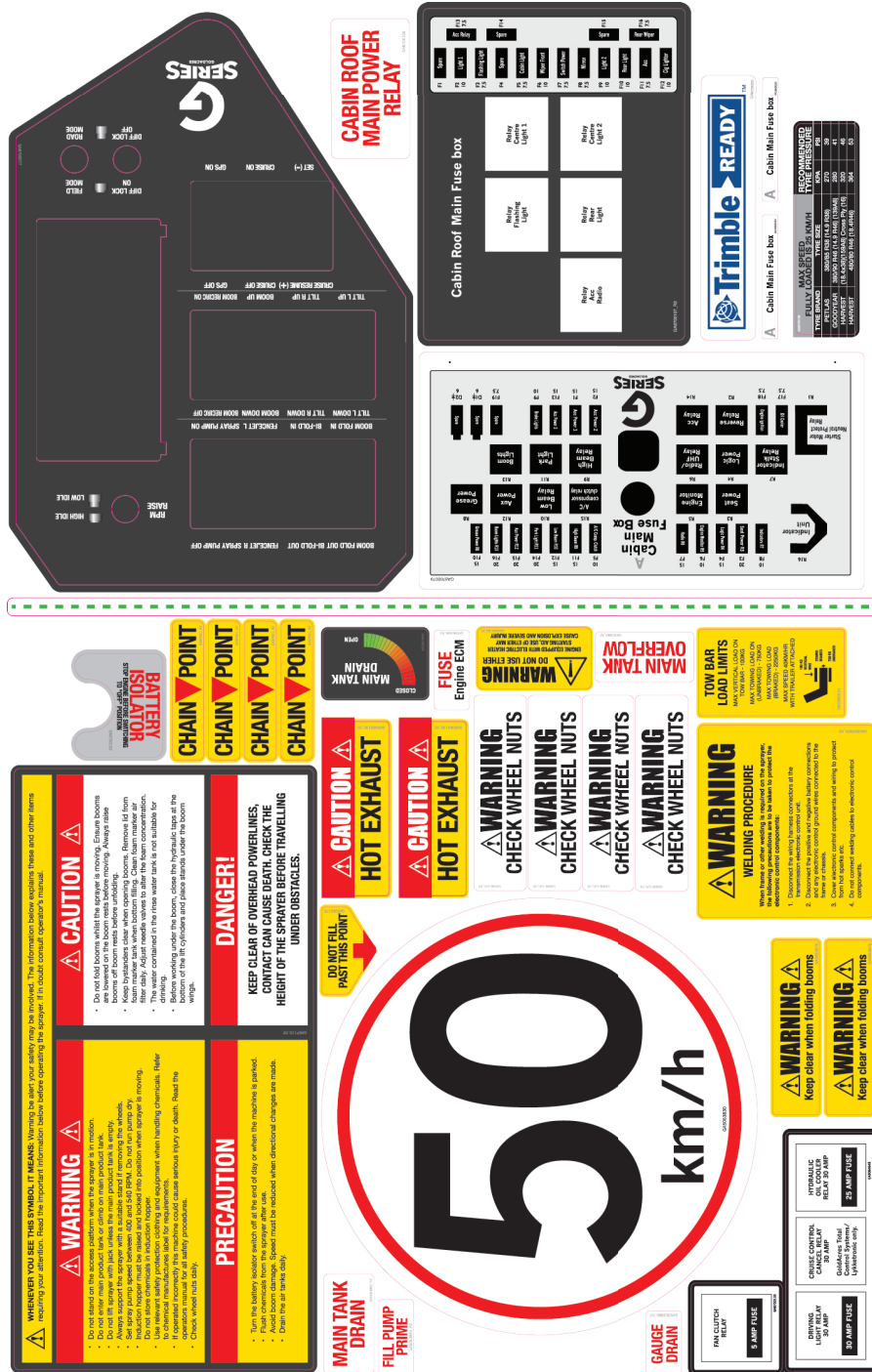
Hose No.	Hose Length	End 1 (and orientation if reqd)	End 2 (and orientation if reqd)	Description	Orientation	Hose P/N
Spool Valve and Lift Hoses						
37	6760mm	90Deg (T205-0808)	Straight (T202-0808)	Pressure to spool valves		GA3500052
38	2930mm	45Deg (T227-0808)	Straight (T202-0808)	Spool valve to accumulator		GA3500053
39A	2000mm	90Deg (T205-0808)	Straight (T202-0808)	Accumulator to Lift Cylinder		GA4905077
39B	2200mm (1B)	90Deg (T205-0808)	Straight (T202-0808)	Accumulator to Lift Cylinder		GA4905078
40	3470mm	90Deg (T205-1212)	Straight (T202-1212)	Return hose from spool valve		GA3500054
41	5960mm	90Deg (T205-0808)	Straight (T202-0808)	Short chassis pressure hose		GA5067282
42	6000mm	90Deg (T205-1212)	Straight (T202-1212)	Return hose short chassis		GA5067283
43	2000mm x 2Ç	90Deg (T205-0808)	Straight (T202-0808)	Accu to lift cyl short chassis		GA5067284
Fold Hoses						
44	2375mm (1R)	Straight (T202-0404)	JIC Straight (T204-0409)	Left hand side		GA4905016
45	2600mm (2R)	Straight (T202-0404)	90Deg (T205-0404)	Right hand side		GA4905017
46	3560mm	JIC Straight (T204-0409)	90Deg JIC (T207-0409)	crossover link		GA4905018
Tilt Hoses						
47	1480mm (1Y)	Straight (T202-0404)	90Deg (T205-0404)	Left Tilt 1		GA5067091
48	1140mm (2Y)	Straight (T202-0404)	Straight (T202-0404)	Left Tilt 2		GA5067092
49	1400mm (1B)	Straight (T202-0404)	90Deg (T205-0404)	Right Tilt 1		GA5067087
50	1030mm (2B)	Straight (T202-0404)	Straight (T202-0404)	Right Tilt 2		GA5067086
Yaw Hoses						
51	1400mm (1Y)	45 Deg (T227-0404)	straight (T202-0404)	Yaw Hose 1		GA5067285
52	555mm (2Y)	45 Deg (T227-0404)	Straight (T202-0404)	Yaw Hose 2		GA5067133
53	785mm (1B)	45 Deg (T227-0404)	Straight (T202-0404)	Yaw Hose 3		GA5067134
54	1680mm (2B)	90 Deg (T205-0404)	Straight (T202-0404)	Yaw Hose 4		GA5067132
55	1680mm (1R)	90 Deg (T205-0404)	Straight (T202-0404)	Yaw Hose 5		GA4903200
56	1140mm	90 Deg (T205-0808)	Straight (T202-0808)	Yaw Hose 6		GA5067136
57	560mm	90 Deg (T205-0808)	Straight (T202-0808)	Yaw Hose 7		GA5067137
58	1110mm (2B,1R)	90 Deg (T205-0808)	Straight (T202-0808)	Pressure to Yaw Block		GA5067275
59	740mm (2B,2R)	Straight (T202-0808)	90 Deg (T205-0808)	Tank to Yaw Block		GA5067276
Ultraglide Hoses						
60	1040mm (1Y)	90 Deg (T226-0404)	Straight (T202-0404)	LV Hose		GA5067148
61	1265mm (2Y)	90 Deg (T226-0404)	Straight (T202-0404)	LT Cyl Return to Spool Valve		GA5067142
62	1130mm (3Y)	90 Deg (T226-0404)	Straight (T202-0404)	RV Hose		GA5067143
63	1495mm (1B)	90 Deg (T226-0404)	Straight (T202-0404)	RT Cyl Return to Spool Valve		GA5067141
64	1495mm (2B)	90 Deg (T226-0404)	Straight (T202-0404)	LC Hose		GA5067138
65	1355mm (3B)	90 Deg (T226-0404)	Straight (T202-0404)	RC Hose		GA5067139
66	1250mm (3R)	90 Deg (T226-0404)	Straight (T202-0404)	Lf Cyl Return to block		GA5067094
67	1360mm (4R)	90 Deg (T226-0404)	Straight (T202-0404)	RT Cyl return to block		GA5067149
68	710mm (1Y,1R)	90 Deg (T205-0808)	Straight (T202-0808)	Spool valve P to ultraglide EF		GA5067147
69	560mm (2Y,2R)	Straight (T202-0808) no Yaw	Straight (T202-0808)	Spool valve T to ultraglide T Use hose when no Yaw fitted		GA5067144
104	560mm (2Y,2R)	90 Deg (T205-0808) with Yaw	Straight (T202-0808)	Spool valve T to ultraglide T Use hose when Yaw is fitted		GA4905042

Hydraulic Schematic - Transmission



DECALS

Decals



Chapter 17 - Decals - 179

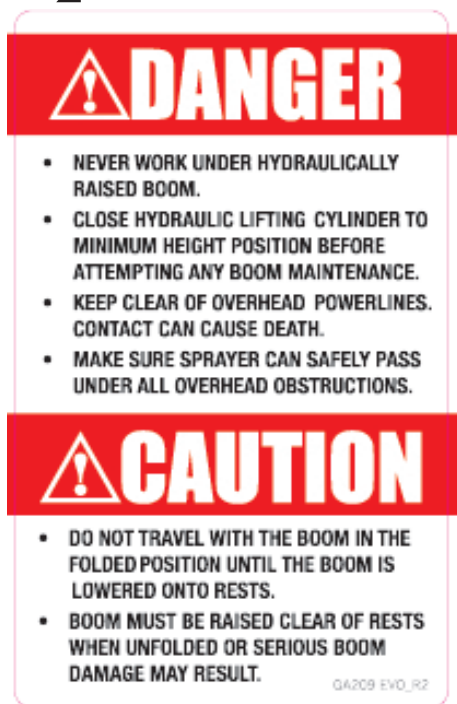


Decals

1



2



3



4



5



6



7



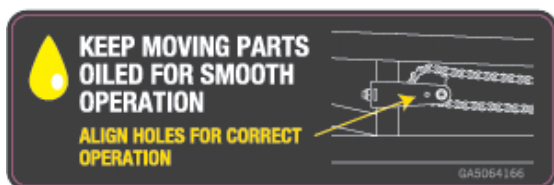
8



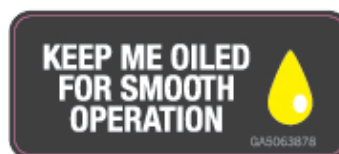
ITEM NO.	PART NUMBER	DESCRIPTION	QTY.
1	GA208EVO	Warning Hopper	1
2	GA209EVO	Danger/Caution	2
3	GA222EVO	Grease	64
4	GA5015991EVO	Keep Hands Clear	4
5	GA5013EVO	Danger/Stand Clear	2
6	GA006EVO	Warning Check Wheel Nuts	4
7	GA220EVO	Three Tier System	1
8	GA8700104	Drain Only	1

Decals

9



10



11



12



13



14



15



16



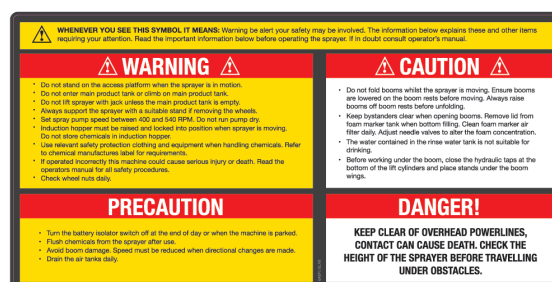
ITEM NO.	PART NUMBER	DESCRIPTION	QTY.
9	GA5064166	3D Breakaway Adjustment	2
10	GA5063878	Keep Me Oiled	2
11	GA8700102	Decal, Battery isolator, G3 G4 series	1
12	-	BiFold Right/Left, Product 1/2	1
13	GA8700122	Decal, Hydraulic oil fill	1
14	GASP004	Diesel Only	1
15	GA5063865	Main Tank Over Flow	1
16	GA5063860	Main Tank Drain	1

Decals

17



19



18



20



21



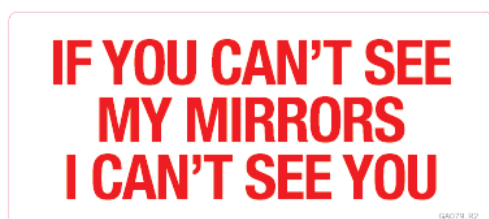
22



23



24



25




ITEM NO.	PART NUMBER	DESCRIPTION	QTY.
17	GA5063876	Warning Keep Clear	2
18	GA5063830	50Kph Sign	1
19	GASPI110	Warning / Caution / Precaution / Danger	1
20	GA5062490	Fuse, Engine ECM	1
21	GA5063880	Gauge Drain	1
22	GA5063855	Fill Pump Prime	1
23	GA5063840	Air Tank Drain	2
24	GA079	If You Cant See My Mirrors	2
25	GASP001	Chain Point	4

27



CABIN ROOF MAIN POWER RELAY



GAUGE

MAIN TANK DRAIN

CLOSED

OPEN

GAUT00124


WARNING

The nozzles supplied with this boom may not suit all chemical applications. Always ensure that the nozzles fitted match the recommended spray quality as stated on the chemical label.

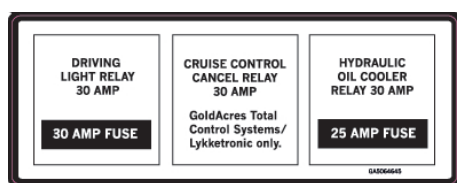
Chapter 17 - Decals - 183

Decals

32



33



34



35



36



37



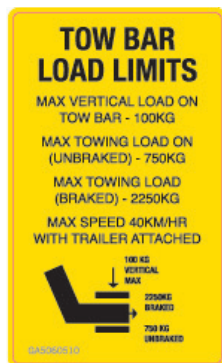
38



ITEM NO.	PART NUMBER	DESCRIPTION	QTY.
32	GA8700003	Super flow induction hopper, 60l	1
33	GA5064645	Fuse box decal, Chassis	1
34	GA5064500	Hydraulic Yaw Taps	2
35	GA5065135	Hot Exhaust decal	2
36	GA5064160	Ether warning decal	1
37	GA5063995	Warning, Welding Procedure	1
38	GA8700133	Decal, Fan clutch relay, G3 G4	1

Decals

39



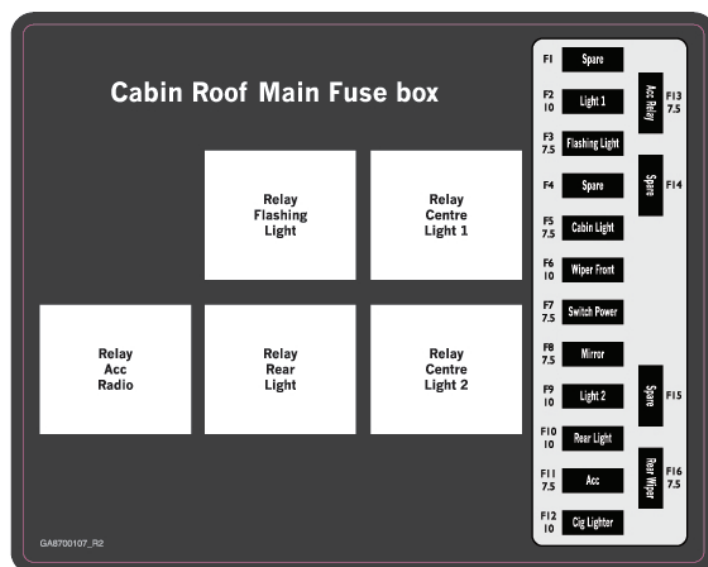
40



41

MAX SPEED FULLY LOADED IS 25 KM/H		RECOMMENDED TYRE PRESSURE	
TYRE BRAND	TYRE SIZE	KPA	PSI
PETLAS	380/85 R38 (14.9 R38)	270	39
GOODYEAR	380/90 R46 (14.9 R46) (139A8)	280	41
HARVEST	(18.4x38)(159A8) Cross Ply (16)	320	46
HARVEST	480/80 R46 (18.4R46)	364	53

42



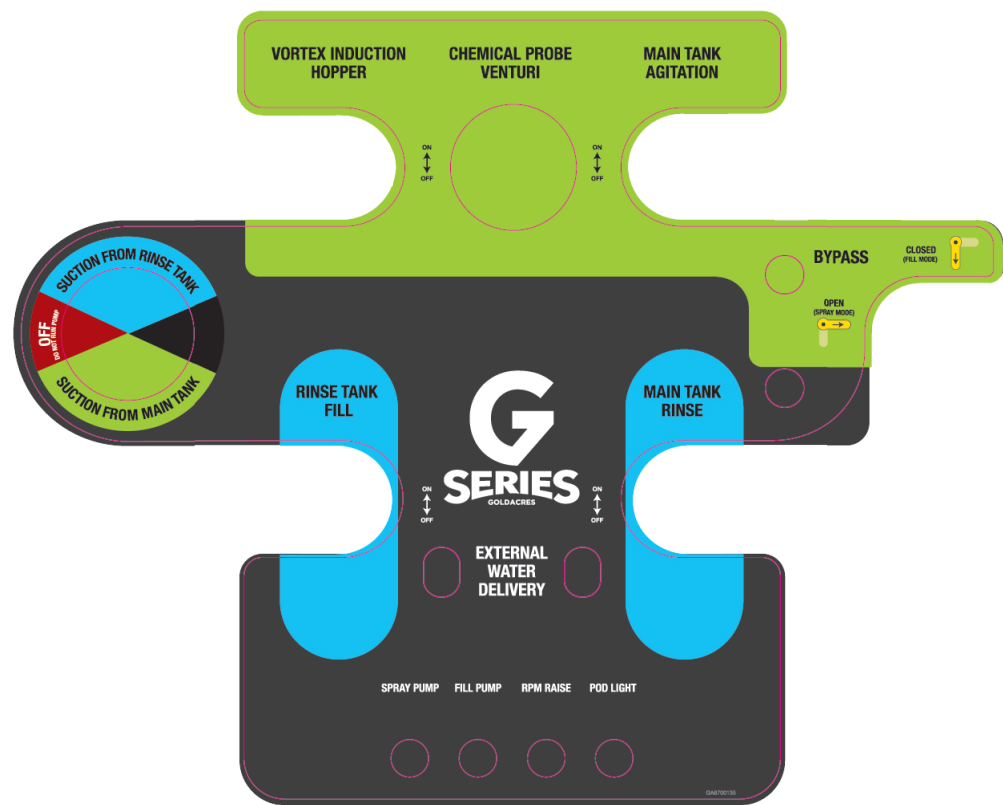
43



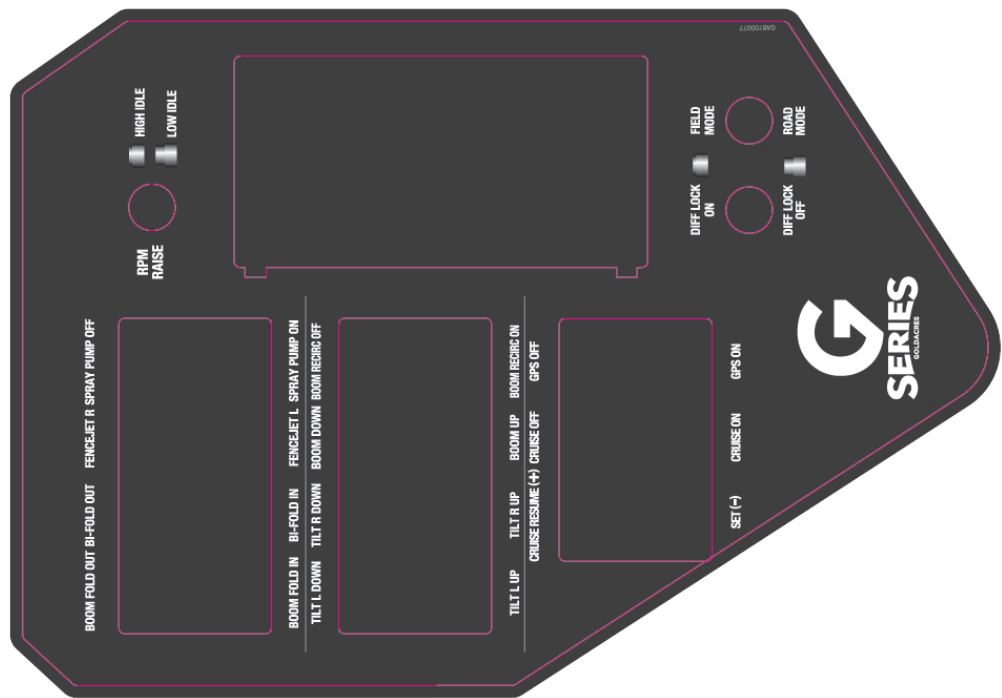
ITEM NO.	PART NUMBER	DESCRIPTION	QTY.
39	GA5060510	Towbar Load Limits	1
40	GA8700078	Decal, Pneumatic manifold	1
41	GA8700109	Decal, Tyre Pressure	1
42	GA8700107	Decal, Cabin roof main fuse box	1
43	GA8700147	Tag, Caution, Check air tank valves are closed, G series	1

Decals

44



45



ITEM NO.	PART NUMBER	DESCRIPTION	QTY.
44	GA8700135	Ez Control Fill Pressure Station	1
45	GA8700077	Decal, Dash panel, Goldacres Gx, MY14	1

Decals

46



47



ITEM NO.	PART NUMBER	DESCRIPTION	QTY.
46	GA8700075	Bonnet LH & RH G3	1
47	GA8700076	Bonnet LH & RH G4	1

48



ITEM NO.	PART NUMBER	DESCRIPTION	QTY.
48	GA8700082	Tank RH & LH - 3024	1
	GA8700089	Tank RH & LH - 4024	1
	GA8700091	Tank RH & LH - 4030	1
	GA8700093	Tank RH & LH - 4036	1

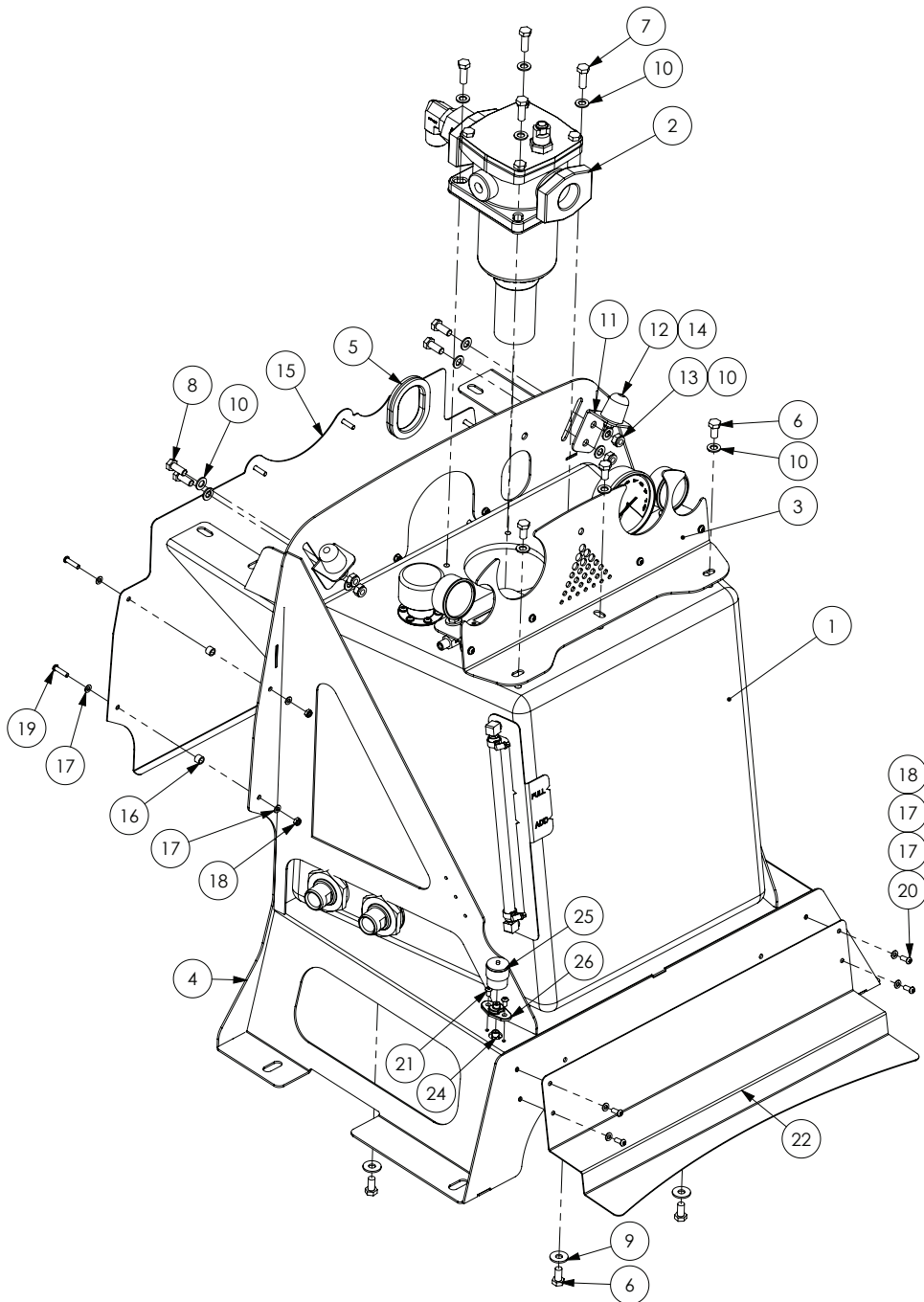
Dry Sight Tube Decals

PART NUMBER	DESCRIPTION	QTY.
GA8700128	Decal, Dry sight tube, G4	1

Chapter 18

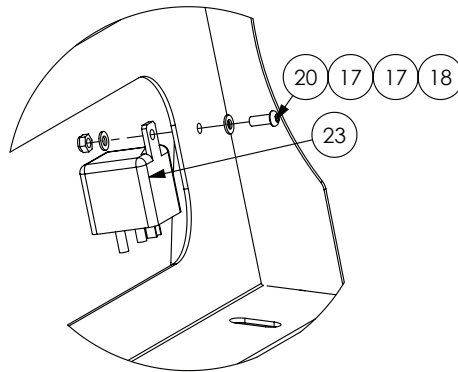
HYDRAULICS

Oil Tank & Frame



Continued over page

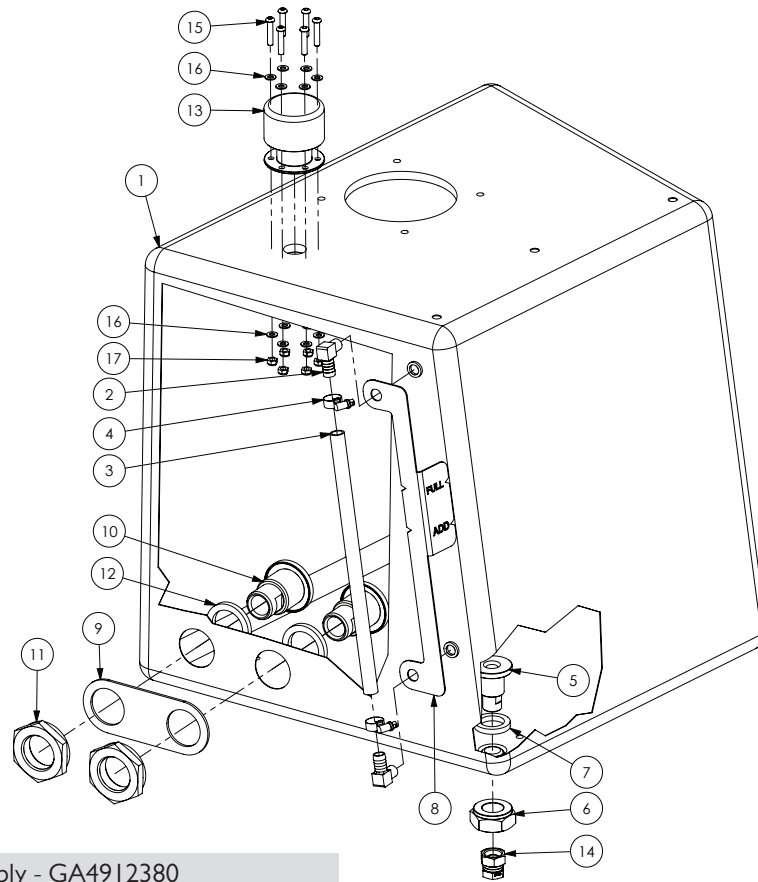
Oil Tank & Frame



Oil Tank & Frame Assembly - GA4906375

ITEM NO.	PART NUMBER	DESCRIPTION	QTY.
1	GA4912380	Hydraulic Oil Tank Assembly, G3 G4 Series	1
2	GA4905110	Return filter assembly - SP2011	1
3	GA4906445	Gauge Assembly, On Tank Under Bonnet, G3 G4 series	1
4	GA4658045	Oil - Header tank- support frame 2011	1
5	GA5012989	Pinch weld x 170	1
6	GA5006113	Bolt M10 x 20 Gr8.8	7
7	GA5065455	Bolt M10 x 30 Gr8.8	4
8	GA5006161	Bolt M10 x 25 Gr8.8	4
9	GA5002627	Washer 3/8" Flat ZP	4
10	GA5000117	Washer 10mm Flat SS Heavy duty	15
11	GA4504235	Bracket, Bonnet buffer mount, SP 2011	2
12	0000767220	Door buffer Claas	2
13	GA5000141	Nut M10 Nyloc	4
14	GA5004917	Nut M8 Nyloc	2
15	GA4504570	Heat Deflector Panel, Oil Reservoir	1
16	GA4572280	Crush tube	6
17	GA5004437	Washer 6mm Flat SS	22
18	GA5048115	Nut M6 nyloc	11
19	GA5004067	BHCS M6 x 25	6
20	GA5004050	BHCS M6 x 16mm SS	5
21	GA5004023	BHCS M6 x 10mm	2
22	GA4504590	Plate, Transmission Cover, G3 G4	1
23	GA5048640	Relay 12V 180 Amp	1
24	GA5045145	Elbow 6mm brass male x 1/8" plastic	1
25	GA5010525	Air Cleaner Service Indicator	1
26	GA5070470	Service Indicator Mounting Flange	1

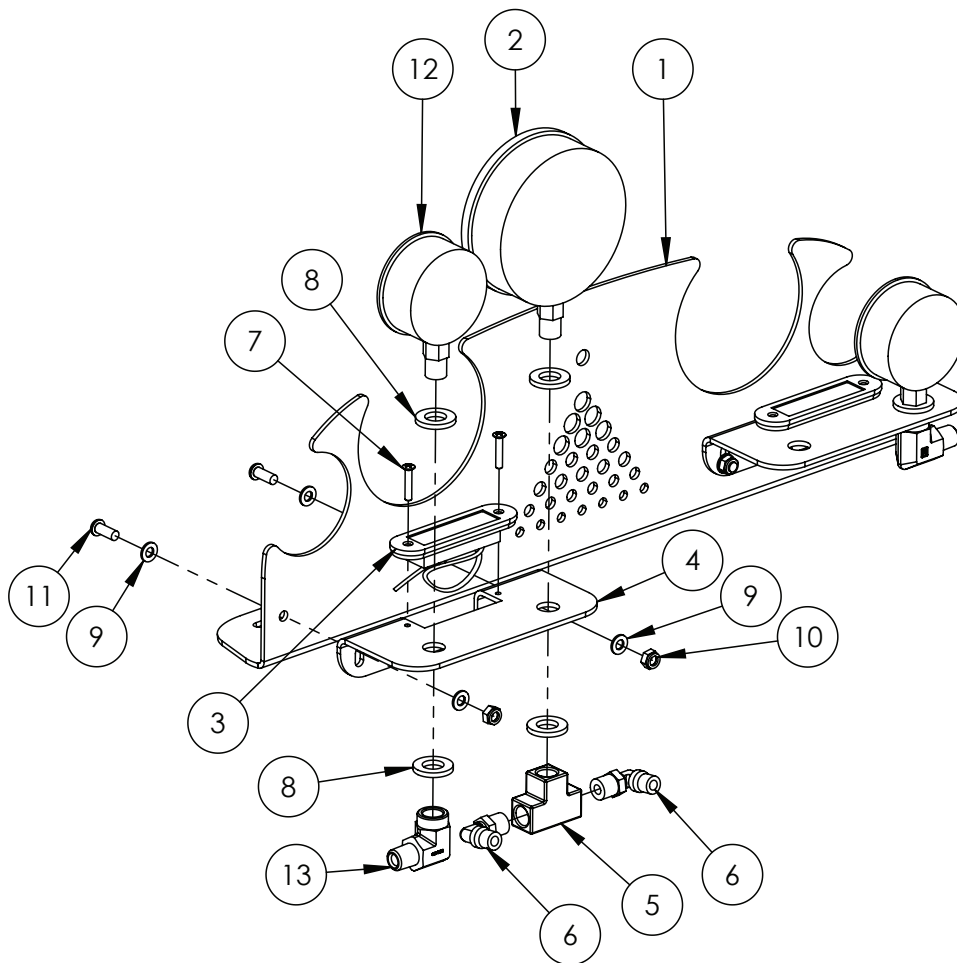
Oil Tank



Oil Tank Assembly - GA4912380

ITEM NO.	PART NUMBER	DESCRIPTION	QTY.
1	GA5069075	Oil Tank Plastic Bare Black suit SP 201 I	1
2	GA5048390	Hose barb, Elbow, 90 degree, 1/2" male thread with shoulder x 1/4" hose, Brass	2
3	HOS12Wsign	12mm Clear Sight Hose - Wire Reinforced - Cut 310mm	1
4	GA5004865	Hose Clamp 8-16mm	2
5	GA4552980	Oil Tank 1/2" Bulkhead Nipple	1
6	GA4552990	Nut M27 Left Hand Thread Lock Nut	1
7	M100G	Gasket Banjo 100 series	1
8	GA4502590	Level Indicator Hydraulic Reservoir	1
9	GA4507815	Oil Reservoir Port Stiffening Plate, G3 G4 Series	1
10	GA4552970	Oil Tank Crop Cruiser 1" Nipple	2
11	GA4552975	Oil Tank Crop Cruiser Nut 1" Nipple	2
12	GA5009335	Gasket EPDM suit flange 1 1/2" FIT 150 (150G)	2
13	GA3500018	Breather, Filter Filler, Hydraulic	1
14	S59-08	Hydraulic Cap swivel 1/2" BSP	1
15	GA5004075	BHCS M6 x 30 SS	6
16	GA5004437	Washer 6mm SS Flat	12
17	GA5048115	Nut M6 nyloc	6

Dash Panel

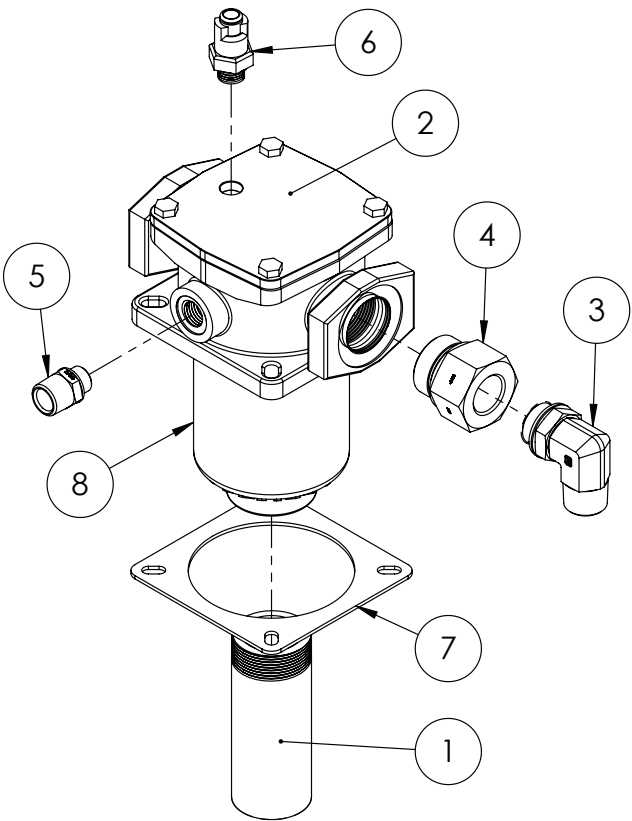


Dash Panel Assembly - GA4906445

ITEM NO.	PART NUMBER	DESCRIPTION	QTY.
1	GA4507190	Gauge Mount Plate On Tank Under Bonnet	1
2	GA4948460	Pressure Gauge 160 PSI	1
3	GA5066580	LED light orange	2
4	GA4503691	Gauge mount plate SP under bonnet 2011	2
5	GA5048300	1/4" Female Brass Tee	1
6	GA5016233	Elbow - Swivel 6mm x 1/4"	2
7	GA5011360	Bolt M4 x 20CS phillip head ZP	4
8	GA5000577	Washer 12mm Flat SS HD	6
9	GA5004437	Washer 6mm Flat SS	8
10	GA5048115	Nut M6 nyloc	4
11	GA5004050	BHCS M6 x 16mm SS	4
12	GA5021455	Small Face Pressure Gauge 3500psi	2
13	S25-0404	Hydraulic adaptor, Elbow, 90 degree, 1/4" BSPT male x 1/4" BSPT female	2

Note: Quantities will vary depending on options fitted.

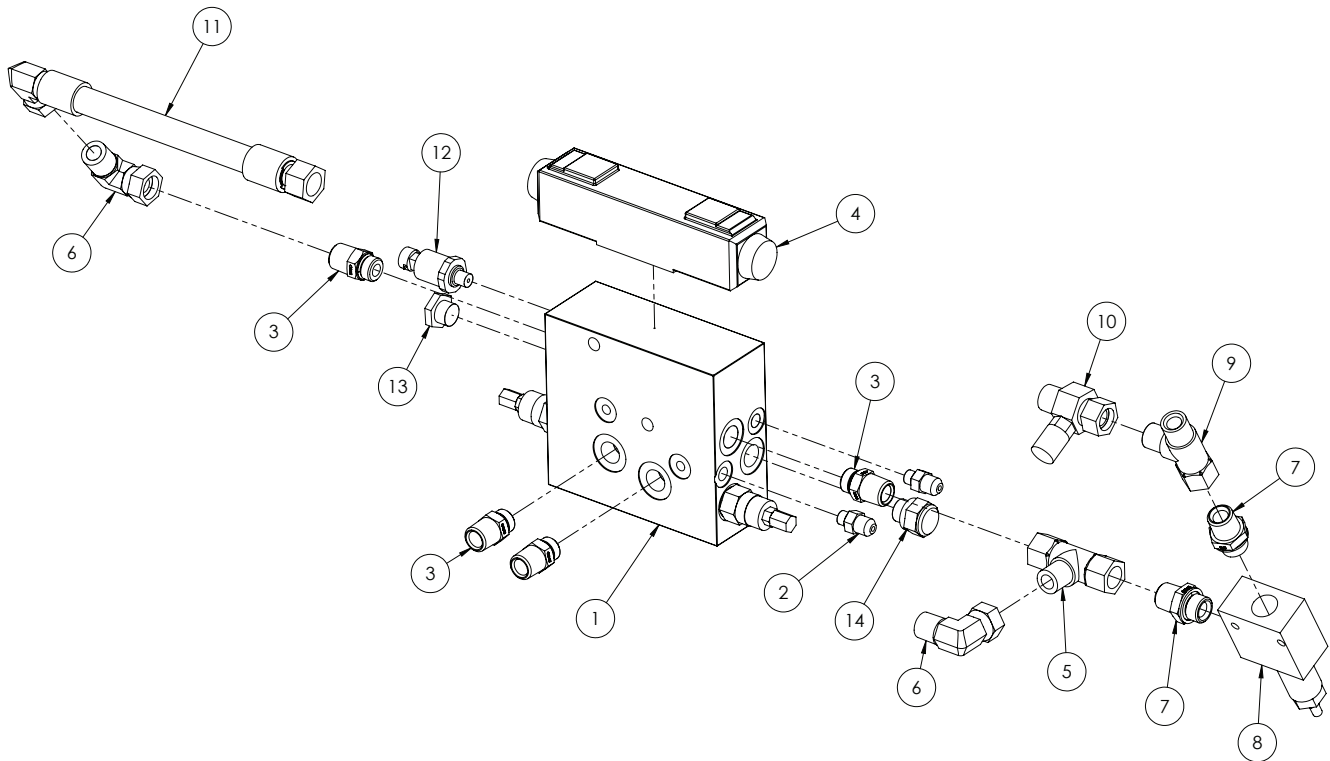
Return Filter



Return Filter Assembly - GA4905110

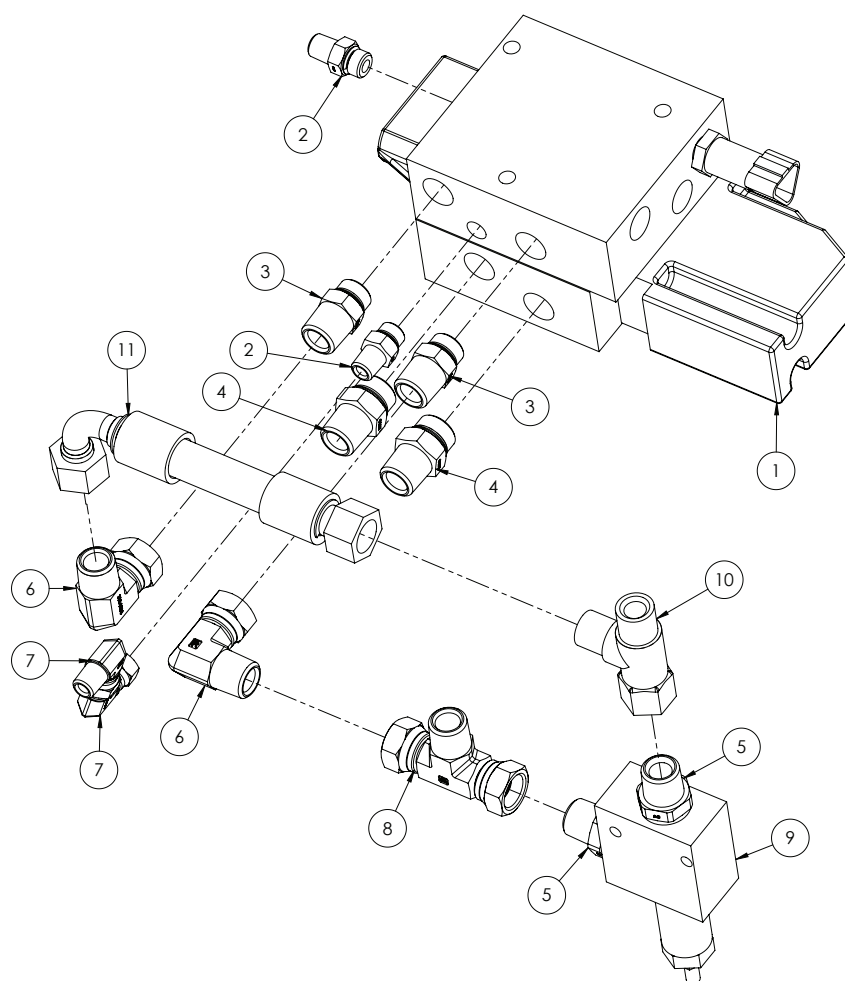
ITEM NO.	PART NUMBER	DESCRIPTION	QTY.
1	GA5069910	Drop tube 2" Riser - Return filter SP 201 I	1
2	GA5069055	Return filter assembly - Tank top SP201 I	1
3	S77-1616	Hydraulic adaptor, Elbow, 90 degree, 1"BSPT male x 1" BSPP o-ring male	1
4	S102-2416	Hydraulic Reducer Nipple 1 1/2" male - 1" female	1
5	S75-1208	Hydraulic Nipple, 3/4" x 1/2" Includes o-ring washer	1
6	GA5070780	Clogging Indicator Oil Return 303156	1
7	GA5070580	Gasket Hydraulic Oil Return Filter Housing	1
8	GA5069056	Cartridge, suit Return filter tank mounted	1

Trimble Auto Steer Manifold



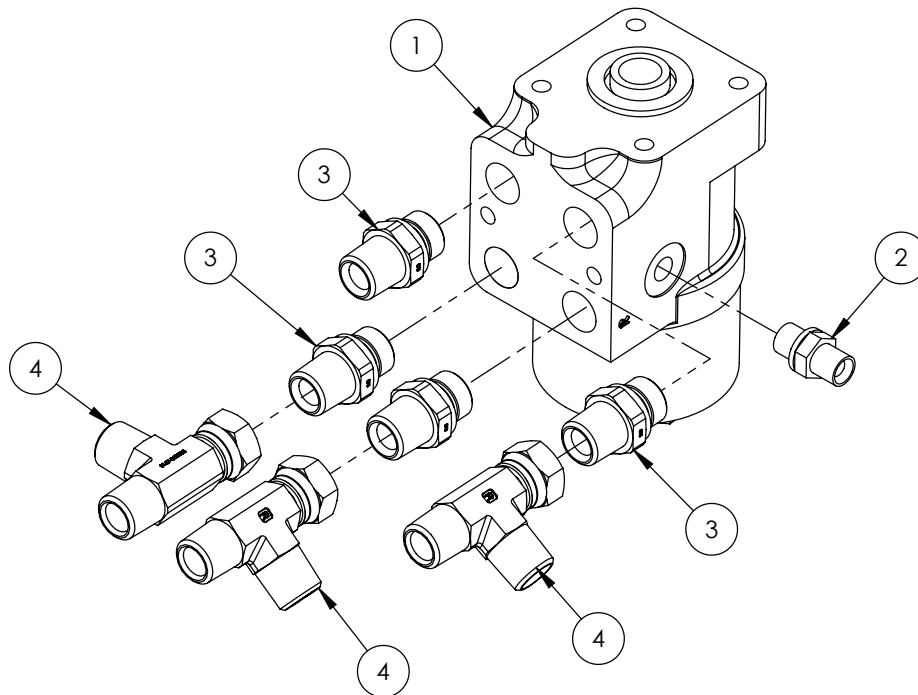
ITEM NO.	PART NUMBER	DESCRIPTION	QTY.
1	GA5069860	Trimble Auto Steer Hydraulic Manifold - Part of Trimble Kit	1
2	S90-0907	Nipple - 7/16" UNO x 9/16" JIC Includes o-ring	2
3	S93-0812	Nipple - 1/2" x 3/4" Includes o-ring	4
4	-	Trimble Valve Cartridge	1
5	S83-080808	Adaptor, Tee, 1/2" BSPP female swivel x 1/2" BSPP female swivel x 1/2" BSPT male	1
6	S82-0808	Adapter, Elbow, 90 degree, 1/2" male x 1/2" female swivel	2
7	S75-0808	Nipple 1/2" x 1/2" Includes o-ring & washer	2
8	GA5006933	Hydraulic pressure relief (CartReliefDIR.OP.BI Directional)	1
9	S167-080808	Hydraulic adapter, Tee, 1/2" male BSP x 1/2" male BSP x 1/2" female swivel	1
10	S160-080816	Hydraulic adaptor, Inline test point, 1/2" BSP female swivel x 1/2" BSP male x M16 x 2.0 test port	1
11	GA4904895	Trimble Manifold hose (H46)	1
12	GA5070350	Trimble Pressure Sensor - Trimble P/No 49669	1
13	-	P Comp - Trimble P/No 56907	1
14	GA5069865	PTS 40 PSI - Trimble P/No 56904	1

John Deere Auto Steer Manifold



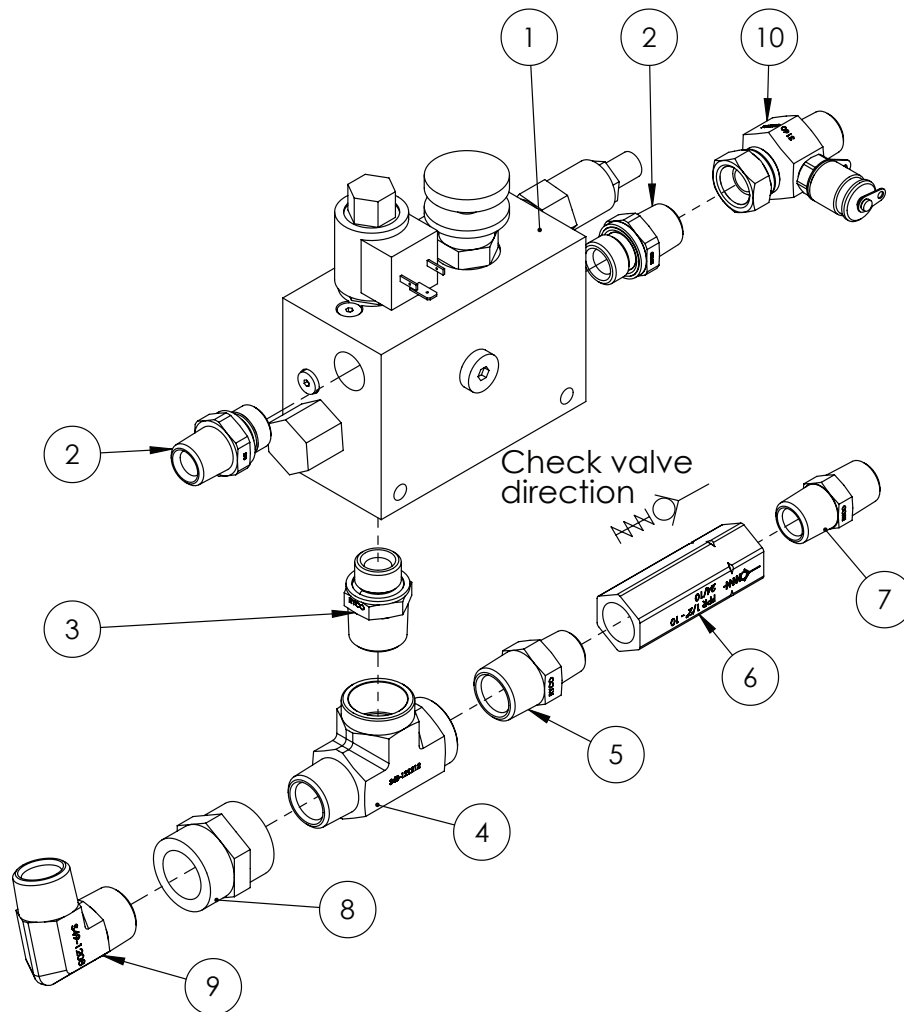
ITEM NO.	PART NUMBER	DESCRIPTION	QTY.
1	I1340003088	John Deere Steering Block	1
2	S93-0409	Hydraulic adapter, Nipple, 1/4" BSPT x 9/16" UN O-ring	2
3	S93-0812	Hydraulic Nipple, 1/2" x 3/4" includes O-ring	2
4	S93-0814	Hydraulic adapter, Nipple, 1/2" BSP thread x 7/8" UNO thread with O-ring	2
5	S75-0808	Hydraulic adaptor, Nipple, 1/2" BSPT male x 1/2" BSPP male with O-ring	2
6	S82-0808	Hydraulic adapter, Elbow, 90 degree, 1/2" male x 1/2" female swivel	2
7	S82-0404	Hydraulic adapter, Elbow, 90 degree, 1/4" BSP male x 1/4" BSP female swivel	2
8	S83-080808	Adaptor, Tee, 1/2" BSPP female swivel x 1/2" BSPP female swivel x 1/2" BSPT male	1
9	GA5006933	Hydraulic pressure relief (CartReliefDIR.OP.BI Directional)	1
10	S167-080808	Hydraulic adapter, Tee, 1/2" male BSP x 1/2" male BSP x 1/2" female swivel	1
11	GA5067971	Hydraulic Hose Assembly (H123)	1

Steering Orbital



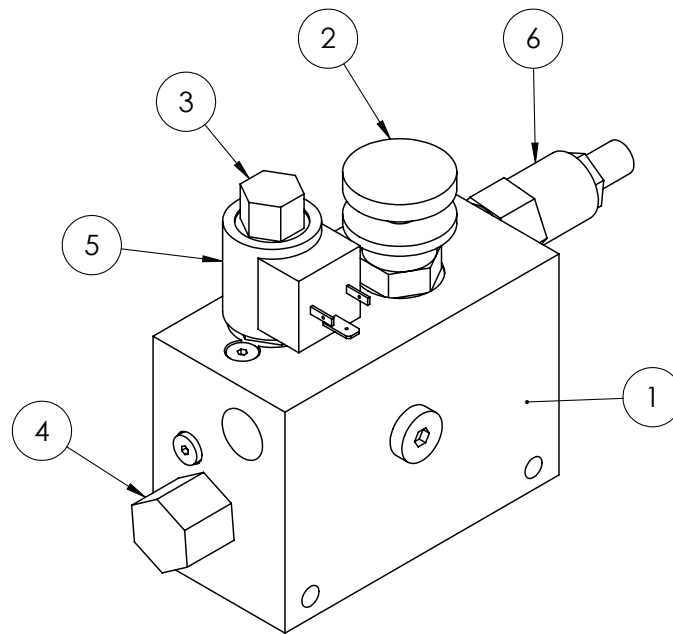
ITEM NO.	PART NUMBER	DESCRIPTION	QTY.
1	GA5000031	Steering unit orbital 102M203	1
2	S75-0404	Hydraulic Nipple, 1/4" BSPT male to 1/4" BSPP	1
3	S75-0808	Hydraulic adaptor, Nipple, 1/2" BSPT male x 1/2" BSPP male with o-ring	4
4	S167-080808	Hydraulic adapter, Tee, 1/2" male BSP x 1/2" male BSP x 1/2" female swivel	3

Pump Flow Control



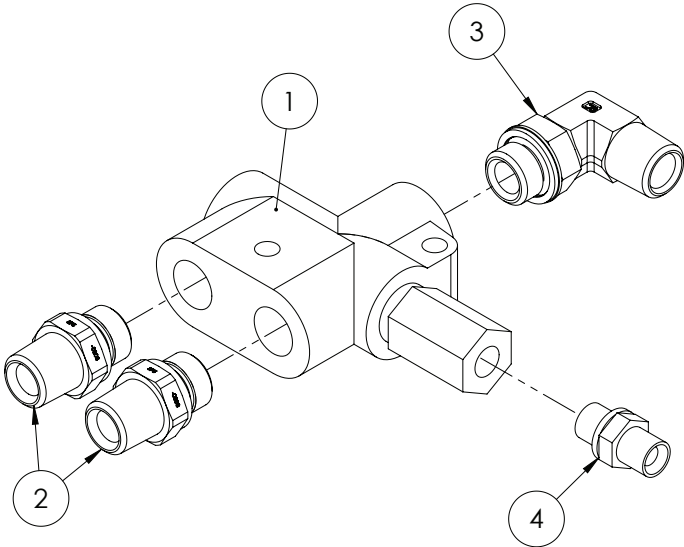
ITEM NO.	PART NUMBER	DESCRIPTION	QTY.
1	GA5011675	Pump Flow Control	1
2	S75-0808	Hydraulic adaptor, Nipple, 1/2" BSPT male x 1/2" BSPP male with o-ring	2
3	S75-1208	Hydraulic Nipple - 3/4" x 1/2" includes o-ring washer	1
4	S48-121212	Hydraulic adaptor, Tee, 3/4" BSP male x 3/4" BSP female x 3/4" BSP female	1
5	S27-1208	Hydraulic adaptor, Nipple, 3/4" BSPT male x 1/2" BSPT male	1
6	GA5007059	10 BAR Check Valve	1
7	S27-0808	Hydraulic adapter, Nipple, 1/2" BSP male x 1/2" BSP male	1
8	S26-1212	Hydraulic Socket, 3/4" BSPP	1
9	S49-1212	Hydraulic coupling, Elbow, 90 degree, 1/2" BSPT male x 1/2" BSPT male	1
10	S160-080816	Hydraulic adaptor, Inline test point, 1/2" BSP female swivel x 1/2" BSP male x M16 x 2.0 test port	1

Pump Flow Control Manifold



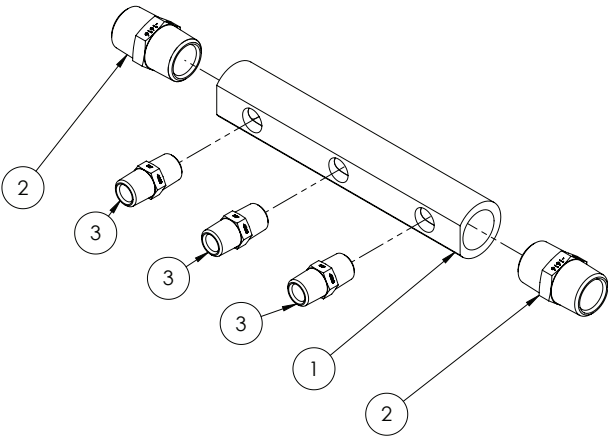
ITEM NO.	PART NUMBER	DESCRIPTION	QTY.
1	GA5052465	Pump flow control - manifold	1
2	GA5069180	Flow Control valve NV10-20B-0N0	1
3	GA5007266	Cartridge, Poppet valve, Suit hydraulic solenoid GS0124	1
4	-	Pressure Reducing Valve EP10-S35-0N-110	1
5	GA5052475	12V Coil 6306012	1
6	GA5052480	Pressure Relief valve RV08-20A-0N-33	1

Priority Valve



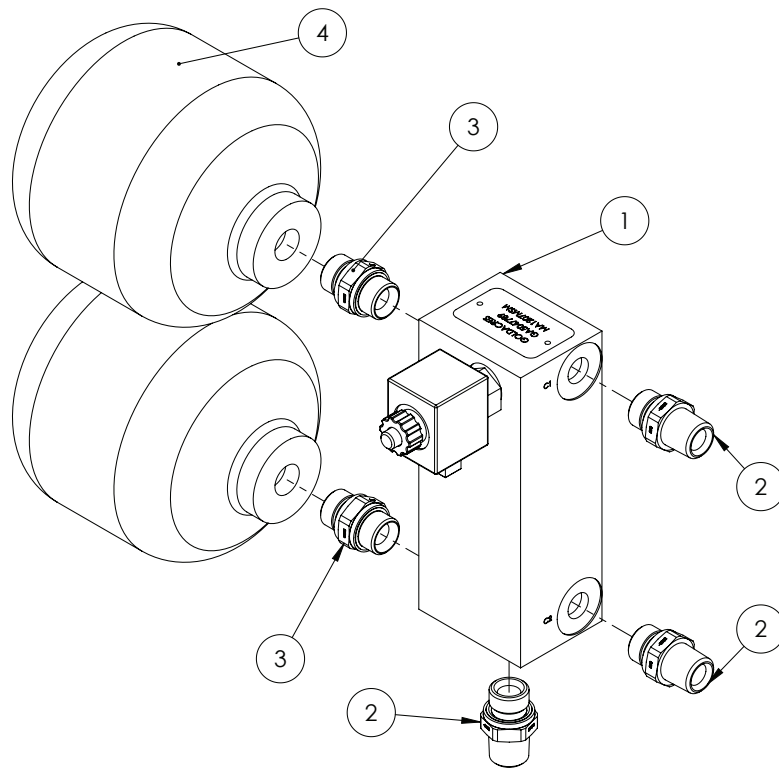
ITEM NO.	PART NUMBER	DESCRIPTION	QTY.
1	GA5010957	Load sensing priority valve	1
2	S75-0808	Hydraulic adaptor, Nipple, 1/2" BSPT male x 1/2" BSPP male with o-ring	2
3	S77-0808	Hydraulic adaptor, Elbow, 90 degree, 1/2" BSP male x 1/2" BSP male with o-ring	1
4	S75-0404	Hydraulic nipple, 1/4" BSPT male to 1/4" BSPP	1

Hydraulic Return Manifold



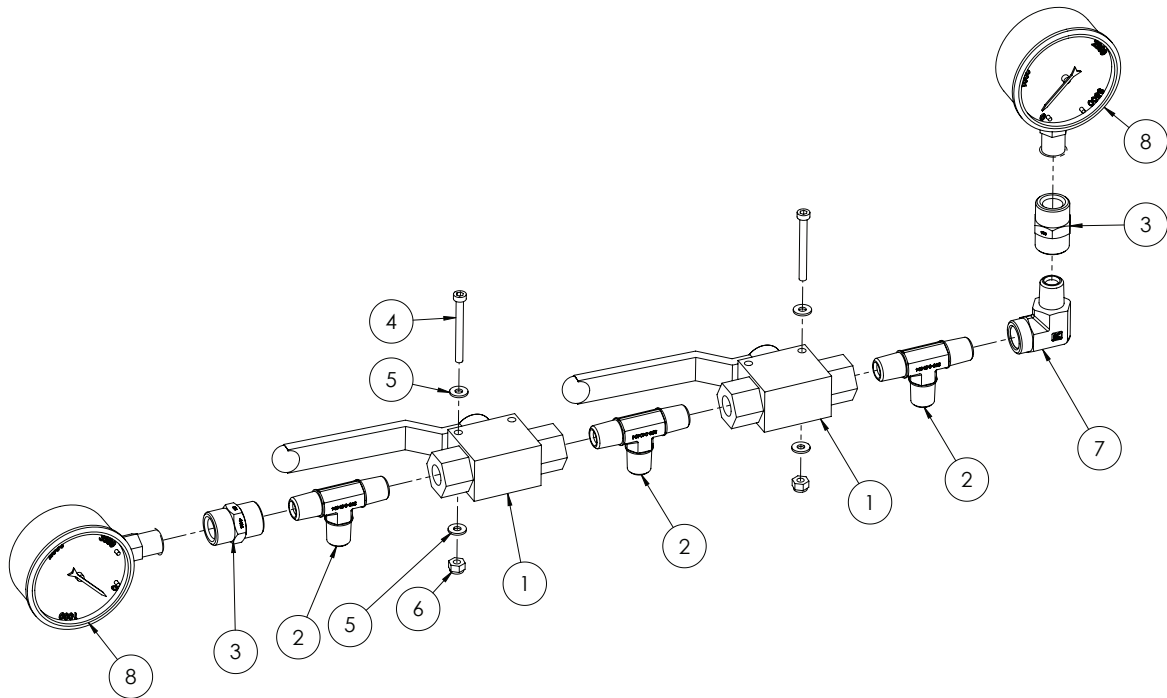
ITEM NO.	PART NUMBER	DESCRIPTION	QTY.
1	L009A	3 holes 1/2" brass manifold	1
2	S27-1616	Hydraulic adapter, Nipple, 1" Male	2
3	S27-0808	Hydraulic adapter, Nipple, 1/2" BSP male x 1/2" BSP male	3

Boom Lift Accumulator Lockout



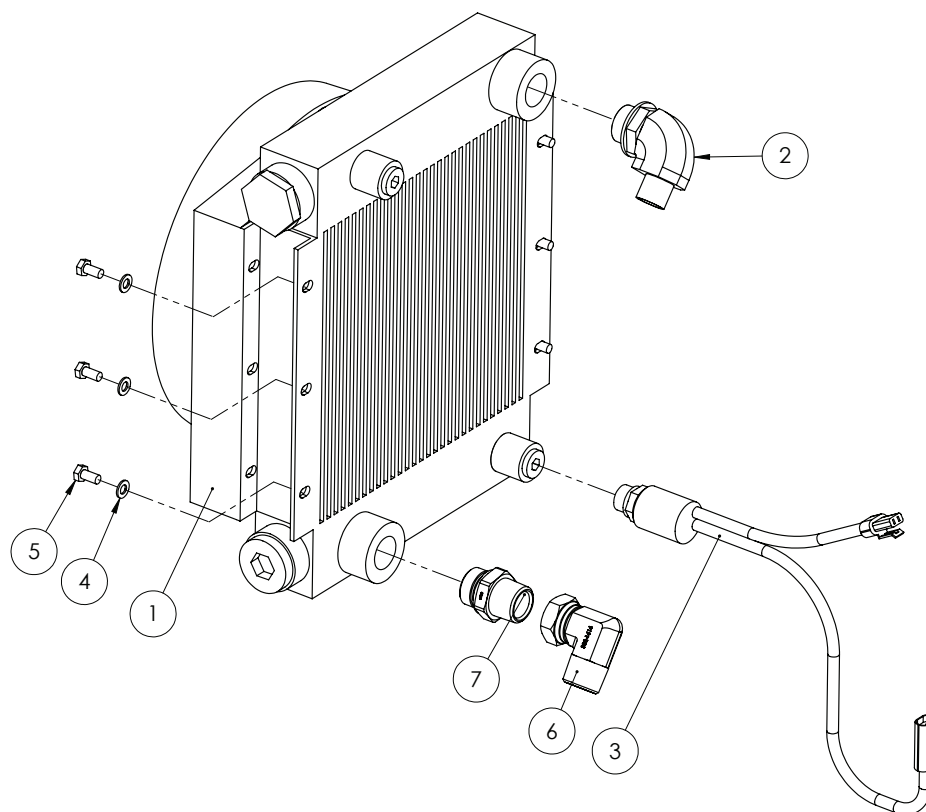
ITEM NO.	PART NUMBER	DESCRIPTION	QTY.
1	GA5047789	Manifold, Hydraulic, Accumulator Lockout MY14	1
2	S75-0808	Hydraulic adaptor, Nipple, 1/2" BSPT male x 1/2" BSPP male with o-ring	3
3	S46-0808	Hydraulic Nipple, O-Ring 1/2" BSPP x O-ring 1/2" BSPP	2
4	GA5007787	Accumulator 1.0L Precharge 70 Bar	2
	GA5047730	Valve cartridge hyd sol poppet NC-12V with override plus body	

Yaw Control Valve Assembly



ITEM NO.	PART NUMBER	DESCRIPTION	QTY.
1	RL20-0404	Ball valve 1/4" BSP	2
2	S50-040404	Hydraulic adapter, Tee, 1/4" female x 1/4" female x 1/4" female	3
3	S26-0404	Hydraulic adapter, Socket, 1/4" female BSP x 1/4" female BSP	2
4	GA5049800	SHCS M4 x 40	2
5	GA5020510	Washer 4mm Flat HD SS	4
6	GA5049025	Nut M4 Nyloc SS	2
7	S25-0404	Hydraulic adaptor, Elbow, 90 degree, 1/4" BSPT male x 1/4" BSPT female	1
8	GA5021455	Small Face Pressure Gauge 3500psi	2

Oil Cooler Assembly

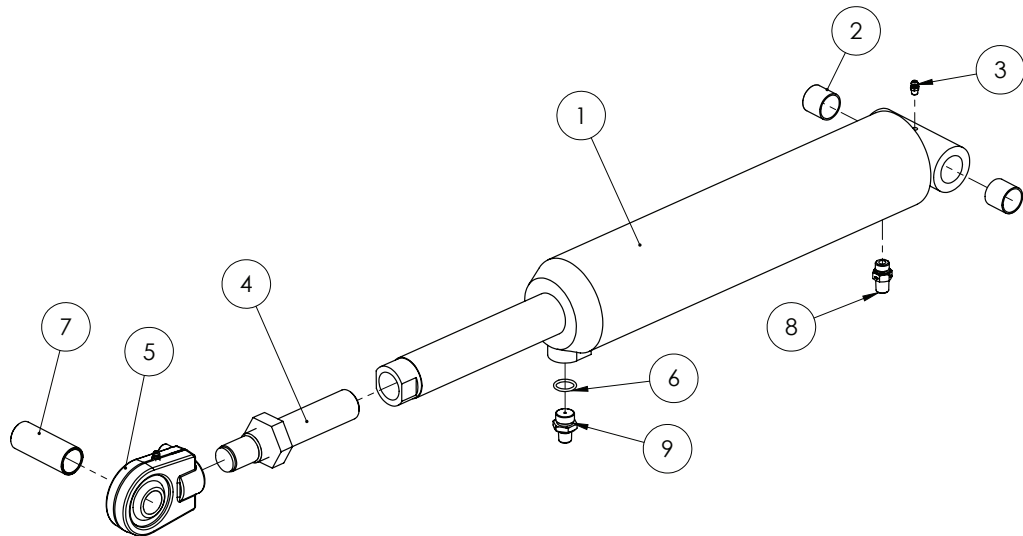


ITEM NO.	PART NUMBER	DESCRIPTION	QTY.
1	GA5069045	Oil Cooler - size 3	1
2	S77-1216	Hydraulic Adaptor, 1" BSPP x 3/4" BSPT 90 Degree Elbow	1
3	GA5069050	Thermostat to suit Oil Cooler	1
4	GA5003643	Washer 8mm Flat SS HD	6
5	GA5004695	Bolt M8 x 16mm	6
6	GA5071200	Hydraulic Adaptor, 90 degree elbow 1" male / 1" Female nut	1
7	S75-1616	Hydraulic adaptor, Nipple, 1" BSPT male x 1" BSPP male, includes o-ring	1

Oil cooler replacement parts

ITEM NO.	PART NUMBER	DESCRIPTION	QTY.
1	GA5071855	Fan, Hydraulic Oil Cooler	
2	GA5071860	Core, Hydraulic Oil Cooler	

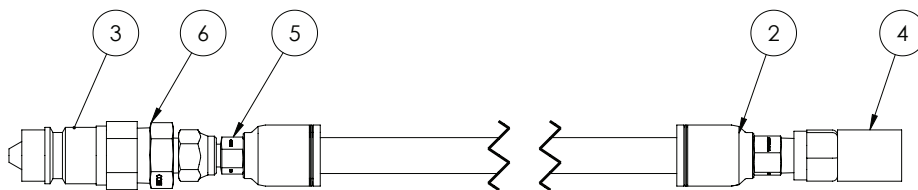
Hydraulic Cylinder - Boom Tilt



ITEM NO.	PART NUMBER	DESCRIPTION	QTY.
1	GA5065051	Hydraulic cylinder - 1.75" rod, 3.5" bore, 5" stroke	1
2	GA5065487	Glacier bush, 1.125" OD x 1" ID x 1" long	2
3	GA5012203	Grease nipple, 1/4" UNF short	2
4	GA4572520	Adjustment screw & locknut	1
5	GA5052965	Heavy delta link rose end	1
6	GA5001067	O-ring, 1/2" BSPP	1
7	GA4572535	Rose end, wide pivot bush	1
8	S93-0412	Hydraulic Nipple, 1/4" x 3/4" with o-ring	1
9	L068A	Restrictor nipple, 1/4" BSPT x 3/4" UNO, 1.5mm orifice	1
	GA5052730	Hydraulic cylinder seal kit	

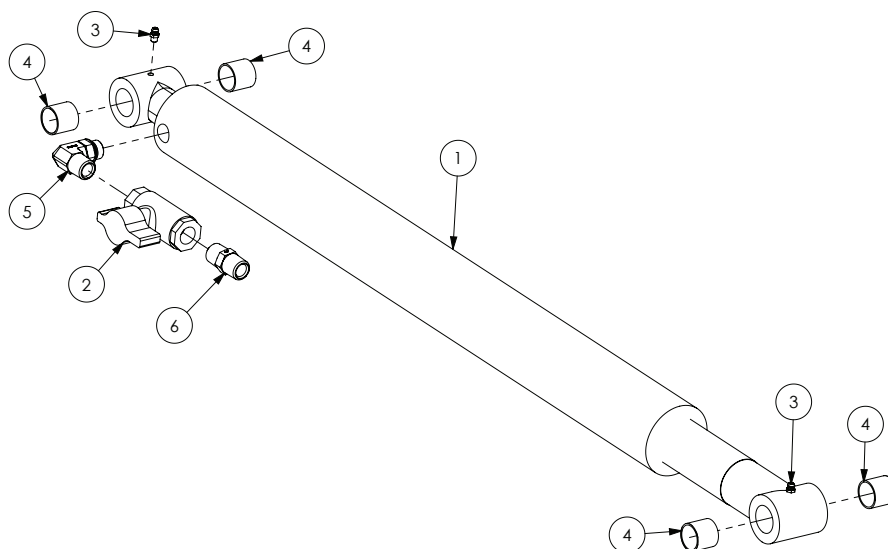
NOTE: Items 4,5 & 7 are available as one part, under part number GA5052762

Hydraulic Yaw Charge Line



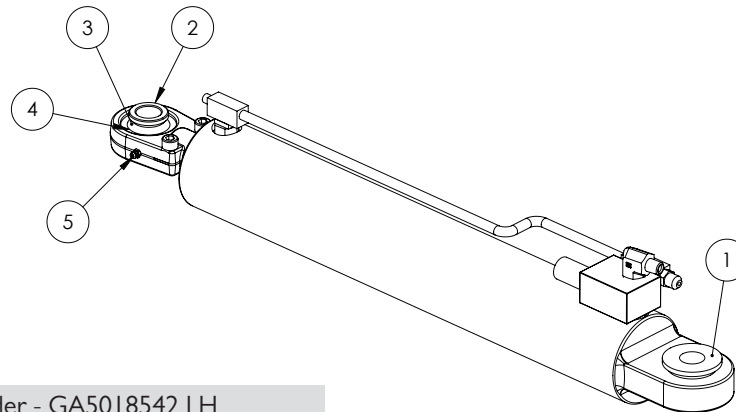
ITEM NO.	PART NUMBER	DESCRIPTION	QTY.
1	GA5049695	Hydraulic hose 1/4" 2 wire, cut 3000mm	1
2	T201-0404	Hydraulic coupling, Straight, 1/4" hose crimp x 1/4" BSPT male	1
3	R81-08M	Quick connect fitting, 1/2" male tip x 1/2" female thread	1
4	C81-1604	Direct gauge coupling 1/4"	1
5	T202-0404	Hydraulic coupling, Straight, 1/4" BSP female thread x 1/4" hose	1
6	S27-0804	Hydraulic adaptor, Nipple, 1/2" BSP x 1/4" BSP	1

Hydraulic Cylinder - Boom Lift



ITEM NO.	PART NUMBER	DESCRIPTION	QTY.
1	GA5070076	Hydraulic cylinder 2.5" bore x 26" stroke	1
2	GA5000835	Valve, Ball, Hydraulic, 1/2" female thread inlet / outlet	1
3	GA5012203	Grease nipple 1/4" UNF short	2
4	GA5065487	Glacier bush, 1" ID x 1 1/8" OD x 1" long	4
5	S89-0812	Hydraulic adaptor, Elbow, 1/2" BSP x 3/4" UNO	1
6	S27-0808	Hydraulic adapter, Nipple, 1/2" BSP male x 1/2" BSP male	1
-	GA5055510	Kit, Rod Eye, Weld on, Suit lift cylinder 2007 onward	-
-	GA5052740	Seal kit, to suit 2 1/2" x 20"	-

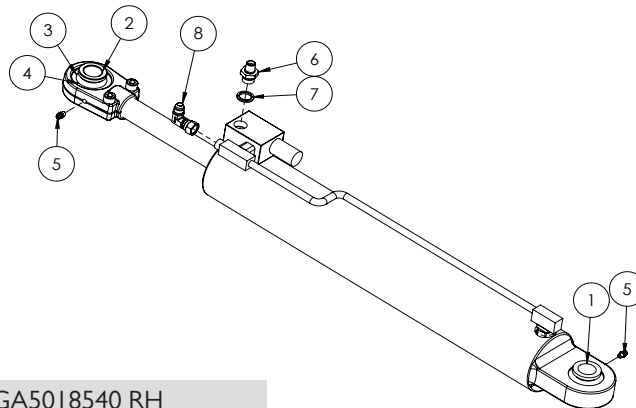
Hydraulic Cylinder - Boom Fold LH



Boom Fold Cylinder - GA5018542 LH

ITEM NO.	PART NUMBER	DESCRIPTION	QTY.
1	GA5021930	Bearing Bush - Large	1
2	GA5021925	Bearing Bush - Small	3
3	GA5067605	Bearing GEG 30 ES 2RS	2
4	GA5067610	Bearing Retaining clip set (2 per set)	2
5	GA5012203	Grease Nipple 1/4" UNF Short	2
-	GA5052685	Hydraulic Cylinder seal kit - not Shown	-

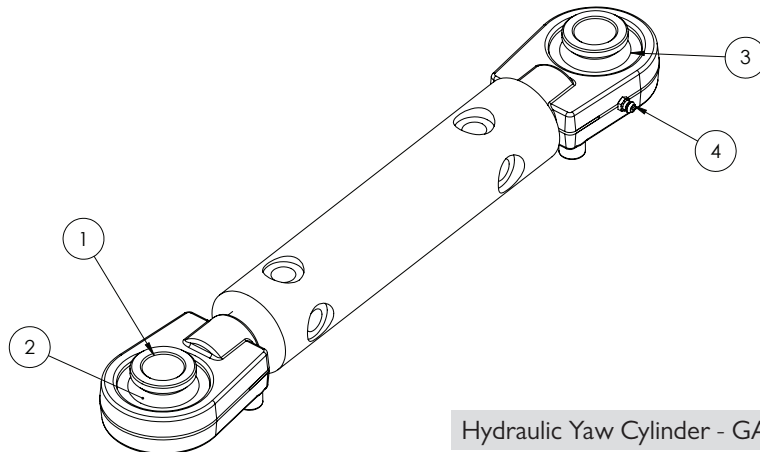
Hydraulic Cylinder - Boom Fold RH



Boom Fold Cylinder - GA5018540 RH

ITEM NO.	PART NUMBER	DESCRIPTION	QTY.
1	GA5021930	Bearing Bush - Large	1
2	GA5021925	Bearing Bush - Small	3
3	GA5067605	Bearing GEG 30 ES 2RS	2
4	GA5067610	Bearing Retaining clip set (2 per set)	2
5	GA5012203	Grease Nipple 1/4" UNF Short	2
6	GA4572545	Restrictor Nipple 1/4" BSPT to 3/8" UNO 1.5mm orifice	1
7	GA3500005	Hydraulic Seal, Bonded, 3/8", RL21, BSPP	1
8	GA3500002	Hydraulic Coupling, Elbow, 90 Degree, 9/16" male JIC, 9/16" Female Swivel JIC	1
-	GA5052680	Hydraulic Cylinder seal kit - not shown	-

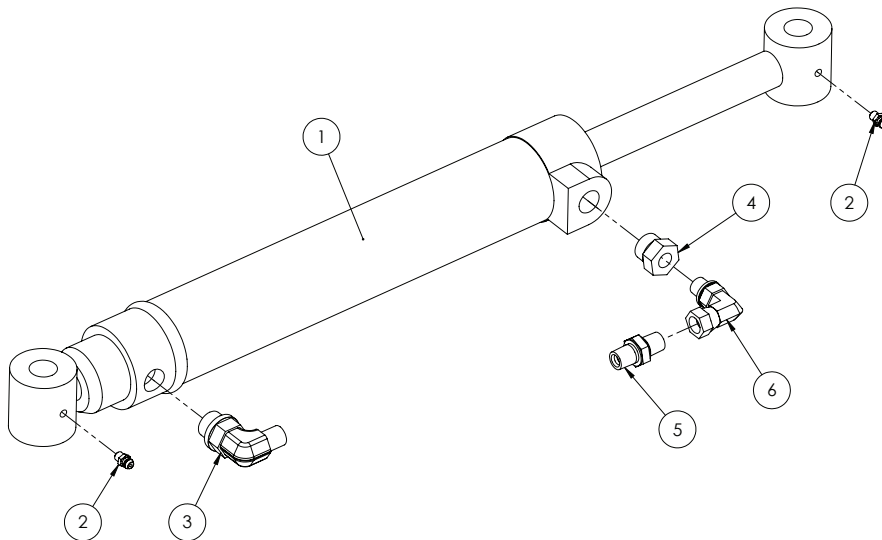
Hydraulic Cylinder - Hydraulic Yaw



Hydraulic Yaw Cylinder - GA5060817

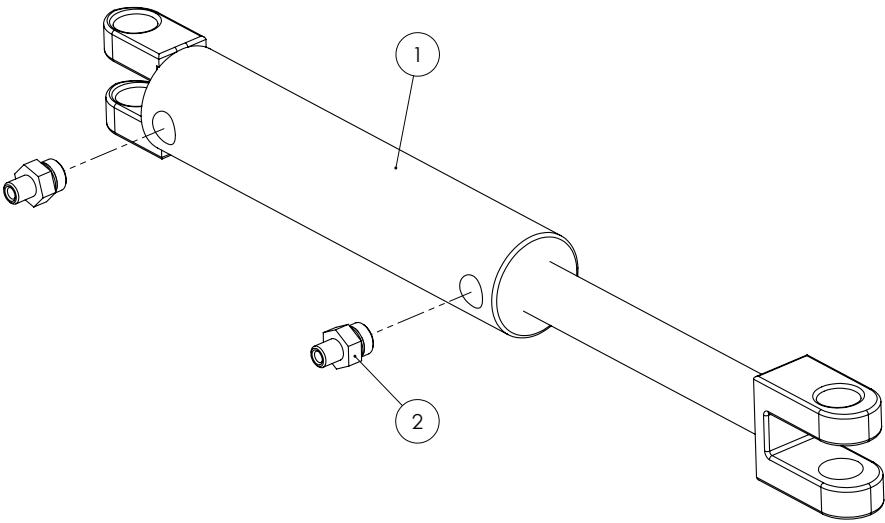
ITEM NO.	PART NUMBER	DESCRIPTION	QTY.
1	GA5021925	Bearing Bush - Small	4
2	GA5067605	Bearing GEG 30 ES 2RS	2
3	GA5067610	Bearing Retaining clip set (2 per set)	2
4	GA5012203	Grease Nipple 1/4" UNF Short	2
-	GA5052745	Cylinder Seal Kit - not shown	-

Hydraulic Cylinder - Bi-Fold



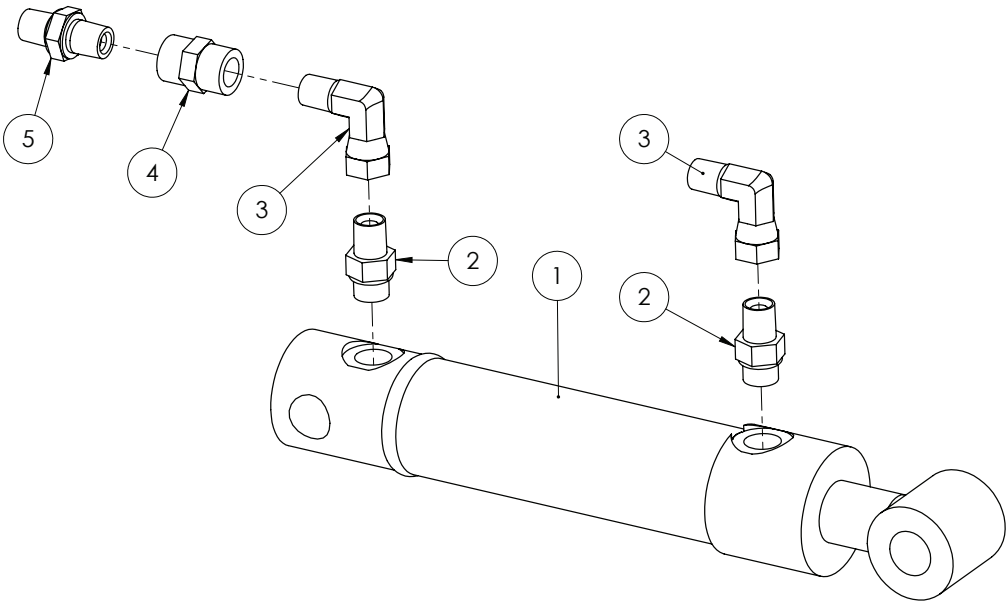
ITEM NO.	PART NUMBER	DESCRIPTION	QTY.
1	GA5021010	Hydraulic ram suit Bi-fold 254mm stroke	1
2	GA5012203	Grease Nipple 1/4" UNF Short	2
3	S89-0412	Hydraulic adaptor, Elbow, 90 degree, 1/4" BSP male x 3/4" UN o-ring male	1
4	S85-0412	Hydraulic Reducing bush, 1/4" BSPF x 3/4" UNOM	1
5	GA4562025	Restrictor nipple 1/4" BSPT 0.5mm orifice	1
6	S105-0404	Hydraulic adaptor, Elbow, 90 degree, 1/4" BSPP male o-ring x 1/4" BSPP female swivel	1
-	GA5052755	Cylinder Seal kit - not shown	-

Hydraulic Cylinder - Boom Rest



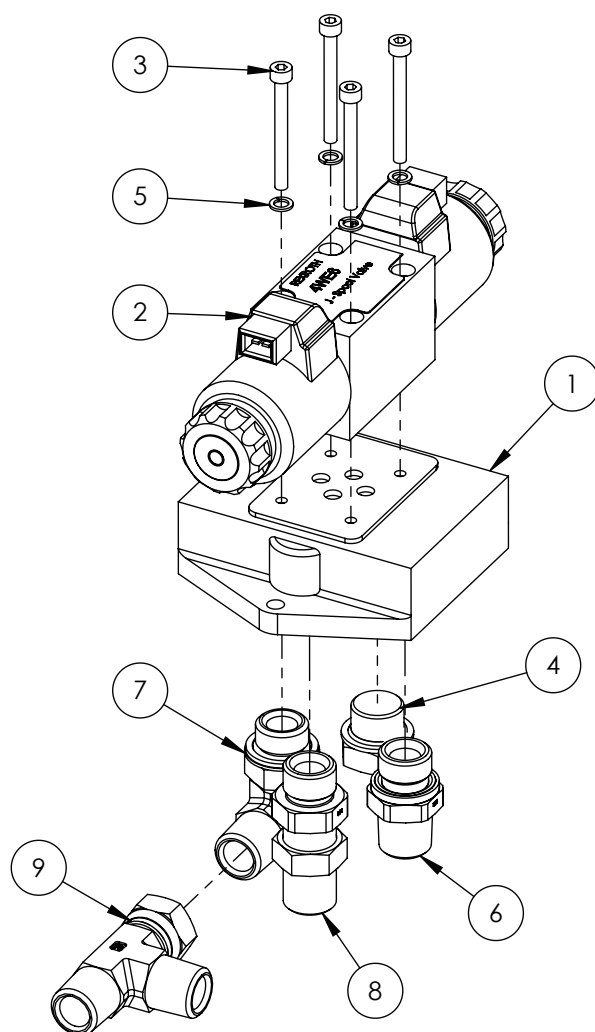
ITEM NO.	PART NUMBER	DESCRIPTION	QTY.
1	GA5069110	Hydraulic cylinder 2" x 1.25" x 6" stroke	1
2	S93-0412	Hydraulic Nipple, 1/4" x 3/4" includes o-ring	2

Hydraulic Cylinder - Centre Leveling



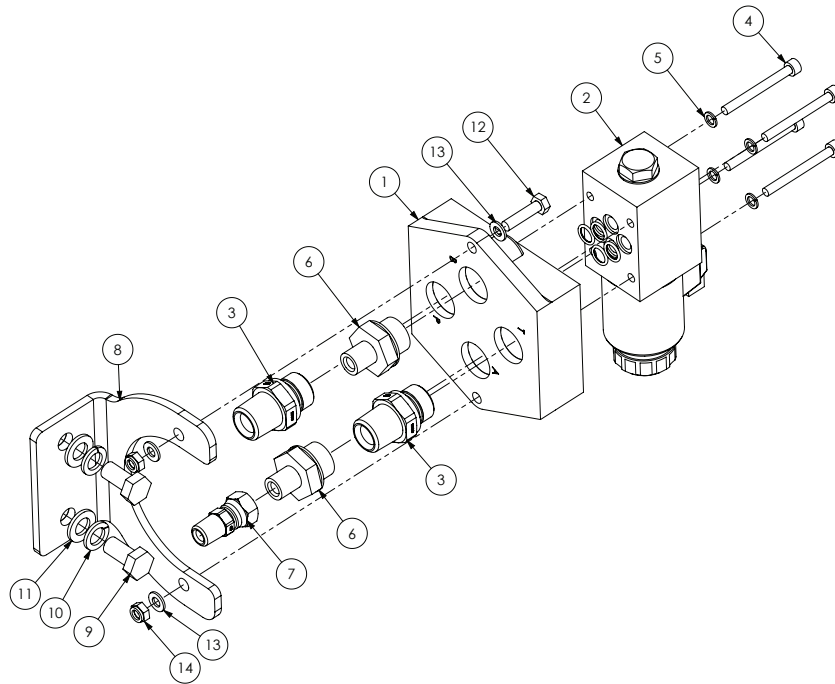
ITEM NO.	PART NUMBER	DESCRIPTION	QTY.
1	GA5016122	Ram, 1.5" Bore, 1" Rod, 100mm Stroke pin eye ends	1
2	S93-0409	Hydraulic Nipple, 1/4" BSPP x 9/16" UN O-ring	2
3	S82-0404	Hydraulic adapter, Elbow, 90 degree, 1/4" BSP male x 1/4" BSP female swivel	2
4	S26-0404	Hydraulic adapter, Socket, 1/4" female BSP x 1/4" female BSP	1
5	GA4562025	Restrictor nipple 1/4" BSPT 0.5mm orifice	1
-	GA5052750	Cylinder seal kit - not shown	-

Fill Pump Hydraulic Block



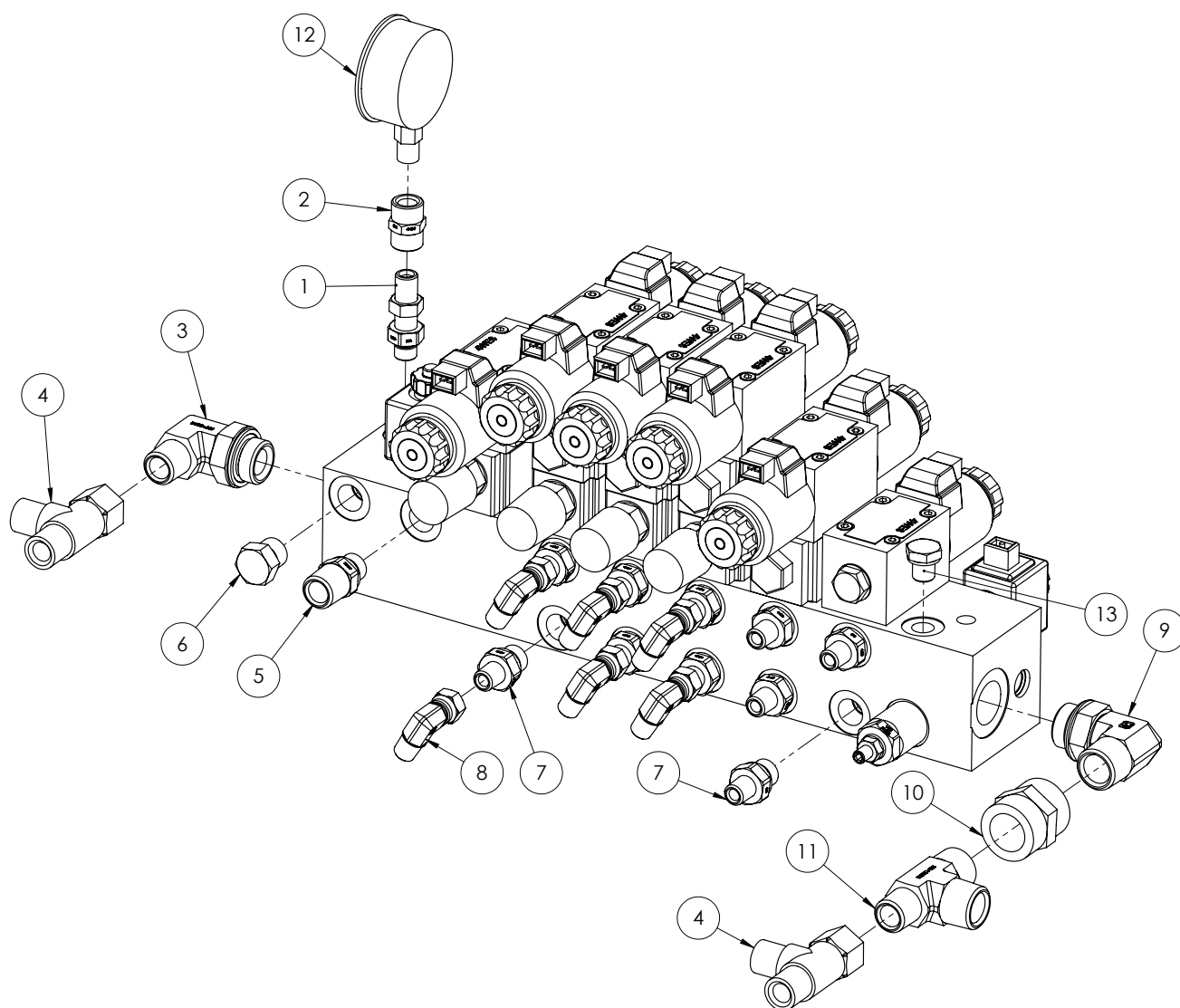
ITEM NO.	PART NUMBER	DESCRIPTION	QTY.
1	GA5016139	Base plate 1/2"	1
2	GA5047726	Valve solenoid J spool 12v AMP connector	1
3	GA5054410	SHCS M5 x 50mm	4
4	S73-08	Hydraulic Plug, 1/2" BSPP male o-ring	1
5	GA5003629	Washer 5mm Spring SS	4
6	S75-0808	Hydraulic adaptor, Nipple, 1/2" BSPT male x 1/2" BSPP male with o-ring	1
7	S77-0808	Hydraulic adaptor, Elbow, 90 degree, 1/2" BSP male x 1/2" BSP male with o-ring	1
8	GAS99-603	Hydraulic adaptor, Nipple, 1/2" BSP male x 1/2" BSP male	1
9	S167-080808	Hydraulic adapter, Tee, 1/2" male BSP x 1/2" male BSP x 1/2" female swivel	1

Centre Lock Manifold



ITEM NO.	PART NUMBER	DESCRIPTION	QTY.
1	GA5016139	Base plate 1/2"	1
2	GA5047756	D spool hydraulic solenoid valve	1
3	S75-0808	Hydraulic adaptor, Nipple, 1/2" BSPT male x 1/2" BSPP male with o-ring	2
4	GA5054410	SHCS M5 x 50mm	4
5	GA5003629	Washer 5mm Spring SS	4
6	S75-0408	Hydraulic Nipple, 1/2" BSPP O-Ring x 1/4" BSPT	2
7	S80-0404	Hydraulic adaptor, 1/4" BSPP female swivel x 1/4" BSPT male	1
8	GA4509365	Prairie Hydraulic Fill pump mount plate	1
9	GA5006113	Bolt M10 x 20 ZP Gr8.8	2
10	GA5000137	Washer 10mm Spring SS	2
11	GA5000117	Washer 10mm Flat SS HD	2
12	GA5004073	Bolt M6 x 25	2
13	GA5004437	Washer 6mm Flat SS	4
14	GA5048115	Nut M6 Nyloc SS	2

Spool Valve Block Fittings



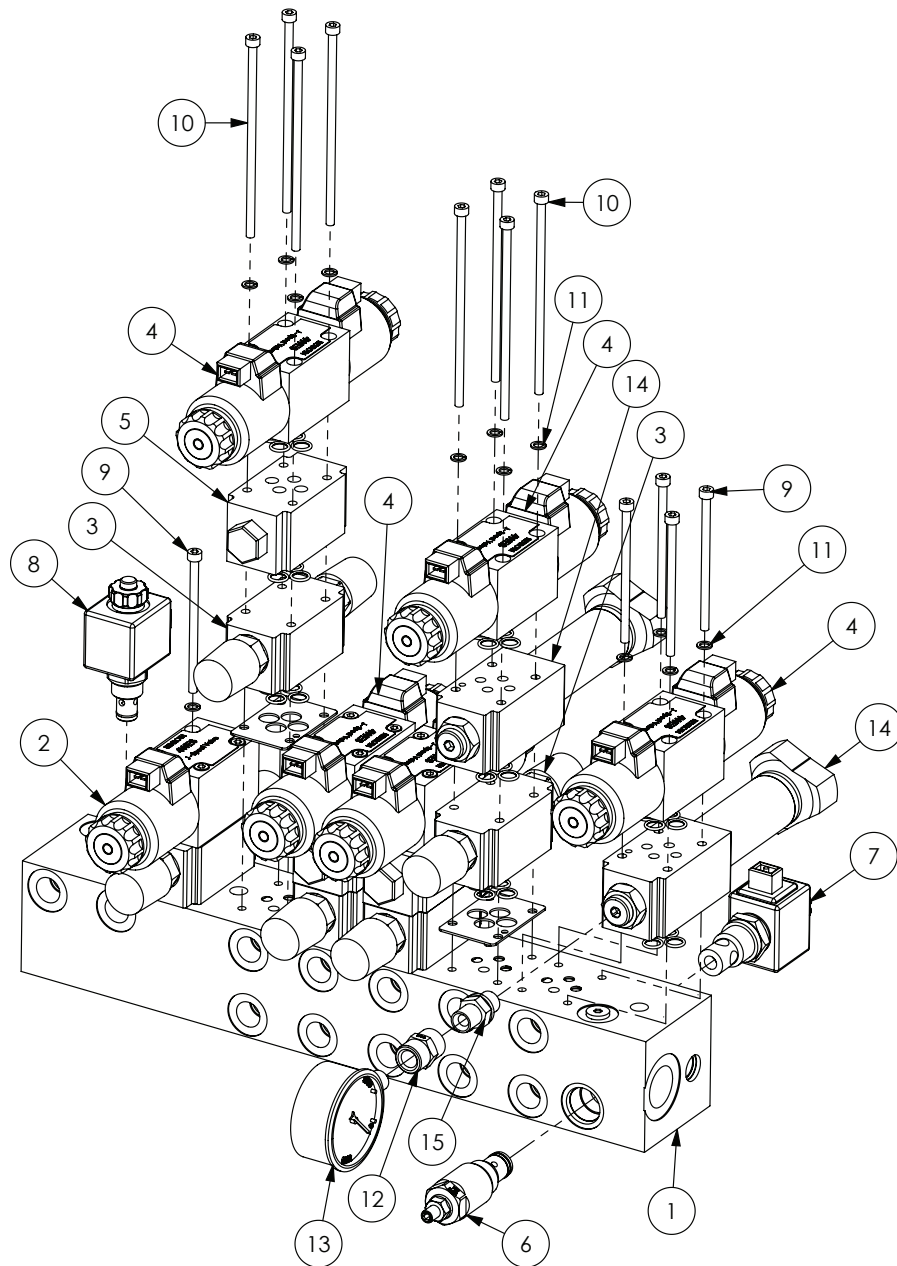
ITEM NO.	PART NUMBER	DESCRIPTION	QTY.
1	S44-0404	Hydraulic adaptor, Bulkhead nipple, 1/4" BSP male x 1/4" BSP male	1
2	S26-0404	Hydraulic adapter, Socket, 1/4" female BSP x 1/4" female BSP	1
3	S77-0812	Hydraulic adaptor, Elbow, 90 degree, 3/4" BSPP o-ring male x 1/2" BSPT male	1
4	S167-080808	Hydraulic adapter, Tee, 1/2" male BSP x 1/2" male BSP x 1/2" female swivel	2
5	S75-0806	Hydraulic adaptor, Nipple, 1/2" BSP male x 3/8" BSP male with o-ring	1
6	S73-06	Hydraulic Plug, 3/8" BSPP with o-ring	1
7	S75-0406	Hydraulic adaptor, Nipple, 1/4" BSP x 3/8" BSP with o-ring	10

Continued over page

Spool Valve Block Fittings

ITEM NO.	PART NUMBER	DESCRIPTION	QTY.
8	S82-0404	Hydraulic adapter, Elbow, 90 degree, 1/4" BSP male x 1/4" BSP female swivel	6
9	S77-1212	Hydraulic adapter, Elbow, 90 degree, 3/4" BSPT male x 3/4" BSPT male o-ring	1
10	S26-1212	Hydraulic nipple, 3/4" BSPP Socket	1
11	S50-120812	Hydraulic adaptor, Tee, 3/4" BSPT male x 1/2" BSPT male x 3/4" BSPT male	1
12	GA5021455	Small Face Pressure Gauge 3500psi	1
13	S73-04	Hydraulic Plug, 1/4" BSPP	1

Spool Block Manifold



ITEM NO.	PART NUMBER	DESCRIPTION	QTY.
1	GA5047500	Spool valve manifold, 6 station bare	1
2	GA5047727	D spool hydraulic solenoid valve	1
3	GA5047581	Hydraulic Valve, Flow control, NG6 A+B, Suit spool	5
4	GA5047726	Valve solenoid J spool 12v AMP connector	5
5	GA5017335	Modular check valve	3
6	GA5047645	Cartridge Valve, Hydraulic Pressure Relief, Pilot Operated, Bosch	1

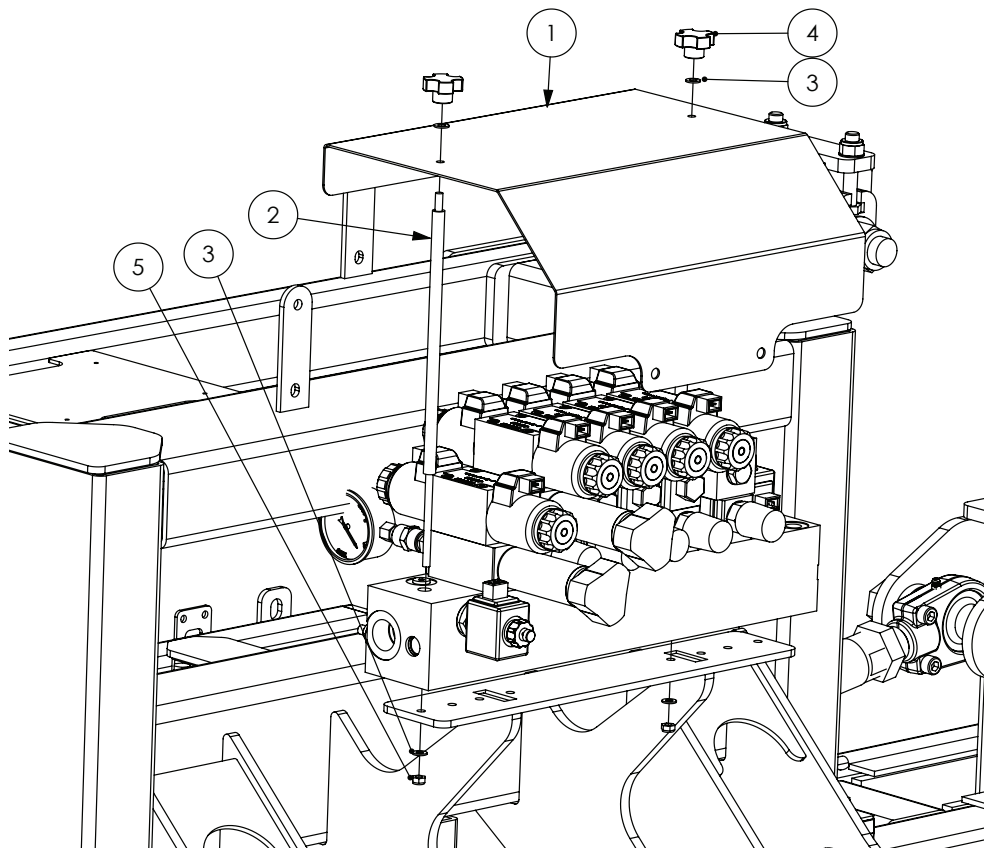
Continued over page

Spool Block Manifold

ITEM NO.	PART NUMBER	DESCRIPTION	QTY.
7	GA5047737	Valve cartridge, Hydraulic solenoid, 12V DC, Open centre	1
8	GA5047734	Valve cartridge hydraulic solenoid poppet, no override	1
9	GA5067050	SHCS M5 x 90	8
10	GA5048570	SHCS M5 x 130mm	16
11	GA5003629	Washer 5mm Spring SS	24
12	S26-0404	Hydraulic adapter, Socket, 1/4" female BSP x 1/4" female BSP	1
13	GA5021455	Small Face Pressure Gauge 3500psi	1
14	GA5017373	Pressure reducing valve	2
15	S75-0404	Hydraulic Nipple, 1/4" BSPT male to 1/4" BSPP	1

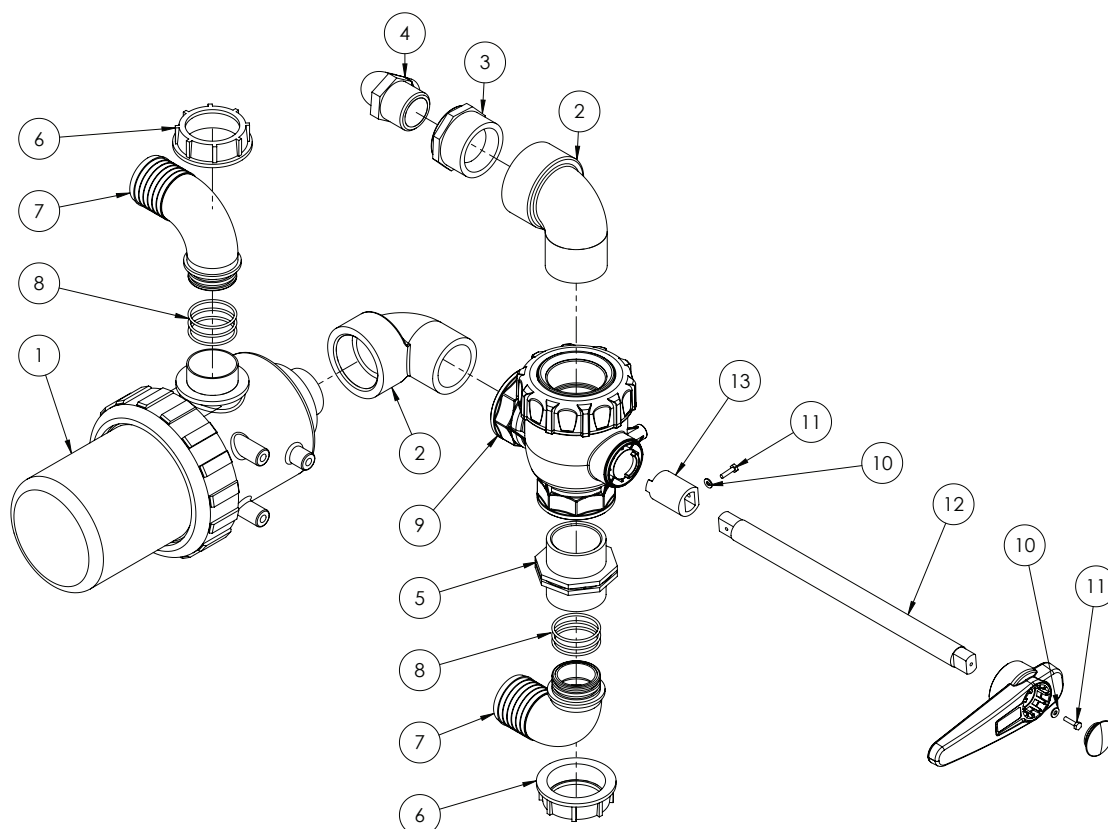
NOTE: Fitting quantity and fitting types will depend on option on machine.

Spool Valve Mounting Assembly



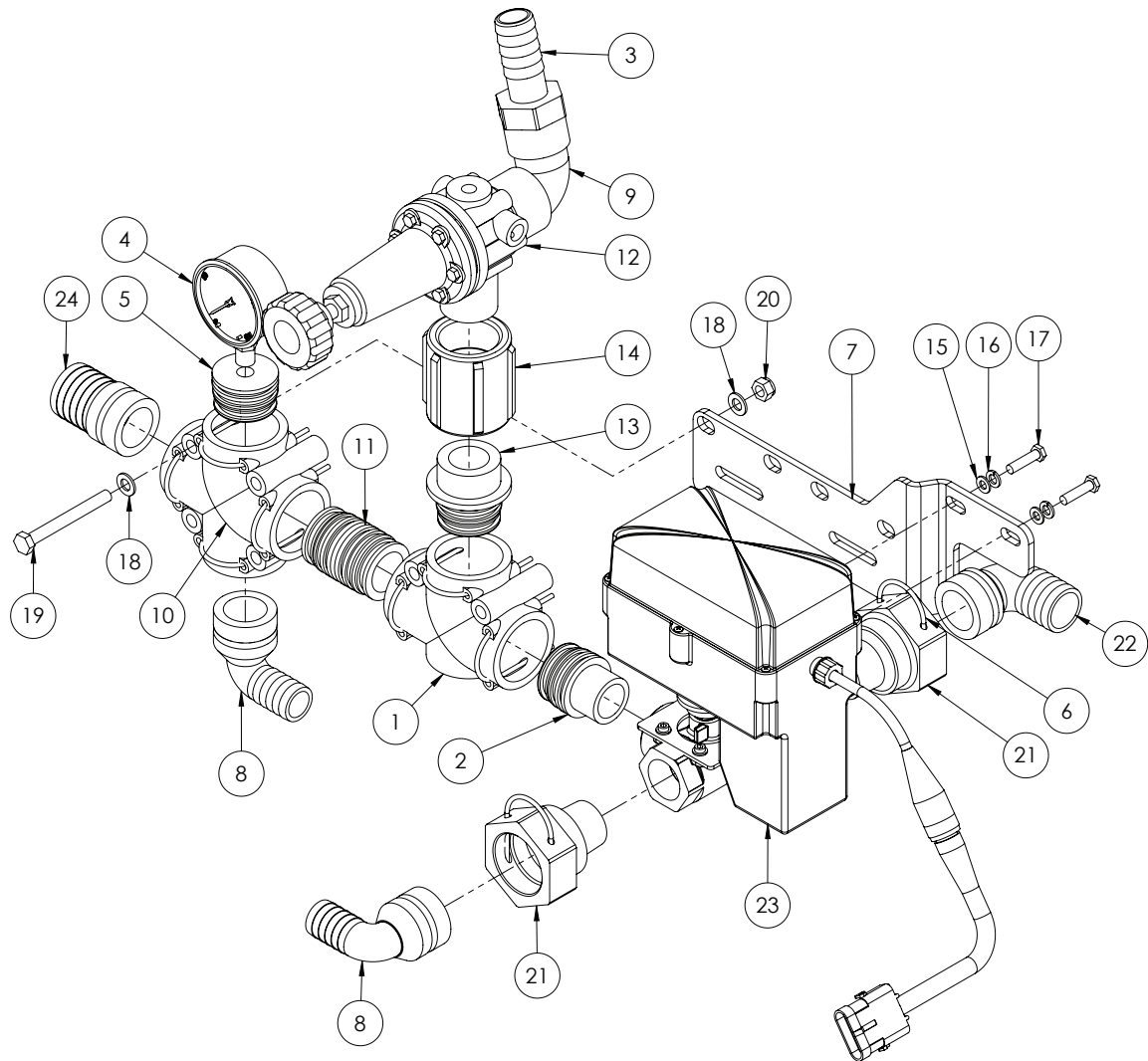
ITEM NO.	PART NUMBER	DESCRIPTION	QTY.
1	COMP0013	Solenoid cover	1
2	MACH0035	Retaining bolt for solenoid cover	2
3	GA5004437	Washer 6mm Flat SS	4
4	GA5069870	Knob, Star grip M6 x 32 DIA	2
5	GA5048115	Nut M6 nyloc	2

Suction Filter Assembly



ITEM NO.	PART NUMBER	DESCRIPTION	QTY.
1	317072	2" Suction filter	1
2	SL200-90	Street Elbow 2"	2
3	RB200125	Poly Pipe Reducer Bush 2" x 1 1/4"	1
4	HB125-90	90 Degree Poly Hose Barb Elbow 1 1/4"	1
5	2502070	Nipple 2" Symmetric (with lead-in edge for o-ring)	1
6	2002070	Fly Nut 2"	2
7	116752	Elbow D.52 for FlyNut 2	2
8	GA5048385	O-ring, 42.5mm x 2.62mm, BS131	6
9	45521117	3-way Ball Valve	1
10	GA5020510	Washer 4mm Flat HD SS	2
11	GA5051040	Bolt M4 x 16 SS A2-70	2
12	GA4552250	Handle Extension Bar suit Arag Tap	1
13	GA4552255	Handle Extension Bar Adaptor Suit Arag Tap	1

Flow Control Valve



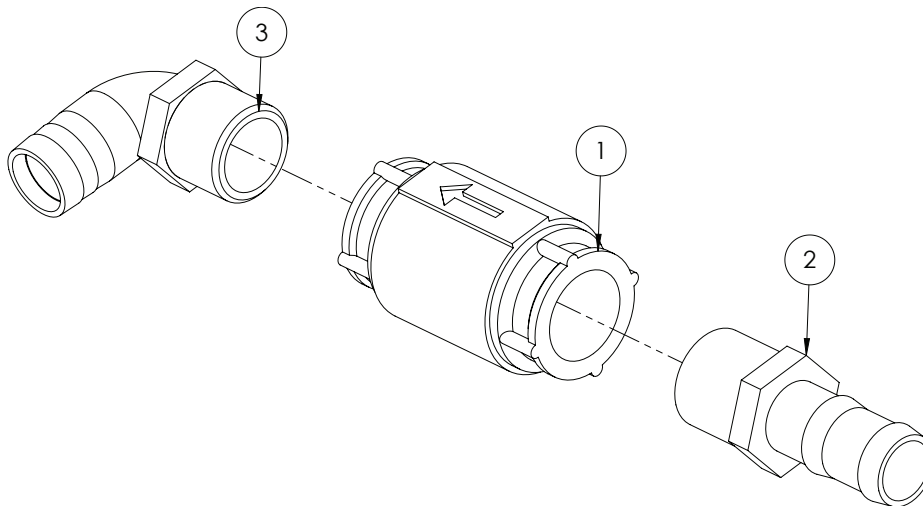
ITEM NO.	PART NUMBER	DESCRIPTION	QTY.
1	GA5065555	T-piece 3xAS40 no M8 inserts	1
2	GA5065600	AS40 to 1" Male Thread	1
3	HBFI00	Female Hose Barb 1"	1
4	GA4948470	Small Face Gauge 160 psi	1
5	GA4582160	Dummy plug AS40 G1/4 female	1
6	GA5065690	Safety pin AS40	9
7	GA4534170	Fast-close plumbing bracket suit Altek	1
8	GA5065615	Plug in hose tail AS40/25/90 degree	2
9	SL100-90	Street Elbow 1" Poly	1
10	GA5065565	Cross piece 4xAS40	1
11	GA5065735	Plug in hose tail AS40/AS40	1
12	200016	Safety valve 1" Red 15 bar polmac	1
13	GA5065595	AS40 to 1 1/4" Male Thread	1
14	CPLG125	Coupling poly 1 1/4"	1

Continued over page

Flow Control Valve

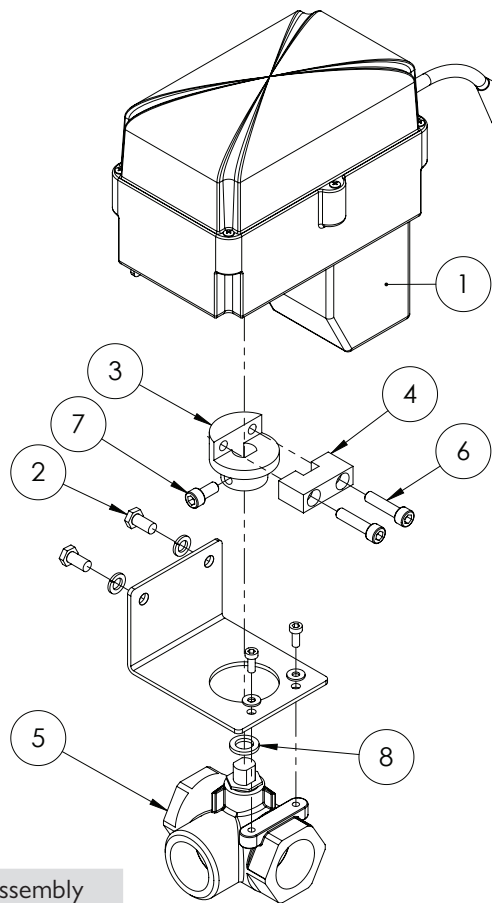
ITEM NO.	PART NUMBER	DESCRIPTION	QTY.
15	GA5004437	Washer 6mm Flat SS	2
16	GA5004447	Washer 6mm Spring SS	2
17	GA5006155	Set Screw 1/4" x 1" ZP GR8	2
18	GA5003643	Washer 8mm Flat SS HD	2
19	GA5052600	Bolt M8 x 75 SS	1
20	GA5052590	Nut M8 Nyloc SS 316	1
21	GA4582385	Coupling Altek AS40 to 1" NPT male thread	2
22	GA5065620	Plug in hose tail AS40/33/90 degree	1
23	1170171359	Valve Fast Close 1" 3 way & adaptor cable	1
24	GA5065590	Plug in hose tail AS40/39	1

Check Valve Assembly, Fresh Water Tank



ITEM NO.	PART NUMBER	DESCRIPTION	QTY.
1	GA5017361	Non return valve 1 1/4"	1
2	HB125	1 1/4" MPT x 1 1/4" Hose Shank	1
3	HB125-90	90 degree Poly Hose Barb Elbow 1 1/4"	1

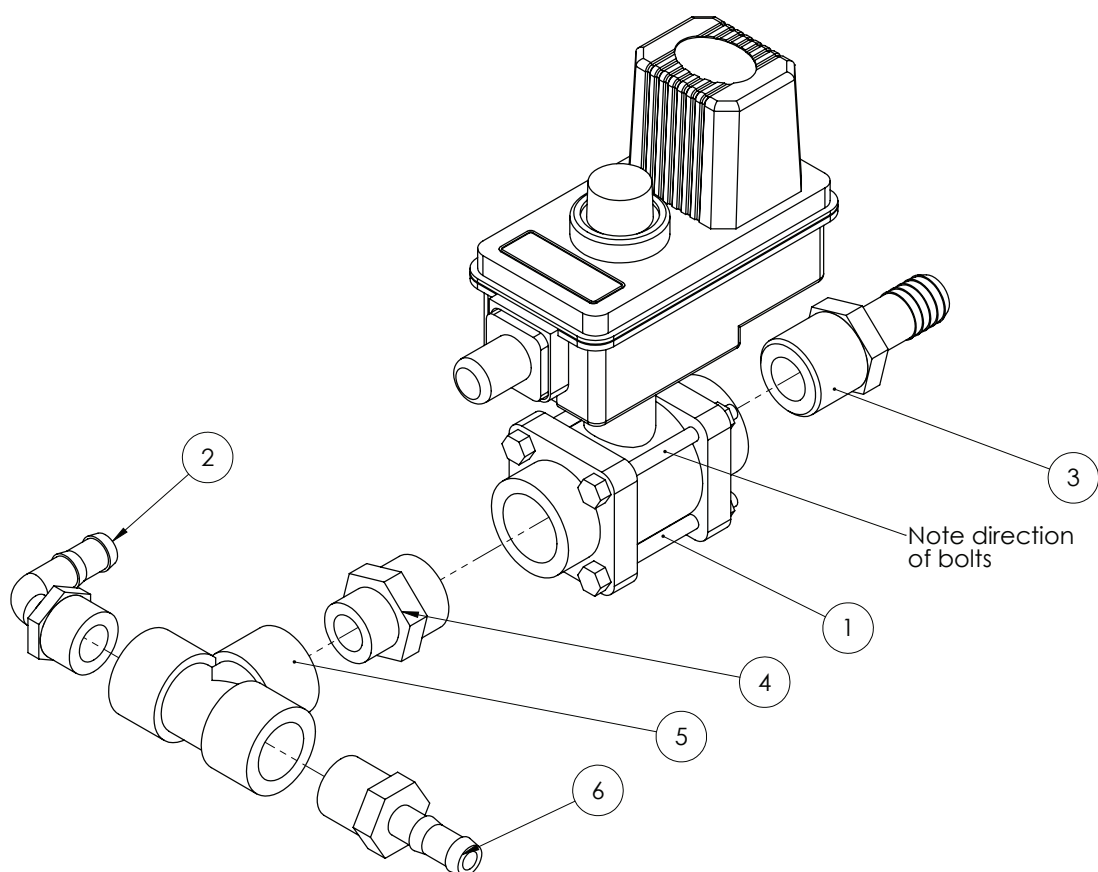
Fast Close Valve 1" 3 Way



117017359 Complete Assembly

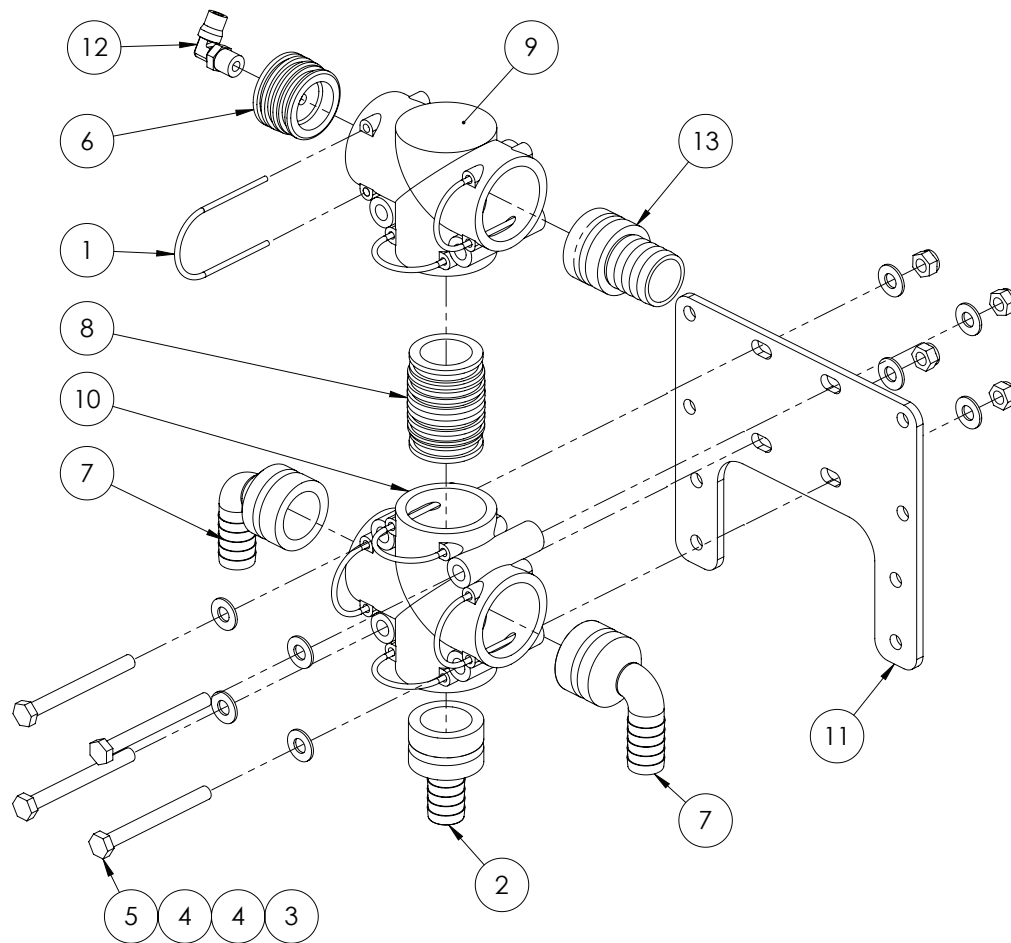
ITEM NO.	PART NUMBER	DESCRIPTION	QTY.
1	1170171360	Motor assembly includes fast valve and adaptor harness 1150171967 (rev A) and motor 0630172982 (rev C)	1
2	3110050201	Bolt Hex 1/4" - 20 x 1/2"	2
3	1070171397	Coupler 1" 3 way	1
4	1070171394	Clamp coupler	1
5	3340002043	1" 3 way ball valve SS	1
6	3110068068	Cap screw 1/4" -20 x 1"	2
7	3110068064	Cap screw 1/4" -20 x 1/2"	1
8	2190000123	Graphite seal	1
	1150171967	Cable adaptor suit fast close valve	1
	0630172982	Motor assembly fast close valve	

Rapid Flow Valve



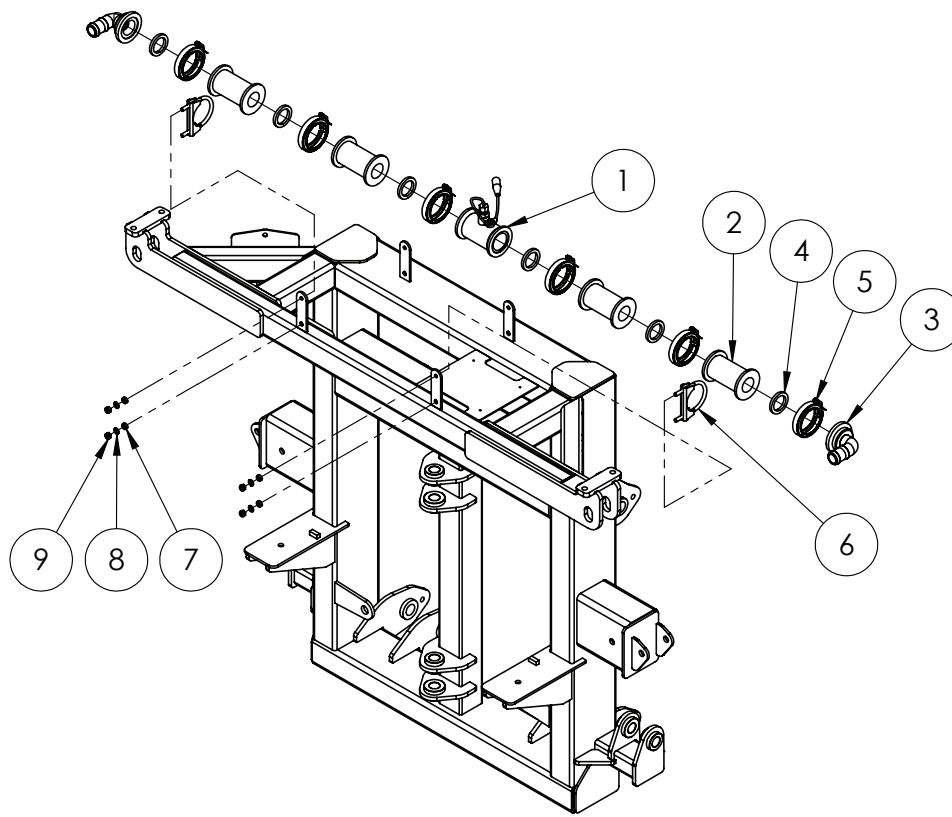
ITEM NO.	PART NUMBER	DESCRIPTION	QTY.
1	B344BEC-24-C	Electric shutoff valve 2 way 1" BSP	1
2	HB075/050-90	Elbow male 3/4" thread 1/2" barb	1
3	HB100-075	1" male thread x 3/4" barb	1
4	RN100075	Reducing nipple 1" to 3/4"	1
5	TEE075	Tee female 3/4"	1
6	HB075-050	Straight Hose Barb 3/4" x 1/2"	1

RapidFire Pressure Flow Distributor RAVEN




ITEM NO.	PART NUMBER	DESCRIPTION	QTY.
1	GA5065690	Safety pin AS40	7
2	GA5065575	Plug in hose tail AS40/20	1
3	GA5004917	Nut M8 Nyloc	4
4	GA5003643	Washer 8mm Flat HD	8
5	GA5004749	Bolt M8 x 80	4
6	GA4582160	Dummy plug AS40 G1/4 female	1
7	GA5065610	Plug in hose tail AS40/20/90 degree	2
8	GA5065735	Plug in hose tail AS40/AS40	1
9	GA5065560	T-piece 3 x AS40 M8 inserts	1
10	GA5065565	Cross piece 4 x AS40	1
11	GA4522640	Rear Altek fitting mount	1
12	GA5016233	Elbow - Swivel 6mm x 1/4"	1
13	GA5065585	Plug in hose tail AS40/33	1
	GA5004383	Tube, Nylon, 6mm, Black	

Flow Meter - Raven Controller



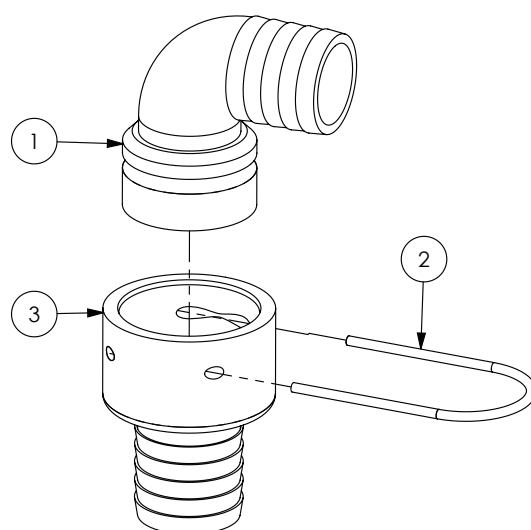
ITEM NO.	PART NUMBER	DESCRIPTION	QTY.
	0630171793	Flowmeter, RFM60P, Raven	1
1	106-0159-514	Flow meter body	-
	063-0171-669	Flow meter sensor	-
2	M200CPG	2" Flanged spacer	4
3	M200125BRB90	2" Manifold x 1 1/4" Barb 90 Degree	2
4	GA5009335	Gasket Kamlock Nitrile 1 1/2" FIT 150	6
5	FC200	Clamp, Worm screw, Use with 2 standard flange port	6
6	GA5006689	Exhaust clamp - 66mm C12	2
7	GA4552080	Crush tube 10.2 x 15 x 5mm	4
8	GA5003643	Washer 8mm Flat SS HD	4
9	GA5052590	Nut M8 Nyloc SS 316	4

Pressure Gauge Drain



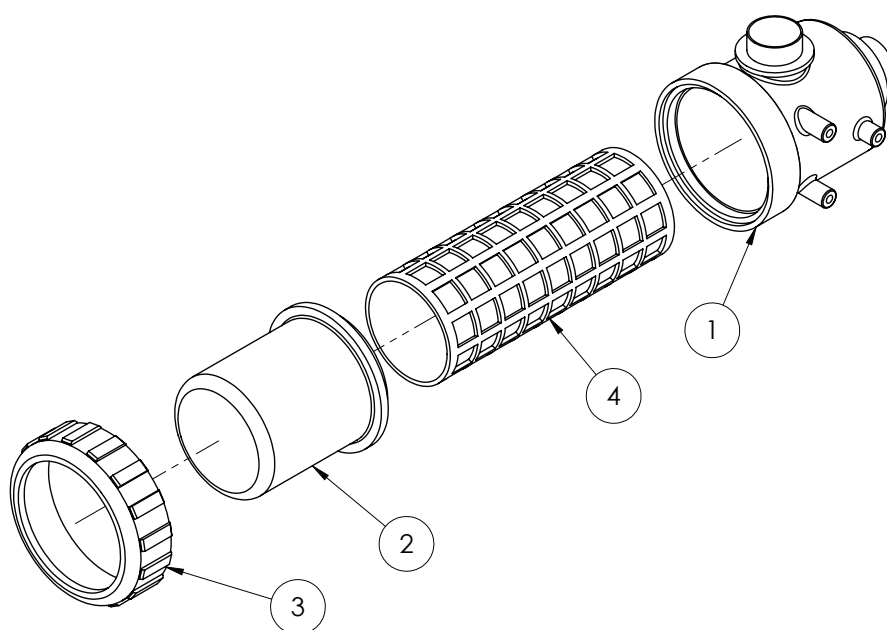
ITEM NO.	PART NUMBER	DESCRIPTION	QTY.
1	GA5018321	1/4" Ball valve SS FF	1
2	GA4504980	Sump Drain Mounting Plate Bent	1
3	GA5045140v	Adapter Brass 1/4" x 6mm BSP	1
4	S27-0404	Hydraulic adaptor, Nipple, 1/4" BSP x 1/4" BSP	1
5	GA5017673	Washer 1/2" Flat ZP Heavy Duty	2
6	GA5066162	Bolt M10 x 25 SS	1
7	GA5000117	Washer 10mm Flat SS Heavy Duty	1

Elbow - Main Product Line



ITEM NO.	PART NUMBER	DESCRIPTION	QTY.
1	GA5065620	Plug in hose tail AS40/33/90 degree	1
2	GA5065690	Safety pin AS40	1
3	GA5065655	Hose barb, Straight, AS40 female x 33mm hose	1

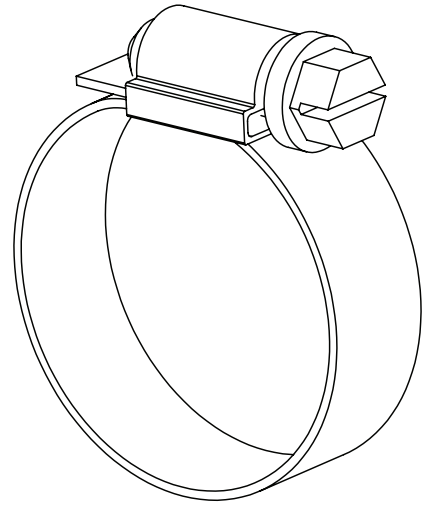
Suction Filter



ITEM NO.	PART NUMBER	DESCRIPTION	QTY.
1	316070.01	317 filter body	1
2	317000.02	317 filter bowl	1
3	316000.04	317 filter nut	1
4	3172002.030	32 Mesh Screen (Red - fitted)	1
	317003.030	50 Mesh Screen (Blue)	

Hose Clamps

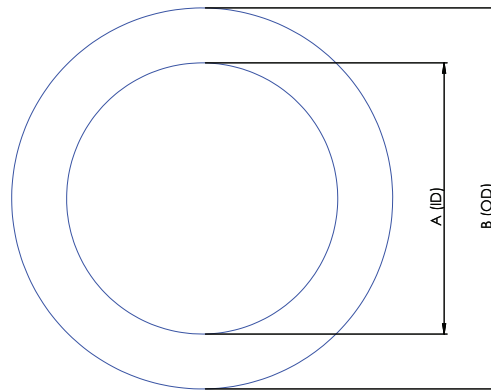
PART NUMBER	DESCRIPTION
GA5004865	8-16mm Hose Clamp
GA5000469	12-20mm Hose Clamp
GA5000999	16-25mm Hose Clamp
GA5001681	20-32mm Hose Clamp
GA5002783	30-45mm Hose Clamp
GA5002873	32-50mm Hose Clamp
GA5003325	40-60mm Hose Clamp
GA5016815	50-70mm Hose Clamp
GA5004241	60-80mm Hose Clamp



Cable Ties

PART NUMBER	DESCRIPTION	QTY
GA5002173	Cable Tie, Black, 100x2.5mm	1000
GA5003517	Cable Tie, Black, 140x3.5mm	1000
GA5004455	Cable Tie, Black, 190x4.5mm	1000
GA5000685	Cable Tie, Black, 320x7.5mm	100
GA5000687	Cable Tie, Black, 360x4.5mm	100
GA5021235	Cable Tie, Black, 540x7.5mm	100

Hoses



Suction Hose

Part No	Description	Internal Diameter (A)	Outside Diameter (B)
HOS20S	20mm Suction Hose	20mm	32mm
HOS25S	25mm Suction Hose	25mm	35mm
HOS32S	32mm Suction Hose	32mm	45mm
HOS38S	38mm Suction Hose	38mm	48mm
HOS51S	51mm Suction Hose	51mm	63mm
HOS63S	63mm Suction Hose	63mm	76mm
HOS75S	75mm Suction Hose	75mm	93mm

Suction hose can be defined by its external green stripe and wire reinforcement

Pressure Hose

Part No	Description	Internal Diameter (A)	Outside Diameter (B)
HOS7P	7mm Pressure Hose	7mm	12.5mm
HOS13P	13mm Pressure Hose	13mm	20mm
HOS20P	20mm Pressure Hose	20mm	28mm
HOS25P	25mm Pressure Hose	25mm	34mm
HOS32P	32mm Pressure Hose	32mm	43mm
HOS38P	38mm Pressure Hose	38mm	48mm

Pressure hose can be defined by its blue internal layer

PVC Hose

Part No	Description	Internal Diameter (A)	Outside Diameter (B)
HOS25PVC	25mm PVC Hose	25mm	32mm
HOS40PVC	40mm PVC Hose	40mm	50mm
HOS50PVC	50mm PVC Hose	50mm	58mm

PVC Hose can be defined by its ribbed outside finish

Sight Tube Hose

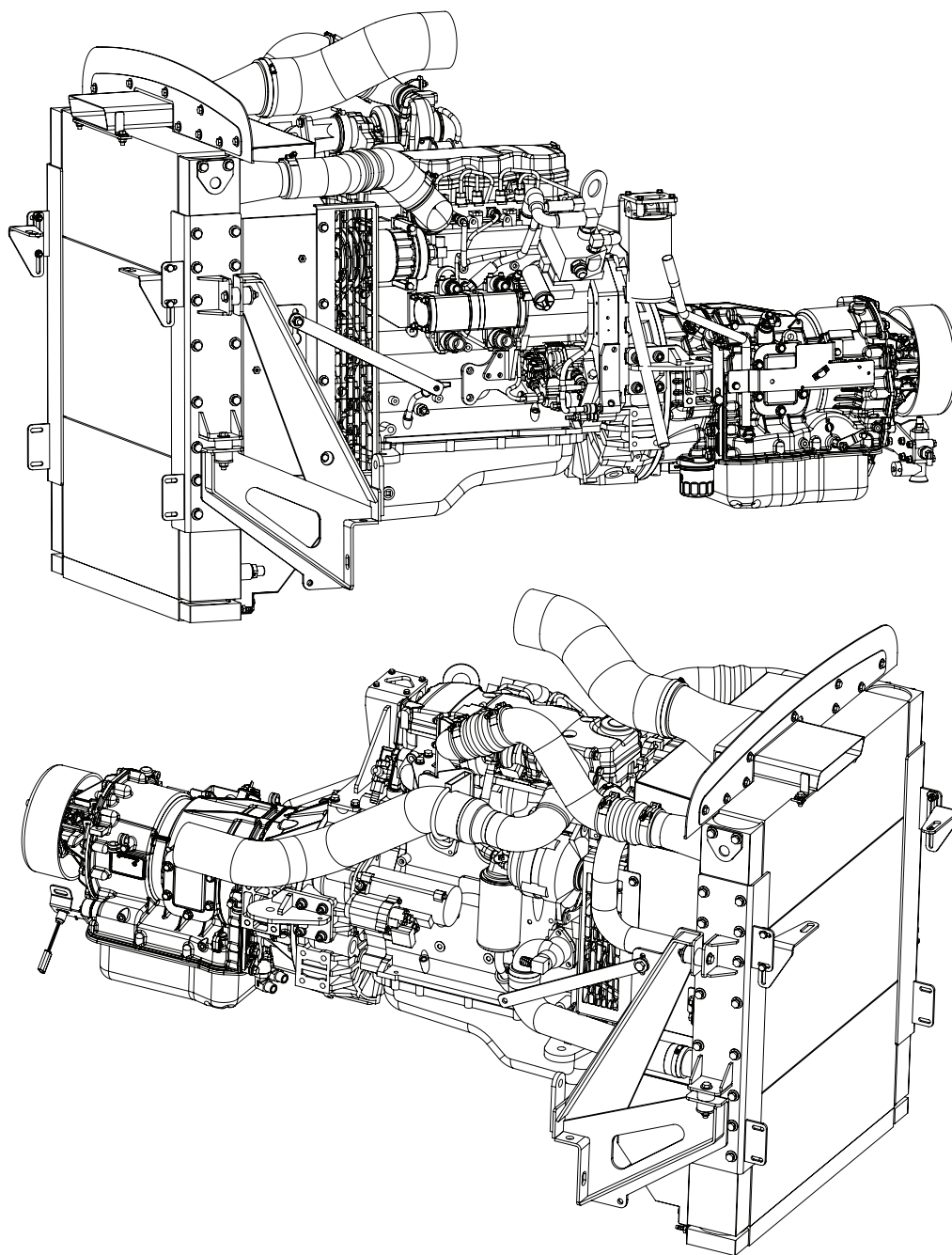
Part No	Description	Internal Diameter (A)	Outside Diameter (B)
HOS12SIGHT	12mm Clear Sight Tube Hose		
HOS12WSIGHT	12mm Clear Sight Tube Hose with wire		

Lay Flat Hose

Part No	Description	Internal Diameter (A)	Outside Diameter (B)
GA5021395	50mm Blue Lay flat Hose		

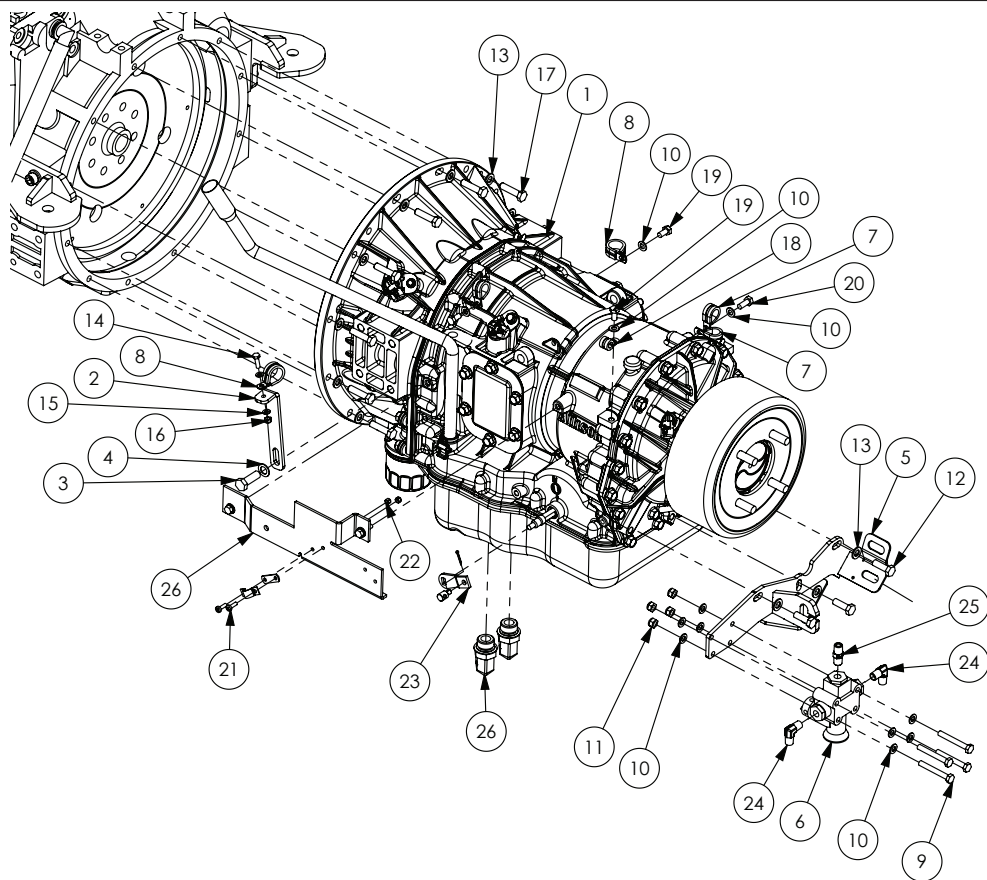
ENGINE & TRANSMISSION

Cummins Engine / Allison Transmission



GA4906670 - Complete Assembly

Allison Transmission



ITEM NO.	PART NUMBER	DESCRIPTION	QTY.
1	GA5005350	Allison 2000 series Transmission	1
2	GA4503735	Bracket, Trans dip stick SP 2011	1
3	GA5000311	Bolt M12 x 35	1
4	GA5000577	Washer 12mm Flat SS Heavy Duty	1
5	GA4658075	Handbrake cable mount for 2000 series	1
6	GA5010868	Ride height leveling valve 1/4' (includes lever arms)	1
7	GA5049825	21mm Rubber Lined Hose Clamp	3
8	GA5049830	Clamp P 35mm 56487	2
9	GA5011489	Bolt M8 x 60 ZP	4
10	GA5003643	Washer 8mm Flat SS HD	12
11	GA5052590	Nut M8 Nyloc SS 316	4
12	GA5065455	Bolt M10 x 30 ZP GR8.8	3
13	GA5000117	Washer 10mm SS Heavy duty	15
14	GA5004065	Bolt M6 x 20	1
15	GA5004437	Washer 6mm Flat SS	2
16	GA5048115	Nut M6 nyloc	1
17	GA5006071	Bolt M10 x 40 ZP GR10.9	12

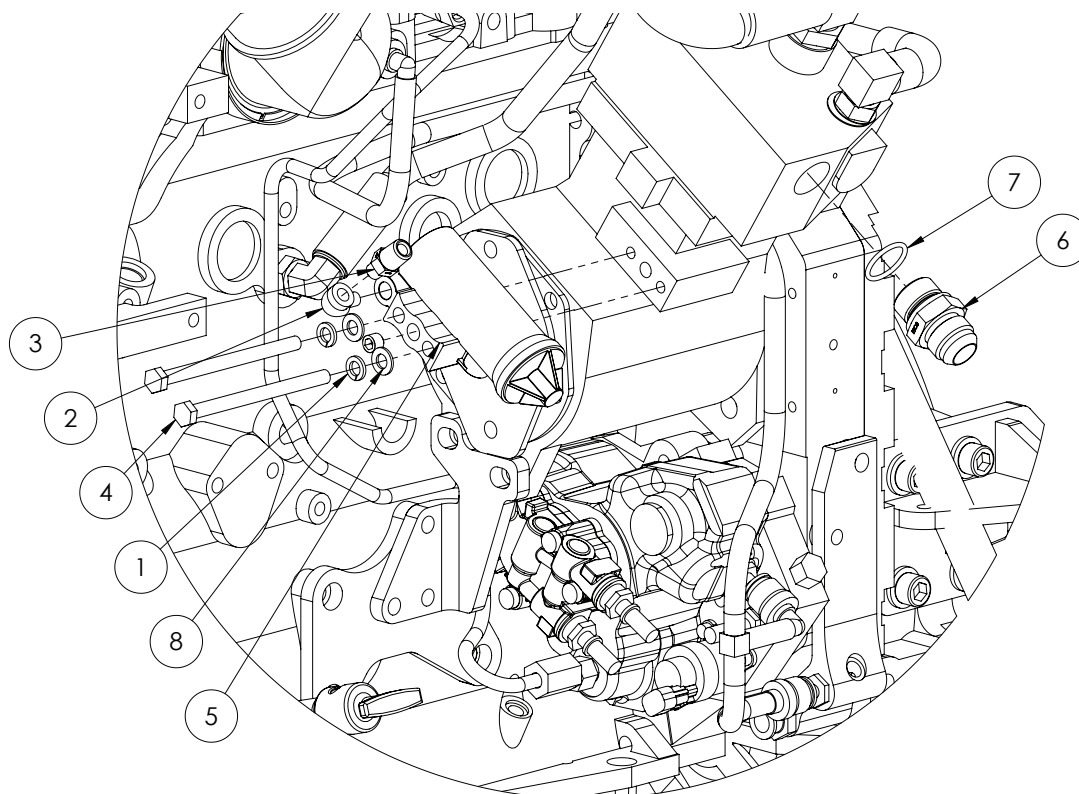
Continued over page

Allison Transmission

ITEM NO.	PART NUMBER	DESCRIPTION	QTY.
18	GA5050120	10mm Rubber Lined Hose Clamp	1
19	GA5004695	Bolt M8 x 16mm	3
20	GA5004085	Bolt M8 x 20mm	1
21	GA5003977	Bolt M5 x 16mm Pan head Screw	2
22	GA5003975	Nut M5 Nyloc SS	2
23	GA5007369	Conn Shift Kit	1
24	S49-0404	Hydraulic coupling, Elbow, 90 degree, 1/4" BSPT male x 1/4" BSPT male	2
25	S27-0404	Hydraulic adaptor, Nipple, 1/4" BSP x 1/4" BSP	1
26	S89-0817	Hydraulic adaptor, 90 Degree Elbow 1/2" -1 1/16" JIC	2

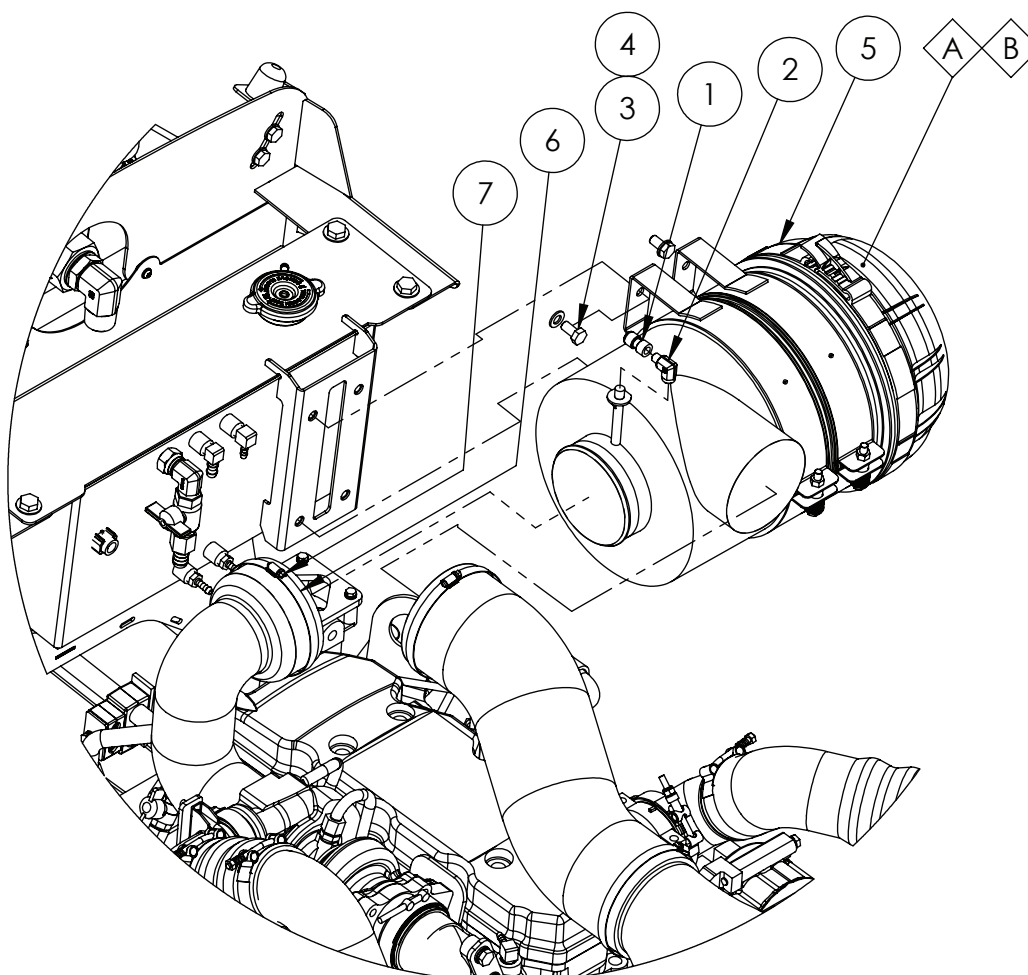
ALLISON TRANSMISSION SPARE PARTS	
PART No.	DESCRIPTION
GA5068650	Pad Assembly, Park Brake, Allison 2500 Transmission
GA5048280	Filter , Allison - Spin On
GA5048285	Filter , Allison - Internal
GA5013769	Rear main oil seal - Allison transmission
GA2700002	Brake Drum, Park Brake, Allison 2500 Transmission

Air Governor



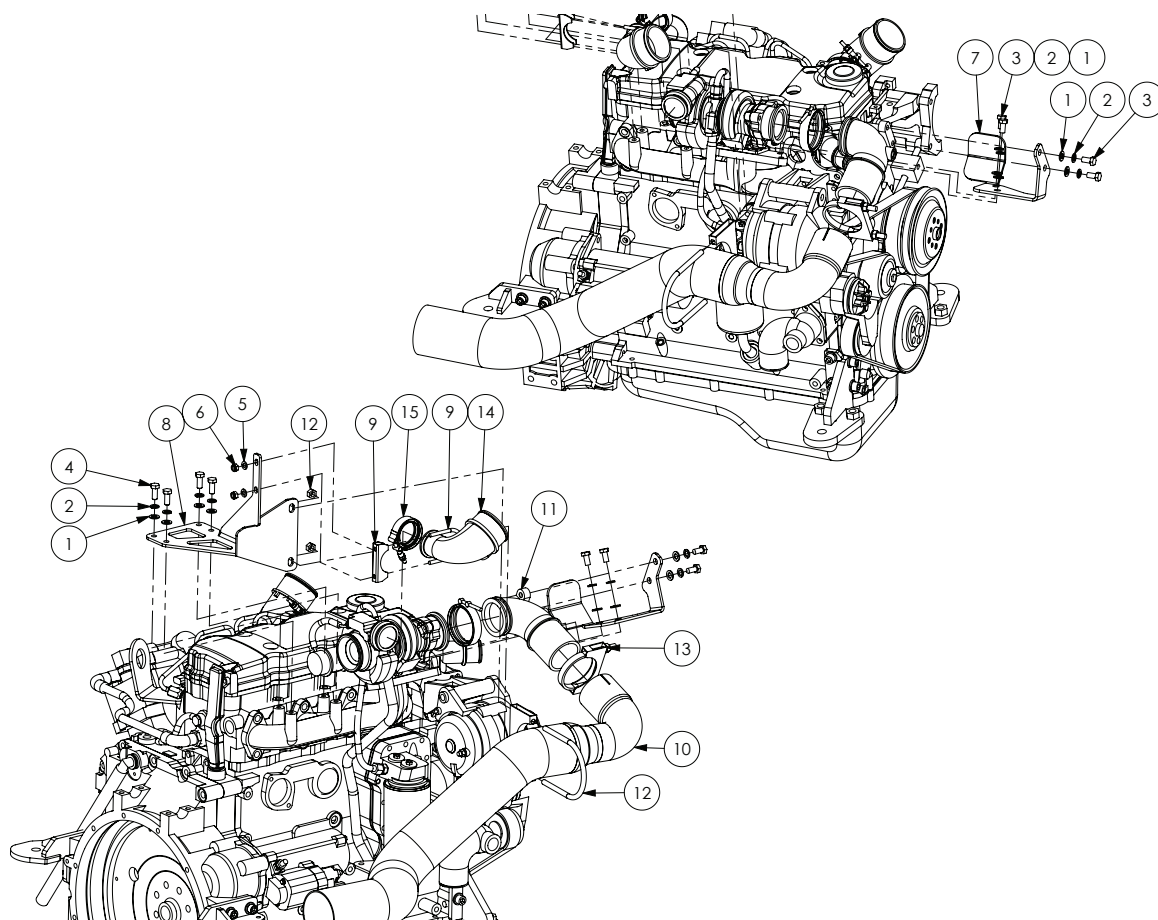
ITEM NO.	PART NUMBER	DESCRIPTION	QTY.
1	GA5004919	Washer 8mm Spring SS	2
2	S25-0202	Hydraulic adaptor, Elbow, 90 degree, 1/8" BSP male x 1/8" BSP female	1
3	S27-0402	Hydraulic adaptor, Nipple, 1/4" BSP x 1/8" BSP	1
4	GA5004933	Bolt M8 x 110mm ZP GR8.8	2
5	GA5007623	Cummins - Air Governor	1
6	M7-2717	Hydraulic adaptor, Nipple, 1 1/16" JIC thread x M27 x 2.0P thread	1
7	RO-BP12	3/4" BSPP O-Ring	1
8	GA5003643	Washer 8mm Flat HD SS	2

Air Cleaner



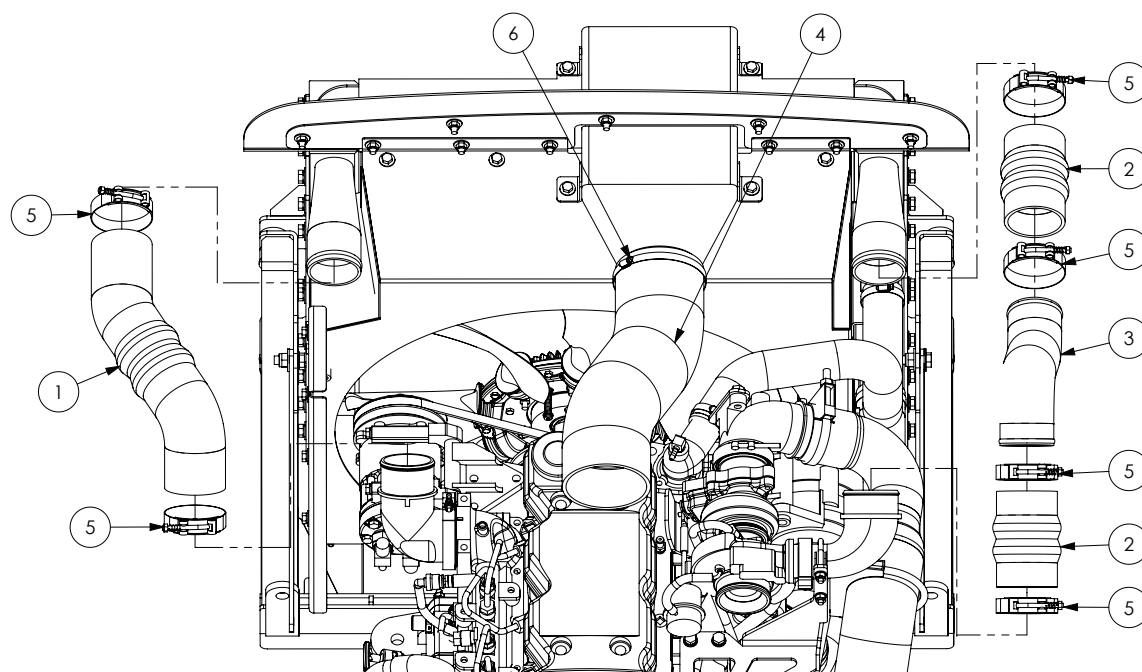
ITEM NO.	PART NUMBER	DESCRIPTION	QTY.
A	GA5071700	Filter, Air Cleaner Engine Primary Large AF26120, G3 G4 Series	1
B	GA5071705	Filter, Air Cleaner Engine Secondary Small AF26121, G3 G4 Series	1
1	GA5070450	Female Adaptor Push In 6mm x 1/8 BSP	1
2	GA3500208	Hydraulic adaptor, Elbow, 90 degree, 1/8" BSPT male x 1/8" BSPT female, S25-0202	1
3	GA5006113	Set Screw M10 x 20 GR8.8 ZP	4
4	GA5000117	Washer M10 Flat SS HD	4
5	GA5025835	Housing, Air Filter, FleetGuard, AH19479	1
6	GA2700144	Hose, Air Filter Outlet, G4, MY14 to MY22	1
7	GA2700026	Hose clamp, 110-135mm, G3 G4	1

Exhaust Pipe Work



ITEM NO.	PART NUMBER	DESCRIPTION	QTY.
1	GA5000117	Washer 10mm SS Flat HD	8
2	GA5000137	Washer 10mm Spring SS	8
3	GA5006113	Bolt M10 x 20 ZP Gr8.8	4
4	GA5006161	Bolt M10 x 25 ZP Gr8.8	4
5	GA5003643	Washer 8mm Flat SS HD	2
6	GA5052590	Nut M8 Nyloc SS 316	2
7	GA4508145	Plate, Turbo Exhaust Outlet Mount and Shield QSB4.5	1
8	GA4660525	Bracket, Turbo Ancillary Support Cummins QSB4.5	1
9	GA5006705	Exhaust Clamp C8 2"	1
10	GA5071595	Exhaust Pipe Header 3" to 4"	1
11	GA5071684	Exhaust Turbo Outlet Cast 90 Degree Elbow suit Cummins QSB	1
12	GA5066215	Exhaust clamp 4 1/8"	1
13	GA5002297	Exhaust clamp - 79mm (3.125")	1
14	-	Charge air elbow	1
15	3926702	Hose clamp - Intercooler pipes	1
-	GA5053700	Exhaust heat wrap fibreglass Black 2 x 50'	1
-	GA5055470	Cable tie, Stainless steel, 520mm 7.9mm, Heavy duty	4

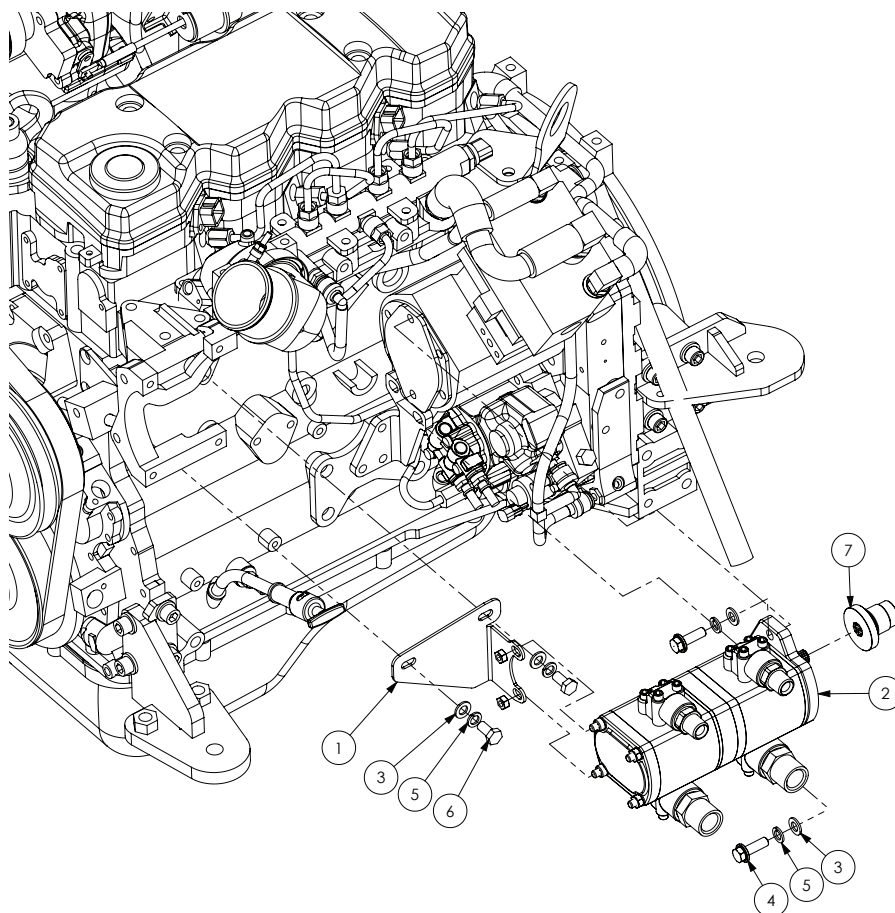
Charge Air Intake



ITEM NO.	PART NUMBER	DESCRIPTION	QTY.
1	GA2700021	Hose, Diameter 76, Charge air	1
2	GA2700022	Hose, Hump, 3 Ring, Diameter 89 x 160mm	1
3	GA2700023	Pipe, Charge air, Diameter 76	1
4	GA2700024	Hose, Air filter	1
5	GA2700025	Hose clamp, Constant tension, 82-90mm	6
6	GA2700026	Hose clamp, 110-135mm	1

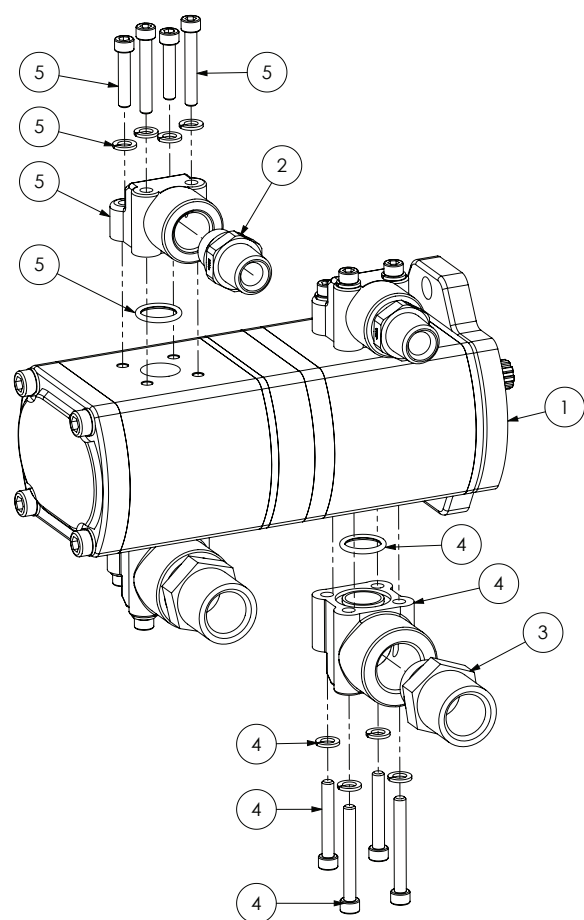
Hydraulic Pump Mounting 22/19cc

SN 201000 - SN 201525



ITEM NO.	PART NUMBER	DESCRIPTION	QTY.
1	GA4508360	Bracket, Hydraulic Gear Pump Support, 19cc and 22cc	1
2	GA5013534	Pump Assembly, gear fixed multi, viton shaft seal	1
3	GA5000117	Washer 10mm Flat SS HD	4
4	GA5068655	Bolt M10 x 30, Flange head, 1.5mm Pitch, Gr12.9, Black	2
5	GA5000137	Washer 10mm Spring SS	4
6	GA5006113	Bolt M10 x 20 ZP 8.8	2
7	GA4572185	Coupling, Hydraulic gear pump to cummins engine, 9 tooth 16/32"	1

Hydraulic Pump 22/19cc SN 201000 - SN 201525



ITEM NO.	PART NUMBER	DESCRIPTION	QTY.
1	GA5013534	Pump Assembly, gear fixed multi, viton shaft seal	1
2	S75-0808	Hydraulic adaptor, Nipple, 1/2" BSPT male x 1/2" BSPP male with o-ring	2
3	S75-1612	Hydraulic adaptor, Nipple, 1" BSPT male x 3/4" BSPP male with o-ring	2
4	GA5013231	Adaptor port , Rexroth pump 90 degree 3/4"	2
5	GA5005193	Adaptor port , Rexroth pump 90 degree 1/2"	2

GA5047640 Seal Kit, Hydraulic Double Gear Pump suit both Left and Right hand rotation, model xxx, Rexroth

GA5005193 - Kit for 1/2" port adapter

ITEM NO.	DESCRIPTION	QTY.
1	1/2" 90 degree port adapter	1
2	O-Ring 2.62mm x 19.5mm I.D. - GA5071845	1
3	SHCS M6 x 45	2
4	SHCS M6 x 30	2
5	Washer 6mm Spring	4

Continued over page

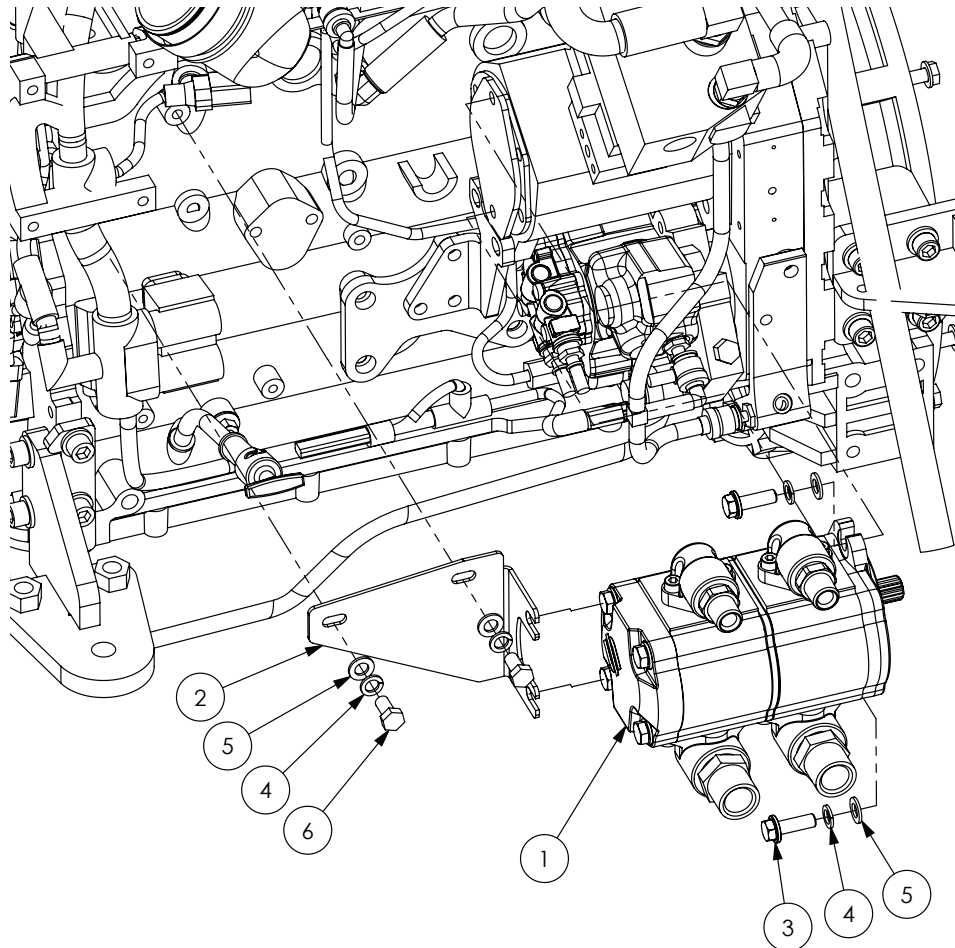
Hydraulic Pumps - Fan / Main 22/19cc

GA501323I - Kit for 3/4" port adapter

ITEM NO.	DESCRIPTION	QTY.
1	3/4" 90 degree port adapter	1
2	O-Ring 2.62mm x 22.2mm I.D. - GA5071850	1
3	SHCS M6 x 55	2
4	SHCS M6 x 35	2
5	Washer 6mm Spring	4

Hydraulic Pump Mounting 22/22cc

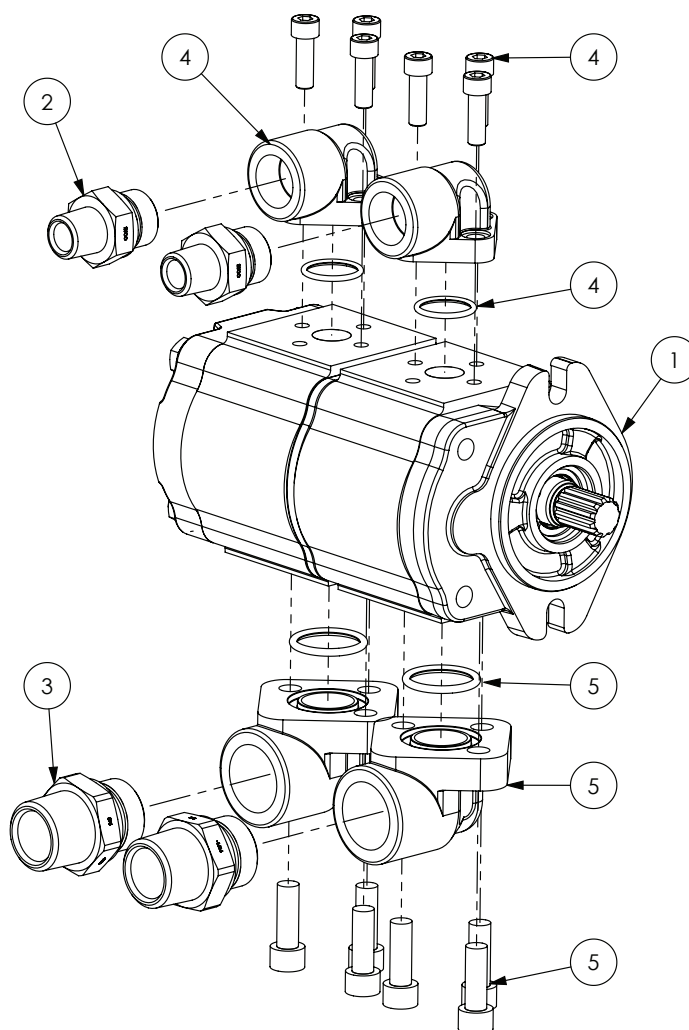
SN 201532 -



ITEM NO.	PART NUMBER	DESCRIPTION	QTY.
1	GA3500055	Pump, Hydraulic, 22 + 22 cc, 11 tooth spline, Including port adaptors	1
2	GA4508361	Bracket, Hydraulic Gear Pump Support, 22cc and 22cc Salami, G3 G4	1
3	GA5068655	Bolt M10 x 30, Flange head, 1.5mm Pitch, Gr12.9, Black	2
4	GA5000137	Washer 10mm Spring SS	4
5	GA5000117	Washer 10mm Flat SS Heavy duty	4
6	GA5006113	Bolt M10 x 20 ZP GR8.8	2
-	GA5071790	Coupling, Hydraulic Gear Pump to Cummins Engine 11 Tooth (Large)	1

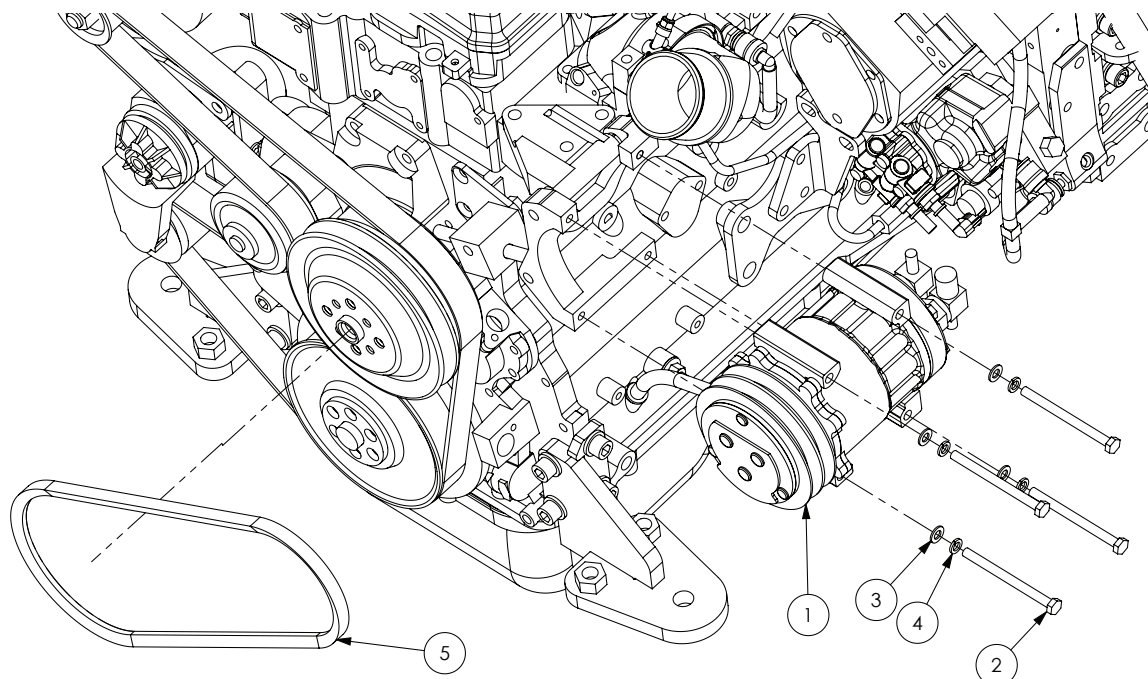
Hydraulic Pump 22/22cc

SN 201532 -



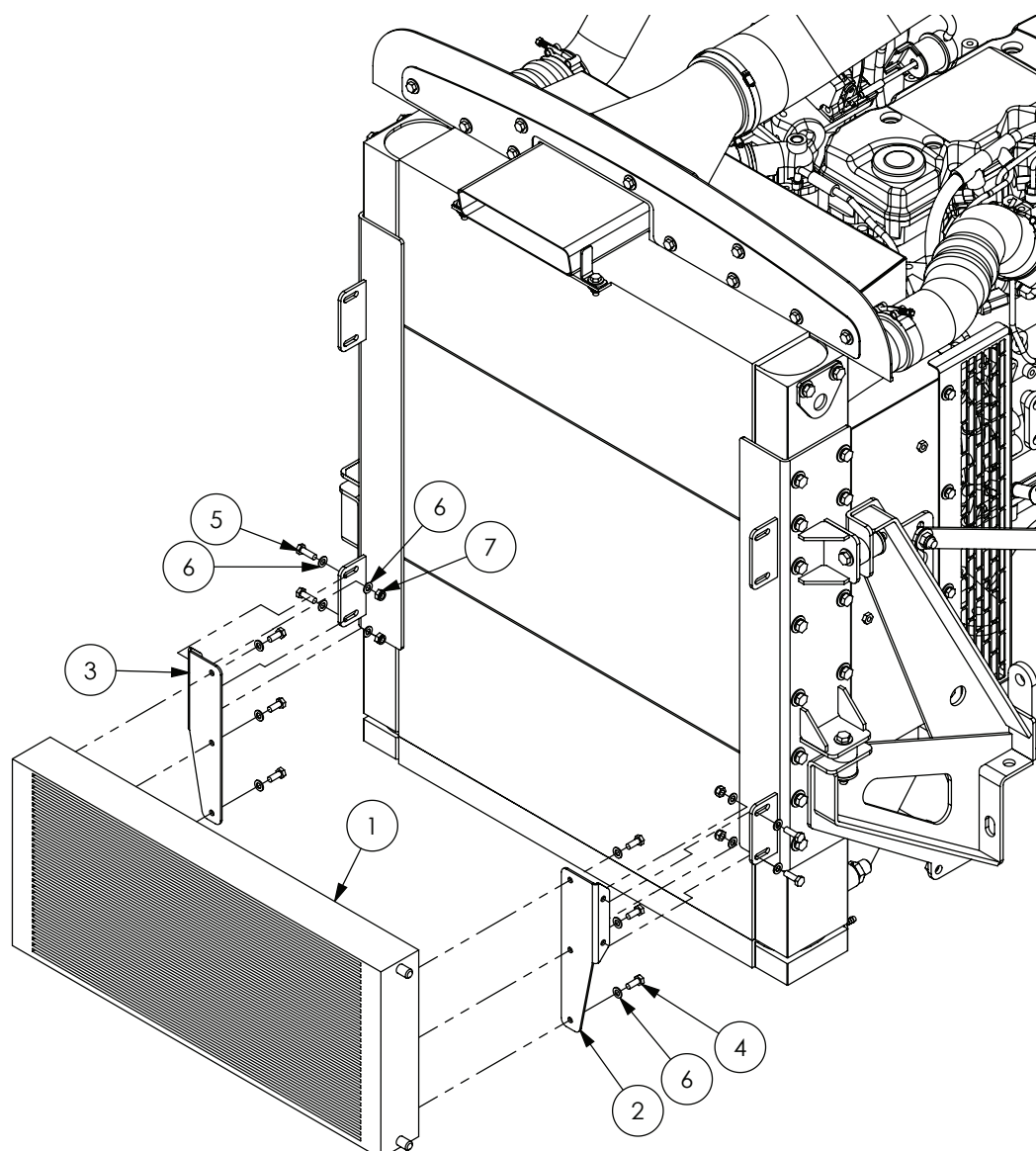
ITEM NO.	PART NUMBER	DESCRIPTION	QTY.
1	GA3500055	Pump, Hydraulic, 22 + 22 cc, Including port adaptors	1
2	S75-0812	Hydraulic adaptor, Nipple, 1/2" BSPT Male x 3/4" BSPP Male, includes o-ring	1
3	S75-1616	Hydraulic adaptor, Nipple, 1" BSPT male x 1" BSPP male, includes o-ring	2
4	GA3500064	Port Adaptor, Hydraulic, 90 degree, 3/4", suit Salami pump	2
5	GA3500065	Port Adaptor, Hydraulic, 90 degree, 1", suit Salami pump	2

Air Conditioner Compressor



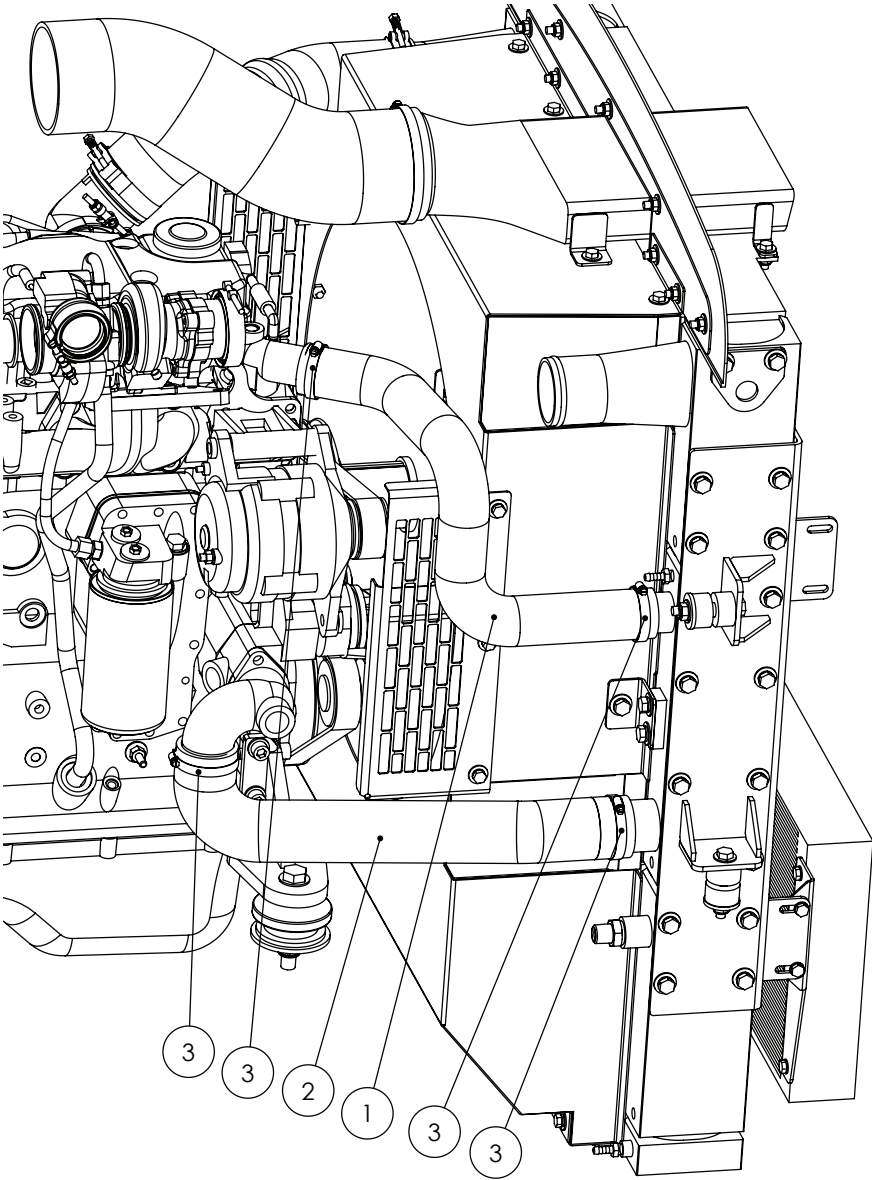
ITEM NO.	PART NUMBER	DESCRIPTION	QTY.
1	GA5071640	AC Compressor Sanden U4626	1
2	GA5004681	Bolt, M8 x 100mm ZP GR8.8	4
3	GA5003643	Washer 8mm Flat SS HD	4
4	GA5004919	Washer 8mm Spring SS	4
5	GA5071435	V Belt, Air Conditioner Compressor, G3 G4 Series	1

Air Conditioner Condenser



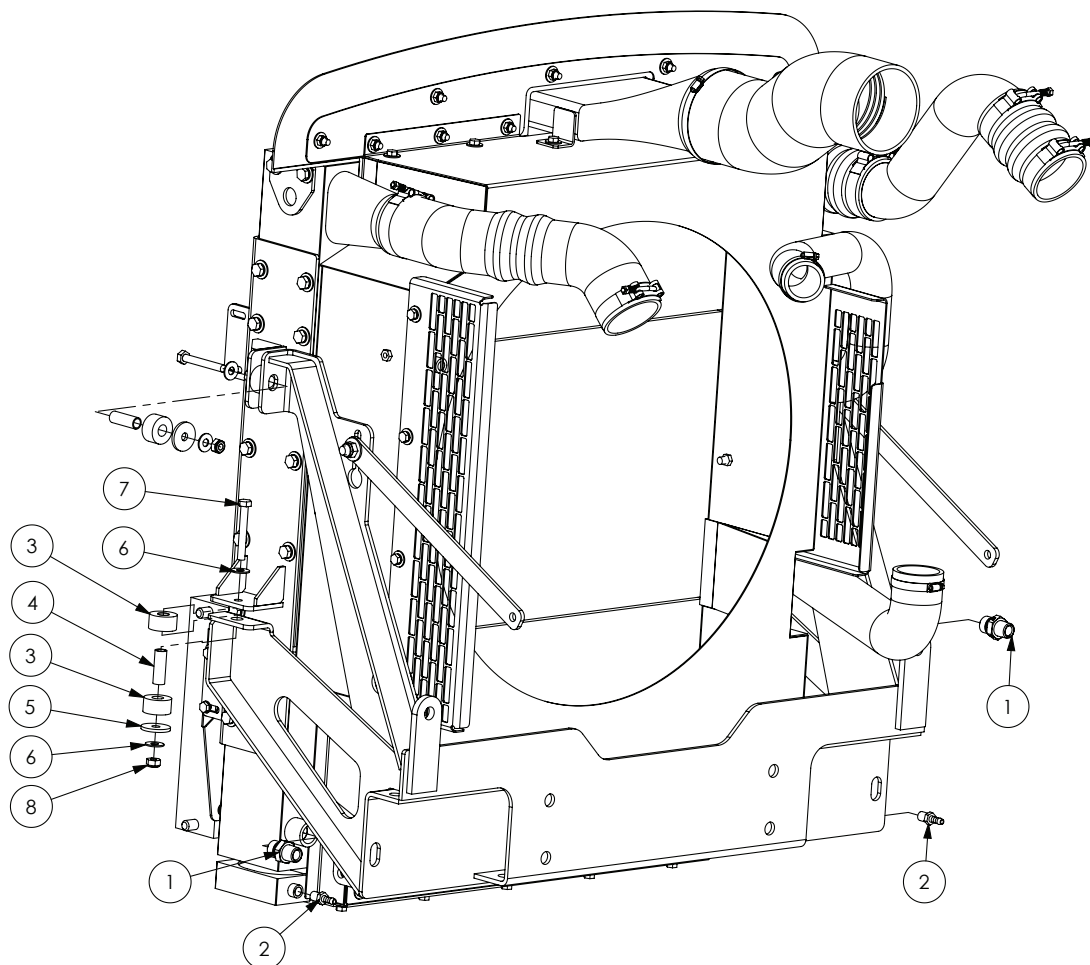
ITEM NO.	PART NUMBER	DESCRIPTION	QTY.
1	GA5007361	Condenser assy (tube & fin 6 rows 5/16")	1
2	GA4507065	Bracket AC Condenser Left Hand	1
3	GA4507070	Bracket AC Condenser Right Hand	1
4	GA5004085	Bolt M8 x 20	6
5	GA5004711	Bolt M8 x 25	4
6	GA5003643	Washer 8mm Flat SS HD	14
7	GA5004917	Nut M8 Nyloc	4

Coolant System Plumbing



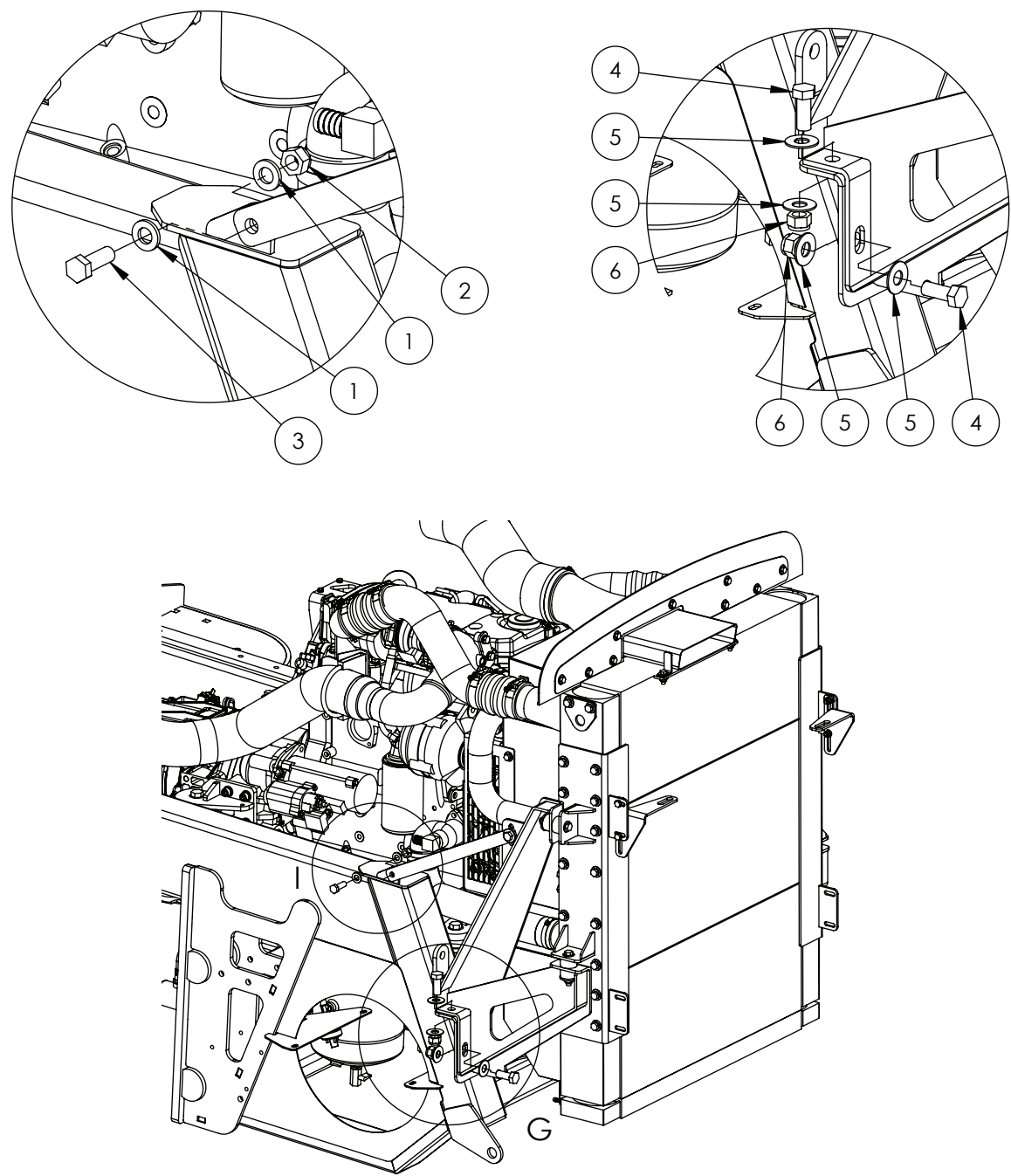
ITEM NO.	PART NUMBER	DESCRIPTION	QTY.
1	GA2700019	Radiator Hose, Diameter 45.mm	1
2	GA2700020	Radiator Hose, Diameter 58.mm	1
3	GA5016815	Hose Clamp, 50-70mm SS	4

Combi Cooler



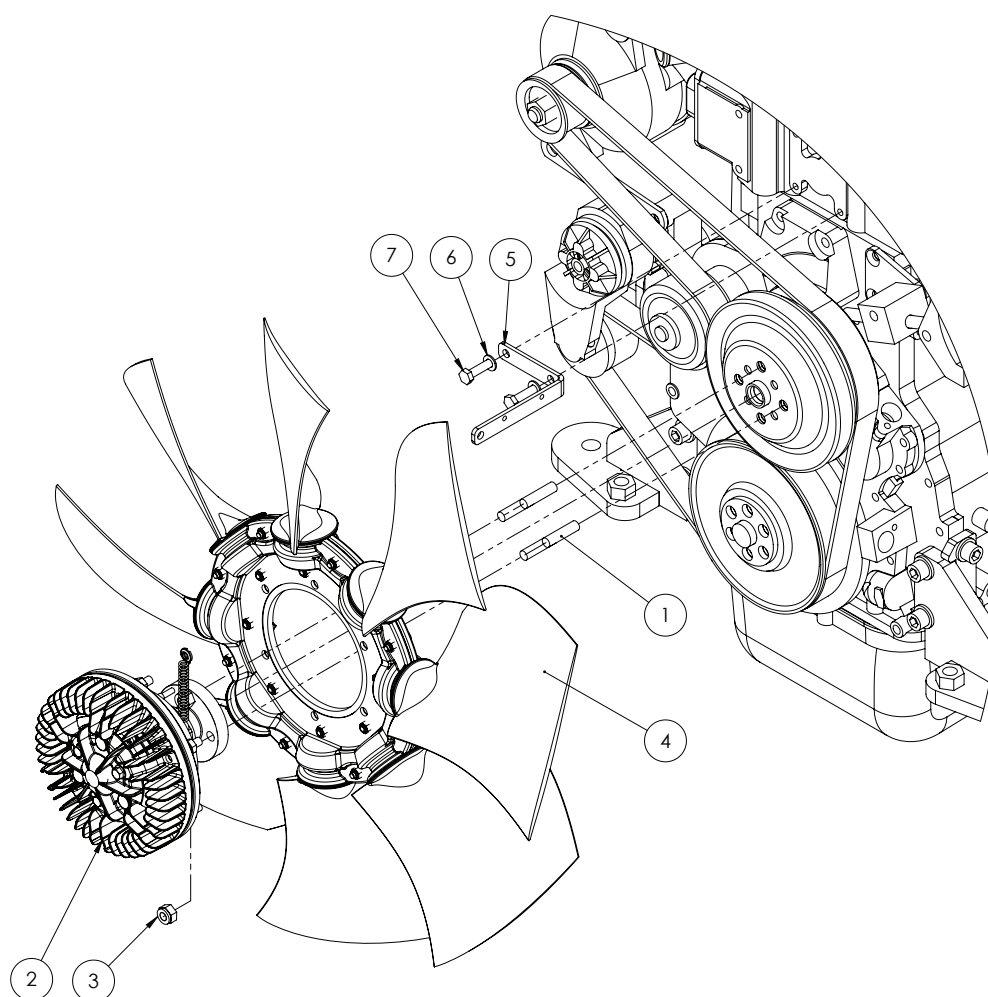
ITEM NO.	PART NUMBER	DESCRIPTION	QTY.
1	S75-0810	Hydraulic adaptor, 1/2" BSPT x 5/8" BSPP	2
2	GA5068780	Hose barb, 1/4" BSPT male x 5/16" hose, Brass	2
3	GA2700016	Bush, Isolator	8
4	GA2700017	Spacer, Tube	4
5	GA2700018	Washer, Snubber	4
6	GA5000117	Washer 10mm flat HD SS	8
7	GA5006073	Bolt M10 x 75 ZP	4
8	GA5000141	Nut M10 Nyloc	4

Combi Cooler Mounting



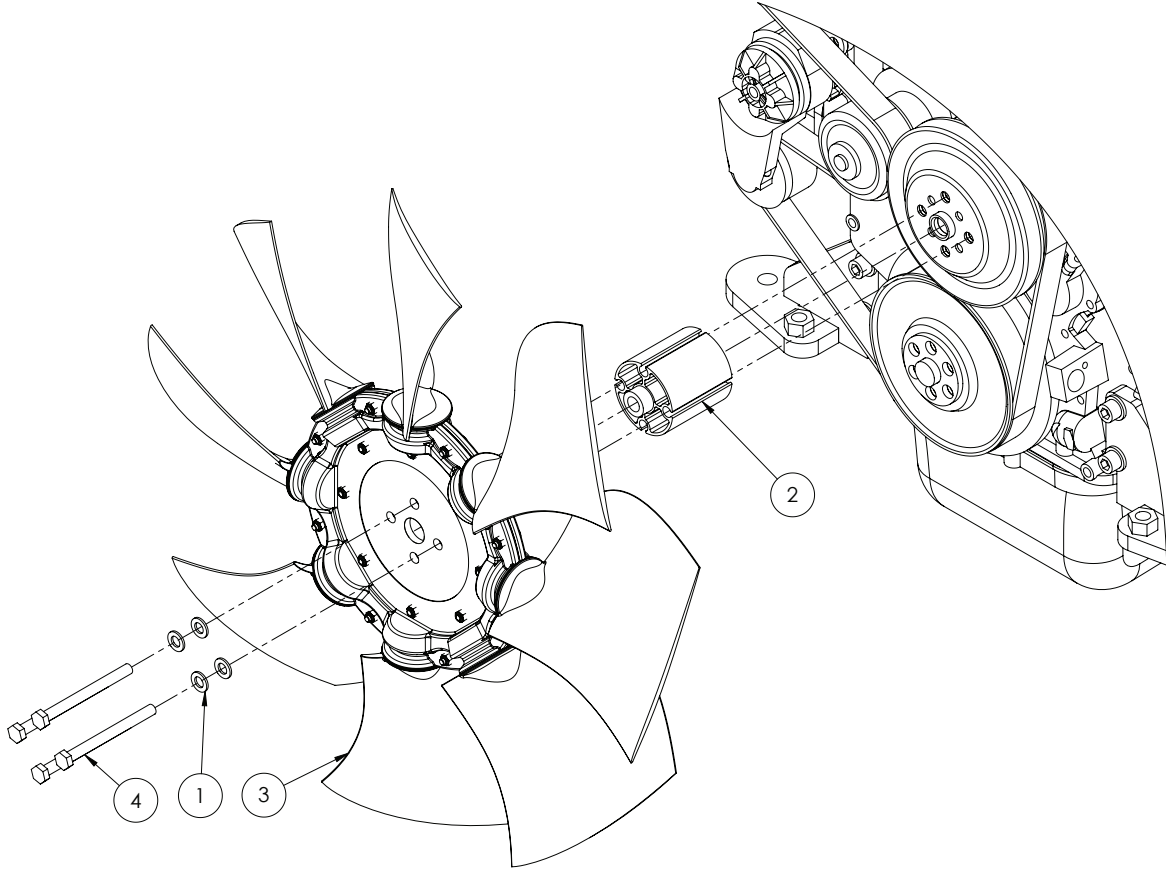
ITEM NO.	PART NUMBER	DESCRIPTION	QTY.
1	GA5000577	Washer 12mm Flat SS HD	4
2	GA5012461	Nut M12 Nyloc ZP	2
3	GA5000311	Bolt M12 x 35	2
4	GA5011287	Set screw, M16 x 40, ZP GR 8.8	4
5	GA5001043	Washer 16mm Flat SS	8
6	GA5001029	Nut M16 Nyloc	4

Fan with Clutch



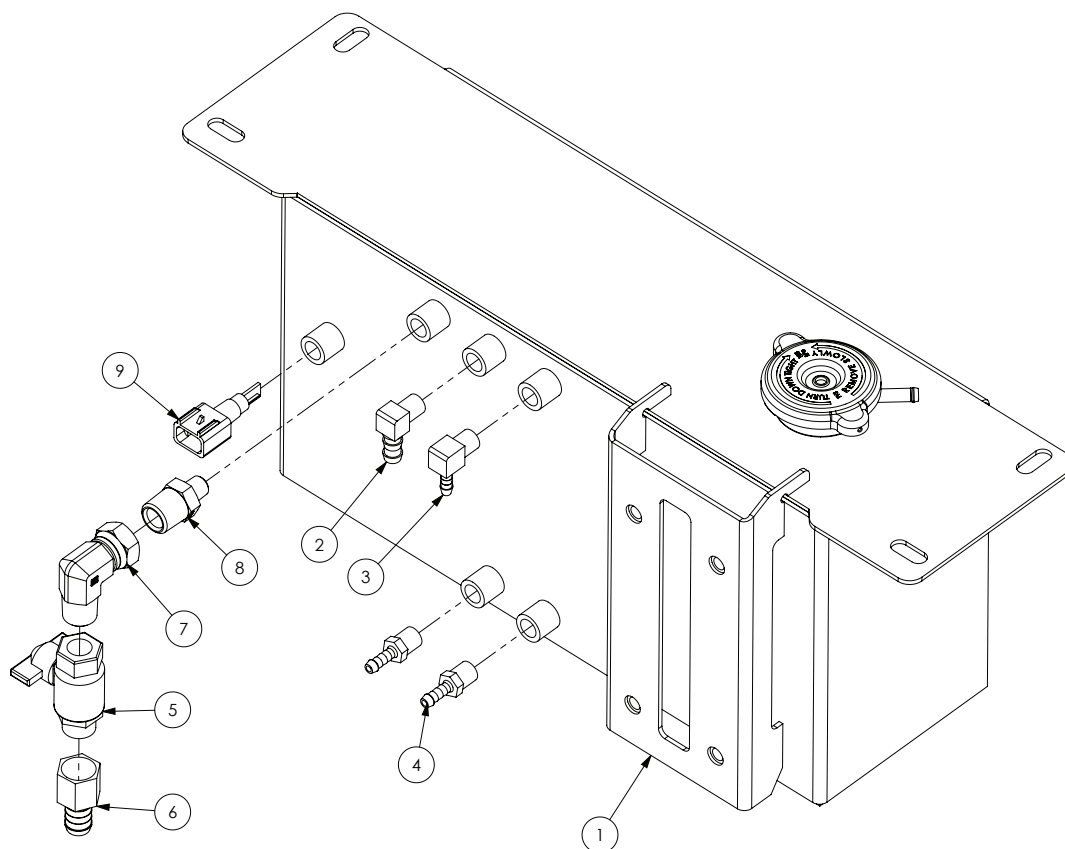
ITEM NO.	PART NUMBER	DESCRIPTION	QTY.
1	GA5011665	Stud, M10 x 40, SS 316	4
2	GA5071660	Fan Clutch, Two Speed Electromagnetic with Clockwise Engine Adaptor	1
3	GA5000141	Nut M10 Nyloc	4
4	GA5071650	Fan, Engine Cooling Package used with fan clutch	1
5	GA4524895	Plate, Fan Clutch Spring Mount QSB4.5	1
6	GA5003643	Washer 8mm Flat HD SS	2
7	GA5011475	Bolt M8 x 30	2

Fan without Clutch



ITEM NO.	PART NUMBER	DESCRIPTION	QTY.
1	GA5000117	Washer 10mm Flat SS HD	4
2	-	Spacer, Fan pilot	1
3	GA5071655	Fan, Engine Cooling Package, No Fan Clutch type	1
4	GA5011141	Bolt M10 x 20 ZP Gr8.8	4

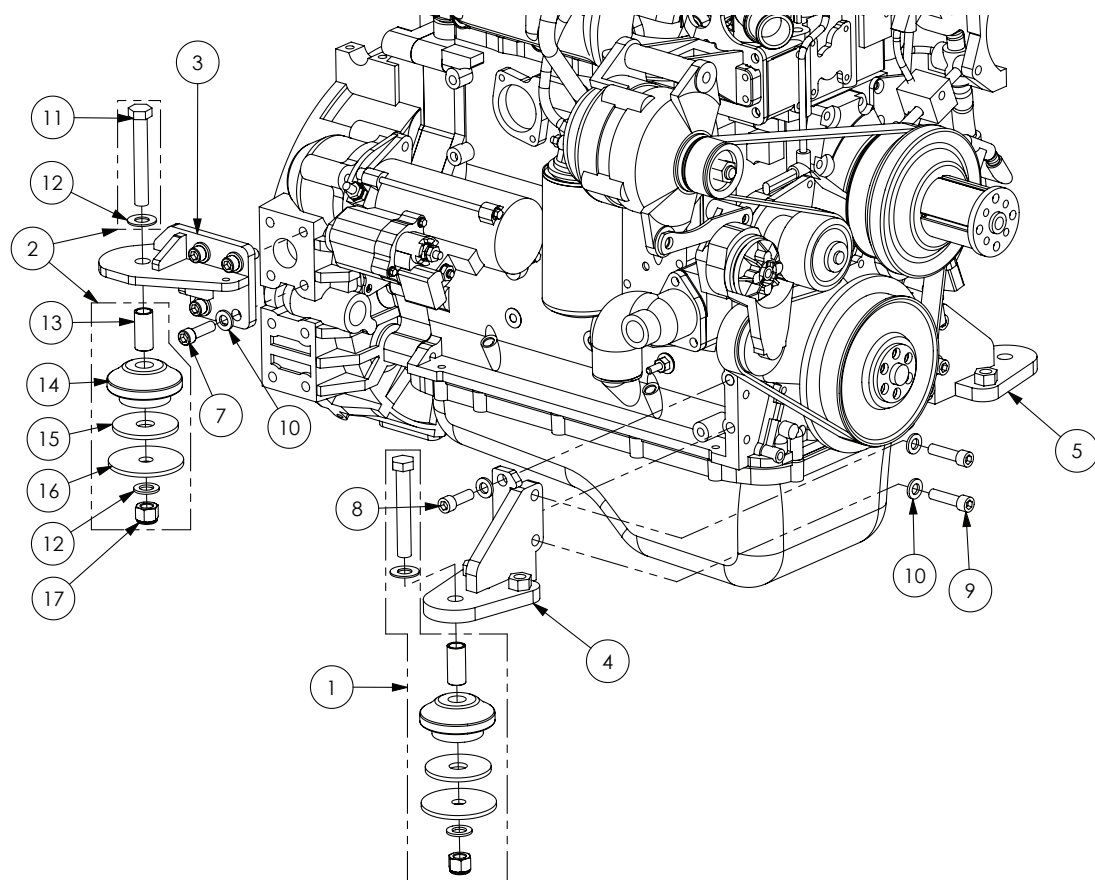
Header Tank



Header tank is located on the hydraulic oil tank frame.

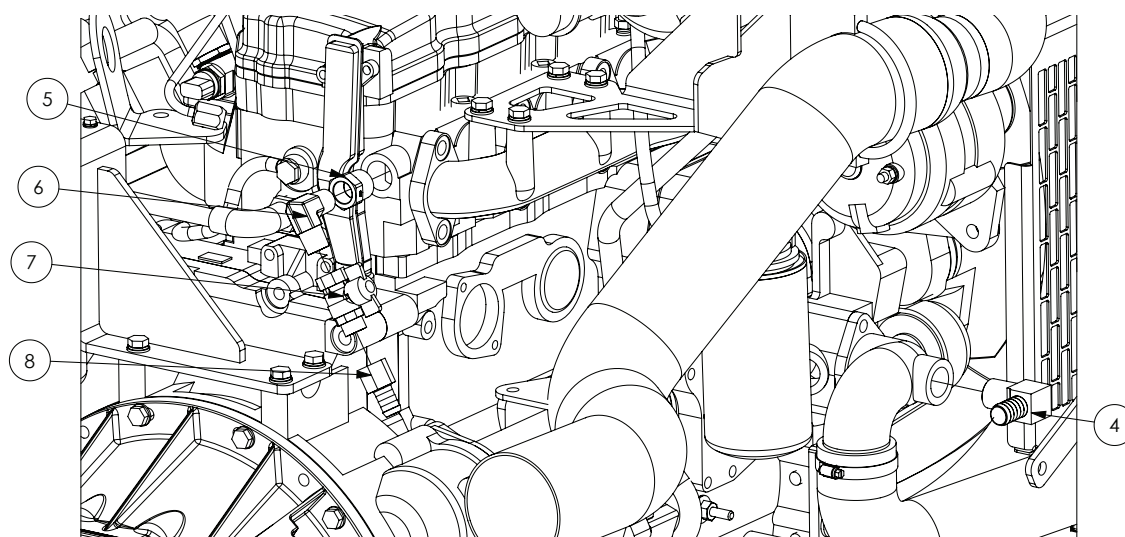
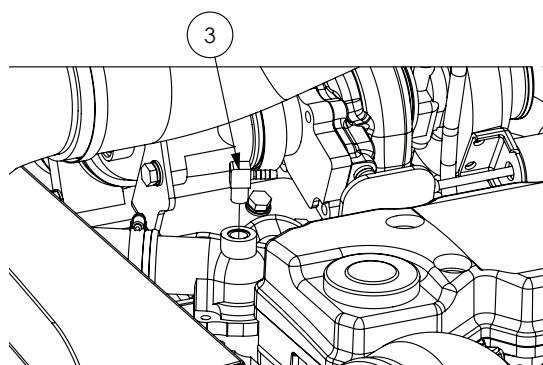
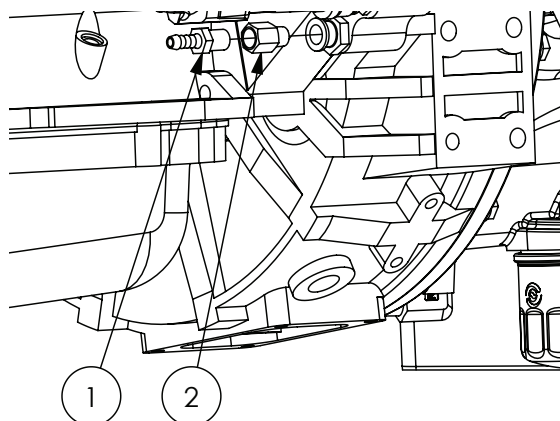
ITEM NO.	PART NUMBER	DESCRIPTION	QTY.
1	PA-130314-03	Header tank	1
2	GA5049290	Elbow brass 3/8" x 1/4"	1
3	GA5048340	1/4" Brass Elbow	1
4	GA5020540	1/4" Brass Hose Barb	2
5	GA5020615	Valve, Ball, 12mm male / female thread inlet / outlet, Butterfly handle, SS	1
6	GA5003697	Hose barb, 1/2" BSP Male x 5/8" hose, Brass	1
7	S82-0808	Hydraulic adapter, Elbow, 90 degree, 1/2" male x 1/2" female swivel	1
8	S27-0804	Hydraulic adaptor, Nipple, 1/2" BSP x 1/4" BSP	1
9	GA5066280	Sensor, Low coolant level	1

Engine Mounts



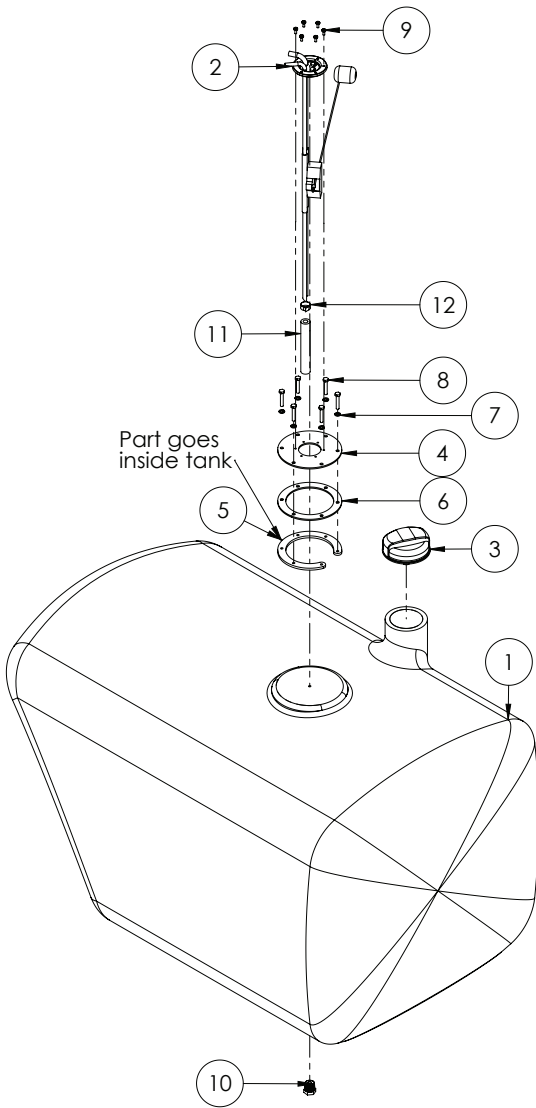
ITEM NO.	PART NUMBER	DESCRIPTION	QTY.
1	GA5055640	Isolator Kit, 60 Duro, Red, Engine 4.5L	2
2	GA5055635	Isolator Kit, 70 Duro, Black, Engine 4.5L	2
3	GA4660125	Rear Right engine mount	1
4	GA4660135	Front Right engine mount	1
5	GA4660130	Left Front engine mount	1
6	GA4660120	Left Rear engine mount (not shown)	1
7	GA5000321	SHCS M12 x 40	8
8	GA5000313	SHCS M12 x 35	4
9	GA5000325	SHCS M12 x 45 GR12.9 ZP	4
10	GA5000577	Washer 12mm Flat SS HD	16
11	GA5000855	Bolt M16 x 110 ZP GR8.8 (in isolator kit)	-
12	GA5001009	Washer 16mm Flat ZP (in isolator kit)	-
13	-	Crush Tube (in isolator kit)	-
14	-	Isolator (in isolator kit)	-
15	-	Rebound Washer (in isolator kit)	-
16	-	Bottom Washer (in isolator kit)	-
17	GA5001029	Nut M16 Nyloc ZP (in isolator kit)	-

Miscellaneous Components



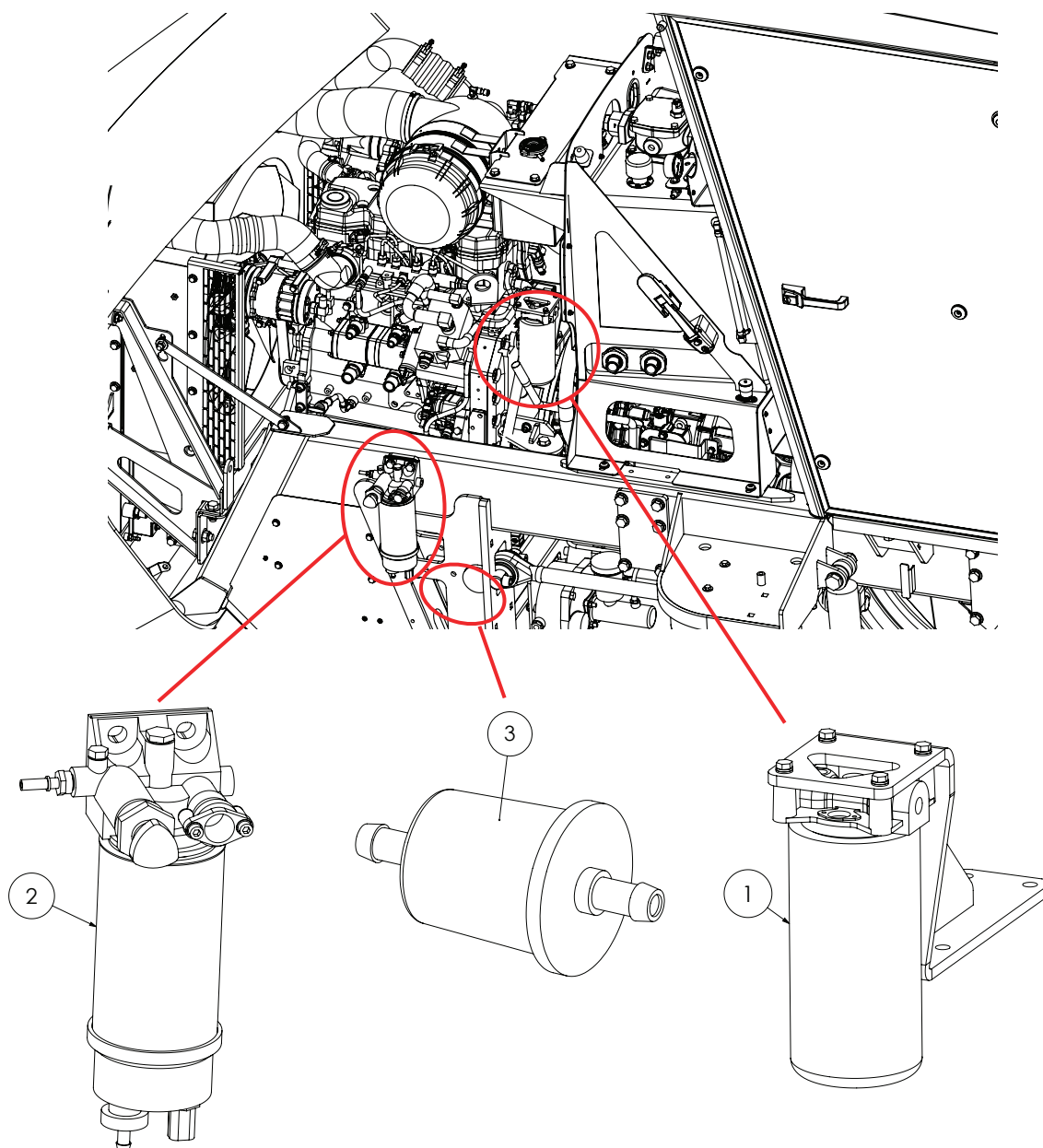
ITEM NO.	PART NUMBER	DESCRIPTION	QTY.
1	GA5068780	Hose barb, 1/4" BSPT male x 5/16" hose, Brass	1
2	GA2000012	Thread Adaptor Male M12 x 1.5 to Female 1/4" BSPT Brass	1
3	GA5048340	Elbow, 90 degree, 1/4" male thread x 1/4" hose, Brass	1
4	GA3500020	Elbow, 3/4" BSPT Male x 3/4" Barb, Brass	1
5	S24-1208	Hydraulic reducing bush, 3/4" BSPP x 1/2" BSPP	1
6	S49-0808	Hydraulic coupling, Elbow, 90 degree, 1/2" BSPT male x 1/2" BSPT male	1
7	GA5020615	Valve, Ball, 12mm male / female thread inlet / outlet, Butterfly handle, SS	1
8	GA4903350	Water Restrictor suit QSB engine	1

Fuel Tank



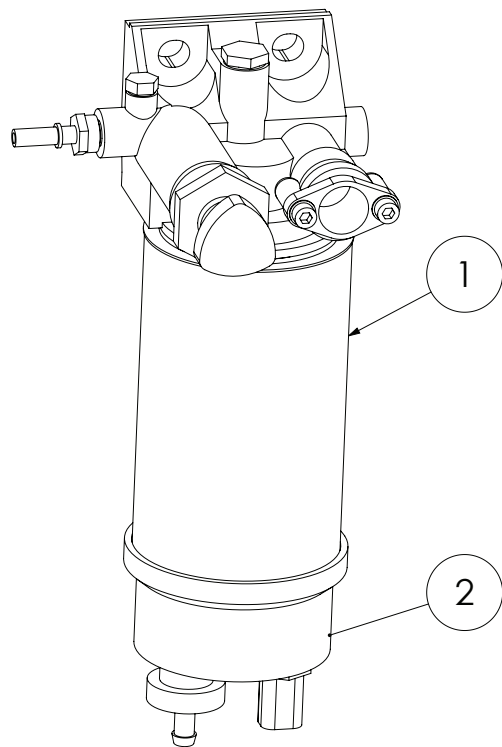
ITEM NO.	PART NUMBER	DESCRIPTION	QTY.
1	GA5071155	Tank, Fuel, 300L, G3 G4 Series	1
2	GA5070420	Fuel Sender - Cobo	1
3	GA5069066	Fuel Cap - Farma	1
4	GA4502550	Fuel Sender Mounting Plate SS	1
5	GA4502570	Fuel Sender Mount Retaining Plate	1
6	GA4502635	Fuel Sender Gasket	1
7	GA5004447	Washer 6mm Spring SS	6
8	GA5011405	Bolt M6 x 35	6
9	GA5011360	Bolt M4 x 10 Pan Head SS	6
10	GA5048560	1/2" Brass Magnetic Plug	1
11	Fuel Hose	3/8" Fuel Hose Cut 130mm	1
12	GA5007231	Hose clamp, Cobra type, 1/2"	1

Fuel Filters



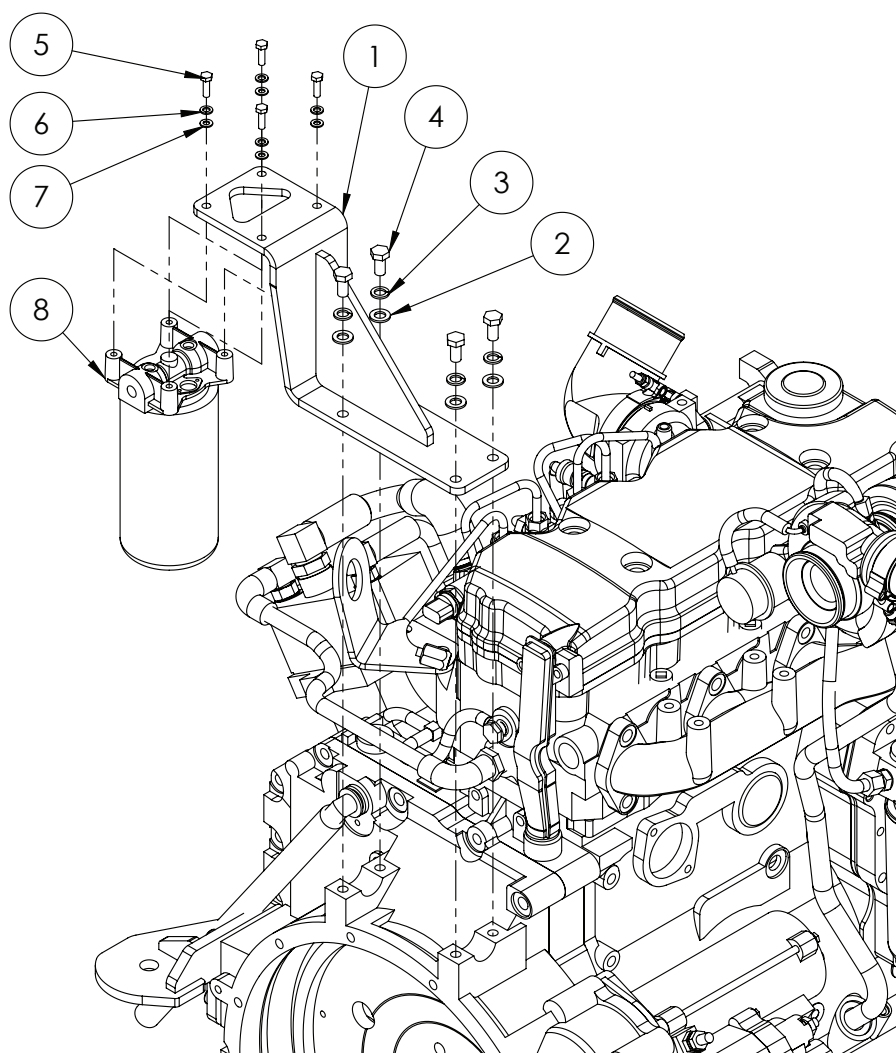
ITEM NO.	PART NUMBER	DESCRIPTION	QTY.
1	GA5051765	Filter, Fuel, Engine, Suit QSB	1
2	GA5071020	Filter, Fuel, Primary, Crop Cruiser	1
3	GA5069895	Filter, Fuel, Inline 3/8" hose barbs (Located on the left hand side of the chassis rail)	1

Fuel Filter - Primary



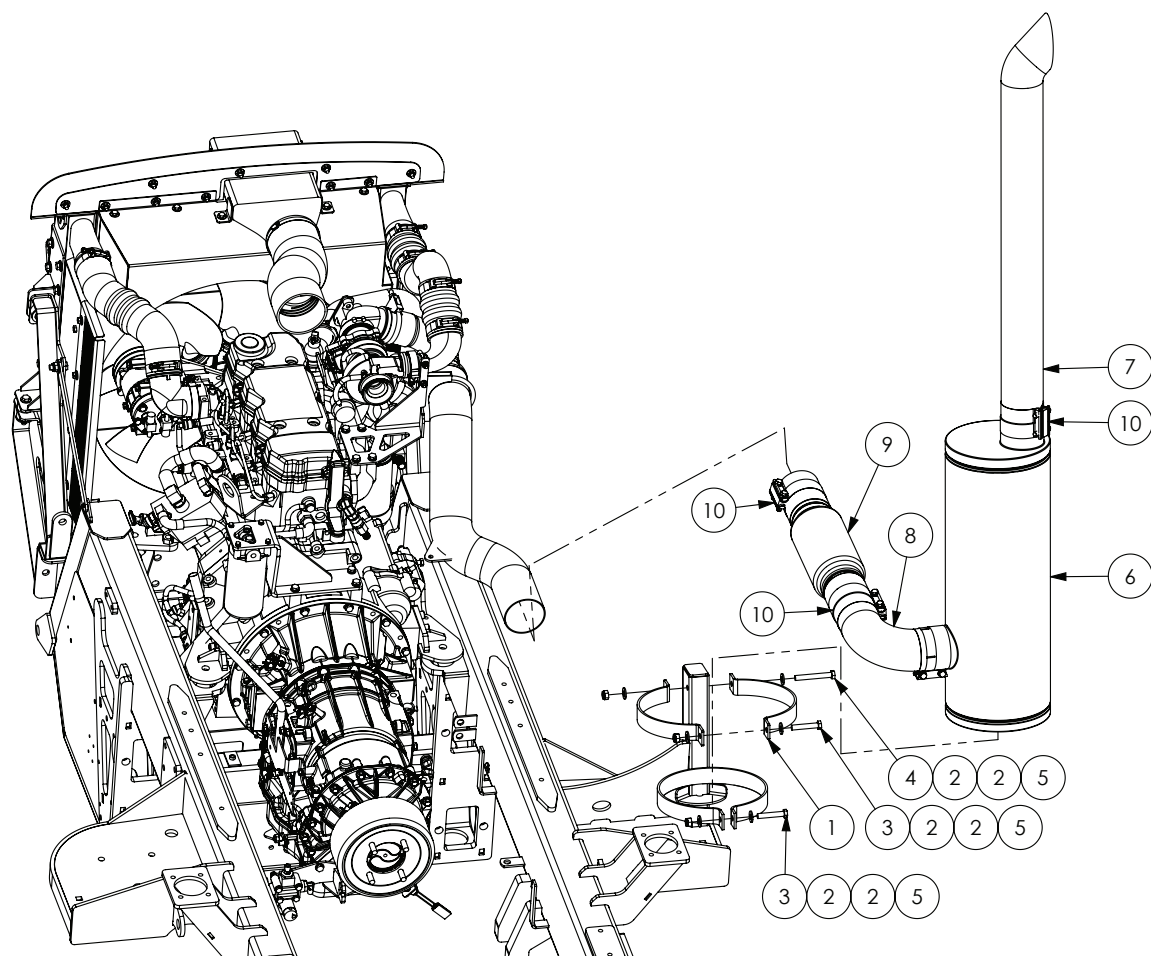
ITEM NO.	PART NUMBER	DESCRIPTION	QTY.
1	GA5051760	Cartridge, Primary fuel filter	1
2	GA5070560	Bowl, Clear glass, Primary fuel filter	1

Fuel Filter - Secondary



ITEM NO.	PART NUMBER	DESCRIPTION	QTY.
1	GA4660530	Bracket, Secondary Fuel Filter Cummins QSB4.5	1
2	GA5000117	Washer 10mm Flat SS HD	4
3	GA5000137	Washer 10mm Spring SS	4
4	GA5006113	Bolt M10 x 20 ZP Gr8.8	4
5	GA5004065	Bolt M6 x 20	4
6	GA5004447	Washer 6mm Spring SS	4
7	GA5004437	Washer 6mm Flat SS	4
8	GA5051765	Filter, Fuel, Engine, Suit QSB	1

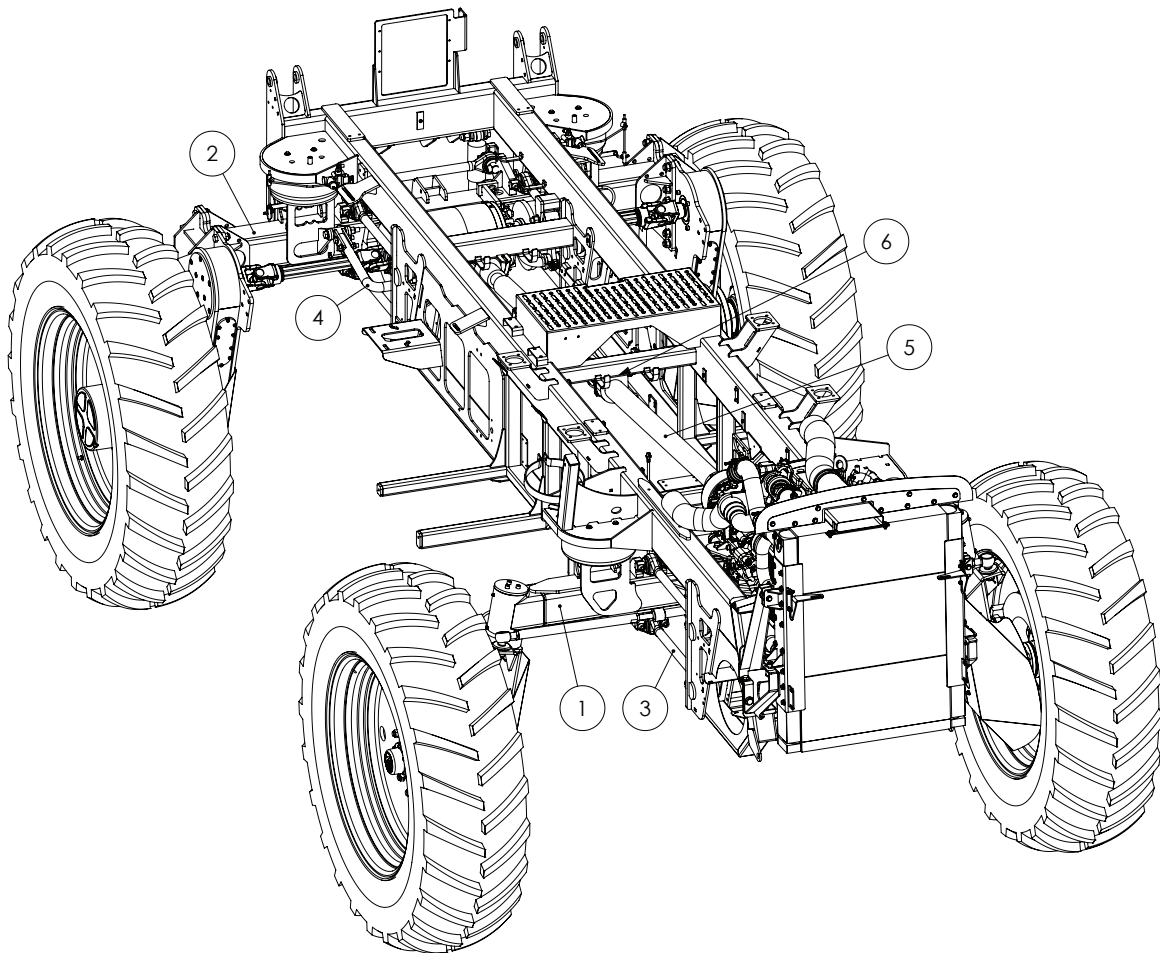
Exhaust - Standard



ITEM NO.	PART NUMBER	DESCRIPTION	QTY.
1	GA4508230	Plate, Exhaust Muffler Clamp Bracket	2
2	GA5000577	Washer 12mm Flat SS HD	6
3	GA5000339	Bolt M12 x 65	2
4	GA5011263	Bolt M12 x 90	1
5	GA5012461	Nut M12 Nyloc ZP	3
6	GA5071590	Muffler, Exhaust 4" 86148M, G3 G4 Series	1
7	GA5071600	Pipe, Exhaust 4" x 1200mm Black Deflector Plain	1
8	GA5071685	Exhaust Pipe, 4" 90 Degree Bend, G3 G4 Series	1
9	GA5068741	Exhaust Bellow 4" Crop Cruiser	1
10	GA2700015	4" Torctite exhaust clamp	4

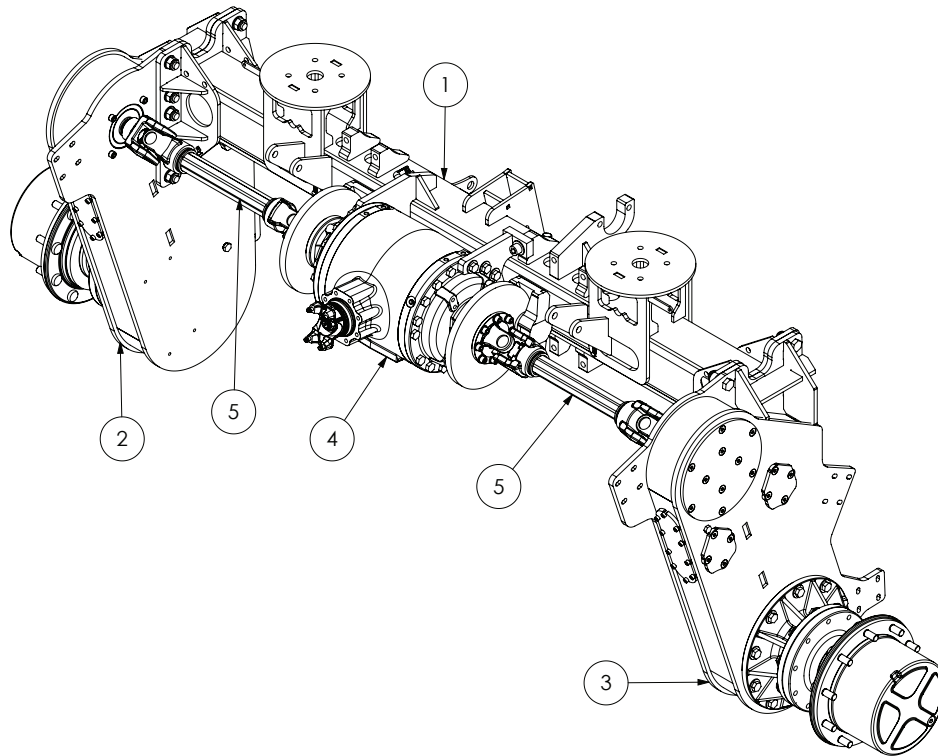
Chapter 21

DRIVE LINE & DIFFERENTIAL



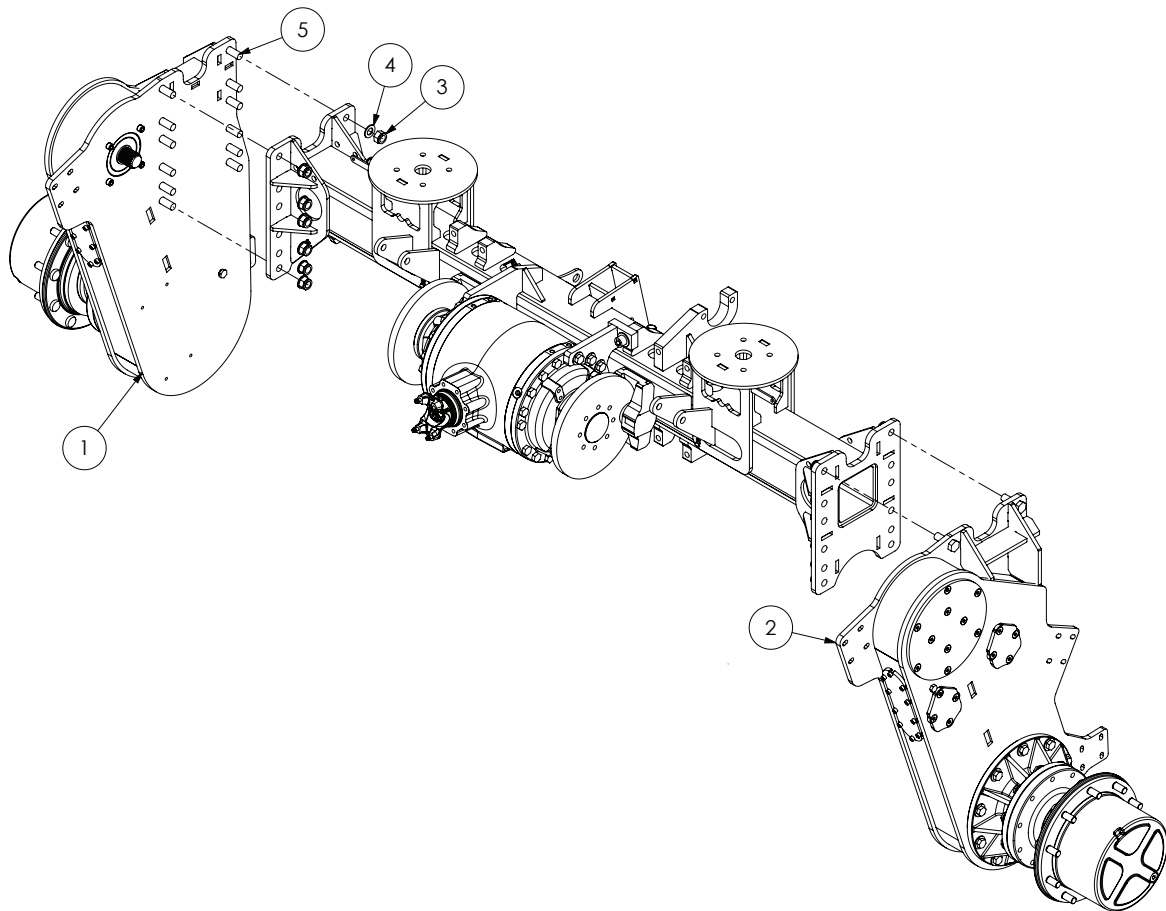
ITEM NO.	PART NUMBER	DESCRIPTION	QTY.
1		Front Axle	
2		Rear Axle	
3		Front Suspension	
4		Rear Suspension	
5		Drive Shafts	
6		Drive Shaft Centre Bearing Support Bracket	

Rear Axle



ITEM NO.	PART NUMBER	DESCRIPTION	QTY.
1	GA4660055	Rear Axle Housing 3m 2WD, G3 G4	1
	GA4660035	Rear Axle Housing 2M 2WD, G3 G4	
2	GA4906345	Drop leg Right hand Assembly	1
3	GA4906350	Drop leg Left hand Assembly	1
4	GA5071175	Diff Centre, 3.36:1 ratio, soft engage diff	1
5	GA5071740	Drive Shaft Assembly, Double Yoke, 3m	1
	GA5071730	Drive Shaft Assembly, Double Yoke, 2m	

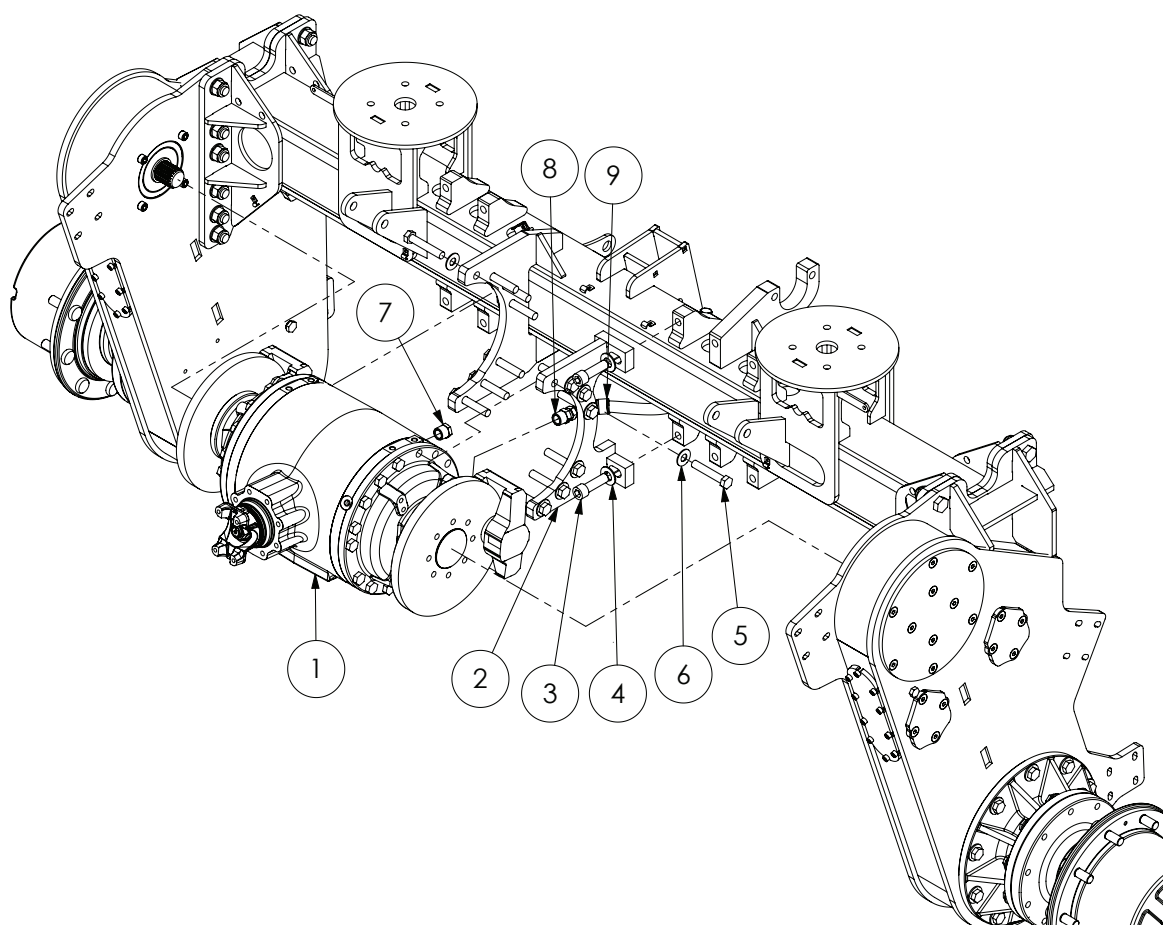
Rear Axle - Drop legs 2m & 3m



ITEM NO.	PART NUMBER	DESCRIPTION	QTY.
1	GA4906345	Rear Drop leg, Right hand assembly	1
2	GA4906350	Rear Drop leg, Left hand assembly	1
3	GA5048125	Nut M20 Nyloc	24
4	GA5001741	Washer 20mm Heavy Duty Flat	24
5	GA5011333	Bolt M20 x 60 ZP GR8.8	7

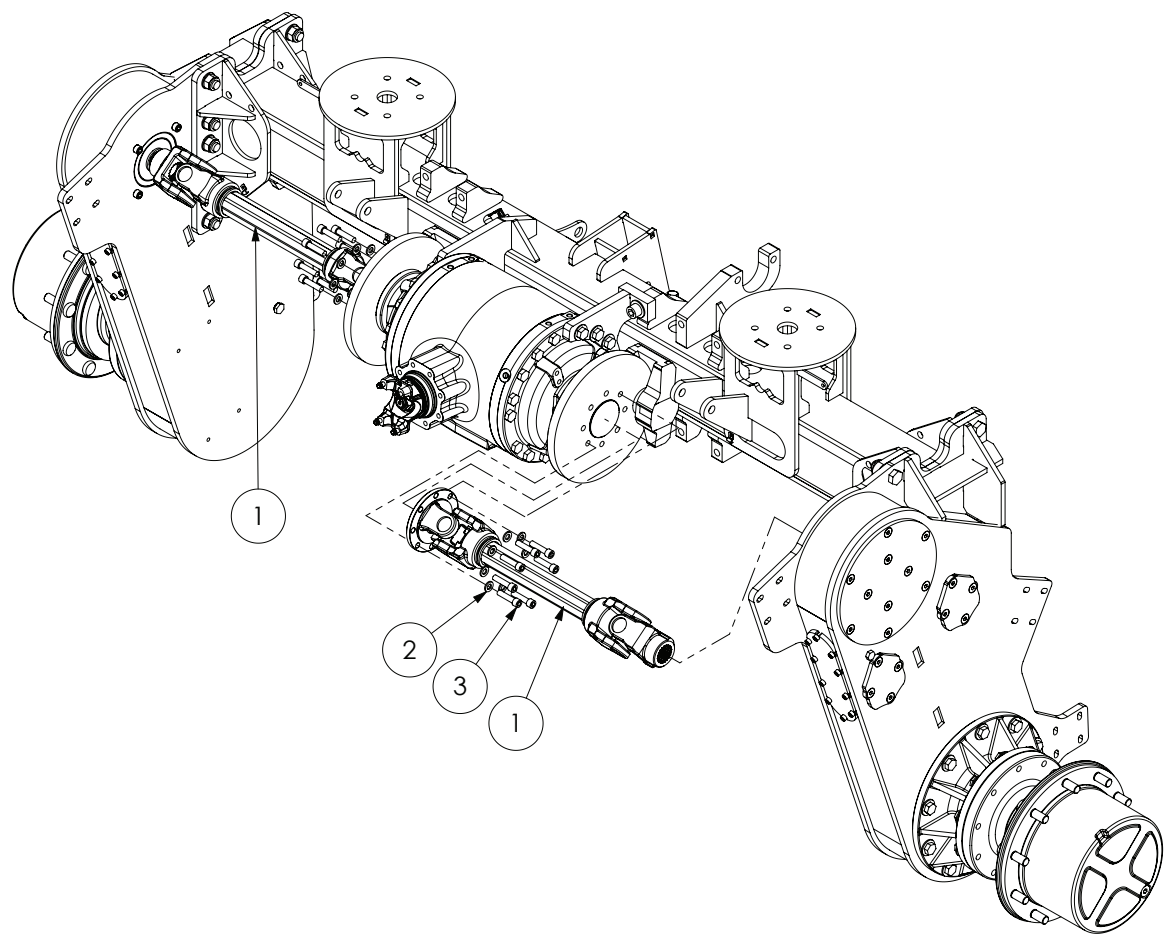
DROP LEG TOE ADJUSTMENT SHIMS	
PART No.	DESCRIPTION
GA4537200	Shim rear drop leg 0.5mm
GA4537205	Shim rear drop leg 1mm

Rear Axle - Differential 2m & 3m



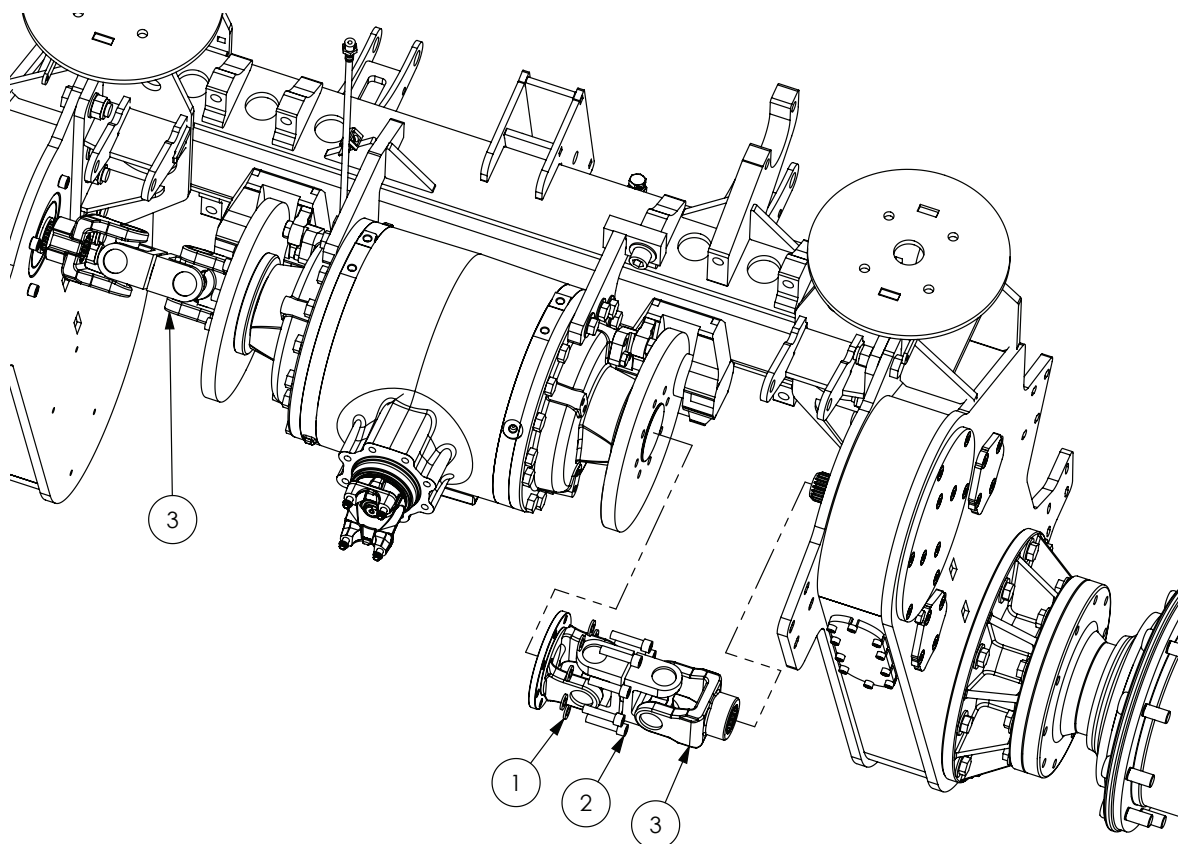
ITEM NO.	PART NUMBER	DESCRIPTION	QTY.
1	GA5071175	Diff Centre, 3.36:1 ratio, soft engage diff, G3 G4	1
2	GA4660050	Diff Support Bracket, G3 G4 2014	1
3	GA5053145	SHCS 3/4" UNF x 2 1/2"	2
4	GA5001045	Washer 3/4" ZP Comm Flat	2
5	GA5011297	Bolt M16 x 90	14
6	GA5001043	Washer 16mm Flat SS	14
7	S64-12	Hydraulic adaptor, plug, 3/4" BSPT male	1
8	S27-1208	Hydraulic adaptor, Nipple, 3/4" BSPT male x 1/2 BSPT" male	1
9	GA3500022	Diff Drain Fill Hose - JCB	1

Rear Axle - Axle Drive Shafts 3m



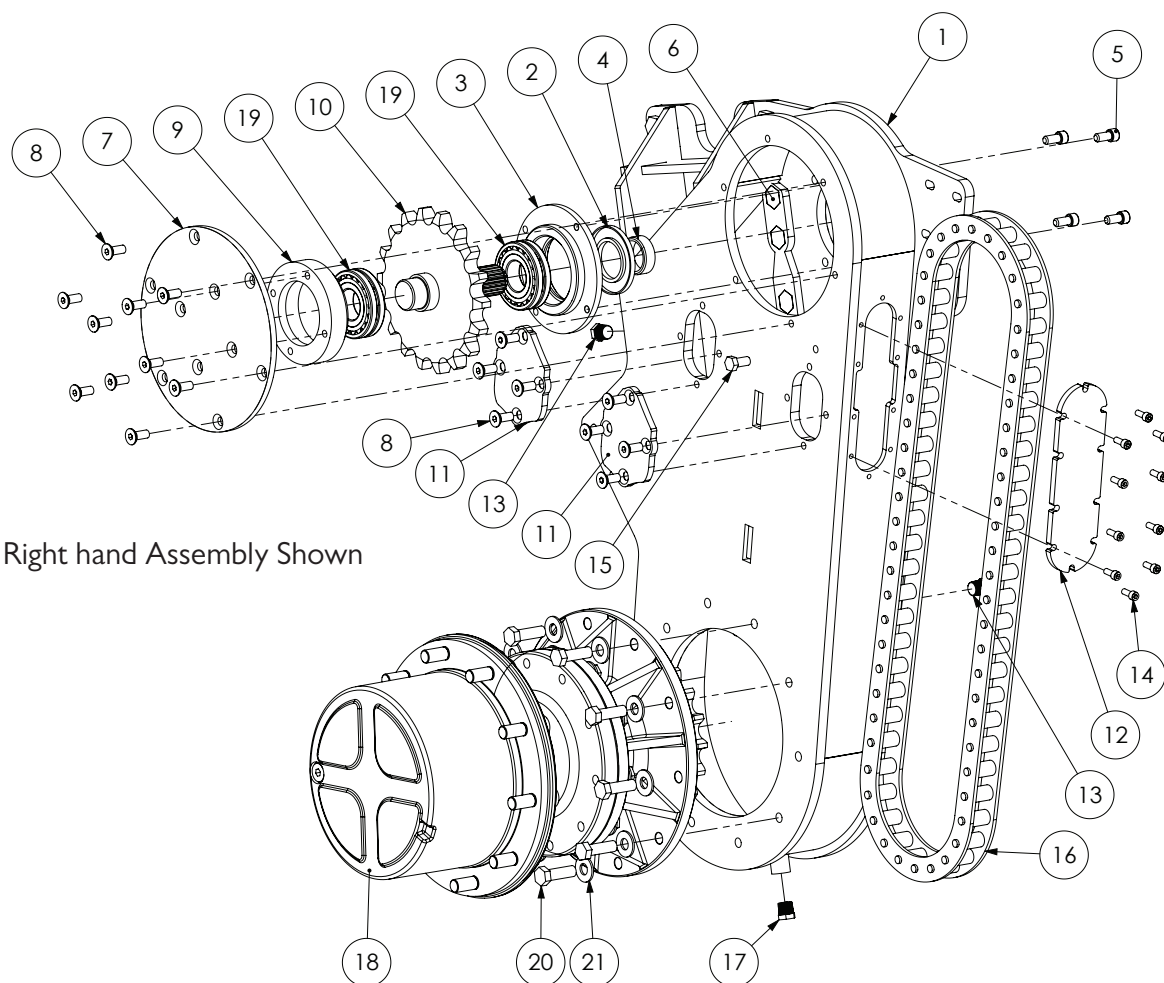
ITEM NO.	PART NUMBER	DESCRIPTION	QTY.
1	GA5071740	Drive Shaft Assembly, Double Yoke, 3m, G3 G4 Series	2
2	GA5000577	Washer 12mm Flat SS HD	16
3	GA5051470	SHCS M12 x 50 ZP GR12.9	16

Rear Axle - Axle Drive Shafts 2m



ITEM NO.	PART NUMBER	DESCRIPTION	QTY.
1	GA5000577	Washer 12mm Flat SS HD	16
2	GA5051470	SHCS M12 x 50	16
3	GA5071730	Drive Shaft Assembly, Double Yoke, 2m, G Series	2

Drop Leg - Rear



Right hand Assembly Shown

GA4906350 - Complete Assembly Left Side

GA4906345 - Complete Assembly Right Side

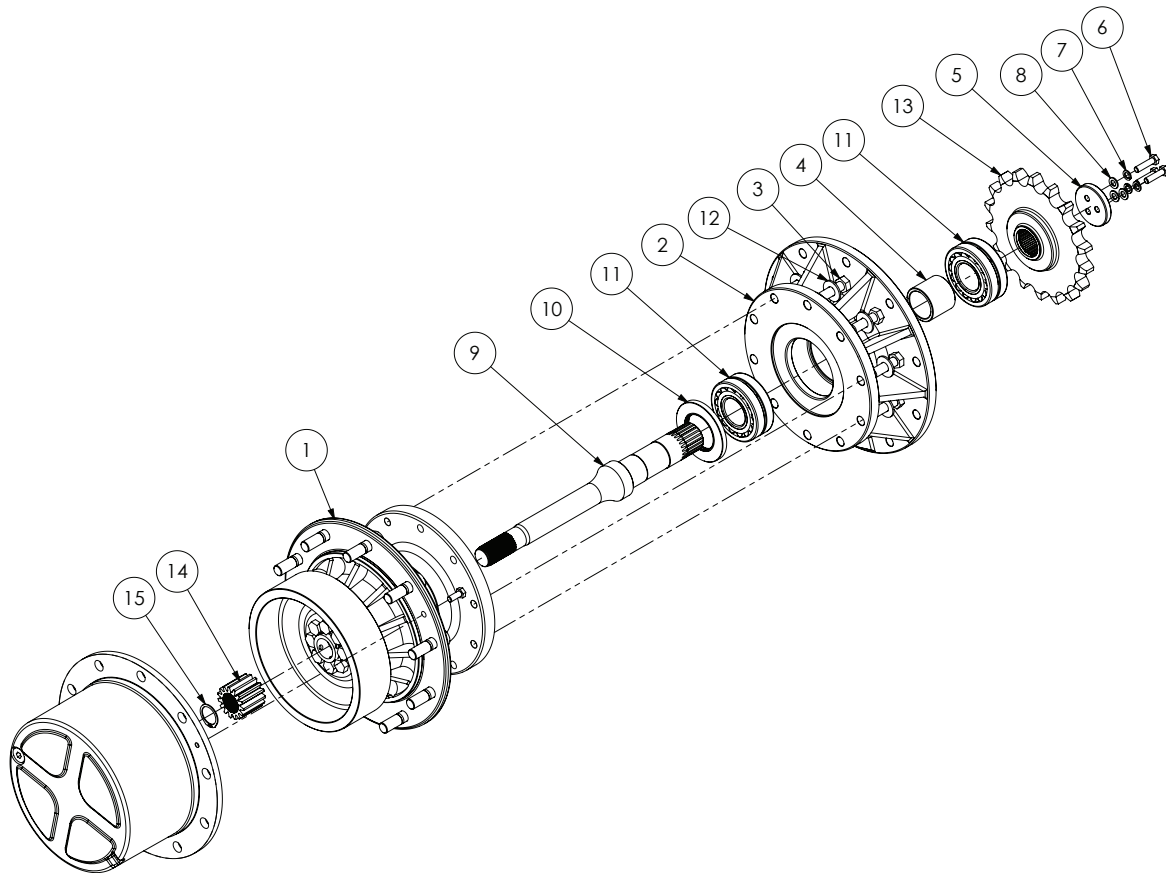
ITEM NO.	PART NUMBER	DESCRIPTION	QTY.
1	GA4660045	Rear Drop leg Left hand, G3 G4	
	GA4660040	Rear Drop leg Right hand, G3 G4	1
2	GA5070195	Oil seal, 55 ID x 100 OD x 8 thick	1
3	GA4552060	Bearing holder - top inside 45mm	1
4	DL30	Spacer ring	1
5	GA5000297	SHCS M12 x 25 ZP	4
6	GA5011333	Bolt M20 x 60	5
7	GA4506110	Top outside cover plate	1
8	GA5051290	CSCS M12 x 30	18
9	GA4553160	Bearing Holder 45mm G3 G4	1
10	GA4553165	18T Top sprocket & shaft	1
11	F70933A	Upper cover plate	2

Continued over page

Drop Leg - Rear

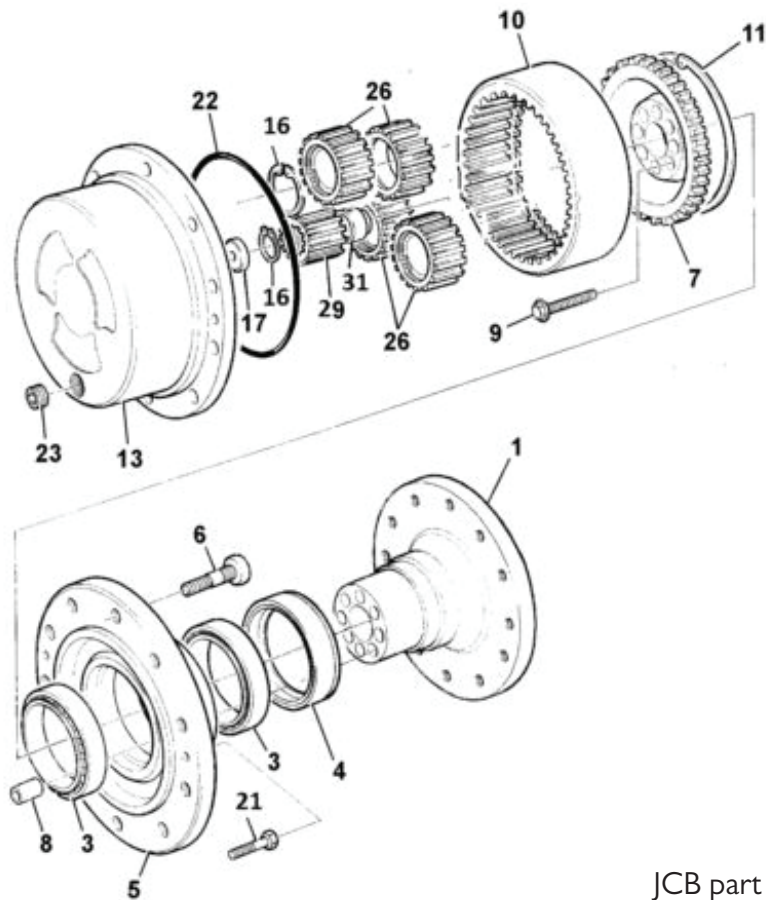
ITEM NO.	PART NUMBER	DESCRIPTION	QTY.
12	GA4506115	Outer Cover, G3 G4 Series	1
13	GA5050670	Plug male brass 1/2" BSPT	2
14	GA5004707	SHCS M8 x 20	10
15	GA5015005	Bolt 1/2" UNF x 1"	1
16	GA5075260	Chain, 120HT, G3 G4 Series, 120HT1N58P	1
17	GA5048560	1/2" Brass Magnetic Plug	1
18	GA4906355	Planet Hub Assembly	1
19	GA5048275	Bearing, Spherical roller, Self aligning, 45 ID x 100 OD x 25mm thick	2
20	GA5000931	Bolt M16 x 50	10
21	GA5001043	Washer 16mm Flat SS HD	10

Planet Hub Assembly



ITEM NO.	PART NUMBER	DESCRIPTION	QTY.
1	GA5071170	JCB Planet Hub	1
2	GA4553125	Adaptor Flange - Planet Hub	1
3	GA5000931	Bolt M16 x 50	10
4	GA4553155	Bearing Spacer - Bottom	1
5	GA4553120	Retainer Plate	1
6	GA5006071	Bolt M10 x 40 GR10.9 ZP	3
7	GA5000137	Washer 10mm Spring SS	3
8	GA5000117	Washer 10mm Flat SS HD	3
9	GA4553100	Bottom Drive Shaft	1
10	GA5069676	Seal, Oil, TC 65 ID x 110 OD x 10, Viton	1
11	GA5065000	Bearing, Double row spherical roller, 50 ID x 110 OD x 40 T	2
12	GA5001043	Washer 16mm Flat SS HD	10
13	GA4553105	Bottom Sprocket Hub 18T	1
14	-	Sun Gear - JCB - 454/16405	1
15	GA0500018	Circlip, JCB Planet hub	1

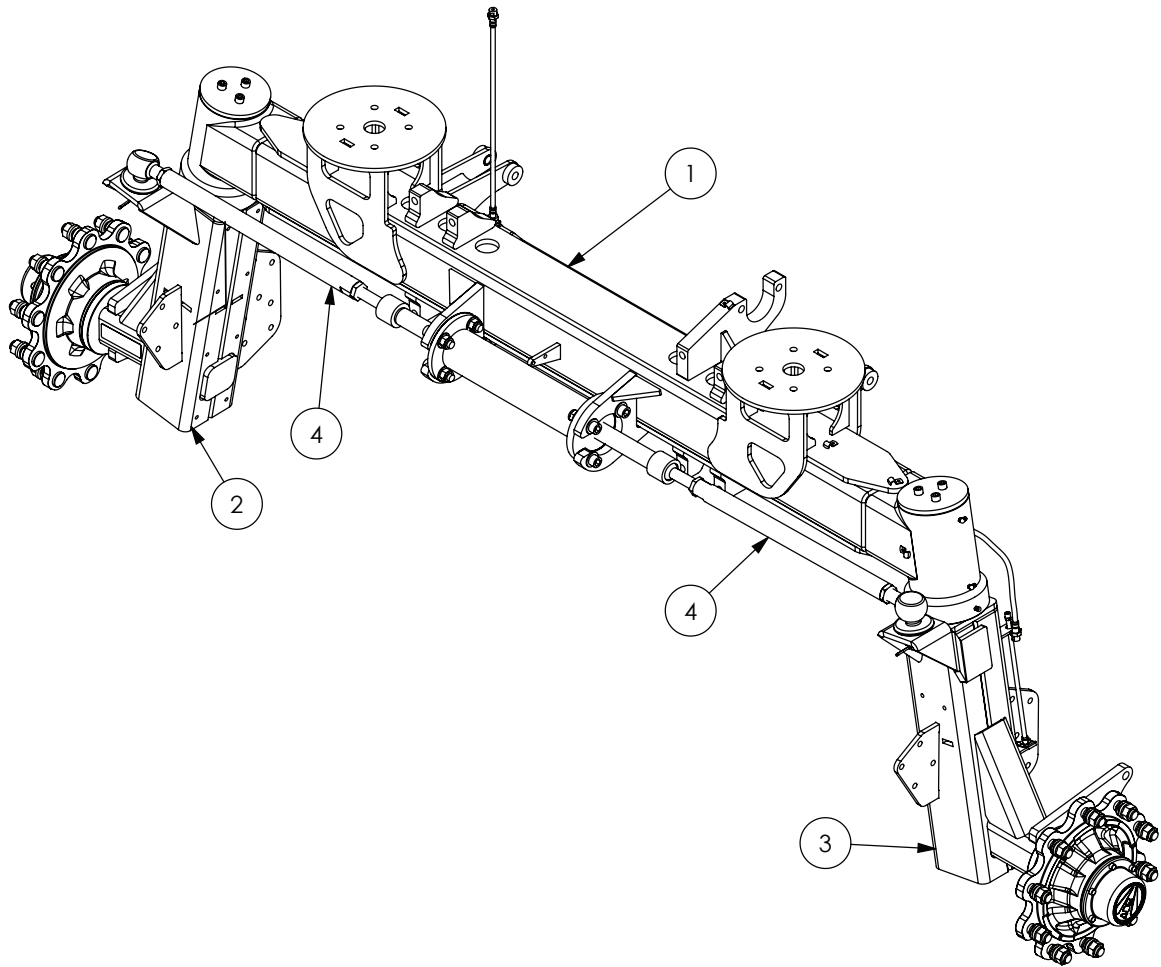
JCB Planet Hub



JCB part numbers used

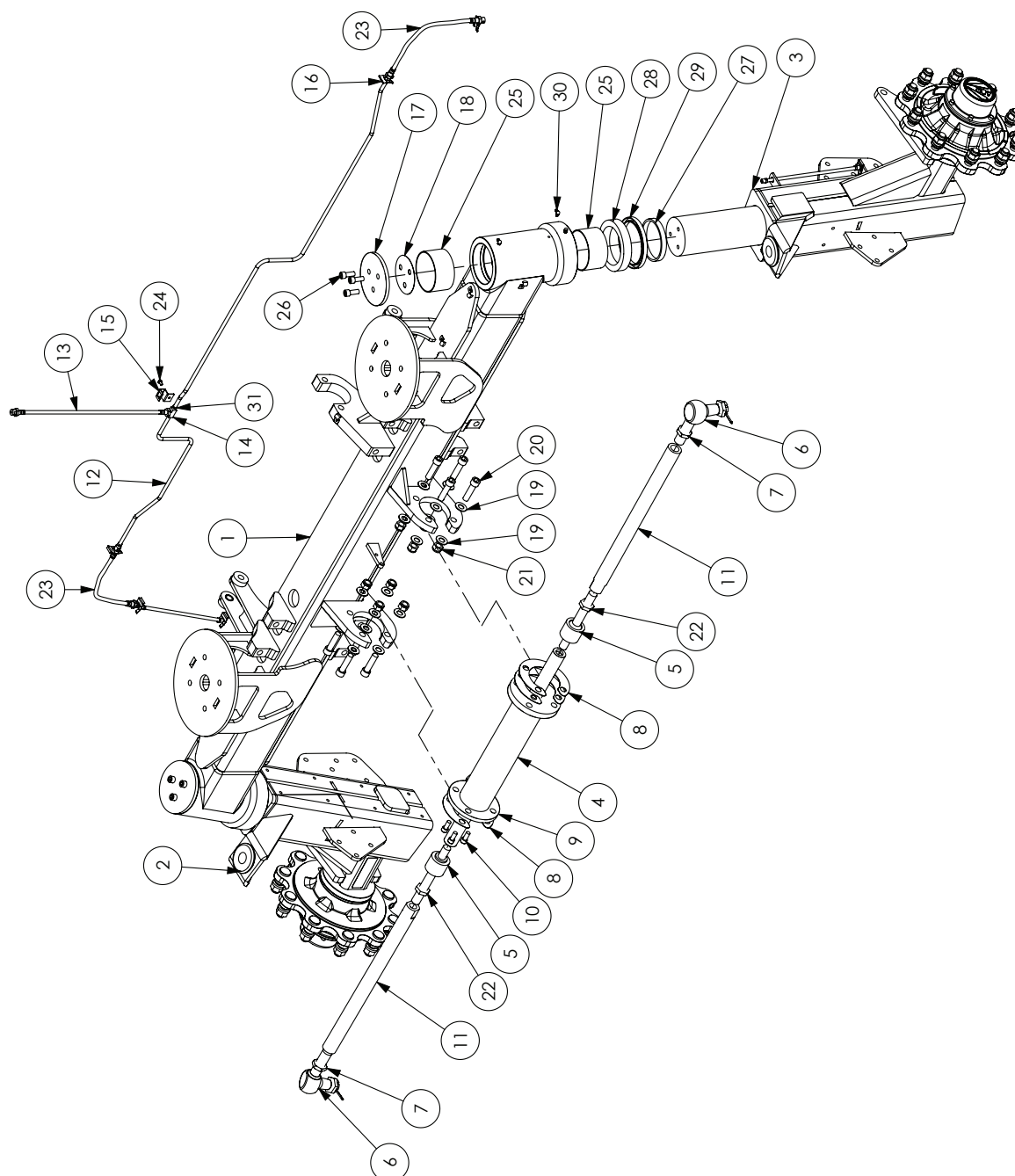
ITEM NO.	PART NUMBER	DESCRIPTION	QTY.
1	454/I6402	Stub axle	1
3	907/M7473	Bearing	2
4	904/M6779	Seal	1
5	454/I3502	Carrier wheel bearing	1
6	826/M5600	Stud wheel stud	10
7	454/I6407	Carrier annulus	1
8	450/I2703	Dowel Hollow	8
9	826/01060	Bolt M14 x 70mm long	8
10	454/I6404	Gear annulus ring.	1
11	821/00210	Circlip Internal Square Section	1
13	458/M4234	Hub planetary carrier	1
16	2203/0054	Circlip 821/00494	4
17	450/I0208	Pad Thrust	1
21	1321/0407Z	Bolt Coated M10 x 25	2
22	828/00196	O'Ring	1
23	816/M3848	Plug tapered, magnetic 3/4\"BSP 14mm Drive	1
26	454/I6600	Gear planet & bearing assembly	4
29	454/I6405	Gear sun 52mm long	1
31	458/M4315	Spacer	1

Front Axle & Drop Legs



ITEM NO.	PART NUMBER	DESCRIPTION	QTY.
1	GA4660090	Axle Housing, Front 3m, G3 G4	
	GA4659835	Axle Housing, Front 2m, G3 G4	
	GA4660091	Axle Front 2.4m, G3 G4	
2	GA4660070	Drop leg Front Right hand, Standard, G3 G4	
	GA4660080	Drop leg, Front Right hand, Suit 38" Wheel, G3 G4	
3	GA4660075	Drop leg Front Left hand Standard, G3 G4	
	GA4660085	Drop leg, Front Left hand, Suit 38" Wheel, G3 G4	
4	GA4552385	Tie Rod, 3m 2WD, G3 G4	
	GA4572156	Tie rod, For 2m standard front axle, M24 to M28 x 130 long	
	GA4553185	Tie Rod 2.4m 2WD G3 G4	

Front Axle & Drop Legs - 3m



ITEM NO.	PART NUMBER	DESCRIPTION	QTY.
1	GA4660090	Axle Housing, Front 3m, G3 G4	1
2	GA4660070	Drop leg, Front, Right hand, Standard, G3 G4	1
3	GA4660075	Drop leg, Front, Left hand, Standard, G3 G4	1
4	GA5066586	Circular flanged end 3" x 7.5" stroke	1
5	GA5065045	Ball joint, Inline, M24 x 1.5 pitch x M22 x 1.5 pitch	2
6	GA5065041	Ball Joint right angle M28 x 1.5P	2
7	GA4572170	Lock nut, M28 x 1.5P, Suit tie rod end	2

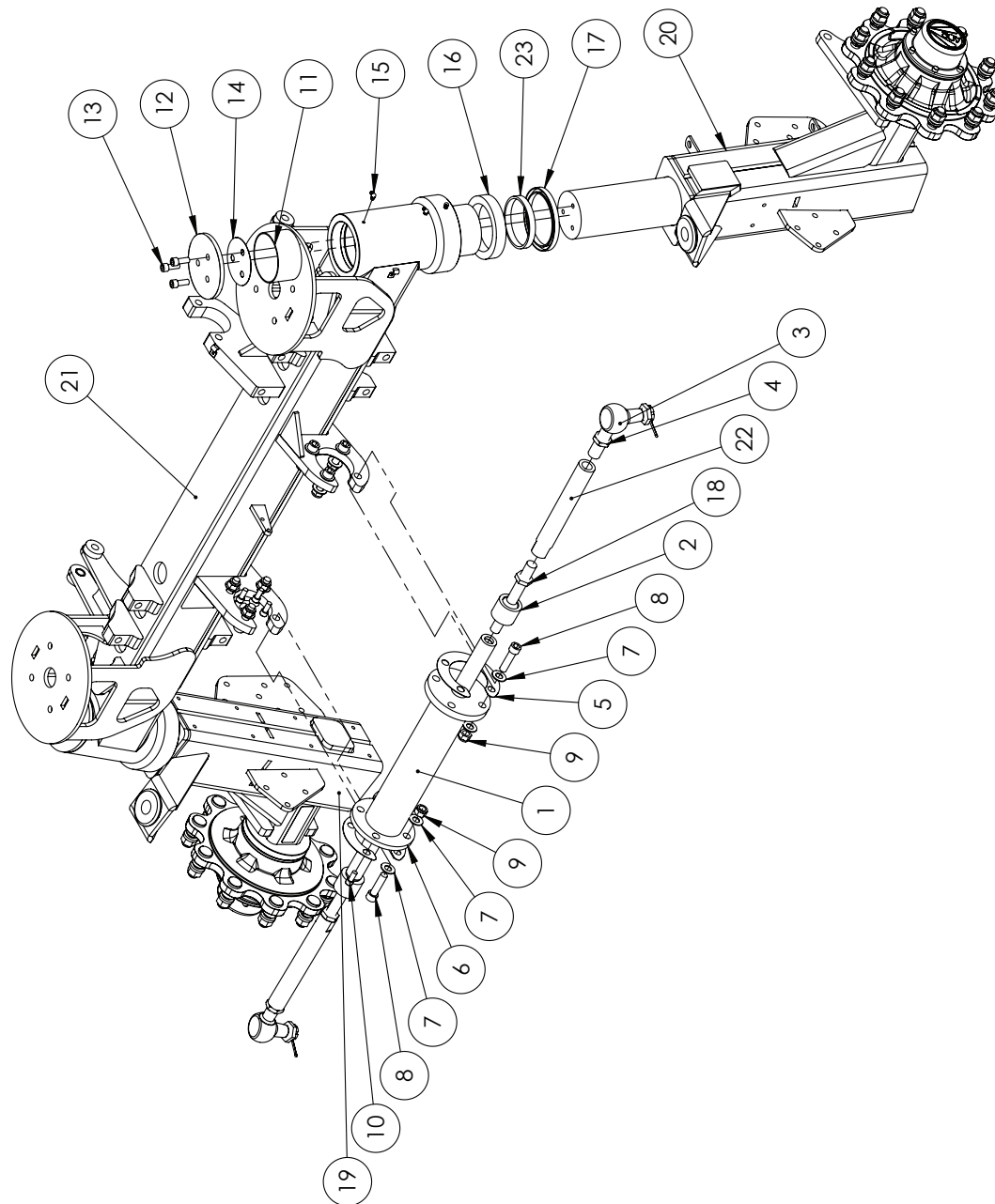
Continued over page

Front Axle - 3m

ITEM NO.	PART NUMBER	DESCRIPTION	QTY.
8	GA4514640	Steering ram shim plate	3
9	GA4514635	Flange plate for Steering ram	1
10	GA5070250	SHCS 7/16" UNF x 1"	4
11	GA4552385	Tie Rod, 3m 2WD, G3 G4	2
12	GA5006565	Bundy Tube, Brake Lines 1/4"	1
13	GA5006303	Brake hose, Chassis to Axle, Standard axle, 470mm long	1
14	GA5008793	Tee, Flare, 7/16" 24 TPI female thread, Suit 1/4" tube	1
15	Hyd002LAS	Hydraulic fitting clamp bracket	1
16	GA5010359	Clip for brake hose	6
17	2M-FA011LAS	Top steering cap	2
18	F70544A	Shim plate for 2WD front axles	2
19	GA5001009	Washer 16mm Flat Zinc coated	16
20	GA5048680	SHCS M16 x 60	8
21	GA5001029	Nut M16 Nyloc	8
22	GA5011341	Nut M24 x 1.5 Pitch Hex Lock ZP	2
23	GA5048210	Brake hose, Axle to front drop leg, 470mm long	2
24	GA5004029	Bolt M6 x 10	1
25	GA5009454	Glacier bush, M liner with dimples, 110 ID x 60mm long	4
26	GA5000307	SHCS M12 x 30	6
27	2MFA004-IGR	Spacer ring, thrust bearing mount for 2WD front axles	2
28	GA5048245	Bearing, Ball thrust bearing, 110 ID x 145 OD x 25mm thick	2
29	GA5048635	Oil Seal 145 x 120 x 12mm	2
30	GA5009637	Grease Nipple 1/4" UNF x 90 degree	7
31	GA5017019	Tube nut, 7/16" 24 TPI male thread, Suit 1/4" tube	8

FRONT AXLE SPARE PARTS	
PART No.	DESCRIPTION
GA5050215	Steering Cylinder Seal Kit

Front Axle & Drop Legs - 2.4m



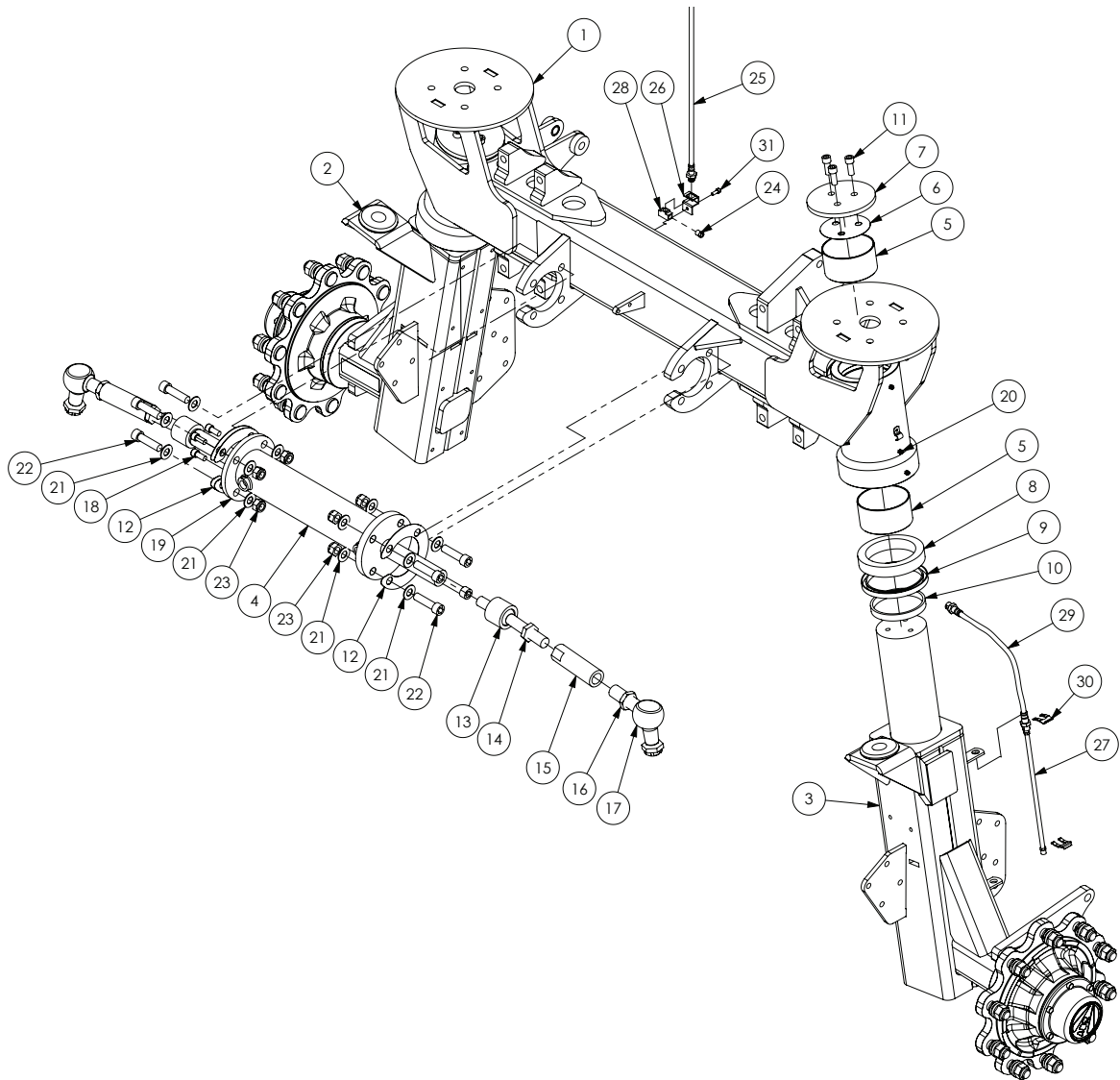
ITEM NO.	PART NUMBER	DESCRIPTION	QTY.
1	GA5066586	Circular flanged end 3" x 7.5" stroke	1
2	GA5065045	Ball joint, Inline, M24 x 1.5 pitch x M22 x 1.5 pitch	2
3	GA5065041	Ball Joint right angle M28 x 1.5P	2
4	GA4572170	Lock nut, M28 x 1.5P, Suit tie rod end	2
5	GA4514640	Steering ram shim plate	3
6	GA4514635	Flange plate for Steering ram	1
7	GA5001009	Washer 16mm Flat Zinc coated	16
8	GA5048680	SHCS M16 x 60	8

Continued over page

Front Axle & Drop Legs - 2.4m

ITEM NO.	PART NUMBER	DESCRIPTION	QTY.
9	GA5001029	Nut M16 Nyloc	8
10	GA5070250	SHCS 7/16" UNF x 1" ZP GR12.9	4
11	GA5009454	Glacier bush, M liner with dimples, 110 ID x 60mm long	4
12	2M-FA011LAS	Top steering cap	2
13	GA5000307	SHCS M12 x 30	6
14	F70544A	Shim plate for 2WD front axles	2
15	GA5009637	Grease Nipple 1/4" UNF x 90 degree	7
16	GA5048245	Bearing, Ball thrust bearing, 110 ID x 145 OD x 25mm thick	2
17	GA5048635	Oil Seal 145 x 120 x 12mm	2
18	GA5011341	Nut M24 x 1.5 Pitch Hex Lock ZP	2
19	GA4660070	Drop leg Front Right hand Standard, G3 G4	1
20	GA4660075	Drop leg Front Left hand Standard, G3 G4	1
21	GA4660091	Axle Front 2.4m, G3 G4	1
22	GA4553185	Tie Rod 2.4m 2WD G Series	2
23	2MFA004-IGR	Spacer ring, thrust bearing mount for 2WD front axles	2

Front Axle & Drop Legs - 2m



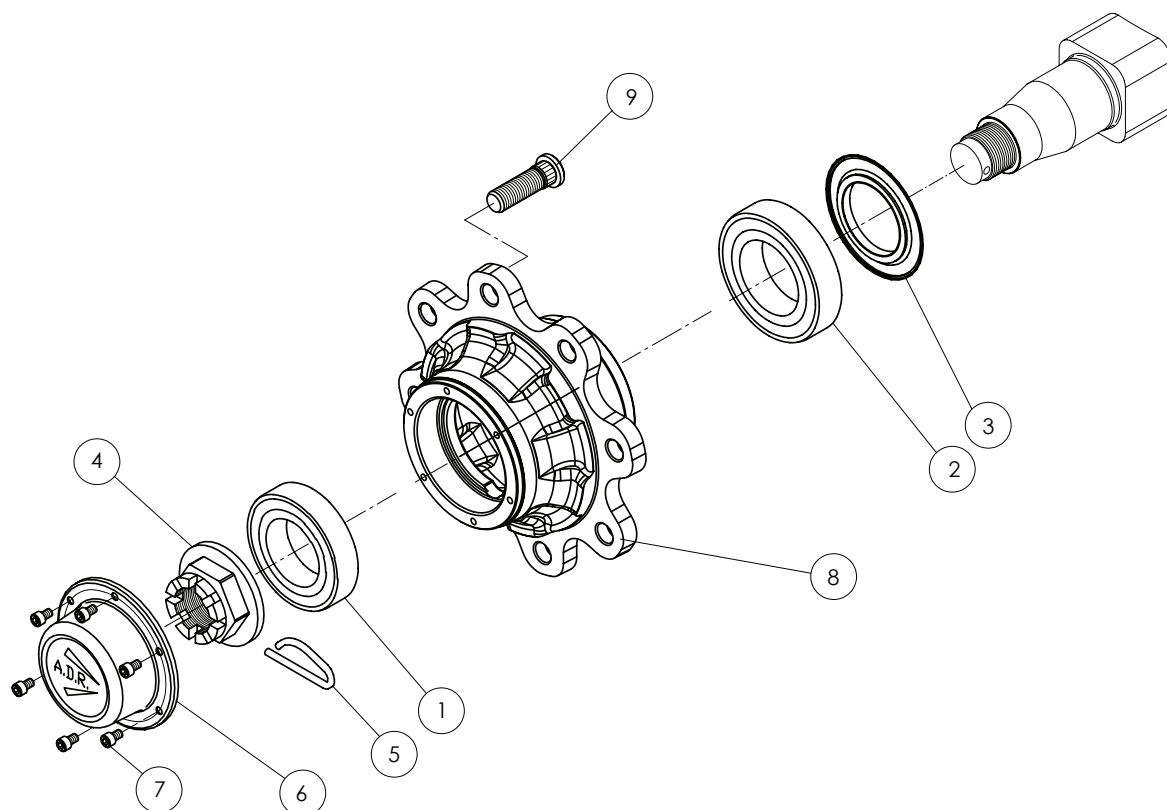
ITEM NO.	PART NUMBER	DESCRIPTION	QTY.
1	GA4659835	Axle Front 2m G3 G4	1
2	GA4660070	Drop leg, Front Right hand, Standard, G3 G4	1
3	GA4660075	Drop leg, Front Left hand, Standard, G3 G4	1
4	GA5066586	Circular flanged end 3" x 7.5" stroke	1
5	GA5009454	Glacier bush, M liner with dimples, 1 10 ID x 60mm long	4
6	F70544A	Shim plate for 2WD front axles	2
7	2M-FA01 ILAS	Top steering cap	2
8	GA5048245	Bearing ball thrust 51122	2
9	GA5048635	Oil Seal 145 x 120 x 12mm	2
10	2MFA004-IGR	Spacer ring, thrust bearing mount for 2WD front axles	2
11	GA5000307	SHCS M12 x 30	6
12	GA4514640	Steering ram shim plate	3

Continued over page

Front Axle & Drop Legs - 2m

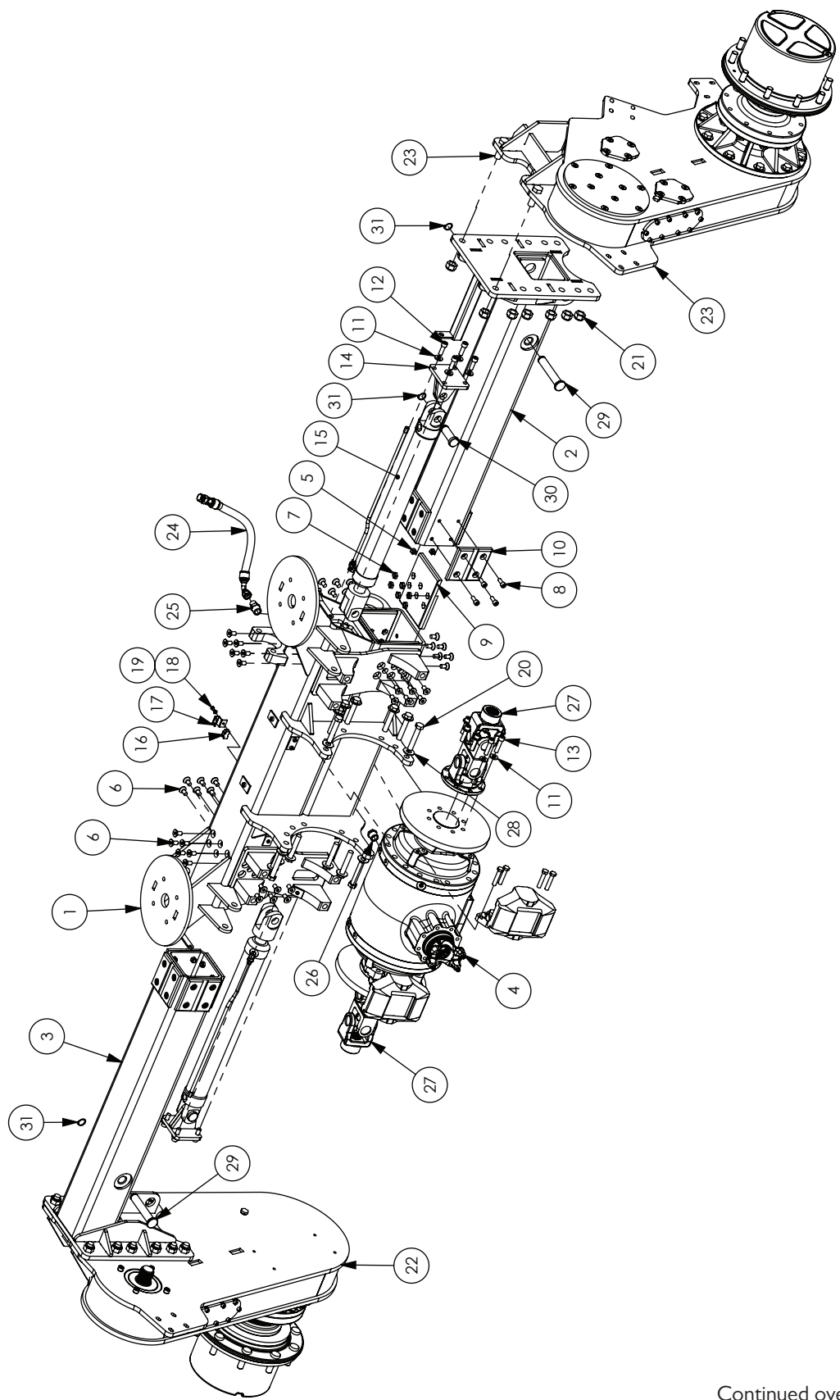
ITEM NO.	PART NUMBER	DESCRIPTION	QTY.
13	GA5065045	Ball joint, Inline, M24 x 1.5 pitch x M22 x 1.5 pitch	2
14	GA5011341	Nut M24 x 1.5 Pitch Hex Lock ZP	2
15	GA4572156	Tie rod for 2m Standard front axle heavy	2
16	GA4572170	Lock nut, M28 x 1.5, Suit tie rod end	2
17	GA5065041	Ball Joint right angle M28 x 1.5P	2
18	GA5070250	SHCS 7/16" UNF x 1"	4
19	GA4514635	Flange plate for Steering ram	1
20	GA5012203	Grease Nipple 1/4" UNF Short	6
21	GA5001009	Washer 16mm Flat Zinc coated	16
22	GA5048680	SHCS M16 x 60	8
23	GA5001029	Nut M16 Nyloc	8
24	GA5017019	Tube nut, 7/16" 24 TPI male thread, Suit 1/4" tube	1
25	GA5006303	Brake hose, Chassis to Axle, Standard axle, 470mm long	1
26	Hyd002LAS	Hydraulic fitting clamp bracket	1
27	GA5006565	Bundy Tube, Brake Lines 1/4"	1
28	GA5008793	Tee, Flare, 7/16" 24 TPI female thread, Suit 1/4" tube	1
29	GA5048210	Brake hose, Axle to front drop leg, 470mm long	2
30	GA5010359	Clip for brake hose	6
31	GA5004049	SHCS M6 x 16	1
-	GA4550160	Steering Stop, Long, 2m with 520 Tyres, G3 G4	1
-	GA4550155	Steering Stop, Short, 2m with 520 Tyres, G3 G4	1

Stub Axle - 90 Series



ITEM NO.	PART NUMBER	DESCRIPTION	QTY.
1	GA5052200	Bearing 32213	1
2		Bearing 32216	1
3	GA5066405	Oil Seal	1
4	GA5052190	Crown Nut	1
5		Spring Pin	1
6	GA5052120	Cap with Gasket	1
7		SHCS M8 x 1.25P	6
8		Hub, 10 holes 335 PCD	1
9	GA5052205	90 Series ADR Stud Kit	

Rear Adjustable Axle 2-3m

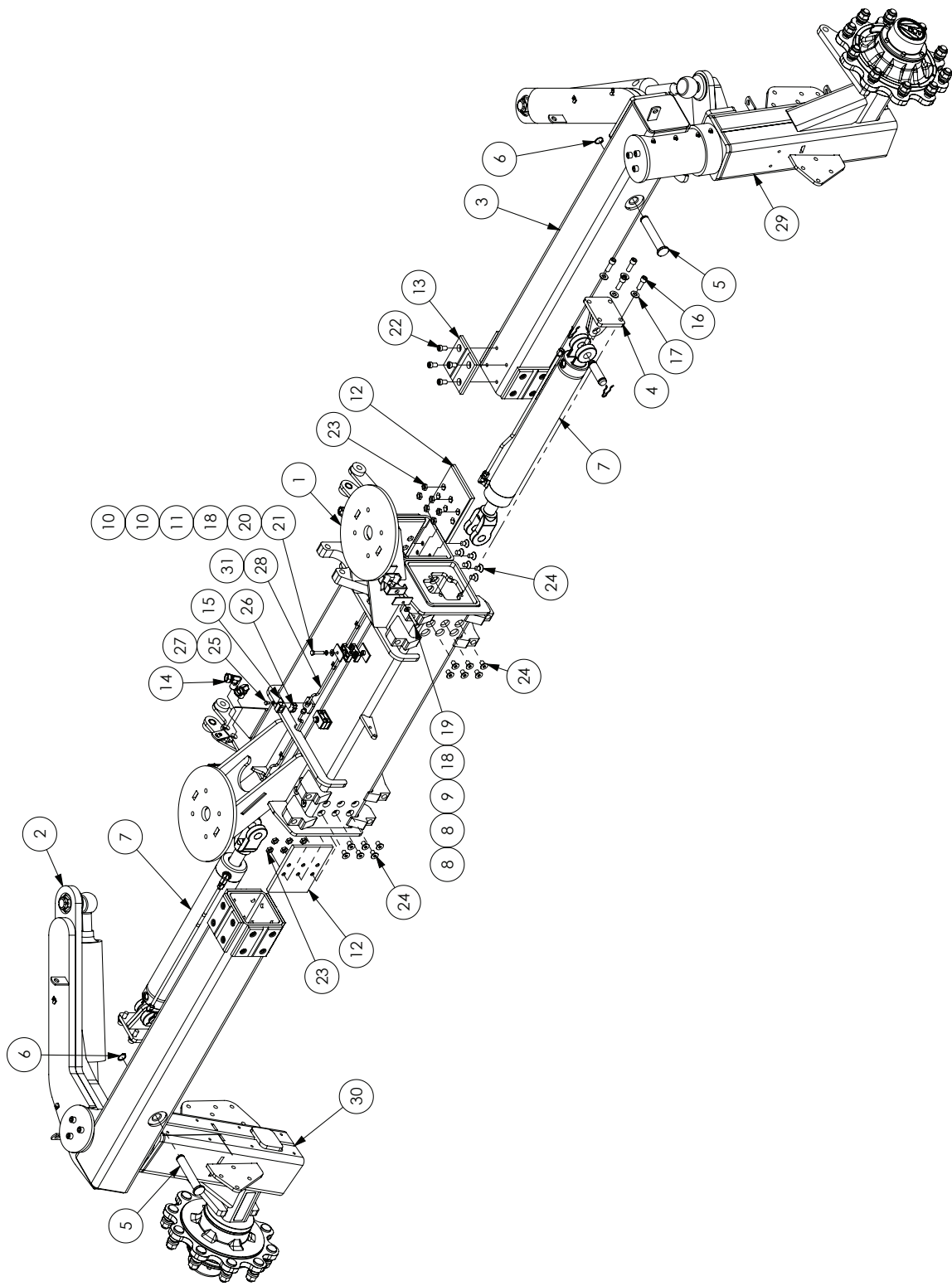


Continued over page

Rear Adjustable Axle 2-3m

ITEM NO.	PART NUMBER	DESCRIPTION	QTY.
1	GA4660605	Rear axle housing 2-3m, G3 G4	1
2	GA4658580	Rear axle inner left 2-3m	1
3	GA4658575	Rear Axle inner right 2-3m	1
4	GA5071175	Diff Centre, 3.36:1 ratio, soft engage diff, G3 G4, JCB	1
5	GA5000141	Nut M10 Nyloc	32
6	GA5000289	CSCS M12 x 25	48
7	GA5071280	Nut M12 Plain half	48
8	GA5071085	SHCS M10 x 25	32
9	GA4583390	Slider adjustable axle outer	8
10	GA4583385	Slider adjustable axle inner	8
11	GA5000577	Washer 12mm Flat SS Heavy Duty	24
12	GA5000313	SHCS M12 x 35	8
13	GA5051470	SHCS M12 x 50	16
14	GA4656665	Axle slider ram mount SP adjustable	2
15	GA5070240	2.5" bore x 500mm stroke hydraulic ram (clevised ends)	2
16	GA5008793	Tee, Flare, 7/16" 24 TPI female thread, Suit 1/4" tube	1
17	Hyd002LAS	Hydraulic fitting clamp bracket	1
18	GA5004029	Bolt M6 x 10	1
19	GA5004437	Washer 6mm Flat SS	1
20	GA5011297	Bolt M16 x 90	14
21	GA5048125	Nut M20 Nyloc	24
22	GA4906345	Rear Drop leg, Right hand Assembly	1
23	GA4906350	Rear Drop leg, Left hand Assembly	1
24	GA3500022	Diff drain fill Hose - JCB Diff	1
25	S27-1208	Hydraulic adaptor, Nipple, 3/4" BSPT male x 1/2" BSPT male	1
26	S64-12	Hydraulic adaptor, plug, 3/4" BSPT male	1
27	GA5071730	Drive Shaft Assembly, Double Yoke, 2m, G Series	2
28	GA5001043	Washer 16mm Flat SS	14
29	GA4552695	Pin Adjustable Axle Extension Cylinder	2
30	L054A	Pin with shoulder and circlip groove, 1" diameter x 71 mm long	2
31	GA5008519	Circlip external 25mm	4

Front Adjustable Axle 2-3m

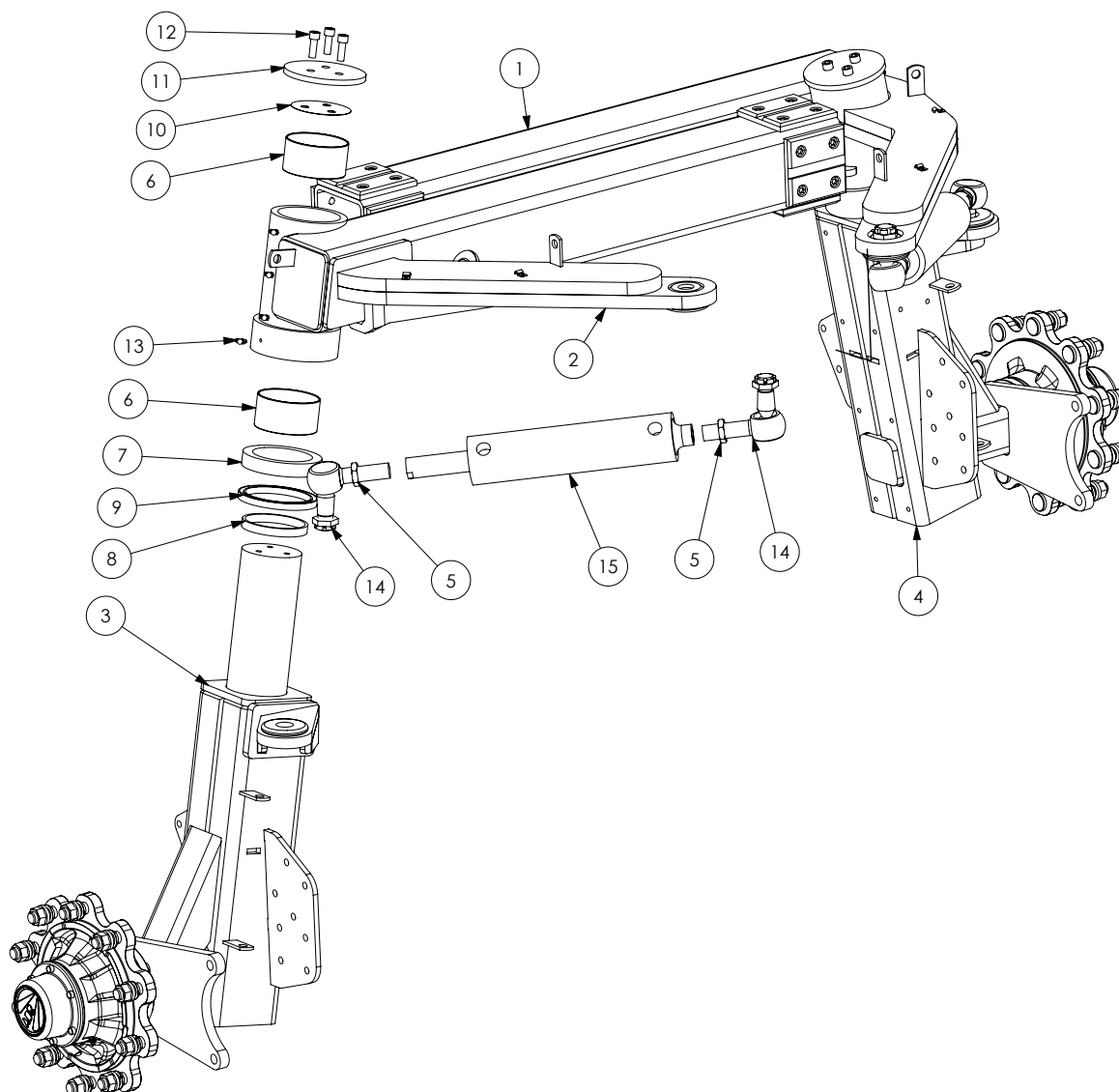


Continued over page

Front Adjustable Axle 2-3m

ITEM NO.	PART NUMBER	DESCRIPTION	QTY.
1	GA4660610	Axle Housing, Front, 2-3m, G3 G4	1
2	GA4658525	Front axle inner right 2-3m	1
3	GA4658530	Front axle inner left 2-3m	1
4	GA4656665	Axle slider ram mount SP adjustable	2
5	GA4552695	Pin Adjustable Axle Extension Cylinder	2
6	GA5008519	Circlip external 25mm	2
7	GA3500061	Hydraulic Cylinder, 3" x 450mm, 2-3m Axle G3 G4	2
8	RCD-22J	Hose clamp, RCD double jaws, 22mm, Polypropylene, Black	4
9	RCD-3PT	Double Clamp Plate Top GR 3	2
10	RCD-14J	Double Clamp Jaws PP Gr 2 14mm	4
11	RCD-2PT	Double Clamp Plate Top GR2	2
12	GA4583390	Slider adjustable axle outer	8
13	GA4583385	Slider adjustable axle inner	8
14	S82-0808	Hydraulic adapter, Elbow, 90 degree, 1/2" male x 1/2" female swivel	4
15	Hyd002LAS	Hydraulic fitting clamp bracket	1
16	GA5000313	SHCS M12 x 35	8
17	GA5000577	Washer 12mm Flat SS Heavy Duty	8
18	GA5003643	Washer 8mm Flat HD	4
19	GA5004727	Bolt M8 x 50	2
20	GA5004919	Washer 8mm Spring SS	2
21	GA5048655	Bolt M8 x 40	2
22	GA0500015	SHCS M12 x 20 Low Head, Black	32
23	GA5071280	Nut M12 Plain Half	48
24	GA5070860	CSCS M12 x 25	48
25	GA5004029	Bolt M6 x 10	1
26	GA5008793	Tee, Flare, 7/16" 24 TPI female thread, Suit 1/4" tube	1
27	GA5004437	Washer 6mm Flat SS	1
28	GA5006565	Bundy Tube, Brake Lines 1/4"	-
29	GA4660600	Drop leg, Front Left hand, 2-3m, G3 G4	1
30	GA4660595	Drop leg, Front Right hand, 2-3m, G3 G4	1
31	GA5017019	Tube nut, 7/16" 24 TPI male thread, Suit 1/4" tube	4

Front Adjustable Axle Drop Legs - 2-3m

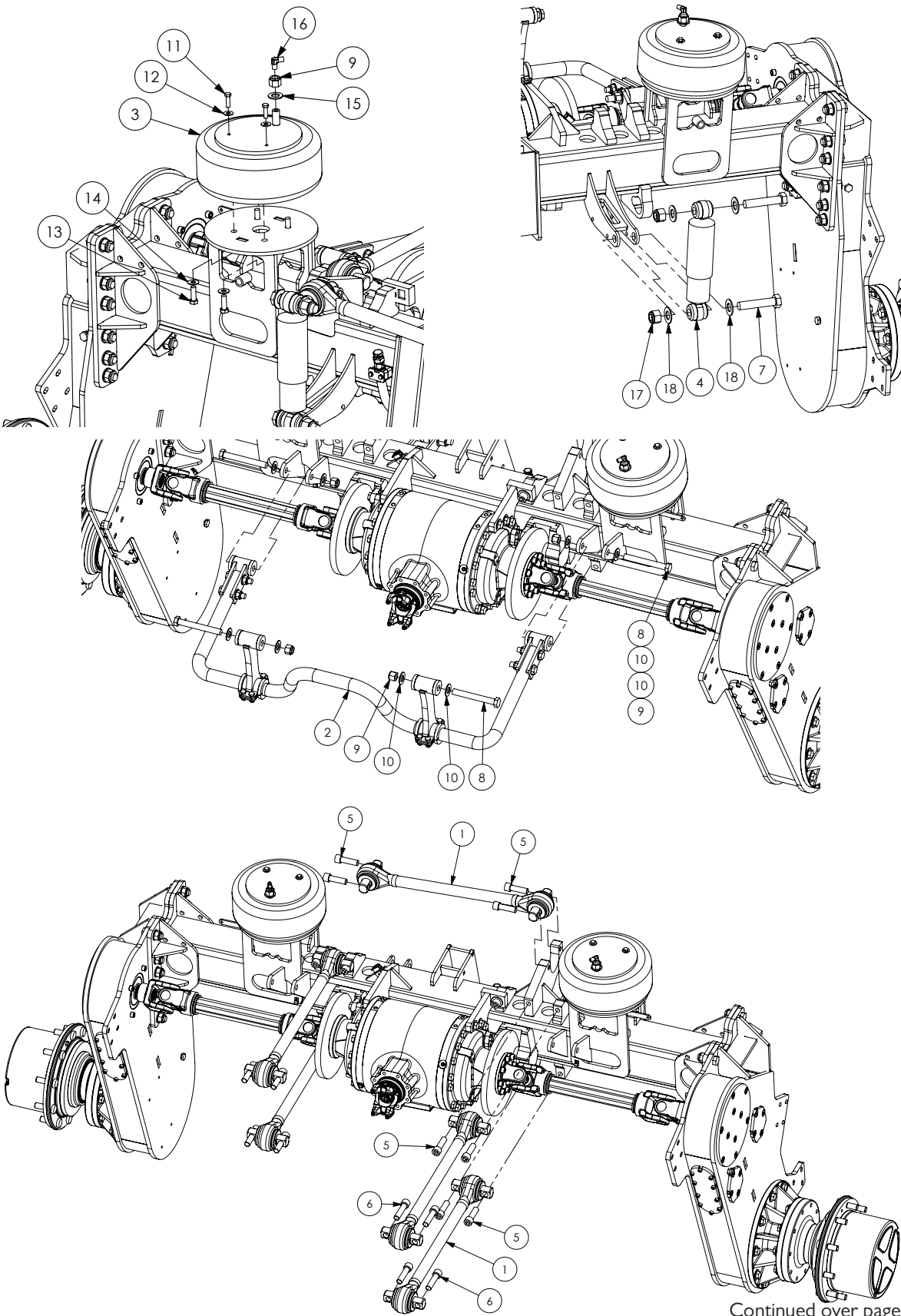


ITEM NO.	PART NUMBER	DESCRIPTION	QTY.
1	GA4658525	Front axle inner right 2-3m, Crop Cruiser MY14	1
2	GA4658530	Front axle inner left 2-3m, Crop Cruiser MY14	1
3	GA4660600	Drop leg Front Left hand 2-3m, G3 G4	1
4	GA4660595	Drop leg Front Right hand 2-3m, G3 G4	1
5	GA4572170	Lock nut, M28 x 1.5, Suit tie rod end	4
6	GA5009454	Glacier bush, M liner with dimples, 110 ID x 60mm long	4
7	GA5048245	Bearing, Ball thrust bearing, 110 ID x 145 OD x 25mm thick	2
8	2MFA004-IGR	Spacer ring/thrust bearing mount for 2WD front axles	2
9	GA5048635	Oil Seal 145 x 120 x 12mm	2
10	F70544A	Shim plate for 2WD front axles	2
11	2M-FA011LAS	Top steering cap	2

Front Adjustable Axle Drop Legs - 2-3m

ITEM NO.	PART NUMBER	DESCRIPTION	QTY.
12	GA5000313	SHCS M12 x 35	6
13	GA5009637	Grease Nipple 1/4" UNF x 90 degree	7
14	GA5065041	Ball Joint right angle M28 x 1.5P	4
15	GA3500062	Hydraulic Cylinder, 3" Bore, Phasing, Adjustable Axle, G3 G4	2

Rear Suspension



Rear Suspension

ITEM NO.	PART NUMBER	DESCRIPTION	QTY.
1	GA5068850	Suspension link, Torque rod, 650mm centre, Hollow	5
2	GA4902049	Sway Bar assembly	1
3	GA5005311	Air spring, HT230 single air stud	2
4	GA5055255	Shock Absorber, Double eye, 24mm eye, 80mm OD, Red	2
5	GA5053145	SHCS 3/4" UNF x 2 1/2" GR12.9 Blue Zinc Plated	12
6	GA5053150	SHCS 3/4" UNF x 3" GR12.9 (Blue Zinc)	10
7	GA5011344	Bolt M24 x 120 ZP GR8.8	4
8	GA5002487	Bolt 3/4" UNC x 6"	4
9	GA5049495	Nut 3/4" UNF Nyloc	6
10	GA5001045	Washer 3/4" ZP Comm Flat	8
11	GA5002599	Bolt 3/8" UNC x 1 1/4" SS	4
12	GA5002565	Washer 3/8" x 1" Flat SS	4
13	GA5068715	Bolt 1/2" UNC x 1 1/2"	8
14	GA5017661	Washer 1/2" flat ZP	8
15	GA5001741	Washer 20mm Heavy Duty Flat	2
16	S49-0404	Hydraulic coupling, Elbow, 90 degree, 1/4" BSPT male x 1/4" BSPT male	2
17	GA5012469	Nut M24 Nyloc ZP	4
18	GA5017681	Washer 1" Flat SS	8

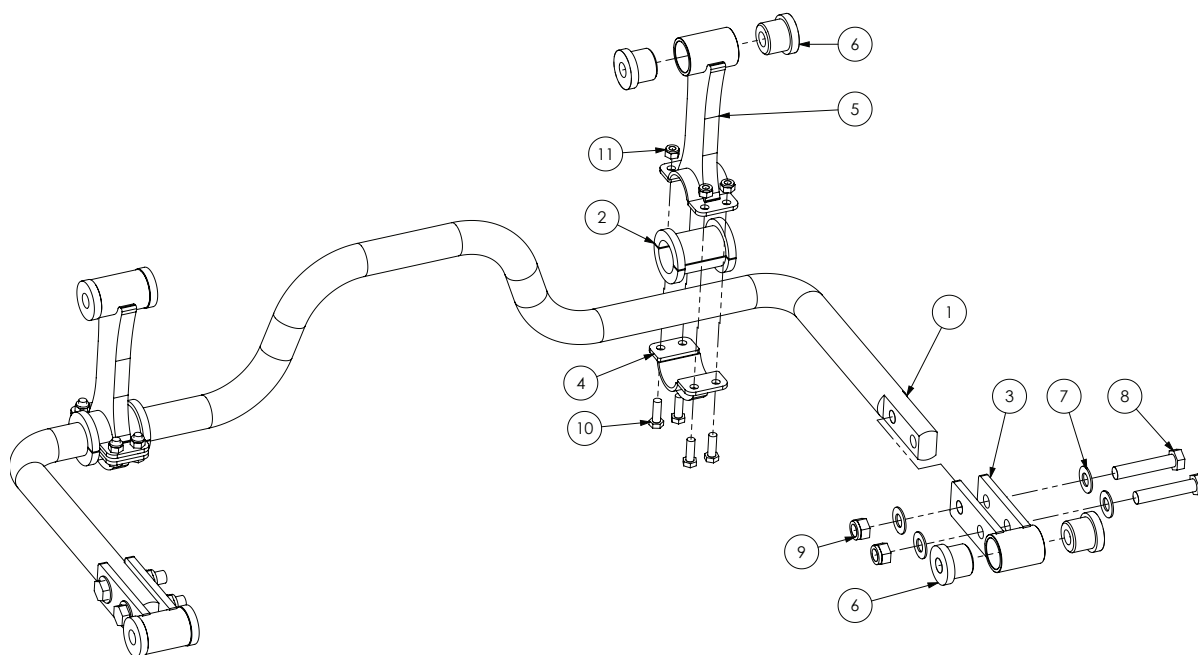
PANHARD ROD SHIMS	
PART No.	DESCRIPTION
GA4537165	Panhard shim 1mm
GA4537170	Panhard shim 3mm
GA4537175	Panhard shim 5mm

TORQUE ROD SHIMS	
PART No.	DESCRIPTION
GA4505076	shim 1mm
GA4505075	shim 5mm

REAR SUSPENSION SPARE PARTS	
PART No.	DESCRIPTION
GA5069825	Torque rod replacement bush TS38750
GA5053450	Rubber insert suit shock absorber

REAR SUSPENSION TOOLS	
PART No.	DESCRIPTION
PT59-59100 / PT00-52100	Atro bush tool

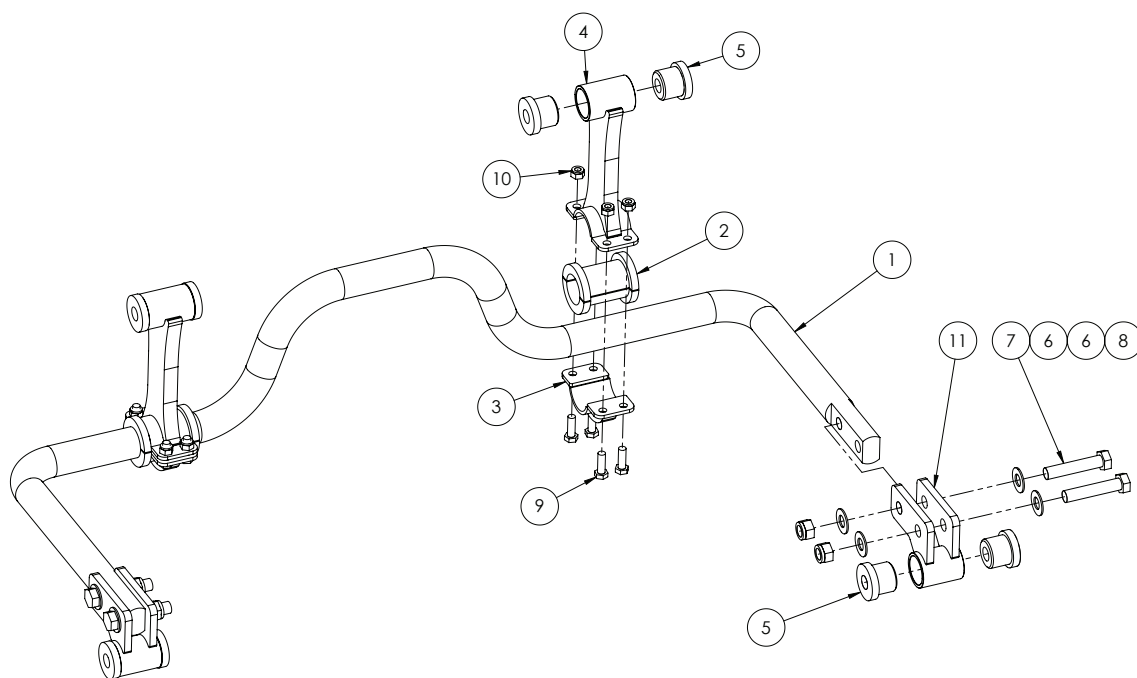
Sway Bar Assembly - 3m



GA4902049 - Complete Assembly

ITEM NO.	PART NUMBER	DESCRIPTION	QTY.
1	GA5016192	Sway Bar - 42mm	1
2	GA4583285	Sway bar nylon bush	2
3	GA4654790	Sway bar - axle mounting	2
4	GA4654800	Sway bar lower clamp - SP	2
5	GA4654805	Sway bar upper clamp	2
6	GA5016195	Bush, Sway bar pivot, Pigthane 90A duro	8
7	GA5001009	Washer 16mm Flat HD	8
8	GA5011307	Bolt M16 x 80	4
9	GA5001029	Nut M16 Nyloc	4
10	GA5065455	Bolt M10 x 30 GR8.8	8
11	GA5000141	Nut M10 Nyloc	8

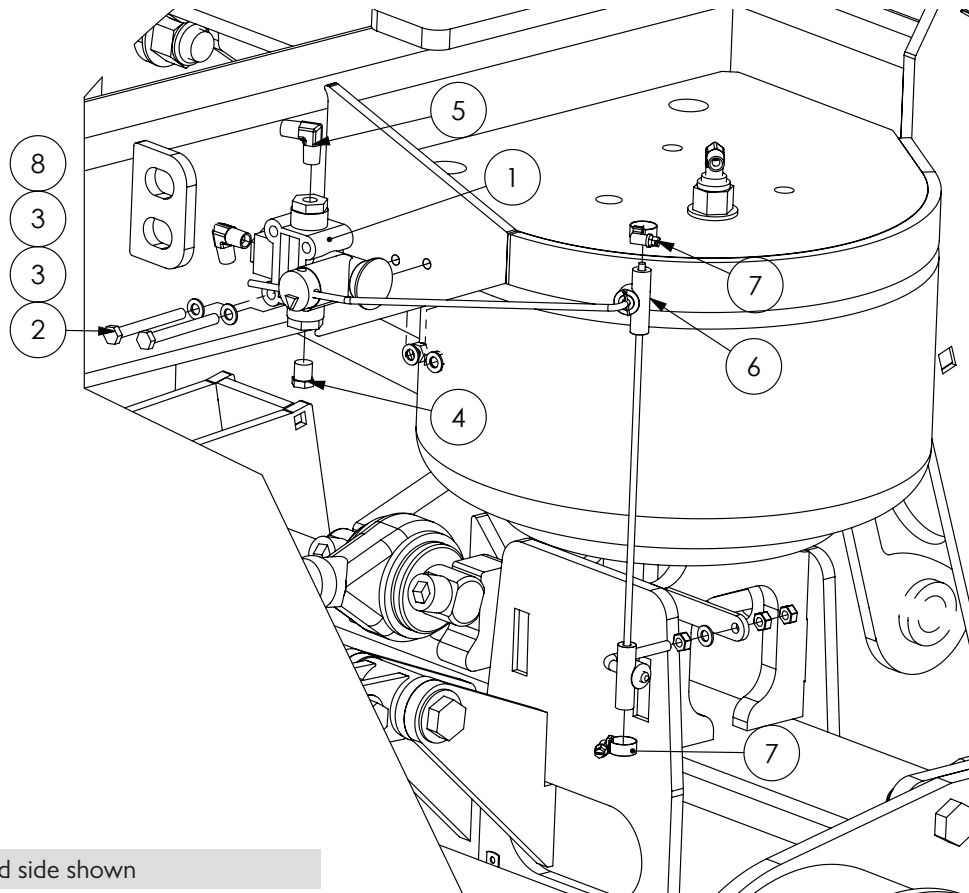
Sway Bar Assembly - 2m



GA4905290 - Complete Assembly

ITEM NO.	PART NUMBER	DESCRIPTION	QTY.
1	GA5016192	Sway Bar - 42mm	1
2	GA4583285	Sway bar nylon bush	2
3	GA4654800	Swaybar lower clamp - SP	2
4	GA4654805	Sway bar upper clamp	2
5	GA5016195	Bush, Sway bar pivot, Pigthane 90A duro	8
6	GA5001009	Flat washer M16 HD	8
7	GA5011307	M16x80 Bolt	4
8	GA5001029	M16 Nyloc nut	4
9	GA5065455	Bolt Gr8.8 M10x30	8
10	GA5000141	M10 Nyloc Nut	8
11	GA4659295	Offset Swaybar End	2

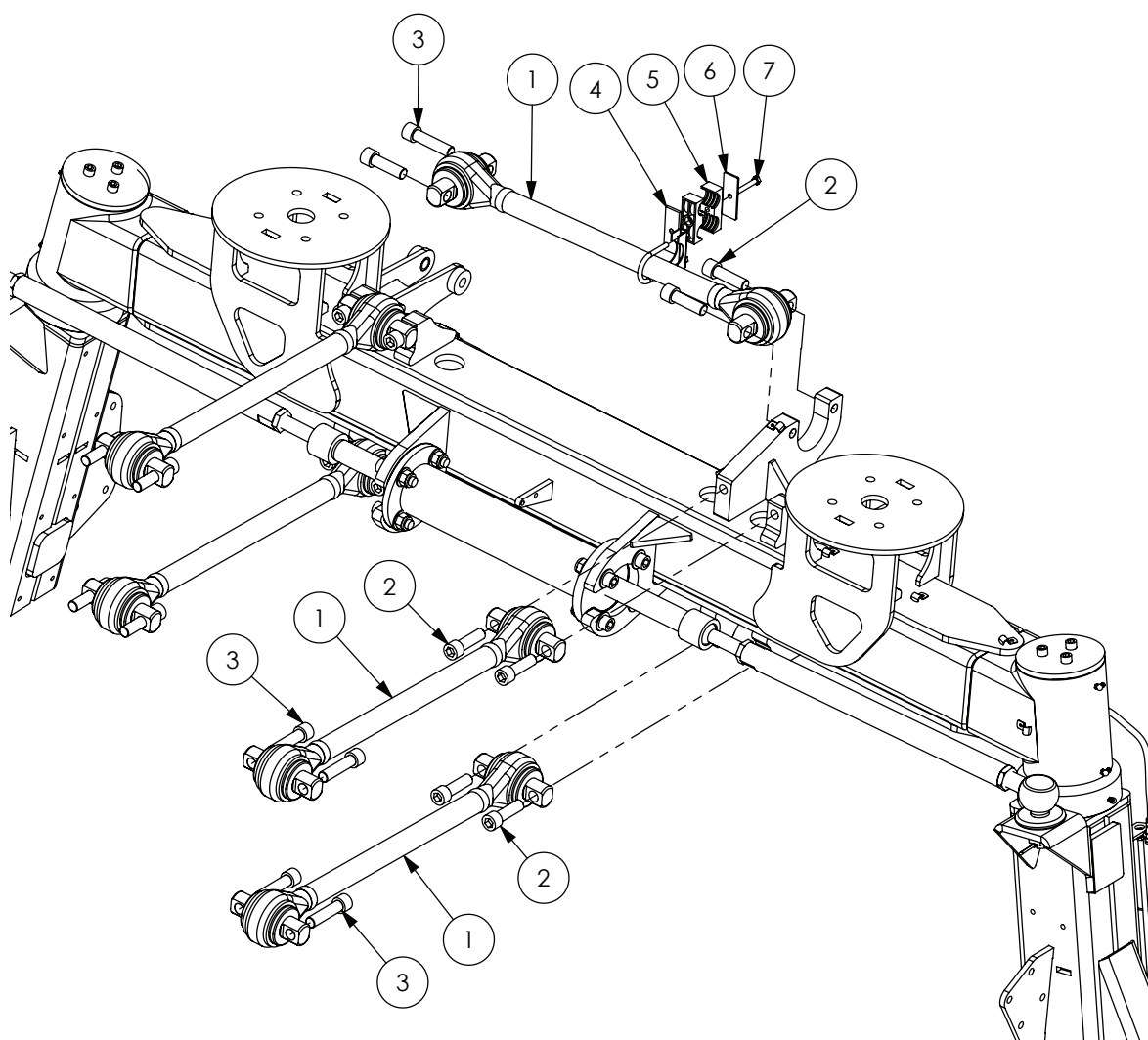
Rear Ride Height Valve



Left hand side shown

ITEM NO.	PART NUMBER	DESCRIPTION	QTY.
1	GA5010868	Ride height leveling valve, 1/4" rods	1
2	GA5052600	Bolt M8 x 75 SS	2
3	GA5003643	Washer 8mm Flat SS HD	4
4	GA5069335	Plug 1/4" BSPT Brass	1
5	S49-0404	Hydraulic coupling, Elbow, 90 degree, 1/4" BSPT male x 1/4" BSPT male	2
6	GA5014651	Tee, Rubber, Suit ride height levelling valve rods (spare part)	2
7	GA5004865	Hose Clamp 8-16mm	2
8	GA5052590	Nut M8 Nyloc SS 316	2

Front Suspension - Torque Rods



ITEM NO.	PART NUMBER	DESCRIPTION	QTY.
1	GA5068850	Suspension link, Torque rod, 650mm centre, Hollow	5
2	GA5053145	SHCS 3/4" UNF x 2 1/2" GR12.9 Blue Zinc Plated	11
3	GA5053150	SHCS 3/4" UNF x 3" GR12.9 (Blue Zinc)	9
4	GA4659840	Steering Hose to Panhard Mount	1
5	RCD-28J	Double Clamp Jaws 28mm	2
6	RCD-4PT	Hose clamp, Double RCD, Top plate, Grade 4, Suit clamp 28-30	1
7	GA5004727	Bolt M8 x 50	1

Continued over page

Front Suspension - Torque Rods

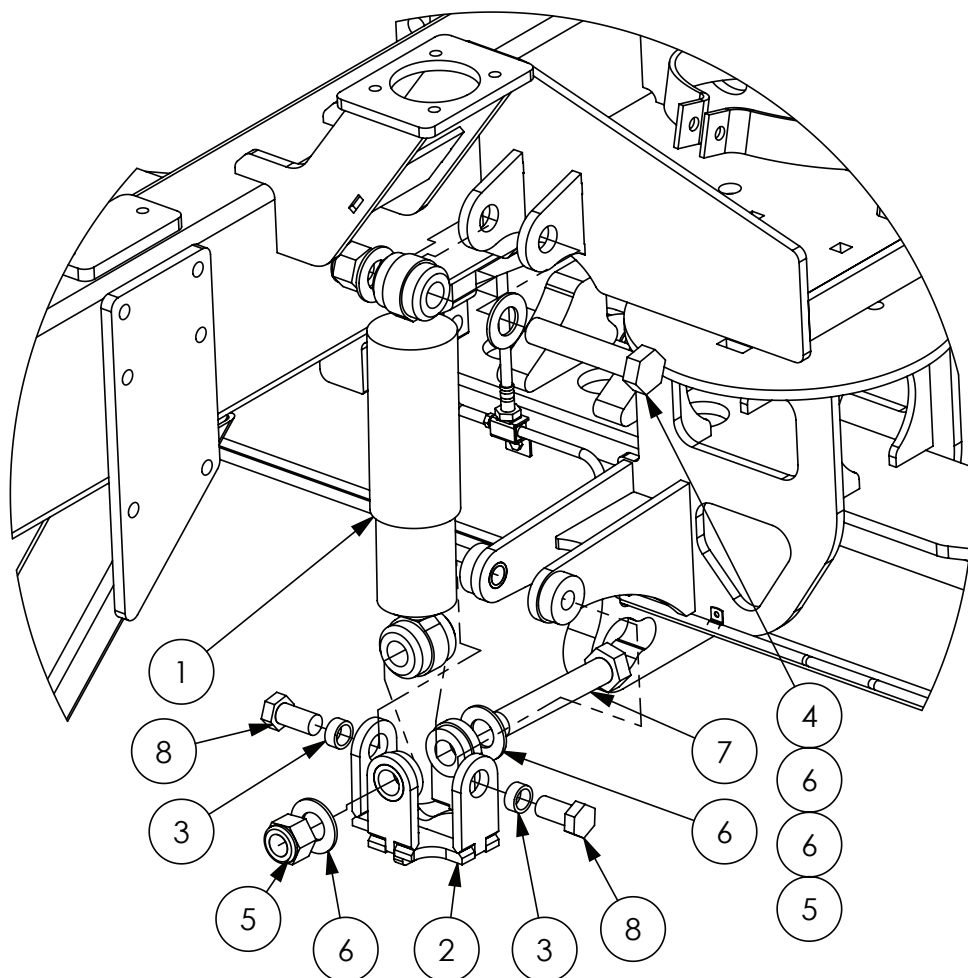
PANHARD ROD SHIMS	
PART No.	DESCRIPTION
GA4537165	Panhard shim 1mm
GA4537170	Panhard shim 3mm
GA4537175	Panhard shim 5mm

TORQUE ROD SHIMS	
PART No.	DESCRIPTION
GA4505076	shim 1mm
GA4505075	shim 5mm

FRONT SUSPENSION SPARE PARTS	
PART No.	DESCRIPTION
GA5069825	Torque rod replacement bush TS38750
GA5053450	Rubber insert, suit shock absorber

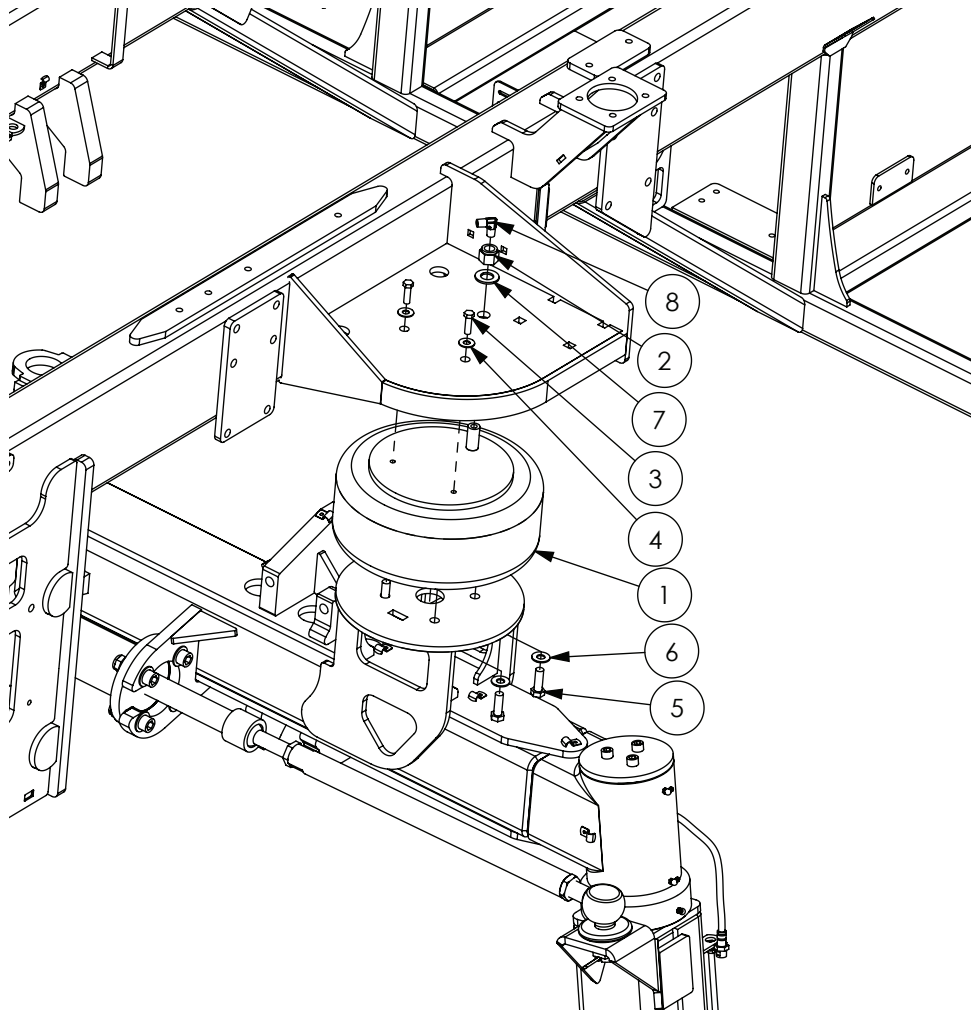
REAR SUSPENSION TOOLS	
PART No.	DESCRIPTION
PT59-59100 / PT00-52100	Atro bush tool

Front Suspension - Shock Absorber



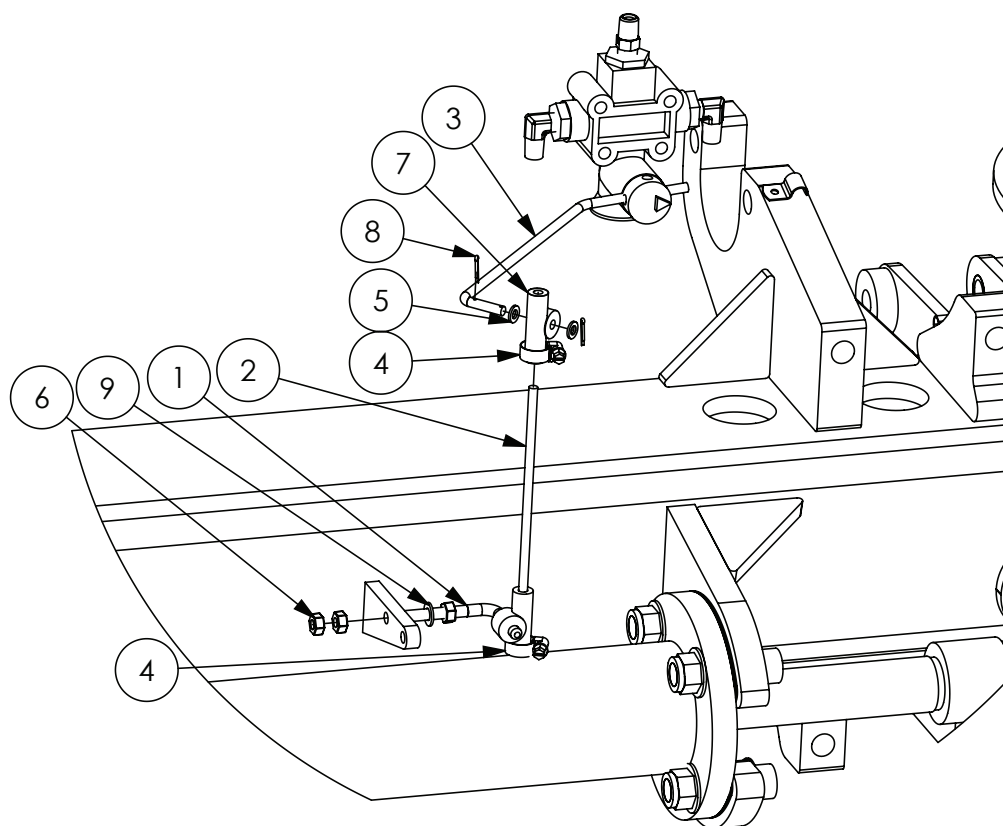
ITEM NO.	PART NUMBER	DESCRIPTION	QTY.
1	GA5055255	Shock Absorber, Double eye, 24mm eye, 80mm OD, Red	2
2	GA4654900	Shocker Mount Lower Front SP	2
3	MACH0205	Crush tube suit SP shocker bracket	4
4	GA5011344	Bolt M24 x 120 ZP GR8.8	2
5	GA5012469	Nut M24 Nyloc ZP	4
6	GA5017681	Washer 1" Flat SS	8
7	GA5070380	Bolt M24 x 140 ZP GR8.8	2
8	GA5002541	Bolt 3/4" UNF x 1 1/2" ZP GR8	4

Front Suspension - Air Bag



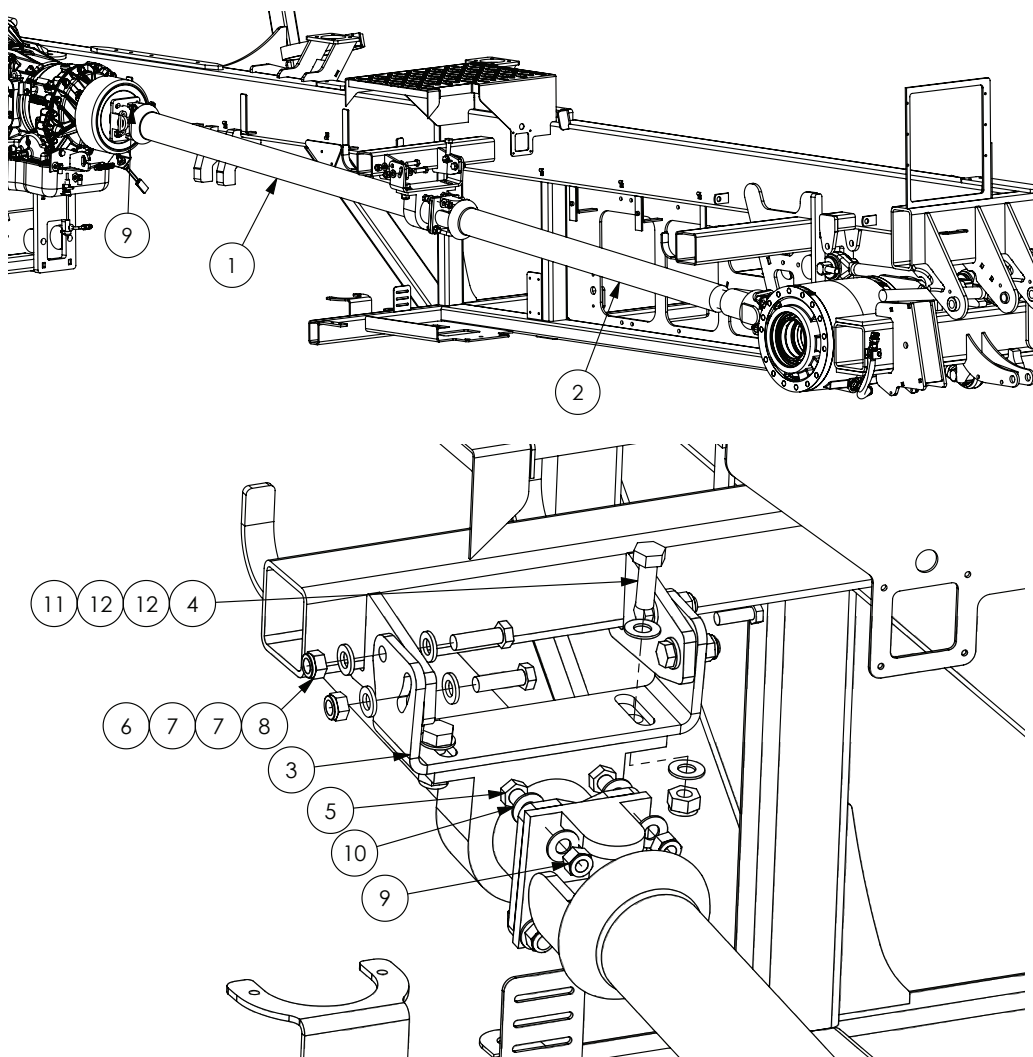
ITEM NO.	PART NUMBER	DESCRIPTION	QTY.
1	GA5005311	Air spring, HT230 single air stud	2
2	GA5049495	Nut 3/4" UNF Nyloc	2
3	GA5002599	Bolt 3/8" UNC x 1 1/4" SS	4
4	GA5002565	Washer 3/8" x 1" Flat SS	4
5	GA5068715	Bolt 1/2" UNC x 1 1/2"	8
6	GA5017661	Washer 1/2" Flat ZP	8
7	GA5001741	Washer 20mm Heavy Duty Flat	2
8	S49-0404	Hydraulic coupling, Elbow, 90 degree, 1/4" BSPT male x 1/4" BSPT male	2

Front Suspension - Ride Height Adjustment



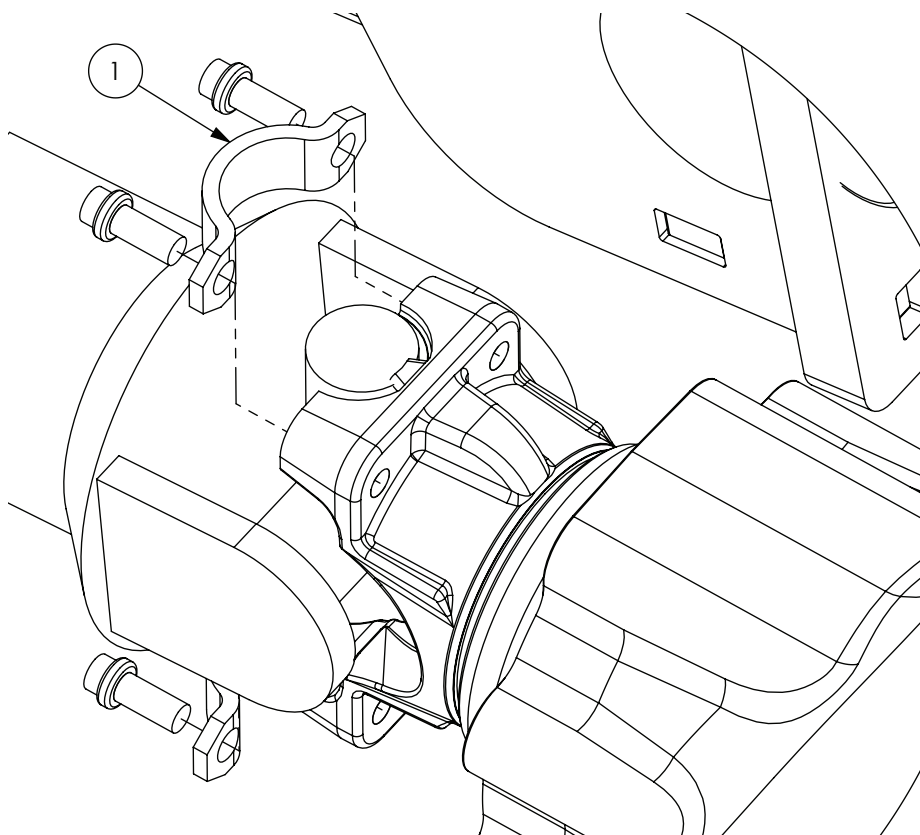
ITEM NO.	PART NUMBER	DESCRIPTION	QTY.
1	-	Valve, Ride height levelling	1
2	-	Ride Height Valve Link Rod	1
3	-	Ride Height Valve Link Rod	1
4	GA5004865	Hose Clamp 8-16mm	2
5	GA5017669	Washer 1/4" Flat SS	2
6	GA5011499	Nut M8 Hex ZP	3
7	GA5014651	Tee, Rubber, Suit ride height levelling valve rods	2
8	-	M2 Split pin	2
9	GA5003643	Washer 8mm Flat HD SS	1

Drive Shafts & Brackets



ITEM NO.	PART NUMBER	DESCRIPTION	QTY.
1	GA5070932	Driveshaft, Centre Bearing Shaft, Allison Transmission and JCB Diff, G3 G4 Series	1
2	GA5070933	Driveshaft, Prop Shaft, Allison Transmission and JCB Diff, G3 G4 Series	1
3	GA4536225	Mount, Centre Bearing Plate	1
4	GA5000343	Bolt M14 x 45 ZP GR8.8	2
5	GA5009781	Bolt 1/2" UNF x 1 1/2"	4
6	GA5000319	Bolt M12 x 40 Gr8.8 ZP	4
7	GA5000577	Washer 12mm SS HD	8
8	GA5012461	Nut M12 Nyloc ZP	4
9	GA5049605	Nut 1/2" UNF Nyloc	8
10	GA5017673	Washer 1/2" Flat ZP Heavy Duty	8
11	GA5012427	Nut M14 Nyloc	2
12	GA5066235	Washer 14mm HD ZP	4

Drive Shafts & Brackets

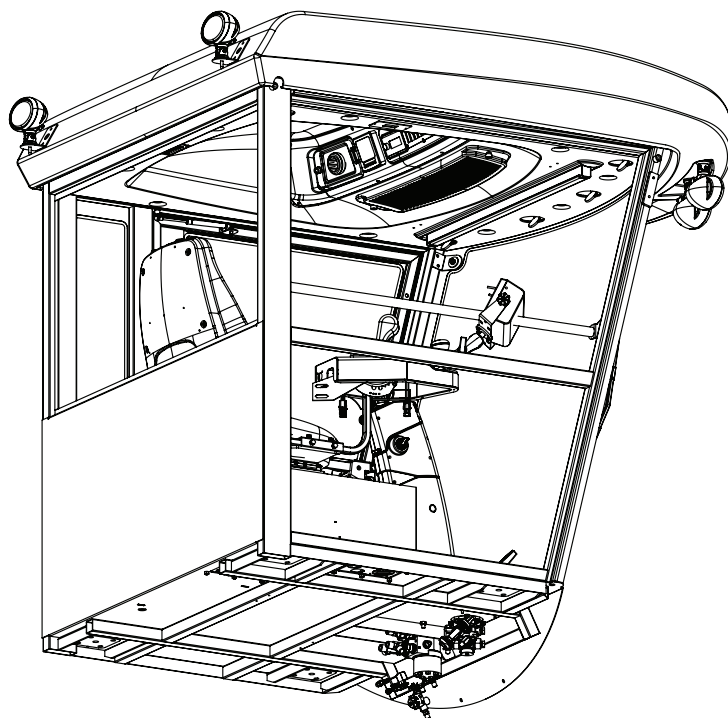
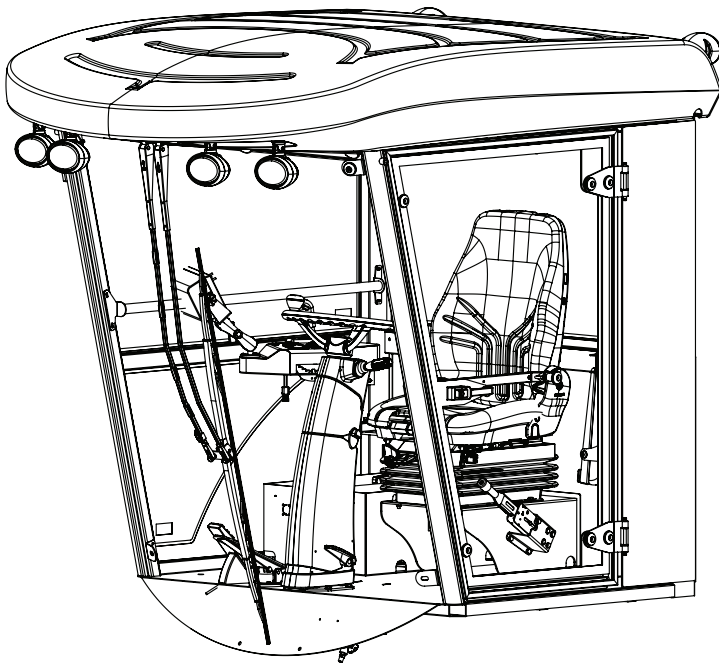


DRIVE SHAFT SPARE PARTS		
ITEM NO.	PART NUMBER	DESCRIPTION
1	GA5072070	Strap Kit, Drive Shaft Universal Mount, G3 G4

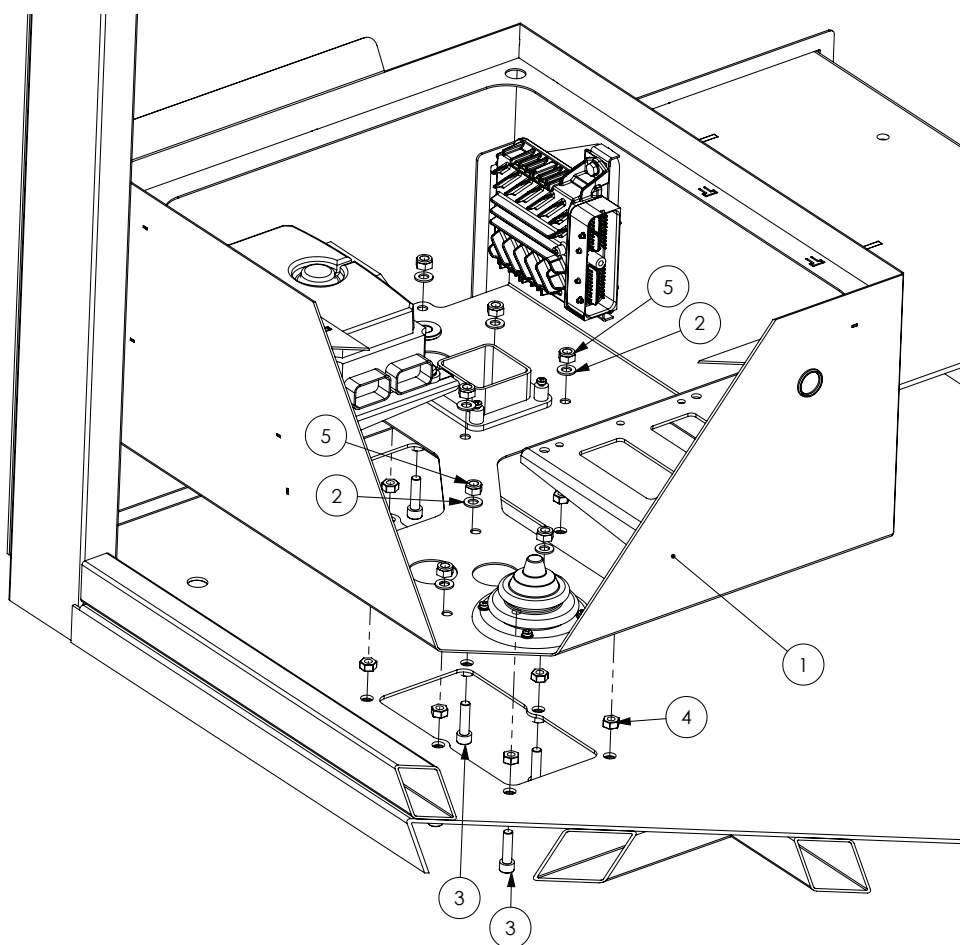
Chapter 22

CAB

Cab - Assembled

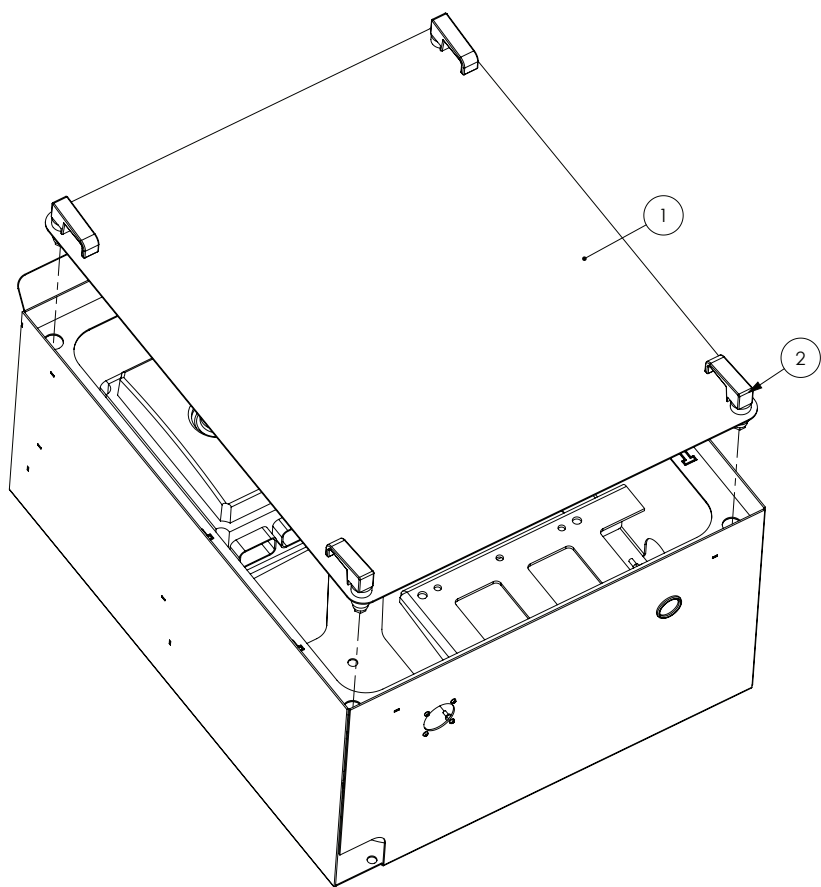


Cab - Fuse Box Mounting



ITEM NO.	PART NUMBER	DESCRIPTION	QTY.
1	GA4660305	Cabin Electrical Box, G3 G4	1
2	GA5003643	Washer 8mm Flat SS HD	12
3	GA5070765	SHCS M8 x 30	12
4	GA5011499	Nut M8 Hex ZP	12
5	GA5052590	Nut M8 Nyloc SS	12

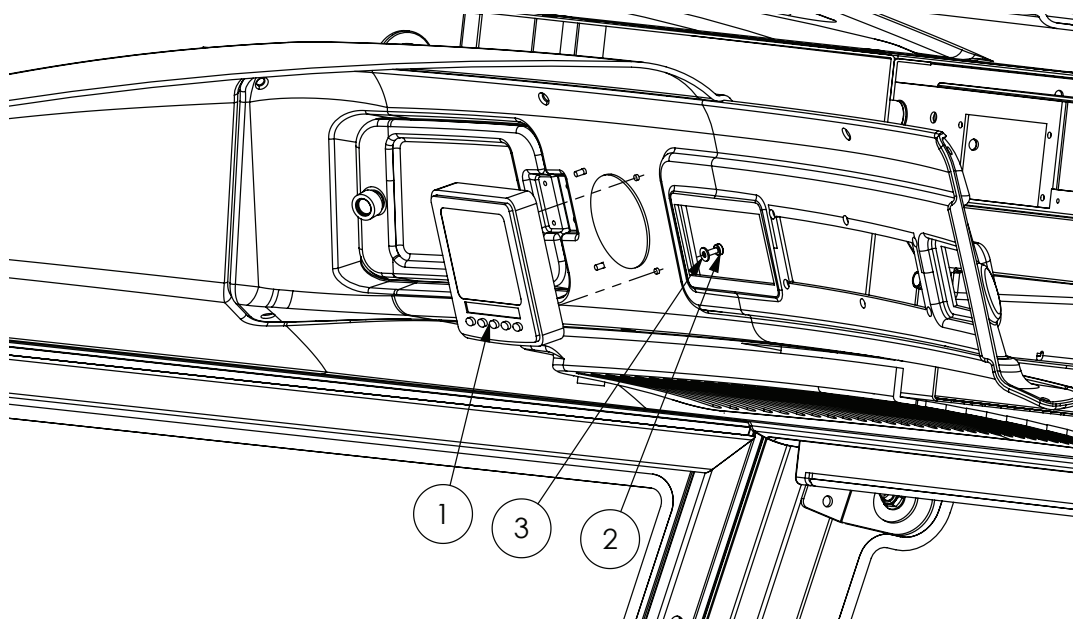
Cab - Fuse Box Lid



GA4913280 - Fuse Cover Assembly, G3 G4 Cabin

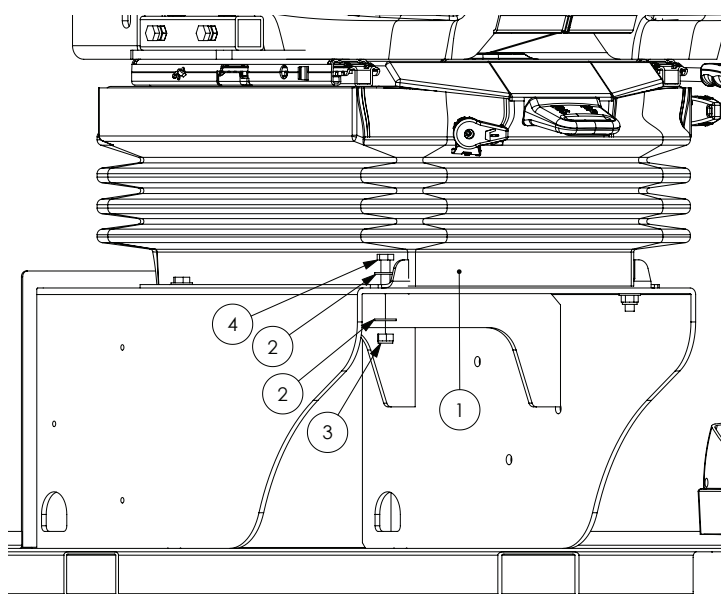
ITEM NO.	PART NUMBER	DESCRIPTION	QTY.
1	GA4507810	Cover Plate, Box Cabin Electrical, G3 G4 Series	1
2	GA5066600	Rawl action latch suit Advance pod door	4
-	GA5044995	Carpet, Charcoal, Marine Unbacked	

Cab - Engine Monitor



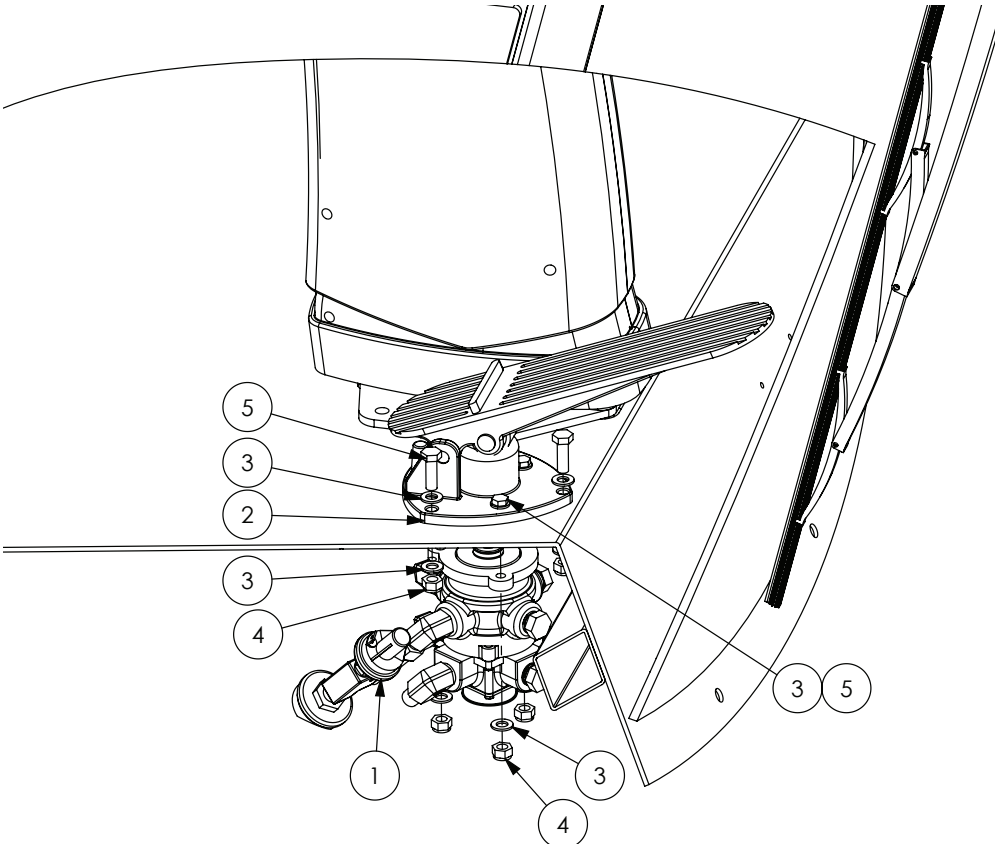
ITEM NO.	PART NUMBER	DESCRIPTION	QTY.
1	GA5066210	CANTRAK 2600 version 3 engine monitor	1
2	GA5011360	Pan Head Socket M4 x 10mm	4
3	GA5020510	Washer 4mm Heavy duty SS	4

Cab - Seat Mounting



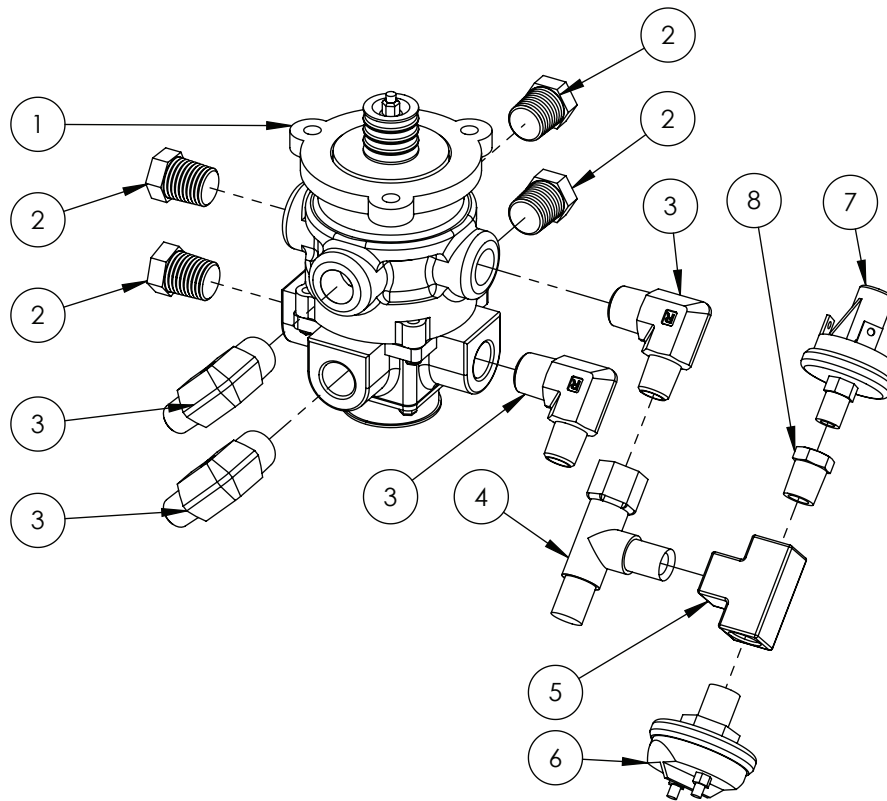
ITEM NO.	PART NUMBER	DESCRIPTION	QTY.
1	GA4913255	Seat Assembly, G3 G4 Cabin	1
2	GA5003643	Washer 8mm HD	8
3	GA5052590	Nut M8 Nyloc SS 316	4
4	GA5004711	Bolt M8 x 25	4

Cab - Brake Pedal



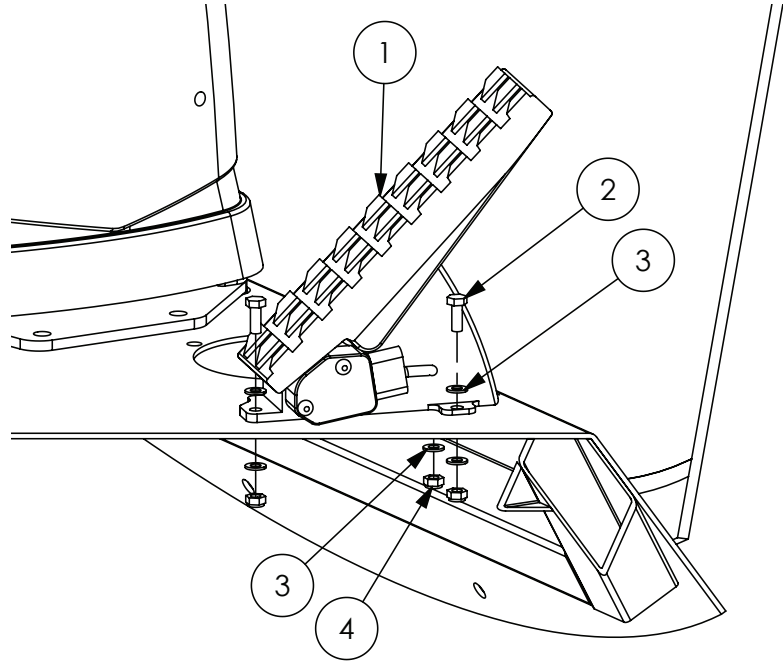
ITEM NO.	PART NUMBER	DESCRIPTION	QTY.
1	GA4906820	Brake Valve Assembly Front and Rear Gx	1
2	GA5016965	Brake Pedal	1
3	GA5003643	Washer 8mm Flat SS HD	12
4	GA5004917	Nut M8 Nyloc	6
5	GA5004711	Bolt M8 x 25	6

Brake Valve Assembly



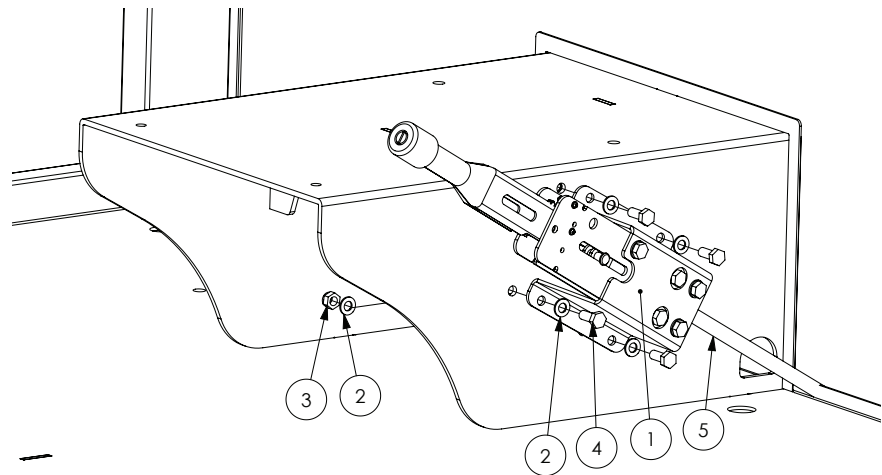
ITEM NO.	PART NUMBER	DESCRIPTION	QTY.
1	GA5005769	Basic foot valve, Dual circuit	1
2	GA5002575	3/8" Brass Plug	4
3	S49-0604	Hydraulic adaptor, Elbow, 90 degree, 3/8" BSPT male x 1/4" BSPT male	4
4	S167-040404	Hydraulic adaptor, Tee, 1/4" BSPT male x 1/4" BSPT male x 1/4" BSPP female	1
5	GA5048300	Tee, 1/4" female thread x 1/4" female thread x 1/4" female thread, Brass	1
6	GA5016081	Brake switch 13250	1
7	GA5071770	Pressure Switch, Normally Closed, 1/8" NPT, 4PSI Adjustable, Cruise Cancel, G Series	1
8	GA5049640	Reducing Bush, Brass 1/4" M x 1/8" F	1

Cab - Throttle Pedal



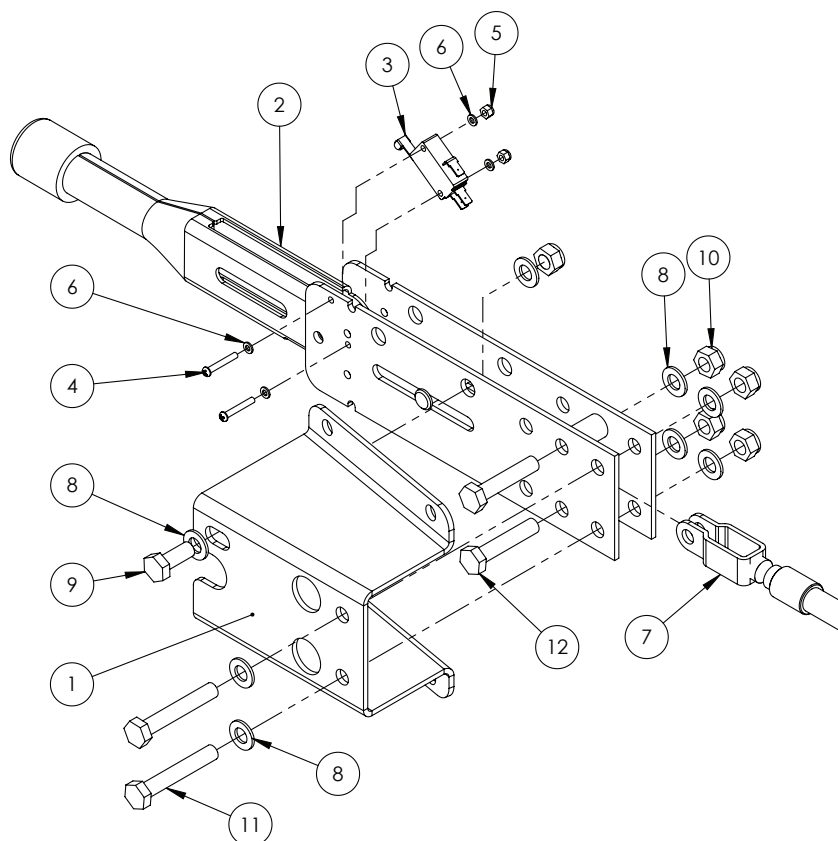
ITEM NO.	PART NUMBER	DESCRIPTION	QTY.
1	GA5065460	Throttle Pedal - Electronic	1
2	GA5004041	Bolt M6 x 16	3
3	GA5004437	Washer 6mm SS	6
4	GA5048115	Nut M6 nyloc	3

Cab - Park Brake



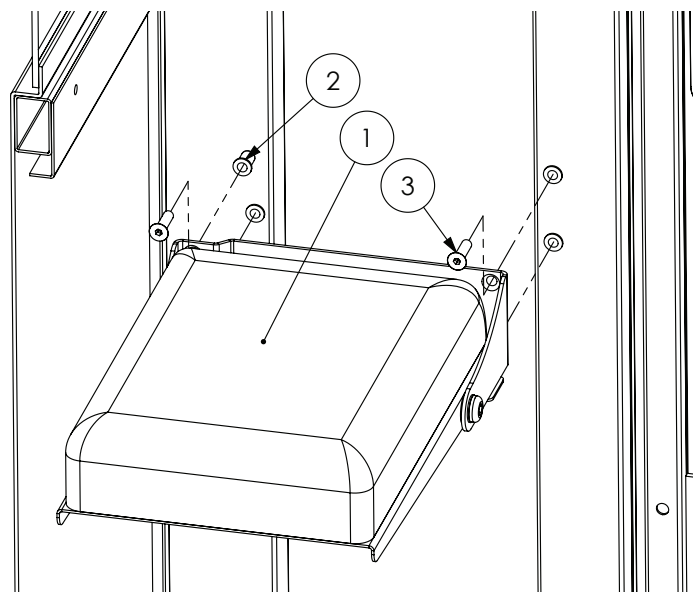
ITEM NO.	PART NUMBER	DESCRIPTION	QTY.
1	GA4913230	Park Brake Lever Assembly, G Series	1
2	GA5003643	Washer 8mm SS HD	8
3	GA5004917	Nut M8 Nyloc	4
4	GA5004085	Bolt M8 x 20	4
5	GA5070245	Park brake cable	1
-	GA4535345	Washer, 50 OD x 14.5 ID, SS	2

Park Brake Lever Assembly



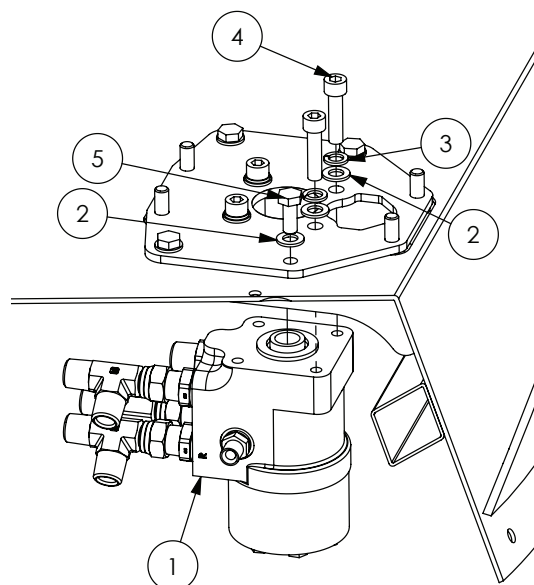
ITEM NO.	PART NUMBER	DESCRIPTION	QTY.
1	GA4524860	Mount Bracket Plate Handbrake Lever G3 G4	1
2	GA5010871	Park Brake Lever	1
3	GA3000028	Switch, Micro Single Pole Double Throw, 16A, 28mm Lever Roller	1
4	GA0500006	Pan Head, M3 x 20, ZP	2
5	GA5049465	Nut M3 Nyloc SS	2
6	GA5011351	Washer 3mm, Flat, SS	4
7	GA5070245	SP09 Handbrake cable assy	1
8	GA5003643	Washer 8mm Flat SS HD	8
9	GA5004085	Bolt M8 x 20	1
10	GA5052590	Nut M8 Nyloc SS	5
11	GA5004727	Bolt M8 x 50	2
12	GA5048655	Bolt M8 x 40	2

Cab - Training Seat



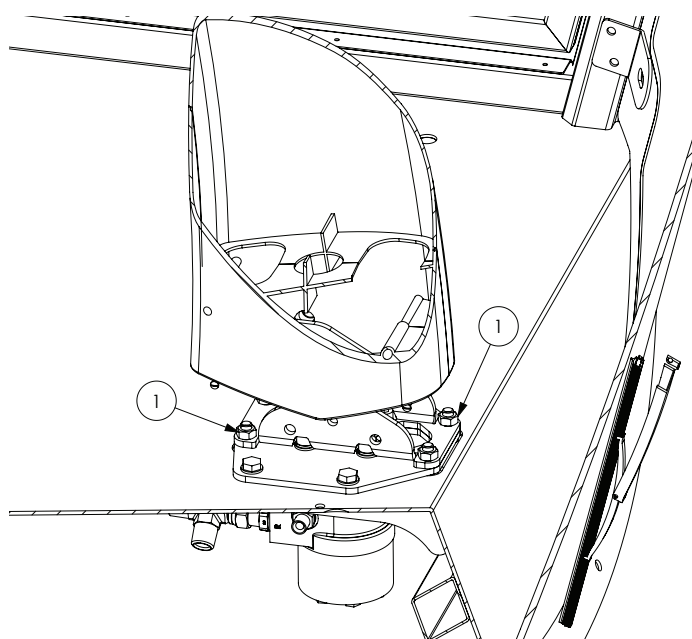
ITEM NO.	PART NUMBER	DESCRIPTION	QTY.
1	GA4913420	Training Seat, G3 G4 Cabin	1
2	GA0500013	Nutsert, M8, Large Flange, ZP	4
3	GA0500014	CSSH M8 x 20 ZP Gr12.9	4

Cab - Steering Orbital



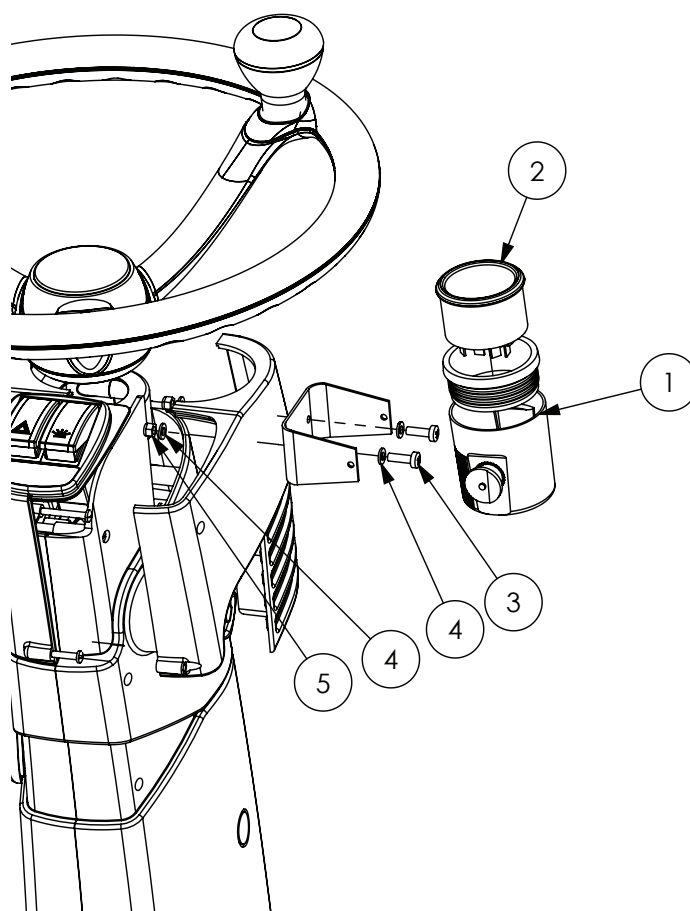
ITEM NO.	PART NUMBER	DESCRIPTION	QTY.
1	GA4913245	Steering Orbital Assembly, G Series	1
2	GA5000117	Washer 10mm Flat SS Heavy duty	8
3	GA5000137	Washer 10mm Spring SS	4
4	GA5006141	SHCS M10 x 40	4
5	GA5006161	Bolt M10 x 25 ZP GR8.8	4

Cab - Steering Column



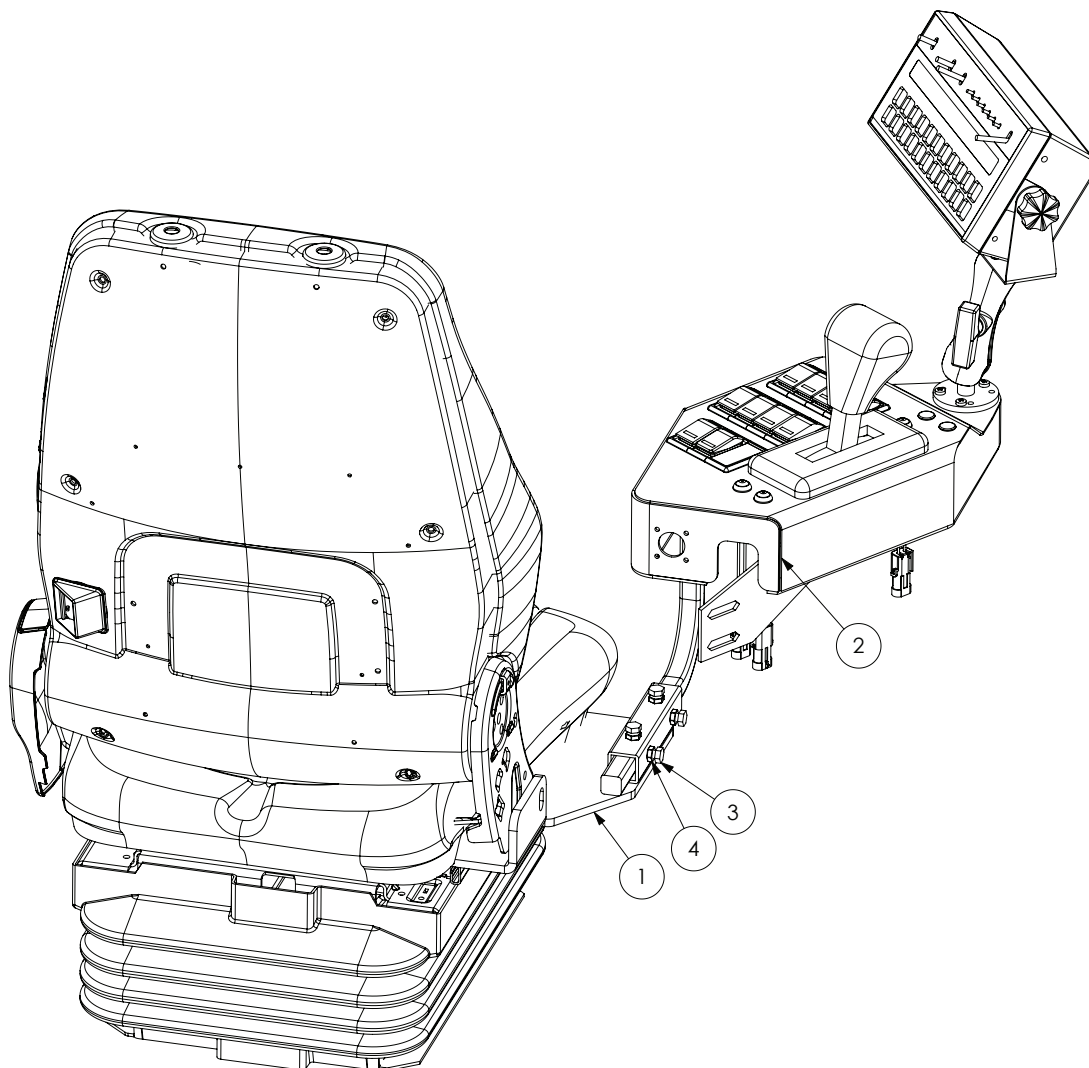
ITEM NO.	PART NUMBER	DESCRIPTION	QTY.
1	GA5012459	Nut M10 hex	4

Cab - Fuel Gauge



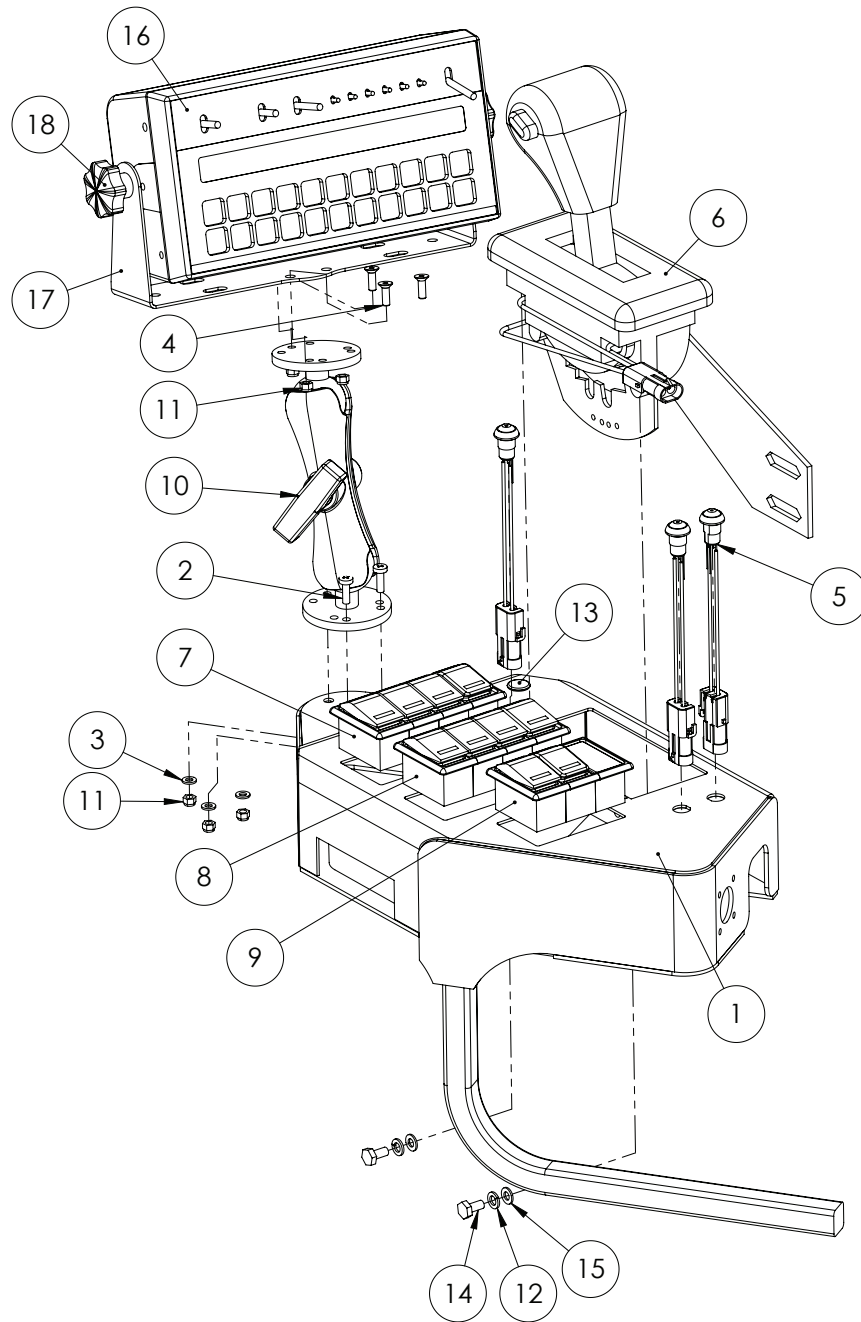
ITEM NO.	PART NUMBER	DESCRIPTION	QTY.
1	GA5071625	Gauge Cup, Black Plastic 52mm, VDO	1
2	GA5069037	Fuel gauge COBO suit SP 201 I	1
3	GA5003977	Pan Head Screw M5 x 16mm	2
4	GA5003983	Washer 5mm SS	4
5	GA5003975	Nut M5 Nyloc SS	2

Seat & Console



ITEM NO.	PART NUMBER	DESCRIPTION	QTY.
1	GA4660310	Seat Base, Console Mount, G3 G4 MY14	1
2	GA4905446	Console Assembly Raven, G3 G4	1
3	GA5004693	Bolt M8 x 16	4

Side Console - Raven



ITEM NO.	PART NUMBER	DESCRIPTION	QTY.
1	GA4658817	Side Dash, Raven, G3 G4	1
2	GA5003977	M5 x 16mm Pan head Screw	3
3	GA5003983	Washer 5mm SS	3
4	GA5051230	FHCS M5 x 16mm SS	3
5	GA4905455	Switch Assembly Button Switch	3
6	GA4905430	Gear Selector Assembly Suit Crop Cruiser"	1
7	-	Switch Panel Assembly I Raven	1

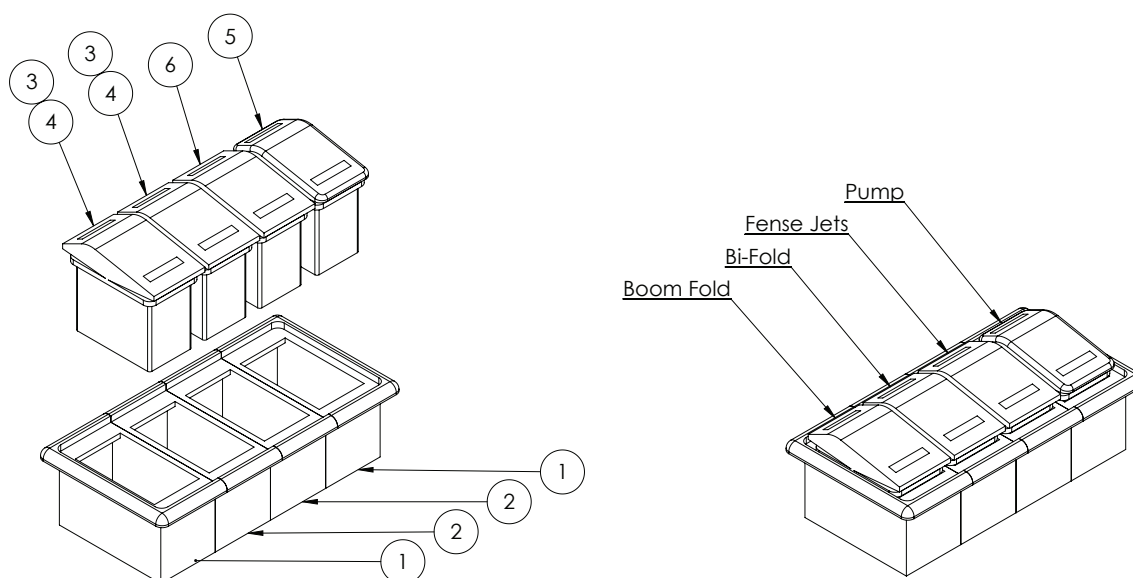
Continued over page

Side Console - Raven

ITEM NO.	PART NUMBER	DESCRIPTION	QTY.
8	-	Switch Panel Assembly 2 Raven	1
9	-	Switch Panel Assembly 3 Raven	1
10	GA5020825	Universal Standard Mount RAM IOI	1
11	GA5003974	Nut M5 Nyloc ZP	6
12	GA5004447	Washer 6mm Spring SS	2
13	GA5069805	Grommet, Rubber, 16mm Blind	2
14	GA5069755	Bolt 1/4" UNC x 1/2"	2
15	GA5004437	Washer 6mm Flat SS	2
16	0630171971	Raven SCS450 Console	1
17	GA4522936	440 and 450 controller mount bracket	1
18	GA5067080	Plastic Knob, M8 x 20mm Bolt	2

Note: Console shown with all options fitted

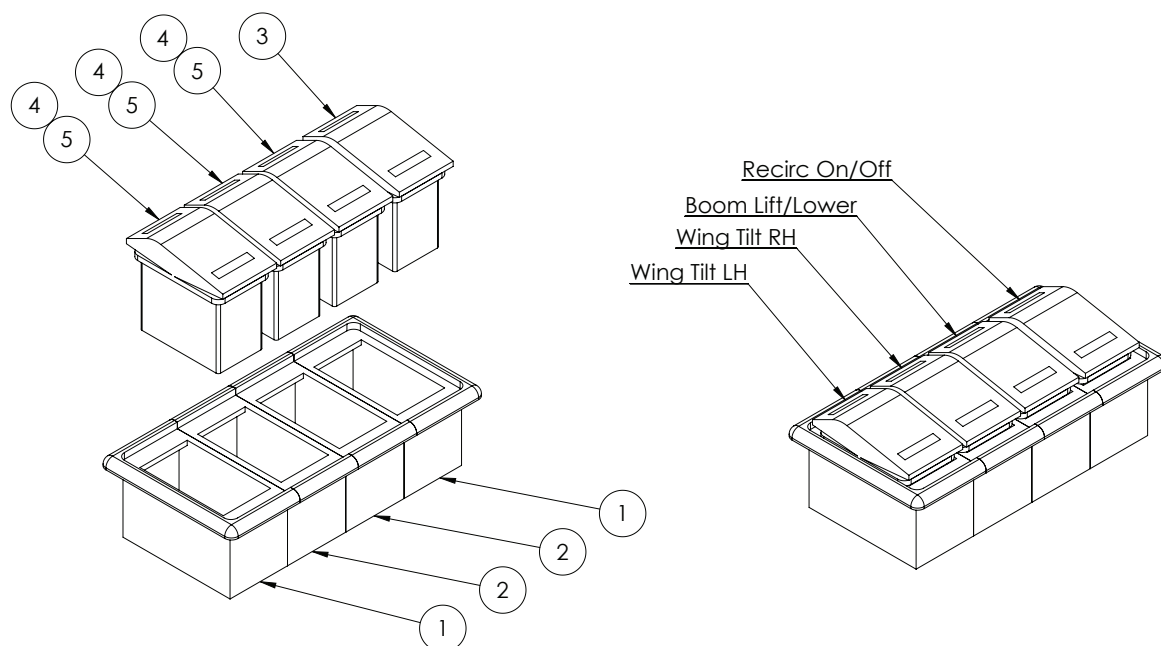
Switch Panel Assembly 1 - Raven



ITEM NO.	PART NUMBER	DESCRIPTION	QTY.
1	GA5006397	Switch Housing End	2
2	GA5006387	Switch Housing Centre	2
3	GA5060410	Switch, Rocker, Momentary, On / Off / On, 2 pole, No bulb or actuator	2
4	GA5060405	Actuator, Rocker switch, No lens	2
5	GA5012671	Switch, Rocker, On / off, Twin globe blue lens	1
6	GA5012673	Switch, Rocker, On / Off / On, Twin bulb back light, Blue lenses	1

Note: Switches fitted to machine may vary to what is shown above dependant on options fitted.

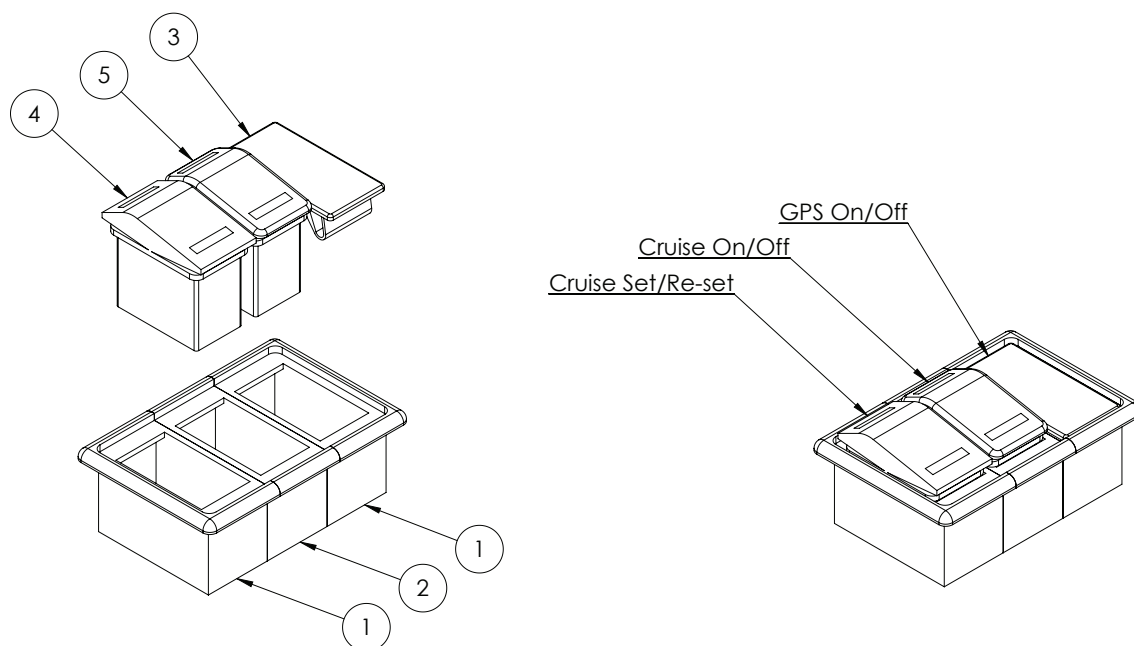
Switch Panel Assembly 2 - Raven



ITEM NO.	PART NUMBER	DESCRIPTION	QTY.
1	GA5006397	Switch Housing End	2
2	GA5006387	Switch Housing Centre	2
3	GA5016207	Switch, Rocker, Momentary, On / Off / On, Blue lens, 1 pole	1
4	GA5060410	Switch, Rocker, Momentary, On / Off / On, 2 pole, No bulb or actuator	3
5	GA5060405	Actuator, Rocker switch, No lens	3

Note: Switches fitted to machine may vary to what is shown above dependant on options fitted.

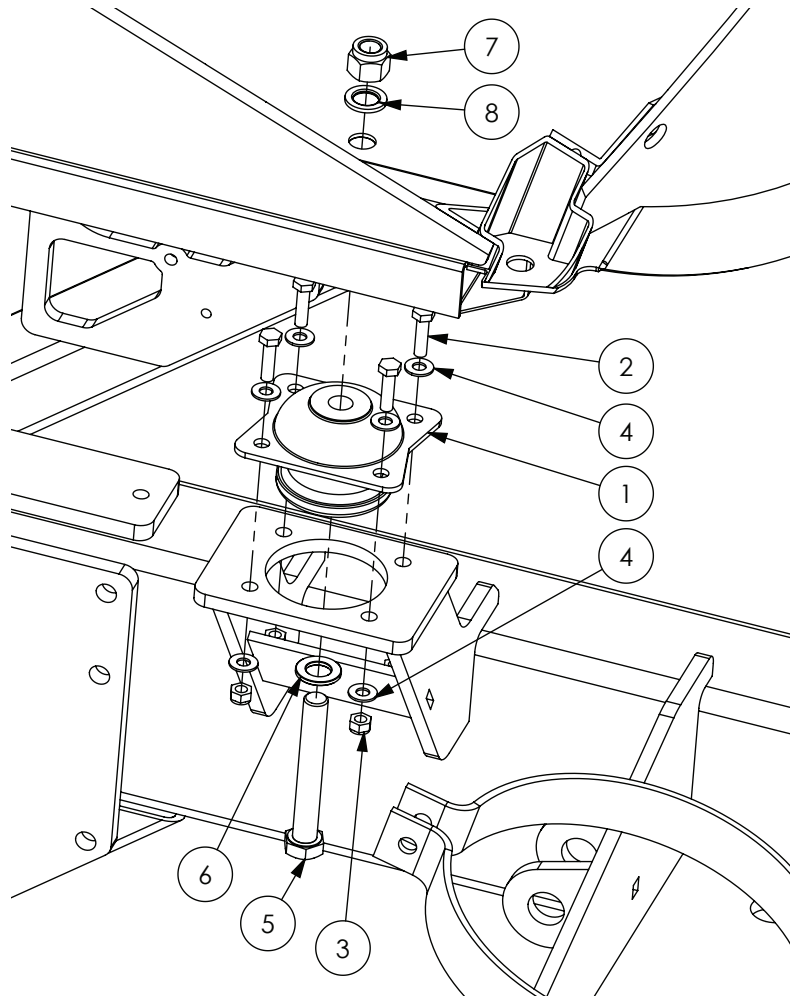
Switch Panel Assembly 3 - Raven



ITEM NO.	PART NUMBER	DESCRIPTION	QTY.
1	GA5006397	Switch Housing End	2
2	GA5006387	Switch Housing Centre	1
3	GA5006421	Carling Switch Blank Hole Panel Plug (black)	1
4	GA5016207	Switch, Rocker, Momentary, On / Off / On, Blue lens, 1 pole	1
5	GA5060418	Switch Rocker On/Off No Bulb	1

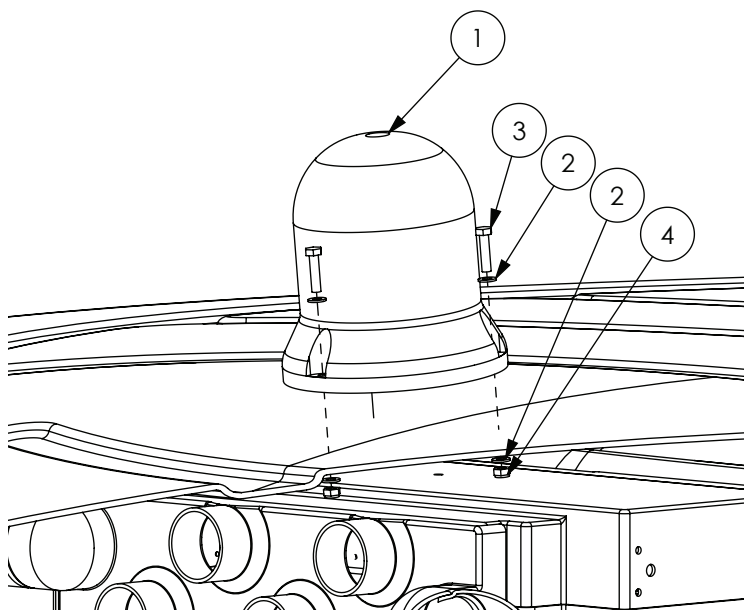
Note: Switches fitted to machine may vary to what is shown above dependant on options fitted.

Cabin Isolators



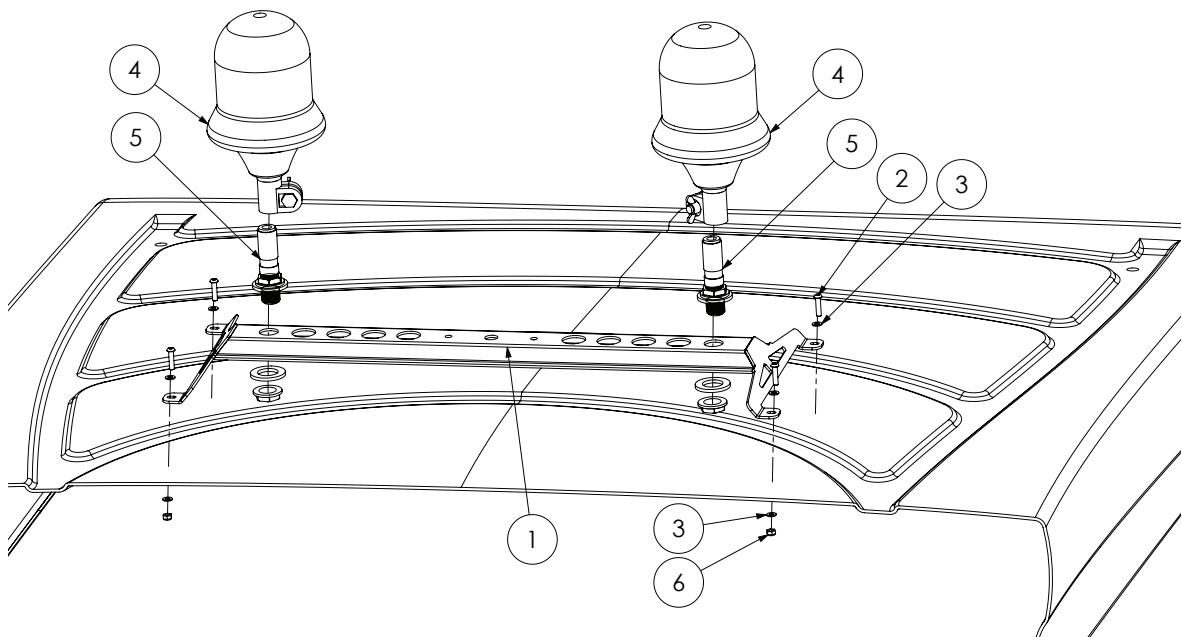
ITEM NO.	PART NUMBER	DESCRIPTION	QTY.
1	GA5071615	Isolator, Euro Cabin, G3 G4 Series	4
2	GA5011475	Bolt M8 x 30	16
3	GA5004917	Nut M8 Nyloc	16
4	GA5003643	Washer 8mm Flat HD	32
5	-	Bolt M16 x 110 (supplied in isolator kit)	4
6	-	Washer 16mm Flat (supplied in isolator kit)	4
7	-	Nut M16 Nyloc (supplied in isolator kit)	4
8	-	Washer 16mm Spring (supplied in isolator kit)	4

Rotating Beacon



ITEM NO.	PART NUMBER	DESCRIPTION	QTY.
1	GA3000059	Light, Rotating Beacon, G3 G4 Cabin	1
2	GA5004437	Washer 6mm Flat SS	6
3	GA5004073	Bolt M6 x 25	3
4	GA5048115	Nut M6 Nyloc SS	3

Roof Mount AutoSteer



ITEM NO.	PART NUMBER	DESCRIPTION	QTY.
1	GA4660140	Receiver Mount Universal John Deere	1
2	GA5004067	BHCS M6 x 25	4
3	GA5004437	Washer 6mm SS	8
4	GA5048975	Orange Beacon Light	2
5	GA5020411	Beacon mount screw on	2
6	GA5048115	Nut M6 Nyloc SS	4

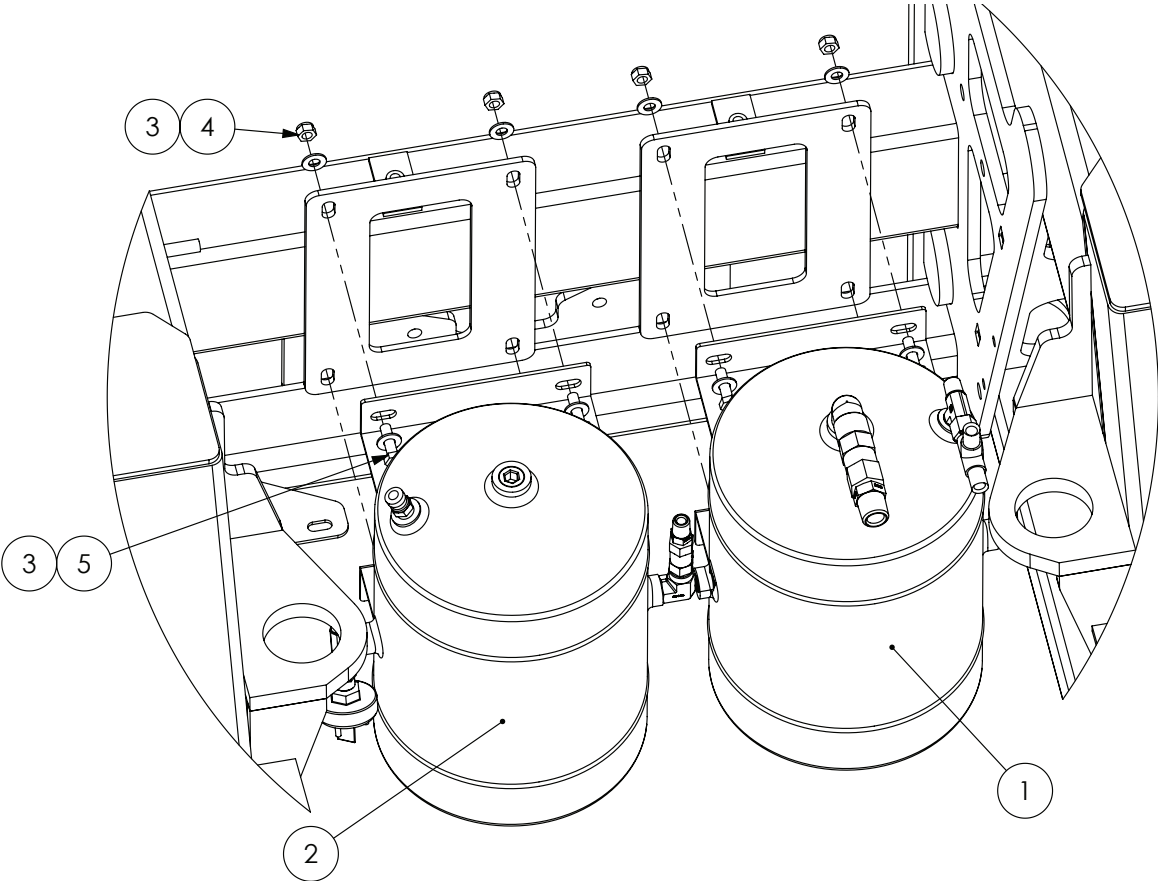
EuroCab Spare Parts

ITEM NO.	PART NUMBER	DESCRIPTION	QTY.
1	GA5075305	Windscreen replacement cment suit Euro Cab 102.01	
2	GA5075310	Carbon filter replacement suit Euro Cab 102.01	
3	GA5075315	Work Light, oval, 55w, Black suit Euro cab	
4	GA5075320	AC fan module controller, Horizon basic, suit Euro cab	
5	GA5075325	Gas strut, black, open length 365mm, 150N, suit Euro cab	
6	GA5075330	Wiper motor 12v suit euro cab	
7	GA5075335	Wiper motor assembly suit euro cab	
8	GA5075340	Wiper arm suit euro cab	
9	GA5075345	Wiper blade suit euro cab 1200mm long	
10	GA5075350	Door handle suit euro cabin	
11	GA5075355	Door lock suit euro cabin	
12	GA5075360	Door frame painted suit euro cab	
13	GA5075365	Door sealing profile 6m suit euro cab	
14	GA5075370	Glass panel, door, suit Euro cab	
15	GA5075375	Glass panel, rear left, suit Euro cab	
16	GA5075380	Glass panel, rear, suit Euro cab	
17	GA5075385	Glass panel, right upper, suit Euro cab	
18	GA5075390	Glass panel, right lower, suit Euro cab	

Chapter 23

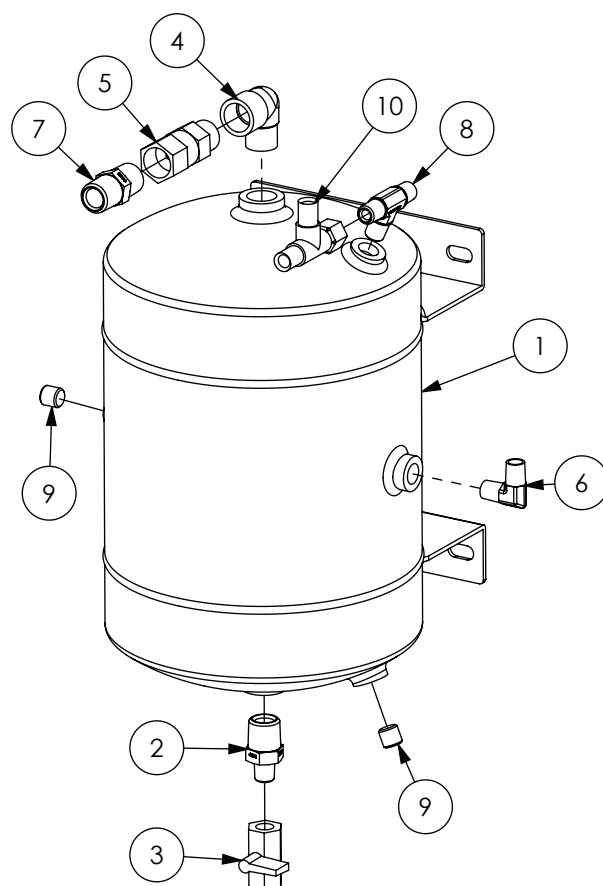
BRAKES

Pneumatic Storage Tanks



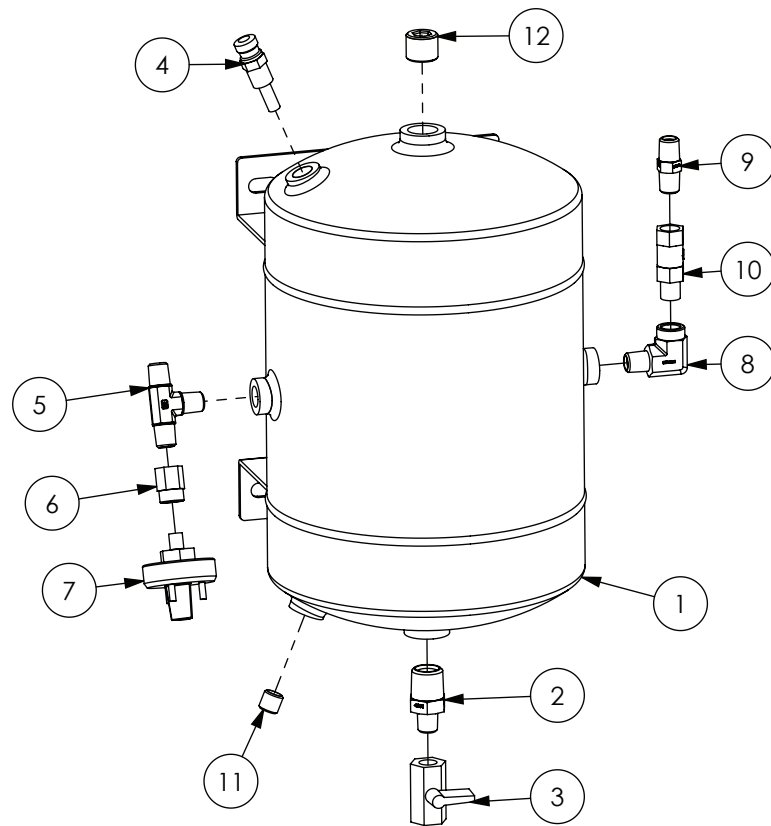
ITEM NO.	PART NUMBER	DESCRIPTION	QTY.
1	GA4906545	Air Tank 1 Assembly, G3 G4 Series	1
2	GA4906550	Air Tank 2 Assembly, G3 G4 Series	1
3	GA5003643	Washer 8mm Flat HD	16
4	GA5004917	Nut M8 Nyloc	8
5	GA5011475	Bolt M8 x 30	8

Pneumatic Tank I



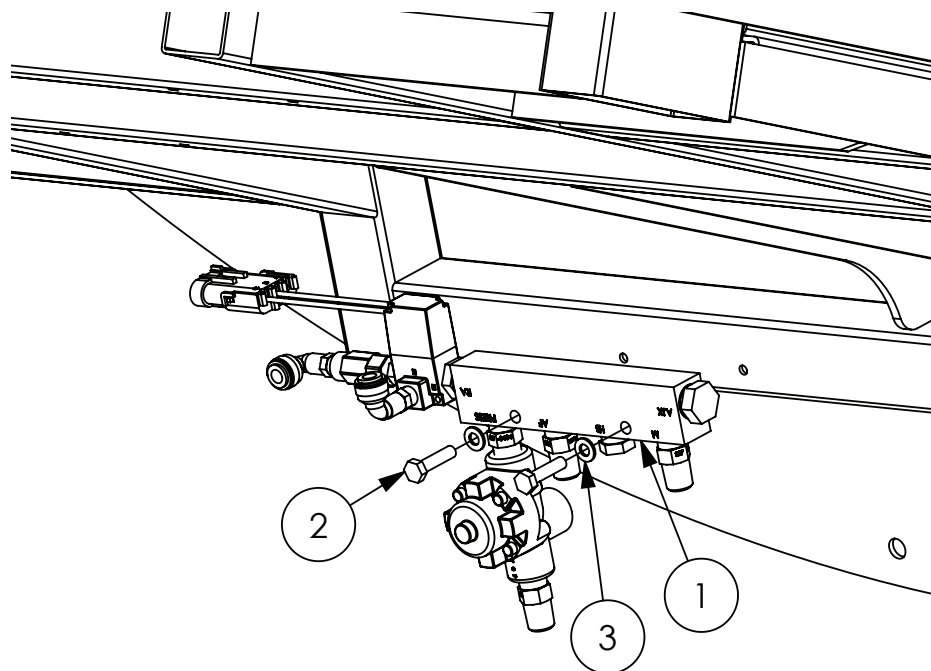
ITEM NO.	PART NUMBER	DESCRIPTION	QTY.
1	GA5070310	Air tank, Protex AT5	1
2	S27-0804	Hydraulic adaptor, Nipple, 1/2" BSP x 1/4" BSP	1
3	GA5018321	1/4" Ball valve SS FF	1
4	GA5048150	1/2" BSPT - 1/2" BSPT male 90 degree elbow	1
5	GA5014795	SC3 single check valve 1/2" M/F	1
6	S49-0404	1/4" 90 Degree Elbow	1
7	S27-0808	Hydraulic adapter, Nipple, 1/2" BSP male x 1/2" BSP male	1
8	S50-040404	Hydraulic adapter, Tee, 1/4" female x 1/4" female x 1/4" female	1
9	GA5070300	Plug 1/4" Flush Fit	2
10	S167-040404	Tee 1/4" BSPT M x M F	1

Pneumatic Tank 2



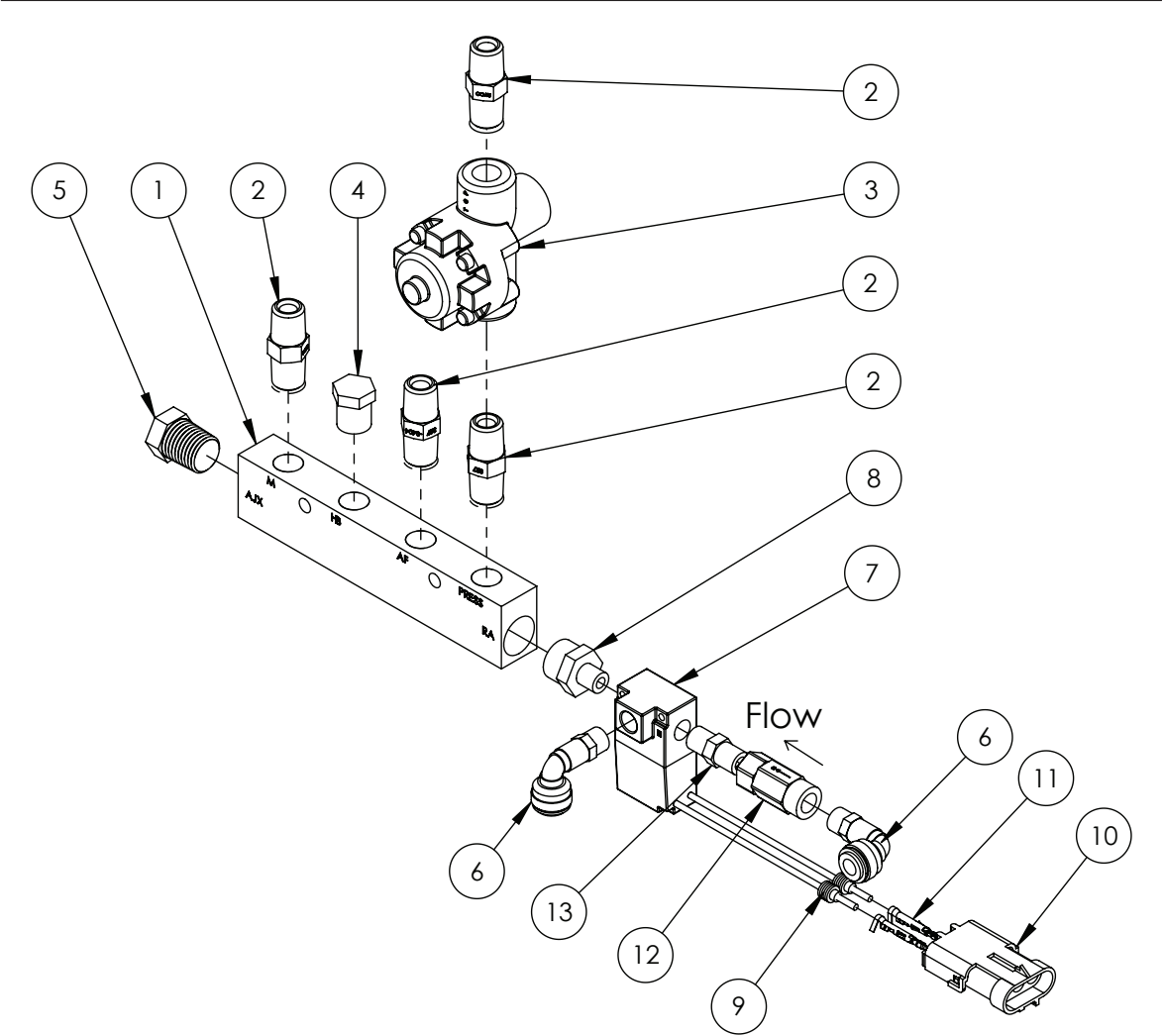
ITEM NO.	PART NUMBER	DESCRIPTION	QTY.
1	GA5070310	Air tank, Protex AT5	1
2	S27-0804	Hydraulic adaptor, Nipple, 1/2" BSP x 1/4" BSP	1
3	GA5018321	1/4" Ball valve SS FF	1
4	GA5017369	Pressure Relief Valve	1
5	S50-040404	Hydraulic adapter, Tee, 1/4" female x 1/4" female x 1/4" female	1
6	GA5069925	1/4" - 1/8" Female Reducing Socket	1
7	GA5011059	Low Pressure Switch	1
8	S25-0404	Elbow 90 degree 1/4" M x 1/4" F	1
9	S27-0404	Hydraulic adaptor, Nipple, 1/4" BSP x 1/4" BSP	1
10	GA5014796	SC3 single check valve 1/4" M/F	1
11	GA5070300	Plug 1/4" Flush Fit	1
12	GA5070305	Plug 1/2" Flush Fit	1

Pneumatic Manifold Mounting



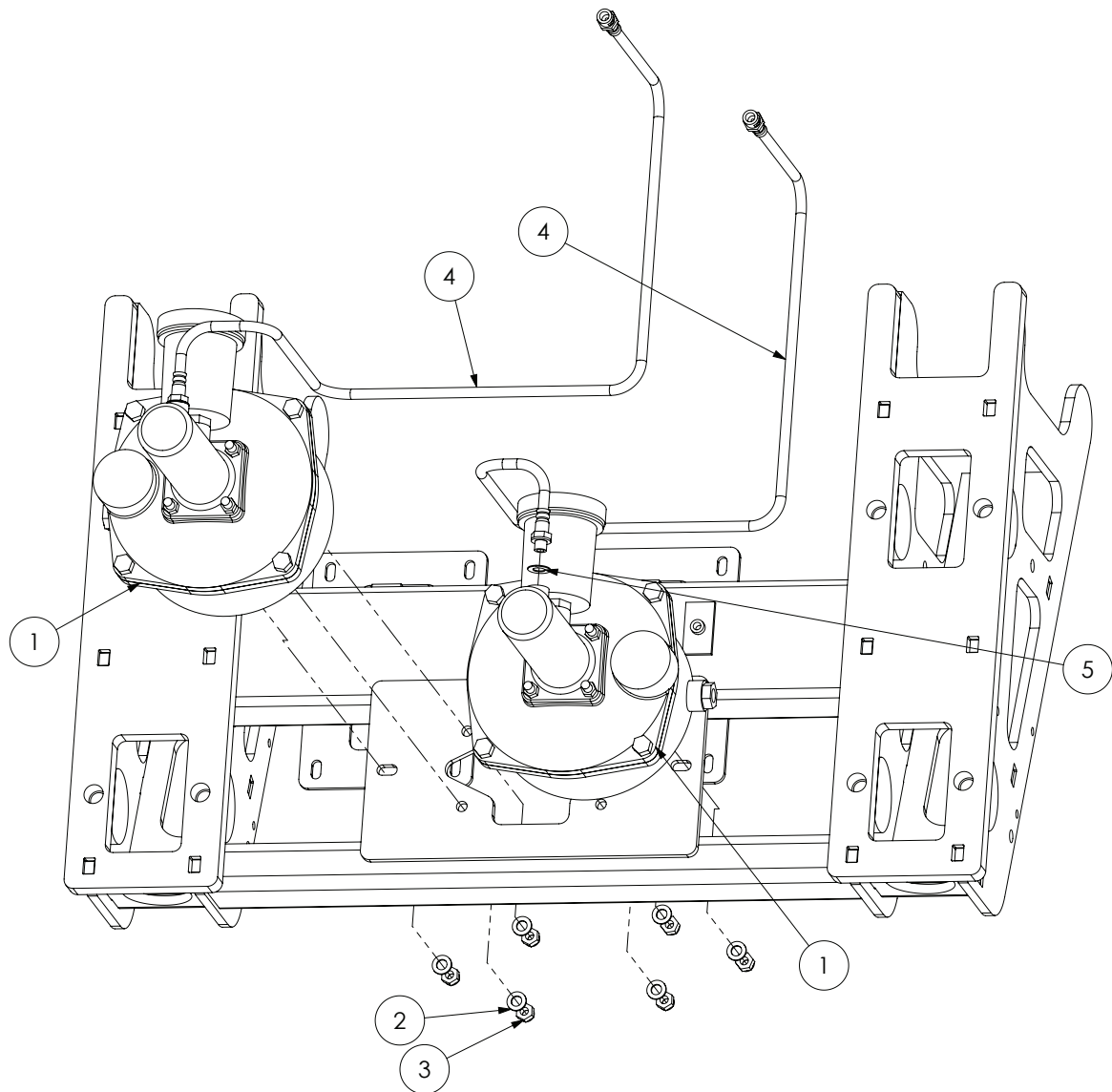
ITEM NO.	PART NUMBER	DESCRIPTION	QTY.
1	GA4906540	Pneumatic Manifold Assembly MY14	1
2	GA5004073	Bolt M6 x 25	2
3	GA5004437	Washer 6mm Flat SS	2

Pneumatic Manifold



ITEM NO.	PART NUMBER	DESCRIPTION	QTY.
1	GA5069195	Manifold Pnuematic - 3/8" - 1/4" - 2 in - 4 out	1
2	S27-0404	Hydraulic adaptor, Nipple, 1/4" BSP x 1/4" BSP	4
3	GA5013433	Pressure Protection Valve	1
4	GA5069335	Plug 1/4" BSPT Brass	1
5	GA5002575	3/8" Brass Plug	1
6	GA5045145	Elbow 6mm brass male x 1/8" plastic	2
7	GA5071235	Pneumatic Solenoid Valve MAC 35 Series 1/8" Ports with Flyleads	1
8	GA5020690	Nipple reducing Brass 1/8" x 3/8"	1
9	GA5014857	Seal for weather pack connectors (green)	2
10	GA5048550	Female 3 Pin Connector	1
11	GA5016617	Male pin suit weatherpac plug	2
12	GA5071190	Check Valve 1/8" female with 1.5mm Orifice	1
13	GA5066935	1/8" x 1/8" Brass Nipple	1

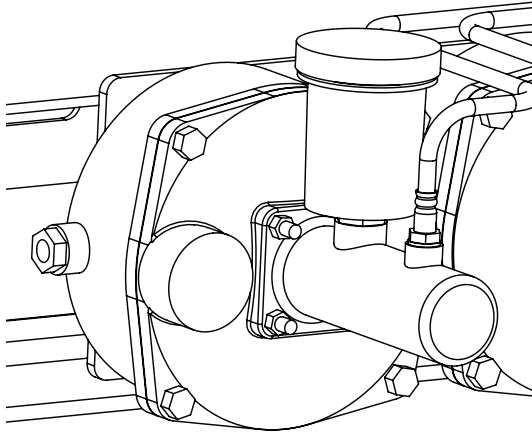
Brake Boosters



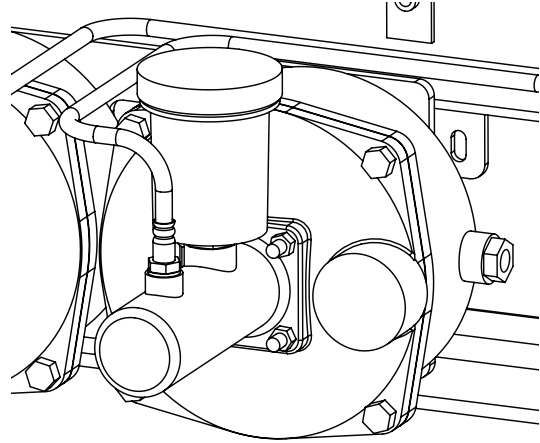
ITEM NO.	PART NUMBER	DESCRIPTION	QTY.
1	GA5070890	Brake Booster Catai	2
2	GA5000117	Washer 10mm Flat SS Heavy duty	6
3	GA5000141	Nut M10 Nyloc	6
4	GA5055630	Brake Hose, Booster To Chassis, G Series	2
5	GA5007475	Copper Washer 1/2" x 7/8"	2

Brake Booster Orientation

Left hand side Brake Booster
Front Brakes

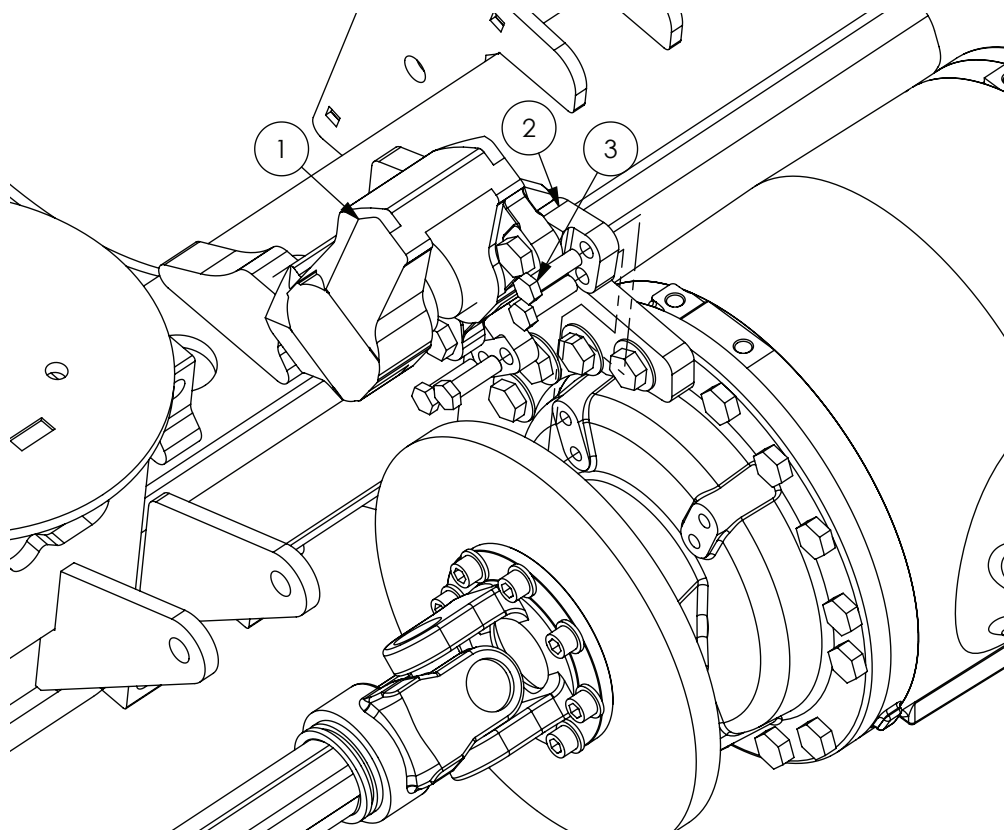


Right hand side Brake Booster
Rear Brakes



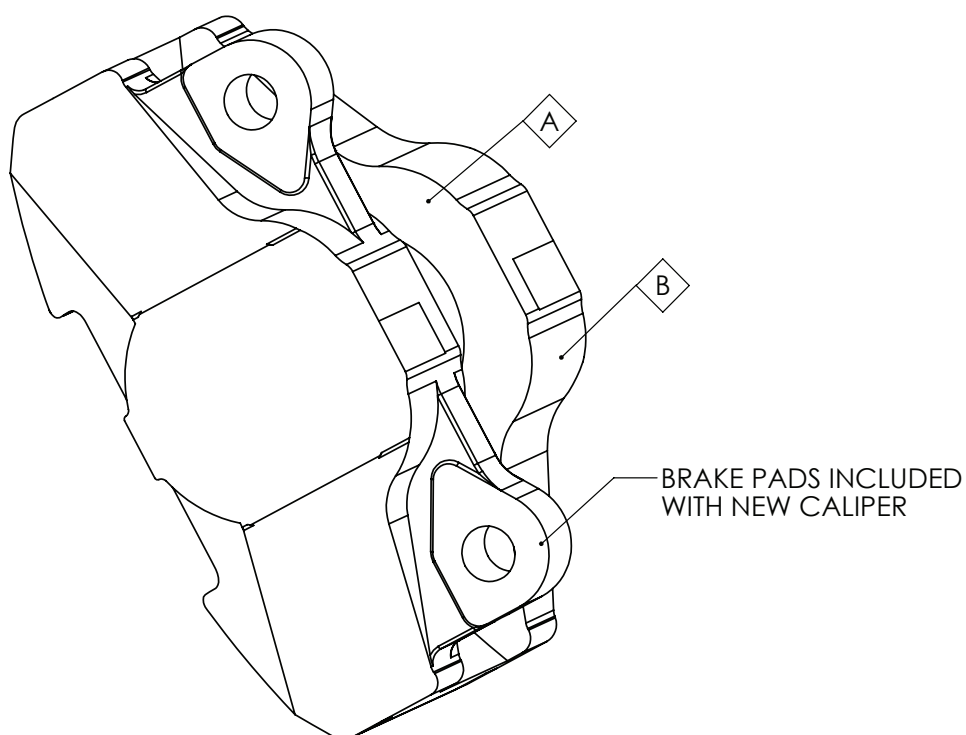
The 4 M8 nuts or the 4 M8 bolts need to be removed and the Master Cylinder to be rotated to suit the Left or Right orientation.

Brakes - Rear



ITEM NO.	PART NUMBER	DESCRIPTION
1	-	Brake Caliper
2	-	Spacer block
3	-	Bolt M12
	GA5017013	Tube Nut 1/4" x 12 x 1mm Pitch
	GA5006565	Bundy Tube Brake Lines 1/4"

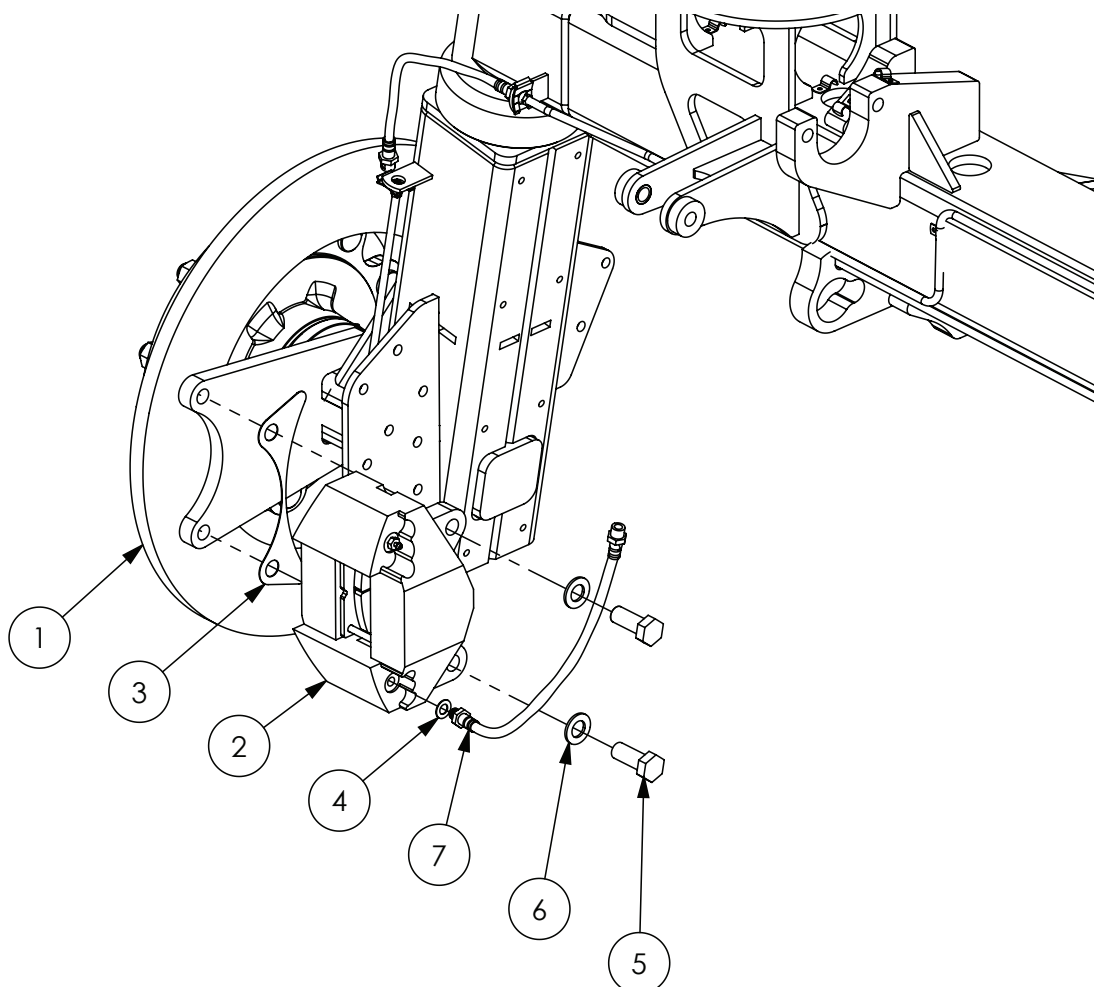
Brake - Rear Caliper



JCB part numbers used


ITEM NO.	PART NUMBER	DESCRIPTION
-	GA2700034	Brake Caliper, Rear Diff, G3 G4, JCB
A	GA5055880	Brake pad kit, 2 pads only, Rear, Adjustable axle, suits Dromos and JCB Brake caliper G3 G4
B	GA2700036	Seal Kit, JCB Brake Caliper, G3 G4, Repairs Two Calipers

Brakes - Front



ITEM NO.	PART NUMBER	DESCRIPTION	QTY.
1	GA5070065	Disc Rotor to suit Crop Cruiser	2
2	GA5016069	Stilfreni brake caliper	2
3	JCB-Caliper-shim	JCB caliper shim plate	2
4	GA5007475	Copper Washer 1/2" x 7/8"	2
5	GA5001515	Bolt M20 x 1.5P x 50 HT	4
6	GA5001741	Washer 20mm Flat SS HD	4
7	GA5011093	Lower brake Hose to suit stilfreni caliper 470mm	2

BRAKE SPARE PARTS	
PART No.	DESCRIPTION
GA5006305	Brake pad set (for 1 caliper)
GA5051430	Pin kit t/s Stilfreni caliper (1 set)
GA5051435	Piston kit t/s Stilfreni caliper (1 set)



GOLDACRES
Australia's World Class Sprayers

www.goldacres.com.au