

GOLDACRES

Australia's World Class Sprayers



Prairie Evolution MY14 Parts Manual

For further information about any of the products shown please visit - www.goldacres.com.au.

© Goldacres Trading 2015

This publication and all designs are copyright.

No part, products or designs may be reproduced by any process except in accordance with the Copyright act 1968.

All information in this operator's manual is based on the latest product information available at the time of printing. The policy of Goldacres is one of continuous improvement and as such, Goldacres reserve the right to alter any specifications and designs without notice and without incurring any obligation regarding such changes.

No part of this manual may be reproduced without written permission from Goldacres. All photographs and technical information remain the property of Goldacres.

Goldacres Trading Pty Ltd
3 Morang Crescent
Mitchell Park Vic 3355

Ph: 03 5342 6399

Fax: 03 5342 6308

Revision number: 00
12/06/2015

Part #: GA8700266

GOLDACRES - RESELLER TERMS AND CONDITIONS OF SALE

Goldacres Goods are only available for purchase upon the terms and conditions set out below.

Interpretation

- In terms and conditions:
- "Goldacres" means Goldacres Trading Pty. Ltd. A.C.N. 061 306 732 trading as Goldacres Agricultural Equipment (its successors and assigns) which is the seller of the Goods;
- "Purchaser" means the purchaser of the Goods;
- "Goods" means the products and, if any, the services sold or provided by Goldacres to the Purchaser;
- "GST Act" and "GST" are given the meanings referred to in a New Tax System (Goods and Services Tax) Act 1999.
- "PPSA" means the Personal Property Securities Act 2009 (Cth) (as amended);
- Nothing in these terms and conditions shall be read or applied so as to exclude, restrict or modify or have the effect of excluding, restricting or modifying, any condition, warranty, guarantee, right or remedy implied by law (including the Competition and Consumer Act 2010) and which by law cannot be excluded, restricted or modified.

General

- (1) The Goods and all other products or services provided by Goldacres are provided subject to these terms and conditions. These terms and conditions and any terms and conditions incorporated herein by virtue of clause 3 hereto shall prevail over all other terms and conditions of the Purchaser or otherwise to the extent of any inconsistency.
- These terms and conditions may not be modified or amended without the expressed written consent of Goldacres endorsed by the Managing Director of Goldacres Trading P/L.

Additional Terms and Conditions

- From time to time Goldacres may provide additional or extended warranties in respect of certain goods and/or services. Where such additional or extended warranties are provided to a Purchaser in writing they will be incorporated into these terms and conditions provided that in the event of any inconsistency between these terms and conditions and the terms of any additional or extended warranty, the provisions of the additional or extended warranty shall prevail.

Goldacres quotations.

- Unless previously withdrawn, Goldacres quotations are open for acceptance within the period stated therein or, when no period is stated, with 14 days only of the quotation date. Goldacres reserves the right to refuse any order based on any quotation within 7 days of receipt of the order.

Packing

- The cost of any special packing and packing materials used in relation to the Goods shall be at the Purchaser's expense notwithstanding that such cost may have been omitted from any quotation.

Shortage

- The Purchaser waives any claim for shortage of any Goods delivered if a claim in respect thereof has not been lodged with Goldacres within (7) seven days from the date of receipt of the Goods by the Purchaser.

Specifications, etc. Catalogues, etc. Quantities

- All specifications, (including but not limited to: drawings, particulars of weights, volumes, capacities, dimensions, load factors) are approximate only and any deviation shall not be taken to vitiate any contract with Goldacres or form any claim against Goldacres. The descriptions, illustrations, and performances contained in catalogues, price lists and other advertising matter do not form part of the contract of sale of the Goods. Where specifications, drawings or other particulars are supplied by the Purchaser, Goldacres' price is made on estimates of quantities required. Should there be any adjustments in quantities above or below the quantities estimated by Goldacres and set out in a quotation, then any such increase or decrease shall be adjusted on a unit rate basis according to unit prices set out in the quotation.

Performance, Capacities, Chemicals, Liquids, Application Methods, Environmental Effects

- Any performance, volumes, and/or capacity figures given by Goldacres are estimates only. Goldacres shall be under no liability for damages for failure to obtain such figures unless specifically guaranteed in writing and any such written guarantee shall be subject to the recognised tolerances applicable to such figures. The suitability of chemicals and other liquids for any application and the application methods and the environmental effects shall be the sole decision and responsibility of the Purchaser and the user of the Goods. Goldacres gives no warranty as to the suitability of any chemicals or other liquids for any application, nor the application methods nor the environmental effects, which may result from the use of the Goods. Goldacres shall be under no liability for damages arising out of the use of any chemicals, liquids, or mixtures in the Goods nor for any application, nor for the application methods nor for the environmental effects, which may result from the use of the Goods.

Delivery/Service Times

- The delivery times and service times made known to the Purchaser are estimates only and Goldacres shall not be liable for late delivery, non-delivery or delay and under no circumstances shall Goldacres be liable for any loss, damage or delay occasioned by the Purchaser or its customers arising from the late or non-delivery or late installation of the Goods.

Loss or damage in transit

- Goldacres is not responsible for any loss or damage to Goods in transit. Goldacres shall render the Purchaser such assistance as may be necessary to press claims on carriers provided that the Purchaser shall have notified Goldacres and the carriers immediately the loss or damage is discovered on receipt of Goods and shall lodge a claim on the carrier within three days of the date of receipt of the Goods. Insurance of Goods in transit is the responsibility of the Purchaser.

Limit of Liability

- (1) Goldacres liability for Goods manufactured by it is limited to:
 - where the law imposes consumer guarantees in these terms and conditions pursuant to Part 3.2 Division 1 of Schedule 2 to the Competition and Consumer Act 2010 (Cth) ("consumer guarantees") which cannot be excluded and Goldacres breaches a consumer guarantee, the loss and damage the Purchaser is entitled to at law which cannot be excluded by these terms and conditions; and in all other cases
 - making good any defects by repairing the same or at Goldacres option by replacement within a period not exceeding either 1000 hours or twelve calendar months, whichever comes first, after the Goods have been dispatched provided that:
 - the defects have arisen solely from faulty material or workmanship;
 - the Goods have not received maltreatment inattention or interference;
 - accessories of any kind used by the Purchaser are manufactured or approved by Goldacres;
 - where applicable, the seals on the Goods remain unbroken;
 - there has been no improper adjustment, calibration or operation;
 - the use of accessories including consumables, hardware or software (not manufactured by Goldacres) has been approved in writing by Goldacres;
 - no contamination or leakage has been caused or induced;
 - any modification to the Goods have been authorised in writing by Goldacres;
 - there has been no inadequate or incorrect use, storage, handling or application of the Goods;
 - there has been no use or operation of the Goods outside of the physical, electrical or environmental specifications of the Goods;
 - there has been no inadequate or incorrect site preparations;
 - there has been no inadequate or improper maintenance of the Goods;
 - it has not been caused by fair wear and tear; and
 - firstly the Goods have been thoroughly inspected and any damage (from whatever cause) to the Goods (and in particular – the structure, welding, seams, bolts, booms) has been repaired prior to the Goods being operated, used driven or moved and on each occasion the tanks are filled; and
 - there has been no failure to comply with the requirements of all present or future laws or regulations relating to the Goods and/or the use and/or the operation of the Goods; and
 - there has been no failure to maintain a record of hours of operation (which record shall contain full details of all inspections, repairs and maintenance) and produce same to Goldacres at the time of the claim;
 - the defective Goods or any damaged part of the Goods are promptly returned free of cost to Goldacres or a representative of Goldacres; (xviii) all warranty related repairs have been carried out with the prior authorisation of Goldacres;
 - If Goods or any part thereof are not manufactured by Goldacres in particular engines, engine accessories, transmissions, transfer cases, differentials, tyres, tubes, batteries, radios and UHFs, the guarantee of the manufacturer thereof shall be accepted by the Purchaser and is the only guarantee given to the Purchaser in respect of the Goods or that part provided always that this clause does not seek to exclude the consumer guarantees;
- In the case of hydraulic systems, Goldacres shall replace defective parts in accordance with clause 11(1) of these conditions, provided that the failure of the part was not related to contamination within the system, Goldacres shall not be liable for labour in the case of repairing hydraulic system defects;
- Goldacres will not accept liability for damage attributed to fair wear and tear including but not limited to fair wear and tear to nozzles, chains, belts, filters, brake pads, polyethylene bushes and liquid pump valves, valve O-rings, diaphragms and seals;
- Goldacres shall not be liable for and the Purchaser releases Goldacres from any claims in respect of faulty or defective design of any Goods supplied unless such a design has been wholly prepared by Goldacres and the responsibility for any claim has been specifically accepted by Goldacres in writing and in any event Goldacres liability hereunder shall be strictly limited to the replacement of defective parts in accordance with paragraph 11(1) of these conditions provided always that this clause does not seek to exclude the consumer guarantees;
- Except as provided herein, all express and implied warranties, guarantees and conditions under statute or general law as to the merchantability, description, quality, suitability or fitness of the Goods for any purpose or as to design, assembly, installation, materials or workmanship or otherwise are hereby expressly excluded and Goldacres shall not be liable for physical or financial injury, loss or damage or for consequential loss or damage of any kind arising out of the supply, layout, assembly, installation or operation of the Goods or arising out of Goldacres negligence or in any other way whatsoever;
- The benefit of any warranty provided under these terms and conditions shall only be available to the Purchaser and shall not be transferable by the Purchaser;
- The warranties provided under these terms and conditions do not extend to second hand or used Goods that may be sold by Goldacres.

- Goldacres liability for breach of a consumer guarantee is hereby limited (in the case of goods and services not used for personal, domestic or household purposes) to:
 - in the case of Goods, any one or more of the following:
 - the replacement of the Goods or the supply of equivalent Goods;
 - the repair of the Goods;
 - the payment of the cost of replacing the Goods or acquiring the equivalent Goods;
 - the payment of having the Goods repaired; or
 - in the case of services,
 - the supplying of the services again; or
 - the payment of the cost of having the services supplied again.

Prices

- Unless otherwise stated in writing by Goldacres, all prices quoted by Goldacres are inclusive of GST for supplies within Australia and exclusive of GST for exports outside of Australia. Prices quoted are those ruling at the time of quotation or the date the price is given and are based on rates of freight, insurance, customs, duties, taxes, exchange, shipping expenses, sorting and stacking charges, cartage, cost of materials and other charges affecting the cost of production resulting on that date and any alterations thereto either before acceptance of or during currency of the contract shall be to the Purchaser's account.
- For the purpose of 38-185 of the GST Act, the day upon which the seller gives the invoice for the supply shall be the date of the invoice.

Payment

- (1) The purchase price in relation to the Goods and the cost of the service shall be payable without deduction and or set off and payment thereof shall be made on or before the thirtieth day of the month following the delivery of the Goods or performance of the services unless other terms of payment are expressly stated in writing.
- A decreasing or increasing adjustment and or the issuing of an adjustment note, pursuant to Division 21 and Division 29-C of the GST Act, shall not, in any way, constitute a release, waiver, or forgiveness of the debt incurred by the Purchaser.

Interest on overdue payments

- If Goldacres is not paid for any Goods or services on the due date specified in this agreement without prejudice to any other right or remedy, all outstanding money shall bear interest at the rate set, pursuant to the Penalty Interest Rates Act, Victoria, 1986, as such money, together with interest shall be recoverable forthwith from the Purchaser.

Rights in relation to Goods.

- (1) Title to the Goods supplied by Goldacres to the Purchaser shall remain with Goldacres until the total amount due in respect of the Goods and all monies owing to Goldacres have been paid in full (the "Debts"). Risk in the Goods shall pass to the Purchaser upon delivery.
- The Purchaser shall have the right to resell Goods but only as fiduciary agent and trustee for Goldacres by way of bona fide sale at full market value and in the ordinary course of its business.

Until all the Debts have been paid in full:

- the Purchaser shall take custody of the Goods as trustee, fiduciary agent and bailee for Goldacres;
 - the Purchaser shall keep the Goods separate from any other goods and properly marked, stored, protected and insured;
 - the Purchaser must hold all of the money it receives ("Proceeds");
 - from the sale of any property into which Goods supplied have been incorporated; and
 - from the sale of Goods or provision of services including the Goods supplied by the Goldacres as bailee, fiduciary agent and trustee for Goldacres, but the Purchaser need not hold on trust any money exceeding the amount of the Debts at the time the money is received.
- (d) The Purchaser expressly acknowledges that it is bound by the fiduciary obligation created in the preceding paragraph and acknowledges that:
- it must hold the Proceeds on trust for Goldacres;
 - it must place the whole of the Proceeds in an account separate from its own moneys (the "Proceeds Account");
 - it must maintain the Proceeds Account separate from its own moneys at all times.
 - it must maintain proper records for the Proceeds Account.
 - it must not assign or encumber any book debts arising from sales made in circumstances set out in clauses 16(c)(i) and (ii) or do any other act in derogation of Goldacres' legal or beneficial interests; and
 - it must account to Goldacres on demand for all moneys standing to the credit of such account.
- (e) For the purposes of identification of different consignments of Goods purchased from Goldacres and receipt of Proceeds, the Purchaser agrees that the principle of "Last In, First Out" shall be applied to any items that cannot be distinguished.

Goldacres may trace the Proceeds in equity.

- Goldacres may at any time, without notice to the Purchaser and without prejudice to any other rights which it may have against the Purchaser, terminate any contract connected with the Goods and the bailment referred to in clause 16(3) and enter upon any premises owned or occupied by the Purchaser where Goldacres reasonably believes the Goods may be stored, and repossess the Goods without liability for any damaged caused, and subsequently dispose of the Goods at Goldacres' discretion if:
 - the Debts are not paid in accordance with these terms and conditions or any other contract or arrangement between Goldacres and the Purchaser; or
 - Goldacres receives notice of or reasonably believes that:
 - a third person may attempt to levy execution against the Goods; or
 - the Purchaser is insolvent (within the meaning of the Corporations Act 2001) or bankrupt; or
 - the Purchaser has entered into any arrangement or composition with its creditors, gone into liquidation, or has appointed a receiver, a receiver and manager or administrator.
- If after repossession under clause 16(4) Goldacres sells the Goods, Goldacres shall account to the Purchaser for any proceeds of sale (less expenses of repossession and sale) that exceeds the amount of the outstanding Debts.
- If any Goods belonging to Goldacres are disposed of by the Purchaser or an insurance claim is made in respect of them, Goldacres shall be entitled to trace the sale or insurance proceeds, which proceeds shall be held by the Purchaser in a separate bank account on trust for Goldacres.
- The Purchaser agrees and acknowledges that in the event it sells Goods to a third party on account, it will include in its terms and conditions of sale a provision under which the Purchaser retains title to the Goods until such time that the total amount due in respect of the Goods and all monies owing to the Purchaser have been paid in full by that third party debtor. The Purchaser also agrees and acknowledges that in these instances, it will register its PMSI in accordance with the PPSA in respect of its security interest in the Goods.

PPSA provisions

- (1) The Purchaser acknowledges that these terms and conditions constitute a security agreement for the purposes of section 20 of the PPSA and that a security interest exists in all Goods (and any associated Proceeds from their sale) previously supplied by Goldacres to the Purchaser (if any) and in all future Goods (and any associated Proceeds from their sale) that may be supplied to the Purchaser by Goldacres.
- The Purchaser acknowledges that Goldacres has a first ranking purchase money security interest ("PMSI") (as defined in section 14 of the PPSA) in the Goods and the Purchaser must not jeopardise such ranking (whether by act or omission).
- The Purchaser acknowledges that it has received value as at the date of first delivery of the Goods and has not agreed to postpone the time for attachment of the security interest (as defined in the PPSA) granted to Goldacres under these terms and conditions.
- The Purchaser will execute documents and do such further acts as may be required by Goldacres to register the security interest granted to Goldacres under these terms and conditions under the PPSA.
- Until ownership of the Goods passes, the Purchaser must not give to Goldacres a written demand or allow any other person to give Goldacres a written demand requiring Goldacres to register a financing charge statement under the PPSA in respect of Goldacres' interest in the Goods.
- The Purchaser must indemnify Goldacres and on demand reimburse Goldacres for all costs and expenses incurred by Goldacres in respect of these terms and conditions including but not limited to Goldacres registering its security interest in the Goods, lodging, discharging or amending any financing statement or financing charge statement, or otherwise complying with the PPSA.
- The Purchaser agrees (other than as provided in these terms and conditions) not to sell, lease, mortgage, deal with, dispose of or create or attempt to create any other security interest in or affecting the Goods unless and until the Purchaser's Debts have been satisfied.
- The Purchaser waives its rights under the following provisions of Chapter 4 of the PPSA:
 - to receive a notice on enforcement action against liquid assets (section 121(4));
 - to receive a notice to seize collateral (section 123);
 - to receive a notice of disposal of Goods by Goldacres purchasing the Goods (section 129);
 - to receive a notice to dispose of Goods (section 130);
 - to receive a statement of account following disposal of Goods (section 132(2));
 - to receive a statement of account if no disposal of Goods for each 6 month period (section 132(4));
 - to receive notice of any proposal of Goldacres to retain Goods (section 135(2));
 - to object to any proposal of Goldacres to either retain or dispose of Goods (section 137(2));
 - to redeem the Goods (section 142);
 - to reinstate the security agreement (section 143);
 - to receive a notice of any verification statement (section 157(1) and section 157(3));
- The rights Goldacres may have under the PPSA are supplementary and in addition to those set out in these terms and conditions and do not derogate from the rights and remedies of Goldacres under these terms and conditions or under any other statute or under general law.
- The Purchaser must give 10 business days prior written notice of any proposed change in the Purchaser's name or other identifying characteristics and details.

Purchasers property

- Any property of the Purchaser under Goldacres' custody or control shall be entirely at the Purchaser's risk as regards loss or damage caused to the property or by it.

Storage

- Goldacres reserves the right to make a reasonable charge for storage if delivery instructions are not provided by the Purchaser within (14) fourteen days of a request by Goldacres for such information.

Returned Goods

- Goldacres shall not be under any obligation to accept Goods returned by the Purchaser and will do so only on terms to be agreed in writing in each individual case.

Goods sold

- All Goods to be supplied by Goldacres shall be described on the purchase order agreed by Goldacres and the Purchaser and the description on such purchase order modified as so agreed shall prevail over other descriptions including any Purchaser's specification or enquiry.

Cancellation

- No order may be cancelled except with the consent in writing and on terms, which will indemnify Goldacres against all losses.

No waiver

- The failure of any party to enforce the provisions of these terms and conditions or to exercise any rights expressed in these terms and conditions shall not be a waiver of such provisions or rights and shall not affect the enforcement of this agreement. The exercise by any party of any of its rights expressed in this agreement shall not preclude or prejudice such party from exercising the same or any other rights it may have irrespective of any previous action taken by that party.

Force Majeure

- If by reason of any fact, circumstance, matter or thing beyond the reasonable control of Goldacres is unable to perform in whole or in part any obligation under these terms and conditions then Goldacres shall be relieved of that obligation under these terms and conditions to the extent and for the period that it is so unable to perform and shall not be liable to the Purchaser in respect of such inability.

Passing of risk

- Risk in the Goods shall pass to the Purchaser upon delivery of the Goods to the Purchaser or collection of the Goods by the Purchaser's agent or carrier as the case may be.

Exclusion of liability

- To the extent permitted by law Goldacres shall not be liable to the Purchaser in contract or in tort arising out of, or in connection with, or relating to, the performance of the Goods or any breach of these conditions or any fact, matter or thing relating to the Goods or error (whether or not it is negligent or a breach of contract) in information supplied to the Purchaser or a user before or after the date of the Purchaser's or user's use of the Goods and Goldacres shall be under no liability for damages arising out of the use of any chemicals, liquids, or mixtures in the Goods, nor for any application, nor for the application methods nor for the environmental effects, which may result therefrom or from the use of the Goods.

Exclusion of representations and arrangements

- To the extent permitted by law the terms and conditions supersede and exclude all prior and other discussions, representations (contractual or otherwise) and arrangements relating to the supply of the Goods or any part thereof including, but without limiting the generality of the foregoing, those relating to the performance of the Goods or any part thereof or the results that ought to be expected from using the Goods.

Place of contract

- The contract for sale of the Goods and the provision of the services is made in the State of Victoria and the Purchaser agrees to submit all disputes arising with Goldacres to the courts of such State and any court competent to hear appeals therefrom.

Contents

Contents

| | | | |
|--|-----------|--|-----------|
| CHASSIS | 5 | Right Hand Side Module - Internal Components | 37 |
| H Frame - 4/5/6500lt | 5 | Right Hand Pod Door | 38 |
| H Frame 4/5/6500lt | 6 | Airbag Compressor Assembly | 39 |
| Boom Rest 4/5/6500L | 7 | Airbag Compressor | 40 |
| Boom rest - 6500lt with 30m Boom | 8 | Pressure Switch | 41 |
| H Frame - 7/8500lt | 9 | Airbag & Foam Compressor Assembly | 42 |
| H Frame - 7/8500lt | 10 | Foam Marker Exhaust Valve Assembly | 45 |
| Boom Rest 7500/8500L | 11 | Foam Marker Compressor Assembly | 46 |
| Front Steps | 12 | Rapid Flow Compressor Assembly | 47 |
| Hand Rails - 4/5/6500lt models | 13 | Rapid Flow Compressor | 48 |
| Hand Rails - 7500/8500lt models | 14 | Intake Manifold - Airbag Only | 48 |
| Hand rail gauge assembly | 15 | Intake Manifold - Airbag & Foam | 49 |
| Gauge - Air & spray assembly | 16 | Airbag Compressor | 51 |
| Gauge - Air & 2 x spray assembly | 17 | Foam Marker Compressor | 52 |
| Pull - 4/5/6500lt models | 18 | Foam Marker Compressor | 53 |
| Pull - 4/5/6500lt models | 19 | Fill Pump Spool | 54 |
| Pull - 7500/8500lt models | 20 | | |
| Pull - 7500/8500lt models | 21 | LEFT HAND POD | 55 |
| PUMPS | 23 | Prairie Evolution Left Hand Pod | 55 |
| Pump - Zeta 260 PTO Shaft drive | 23 | Prairie Evolution Left Hand Pod | 56 |
| Pump - Zeta 260 MI Hydraulic Drive | 24 | Prairie Evolution Left Hand Pod | 57 |
| Pump - Zeta 260 Pump Breakdown | 25 | Prairie Evolution Left Hand Pod | 58 |
| Pump - Zeta 300 MI Hydraulic Drive | 26 | Pod cover door | 61 |
| Pump - Zeta 300 PTO Pump Breakdown | 27 | Chem Probe | 63 |
| Pump - Zeta 300 Hydraulic Pump Breakdown | 28 | Transcal Tap | 64 |
| Hydraulic hose assembly kit | 29 | Wash Down Gun | 64 |
| Hydraulic drive conversion kit | 30 | Fresh Water Filter Manifold | 65 |
| Pressure Flow Compensator | 31 | Pressure Control Assembly | 65 |
| | | Fresh Water Fill Tap | 66 |
| FLUSH TANK | 33 | Pressure Gauge | 66 |
| 400lt Belly Tank | 33 | Non Return Valve - Tank Rinse | 67 |
| 400lt Belly Tank Frame | 34 | Wash Down Gun Valve | 68 |
| | | Fill Manifold Sub Assembly | 69 |
| RIGHT HAND POD | 35 | Foam Marker Fill Tap | 70 |
| Prairie Evolution Right Hand Pod | 35 | 4 Way Valve | 71 |
| Right Hand Side Module - Internal Components | 36 | Foam Marker Fill Tap | 72 |
| | | Fill Flow Meter Monitor | 73 |
| | | Quick fit valve 2 way | 75 |

| | | | |
|---|------------|---|------------|
| DCI | 77 | INDUCTION HOPPER | 113 |
| Direct Chemical Injection POD | 77 | Induction Hopper | 113 |
| Direct Chemical Injection POD continued | 78 | Hopper Tank | 114 |
| Third DCI unit Assembly | 79 | Hopper Tank - Bottom | 115 |
| Third DCI unit Assembly | 80 | Hopper Frame | 116 |
| Direct Injection Tanks | 80 | FOAM MARKER TANK | 119 |
| Chemical Probe | 81 | 100 Litre Foam Marker Tank | 119 |
| Enviro coupling & hose | 81 | Foam Concentrate Bottle | 120 |
| Cover Plate Assembly | 82 | Foam Generator | 121 |
| Injection Pump | 83 | Foam Generator Mounting | 121 |
| Injection Pump | 84 | Foam Accumulator Assembly | 122 |
| Panel Alignment Strip | 85 | Filter and Ball Valve | 122 |
| Vacuum gauge | 85 | Foam Marker Filter | 123 |
| Valve sub-assembly | 86 | TRANSCAL | 125 |
| Chemical pump suction valve | 87 | Transcal Bottle | 125 |
| Chemical pump suction valve | 88 | Transcal Bottle | 126 |
| Chemical tank vacuum valve | 89 | Rinse Nozzle & Cap | 126 |
| Tank rinse ball valve | 90 | Enviro coupling & hose | 127 |
| Tank vent ball valve | 91 | MAIN TANK | 129 |
| Chemical probe coupling ball valve | 92 | 4/5000 litre tank assembly | 129 |
| DCI bottle | 93 | 4/5000 litre tank assembly | 130 |
| Fill shut off assembly | 94 | 6500 litre tank assembly | 131 |
| Rinse Nozzle & Cap | 94 | 6500 litre tank assembly | 132 |
| Mixing Chamber | 95 | 75/8500 litre tank assembly | 133 |
| Bulk DCI 600lt module | 96 | 75/8500 litre tank assembly | 134 |
| Bulk DCI 600lt module | 97 | Tank Flush Elbow | 134 |
| Bulk DCI 600lt | 98 | Tank Rinse Tee | 135 |
| Batch Mate Module | 99 | Tank Overflow Outlet | 135 |
| Batch Mate Module | 100 | Boom Recirculation Inlet (RapidFlow only) | 136 |
| Direct Draw DCI Reserve Tank | 101 | Supermix Agitator | 137 |
| Direct Draw DCI Reserve Tank | 102 | Sight Tube Locating Cap | 137 |
| 4 way tap assembly | 103 | Dry Sight Tube Float & Guide | 138 |
| DCI Direct Draw Assembly | 104 | Dry Sight Tube Tank Float | 139 |
| DCI Direct Draw Assembly | 105 | Dry Sight Tube Kit | 140 |
| Winch Mount Assembly | 106 | Venturi Filler | 141 |
| DUAL PRODUCT | 107 | Hopper Tank Inlet | 142 |
| Ramsay Valve Assembly | 107 | 2" Tank Fill | 142 |
| Ramsay Valve Assembly | 108 | Remote Drain 4/5/6500lt | 143 |
| Dual Product and DCI Mixer | 108 | Remote Drain 75/8500lt | 144 |
| Dual Product and DCI Mixer | 109 | Sump Drain Valve | 145 |
| Dual Pressure Filters | 109 | Tank Stops | 145 |
| Dual Product Manifold | 110 | Tank Straps & Brackets | 146 |
| Twin Solenoid Assembly | 111 | | |

WHEELS, AXLES & MUDGUARDS 147

| | |
|--------------------------------------|-----|
| Air Bag Axle 4/5/6500lt | 147 |
| Air Bag Axle | 148 |
| Air Bag Axle 75/8500lt | 149 |
| Air Bag Axle 75/8500lt | 150 |
| Mudguards | 151 |
| Mudguards | 152 |
| Rigid Axle | 153 |
| Wheel Speed Sensor | 154 |
| Wheels | 155 |
| Brake Components | 156 |
| Braked Axle Assembly | 157 |
| Steering Axle Assembly | 158 |
| Steering Axle Assembly | 159 |
| Hub - 90 Series | 160 |
| Hub - 110 Series | 161 |
| Hub - 110 Series Braked (New Series) | 162 |
| Hub - 110 Series Braked (Old Series) | 163 |
| 5 | 163 |
| 1 | 163 |
| 2 | 163 |
| 3 | 163 |
| 4 | 163 |
| 3 | 163 |
| 4 | 163 |
| 6 | 163 |

BOOM CENTRE 164

| | |
|------------------------------------|-----|
| Boom Centre Assembly | 164 |
| Boom Centre Assembly | 165 |
| Cable Mount - Rear LH | 166 |
| Cable Mount - Rear RH | 167 |
| Boom Valve Assembly | 168 |
| Boom Valves | 169 |
| Rapid Fire Valves | 170 |
| Boom Recirc Return To Tank Valve | 171 |
| Flow Meter Assembly | 172 |
| RapidFire Solenoid Box | 173 |
| RapidFire 10 Section Solenoid Box | 174 |
| Rapid Fire Solenoid Valves | 175 |
| Single Solenoid Valve | 175 |
| Centre With Tilt Replacement Links | 176 |
| Centre With Tilt Cylinders | 176 |
| Paralift & Paralift Arms | 177 |
| Complete Centre & Paralift | 178 |

| | |
|---|-----|
| Lower Limit Switch | 179 |
| Delta Link Locking Plate | 180 |
| Remote Manual Grease Station | 181 |
| UltraGlide Block & Smart Box Mounting | 182 |
| UltraGlide, Raven XT | 183 |
| Slant Cylinder, Sensor Assembly, Raven XT | 184 |
| Sensor Bracket Assembly, Raven XT | 185 |
| Raven Node - Paralift | 186 |
| UltraGlide Node - Paralift | 186 |
| Centre Level | 187 |
| Centre Leveling Main Pivot | 188 |
| Centre Section - 42m Boom Specific Components | 189 |
| Centre Section - 42m Boom Specific Components | 190 |
| 42m Yaw Accumulator Assembly - LH | 190 |
| 42m Yaw Accumulator Assembly - RH | 191 |
| Boom Pivots - Suit 42m Boom | 192 |
| Spring Yaw Kit | 193 |
| Hydraulic Yaw Kit - Suit Spool Valves | 194 |
| Hydraulic Yaw Kit | 195 |
| Hydraulic Yaw Kit - Non Spool Valves | 196 |
| Hydraulic Yaw Kit - Non Spool Valves | 197 |
| Oversize Sign Mount | 198 |
| Oversize Sign Mount | 199 |

BOOM WING 200

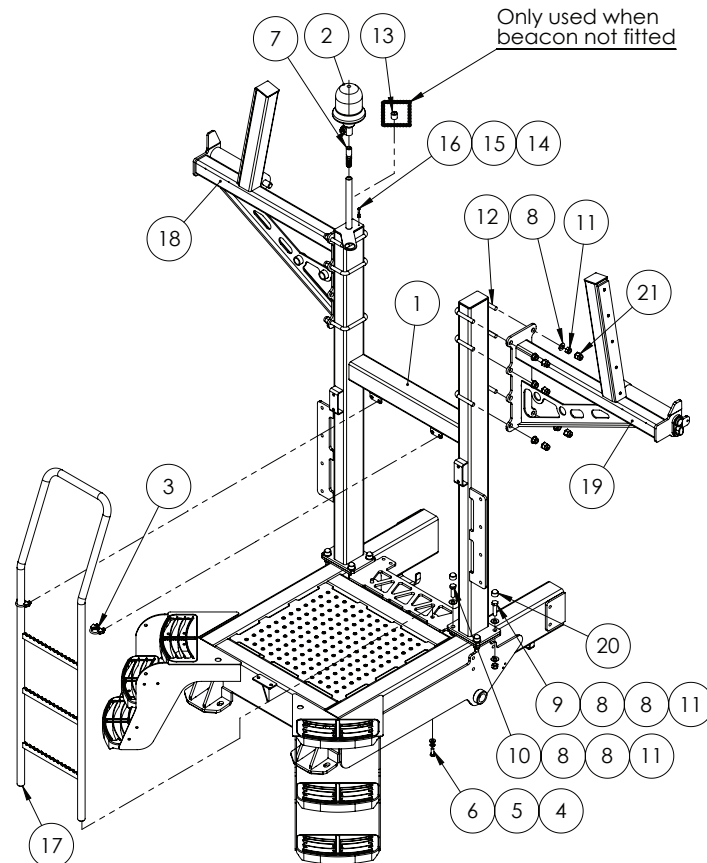
| | |
|--------------------------------------|-----|
| Fence Line End Protector - Standard | 200 |
| Fence Line End Protector - Quick Fit | 201 |
| Boom Protector Assembly - Outer | 202 |
| Boom Protector Assembly - Inner | 202 |
| Cable Drum | 203 |
| Cable Drum | 204 |
| Cable Drum - 42m Boom | 205 |
| Cable Drum - 42m Boom | 206 |
| Mid Wing - 42m Boom | 206 |
| Bi-Fold | 207 |
| Bi-Fold | 208 |
| Bi-Fold - 42m Boom | 209 |
| Boom Fold Adjuster | 210 |
| Dual Ram Fold Adjuster - 42m | 211 |
| Boom Cables | 212 |
| Boom Cable Spring - Suit 24m | 212 |
| Boom Cable Spring - Suit 28-30m | 213 |
| Boom Cable Springs - Suit 33&36m | 213 |

| | | | |
|-------------------------------------|------------|---|------------|
| Boom Cable Springs - Suit 42m | 214 | Console Mounting Kit | 245 |
| Lower Bearing Pivot | 214 | Control Boxes | 246 |
| Upper Bearing Pivot | 215 | | |
| Steel Inner Wings | 215 | SCHEMATICS | 248 |
| Aluminium Outer Wings | 216 | Fresh Water Delivery | 248 |
| Aluminium Break Away Tip | 216 | Boom Valve Schematic | 249 |
| Three Dimensional Breakaway 2.0 | 217 | RapidFlow Schematic | 250 |
| Three Dimensional Breakaway 2.0 | 218 | Transcal Schematic | 251 |
| GA4906305-I Breakaway Mechanism | 218 | DCI Schematic | 252 |
| Touch Down Wheel | 219 | DCI Schematic | 253 |
| Touch Down Wheel | 220 | Pneumatic Layout Airbag with RapidFire | |
| RapidFire Boom Line Plumbing | 220 | | 254 |
| RapidFire Boom Line Plumbing | 221 | Pneumatic Layout Airbag-Foam Marker | 255 |
| Boom Line Plumbing | 221 | Electrical Layout - Overview | 256 |
| Teejet Single Nozzle Body | 222 | Electrical Layout - Overview | 257 |
| Altek Spray Stop Spare Parts | 223 | Electrical Layout - Page 1 | 258 |
| Altek Dual Nozzle Body | 224 | Electrical Layout - Page 2 | 259 |
| Teejet Turret Nozzle Body | 225 | Electrical Layout - Page 3 | 260 |
| Manual Fence Line Nozzle | 226 | Electrical Layout - Page 5 | 261 |
| Solenoid Operated Fence Line Nozzle | 227 | Electrical Layout - Page 6 | 262 |
| Adjustable Nozzle Brackets | 228 | Hydraulic schematic - No spool valves | 263 |
| Pre Packaged Kits | 228 | Hydraulic schematic - with spool valves | |
| UltraGlide Sensor Mount | 229 | closed centre | 264 |
| Boom Poly Pipe Clamps | 229 | Hydraulic schematic - with spool valves | |
| 600mm Boom Poly | 230 | open centre | 265 |
| 1100mm Boom Poly | 230 | | |
| 1200mm Boom Poly | 230 | DECALS | 266 |
| 1600mm Boom Poly | 231 | | |
| 2100mm Boom Poly | 231 | HYDRAULICS | 276 |
| 2600mm Boom Poly | 232 | Spool Valve Mounting Assembly | 276 |
| 3100mm Boom Poly | 232 | Manifold Assembly | 277 |
| | | Spool Block with Fittings | 278 |
| ELECTRICS | 234 | Boom Lower Solenoid | 279 |
| Boom LED Lights | 234 | Bi-Fold Hydraulic Stack | 280 |
| Lights | 235 | Smart Steer Hydraulic Stack | 281 |
| Electrical Components | 235 | Fill Pump Hydraulic Manifold Assembly | 282 |
| Raven (AMP) Electrical Connectors | 236 | Bi-Fold Check Valve | 283 |
| Raven (AMP) Electrical Connectors | 237 | Load Sense Turbo Valve | 284 |
| Electrical Connectors | 238 | Quick Release Couplings | 285 |
| Electrical Connectors | 239 | Hydraulic Hoses | 285 |
| Deutsch Electrical Connectors | 240 | Hose ID Tags | 286 |
| Deutsch Electrical Connectors | 241 | Hydraulic O-Rings and Retaining Washers | |
| Deutsch Electrical Connectors | 242 | | 286 |
| Boom Lights Mount | 243 | Hydraulic Cylinder - Boom Lift - Standard | |
| POD Work Light Mount | 244 | | 287 |
| Night Pro LED Lights | 244 | Hydraulic Cylinder - Boom Lift - Suit 42m | |

Chapter I

CHASSIS

H Frame - 4/5/6500lt



GA4659510 Chassis Prairie 4000 and 5000 MY13

GA4659515 Chassis Prairie 6500 MY13

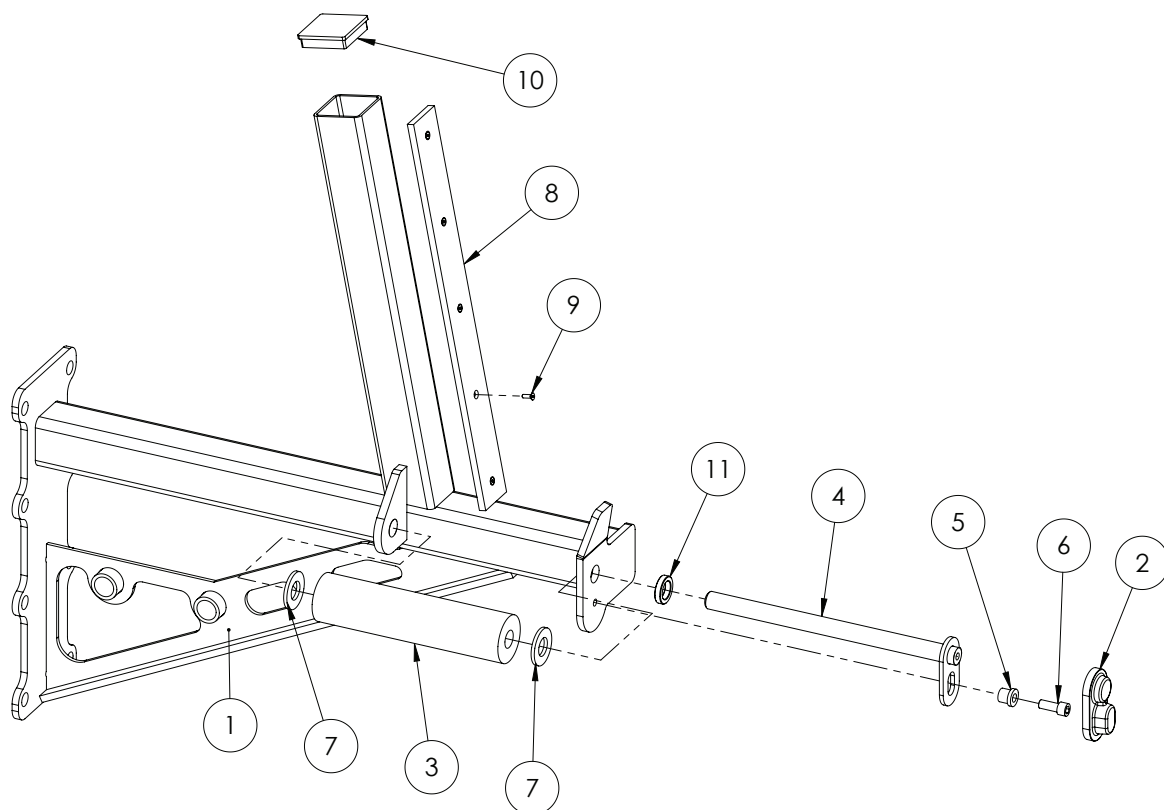
| ITEM NO. | PART NUMBER | DESCRIPTION | QTY. |
|----------|-------------|---|------|
| 1 | GA4654181 | H-Frame Suit EF 2011 | 1 |
| 2 | GA5048975 | Beacon, Rotating, Amber, DIN A pole mount, H1 globe | 1 |
| 3 | GA5075120 | Exhaust Clamp 36mm Heavy Duty | 2 |
| 4 | GA5000577 | Washer 12mm Flat SS Heavy Duty | 2 |
| 5 | GA5000575 | Washer 12mm Spring SS | 2 |
| 6 | GA5000305 | Set Screw M12 x 30 ZP GR8.8 | 2 |
| 7 | GA5020411 | Beacon insert, screw in | 1 |
| 8 | GA5001009 | Washer 16mm Flat ZP Heavy Duty | 28 |
| 9 | GA5000939 | Bolt M16 x 60 Black GR8.8 | 4 |
| 10 | GA5000931 | Bolt M16 x 50 ZP GR8.8 | 4 |
| 11 | GA5001029 | Nut M16 Nyloc ZP | 20 |

Continued over page

H Frame 4/5/6500lt

| ITEM NO. | PART NUMBER | DESCRIPTION | QTY. |
|----------|-------------|--|------|
| 12 | GA5011277 | U bolt, Square top, M16 x 127mm x 110mm | 6 |
| 13 | GA5052650 | Cap Plastic 25.4mm Black | 1 |
| 14 | GA5004437 | Washer 6mm Flat SS | 1 |
| 15 | GA5004447 | Washer, 6mm, Spring, SS | 1 |
| 16 | GA5004053 | BHCS M6 x 20 SS | 1 |
| 17 | GA4658161 | Ladder, suit 2013 Prairie | 1 |
| 18 | GA4904735-R | Boom Rest Right 4000L/6500L Prairie Tri-Tech | 1 |
| 19 | GA4904735-L | Boom Rest Left 4000L/6500L Prairie Tri-Tech | 1 |
| 20 | GA5075080 | Hex nut protection cap suit M16, Black | 8 |
| 21 | GA5054685 | Cap M16 hex nut cover | 12 |

Boom Rest 4/5/6500L

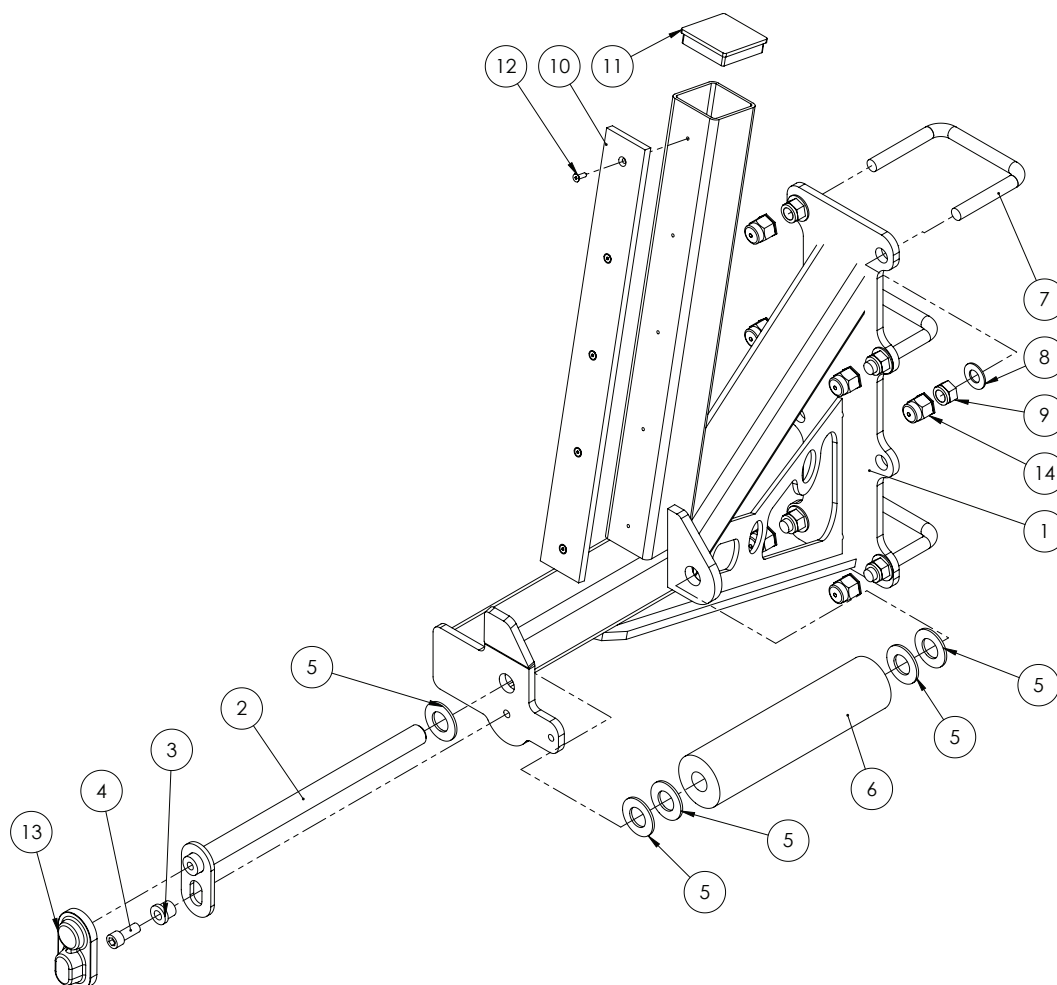


GA4904735-R Boom Rest Right 4000L/6500L Prairie Tri-Tech (this side shown)

GA4904735-L Boom Rest Left 4000L/6500L Prairie Tri-Tech

| ITEM NO. | PART NUMBER | DESCRIPTION | QTY. |
|----------|-------------|---|------|
| 1 | GA4659670 | Boom Rest Prairie RH 4000, 5000, 6500 | 1 |
| | GA4659675 | Boom Rest Prairie LH 4000, 5000, 6500 | 1 |
| 2 | GA5067885 | Pin cover, Black, clip on, plastic | 1 |
| 3 | GA5070700 | Roller Boom Rest Prairie | 1 |
| 4 | GA4658745 | Pin suit Boom rest roller | 1 |
| 5 | MACH0152 | Bush with shoulder, 12.3 ID x 25 OD x 21mm long | 1 |
| 6 | GA5000307 | SHCS M12 x 30 ZP GR12.9 | 1 |
| 7 | GA5017659 | Washer, 1", Flat, ZP, Heavy duty (5mm thick) | 2 |
| 8 | GA5066630 | Wear strip, 65 wide x 590 long x 10mm thick, Polystone 7000SR | 1 |
| 9 | GA5051230 | CSCS M5 x 16 Countersink SS | 5 |
| 10 | GA5052345 | End cap, Insert, 75 x 75 mm, black, plastic | 1 |
| 11 | GA4572135 | Spacer bush, 40 OD x 25.8 ID x 9mm thick, Paralift arm spacer | 1 |

Boom rest - 6500lt with 30m Boom

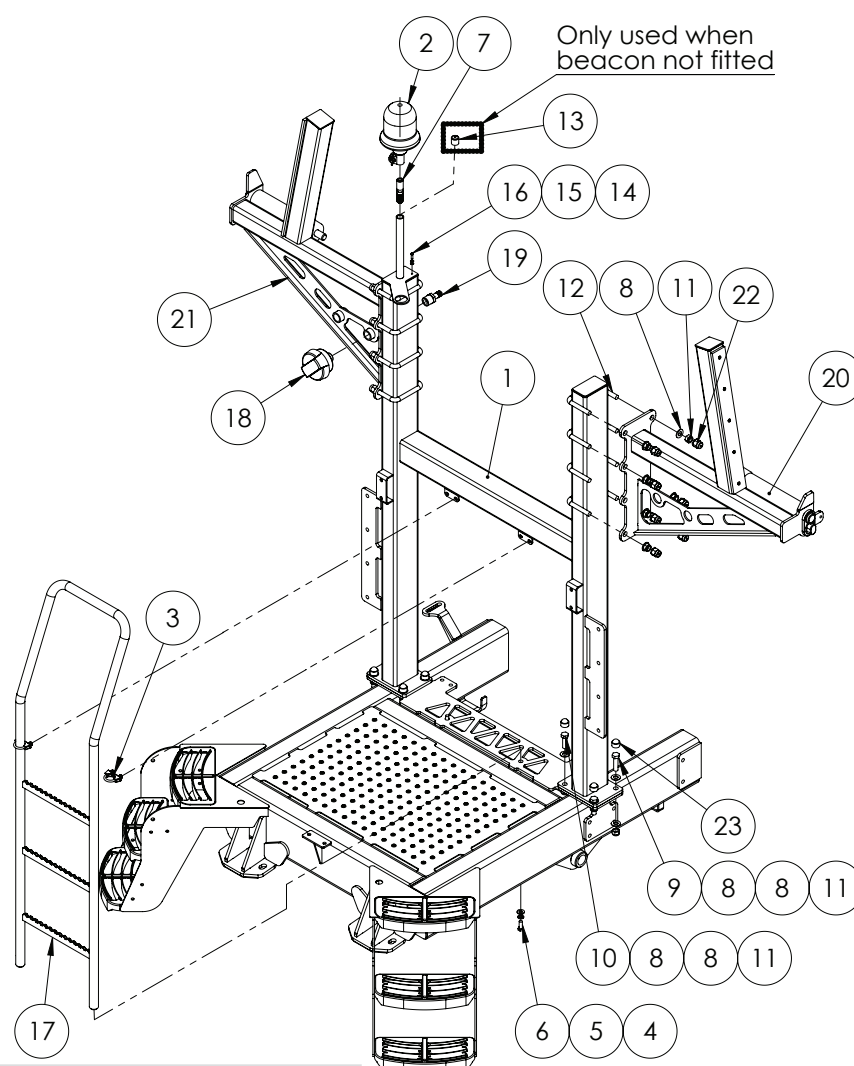


GA4906570 Boom Rest Assembly Step Back 250mm suit Prairie LH (this side shown)

GA4906575 Boom Rest Assembly Step Back 250mm suit Prairie RH

| ITEM NO. | PART NUMBER | DESCRIPTION | QTY. |
|----------|-------------|---|------|
| 1 | GA4659990 | Boom Rest Step Back 250mm suit Prairie LH | 1 |
| | GA4659995 | Boom Rest Step Back 250mm suit Prairie RH | 1 |
| 2 | GA4658745 | Pin suit Boom rest roller | 1 |
| 3 | MACH0152 | Bush with shoulder, 12.3 ID x 25 OD x 21 mm long | 1 |
| 4 | GA5000307 | SHCS M12 x 30 ZP GR12.9 | 1 |
| 5 | GA5017681 | Washer 1" x 2" 7g Flat Thin SS | 5 |
| 6 | GA5070700 | Roller Boom Rest Prairie | 1 |
| 7 | GA5011277 | U bolt, Square top, M16 x 127mm x 110mm | 3 |
| 8 | GA5001009 | Washer 16mm Flat ZP Heavy Duty | 6 |
| 9 | GA5001029 | Nut M16 Nyloc ZP | 6 |
| 10 | GA5066630 | Wear strip, 65 wide x 590 long x 10mm thick, Polystone 7000SR | 1 |
| 11 | GA5052345 | End cap, Insert, 75 x 75 mm, black, plastic | 1 |
| 12 | GA5051230 | CSCS M5 x 16 Countersink SS | 5 |
| 13 | GA5067885 | Pin cover, Black, clip on, plastic | 1 |
| 14 | GA5054685 | Cap M16 hex nut cover | 6 |

H Frame - 7/8500lt



GA4659520 Chassis Prairie 7500 MY13

GA4659525 Chassis Prairie Evo 8500L 2013

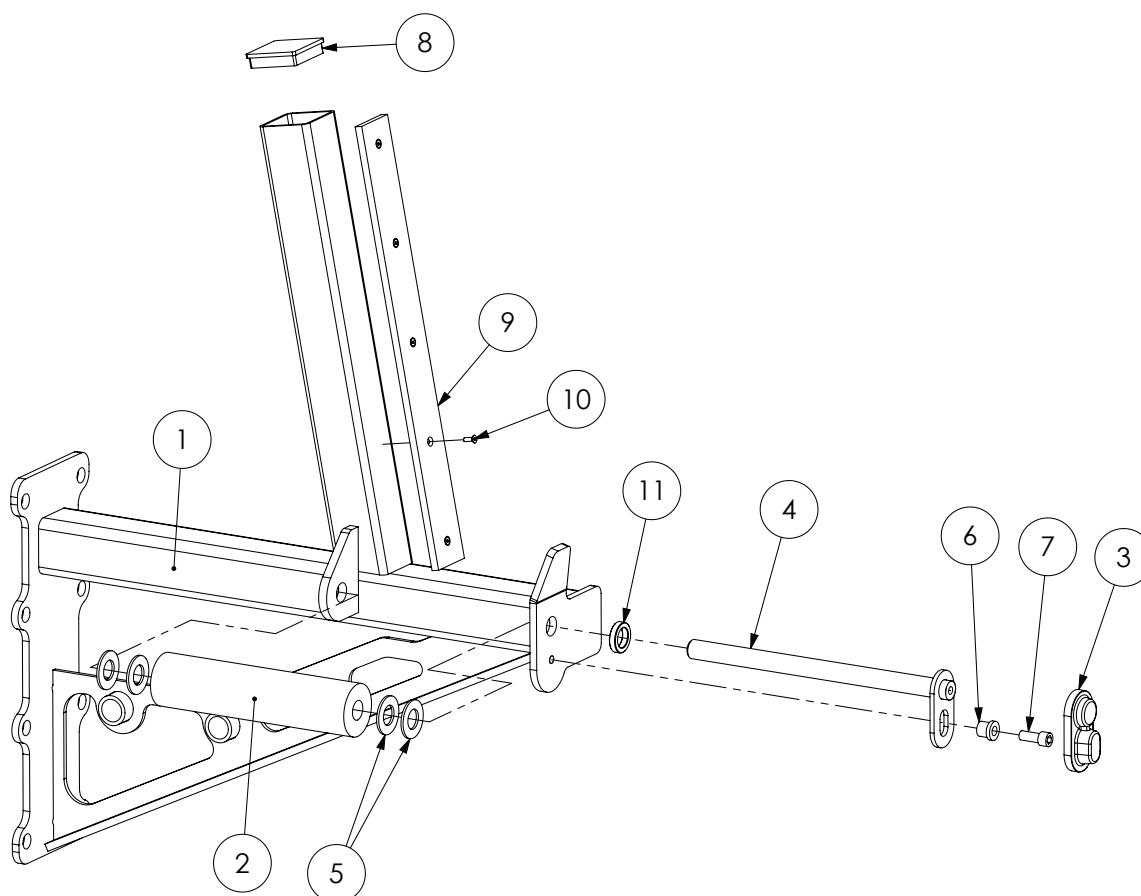
| ITEM NO. | PART NUMBER | DESCRIPTION | QTY. |
|----------|-------------|---|------|
| 1 | GA4654182 | H frame suit prairie 7500L 2011 | 1 |
| 2 | GA5048975 | Beacon, Rotating, Amber, DIN A pole mount, H1 globe | 1 |
| 3 | GA5075120 | Exhaust Clamp 36mm Heavy Duty | 2 |
| 4 | GA5000577 | Washer 12mm Flat SS Heavy Duty | 2 |
| 5 | GA5000575 | Washer 12mm Spring SS | 2 |
| 6 | GA5000305 | Set Screw M12 x 30 ZP GR8.8 | 2 |
| 7 | GA5020411 | Beacon insert, screw in | 1 |
| 8 | GA5001009 | Washer 16mm Flat ZP Heavy Duty | 28 |
| 9 | GA5000939 | Bolt M16 x 60 Black GR8.8 | 4 |
| 10 | GA5000931 | Bolt M16 x 50 ZP GR8.8 | 4 |
| 11 | GA5001029 | Nut M16 Nyloc ZP | 20 |
| 12 | GA5011277 | U bolt, Square top, M16 x 127mm x 110mm | 6 |
| 13 | GA5052650 | Cap Plastic 25.4mm Black | 1 |

Continued over page

H Frame - 7/8500lt

| ITEM NO. | PART NUMBER | DESCRIPTION | QTY. |
|----------|-------------|--|------|
| 14 | GA5004437 | Washer 6mm Flat SS | 1 |
| 15 | GA5004447 | Washer, 6mm, Spring, SS | 1 |
| 16 | GA5004053 | BHCS M6 x 20 SS | 1 |
| 17 | GA4658161 | Ladder, suit 2013 Prairie | 1 |
| 18 | GA5005259 | Air filter, 1" BSP male thread | 1 |
| 19 | HB100-075 | Hose barb, Straight, 1" male thread x 3/4" hose, Banjo | 1 |
| 20 | GA4904700-L | Boom Rest Left 7500L/8500L Prairie Tri-Tech | 1 |
| 21 | GA4904700-R | Boom Rest Right 7500L/8500L Prairie Tri-Tech | 1 |
| 22 | GA5054685 | Cap M16 hex nut cover | 16 |
| 23 | GA5075080 | Hex nut protection cap suit M16, Black | 8 |

Boom Rest 7500/8500L

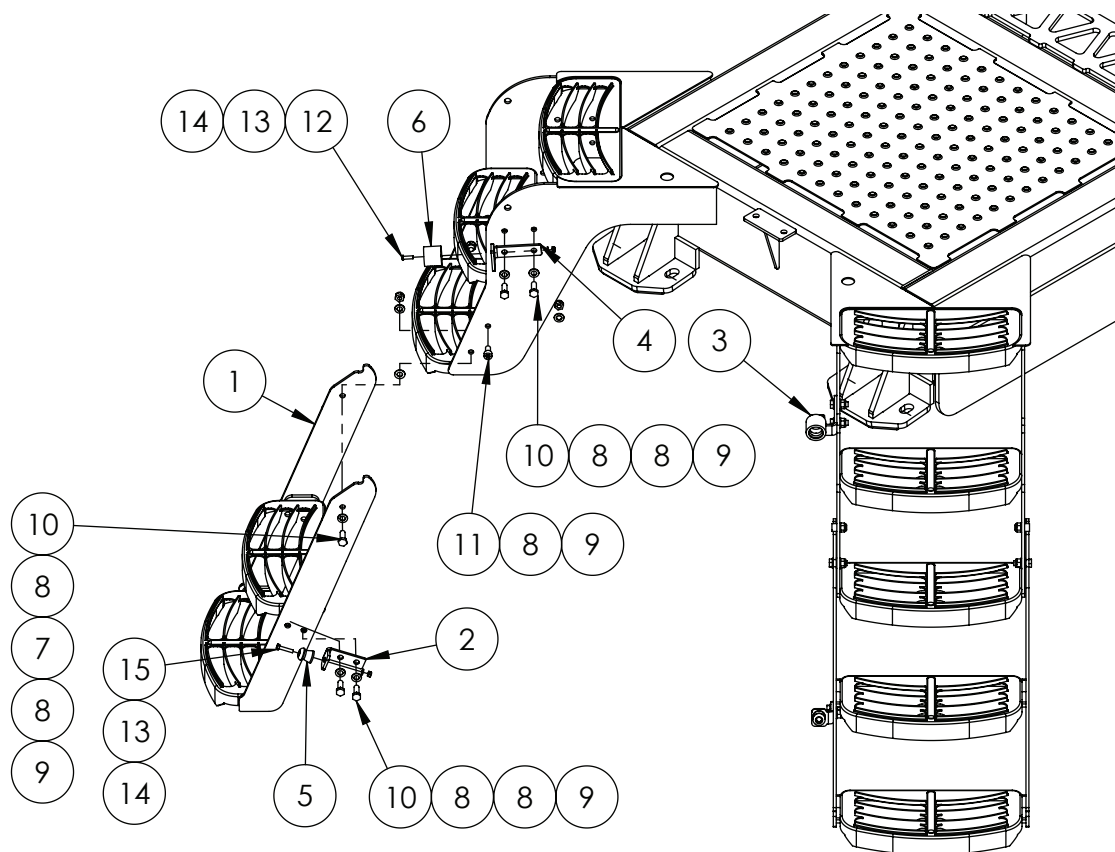


GA4904700-L Boom Rest Left 7500L/8500L Prairie Tri-Tech

GA4904700-R Boom Rest Right 7500L/8500L Prairie Tri-Tech (this side shown)

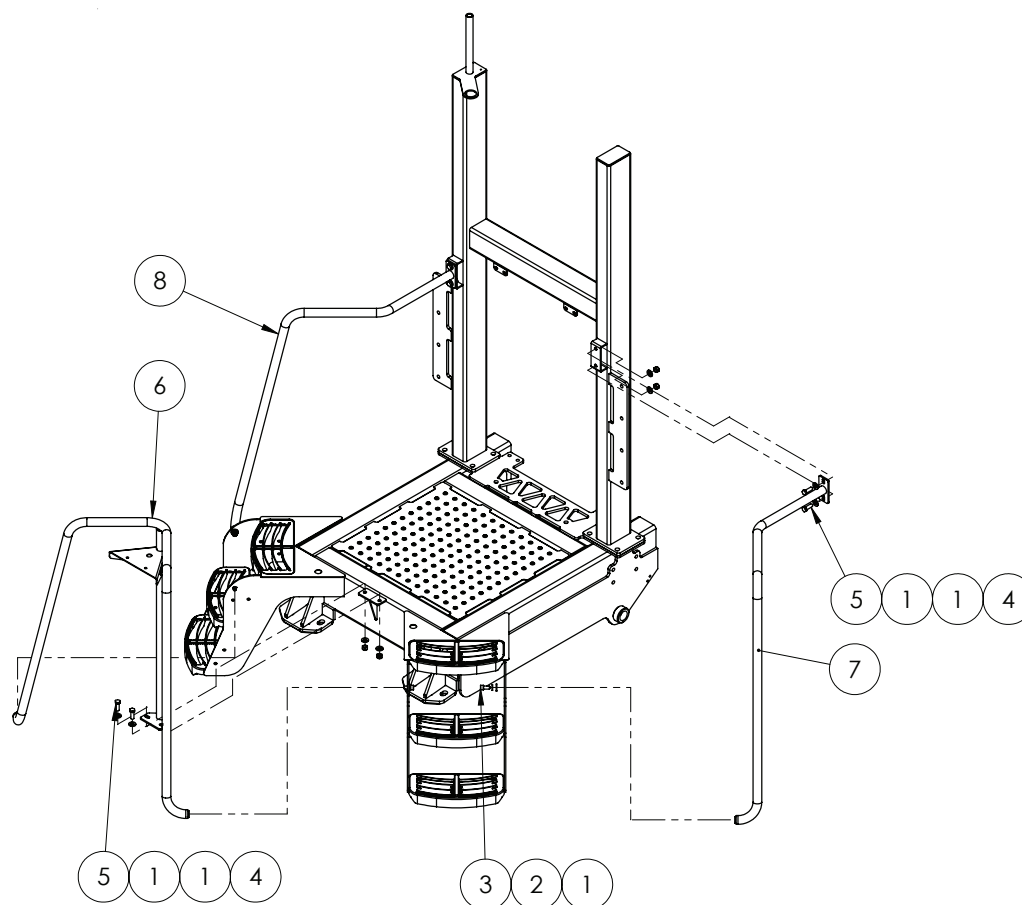
| ITEM NO. | PART NUMBER | DESCRIPTION | QTY. |
|----------|-------------|---|------|
| 1 | GA4659671 | Boom Rest Prairie RH 7500 8500 | 1 |
| | GA4659676 | Boom Rest Prairie LH 7500 8500 | 1 |
| 2 | GA5070700 | Roller Boom Rest Prairie | 1 |
| 3 | GA5067885 | Pin cover, Black, clip on, plastic | 1 |
| 4 | GA4658745 | Pin suit Boom rest roller | 1 |
| 5 | GA5017681 | Washer 1" x 2" 7g Flat Thin SS | 4 |
| 6 | MACH0152 | Bush with shoulder, 12.3 ID x 25 OD x 21 long | 1 |
| 7 | GA5000307 | SHCS M12 x 30 ZP GR12.9 | 1 |
| 8 | GA5052345 | End cap, Insert, 75 x 75 mm, black, plastic | 1 |
| 9 | GA5066630 | Wear strip, 65 wide x 590 long x 10mm thick, Polystone 7000SR | 1 |
| 10 | GA5051230 | CSCS M5 x 16 Countersink SS | 5 |
| 11 | GA4572135 | Spacer bush, 40 OD x 25.8 ID x 9mm thick, Paralift arm spacer | 1 |

Front Steps



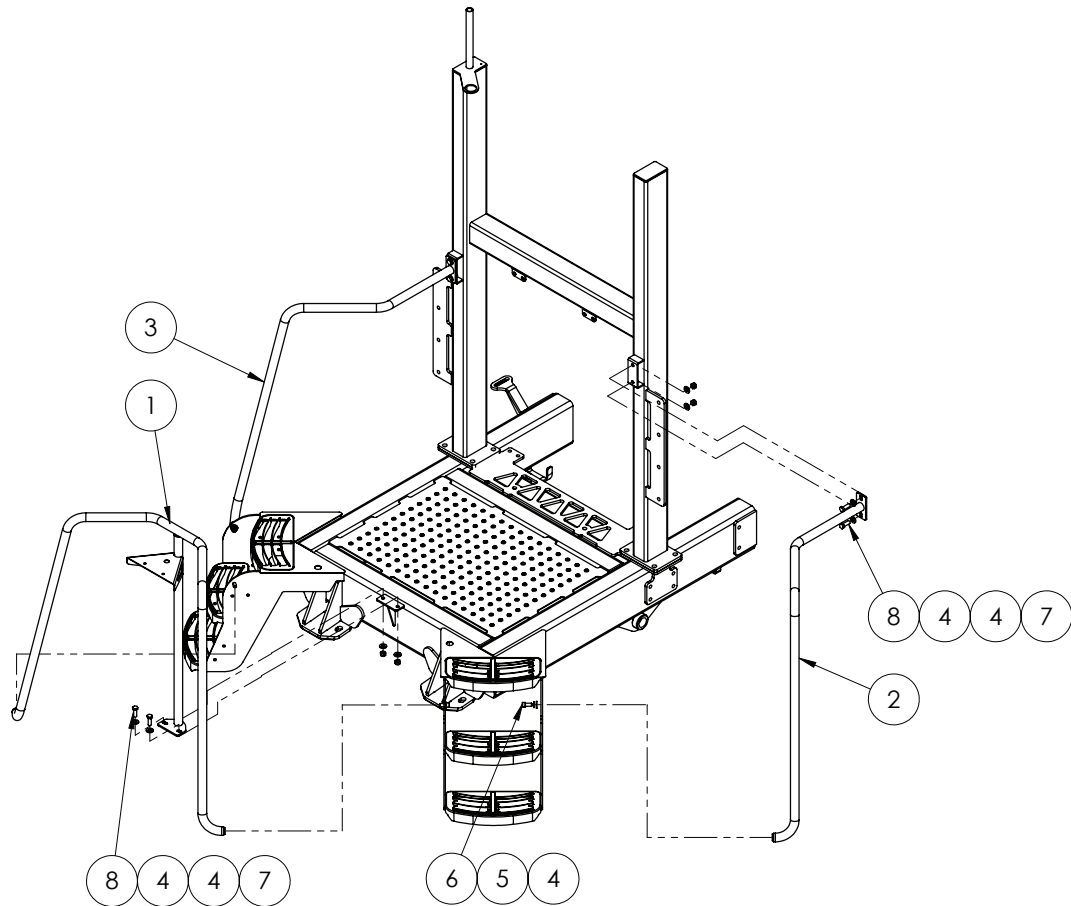
| ITEM NO. | PART NUMBER | DESCRIPTION | QTY. |
|----------|-------------|--|------|
| 1 | GA4659690 | Lower Steps, Prairie, Eco and Special 2013 | 2 |
| 2 | GA4522617 | Latch plate, suit Prairie EF, narrow step | 2 |
| 3 | F70684A | Rigid step catch mounting plate | 1 |
| 4 | F70654A | Rigid step catch mounting plate 5mm FMS | 1 |
| 5 | GA5011607 | Door holder, Male, Rubber, Black | 2 |
| 6 | GA5008629 | Door holder, Female, Rubber, Black | 2 |
| 7 | GA5000115 | Washer 10mm Flat SS | 4 |
| 8 | GA5000117 | Washer 10mm Flat SS Heavy Duty | 28 |
| 9 | GA5000141 | Nut M10 Nyloc ZP | 16 |
| 10 | GA5065455 | Bolt M10 x 30 ZP GR8.8 | 12 |
| 11 | GA5011153 | SHCS M10 x 20 ZP GR12.9 | 4 |
| 12 | GA5004053 | BHCS M6 x 20 SS | 2 |
| 13 | GA5004437 | Washer 6mm Flat SS | 4 |
| 14 | GA5048115 | Nut M6 Nyloc ZP | 4 |
| 15 | GA5004079 | Set Screw M6 x 30 ZP GR8.8 | 2 |

Hand Rails - 4/5/6500lt models



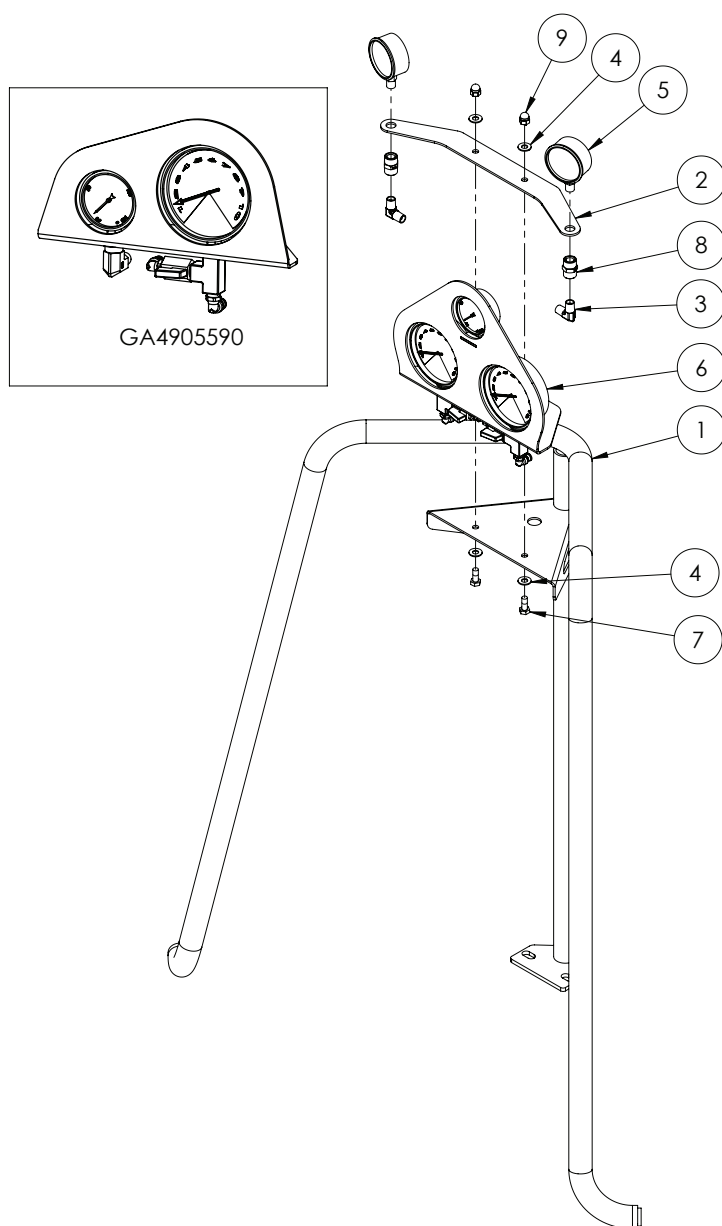
| ITEM NO. | PART NUMBER | DESCRIPTION | QTY. |
|----------|-------------|--------------------------------|------|
| 1 | GA5000587 | Washer 12mm Flat ZP Heavy Duty | 16 |
| 2 | GA5000575 | Washer 12mm Spring SS | 4 |
| 3 | GA5000297 | SHCS M12 x 25 ZP GR12.9 | 4 |
| 4 | GA5012461 | Nut M12 Nyloc ZP | 6 |
| 5 | GA5000311 | Set screw, M12 x 35, ZP GR 8.8 | 6 |
| 6 | GA4659650 | Handrail Prairie Front | 1 |
| 7 | GA4659660 | Handrail Prairie LH | 1 |
| 8 | GA4659665 | Handrail Prairie RH | 1 |

Hand Rails - 7500/8500lt models



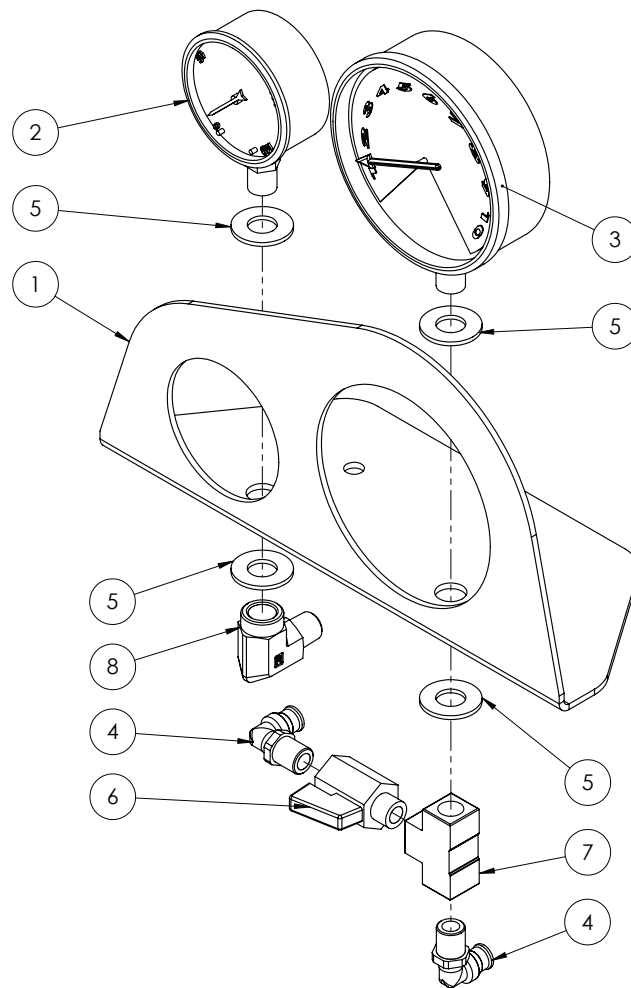
| ITEM NO. | PART NUMBER | DESCRIPTION | QTY. |
|----------|-------------|---------------------------------------|------|
| 1 | GA4659655 | Handrail Advance Evo Middle 7500 8500 | 1 |
| 2 | GA4659660 | Handrail Prairie LH | 1 |
| 3 | GA4659665 | Handrail Prairie RH | 1 |
| 4 | GA5000587 | Washer 12mm Flat ZP Heavy Duty | 16 |
| 5 | GA5000575 | Washer 12mm Spring SS | 4 |
| 6 | GA5000297 | SHCS M12 x 25 ZP GR12.9 | 4 |
| 7 | GA5012461 | Nut M12 Nyloc ZP | 6 |
| 8 | GA5000311 | Set screw, M12 x 35, ZP GR 8.8 | 6 |

Hand rail gauge assembly



| ITEM NO. | PART NUMBER | DESCRIPTION | QTY. |
|----------|-------------|---|------|
| 1 | GA4659650 | Handrail Prairie Front | 1 |
| 2 | GA4504995 | Plate Gauge Prairie Bi-fold MY13 | 1 |
| 3 | S49-0404 | Hydraulic coupling, Elbow, 90 degree, 1/4" BSPT male x 1/4" BSPT male | 2 |
| 4 | GA5003643 | Washer 8mm Flat SS Heavy Duty | 4 |
| 5 | GA5021455 | Gauge, Pressure, Small face, 3500psi | 2 |
| 6 | GA4905595 | Gauge Air and 2 x Spray Assembly | 1 |
| | GA4905590 | Gauge Air and Spray Assembly | |
| 7 | GA5004085 | Bolt M8 x 20 ZP GR8.8 | 2 |
| 8 | S26-0404 | Hydraulic adapter, Socket, 1/4" female BSP x 1/4" female BSP | 2 |
| 9 | GA5011457 | Nut M8 Dome Nut SS | 2 |

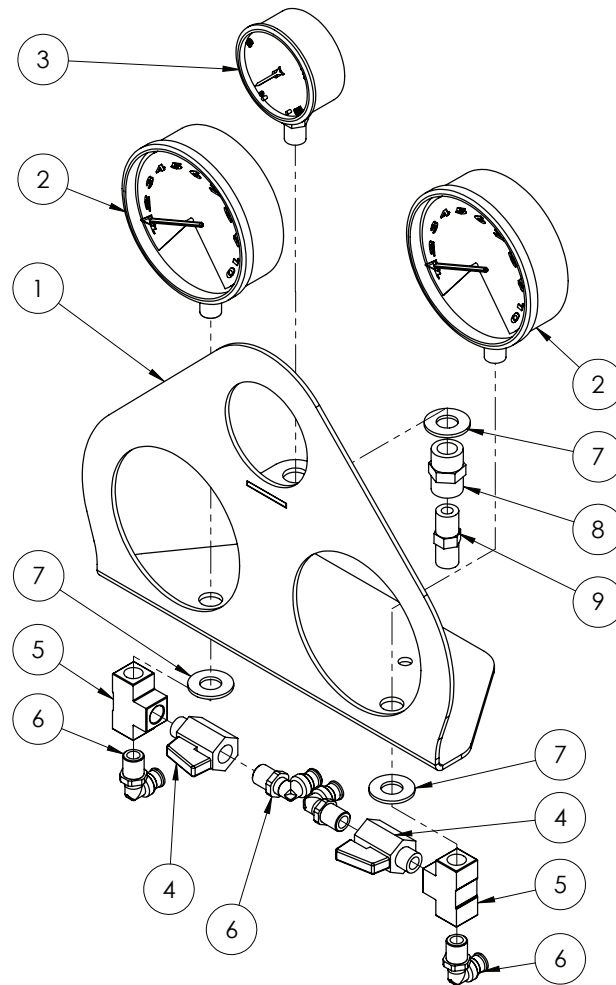
Gauge - Air & spray assembly



GA4905590 Gauge - Air and Spray Assembly

| ITEM NO. | PART NUMBER | DESCRIPTION | QTY. |
|----------|-------------|---|------|
| 1 | GA4505000 | Plate Face Gauge Prairie Air and Spray MY13 | 1 |
| 2 | GA4948470 | Gauge, Pressure, Small face, 160psi | 1 |
| 3 | GA4948460 | Gauge, Pressure, Large Face, 160 psi | 1 |
| 4 | GA5016233 | Pneumatic fitting, Elbow, 90 degree, 1/4" BSP male x 6mm push type, Metal | 2 |
| 5 | GA5000587 | Washer 12mm Flat ZP Heavy Duty | 4 |
| 6 | GA5018323 | Valve, Ball, 1/4" male / female thread inlet / outlet, SS, Lever handle | 1 |
| 7 | GA5048300 | Tee, 1/4" female thread x 1/4" female thread x 1/4" female thread, Brass | 1 |
| 8 | S25-0404 | Hydraulic adaptor, Elbow, 90 degree, 1/4" BSPT male x 1/4" BSPT female | 1 |

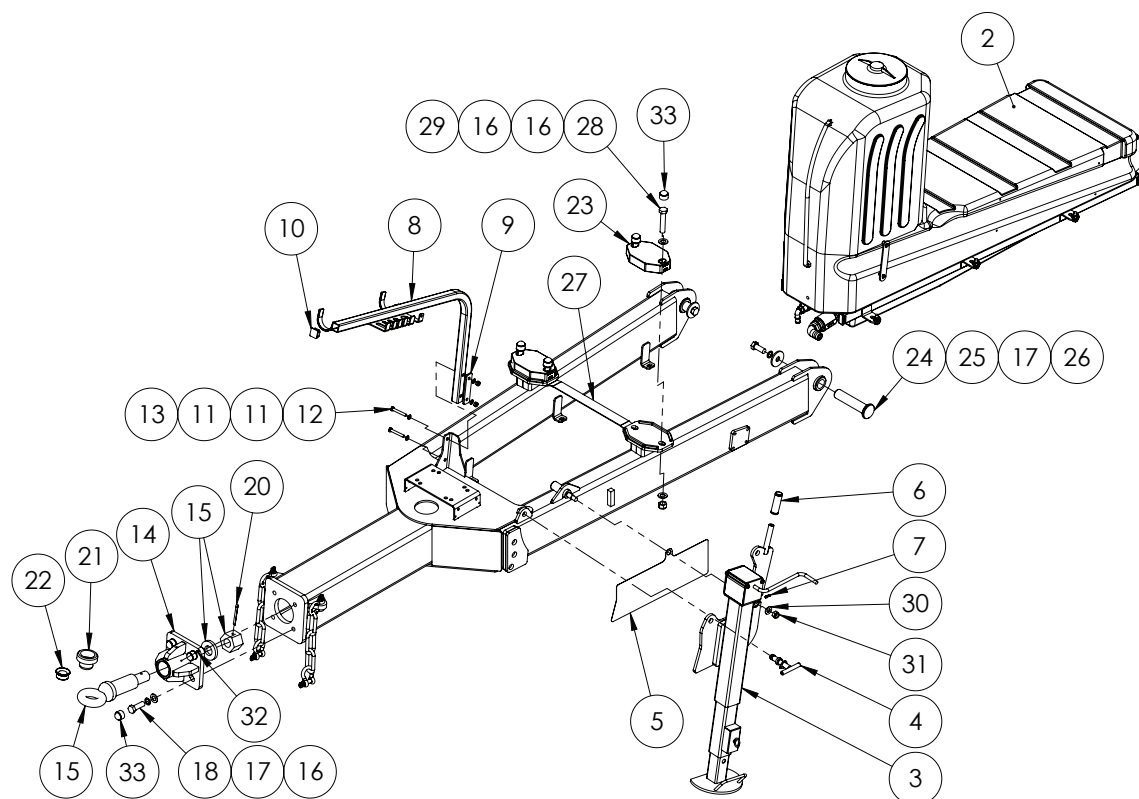
Gauge - Air & 2 x spray assembly



GA4905595 Gauge Air and 2 x Spray Assembly

| ITEM NO. | PART NUMBER | DESCRIPTION | QTY. |
|----------|-------------|---|------|
| 1 | GA4659700 | Plate Face Gauge Air and 2 x Spray pressure | 1 |
| 2 | GA4948460 | Gauge, Pressure, Large Face, 160 psi | 2 |
| 3 | GA4948470 | Gauge, Pressure, Small face, 160psi | 1 |
| 4 | GA5018323 | Valve, Ball, 1/4" male / female thread inlet / outlet, SS, Lever handle | 2 |
| 5 | GA5048300 | Tee, 1/4" female thread x 1/4" female thread x 1/4" female thread, Brass | 2 |
| 6 | GA5016233 | Pneumatic fitting, Elbow, 90 degree, 1/4" BSP male x 6mm push type, Metal | 4 |
| 7 | GA5000587 | Washer 12mm Flat ZP Heavy Duty | 5 |
| 8 | S26-0404 | Hydraulic adapter, Socket, 1/4" female BSP x 1/4" female BSP | 1 |
| 9 | S27-0404 | Hydraulic adaptor, Nipple, 1/4" BSP x 1/4" BSP | 1 |

Pull - 4/5/6500lt models



Chain and rings that retain the jack bolt are not shown
 2x GA5002077 Key ring
 1x Chain (GA5001491) 2mm x 20 (cut 250mm)
 Safety tow Chain not listed
 2x 1m GA5065030

Note: GA4905650 - Chain safety complete kit MY13

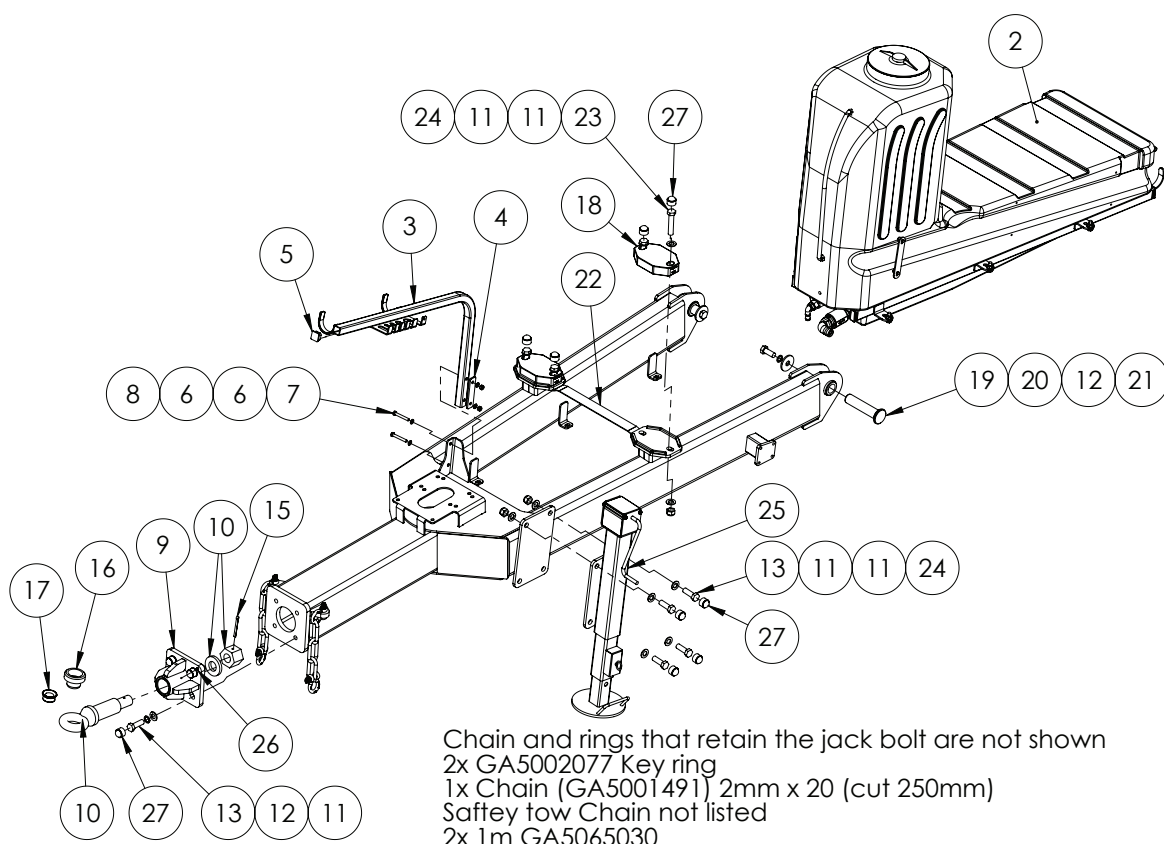
| ITEM NO. | PART NUMBER | DESCRIPTION | QTY. |
|----------|--------------|--|------|
| 1 | GA4659545 | Pull Prairie 4000, 5000 and 6500 MY13 | 1 |
| 2 | GA4901125-EF | Tank, 400 flush water belly tank | 1 |
| 3 | GA4656436 | Jack Prairie Advance EF 5/6500 | 1 |
| 4 | GA4656437 | Jack T bolt Prairie advance EF | 1 |
| 5 | GA4522297 | Prairie EF jack wear plate | 1 |
| 6 | GA5066700 | Handle bar grip suit jack handle black | 1 |
| 7 | GA5009639 | Grease nipple, Long, 1/4" UNF male thread, 1 1/8" long | 1 |
| 8 | GA4657665 | Hose support arm suit EF pull | 1 |
| 9 | GA4522926 | EF pull hose support backing plate | 1 |
| 10 | GA5002911 | 35 x 35mm square tube insert black | 1 |
| 11 | GA5000117 | Washer 10mm Flat SS Heavy Duty | 4 |
| 12 | GA5011163 | Bolt M10 x 70 ZP GR8.8 | 2 |
| 13 | GA5000141 | Nut M10 Nyloc ZP | 2 |
| 14 | GA4659555 | Towing eye, housing, angled, Bolt on | 1 |
| 15 | GA5016243 | Towing eye, Suit trailing sprayer, No insert bush | 1 |
| 16 | GA5001741 | Washer 20mm Flat SS Heavy Duty | 12 |

Continued over page

Pull - 4/5/6500lt models

| ITEM NO. | PART NUMBER | DESCRIPTION | QTY. |
|----------|-------------|--|------|
| 17 | GA5001721 | Washer 20mm Spring SS | 6 |
| 18 | GA5011333 | Bolt M20 x 60 ZP GR8.8 | 4 |
| 19 | GA5075230 | Bow Shackle 13mm WLL 3.25T Black | 4 |
| 20 | GA5051385 | Split Pin M8 x 90 | 1 |
| 21 | GA4582455 | Bush, For 1 1/2" pin, Tow eye, Urethane 90 duro | 1 |
| 22 | GA5075075 | Bush, 35 ID x 50mm OD, Suit towing eye, Steel | 1 |
| 23 | GA5061070 | Spacer Pull EF (80 Duro Urethane Black) | 2 |
| 24 | PCH-019MACH | Pin with flanged end, 39.5 minor OD x 188mm long | 2 |
| 25 | L073A | Washer, suit drawbar pin | 2 |
| 26 | GA5011321 | Set Screw M20 x 50 Course ZP GR8.8 | 2 |
| 27 | GA4522385 | Prairie EF belly tank retaining strap | 1 |
| 28 | GA5048355 | Bolt, M20 x 100, ZP GR8.8 | 4 |
| 29 | GA5048125 | Nut M20 Nyloc Coarse ZP | 4 |
| 30 | GA5001009 | Washer 16mm Flat ZP Heavy Duty | 1 |
| 31 | GA5001029 | Nut M16 Nyloc ZP | 1 |
| 32 | GA5012203 | Grease nipple, Short, 1/4" UNF | 1 |
| 33 | GA5054690 | Cap M20 hex nut cover | 8 |

Pull - 7500/8500lt models



Note: GA4905650 - Chain safety complete kit MY13

| ITEM NO. | PART NUMBER | DESCRIPTION | QTY. |
|----------|--------------|---|------|
| 1 | GA4659550 | Pull Prairie 7500 and 8500 MY13 | 1 |
| 2 | GA4901125-EF | Tank, 400 flush water belly tank | 1 |
| 3 | GA4657665 | Hose support arm suit EF pull | 1 |
| 4 | GA4522926 | EF pull hose support backing plate | 1 |
| 5 | GA5002911 | 35 x 35mm square tube insert black | 1 |
| 6 | GA5000117 | Washer 10mm Flat SS Heavy Duty | 4 |
| 7 | GA5011163 | Bolt M10 x 70 ZP GR8.8 | 2 |
| 8 | GA5000141 | Nut M10 Nyloc ZP | 2 |
| 9 | GA4659555 | Towing eye, housing, angled, Bolt on | 1 |
| 10 | GA5016243 | Towing eye, Suit trailing sprayer, No insert bush | 1 |
| 11 | GA5001741 | Washer 20mm Flat SS Heavy Duty | 20 |
| 12 | GA5001721 | Washer 20mm Spring SS | 6 |
| 13 | GA5011333 | Bolt M20 x 60 ZP GR8.8 | 8 |
| 14 | GA5075230 | Bow Shackle 13mm WLL 3.25T Black | 4 |
| 15 | GA5051385 | Split Pin M8 x 90 | 1 |
| 16 | GA4582455 | Bush, For 1 1/2" pin, Tow eye, Urethane 90 duro | 1 |
| 17 | GA5075075 | Bush, 35 ID x 50mm OD, Suit towing eye, Steel | 1 |
| 18 | GA5061070 | Spacer Pull EF (80 Duro Urethane Black) | 2 |

Continued over page

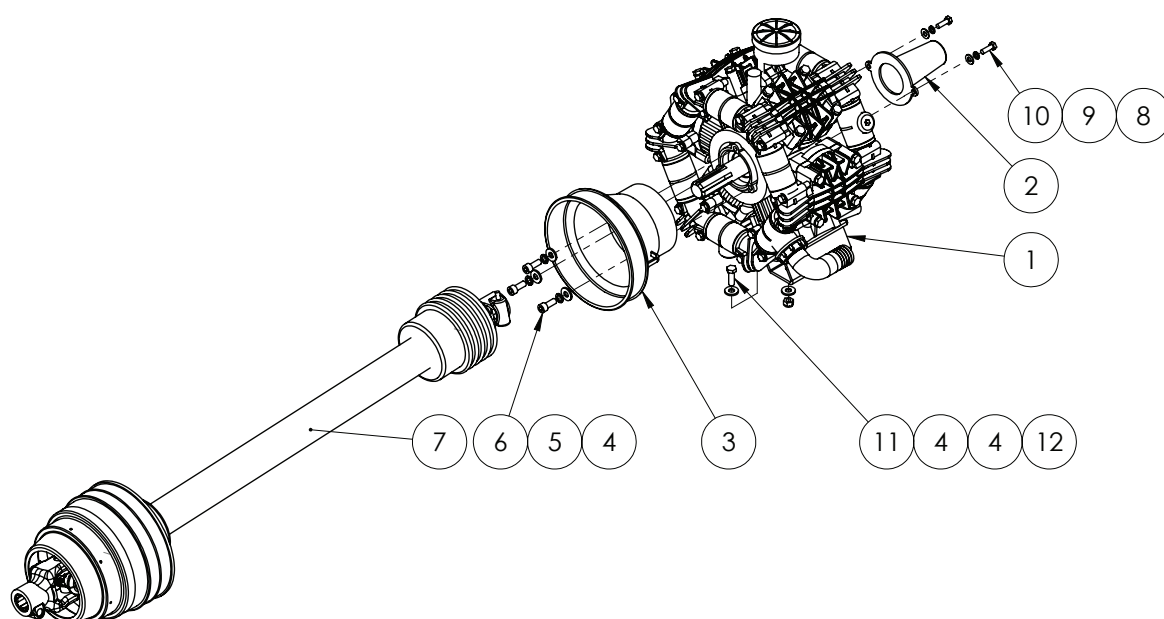
Pull - 7500/8500lt models

| ITEM NO. | PART NUMBER | DESCRIPTION | QTY. |
|----------|-------------|--|------|
| 19 | PCH-019MACH | Pin with flanged end, 39.5 minor OD x 188mm long | 2 |
| 20 | L073A | Washer, suit drawbar pin | 2 |
| 21 | GA5011321 | Set Screw M20 x 50 Course ZP GR8.8 | 2 |
| 22 | GA4522385 | Prairie EF belly tank retaining strap | 1 |
| 23 | GA5048355 | Bolt, M20 x 100, ZP GR8.8 | 4 |
| 24 | GA5048125 | Nut M20 Nyloc Coarse ZP | 8 |
| 25 | GA4656439 | Jack, suit Evo 7500 and 8500 and Prairie adv 8000L | 1 |
| 26 | GA5012203 | Grease nipple, Short, 1/4" UNF | 1 |
| 27 | GA5054690 | Cap M20 hex nut cover | 12 |

Chapter 2

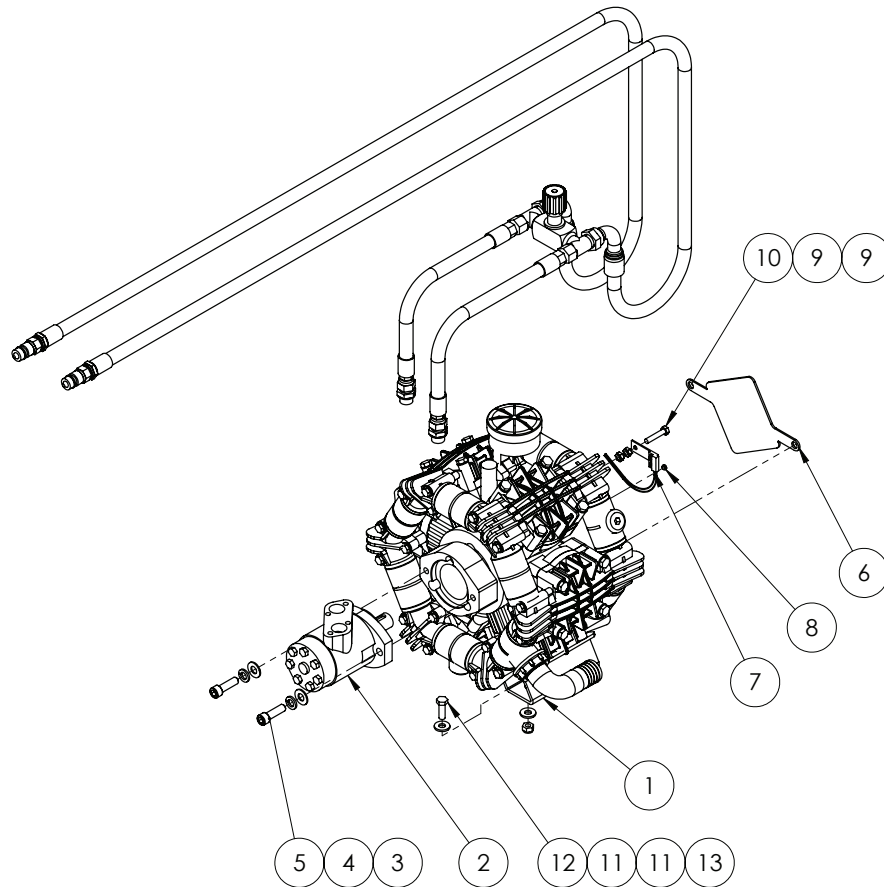
PUMPS

Pump - Zeta 260 PTO Shaft drive



| ITEM NO. | PART NUMBER | DESCRIPTION | QTY. |
|----------|-------------|---|------|
| 1 | GA5054505 | Pump, Diaphragm type, Zeta 260, Through shaft PTO drive, Udor | 1 |
| 2 | GA5013499 | Guard, Plastic, PTO protector suit rear of 2C pumps | 1 |
| 3 | I2I925 | PTO Cover, Black, Front, suit 170 and 260 spray pumps | 1 |
| 4 | GA5000117 | Washer 10mm Flat SS Heavy Duty | 11 |
| 5 | GA5000137 | Washer 10mm Spring SS | 3 |
| 6 | GA5071085 | SHCS M10 x 25 ZP GR12.9 | 3 |
| 7 | GA5013511 | PTO Shaft wide angle suit Advance EF 1.05m | 1 |
| | GA5060830 | PTO shaft standard angle 1.05m, suits EF special | |
| 8 | GA5004883 | Washer 8mm Flat ZP Heavy Duty | 2 |
| 9 | GA5004919 | Washer 8mm Spring SS | 2 |
| 10 | GA5004711 | Bolt M8 x 25 ZP GR8.8 | 2 |
| 11 | GA5065455 | Bolt M10 x 30 ZP GR8.8 | 4 |
| 12 | GA5000141 | Nut M10 Nyloc ZP | 4 |

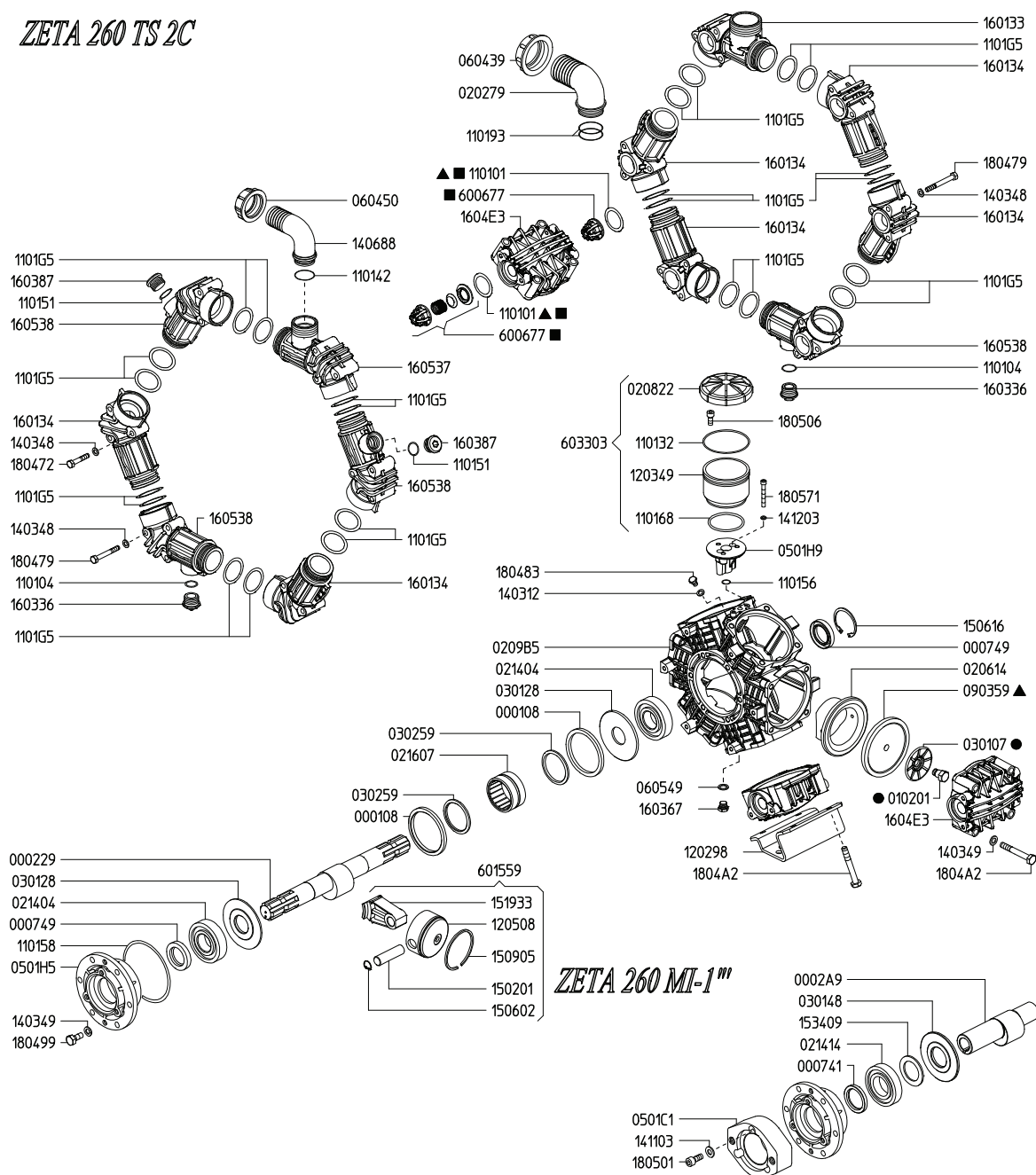
Pump - Zeta 260 MI Hydraulic Drive



| ITEM NO. | PART NUMBER | DESCRIPTION | QTY. |
|----------|--------------|---|------|
| 1 | GA5054500 | Pump Zeta 260 MI-I | 1 |
| 2 | GA5047515 | Motor, hydraulic, 80cc/rev, 25.4mm shaft, Suit spray pump drive | 1 |
| 3 | GA5000587 | Washer 12mm Flat ZP Heavy Duty | 2 |
| 4 | GA5000575 | Washer 12mm Spring SS | 2 |
| 5 | GA5000321 | SHCS M12 x 40 ZP GR12.9 | 2 |
| 6 | PUMPCOVER250 | Plate, Rear Pump Shaft Cover, RO250, Zeta 260 and 300 | 1 |
| 7 | 1170159929 | Pump RPM sensor with Connector suit 4400/4070 | 1 |
| 8 | GA5016169 | Magnet, High strength, 12mm diameter x 1.5mm thick | 1 |
| 9 | GA5011499 | Nut M8 Hex ZP | 2 |
| 10 | GA5048655 | Bolt M8 x 40 ZP GR8.8 | 1 |
| 11 | GA5000117 | Washer 10mm Flat SS Heavy Duty | 8 |
| 12 | GA5065455 | Bolt M10 x 30 ZP GR8.8 | 4 |
| 13 | GA5000141 | Nut M10 Nyloc ZP | 4 |
| 14 | GA5067186 | Hose assembly kit hydraulic drive suit hose support MY10 | 1 |

Pump - Zeta 260 Pump Breakdown

ZETA 260 TS 2C

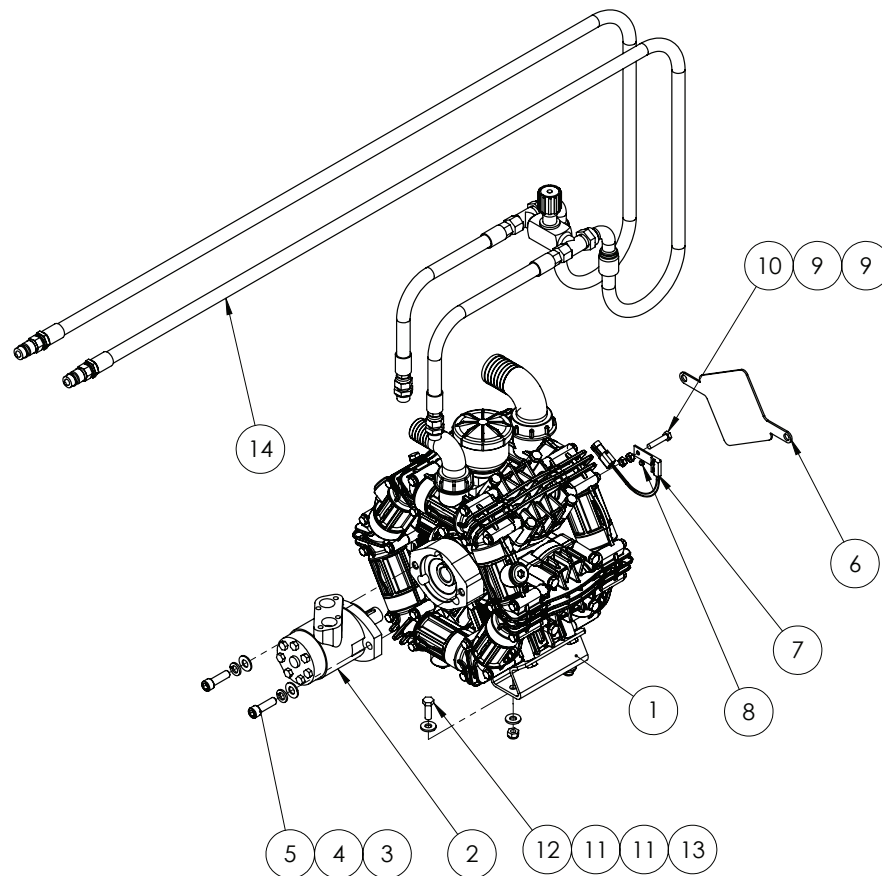


GA5054500 Pump Zeta 260 MI-1

GA5054505 Pump, Diaphragm type, Zeta 260, Through shaft PTO drive, Udor

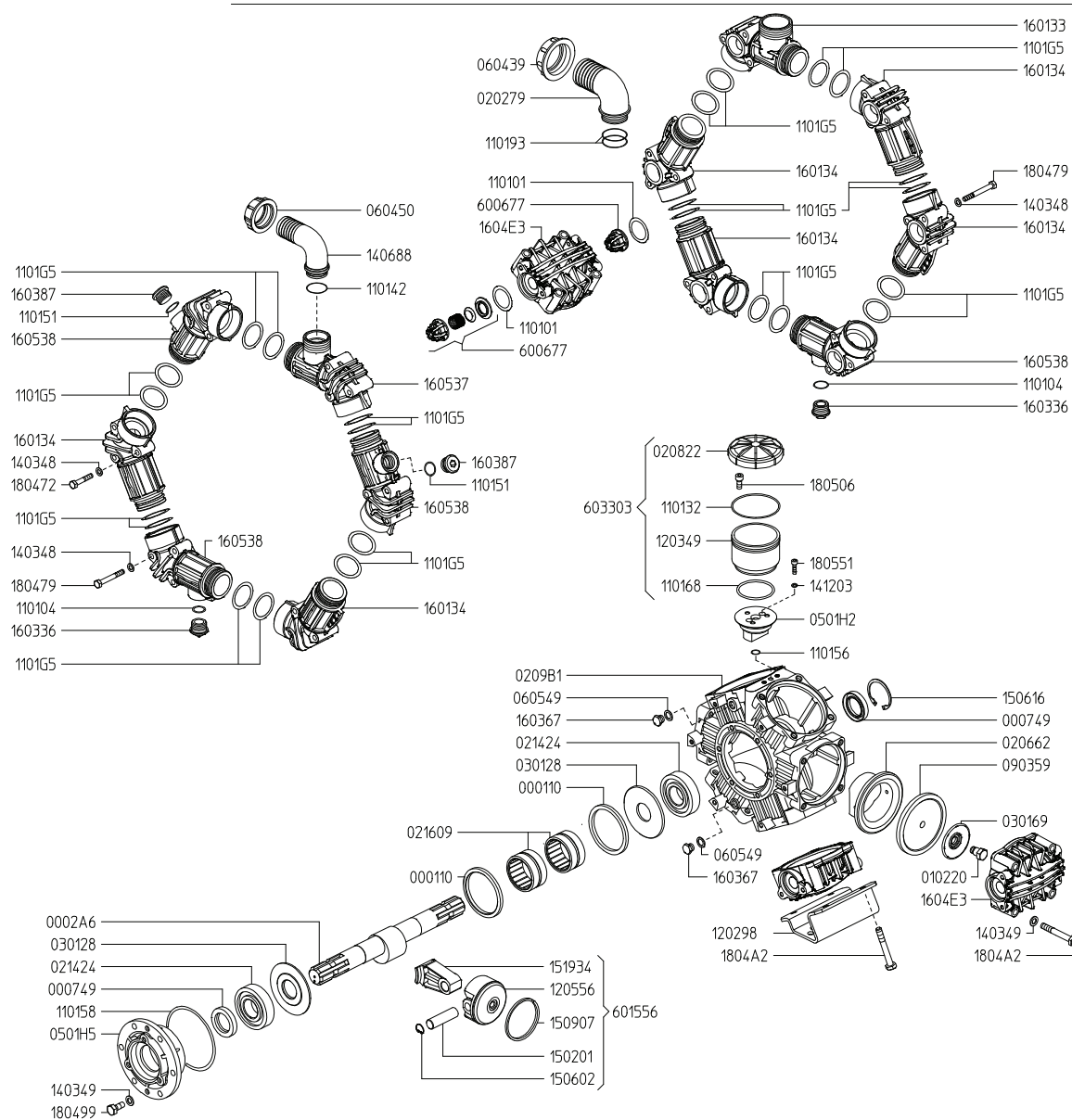
| ZETA 260 SPARE PARTS | |
|----------------------|---|
| PART No. | DESCRIPTION |
| KIT-ZETA260-D | Pump Diaphragm Kit suit Zeta 260 and RO250 Udor Pumps |
| KIT-ZETA260-C | Pump rebuild kit, includes diaphragms, seals & valves, Suits both Zeta 260 and RO250 in PTO and Hyd Drive |

Pump - Zeta 300 MI Hydraulic Drive



| ITEM NO. | PART NUMBER | DESCRIPTION | QTY. |
|----------|--------------|---|------|
| 1 | GA5054520 | Pump Zeta 300 MI-25 | 1 |
| 2 | GA5047515 | Motor, hydraulic, 80cc/rev, 25.4mm shaft, Suit spray pump drive | 1 |
| 3 | GA5000587 | Washer 12mm Flat ZP Heavy Duty | 2 |
| 4 | GA5000575 | Washer 12mm Spring SS | 2 |
| 5 | GA5000321 | SHCS M12 x 40 ZP GR12.9 | 2 |
| 6 | PUMPCOVER250 | Plate, Rear Pump Shaft Cover, RO250, Zeta 260 and 300 | 1 |
| 7 | 1170159929 | Pump RPM sensor with Connector suit 4400/4070 | 1 |
| 8 | GA5016169 | Magnet, High strength, 12mm diameter x 1.5mm thick | 1 |
| 9 | GA5011499 | Nut M8 Hex ZP | 2 |
| 10 | GA5048655 | Bolt M8 x 40 ZP GR8.8 | 1 |
| 11 | GA5000117 | Washer 10mm Flat SS Heavy Duty | 8 |
| 12 | GA5065455 | Bolt M10 x 30 ZP GR8.8 | 4 |
| 13 | GA5000141 | Nut M10 Nyloc ZP | 4 |
| 14 | GA5067186 | Hose assembly kit hydraulic drive suit hose support MY10 | 1 |

Pump - Zeta 300 PTO Pump Breakdown



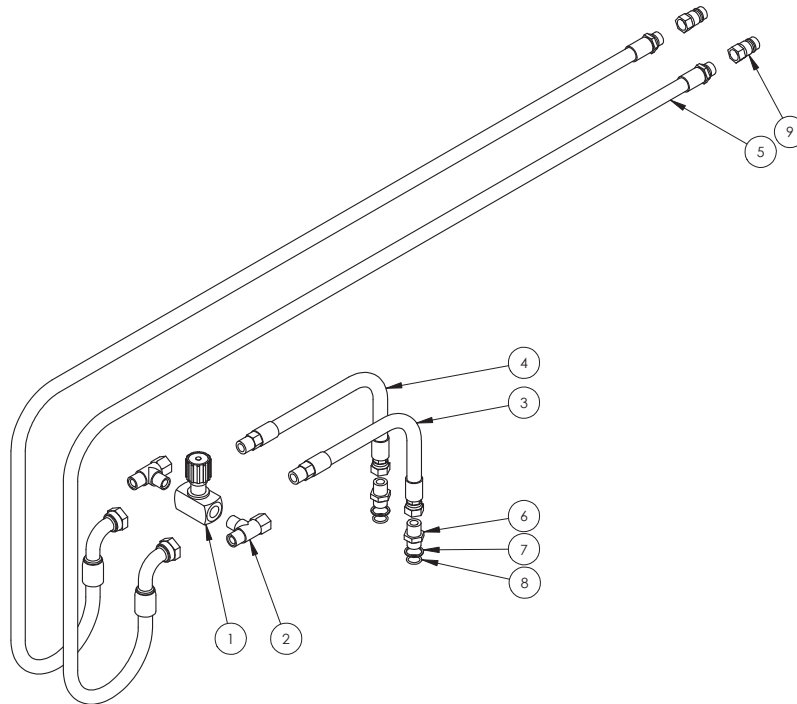
GA5054525 Pump Zeta 300 PTO TS 2C

| ZETA 300 SPARE PARTS | |
|----------------------|---|
| PART No. | DESCRIPTION |
| KIT-ZETA300-D | Pump Diaphragm Kit suit Zeta 300 Pumps |
| KIT-ZETA300-C | Pump rebuild kit, includes diagrams, seals & valves, Zeta 300 |



28 - Prairie Evolution MY14 Parts Manual - Rev 0.0

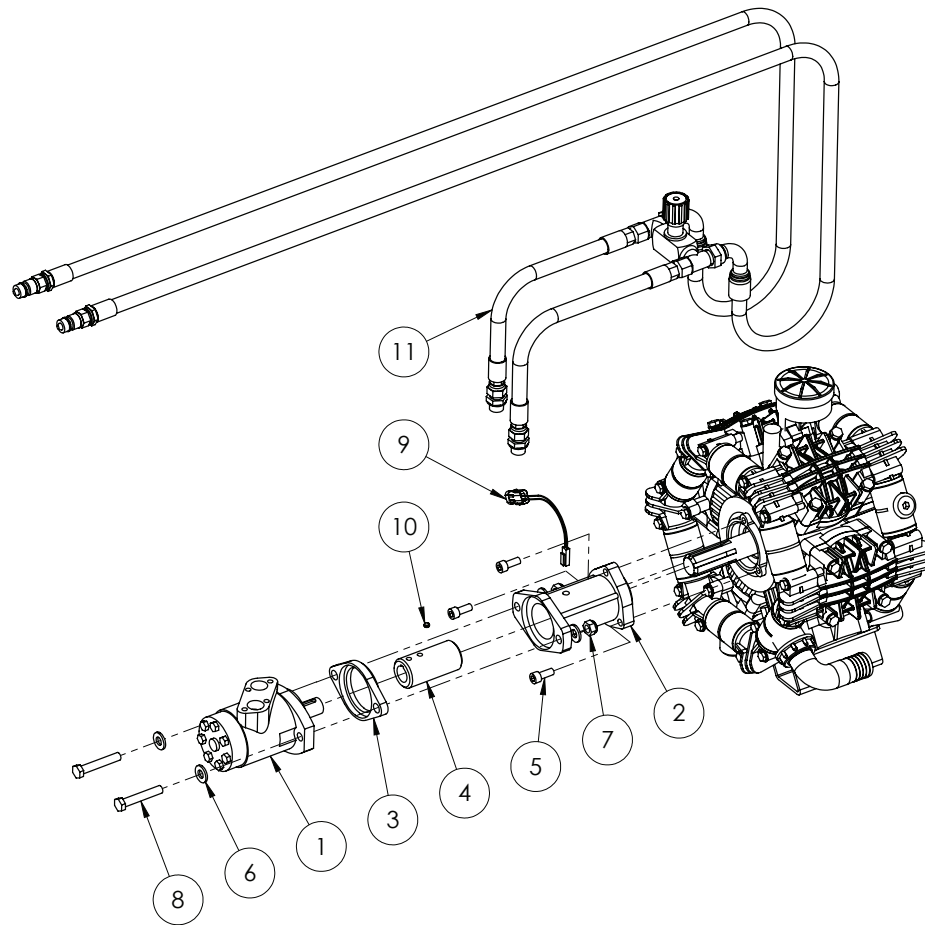
Hydraulic hose assembly kit



GA5067186 Hose assembly kit hydraulic drive suit hose support MY10

| ITEM NO. | PART NUMBER | DESCRIPTION | QTY. |
|----------|-------------|--|------|
| 1 | GA5018221 | Valve check needle throttle 1/2" | 1 |
| 2 | S167-080808 | Hydraulic adapter, Tee, 1/2" male BSP x 1/2" male BSP x 1/2" female swivel | 2 |
| 3 | GA4922110 | Hyd hose suit EF MY10 pump end short | 1 |
| 4 | GA4922115 | Hyd hose suit EF MY10 pump end long | 1 |
| 5 | GA4922105 | Hyd hose suit EF MY10 tractor end | 2 |
| 6 | S75-0808 | Hydraulic adaptor, Nipple, 1/2" BSPT male x 1/2" BSPP male with o-ring | 2 |
| 7 | 36B-08 | Ring Retaining BSPP 1/2" | 2 |
| 8 | RO-BP08 | O-Ring BSPP 1/2" | 2 |
| 9 | R81-08M | Quick connect fitting, 1/2" male tip x 1/2" female thread | 2 |
| | GA5052365 | Cover, Green plastic, Suit hydraulic quick connect fitting R81-08M | 2 |

Hydraulic drive conversion kit

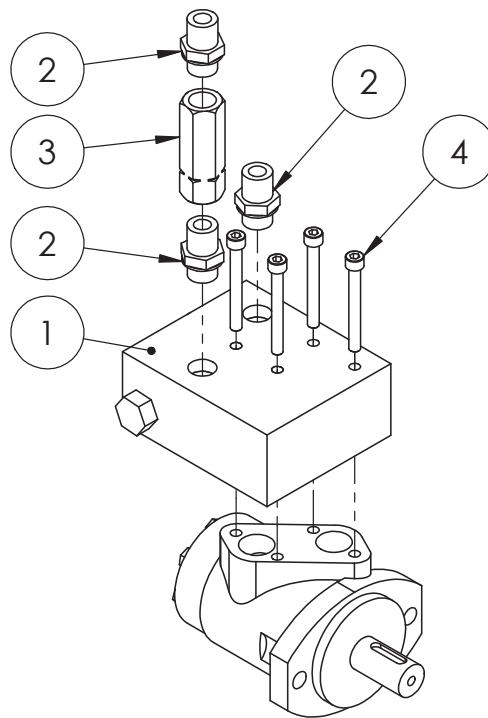


| ITEM NO. | PART NUMBER | DESCRIPTION | QTY. |
|----------|----------------------|--|------|
| 1 | GA5047515 | Motor, hydraulic, 80cc/rev, 25.4mm shaft | 1 |
| 2 | F700416600 - adaptor | Adaptor, Hydraulic motor to Udon PTO pump only | 1 |
| 3 | GA4552100 | Spacer plate, Suit adapter PTO to hydraulic drive, Udon | 1 |
| 4 | F700416600 - socket | Coupler, Shaft adaptor | 1 |
| 5 | GA5071085 | SHCS M10 x 25 ZP GR12.9 | 3 |
| 6 | GA5000587 | Washer 12mm Flat ZP Heavy Duty | 4 |
| 7 | GA5012461 | Nut M12 Nyloc ZP | 2 |
| 8 | GA5000347 | Bolt M12 x 70 ZP GR8.8 | 2 |
| 9 | 1170159929 - cutdown | Sensor, Spray pump RPM, suit 4400 / 4070, Raven | 1 |
| 10 | GA5016169 | Magnet, High strength, 12mm diameter x 1.5mm thick | 1 |
| 11 | GA5067186 | Hose assembly kit hydraulic drive suit hose support MY10 | 1 |

For machines fitted with 70 series pump RPM monitors:

| ITEM NO. | PART NUMBER | DESCRIPTION | QTY. |
|----------|-------------|---|------|
| | 90-02328 | 70 series RPM monitor & speed sensor - Complete | 1 |
| | 16-40004 | Teejet speed sensor | 1 |

Pressure Flow Compensator

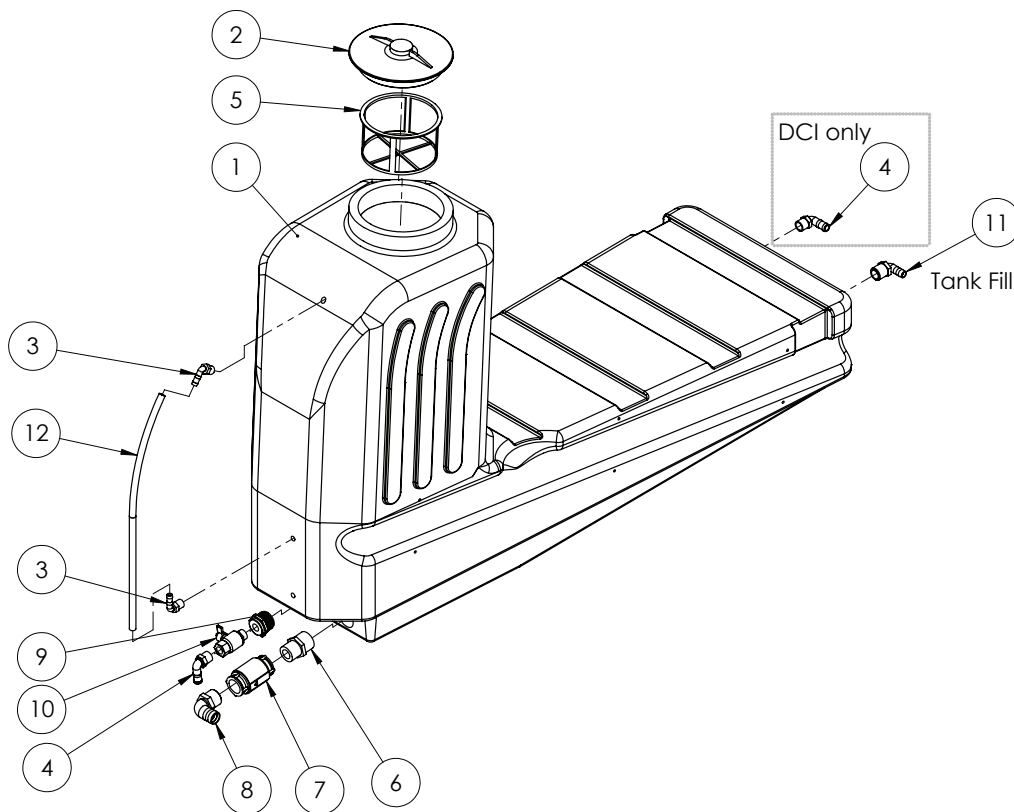


| ITEM NO. | PART NUMBER | DESCRIPTION | QTY. |
|----------|-------------|--|------|
| 1 | GA5049425 | Manual flow controll | 1 |
| 2 | S75-0808 | Hydraulic adaptor, Nipple, 1/2" BSPT male x 1/2" BSPP male with o-ring | 3 |
| 3 | GA5007060 | Valve, Check, Hydraulic, 1/2" BSPP female inlet & outlet, 45L/min flow, Maximum 320bar | 1 |
| 4 | GA5049430 | SHCS M8 x 70 ZP GR12.9 | 4 |

Chapter 3

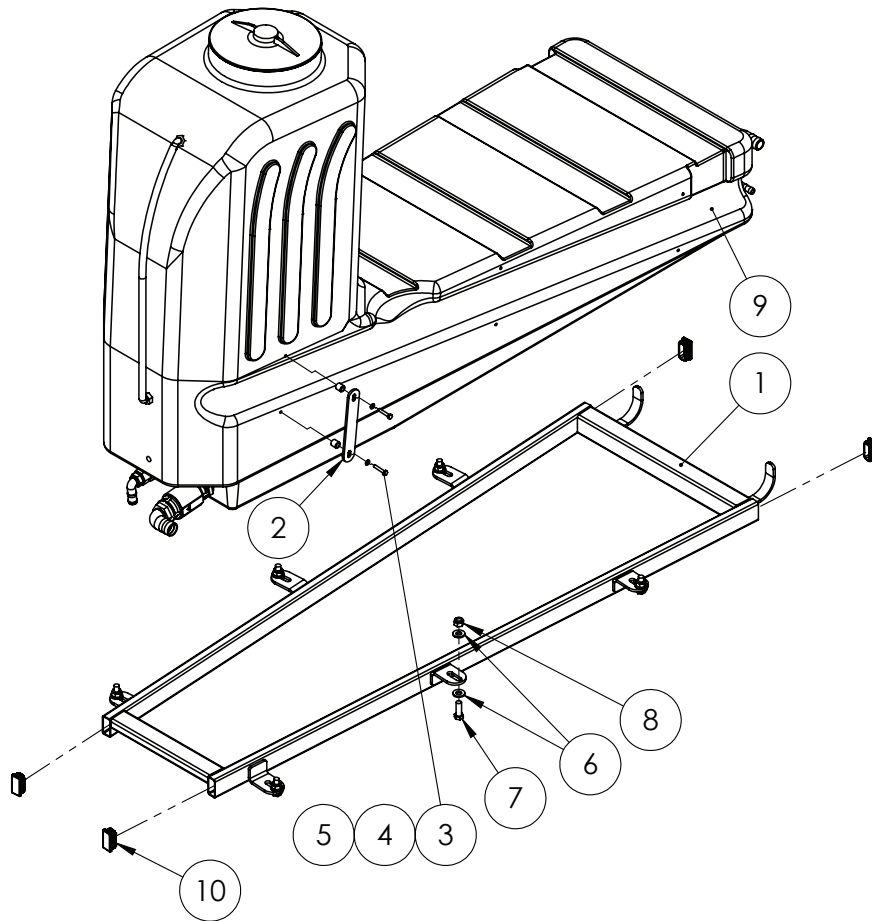
FLUSH TANK

400lt Belly Tank



| ITEM NO. | PART NUMBER | DESCRIPTION | QTY. |
|----------|--------------|--|------|
| 1 | GA5018367 | Tank 400lt Underbelly, Bare | 1 |
| 2 | 352022 | Small lid, Diameter 255, With breather, ARAG | 1 |
| 3 | HB050-90 | Hose barb, Elbow, 90 degree, 1/2" male thread x 1/2" hose | 2 |
| 4 | HB075-90 | Hose barb, Elbow, 90 degree, 3/4" male thread x 3/4" hose | 2 |
| 5 | 300110 | Filter screen, Basket type, Diameter 203 x 120mm deep | 1 |
| 6 | RN150125 | Reducing nipple, 1 1/2" male thread x 1 1/4" male thread | 1 |
| 7 | GA5017361 | Valve nonreturn 1 1/4" | 1 |
| 8 | HB125-90 | Hose barb, Elbow, 90 degree, 1 1/4" male thread x 1 1/4" hose | 1 |
| 9 | RB150075 | Reducing bush, 1 1/2" male thread x 3/4" female thread | 1 |
| 10 | GA5018315 | Valve, Ball, 20mm male & female thread, Black Butterfly handle | 1 |
| 11 | HB100/075-90 | Hose barb, Elbow, 90 degree, 1" male thread x 3/4" hose | 1 |
| 12 | HOS12SIGHT | Hose, Clear, 12mm, Sight tube (cut 660mm long) | 1 |

400lt Belly Tank Frame

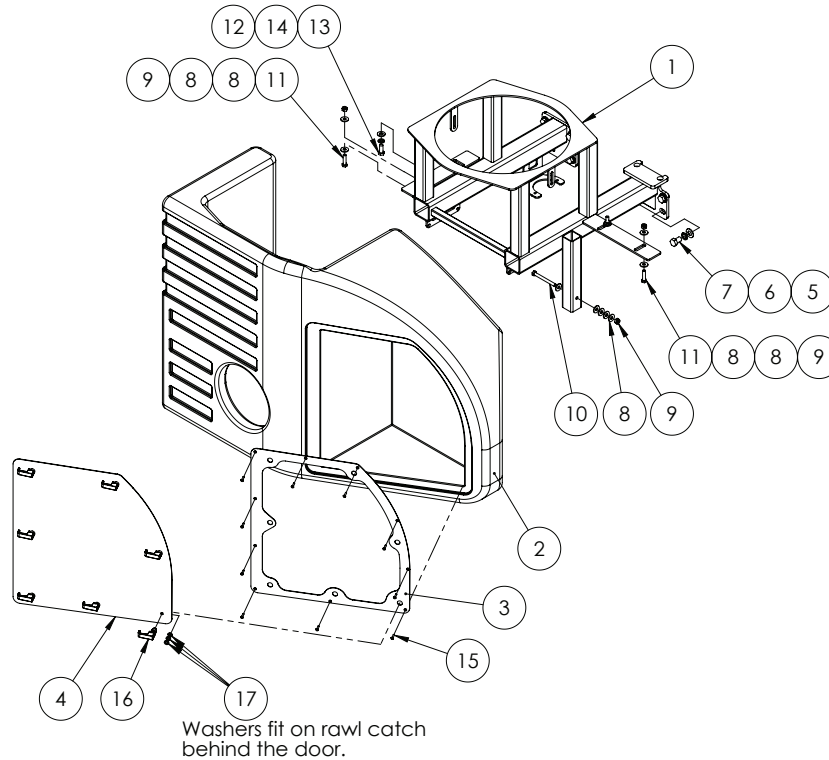


| ITEM NO. | PART NUMBER | DESCRIPTION | QTY. |
|----------|-------------|---|------|
| 1 | GA4654320 | Rinse tank frame advance | 1 |
| 2 | F70681A | Hose Strap for Belly Tank | 2 |
| 3 | GA5011405 | Bolt M6 x 35 ZP GR8.8 | 4 |
| 4 | GA5004437 | Washer 6mm Flat SS | 4 |
| 5 | GA4552075 | Crush tube, 10.2 ID x 15 OD x 15mm long | 4 |
| 6 | GA5000587 | Washer 12mm Flat ZP Heavy Duty | 12 |
| 7 | GA5000311 | Set screw, M12 x 35, ZP GR 8.8 | 6 |
| 8 | GA5012461 | Nut M12 Nyloc ZP | 6 |
| 9 | GA4903087 | Pre-assembled 400L rinse water tank | 1 |
| 10 | GA5003733 | Tube Insert 50 x 25mm rectangular 0.83 | 4 |

Chapter 4

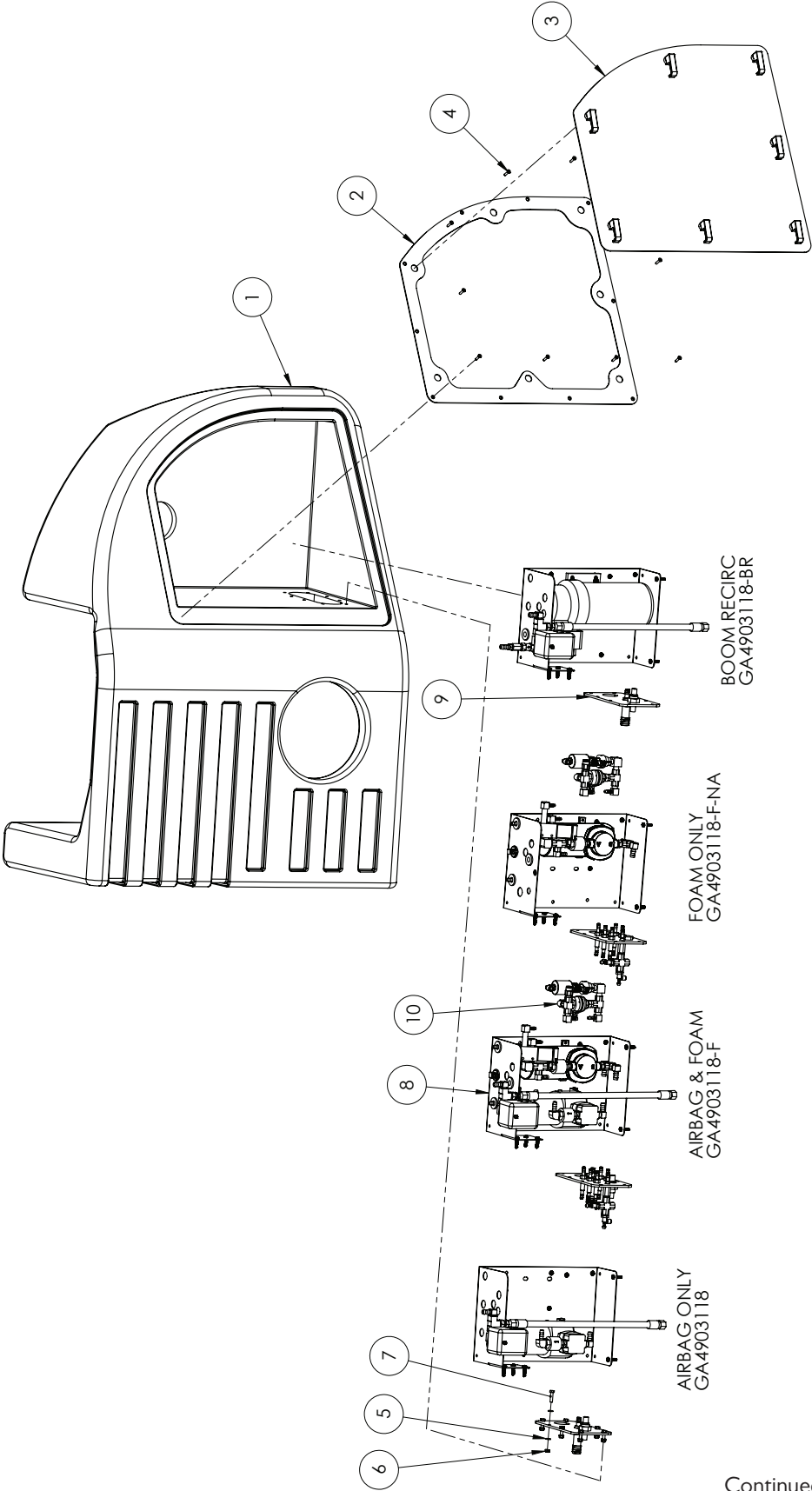
RIGHT HAND POD

Prairie Evolution Right Hand Pod



| ITEM NO. | PART NUMBER | DESCRIPTION | QTY. |
|----------|-------------|---|------|
| 1 | GA4654410 | Pod Frame Advance Right Hand | 1 |
| 2 | GA5018375 | Right hand Side Module | 1 |
| 3 | GA4522585 | RHS pod cover door inner | 1 |
| 4 | GA4522580 | RHS pod cover door outer | 1 |
| 5 | GA5001043 | Washer 16mm Flat SS HD | 8 |
| 6 | GA5000961 | Washer 16mm Spring ZP | 8 |
| 7 | GA5000903 | Bolt M16 x 25 ZP GR8.8 | 8 |
| 8 | GA5002627 | Washer, 3/8" ID x 1 1/8" OD, High Tensile | 11 |
| 9 | GA5000141 | Nut M10 Nyloc ZP | 4 |
| 10 | GA5011139 | Bolt M10 x 100 ZP GR4.6 | 1 |
| 11 | GA5006071 | Bolt M10 x 40 ZP GR10.9 | 3 |
| 12 | GA5000587 | Washer 12mm Flat ZP Heavy Duty | 1 |
| 13 | GA5000307 | SHCS M12 x 30 ZP GR12.9 | 1 |
| 14 | GA5000575 | Washer 12mm Spring SS | 1 |
| 15 | GA5014819 | Screw 10G x 1" Self Tapper SS | 10 |
| 16 | GA5066600 | Rawl action latch suit Advance pod door | 7 |
| 17 | GA5003643 | Washer 8mm Flat SS Heavy Duty | 21 |

Right Hand Side Module - Internal Components

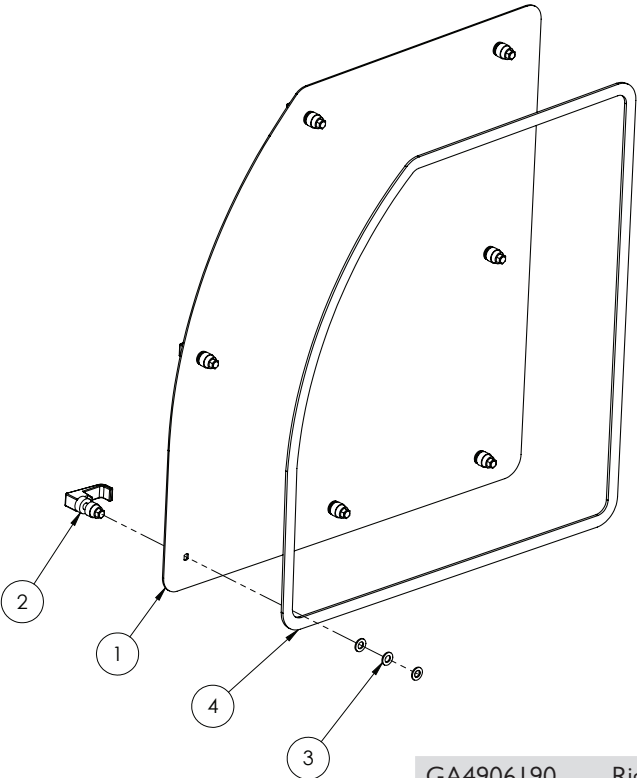


Continued over page

Right Hand Side Module - Internal Components

| ITEM NO. | PART NUMBER | DESCRIPTION | QTY. |
|----------|----------------|---|------|
| 1 | GA5018375 | Right hand Side Module | 1 |
| 2 | GA4522585 | RHS pod cover door inner | 1 |
| 3 | GA4906190 | Pod Door RH Assembly MY13 | 1 |
| 4 | GA5014819 | Screw 10G x 1" Self Tapper SS | 10 |
| 5 | GA5004437 | Washer 6mm Flat SS | 16 |
| 6 | GA5048115 | Nut M6 Nyloc ZP | 8 |
| 7 | GA5004073 | Bolt M6 x 25 ZP GR8.8 | 8 |
| 8 | GA4903118 | Pre-assembled POD RHS ADV EF, non joystick, no Foam, with air bag | 1 |
| | GA4903118-F | Pre-assembled POD RHS ADV EF, non joystick, with Foam, with air bag | |
| | GA4903118-F-NA | Pre-assembled POD RHS Prairie EF, with Foam, no air bag | |
| | GA4903118-BR | Pod, RH, Compressor Assembly, Rapid Fire, Airbag, Prairie Evo | |
| | GA4906180 | Plumbing intake manifold Air bag only | |
| 9 | GA4682635 | Plumbing Intake Manifold EF | 1 |
| | | Intake Manifold - Foam Only | |
| 10 | GA4912005 | Kit Foam Marker Exhaust Valve | 1 |

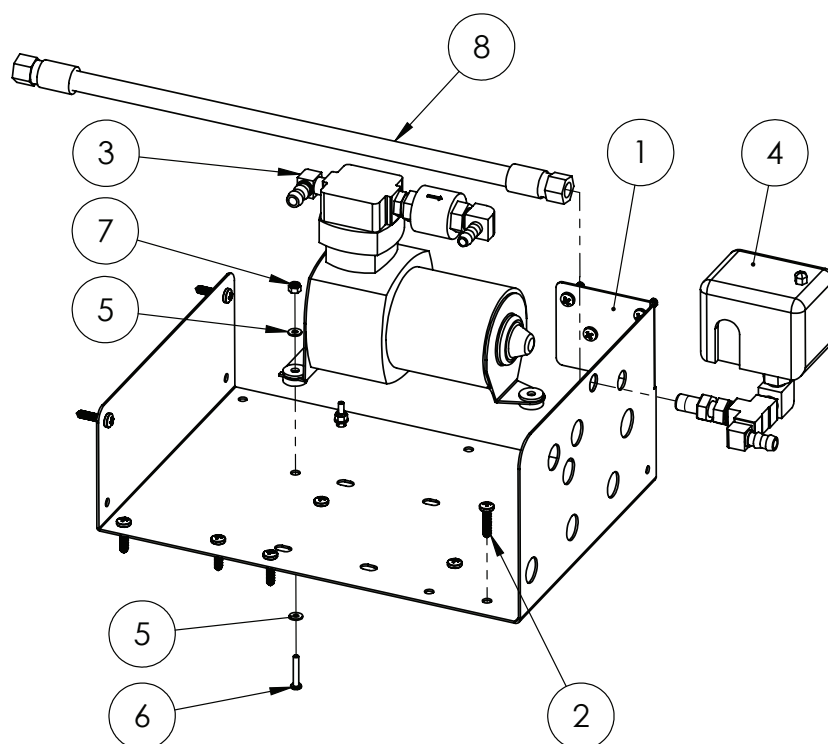
Right Hand Pod Door



GA4906190 Right Hand Pod Door

| ITEM NO. | PART NUMBER | DESCRIPTION | QTY. |
|----------|-------------|---|------|
| 1 | GA4522580 | RHS pod cover door outer | 1 |
| 2 | GA5066600 | Rawl action latch, suit Advance pod door | 7 |
| 3 | GA5048115 | Nut M6 Nyloc ZP | 21 |
| 4 | GA5016473 | Tape PM foam 6.4 x 18 L/Density x 2190mm long | 1 |

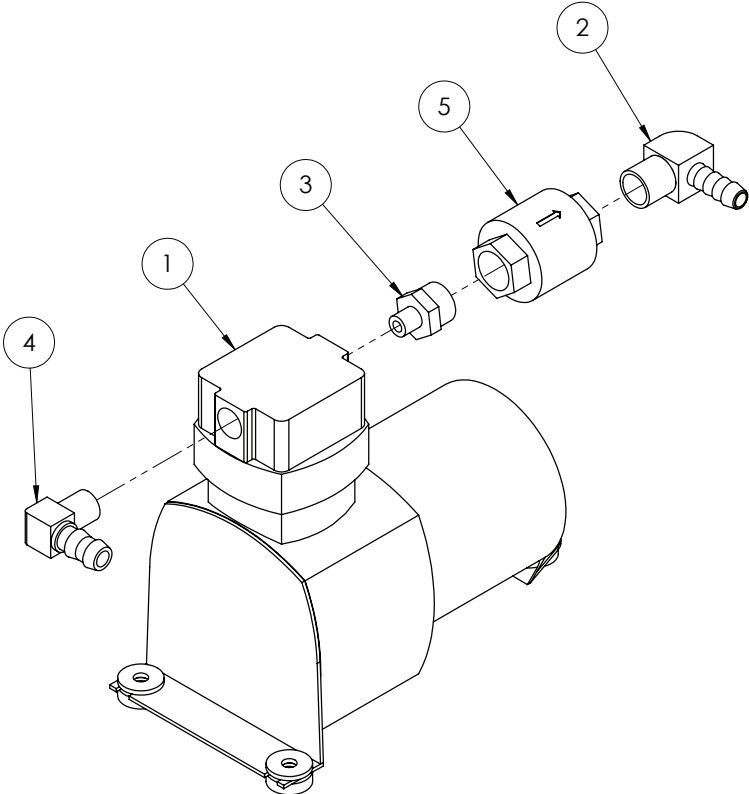
Airbag Compressor Assembly



GA4903122-EF Airbag Compressor Assembly

| ITEM NO. | PART NUMBER | DESCRIPTION | QTY. |
|----------|-------------|---|------|
| 1 | F70785A | Foam marker/airbag comp plate | 1 |
| 2 | GA5000527 | Screw, Pan head, 12G x 25mm, SS | 11 |
| 3 | GA4906150 | Airbag Compressor Assembly MY13 | 1 |
| 4 | GA4906175 | Airbag Compressor Pressure switch Assembly MY13 | 1 |
| 5 | GA5020510 | Washer 4mm Flat SS | 6 |
| 6 | GA5049020 | Bolt M4 x 25 Pan Head SS | 3 |
| 7 | GA5049025 | Nut M4 Nyloc SS | 3 |
| 8 | GA4906200 | Hyd Hose Airbag Compressor Assembly MY13 | 1 |

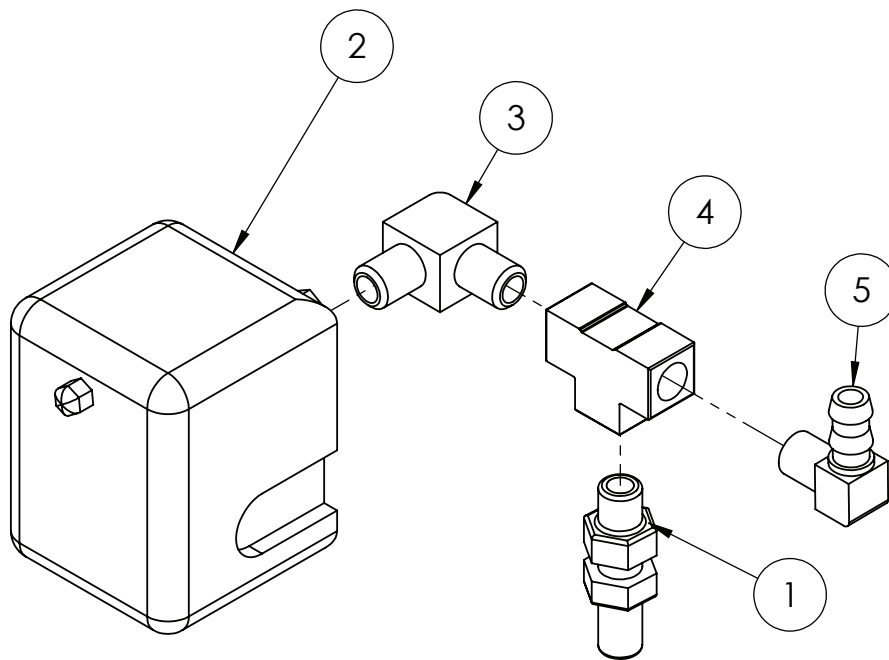
Airbag Compressor



GA4906150 Airbag Compressor

| ITEM NO. | PART NUMBER | DESCRIPTION | QTY. |
|----------|-------------|---|------|
| 1 | GA5018809 | Air compressor, Suit airbag, 12V, 30.6L/min, 150psi maximum | 1 |
| 2 | GA5070730 | Elbow Brass 3/8" x 3/8" | 1 |
| 3 | GA5020690 | Reducing nipple, 1/8" male thread x 3/8" male thread, Brass | 1 |
| 4 | GA5049290 | Elbow 1/4" male thread x 3/8" barb brass | 1 |
| 5 | GA5020010 | Valve, Check, 3/8" female thread inlet & outlet, Brass | 1 |

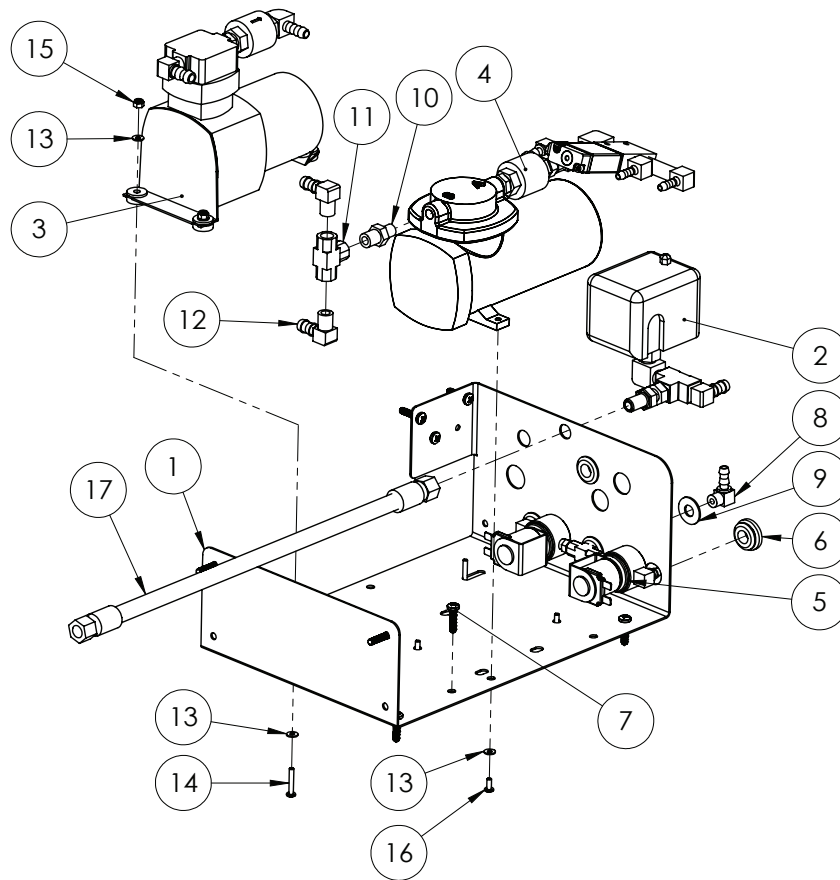
Pressure Switch



GA4906175 Pressure Switch

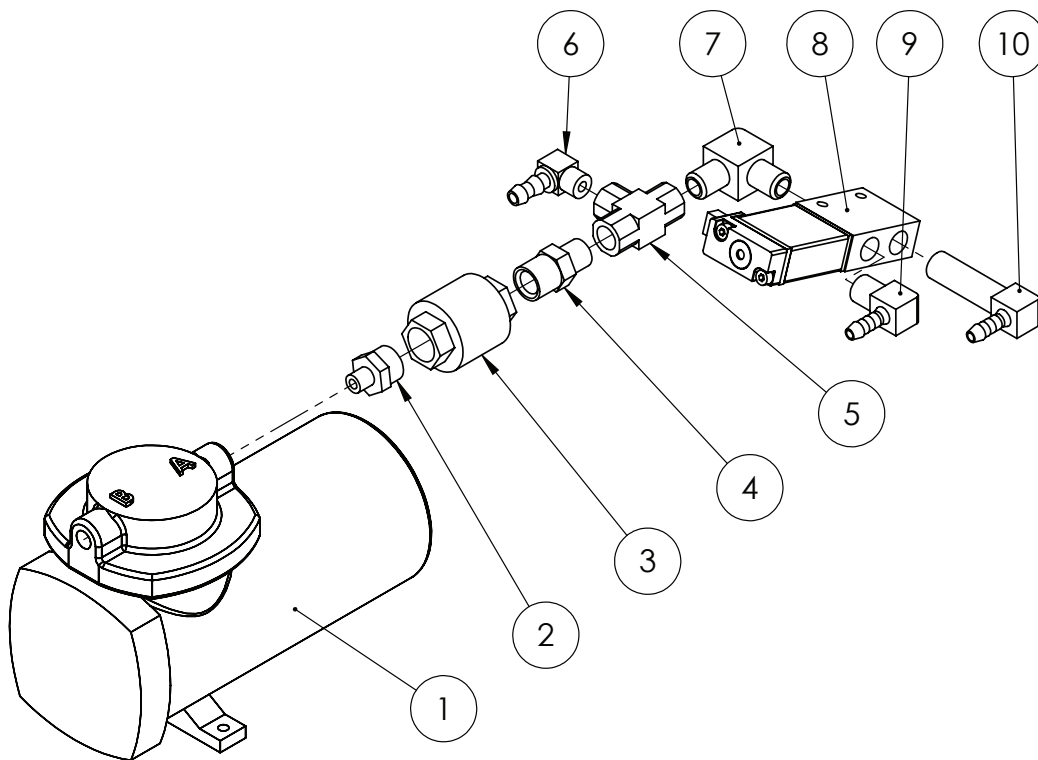
| ITEM NO. | PART NUMBER | DESCRIPTION | QTY. |
|----------|-------------|--|------|
| 1 | S44-0404 | Hydraulic adaptor, Bulkhead nipple, 1/4" BSP male x 1/4" BSP male | 1 |
| 2 | GA5016221 | Switch differential Press, suits Air Bag | 1 |
| 3 | GA5008343 | Elbow male thread 1/4" x 1/4" | 1 |
| 4 | GA5048300 | Tee, 1/4" female thread x 1/4" female thread x 1/4" female thread, Brass | 1 |
| 5 | GA5049290 | Elbow 1/4" male thread x 3/8" barb brass | 1 |

Airbag & Foam Compressor Assembly



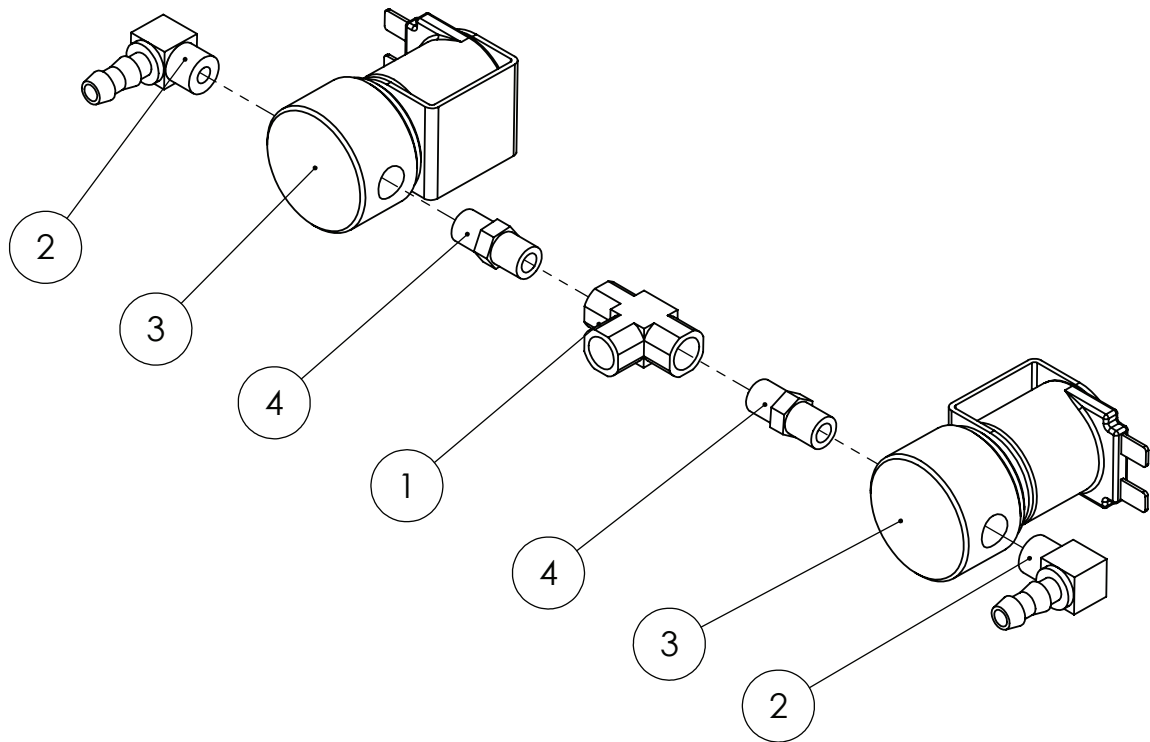
GA4903123-EF Airbag & Foam Compressor Assy

| ITEM NO. | PART NUMBER | DESCRIPTION | QTY. |
|----------|-------------|--|------|
| 1 | F70785A | Foam marker/airbag comp plate | 1 |
| 2 | GA4906175 | Airbag Compressor Pressure switch Assembly MY13 | 1 |
| 3 | GA4906150 | Airbag Compressor Assembly MY13 | 1 |
| 4 | GA4906160 | Foam Marker Compressor Assembly MY13 | 1 |
| 5 | GA4906165 | Foam Marker solenoid Assembly MY13 | 1 |
| 6 | GA5012199 | Neop Grommet 29mm OD | 4 |
| 7 | GA5000527 | Screw, Pan head, 12G x 25mm, SS | 8 |
| 8 | GA5066950 | Barb elbow brass 1/4" x 1/8" | 1 |
| 9 | GA5002565 | Washer, 3/8" ID x 1" OD, Flat SS | 1 |
| 10 | GA5013809 | Reducing Nipple 1/4" x 1/8" | 1 |
| 11 | GA5048300 | Tee, 1/4" female thread x 1/4" female thread x 1/4" female thread, Brass | 1 |
| 12 | GA5049290 | Elbow 1/4" male thread x 3/8" barb brass | 2 |
| 13 | GA5020510 | Washer 4mm Flat SS | 9 |
| 14 | GA5049020 | Bolt M4 x 25 Pan Head SS | 3 |
| 15 | GA5049025 | Nut M4 Nyloc SS | 3 |
| 16 | GA5011360 | Bolt M4 x 10 Pan Head SS | 3 |
| 17 | GA4906200 | Hyd Hose Airbag Compressor Assembly MY13 | 1 |



GA4906160 Foam Marker Compressor

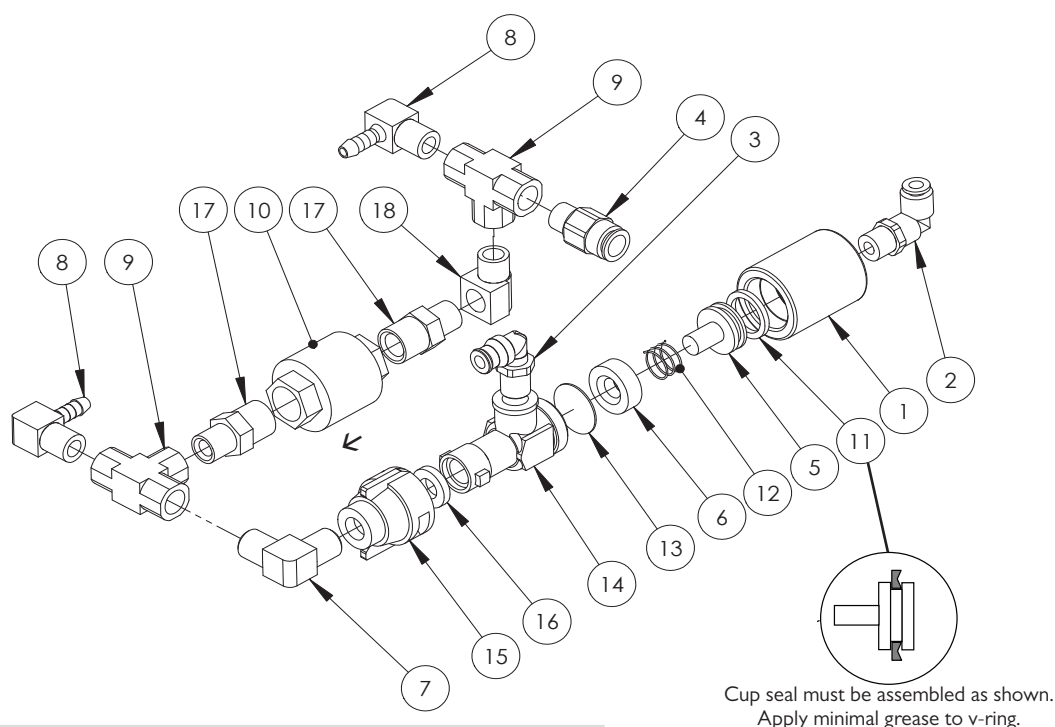
| ITEM NO. | PART NUMBER | DESCRIPTION | QTY. |
|----------|-------------|--|------|
| 1 | GA5018806 | Air compressor, Suit foam marker, 12V 39.6L/min 35psi maximum pressure | 2 |
| 2 | GA5020690 | Reducing nipple, 1/8" male thread x 3/8" male thread, Brass | 1 |
| 3 | GA5020010 | Valve, Check, 3/8" female thread inlet & outlet, Brass | 1 |
| 4 | GA5045085 | Reducing nipple, 3/8" male thread x 1/4" male thread, Brass | 1 |
| 5 | GA5048300 | Tee, 1/4" female thread x 1/4" female thread x 1/4" female thread, Brass | 1 |
| 6 | GA5066950 | Barb elbow brass 1/4" x 1/8" | 1 |
| 7 | GA5008343 | Elbow male thread 1/4" x 1/4" | 1 |
| 8 | GA5002959 | Solenoid valve, Electric over air, MAC | 1 |
| 9 | GA5048340 | Elbow, 90 degree, 1/4" male thread x 1/4" hose, Brass | 1 |
| 10 | GA5008347 | Elbow male barb 1/4" x 1/4" x 40 mm long | 1 |



GA4906165 Foam Marker Solenoids

| ITEM NO. | PART NUMBER | DESCRIPTION | QTY. |
|----------|-------------|----------------------------------|------|
| 1 | GA5016559 | Tee female brass 1/8" | 1 |
| 2 | GA5066950 | Barb elbow brass 1/4" x 1/8" | 2 |
| 3 | GA5018395 | Solenoid valve, Suit foam marker | 2 |
| 4 | GA5066935 | Nipple brass 1/8" x 1/8" | 2 |

Foam Marker Exhaust Valve Assembly

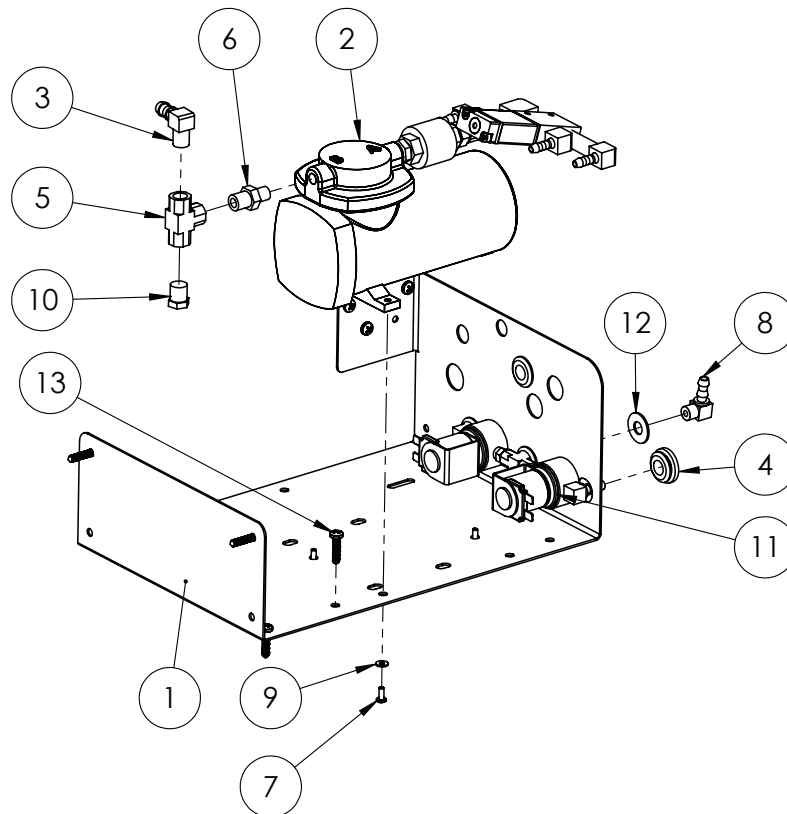


GA4912005 Pre Assembled Valve

GA4902160 Exhaust Valve Replacement Service Kit

| ITEM NO. | PART NUMBER | DESCRIPTION | QTY. |
|----------|----------------|---|------|
| 1 | GA4572000 | Air Chemsaver Body | 1 |
| 2 | GA5045145 | Elbow, Brass, 6mm x 1/8" BSPT | 1 |
| 3 | GA5016233 | Pneumatic fitting, Elbow, 90 degree, 1/4" BSP male x 6mm push type, Metal | 1 |
| 4 | GA5045140 | Pneumatic fitting, Nipple, 1/4" BSPT male x 6mm push type, Brass | 1 |
| 5 | GA4572005 | Air Chemsaver Piston | 1 |
| 6 | GA4572010 | Air Chemsaver Washer | 1 |
| 7 | GA5008343 | Elbow male thread 1/4" x 1/4" | 1 |
| 8 | GA5048340 | Elbow, 90 degree, 1/4" male thread x 1/4" hose, Brass | 2 |
| 9 | GA5048300 | Tee, 1/4" female thread x 1/4" female thread x 1/4" female thread, Brass | 2 |
| 10 | GA5020010 | Valve, Check, 3/8" female thread inlet & outlet, Brass | 1 |
| 11 | CP50676-VI | Cup seal (Foam Marker Exhaust Valve) | 1 |
| 12 | GA5045090 | Spring foam marker 14.2 x 14mm | 1 |
| 13 | QJ8355-1/4-NYB | Nozzle body, Single, 1/4" NPT female inlet, Teejet | 1 |
| 14 | 5860036 | Arag D.C.V. Complete | 1 |
| 15 | QJ4676-1/4-NYR | Nozzle cap & washer, Black, Nylon, Teejet | 1 |
| 16 | CPI9438-EPR | Seat washer, Rubber | 1 |
| 17 | GA5045085 | Reducing nipple, 3/8" male thread x 1/4" male thread, Brass | 2 |
| 18 | GA5048305 | Elbow, 90 degree, 1/4" BSP male x 1/4" BSP female, Brass | 1 |

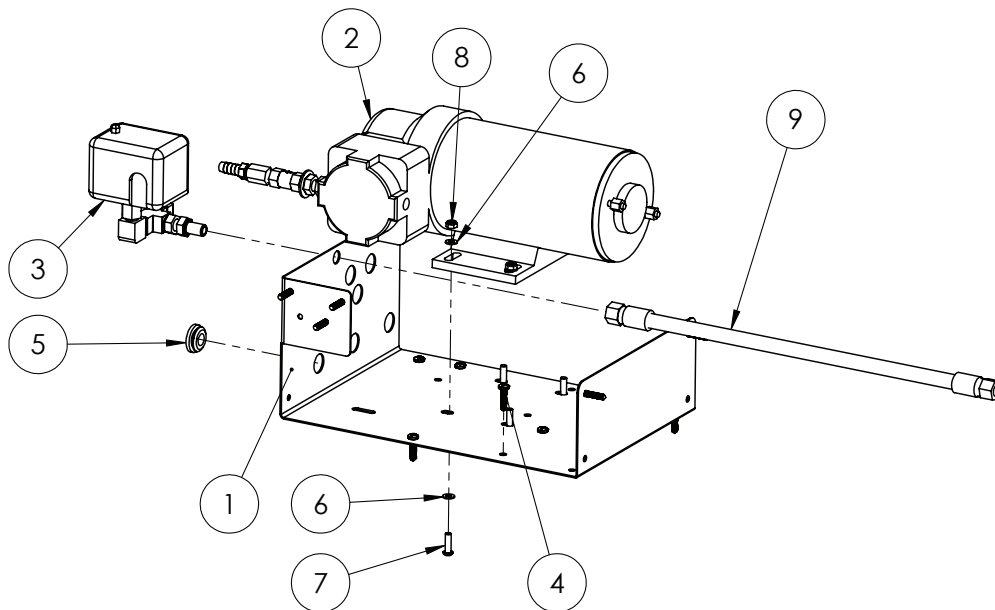
Foam Marker Compressor Assembly



GA4903118-F- Foam Marker Compressor Assy
NA

| ITEM NO. | PART NUMBER | DESCRIPTION | QTY. |
|----------|-------------|--|------|
| 1 | F70785A | Foam marker/airbag comp plate | 1 |
| 2 | GA4906160 | Foam Marker Compressor Assembly MY13 | 1 |
| 3 | GA5049290 | Elbow 1/4" male thread x 3/8" barb brass | 1 |
| 4 | GA5012199 | Neop Grommet 29mm OD | 4 |
| 5 | GA5048300 | Tee, 1/4" female thread x 1/4" female thread x 1/4" female thread, Brass | 1 |
| 6 | GA5013809 | Reducing Nipple 1/4" x 1/8" | 1 |
| 7 | GA5011360 | Bolt M4 x 10 Pan Head SS | 3 |
| 8 | GA5066950 | Barb elbow brass 1/4" x 1/8" | 1 |
| 9 | GA5020510 | Washer 4mm Flat SS | 3 |
| 10 | GA5069335 | Plug, 1/4" BSPT male thread, Brass | 1 |
| 11 | GA4906165 | Foam Marker solenoid Assembly MY13 | 1 |
| 12 | GA5002565 | Washer, 3/8" ID x 1" OD, Flat SS | 1 |
| 13 | GA5000527 | Screw, Pan head, 12G x 25mm, SS | 8 |

Rapid Flow Compressor Assembly

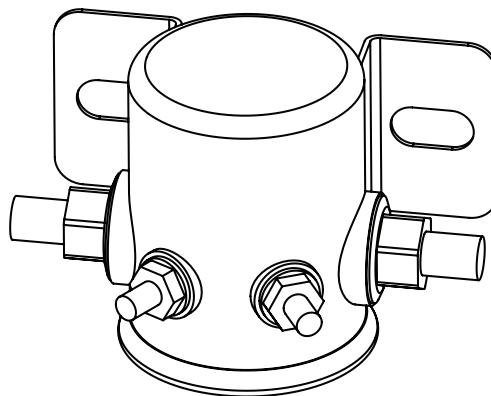


GA4906195 Rapid Flow Compressor Assy

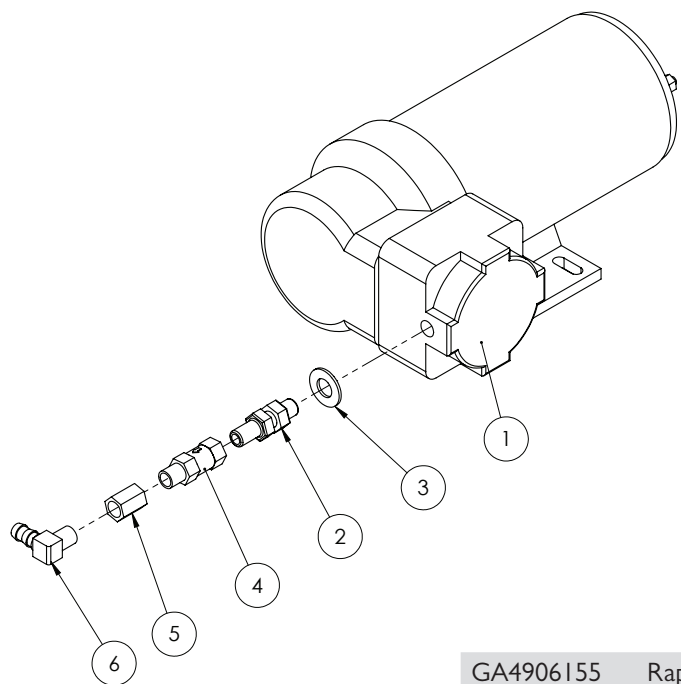
| ITEM NO. | PART NUMBER | DESCRIPTION | QTY. |
|----------|-------------|--|------|
| 1 | F70785A | Foam marker/airbag comp plate | 1 |
| 2 | GA4906155 | Rapid Fire Compressor Assembly MY13 | 1 |
| 3 | GA4906175 | Airbag Compressor Pressure switch Assembly MY13 | 1 |
| 4 | GA5000527 | Screw, Pan head, 12G x 25mm, SS | 12 |
| 5 | GA5012199 | Neop Grommet 29mm OD | 1 |
| 6 | GA5004437 | Washer 6mm Flat SS | 8 |
| 7 | GA5004053 | BHCS M6 x 20 SS | 4 |
| 8 | GA5048115 | Nut M6 Nyloc ZP | 4 |
| 9 | GA4906200 | Hyd Hose Airbag Compressor Assembly MY13 | 1 |
| | GA5063602 | Loom High current, with solenoid to suit rapid fire compressor | 1 |

Replacement solenoid

GA5052280 Solenoid coil 200A NO silver contacts SPST steel plated



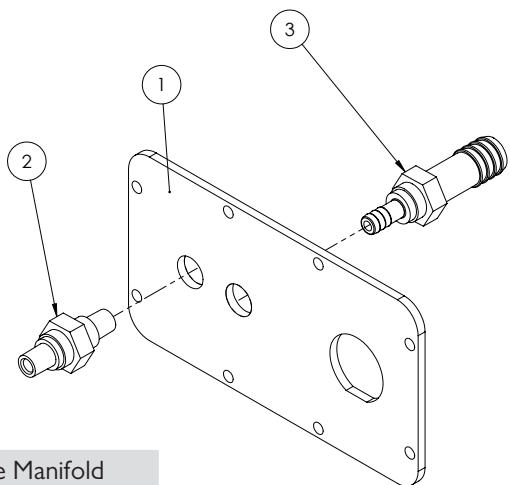
Rapid Flow Compressor



GA4906155 Rapid Flow Compressor

| ITEM NO. | PART NUMBER | DESCRIPTION | QTY. |
|----------|-------------|---|------|
| 1 | GA5053340 | Compressor Rapid Fire | 1 |
| 2 | S44-0404 | Hydraulic adaptor, Bulkhead nipple, 1/4" BSP male x 1/4" BSP male | 1 |
| 3 | GA5066235 | Washer 14mm ZP Heavy Duty | 1 |
| 4 | GA5014796 | Valve, Check, Pneumatic, 1/4" thread female inlet & male outlet | 1 |
| 5 | GA5066940 | Socket, 1/4" female thread, Hex, Brass | 1 |
| 6 | GA5049290 | Elbow 1/4" male thread x 3/8" barb brass | 1 |

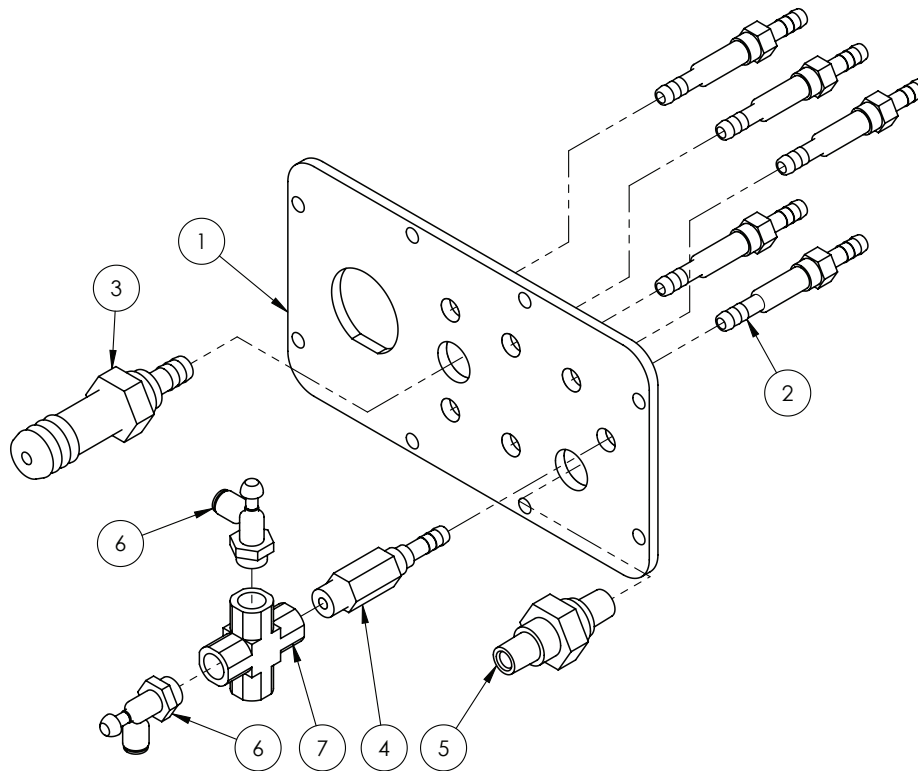
Intake Manifold - Airbag Only



GA4906180 Airbag Intake Manifold

| ITEM NO. | PART NUMBER | DESCRIPTION | QTY. |
|----------|-------------|--|------|
| 1 | GA4524715 | Plumbing Manifold Plate EVO air bag only | 1 |
| 2 | GA4582465 | 1/4" BSPT Nipple, SS, suit RH Pod Manifold | 1 |
| 3 | MACH0129 | Barb 3/4" to 3/8" | 1 |

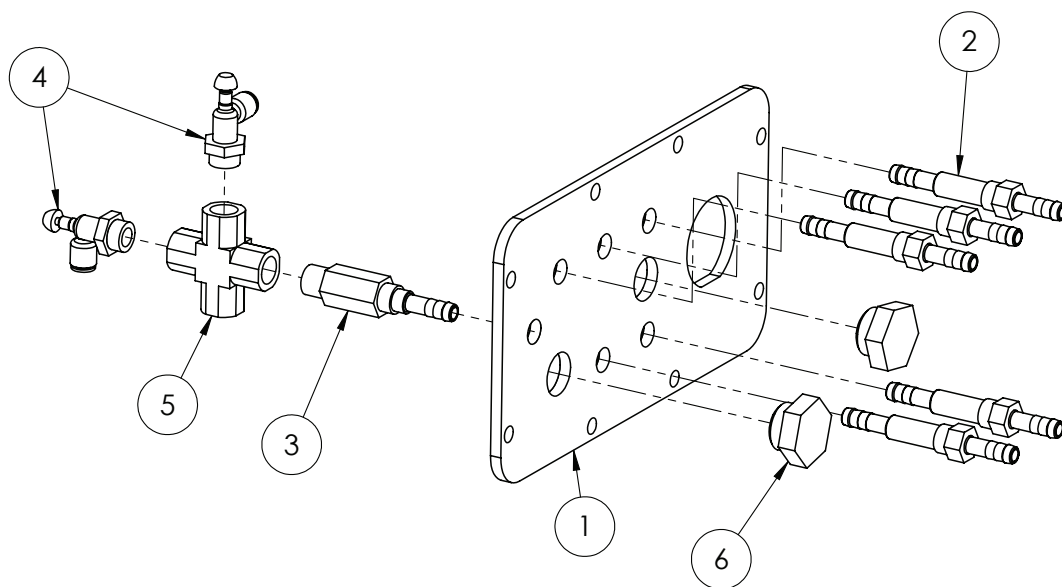
Intake Manifold - Airbag & Foam



GA4682635

Airbag & Foam Intake Manifold

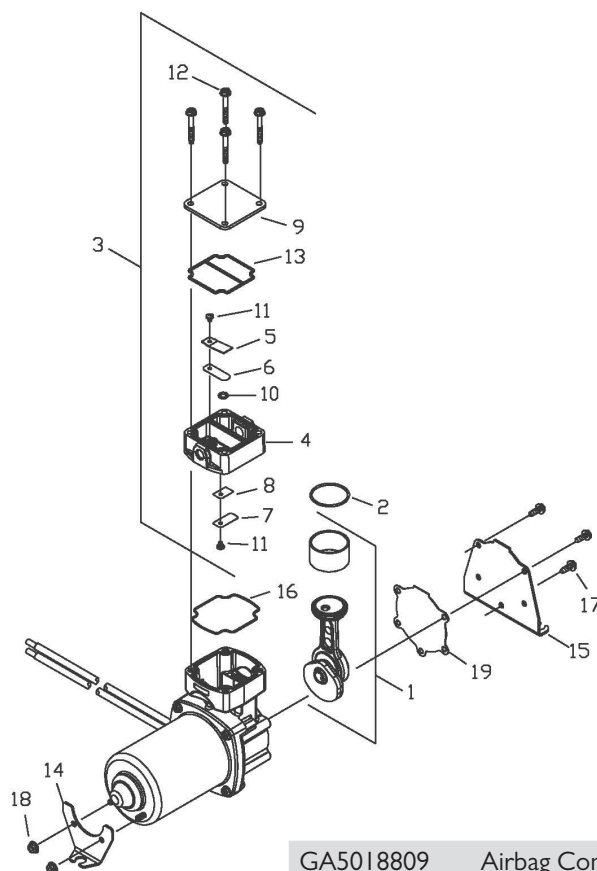
| ITEM NO. | PART NUMBER | DESCRIPTION | QTY. |
|----------|--------------|---|------|
| 1 | F70784A | Plumbing Manifold Plate Non Joystick suit air bag and foam | 1 |
| 2 | MACH0128 | Adaptor, 1/4" barb to 1/4" barb | 5 |
| 3 | MACH0129 | Barb, 3/4" to 3/8" | 1 |
| 4 | MACH0130 | Barb, 1/4" to 1/4" BSPT | 1 |
| 5 | GA4582465 | 1/4" BSPT Nipple, SS, suit RH Pod Manifold | 1 |
| 6 | GA5015643 | Valve, Needle, 6mm push type inlet x 1/8" male thread inlet, Legris | 2 |
| 7 | S32-04040404 | Hydraulic Cross, 1/4" BSPTFF equal cross | 1 |



GA4906185 Intake Manifold - Foam Only

| ITEM NO. | PART NUMBER | DESCRIPTION | QTY. |
|----------|--------------|---|------|
| 1 | F70784A | Plumbing Manifold Plate Non Joystick suit air bag and foam | 1 |
| 2 | MACH0128 | Adaptor 1/4" barb to 1/4" barb | 5 |
| 3 | MACH0130 | Barb 1/4" to 1/4" BSPT | 1 |
| 4 | GA5015643 | Valve, Needle, 6mm push type inlet x 1/8" male thread inlet, Legris | 2 |
| 5 | S32-04040404 | Hydraulic Cross, 1/4" BSPTFF equal cross | 1 |
| 6 | GA4582480 | Plug M20 x 1.5 fine | 2 |

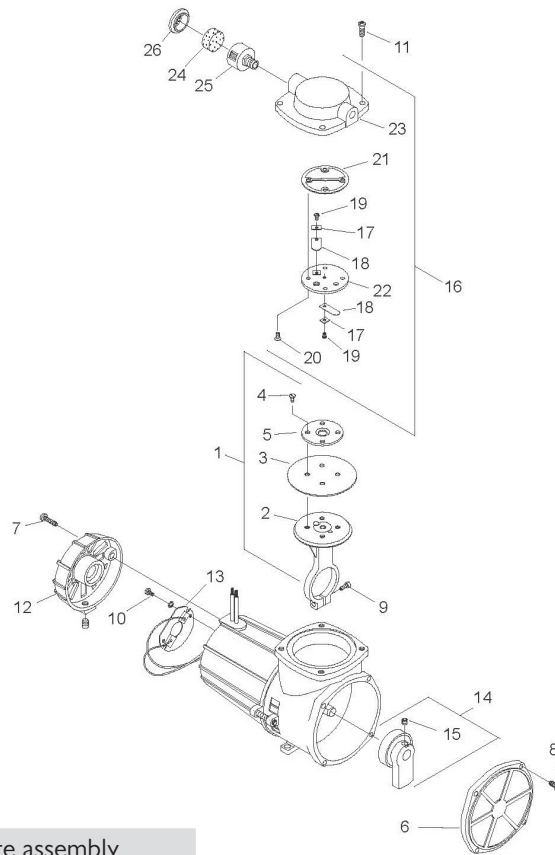
Airbag Compressor



GA5018809 Airbag Compressor

| ITEM NO. | PART NUMBER | DESCRIPTION | QTY. |
|----------|-------------|-------------------------------------|------|
| 1 | 666331 | Connecting Rod & Eccentric Assembly | 1 |
| 2 | GA5012547 | O Ring - Sleeve | 1 |
| 3 | 669136 | Head Assembly | 1 |
| 4 | 610514 | Head | 1 |
| 5 | GA5021535 | Valve Restraint | 1 |
| 6 | GA5008789 | Valve Flapper - Exhaust | 1 |
| 7 | GA5017339 | Valve Flapper - Intake | 1 |
| 8 | GA5021540 | Valve Shim | 1 |
| 9 | 621602 | Head Plate | 1 |
| 10 | 623615 | O Ring - Valve Flapper | 1 |
| 11 | GA5014807 | Screw - Valve Flapper | 2 |
| 12 | 625558 | Screw - Head | 4 |
| 13 | GA5021545 | O Ring Gasket | 1 |
| 14 | 617292 | Bracket 12V | 1 |
| 15 | 617386 | Bracket 24V | 1 |
| 16 | GA5013541 | Bracket | 1 |
| 17 | GA5012559 | O Ring Gasket - Housing | 1 |
| 18 | 625072 | Screw - Bracket | 5 |
| 19 | 626283 | Nut - Bracket | 2 |
| 20 | GA5009349 | Gasket - Bracket | 1 |

Foam Marker Compressor



GA5018806 Complete assembly

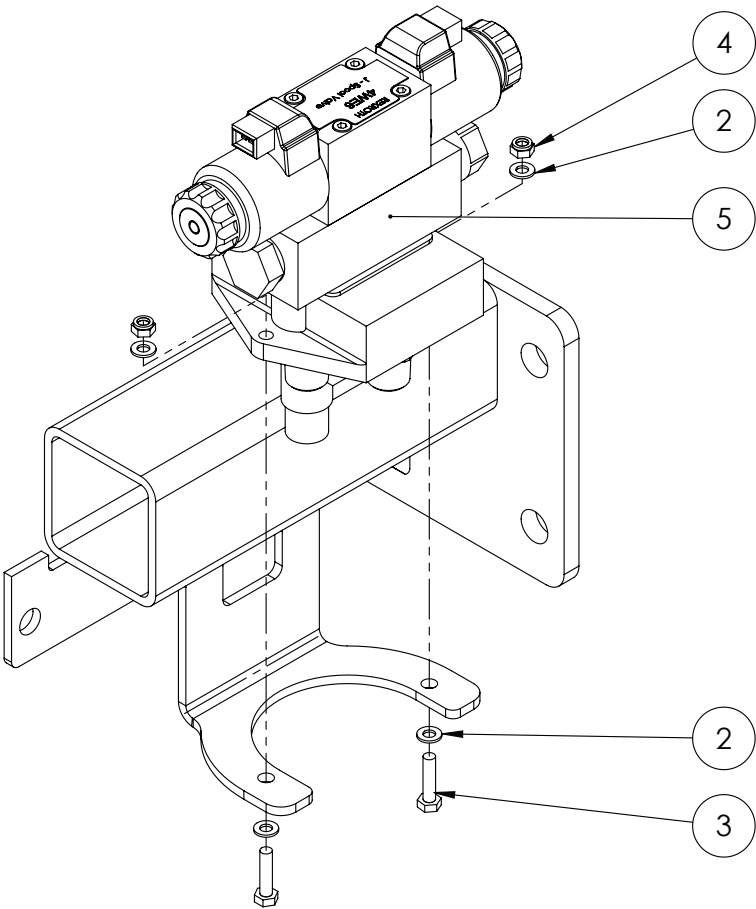
| ITEM NO. | PART NUMBER | DESCRIPTION | QTY. |
|----------|-------------|-------------------------------------|------|
| 1 | 607180 | Connecting Rod Assembly | 1 |
| 2 | 607139 | Connecting Rod | 1 |
| 3 | 608148 | Diaphragm | 1 |
| 4 | 625540 | Screw - Hold Down Plate | 4 |
| 5 | 654649 | Hold Down Plate | 1 |
| 6 | 614608 | Front Cover | 1 |
| 7 | 614608 | Screw - Motor End Cap | 2 |
| 8 | 625660 | Screw - Front Cover | 4 |
| 9 | 625114 | Conn Rod. Screw | 1 |
| 10 | 625476 | Screw - Brush Card | 2 |
| 11 | 625444 | Screw - Head | 4 |
| 12 | 620352 | Motor End Cap Assembly | 1 |
| 13 | 627093 | Brush Card Assembly | 1 |
| 14 | 645373 | .18 Stroke Eccentric & Bearing Assy | 1 |
| | 667611 | .20 Stroke Eccentric & Bearing Assy | 1 |
| 15 | 625244 | Set Screw - Eccentric | 1 |
| 16 | 660873-504 | Head & Valve Plate Assembly | 1 |
| 17 | 617045 | Valve Keeper | 2 |
| 18 | 621102 | Valve Flapper - Intake & Exhaust | 2 |

Continued over page

Foam Marker Compressor

| ITEM NO. | PART NUMBER | DESCRIPTION | QTY. |
|----------|-------------|---------------------|------|
| 19 | 625160 | Screw - Flapper | 2 |
| 20 | 625606 | Screw - Valve Plate | 4 |
| 21 | 633439 | Gasket - Head | 1 |
| 22 | 654129 | Valve Plate | 1 |
| 23 | 660131-504 | Head | 1 |
| 24 | 641034 | Filter Foam | 1 |
| 25 | 660763 | Filter Body | 1 |
| 26 | 660767 | Filter Body Cap | 1 |

Fill Pump Spool

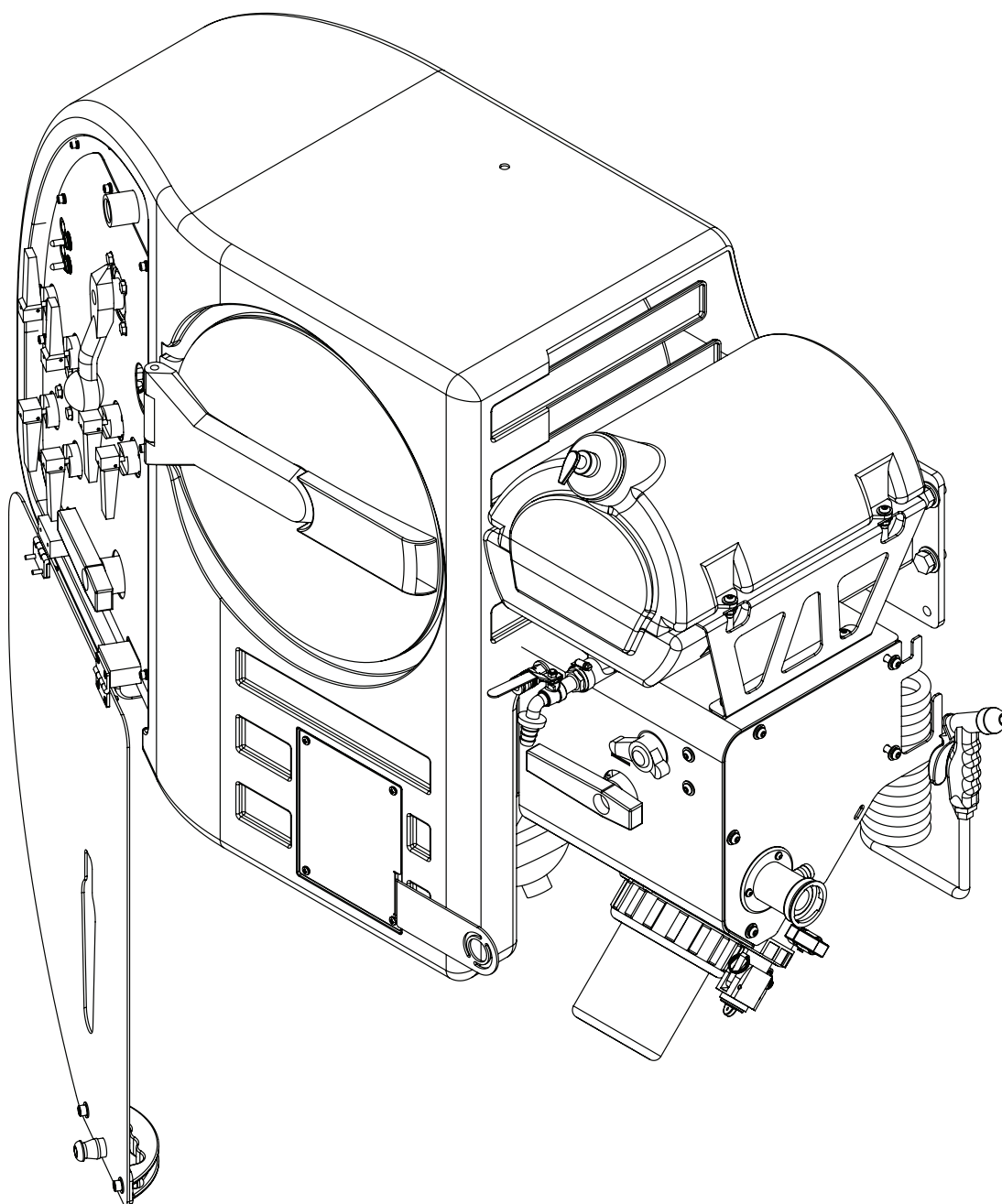


| ITEM NO. | PART NUMBER | DESCRIPTION | QTY. |
|----------|-------------|--|------|
| 1 | GA4654410 | Pod Frame Advance RH | 1 |
| 2 | GA5004437 | Washer 6mm Flat SS | 4 |
| 3 | GA5004073 | Bolt M6 x 25 ZP GR8.8 | 2 |
| 4 | GA5048115 | Nut M6 Nyloc ZP | 2 |
| 5 | GA4903646 | Fill pump hydraulic manifold assembly MY14 with AMP plug (See chapter 18 for further information) | 1 |

Chapter 5

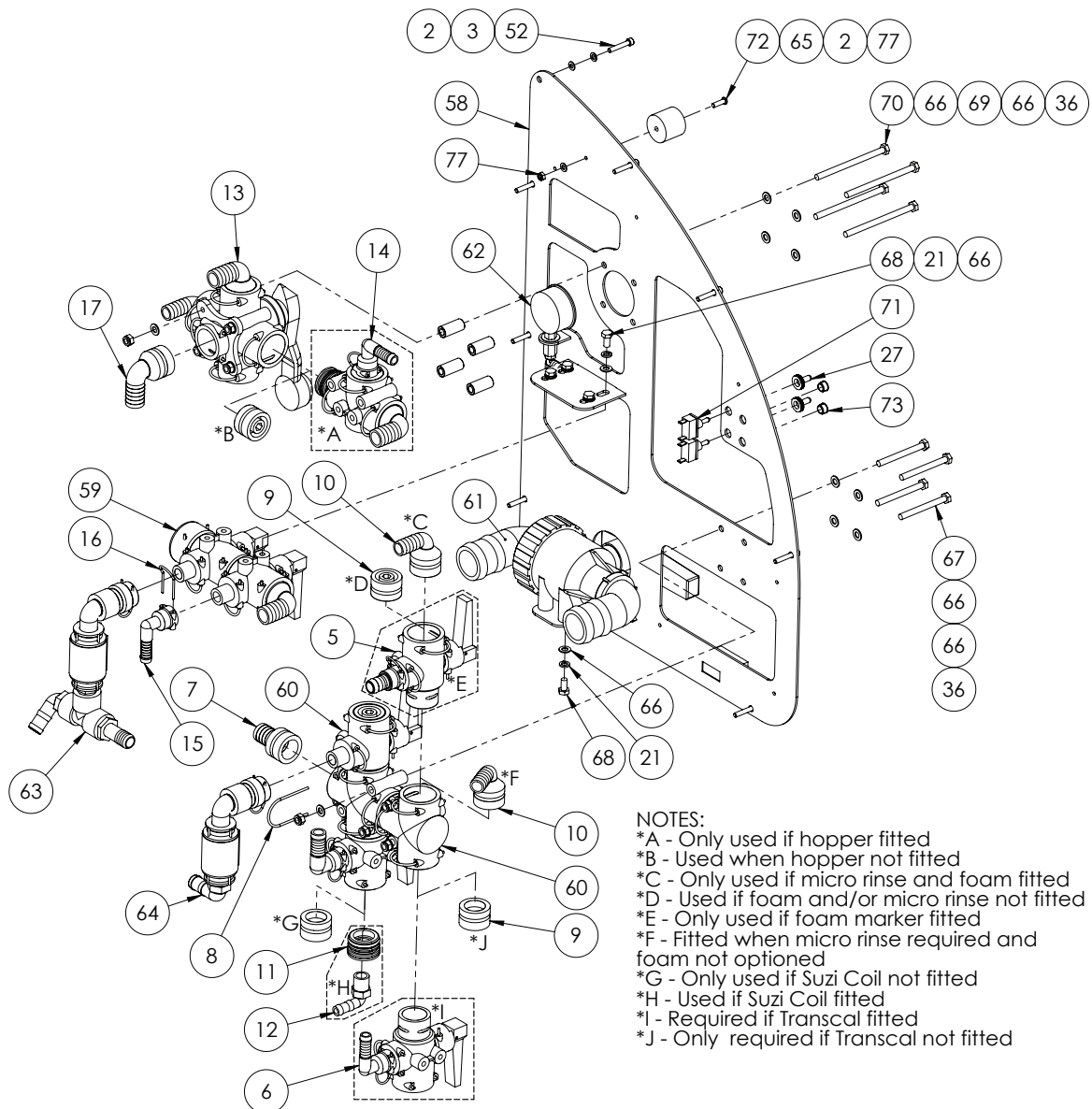
LEFT HAND POD

Prairie Evolution Left Hand Pod

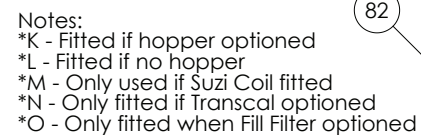


Continued over page

Prairie Evolution Left Hand Pod



Continued over page



Chapter 5 - Left Hand Pod - 57



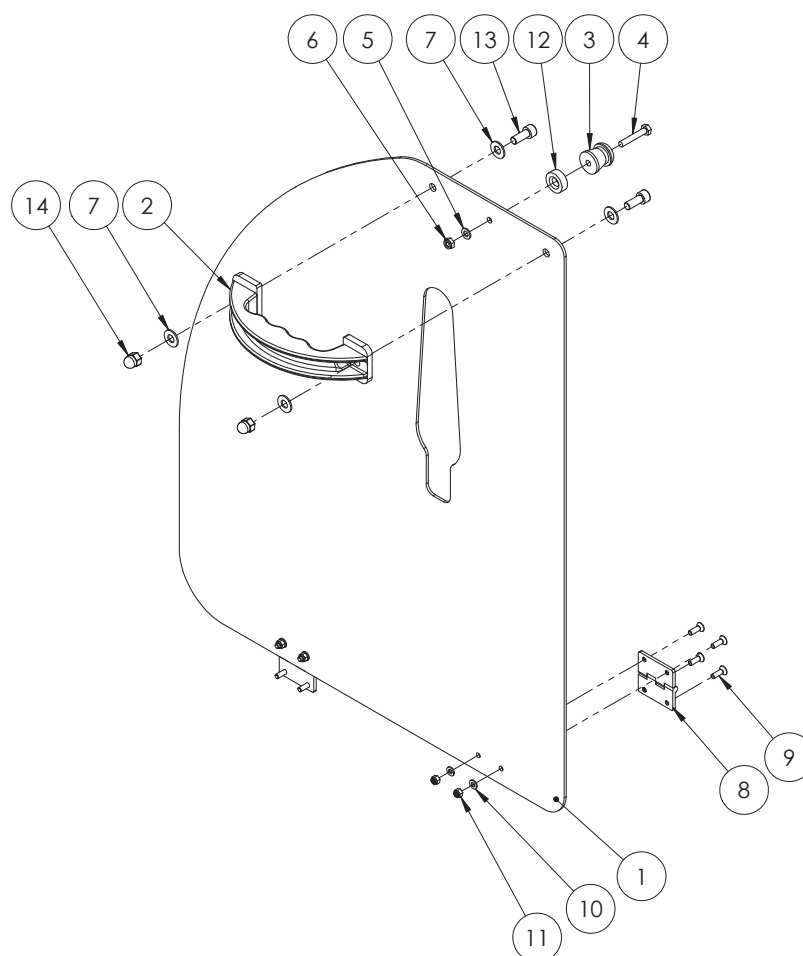
- *Q - Only fitted when airbags optional
- *R - Fitted when Transcal is not optional
- *S - Used when Transcal is optional
- *T - Only fitted if Micromatic rinse optional
- *U - This is to be glued into the locker door for air seal

| ITEM NO. | PART NUMBER | DESCRIPTION | QTY. |
|----------|--------------|---|------|
| 16 | GA5065695 | Safety pin AS24 | 1 |
| 17 | GA5065615 | Hose barb, Elbow 90 degree, AS40 x 25mm, Altek | 1 |
| 18 | GA5003875 | End cap, 50 mm round black, 2.5 - 4.5mm wall | 1 |
| 19 | GA4523840 | Filter mount plate suit 201 I pod | 1 |
| 20 | GA5004085 | Bolt M8 x 20 ZP GR8.8 | 5 |
| 21 | GA5004919 | Washer 8mm Spring SS | 15 |
| 22 | GA5017645 | Washer, 1/4" ID x 1 1/4" OD x 16 gauge SS | 3 |
| 23 | GA5001333 | Fill Filter, 2", 7 mesh SS screen with 50 mesh screen sock, viton | 1 |
| 24 | SL200-45 | Street elbow, 45 degree, 2" male thread x 2" female thread | 1 |
| 25 | CPLG200 | Coupling, socket, 2" female thread | 1 |
| 26 | GA5000577 | Washer 12mm Flat SS Heavy Duty | 2 |
| 27 | GA5012175 | Cover, Toggle switch, Waterproof | 2 |
| 28 | GA4658155 | Support Frame, Left Hand Side, EF MY11 | 1 |
| 29 | GA4903148-06 | Suction Filter Pod LH Sub-assembly | 1 |
| 30 | GA4903082 | Pre-assembled Chem probe / Transcal tap | 1 |
| 31 | GA4523755 | Prairie suction pod frame side cover plate | 1 |
| 32 | GA4903148-08 | Pod LH Sub-assembly Transcal | 1 |
| 33 | GA4903148-10 | Suzi Coil suit Evo 201 I | 1 |
| 34 | 200S | Female 1/4" BSPP female air coupling | 1 |
| 35 | GA5018800 | Rinsing socket, 3 pin, Micromatic / Enviro drum coupling | 1 |
| 36 | GA5004917 | Nut M8 Nyloc ZP | 12 |
| 37 | GA5003643 | Washer 8mm Flat SS Heavy Duty | 31 |
| 38 | GA5011473 | BHCS M8 x 25 SS | 17 |
| 39 | GA5003983 | Washer 5mm Flat SS | 6 |
| 40 | GA5003975 | Nut M5 Nyloc SS | 3 |
| 41 | GA5000117 | Washer 10mm Flat SS Heavy Duty | 8 |
| 42 | GA5065455 | Bolt M10 x 30 ZP GR8.8 | 4 |
| 43 | GA5000141 | Nut M10 Nyloc ZP | 4 |
| 44 | GA5001009 | Washer 16mm Flat ZP Heavy Duty | 8 |
| 45 | GA5000961 | Washer 16mm Spring ZP | 8 |
| 46 | GA5000903 | Bolt M16 x 25 ZP GR8.8 | 8 |
| 47 | S27-0404 | Hydraulic adaptor, Nipple, 1/4" BSP x 1/4" BSP | 1 |
| 48 | GA5006689 | Clamp Exhaust 2 5/8" (C12) | 3 |
| 49 | GA5054755 | Insert, Hole cover 46mm dia Black | 1 |
| 50 | GA5003581 | SHCS M5 x 20 SS GR12.9 | 3 |
| 51 | 3560602 | Lid, Hinged, Black plastic, Suit left hand side pod door | 1 |
| 52 | GA5011425 | SHCS M6 x 35 SS | 9 |
| 53 | F70651A | Cover plate full face | 1 |
| 54 | GA4534185 | Locker Bottom Lip | 1 |
| 55 | GA4534190 | Locker Middle Shelf | 1 |
| 56 | GA5014819 | Screw 10G x 1" Selt Tapper SS | 8 |
| 57 | GA5020855 | Rawl nut, M6 x 25 long | 9 |
| 58 | GA4658165 | LHS pod door skin 201 I | 1 |

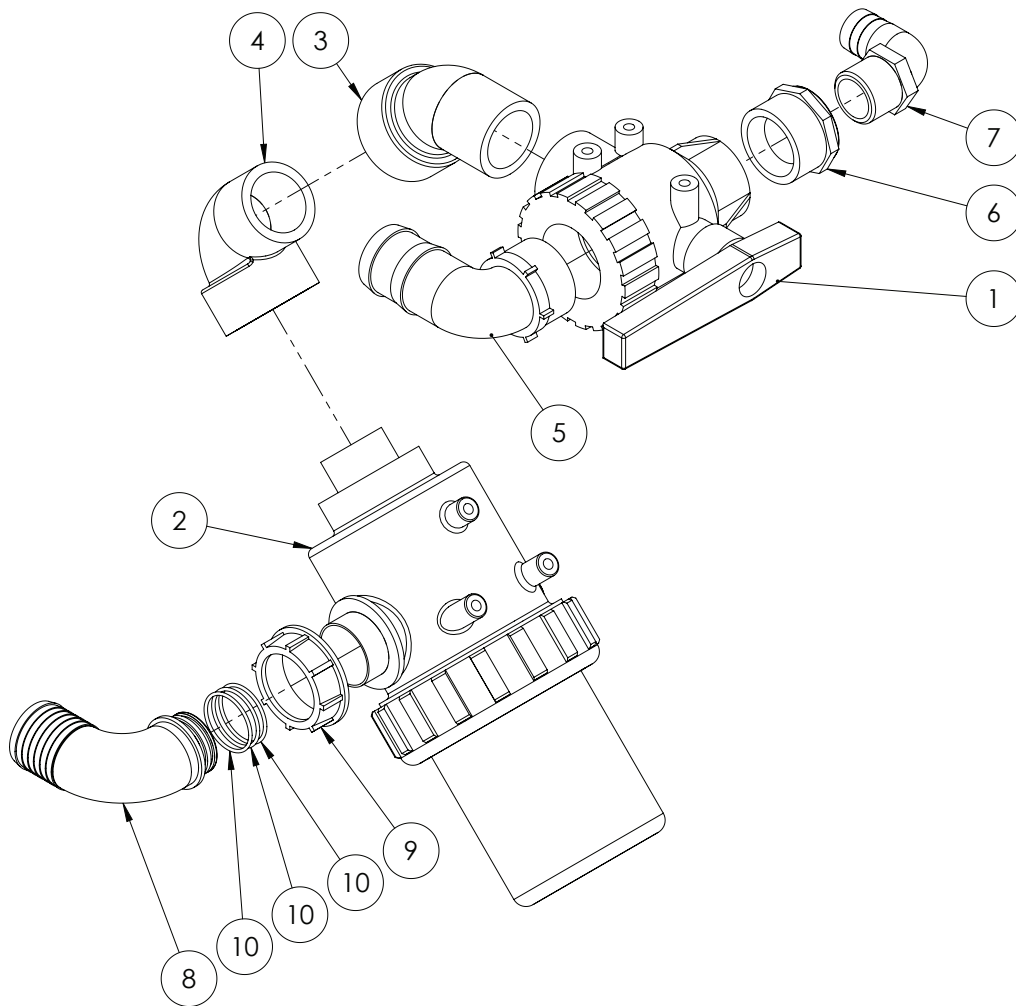
Continued over page

| ITEM NO. | PART NUMBER | DESCRIPTION | QTY. |
|----------|--------------|--|------|
| 59 | GA4903148-03 | Pod LH Sub-assembly Pressure Control | 1 |
| 60 | GA4903148-23 | Pod LH Sub-assembly Fill Manifold | 1 |
| 61 | GA4903148-04 | Pod LH Sub-assembly Tap Fresh Water | 1 |
| 62 | GA4903148-14 | Pod LH Sub-assembly Pressure Gauge | 1 |
| 63 | GA4903148-18 | Pod LH Sub-assembly Non Return Valve Pressure delivery | 1 |
| 64 | GA4903148-19 | Pod LH Sub-assembly Non Return Valve Fresh water | 1 |
| 65 | GA5008629 | Door holder, Female, Rubber, Black | 1 |
| 66 | GA5003643 | Washer 8mm Flat SS Heavy Duty | 23 |
| 67 | GA5004749 | Bolt M8 x 80 ZP GR8.8 | 4 |
| 68 | GA5011465 | Bolt M8 x 16 ZP GR8.8 | 7 |
| 69 | GA4552135 | Spacer for Altek rotary valve | 4 |
| 70 | GA5011501 | Bolt M8 x 120 ZP GR8.8 | 4 |
| 71 | GA5012667 | Switch, Toggle, On / Off, Single pole single throw | 2 |
| 72 | GA5004053 | BHCS M6 x 20 SS | 1 |
| 73 | GA5048780 | Dome plug 12mm | 2 |
| 74 | GA5075110 | Water tank, 30L, Black plastic, With soap dispenser | 1 |
| 75 | GA4523740 | Tank mount bracket 30L hand wash | 2 |
| 76 | GA5070735 | Tap 3/4" BSP with hose barb suit Hand Wash Bottle | 1 |
| 77 | GA5048115 | Nut M6 Nyloc ZP | 1 |
| 78 | GA4903148-26 | Pod LH Sub-assembly Wash Gun Fittings | 1 |
| 79 | GA5018373 | Left hand side module | 1 |
| 80 | GA4903148-12 | Fresh water Filter manifold | 1 |
| 81 | HB200 | Hose barb, Straight, 2" male thread x 2" hose | 1 |
| 82 | PLUG050 | Plug, 1/2" male thread | 1 |
| 83 | GA5052590 | Nut M8 Nyloc SS | 8 |
| 84 | GA4903148-05 | Pod LH Sub-assembly Pod Door Cover (not shown) | 1 |
| 85 | GA5000527 | Screw, Pan head, 12G x 25mm, SS | 12 |
| 86 | GA5001681 | Hose Clamp, 1" SS (20-32/12W) | 1 |

Pod cover door



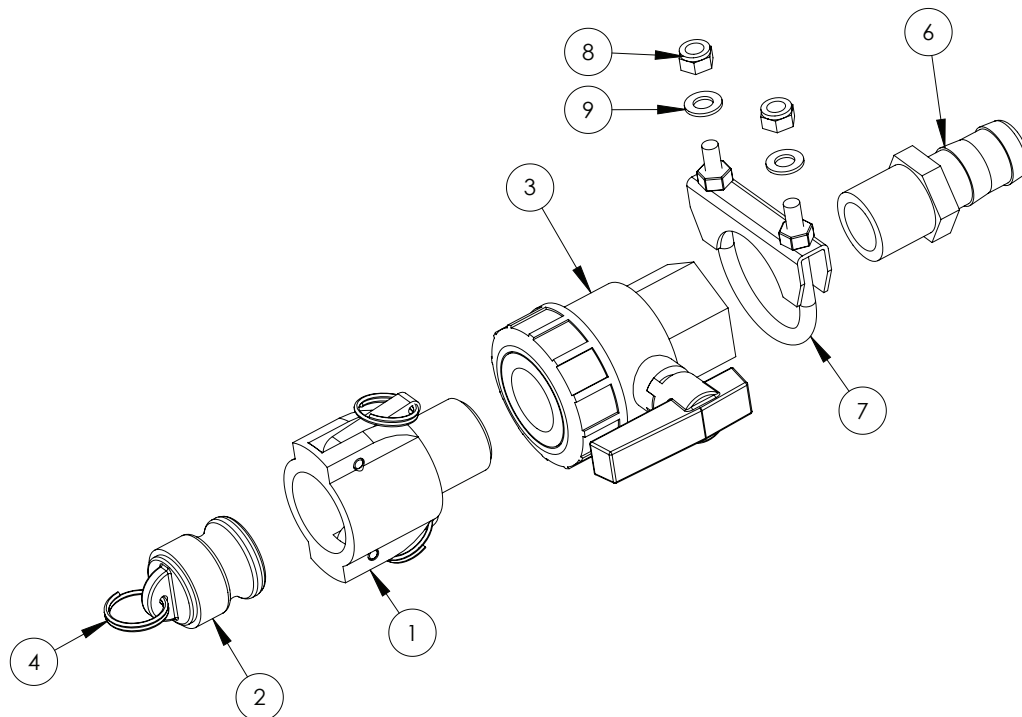
| ITEM NO. | PART NUMBER | DESCRIPTION | QTY. |
|----------|-------------|--|------|
| 1 | GA4523640 | Fill Station Hinge Cover suit Altek Valves | 1 |
| 2 | GA5009841 | Handle, Black, Heavy duty, Polyethylene | 1 |
| 3 | GA5011607 | Door holder, Male, Rubber, Black | 1 |
| 4 | GA5011405 | Bolt M6 x 35 ZP GR8.8 | 1 |
| 5 | GA5004437 | Washer 6mm Flat SS | 1 |
| 6 | GA5048115 | Nut M6 Nyloc ZP | 1 |
| 7 | GA5004883 | Washer 8mm Flat ZP Heavy Duty | 4 |
| 8 | GA5020415 | Hinge Cabin SS 52 x 52 x 3mm (Each) | 2 |
| 9 | GA5051230 | CSCS M5 x 16 Countersink SS | 8 |
| 10 | GA5003983 | Washer 5mm Flat SS | 4 |
| 11 | GA5003975 | Nut M5 Nyloc SS | 4 |
| 12 | GA4572010 | Air Chemsaver Washer | 1 |
| 13 | GA5004707 | SHCS M8 x 20 ZP GR12.9 | 2 |
| 14 | GA5011457 | Nut M8 Dome Nut SS | 2 |



GA4903148-06 Suction Filter Sub Assembly

| ITEM NO. | PART NUMBER | DESCRIPTION | QTY. |
|----------|-------------|---|------|
| 1 | 4542237 | Valve, Ball, 3 way, 2" female thread inlet & outlet, Arag | 1 |
| 2 | 3172072 | Filter, Suction, 2" male inlet & outlet, 32 mesh screen, Arag | 1 |
| 3 | SL200-45 | Street elbow, 45 degree, 2" male thread x 2" female thread, Banjo | 1 |
| 4 | SL200-90 | Street elbow, 90 degree, 2" male thread x 2" female thread, Banjo | 1 |
| 5 | HB200-90 | Hose barb, Elbow, 90 degree, 2" male thread x 2" hose, Banjo | 1 |
| 6 | RB200125 | Reducing bush, 2" male thread x 1 1/4" female thread, Banjo | 1 |
| 7 | HB125-90 | Hose barb, Elbow, 90 degree, 1 1/4" male thread x 1 1/4" hose | 1 |
| 8 | 116752 | Hose barb, Elbow, 90 degree, 2" fly nut end x 52 mm hose, Arag | 1 |
| 9 | 2002070 | Fly nut, 2", ARAG | 1 |
| 10 | GA5048385 | O-ring, 42.5 x 2.62mm, BS131 | 3 |

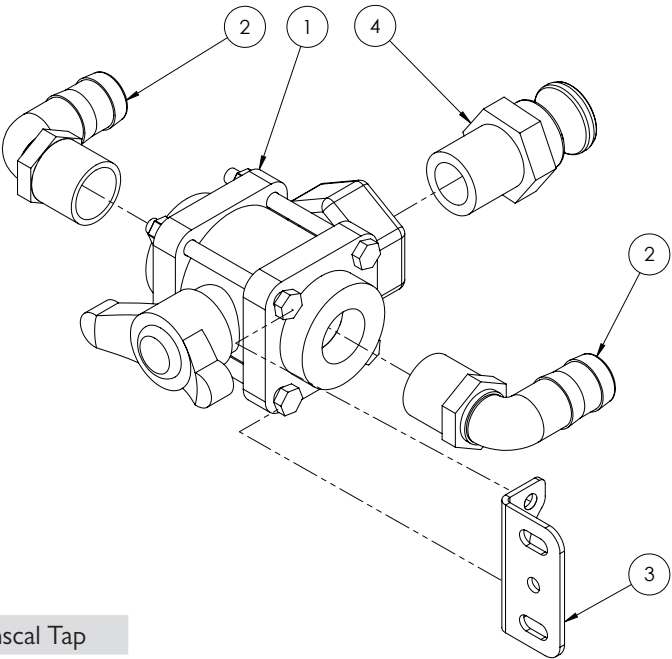
Chem Probe



GA4903082 Pre-assembled Chem probe / Transcal tap

| ITEM NO. | PART NUMBER | DESCRIPTION | QTY. |
|----------|-------------|---|------|
| 1 | I00B | Cam lever, 1" female coupler, 1" male thread, Banjo | 1 |
| 2 | I00I25PL | Cam lever, Male plug, Suits 1" & 1 1/4" couplings, Banjo | 1 |
| 3 | UVI00FP | Valve, Ball, 1" female thread inlet / outlet, Full port, Lever handle | 1 |
| 4 | GA5002077 | Key ring, 25mm, SS | 1 |
| 5 | GA5001491 | Chain 20mm x 2mm cut 150mm Long (not shown) | 1 |
| 6 | HB100 | Hose barb, Straight, 1" male thread x 1" hose, Banjo | 1 |
| 7 | GA5006705 | Exhaust Clamp C8 2" | 1 |
| 8 | GA5052590 | Nut M8 Nyloc SS | 2 |
| 9 | GA5003643 | Washer 8mm Flat SS Heavy Duty | 2 |

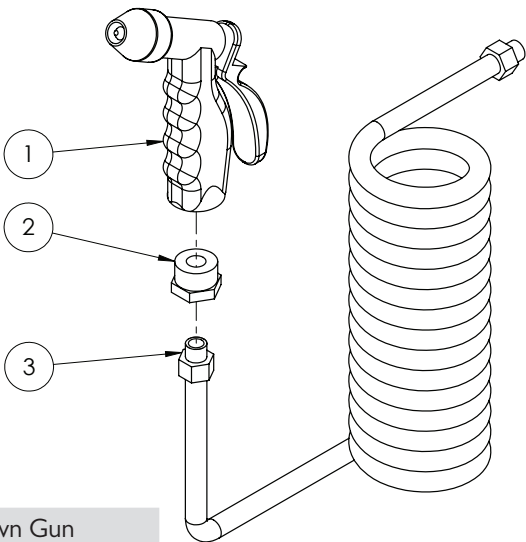
Transcal Tap



GA4903148-08 Transcal Tap

| ITEM NO. | PART NUMBER | DESCRIPTION | QTY. |
|----------|-------------|---|------|
| 1 | V100BL | Valve, Ball, 3 way, 1" female thread inlet / outlet, Bottom port, Butterfly handle, Banjo | 1 |
| 2 | HB100-90 | Hose barb, Elbow, 90 degree, 1" male x 1" hose | 2 |
| 3 | GA4502210 | Mounting plate, to suit ball valve | 1 |
| 4 | I00F | Cam lever, 1" male coupling x 1" male thread | 1 |
| | F70146A | Decal Plate, Transcal (not shown) | 1 |

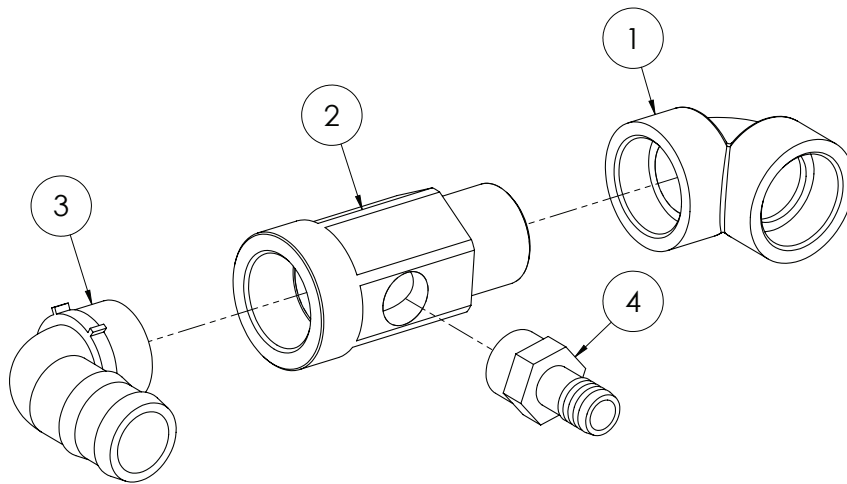
Wash Down Gun



GA4903148-10 Wash Down Gun

| ITEM NO. | PART NUMBER | DESCRIPTION | QTY. |
|----------|-------------|---|------|
| 1 | GA5051390 | Wash down gun, Suit EF / Advance / Evolution | 1 |
| 2 | GA5049701 | Bush Brass reducing 3/4" x 1/4" | 1 |
| 3 | GA5051455 | Suzi coil, 12mm x 8mm x 5m (1/4" male swivel ends with springs) | 1 |

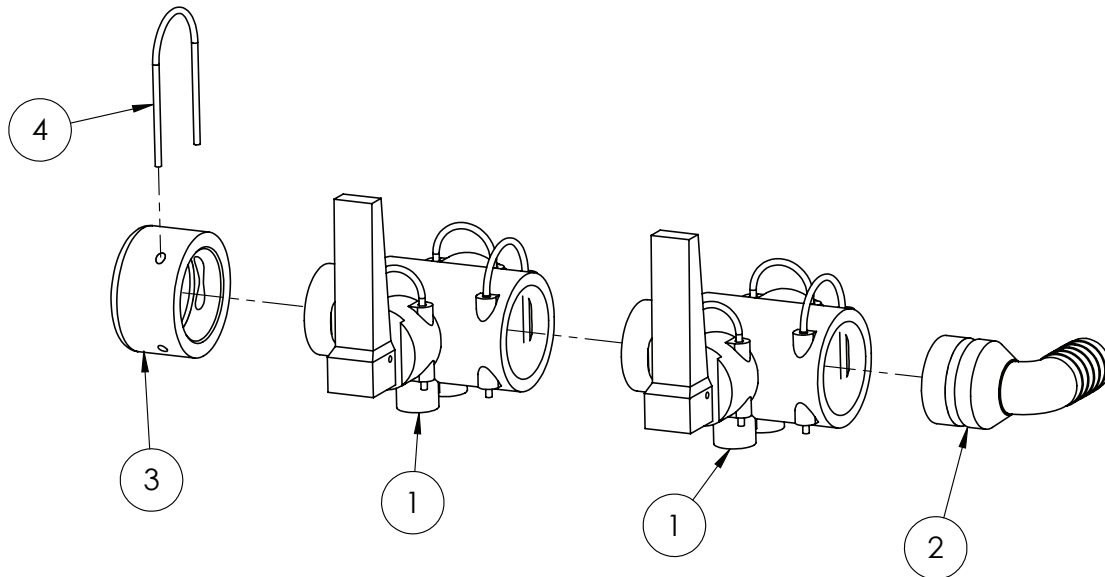
Fresh Water Filter Manifold



GA4903148-12 Fresh Water Filter Manifold

| ITEM NO. | PART NUMBER | DESCRIPTION | QTY. |
|----------|-------------|--|------|
| 1 | EL200-90 | Street elbow, 90 degree, 2" female thread x 2" female thread | 1 |
| 2 | MACH0311 | Poly fitting, 2" male x 2" female x 1" female | 1 |
| 3 | HB200-90 | Hose barb, Elbow, 90 degree, 2" male thread x 2" hose, Banjo | 1 |
| 4 | HB100 | Hose barb, Straight, 1" male thread x 1" hose, Banjo | 1 |

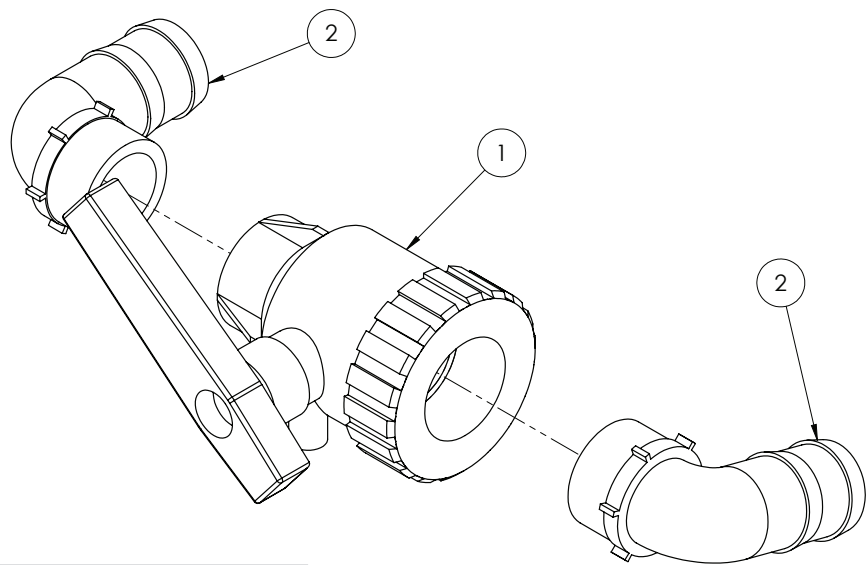
Pressure Control Assembly



GA4903148-03 Pressure Control Assembly

| ITEM NO. | PART NUMBER | DESCRIPTION | QTY. |
|----------|-------------|--|------|
| 1 | GA5065545 | Valve, Quick fit flip top, 2 way, AS40 male x AS24 female x AS40 female, Altek | 2 |
| 2 | GA5065615 | Hose barb, Elbow 90 degree, AS40 x 25mm, Altek | 1 |
| 3 | GA4582395 | Cap Altek AS40 (Delron) | 1 |
| 4 | GA5065690 | Safety pin, Suit AS40 plumbing fittings, Altek | 1 |

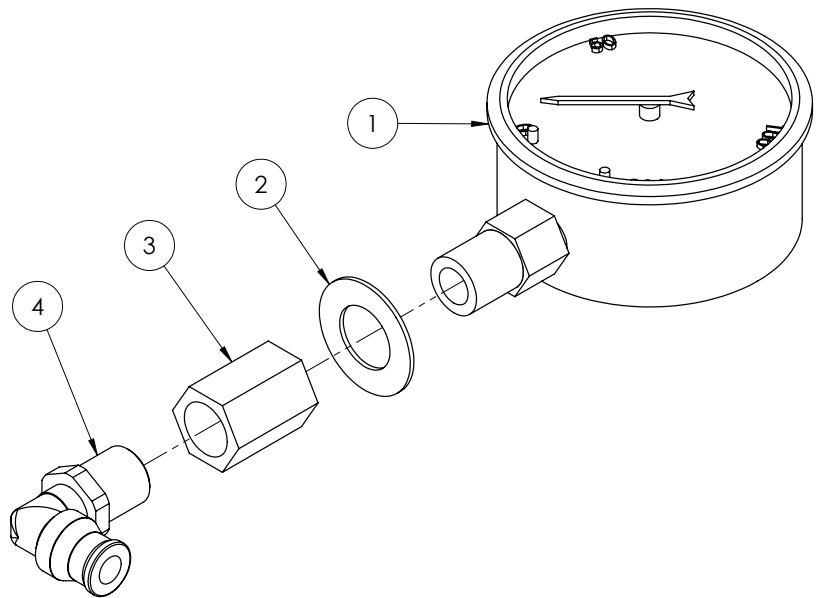
Fresh Water Fill Tap



GA4903148-04 Fresh Water Fill Tap

| ITEM NO. | PART NUMBER | DESCRIPTION | QTY. |
|----------|-------------|---|------|
| 1 | 4542137 | Valve, Ball, 2 way, 2" female thread inlet / outlet, Lever handle, Arag | 1 |
| 2 | HB200-90 | Hose barb, Elbow, 90 degree, 2" male thread x 2" hose | 2 |

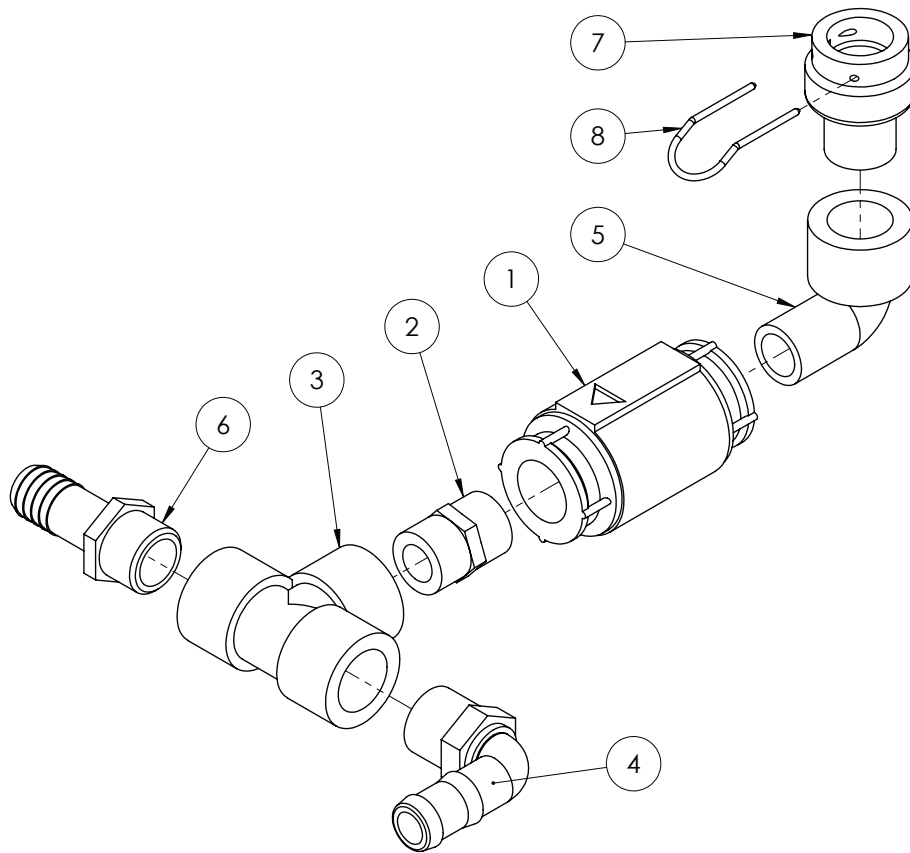
Pressure Gauge



GA4903148-14 Pressure Gauge Assembly

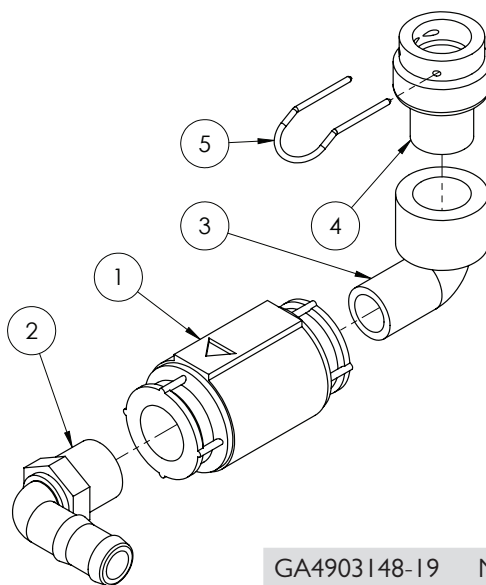
| ITEM NO. | PART NUMBER | DESCRIPTION | QTY. |
|----------|-------------|---|------|
| 1 | GA4948470 | Gauge, Pressure, Small face, 160psi | 1 |
| 2 | GA5017641 | Washer 1/2" x 1" x 16g Flat SS | 1 |
| 3 | GA5066940 | Socket, 1/4" female thread, Hex, Brass | 1 |
| 4 | GA5016233 | Pneumatic fitting, Elbow, 90 degree, 1/4" BSP male x 6mm push type, Metal | 1 |

Non Return Valve - Tank Rinse



GA4903148-18 Non Return Valve - Tank Rinse

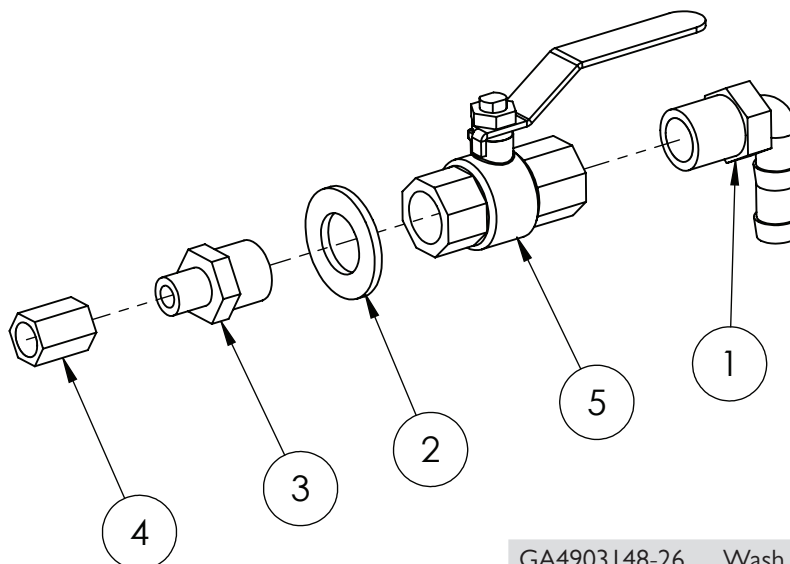
| ITEM NO. | PART NUMBER | DESCRIPTION | QTY. |
|----------|-------------|--|------|
| 1 | GA5002473 | Valve non-return 3/4" | 1 |
| 2 | NIP075SH | Nipple, 3/4" male x 3/4" male, Short, Banjo | 1 |
| 3 | TEE075 | Tee, Threaded, 3/4" female, Banjo | 1 |
| 4 | HB075-90 | Hose barb, Elbow, 90 degree, 3/4" male thread x 3/4" hose | 1 |
| 5 | SL075-90 | Street elbow, 90 degree, 3/4" female thread x 3/4" male thread | 1 |
| 6 | HB075 | Hose barb, Straight, 3/4" male thread x 3/4" hose | 1 |
| 7 | GA4582415 | Plumbing adaptor, AS24 female x 3/4" BSPT male, Delrin | 1 |
| 8 | GA5065695 | Safety pin AS24 | 1 |



GA4903148-19 Non Return Valve - Fresh Water

| ITEM NO. | PART NUMBER | DESCRIPTION | QTY. |
|----------|-------------|--|------|
| 1 | GA5002473 | Valve non-return 3/4" | 1 |
| 2 | HB075-90 | Hose barb, Elbow, 90 degree, 3/4" male thread x 3/4" hose | 1 |
| 3 | SL075-90 | Street elbow, 90 degree, 3/4" female thread x 3/4" male thread | 1 |
| 4 | GA4582415 | Plumbing adaptor, AS24 female x 3/4" BSPT male, Delrin | 1 |
| 5 | GA5065695 | Safety pin AS24 | 1 |

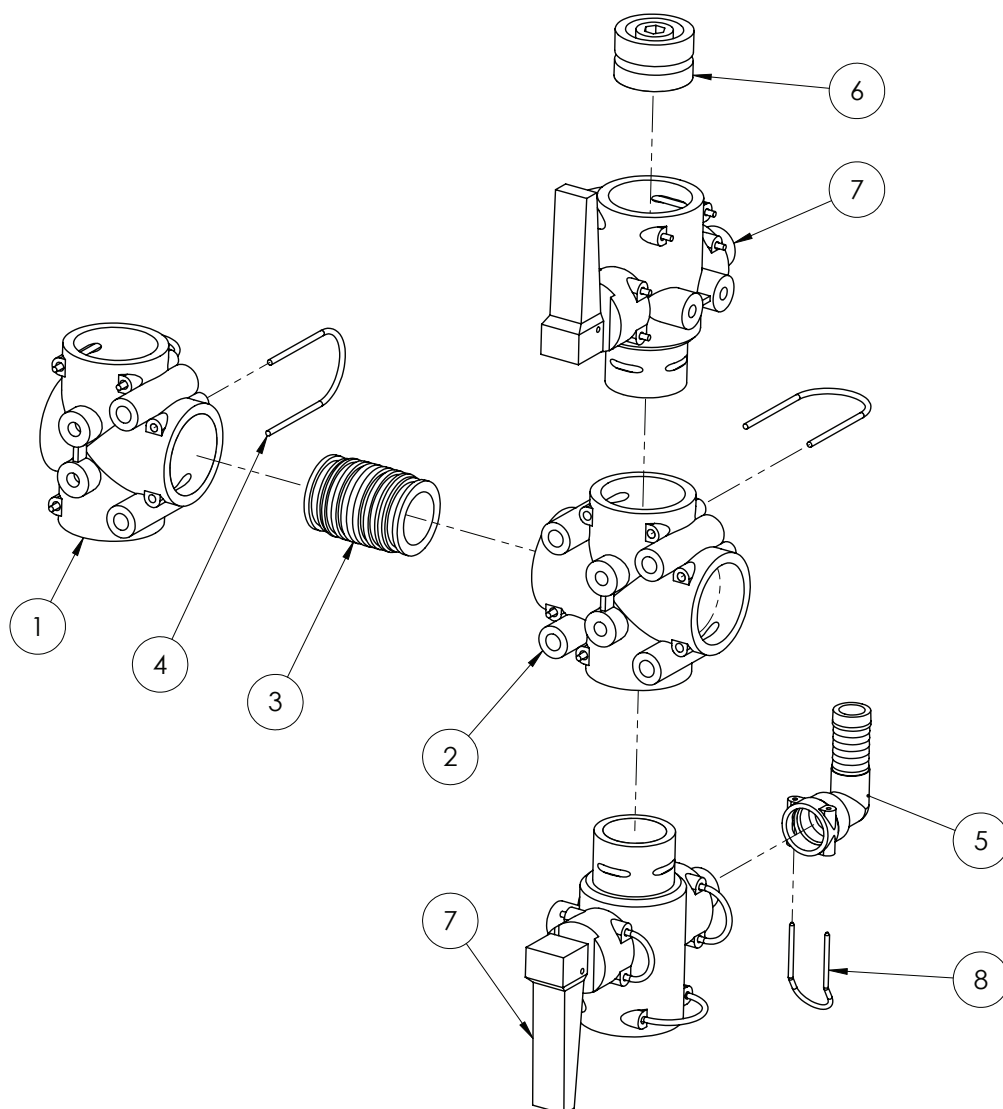
Wash Down Gun Valve



GA4903148-26 Wash Down Gun Valve

| ITEM NO. | PART NUMBER | DESCRIPTION | QTY. |
|----------|-------------|--|------|
| 1 | HB050-90 | Hose barb, Elbow, 90 degree, 1/2" male thread x 1/2" hose | 1 |
| 2 | GA5001739 | Washer 20mm Flat Heavy Duty SS | 1 |
| 3 | GA5012259 | Reducing nipple, 1/2" male thread x 1/4" male thread, Brass | 1 |
| 4 | GA5066940 | Socket, 1/4" female thread, Hex, Brass | 1 |
| 5 | GA5018309 | Valve, Ball, 12mm female thread inlet / outlet, Lever handle, SS | 1 |

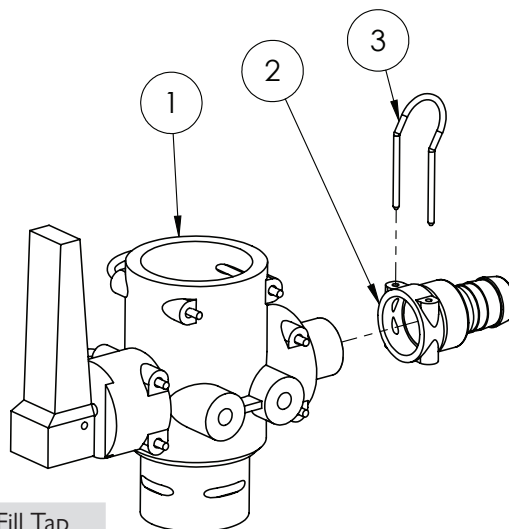
Fill Manifold Sub Assembly



GA4903148-23 Fill Manifold Sub Assembly

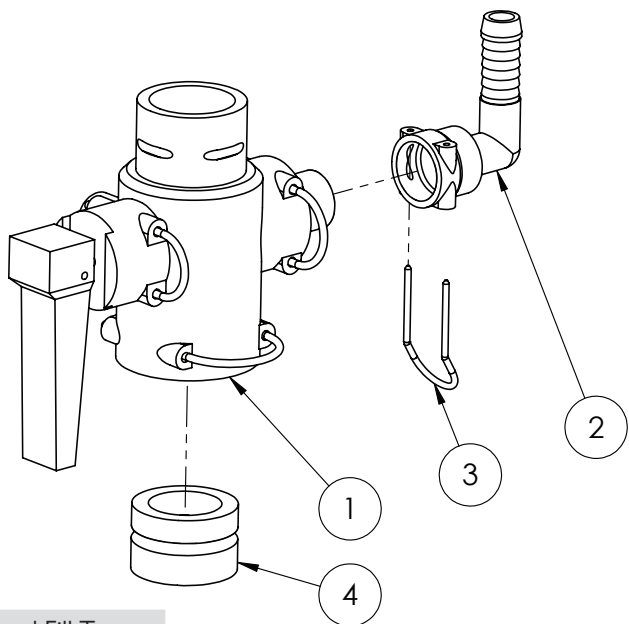
| ITEM NO. | PART NUMBER | DESCRIPTION | QTY. |
|----------|-------------|--|------|
| 1 | GA5065560 | Tee, AS40 female, M8 inserts, Altek | 1 |
| 2 | GA5065565 | Plumbing coupling, Cross, AS40 female inlets / outlets, Altek | 1 |
| 3 | GA5065735 | Plumbing adaptor, AS40 male x AS40 male, Altek | 1 |
| 4 | GA5065690 | Safety pin, Suit AS40 plumbing fittings, Altek | 6 |
| 5 | GA5065675 | Hose barb, Elbow, 90 degree, AS24 female x 20mm hose, Altek | 1 |
| 6 | GA5065680 | Plug, AS40 male, Altek | 1 |
| 7 | GA5065545 | Valve, Quick fit flip top, 2 way, AS40 male x AS24 female x AS40 female, Altek | 2 |
| 8 | GA5065695 | Safety pin AS24 | 1 |

Foam Marker Fill Tap



GA4903148-21 Foam Marker Fill Tap

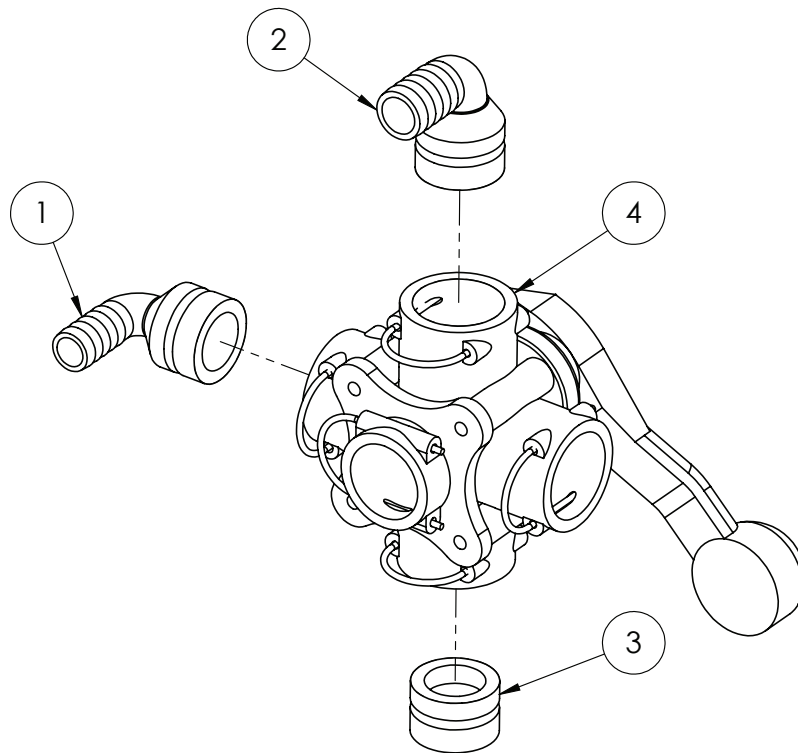
| ITEM NO. | PART NUMBER | DESCRIPTION | QTY. |
|----------|-------------|--|------|
| 1 | GA5065545 | Valve, Quick fit flip top, 2 way, AS40 male x AS24 female x AS40 female, Altek | 1 |
| 2 | GA5065640 | Hose barb, AS24 female x 20mm hose | 1 |
| 3 | GA5065695 | Safety pin AS24 | 1 |



GA4903148-22 Transcal Fill Tap

| ITEM NO. | PART NUMBER | DESCRIPTION | QTY. |
|----------|-------------|--|------|
| 1 | GA5065545 | Valve, Quick fit flip top, 2 way, AS40 male x AS24 female x AS40 female, Altek | 1 |
| 2 | GA5065750 | Hose barb, Elbow, 90 degree, AS24 female x 15mm hose, Altek | 1 |
| 3 | GA5065695 | Safety pin AS24 | 1 |
| 4 | GA5065680 | Plug, AS40 male, Altek | 1 |

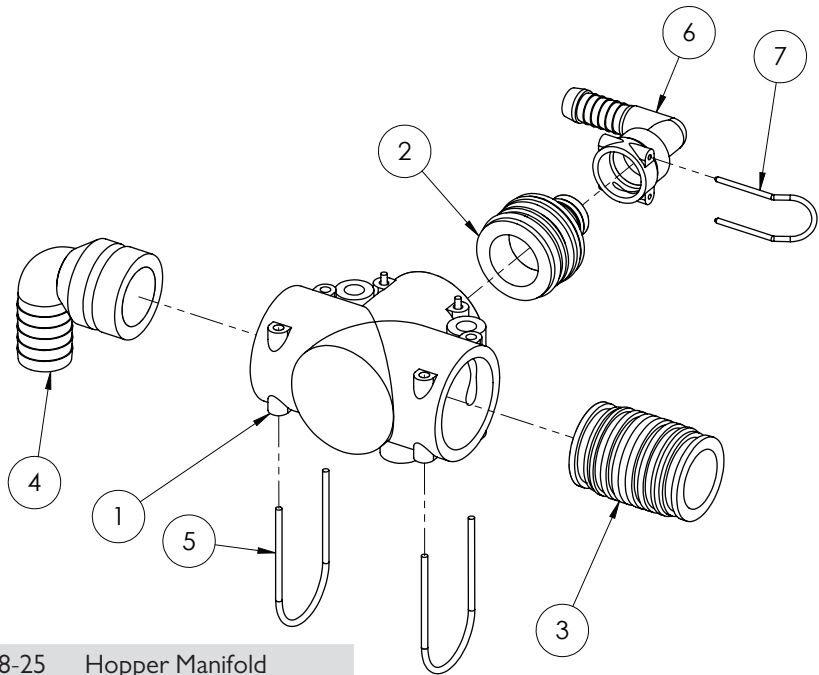
4 Way Valve



GA4903148-24 4 Way Valve

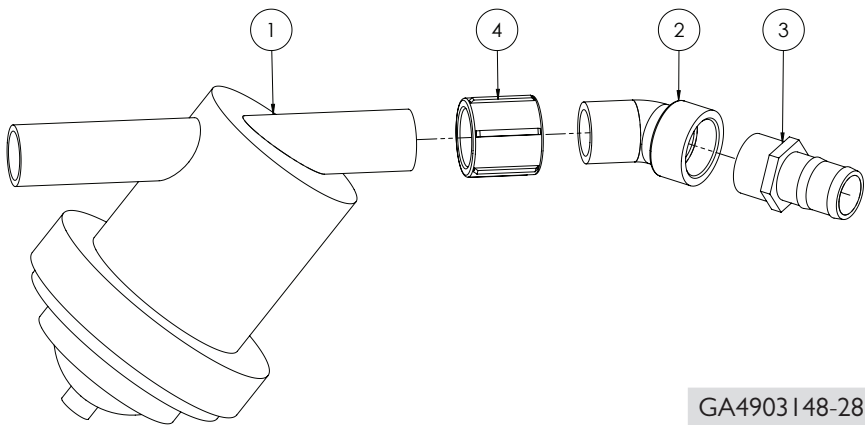
| ITEM NO. | PART NUMBER | DESCRIPTION | QTY. |
|----------|-------------|--|------|
| 1 | GA5065610 | Hose barb, Elbow, 90 degree, AS40 x 20mm hose, Altek | 1 |
| 2 | GA5065615 | Hose barb, Elbow 90 degree, AS40 x 25mm, Altek | 1 |
| 3 | GA5065680 | Plug, AS40 male, Altek | 1 |
| 4 | GA5065530 | Valve,Ball, 5 x AS40 female inlet / outlets, Lever handle, Altek | 1 |

Foam Marker Fill Tap



GA4903148-25 Hopper Manifold

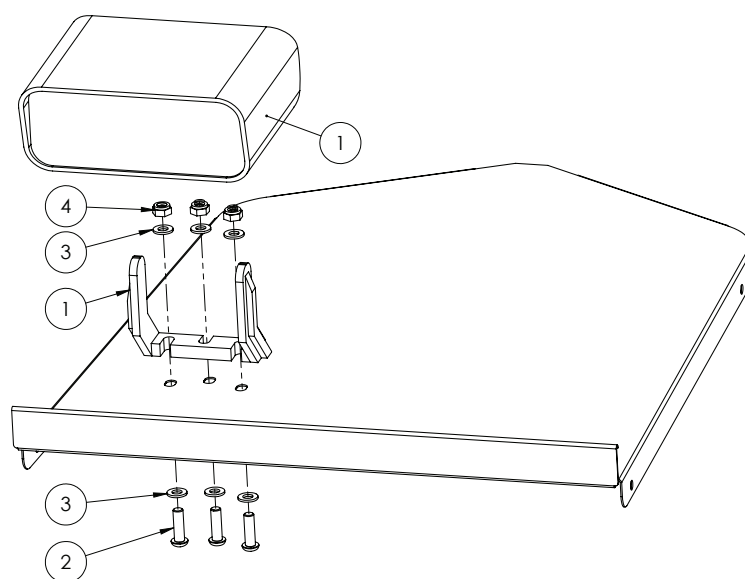
| ITEM NO. | PART NUMBER | DESCRIPTION | QTY. |
|----------|-------------|---|------|
| 1 | GA5065555 | Tee, AS40 female, no M8 inserts, Altek | 1 |
| 2 | GA5065605 | Plug in adapter, AS40 x AS24, Altek | 1 |
| 3 | GA5065735 | Plumbing adaptor, AS40 male x AS40 male, Altek | 1 |
| 4 | GA5065615 | Hose barb, Elbow 90 degree, AS40 x 25mm, Altek | 1 |
| 5 | GA5065690 | Safety pin, Suit AS40 plumbing fittings, Altek | 3 |
| 6 | GA5065750 | Hose barb, Elbow, 90 degree, AS24 female x 15mm hose, Altek | 1 |
| 7 | GA5065695 | Safety pin AS24 | 1 |



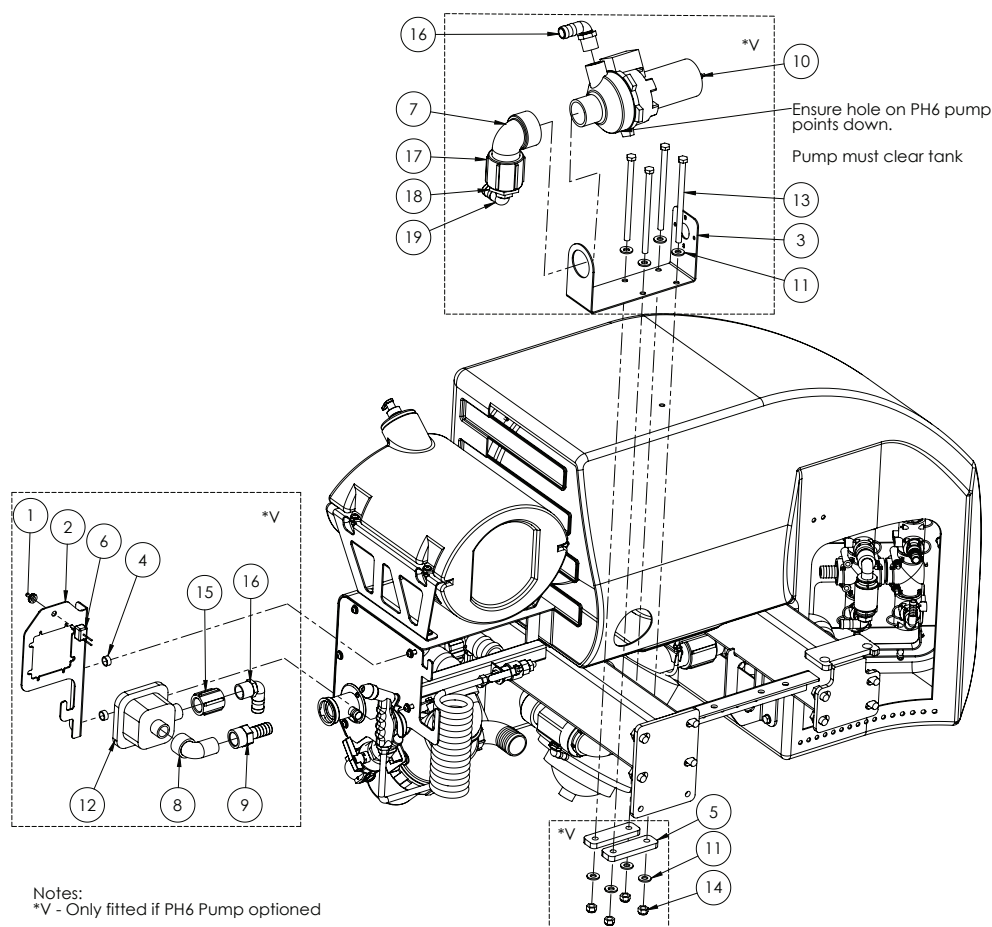
GA4903148-28 Fill Filter

| ITEM NO. | PART NUMBER | DESCRIPTION | QTY. |
|----------|-------------|---|------|
| 1 | GA5001333 | Fill Filter, 2", 7 mesh SS screen with 50 mesh screen sock, viton | 1 |
| 2 | SL200-45 | Street elbow, 45 degree, 2" male thread x 2" female thread, Banjo | 1 |
| 3 | HB200 | Hose barb, Straight, 2" male thread x 2" hose, Banjo | 1 |
| 4 | CPLG200 | Coupling, socket, 2" female thread, Banjo | 1 |

Fill Flow Meter Monitor

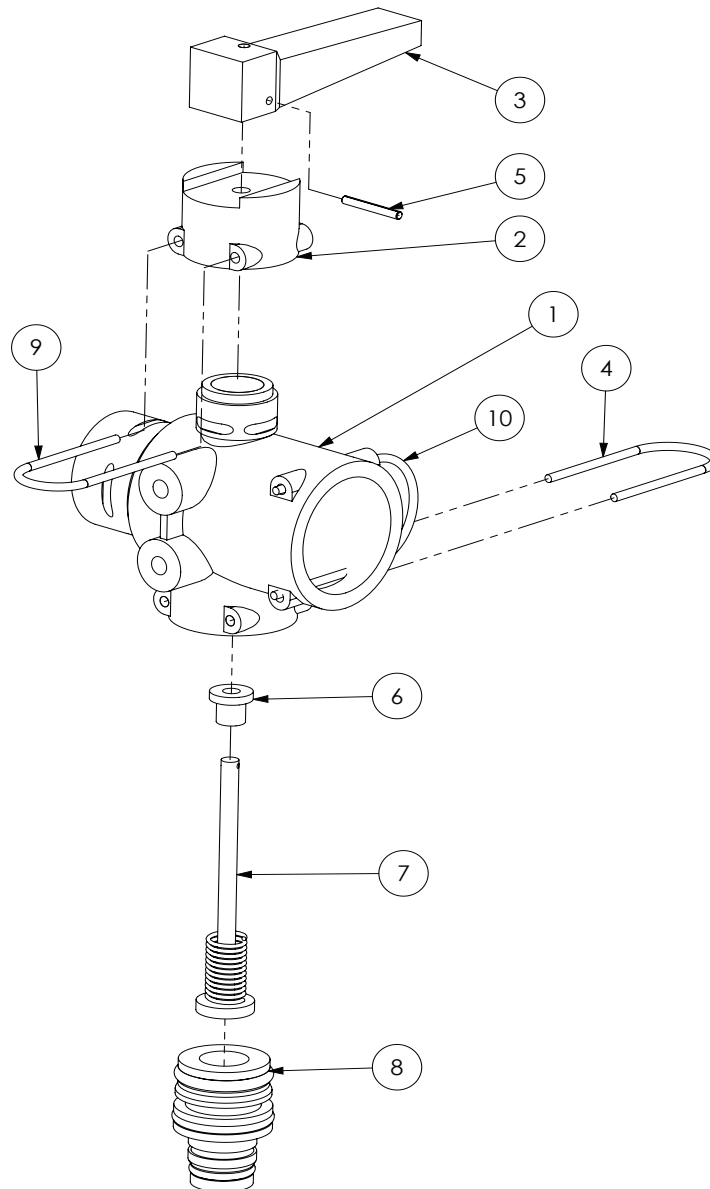


| ITEM NO. | PART NUMBER | DESCRIPTION | QTY. |
|----------|-------------|---|------|
| 1 | 90-02324 | Kit, Fill flow, 40D F.M.metric, 70 Series Monitor | 1 |
| 2 | GA5004053 | BHCS M6 x 20 SS | 3 |
| 3 | GA5004437 | Washer 6mm Flat SS | 6 |
| 4 | GA5048115 | Nut M6 Nyloc ZP | 3 |



| ITEM NO. | PART NUMBER | DESCRIPTION | QTY. |
|----------|-------------|---|------|
| 1 | GA5012175 | Cover, Toggle switch, Waterproof | 1 |
| 2 | GA4523891 | PH6 Flow meter mounting plate | 1 |
| 3 | GA4523890 | Mounting bracket, PH6 pump | 1 |
| 4 | GA4552070 | Crush Tube, 16.2 ID, 20.5 OD, 9.5mm long | 2 |
| 5 | F70107A | Plate, Clamp, 130 long x 40 wide x 12mm thick | 2 |
| 6 | GA5016749 | Switch, Toggle, On / Off, Water proof | 1 |
| 7 | SL200-90 | Street elbow, 90 degree, 2" male thread x 2" female thread, Banjo | 1 |
| 8 | SL100-90 | Street elbow, 90 degree, 1" male x 1" female, Banjo | 1 |
| 9 | HBFI00 | Hose barb, Straight, 1" female thread x 1" hose, Banjo | 1 |
| 10 | GA5068480 | Pump, Diaphragm, 12V, Flowserve PH6, Pump only | 1 |
| 11 | GA5000577 | Washer 12mm Flat SS Heavy Duty | 8 |
| 12 | GA5068485 | Flow meter, Flow serve SEM10 suit PH6 pump | 1 |
| 13 | GA5011223 | Bolt M12 x 200 ZP GR 8.8 ZP | 4 |
| 14 | GA5012461 | Nut M12 Nyloc ZP | 4 |
| 15 | CPLG100 | Coupling, socket, 1" female thread, Banjo | 1 |
| 16 | HB100-90 | Hose barb, Elbow, 90 degree, 1" male x 1" hose, Banjo | 2 |
| 17 | CPLG200 | Coupling, socket, 2" female thread, Banjo | 1 |
| 18 | RB200100 | Reducing bush, 2" male thread x 1" female thread, Banjo | 1 |
| 19 | HB100-90 | Hose barb, Elbow, 90 degree, 1" male x 1" hose, Banjo | 1 |

Quick fit valve 2 way



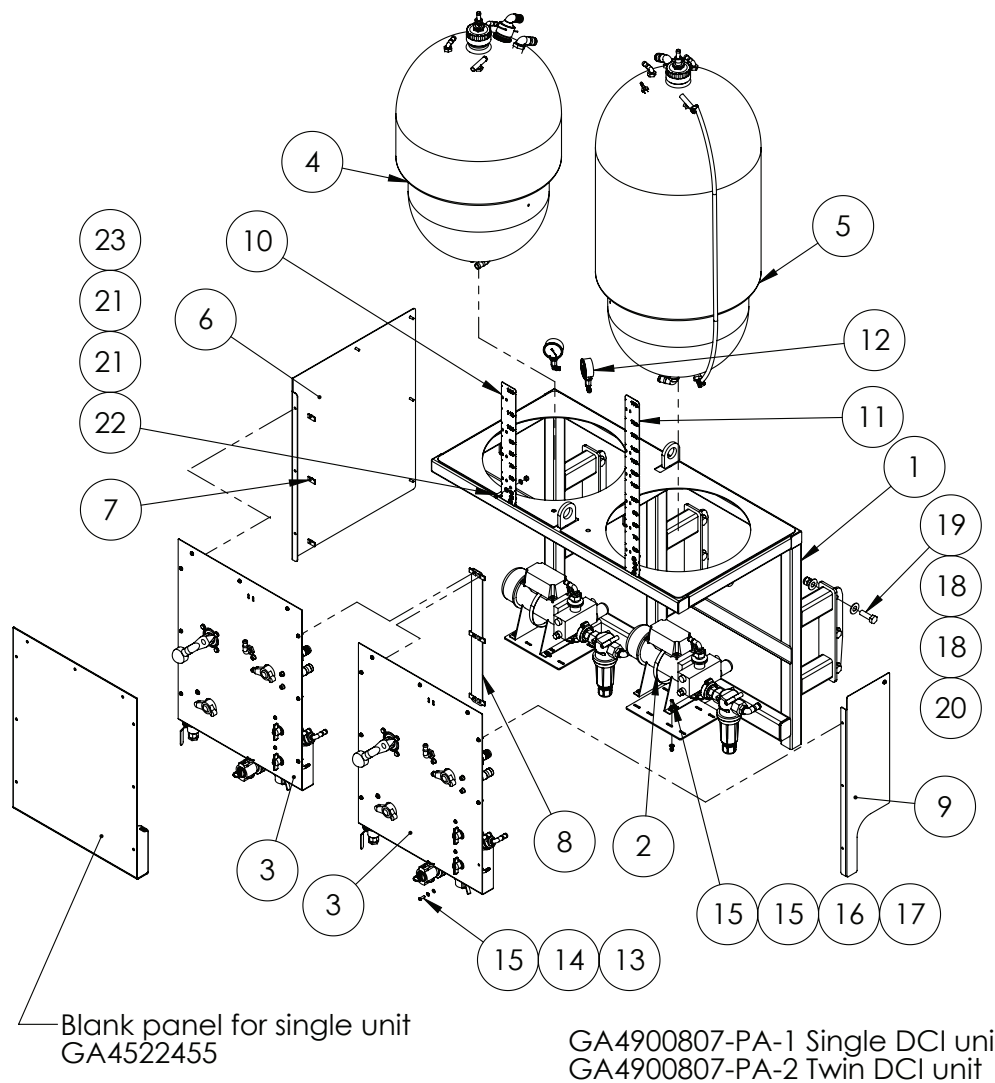
GA5065545 - Valve, Quick fit flip top, 2 way, AS40 male x AS24 female x AS40 female, Altek

| ITEM NO. | PART NUMBER | DESCRIPTION | QTY. |
|----------|-------------|-------------------------------------|------|
| 1 | 80487 | Body | 1 |
| 2 | 80856 | Lever cap | 1 |
| 3 | 80851 | Lever | 1 |
| 4 | GA5065701 | Safety pin AS30 | 1 |
| 5 | 80859 | Handle split pin | 1 |
| 6 | 81524 | Seal | 1 |
| 7 | 80858 | Plunger | 1 |
| 8 | GA5065835 | Plug in adapter, AS30 x AS24, Altek | 1 |
| 9 | 47825 | Safety pin | 1 |
| 10 | GA5065690 | Safety pin AS40 | 1 |

Chapter 6

DCI

Direct Chemical Injection POD



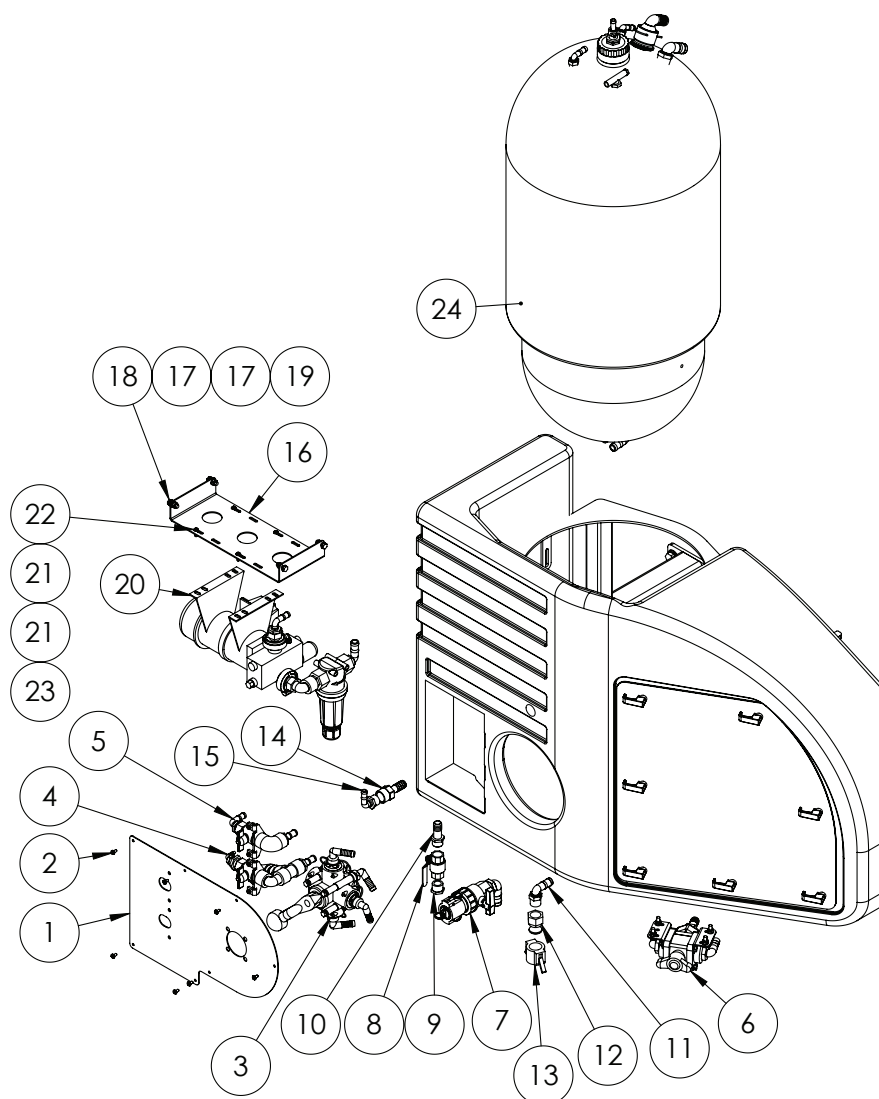
| ITEM NO. | PART NUMBER | DESCRIPTION | QTY. |
|----------|--------------|---|------|
| 1 | GA4656400 | Direct Injection Frame narrow | 1 |
| 2 | GA4900807-10 | DCI High volume pump assembly | 2 |
| 3 | GA4900807-1 | Direct Chem Injection, 120 Lt Tank. single unit. does not include frame | 2 |
| 4 | GA4900807-8 | DCI bottle layout 120L | 1 |
| 5 | GA4900807-12 | DCI bottle layout 165l | 1 |

Continued over page

Direct Chemical Injection POD continued

| ITEM NO. | PART NUMBER | DESCRIPTION | QTY. |
|----------|--------------|---|------|
| 6 | GA4502230 | cover suit direct injection (2nd unit) | 1 |
| 7 | GA5066830 | Speed clip M6 | 3 |
| 8 | GA4900807-11 | Panel alignment strip assembly | 1 |
| 9 | GA4533435 | Panel DCI Front Bolt on (1.6mm FMS cut & fold) | 1 |
| 10 | GA4523465 | 125L DCI level gauge | 1 |
| 11 | GA4523470 | 160L DCI level gauge | 1 |
| 11b | GA4523471 | 160L DCI level gauge x 2 suit dual tanks | - |
| 12 | GA4900807-14 | Chemical tank vacuum valve sub-assembly suit double DCI | 2 |
| 13 | GA5004437 | Washer 6mm Flat SS | 23 |
| 14 | GA5004447 | Washer, 6mm, Spring, SS | 23 |
| 15 | GA5004053 | BHCS M6 x 20 SS | 31 |
| 16 | GA5017643 | Washer, 1/4" ID x 5/8" OD x 18g, Flat SS | 16 |
| 17 | GA5048115 | Nut M6 Nyloc ZP | 8 |
| 18 | GA5001043 | Washer 16mm Flat SS HD | 18 |
| 19 | GA5000931 | Bolt M16 x 50 ZP GR8.8 | 9 |
| 20 | GA5001029 | Nut M16 Nyloc ZP | 9 |
| 21 | GA5004883 | Washer 8mm Flat ZP Heavy Duty | 8 |
| 22 | GA5011473 | BHCS M8 x 25 SS | 4 |
| 23 | GA5052590 | Nut M8 Nyloc SS | 4 |

Third DCI unit Assembly



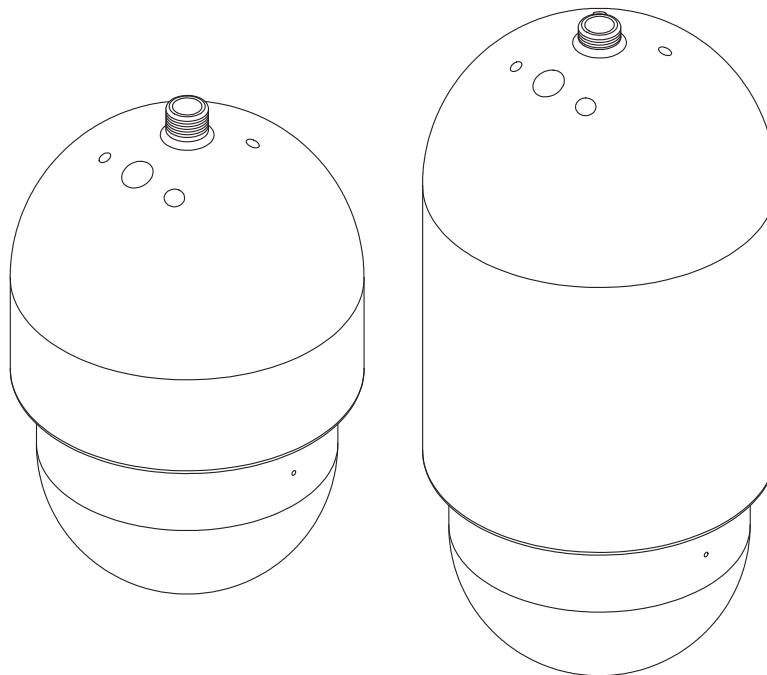
| ITEM NO. | PART NUMBER | DESCRIPTION | QTY. |
|----------|-------------|--|------|
| 1 | GA4502225 | 3rd DCI panel suit RHS pod | 1 |
| 2 | GA5014821 | Screw 12G x 1/2", Self Tapper, SS | 7 |
| 3 | GA4900807-2 | Ball valve, Sub assembly, Suit Crop Cruiser DCI | 1 |
| 4 | GA4900807-6 | Tank vent ball valve sub-assembly | 1 |
| 5 | GA4900807-5 | Tank rinse ball valve sub-assembly | 1 |
| 6 | GA4900807-3 | Chem pump suction valve sub-assembly | 1 |
| 7 | GA4900807-7 | Chem probe coupling ball valve sub-assembly | 1 |
| 8 | GA5018309 | Valve, Ball, 12mm female thread inlet / outlet, Lever handle, SS | 1 |
| 9 | PLUG075 | Plug, 3/4" male thread, Banjo | 1 |
| 10 | HB075 | Hose barb, Straight, 3/4" male thread x 3/4" hose, Banjo | 1 |
| 11 | HB075-90 | Hose barb, Elbow, 90 degree, 3/4" male thread x 3/4" hose | 1 |
| 12 | 75A | Cam lever, 3/4" male coupling x 3/4" female thread, Banjo | 1 |
| 13 | CAP075 | Cap, Poly pipe, 3/4", Banjo | 1 |

Continued over page

Third DCI unit Assembly

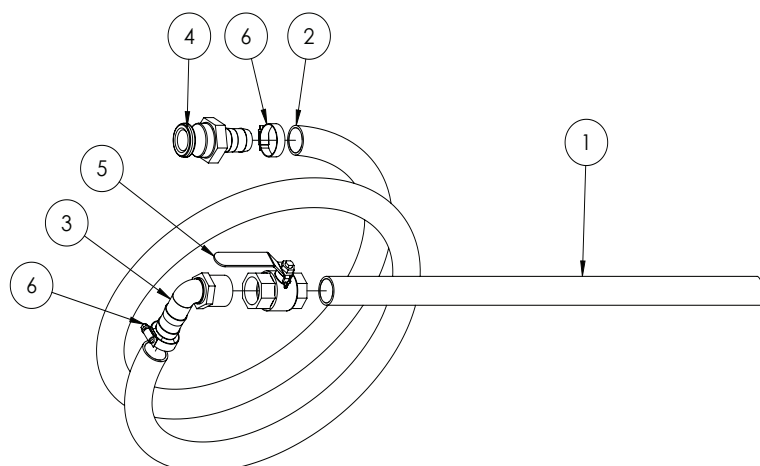
| ITEM NO. | PART NUMBER | DESCRIPTION | QTY. |
|----------|--------------|---|------|
| 14 | HBF075 | Hose barb, Straight, 3/4" female x 3/4" hose, Banjo | 1 |
| 15 | HB075/050-90 | Hose barb, Elbow, 90 degree, 3/4" male thread x 1/2" hose | 1 |
| 16 | GA4534670 | DCI 3rd pump mount | 1 |
| 17 | GA5004883 | Washer 8mm Flat ZP Heavy Duty | 8 |
| 18 | GA5004711 | Bolt M8 x 25 ZP GR8.8 | 4 |
| 19 | GA5004917 | Nut M8 Nyloc ZP | 4 |
| 20 | GA4900807-10 | DCI High volume pump assembly | 1 |
| 21 | GA5004437 | Washer 6mm Flat SS | 8 |
| 22 | GA5004053 | BHCS M6 x 20 SS | 4 |
| 23 | GA5048115 | Nut M6 Nyloc ZP | 4 |
| 24 | GA4900807-8 | DCI bottle layout 120L | 1 |
| | GA4900807-12 | DCI bottle layout 165l | |
| 25 | GA4900807-14 | Chemical tank vacuum valve sub-assembly suit double DCI | 1 |

Direct Injection Tanks



| ITEM NO. | PART NUMBER | DESCRIPTION | QTY. |
|----------|-------------|---|------|
| 1 | GA5020635 | Tank, 120L Natural, Exacta Foam/direct inject (Blank) | 1 |
| 2 | GA5018495 | Tank 165 L, Natural, Direct Injection | 1 |

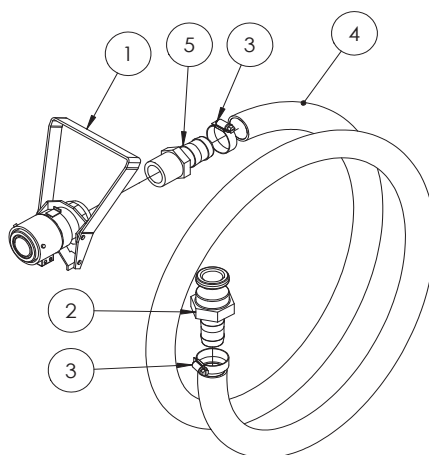
Chemical Probe



GA4948250 Chemical suction probe, Assembled

| ITEM NO. | PART NUMBER | DESCRIPTION | QTY. |
|----------|-------------|--|------|
| 1 | GA5013603 | Poly Pipe 25mm (cut 630mm long) | 1 |
| 2 | HOS25PVC | Hose, Suction, PVC, 25mm, Black (cut 3200mm long) | 1 |
| 3 | HB100-90 | Hose barb, Elbow, 90 degree, 1" male x 1" hose | 1 |
| 4 | I00E | Cam lever, 1" male coupling x 1" hose barb | 1 |
| 5 | GA5018309 | Valve, Ball, 12mm female thread inlet / outlet, Lever handle, SS | 1 |
| 6 | GA5001681 | Hose Clamp, 1" SS (20-32/12W) | 2 |

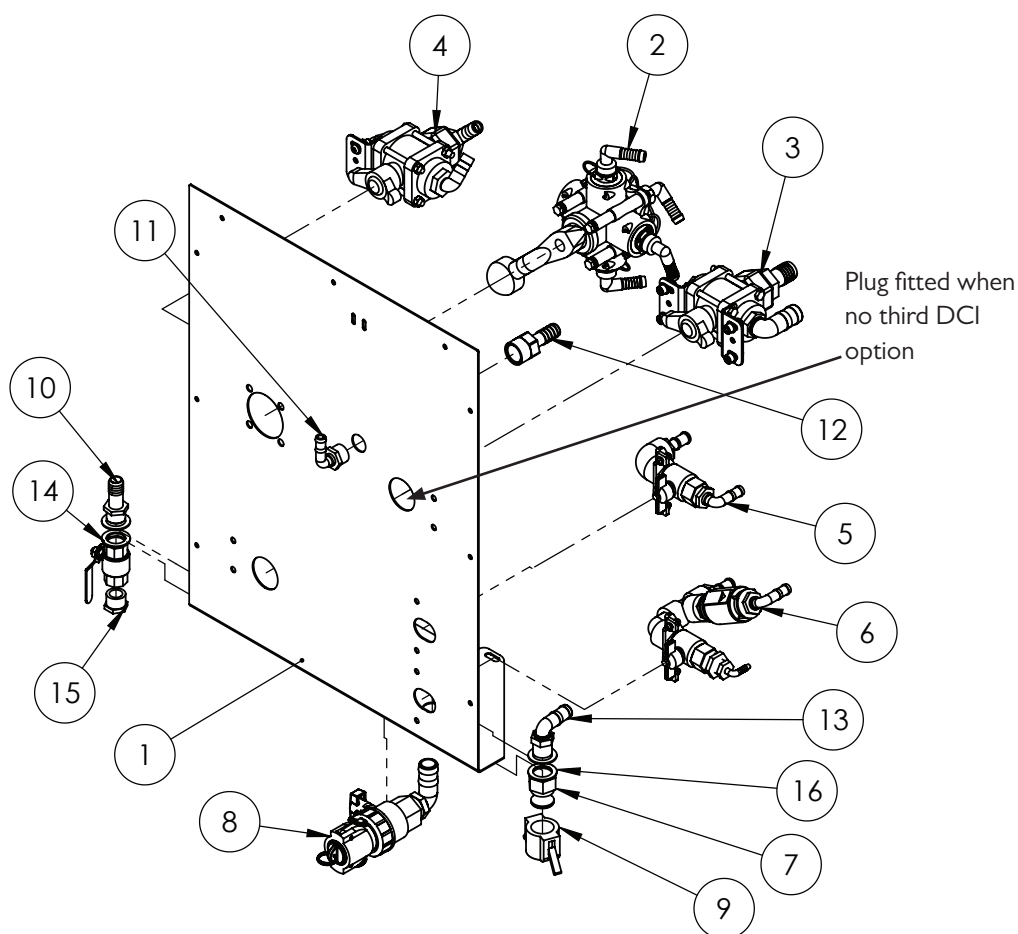
Enviro coupling & hose



GA5020600 Enviro drum / micromatic coupling with suction hose

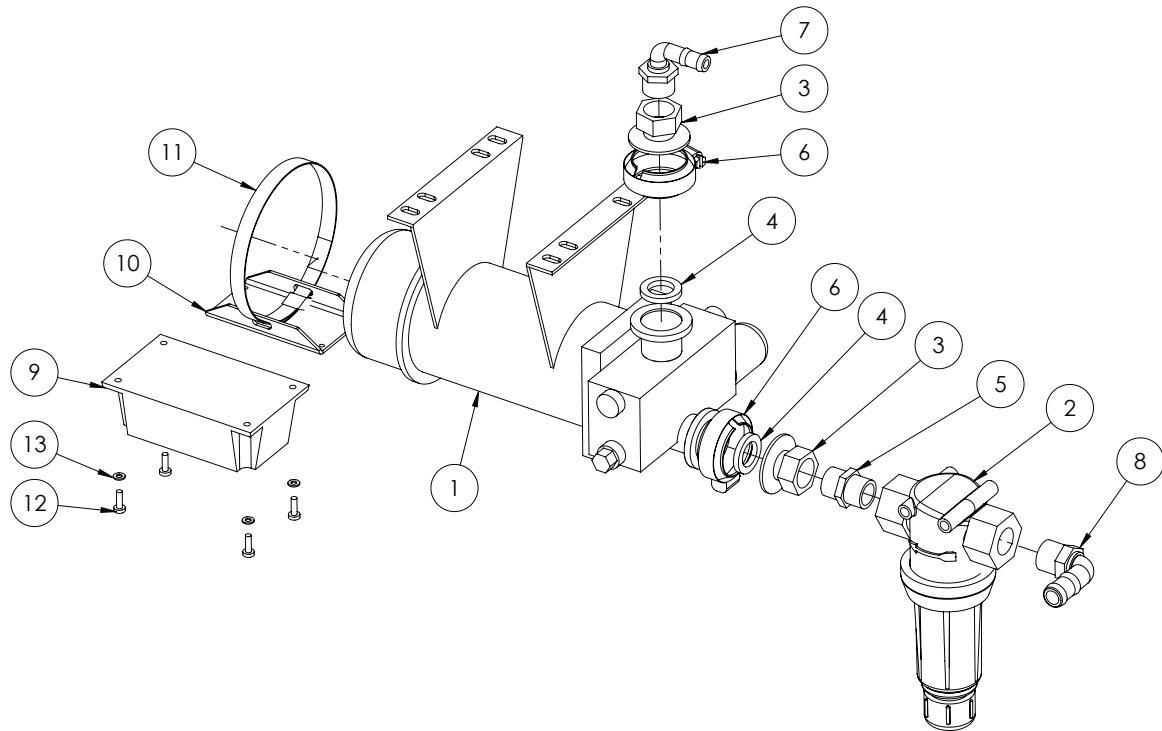
| ITEM NO. | PART NUMBER | DESCRIPTION | QTY. |
|----------|-------------|--|------|
| 1 | GA5018803 | Micromatic drum valve coupling, 3 pin, Viton seals | 1 |
| 2 | I00E | Cam lever, 1" male coupling x 1" hose barb, Banjo | 1 |
| 3 | GA5001681 | Hose Clamp, 1" SS (20-32/12W) | 2 |
| 4 | HOS25PVC | Hose, Suction, PVC, 25mm, Black (cut 2840mm long) | 1 |
| 5 | HB100 | Hose barb, Straight, 1" male thread x 1" hose | 1 |

Cover Plate Assembly



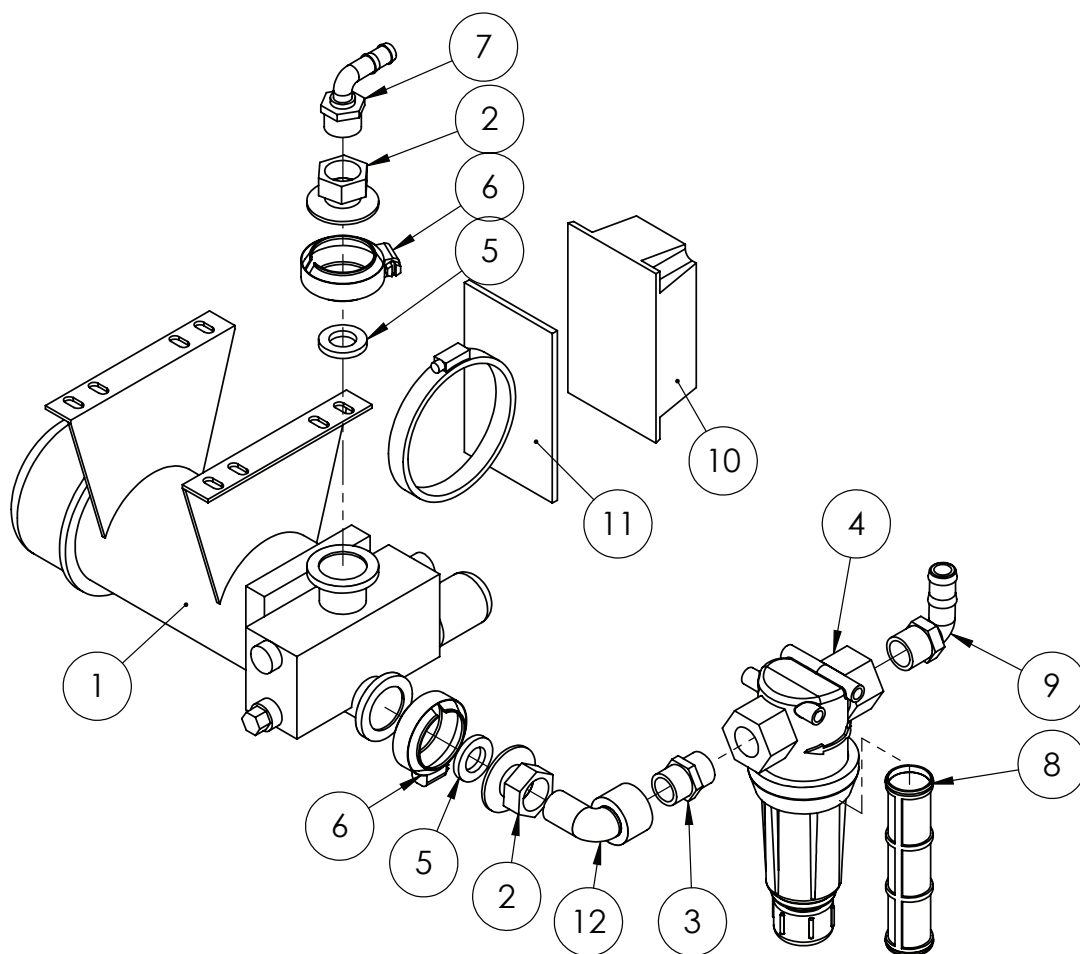
| ITEM NO. | PART NUMBER | DESCRIPTION | QTY. |
|----------|--------------|--|------|
| 1 | GA4502180 | Cover for direct chem injection 2mm fms | 1 |
| 2 | GA4900807-2 | Ball valve, Sub assembly, Suit Crop Cruiser DCI | 1 |
| 3 | GA4900807-4 | Chemical tank vacum valve sub-assembly | 1 |
| 4 | GA4900807-3 | Chem pump suction valve sub-assembly | 1 |
| 5 | GA4900807-5 | Tank rinse ball valve sub-assembly | 1 |
| 6 | GA4900807-6 | Tank vent ball valve sub-assembly | 1 |
| 7 | 75A | Cam lever, 3/4" male coupling x 3/4" female thread | 1 |
| 8 | GA4900807-7 | Chem probe coupling ball valve sub-assembly | 1 |
| 9 | CAP075 | Cap, Poly pipe, 3/4", Banjo | 1 |
| 10 | HB075 | Hose barb, Straight, 3/4" male thread x 3/4" hose, Banjo | 1 |
| 11 | HB075/050-90 | Hose barb, Elbow, 90 degree, 3/4" male thread x 1/2" hose | 1 |
| 12 | HBF075 | Hose barb, Straight, 3/4" female x 3/4" hose | 1 |
| 13 | HB075-90 | Hose barb, Elbow, 90 degree, 3/4" male thread x 3/4" hose | 1 |
| 14 | GA5018313 | Valve, Ball, 20mm female thread inlet / outlet, Lever handle, SS | 1 |
| 15 | PLUG075 | Plug, 3/4" male thread, Banjo | 1 |
| 16 | GA4522315 | Washer, 27 ID x 40 OD x 2mm thick, SS | 4 |

Injection Pump



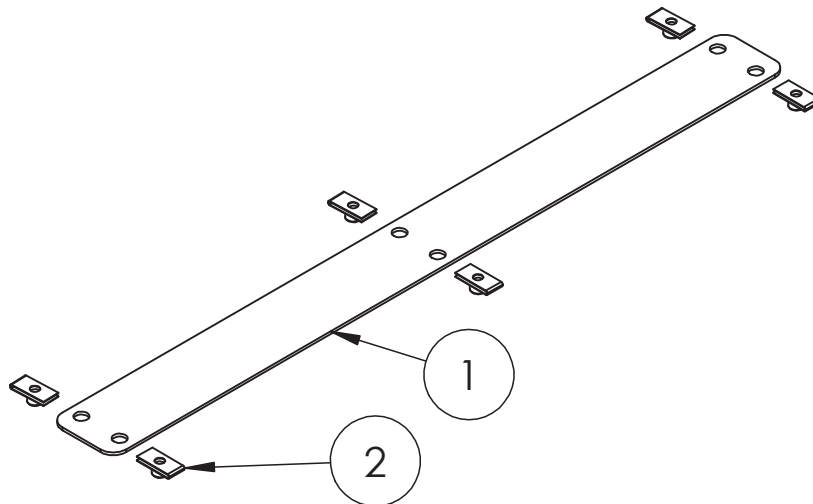
| ITEM NO. | PART NUMBER | DESCRIPTION | QTY. |
|----------|---------------|---|------|
| 1 | 0630172428 | Pump, DCI Injection, 5-200 oz/min (high vol), 3/4", Raven | 1 |
| | 0630172510 | Pump, DCI Injection, 1-40 oz/min (low vol), 3/4", Raven | 1 |
| 2 | AAB126ML-3-30 | Filter, 3/4" female thread inlet / outlet, Orange 200 mesh screen | 1 |
| 3 | M100075FPT | Coupling, 1" flange x 3/4" female thread, Banjo | 2 |
| 4 | GA5009341 | Gasket kamlock nitrile 3/4 FIT075 | 2 |
| 5 | NIP075SH | Nipple, 3/4" male x 3/4" male, Short, Banjo | 1 |
| 6 | FC100 | Clamp, Worm screw, Use with 1" standard flange port, Banjo | 2 |
| 7 | HB075/050-90 | Hose barb, Elbow, 90 degree, 3/4" male thread x 1/2" hose | 1 |
| 8 | HB075-90 | Hose barb, Elbow, 90 degree, 3/4" male thread x 3/4" hose | 1 |
| 9 | 0630172479 | Node, DCI Pump, CAN, Raven | 1 |
| 10 | GA4537345 | Bracket, CAN node mount suit DCI pump, Raven | 1 |
| 11 | GA5053945 | Hose Clamp Quick release 51mm - 130mm (PK 10) | 1 |
| 12 | GA5003977 | Bolt M5 x 16 Pan Head SS A2-70 | 4 |
| 13 | GA5003983 | Washer 5mm Flat SS | 4 |

Injection Pump



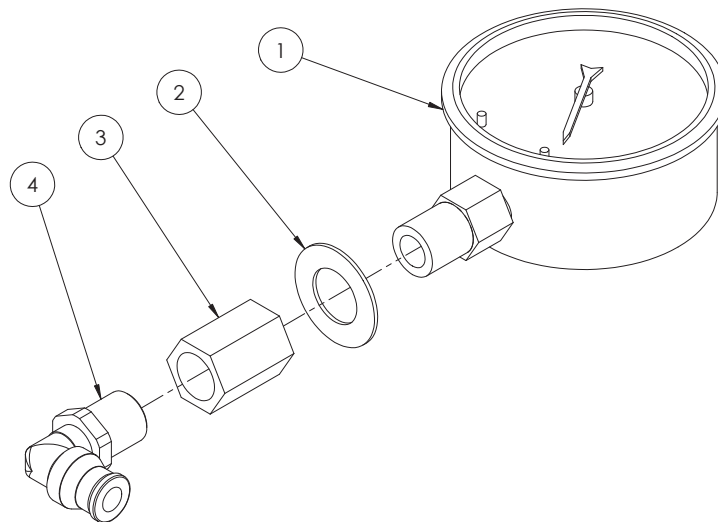
| ITEM NO. | PART NUMBER | DESCRIPTION | QTY. |
|----------|----------------|---|------|
| 1 | 0630172428 | Pump, DCI Injection, 5-200 oz/min (high vol), 3/4", Raven | 1 |
| 2 | M100075FPT | Coupling, 1" flange x 3/4" female thread, Banjo | 2 |
| 3 | NIP075SH | Nipple, 3/4" male x 3/4" male, Short, Banjo | 1 |
| 4 | AAB126ML-3-200 | Filter, 3/4" female thread inlet / outlet, Orange 200 mesh screen | 1 |
| 5 | M100G | Seal, Suit I manifold fitting, Rubber EPDM, Banjo | 2 |
| 6 | FC100 | Clamp, Worm screw, Use with 1" standard flange port, Banjo | 2 |
| 7 | HB075/050-90 | Hose barb, Elbow, 90 degree, 3/4" male thread x 1/2" hose | 1 |
| 8 | CPI6903-3-SSPP | Filter screen, 30 mesh, Yellow, Polypropylene & SS, Teejet | 1 |
| 9 | HB075-90 | Hose barb, Elbow, 90 degree, 3/4" male thread x 3/4" hose | 1 |
| 10 | 0630172479 | Node, DCI Pump, CAN, Raven | 1 |
| 11 | 1170159984 | Bracket, CAN node mount suit DCI pump, Raven | 1 |
| 12 | SL075-90 | Street elbow, 90 degree, 3/4" female thread x 3/4" male thread | 1 |

Panel Alignment Strip



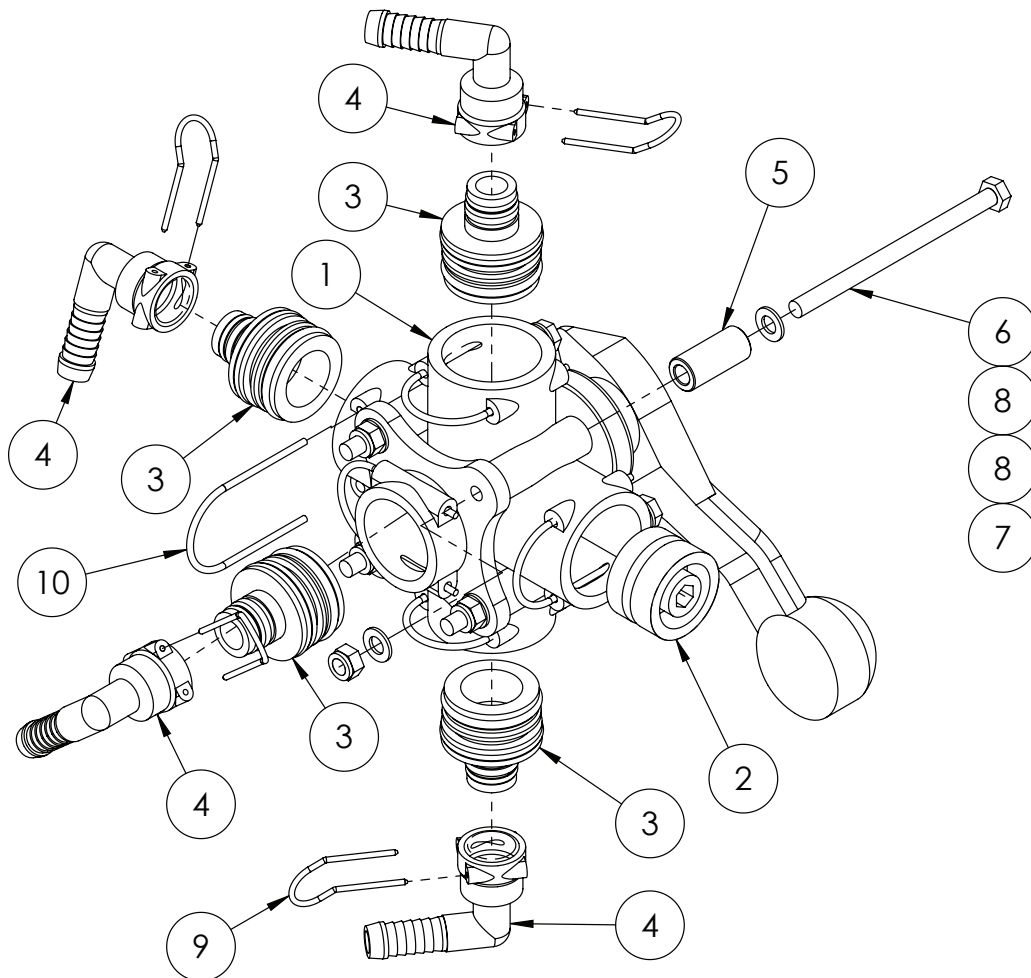
| ITEM NO. | PART NUMBER | DESCRIPTION | QTY. |
|----------|-------------|----------------------------------|------|
| 1 | GA4502235 | Direct injection alignment strip | 1 |
| 2 | GA5066830 | Speed clip M6 | 6 |

Vacuum gauge



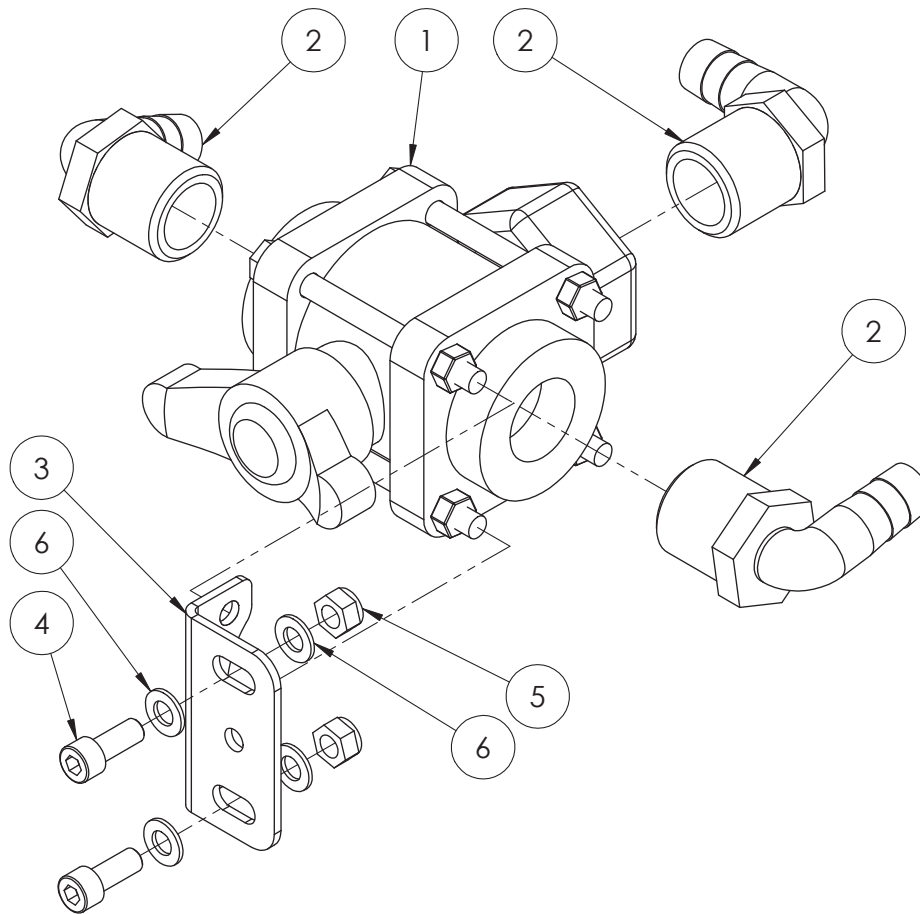
| ITEM NO. | PART NUMBER | DESCRIPTION | QTY. |
|----------|-------------|--|------|
| 1 | GA5051030 | Gauge small Vacuum -100-0 kpa | 1 |
| 2 | GA5017641 | Washer 1/2" x 1" x 16g Flat SS | 1 |
| 3 | GA5066940 | Socket, 1/4" female thread, Hex, Brass | 1 |
| 4 | GA5016235 | Swivel Elbow push in Brass 10mm x 1/4" BSP | 1 |

Valve sub-assembly



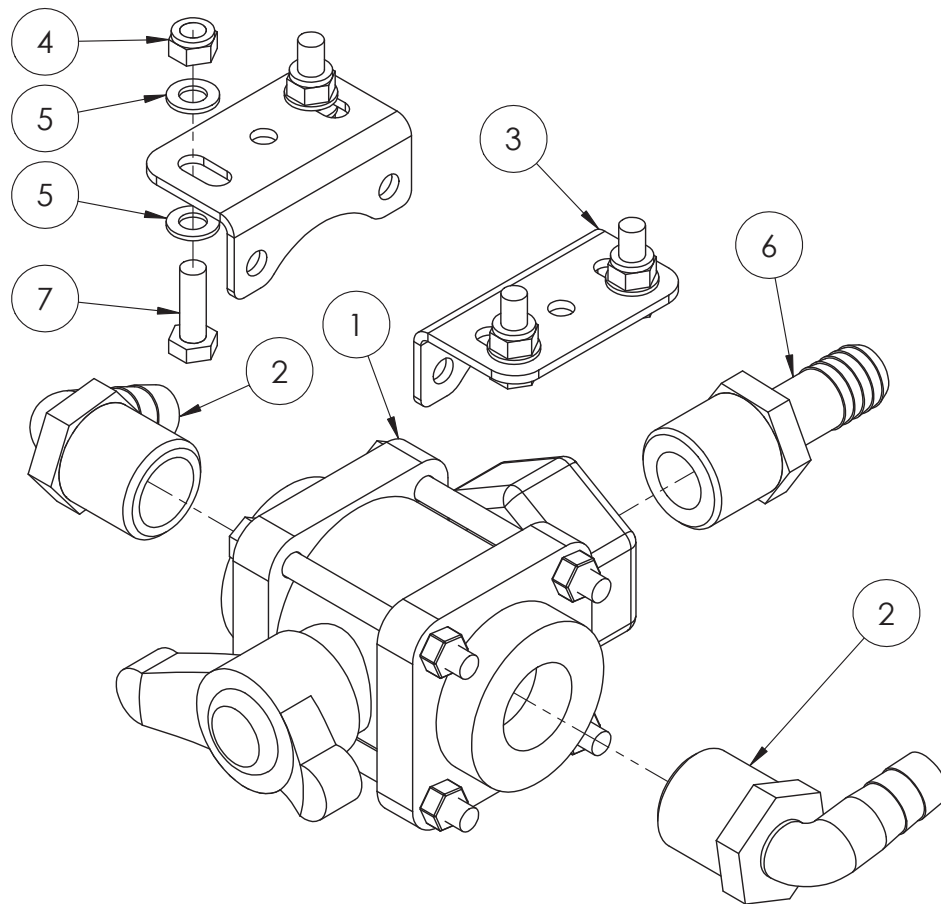
| ITEM NO. | PART NUMBER | DESCRIPTION | QTY. |
|----------|-------------|--|------|
| 1 | GA5065530 | Valve,Ball, 5 x AS40 female inlet / outlets, Lever handle, Altek | 1 |
| 2 | GA5065680 | Plug, AS40 male, Altek | 1 |
| 3 | GA5065605 | Plug in adapter, AS40 x AS24, Altek | 4 |
| 4 | GA5065750 | Hose barb, Elbow, 90 degree, AS24 female x 15mm hose, Altek | 4 |
| 5 | GA4552135 | Spacer for Altek rotary valve | 4 |
| 6 | GA5011501 | Bolt M8 x 120 ZP GR8.8 | 4 |
| 7 | GA5004917 | Nut M8 Nyloc ZP | 4 |
| 8 | GA5003643 | Washer 8mm Flat SS Heavy Duty | 4 |
| 9 | GA5065695 | Safety pin AS24 | 4 |
| 10 | GA5065690 | Safety pin, Suit AS40 plumbing fittings, Altek | 5 |
| | GA5065531 | Handle, Red plastic, Suit 5 way ball valve, Altek | 1 |

Chemical pump suction valve



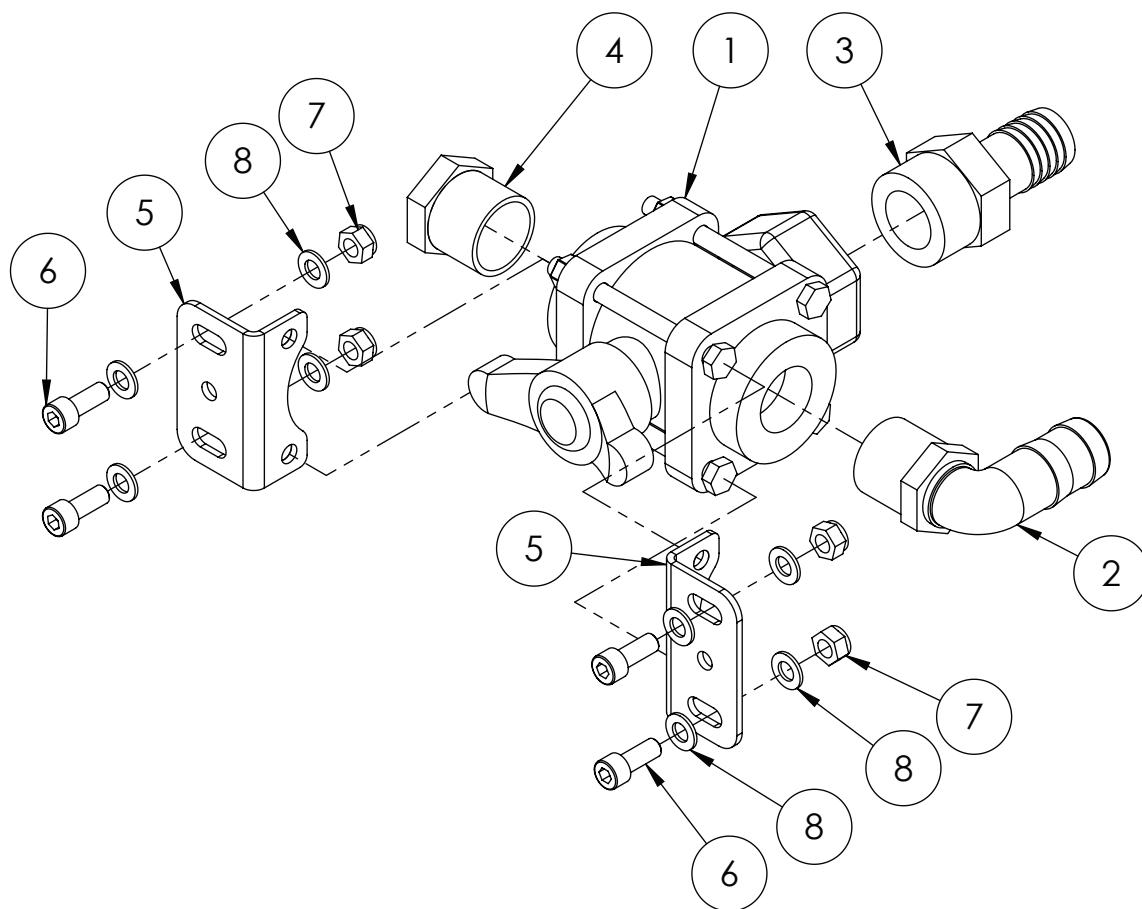
| ITEM NO. | PART NUMBER | DESCRIPTION | QTY. |
|----------|--------------|--|------|
| 1 | VI00BL | Valve, Ball, 3 way, 1 female thread inlet / outlet, Bottom port, Butterfly handle, Banjo | 1 |
| 2 | HB100/075-90 | Hose barb, Elbow, 90 degree, 1" male thread x 3/4" hose | 3 |
| 3 | GA4502210 | Mounting plate, to suit ball valve | 1 |
| 4 | GA5004707 | SHCS M8 x 20 ZP GR12.9 | 2 |
| 5 | GA5004917 | Nut M8 Nyloc ZP | 2 |
| 6 | GA5004883 | Washer 8mm Flat ZP Heavy Duty | 4 |

Chemical pump suction valve



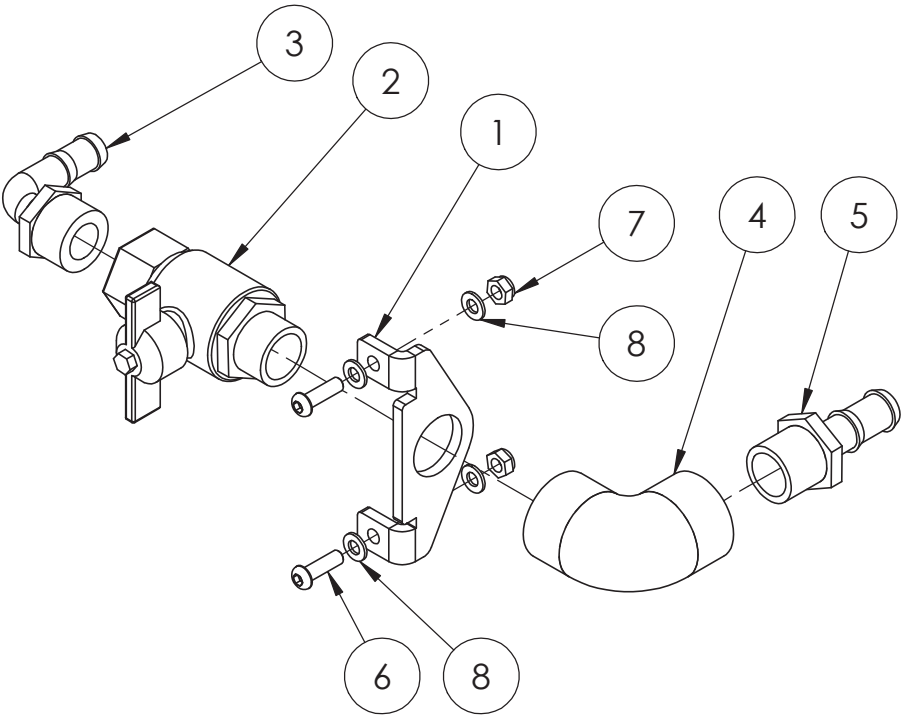
| ITEM NO. | PART NUMBER | DESCRIPTION | QTY. |
|----------|--------------|--|------|
| 1 | V100BL | Valve, Ball, 3 way, 1 female thread inlet / outlet, Bottom port, Butterfly handle, Banjo | 1 |
| 2 | HB100/075-90 | Hose barb, Elbow, 90 degree, 1" male thread x 3/4" hose, Banjo | 2 |
| 3 | GA4502210 | Mounting plate, to suit ball valve | 2 |
| 4 | GA5004917 | Nut M8 Nyloc ZP | 4 |
| 5 | GA5004883 | Washer 8mm Flat ZP Heavy Duty | 8 |
| 6 | HB075 | Hose barb, Straight, 3/4" male thread x 3/4" hose, Banjo | 1 |
| 7 | GA5004711 | Bolt M8 x 25 ZP GR8.8 | 4 |

Chemical tank vacuum valve



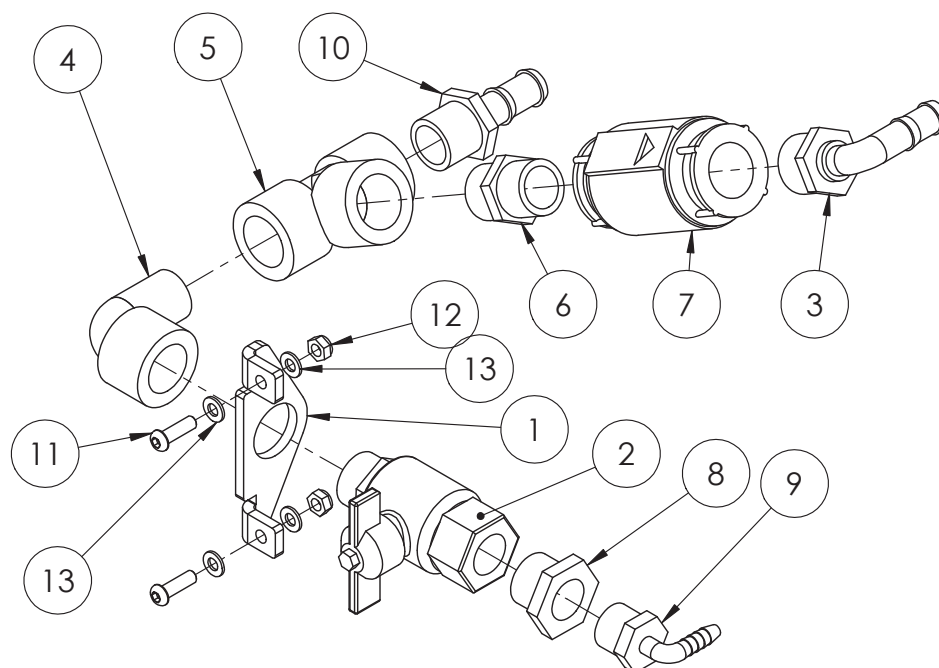
| ITEM NO. | PART NUMBER | DESCRIPTION | QTY. |
|----------|-------------|---|------|
| 1 | V100BL | Valve, Ball, 3 way, 1" female thread inlet / outlet, Bottom port, Butterfly handle, Banjo | 1 |
| 2 | HB100-90 | Hose barb, Elbow, 90 degree, 1" male x 1" hose, Banjo | 1 |
| 3 | HB100 | Hose barb, Straight, 1" male thread x 1" hose, Banjo | 1 |
| 4 | PLUG100 | Plug, 1" male thread, Banjo | 1 |
| 5 | GA4502210 | Mounting plate, to suit ball valve | 2 |
| 6 | GA5004707 | SHCS M8 x 20 ZP GR12.9 | 4 |
| 7 | GA5004917 | Nut M8 Nyloc ZP | 4 |
| 8 | GA5004883 | Washer 8mm Flat ZP Heavy Duty | 8 |

Tank rinse ball valve



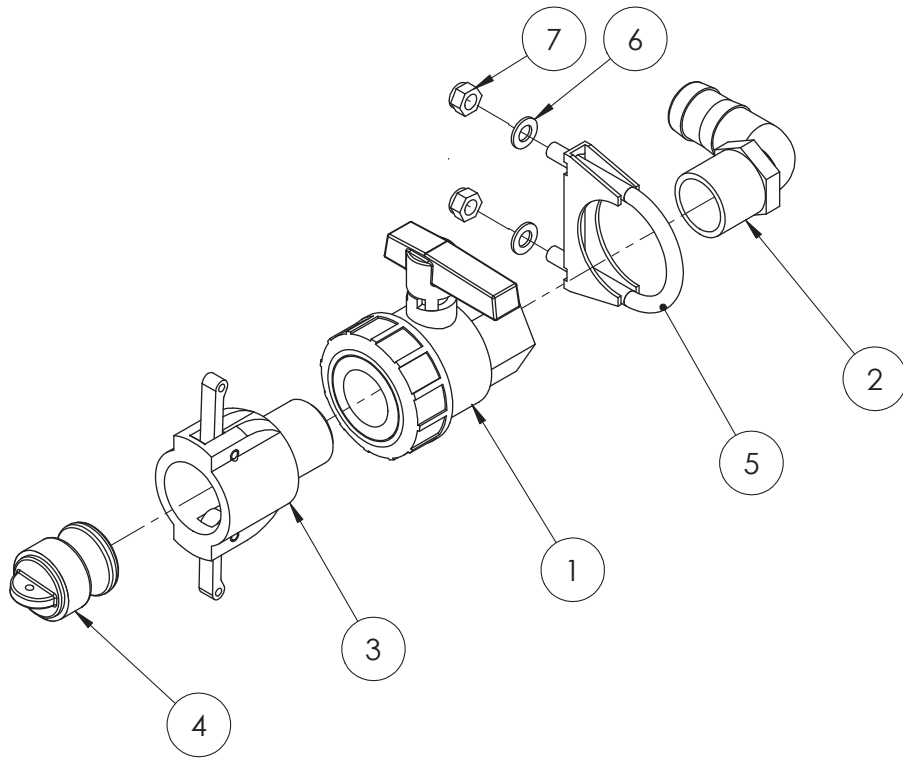
| ITEM NO. | PART NUMBER | DESCRIPTION | QTY. |
|----------|--------------|--|------|
| 1 | F70648A | Tap mounting plate | 1 |
| 2 | GA5018315 | Valve, Ball, 20mm male & female thread, Black Butterfly handle | 1 |
| 3 | HB075/050-90 | Hose barb, Elbow, 90 degree, 3/4" male thread x 1/2" hose | 1 |
| 4 | EL075-90 | Street elbow, 90 degree, 3/4" female thread, Banjo | 1 |
| 5 | HB075-050 | Hose barb, Straight, 3/4" male thread x 1/2" hose, Banjo | 1 |
| 6 | GA5004053 | BHCS M6 x 20 SS | 2 |
| 7 | GA5048115 | Nut M6 Nyloc ZP | 2 |
| 8 | GA5004437 | Washer 6mm Flat SS | 4 |
| 9 | GA5001893 | Washer 1" x 1 7/8" x 14G | 1 |

Tank vent ball valve



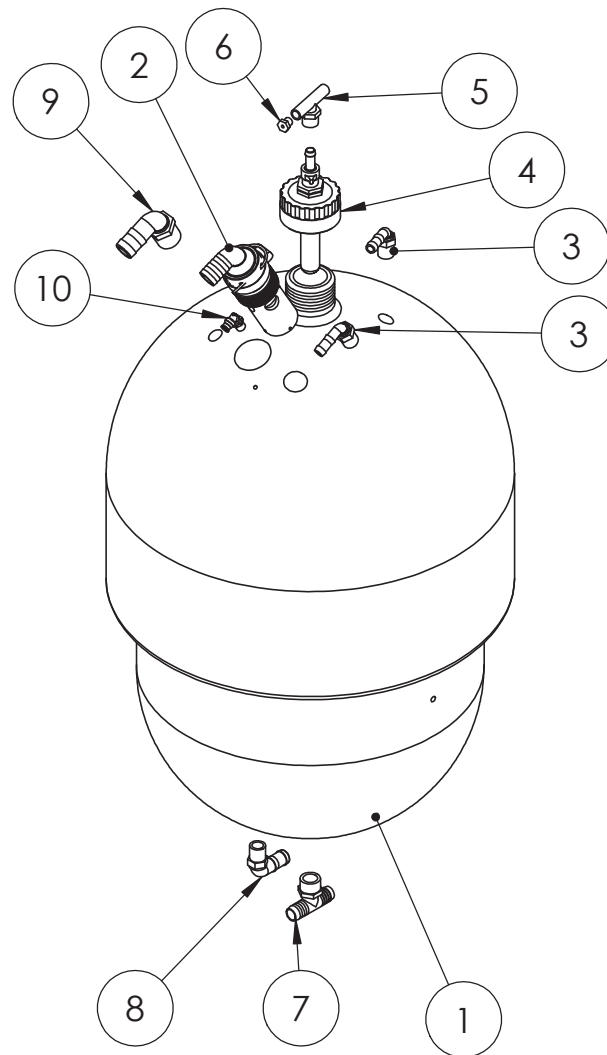
| ITEM NO. | PART NUMBER | DESCRIPTION | QTY. |
|----------|-------------|---|------|
| 1 | F70648A | Tap mounting plate | 1 |
| 2 | GA5018315 | Valve, Ball, 20mm male & female thread, Black Butterfly handle | 1 |
| 3 | HB050-90 | Hose barb, Elbow, 90 degree, 1/2" male thread x 1/2" hose | 1 |
| 4 | SL075-90 | Street elbow, 90 degree, 3/4" female thread x 3/4" male thread | 1 |
| 5 | TEE075 | Tee, Threaded, 3/4" female, Banjo | 1 |
| 6 | RN075050 | Reducing nipple, 3/4" male thread x 1/2" male thread | 1 |
| 7 | GA5051380 | Valve, Check, 1/2" female thread inlet / outlet, SS, 200psi maximum | 1 |
| 8 | RB075050 | Reducing bush, 3/4" male thread x 1/2" female thread | 1 |
| 9 | EL1214 | Hose barb, Elbow, 90 degree, 1/2" male thread x 1/4" hose | 1 |
| 10 | HB075-050 | Hose barb, Straight, 3/4" male thread x 1/2" hose | 1 |
| 11 | GA5004053 | BHCS M6 x 20 SS | 2 |
| 12 | GA5048115 | Nut M6 Nyloc ZP | 2 |
| 13 | GA5004437 | Washer 6mm Flat SS | 4 |

Chemical probe coupling ball valve



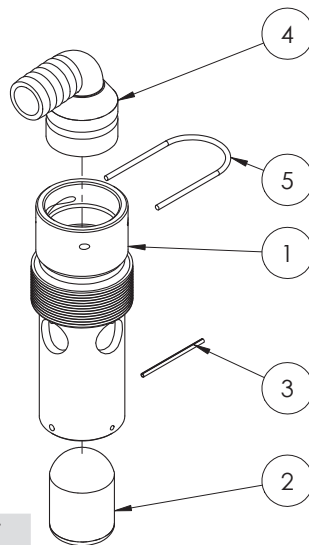
| ITEM NO. | PART NUMBER | DESCRIPTION | QTY. |
|----------|-------------|--|------|
| 1 | UV100FP | Valve, Ball, 1 female thread inlet / outlet, Full port, Lever handle | 1 |
| 2 | HB100-90 | Hose barb, Elbow, 90 degree, 1" male x 1" hose, Banjo | 1 |
| 3 | I00B | Cam lever, 1" female coupler, 1" male thread, Banjo | 1 |
| 4 | I00PL | Cam lever, Male plug, 1", Banjo | 1 |
| 5 | GA5006705 | Exhaust clamp C8 2" | 1 |
| 6 | GA5004883 | Washer 8mm Flat ZP Heavy Duty | 2 |
| 7 | GA5052590 | Nut M8 Nyloc SS | 2 |

DCI bottle



| ITEM NO. | PART NUMBER | DESCRIPTION | QTY. |
|----------|--------------|--|------|
| 1 | GA5020635 | Tank, 120L Natural, Exacta Foam/direct inject (Blank) | 1 |
| 2 | GA4900807-9 | Pre-assembly DCI fill shut off | 1 |
| 3 | HB050-90 | Hose barb, Elbow, 90 degree, 1/2" male thread x 1/2" hose | 2 |
| 4 | GA4903050 | Cap, Pre-assembled with rinse nozzle, Suit transcal and DCI | 1 |
| 5 | T12T | Tee, Threaded, 1/2" male x 1/2" hose | 1 |
| 6 | A1814 | Male Taper Pipe by Hose Barb 1/8" x 1/4" | 1 |
| 7 | T34T | Hose barb, Tee, 3/4" hose barb x 3/4" hose barb x 3/4" male thread | 1 |
| 8 | HB050/075-90 | Hose barb, Elbow, 90 degree, 1/2" male thread x 3/4" hose | 1 |
| 9 | HB100-90 | Hose barb, Elbow, 90 degree, 1" male x 1" hose | 1 |
| 10 | GA5016235 | Swivel Elbow push in Brass 10mm x 1/4" BSP | 1 |

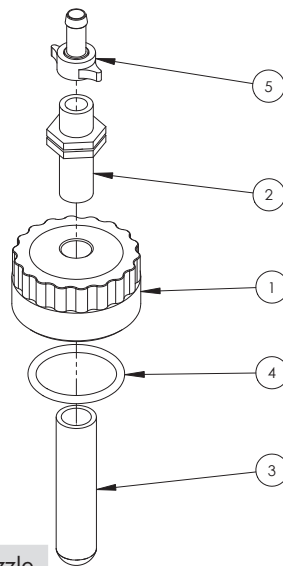
Fill shut off assembly



GA4900807-9 Pre-assembly DCI fill shut off

| ITEM NO. | PART NUMBER | DESCRIPTION | QTY. |
|----------|-------------|--|------|
| 1 | GA4552140 | Venturi fill stop housing | 1 |
| 2 | GA5066840 | Ball float | 1 |
| 3 | GA5066835 | Roll Pin 4mm x 50mm Stainless Steel | 1 |
| 4 | GA5065615 | Hose barb, Elbow 90 degree, AS40 x 25mm, Altek | 1 |
| 5 | GA5065690 | Safety pin, Suit AS40 plumbing fittings, Altek | 1 |

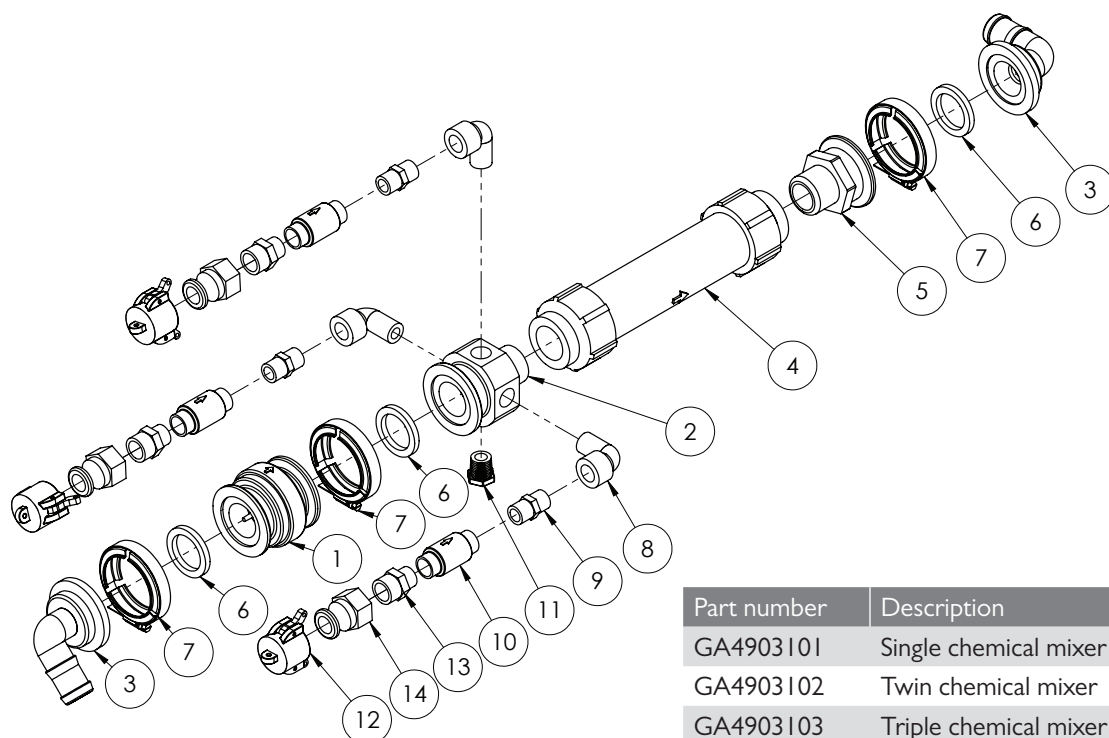
Rinse Nozzle & Cap



GA4903050 Cap, Pre assembled with rinse nozzle

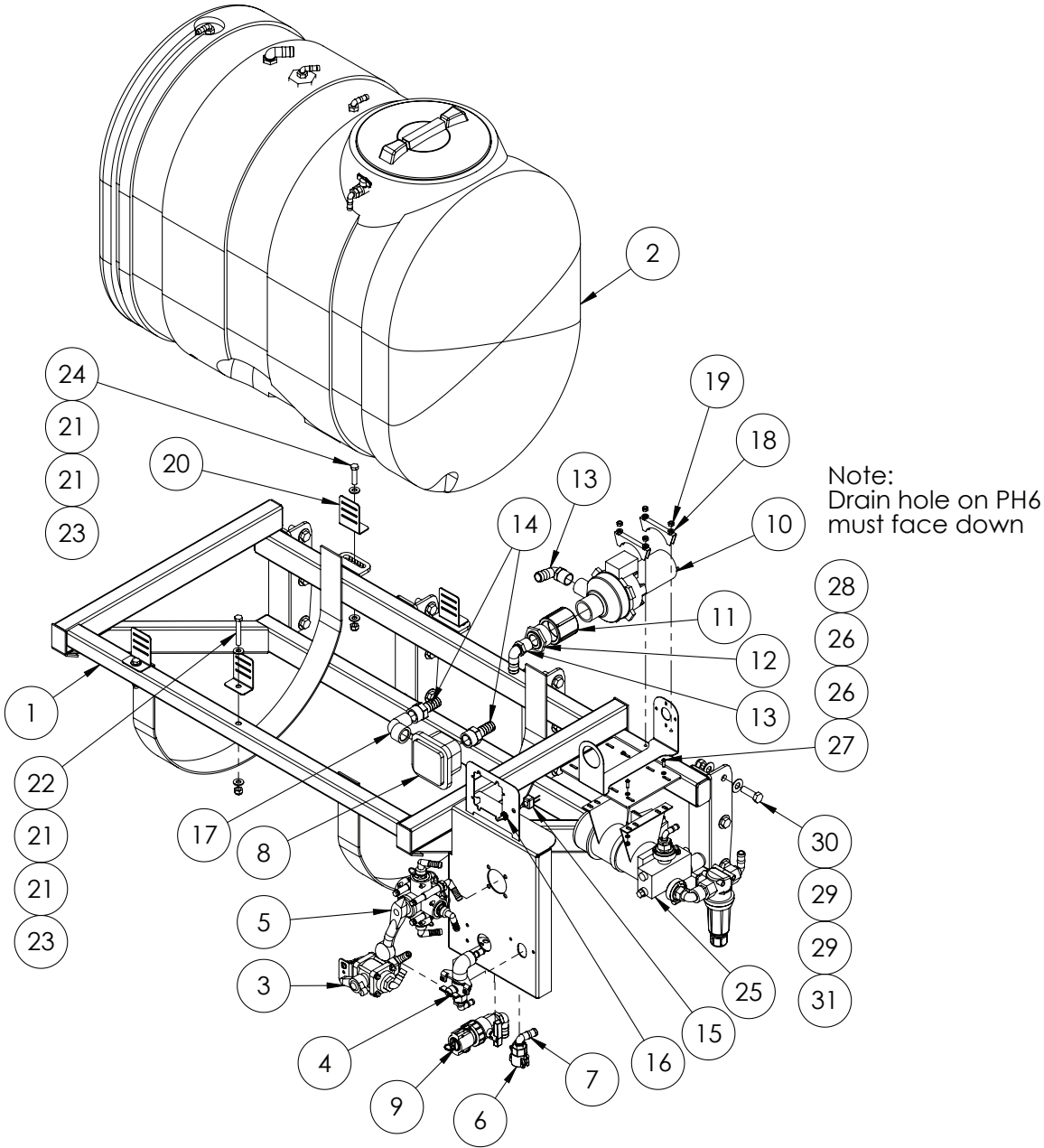
| ITEM NO. | PART NUMBER | DESCRIPTION | QTY. |
|----------|-------------|---|------|
| 1 | L055A | Cap / Lid, 80 OD, 1/2" BSPP female thread in top, Suit Transcal | 1 |
| 2 | 2502021 | Long Thread Nipple 1/2" | 1 |
| 3 | 510110 | Nozzle, Drum & container rinsing, ARAG | 1 |
| 4 | GA5009187 | O-ring, 60 x 5.5mm, suits exacta tank cap | 1 |
| 5 | 006330 | Hose barb, Brass, 13mm hose x fly nut end, ARAG | 1 |

Mixing Chamber



| ITEM NO. | PART NUMBER | DESCRIPTION | QTY. |
|----------|--------------|---|------|
| 1 | MCV200 | Check Valve, 2" Manifold Flange, Banjo | 1 |
| 2 | GA4572025 | Manifold, 2" flange x 1 1/4" male thread x 1/2" female thread | 1 |
| 3 | M200125BRB90 | Hose barb, Elbow, 90 degree, 2" flange x 1 1/4" hose | 2 |
| 4 | 0630159632 | Mixer, Flow Assembly suit DCI 1 1/4" NPT, Raven | 1 |
| 5 | M200125MPT | Plumbing adaptor, 2" flange x 1 1/4" male thread | 1 |
| 6 | GA5009335 | Seal, 41.5 ID x 55 OD x 6.5mm thick, EPDM, suit 1 1/2" flange | 3 |
| 7 | FC200 | Clamp, Worm screw, Use with 2" standard flange port, Banjo | 3 |
| 8 | SL050-90 | Street elbow, 90 degree, 1/2" female thread x 1/2" male thread | 3 |
| 9 | GA5048310 | Nipple, 1/2" thread x 1/2" thread, Brass | 3 |
| 10 | GA5051380 | Valve, Check, 1/2" female thread inlet / outlet, SS, 200psi maximum | 3 |
| 11 | PLUG050 | Plug, 1/2" male thread, Banjo | 1 |
| 12 | 75CAP | Cam lever, Female cap, 3/4", Banjo | 3 |
| 13 | RN075050 | Reducing nipple, 3/4" male thread x 1/2" male thread | 3 |
| 14 | 75A | Cam lever, 3/4" male coupling x 3/4" female thread | 3 |

Bulk DCI 600lt module



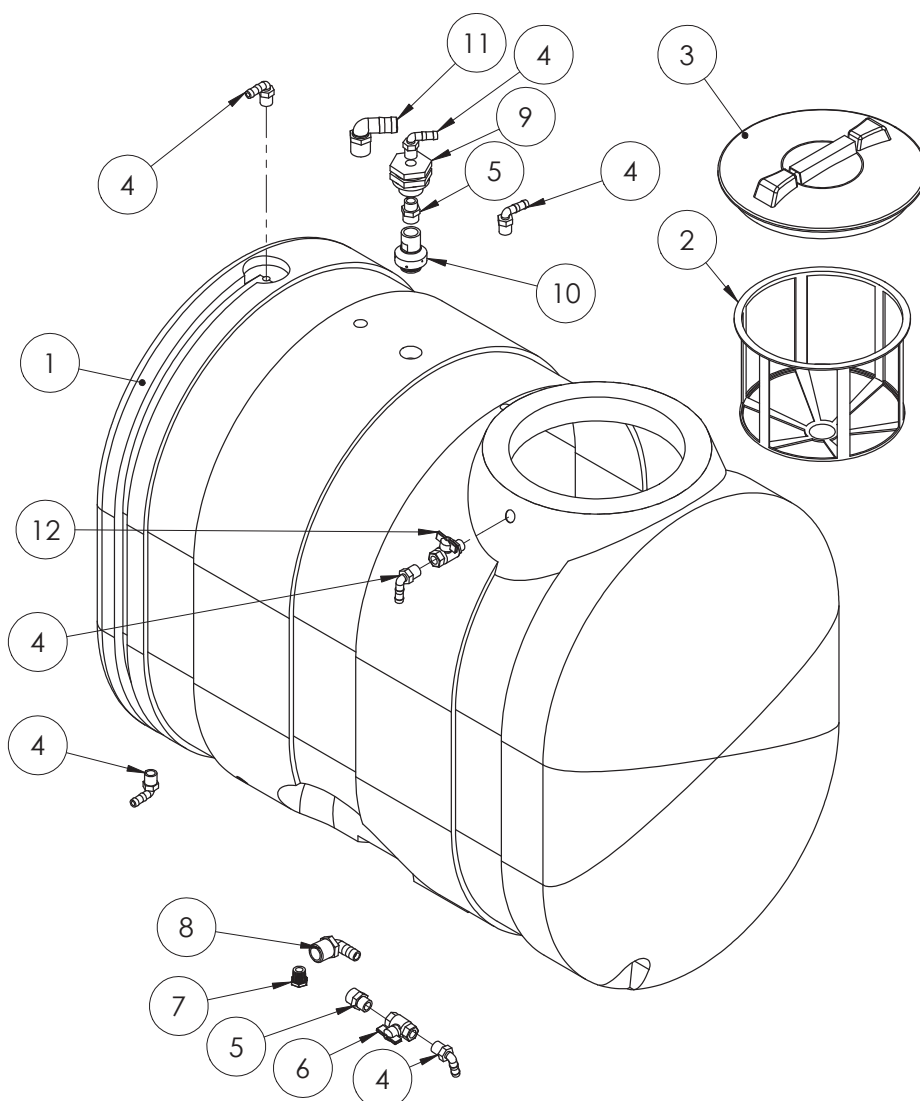
| ITEM NO. | PART NUMBER | DESCRIPTION | QTY. |
|----------|--------------|---|------|
| 1 | GA4657460 | Bulk DCI 600L frame 201 I | 1 |
| 2 | GA4903294-01 | DCI Bulk with 600L tank suit 201 I Evo | 1 |
| 3 | GA4900807-3 | Chem pump suction valve sub-assembly | 1 |
| 4 | GA4900807-5 | Tank rinse ball valve sub-assembly | 1 |
| 5 | GA4900807-2 | Ball valve, Sub-assembly, Suit Crop Cruiser DCI | 1 |
| 6 | 75D | Cam lever, 3/4" female coupling x 3/4" hose barb, Banjo | 1 |
| 7 | HB075-90 | Hose barb, Elbow, 90 degree, 3/4" male thread x 3/4" hose | 1 |
| 8 | GA5068485 | Flow meter, Flow serve SEM10 suit PH6 pump | 1 |
| 9 | GA4900807-7 | Chem probe coupling ball valve sub-assembly | 1 |

Continued over page

Bulk DCI 600lt module

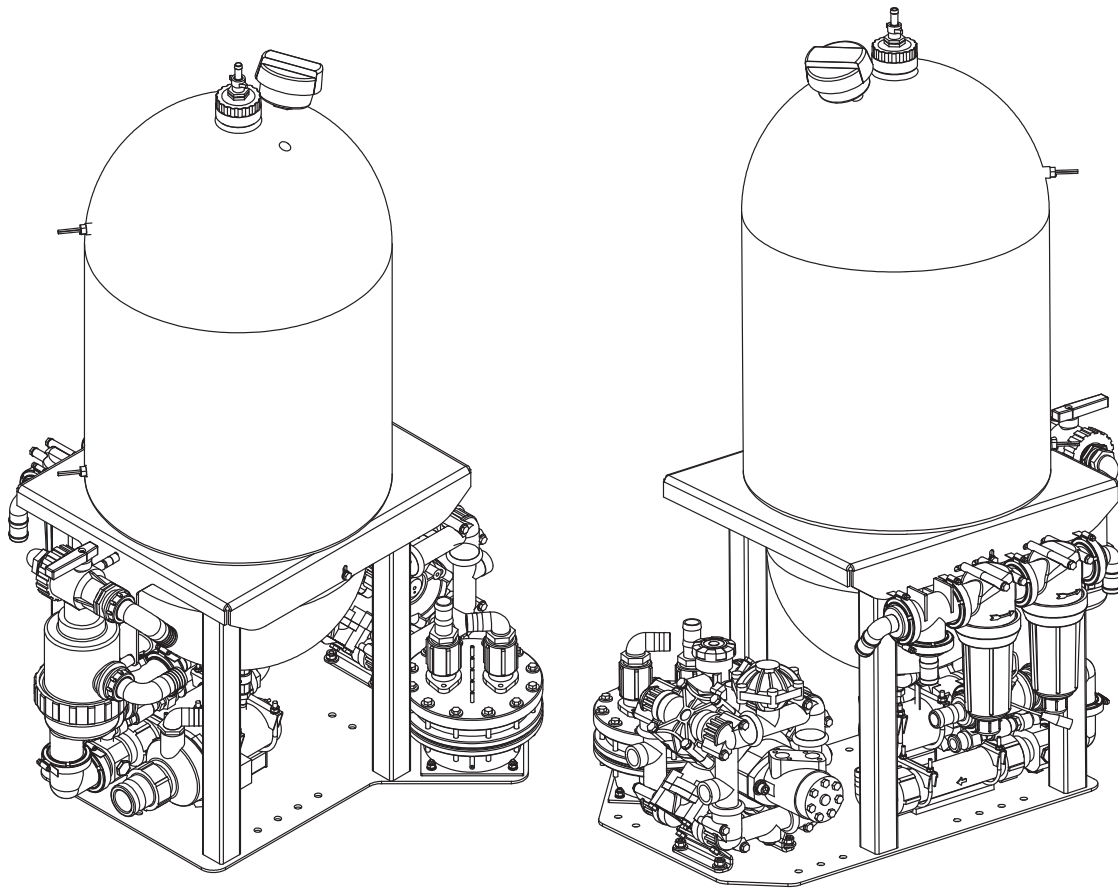
| ITEM NO. | PART NUMBER | DESCRIPTION | QTY. |
|----------|--------------|---|------|
| 10 | GA5068480 | Pump, Diaphragm, 12V, Flowserve PH6, Pump only | 1 |
| 11 | CPLG200 | Coupling, socket, 2" female thread, Banjo | 1 |
| 12 | RB200100 | Reducing bush, 2" male thread x 1" female thread, Banjo | 1 |
| 13 | HB100-90 | Hose barb, Elbow, 90 degree, 1" male x 1" hose, Banjo | 2 |
| 14 | HBFI00 | Hose barb, Straight, 1" female thread x 1" hose, Banjo | 2 |
| 15 | GA5016749 | Switch, Toggle, On / Off, Water proof | 1 |
| 16 | GA5012175 | Cover, Toggle switch, Waterproof | 1 |
| 17 | SL100-90 | Street elbow, 90 degree, 1" male x 1" female, Banjo | 1 |
| 18 | GA5004883 | Washer 8mm Flat ZP Heavy Duty | 4 |
| 19 | GA5052590 | Nut M8 Nyloc SS | 4 |
| 20 | F70127A | Bracket, Tank strap, 50mm | 4 |
| 21 | GA5000587 | Washer 12mm Flat ZP Heavy Duty | 8 |
| 22 | GA5000355 | Bolt M12 x 80 ZP GR8.8 | 2 |
| 23 | GA5012461 | Nut M12 Nyloc ZP | 4 |
| 24 | GA5011239 | Bolt, M12 x 50, ZP GR 8.8 | 2 |
| 25 | GA4900807-10 | DCI High volume pump assembly | 1 |
| 26 | GA5004437 | Washer 6mm Flat SS | 8 |
| 27 | GA5004053 | BHCS M6 x 20 SS | 4 |
| 28 | GA5048115 | Nut M6 Nyloc ZP | 4 |
| 29 | GA5001043 | Washer 16mm Flat SS HD | 24 |
| 30 | GA5000931 | Bolt M16 x 50 ZP GR8.8 | 12 |
| 31 | GA5001029 | Nut M16 Nyloc ZP | 12 |

Bulk DCI 600lt



| ITEM NO. | PART NUMBER | DESCRIPTION | QTY. |
|----------|---------------|---|------|
| 1 | GA4901128 | Tank, 600 Litre, 3PL (Bare) | 1 |
| 2 | 300120 | Filter, Basket type, Diameter 305 x 245mm deep, Suit main spray tank | 1 |
| 3 | 352040 | Lid, With breather, Medium, Diameter 355 | 1 |
| 4 | HB050-90 | Hose barb, Elbow, 90 degree, 1/2" male thread x 1/2" hose | 6 |
| 5 | RN075050 | Reducing nipple, 3/4" male thread x 1/2" male thread, Banjo | 2 |
| 6 | GA5018307 | Valve, Ball, 12mm female thread inlet / outlet, SS, Butterfly handle | 1 |
| 7 | PLUG050 | Plug, 1/2" male thread, Banjo | 1 |
| 8 | HB100/075-90 | Hose barb, Elbow, 90 degree, 1" male thread x 3/4" hose, Banjo | 1 |
| 9 | TF050 | 1/2" Poly Tank Flange | 1 |
| 10 | B55270-3/4-18 | Nozzle, Tank rinsing, 3/4" BSPT female inlet, Teejet | 1 |
| 11 | HB100-90 | Hose barb, Elbow, 90 degree, 1" male x 1" hose, Banjo | 1 |
| 12 | GA5020615 | Valve, Ball, 12mm male, female thread inlet, outlet, Butterfly handle, SS | 1 |

Batch Mate Module



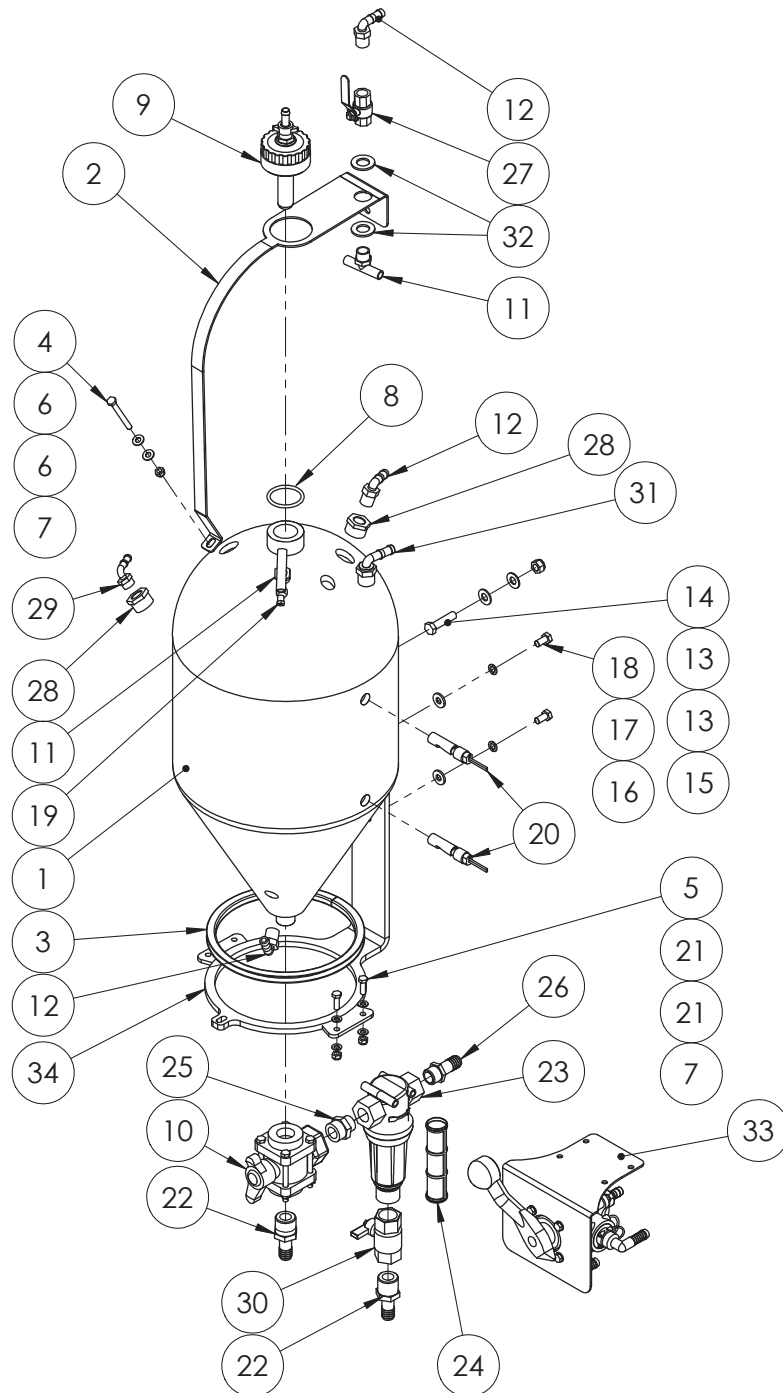
| ITEM NO. | PART NUMBER | DESCRIPTION | QTY. |
|----------|------------------|--|------|
| 1 | GA4657465 | DCI batch tank frame | 1 |
| 2 | RO160MI | Pump, Diaphragm type, RO 160, Hydraulic drive, Udor | 1 |
| 3 | GA5068480 | Pump, Diaphragm, 12V, Flowserve PH6, Pump only | 1 |
| 4 | GA5010315 | Valve, Pressure regulating, High pressure 1 1/4", Viton seals, Ramsay Nocton | 1 |
| 5 | AAB126ML-F75-100 | Filter, 75 series flange inlet & outlet, 100 mesh (Green screen), Teejet | 1 |
| 6 | AAB126ML-F75-80 | Filter, 75 series flange inlet & outlet, 80 mesh (Blue screen), Teejet | 1 |
| 7 | 316063 | Suction Filter 1 1/2" S.T. 50 Mesh | 1 |
| 8 | 4542236 | Valve, Ball, 3 way, 1 1/2" female thread inlet / outlet, Arag | 1 |
| 9 | 2502060 | Nipple, 1 1/2" male thread x 1 1/2" male thread, Arag | 1 |
| 10 | 116640 | Hose barb, Elbow, 90 degree, 1 1/2" fly nut end x 40mm hose | 2 |
| 11 | 2002060 | Fly nut, 1 1/2," Arag | 2 |
| 12 | RB150125 | Reducing bush, 1 1/2" male thread x 1 1/4" female thread | 1 |
| 13 | HB125-90 | Hose barb, Elbow, 90 degree, 1 1/4" male thread x 1 1/4" hose | 4 |
| 14 | 0630159632 | Mixer, Flow Assembly, 1 1/4" NPT, Raven | 1 |
| 15 | GA4572025 | Manifold, 2" flange x 1 1/4" male thread x 1/2" female thread | 1 |

Continued over page

Batch Mate Module

| ITEM NO. | PART NUMBER | DESCRIPTION | QTY. |
|----------|--------------|--|------|
| 16 | PLUG050 | Plug, 1/2" male thread, Banjo | 3 |
| 17 | 0630171793 | Flowmeter, RFM60P, Raven | 1 |
| 18 | M200125BRB90 | Hose barb, Elbow, 90 degree, 2" flange x 1 1/4" hose, Banjo | 2 |
| 19 | M200CPG90SH | Elbow, 90 degree, Short, 2" flange x 2" flange, Banjo | 2 |
| 20 | M200TEE | 2" Flanged Tee Fitting | 1 |
| 21 | MCV200 | Check Valve, 2" Manifold Flange, Banjo | 1 |
| 22 | M200125BRB | Hose barb, Flanged, Straight, 2" flange x 1 1/4" barb, Banjo | 2 |
| 23 | SL050-90 | Street elbow, 90 degree, 1/2" female thread x 1/2" male thread | 1 |
| 24 | GA5048310 | Nipple, 1/2" thread x 1/2" thread, Brass | 2 |
| 25 | RN050075 | Reducing nipple, 3/4" male thread x 1/2" male thread | 1 |
| 26 | 75A | Cam lever, 3/4" male coupling x 3/4" female thread | 1 |
| 27 | 3330011088 | Check Valve 1/2" 8GPM | 1 |
| 28 | 200A | Cam lever, 2" male coupler x 2" female thread, Banjo | 1 |
| 29 | HB100/125-90 | Hose barb, Elbow, 90 degree, 1" male thread x 1 1/4" hose | 1 |
| 30 | GA5006689 | Clamp Exhaust 2 5/8" (C12) | 2 |
| 31 | CPLG125 | Coupling, socket, 1 1/4" female thread, Banjo | 2 |
| 32 | HB125 | Hose barb, Straight, 1 1/4" male thread x 1 1/4" hose, Banjo | 1 |
| 33 | GA5018495 | Tank 165 L, Natural, Direct Injection | 1 |
| 34 | GA4903050 | Cap, Pre-assembled with rinse nozzle, Suit transcal and DCI | 1 |
| 35 | GA5005259 | Air filter, 1" BSP male thread | 1 |
| 36 | GA5060465 | Switch Liquid Level float sensor black | 1 |
| 37 | GA5004883 | Washer 8mm Flat ZP Heavy Duty | 222 |
| 38 | GA5052590 | Nut M8 Nyloc SS | 12 |
| 39 | GA5004437 | Washer 6mm Flat SS | 4 |
| 40 | GA5048115 | Nut M6 Nyloc ZP | 4 |
| 41 | GA5004919 | Washer 8mm Spring SS | 10 |
| 42 | GA5011503 | Bolt M8 x 140 ZP GR8.8 | 4 |
| 43 | GA5004711 | Bolt M8 x 25 ZP GR8.8 | 3 |
| 44 | GA5004727 | Bolt M8 x 50 ZP GR8.8 | 1 |
| 45 | GA5048655 | Bolt M8 x 40 ZP GR8.8 | 2 |
| 46 | GA4552075 | Crush tube, 10.2 ID x 15 OD x 15mm long | 4 |
| 47 | GA5018309 | Valve, Ball, 12mm female thread inlet / outlet, Lever handle, SS | 1 |
| 48 | HB050 | Hose barb, Straight, 1/2" male thread x 1/2" hose | 1 |
| 49 | GA5009335 | Seal, 41.5 ID x 55 OD x 6.5mm thick, EPDM, suit 1 1/2" flange | 11 |
| 50 | FC200 | Clamp, Worm screw, Use with 2" standard flange port, Banjo | 9 |
| 51 | GA5000117 | Washer 10mm Flat SS Heavy Duty | 4 |
| 52 | GA5000137 | Washer 10mm Spring SS | 4 |
| 53 | GA5000141 | Nut M10 Nyloc ZP | 4 |

Direct Draw DCI Reserve Tank



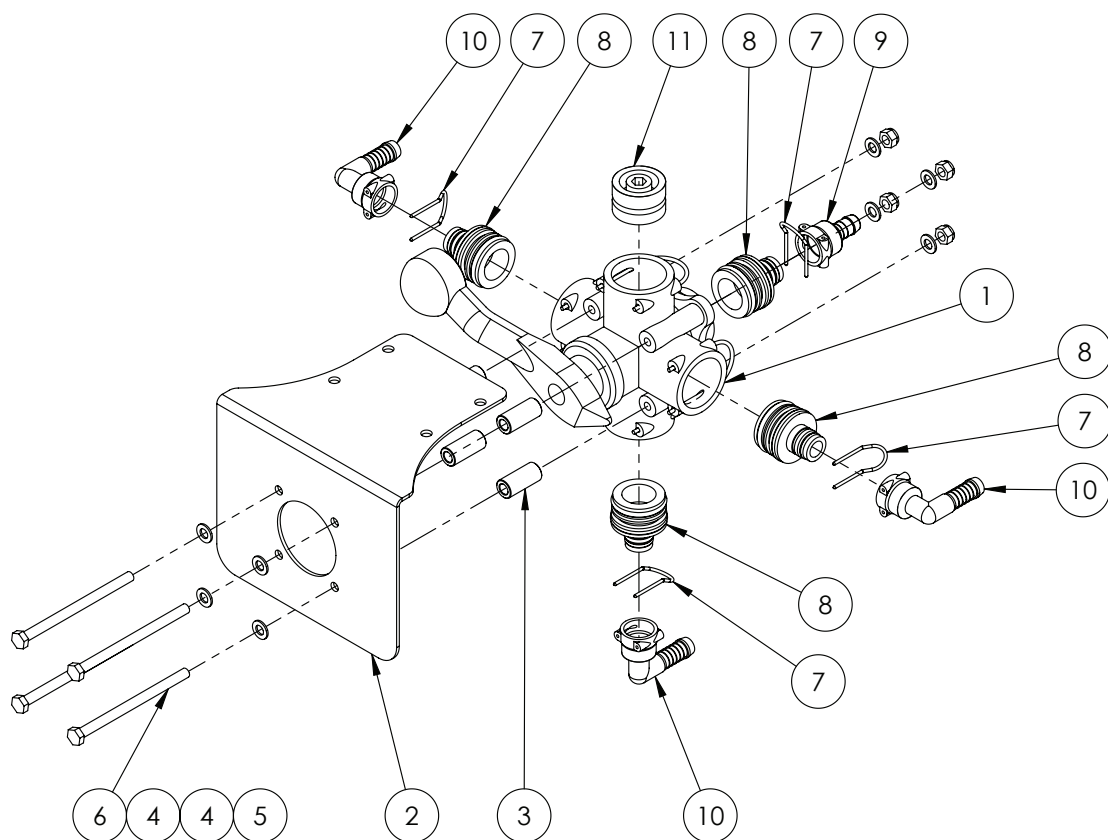
| ITEM NO. | PART NUMBER | DESCRIPTION | QTY. |
|----------|-------------|---|------|
| 1 | GA4901047 | Tank, 45L, Natural, Suit Transcal (Blank) | 1 |
| 2 | F70623A | Transcal bottle strap Yellow Zinc Plated | 1 |
| 3 | GA5010085 | Hollow section rectangular rubber | 1 |
| 4 | GA5004749 | Bolt M8 x 80 ZP GR8.8 | 1 |
| 5 | GA5004711 | Bolt M8 x 25 ZP GR8.8 | 2 |
| 6 | GA5004883 | Washer 8mm Flat ZP Heavy Duty | 2 |

Continued over page

Direct Draw DCI Reserve Tank

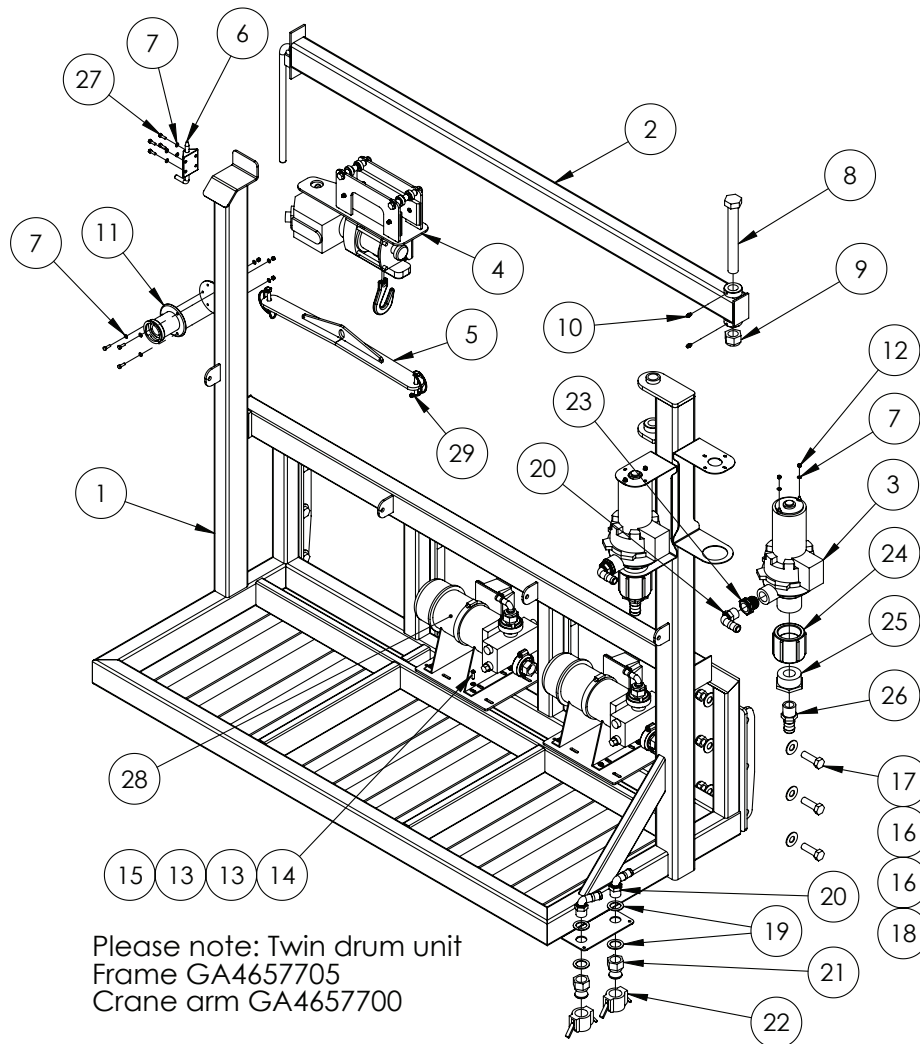
| ITEM NO. | PART NUMBER | DESCRIPTION | QTY. |
|----------|----------------|--|------|
| 7 | GA5004917 | Nut M8 Nyloc ZP | 3 |
| 8 | GA5009187 | O-ring, 60 x 5.5mm, suits exacta tank cap | 1 |
| 9 | L055AC | Transcal cap complete | 1 |
| 10 | VI00BL | Valve, Ball, 3 way, 1 female thread inlet / outlet, Bottom port, Butterfly handle, Banjo | 1 |
| 11 | TI2T | Tee, Threaded, 1/2" male x 1/2" hose | 2 |
| 12 | HB050-90 | Hose barb, Elbow, 90 degree, 1/2" male thread x 1/2" hose | 3 |
| 13 | GA5000587 | Washer 12mm Flat ZP Heavy Duty | 2 |
| 14 | GA5011239 | Bolt, M12 x 50, ZP GR 8.8 | 1 |
| 15 | GA5012461 | Nut M12 Nyloc ZP | 1 |
| 16 | GA5000117 | Washer 10mm Flat SS Heavy Duty | 2 |
| 17 | GA5000137 | Washer 10mm Spring SS | 2 |
| 18 | GA5006113 | Bolt M10 x 20 ZP GR8.8 | 2 |
| 19 | GA5020695 | Hosetail (brass) 1/4" x 1/8" Male Thread | 1 |
| 20 | GA5060465 | Switch Liquid Level float sensor black | 2 |
| 21 | GA5004883 | Washer 8mm Flat ZP Heavy Duty | 4 |
| 22 | HB075 | Hose barb, Straight, 3/4" male thread x 3/4" hose, Banjo | 2 |
| 23 | AAB126ML-3-200 | Filter, 3/4" female thread inlet / outlet, Orange 200 mesh screen | 1 |
| 24 | CPI6903-3-SSPP | Filter screen, 30 mesh, Yellow, Polypropylene & SS, Teejet | 1 |
| 25 | RNI00075 | Reducing Nipple, 1" thread x 3/4" thread, Banjo | 1 |
| 26 | HB075 | Hose barb, Straight, 3/4" male thread x 3/4" hose, Banjo | 1 |
| 27 | GA5018309 | Valve, Ball, 12mm female thread inlet / outlet, Lever handle, SS | 1 |
| 28 | RB100050 | Reducer bush, 1" male thread x 1/2" female thread, Banjo | 2 |
| 29 | HB050/038-90 | Hose barb, Elbow, 90 degree, 1/2" male thread x 3/8" hose, Banjo | 1 |
| 30 | GA5018307 | Valve, Ball, 12mm female thread inlet / outlet, SS, Butterfly handle | 1 |
| 31 | HB075/050-90 | Hose barb, Elbow, 90 degree, 3/4" male thread x 1/2" hose, Banjo | 1 |
| 32 | GA5001739 | Washer 20mm Flat Heavy Duty SS | 2 |
| 33 | See next page | 4 Way tap assembly, Suit DCI direct draw | 1 |
| 34 | GA4657461 | Direct draw bottle holder | 1 |

4 way tap assembly



| ITEM NO. | PART NUMBER | DESCRIPTION | QTY. |
|----------|-------------|--|------|
| 1 | GA5065530 | Valve,Ball, 5 x AS40 female inlet / outlets, Lever handle, Altek | 1 |
| 2 | GA4657715 | Direct draw 4 way tap mount | 1 |
| 3 | GA4552135 | Spacer for Altek rotary valve | 5 |
| 4 | GA5004883 | Washer 8mm Flat ZP Heavy Duty | 8 |
| 5 | GA5004917 | Nut M8 Nyloc ZP | 4 |
| 6 | GA5011501 | Bolt M8 x 120 ZP GR8.8 | 4 |
| 7 | GA5065695 | Safety pin AS24 | 4 |
| 8 | GA5065605 | Plug in adapter, AS40 x AS24, Altek | 4 |
| 9 | GA5065745 | Hose barb, Straight, AS24 female x 15mm hose, Altek | 1 |
| 10 | GA5065750 | Hose barb, Elbow, 90 degree, AS24 female x 15mm hose, Altek | 3 |
| 11 | GA5065680 | Plug, AS40 male, Altek | 1 |
| | GA5065531 | Handle, Red plastic, Suit 5 way ball valve, Altek | 1 |

DCI Direct Draw Assembly



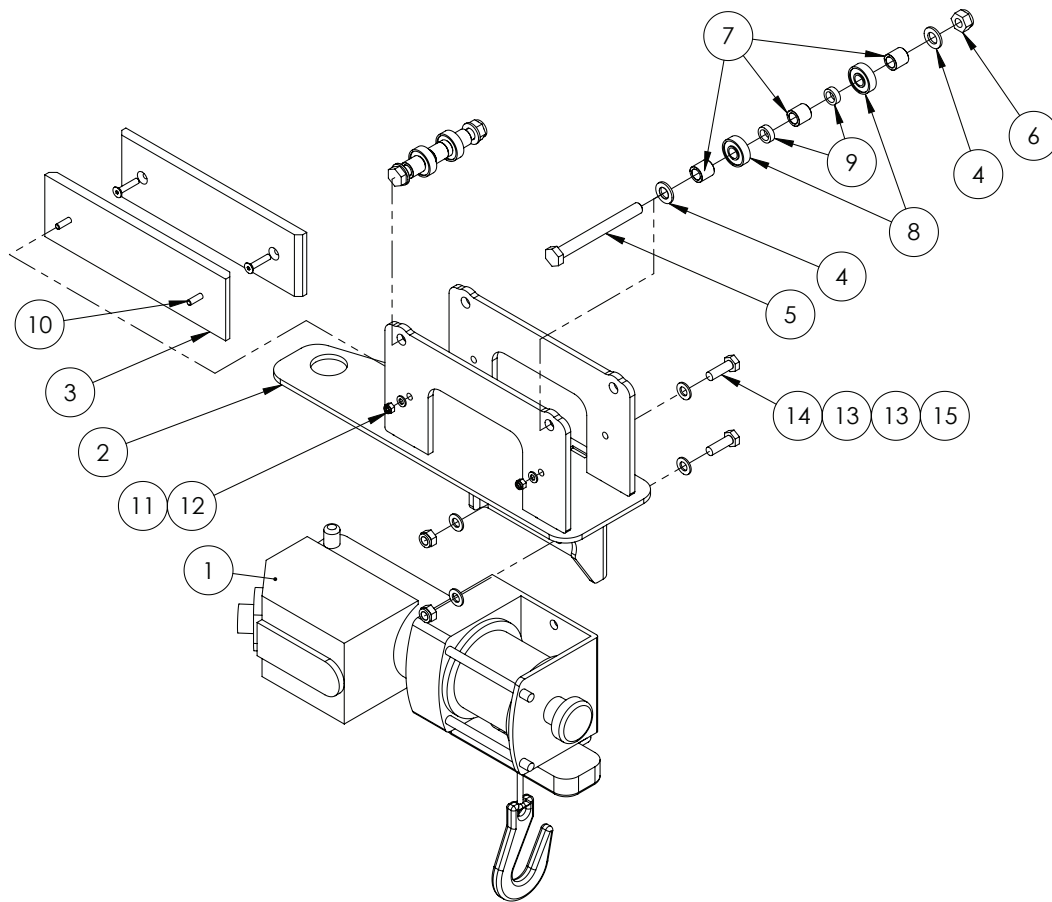
| ITEM NO. | PART NUMBER | DESCRIPTION | QTY. |
|----------|---------------|--|------|
| 1 | GA4657706 | Envirodrum DCI frame suit 3 drum unit | 1 |
| 2 | GA4657701 | Envirodrum DCI boom arm suit 3 drum unit | 1 |
| 3 | GA5068480 | Pump, Diaphragm, 12V, Flowserve PH6, Pump only | 2 |
| 4 | See page I 10 | Winch Mount Assembly | 1 |
| 5 | GA4657707 | Enviro DCI crane attachment | 1 |
| 6 | GA5010813 | Latch spring Bolts ZP small | 1 |
| 7 | GA5003983 | Washer 5mm Flat SS | 14 |
| 8 | GA5006151 | Bolt 1" UNF x 8" x 12 TPI ZP GR8 | 1 |
| 9 | GA5012445 | Nut 1" UNF 14 tpi Nyloc ZP | 1 |
| 10 | GA5012203 | Grease nipple, Short, 1/4" UNF | 2 |
| 11 | GA5018800 | Rinsing socket, 3 pin, Micromatic / Enviro drum coupling | 1 |
| 12 | GA5003975 | Nut M5 Nyloc SS | 7 |
| 13 | GA5004437 | Washer 6mm Flat SS | 16 |
| 14 | GA5004053 | BHCS M6 x 20 SS | 8 |
| 15 | GA5048115 | Nut M6 Nyloc ZP | 8 |

Continued over page

DCI Direct Draw Assembly

| ITEM NO. | PART NUMBER | DESCRIPTION | QTY. |
|----------|-------------|---|------|
| 16 | GA5001043 | Washer 16mm Flat SS HD | 24 |
| 17 | GA5000931 | Bolt M16 x 50 ZP GR8.8 | 12 |
| 18 | GA5001029 | Nut M16 Nyloc ZP | 12 |
| 19 | GA4522315 | Washer, 27 ID x 40 OD x 2mm thick, SS | 4 |
| 20 | HB075-90 | Hose barb, Elbow, 90 degree, 3/4" male thread x 3/4" hose | 4 |
| 21 | 75A | Cam lever, 3/4" male coupling x 3/4" female thread, Banjo | 2 |
| 22 | CAP075 | Cap, Poly pipe, 3/4", Banjo | 2 |
| 23 | RB100075 | Reducing bush, 1" male thread x 3/4" female thread, Banjo | 2 |
| 24 | CPLG200 | Coupling, socket, 2" female thread, Banjo | 2 |
| 25 | RB200100 | Reducing bush, 2" male thread x 1" female thread, Banjo | 2 |
| 26 | HB100 | Hose barb, Straight, 1" male thread x 1" hose, Banjo | 2 |
| 27 | GA5003577 | Bolt M5 x 16 ZP GR8.8 | 7 |
| 28 | | Direct Injection pump Sub-assembly | 2 |
| 29 | GA5010903 | Linch pin, 3/8" OD pin, R40 half round clip | 2 |

Winch Mount Assembly

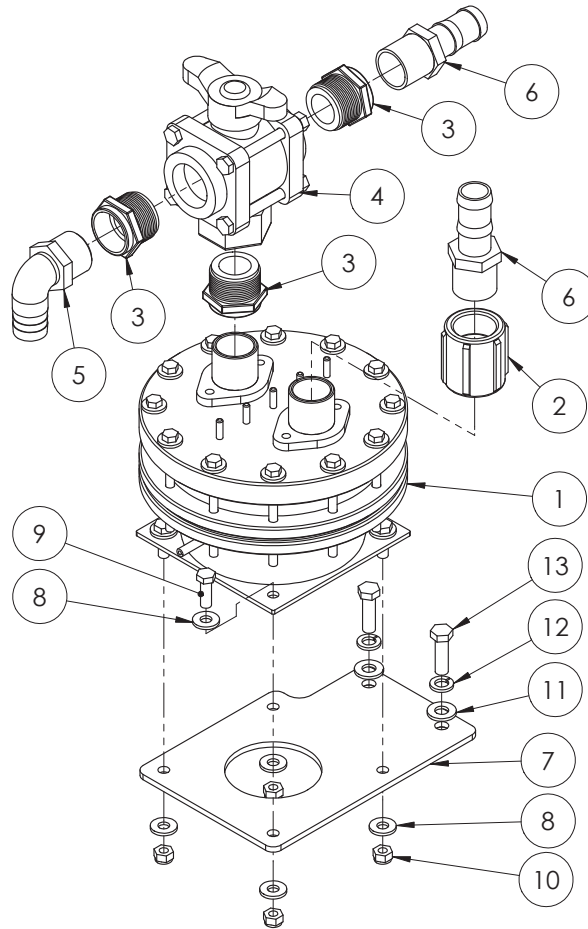


| ITEM NO. | PART NUMBER | DESCRIPTION | QTY. |
|----------|-----------------|--|------|
| 1 | GA5053255 | Warn Works Winch 770Kgs 12V Remote switch 3.7 m lead | 1 |
| 2 | GA4657711 | Enviro DCI Winch Crane mounting frame suit warn | 1 |
| 3 | GA5075145 (ref) | Wear pad suit enviro crane mount | 2 |
| 4 | GA5000117 | Washer 10mm Flat SS Heavy Duty | 4 |
| 5 | GA5011139 | Bolt M10 x 100 ZP GR4.6 | 2 |
| 6 | GA5000141 | Nut M10 Nyloc ZP | 2 |
| 7 | GA4552075 | Crush tube, 10.2 ID x 15 OD x 15mm long | 6 |
| 8 | GA5005631 | Ball bearing 10mm x 26mm x 8mm with seals | 4 |
| 9 | GA4552080 | Crush tube, 10.2 ID x 15 OD x 5mm long | 4 |
| 10 | GA5050115 | CSCS M5 x 25 SS | 4 |
| 11 | GA5003983 | Washer 5mm Flat SS | 4 |
| 12 | GA5003975 | Nut M5 Nyloc SS | 4 |
| 13 | GA5004883 | Washer 8mm Flat ZP Heavy Duty | 4 |
| 14 | GA5004711 | Bolt M8 x 25 ZP GR8.8 | 2 |
| 15 | GA5052590 | Nut M8 Nyloc SS | 2 |

Chapter 7

DUAL PRODUCT

Ramsay Valve Assembly



| ITEM NO. | PART NUMBER | DESCRIPTION | QTY. |
|----------|-------------|--|------|
| 1 | GA5010315 | Valve, Pressure regulating, High pressure 1 1/4", Viton seals, Ramsay Nocton | 1 |
| 2 | CPLG125 | Coupling, socket, 1 1/4" female thread, Banjo | 1 |
| 3 | RB150125 | Reducing bush, 1 1/2" male thread x 1 1/4" female thread | 3 |
| 4 | VI50BL | 3 Way, 1 1/2" FPT x 1 1/2" PRT BOTL | 1 |
| 5 | HB125-90 | Hose barb, Elbow, 90 degree, 1 1/4" male thread x 1 1/4" hose | 1 |
| 6 | HB125 | Hose barb, Straight, 1 1/4" male thread x 1 1/4" hose, Banjo | 2 |
| 7 | GA4522105 | Ramsay valve chassis mount plate | 1 |
| 8 | GA5000117 | Washer 10mm Flat SS Heavy Duty | 8 |
| 9 | GA5065455 | Bolt M10 x 30 ZP GR8.8 | 4 |

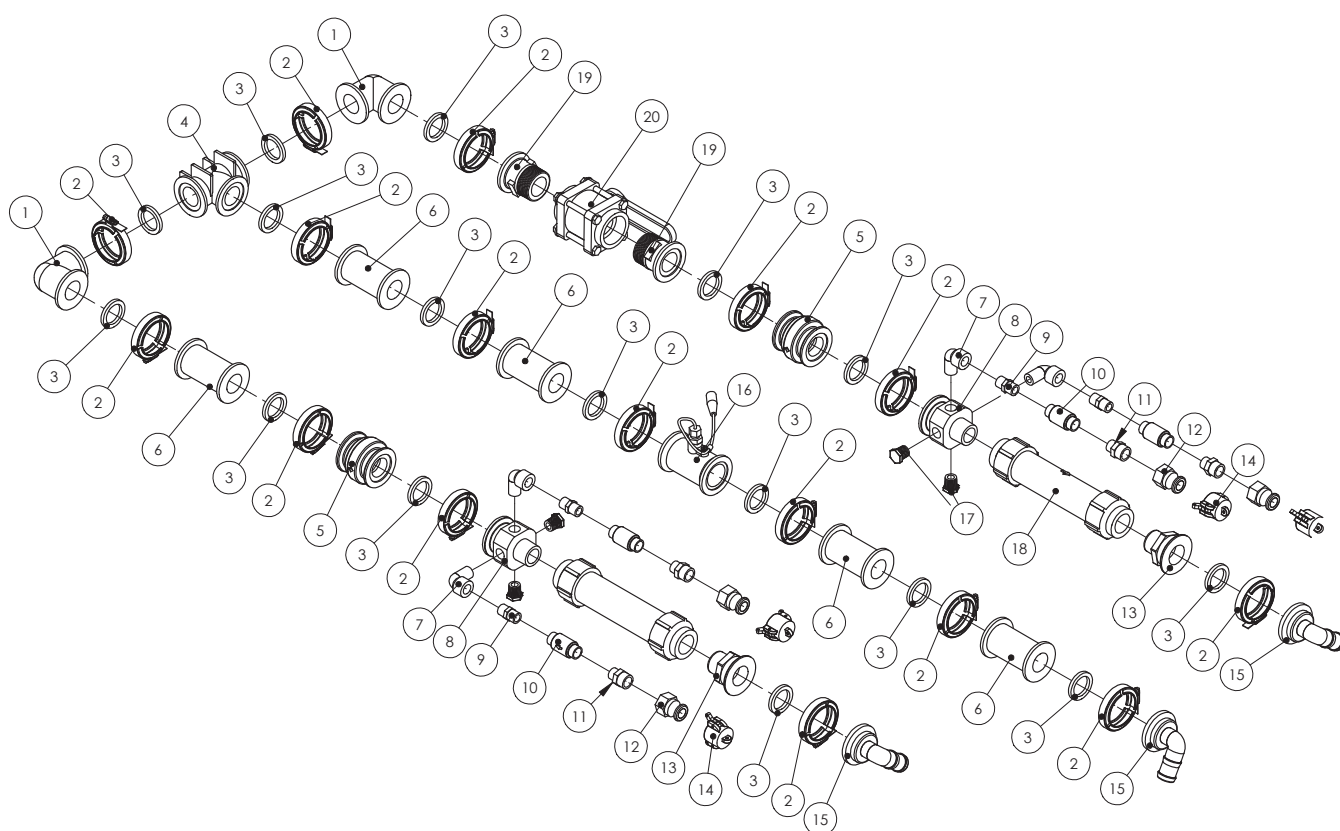
Continued over page

Ramsay Valve Assembly

| ITEM NO. | PART NUMBER | DESCRIPTION | QTY. |
|----------|-------------|--------------------------------|------|
| 10 | GA5000141 | Nut M10 Nyloc ZP | 4 |
| 11 | GA5000587 | Washer 12mm Flat ZP Heavy Duty | 2 |
| 12 | GA5000575 | Washer 12mm Spring SS | 2 |
| 13 | GA5066895 | Bolt M12 x 40 ZP GR8.8 | 2 |

| RAMSAY VALVE SPARE PARTS | |
|--------------------------|---------------------------|
| PART No. | DESCRIPTION |
| GA5061045 | Replacement Diaphragm Kit |

Dual Product and DCI Mixer



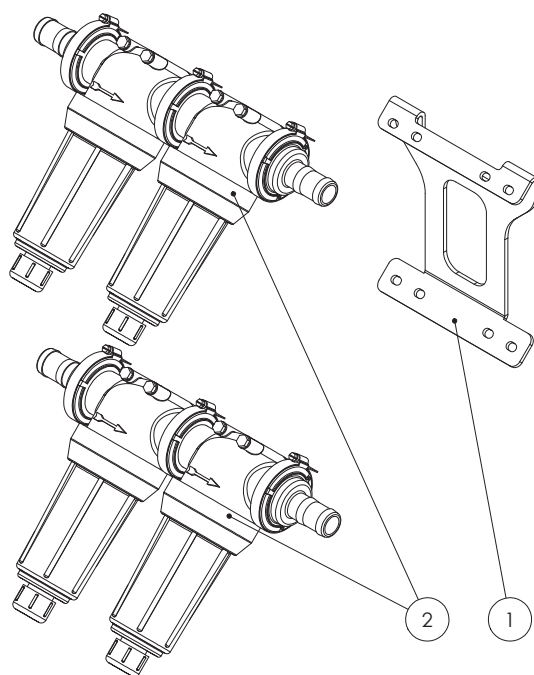
| ITEM NO. | PART NUMBER | DESCRIPTION | QTY. |
|----------|-------------|--|------|
| 1 | M200CPG90SH | Elbow, 90 degree, Short, 2" flange x 2" flange, Banjo | 2 |
| 2 | FC200 | Clamp, Worm screw, Use with 2" standard flange port, Banjo | 16 |
| 3 | GA5009335 | Seal, 41.5 ID x 55 OD x 6.5mm thick, EPDM, suit 1 1/2" flange | 16 |
| 4 | M200TEE | 2" Flanged Tee Fitting | 1 |
| 5 | MCV200 | Check Valve, 2" Manifold Flange, Banjo | 2 |
| 6 | M200CPG | Plumbing coupling, Straight, 2" flange x 2" flange x 4 1/2" long | 5 |
| 7 | SL050-90 | Street elbow, 90 degree, 1/2" female thread x 1/2" male thread | 4 |
| 8 | GA4572025 | Manifold, 2" flange x 1 1/4" male thread x 1/2" female thread | 2 |

Continued over page

Dual Product and DCI Mixer

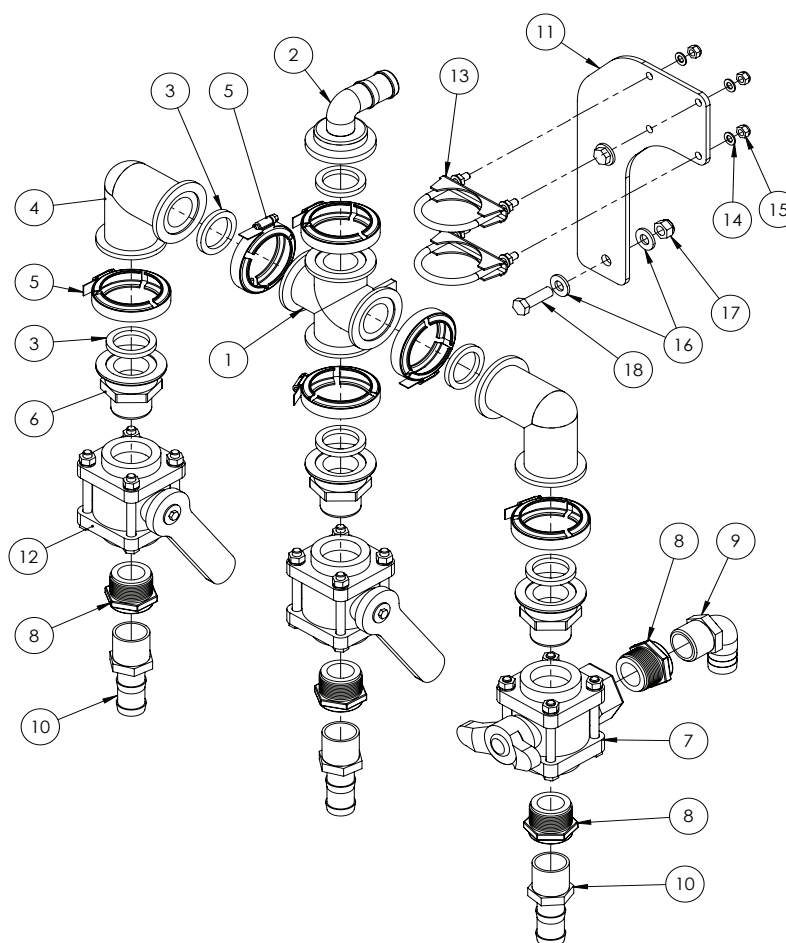
| ITEM NO. | PART NUMBER | DESCRIPTION | QTY. |
|----------|--------------|---|------|
| 9 | GA5048310 | Nipple, 1/2" thread x 1/2" thread, Brass | 4 |
| 10 | 3330011088 | Check Valve 1/2" 8GPM | 4 |
| 11 | RN075050 | Reducing nipple, 3/4" male thread x 1/2" male thread, Banjo | 4 |
| 12 | 75A | Cam lever, 3/4" male coupling x 3/4" female thread, Banjo | 4 |
| 13 | M200125MPT | Plumbing adaptor, 2" flange x 1 1/4" male thread, Banjo | 2 |
| 14 | 75CAP | Cam lever, Female cap, 3/4", Banjo | 4 |
| 15 | M200125BRB90 | Hose barb, Elbow, 90 degree, 2" flange x 1 1/4" hose, Banjo | 3 |
| 16 | 0630171793 | Flowmeter, RFM60P, Raven | 1 |
| 17 | PLUG050 | Plug, 1/2" male thread, Banjo | 4 |
| 18 | 0630159632 | Mixer, Flow Assembly suit DCI, 1 1/4" NPT, Raven | 2 |
| 19 | M200BSP | 2" Manifold Male thread, Connect - BSP | 2 |
| 20 | V200 | 2" FPT x 1 1/2" Port Poly Valve | 1 |

Dual Pressure Filters



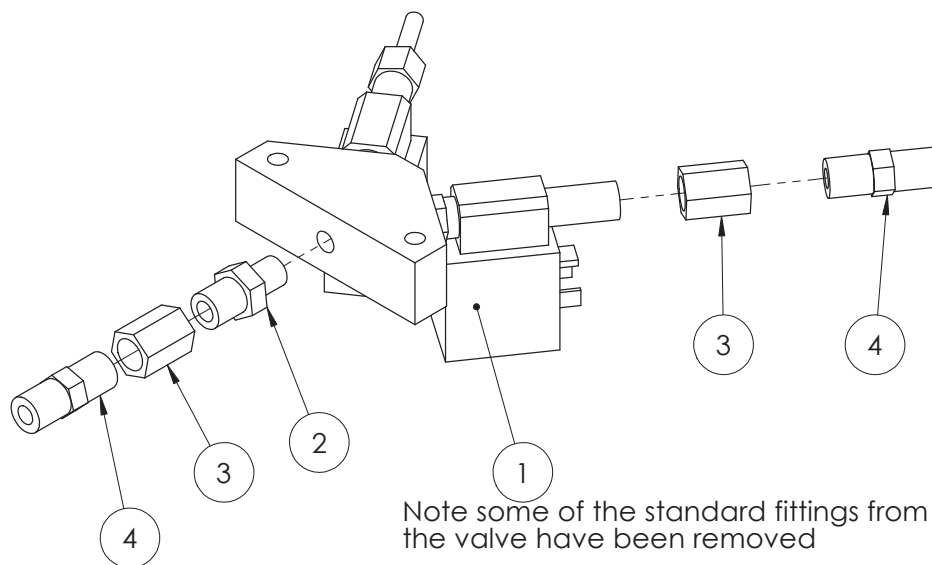
| ITEM NO. | PART NUMBER | DESCRIPTION | QTY. |
|----------|--------------|--|------|
| 1 | GA4657155 | Dual pressure filter mount suit EF | 1 |
| 2 | GA4903065-EF | Pre-assembled pressure filter suit EF models | 2 |

Dual Product Manifold



| ITEM NO. | PART NUMBER | DESCRIPTION | QTY. |
|----------|--------------|---|------|
| 1 | M200CR | 2" Flanged Cross | 1 |
| 2 | M200125BRB90 | Hose barb, Elbow, 90 degree, 2" flange x 1 1/4" hose, Banjo | 1 |
| 3 | GA5009335 | Seal, 41.5 ID x 55 OD x 6.5mm thick, EPDM, suit 1 1/2" flange | 6 |
| 4 | M200CPG90 | Elbow, 90 degree, 2" flange x 2" flange, Banjo | 2 |
| 5 | FC200 | Clamp, Worm screw, Use with 2" standard flange port, Banjo | 6 |
| 6 | M200150MPT | Plumbing coupling, 2" flange x 1 1/2" male thread, Banjo | 3 |
| 7 | VI50BL | 3 WAY 1 1/2" FPT x 1 1/2" PRT BOTL | 1 |
| 8 | RB150125 | Reducing bush, 1 1/2" male thread x 1 1/4" female thread, Banjo | 4 |
| 9 | HB125-90 | Hose barb, Elbow, 90 degree, 1 1/4" male thread x 1 1/4" hose | 1 |
| 10 | HB125 | Hose barb, Straight, 1 1/4" male thread x 1 1/4" hose, Banjo | 3 |
| 11 | GA4514310 | Dual product valve mount , suit H-frame | 1 |
| 12 | VI50 | Valve, Ball, 1 1/2" female threaded inlet / outlet, Full port, Lever handle | 2 |
| 13 | GA5006689 | Clamp Exhaust 2 5/8" (C12) | 2 |
| 14 | GA5004883 | Washer 8mm Flat ZP Heavy Duty | 4 |
| 15 | GA5052590 | Nut M8 Nyloc SS | 4 |
| 16 | GA5000587 | Washer 12mm Flat ZP Heavy Duty | 4 |
| 17 | GA5012461 | Nut M12 Nyloc ZP | 2 |
| 18 | GA5066895 | Bolt M12 x 40 ZP GR8.8 | 2 |

Twin Solenoid Assembly

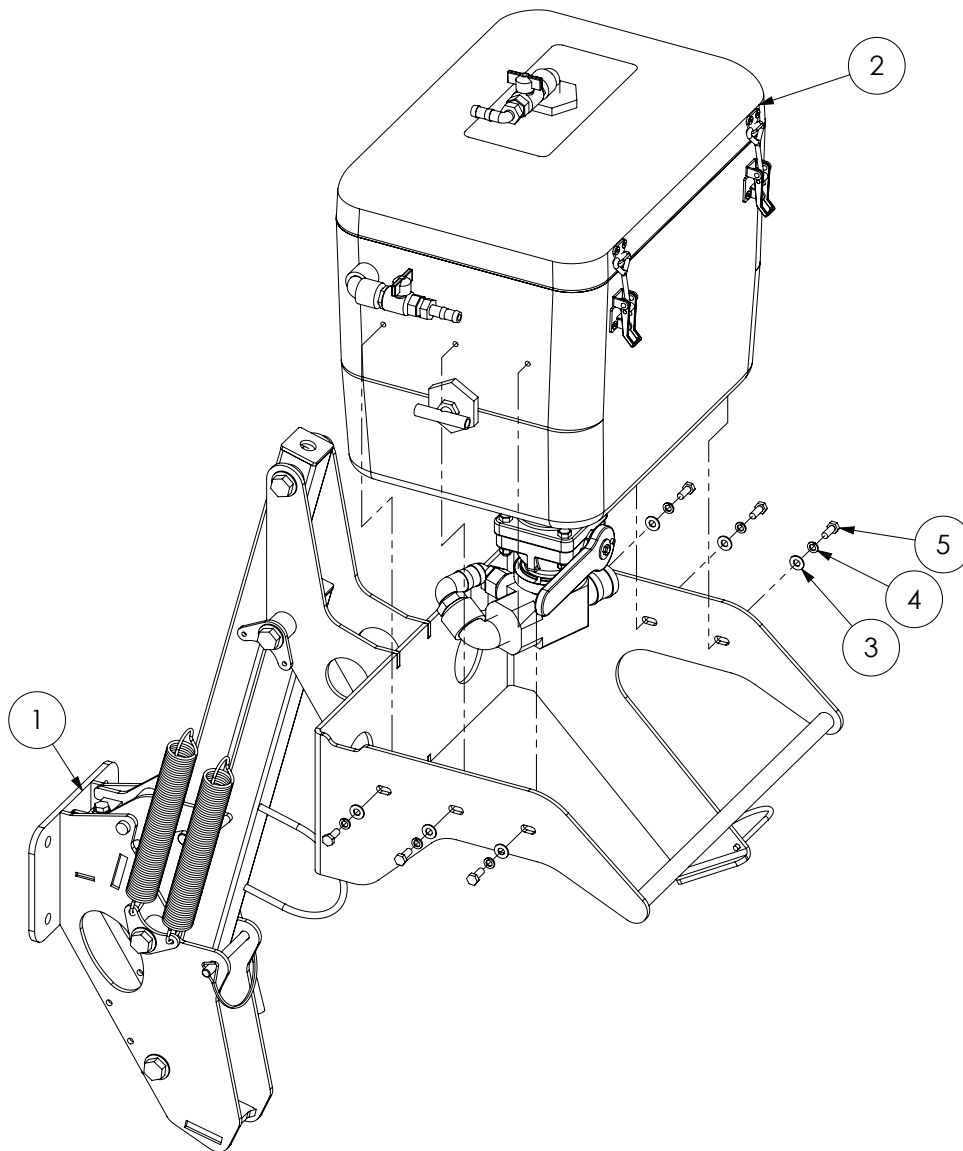


| ITEM NO. | PART NUMBER | DESCRIPTION | QTY. |
|----------|-------------|--|------|
| 1 | GA5061055 | Ramsay twin solenoid valve assembly | 1 |
| 2 | GA5013809 | Reducing Nipple 1/4" x 1/8" | 1 |
| 3 | GA5066940 | Socket, 1/4" female thread, Hex, Brass | 2 |
| 4 | S27-0404 | Hydraulic adaptor, Nipple, 1/4" BSP x 1/4" BSP | 2 |

Chapter 8

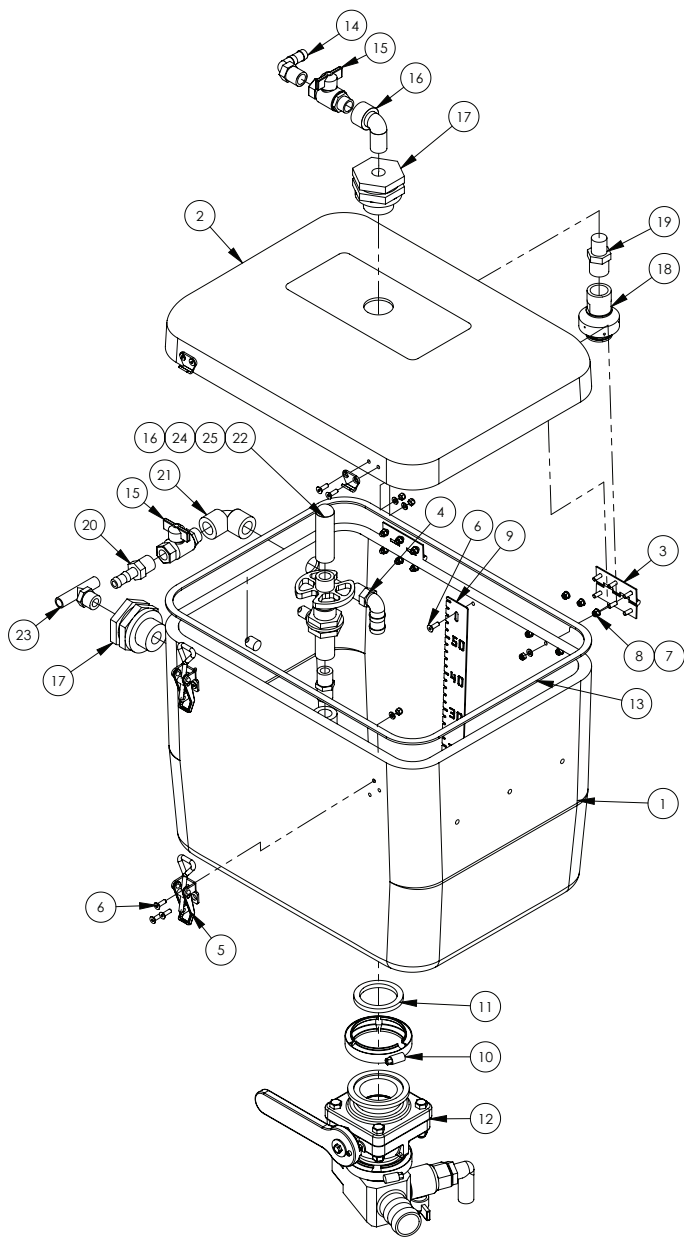
INDUCTION HOPPER

Induction Hopper



| ITEM NO. | PART NUMBER | DESCRIPTION | QTY. |
|----------|-----------------|--|------|
| 1 | GA4903049-65-EF | Pre-assembled 60L hopper frame suit EF | 1 |
| 2 | GA4906520 | Pre-assembled 60L Flange (rectangle) Hopper Tank | 1 |
| 3 | GA5003643 | Washer 8mm HD | 6 |
| 4 | GA5004919 | Washer 8mm Spring SS | 6 |
| 5 | GA5004085 | Bolt M8 x 20 | 6 |

Hopper Tank

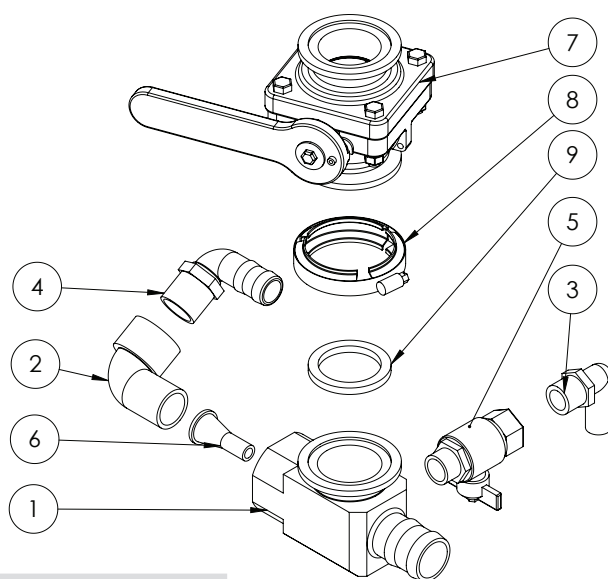


| GA4906520 Pre-assembled 60L Flange (rectangle) Hopper Tank | | | |
|--|--------------|---|------|
| ITEM NO. | PART NUMBER | DESCRIPTION | QTY. |
| 1 | GA5071208 | Hopper Tank 65L with Flange to suit Banjo 220 Valve | 1 |
| 2 | GA5070045 | Hopper lid - 07 Advance 65L | 1 |
| 3 | GA5006661 | Hinge 76mm, Butt Hinge SS | 2 |
| 4 | HB050-075-90 | Hose Barb Elbow 1/2" to 3/4" barb | 1 |
| 5 | GA5007071 | Latch Chemical Induction Hopper Lid | 2 |
| 6 | GA5051230 | FHCS M5 x 16mm SS | 23 |
| 7 | GA5003983 | Washer 5mm SS | 23 |
| 8 | GA5003975 | Nut M5 Nyloc SS | 23 |
| 9 | GA4522296 | Hopper level indicator 60L | 1 |

Continued over page

| ITEM NO. | PART NUMBER | DESCRIPTION | QTY. |
|----------|--------------|---|------|
| 10 | FC220 | 2" Full Port Worm Screw Clamp | 1 |
| 11 | 200G | Seal, EPDM, Suit 2" flange fitting | 1 |
| 12 | GA4906645 | Pre-assembled 60L Hopper Bottom 2" Flanged | 1 |
| 13 | GA5016473 | Tape PM Foam 6.4 x 18 L/Density | 1 |
| 14 | HB050-90 | Hose Barb Elbow 1/2" | 1 |
| 15 | GA5020615 | 1/2" Ball valve | 2 |
| 16 | SL050-90 | 1/2" Street Elbow | 2 |
| 17 | TF050 | 1/2" Poly Bulkhead | 2 |
| 18 | B55270-34-18 | Tank rinse nozzle 3/4" BSP | 1 |
| 19 | RN075050 | Reducing Nipple 3/4" x 1/2" | 1 |
| 20 | HB050 | 1/2" Hose Barb | 1 |
| 21 | EL050-90 | 1/2" Female to Female Elbow | 1 |
| 22 | 510110 | Rinsing nozzle 1/2" F thread | 1 |
| 23 | T12T | Barb male tee (1 x 1/2" thread, 2 x 1/2" barbs) | 1 |
| 24 | NIP-050-SH | 1/2" Short Poly Nipple | 1 |
| 25 | 510100 | Push down valve | 1 |

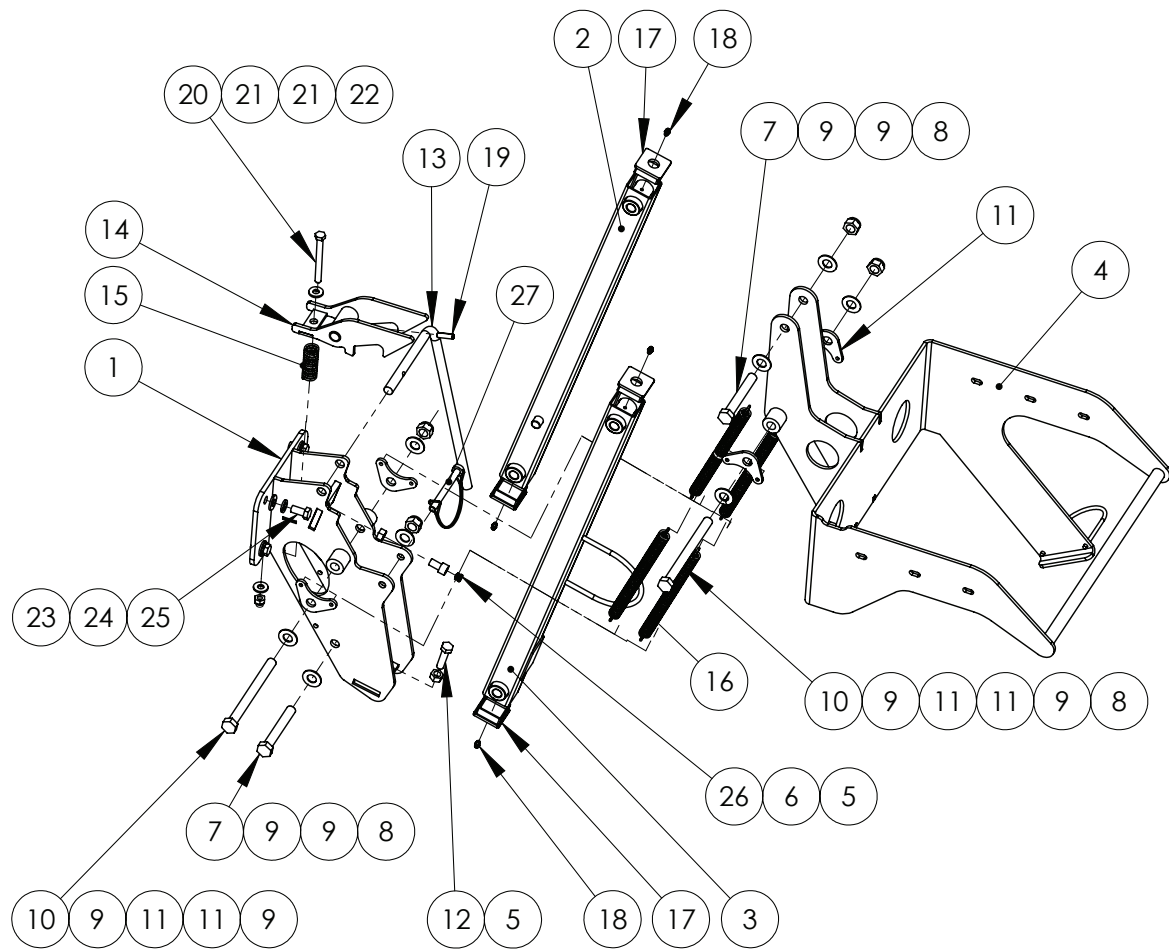
Hopper Tank - Bottom



GA4906645 Hopper Bottom 2" Flanged

| ITEM NO. | PART NUMBER | DESCRIPTION | QTY. |
|----------|-------------|------------------------------------|------|
| 1 | GA4552240 | Hopper Bottom 2" | 1 |
| 2 | SL100-90 | Street Elbow 1" Poly | 1 |
| 3 | HB075-90 | Elbow male 3/4" | 1 |
| 4 | HB100-90 | Hose barb 90 degree 1" | 1 |
| 5 | GA5018315 | Ball Valve Male / Female TEE 3/4" | 1 |
| 6 | L057A | Hopper jet tapered 7mm | 1 |
| 7 | MVS220CF | Valve, 2" Full Port Flange | 1 |
| 8 | FC220 | 2" Full Port Worm Screw Clamp | 1 |
| 9 | 200G | Seal, EPDM, Suit 2" flange fitting | 1 |

Hopper Frame



GA4903049-65-EF Hopper Frame 60L

| ITEM NO. | PART NUMBER | DESCRIPTION | QTY. |
|----------|-------------|--|------|
| 1 | GA4653420 | Induction Hopper chassis Mount ADV | 1 |
| 2 | GA4653440 | Induction Hopper arm Upper ADV | 1 |
| 3 | GA4653445 | Induction Hopper arm Lower ADV | 1 |
| 4 | GA4656855 | Induction Hopper tank support 60L suit EF range | 1 |
| 5 | GA5000559 | Nut M12 Hex ZP | 2 |
| 6 | GA5050321 | SHCS M12 x 40 ZP GR12.9 | 1 |
| 7 | GA5000855 | Bolt M16 x 110 ZP GR8.8 | 2 |
| 8 | GA5001029 | Nut M16 Nyloc ZP | 4 |
| 9 | GA5001009 | Washer 16mm Flat ZP Heavy Duty | 8 |
| 10 | GA5000879 | Bolt M16 x 180 ZP GR8.8 | 2 |
| 11 | GA4522294 | Mounting plate, Double induction hopper spring | 4 |
| 12 | GA5000319 | Set Screw M12 x 40 ZP GR8.8 | 1 |
| 13 | GA4699435 | Handle, Induction Hopper Latch arm | 1 |
| 14 | GA4653490 | Induction Hopper latch ADV | 1 |
| 15 | GA5007329 | Spring compression, 76.2mm x 25.4 x 3.15mm, gold | 1 |
| 16 | GA5007073 | Spring, Tension, 38.2 OD x 284.3 long x 3.55mm | 4 |

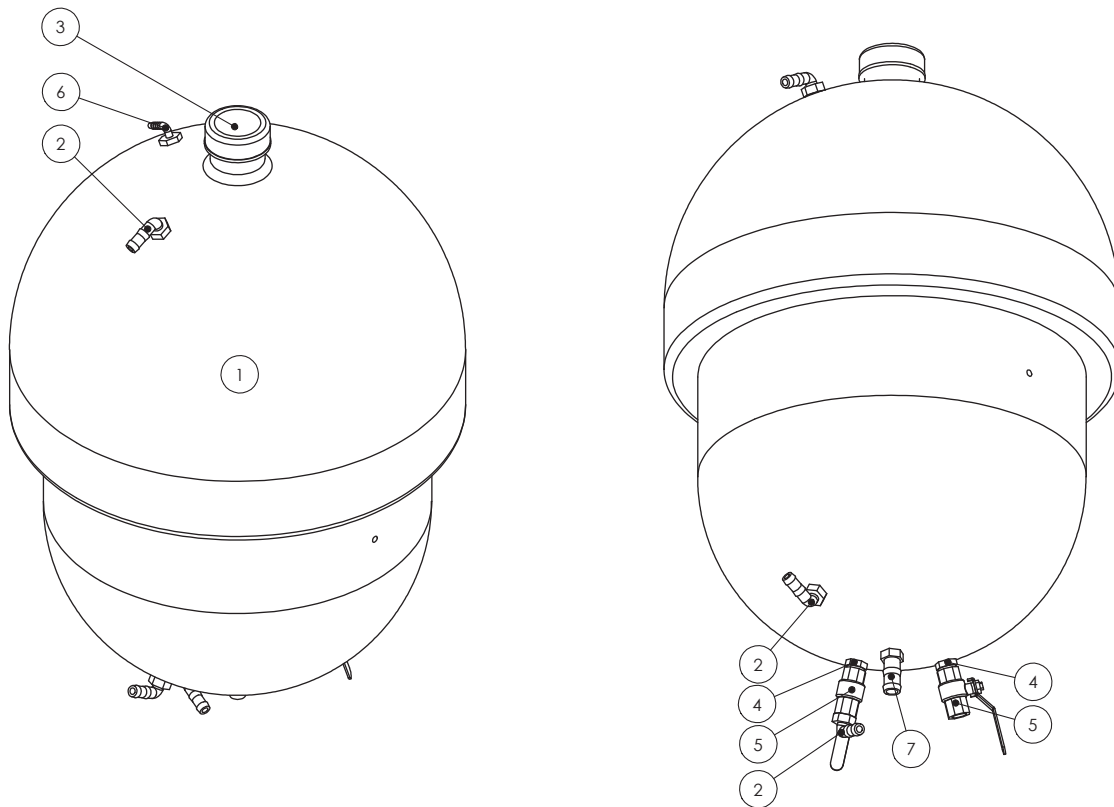
Continued over page

| ITEM NO. | PART NUMBER | DESCRIPTION | QTY. |
|----------|-------------|--|------|
| 17 | GA5003783 | End cap, Insert, Black, Plastic, 50 x 50 mm | 4 |
| 18 | GA5012203 | Grease nipple, Short, 1/4" UNF | 4 |
| 19 | GA5075130 | Roll pin 8mm x 30mm coated | 1 |
| 20 | GA5011139 | Bolt M10 x 100 ZP GR4.6 | 1 |
| 21 | GA5000117 | Washer 10mm Flat SS Heavy Duty | 2 |
| 22 | GA5000141 | Nut M10 Nyloc ZP | 1 |
| 23 | GA5000587 | Washer 12mm Flat ZP Heavy Duty | 4 |
| 24 | GA5000575 | Washer 12mm Spring SS | 4 |
| 25 | GA5000295 | Set Screw M12 x 25 ZP GR8.8 | 4 |
| 26 | GA5052905 | Insert, suit 12mm Hole, Black, plastic | 1 |
| 27 | GA5048380 | Pin, 11mm OD shaft, Spring Steel wire loop lock, Yellow zinc | 1 |

Chapter 9

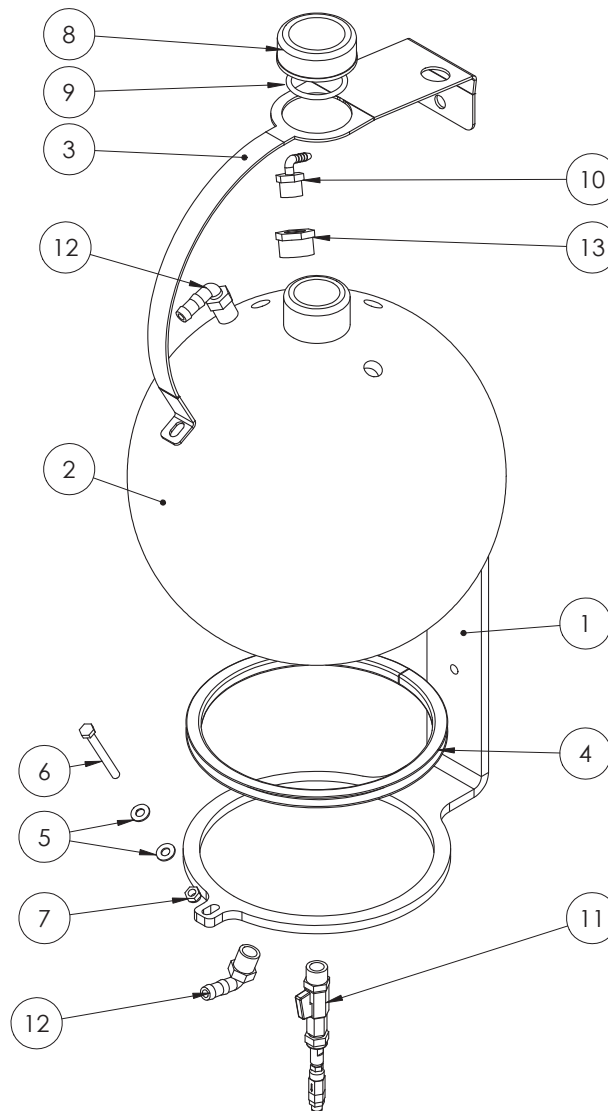
FOAM MARKER TANK

100 Litre Foam Marker Tank



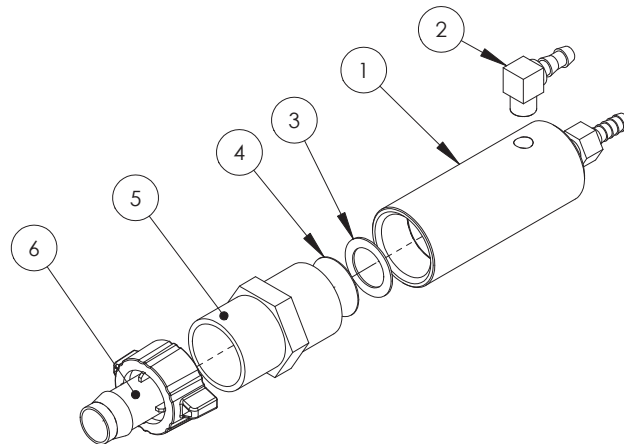
| ITEM NO. | PART NUMBER | DESCRIPTION | QTY. |
|----------|-------------|--|------|
| 1 | GA5018487 | Tank, 100L, Exacta foam marker, Purchased | 1 |
| 2 | HB050-90 | Hose barb, Elbow, 90 degree, 1/2" male thread x 1/2" hose | 3 |
| 3 | GA5009157 | Cap, Suit Exacta foam tank, O-ring not included | 1 |
| 4 | GA5048310 | Nipple, 1/2" thread x 1/2" thread, Brass | 2 |
| 5 | GA5018309 | Valve, Ball, 12mm female thread inlet/outlet, Lever handle, SS | 2 |
| 6 | EL1214 | Hose barb, Elbow, 90 degree, 1/2" male thread x 1/4" hose | 1 |
| 7 | HB050-075 | Hose barb, 1/2" male thread x 3/4" hose, Banjo | 1 |
| | GA5009187 | O-ring, 60 x 5.5mm, suits Exacta tank cap | 1 |

Foam Concentrate Bottle



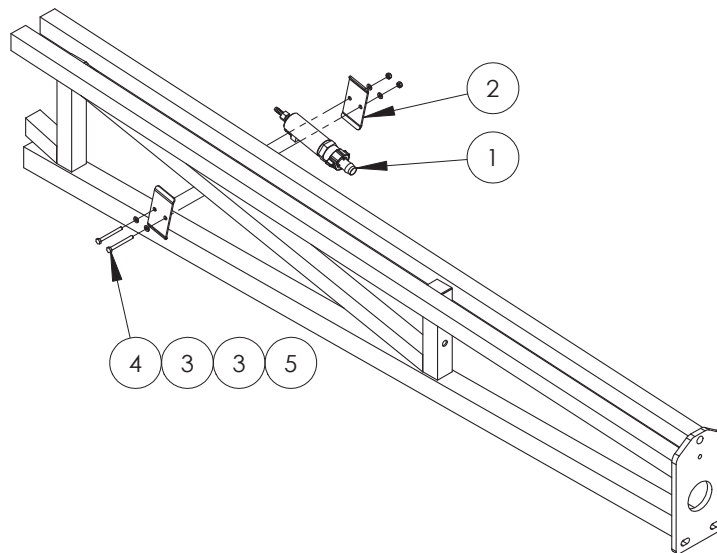
| ITEM NO. | PART NUMBER | DESCRIPTION | QTY. |
|----------|-------------|--|------|
| 1 | F70609A | Direct injection bottle mount plate 10mm FMS | 1 |
| 2 | GA4901038 | Tank 25 litre round ball suit foam | 1 |
| 3 | F70622A | Direct inject bottle strap | 1 |
| 4 | GA5010085 | Hollow section rectangular rubber | 1 |
| 5 | GA5004883 | Washer 8mm Flat ZP Heavy Duty | 2 |
| 6 | GA5004749 | Bolt M8 x 80 ZP GR8.8 | 1 |
| 7 | GA5004917 | Nut M8 Nyloc ZP | 1 |
| 8 | GA5009157 | Cap, Suit Exacta foam tank, O-ring not included | 1 |
| 9 | GA5009187 | O-ring, 60 x 5.5mm, suits Exacta tank cap | 1 |
| 10 | EL1214 | Hose barb, Elbow, 90 degree, 1/2" male thread x 1/4" hose | 1 |
| 11 | GA4903077 | Pre-assembly filter and ball valve for direct foam injection | 1 |
| 12 | HB050-90 | Hose barb, Elbow, 90 degree, 1/2" male thread x 1/2" hose, Banjo | 2 |
| 13 | RBI00050 | Reducer bush, 1" male thread x 1/2" female thread, Banjo | 1 |

Foam Generator



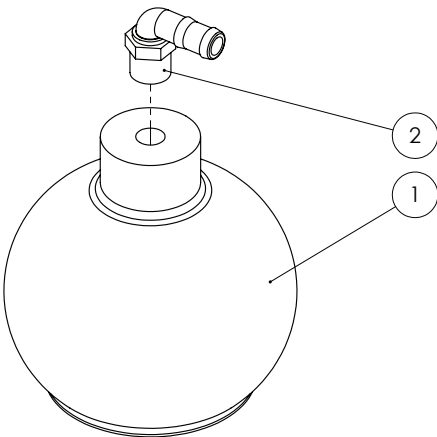
| ITEM NO. | PART NUMBER | DESCRIPTION | QTY. |
|----------|-------------|---|------|
| 1 | FGEN | Foam Generator nozzle sub assembly (3 parts nozzle & body & lock nut) | 1 |
| 2 | GA5066950 | Barb elbow brass 1/4" x 1/8" | 1 |
| 3 | GA5002497 | Washer, Flat, 3/4" x 1 1/8", Copper | 1 |
| 4 | GA4948390 | Filter screen, circle, Suit foam generator, SS 316, 200 mesh | 1 |
| 5 | NIP100-SH | Nipple, Short, 1" male thread x 1" male thread, Banjo | 1 |
| 6 | GA5007621 | Hose barb, Straight, 1" BSP female thread with grip tabs x 19mm hose tail | 1 |

Foam Generator Mounting



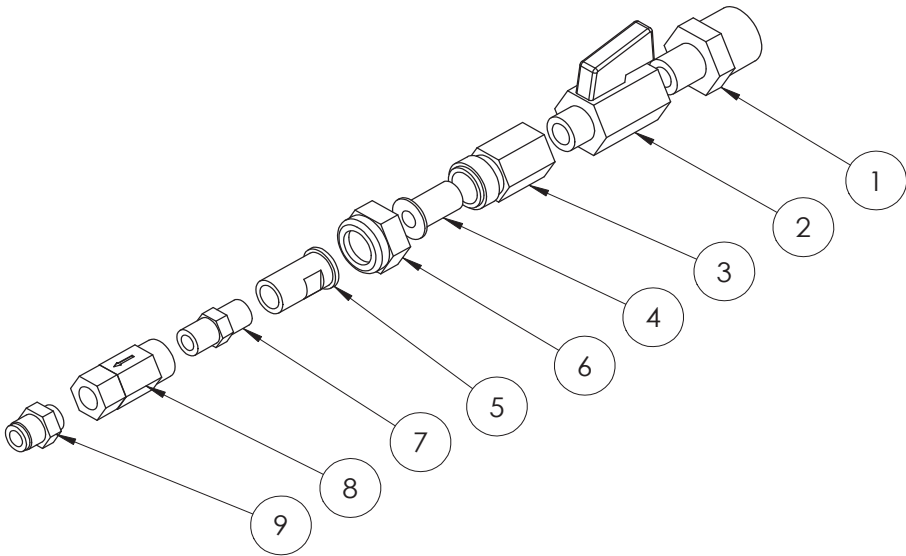
| ITEM NO. | PART NUMBER | DESCRIPTION | QTY. |
|----------|-------------|--------------------------------------|------|
| 1 | FGEN-COM | Foam marker, Foam generator assembly | 1 |
| 2 | F70239A | Bracket, Foam generator clamp | 2 |
| 3 | GA5004437 | Washer 6mm Flat SS | 4 |
| 4 | GA5004097 | Bolt M6 x 60 ZP GR8.8 | 2 |
| 5 | GA5048115 | Nut M6 Nyloc ZP | 2 |

Foam Accumulator Assembly



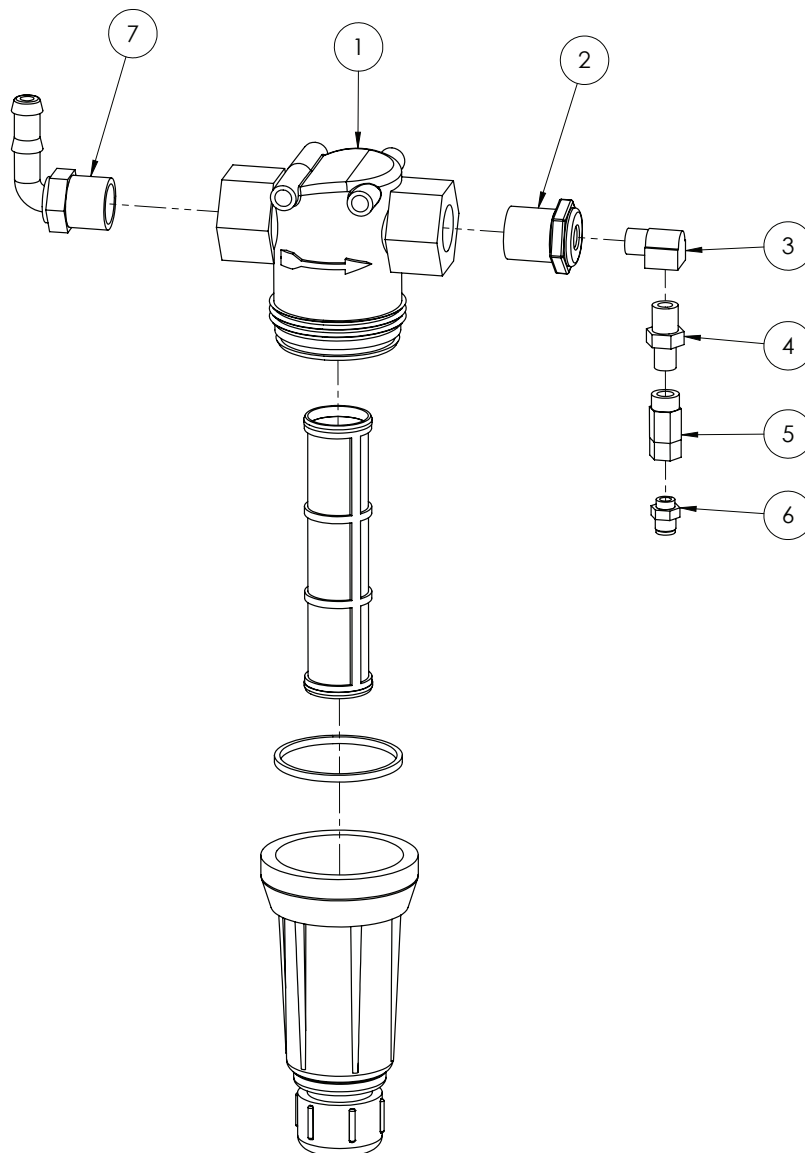
| ITEM NO. | PART NUMBER | DESCRIPTION | QTY. |
|----------|-------------|---|------|
| 1 | GA5008491 | Accumulator, Foam marker, Exacta, Green | 1 |
| 2 | HB075-90 | Hose barb, Elbow, 90 degree, 3/4" male thread x 3/4" hose | 1 |

Filter and Ball Valve



| GA4903077 | | Complete Assembly | |
|-----------|-------------|---|------|
| ITEM NO. | PART NUMBER | DESCRIPTION | QTY. |
| 1 | GA5012259 | Reducing nipple, 1/2" male thread x 1/4" male thread, Brass | 1 |
| 2 | GA5018323 | Valve, Ball, 1/4" male / female thread inlet / outlet, SS, Lever handle | 1 |
| 3 | CPI321 | Nozzle body, Single, 1/4" NPT male inlet, Brass, Teejet | 1 |
| 4 | 8079-PP-200 | Filter screen, Nozzle tip, Orange 200 mesh, Polypropylene & SS | 1 |
| 5 | CP4928 | Adapter, Brass, 4908 | 1 |
| 6 | CPI325 | Nozzle cap, Brass, CPI325, Teejet | 1 |
| 7 | GA5066935 | Nipple brass 1/8" x 1/8" | 1 |
| 8 | GA5018147 | Check valve inline 1/8" NPT Female | 1 |
| 9 | GA5050210 | Pneumatic fitting, Nipple, 1/8 BSPP male x 6mm push type | 1 |

Foam Marker Filter

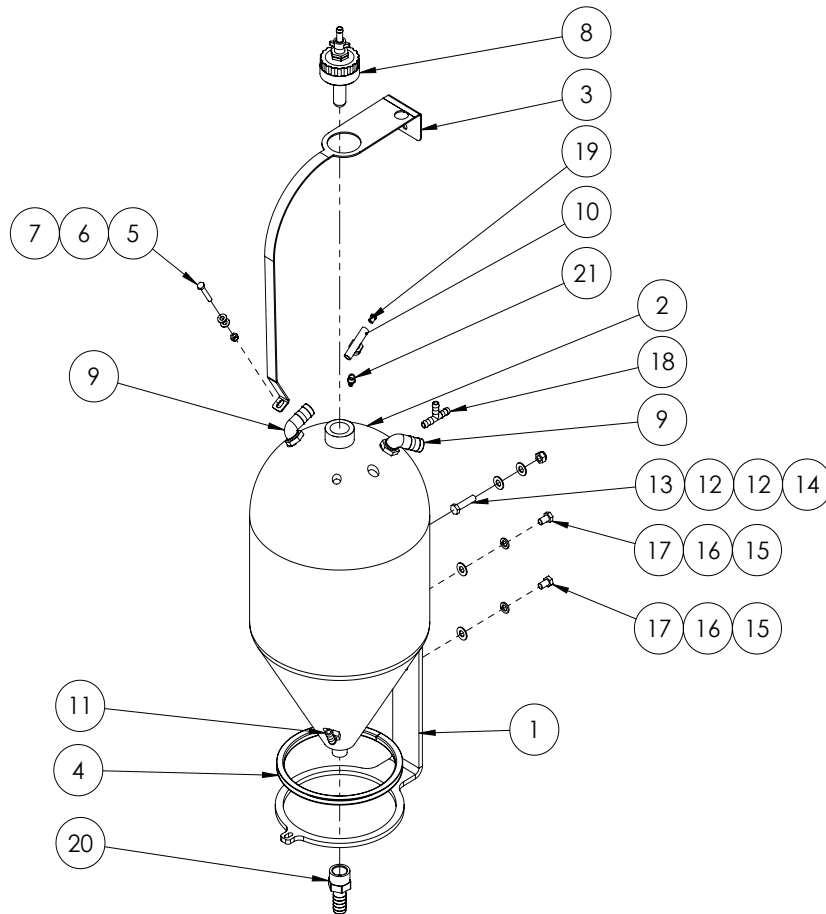


| ITEM NO. | PART NUMBER | DESCRIPTION | QTY. |
|----------|----------------|---|------|
| 1 | AAB126ML-3-200 | Filter, 3/4" female thread inlet / outlet, Orange 200 mesh screen | 1 |
| 2 | RB075025 | Reducing bush, 3/4" male thread x 1/4" female thread | 1 |
| 3 | GA5048305 | Elbow, 90 degree, 1/4" BSP male x 1/4" BSP female, Brass | 1 |
| 4 | GA5013809 | Reducing Nipple 1/4" x 1/8" | 1 |
| 5 | GA5018147 | Check valve inline 1/8" NPT Female | 1 |
| 6 | GA5050210 | Pneumatic fitting, Nipple, 1/8" BSPP male x 6mm push type | 1 |
| 7 | HB075/050-90 | Hose barb, Elbow, 90 degree, 3/4" male thread x 1/2" hose, Banjo | 1 |

Chapter 10

TRANSCAL

Transcal Bottle



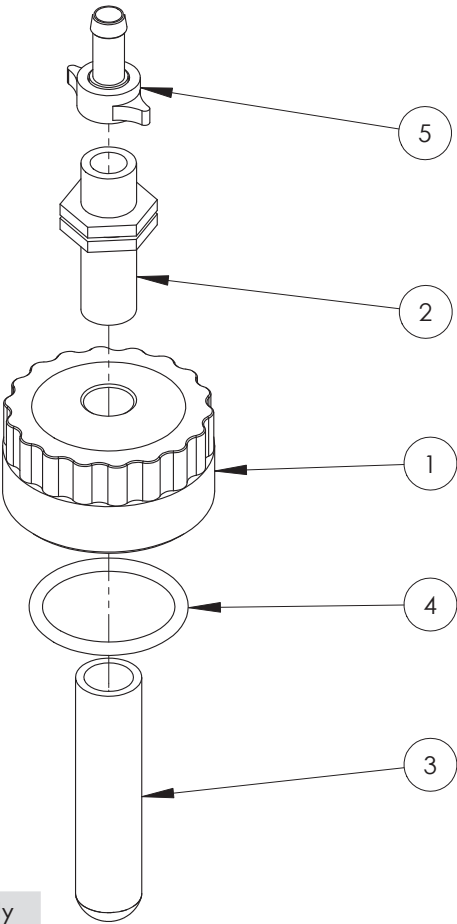
| ITEM NO. | PART NUMBER | DESCRIPTION | QTY. |
|----------|-------------|---|------|
| 1 | F70608A | 45l Transcal mount plate 10mm FMS | 1 |
| 2 | GA4901047 | Tank, 45L, Natural, Suit Transcal, Purchased | 1 |
| 3 | F70623A | Transcal bottle strap Yellow Zinc Plated | 1 |
| 4 | GA5010085 | Hollow section rectangular rubber (cut 735mm) | 1 |
| 5 | GA5011489 | Bolt M8 x 60 ZP GR8.8 | 1 |
| 6 | GA5004883 | Washer 8mm Flat ZP Heavy Duty | 2 |
| 7 | GA5004917 | Nut M8 Nyloc ZP | 1 |
| 8 | GA4903050 | Cap, Pre-assembled with rinse nozzle | 1 |
| 9 | HB100-90 | Hose barb, Elbow, 90 degree, 1" male x 1" hose, Banjo | 2 |
| 10 | T12T | Tee, Threaded, 1/2" male x 1/2" hose | 1 |
| 11 | HB050-90 | Hose barb, Elbow, 90 degree, 1/2" male thread x 1/2" hose | 1 |

Continued over page

Transcal Bottle

| ITEM NO. | PART NUMBER | DESCRIPTION | QTY. |
|----------|-------------|--|------|
| 12 | GA5000587 | Washer 12mm Flat ZP Heavy Duty | 2 |
| 13 | GA5011237 | Set Screw M12 x 50 ZP GR8.8 | 1 |
| 14 | GA5012461 | Nut M12 Nyloc ZP | 1 |
| 15 | GA5000117 | Washer 10mm Flat SS Heavy Duty | 2 |
| 16 | GA5000137 | Washer 10mm Spring SS | 2 |
| 17 | GA5011229 | Bolt M12 x 25 ZP GR8.8 | 2 |
| 18 | T12 | Tee Barb 1/2" x 1/2" x 1/2" | 1 |
| 19 | GA5020695 | Hosetail (brass) 1/4" x 1/8" Male Thread | 1 |
| 20 | HBFI00 | Hose barb, Straight, 1" female thread x 1" hose | 1 |
| 21 | GA5020540 | Hose barb, Straight, 1/4 male thread x 1/4 hose, Brass | 1 |

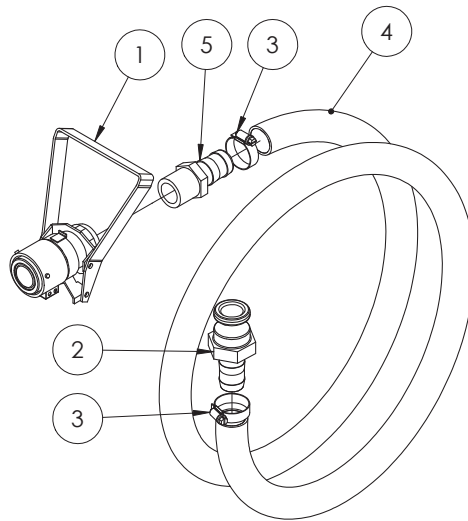
Rinse Nozzle & Cap



GA4903050 Complete Assembly

| ITEM NO. | PART NUMBER | DESCRIPTION | QTY. |
|----------|-------------|---|------|
| 1 | L055A | Cap / Lid, 80 OD, 1/2" BSPP female thread in top, Suit Transcal | 1 |
| 2 | 2502021 | Long thread nipple 1/2" | 1 |
| 3 | 510110 | Nozzle, Drum & container rinsing, ARAG | 1 |
| 4 | GA5009187 | O-ring, 60 x 5.5mm, suits Exacta tank cap | 1 |
| 5 | 006330 | Hose barb, Brass, 13mm hose x fly nut end, ARAG | 1 |

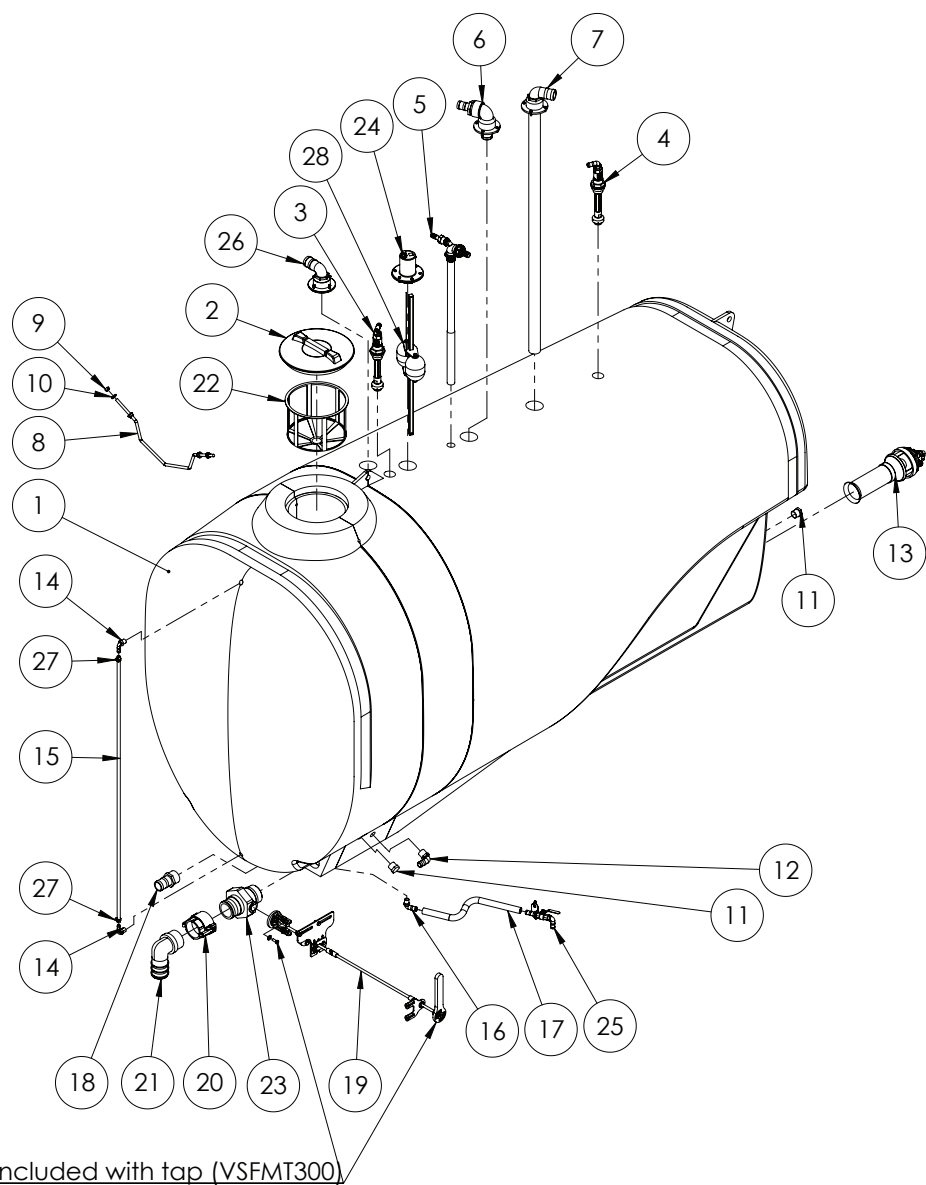
Enviro coupling & hose



| ITEM NO. | PART NUMBER | DESCRIPTION | QTY. |
|----------|-------------|--|------|
| 1 | GA5018803 | Micromatic drum valve coupling, 3 pin, Viton seals | 1 |
| 2 | I00E | Cam lever, 1" male coupling x 1" hose barb, Banjo | 1 |
| 3 | GA5001681 | Hose Clamp, 1" SS (20-32/12W) | 2 |
| 4 | HOS25PVC | Hose, Suction, PVC, 25mm, Black | 1 |
| 5 | HB100 | Hose barb, Straight, 1" male thread x 1" hose, Banjo | 1 |

MAIN TANK

4/5000 litre tank assembly



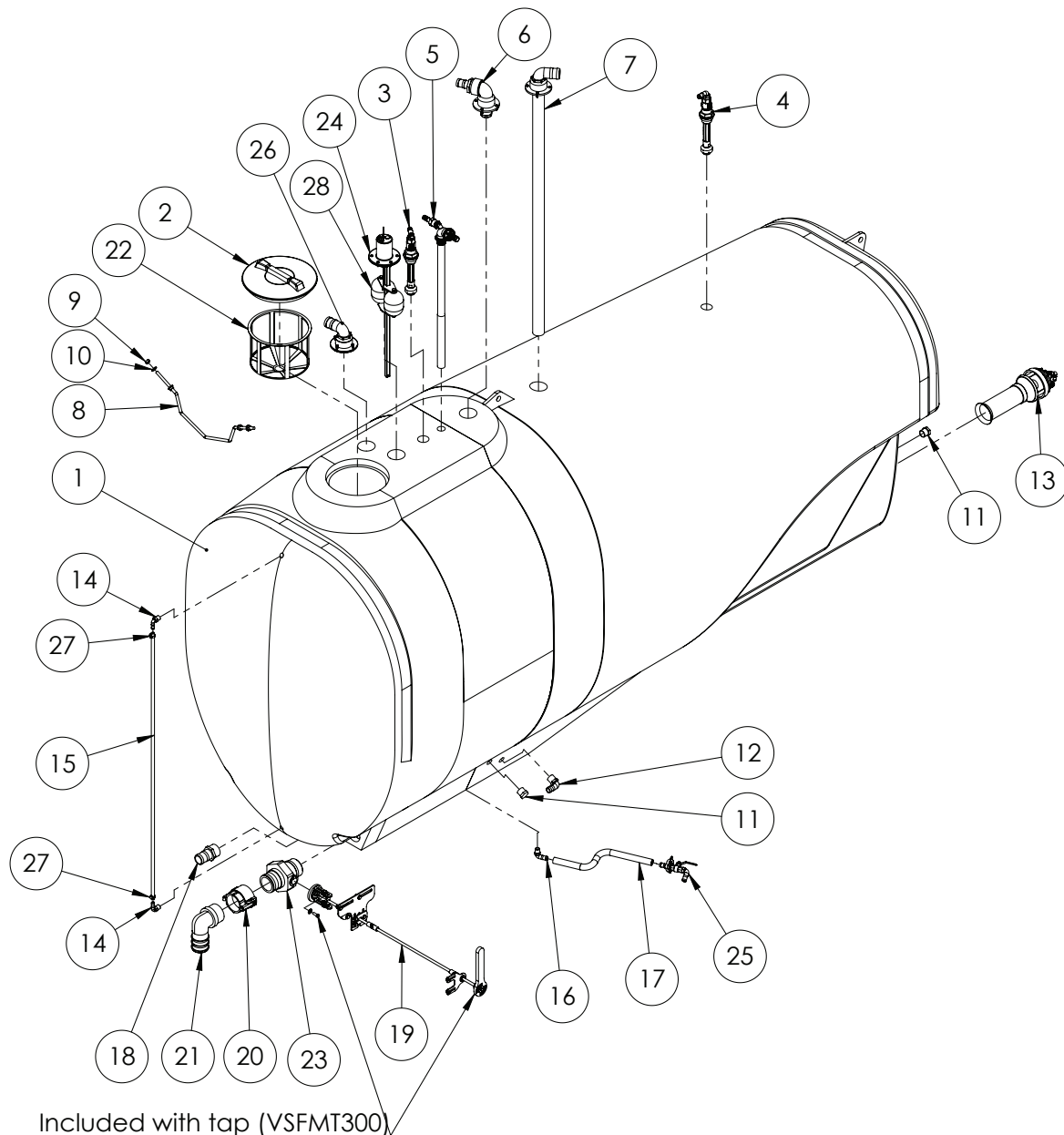
| ITEM NO. | PART NUMBER | DESCRIPTION | QTY. |
|----------|-------------|---------------------------------------|------|
| 1 | GA5070030 | Tank, 5000L, Prairie Advance EF, Bare | 1 |
| | GA5070200 | Tank, 4000L, Prairie Advance EF, Bare | |

Continued over page

4/5000 litre tank assembly

| ITEM NO. | PART NUMBER | DESCRIPTION | QTY. |
|----------|--------------|--|------|
| 2 | 3522040 | Lid, Black Plastic, Diameter 355, With breather | 1 |
| | 3522140 | Lid, Black, Without breather, Medium, Diameter 355 | |
| 3 | GA4901285-2 | Tank rinsing nozzle, Assembly with tee cam adaptor | 1 |
| 4 | GA4901285-1 | Tank flushing nozzle (elbow) cam adaptor | 1 |
| 5 | GA4903086 | Venturi filler, Pre-assembled, Mounted in top of tank | 1 |
| 6 | GA4903098 | Tank induction hopper inlet, Pre-assembled | 1 |
| 7 | GA4903136 | Tank inlet, 2" tank fill, Pre-assembled | 1 |
| 8 | GA4672885 | Bar, Tank lid opening support, Suit EF tanks | 1 |
| 9 | GA5000581 | Nut M12 Hex SS | 4 |
| 10 | GA5000577 | Washer 12mm Flat SS Heavy Duty | 4 |
| 11 | PLUG100 | Plug, 1 male thread, Banjo | 2 |
| 12 | HB100-90 | Hose barb, Elbow, 90 degree, 1" male x 1" hose, Banjo | 1 |
| 13 | GA4903096 | Super mix agitator, Pre-assembled | 1 |
| 14 | HB050-90 | Hose barb, Elbow, 90 degree, 1/2" male thread x 1/2" hose | 2 |
| 15 | HOS12SIGHT | Hose, Clear, 12mm, Sight tube | 1 |
| 16 | HB050/075-90 | Hose barb, Elbow, 90 degree, 1/2" male thread x 3/4" hose | 1 |
| 17 | HOS20P | Hose, Pressure, 20mm, Black 250psi | 1 |
| 18 | HB200 | Hose barb, Straight, 2" male thread x 2" hose, Banjo | 1 |
| 19 | GA4903550 | Remote tank drain handle, 4/5/6500L Prairie | 1 |
| 20 | 300D | Cam lever, 3" female coupling x 3" female thread - NSPT thread | 1 |
| 21 | HB300-90 | Hose barb, Elbow, 90 degree, 3" male thread x 3" hose | 1 |
| 22 | 300120 | Filter, Basket type, Diameter 305 x 245 deep | 1 |
| 23 | VSFMT300 | 3" NPT Male x 3" Male adaptor Long Handle | 1 |
| 24 | GA4902148 | Locating cap assembly, Dry sight tube | 1 |
| 25 | GA4905600 | Sump Drain all Models Pre-assembly MY13 | 1 |
| 26 | GA4904825 | Tank Overflow Outlet MY13 | 1 |
| 27 | GA5000469 | Hose clamp, 1/2", SS, 12-20/9W3 | 2 |
| 28 | GA4905415 | Twin float, Suit dry sight tube, Pre-assembled | 1 |

6500 litre tank assembly



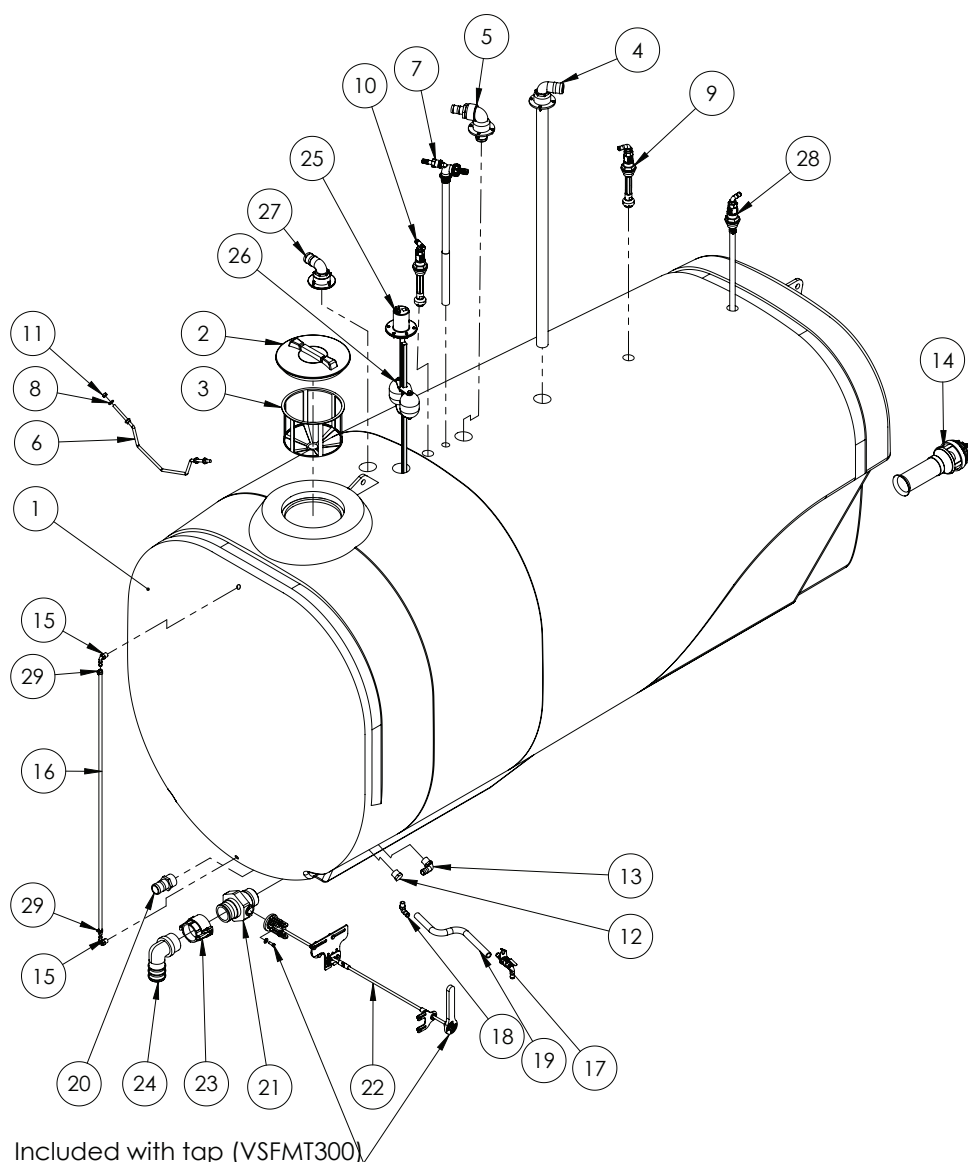
| ITEM NO. | PART NUMBER | DESCRIPTION | QTY. |
|----------|-------------|---|------|
| 1 | GA5070100 | Tank, 6500L, Prairie Advance EF, Bare | 1 |
| 2 | 3522040 | Lid, Black Plastic, Diameter 355, With breather | 1 |
| | 3522140 | Lid, Black, Without breather, Medium, Diameter 355 | 1 |
| 3 | GA4901285-2 | Tank rinsing nozzle, Assembly with tee cam adaptor | 1 |
| 4 | GA4901285-1 | Tank flushing nozzle (elbow) cam adaptor | 1 |
| 5 | GA4903086 | Venturi filler, Pre-assembled, Mounted in top of tank | 1 |
| 6 | GA4903098 | Tank induction hopper inlet, Pre-assembled | 1 |
| 7 | GA4903136 | Tank inlet, 2" tank fill, Pre-assembled | 1 |
| 8 | GA4672885 | Bar, Tank lid opening support, Suit EF tanks | 1 |

Continued over page

6500 litre tank assembly

| ITEM NO. | PART NUMBER | DESCRIPTION | QTY. |
|----------|--------------|--|------|
| 9 | GA5000581 | Nut M12 Hex SS | 4 |
| 10 | GA5000577 | Washer 12mm Flat SS Heavy Duty | 4 |
| 11 | PLUG100 | Plug, 1" male thread, Banjo | 2 |
| 12 | HB100-90 | Hose barb, Elbow, 90 degree, 1" male x 1" hose, Banjo | 1 |
| 13 | GA4903096 | Super mix agitator, Pre-assembled | 1 |
| 14 | HB050-90 | Hose barb, Elbow, 90 degree, 1/2" male thread x 1/2" hose | 2 |
| 15 | HOS12SIGHT | Hose, Clear, 12mm, Sight tube | 1 |
| 16 | HB050/075-90 | Hose barb, Elbow, 90 degree, 1/2" male thread x 3/4" hose | 1 |
| 17 | HOS20P | Hose, Pressure, 20mm, Black 250psi | 1 |
| 18 | HB200 | Hose barb, Straight, 2" male thread x 2" hose | 1 |
| 19 | GA4903550 | Remote tank drain handle, 4/5/6500L Prairie | 1 |
| 20 | 300D | Cam lever, 3" female coupling x 3" female thread - NSPT thread | 1 |
| 21 | HB300-90 | Hose barb, Elbow, 90 degree, 3" male thread x 3" hose | 1 |
| 22 | 300120 | Filter, Basket type, Diameter 305 x 245 deep | 1 |
| 23 | VSFMT300 | 3" NPT Male x 3" Male Adaptor Long Handle | 1 |
| 24 | GA4902148 | Locating cap assembly, Dry sight tube | 1 |
| 25 | GA4905600 | Sump Drain all Models Pre-assembly MY13 | 1 |
| 26 | GA4904825 | Tank Overflow Outlet MY13 | 1 |
| 27 | GA5000469 | Hose clamp, 1/2", SS, 12-20/9W3 | 2 |
| 28 | GA4905415 | Twin float, Suit dry sight tube, Pre-assembled | 1 |

75/8500 litre tank assembly



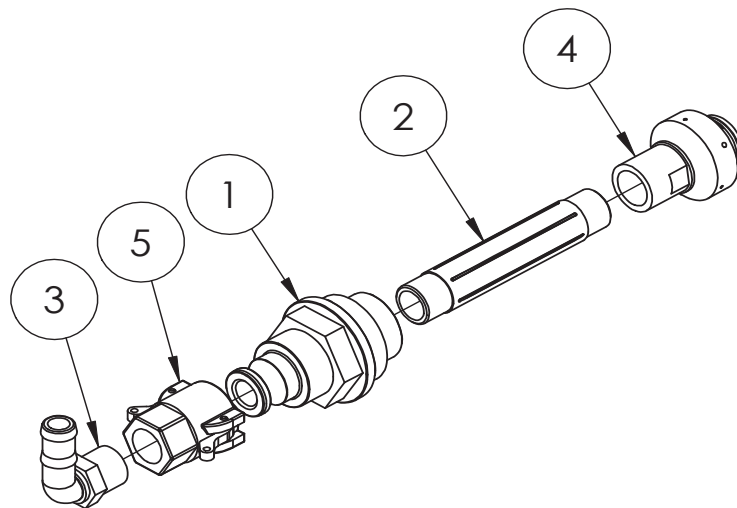
| ITEM NO. | PART NUMBER | DESCRIPTION | QTY. |
|----------|-------------|---|------|
| 1 | GA5070280 | Tank, 7500L, EF with wheel cut outs, Bare | 1 |
| | GA5070285 | Tank, 8500L, EF with wheel cut outs, Bare | 1 |
| 2 | 3522040 | Lid, Black Plastic, Diameter 355, With breather | 1 |
| | 3522140 | Lid, Black, Without breather, Medium, Diameter 355 | 1 |
| 3 | 300120 | Filter, Basket type, Diameter 305 x 245 deep | 1 |
| 4 | GA4903136 | Tank inlet, 2" tank fill, Pre-assembled | 1 |
| 5 | GA4903098 | Tank induction hopper inlet, Pre-assembled | 1 |
| 6 | GA4672885 | Bar, Tank lid opening support, Suit EF tanks | 1 |
| 7 | GA4903086 | Venturi filler, Pre-assembled, Mounted in top of tank | 1 |
| 8 | GA5000577 | Washer 12mm Flat SS Heavy Duty | 4 |
| 9 | GA4901285-1 | Tank flushing nozzle (elbow) cam adaptor | 1 |
| 10 | GA4901285-2 | Tank rinsing nozzle, Assembly with tee cam adaptor | 1 |

Continued over page

75/8500 litre tank assembly

| ITEM NO. | PART NUMBER | DESCRIPTION | QTY. |
|----------|--------------|--|------|
| 11 | GA5000581 | Nut M12 Hex SS | 4 |
| 12 | PLUG100 | Plug, 1" male thread, Banjo | 1 |
| 13 | HB100-90 | Hose barb, Elbow, 90 degree, 1" male x 1" hose | 1 |
| 14 | GA4903096 | Super mix agitator, Pre-assembled | 2 |
| 15 | HB050-90 | Hose barb, Elbow, 90 degree, 1/2" male thread x 1/2" hose | 2 |
| 16 | HOS12SIGHT | Hose, Clear, 12mm, Sight tube | 1 |
| 17 | GA4903097 | Pre-assembled sump drain suit 5000L & 6500L Trailing | 1 |
| 18 | HB050/075-90 | Hose barb, Elbow, 90 degree, 1/2" male thread x 3/4" hose | 1 |
| 19 | HOS20P | Hose, Pressure, 20mm, Black 250psi | 1 |
| 20 | HB200 | Hose barb, Straight, 2" male thread x 2" hose | 1 |
| 21 | VSFMT300 | 3" NPT Male x 3" Male Adaptor Long Handle | 1 |
| 22 | GA4903291 | Remote tank drain handle, 75/8500L Prairie | 1 |
| 23 | 300D | Cam lever, 3" female coupling x 3" female thread - NSPT thread | 1 |
| 24 | HB300-90 | Hose barb, Elbow, 90 degree, 3" male thread x 3" hose | 1 |
| 25 | GA4902148 | Locating cap assembly, Dry sight tube | 1 |
| 26 | GA4905415 | Twin float, Suit dry sight tube, Pre-assembled | 1 |
| 27 | GA4904825 | Tank Overflow Outlet MY13 | 1 |
| 28 | GA4904830 | Tank Inlet - Boom Recirculation | 1 |
| 29 | GA5000469 | Hose clamp, 1/2", SS, 12-20/9W3 | 2 |

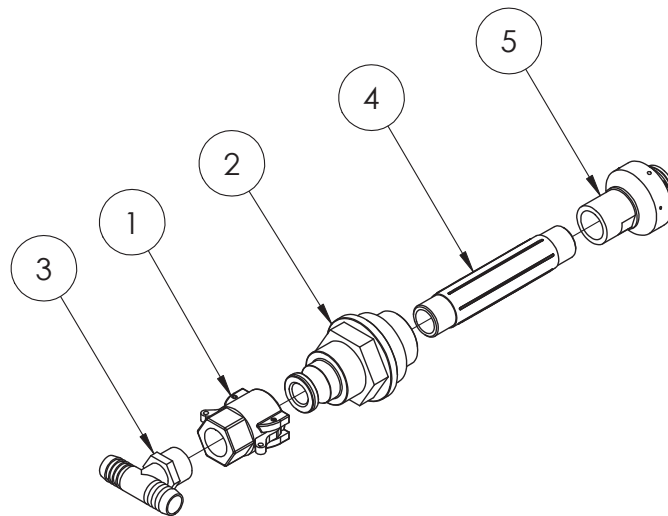
Tank Flush Elbow



GA4901285-1 Tank flushing nozzle (elbow) cam adaptor

| ITEM NO. | PART NUMBER | DESCRIPTION | QTY. |
|----------|---------------|---|------|
| 1 | GA4572015 | Tank rinse adaptor with cam lock | 1 |
| 2 | NIP075-6 | Nipple, 6" long, 3/4" male thread | 1 |
| 3 | HB075-90 | Hose barb, Elbow, 90 degree, 3/4" male thread x 3/4" hose | 1 |
| 4 | B55270-3/4-18 | Nozzle, Tank rinsing, 3/4" BSPT female inlet, Teejet | 1 |
| 5 | 75D | Cam lever, 3/4" female coupling x 3/4" hose barb | 1 |

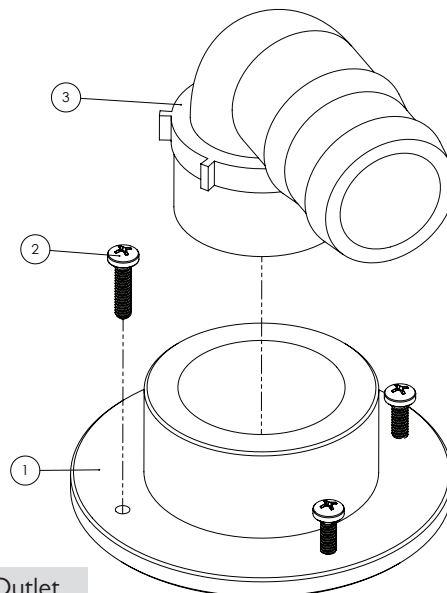
Tank Rinse Tee



GA4901285-2 Tank rinsing nozzle, Assembly with tee cam adaptor

| ITEM NO. | PART NUMBER | DESCRIPTION | QTY. |
|----------|---------------|--|------|
| 1 | 75D | Cam lever, 3/4" female coupling x 3/4" hose barb | 1 |
| 2 | GA4572015 | Tank rinse adaptor with cam lock | 1 |
| 3 | T34T | Hose barb, Tee, 3/4" hose barb x 3/4" hose barb x 3/4" male thread | 1 |
| 4 | NIP075-6 | Nipple, 6" long, 3/4" male thread | 1 |
| 5 | B55270-3/4-18 | Nozzle, Tank rinsing, 3/4" BSPT female inlet, Teejet | 1 |

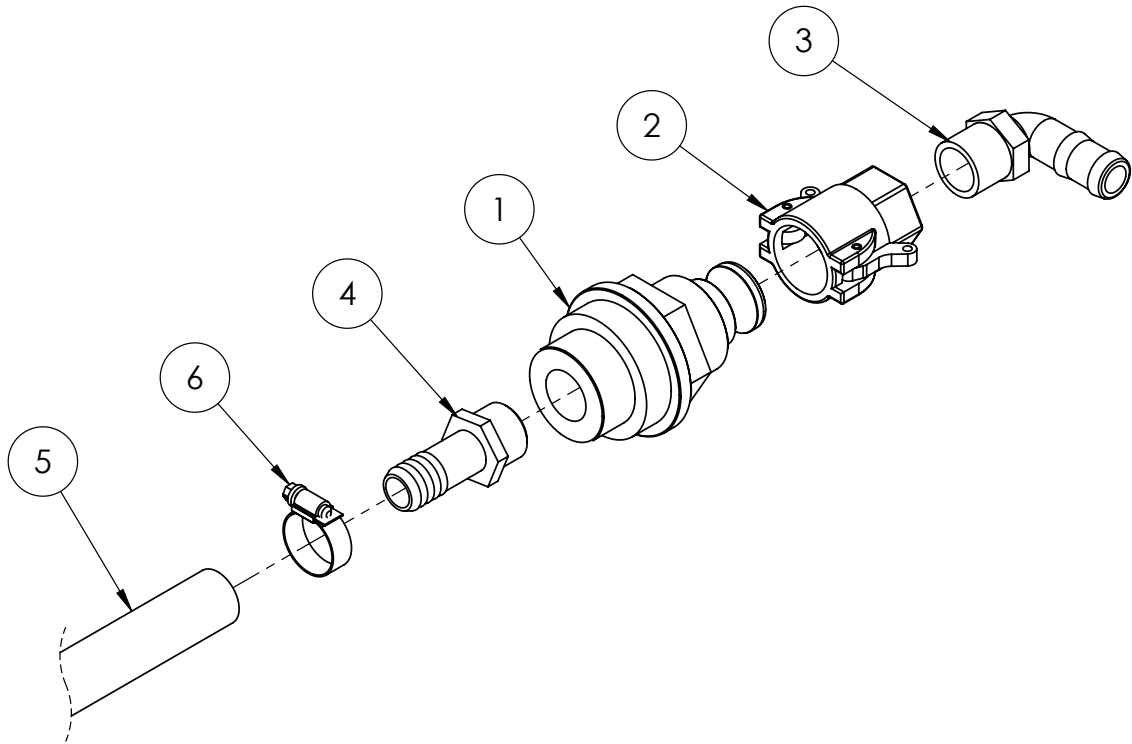
Tank Overflow Outlet



GA4904825 - Tank Overflow Outlet

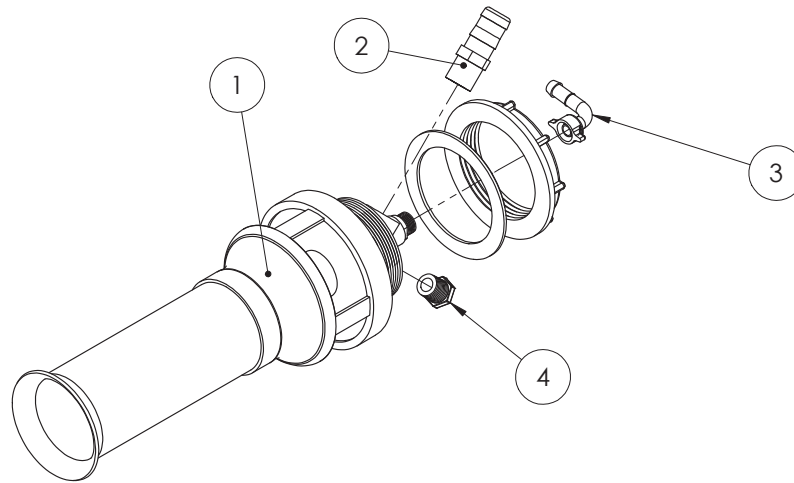
| ITEM NO. | PART NUMBER | DESCRIPTION | QTY. |
|----------|-------------|------------------------------|------|
| 1 | GA4583370 | Threaded Tank Flange 2" | 1 |
| 2 | GA5000527 | Screw 1/2G x 1 XR STS Pan SS | 4 |
| 3 | HB200-90 | Hose Barb Elbow 2" | 1 |

Boom Recirculation Inlet (RapidFlow only)



| ITEM NO. | PART NUMBER | DESCRIPTION | QTY. |
|----------|-------------|---|------|
| 1 | GA4572015 | Tank rinse adaptor with cam lock | 1 |
| 2 | 75D | Cam lever, 3/4" female coupling x 3/4" hose barb | 1 |
| 3 | HB075-90 | Hose barb, Elbow, 90 degree, 3/4" male thread x 3/4" hose | 1 |
| 4 | HB075 | Hose barb, Straight, 3/4" male thread x 3/4" hose | 1 |
| 5 | HOS20P | Hose, Pressure, 20mm, Black 250psi | 1.3 |
| 6 | GA5000999 | Hose Clamp, 3/4", SS (16-27/12W) | 1 |

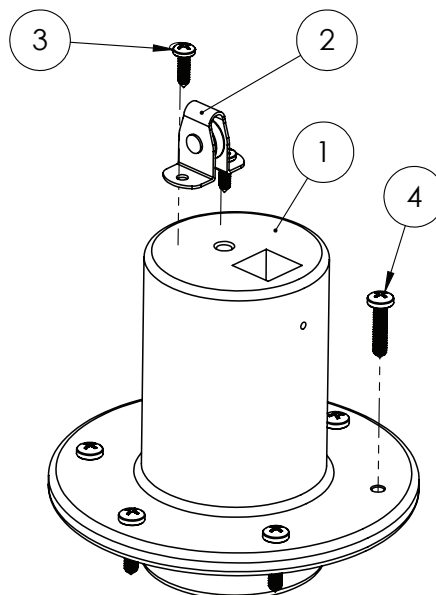
Supermix Agitator



GA4903096 Super mix agitator, Pre-assembled

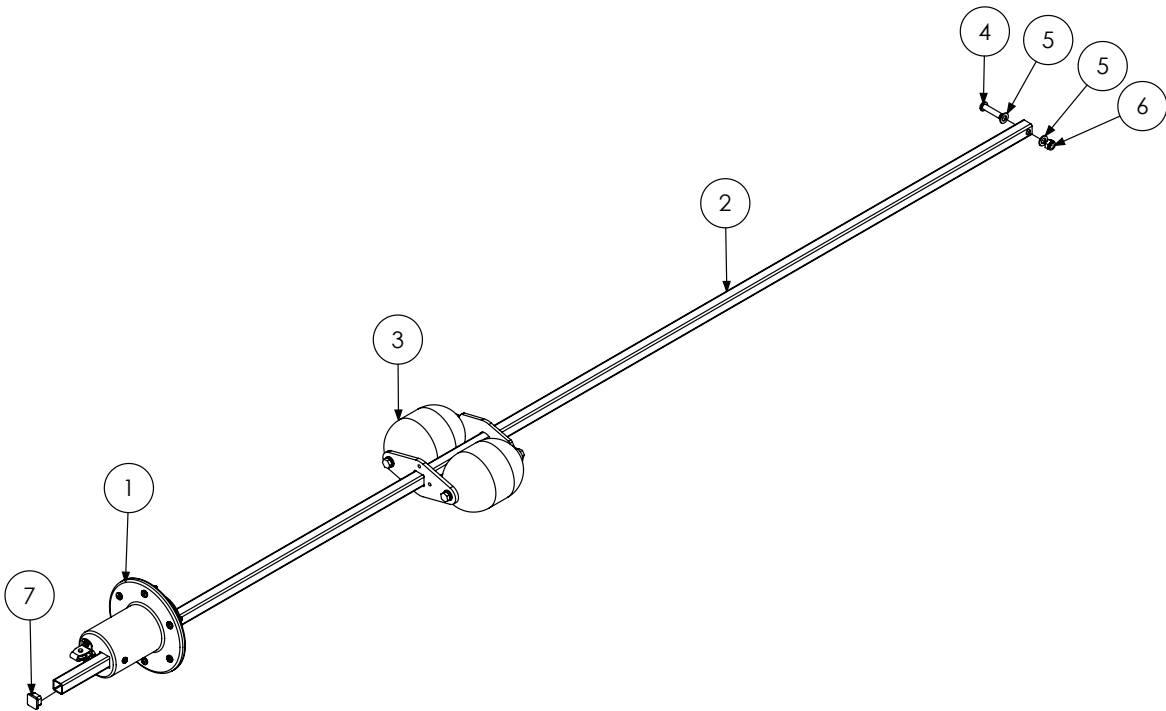
| ITEM NO. | PART NUMBER | DESCRIPTION | QTY. |
|----------|-------------|--|------|
| 1 | 502054 | Agitator, Super mix, 3mm jet, Arag | 1 |
| 2 | HB075-100 | Hose barb, Straight, 3/4" male thread x 1" hose barb | 1 |
| 3 | 006530 | Hose barb, Elbow, 90 degree, 13mm hose, including 1/2" fly nut and seal, Brass, Arag | 1 |
| 4 | PLUG050 | Plug, 1/2" male thread, Banjo | 1 |
| | 006100 | Seal, Rubber, 11.8 ID x 18 OD x 2mm | 1 |

Sight Tube Locating Cap



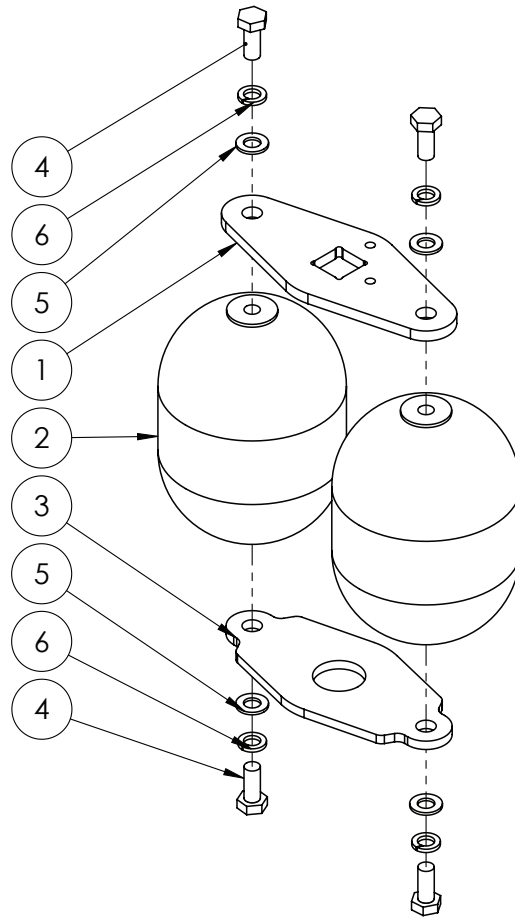
| ITEM NO. | PART NUMBER | DESCRIPTION | QTY. |
|----------|-------------|---|------|
| 1 | MACH0308 | Float tube locating cap (Blk Poly) | 1 |
| 2 | GA5015221 | Pulley, Upright, 19mm, Suit sight tube cable roller | 1 |
| 3 | GA5014817 | Screw 10G x 5/8" Pan Head SS | 2 |
| 4 | GA5000527 | Screw, Pan head, 12G x 25mm, SS | 6 |

Dry Sight Tube Float & Guide



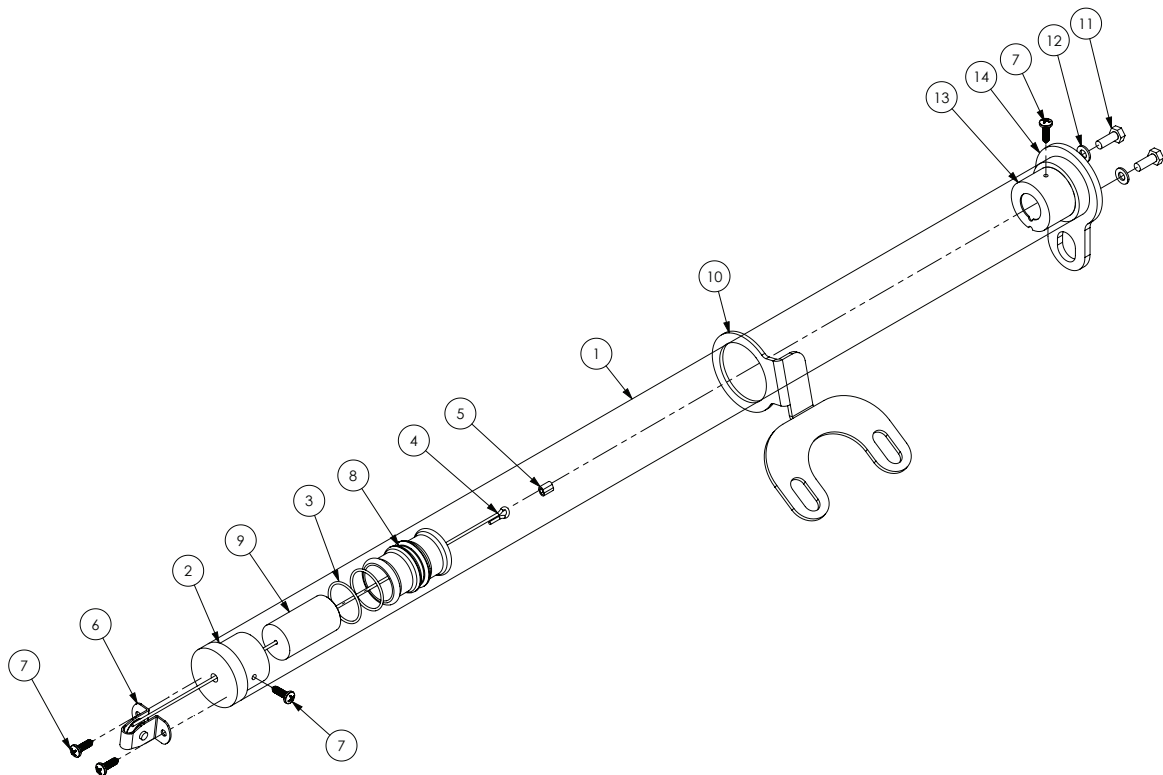
| ITEM NO. | PART NUMBER | DESCRIPTION | QTY. |
|----------|-------------|-------------------------------------|------|
| 1 | GA4902148 | Sight Tube Locating Cap Assembly | 1 |
| 2 | GA5046955 | 19 x 19 x 1.6mm SS RHS cut 2150mm | 1 |
| 3 | GA4905415 | Dry Sight Tube Twin Float Assembly | 1 |
| 4 | GA5051370 | BHCS M8 x 35mm SS | 1 |
| 5 | GA5003643 | Washer 8mm SS HD | 2 |
| 6 | GA5052590 | Nut M8 Nyloc SS | 1 |
| 7 | GA5001101 | Square tube Insert 19 x 19mm, Black | 1 |

Dry Sight Tube Tank Float



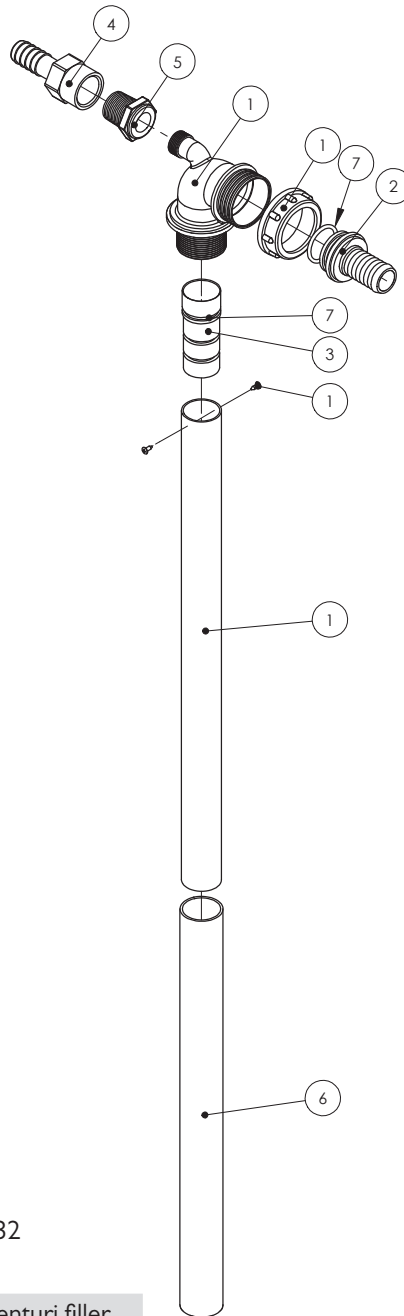
| ITEM NO. | PART NUMBER | DESCRIPTION | QTY. |
|----------|-------------|---|------|
| 1 | GA5070910 | Float Plate Dry Sight Tube | 1 |
| 2 | GA5070911 | Ball Float 4" Plastic 5/16" Whitworth Threads | 2 |
| 3 | GA4505300 | Float Plate Dry Sight Tube SS Bottom Plate | 1 |
| 4 | GA5048485 | Set Screw 5/16" whitworth x 3/4" SS | 4 |
| 5 | GA5003643 | Washer 8mm Flat SS HD | 4 |
| 6 | GA5004919 | Washer 8mm Spring SS | 4 |

Dry Sight Tube Kit



| ITEM NO. | PART NUMBER | DESCRIPTION | QTY. |
|----------|-------------|--|------|
| 1 | GA5002979 | Sight tube, Clear, 38 ID x 44 OD x 2000 long, Polycarbonate | 1 |
| 2 | MACH0306 | Remote sight tube end cap (Black Poly) | 1 |
| 3 | GA5012529 | O-ring, 34.65 x 1.78mm, BS024 | 2 |
| 4 | GA5017873 | Cable, 1.6mm, SS | 1 |
| 5 | GA5008643 | Ferrule, Hand swage, Copper plated, suits up to 2mm diameter cable | 1 |
| 6 | GA5015221 | Pulley, Upright, 19mm, Suit sight tube cable roller | 1 |
| 7 | GA5014817 | Screw 10G x 5/8" Pan Head SS | 4 |
| 8 | MACH0307 | Remote sight tube level indicator | 1 |
| 9 | MACH0317 | Level Indicator Insert | 1 |
| 10 | F70668A | Sight tube locating plate | 1 |
| 11 | GA5004041 | Bolt M6 x 16 ZP GR8.8 | 2 |
| 12 | GA5004437 | Washer 6mm Flat SS | 2 |
| 13 | MACH0316 | Tube End Cap with Light Attachment | 1 |
| 14 | F70669A | Sight tube base mounting plate | 1 |

Venturi Filler

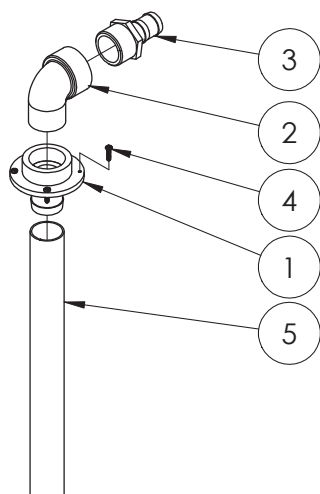


Note:
Not all parts supplied with kit 500232
are used in this assembly

GA4903086 Pre-assembled venturi filler

| ITEM NO. | PART NUMBER | DESCRIPTION | QTY. |
|----------|-------------|--|------|
| 1 | 500232 | Venturi, Top of tank, 32 OD outlet, Arag | 1 |
| 2 | 106625 | Hose barb, Straight, 1 1/2" fly nut end x 1" hose barb, Udor | 1 |
| 3 | MACH0022 | Jet for Arag venturi | 1 |
| 4 | HBF075 | Hose barb, Straight, 3/4" female x 3/4" hose | 1 |
| 5 | RB075050 | Reducing bush, 3/4" male thread x 1/2" female thread | 1 |
| 6 | GA5050205 | Hose Lay flat 32mm Blue | 1 |
| 7 | GI0061 | O-ring, 30 x 3mm | 1 |
| | GA5007235 | Cobra Clamp 36.0/91.4310 (Not Shown) | 1 |

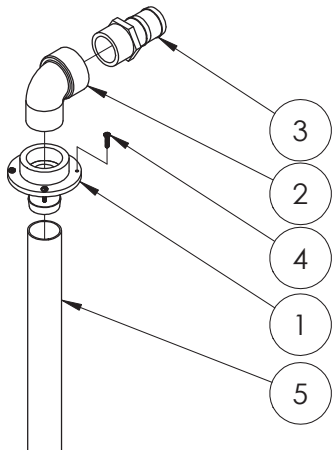
Hopper Tank Inlet



GA4903098 Complete hopper inlet flange

| ITEM NO. | PART NUMBER | DESCRIPTION | QTY. |
|----------|-------------|---|------|
| 1 | L026A | Barb to suit tank fill top | 1 |
| 2 | SE200 | Elbow 2" street 2" male to 2" female | 1 |
| 3 | HB200-150 | Hose barb, Straight, 2" male thread x 1 1/2" hose | 1 |
| 4 | GA5000527 | Screw, Pan head, 12G x 25mm, SS | 4 |
| 5 | HOS50PVC | Hose, PVC, 50mm, Black (cut 1550mm) | 1 |
| | GA5003325 | Hose clamp, 2" SS, (40-60/12W) | 2 |

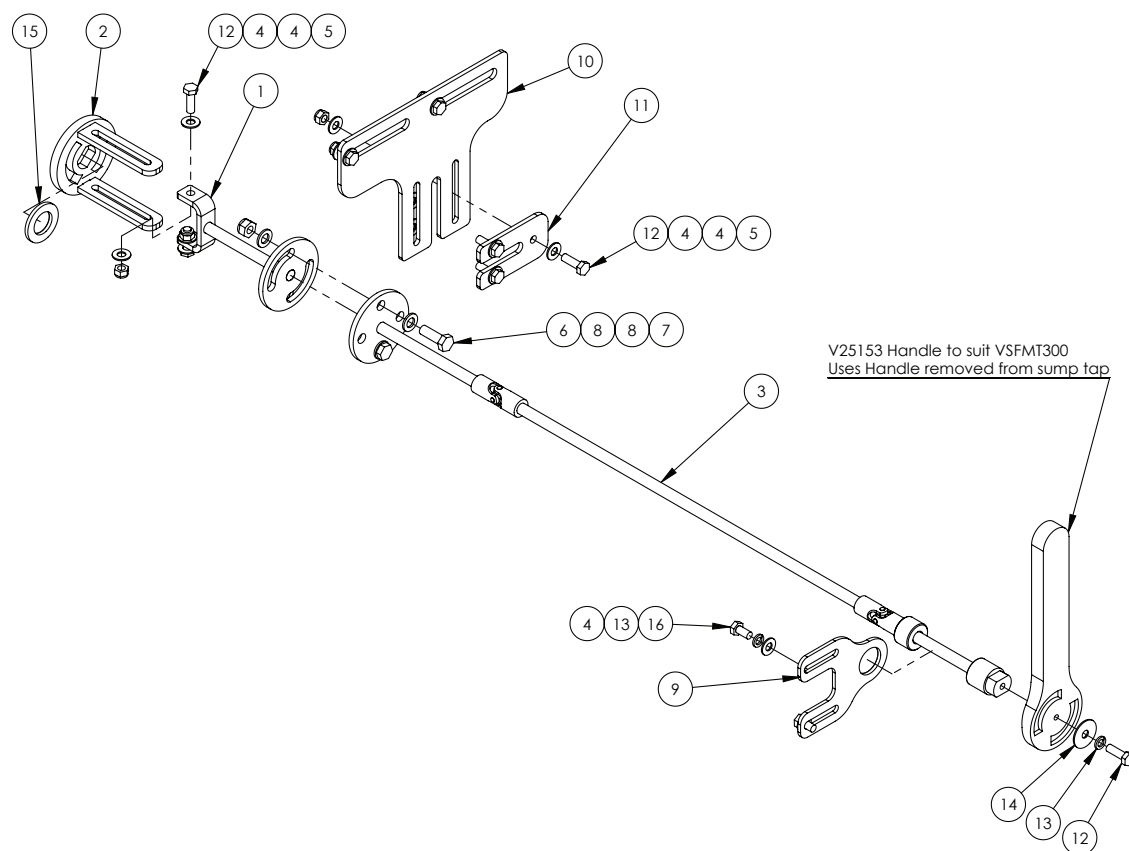
2" Tank Fill



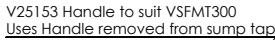
GA4903136 Complete 2" tank fill assembly

| ITEM NO. | PART NUMBER | DESCRIPTION | QTY. |
|----------|-------------|---|------|
| 1 | L026A | Barb to suit tank fill top | 1 |
| 2 | SE200 | Elbow 2" street 2" male to 2" female | 1 |
| 3 | HB200 | Hose barb, Straight, 2" male thread x 2" hose | 1 |
| 4 | GA5000527 | Screw, Pan head, 12G x 25mm, SS | 4 |
| 5 | HOS50PVC | Hose, PVC, 50mm, Black (cut 1550mm) | 1 |
| | GA5003325 | Hose clamp, 2" SS, (40-60/12W) | 2 |

Remote Drain 4/5/6500lt

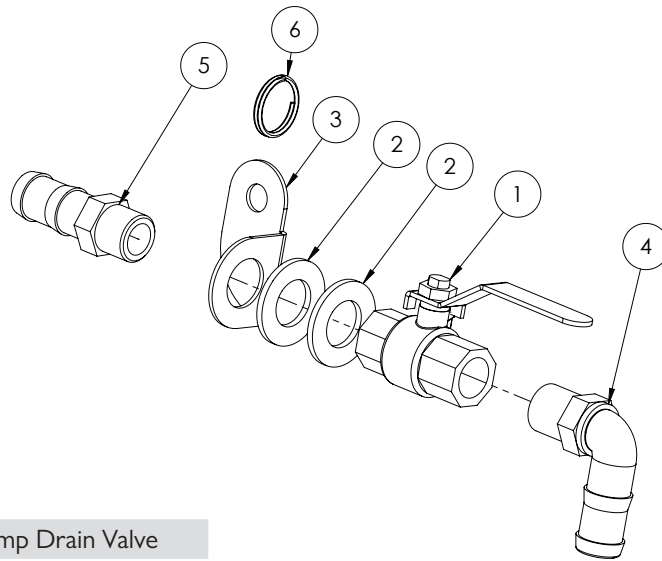


| ITEM NO. | PART NUMBER | DESCRIPTION | QTY. |
|----------|-------------|--|------|
| 1 | GA4653657 | Sump ball valve inter drive shaft EF | 1 |
| 2 | GA4653656 | Drive flange, suits Sump ball valve EF | 1 |
| 3 | GA4653658 | Sump ball valve drive shaft EF | 1 |
| 4 | GA5004883 | Washer 8mm Flat ZP Heavy Duty | 16 |
| 5 | GA5004917 | Nut M8 Nyloc ZP | 7 |
| 6 | GA5065455 | Bolt M10 x 30 ZP GR8.8 | 2 |
| 7 | GA5000141 | Nut M10 Nyloc ZP | 2 |
| 8 | GA5000117 | Washer 10mm Flat SS Heavy Duty | 4 |
| 9 | GA4513440 | Plate, uni rod aligning & sump hose hanger | 1 |
| 10 | F70661A | Uni rod hanger plate | 1 |
| 11 | F70662A | Uni rod clamping plate 5mm FMS | 1 |
| 12 | GA5004711 | Bolt M8 x 25 ZP GR8.8 | 8 |
| 13 | GA5004919 | Washer 8mm Spring SS | 3 |
| 14 | GA5003645 | Washer, 5/16" ID x 1 1/4" OD, Flat SS | 1 |
| 15 | GA5001893 | Washer 1" x 1 7/8" x 14G | 1 |
| 16 | GA5011465 | Bolt M8 x 16 ZP GR8.8 | 2 |



| ITEM NO. | PART NUMBER | DESCRIPTION | QTY. |
|----------|-------------|--|------|
| 1 | GA4653664 | Sump ball valve inter drive shaft suit 7500 and 8500 | 1 |
| 2 | GA4653656 | Drive flange, suits Sump ball valve EF | 1 |
| 3 | GA4653658 | Sump ball valve drive shaft EF | 1 |
| 4 | GA5004883 | Washer 8mm Flat ZP Heavy Duty | 16 |
| 5 | GA5004917 | Nut M8 Nyloc ZP | 7 |
| 6 | GA5065455 | Bolt M10 x 30 ZP GR8.8 | 2 |
| 7 | GA5000141 | Nut M10 Nyloc ZP | 2 |
| 8 | GA5000117 | Washer 10mm Flat SS Heavy Duty | 4 |
| 9 | GA4513440 | Plate, uni rod aligning & sump hose hanger | 1 |
| 10 | F70661A | Uni rod hanger plate | 1 |
| 11 | F70662A | Uni rod clamping plate 5mm FMS | 1 |
| 12 | GA5004711 | Bolt M8 x 25 ZP GR8.8 | 8 |
| 13 | GA5004919 | Washer 8mm Spring SS | 3 |
| 14 | GA5003645 | Washer, 5/16" ID x 1 1/4" OD, Flat SS | 1 |
| 15 | GA5001893 | Washer 1" x 1 7/8" x 14G | 1 |
| 16 | GA5011465 | Bolt M8 x 16 ZP GR8.8 | 2 |

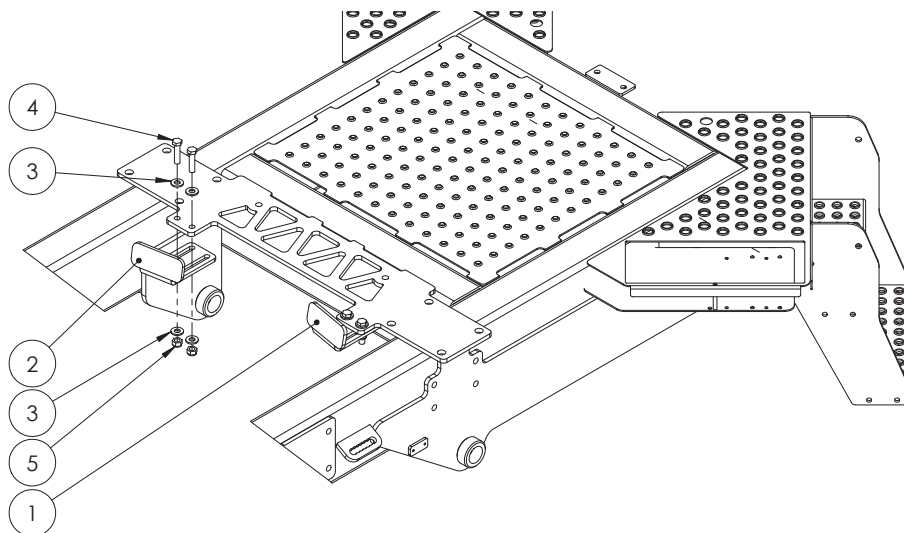
Sump Drain Valve



GA4905600 Sump Drain Valve

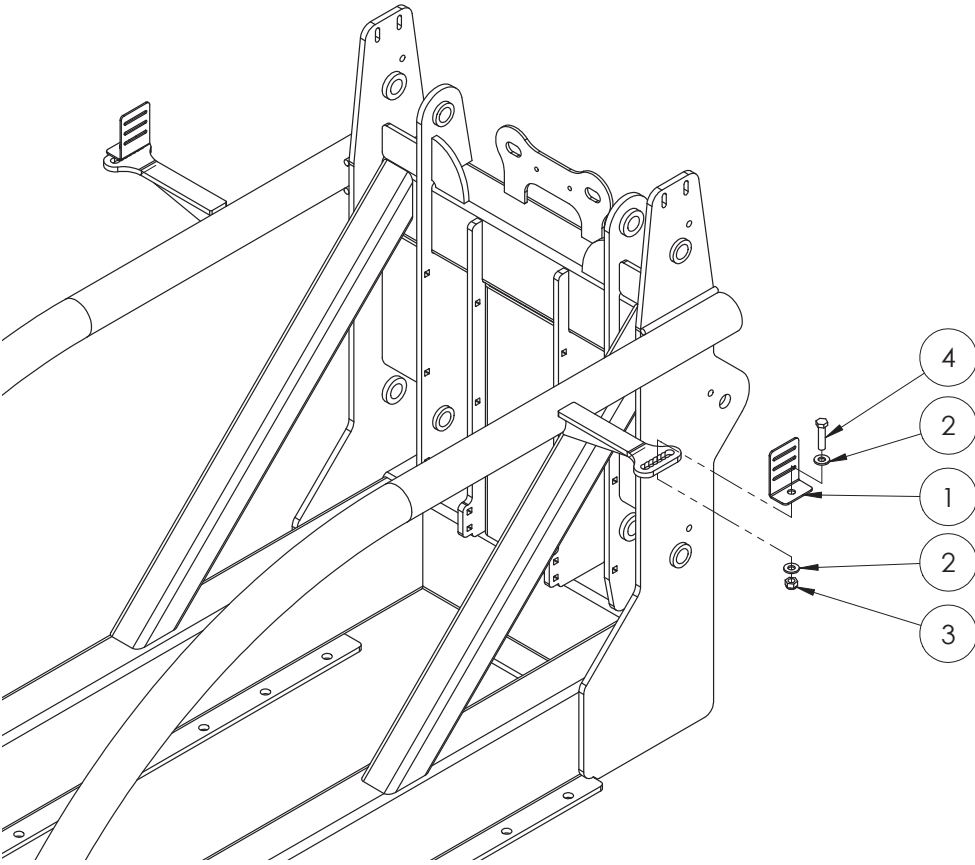
| ITEM NO. | PART NUMBER | DESCRIPTION | QTY. |
|----------|--------------|--|------|
| 1 | GA5018309 | Valve, Ball, 12mm female thread inlet / outlet, Lever handle, SS | 1 |
| 2 | GA5001741 | Washer 20mm Flat SS Heavy Duty | 2 |
| 3 | GA4504980 | Mounting Plate Bent Sump Drain | 1 |
| 4 | HB050/075-90 | Hose barb, Elbow, 90 degree, 1/2" male thread x 3/4" hose, Banjo | 1 |
| 5 | HB050-075 | Hose barb, 1/2" male thread x 3/4" hose, Banjo | 1 |
| 6 | GA5002077 | 25mm Key ring SS | 1 |

Tank Stops



| ITEM NO. | PART NUMBER | DESCRIPTION | QTY. |
|----------|-------------|---------------------------------|------|
| 1 | GA4522515 | Front tank stop Right Hand Side | 1 |
| 2 | GA4522510 | Front tank stop Left Hand Side | 1 |
| 3 | GA5000587 | Washer 12mm Flat ZP Heavy Duty | 8 |
| 4 | GA5011239 | Bolt, M12 x 50, ZP GR 8.8 | 4 |
| 5 | GA5012461 | Nut M12 Nyloc ZP | 4 |

Tank Straps & Brackets

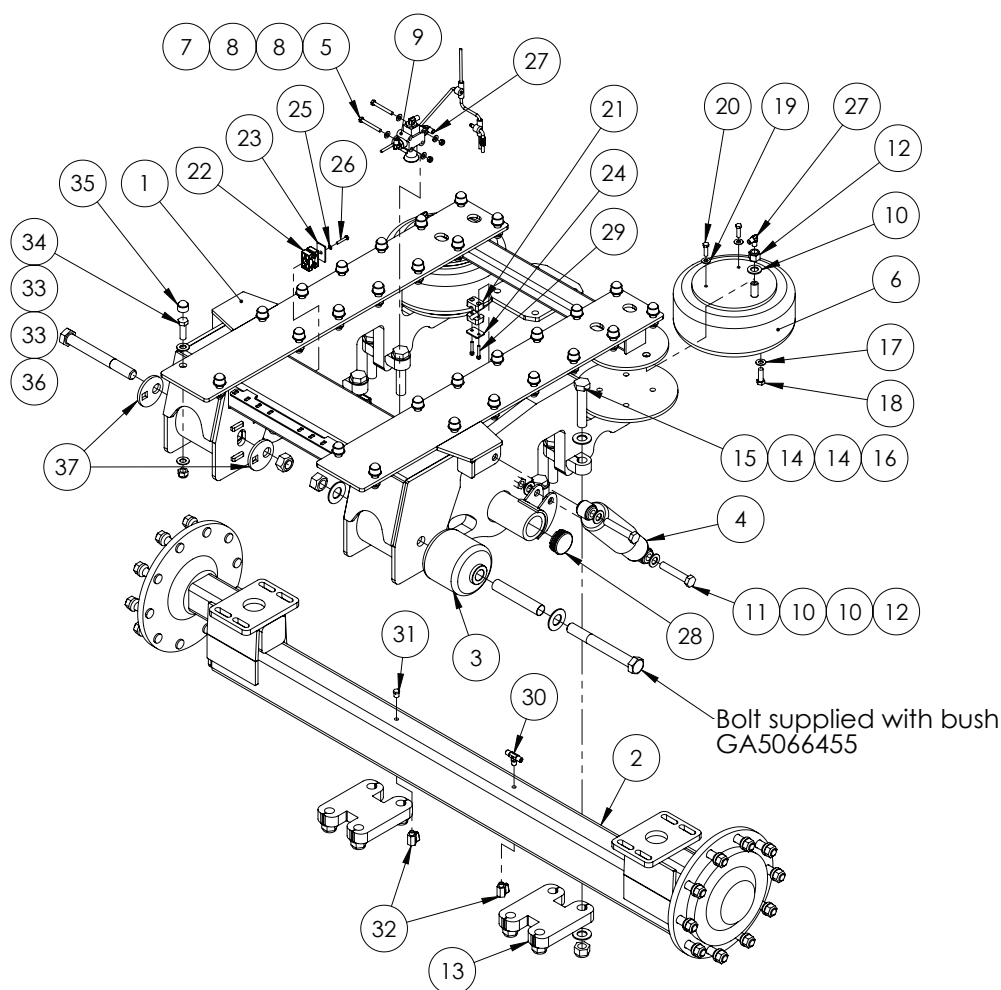


| ITEM NO. | PART NUMBER | DESCRIPTION | QTY. |
|----------|-------------|--|------|
| 1 | F70127A | Bracket, Tank strap, 50mm | 4 |
| 2 | GA5000587 | Washer 12mm Flat ZP Heavy Duty | 8 |
| 3 | GA5012461 | Nut M12 Nyloc ZP | 4 |
| 4 | GA5011239 | Bolt, M12 x 50, ZP GR 8.8 | 4 |
| | GA5003859 | Strap, Tank, 50mm, Goldacres branded, (price is per meter) | N/A |

Chapter 12

WHEELS, AXLES & MUDGUARDS

Air Bag Axle 4/5/6500lt



| ITEM NO. | PART NUMBER | DESCRIPTION | QTY. |
|----------|-------------|---|------|
| 1 | GA4652810 | Axle airbag frame EF 2m to 3m | 1 |
| 2 | GA4656920 | Axle EF AirBag 2000mm I0 Stud | 1 |
| | GA4656925 | Axle EF AirBag 2050mm I0 Stud | |
| | GA4656930 | Axle EF AirBag 2100mm I0 Stud | |
| | GA4656935 | Axle EF AirBag 3000mm I0 Stud | |
| 3 | GA5071010 | Bi-functional Bush, Trailing Airbag Suspension Frame, Includes Bolt, Nut and Sleeve | 2 |
| 4 | GA5015139 | Shock Absorber, Double eye, 19mm eye, 82mm OD, Black | 2 |

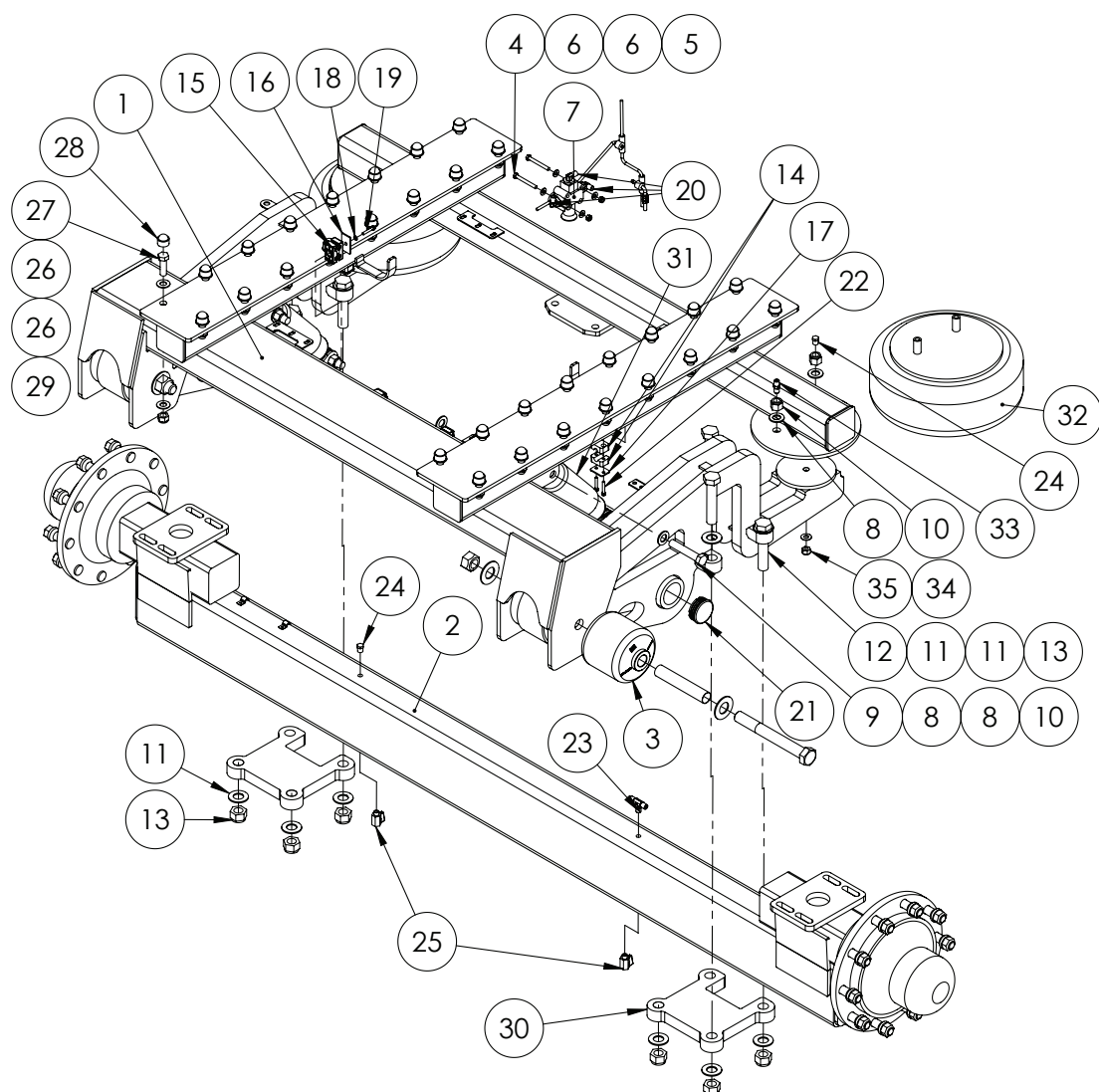
Continued over page

Air Bag Axle

| ITEM NO. | PART NUMBER | DESCRIPTION | QTY. |
|----------|-------------|--|------|
| 5 | GA5004738 | Bolt M8 x 70 ZP GR8.8 | 2 |
| 6 | GA5005311 | Air spring HT230 single air stud | 2 |
| 7 | GA5004917 | Nut M8 Nyloc ZP | 2 |
| 8 | GA5003643 | Washer 8mm Flat SS Heavy Duty | 4 |
| 9 | GA5010868 | Ride height valve, 1/4 connecting rods | 1 |
| 10 | GA5001741 | Washer 20mm Flat SS Heavy Duty | 13 |
| 11 | GA5049490 | Bolt 3/4 x 4 UNC ZP GR8 | 4 |
| 12 | GA5048430 | Nut, Nyloc, 3/4", UNC, ZP | 6 |
| 13 | GA4632050 | Suspension narrow retainer (32mm FMS) | 2 |
| 14 | GA5017681 | Washer 1 x 2 7g Flat Thin SS | 16 |
| 15 | GA5006031 | Bolt, 1 x 5 UNC ZP GR8 | 8 |
| 16 | GA5012439 | Nut, Nyloc, 1 UNC, ZP | 8 |
| 17 | GA5017673 | Washer 1/2 High Tensile | 8 |
| 18 | GA5006167 | Bolt, 1/2 x 1 1/2 UNC, ZP GR8 | 8 |
| 19 | GA5017623 | Washer 3/8 Flat ZP Heavy Duty | 4 |
| 20 | GA5002599 | Set screw, 3/8 x 1 1/4 UNC, SS | 4 |
| 21 | RCS-14J | Single Clamp Jaws PP Gr3 14mm | 4 |
| 22 | RCD-14J | Double Clamp Jaws PP Gr 2 14mm | 4 |
| 23 | RCD-2PT | Double Clamp Plate Top GR2 | 2 |
| 24 | RCS-2PT | Single Clamp Top Plate grp 2 | 2 |
| 25 | GA5004447 | Washer, 6mm, Spring, SS | 2 |
| 26 | GA5011405 | Bolt M6 x 35 ZP GR8.8 | 2 |
| 27 | S49-0404 | Hydraulic coupling, Elbow, 90 degree, 1/4" BSPT male x 1/4" BSPT male | 5 |
| 28 | GA5051366 | End cap, 63.5 mm round, 1.25 - 2.0mm wall, black plastic | 2 |
| 29 | GA5011425 | SHCS M6 x 35 S/S GR304 | 4 |
| 30 | S50-040404 | Hydraulic adaptor, Tee, 1/4 BSP male x 1/4 BSP male x 1/4 BSP male | 1 |
| 31 | GA5069335 | Plug, 1/4 BSPT male thread, Brass | 1 |
| 32 | GA5018323 | Valve, Ball, 1/4 male / female thread inlet / outlet, SS, Lever handle | 2 |
| 33 | GA5001009 | Washer 16mm Flat ZP Heavy Duty | 56 |
| 34 | GA5000931 | Bolt M16 x 50 ZP GR8.8 | 28 |
| 35 | GA5075080 | Hex nut protection cap suit M16, Black | 28 |
| 36 | GA5001029 | Nut M16 Nyloc ZP | 28 |
| 37 | GA4524630 | Plate Alignment Eccentric Air bag | 2 |

Note: Rubber tee suit ride height levelling valve - GA5014651

Air Bag Axle 75/8500lt



| ITEM NO. | PART NUMBER | DESCRIPTION | QTY. |
|----------|-------------|---|------|
| 1 | GA4652838 | Axle airbag frame wide suit 7500 and 8500L 2.7m+ | 1 |
| | GA4652839 | Axle airbag frame narrow suit 7500 & 8500L 2.2m to 2.7m | |
| | GA4652865 | Axle unbraked 8000L Airbag 3000 | |
| 2 | GA4652870 | Axle unbraked 8000L Airbag 2800 | 1 |
| | GA4652871 | Axle suit 8000 narrow airbag 2200 | |
| | | | |
| 3 | GA5071010 | Bi-functional Bush, Trailing Airbag Suspension Frame, Includes Bolt, Nut and Sleeve | 2 |
| 4 | GA5004738 | Bolt M8 x 70 ZP GR8.8 | 2 |
| 5 | GA5004917 | Nut M8 Nyloc ZP | 2 |
| 6 | GA5004883 | Washer 8mm Flat ZP Heavy Duty | 4 |
| 7 | GA5010868 | Ride height valve, 1/4" connecting rods | 1 |
| 8 | GA5001739 | Washer 20mm Flat Heavy Duty SS | 14 |
| 9 | GA5049490 | Bolt 3/4" UNC x 4" ZP GR8 | 4 |

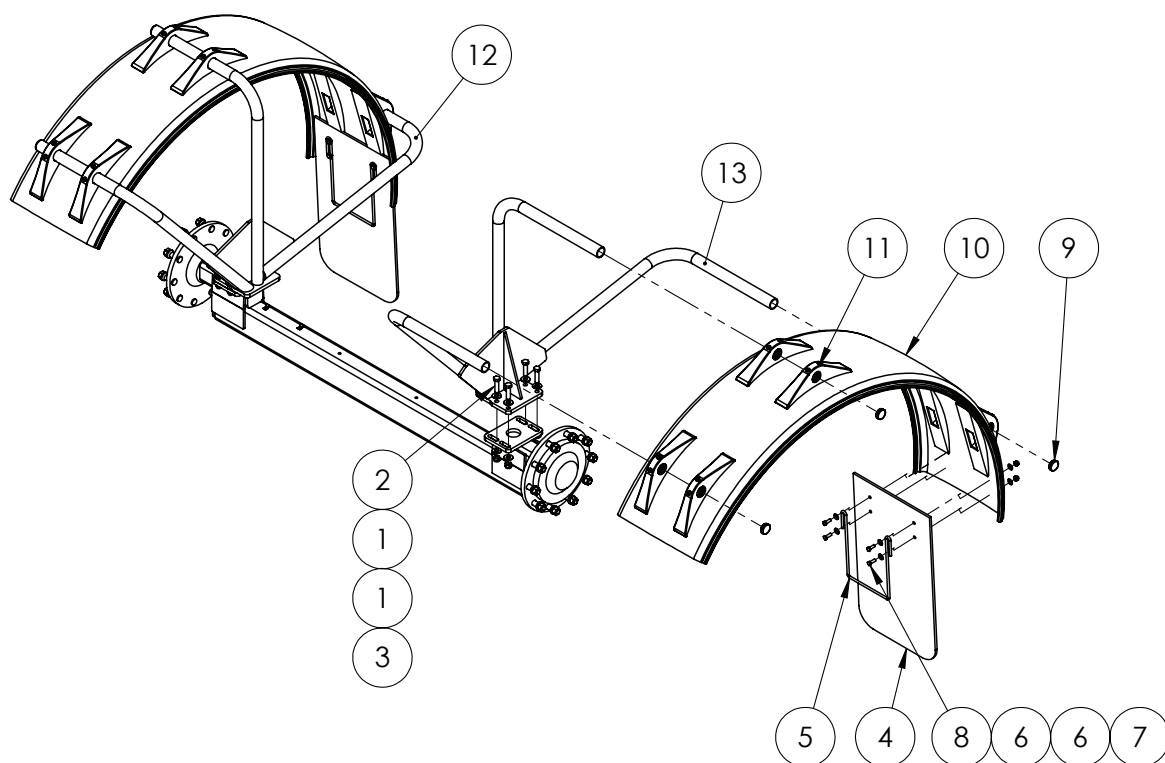
Continued over page

Air Bag Axle 75/8500lt

| ITEM NO. | PART NUMBER | DESCRIPTION | QTY. |
|----------|-------------|---|------|
| 10 | GA5048430 | Nut, Nyloc, 3/4", UNC, ZP | 8 |
| 11 | GA5017659 | Washer, 1", Flat, ZP, Heavy duty (5mm thick) | 17 |
| 12 | GA5006031 | Bolt, 1" UNC x 5" ZP GR8 | 10 |
| 13 | GA5012439 | Nut, Nyloc, 1" UNC, ZP | 8 |
| 14 | RCS-14J | Single Clamp Jaws PP Gr3 14mm | 4 |
| 15 | RCD-14J | Double Clamp Jaws PP Gr 2 14mm | 6 |
| 16 | RCD-2PT | Double Clamp Plate Top GR2 | 3 |
| 17 | RCS-2PT | Single Clamp Top Plate grp 2 | 2 |
| 18 | GA5004447 | Washer, 6mm, Spring, SS | 3 |
| 19 | GA5011405 | Bolt M6 x 35 ZP GR8.8 | 3 |
| 20 | S49-0404 | Hydraulic coupling, Elbow, 90 degree, 1/4" BSPT male x 1/4" BSPT male | 3 |
| 21 | GA5051366 | End cap, 63.5 mm round, 1.25 - 2.0mm wall, black plastic | 2 |
| 22 | GA5011425 | SHCS M6 x 35 SS | 4 |
| 23 | S50-040404 | Hydraulic adaptor, Tee, 1/4" BSP male x 1/4" BSP male x 1/4" BSP male | 1 |
| 24 | GA5069335 | Plug, 1/4" BSPT male thread, Brass | 3 |
| 25 | GA5018323 | Valve, Ball, 1/4" male / female thread inlet / outlet, SS, Lever handle | 2 |
| 26 | GA5001009 | Washer 16mm Flat ZP Heavy Duty | 64 |
| 27 | GA5000931 | Bolt M16 x 50 ZP GR8.8 | 32 |
| 28 | GA5075080 | Hex nut protection cap suit M16, Black | 32 |
| 29 | GA5001029 | Nut M16 Nyloc ZP | 32 |
| 30 | GA4612225 | Bottom axle retaining plate 7500 and 8500 | 2 |
| 31 | GA5015139 | Shock Absorber, Double eye, 19mm eye, 82mm OD, Black | 2 |
| 32 | GA5005115 | Air Spring AA300 dual air stud | 2 |
| 33 | S27-0404 | Hydraulic adaptor, Nipple, 1/4" BSP x 1/4" BSP | 2 |
| 34 | GA5017673 | Washer 1/2" High Tensile | 2 |
| 35 | GA5050580 | Nut 1/2" UNC Nyloc ZP | 2 |

Note: Rubber tee suit ride height levelling valve - GA5014651

Mudguards



| ITEM NO. | PART NUMBER | DESCRIPTION | QTY. |
|----------|---|---|------|
| 1 | GA5001043 | Washer 16mm Flat SS HD | 16 |
| 2 | GA5000939 | Bolt M16 x 60 Black GR8.8 | 8 |
| 3 | GA5001029 | Nut M16 Nyloc ZP | 8 |
| 4 | GA5011949 | Mudflap Goldacres green /gold 450 old style | 2 |
| 5 | GA5075070 | Bracket, Mud guard anti sail, Black | 2 |
| 6 | GA5002565 | Washer, 3/8" ID x 1" OD, Flat SS | 16 |
| 7 | GA5011133 | Nut M10 Dome nut SS | 8 |
| 8 | GA5006145 | Bolt M10 x 30 SS | 8 |
| 9 | GA5003925 | End cap, 45 mm round, Black plastic | 6 |
| 10 | GA5066976 | Mudguard Dunloflex 510W x R1010 (R51.265) | 2 |
| | GA5004263 | Mudguard 630W x R1000 | |
| 11 | GA5066977 | Mudguard Bracket Dunloflex suit 48.3mm pipe (H50.660) | 12 |
| 12 | Refer to tables over page for mudguard bracket part numbers | | 1 |
| 13 | | | 1 |

Continued over page

Mudguards

32" Wheels, Air Bag Axle

| Part No | Description |
|--------------------|--|
| GA4900591-EF-NS-32 | Mudguards kit 32" to suit a/bag suspension |
| GA4655078 | Mudguard Bracket 38" RH EF rigid |
| GA4655079 | Mudguard Bracket 38" LH EF rigid |

38" Wheels, Air Bag Axle

| Part No | Description |
|--------------------|--|
| GA4900591-EF-NS-38 | Mudguards kit 38" to suit EF with a/bag suspension |
| GA4655078 | Mudguard Bracket 38" RH EF airbag |
| GA4655079 | Mudguard Bracket 38" LH EF airbag |

38" Wheels, Rigid Axle

| Part No | Description |
|------------------|--|
| GA4900591-P-EF-R | Mudguards kit 38" to suit EF with rigid axle |
| GA4655082 | Mudguard Bracket 38" RH EF non airbag |
| GA4655083 | Mudguard Bracket 38" LH EF non airbag |

42" Wheels, Air Bag Axle

| Part No | Description |
|--------------------|--|
| GA4900591-EF-NS-42 | Mudguards kit 42" to suit EF with a/bag suspension |
| GA4655076 | Mudguard Bracket 42" RH EF airbag |
| GA4655077 | Mudguard Bracket 42" LH EF airbag |

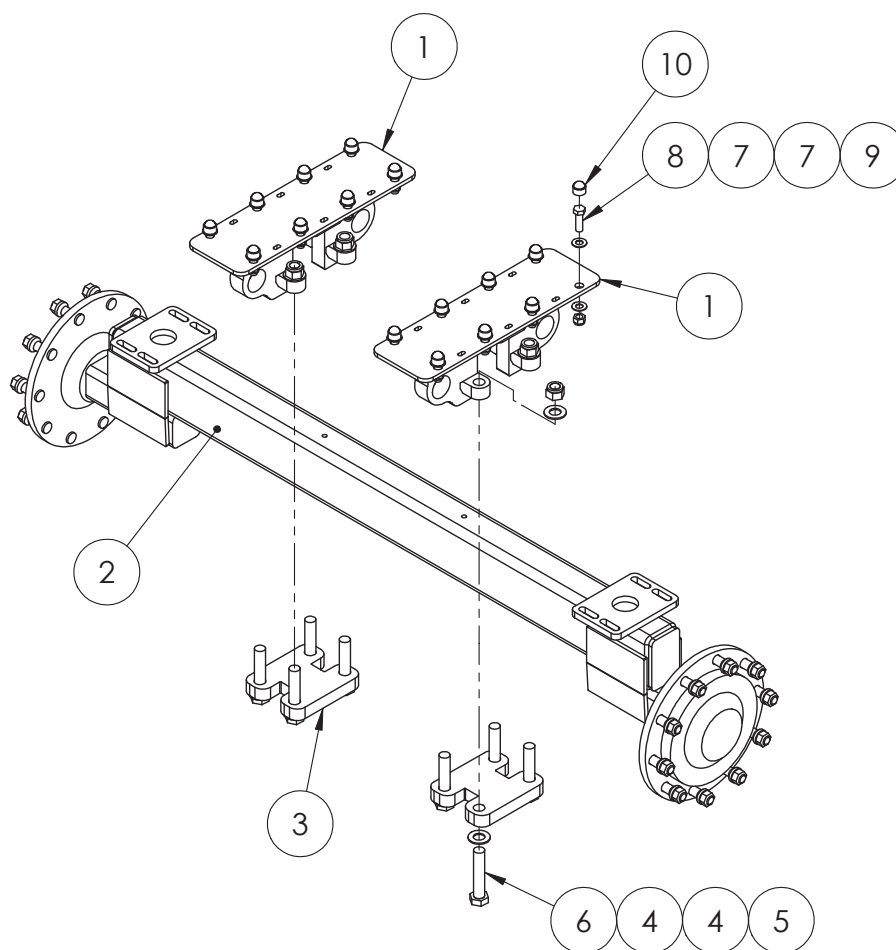
42" Wheels, Rigid Axle

| Part No | Description |
|---------------------|--|
| GA4900591-P-EF-R-42 | Mudguards kit 42" to suit EF with rigid axle |
| GA4655088 | Mudguard Bracket 42" RH EF non airbag |
| GA4655089 | Mudguard Bracket 42" LH EF non airbag |

38" & 42" Wheels, Steering axle (not shown)

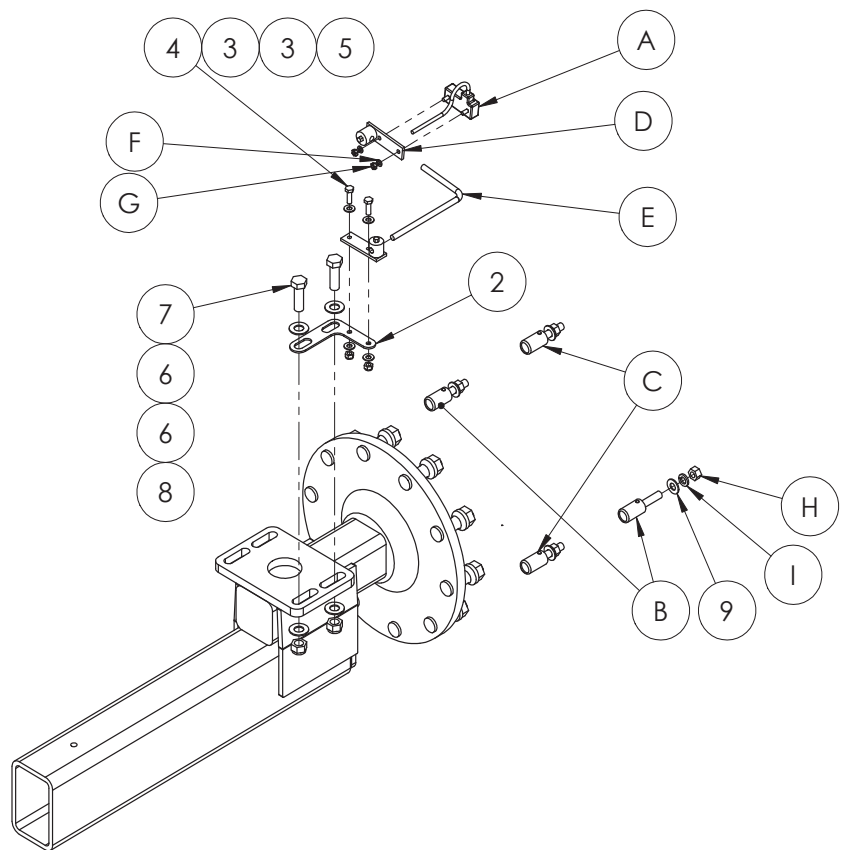
| Part Number | Description | QTY |
|----------------|---|-----|
| GA4900591-EF-S | Mudguards - EF Advance/SmartSteer 18.4 x 38 Poly & mudflaps | 1 |
| GA4655247 | Mudguard Bracket EF steer suit 500W | 6 |
| GA5001029 | Nut M16 Nyloc ZP | 2 |
| GA5003825 | Mudguard, Black plastic, 500 wide x 1000mm radius | 18 |
| GA5000941 | Bolt M16 x 60 ZP GR8.8 | 18 |
| GA5001043 | Washer 16mm Flat SS HD | 36 |
| GA5075070 | Bracket, Mud guard anti sail, Black | 2 |
| GA5011949 | Mudflap Goldacres green /gold 450 old style | 2 |
| GA5066162 | Bolt M10 x 25 SS | 12 |
| GA5011133 | Nut M10 Dome nut SS | 20 |
| GA5002665 | 30 Series Plugs | 40 |
| GA5006145 | Bolt M10 x 30 SS | 8 |

Rigid Axle



| ITEM NO. | PART NUMBER | DESCRIPTION | QTY. |
|----------|-------------|--|------|
| 1 | GA4652986 | Axle carrier suit EF chassis | 2 |
| 2 | GA4656921 | Axle EF Rigid 2000mm I0 Stud | 1 |
| | GA4656926 | Axle EF Rigid 2050mm I0 Stud | |
| | GA4656931 | Axle EF Rigid 2100mm I0 Stud | |
| | GA4656936 | Axle EF Rigid 3000mm I0 Stud | |
| 3 | GA4632050 | Suspension narrow retainer (32mm FMS) | 2 |
| 4 | GA5017659 | Washer, 1", Flat, ZP, Heavy duty (5mm thick) | 16 |
| 5 | GA5012439 | Nut, Nyloc, 1" UNC, ZP | 8 |
| 6 | GA5006031 | Bolt, 1" UNC x 5" ZP GR8 | 8 |
| 7 | GA5001009 | Washer 16mm Flat ZP Heavy Duty | 32 |
| 8 | GA5000931 | Bolt M16 x 50 ZP GR8.8 | 16 |
| 9 | GA5001029 | Nut M16 Nyloc ZP | 16 |
| 10 | GA5075080 | Hex nut protection cap suit M16, Black | 16 |

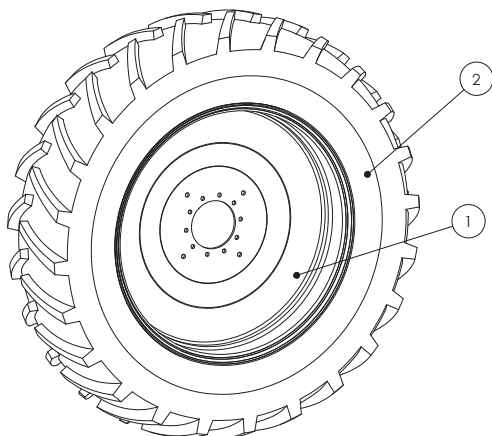
Wheel Speed Sensor



| Wheel speed sensor kit 0630171152 | | | |
|-----------------------------------|------------|---|-----|
| ITEM NO | PART NO | DESCRIPTION | QTY |
| A | 0630171149 | Sensor, Wheel Drive Speed with 7 1/2' Cable, Raven | 1 |
| B | 0630159402 | Magnet, Red North Pole Speed Sensor Assembly, Raven | 2 |
| C | 0630159403 | Magnet, Black South Pole Speed Sensor Assembly, Raven | 2 |
| D | 0630159483 | Sensor, Turret Assembly Speed Sensor, Raven | 2 |
| E | 1070159472 | Rod, Speed Sensor, Raven | 1 |
| F | 3131000016 | Washer 1/4" lock split zinc | 2 |
| G | 3121001031 | Nut 1/4" 20 TPI Hex, zinc | 2 |
| H | 3121001043 | Nut 1/2" 13 TPI Hex, zinc | |
| I | 3131000028 | 1/2" lock washer | 4 |

| ITEM NUMBER | PART NUMBER | DESCRIPTION | QTY. |
|-------------|-------------|---|------|
| 1 | 0630171152 | Sensor, Speed 4 Pole Wheel Drive with 7 1/2' Cable Kit, Raven | 1 |
| 2 | GA4534520 | Speed Sensor Tab Bolt On | 1 |
| 3 | GA5004883 | Washer 8mm Flat ZP Heavy Duty | 4 |
| 4 | GA5004711 | Bolt M8 x 25 ZP GR8.8 | 2 |
| 5 | GA5004917 | Nut M8 Nyloc ZP | 2 |
| 6 | GA5001009 | Washer 16mm Flat ZP Heavy Duty | 4 |
| 7 | GA5000931 | Bolt M16 x 50 ZP GR8.8 | 2 |
| 8 | GA5001029 | Nut M16 Nyloc ZP | 2 |
| 9 | GA5017615 | Washer 1/2" Flat ZP Heavy Duty | 4 |

Wheels



Please note wheels are fitted as a left and right hand pair. So when ordering complete wheel and tyre unit, please note on the order which side is required. Rims are supplied painted and with speed sensor holes.

18.4 x 38 WHEELS

| ITEM | PART NUMBER | DESCRIPTION |
|------|-------------|-----------------------------------|
| - | GA4901410 | Complete wheel and tyre |
| 1 | GA5018820 | Wheel DW 15 x 38 10 stud 0 offset |
| 2 | GA5001108 | Tyre 18.4 x 38 (16 Ply) |

18.4 x 42 WHEELS

| ITEM | PART NUMBER | DESCRIPTION |
|------|-------------|--|
| - | GA4901414 | Complete wheel and tyre |
| 1 | GA5020225 | Wheel DW 16 x 42, 10 stud on 335pcd 0 offset |
| 2 | GA5001105 | Tyre 18.4 x 42 x 14 ply (R1) |

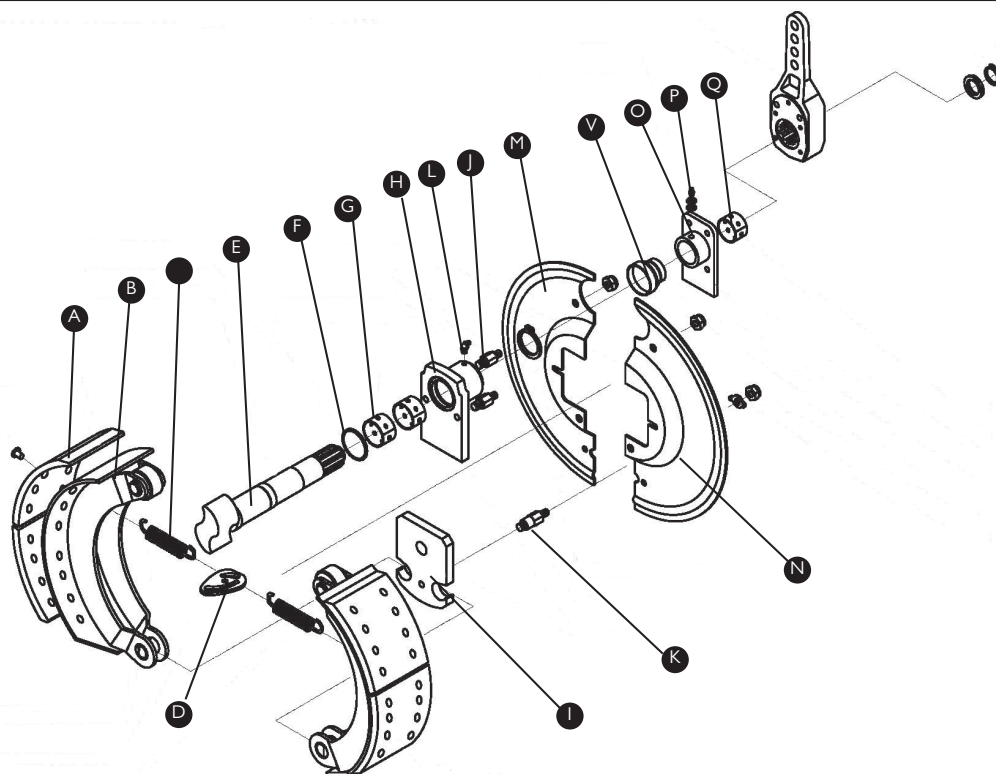
20.8 x 42 WHEELS

| ITEM | PART NUMBER | DESCRIPTION |
|------|-------------|------------------------------------|
| - | GA4901415 | Complete wheel and tyre |
| 1 | GA5001105 | 42" x 18" Wheel, 10 stud, 0 offset |
| 2 | GA5020830 | 20.8 x 42 Tyre 16 ply |

WHEEL NUTS

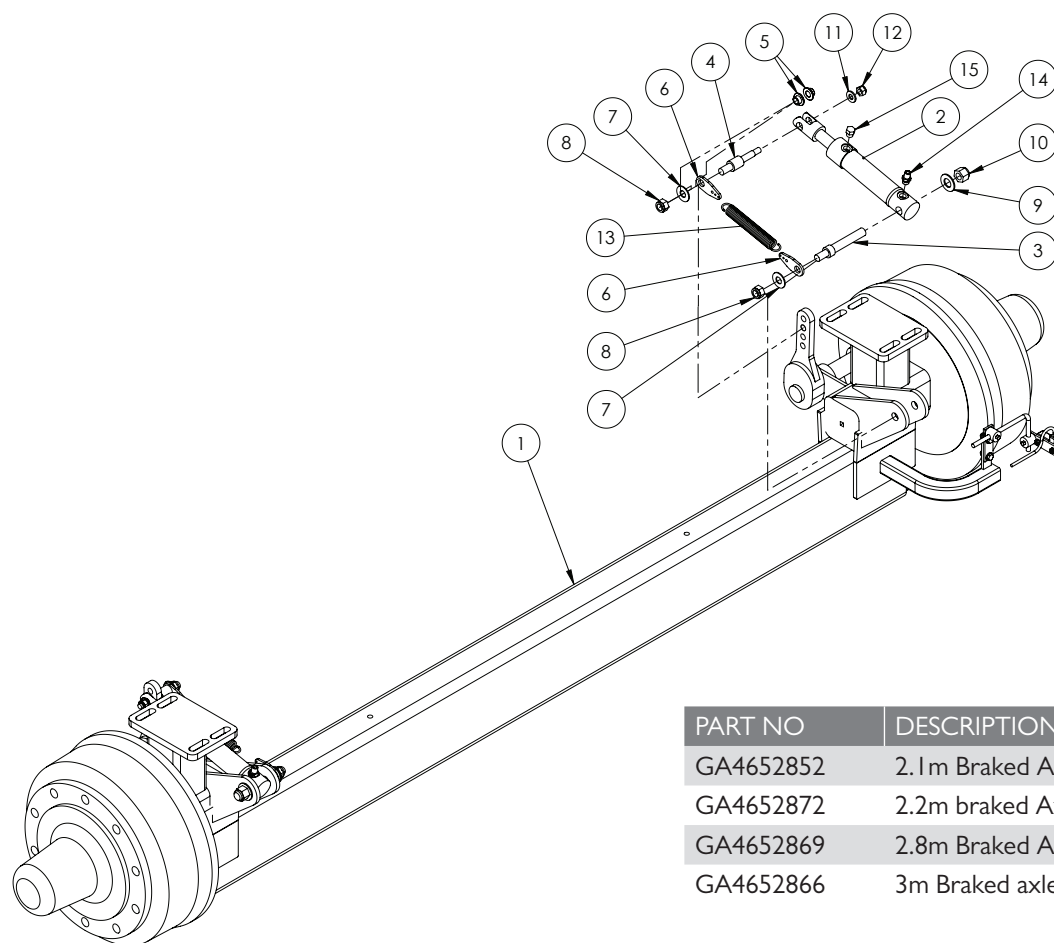
| PART NUMBER | DESCRIPTION |
|-------------|--|
| GA5018892 | Wheel nut, M22 x 1.5mm, ZP |
| GA5018900 | Tapered spring Washers suit M22 wheel stud (329F003) |

Brake Components



| ITEM NO. | PART NUMBER | DESCRIPTION | QTY |
|----------|-------------|---------------------------|-----|
| A | GA5062505 | Brake Shoe | 2 |
| B | GA5062510 | Brake Shoe Holder | 2 |
| C | GA5062515 | Brake Return Spring | 2 |
| D | GA5062520 | Brake Return Spring Mount | 1 |
| E | GA5062525 | S Cam | 1 |
| F | GA5062530 | O-Ring | 1 |
| G | GA5062535 | Spacers | 2 |
| H | GA5062540 | S Cam Mount | 1 |
| I | GA5062545 | Lower Brake Shoe Mount | 1 |
| J | GA5062550 | | 2 |
| K | GA5062555 | | 1 |
| L | GA5062560 | Grease Nipple | 1 |
| M | GA5062565 | Backing Plate (Left) | 1 |
| N | GA5062570 | Backing Plate (Right) | 1 |
| O | GA5062575 | Brake Lever Mount | 2 |
| P | GA5062580 | Grease Nipple (long) | 2 |
| Q | GA5062585 | Spacer Bush | 1 |
| R | GA5062590 | Nut | 2 |
| S | GA5062595 | Brake Lever | 1 |
| T | GA5062600 | Washer | 1 |
| U | GA5062605 | Circlip | 1 |
| V | GA5062610 | Rubber Boot | 1 |
| | GA5062615 | Brake Drum (Not Shown) | 1 |

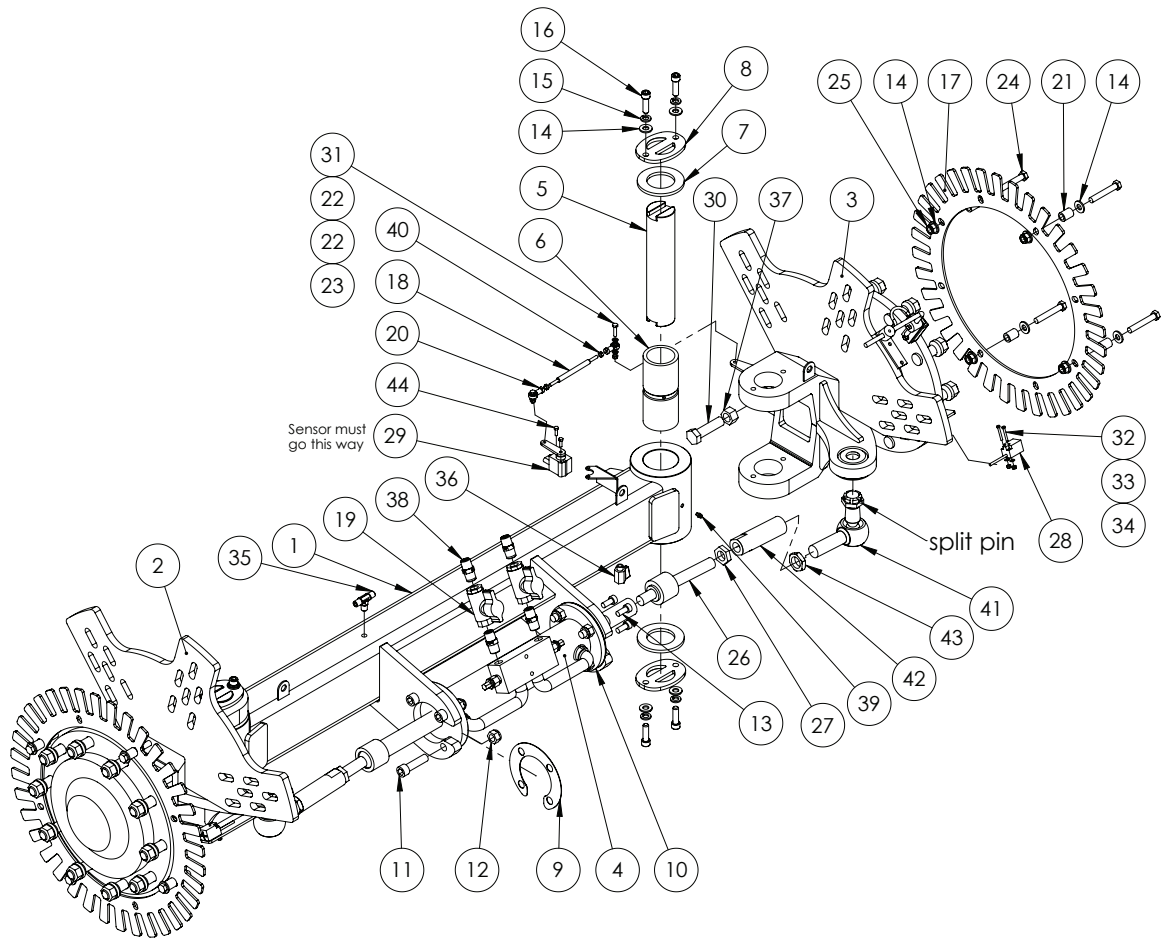
Braked Axle Assembly



| PART NO | DESCRIPTION |
|-----------|------------------|
| GA4652852 | 2.1m Braked Axle |
| GA4652872 | 2.2m braked Axle |
| GA4652869 | 2.8m Braked Axle |
| GA4652866 | 3m Braked axle |

| ITEM NO. | PART NUMBER | DESCRIPTION | QTY. |
|----------|-------------|--|------|
| 1 | GA4652852 | Axle EF suit airbag 2100-10 stud braked | 1 |
| 2 | GA5016121 | Hydraulic cylinder 1" rod 1.5" bore 100mm stroke | 2 |
| 3 | MACH0201 | Spring and ram mounting pin | 2 |
| 4 | MACH0202 | Spring and ram mounting pin | 2 |
| 5 | MACH0200 | Ram clevis spacer bush 32 x 16 hollow bar | 4 |
| 6 | F70121A | Hopper spring retainer 5mm SS | 4 |
| 7 | GA5001043 | Washer 16mm Flat SS HD | 4 |
| 8 | GA5001029 | Nut M16 Nyloc ZP | 4 |
| 9 | GA5002539 | Washer 3/4" Flat ZP | 2 |
| 10 | GA5048430 | Nut, Nyloc, 3/4", UNC, ZP | 2 |
| 11 | GA5000577 | Washer 12mm Flat ZP Heavy Duty | 2 |
| 12 | GA5012461 | Nut M12 Nyloc ZP | 2 |
| 13 | GA5007755 | Spring, Tension, 25 OD x 180 long x 3mm, Suit trailer Brakes | 2 |
| 14 | S93-0409 | Hydraulic adapter, Nipple, 1/4" BSPT x 9/16" UN o-ring | 2 |
| 15 | S97-09 | Hydraulic Bung, 9/16" UN o-ring | 2 |

Steering Axle Assembly



| ITEM NO. | PART NUMBER | DESCRIPTION | QTY. |
|----------|-------------|--|------|
| 1 | GA4652730 | Axle Advance EF steerable | 1 |
| 2 | GA4652972 | Steering arm & stub axle assembly, Left side, Prairie Advance | 1 |
| 3 | GA4652971 | Steering arm & stub axle assembly, Right side, Prairie Advance | 1 |
| 4 | GA5066585 | Hydraulic cylinder suit steering axle | 1 |
| 5 | GA4552315 | Steering king pin | 2 |
| 6 | GA4552310 | Bush, 75.2 OD x 60 ID x 170mm long, Nylube | 2 |
| 7 | GA4552305 | Thrust washer | 4 |
| 8 | GA4502280 | Pin retainer | 4 |
| 9 | GA4514640 | Steering ram shim plate | 2 |
| 10 | GA4514635 | Flange plate for steering ram | 1 |
| 11 | GA5048680 | SHCS M16 x 60 ZP GR12.9 | 8 |
| 12 | GA5001029 | Nut M16 Nyloc ZP | 8 |
| 13 | GA5070250 | SHCS 7/16" UNF x 1" ZP GR12.9 | 4 |
| 14 | GA5000587 | Washer 12mm Flat ZP Heavy Duty | 24 |
| 15 | GA5000575 | Washer 12mm Spring SS | 8 |
| 16 | GA5000321 | SHCS M12 x 40 ZP GR12.9 | 8 |

Continued over page

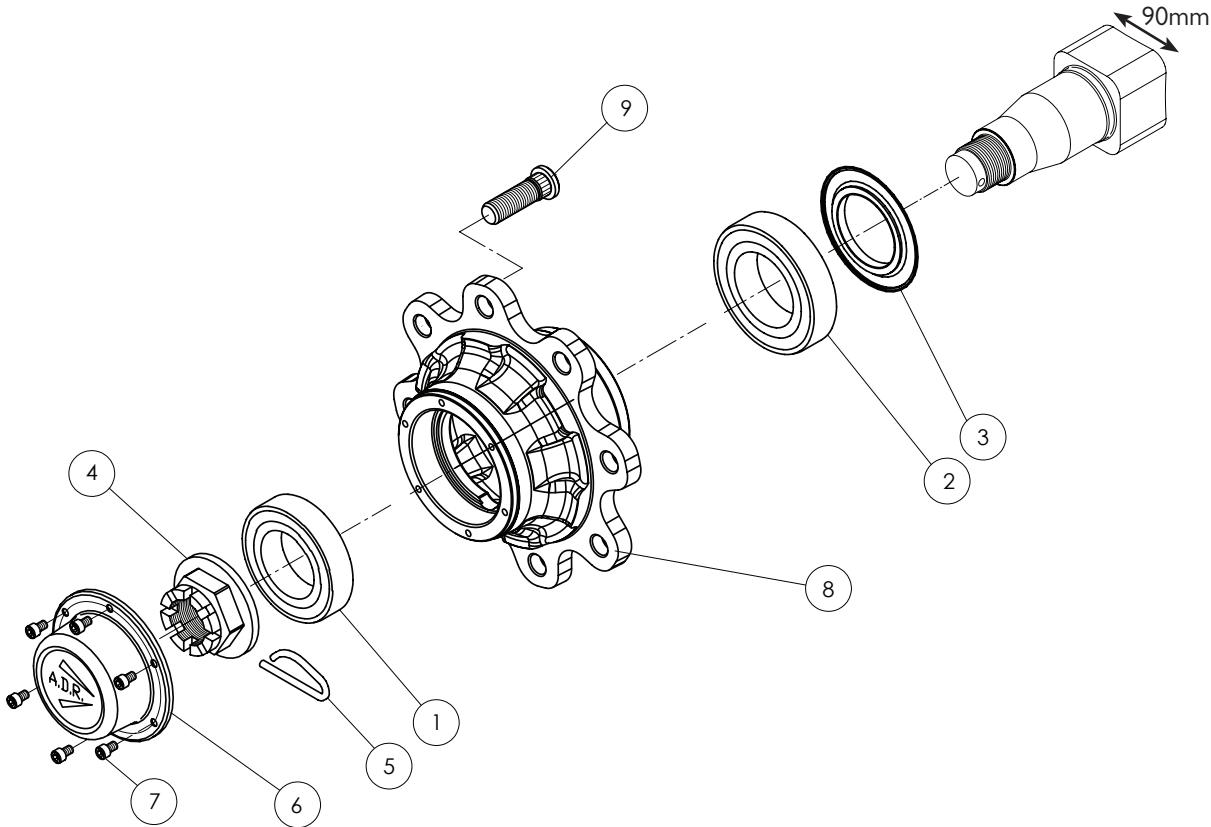
Steering Axle Assembly

| ITEM NO. | PART NUMBER | DESCRIPTION | QTY. |
|----------|--------------|---|------|
| 17 | GA4535570 | Wheel Speed Sensor Disc For Steering (36 Instances) | 2 |
| 18 | GA4583065 | Link Rod Steering Axle Sensor | 1 |
| 19 | GA5000835 | Valve, Ball, Hydraulic, 1/2" female thread inlet / outlet | 2 |
| 20 | GA5052725 | Rod End 6mm female | 2 |
| 21 | 24MK3CS01 IM | Crush tube for ram TILT replacement links | 8 |
| 22 | GA5004437 | Washer 6mm Flat SS | 4 |
| 23 | GA5048115 | Nut M6 Nyloc ZP | 2 |
| 24 | GA5000351 | Bolt M12 x 75 ZP GR8.8 | 8 |
| 25 | GA5012461 | Nut M12 Nyloc ZP | 8 |
| 26 | GA5065045 | Ball joint, Inline, M24 x 1.5 pitch x M22 x 1.5 pitch | 2 |
| 27 | GA5011341 | Nut M24 x 1.5 Pitch Hex Lock ZP | 2 |
| 28 | 16-40004 | 38412-1 Sensor, prox SPD | 2 |
| 29 | GA5047668 | Sensor, angle of rotation, Smart steer axle, Bosch | 1 |
| 30 | GA5001567 | Bolt M20 x 75 ZP GR8.8 | 2 |
| 31 | GA5004073 | Bolt M6 x 25 ZP GR8.8 | 2 |
| 32 | GA5011367 | SHCS M4 x 30 ZP GR12.9 | 4 |
| 33 | GA5020510 | Washer 4mm Flat SS | 4 |
| 34 | GA5049025 | Nut M4 Nyloc SS | 4 |
| 35 | S50-040404 | Hydraulic adaptor, Tee, 1/4" BSP male x 1/4" BSP male x 1/4" BSP male | 1 |
| 36 | GA5018323 | Valve, Ball, 1/4" male / female thread inlet / outlet, SS, Lever handle | 2 |
| 37 | GA5001709 | Nut M20 Coarse Hex ZP | 2 |
| 38 | S27-0808 | Hydraulic adapter, Nipple, 1/2" BSP male x 1/2" BSP male | 4 |
| 39 | GA5012203 | Grease nipple, Short, 1/4" UNF | 2 |
| 40 | GA5049030 | Nut M6 Hex SS | 2 |
| 41 | GA5065041 | Ball joint, Right angle, M28 x 1.5 thread | 2 |
| 42 | GA4572156 | Tie rod, For 2m standard front axle, M24 to M28 x 130mm long | 2 |
| 43 | GA4572170 | Lock nut, M28 x 1.5P, Suit tie rod end | 2 |
| 44 | GA5003577 | Bolt M5 x 16 ZP GR8.8 | 2 |

Hub - 90 Series

Complete 90 Series Hubs/Stub Axles Available
Part No GA5018119

TO DETERMINE SIZE/SERIES,
MEASURE CROSS SECTION.

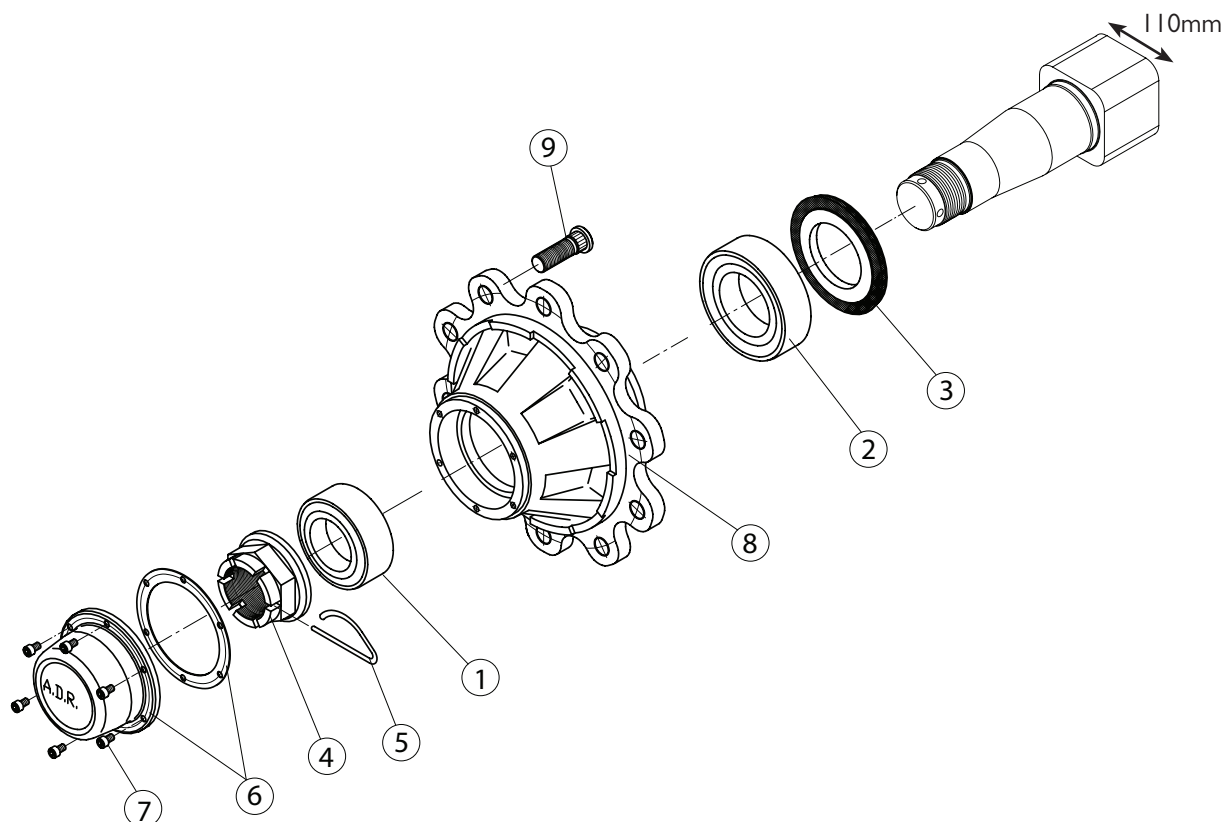


| ITEM NO. | PART NUMBER | DESCRIPTION | QTY. |
|----------|-------------|--------------------------------|------|
| 1 | GA5052200 | Bearing 32213 | 1 |
| 2 | | Bearing 32216 | 1 |
| 3 | GA5066405 | Oil Seal | 1 |
| 4 | GA5052190 | Crown Nut | 1 |
| 5 | | Spring Pin | 1 |
| 6 | GA5052120 | Cap with Gasket | 1 |
| 7 | | SHCS M8 x 1.25P | 6 |
| 8 | - | Hub, 10 holes 335 PCD | 1 |
| 9 | GA5052205 | 90 Series ADR Stud Kit A024001 | |

Hub - I I0 Series

Complete I I0 Series Hubs/Stub Axles Available
Part No GA5050300

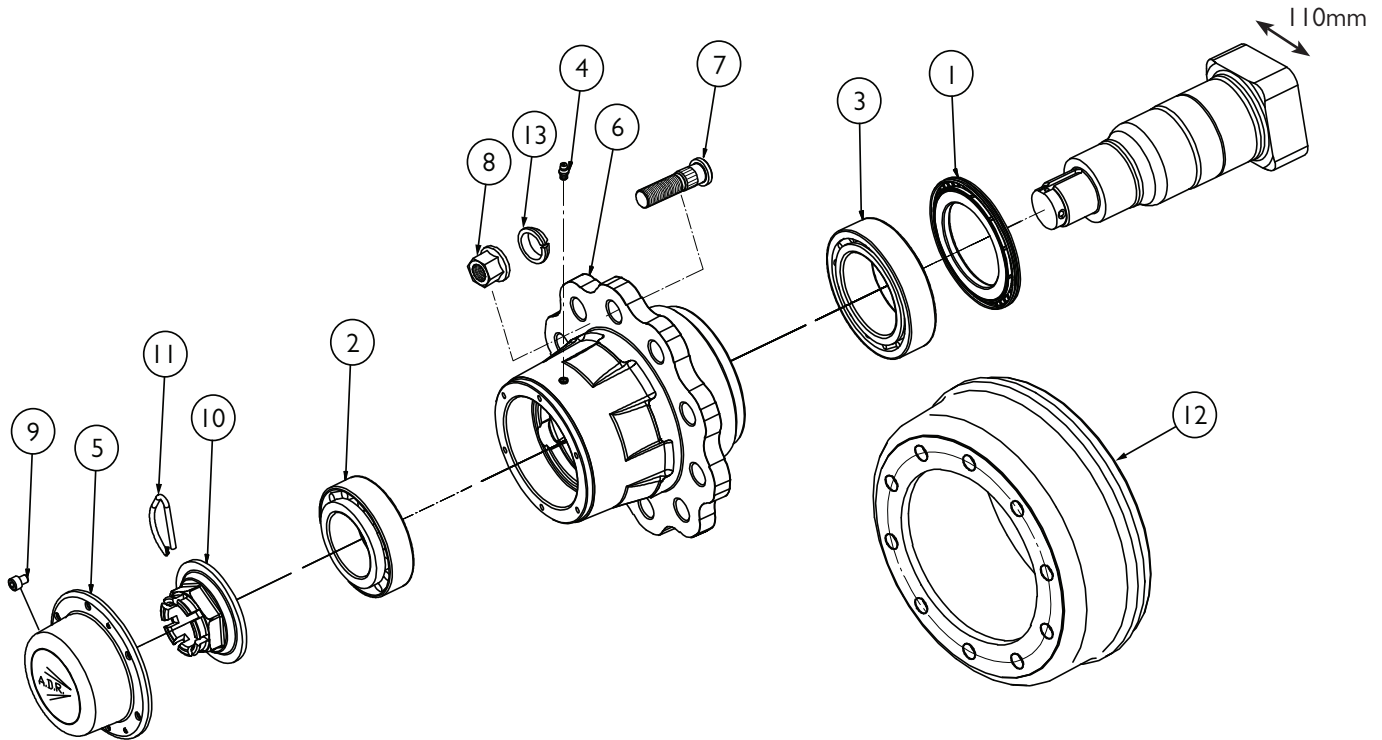
TO DETERMINE SIZE/SERIES,
MEASURE CROSS SECTION.



| ITEM NO. | PART NUMBER | DESCRIPTION | QTY. |
|----------|-------------|--------------------------|------|
| 1 | - | Bearing 33215 | 1 |
| 2 | - | Bearing 33020 | 1 |
| 3 | GA5023675 | Oil Seal | 1 |
| 4 | GA5052140 | Crown Nut | 1 |
| 5 | GA5052140 | Spring Pin | 1 |
| 6 | GA5052145 | Cap with Gasket | 1 |
| 7 | GA5052145 | SHCS M8 x 1.25P | 6 |
| 8 | - | Hub, 10 holes 335 PCD | 1 |
| 9 | - | I I0 Series ADR Stud Kit | |

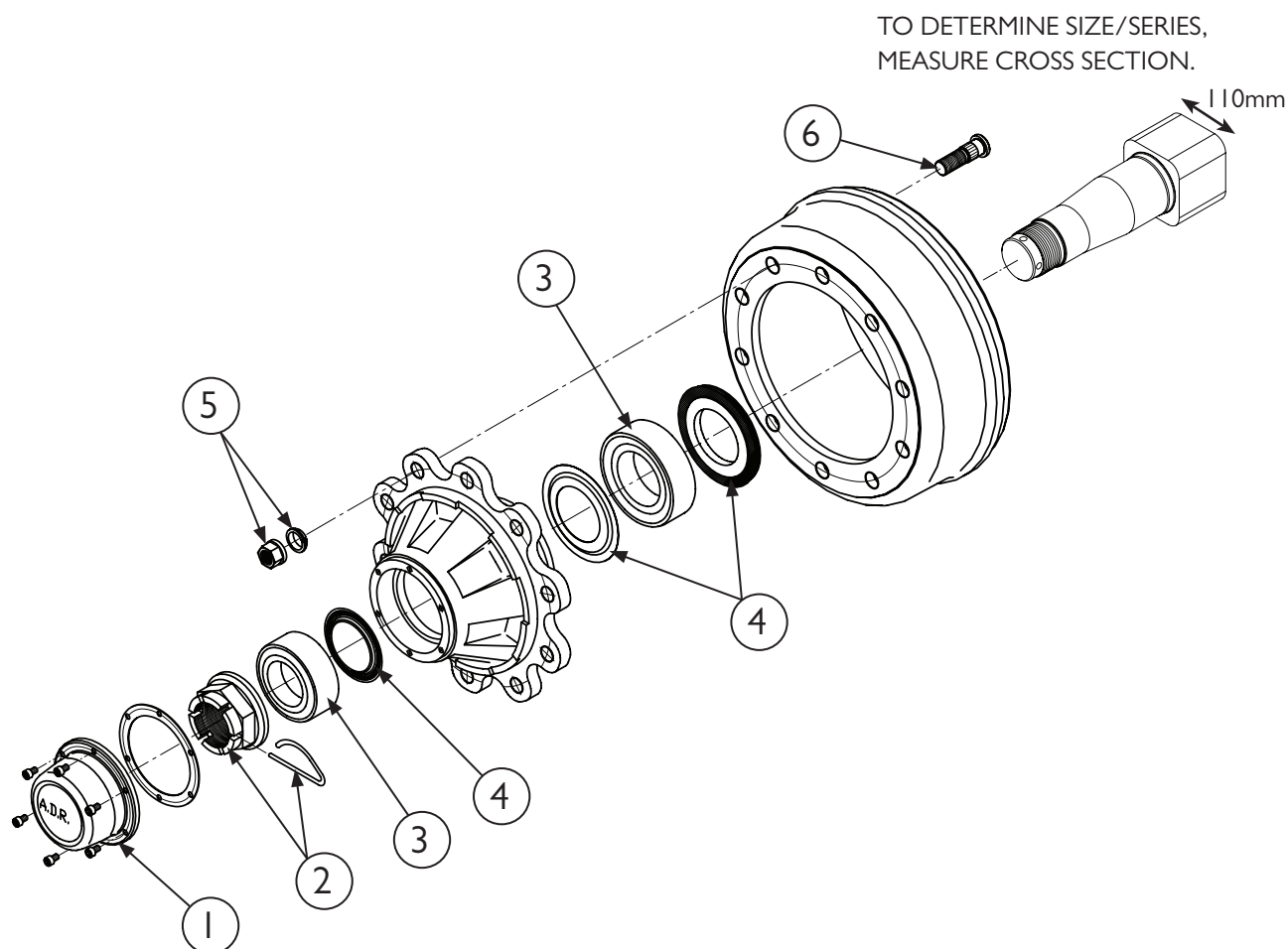
Hub - 110 Series Braked (New Series)

TO DETERMINE SIZE/SERIES,
MEASURE CROSS SECTION.



| ITEM NO. | PART NUMBER | DESCRIPTION | QTY. |
|----------|-------------|---|------|
| - | GA5018121 | Stub axle, 110 Series, LH, Braked, ADR (New Series) | - |
| - | GA5018120 | Stub axle, 110 Series, RH, Braked, ADR (New Series) | - |
| 1 | GA5073565 | Grease seal, 110 Series, Unbraked and Braked, ADR, 5441402, 140 OD x 92mm ID, 5441402, 9RNUA. | 1 |
| 2 | GA5052135 | Bearing kit, 110 Series, Braked, 33215, 33118, check serial number before ordering, ADR | 1 |
| 3 | GA5052135 | Bearing kit, 110 Series, Braked, 33215, 33118, check serial number before ordering, ADR | 1 |
| 4 | GA5024086 | Grease Nipple, M8 Straight, 100 Series, ADR | 1 |
| 5 | GA5024083 | Cap, with gasket, 100 Series, ADR | 1 |
| 6 | GA5078983 | Hub, 10 Hole, ADR, 120/140, 61LIUA004 | 1 |
| 7 | GA5052125 | Stud kit, 110 Series, Braked, ADR | 1 |
| 8 | GA5052165 | Wheel nut kit, Suit 90 / 110 series stub axle, ADR (set of 10) | 1 |
| 9 | GA5024084 | SHCS M8 x 1.25P, 100 Series, ADR | 10 |
| 10 | GA5024088 | Crown Nut, 100 Series, ADR | 1 |
| 11 | GA5024089 | Spring Pin, 100 Series, ADR | 1 |
| 12 | 66LVA1001 | Brake Drum, . 406x120x10, LOCH | 1 |
| 13 | 574221 | Washer, Stud Nut, (REFER TO WHEEL NUT KIT ITEM 8) | - |

Hub - 110 Series Braked (Old Series)



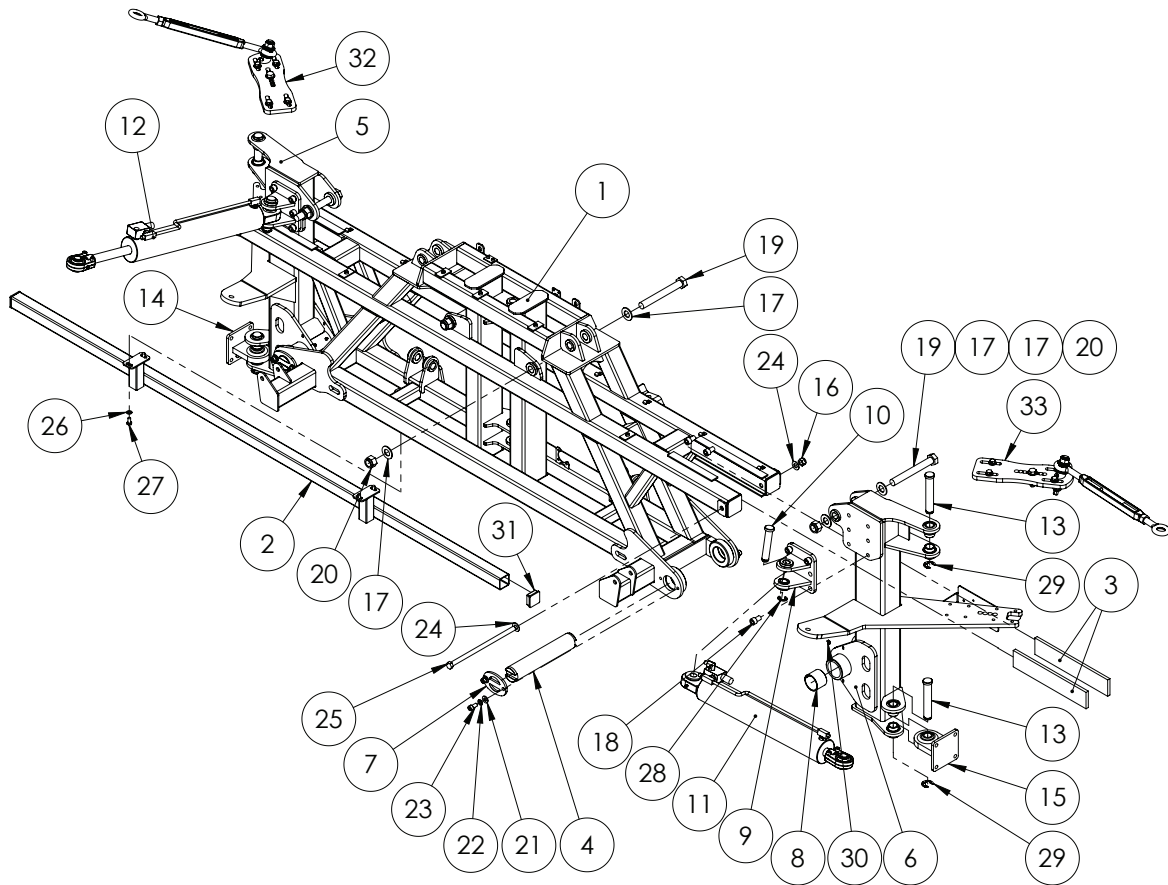
Complete Old Style Hub No Longer Available. Refer to new Hub Part Numbers for 110 Series Replacement Hub

| ITEM NO. | PART NUMBER | DESCRIPTION | QTY. |
|----------|-------------|--|------|
| - | GA5018121 | Stub axle, 110 Series, LH, Braked, ADR (NEW STYLE) | - |
| - | GA5018120 | Stub axle, 110 Series, RH, Braked, ADR (NEW STYLE) | - |
| 1 | GA5052145 | Cap kit, 110 Series, ADR | 1 |
| 2 | GA5052140 | Crown nut kit, 110 Series, ADR | 1 |
| 3 | GA5052135 | Bearing kit, 110 Series, Braked, ADR | 1 |
| 4 | GA5052130 | Seal kit, 110 Series, Braked, ADR | 1 |
| 5 | GA5052165 | Wheel nut kit, Suit 90 / 110 series stub axle, ADR (set of 10) | 1 |
| 6 | GA5052125 | Stud kit, 110 Series, Braked, ADR | 1 |

Chapter 13

BOOM CENTRE

Boom Centre Assembly



| ITEM NO. | PART NUMBER | DESCRIPTION | QTY. |
|----------|-------------|---|------|
| 1 | GA4658120 | Centre Section, TriTech, MYII on | 1 |
| 2 | GA4658145 | Spray bar suit 2011 center section | 1 |
| 3 | GA5075090 | Wear pad, 380 x 74 x 12mm, Polystone | 4 |
| 4 | GA4572365 | Tilt pin suit MYII centre section | 2 |
| 5 | GA4658125 | Tilt arm suit 2011 center Right hand | 1 |
| 6 | GA4658130 | Tilt arm suit 2011 center Left hand | 1 |
| 7 | GA4502280 | Pin retainer | 4 |
| 8 | GA5075060 | Glacier bush 60mm ID 50mm long | 4 |
| 9 | GA4653316 | Boom centre 2011 24m fold ram mount 1" inch | 2 |
| 10 | GA4572200 | Pin, 1" diameter x 132.4mm long, With shoulder and circlip groove | 2 |

Continued over page

Boom Centre Assembly

| ITEM NO. | PART NUMBER | DESCRIPTION | QTY. |
|----------|-------------|--|------|
| 11 | GA5018542 | Hydraulic Cylinder, External Phasing, 3.25" bore x 1.25" rod x 18" stroke | 1 |
| 12 | GA5018540 | Hydraulic Cylinder, External Phasing, 3" Bore x 18" stroke x 1.25" Rod(external phasing valve) | 1 |
| 13 | L003A | Pin, 1 1/8" x 170mm, with circlip groove | 4 |
| 14 | GA4656200 | Rose end, Bolt on, RH, Suit 24 - 36m boom | 1 |
| 15 | GA4656201 | Rose end, Bolt on, LH, Suit 24 - 36m boom | 1 |
| 16 | GA5001029 | Nut M16 Nyloc ZP | 2 |
| 17 | GA5017659 | Washer, 1", Flat, ZP, Heavy duty (5mm thick) | 8 |
| 18 | GA5000905 | SHCS M16 x 25 ZP GR8.8 | 12 |
| 19 | GA5006151 | Bolt 1" UNF x 8" x 12 TPI ZP GR8 | 4 |
| 20 | GA5012445 | Nut 1" UNF 14 tpi Nyloc ZP | 4 |
| 21 | GA5000587 | Washer 12mm Flat ZP Heavy Duty | 8 |
| 22 | GA5000575 | Washer 12mm Spring SS | 8 |
| 23 | GA5000297 | SHCS M12 x 25 ZP GR12.9 | 8 |
| 24 | GA5001009 | Washer 16mm Flat ZP Heavy Duty | 4 |
| 25 | GA5075125 | Bolt M16 x 325, 60 mm of thread, GR4.4 ZP | 2 |
| 26 | GA5000117 | Washer 10mm Flat SS Heavy Duty | 4 |
| 27 | GA5006113 | Bolt M10 x 20 ZP GR8.8 | 4 |
| 28 | GA5001223 | Circlip, 19mm, E type, zinc plated | 2 |
| 29 | GA5001883 | Circlip, E type, 24mm, zinc plated | 4 |
| 30 | GA5012203 | Grease nipple, Short, 1/4" UNF | 4 |
| 31 | GA5003783 | End cap, Insert, Black, Plastic, 50 x 50 mm | 2 |
| 32 | GA4922220 | Cable Mount Rear, angle fold, Right, 24-36m MY13 | 1 |
| 33 | GA4922225 | Cable Mount Rear, angle fold, Left, 24-36m MY13 | 1 |

SHIMS AVAILABLE

Fold Ram Mount Shims

GA4513041 Shim, TriTech Fold ram, 20mm, Suit 4 bolt

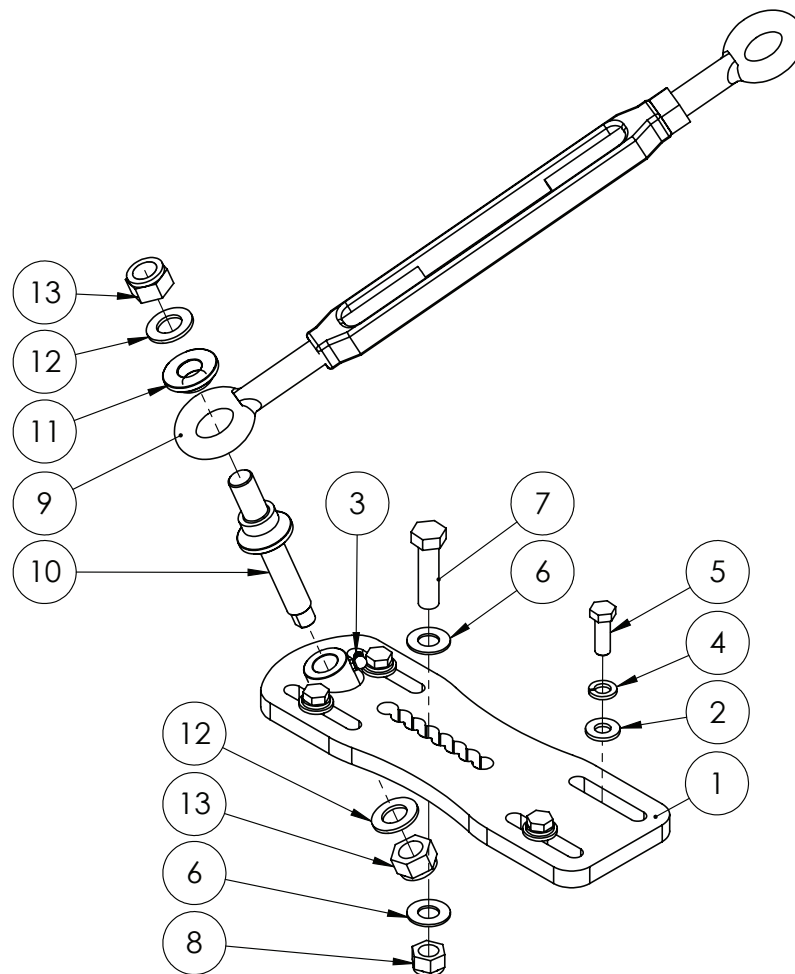
Boom Pivot Shims

GA4535360 Shim, 5mm, Delta boom rose joint

GA4535355 Shim, 3mm, Delta boom rose joint

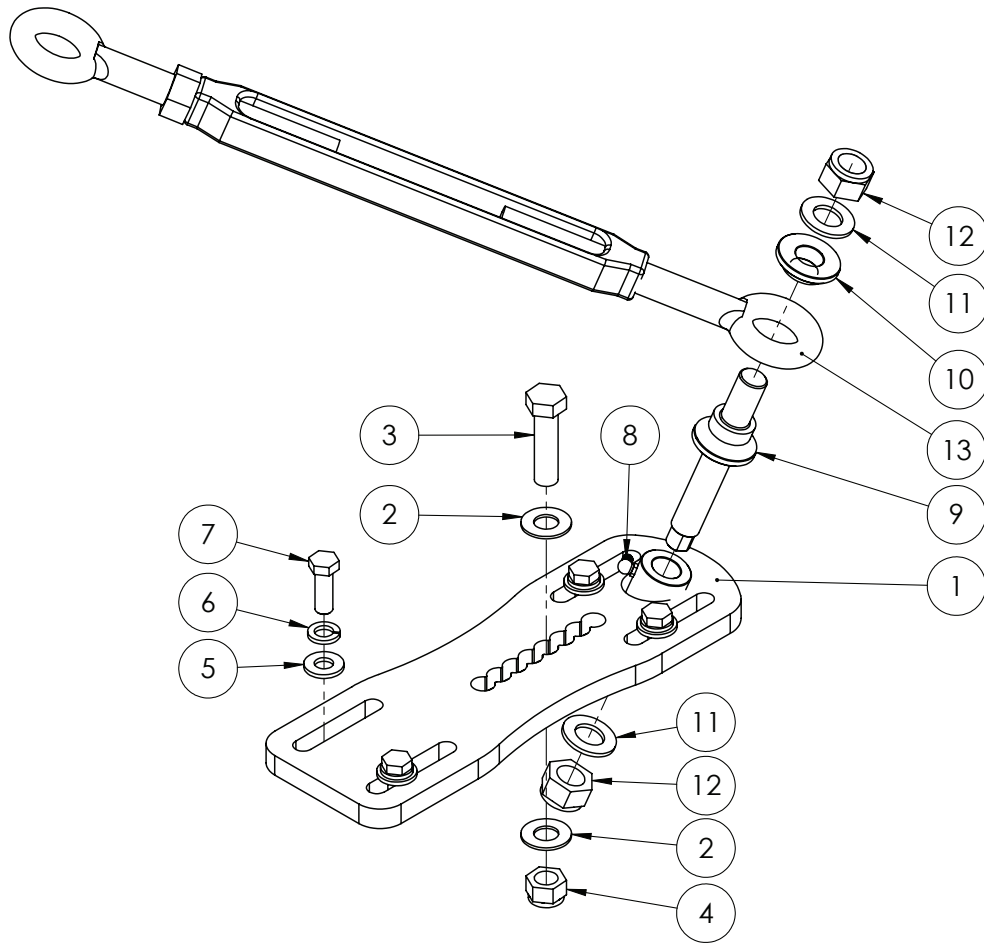
GA4535285 Shim, 1mm, Lower rose end, Delta boom

Cable Mount - Rear LH



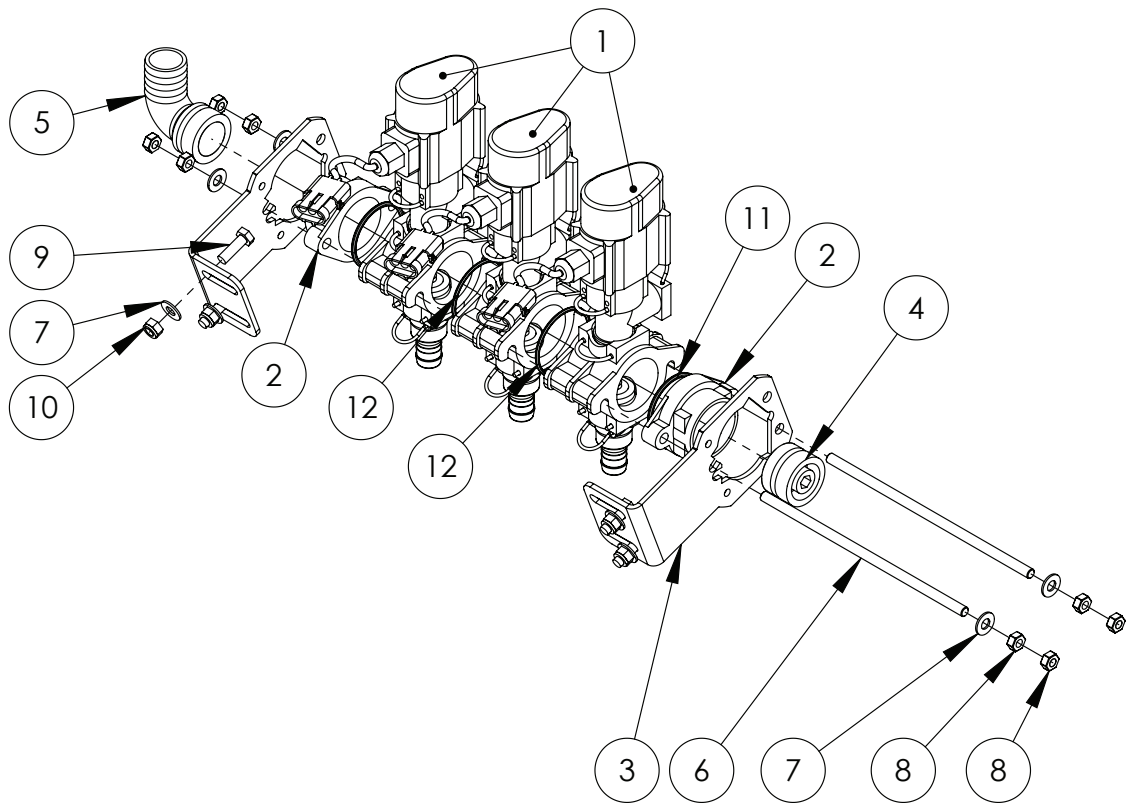
| ITEM NO | PART NUMBER | DESCRIPTION | QTY. |
|---------|-------------|---|------|
| 1 | GA4656255 | Slide plate, Boom cable adjuster, Left side, Prairie TriTech boom | 1 |
| 2 | GA5000587 | Washer 12mm Flat ZP Heavy Duty | 4 |
| 3 | GA5009639 | Grease nipple, Long, 1/4" UNF male thread, 1 1/8" long | 1 |
| 4 | GA5000575 | Washer 12mm Spring SS | 4 |
| 5 | GA5000311 | Set screw, M12 x 35, ZP GR 8.8 | 4 |
| 6 | GA5001009 | Washer 16mm Flat ZP Heavy Duty | 2 |
| 7 | GA5000939 | Bolt M16 x 60 Black GR8.8 | 1 |
| 8 | GA5001029 | Nut M16 Nyloc ZP | 1 |
| 9 | GA5017061 | Turnbuckle, Eye ends, M22 thread & lock nut, Galvanised | 1 |
| 10 | GA4572510 | Pivot pin, Boom cable MY13 | 1 |
| 11 | GA4572515 | Boom cable retainer, Pivot pin MY13 | 1 |
| 12 | GA5001739 | Washer 20mm Flat Heavy Duty SS | 2 |
| 13 | GA5048125 | Nut M20 Nyloc Coarse ZP | 2 |

Cable Mount - Rear RH



| ITEM NO | PART NUMBER | DESCRIPTION | QTY. |
|---------|-------------|--|------|
| 1 | GA4656250 | Slide plate, Boom cable adjuster, Right side, Prairie TriTech boom | 1 |
| 2 | GA5001009 | Washer 16mm Flat ZP Heavy Duty | 2 |
| 3 | GA5000939 | Bolt M16 x 60 Black GR8.8 | 1 |
| 4 | GA5001029 | Nut M16 Nyloc ZP | 1 |
| 5 | GA5000587 | Washer 12mm Flat ZP Heavy Duty | 4 |
| 6 | GA5000575 | Washer 12mm Spring SS | 4 |
| 7 | GA5000311 | Set screw, M12 x 35, ZP GR 8.8 | 4 |
| 8 | GA5009639 | Grease nipple, Long, 1/4" UNF male thread, 1 1/8" long | 1 |
| 9 | GA4572510 | Pivot pin, Boom cable MY13 | 1 |
| 10 | GA4572515 | Boom cable retainer, Pivot pin MY13 | 1 |
| 11 | GA5001739 | Washer 20mm Flat Heavy Duty SS | 2 |
| 12 | GA5048125 | Nut M20 Nyloc Coarse ZP | 2 |
| 13 | GA5017061 | Turnbuckle, Eye ends, M22 thread & lock nut, Galvanised | 1 |

Boom Valve Assembly



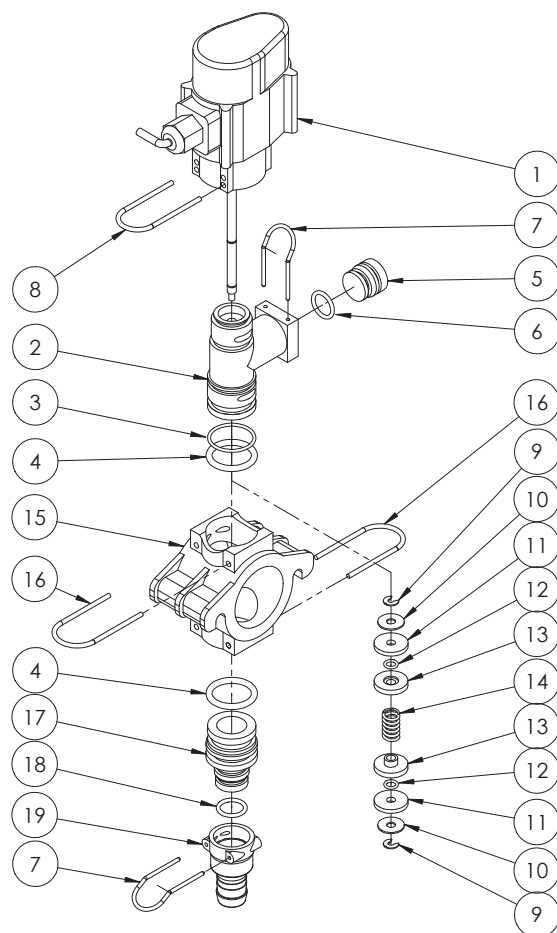
| ITEM NO | PART NUMBER | DESCRIPTION | QTY. |
|---------|-------------|--|------|
| 1 | GA5065515 | Boom valve, Single, AS24, 3 wire, 3 pin AMP connector, Altek | 3 |
| 2 | GA5065810 | End cap, Altek boom valve | 2 |
| 3 | GA5065800 | Altek boom valve mounting bracket | 2 |
| 4 | GA5065680 | Plug, AS40 male, Altek | 1 |
| 5 | GA5065620 | Hose barb, Elbow, 90 degree, AS40 x 33mm hose barb, Altek | 1 |
| 6 | GA5065805 | Connecting rod suit 3 bank (303 SS) | 2 |
| 7 | GA5004883 | Washer 8mm Flat ZP Heavy Duty | 12 |
| 8 | GA5011499 | Nut M8 Hex ZP | 8 |
| 9 | GA5004711 | Bolt M8 x 25 ZP GR8.8 | 4 |
| 10 | GA5004917 | Nut M8 Nyloc ZP | 4 |
| 11 | 41214 | O-Ring 42.0 x 3.0mm FPM-75 | 2 |
| 12 | GA5012507 | O-Ring 55.25 x 2.62mm | 2 |

| | |
|-----------|--------------------------|
| GA5065805 | 3 Section connecting rod |
| GA4562055 | 4 Section connecting rod |
| GA4562125 | 5 Section connecting rod |
| GA4562050 | 6 Section connecting rod |
| GA4562045 | 7 Section connecting rod |
| GA4562040 | 8 Section connecting rod |

| | |
|-----------|-----------------------|
| GA5065740 | 3 Section Boom Valves |
| GA5065741 | 4 Section Boom Valves |
| GA5065704 | 5 Section Boom Valves |
| GA5065705 | 6 Section Boom Valves |
| GA5065706 | 7 Section Boom Valves |
| GA5065710 | 8 Section Boom Valves |

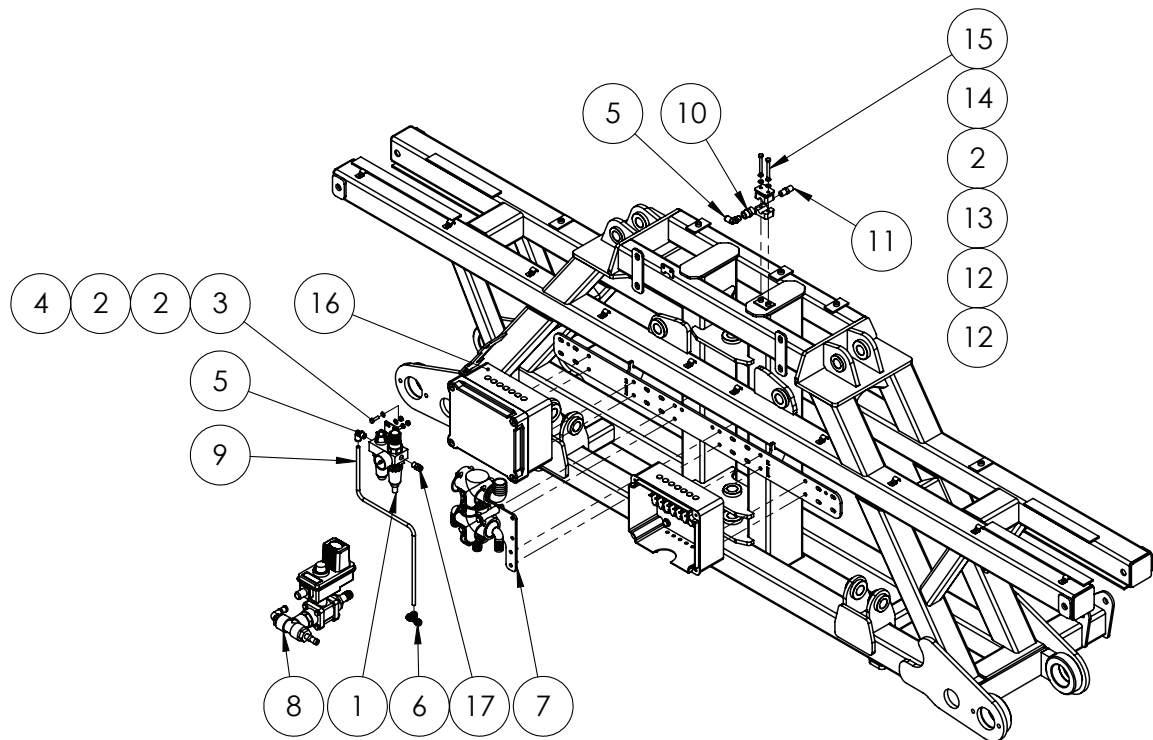
Note: Boom valve assemblies do not come with plumbing fittings.

Boom Valves



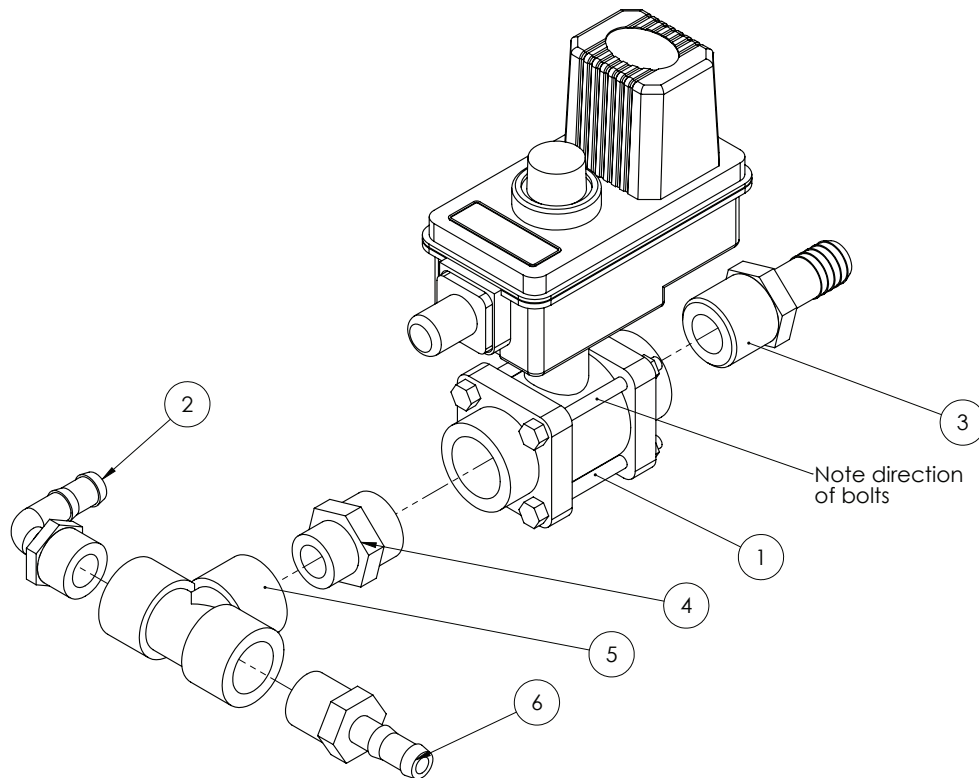
| ITEM NO. | PART NUMBER | DESCRIPTION | QTY. |
|----------|-------------|-------------------------------------|------|
| 1 | 80364 | Valve body | 1 |
| 2 | GA5065515 | Tee body | 1 |
| 3 | GA5053510 | O-ring, 25 x 2.5mm, fmp 75 | 1 |
| 4 | GA5065830 | O-ring, 24.3 x 4.2mm, fmp 75 | 2 |
| 5 | 80376 | Plug | 1 |
| 6 | GA5065840 | O-ring 18 x 2.5mm fmp 75 | 1 |
| 7 | GA5065695 | AS24 Safety Pin | 2 |
| 8 | 47825 | Safety pin | 1 |
| 9 | GA5054650 | C-clip | 2 |
| 10 | GA5054640 | Washer 17.8 x 6.1 x 1mm | 2 |
| 11 | GA5054645 | Rubber Plunger Seal, fpm 90 | 2 |
| 12 | GA5053515 | O-ring, seal, 3.43 x 3.53mm, fmp 75 | 2 |
| 13 | 80005 | Disk spring locator | 2 |
| 14 | 80322 | Spring 25mm | 1 |
| 15 | GA5065825 | Manifold | 1 |
| 16 | GA5065701 | Safety pin AS30 | 2 |
| 17 | GA5065835 | Plug in hose tail AS30/AS24 | 1 |
| 18 | GA5065840 | O-ring 18 x 2.5mm fmp 75 | 1 |
| 19 | GA5065640 | Hose barb, AS24 female x 20mm hose | 1 |

Rapid Fire Valves



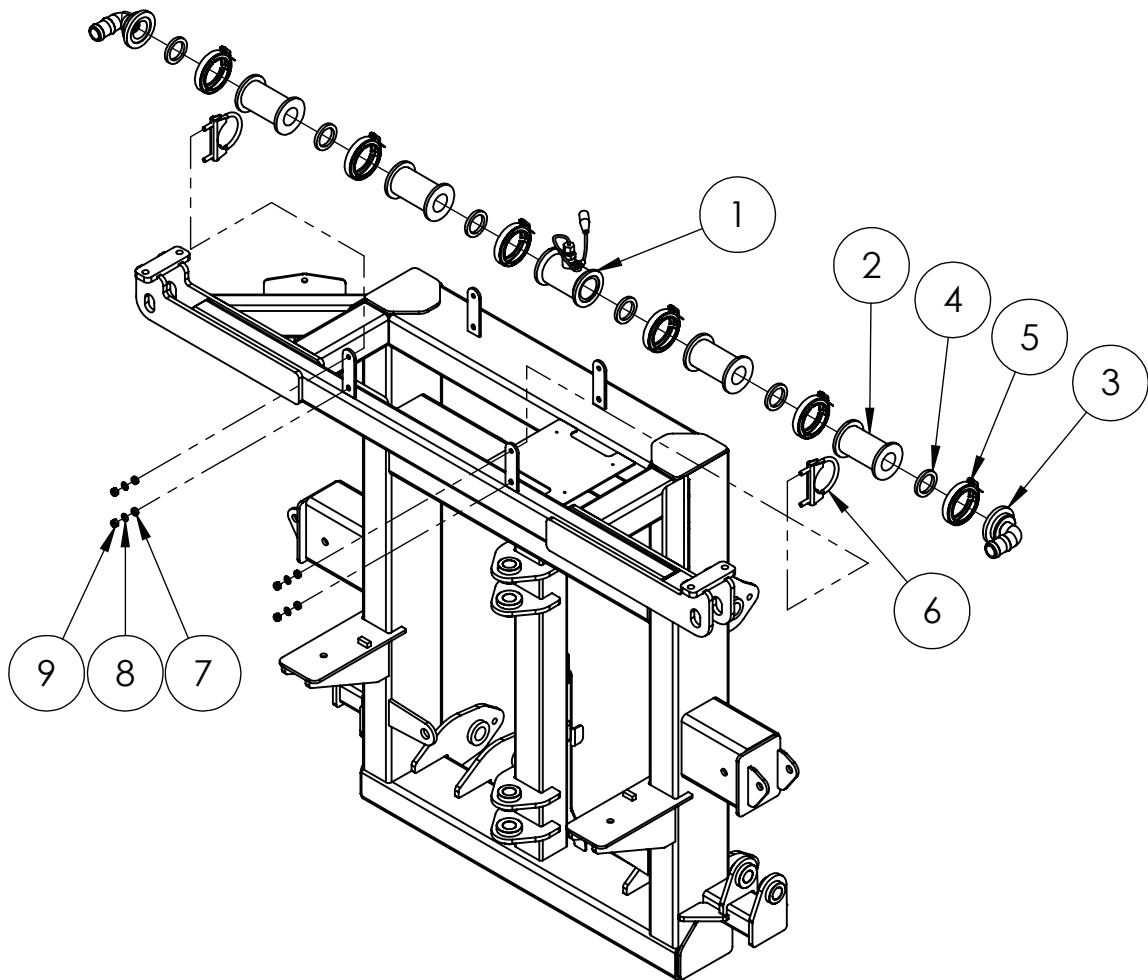
| ITEM NO. | PART NUMBER | DESCRIPTION | QTY. |
|----------|-------------|--|------|
| 1 | GA5068806 | Pneumatic Mini Filter Oiler and Regulator | 1 |
| 2 | GA5004437 | Washer 6mm Flat SS | 6 |
| 3 | GA5004065 | Bolt M6 x 20 ZP GR8.8 | 2 |
| 4 | GA5048115 | Nut M6 Nyloc ZP | 2 |
| 5 | GA5052690 | Elbow Swivel push in 8mm x 1/4" BSP | 2 |
| 6 | GA5067010 | Equal Tee push in 8mm | 1 |
| 7 | GA4905625 | RapidFire Pressure Flow Distributer Assembly | 1 |
| 8 | GA4905630 | RapidFire Boom Recirc Return To Tank Valve Assembly | 1 |
| 9 | GA5004382 | Tube, Nylon, 8mm, Black | 1 |
| 10 | S26-0404 | Hydraulic adapter, Socket, 1/4" female BSP x 1/4" female BSP | 1 |
| 11 | S27-0404 | Hydraulic adaptor, Nipple, 1/4" BSP x 1/4" BSP | 1 |
| 12 | RCS-14J | Single Clamp Jaws PP Gr3 14mm | 2 |
| 13 | RCS-2PT | Single Clamp Top Plate grp 2 | 1 |
| 14 | GA5004447 | Washer, 6mm, Spring, SS | 2 |
| 15 | GA5011419 | Bolt M6 x 50 SS | 2 |
| 16 | GA4905615 | RapidFire 7 section solenoid box Assembly | 2 |
| 17 | GA5052695 | Straight adapter push in 8mm x 1/4" BSP | 1 |

Boom Recirc Return To Tank Valve



| ITEM NO. | PART NUMBER | DESCRIPTION | QTY. |
|----------|--------------|---|------|
| 1 | B344BEC-24-C | Valve, Ball, Electric shut off, 2 way, 1" female inlet & outlet, Yellow indicator, Teejet | 1 |
| 2 | HB075/050-90 | Hose barb, Elbow, 90 degree, 3/4" male thread x 1/2" hose, Banjo | 1 |
| 3 | HB100-075 | Hose barb, Straight, 1" male thread x 3/4" hose, Banjo | 1 |
| 4 | RN100075 | Reducing Nipple, 1" thread x 3/4" thread, Banjo | 1 |
| 5 | TEE075 | Tee, Threaded, 3/4" female, Banjo | 1 |
| 6 | HB075-050 | Hose barb, Straight, 3/4" male thread x 1/2" hose, Banjo | 1 |

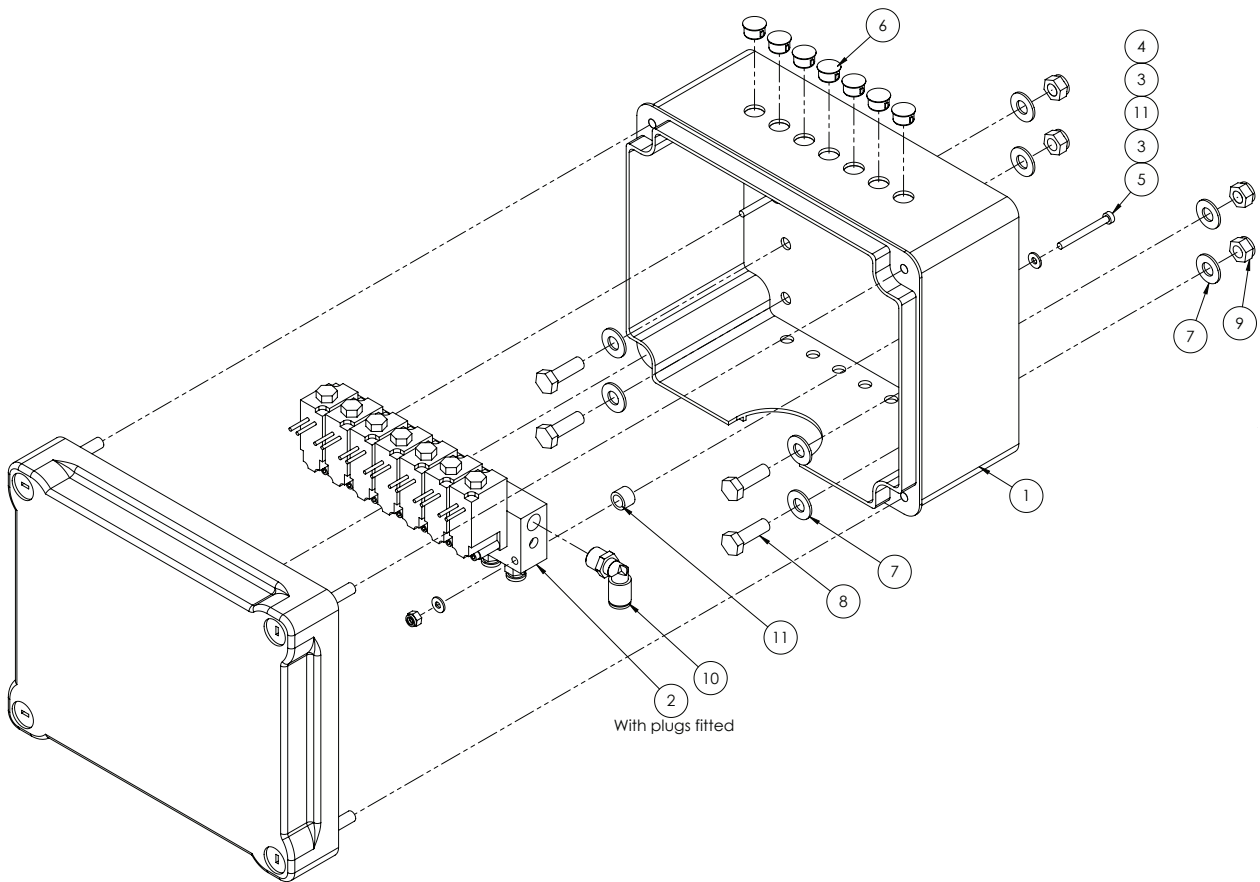
Flow Meter Assembly



| ITEM NO. | PART NUMBER | DESCRIPTION | QTY. |
|----------|--------------|--|------|
| 1 | 0630171793 | Flowmeter, RFM60P, Raven | 1 |
| 2 | M200CPG | Plumbing coupling, Straight, 2" flange x 2" flange x 4 1/2" long | 4 |
| 3 | M200125BRB90 | Hose barb, Elbow, 90 degree, 2" flange x 1 1/4" hose | 2 |
| 4 | GA5009335 | Seal, 41.5 ID x 55 OD x 6.5mm thick, EPDM, suit 1 1/2" flange | 6 |
| 5 | FC200 | Clamp, Worm screw, Use with 2" standard flange port | 6 |
| 6 | GA5006689 | Clamp Exhaust 2 5/8" (C12) | 2 |
| 7 | GA4552080 | Crush tube, 10.2 ID x 15 OD x 5mm long | 4 |
| 8 | GA5003643 | Washer 8mm Flat SS Heavy Duty | 4 |
| 9 | GA5052590 | Nut M8 Nyloc SS | 4 |

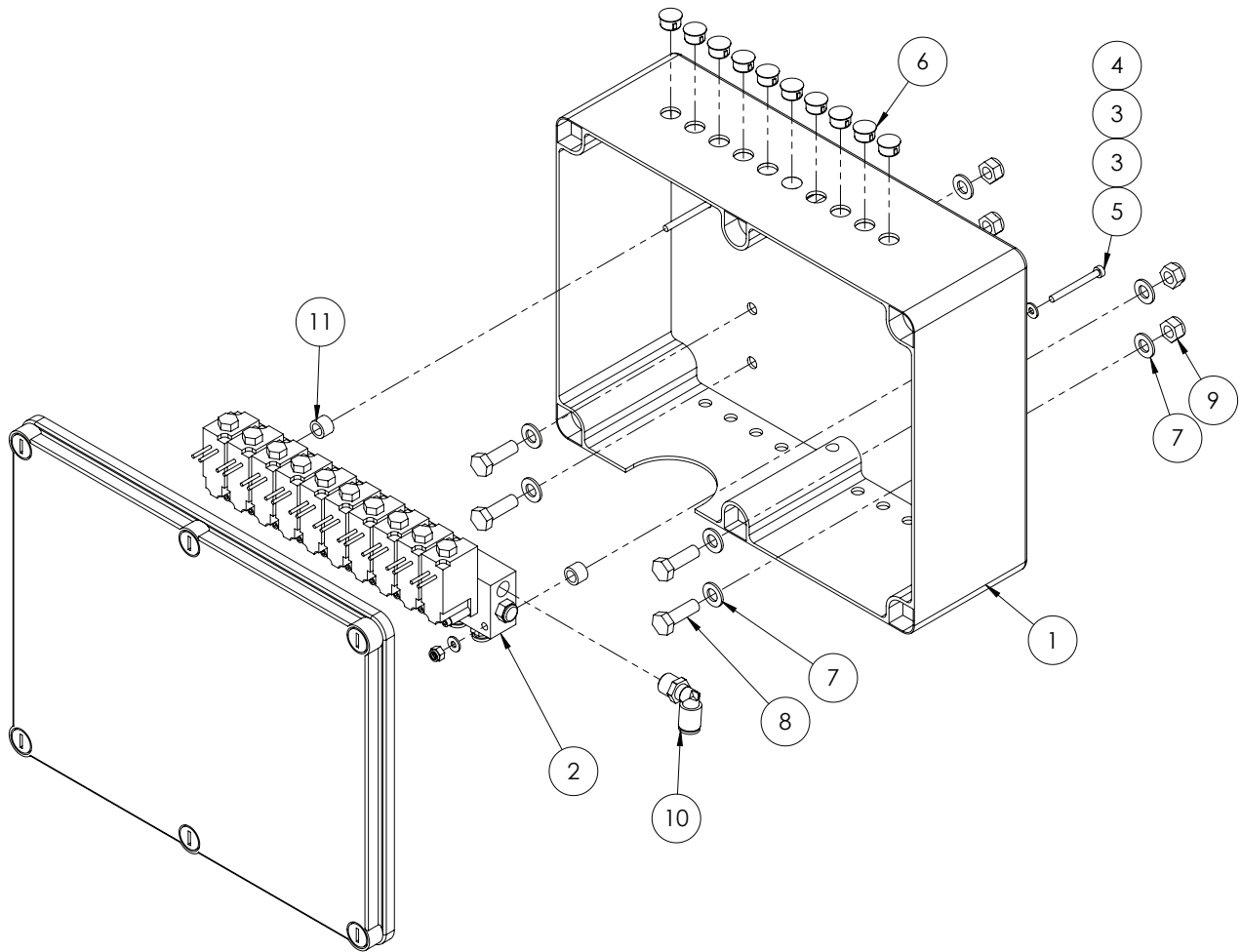
| FLOW METER PARTS | |
|------------------|------------------------------------|
| 0630171793 | Flowmeter, RFM60P, Raven |
| 1060159514 | Body, molded RFM60P flowmeter |
| 0630171669 | Sensor, External Flow Meter, Raven |

RapidFire Solenoid Box



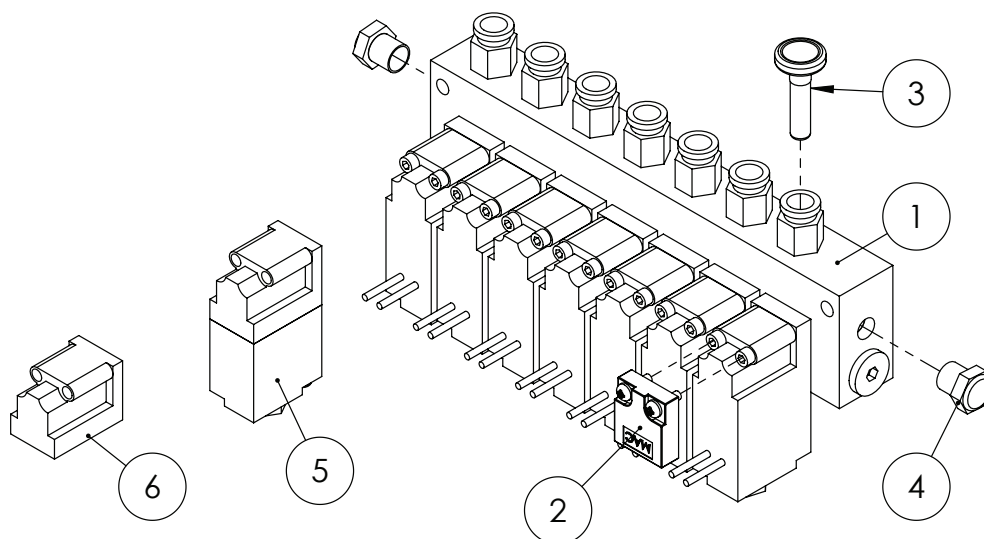
| ITEM NO. | PART NUMBER | DESCRIPTION | QTY. |
|----------|-------------|---|------|
| 1 | GA5054085 | Box plastic electrical 241 x 194 x 127 | 1 |
| 2 | GA5068807 | Valve, pneumatic MAC solenoid 7 section bank, suit rapid fire, 6mm outlets, 8mm inlet with Weatherpak Plugs | 1 |
| 3 | GA5020510 | Washer 4mm Flat SS | 4 |
| 4 | GA5049025 | Nut M4 Nyloc SS | 2 |
| 5 | GA5049800 | SHCS M4 x 40 ZP GR12.9 | 2 |
| 6 | GA5048780 | Dome plug 12mm | 7 |
| 7 | GA5003643 | Washer 8mm Flat SS Heavy Duty | 8 |
| 8 | GA5004711 | Bolt M8 x 25 ZP GR8.8 | 4 |
| 9 | GA5052590 | Nut M8 Nyloc SS | 4 |
| 10 | GA5052690 | Elbow Swivel push in 8mm x 1/4" BSP | 1 |
| 11 | GA4572280 | Crush tube, 11.8 OD x 8 ID x 8.5mm long | 2 |

RapidFire 10 Section Solenoid Box



| ITEM NO. | PART NUMBER | DESCRIPTION | QTY. |
|----------|-------------|--|------|
| 1 | GA5054090 | Box plastic electrical 310 x 240 x 110mm | 1 |
| 2 | GA5070630 | Pneumatic solenoid bank 10 section, bare wires, 6mm outlets, 8mm inlet | 1 |
| 3 | GA5020510 | Washer 4mm Flat SS | 4 |
| 4 | GA5049025 | Nut M4 Nyloc SS | 2 |
| 5 | GA5049800 | SHCS M4 x 40 ZP GR12.9 | 2 |
| 6 | GA5048780 | Dome plug 12mm | 7 |
| 7 | GA5003643 | Washer 8mm Flat SS Heavy Duty | 8 |
| 8 | GA5004711 | Bolt M8 x 25 ZP GR8.8 | 4 |
| 9 | GA5052590 | Nut M8 Nyloc SS | 4 |
| 10 | GA5052690 | Elbow Swivel push in 8mm x 1/4" BSP | 1 |
| 11 | GA4572280 | Crush tube, 11.8 OD x 8 ID x 8.5mm long | 2 |

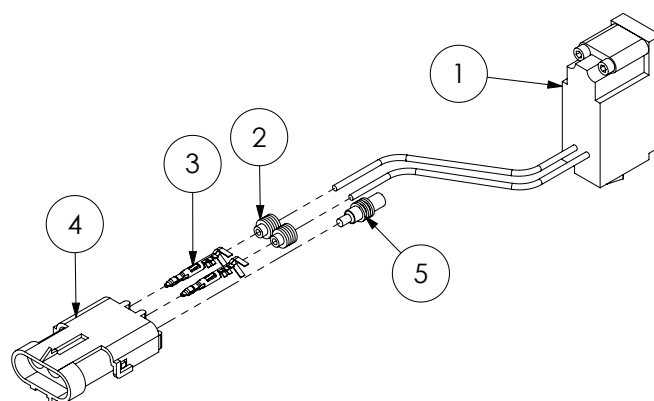
Rapid Fire Solenoid Valves



| ITEM NO. | PART NUMBER | DESCRIPTION | QTY. |
|----------|-------------|---|------|
| 1 | GA5068805 | Valve, Pneumatic solenoid, 7 section bank, Suit rapid fire, bare wires, 6mm outlets, 8mm inlet, MAC | 1 |
| 2 | GA5054440 | MAC Blanking Plate Manifold | 1 |
| 3 | GA5004405 | Plug, Push in, 6mm | 1 |
| 4 | GA5054435 | MAC 1/8" BSP Flat Silencer | 2 |
| 5 | GA5054432 | Valve, MAC 35A 3/2 Manifold. Valve 12 VDC 5.4W Viton with Weatherpak 3 Pin Plug | 1 |
| 6 | GA5054431 | Valve, MAC 35A replacement valve only no solenoid, includes bolts and viton seal, blue | 1 |

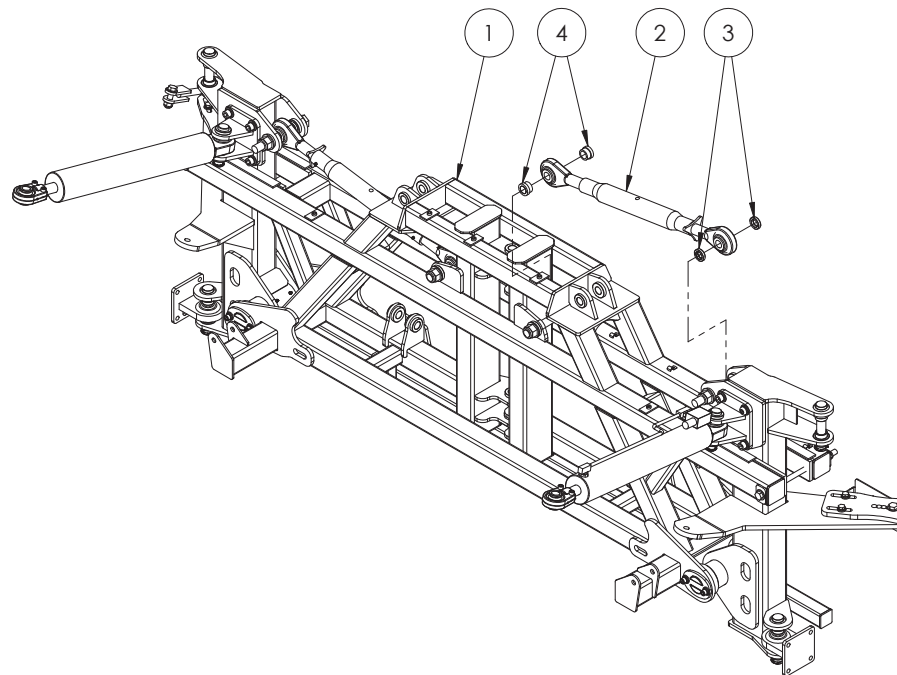
*Note: Quantities will vary depending on number of sections optioned.

Single Solenoid Valve



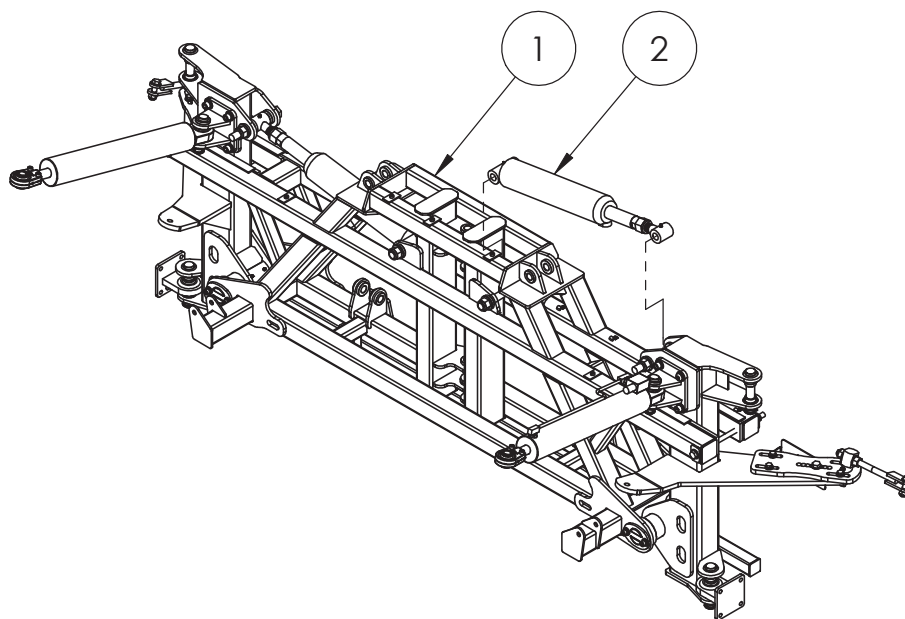
| ITEM NO. | PART NUMBER | DESCRIPTION | QTY. |
|----------|-------------|---|------|
| 1 | GA5054430 | Solenoid valve, MAC 3/2 pneumatic, Viton seals, 12V, Bare wires | 1 |
| 2 | GA5014857 | Seal, Green, Weather pack connector, Wire from 2.03 - 2.85mm | 2 |
| 3 | GA5016617 | Pin, Male, Sealed, Weather pack, Wire 1.0 - 2.0mm | 2 |
| 4 | GA5048550 | Connector, Female, 3 Pin, Weather pack | 1 |
| 5 | GA5050245 | Seal, Cavity blanking plug, Weather pack connector | 1 |

Centre With Tilt Replacement Links



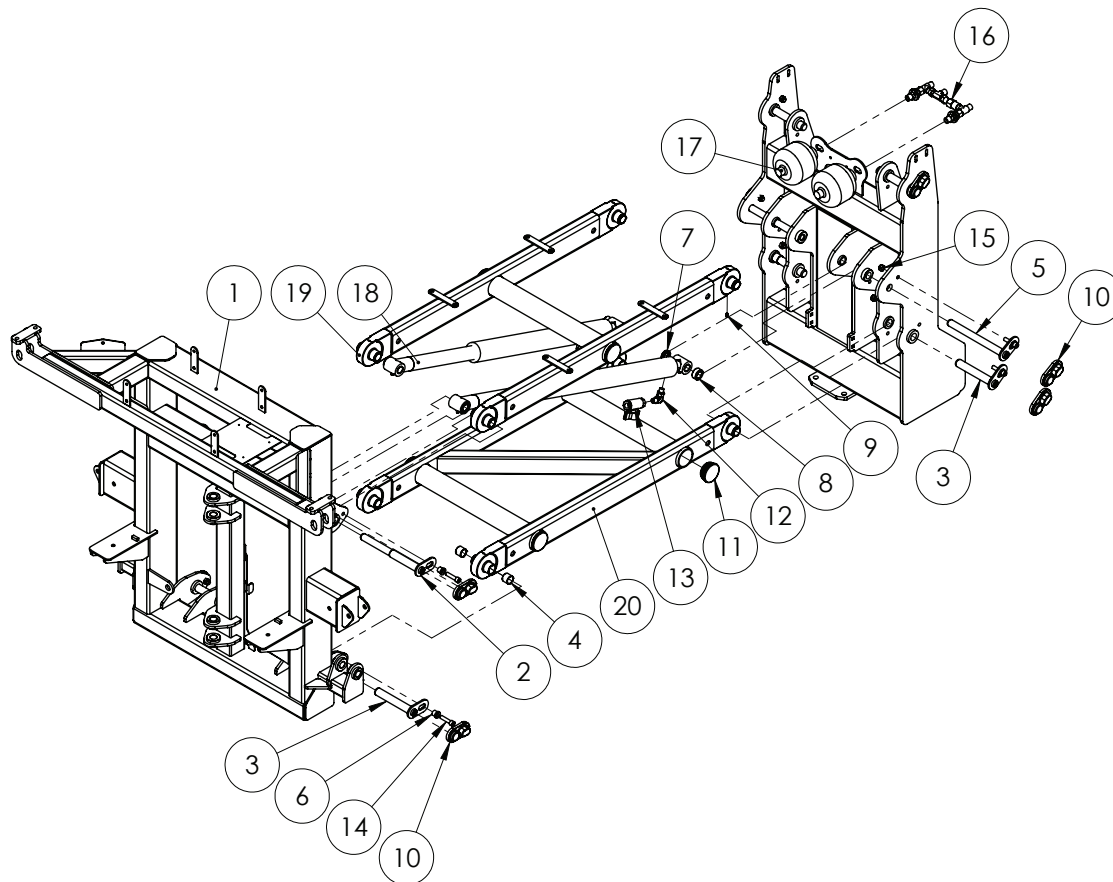
| ITEM NO. | PART NUMBER | DESCRIPTION | QTY. |
|----------|-------------|---|------|
| 1 | GA4922195 | Boom centre 201 I Base assembly | 1 |
| 2 | GA5075135 | Tilt cylinder replacement adjustable top link (black) | 2 |
| 3 | GA4572135 | Spacer bush, 40 OD x 25.8 ID x 9mm thick, Paralift arm spacer | 4 |
| 4 | DB-ADJ-02 | Bush, Short, 40 OD x 25.5 ID x 23.75mm long | 4 |

Centre With Tilt Cylinders



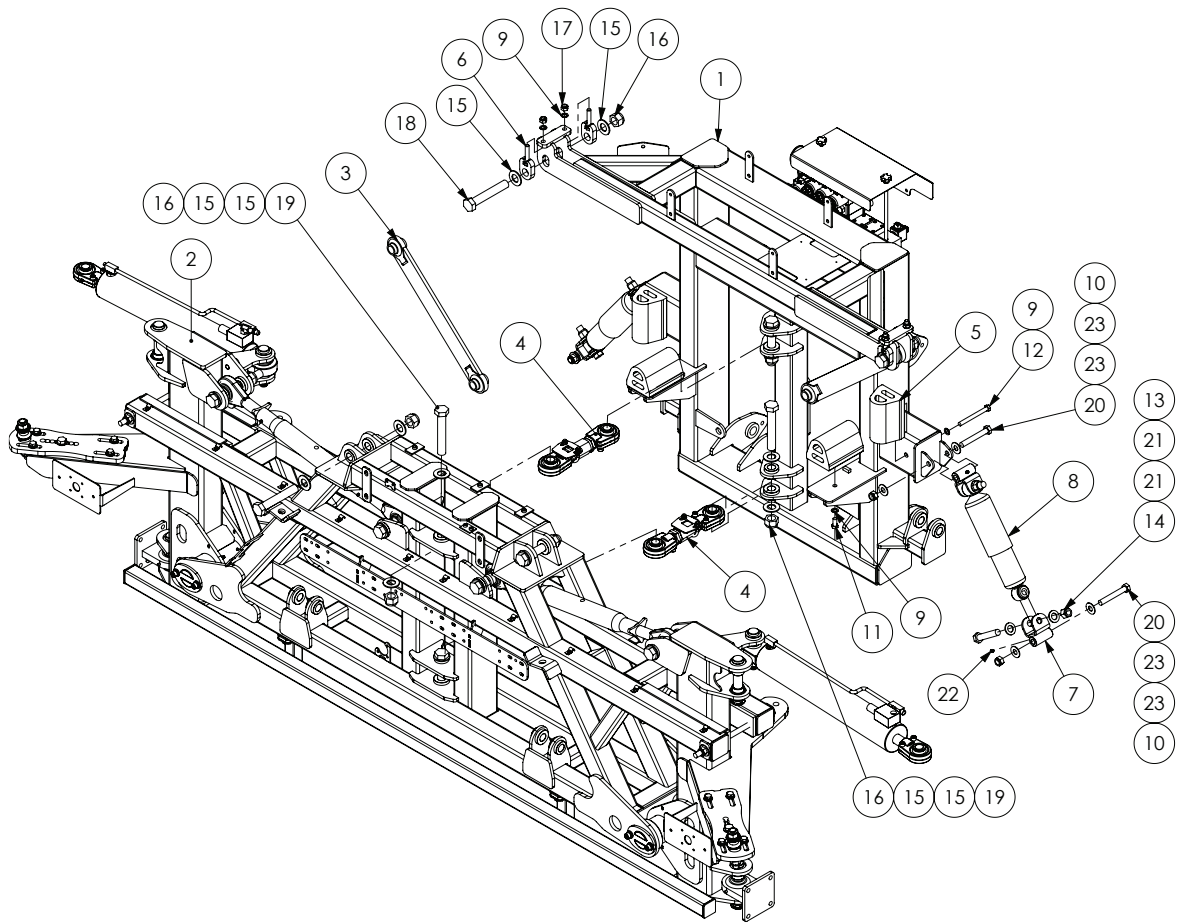
| ITEM NO. | PART NUMBER | DESCRIPTION | QTY. |
|----------|-------------|---|------|
| 1 | GA4922195 | Boom centre 201 I Base assembly | 1 |
| 2 | GA5065051 | Hydraulic cylinder, 3.5" OD x 1.75" rod x 5" stroke | 2 |

Paralift & Paralift Arms



| ITEM NO. | PART NUMBER | DESCRIPTION | QTY. |
|----------|-------------|---|------|
| 1 | GA4658135 | Paralift Rear, Suit MY11 Center | 1 |
| 2 | GA5066675 | Pin with retaining plate, Stepped, 294mm Long | 2 |
| 3 | GA5066655 | Pin with retaining plate, 28.575 OD x 180mm long | 6 |
| 4 | GA5065486 | Glacier bush 1 1/8" x 1" long | 16 |
| 5 | GA5066645 | Pin with retaining plate, 1" x 280mm long, Paralift chassis ram | 2 |
| 6 | MACH0152 | Bush with shoulder, 12.3 ID x 25 OD x 21mm long | 10 |
| 7 | GA4572135 | Spacer bush, 40 OD x 25.8 ID x 9mm thick, Paralift arm spacer | 4 |
| 8 | GA4562190 | Spacer bush, 40 OD x 26 ID x 17.5mm long, Paralift arms | 2 |
| 9 | GA5050450 | Grease nipple 6mm | 8 |
| 10 | GA5067885 | Pin cover, Black, clip on, plastic | 10 |
| 11 | GA5050355 | End cap, 76.1 mm round, suit 65 NB pipe, Black plastic | 6 |
| 12 | S89-0812 | Hydraulic adaptor, 90 degree Elbow, 1/2" BSP x 3/4" UNO | 2 |
| 13 | GA5000835 | Valve, Ball, Hydraulic, 1/2" female thread inlet / outlet | 2 |
| 14 | GA5051470 | SHCS M12 x 50 ZP GR12.9 | 10 |
| 15 | GA5012461 | Nut M12 Nyloc ZP | 11 |
| 16 | GA4903058 | Pre-assembled accumulator manifold | 1 |
| 17 | GA5007787 | Accumulator, Hydraulic, 1L, precharged to 70 bar | 2 |
| 18 | GA5070082 | Hydraulic cylinder - 2.5" bore, 2" rod, 21" Stroke | 2 |
| 19 | GA4659305 | Top Paralift Arm MY12 | 1 |
| 20 | GA4659310 | Bottom Paralift Arm MY12 | 1 |

Complete Centre & Paralift

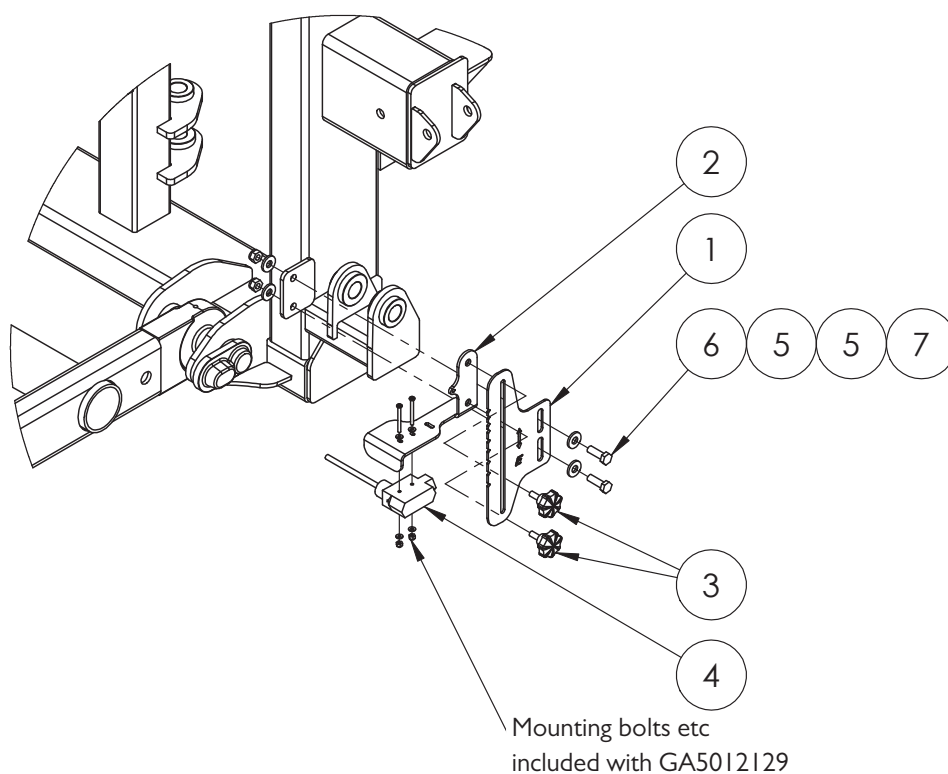


| ITEM NO. | PART NUMBER | DESCRIPTION | QTY. |
|----------|--------------|---------------------------------------|------|
| 1 | GA4658135 | Paralift Rear, Suit MY11 Center | 1 |
| 2 | GA4922195 | Boom centre, Base assembly | 1 |
| 3 | GA4656240 | Long delta link | 2 |
| 4 | DELTA-LINKSA | Short Adjustable delta link | 2 |
| 5 | GA5075240 | Bump Stop Rubber with threaded insert | 4 |
| 6 | GA4656260 | Boom Delta hanger adjuster bolt | 4 |
| 7 | GA4658140 | Shocker mount pivot suit 2011 centre | 4 |
| 8 | GA5015139 | High control shocker | 2 |
| 9 | GA5000577 | Washer 12mm Flat SS Heavy Duty | 8 |
| 10 | GA5001029 | Nut M16 Nyloc | 4 |
| 11 | GA5011229 | Set screw M12 x 25 HT | 2 |
| 12 | GA5000265 | Bolt M12 x 120 GR8.8 ZP | 2 |
| 13 | GA5049490 | Bolt 3/4" UNC x 4" HT ZP | 4 |
| 14 | GA5048430 | Nut 3/4" UNC Nyloc | 4 |
| 15 | GA5017681 | Washer 1" Flat SS | 16 |
| 16 | GA5012446 | Nut 1" UNF 12 tpi Nyloc ZP | 8 |
| 17 | GA5012461 | Nut M12 Nyloc ZP | 4 |
| 18 | GA4683145 | Bolt 1" UNC x 6" (cut from 7") | 2 |

Continued over page

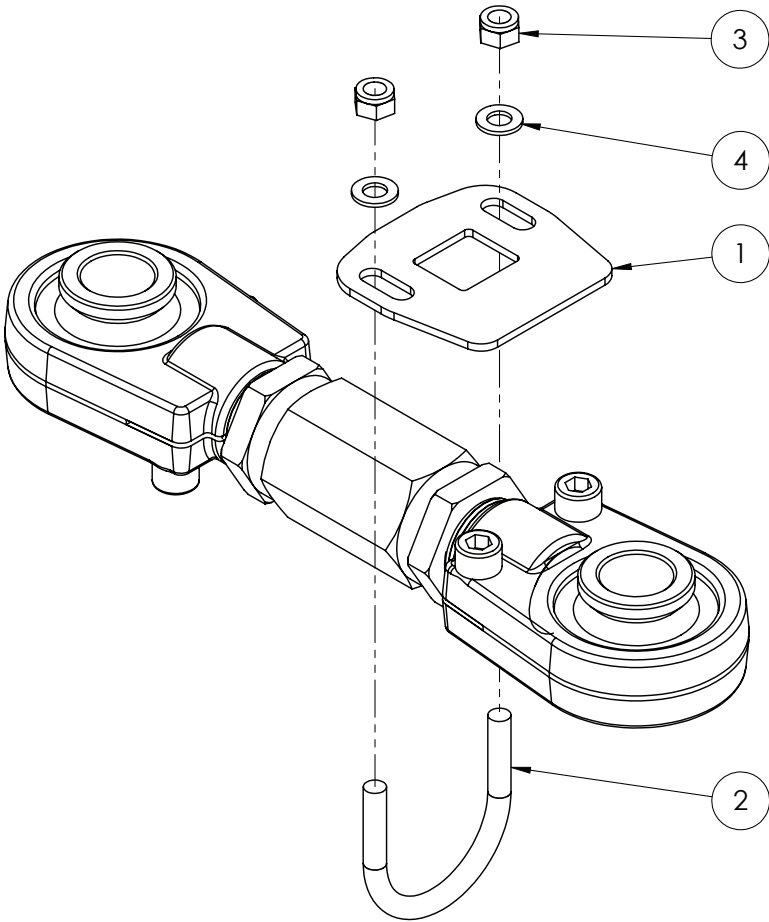
| ITEM NO. | PART NUMBER | DESCRIPTION | QTY. |
|----------|-------------|------------------------------|------|
| 19 | GA5006043 | Bolt 1" UNC x 6" | 6 |
| 20 | GA5000855 | Bolt M16 x 110 ZP GR8.8 | 4 |
| 21 | GA5001741 | Washer 20mm Flat Heavy Duty | 8 |
| 22 | GA5012203 | Grease Nipple 1/4" UNF Short | 4 |
| 23 | GA5001043 | Washer 16mm Flat SS | 8 |

Lower Limit Switch



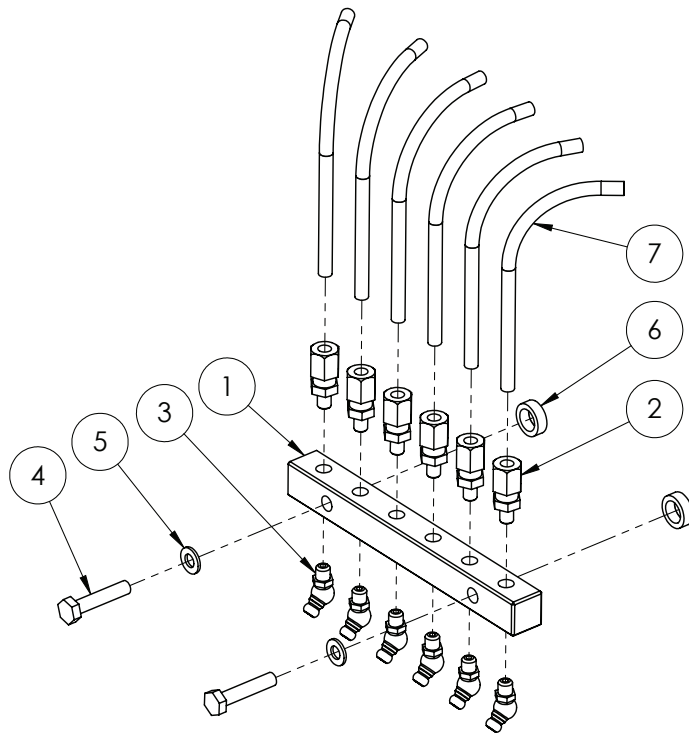
| ITEM NO. | PART NUMBER | DESCRIPTION | QTY. |
|----------|-------------|---|------|
| 1 | GA4523965 | EF Evo 2011 Boom Height Adjustment Bracket | 1 |
| 2 | GA4654161 | Bracket mount Paralift Switch | 1 |
| 3 | GA5067080 | Knob Bolt M8 x 20 | 2 |
| 4 | GA5012129 | Limit switch, Flexible arm, Micro, IP65, 10 Amp | 1 |
| 5 | GA5000117 | Washer 10mm Flat SS Heavy Duty | 4 |
| 6 | GA5065455 | Bolt M10 x 30 ZP GR8.8 | 2 |
| 7 | GA5000141 | Nut M10 Nyloc ZP | 2 |

Delta Link Locking Plate

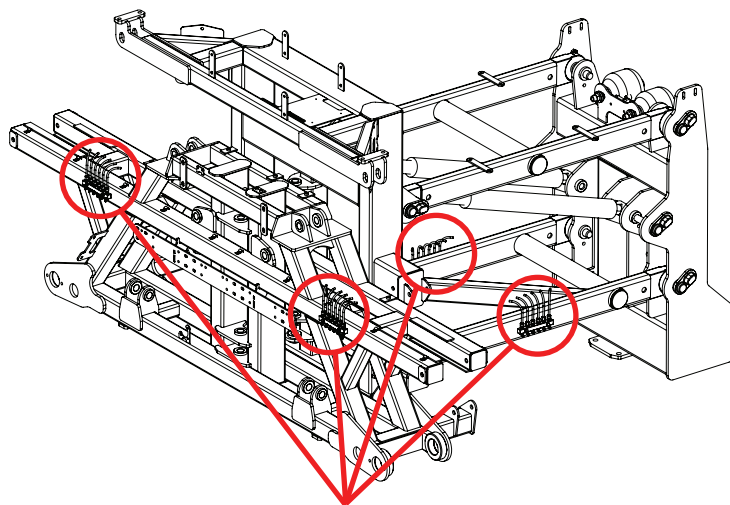


| ITEM NO. | PART NUMBER | DESCRIPTION | QTY. |
|----------|-------------|---|------|
| 1 | GA4524140 | Locking plate suit adjustable delta link SS | 1 |
| 2 | GA5018245 | U bolt, Round top, M8 x 50 x 60mm | 1 |
| 3 | GA5052590 | Nut M8 Nyloc SS | 2 |
| 4 | GA5003643 | Washer 8mm Flat SS Heavy Duty | 2 |

Remote Manual Grease Station

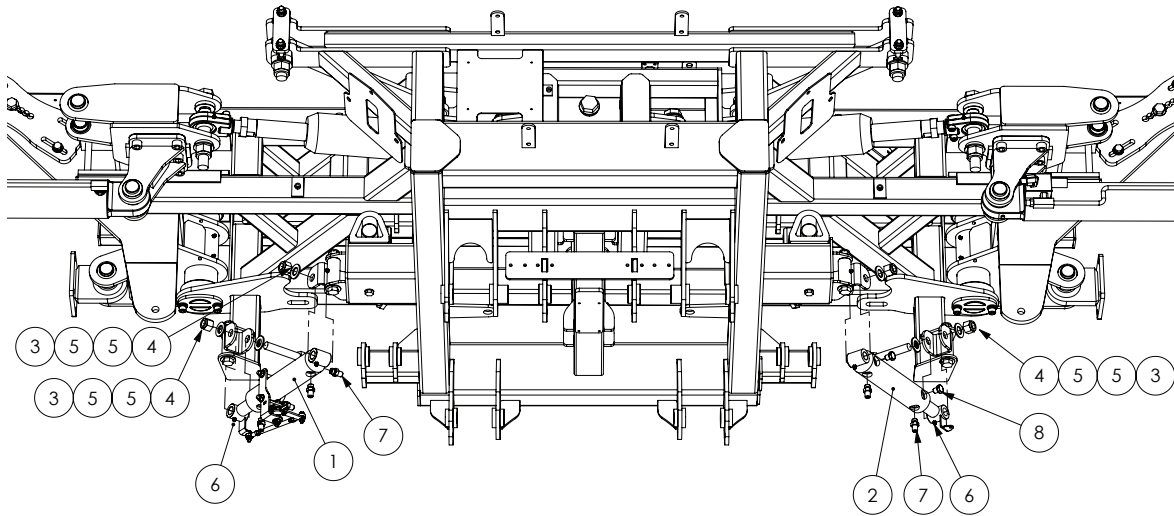


| ITEM NO. | PART NUMBER | DESCRIPTION | QTY. |
|----------|-------------|---|------|
| 1 | GA5070000 | Grease fitting header block with 45 degree grease nipples and Pneumatic adaptor | 1 |
| 2 | GA5055225 | Pneumatic fitting, Straight adaptor, 1/8" BSP male thread x Nut retainer suit 6 mm tube | 6 |
| 3 | GA5055125 | Grease Nipple, 45 degree, 1/8" gas thread ZP | 6 |
| 4 | GA5004079 | Set Screw M6 x 30 ZP GR8.8 | 2 |
| 5 | GA5004437 | Washer 6mm Flat SS | 2 |
| 6 | GA4552080 | Crush tube, 10.2 ID x 15 OD x 5mm long | 2 |
| 7 | GA5070005 | Grease line 6mm pre filled | 6 |



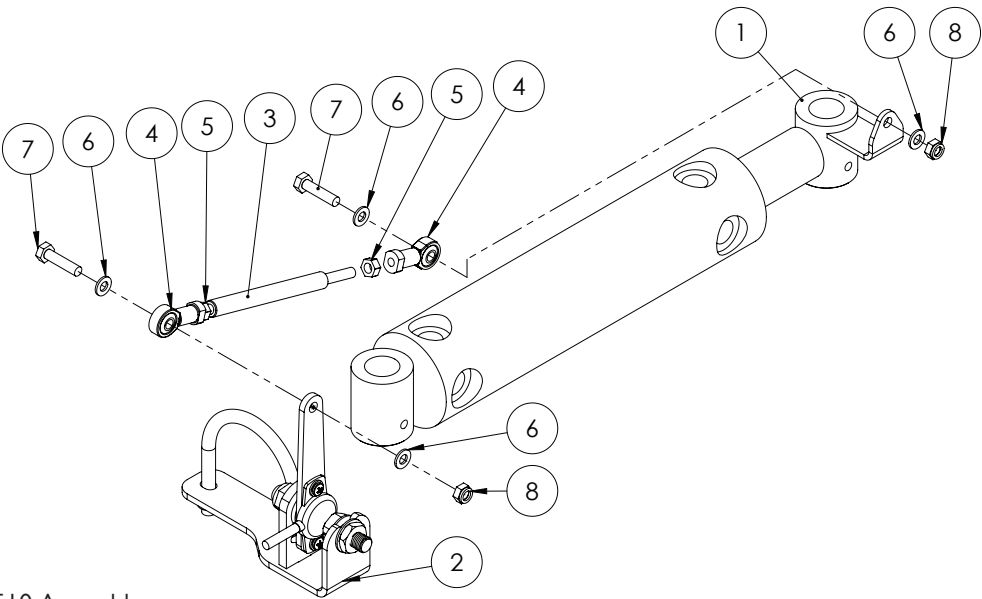
Manual Grease Station Locations

UltraGlide, Raven XT



| ITEM NO. | PART NUMBER | DESCRIPTION | QTY. |
|----------|-------------|--|------|
| 1 | GA4906510 | Slant Cylinder with Sensor Assembly suit TriTech Centre Section with Raven XT UltraGlide | 1 |
| 2 | GA5070955 | Cylinder Hydraulic Center Slant suit Raven XT UltraGlide | 1 |
| 3 | GA5049490 | Bolt 3/4" UNC x 4" HT ZP | 4 |
| 4 | GA5048430 | 3/4" UNC Nyloc Nut | 4 |
| 5 | GA5001741 | Washer 20mm Heavy Duty Flat Washer | 8 |
| 6 | GA5012203 | Grease Nipple 1/4" UNF Short | 4 |
| 7 | S93-0409 | Hydraulic adapter, Nipple, 1/4" BSPT x 9/16" UN o-ring | 6 |
| 8 | S73-04 | Hydraulic adaptor, Plug, 1/4" BSPP male o-ring | 2 |

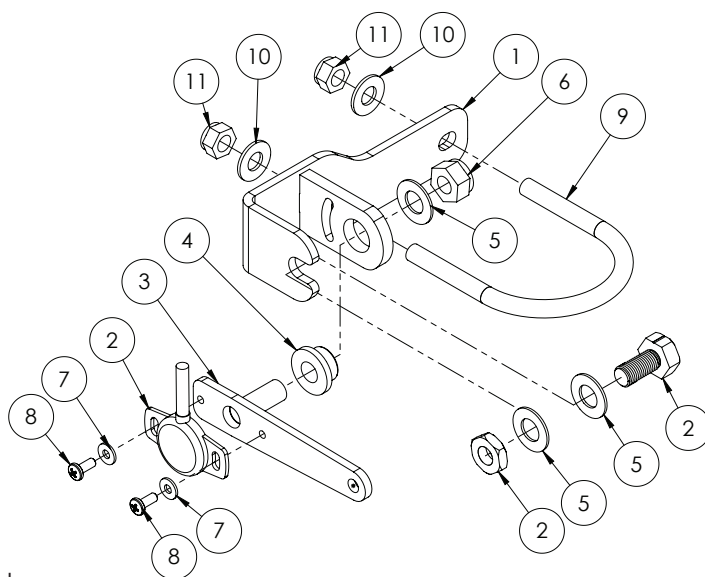
Slant Cylinder, Sensor Assembly, Raven XT



GA4906510 Assembly

| ITEM NO. | PART NUMBER | DESCRIPTION | QTY. |
|----------|-------------|---|------|
| 1 | GA5070955 | Cylinder Hydraulic Center Slant, suit Raven XT UltraGlide | 1 |
| 2 | GA4906510-1 | Sensor Bracket Assembly, suit Raven XT UltraGlide | 1 |
| 3 | GA4583065 | Link Rod Steering Axle Sensor | 1 |
| 4 | GA5052725 | Rod End 6mm female | 2 |
| 5 | GA5049030 | Nut M6 Plain | 2 |
| 6 | GA5004437 | Washer 6mm Flat SS | 4 |
| 7 | GA5004073 | Bolt M6 x 25 | 2 |
| 8 | GA5048115 | Nut nyloc M6 | 2 |

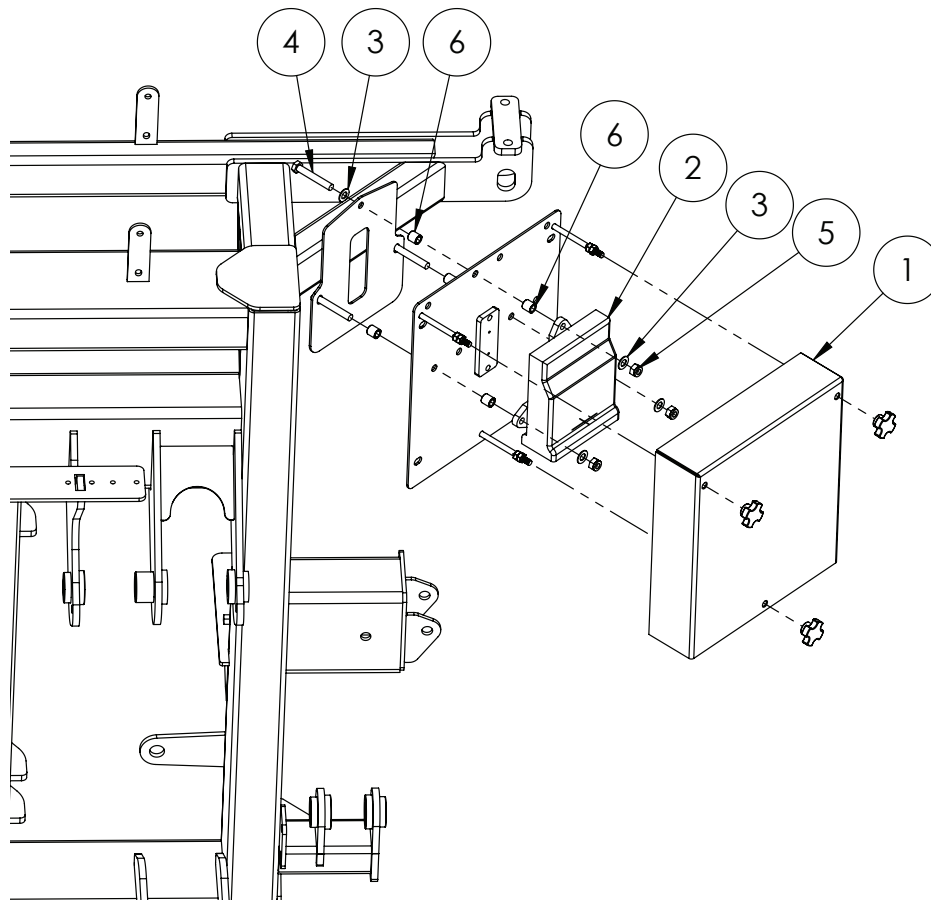
Sensor Bracket Assembly, Raven XT



GA4906510-1 Assembly

| ITEM NO. | PART NUMBER | DESCRIPTION | QTY. |
|----------|-------------|---|------|
| 1 | GA4659955 | Raven XT Slant Sensor Bracket | 1 |
| 2 | GA5071360 | Sensor, rotary non-contact assembly, con-x-all, Raven | 1 |
| 3 | GA4659960 | Raven XT Tilt Sensor Pivot Link | 1 |
| 4 | GA5070490 | Igus Bush 22mm od x 10mm long | 1 |
| 5 | GA5000115 | Washer 10mm Flat SS | 3 |
| 6 | GA5000141 | Nut M10 Nyloc | 1 |
| 7 | GA5020510 | Washer 4mm Flat SS | 2 |
| 8 | GA5011360 | Bolt M4 x 10 Pan Head ZP | 2 |
| 9 | GA5018249 | U-Bolt M8 x 60 x 75 Round Top ZP | 1 |
| 10 | GA5003643 | Washer 8mm Flat HD | 2 |
| 11 | GA5052590 | Nut M8 Nyloc SS 316 | 2 |

Raven Node - Paralift

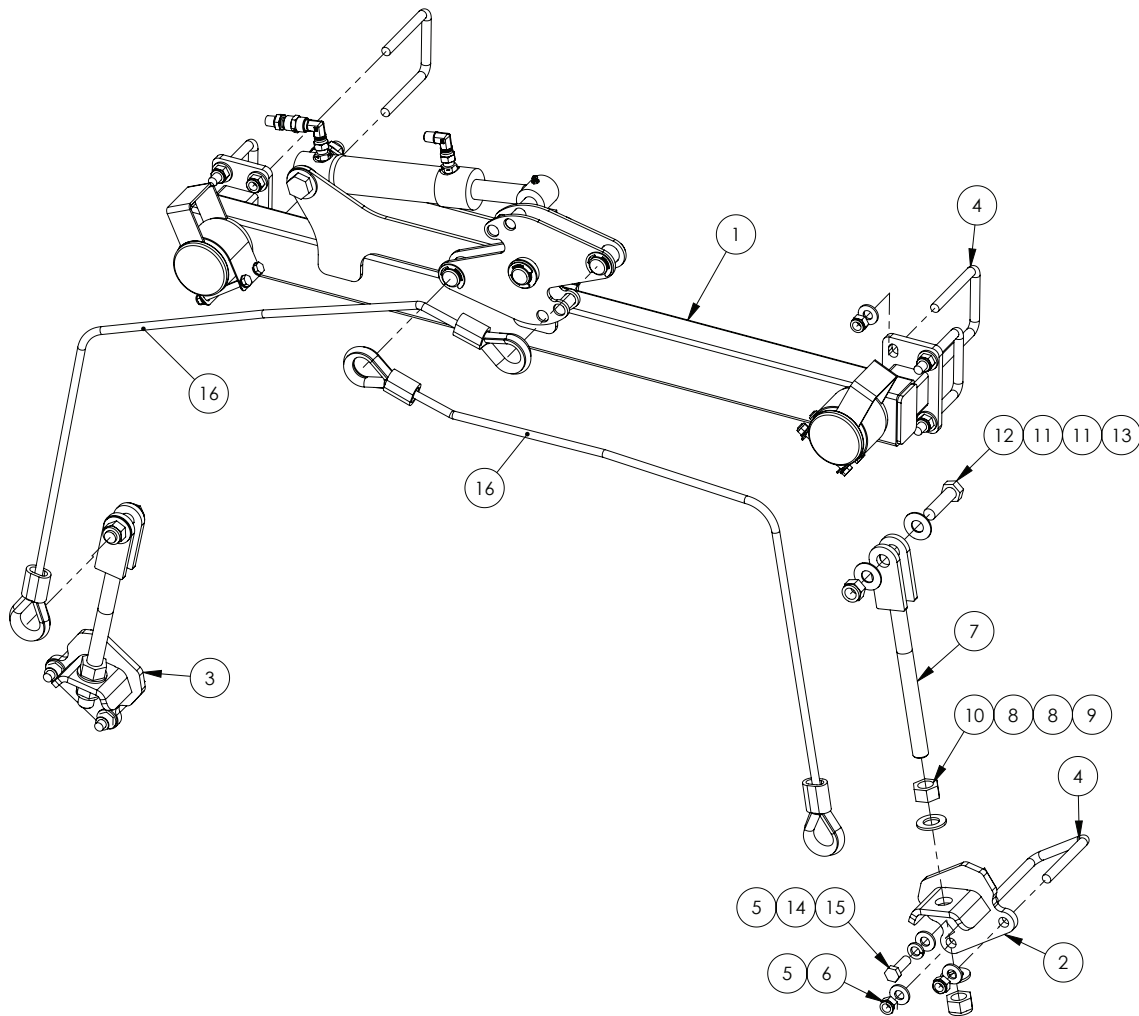


| ITEM NO. | PART NUMBER | DESCRIPTION | QTY. |
|----------|-------------|---|------|
| 1 | GA4905120 | Job computer box / cover assembly | 1 |
| 2 | 0630172714 | Node, Accuboom and Boom sense, CAN, Raven | 1 |
| 3 | GA5000115 | Washer 10mm Flat SS | 6 |
| 4 | GA5006101 | Bolt M10 x 65 ZP GR8.8 | 3 |
| 5 | GA5000141 | Nut M10 Nyloc ZP | 3 |
| 6 | GA4552075 | Crush tube, 10.2 ID x 15 OD x 15mm long | 6 |

UltraGlide Node - Paralift

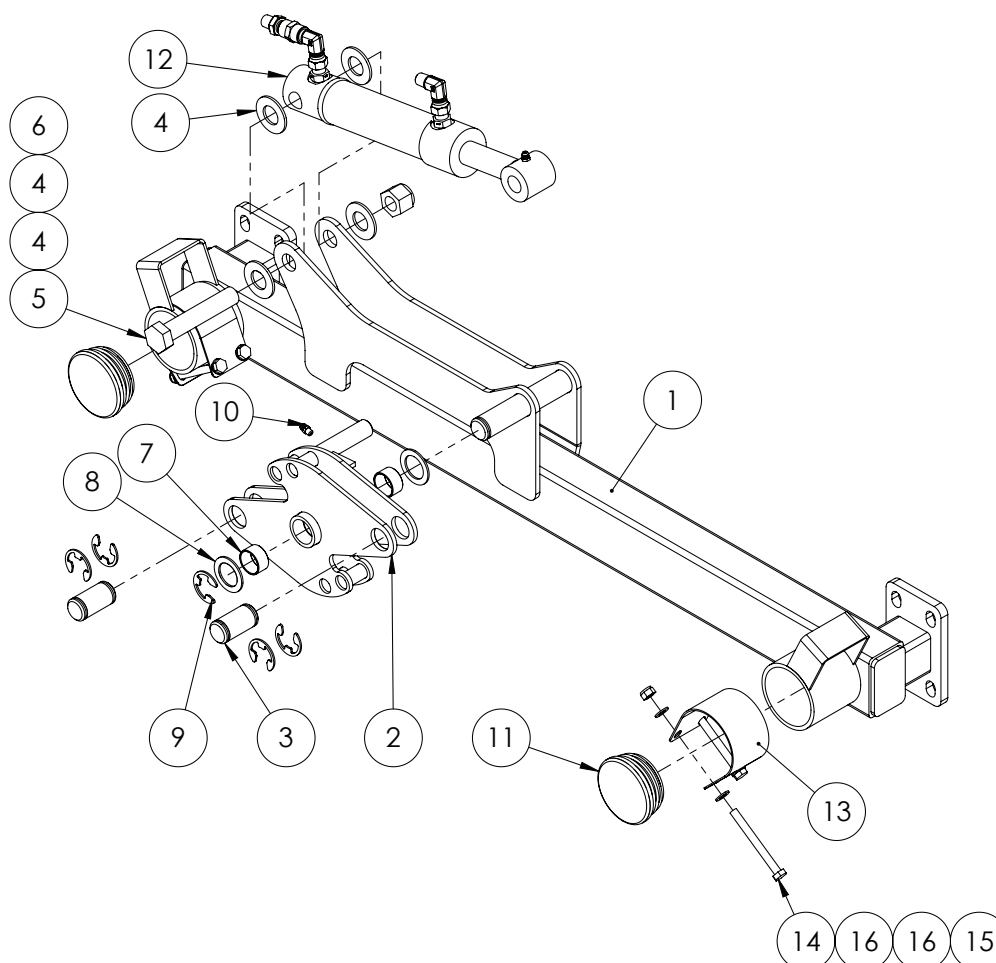
| ITEM NO. | PART NUMBER | DESCRIPTION | QTY. |
|----------|-------------|---|------|
| 1 | 0630130013 | Node, CAN Autoboom UltraGlide, Raven | |
| 2 | GA3000035 | Node, AutoBoom UltraGlide ISO bus, Raven | |
| 3 | GA3000049 | Node, AutoBoom UltraGlide XT CAN non ISO bus, Raven | |
| | GA5071370 | Node, ECU ISO BUS CAN, UltraGlide XT, Raven | |

Centre Level



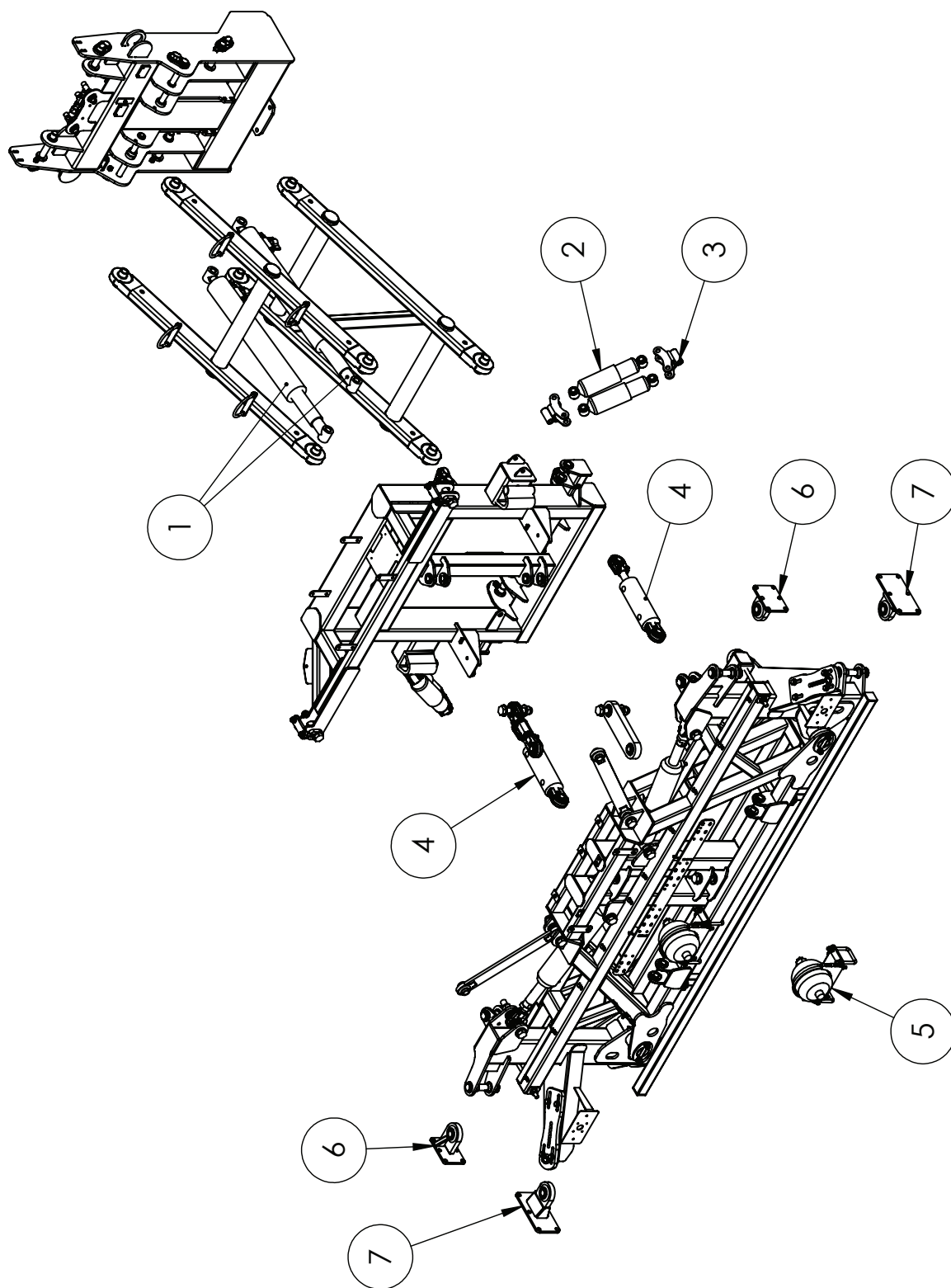
| ITEM NO. | PART NUMBER | DESCRIPTION | QTY. |
|----------|-------------|---|------|
| 1 | GA4904785 | Centre level assembly suit 201 I | 1 |
| 2 | GA4658143 | Centre mount bolt on Right | 1 |
| 3 | GA4658144 | Centre mount bolt on Left | 1 |
| 4 | GA5011259 | U Bolt, Square top, M12 x 76mm x 110mm | 6 |
| 5 | GA5000577 | Washer 12mm Flat SS Heavy Duty | 14 |
| 6 | GA5012461 | Nut M12 Nyloc ZP | 12 |
| 7 | GA5020320 | Cable Adjuster, threaded, M20 | 2 |
| 8 | GA5001739 | Washer 20mm Flat Heavy Duty SS | 4 |
| 9 | GA5048125 | Nut M20 Nyloc Coarse ZP | 2 |
| 10 | GA5001709 | Nut M20 Coarse Hex ZP | 2 |
| 11 | GA5001043 | Washer 16mm Flat SS HD | 4 |
| 12 | GA5000939 | Bolt M16 x 60 Black GR8.8 | 2 |
| 13 | GA5001029 | Nut M16 Nyloc ZP | 2 |
| 14 | GA5000575 | Washer 12mm Spring SS | 2 |
| 15 | GA5000311 | Set screw, M12 x 35, ZP GR 8.8 | 2 |
| 16 | GA4905185 | Cable assembly, Suit boom centre lock kit | 1 |

Centre Leveling Main Pivot



| ITEM NO. | PART NUMBER | DESCRIPTION | QTY. |
|----------|-------------|---|------|
| 1 | GA4658142 | Centre leveling main pivot assembly | 1 |
| 2 | GA4658141 | Centre levelling wheel assembly | 1 |
| 3 | GA4572420 | Pin, Suit centre levelling cable mount, 25 OD x 49mm long with circlip grooves each end | 2 |
| 4 | GA5001045 | Washer, 3/4", Flat ZP | 4 |
| 5 | GA5049490 | Bolt 3/4" UNC x 4" ZP GR8 | 1 |
| 6 | GA5048430 | Nut, Nyloc, 3/4", UNC, ZP | 1 |
| 7 | GA5009463 | Glacier Bush, ID 25 x 15mm long | 2 |
| 8 | GA4522315 | Washer, 27 ID x 40 OD x 2mm thick, SS | 2 |
| 9 | GA5001223 | Circlip, 19mm, E type, zinc plated | 5 |
| 10 | GA5012203 | Grease nipple, Short, 1/4" UNF | 1 |
| 11 | GA5050355 | End cap, 76.1 mm round, suit 65 NB pipe, Black plastic | 2 |
| 12 | GA4904785-1 | Ram Assembly Center Leveling | 1 |
| 13 | GA4506750 | Wear Strip SS for Centre Leveling Cables | 2 |
| 14 | GA5004749 | Bolt M8 x 80 ZP GR8.8 | 4 |
| 15 | GA5052590 | Nut M8 Nyloc SS | 4 |
| 16 | GA5003643 | Washer 8mm Flat SS Heavy Duty | 8 |

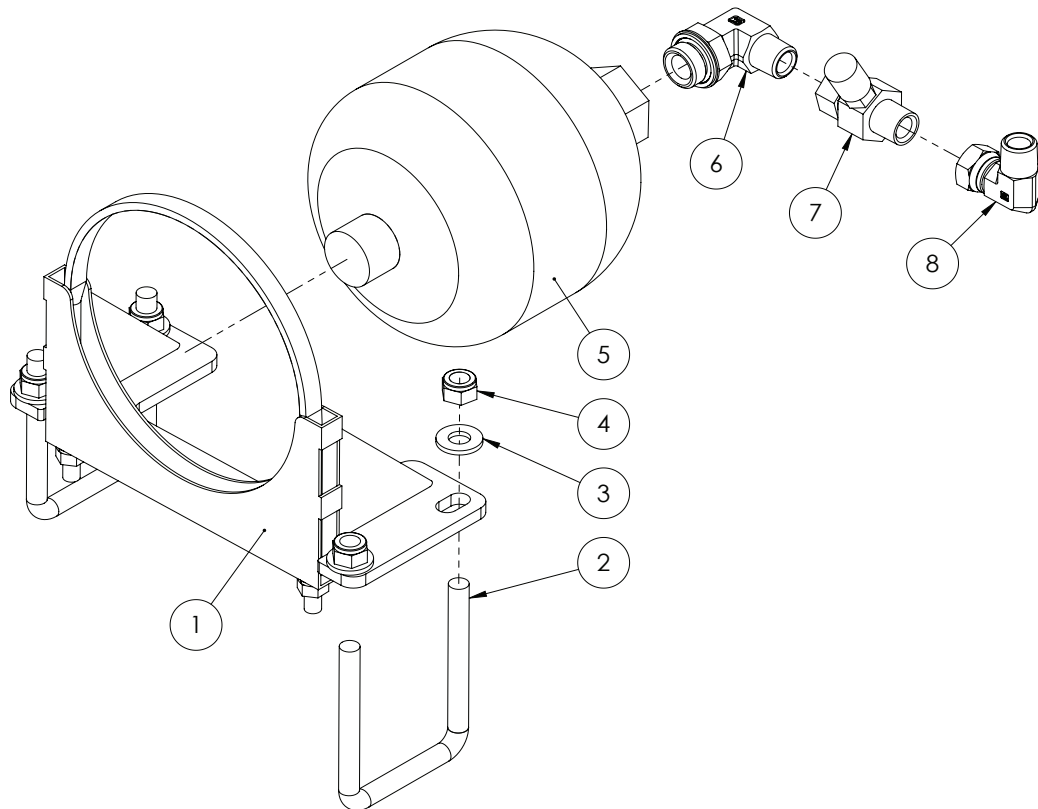
Centre Section - 42m Boom Specific Components



Centre Section - 42m Boom Specific Components

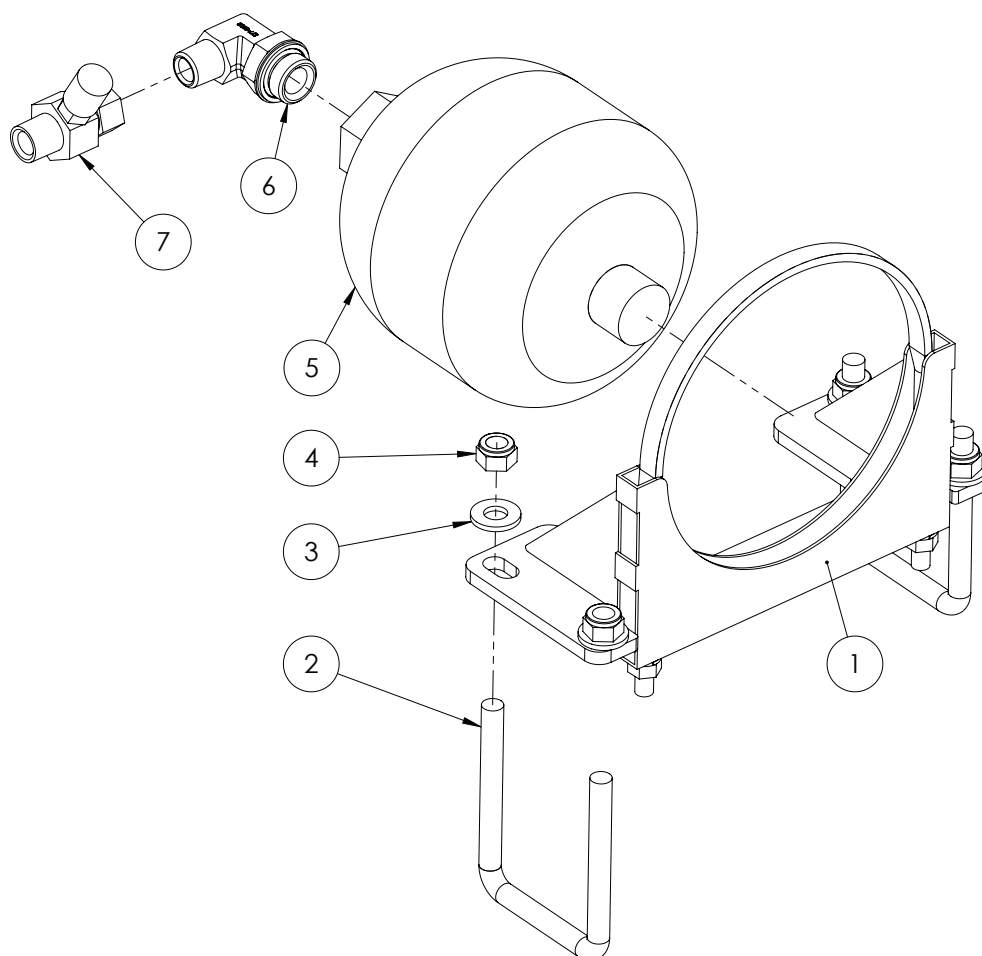
| ITEM NO. | PART NUMBER | DESCRIPTION | QTY. |
|----------|-------------|---|------|
| 1 | GA5070079 | Hydraulic cylinder - 3" bore, 2.5" rod, 21" Stroke | 2 |
| 2 | GA5015139 | Shock Absorber, Double eye, 19mm eye, 82mm OD, Black | 4 |
| 3 | GA4659360 | Mounting bracket, Dual roll shock absorber, TriTech centre | 4 |
| 4 | GA5060818 | Hydraulic yaw cylinder, 3" x 1 1/4" x 117.5mm with bearing ends | 2 |
| 5 | GA4906030 | 2L Accumulator with Mount Assembly, Left Hand | 1 |
| 6 | GA4659225 | Top Rose End Large TriTech | 2 |
| 7 | GA4659230 | Bottom Rose End Large TriTech | 2 |
| | GA4906035 | 2L Accumulator with Mount Assembly, Right Hand | 1 |

42m Yaw Accumulator Assembly - LH



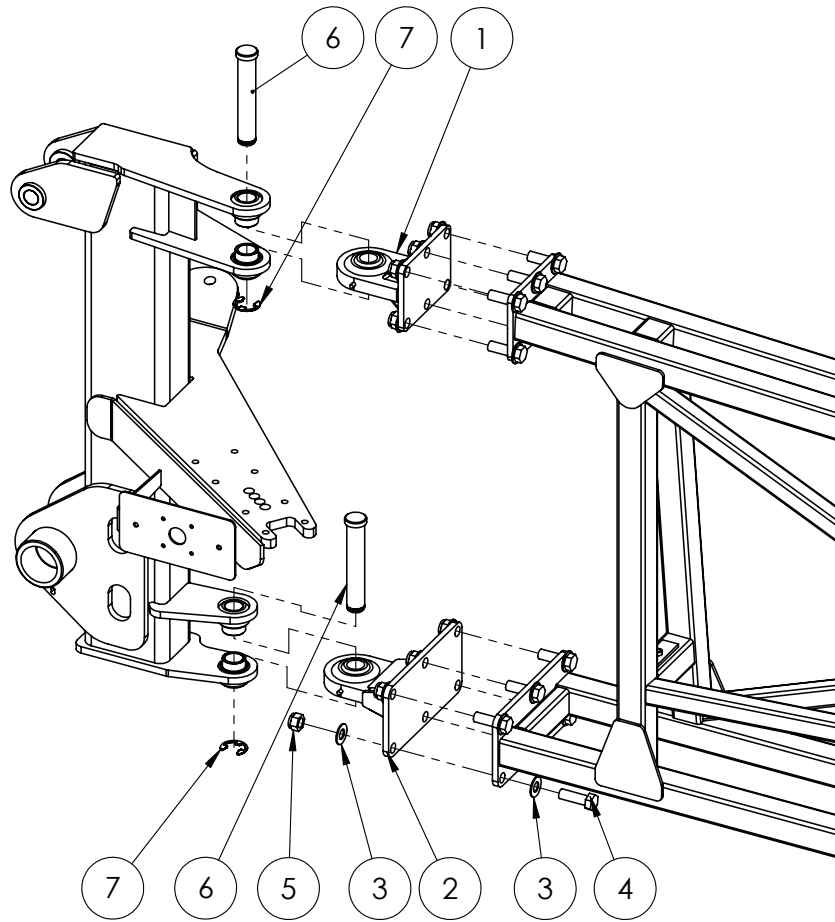
| ITEM NO. | PART NUMBER | DESCRIPTION | QTY. |
|----------|-------------|---|------|
| 1 | GA4659720 | Mounting Bracket 2L Accumulator | 1 |
| 2 | GA5011259 | U Bolt, M12 x 76mm x 110mm Square Top | 2 |
| 3 | GA5000577 | Washer 12mm Flat SS Heavy Duty | 4 |
| 4 | GA5012461 | Nut M12 Nyloc ZP | 4 |
| 5 | GA3500021 | Accumulator diaphragm 2L - 90 BAR | 1 |
| 6 | S77-0812 | Hydraulic adaptor, Elbow, 90 degree, 3/4" BSPP o-ring male x 1/2" BSPT male | 1 |
| 7 | S160-080816 | Inline test point 1/2" BSP | 1 |
| 8 | S82-0808 | Hydraulic adapter, Elbow, 90 degree, 1/2" male x 1/2" female swivel | 1 |

42m Yaw Accumulator Assembly - RH



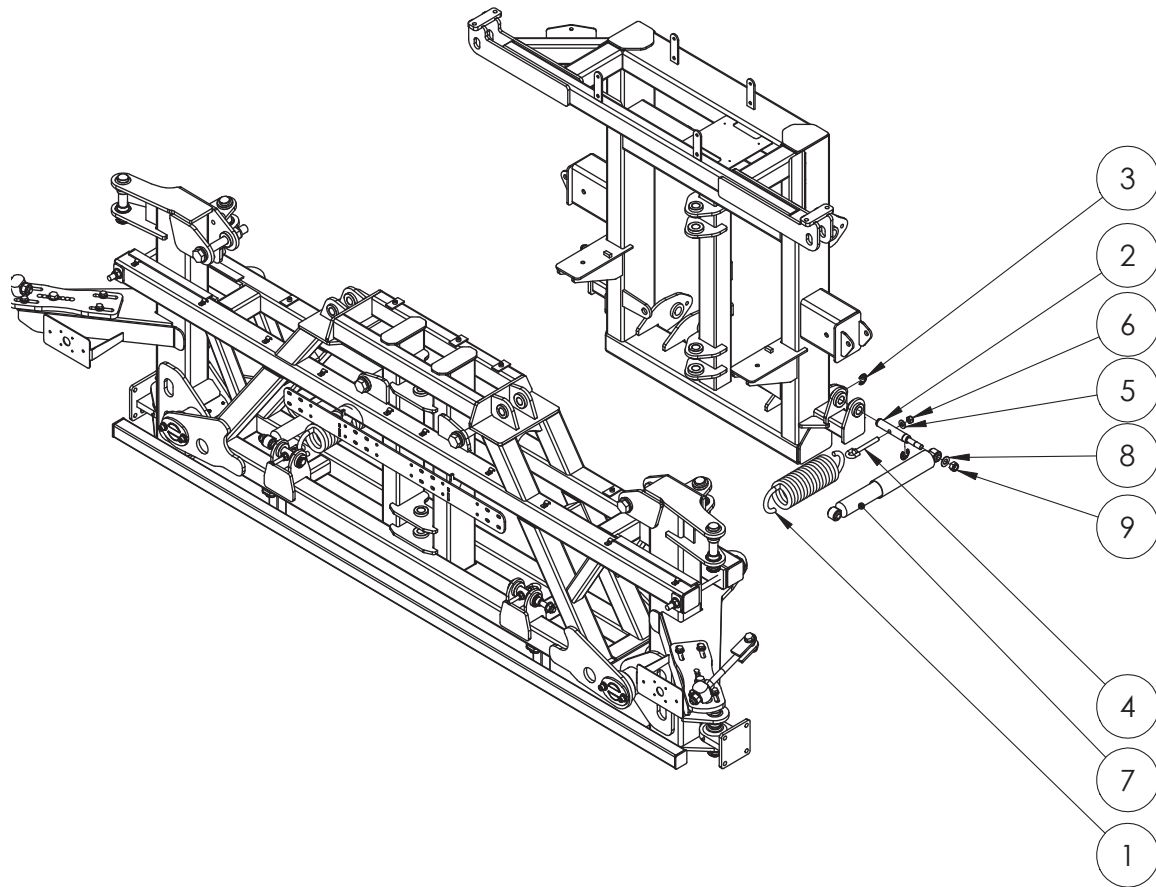
| ITEM NO. | PART NUMBER | DESCRIPTION | QTY. |
|----------|-------------|---|------|
| 1 | GA4659720 | Mounting Bracket 2L Accumulator | 1 |
| 2 | GA5011259 | U Bolt M12 x 76mm x 110mm Square Top | 2 |
| 3 | GA5000577 | Washer 12mm Flat SS HD | 4 |
| 4 | GA5012461 | Nut M12 Nyloc ZP | 4 |
| 5 | GA3500021 | Accumulator diaphragm 2L - 90 BAR | 1 |
| 6 | S77-0812 | Hydraulic adaptor, Elbow, 90 degree, 3/4" BSPP o-ring male x 1/2" BSPT male | 1 |
| 7 | S160-080816 | Inline test point 1/2" BSP | 1 |

Boom Pivots - Suit 42m Boom



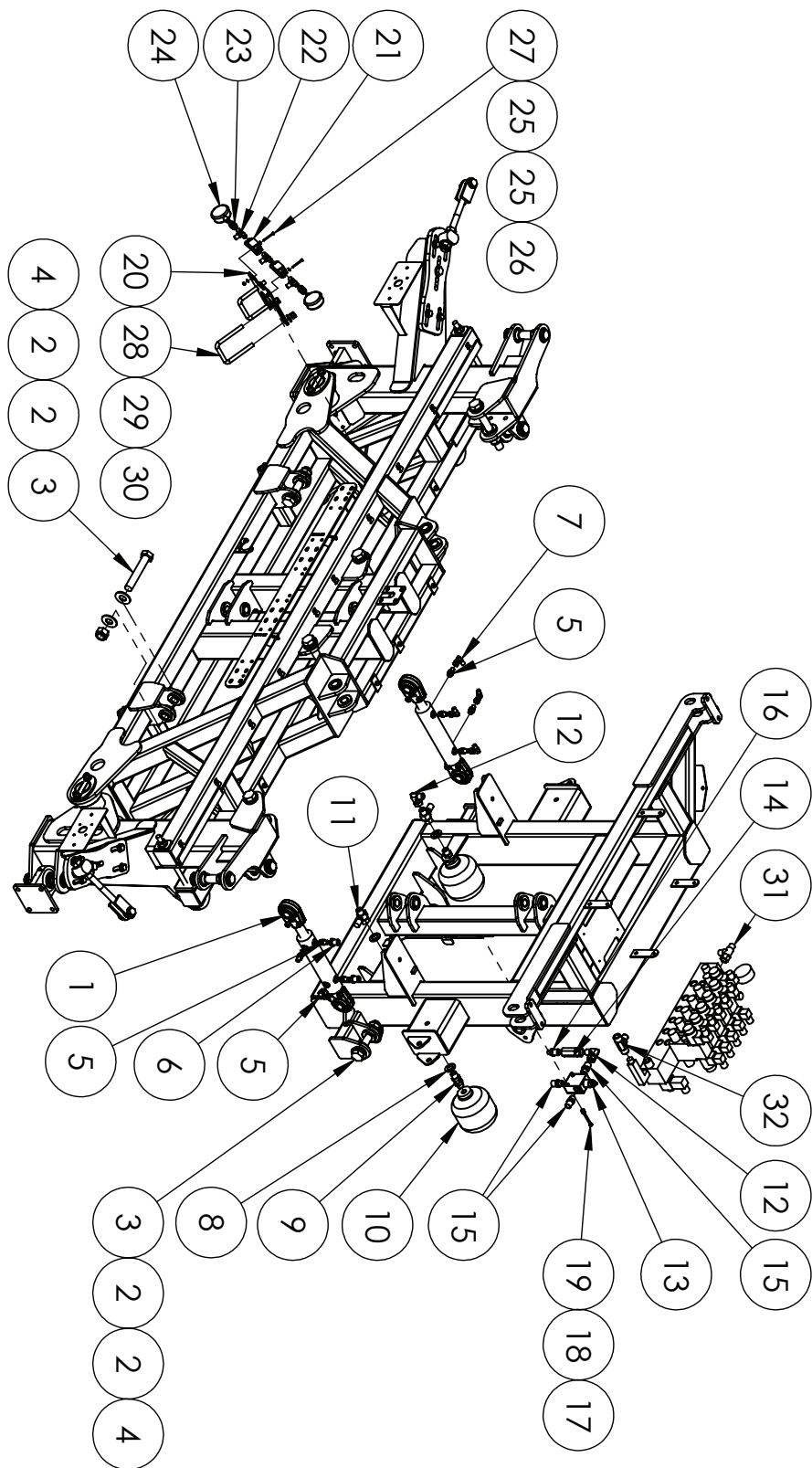
| ITEM NO. | PART NUMBER | DESCRIPTION | QTY. |
|----------|-------------|--|------|
| 1 | GA4659225 | Top Rose End Large TriTech | 1 |
| 2 | GA4659230 | Bottom Rose End Large TriTech | 1 |
| 3 | GA5001009 | Washer 16mm Flat ZP Heavy Duty | 24 |
| 4 | GA5000931 | Bolt M16 x 50 ZP GR8.8 | 12 |
| 5 | GA5069145 | Nut M16 x 1.5 pitch Nyloc ZP | 12 |
| 6 | L003A | Pin, 1 1/8" x 170mm, with circlip groove | 2 |
| 7 | GA5001883 | Circlip, E type, 24mm, Zinc plated | 2 |

Spring Yaw Kit



| ITEM NO. | PART NUMBER | DESCRIPTION | QTY. |
|----------|-------------|--|------|
| 1 | GA5075095 | Spring, Tension, 95 OD x 330 long x 14mm | 2 |
| 2 | GA4572385 | Pin, 25 OD x 195.6mm long | 4 |
| 3 | GA5001223 | Circlip, 19mm, E type, zinc plated | 8 |
| 4 | GA5075150 | Eye Bolt 12mm x 100mm Short | 4 |
| 5 | GA5000587 | Washer 12mm Flat ZP Heavy Duty | 4 |
| 6 | GA5012461 | Nut M12 Nyloc ZP | 4 |
| 7 | GA5075115 | Shock absorber, Heavy duty, Eye ends 15mm ID | 2 |
| 8 | GA5001009 | Washer 16mm Flat ZP Heavy Duty | 4 |
| 9 | GA5001029 | Nut M16 Nyloc ZP | 4 |

Hydraulic Yaw Kit - Suit Spool Valves

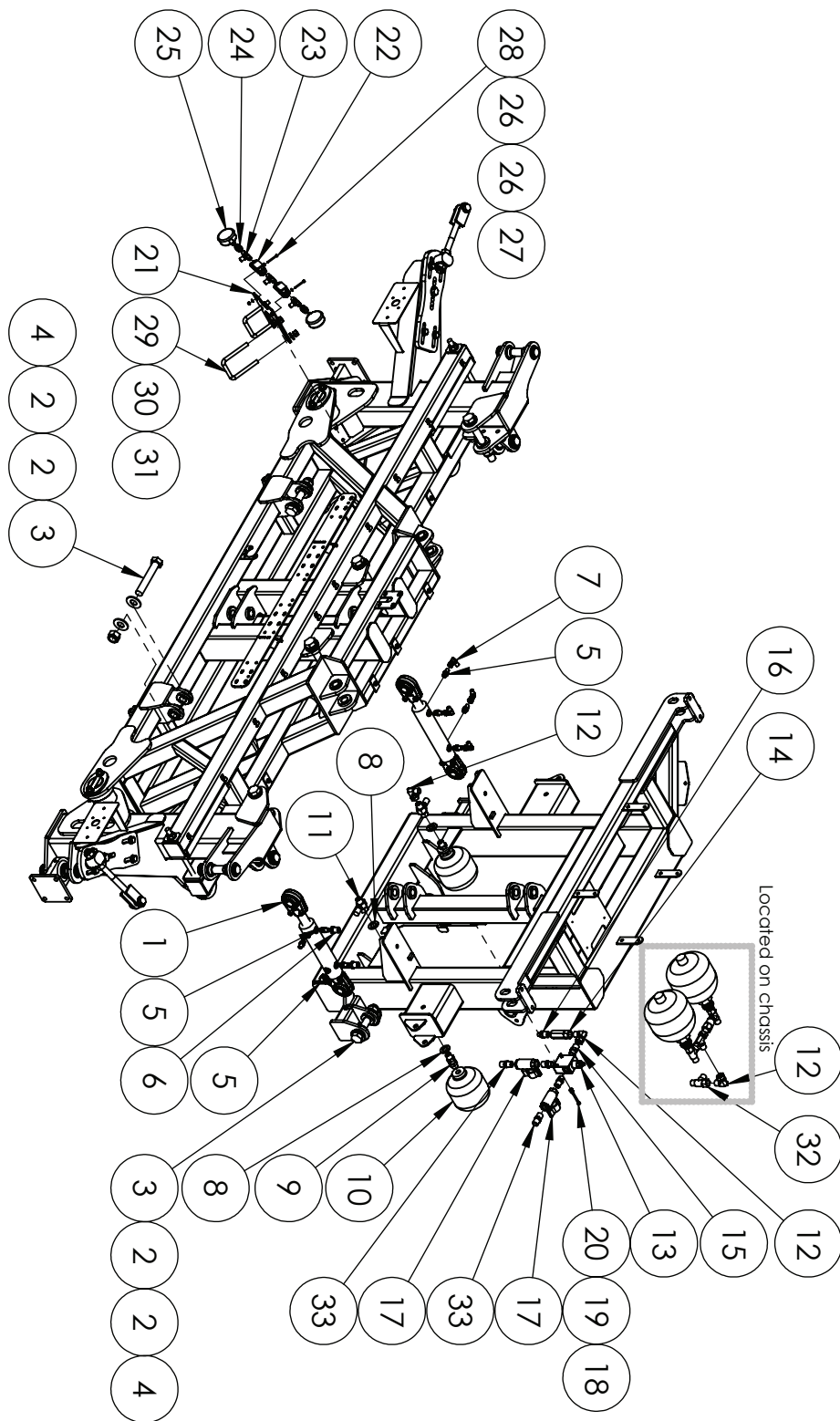


Continued over page

Hydraulic Yaw Kit

| ITEM NO. | PART NUMBER | DESCRIPTION | QTY. |
|----------|-------------|--|------|
| 1 | GA5060817 | Hydraulic cylinder, 2" bore x 1 1/4" shaft x 117.5mm stroke, Spherical bearing ends | 1 |
| 2 | GA5017659 | Washer, 1", Flat, ZP, Heavy duty (5mm thick) | 8 |
| 3 | GA5006043 | Bolt 1" UNF x 6" x 14 TPI ZP GR8 | 4 |
| 4 | GA5012445 | Nut 1" UNF 14 tpi Nyloc ZP | 4 |
| 5 | S93-0409 | Hydraulic adapter, Nipple, 1/4" BSPT x 9/16" UN o-ring | 8 |
| 6 | S24-0804 | Hydraulic adaptor, Reducing bush, 1/2" BSPT male x 1/4" BSPT female | 2 |
| 7 | S82-0404 | Hydraulic adapter, Elbow, 90 degree, 1/4" BSP male x 1/4" BSP female swivel | 4 |
| 8 | GA5001739 | Washer 20mm Flat Heavy Duty SS | 4 |
| 9 | GA544R-0808 | Nipple bulkhead, 1/2" BSPP x 1/2" BSPP - O-ring & washer | 2 |
| 10 | GA5007787 | Accumulator, Hydraulic, 1L, precharged to 70 bar | 2 |
| 11 | S160-080816 | Hydraulic adaptor, Inline test point, 1/2" BSP female swivel x 1/2" BSP male x M16 x 2.0 test port | 2 |
| 12 | S82-0808 | Hydraulic adapter, Elbow, 90 degree, 1/2" male x 1/2" female swivel | 2 |
| 13 | GA5047708 | Valve, Pressure reducing, Hydraulic, 10 - 140 bar | 1 |
| 14 | GA5007060 | Valve, Check, Hydraulic, 1/2" BSPP female inlet & outlet, 45L/min flow, Maximum 320 bar | 1 |
| 15 | S75-0806 | Hydraulic adaptor, Nipple, 1/2" BSP male x 3/8" BSP male with o-ring | 3 |
| 16 | S27-0804 | Hydraulic adaptor, Nipple, 1/2" BSP x 1/4" BSP | 1 |
| 17 | GA5004437 | Washer 6mm Flat SS | 2 |
| 18 | GA5004447 | Washer, 6mm, Spring, SS | 2 |
| 19 | GA5011419 | Bolt M6 x 50 SS | 2 |
| 20 | GA4523970 | Tap mounting plate hydraulic yaw 2010 bolt on | 1 |
| 21 | RL20-0404 | Valve, Ball, Hydraulic, 1/4" BSP female thread inlet / outlet | 2 |
| 22 | S50-040404 | Hydraulic adaptor, Tee, 1/4" BSP male x 1/4" BSP male x 1/4" BSP male | 3 |
| 23 | S26-0404 | Hydraulic adapter, Socket, 1/4" female BSP x 1/4" female BSP | 2 |
| 24 | GA5021455 | Gauge, Pressure, Small face, 3500psi | 2 |
| 25 | GA5020510 | Washer 4mm Flat SS | 4 |
| 26 | GA5049025 | Nut M4 Nyloc SS | 2 |
| 27 | GA5049800 | SHCS M4 x 40 ZP GR12.9 | 2 |
| 28 | GA5011259 | U Bolt, Square top, M12 x 76mm x 110mm | 2 |
| 29 | GA5000587 | Washer 12mm Flat ZP Heavy Duty | 4 |
| 30 | GA5012461 | Nut M12 Nyloc ZP | 4 |
| 31 | S167-080808 | Hydraulic adapter, Tee, 1/2" male BSP x 1/2" male BSP x 1/2" female swivel | 1 |
| 32 | S50-121208 | Hydraulic adaptor, Tee, 3/4" BSPT male x 3/4" BSPT male x 1/2" BSPT male | 1 |

Hydraulic Yaw Kit - Non Spool Valves



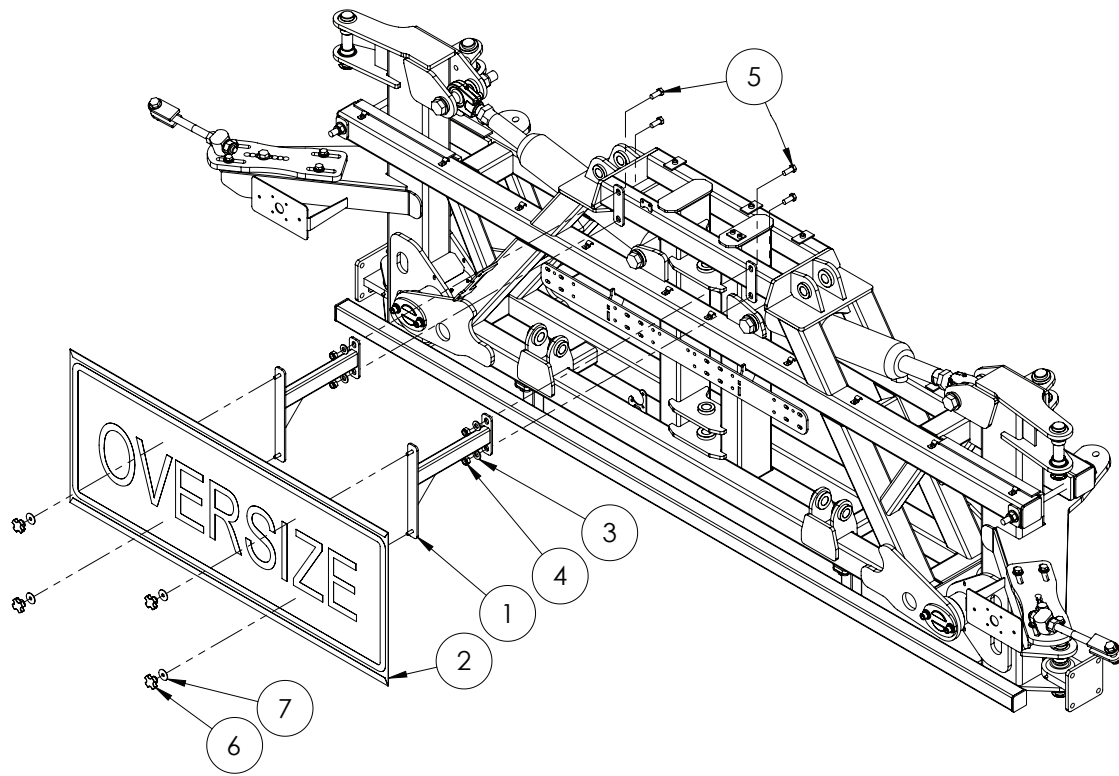
Continued over page

Hydraulic Yaw Kit - Non Spool Valves

| ITEM NO. | PART NUMBER | DESCRIPTION | QTY. |
|----------|-------------|--|------|
| 1 | GA5060817 | Hydraulic cylinder, 2" bore x 1 1/4" shaft x 117.5mm stroke, Spherical bearing ends | 2 |
| 2 | GA5017659 | Washer, 1", Flat, ZP, Heavy duty (5mm thick) | 8 |
| 3 | GA5006043 | Bolt 1" UNF x 6" x 14 TPI ZP GR8 | 4 |
| 4 | GA5012445 | Nut 1" UNF 14 tpi Nyloc ZP | 4 |
| 5 | S93-0409 | Hydraulic adapter, Nipple, 1/4" BSPT x 9/16" UN o-ring | 8 |
| 6 | S24-0804 | Hydraulic adaptor, Reducing bush, 1/2" BSPT male x 1/4" BSPT female | 2 |
| 7 | S82-0404 | Hydraulic adapter, Elbow, 90 degree, 1/4" BSP male x 1/4" BSP female swivel | 4 |
| 8 | GA5001739 | Washer 20mm Flat Heavy Duty SS | 4 |
| 9 | GAS44R-0808 | Hydraulic Nipple, 1/2" BSPP x 1/2" BSPP includes O-ring & washer | 2 |
| 10 | GA5007787 | Accumulator, Hydraulic, 1L, precharged to 70 bar | 2 |
| 11 | SI60-080816 | Hydraulic adaptor, Inline test point, 1/2" BSP female swivel x 1/2" BSP male x M16 x 2.0 test port | 2 |
| 12 | S82-0808 | Hydraulic adapter, Elbow, 90 degree, 1/2" male x 1/2" female swivel | 3 |
| 13 | GA5047708 | Valve, Pressure reducing, Hydraulic, 10 - 140 bar | 1 |
| 14 | GA5007060 | Valve, Check, Hydraulic, 1/2" BSPP female inlet & outlet, 45L/min flow, Maximum 320 bar | 1 |
| 15 | S75-0806 | Hydraulic adaptor, Nipple, 1/2" BSP male x 3/8" BSP male with o-ring | 3 |
| 16 | S27-0804 | Hydraulic adaptor, Nipple, 1/2" BSP x 1/4" BSP | 1 |
| 17 | GA5000835 | Valve, Ball, Hydraulic, 1/2" female thread inlet / outlet | 2 |
| 18 | GA5004437 | Washer 6mm Flat SS | 2 |
| 19 | GA5004447 | Washer, 6mm, Spring, SS | 2 |
| 20 | GA5011419 | Bolt M6 x 50 SS | 2 |
| 21 | GA4523970 | Tap mounting plate hydraulic yaw 2010 bolt on | 1 |
| 22 | RL20-0404 | Valve, Ball, Hydraulic, 1/4" BSP female thread inlet / outlet | 2 |
| 23 | S50-040404 | Hydraulic adaptor, Tee, 1/4" BSP male x 1/4" BSP male x 1/4" BSP male | 3 |
| 24 | S26-0404 | Hydraulic adapter, Socket, 1/4" female BSP x 1/4" female BSP | 2 |
| 25 | RG01-250 | Gauge, Pressure, 250 bar | 2 |
| 26 | GA5020510 | Washer 4mm Flat SS | 4 |
| 27 | GA5049025 | Nut M4 Nyloc SS | 2 |
| 28 | GA5049800 | SHCS M4 x 40 ZP GR12.9 | 2 |
| 29 | GA5011259 | U Bolt, Square top, M12 x 76mm x 110mm | 2 |
| 30 | GA5000587 | Washer 12mm Flat ZP Heavy Duty | 4 |
| 31 | GA5012461 | Nut M12 Nyloc ZP | 4 |
| 32 | SI67-080808 | Hydraulic adapter, Tee, 1/2" male BSP x 1/2" male BSP x 1/2" female swivel | 1 |
| 33 | S27-0808 | Hydraulic adapter, Nipple, 1/2" BSP male x 1/2" BSP male | 2 |

Oversize Sign Mount

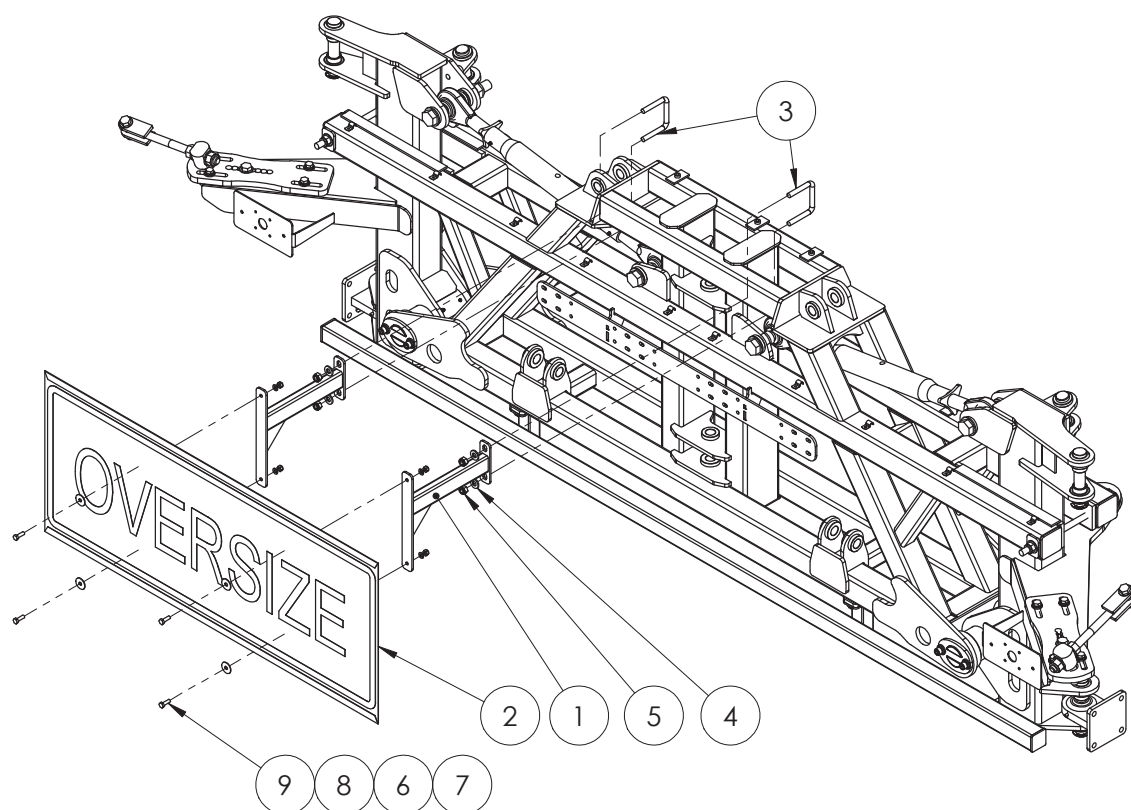
SN 201532 -



| ITEM NO. | PART NUMBER | DESCRIPTION | QTY. |
|----------|-------------|--|------|
| 1 | GA4658150 | Bracket, Oversize sign mount arm, Bolt on, 2011 centre | 2 |
| 2 | GA5009613 | Oversize sign, Yellow, Reflective with folded edges | 1 |
| 3 | GA5000577 | Washer 12mm Flat SS Heavy Duty | 4 |
| 4 | GA5012461 | Nut M12 Nyloc ZP | 4 |
| 5 | GA5000305 | Set Screw M12 x 30 ZP GR8.8 | 4 |
| 6 | GA5069875 | Knob Star grip nut M8 x 40 DIA | 4 |
| 7 | GA5003645 | Washer, 5/16" ID x 1 1/4" OD, Flat SS | 4 |

Oversize Sign Mount

SN 201000 - SN 201525

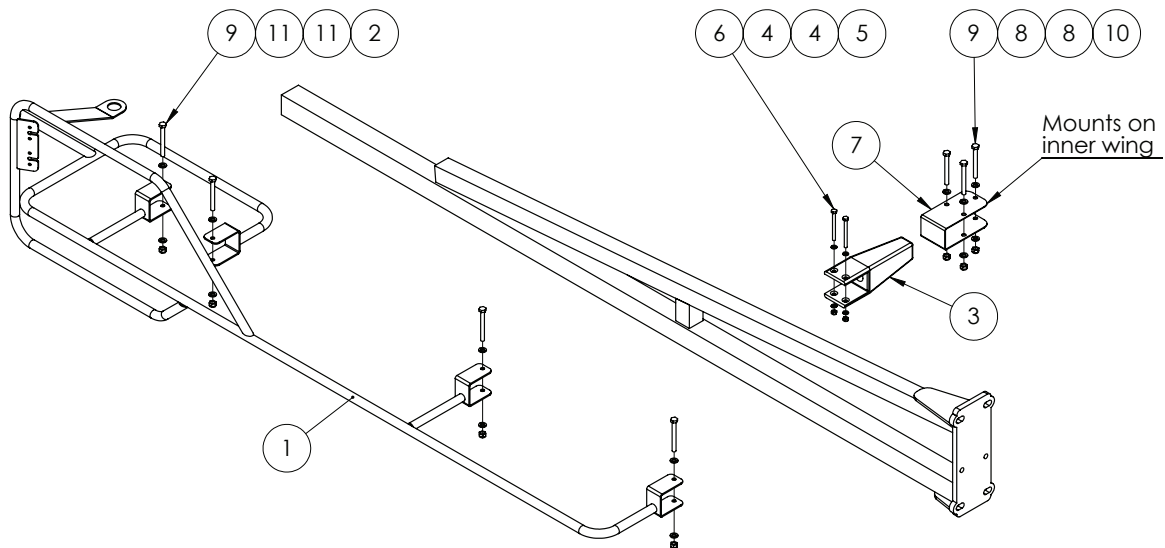


| ITEM NO. | PART NUMBER | DESCRIPTION | QTY. |
|----------|-------------|--|------|
| 1 | GA4658150 | Oversize mount bracket, suit 2011 centre | 2 |
| 2 | GA5009613 | Oversize Sign | 1 |
| 3 | GA5000305 | Bolt M12 x 30 | 4 |
| 4 | GA5000577 | Washer 12mm Flat ZP Large OD | 4 |
| 5 | GA5012461 | Nut M12 Nyloc ZP | 4 |
| 6 | GA5003643 | Washer 8mm Flat SS HD | 8 |
| 7 | GA5052590 | Nut M8 Nyloc SS 316 | 4 |
| 8 | GA5003645 | Washer, 5/16"ID x 1 1/4" OD, Flat SS | 4 |
| 9 | GA5004713 | Bolt M8 x 25 SS A2-70 | 4 |

Chapter 14

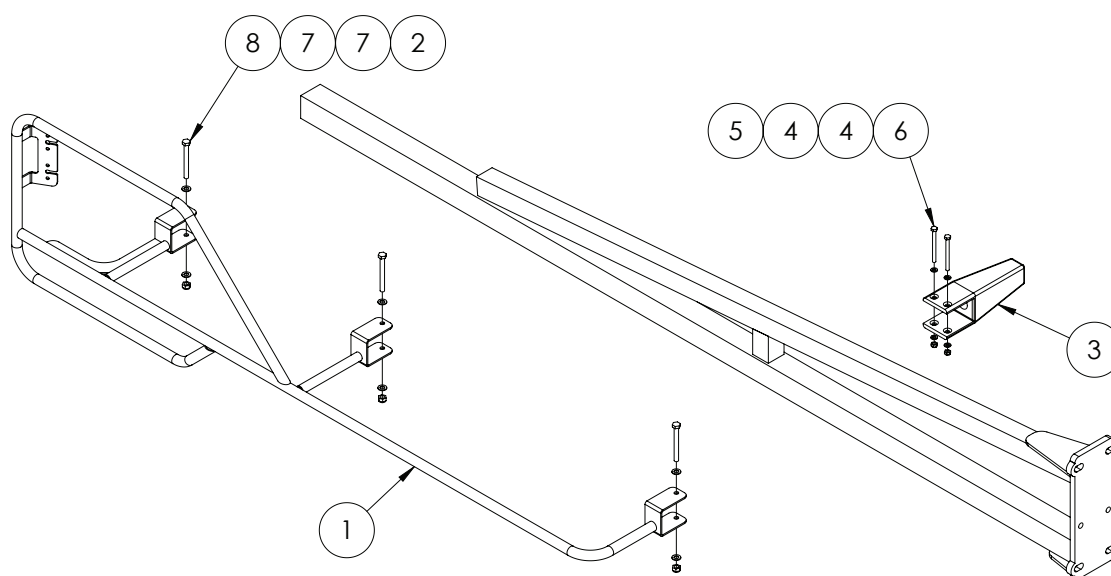
BOOM WING

Fence Line End Protector - Standard



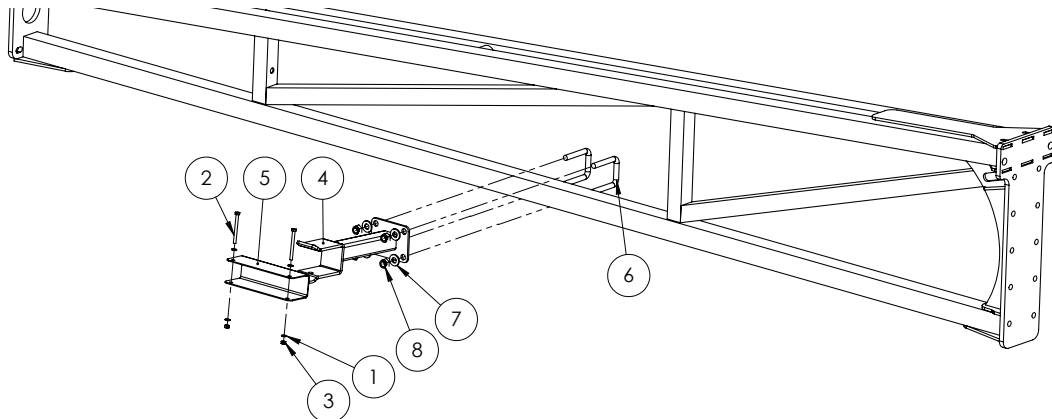
| ITEM NO. | PART NUMBER | DESCRIPTION | QTY. |
|----------|-------------|---|------|
| 1 | GA4656314 | Boom end protector, Right Hand | 1 |
| | GA4656315 | Boom end protector, Left Hand (not shown) | |
| 2 | GA5004917 | Nut M8 Nyloc ZP | 4 |
| 3 | GA5006226 | Boom stopper, Rubber, 210mm bumper, Suits 50 x 50mm RHS | 1 |
| 4 | GA5004437 | Washer 6mm Flat SS | 4 |
| 5 | GA5048115 | Nut M6 Nyloc ZP | 2 |
| 6 | GA5004107 | Bolt M6 x 70 ZP GR8.8 | 2 |
| 7 | GA4522995 | Extension bracket Rubber bump stop | 1 |
| 8 | GA5048115 | Nut M6 Nyloc ZP | 6 |
| 9 | GA5052600 | Bolt M8 x 75 SS | 7 |
| 10 | GA5052590 | Nut M8 Nyloc SS | 3 |
| 11 | GA5003643 | Washer 8mm Flat SS Heavy Duty | 8 |

Fence Line End Protector - Quick Fit



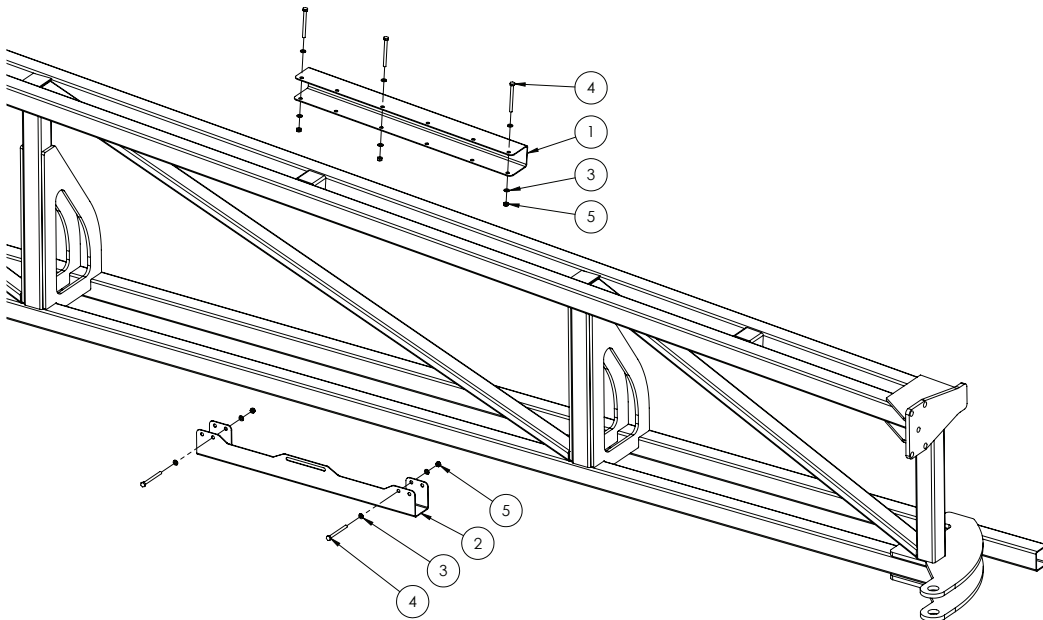
| ITEM NO. | PART NUMBER | DESCRIPTION | QTY. |
|----------|-------------|---|------|
| 1 | GA4656316 | Boom End Protector easy fit Right Hand | 1 |
| | GA4656317 | Boom End Protector easy fit Left Hand | |
| 2 | GA5004917 | Nut M8 Nyloc ZP | 3 |
| 3 | GA5006226 | Boom stopper, Rubber, 210mm bumper, Suits 50 x 50mm RHS | 1 |
| 4 | GA5004437 | Washer 6mm Flat SS | 4 |
| 5 | GA5048115 | Nut M6 Nyloc ZP | 2 |
| 6 | GA5004107 | Bolt M6 x 70 ZP GR8.8 | 2 |
| 7 | GA5003643 | Washer 8mm Flat SS Heavy Duty | 6 |
| 8 | GA5052600 | Bolt M8 x 75 SS | 3 |

Boom Protector Assembly - Outer



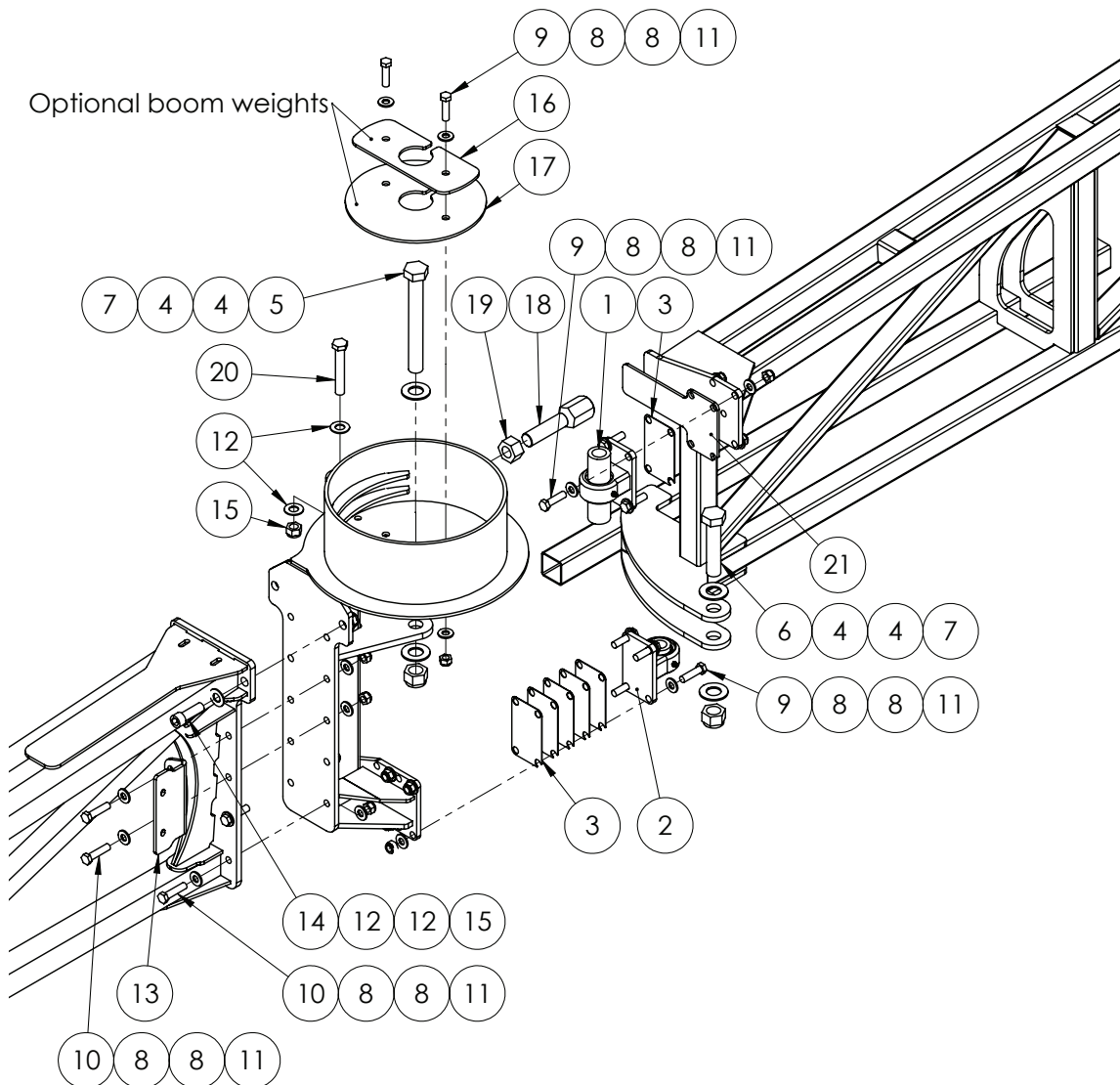
| ITEM NO. | PART NUMBER | DESCRIPTION | QTY. |
|----------|-------------|--|------|
| 1 | GA5004437 | Washer 6mm Flat SS | 4 |
| 2 | GA5004107 | Bolt M6 x 70 ZP GR8.8 | 2 |
| 3 | GA5048115 | Nut M6 Nyloc ZP | 2 |
| 4 | GA4656277 | Support bracket, Folded boom wing, TriTech | 1 |
| 5 | F70294A | Boom wing protector Suit 50 x 50 x 200mm long (2mm SS) | 1 |
| 6 | GA5011251 | U bolt, Square top, M12 x 52mm x 80mm | 2 |
| 7 | GA5000587 | Washer 12mm Flat ZP Heavy Duty | 4 |
| 8 | GA5012461 | Nut M12 Nyloc ZP | 4 |

Boom Protector Assembly - Inner



| ITEM NO. | PART NUMBER | DESCRIPTION | QTY. |
|----------|-------------|---|------|
| 1 | F70799A | Protector, Outer wing, Suit 50 x 50 RHS, 600 long, 2mm SS | 1 |
| 2 | GA4505005 | Boom Slide Protector SS with cutout 2013 | 1 |
| 3 | GA5004437 | Washer 6mm Flat SS | 10 |
| 4 | GA5004107 | Bolt M6 x 70 ZP GR8.8 | 5 |
| 5 | GA5048115 | Nut M6 Nyloc ZP | 5 |

Cable Drum



| ITEM NO. | PART NUMBER | DESCRIPTION | QTY. |
|----------|--------------|---|------|
| 1 | GA4932342 | Bearing pivot kit, Upper, Suit TriTech cable drum hinge | 1 |
| 2 | GA4912030 | Lower removable pivot assembly, TriTech 24m+ suit upgrade kit | 1 |
| 3 | DB-ADJ-16LAS | Shim, cable drum pivot, SS, 1mm | 6 |
| 4 | GA5017659 | Washer, 1", Flat, ZP, Heavy duty (5mm thick) | 4 |
| 5 | GA5006151 | Bolt 1" UNF x 8" x 12 TPI ZP GR8 | 1 |
| 6 | GA5006039 | Bolt 1" UNF x 4 1/2" ZP GR8 | 1 |
| 7 | GA5012445 | Nut 1" UNF 14 tpi Nyloc ZP | 2 |
| 8 | GA5000587 | Washer 12mm Flat ZP Heavy Duty | 40 |
| 9 | GA5000327 | Set Screw M12 x 45 ZP GR8.8 | 10 |
| 10 | GA5011239 | Bolt, M12 x 50, ZP GR 8.8 | 10 |
| 11 | GA5012461 | Nut M12 Nyloc ZP | 20 |
| 12 | GA5001009 | Washer 16mm Flat ZP Heavy Duty | 6 |

Continued over page

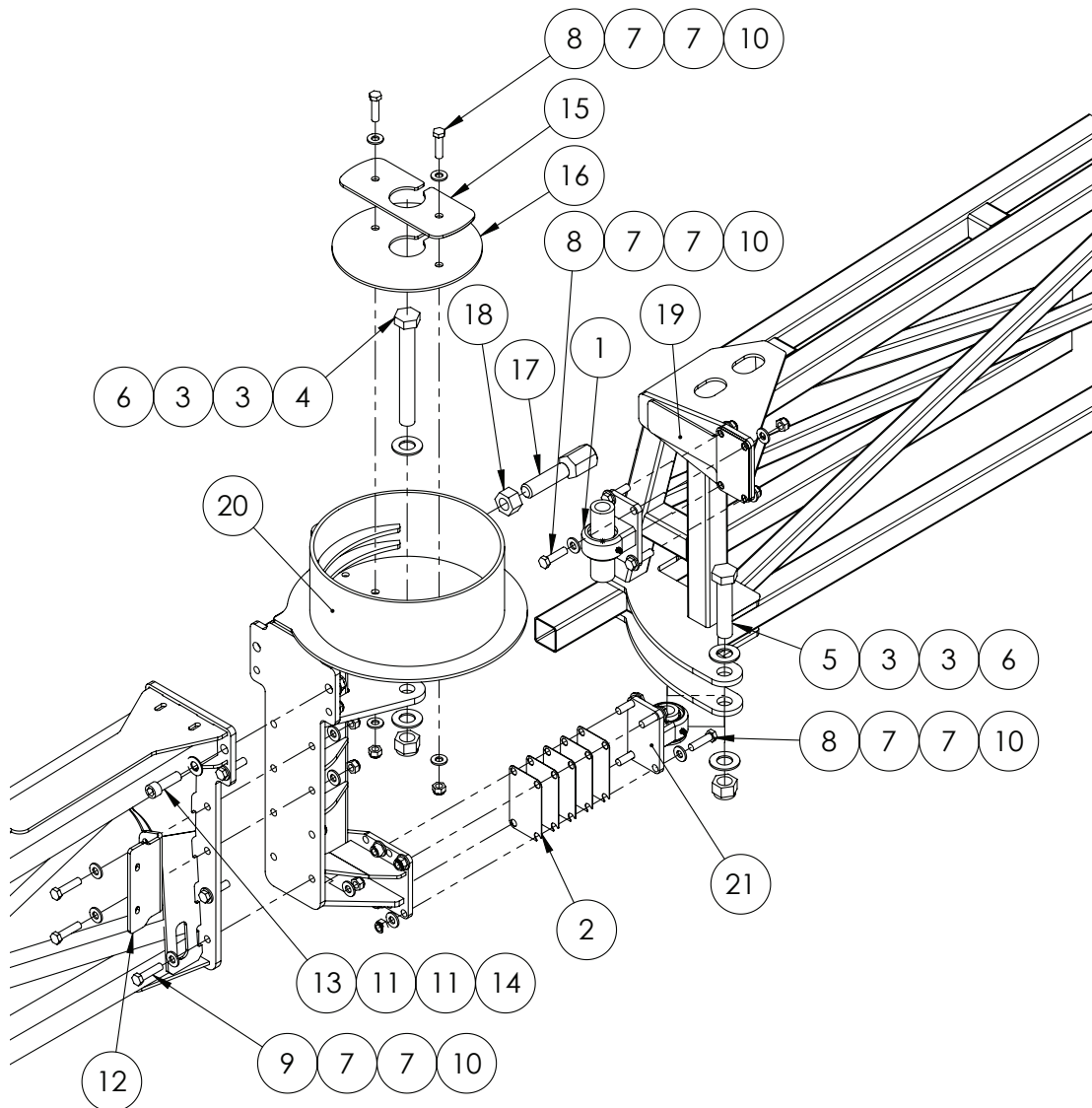
Cable Drum

| ITEM NO. | PART NUMBER | DESCRIPTION | QTY. |
|----------|-------------|--|------|
| 13 | GA4522725 | Boom hose mount plate outer | 1 |
| 14 | GA5000935 | SHCS M16 x 50 ZP GR12.9 | 2 |
| 15 | GA5001029 | Nut M16 Nyloc ZP | 3 |
| 16 | GA4504535 | Boom weight, Cable drum disc, 0.806 kg | 1 |
| 17 | GA4504530 | Boom weight, Cable drum disc, 1.792 kg | 1 |
| 18 | GA4572495 | Bolt 1" UNF 12 TPI Boom drum stopper | 1 |
| 19 | GA5010991 | Nut 1" UNF 12 tpi ZP | 1 |
| 20 | GA5011269 | Bolt M16 x 100 ZP GR8.8 | 1 |
| 21 | GA4524690 | Wear plate Upper boom top MY13 SS | 1 |

Cable Drum Chart

| ITEM NO | PART NO | DESCRIPTION | QTY |
|---------|-----------|---|-----|
| | GA4659580 | Cable drum, Boom hinge, Right side, TriTech, MY13 | 1 |
| | GA4659585 | Cable drum, Boom hinge, Left side, TriTech, MY13 | 1 |
| | GA4659600 | Boom drum hinge OFFSET 24+ RH MY13 | 1 |
| | GA4659605 | Boom drum hinge OFFSET 24+ LH MY13 | 1 |

Cable Drum - 42m Boom



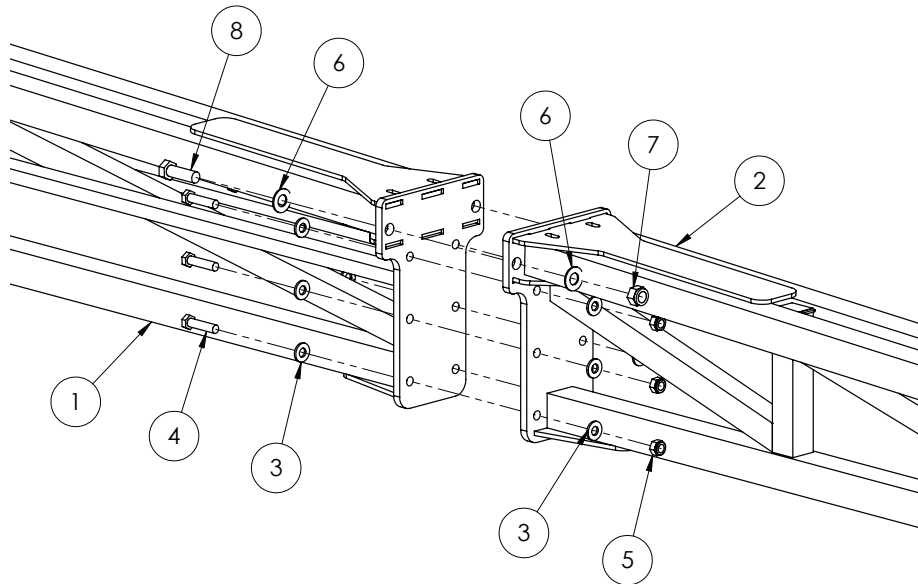
| ITEM NO. | PART NUMBER | DESCRIPTION | QTY. |
|----------|--------------|---|------|
| 1 | GA4932342 | Bearing pivot kit, Upper, Suit TriTech cable drum hinge | 1 |
| 2 | DB-ADJ-I6LAS | Shim, cable drum pivot, SS, 1mm | 6 |
| 3 | GA5017681 | Washer 1" x 2" 7g Flat Thin SS | 4 |
| 4 | GA5006151 | Bolt 1" UNF x 8" x 12 TPI ZP GR8 | 1 |
| 5 | GA5006039 | Bolt 1" UNF x 4 1/2" ZP GR8 | 1 |
| 6 | GA5012446 | Nut 1" UNF 12 tpi Nyloc ZP | 2 |
| 7 | GA5000577 | Washer 12mm Flat SS Heavy Duty | 40 |
| 8 | GA5000327 | Set Screw M12 x 45 ZP GR8.8 | 10 |
| 9 | GA5011239 | Bolt, M12 x 50, ZP GR 8.8 | 10 |
| 10 | GA5012461 | Nut M12 Nyloc ZP | 20 |
| 11 | GA5001009 | Washer 16mm Flat ZP Heavy Duty | 4 |
| 12 | GA4522725 | Boom hose mount plate outer | 1 |

Continued over page

Cable Drum - 42m Boom

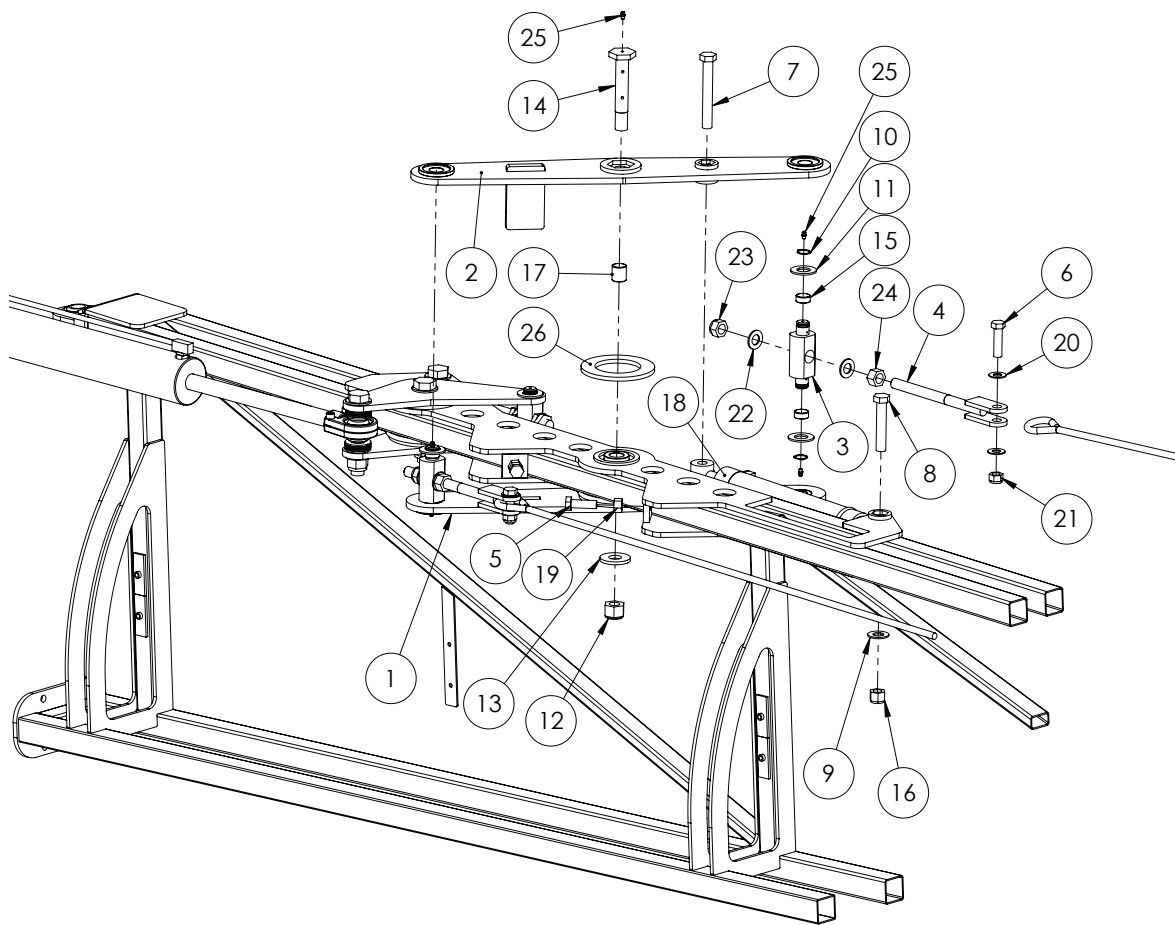
| ITEM NO. | PART NUMBER | DESCRIPTION | QTY. |
|----------|-------------|---|------|
| 13 | GA5000935 | SHCS M16 x 50 ZP GR12.9 | 2 |
| 14 | GA5001029 | Nut M16 Nyloc ZP | 2 |
| 15 | GA4504535 | Boom weight, Cable drum disc, 0.806 kg | 1 |
| 16 | GA4504530 | Boom weight, Cable drum disc, 1.792 kg | 1 |
| 17 | GA4572495 | Bolt 1" UNF 12 TPI, Boom drum stopper | 1 |
| 18 | GA5010991 | Nut 1" UNF 12 tpi ZP | 1 |
| 19 | GA4524690 | Wear plate Upper boom top MY13 SS | 1 |
| 20 | GA4659275 | Cable Drums to suit 42m+ LH | 1 |
| | GA4659270 | Cable Drums to suit 42m+ RH | 1 |
| 21 | GA4932343 | Bearing pivot kit, Lower TriTech cable drum hinge | 1 |

Mid Wing - 42m Boom



| ITEM NO. | PART NUMBER | DESCRIPTION | QTY. |
|----------|-------------|--------------------------------|------|
| 1 | - | Outer Wing Inner Section 42m | 1 |
| 2 | - | Outer Wing Outer Section 42m | 1 |
| 3 | GA5000587 | Washer 12mm Flat ZP Heavy Duty | 12 |
| 4 | GA5011239 | Bolt, M12 x 50, ZP GR 8.8 | 6 |
| 5 | GA5012461 | Nut M12 Nyloc ZP | 6 |
| 6 | GA5001043 | Washer 16mm Flat SS HD | 4 |
| 7 | GA5001029 | Nut M16 Nyloc ZP | 2 |
| 8 | GA5000931 | Bolt M16 x 50 ZP GR8.8 | 2 |

Bi-Fold



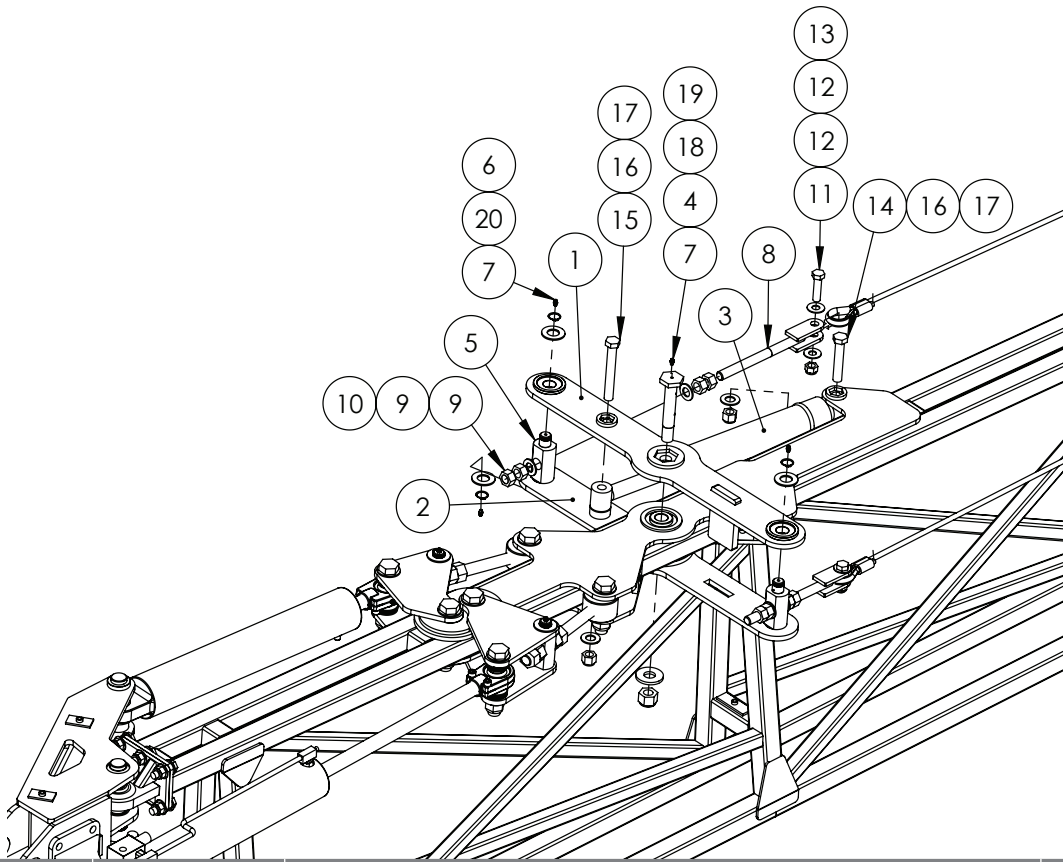
| ITEM NO. | PART NUMBER | DESCRIPTION | QTY. |
|----------|-------------|---|------|
| 1 | GA4656295 | Boom Bi-Fold Bottom Bracket | 1 |
| 2 | GA4656290 | Boom Bi-Fold Top Bracket | 1 |
| 3 | 24mk4DB006 | Bush / pin, Fold ram adjuster nut and bolt retainer | 2 |
| 4 | GA5020320 | Cable Adjuster, threaded, M20 | 2 |
| 5 | GA5000931 | Bolt M16 x 50 ZP GR8.8 | 2 |
| 6 | GA5000939 | Bolt M16 x 60 Black GR8.8 | 2 |
| 7 | GA5070335 | Bolt 3/4" UNC x 5 1/2" Zinc HT GR8 | 1 |
| 8 | GA5049490 | Bolt 3/4" UNC x 4" ZP GR8 | 1 |
| 9 | GA5001045 | Washer, 3/4", Flat ZP | 2 |
| 10 | GA5008519 | Circlip, External, 25mm | 4 |
| 11 | GA5017681 | Washer 1" x 2" 7g Flat Thin SS | 4 |
| 12 | GA5012469 | Nut M24 Nyloc ZP | 1 |
| 13 | 2SF003LAS | 2nd stage fold pivot washer 6mm FMS 60 od 25.3mm id | 1 |
| 14 | 2SF-007 | 2nd Stage Fold - Pivot Pin | 1 |
| 15 | GA5009463 | Glacier Bush, ID 25 x 15mm long | 4 |
| 16 | GA5048430 | Nut, Nyloc, 3/4" UNC, ZP | 2 |
| 17 | GA5009467 | Glacier Bush ID 25 x 30mm long | 2 |

Continued over page

Bi-Fold

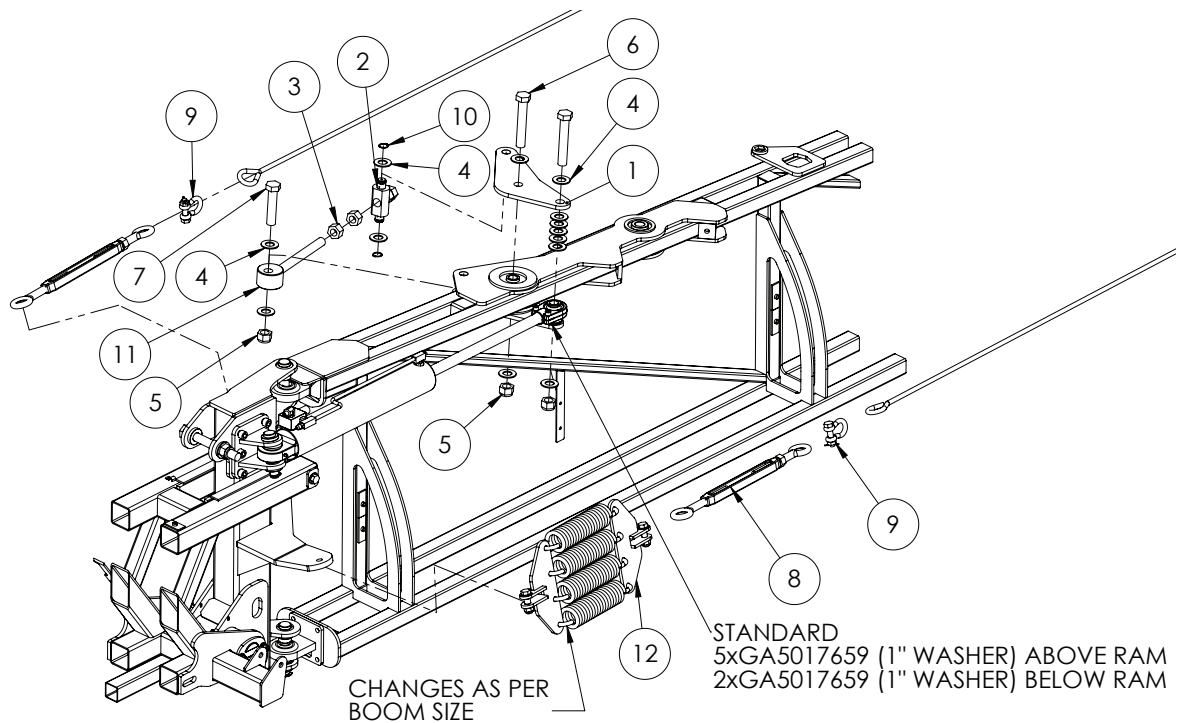
| ITEM NO. | PART NUMBER | DESCRIPTION | QTY. |
|----------|-------------|---|------|
| 18 | GA5021010 | Hydraulic cylinder, 2" bore x 1" rod x 10" stroke | 1 |
| 19 | GA5012385 | Nut M16 Hex ZP | 2 |
| 20 | GA5001009 | Washer 16mm Flat ZP Heavy Duty | 4 |
| 21 | GA5001029 | Nut M16 Nyloc ZP | 2 |
| 22 | GA5001741 | Washer 20mm Flat SS Heavy Duty | 4 |
| 23 | GA5048125 | Nut M20 Nyloc Coarse ZP | 2 |
| 24 | GA5001709 | Nut M20 Coarse Hex ZP | 2 |
| 25 | GA5012203 | Grease nipple, Short, 1/4" UNF | 7 |
| 26 | MACH0102 | 2nd stage pivot nylon washer black poly | 2 |

Bi-Fold - 42m Boom



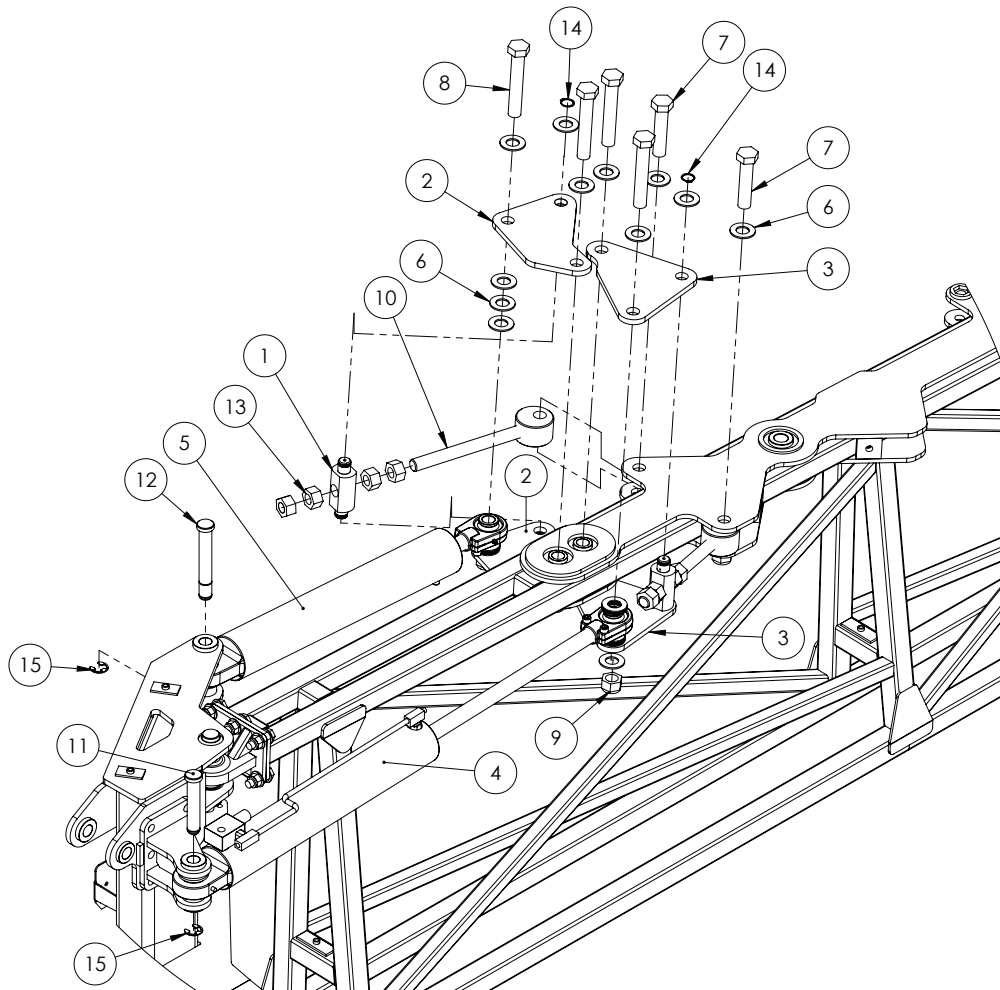
| ITEM NO. | PART NUMBER | DESCRIPTION | QTY. |
|----------|-------------|--|------|
| 1 | GA4656290 | Boom Bi-fold Top Bracket | 1 |
| 2 | GA4659730 | Boom Bi-fold Bottom Bracket 42m | 1 |
| 3 | GA5070845 | Hydraulic Cylinder, Bifold, 42m, 293mm stroke, 2 1/2" Bore, 1 1/4" Rod | 1 |
| 4 | 2SF-007 | Pivot pin | 1 |
| 5 | 24mk4DB006 | Bush / pin, Fold ram adjuster nut and bolt retainer | 2 |
| 6 | GA5017681 | Washer 1" x 2" 7g Flat Thin SS | 4 |
| 7 | GA5012203 | Grease nipple, Short, 1/4" UNF | 5 |
| 8 | GA5020320 | Cable Adjuster, threaded, M20 | 2 |
| 9 | GA5001709 | Nut M20 Coarse Hex ZP | 8 |
| 10 | GA5001741 | Washer 20mm Flat SS Heavy Duty | 4 |
| 11 | GA5000939 | Bolt M16 x 60 Black GR8.8 | 2 |
| 12 | GA5001043 | Washer 16mm Flat SS HD | 4 |
| 13 | GA5001029 | Nut M16 Nyloc ZP | 2 |
| 14 | GA5049490 | Bolt 3/4" UNC x 4" ZP GR8 | 1 |
| 15 | GA5070335 | Bolt 3/4" UNC x 5 1/2" zinc HT GR8 | 1 |
| 16 | GA5001045 | Washer, 3/4", Flat ZP | 2 |
| 17 | GA5048430 | Nut, Nyloc, 3/4" UNC, ZP | 2 |
| 18 | 2SF003LAS | 2nd stage fold pivot washer 6mm FMS 60 od, 25.3mm id | 1 |
| 19 | GA5012469 | Nut M24 Nyloc ZP | 1 |
| 20 | GA5008519 | Circlip, External, 25mm | 4 |

Boom Fold Adjuster



| ITEM NO. | PART NUMBER | DESCRIPTION | QTY. |
|----------|-------------|---|------|
| 1 | 24mk4DB005 | Adjuster plate, Fold ram, TriTech boom | 2 |
| 2 | 24mk4DB006 | Bush / pin, Fold ram adjuster nut and bolt retainer | 1 |
| 3 | GA5010991 | Nut 1" UNF 12 TPI ZP | 4 |
| 4 | GA5017681 | Washer 1" x 2" 7g Flat Thin SS | 15 |
| 5 | GA5012446 | Nut 1" UNF 12 TPI Nyloc ZP | 3 |
| 6 | GA5006043 | Bolt 1" UNF x 6" x 14 TPI ZP GR8 | 2 |
| 7 | GA5006039 | Bolt 1" UNF x 4 1/2" ZP GR8 | 1 |
| 8 | GA5017061 | Turnbuckle, Eye ends, M22 thread & lock nut, Galvanised | 1 |
| 9 | GA5075230 | Bow Shackle 13mm WLL 3.25T Black | 2 |
| 10 | GA5008519 | Circlip, External, 25mm | 2 |
| 11 | GA5070775 | Boom fold adjuster eyelet bolt, HD MY13 | 1 |
| 12 | GA4905665 | Cable Spring Mount 36m MY13 | 1 |

Dual Ram Fold Adjuster - 42m

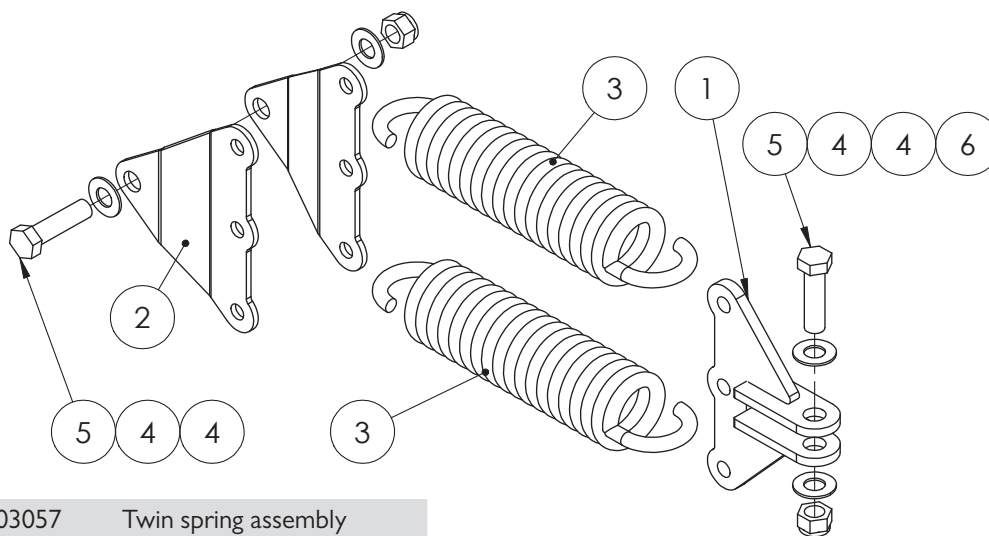


| ITEM NO. | PART NUMBER | DESCRIPTION | QTY. |
|----------|-------------|--|------|
| 1 | 24mk4DB006 | Bush / pin, Fold ram adjuster nut and bolt retainer | 2 |
| 2 | GA4506970 | Fold Adjuster Plate, Rear, 42m Dual Fold Cylinder | 2 |
| 3 | GA4506965 | Fold Adjuster Plate, Front, 42m Dual Fold Cylinder | 2 |
| 4 | GA5018542 | Hydraulic cylinder, External phasing, 3.25"bore x 1.25" rod x 18" stroke | 1 |
| 5 | GA5018538 | Hydraulic cylinder, 3" bore x 1.25" rod x 18" stroke, external phasing (single phase only) | 1 |
| 6 | GA5017681 | Washer 1" x 2" 7g Flat Thin SS | 30 |
| 7 | GA5006039 | Bolt 1" UNF x 4 1/2" ZP GR8 | 2 |
| 8 | GA5006043 | Bolt 1" UNF x 6" x 14 TPI ZP GR8 | 4 |
| 9 | GA5012446 | Nut 1" UNF 12 tpi Nyloc ZP | 6 |
| 10 | GA5070775 | Boom fold adjuster eyelet bolt, HD MY13 | 2 |
| 11 | GA4572200 | Pin, 1" diameter x 132.4 long, With shoulder and circlip groove | 1 |
| 12 | L002A | Pin, 1" x 180mm, Double circlip groove | 1 |
| 13 | GA5010991 | Nut 1" UNF 12 tpi ZP | 8 |
| 14 | GA5008519 | Circlip, External, 25mm | 4 |
| 15 | GA5001223 | Circlip, 19mm, E type, zinc plated | 2 |

Boom Cables

| ITEM NO. | PART NUMBER | DESCRIPTION | QTY. |
|----------|-------------|--|------|
| | GA5000073 | Cable - Lengths; TriTech 24-30mt: Front - 5140 Rear - 5760 TriTech 33-36mt: Front - 6590 Rear - 7220 TriTech 42mt: Front - 8200 Rear - 8960 TriTech Bi-Fold 36mt: Front - 6160 Rear - 6160 NOTE: Cable lengths are as measured eye to eye | 2 |
| | GA5000215 | Cable End Eyelet | 4 |
| | GA5005391 | Cable Ferrule | 4 |

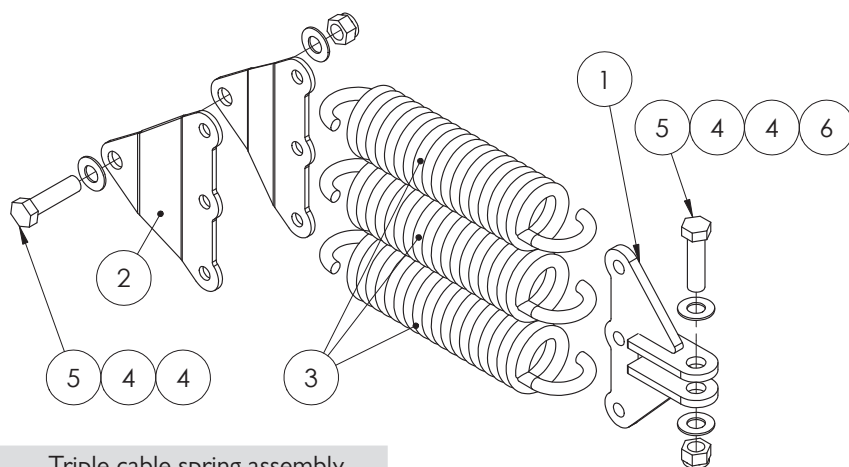
Boom Cable Spring - Suit 24m



GA4903057 Twin spring assembly

| ITEM NO. | PART NUMBER | DESCRIPTION | QTY. |
|----------|-------------|---|------|
| 1 | GA4656230 | Mount, Boom cable spring, Suit 24 - 33 meter TriTech boom | 1 |
| 2 | F70057A | 3 spring mounting plate suit delta boom | 2 |
| 3 | GA5010793 | Spring, tension, 70 OD x 329 long x 12mm, large | 2 |
| 4 | GA5001009 | Washer 16mm Flat ZP Heavy Duty | 4 |
| 5 | GA5000939 | Bolt M16 x 60 Black GR8.8 | 2 |
| 6 | GA5001029 | Nut M16 Nyloc ZP | 2 |

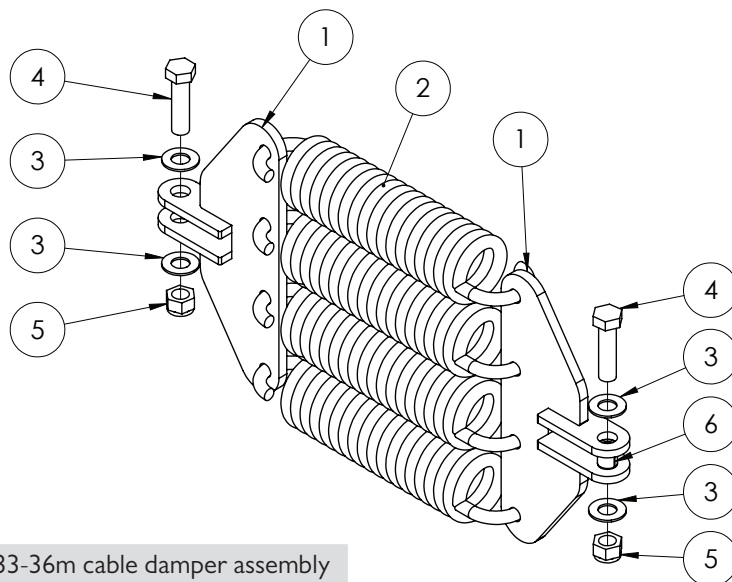
Boom Cable Spring - Suit 28-30m



GA4903067 Triple cable spring assembly

| ITEM NO. | PART NUMBER | DESCRIPTION | QTY. |
|----------|-------------|---|------|
| 1 | GA4656230 | Mount, Boom cable spring, Suit 24 - 33 meter TriTech boom | 1 |
| 2 | F70057A | 3 spring mounting plate suit delta boom | 2 |
| 3 | GA5010793 | Spring, tension, 70 OD x 329 long x 12mm, large | 3 |
| 4 | GA5001009 | Washer 16mm Flat ZP Heavy Duty | 4 |
| 5 | GA5000939 | Bolt M16 x 60 Black GR8.8 | 2 |
| 6 | GA5001029 | Nut M16 Nyloc ZP | 2 |

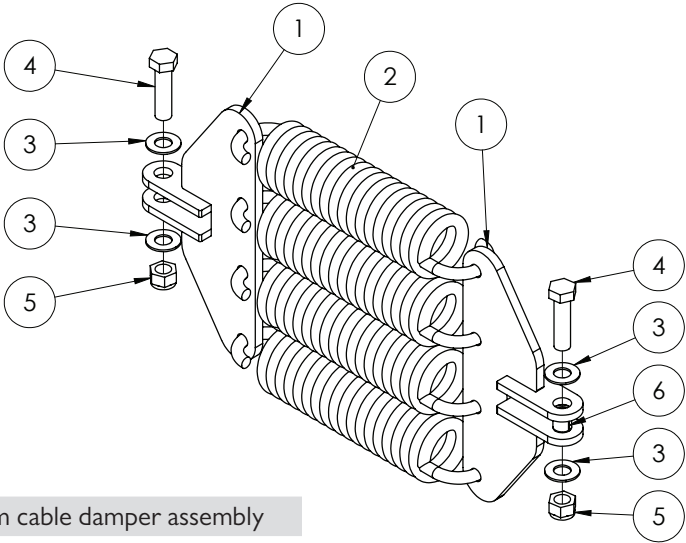
Boom Cable Springs - Suit 33&36m



GA4905665 33-36m cable damper assembly

| ITEM NO. | PART NUMBER | DESCRIPTION | QTY. |
|----------|-------------|---|------|
| 1 | GA4659710 | Cable Spring-Shocker Mount Component | 2 |
| 2 | GA5010793 | Spring, tension, 70 OD x 329 long x 12mm, large | 4 |
| 3 | GA5001009 | Washer 16mm Flat ZP Heavy Duty | 4 |
| 4 | GA5000939 | Bolt M16 x 60 Black GR8.8 | 2 |
| 5 | GA5001029 | Nut M16 Nyloc ZP | 2 |
| 6 | GA5075220 | Glacier bush flanged 16mm suit boom cable pivot | 1 |

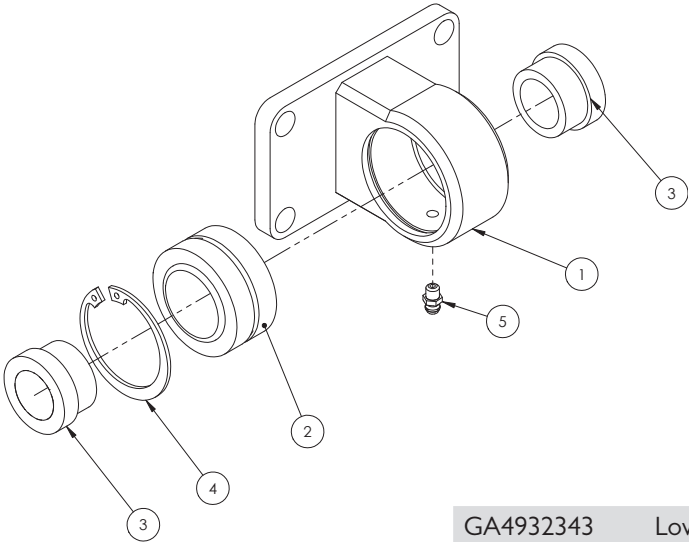
Boom Cable Springs - Suit 42m



GA4912493 42m cable damper assembly

| ITEM NO. | PART NUMBER | DESCRIPTION | QTY. |
|----------|-------------|--|------|
| 1 | GA4659290 | Mount, Boom cable spring, Suit 36 - 44 meter Tri Tech boom | 2 |
| 2 | GA5075095 | Spring, Tension, 95 OD x 330 long x 14mm, | 4 |
| 3 | GA5001009 | M16 washer flat zinc coated | 4 |
| 4 | GA5000939 | M16 x 60 bolt | 2 |
| 5 | GA5001029 | M16 Nyloc nut | 2 |
| 6 | GA5075220 | Glacier bush flanged 16mm suit boom cable pivot | 1 |

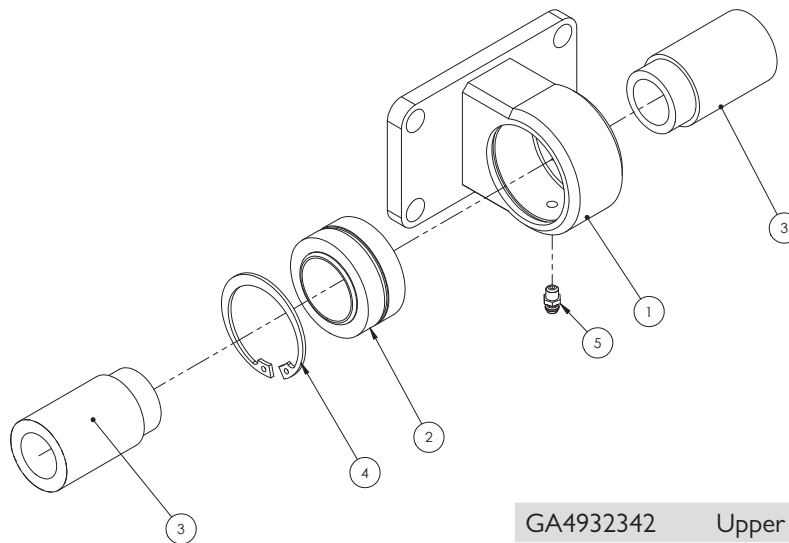
Lower Bearing Pivot



GA4932343 Lower pivot assembly

| ITEM NO. | PART NUMBER | DESCRIPTION | QTY. |
|----------|-------------|---|------|
| 1 | GA4656190 | Boom hinge bearing Mount 24+ | 1 |
| 2 | GA5015659 | Bearing, Spherical bush, 34.925 ID x 55.663 OD x 30.150mm thick, GEZ34ES2RS | 1 |
| 3 | DB-ADJ-02 | Bush, Short, 40 OD x 25.5 ID x 23.75mm long | 2 |
| 4 | GA5010573 | Circlip, Internal, Suit 55mm bore | 1 |
| 5 | GA5012203 | Grease nipple, Short, 1/4" UNF | 1 |

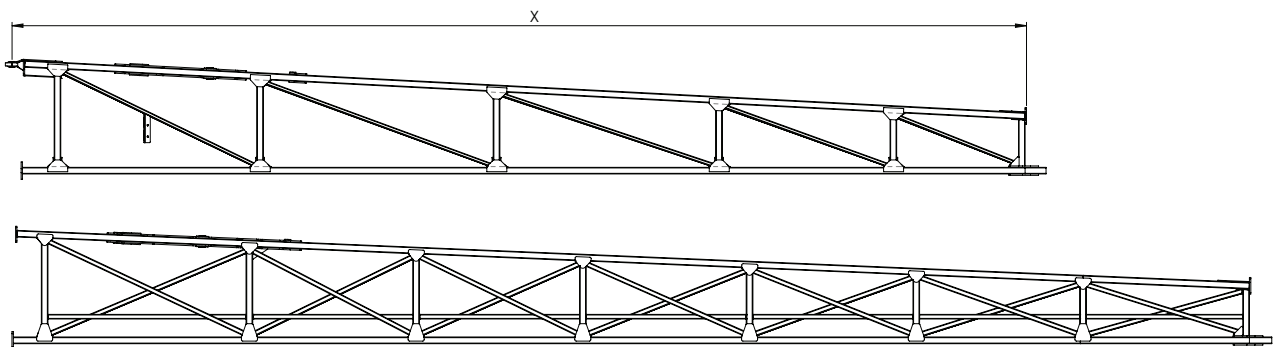
Upper Bearing Pivot



GA4932342 Upper pivot assembly

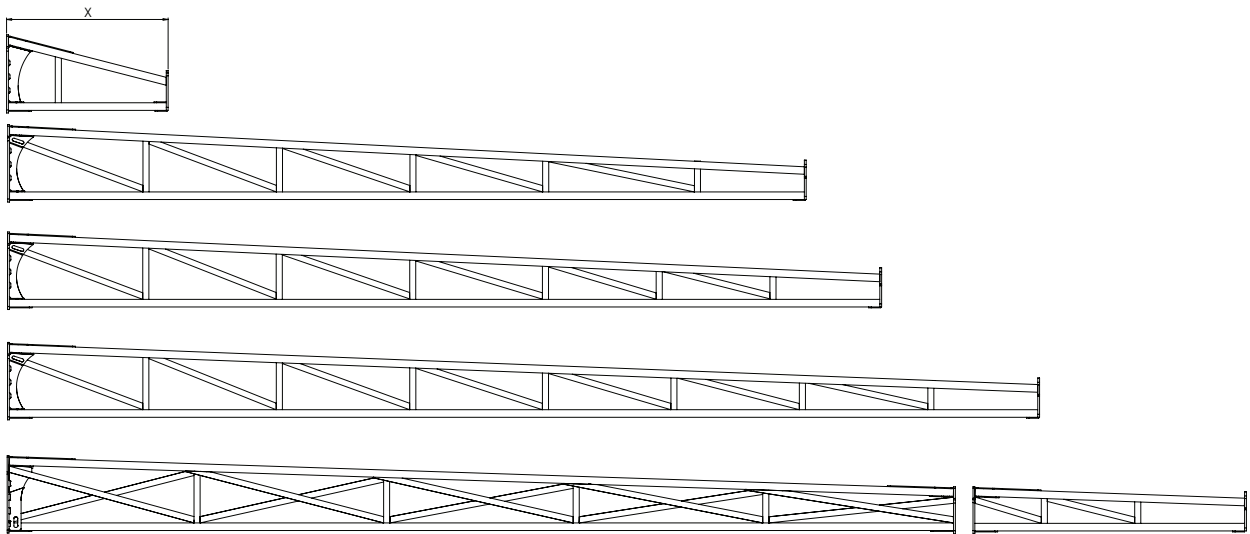
| ITEM NO. | PART NUMBER | DESCRIPTION | QTY. |
|----------|-------------|---|------|
| 1 | GA4656190 | Boom hinge bearing Mount 24+ | 1 |
| 2 | GA5015659 | Bearing, Spherical bush, 34.925 ID x 55.663 OD x 30.150mm thick, GEZ34ES2RS | 1 |
| 3 | DB-ADJ-13 | Bush, Stepped, 25.5 ID x 40 OD x 69.75mm long | 2 |
| 4 | GA5010573 | Circlip, Internal, Suit 55mm bore | 1 |
| 5 | GA5012203 | Grease nipple, Short, 1/4" UNF | 1 |

Steel Inner Wings



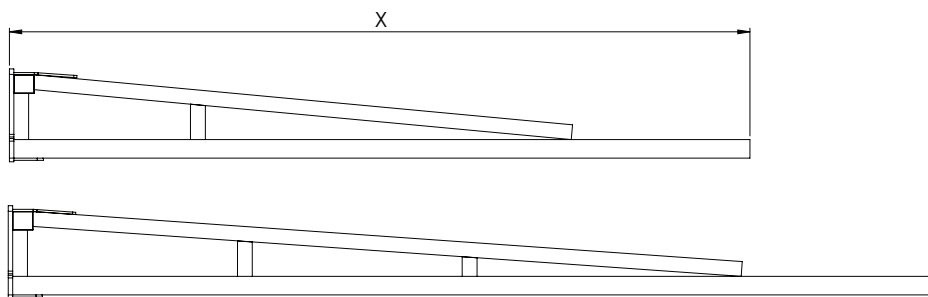
| Part Number | Description |
|-------------|--|
| GA4656780 | 24-30M Boom inner Bi-Fold RH |
| GA4656785 | 24-30M Boom inner Bi-Fold LH |
| GA4656790 | 36M Boom inner Bi-Fold RH |
| GA4656795 | 36M Boom inner Bi-Fold LH |
| GA4660175 | 42m Boom Inner Section, LH suit Dual Fold Cylinder |
| GA4660180 | 42m Boom Inner Section, RH suit Dual Fold Cylinder |

Aluminium Outer Wings



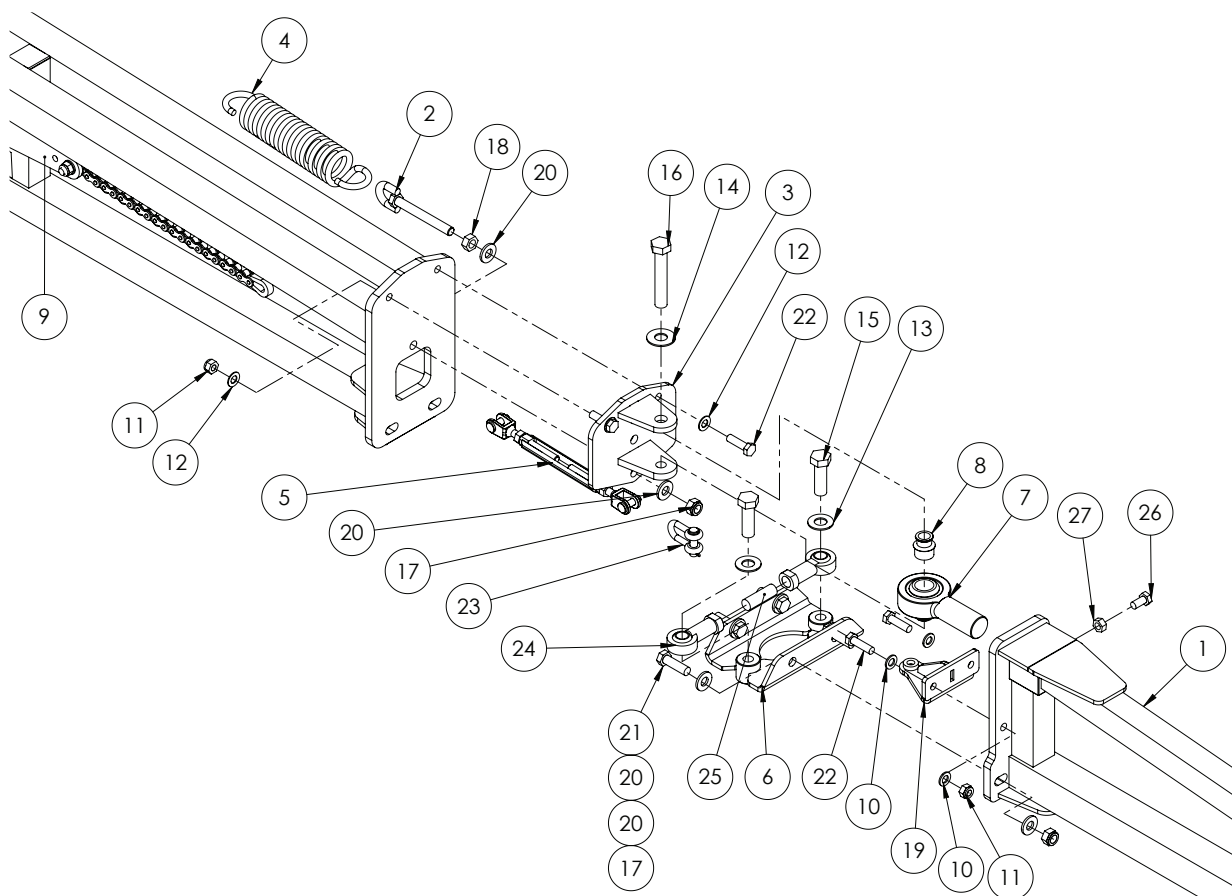
| Part Number | Description |
|-------------|---|
| GA4659820 | 24m Outer boom section (1055mm Long) (Fit with 30m inner) |
| GA4659925 | 24m Outer boom section (3749mm Long) (Fit with 24m inner) |
| GA4656062 | 28m Outer boom section (4264mm Long) |
| GA4656067 | 30m Outer boom section (5265mm Long) |
| GA4656072 | 33m Outer boom section (5764mm Long) |
| GA4656077 | 36m Outer boom section (6805mm Long) |
| GA4659715 | 42m Outer boom, Inner section (6252mm Long) |
| GA4659285 | 42m Outer boom, Outer section (2053mm Long) |

Aluminium Break Away Tip



| Part Number | Description |
|-------------|---------------------------|
| GA4656123 | Boom breakaway end - 2m |
| GA4656124 | Boom breakaway end - 2.5m |

Three Dimensional Breakaway 2.0



GA4906305 Three Dimensional Breakaway 2.0

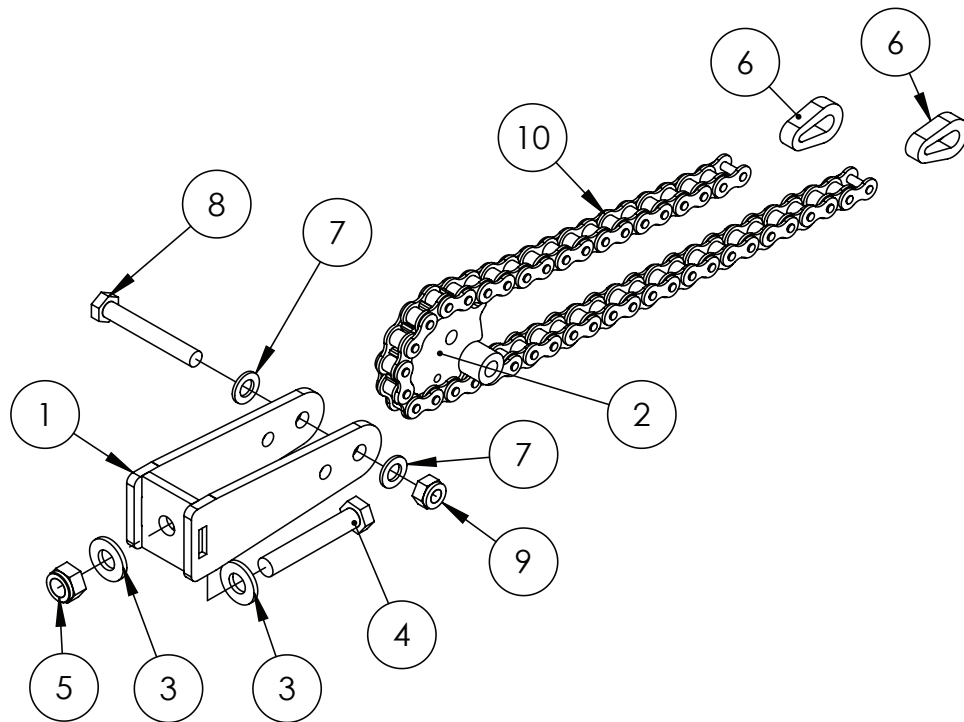
| ITEM NO. | PART NUMBER | DESCRIPTION | QTY. |
|----------|-------------|--|------|
| 1 | GA4656123 | Alum Breakaway 2m, Suit 3D breakaway 2.0 | 1 |
| 2 | GA5075150 | Eye Bolt 12mm x 100mm Short | 1 |
| 3 | GA4656131 | Rose End Clevis, Breakaway MY13 | 1 |
| 4 | GA5016605 | Spring, tension, 51.5 OD x 260 Long x 8mm, Breakaway | 1 |
| 5 | GA5070505 | Turnbuckle / rigging screw, 10mm, SS, Clevis ends | 1 |
| 6 | GA4659336 | Lower Pivot Bracket MK3.3 | 2 |
| 7 | GA5070530 | Rose End 1" x 1 1/4" male UNF thread | 1 |
| 8 | GA4552225 | Spacer bush, Rose end, Suit breakaway 3D 2.0 | 2 |
| 9 | GA4906305-1 | Breakaway 3D 2.0 Mechanism Parts Production kit | 1 |
| 10 | GA5000117 | Washer 10mm Flat SS Heavy Duty | 4 |
| 11 | GA5000141 | Nut M10 Nyloc ZP | 4 |
| 12 | GA5000115 | Washer 10mm Flat SS | 4 |
| 13 | GA5001009 | Washer 16mm Flat ZP Heavy Duty | 2 |
| 14 | GA5001043 | Washer 16mm Flat SS HD | 1 |
| 15 | GA5000931 | Bolt M16 x 50 ZP GR8.8 | 2 |
| 16 | GA5011297 | Bolt M16 x 90 ZP GR8.8 | 1 |
| 17 | GA5012461 | Nut M12 Nyloc ZP | 5 |
| 18 | GA5000559 | Nut M12 Hex ZP | 1 |

Continued over page

Three Dimensional Breakaway 2.0

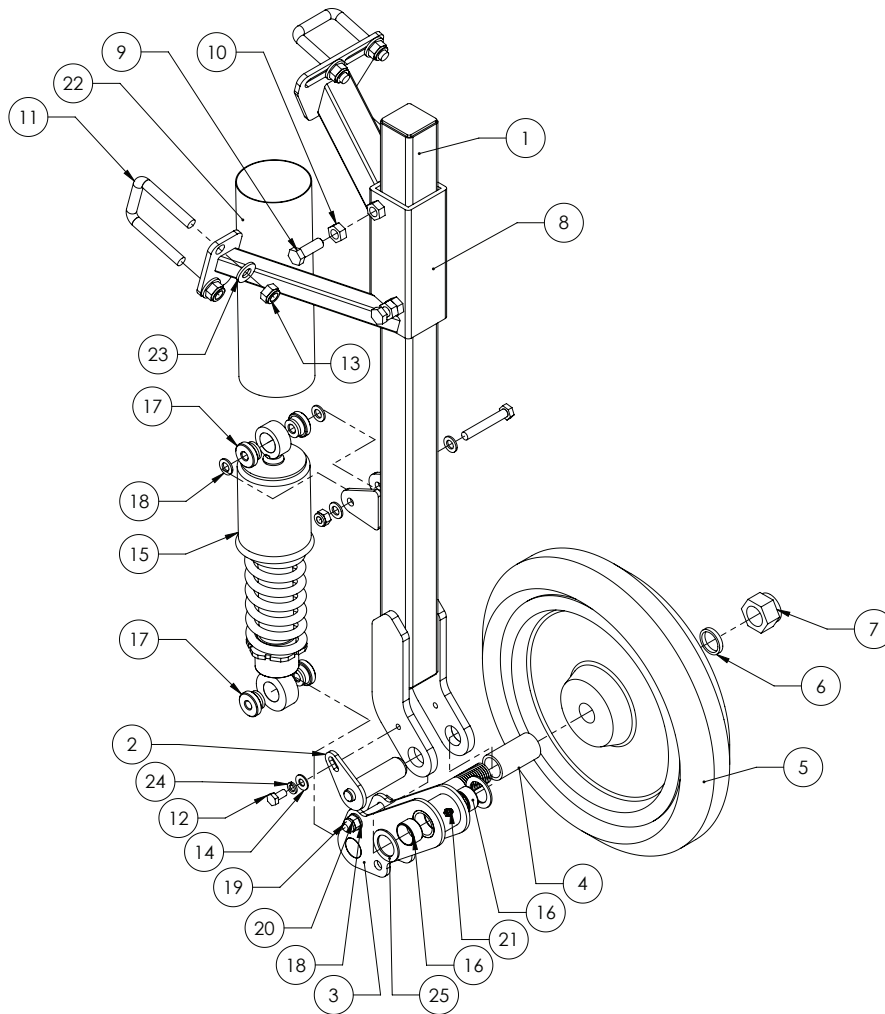
| ITEM NO. | PART NUMBER | DESCRIPTION | QTY. |
|----------|-------------|--|------|
| 19 | GA4659810 | Breakaway Hinge Bracket | 1 |
| 20 | GA5000577 | Washer 12mm Flat SS Heavy Duty | 10 |
| 21 | GA5000319 | Set Screw M12 x 40 ZP GR8.8 | 4 |
| 22 | GA5006111 | Bolt M10 x 35 ZP GR8.8 | 4 |
| 23 | GA5071060 | Utility Clevis 10mm | 1 |
| 24 | GA5014469 | Rod end, Ball 16 ID, M16 female thread | 2 |
| 25 | GA5071105 | Grub Screw M16 x 50 | 1 |
| 26 | GA5006113 | Bolt M10 x 20 ZP GR8.8 | 1 |
| 27 | GA5012459 | Nut M10 Hex ZP | 1 |

GA4906305-1 Breakaway Mechanism



| ITEM NO. | PART NUMBER | DESCRIPTION | QTY. |
|----------|-------------|--|------|
| 1 | GA4659805 | Breakaway Mount | 1 |
| 2 | GA4659800 | Breakaway Centre Pivot Fab Assembly | 1 |
| 3 | GA5000577 | Washer 12mm Flat SS Heavy Duty | 2 |
| 4 | GA5000347 | Bolt M12 x 70 ZP GR8.8 | 1 |
| 5 | GA5012461 | Nut M12 Nyloc ZP | 1 |
| 6 | GA4505695 | Link Plate Chain End, suit breakaway | 2 |
| 7 | GA5000117 | Washer 10mm Flat SS Heavy Duty | 2 |
| 8 | GA5011163 | Bolt M10 x 70 ZP GR8.8 | 1 |
| 9 | GA5000141 | Nut M10 Nyloc ZP | 1 |
| 10 | GA5068985 | Chain, 5/8", 41 Pitch Breakaway Hinge, inc 2 Joining Links, 43 rollers total | 1 |

Touch Down Wheel



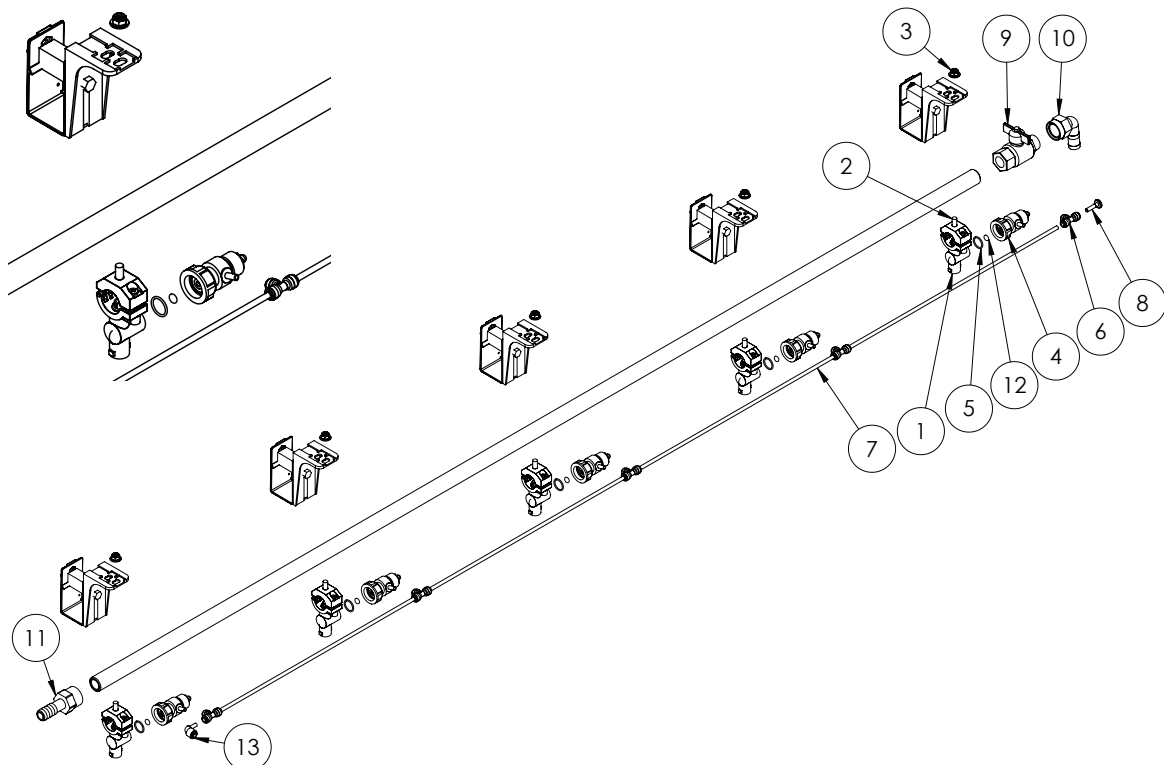
| ITEM NO. | PART NUMBER | DESCRIPTION | QTY. |
|----------|-------------|--|------|
| 1 | GA4657650 | Boom Touch Down Wheel Arm | 1 |
| 2 | GA4657645 | Pivot Pin, suits Boom Touch Down Wheel Swing Arm | 1 |
| 3 | GA4657655 | Swing Arm Boom Touch Down Wheel | 1 |
| 4 | GA4583030 | Spacer Touch Down Wheel | 1 |
| 5 | GA5052275 | Press Wheel 15" with sealed bearings | 1 |
| 6 | GA4535115 | Bearing Washer, suits Touch Down Wheel | 1 |
| 7 | GA5012446 | Nut 1" UNF 12 tpi Nyloc ZP | 1 |
| 8 | GA4657640 | Mount Boom touch down wheel | 1 |
| 9 | GA5000311 | Set screw, M12 x 35, ZP GR 8.8 | 2 |
| 10 | GA5000559 | Nut M12 Hex ZP | 2 |
| 11 | GA5011251 | U bolt, Square top, M12 x 52mm x 80mm | 3 |
| 12 | GA5011465 | Bolt M8 x 16 ZP GR8.8 | 1 |
| 13 | GA5012461 | Nut M12 Nyloc ZP | 6 |
| 14 | GA5003643 | Washer 8mm Flat SS Heavy Duty | 1 |
| 15 | GA5067085 | Universal shocker 320mm eye-eye | 1 |
| 16 | GA5009463 | Glacier Bush, ID 25 x 15mm long | 2 |

Continued over page

Touch Down Wheel

| ITEM NO. | PART NUMBER | DESCRIPTION | QTY. |
|----------|-------------|---|------|
| 17 | GA4583100 | Bush, Black nylon, 30 OD x 10 ID x 16.5mm | 4 |
| 18 | GA5000117 | Washer 10mm Flat SS Heavy Duty | 6 |
| 19 | GA5006101 | Bolt M10 x 65 ZP GR8.8 | 2 |
| 20 | GA5000141 | Nut M10 Nyloc ZP | 2 |
| 21 | GA5012203 | Grease nipple, Short, 1/4" UNF | 1 |
| 22 | GA5052375 | Hose Lay Flat 63mm Blue (cut 270mm long) | 1 |
| 23 | GA5000577 | Washer 12mm Flat SS Heavy Duty | 6 |
| 24 | GA5004919 | Washer 8mm Spring SS | 1 |
| 25 | GA4522315 | Washer, 27 ID x 40 OD x 2mm thick, SS | 2 |

RapidFire Boom Line Plumbing



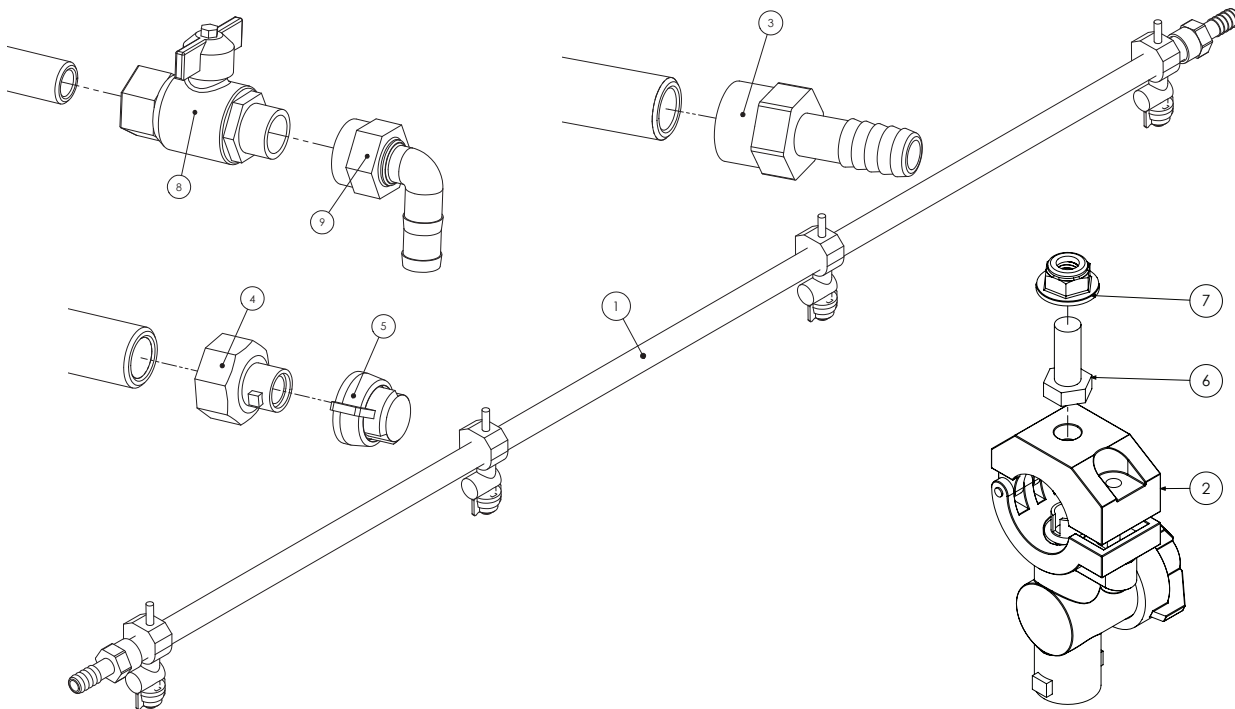
| ITEM NO. | PART NUMBER | DESCRIPTION | QTY. |
|----------|------------------|--|------|
| 1 | QJ17560A-3/4-NYB | Nozzle body, Single, 3/4", Teejet | 5 |
| 2 | GA5052595 | Bolt, M8 x 20, SS | 5 |
| 3 | GA5070710 | Nut with flange, Plastic, M8 x 1.25 | 5 |
| 4 | GA5065520 | Spray Stop, RapidFire, Suit Teejet nozzle body, Altek | 5 |
| 5 | GA5053135 | O-ring, 18 x 2mm, Viton, Suit spray stop body | 5 |
| 6 | GA5016245 | Tee, Equal, 6mm push in type, Black plastic | 5 |
| 7 | GA5004383 | Tube, Nylon, 6mm, Black | 4 |
| 8 | GA5004405 | Plug, Push in, 6mm | 1 |
| 9 | GA5018315 | Valve, Ball, 20mm male & female thread, Black Butterfly handle | 1 |
| 10 | HBF075-90 | Hose barb, Elbow, 90 degree, 3/4" female thread x 3/4" hose | 1 |

Continued over page

RapidFire Boom Line Plumbing

| ITEM NO. | PART NUMBER | DESCRIPTION | QTY. |
|----------|-------------|---|------|
| 11 | HBF075 | Hose barb, Straight, 3/4" female x 3/4" hose | 1 |
| 12 | GA5065521 | O-ring, 6.02 x 2.62mm, Suits spray stop inner | 5 |
| 13 | GA5071215 | Stem Elbow, suit 6mm air line, push in | 1 |
| | GA5004385 | Tube, Nylon, 6mm, Blue | |
| | GA5070585 | Tube, Nylon, 6mm, Green | |

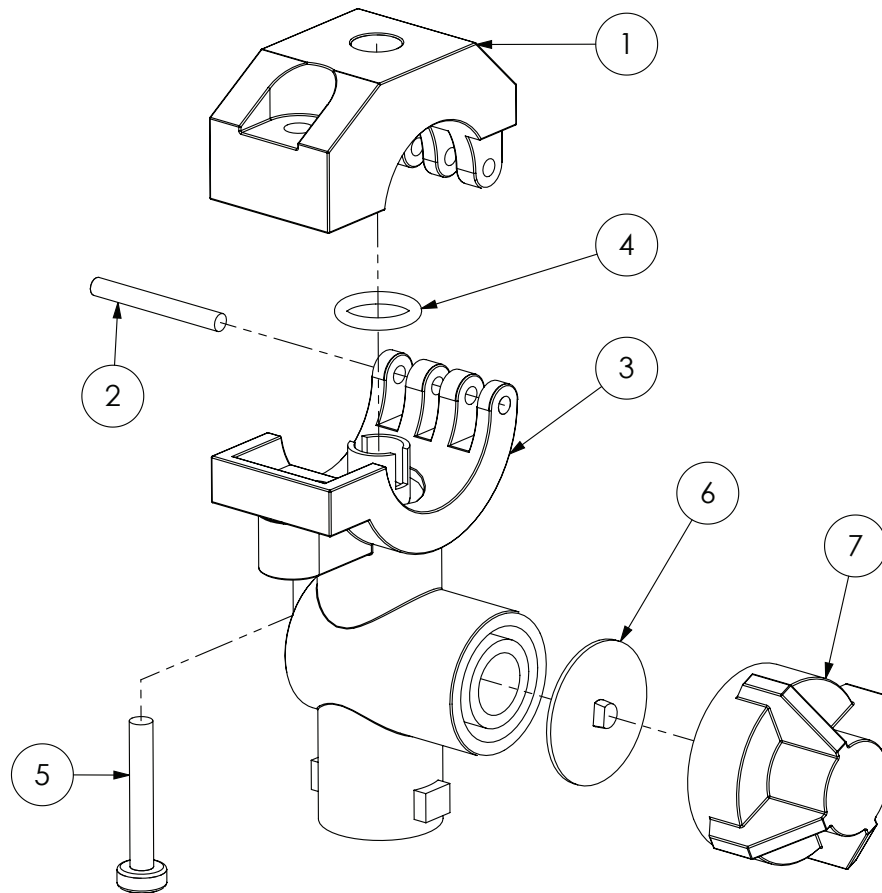
Boom Line Plumbing



| ITEM NO. | PART NUMBER | DESCRIPTION | QTY. |
|----------|------------------|--|------|
| 1 | GA5018273 | Boom line, Poly, 3/4", 1600 long, No holes | * |
| | GA5018275 | Boom line, Poly, 3/4", 2100 long, No holes | * |
| | GA5018279 | Boom line, Poly, 3/4", 2600 long, No holes | * |
| | GA5018281 | Boom line, Poly, 3/4", 3100 long, No holes | * |
| 2 | QJ17560A-3/4-NYB | Nozzle body, Single, 3/4", Teejet | * |
| 3 | HBF075 | Hose barb, Straight, 3/4" female x 3/4" hose | * |
| 4 | 400278 | Adapter, Boom flush, 3/4" female quick fitting | * |
| 5 | 19843-NYR | Nozzle shut off cap & washer | * |
| 6 | GA5052595 | Bolt M8 x 20, SS | * |
| 7 | GA5070710 | Nut with flange, Plastic, M8 x 1.25P | * |
| 8 | GA5018315 | Valve, Ball, 20mm male & female thread, Black Butterfly handle | * |
| 9 | HBF075-90 | Hose barb, Elbow, 90 degree, 3/4" female thread x 3/4" hose | |

* Quantities will vary depending on boom size and number of sections.

Teejet Single Nozzle Body



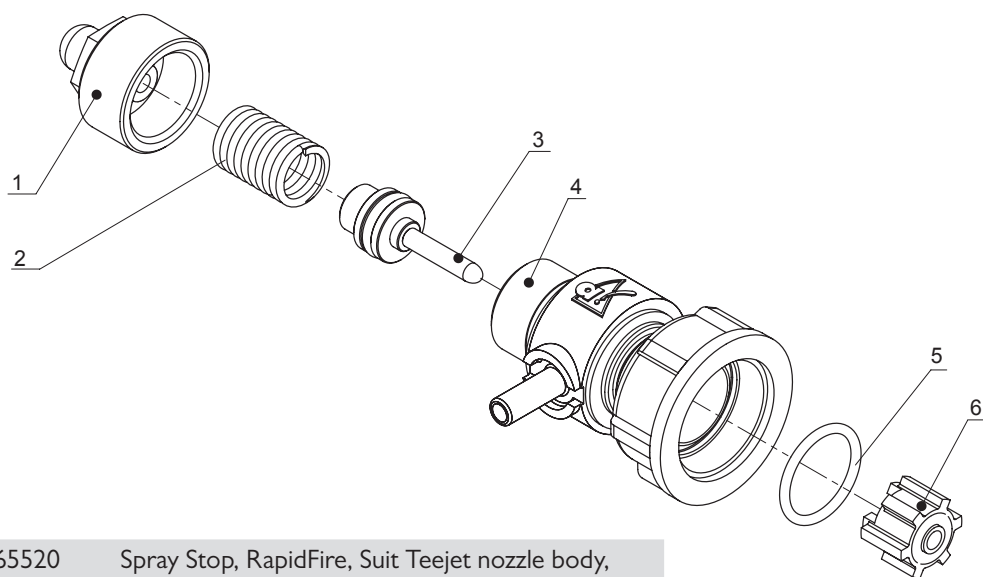
QJ17560A-3/4-
NYB

Nozzle body, Single, 3/4",
Teejet

| ITEM NO. | PART NUMBER | DESCRIPTION | QTY. |
|----------|--------------------|---|------|
| 1 | CP48221-NYB | Clamp, Nozzle body, 3/4", Teejet | |
| 2 | CP48256-SS | Pin, Nozzle body clamp, Teejet | 1 |
| 3 | CP48498-NYB | 3/4" Q.T. Body with clamp | 1 |
| 4 | CP7717-2/110-BU | O-ring, 14.5 x 2.5mm, Buna | 1 |
| | CP7717-2/110-VI | O-Ring, Viton | |
| 5 | CP48255-11/4-302SS | Screw, 13/16" x 1 1/4", SS | 1 |
| 6 | CP21953-EPR | Chemsaver, Diaphragm | 1 |
| | CP21953-VI | Diaphragm, Viton, Nozzle body check valve, Teejet | |
| 7 | 21950-10-NYB | Chemsaver, 10psi, Black, Teejet | 1 |
| | GA5055245 | Washer, Nozzle cap seal, Rubber, 19 OD x 9mm ID | 1 |
| | 8079-PP-50 | Filter, Nozzle tip, Red, 50 mesh, Polypropylene & SS, Teejet | |
| | 8079-PP-80 | Nozzle filter screen, Blue 80 mesh, Polypropylene / SS, Teejet | |
| | CP25611-I-NY | Nozzle cap, Nylon, Black, Teejet, Suit flat spray smaller capacity nozzles (up to 08) | |

NOTE: Only parts that are available through Goldacres are listed for the nozzle above. For a full parts listing, see the Teejet\Lechler website.

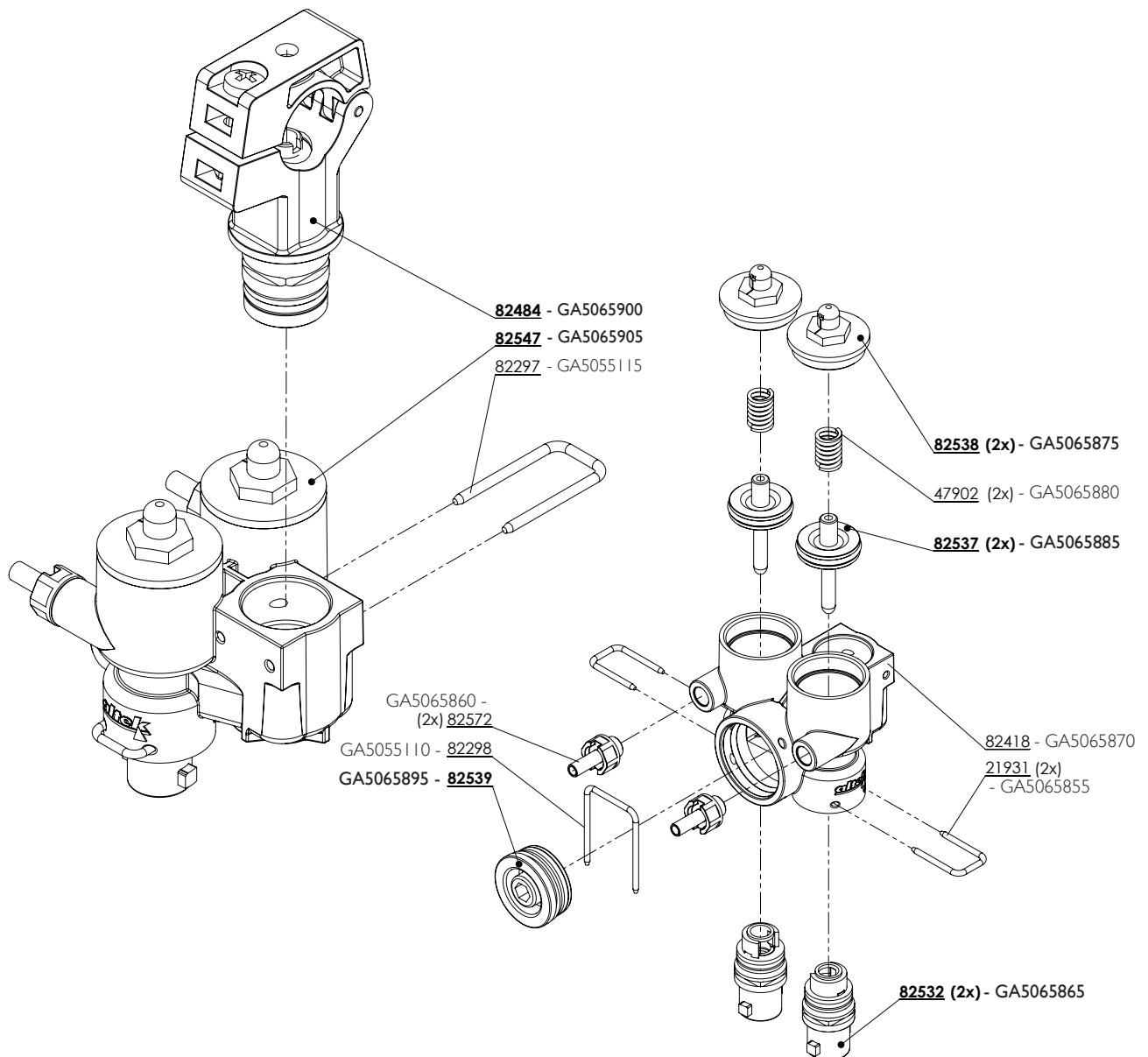
Altek Spray Stop Spare Parts



GA5065520 Spray Stop, RapidFire, Suit Teejet nozzle body, Altek

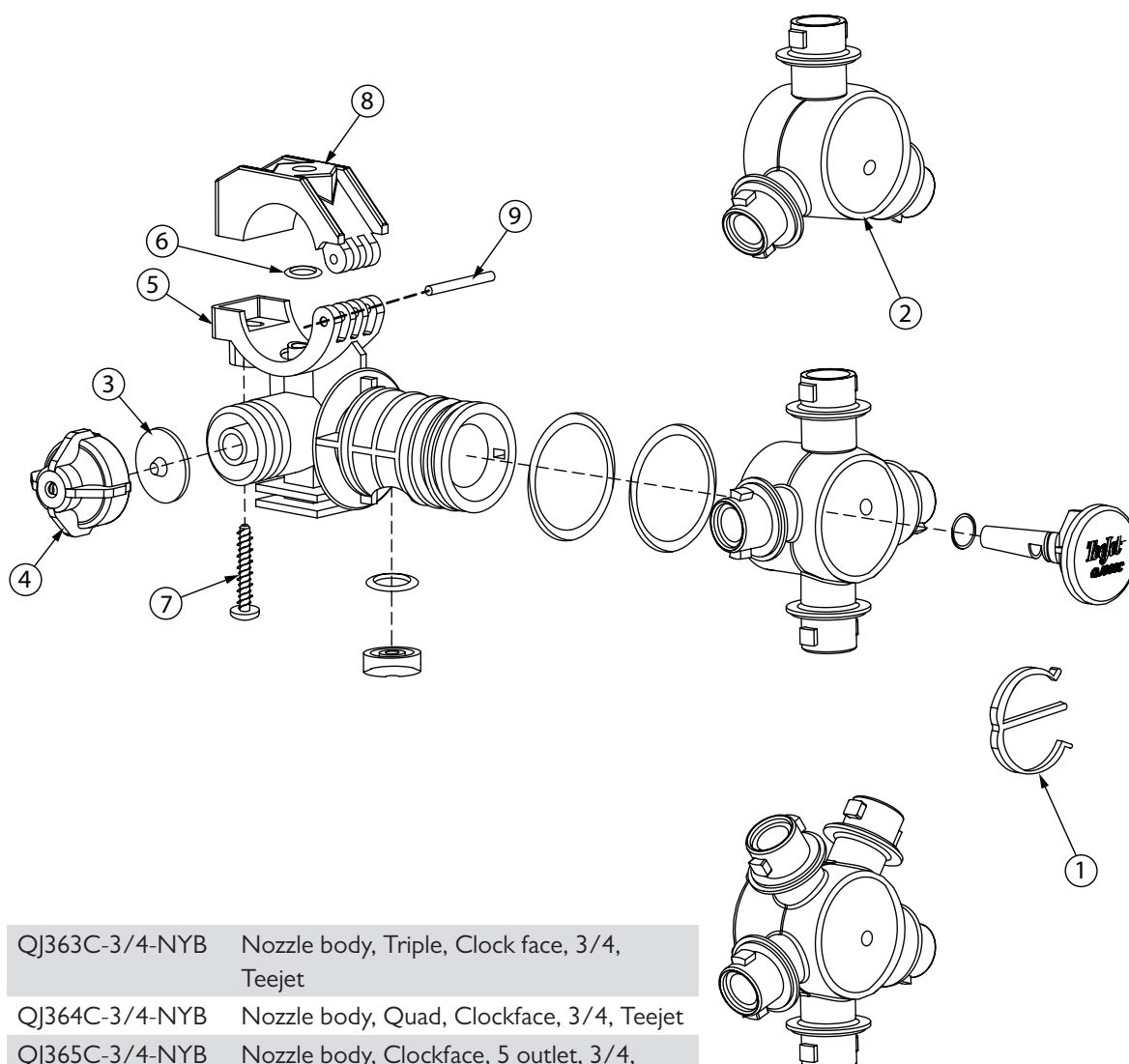
| ITEM NO. | PART NUMBER | DESCRIPTION | QTY. |
|----------|-------------|-----------------------|------|
| 1 | GA5053731 | End Cap with Breather | 1 |
| 2 | GA5053732 | Spring, 10 Bar | 1 |
| 3 | GA5053733 | Piston | 1 |
| 4 | GA5053734 | Valve Body | 1 |
| 5 | GA5053735 | O-ring external | 1 |
| 6 | GA5053736 | Plunger | 1 |

Altek Dual Nozzle Body



| PART NUMBER | DESCRIPTION | QTY. |
|-------------|--|------|
| GA5065900 | Nozzle body clamp, 3/4", Altek | 1 |
| GA5065905 | Lower body, Multi spray, Altek | 1 |
| GA5055115 | U clip, 20 x 40 x 3mm, Suit altek nozzle body GA5065845 | 1 |
| GA5065875 | Top cap, suit altek nozzle body | 2 |
| GA5065880 | Spring, suit altek nozzle body | 2 |
| GA5065885 | Plunger, suit altek nozzle body | 2 |
| GA5065870 | Outer body, suit Altek twin nozzle body | 1 |
| GA5065855 | U Clip, suit Altek nozzle body | 2 |
| GA5065865 | Outlet, Valve inner, Nozzle body, Altek | 2 |
| GA5065860 | Hose barb, Air fitting, 6mm hose x male thread, Suit Altek nozzle body | 2 |
| GA5055110 | U Clip, 30 x 41 x 2.5mm to suit GA5065845 | 1 |
| GA5065895 | Shutoff Plug, suit Altek nozzle body | 1 |

Teejet Turret Nozzle Body

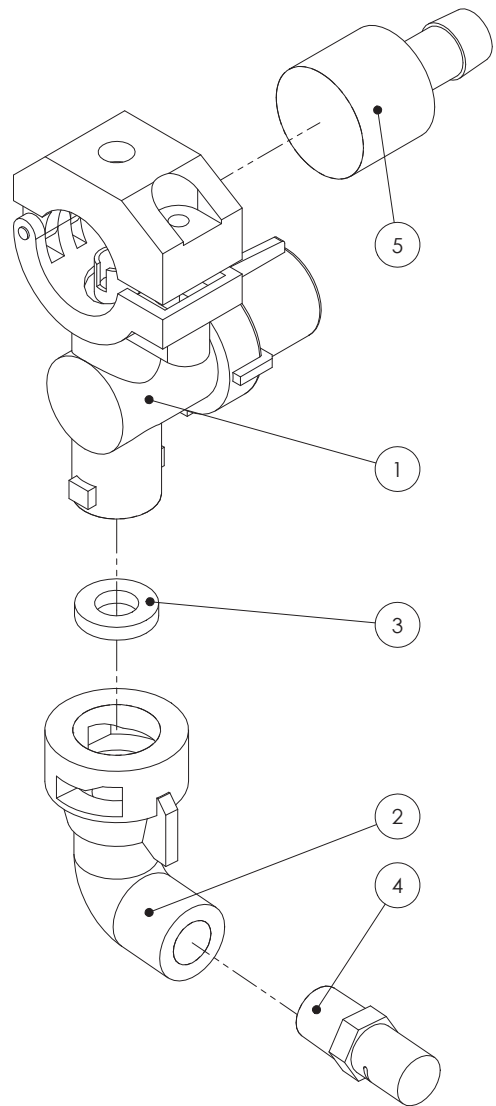


| | |
|----------------|---|
| QJ363C-3/4-NYB | Nozzle body, Triple, Clock face, 3/4, Teejet |
| QJ364C-3/4-NYB | Nozzle body, Quad, Clockface, 3/4, Teejet |
| QJ365C-3/4-NYB | Nozzle body, Clockface, 5 outlet, 3/4, Teejet |

| ITEM NO. | PART NUMBER | DESCRIPTION | QTY. |
|----------|--------------------|--|------|
| 1 | CP38931-NYB | E clip, Nozzle body, Teejet | 1 |
| 2 | CP38921-2-NYB | Nozzle body turret, 3 outlet clockface style, Teejet | 1 |
| 3 | CP21953-EPR | Chemsaver, Diaphragm, Teejet | 1 |
| | CP21953-VI | Diaphragm, Viton, Nozzle body check valve, Teejet | |
| 4 | 21950-10-NYB | Chemsaver, 10psi, Black, Teejet | 1 |
| 5 | CP38925-2-NYB | Body, Nylon | 1 |
| 6 | CP7717-2/110-BU | O-ring, 14.5 x 2.5mm, Buna | 1 |
| | CP7717-2/110-VI | O-ring, Viton | |
| 7 | CP48255-11/4-302SS | Screw, 13/16" x 1 1/4", SS | 1 |
| 8 | CP48221-NYB | Clamp, Nozzle body, 3/4", Teejet | 1 |
| 9 | CP48256-SS | Pin, Nozzle body clamp, Teejet | 1 |

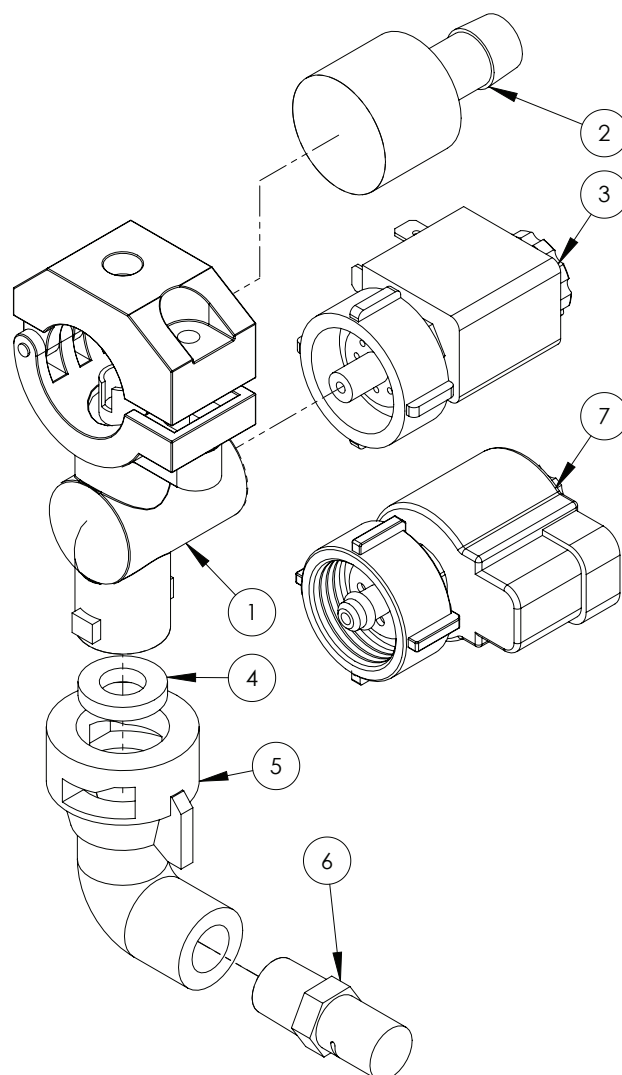
NOTE: Only parts that are available through Goldacres are listed for the nozzle above. For a full parts listing, see the Teejet website.

Manual Fence Line Nozzle



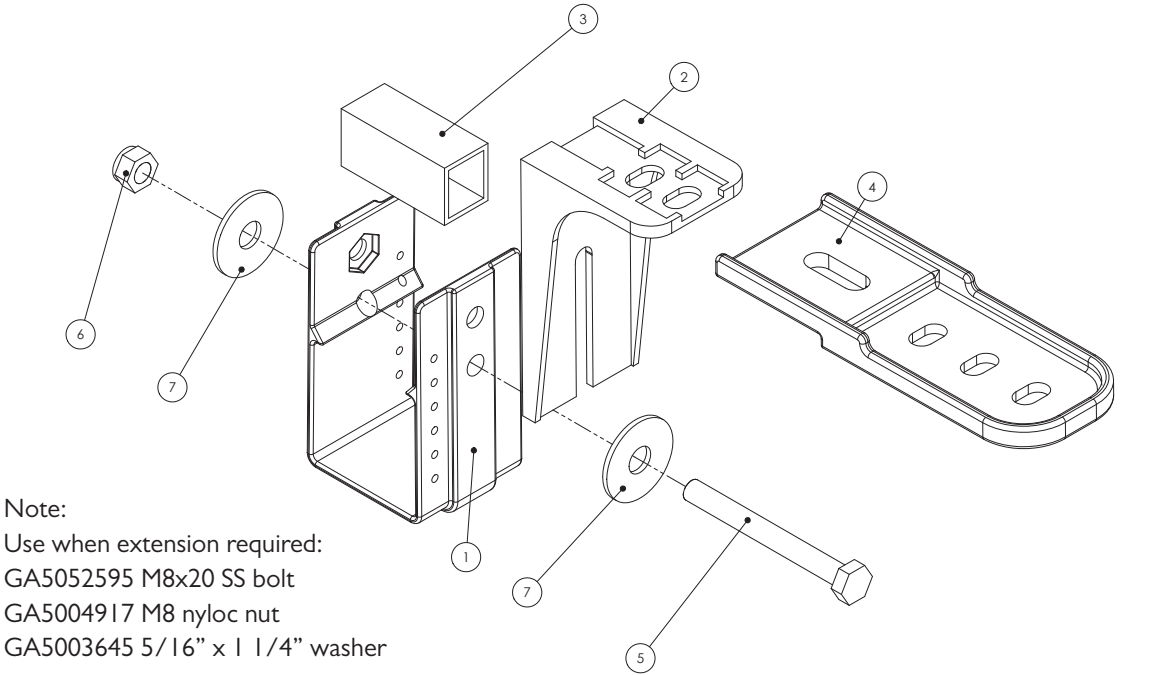
| ITEM NO. | PART NUMBER | DESCRIPTION | QTY. |
|----------|-------------------|--|------|
| 1 | 58140-NYB | Chemsaver, Manual shutoff, Maximum 150psi pressure, Teejet | 1 |
| 2 | QJ4676-90-1/4-NYR | Nozzle cap & washer, 90 degree cap, 1/4" NPT female outlet | 1 |
| 3 | CPI9438-EPR | Seat Washer, Rubber | 1 |
| | BI/4XPI0L | Nozzle, Fence line, Orange, Polymer, Left side, 1/4" BSPT, Teejet | 1 |
| 4 | BI/4XPI0R | Nozzle, Fence line, Orange, Polymer, Right side, 1/4" BSPT, Teejet | 1 |
| 5 | CP38936-NYB | Hose barb suit nozzle body, Single 1/2", Nylon, Teejet | 1 |

Solenoid Operated Fence Line Nozzle



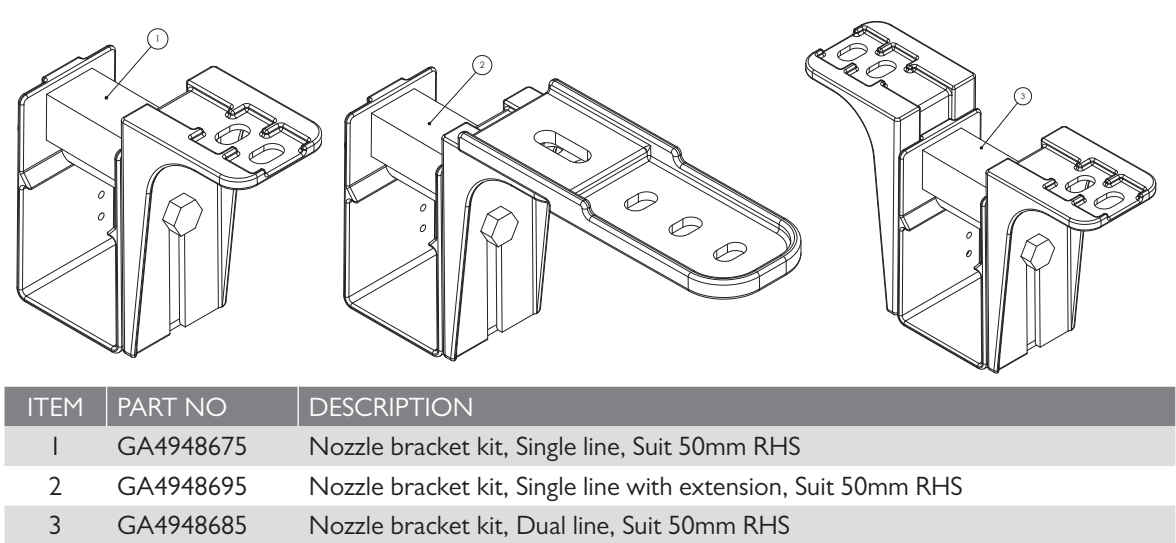
| ITEM NO. | PART NUMBER | DESCRIPTION | QTY. |
|----------|-------------------|---|------|
| 1 | 58140-NYB | Chemsaver, Manual shutoff, Maximum 150psi pressure, Teejet | 1 |
| 2 | CP38936-NYB | Hose barb suit nozzle body, Single 1/2", Nylon, Teejet | 1 |
| 3 | 55280-1 | E-CHEMSVR solenoid only suit, 3 pin mini DIN | 1 |
| 4 | GA5055245 | Washer, Nozzle cap seal, Rubber, 19 OD x 9 ID | 1 |
| 5 | QJ4676-90-1/4-NYR | Nozzle cap & washer, 90 degree cap, 1/4" NPT female outlet | 1 |
| 6 | B1/4XPI0L | Nozzle, Fence line, Orange, Polymer, Left side, 1/4" BSPT | 1 |
| | B1/4XPI0R | Nozzle, Fence line, Orange, Polymer, Right side, 1/4" BSPT | 1 |
| 1 & 3 | ECS17560A-3/4-NYB | Nozzle body, Solenoid fence line, Electric shut off, 3/4" | 1 |
| 7 | GA5071785 | Solenoid, e-Chemsaver suit 2 Pin Metri-pack, Fence Line | 1 |
| - | GA3000047 | Electrical Harness, e-Chemsaver Fence Line Solenoid, 2 Pin Female Weatherpak to 2 Pin Female Metri-Pack, 0.5m, Teejet | 1 |

Adjustable Nozzle Brackets

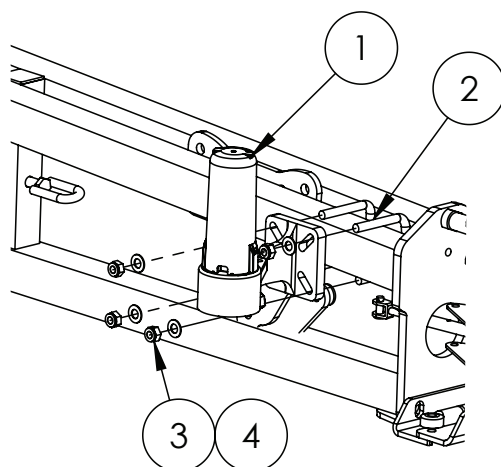


| ITEM NO. | PART NUMBER | DESCRIPTION | QTY. |
|----------|-------------|--|------|
| 1 | GA5018259 | Nozzle bracket, plastic, U shape | 1 |
| 2 | GA5018257 | Nozzle bracket, plastic, L shape, short | 1 |
| | GA5018258 | Nozzle bracket, plastic, L shape, long | |
| 3 | GA5066965 | Spacer, square, plastic, 21 x 24 x 50mm, suits nozzle brackets | 1 |
| 4 | GA5018255 | Bracket, Nozzle extension, Plastic | 1 |
| 5 | GA5004741 | Bolt M8 x 75 ZP GR8.8 | 1 |
| 6 | GA5004917 | Nut M8 Nyloc ZP | 1 |
| 7 | GA5003645 | Washer, 5/16" ID x 1 1/4" OD, Flat SS | 2 |

Pre Packaged Kits



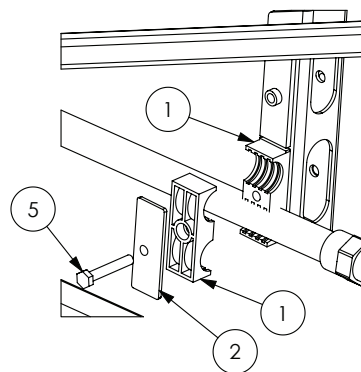
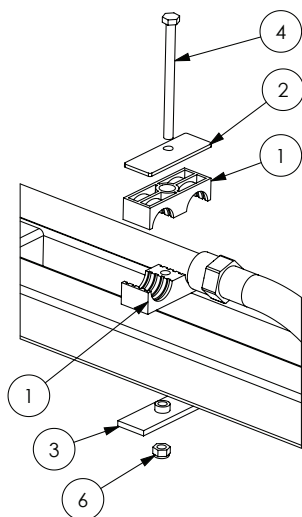
UltraGlide Sensor Mount



| ITEM NO. | PART NUMBER | DESCRIPTION | QTY. |
|----------|-------------|---|------|
| 1 | 0630130018 | Sensor, Ultrasonic, Digital, 4 Pin, Centre, Raven | 1 |
| | 0630130014 | Sensor, UltraGlide Moulded Left, Raven | 1 |
| | 0630130012 | Sensor, UltraGlide Moulded Right, Raven | 1 |
| 2 | GA5011251 | U bolt, Square top, M12 x 52mm x 80mm | 6 |
| 3 | GA5000115 | Washer 10mm Flat SS | 13 |
| 4 | GA5000141 | Nut M10 Nyloc ZP | 12 |

Note: Quantity is for the 3 sensor kit

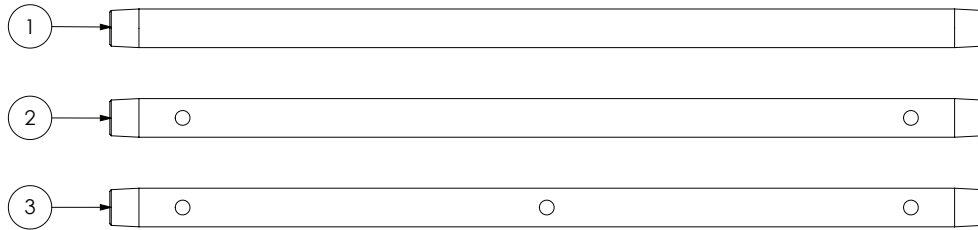
Boom Poly Pipe Clamps



| ITEM NO. | PART NUMBER | DESCRIPTION | QTY. |
|----------|-------------|--|------|
| 1 | RCD-28J | RCD clamp jaws, Double 28mm hose, Black polypropylene | * |
| 2 | RCD-4PT | Hose clamp, Double RCD, Top plate, Grade 4, Suit clamp 28-30 | * |
| 3 | RCD-4PB | Double Clamp Plate Bottom Gr4 | * |
| 4 | GA5004933 | Bolt M8 x 110 ZP GR8.8 | * |
| 5 | GA5004727 | Bolt M8 x 50 ZP GR8.8 | * |
| 6 | GA5052590 | Nut M8 Nyloc SS | * |

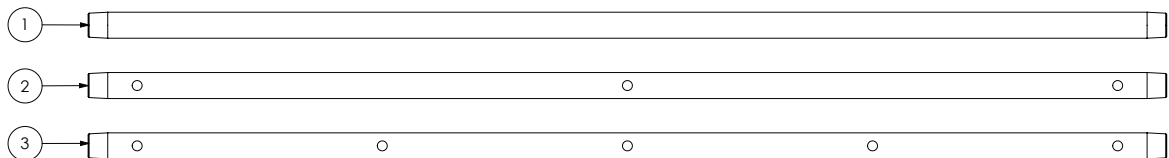
* Quantities vary

600mm Boom Poly



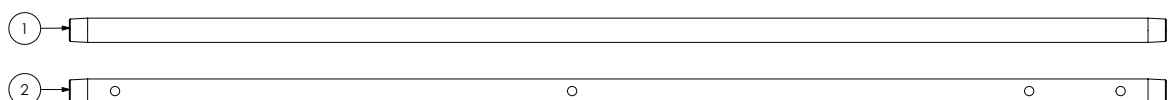
| ITEM NO. | PART NUMBER | DESCRIPTION | QTY. |
|----------|-------------|---|------|
| 1 | GA5018287 | Boom line, Poly, 3/4", 600 long, No holes | 1 |
| 2 | GA2000510 | Boom line, Poly, 3/4", 600 long, 2 holes, 500mm spacing | 1 |
| 3 | GA2000511 | Boom line, Poly, 3/4", 600 long, 3 holes, 250mm spacing | 1 |

1100mm Boom Poly




| ITEM NO. | PART NUMBER | DESCRIPTION | QTY. |
|----------|-------------|--|------|
| 1 | GA5018269 | Boom line, Poly, 3/4", 1100 long, No holes | 1 |
| 2 | GA2000506 | Boom line, Poly, 3/4", 1100 long, 3 holes, 500mm spacing | 1 |
| 3 | GA2000507 | Boom line, Poly, 3/4", 1100 long, 5 holes, 250mm spacing | 1 |

1200mm Boom Poly



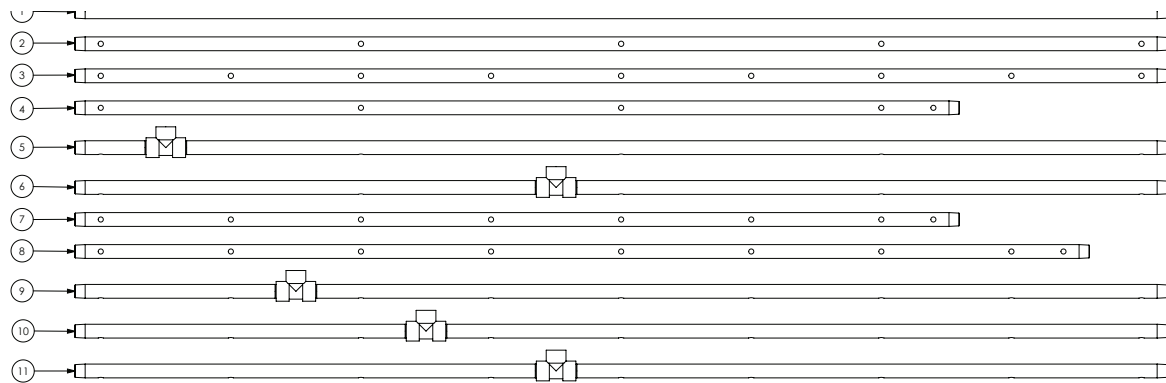
| ITEM NO. | PART NUMBER | DESCRIPTION | QTY. |
|----------|-------------|---|------|
| 1 | GA5018271 | Boom line, Poly, 3/4", 1200 long, No holes | 1 |
| 2 | GA2000515 | Boom line, Poly, 3/4", 1200 long, 3 holes plus fenceline, 500mm spacing | 1 |

1600mm Boom Poly



| ITEM NO. | PART NUMBER | DESCRIPTION | QTY. |
|----------|-------------|---|------|
| 1 | GA5018273 | Boom line, Poly, 3/4", 1600 long, No holes | 1 |
| 2 | GA2000500 | Boom line, Poly, 3/4", 1600 long, 4 holes, 500mm spacing | 1 |
| 3 | GA2000501 | Boom line, Poly, 3/4", 1600 long, 7 holes, 250mm spacing | 1 |
| 4 | GA2000520 | Boom line, Poly, 3/4", 1600 long, 4 holes, 500mm spacing, Tee 175mm | 1 |
| 5 | GA2000521 | Boom line, Poly, 3/4", 1600 long, 7 holes, 250mm spacing, Tee 175mm | 1 |

2100mm Boom Poly

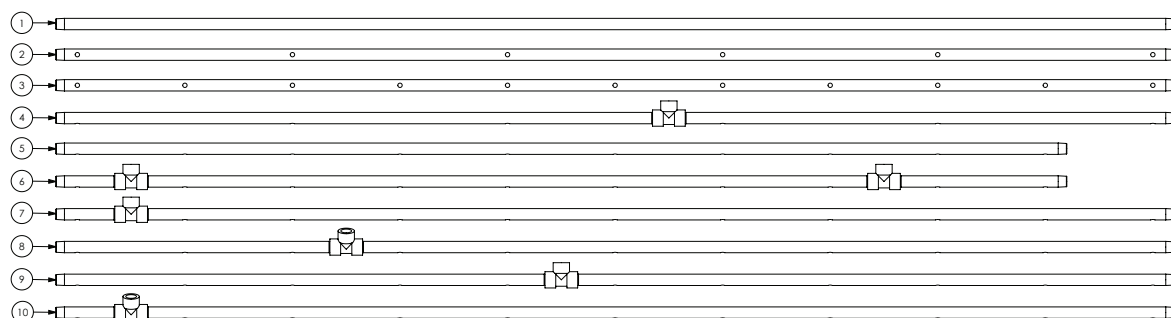


| ITEM NO. | PART NUMBER | DESCRIPTION | QTY. |
|----------|-------------|---|------|
| 1 | GA5018275 | Boom line, Poly, 3/4", 2100 long, No holes | 1 |
| 2 | GA2000502 | Boom line, Poly, 3/4", 2100 long, 5 holes, 500mm spacing | 1 |
| 3 | GA2000503 | Boom line, Poly, 3/4", 2100 long, 9 holes, 250mm spacing | 1 |
| 4 | GA2000525 | Boom line, Poly, 3/4", 1700 long, 4 holes plus fenceline, 500mm spacing | 1 |
| 5 | GA2000526 | Boom line, Poly, 3/4", 2100 long, 5 holes, 500mm spacing, Tee 175mm | 1 |
| 6 | GA2000527 | Boom line, Poly, 3/4", 2100 long, 5 holes, 500mm spacing, Tee 925mm | 1 |
| 7 | GA2000530 | Boom line, Poly, 3/4", 1700 long, 7 holes plus fenceline, 250mm spacing | 1 |
| 8 | GA2000531 | Boom line, Poly, 3/4", 1950 long, 8 holes plus fenceline, 250mm spacing | 1 |

Continued over page

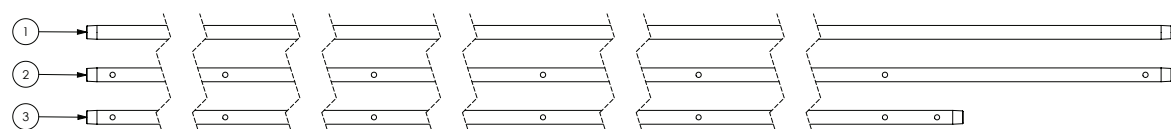
| ITEM NO. | PART NUMBER | DESCRIPTION | QTY. |
|----------|-------------|---|------|
| 9 | GA2000532 | Boom line, Poly, 3/4", 2100 long, 9 holes, 250mm spacing, Tee 425mm | 1 |
| 10 | GA2000533 | Boom line, Poly, 3/4", 2100 long, 9 holes, 250mm spacing, Tee 675mm | 1 |
| 11 | GA2000534 | Boom line, Poly, 3/4", 2100 long, 9 holes, 250mm spacing, Tee 925mm | 1 |

2600mm Boom Poly



| ITEM NO. | PART NUMBER | DESCRIPTION | QTY. |
|----------|-------------|---|------|
| 1 | GA5018279 | Boom line, Poly, 3/4", 2600 long, No holes | 1 |
| 2 | GA2000504 | Boom line, Poly, 3/4", 2600 long, 6 holes, 500mm spacing | 1 |
| 3 | GA2000505 | Boom line, Poly, 3/4", 2600 long, 11 holes, 250mm spacing | 1 |
| 4 | GA2000540 | Boom line, Poly, 3/4", 2600 long, 6 holes, 500mm spacing, Tee 1175mm | 1 |
| 5 | GA2000541 | Boom line, Poly, 3/4", 2350 long, 10 holes, 250mm spacing | 1 |
| 6 | GA2000542 | Boom line, Poly, 3/4", 2600 long, 10 holes, 250mm spacing, Tee 175mm & 1925mm | 1 |
| 7 | GA2000543 | Boom line, Poly, 3/4", 2600 long, 11 holes, 250mm spacing, Tee 175mm | 1 |
| 8 | GA2000544 | Boom line, Poly, 3/4", 2600 long, 11 holes, 250mm spacing, Tee 675mm angled | 1 |
| 9 | GA2000545 | Boom line, Poly, 3/4", 2600 long, 11 holes, 250mm spacing, Tee 1175mm | 1 |
| 10 | GA2000546 | Boom line, Poly, 3/4", 2600 long, 11 holes, 250mm spacing, Tee 175mm angled | 1 |

3100mm Boom Poly

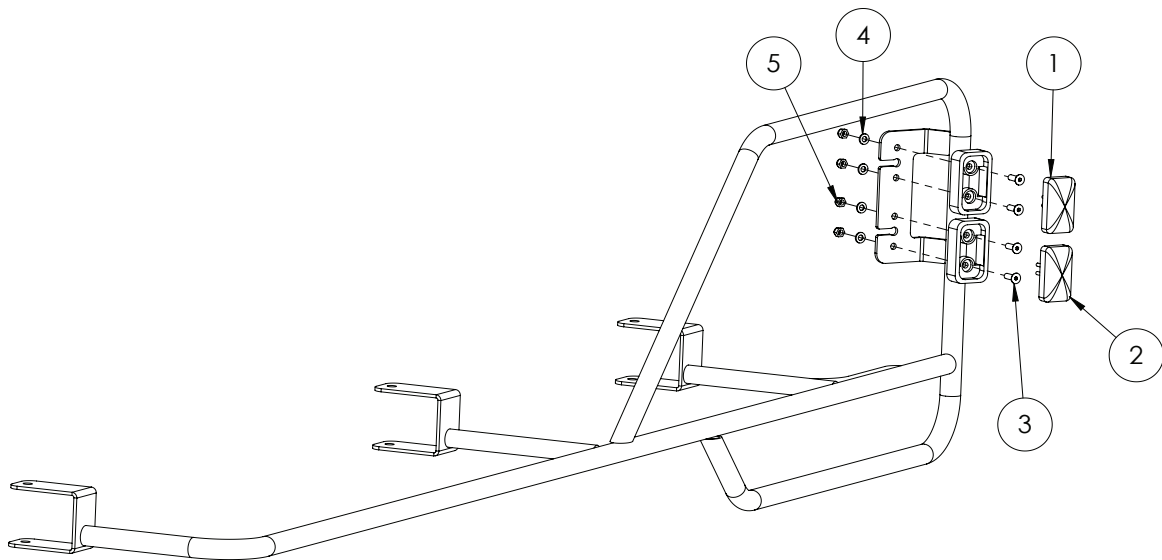


| ITEM NO. | PART NUMBER | DESCRIPTION | QTY. |
|----------|-------------|--|------|
| 1 | GA5018281 | Boom line, Poly, 3/4", 3100 long, No holes | 1 |
| 2 | GA2000508 | Boom line, Poly, 3/4", 3100 long, 7 holes, 500mm spacing | 1 |
| 3 | GA2000550 | Boom line, Poly, 3/4", 2700 long, 6 holes, 500mm spacing | 1 |

Chapter 15

ELECTRICS

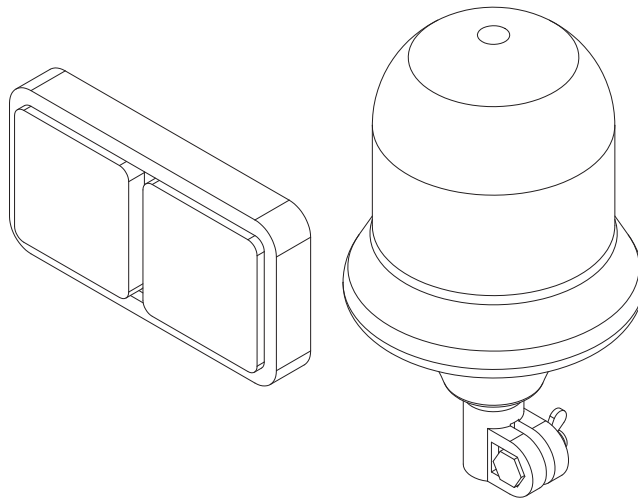
Boom LED Lights



Note: GA5060262 Boom fence line suit dual solenoid loom
Not shown

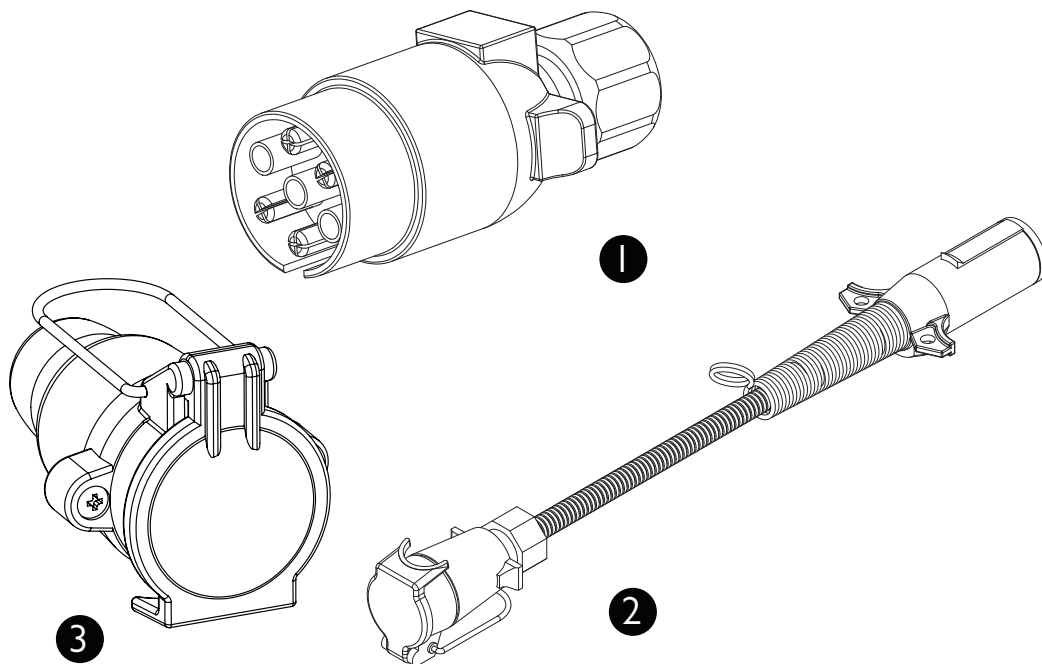
| ITEM NO. | PART NUMBER | DESCRIPTION | QTY. |
|----------|-------------|--|------|
| 1 | GA5060057 | Clearance light with connector, Orange LED | 1 |
| 2 | GA5060056 | Clearance light with connector, Red LED | 1 |
| 3 | GA5051230 | CSCS M5 x 16 Countersink SS | 4 |
| 4 | GA5003983 | Washer 5mm Flat SS | 4 |
| 5 | GA5003975 | Nut M5 Nyloc SS | 4 |

Lights



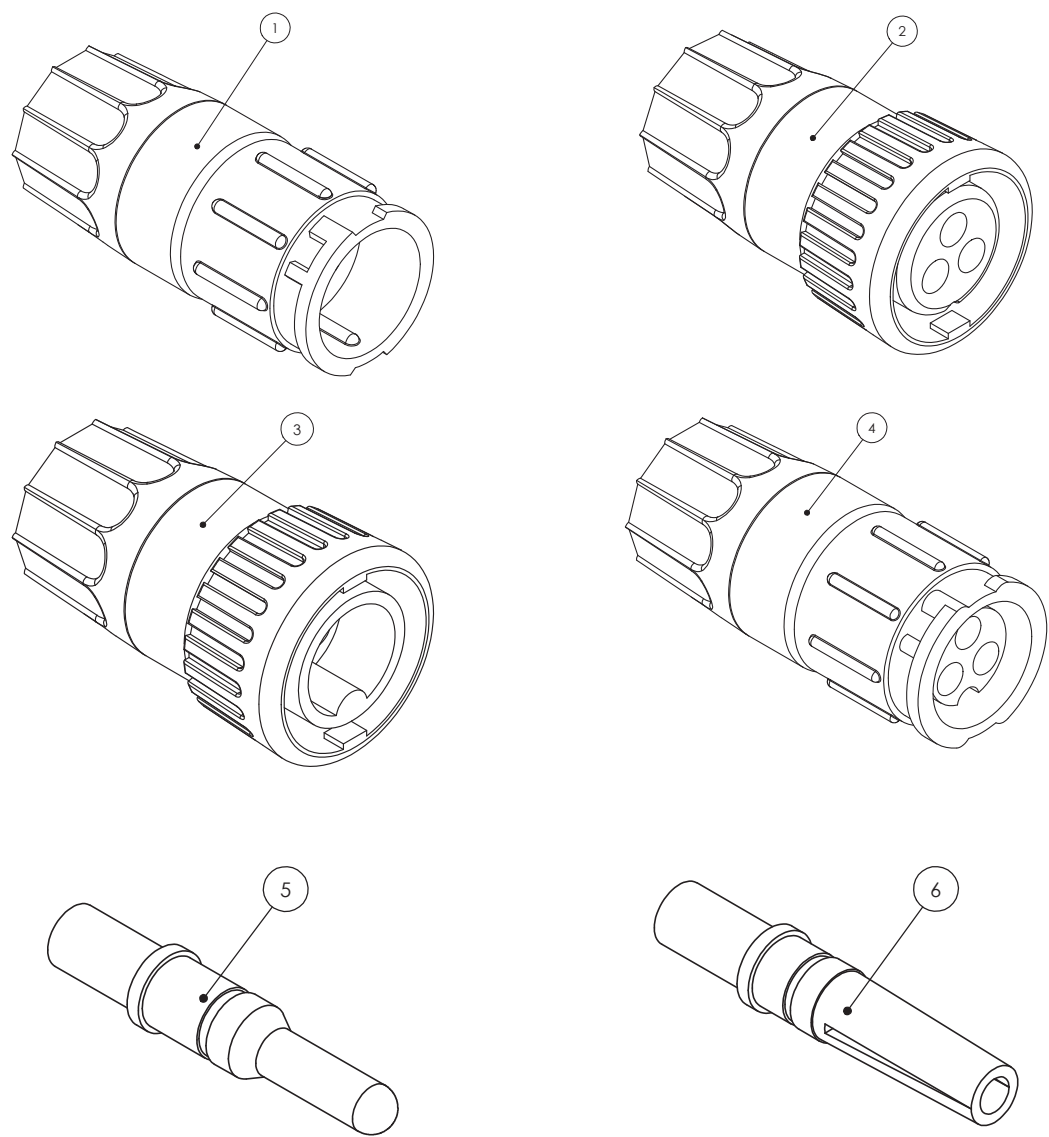
| PART NO | DESCRIPTION |
|-----------|---|
| GA5018786 | Lamp, LED, 12V, Brake / tail light / indicator, 190 x 100mm |
| GA5048975 | Beacon, Rotating, Amber, DIN A pole mount, HI globe |

Electrical Components



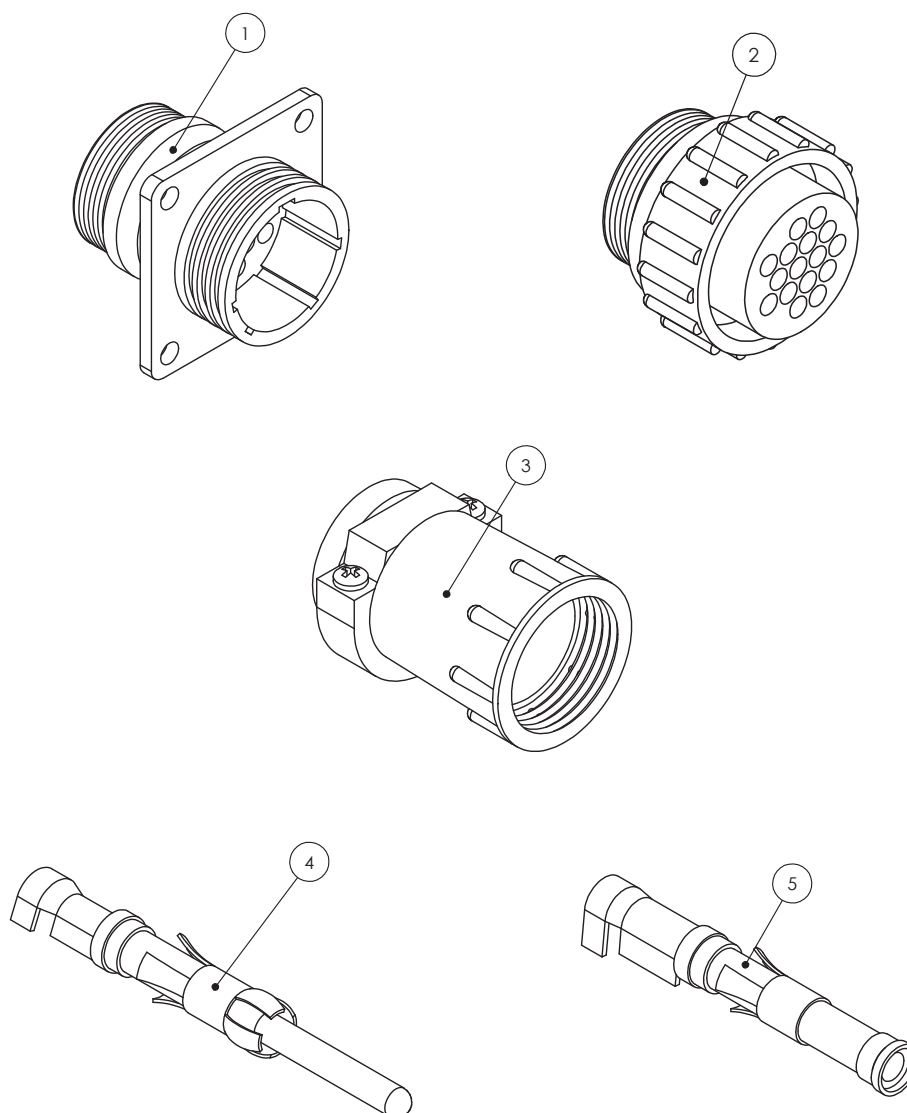
| ITEM NO. | PART NUMBER | DESCRIPTION |
|----------|-------------|--|
| 1 | GA5004477 | Plug, 7 pin trailer type, Male, Plastic |
| 2 | GA5060350 | Electrical harness, Adaptor, 7 pin female trailer plug to North American style male trailer plug |
| 3 | GA5004479 | 7 Pole Remote Base |

Raven (AMP) Electrical Connectors



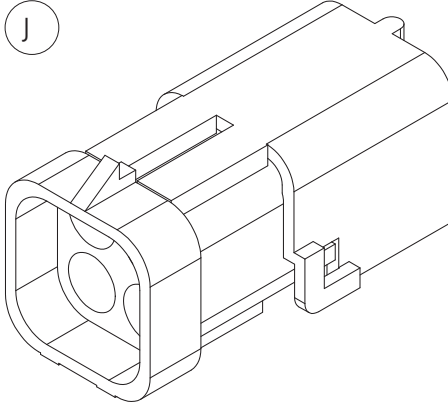
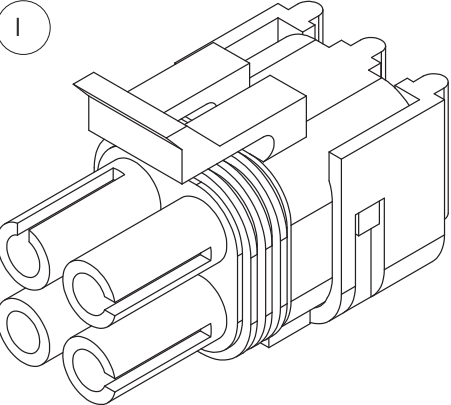
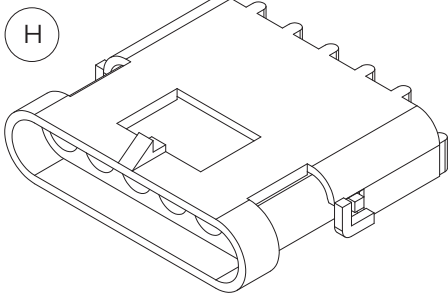
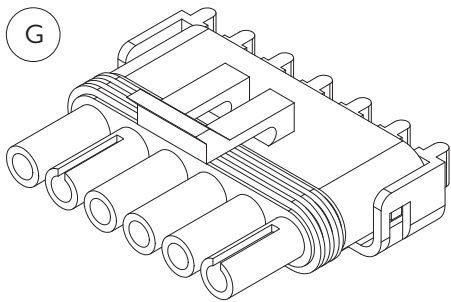
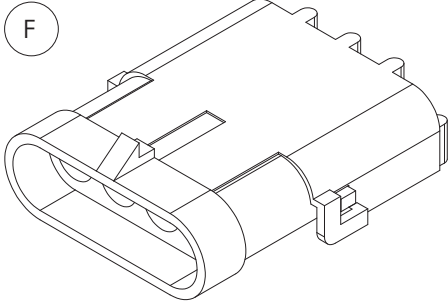
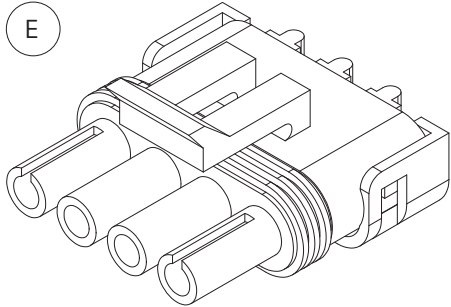
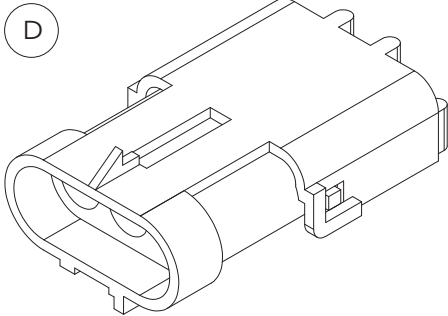
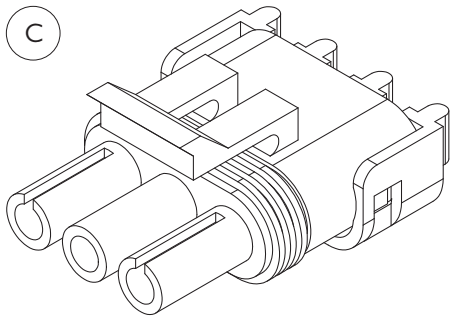
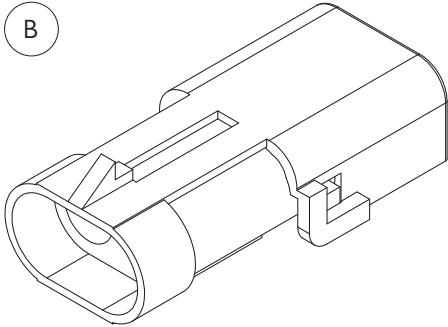
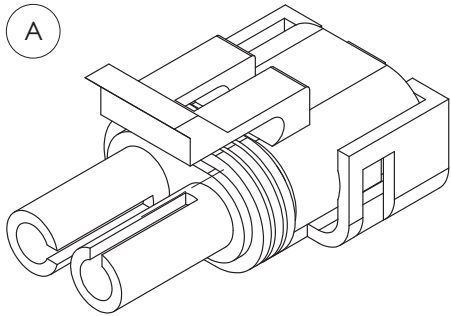
| ITEM NO. | PART NUMBER | DESCRIPTION |
|----------|-------------|--|
| 1 | 4084001014 | Connector, 3 Pin kit, Flow Meter, Including Male Pins, Raven |
| 2 | 4084001015 | Connector, 3 Pin kit, Flow Meter, Including Female Pins, Raven |
| 3 | 4084001010 | Connector, 3 Pin Kit, Speed Sensor, including Male Pins, Raven |
| 4 | 4084001016 | Connector, 3 Pin kit, Speed Sensor, Including Female Pins, Raven |
| 5 | 4084001062 | Pin, 16-20 Gauge, Male, Suit Speed Sensor - Flow Meter, Raven |
| 6 | 4084001063 | Pin, 16-20 Gauge, Female, Suit Speed Sensor - Flow Meter, Raven |

Raven (AMP) Electrical Connectors

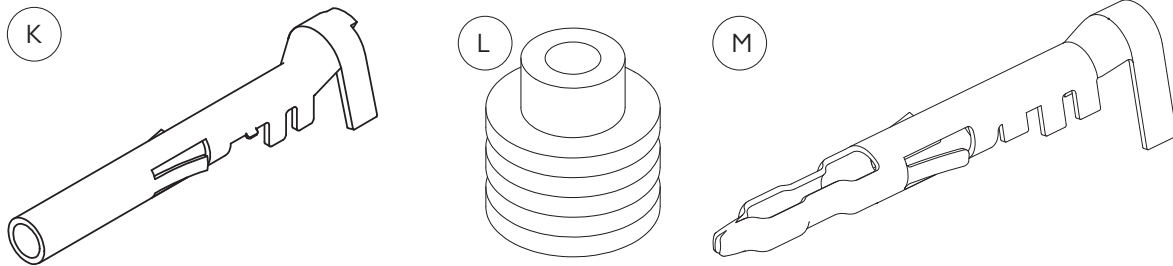


| ITEM NO. | PART NUMBER | DESCRIPTION |
|----------|-------------|---|
| 1 | 4084001017 | Connector, 16 Pin AMP, Square Flange, Suit Male Pins, Raven |
| 2 | 4084001018 | Connector, 16 Pin AMP, Suit Female Pins, Raven |
| 3 | GA5049175 | Connector, Backing Shell, Suit 16 Pin AMP, Raven |
| 4 | GA5048905 | Pin, 14-18 Gauge Gold, Male, Suit 16 Pin AMP |
| 5 | GA5048900 | Pin, 14-18 Gauge Gold, Female, Suit 16 Pin AMP |
| | GA5020785 | Connector, 37 Pin AMP, Male, Raven |
| | GA5020780 | Connector, 37 Pin AMP, Female |
| | GA5020560 | Connector, Backing Shell 23, Suit 37 Pin AMP, Standard size |

Electrical Connectors



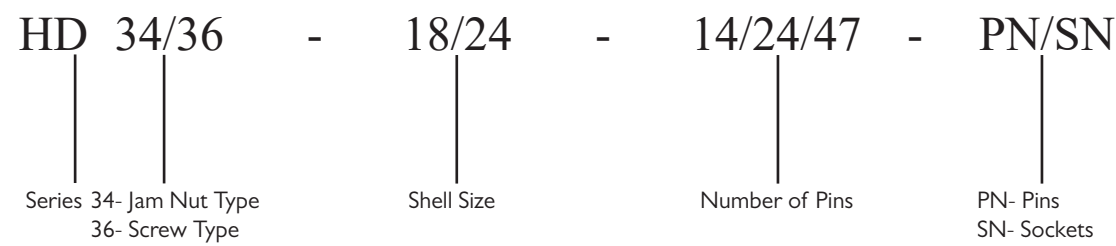
Electrical Connectors




| ITEM NO. | PART NUMBER | DESCRIPTION |
|----------|-------------|--|
| A | GA5001351 | Connector, Male, 2 Pin, Weather pack |
| B | GA5007381 | Connector, 2 pin, Female, Weather pack |
| C | GA5002211 | Connector, Male, 3 pin, Weather pack |
| D | GA5048550 | Connector, Female, 3 Pin, Weather pack |
| E | GA5007385 | Connector, Male, 4 pin, Weather pack |
| F | GA5007383 | Connector, Female, 4 pin, Flat, Weather pack |
| G | GA5004009 | Connector, Male, 6 pin, Weather pack |
| H | GA5048510 | Connector, Female, 6 pin, Weather pack |
| I | GA5049000 | Connector, Female, 4 pin, Square, Weather pack |
| J | GA5050805 | Connector, Male, 4 pin, Square, Weather pack |
| K | GA5016619 | Pin, Female, Sealed, Weather pack, Wire 1.0 - 2.0mm |
| L | GA5014857 | Seal, Green, Weather pack connector, Wire from 2.03 - 2.85mm |
| M | GA5016617 | Pin, Male, Sealed, Weather pack, Wire 1.0 - 2.0mm |

Deutsch Electrical Connectors


Deutsch Part Number Breakdown



| ITEM NO. | PART NUMBER | DESCRIPTION |
|----------|-------------|----------------------------|
| A | GA5061225 | 16GA Female Deutsch Socket |
| B | GA5061270 | 12GA Female Deutsch Socket |



| ITEM NO. | PART NUMBER | DESCRIPTION |
|----------|-------------|-----------------------|
| A | GA5061240 | 16GA Male Deutsch Pin |
| B | GA5061260 | 12GA Male Deutsch Pin |



Deutsch Electrical Connectors

| ITEM NO. | PART NUMBER | DESCRIPTION |
|----------|-------------|------------------------|
| A | GA5002671 | HD34-18-14PN Connector |
| B | GA5002675 | HD34-24-21PN Connector |



| ITEM NO. | PART NUMBER | DESCRIPTION |
|----------|-------------|------------------------|
| A | GA5002663 | HD36-18-14SN Connector |
| B | GA5002655 | HD36-24-21SN Connector |



| PART NUMBER | DESCRIPTION |
|-------------|------------------------------------|
| GA5062635 | HD34-24-47-PE Connector(47 Socket) |
| GA5061225 | Small Male Socket |
| GA5061260 | Large Male Socket |



| PART NUMBER | DESCRIPTION |
|-------------|-------------------------------------|
| GA5062640 | HD36-24-47-SE-059 Connector(47 Pin) |
| GA5061210 | Small Female Pin |
| GA5061230 | Large Female Pin |



| PART NUMBER | DESCRIPTION |
|-------------|--|
| GA5021310 | HD36-24-19SN-059 Connector (19 socket) |



| PART NUMBER | DESCRIPTION |
|-------------|---------------------------------|
| GA5021315 | HD34-24-19PN Connector (19 pin) |



Deutsch Electrical Connectors

| PART NUMBER | DESCRIPTION |
|-------------|---|
| GA5020920 | Plug for size 24 Connector with External Thread on Plug |
| GA5020910 | Plug for size 18 Connector with External Thread on Plug |



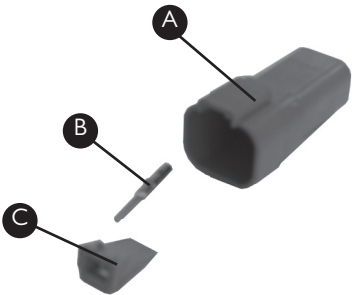
| PART NUMBER | DESCRIPTION |
|-------------|--|
| GA5020925 | Plug for size 24 Connector with External Thread on Connector |
| GA5020915 | Plug for size 18 Connector with External Thread on Connector |



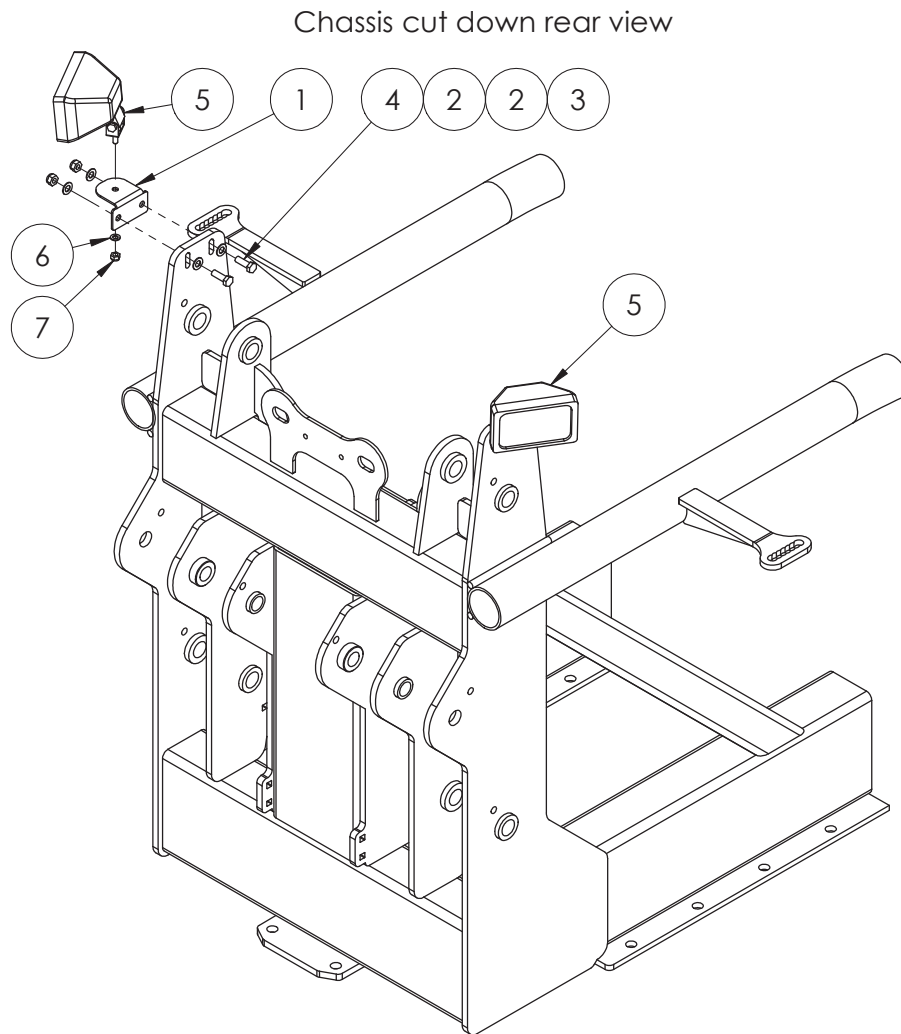
| ITEM NO. | PART NUMBER | DESCRIPTION |
|----------|-------------|-------------------------------------|
| A | GA5012399 | Connector Lock Nut suit 24 shell |
| | GA5009887 | Connector Lock Nut suit 18 shell |
| B | GA5017621 | Connector Lock Washer suit 24 shell |
| | GA5009893 | Connector Lock Washer suit 18 shell |



| ITEM NO. | PART NUMBER | DESCRIPTION |
|----------|-------------|-----------------|
| A | GA5013783 | Housing (4 Pin) |
| B | GA5061240 | Pin |
| C | GA5050765 | Lock Wedge |

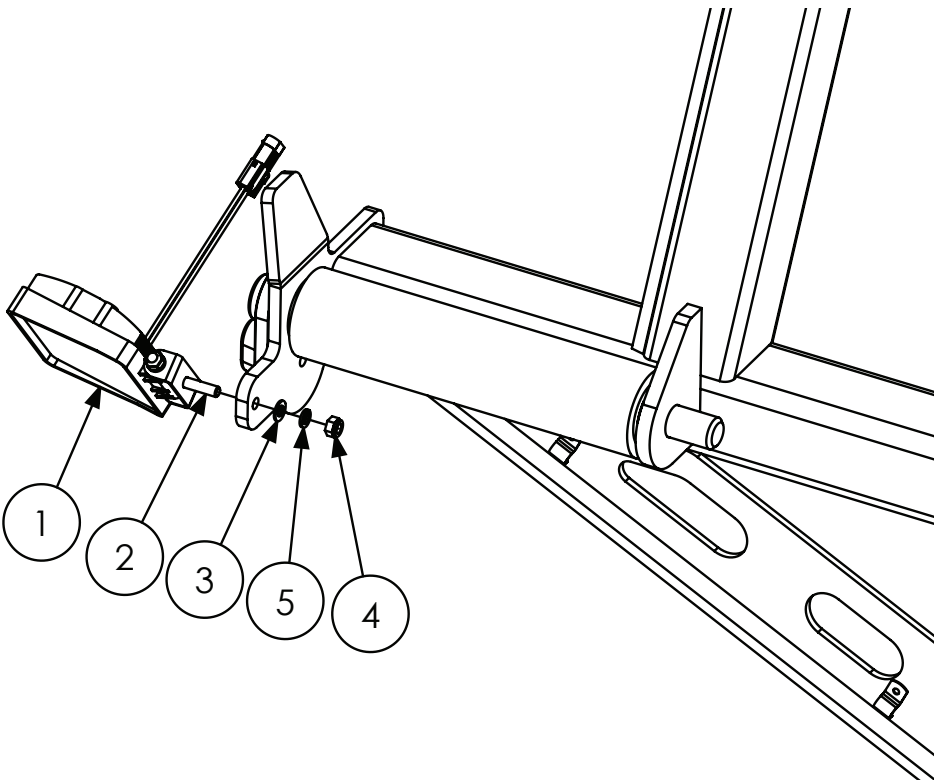


Boom Lights Mount



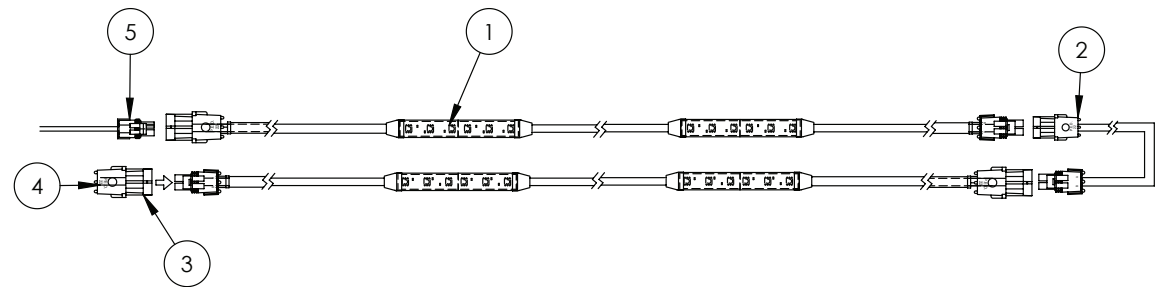
| ITEM NO. | PART NUMBER | DESCRIPTION | QTY. |
|----------|-------------|---|------|
| 1 | GA4522570 | Bracket boom light mounting suit EF | 2 |
| 2 | GA5000115 | Washer 10mm Flat SS | 8 |
| 3 | GA5000141 | Nut M10 Nyloc ZP | 4 |
| 4 | GA5065455 | Bolt M10 x 30 ZP GR8.8 | 4 |
| 5 | GA5050105 | Light, work, flood stringray 138 x 82mm, bare wires | 2 |
| 6 | GA5004883 | Washer 8mm Flat ZP Heavy Duty | 2 |
| 7 | GA5051700 | Nut 5/16" UNC Nyloc ZP | 2 |

POD Work Light Mount



| ITEM NO. | PART NUMBER | DESCRIPTION | QTY. |
|----------|-------------|---|------|
| 1 | GA5075500 | Light, LED, Work, Flood beam, bare wires, 15W | 1 |
| 2 | GA5011477 | Set Screw M8 x 30 ZP GR8.8 | 1 |
| 3 | GA5003643 | Washer 8mm Flat SS Heavy Duty | 1 |
| 4 | GA5052590 | Nut M8 Nyloc SS | 1 |
| 5 | GA5004919 | Washer 8mm Spring SS | 1 |

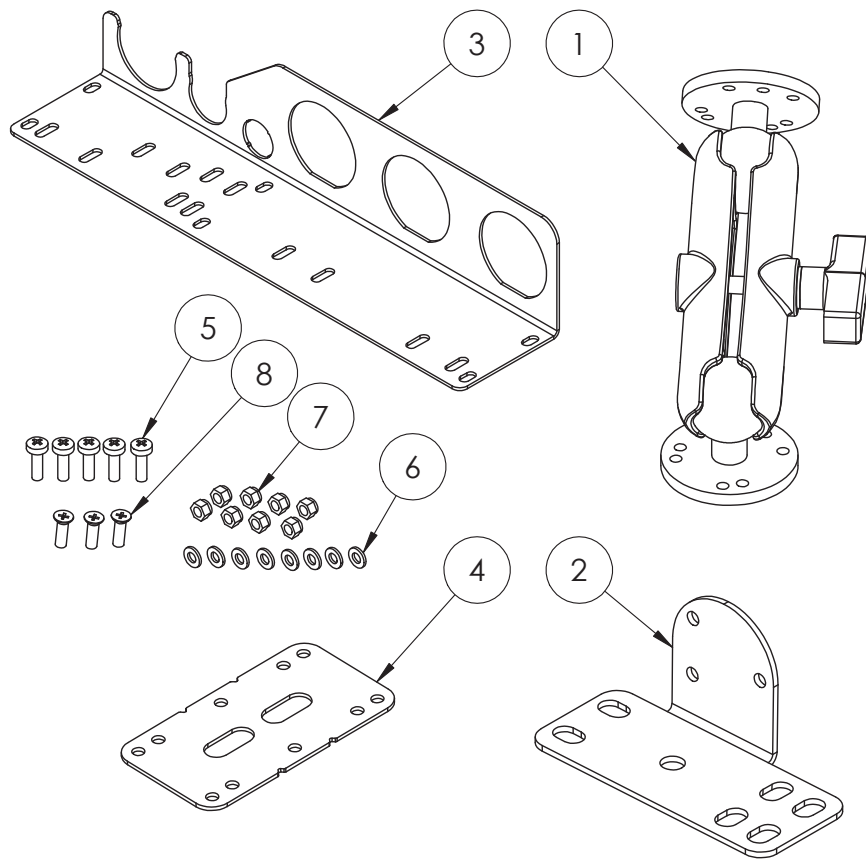
Night Pro LED Lights



| ITEM NO. | PART NUMBER | DESCRIPTION | QTY. |
|----------|-------------|---|------|
| 1 | GA5060136 | Harness, Boom Light 2 LED Strip, 12v 0.24Amp | 36 |
| 2 | GA5060137 | Harness, Pivot Extension 2000mm | 4 |
| | GA5060138 | Harness, Pivot Extension 5000mm | |
| 3 | GA5007381 | Connector, 2 pin, Female, Weather pack | 4 |
| 4 | GA5050245 | Seal, Cavity blanking plug, Weather pack connector | 8 |
| 5 | GA3000016 | Harness, Quad splitter, suit night pro power supply | 1 |

The quantity shown is for a full 36 meter boom

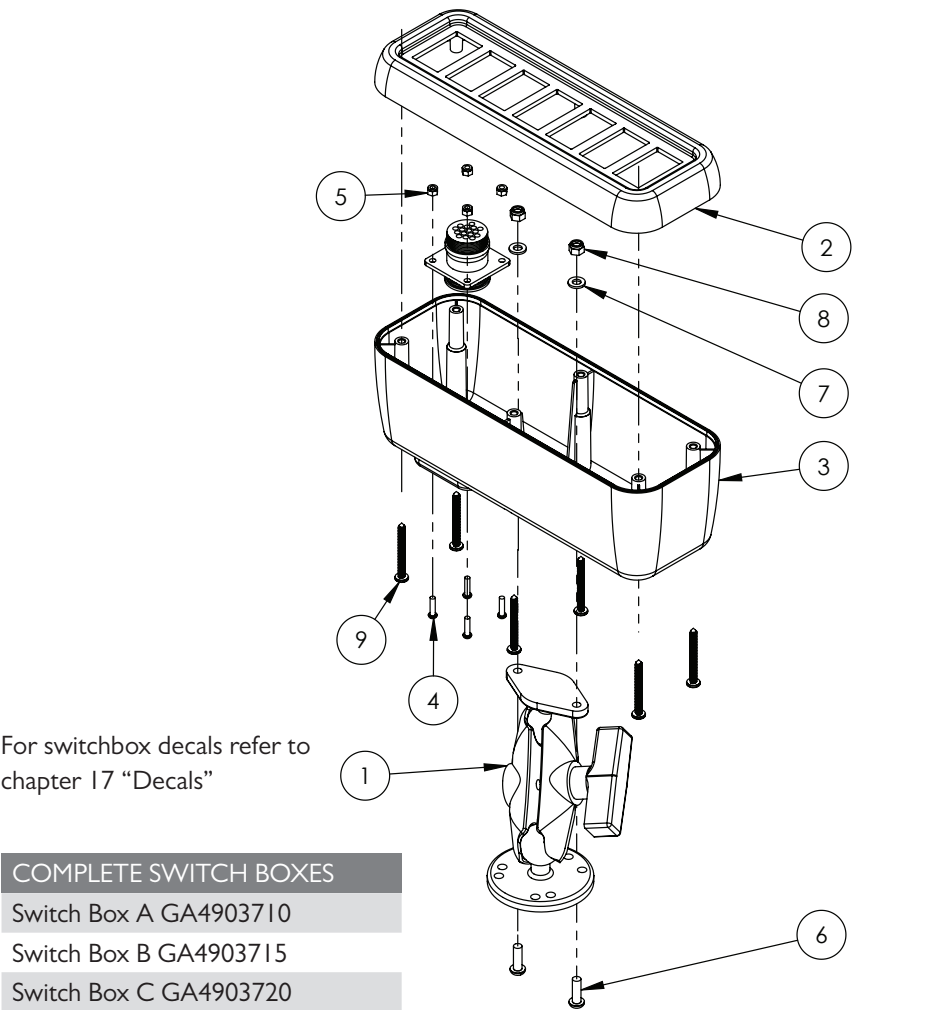
Console Mounting Kit



GA4903666 Complete console mounting kit

| ITEM NO. | PART NUMBER | DESCRIPTION | QTY. |
|----------|-------------|---|------|
| 1 | GA5020825 | RAM Mount, Universal, Adjustable kit 101U | 1 |
| 2 | GA4522930 | Tractor controller ram mount bracket | 1 |
| 3 | GA4523475 | Loom support plate suit 440 and 4400 | 1 |
| 4 | GA4523935 | Control box dual mounting plate | 1 |
| 5 | GA5003976 | M5 x 20mm Pan head Screw | 5 |
| 6 | GA5003983 | Washer 5mm Flat SS | 8 |
| 7 | GA5003975 | Nut M5 Nyloc SS | 8 |
| 8 | GA5051230 | Set Screw M5 x 16 Countersink SS | 3 |

Control Boxes



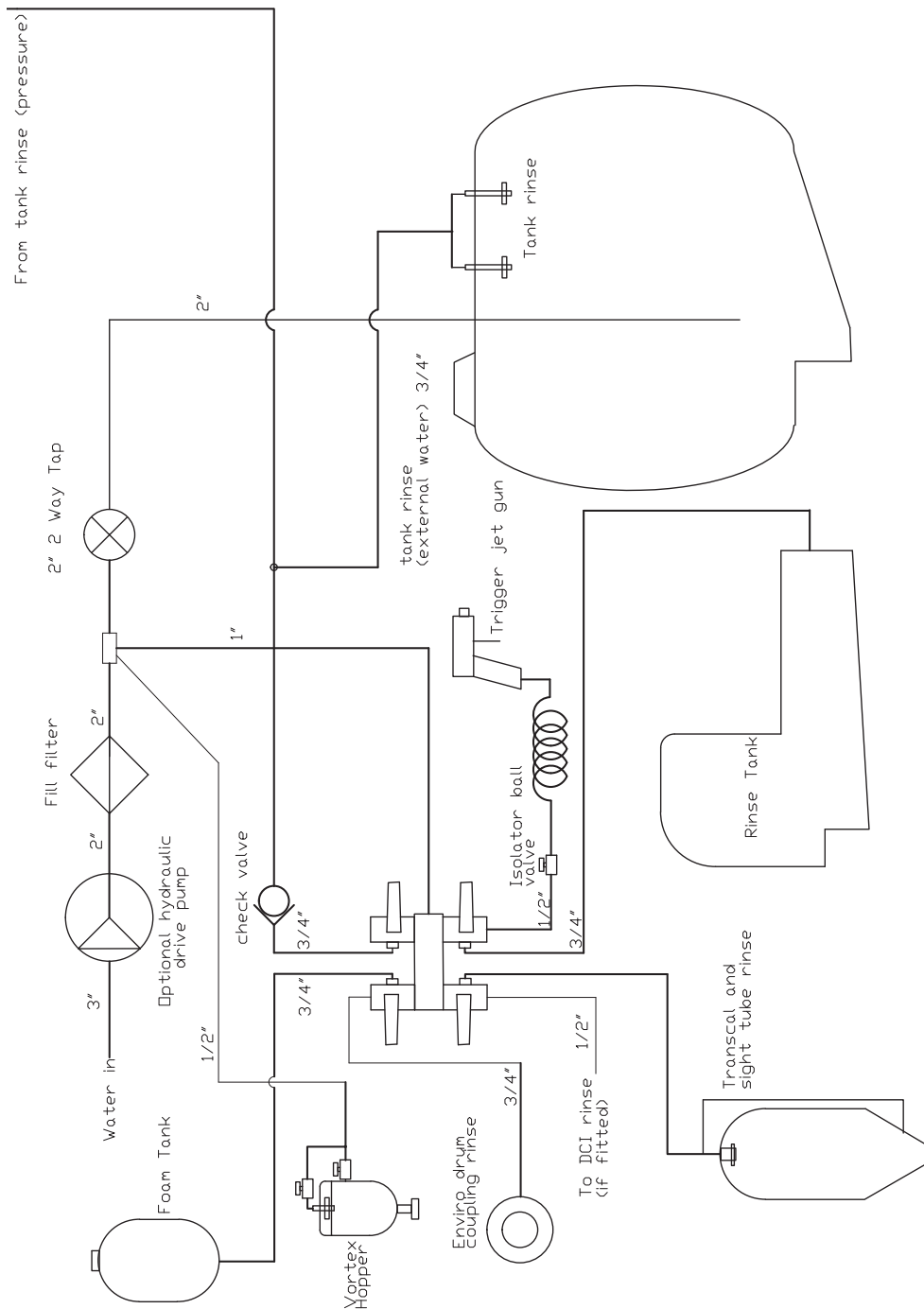
- COMPLETE SWITCH BOXES
- Switch Box A GA4903710
- Switch Box B GA4903715
- Switch Box C GA4903720

| SWITCH PART NUMBERS | |
|---|-----------|
| Switch, Rocker, On / off, Twin globe blue lens | GA5012671 |
| Switch, Rocker, On / Off / On, Twin bulb back light, Blue lenses | GA5012673 |
| Switch, Rocker, Momentary, On / Off / On, 2 pole, No bulb or actuator | GA5060410 |
| Carling Switch Blank Hole Panel Plug (black) | GA5006421 |
| Switch Evo steering calibrate | GA5053525 |

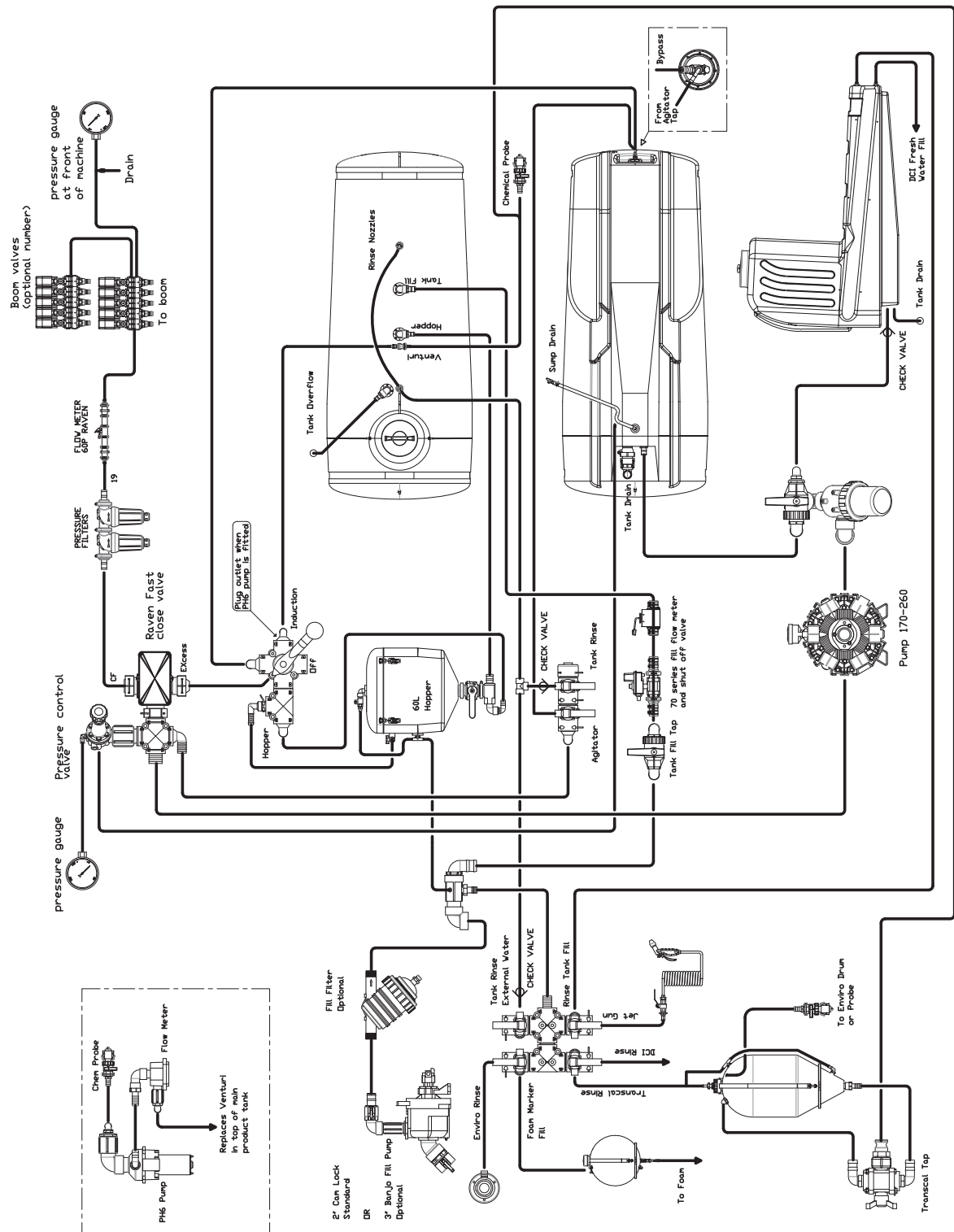
| ITEM NO. | PART NUMBER | DESCRIPTION | QTY. |
|----------|--------------|--|------|
| 1 | GA5068930 | Ram mount RAM-B138 | 1 |
| 2 | GA5075100-02 | Switch box bare 7 switches MY2011 Top | 1 |
| 3 | GA5075100-01 | Switch box bare 7 switches MY2011 Base | 1 |
| 4 | GA5003083 | Screw M3 x 12 Pan Head Machine | 4 |
| 5 | GA5049465 | Nut M3 Nyloc SS | 4 |
| 6 | GA5003977 | Bolt M5 x 16 Pan Head SS | 2 |
| 7 | GA5003983 | Washer 5mm Flat SS | 2 |
| 8 | GA5003975 | Nut M5 Nyloc SS | 2 |
| 9 | GA5075105 | Screw Phillips head 8G 1 1/2" Pan head self tapping SS | 6 |
| 10 | GA5060242 | Loom hydraulic / base sprayer suit 7 switch box | 1 |

SCHEMATICS

Fresh Water Delivery

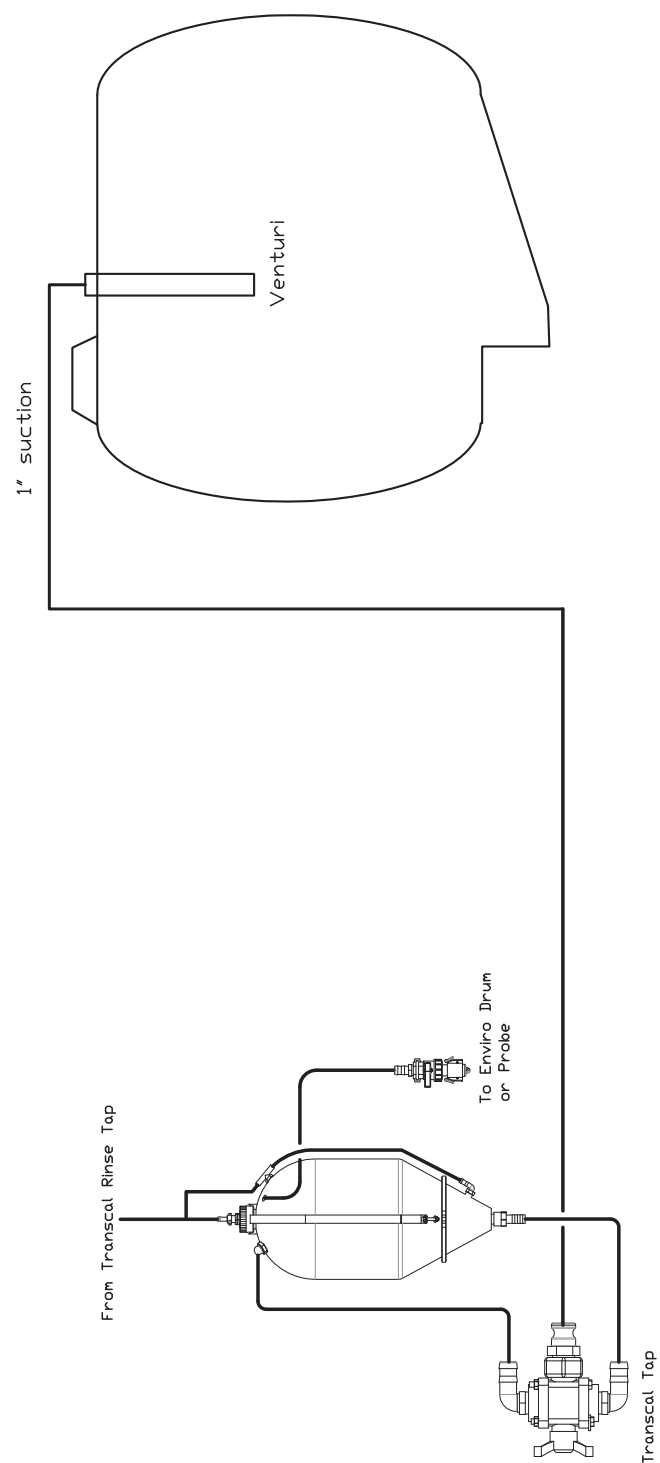


Boom Valve Schematic

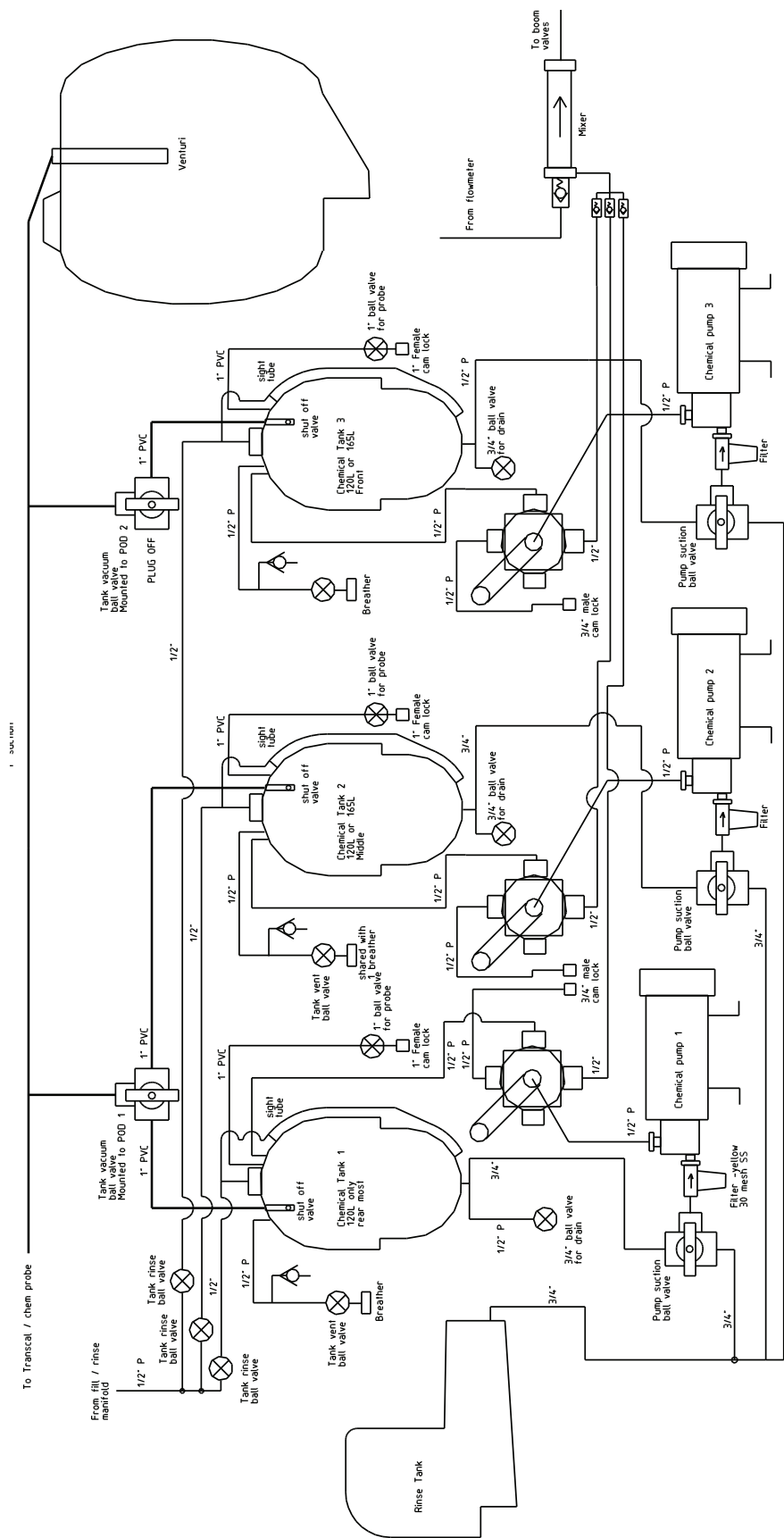


[illegible]

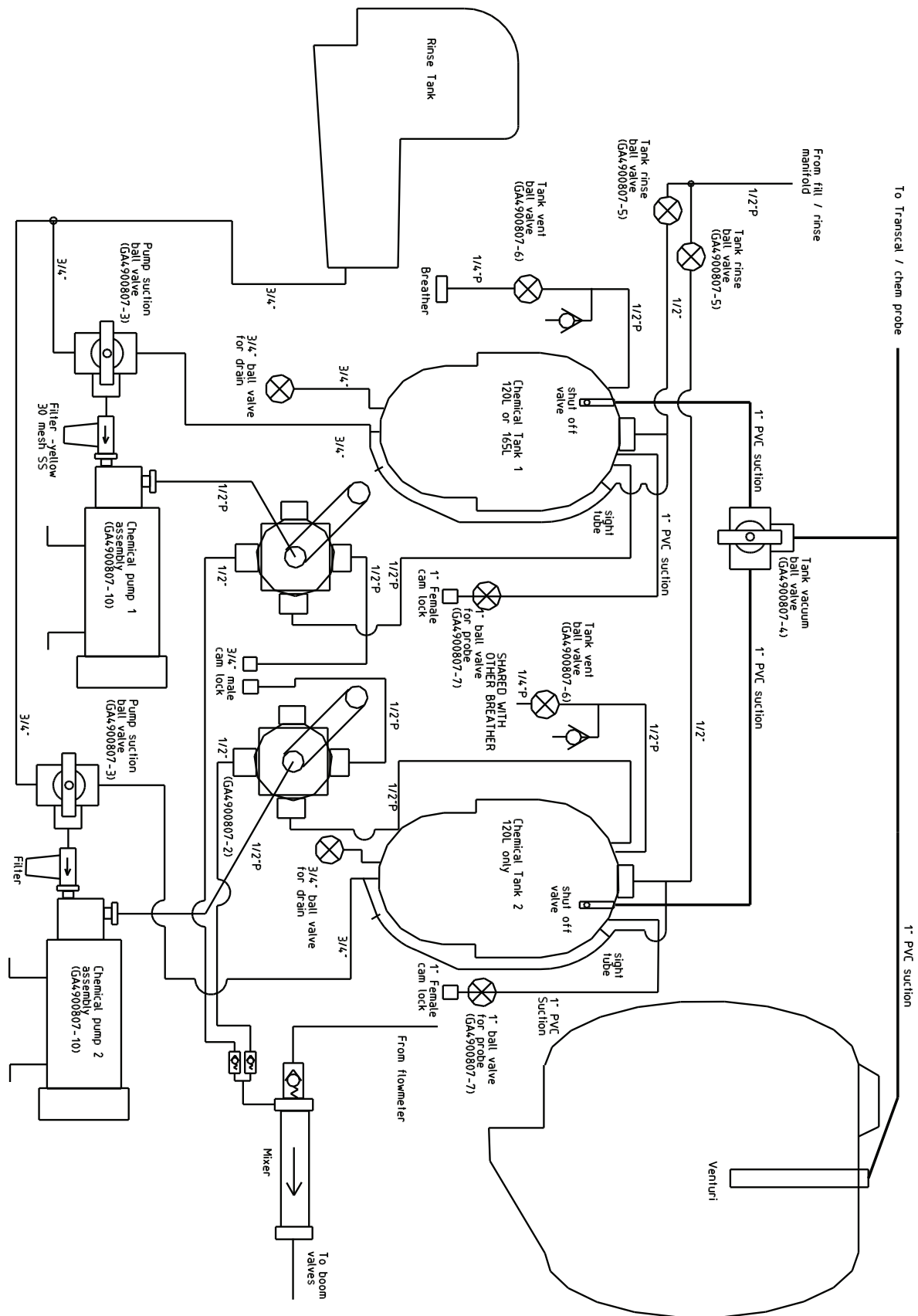
Transcal Schematic



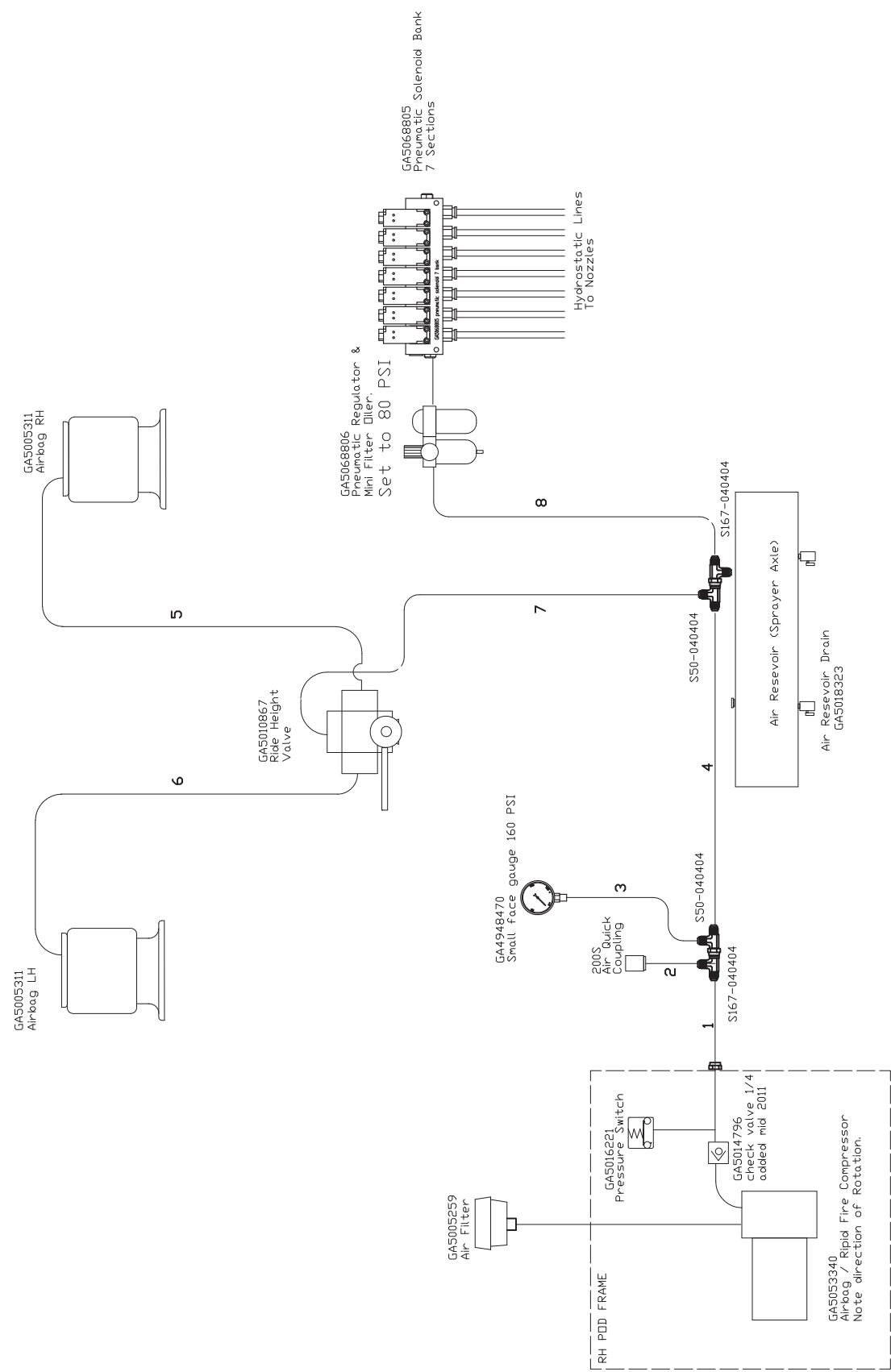
DCI Schematic



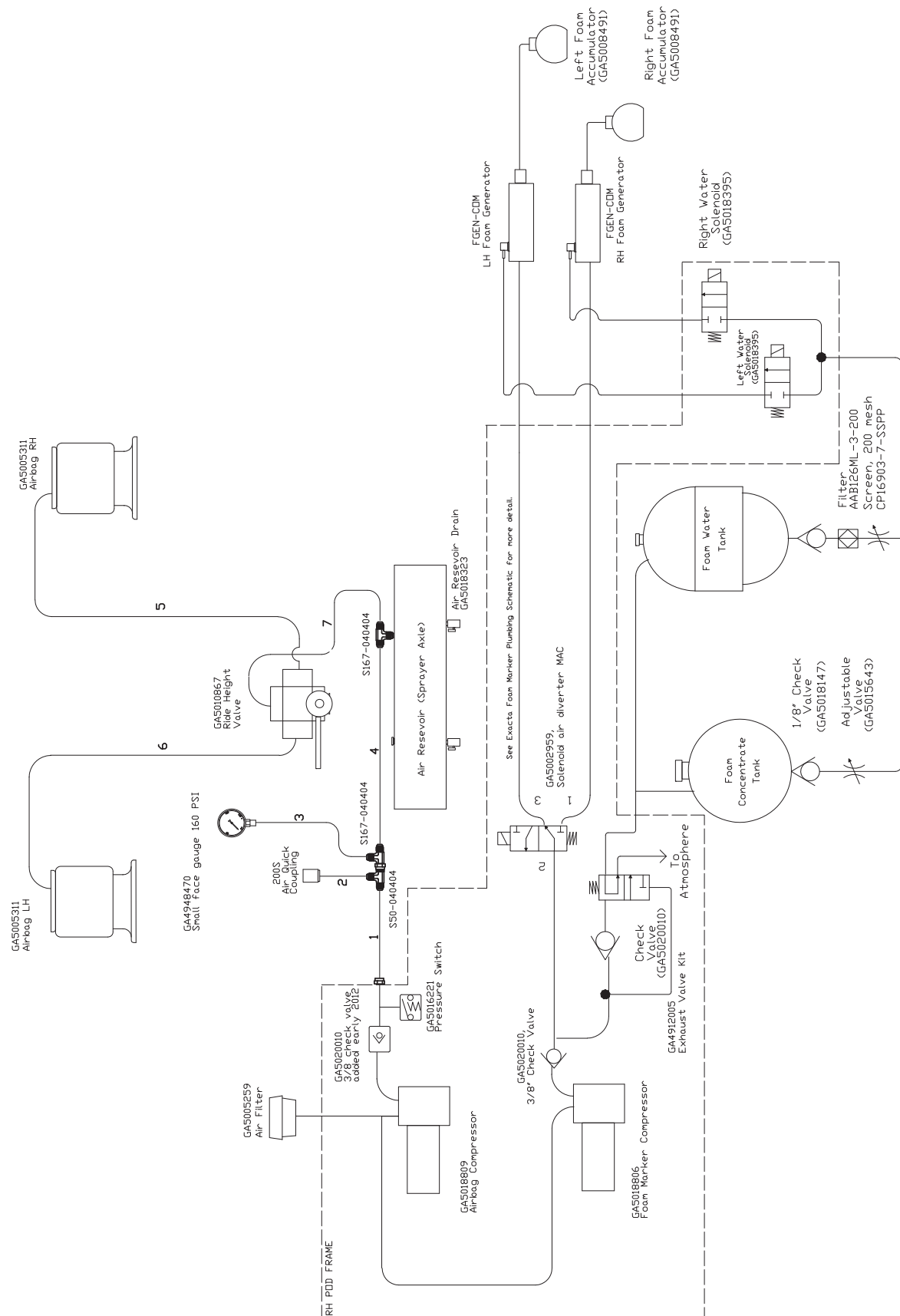
DCI Schematic



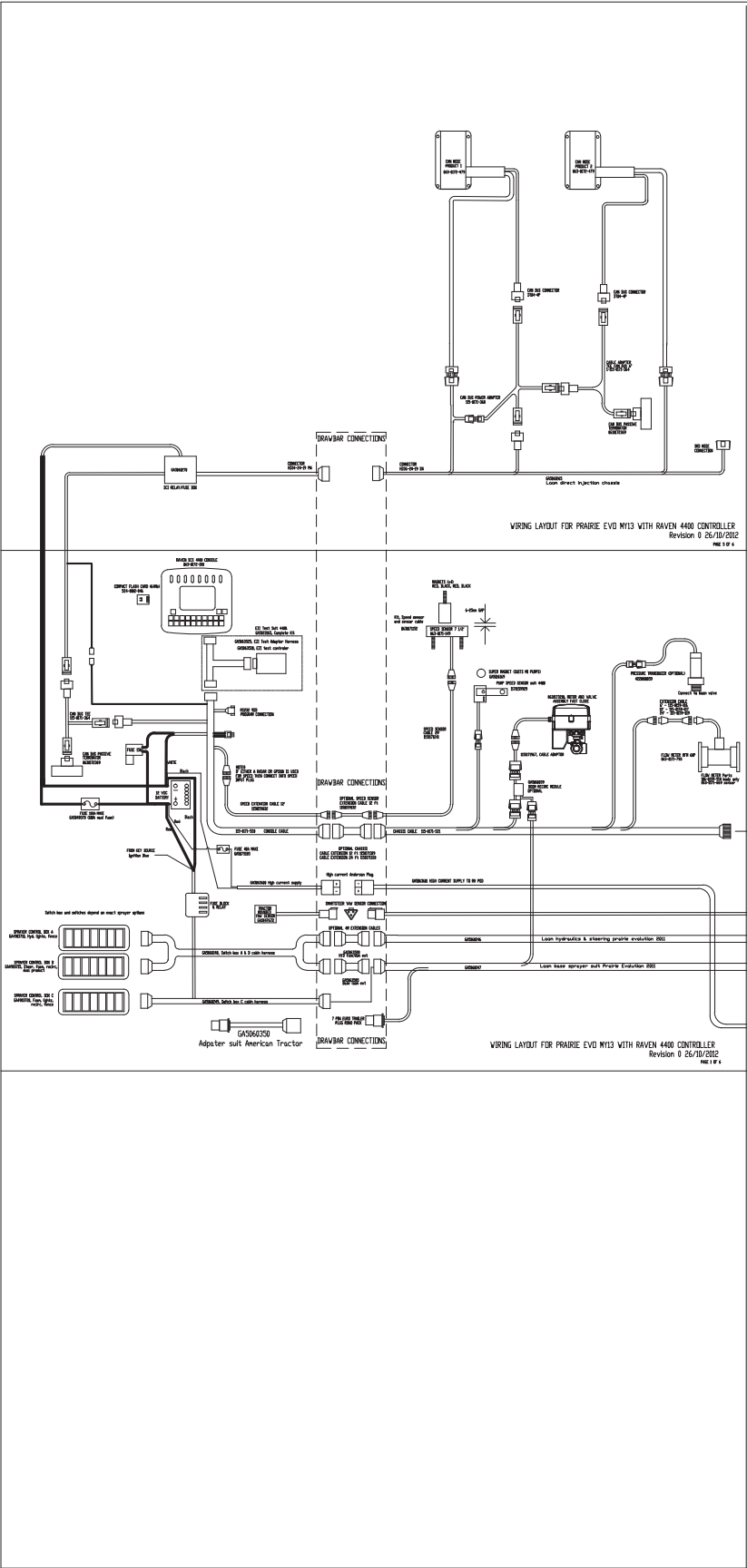
Pneumatic Layout Airbag with RapidFire



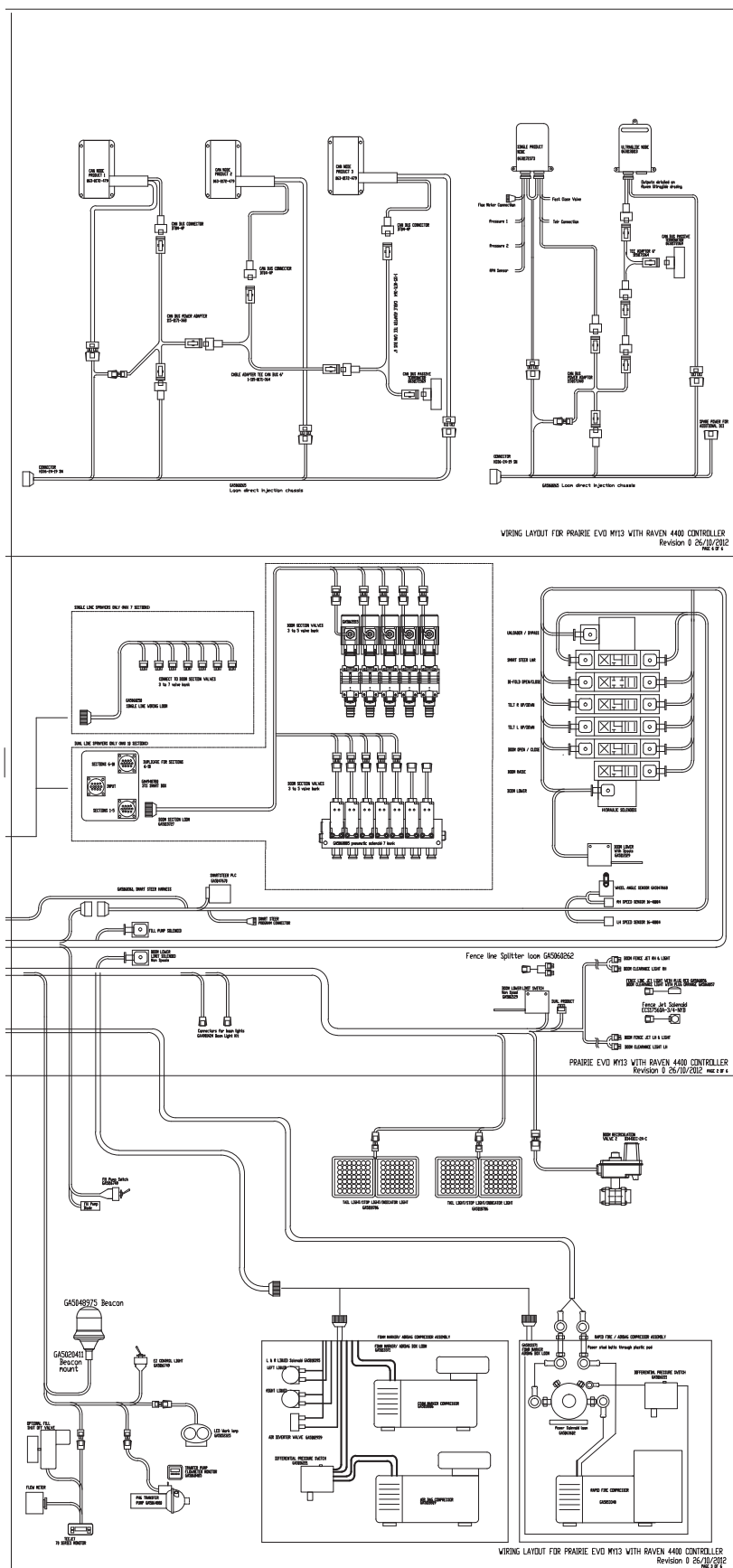
Pneumatic Layout Airbag-Foam Marker



Electrical Layout - Overview

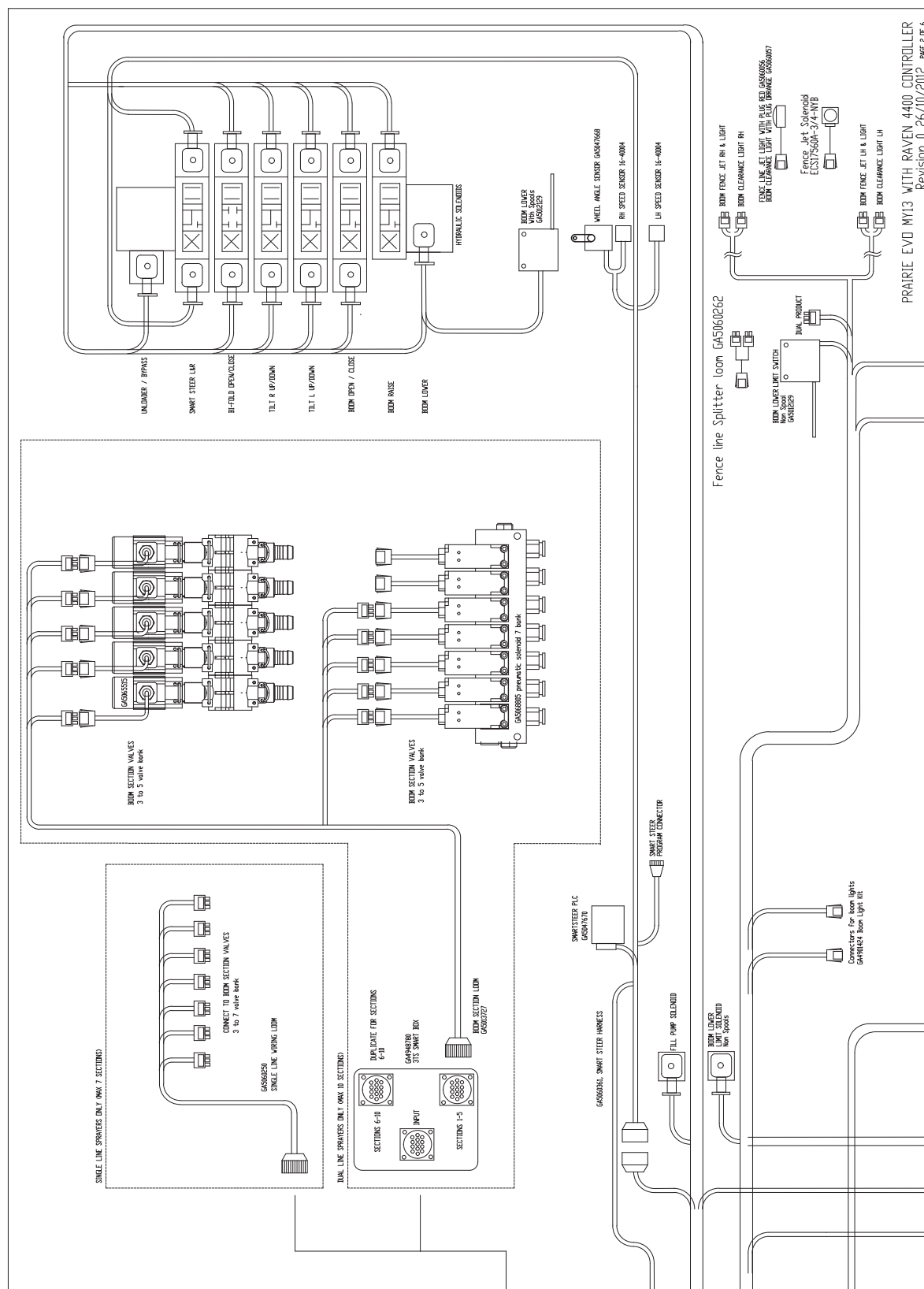


Electrical Layout - Overview



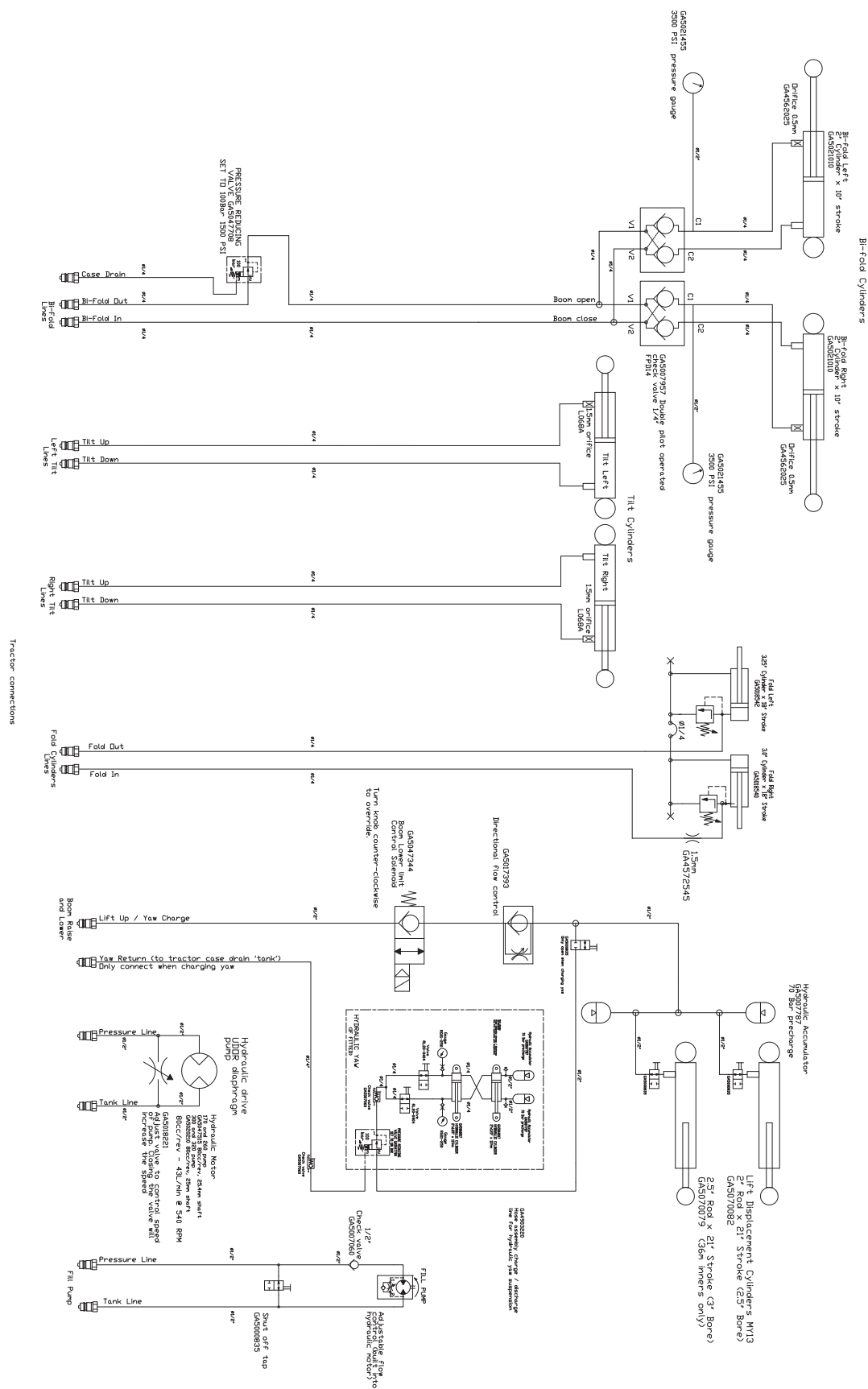
[illegible]

Electrical Layout - Page 2

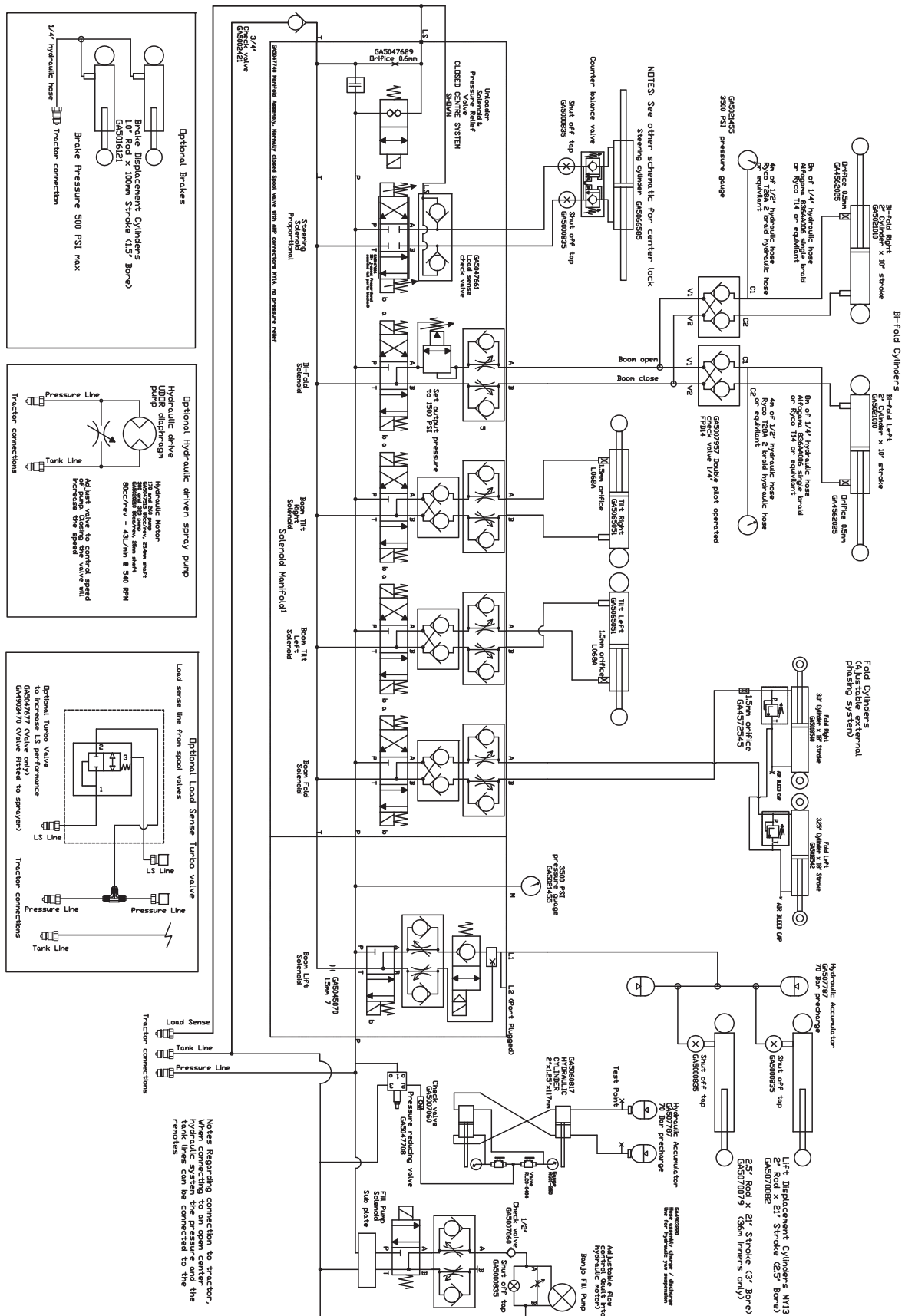


[illegible]

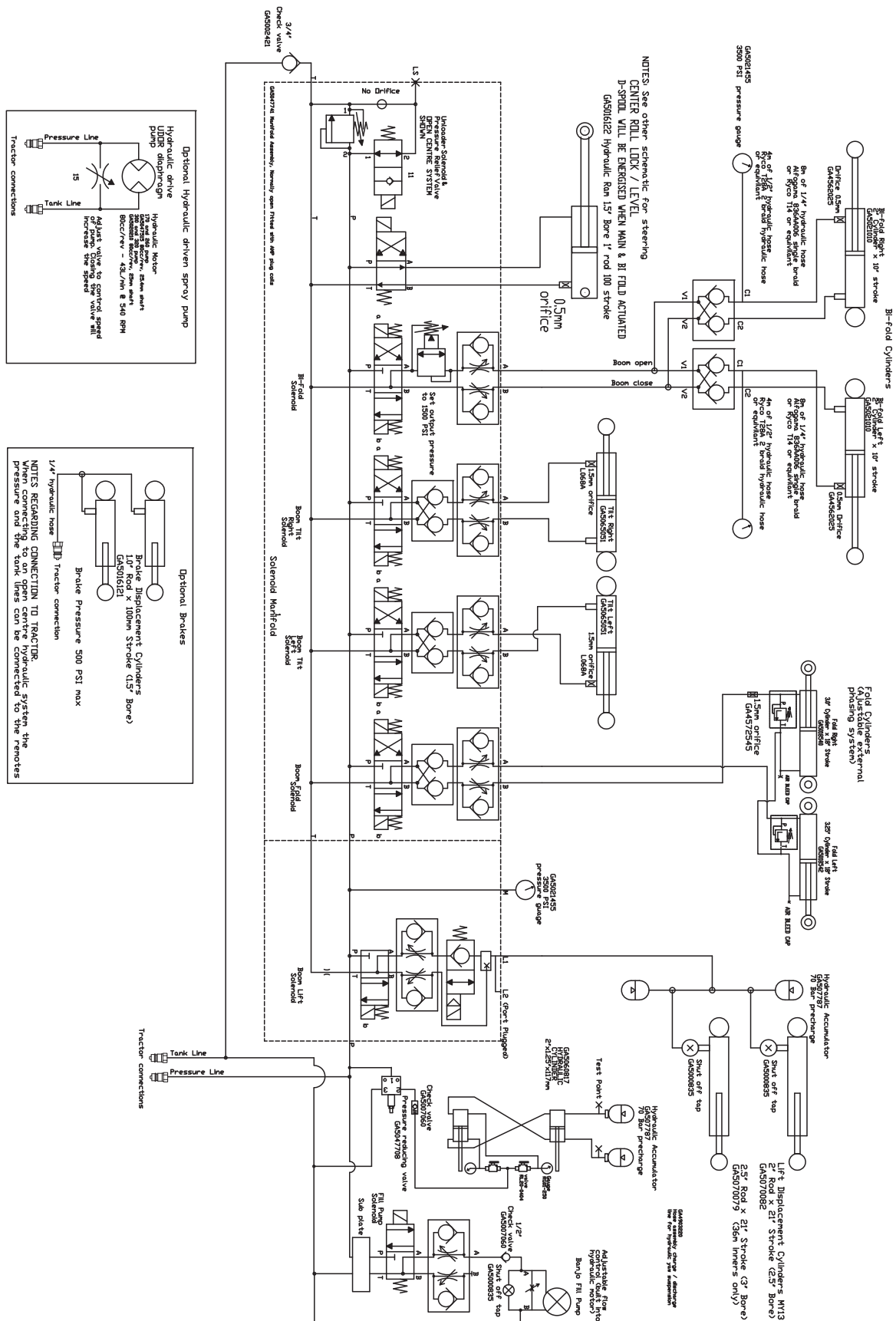
Hydraulic schematic - No spool valves



Hydraulic schematic - with spool valves closed centre



Chapter 16 - Schematics - 265



DECALS

| ITEM NO. | PART NUMBER | DESCRIPTION | QTY. |
|----------|-------------|---|------|
| I | GA5064010 | Decal Kit, Prairie Evolution MY14, Base Kit | I |

2

GA208 EVO 12



WARNING

FLUSH CHEMICAL FROM EQUIPMENT IMMEDIATELY AFTER USE
INDUCTION EQUIPMENT WILL NOT OPERATE WITH A SYSTEM PRESSURE BELOW 80PSI

HOPPER RELEASE:
 Use caution when lowering hopper
 1. Support hopper.
 2. Release hopper catch.
 3. Gently lower hopper into working position.



WARNING


NOT FOR USE WITH FLAMMABLE LIQUIDS



CAUTION


HOPPER MUST BE LOCKED INTO RAISED POSITION WHEN SPRAYER IS MOVING

3



DANGER

- NEVER WORK UNDER HYDRAULICALLY RAISED BOOM.
- CLOSE HYDRAULIC LIFTING CYLINDER TO MINIMUM HEIGHT POSITION BEFORE ATTEMPTING ANY BOOM MAINTENANCE.
- KEEP CLEAR OF OVERHEAD POWERLINES. CONTACT CAN CAUSE DEATH.
- MAKE SURE SPRAYER CAN SAFELY PASS UNDER ALL OVERHEAD OBSTRUCTIONS.



CAUTION

- DO NOT TRAVEL WITH THE BOOM IN THE FOLDED POSITION UNTIL THE BOOM IS LOWERED ONTO RESTS.
- BOOM MUST BE RAISED CLEAR OF RESTS WHEN UNFOLDED OR SERIOUS BOOM DAMAGE MAY RESULT.

GA209 EVO_R2

4

GA210 EVO



WARNING

DO NOT STAND ON THIS PLATFORM OR STEPS

When the sprayer is in motion or the booms are being folded or unfolded

**DO NOT ENTER TANK
DO NOT CLIMB ON TANK**

5




GREASE

GA222 EVO

6

GA212 EVO

CLOSED



OPEN

MAIN TANK DRAIN

7

SPRAY PRESSURE DRAIN VALVE

8

GA5015991 EVO



KEEP HANDS CLEAR

9

GA220 EVO

BOOM SECTIONS 6-10



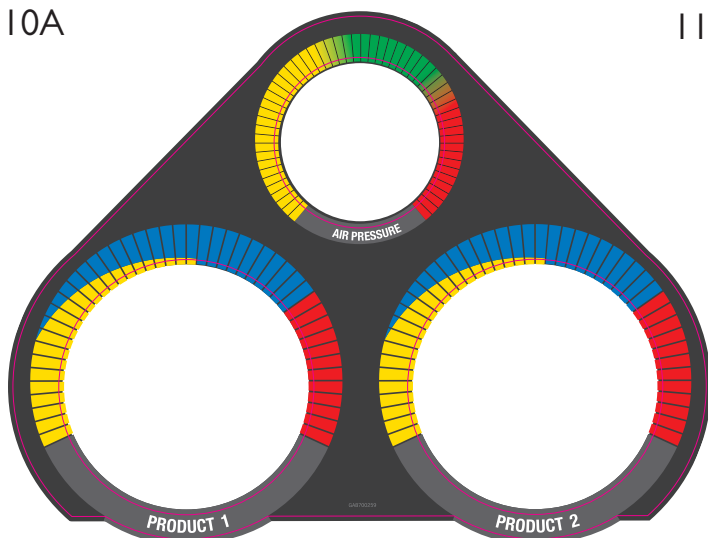
Three Tier System

SMARTBOX INPUT

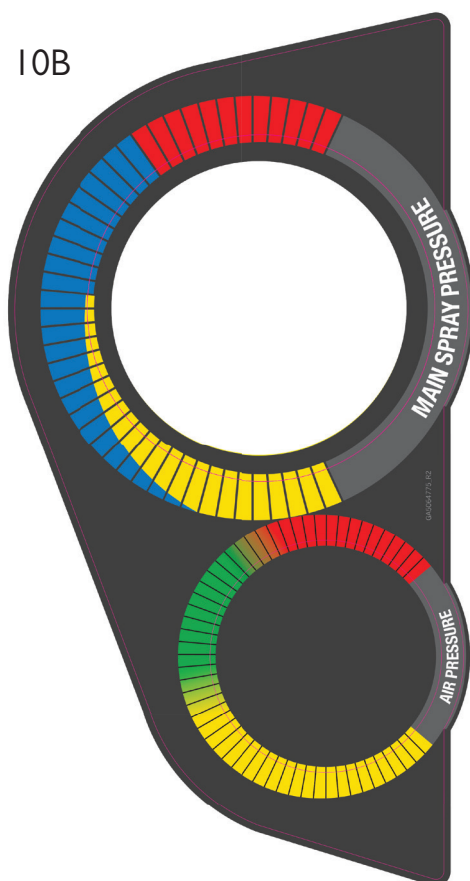
BOOM SECTIONS 1-5

| ITEM NO. | PART NUMBER | DESCRIPTION | QTY. |
|----------|--------------|----------------------------|------|
| 2 | GA208EVO | Warning Hopper | 1 |
| 3 | GA209EVO | Danger/Caution | 2 |
| 4 | GA210EVO | Warning Platform | 1 |
| 5 | GA222EVO | Grease | 57 |
| 6 | GA212EVO | Main Tank Drain | 1 |
| 7 | GA5061900EVO | Spray Pressure Drain Valve | 1 |
| 8 | GA5015991EVO | Keep Hands Clear | 10 |
| 9 | GA220EVO | Three Tier System | 1 |

10A



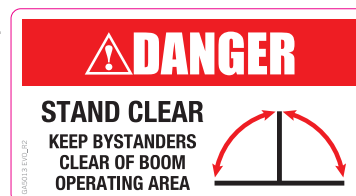
10B



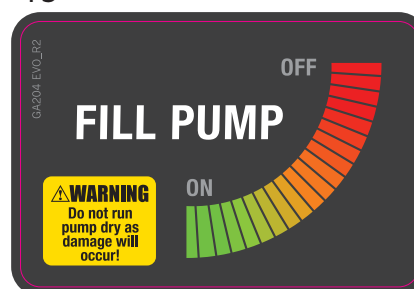
11



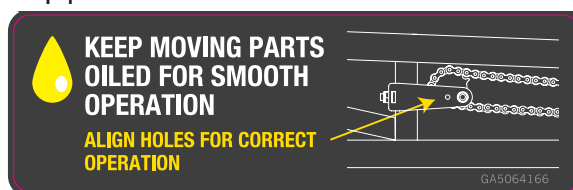
12



13



14



15



| ITEM NO. | PART NUMBER | DESCRIPTION | QTY. |
|----------|-------------|--|------|
| 10A | GA8700259 | Decal, Dual Product, Spray Pressure - Air Pressure | 1 |
| 10B | GA5064775 | Main spray pressure/Air pressure | 1 |
| 11 | GA006EVO | Warning Check Wheel Nuts | 2 |
| 12 | GA5013EVO | Danger/Stand Clear | 2 |
| 13 | GA204EVO | Fill Pump | 1 |
| 14 | GA5064166 | 3D Breakaway Adjustment \ keep me oiled | 2 |
| 15 | GA207EVO | Warning | 1 |

16



21



17



22



18



23



19



24



20



| ITEM NO. | PART NUMBER | DESCRIPTION | QTY. |
|----------|--------------|-------------------------|------|
| 16 | GA5062475 | Flush Water Only | 1 |
| 17 | GA5062095 | Chemical Induction | 1 |
| 18 | GA5062085EVO | Transcal | 1 |
| 19 | GA8700003 | SuperFlow | 1 |
| 20 | GA5063370 | Warning, Nozzles | 2 |
| 21 | GA5062485EVO | Foam Marker Concentrate | 1 |
| 22 | GA5062470 | Foam Marker Water | 1 |
| 23 | GA5015971EVO | Drain Only | 1 |
| 24 | GA5062090EVO | Caution - Lower Steps | 1 |

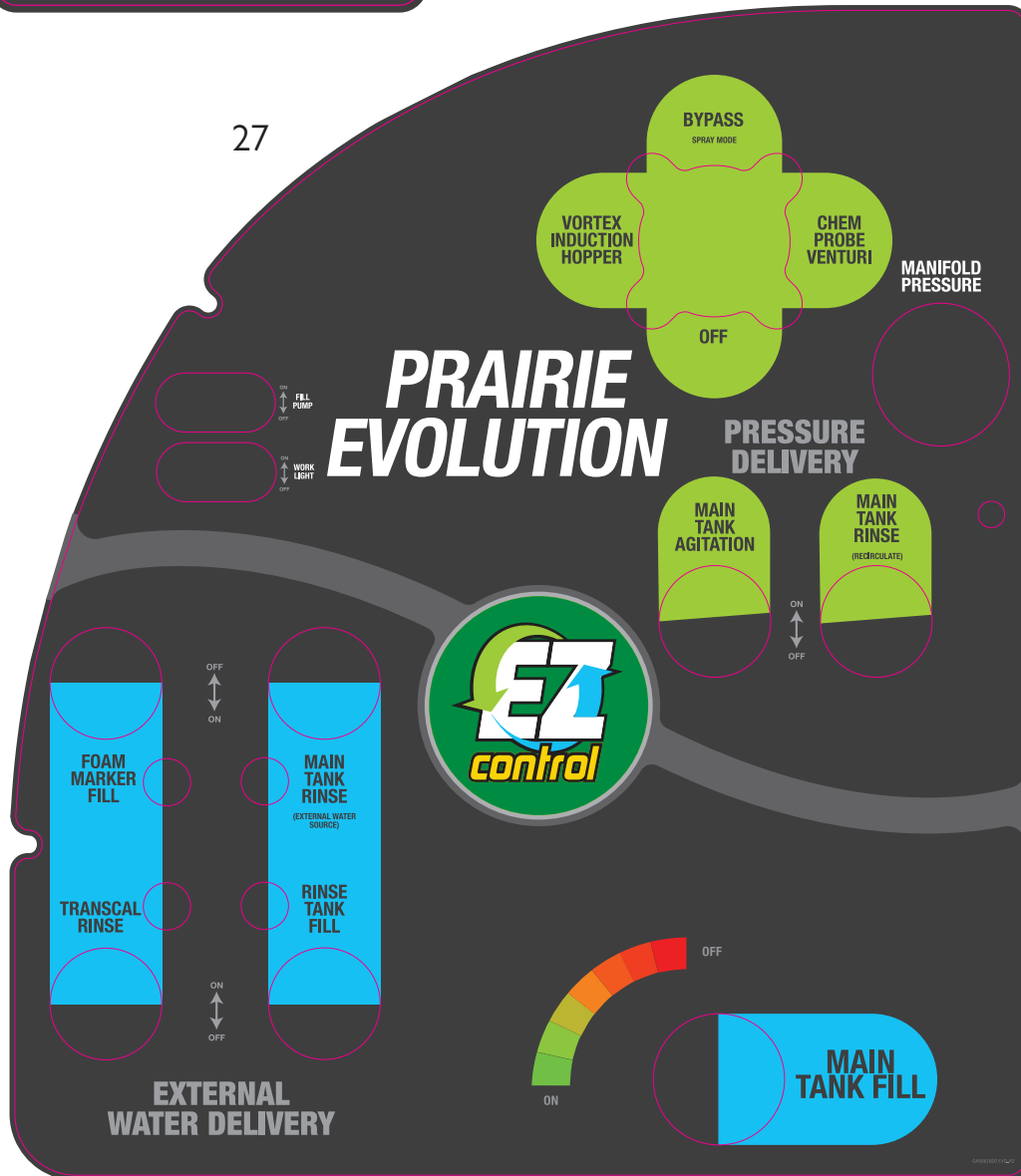
25




26



27



| ITEM NO. | PART NUMBER | DESCRIPTION | QTY. |
|----------|-------------|------------------------------|------|
| 25 | GA5063878 | Keep Me Oiled | 2 |
| 26 | GA5062870 | Foam & Airbag Filter | 1 |
| 27 | GA5061820 | Control panel, Left Hand POD | 1 |



| ITEM NO. | PART NUMBER | DESCRIPTION | QTY. |
|----------|--------------|----------------|------|
| 28 | GA5061825EVO | Right Hand Pod | 1 |



| ITEM NO. | PART NUMBER | DESCRIPTION | QTY. |
|----------|--------------|---------------------|------|
| 29 | GA5061830EVO | Left Hand Pod Outer | 1 |

EZ CONTROL QUICK START GUIDE

FOAM FILL

1. Move handle to **Release** (SPRAY MODE)
2. Move **FILL Pump Switch** to **ON**
3. Move handle of Main Tank **FILL** to **ON**
4. Move handle of Main Tank **FILL** to **OFF**
5. Move handle of Main Tank **FILL** to **ON**

MAIN TANK RINSE FRESH WATER

1. Move handle to **Release** (SPRAY MODE)
2. Move **FILL Pump Switch** to **ON**
3. Move handle of Main Tank **FILL** to **ON**
4. Move handle of Main Tank **FILL** to **ON**
5. Move handle of Main Tank **FILL** to **ON**
6. Move handle of Main Tank **RINSE EXTERNAL WATER SOURCE** to **ON**

TRANSCAL RINSE

1. Move handle to **Release** (SPRAY MODE)
2. Move **FILL Pump Switch** to **ON**
3. Move handle of Main Tank **FILL** to **ON**
4. Move handle of Main Tank **FILL** to **ON**
5. Move handle of Transcal **RINSE** to **ON**

MAIN TANK RINSE HIGH PRESSURE

1. Move handle to **OFF** (DO NOT RELEASE PUMP IN THIS POSITION)
2. Move **FILL Pump Switch** to **OFF**
3. Move handle of Main Tank **RINSE** to **ON**
4. Move handle of Main Tank **RINSE** to **ON**
5. Move handle of Main Tank **RINSE** to **OFF**

USE HOPPER

1. Move handle to **Release** (SPRAY MODE)
2. Move **FILL Pump Switch** to **OFF**
3. Move handle of Main Tank **FILL** to **ON**
4. Move handle of Main Tank **FILL** to **ON**
5. Move handle of Main Tank **FILL** to **OFF**

USE PROBE DCI TRANSCAL

1. Move handle to **Release** (SPRAY MODE)
2. Move **FILL Pump Switch** to **ON**
3. Move handle of Main Tank **FILL** to **ON**
4. Move handle of Main Tank **FILL** to **ON**
5. Move handle of Main Tank **FILL** to **OFF**

SET SYSTEM PRESSURE

1. Move handle to **OFF** (DO NOT RELEASE PUMP IN THIS POSITION)
2. Move **FILL Pump Switch** to **OFF**
3. Move handle of Main Tank **RINSE** to **ON**
4. Move handle of Main Tank **RINSE** to **ON**
5. Move handle of Main Tank **RINSE** to **OFF**

FILL FRESH WATER TANK

1. Move handle to **Release** (SPRAY MODE)
2. Move **FILL Pump Switch** to **ON**
3. Move handle of Main Tank **FILL** to **ON**
4. Move handle of Main Tank **FILL** to **ON**
5. Move handle of Main Tank **FILL** to **ON**

WARNING

- If operated incorrectly, this machine could cause serious injury or death. For safety procedures, read the operators manual.
- Stop engine and remove the ignition key from the tractor before working on this machine.
- Do not start the machine without ensuring all people are well clear of working parts.
- Sound the horn of the tractor before start up.

High pressure fluid hazard

- To prevent serious injury or death from escaping hydraulic fluids:
- Visually check all hydraulic hoses before applying pressure.
- Release system pressure before maintenance or disconnecting hydraulic lines.

Please use relevant safety protection clothing and equipment. Refer to chemical manufacturers requirements. Agricultural chemicals can be dangerous. Improper selection or use can seriously injure persons, animals, plants, soil or other property.

Be Safe

- Select the right chemical for the job.
- Handle chemicals with care.
- Follow the instruction on the container label and of the equipment manufacturer.
- Always wear protective clothing.

CAUTION

1. Read chemical manufacturers **WARNINGS**, instruction, and precautions and follow them exactly.
2. Avoid exposure to chemicals and spray drift, keep bystanders away.
3. Inspect and secure all guards before spraying.
4. Keep hands, feet, hair and clothing away from moving parts.
5. Do not allow persons to ride on sprayer.
6. Keep all chemical and hydraulic lines, fittings and couplers tight and free of leaks before starting and operating.
7. Review safety instructions and safety devices with all operators regularly.
8. Do not fill tank or operate boom when not attached to tractor.

FLUSH CHEMICALS FROM EQUIPMENT IMMEDIATELY AFTER USE

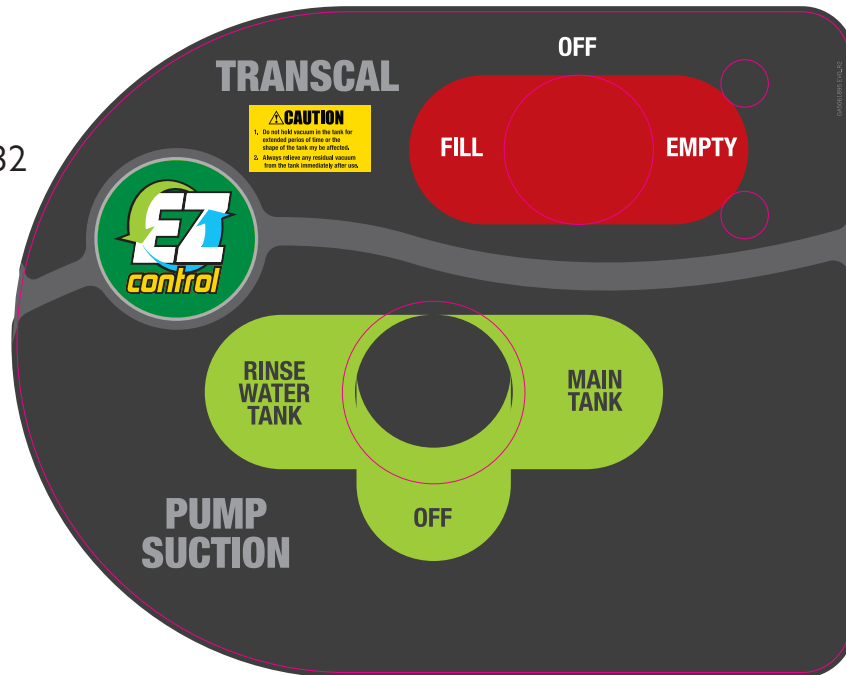
CLEAN AIR FILTER DAILY

| ITEM NO. | PART NUMBER | DESCRIPTION | QTY. |
|----------|-------------|--------------------------------------|------|
| 30 | GA5061845 | Prairie EVO Left Hand POD Door Inner | 1 |

31



32



33



| ITEM NO. | PART NUMBER | DESCRIPTION | QTY. |
|----------|--------------|-------------------------------------|------|
| 31 | GA5061885 | Goldacres | 1 |
| 32 | GA5061895EVO | Transcal, Control Panel | 1 |
| 33 | GA8700027 | Prairie Evolution Tank Decal - 4024 | 2 |
| | GA8700032 | Prairie Evolution Tank Decal - 5024 | 2 |
| | GA5070500 | Prairie Evolution Tank Decal - 5028 | 2 |
| | GA5064975 | Prairie Evolution Tank Decal - 5030 | 2 |
| | GA8700035 | Prairie Evolution Tank Decal - 5036 | 2 |
| | GA8700036 | Prairie Evolution Tank Decal - 6524 | 2 |

| ITEM NO. | PART NUMBER | DESCRIPTION | QTY. |
|----------|-------------|-------------------------------------|------|
| | GA8700037 | Prairie Evolution Tank Decal - 6528 | 2 |
| | GA8700038 | Prairie Evolution Tank Decal - 6530 | 2 |
| | GA8700039 | Prairie Evolution Tank Decal - 6533 | 2 |
| | GA5064760 | Prairie Evolution Tank Decal - 6536 | 2 |
| | GA5064770 | Prairie Evolution Tank Decal - 7536 | 2 |
| | GA8700046 | Prairie Evolution Tank Decal - 8530 | 2 |
| | GA8700048 | Prairie Evolution Tank Decal - 8536 | 2 |
| | GA5064804 | Prairie Evolution Tank Decal - 8542 | 2 |

GOLDACRES

Switch Box - A
Part # GA4903710

GOLDACRES

Tilt left UP Tilt right UP Boom UP Boom fold OUT Bi-fold OUT Beacon ON Fenceline right ON

DOWN Tilt left DOWN Tilt right DOWN Boom IN Boom fold IN Bi-fold ON Boom lights ON Fenceline left

GOLDACRES

Switch Box - B
Part # GA4903715

GOLDACRES

Steer crab LEFT Steering ON Foam ON Foam LEFT Dual product ON Boom recirc ON

RIGHT Steer crab OFF Steering OFF Foam RIGHT Foam OFF Dual product OFF Boom recirc

GOLDACRES

Switch Box - C
Part # GA4903720

GOLDACRES

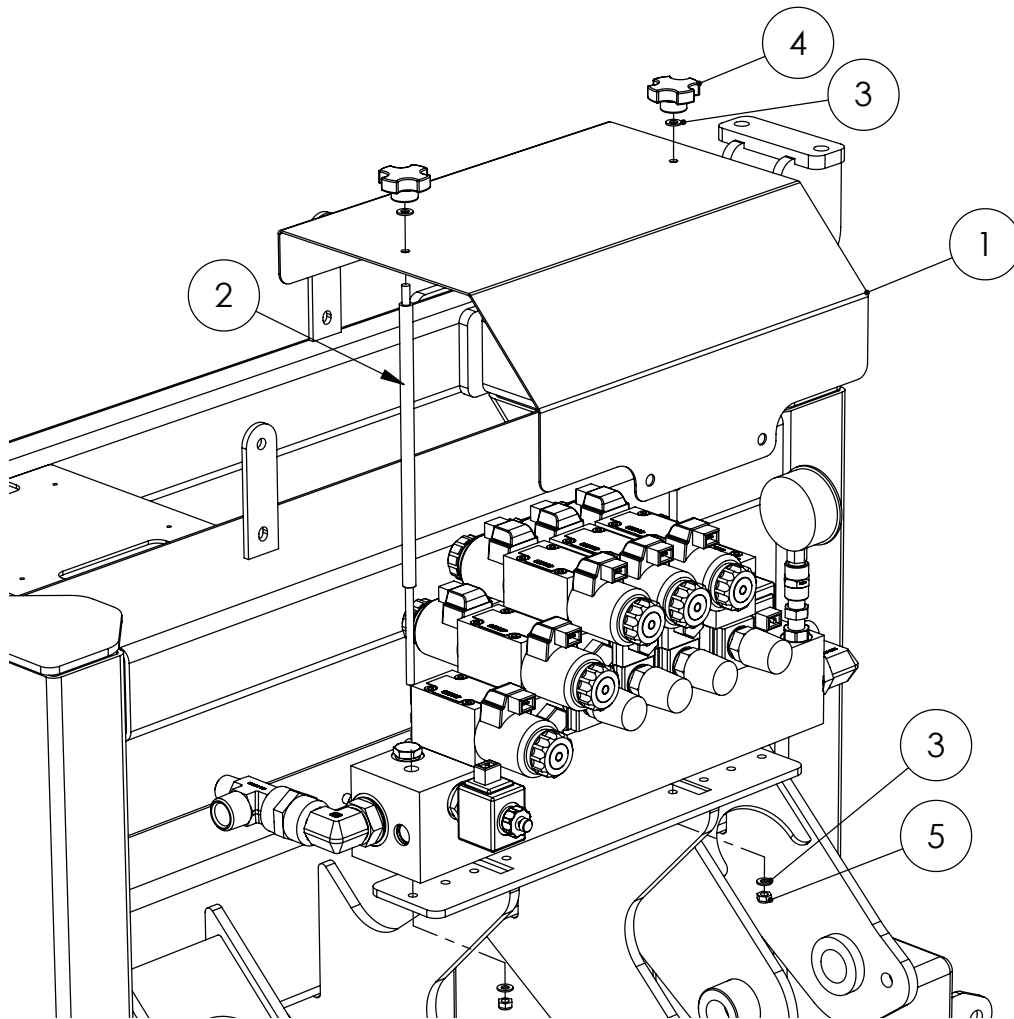
2nd product ON Boom recirc ON Foam ON Foam LEFT Boom lights ON Fenceline left ON

OFF 2nd product OFF Boom recirc OFF Foam RIGHT Foam ON Beacon ON Fenceline right

Chapter 18

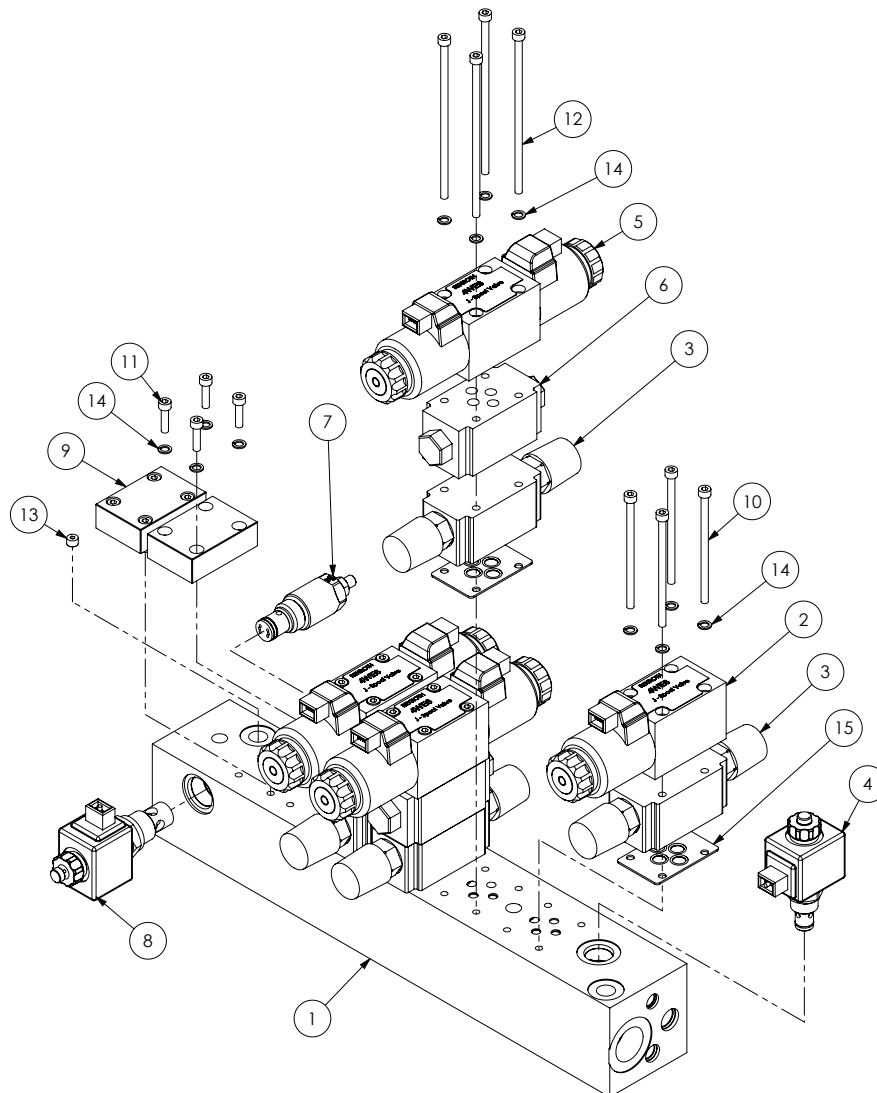
HYDRAULICS

Spool Valve Mounting Assembly



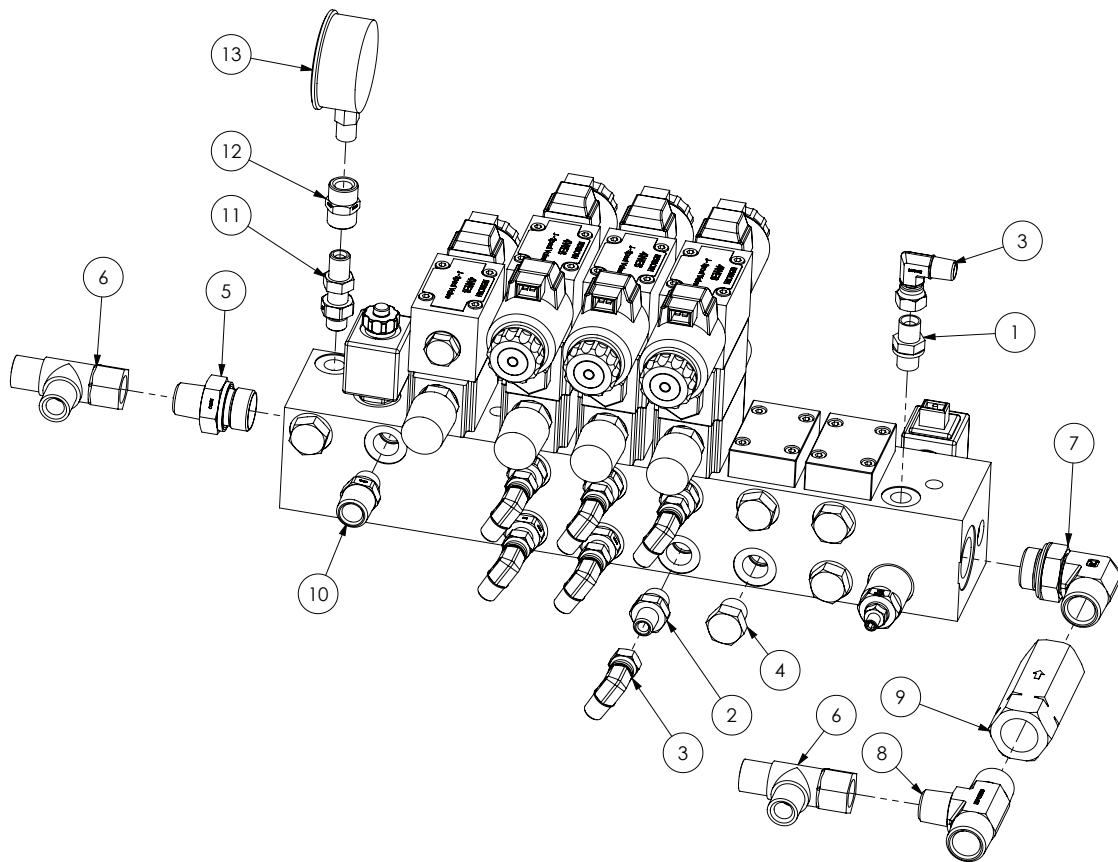
| ITEM NO. | PART NUMBER | DESCRIPTION | QTY. |
|----------|-------------|------------------------------------|------|
| 1 | COMP0013 | Spool valve cover, suit advance | 1 |
| 2 | MACH0035 | Mounting Bolt, Suit Solenoid cover | 2 |
| 3 | GA5004437 | Washer 6mm Flat SS | 4 |
| 4 | GA5069870 | Knob, Star grip M6 x 32 Diameter | 2 |
| 5 | GA5048115 | Nut M6 Nyloc ZP | 2 |

Manifold Assembly



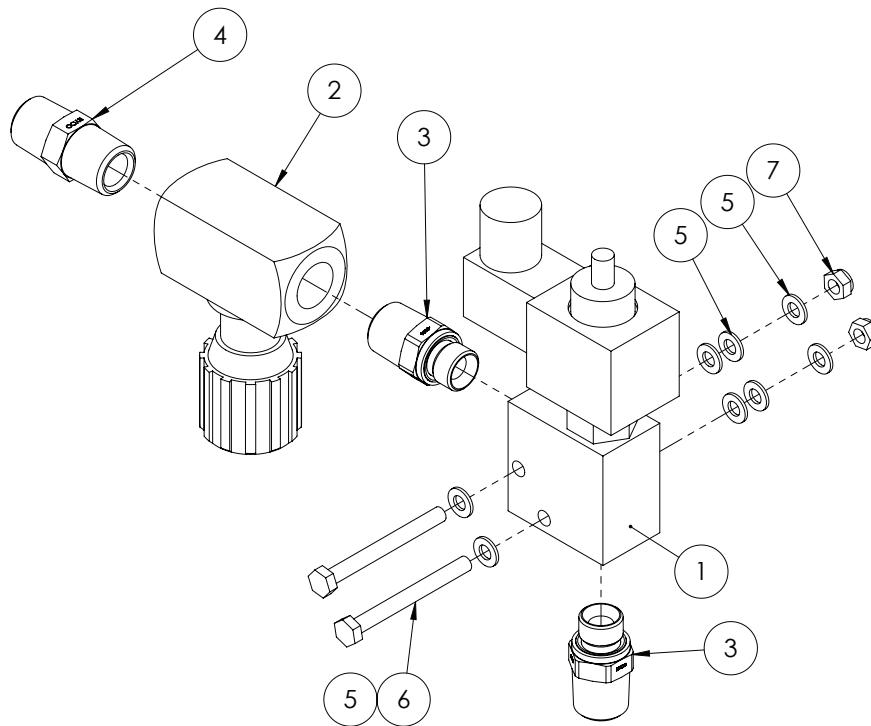
| ITEM NO. | PART NUMBER | DESCRIPTION | QTY. |
|----------|-------------|---|------|
| 1 | GA5047500 | Manifold 6 Station, Bare | 1 |
| 2 | GA5047727 | Valve Hydraulic, J spool, 12V, Single, 2 pin AMP connector | 1 |
| 3 | GA5047581 | Hydraulic Valve, Flow control, NG6 A+B, Suit spool | 4 |
| 4 | GA5047734 | Valve cartridge, hydraulic solenoid poppet, 2/2-8-2 cav 12vdc, 2 pin AMP, without manual override, Boom lower | 1 |
| 5 | GA5047726 | Valve solenoid J spool 12v 2 pin AMP connector | 3 |
| 6 | GA5017335 | Valve check modular | 3 |
| 7 | GA5047645 | Cartridge Valve, Hydraulic Pressure Relief, Pilot Operated | 1 |
| 8 | GA5047737 | Valve cartridge, Hydraulic solenoid, AMP plug, 12V DC, Open centre | 1 |
| 9 | GA5047335 | Plate, Blanking | 2 |
| 10 | GA5067050 | SHCS M5 x 90 ZP GR12.9 | 4 |
| 11 | GA5020520 | Bolt M5 x 20 ZP GR8.8 | 8 |
| 12 | GA5048570 | SHCS M5 x 130 ZP GR12.9 | 12 |
| 13 | GA5047629 | Plug Orifice 1/16" NPT x .6mm | 1 |
| 14 | GA5003629 | Washer 5mm Spring SS | 20 |
| 15 | GA5047615 | | - |

Spool Block with Fittings



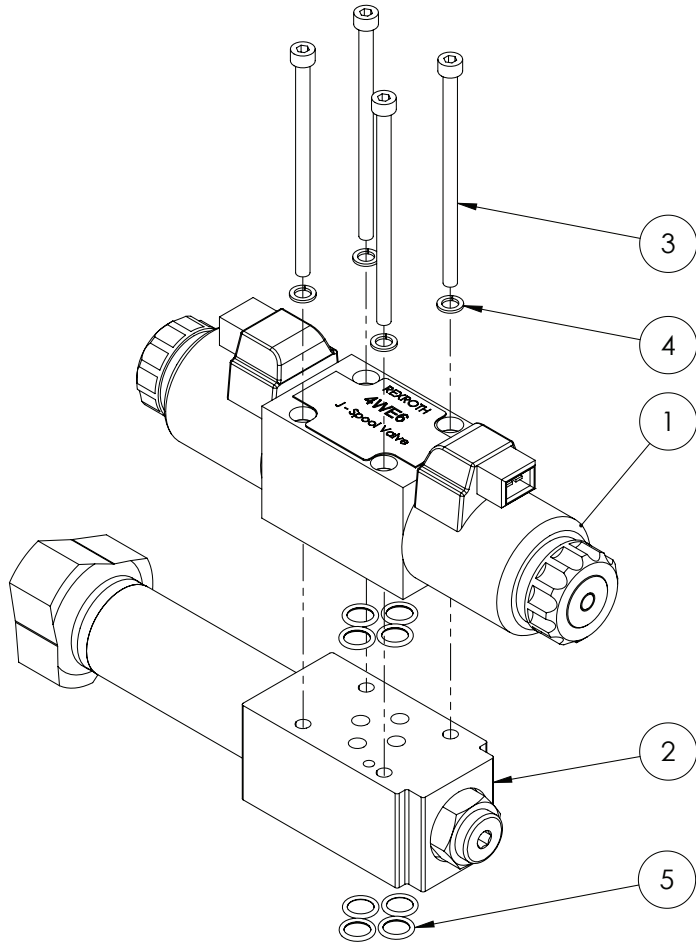
| ITEM NO. | PART NUMBER | DESCRIPTION | QTY. |
|----------|-------------|---|------|
| 1 | S75-0404 | Hydraulic adaptor, Nipple, 1/4" BSPT male thread x 1/4" BSPP o-ring male thread | 1 |
| 2 | S75-0406 | Hydraulic adaptor, Nipple, 1/4" BSP x 3/8" BSP with o-ring | 6 |
| 3 | S82-0404 | Hydraulic adapter, Elbow, 90 degree, 1/4" BSP male x 1/4" BSP female swivel | 7 |
| 4 | S73-06 | Plug 3/8" | 5 |
| 5 | S75-0812 | Hydraulic adaptor, Nipple, 1/2" BSPT Male x 3/4" BSPP Male, includes O-ring | 1 |
| 6 | SI67-080808 | Hydraulic adapter, Tee, 1/2" male BSP x 1/2" male BSP x 1/2" female swivel | 2 |
| 7 | S77-1212 | Hydraulic adapter, Elbow, 90 degree, 3/4" BSPT male x 3/4" BSPT male o-ring | 1 |
| 8 | S50-121208 | Hydraulic adaptor, Tee, 3/4" BSPT male x 3/4" BSPT male x 1/2" BSPT male | 1 |
| 9 | GA5002421 | Check Valve, Hydraulic, 0 bar, 3/4" BSPP | 1 |
| 10 | S75-0806 | Hydraulic adaptor, Nipple, 1/2" BSP male x 3/8" BSP male with o-ring | 1 |
| 11 | S44-0404 | Hydraulic adaptor, Bulkhead nipple, 1/4" BSP male x 1/4" BSP male | 1 |
| 12 | S26-0404 | Hydraulic adapter, Socket, 1/4" female BSP x 1/4" female BSP | 1 |
| 13 | GA5021455 | Gauge, Pressure, Small face, 3500psi | 1 |

Boom Lower Solenoid



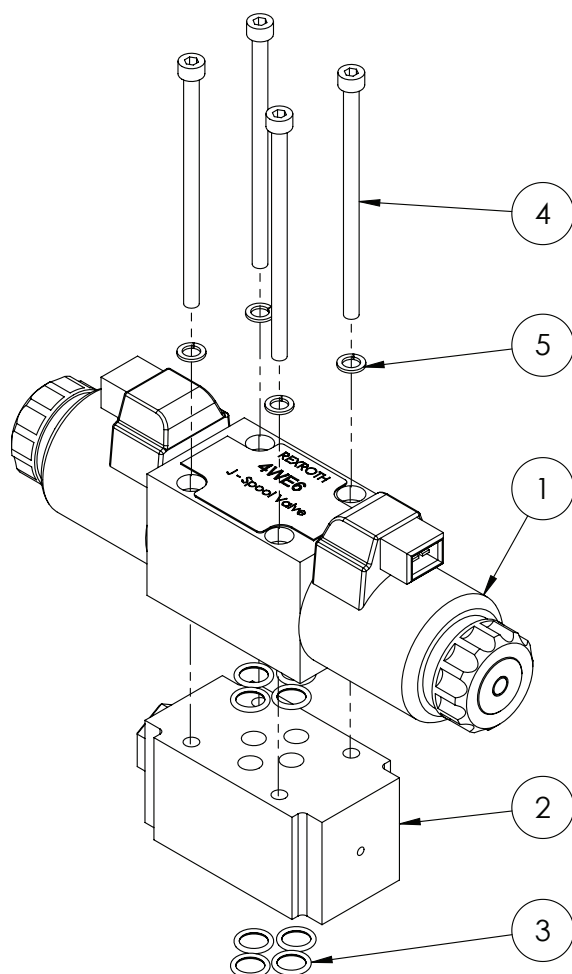
| ITEM NO. | PART NUMBER | DESCRIPTION | QTY. |
|----------|-------------|--|------|
| 1 | GA5047344 | Hydraulic Solenoid Boom Lower Limit Cartridge and Body | 1 |
| 2 | GA5017393 | Valve speed control 1/2" offset | 1 |
| 3 | S75-0806 | Hydraulic adaptor, Nipple, 1/2" BSP male x 3/8" BSP male with o-ring | 2 |
| 4 | S27-0808 | Hydraulic adapter, Nipple, 1/2" BSP male x 1/2" BSP male | 1 |
| 5 | GA5004437 | Washer 6mm Flat SS | 8 |
| 6 | GA5004081 | Bolt M6 x 40 ZP GR8.8 | 2 |
| 7 | GA5048115 | Nut M6 Nyloc | 2 |

Bi-Fold Hydraulic Stack



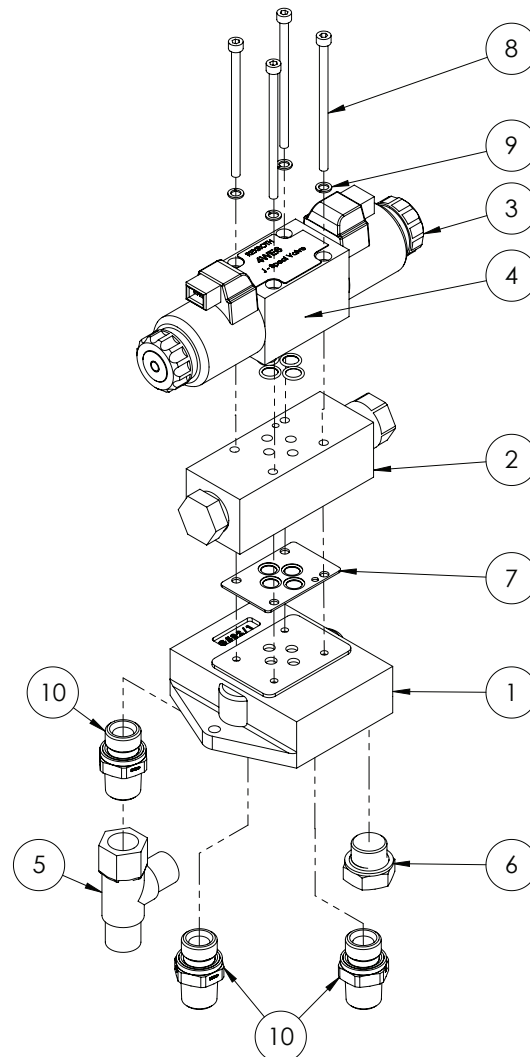
| ITEM NO. | PART NUMBER | DESCRIPTION | QTY. |
|----------|-------------|--|------|
| 1 | GA5047726 | Valve solenoid J spool 12v 2 pin AMP connector | 1 |
| 2 | GA5017373 | Valve reducing modular | 1 |
| 3 | GA5067050 | SHCS M5 x 90 ZP GR12.9 | 4 |
| 4 | GA5003629 | Washer 5mm Spring SS | 4 |
| 5 | GA5047627 | Seal kit - viton, Suit CEE Top Valve | 1 |

Smart Steer Hydraulic Stack



| ITEM NO. | PART NUMBER | DESCRIPTION | QTY. |
|----------|-------------|--|------|
| 1 | GA5047726 | Valve solenoid J spool 12v 2 pin AMP connector | 1 |
| 2 | GA5047661 | NG6 Check Module | 1 |
| 3 | GA5047627 | Seal kit - viton, Suit CEE Top Valve | 1 |
| 4 | GA5067050 | SHCS M5 x 90 ZP GR12.9 | 4 |
| 5 | GA5003629 | Washer 5mm Spring SS | 4 |

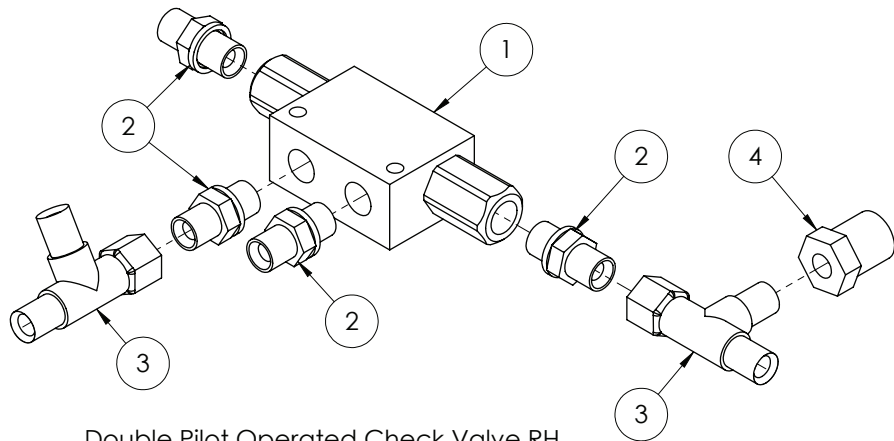
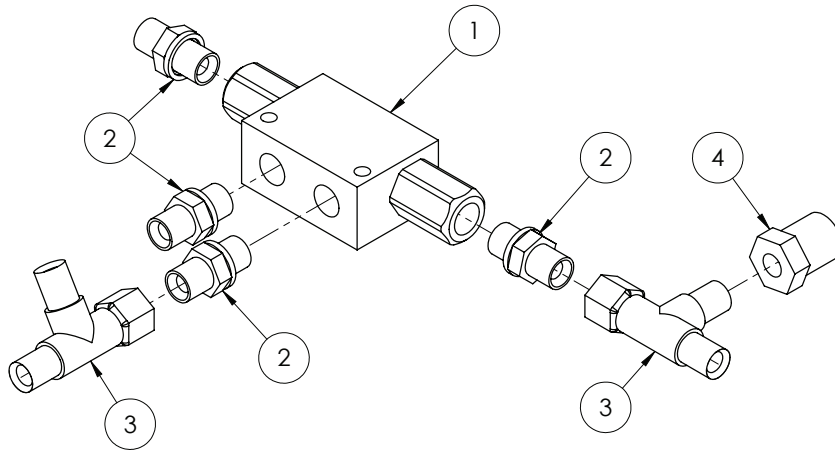
Fill Pump Hydraulic Manifold Assembly



| ITEM NO. | PART NUMBER | DESCRIPTION | QTY. |
|----------|-------------|--|------|
| 1 | GA5016139 | Hydraulic manifold, Single valve port, 1/2" inlets / outlets | 1 |
| 2 | GA5047583 | Valve, pressure flow comp stackable | 1 |
| 3 | GA5047726 | Valve solenoid J spool 12v 2 pin AMP connector | 1 |
| 4 | GA5047627 | Seal kit - viton, Suit CEE Top Valve | 1 |
| 5 | SI67-080808 | Hydraulic adapter, Tee, 1/2" male BSP x 1/2" male BSP x 1/2" female swivel | 1 |
| 6 | S73-08 | Hydraulic adaptor, Plug, 1/2" BSPP male o-ring | 1 |
| 7 | GA5047615 | Plate Z2FS6 o-ring | 1 |
| 8 | GA5067050 | SHCS M5 x 90 ZP GR12.9 | 4 |
| 9 | GA5003629 | Washer 5mm Spring SS | 4 |
| 10 | S75-0808 | Hydraulic adaptor, Nipple, 1/2" BSPT male x 1/2" BSPP male with o-ring | 3 |

Bi-Fold Check Valve


Double Pilot Operated Check Valve LH



Double Pilot Operated Check Valve RH

| ITEM NO. | PART NUMBER | DESCRIPTION | QTY. |
|----------|-------------|---|------|
| 1 | GA5007957 | Double pilot check (RA) 12LPM 1/4" BSPP | 1 |
| 2 | S75-0404 | Hydraulic adaptor, Nipple, 1/4" BSPT male thread x 1/4" BSPP o-ring male thread | 4 |
| 3 | S167-040404 | Hydraulic adaptor, Tee, 1/4" BSPT male x 1/4" BSPT male x 1/4" BSPP female | 2 |
| 4 | S24-0804 | Hydraulic adaptor, Reducing bush, 1/2" BSPT male x 1/4" BSPT female | 1 |

Load Sense Turbo Valve



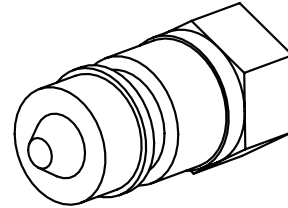
GA4902590 Complete Assembly

| ITEM NO. | PART NUMBER | DESCRIPTION | QTY. |
|----------|------------------|---|------|
| | GA5047677 | Load sense turbo valve | 1 |
| | R81-08M | Quick connect fitting, 1/2" male tip x 1/2" female thread | 2 |
| | R81-08P | 1/2" BSPPF FQRC/Poppet/Psh.Pil | 2 |
| | S75-0408 | Hydraulic adaptor, Nipple, 1/4" BSPT male x 1/2" BSPP o-ring male | 2 |
| | S50-080808 | Hydraulic adaptor, Tee, 1/2" BSPT male x 1/2" BSPT male x 1/2" BSPT male | 1 |
| | T202-0808 | Hydraulic coupling, 1/2" hose x 1/2" BSP female swivel | 2 |
| | T202-0404 | Hydraulic coupling, Straight, 1/4" BSP female thread x 1/4" hose crimp | 2 |
| | S75-0808 | Hydraulic adaptor, Nipple, 1/2" BSPT male x 1/2" BSPP male with o-ring | 1 |
| | S77-0404 | Hydraulic adapter, Elbow, 90 degree, 1/4" BSPT male x 1/4" BSPT male o-ring | 1 |
| | S24-0804 | Hydraulic adaptor, Reducing bush, 1/2" BSPT male x 1/4" BSPT female | 1 |
| | 868AA012000WOORL | Hydraulic hose, 1/2", Flexor R2AT08 | 1 |
| | GA5049695 | Hose, Hydraulic, 1/4", 2 wire, Black | 1 |

Quick Release Couplings

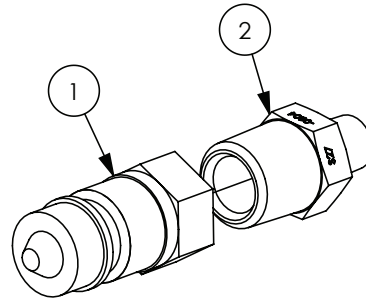
1/2" Hydraulic Lines

| ITEM | PART NO | DESCRIPTION |
|------|---------|---|
| 1 | R81-08M | Quick connect fitting, 1/2" male tip x 1/2" female thread |



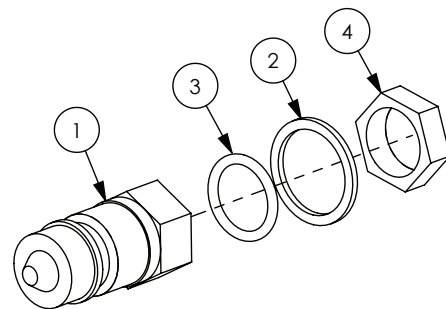
1/4" Hydraulic Lines

| ITEM | PART NO | DESCRIPTION |
|------|----------|---|
| 1 | R81-08M | Quick connect fitting, 1/2" male tip x 1/2" female thread |
| 2 | S27-0804 | Hydraulic adaptor, Nipple, 1/2" BSP x 1/4" BSP |



Hydraulic Pump Lines

| ITEM | PART NO | DESCRIPTION |
|------|---------|---|
| 1 | R81-08M | Quick connect fitting, 1/2" male tip x 1/2" female thread |
| 2 | 36B-08 | Ring Retaining BSPP 1/2" |
| 3 | RO-BP08 | 1/2" Hydraulic O-Ring |
| 4 | 35B-08 | 1/2" BSPP Lock Nut |

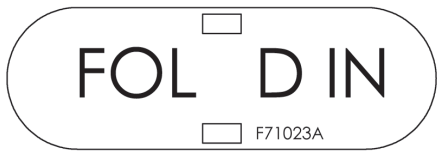


Note: Plastic Cover for when fittings are not in use is available Part No: GA5052365

Hydraulic Hoses

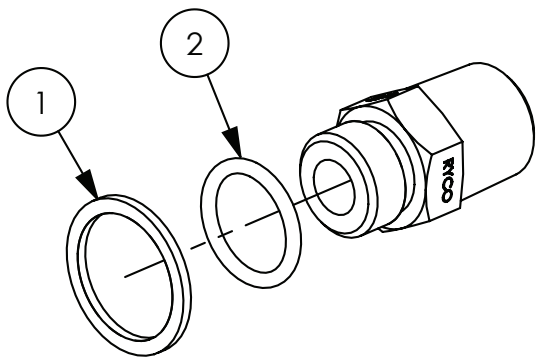
| PART NO | DESCRIPTION |
|-----------|---|
| GA5067925 | 1/4" Hydraulic Hose, Tractor to fold cylinders |
| GA5067930 | 1/2" Hydraulic Hose, Tractor to Boom Lower Solenoid |
| GA5067940 | 1/2" Hydraulic Hose, Accumulator manifold to lift cylinders |
| GA5067945 | 1/4" Hydraulic Hose, Tractor to tilt cylinders |

Hose ID Tags



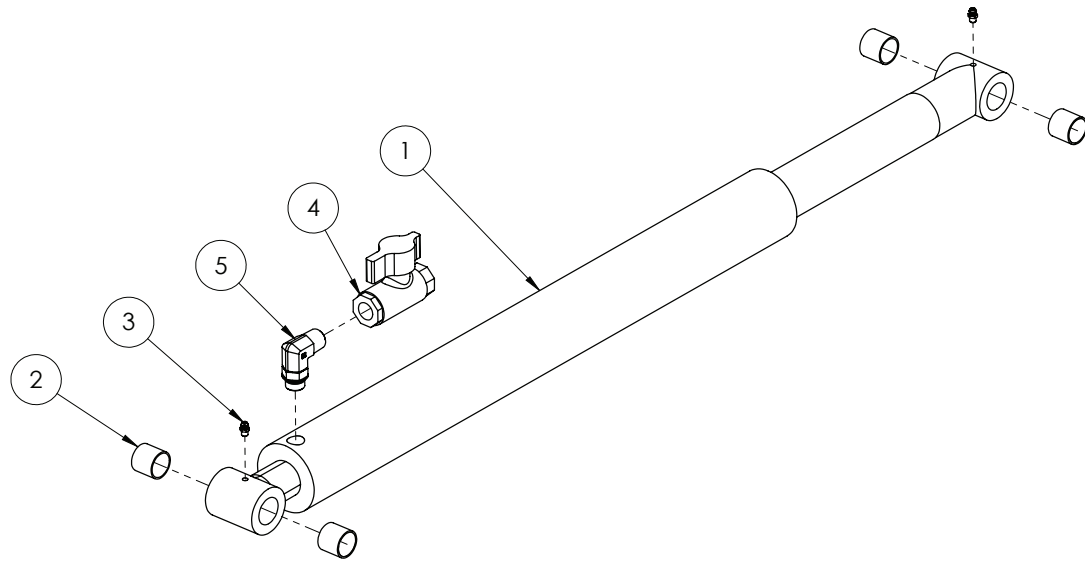
| PART NO | DESCRIPTION |
|---------|-----------------------------|
| F71023A | ID Tag for Fold In |
| F71024A | ID Tag for Fold Out |
| F71025A | ID Tag for Boom Raise/Lower |
| F70134A | ID Tag for Left Hand Tilt |
| F70135A | ID Tag for Right Hand Tilt |
| F71018A | ID Tag for Bi-Fold In |
| F71019A | ID Tag for Bi-Fold Out |
| F71020A | ID Tag for Pressure |
| F71021A | ID Tag for Tank |
| F71022A | ID Tag for Load Sense |
| F71026A | ID Tag for Brakes |

Hydraulic O-Rings and Retaining Washers



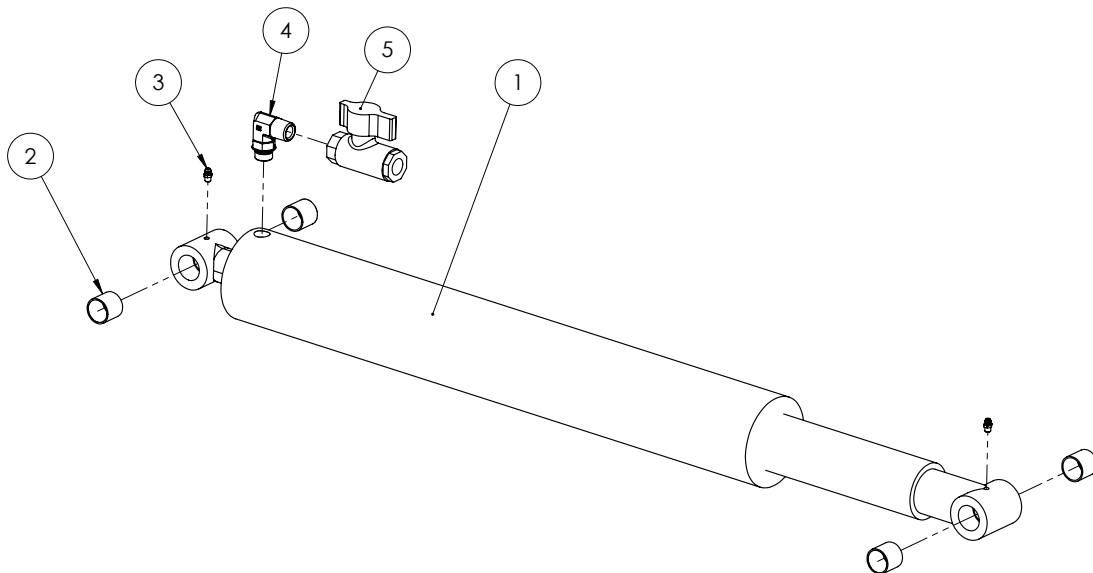
| ITEM | PART NO | DESCRIPTION |
|------|---------|--------------------------|
| 1 | 36B-04 | Ring Retaining 1/4" BSPP |
| | 36B-06 | Ring Retaining BSPP 3/8" |
| | 36B-08 | Ring Retaining BSPP 1/2" |
| | 36B-12 | Retaining Ring BSPP 3/4" |
| 2 | RO-BP04 | O-Ring BSPP 1/4" |
| | RO-BP06 | O-Ring 3/8" BSPP |
| | RO-BP08 | O-Ring BSPP 1/2" |
| | RO-BP12 | O-Ring BSPP 3/4" |

Hydraulic Cylinder - Boom Lift - Standard



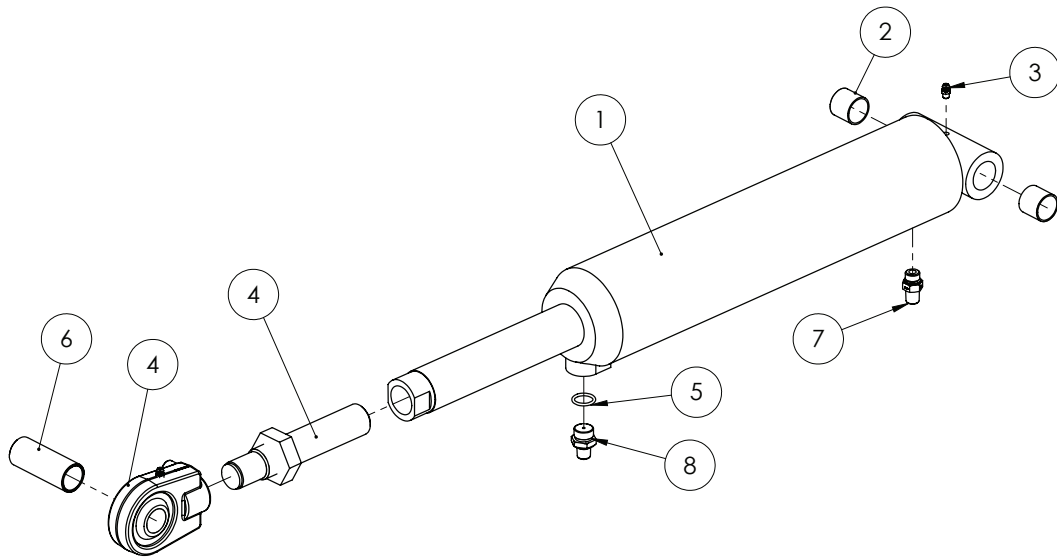
| ITEM NO. | PART NUMBER | DESCRIPTION | QTY. |
|----------|-------------|---|------|
| 1 | GA5070082 | Hydraulic cylinder - 2.5" bore, 2" rod, 21" Stroke | 1 |
| 2 | GA5065487 | Glacier Bush 1" ID x 1" long | 4 |
| 3 | GA5012203 | Grease nipple, Short, 1/4 UNF | 2 |
| 4 | GA5000835 | Valve, Ball, Hydraulic, 1/2" female thread inlet / outlet | 1 |
| 5 | S89-0812 | Hydraulic adaptor, 90 degree Elbow, 1/2" BSP x 3/4" UNO | 1 |

Hydraulic Cylinder - Boom Lift - Suit 42m



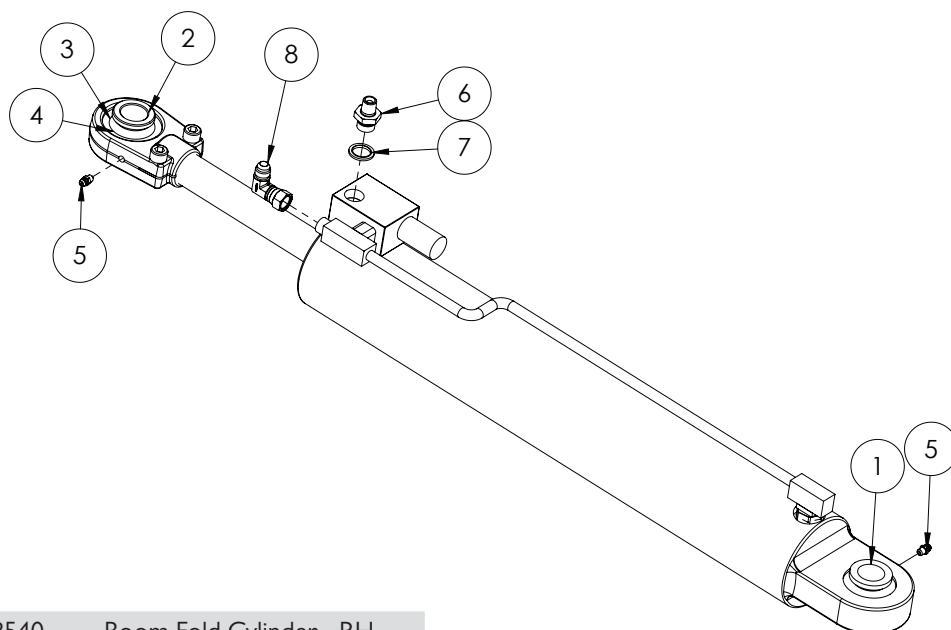
| ITEM NO. | PART NUMBER | DESCRIPTION | QTY. |
|----------|-------------|---|------|
| 1 | GA5070079 | Hydraulic cylinder - 3" bore, 2.5" rod, 21" Stroke | 1 |
| 2 | GA5065487 | Glacier Bush 1" ID x 1" long | 4 |
| 3 | GA5012203 | Grease nipple, Short, 1/4" UNF | 2 |
| 4 | S89-0812 | Hydraulic adaptor, 90 degree Elbow, 1/2" BSP x 3/4" UNO | 1 |
| 5 | GA5000835 | Valve, Ball, Hydraulic, 1/2" female thread inlet / outlet | 1 |

Hydraulic Cylinder - Boom Tilt



| ITEM NO. | PART NUMBER | DESCRIPTION | QTY. |
|----------|-------------|---|------|
| 1 | GA5065051 | Hydraulic cylinder, 3.5" OD x 1.75" rod x 5" stroke | 1 |
| 2 | GA5065487 | Glacier Bush 1" ID x 1" long | 2 |
| 3 | GA5012203 | Grease nipple, Short, 1/4" UNF | 2 |
| 4 | GA5052762 | Hydraulic tilt cylinder adjusting rod end, Ball End with nut to suit 3 1/2" x 5" tilt ram GA5065051 | 1 |
| 5 | RO-BP08 | O-Ring BSPP 1/2" | 1 |
| 6 | GA4572535 | Bush, Rose end pivot wide suit tilt ram 2013 | 1 |
| 7 | S93-0412 | Hydraulic adaptor, Nipple, 1/4" BSP male x 3/4" UNO male with o-ring | 1 |
| 8 | L068A | Reducing restrictor nipple, 3/4" UNO x 1/4" BSPT, 1.5mm orifice | 1 |
| | GA5052730 | Seal kit, heavy duty suit 3 1/2" x 1.75" | |

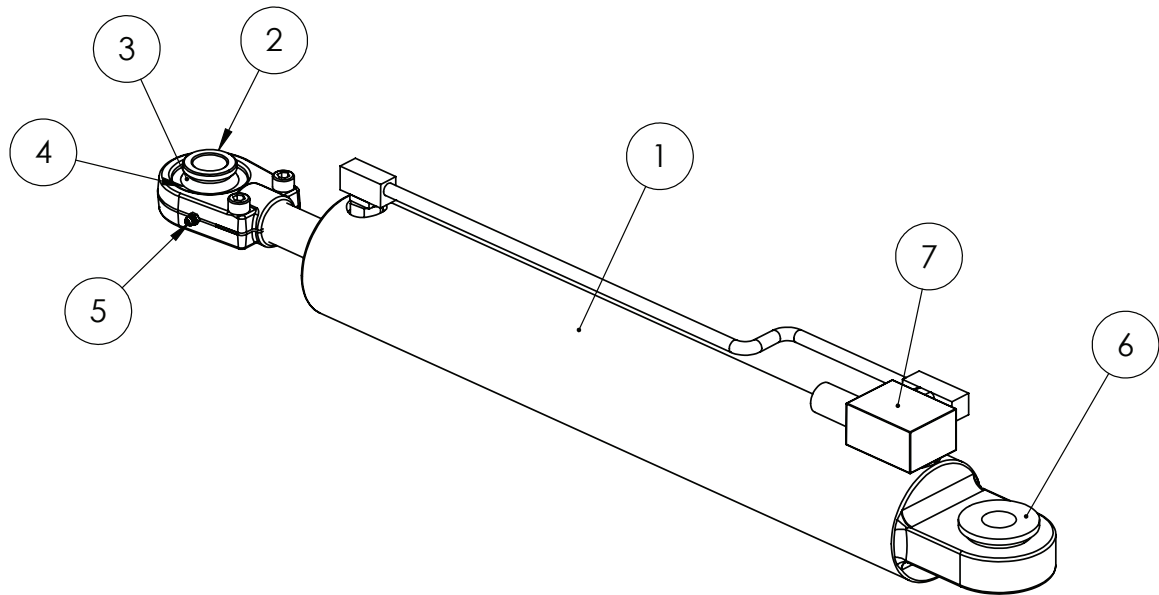
Hydraulic Cylinder - Boom Fold RH



GA5018540 Boom Fold Cylinder - RH

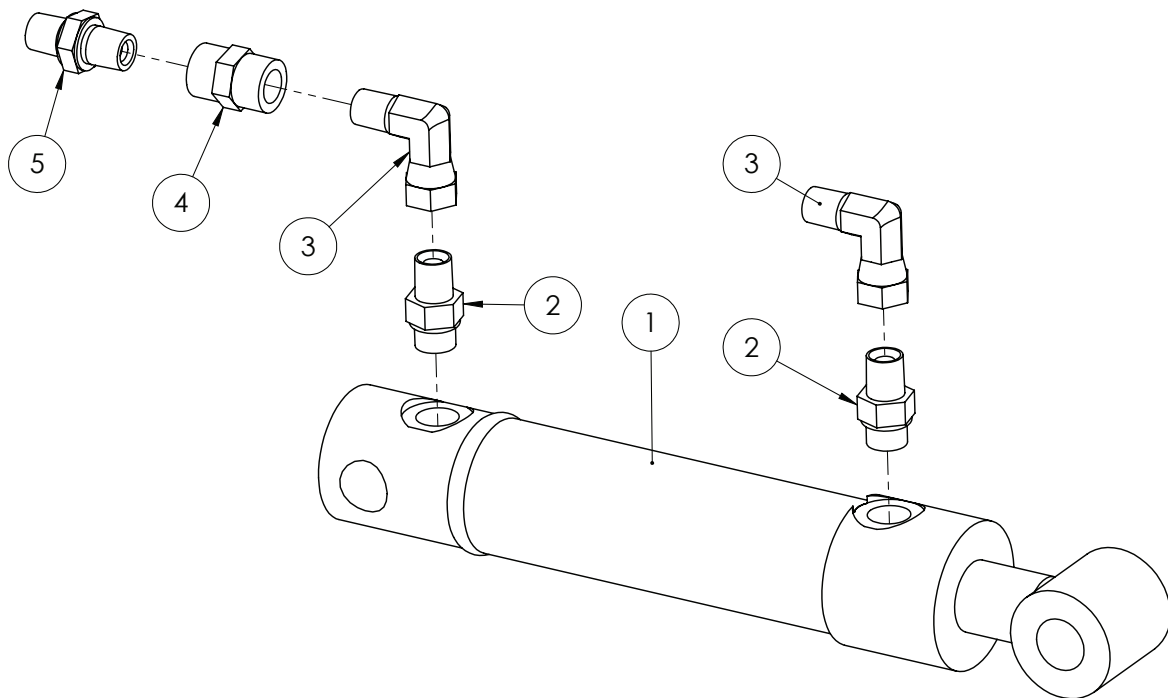
| ITEM NO. | PART NUMBER | DESCRIPTION | QTY. |
|----------|-------------|---|------|
| 1 | GA5021930 | Bearing Bush - Large | 1 |
| 2 | GA5021925 | Bearing Bush - Small | 3 |
| 3 | GA5067605 | Bearing GEG 30 ES 2RS | 2 |
| 4 | GA5067610 | Bearing Retaining clip set (2 per set) | 2 |
| 5 | GA5012203 | Grease Nipple 1/4" UNF Short | 2 |
| 6 | GA4572545 | Restrictor Nipple 1/4" BSPT to 3/8" UNO 1.5mm orifice | 1 |
| 7 | GA3500005 | Hydraulic Seal, Bonded, 3/8", RL21, BSPP | 1 |
| 8 | GA3500002 | Hydraulic Coupling, Elbow, 90 Degree, 9/16" male JIC, 9/16" Female Swivel JIC | 1 |
| - | GA5052680 | Hydraulic Cylinder seal kit - not shown | - |

Hydraulic Cylinder - Boom Fold LH



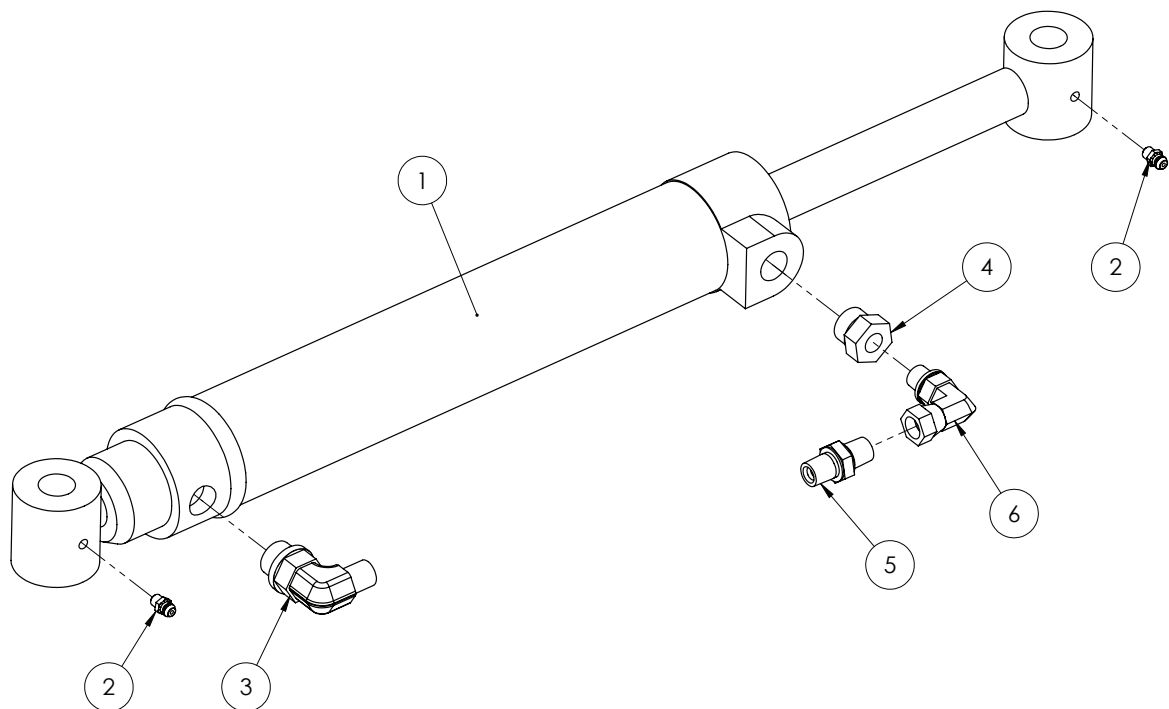
| ITEM NO. | PART NUMBER | DESCRIPTION | QTY. |
|----------|-------------|---|------|
| 1 | GA5018542 | Hydraulic Cylinder, External phasing, 3.25" bore x 1.25" rod x 18" stroke | 1 |
| 2 | GA5021925 | Small bearing bush, Suit screw on rose end | 3 |
| 3 | GA5067605 | Bearing, suit screw on rose end, GEG 30 ES 2RS | 2 |
| 4 | GA5067610 | Circlip, suit bearing screw on rose end, RTW 55 | 2 |
| 5 | GA5012203 | Grease nipple, Short, 1/4" UNF | 2 |
| 6 | GA5021930 | Large bearing bush, Suit screw on rose end | 1 |
| 7 | GA5022423 | Relief Valve, suit folding Phasing Cylinders GA5018540 & GA5018542 | 1 |
| - | GA5052685 | Seal Kit, heavy duty, suit 3 1/4 " Phasing cylinder GA5018542 | - |

Hydraulic Cylinder - Centre Leveling



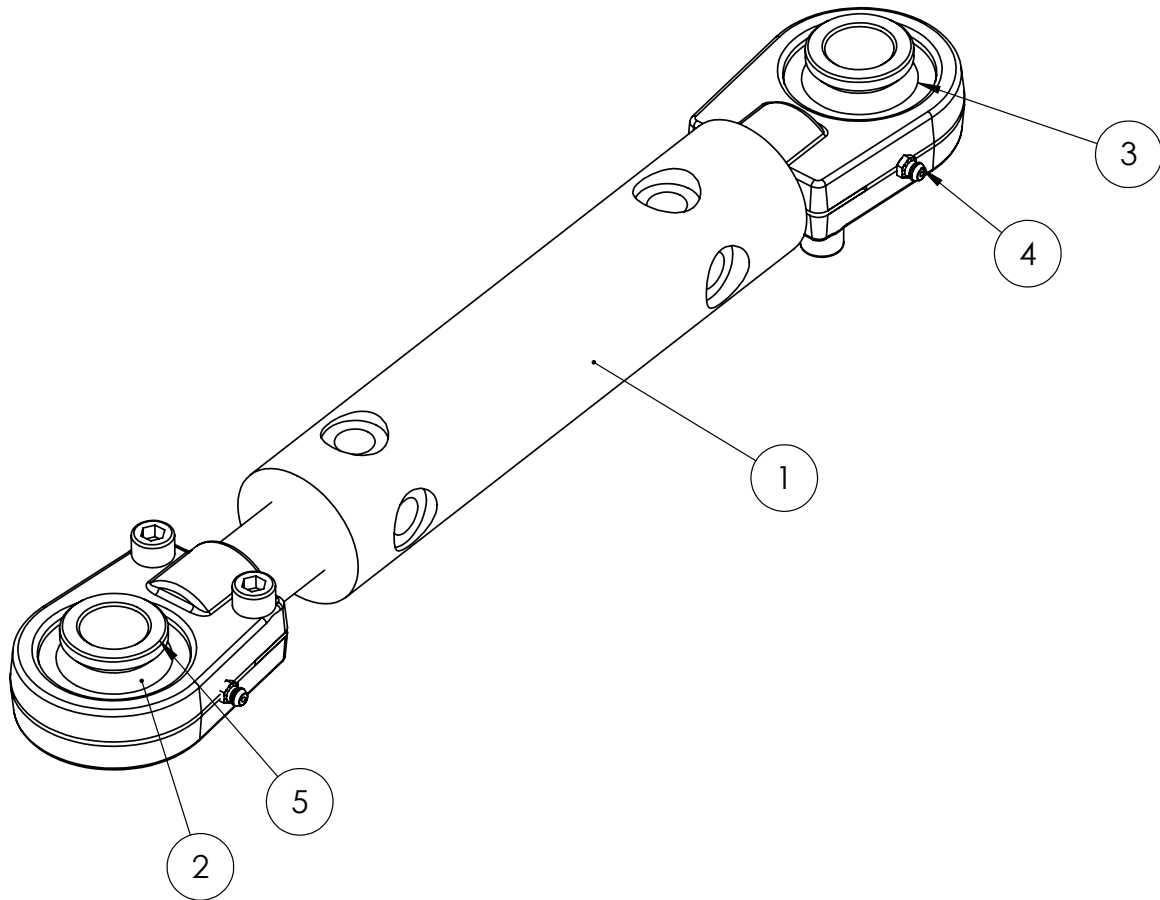
| ITEM NO. | PART NUMBER | DESCRIPTION | QTY. |
|----------|-------------|---|------|
| 1 | GA5016122 | Hydraulic Ram 1.5" Bore x 1" rod x 100mm stroke, pin eye ends double acting | 1 |
| 2 | S93-0409 | Hydraulic adapter, Nipple, 1/4" BSPT x 9/16" UN o-ring | 2 |
| 3 | S82-0404 | Hydraulic adapter, Elbow, 90 degree, 1/4" BSP male x 1/4" BSP female swivel | 2 |
| 4 | S26-0404 | Hydraulic adapter, Socket, 1/4" female BSP x 1/4" female BSP | 1 |
| 5 | GA4562025 | Restrictor nipple 1/4" BSPT 0.5mm orifice | 1 |
| - | GA5052750 | Seal Kit, suit hydraulic cylinder GA5016121 | - |

Hydraulic Cylinder - Bi-Fold



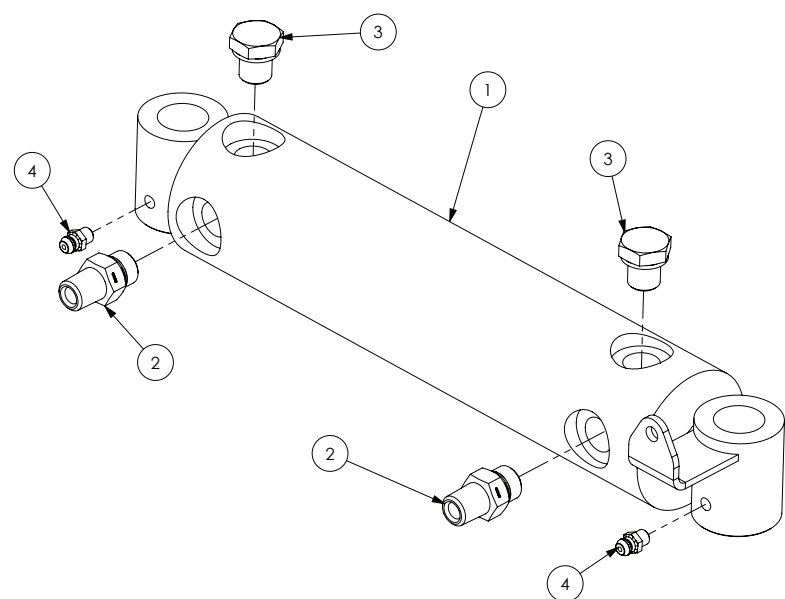
| ITEM NO. | PART NUMBER | DESCRIPTION | QTY. |
|----------|-------------|--|------|
| 1 | GA5021010 | Hydraulic cylinder, 2" bore x 1" rod x 10" stroke | 1 |
| 2 | GA5012203 | Grease nipple, Short, 1/4" UNF | 2 |
| 3 | S89-0412 | Hydraulic adaptor, Elbow, 90 degree, 1/4" BSP male x 3/4" UN o-ring male | 1 |
| 4 | S85-0412 | Hydraulic reducing, 1/4" BSPF x 3/4" UNOM | 1 |
| 5 | GA4562025 | Restrictor nipple 1/4" BSPT 0.5mm orifice | 1 |
| 6 | S105-0404 | Hydraulic adaptor, Elbow, 90 degree, 1/4" BSPP male o-ring x 1/4" BSPP female swivel | 1 |
| - | GA5052755 | Seal Kit, suit 2" bore x 1" rod, suits GA5021010 | - |

Hydraulic Cylinder - Yaw



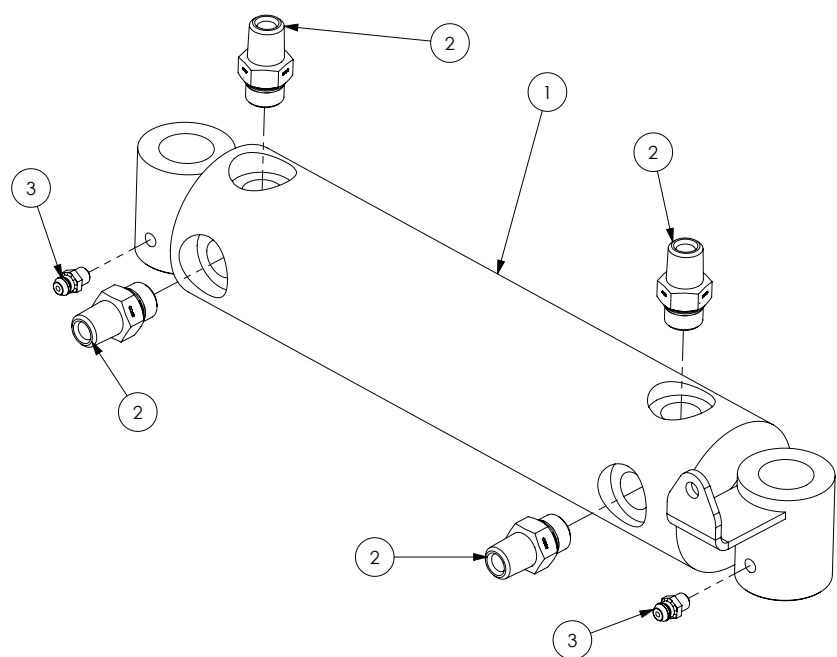
| ITEM NO. | PART NUMBER | DESCRIPTION | QTY. |
|----------|-------------|---|------|
| 1 | GA5060817 | Hydraulic cylinder, 2" bore x 1 1/4" shaft x 117.5mm stroke, Spherical bearing ends | 1 |
| 2 | GA5067605 | Bearing, GEG 30 ES 2RS | 2 |
| 3 | GA5067610 | Circlip, RTW 55 | 2 |
| 4 | GA5012203 | Grease nipple, Short, 1/4" UNF | 2 |
| 5 | GA5021925 | Small bearing bush | 4 |
| - | GA5052745 | Seal Kit, heavy duty, 2" bore x 1 1/4" shaft | - |

Raven XT Cylinder Left



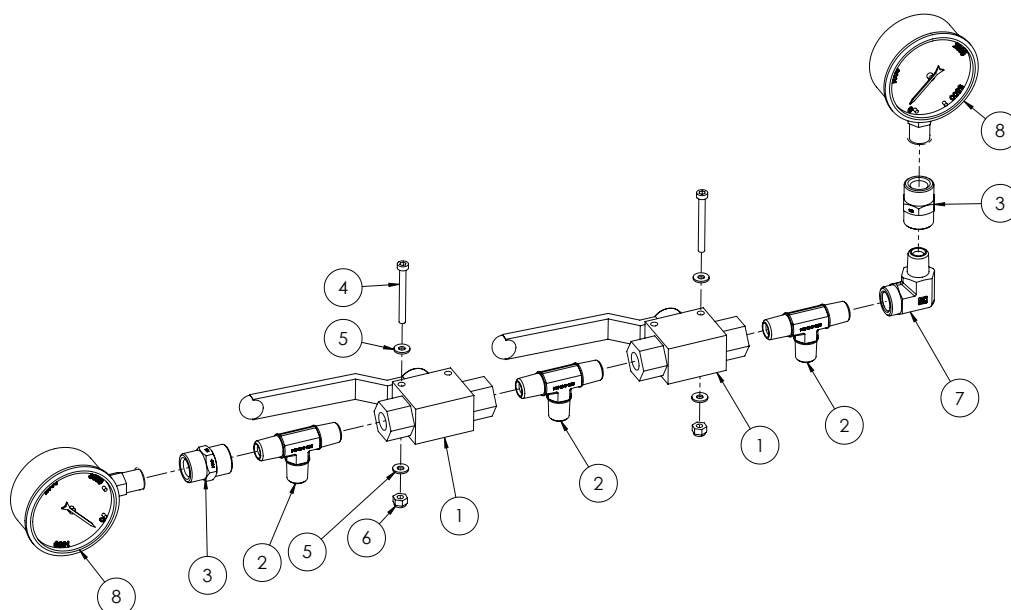
| ITEM NO. | PART NUMBER | DESCRIPTION | QTY. |
|----------|-------------|--|------|
| 1 | GA5070955 | Cylinder, Hydraulic, Center Slant | 1 |
| 2 | S93-0409 | Hydraulic adapter, Nipple, 1/4" BSPT x 9/16" UN o-ring | 2 |
| 3 | S73-04 | Hydraulic adaptor, Plug, 1/4" BSPP male o-ring | 2 |
| 4 | GA5012203 | Grease Nipple 1/4" UNF Short | 2 |

Raven XT Cylinder Right



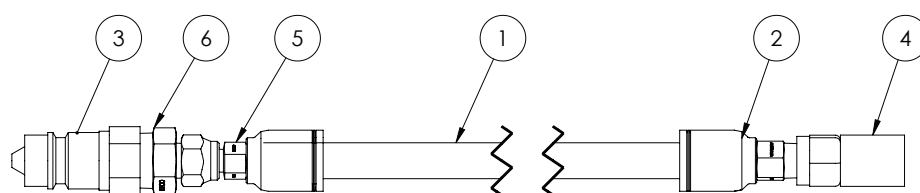
| ITEM NO. | PART NUMBER | DESCRIPTION | QTY. |
|----------|-------------|--|------|
| 1 | GA5070955 | Cylinder, Hydraulic, Center Slant | 1 |
| 2 | S93-0409 | Hydraulic adapter, Nipple, 1/4" BSPT x 9/16" UN o-ring | 4 |
| 3 | GA5012203 | Grease Nipple 1/4" UNF Short | 2 |

Yaw Control Valve Assembly



| ITEM NO. | PART NUMBER | DESCRIPTION | QTY. |
|----------|-------------|--|------|
| 1 | RL20-0404 | Valve, Ball, Hydraulic, 1/4" BSP female thread inlet / outlet | 2 |
| 2 | S50-040404 | Hydraulic adaptor, Tee, 1/4" BSP male x 1/4" BSP male x 1/4" BSP male | 3 |
| 3 | S26-0404 | Hydraulic adapter, Socket, 1/4" female BSP x 1/4" female BSP | 2 |
| 4 | GA5049800 | SHCS M4 x 40 ZP GR12.9 | 2 |
| 5 | GA5020510 | Washer 4mm Flat SS | 4 |
| 6 | GA5049025 | Nut M4 Nyloc SS | 2 |
| 7 | S25-0404 | Hydraulic adaptor, Elbow, 90 degree, 1/4" BSPT male x 1/4" BSPT female | 1 |
| 8 | GA5021455 | Gauge, Pressure, Small face, 3500psi | 2 |

Hydraulic Yaw Charge Line



| ITEM NO. | PART NUMBER | DESCRIPTION | QTY. |
|----------|-------------|--|------|
| 1 | GA5049695 | Hose, Hydraulic, 1/4", 2 wire, Black | 1 |
| 2 | T201-0404 | Hydraulic coupling, Straight, 1/4" hose crimp x 1/4" BSPT male | 1 |
| 3 | R81-08M | Quick connect fitting, 1/2" male tip x 1/2" female thread | 1 |
| 4 | C81-1604 | Direct gauge coupling 1/4" | 1 |
| 5 | T202-0404 | Hydraulic coupling, Straight, 1/4" BSP female thread x 1/4" hose crimp | 1 |
| 6 | S27-0804 | Hydraulic adaptor, Nipple, 1/2" BSP x 1/4" BSP | 1 |

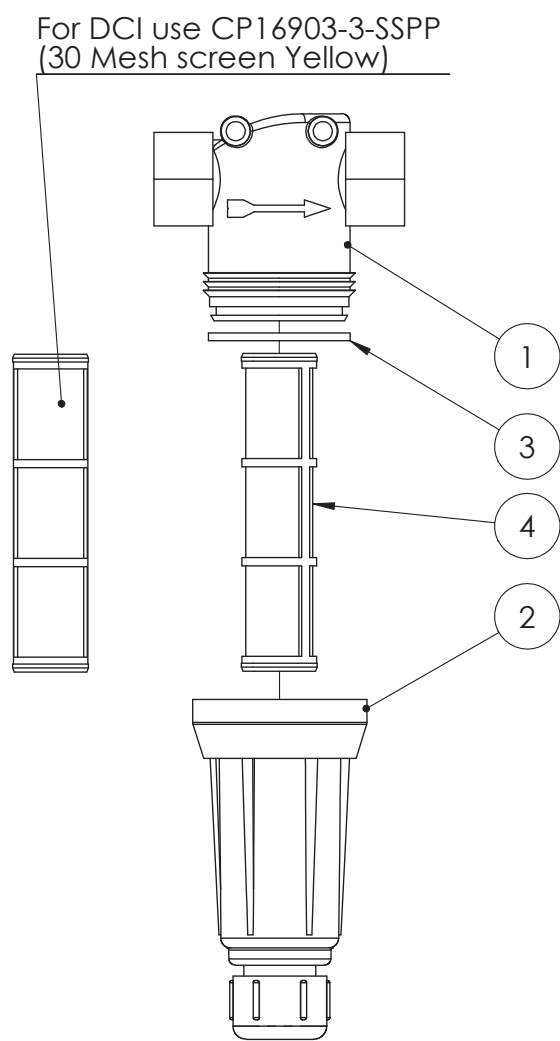
Raw Hide & Spiral Guard



| ITEM NO. | PART NUMBER | DESCRIPTION | QTY. |
|----------|-------------|---|------|
| | GA5053630 | Rawhide hose protection 23mm | |
| | GA5053710 | Rawhide Hose protector 31mm | |
| | GA5053640 | Rawhide hose protection 36mm | |
| | GA5053705 | Rawhide Hose protector 73mm | |
| | GA5053715 | Rawhide Hose protector 56mm | |
| | GA5066710 | Rawhide hose protection 93mm | |
| | GA5054375 | Rawhide, Nylon sleeve, 102mm, Hook & loop closure | |
| | GA5015669 | Spiral guard, Black | |

PLUMBING

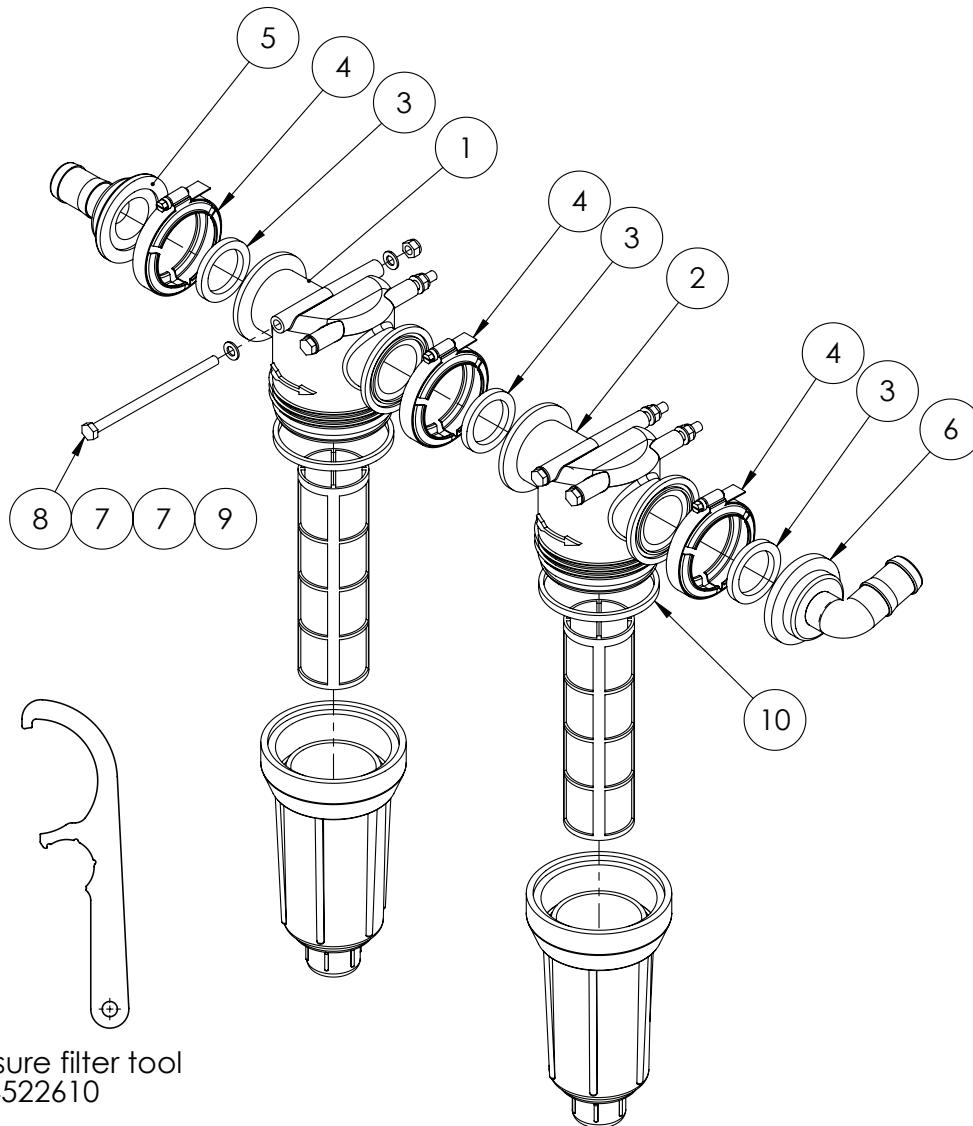
3/4 BSP Filter with 200 mesh screen



| ITEM NO. | PART NUMBER | DESCRIPTION | QTY. |
|----------|-----------------|---|------|
| 1 | CPB50492-3/4-PP | AAB126 Filter body | 1 |
| 2 | CPB50493-PP | AAB126 filter bowl | 1 |
| 3 | CP50494-EPR | Seal, Rubber, 59 ID x 64 OD x 3.5mm thick | 1 |
| 4 | CP16903-7-SSPP | 200 Mesh Screen for foam marker (Orange) | 1 |

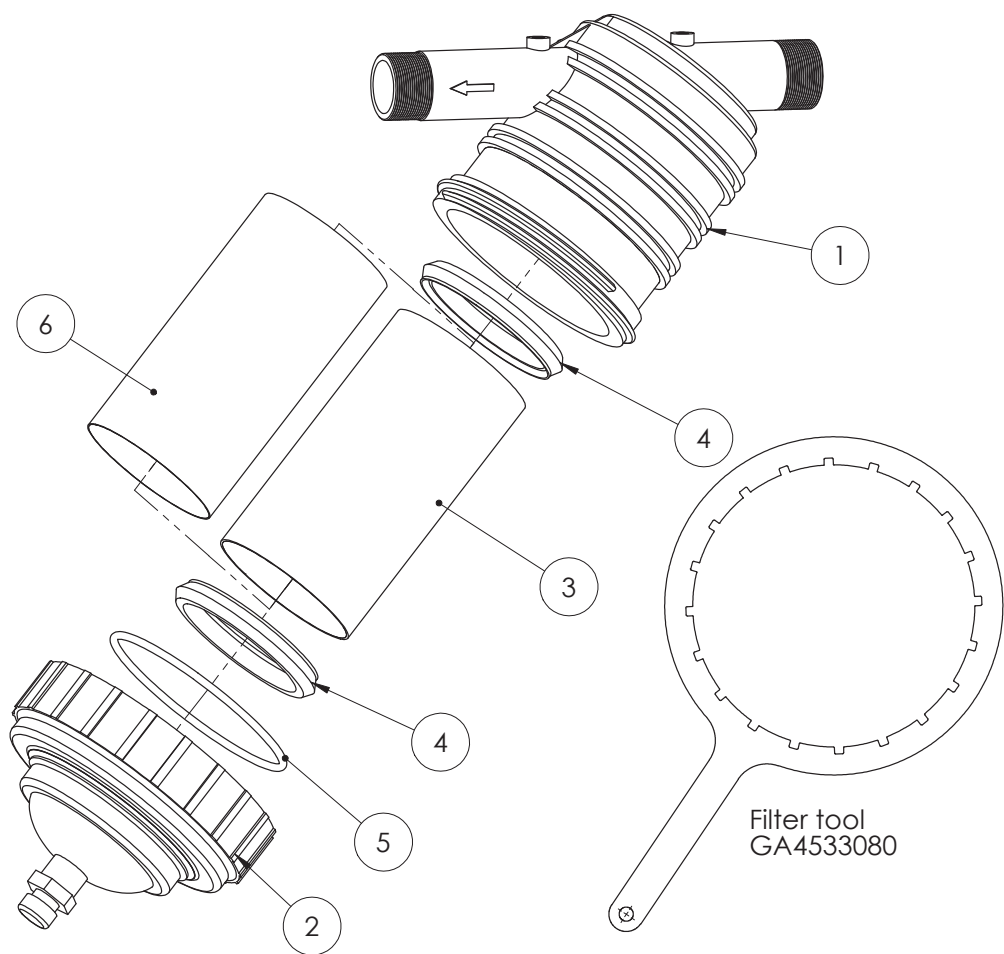
| Full Assembly Filter Body | | |
|---------------------------|---|--|
| AAB126ML-3-30 | Filter, 3/4 threaded female inlet & outlet, Yellow 30 mesh screen, Teejet | |
| AAB126ML-3-200 | Filter, 3/4 female thread inlet / outlet, Orange 200 mesh screen, Teejet | |

Pressure Filter Assembly



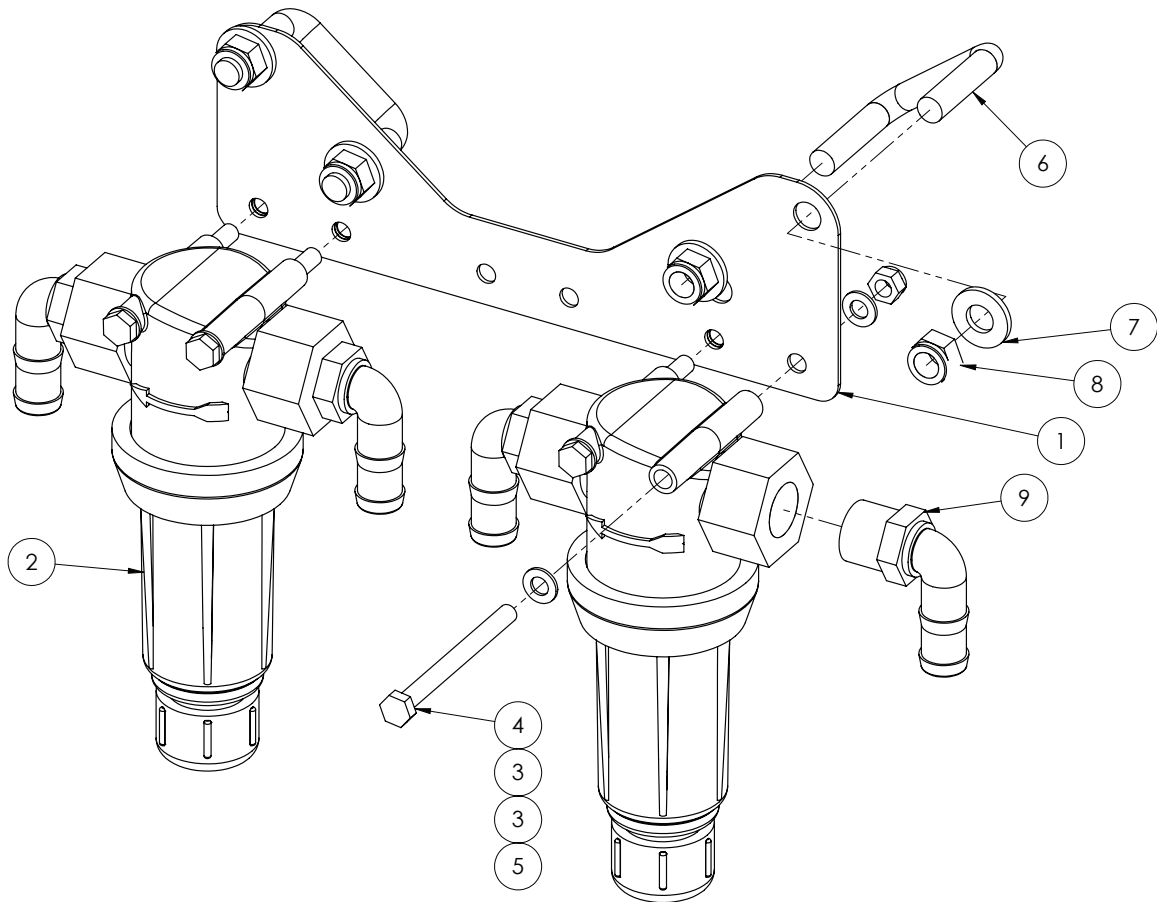
| ITEM NO. | PART NUMBER | DESCRIPTION | QTY. |
|----------|------------------|--|------|
| 1 | AAB126ML-F75-80 | Filter, 75 series flange inlet & outlet, 80 mesh (Blue screen), Teejet | 1 |
| | CPI5941-4-SSPP | Filter screen, 80 mesh, Blue, SS & polypropylene, Teejet | 1 |
| | AAB126ML-F75-100 | Filter, 75 series flange inlet & outlet, 100 mesh (Green screen) | 1 |
| 2 | CPI5941-5-SSPP | Filter screen, 100 mesh, Green, SS & polymer, Suits AA126 AA124-AL & AA124ML filters | 1 |
| 3 | GA5009335 | Seal, 41.5 ID x 55 OD x 6.5mm thick, EPDM, suit 1 1/2" flange | 3 |
| 4 | FC200 | Clamp, Worm screw, Use with 2" standard flange port, Banjo | 3 |
| 5 | M200125BRB | Hose barb, Flanged, Straight, 2" flange x 1 1/4" barb, Banjo | 2 |
| 6 | M200125BRB90 | Hose barb, Elbow, 90 degree, 2" flange x 1 1/4" hose, Banjo | 1 |
| 7 | GA5003643 | Washer 8mm Flat SS Heavy Duty | 8 |
| 8 | GA5011503 | Bolt M8 x 140 ZP GR8.8 | 4 |
| 9 | GA5004917 | Nut M8 Nyloc ZP | 4 |
| 10 | CP48656-EPR | Seal, 98 OD x 91 ID x 7mm thick, Suits AA126ML-5 | 2 |

2" Fill Filter with 120 mesh screen



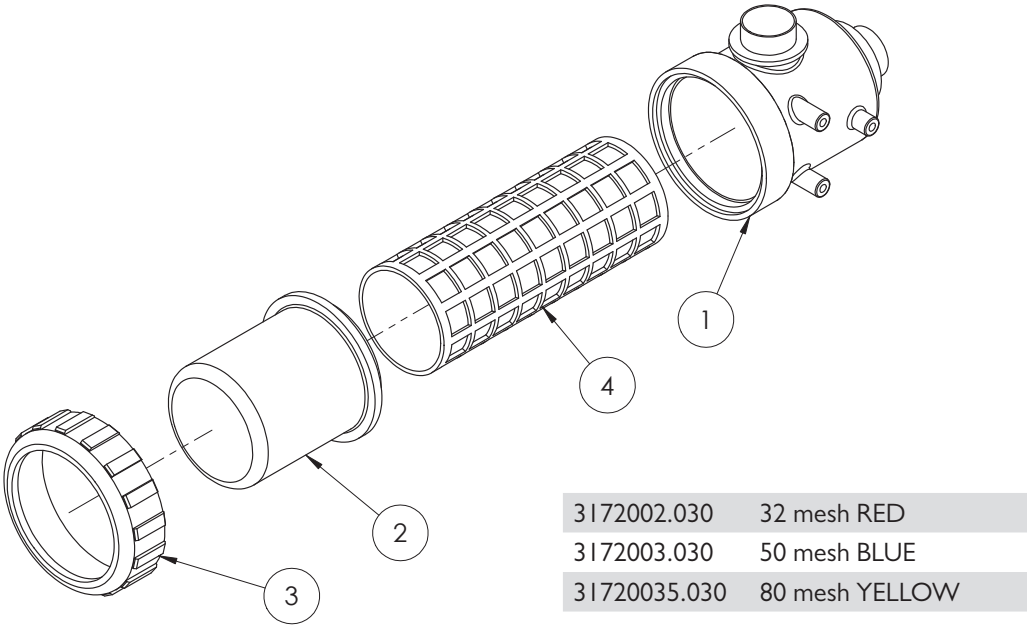
| GA5001333 Fill Filter, 2", 7 mesh Stainless steel screen with 50 mesh screen sock, viton, Geoline | | | |
|--|-------------|---|------|
| ITEM NO. | PART NUMBER | DESCRIPTION | QTY. |
| 1 | C00002066 | Body, suits 2" Geoline | 1 |
| 2 | C00201031 | Geoline top cover & nut | 1 |
| 3 | 3290003030 | Filter screen, 50 mesh, Blue, SS & polypropylene, Arag | 1 |
| 4 | GA5001329 | Seal, Viton, Suit Geoline 2" fill filter GA5001333 | 2 |
| 5 | GA5012545 | O-ring, Suit Geoline 2" fill filter GA5001333 | 1 |
| 6 | GA5000421 | Filter screen, 50 mesh, White, Sock type, Suit SS filter screen on 2" fill filter | 1 |

In Line Boom Filter



| ITEM NO. | PART NUMBER | DESCRIPTION | QTY. |
|----------|----------------|---|------|
| 1 | GA4505205 | Boom line filter mount plate bolt on | 1 |
| 2 | AAB126ML-3-200 | Filter, 3/4" female thread inlet / outlet, Orange 200 mesh screen | 2 |
| 3 | GA5003643 | Washer 8mm Flat SS Heavy Duty | 8 |
| 4 | GA5011495 | Bolt M8 x 90 ZP GR8.8 | 4 |
| 5 | GA5004917 | Nut M8 Nyloc ZP | 4 |
| 6 | GA5011243 | M12 x 50mm x 50mm Square Top U Bolts | 2 |
| 7 | GA5000577 | Washer 12mm Flat ZP Heavy Duty | 4 |
| 8 | GA5012461 | Nut M12 Nyloc ZP | 4 |
| 9 | HB075-90 | Hose barb, Elbow, 90 degree, 3/4" male thread x 3/4" hose, Banjo | 4 |

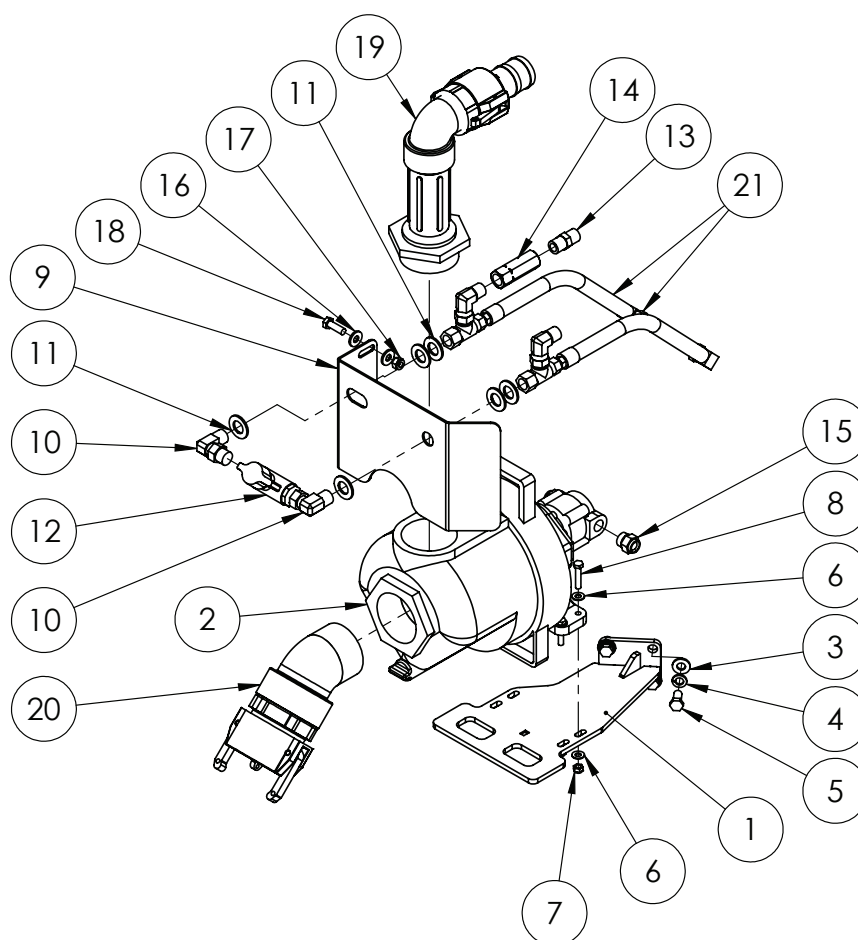
2" Suction Filter



3172072 Filter, Suction, 2 male inlet & outlet, 32 mesh screen

| ITEM NO. | PART NUMBER | DESCRIPTION | QTY. |
|----------|-------------|--|------|
| 1 | 3162070.010 | Filter Body, 317, 2", Inlet Outlet thread | 1 |
| 2 | 3172000.020 | 317 Suction Filter Bowl | 1 |
| 3 | 3162000.040 | Nut, Plastic, Suit 316 suction filter, 8 Threads | 1 |
| 4 | 3172002.030 | Screen 32 Mesh Filter (Red) | 1 |

3" Fill Pump



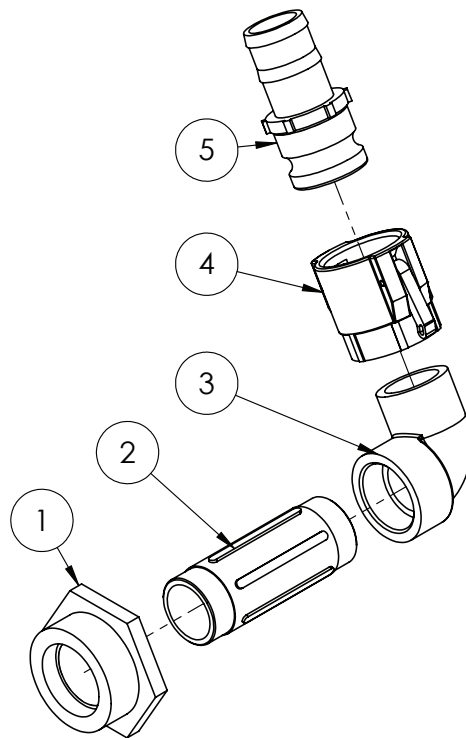
| ITEM NO. | PART NUMBER | DESCRIPTION | QTY. |
|----------|-------------|---|------|
| 1 | GA4658170 | Mounting bracket, Hydraulic fill pump, Suit Prairie Evo | 1 |
| 2 | 300PHYV | Pump, Centrifugal, Poly, 3", Hydraulic drive | 1 |
| 3 | GA5000587 | Washer 12mm Flat ZP Heavy Duty | 4 |
| 4 | GA5000575 | Washer 12mm Spring SS | 4 |
| 5 | GA5000295 | Set Screw M12 x 25 ZP GR8.8 | 4 |
| 6 | GA5004883 | Washer 8mm Flat ZP Heavy Duty | 8 |
| 7 | GA5004917 | Nut M8 Nyloc ZP | 4 |
| 8 | GA5048655 | Bolt M8 x 40 ZP GR8.8 | 4 |
| 9 | GA4523865 | Mount, Tap, Fill pump | 1 |
| 10 | S77-0808 | Hydraulic adaptor, Elbow, 90 degree, 1/2" BSP male x 1/2" BSP male with o-ring | 2 |
| 11 | GA5001739 | Washer 20mm Flat Heavy Duty SS | 6 |
| 12 | GA5000835 | Valve, Ball, Hydraulic, 1/2" female thread inlet / outlet | 1 |
| 13 | S27-0808 | Hydraulic adapter, Nipple, 1/2" BSP male x 1/2" BSP male | 1 |
| 14 | GA5007060 | Valve, Check, Hydraulic, 1/2" BSP female inlet & outlet, 45L/min flow, Maximum 320bar | 1 |
| 15 | S93-0814 | Hydraulic adapter, Nipple, 1/2" BSP thread x 7/8" UNO thread with o-ring | 2 |

Continued over page

| ITEM NO. | PART NUMBER | DESCRIPTION | QTY. |
|----------|-------------|---|------|
| 16 | GA5000117 | Washer 10mm Flat SS Heavy Duty | 4 |
| 17 | GA5000141 | Nut M10 Nyloc ZP | 2 |
| 18 | GA5065455 | Bolt M10 x 30 ZP GR8.8 | 2 |
| 19 | GA4903149-3 | Fill Pump Outlet Prairie Assembly | 1 |
| 20 | GA4903149-1 | Fill Pump Inlet Prairie Assembly | 1 |
| 21 | GA4903149-2 | Fill Pump Hyd Hose Assembly | 2 |
| 22 | GA5067911 | Hydraulic Hose Assembly, Pump to Tap EF | 1 |

| 3" Fill Pump Spare Parts | |
|--------------------------|--|
| PART No. | DESCRIPTION |
| GA5050220 | Seal Kit, suits, Banjo 2" + 3", Hydro pump |

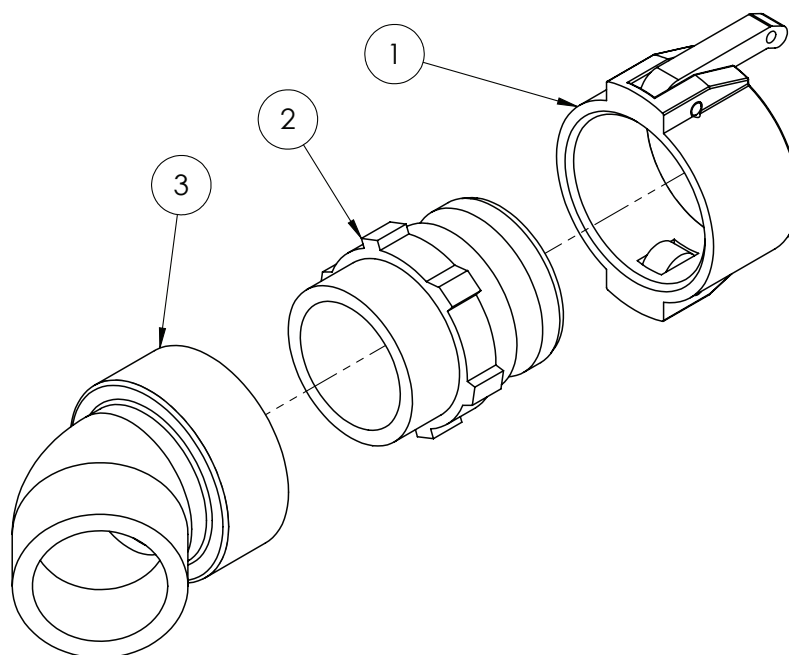
3" Fill Pump - Outlet



GA4903149-3 Fill Pump Outlet

| ITEM NO. | PART NUMBER | DESCRIPTION | QTY. |
|----------|-------------|---|------|
| 1 | RB300200 | Reducing bush, 3" NPT male thread x 2" female thread, Banjo | 1 |
| 2 | NIP200-6 | Nipple, 6" long, 2" thread x 2" thread, Banjo | 1 |
| 3 | SL200-90 | Street elbow, 90 degree, 2" male thread x 2" female thread, Banjo | 1 |
| 4 | 200D | Cam lever, 2" female coupler, 2" female thread, Banjo | 1 |
| 5 | 200E | Cam lever, 2" male coupling x 2" hose barb, Banjo | 1 |

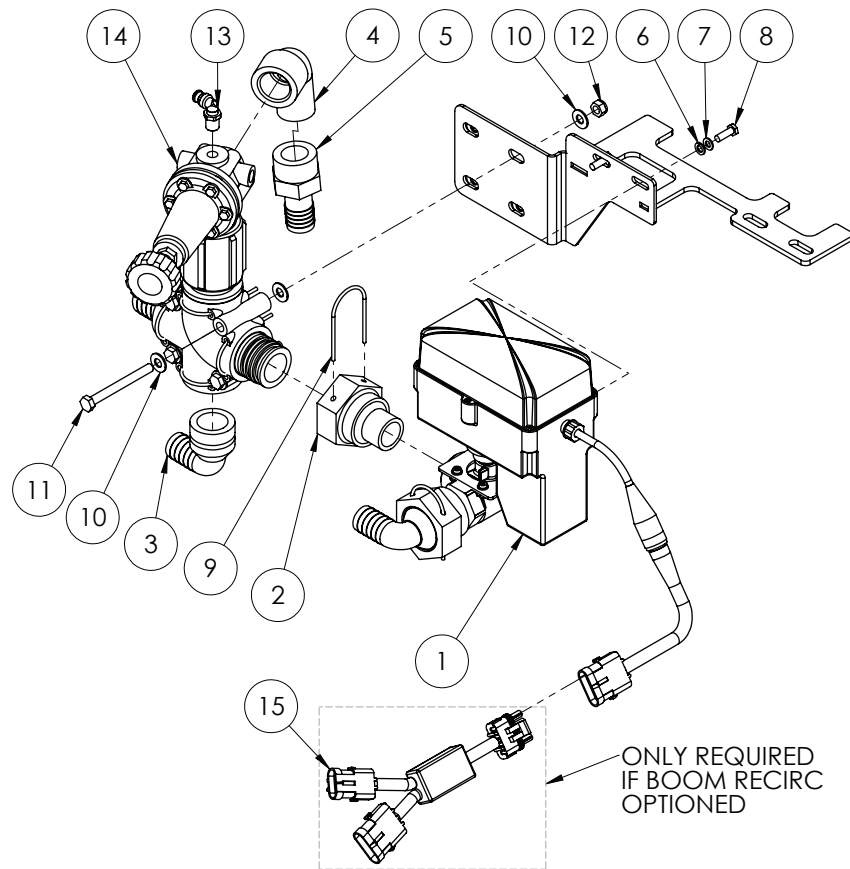
3" Fill Pump - Inlet



GA4903149-1 Fill Pump Inlet

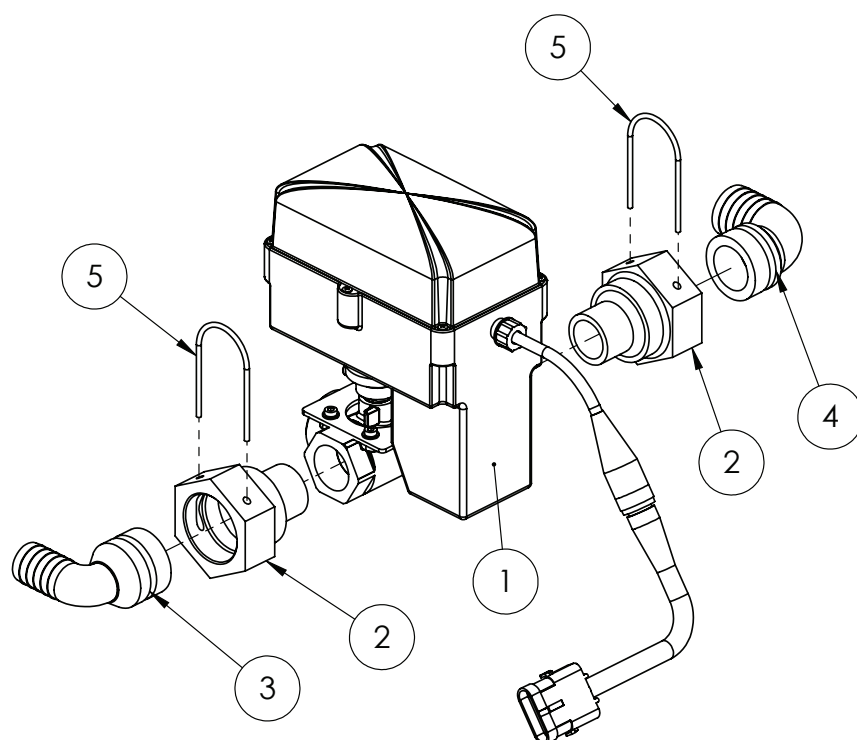
| ITEM NO. | PART NUMBER | DESCRIPTION | QTY. |
|----------|-------------|---|------|
| 1 | 300CAP | Cam lever, Female cap, 3", Banjo | 1 |
| 2 | 300F | Cam lever, 3" male coupling x 3" male thread, Banjo | 1 |
| 3 | SL300-45 | Street elbow, 45 degree, 3" male x 3" female, Banjo | 1 |

Flow Control Assembly



| ITEM NO. | PART NUMBER | DESCRIPTION | QTY. |
|----------|----------------|---|------|
| 1 | GA4903287 - 01 | Flow Control Fast Close Valve Sub Assembly (ref only) | 1 |
| 2 | GA4582385 | Coupling, AS40 female x 1" NPT male thread | 1 |
| 3 | GA5065615 | Hose barb, Elbow 90 degree, AS40 x 25mm, Altek | 1 |
| 4 | SL100-90 | Street elbow, 90 degree, 1" male x 1" female | 1 |
| 5 | HB100 | Hose barb, Straight, 1" male thread x 1" hose | 1 |
| 6 | GA5004447 | Washer, 6mm, Spring, SS | 2 |
| 7 | GA5004437 | Washer 6mm Flat SS | 2 |
| 8 | GA5015001 | Set Screw 1/4" x 3/4" ZP GR8 | 2 |
| 9 | GA5065690 | Safety pin, Suit AS40 plumbing fittings, Altek | 1 |
| 10 | GA5004883 | Washer 8mm Flat ZP Heavy Duty | 12 |
| 11 | GA5004749 | Bolt M8 x 80 ZP GR8.8 | 4 |
| 12 | GA5004917 | Nut M8 Nyloc ZP | 4 |
| 13 | GA5016233 | Pneumatic fitting, Elbow, 90 degree, 1/4" BSP male x 6mm push type, Metal | 1 |
| 14 | GA4903287 - 02 | Flow Control Safety Valve Sub Assembly (ref only) | 1 |
| 15* | GA5060059 | Loom Boom Recirc Bypass Module | 1 |

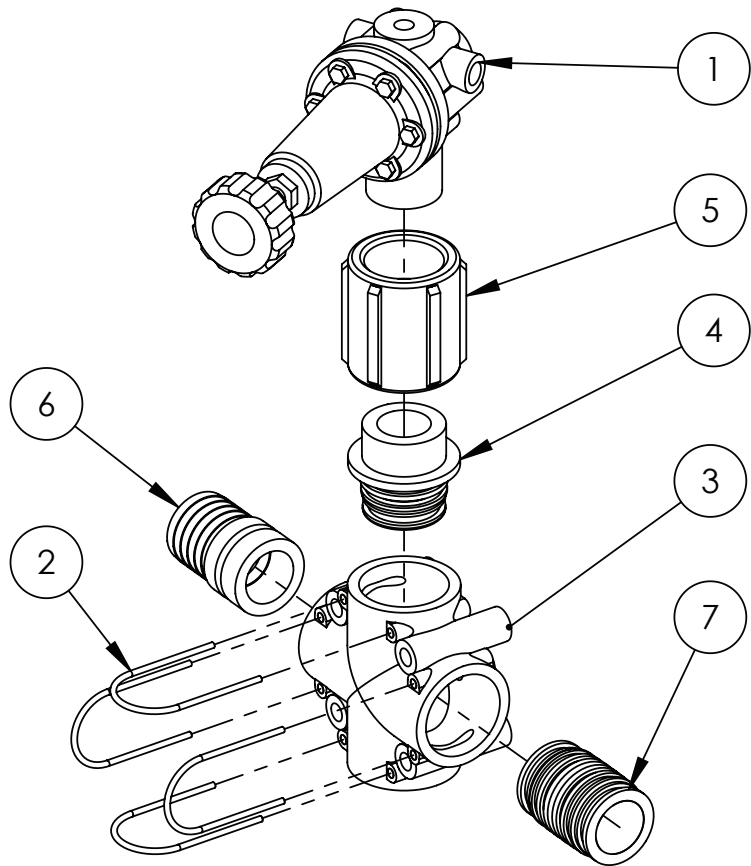
Fast Close Valve



GA4903287 - 01 Flow Control Fast Close Valve Sub Assembly

| ITEM NO. | PART NUMBER | DESCRIPTION | QTY. |
|----------|-------------|--|------|
| 1 | 1170171359 | Valve, Fast close regulator 3 way with loom adaptor, Raven | 1 |
| 2 | GA4582385 | Coupling, AS40 female x 1" NPT male thread | 2 |
| 3 | GA5065615 | Hose barb, Elbow 90 degree, AS40 x 25mm, Altek | 1 |
| 4 | GA5065620 | Hose barb, Elbow, 90 degree, AS40 x 33mm hose barb, Altek | 1 |
| 5 | GA5065690 | Safety pin, Suit AS40 plumbing fittings, Altek | 2 |

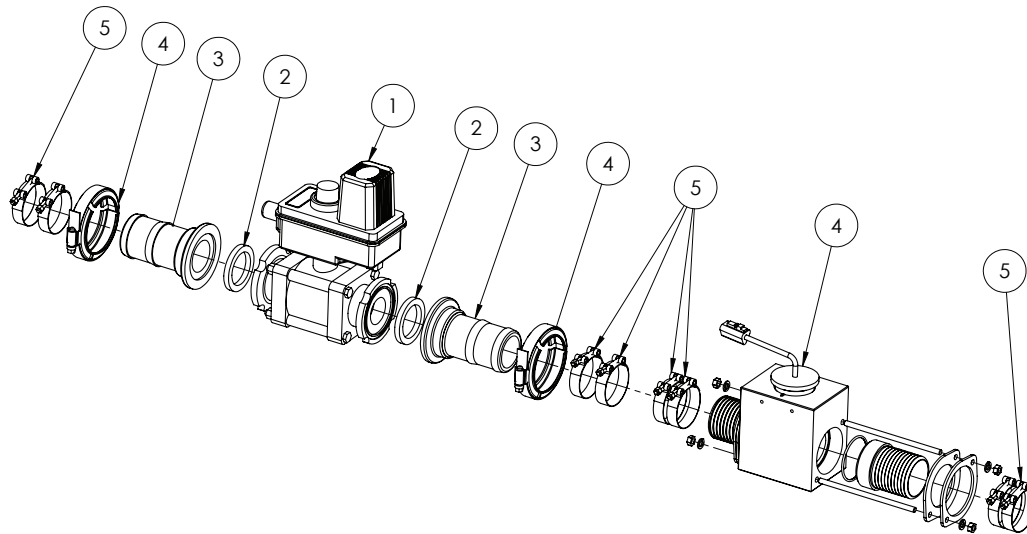
Flow Control Safety Valve



GA4903287 - 02 Flow Control Safety Valve Sub Assembly

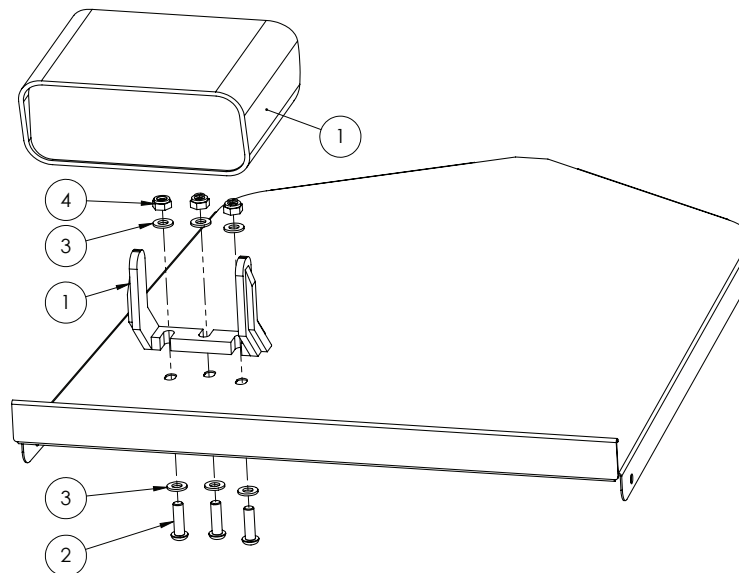
| ITEM NO. | PART NUMBER | DESCRIPTION | QTY. |
|----------|-------------|---|------|
| 1 | 00200016 | Valve, Pressure relief, 15 bar, 1" male thread inlet x 1 1/4" male thread outlet, Red, Polmac | 1 |
| 2 | GA5065690 | Safety pin, Suit AS40 plumbing fittings, Altek | 4 |
| 3 | GA5065565 | Plumbing coupling, Cross, AS40 female inlets / outlets, Altek | 1 |
| 4 | GA5065595 | Plug in hose tail AS40/GI 1 1/4" male | 1 |
| 5 | CPLG125 | Coupling, socket, 1 1/4" female thread, Banjo | 1 |
| 6 | GA5065590 | Hose barb, Straight, AS40 x 39mm hose, Altek | 1 |
| 7 | GA5065735 | Plumbing adaptor, AS40 male x AS40 male, Altek | 1 |

Fill Flow Meter



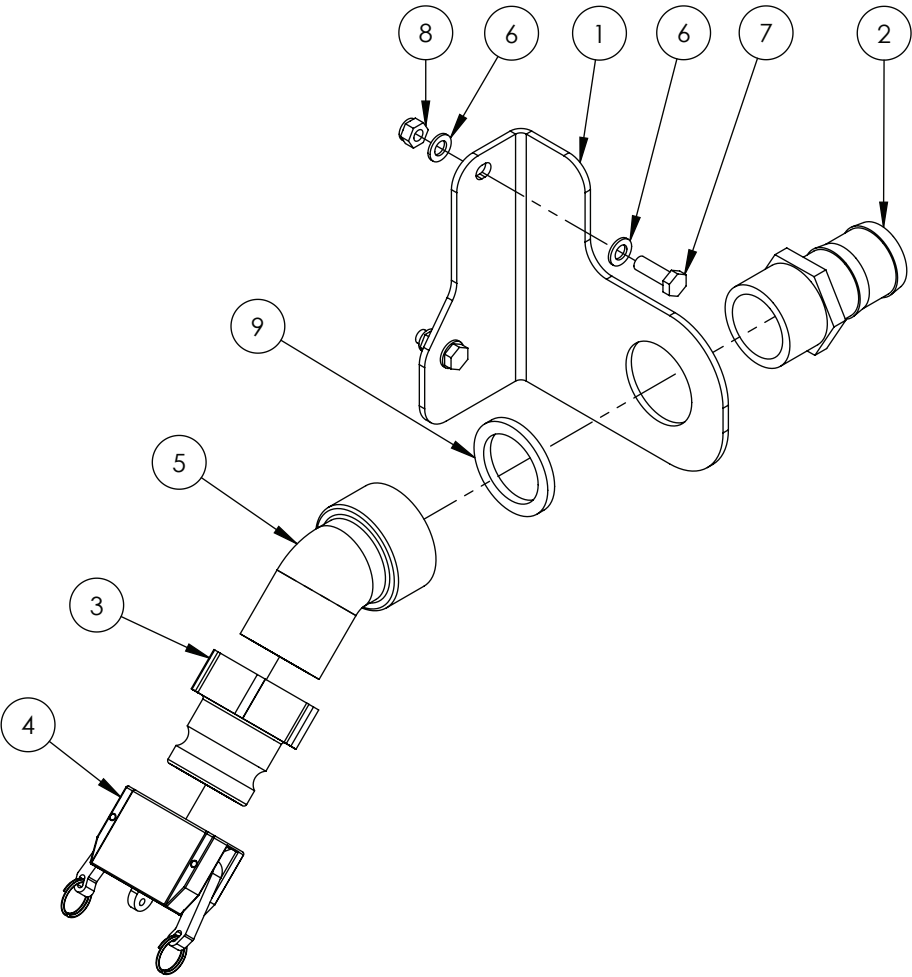
| ITEM NO. | PART NUMBER | DESCRIPTION | QTY. |
|----------|--------------|---|------|
| 1 | 346BEC-2F75C | Ball Valve Electric 2 way 2 flange | 1 |
| 2 | GA5009335 | Seal, 41.5 ID x 55 OD x 6.5mm thick, EPDM, suit 1 1/2" flange | 2 |
| 3 | M200BRB | Hose barb, Straight, 2" flange x 2" hose, Banjo | 2 |
| 4 | 90-02316 | Flowmeter 40D, 2 hose barbs, Kit | 1 |
| 4 | FC200 | Clamp, Worm screw, Use with 2" standard flange port, Banjo | 2 |
| 5 | GA5010191 | Hose Clamp 2" T-Bolt SS | 8 |

Fill Flow Meter Monitor



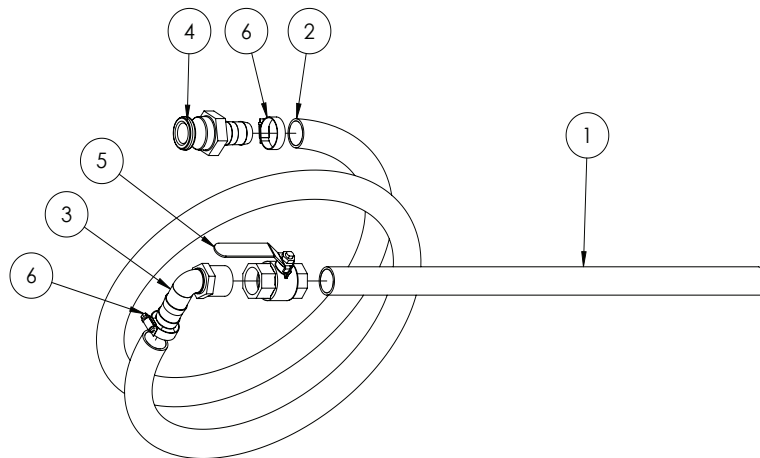
| ITEM NO. | PART NUMBER | DESCRIPTION | QTY. |
|----------|-------------|---|------|
| 1 | 90-02324 | Kit, Fill flow, 40D F.M.metric, 70 Series Monitor | 1 |
| 2 | GA5004053 | BHCS M6 x 20 SS | 3 |
| 3 | GA5004437 | Washer 6mm Flat SS | 6 |
| 4 | GA5048115 | Nut M6 Nyloc ZP | 3 |

2" Fill Point



| GA4903286 Fill point 2' assembly Suit Evo 201 I (Used when no fill pump) | | | |
|---|-------------|--|------|
| ITEM NO. | PART NUMBER | DESCRIPTION | QTY. |
| 1 | GA4523870 | Fill Pump Mount Plate Suit 2" | 1 |
| 2 | HB200 | Hose barb, Straight, 2" male thread x 2" hose | 1 |
| 3 | 200A | Cam lever, 2" male coupler x 2" female thread | 1 |
| 4 | 200CAP | Cam lever, 2" female cap | 1 |
| 5 | SL200-45 | Street elbow, 45 degree, 2" male thread x 2" female thread | 1 |
| 6 | GA5000117 | Washer 10mm Flat SS Heavy Duty | 4 |
| 7 | GA5065455 | Bolt M10 x 30 ZP GR8.8 | 2 |
| 8 | GA5000141 | Nut M10 Nyloc ZP | 2 |
| 9 | 200G | Seal, EPDM, Suit 2" flange fitting | 1 |

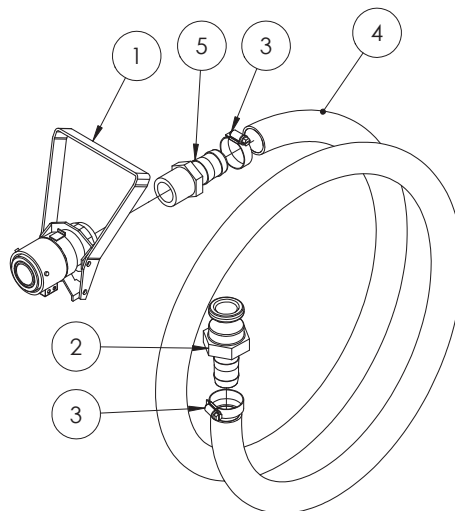
Chemical Probe



GA4948250 Chemical suction probe, Assembled

| ITEM NO. | PART NUMBER | DESCRIPTION | QTY. |
|----------|-------------|--|------|
| 1 | GA5013603 | Poly Pipe 25 x 650mm (cut 630mm long) | 1 |
| 2 | HOS25PVC | Hose, Suction, PVC, 25mm, Black (cut 3200mm long) | 1 |
| 3 | HB100-90 | Hose barb, Elbow, 90 degree, 1" male x 1" hose | 1 |
| 4 | I00E | Cam lever, 1" male coupling x 1" hose barb | 1 |
| 5 | GA5018309 | Valve, Ball, 12mm female thread inlet / outlet, Lever handle, SS | 1 |
| 6 | GA5001681 | Hose Clamp, 1" SS (20-32/12W) | 2 |

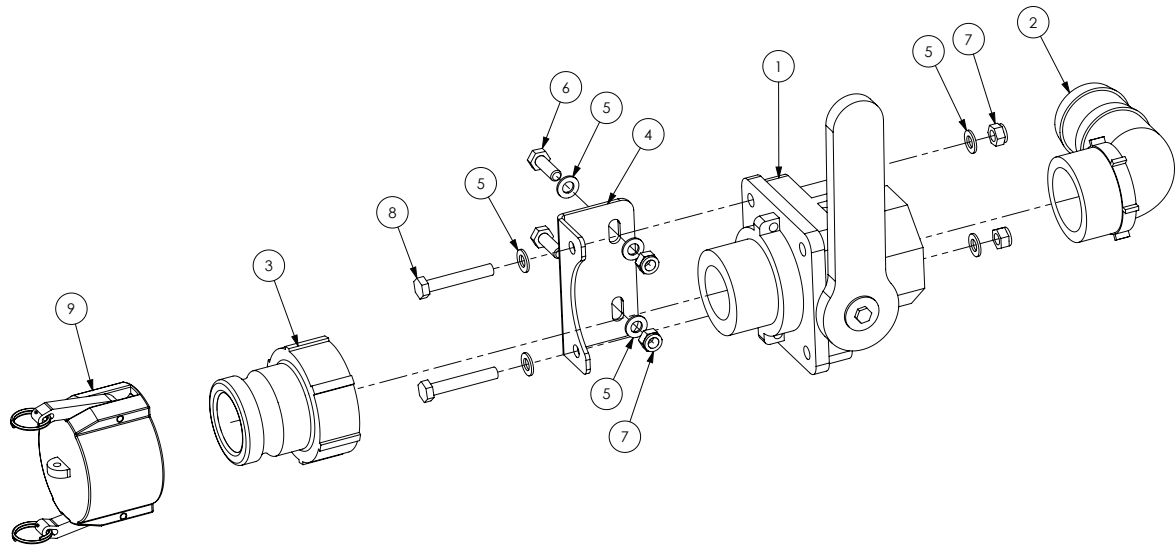
Enviro coupling & hose



GA5020600 Enviro drum / micromatic coupling with suction hose

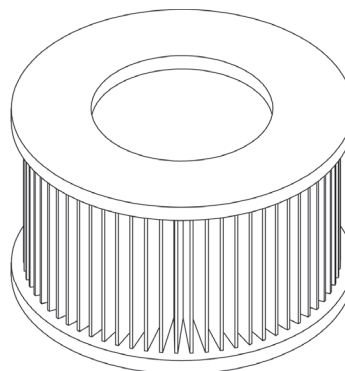
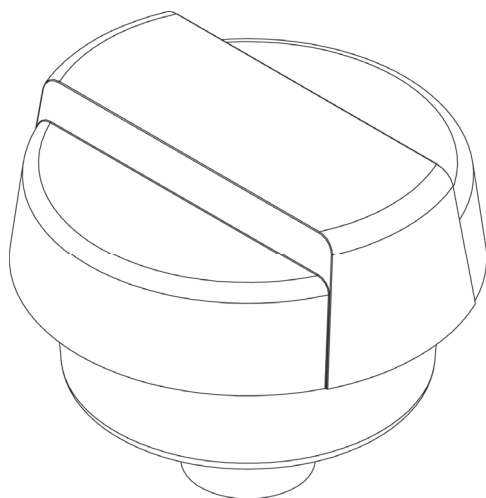
| ITEM NO. | PART NUMBER | DESCRIPTION | QTY. |
|----------|-------------|--|------|
| 1 | GA5018803 | Micromatic drum valve coupling, 3 pin, Viton seals | 1 |
| 2 | I00E | Cam lever, 1" male coupling x 1" hose barb, Banjo | 1 |
| 3 | GA5001681 | Hose Clamp, 1" SS (20-32/12W) | 2 |
| 4 | HOS25PVC | Hose, Suction, PVC, 25mm, Black (cut 2840mm long) | 1 |
| 5 | HB100 | Hose barb, Straight, 1" male thread x 1" hose | 1 |

2" Tank Fill - Direct



| ITEM NO. | PART NUMBER | DESCRIPTION | QTY. |
|----------|-------------|---|------|
| 1 | VSMT204FP | Ball Valve, 2 Way, 2" Male NPT x 2" Female NPT, Full Port | 1 |
| 2 | HB200-90 | Hose barb, Elbow, 90 degree, 2" male thread x 2" hose | 1 |
| 3 | 200A | Cam lever, 2" male coupler x 2" female thread | 1 |
| 4 | GA4507125 | Mount Plate Bracket, suit Banjo Valve 2" | 1 |
| 5 | GA5003643 | Washer 8mm Flat SS Heavy Duty | 8 |
| 6 | GA5004713 | Bolt M8 x 25 SS | 2 |
| 7 | GA5052590 | Nut M8 Nyloc SS | 4 |
| 8 | GA5004727 | Bolt M8 x 50 ZP GR8.8 | 2 |
| 9 | 200CAP | Cam lever, 2 female cap | 1 |

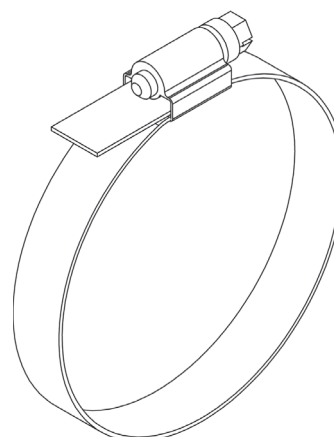
Air Filter



| PART NO | DESCRIPTION |
|-----------|--|
| GA5005259 | Air filter, 1" BSP male thread |
| GA5049460 | Filter element, For filter body GA5005259, Suit foam marker compressor |

Hose Clamps

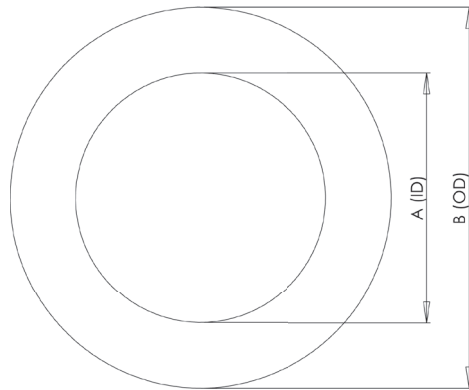
| PART NUMBER | DESCRIPTION |
|-------------|--------------------|
| GA5004865 | 8-16mm Hose Clamp |
| GA5000469 | 12-20mm Hose Clamp |
| GA5000999 | 16-25mm Hose Clamp |
| GA5001681 | 20-32mm Hose Clamp |
| GA5002783 | 30-45mm Hose Clamp |
| GA5002873 | 32-50mm Hose Clamp |
| GA5003325 | 40-60mm Hose Clamp |
| GA5016815 | 50-70mm Hose Clamp |
| GA5004241 | 60-80mm Hose Clamp |



Cable Ties

| PART NUMBER | DESCRIPTION | QTY |
|-------------|-----------------------------|-----|
| GA5002173 | Cable Tie, Black, 100x2.5mm | 1 |
| GA5003517 | Cable Tie, Black, 140x3.5mm | 1 |
| GA5004455 | Cable Tie, Black, 190x4.5mm | 1 |
| GA5000685 | Cable Tie, Black, 320x7.5mm | 1 |
| GA5000687 | Cable Tie, Black, 360x4.5mm | 1 |
| GA5021235 | Cable Tie, Black, 540x7.5mm | 1 |

Hoses



Suction Hose

| Part No | Description | Internal Diameter (A) | Outside Diameter (B) |
|---------|-------------------|-----------------------|----------------------|
| HOS20S | 20mm Suction Hose | 20mm | 32mm |
| HOS25S | 25mm Suction Hose | 25mm | 35mm |
| HOS32S | 32mm Suction Hose | 32mm | 45mm |
| HOS38S | 38mm Suction Hose | 38mm | 48mm |
| HOS51S | 51mm Suction Hose | 51mm | 63mm |
| HOS63S | 63mm Suction Hose | 63mm | 76mm |
| HOS75S | 75mm Suction Hose | 75mm | 93mm |

Suction hose can be defined by its external green stripe and wire reinforcement

Pressure Hose

| Part No | Description | Internal Diameter (A) | Outside Diameter (B) |
|---------|--------------------|-----------------------|----------------------|
| HOS7P | 7mm Pressure Hose | 7mm | 12.5mm |
| HOS13P | 13mm Pressure Hose | 13mm | 20mm |
| HOS20P | 20mm Pressure Hose | 20mm | 28mm |
| HOS25P | 25mm Pressure Hose | 25mm | 34mm |
| HOS32P | 32mm Pressure Hose | 32mm | 43mm |
| HOS38P | 38mm Pressure Hose | 38mm | 48mm |

Pressure hose can be defined by its blue internal layer

PVC Hose

| Part No | Description | Internal Diameter (A) | Outside Diameter (B) |
|----------|---------------|-----------------------|----------------------|
| HOS25PVC | 25mm PVC Hose | 25mm | 32mm |
| HOS40PVC | 40mm PVC Hose | 40mm | 50mm |
| HOS50PVC | 50mm PVC Hose | 50mm | 58mm |


PVC Hose can be defined by its ribbed outside finish

Sight Tube Hose

| Part No | Description | Internal Diameter (A) | Outside Diameter (B) |
|-------------|--------------------------------------|-----------------------|----------------------|
| HOS12SIGHT | 12mm Clear Sight Tube Hose | | |
| HOS12WSIGHT | 12mm Clear Sight Tube Hose with wire | | |

Lay Flat Hose

| Part No | Description | Internal Diameter (A) | Outside Diameter (B) |
|-----------|-------------------------|-----------------------|----------------------|
| GA5021395 | 50mm Blue Lay flat Hose | | |



GOLDACRES
Australia's World Class Sprayers

www.goldacres.com.au