

# Prairie Special 4000-5000L Parts Manual MY15



**GOLDACRES**  
*Australia's World Class Sprayers*

For further information about any of the products shown please visit - [www.goldacres.com.au](http://www.goldacres.com.au).

© Goldacres Trading 2016

This publication and all designs are copyright.

No part, products or designs may be reproduced by any process except in accordance with the Copyright act 1968.

All information in this parts manual is based on the latest product information available at the time of printing. The policy of Goldacres is one of continuous improvement and as such, Goldacres reserve the right to alter any specifications and designs without notice and without incurring any obligation regarding such changes.

No part of this manual may be reproduced without written permission from Goldacres. All photographs and technical information remain the property of Goldacres.

Goldacres Trading Pty Ltd  
3 Morang Crescent  
Mitchell Park Vic 3355

Ph: 03 5342 6399

Fax: 03 5342 6308

Revision number: I  
14/09/2016

Part #: GA8700324



**GOLDACRES - RESELLER TERMS AND CONDITIONS OF SALE**  
Goldacres Goods are only available for purchase upon the terms and conditions set out below.

- Interpretation
- In terms and conditions:
  - "Goldacres" means Goldacres Trading Pty. Ltd. A.C.N. 061 306 732 trading as Goldacres Agricultural Equipment (its successors and assigns) which is the seller of the Goods;
  - "Purchaser" means the purchaser of the Goods;
  - "Goods" means the products and, if any, the services sold or provided by Goldacres to the Purchaser;
  - "GST Act" and "GST" are given the meanings referred to in a New Tax System (Goods and Services Tax) Act 1999.
  - "PPSA" means the Personal Property Securities Act 2009 (Cth) (as amended);
  - Nothing in these terms and conditions shall be read or applied so as to exclude, restrict or modify or have the effect of excluding, restricting or modifying, any condition, warranty, guarantee, right or remedy implied by law (including the Competition and Consumer Act 2010) and which by law cannot be excluded, restricted or modified.
- General
- (1) The Goods and all other products or services provided by Goldacres are provided subject to these terms and conditions. These terms and conditions and any terms and conditions incorporated herein by virtue of clause 3 hereto shall prevail over all other terms and conditions of the Purchaser or otherwise to the extent of any inconsistency.
  - These terms and conditions may not be modified or amended without the expressed written consent of Goldacres endorsed by the Managing Director of Goldacres Trading P/L.
- Additional Terms and Conditions
- From time to time Goldacres may provide additional or extended warranties in respect of certain goods and/or services. Where such additional or extended warranties are provided to a Purchaser in writing they will be incorporated into these terms and conditions provided that in the event of any inconsistency between these terms and conditions and the terms of any additional or extended warranty, the provisions of the additional or extended warranty shall prevail.
- Goldacres quotations.
- Unless previously withdrawn, Goldacres quotations are open for acceptance within the period stated therein or, when no period is stated, with 14 days of the quotation date. Goldacres reserves the right to refuse any order based on any quotation within 7 days of receipt of the order.
- Packing
- The cost of any special packing and packing materials used in relation to the Goods shall be at the Purchaser's expense notwithstanding that such cost may have been omitted from any quotation.
- Shortage
- The Purchaser waives any claim for shortage of any Goods delivered if a claim in respect thereof has not been lodged with Goldacres within (7) seven days from the date of receipt of the Goods by the Purchaser.
- Specifications, etc: Catalogues, etc: Quantities
- All specifications, (including but not limited to: drawings, particulars of weights, volumes, capacities, dimensions, load factors) are approximate only and any deviation shall not be taken to vitiate any contract with Goldacres or form any claim against Goldacres. The descriptions, illustrations, and performances contained in catalogues, price lists and other advertising matter do not form part of the contract of sale of the Goods. Where specifications, drawings or other particulars are supplied by the Purchaser, Goldacres' price is made on estimates of quantities required. Should there be any adjustments in quantities above or below the quantities estimated by Goldacres and set out in a quotation, then on any such increase or decrease shall be adjusted on a unit rate basis according to unit prices set out in the quotation.
- Performance, Capacities, Chemicals, Liquids, Application Methods, Environmental Effects
- Any performance, volumes, and/or capacity figures given by Goldacres are estimates only. Goldacres shall be under no liability for damages for failure to obtain such figures unless specifically guaranteed in writing and any such written guarantee shall be subject to the recognised tolerances applicable to such figures. The suitability of chemicals and other liquids for any application and the application methods and the environmental effects shall be the sole decision and responsibility of the Purchaser and the user of the Goods. Goldacres gives no warranty as to the suitability of any chemicals or other liquids for any application, nor the application methods nor the environmental effects, which may result from the use of the Goods. Goldacres shall be under no liability for damages arising out of the use of any chemicals, liquids, or mixtures in the Goods nor for any application, nor for the application methods nor for the environmental effects, which may result from the use of the Goods.
- Delivery/Service Times
- The delivery times and service times made known to the Purchaser are estimates only and Goldacres shall not be liable for late delivery, non-delivery or delay and under no circumstances shall Goldacres be liable for any loss, damage or delay occasioned by the Purchaser or its customers arising from the late or non-delivery or late installation of the Goods.
- Loss or damage in transit
- Goldacres is not responsible for any loss or damage to Goods in transit. Goldacres shall render the Purchaser such assistance as may be necessary to press claims on carriers provided that the Purchaser shall have notified Goldacres and the carriers immediately the loss or damage is discovered on receipt of Goods and shall lodge a claim on the carrier within three days of the date of receipt of the Goods. Insurance of Goods in transit is the responsibility of the Purchaser.
- Limit of Liability
- (1) Goldacres liability for Goods manufactured by it is limited to:
  - (a) where the law implies consumer guarantees into these terms and conditions pursuant to Part 3.2 Division 1 of Schedule 2 to the Competition and Consumer Act 2010 (Cth) ("consumer guarantees") which cannot be excluded and Goldacres breaches a consumer guarantee, the loss and damage the Purchaser is entitled to at law which cannot be excluded by these terms and conditions; and, in all other cases
  - (b) making good any defects by repairing the same or at Goldacres option by replacement within a period not exceeding either 1000 hours or twelve calendar months, whichever comes first, after the Goods have been dispatched provided that:
  - (i) the defects have arisen solely from faulty materials or workmanship;
  - (ii) the Goods have not received maltreatment inattention or interference;
  - (iii) accessories of any kind used by the Purchaser are manufactured or approved by Goldacres;
  - (iv) where applicable, the seals on the Goods remain unbroken;
  - (v) there has been no improper adjustment, calibration or operation;
  - (vi) the use of accessories including consumables, hardware or software (not manufactured by Goldacres) has been approved in writing by Goldacres;
  - (vii) no contamination or leakage has been caused or induced;
  - (viii) any modification to the Goods has been authorised in writing by Goldacres;
  - (ix) there has been no inadequate or incorrect use, storage, handling or application of the Goods;
  - (x) there has been no use or operation of the Goods outside of the physical, electrical or environmental specifications of the Goods;
  - (xi) there has been no inadequate or incorrect site preparations;
  - (xii) there has been no inadequate or improper maintenance of the Goods;
  - (xiii) it has not been caused by fair wear and tear; and
  - (xiv) firstly the Goods have been thoroughly inspected and any damage (from whatever cause) to the Goods (and in particular – the structure, welding, seams, bolts, booms) has been repaired prior to the Goods being operated, used driven or moved and on each occasion the tanks are filled; and
  - (xv) there has been no failure to comply with the requirements of all present or future laws or regulations relating to the Goods and/or the use and/or the operation of the Goods; and
  - (xvi) there has been no failure to maintain a record of hours of operation (which record shall contain full details of all inspections, repairs and maintenance) and produce same to Goldacres at the time of the claim;
  - (xvii) the defective Goods or any damaged part of the Goods are promptly returned free of cost to Goldacres or a representative of Goldacres;
  - (xviii) all warranty related repairs have been carried out with the prior authorisation of Goldacres;
  - (ix) If Goods or any part thereof are not manufactured by Goldacres, in particular engines, engine accessories, transmissions, transfer cases, differentials, tyres, tubes, batteries, radios and UHF's, the guarantee of the manufacturer thereof shall be accepted by the Purchaser and is the only guarantee given to the Purchaser in respect of the Goods or that part provided always that this clause does not seek to exclude the consumer guarantees;
- In the case of hydraulic systems, Goldacres shall replace defective parts in accordance with clause 11(1) of these conditions, provided that the failure of the part was not related to contamination within the system, Goldacres shall not be liable for labour in the case of repairing hydraulic system defects;
  - Goldacres will not accept liability for damage attributed to fair wear and tear including but not limited to fair wear and tear to nozzles, chains, belts, filters, brake pads, polyethylene bushes and liquid pump valves, valve O-rings, diaphragms and seals;
  - Goldacres shall not be liable for and the Purchaser releases Goldacres from any claims in respect of faulty or defective design of any Goods supplied unless such a design has been wholly prepared by Goldacres and the responsibility for any claim has been specifically accepted by Goldacres in writing and in any event Goldacres liability hereunder shall be strictly limited to the replacement of defective parts in accordance with paragraph 11(1) of these conditions provided always that this clause does not seek to exclude the consumer guarantees;
  - Except as provided herein, all express and implied warranties, guarantees and conditions under statute or general law as to the merchantability, description, quality, suitability or fitness of the Goods for any purpose or as to design, assembly, installation, materials or workmanship or otherwise are hereby expressly excluded and Goldacres shall not be liable for physical or financial injury, loss or damage or for consequential loss or damage of any kind arising out of the supply, layout, assembly, installation or operation of the Goods or arising out of Goldacres negligence or in any other way whatsoever;
  - The benefit of any warranty provided under these terms and conditions shall only be available to the Purchaser and shall not be transferable by the Purchaser;
  - The warranties provided under these terms and conditions do not extend to second hand or used Goods that may be sold by Goldacres.
  - Goldacres liability for breach of a consumer guarantee is hereby limited (in the case of goods and services not used for personal, domestic or household purposes) to:
  - (1) in the case of Goods, any one or more of the following:
  - (a) the replacement of the Goods or the supply of equivalent Goods;
  - (b) the repair of the Goods;
  - (c) the payment of the cost of replacing the Goods or acquiring the equivalent Goods;
  - (d) the payment of having the Goods repaired; or
  - (2) in the case of services;
  - (a) the supplying of the services again; or
  - (b) the payment of the cost of having the services supplied again.
- Prices
- (1) Unless otherwise stated in writing by Goldacres, all prices quoted by Goldacres are inclusive of GST for supplies within Australia and exclusive of GST for exports outside of Australia. Prices quoted are those ruling at the time of quotation or the date the price is given and are based on rates of freight, insurance, customs, duties, taxes, exchange, shipping expenses, sorting and stacking charges, cartage, cost of materials and other charges affecting the cost of production ruling on that date and any alterations thereto either before acceptance of or during currency of the contract shall be to the Purchaser's account.
  - For the purpose of 38-185 of the GST Act, the day upon which the seller gives the invoice for the supply shall be the date of the invoice.
- Payment
- (1) The purchase price in relation to the Goods and the cost of the service shall be payable without deduction and or set off and payment thereof shall be made on or before the thirtieth day of the month following the delivery of the Goods or performance of the services unless other terms of payment are expressly stated in writing.
  - A decreasing or increasing adjustment and or the issuing of an adjustment note, pursuant to Division 21 and Division 29-C of the GST Act, shall not, in any way, constitute a release, waiver, or forgiveness of the debt incurred by the Purchaser.
- Interest on overdue payments
- If Goldacres is not paid for any Goods or services on the due date specified in this agreement without prejudice to any other right or remedy, all outstanding money shall bear interest at the rate set, pursuant to the Penalty Interest Rates Act, Victoria, 1986, as such money, together with interest shall be recoverable forthwith from the Purchaser.
- Rights in relation to Goods.
- (1) Title to the Goods supplied by Goldacres to the Purchaser shall remain with Goldacres until the total amount due in respect of the Goods and all monies owing to Goldacres have been paid in full (the "Debts"). Risk in the Goods shall pass to the Purchaser upon delivery.
  - The Purchaser shall have the right to resell Goods but only as fiduciary agent and trustee for Goldacres by way of bona fide sale at full market value and in the ordinary course of its business.
  - Until all the Debts have been paid in full:
  - (a) the Purchaser shall take custody of the Goods as trustee, fiduciary agent and bailee for Goldacres;
  - (b) the Purchaser shall keep the Goods separate from any other goods and properly marked, stored, protected and insured;
  - (c) the Purchaser must hold all of the money it receives ("Proceeds")
  - (d) from the sale of any property into which Goods supplied have been incorporated; and
  - (e) from the sale of Goods or provision of services including the Goods supplied by the Goldacres as bailee, fiduciary agent and trustee for Goldacres, but the Purchaser need not hold on trust any money exceeding the amount of the Debts at the time the money is received.
  - The Purchaser expressly acknowledges that it is bound by the fiduciary obligation created in the preceding paragraph and acknowledges that:
  - (i) it must hold the Proceeds on trust for Goldacres;
  - (ii) it must place the whole of the Proceeds in an account separate from its own moneys (the "Proceeds Account");
  - (iii) it must maintain the Proceeds Account separate from its own moneys at all times.
  - (iv) it must maintain proper records for the Proceeds Account.
  - (v) it must not assign or encumber any book debts arising from sales made in circumstances set out in clauses 16(c)(i) and (ii) or do any other act in derogation of Goldacres' legal or beneficial interests; and
  - (vi) it must account to Goldacres on demand for all moneys standing to the credit of such account.
  - For the purposes of identification of different consignments of Goods purchased from Goldacres and receipt of Proceeds, the Purchaser agrees that the principle of "Last In, First Out" shall be applied to any items that cannot be distinguished.
  - Goldacres may trace the Proceeds in equity.
  - Goldacres may at any time, without notice to the Purchaser and without prejudice to any other rights which it may have against the Purchaser, terminate any contract connected with the Goods and the bailment referred to in clause 16(3) and enter upon any premises owned or occupied by the Purchaser where Goldacres reasonably believes the Goods may be stored, and repossess the Goods without liability for any damage caused, and subsequently dispose of the Goods at Goldacres' discretion if:
  - (a) the Debts are not paid in accordance with these terms and conditions or any other contract or arrangement between Goldacres and the Purchaser; or
  - (b) Goldacres receives notice of or reasonably believes that:
  - (i) a third person may attempt to levy execution against the Goods; or
  - (ii) the Purchaser is insolvent (within the meaning of the Corporations Act 2001) or bankrupt; or
  - (iii) the Purchaser has entered into any arrangement or composition with its creditors, gone into liquidation, or has appointed a receiver, a receiver and manager or administrator.
  - If after repossession under clause 16(4) Goldacres sells the Goods, Goldacres shall account to the Purchaser for any proceeds of sale (less expenses of repossession and sale) that exceeds the amount of the outstanding Debts.
  - If any Goods belonging to Goldacres are disposed of by the Purchaser or an insurance claim is made in respect of them, Goldacres shall be entitled to trace the sale or insurance proceeds, which proceeds shall be held by the Purchaser in a separate bank account on trust for Goldacres.
  - The Purchaser agrees and acknowledges that in the event it sells Goods to a third party on account, it will include in its terms and conditions of sale a provision under which the Purchaser retains title to the Goods until such time that the total amount due in respect of the Goods and all monies owing to the Purchaser have been paid in full by that third party debtor. The Purchaser also agrees and acknowledges that in these instances, it will register its PMSI in accordance with the PPSA in respect of its security interest in the Goods.
- PPSA provisions
- (1) The Purchaser acknowledges that these terms and conditions constitute a security agreement for the purposes of section 20 of the PPSA and that a security interest exists in all Goods (and any associated Proceeds from their sale) previously supplied by Goldacres to the Purchaser (if any) and in all in future Goods (and any associated Proceeds from their sale) that may be supplied to the Purchaser by Goldacres.
  - The Purchaser acknowledges that Goldacres has a first ranking purchase money security interest ("PMSI") (as defined in section 14 of the PPSA) in the Goods and the Purchaser must not jeopardise such ranking (whether by act or omission).
  - The Purchaser acknowledges that it has received value as at the date of first delivery of the Goods and has not agreed to postpone the time for attachment of the security interest (as defined in the PPSA) granted to Goldacres under these terms and conditions.
  - The Purchaser will execute documents and do such further acts as may be required by Goldacres to register the security interest granted to Goldacres under these terms and conditions under the PPSA.
  - Until ownership of the Goods passes, the Purchaser must not give to Goldacres a written demand or allow any other person to give Goldacres a written demand requiring Goldacres to register a financing change statement under the PPSA in respect of Goldacres' interest in the Goods.
  - The Purchaser must indemnify Goldacres and on demand reimburse Goldacres for all costs and expenses incurred by Goldacres in respect of these terms and conditions including but not limited to Goldacres registering its security interest in the Goods, lodging, discharging or amending any financing statement or financing change statement, or otherwise complying with the PPSA.
  - The Purchaser agrees (other than as provided in these terms and conditions) not to sell, lease, mortgage, deal with, dispose of or create or attempt to create any other security interest in or affecting the Goods unless and until the Purchaser's Debts have been satisfied.
  - The Purchaser waives its rights under the following provisions of Chapter 4 of the PPSA:
  - (a) to receive a notice on enforcement action against liquid assets (section 121(4));
  - (b) to receive a notice to seize collateral (section 123);
  - (c) to receive a notice of disposal of Goods by Goldacres purchasing the Goods (section 129);
  - (d) to receive a notice to dispose of Goods (section 130);
  - (e) to receive a statement of account following disposal of Goods (section 132(2));
  - (f) to receive a statement of account if no disposal of Goods for each 6 month period (section 132(4));
  - (g) to receive notice of any proposal of Goldacres to retain Goods (section 135(2));
  - (h) to object to any proposal of Goldacres to either retain or dispose of Goods (section 137(2));
  - (i) to redeem the Goods (section 142);
  - (j) to reinstate the security agreement (section 143);
  - (k) to receive a notice of any verification statement (section 157(1) and section 157(3));
  - (9) The rights Goldacres may have under the PPSA are supplementary and in addition to those set out in these terms and conditions and do not derogate from the rights and remedies of Goldacres under these terms and conditions or under any other statute or under general law.
  - The Purchaser must give 10 business days prior written notice of any proposed change in the Purchaser's name or other identifying characteristics and details.
- Purchasers property
- Any property of the Purchaser under Goldacres' custody or control shall be entirely at the Purchaser's risk as regards loss or damage caused to the property or by it.
- Storage
- Goldacres reserves the right to make a reasonable charge for storage if delivery instructions are not provided by the Purchaser within (14) fourteen days of a request by Goldacres for such information.
- Returned Goods
- Goldacres shall not be under any obligation to accept Goods returned by the Purchaser and will do so only on terms to be agreed in writing in each individual case.
- Goods sold
- All Goods to be supplied by Goldacres shall be described on the purchase order agreed by Goldacres and the Purchaser and the description on such purchase order modified as so agreed shall prevail over other descriptions including any Purchaser's specification or enquiry.
- Cancellation
- No order may be cancelled except with the consent in writing and on terms, which will indemnify Goldacres against all losses.
- No waiver
- The failure of any party to enforce the provisions of these terms and conditions or to exercise any rights expressed in these terms and conditions shall not be a waiver of such provisions or rights and shall not affect the enforcement of this agreement. The exercise by any party of any of its rights expressed in this agreement shall not preclude or prejudice such party from exercising the same or any other rights it may have irrespective of any previous action taken by that party.
- Force Majeure
- If by reason of any fact, circumstance, matter or thing beyond the reasonable control of Goldacres is unable to perform in whole or in part any obligation under these terms and conditions then Goldacres shall be relieved of that obligation under these terms and conditions to the extent and for the period that it is so unable to perform and shall not be liable to the Purchaser in respect of such inability.
- Passing of risk
- Risk in the Goods shall pass to the Purchaser upon delivery of the Goods to the Purchaser or collection of the Goods by the Purchaser's agent or carrier as the case may be.
- Exclusion of liability
- To the extent permitted by law Goldacres shall not be liable to the Purchaser in contract or in tort arising out of, or in connection with, or relating to, the performance of the Goods or any breach of these conditions or any fact, matter or thing relating to the Goods or error (whether or not it is negligent or a breach of contract) in information supplied to the Purchaser or a user before or after the date of the Purchaser's or user's use of the Goods and Goldacres shall be under no liability for damages arising out of the use of any chemicals, liquids, or mixtures in the Goods, nor for any application, not for the application methods nor for the environmental effects, which may result therefrom or from the use of the Goods.
- Exclusion of representations and arrangements
- To the extent permitted by law the terms and conditions supersede and exclude all prior and other discussions, representations (contractual or otherwise) and arrangements relating to the supply of the Goods or any part thereof including, but without limiting the generality of the foregoing, those relating to the performance of the Goods or any part thereof or the results that ought to be expected from using the Goods.
- Place of contract
- The contract for sale of the Goods and the provision of the services is made in the State of Victoria and the Purchaser agrees to submit all disputes arising with Goldacres to the courts of such State and any court competent to hear appeals therefrom.



# Contents

---

## **I CHASSIS 5**

Chassis - 4000/5000L . . . . .	5
Pull . . . . .	6
Pull . . . . .	7
Front Steps . . . . .	8
Spray Pressure Gauge . . . . .	9
H Frame . . . . .	10
Boom Rests Delta - 4000L . . . . .	11
Boom Rests Delta - 5000L . . . . .	12
Boom Rests TriTech - 4000/5000L . . . . .	13
Hand Wash Bottle Assembly . . . . .	14

## **2 PUMPS 15**

Zeta 170 - PTO Shaft Drive . . . . .	15
Zeta 170 - PTO Shaft Drive Assembly . . . . .	16
Zeta 170 - Hydraulic Drive . . . . .	17
Zeta 170 - Hydraulic Drive Assembly . . . . .	18
Zeta 170 - Hydraulic Hose Kit . . . . .	19
Zeta 260 - PTO Shaft Drive . . . . .	20
Zeta 260 - PTO Shaft Drive Assembly . . . . .	21
Zeta 260 - Hydraulic Drive . . . . .	22
Zeta 260 - Hydraulic Drive Assembly . . . . .	23
Hydraulic Hose Kit . . . . .	24
Hydraulic Drive Conversion Kit . . . . .	25
Pressure Flow Compensator . . . . .	26

## **3 FLUSH TANK 27**

400L Flush Tank Assembly . . . . .	27
400L Flush Tank Assembly . . . . .	28

## **4 RIGHT HAND POD 29**

Airbag Compressor Box Mounting . . . . .	29
Airbag Compressor Box Assembly . . . . .	30
Airbag Compressor Box Assembly . . . . .	31
Airbag Compressor Assembly . . . . .	31
Gauge Assembly . . . . .	32

Foam Marker Box . . . . .	33
Foam Marker Air Compressor Fittings . . . . .	34
Foam Marker Air Compressor Assembly . . . . .	35
Foam Marker Air Compressor Assembly . . . . .	36
Foam Marker Exhaust Valve Assembly . . . . .	37
Foam Marker Solenoid Assembly . . . . .	38
Foam Marker Pod On Chassis . . . . .	38

## **5 LEFT HAND POD 39**

Left Hand Pod - Zeta 170 . . . . .	39
Left Hand Pod - Zeta 170 . . . . .	40
Flow Control Valve - Zeta 170 . . . . .	40
Flow Control Valve - Zeta 170 . . . . .	41
Suction Filter - Zeta 170 . . . . .	41
Left Hand Pod - Zeta 260 . . . . .	42
Flow Control Valve - Zeta 260 . . . . .	43
Suction Filter - Zeta 260 . . . . .	44
Pressure Manifold Assembly . . . . .	45
Fill System Assembly . . . . .	46
Chemical Probe Coupling Ball Valve . . . . .	47
Chemical Suction Probe . . . . .	48
Enviro Drum/Micromatic Coupling & Hose . . . . .	48

## **6 DIRECT CHEMICAL INJECTION 49**

Not Fitted . . . . .	49
----------------------	----

## **7 DUAL PRODUCT 51**

Not Fitted . . . . .	51
----------------------	----

## **8 INDUCTION HOPPER 53**

60L Induction Hopper . . . . .	53
60L Induction Hopper Frame . . . . .	54
60L Induction Hopper Frame . . . . .	55
60L Induction Hopper Tank . . . . .	56
60L Induction Hopper - Valve Bottom . . . . .	57

## **9 FOAM MARKER 59**

Foam Marker Tank 100L . . . . .	59
Foam Concentrate Bottle . . . . .	60
Foam Generator . . . . .	61
Foam Generator Mounting . . . . .	61
Foam Marker Filter. . . . .	62
Foam Accumulator Assembly . . . . .	63
Filter & Ball Valve - Direct Foam Injection . . . . .	63

## **10 TRANSCAL 65**

Transcal Assembly . . . . .	65
Transcal Assembly . . . . .	66
Tap Assembly . . . . .	66
Rinse Nozzle Cap Assembly. . . . .	67

## **11 MAIN TANK 69**

Tank - 4000/5000L . . . . .	69
Tank - 4000/5000L . . . . .	70
Remote Tank Drain . . . . .	71
Sump Drain Valve . . . . .	72
Supermix Agitator Assembly . . . . .	72
Tank Rinsing Nozzle - Tee Assembly . . . . .	73
Tank Rinsing Nozzle - Elbow Assembly . . . . .	73
Venturi Filler Assembly. . . . .	74
Hopper Tank Inlet . . . . .	75
Tank Fill - 2" . . . . .	75
Dry Sight Tube - Float & Guide Assembly. . . . .	76
Dry Sight Tube - In Tank Float Assembly . . . . .	77
Dry Sight Tube - Cap & Tube Assembly. . . . .	78
Tank Stops . . . . .	79
Tank Straps & Brackets - 4000-5000L . . . . .	80

## **12 WHEELS, AXLES & MUDGUARDS 81**

Rigid Axle . . . . .	81
Air Bag Axle . . . . .	82
Air Bag Axle . . . . .	83
Mudguards . . . . .	84
Mudguards . . . . .	85
Wheel Speed Sensor. . . . .	86
Wheels. . . . .	87
Hub - 90 Series. . . . .	88

## **13 BOOM CENTRE 89**

Delta - Boom Paralift Assembly -18-24m . . . . .	89
--	----

Delta - Boom Paralift Assembly -18-24m . . . . .	90
Delta - Boom Centre Assembly . . . . .	90
Delta - Boom Centre Assembly . . . . .	91
Delta - Centre - Adjustable Tilt Links . . . . .	92
Delta - Centre - Hydraulic Tilt. . . . .	93
Delta - Hydraulic Tilt Cylinder Assembly . . . . .	93
Delta - Boom Cable Adjuster . . . . .	94
Delta - Boom Height Limit Switch. . . . .	95
Delta - Oversize Sign Mount. . . . .	96
TriTech - Paralift & Paralift Arms. . . . .	97
TriTech - Boom Centre & Paralift . . . . .	98
TriTech - Boom Centre & Paralift . . . . .	99
TriTech - Boom Centre Assembly . . . . .	100
TriTech - Boom Centre Assembly . . . . .	101
TriTech - Boom Centre Tilt Links . . . . .	102
TriTech - Boom Centre Tilt Cylinders . . . . .	102
TriTech - Cable Mount - Rear LH . . . . .	103
TriTech - Cable Mount - Rear RH . . . . .	104
TriTech - Delta Link Locking Plate . . . . .	105
TriTech - Yaw Kit - Spring . . . . .	106
TriTech - Yaw Kit - Hydraulic . . . . .	107
TriTech - Lower Limit Switch . . . . .	108
TriTech - Oversize Sign Mount. . . . .	109

## **14 BOOM WING 111**

Fence Line End Protector - Quick Fit . . . . .	111
Delta - Flip Over Ends . . . . .	112
Delta - Flip Over End Saddle. . . . .	112
Delta - Rubber Bump Stop . . . . .	113
Delta - Boom Protector - Inner . . . . .	114
Delta - Boom Protector - Outer. . . . .	114
Delta - Boom Fold Adjuster . . . . .	115
Delta - Boom Cable Spring . . . . .	116
Delta - Boom Cables. . . . .	116
Delta - Cable Drum . . . . .	117
Delta - Upper Bearing Pivot . . . . .	118
Delta - Lower Bearing Pivot . . . . .	119
Delta - 3D Breakaway . . . . .	120
Delta - 3D Breakaway . . . . .	121
Delta - 3D Breakaway Locking Mechanism . . . . .	122
Delta - Steel Inner Wings . . . . .	123
Delta - Aluminium Outer Wings. . . . .	124

Delta - Aluminium Break Away Tip . . . .	124
TriTech - Boom Protector Assembly - Inner . . . . .	125
TriTech - Boom Protector Assembly - Outer . . . . .	126
TriTech - Boom Fold Adjuster . . . . .	127
TriTech - Boom Cables . . . . .	128
TriTech - Boom Cable Springs 24m . . . .	129
TriTech - Boom Cable Springs 28-30m . .	129
TriTech - Boom Cable Springs 30-36m . .	130
TriTech - Cable Drum . . . . .	131
TriTech - Cable Drum . . . . .	132
TriTech - Cable Drum Boom Hinges . . .	132
TriTech - Upper Bearing Pivot . . . . .	133
TriTech - Lower Bearing Pivot . . . . .	133
TriTech - Aluminium Outer Assembly. . .	134
TriTech - Steel Inner Wings . . . . .	135
TriTech - Aluminium Outer Wings . . . .	136
TriTech - Aluminium Break Away Tip . . .	136
3D Breakaway 2.0 . . . . .	137
3D Breakaway 2.0 . . . . .	138
3D Breakaway 2.0 - Mechanism . . . . .	138
Boom Line Plumbing. . . . .	139
Altek Spray Stop Spare Parts . . . . .	140
Teejet Single Nozzle Body . . . . .	141
Teejet Turret Nozzle Body. . . . .	142
Fence Line Nozzle - Manual Operated . .	143
Fence Line Nozzle - Solenoid Operated. .	144
Adjustable Nozzle Bracket. . . . .	145
Adjustable Nozzle Bracket Kits . . . . .	145
Boom Poly Pipe Clamps . . . . .	146
Boom Poly - 600mm . . . . .	147
Boom Poly - 1100mm . . . . .	147
Boom Poly - 1200mm . . . . .	147
Boom Poly - 1600mm . . . . .	148
Boom Poly - 2100mm . . . . .	149
Boom Poly - 2600mm . . . . .	150
Boom Poly - 3100mm . . . . .	150

## **15 ELECTRICS 151**

Lighting - Boom Tip LEDs . . . . .	151
Lighting - Tail Light & Beacon . . . . .	152
Electrical Components. . . . .	152

Electrical Connectors - AMP. . . . .	153
Electrical Connectors - AMP. . . . .	154
Electrical Connectors - Weather Pack. . .	155
Electrical Connectors - Weather Pack. . .	156
Electrical Connectors - Deutsch. . . . .	157
Electrical Connectors - Deutsch. . . . .	158
Electrical Connectors - Deutsch. . . . .	159
Console Mounting Kit . . . . .	160

## **16 SCHEMATICS 161**

Electrical Layout . . . . .	161
Hydraulics . . . . .	162
Plumbing . . . . .	163
Plumbing - Exacta Foam Marker . . . . .	164
Pneumatics . . . . .	165

## **17 DECALS 167**

Decals - Base Kit . . . . .	167
Decals - Base Kit . . . . .	168
Decals - Base Kit . . . . .	169
Decals - Base Kit . . . . .	170
Decals - Base Kit . . . . .	171
Decals - Tank. . . . .	172
Decals - Bi-Fold & Product. . . . .	173

## **18 HYDRAULICS 175**

Boom Lower Solenoid . . . . .	175
Pressure Reducing Valve Assembly . . . .	176
Pressure Reducing Valve Assembly - Non- Spool. . . . .	177
Hydraulic Accumulator Manifold . . . . .	178
Hydraulic Cylinder - Delta - Fold RH . . .	179
Hydraulic Cylinder - Delta - Fold LH . . .	179
Hydraulic Cylinder - Delta - Boom Lift . .	180
Hydraulic Cylinder - Delta - Wing Tilt. . .	180
Hydraulic Cylinder - TriTech - Boom Lift .	181
Hydraulic Cylinder - TriTech - Wing Tilt .	182
Hydraulic Cylinder - TriTech - Fold RH . .	183
Hydraulic Cylinder - TriTech - Fold LH . .	184
Hydraulic Cylinder - TriTech - Yaw . . . .	185
Hydraulic Yaw Control Valve Assembly . .	186
Hydraulic Yaw Charge Line . . . . .	186
Load Sense Turbo Valve . . . . .	187



Quick Release Couplings. . . . .	188
Hydraulic O-Rings and Retaining Washers	188
Hose ID Tags. . . . .	189
Hydraulic Hoses . . . . .	189
Raw Hide & Spiral Guard . . . . .	190

<b>19 PLUMBING</b>	<b>191</b>
--------------------	------------

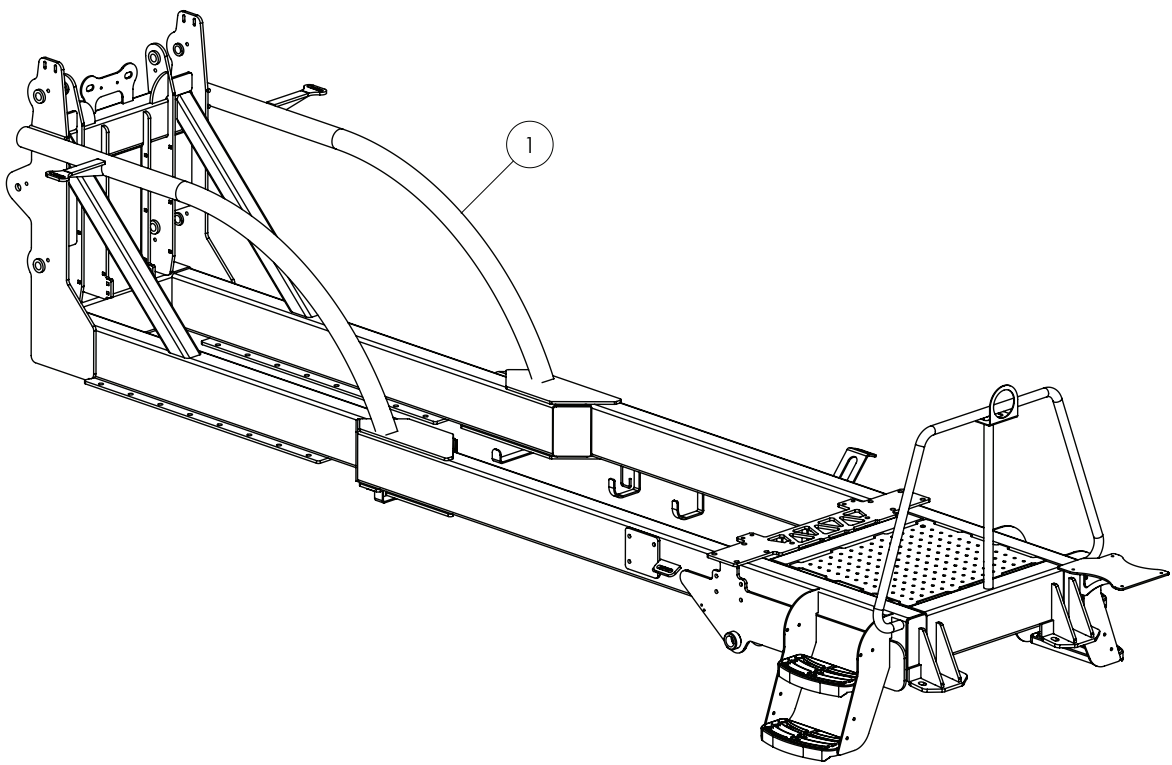
---

Filter - Dual Pressure Assembly . . . . .	191
Filter - Pressure - Body Assembly . . . . .	192
Filter - 2" Fill . . . . .	193
Filter - In Line Boom . . . . .	194
Filter - 1 1/2" Suction . . . . .	195
Filter - 2" Suction . . . . .	196
Flow Meter - Spray - Assembly . . . . .	197
Pump - Chemical Transfer . . . . .	198
Boom Valves Assembly . . . . .	199
Boom Valve Unit Assembly . . . . .	200
Chemical Suction Probe . . . . .	201
Enviro Drum/Micromatic Coupling & Hose	201
Hose Clamps. . . . .	202
Cable Ties . . . . .	202
Hoses . . . . .	203

# Chapter I

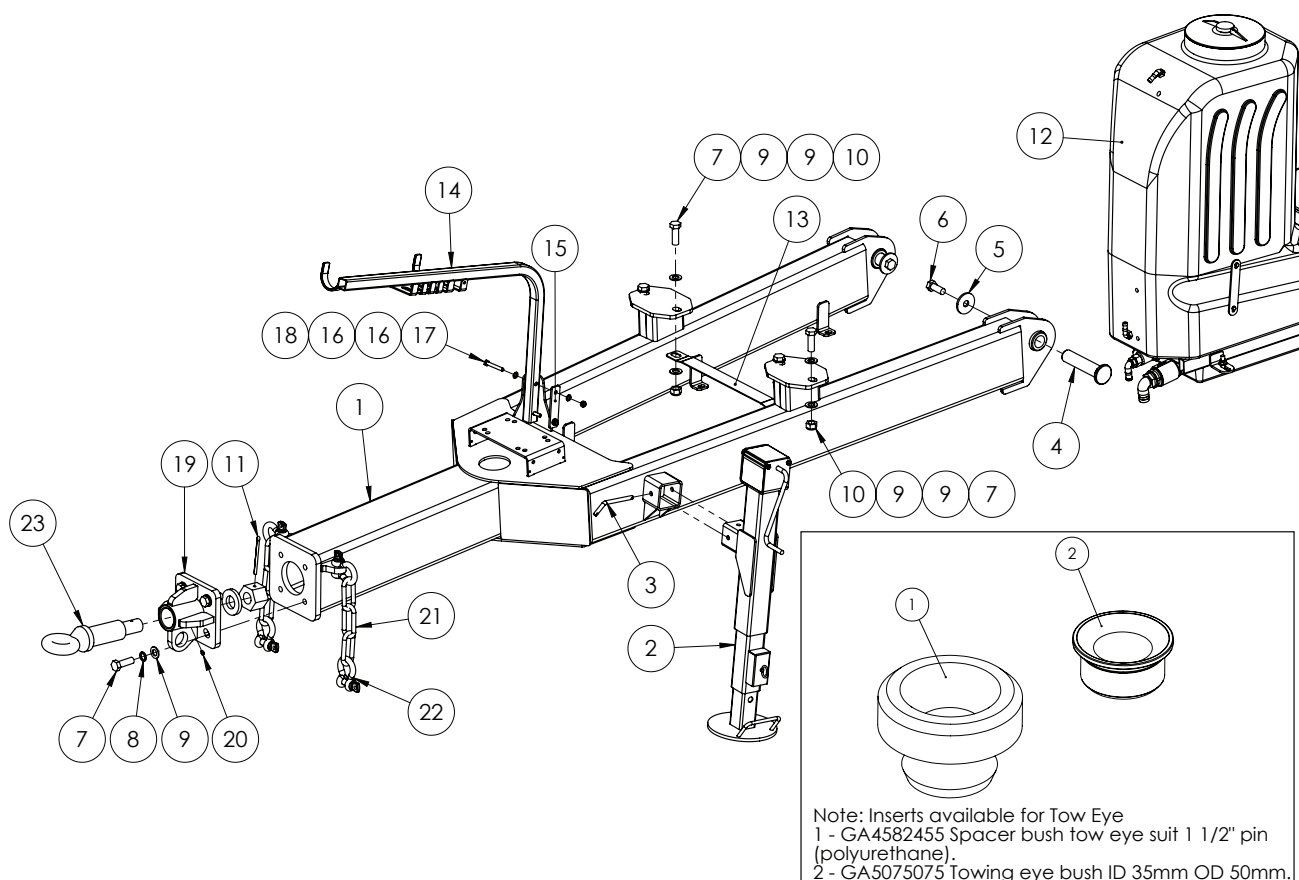
## CHASSIS

### Chassis - 4000/5000L



ITEM NO.	PART NUMBER	DESCRIPTION	QTY.
I	GA4659505	Chassis Special 4000L and 5000L	I

## Pull



ITEM NO.	PART NUMBER	DESCRIPTION	QTY.
1	GA4659540	Pull Special 4000 and 5000 MY13	1
2	GA4657680	Special EF jack	1
3	SP-IH-009MACH	Hopper Latch Pin (12mm RND)	1
4	PCH-019MACH	Pin with flanged end, 39.5 minor OD x 188 long	2
5	L073A	Washer suit drawbar pin	2
6	GA5011321	Set Screw M20 x 50 Course ZP GR8.8	2
7	GA5011333	Bolt M20 x 60 ZP GR8.8	6
8	GA5001721	Washer 20mm Spring SS	4
9	GA5001741	Washer 20mm Flat SS HD	12
10	GA5048125	Nut M20 Nyloc Coarse ZP	4
11	GA5051385	Split Pin, 8 Diameter x 90	1
12	^	Flush Tank Assembly	1
13	GA4522385	Prairie EF belly tank retaining strap	1
14	GA4657665	Hose support arm suit EF pull	1
15	GA4522926	EF pull hose support backing plate	1
16	GA5000117	Washer 10mm Flat SS HD	4
17	GA5011163	Bolt M10 x 70 ZP GR8.8	2
18	GA5000141	Nut M10 Nyloc ZP	2
19	GA4652486	Welded towing eye housing - angled	1

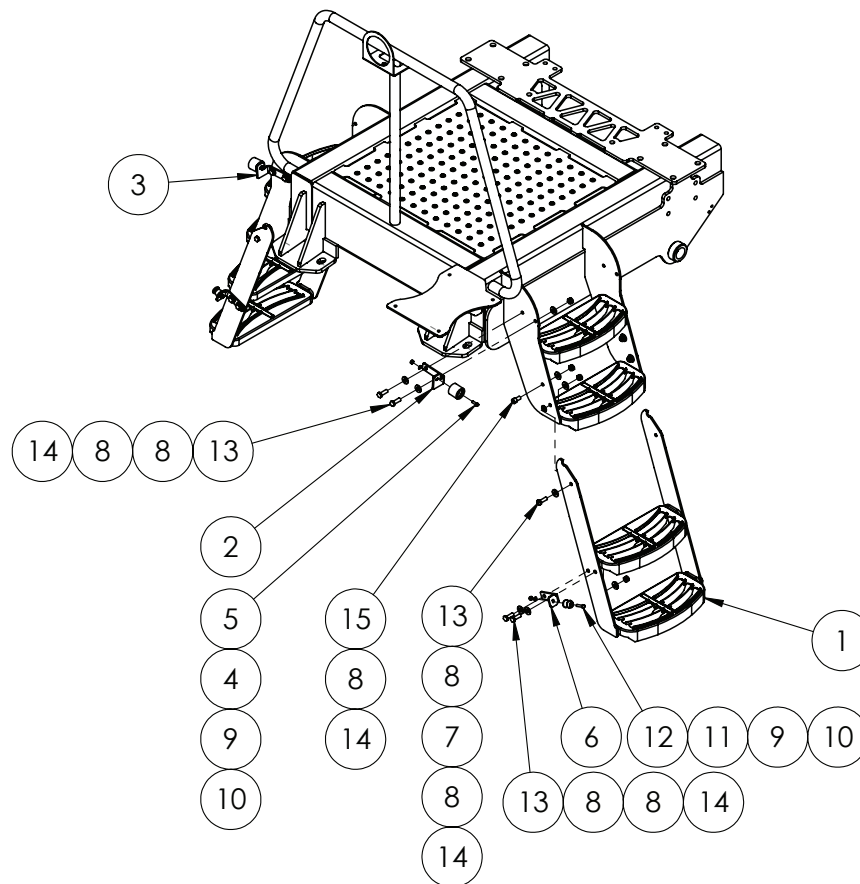
Continued over page

## Pull

ITEM NO.	PART NUMBER	DESCRIPTION	QTY.
20	GA5012203	Grease nipple, Short, 1/4" UNF	1
21	GA5065030	Chain, Long link, 13mm thick, GR 80, Paint black	2
22	GA5075230	Bow Shackle 13mm WLL 3.25T Black	4
23	GA5016243	Towing eye, Suit trailing sprayer, No insert bush	1

^ See Chapter 3 'Flush Tank' for sub-assembly.

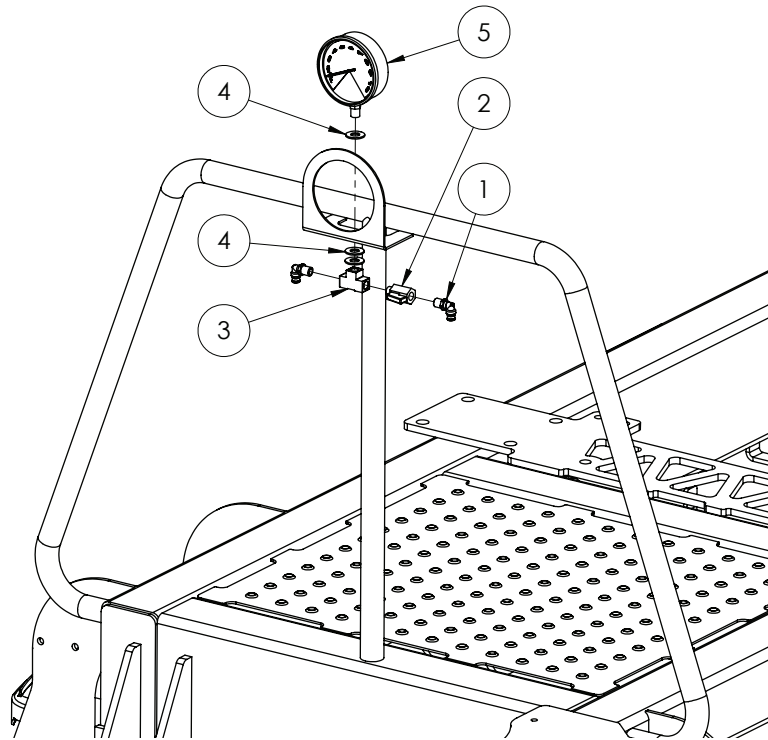
## Front Steps



ITEM NO.	PART NUMBER	DESCRIPTION	QTY.
1	GA4659690	Lower Steps, Prairie, Eco and Special 2013	2
2	F70684A	Rigid step catch mounting plate	1
3	F70654A	Rigid step catch mounting plate 5mm FMS	1
4	GA5008629	Door holder, Female, Rubber, Black	2
5	GA5004053	BHCS M6 x 20 SS	2
6	GA4522617	Latch plate, suit Prairie EF narrow step	2
7	GA5000115	Washer 10mm Flat SS	4
8	GA5000117	Washer 10mm Flat SS HD	27
9	GA5004437	Washer 6mm Flat SS	4
10	GA5048115	Nut M6 Nyloc ZP	4
11	GA5011607	Door holder, Male, Rubber, Black	2
12	GA5004079	Set Screw M6 x 30 ZP GR8.8	2
13	GA5065455	Bolt M10 x 30 ZP GR8.8	12
14	GA5000141	Nut M10 Nyloc ZP	16
15	GA5011153	SHCS M10 x 20 ZP GR12.9	4

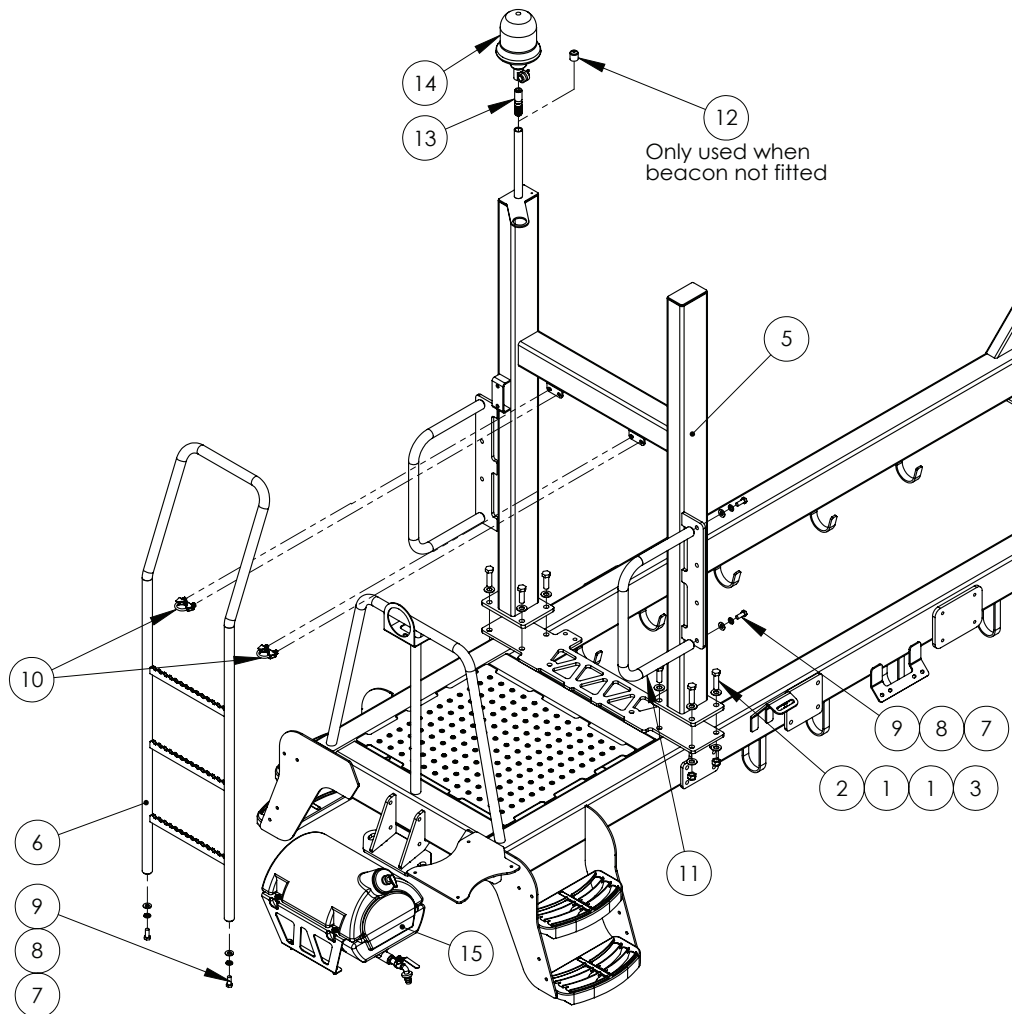


## Spray Pressure Gauge



ITEM NO.	PART NUMBER	DESCRIPTION	QTY.
1	GA5016233	Pneumatic fitting, Elbow, 90 degree, 1/4" BSP male x 6mm push type, Metal	2
2	GA5018323	Valve, Ball, 1/4" male/female thread inlet/outlet, SS, Lever handle	1
3	GA5048300	Tee, 1/4" female thread x 1/4" female thread x 1/4" female thread, Brass	1
4	GA5000577	Washer 12mm Flat SS HD	3
5	GA4948460	Gauge, Pressure, Large Face, 160 psi	1

## H Frame

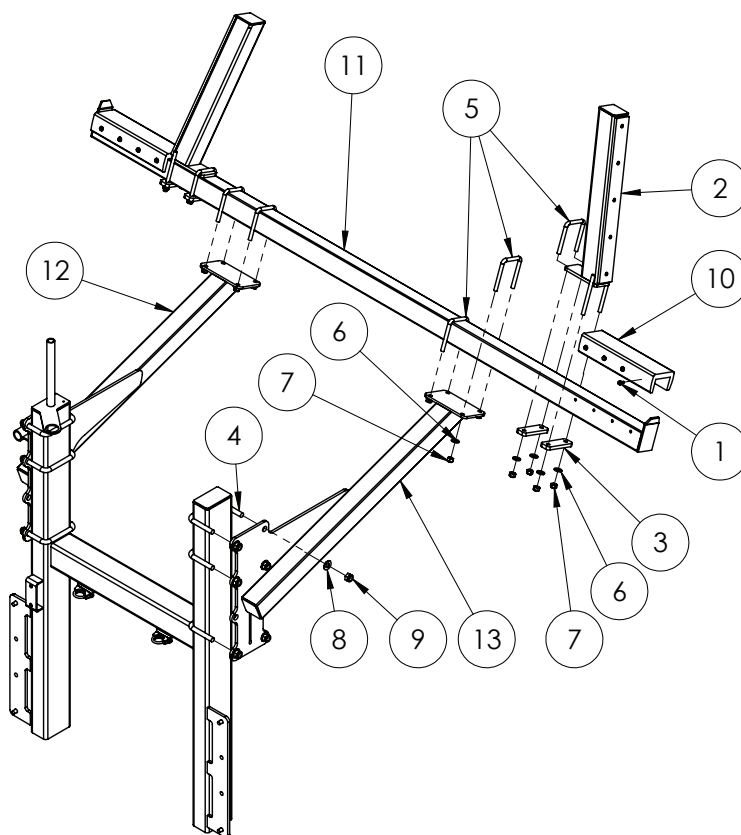


GA4659505 Chassis, Special, 4000L and 5000L

ITEM NO.	PART NUMBER	DESCRIPTION	QTY.
1	GA5001043	Washer 16mm Flat SS HD	16
2	GA5000939	Bolt M16 x 60 Black GR8.8	4
3	GA5001029	Nut M16 Nyloc ZP	8
4	GA5000931	Bolt M16 x 50 ZP GR8.8	4
5	GA4659685	H-Frame to suit 3-5000L Special 2013	1
6	GA4658161	Ladder, suit 2013 Prairie	1
7	GA5000577	Washer 12mm Flat SS HD	6
8	GA5000575	Washer 12mm Spring SS	6
9	GA5000307	SHCS M12 x 30 ZP GR12.9	6
10	GA5075120	Exhaust Clamp 36mm Heavy Duty	2
11	GA4659680	Handrail Side Special	2
12	GA5052650	Cap Plastic 25.4mm Black	1
13	GA5020411	Beacon insert screw in	1
14	GA5048975	Beacon, Rotating, Amber, DIN A pole mount, HI globe	1
15	*	Hand Wash Bottle Assembly	1

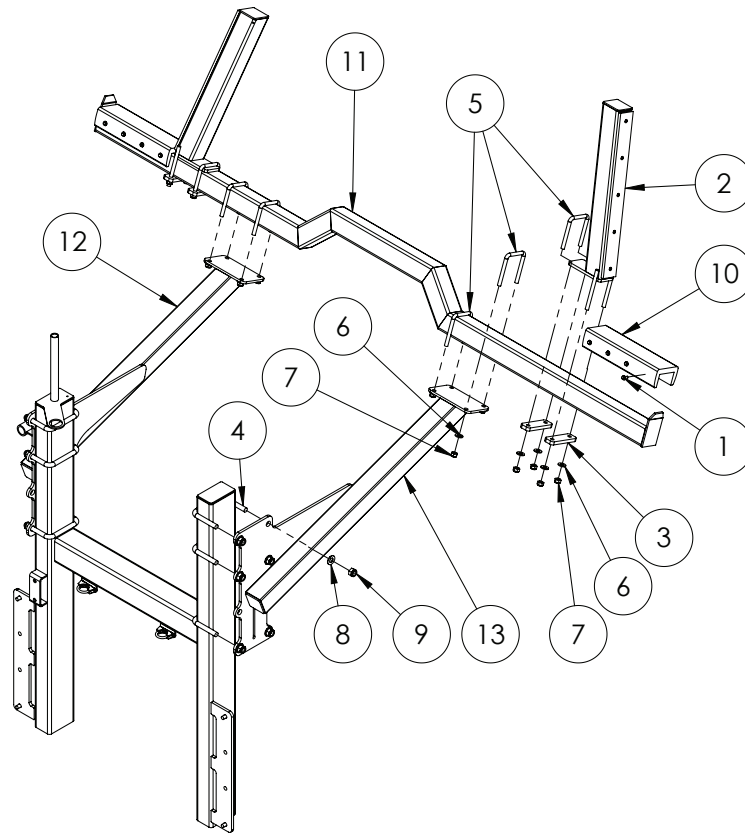
\* Sub-assembly on following pages

## Boom Rests Delta - 4000L



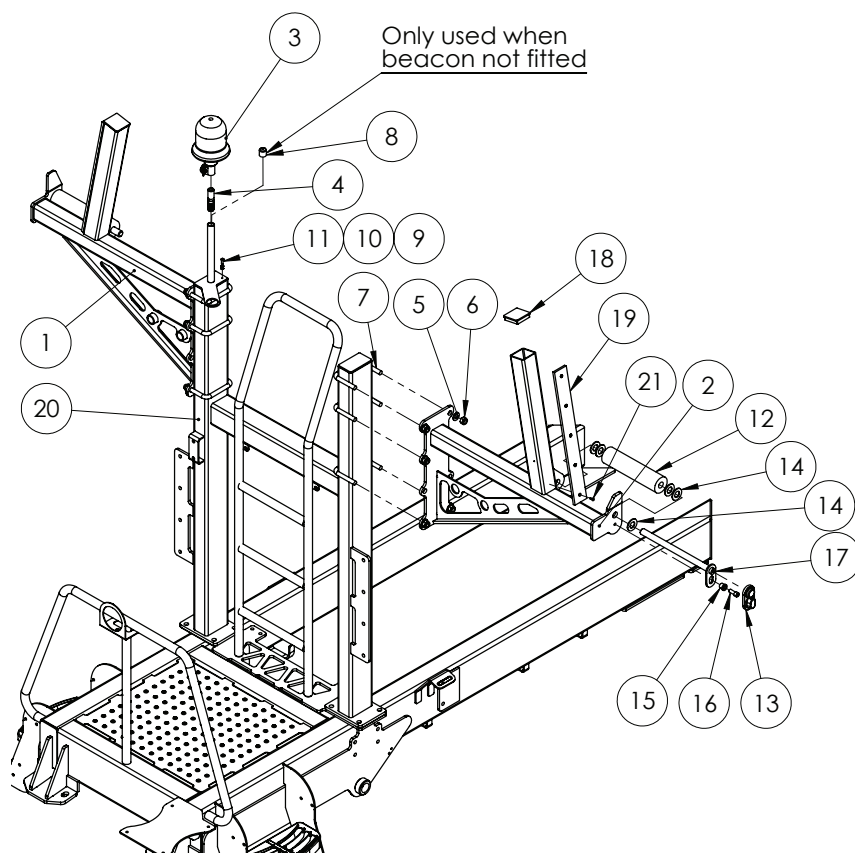
ITEM NO.	PART NUMBER	DESCRIPTION	QTY.
1	GA5000707	Tek Screw, 14G x 42mm, Galvanised	16
2	GA4903051	Pre-fabricated boom rest upright	2
3	F70107A	Plate, Clamp, 130 long x 40 wide x 12mm thick	4
4	GA5011277	U Bolt, Square top, M16 x 127mm x 110mm	6
5	GA5011259	U Bolt, Square top, M12 x 76mm x 110mm	6
6	GA5000577	Washer 12mm Flat SS HD	16
7	GA5012461	Nut M12 Nyloc ZP	16
8	GA5001043	Washer 16mm Flat SS HD	12
9	GA5001029	Nut M16 Nyloc ZP	12
10	GA5014617	Rubber channel, 350mm long, Suit 75mm RHS	2
11	GA4654218	Step back boom rest cross member	1
12	GA4654216	Step back boom rest RH suit EF delta boom	1
13	GA4654217	Step back boom rest LH suit EF delta boom	1

## Boom Rests Delta - 5000L



ITEM NO.	PART NUMBER	DESCRIPTION	QTY.
1	GA5000707	Tek Screw, 14G x 42mm, Galvanised	16
2	GA4903051	Pre-fabricated boom rest upright	2
3	F70107A	Plate, Clamp, 130 long x 40 wide x 12mm thick	4
4	GA5011277	U Bolt, Square top, M16 x 127mm x 110mm	6
5	GA5011259	U Bolt, Square top, M12 x 76mm x 110mm	6
6	GA5000577	Washer 12mm Flat SS HD	16
7	GA5012461	Nut M12 Nyloc ZP	16
8	GA5001043	Washer 16mm Flat SS HD	12
9	GA5001029	Nut M16 Nyloc ZP	12
10	GA5014617	Rubber channel, 350mm long, Suit 75mm RHS	2
11	GA4654219	Step back boom rest cross member (5000L)	1
12	GA4654216	Step back boom rest RH suit EF delta boom	1
13	GA4654217	Step back boom rest LH suit EF delta boom	1

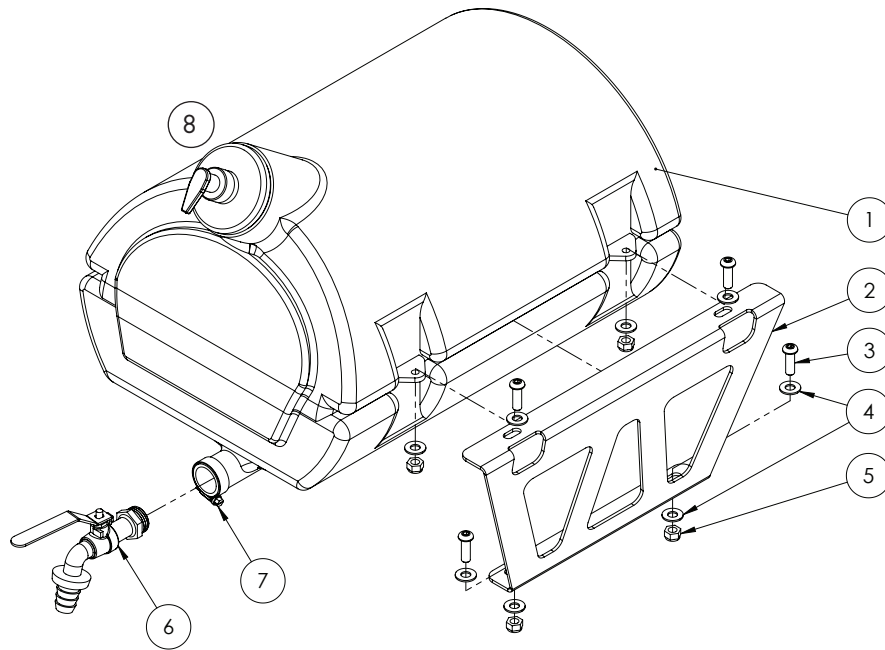
## Boom Rests TriTech - 4000/5000L



ITEM NO.	PART NUMBER	DESCRIPTION	QTY.
1	GA4659670	Boom Rest Prairie RH 4000, 5000, 6500	1
2	GA4659675	Boom Rest Prairie LH 4000, 5000, 6500	1
3	GA5048975	Beacon, Rotating, Amber, DIN A pole mount, HI globe	1
4	GA5020411	Beacon insert screw in	1
5	GA5001043	Washer 16mm Flat SS HD	12
6	GA5001029	Nut M16 Nyloc ZP	12
7	GA5011277	U Bolt, Square top, M16 x 127mm x 110mm	6
8	GA5052650	Cap Plastic 25.4mm Black	1
9	GA5004437	Washer 6mm Flat SS	1
10	GA5004447	Washer 6mm Spring SS	1
11	GA5004053	BHCS M6 x 20 SS	1
12	GA5070700	Roller Boom Rest Prairie	2
13	GA5067885	Pin cover, Black, clip on, plastic	2
14	GA5017659	Washer, 1", Flat, ZP, Heavy duty (5mm thick)	10
15	MACH0152	Bush with shoulder, 12.3 ID x 25 OD x 21mm long	2
16	GA5000307	SHCS M12 x 30 ZP GR12.9	2
17	GA4658745	Pin suit Boom rest roller	2
18	GA5052345	End cap, Insert, 75 x 75 mm, black, plastic	2
19	GA5066630	Wear strip, 65 wide x 590 long x 10mm thick, Polystone 7000SR	2
20	GA4659685	H-Frame to suit 3-5000L Special 2013	1
21	GA5051230	CSCS M5 x 16 SS A2-70	10



## Hand Wash Bottle Assembly

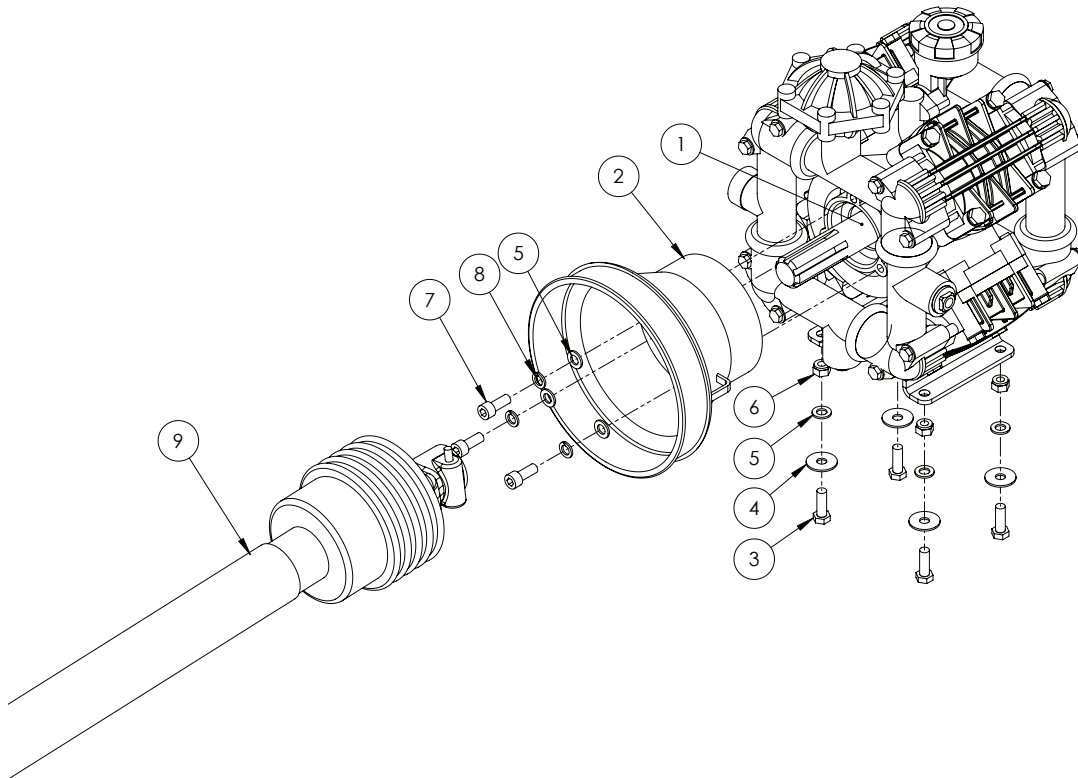


ITEM NO.	PART NUMBER	DESCRIPTION	QTY.
1	GA5075110	Water tank, 30L, Black plastic, With soap dispenser	1
2	GA4523740	Tank mount bracket 30L hand wash	2
3	GA5011473	BHCS M8 x 25 SS	8
4	GA5003643	Washer 8mm Flat SS HD	16
5	GA5004917	Nut M8 Nyloc ZP	8
6	GA5070735	Tap 3/4" BSP, with hose barb suit Hand Wash Bottle	1
7	GA5001681	Hose Clamp, 1" SS (20-32/12W)	1
8	GA5051275	Soap dispenser, Suit hand wash bottle GA5075110	-

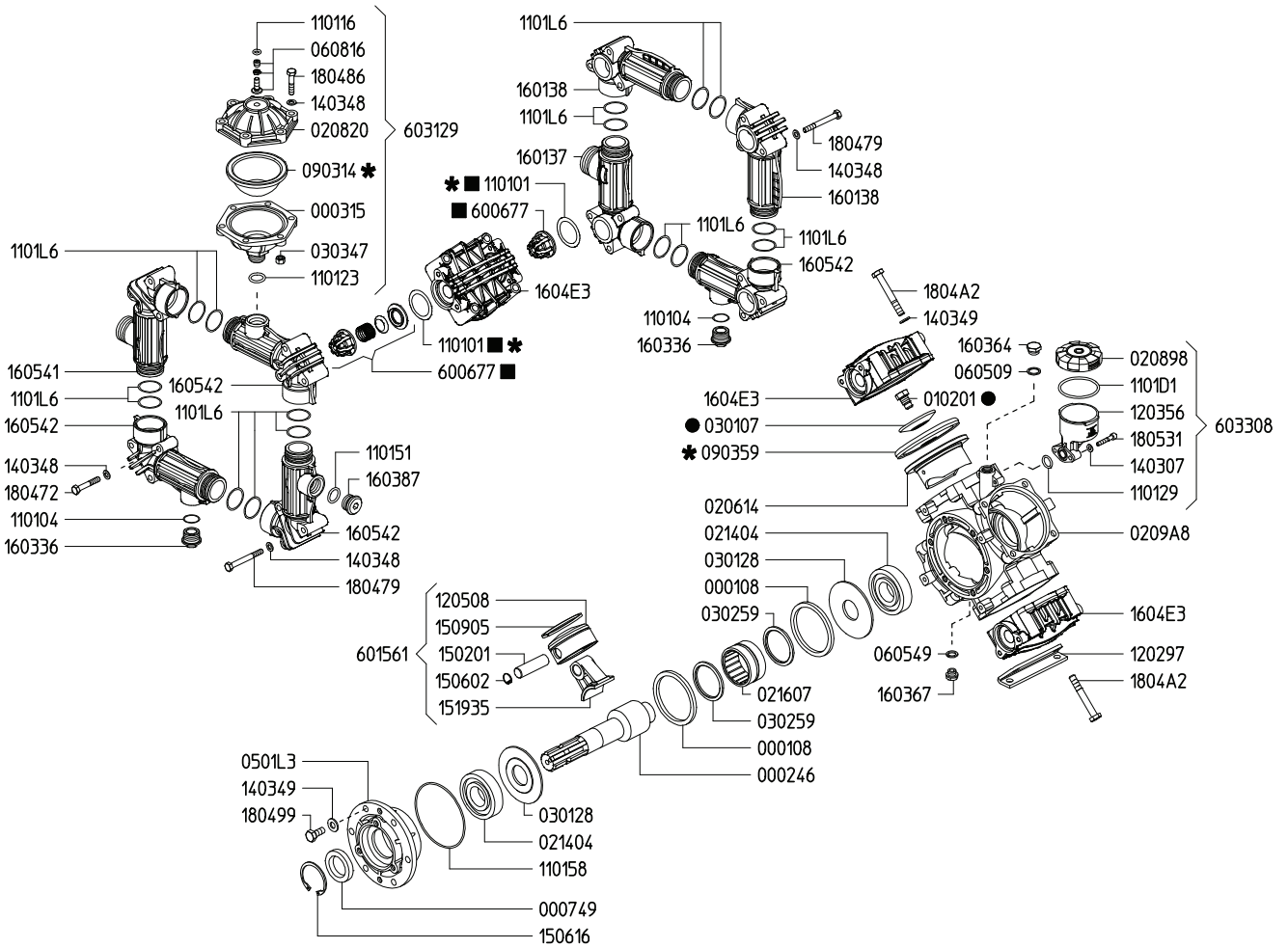
## Chapter 2

### PUMPS

#### Zeta 170 - PTO Shaft Drive



ITEM NO.	PART NUMBER	DESCRIPTION	QTY.
1	GA5054515	Pump, Diaphragm type, Zeta 170 PTO shaft drive, shaft not included	1
2	GA5076401	PTO Cover, Black, Front, suit 170 and 260 spray pumps	1
3	GA5065455	Bolt M10 x 30 ZP GR8.8	4
4	GA5002595	Washer, Flat, 3/8" ID x 1 1/2" OD, SS	4
5	GA5000117	Washer 10mm Flat SS HD	7
6	GA5000141	Nut M10 Nyloc ZP	4
7	GA5071085	SHCS M10 x 25 ZP GR12.9	3
8	GA5000137	Washer 10mm Spring SS	3
9	GA5060830	PTO shaft standard angle 1.05m, Suit EF special	1



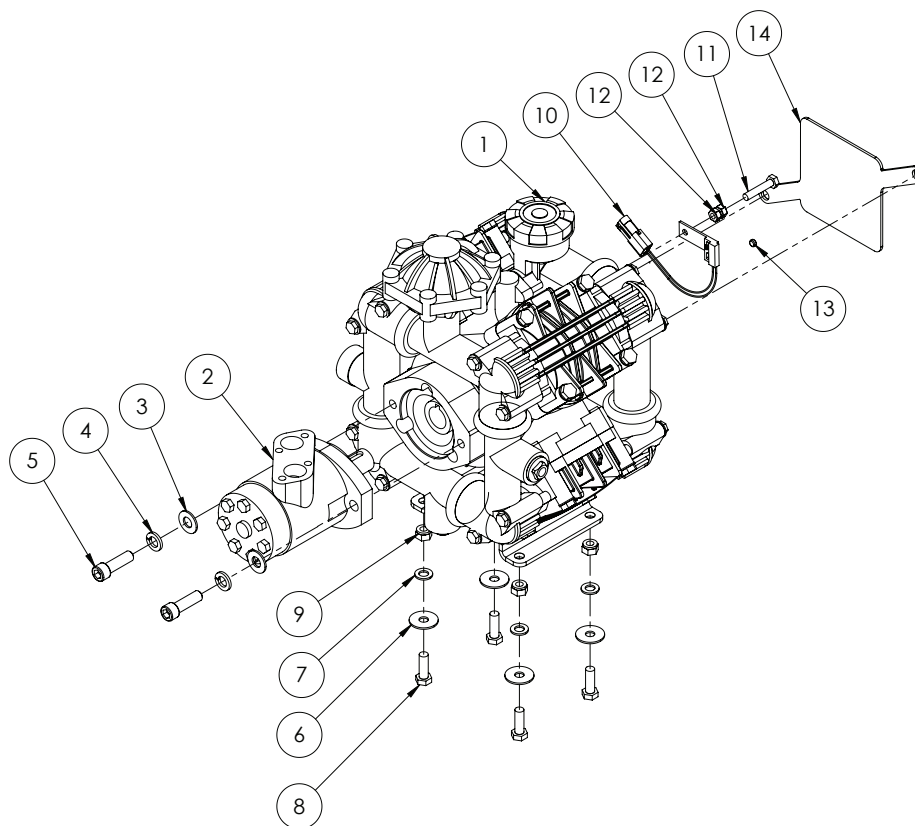
## PUMP ASSEMBLY

PART NUMBER	DESCRIPTION	QTY.
GA5054515	Pump Zeta 170 IC - Shaft drive	1

## PUMP SERVICE PARTS

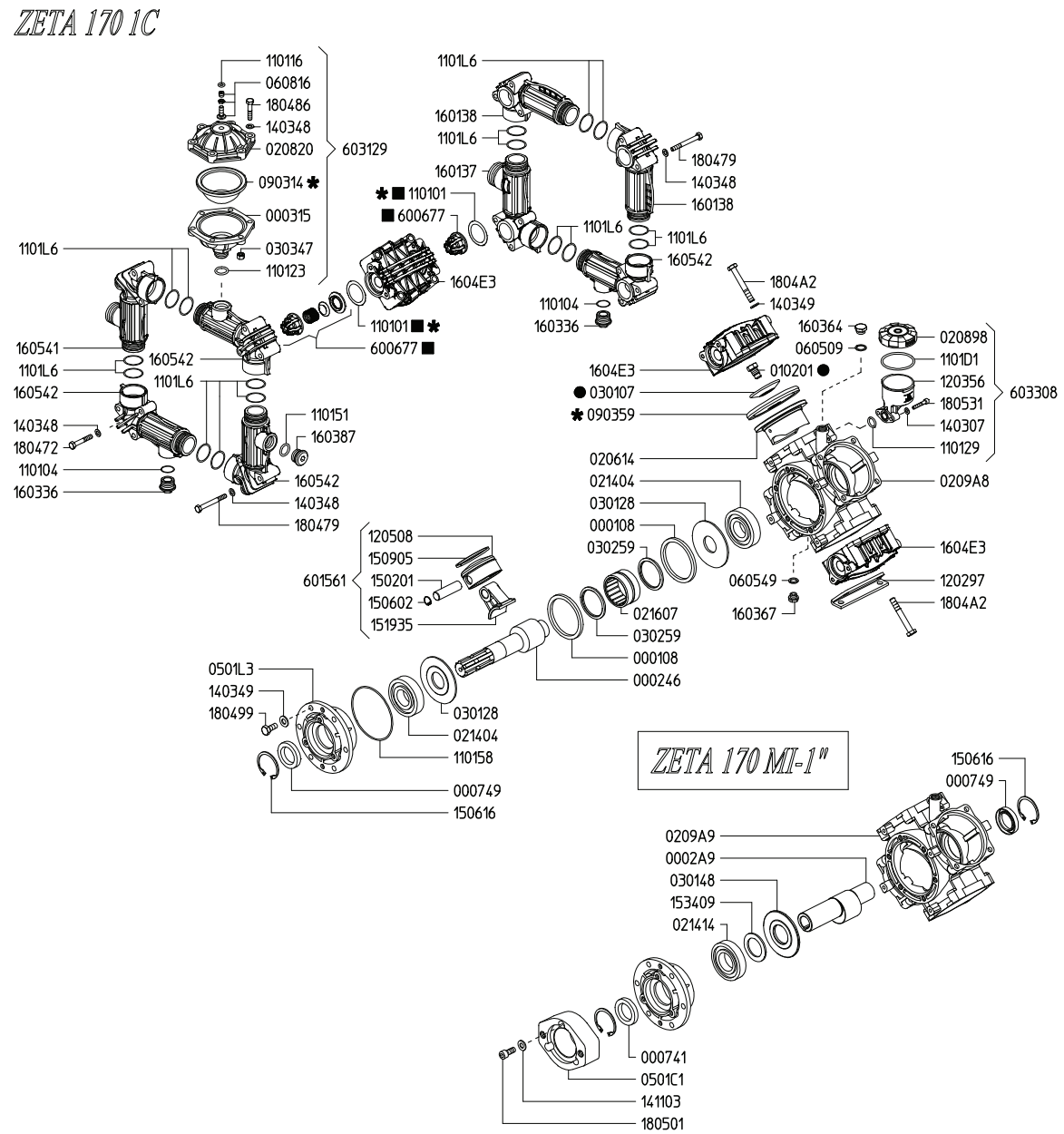
PART NUMBER	DESCRIPTION
GA5077791	Pump Diaphragm Kit suit Zeta 170 and RO160 Udor Pumps
GA5077790	Pump rebuild kit, includes diaphragms, seals & valves, suits both Zeta 170 and RO160 Udor Pumps

## Zeta 170 - Hydraulic Drive



ITEM NO.	PART NUMBER	DESCRIPTION	QTY.
1	GA5054510	Pump Zeta 170 MI-I	1
2	GA5047515	Motor, hydraulic, 80cc/rev, 25.4mm shaft, Suit spray pump drive	1
3	GA5000577	Washer 12mm Flat SS HD	2
4	GA5000575	Washer 12mm Spring SS	2
5	GA5000321	SHCS M12 x 40 ZP GR12.9	2
6	GA5002595	Washer, Flat, 3/8" ID x 1 1/2" OD, SS	4
7	GA5000117	Washer 10mm Flat SS HD	4
8	GA5065455	Bolt M10 x 30 ZP GR8.8	4
9	GA5000141	Nut M10 Nyloc ZP	4
10	GA5076331	Sensor, Spray pump RPM Suit 440 / 450, Raven	1
11	GA5048655	Bolt M8 x 40 ZP GR8.8	1
12	GA5011499	Nut M8 Hex ZP	2
13	GA5016169	Magnet, High strength, 12mm diameter x 1.5mm thick	1
14	pumpcover	Plate, Rear Pump Shaft Cover, RO160 and Zeta 170	1

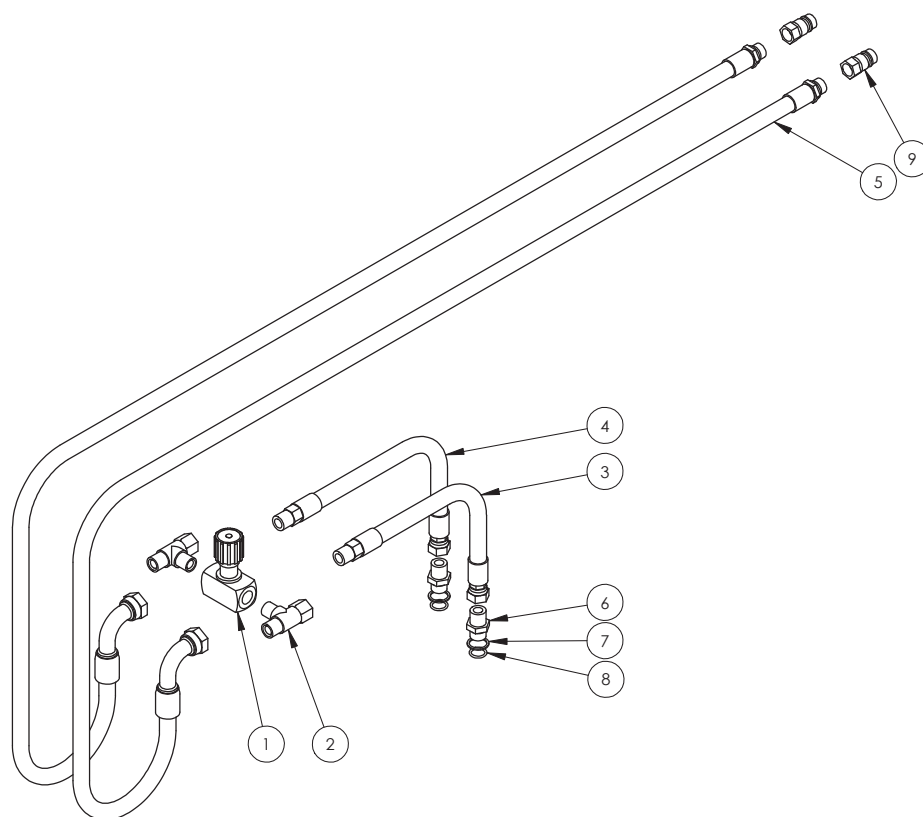
# Zeta 170 - Hydraulic Drive Assembly



PUMP ASSEMBLY		
PART NUMBER	DESCRIPTION	QTY.
GA5054510	Pump Zeta 170 MI-I - Hydraulic drive	1
PUMP SERVICE PARTS		
PART NUMBER	DESCRIPTION	
GA5077791	Pump Diaphragm Kit suit Zeta 170 and RO160 Udor Pumps	
GA5077790	Pump rebuild kit, includes diaphragms, seals & valves, suits both Zeta 170 and RO160 Udor Pumps	

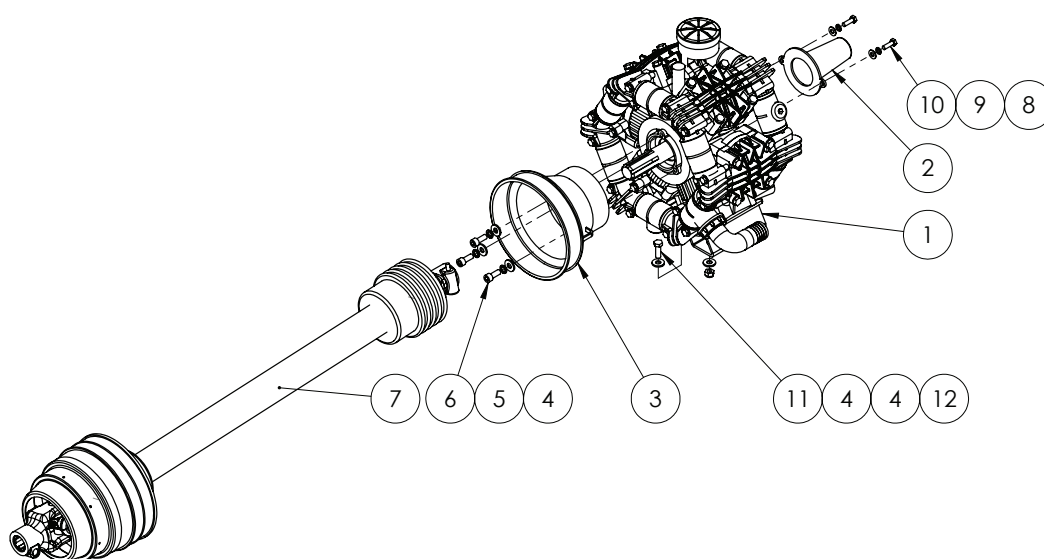


## Zeta 170 - Hydraulic Hose Kit



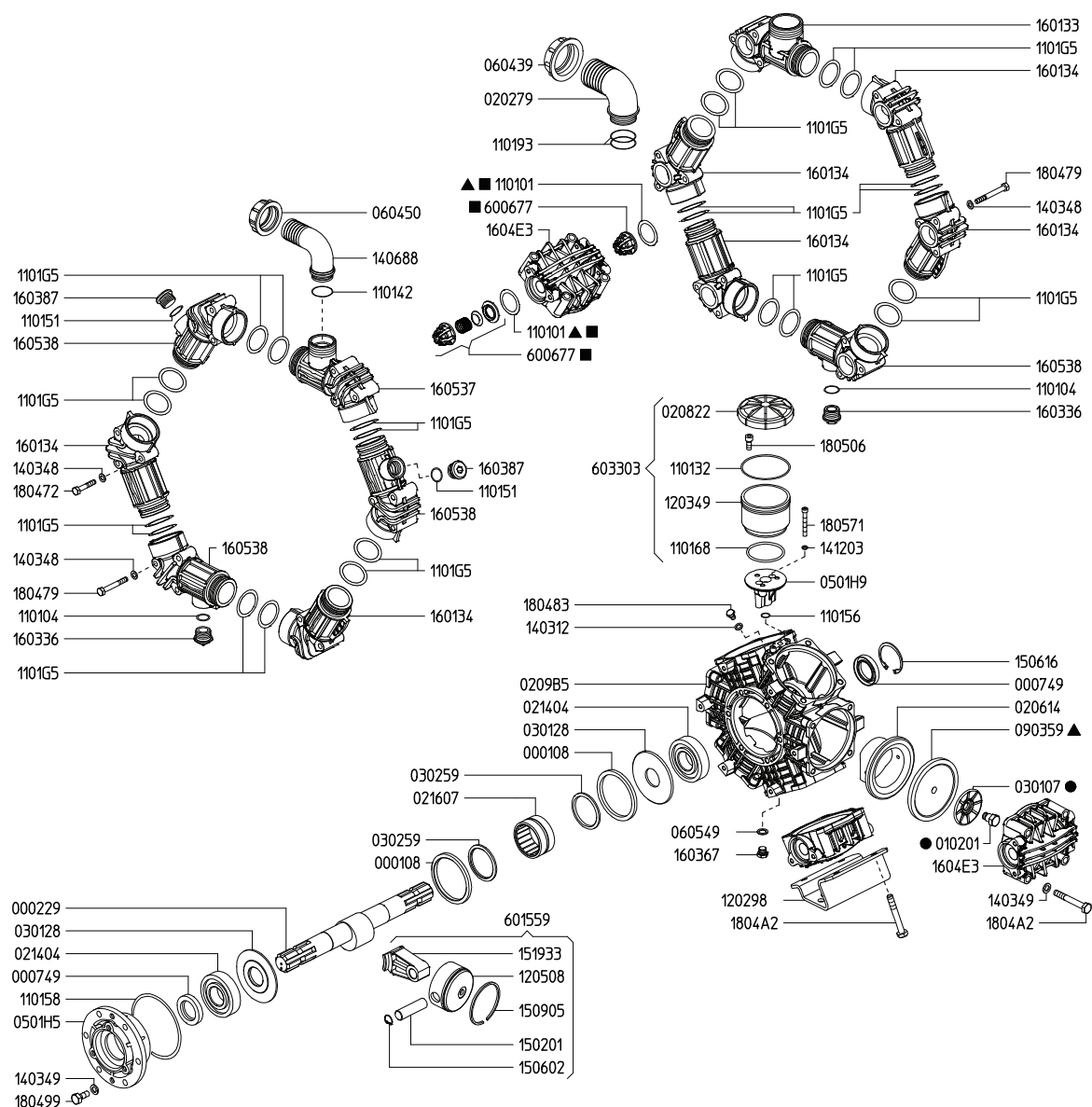
ITEM NO.	PART NUMBER	DESCRIPTION	QTY.
1	GA5018221	Valve check needle throttle 1/2"	1
2	GA3500200	Hydraulic adaptor, Tee, 1/2" BSPT male x 1/2" BSPT male x 1/2" BSPP female swivel	2
3	GA4905044	Hydraulic Hose Assembly, Prairie, Spray pump R0160	1
4	GA4905046	Hydraulic Hose Assembly, Prairie, Spray pump R0160	1
5	GA4922105	Hyd hose suit EF MY10 tractor end	2
6	GA3500310	Hydraulic adaptor, Nipple, 1/2" BSPT male x 1/2" BSPP male	2
7	GA5076891	Ring, Retaining BSPP 1/2"	2
8	GA5078121	O-Ring BSPP 1/2"	2
9	GA5078000	Quick connect fitting, 1/2" male tip x 1/2" female thread	2
-	GA5052365	Cover, Green plastic, Suit hydraulic quick connect fitting R81-08M	2

## Zeta 260 - PTO Shaft Drive



ITEM NO.	PART NUMBER	DESCRIPTION	QTY.
1	GA5054505	Pump, Diaphragm type, Zeta 260, Through shaft PTO drive, Udor	1
2	GA5013499	Guard, Plastic, PTO protector suit rear of 2C pumps	1
3	GA5076401	PTO Cover, Black, Front, suit 170 and 260 spray pumps	1
4	GA5000117	Washer 10mm Flat SS HD	11
5	GA5000137	Washer 10mm Spring SS	3
6	GA5071085	SHCS M10 x 25 ZP GR12.9	3
7	GA5013511	PTO Shaft wide angle suit Advance EF 1.05m	1
	GA5060830	PTO shaft standard angle 1.05m, suits EF special	
8	GA5003643	Washer 8mm Flat SS HD	2
9	GA5004919	Washer 8mm Spring SS	2
10	GA5004711	Bolt M8 x 25 ZP GR8.8	2
11	GA5065455	Bolt M10 x 30 ZP GR8.8	4
12	GA5000141	Nut M10 Nyloc ZP	4

# Zeta 260 - PTO Shaft Drive Assembly



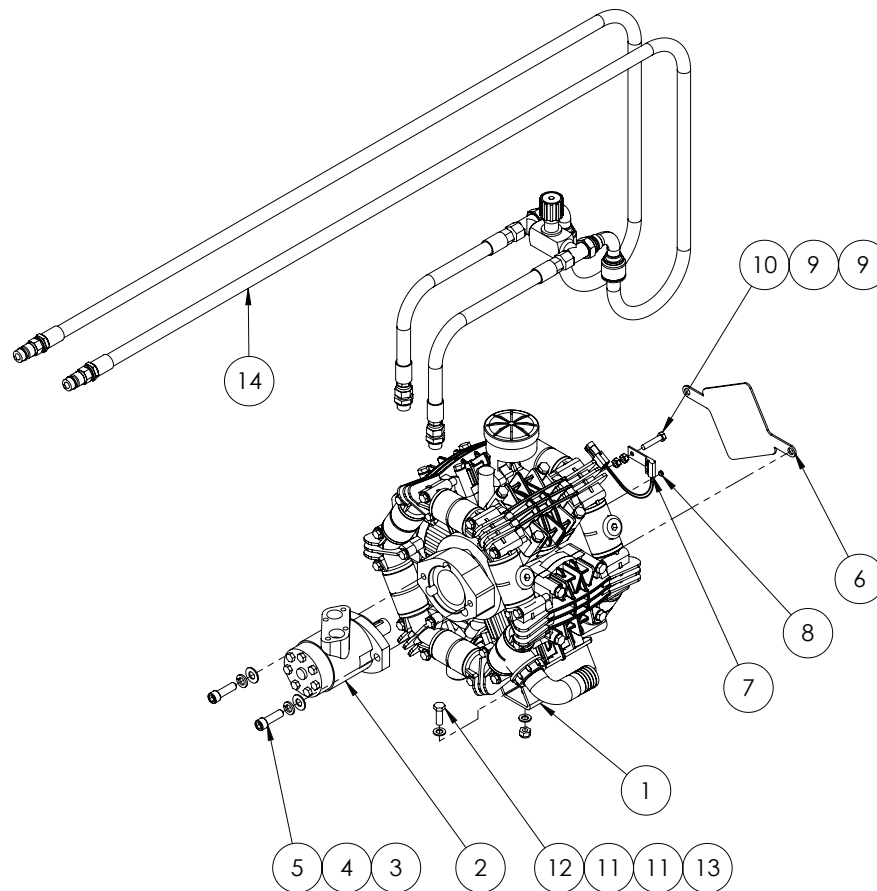
## PUMP ASSEMBLY

PART NUMBER	DESCRIPTION	QTY.
GA5054505	Pump, Diaphragm type, Zeta 260, Through shaft PTO drive, Udor	1

## PUMP SERVICE PARTS

PART NUMBER	DESCRIPTION
GA5077793	Pump Diaphragm Kit suit Zeta 260 and RO250 Udor Pumps
GA5077792	Pump rebuild kit, includes diaphragms, seals & valves, Suits both Zeta 260 and RO250 in PTO and Hyd Drive

## Zeta 260 - Hydraulic Drive



ITEM NO.	PART NUMBER	DESCRIPTION	QTY.
1	GA5054500	Pump Zeta 260 MI-I	1
2	GA5047515	Motor, hydraulic, 80cc/rev, 25.4mm shaft, Suit spray pump drive	1
3	GA5000577	Washer 12mm Flat SS HD	2
4	GA5000575	Washer 12mm Spring SS	2
5	GA5000321	SHCS M12 x 40 ZP GR12.9	2
6	PUMPCOVER250	Plate, Rear Pump Shaft Cover, RO250, Zeta 260 and 300	1
7	GA5076331	Sensor, Spray pump RPM Suit 440 / 450, Raven	1
8	GA5016169	Magnet, High strength, 12mm diameter x 1.5mm thick	1
9	GA5011499	Nut M8 Hex ZP	2
10	GA5048655	Bolt M8 x 40 ZP GR8.8	1
11	GA5000117	Washer 10mm Flat SS HD	8
12	GA5065455	Bolt M10 x 30 ZP GR8.8	4
13	GA5000141	Nut M10 Nyloc ZP	4
14	GA5067186	Hose assembly kit hydraulic drive suit hose support MY10	1

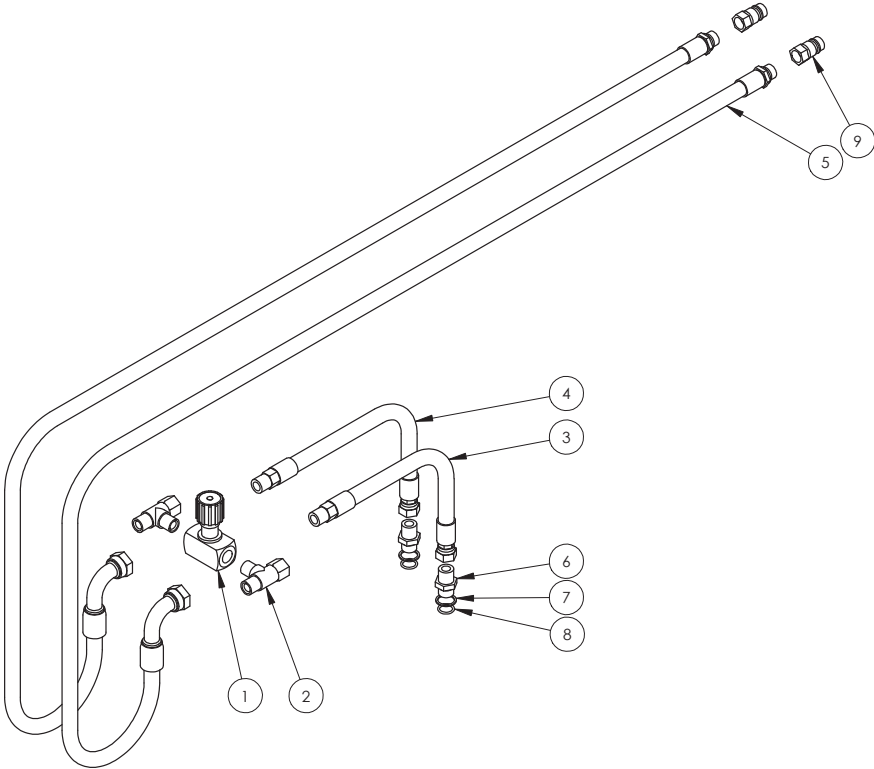
This diagram illustrates the exploded view of a 125cc engine assembly, showing the relationship between various components. The parts are labeled with their respective part numbers, organized into several groups:

- Top Left Group:** 060439, 020279, 110193, 060450, 140688, 110142.
- Top Center Group:** 110101 (with triangle and square symbols), 600677 (with square symbol), 1604E3, 110101 (with triangle and square symbols), 600677 (with square symbol).
- Top Right Group:** 160133, 1101G5, 160134, 180479, 140348, 160134, 1101G5, 160538, 110104, 160336.
- Middle Left Group:** 1101G5, 160387, 110151, 160538, 1101G5, 160134, 140348, 180472, 1101G5, 140348, 180479, 110104, 160336, 1101G5.
- Middle Center Group:** 160537, 1101G5, 160387, 110151, 160538, 1101G5, 160134.
- Middle Right Group:** 020822, 180506, 110132, 120349, 110168, 180571, 141203, 0501H9, 110156.
- Bottom Left Group:** 0209B5, 021404, 030128, 000108, 030259, 021607, 030259, 000108, 601559, 151933, 120508, 150905, 150201, 150602.
- Bottom Center Group:** 180483, 140312, 0209B5, 021404, 030128, 000108, 030259, 021607, 030259, 000108, 601559, 151933, 120508, 150905, 150201, 150602.
- Bottom Right Group:** 150616, 000749, 020614, 090359 (with triangle symbol), 030107 (with circle symbol), 010201 (with circle symbol), 1604E3, 140349, 1804A2.

PART NUMBER	DESCRIPTION	QTY.
GA5054500	Pump Zeta 260 MI-I	1

PART NUMBER	DESCRIPTION
GA5077793	Pump Diaphragm Kit suit Zeta 260 and RO250 Udor Pumps
GA5077792	Pump rebuild kit, includes diaphragms, seals & valves, Suits both Zeta 260 and RO250 in PTO and Hyd Drive
GA5023115	Seal kit, 60cc & 80cc hydraulic motor, GA5009525 and GA5047515

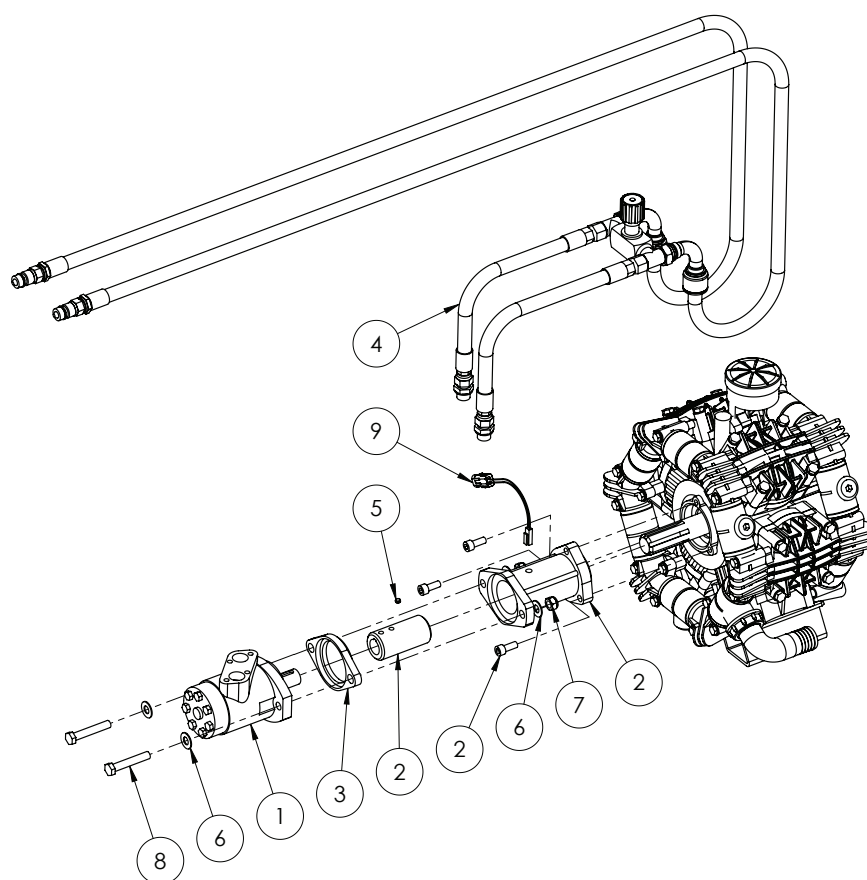
# Hydraulic Hose Kit



GA5067186     Hose assembly kit hydraulic drive suit hose

ITEM NO.	PART NUMBER	DESCRIPTION	QTY.
1	GA5018221	Valve check needle throttle 1/2"	1
2	GA3500200	Hydraulic adaptor, Tee, 1/2" BSPT male x 1/2" BSPT male x 1/2" BSPP female swivel	2
3	GA4922110	Hyd hose suit EF MY10 pump end short	1
4	GA4922115	Hyd hose suit EF MY10 pump end long	1
5	GA4922105	Hyd hose suit EF MY10 tractor end	2
6	GA3500310	Hydraulic adaptor, Nipple, 1/2" BSPT male x 1/2" BSPP male	2
7	GA5076891	Ring Retaining BSPP 1/2"	2
8	GA5078121	O-Ring BSPP 1/2"	2
9	GA5078000	Quick connect fitting, 1/2" male tip x 1/2" female thread	2
-	GA5052365	Cover, Green plastic, Suit GA5078000	2

## Hydraulic Drive Conversion Kit



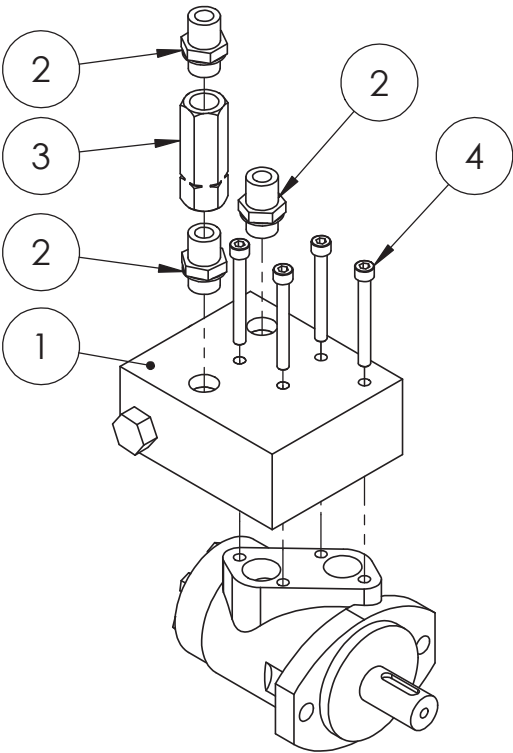
ITEM NO.	PART NUMBER	DESCRIPTION	QTY.
1	GA5047515	Motor, hydraulic, 80cc/rev, 25.4mm shaft, Suit spray pump drive	1
2	GA5077663	Adaptor, Hydraulic motor to Udor PTO pump only, kit includes housing, coupler, 2 grub screws, 3 bolts	1
3	GA4552100	Spacer plate, Suit adapter PTO to hydraulic drive, Udor	1
4	GA5067186	Hose assembly kit hydraulic drive suit hose support MY10	1
5	GA5016169	Magnet, High strength, 12mm diameter x 1.5mm thick	1
6	GA5000577	Washer 12mm Flat SS HD	4
7	GA5012461	Nut M12 Nyloc ZP	2
8	GA5000347	Bolt M12 x 70 ZP GR8.8	2
9	GA5076307	Sensor, Spray pump RPM, suit 4400 / 4070	1

Note: Machines fitted with 70 series pump RPM monitors use the parts below:

### RPM MONITOR & SPEED SENSOR

PART NUMBER	DESCRIPTION	QTY.
GA5077195	70 series RPM monitor & speed sensor - Complete	1
GA5076542	Teejet speed sensor	1

# Pressure Flow Compensator



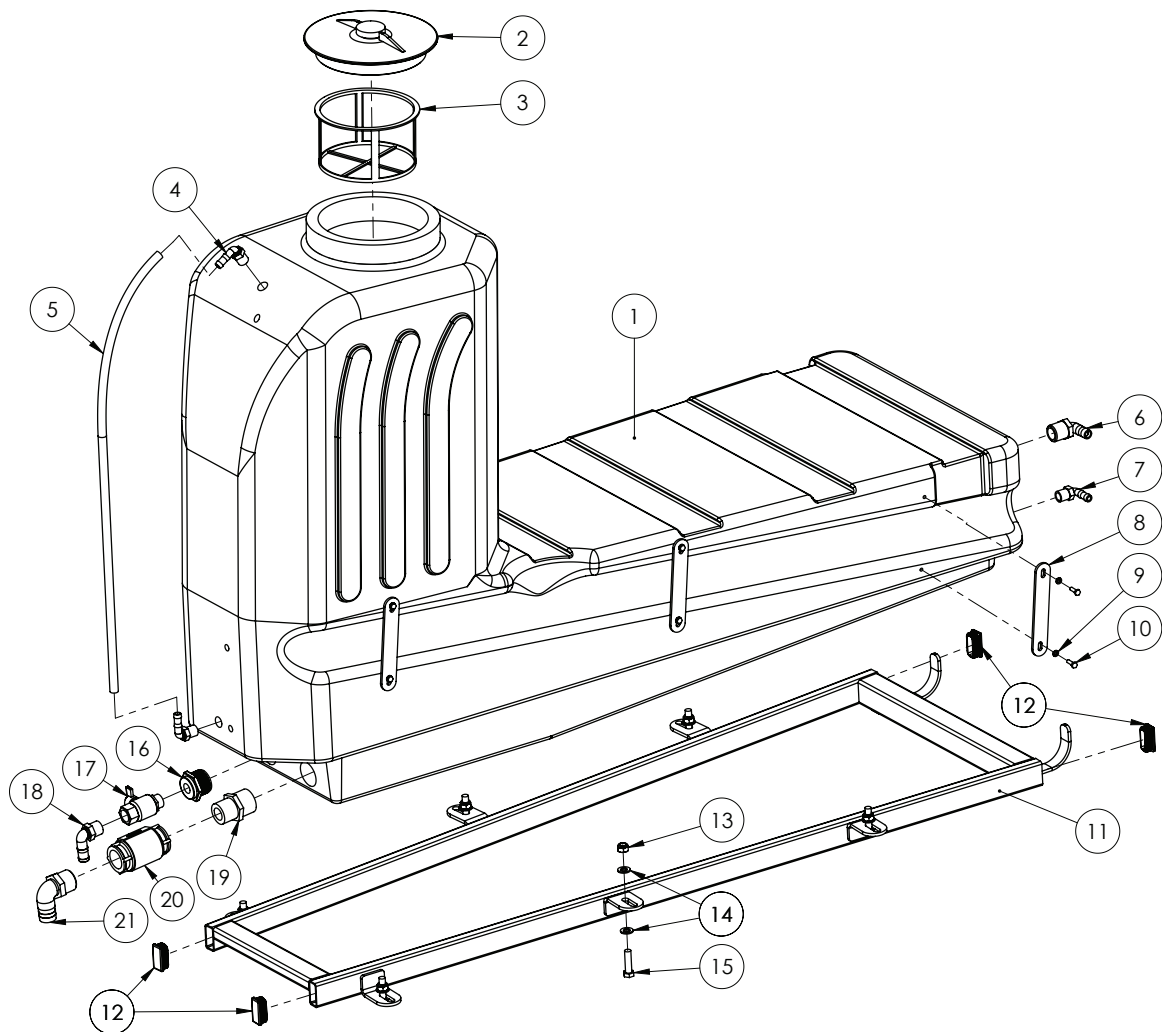
ITEM NO.	PART NUMBER	DESCRIPTION	QTY.
1	GA5049425	Manual flow control	1
2	GA3500310	Hydraulic adaptor, Nipple, 1/2" BSPT male x 1/2" BSPP male	3
3	GA5007060	Valve, Check, Hydraulic, 1/2" BSPP female inlet & outlet, 45L/min flow, Maximum 320bar	1
4	GA5049430	SHCS M8 x 70 ZP GR12.9	4



# Chapter 3

## FLUSH TANK

### 400L Flush Tank Assembly



ITEM NO.	PART NUMBER	DESCRIPTION	QTY.
1	GA5018367	Tank 400L underbelly	1
2	GA5076882	Lid, Tank, 255 diameter, With breather	1
3	GA5076713	Filter screen, Basket type, Diameter 203 x 120 mm deep	1
4	GA5077708	Hose barb, Elbow, 90 degree, 1/2 male thread x 1/2 hose, Banjo	2
5	GA2000209	Hose, Clear, 12mm, Sight tube - (cut to 940mm)	1
6	GA5077719	Hose barb, Elbow, 90 degree, 1 male thread x 3/4 hose, Banjo	1

Continued over page

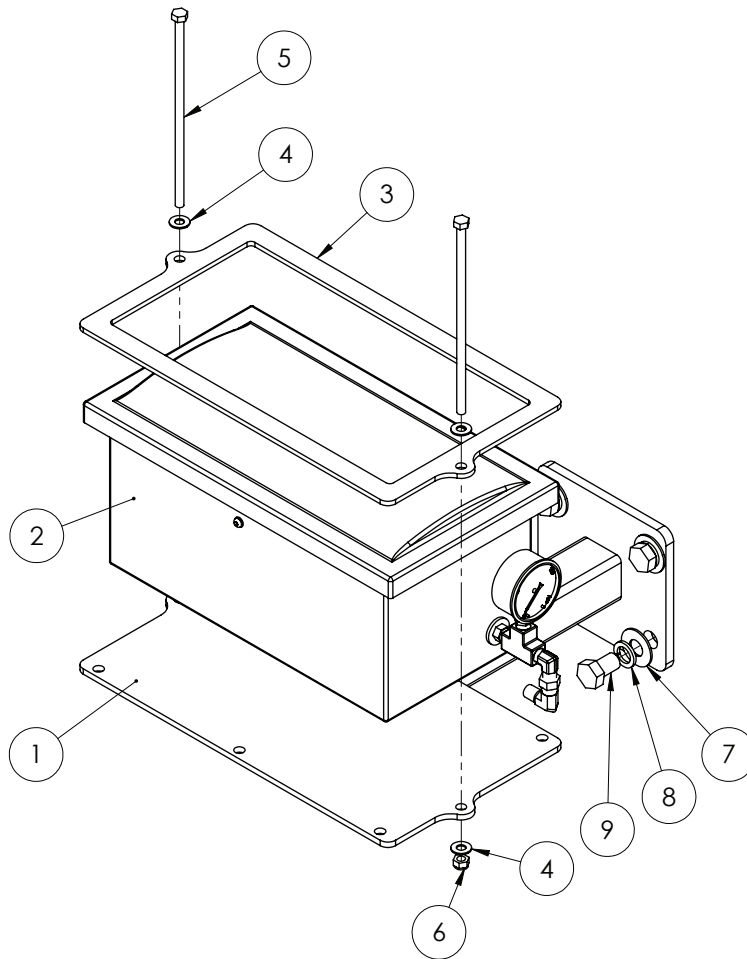
## 400L Flush Tank Assembly

ITEM NO.	PART NUMBER	DESCRIPTION	QTY.
7	GA5077708	Hose barb, Elbow, 90 degree, 1/2" male thread x 1/2" hose, Banjo	1
8	F70681A	Hose retaining strap for belly tank	6
9	GA5004437	Washer 6mm Flat SS	12
10	GA5004065	Bolt M6 x 20 GR8.8 ZP	12
11	GA4654320	Rinse tank frame	1
12	GA5003733	End Cap, 50x25 RHS	4
13	GA5012461	Nut M12 Nyloc ZP	6
14	GA5000577	Washer 12mm Flat SS HD	12
15	GA5000327	Set Screw M12 x 45 ZP GR8.8	6
16	GA5078017	Reducing bush, 1 1/2" male thread x 3/4" female thread, Banjo	1
17	GA5018315	Valve, Ball, 20mm, 3/4" male, female, Black Butterfly handle, Brass	1
18	GA5077717	Hose barb, Elbow, 90 degree, 3/4" male thread x 3/4" hose, Banjo	1
19	GA5078093	Reducing nipple, 1 1/2" male thread x 1 1/4" male thread, Banjo	1
20	GA5017361	Valve nonreturn 1 1/4"	1
21	GA5077730	Hose barb, Elbow, 90 degree, 1 1/4" male thread x 1 1/4" hose, Banjo	1

## Chapter 4

### RIGHT HAND POD

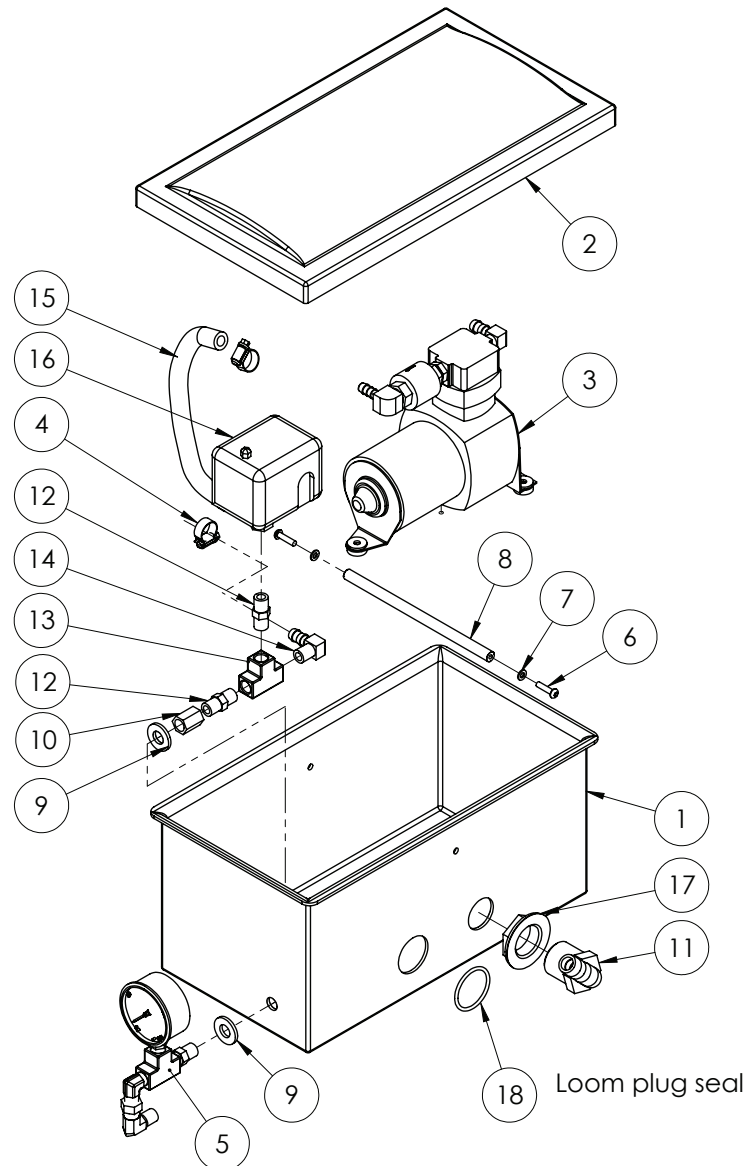
#### Airbag Compressor Box Mounting



ITEM NO.	PART NUMBER	DESCRIPTION	QTY.
1	GA4657695	Airbag Compressor Mount	1
2	*	Airbag Compressor Box Assembly	1
3	F70254A	Top retaining plate for plastic foam/air box GA5066955	1
4	GA5003643	Washer 8mm Flat SS HD	4
5	MACH0041	Bolt hex M8 x 210 ZP	2
6	GA5004917	Nut M8 Nyloc ZP	2
7	GA5001043	Washer 16mm Flat SS HD	4
8	GA5000961	Washer 16mm Spring ZP	4
9	GA5000903	Bolt M16 x 25 ZP GR8.8	4

\* Sub-assembly on following pages

## Airbag Compressor Box Assembly



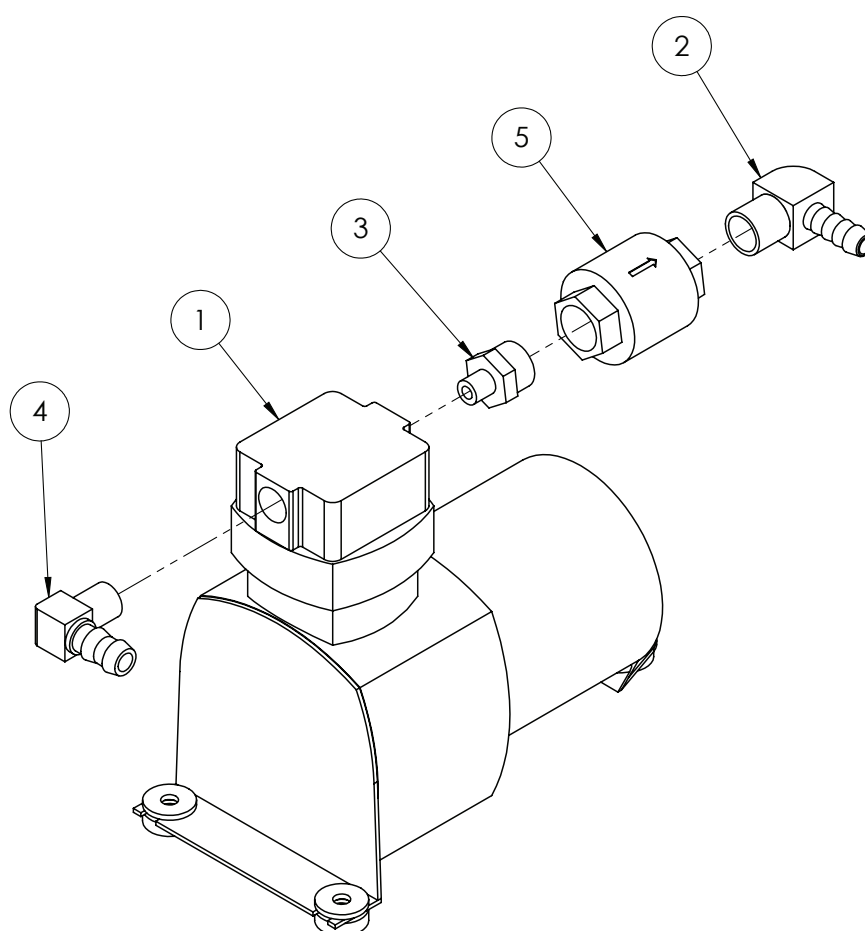
ITEM NO.	PART NUMBER	DESCRIPTION	QTY.
1	GA5066955	Foam Marker Box Bottom	1
2	GA5066955-2	Foam Marker Box Lid	1
3	*	Airbag Compressor Assembly	1
4	GA5000469	Hose clamp, 1/2", SS, 12-20/9W3	2
5	*	Gauge Assembly	1
6	GA5003581	SHCS M5 x 20 SS GR12.9	2
7	GA5003983	Washer 5mm Flat SS	2
8	GA4572130	Compressor Box Spacer Rod	1
9	GA5000577	Washer 12mm Flat SS HD	2
10	GA5066940	Socket, 1/4" female thread, Hex, Brass	1
11	GA5077719	Hose barb, Elbow, 90 degree, 1" male thread x 3/4" hose, Banjo	1
12	GA5050285	Nipple, 1/4" male thread x 1/4" male thread, Brass	2

\* Sub-assembly on following pages

## Airbag Compressor Box Assembly

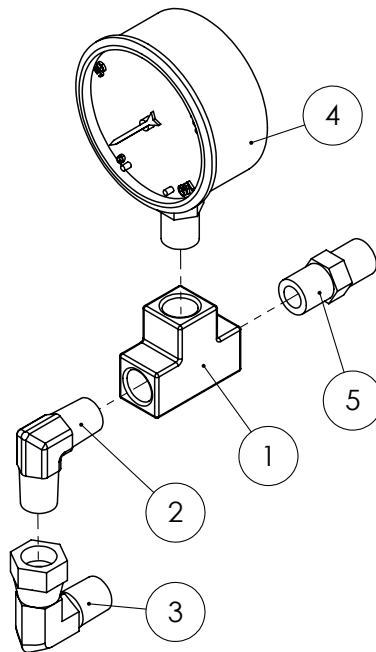
ITEM NO.	PART NUMBER	DESCRIPTION	QTY.
13	GA5048300	Tee, 1/4" female thread x 1/4" female thread x 1/4" female thread, Brass	1
14	GA5049290	Elbow 1/4" male thread x 3/8" barb brass	1
15	GA5051025	Hose, High Temperature Multi purpose, 3/8" ID 200psi RED	1
16	GA5016221	Switch differential Press. suit Air Bag	1
17	GA5076630	Back Nut 1"	1
18	GA5065820	O-ring, 38 x 3mm, Suits AS40 plumbing fittings	1

## Airbag Compressor Assembly



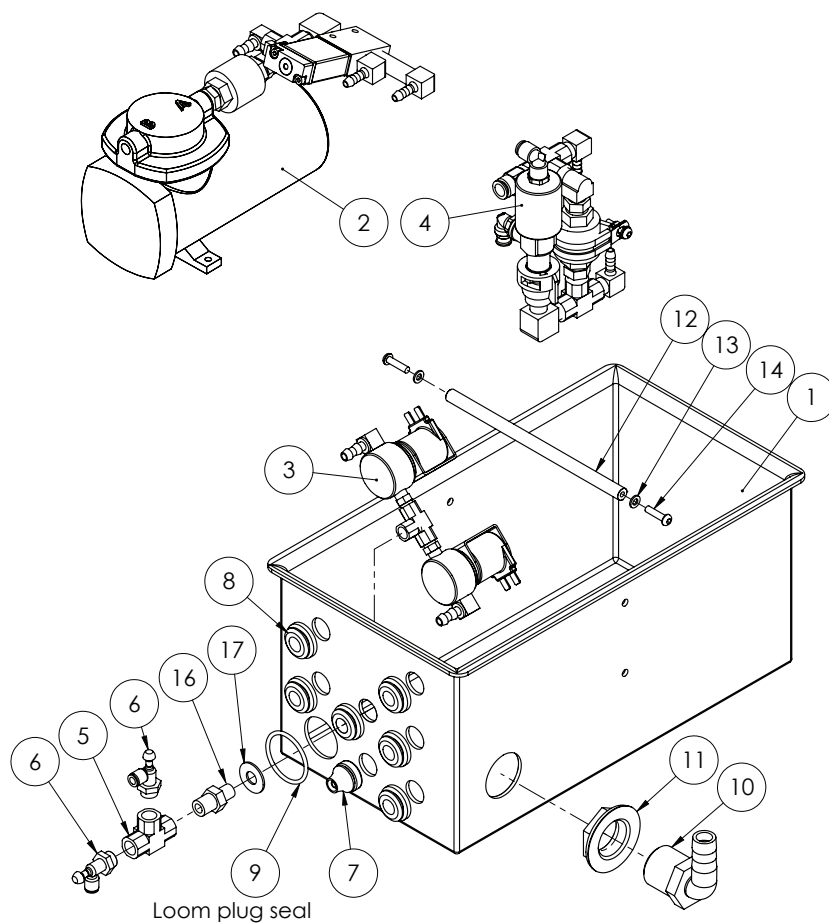
ITEM NO.	PART NUMBER	DESCRIPTION	QTY.
1	GA5018809	Air compressor, Suit airbag, 12V, 30.6L/min, 150psi maximum	1
2	GA5070730	Elbow Brass 3/8" x 3/8"	1
3	GA5020690	Reducing nipple, 1/8" male thread x 3/8" male thread, Brass	1
4	GA5049290	Elbow 1/4" male thread x 3/8" barb brass	1
5	GA5020010	Valve, Check, 3/8" female thread inlet & outlet, Brass	1

## Gauge Assembly



ITEM NO.	PART NUMBER	DESCRIPTION	QTY.
1	GA5048300	Tee, 1/4" female thread x 1/4" female thread x 1/4" female thread, Brass	1
2	GA3500258	Hydraulic coupling, Elbow, 90 degree, 1/4" BSPT male x 1/4" BSPT male	1
3	GA3500332	Hydraulic adapter, Elbow, 90 degree, 1/4" BSP male x 1/4" BSP female swivel	1
4	GA4948470	Gauge, Pressure, Small face, 160psi	1
5	GA5050285	Nipple, 1/4" male thread x 1/4" male thread, Brass	1

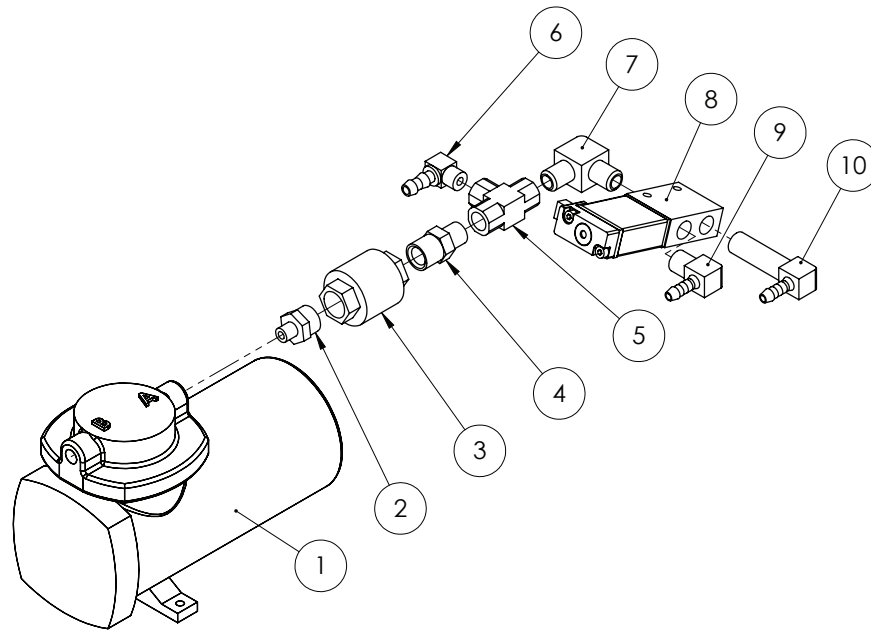
## Foam Marker Box



ITEM NO.	PART NUMBER	DESCRIPTION	QTY.
1	GA5066955-1	Foam marker box & lid	1
2	*	Foam Marker Air Compressor Assembly	1
3	*	Foam Marker Solenoid Assembly	1
4	*	Foam Marker Exhaust Valve Assembly	1
5	GA5048300	Tee, 1/4" female thread x 1/4" female thread x 1/4" female thread, Brass	1
6	GA5015643	Valve, Needle, 6mm push type inlet x 1/8" male thread inlet, Legris	2
7	GA5017703	Grommet grey 19 x 5mm	1
8	GA5012199	Neop Grommet 29mm OD	6
9	GA5065820	O-ring, 38 x 3mm, Suits AS40 plumbing fittings	1
10	GA5077719	Hose barb, Elbow, 90 degree, 1" male thread x 3/4" hose, Banjo	1
11	GA5076630	Back Nut 1"	1
12	GA4572130	Compressor Box Spacer Rod	1
13	GA5003983	Washer 5mm Flat SS	4
14	GA5003581	SHCS M5 x 20 SS GR12.9	3
15	GA5003975	Nut M5 Nyloc SS	1
16	GA5013809	Reducing Nipple 1/4" x 1/8"	1
17	GA5002565	Washer, 3/8" ID x 1" OD, Flat SS	1

\* Sub-assembly on following pages

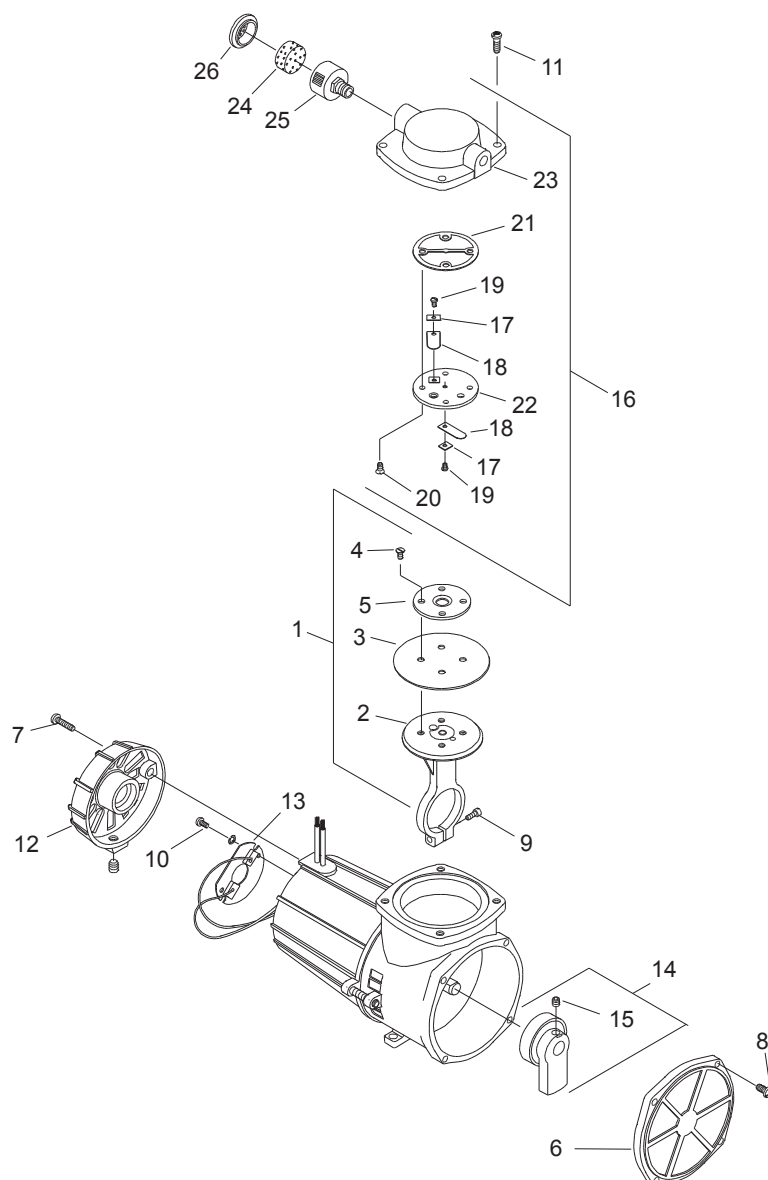
## Foam Marker Air Compressor Fittings



ITEM NO.	PART NUMBER	DESCRIPTION	QTY.
1	GA5018806	Air compressor, Suit foam marker, 12V 39.6L/min 35psi maximum pressure	2
2	GA5020690	Reducing nipple, 1/8" male thread x 3/8" male thread, Brass	1
3	GA5020010	Valve, Check, 3/8" female thread inlet & outlet, Brass	1
4	GA5045085	Reducing nipple, 3/8" male thread x 1/4" male thread, Brass	1
5	GA5048300	Tee, 1/4" female thread x 1/4" female thread x 1/4" female thread, Brass	1
6	GA5066950	Barb elbow brass 1/4" x 1/8"	1
7	GA5008343	Elbow male thread 1/4" x 1/4"	1
8	GA5002959	Solenoid valve, Electric over air, MAC	1
9	GA5048340	Elbow, 90 degree, 1/4" male thread x 1/4" hose, Brass	1
10	GA5008347	Elbow male barb 1/4" x 1/4" Long 40 mm	1



## Foam Marker Air Compressor Assembly



ITEM NO.	PART NUMBER	DESCRIPTION	QTY.
-	GA5018806	Air compressor, Suit foam marker, 12V 39.6L/min 35psi maximum pressure	-
-	GA4948635	Service Kit, Suit foam marker compressor 107CDC20, Includes diaphragm, gasket, valves, screws & air filter	-
1	607180	Connecting Rod Assembly	1
2	607139	Connecting Rod	1
3	GA5009165	Diaphragm	1
4	GA5007339	Screw - Hold Down Plate	4
5	GA5013073	Hold Down Plate	1
6	614608	Front Cover	1
7	625260	Screw - Motor End Cap	2
8	625660	Screw - Front Cover	4

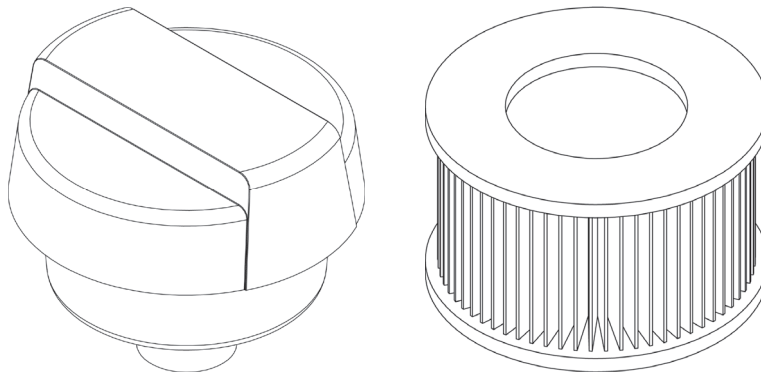
Continued over page

## Foam Marker Air Compressor Assembly

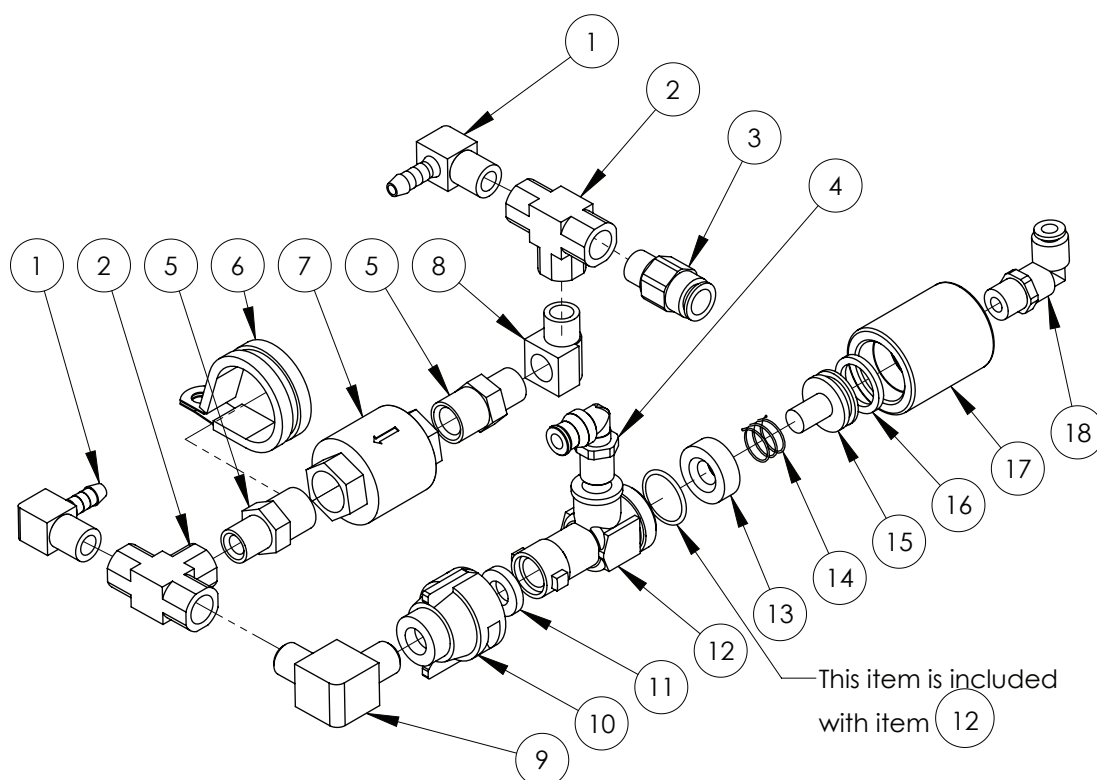
ITEM NO.	PART NUMBER	DESCRIPTION	QTY.
9	625114	Conn Rod. Screw	1
10	625476	Screw - Brush Card	2
11	625444	Screw - Head	4
12	620352	Motor End Cap Assembly	1
13	GA5006445	Brush kit Thomas compressor	1
14	645373	.18 Stroke Eccentric & Bearing Assy	1
	667611	.20 Stroke Eccentric & Bearing Assy	1
15	625244	Set Screw - Eccentric	1
16	GA5016651	Head & Valve Plate Assembly	1
17	GA5017351	Valve Keeper	2
18	GA5008789	Valve Flapper - Intake & Exhaust	2
19	GA5007337	Screw - Flapper	2
20	GA5014803	Screw - Valve Plate	4
21	GA5007335	Gasket - Head	1
22	654129	Valve Plate	1
23	660131-504	Head	1
24	641034	Filter Foam	1
25	660763	Filter Body	1
26	660767	Filter Body Cap	1

### AIR COMPRESSOR FILTER PARTS

PART NUMBER	DESCRIPTION
GA5005259	Air filter, 1" BSP male thread
GA5049460	Filter element, For filter body GA5005259, Suit foam marker compressor



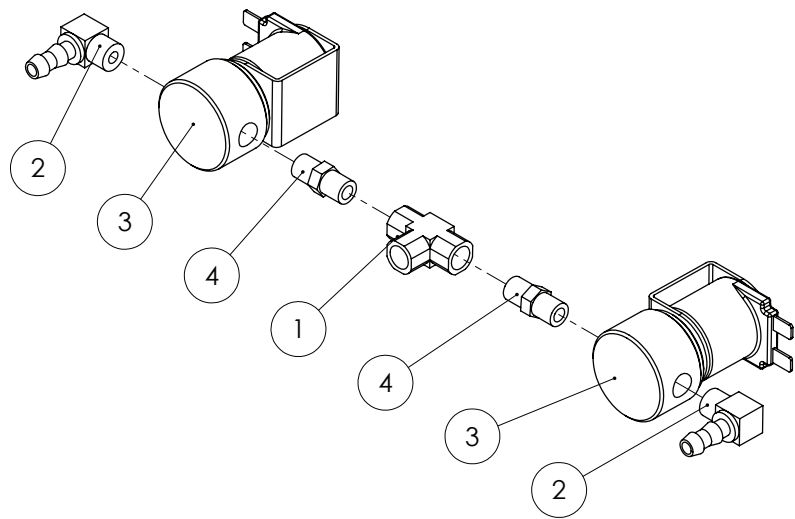
## Foam Marker Exhaust Valve Assembly



GA4912005 Complete Valve Assembly

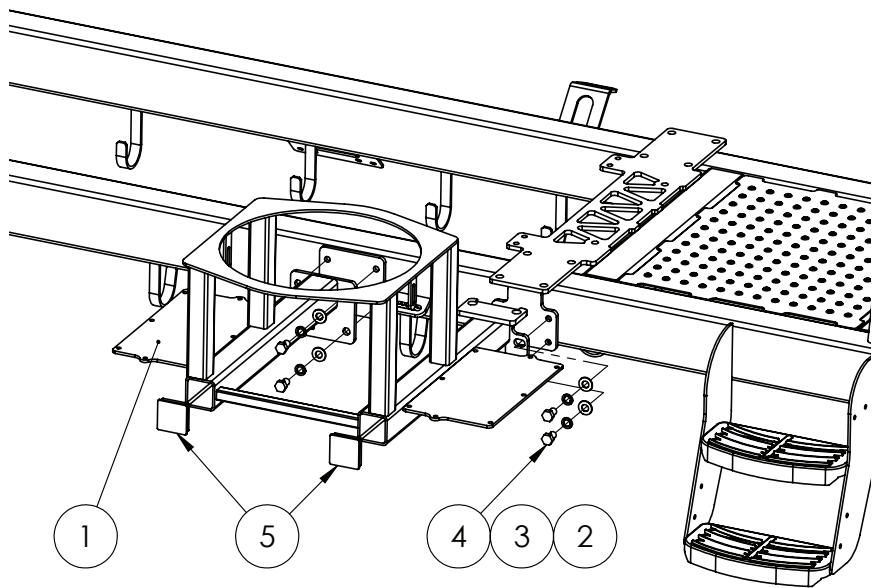
ITEM NO.	PART NUMBER	DESCRIPTION	QTY.
1	GA5048340	Elbow, 90 degree, 1/4" male thread x 1/4" hose, Brass	2
2	GA5048300	Tee, 1/4" female thread x 1/4" female thread x 1/4" female thread, Brass	2
3	GA5045140	Pneumatic fitting, Nipple, 1/4" BSPT male x 6mm push type, Brass	1
4	GA5016233	Pneumatic fitting, Elbow, 90 degree, 1/4" BSP male x 6mm push type, Metal	1
5	GA5045085	Reducing nipple, 3/8" male thread x 1/4" male thread, Brass	2
6	GA5048090	Clamp, P, 35mm	1
7	GA5020010	Valve, Check, 3/8" female thread inlet & outlet, Brass	1
8	GA5048305	Elbow, 90 degree, 1/4" BSP male x 1/4" BSP female, Brass	1
9	GA5008343	Elbow male thread 1/4" X 1/4"	1
10	GA5077983	Nozzle cap & washer, Black, Nylon	1
11	GA5055245	Washer, Nozzle Cap Seal, Rubber, 19mm OD x 9mm ID, Suit Tee Jet Nozzle, Replaces CPI9438-EPR	1
12	GA5077990	Nozzle body, Single, 1/4" NPT female inlet	1
13	GA4572010	Air Chemsaver Washer	1
14	GA5045090	Spring, foam marker 14mm OD x 14mm long, 0.7mm SS	1
15	GA4572005	Air Chemsaver Piston	1
16	GA5077548	Cup Seal (Foam Marker Exhaust Valve)	1
17	GA4572000	Air Chemsaver Body	1
18	GA5045145	Elbow, swivel, push in 6mm, Brass 1/8" BSPT	1

# Foam Marker Solenoid Assembly



ITEM NO.	PART NUMBER	DESCRIPTION	QTY.
1	GA5016559	Tee female brass 1/8"	1
2	GA5066950	Barb elbow brass 1/4" x 1/8"	2
3	GA5018395	Solenoid valve, Suit foam marker	2
4	GA5066935	Nipple brass 1/8" x 1/8"	2

# Foam Marker Pod On Chassis

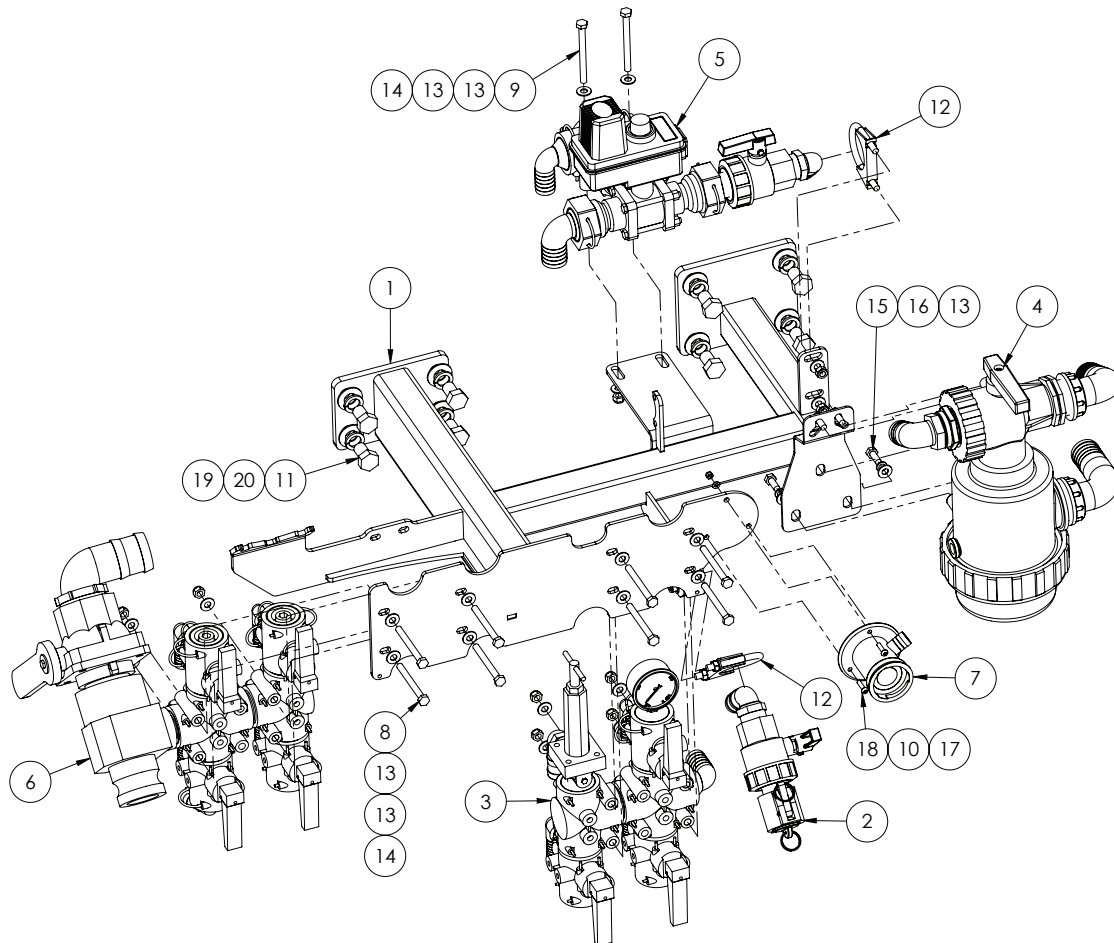


ITEM NO.	PART NUMBER	DESCRIPTION	QTY.
1	GA4654413	Foam frame EF special RH	1
2	GA5001009	Washer 16mm Flat ZP Heavy Duty	8
3	GA5000961	Washer 16mm Spring ZP	8
4	GA5000903	Bolt M16 x 25 ZP GR8.8	8
5	GA5052345	End cap, Insert, 75 x 75 mm, black, plastic	2

# Chapter 5

## LEFT HAND POD

### Left Hand Pod - Zeta 170



ITEM NO.	PART NUMBER	DESCRIPTION	QTY.
1	GA4657691	Special EF Left Pod Frame with 3-way valve MY15	1
2	*	Chemical Probe Coupling Ball Valve	1
3	*	Pressure Manifold Assembly	1
4	*	Suction Filter - Zeta 170	1
5	*	Flow Control Valve - Zeta 170	1
6	*	Fill System Assembly	1
7	GA5018800	Rinsing socket, 3 pin, Micromatic / Enviro drum coupling	1
8	GA5004749	Bolt M8 x 80 ZP GR8.8	8
9	GA5011495	Bolt M8 x 90 ZP GR8.8	2
10	GA5003983	Washer 5mm Flat SS	3
11	GA5000903	Bolt M16 x 25 ZP GR8.8	8

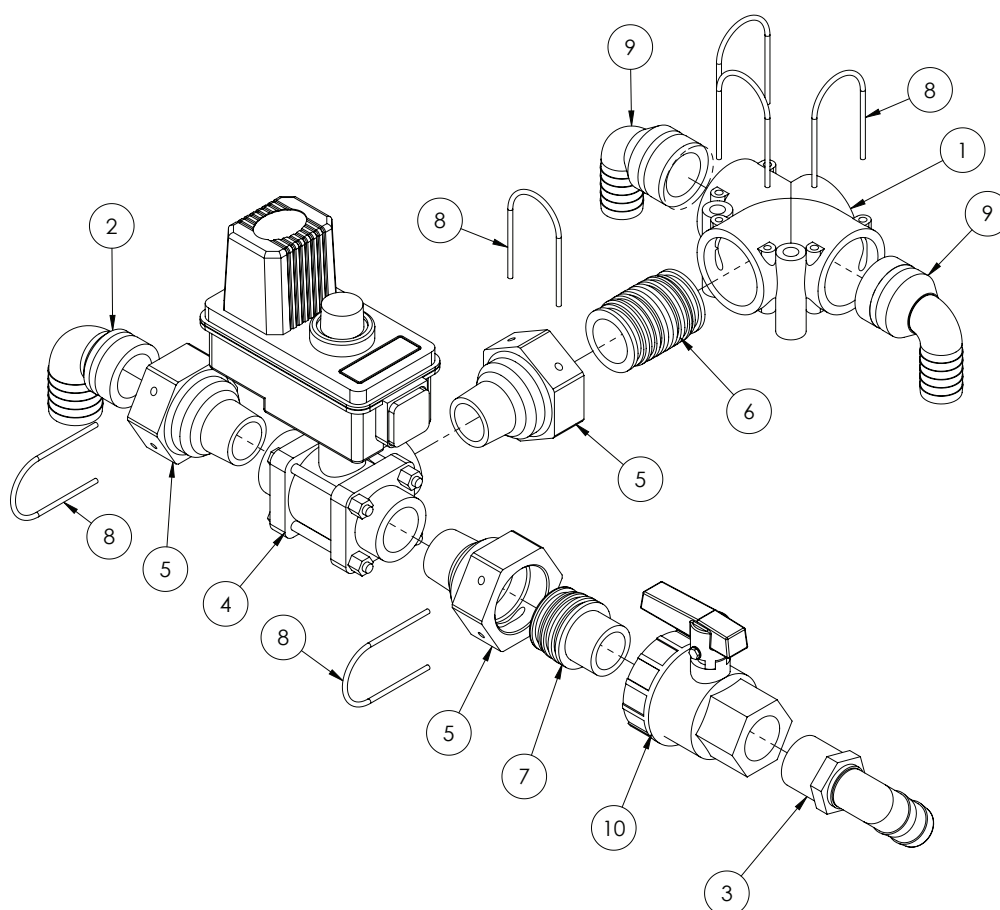
Continued over page

## Left Hand Pod - Zeta I70

ITEM NO.	PART NUMBER	DESCRIPTION	QTY.
12	GA5006705	Exhaust clamp C8 2"	2
13	GA5003643	Washer 8mm Flat SS HD	29
14	GA5004917	Nut M8 Nyloc ZP	14
15	GA5004085	Bolt M8 x 20 ZP GR8.8	5
16	GA5004919	Washer 8mm Spring SS	5
17	GA5003975	Nut M5 Nyloc SS	3
18	GA0500004	BHCS M5 x 20, SS	3
19	GA5001043	Washer 16mm Flat SS HD	8
20	GA5000961	Washer 16mm Spring ZP	8

\* Sub-assembly on following pages

## Flow Control Valve - Zeta I70



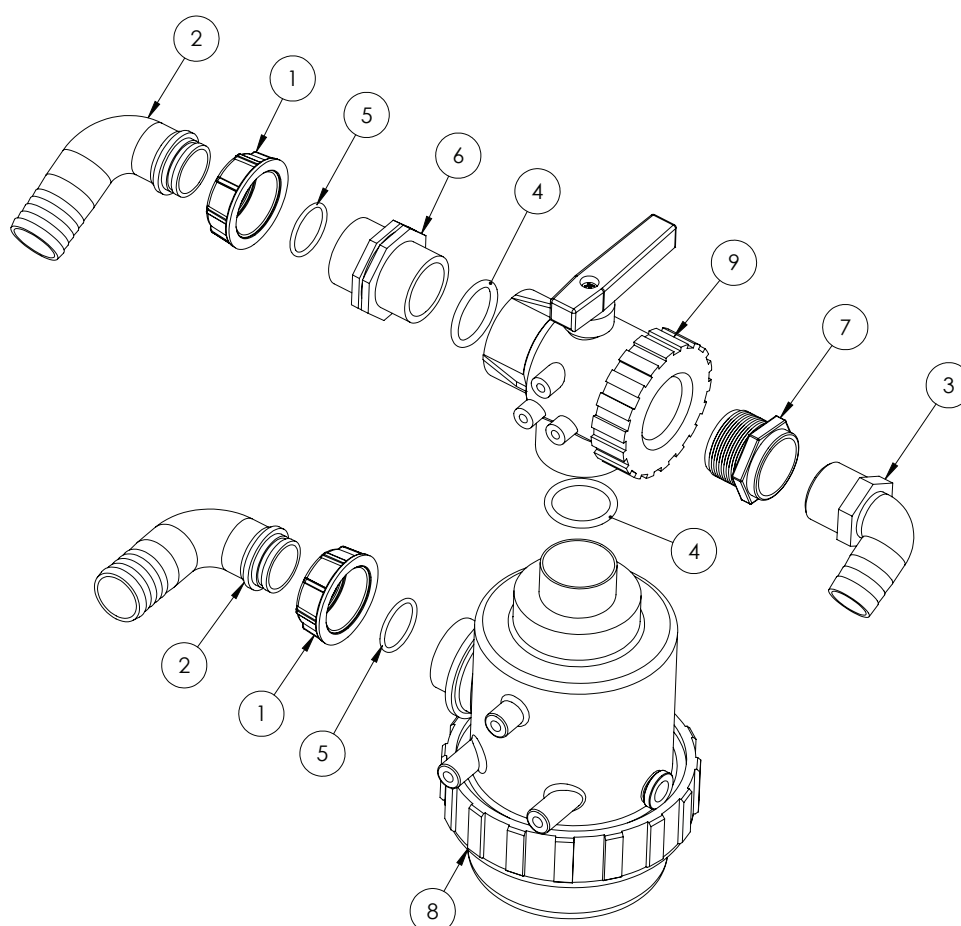
ITEM NO.	PART NUMBER	DESCRIPTION	QTY.
1	GA5065560	Tee, AS40 female, M8 inserts, Altek	1
2	GA5065620	Hose barb, Elbow, 90 degree, AS40 x 33mm hose barb, Altek	1
3	GA5077723	Hose barb, Elbow, 90 degree, 1" male x 1" hose, Banjo	1
4	GA5076867	Regulating valve, Ball, 3 way, 1" NPT, 12v, Red indicator, Teejet	1
5	GA4582385	Coupling, AS40 female x 1" NPT male thread	3
6	GA5065735	Plumbing adaptor, AS40 male x AS40 male, Altek	1

Continued over page

## Flow Control Valve - Zeta 170

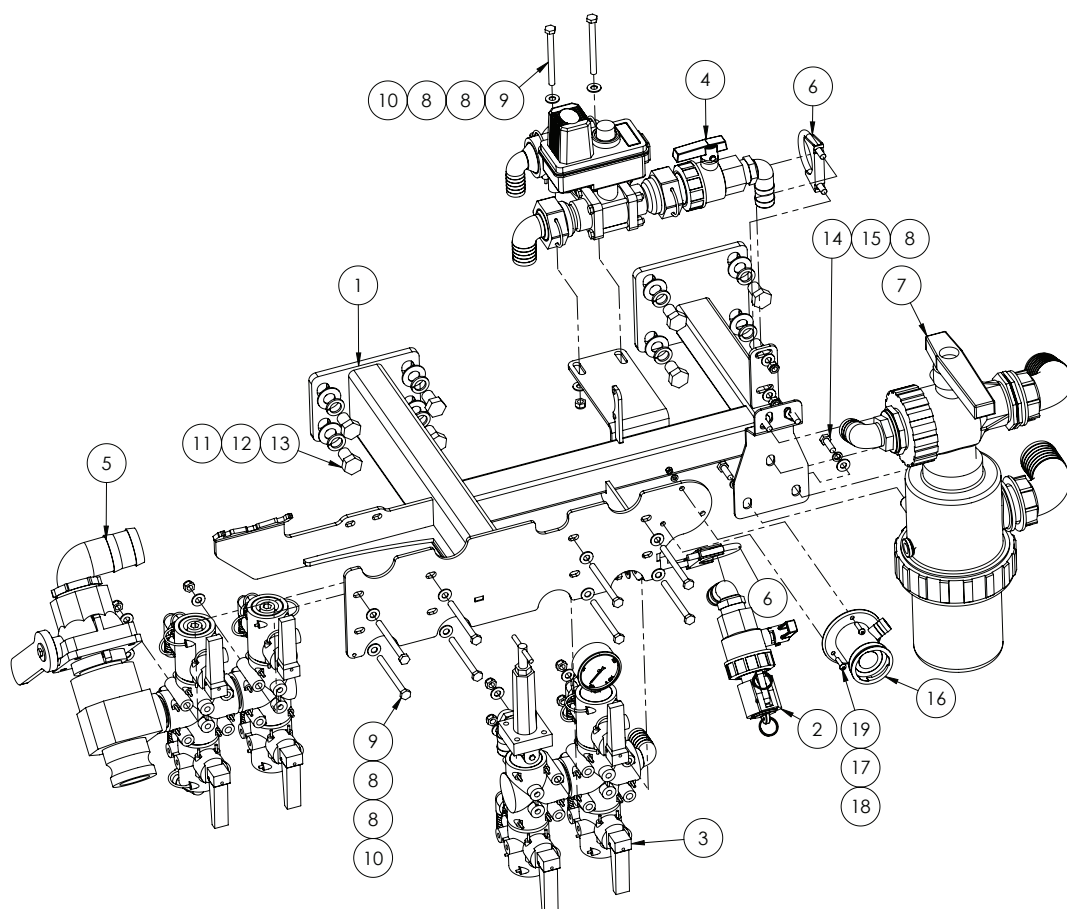
ITEM NO.	PART NUMBER	DESCRIPTION	QTY.
7	GA5065600	Plumbing adaptor, AS40 male x 1" male thread, Altek	1
8	GA5065690	Safety pin, Suit AS40 plumbing fittings, Altek	6
9	GA5065615	Hose barb, Elbow 90 degree, AS40 x 25mm, Altek	2
10	GA5078164	Valve, Ball, 1" female thread inlet / outlet, Full port, Lever handle	1

## Suction Filter - Zeta 170



ITEM NO.	PART NUMBER	DESCRIPTION	QTY.
1	GA5076604	Fly nut, 1 1/2", arag, 2002060	2
2	GA5076260	Hose barb, elbow, 90 degree, 1 1/2 fly nut end x 40mm hose	2
3	GA5077730	Hose barb, elbow, 90 degree, 1 1/4" male thread x 1 1/4" hose, banjo	1
4	GA5010489	O ring 1.5" X 3/16"	2
5	GA5077679	O ring, 30 x 3 mm, g10061	2
6	GA5078409	Plumbing fitting, nipple, 1 1/2", arag, 2502060	1
7	GA5078019	Reducing bush, 1 1/2 male thread x 1 1/4 female thread, banjo	1
8	GA5076782	Suction filter 1 1/2 s.T. 50 Mesh	1
9	GA5076985	Valve, ball, 3 way, 1 1/2 female thread inlet / outlet, arag	1

## Left Hand Pod - Zeta 260

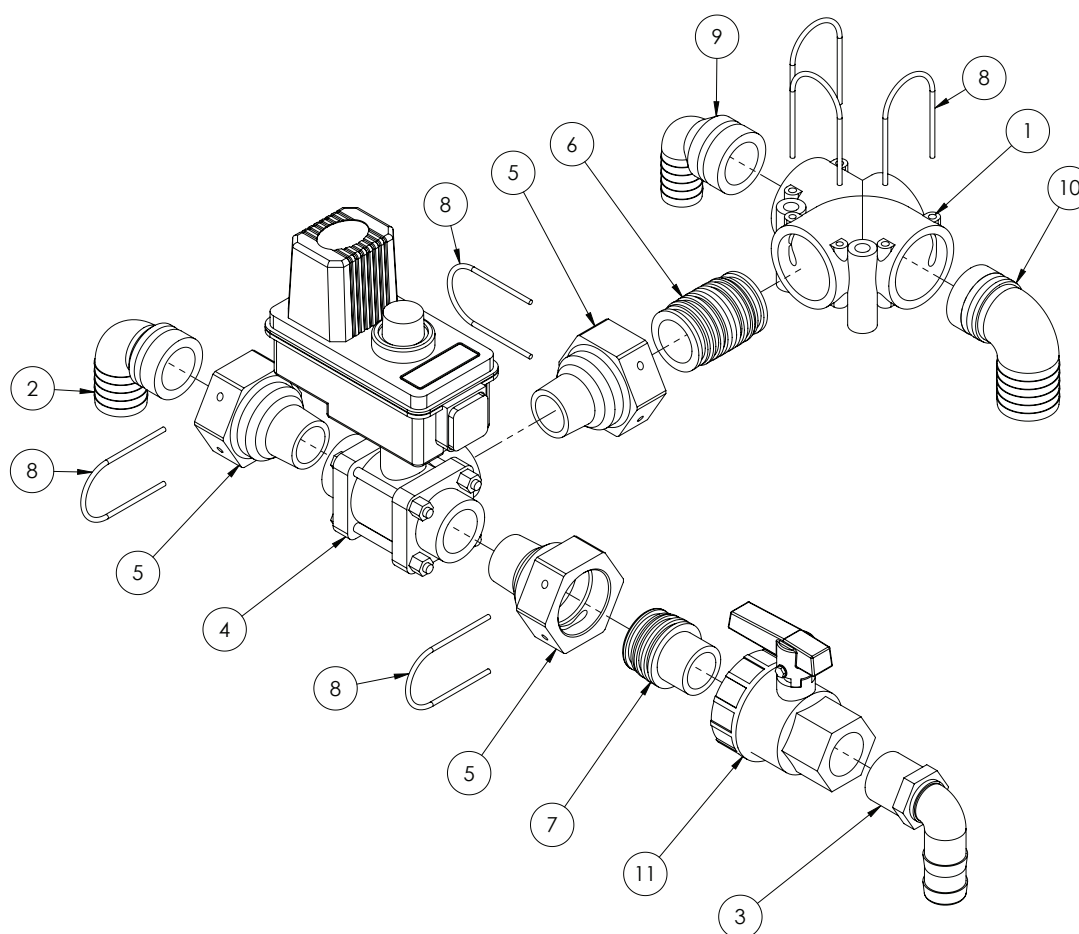


ITEM NO.	PART NUMBER	DESCRIPTION	QTY.
1	GA4657691	Special EF Left Pod Frame with 3-way valve MY15	1
2	*	Chemical Probe Coupling Ball Valve	1
3	*	Pressure Manifold Assembly	1
4	*	Flow Control Valve - Zeta 260	1
5	*	Fill System Assembly	1
6	GA5006705	Exhaust clamp C8 2"	2
7	*	Suction Filter - Zeta 260	1
8	GA5003643	Washer 8mm Flat SS HD	29
9	GA5011495	Bolt M8 x 90 ZP GR8.8	10
10	GA5004917	Nut M8 Nyloc ZP	14
11	GA5001043	Washer 16mm Flat SS HD	8
12	GA5000961	Washer 16mm Spring ZP	8
13	GA5000903	Bolt M16 x 25 ZP GR8.8	8
14	GA5004711	Bolt M8 x 25 ZP GR8.8	5
15	GA5004919	Washer 8mm Spring SS	5
16	GA5018800	Rinsing socket, 3 pin, Micromatic / Enviro drum coupling	1
17	GA5003983	Washer 5mm Flat SS	3
18	GA5003975	Nut M5 Nyloc SS	3
19	GA0500004	BHCS M5 x 20, SS	3

\* Sub-assembly on following pages

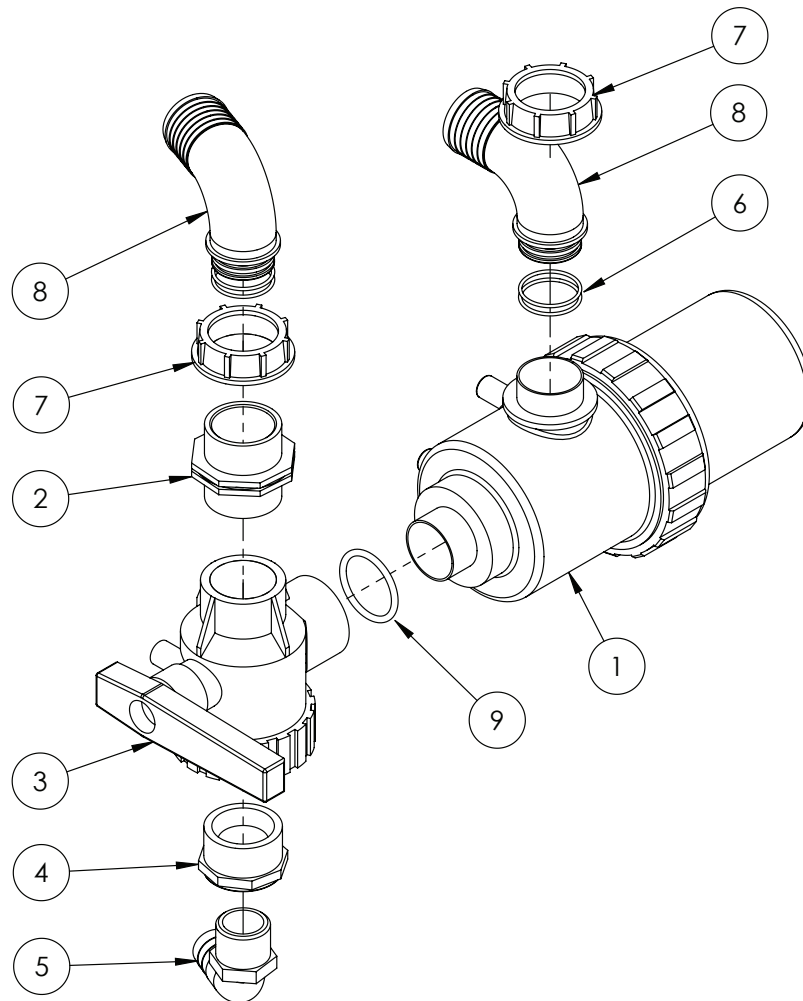


## Flow Control Valve - Zeta 260



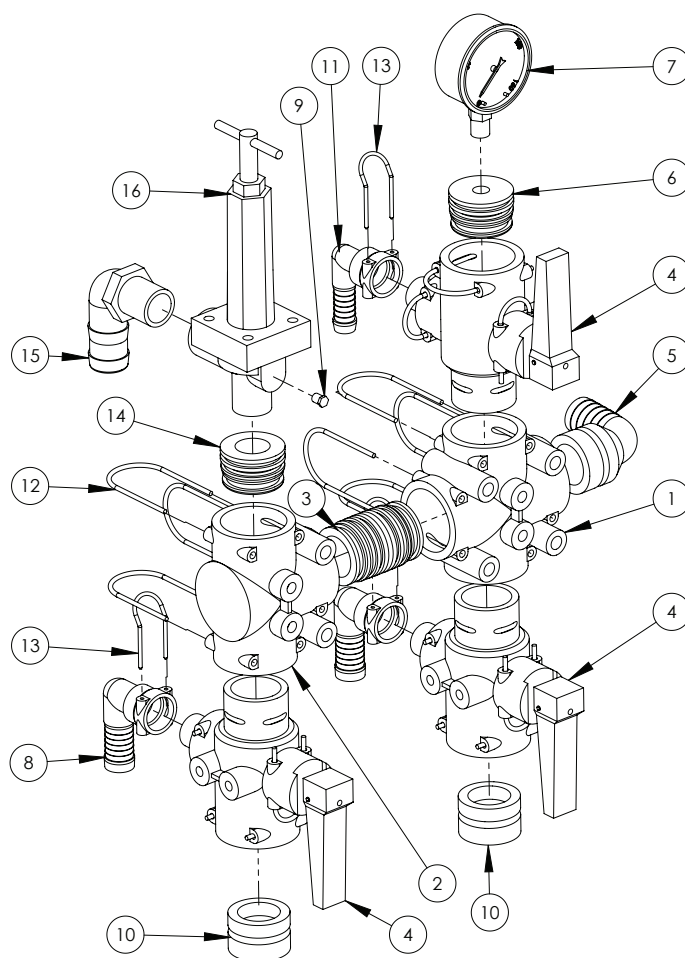
ITEM NO.	PART NUMBER	DESCRIPTION	QTY.
1	GA5065560	Tee, AS40 female, M8 inserts, Altek	1
2	GA5065620	Hose barb, Elbow, 90 degree, AS40 x 33mm hose barb, Altek	1
3	GA5077723	Hose barb, Elbow, 90 degree, 1" male x 1" hose, Banjo	1
4	GA5076867	Regulating valve, Ball, 3 way, 1" NPT, 12v, Red indicator, Teejet	1
5	GA4582385	Coupling, AS40 female x 1" NPT male thread	3
6	GA5065735	Plumbing adaptor, AS40 male x AS40 male, Altek	1
7	GA5065600	Plumbing adaptor, AS40 male x 1" male thread, Altek	1
8	GA5065690	Safety pin, Suit AS40 plumbing fittings, Altek	6
9	GA5065615	Hose barb, Elbow 90 degree, AS40 x 25mm, Altek	1
10	GA5065625	Hose barb, Elbow, 90 degree, AS40 male x 39mm barb, Altek	1
11	GA5078164	Valve, Ball, 1" female thread inlet / outlet, Full port, Lever handle	1

## Suction Filter - Zeta 260



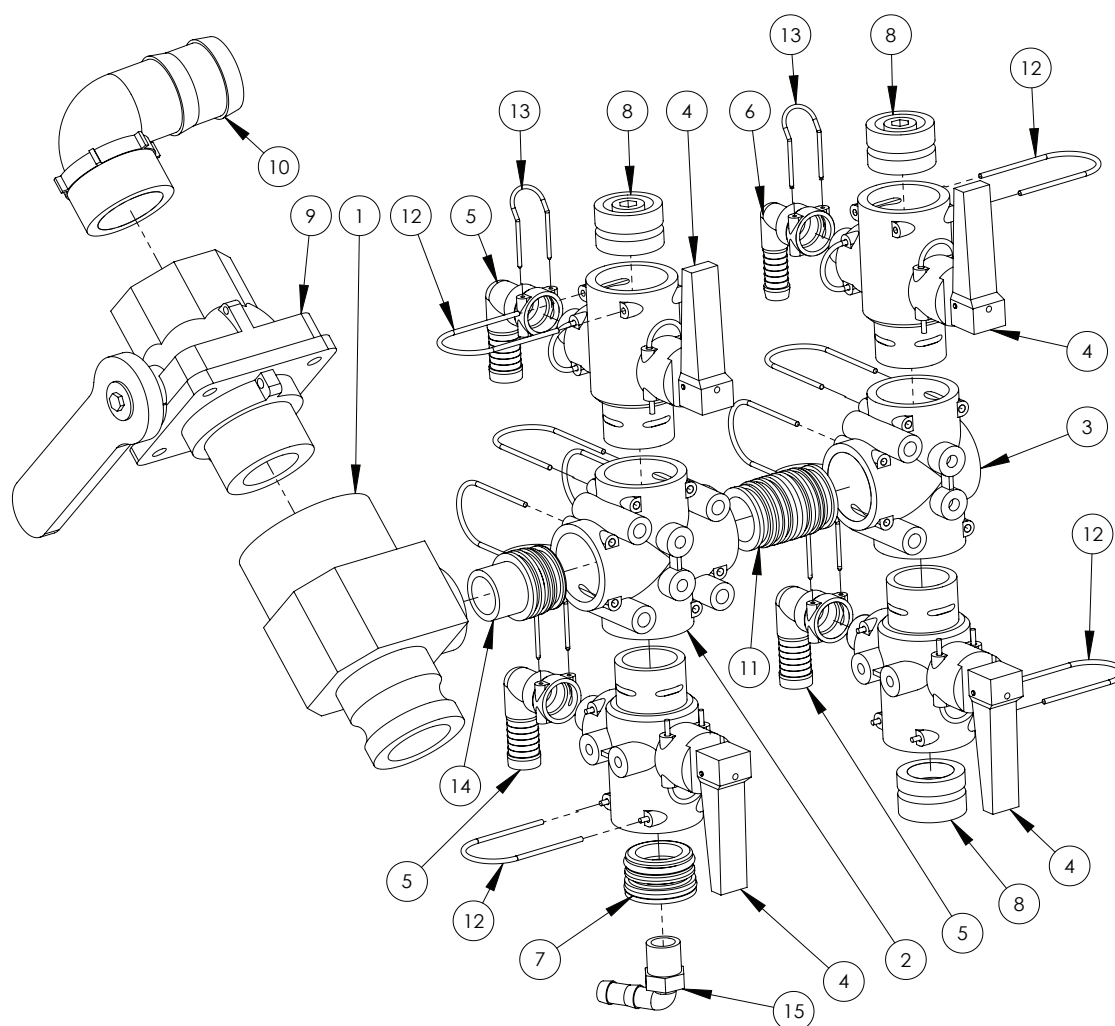
ITEM NO.	PART NUMBER	DESCRIPTION	QTY.
1	GA5076799	Filter, Suction, 2" male inlet & outlet, 32 mesh screen, Arag	1
2	GA5078410	Nipple, 2" male thread x 2" male thread, Arag	1
3	GA5076987	Valve, Ball, 3 way, 2" female thread inlet & outlet, Arag	1
4	GA5078022	Reducing bush, 2" male thread x 1 1/4" female thread, Banjo	1
5	GA5077730	Hose barb, Elbow, 90 degree, 1 1/4" male thread x 1 1/4" hose	1
6	GA5048385	O-ring, 42.5 x 2.62mm, BS131	4
7	GA5076605	Fly nut, 2", Arag	2
8	GA5076262	Hose barb, Elbow, 90 degree, 2" fly nut end x 52mm hose, Arag	2
9	GA5009187	O-ring, 60 x 5.5mm, suits Exacta tank cap	2

## Pressure Manifold Assembly



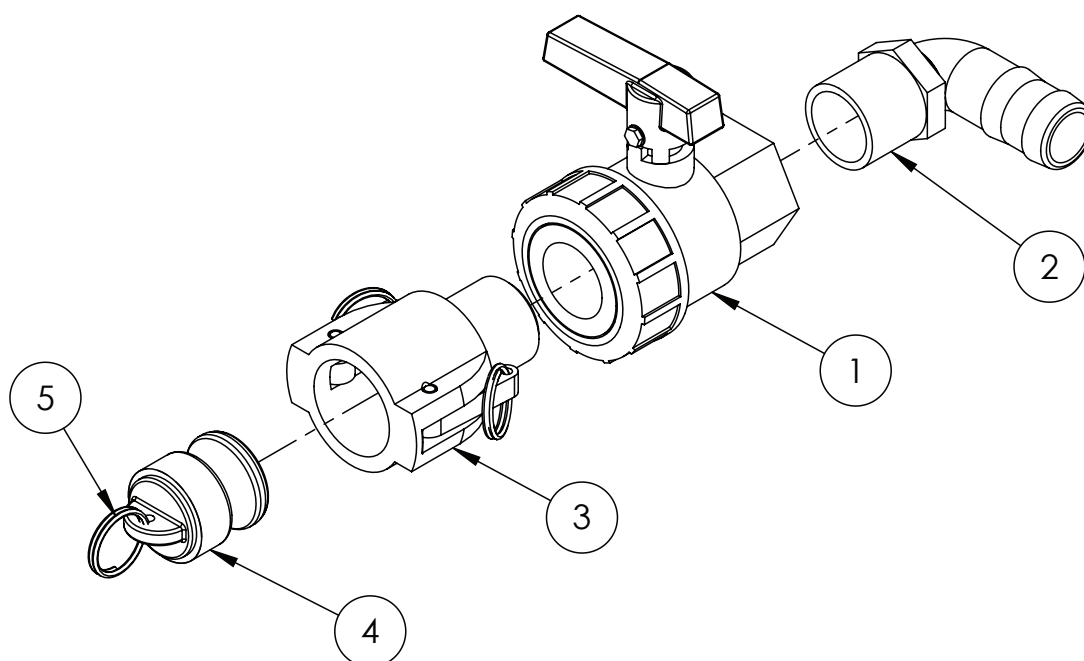
ITEM NO.	PART NUMBER	DESCRIPTION	QTY.
1	GA5065565	Plumbing coupling, Cross, AS40 female inlets / outlets, Altek	1
2	GA5065560	Tee, AS40 female, M8 inserts, Altek	1
3	GA5065735	Plumbing adaptor, AS40 male x AS40 male, Altek	1
4	GA5065545	Valve, Quick fit flip top, 2 way, AS40 male x AS24 female x AS40 female, Altek	3
5	GA5065615	Hose barb, Elbow 90 degree, AS40 x 25mm, Altek	1
6	GA4582160	Plumbing adaptor, AS40 male x 1/4" female thread, Delrin	1
7	GA4948470	Gauge, Pressure, Small face, 160psi	1
8	GA5065675	Hose barb, Elbow, 90 degree, AS24 female x 20mm hose, Altek	2
9	GA5077942	Plug, 1/4" male thread	1
10	GA5065680	Plug, AS40 male, Altek	2
11	GA5065750	Hose barb, Elbow, 90 degree, AS24 female x 15mm hose, Altek	1
12	GA5065690	Safety pin, Suit AS40 plumbing fittings, Altek	7
13	GA5065695	Safety pin AS24	3
14	GA4583060	Dummy Plug AS40 3/4" BSPT female	1
15	GA5077716	Hose Barb, Elbow, 90 degree, 3/4" male thread x 1" hose	1
16	GA5077179	Pressure relief valve, 300psi, Inlet 3/4" thread female, Outlet 3/4" thread male, Teejet	1

## Fill System Assembly



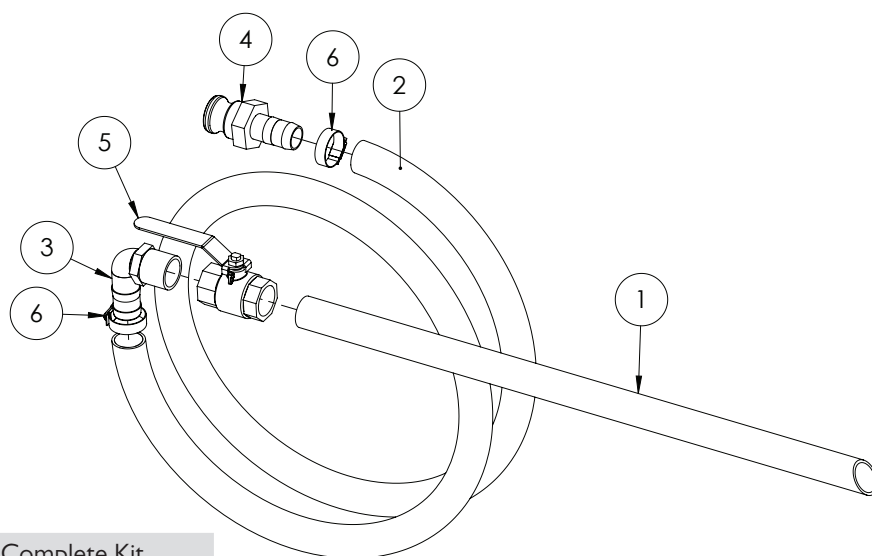
ITEM NO.	PART NUMBER	DESCRIPTION	QTY.
1	GA4582295	2" Fill cam lock fitting	1
2	GA5065565	Plumbing coupling, Cross, AS40 female inlets / outlets, Altek	1
3	GA5065555	Tee, AS40 female, no M8 inserts, Altek	1
4	GA5065545	Valve, Quick fit flip top, 2 way, AS40 male x AS24 female x AS40 female	4
5	GA5065675	Hose barb, Elbow, 90 degree, AS24 female x 20mm hose, Altek	3
6	GA5065750	Hose barb, Elbow, 90 degree, AS24 female x 15mm hose, Altek	1
7	GA4582345	Dummy plug AS40 G1/2" female (45mm Delron)	1
8	GA5065680	Plug, AS40 male, Altek	3
9	GA5078205	Ball Valve, 2 Way, 2" Male NPT x 2" Female NPT, Full Port	1
10	GA5077740	Hose barb, Elbow, 90 degree, 2" male thread x 2" hose, Banjo	1
11	GA5065735	Plumbing adaptor, AS40 male x AS40 male, Altek	1
12	GA5065690	Safety pin, Suit AS40 plumbing fittings, Altek	11
13	GA5065695	Safety pin AS24	4
14	GA5065600	Plumbing adaptor, AS40 male x 1" male thread, Altek	1
15	GA5077708	Hose barb, Elbow, 90 degree, 1/2" male thread x 1/2" hose	1

## Chemical Probe Coupling Ball Valve



ITEM NO.	PART NUMBER	DESCRIPTION	QTY.
1	GA5078164	Valve, Ball, 1" female thread inlet / outlet, Full port, Lever handle	1
2	GA5077723	Hose barb, Elbow, 90 degree, 1" male x 1" hose, Banjo	1
3	GA5076007	Cam lever, 1" female coupler, 1" male thread, Banjo	1
4	GA5076005	Cam lever, Male plug, Suits 1" & 1 1/4" couplings, Banjo	1
5	GA5002077	Key ring, 25mm, SS	2
6	GA5001491	Chain 2mm x 20 SS	1

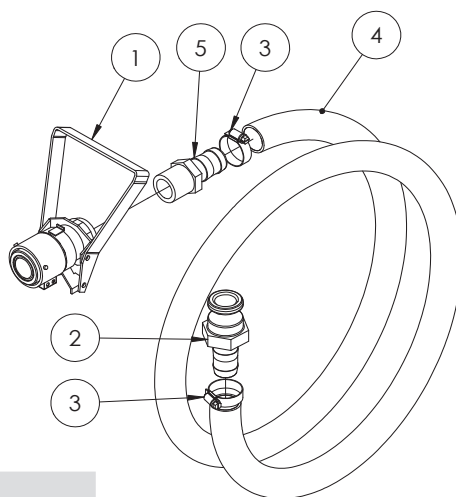
## Chemical Suction Probe



GA4948250 Complete Kit

ITEM NO.	PART NUMBER	DESCRIPTION	QTY.
1	GA5013603	Poly Pipe 25 x 650mm	1
2	GA2000220	Hose, Suction, PVC, 25mm, Black cut to 3.2m	1
3	GA5077723	Hose barb, Elbow, 90 degree, 1" male x 1" hose, Banjo	1
4	GA5076011	Cam lever, 1" male coupling x 1" hose barb, Banjo	1
5	GA5018309	Valve, Ball, 12mm female thread inlet / outlet, Lever handle, SS	1
6	GA5001681	Hose Clamp, 1" SS (20-32/12W)	2

## Enviro Drum/Micromatic Coupling & Hose



GA5020600 Complete Kit

ITEM NO.	PART NUMBER	DESCRIPTION	QTY.
1	GA5018803	Micromatic drum valve coupling, 3 pin, Viton seals	1
2	GA5076011	Cam lever, 1" male coupling x 1" hose barb, Banjo	1
3	GA5001681	Hose Clamp, 1" SS (20-32/12W)	2
4	GA2000220	Hose, Suction, PVC, 25mm, Black cut to 2.84m	1
5	GA5077718	Hose barb, Straight, 1" male thread x 1" hose, Banjo	1

## Chapter 6

---

### DIRECT CHEMICAL INJECTION

Not Fitted

---





## Chapter 7

---

### DUAL PRODUCT

Not Fitted

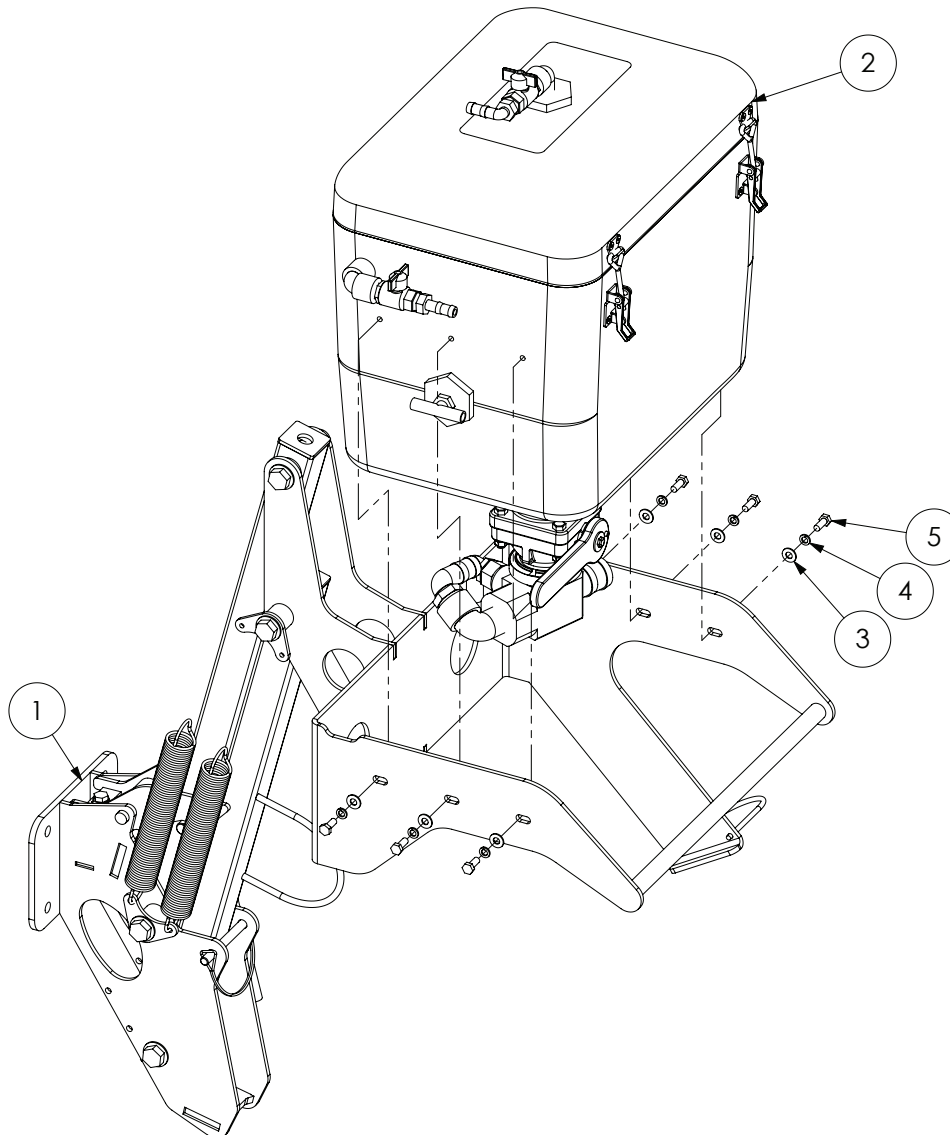
---



## Chapter 8

# INDUCTION HOPPER

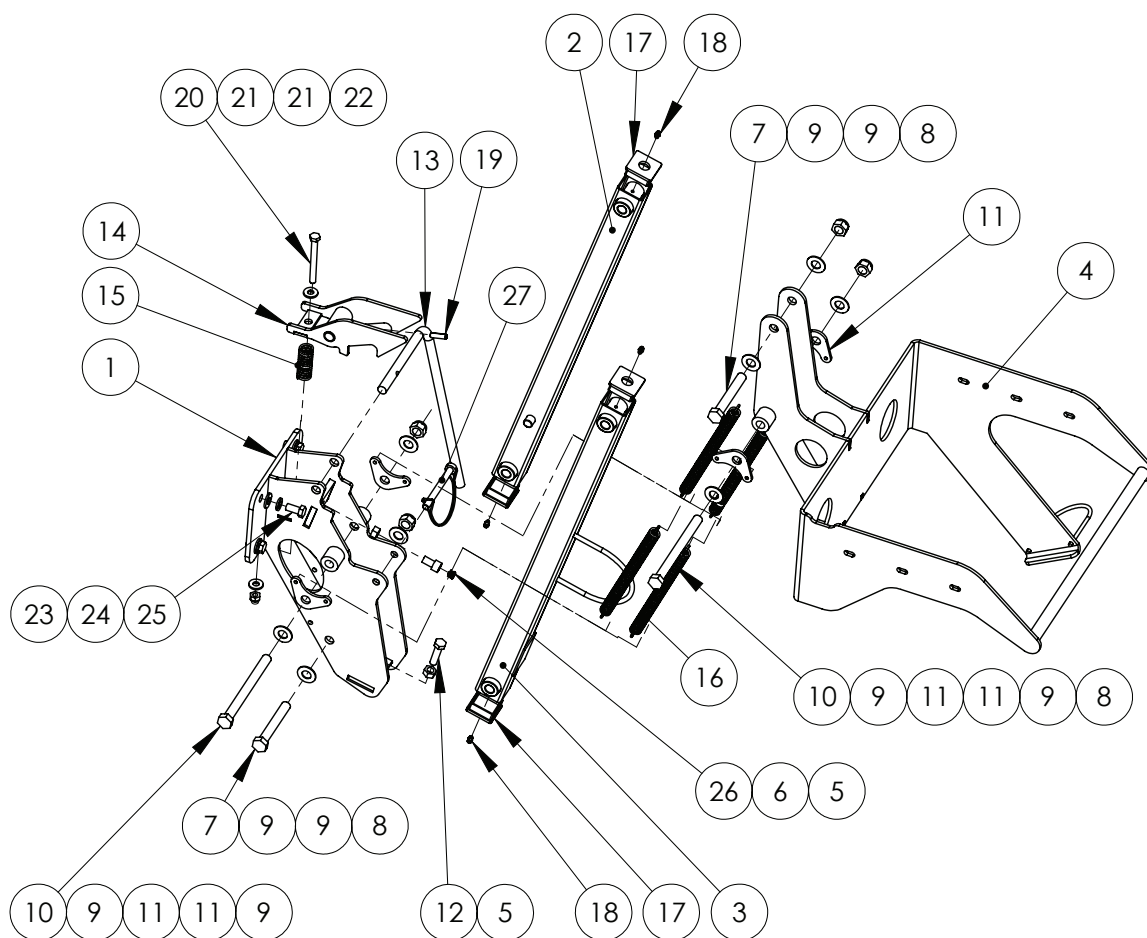
## 60L Induction Hopper



ITEM NO.	PART NUMBER	DESCRIPTION	QTY.
1	*	60L Induction Hopper Frame	1
2	*	60L Induction Hopper Tank Assembly	1
3	GA5003643	Washer 8mm HD	6
4	GA5004919	Washer 8mm Spring SS	6
5	GA5004085	Bolt M8 x 20 GR8.8 ZP	6

\* Sub-assembly on following pages

## 60L Induction Hopper Frame



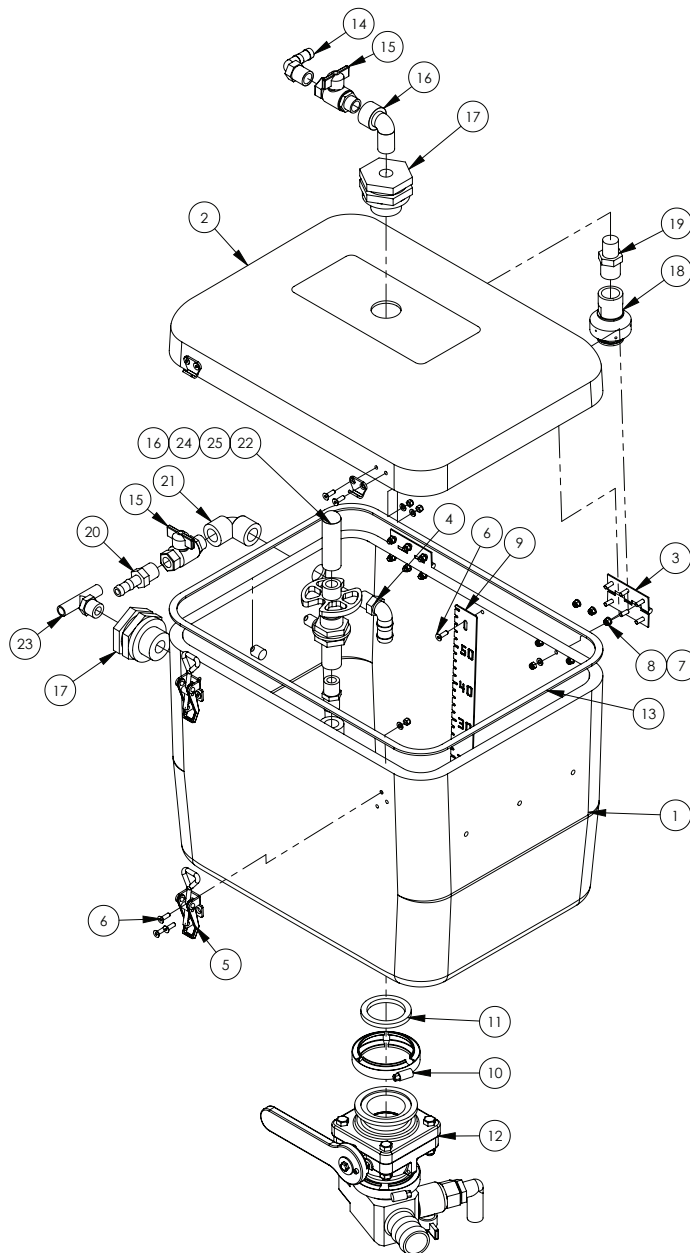
ITEM NO.	PART NUMBER	DESCRIPTION	QTY.
1	GA4653420	Induction Hopper Chassis Mount Advance	1
2	GA4653440	Induction Hopper Arm Upper Advance	1
3	GA4653445	Induction Hopper Arm Lower Advance	1
4	GA4656855	Induction Hopper tank support 60L suit EF range	1
5	GA5000559	Nut M12 Hex ZP	2
6	GA5050330	SHCS M12 x 20 ZP GR12.9	1
7	GA5000855	Bolt M16 x 110 GR8.8 ZP	2
8	GA5001029	Nut M16 Nyloc ZP	4
9	GA5001043	Washer 16mm Flat SS HD	8
10	GA5000879	Bolt M16 x 180 GR8.8 ZP	2
11	GA4522294	Mounting plate, Double induction hopper spring	4
12	GA5000327	Set Screw M12 x 45 GR8.8 ZP	1
13	GA4699435	Handle, Induction Hopper Latch Arm	1
14	GA4653490	Induction Hopper Latch Advance	1
15	GA5007329	Spring compression, 76.2mm x 25.4 x 3.15mm, gold	1
16	GA5007073	Spring, Tension, 38.2 OD x 284.3 long x 3.55mm	4
17	GA5003783	End cap, Insert, Black, Plastic, 50 x 50 mm	4

Continued over page

## 60L Induction Hopper Frame

ITEM NO.	PART NUMBER	DESCRIPTION	QTY.
18	GA5012203	Grease nipple, Short, 1/4" UNF	4
19	GA5075130	Roll pin M8 x 30mm coated	1
20	GA5006091	Bolt M10 x 100 GR8.8 ZP	1
21	GA5000117	Washer 10mm Flat SS HD	2
22	GA5000141	Nut M10 Nyloc ZP	1
23	GA5000577	Washer 12mm Flat SS HD	4
24	GA5000575	Washer 12mm Spring SS	4
25	GA5011229	Bolt M12 x 25 GR8.8 ZP	4
26	GA5052905	Insert, suit 12mm Hole, Black, plastic	1
27	GA5048380	Pin, 11mm OD shaft, Spring Steel wire loop lock, Yellow zinc	1

## 60L Induction Hopper Tank



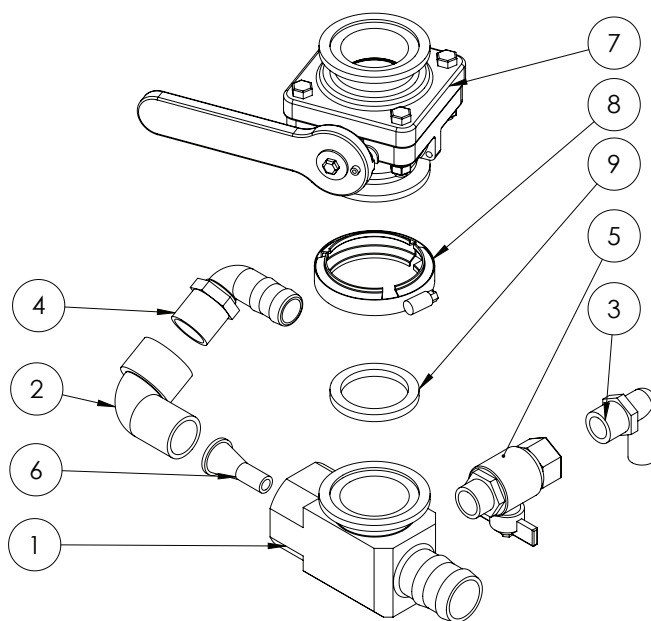
ITEM NO.	PART NUMBER	DESCRIPTION	QTY.
1	GA5071208	Tank, Induction Hopper, 60L with Flange to suit Banjo 220 Valve	1
2	GA5070045	Hopper lid - 07 Advance 65L	1
3	GA5006661	Hinge, Butt, 70 long x 50 wide x 1.5mm, SS	2
4	GA5077704	Hose barb, Elbow, 90 degree, 1/2" male thread x 3/4" hose	1
5	GA5007071	Latch, Adjustable, Induction Hopper Lid	2
6	GA5051230	CSCS M5 x 16 SS A2-70	23
7	GA5003983	Washer 5mm Flat SS	23
8	GA5003975	Nut M5 Nyloc SS	23
9	GA4522296	Level indicator, 60L induction hopper	1
10	FC220	2" Full Port Worm Screw Clamp	1

Continued over page

ITEM NO.	PART NUMBER	DESCRIPTION	QTY.
11	GA5076615	Seal, EPDM, Suit 2" flange fitting	1
12	*	60L Induction Hopper - Valve Bottom	1
13	GA5016473	Tape PM foam 6.4 x 18mm L/Density	1
14	GA5077708	Hose barb, Elbow, 90 degree, 1/2" male thread x 1/2" hose	1
15	GA5020615	Valve, Ball, 12mm male, female thread inlet, outlet, Butterfly handle, SS	2
16	GA5078133	Street elbow, 90 degree, 1/2" female thread x 1/2" male thread	2
17	GA5078156	Tank flange, 1/2" female threads	2
18	GA5077336	Nozzle, Tank rinsing, 3/4" BSPT female inlet	1
19	GA5078087	Reducing nipple, 3/4" male thread x 1/2" male thread	1
20	GA5077702	Hose barb, Straight, 1/2" male thread x 1/2" hose	1
21	GA5077652	Street elbow, 90 degree, 1/2" female thread	1
22	GA5077063	Nozzle, Drum & container rinsing	1
23	GA3500391	Tee, Threaded, 1/2" male x 1/2" hose	1
24	GA5077911	Nipple, Short, 1/2" male thread x 1/2" male thread	1
25	GA5077062	Valve, Drum & container rinsing nozzle	1

\* Sub-assembly on following pages

## 60L Induction Hopper - Valve Bottom



ITEM NO.	PART NUMBER	DESCRIPTION	QTY.
1	GA4552240	Hopper Bottom Venturi Housing with 2" Flange	1
2	GA5078137	Street elbow, 90 degree, 1" male x 1" female	1
3	GA5077717	Hose barb, Elbow, 90 degree, 3/4" male thread x 3/4" hose	1
4	GA5077723	Hose barb, Elbow, 90 degree, 1" male x 1" hose	1
5	GA5018315	Valve, Ball, 20mm male & female thread, Black Butterfly handle	1
6	L057A	Venturi, 9mm outlet, Suit induction hopper	1
7	GA5077908	Ball valve, 2" Full port , 4 Bolt Flanged, short	1
8	FC220	2" Full Port Worm Screw Clamp	1
9	GA5076615	Seal, EPDM, Suit 2" flange fitting	1

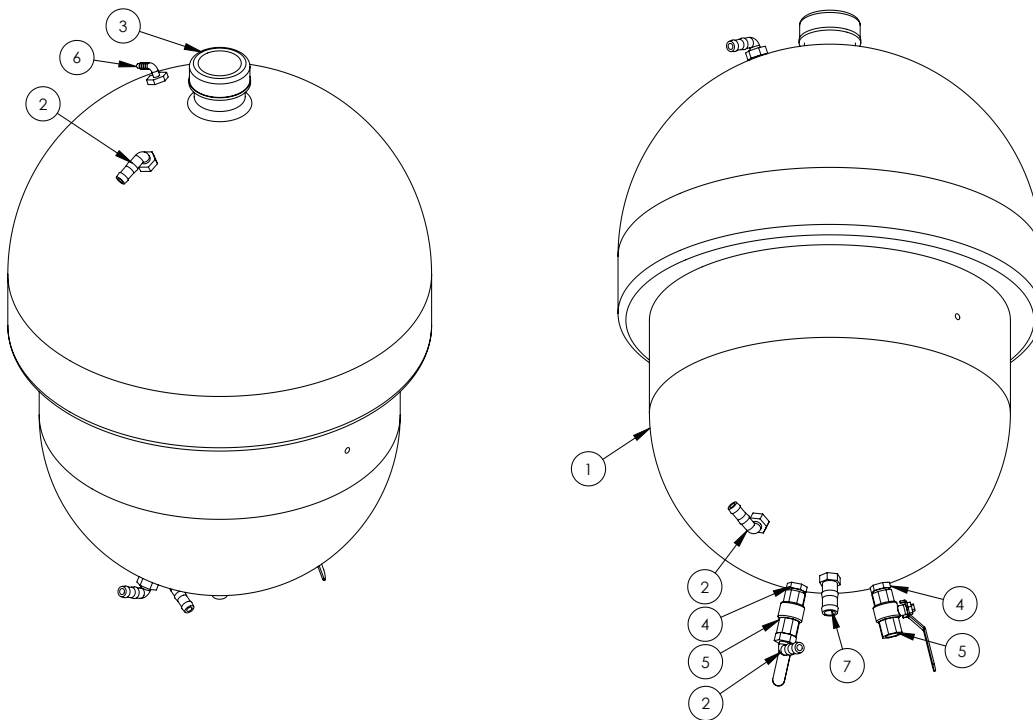




## Chapter 9

### FOAM MARKER

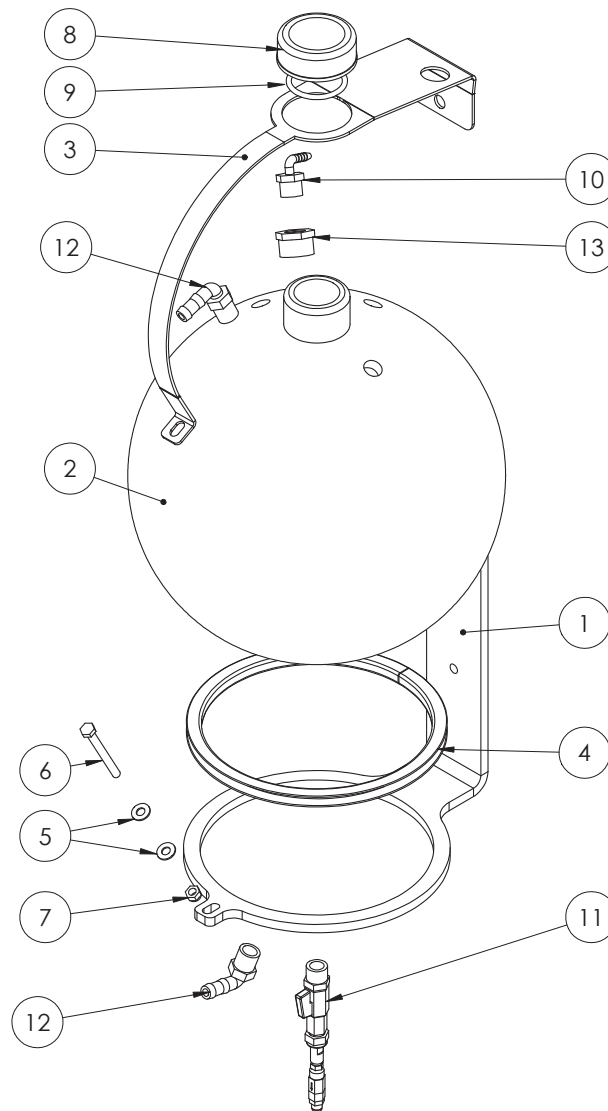
#### Foam Marker Tank 100L



ITEM NO.	PART NUMBER	DESCRIPTION	QTY.
1	GA5018487	Tank, 100L, Exacta foam marker	1
2	GA5077708	Hose barb, Elbow, 90 degree, 1/2" male thread x 1/2" hose	3
3	GA5009157	Cap, Suit Exacta foam tank, O-ring not included	1
4	GA5048310	Nipple, 1/2" thread x 1/2" thread, Brass	2
5	GA5018309	Valve, Ball, 12mm female thread inlet / outlet, Lever handle, SS	2
6	GA5077656	Hose barb, Elbow, 90 degree, 1/2" male thread x 1/4" hose	1
7	GA5077707	Hose barb, 1/2" male thread x 3/4" hose, Banjo	1
-	GA5009187	O-ring, 60 x 5.5mm, suits Exacta tank cap	1

Note: See Chapter 4 'Right Hand Pod' chapter foam marker compressor details.

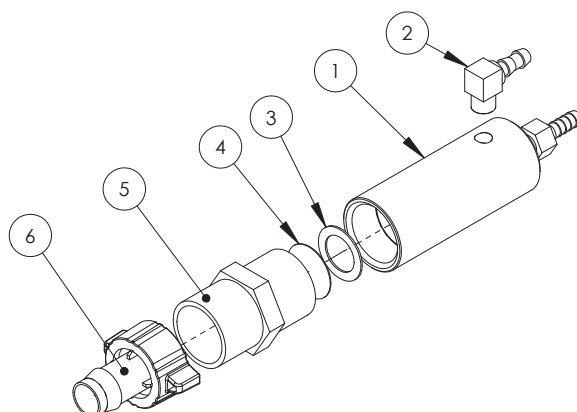
## Foam Concentrate Bottle



ITEM NO.	PART NUMBER	DESCRIPTION	QTY.
1	F70609A	Direct injection bottle mount plate 10mm FMS	1
2	GA4901038	Tank 25 litre round ball suit foam	1
3	F70622A	Direct inject bottle strap	1
4	GA5010085	Hollow section rectangular rubber	1
5	GA5003643	Washer 8mm Flat SS HD	2
6	GA5004749	Bolt M8 x 80 ZP GR8.8	1
7	GA5004917	Nut M8 Nyloc ZP	1
8	GA5075400	Cap, Suit Exacta foam tank, O-ring not included	1
9	GA5009187	O-ring, 60 x 5.5mm, suits Exacta tank cap	1
10	GA5077656	Hose barb, Elbow, 90 degree, 1/2" male thread x 1/4" hose	1
11	*	Filter & Ball Valve	1
12	GA5077708	Hose barb, Elbow, 90 degree, 1/2" male thread x 1/2" hose	2
13	GA5078013	Reducer bush, 1" male thread x 1/2" female thread	1

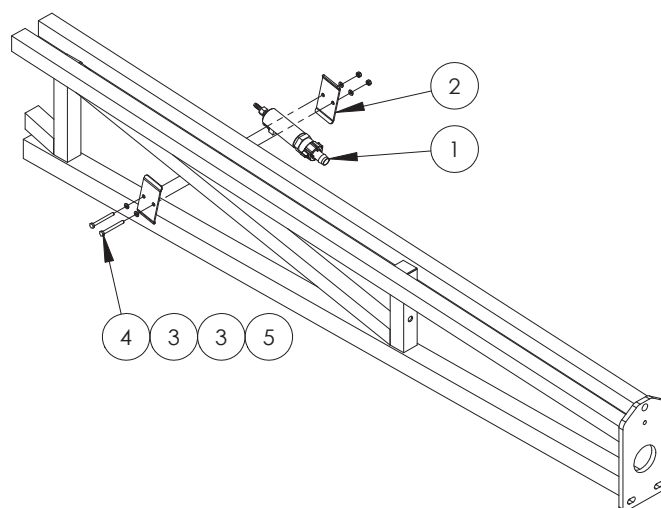
\* Sub-assembly on following pages

## Foam Generator



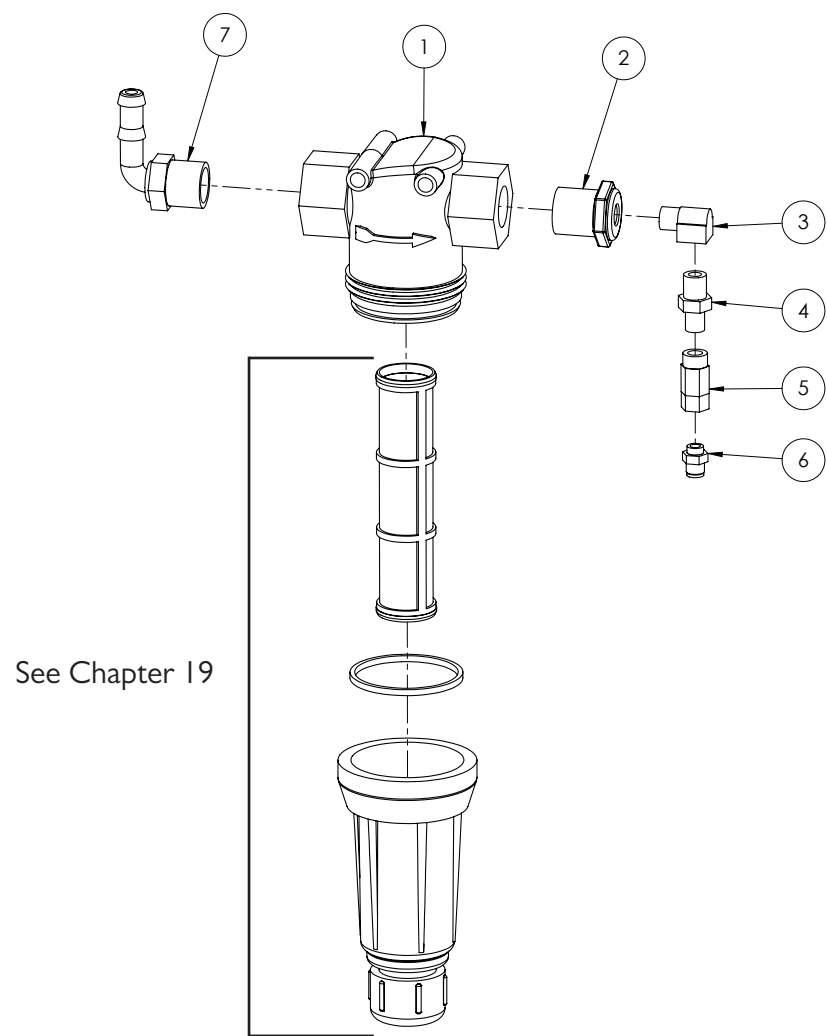
ITEM NO.	PART NUMBER	DESCRIPTION	QTY.
1	FGEN	Foam Generator nozzle sub assembly (3 parts nozzle & body & lock nut)	1
2	GA5066950	Barb elbow brass 1/4" x 1/8"	1
3	GA5002497	Washer, Flat, 3/4" x 1 1/8", Copper	1
4	GA4948390	Filter screen, circle, Suit foam generator, SS, 200 mesh	1
5	GA5077914	Nipple, Short, 1" male thread x 1" male thread	1
6	GA5007621	Hose barb, Straight, 1" BSP female thread with grip tabs x 19mm hose tail	1

## Foam Generator Mounting



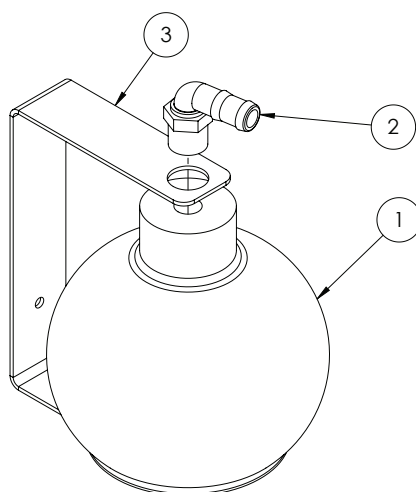
ITEM NO.	PART NUMBER	DESCRIPTION	QTY.
1	FGEN-COM	Foam marker, Foam generator assembly	1
2	F70239A	Bracket, Foam generator clamp	2
3	GA5004437	Washer 6mm Flat SS	4
4	GA5004097	Bolt M6 x 60 ZP GR8.8	2
5	GA5048115	Nut M6 Nyloc ZP	2

# Foam Marker Filter



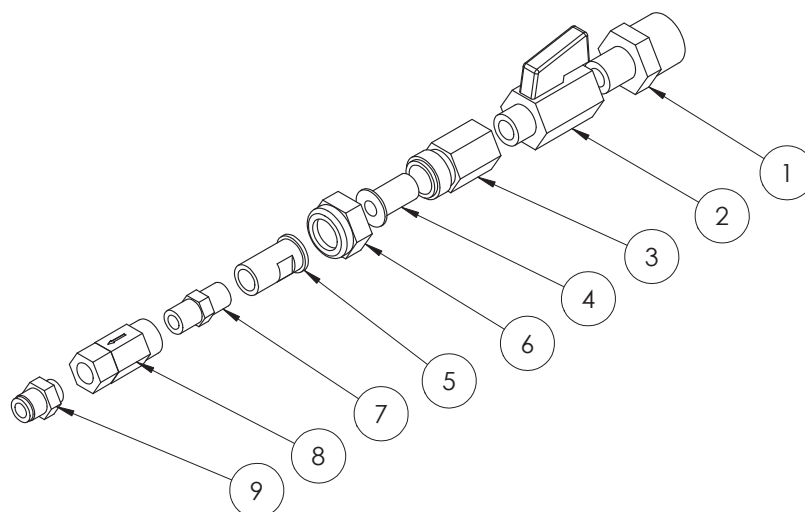
ITEM NO.	PART NUMBER	DESCRIPTION	QTY.
1	GA5077270	Filter, 3/4" female thread inlet / outlet, Orange 200 mesh screen	1
2	GA5078008	Reducing bush, 3/4" male thread x 1/4" female thread	1
3	GA5048305	Elbow, 90 degree, 1/4" BSP male x 1/4" BSP female, Brass	1
4	GA5013809	Reducing Nipple 1/4" x 1/8"	1
5	GA5018147	Check valve inline 1/8" NPT Female	1
6	GA5050210	Pneumatic fitting, Nipple, 1/8" BSPP male x 6mm push type	1
7	GA5077710	Hose barb, Elbow, 90 degree, 3/4" male thread x 1/2" hose	1

## Foam Accumulator Assembly



ITEM NO.	PART NUMBER	DESCRIPTION	QTY.
1	GA5008491	Accumulator, Foam marker, Exacta, Green	1
2	GA5077717	Hose barb, Elbow, 90 degree, 3/4" male thread x 3/4" hose	1
3	F70841A	Bracket, Foam accumulator mounting, Suit 50 x 50 RHS	1

## Filter & Ball Valve - Direct Foam Injection



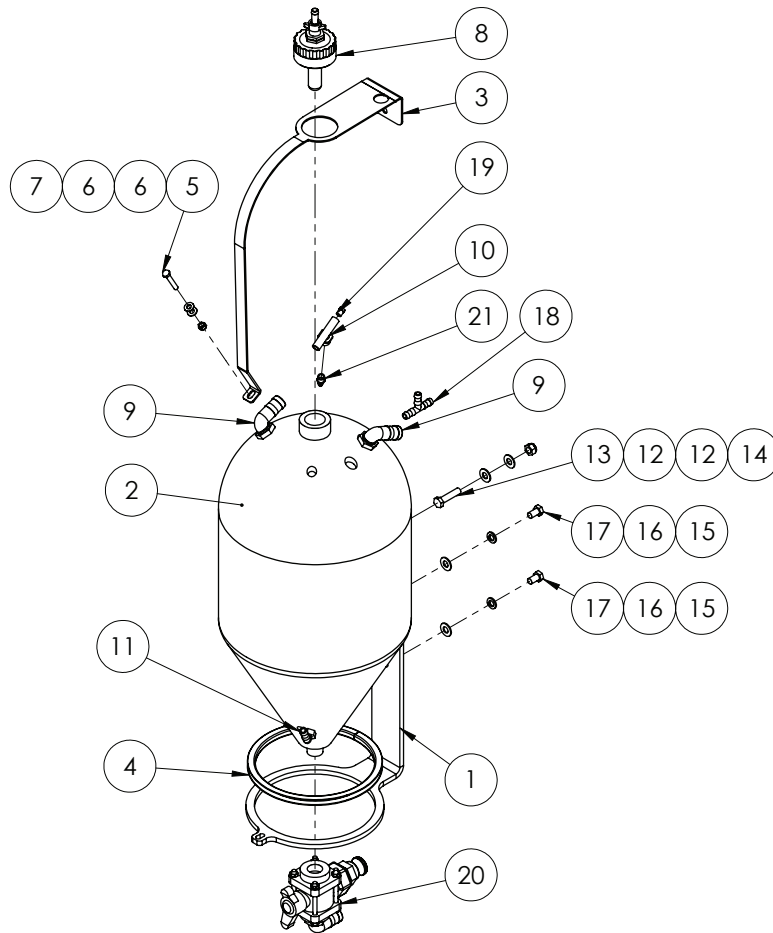
ITEM NO.	PART NUMBER	DESCRIPTION	QTY.
1	GA5012259	Reducing nipple, 1/2" male thread x 1/4" male thread, Brass	1
2	GA5018323	Valve, Ball, 1/4" male / female thread inlet / outlet, SS, Lever handle	1
3	GA5077369	Nozzle body, Single, 1/4" male NPT inlet, Brass	1
4	GA5077157	Filter screen, Nozzle tip, Orange 200 mesh, Polypropylene & SS	1
5	GA5077543	Adapter, Brass	1
6	GA5077372	Nozzle cap, Brass	1
7	GA5066935	Nipple brass 1/8" x 1/8"	1
8	GA5018147	Check valve inline 1/8" NPT Female	1
9	GA5050210	Pneumatic fitting, Nipple, 1/8" BSPP male x 6mm push type	1



# Chapter 10

## TRANSCAL

### Transcal Assembly



ITEM NO.	PART NUMBER	DESCRIPTION	QTY.
1	F70608A	45l Transcal mount plate 10mm FMS	1
2	GA4901047	Tank, 45L, Natural, Suit Transcal	1
3	F70623A	Transcal bottle strap Yellow Zinc Plated	1
4	GA5010085	Hollow section rectangular rubber (cut 735mm)	1
5	GA5011489	Bolt M8 x 60 ZP GR8.8	1
6	GA5003643	Washer 8mm Flat SS HD	2
7	GA5004917	Nut M8 Nyloc ZP	1
8	*	Rinse Nozzle Cap	1
9	GA5077723	Hose barb, Elbow, 90 degree, 1" male x 1" hose	2
10	GA3500391	Tee, Threaded, 1/2" male x 1/2" hose	1

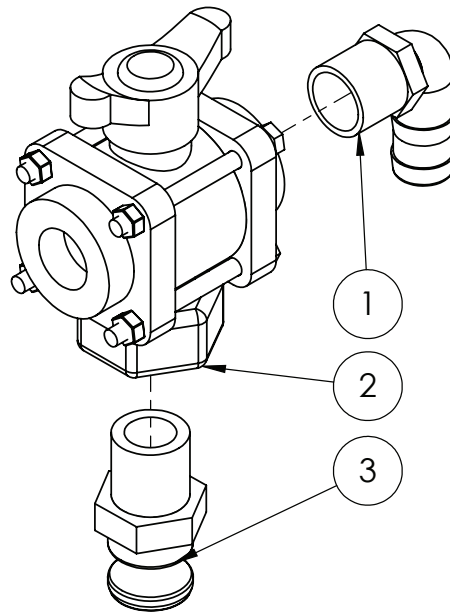
Continued over page

## Transcal Assembly

ITEM NO.	PART NUMBER	DESCRIPTION	QTY.
11	GA5077708	Hose barb, Elbow, 90 degree, 1/2" male thread x 1/2" hose	1
12	GA5017673	Washer 1/2" High Tensile	2
13	GA5011239	Bolt, M12 x 50, ZP GR 8.8	1
14	GA5012461	Nut M12 Nyloc ZP	1
15	GA5000577	Washer 12mm Flat SS HD	2
16	GA5000575	Washer 12mm Spring SS	2
17	GA5011227	Bolt M12 x 20 ZP GR8.8	2
18	GA5077751	Tee, Hose barb, 1/2", Banjo	1
19	GA5020695	Hosetail (brass) 1/4" x 1/8" Male Thread	1
20	*	Tap Assembly	1
21	GA5020540	Hose barb, Straight, 1/4" male thread x 1/4" hose, Brass	1

\* Sub-assembly on following pages

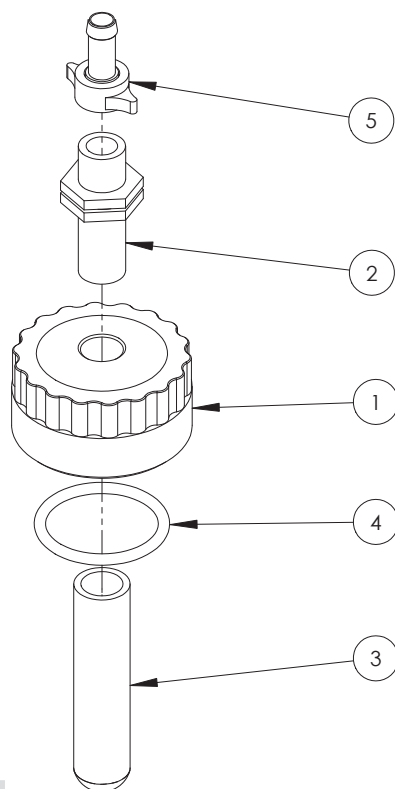
## Tap Assembly



ITEM NO.	PART NUMBER	DESCRIPTION	QTY.
1	GA5077723	Hose barb, Elbow, 90 degree, 1" male x 1" hose, Banjo	1
2	GA5078177	Valve, Ball, 3 way, 1" female thread inlet / outlet, Bottom port, Butterfly handle, Banjo	1
3	GA5076012	Cam lever, 1" male coupling x 1" male thread, Banjo	1
-	F70146A	Label Plate, Transcal (not shown)	1



## Rinse Nozzle Cap Assembly



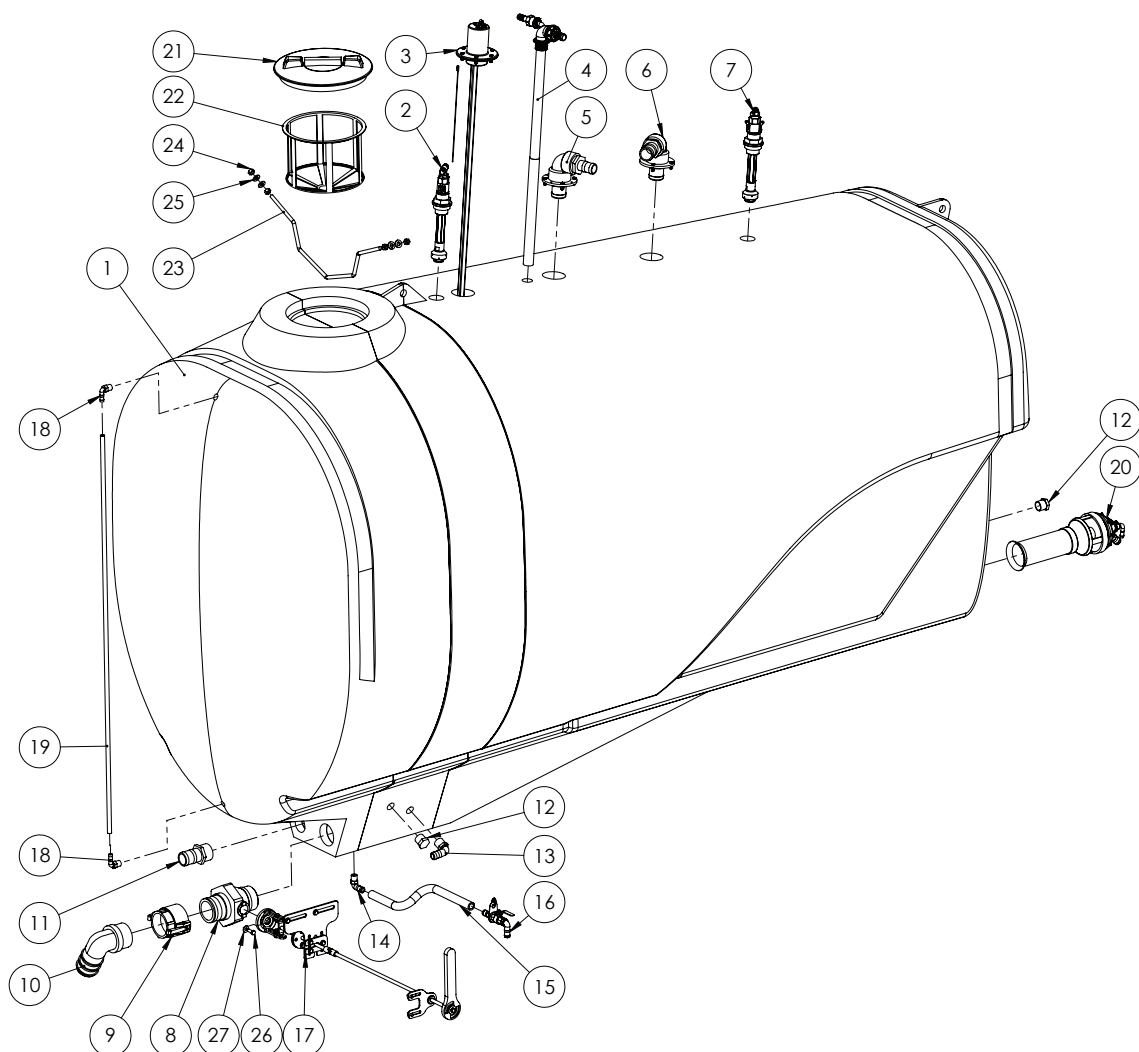
GA4903050 Complete Assembly

ITEM NO.	PART NUMBER	DESCRIPTION	QTY.
1	L055A	Cap / Lid, 80 OD, 1/2" BSPP female thread in top, Suit Transcal	1
2	GA5078408	Plumbing fitting, Nipple, 1/2", long	1
3	GA5077063	Nozzle, Drum & container rinsing, ARAG	1
4	GA5009187	O-ring, 60 x 5.5mm, suits Exacta tank cap	1
5	GA5075655	Hose barb, Brass, 13mm hose x fly nut end, ARAG	1



# MAIN TANK

Tank - 4000/5000L



ITEM NO.	PART NUMBER	DESCRIPTION	QTY.
1	GA5070030	Tank, 5000L, Prairie Advance EF, Bare	1
	GA5070200	Tank, 4000L, Prairie Advance EF, Bare	
2	*	Tank rinsing nozzle - Elbow Assembly	1
3	*	Dry Sight Tube - Float & Guide Assembly	1
4	*	Venturi filler Assembly	1
5	*	Hopper Tank Inlet	1
6	*	Tank Fill - 2"	1

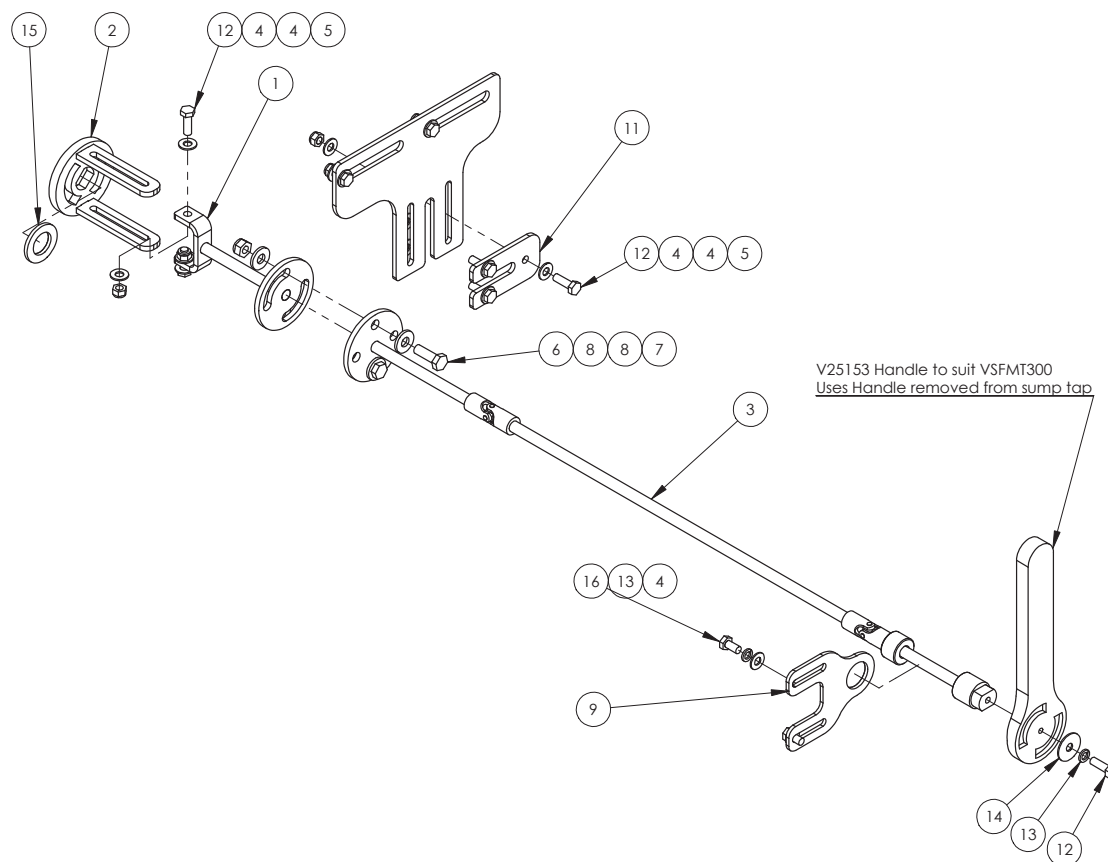
Continued over page

## Tank - 4000/5000L

ITEM NO.	PART NUMBER	DESCRIPTION	QTY.
7	*	Tank rinsing nozzle - Elbow Assembly	1
8	GA5078204	3" NPT Male x 3" Male Adaptor Long Handle	1
9	GA5076720	Cam lever, 3 female coupling x 3" NSPT female thread	1
10	GA5077742	Hose barb, Elbow, 90 degree, 3" male thread x 3" hose, Banjo	1
11	GA5077737	Hose barb, Straight, 2" male thread x 2" hose, Banjo	1
12	GA5077945	Plug, 1" male thread, Banjo	2
13	GA5077723	Hose barb, Elbow, 90 degree, 1" male x 1" hose, Banjo	1
14	GA5077704	Hose barb, Elbow, 90 degree, 1/2" male thread x 3/4" hose, Banjo	1
15	GA2000216	Hose, Pressure, 20mm, Black 250psi	1
16	*	Sump Drain Valve	1
17	*	Remote Tank Drain	1
18	GA5077708	Hose barb, Elbow, 90 degree, 1/2" male thread x 1/2" hose, Banjo	2
19	GA2000209	Hose, Clear, 12mm, Sight tube	1
20	*	Supermix Agitator Assembly	1
21	GA5076877	Lid, Black Plastic, Diameter 355, With breather	1
22	GA5076714	Filter, Basket type, Diameter 305 x 245mm deep, Suit main spray tank	1
23	GA4672885	Bar, Tank lid opening support, Suit EF tanks	1
24	GA5000581	Nut M12 Hex SS	4
25	GA5000577	Washer 12mm Flat SS HD	4
26	GA5002601	Bolt 3/8" UNC x 1" ZP Yellow GR8	1
27	GA5017623	Washer 3/8" Flat ZP Heavy Duty	1

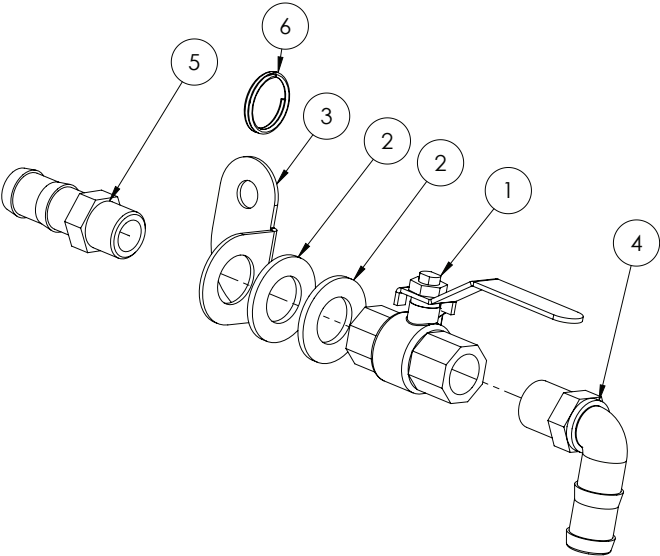
\* Sub-assembly on following pages

## Remote Tank Drain



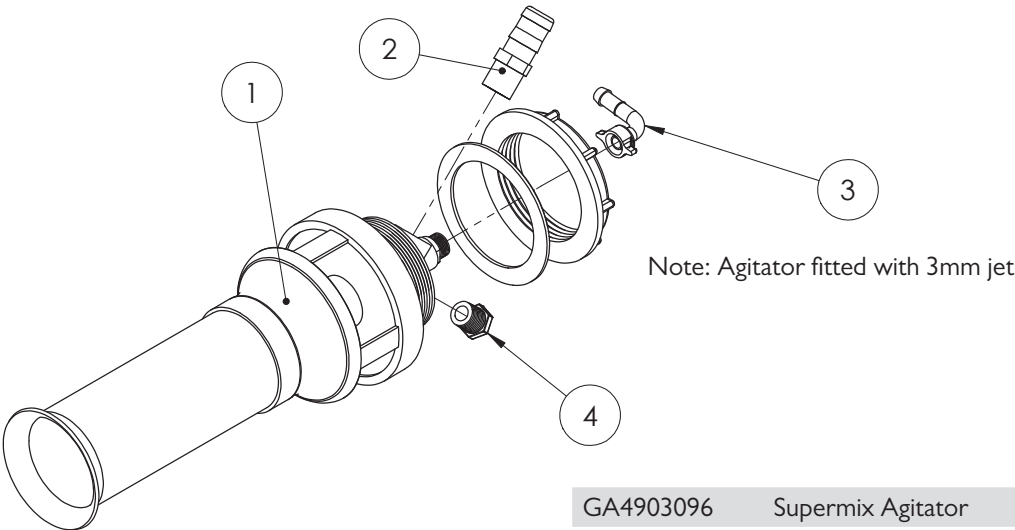
ITEM NO.	PART NUMBER	DESCRIPTION	QTY.
1	GA4653657	Sump ball valve inter drive shaft EF	1
2	GA4653656	Drive flange, suit Sump ball valve EF	1
3	GA4653658	Sump ball valve drive shaft EF	1
4	GA5003643	Washer 8mm Flat SS HD	16
5	GA5004917	Nut M8 Nyloc ZP	7
6	GA5065455	Bolt M10 x 30 ZP GR8.8	2
7	GA5000141	Nut M10 Nyloc ZP	2
8	GA5000117	Washer 10mm Flat SS HD	4
9	GA4513440	Plate, uni rod aligning & sump hose hanger	1
10	F70661A	Uni rod hanger plate	1
11	F70662A	Uni rod clamping plate 5mm FMS	1
12	GA5004711	Bolt M8 x 25 ZP GR8.8	8
13	GA5004919	Washer 8mm Spring SS	3
14	GA5003645	Washer, 5/16" ID x 1 1/4" OD, Flat SS	1
15	GA5001893	Washer 1" x 1 7/8" x 14G	1
16	GA5011465	Bolt M8 x 16 ZP GR8.8	2

# Sump Drain Valve



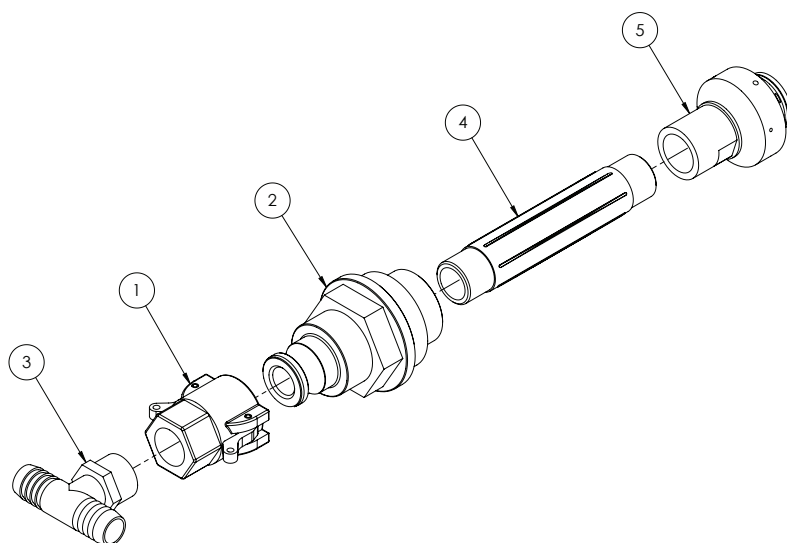
ITEM NO.	PART NUMBER	DESCRIPTION	QTY.
1	GA5018309	Valve, Ball, 12mm female thread inlet / outlet, Lever handle, SS	1
2	GA5001741	Washer 20mm Flat SS HD	2
3	GA4504980	Mounting Plate Bent Sump Drain	1
4	GA5077704	Hose barb, Elbow, 90 degree, 1/2" male thread x 3/4" hose, Banjo	1
5	GA5077707	Hose barb, 1/2" male thread x 3/4" hose, Banjo	1
6	GA5002077	25mm Key ring SS	1

# Supermix Agitator Assembly



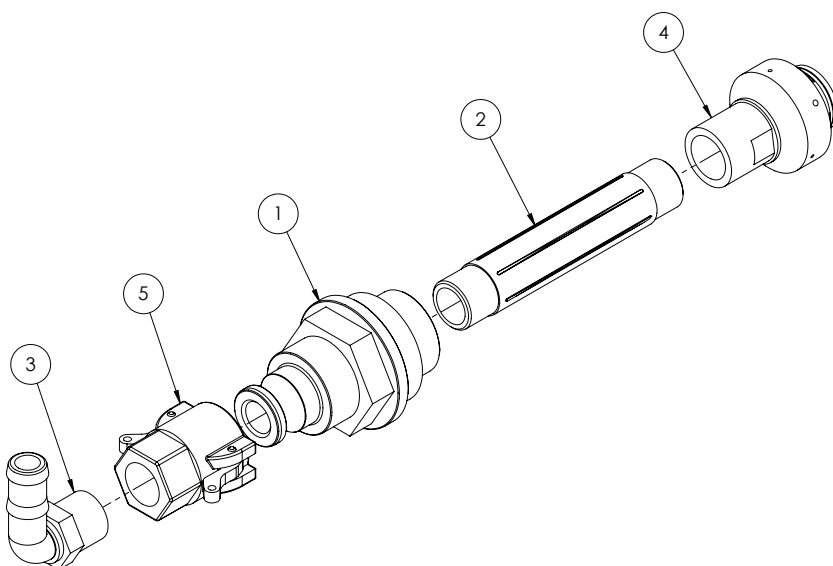
ITEM NO.	PART NUMBER	DESCRIPTION	QTY.
1	GA5077038	Agitator, Super mix, 3mm jet, Arag	1
2	GA5077715	Hose barb, Straight, 3/4" male thread x 1" hose barb, Banjo	1
3	GA5075657	Hose barb, Elbow, 90 degree, 13mm hose, including 1/2 fly nut and seal, Brass, Arag	1
4	GA5077943	Plug, 1/2" male thread, Banjo	1
-	GA5075653	Seal, Rubber, 11.8 ID x 18 OD x 2mm	1

## Tank Rinsing Nozzle - Tee Assembly



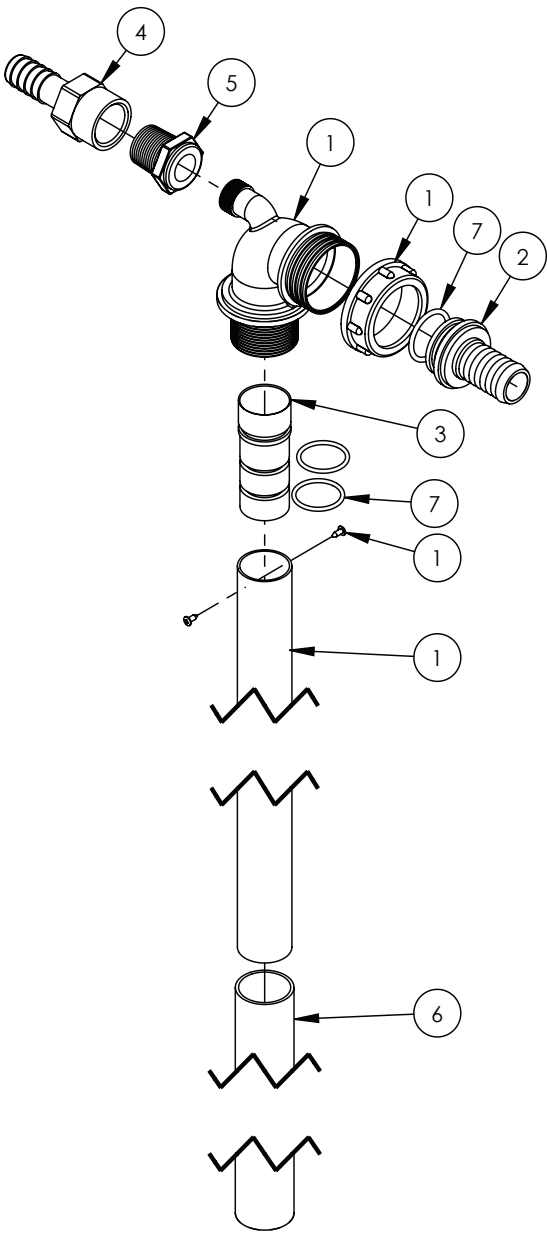
ITEM NO.	PART NUMBER	DESCRIPTION	QTY.
1	GA5077132	Cam lever, 3/4" female coupling x 3/4" female thread	1
2	GA4572015	Tank rinse adaptor with cam lock	1
3	GA3500431	Hose barb, Tee, 3/4" hose barb x 3/4" hose barb x 3/4" male thread	1
4	GA5077912	Nipple, 6" long, 3/4" male thread	1
5	GA5077336	Nozzle, Tank rinsing, 3/4" BSPT female inlet	1

## Tank Rinsing Nozzle - Elbow Assembly



ITEM NO.	PART NUMBER	DESCRIPTION	QTY.
1	GA4572015	Tank rinse adaptor with cam lock	1
2	GA5077912	Nipple, 6" long, 3/4" male thread	1
3	GA5077717	Hose barb, Elbow, 90 degree, 3/4" male thread x 3/4" hose	1
4	GA5077336	Nozzle, Tank rinsing, 3/4" BSPT female inlet	1
5	GA5077132	Cam lever, 3/4" female coupling x 3/4" female thread	1

# Venturi Filler Assembly

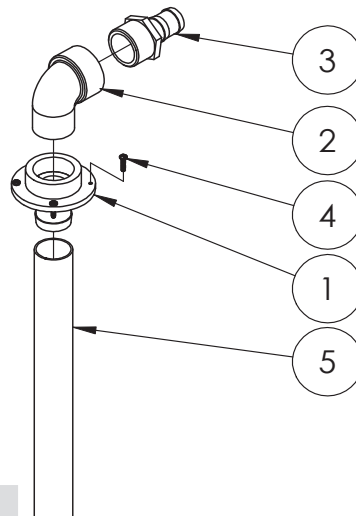


Note: Not all parts supplied in kit 500232 are used in this assembly.

GA4903086 Pre-assembled venturi filler			
ITEM NO.	PART NUMBER	DESCRIPTION	QTY.
1	GA5077035	Venturi, Top of tank, 32mm OD outlet, Arag	1
2	GA5076036	Hose barb, Straight, 1 1/2" fly nut end x 1" hose barb, Udor	1
3	MACH0022	Jet for Arag venturi	1
4	GA5077743	Hose barb, Straight, 3/4" female x 3/4" hose, Banjo	1
5	GA5078010	Reducing bush, 3/4" male thread x 1/2" female thread, Banjo	1
6	GA5050205	Hose Lay flat 32mm Blue	1
7	GA5077679	O-ring, 30 x 3mm	1
-	GA5007235	Hose clamp, Cobra type, 1 1/2"	1



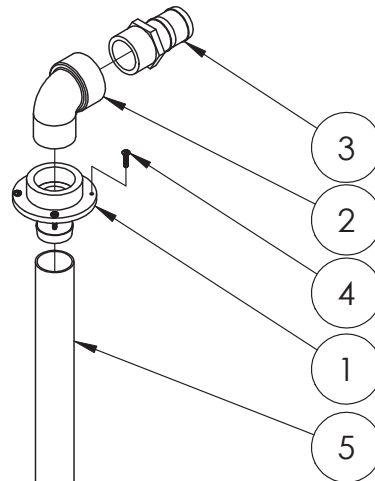
## Hopper Tank Inlet



GA4903098 Hopper Tank Inlet

ITEM NO.	PART NUMBER	DESCRIPTION	QTY.
1	L026A	Barb to suit tank fill top	1
2	GA5078142	Street elbow, 90 degree, 2 male thread x 2 female thread	1
3	GA5077739	Hose barb, Straight, 2" male thread x 1 1/2" hose, Banjo	1
4	GA5000527	Screw, Pan head, 12G x 25mm, SS	4
5	GA4673860	Hose, PVC, 50mm, Black	1
-	GA5003325	Hose clamp, 2" SS, (40-60/12W)	1

## Tank Fill - 2"

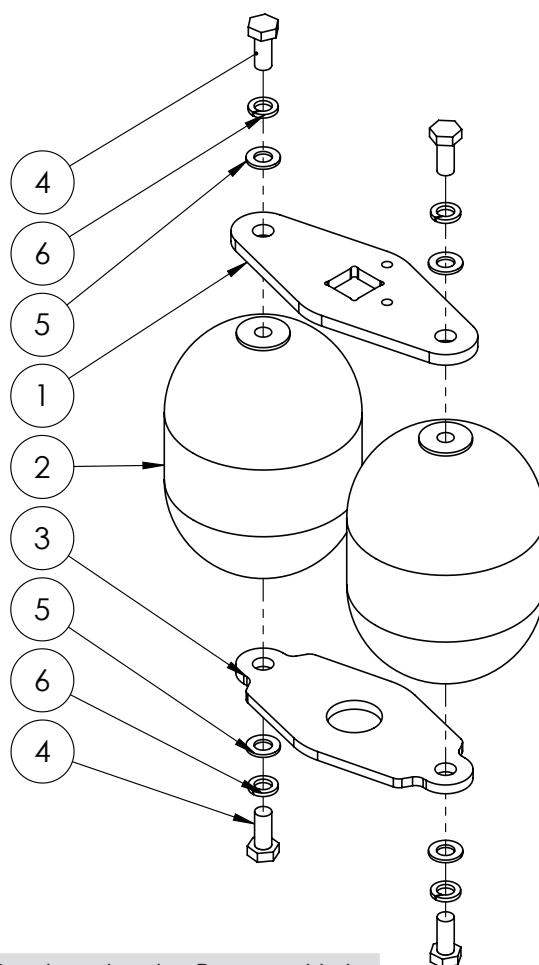


GA4903136 2" Tank Fill Assembly

ITEM NO.	PART NUMBER	DESCRIPTION	QTY.
1	L026A	Barb to suit tank fill top	1
2	GA5078142	Street elbow, 90 degree, 2 male thread x 2 female thread	1
3	GA5077737	Hose barb, Straight, 2" male thread x 2" hose, Banjo	1
4	GA5000527	Screw, Pan head, 12G x 25mm, SS	4
5	GA4673860	Hose, PVC, 50mm, Black	1
-	GA5003325	Hose clamp, 2" SS, (40-60/12W)	1



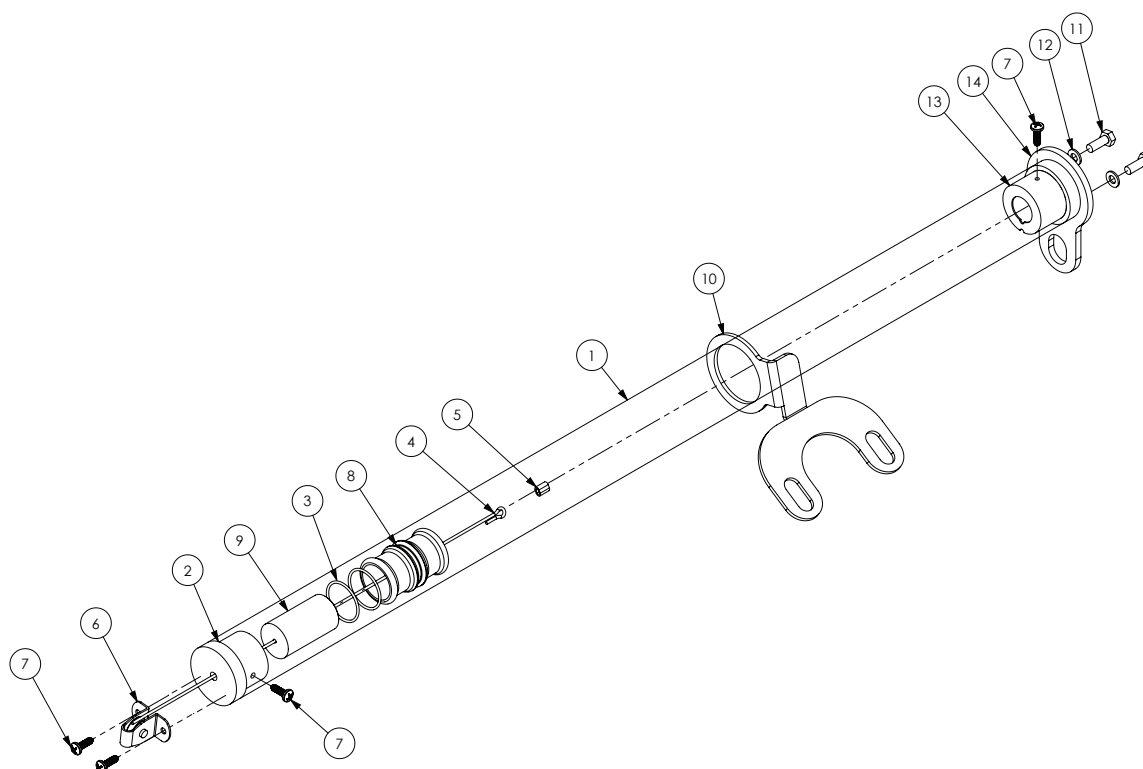
## Dry Sight Tube - In Tank Float Assembly



GA4905415 Twin float, Suit dry sight tube, Pre-assembled

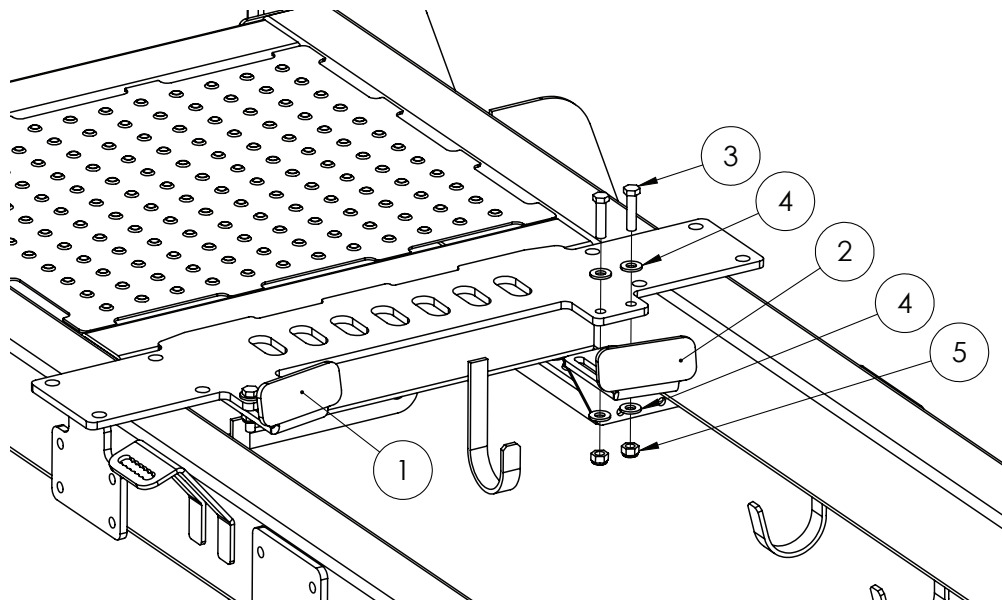
ITEM NO.	PART NUMBER	DESCRIPTION	QTY.
1	GA5070910	Float Plate Dry Sight Tube	1
2	GA5070911	Ball Float 4" Plastic 5/16" Whitworth Threads	2
3	GA4505300	Float Plate Dry Sight Tube SS Bottom Plate	1
4	GA5048485	Set Screw, 5/16" x 3/4" BSW, SS GR8	4
5	GA5003643	Washer 8mm Flat SS HD	4
6	GA5004919	Washer 8mm Spring SS	4

## Dry Sight Tube - Cap & Tube Assembly



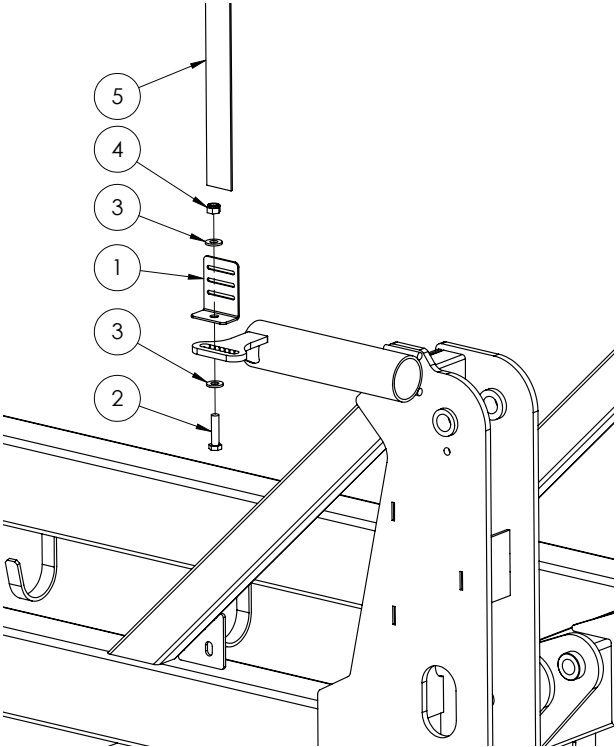
ITEM NO.	PART NUMBER	DESCRIPTION	QTY.
1	GA5002979	Sight tube, Clear, 38 ID x 44 OD x 2000mm long, Polycarbonate	1
2	MACH0306	Remote sight tube end cap (Black Poly)	1
3	GA5012529	O-ring, 34.65 x 1.78mm, BS024	2
4	GA5017873	Cable, 1.6mm, SS	1
5	GA5008643	Ferrule, Hand swage, Copper plated, suits up to 2mm diameter cable	1
6	GA5015221	Pulley, Upright, 19mm, Suit sight tube cable roller	1
7	GA5014817	Screw 10G x 5/8" Pan Head SS	4
8	MACH0307	Remote sight tube level indicator	1
9	MACH0317	Level Indicator Insert	1
10	F70668A	Sight tube locating plate	1
11	GA5004041	Bolt M6 x 16 ZP GR8.8	2
12	GA5004437	Washer 6mm Flat SS	2
13	MACH0316	Tube End Cap with Light Attachment	1
14	F70669A	Sight tube base mounting plate	1
-	GA5062326	Decal, Wet sight tube, 3000L, Special	1
-	GA5062325	Decal, Wet sight tube, 4000L, Tow behind	1
-	GA5061883	Decal, Wet sight tube, 5000L, Tow behind	1

## Tank Stops



ITEM NO.	PART NUMBER	DESCRIPTION	QTY.
1	GA4522510	Front tank stop Left Hand Side	1
2	GA4522515	Front tank stop Right Hand Side	1
3	GA5011239	Bolt, M12 x 50, ZP GR 8.8	4
4	GA5000577	Washer 12mm Flat SS HD	8
5	GA5012461	Nut M12 Nyloc ZP	4

# Tank Straps & Brackets - 4000-5000L

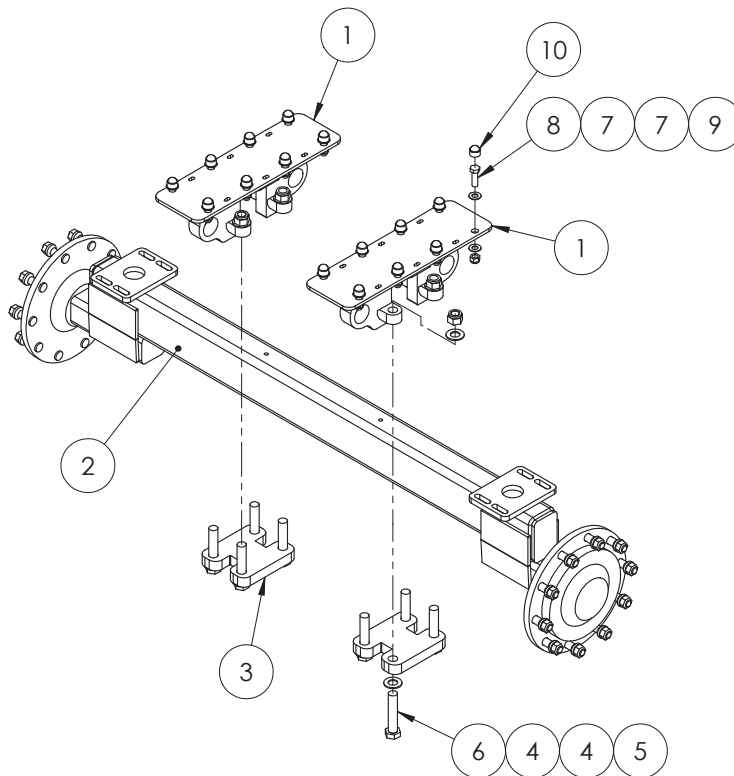


ITEM NO.	PART NUMBER	DESCRIPTION	QTY.
1	F70127A	Bracket, Tank strap, 50mm	4
2	GA5011239	Bolt, M12 x 50, ZP GR 8.8	4
3	GA5000577	Washer 12mm Flat SS HD	8
4	GA5012461	Nut M12 Nyloc ZP	4
5	GA5003859	Strap, Tank, 50mm, Goldacres branded, (price is per meter)	See below.
		4000L Tank - Cut length - Front	3600mm
		4000L Tank - Cut length - Rear	1900mm
		5000L Tank - Cut length - Front	4200mm
		5000L Tank - Cut length - Rear	2400mm

## Chapter 12

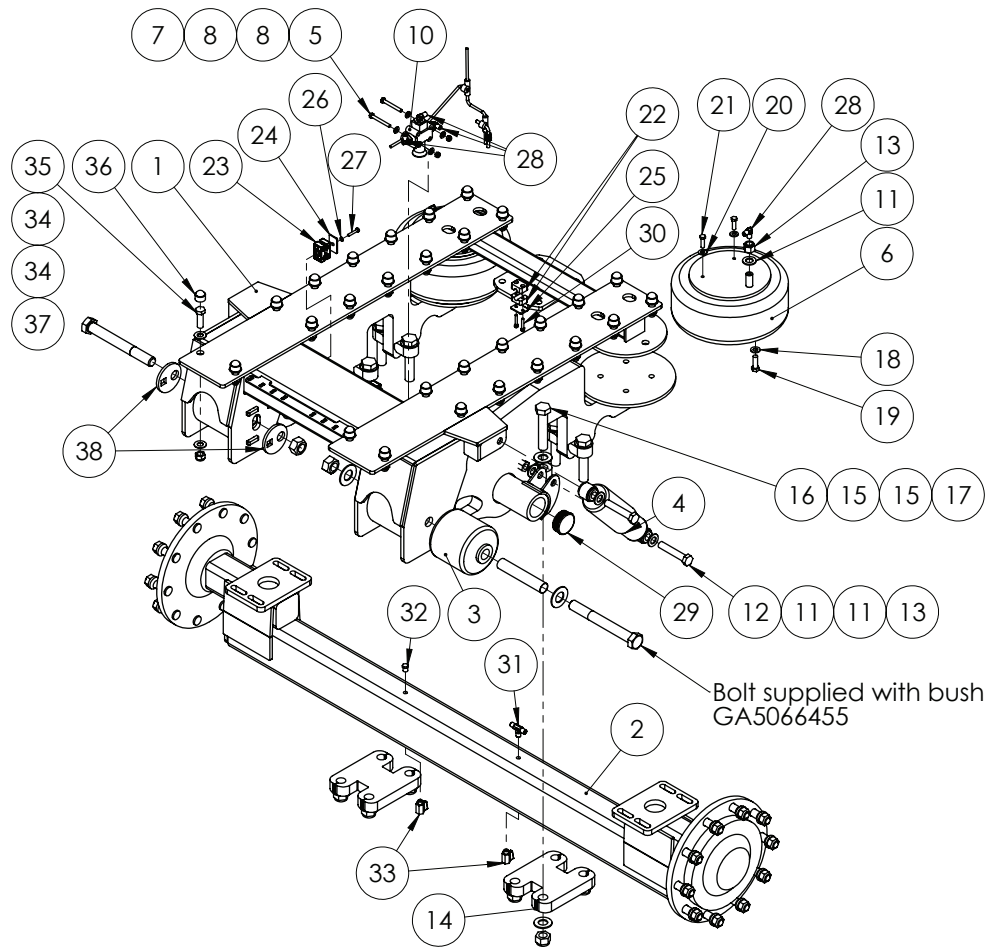
# WHEELS, AXLES & MUDGUARDS

## Rigid Axle



ITEM NO.	PART NUMBER	DESCRIPTION	QTY.
1	GA4652986	Axle carrier suit EF chassis	2
2	GA4656921	Axle EF Rigid 2000mm 10 Stud	1
	GA4656926	Axle EF Rigid 2050mm 10 Stud	
	GA4656931	Axle EF Rigid 2100mm 10 Stud	
	GA4656936	Axle EF Rigid 3000mm 10 Stud (with stiffener plates)	
3	GA4632050	Suspension narrow retainer (32mm FMS)	2
4	GA5017659	Washer, 1", Flat, ZP, Heavy duty (5mm thick)	16
5	GA5012439	Nut, Nyloc, 1" UNC, ZP	8
6	GA5006031	Bolt, 1"UNC x 5" ZP GR8	8
7	GA5001043	Washer 16mm Flat SS HD	32
8	GA5000931	Bolt M16 x 50 ZP GR8.8	16
9	GA5001029	Nut M16 Nyloc ZP	16
10	GA5075080	Hex nut protection cap suit M16, Black	16

## Air Bag Axle



ITEM NO.	PART NUMBER	DESCRIPTION	QTY.
1	GA4652810	Axle airbag frame EF 1.8m to 3m	1
	GA4656920	Axle EF Airbag 2000mm I0 Stud	
2	GA4656925	Axle EF Airbag 2050mm I0 Stud	1
	GA4656930	Axle EF Airbag 2100mm I0 Stud	
	GA4656935	Axle EF Airbag 3000mm I0 stud (with stiffener plates)	
3	GA5071010	Bi-functional Bush, Trailing Airbag Suspension Frame, Includes Bolt, Nut and Sleeve	2
4	GA5015139	Shock Absorber, Double eye, 19mm eye, 82mm OD, Black	2
5	GA5004738	Bolt M8 x 70 ZP GR8.8	2
6	GA5005311	Air spring, HT230 single air stud	2
7	GA5004917	Nut M8 Nyloc ZP	2
8	GA5003643	Washer 8mm Flat SS HD	4
9	GA5001045	Washer, 3/4", Flat ZP	1
10	GA5010868	Ride height valve, 1/4" connecting rods	1
11	GA5001741	Washer 20mm Flat SS HD	13
12	GA5049490	Bolt 3/4" UNC x 4" ZP GR8	4
13	GA5048430	Nut, Nyloc, 3/4" UNC, ZP	6

Continued over page

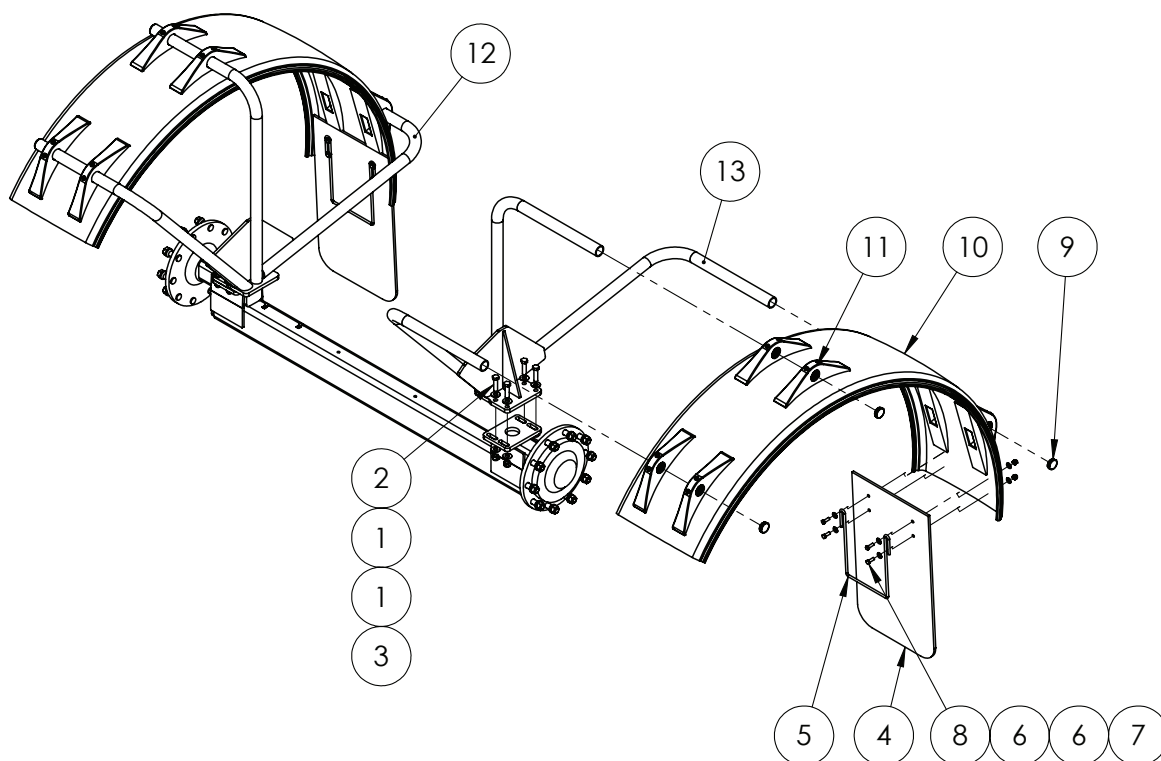


## Air Bag Axle

ITEM NO.	PART NUMBER	DESCRIPTION	QTY.
14	GA4632050	Suspension narrow retainer (32mm FMS)	2
15	GA5017659	Washer, 1", Flat, ZP, Heavy duty (5mm thick)	16
16	GA5006031	Bolt, 1"UNC x 5" ZP GR8 (2050mm Axles)	8
	GA5006151	Bolt 1"UNF x 8" x12 TPI ZP GR8 (3000mm Axles)	
17	GA5012439	Nut, 1" UNC, Nyloc ZP (2050mm Axles)	8
	GA5012445	Nut, 1" UNF 14 tpi Nyloc ZP (3000mm Axles)	
18	GA5017673	Washer 1/2" High Tensile	8
19	GA5068715	Bolt, 1/2"UNC x 1 1/2" GR8.8 ZP	8
20	GA5017623	Washer 3/8" Flat ZP HD	4
21	GA5002599	Set screw, 3/8"UNC x 1 1/4", SS	4
22	GA5078058	Mounting Clamp, Single type, Jaw, Pair, Group 3, 14mm	4
23	GA5078031	Mounting clamp, Double type, Jaw, Pair, Group 2, 14mm	4
24	GA5078042	Mounting clamp, Double type, Plate, Top, Group 2	2
25	GA5078068	Mounting Clamp, Single type, Plate, Top, Group 2	2
26	GA5004447	Washer, 6mm, Spring, SS	2
27	GA5011405	Bolt M6 x 35 ZP GR8.8	2
28	GA3500258	Hydraulic coupling, Elbow, 90 degree, 1/4" BSPT male x 1/4" BSPT male	5
29	GA5051366	End cap, 63.5 mm round, 1.25 - 2.0mm wall, black plastic	2
30	GA5011425	SHCS M6 x 35 SS GR304	4
31	GA3500269	Hydraulic adaptor, Tee, 1/4" BSPT male x 1/4" BSPT male x 1/4" BSPT male	1
32	GA5069335	Plug, 1/4" BSPT male thread, Brass	1
33	GA5018323	Valve, Ball, 1/4" male / female thread inlet / outlet, SS, Lever handle	2
34	GA5001043	Washer 16mm Flat SS HD	56
35	GA5000931	Bolt M16 x 50 ZP GR8.8	28
36	GA5075080	Hex nut protection cap suit M16, Black	28
37	GA5001029	Nut M16 Nyloc ZP	28
38	GA4524630	Plate Alignment Eccentric Air bag	2

Note: Rubber tee suit ride height levelling valve - GA5014651

## Mudguards



ITEM NO.	PART NUMBER	DESCRIPTION	QTY.
1	GA5001043	Washer 16mm Flat SS HD	16
2	GA5000939	Bolt M16 x 60 GR8.8 Black	8
3	GA5001029	Nut M16 Nyloc ZP	8
4	GA5011949	Mudflap Goldacres green /gold 450 old style	2
5	GA5075070	Bracket, Mud guard anti sail, Black	2
6	GA5002565	Washer, 3/8" ID x 1" OD, Flat SS	16
7	GA5011133	Nut M10 Dome nut SS	8
8	GA5006145	Bolt M10 x 30 SS A2-70	8
9	GA5003925	End cap, 45 mm round, Black plastic	6
10	GA5004263	Mudguard 630W x R1000	2
	GA5003825	Mudguard, Black plastic, 500 wide x 1000mm radius	
11	GA5066977	Mudguard Bracket Dunloflex suit 48.3mm pipe (H50.660)	12
12	Refer to tables over page for mudguard bracket part numbers		1
13			1

Continued over page

## Mudguards

---

### 32" WHEELS, AIR BAG AXLE

PART NUMBER	DESCRIPTION
GA490059I-EF-NS-32	Mudguard kit airbag axle 32"
GA4655078	Mudguard Bracket 38" RH EF rigid
GA4655079	Mudguard Bracket 38" LH EF rigid

### 38" WHEELS, AIR BAG AXLE

PART NUMBER	DESCRIPTION
GA490059I-EF-NS-38	Mudguards kit 38" to suit EF with a/bag suspension
GA4655078	Mudguard Bracket 38" RH EF airbag
GA4655079	Mudguard Bracket 38" LH EF airbag

### 38" WHEELS, RIGID AXLE

PART NUMBER	DESCRIPTION
GA490059I-P-EF-R	Mudguards kit 38" to suit EF with rigid axle
GA4655082	Mudguard Bracket 38" RH EF non airbag
GA4655083	Mudguard Bracket 38" LH EF non airbag

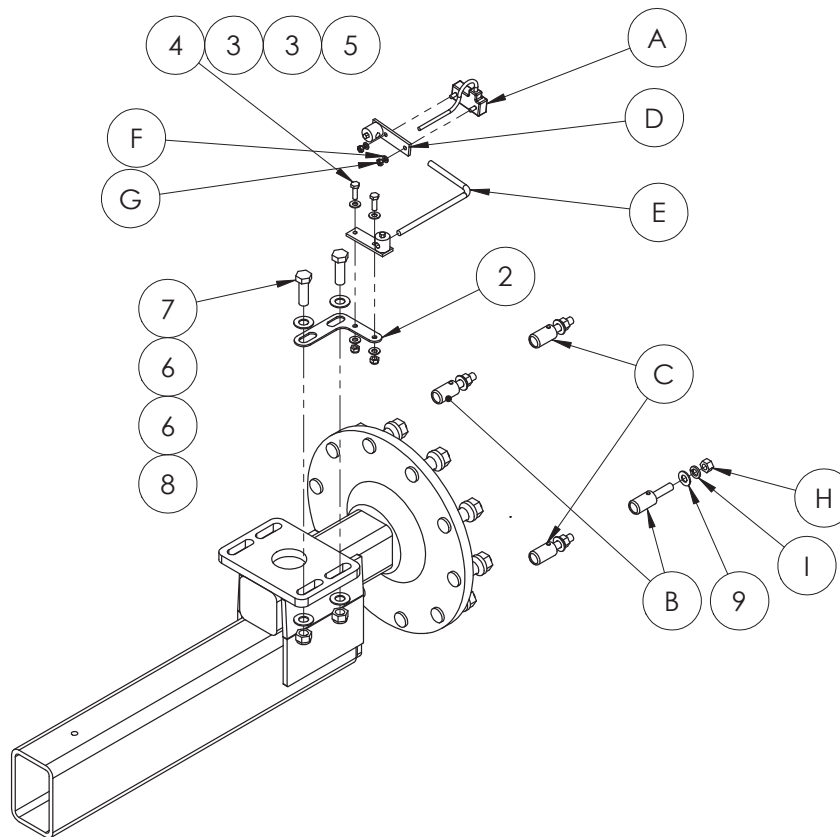
### 42" WHEELS, AIR BAG AXLE

PART NUMBER	DESCRIPTION
GA490059I-EF-NS-42	Mudguards kit 42" to suit EF with a/bag suspension
GA4655076	Mudguard Bracket 42" RH EF airbag
GA4655077	Mudguard Bracket 42" LH EF airbag

### 42" WHEELS, RIGID AXLE

PART NUMBER	DESCRIPTION
GA490059I-P-EF-R-42	Mudguards kit 42" to suit EF with rigid axle
GA4655088	Mudguard Bracket 42" RH EF non airbag
GA4655089	Mudguard Bracket 42" LH EF non airbag

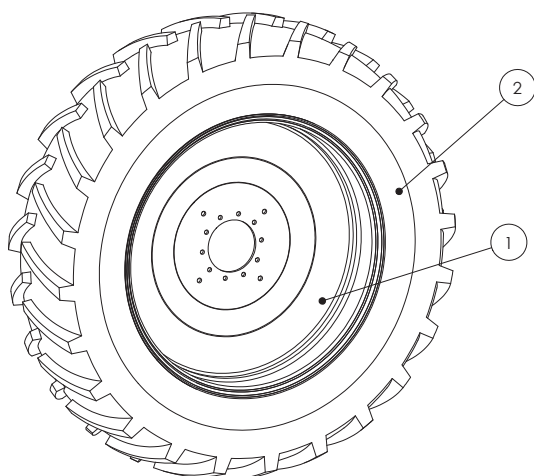
## Wheel Speed Sensor



GA5075858 Wheel speed sensor kit

ITEM NO.	PART NUMBER	DESCRIPTION	QTY.
A	GA5075857	Sensor, Wheel Drive Speed with 7 1/2' Cable, Raven	1
B	GA5075817	Magnet, Red North Pole Speed Sensor Assembly, Raven	2
C	GA5075818	Magnet, Black South Pole Speed Sensor Assembly, Raven	2
D	GA5075822	Sensor, Turret Assembly Speed Sensor, Raven	2
E	GA5076045	Rod, Speed Sensor, Raven	1
F	3131000016	Washer 1/4" lock split zinc	2
G	3121001031	Nut 1/4" - 20 hex ZP	2
H	3121001043	Nut 1/2" - 13 hex ZP	4
I	3131000028	1/2" lock washer	4
I	GA5075858	Sensor, Speed 4 Pole Wheel Drive with 7 1/2' Cable Kit, Raven	1
2	GA4534520	Speed Sensor Tab Bolt On	1
3	GA5003643	Washer 8mm Flat SS HD	4
4	GA5004711	Bolt M8 x 25 ZP GR8.8	2
5	GA5004917	Nut M8 Nyloc ZP	2
6	GA5001043	Washer 16mm Flat SS HD	4
7	GA5000931	Bolt M16 x 50 ZP GR8.8	2
8	GA5001029	Nut M16 Nyloc ZP	2
9	GA5017655	Washer 1/2" Flat SS	4

## Wheels



Note: When ordering complete wheel and tyre unit, please note which side is required. Rims are supplied painted and with speed sensor holes.

### 18.4 x 38" WHEELS

PART NUMBER	DESCRIPTION
GA4901410-10	Complete wheel and tyre
GA5018820	Wheel DW 15 x 38, 10 studs on 335, 0 offset
GA5001108	Tyre 18.4 x 38 (16 Ply)

### 20.8 x 42" WHEELS

PART NUMBER	DESCRIPTION
GA4901415	Complete wheel and tyre
GA5020340	Wheel, DW18 x 42, 10 studs on 335, 0 offset
GA5020830	Tyre, 20.8 X 42 (16 Ply) TLR

### 24.5 x 32" WHEELS

PART NUMBER	DESCRIPTION
GA4901404	Complete wheel and tyre
GA5018814	Wheel DW 21 X 32, 10 studs on 335, 0 offset
GA5001837	Tyre 24.5 X 32 (16 Ply)

### 20.8 x 42" WHEELS - 520

PART NUMBER	DESCRIPTION
GA4901405	Complete wheel and tyre
GA5020340	Wheel DW18 x 42", 10 Stud on 335 0 offset
GA5020831	Tyre, 20.8 x 42 Radial 520/85

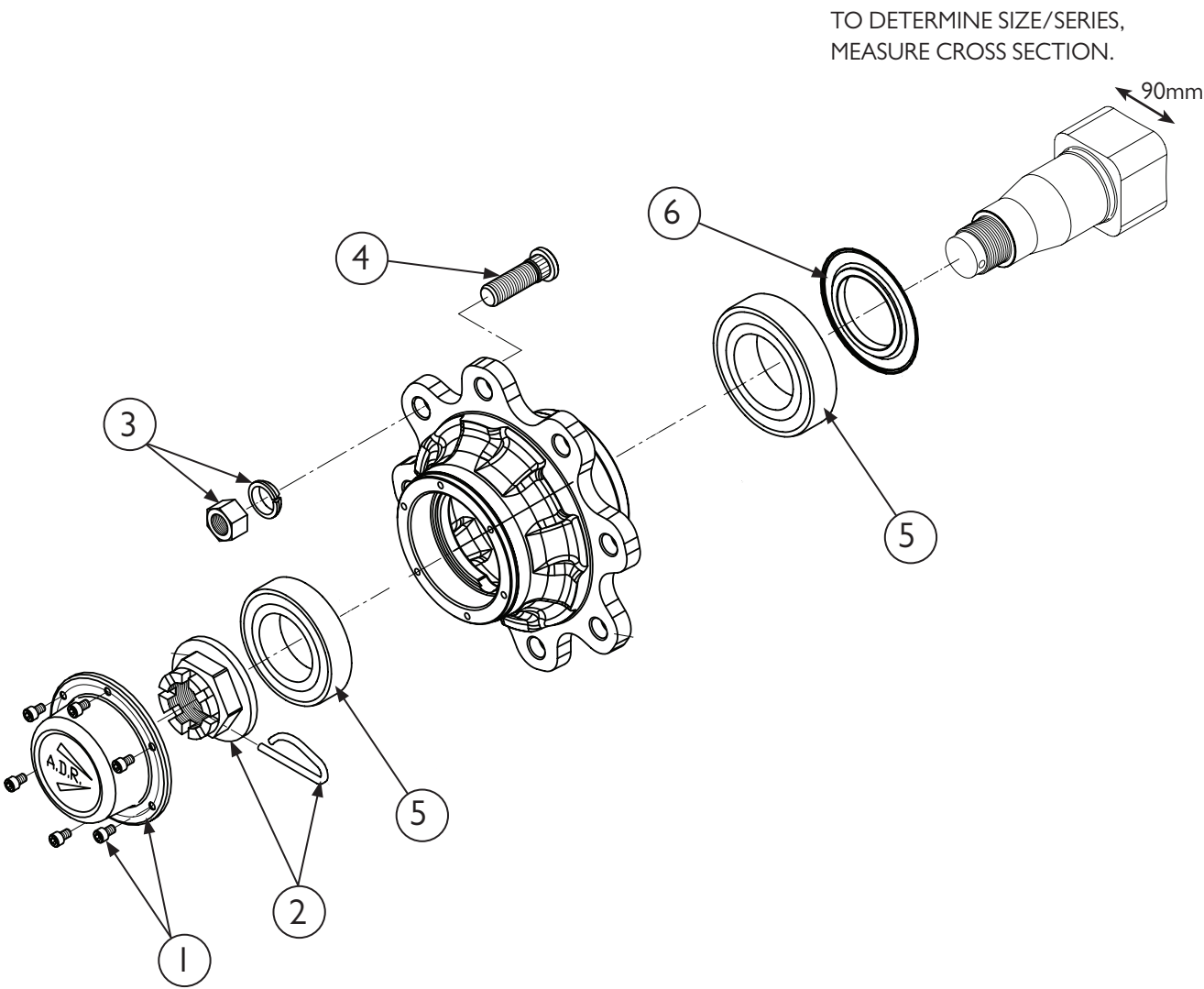
### 20.8 x 42" WHEELS - 580

PART NUMBER	DESCRIPTION
GA4901405	Complete wheel and tyre
GA5020340	Wheel DW18 x 42", 10 Stud on 335 0 offset
GA5050381	Tyre 580 /70R x 42 Radial

### WHEEL NUTS

PART NUMBER	DESCRIPTION
GA5018892	Wheel nut, M22 x 1.5mm, ZP
GA5018900	Tapered spring Washers suit M22 wheel stud (329F003)
GA5054675	Cap M20 hex Wheel nut cover

# Hub - 90 Series

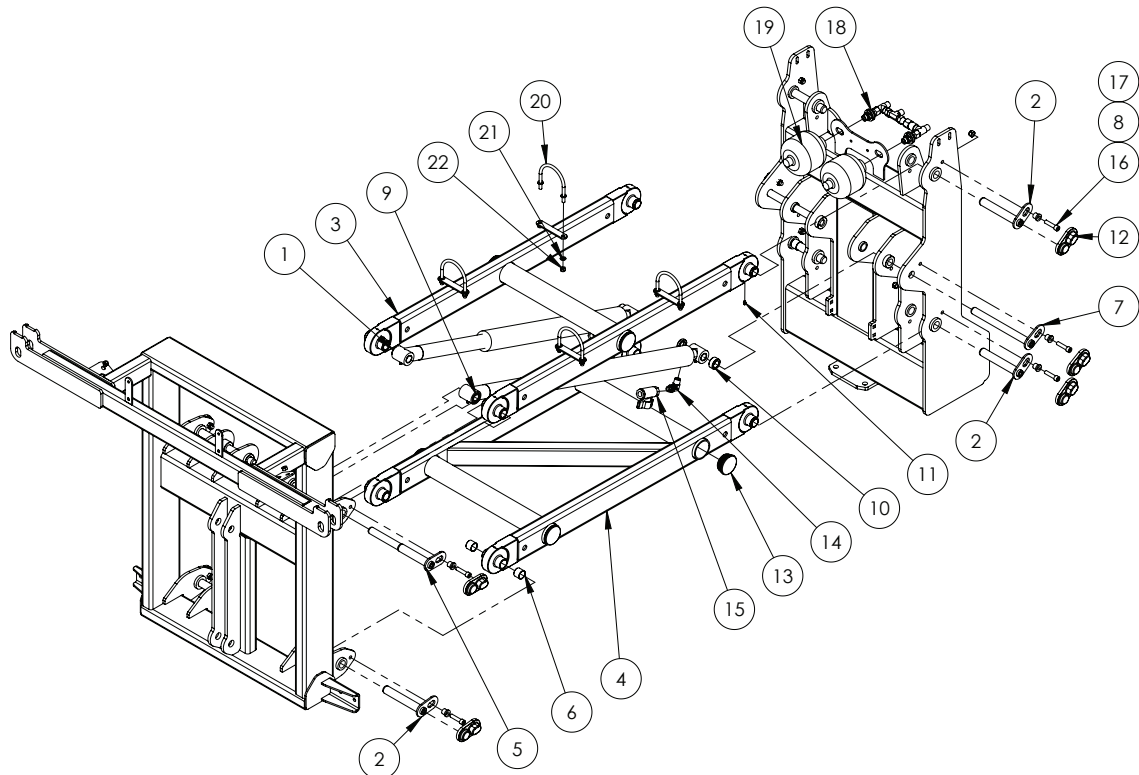


ITEM NO.	PART NUMBER	DESCRIPTION	QTY.
-	GA5018119	Complete 90 Series Hub/Stub Axle	-
1	GA5052120	Cap kit, Suit 90 series stub axle, ADR	1
2	GA5052190	Crown Nut Kit 80/90 Series ADR	1
3	GA5052165	Wheel nut kit, Suit 90 / 110 series stub axle, ADR	1
4	GA5052205	Stud Wheel Kit t/s 90 Series ADR (set of 10)	1
5	GA5052200	Bearing kit, Suit 90 Series stub axle	1
6	GA5052195	90 Series ADR Seal Kit	1

# Chapter 13

## BOOM CENTRE

### Delta - Boom Paralift Assembly - 18-24m



ITEM NO.	PART NUMBER	DESCRIPTION	QTY.
1	GA5070082	Hydraulic cylinder, 2.5" bore, 2" rod, 21" Stroke	2
2	GA5066655	Pin with retaining plate, 28.575 OD x 180mm long	6
3	GA4659305	Top Paralift Arm MY12	1
4	GA4659310	Bottom Paralift Arm MY12	1
5	GA5066675	Pin with retaining plate, Stepped, 294mm Long	2
6	GA5065486	Glacier bush 1 1/8" x 1" long	16
7	GA5066645	Pin with retaining plate, 1" x 280mm long, Paralift chassis ram	2
8	MACH0152	Bush with shoulder, 12.3 ID x 25 OD x 21mm long	10
9	GA4572135	Spacer bush, 40 OD x 25.8 ID x 9mm thick, Paralift arm spacer	4
10	GA4562190	Spacer bush, 40 OD x 26 ID x 17.5mm long, Paralift arms	2
11	GA5050450	Grease nipple 6mm	8
12	GA5067885	Pin cover, Black, clip on, plastic	10
13	GA5050355	End cap, 76.1 mm round, suit 65 NB pipe, Black plastic	6
14	GA3500349	Hydraulic adaptor, 90 degree Elbow, 1/2" BSP- 3/4" UNO	2

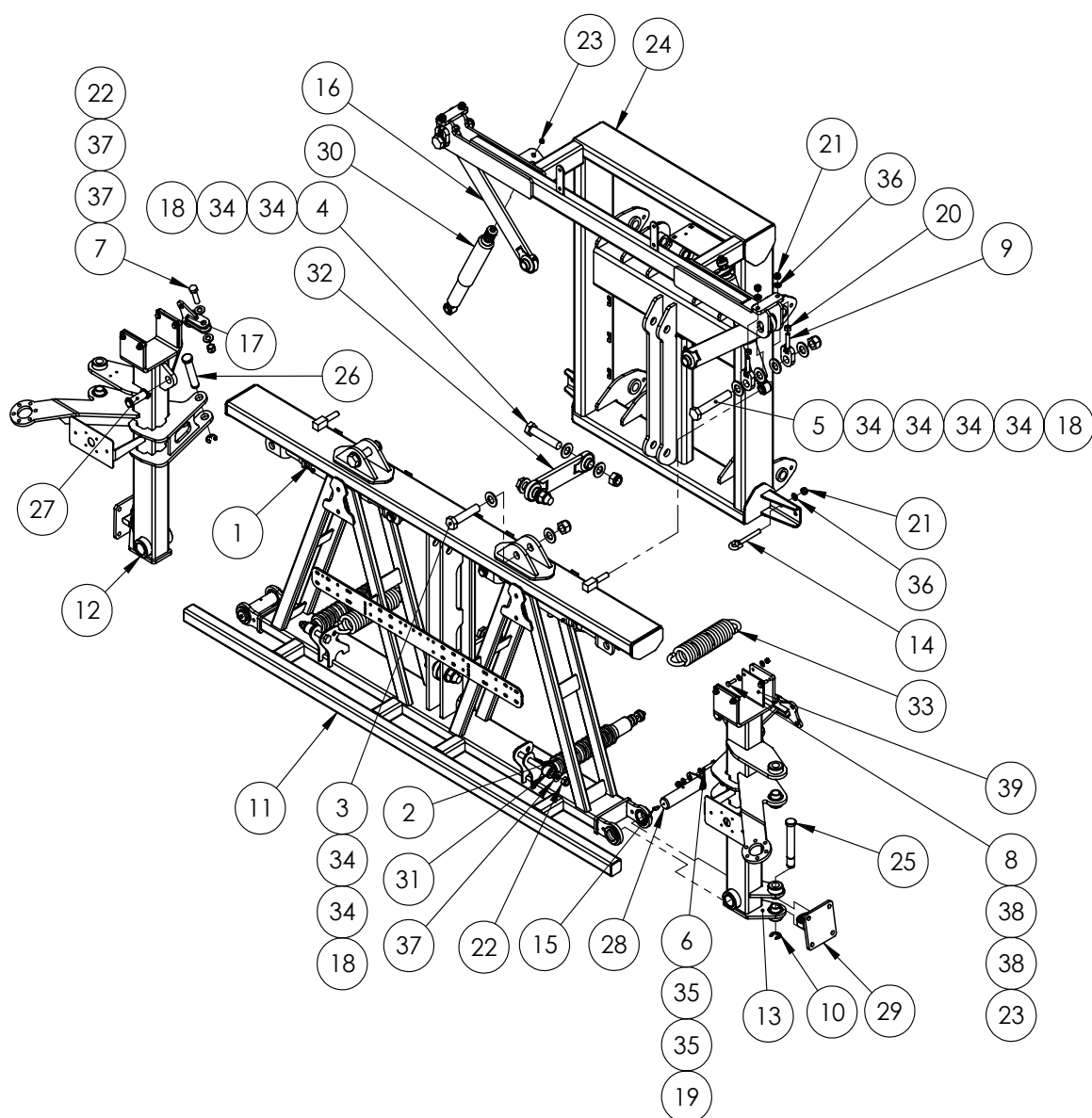
Continued over page

## Delta - Boom Paralift Assembly - 18-24m

ITEM NO.	PART NUMBER	DESCRIPTION	QTY.
15	GA5000835	Valve, Ball, Hydraulic, 1/2" female thread inlet / outlet	2
16	GA5051470	SHCS M12 x 50 ZP GR12.9	10
17	GA5012461	Nut M12 Nyloc ZP	11
18	*	Hydraulic Accumulator Manifold	1
19	GA5007788	Accumulator 1.0L Precharge, 35 Bar	2
20	GA5070905	U bolt, M10 x 118L x 115mm Round Top, inc welded washers ZP	4
21	GA5000117	Washer 10mm Flat SS HD	8
22	GA5000141	Nut M10 Nyloc ZP	8

\* Sub-assembly on following pages

## Delta - Boom Centre Assembly



Continued over page



## Delta - Boom Centre Assembly

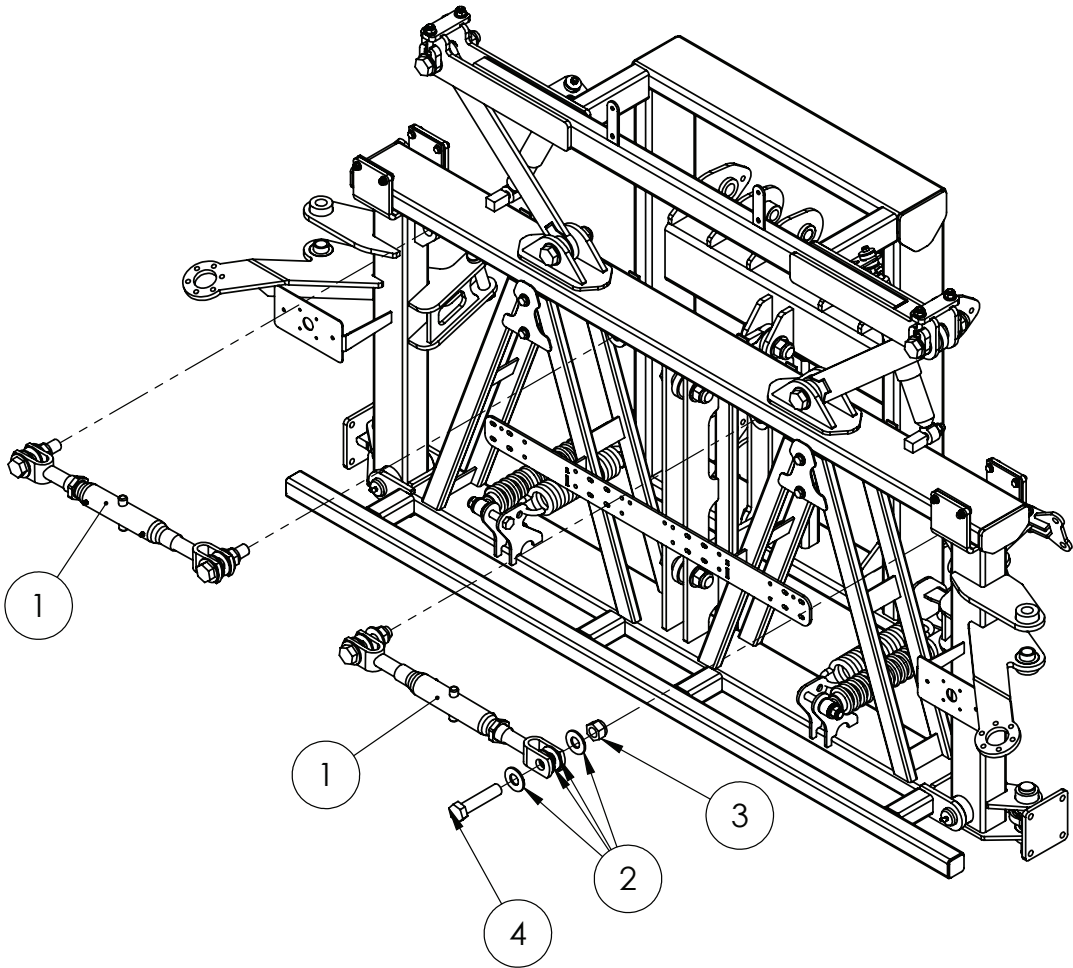
ITEM NO.	PART NUMBER	DESCRIPTION	QTY.
1	GA5075225	ADJUSTABLE LINK WITH CLEVIS ENDS	2
2	GA5075215	BLACK PVC SHOCKER COVER CLIP ON SUIT SC2914	2
3	GA5006149	BOLT 1 UNC X 4 1/2 GR8 ZP	2
4	GA5006031	BOLT 1" UNC X 5" GR8 ZP	4
5	GA5006033	BOLT 1" UNC X 6" ZP	2
6	GA5006173	BOLT M10 X 45 GR8.8 ZP	2
7	GA5000941	BOLT M16 X 60 GR8.8 ZP	2
8	GA5011475	BOLT M8 X 30 GR8.8 ZP	8
9	GA4656260	BOOM DELTA HANGER ADJUSTER BOLT	4
10	GA5001223	CIRCLIP, 19mm, E TYPE, ZINC PLATED	4
11	GA4658110	DELTA CENTRE 2012 18 TO 24m	1
12	GA4658116	DELTA CENTRE TILT ARM LH 2012 18 TO 24M	1
13	GA4658115	DELTA CENTRE TILT ARM RH 2012 18 TO 24M	1
14	GA5075150	EYE BOLT 12mm X 100mm SHORT	2
15	GA5009637	GREASE NIPPLE, ELBOW, 90 DEGREE, 1/4" UNF MALE	2
16	GA4656240	LONG DELTA LINK	2
17	GA4658375	MOUNT, BOOM CABLE SPRING, SUIT 18 - 24 METER DELTA BOOM, 2012	2
18	GA5012439	NUT 1" NYLOC UNC ZP	8
19	GA5000141	NUT M10 NYLOC ZP	2
20	GA5000559	NUT M12 HEX ZP	4
21	GA5012461	NUT M12 NYLOC ZP	6
22	GA5001029	NUT M16 NYLOC ZP	4
23	GA5052590	NUT M8 NYLOC SS	10
24	GA4654122	PARALIFT REAR SUIT 24m DELTA 2012	1
25	L002A	PIN 1" USED ON HYDRAULIC RAMS	2
26	GA4572200	PIN, 1" DIAMETER X 132.4 mm LONG, WITH SHOULDER AND CIRCLIP GROOVE, SUIT CENTRE SECTION FOLD RAM	2
27	GA4572040	PIN, 1" DIAMETER X 84 LONG, SUITS CYLINDER CLEVIS END, COMES WITH CIRCLIPS, GA5018551, GA5069110, GA5065054	4
28	GA4502515	PIVOT PIN SUIT DELTA CENTRE 2011	2
29	GA4656195	ROSE END, BOLT ON, SUIT 12 - 24m BOOM	2
30	GA5015143	SHOCK ABSORBER, EYE & PIN, EYE 15mm, PIN 73mm LONG M10	2
31	GA5015899	SHOCK ABSORBER, EYE & PIN, 16mm EYE, PIN 70mm LONG M8, 45mm OD, BLACK	2
32	GA4656245	SHORT DELTA BOOM LINK ASSEMBLY	2
33	GA5010793	SPRING, TENSION, 70 OD X 329 LONG X 12mm, LARGE, SUIT DELTA BOOM YAW / CABLE	2
34	GA5017681	WASHER 1 X 2 7G FLAT THIN SS	20
35	GA5000117	WASHER 10mm FLAT SS HD	4
36	GA5000577	WASHER 12mm FLAT SS HD	6
37	GA5001043	WASHER 16mm FLAT SS HD	8

Continued over page

# Delta - Boom Centre Assembly

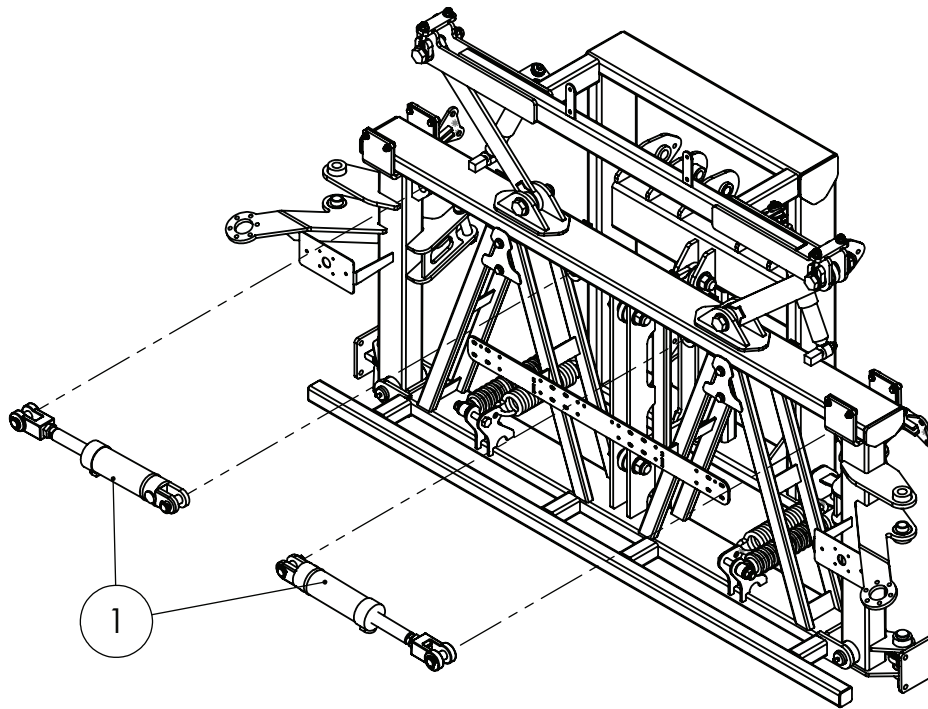
ITEM NO.	PART NUMBER	DESCRIPTION	QTY.
38	GA5003643	WASHER 8mm FLAT SS HD	161
39	GA5075190	WEAR PLATE DELTA TILT ARM, SUIT 2012 CENTRE	4

# Delta - Centre - Adjustable Tilt Links



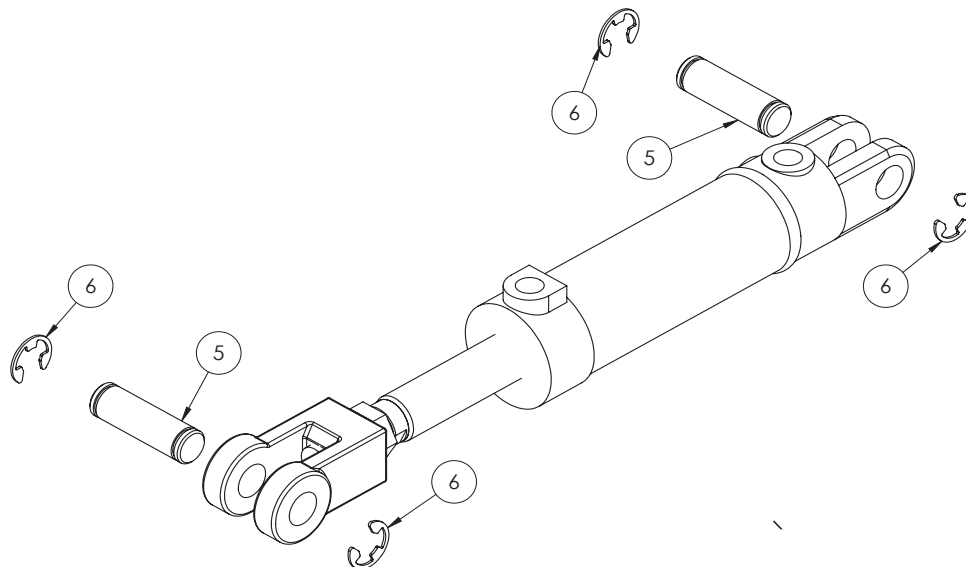
ITEM NO.	PART NUMBER	DESCRIPTION	QTY.
1	GA5075225	Adjustable link with clevis ends (not ratchet ram)	2
2	GA5017659	Washer, 1", Flat, ZP, Heavy duty (5mm thick)	16
3	GA5012439	Nut, Nyloc, 1" UNC, ZP	4
4	GA5006149	Bolt 1" UNC x 4 1/2" ZP GR8	4

## Delta - Centre - Hydraulic Tilt



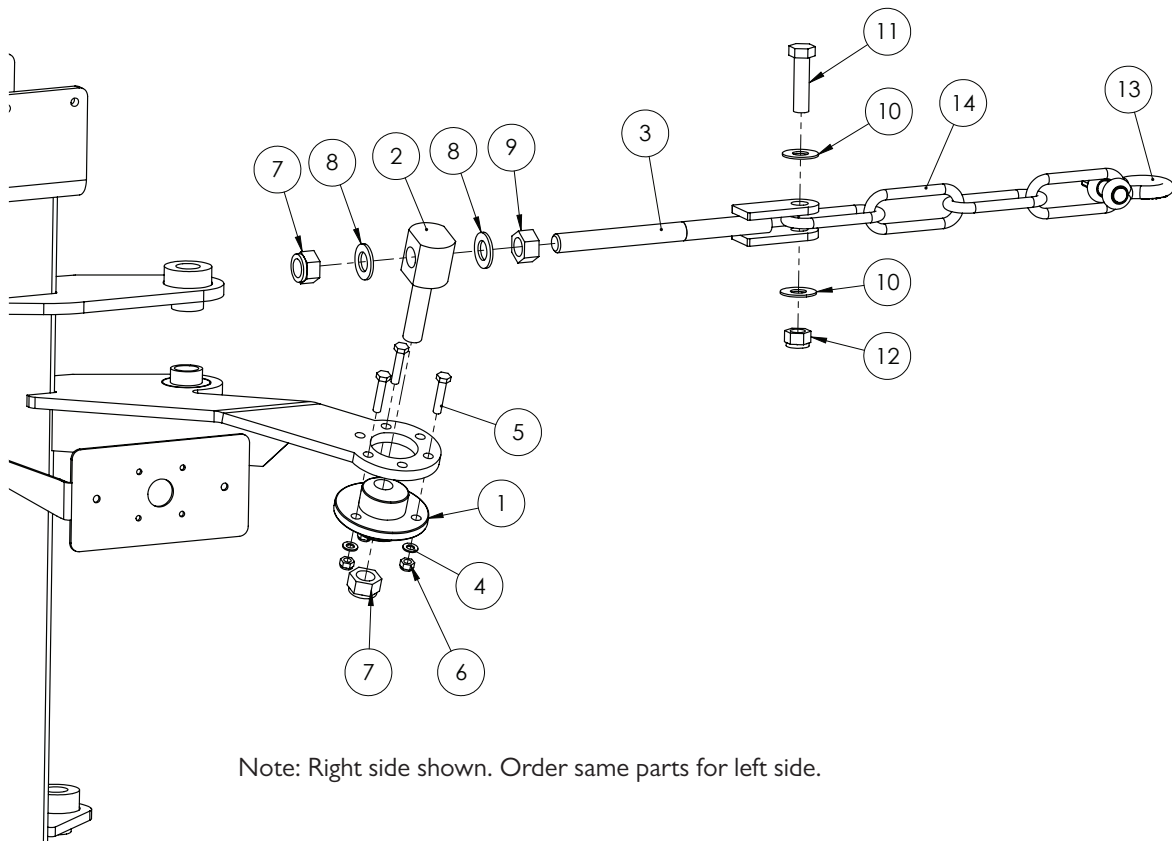
ITEM NO.	PART NUMBER	DESCRIPTION	QTY.
1	GA4905675	Tilt Cylinder 18 to 24 Centre Section Assembly 2012	2

## Delta - Hydraulic Tilt Cylinder Assembly



ITEM NO.	PART NUMBER	DESCRIPTION	QTY.
1	GA4572040	Pin, 1" diameter x 84mm long, Suits cylinder clevis end, includes circlips	2
2	GA5001223	Circlip, 19mm, E type, zinc plated	4
3	GA5065054	Cylinder tilt 2.5" bore x 5" stroke 1" 3/8 rod, suit 2012 Delta	1

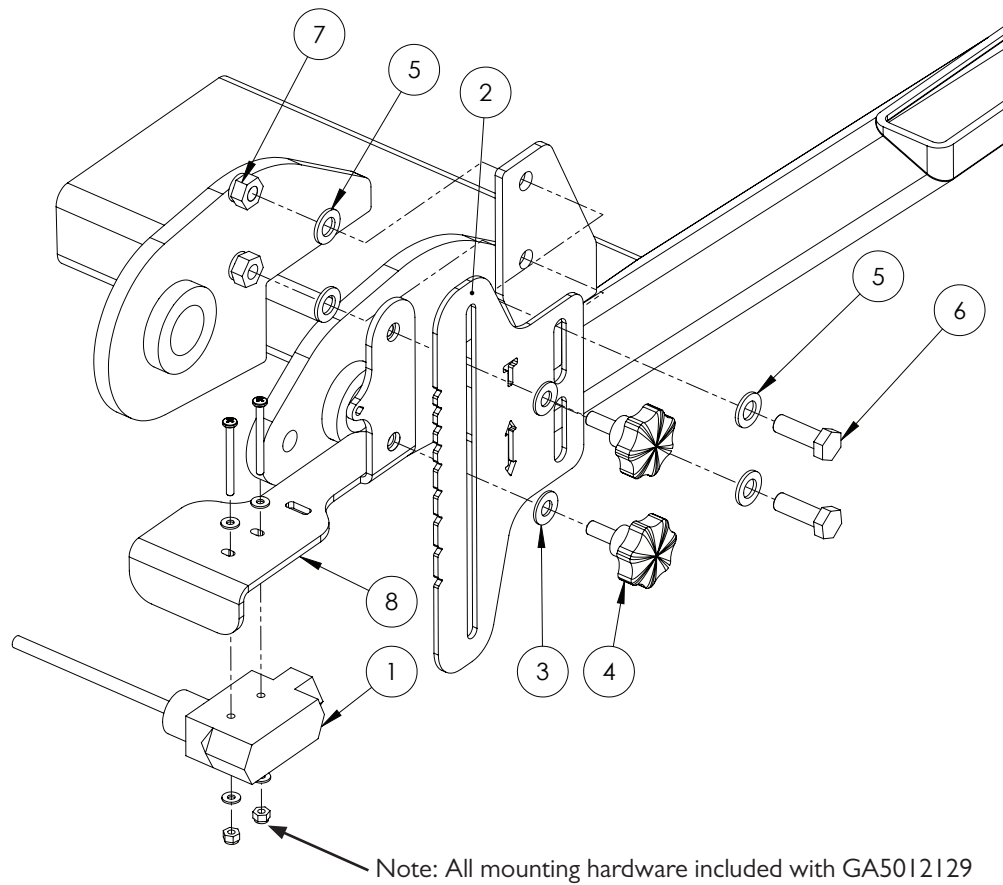
## Delta - Boom Cable Adjuster



ITEM NO.	PART NUMBER	DESCRIPTION	QTY.
1	MACH0029	Bush, Eccentric hole, Suit 18 - 24m Delta centre section	1
2	L006A	Bolt, M20, Anchor Pivot, Suit cable adjuster	1
3	GA5020320	Cable Adjuster, threaded, M20	1
4	GA5003643	Washer 8mm Flat SS HD	3
5	GA5048655	Bolt M8 x 40 ZP GR8.8	3
6	GA5052590	Nut M8 Nyloc SS	3
7	GA5048125	Nut M20 Nyloc Coarse ZP	2
8	GA5001741	Washer 20mm Flat SS HD	2
9	GA5001709	Nut M20 Coarse Hex ZP	1
10	GA5001043	Washer 16mm Flat SS HD	2
11	GA5000939	Bolt M16 x 60 Black GR8.8	1
12	GA5001029	Nut M16 Nyloc ZP	1
13	GA5075230	Bow Shackle 13mm WLL 3.25T Black	1
14	GA5065020	Chain 11mm Long link grade 100 rated 3 tonne	4

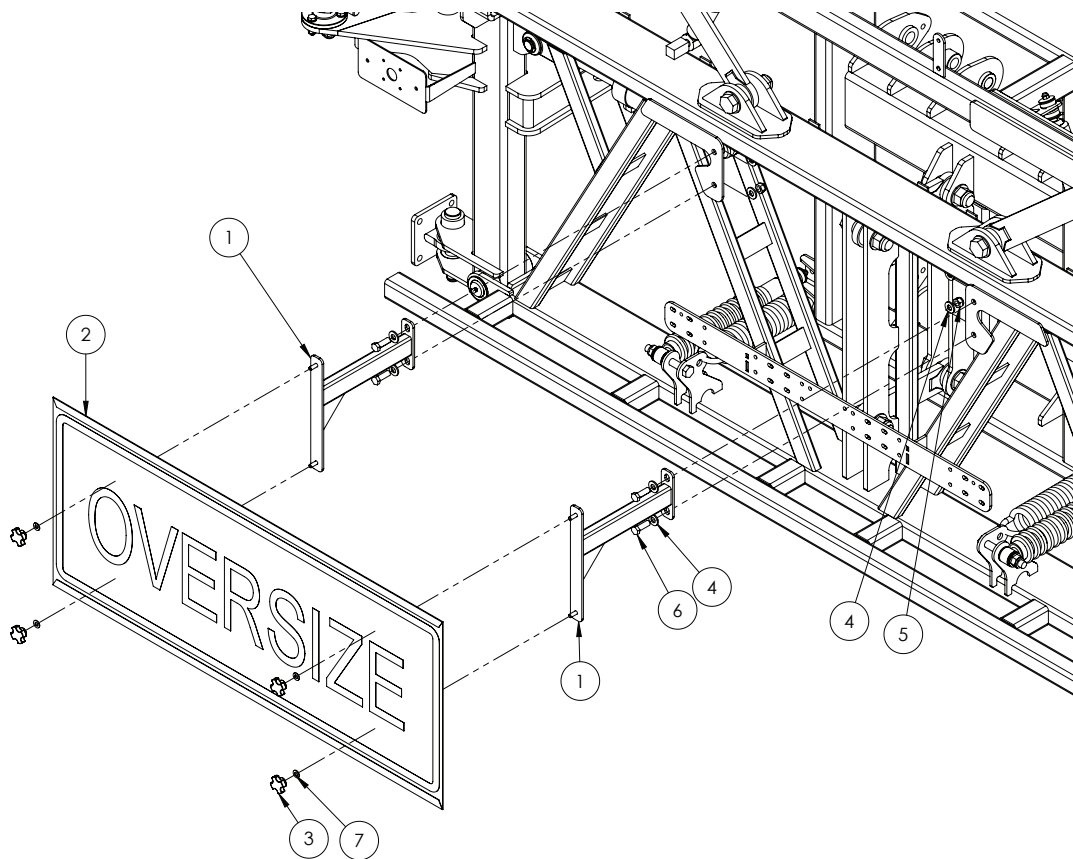
Note: All quantities shown above are for one side only.

## Delta - Boom Height Limit Switch



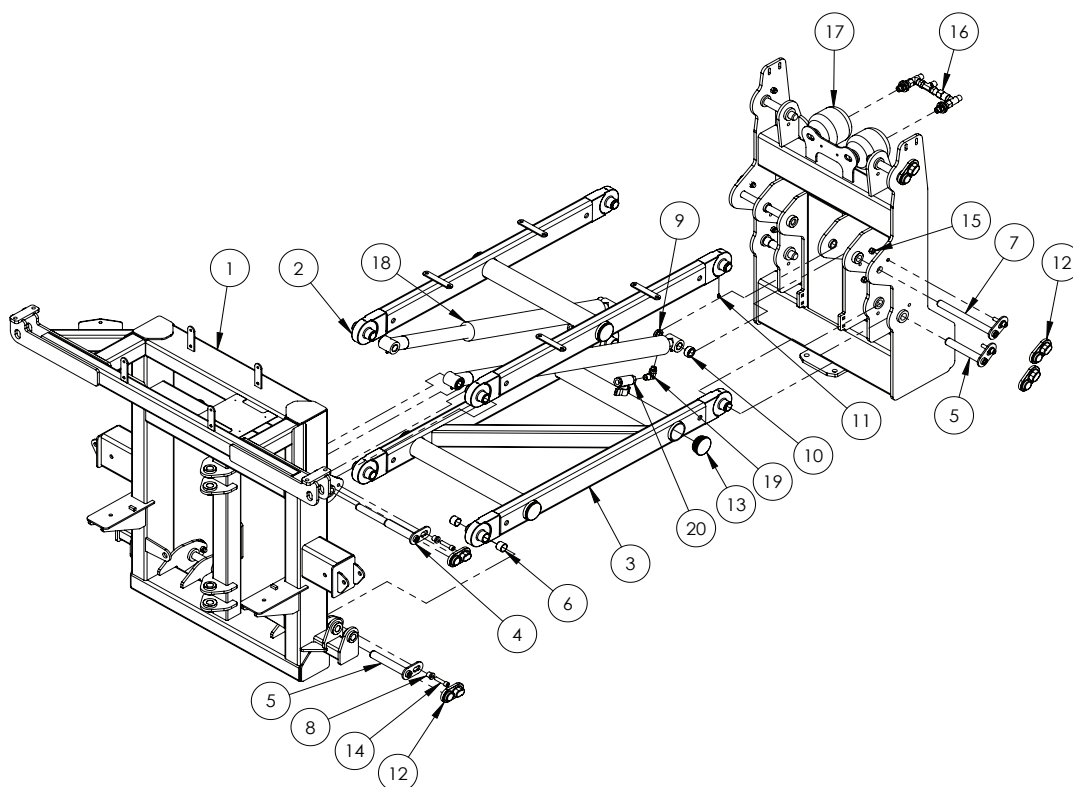
ITEM NO.	PART NUMBER	DESCRIPTION	QTY.
1	GA5012129	Limit switch, Flexible arm, Micro, IP65, 10 Amp	1
2	GA4522290	Boom Height adjustment bracket	1
3	GA5003643	Washer 8mm Flat SS HD	2
4	GA5067080	Knob Bolt M8 x 20	2
5	GA5000117	Washer 10mm Flat SS HD	4
6	GA5065455	Bolt M10 x 30 ZP GR8.8	2
7	GA5000141	Nut M10 Nyloc ZP	2
8	GA4654161	Bracket mount Paralift Switch	1

## Delta - Oversize Sign Mount



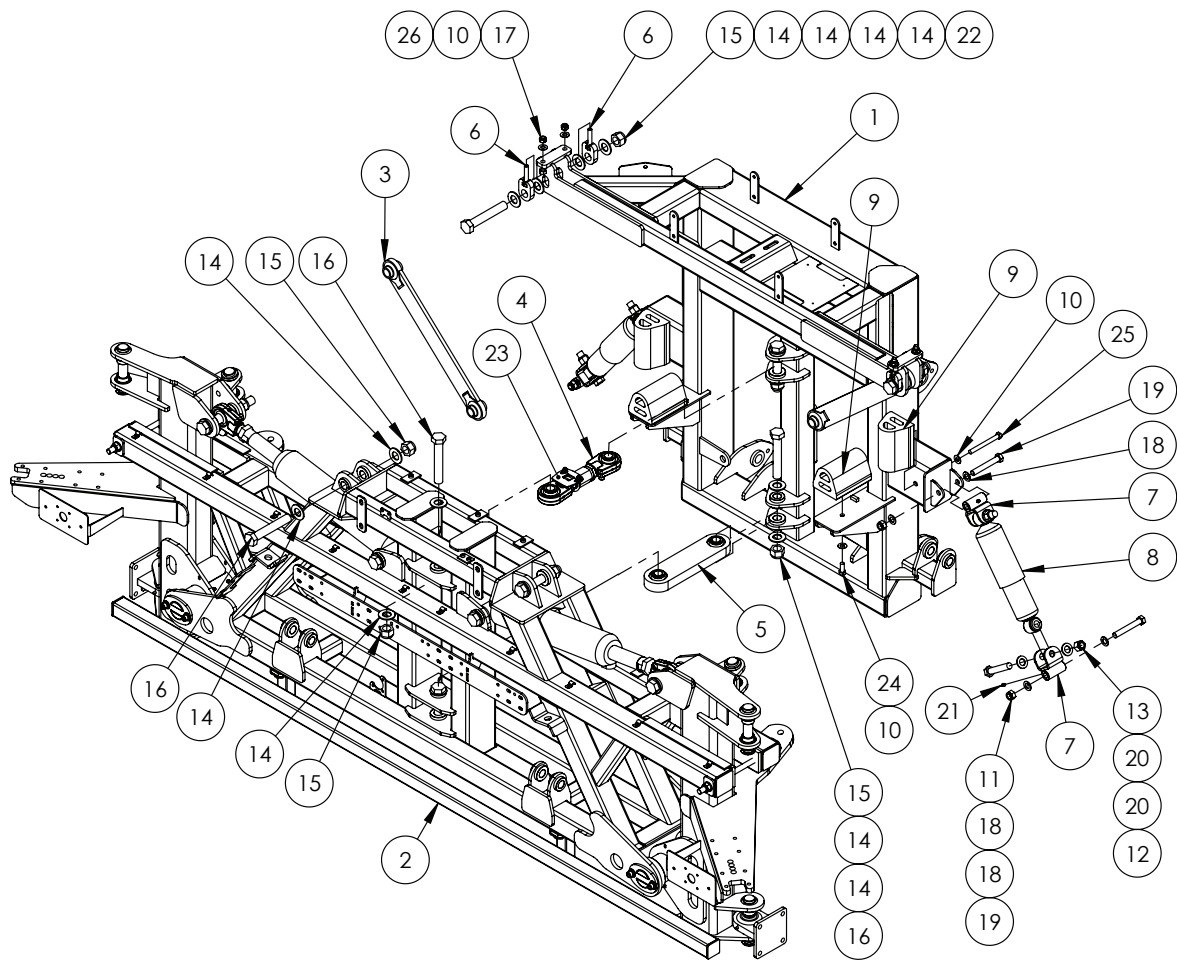
ITEM NO.	PART NUMBER	DESCRIPTION	QTY.
1	GA4658150	Bracket, Oversize sign mount arm, Bolt on, 2011 centre	2
2	GA5009613	Oversize sign, Yellow, Reflective with folded edges	1
3	GA5069875	Knob Star grip nut M8 x 40mm DIA	4
4	GA5000577	Washer 12mm Flat SS HD	8
5	GA5012461	Nut M12 Nyloc ZP	4
6	GA5000311	Set screw, M12 x 35, ZP GR 8.8	4
7	GA5003631	Washer 5/16" Flat SS	4

## TriTech - Paralift & Paralift Arms



ITEM NO.	PART NUMBER	DESCRIPTION	QTY.
1	GA4658135	Paralift Rear, Suit MY11 Center	1
2	GA4659305	Top Paralift Arm MY12	1
3	GA4659310	Bottom Paralift Arm MY12	1
4	GA5066675	Pin with retaining plate, Stepped, 294mm Long	2
5	GA5066655	Pin with retaining plate, 28.575 OD x 180mm long	6
6	GA5065486	Glacier bush 1 1/8" x 1" long	16
7	GA5066645	Pin with retaining plate, 1" x 280mm long	2
8	MACH0152	Bush with shoulder, 12.3 ID x 25 OD x 21mm long	10
9	GA4572135	Spacer bush, 40 OD x 25.8 ID x 9mm thick	4
10	GA4562190	Spacer bush, 40 OD x 26 ID x 17.5mm long	2
11	GA5050450	Grease nipple 6mm	8
12	GA5067885	Pin cover, Black, clip on, plastic	10
13	GA5050355	End cap, 76.1 mm round, suit 65 NB pipe, Black plastic	6
14	GA5051470	SHCS M12 x 50 ZP GR12.9	10
15	GA5012461	Nut M12 Nyloc ZP	11
16	-	Hydraulic Accumulator Manifold	1
17	GA5007787	Accumulator, Hydraulic, 1L, precharged to 70 bar	2
18	GA5070082	Hydraulic cylinder - 2.5" bore x 2" rod x 21" Stroke (24-36m Boom)	2
	GA5070079	Hydraulic cylinder - 3" bore, 2.5" rod, 21" Stroke (36-42m Boom)	
19	GA3500349	Hydraulic adaptor, Elbow, 90 degree, 1/2" BSPT male x 3/4" UN male O-ring	2
20	GA5000835	Valve, Ball, Hydraulic, 1/2" female thread inlet / outlet	2

## TriTech - Boom Centre & Paralift



ITEM NO.	PART NUMBER	DESCRIPTION	QTY.
1	GA4658135	Paralift Rear, Suit MY11 Center	1
2	GA4922195	Boom centre 2011 Base assembly	1
3	GA4656240	Delta link, Long	2
4	DELTA-LINKSA	Delta link, short, heavy duty, adjustable	1
5	GA5067855	Delta link, short, heavy duty	1
6	GA4656260	Adjuster bolt, Delta link hanger	4
7	GA4658140	Mounting bracket, Single roll shock absorber, TriTech centre	4
8	GA5015139	Shock Absorber, Double eye, 19mm eye, 82mm OD, Black	2
9	GA5075240	Bump Stop Rubber with threaded insert	4
10	GA5000577	Washer 12mm Flat SS HD	8
11	GA5001029	Nut M16 Nyloc ZP	4
12	GA5049490	Bolt 3/4" UNC x 4" ZP GR8	4
13	GA5048430	Nut, Nyloc, 3/4" UNC, ZP	4
14	GA5017681	Washer 1" x 2" 7g Flat Thin SS	16
15	GA5012446	Nut 1" UNF 12 TPI Nyloc ZP	8
16	GA5006043	Bolt 1" UNF 14 TPI x 6" ZP GR8	6
17	GA5012461	Nut M12 Nyloc ZP	4

Continued over page

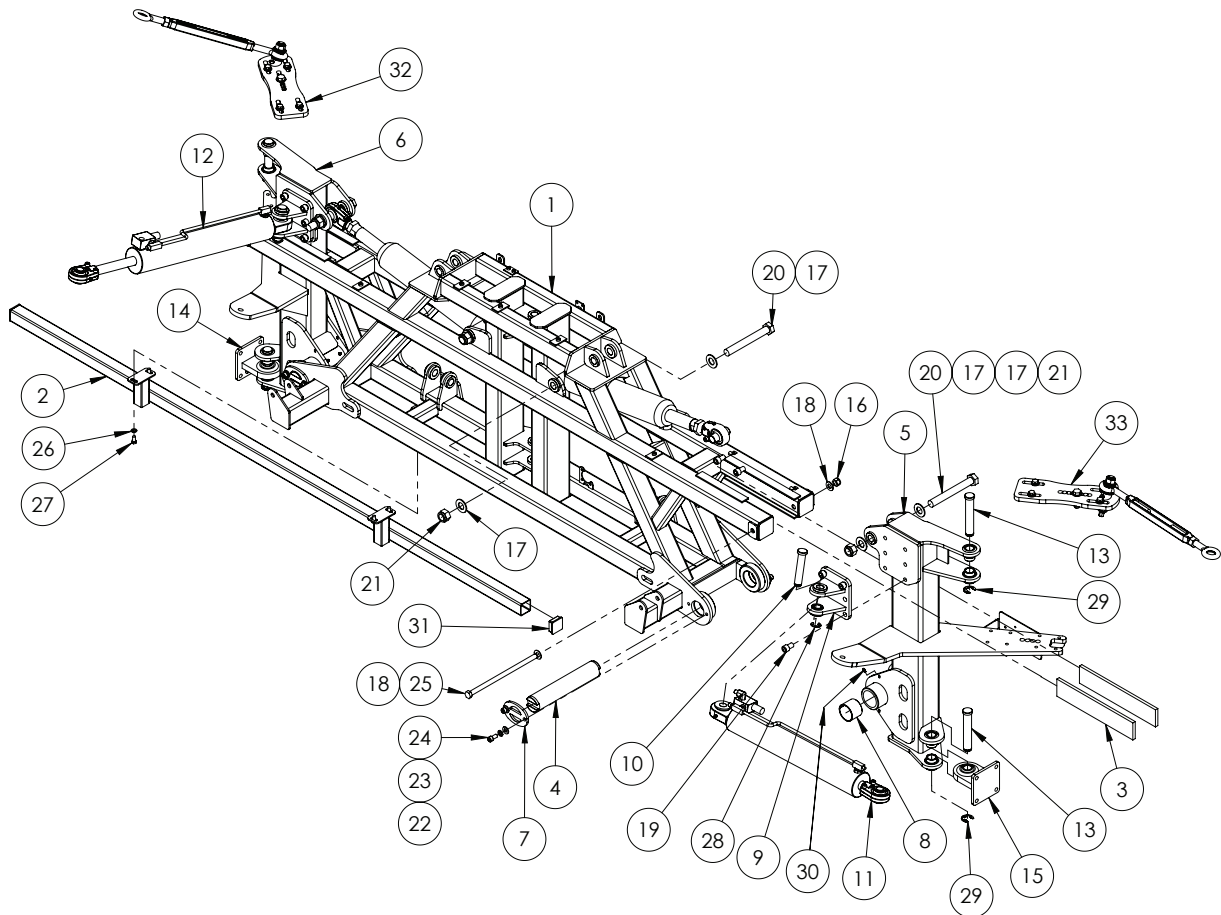


## TriTech - Boom Centre & Paralift

ITEM NO.	PART NUMBER	DESCRIPTION	QTY.
18	GA5001043	Washer 16mm Flat SS HD	8
19	GA5000855	Bolt M16 x 110 ZP GR8.8	4
20	GA5001741	Washer 20mm Flat SS HD	8
21	GA5012203	Grease nipple, Short, 1/4" UNF	4
22	GA4683145	Bolt, 1" UNC x 6" (cut down from 7")	2
23	*	Adjustable delta link lock up assembly (delta link not included)	1
24	GA5000305	Set Screw M12 x 30 ZP GR8.8	2
25	GA5000265	Bolt M12 x 120 ZP GR8.8	2
26	GA5000559	Nut M12 Hex ZP	2

\* Sub-assembly on following pages

## TriTech - Boom Centre Assembly



ITEM NO.	PART NUMBER	DESCRIPTION	QTY.
1	GA4658120	Centre Section, Trittech, MY11 on	1
2	GA4658145	Spray bar, suit 2011 center section	1
3	GA5075090	Wear pad, 380 x 74 x 12mm, Polystone	4
4	GA4572365	Tilt pin, suit MY11 centre section	2
5	GA4658130	Tilt arm, suit 2011 center Left hand	1
6	GA4658125	Tilt arm, suit 2011 center Right hand	1
7	GA4502280	Pin retainer	4
8	GA5075060	Glacier bush 60mm ID 50mm long	4
9	GA4653316	Boom centre, 2011 24m fold ram mount 1" inch	2
10	GA4572200	Pin, 1" diameter x 132.4mm long, With shoulder and circlip groove	2
11	GA5018542	Hydraulic Cylinder, 3 1/4" bore x 1 1/4" rod x 18" stroke, external phasing	1
12	GA5018540	Hydraulic cylinder, 3" bore x 1 1/4" rod x 18" stroke (with external phasing valve)	1
13	L003A	Pin, 1 1/8" x 170mm, with circlip groove	4
14	GA4656200	Rose end, Bolt on, RH, Suit 24 - 36m boom	1
15	GA4656201	Rose end, Bolt on, LH, Suit 24 - 36m boom	1
16	GA5001029	Nut M16 Nyloc ZP	2

Continued over page

## TriTech - Boom Centre Assembly

ITEM NO.	PART NUMBER	DESCRIPTION	QTY.
17	GA5017681	Washer 1" x 2" 7g Flat Thin SS	8
18	GA5001043	Washer 16mm Flat SS HD	4
19	GA5000905	SHCS M16 x 25 ZP GR8.8	12
20	GA5006151	Bolt 1" UNF x 8", 12 TPI ZP GR8	4
21	GA5012446	Nut 1" UNF 12 tpi Nyloc ZP	4
22	GA5000577	Washer 12mm Flat SS HD	8
23	GA5000575	Washer 12mm Spring SS	8
24	GA5000297	SHCS M12 x 25 ZP GR12.9	8
25	GA5075125	Bolt M16 x 325, 60 mm of thread, GR4.4 ZP	2
26	GA5000117	Washer 10mm Flat SS HD	4
27	GA5006113	Bolt M10 x 20 ZP GR8.8	4
28	GA5001223	Circlip, 19mm, E type, zinc plated	2
29	GA5001883	Circlip, E type, 24mm, Zinc plated	4
30	GA5012203	Grease nipple, Short, 1/4" UNF	4
31	GA5003783	End cap, Insert, Black, Plastic, 50 x 50 mm	2
32	-	Rear cable mount 24-36m RH MY13	1
33	-	Rear cable mount 24-36m LH MY13	1

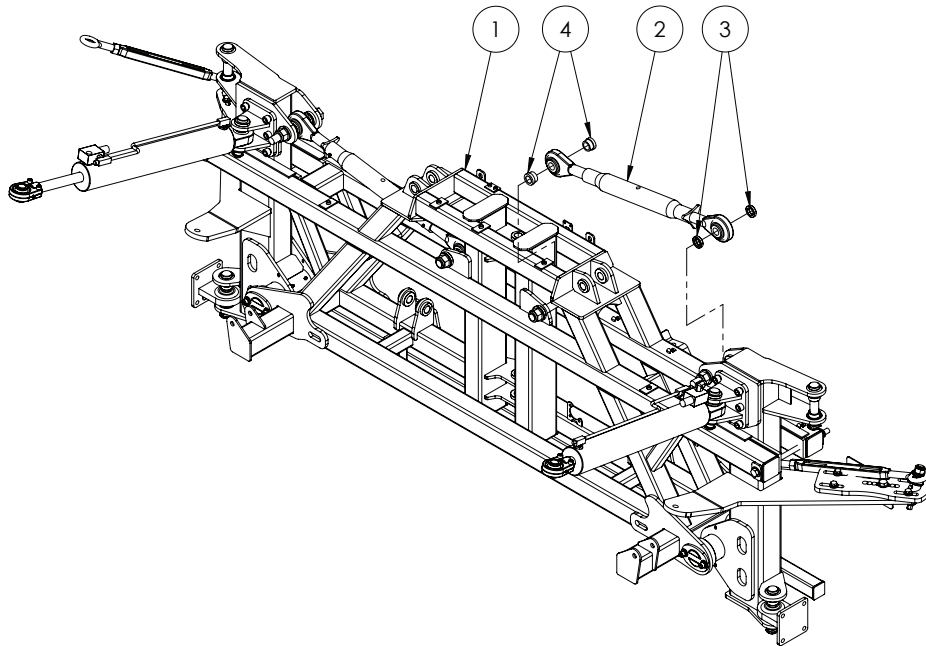
### FOLD RAM MOUNT SHIMS

PART NUMBER	DESCRIPTION
GA4513041	Shim, TriTech Fold ram, 20mm, Suit 4 bolt

### BOOM PIVOT SHIM

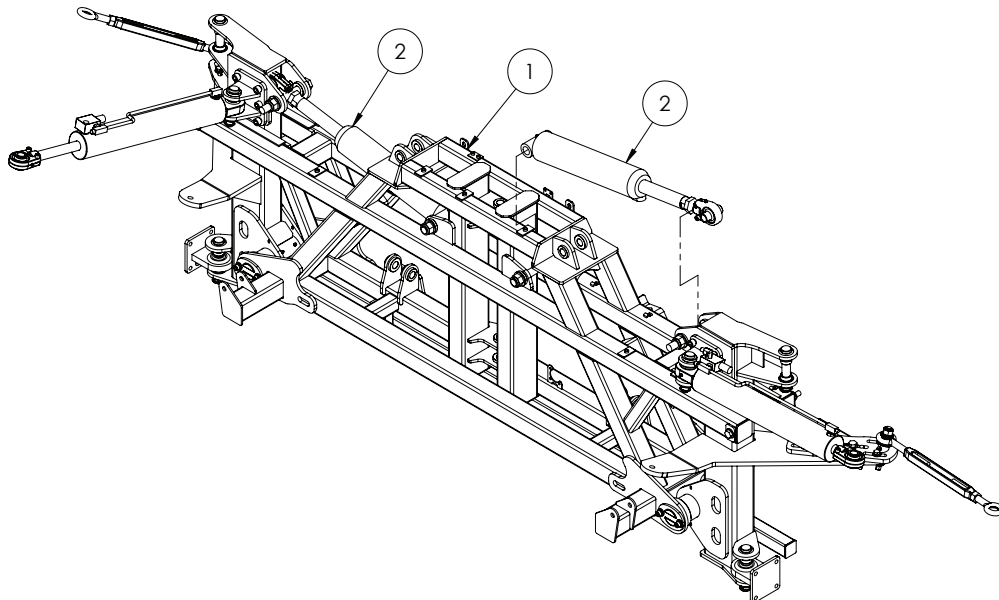
PART NUMBER	DESCRIPTION
GA4535360	Shim, 5mm, Delta boom rose joint
GA4535355	Shim, 3mm, Delta boom rose joint
GA4535285	Shim, 1mm, Lower rose end, Delta boom

## TriTech - Boom Centre Tilt Links



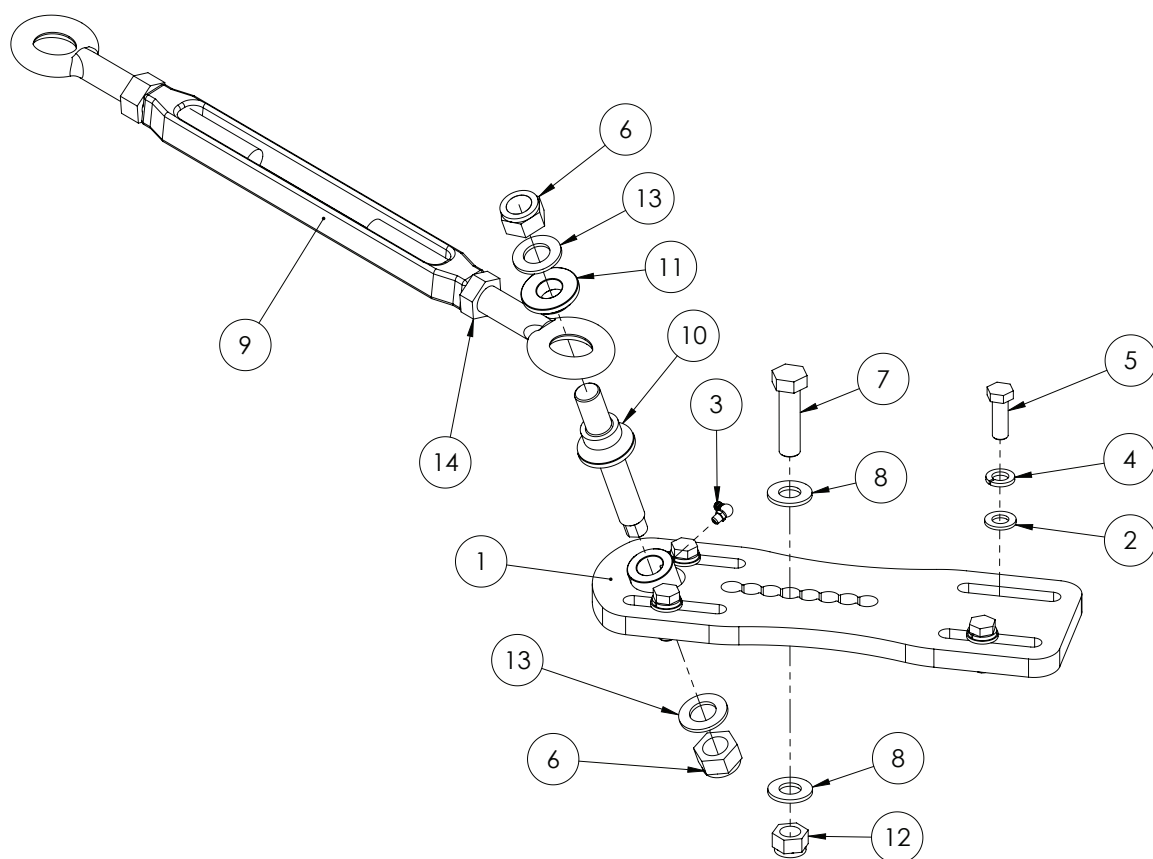
ITEM NO.	PART NUMBER	DESCRIPTION	QTY.
1	-	Boom centre 2011 Base assembly	1
2	GA5075135	Tilt cylinder replacement adjustable top link (black)	2
3	GA4572135	Spacer bush, 40 OD x 25.8 ID x 9mm thick, Paralift arm spacer	4
4	DB-ADJ-02	Bush, Short, 40 OD x 25.5 ID x 23.75mm long	4

## TriTech - Boom Centre Tilt Cylinders



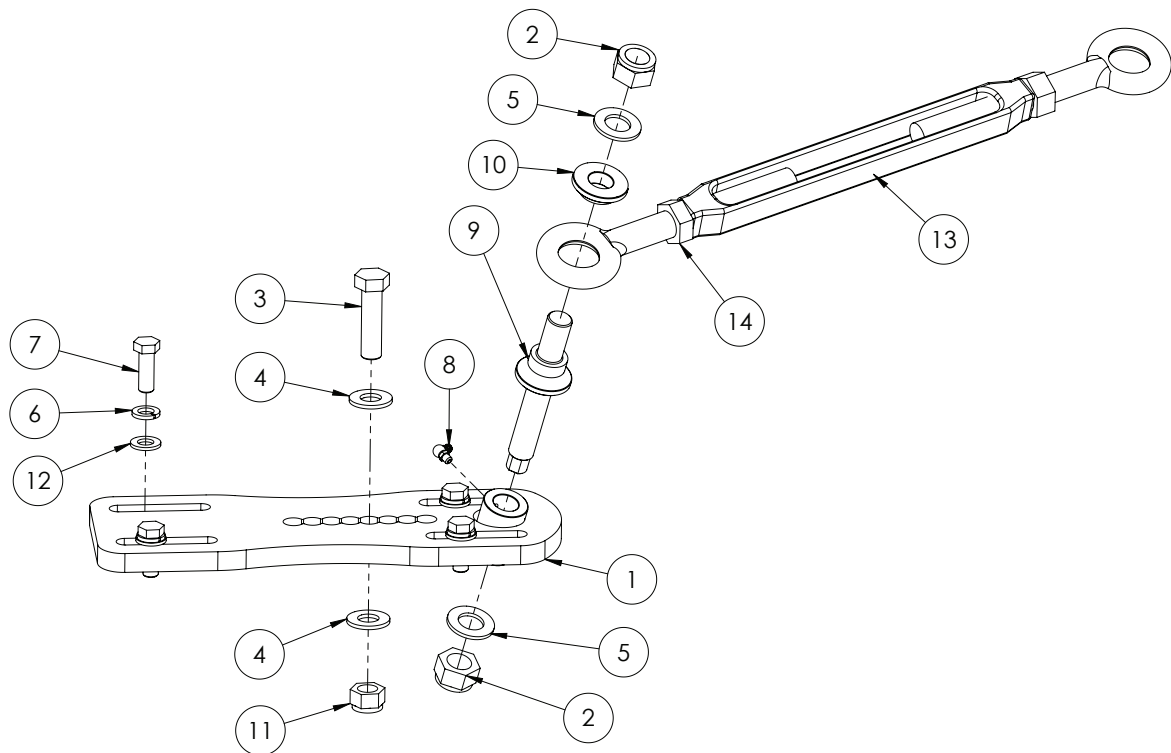
ITEM NO.	PART NUMBER	DESCRIPTION	QTY.
1	-	Boom centre 2011 Base assembly	1
2	GA5065051	Hydraulic cylinder, 3.5" OD x 1.75" rod x 5" stroke	2

## TriTech - Cable Mount - Rear LH



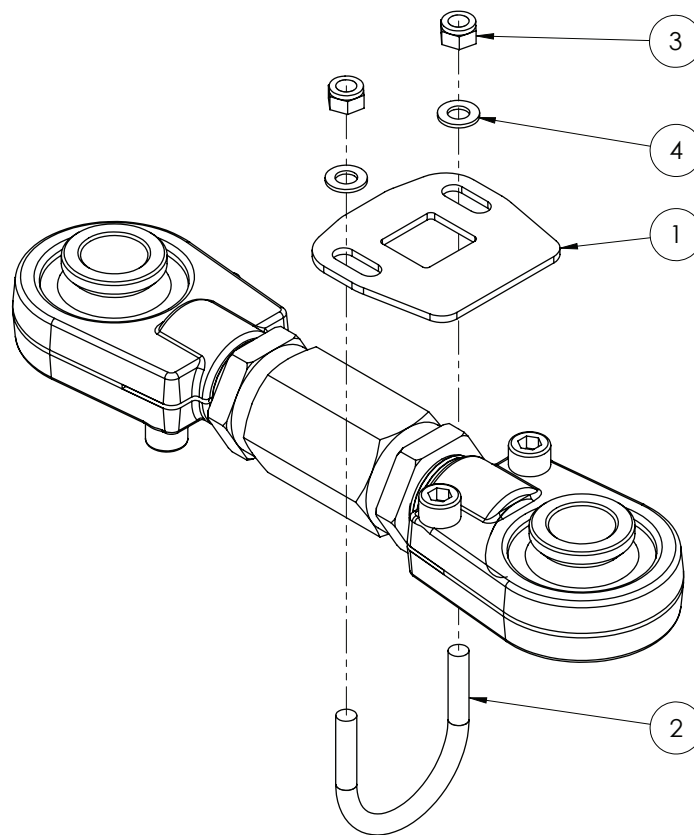
ITEM NO.	PART NUMBER	DESCRIPTION	QTY.
1	GA4656255	Slide plate, Boom cable adjuster, Left side, Prairie Trittech boom	1
2	GA5000577	Washer 12mm Flat SS HD	4
3	GA5009637	Grease Nipple 1/4" UNF 90 deg	1
4	GA5000575	Washer 12mm Spring SS	4
5	GA5000311	Set Screw M12 x 35 GR 8.8 ZP	4
6	GA5001709	Nut M20 Nyloc Coarse ZP	2
7	GA5000941	Bolt M16 x 60 GR8.8 ZP	1
8	GA5001043	Washer 16mm Flat SS HD	2
9	GA5017061	Turnbuckle, Eye ends, M22 thread & lock nut, Galvanised	1
10	GA4572510	Pivot pin, Boom cable MY13	1
11	GA4572515	Boom cable retainer, Pivot pin MY13	1
12	GA5001029	Nut M16 Nyloc ZP	1
13	GA5001741	Washer 20mm Flat SS HD	2
14	GA5070430	Nut M22 Lock Nut ZP LH Thread	1

## TriTech - Cable Mount - Rear RH



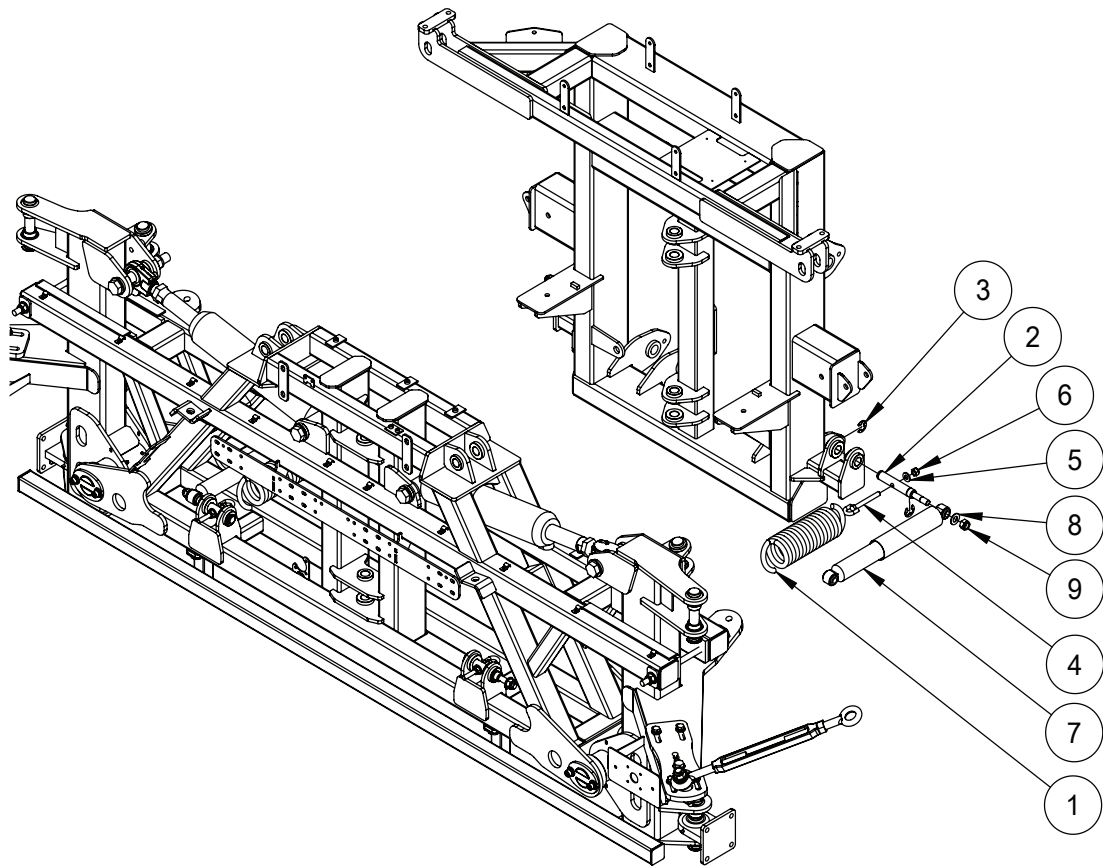
ITEM NO.	PART NUMBER	DESCRIPTION	QTY.
1	GA4656250	Slide plate, Boom cable adjuster, Right side, Prairie Trittech boom	1
2	GA5001709	Nut M20 Nyloc Coarse ZP	2
3	GA5000941	Bolt M16 x 60 GR8.8 ZP	1
4	GA5001043	Washer 16mm Flat SS HD	2
5	GA5001741	Washer 20mm Flat SS HD	2
6	GA5000575	Washer 12mm Spring SS	4
7	GA5000311	Set Screw M12 x 35 GR 8.8 ZP	4
8	GA5009637	Grease Nipple 1/4" UNF 90 deg	1
9	GA4572510	Boom cable pivot pin MY13	1
10	GA4572515	Boom cable pivot pin retainer MY13	1
11	GA5001029	Nut M16 Nyloc ZP	1
12	GA5000577	Washer 12mm Flat SS HD	4
13	GA5017061	Turnbuckle, Eye ends, M22 thread & lock nut, Galvanised	1
14	GA5070430	Nut M22 Lock Nut ZP LH Thread	1

## TriTech - Delta Link Locking Plate



ITEM NO.	PART NUMBER	DESCRIPTION	QTY.
1	GA4524140	Locking plate suit adjustable delta link SS	1
2	GA5018245	U Bolt M8 x 50 x 60 Round Top	1
3	GA5052590	Nut M8 Nyloc SS	2
4	GA5003643	Washer 8mm Flat SS Heavy Duty	2

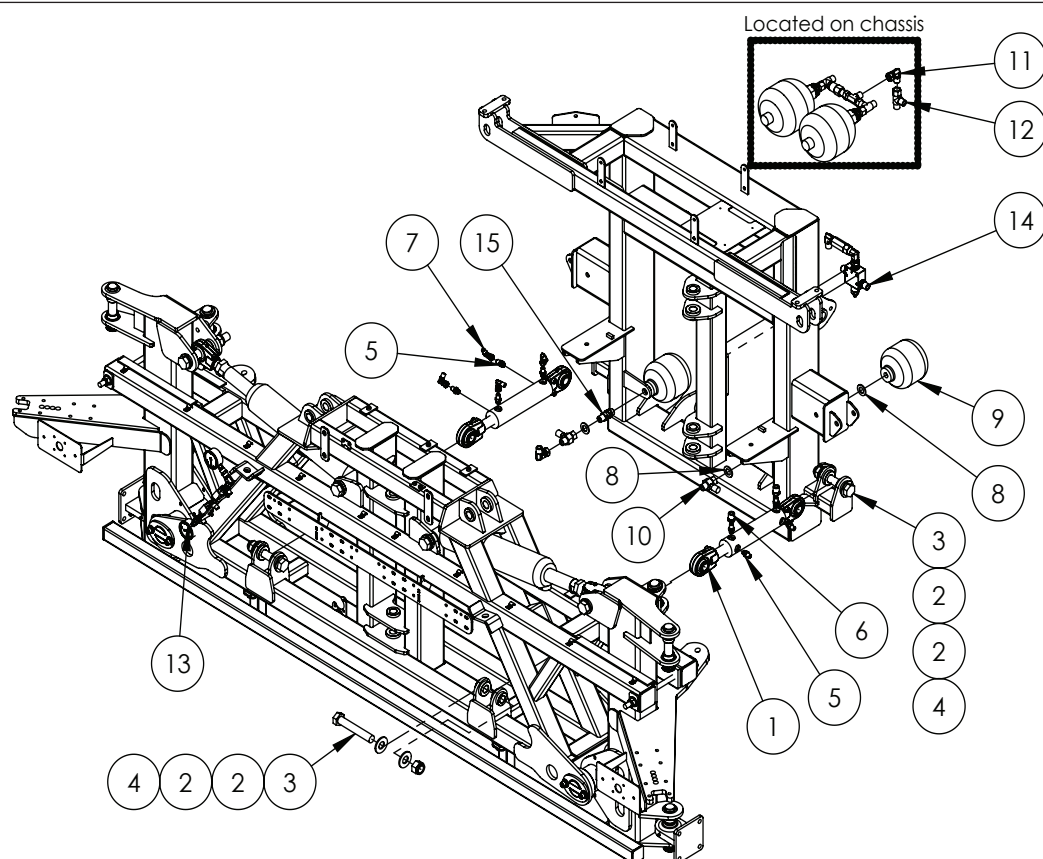
## TriTech - Yaw Kit - Spring



ITEM NO.	PART NUMBER	DESCRIPTION	QTY.
1	GA5075095	Spring, Tension, 95 OD x 330 long x 14mm	2
2	GA4572385	Pin, 25 OD x 195.6mm long	4
3	GA5001223	Circlip, 19mm, E type, zinc plated	8
4	GA5075150	Eye Bolt 12mm x 100mm Short	4
5	GA5000577	Washer 12mm Flat SS HD	4
6	GA5012461	Nut M12 Nyloc ZP	4
7	GA5075115	Shock absorber, Heavy duty, Eye ends 15mm ID	2
8	GA5001043	Washer 16mm Flat SS HD	4
9	GA5001029	Nut M16 Nyloc ZP	4



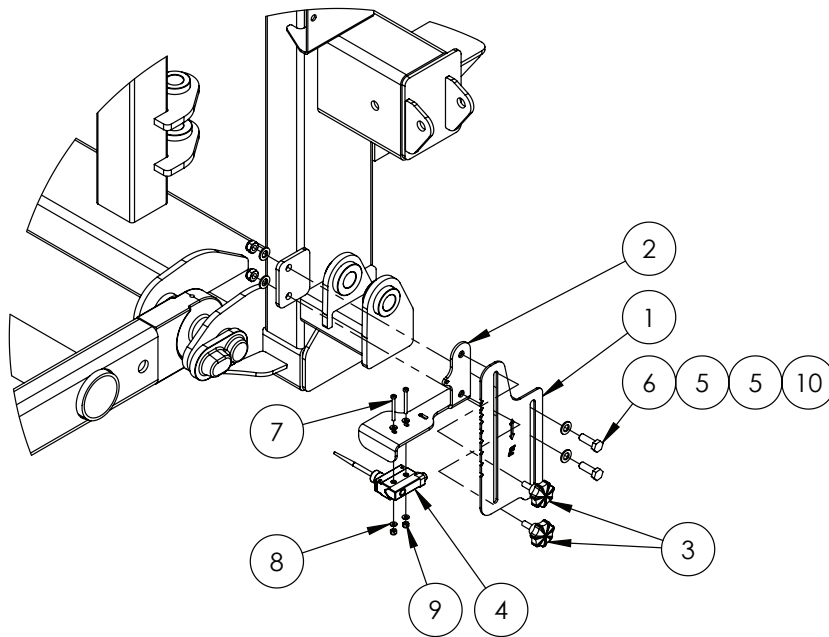
## TriTech - Yaw Kit - Hydraulic



ITEM NO.	PART NUMBER	DESCRIPTION	QTY.
1	GA5060817	Hydraulic cylinder, 2" bore x 1 1/4" rod x 117.5mm stroke, Spherical bearing ends	2
2	GA5017659	Washer, 1", Flat, ZP Heavy duty (5mm thick)	8
3	GA5006043	Bolt 1" UNF x 6", 14 TPI ZP GR8	4
4	GA5012446	Nut 1" UNF 12 tpi Nyloc ZP	4
5	GA3500358	Hydraulic adaptor, Nipple, 1/4" BSPT male x 9/16" UN male O-ring	8
6	GA3500203	Hydraulic adaptor, Reducing bush, 1/2" BSPT male x 1/4" BSPT female	2
7	GA3500332	Hydraulic adaptor, Elbow, 90 degree, 1/4" BSPT male x 1/4" BSPP female swivel	4
8	GA5001741	Washer 20mm Flat SS HD	4
9	GA5007787	Accumulator, Hydraulic, 1L, precharged to 70 bar	2
10	GA3500198	Hydraulic adaptor, Inline test point, 1/2" BSPP female swivel x 1/2" BSPT male x M16 x 2.0 test port	2
11	GA3500333	Hydraulic adaptor, Elbow, 90 degree, 1/2" BSPT male x 1/2" BSPP female swivel	2
12	GA3500200	Hydraulic adaptor, Tee, 1/2" BSPT male x 1/2" BSPT male x 1/2" BSPP female swivel	1
13	*	Yaw Control Valve Assembly	1
14	*	Hydraulic yaw pressure reducing valve	1
15	GAS99-603	Hydraulic adaptor, Bulkhead nipple, 1/2" BSP male x 1/2" BSP male	2

\* Sub-assembly on following pages

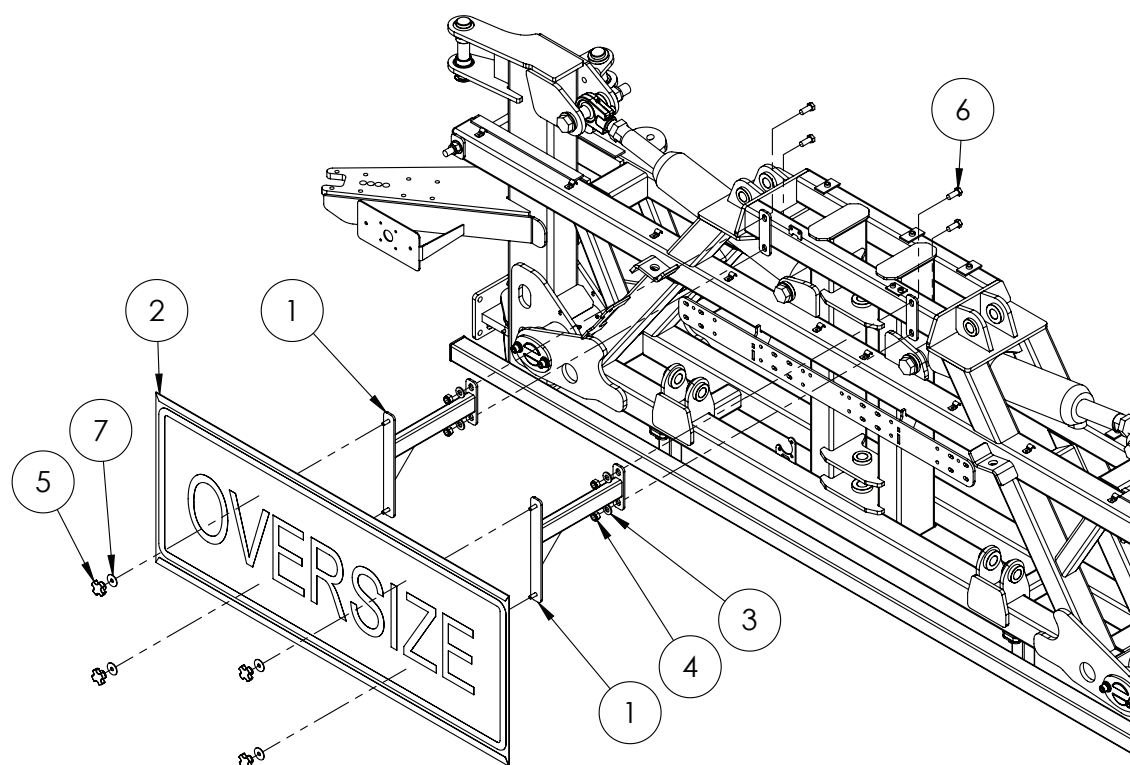
## TriTech - Lower Limit Switch



ITEM NO.	PART NUMBER	DESCRIPTION	QTY.
1	GA4523965	Boom Height adjustment bracket	1
2	GA4654161	Paralift switch bracket	1
3	GA5067080	M8 x 20 Plastic Knob Bolt	2
4	GA5012129~	Limit switch, Flexible arm, Micro, IP65, 10 Amp	1
5	GA5000117	Washer 10mm Flat SS HD	4
6	GA5065455	Bolt M10 x 30 GR8.8 ZP	2
7	GA5049800	SHCS M4 x 40 GR12.9 ZP	2
8	GA5020510	Washer 4mm Flat SS	4
9	GA5049025	Nut M4 Nyloc SS	2
10	GA5000141	Nut M10 Nyloc ZP	2

~ Note: Nuts, bolts & washers come included with GA5012129

## TriTech - Oversize Sign Mount



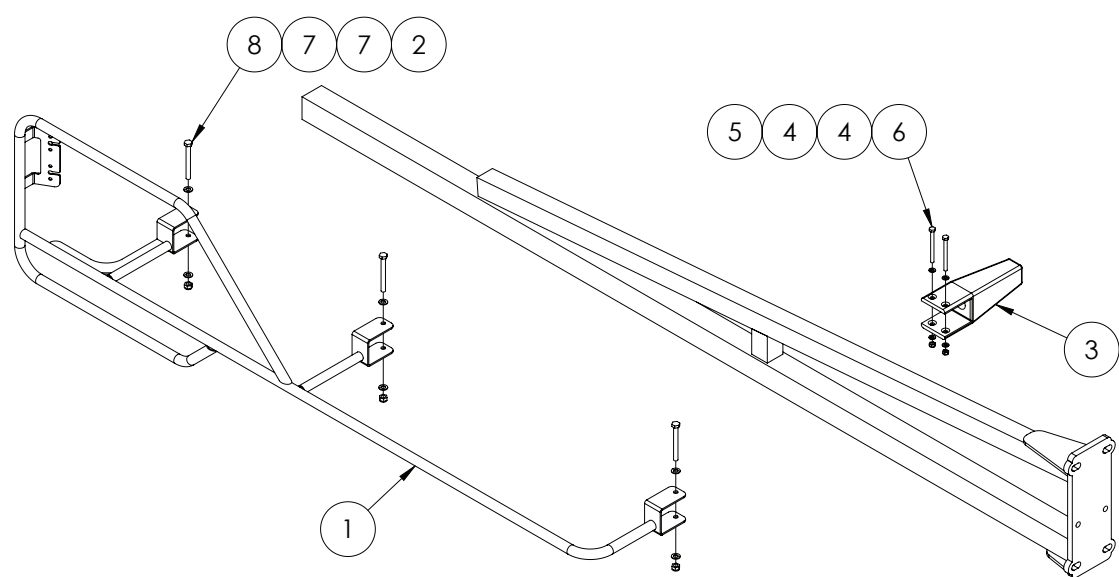
ITEM NO.	PART NUMBER	DESCRIPTION	QTY.
1	GA4658150	Bracket, Oversize sign mount arm, Bolt on, 2011 centre	2
2	GA5009613	Oversize sign, Yellow, Reflective with folded edges	1
3	GA5000577	Washer 12mm Flat SS HD	4
4	GA5012461	Nut M12 Nyloc ZP	4
5	GA5069875	Knob Star grip nut M8 x 40 DIA	4
6	GA5000305	Set Screw M12 x 30 ZP GR8.8	4
7	GA5003645	Washer, 5/16" ID x 1 1/4" OD, Flat SS	4



# Chapter 14

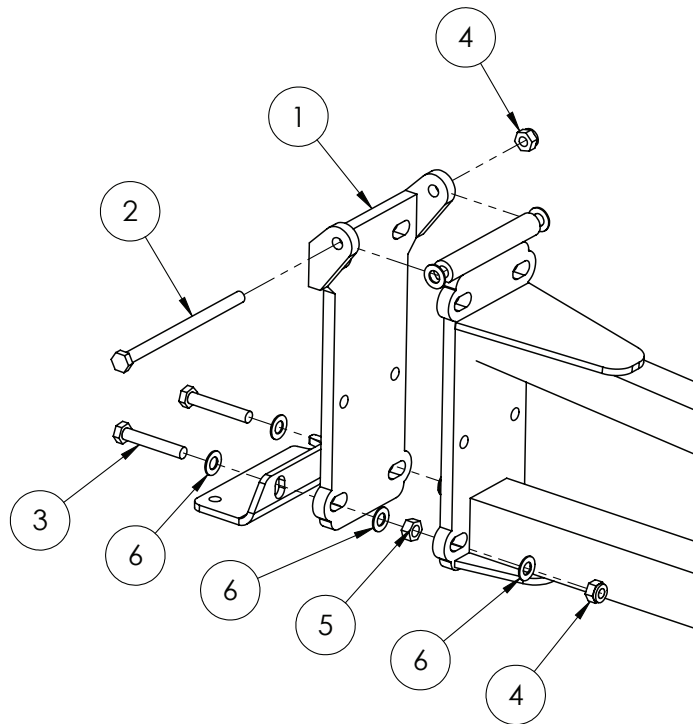
## BOOM WING

### Fence Line End Protector - Quick Fit



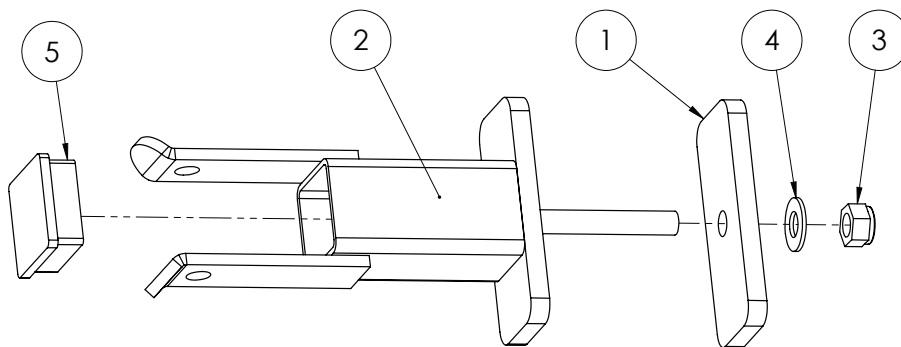
ITEM NO.	PART NUMBER	DESCRIPTION	QTY.
1	GA4656316	Boom End Protector easy fit Right Hand	1
	GA4656317	Boom End Protector easy fit Left Hand	
2	GA5004917	Nut M8 Nyloc ZP	3
3	GA5006226	Boom stopper, Rubber, 210mm bumper, Suits 50 x 50mm RHS	1
4	GA5004437	Washer 6mm Flat SS	4
5	GA5048115	Nut M6 Nyloc ZP	2
6	GA5004107	Bolt M6 x 70 ZP GR8.8	2
7	GA5003643	Washer 8mm Flat SS HD	6
8	GA5052600	Bolt M8 x 75 SS	3

## Delta - Flip Over Ends



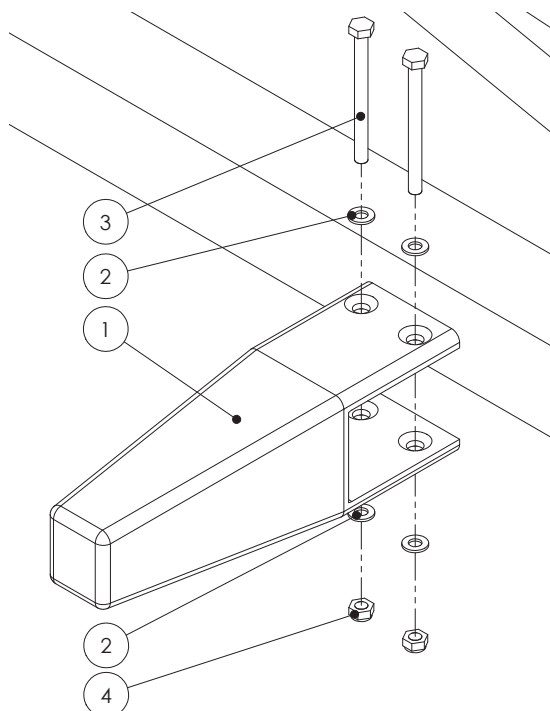
ITEM NO.	PART NUMBER	DESCRIPTION	QTY.
1	GA4656110	Flip over end bracket only	1
2	GA5066910	Bolt M10 x 160 ZP GR8.8	1
3	GA5011175	Bolt M10 x 60 ZP GR8.8	2
4	GA5000141	Nut M10 Nyloc ZP	3
5	GA5012459	Nut M10 Hex ZP	2
6	GA5000117	Washer 10mm Flat SS HD	10

## Delta - Flip Over End Saddle



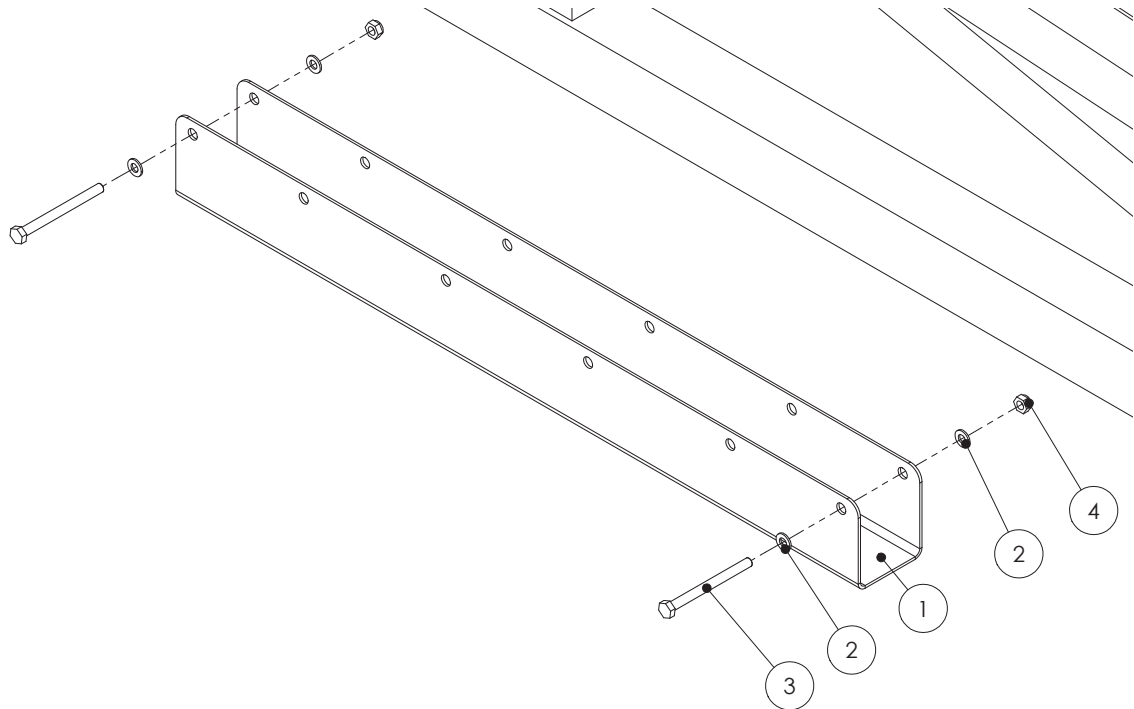
ITEM NO.	PART NUMBER	DESCRIPTION	QTY.
1	FOE-005LAS	Mounting plate	4
2	GA4656310	Boom flipover saddle suit 50mm top cord	2
3	GA5012461	Nut M12 Nyloc ZP	2
4	GA5000577	Washer 12mm Flat SS HD	1
5	GA5003783	End cap, Insert, Black, Plastic, 50 x 50 mm	1

## Delta - Rubber Bump Stop



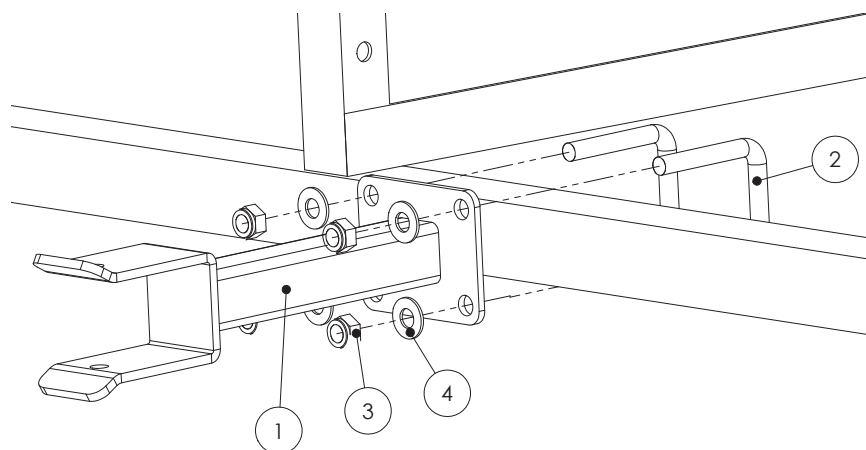
ITEM NO.	PART NUMBER	DESCRIPTION	QTY.
1	GA5006226	Boom stopper, Rubber, 210mm bumper, Suits 50 x 50mm RHS	1
2	GA5004437	Washer 6mm Flat SS	4
3	GA5004103	Bolt M6 x 70 ZP GR8.8	2
4	GA5048115	Nut M6 Nyloc ZP	2

## Delta - Boom Protector - Inner



ITEM NO.	PART NUMBER	DESCRIPTION	QTY.
1	F70799A	Boom wing protector Suit 50 x 50 x 600mm long (2mm SS)	1
	F70287A	Boom wing protector Suit 50 x 50 x 400mm long (2mm SS)	1
	F70294A	Boom wing protector Suit 50 x 50 x 200mm long (2mm SS)	1
2	GA5004437	Washer 6mm Flat SS	4
3	GA5004103	Bolt M6 x 70 ZP GR8.8	2
4	GA5048115	Nut M6 Nyloc ZP	2

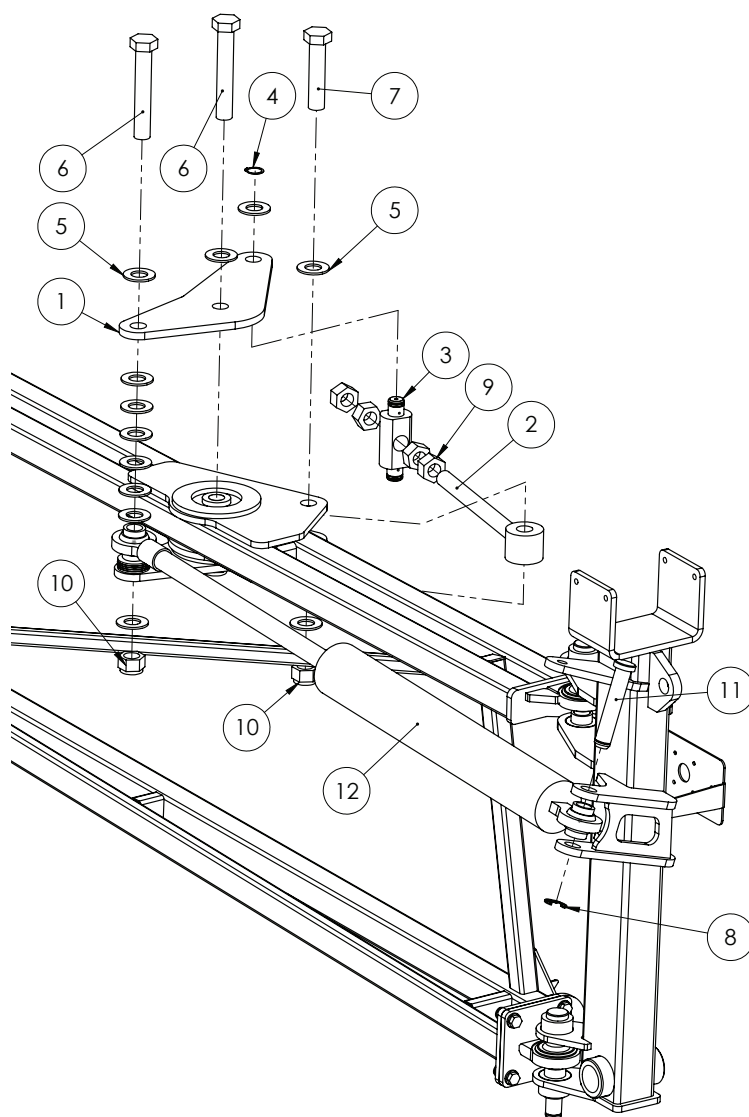
## Delta - Boom Protector - Outer



ITEM NO.	PART NUMBER	DESCRIPTION	QTY.
1	GA4656284	Delta boom fold saddle suit 50mm top cord	2
2	GA5011251	U Bolt M12 x 52mm x 80mm Square Top	4
3	GA5012461	Nut M12 Nyloc ZP	8
4	GA5000577	Washer 12mm Flat SS HD	8

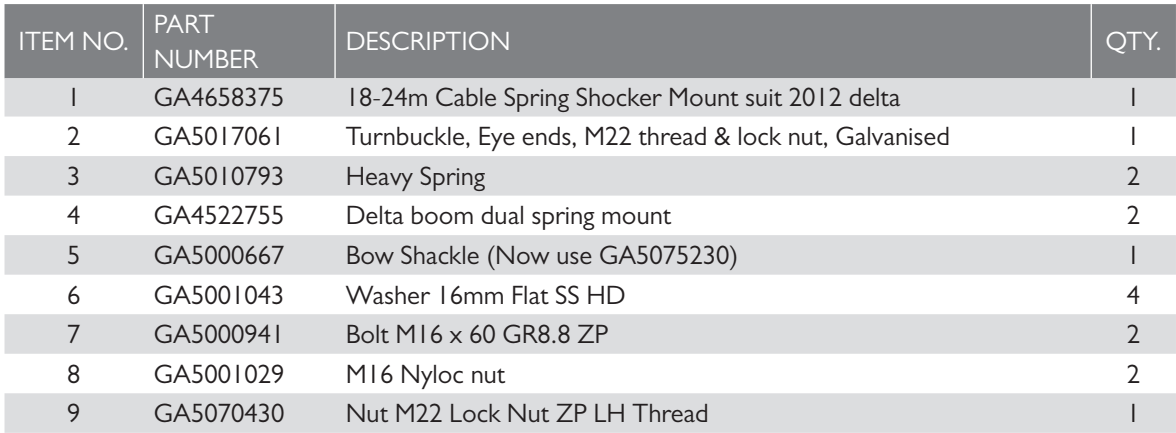


## Delta - Boom Fold Adjuster

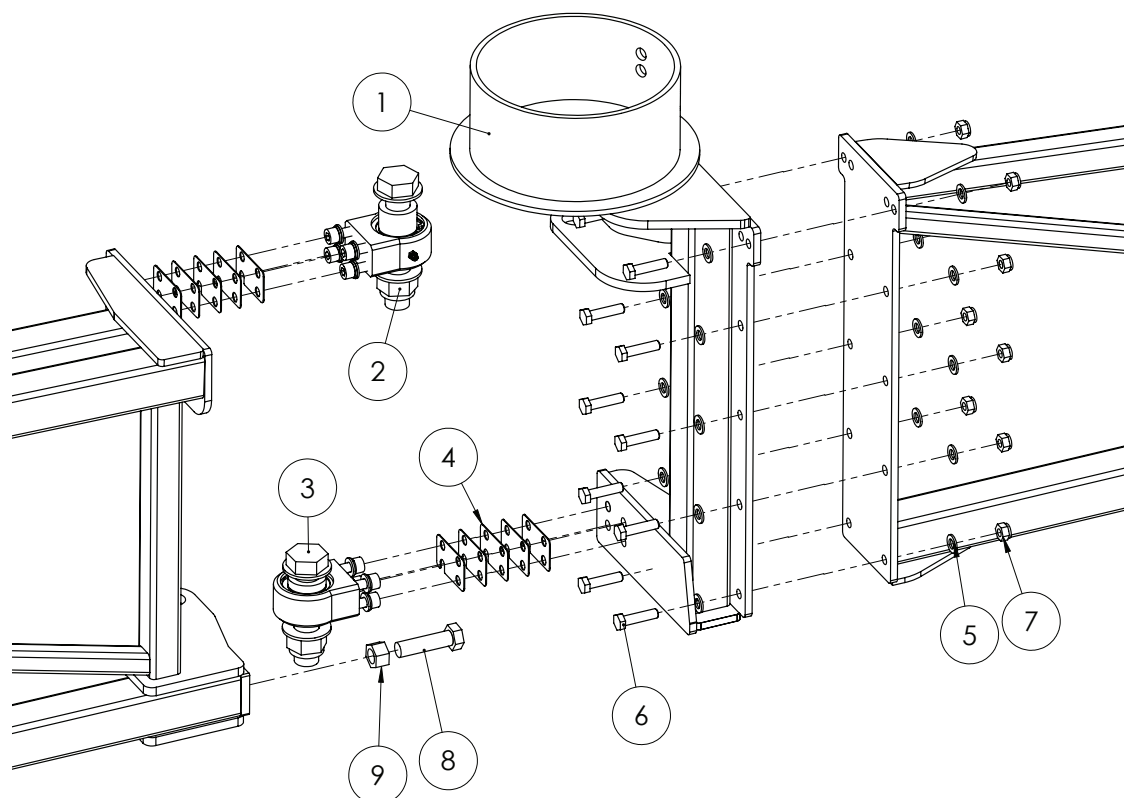


ITEM NO.	PART NUMBER	DESCRIPTION	QTY.
1	24mk4DB005	Adjuster plate, Fold ram, Tritech boom	2
2	GA5070775	Boom fold adjuster eyelet bolt, HD MY13	1
3	24mk4DB006	Bush / pin, Fold ram adjuster nut and bolt retainer	1
4	GA5008519	Circlip, External, 25mm	2
5	GA5017659	Washer, 1", Flat, ZP, Heavy duty (5mm thick)	19
6	GA5006043	Bolt 1" UNF x 6" x 14 TPI ZP GR8	2
7	GA5006039	Bolt 1" UNF 14 TPI x 4 1/2" ZP GR8	1
8	GA5001223	Circlip, 19mm, E type, zinc plated	2
9	GA5010991	Nut 1" UNF 12 tpi ZP	4
10	GA5012445	Nut 1" UNF 14 tpi Nyloc ZP	3
11	GA4572200	Pin, 1" diameter x 132.4mm long, With shoulder and circlip groove	1
12	GA5018555	Hydraulic Cylinder SLPSP (tld) 2.5" x 18" stroke	1
	GA5018557	Hydraulic Cylinder SLPSP 2.75" bore x 18" stroke	1

Note: Right hand side shown, all quantites shown are for one side only.



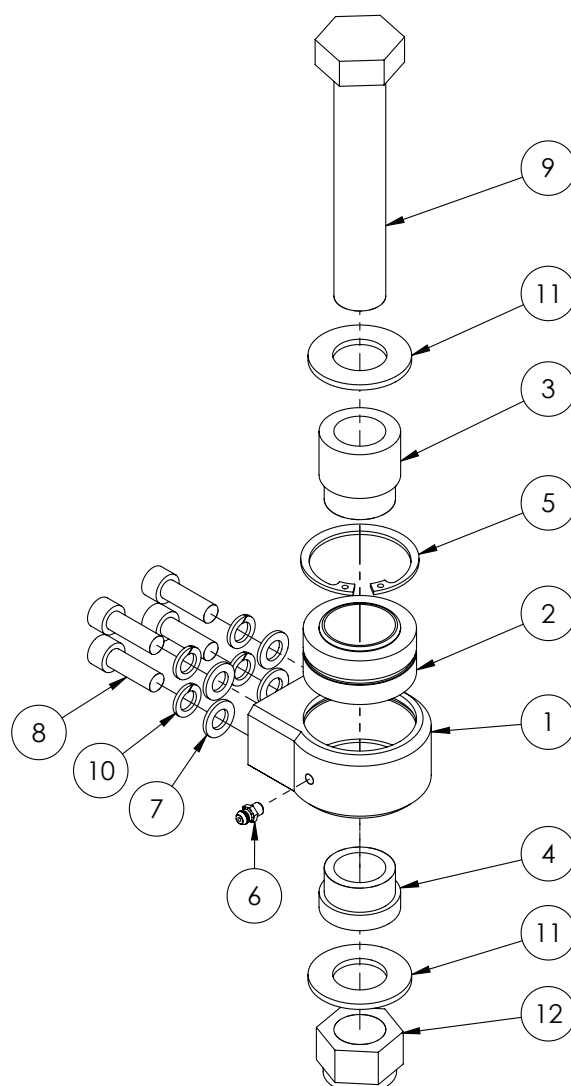
## Delta - Cable Drum



ITEM NO.	PART NUMBER	DESCRIPTION	QTY.
1	GA4657745	Delta boom drum hinge heavy Left Hand	1
2	GA4932346*	Delta - Upper Bearing Pivot	1
3	GA4932347*	Delta - Lower Bearing Pivot	1
4	F70771A	Shim, 1mm, Cable drum pivot	10
5	GA5000117	Washer 10mm Flat SS HD	20
6	GA5006071	Bolt M10 x 40 ZP GR10.9	10
7	GA5000141	Nut M10 Nyloc ZP	10
8	GA5000939	Bolt M16 x 60 Black GR8.8	1
9	GA5012385	Nut M16 Hex ZP	1

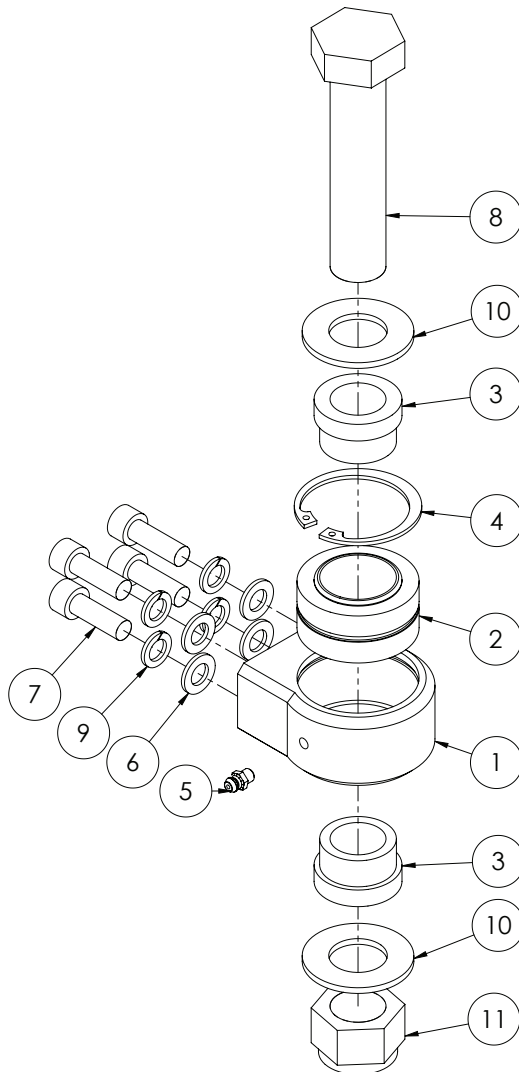
\* Sub-assembly on following pages

## Delta - Upper Bearing Pivot



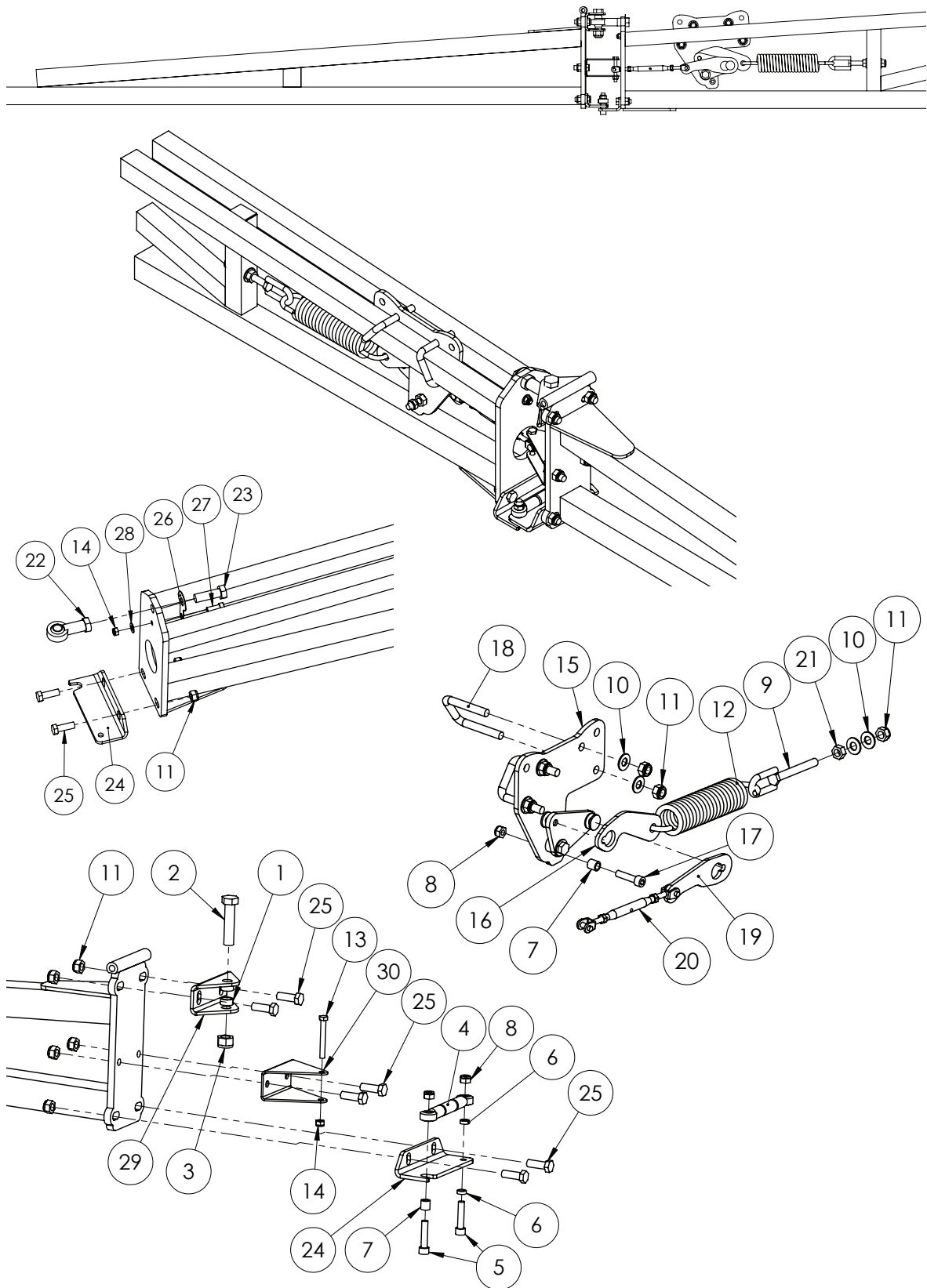
ITEM NO.	PART NUMBER	DESCRIPTION	QTY.
1	MACH0123	12-24m boom hinge block (Bolt on)	1
2	GA5015659	Bearing, Spherical bush, 34.925 ID x 55.663 OD x 30.150mm thick, GEZ34ES2RS	1
3	MACH0119	Short centre pivot bushes (40mm bright)	1
4	DB-ADJ-02	Bush, Short, 40 OD x 25.5 ID x 23.75mm long	1
5	GA5010573	Circlip, Internal, Suit 55mm bore	1
6	GA5012203	Grease nipple, Short, 1/4" UNF	1
7	GA5000117	Washer 10mm Flat SS HD	4
8	GA5006129	SHCS M10 x 30 ZP GR12.9	4
9	GA5006041	Bolt 1" UNF 14 TPI x 5 1/2" ZP GR8	1
10	GA5000137	Washer 10mm Spring SS	4
11	GA5017659	Washer, 1", Flat, ZP, Heavy duty (5mm thick)	2
12	GA5012445	Nut 1" UNF 14 tpi Nyloc ZP	1

## Delta - Lower Bearing Pivot



ITEM NO.	PART NUMBER	DESCRIPTION	QTY.
1	MACH0123	12-24m boom hinge block (Bolt on)	1
2	GA5015659	Bearing, Spherical bush, 34.925 ID x 55.663 OD x 30.150mm thick, GEZ34ES2RS	1
3	DB-ADJ-02	Bush, Short, 40 OD x 25.5 ID x 23.75mm long	2
4	GA5010573	Circlip, Internal, Suit 55mm bore	1
5	GA5012203	Grease nipple, Short, 1/4" UNF	1
6	GA5000117	Washer 10mm Flat SS HD	4
7	GA5006129	SHCS M10 x 30 ZP GR12.9	4
8	GA5006039	Bolt 1" UNF 14 TPI x 4 1/2" ZP GR8	1
9	GA5000137	Washer 10mm Spring SS	4
10	GA5017659	Washer, 1", Flat, ZP, Heavy duty (5mm thick)	2
11	GA5012445	Nut 1" UNF 14 tpi Nyloc ZP	1

# Delta - 3D Breakaway



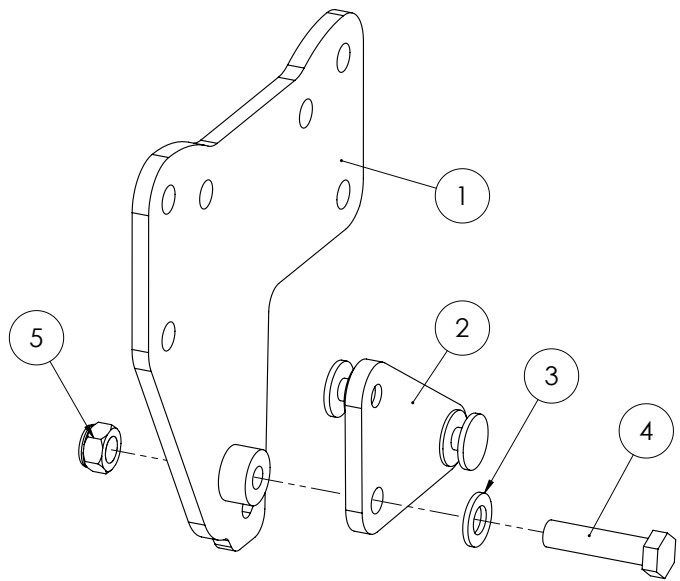
Continued over page

## Delta - 3D Breakaway

ITEM NO.	PART NUMBER	DESCRIPTION	QTY.
1	GA4552070	Crush Tube, 16.2 ID, 20.5 OD, 9.5mm long	2
2	GA5000949	Bolt M16 x 70 ZP GR8.8	1
3	GA5001029	Nut M16 Nyloc ZP	1
4	GA4902060-3	Rod end assembly, Breakaway MK3	1
5	GA5011183	SHCS M10 x 45 GR 12.9	2
6	GA4552080	Crush tube, 10.2 ID x 15 OD x 5mm long	2
7	GA4552075	Crush tube, 10.2 ID x 15 OD x 15mm long	2
8	GA5000141	Nut M10 Nyloc ZP	3
9	GA5008545	Eye bolt, Bolt M12 x 100, Eye 63mm x 18mm	1
10	GA5000577	Washer 12mm Flat SS HD	6
11	GA5012461	Nut M12 Nyloc ZP	13
12	GA5016605	Spring, tension, 51.5 OD x 260 Long x 8mm, Breakaway	1
13	GA5011489	Bolt M8 x 60 ZP GR8.8	1
14	GA5004917	Nut M8 Nyloc ZP	2
15	*	3D Breakaway Locking Mechanism	1
16	GA4532565	Plate, Breakaway spring, MK3	1
17	GA5006141	SHCS M10 x 40 ZP GR12.9	1
18	GA5011251	U Bolt M12 x 52mm x 80mm Square Top	2
19	GA4532590	Plate, Breakaway turnbuckle, MK3	1
20	GA5066930	Turnbuckle, female clevis, stainless steel, M8	1
21	GA5000559	Nut M12 Hex ZP	1
22	GA5014469	Rod end, Ball 16 ID, M16 female thread	1
23	GA5000931	Bolt M16 x 50 ZP GR8.8	1
24	GA4502105	Bracket, Lower hinge, Breakaway MK3	2
25	GA5000311	Set screw, M12 x 35, ZP GR 8.8	8
26	GA4522485	Plate, Rose end locking, Breakaway Mk3	1
27	GA5004717	SHCS M8 x 30 ZP	1
28	GA5003643	Washer 8mm Flat SS HD	1
29	GA4502095	Bracket, Rod end clevis, Breakaway MK3	1
30	GA4502100	Bracket, Turnbuckle clevis, Breakaway MK3	1

\* Sub-assembly on following pages

# Delta - 3D Breakaway Locking Mechanism

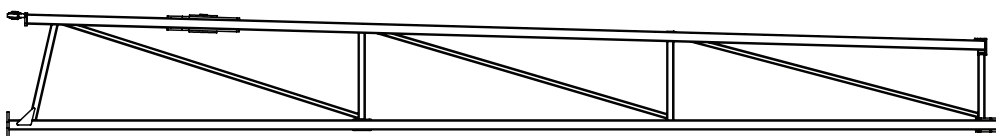


ITEM NO.	PART NUMBER	DESCRIPTION	QTY.
1	GA4656115-01	Plate, Centre stationary pivot, Boom breakaway Mk3	1
2	GA4656115-02	Plate, Centre moving pivot, Breakaway MK3	1
3	GA5000577	Washer 12mm Flat SS HD	1
4	GA5011239	Bolt M12 x 50 GR 8.8 ZP	1
5	GA5012461	Nut M12 Nyloc ZP	1



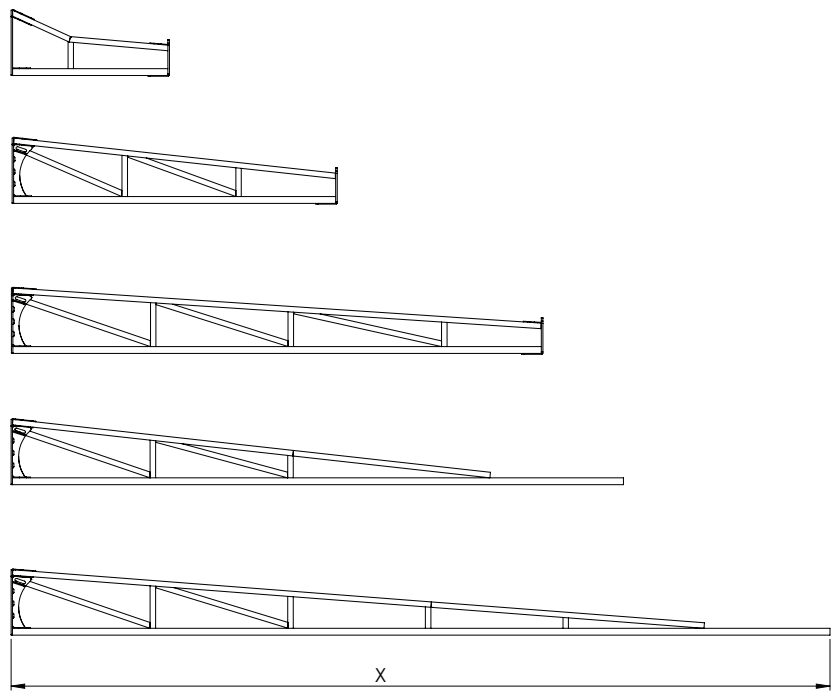
## Delta - Steel Inner Wings

---



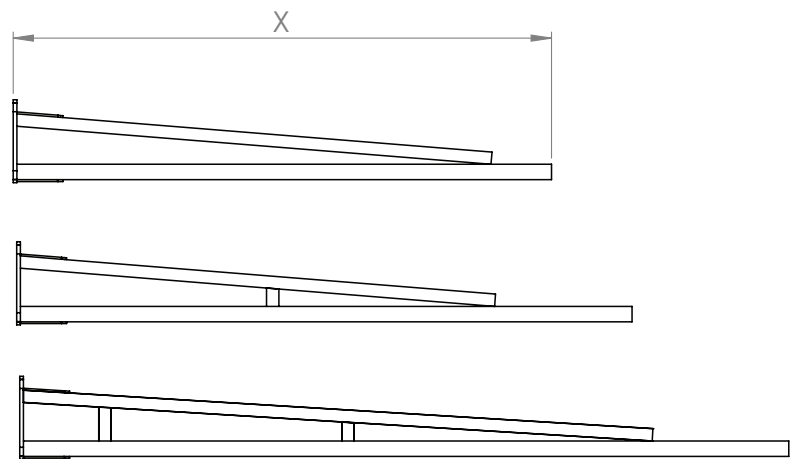
PART NUMBER	DESCRIPTION
GA4657720	18-24m Delta wing Heavy RH (5001mm long)
GA4657725	18-24m Delta wing Heavy LH (5001mm long)

# Delta - Aluminium Outer Wings



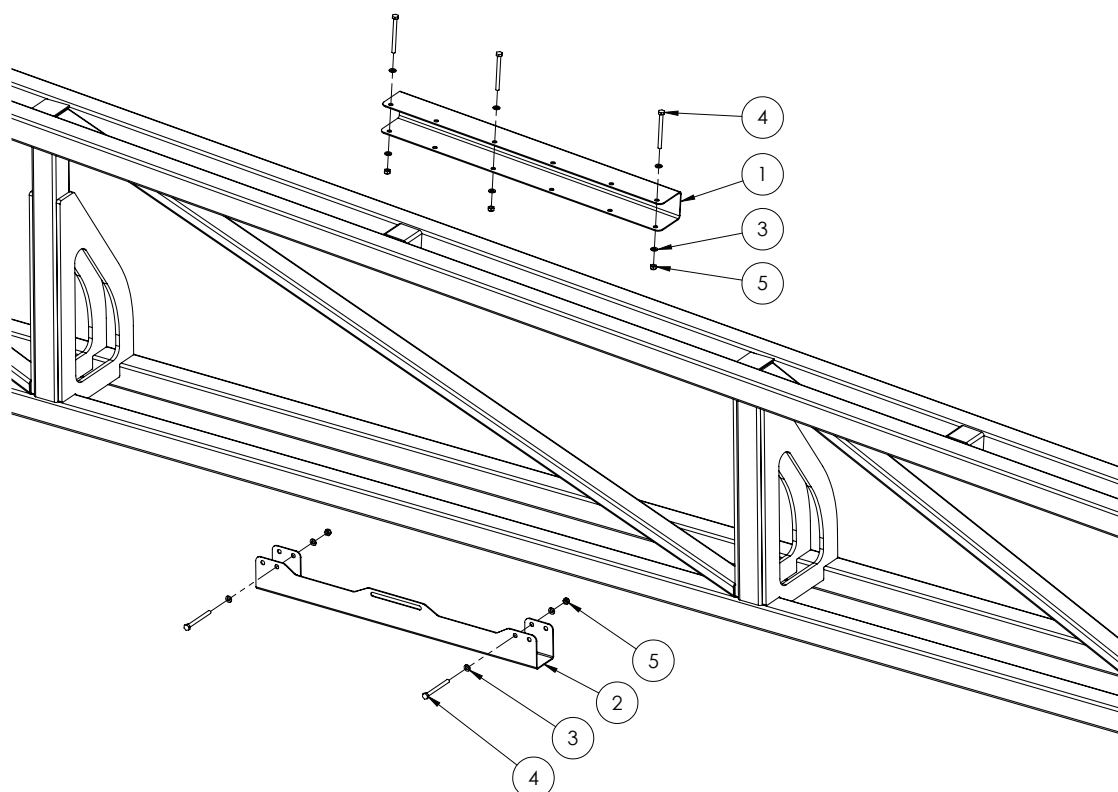
PART NUMBER	DESCRIPTION
GA4656057	Delta 18m aluminium outer wing suit breakaway (1150mm long)
GA4656056	Delta 21m aluminium outer wing suit breakaway (2362mm long)
GA4656055	Delta 24m aluminium outer wing suit breakaway (3862mm long)
GA4657770	Delta 18m aluminium outer wing (4450mm long)
GA4655935	Delta 24m aluminium outer wing (5950mm long)

# Delta - Aluminium Break Away Tip



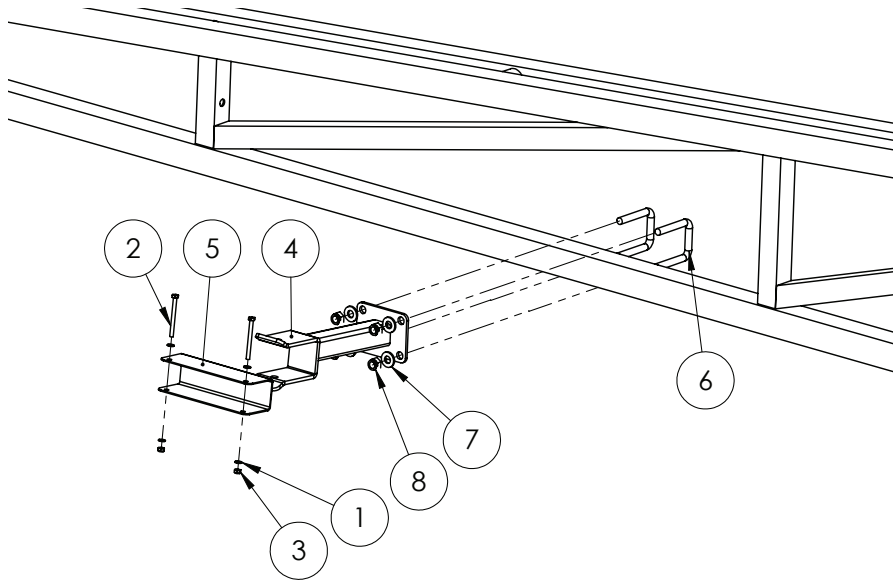
PART NUMBER	DESCRIPTION
GA4656122	Boom breakaway end - 1750mm
GA4656120	Boom breakaway end - 2000mm
GA4656121	Boom breakaway end - 2500mm

## TriTech - Boom Protector Assembly - Inner



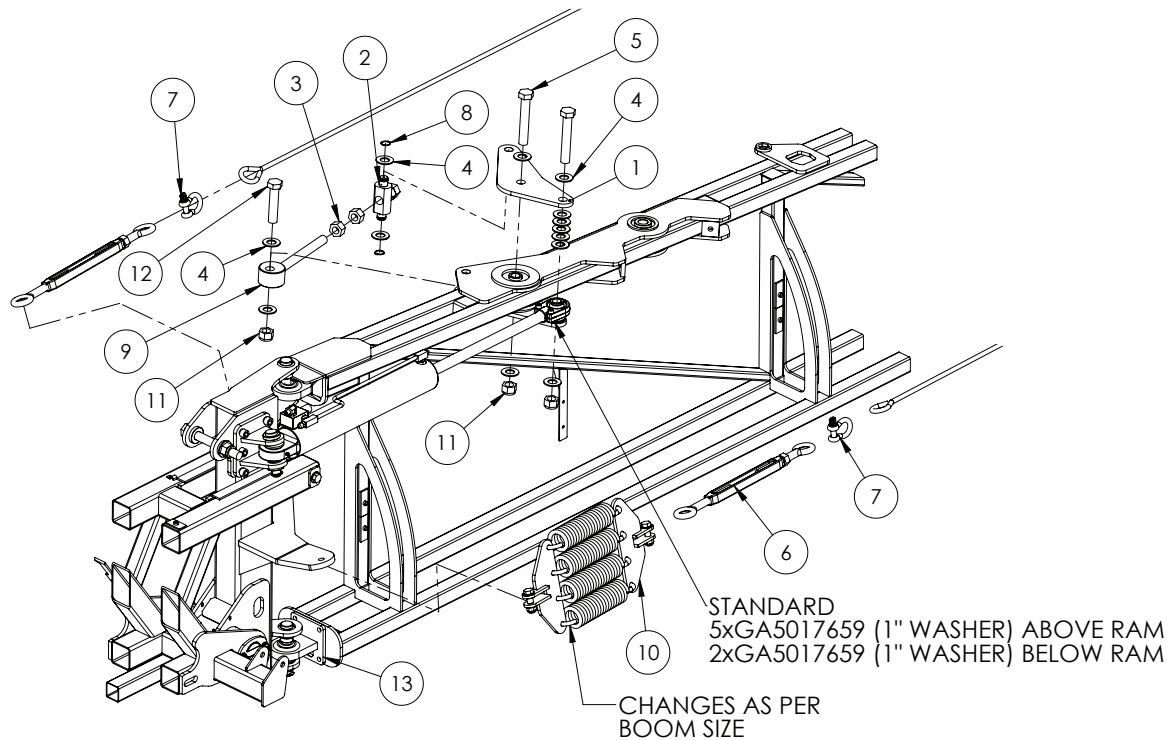
ITEM NO.	PART NUMBER	DESCRIPTION	QTY.
1	F70799A	Protector, Outer wing, Suit 50 x 50 RHS, 600 long, 2mm SS	1
2	GA4505005	Boom Slide Protector SS with cutout 2013	1
3	GA5004437	Washer 6mm Flat SS	10
4	GA5004107	Bolt M6 x 70 ZP GR8.8	5
5	GA5048115	Nut M6 Nyloc ZP	5

## TriTech - Boom Protector Assembly - Outer



ITEM NO.	PART NUMBER	DESCRIPTION	QTY.
1	GA5004437	Washer 6mm Flat SS	4
2	GA5004107	Bolt M6 x 70 ZP GR8.8	2
3	GA5048115	Nut M6 Nyloc ZP	2
4	GA4656277	Support bracket, Folded boom wing, TriTech	1
5	F70294A	Boom wing protector Suit 50 x 50 x 200mm long (2mm SS)	1
6	GA5011251	U Bolt M12 x 52mm x 80mm Square Top	2
7	GA5000577	Washer 12mm Flat SS HD	4
8	GA5012461	Nut M12 Nyloc ZP	4

## TriTech - Boom Fold Adjuster



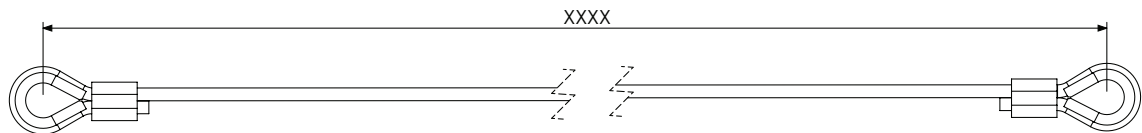
ITEM NO.	PART NUMBER	DESCRIPTION	QTY.
1	24mk4DB005LAS	Fold ram adjuster plate suit tritec boom	2
2	24mk4DB006MACH	Fold ram adjuster nut mounting	1
3	GA5010991	Nut 1" x 12 TPI ZP UNF	4
4	GA5017681	Washer 1" x 2" 7g Flat Thin SS	15
5	GA5006043	Bolt 1" x 6" UNF	2
6	GA5017061	Turnbuckle, Eye ends, M22 thread & lock nut, Galvanised	1
7	GA5075230	Bow Shackle 13mm WLL 3.25T Black	2
8	GA5008519	Circlip external 25mm	2
9	GA5070775	Boom fold adjuster HD MY13	1
10	GA4905665	36m Cable Spring Mounting MY13	1
11	GA5012445	Nut 1" UNF 14 tpi Nyloc ZP	3
12	GA5006039	Bolt 1" x 4.5" UNF 14 tpi ZP GR8	1
13	GA4535360	Shim, 5mm, Delta boom rose joint	*
	GA4535355	Shim, 3mm, Delta boom rose joint	*
	GA4535285	Shim, 1mm, Lower rose end, Delta boom	*

Note: Item 13 is fitted if required for adjusting boom. Shim quantities will vary depending on adjustments needed.

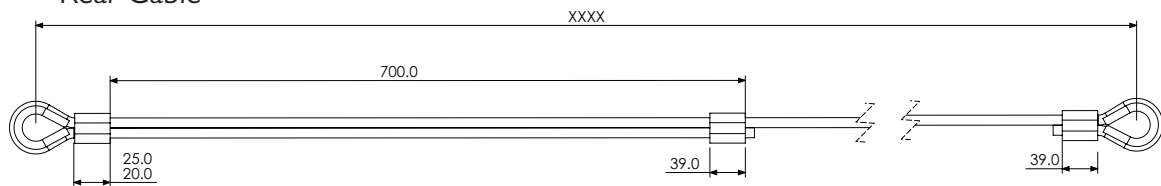
PART NUMBER	DESCRIPTION	QTY.
	Cable, 10mm, Solid core, Heavy duty, Galvanised	See below.
GA5000073	24-36m - Front - Cable cut length (Eye to eye length 6210mm)	6590mm(x2)
	24-36m - Rear - Cable cut length (Eye to eye length 7230mm)	8290mm(x2)
	24-36m - Bi-fold Front - Cable cut length (Eye to eye length 6220mm)	6600mm(x2)
	24-36m - Bi-fold Rear - Cable cut length (Eye to eye length 6230mm)	7590mm(x2)
GA5000215	Thimble, Cable, suit 11 - 12mm	8
GA5005391	Ferrule, Aluminium, 40 long x 4.5mm wall	10
GA5001965	Heat Shrink 25.4mm Black x 120mm long	10

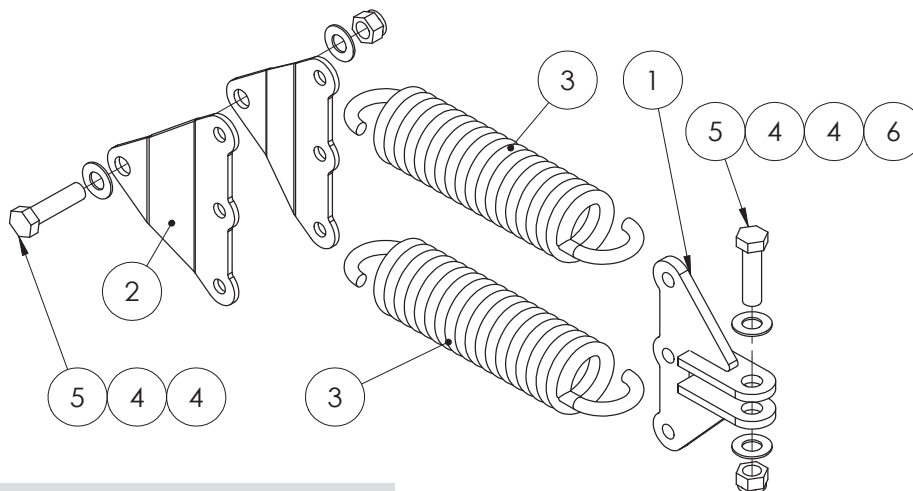
Note: Front cable cut lengths are 380 mm longer than eye to eye measurement. Rear cable cut lengths are 1060 mm longer than eye to eye measurement.

Front Cable



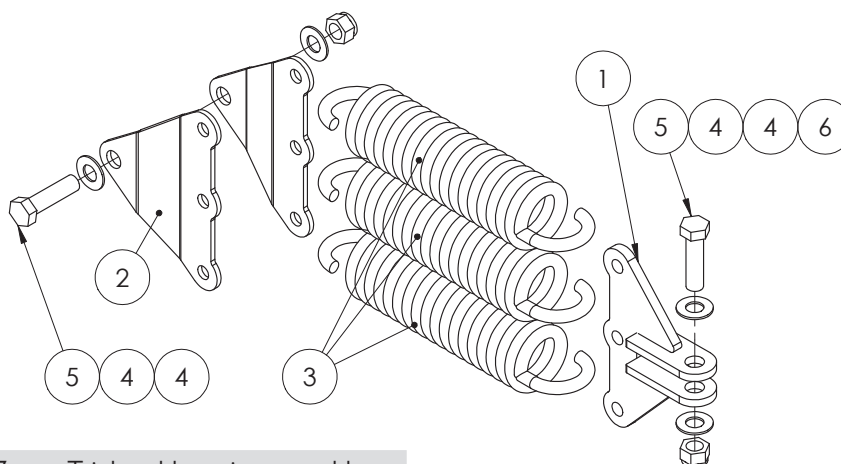
Rear Cable





GA4903057 Twin spring assembly

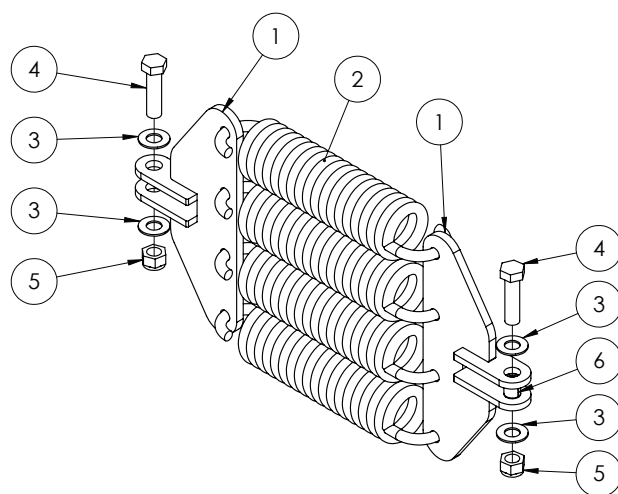
ITEM NO.	PART NUMBER	DESCRIPTION	QTY.
1	GA4656230	Mount, Boom cable spring, Suit 24 - 33 meter TriTech boom	1
2	F70057A	3 spring mounting plate suit delta boom	2
3	GA5010793	Spring, tension, 70 OD x 329 long x 12mm, large	2
4	GA5001043	Washer 16mm Flat SS HD	4
5	GA5000939	Bolt M16 x 60 Black GR8.8	2
6	GA5001029	Nut M16 Nyloc ZP	2



GA4903067 Triple cable spring assembly

ITEM NO.	PART NUMBER	DESCRIPTION	QTY.
1	GA4656230	Mount, Boom cable spring, Suit 24 - 33 meter TriTech boom	1
2	F70057A	3 spring mounting plate suit delta boom	2
3	GA5010793	Spring, tension, 70 OD x 329 long x 12mm, large	3
4	GA5001043	Washer 16mm Flat SS HD	4
5	GA5000939	Bolt M16 x 60 Black GR8.8	2
6	GA5001029	Nut M16 Nyloc ZP	2

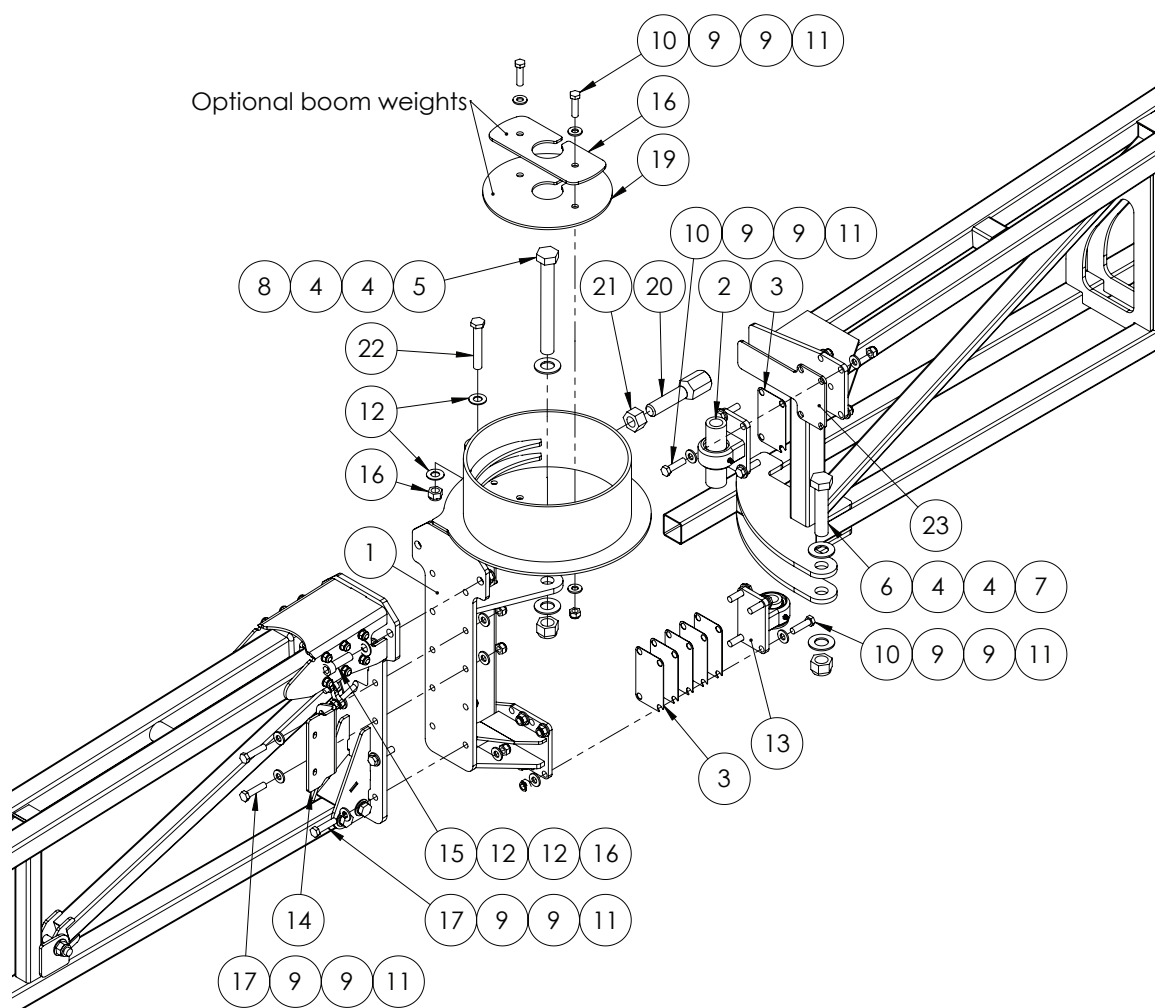
## TriTech - Boom Cable Springs 30-36m



ITEM NO.	PART NUMBER	DESCRIPTION	QTY.
1	GA4659710	Cable Spring Mount Sub Assembly	2
2	GA5010793	Spring, tension, 70 OD x 329 long x 12mm, large	4
3	GA5001043	Washer 16mm Flat SS HD	4
4	GA5000939	Bolt M16 x 60	2
5	GA5001029	Nut M16 Nyloc	2
6	GA5075220	Glacier bush, flanged 16mm suit boom cable pivot	1



## TriTech - Cable Drum



ITEM NO.	PART NUMBER	DESCRIPTION	QTY.
1	*	TriTech - Cable Drum Boom Hinges	1
2	GA4932342*	TriTech - Upper Bearing Pivot	1
3	DB-ADJ-16LAS	Shim, cable drum pivot, SS, 1mm	6
4	GA5017681	Washer 1" x 2" 7g Flat Thin SS	4
5	GA0500025	Bolt 1" UNF 12 TPI x 8 1/2" ZP GR8	1
6	GA5006039	Bolt 1" UNF 14 TPI x 4 1/2" ZP GR8	1
7	GA5012445	Nut 1" UNF 14 tpi Nyloc ZP	1
8	GA5012446	Nut 1" UNF 12 tpi Nyloc ZP	1
9	GA5000577	Washer 12mm Flat SS HD	40
10	GA5000327	Set Screw M12 x 45 ZP GR8.8	10
11	GA5012461	Nut M12 Nyloc ZP	20
12	GA5001043	Washer 16mm Flat SS HD	6
13	GA4932343*	TriTech - Lower Bearing Pivot	1
14	GA4522725	Boom hose mount plate outer	1
15	GA5000935	SHCS M16 x 50 ZP GR12.9	2
16	GA5001029	Nut M16 Nyloc ZP	3

\* Sub-assembly on following pages

Continued over page

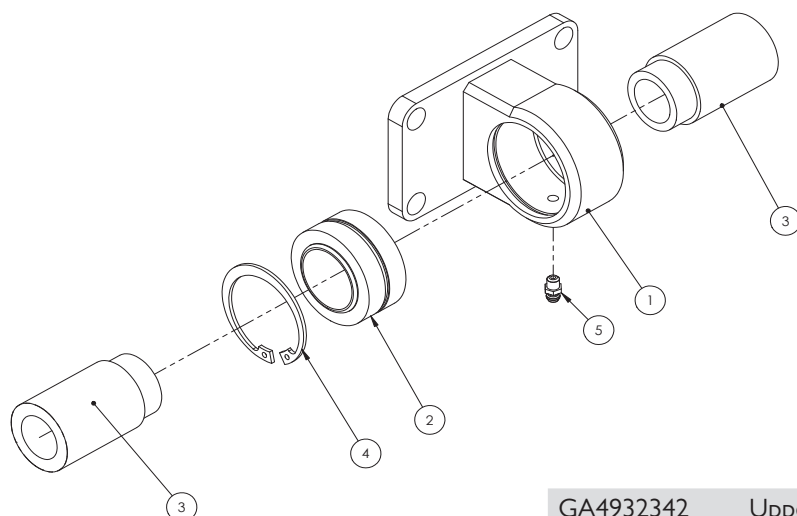
## TriTech - Cable Drum

ITEM NO.	PART NUMBER	DESCRIPTION	QTY.
17	GA5011239	Bolt, M12 x 50, ZP GR 8.8	10
18	GA4504535	Boom weight, Cable drum disc, 0.806 kg	1
19	GA4504530	Boom weight, Cable drum disc, 1.792 kg	1
20	GA4572495	Bolt 1" UNF 12 TPI Boom drum stopper	1
21	GA5010991	Nut 1" UNF 12 tpi ZP	1
22	GA5011269	Bolt M16 x 100 ZP GR8.8	1
23	GA4524690	Wear plate Upper boom top MY13 SS	1

## TriTech - Cable Drum Boom Hinges

PART NUMBER	DESCRIPTION
GA4659580	Cable drum, Boom hinge, Right side, TriTech, MY13
GA4659585	Cable drum, Boom hinge, Left side, TriTech, MY13
GA4659600	Boom drum hinge OFFSET 24+ Right Hand MY13
GA4659605	Boom drum hinge OFFSET 24+ Left Hand MY13

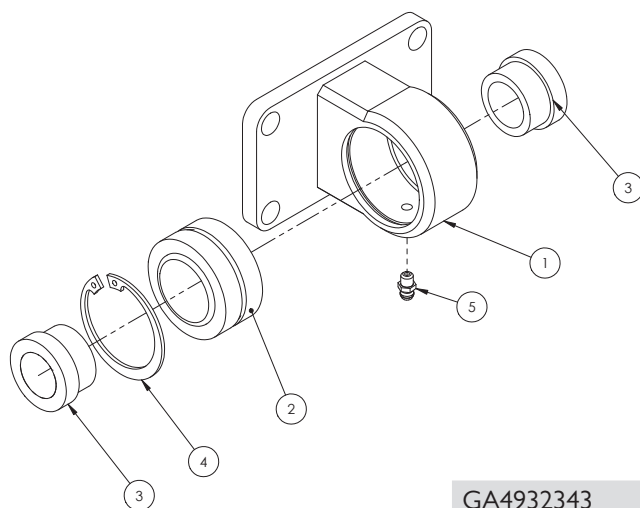
## TriTech - Upper Bearing Pivot



GA4932342 Upper pivot assembly

ITEM NO.	PART NUMBER	DESCRIPTION	QTY.
1	GA4656190	Boom hinge bearing mount 24+	1
2	GA5015659	Bearing, Spherical bush, 34.925 ID x 55.663 OD x 30.150mm thick, GEZ34ES2RS	1
3	DB-ADJ-13	Bush, Stepped, 25.5 ID x 40 OD x 69.75mm long	2
4	GA5010573	Circlip, Internal, Suit 55mm bore	1
5	GA5012203	Grease nipple, Short, 1/4" UNF	1

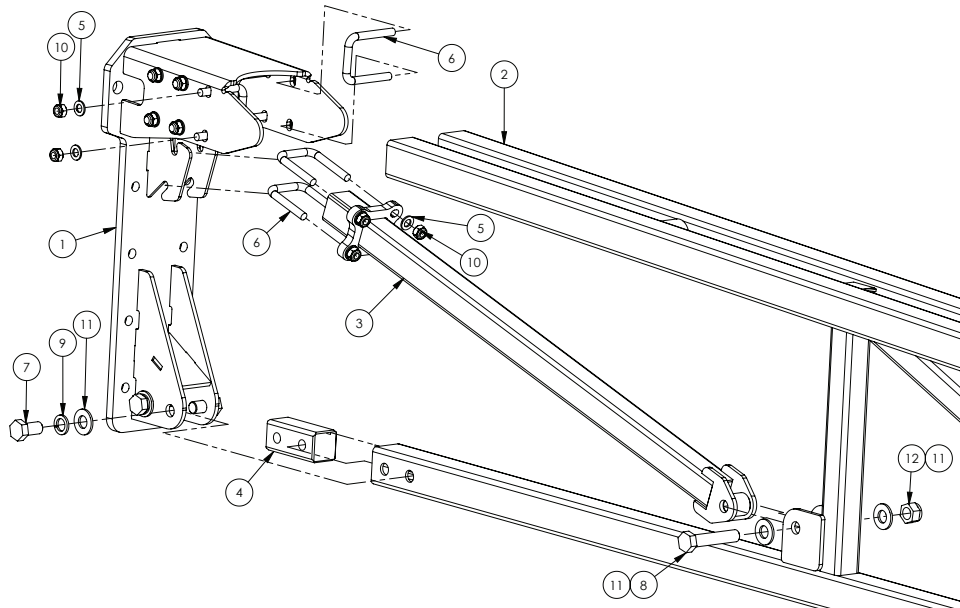
## TriTech - Lower Bearing Pivot



GA4932343 Lower pivot assembly

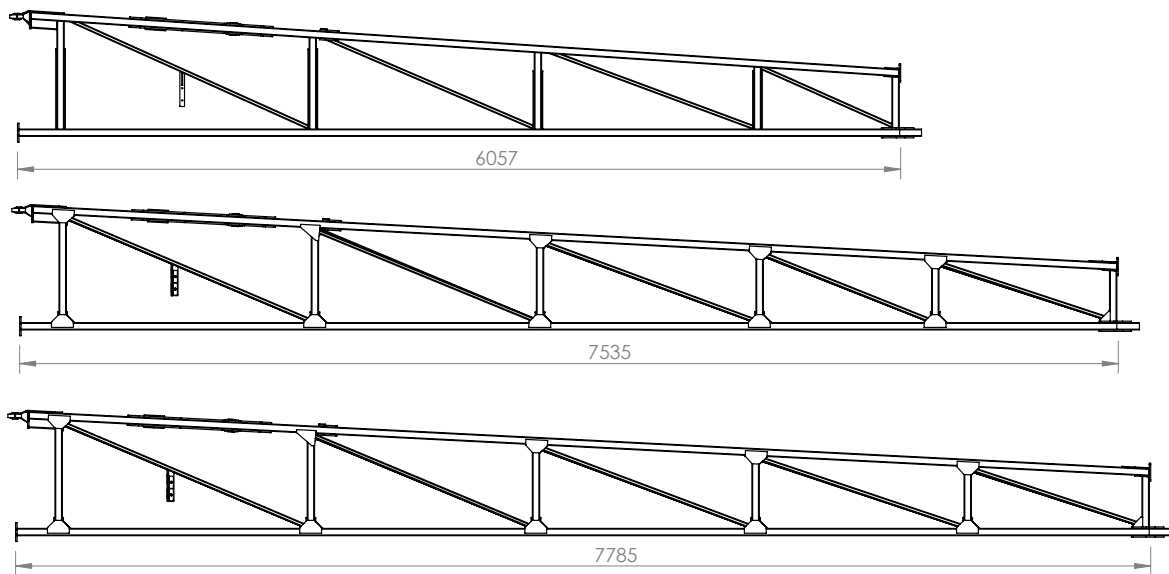
ITEM NO.	PART NUMBER	DESCRIPTION	QTY.
1	GA4656190	Boom hinge bearing mount 24+	1
2	GA5015659	Bearing, Spherical bush, 34.925 ID x 55.663 OD x 30.150mm thick, GEZ34ES2RS	1
3	DB-ADJ-02	Bush, Short, 40 OD x 25.5 ID x 23.75mm long	2
4	GA5010573	Circlip, Internal, Suit 55mm bore	1
5	GA5012203	Grease nipple, Short, 1/4" UNF	1

## TriTech - Aluminium Outer Assembly



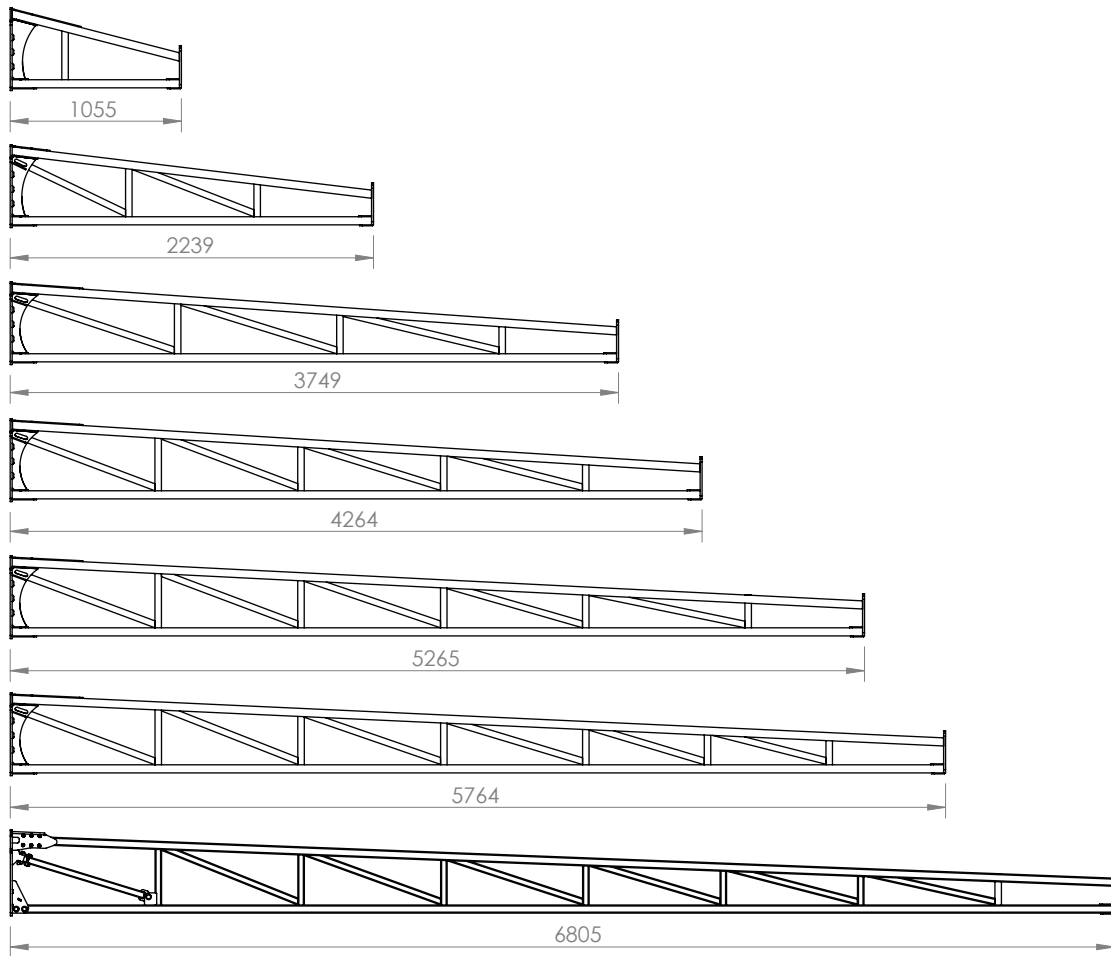
ITEM NO.	PART NUMBER	DESCRIPTION	QTY.
1	GA4660376	Aluminium Boom Mount Bracket, MY15	1
2	GA4660390	Boom Section, 36m Aluminium, U Bolt Mounted	1
3	GA4660740	Brace Bar, Aluminium Boom	1
4	GA4550031	Threaded Steel Insert Block, suit 50x50x4mm Alum Boom Bottom Chord	1
5	GA5000117	Washer 10mm Flat SS HD	16
6	GA5053645	U bolt Square top M10 x 52 x 75mm	8
7	GA5000911	Bolt M16 x 30 GR8.8 ZP	4
8	GA5011307	Bolt M16 x 80 GR8.8 ZP	1
9	GA5001051	Washer 16mm Spring SS	4
10	GA5051445	Nut M10 Nyloc SS	16
11	GA5001043	Washer 16mm Flat SS HD	6
12	GA5001029	Nut M16 Nyloc ZP	1

## TriTech - Steel Inner Wings



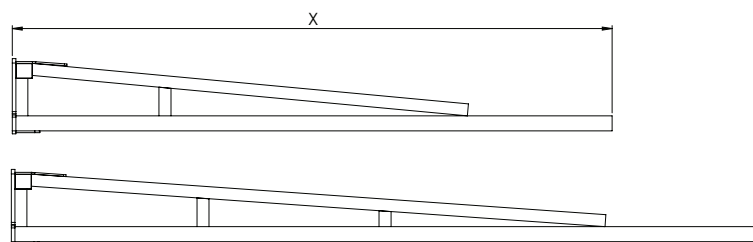
PART NUMBER	DESCRIPTION
GA4656780	24-30m Boom inner Bi-Fold RH (6057mm)
GA4656785	24-30m Boom inner Bi-Fold LH (6057mm)
GA4656790	36m Boom inner Bi-Fold RH (7535mm)
GA4656795	36m Boom inner Bi-Fold LH (7535mm)
GA4656791	36m Inner Wing RH (7785mm)
GA4656796	36m Inner Wing LH (7785mm)

## TriTech - Aluminium Outer Wings



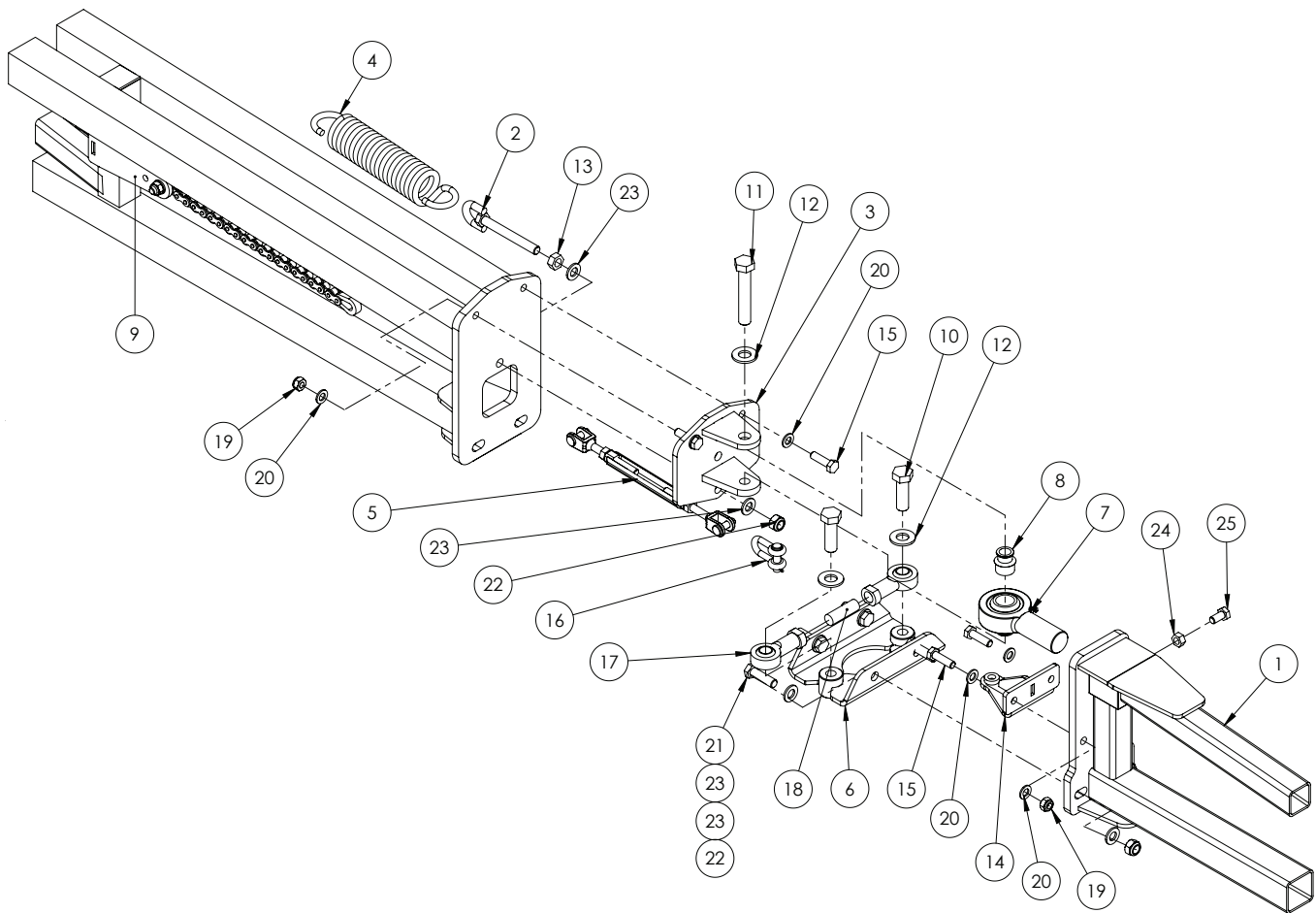
PART NUMBER	DESCRIPTION
GA4659820	24m Outer boom section (1055mm Long) (Fit with 30m inner)
GA4659965	24m Outer boom section(2239mm Long)
GA4659925	24m Outer boom section (3749mm Long) (Fit with 24m inner)
GA4656062	28m Outer boom section (4264mm Long)
GA4656067	30m Outer boom section (5265mm Long)
GA4656072	33m Outer boom section (5764mm Long)
GA4907345	36m Outer boom Assembly (6805mm Long)

## TriTech - Aluminium Break Away Tip



PART NUMBER	DESCRIPTION
GA4656123	Boom breakaway end - 2000mm
GA4656124	Boom breakaway end - 2500mm

## 3D Breakaway 2.0



ITEM NO.	PART NUMBER	DESCRIPTION	QTY.
1	GA4656123	Boom breakaway end in Aluminium 2m	1
2	GA5075150	Eye Bolt 12mm x 100mm Short	1
3	GA4656131	Breakaway Rose End Clevis 3D 2.0	1
4	GA5016605	Spring, tension, 51.5 OD x 260 Long x 8mm, Breakaway	1
5	GA5070505	Turnbuckle / rigging screw, 10mm, SS, Clevis ends	1
6	GA4659336	Lower Pivot Bracket 3D 2.0	2
7	GA5070530	Rose End 1" x 1 1/4" male UNF thread	1
8	GA4552225	Breakaway Rose End Spacer Bush 3D 2.0	2
9	*	3D Breakaway 2.0 - Mechanism	1
10	GA5000931	Bolt M16 x 50 GR8.8 ZP	2
11	GA5011297	Bolt M16 x 90 GR8.8 ZP	1
12	GA5001043	Washer 16mm Flat SS HD	3
13	GA5000559	Nut M12 Hex ZP	1
14	GA4659810	Breakaway Hinge Bracket	1
15	GA5006111	Bolt M10 x 35 ZP GR8.8	4
16	GA5071060	10mm Utility Clevis 24CST002	1
17	GA5014469	Rod end female 16mm	2

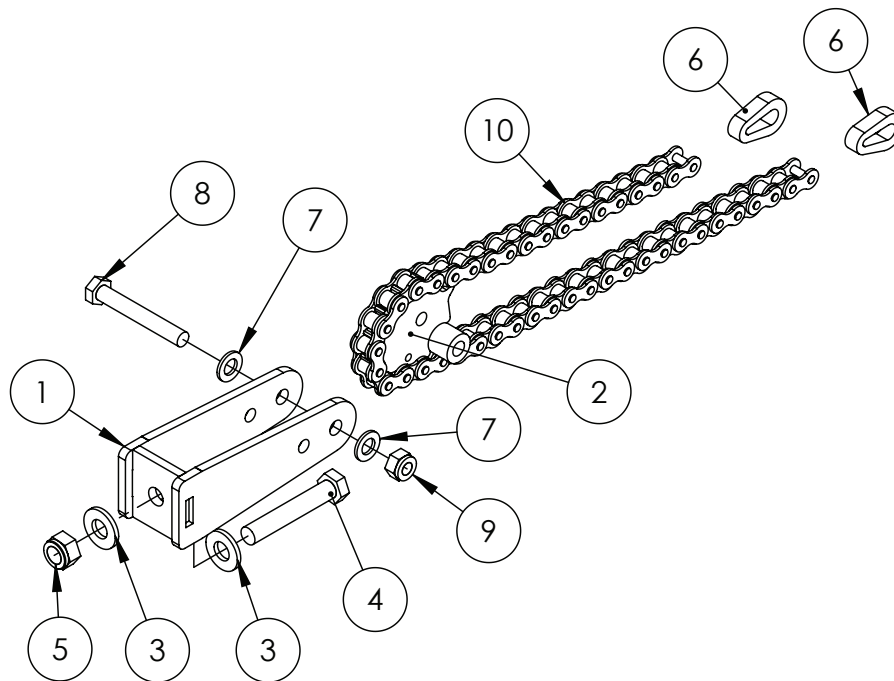
\* Sub-assembly on following pages

Continued over page

## 3D Breakaway 2.0

ITEM NO.	PART NUMBER	DESCRIPTION	QTY.
18	GA5071105	Grub Screw M16 x 50	1
19	GA5000141	Nut M10 Nyloc ZP	4
20	GA5000117	Washer 10mm Flat SS HD	8
21	GA5000319	Set Screw M12 x 40 GR8.8 ZP	4
22	GA5012461	Nut M12 Nyloc ZP	5
23	GA5000577	Washer 12mm Flat SS HD	10
24	GA5012459	Nut M10 Hex ZP	1
25	GA5006113	Bolt M10 x 20 GR8.8 ZP	1

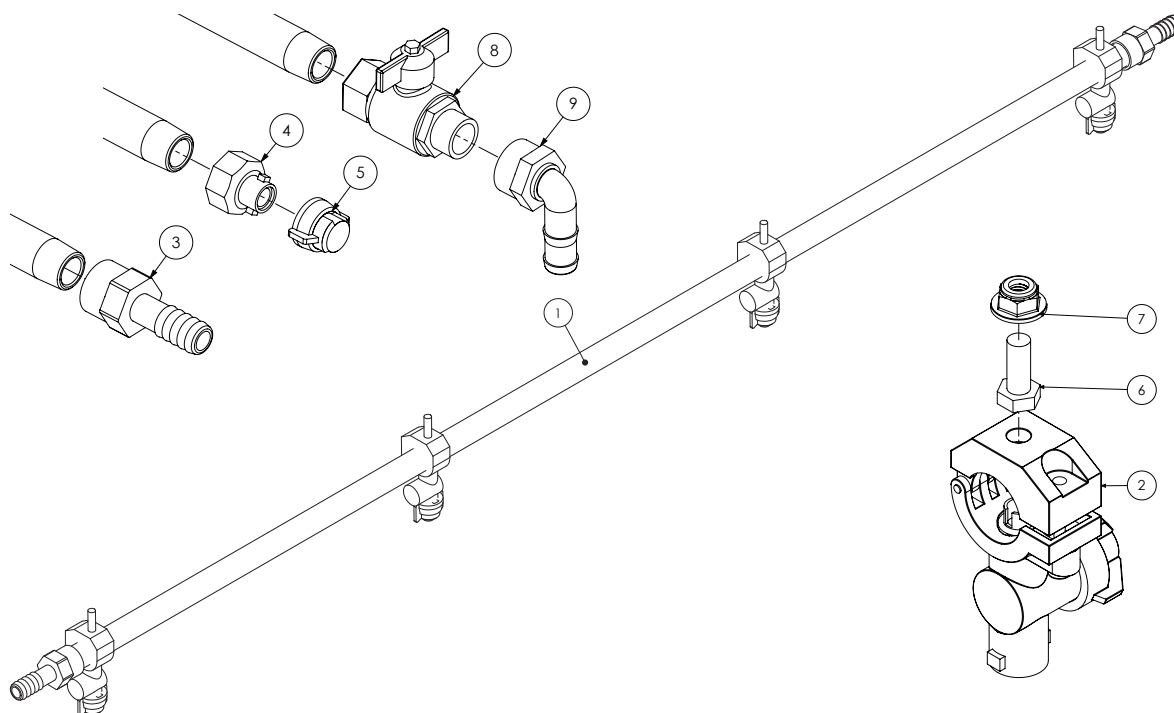
## 3D Breakaway 2.0 - Mechanism



ITEM NO.	PART NUMBER	DESCRIPTION	QTY.
1	GA4659805	Breakaway Mount	1
2	GA4659800	Breakaway Centre Pivot Fab Assembly	1
3	GA5000577	Washer 12mm Flat SS HD	2
4	GA5000347	Bolt M12 x 70 ZP GR8.8	1
5	GA5012461	Nut M12 Nyloc ZP	1
6	GA4505695	Link Plate Chain End, suit breakaway	2
7	GA5000117	Washer 10mm Flat SS HD	2
8	GA5011163	Bolt M10 x 70 ZP GR8.8	1
9	GA5000141	Nut M10 Nyloc ZP	1
10	GA5068985	Chain, 5/8", 41 Pitch Breakaway Hinge, inc 2 Joining Links, 43 rollers total	1



## Boom Line Plumbing

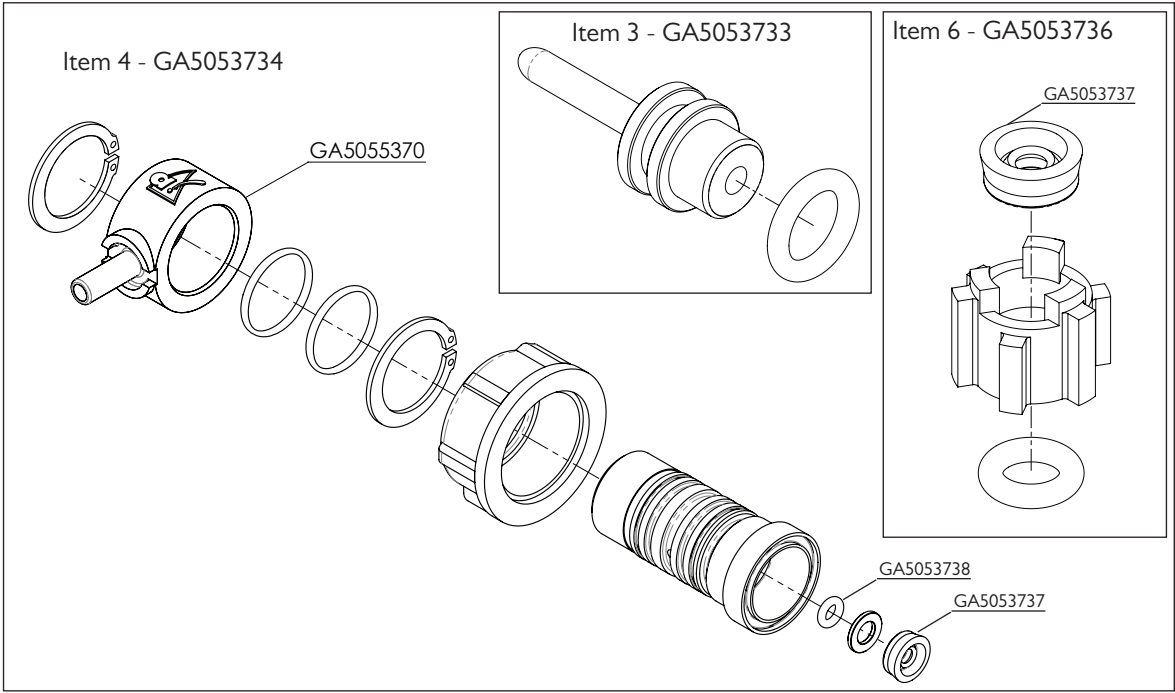
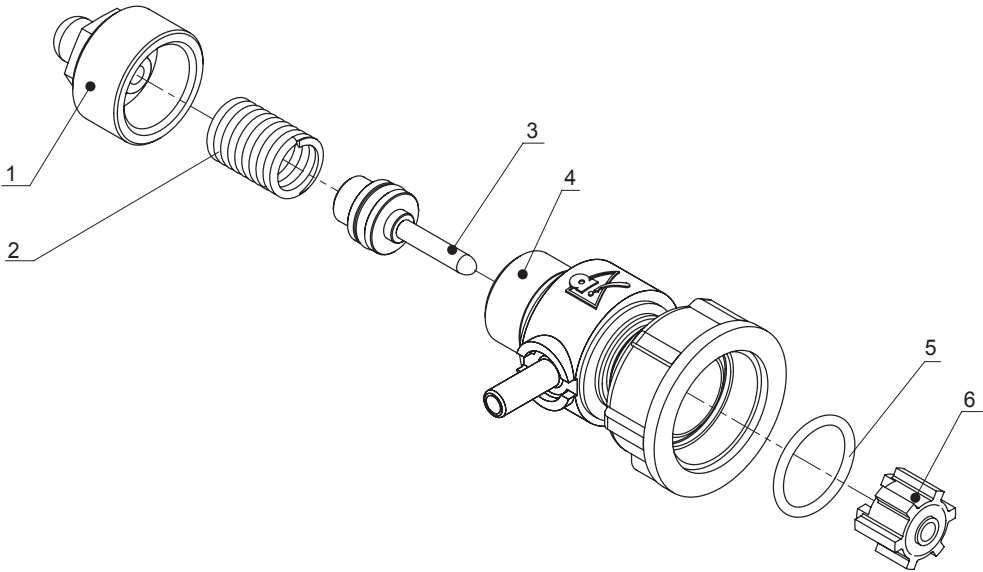


ITEM NO.	PART NUMBER	DESCRIPTION	QTY.
1	GA5018273	Boom line, Poly, 3/4", 1600mm long, No holes	#
	GA5018275	Boom line, Poly, 3/4", 2100mm long, No holes	#
	GA5018279	Boom line, Poly, 3/4", 2600mm long, No holes	#
	GA5018281	Boom line, Poly, 3/4", 3100mm long, No holes	#
2	GA5077964	Nozzle body, Single, 3/4", Teejet	#
3	GA5077743	Hose barb, Straight, 3/4" female x 3/4" hose, Banjo	#
4	GA5076904	Adapter, Boom flush, 3/4" female quick fitting	#
5	GA5076594	Nozzle shut off cap & washer, Teejet	#
6	GA5052595	Bolt, M8 x 20, SS	#
7	GA5070710	Nut with flange, Plastic, M8 x 1.25P	#
8	GA5018315	Valve, Ball, 20mm male & female thread, Black Butterfly handle	#
9	GA5077746	Hose barb, Elbow, 90 degree, 3/4" female thread x 3/4" hose	#

# Quantities vary

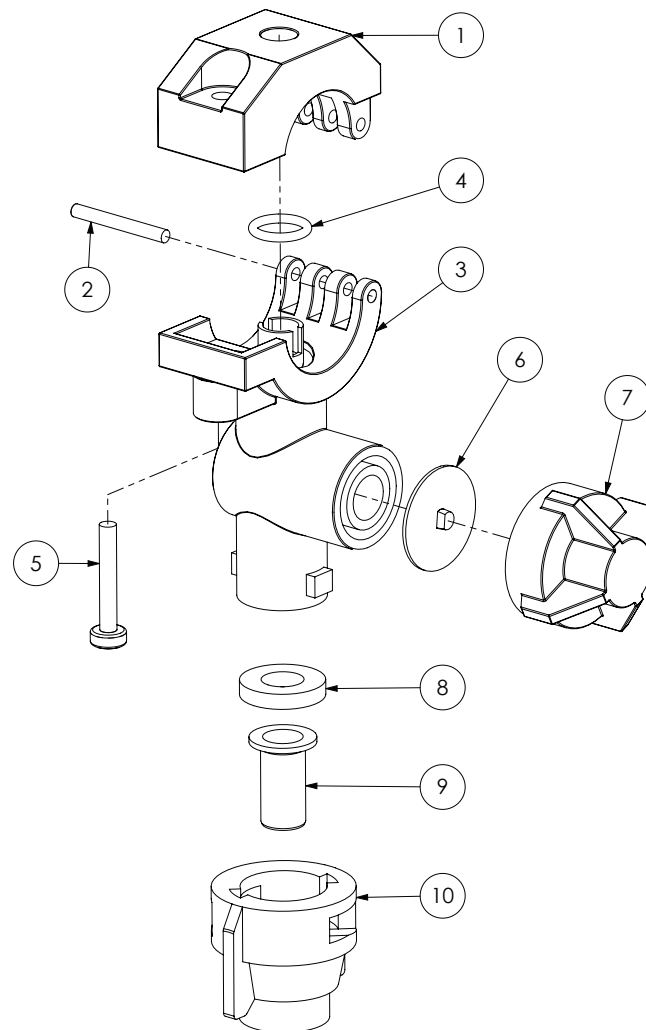
Continued over page

# Altek Spray Stop Spare Parts



ITEM NO.	PART NUMBER	DESCRIPTION	QTY.
-	GA5065520	Spray Stop, RapidFire, Suit Teejet nozzle body, Altek	-
1	GA5053731	End Cap with Breather, Altek	1
2	GA5053732	Spring, 10 Bar, Altek	1
3	GA5053733	Piston, Altek	1
4	GA5053734	Valve Body, Altek	1
5	GA5053735	O-ring external, Altek	1
6	GA5053736	Plunger, Altek	1

## Teejet Single Nozzle Body

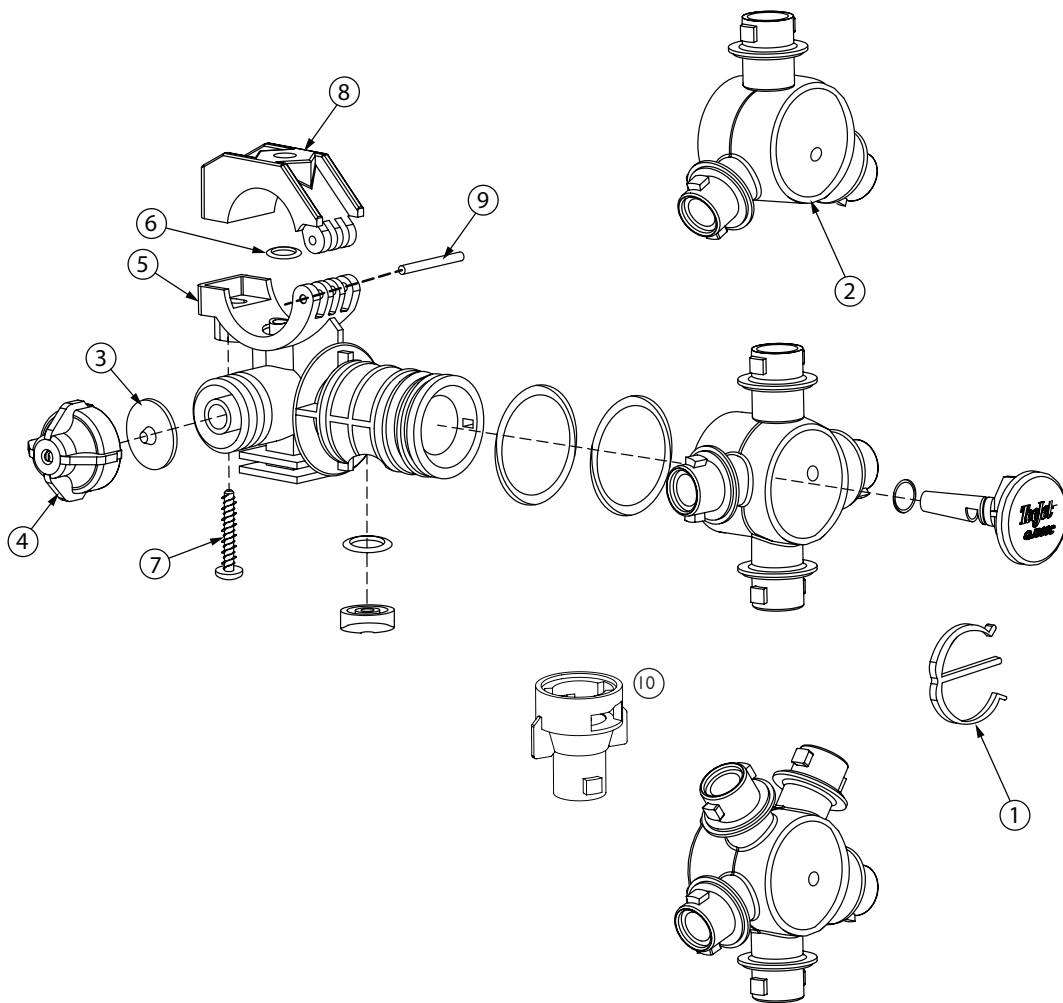


GA5077964 Nozzle body, Single, 3/4", Teejet

ITEM NO.	PART NUMBER	DESCRIPTION	QTY.
1	GA5077532	Clamp, Nozzle body, 3/4", Teejet	1
2	GA5077537	Pin, Nozzle body clamp, Teejet	1
3	GA5077538	3/4" Q.T.BODY with Clamp	1
4	GA5077596	O-ring, 14.5 x 2.5mm, Buna	1
	GA5077597	O-ring, Viton	1
5	GA5077536	Screw, 13/16" x 1 1/4", SS	1
6	GA5077439	Chemsaver, Diaphragm, Teejet	1
	GA5077440	Diaphragm, Viton, Nozzle body check valve, Teejet	1
7	GA5076670	Chemsaver, 10psi, Black, Teejet	1
8	GA5055245	Washer, Nozzle cap seal, Rubber, 19 OD x 9mm ID	1
9	GA5077159	Filter, Nozzle tip, Red, 50 mesh, Polypropylene & SS, Teejet	1
	GA5077160	Nozzle filter screen, Blue 80 mesh, Polypropylene / SS, Teejet	1
10	GA8100464	Nozzle cap, Nylon, Black, Teejet	1

Note: Only parts that are available through Goldacres are listed for the nozzle above. For a full parts listing, see the Teejet/Lechler website.

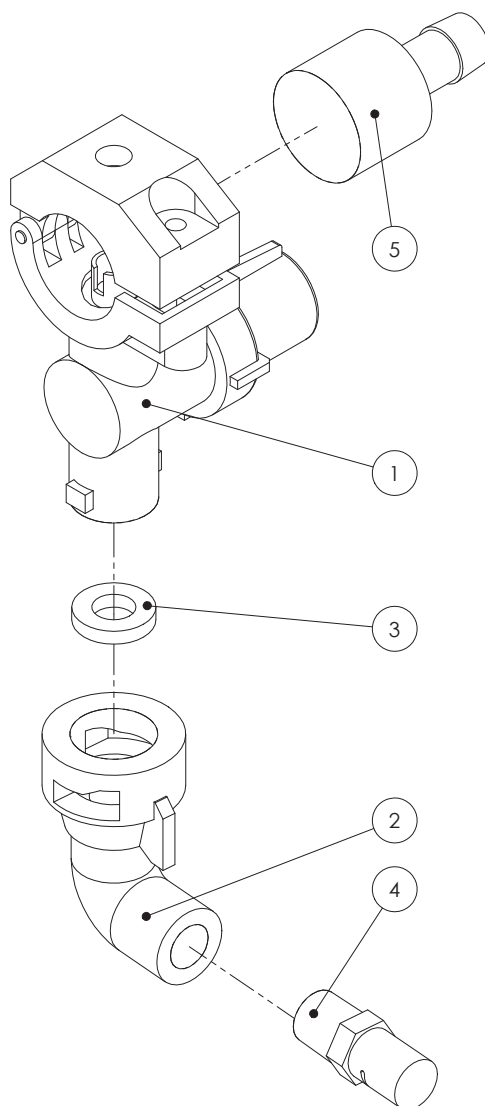
## Teejet Turret Nozzle Body



ITEM NO.	PART NUMBER	DESCRIPTION	QTY.
1	GA5077496	E clip, Nozzle body, Teejet	1
	GA5077491	Nozzle body turret, 3 outlet clockface style, Teejet	
2	GA5077974	Nozzle body, Quad, Clockface, 3/4, Teejet	1
	GA5077977	Nozzle body, Clockface, 5 outlet, 3/4, Teejet	
3	GA5077439	Chemsaver, Diaphragm, Teejet	1
	GA5077440	Diaphragm, Viton, Nozzle body check valve, Teejet	
4	GA5076670	Chemsaver, 10psi, Black, Teejet	1
5	GA5077493	3/4" 360C Body, Nylon	1
6	GA5077596	O-ring, 14.5 x 2.5mm, Buna	1
	GA5077597	O-ring, Viton	
7	GA5077536	Screw, 13/16" x 1 1/4", SS	1
8	GA5077532	Clamp, Nozzle body, 3/4", Teejet	1
9	GA5077537	Pin, Nozzle body clamp, Teejet	1
10	GA5077057	Nozzle body extension, Quick Teejet type, 1" long, Black, Teejet	1

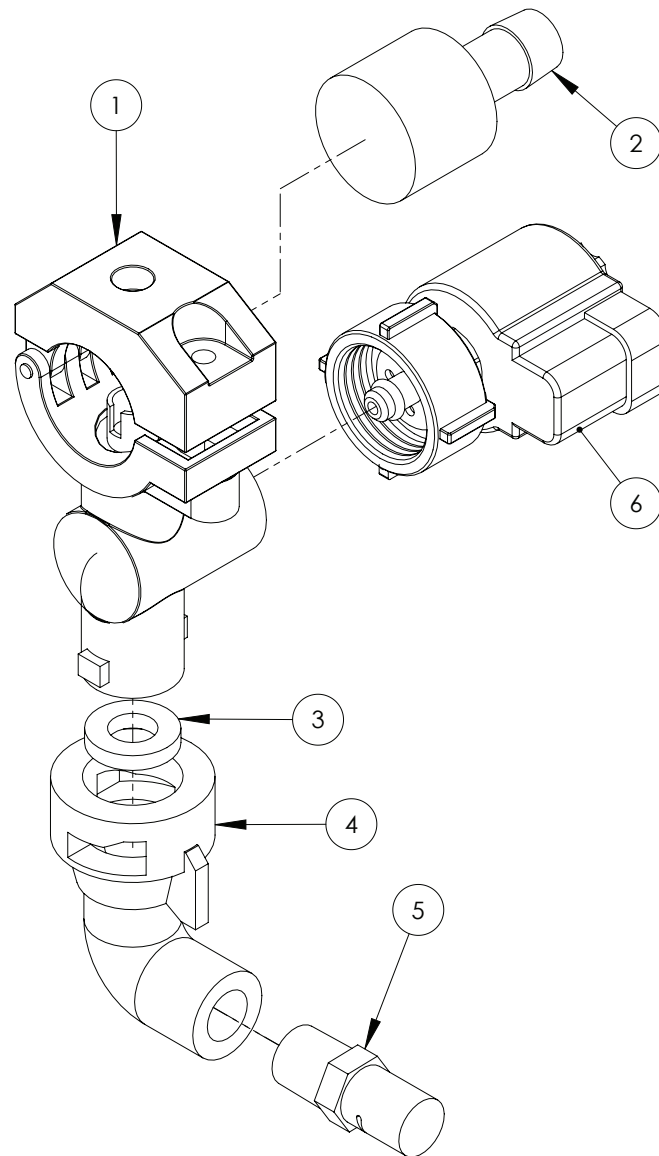
Note: Only parts that are available through Goldacres are listed for the nozzle above. For a full parts listing, see the Teejet website.

## Fence Line Nozzle - Manual Operated



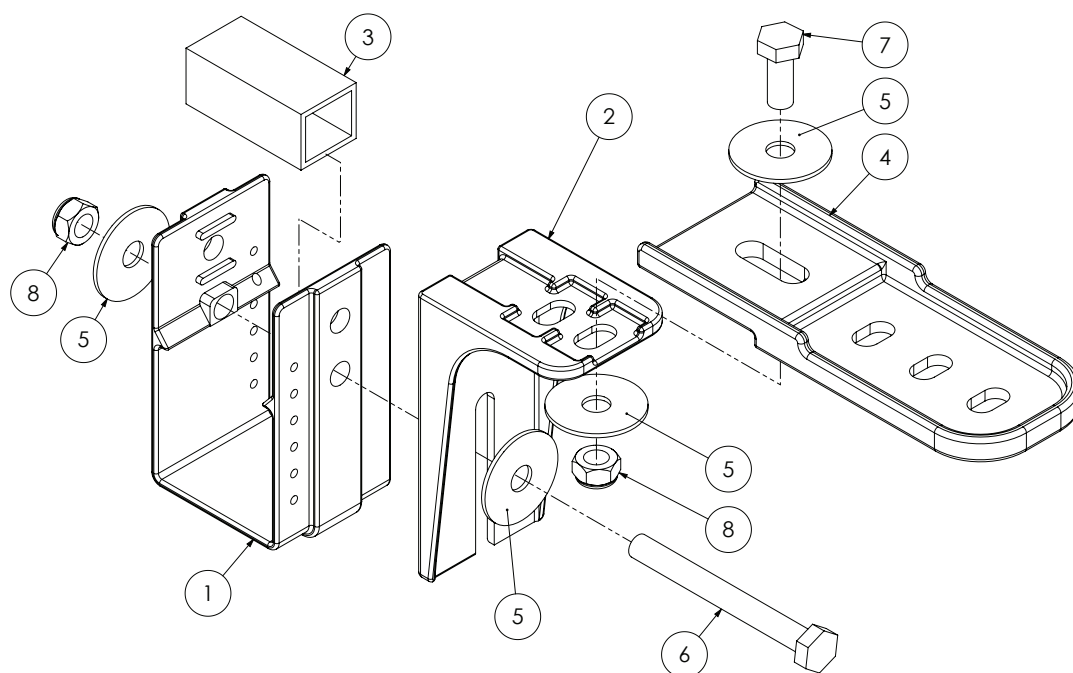
ITEM NO.	PART NUMBER	DESCRIPTION	QTY.
1	GA5077074	Chemsaver, Manual shutoff, Maximum 150psi pressure, Teejet	1
2	GA5077986	Nozzle cap & washer, 90 degree cap, 1/4" NPT female outlet	1
3	GA5055245	Washer, Nozzle cap seal, Rubber, 19 OD x 9mm ID	1
4	GA8100339	Nozzle, Fence line, Orange, Polymer, Left side, 1/4" NPT, Teejet	1
	GA8100340	Nozzle, Fence line, Orange, Polymer, Right side, 1/4" NPT, Teejet	1
5	GA5077497	Hose barb suit nozzle body, Single 1/2", Nylon, Teejet	1

## Fence Line Nozzle - Solenoid Operated



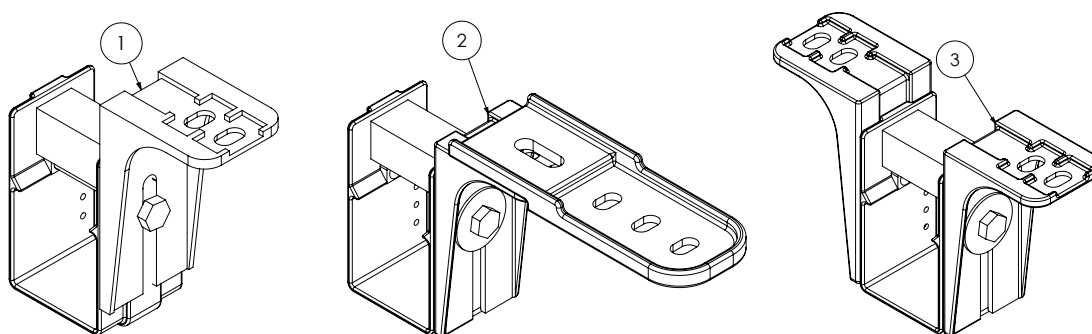
ITEM NO.	PART NUMBER	DESCRIPTION	QTY.
1	GA5077074	Chemsaver, Manual shutoff, Maximum 150psi pressure, Teejet	1
2	GA5077497	Hose barb suit nozzle body, Single 1/2", Nylon, Teejet	1
3	GA5055245	Washer, Nozzle cap seal, Rubber, 19 OD x 9mm ID	1
4	GA5077986	Nozzle cap & washer, 90 degree cap, 1/4" NPT female outlet	1
5	GA8100339	Nozzle, Fence line, Orange, Polymer, Left side, 1/4" NPT	1
	GA8100340	Nozzle, Fence line, Orange, Polymer, Right side, 1/4" NPT	1
6	GA5071785	Solenoid, e-Chemsaver suit 2 Pin Metri-pack, Fence Line	1

## Adjustable Nozzle Bracket



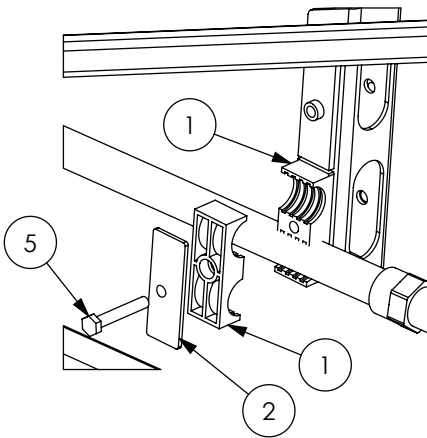
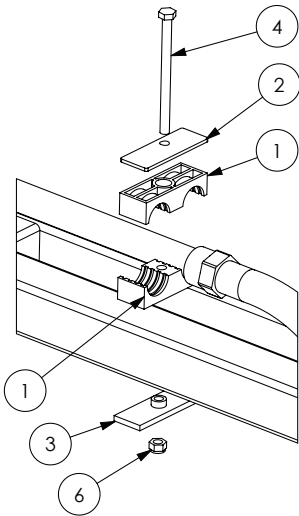
ITEM NO.	PART NUMBER	DESCRIPTION	QTY
1	GA5018259	Nozzle bracket, plastic, U shape	1
2	GA5018257	Nozzle bracket, plastic, L shape, short	1
	GA5018258	Nozzle bracket, plastic, L shape, long	1
3	GA5066965	Spacer suit nozzle brackets	1
4	GA5018255	Bracket, Nozzle extension, Plastic	1
5	GA5003645	Washer 5/16" ID x 1 1/4" OD Flat SS	4
6	GA5004741	Bolt M8 x 75 GR8.8 ZP	1
7	GA5004085	Bolt M8 x 20 GR8.8 ZP	1
8	GA5004917	Nut M8 Nyloc ZP	2

## Adjustable Nozzle Bracket Kits



ITEM NO.	PART NO	DESCRIPTION
1	GA4948675	Nozzle bracket kit, Single line, Suit 50mm RHS
2	GA4948695	Nozzle bracket kit, Single line with extension, Suit 50mm RHS
3	GA4948685	Nozzle bracket kit, Dual line, Suit 50mm RHS

# Boom Poly Pipe Clamps

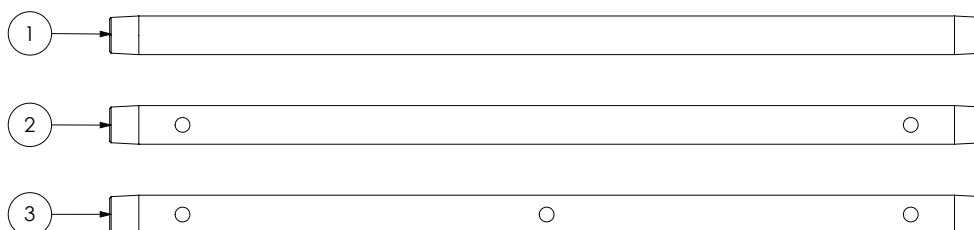


ITEM NO.	PART NUMBER	DESCRIPTION	QTY.
1	GA5078038	Mounting clamp, Double type, Jaw, Pair, Group 4, 28mm	#
2	GA5078049	Mounting clamp, Double type, Plate, Top, Group 4	#
3	GA5078048	Mounting clamp, Double type, Plate, Bottom, Group 4	#
4	GA5004933	Bolt M8 x 110 ZP GR8.8	#
5	GA5004727	Bolt M8 x 50 ZP GR8.8	#
6	GA5052590	Nut M8 Nyloc SS	#

# Quantities vary

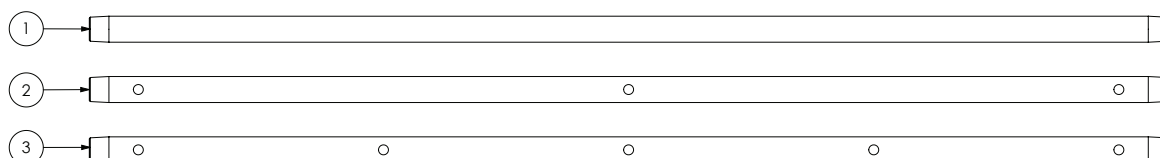


## Boom Poly - 600mm



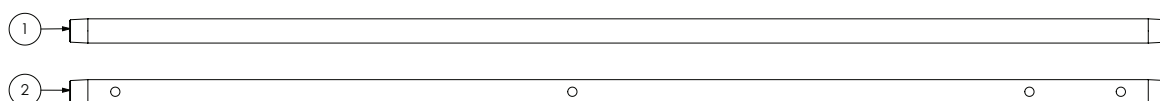
ITEM NO.	PART NUMBER	DESCRIPTION	QTY.
1	GA5018287	Boom line, Poly, 3/4", 600mm long, No holes	1
2	GA2000510	Boom line, Poly, 3/4", 600mm long, 2 holes, 500mm spacing	1
3	GA2000511	Boom line, Poly, 3/4", 600mm long, 3 holes, 250mm spacing	1

## Boom Poly - 1100mm



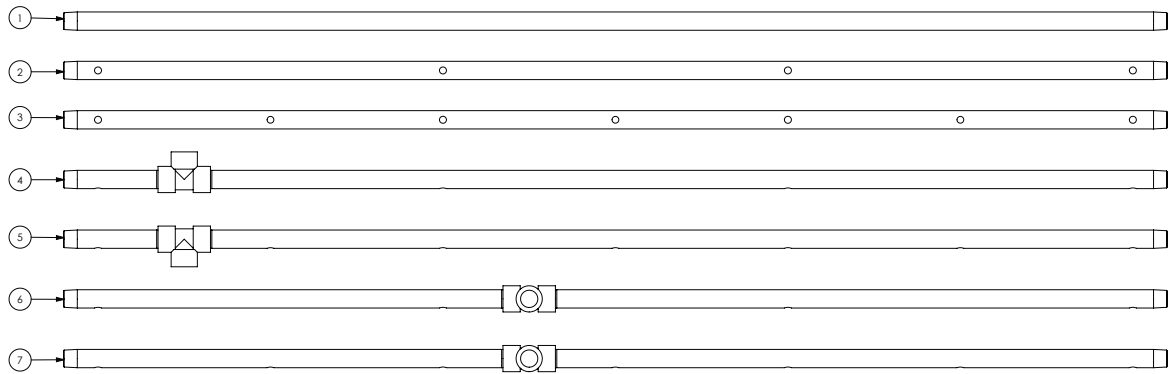
ITEM NO.	PART NUMBER	DESCRIPTION	QTY.
1	GA5018269	Boom line, Poly, 3/4", 1100mm long, No holes	1
2	GA2000506	Boom line, Poly, 3/4", 1100mm long, 3 holes, 500mm spacing	1
3	GA2000507	Boom line, Poly, 3/4", 1100mm long, 5 holes, 250mm spacing	1

## Boom Poly - 1200mm



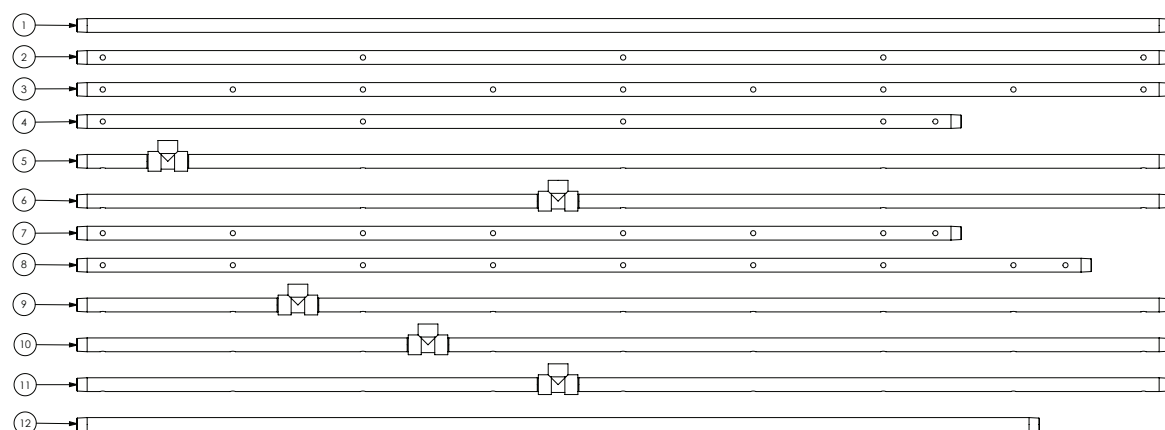
ITEM NO.	PART NUMBER	DESCRIPTION	QTY.
1	GA5018271	Boom line, Poly, 3/4", 1200mm long, No holes	1
2	GA2000515	Boom line, Poly, 3/4", 1200mm long, 3 holes plus fenceline, 500mm spacing	1

## Boom Poly - 1600mm



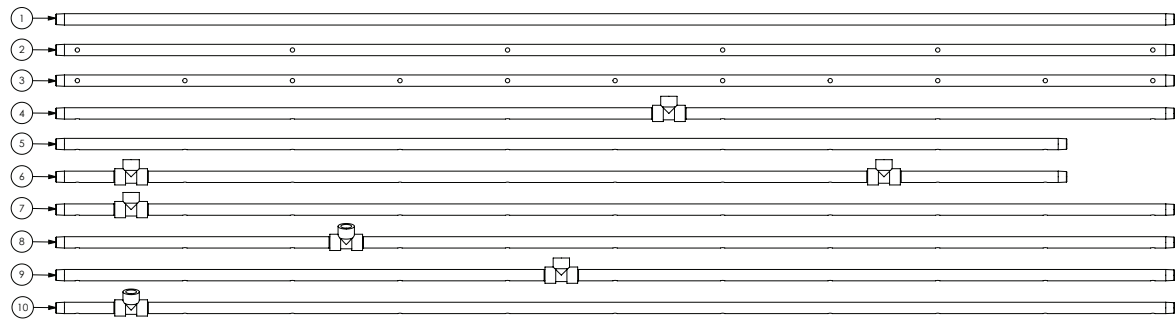
ITEM NO.	PART NUMBER	DESCRIPTION	QTY.
1	GA5018273	Boom line, Poly, 3/4", 1600mm long, No holes	1
2	GA2000500	Boom line, Poly, 3/4", 1600mm long, 4 holes, 500mm spacing	1
3	GA2000501	Boom line, Poly, 3/4", 1600mm long, 7 holes, 250mm spacing	1
4	GA2000520	Boom line, Poly, 3/4", 1600mm long, 4 holes, 500mm spacing, Tee 175mm	1
5	GA2000521	Boom line, Poly, 3/4", 1600mm long, 7 holes, 250mm spacing, Tee 175mm	1
6	GA2000522	Boom line, Poly, 3/4", 1600mm long, 4 holes, 500mm spacing, Tee 675mm 90 Degree	1
7	GA2000523	Boom line, Poly, 3/4", 1600mm long, 7 holes, 250mm spacing, Tee 675mm 90 Degree	1

## Boom Poly - 2100mm



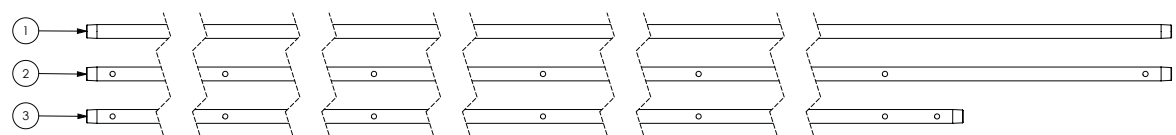
ITEM NO.	PART NUMBER	DESCRIPTION	QTY.
1	GA5018275	Boom line, Poly, 3/4", 2100mm long, No holes	1
2	GA2000502	Boom line, Poly, 3/4", 2100mm long, 5 holes, 500mm spacing	1
3	GA2000503	Boom line, Poly, 3/4", 2100mm long, 9 holes, 250mm spacing	1
4	GA2000525	Boom line, Poly, 3/4", 1700mm long, 4 holes plus fenceline, 500mm spacing	1
5	GA2000526	Boom line, Poly, 3/4", 2100mm long, 5 holes, 500mm spacing, Tee 175mm	1
6	GA2000527	Boom line, Poly, 3/4", 2100mm long, 5 holes, 500mm spacing, Tee 900mm	1
7	GA2000530	Boom line, Poly, 3/4", 1700mm long, 7 holes plus fenceline, 250mm spacing	1
8	GA2000531	Boom line, Poly, 3/4", 1950mm long, 8 holes plus fenceline, 250mm spacing	1
9	GA2000532	Boom line, Poly, 3/4", 2100mm long, 9 holes, 250mm spacing, Tee 425mm	1
10	GA2000533	Boom line, Poly, 3/4", 2100mm long, 9 holes, 250mm spacing, Tee 675mm	1
11	GA2000534	Boom line, Poly, 3/4", 2100mm long, 9 holes, 250mm spacing, Tee 925mm	1
12	GA2000535	Boom line, Poly, 3/4", 1850mm long, 8 holes, 250mm spacing	1

## Boom Poly - 2600mm



ITEM NO.	PART NUMBER	DESCRIPTION	QTY.
1	GA5018279	Boom line, Poly, 3/4", 2600mm long, No holes	1
2	GA2000504	Boom line, Poly, 3/4", 2600mm long, 6 holes, 500mm spacing	1
3	GA2000505	Boom line, Poly, 3/4", 2600mm long, 11 holes, 250mm spacing	1
4	GA2000540	Boom line, Poly, 3/4", 2600mm long, 6 holes, 500mm spacing, Tee 1175mm	1
5	GA2000541	Boom line, Poly, 3/4", 2350mm long, 10 holes, 250mm spacing	1
6	GA2000542	Boom line, Poly, 3/4", 2600mm long, 10 holes, 250mm spacing, Tee 175mm & 1925mm	1
7	GA2000543	Boom line, Poly, 3/4", 2600mm long, 11 holes, 250mm spacing, Tee 175mm	1
8	GA2000544	Boom line, Poly, 3/4", 2600mm long, 11 holes, 250mm spacing, Tee 675mm angled	1
9	GA2000545	Boom line, Poly, 3/4", 2600mm long, 11 holes, 250mm spacing, Tee 1175mm	1
10	GA2000546	Boom line, Poly, 3/4", 2600mm long, 11 holes, 250mm spacing, Tee 175mm angled	1

## Boom Poly - 3100mm

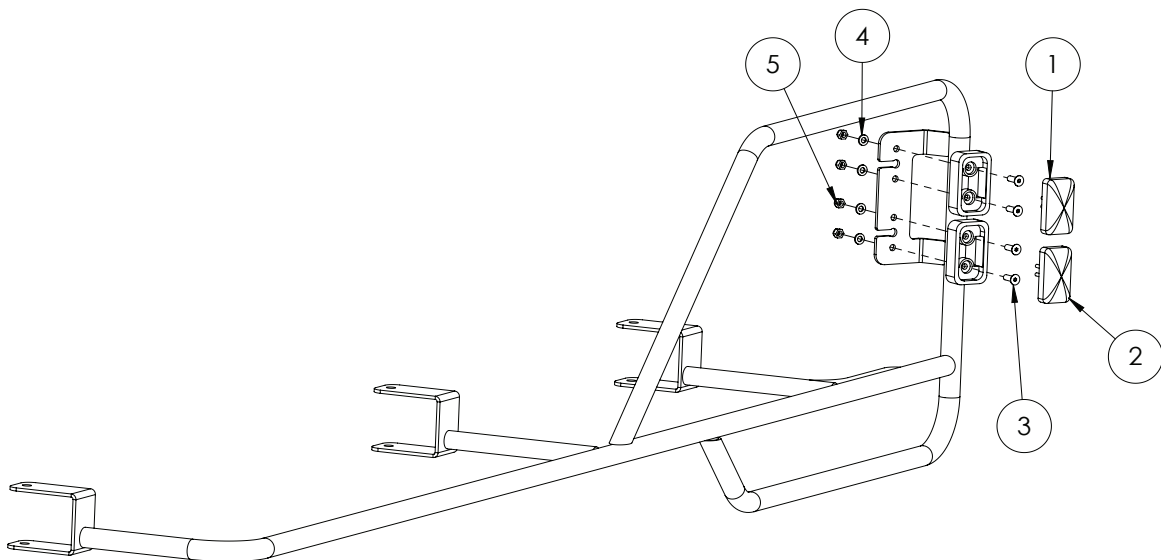


ITEM NO.	PART NUMBER	DESCRIPTION	QTY.
1	GA5018281	Boom line, Poly, 3/4", 3100mm long, No holes	1
2	GA2000508	Boom line, Poly, 3/4", 3100mm long, 7 holes, 500mm spacing	1
3	GA2000550	Boom line, Poly, 3/4", 2700mm long, 6 holes, 500mm spacing	1

# Chapter 15

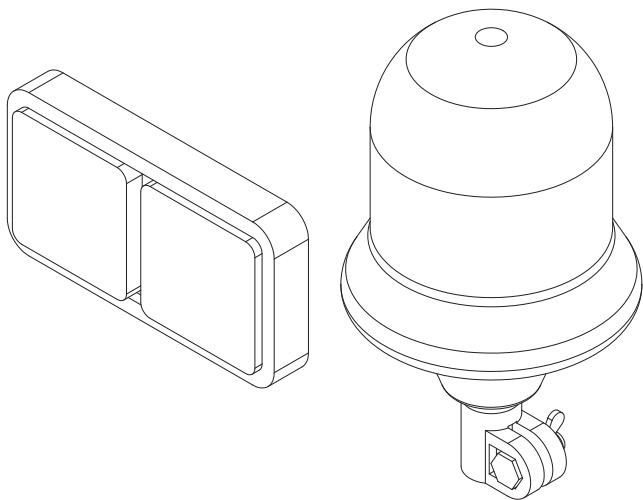
## ELECTRICS

### Lighting - Boom Tip LEDs



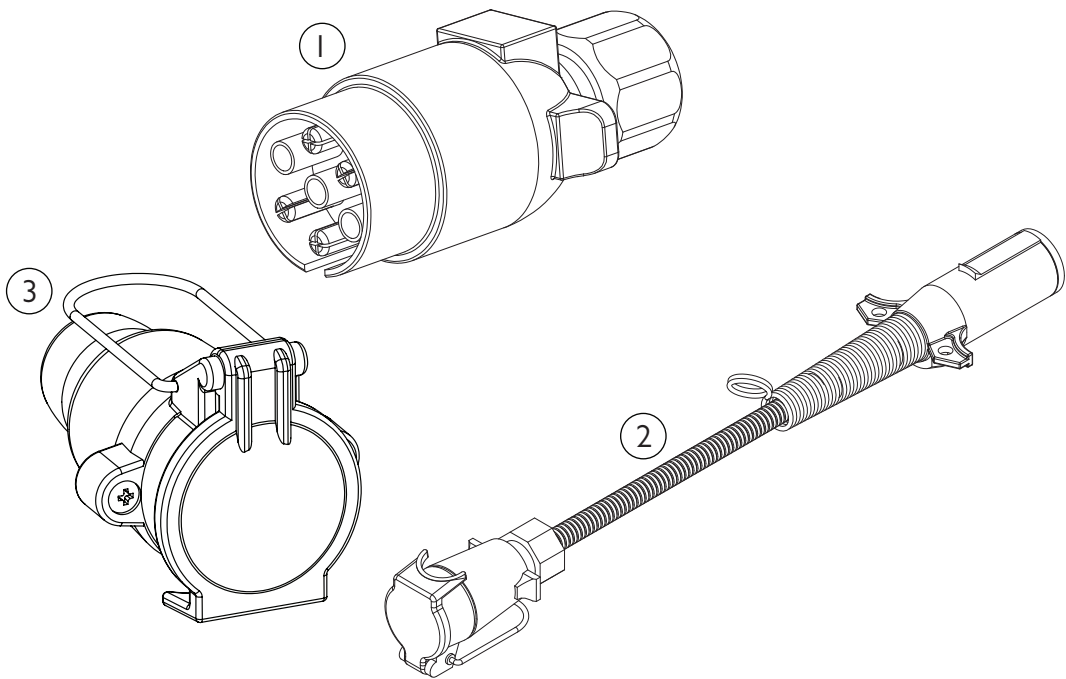
ITEM NO.	PART NUMBER	DESCRIPTION	QTY.
1	GA5060057	Clearance light with connector, Orange LED	1
2	GA5060056	Clearance light with connector, Red LED	1
3	GA5051230	CSCS M5 x 16 SS A2-70	4
4	GA5003983	Washer 5mm Flat SS	4
5	GA5003975	Nut M5 Nyloc SS	4

# Lighting - Tail Light & Beacon



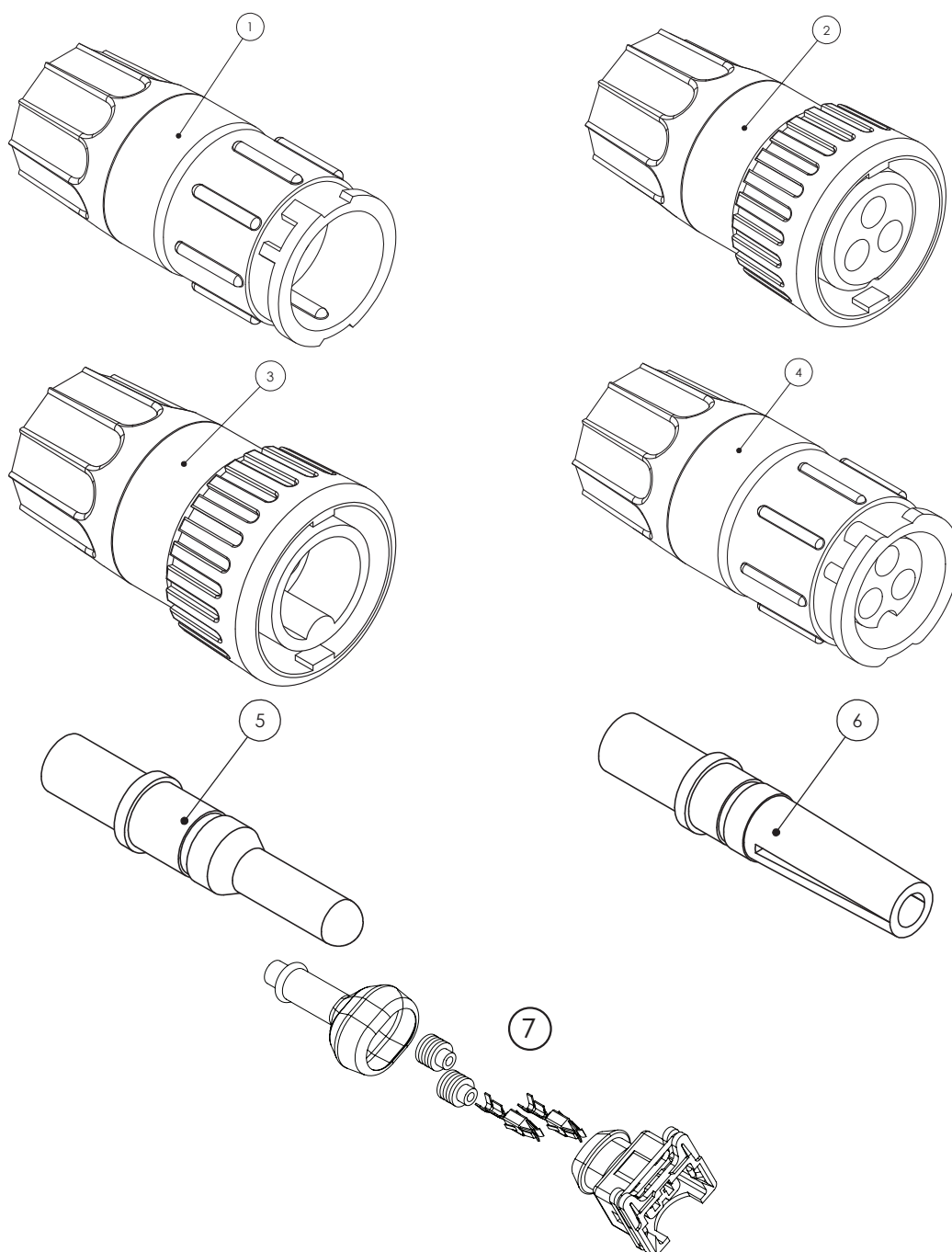
PART NUMBER	DESCRIPTION
GA5018786	Lamp, LED, 12V, Brake / tail light / indicator, 190 x 100mm
GA5048975	Beacon, Rotating, Amber, DIN A pole mount, H1 globe

# Electrical Components



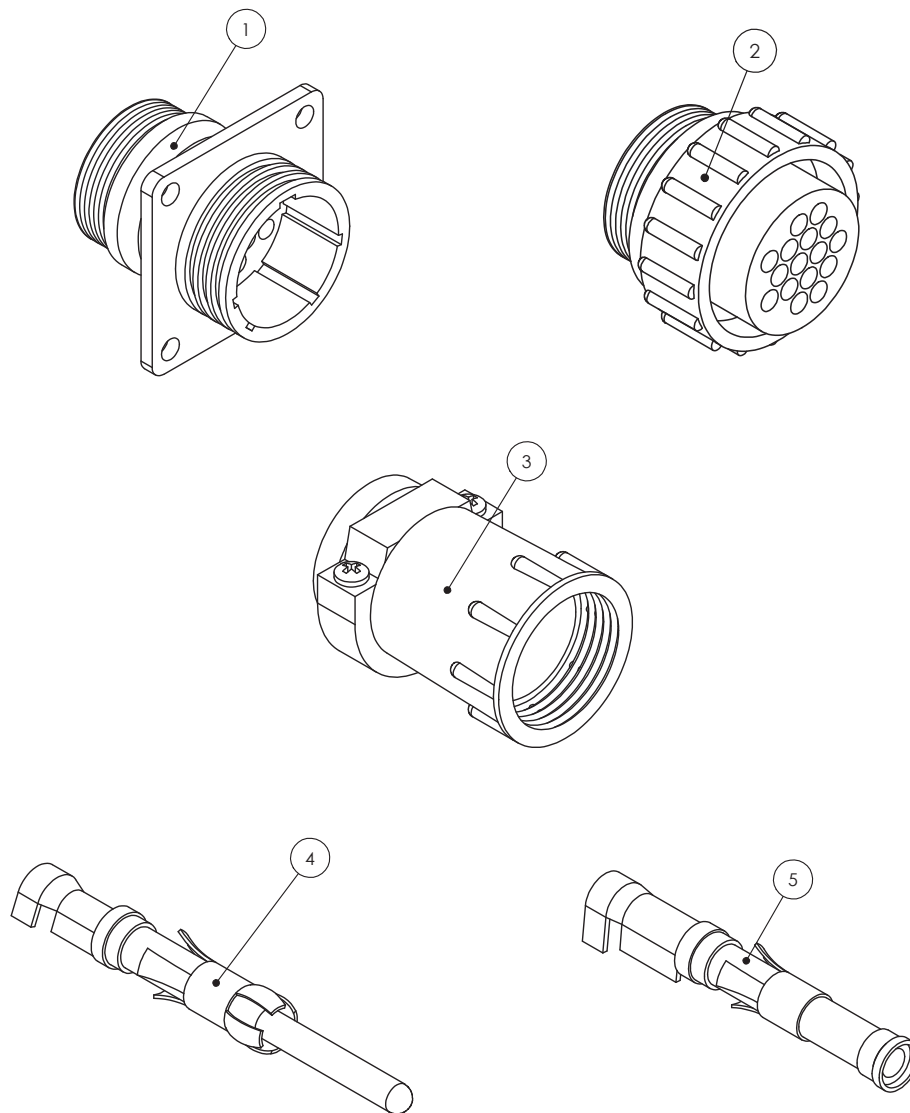
ITEM NO.	PART NUMBER	DESCRIPTION
1	GA5004477	Plug, 7 pin trailer type, Male, Plastic
2	GA5060350	Electrical harness, Adaptor, 7 pin female trailer plug to North American style male trailer plug
3	GA5004479	7 Pole Remote Base

## Electrical Connectors - AMP



ITEM NO.	PART NUMBER	DESCRIPTION
1	GA5076921	Connector, 3 Pin kit, Flow Meter, Including Male Pins, Raven
2	GA5076922	Connector, 3 Pin kit, Flow Meter, Including Female Pins, Raven
3	GA5076920	Connector, 3 Pin Kit, Speed Sensor, including Male Pins, Raven
4	GA5076923	Connector, 3 Pin kit, Speed Sensor, Including Female Pins, Raven
5	GA5076927	Pin, 16-20 Gauge, Male, Suit Speed Sensor - Flow Meter, Raven
6	GA5076928	Pin, 16-20 Gauge, Female, Suit Speed Sensor - Flow Meter, Raven
7	GA5047728	Plug, 2 pin, Black, fuel injector connector, IP65K, AMP
-	GA5068945	Connector, 3 Pin AMP super seal waterproof male

## Electrical Connectors - AMP

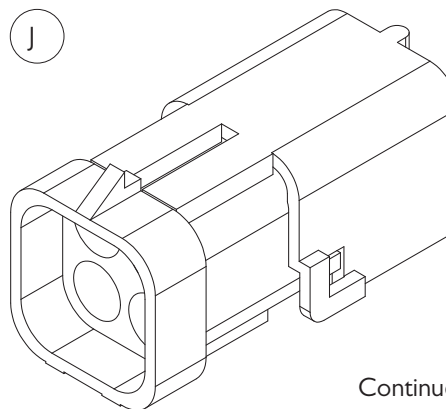
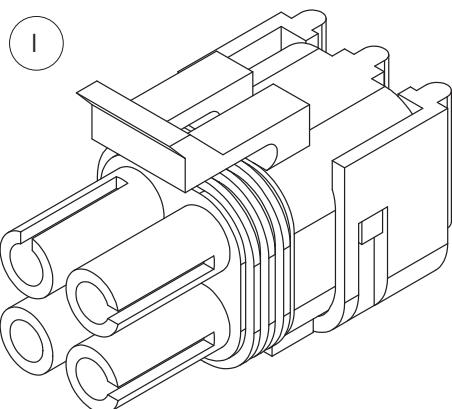
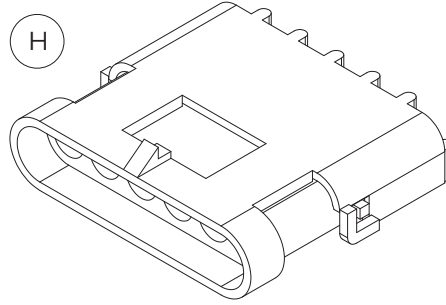
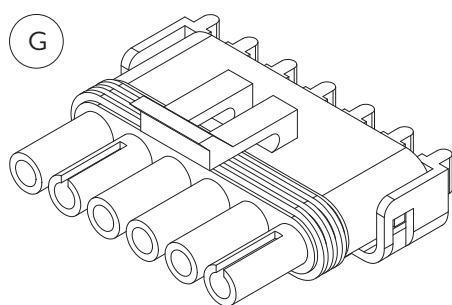
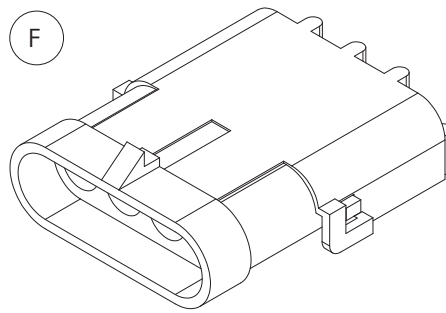
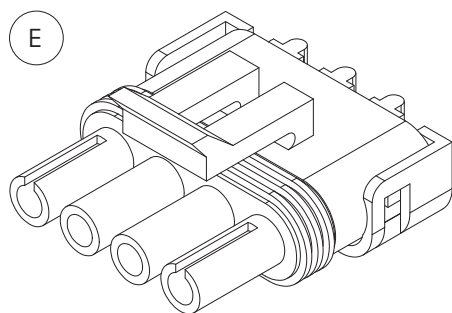
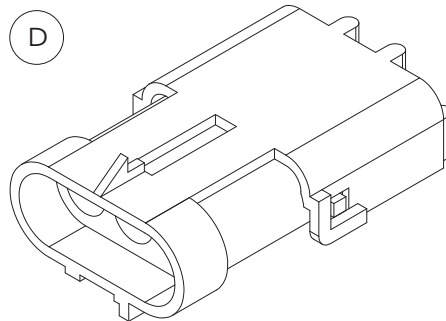
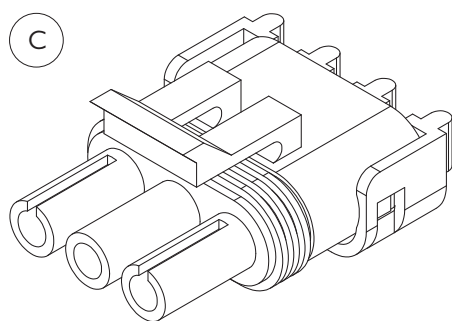
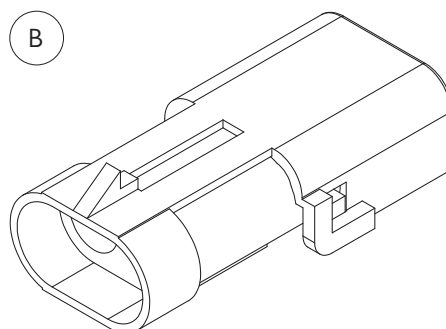
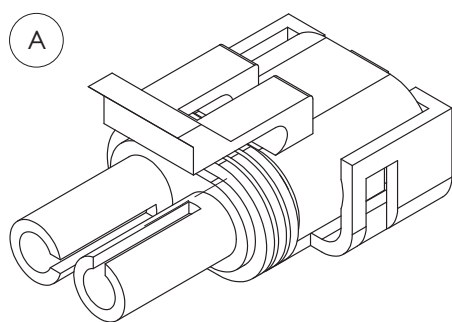


ITEM NO.	PART NUMBER	DESCRIPTION
1	GA5076924	Connector, 16 Pin AMP, Square Flange, Suit Male Pins, Raven
2	GA5076925	Connector, 16 Pin AMP, Suit Female Pins, Raven
3	GA5049175	Connector, Backing Shell, Suit 16 Pin AMP, Raven
4	GA5048905	Pin, 14-18 Gauge Gold, Male, Suit 16 Pin AMP
5	GA5048900	Pin, 14-18 Gauge Gold, Female, Suit 16 Pin AMP
-	GA5020785	Connector, 37 Pin AMP, Male, Raven
-	GA5020780	Connector, 37 Pin AMP, Female
-	GA5020560	Connector, Backing Shell 23, Suit 37 Pin AMP, Standard size



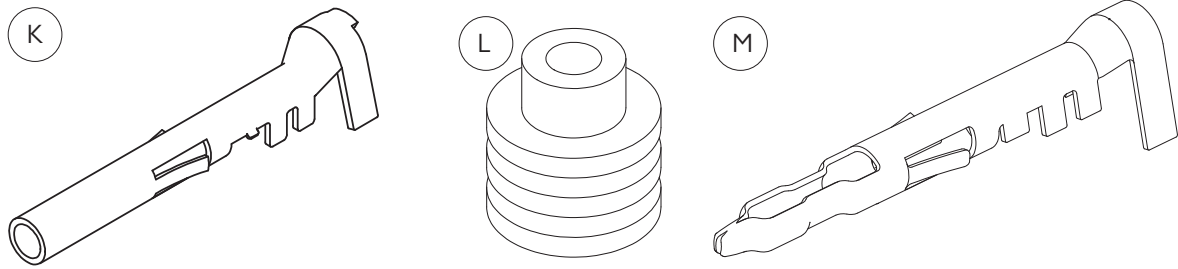
## Electrical Connectors - Weather Pack

---



Continued over page

## Electrical Connectors - Weather Pack




ITEM NO.	PART NUMBER	DESCRIPTION
A	GA5001351	Connector, Male, 2 Pin, Weather pack
B	GA5007381	Connector, 2 pin, Female, Weather pack
C	GA5002211	Connector, Male, 3 pin, Weather pack
D	GA5048550	Connector, Female, 3 Pin, Weather pack
E	GA5007385	Connector, Male, 4 pin, Weather pack
F	GA5007383	Connector, Female, 4 pin, Flat, Weather pack
G	GA5004009	Connector, Male, 6 pin, Weather pack
H	GA5048510	Connector, Female, 6 pin, Weather pack
I	GA5049000	Connector, Female, 4 pin, Square, Weather pack
J	GA5050805	Connector, Male, 4 pin, Square, Weather pack
K	GA5016619	Pin, Female, Sealed, Weather pack, Wire 1.0 - 2.0mm
L	GA5014857	Seal, Green, Weather pack connector, Wire from 2.03 - 2.85mm
M	GA5016617	Pin, Male, Sealed, Weather pack, Wire 1.0 - 2.0mm
-	GA5049685	Boot, Weather pack, Suit 2 pin connector
-	GA5049690	Boot, Weather pack, Suit 3 pin connector

# Electrical Connectors - Deutsch


## Deutsch Part Number Key

HD	34/36	-	18/24	-	14/24/47	-	PN/SN
Series	34- Jam Nut Type 36- Screw Type		Shell Size		Number of Pins		PN- Pins SN- Sockets

ITEM NO.	PART NUMBER	DESCRIPTION
A	GA5061225	16GA Female Deutsch Socket
B	GA5061270	12GA Female Deutsch Socket



ITEM NO.	PART NUMBER	DESCRIPTION
A	GA5061240	16GA Male Deutsch Pin
B	GA5061260	12GA Male Deutsch Pin



# Electrical Connectors - Deutsch

ITEM NO.	PART NUMBER	DESCRIPTION
A	GA5002671	HD34-18-14PN Connector
B	GA5002675	HD34-24-21PN Connector



ITEM NO.	PART NUMBER	DESCRIPTION
A	GA5002663	HD36-18-14SN Connector
B	GA5002655	HD36-24-21SN Connector



PART NUMBER	DESCRIPTION
GA5062635	HD34-24-47-PE Connector(47 Socket)
GA5061225	Small Male Socket
GA5061260	Large Male Socket



PART NUMBER	DESCRIPTION
GA5062640	HD36-24-47-SE-059 Connector(47 Pin)
GA5061210	Small Female Pin
GA5061230	Large Female Pin



PART NUMBER	DESCRIPTION
GA5021310	HD36-24-19SN-059 Connector (19 socket)



PART NUMBER	DESCRIPTION
GA5021315	HD34-24-19PN Connector (19 pin)



## Electrical Connectors - Deutsch

PART NUMBER	DESCRIPTION
GA5020920	Plug for size 24 Connector with External Thread on Plug
GA5020910	Plug for size 18 Connector with External Thread on Plug



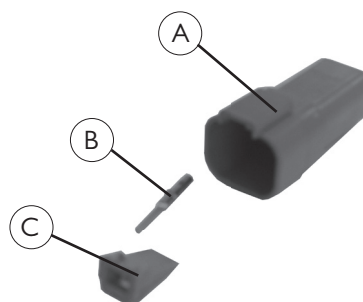
PART NUMBER	DESCRIPTION
GA5020925	Plug for size 24 Connector with External Thread on Connector
GA5020915	Plug for size 18 Connector with External Thread on Connector



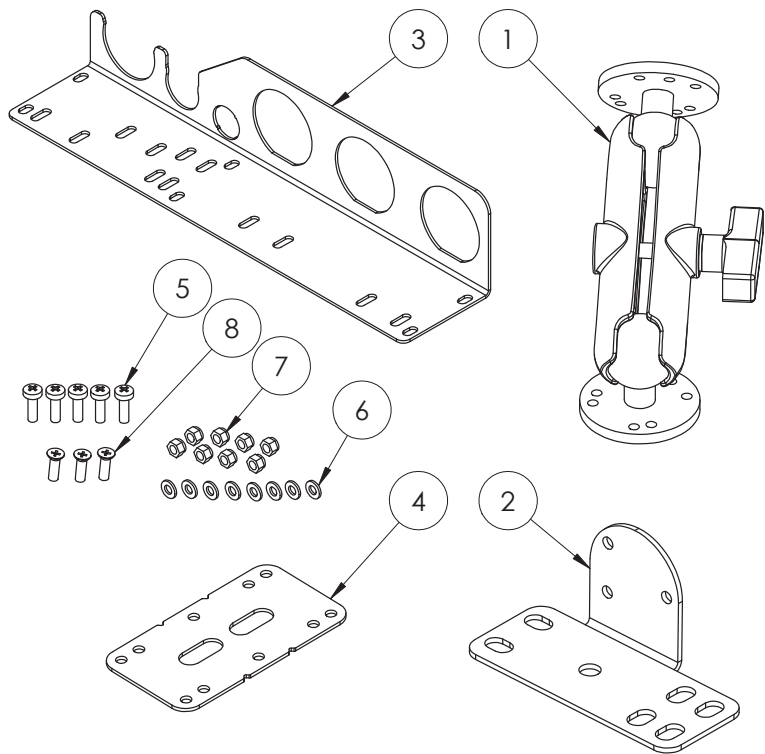
ITEM NO.	PART NUMBER	DESCRIPTION
A	GA5012399	Connector Lock Nut suit 24 shell
	GA5009887	Connector Lock Nut suit 18 shell
B	GA5017621	Connector Lock Washer suit 24 shell
	GA5009893	Connector Lock Washer suit 18 shell



ITEM NO.	PART NUMBER	DESCRIPTION
A	GA5013783	Housing (4 Pin)
B	GA5061240	Pin
C	GA5050765	Lock Wedge



# Console Mounting Kit

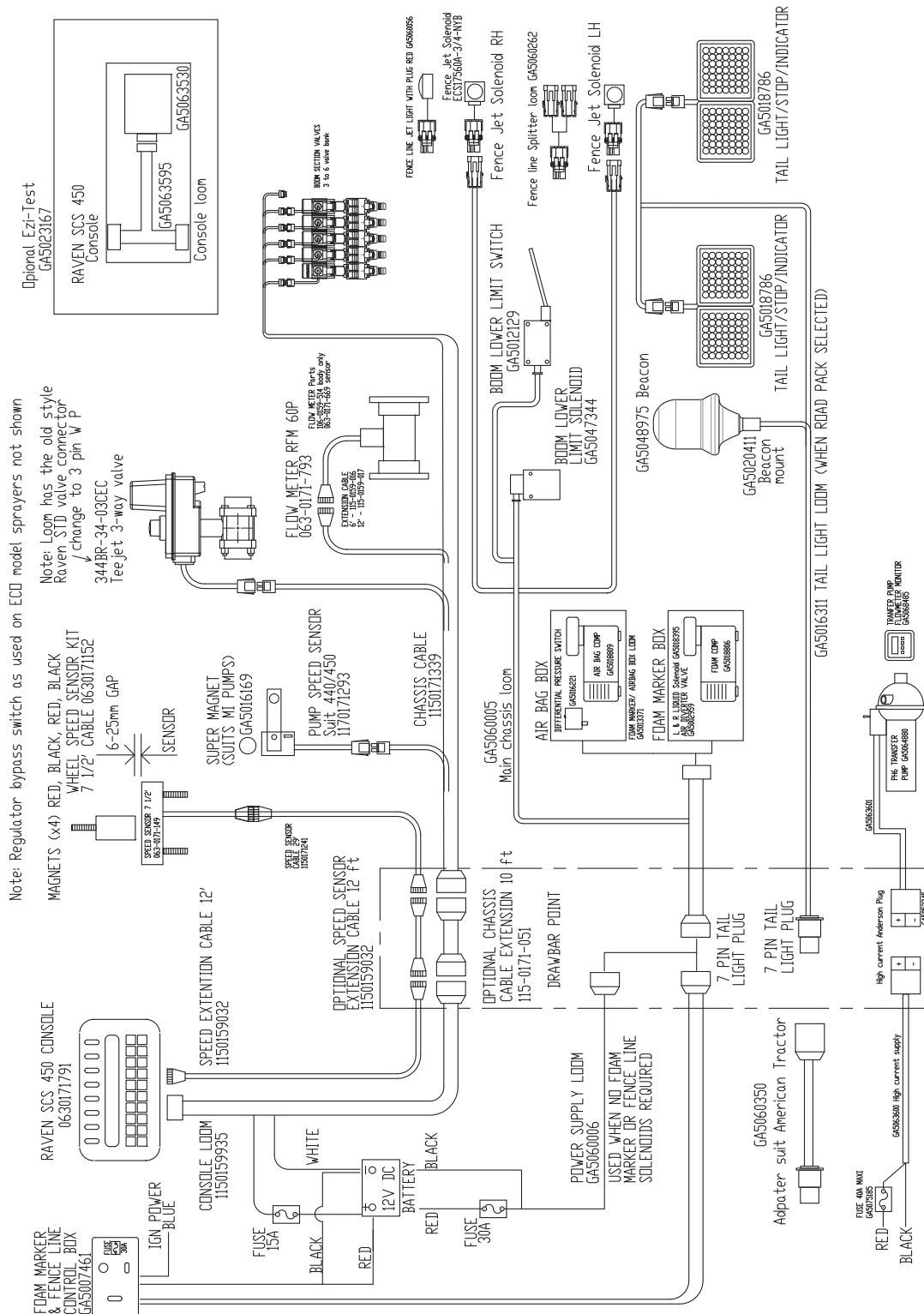


GA4903665		Complete console mounting kit	
ITEM NO.	PART NUMBER	DESCRIPTION	QTY.
1	GA5020825	Universal Standard Mount RAM	1
2	GA4522930	Tractor controller ram mount bracket	1
3	GA4523475	Loom support plate suit 440 and 4400	1
4	GA4523935	Control box dual mounting plate	1
5	GA5003976	M5 x 20mm Pan head Screw	5
6	GA5003983	Washer 5mm Flat SS	8
7	GA5003975	Nut M5 Nyloc SS	8
8	GA5051230	CSCS M5 x 16 SS A2-70	3

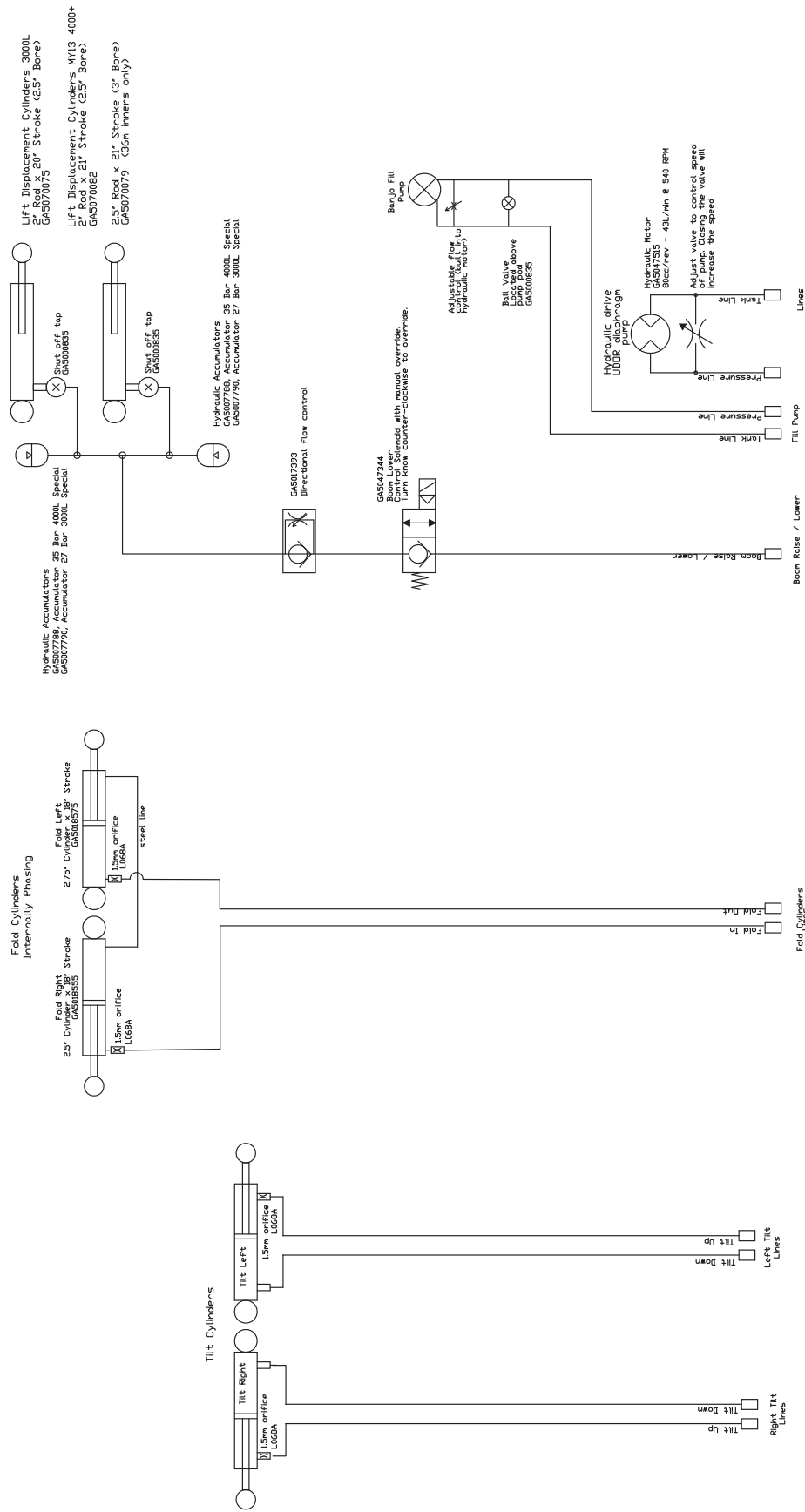
# Chapter 16

## SCHEMATICS

### Electrical Layout

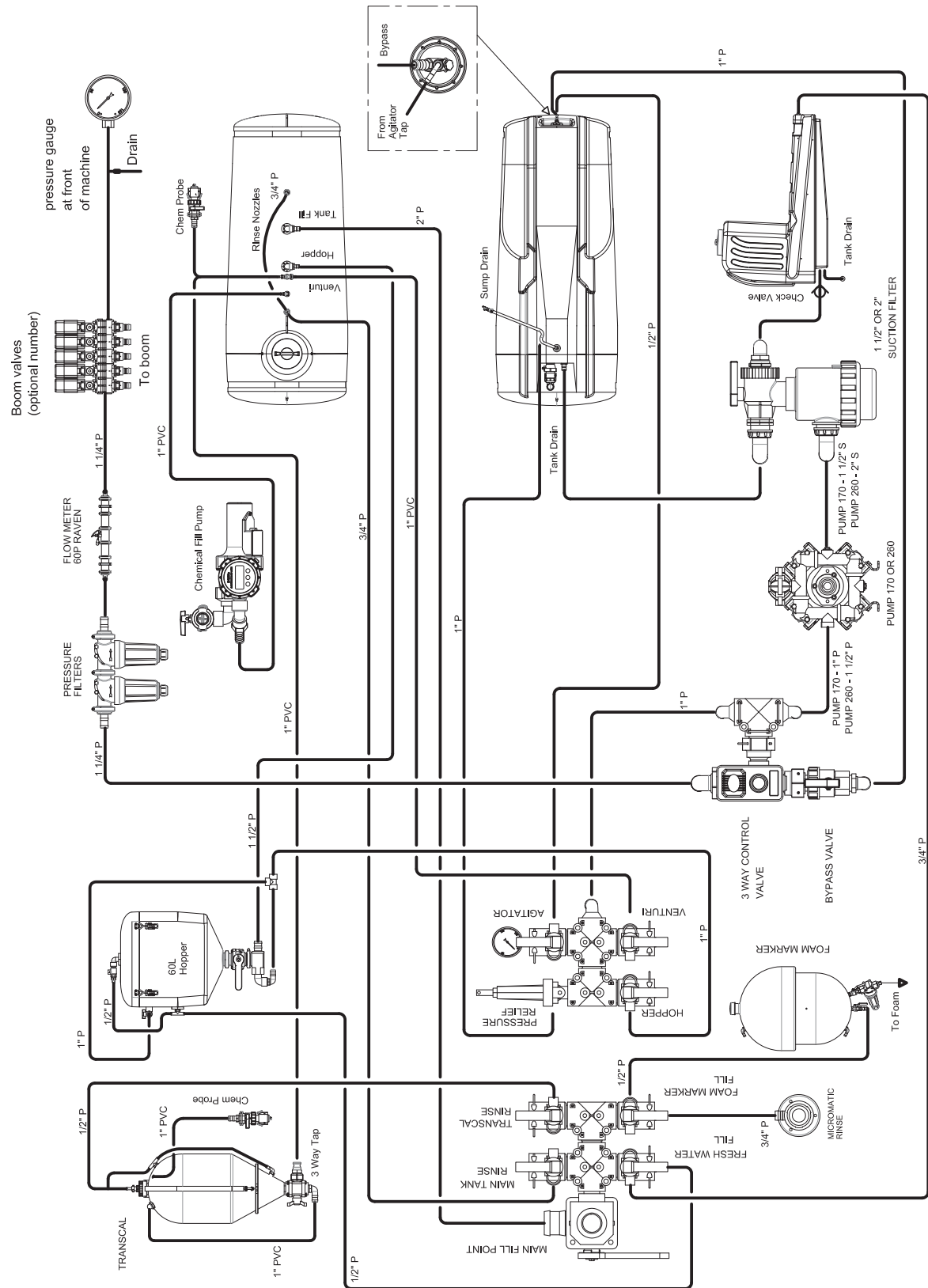


# Hydraulics

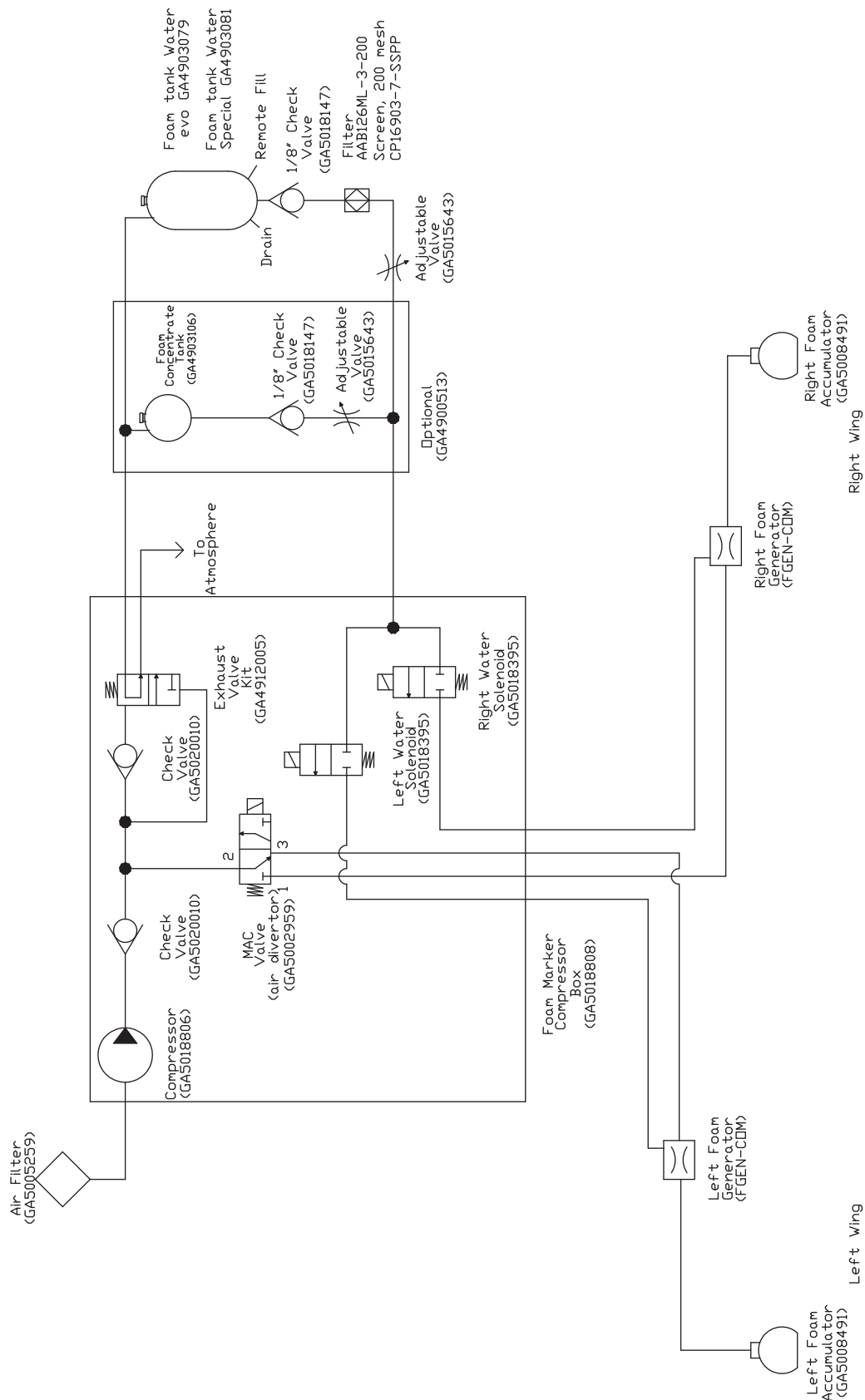




# Plumbing

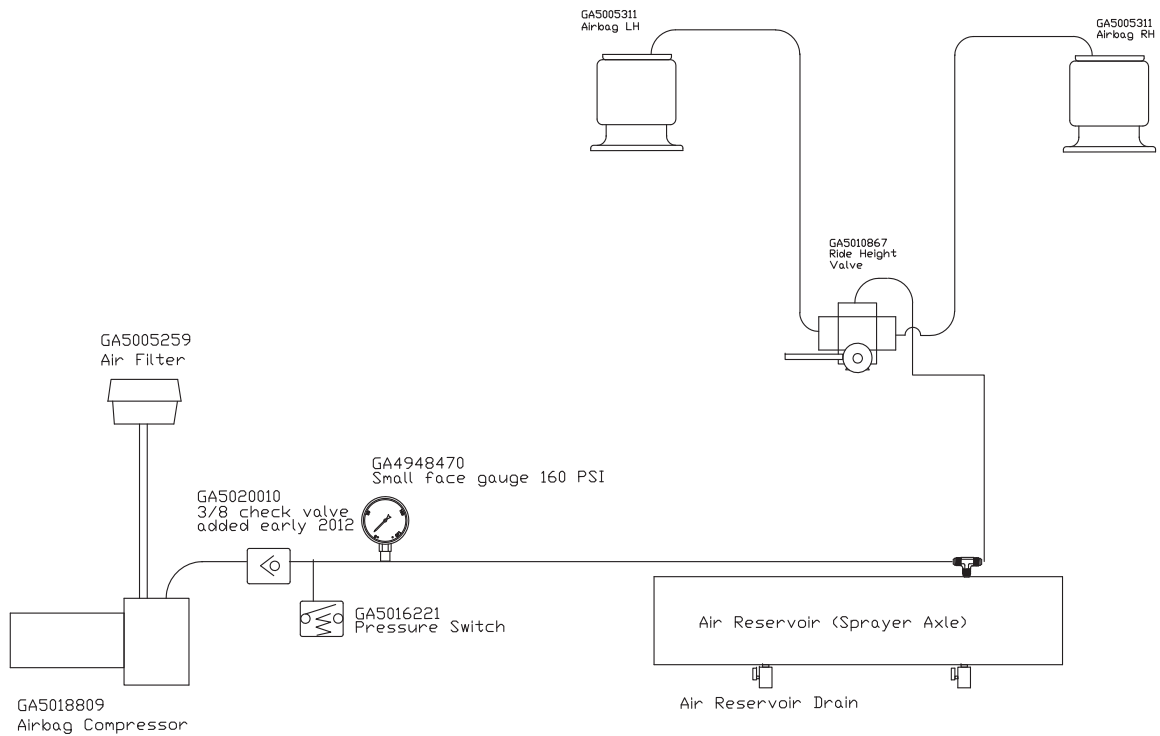


# Plumbing - Exacta Foam Marker



# Pneumatics

---





# Chapter 17

## DECALS

### Decals - Base Kit



PART NUMBER	DESCRIPTION
GA8700189	Decal, Base Kit, Goldacres Prairie Special

# Decals - Base Kit

1

GA208 EVO R2

**WARNING**  
FLUSH CHEMICAL FROM EQUIPMENT IMMEDIATELY AFTER USE  
INDUCTION EQUIPMENT WILL NOT OPERATE WITH A SYSTEM PRESSURE BELOW 80PSI

**HOPPER RELEASE:**  
Use caution when lowering hopper  
1. Support hopper.  
2. Release hopper catch.  
3. Gently lower hopper into working position.

**WARNING**

NOT FOR USE WITH  
FLAMMABLE LIQUIDS

**CAUTION**

HOPPER MUST BE LOCKED  
INTO RAISED POSITION  
WHEN SPRAYER IS MOVING

2

GA5015991 EVO

**KEEP HANDS CLEAR**

3

GA222 R2

**GREASE**

4

GA5015971 EVO R2

**DRAIN ONLY**

5

GA207 EVO

**WARNING**  
DO NOT SUPPORT SPRAYER WITH JACK UNLESS MAIN SPRAY TANK IS EMPTY  
MAXIMUM SPEED WITH TANK LOADED (20km)  
MAXIMUM SPEED WITH TANK EMPTY (40km)  
MAXIMUM PUMP SPEED 540 RPM (To avoid pump damage)  
MAXIMUM PUMP SPEED 400 RPM (To avoid pulsation whilst spraying)  
PTO SHAFT MAY NEED TO BE ALTERED TO SUIT INDIVIDUAL TRACTOR REQUIREMENTS  
THE TARE WEIGHT OF THIS SPRAYER IS APPROXIMATELY 1000 kg  
MAKE SURE THIS WEIGHT DOES NOT EXCEED THE TOWING CAPACITY OF THE VEHICLE TO WHICH THIS SPRAYER IS ATTACHED.  
MAKE SURE THE SPRAYER COMPLIES WITH ALL RELEVANT ROAD REGULATIONS FOR AGRICULTURAL MACHINERY.  
DO NOT RUN PUMP DRY (To avoid pump seal damage)  
SET HYDRAULIC OIL FLOW ACCORDING TO TRACTOR HYDRAULIC SYSTEM (To avoid hydraulic seal damage)  
REFER TO OPERATORS MANUAL TO SET CORRECT HYDRAULIC OIL FLOW

6

GA5062430

**KEEP ME OILED FOR SMOOTH OPERATION**  
Vertical dimension to be 17 - 18mm

7

GA5061900EVO

**SPRAY PRESSURE DRAIN VALVE**

8

GA5013 EVO R2

**DANGER**  
**STAND CLEAR**  
KEEP BYSTANDERS  
CLEAR OF BOOM  
OPERATING AREA

9

**DANGER**

- NEVER WORK UNDER HYDRAULICALLY RAISED BOOM.
- CLOSE HYDRAULIC LIFTING CYLINDER TO MINIMUM HEIGHT POSITION BEFORE ATTEMPTING ANY BOOM MAINTENANCE.
- KEEP CLEAR OF OVERHEAD POWERLINES. CONTACT CAN CAUSE DEATH.
- MAKE SURE SPRAYER CAN SAFELY PASS UNDER ALL OVERHEAD OBSTRUCTIONS.

**CAUTION**

- DO NOT TRAVEL WITH THE BOOM IN THE FOLDED POSITION UNTIL THE BOOM IS LOWERED ONTO RESTS.
- BOOM MUST BE RAISED CLEAR OF RESTS WHEN UNFOLDED OR SERIOUS BOOM DAMAGE MAY RESULT.


GA209 EVO\_R2

ITEM NO.	PART NUMBER	DESCRIPTION	QTY.
1	GA208EVO	Hopper warnings	1
2	GA5015991	Keep hands clear	10
3	GA222EVO	Grease point	57
4	GA5015971EVO	Drain only	1
5	GA207EVO	General sprayer warnings	1
6	GA5062430	3D breakaway adjustment & lubrication	2
7	GA5061900EVO	Spray pressure, drain valve	2
8	GA5013EVO	Danger - stand clear of boom	2
9	GA209EVO	Danger/Caution - Boom	2

168 - Chapter 17 - Decals

Prairie Special 4000-5000L Parts Manual MY15 - REV 1

## Decals - Base Kit



ITEM NO.	PART NUMBER	DESCRIPTION	QTY.
1	GA506282 I	Spray pod decal	1
2	GA5062475	Flush water only	1
3	-	Main spray pressure	1
4	GA5062485	Foam marker concentrate	1
5	GA5062995	Bypass valve	1
6	GA5062470	Foam marker water	1

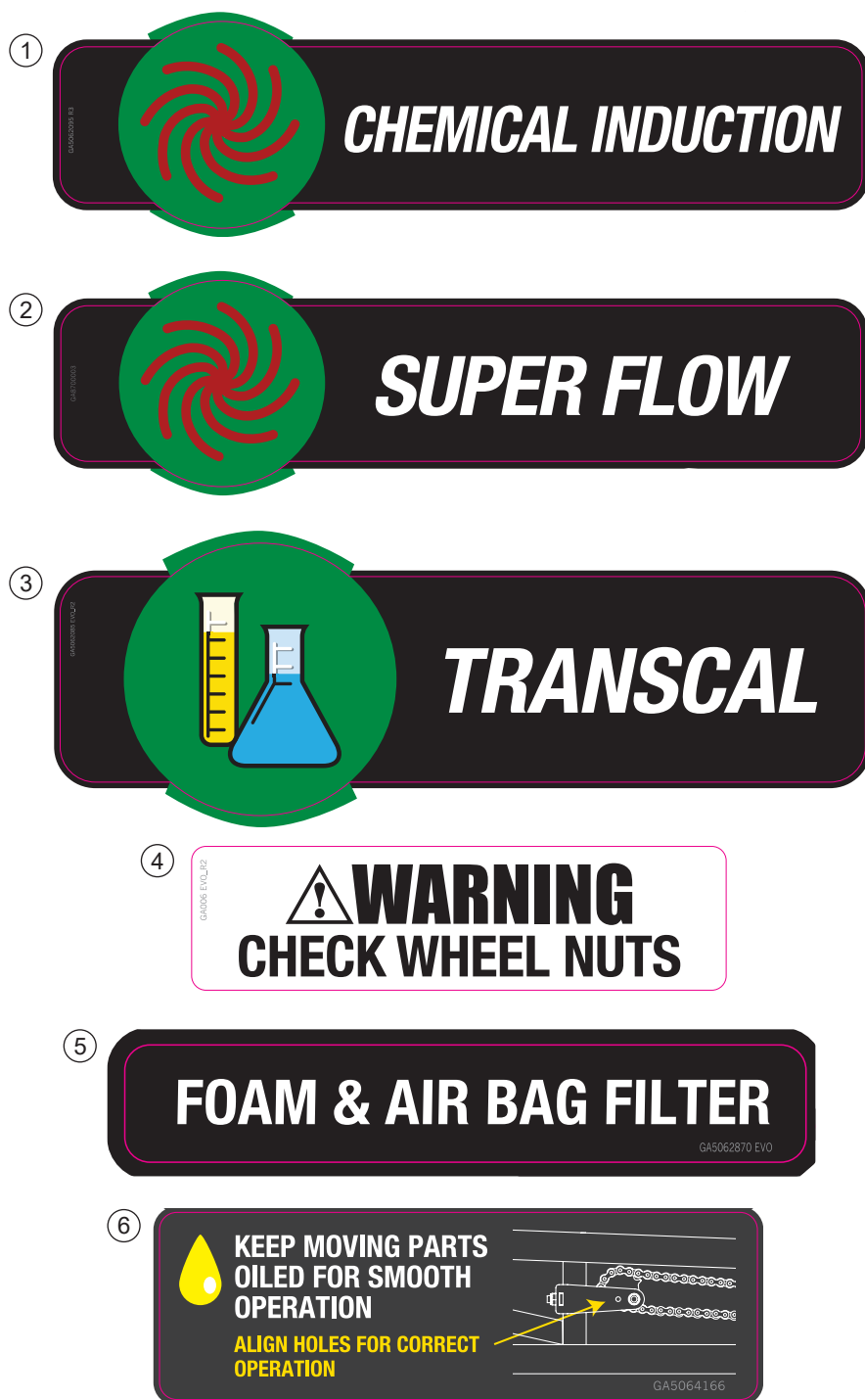
# Decals - Base Kit



ITEM NO.	PART NUMBER	DESCRIPTION	QTY.
1	GA210EVO	Warning - tank & platform	1
2	GA5063370	Warning - nozzle suitability	2
3	GA5063878	Keep me oiled	2
4	GA5064169	Boom over ride and speed control valve	1
5	GA212EVO	Main tank drain	1
6	GA5062795	Valve bypass indicator	1
7	GA5061885 EVO	GOLDACRES	1



## Decals - Base Kit



ITEM NO.	PART NUMBER	DESCRIPTION	QTY.
1	GA5062095	Chemical induction	1
2	GA8700003	SuperFlow	1
3	GA5062085 EVO	Transcal	1
4	GA006-EVO	WARNING Check Wheel Nuts	2
5	GA5062870 EVO	Foam & Air Bag Filter	1
6	GA5064166	Breakaway decal (Chain version)	2

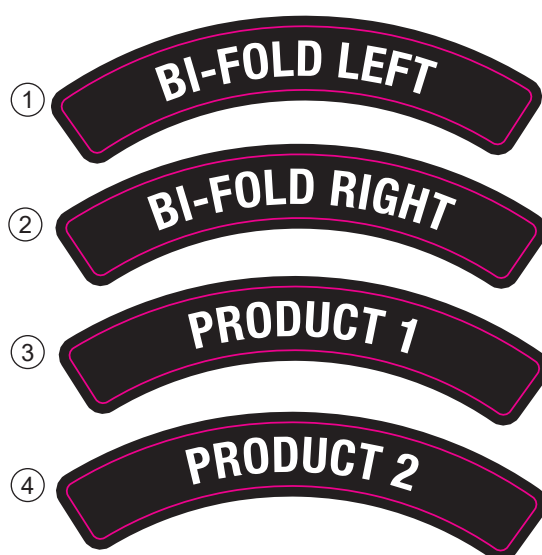
## Decals - Tank



ITEM NO.	PART NUMBER	DESCRIPTION	QTY.
	GA8700221	Decal, Tank, 4018, Left and Right, Goldacres Special, MY15	
	GA8700222	Decal, Tank, 4020, Left and Right, Goldacres Special, MY15	
	GA8700223	Decal, Tank, 4021, Left and Right, Goldacres Special, MY15	
	GA8700224	Decal, Tank, 4024, Left and Right, Goldacres Special, MY15	
	GA8700225	Decal, Tank, 4028, Left and Right, Goldacres Special, MY15	
	GA8700226	Decal, Tank, 4030, Left and Right, Goldacres Special, MY15	
	GA8700229	Decal, Tank, 5018, Left and Right, Goldacres Special, MY15	
	GA8700230	Decal, Tank, 5021, Left and Right, Goldacres Special, MY15	
	GA8700231	Decal, Tank, 5021, Left and Right, Goldacres Special, MY15	
	GA8700232	Decal, Tank, 5024, Left and Right, Goldacres Special, MY15	
	GA8700233	Decal, Tank, 5028, Left and Right, Goldacres Special, MY15	
	GA8700234	Decal, Tank, 5030, Left and Right, Goldacres Special, MY15	

## Decals - Bi-Fold & Product

---



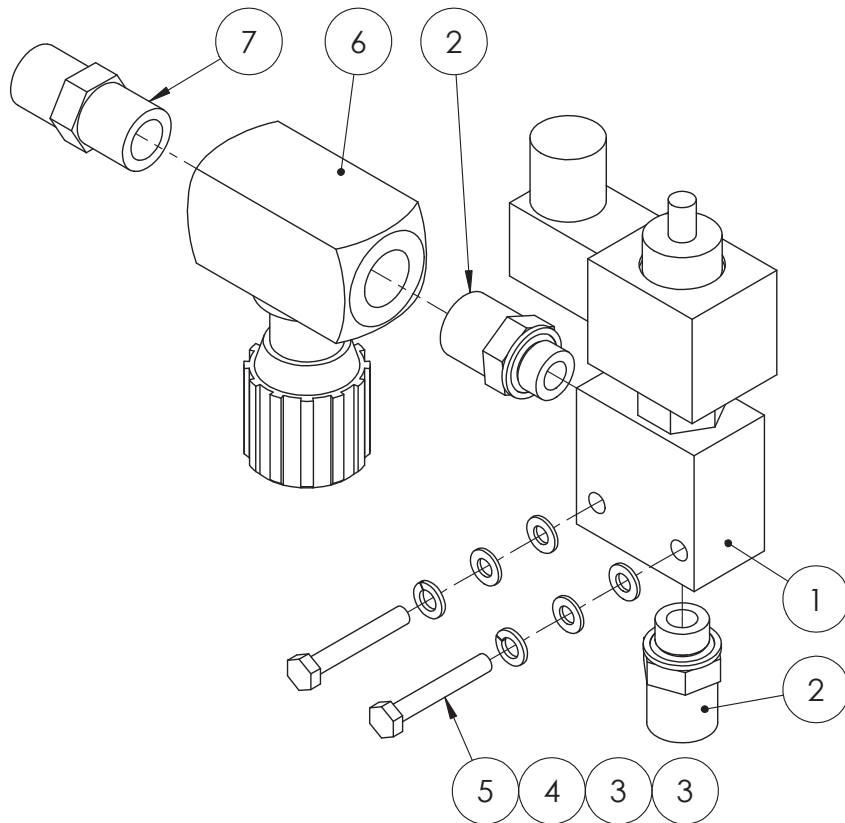
ITEM NO.	PART NUMBER	DESCRIPTION	QTY.
1	-	Bi-Fold Left	2
2	-	Bi-Fold Right	2
3	-	Product 1	1
4	-	Product 2	1



# Chapter 18

## HYDRAULICS

### Boom Lower Solenoid

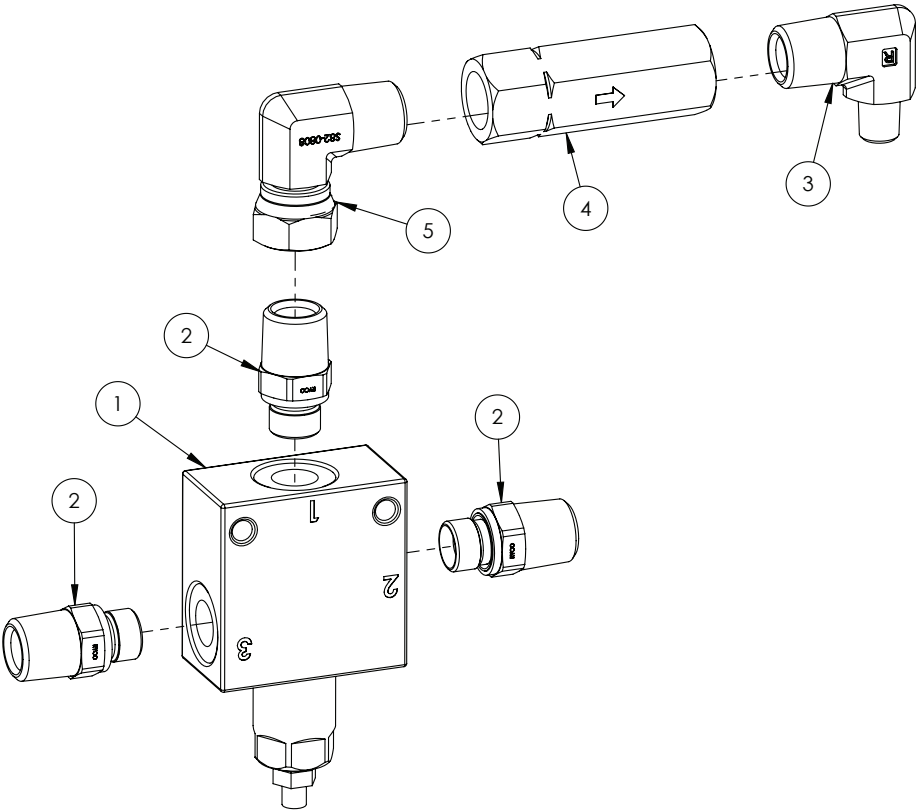


ITEM NO.	PART NUMBER	DESCRIPTION	QTY.
1	GA5047344	Hydraulic Solenoid Boom Lower Limit Cartridge and Body	1
2	GA3500309	Hydraulic adaptor, Nipple, 1/2" BSPT male x 3/8" BSPP male	2
3	GA5004437	Washer 6mm Flat SS	4
4	GA5004447	Washer, 6mm, Spring, SS	2
5	GA5004081	Bolt M6 x 40 ZP GR8.8	2
6	GA5017393	Valve speed control 1/2" offset	1
7	GA3500223	Hydraulic adaptor, Nipple, 1/2" BSPT male x 1/2" BSPT male	1

#### SPARE PARTS

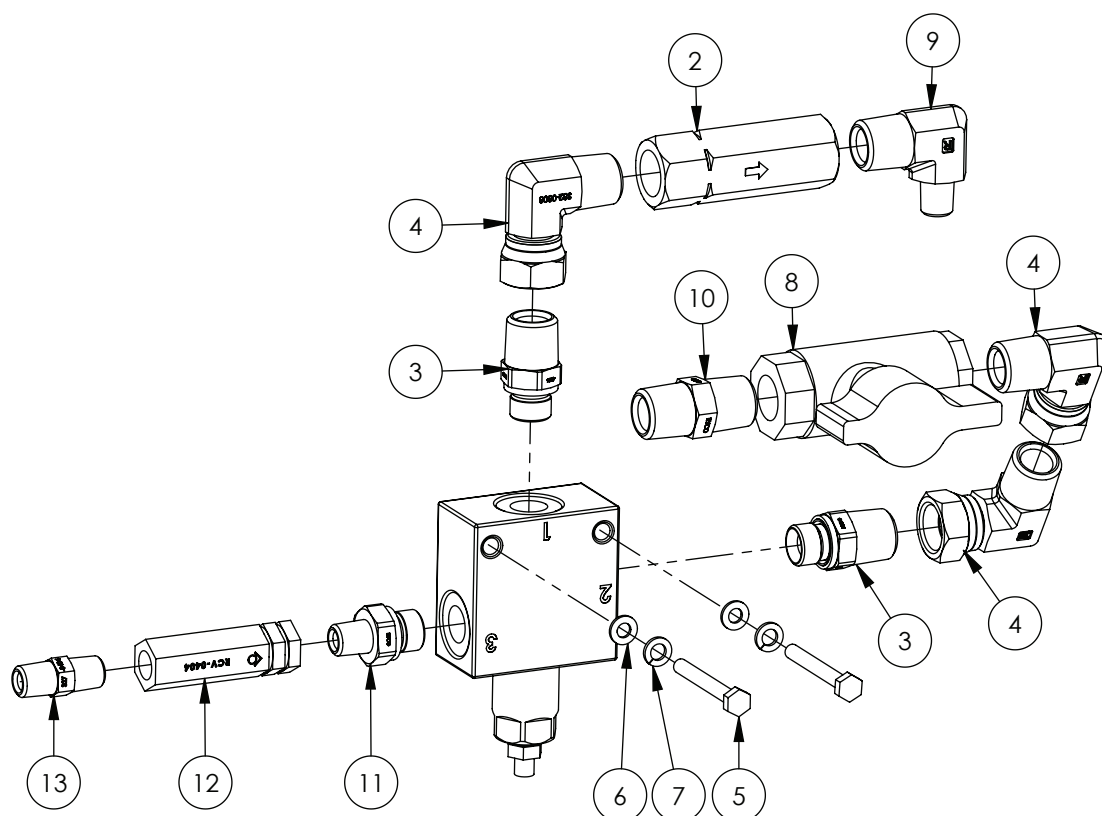
PART NUMBER	DESCRIPTION
GA5047650	Coil DIN class H 12V DC IP65/S8 (suit unloader after 3-3-2008 and boom lower spool), Bosch
GA5010039	Din Hirschmann Connector Std Black suit C Top 3
GA5048580	Din Hirschmann Connector K4L12 LED.

# Pressure Reducing Valve Assembly



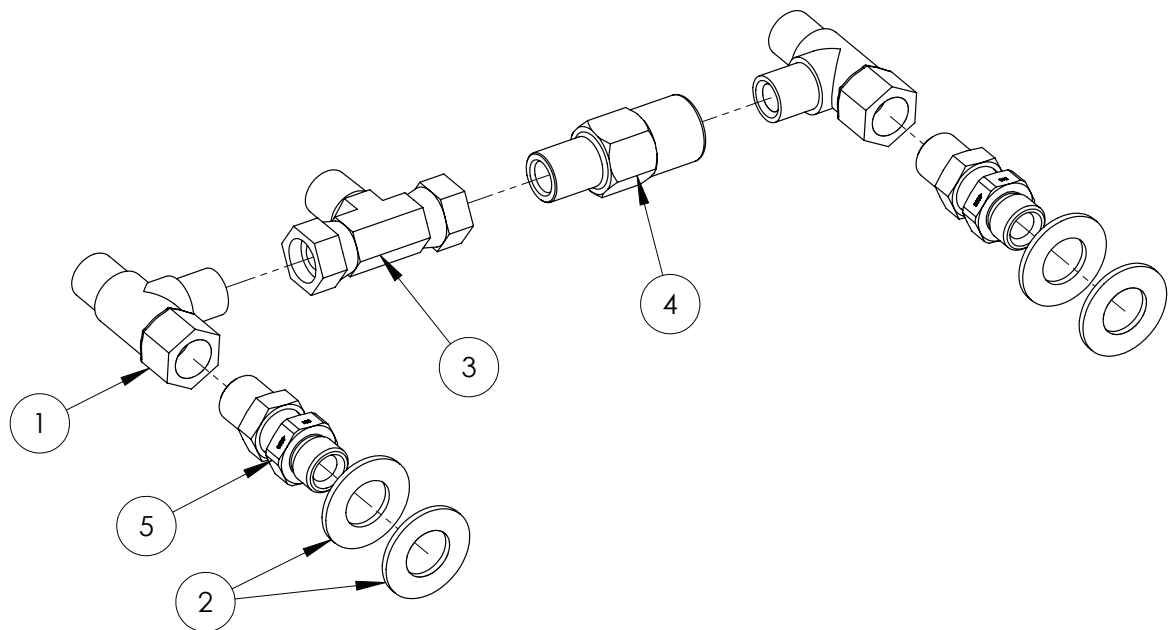
ITEM NO.	PART NUMBER	DESCRIPTION	QTY.
1	GA5047708	Valve, Pressure reducing, Hydraulic, 10 - 140bar	1
2	GA3500309	Hydraulic adaptor, Nipple, 1/2" BSPT male x 3/8" BSPP male	3
3	GA3500260	Hydraulic adaptor, Elbow, 90 degree, 1/2" BSPT male x 1/4" BSPT male	1
4	GA5007060	Valve, Check, Hydraulic, 1/2 BSPP female inlet & outlet, 45L/min flow, Maximum 320bar	1
5	GA3500333	Hydraulic adaptor, Elbow, 90 degree, 1/2" BSPT male x 1/2" BSPP female swivel	1

## Pressure Reducing Valve Assembly - Non-Spool



ITEM NO.	PART NUMBER	DESCRIPTION	QTY.
1	GA5047708	Valve, Pressure reducing, Hydraulic, 10 - 140bar	1
2	GA5007060	Valve, Check, Hydraulic, 1/2" BSPP female inlet & outlet, 45L/min flow, Maximum 320bar	1
3	GA3500309	Hydraulic adaptor, Nipple, 1/2" BSPT male x 3/8" BSPP male	2
4	GA3500333	Hydraulic adaptor, Elbow, 90 degree, 1/2" BSPT male x 1/2" BSPP female swivel	3
5	GA5011419	Bolt M6 x 50 SS A2-70	2
6	GA5004437	Washer 6mm Flat SS	2
7	GA5004447	Washer, 6mm, Spring, SS	2
8	GA5000835	Valve, Ball, Hydraulic, 1/2" female thread inlet / outlet	1
9	GA3500260	Hydraulic adaptor, Elbow, 90 degree, 1/2" BSPT male x 1/4" BSPT male	1
10	GA3500223	Hydraulic adaptor, Nipple, 1/2" BSPT male x 1/2" BSPT male	1
11	GA3500307	Hydraulic adaptor, Nipple, 1/4" BSPT male x 3/8" BSPP male	1
12	GA5066400	Check Valve inline 1/4" BSPP	1
13	GA3500218	Hydraulic adaptor, Nipple, 1/4" BSPT male x 1/4" BSPT male	1

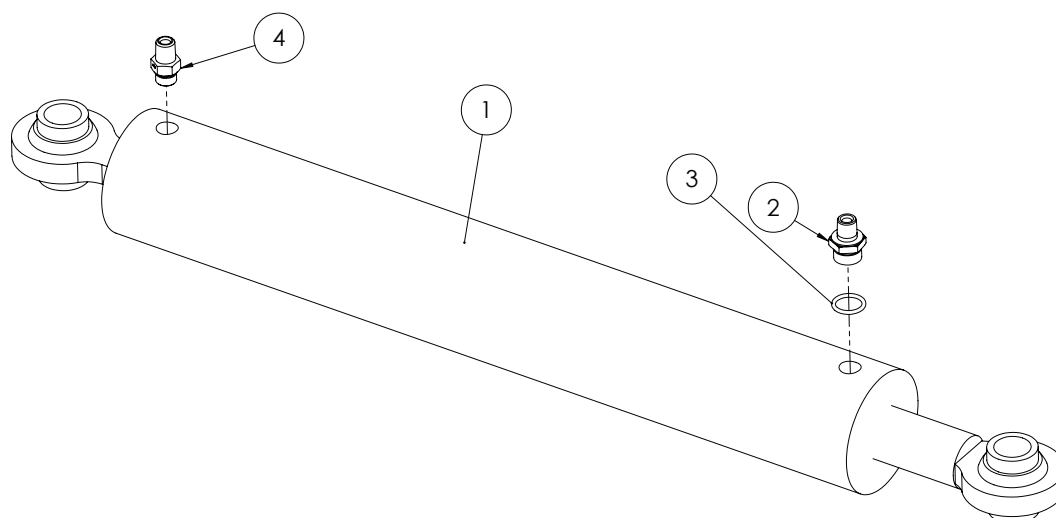
# Hydraulic Accumulator Manifold



ITEM NO.	PART NUMBER	DESCRIPTION	QTY.
1	GA3500200	Hydraulic adaptor, Tee, 1/2" BSPT male x 1/2" BSPT male x 1/2" BSPP female swivel	2
2	GA5001045	Washer, 3/4", Flat ZP	4
3	GA3500336	Hydraulic adaptor, Tee, 1/2" BSPP female swivel x 1/2" BSPT male x 1/2" BSPP female swivel	1
4	GA4572110	Hydraulic adaptor, 1/2" BSPT male x 1/2" BSPT female	1
5	GAS99-603	Hydraulic adaptor, Bulkhead nipple, 1/2" BSP male x 1/2" BSP male	2

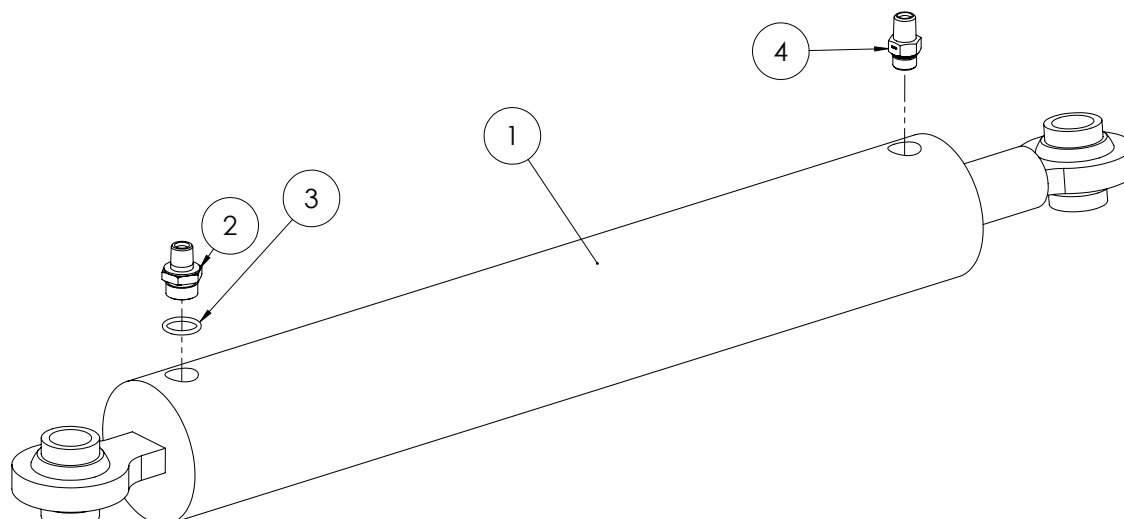


## Hydraulic Cylinder - Delta - Fold RH



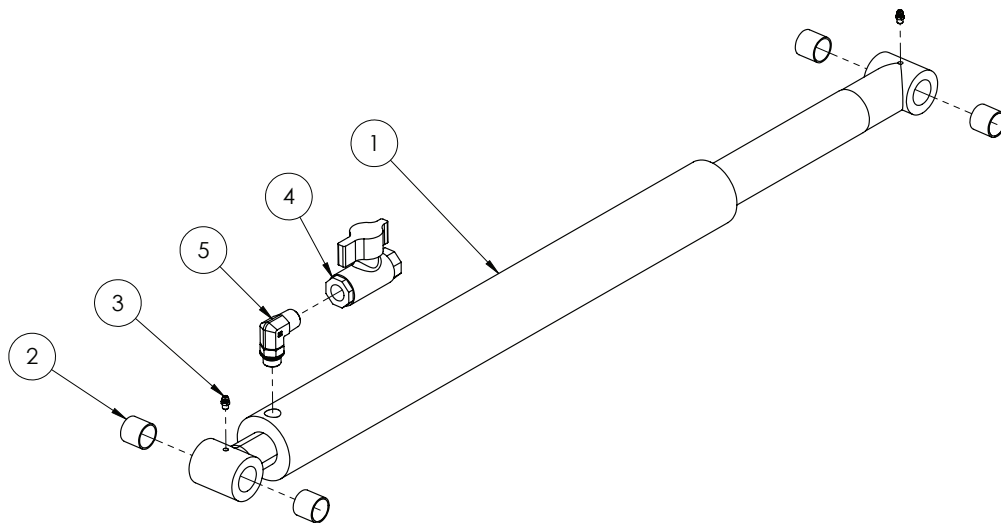
ITEM NO.	PART NUMBER	DESCRIPTION	QTY.
1	GA5018555	Hydraulic cylinder SLPSP (TLD) 2 1/2" bore x 1 1/8" rod x 18" Stroke	1
2	L068A	Reducing restrictor nipple, 3/4" UNO x 1/4" BSPT, 1.5mm orifice	1
3	GA5078121	O-Ring BSPP 1/2"	1
4	GA3500359	Hydraulic adaptor, Nipple, 1/4" BSPT male x 3/4" UN male O-ring	1
-	GA5020730	Seal Kit SKSLP 2 1/2" bore x 1 1/8" rod, suit GA5018555	-

## Hydraulic Cylinder - Delta - Fold LH



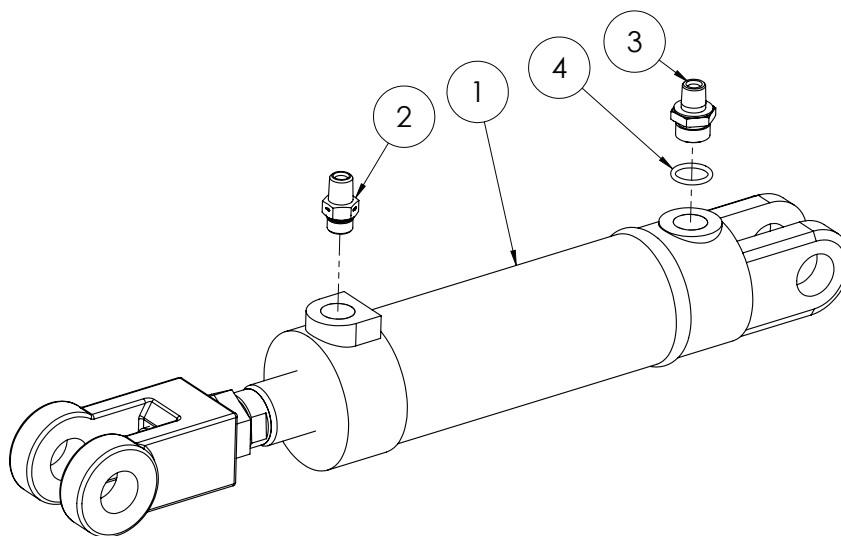
ITEM NO.	PART NUMBER	DESCRIPTION	QTY.
1	GA5018557	Hydraulic Cylinder SLPSP 2 3/4" bore x 1 1/8" rod x 18" stroke	1
2	L068A	Reducing restrictor nipple, 3/4" UNO x 1/4" BSPT, 1.5mm orifice	1
3	GA5078121	O-Ring BSPP 1/2"	1
4	GA3500359	Hydraulic adaptor, Nipple, 1/4" BSPT male x 3/4" UN male O-ring	1
-	GA5051630	Seal kit SLMSP 2 3/4" bore x 1 1/8" rod, suit GA5018557	-

## Hydraulic Cylinder - Delta - Boom Lift



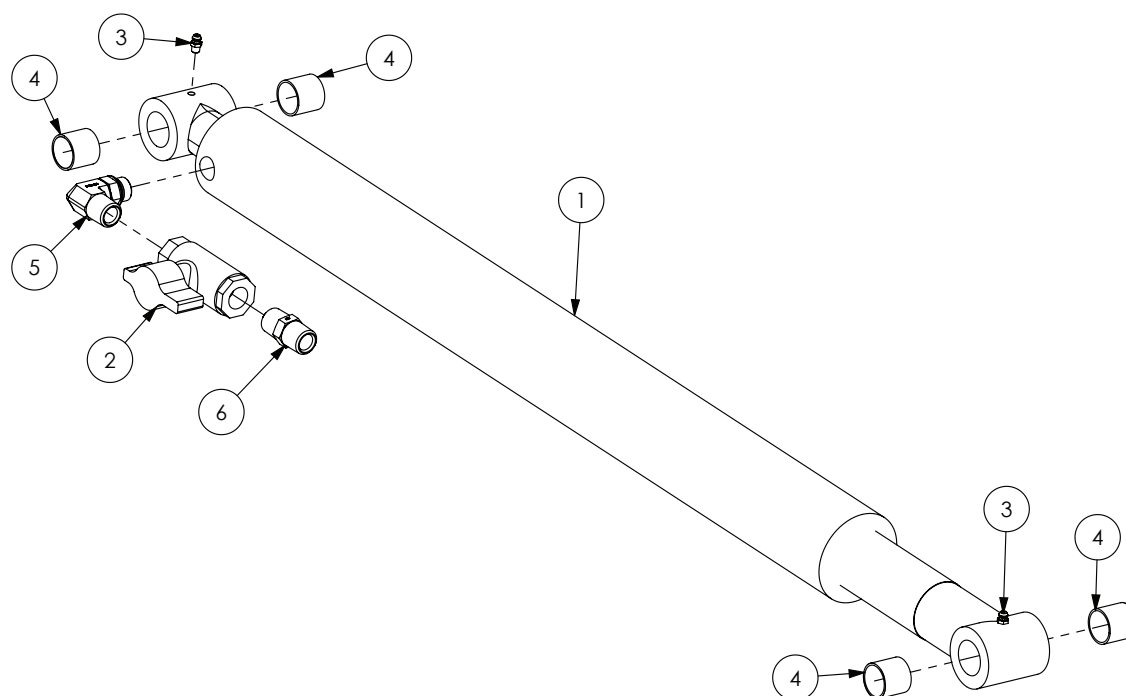
ITEM NO.	PART NUMBER	DESCRIPTION	QTY.
1	GA5070082	Hydraulic cylinder - 2.5" bore x 2" rod x 21" Stroke	1
2	GA5065487	Glacier Bush 1" ID x 1" long	4
3	GA5012203	Grease nipple, Short, 1/4" UNF	2
4	GA5000835	Valve, Ball, Hydraulic, 1/2" female thread inlet / outlet	1
5	GA3500349	Hydraulic adaptor, Elbow, 90 degree, 1/2" BSPT male x 3/4" UN male O-ring	1
-	GA5052740	Seal kit, 2 1/2" bore x 2" rod, suit GA5070082	-

## Hydraulic Cylinder - Delta - Wing Tilt



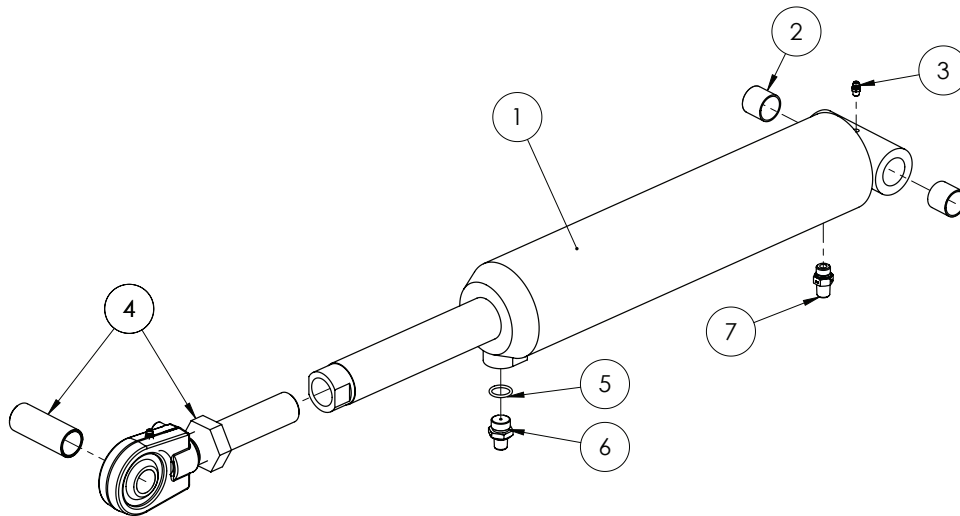
ITEM NO.	PART NUMBER	DESCRIPTION	QTY.
1	GA5065054	Cylinder tilt 2.5" x 5" stroke 1 3/8" rod suit 2012 Delta	1
2	GA3500359	Hydraulic adaptor, Nipple, 1/4" BSPT male x 3/4" UN male O-ring	1
3	L068A	Reducing restrictor nipple, 3/4" UNO x 1/4" BSPT, 1.5mm orifice	1
4	GA5078121	O-Ring BSPP 1/2"	1

## Hydraulic Cylinder - TriTech - Boom Lift



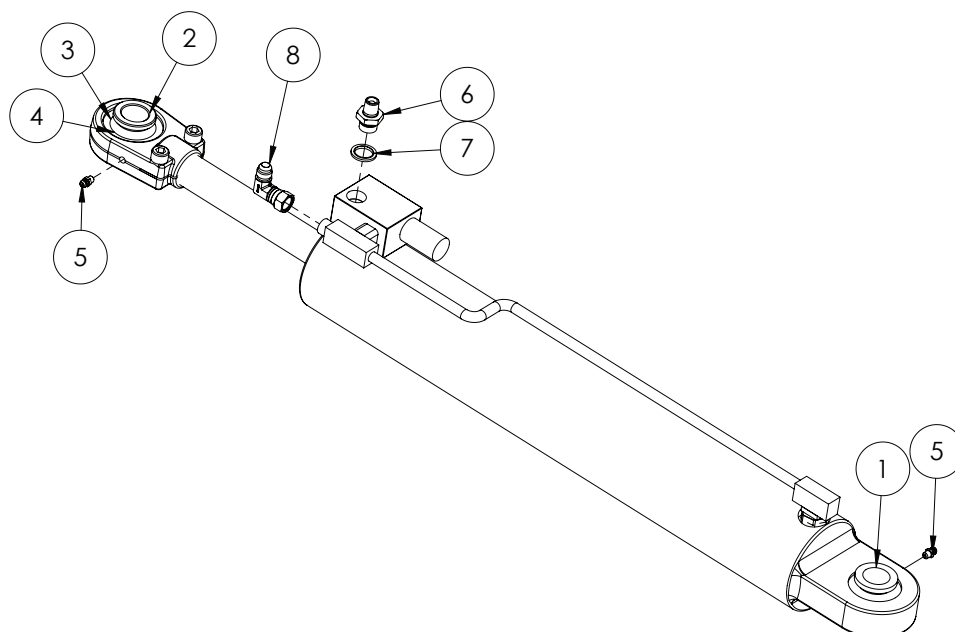
ITEM NO.	PART NUMBER	DESCRIPTION	QTY.
1	GA5070082	Hydraulic cylinder - 2.5" bore x 2" rod x 21" Stroke (24-36m Boom)	2
	GA5070079	Hydraulic cylinder - 3" bore, 2.5" rod, 21" Stroke (36-42m Boom)	
2	GA5000835	Valve, Ball, Hydraulic, 1/2" female thread inlet / outlet	1
3	GA5012203	Grease nipple 1/4" UNF short	2
4	GA5065487	Glacier bush, 1" ID x 1 1/8" OD x 1" long	4
5	GA3500349	Hydraulic adaptor, Elbow, 90 degree, 1/2" BSPT male x 3/4" UN male O-ring	1
6	GA3500223	Hydraulic adaptor, Nipple, 1/2" BSPT male x 1/2" BSPT male	1
-	GA5055510	Kit, Rod Eye, Weld on, Suit lift cylinder 2007 onward	-
-	GA5052731	Seal kit, suit 3" bore x 2 1/2" rod, Suits GA5070079	-

## Hydraulic Cylinder - TriTech - Wing Tilt



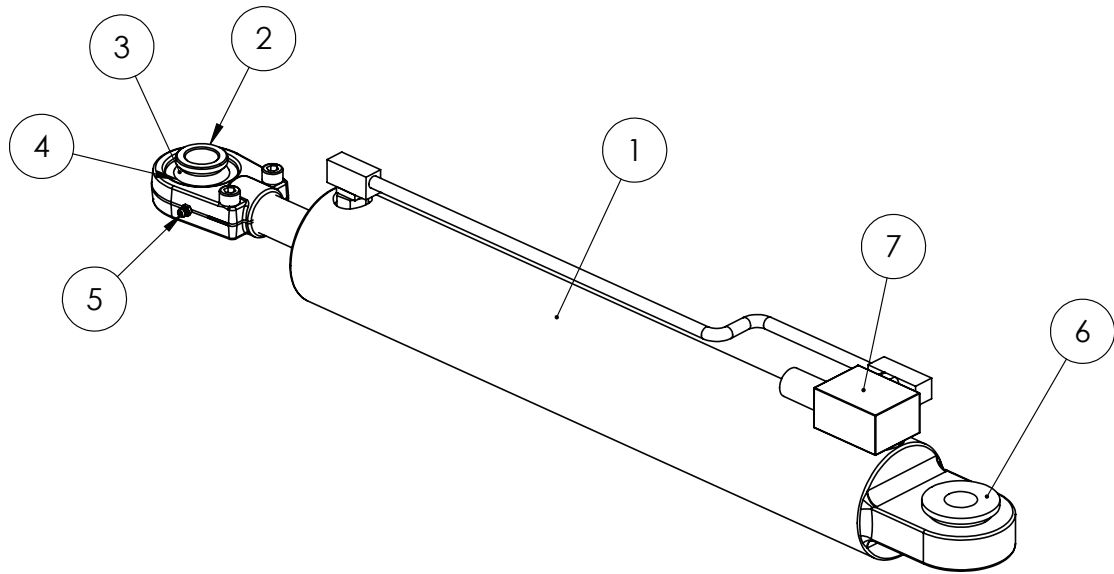
ITEM NO.	PART NUMBER	DESCRIPTION	QTY.
-	GA5052730	Seal kit, suit 3 1/2" bore x 1 3/4" Rod	-
1	GA5065051	Hydraulic cylinder, 3 1/2" bore x 1 3/4" rod x 5" stroke	1
2	GA5065487	Glacier Bush 1" ID x 1" long	2
3	GA5012203	Grease nipple, Short, 1/4" UNF	2
4	GA5052762	Hydraulic tilt cylinder adjusting rod end, Ball End with nut, suit 3 1/2" x 5" tilt ram GA5065051	1
5	GA5078121	O-ring BSPP 1/2"	1
6	L068A	Reducing restrictor nipple, 3/4" UNO x 1/4" BSPT, 1.5mm orifice	1
7	GA3500359	Hydraulic adaptor, Nipple, 1/4" BSPT male x 3/4" UN male O-ring	1

## Hydraulic Cylinder - TriTech - Fold RH



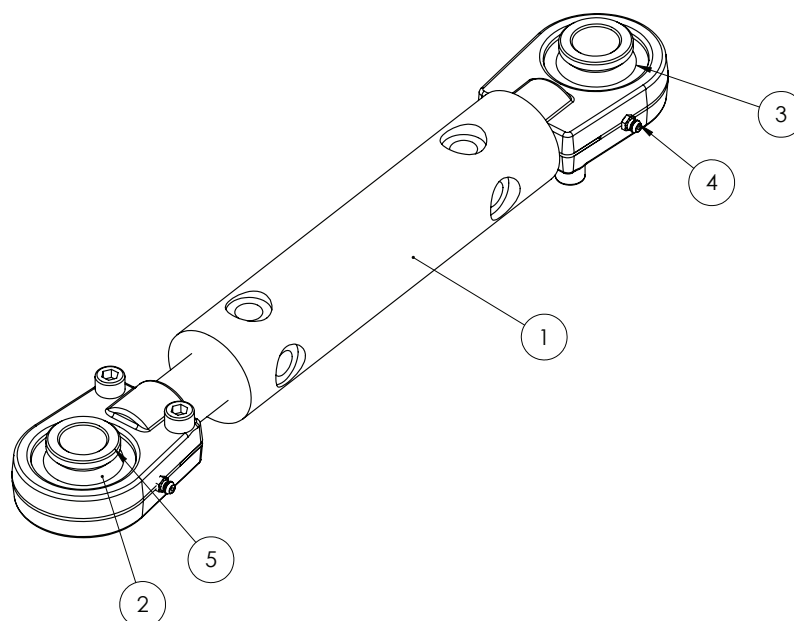
ITEM NO.	PART NUMBER	DESCRIPTION	QTY.
-	GA5018540	Hydraulic cylinder, 3" bore x 1 1/4" rod x 18" stroke (with external phasing valve)	-
-	GA5052680	Seal Kit, suit 3" bore x 1 1/4" rod	-
-	GA3500098	Rod, suit Hydraulic Fold Cylinder GA5018538, GA5018540, GA5018542	-
1	GA5021930	Bearing Bush - Large	1
2	GA5021925	Bearing Bush - Small	3
3	GA5067605	Bearing GEG 30 ES 2RS	2
4	GA5067610	Bearing Retaining clip set (2 per set)	2
5	GA5012203	Grease Nipple 1/4" UNF Short	2
6	GA4572545	Restrictor Nipple 1/4" BSPT to 3/8" UNO 1.5mm orifice	1
7	GA3500005	Hydraulic Seal, Bonded, 3/8", RL21, BSPP	1
8	GA3500002	Hydraulic Coupling, Elbow, 90 Degree, 9/16" male JIC, 9/16" Female Swivel JIC	1

# Hydraulic Cylinder - TriTech - Fold LH



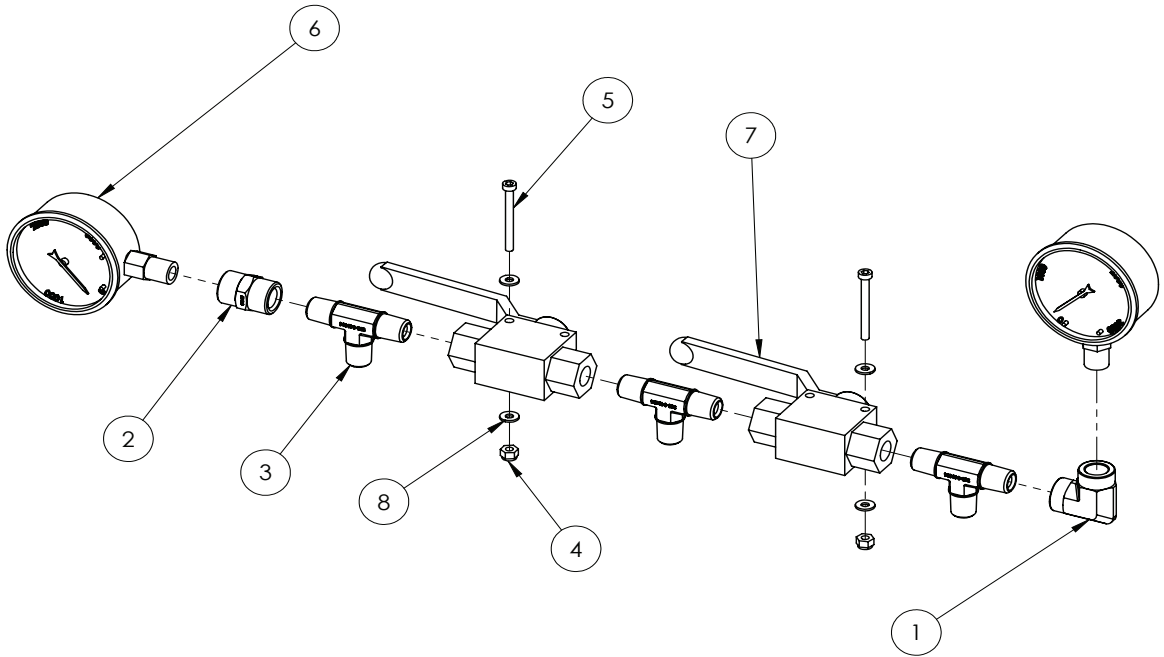
ITEM NO.	PART NUMBER	DESCRIPTION	QTY.
1	GA5018542	Hydraulic Cylinder, 3 1/4" bore x 1 1/4" rod x 18" stroke, external phasing	1
2	GA5021925	Small bearing bush, Suit screw on rose end	3
3	GA5067605	Bearing, suit screw on rose end, GEG 30 ES 2RS	2
4	GA5067610	Circlip, suit bearing screw on rose end, RTW 55	2
5	GA5012203	Grease nipple, Short, 1/4" UNF	2
6	GA5021930	Large bearing bush, Suit screw on rose end	1
7	GA5022423	Relief Valve, (folding Phasing Cylinders GA5018540 and GA5018542)	-
-	GA5052685	Seal Kit, suit 3 1/4 " bore x 1 1/4" rod	-
-	GA3500098	Rod, suit Hydraulic Fold Cylinder GA5018538, GA5018540, GA5018542	-

## Hydraulic Cylinder - TriTech - Yaw



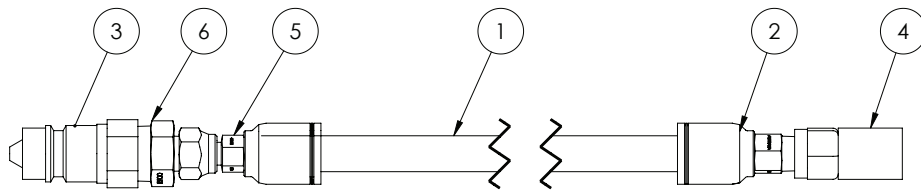
ITEM NO.	PART NUMBER	DESCRIPTION	QTY.
1	GA5060817	Hydraulic cylinder, 2" bore x 1 1/4" shaft x 117.5mm stroke, Spherical bearing ends	1
2	GA5067605	Bearing, suit screw on rose end, GEG 30 ES 2RS	2
3	GA5067610	Circlip, suit bearing screw on rose end, RTW 55	2
4	GA5012203	Grease nipple, Short, 1/4" UNF	2
5	GA5021925	Small bearing bush, Suit screw on rose end, Hypower, R-10424	4
-	GA5052745	Seal Kit, heavy duty, 2" bore x 1 1/4" shaft	-

# Hydraulic Yaw Control Valve Assembly



ITEM NO.	PART NUMBER	DESCRIPTION	QTY.
1	GA3500239	Elbow, 90, Hydraulic, 1/4 BSPT Female x 1/4 BSPT Female	1
2	GA3500211	Hydraulic adapter, Socket, 1/4" BSPT female x 1/4" BSPT female	2
3	GA3500269	Hydraulic adaptor, Tee, 1/4" BSP male x 1/4" BSP male x 1/4" BSP male	3
4	GA5049025	Nut M4 Nyloc SS	2
5	GA5049800	SHCS M4 x 40	2
6	GA5021455	Gauge, Pressure, Small face, 3500psi	2
7	GA5078083	Valve, Ball, Hydraulic, 1/4" BSP female thread inlet / outlet	2
8	GA5020510	Washer 4mm Flat HD SS	4

# Hydraulic Yaw Charge Line



ITEM NO.	PART NUMBER	DESCRIPTION	QTY.
1	GA5049695	Hose, Hydraulic, 1/4", 2 wire, Black	1
2	GA3500394	Hydraulic crimp coupling, Straight, 1/4" hose x 1/4" BSPT male	1
3	GA5078000	Quick connect fitting, 1/2" male tip x 1/2" female thread	1
4	GA5077350	Adaptor, Direct Gauge, M16 x 2.0 female x 1/4" BSPP female	1
5	GA3500397	Hydraulic crimp coupling, Straight, 1/4" hose x 1/4" BSPP female swivel	1
6	GA3500221	Hydraulic adaptor, Nipple, 1/2" BSPT male x 1/4" BSPT male	1



## Load Sense Turbo Valve

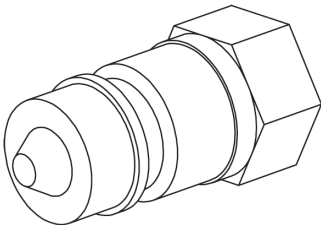


### GA4902590 Complete Assembly

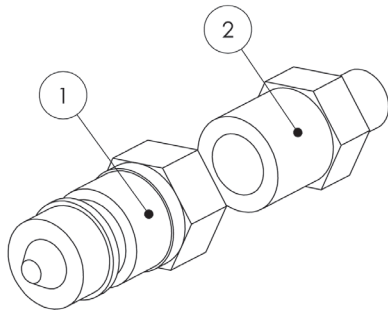
ITEM NO.	PART NUMBER	DESCRIPTION	QTY.
	GA5047677	Load sense turbo valve	1
	GA5078000	Quick connect fitting, 1/2" male tip x 1/2" female thread	2
	GA5078001	Quick release coupling, Ball check valve, Push/pull, Female body, 1/2" BSPP female	2
	GA3500308	Hydraulic adaptor, Nipple, 1/4" BSPT male x 1/2" BSPP male	2
	GA3500270	Hydraulic adaptor, Tee, 1/2" BSPT male x 1/2" BSPT male x 1/2" BSPT male	1
	GA3500399	Hydraulic crimp coupling, Straight, 1/2" hose x 1/2" BSPP female swivel	2
	GA3500397	Hydraulic crimp coupling, Straight, 1/4" hose x 1/4" BSPP female swivel	2
	GA3500310	Hydraulic adaptor, Nipple, 1/2" BSPT male x 1/2" BSPP male	1
	GA3500320	Hydraulic adaptor, Elbow, 90 degree, 1/4" BSPT male x 1/4" BSPP male O-ring	1
	GA3500203	Hydraulic adaptor, Reducing bush, 1/2" BSPT male x 1/4" BSPT female	1
	GA3500182	Hose, Hydraulic, 1/2"	1
	GA5049695	Hose, Hydraulic, 1/4", 2 wire, Black	1

# Quick Release Couplings

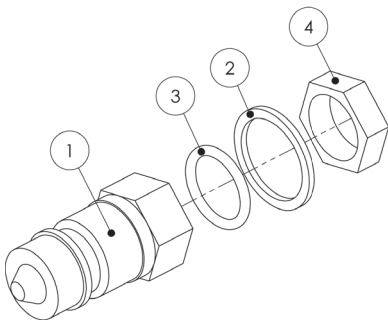
1/2" HYDRAULIC LINES		
ITEM	PART NO	DESCRIPTION
1	GA5078000	Quick connect fitting, 1/2" male tip x 1/2" female thread



1/4" HYDRAULIC LINES		
ITEM	PART NO	DESCRIPTION
1	GA5078000	Quick connect fitting, 1/2" male tip x 1/2" female thread
2	GA3500221	Hydraulic adaptor, Nipple, 1/2" BSP x 1/4" BSP

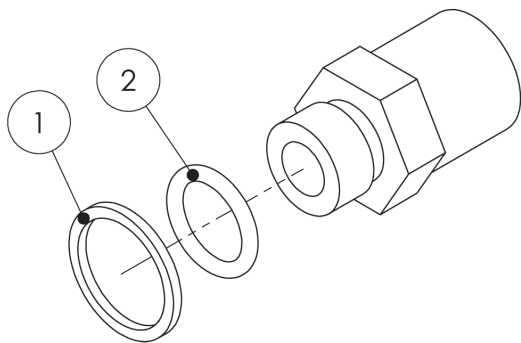


HYDRAULIC PUMP LINES		
ITEM	PART NO	DESCRIPTION
1	GA5078000	Quick connect fitting, 1/2" male tip x 1/2" female thread
2	GA5076891	Ring Retaining BSPP 1/2"
3	GA5078121	1/2" Hydraulic O-Ring
4	35B-08	1/2" BSPP Lock Nut



Note: Plastic Cover for when fittings are not in use: GA5052365.

# Hydraulic O-Rings and Retaining Washers



ITEM	PART NO	DESCRIPTION
1	GA5076889	Ring Retaining 1/4" BSPP
	GA5076890	Ring Retaining BSPP 3/8"
	GA5076891	Ring Retaining BSPP 1/2"
	GA5076892	Retaining Ring BSPP 3/4"
	GA5078119	O-Ring BSPP 1/4"
2	GA5078120	O-Ring 3/8" BSPP
	GA5078121	O-Ring BSPP 1/2"
	GA5078122	O-Ring BSPP 3/4"

## Hose ID Tags

---



PART NUMBER	DESCRIPTION
F71023A	ID Tag for Fold In
F71024A	ID Tag for Fold Out
F71025A	ID Tag for Boom Raise/Lower
F70134A	ID Tag for Left Hand Tilt
F70135A	ID Tag for Right Hand Tilt
F71018A	ID Tag for BiFold In
F71019A	ID Tag for BiFold Out
F71020A	ID Tag for Pressure
F71021A	ID Tag for Tank
F71022A	ID Tag for Load Sense
F71026A	ID Tag for Brakes

## Hydraulic Hoses

---

PART NUMBER	DESCRIPTION
GA5067925	1/4" Hydraulic Hose, Tractor to fold cylinders
GA5067930	1/2" Hydraulic Hose, Tractor to Boom Lower Solenoid
GA5067940	1/2" Hydraulic Hose, Accumulator manifold to lift cylinders
GA5067945	1/4" Hydraulic Hose, Tractor to tilt cylinders

## Raw Hide & Spiral Guard

---

### RAWHIDE

PART NUMBER	DESCRIPTION
GA5053630	Rawhide hose protection 23mm
GA5053710	Rawhide Hose protector 31mm
GA5053640	Rawhide hose protection 36mm
GA5053705	Rawhide Hose protector 73mm
GA5053715	Rawhide Hose protector 56mm
GA5066710	Rawhide hose protection 93mm
GA5054375	Rawhide, Nylon sleeve, 102mm, Hook & loop closure

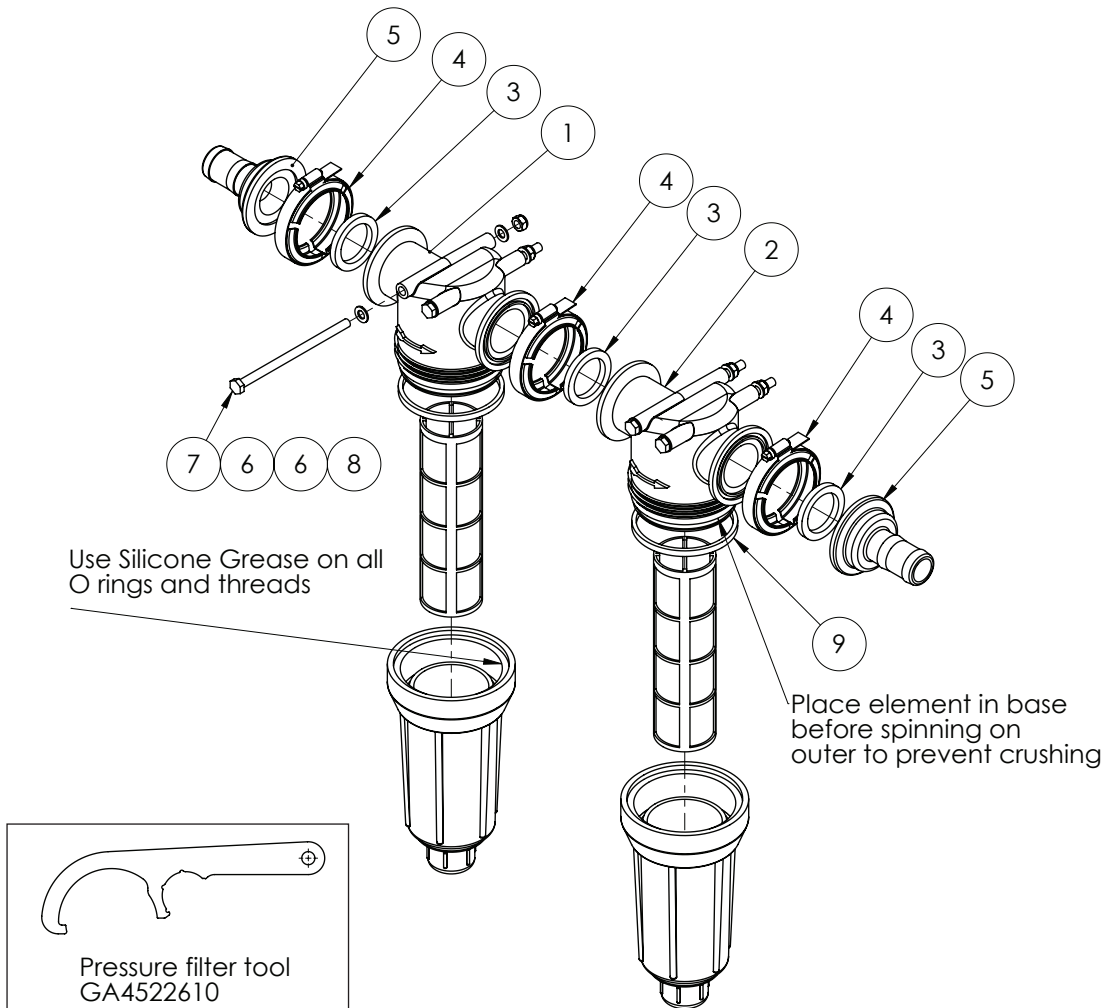
### SPIRAL GUARD

PART NUMBER	DESCRIPTION
GA5015669	Spiral guard, Black

# Chapter 19

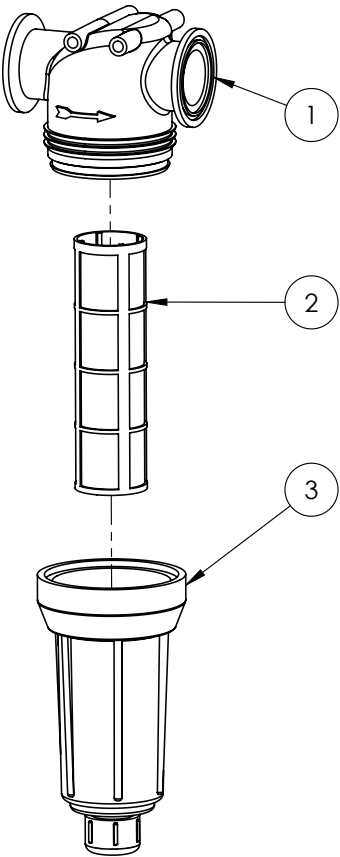
## PLUMBING

### Filter - Dual Pressure Assembly



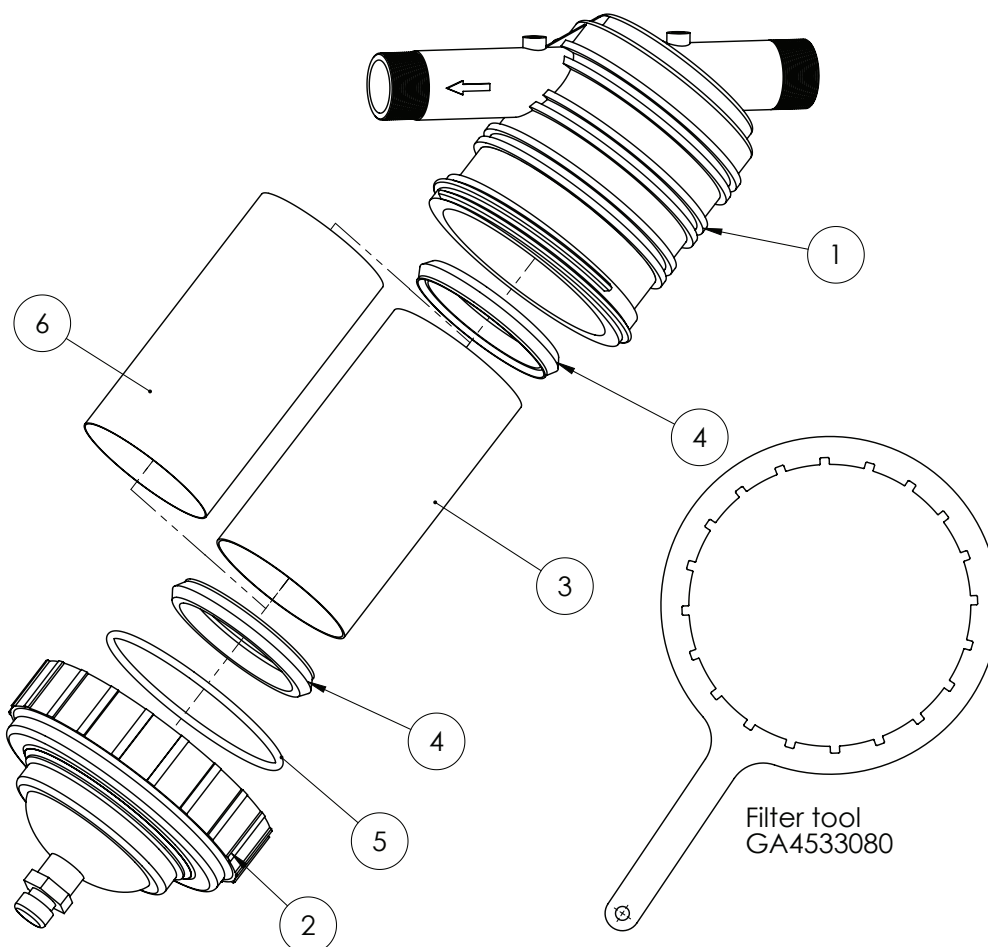
ITEM NO.	PART NUMBER	DESCRIPTION	QTY.
1	GA5077285	Filter, 75 series flange inlet & outlet, 80 mesh	1
	GA5077394	Filter screen, 80 mesh, SS & polypropylene	
2	GA5077284	Filter, 75 series flange inlet & outlet, 100 mesh	1
	GA5077395	Filter screen, 100 mesh, SS & polypropylene	
3	GA5009335	Seal, 41.5 ID x 55 OD x 6.5mm thick, EPDM, suit 1 1/2" flange	3
4	FC200	Clamp, Worm screw, Use with 2" standard flange port, Banjo	3
5	GA5077830	Hose barb, Flanged, Straight, 2" flange x 1 1/4" barb, Banjo	2
6	GA5003643	Washer 8mm Flat SS HD	8
7	GA5011503	Bolt M8 x 140 ZP GR8.8	4
8	GA5004917	Nut M8 Nyloc ZP	4
9	GA5077541	Seal, 98 OD x 91 ID x 7mm thick	2

# Filter - Pressure - Body Assembly



ITEM NO.	PART NUMBER	DESCRIPTION	QTY.
1	GA5077285	Filter, 75 series flange inlet & outlet, 80 mesh	1
	GA5077284	Filter, 75 series flange inlet & outlet, 100 mesh	1
2	GA5077394	Filter screen, 80 mesh, SS & polypropylene	1
	GA5077395	Filter screen, 100 mesh, SS & polypropylene	1
3	GA5077539	Filter bowl, AA126, Suits 1 1/2 + 1 1/4, Grey, Polypropylene	2

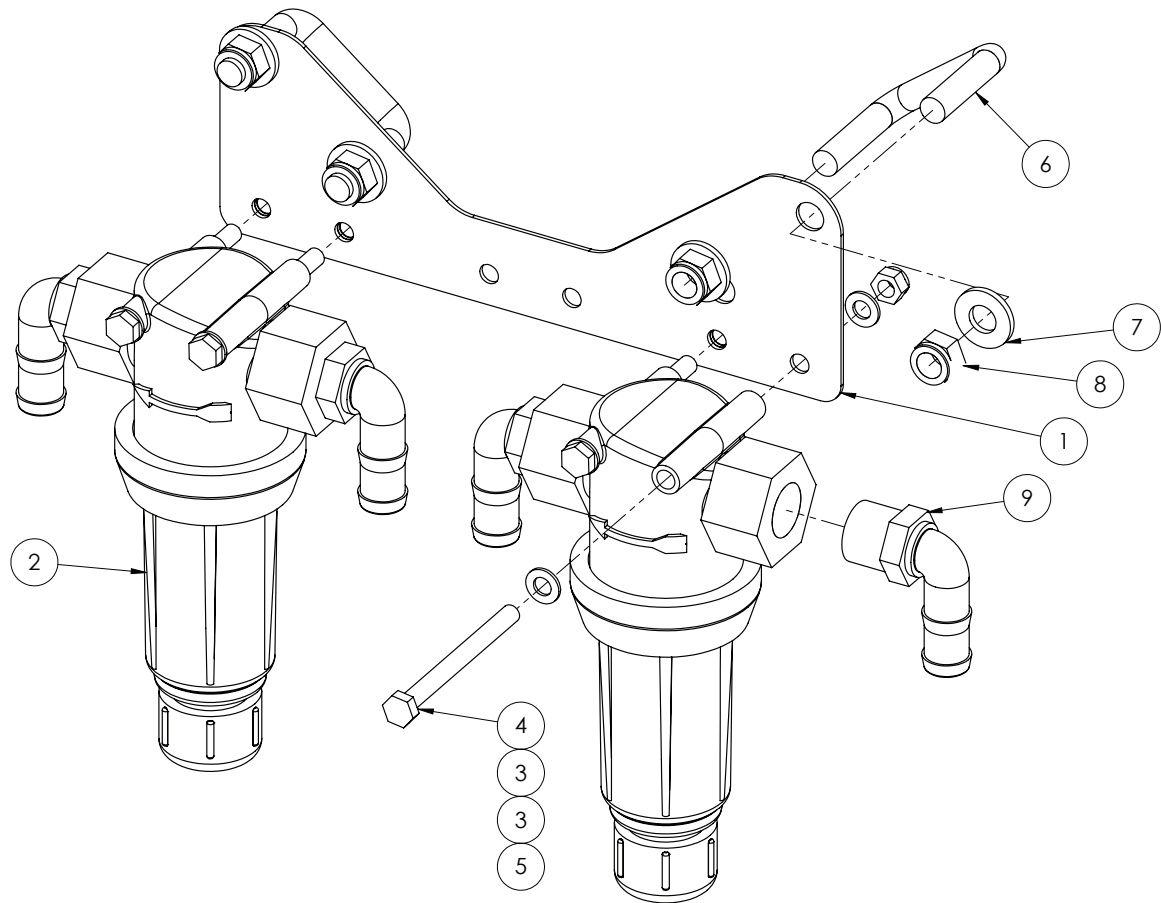
## Filter - 2" Fill



GA5001333 Fill Filter, 2", 7 mesh Stainless steel screen with 50 mesh screen sock, viton, Geoline

ITEM NO.	PART NUMBER	DESCRIPTION	QTY.
1	GA5077347	Body, suit 2" Geoline	1
2	GA5077349	Top cover & nut	1
3	GA5076845	Filter screen, 50 mesh, Blue, SS & polypropylene	1
4	GA5001329	Seal, Viton, Suit Geoline 2" fill filter	2
5	GA5012545	O-ring, Suit Geoline 2 fill filter GA5001333	1
6	GA5000421	Filter screen, 50 mesh, White, Sock type, Suit SS filter screen on 2" fill filter	1

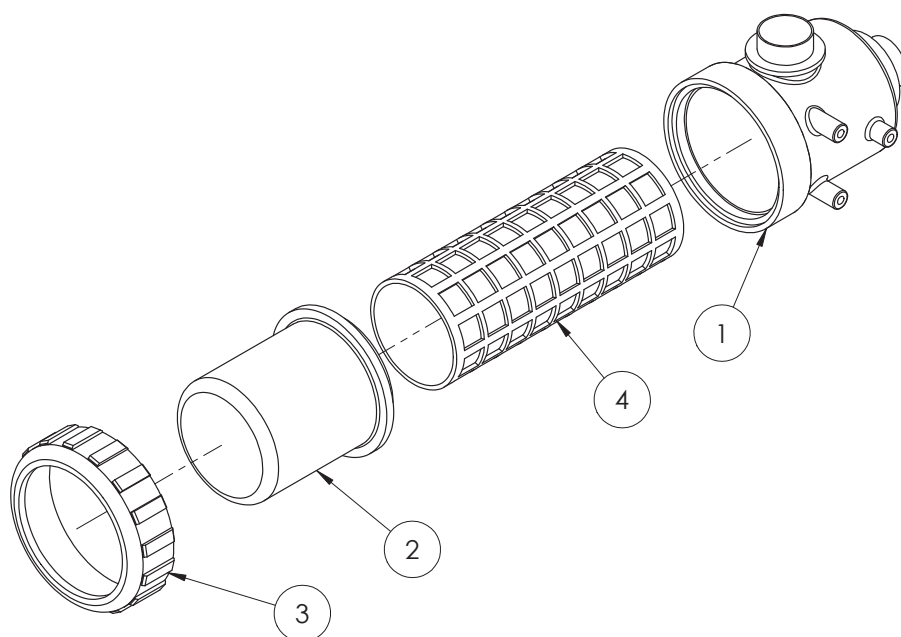
## Filter - In Line Boom



ITEM NO.	PART NUMBER	DESCRIPTION	QTY.
1	GA4505205	Boom line filter mount plate bolt on	1
2	GA5077270	Filter, 3/4" female thread inlet/outlet, 200 mesh screen	2
3	GA5048115	Nut M6 Nyloc ZP	8
4	GA5011495	Bolt M8 x 90 ZP GR8.8	4
5	GA5004917	Nut M8 Nyloc ZP	4
6	GA5011243	M12 x 50mm x 50mm Square Top U Bolts	2
7	GA5000577	Washer 12mm Flat SS HD	4
8	GA5012461	Nut M12 Nyloc ZP	4
9	GA5077717	Hose barb, Elbow, 90 degree, 3/4" male thread x 3/4" hose, Banjo	4

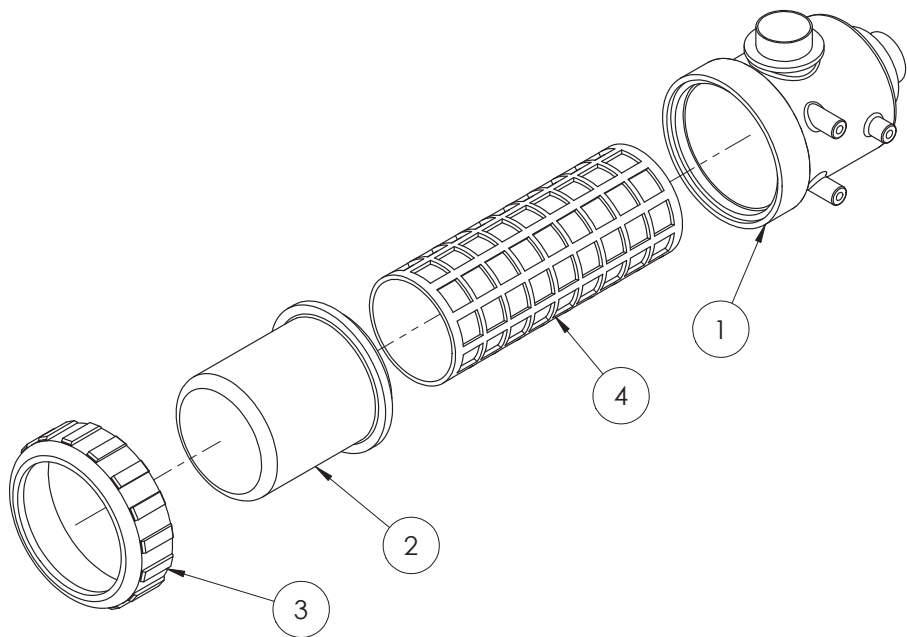


## Filter - 1 1/2" Suction



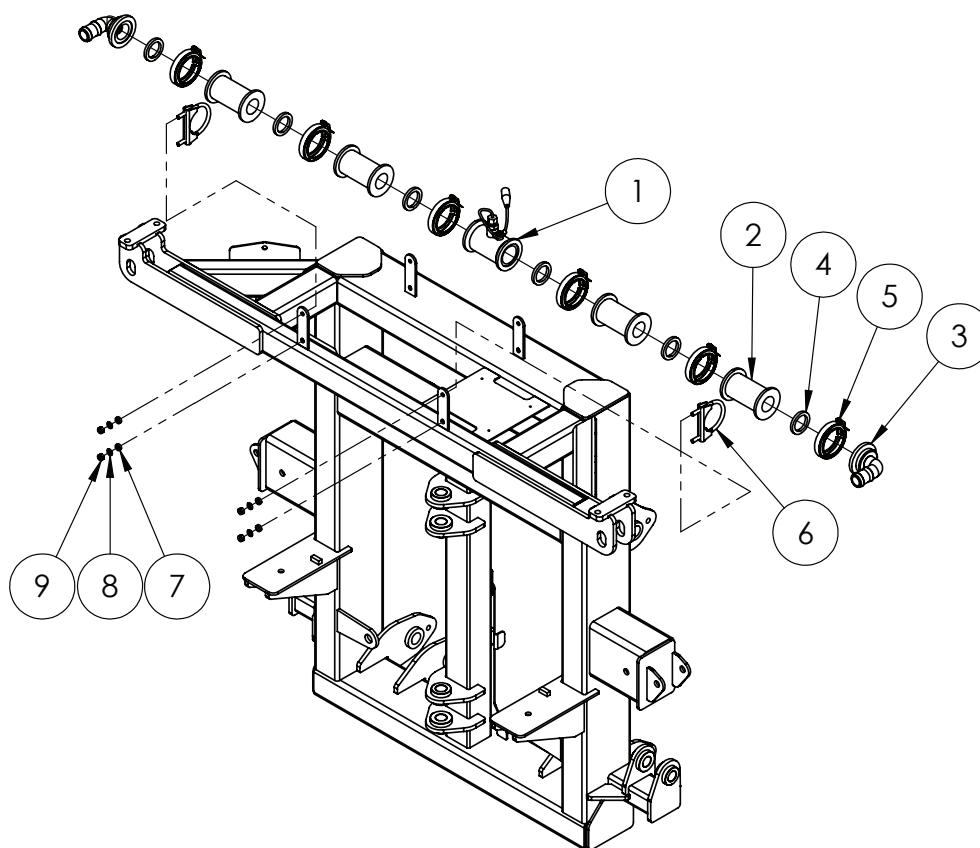
ITEM NO.	PART NUMBER	DESCRIPTION	QTY.
-	GA5076782	Filter, Suction, 1 1/2" male inlet & outlet, 50 mesh screen	-
1	316070.01	317 filter body	1
2	317000.02	317 filter bowl	1
3	316000.04	317 filter nut	1
4	GA5076779	32 Mesh Screen - Red (standard fitment)	-
	GA5076780	50 Mesh Screen - Blue	-
	GA5076781	80 mesh Screen - Yellow	-

# Filter - 2" Suction



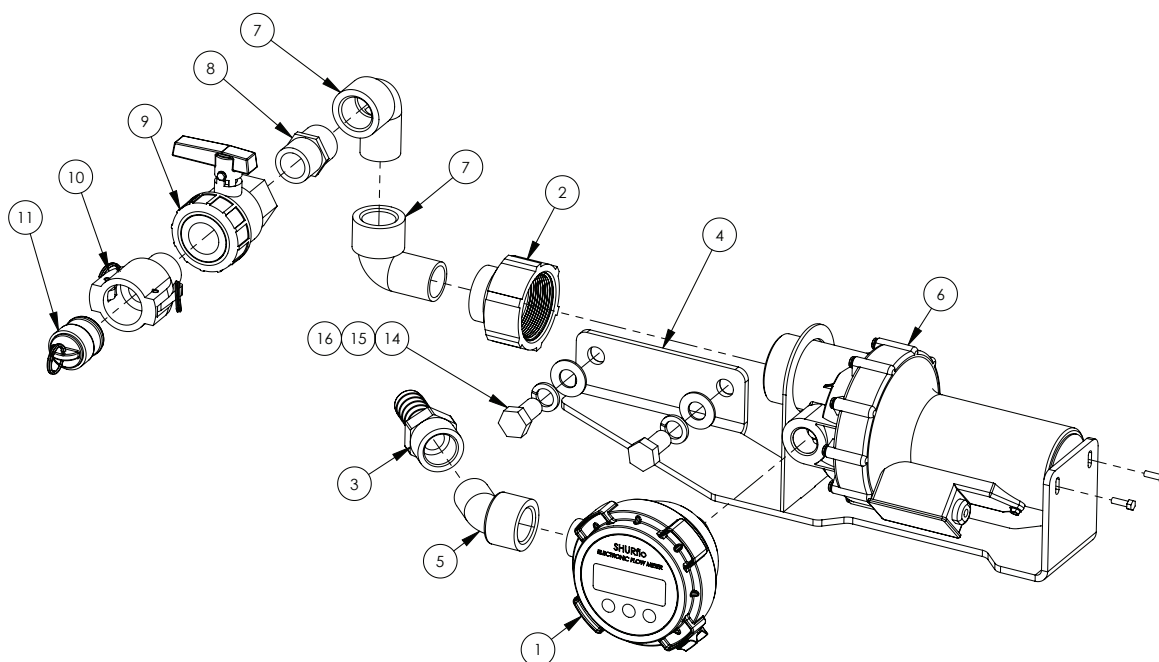
ITEM NO.	PART NUMBER	DESCRIPTION	QTY.
-	GA5076799	Filter, Suction, 2" male inlet & outlet, 32 mesh screen	-
1	316070.01	317 filter body	1
2	317000.02	317 filter bowl	1
3	316000.04	317 filter nut	1
4	GA5076797	32 Mesh Screen - Red (standard fitment)	1
	GA5076795	50 Mesh Screen - Blue	-
	GA5076798	80 mesh Screen - Yellow	-

## Flow Meter - Spray - Assembly



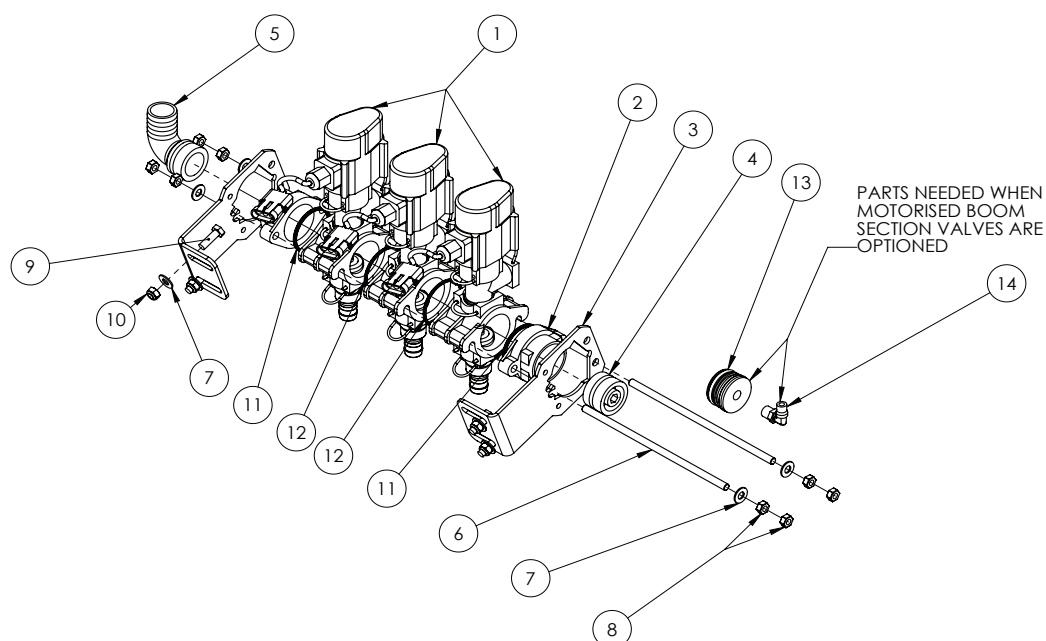
ITEM NO.	PART NUMBER	DESCRIPTION	QTY.
-	I06-0159-514	Body, Molded Flowmeter	-
-	GA5075868	Sensor, External Flow Meter, Raven	-
1	GA5075873	Flowmeter	1
2	GA5077840	Plumbing coupling, Straight, 2" flange x 2" flange x 4 1/2" long	4
3	GA5077831	Hose barb, Elbow, 90 degree, 2" flange x 1 1/4" hose, Banjo	2
4	GA5009335	Seal, 41.5 ID x 55 OD x 6.5mm thick, EPDM	6
5	FC200	Clamp, Worm screw, Use with 2" standard flange port, Banjo	6
6	GA5006689	Clamp Exhaust 2 5/8" (C12)	2
7	GA4552080	Crush tube, 10.2 ID x 15 OD x 5mm long	4
8	GA5003643	Washer 8mm Flat SS HD	4
9	GA5052590	Nut M8 Nyloc SS	4

## Pump - Chemical Transfer



ITEM NO.	PART NUMBER	DESCRIPTION	QTY.
1	GA2000031	Flow meter, Chemical transfer, 90 degree, Shurflo	1
2	GA2000032	Reducing coupling, 2" female NPT to 1" female NPT, Shurflo	1
3	GA5077747	Hose barb, Straight, 1" female thread x 1" hose, Banjo	1
4	GA4600250	Bracket, Shurflo Transfer Pump, Special	1
5	GA5078136	Street elbow, 45 degree, 1" male thread x 1" female thread, Banjo	1
6	GA2000030	Pump, Diaphragm, Chemical transfer 12v, Viton SHURflo	1
7	GA5078137	Street elbow, 90 degree, 1" male x 1" female, Banjo	2
8	GA5077914	Nipple, Short, 1" male thread x 1" male thread, Banjo	1
9	GA5078164	Valve, Ball, 1" female thread inlet / outlet, Full port, Lever handle, Banjo	1
10	GA5076007	Cam lever, 1" female coupler, 1" male thread, Banjo	1
11	GA5076005	Cam lever, Male plug, Suits 1" & 1 1/4" couplings, Banjo	1
12	GA5002077	25mm Key Ring SS	1
13	GA5001491	Chain 2mm x 20mm SS x cut 150 Long (not shown)	1
14	GA5000911	Bolt M16 x 30 ZP GR8.8	2
15	GA5000961	Washer 16mm Spring ZP	2
16	GA5001043	Washer 16mm Flat SS HD	2

## Boom Valves Assembly



ITEM NO.	PART NUMBER	DESCRIPTION	QTY.
1	GA5065515	Boom valve, Single, AS24, 3 wire, 3 pin AMP connector, Altek	3
2	GA5065810	End cap, Altek boom valve	2
3	GA5065800	Altek boom valve mounting bracket	2
4	GA5065680	Plug, AS40 male, Altek	1
5	GA5065620	Hose barb, Elbow, 90 degree, AS40 x 33mm hose barb, Altek	1
6	GA5065805	Connecting rod suit 3 bank (303 SS)	2
7	GA5003643	Washer 8mm Flat SS HD	12
8	GA5011499	Nut M8 Hex ZP	8
9	GA5004711	Bolt M8 x 25 ZP GR8.8	4
10	GA5004917	Nut M8 Nyloc ZP	4
11	41214	O-Ring 42.0 x 3.0mm FPM-75	2
12	GA5012507	O-Ring 55.25 x 2.62mm	2
13	GA4582160	Plumbing adaptor, Plug, AS40 male x 1/4" Female Thread, Altek	1
14	GA5016233	Pneumatic fitting, Elbow, 90 degree, 1/4" BSP male x 6mm push type, Metal	1

### CONNECTING RODS

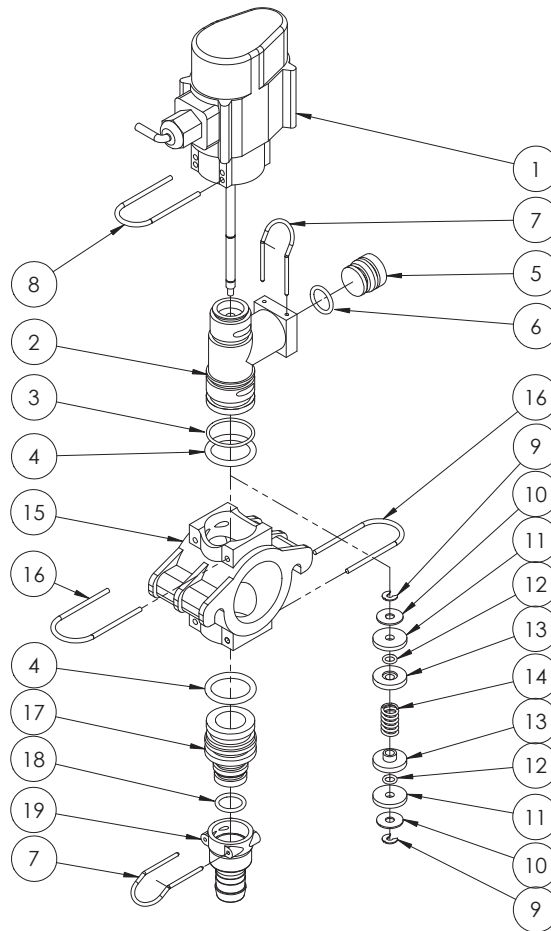
PART NUMBER	DESCRIPTION
GA5065805	3 Section connecting rod
GA4562055	4 Section connecting rod
GA4562125	5 Section connecting rod
GA4562050	6 Section connecting rod
GA4562045	7 Section connecting rod
GA4562040	8 Section connecting rod

### BOOM VALVES

PART NUMBER	DESCRIPTION
GA5065740	3 Section Boom Valves
GA5065741	4 Section Boom Valves
GA5065704	5 Section Boom Valves
GA5065705	6 Section Boom Valves
GA5065706	7 Section Boom Valves
GA5065710	8 Section Boom Valves

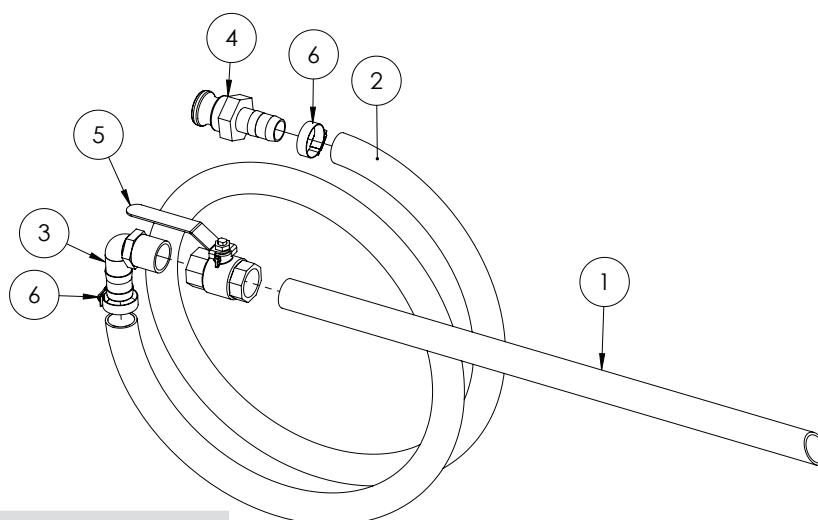
Note: Boom valve assemblies do not come with plumbing fittings.

## Boom Valve Unit Assembly



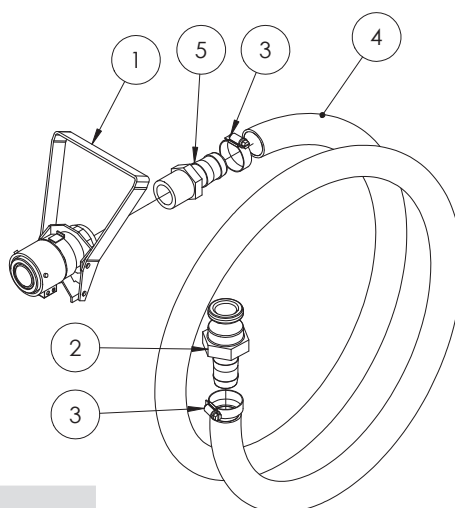
ITEM NO.	PART NUMBER	DESCRIPTION	QTY.
1	-	Valve body	1
2	GA5065515	Tee body	1
3	GA5053510	O-ring, 25 x 2.5mm, fmp 75	1
4	GA5065830	O-ring, 24.3 x 4.2mm, fmp 75	2
5	80376	Plug	1
6	GA5065840	O-ring 18 x 2.5mm fmp 75	1
7	GA5065695	AS24 Safety Pin	2
8	47825	Safety pin	1
9	GA5054650	C-clip	2
10	GA5054640	Washer 17.8 x 6.1 x 1mm	2
11	GA5054645	Rubber Plunger Seal, fpm 90	2
12	GA5053515	O-ring, seal, 3.43 x 3.53mm, fmp 75	2
13	80005	Disk spring locator	2
14	80322	Spring 25mm	1
15	GA5065825	Manifold	1
16	GA5065701	Safety pin AS30	2
17	GA5065835	Plug in hose tail AS30/AS24	1
18	GA5065840	O-ring 18 x 2.5mm fmp 75	1
19	GA5065640	Hose barb, AS24 female x 20mm hose	1

## Chemical Suction Probe



GA4948250 Complete Kit			
ITEM NO.	PART NUMBER	DESCRIPTION	QTY.
1	GA5013603	Poly Pipe 25 x 650mm	1
2	GA2000220	Hose, Suction, PVC, 25mm, Black cut to 3.2m	1
3	GA5077723	Hose barb, Elbow, 90 degree, 1" male x 1" hose, Banjo	1
4	GA5076011	Cam lever, 1" male coupling x 1" hose barb, Banjo	1
5	GA5018309	Valve, Ball, 12mm female thread inlet / outlet, Lever handle, SS	1
6	GA5001681	Hose Clamp, 1" SS (20-32/12W)	2

## Enviro Drum/Micromatic Coupling & Hose

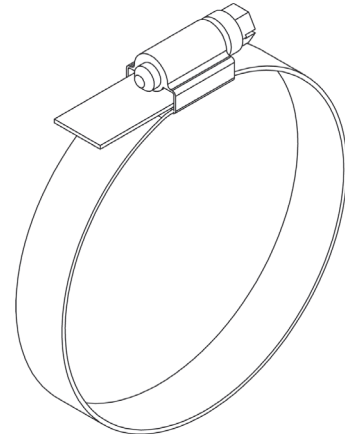


GA5020600 Complete Kit			
ITEM NO.	PART NUMBER	DESCRIPTION	QTY.
1	GA5018803	Micromatic drum valve coupling, 3 pin, Viton seals	1
2	GA5076011	Cam lever, 1" male coupling x 1" hose barb, Banjo	1
3	GA5001681	Hose Clamp, 1" SS (20-32/12W)	2
4	GA2000220	Hose, Suction, PVC, 25mm, Black cut to 2.84m	1
5	GA5077718	Hose barb, Straight, 1" male thread x 1" hose, Banjo	1

## Hose Clamps

---

PART NUMBER	DESCRIPTION
GA5004865	8-16mm Hose Clamp
GA5000469	12-20mm Hose Clamp
GA5000999	16-25mm Hose Clamp
GA5001681	20-32mm Hose Clamp
GA5002783	30-45mm Hose Clamp
GA5002873	32-50mm Hose Clamp
GA5003325	40-60mm Hose Clamp
GA5016815	50-70mm Hose Clamp
GA5004241	60-80mm Hose Clamp



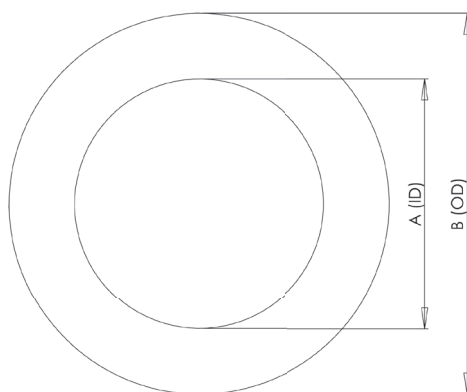
## Cable Ties

---

PART NUMBER	DESCRIPTION	QTY
GA5002173	Cable Tie, Black, 100x2.5mm	1000
GA5003517	Cable Tie, Black, 140x3.5mm	1000
GA5004455	Cable Tie, Black, 190x4.5mm	1000
GA5000685	Cable Tie, Black, 320x7.5mm	100
GA5000687	Cable Tie, Black, 360x4.5mm	100
GA5021235	Cable Tie, Black, 540x7.5mm	100



# Hoses



## Suction Hose

PART NUMBER	DESCRIPTION	Internal Diameter (A)	Outside Diameter (B)
GA2000218	20mm Suction Hose	20mm	32mm
GA2000222	25mm Suction Hose	25mm	35mm
GA2000224	32mm Suction Hose	32mm	45mm
GA2000226	38mm Suction Hose	38mm	48mm
GA2000229	51mm Suction Hose	51mm	63mm
GA2000230	63mm Suction Hose	63mm	76mm
GA2000232	75mm Suction Hose	75mm	93mm

Note: Suction hose can be identified by its external green stripe and wire reinforcement.

## Pressure Hose

PART NUMBER	DESCRIPTION	Internal Diameter (A)	Outside Diameter (B)
GA2000200	7mm Pressure Hose	7mm	12.5mm
GA2000211	13mm Pressure Hose	13mm	20mm
GA2000216	20mm Pressure Hose	20mm	28mm
GA2000219	25mm Pressure Hose	25mm	34mm
GA2000223	32mm Pressure Hose	32mm	43mm
GA2000225	38mm Pressure Hose	38mm	48mm

Note: Pressure hose can be identified by its blue internal layer.

## PVC Hose

PART NUMBER	DESCRIPTION	Internal Diameter (A)	Outside Diameter (B)
GA2000220	25mm PVC Hose	25mm	32mm
GA2000227	40mm PVC Hose	40mm	50mm
GA2000228	50mm PVC Hose	50mm	58mm


Note: PVC Hose can be identified by its ribbed outer surface.

## Sight Tube Hose

PART NUMBER	DESCRIPTION	Internal Diameter (A)	Outside Diameter (B)
GA2000209	12mm Clear Sight Tube Hose		
GA2000210	12mm Clear Sight Tube Hose with wire		

## Lay Flat Hose

PART NUMBER	DESCRIPTION	Internal Diameter (A)	Outside Diameter (B)
GA5021395	50mm Blue Lay flat Hose		



**GOLDACRES**

[www.goldacres.com.au](http://www.goldacres.com.au)