

Prairie Pro

Part's Manual MY15



GOLDACRES
Australia's World Class Sprayers

For further information about any of the products shown please visit - www.goldacres.com.au.

© Goldacres Trading 2016

This publication and all designs are copyright.

No part, products or designs may be reproduced by any process except in accordance with the Copyright act 1968.

All information in this operator's manual is based on the latest product information available at the time of printing. The policy of Goldacres is one of continuous improvement and as such, Goldacres reserve the right to alter any specifications and designs without notice and without incurring any obligation regarding such changes.

No part of this manual may be reproduced without written permission from Goldacres. All photographs and technical information remain the property of Goldacres.

Goldacres Trading Pty Ltd
3 Morang Crescent
Mitchell Park Vic 3355

Ph: 03 5342 6399

Fax: 03 5342 6308

Revision number: I
13/09/2016

Part #: GA8700326

GOLDACRES - RESELLER TERMS AND CONDITIONS OF SALE

Goldacres Goods are only available for purchase upon the terms and conditions set out below.

Interpretation

- In terms and conditions:
- "Goldacres" means Goldacres Trading Pty. Ltd. A.C.N. 061 306 732 trading as Goldacres Agricultural Equipment (its successors and assigns) which is the seller of the Goods;
- "Purchaser" means the purchaser of the Goods;
- "Goods" means the products and, if any, the services sold or provided by Goldacres to the Purchaser;
- "GST Act" and "GST" are given the meanings referred to in a New Tax System (Goods and Services Tax) Act 1999.
- "PPSA" means the Personal Property Securities Act 2009 (Cth) (as amended);
- Nothing in these terms and conditions shall be read or applied so as to exclude, restrict or modify or have the effect of excluding, restricting or modifying, any condition, warranty, guarantee, right or remedy implied by law (including the Competition and Consumer Act 2010) and which by law cannot be excluded, restricted or modified.

General

- (1) The Goods and all other products or services provided by Goldacres are provided subject to these terms and conditions. These terms and conditions and any terms and conditions incorporated herein by virtue of clause 3 hereto shall prevail over all other terms and conditions of the Purchaser or otherwise to the extent of any inconsistency.
- These terms and conditions may not be modified or amended without the expressed written consent of Goldacres endorsed by the Managing Director of Goldacres Trading P/L.

Additional Terms and Conditions

- From time to time Goldacres may provide additional or extended warranties in respect of certain goods and/or services. Where such additional or extended warranties are provided to a Purchaser in writing they will be incorporated into these terms and conditions provided that in the event of any inconsistency between these terms and conditions and the terms of any additional or extended warranty, the provisions of the additional or extended warranty shall prevail.

Goldacres quotations.

- Unless previously withdrawn, Goldacres quotations are open for acceptance within the period stated therein or, when no period is stated, with 14 days only of the quotation date. Goldacres reserves the right to refuse any order based on any quotation within 7 days of receipt of the order.

Packing

- The cost of any special packing and packing materials used in relation to the Goods shall be at the Purchaser's expense notwithstanding that such cost may have been omitted from any quotation.

Shortage

- The Purchaser waives any claim for shortage of any Goods delivered if a claim in respect thereof has not been lodged with Goldacres within (7) seven days from the date of receipt of the Goods by the Purchaser.

Specifications, etc. Catalogues, etc. Quantities

- All specifications, (including but not limited to: drawings, particulars of weights, volumes, capacities, dimensions, load factors) are approximate only and any deviation shall not be taken to vitiate any contract with Goldacres or form any claim against Goldacres. The descriptions, illustrations, and performances contained in catalogues, price lists and other advertising matter do not form part of the contract of sale of the Goods. Where specifications, drawings or other particulars are supplied by the Purchaser, Goldacres' price is made on estimates of quantities required. Should there be any adjustments in quantities above or below the quantities estimated by Goldacres and set out in a quotation, then any such increase or decrease shall be adjusted on a unit rate basis according to unit prices set out in the quotation.

Performance, Capacities, Chemicals, Liquids, Application Methods, Environmental Effects

- Any performance, volumes, and/or capacity figures given by Goldacres are estimates only. Goldacres shall be under no liability for damages for failure to obtain such figures unless specifically guaranteed in writing and any such written guarantee shall be subject to the recognised tolerances applicable to such figures. The suitability of chemicals and other liquids for any application and the application methods and the environmental effects shall be the sole decision and responsibility of the Purchaser and the user of the Goods. Goldacres gives no warranty as to the suitability of any chemicals or other liquids for any application, nor the application methods nor the environmental effects, which may result from the use of the Goods. Goldacres shall be under no liability for damages arising out of the use of any chemicals, liquids, or mixtures in the Goods nor for any application, nor for the application methods nor for the environmental effects, which may result from the use of the Goods.

Delivery/Service Times

- The delivery times and service times made known to the Purchaser are estimates only and Goldacres shall not be liable for late delivery, non-delivery or delay and under no circumstances shall Goldacres be liable for any loss, damage or delay occasioned by the Purchaser or its customers arising from the late or non-delivery or late installation of the Goods.

Loss or damage in transit

- Goldacres is not responsible for any loss or damage to Goods in transit. Goldacres shall render the Purchaser such assistance as may be necessary to press claims on carriers provided that the Purchaser shall have notified Goldacres and the carriers immediately the loss or damage is discovered on receipt of Goods and shall lodge a claim on the carrier within three days of the date of receipt of the Goods. Insurance of Goods in transit is the responsibility of the Purchaser.

Limit of Liability

- (1) Goldacres liability for Goods manufactured by it is limited to:
 - where the law imposes consumer guarantees in these terms and conditions pursuant to Part 3.2 Division 1 of Schedule 2 to the Competition and Consumer Act 2010 (Cth) ("consumer guarantees") which cannot be excluded and Goldacres breaches a consumer guarantee, the loss and damage the Purchaser is entitled to at law which cannot be excluded by these terms and conditions;
- and, in all other cases:
 - making good any defects by repairing the same or at Goldacres option by replacement within a period not exceeding either 1000 hours or twelve calendar months, whichever comes first, after the Goods have been dispatched provided that:
 - the defects have arisen solely from faulty material or workmanship;
 - the Goods have not received maltreatment inattention or interference;
 - accessories of any kind used by the Purchaser are manufactured or approved by Goldacres;
 - where applicable, the seals on the Goods remain unbroken;
 - there has been no improper adjustment, calibration or operation;
 - the use of accessories including consumables, hardware or software (not manufactured by Goldacres) has been approved in writing by Goldacres;
 - no contamination or leakage has been caused or induced;
 - any modification to the Goods have been authorised in writing by Goldacres;
 - there has been no inadequate or incorrect use, storage, handling or application of the Goods;
 - there has been no use or operation of the Goods outside of the physical, electrical or environmental specifications of the Goods;
 - there has been no inadequate or incorrect site preparations;
 - there has been no inadequate or improper maintenance of the Goods;
 - it has not been caused by fair wear and tear; and
 - firstly the Goods have been thoroughly inspected and any damage (from whatever cause) to the Goods (and in particular – the structure, welding, seams, bolts, booms) has been repaired prior to the Goods being operated, used driven or moved and on each occasion the tanks are filled; and
 - there has been no failure to comply with the requirements of all present or future laws or regulations relating to the Goods and/or the use and/or the operation of the Goods; and
 - there has been no failure to maintain a record of hours of operation (which record shall contain full details of all inspections, repairs and maintenance) and produce same to Goldacres at the time of the claim;
 - the defective Goods or any damaged part of the Goods are promptly returned free of cost to Goldacres or a representative of Goldacres; (xviii) all warranty related repairs have been carried out with the prior authorisation of Goldacres;
- If Goods or any part thereof are not manufactured by Goldacres in particular engines, engine accessories, transmissions, transfer cases, differentials, tyres, tubes, batteries, radios and UHFs, the guarantee of the manufacturer thereof shall be accepted by the Purchaser and is the only guarantee given to the Purchaser in respect of the Goods or that part provided always that this clause does not seek to exclude the consumer guarantees;
- In the case of hydraulic systems, Goldacres shall replace defective parts in accordance with clause 11(1) of these conditions, provided that the failure of the part was not related to contamination within the system, Goldacres shall not be liable for labour in the case of repairing hydraulic system defects;
- Goldacres will not accept liability for damage attributed to fair wear and tear including but not limited to fair wear and tear to nozzles, chains, belts, filters, brake pads, polyethylene bushes and liquid pump valves, valve O-rings, diaphragms and seals;
- Goldacres shall not be liable for and the Purchaser releases Goldacres from any claims in respect of faulty or defective design of any Goods supplied unless such a design has been wholly prepared by Goldacres and the responsibility for any claim has been specifically accepted by Goldacres in writing and in any event Goldacres liability hereunder shall be strictly limited to the replacement of defective parts in accordance with paragraph 11(1) of these conditions provided always that this clause does not seek to exclude the consumer guarantees;
- Except as provided herein, all express and implied warranties, guarantees and conditions under statute or general law as to the merchantability, description, quality, suitability or fitness of the Goods for any purpose or as to design, assembly, installation, materials or workmanship or otherwise are hereby expressly excluded and Goldacres shall not be liable for physical or financial injury, loss or damage or for consequential loss or damage of any kind arising out of the supply, layout, assembly, installation or operation of the Goods or arising out of Goldacres negligence or in any other way whatsoever;
- The benefit of any warranty provided under these terms and conditions shall only be available to the Purchaser and shall not be transferable by the Purchaser;
- The warranties provided under these terms and conditions do not extend to second hand or used Goods that may be sold by Goldacres.

- Goldacres liability for breach of a consumer guarantee is hereby limited (in the case of goods and services not used for personal, domestic or household purposes) to:
 - in the case of Goods, any one or more of the following:
 - the replacement of the Goods or the supply of equivalent Goods;
 - the repair of the Goods;
 - the payment of the cost of replacing the Goods or acquiring the equivalent Goods;
 - the payment of having the Goods repaired; or
 - in the case of services,
 - the supplying of the services again; or
 - the payment of the cost of having the services supplied again.

Prices

- Unless otherwise stated in writing by Goldacres, all prices quoted by Goldacres are inclusive of GST for supplies within Australia and exclusive of GST for exports outside of Australia. Prices quoted are those ruling at the time of quotation or the date the price is given and are based on rates of freight, insurance, customs, duties, taxes, exchange, shipping expenses, sorting and stacking charges, cartage, cost of materials and other charges affecting the cost of production resulting on that date and any alterations thereto either before acceptance of or during currency of the contract shall be to the Purchaser's account.
- For the purpose of 38-185 of the GST Act, the day upon which the seller gives the invoice for the supply shall be the date of the invoice.

Payment

- (1) The purchase price in relation to the Goods and the cost of the service shall be payable without deduction and or set off and payment thereof shall be made on or before the thirtieth day of the month following the delivery of the Goods or performance of the services unless other terms of payment are expressly stated in writing.
- A decreasing or increasing adjustment and or the issuing of an adjustment note, pursuant to Division 21 and Division 29-C of the GST Act, shall not, in any way, constitute a release, waiver, or forgiveness of the debt incurred by the Purchaser.

Interest on overdue payments

- If Goldacres is not paid for any Goods or services on the due date specified in this agreement without prejudice to any other right or remedy, all outstanding money shall bear interest at the rate set, pursuant to the Penalty Interest Rates Act, Victoria, 1986, as such money, together with interest shall be recoverable forthwith from the Purchaser.

Rights in relation to Goods.

- (1) Title to the Goods supplied by Goldacres to the Purchaser shall remain with Goldacres until the total amount due in respect of the Goods and all monies owing to Goldacres have been paid in full (the "Debts"). Risk in the Goods shall pass to the Purchaser upon delivery.
- The Purchaser shall have the right to resell Goods but only as fiduciary agent and trustee for Goldacres by way of bona fide sale at full market value and in the ordinary course of its business.

- Until all the Debts have been paid in full:

- the Purchaser shall take custody of the Goods as trustee, fiduciary agent and bailee for Goldacres;
 - the Purchaser shall keep the Goods separate from any other goods and properly marked, stored, protected and insured;
 - the Purchaser must hold all of the money it receives ("Proceeds");
 - from the sale of any property into which Goods supplied have been incorporated; and
 - from the sale of Goods or provision of services including the Goods supplied by the Goldacres as bailee, fiduciary agent and trustee for Goldacres, but the Purchaser need not hold on trust any money exceeding the amount of the Debts at the time the money is received.
- The Purchaser expressly acknowledges that it is bound by the fiduciary obligation created in the preceding paragraph and acknowledges that:

- it must hold the Proceeds on trust for Goldacres;
 - it must place the whole of the Proceeds in an account separate from its own moneys (the "Proceeds Account");
 - it must maintain the Proceeds Account separate from its own moneys at all times.
 - it must maintain proper records for the Proceeds Account.
 - it must not assign or encumber any book debts arising from sales made in circumstances set out in clauses 16(c)(i) and (ii) or do any other act in derogation of Goldacres' legal or beneficial interests; and
 - it must account to Goldacres on demand for all moneys standing to the credit of such account.
- For the purposes of identification of different consignments of Goods purchased from Goldacres and receipt of Proceeds, the Purchaser agrees that the principle of "Last In, First Out" shall be applied to any items that cannot be distinguished.

- Goldacres may trace the Proceeds in equity.
- Goldacres may at any time, without notice to the Purchaser and without prejudice to any other rights which it may have against the Purchaser, terminate any contract connected with the Goods and the bailment referred to in clause 16(3) and enter upon any premises owned or occupied by the Purchaser where Goldacres reasonably believes the Goods may be stored, and repossess the Goods without liability for any damaged caused, and subsequently dispose of the Goods at Goldacres' discretion if:

- the Debts are not paid in accordance with these terms and conditions or any other contract or arrangement between Goldacres and the Purchaser; or
 - Goldacres receives notice of or reasonably believes that:
 - a third person may attempt to levy execution against the Goods; or
 - the Purchaser is insolvent (within the meaning of the Corporations Act 2001) or bankrupt; or
 - the Purchaser has entered into any arrangement or composition with its creditors, gone into liquidation, or has appointed a receiver, a receiver and manager or administrator.
- If after repossession under clause 16(4) Goldacres sells the Goods, Goldacres shall account to the Purchaser for any proceeds of sale (less expenses of repossession and sale) that exceeds the amount of the outstanding Debts.
 - If any Goods belonging to Goldacres are disposed of by the Purchaser or an insurance claim is made in respect of them, Goldacres shall be entitled to trace the sale or insurance proceeds, which proceeds shall be held by the Purchaser in a separate bank account on trust for Goldacres.

- The Purchaser agrees and acknowledges that in the event it sells Goods to a third party on account, it will include in its terms and conditions of sale a provision under which the Purchaser retains title to the Goods until such time that the total amount due in respect of the Goods and all monies owing to the Purchaser have been paid in full by that third party debtor. The Purchaser also agrees and acknowledges that in these instances, it will register its PMSI in accordance with the PPSA in respect of its security interest in the Goods.

PPSA provisions

- (1) The Purchaser acknowledges that these terms and conditions constitute a security agreement for the purposes of section 20 of the PPSA and that a security interest exists in all Goods (and any associated Proceeds from their sale) previously supplied by Goldacres to the Purchaser (if any) and in all future Goods (and any associated Proceeds from their sale) that may be supplied to the Purchaser by Goldacres.
- The Purchaser acknowledges that Goldacres has a first ranking purchase money security interest ("PMSI") (as defined in section 14 of the PPSA) in the Goods and the Purchaser must not jeopardise such ranking (whether by act or omission).
- The Purchaser acknowledges that it has received value as at the date of first delivery of the Goods and has not agreed to postpone the time for attachment of the security interest (as defined in the PPSA) granted to Goldacres under these terms and conditions.
- The Purchaser will execute documents and do such further acts as may be required by Goldacres to register the security interest granted to Goldacres under these terms and conditions under the PPSA.
- Until ownership of the Goods passes, the Purchaser must not give to Goldacres a written demand or allow any other person to give Goldacres a written demand requiring Goldacres to register a financing charge statement under the PPSA in respect of Goldacres' interest in the Goods.
- The Purchaser must indemnify Goldacres and on demand reimburse Goldacres for all costs and expenses incurred by Goldacres in respect of these terms and conditions including but not limited to Goldacres registering its security interest in the Goods, lodging, discharging or amending any financing statement or financing charge statement, or otherwise complying with the PPSA.
- The Purchaser agrees (other than as provided in these terms and conditions) not to sell, lease, mortgage, deal with, dispose of or create or attempt to create any other security interest in or affecting the Goods unless and until the Purchaser's Debts have been satisfied.
- The Purchaser waives its rights under the following provisions of Chapter 4 of the PPSA:
 - to receive a notice on enforcement action against liquid assets (section 121(4));
 - to receive a notice to seize collateral (section 123);
 - to receive a notice of disposal of Goods by Goldacres purchasing the Goods (section 129);
 - to receive a notice to dispose of Goods (section 130);
 - to receive a statement of account following disposal of Goods (section 132(2));
 - to receive a statement of account if no disposal of Goods for each 6 month period (section 132(4));
 - to receive notice of any proposal of Goldacres to retain Goods (section 135(2));
 - to object to any proposal of Goldacres to either retain or dispose of Goods (section 137(2));
 - to redeem the Goods (section 142);
 - to reinstate the security agreement (section 143);
 - to receive a notice of any verification statement (section 157(1) and section 157(3));
- The rights Goldacres may have under the PPSA are supplementary and in addition to those set out in these terms and conditions and do not derogate from the rights and remedies of Goldacres under these terms and conditions or under any other statute or under general law.
- The Purchaser must give 10 business days prior written notice of any proposed change in the Purchaser's name or other identifying characteristics and details.

Purchasers property

- Any property of the Purchaser under Goldacres' custody or control shall be entirely at the Purchaser's risk as regards loss or damage caused to the property or by it.

Storage

- Goldacres reserves the right to make a reasonable charge for storage if delivery instructions are not provided by the Purchaser within (14) fourteen days of a request by Goldacres for such information.

Returned Goods

- Goldacres shall not be under any obligation to accept Goods returned by the Purchaser and will do so only on terms to be agreed in writing in each individual case.

Goods sold

- All Goods to be supplied by Goldacres shall be described on the purchase order agreed by Goldacres and the Purchaser and the description on such purchase order modified as so agreed shall prevail over other descriptions including any Purchaser's specification or enquiry.

Cancellation

- No order may be cancelled except with the consent in writing and on terms, which will indemnify Goldacres against all losses.

No waiver

- The failure of any party to enforce the provisions of these terms and conditions or to exercise any rights expressed in these terms and conditions shall not be a waiver of such provisions or rights and shall not affect the enforcement of this agreement. The exercise by any party of any of its rights expressed in this agreement shall not preclude or prejudice such party from exercising the same or any other rights it may have irrespective of any previous action taken by that party.

Force Majeure

- If by reason of any fact, circumstance, matter or thing beyond the reasonable control of Goldacres is unable to perform in whole or in part any obligation under these terms and conditions then Goldacres shall be relieved of that obligation under these terms and conditions to the extent and for the period that it is so unable to perform and shall not be liable to the Purchaser in respect of such inability.

Passing of risk

- Risk in the Goods shall pass to the Purchaser upon delivery of the Goods to the Purchaser or collection of the Goods by the Purchaser's agent or carrier as the case may be.

Exclusion of liability

- To the extent permitted by law Goldacres shall not be liable to the Purchaser in contract or in tort arising out of, or in connection with, or relating to, the performance of the Goods or any breach of these conditions or any fact, matter or thing relating to the Goods or error (whether or not it is negligent or a breach of contract) in information supplied to the Purchaser or a user before or after the date of the Purchaser's or user's use of the Goods and Goldacres shall be under no liability for damages arising out of the use of any chemicals, liquids, or mixtures in the Goods, nor for any application, nor for the application methods nor for the environmental effects, which may result therefrom or from the use of the Goods.

Exclusion of representations and arrangements

- To the extent permitted by law the terms and conditions supersede and exclude all prior and other discussions, representations (contractual or otherwise) and arrangements relating to the supply of the Goods or any part thereof including, but without limiting the generality of the foregoing, those relating to the performance of the Goods or any part thereof or the results that ought to be expected from using the Goods.

Place of contract

- The contract for sale of the Goods and the provision of the services is made in the State of Victoria and the Purchaser agrees to submit all disputes arising with Goldacres to the courts of such State and any court competent to hear appeals therefrom.

Contents

I CHASSIS 7

| | |
|--|----|
| Chassis - 4000-8500L | 7 |
| Chassis - 4000-8500L | 8 |
| Pull - 4000-6500L | 9 |
| Pull - 4000-6500L | 10 |
| Pull - 7500/8500L | 11 |
| Pull - 7500/8500L | 12 |
| Front Steps - 4000-8500L | 13 |
| Hand Rails - 4000-6500L | 14 |
| Hand Rails - 7500/8500L | 15 |
| Handrail Gauge Assembly | 16 |
| Gauges - Air & Spray Assembly | 17 |
| Gauges - Air & Dual Spray Assembly | 18 |
| H-Frame - 4000-6500L | 19 |
| H-Frame - 4000-6500L | 20 |
| Boom Rest - 4000-6500L | 21 |
| Boom Rest - 6500L - 30m Boom | 22 |
| H-Frame - 7500/8500L | 23 |
| H-Frame - 7500/8500L | 24 |
| Boom Rest - 7500/8500L | 25 |
| ISOBUS Node Cover | 26 |

2 PUMPS 27

| | |
|---|----|
| Zeta 260 - PTO Shaft Drive | 27 |
| Zeta 260 - PTO Shaft Drive Assembly | 28 |
| Zeta 260 - Hydraulic Drive | 29 |
| Zeta 260 - Hydraulic Drive Assembly | 30 |
| Zeta 300 - PTO Shaft Drive Assembly | 31 |
| Zeta 300 - Hydraulic Drive - 4000-7500L | 32 |
| Zeta 300 - Hydraulic Drive - 8500L Only | 33 |
| Zeta 300 - Hydraulic Drive Assembly | 34 |
| Hydraulic Drive Conversion Kit | 35 |
| Hydraulic Hose Kit. | 36 |
| Pressure Flow Compensator | 37 |

3 FLUSH TANK 39

| | |
|-----------------------------------|----|
| 400L Flush Tank Frame | 39 |
| 400L Flush Tank Assembly. | 40 |

4 RIGHT HAND POD 41

| | |
|--|----|
| RH POD - Mounting. | 41 |
| RH POD - Mounting. | 42 |
| RH POD - Internal Configurations | 43 |
| RH POD - Internal Configurations | 44 |
| RH POD Manifold - Airbag & Foam | 45 |
| RH POD Manifold - Foam Only | 46 |
| RH POD Manifold - Airbag Only | 46 |
| Airbag Compressor Mounting. | 47 |
| Airbag Compressor Fittings | 48 |
| Airbag Compressor Assembly. | 49 |
| Airbag Compressor Pressure Switch | 50 |
| Airbag & Foam Compressor Mounting | 51 |
| Foam Marker Compressor Fittings | 52 |
| Foam Marker Compressor Mounting | 53 |
| Foam Marker Compressor Assembly | 54 |
| Foam Marker Compressor Assembly | 55 |
| Foam Marker Solenoid Assembly | 56 |
| Foam Marker Exhaust Valve Assembly | 57 |
| RapidFire & Airbag Compressor Mounting | 58 |
| RapidFire Compressor Assembly | 59 |
| Fill Pump Spool. | 60 |

5 LEFT HAND POD 61

| | |
|--|----|
| LH POD - Overview. | 61 |
| LH POD Assembly. | 62 |
| LH POD Assembly. | 63 |
| LH POD Assembly. | 64 |
| LH POD Door Cover | 67 |
| Suction Filter Assembly - 260 Zeta | 68 |
| Suction Filter Assembly - 300 Zeta | 69 |
| 3" Fill Mount | 70 |
| Chemical Probe Assembly. | 71 |
| Wash Down Gun Assembly | 72 |

| | |
|--|----|
| Wash Down Gun Valve Assembly | 72 |
| Transcal Valve Assembly | 73 |
| Flush Tank Filter Manifold Assembly | 73 |
| Flush Tank Check Valve Assembly | 74 |
| Flush Tank Fill Tap Assembly | 74 |
| Pressure Control Assembly | 75 |
| Pressure Gauge Assembly | 75 |
| Pressure Delivery Check Valve Assembly | 76 |
| Fill Manifold Assembly | 77 |
| Foam Marker Fill Tap Assembly | 78 |
| Transcal Tap Assembly | 78 |
| Hopper Manifold Assembly | 79 |
| 2 Way Valve Assembly | 80 |
| 4 Way Valve Assembly | 81 |
| Chemical Transfer Pump Mounting | 82 |

6 DIRECT CHEMICAL INJECTION 83

| | |
|--|-----|
| DCI Pod | 83 |
| DCI Pod | 84 |
| DCI Third Unit Assembly | 85 |
| DCI Third Unit Assembly | 86 |
| DCI Bottle - 120L Assembly | 87 |
| DCI Bottle - 165L Assembly | 88 |
| Fill Shut Off Assembly | 89 |
| Rinse Nozzle & Cap | 89 |
| Mixing Chamber | 90 |
| Cover Plate Assembly | 91 |
| High Volume Pump - Dual Unit | 92 |
| High Volume Pump - Third Unit | 93 |
| Panel Alignment Strip | 94 |
| Vacuum Gauge Assembly | 94 |
| Ball Valve Assembly | 95 |
| Chemical Pump Suction Valve - Dual Unit | 96 |
| Chemical Pump Suction Valve - Third Unit | 97 |
| Chemical Tank Vacuum Valve Assembly | 98 |
| Tank Rinse Ball Valve Assembly | 99 |
| Tank Vent Ball Valve Assembly | 100 |
| Chemical Probe Coupling Valve Assembly | 101 |

7 DUAL PRODUCT 103

| | |
|------------------------------------|-----|
| Ramsay Valve Assembly | 103 |
| Ramsay Valve Assembly | 104 |
| Dual Product & DCI Mixer | 104 |

| | |
|------------------------------------|-----|
| Dual Product & DCI Mixer | 105 |
| Dual Pressure Filters | 105 |
| Dual Product Manifold | 106 |
| Twin Solenoid Assembly | 107 |

8 INDUCTION HOPPER 109

| | |
|---|-----|
| 60L Induction Hopper | 109 |
| 60L Induction Hopper Frame | 110 |
| 60L Induction Hopper Frame | 111 |
| 60L Induction Hopper Tank | 112 |
| 60L Induction Hopper Tank | 113 |
| 60L Induction Hopper - Valve Bottom | 113 |

9 FOAM MARKER 115

| | |
|-------------------------------------|-----|
| Foam Marker Tank 100L | 115 |
| Foam Concentrate Bottle | 116 |
| Foam Generator | 117 |
| Foam Generator Mounting | 117 |
| Foam Accumulator Assembly | 118 |
| Filter & Ball Valve | 118 |
| Foam Marker Filter | 119 |

10 TRANSCAL 121

| | |
|-------------------------------------|-----|
| Transcal Assembly | 121 |
| Transcal Assembly | 122 |
| Rinse Nozzle Cap Assembly | 122 |

11 MAIN TANK 123

| | |
|--|-----|
| Tank Assembly - 4000-5000L | 123 |
| Tank Assembly - 4000-5000L | 124 |
| Tank Assembly - 6500L | 125 |
| Tank Assembly - 6500L | 126 |
| Tank Assembly - 7500/8500L | 127 |
| Tank Assembly - 7500/8500L | 128 |
| Tank Rinsing Nozzle - Tee Assembly | 129 |
| Tank Rinsing Nozzle - Elbow Assembly | 129 |
| Outlet - Tank Overflow 2" | 130 |
| Inlet - Boom Recirculation (RapidFlow only) | 130 |
| Inlet - Hopper Fill 2" - Straight | 131 |
| Inlet - Tank Fill 2" - Straight | 131 |
| Inlet - Tank Fill 3" - Optional | 132 |
| Supermix Agitator | 132 |

| | |
|---|-----|
| Venturi Filler | 133 |
| Dry Sight Tube - Locating Cap Assembly . | 134 |
| Dry Sight Tube - Float & Guide | 134 |
| Dry Sight Tube - Float Assembly | 135 |
| Dry Sight Tube - Cap & Tube Assembly. . | 136 |
| Remote Drain - 4000-6500L. | 137 |
| Remote Drain - 7500/8500L | 138 |
| Sump Drain Valve | 139 |
| Tank Stops | 139 |
| Tank Straps & Brackets - 4000-8500L . . | 140 |

12 WHEELS, AXLES & MUDGUARDS 141

| | |
|--|-----|
| Air Bag Axle - 4000-6500L. | 141 |
| Air Bag Axle - 4000-6500L. | 142 |
| Air Bag Axle - 7500/8500L | 143 |
| Air Bag Axle - 7500/8500L | 144 |
| Rigid Axle | 145 |
| Braked Axle Assembly. | 146 |
| Brake Mechanism Assembly | 147 |
| Steering Axle Assembly | 148 |
| Steering Axle Assembly | 149 |
| Wheel Speed Sensor. | 150 |
| Wheels. | 151 |
| Mudguards | 152 |
| Mudguards | 153 |
| Hub - 90 Series - Unbraked | 154 |
| Hub - 110 Series - Unbraked | 155 |
| Hub - 110 Series - Braked (New Series) . | 156 |
| Hub - 110 Series - Braked (Old Series) . . | 157 |

13 BOOM CENTRE 158

| | |
|--|-----|
| Paralift & Paralift Arms | 158 |
| Paralift & Paralift Arms | 159 |
| Boom Centre & Paralift | 160 |
| Boom Centre & Paralift | 161 |
| Boom Centre Assembly | 162 |
| Boom Centre Assembly | 163 |
| Boom Centre Tilt Links | 164 |
| Boom Centre Tilt Cylinders | 164 |
| Cable Mount - Rear LH | 165 |
| Cable Mount - Rear RH | 166 |
| Delta Link Locking Plate | 167 |
| Double Roll Shocker Assembly | 168 |

| | |
|--|-----|
| Yaw Kit - Spring | 169 |
| Yaw Kit - Hydraulic. | 170 |
| Yaw Kit - Hydraulic. | 171 |
| Centre Level | 172 |
| Centre Level - Pivot Assembly. | 173 |
| Lower Limit Switch. | 174 |
| RapidFire Assembly | 175 |
| RapidFire - RapidFlow Return Valve. . . . | 176 |
| RapidFire - 7 Section Solenoid Box | 177 |
| RapidFire - 10 Section Solenoid Box. . . . | 178 |
| RapidFire - Solenoid Valves | 179 |
| Solenoid Valve Unit | 179 |
| Remote Manual Grease Station | 180 |
| UltraGlide Block & Smart Box Mounting . | 181 |
| Raven XT - Slant Cylinder Mounting . . . | 182 |
| Raven XT - Slant Cylinder Assembly . . . | 183 |
| Raven XT - Sensor Bracket Assembly. . . | 184 |
| Node - Raven | 185 |
| Nodes - UltraGlide. | 185 |
| Oversize Sign Mount. | 186 |

14 BOOM WING 188

| | |
|--|-----|
| Fence Line End Protector - Quick Fit . . . | 188 |
| Boom Protector Assembly - Outer | 189 |
| Boom Protector Assembly - Inner. | 189 |
| Boom Fold Adjuster | 190 |
| Cable Drum | 191 |
| Cable Drum | 192 |
| Bi-fold | 193 |
| Bi-fold | 194 |
| Boom Cables 24-36m | 195 |
| Boom Cable Spring - 24m | 196 |
| Boom Cable Spring - 28-30m | 196 |
| Boom Cable Springs - 33 & 36m. | 197 |
| Upper Pivot Assembly. | 198 |
| Lower Pivot Assembly. | 198 |
| Steel Inner Wings | 199 |
| Aluminium Outer Wings. | 200 |
| Aluminium Breakaway Tip. | 200 |
| Aluminium Outer | 201 |
| 3D Breakaway 2.0 | 202 |
| 3D Breakaway 2.0 | 203 |

| | |
|--|-----|
| 3D Breakaway 2.0 - Mechanism | 203 |
| Touch Down Wheel | 204 |
| Touch Down Wheel | 205 |
| Boom Line Plumbing - RapidFire. | 205 |
| Boom Line Plumbing - RapidFire. | 206 |
| Boom Line Plumbing | 206 |
| Altek Dual Nozzle Spray Body. | 207 |
| Altek Spray Stop Spare Parts | 208 |
| Teejet Single Nozzle Body | 209 |
| Teejet Turret Nozzle Body. | 210 |
| Fence Line Nozzle - Manual Operated . . | 211 |
| Fence Line Nozzle - Solenoid Operated. . | 212 |
| Adjustable Nozzle Bracket. | 213 |
| Pre Packaged Kits | 213 |
| UltraGlide Sensor Mount | 214 |
| Boom Poly Pipe Clamps | 214 |
| Boom Poly - 600mm | 215 |
| Boom Poly - 1100mm | 215 |
| Boom Poly - 1200mm | 215 |
| Boom Poly - 1600mm | 216 |
| Boom Poly - 2100mm | 217 |
| Boom Poly - 2600mm | 218 |
| Boom Poly - 3100mm | 218 |

15 ELECTRICS 220

| | |
|---|-----|
| Lighting - Boom Tip LEDs | 220 |
| Lighting - Tail Light & Beacon | 221 |
| Lighting - POD Work Light | 221 |
| Lighting - Boom Lights | 222 |
| Lighting - Night Pro LEDs | 223 |
| Electrical Components. | 223 |
| Electrical Connectors - AMP. | 224 |
| Electrical Connectors - AMP. | 225 |
| Electrical Connectors - Weather Pack. . . | 226 |
| Electrical Connectors - Weather Pack. . . | 227 |
| Electrical Connectors - Din Hirschmann . | 227 |
| Electrical Connectors - Deutsch. | 228 |
| Electrical Connectors - Deutsch. | 229 |
| Electrical Connectors - Deutsch. | 230 |
| Electrical Connectors - Deutsch. | 231 |
| Electrical Connectors - Deutsch. | 232 |
| Console Mounting Kit | 233 |

| | |
|-------------------------------------|-----|
| Control Boxes | 234 |
| Control Box - Switch Parts. | 235 |

16 SCHEMATICS 236

| | |
|---|-----|
| Direct Chemical Injection - Dual Unit . . . | 236 |
| Direct Chemical Injection - Triple Unit . . | 237 |
| Electrical Layout - Overview. | 238 |
| Electrical Layout - Overview. | 239 |
| Electrical Layout - Page 1 | 240 |
| Electrical Layout - Page 2 | 241 |
| Electrical Layout - Page 3 | 242 |
| Electrical Layout - Page 4 | 243 |
| Electrical Layout - Page 5 | 244 |
| Electrical Layout - ISO BUS | 245 |
| Hydraulics - No Spool Valves | 246 |
| Hydraulics - Spool Valves Closed Centre . | 247 |
| Hydraulics - Spool Valves Open Centre . . | 248 |
| Hydraulics - Hose - 4000/5000L | 249 |
| Hydraulics - Hose - 4000/5000L | 250 |
| Hydraulics - Hose - 6500/7500L | 251 |
| Hydraulics - Hose - 6500/7500L | 252 |
| Hydraulics - Hose - 8500L. | 253 |
| Hydraulics - Hose - 8500L. | 254 |
| Plumbing - Boom Valves | 255 |
| Plumbing - RapidFlow System | 256 |
| Pneumatics - Airbag & RapidFire. | 257 |
| Pneumatics - Airbag & Foam Marker . . . | 258 |
| Pneumatics - Hose List. | 259 |
| Transcal | 260 |

17 DECALS 262

| | |
|-----------------------------------|-----|
| Decals - Base Kit | 262 |
| Decals - Base Kit | 263 |
| Decals - Base Kit | 264 |
| Decals - Base Kit | 265 |
| Decals - Base Kit | 266 |
| Decals - Base Kit | 267 |
| Decals - Base Kit | 268 |
| Decals - Base Kit | 269 |
| Decals - Base Kit | 270 |
| Decals - Tank. | 271 |
| Decals - Switch Boxes | 272 |
| Decals - Dry Sight Tube | 273 |

18 HYDRAULICS**274**

| | |
|--|-----|
| Spool Valve Mounting Assembly | 274 |
| Spool Valve Manifold Assembly | 275 |
| Spool Valve Manifold Fittings. | 276 |
| Boom Lower Solenoid | 277 |
| Solenoid Valve - Bi-Fold | 278 |
| Solenoid Valve - Smart Steer. | 279 |
| Fill Pump Hydraulic Manifold Assembly . . | 280 |
| Bi-Fold Check Valve | 281 |
| Pressure Reducing Valve Assembly | 282 |
| Hydraulic Accumulator Manifold | 283 |
| Hydraulic Cylinder - Boom Lift - Standard. | 284 |
| Hydraulic Cylinder - Boom Lift - Suit 42m. | 284 |
| Hydraulic Cylinder - Boom Tilt | 285 |
| Hydraulic Cylinder - Boom Fold RH. . . . | 286 |
| Hydraulic Cylinder - Boom Fold LH | 287 |
| Hydraulic Cylinder - Centre Leveling . . . | 288 |
| Hydraulic Cylinder - Bi-Fold | 289 |
| Hydraulic Cylinder - Raven XT - Left . . . | 290 |
| Hydraulic Cylinder - Raven XT - Right. . . | 290 |
| Hydraulic Cylinder - Yaw | 291 |
| Hydraulic Yaw Control Valve Assembly . . | 292 |
| Hydraulic Yaw Charge Line | 292 |
| Load Sense Turbo Valve | 293 |
| Quick Release Couplings. | 294 |
| Hydraulic O-rings & Retaining Washers . . | 294 |
| Hose ID Tags. | 295 |
| Hydraulic Hoses | 295 |
| Raw Hide & Spiral Guard | 296 |

19 plumbing**298**

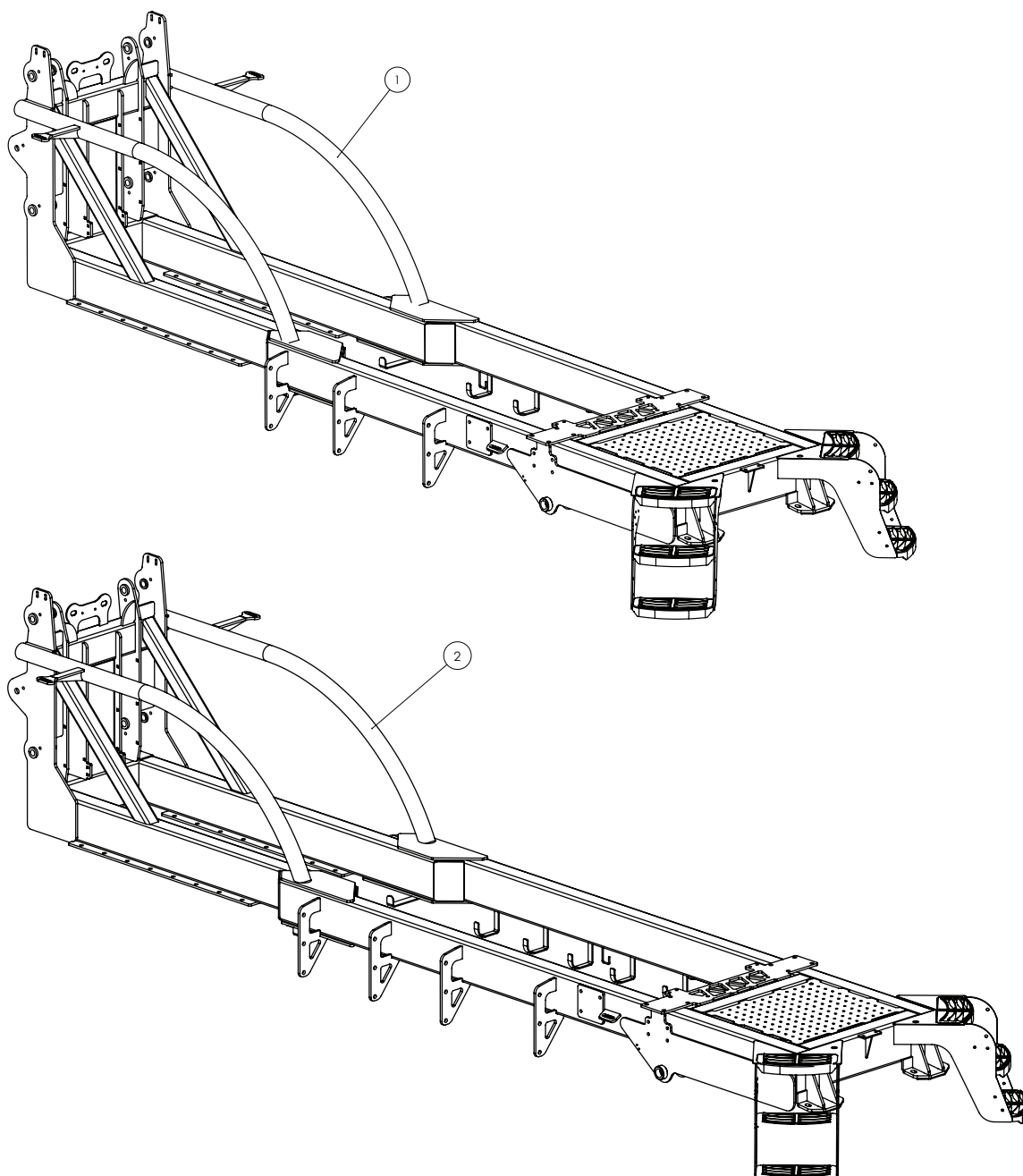
| | |
|---|-----|
| Filter - Dual Pressure Assembly | 298 |
| Filter - Pressure - Body Assembly | 299 |
| Filter - 2" Fill | 300 |
| Filter - In Line Boom | 301 |
| Filter - 2" Suction | 302 |
| Fill Pump - 3" | 303 |
| Fill Pump - 3" Inlet Assembly | 304 |
| Fill Pump - 3" Outlet Assembly | 305 |
| Fill Point - 2" | 306 |
| Fill - Direct Tank - 2" | 307 |
| Fill Flow Meter - Teejet | 308 |

| | |
|---|-----|
| Fill Flow Meter - Teejet & Shut Off Valve . | 308 |
| Flow Meter - Spray - Assembly | 309 |
| Flow Control Assembly | 310 |
| Flow Control - Fast Close Valve Assembly | 311 |
| Flow Control - Safety Valve Assembly. . . | 312 |
| Flow Distributer - Raven. | 313 |
| Flow Distributer - ISO | 314 |
| RapidFire - RapidFlow Return Valve. . . . | 315 |
| Pump - Chemical Transfer | 316 |
| Boom Valves Assembly | 317 |
| Boom Valve Unit Assembly | 318 |
| Chemical Probe | 319 |
| Enviro coupling & hose. | 319 |
| Air Filter | 320 |
| Hose Clamps. | 320 |
| Cable Ties | 320 |
| Hoses | 321 |

Chapter I

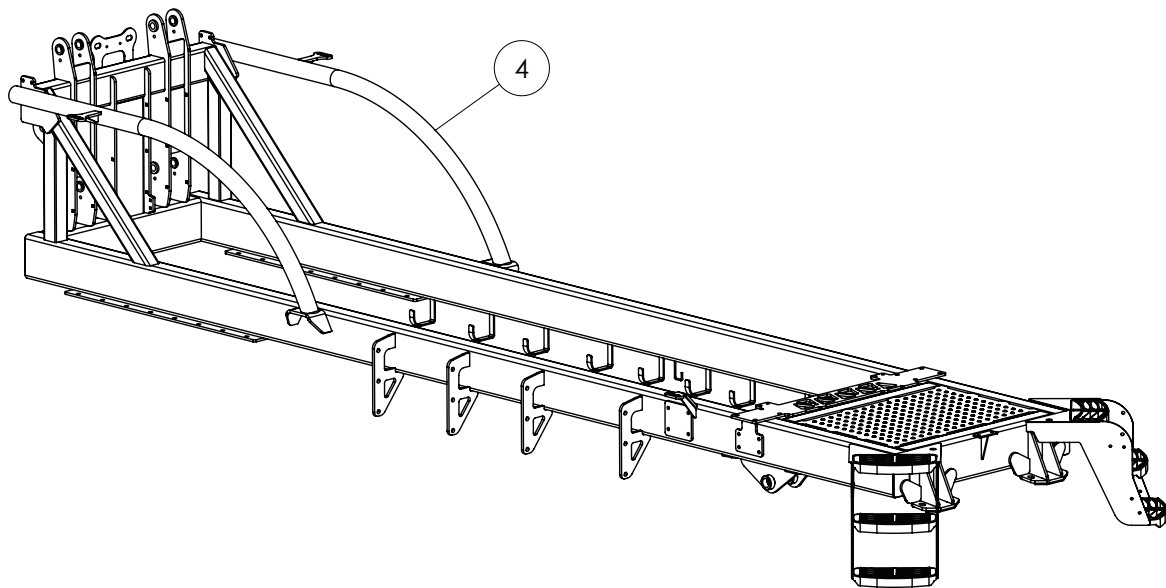
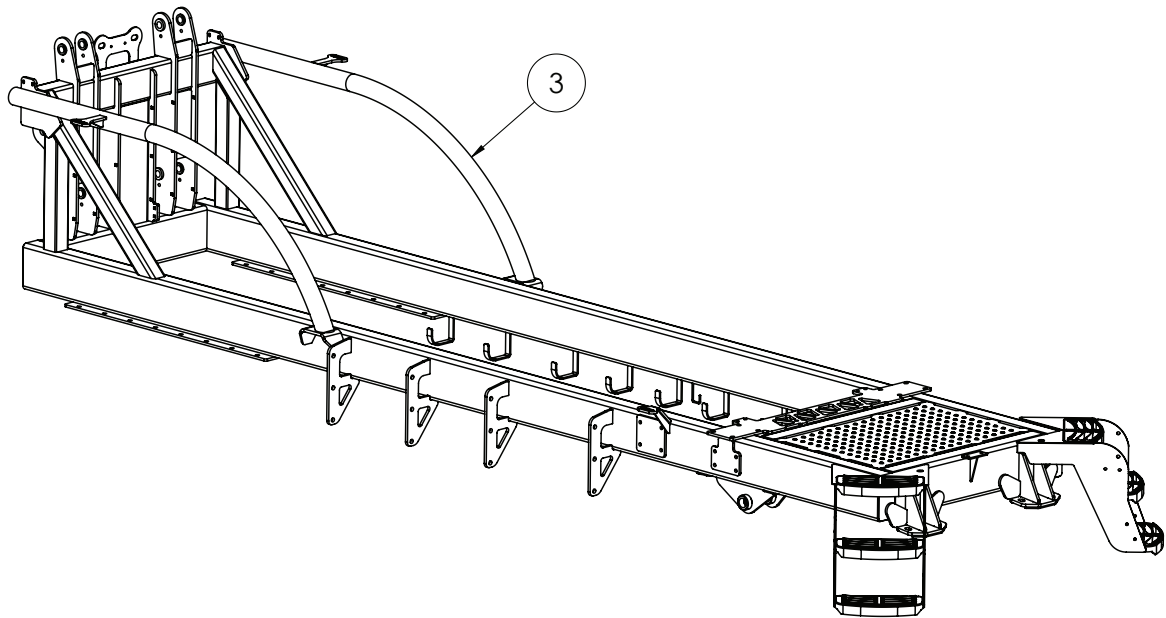
CHASSIS

Chassis - 4000-8500L



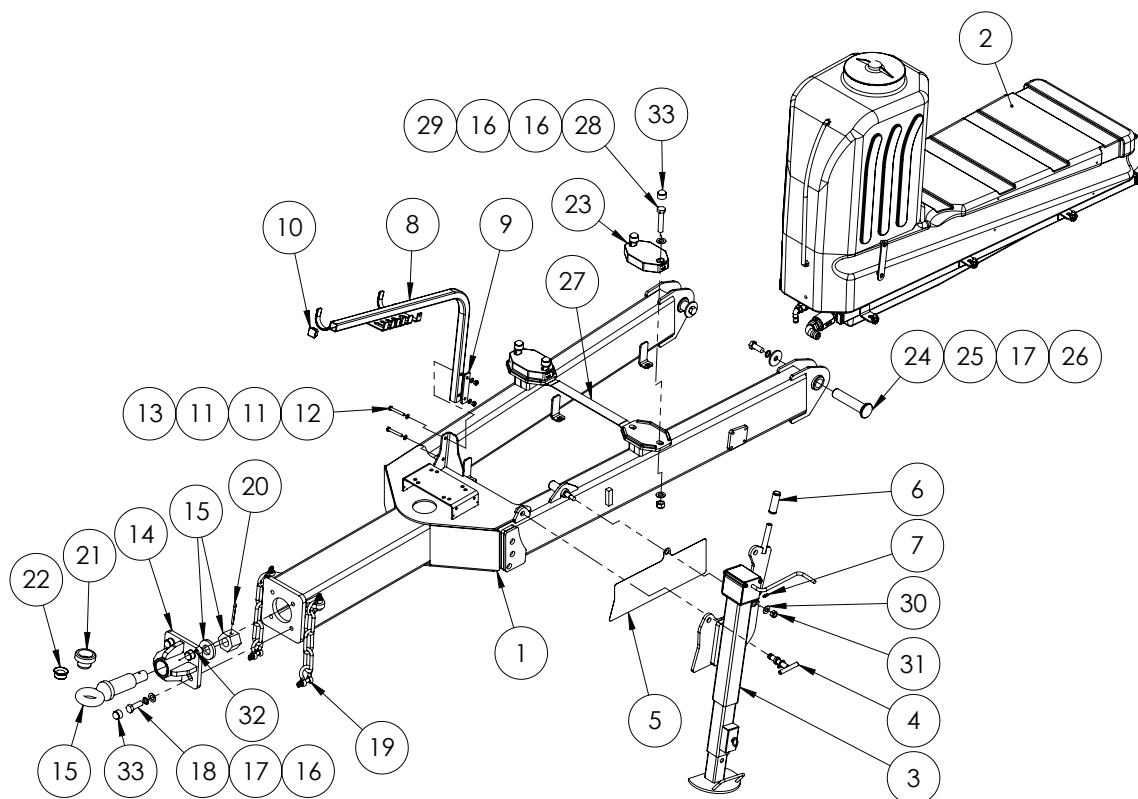
Continued over page

Chassis - 4000-8500L



| ITEM NO. | PART NUMBER | DESCRIPTION | QTY. |
|----------|-------------|-------------------------------|------|
| 1 | GA4659510 | Chassis Prairie 4000 and 5000 | 1 |
| 2 | GA4659515 | Chassis Prairie 6500 | |
| 3 | GA4659520 | Chassis Prairie 7500 | |
| 4 | GA4659525 | Chassis Prairie 8500 | |

Pull - 4000-6500L



Chain and rings that retain the jack bolt are not shown
 2x GA5002077 Key ring
 1x Chain (GA5001491) 2mm x 20 (cut 250mm)
 Safety tow Chain not listed
 2x 1m GA5065030

Note: GA4905650 - Chain safety complete kit MY13

| ITEM NO. | PART NUMBER | DESCRIPTION | QTY. |
|----------|-------------|--|------|
| 1 | GA4659545 | Pull Prairie 4000, 5000 and 6500 MY13 | 1 |
| 2 | ^ | 400L Flush Tank | 1 |
| 3 | GA4656436 | Jack Prairie Advance EF 5/6500 | 1 |
| 4 | GA4656437 | Jack T bolt Prairie advance EF | 1 |
| 5 | GA4522297 | Prairie EF jack wear plate | 1 |
| 6 | GA5066700 | Handle bar grip suit jack handle black | 1 |
| 7 | GA5009639 | Grease nipple, Long, 1/4" UNF male thread, 1 1/8" long | 1 |
| 8 | GA4657665 | Hose support arm suit EF pull | 1 |
| 9 | GA4522926 | EF pull hose support backing plate | 1 |
| 10 | GA5002911 | 35 x 35mm square tube insert black | 1 |
| 11 | GA5000117 | Washer 10mm Flat SS HD | 4 |
| 12 | GA5011163 | Bolt M10 x 70 ZP GR8.8 | 2 |
| 13 | GA5000141 | Nut M10 Nyloc ZP | 2 |
| 14 | GA4659555 | Towing eye, housing, angled, Bolt on | 1 |
| 15 | GA5016243 | Towing eye, Suit trailing sprayer, No insert bush | 1 |
| 16 | GA5001741 | Washer 20mm Flat SS HD | 12 |

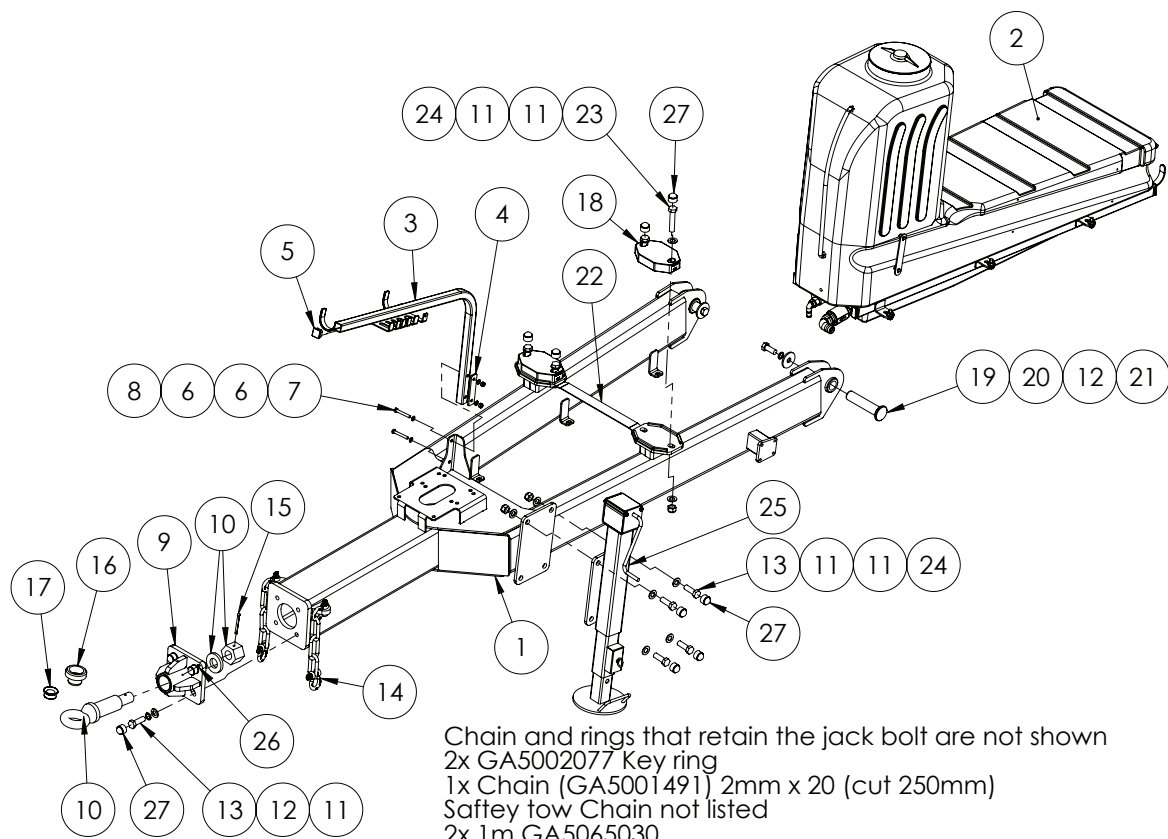
^ See Chapter 3 'Flush Tank' for sub-assembly.

Continued over page

Pull - 4000-6500L

| ITEM NO. | PART NUMBER | DESCRIPTION | QTY. |
|----------|-------------|--|------|
| 17 | GA5001721 | Washer 20mm Spring SS | 6 |
| 18 | GA5011333 | Bolt M20 x 60 ZP GR8.8 | 4 |
| 19 | GA5075230 | Bow Shackle 13mm WLL 3.25T Black | 4 |
| 20 | GA5051385 | Split Pin M8 x 90 | 1 |
| 21 | GA4582455 | Bush, For 1 1/2" pin, Tow eye, Urethane 90 duro | 1 |
| 22 | GA5075075 | Bush, 35 ID x 50mm OD, Suit towing eye, Steel | 1 |
| 23 | GA5061070 | Spacer Pull EF (80 Duro Urethane Black) | 2 |
| 24 | PCH-019MACH | Pin with flanged end, 39.5 minor OD x 188mm long | 2 |
| 25 | L073A | Washer, suit drawbar pin | 2 |
| 26 | GA5011321 | Set Screw M20 x 50 Course ZP GR8.8 | 2 |
| 27 | GA4522385 | Prairie EF belly tank retaining strap | 1 |
| 28 | GA5048355 | Bolt, M20 x 100, ZP GR8.8 | 4 |
| 29 | GA5048125 | Nut M20 Nyloc Coarse ZP | 4 |
| 30 | GA5001043 | Washer 16mm Flat SS HD | 1 |
| 31 | GA5001029 | Nut M16 Nyloc ZP | 1 |
| 32 | GA5012203 | Grease nipple, Short, 1/4" UNF | 1 |
| 33 | GA5054690 | Cap M20 hex nut cover | 8 |

Pull - 7500/8500L



Note: GA4905650 - Chain safety complete kit MY13

| ITEM NO. | PART NUMBER | DESCRIPTION | QTY. |
|----------|-------------|---|------|
| 1 | GA4659550 | Pull Prairie 7500 and 8500 MY13 | 1 |
| 2 | ^ | 400L Flush Tank | 1 |
| 3 | GA4657665 | Hose support arm suit EF pull | 1 |
| 4 | GA4522926 | EF pull hose support backing plate | 1 |
| 5 | GA5002911 | 35 x 35mm square tube insert black | 1 |
| 6 | GA5000117 | Washer 10mm Flat SS HD | 4 |
| 7 | GA5011163 | Bolt M10 x 70 ZP GR8.8 | 2 |
| 8 | GA5000141 | Nut M10 Nyloc ZP | 2 |
| 9 | GA4659555 | Towing eye, housing, angled, Bolt on | 1 |
| 10 | GA5016243 | Towing eye, Suit trailing sprayer, No insert bush | 1 |
| 11 | GA5001741 | Washer 20mm Flat SS HD | 20 |
| 12 | GA5001721 | Washer 20mm Spring SS | 6 |
| 13 | GA5011333 | Bolt M20 x 60 ZP GR8.8 | 8 |
| 14 | GA5075230 | Bow Shackle 13mm WLL 3.25T Black | 4 |
| 15 | GA5051385 | Split Pin M8 x 90 | 1 |
| 16 | GA4582455 | Bush, For 1 1/2" pin, Tow eye, Urethane 90 duro | 1 |
| 17 | GA5075075 | Bush, 35 ID x 50mm OD, Suit towing eye, Steel | 1 |
| 18 | GA5061070 | Spacer Pull EF (80 Duro Urethane Black) | 2 |

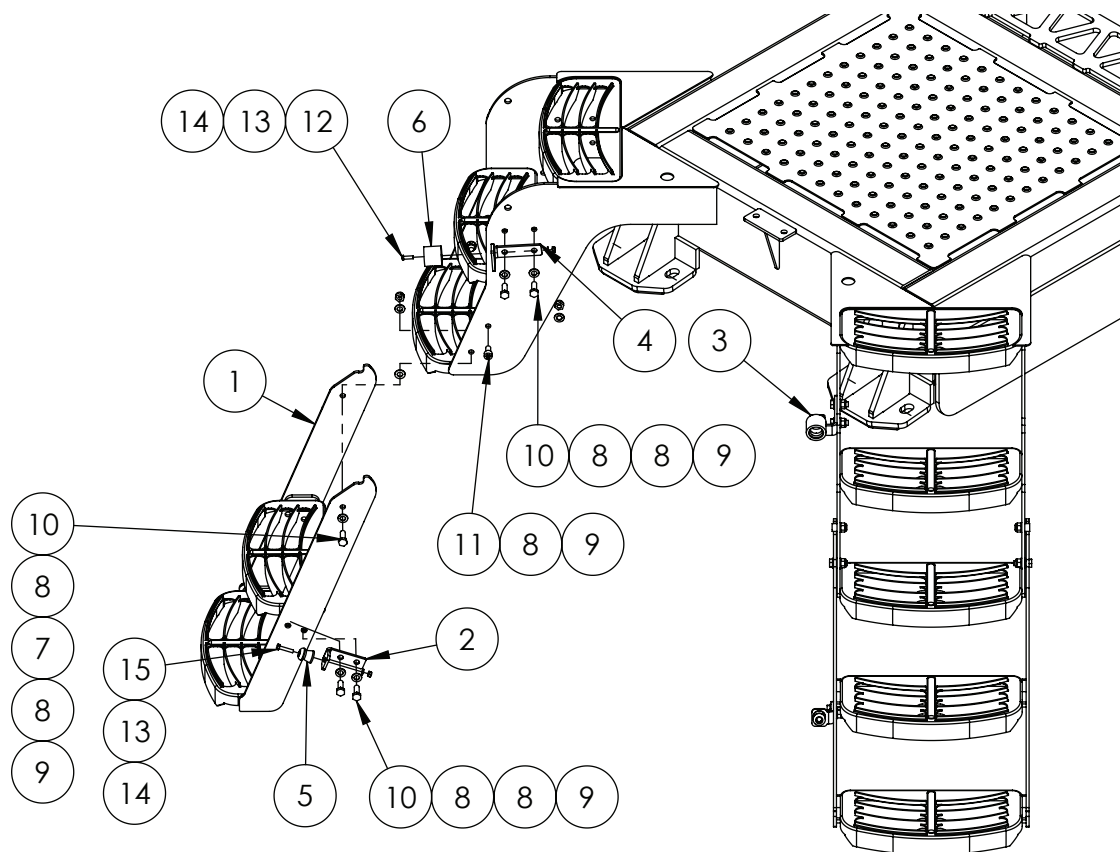
^ See Chapter 3 'Flush Tank' for sub-assembly.

Continued over page

Pull - 7500/8500L

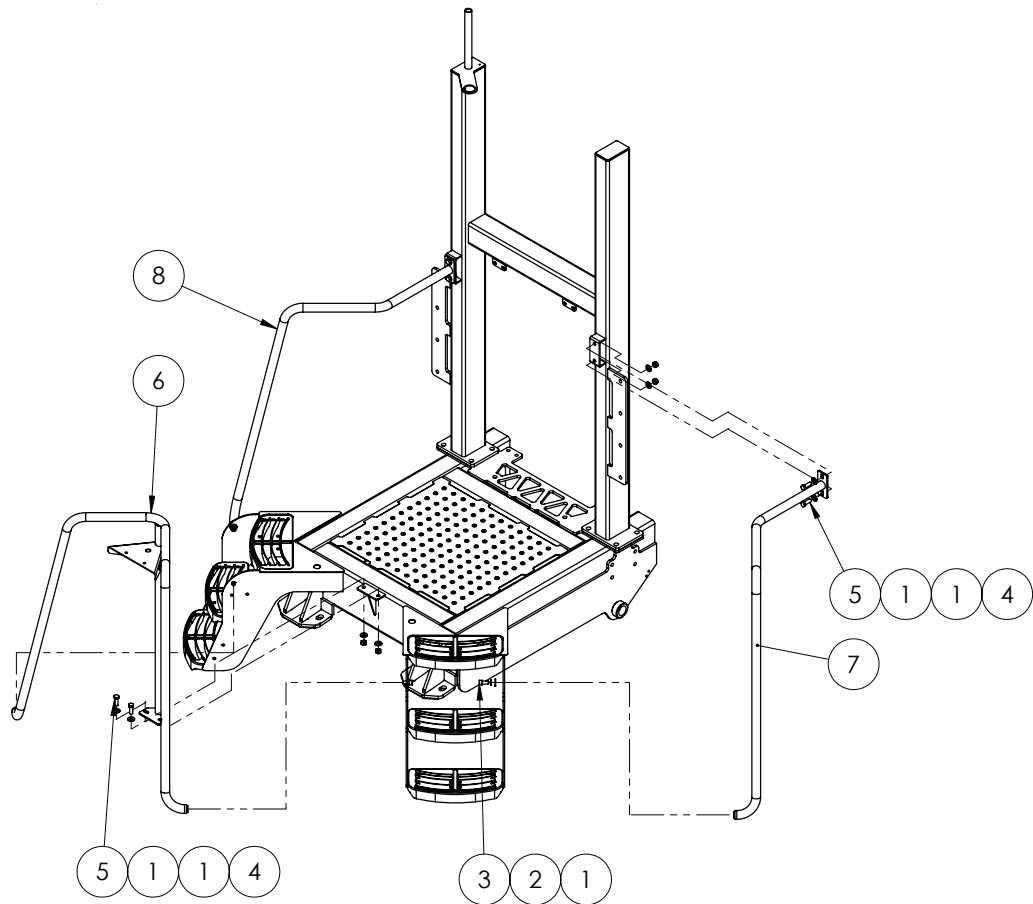
| ITEM NO. | PART NUMBER | DESCRIPTION | QTY. |
|----------|-------------|--|------|
| 19 | PCH-019MACH | Pin with flanged end, 39.5 minor OD x 188mm long | 2 |
| 20 | L073A | Washer, suit drawbar pin | 2 |
| 21 | GA5011321 | Set Screw M20 x 50 Course ZP GR8.8 | 2 |
| 22 | GA4522385 | Prairie EF belly tank retaining strap | 1 |
| 23 | GA5048355 | Bolt, M20 x 100, ZP GR8.8 | 4 |
| 24 | GA5048125 | Nut M20 Nyloc Coarse ZP | 8 |
| 25 | GA4656439 | Jack, suit Evo 7500 and 8500 and Prairie adv 8000L | 1 |
| 26 | GA5012203 | Grease nipple, Short, 1/4" UNF | 1 |
| 27 | GA5054690 | Cap M20 hex nut cover | 12 |

Front Steps - 4000-8500L



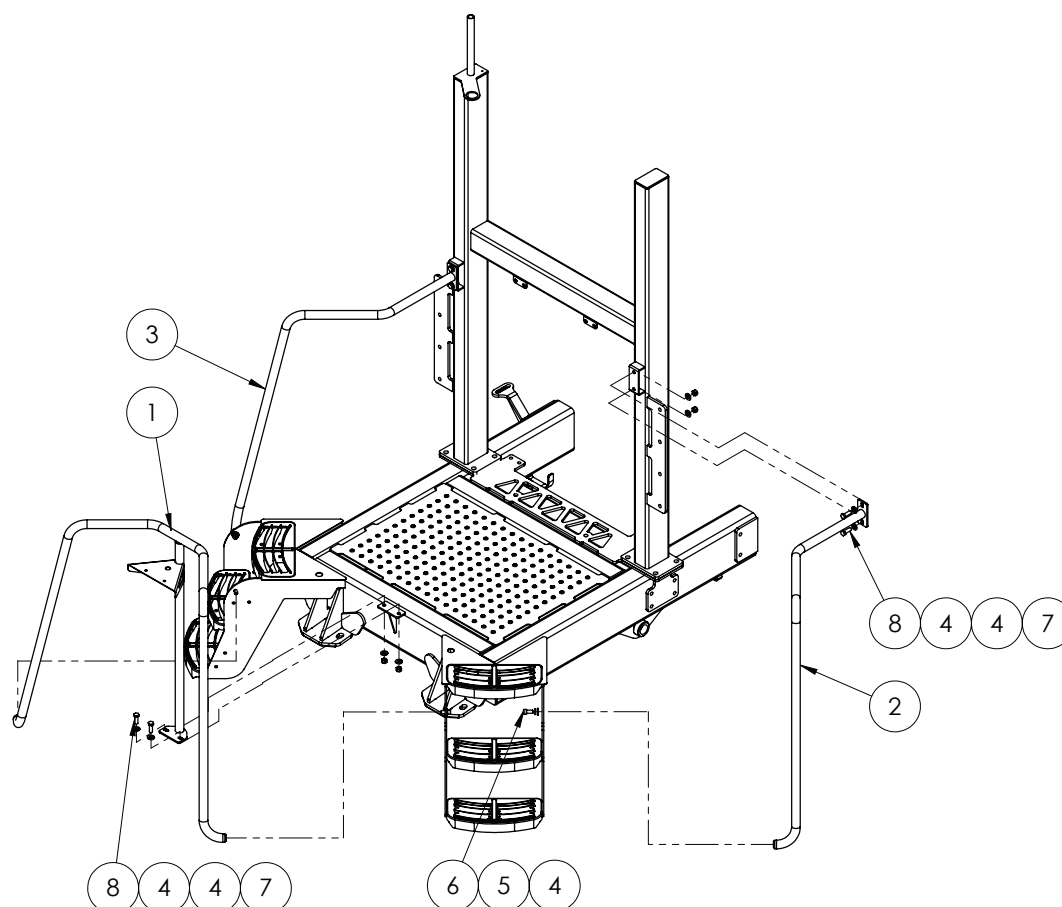
| ITEM NO. | PART NUMBER | DESCRIPTION | QTY. |
|----------|-------------|--|------|
| 1 | GA4659690 | Lower Steps, Prairie, Eco and Special 2013 | 2 |
| 2 | GA4522617 | Latch plate, suit Prairie EF, narrow step | 2 |
| 3 | F70684A | Rigid step catch mounting plate | 1 |
| 4 | F70654A | Rigid step catch mounting plate 5mm FMS | 1 |
| 5 | GA5011607 | Door holder, Male, Rubber, Black | 2 |
| 6 | GA5008629 | Door holder, Female, Rubber, Black | 2 |
| 7 | GA5000115 | Washer 10mm Flat SS | 4 |
| 8 | GA5000117 | Washer 10mm Flat SS HD | 28 |
| 9 | GA5000141 | Nut M10 Nyloc ZP | 16 |
| 10 | GA5065455 | Bolt M10 x 30 ZP GR8.8 | 12 |
| 11 | GA5011153 | SHCS M10 x 20 ZP GR12.9 | 4 |
| 12 | GA5004053 | BHCS M6 x 20 SS | 2 |
| 13 | GA5004437 | Washer 6mm Flat SS | 4 |
| 14 | GA5048115 | Nut M6 Nyloc ZP | 4 |
| 15 | GA5004079 | Set Screw M6 x 30 ZP GR8.8 | 2 |

Hand Rails - 4000-6500L



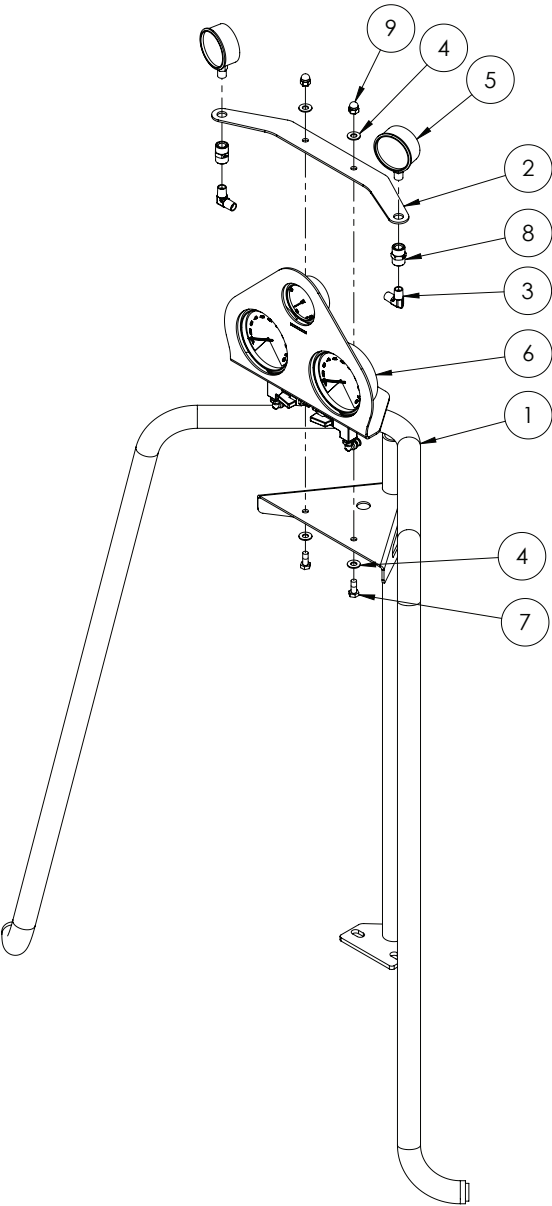
| ITEM NO. | PART NUMBER | DESCRIPTION | QTY. |
|----------|-------------|--------------------------------|------|
| 1 | GA5000577 | Washer 12mm Flat SS HD | 16 |
| 2 | GA5000575 | Washer 12mm Spring SS | 4 |
| 3 | GA5000297 | SHCS M12 x 25 ZP GR12.9 | 4 |
| 4 | GA5012461 | Nut M12 Nyloc ZP | 6 |
| 5 | GA5000311 | Set screw, M12 x 35, ZP GR 8.8 | 6 |
| 6 | GA4659650 | Handrail Prairie Front | 1 |
| 7 | GA4659660 | Handrail Prairie LH | 1 |
| 8 | GA4659665 | Handrail Prairie RH | 1 |

Hand Rails - 7500/8500L



| ITEM NO. | PART NUMBER | DESCRIPTION | QTY. |
|----------|-------------|---------------------------------------|------|
| 1 | GA4659655 | Handrail Advance Evo Middle 7500 8500 | 1 |
| 2 | GA4659660 | Handrail Prairie LH | 1 |
| 3 | GA4659665 | Handrail Prairie RH | 1 |
| 4 | GA5000577 | Washer 12mm Flat SS HD | 16 |
| 5 | GA5000575 | Washer 12mm Spring SS | 4 |
| 6 | GA5000297 | SHCS M12 x 25 ZP GR12.9 | 4 |
| 7 | GA5012461 | Nut M12 Nyloc ZP | 6 |
| 8 | GA5000311 | Set screw, M12 x 35, ZP GR 8.8 | 6 |

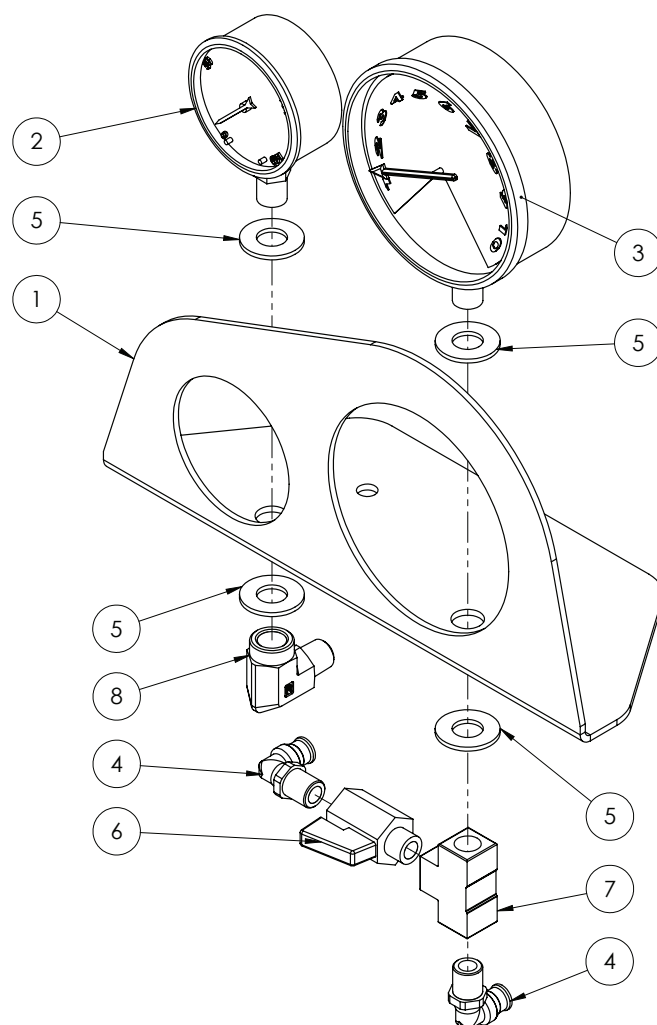
Handrail Gauge Assembly



| ITEM NO. | PART NUMBER | DESCRIPTION | QTY. |
|----------|-------------|---|------|
| 1 | GA4659650 | Handrail Prairie Front | 1 |
| 2 | GA4504995 | Plate Gauge Prairie Bi-fold MY13 | 1 |
| 3 | GA3500258 | Hydraulic coupling, Elbow, 90 degree, 1/4" BSPT male x 1/4" BSPT male | 2 |
| 4 | GA5003643 | Washer 8mm Flat SS HD | 4 |
| 5 | GA5021455 | Gauge, Pressure, Small face, 3500psi | 2 |
| 6 | * | Gauges - Air and Spray Assembly | 1 |
| | * | Gauges - Air and Dual Spray Assembly | |
| 7 | GA5004085 | Bolt M8 x 20 ZP GR8.8 | 2 |
| 8 | GA3500211 | Hydraulic adapter, Socket, 1/4" female BSP x 1/4" female BSP | 2 |
| 9 | GA5011457 | Nut M8 Dome Nut SS | 2 |

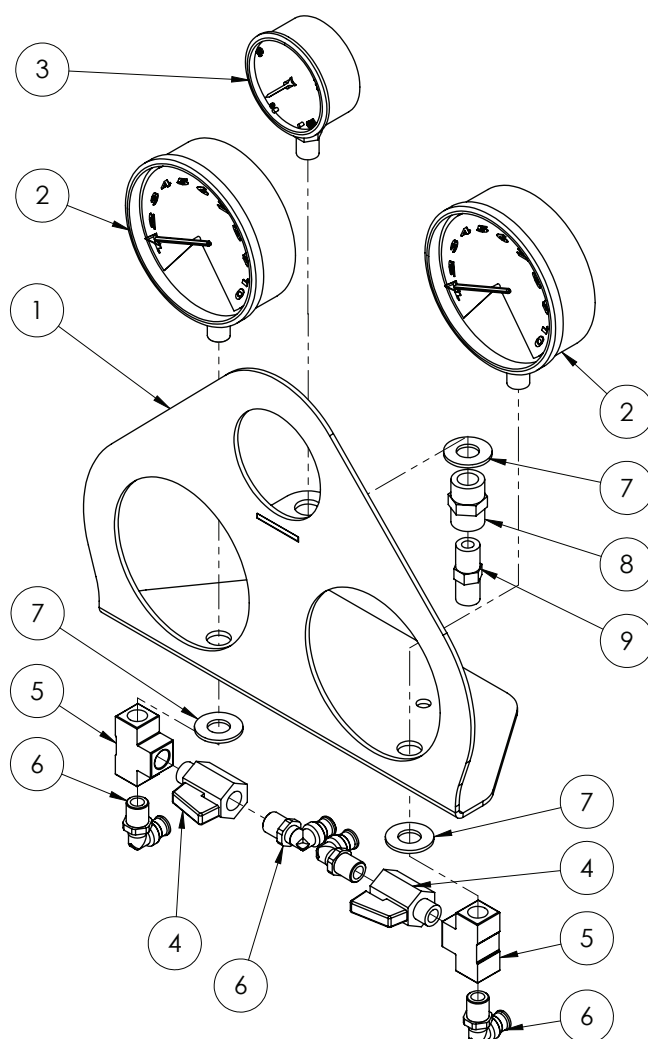
* Sub-assembly on following pages

Gauges - Air & Spray Assembly



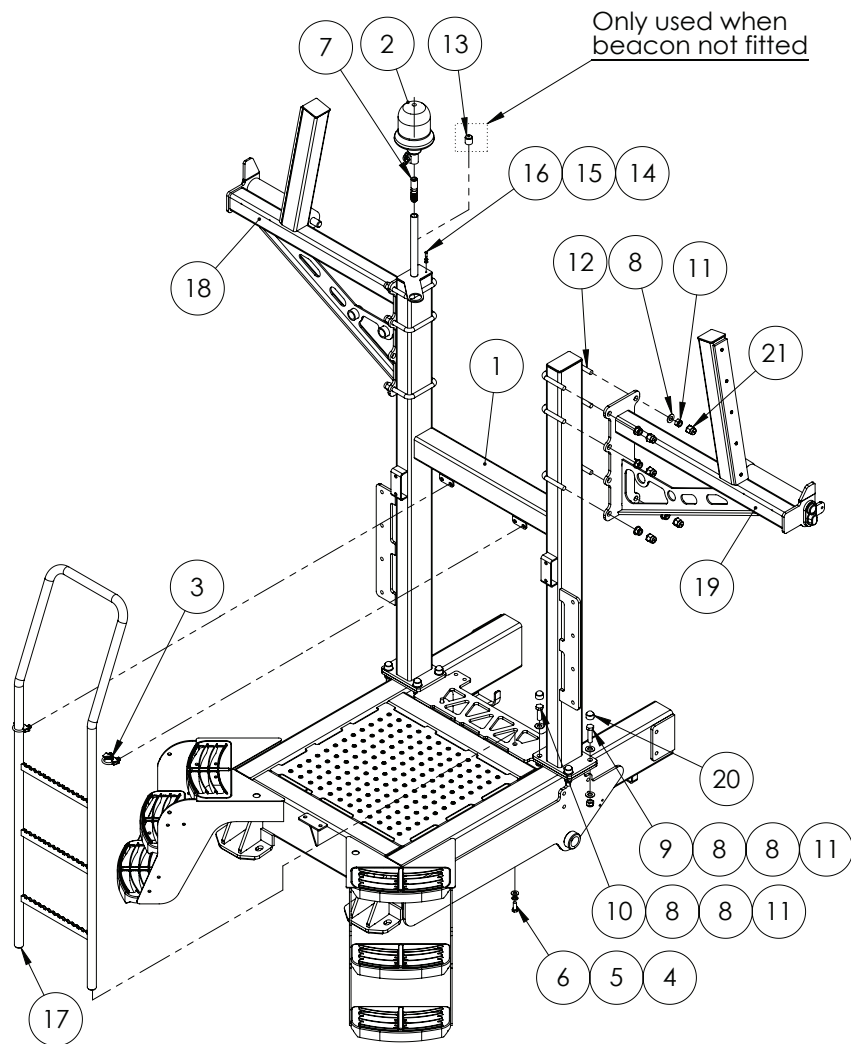
| ITEM NO. | PART NUMBER | DESCRIPTION | QTY. |
|----------|-------------|---|------|
| 1 | GA4505000 | Plate Face Gauge Prairie Air and Spray MY13 | 1 |
| 2 | GA4948470 | Gauge, Pressure, Small face, 160psi | 1 |
| 3 | GA4948460 | Gauge, Pressure, Large Face, 160 psi | 1 |
| 4 | GA5016233 | Pneumatic fitting, Elbow, 90 degree, 1/4" BSP male x 6mm push type, Metal | 2 |
| 5 | GA5000577 | Washer 12mm Flat SS HD | 4 |
| 6 | GA5018323 | Valve, Ball, 1/4" male / female thread inlet / outlet, SS, Lever handle | 1 |
| 7 | GA5048300 | Tee, 1/4" female thread x 1/4" female thread x 1/4" female thread, Brass | 1 |
| 8 | GA3500209 | Hydraulic adaptor, Elbow, 90 degree, 1/4" BSPT male x 1/4" BSPT female | 1 |

Gauges - Air & Dual Spray Assembly



| ITEM NO. | PART NUMBER | DESCRIPTION | QTY. |
|----------|-------------|---|------|
| 1 | GA4659700 | Plate Face Gauge Air and 2 x Spray pressure | 1 |
| 2 | GA4948460 | Gauge, Pressure, Large Face, 160 psi | 2 |
| 3 | GA4948470 | Gauge, Pressure, Small face, 160psi | 1 |
| 4 | GA5018323 | Valve, Ball, 1/4" male / female thread inlet / outlet, SS, Lever handle | 2 |
| 5 | GA5048300 | Tee, 1/4" female thread x 1/4" female thread x 1/4" female thread, Brass | 2 |
| 6 | GA5016233 | Pneumatic fitting, Elbow, 90 degree, 1/4" BSP male x 6mm push type, Metal | 4 |
| 7 | GA5000577 | Washer 12mm Flat SS HD | 5 |
| 8 | GA3500211 | Hydraulic adapter, Socket, 1/4" female BSP x 1/4" female BSP | 1 |
| 9 | GA3500218 | Hydraulic adaptor, Nipple, 1/4" BSP x 1/4" BSP | 1 |

H-Frame - 4000-6500L



| ITEM NO. | PART NUMBER | DESCRIPTION | QTY. |
|----------|-------------|---|------|
| 1 | GA4654181 | H-Frame Suit EF 201 I | 1 |
| 2 | GA5048975 | Beacon, Rotating, Amber, DIN A pole mount, H1 globe | 1 |
| 3 | GA5075120 | Exhaust Clamp 36mm Heavy Duty | 2 |
| 4 | GA5000577 | Washer 12mm Flat SS HD | 2 |
| 5 | GA5000575 | Washer 12mm Spring SS | 2 |
| 6 | GA5000305 | Set Screw M12 x 30 ZP GR8.8 | 2 |
| 7 | GA5020411 | Beacon insert, screw in | 1 |
| 8 | GA5001043 | Washer 16mm Flat SS HD | 28 |
| 9 | GA5000939 | Bolt M16 x 60 Black GR8.8 | 4 |
| 10 | GA5000931 | Bolt M16 x 50 ZP GR8.8 | 4 |
| 11 | GA5001029 | Nut M16 Nyloc ZP | 20 |
| 12 | GA5011277 | U bolt, Square top, M16 x 127mm x 110mm | 6 |
| 13 | GA5052650 | Cap Plastic 25.4mm Black | 1 |
| 14 | GA5004437 | Washer 6mm Flat SS | 1 |

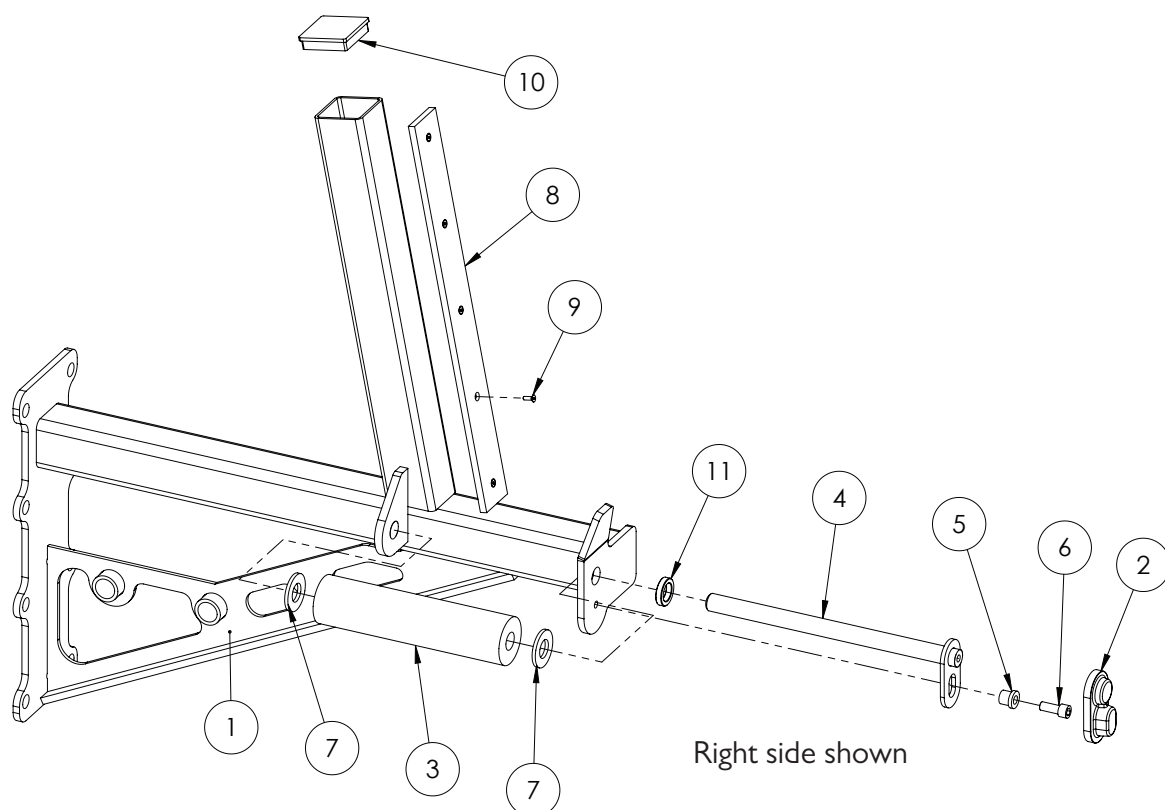
Continued over page

H-Frame - 4000-6500L

| ITEM NO. | PART NUMBER | DESCRIPTION | QTY. |
|----------|-------------|---|------|
| 15 | GA5004447 | Washer, 6mm, Spring, SS | 1 |
| 16 | GA5004053 | BHCS M6 x 20 SS | 1 |
| 17 | GA4658161 | Ladder, suit 2013 Prairie | 1 |
| 18 | * | Boom Rest - 4000-6500L Right / Boom Rest - 6500L - 30m RH | 1 |
| 19 | * | Boom Rest - 4000-6500L Left / Boom Rest - 6500L - 30m LH | 1 |
| 20 | GA5075080 | Hex nut protection cap suit M16, Black | 8 |
| 21 | GA5054685 | Cap M16 hex nut cover | 12 |

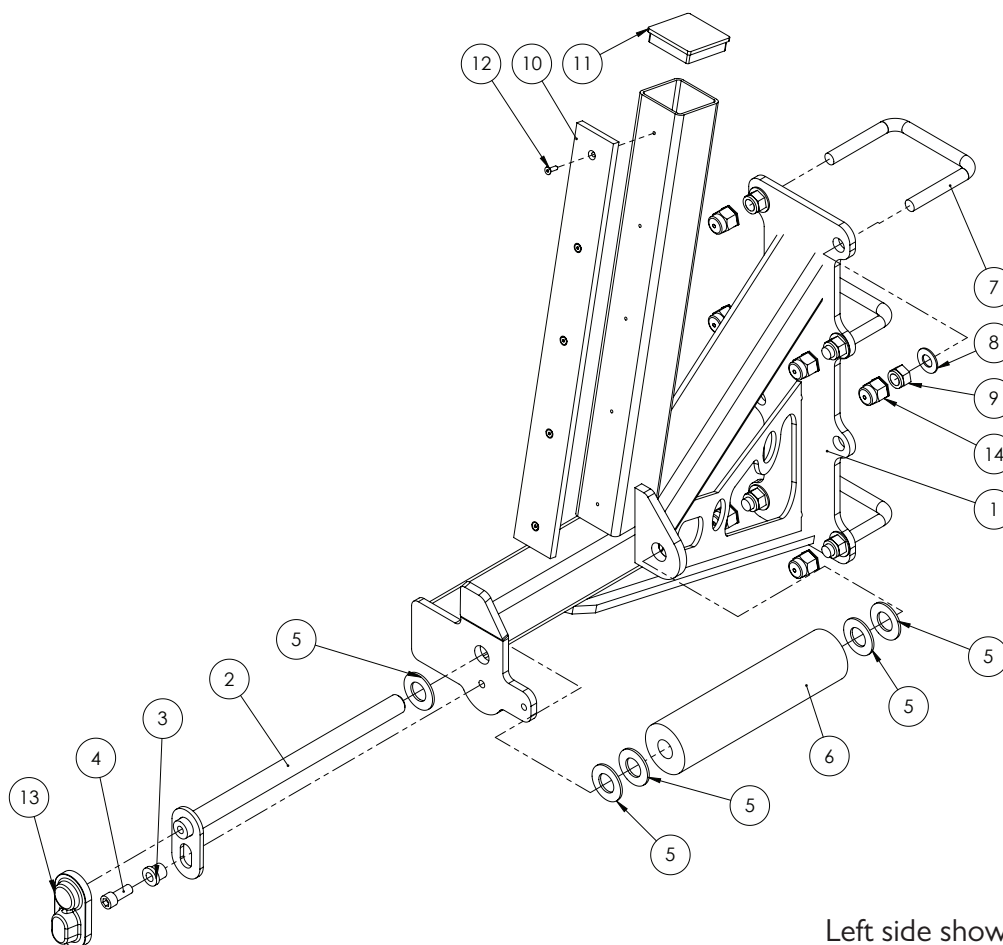
* Sub-assembly on following pages

Boom Rest - 4000-6500L



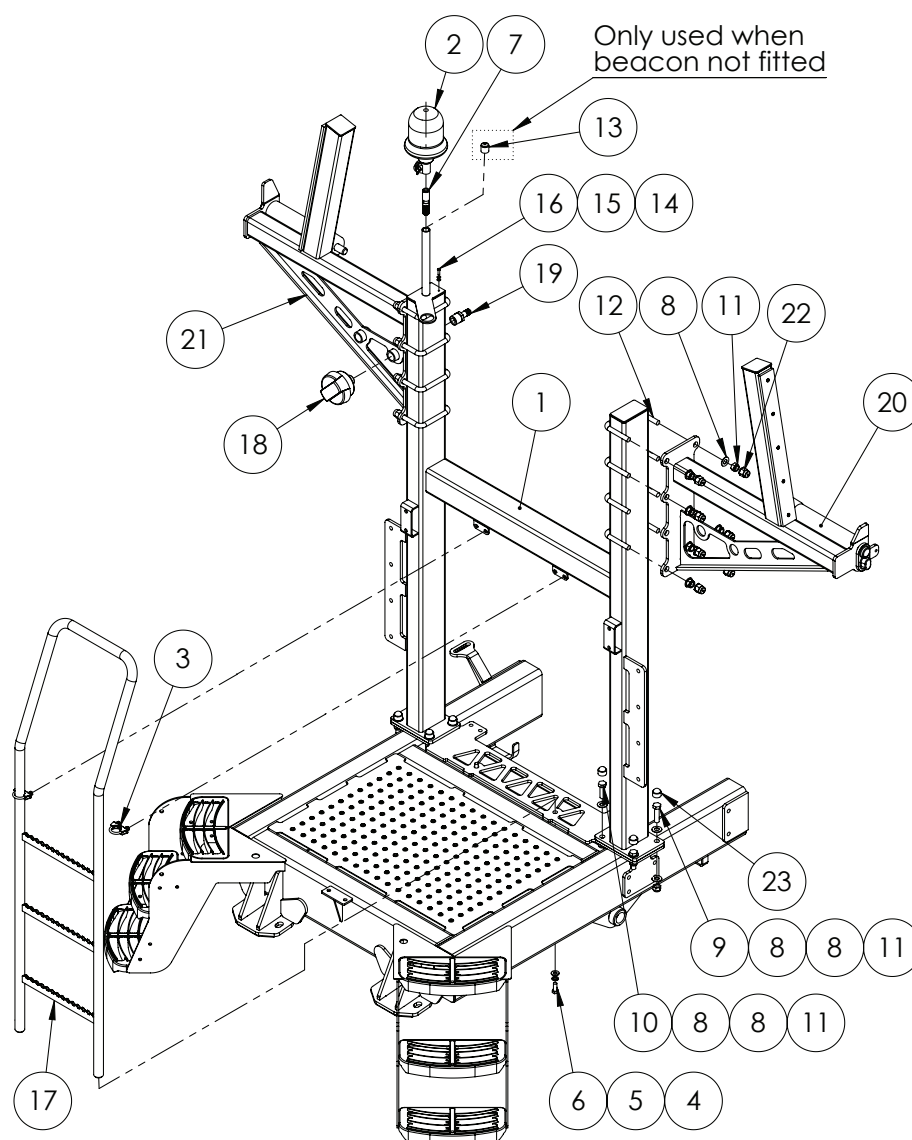
| ITEM NO. | PART NUMBER | DESCRIPTION | QTY. |
|----------|-------------|---|------|
| - | GA4904735-R | Boom Rest Right 4000-6500L Prairie Tri-Tech - Assembly | - |
| - | GA4904735-L | Boom Rest Left 4000-6500L Prairie Tri-Tech - Assembly | - |
| 1 | GA4659670 | Boom Rest Prairie RH 4000, 5000, 6500 | 1 |
| | GA4659675 | Boom Rest Prairie LH 4000, 5000, 6500 | 1 |
| 2 | GA5067885 | Pin cover, Black, clip on, plastic | 1 |
| 3 | GA5070700 | Roller Boom Rest Prairie | 1 |
| 4 | GA4658745 | Pin suit Boom rest roller | 1 |
| 5 | MACH0152 | Bush with shoulder, 12.3 ID x 25 OD x 21mm long | 1 |
| 6 | GA5000307 | SHCS M12 x 30 ZP GR12.9 | 1 |
| 7 | GA5017659 | Washer, 1", Flat, ZP, Heavy duty (5mm thick) | 2 |
| 8 | GA5066630 | Wear strip, 65 wide x 590 long x 10mm thick, Polystone 7000SR | 1 |
| 9 | GA5051230 | CSCS M5 x 16 Countersink SS | 5 |
| 10 | GA5052345 | End cap, Insert, 75 x 75 mm, black, plastic | 1 |
| 11 | GA4572135 | Spacer bush, 40 OD x 25.8 ID x 9mm thick, Paralift arm spacer | 1 |

Boom Rest - 6500L - 30m Boom



| ITEM NO. | PART NUMBER | DESCRIPTION | QTY. |
|----------|-------------|---|------|
| - | GA4906570 | Boom Rest Assembly Step Back 250mm suit Prairie LH - Assembly | - |
| - | GA4906575 | Boom Rest Assembly Step Back 250mm suit Prairie RH - Assembly | - |
| 1 | GA4659990 | Boom Rest Step Back 250mm suit Prairie LH | 1 |
| | GA4659995 | Boom Rest Step Back 250mm suit Prairie RH | 1 |
| 2 | GA4658745 | Pin suit Boom rest roller | 1 |
| 3 | MACH0152 | Bush with shoulder, 12.3 ID x 25 OD x 21mm long | 1 |
| 4 | GA5000307 | SHCS M12 x 30 ZP GR12.9 | 1 |
| 5 | GA5017681 | Washer 1" x 2" 7g Flat Thin SS | 5 |
| 6 | GA5070700 | Roller Boom Rest Prairie | 1 |
| 7 | GA5011277 | U bolt, Square top, M16 x 127mm x 110mm | 3 |
| 8 | GA5001043 | Washer 16mm Flat SS HD | 6 |
| 9 | GA5001029 | Nut M16 Nyloc ZP | 6 |
| 10 | GA5066630 | Wear strip, 65 wide x 590 long x 10mm thick, Polystone 7000SR | 1 |
| 11 | GA5052345 | End cap, Insert, 75 x 75 mm, black, plastic | 1 |
| 12 | GA5051230 | CSCS M5 x 16 Countersink SS | 5 |
| 13 | GA5067885 | Pin cover, Black, clip on, plastic | 1 |
| 14 | GA5054685 | Cap M16 hex nut cover | 6 |

H-Frame - 7500/8500L



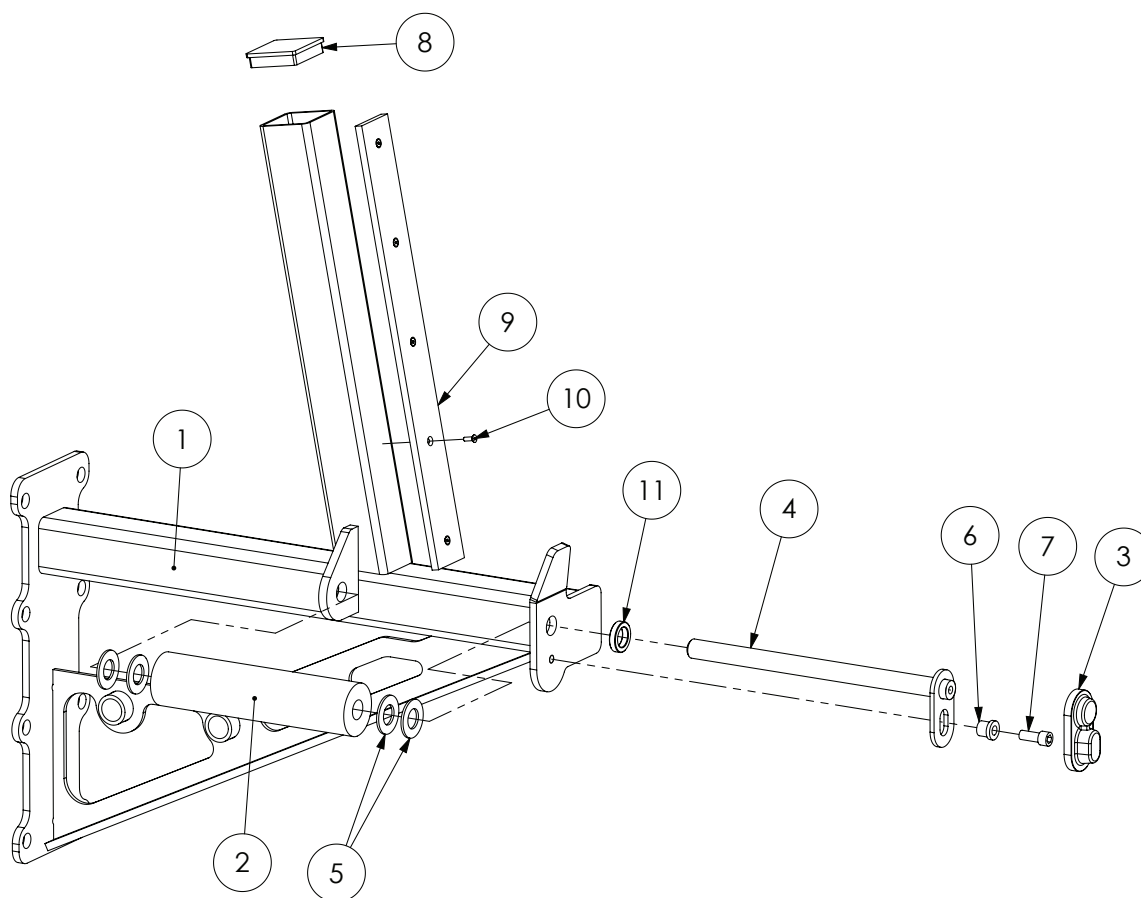
| ITEM NO. | PART NUMBER | DESCRIPTION | QTY. |
|----------|-------------|---|------|
| 1 | GA4654182 | H frame suit prairie 7500L 2011 | 1 |
| 2 | GA5048975 | Beacon, Rotating, Amber, DIN A pole mount, H1 globe | 1 |
| 3 | GA5075120 | Exhaust Clamp 36mm Heavy Duty | 2 |
| 4 | GA5000577 | Washer 12mm Flat SS HD | 2 |
| 5 | GA5000575 | Washer 12mm Spring SS | 2 |
| 6 | GA5000305 | Set Screw M12 x 30 ZP GR8.8 | 2 |
| 7 | GA5020411 | Beacon insert, screw in | 1 |
| 8 | GA5001009 | Washer 16mm Flat ZP Heavy Duty | 28 |
| 9 | GA5000939 | Bolt M16 x 60 Black GR8.8 | 4 |
| 10 | GA5000931 | Bolt M16 x 50 ZP GR8.8 | 4 |
| 11 | GA5001029 | Nut M16 Nyloc ZP | 20 |
| 12 | GA5011277 | U bolt, Square top, M16 x 127mm x 110mm | 6 |
| 13 | GA5052650 | Cap Plastic 25.4mm Black | 1 |

Continued over page

H-Frame - 7500/8500L

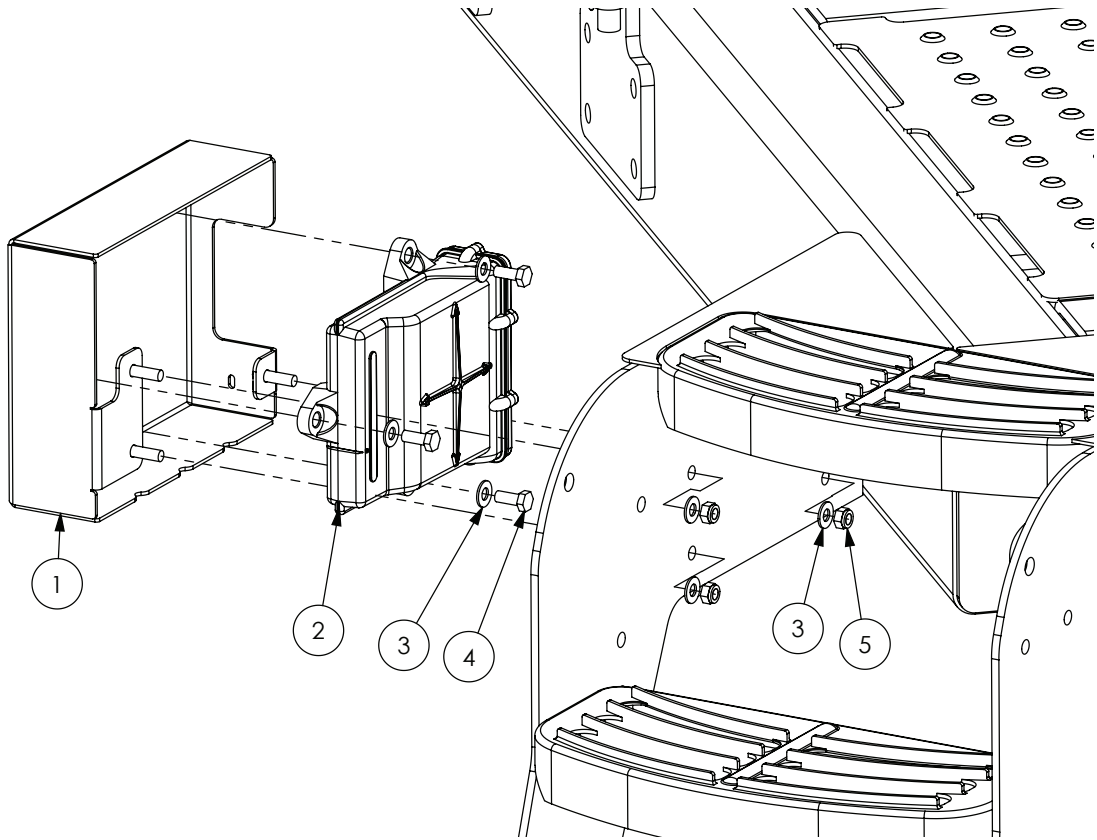
| ITEM NO. | PART NUMBER | DESCRIPTION | QTY. |
|----------|-------------|--|------|
| 14 | GA5004437 | Washer 6mm Flat SS | 1 |
| 15 | GA5004447 | Washer, 6mm, Spring, SS | 1 |
| 16 | GA5004053 | BHCS M6 x 20 SS | 1 |
| 17 | GA4658161 | Ladder, suit 2013 Prairie | 1 |
| 18 | GA5005259 | Air filter, 1" BSP male thread | 1 |
| 19 | GA5077721 | Hose barb, Straight, 1" male thread x 3/4" hose, Banjo | 1 |
| 20 | GA4904700-L | Boom Rest Left 7500L/8500L Prairie Tri-Tech | 1 |
| 21 | GA4904700-R | Boom Rest Right 7500L/8500L Prairie Tri-Tech | 1 |
| 22 | GA5054685 | Cap M16 hex nut cover | 16 |
| 23 | GA5075080 | Hex nut protection cap suit M16, Black | 8 |

Boom Rest - 7500/8500L



| ITEM NO. | PART NUMBER | DESCRIPTION | QTY. |
|----------|-------------|---|------|
| - | GA4904700-L | Boom Rest Left 7500L/8500L Prairie Tri-Tech - Assembly | - |
| - | GA4904700-R | Boom Rest Right 7500L/8500L Prairie Tri-Tech - Assembly | - |
| 1 | GA4659671 | Boom Rest Prairie RH 7500 8500 | 1 |
| | GA4659676 | Boom Rest Prairie LH 7500 8500 | 1 |
| 2 | GA5070700 | Roller Boom Rest Prairie | 1 |
| 3 | GA5067885 | Pin cover, Black, clip on, plastic | 1 |
| 4 | GA4658745 | Pin suit Boom rest roller | 1 |
| 5 | GA5017681 | Washer 1" x 2" 7g Flat Thin SS | 4 |
| 6 | MACH0152 | Bush with shoulder, 12.3 ID x 25 OD x 21 long | 1 |
| 7 | GA5000307 | SHCS M12 x 30 ZP GR12.9 | 1 |
| 8 | GA5052345 | End cap, Insert, 75 x 75 mm, black, plastic | 1 |
| 9 | GA5066630 | Wear strip, 65 wide x 590 long x 10mm thick, Polystone 7000SR | 1 |
| 10 | GA5051230 | CSCS M5 x 16 Countersink SS | 5 |
| 11 | GA4572135 | Spacer bush, 40 OD x 25.8 ID x 9mm thick, Paralift arm spacer | 1 |

ISOBUS Node Cover

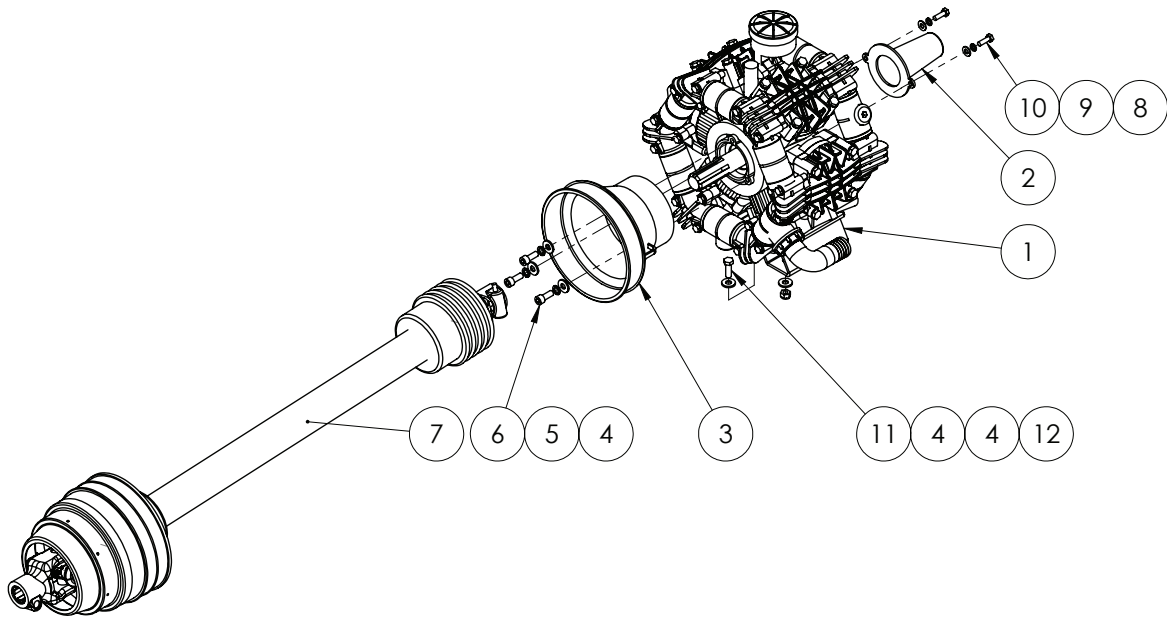


| ITEM NO. | PART NUMBER | DESCRIPTION | QTY. |
|----------|-------------|--|------|
| 1 | GA4660275 | Cover, ISO Node Welded Prairie | 1 |
| 2 | GA5071380 | Node, ECU ISO Bus CAN, Product controller, Raven | 1 |
| 3 | GA5003643 | Washer 8mm Flat SS HD | 6 |
| 4 | GA5004085 | Bolt M8 x 20 ZP GR8.8 | 3 |
| 5 | GA5052590 | Nut M8 Nyloc SS | 3 |

Chapter 2

PUMPS

Zeta 260 - PTO Shaft Drive



| ITEM NO. | PART NUMBER | DESCRIPTION | QTY. |
|----------|-------------|---|------|
| 1 | GA5054505 | Pump, Diaphragm type, Zeta 260, Through shaft PTO drive, Udor | 1 |
| 2 | GA5013499 | Guard, Plastic, PTO protector suit rear of 2C pumps | 1 |
| 3 | GA5076401 | PTO Cover, Black, Front, suit 170 and 260 spray pumps | 1 |
| 4 | GA5000117 | Washer 10mm Flat SS HD | 11 |
| 5 | GA5000137 | Washer 10mm Spring SS | 3 |
| 6 | GA5071085 | SHCS M10 x 25 ZP GR12.9 | 3 |
| 7 | GA5013511 | PTO Shaft wide angle suit Advance EF 1.05m | 1 |
| | GA5060830 | PTO shaft standard angle 1.05m, suits EF special | |
| 8 | GA5003643 | Washer 8mm Flat SS HD | 2 |
| 9 | GA5004919 | Washer 8mm Spring SS | 2 |
| 10 | GA5004711 | Bolt M8 x 25 ZP GR8.8 | 2 |
| 11 | GA5065455 | Bolt M10 x 30 ZP GR8.8 | 4 |
| 12 | GA5000141 | Nut M10 Nyloc ZP | 4 |

ZETA COVER KIT

| PART NUMBER | DESCRIPTION |
|-------------|---|
| GA5023075 | Cover kit, Suit Zeta 170 & 260 PTO pump |

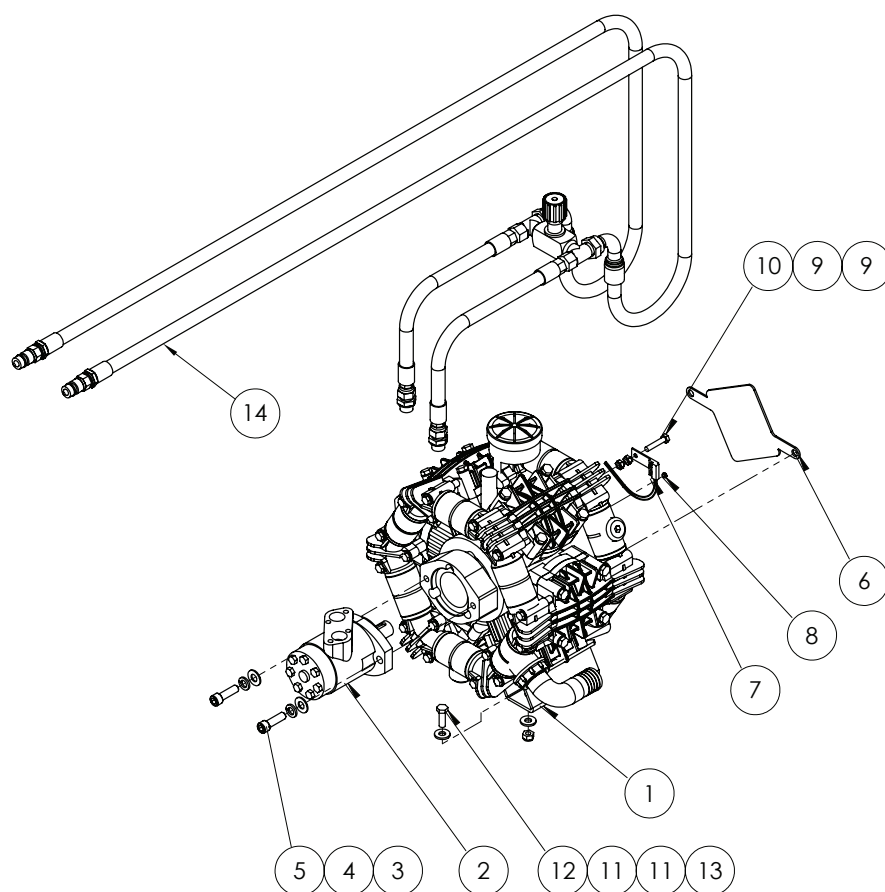
This diagram illustrates the exploded view of a 1600 cc engine assembly. The components are labeled with part numbers and are organized into several groups:

- Top Left Group:** 060439, 020279, 110193, 060450, 140688, 110142, 1101G5, 160387, 110151, 160538, 1101G5, 160134, 140348, 180472, 1101G5, 160538, 140348, 180479, 110104, 160336, 1101G5.
- Top Right Group:** 160133, 1101G5, 160134, 180479, 140348, 160134, 1101G5, 160538, 110104, 160336.
- Middle Left Group:** 110101, 600677, 1604E3, 110101, 600677.
- Middle Right Group:** 020822, 180506, 110132, 120349, 110168, 180571, 141203, 0501H9, 110156, 180483, 140312, 0209B5, 021404, 030128, 000108, 030259, 021607, 030259, 000108, 601559, 151933, 120508, 150905, 150201, 150602.
- Bottom Left Group:** 000229, 030128, 021404, 000749, 110158, 0501H5, 140349, 180499.
- Bottom Right Group:** 150616, 000749, 020614, 090359, 030107, 010201, 1604E3, 140349, 1804A2, 060549, 160367, 120298, 1804A2.

| PART NUMBER | DESCRIPTION | QTY. |
|-------------|---|------|
| GA5054505 | Pump, Diaphragm type, Zeta 260, Through shaft PTO drive, Udor | 1 |

| PART NUMBER | DESCRIPTION |
|-------------|---|
| GA5077793 | Pump Diaphragm Kit suit Zeta 260 and RO250 Udor Pumps |
| GA5077792 | Pump rebuild kit, includes diaphragms, seals & valves, Suits both Zeta 260 and RO250 in PTO and Hyd Drive |

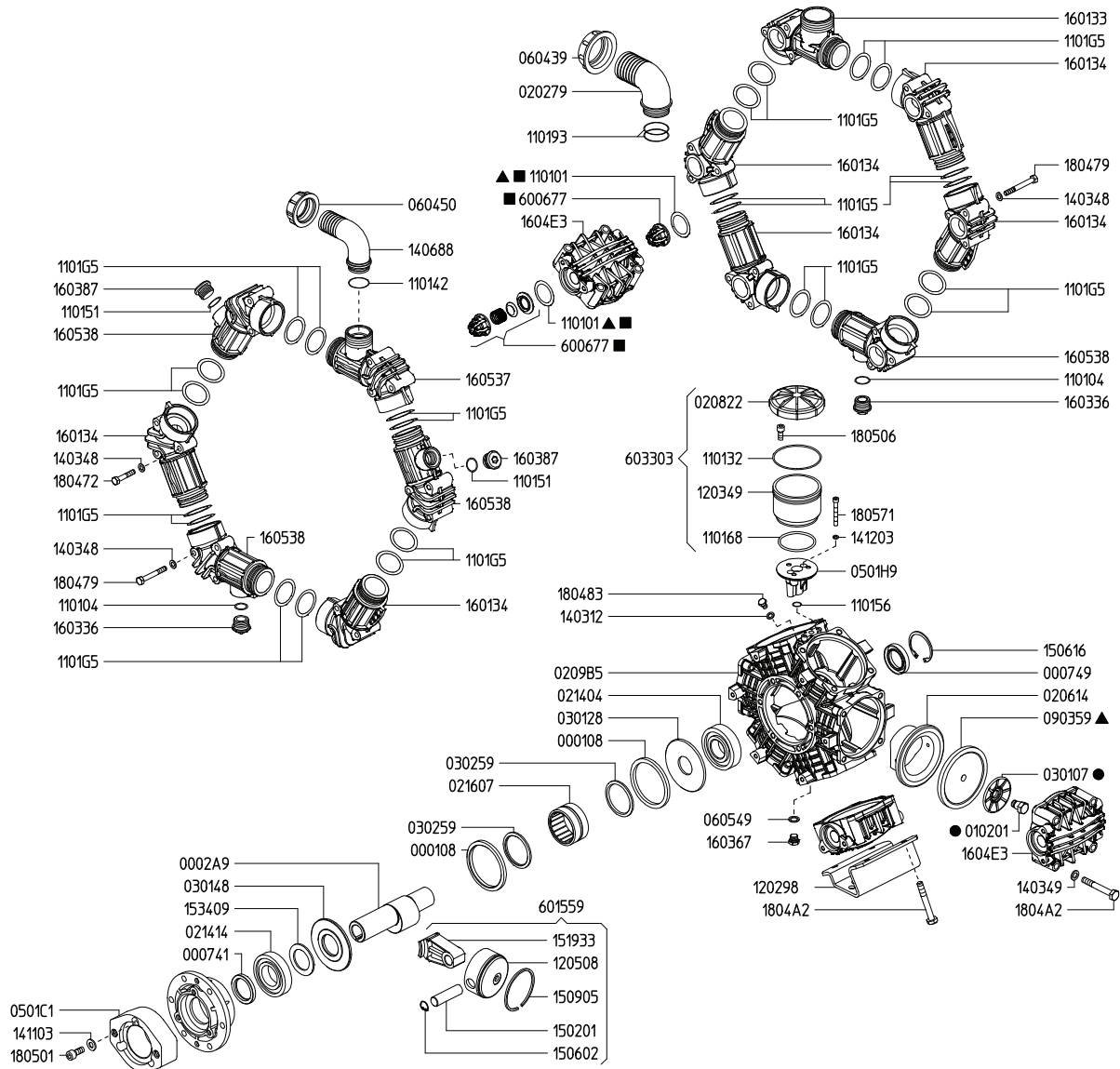
Zeta 260 - Hydraulic Drive



| ITEM NO. | PART NUMBER | DESCRIPTION | QTY. |
|----------|--------------|---|------|
| 1 | GA5054500 | Pump Zeta 260 MI-I | 1 |
| 2 | GA5047515 | Motor, hydraulic, 80cc/rev, 25.4mm shaft, Suit spray pump drive | 1 |
| 3 | GA5000577 | Washer 12mm Flat SS HD | 2 |
| 4 | GA5000575 | Washer 12mm Spring SS | 2 |
| 5 | GA5000321 | SHCS M12 x 40 ZP GR12.9 | 2 |
| 6 | PUMPCOVER250 | Plate, Rear Pump Shaft Cover, RO250, Zeta 260 and 300 | 1 |
| 7 | GA5076307 | Sensor, Spray pump RPM, suit 4400 / 4070, Raven | 1 |
| 8 | GA5016169 | Magnet, High strength, 12mm diameter x 1.5mm thick | 1 |
| 9 | GA5011499 | Nut M8 Hex ZP | 2 |
| 10 | GA5048655 | Bolt M8 x 40 ZP GR8.8 | 1 |
| 11 | GA5000117 | Washer 10mm Flat SS HD | 8 |
| 12 | GA5065455 | Bolt M10 x 30 ZP GR8.8 | 4 |
| 13 | GA5000141 | Nut M10 Nyloc ZP | 4 |
| 14 | GA5067186* | Hose assembly kit hydraulic drive suit hose support MY10 | 1 |

* Sub-assembly on following pages

Zeta 260 - Hydraulic Drive Assembly



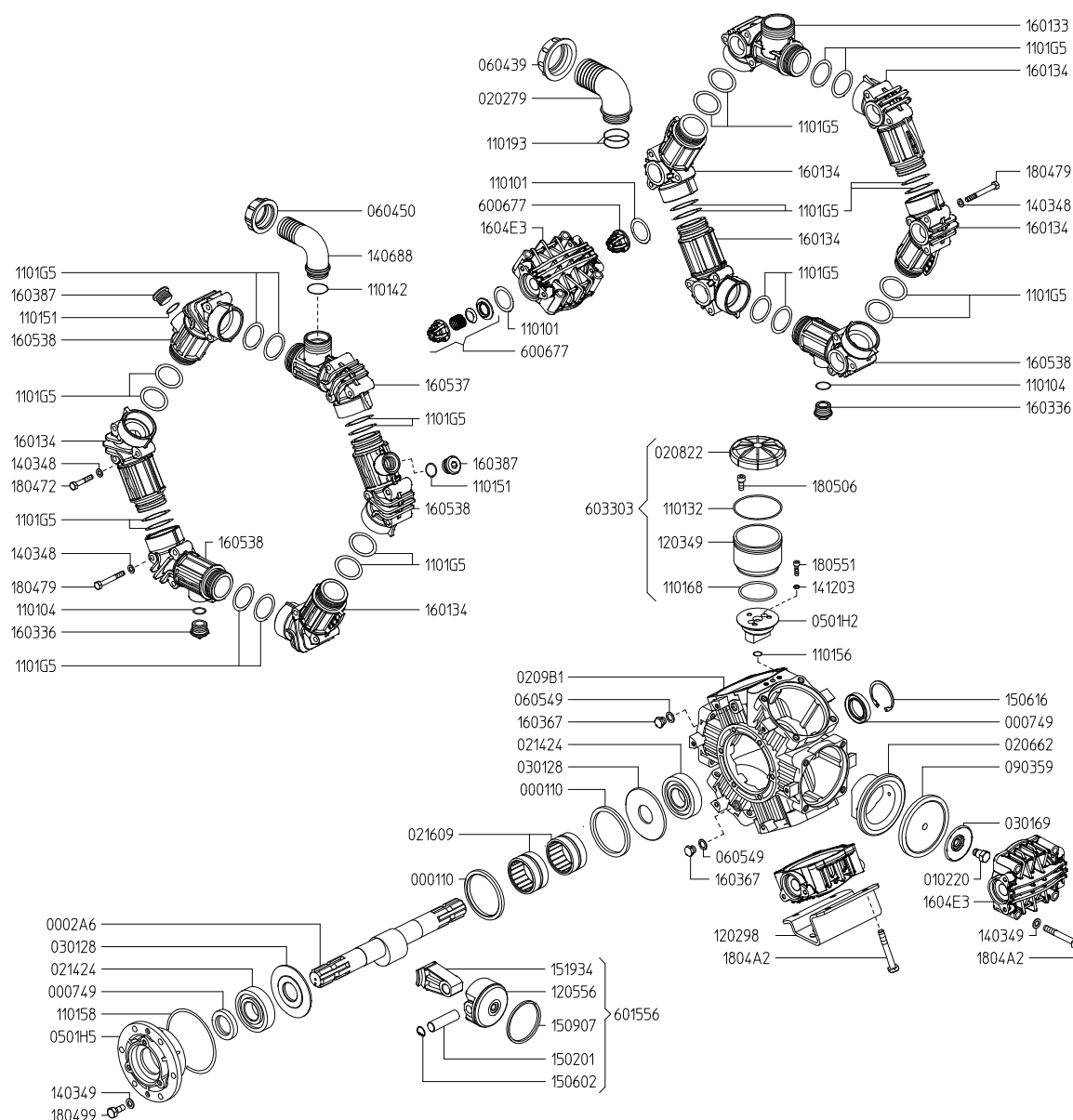
PUMP ASSEMBLY

| PART NUMBER | DESCRIPTION | QTY. |
|-------------|--------------------|------|
| GA5054500 | Pump Zeta 260 MI-I | 1 |

PUMP SERVICE PARTS

| PART NUMBER | DESCRIPTION |
|-------------|---|
| GA5077793 | Pump Diaphragm Kit suit Zeta 260 and RO250 Udor Pumps |
| GA5077792 | Pump rebuild kit, includes diaphragms, seals & valves, Suits both Zeta 260 and RO250 in PTO and Hyd Drive |
| GA5023115 | Seal kit, 60cc & 80cc hydraulic motor, GA5009525 and GA5047515 |

Zeta 300 - PTO Shaft Drive Assembly



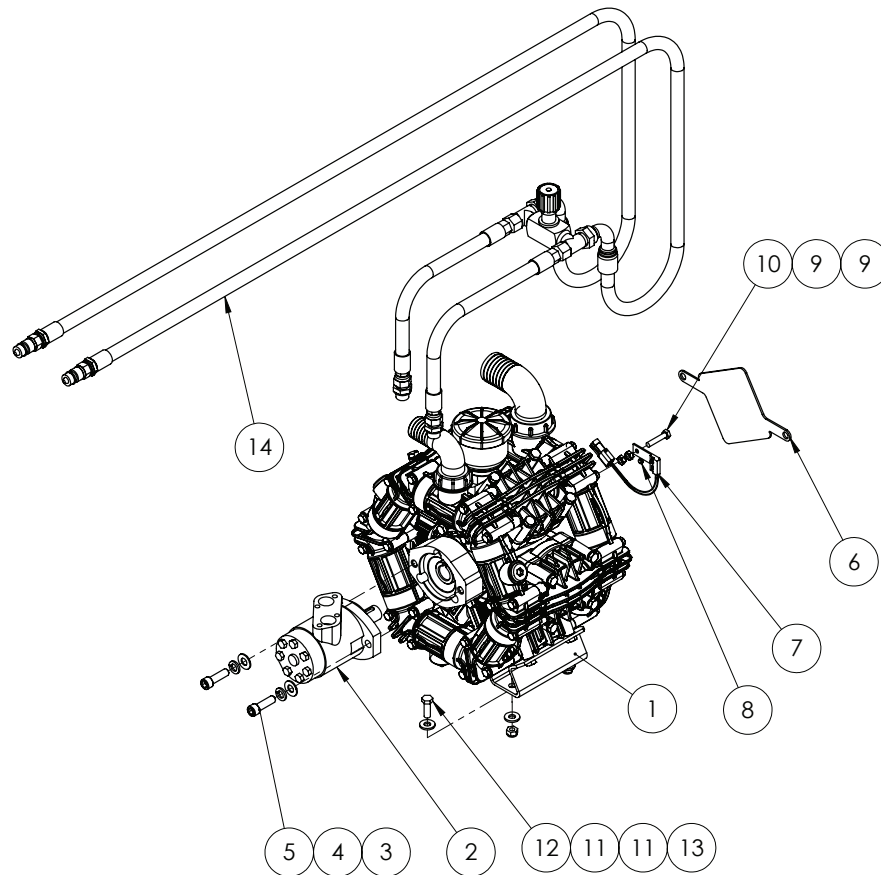
PUMP ASSEMBLY

| PART NUMBER | DESCRIPTION | QTY. |
|-------------|-------------------------|------|
| GA5054525 | Pump Zeta 300 PTO TS 2C | 1 |

PUMP SERVICE PARTS

| PART NUMBER | DESCRIPTION |
|-------------|---|
| GA5077793 | Pump Diaphragm Kit suit Zeta 300 Pumps |
| GA5077792 | Pump rebuild kit, includes diaphragms, seals & valves, Zeta 300 |
| GA5023115 | Seal kit, 60cc & 80cc hydraulic motor, GA5009525 and GA5047515 |

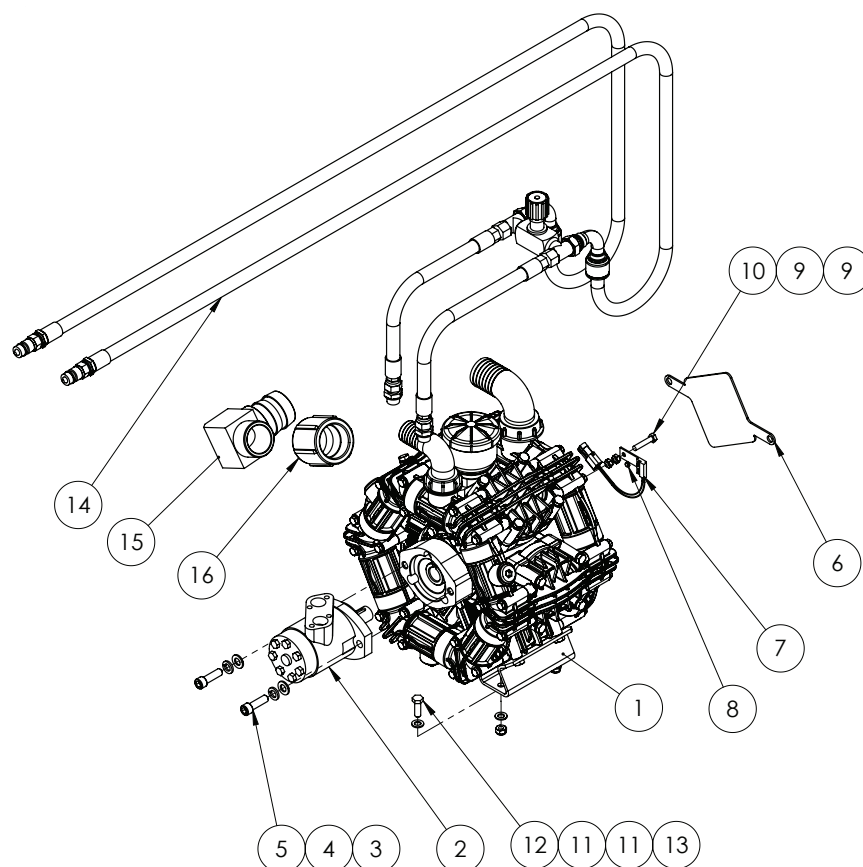
Zeta 300 - Hydraulic Drive - 4000-7500L



| ITEM NO. | PART NUMBER | DESCRIPTION | QTY. |
|----------|--------------|--|------|
| 1 | GA5054520* | Pump Zeta 300 MI-25 | 1 |
| 2 | GA5020210 | Hydraulic Motor, 80cc 25.0mm, 8mm keyway | 1 |
| 3 | GA5000577 | Washer 12mm Flat SS HD | 2 |
| 4 | GA5000575 | Washer 12mm Spring SS | 2 |
| 5 | GA5000321 | SHCS M12 x 40 ZP GR12.9 | 2 |
| 6 | PUMPCOVER250 | Plate, Rear Pump Shaft Cover, RO250, Zeta 260 and 300 | 1 |
| 7 | GA5076307 | Sensor, Spray pump RPM, suit 4400 / 4070, Raven | 1 |
| 8 | GA5016169 | Magnet, High strength, 12mm diameter x 1.5mm thick | 1 |
| 9 | GA5011499 | Nut M8 Hex ZP | 2 |
| 10 | GA5048655 | Bolt M8 x 40 ZP GR8.8 | 1 |
| 11 | GA5000117 | Washer 10mm Flat SS HD | 8 |
| 12 | GA5065455 | Bolt M10 x 30 ZP GR8.8 | 4 |
| 13 | GA5000141 | Nut M10 Nyloc ZP | 4 |
| 14 | GA5067186* | Hose assembly kit hydraulic drive suit hose support MY10 | 1 |

* Sub-assembly on following pages

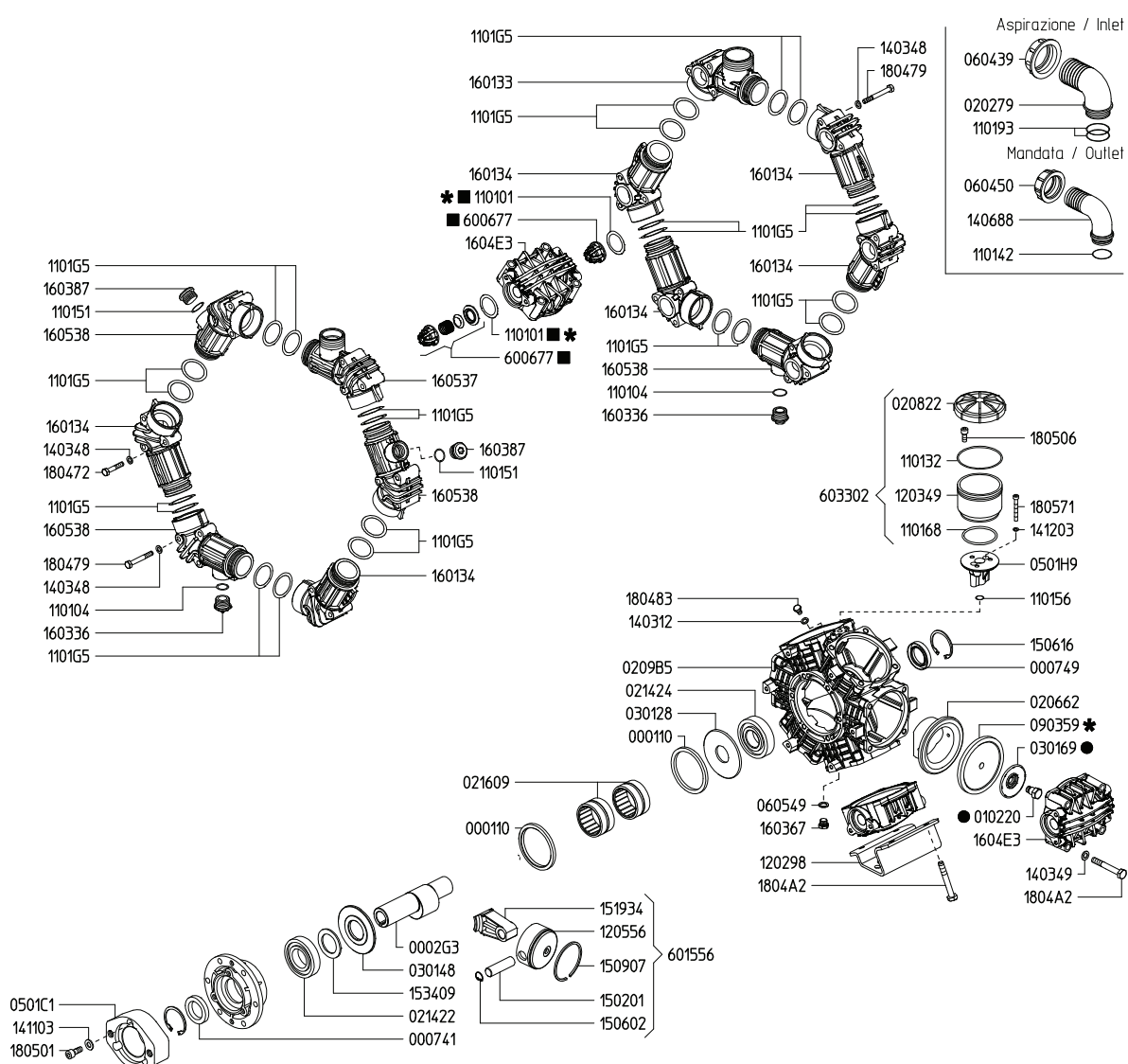
Zeta 300 - Hydraulic Drive - 8500L Only



| ITEM NO. | PART NUMBER | DESCRIPTION | QTY. |
|----------|--------------|---|------|
| 1 | GA5054520* | Pump Zeta 300 MI-25 | 1 |
| 2 | GA5020210 | Hydraulic Motor, 80cc 25.0mm, 8mm keyway | 1 |
| 3 | GA5000577 | Washer 12mm Flat SS HD | 2 |
| 4 | GA5000575 | Washer 12mm Spring SS | 2 |
| 5 | GA5000321 | SHCS M12 x 40 ZP GR12.9 | 2 |
| 6 | PUMPCOVER250 | Plate, Rear Pump Shaft Cover, RO250, Zeta 260 and 300 | 1 |
| 7 | GA5076307 | Sensor, Spray pump RPM, suit 4400 / 4070, Raven | 1 |
| 8 | GA5016169 | Magnet, High strength, 12mm diameter x 1.5mm thick | 1 |
| 9 | GA5011499 | Nut M8 Hex ZP | 2 |
| 10 | GA5048655 | Bolt M8 x 40 ZP GR8.8 | 1 |
| 11 | GA5000117 | Washer 10mm Flat SS HD | 8 |
| 12 | GA5065455 | Bolt M10 x 30 ZP GR8.8 | 4 |
| 13 | GA5000141 | Nut M10 Nyloc ZP | 4 |
| 14 | GA5067186* | Hose assembly kit hydraulic drive suit hose support MY10 | 1 |
| 15 | L081A | Plumbing fitting, Hose barb, Elbow, 90 degree, 2" male thread x 2 1/2" hose | 1 |
| 16 | GA5077641 | Coupling, socket, 2" female thread | 1 |

* Sub-assembly on following pages

Zeta 300 - Hydraulic Drive Assembly



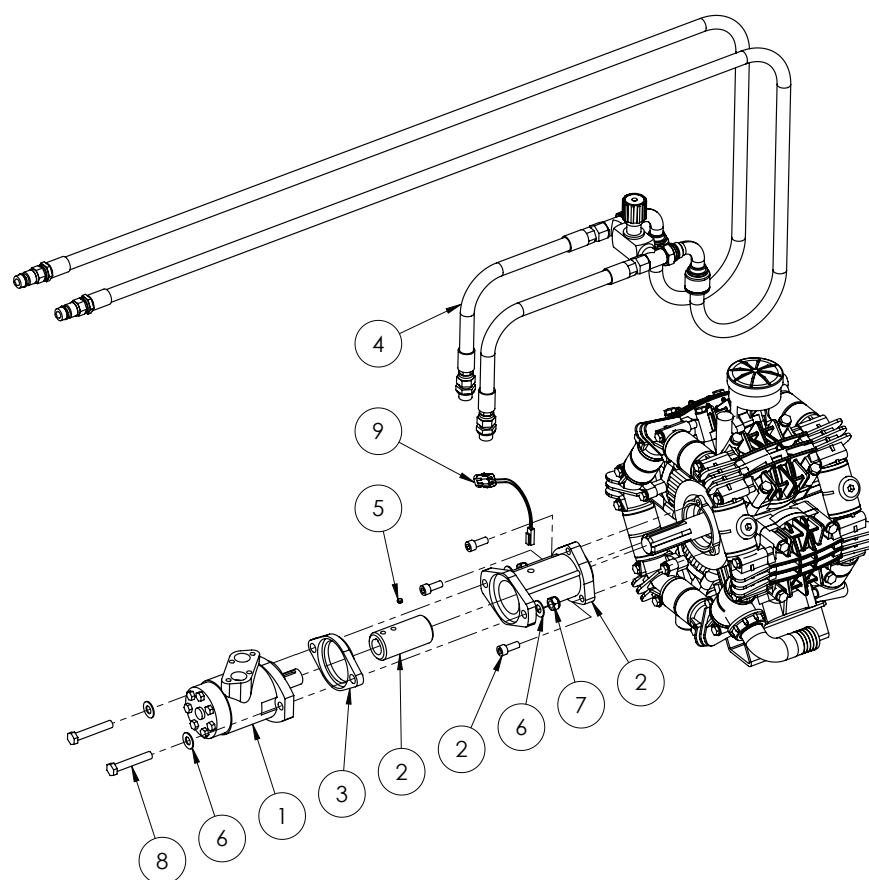
PUMP ASSEMBLY

| PART NUMBER | DESCRIPTION | QTY. |
|-------------|---------------------|------|
| GA5054520 | Pump Zeta 300 MI-25 | 1 |

PUMP SERVICE PARTS

| PART NUMBER | DESCRIPTION |
|-------------|---|
| GA5077793 | Pump Diaphragm Kit suit Zeta 300 Pumps |
| GA5077792 | Pump rebuild kit, includes diaphragms, seals & valves, Zeta 300 |
| GA5023115 | Seal kit, 60cc & 80cc hydraulic motor, GA5009525 and GA5047515 |

Hydraulic Drive Conversion Kit



| ITEM NO. | PART NUMBER | DESCRIPTION | QTY. |
|----------|-------------|---|------|
| 1 | GA5047515 | Motor, hydraulic, 80cc/rev, 25.4mm shaft, Suit spray pump drive | 1 |
| 2 | GA5077663 | Adaptor, Hydraulic motor to Udor PTO pump only, kit includes housing, coupler, 2 grub screws, 3 bolts | 1 |
| 3 | GA4552100 | Spacer plate, Suit adapter PTO to hydraulic drive, Udor | 1 |
| 4 | GA5067186* | Hose assembly kit hydraulic drive suit hose support MY10 | 1 |
| 5 | GA5016169 | Magnet, High strength, 12mm diameter x 1.5mm thick | 1 |
| 6 | GA5000577 | Washer 12mm Flat SS HD | 4 |
| 7 | GA5012461 | Nut M12 Nyloc ZP | 2 |
| 8 | GA5000347 | Bolt M12 x 70 ZP GR8.8 | 2 |
| 9 | GA5076307 | Sensor, Spray pump RPM, suit 4400 / 4070 | 1 |

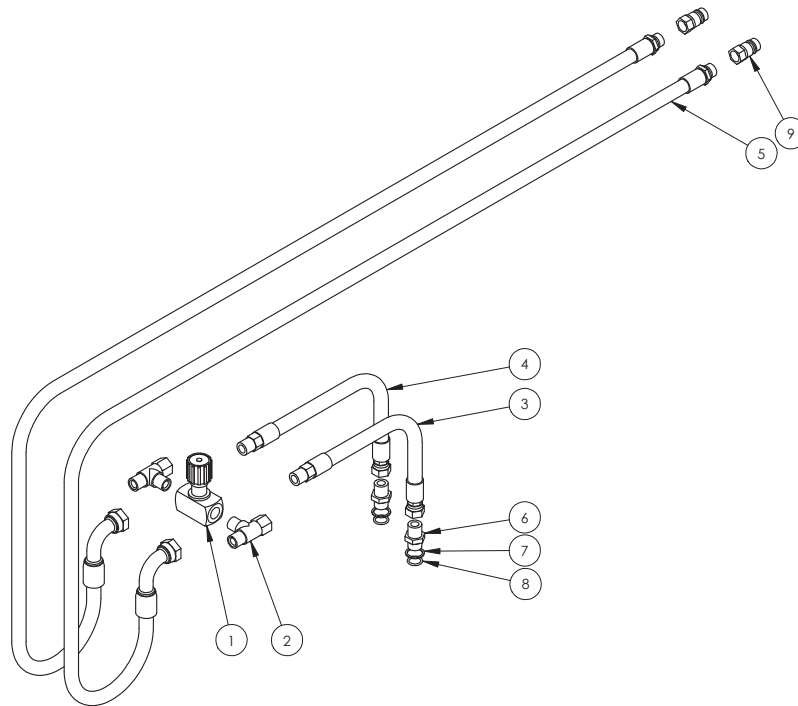
* Sub-assembly on following pages

Note: Machines fitted with 70 series pump RPM monitors use the parts below:

RPM MONITOR & SPEED SENSOR

| PART NUMBER | DESCRIPTION | QTY. |
|-------------|---|------|
| GA5077195 | 70 series RPM monitor & speed sensor - Complete | 1 |
| GA5076542 | Teejet speed sensor | 1 |

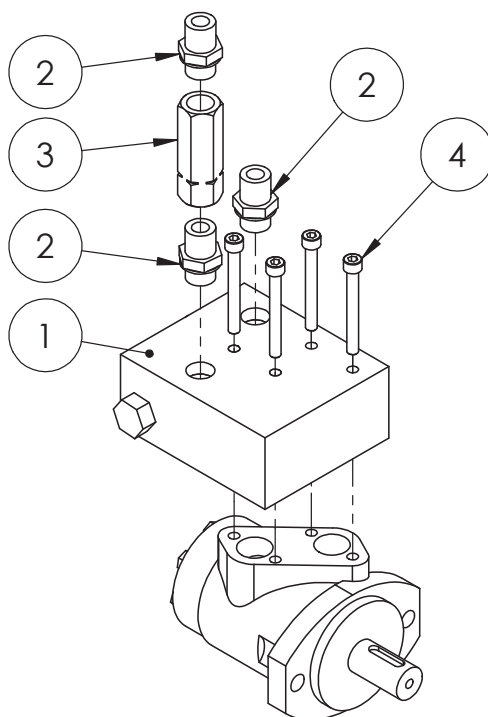
Hydraulic Hose Kit



GA5067186 Hose assembly kit hydraulic drive suit hose support MY10

| ITEM NO. | PART NUMBER | DESCRIPTION | QTY. |
|----------|-------------|---|------|
| 1 | GA5018221 | Valve check needle throttle 1/2" | 1 |
| 2 | GA3500200 | Hydraulic adaptor, Tee, 1/2" BSPT male x 1/2" BSPT male x 1/2" BSPP female swivel | 2 |
| 3 | GA4922110 | Hyd hose suit EF MY10 pump end short | 1 |
| 4 | GA4922115 | Hyd hose suit EF MY10 pump end long | 1 |
| 5 | GA4922105 | Hyd hose suit EF MY10 tractor end | 2 |
| 6 | GA3500310 | Hydraulic adaptor, Nipple, 1/2" BSPT male x 1/2" BSPP male | 2 |
| 7 | GA5076891 | Ring Retaining BSPP 1/2" | 2 |
| 8 | GA5078121 | O-Ring BSPP 1/2" | 2 |
| 9 | GA5078000 | Quick connect fitting, 1/2" male tip x 1/2" female thread | 2 |
| - | GA5052365 | Cover, Green plastic, Suit GA5078000 | 2 |

Pressure Flow Compensator

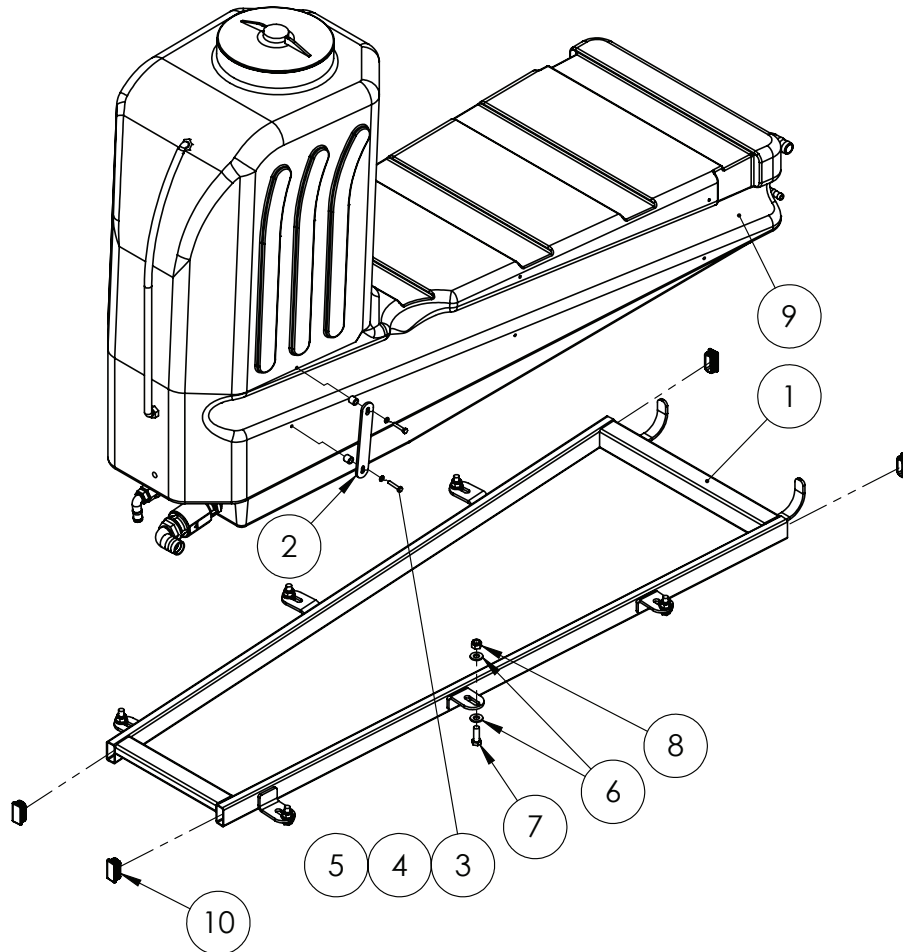


| ITEM NO. | PART NUMBER | DESCRIPTION | QTY. |
|----------|-------------|--|------|
| 1 | GA5049425 | Manual flow control | 1 |
| 2 | GA3500310 | Hydraulic adaptor, Nipple, 1/2" BSPT male x 1/2" BSPP male | 3 |
| 3 | GA5007060 | Valve, Check, Hydraulic, 1/2" BSPP female inlet & outlet, 45L/min flow, Maximum 320bar | 1 |
| 4 | GA5049430 | SHCS M8 x 70 ZP GR12.9 | 4 |

Chapter 3

FLUSH TANK

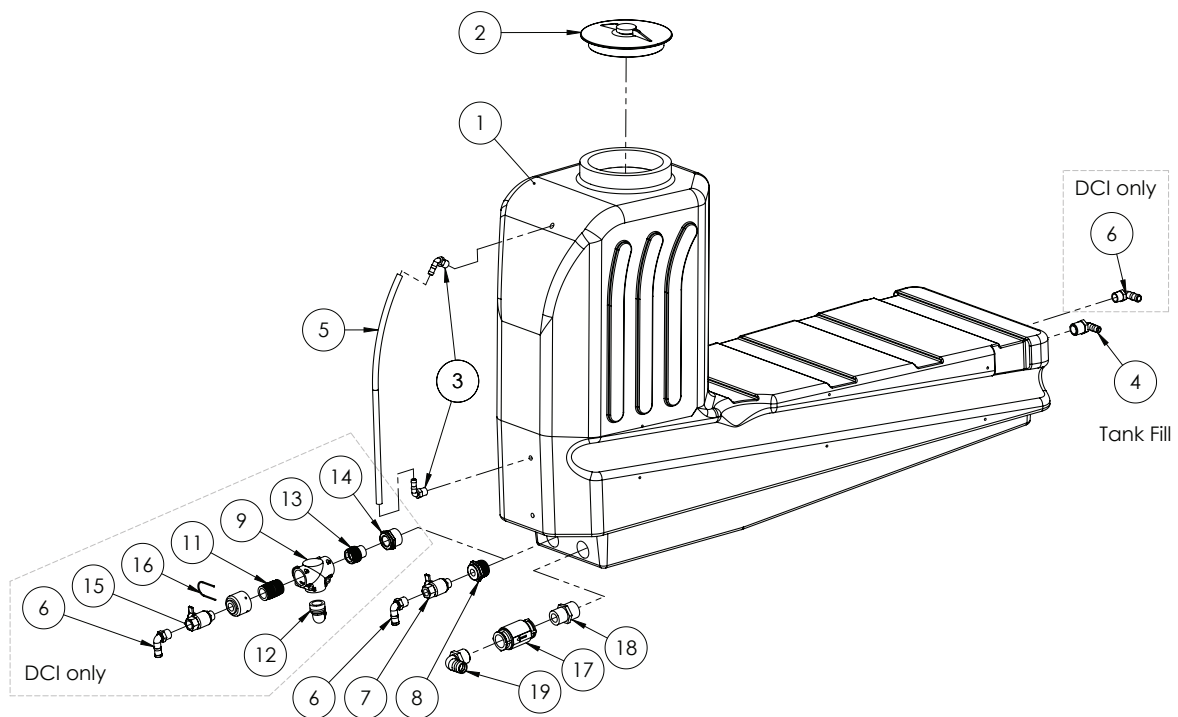
400L Flush Tank Frame



| ITEM NO. | PART NUMBER | DESCRIPTION | QTY. |
|----------|-------------|---|------|
| 1 | GA4654320 | Rinse tank frame advance | 1 |
| 2 | F70681A | Hose Strap for Belly Tank | 2 |
| 3 | GA5011405 | Bolt M6 x 35 ZP GR8.8 | 4 |
| 4 | GA5004437 | Washer 6mm Flat SS | 4 |
| 5 | GA4552075 | Crush tube, 10.2 ID x 15 OD x 15mm long | 4 |
| 6 | GA5000577 | Washer 12mm Flat SS HD | 12 |
| 7 | GA5000311 | Set screw, M12 x 35, ZP GR 8.8 | 6 |
| 8 | GA5012461 | Nut M12 Nyloc ZP | 6 |
| 9 | * | 400L Flush Tank Assembly | 1 |
| 10 | GA5003733 | Tube Insert 50 x 25mm rectangular 0.83 | 4 |

* Sub-assembly on following pages

400L Flush Tank Assembly

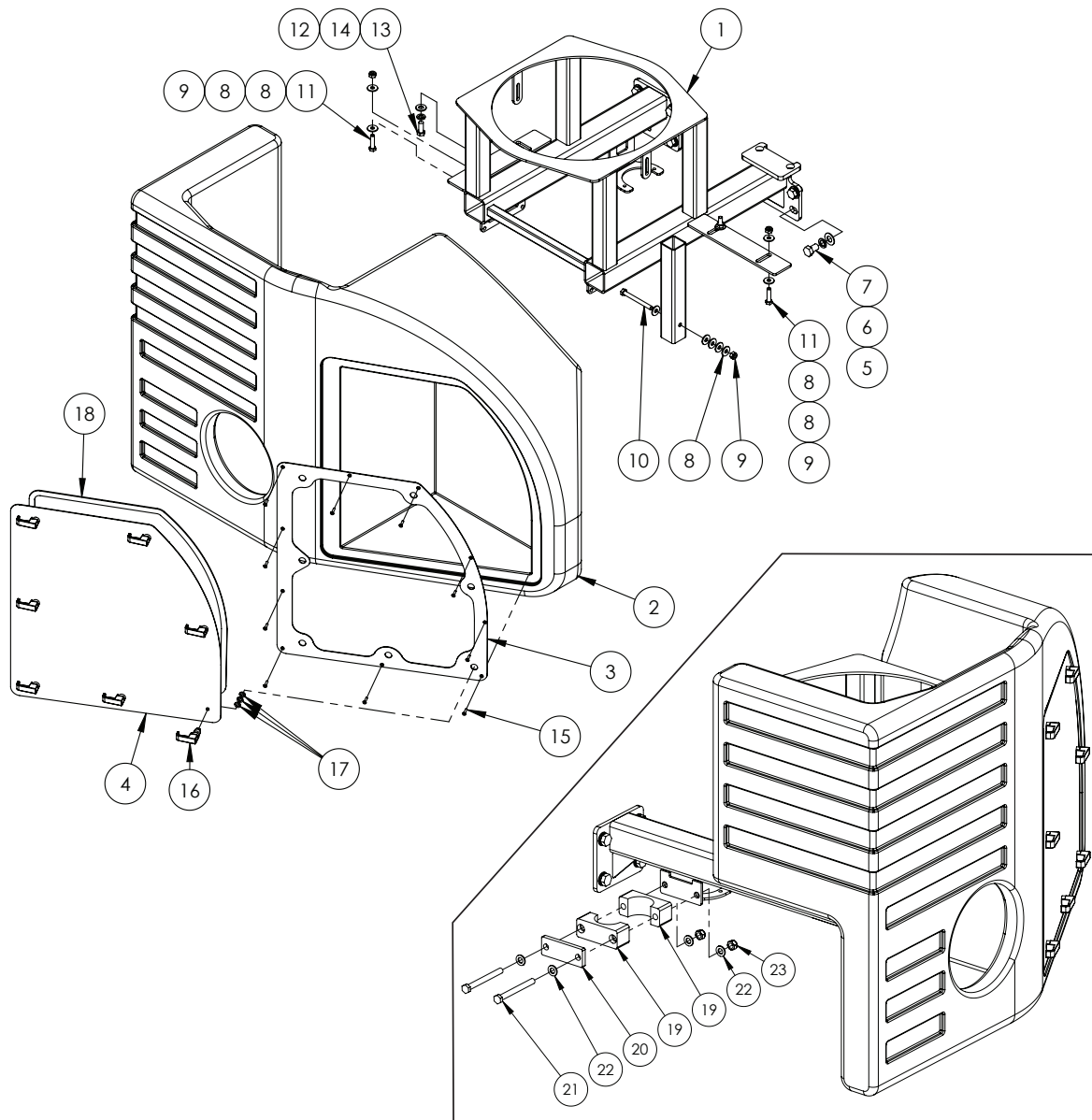


| ITEM NO. | PART NUMBER | DESCRIPTION | QTY. |
|----------|-------------|--|------|
| 1 | GA5018367 | Tank 400lt Underbelly, Bare | 1 |
| 2 | GA5076882 | Lid, Tank, 255 diameter, With breather | 1 |
| 3 | GA5077708 | Hose barb, Elbow, 90 degree, 1/2" male thread x 1/2" hose, Banjo | 2 |
| 4 | GA5077719 | Hose barb, Elbow, 90 degree, 1" male thread x 3/4" hose, Banjo | 1 |
| 5 | GA2000209 | 12mm sight tube (cut 660mm) | 1 |
| 6 | GA5077717 | Hose barb, Elbow, 90 degree, 3/4" male thread x 3/4" hose, Banjo | 3 |
| 7 | GA5018315 | Valve, Ball, 20mm, 3/4" male, female, Black Butterfly handle, Brass | 1 |
| 8 | GA5078017 | Reducing bush, 1 1/2" male thread x 3/4" female thread, Banjo | 1 |
| 9 | GA5065555 | Tee, AS40 female, no M8 inserts | 1 |
| 10 | GA4582410 | Cap Altek AS40 with 3/4" BSPP Female Thread | 1 |
| 11 | GA5065735 | Plug in hose tail AS40/AS40 | 1 |
| 12 | GA5065620 | Plug in hose tail AS40/33/90 degree | 1 |
| 13 | GA5065600 | Plumbing adaptor, AS40 male x 1" male thread, Altek | 1 |
| 14 | GA5078018 | Reducing bush, 1 1/2" male thread x 1" female thread, Banjo | 1 |
| 15 | GA5018315 | Valve, Ball, 20mm, 3/4" male, female, Black Butterfly handle, Brass | 1 |
| 16 | GA5065690 | Safety pin AS40 | 3 |
| 17 | GA5017361 | Valve non-return 1 1/4" | 1 |
| 18 | GA5078093 | Reducing nipple, 1 1/2" male thread x 1 1/4" male thread, Banjo | 1 |
| 19 | GA5077730 | Hose barb, Elbow, 90 degree, 1 1/4" male thread x 1 1/4" hose, Banjo | 1 |

Chapter 4

RIGHT HAND POD

RH POD - Mounting



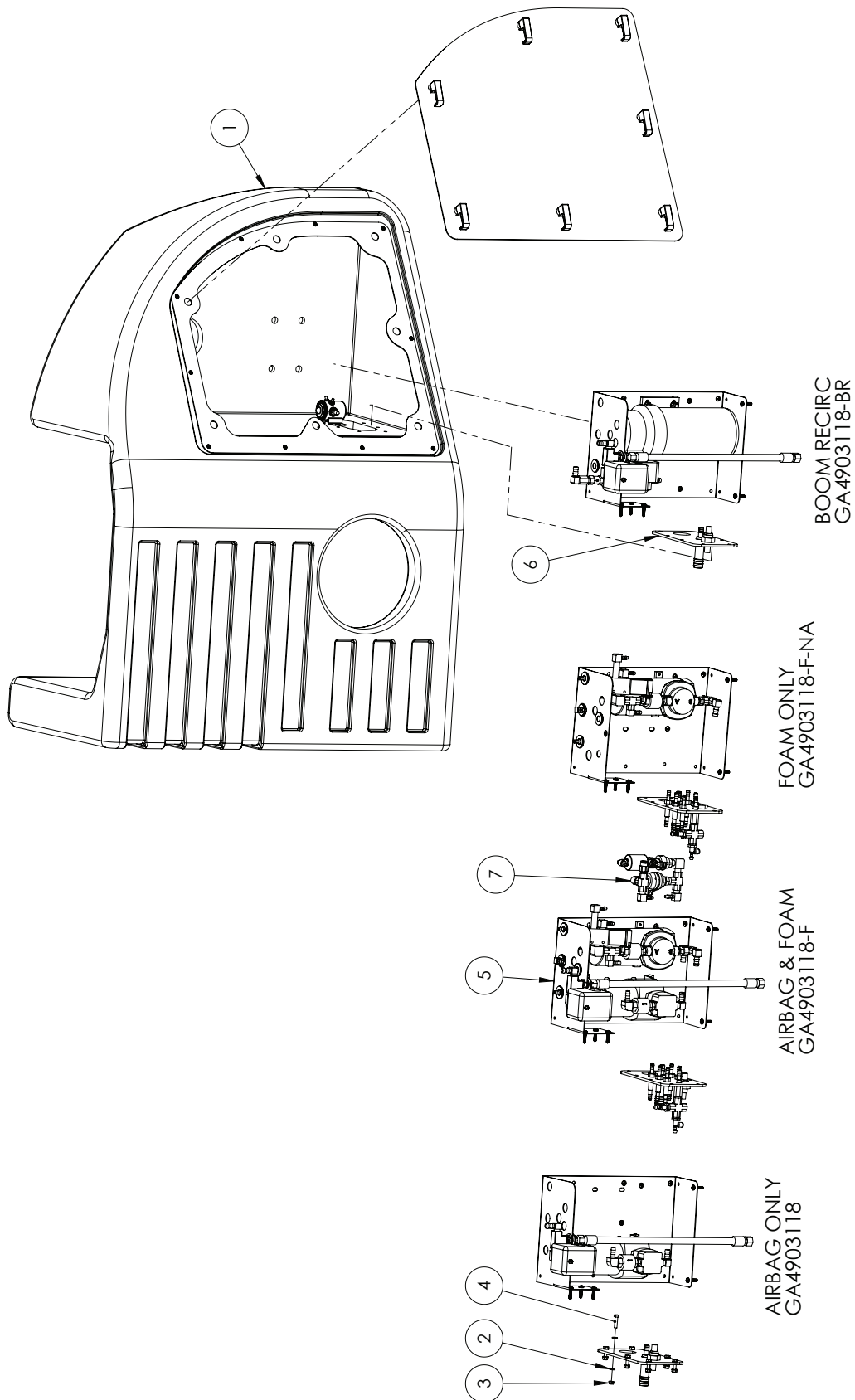
| ITEM NO. | PART NUMBER | DESCRIPTION | QTY. |
|----------|-------------|------------------------------|------|
| 1 | GA4654410 | Pod Frame Advance Right Hand | 1 |
| 2 | GA5018375 | Right hand Side Module | 1 |
| 3 | GA4522585 | RHS pod cover door inner | 1 |
| 4 | GA4522580 | RHS pod cover door outer | 1 |

Continued over page

RH POD - Mounting

| ITEM NO. | PART NUMBER | DESCRIPTION | QTY. |
|----------|-------------|---|------|
| 5 | GA5001043 | Washer 16mm Flat SS HD | 8 |
| 6 | GA5000961 | Washer 16mm Spring ZP | 8 |
| 7 | GA5000903 | Bolt M16 x 25 ZP GR8.8 | 8 |
| 8 | GA5002627 | Washer, 3/8" ID x 1 1/8" OD, High Tensile | 11 |
| 9 | GA5000141 | Nut M10 Nyloc ZP | 4 |
| 10 | GA5011139 | Bolt M10 x 100 ZP GR4.6 | 1 |
| 11 | GA5006071 | Bolt M10 x 40 ZP GR10.9 | 3 |
| 12 | GA5000577 | Washer 12mm Flat SS HD | 1 |
| 13 | GA5000307 | SHCS M12 x 30 ZP GR12.9 | 1 |
| 14 | GA5000575 | Washer 12mm Spring SS | 1 |
| 15 | GA5014819 | Screw 10G x 1" Self Tapper SS | 10 |
| 16 | GA5066600 | Rawl action latch suit Advance pod door | 7 |
| 17 | GA5003643 | Washer 8mm Flat SS HD | 21 |
| 18 | GA5016473 | Tape PM foam 6.4 x 18 L/Density (cut 2200mm long) | 1 |
| 19 | GA5070355 | Single Clamp Jaw 65mm diameter | 2 |
| 20 | GA5070360 | Single Clamp Top Plate | 1 |
| 21 | GA5000265 | Bolt M12 x 120 GR8.8 ZP | 2 |
| 22 | GA5000577 | Washer 12mm Flat SS HD | 4 |
| 23 | GA5012461 | Nut M12 Nyloc ZP | 2 |

RH POD - Internal Configurations



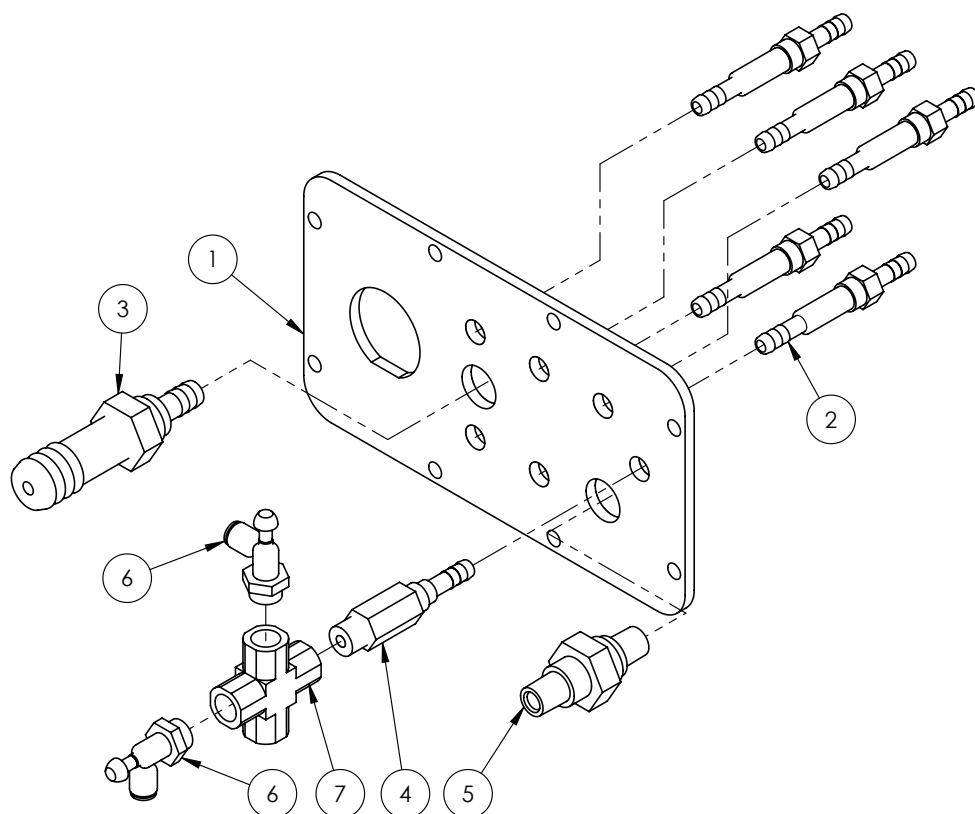
Continued over page

RH POD - Internal Configurations

| ITEM NO. | PART NUMBER | DESCRIPTION | QTY. |
|----------|-------------|---|------|
| 1 | GA5018375 | Right hand Side Module | 1 |
| 2 | GA5004437 | Washer 6mm Flat SS | 16 |
| 3 | GA5048115 | Nut M6 Nyloc ZP | 8 |
| 4 | GA5004073 | Bolt M6 x 25 ZP GR8.8 | 8 |
| 5 | * | Airbag Compressor Assembly | 1 |
| | * | Airbag & Foam Compressor Assembly | |
| | * | Foam Compressor Assembly | |
| | * | RapidFire & Airbag Compressor Assembly | |
| | * | RH POD Manifold, Airbag only Assembly | |
| 6 | * | RH POD Manifold, Airbag & Foam Assembly | 1 |
| | * | RH POD Manifold, Foam only Assembly | |
| 7 | * | Foam Marker Exhaust Valve Assembly | 1 |

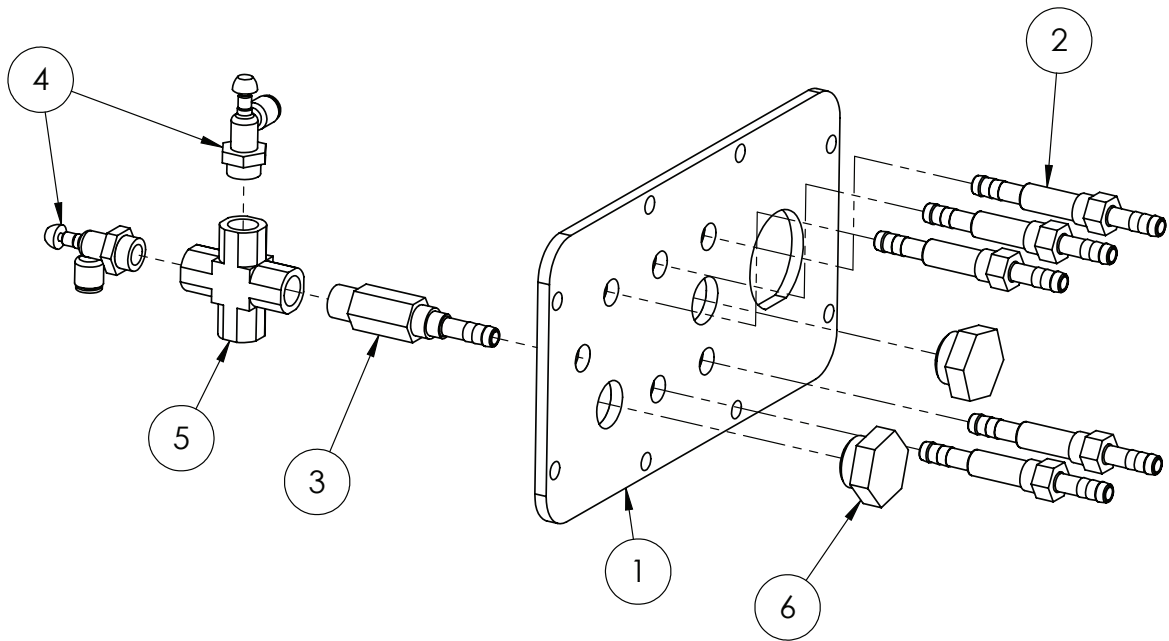
* Sub-assembly on following pages

RH POD Manifold - Airbag & Foam



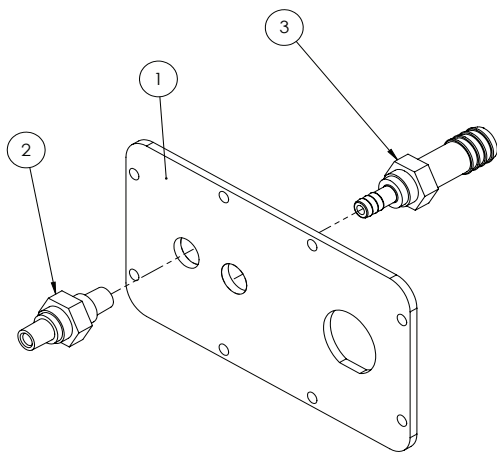
| ITEM NO. | PART NUMBER | DESCRIPTION | QTY. |
|----------|-------------|---|------|
| 1 | F70784A | Plumbing Manifold Plate Non Joystick suit air bag and foam | 1 |
| 2 | MACH0128 | Adaptor, 1/4" barb to 1/4" barb | 5 |
| 3 | MACH0129 | Barb, 3/4" to 3/8" | 1 |
| 4 | MACH0130 | Barb, 1/4" to 1/4" BSPT | 1 |
| 5 | GA4582465 | 1/4" BSPT Nipple, SS, suit RH Pod Manifold | 1 |
| 6 | GA5015643 | Valve, Needle, 6mm push type inlet x 1/8" male thread inlet, Legris | 2 |
| 7 | GA3500246 | Hydraulic adaptor, Cross, 1/4" BSPT female | 1 |

RH POD Manifold - Foam Only



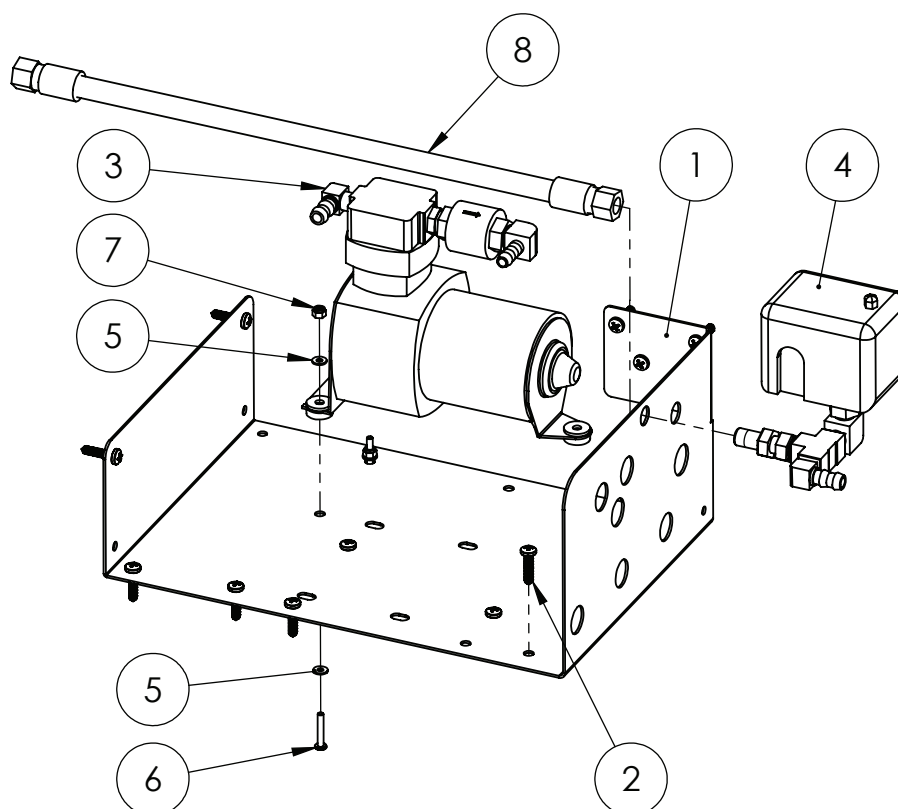
| ITEM NO. | PART NUMBER | DESCRIPTION | QTY. |
|----------|-------------|---|------|
| 1 | F70784A | Plumbing Manifold Plate Non Joystick suit air bag and foam | 1 |
| 2 | MACH0128 | Adaptor 1/4" barb to 1/4" barb | 5 |
| 3 | MACH0130 | Barb 1/4" to 1/4" BSPT | 1 |
| 4 | GA5015643 | Valve, Needle, 6mm push type inlet x 1/8" male thread inlet, Legris | 2 |
| 5 | GA3500246 | Hydraulic adaptor, Cross, 1/4" BSPT female | 1 |
| 6 | GA4582480 | Plug M20 x 1.5 fine | 2 |

RH POD Manifold - Airbag Only



| ITEM NO. | PART NUMBER | DESCRIPTION | QTY. |
|----------|-------------|--|------|
| 1 | GA4524715 | Plumbing Manifold Plate EVO air bag only | 1 |
| 2 | GA4582465 | 1/4" BSPT Nipple, SS, suit RH Pod Manifold | 1 |
| 3 | MACH0129 | Barb 3/4" to 3/8" | 1 |

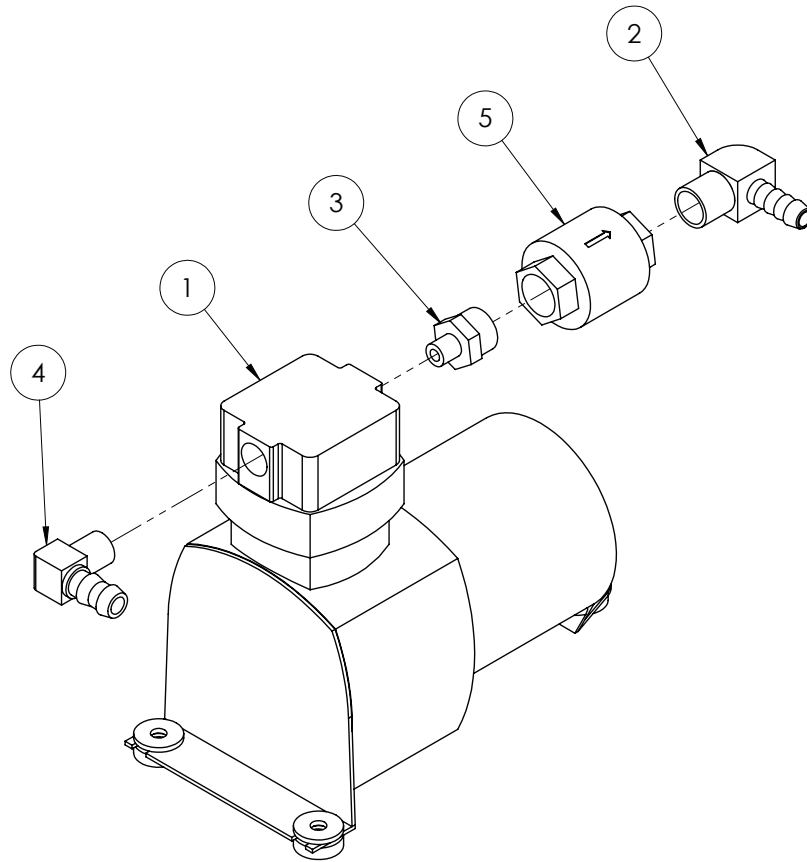
Airbag Compressor Mounting



| ITEM NO. | PART NUMBER | DESCRIPTION | QTY. |
|----------|-------------|---|------|
| 1 | F70785A | Foam marker/airbag comp plate | 1 |
| 2 | GA5000527 | Screw, Pan head, 12G x 25mm, SS | 11 |
| 3 | * | Airbag Compressor, Sub-assembly | 1 |
| 4 | * | Airbag Compressor Pressure switch, Sub-Assembly | 1 |
| 5 | GA5020510 | Washer 4mm Flat SS | 6 |
| 6 | GA5049020 | Bolt M4 x 25 Pan Head SS | 3 |
| 7 | GA5049025 | Nut M4 Nyloc SS | 3 |
| 8 | GA4906200 | Hyd Hose Airbag Compressor Assembly MY13 | 1 |

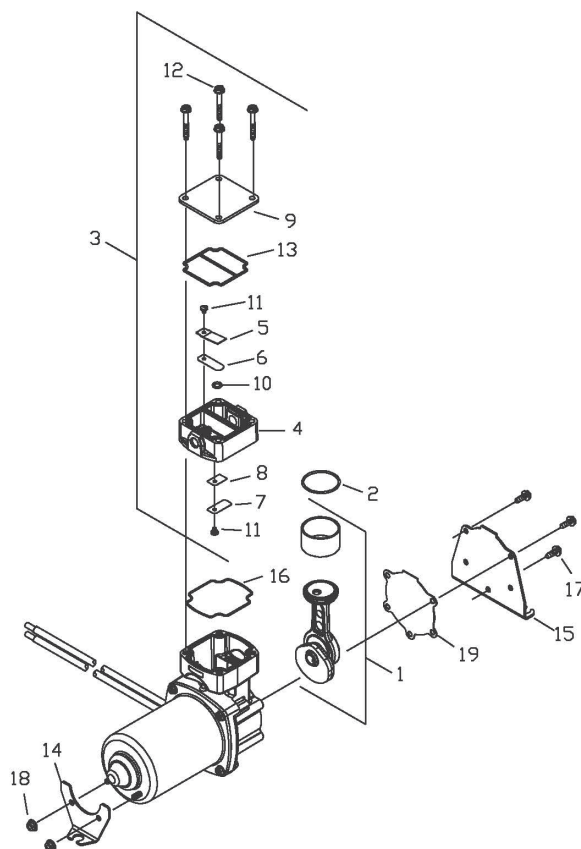
* Sub-assembly on following pages

Airbag Compressor Fittings



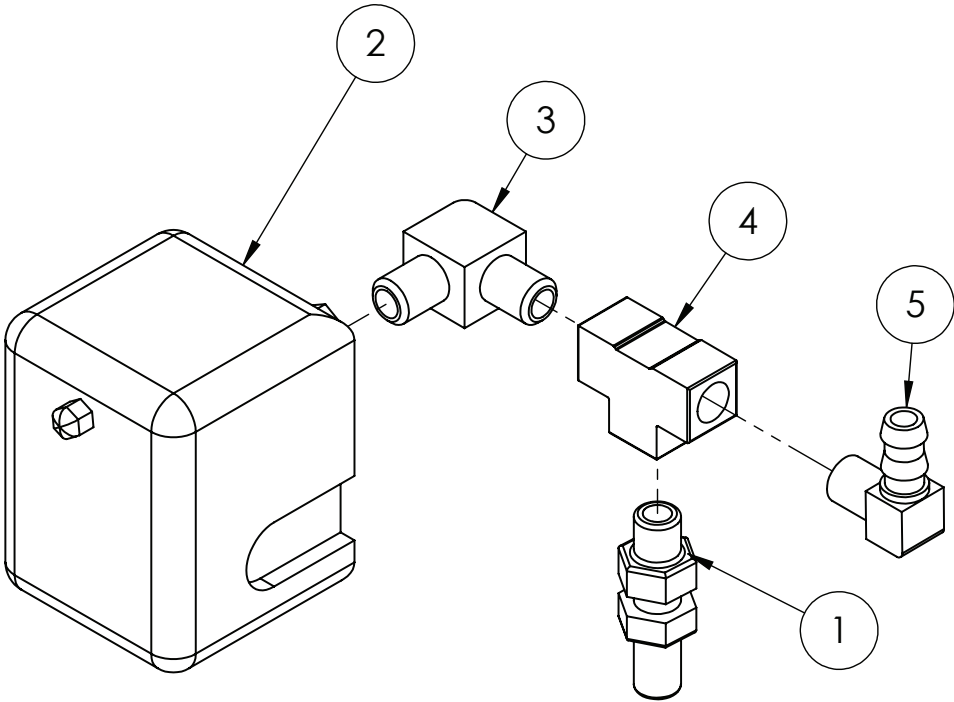
| ITEM NO. | PART NUMBER | DESCRIPTION | QTY. |
|----------|-------------|---|------|
| 1 | GA5018809 | Air compressor, Suit airbag, 12V, 30.6L/min, 150psi maximum | 1 |
| 2 | GA5070730 | Elbow Brass 3/8" x 3/8" | 1 |
| 3 | GA5020690 | Reducing nipple, 1/8" male thread x 3/8" male thread, Brass | 1 |
| 4 | GA5049290 | Elbow 1/4" male thread x 3/8" barb brass | 1 |
| 5 | GA5020010 | Valve, Check, 3/8" female thread inlet & outlet, Brass | 1 |

Airbag Compressor Assembly



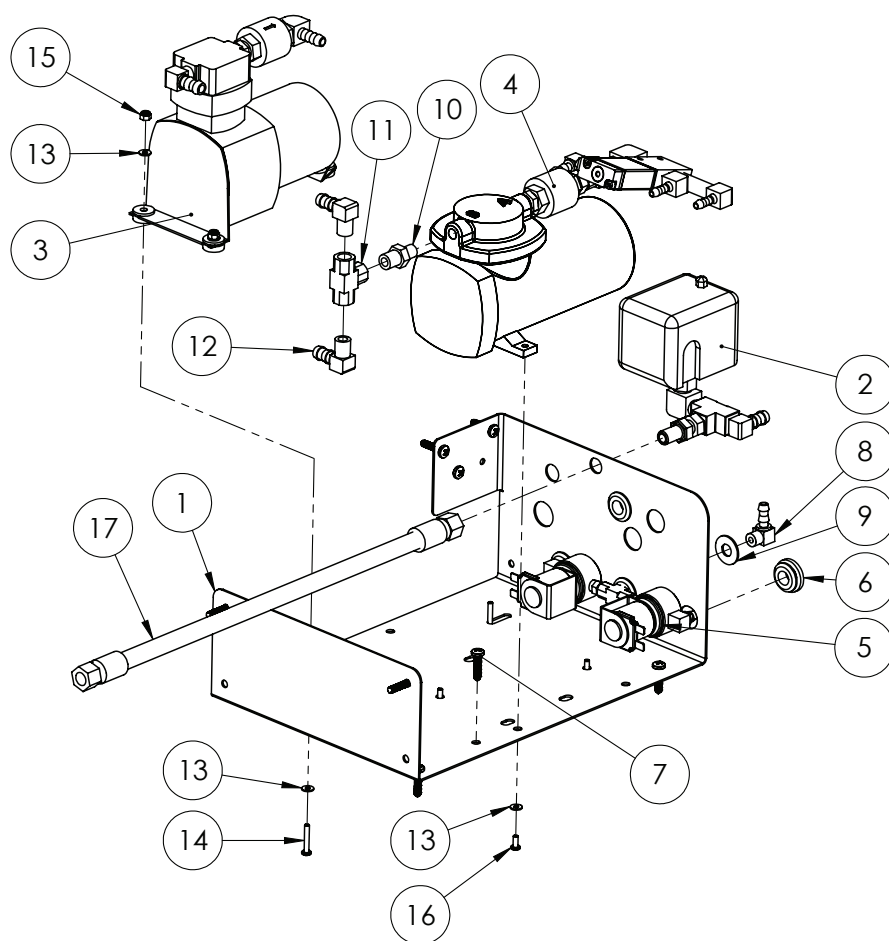
| ITEM NO. | PART NUMBER | DESCRIPTION | QTY. |
|----------|-------------|---|------|
| - | GA5018809 | Air compressor, Suit airbag, 12V, 30.6L/min, 150psi maximum | - |
| 1 | 666331 | Connecting Rod & Eccentric Assembly | 1 |
| 2 | GA5012547 | O Ring - Sleeve | 1 |
| 3 | 669136 | Head Assembly | 1 |
| 4 | 610514 | Head | 1 |
| 5 | GA5021535 | Valve Restraint | 1 |
| 6 | GA5008789 | Valve Flapper - Exhaust | 1 |
| 7 | GA5017339 | Valve Flapper - Intake | 1 |
| 8 | GA5021540 | Valve Shim | 1 |
| 9 | 621602 | Head Plate | 1 |
| 10 | 623615 | O Ring - Valve Flapper | 1 |
| 11 | GA5014807 | Screw - Valve Flapper | 2 |
| 12 | 625558 | Screw - Head | 4 |
| 13 | GA5021545 | O Ring Gasket | 1 |
| 14 | 617292 | Bracket 12V | 1 |
| 15 | 617386 | Bracket 24V | 1 |
| 16 | GA5013541 | Bracket | 1 |
| 17 | GA5012559 | O Ring Gasket - Housing | 1 |
| 18 | 625072 | Screw - Bracket | 5 |
| 19 | 626283 | Nut - Bracket | 2 |
| 20 | GA5009349 | Gasket - Bracket | 1 |

Airbag Compressor Pressure Switch



| ITEM NO. | PART NUMBER | DESCRIPTION | QTY. |
|----------|-------------|--|------|
| 1 | GA3500249 | Hydraulic adaptor, Bulkhead nipple, 1/4" BSP male x 1/4" BSP male | 1 |
| 2 | GA5016221 | Switch differential Press, suits Air Bag | 1 |
| 3 | GA5008343 | Elbow male thread 1/4" x 1/4" | 1 |
| 4 | GA5048300 | Tee, 1/4" female thread x 1/4" female thread x 1/4" female thread, Brass | 1 |
| 5 | GA5049290 | Elbow 1/4" male thread x 3/8" barb brass | 1 |

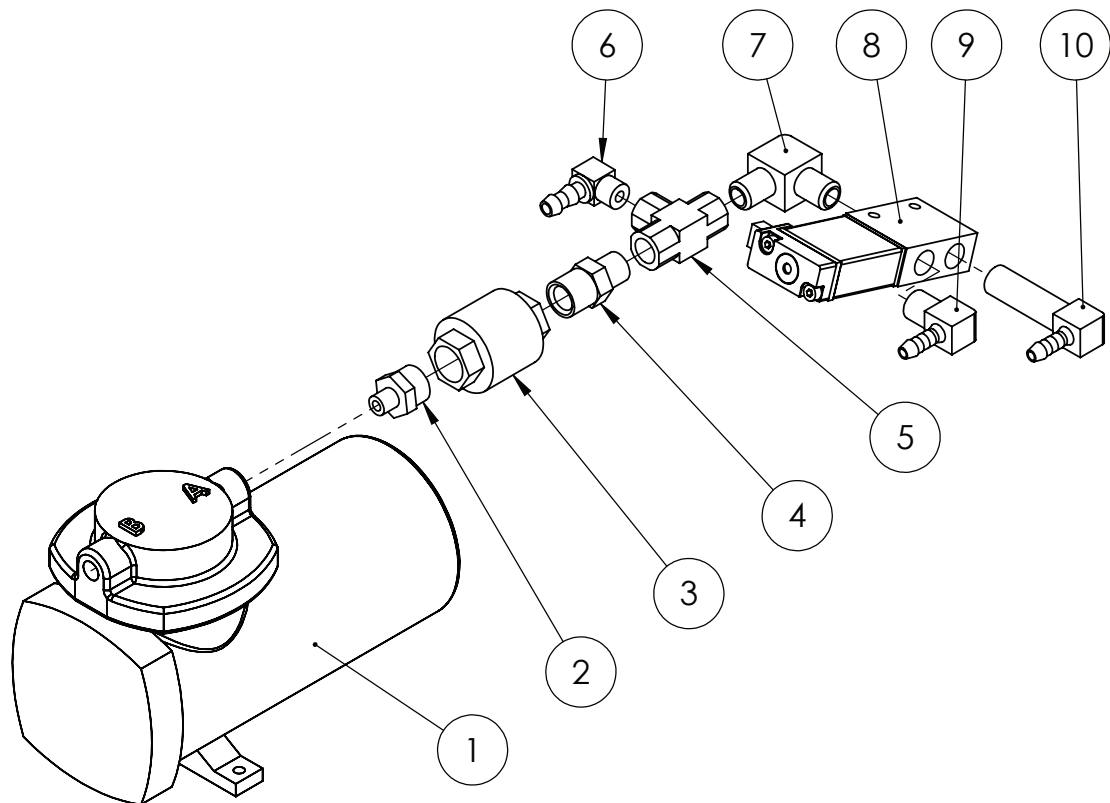
Airbag & Foam Compressor Mounting



| ITEM NO. | PART NUMBER | DESCRIPTION | QTY. |
|----------|-------------|--|------|
| 1 | F70785A | Foam marker/airbag comp plate | 1 |
| 2 | * | Airbag Compressor Pressure switch, Sub-assembly | 1 |
| 3 | * | Airbag Compressor, Sub-assembly | 1 |
| 4 | * | Foam Marker Compressor, Sub-assembly | 1 |
| 5 | * | Foam Marker solenoid, Sub-assembly | 1 |
| 6 | GA5012199 | Neop Grommet 29mm OD | 4 |
| 7 | GA5000527 | Screw, Pan head, 12G x 25mm, SS | 8 |
| 8 | GA5066950 | Barb elbow brass 1/4" x 1/8" | 1 |
| 9 | GA5002565 | Washer, 3/8" ID x 1" OD, Flat SS | 1 |
| 10 | GA5013809 | Reducing Nipple 1/4" x 1/8" | 1 |
| 11 | GA5048300 | Tee, 1/4" female thread x 1/4" female thread x 1/4" female thread, Brass | 1 |
| 12 | GA5049290 | Elbow 1/4" male thread x 3/8" barb brass | 2 |
| 13 | GA5020510 | Washer 4mm Flat SS | 9 |
| 14 | GA5049020 | Bolt M4 x 25 Pan Head SS | 3 |
| 15 | GA5049025 | Nut M4 Nyloc SS | 3 |
| 16 | GA5011360 | Bolt M4 x 10 Pan Head SS | 3 |
| 17 | GA4906200 | Hyd Hose Airbag Compressor Assembly MY13 | 1 |

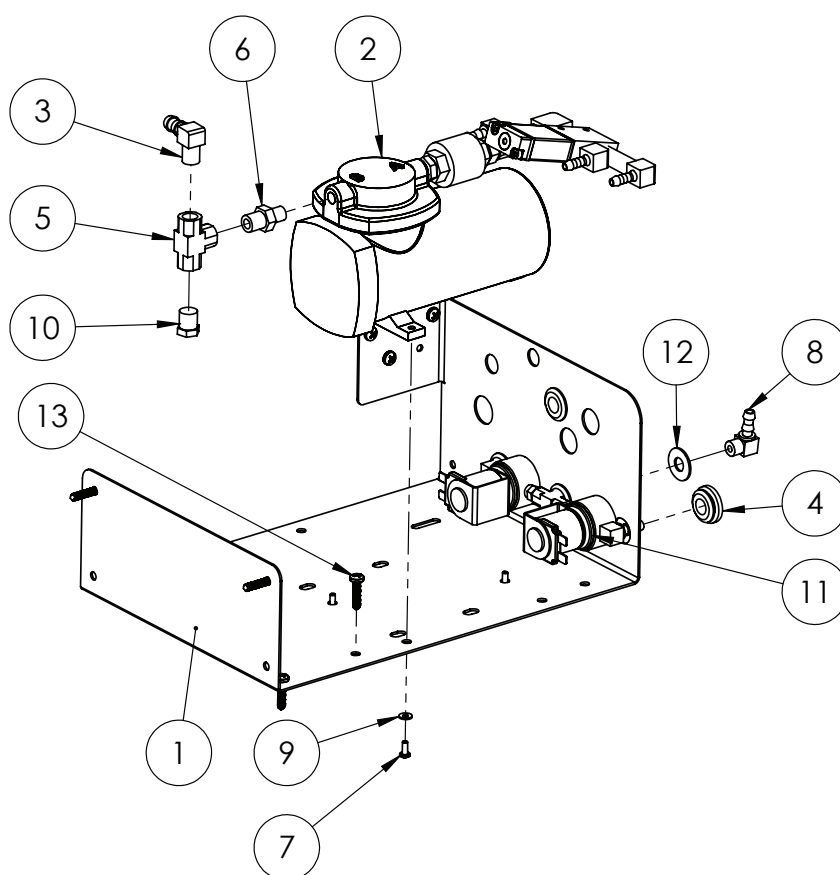
* Sub-assembly on following pages

Foam Marker Compressor Fittings



| ITEM NO. | PART NUMBER | DESCRIPTION | QTY. |
|----------|-------------|--|------|
| 1 | GA5018806 | Air compressor, Suit foam marker, 12V 39.6L/min 35psi maximum pressure | 2 |
| 2 | GA5020690 | Reducing nipple, 1/8" male thread x 3/8" male thread, Brass | 1 |
| 3 | GA5020010 | Valve, Check, 3/8" female thread inlet & outlet, Brass | 1 |
| 4 | GA5045085 | Reducing nipple, 3/8" male thread x 1/4" male thread, Brass | 1 |
| 5 | GA5048300 | Tee, 1/4" female thread x 1/4" female thread x 1/4" female thread, Brass | 1 |
| 6 | GA5066950 | Barb elbow brass 1/4" x 1/8" | 1 |
| 7 | GA5008343 | Elbow male thread 1/4" x 1/4" | 1 |
| 8 | GA5002959 | Solenoid valve, Electric over air, MAC | 1 |
| 9 | GA5048340 | Elbow, 90 degree, 1/4" male thread x 1/4" hose, Brass | 1 |
| 10 | GA5008347 | Elbow male barb 1/4" x 1/4" x 40 mm long | 1 |

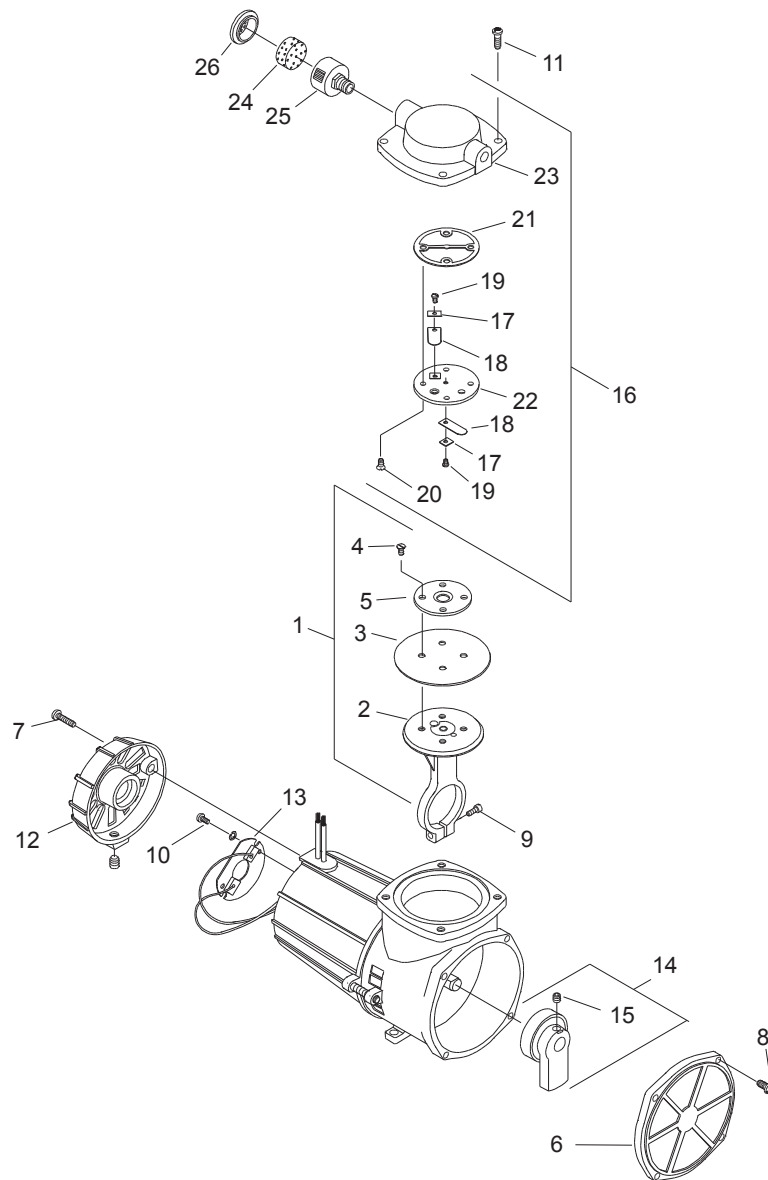
Foam Marker Compressor Mounting



| ITEM NO. | PART NUMBER | DESCRIPTION | QTY. |
|----------|-------------|--|------|
| 1 | F70785A | Foam marker/airbag comp plate | 1 |
| 2 | * | Foam Marker Compressor, Sub-assembly | 1 |
| 3 | GA5049290 | Elbow 1/4" male thread x 3/8" barb brass | 1 |
| 4 | GA5012199 | Neop Grommet 29mm OD | 4 |
| 5 | GA5048300 | Tee, 1/4" female thread x 1/4" female thread x 1/4" female thread, Brass | 1 |
| 6 | GA5013809 | Reducing Nipple 1/4" x 1/8" | 1 |
| 7 | GA5011360 | Bolt M4 x 10 Pan Head SS | 3 |
| 8 | GA5066950 | Barb elbow brass 1/4" x 1/8" | 1 |
| 9 | GA5020510 | Washer 4mm Flat SS | 3 |
| 10 | GA5069335 | Plug, 1/4" BSPT male thread, Brass | 1 |
| 11 | * | Foam Marker solenoid, Sub-assembly | 1 |
| 12 | GA5002565 | Washer, 3/8" ID x 1" OD, Flat SS | 1 |
| 13 | GA5000527 | Screw, Pan head, 12G x 25mm, SS | 8 |

* Sub-assembly on following pages

Foam Marker Compressor Assembly



| ITEM NO. | PART NUMBER | DESCRIPTION | QTY. |
|----------|-------------|--|------|
| - | GA5018806 | Air compressor, Suit foam marker, 12V 39.6L/min 35psi maximum pressure | - |
| - | GA4948635 | Service Kit, Suit foam marker compressor I07CDC20, Includes diaphragm, gasket, valves, screws & air filter | - |
| 1 | 607180 | Connecting Rod Assembly | 1 |
| 2 | 607139 | Connecting Rod | 1 |
| 3 | GA5009165 | Diaphragm | 1 |
| 4 | GA5007339 | Screw - Hold Down Plate | 4 |
| 5 | GA5013073 | Hold Down Plate | 1 |
| 6 | 614608 | Front Cover | 1 |
| 7 | 625260 | Screw - Motor End Cap | 2 |
| 8 | 625660 | Screw - Front Cover | 4 |

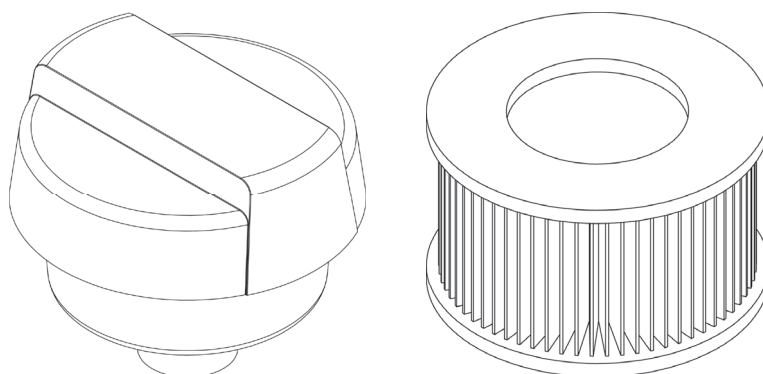
Continued over page

Foam Marker Compressor Assembly

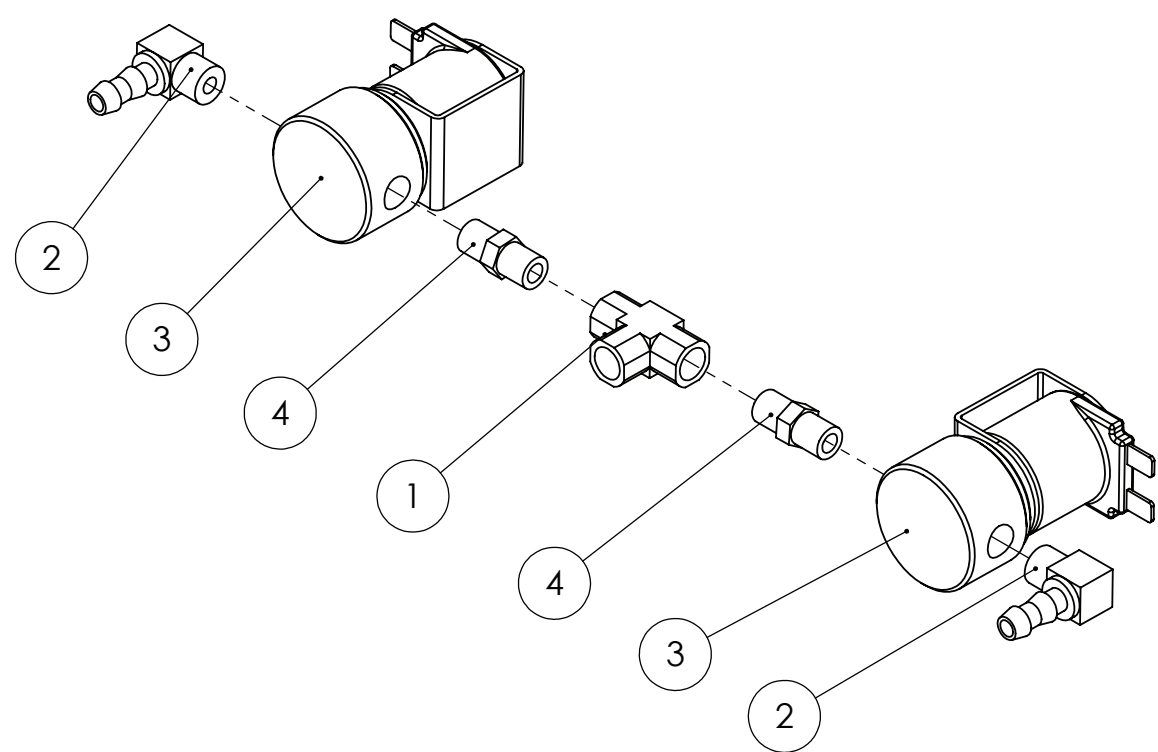
| ITEM NO. | PART NUMBER | DESCRIPTION | QTY. |
|----------|-------------|-------------------------------------|------|
| 9 | 625114 | Conn Rod. Screw | 1 |
| 10 | 625476 | Screw - Brush Card | 2 |
| 11 | 625444 | Screw - Head | 4 |
| 12 | 620352 | Motor End Cap Assembly | 1 |
| 13 | GA5006445 | Brush kit Thomas compressor | 1 |
| 14 | 645373 | .18 Stroke Eccentric & Bearing Assy | 1 |
| | 667611 | .20 Stroke Eccentric & Bearing Assy | 1 |
| 15 | 625244 | Set Screw - Eccentric | 1 |
| 16 | GA5016651 | Head & Valve Plate Assembly | 1 |
| 17 | GA5017351 | Valve Keeper | 2 |
| 18 | GA5008789 | Valve Flapper - Intake & Exhaust | 2 |
| 19 | GA5007337 | Screw - Flapper | 2 |
| 20 | GA5014803 | Screw - Valve Plate | 4 |
| 21 | GA5007335 | Gasket - Head | 1 |
| 22 | 654129 | Valve Plate | 1 |
| 23 | 660131-504 | Head | 1 |
| 24 | 641034 | Filter Foam | 1 |
| 25 | 660763 | Filter Body | 1 |
| 26 | 660767 | Filter Body Cap | 1 |

AIR COMPRESSOR FILTER PARTS

| PART NUMBER | DESCRIPTION |
|-------------|--|
| GA5005259 | Air filter, 1" BSP male thread |
| GA5049460 | Filter element, For filter body GA5005259, Suit foam marker compressor |

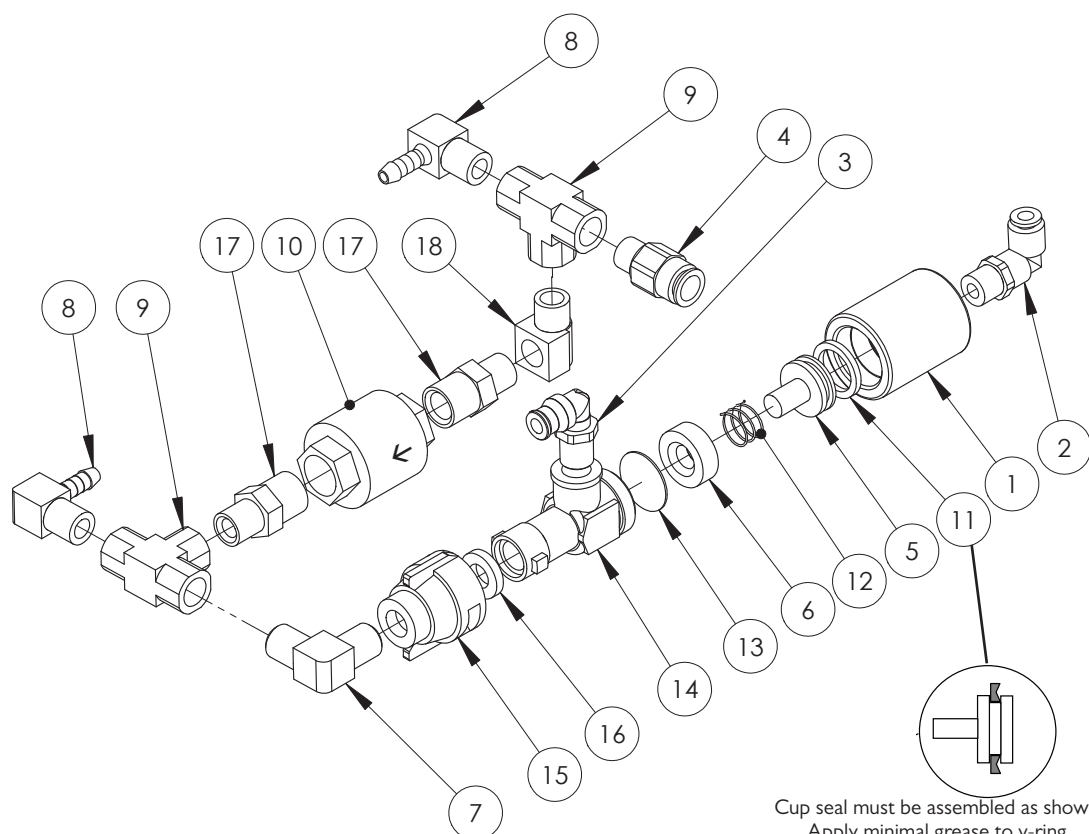


Foam Marker Solenoid Assembly



| ITEM NO. | PART NUMBER | DESCRIPTION | QTY. |
|----------|-------------|----------------------------------|------|
| 1 | GA5016559 | Tee female brass 1/8" | 1 |
| 2 | GA5066950 | Barb elbow brass 1/4" x 1/8" | 2 |
| 3 | GA5018395 | Solenoid valve, Suit foam marker | 2 |
| 4 | GA5066935 | Nipple brass 1/8" x 1/8" | 2 |

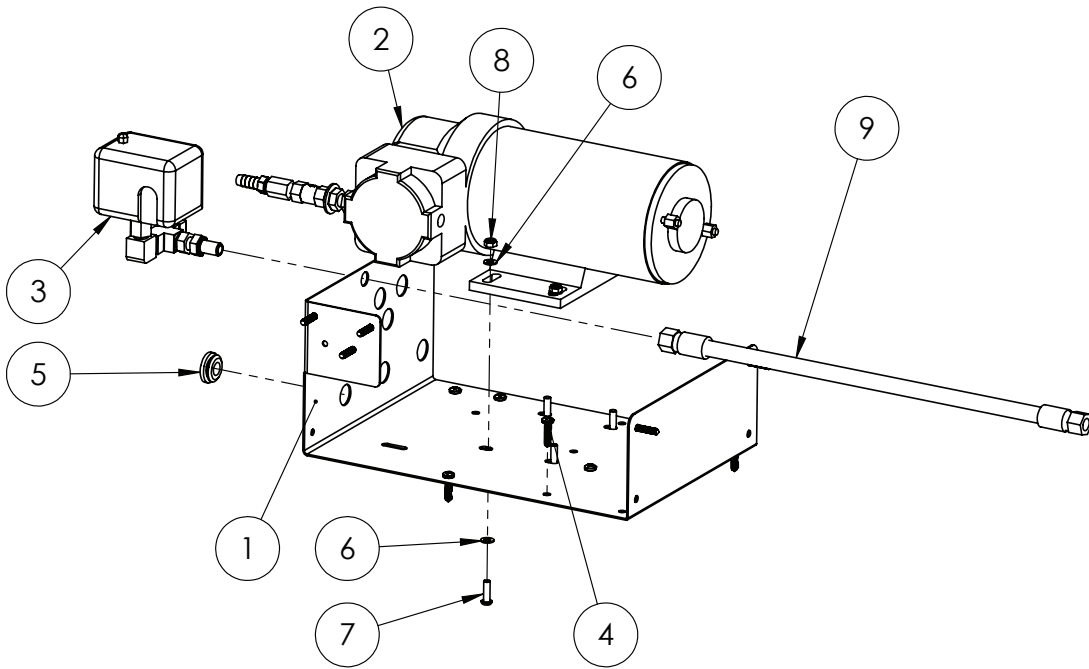
Foam Marker Exhaust Valve Assembly



GA4902160 Exhaust Valve Replacement Service Kit

| ITEM NO. | PART NUMBER | DESCRIPTION | QTY. |
|----------|-------------|---|------|
| 1 | GA4572000 | Air Chemsaver Body | 1 |
| 2 | GA5045145 | Elbow, Brass, 6mm x 1/8" BSPT | 1 |
| 3 | GA5016233 | Pneumatic fitting, Elbow, 90 degree, 1/4" BSP male x 6mm push type, Metal | 1 |
| 4 | GA5045140 | Pneumatic fitting, Nipple, 1/4" BSPT male x 6mm push type, Brass | 1 |
| 5 | GA4572005 | Air Chemsaver Piston | 1 |
| 6 | GA4572010 | Air Chemsaver Washer | 1 |
| 7 | GA5008343 | Elbow male thread 1/4" x 1/4" | 1 |
| 8 | GA5048340 | Elbow, 90 degree, 1/4" male thread x 1/4" hose, Brass | 2 |
| 9 | GA5048300 | Tee, 1/4" female thread x 1/4" female thread x 1/4" female thread, Brass | 2 |
| 10 | GA5020010 | Valve, Check, 3/8" female thread inlet & outlet, Brass | 1 |
| 11 | GA5077548 | Cup seal (Foam Marker Exhaust Valve) | 1 |
| 12 | GA5045090 | Spring foam marker 14.2 x 14mm | 1 |
| 13 | GA5077990 | Nozzle body, Single, 1/4" NPT female inlet, Teejet | 1 |
| 14 | 5860036 | Arag D.C.V. Complete | 1 |
| 15 | GA5077983 | Nozzle cap & washer, Black, Nylon, Teejet | 1 |
| 16 | CPI9438-EPR | Seat washer, Rubber | 1 |
| 17 | GA5045085 | Reducing nipple, 3/8" male thread x 1/4" male thread, Brass | 2 |
| 18 | GA5048305 | Elbow, 90 degree, 1/4" BSP male x 1/4" BSP female, Brass | 1 |

RapidFire & Airbag Compressor Mounting

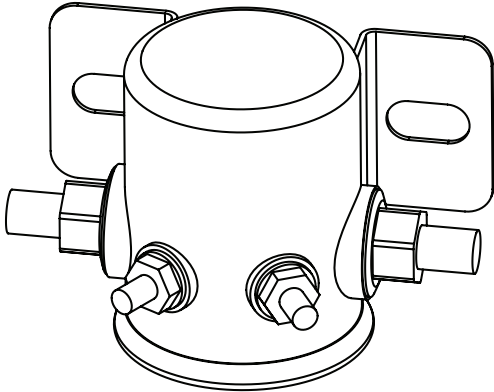


| ITEM NO. | PART NUMBER | DESCRIPTION | QTY. |
|----------|-------------|--|------|
| 1 | F70785A | Foam marker/airbag comp plate | 1 |
| 2 | * | RapidFire Compressor, Sub-assembly | 1 |
| 3 | * | Airbag Compressor Pressure switch, Sub-assembly | 1 |
| 4 | GA5000527 | Screw, Pan head, 12G x 25mm, SS | 12 |
| 5 | GA5012199 | Neop Grommet 29mm OD | 1 |
| 6 | GA5004437 | Washer 6mm Flat SS | 8 |
| 7 | GA5004053 | BHCS M6 x 20 SS | 4 |
| 8 | GA5048115 | Nut M6 Nyloc ZP | 4 |
| 9 | GA4906200 | Hyd Hose Airbag Compressor Assembly MY13 | 1 |
| - | GA5063602 | Loom High current, with solenoid to suit rapid fire compressor | 1 |

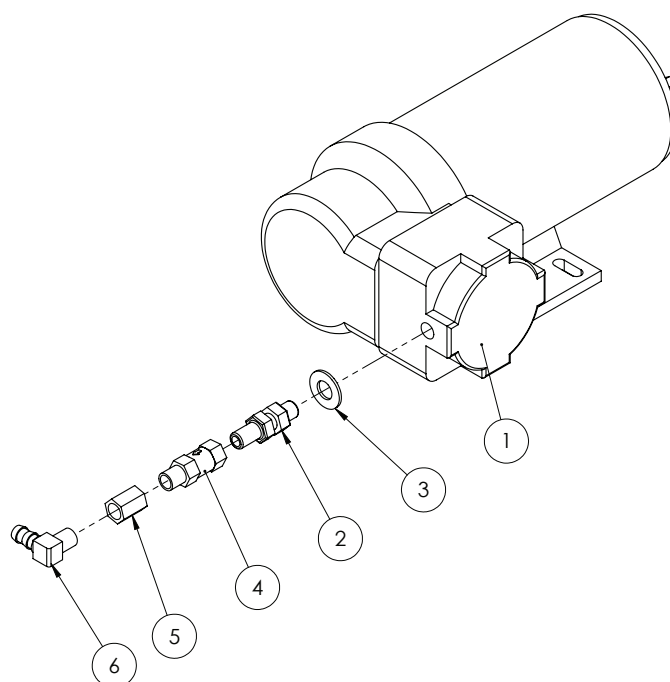
* Sub-assembly on following pages

SOLENOID

| PART NUMBER | DESCRIPTION |
|-------------|---|
| GA5052280 | Solenoid coil 200A NO silver contacts SPST steel plated |

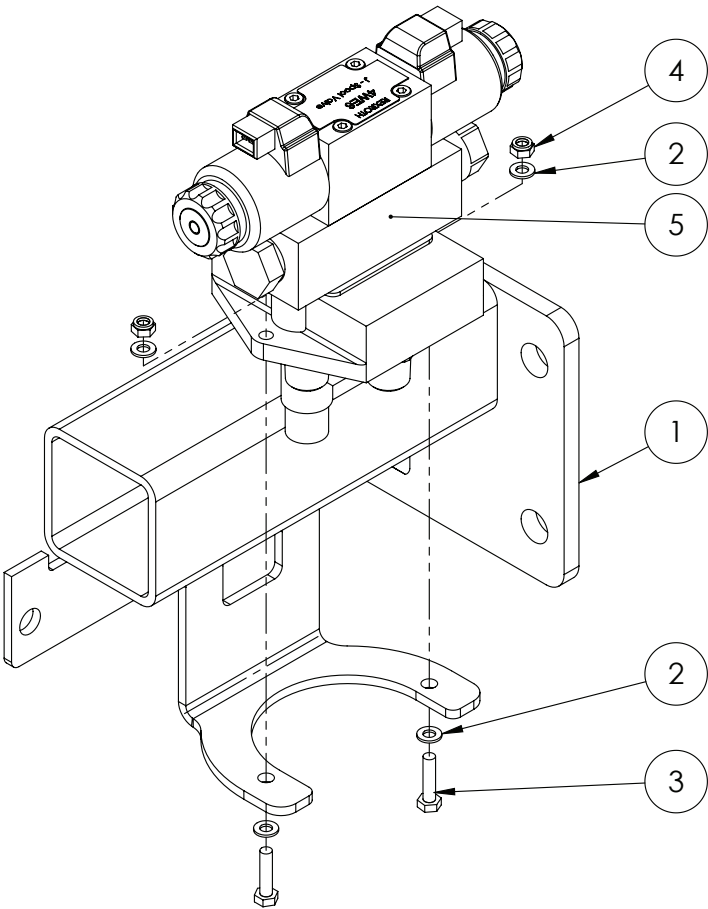


RapidFire Compressor Assembly



| ITEM NO. | PART NUMBER | DESCRIPTION | QTY. |
|----------|-------------|---|------|
| 1 | GA5053340 | Compressor Rapid Fire | 1 |
| 2 | GA3500249 | Hydraulic adaptor, Bulkhead nipple, 1/4" BSPP male x 1/4" BSPP male | 1 |
| 3 | GA5066235 | Washer 14mm HD ZP Yellow | 1 |
| 4 | GA5014796 | Valve, Check, Pneumatic, 1/4" thread female inlet & male outlet | 1 |
| 5 | GA5066940 | Socket, 1/4" female thread, Hex, Brass | 1 |
| 6 | GA5049290 | Elbow 1/4" male thread x 3/8" barb brass | 1 |

Fill Pump Spool



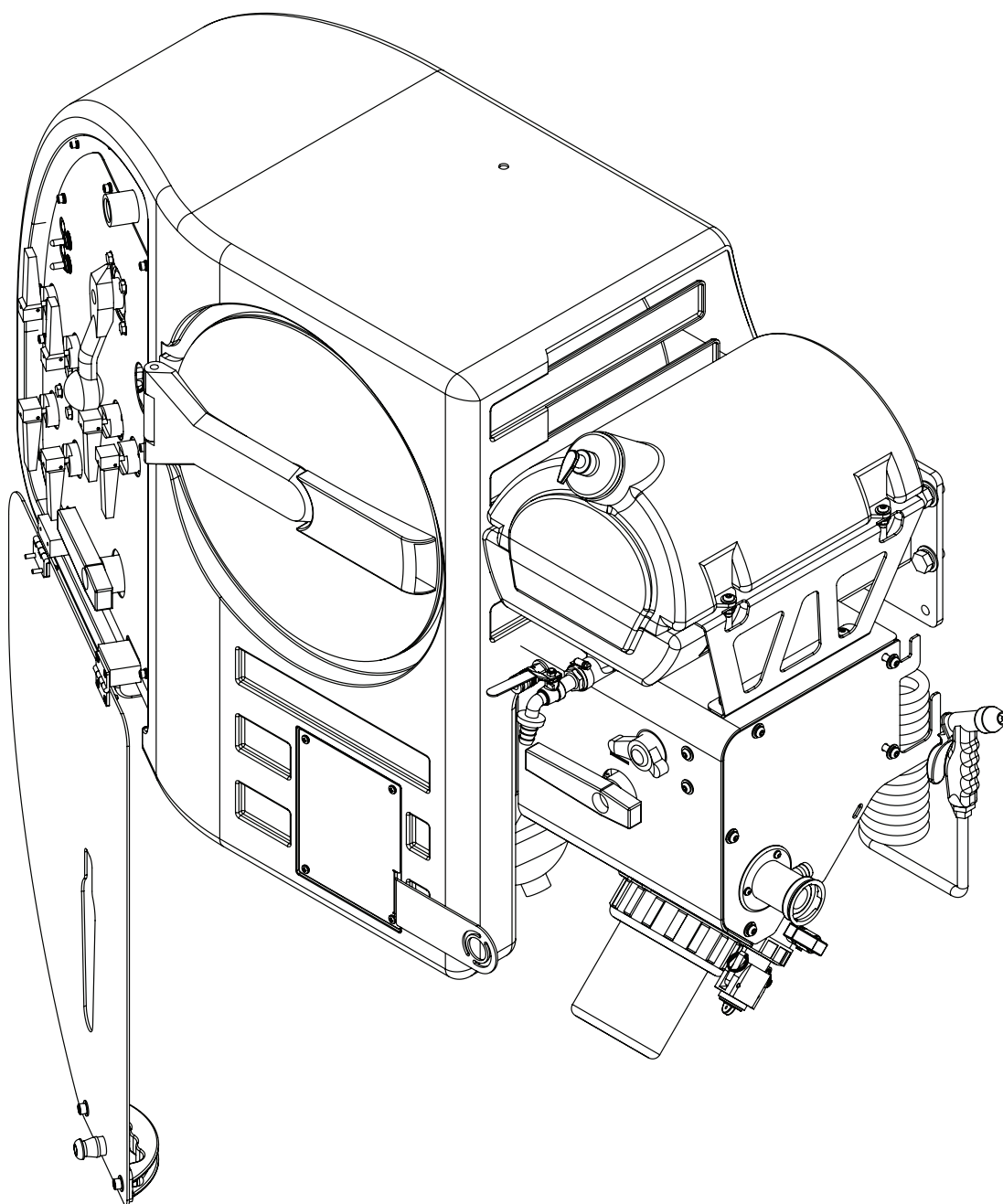
| ITEM NO. | PART NUMBER | DESCRIPTION | QTY. |
|----------|-------------|--|------|
| 1 | GA4654410 | Pod Frame Advance RH | 1 |
| 2 | GA5004437 | Washer 6mm Flat SS | 4 |
| 3 | GA5004073 | Bolt M6 x 25 ZP GR8.8 | 2 |
| 4 | GA5048115 | Nut M6 Nyloc ZP | 2 |
| 5 | ^ | Fill pump hydraulic manifold assembly MY14 with AMP plug | 1 |

^ See Chapter 18 'Hydraulics' for sub-assembly.

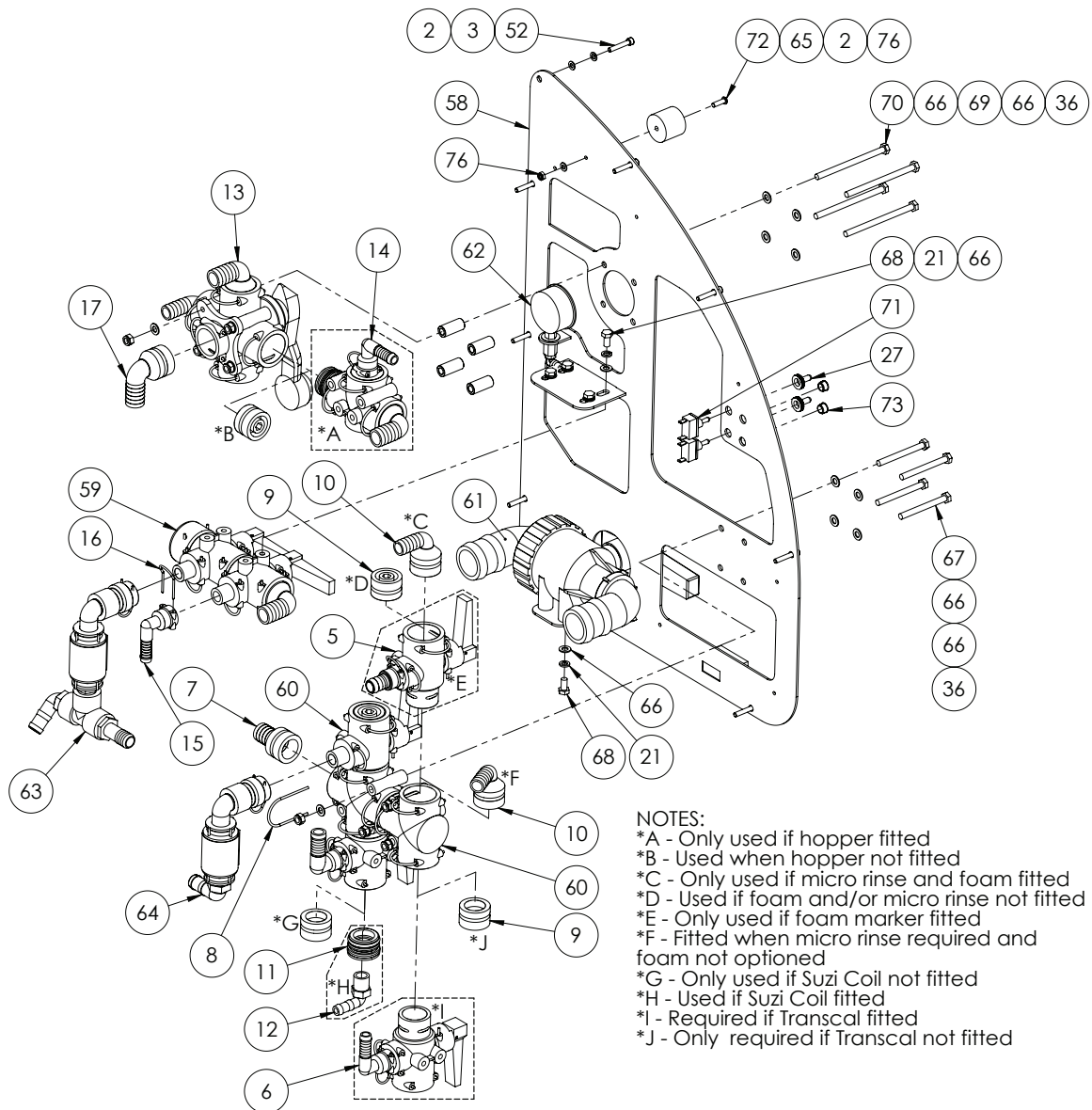
Chapter 5

LEFT HAND POD

LH POD - Overview

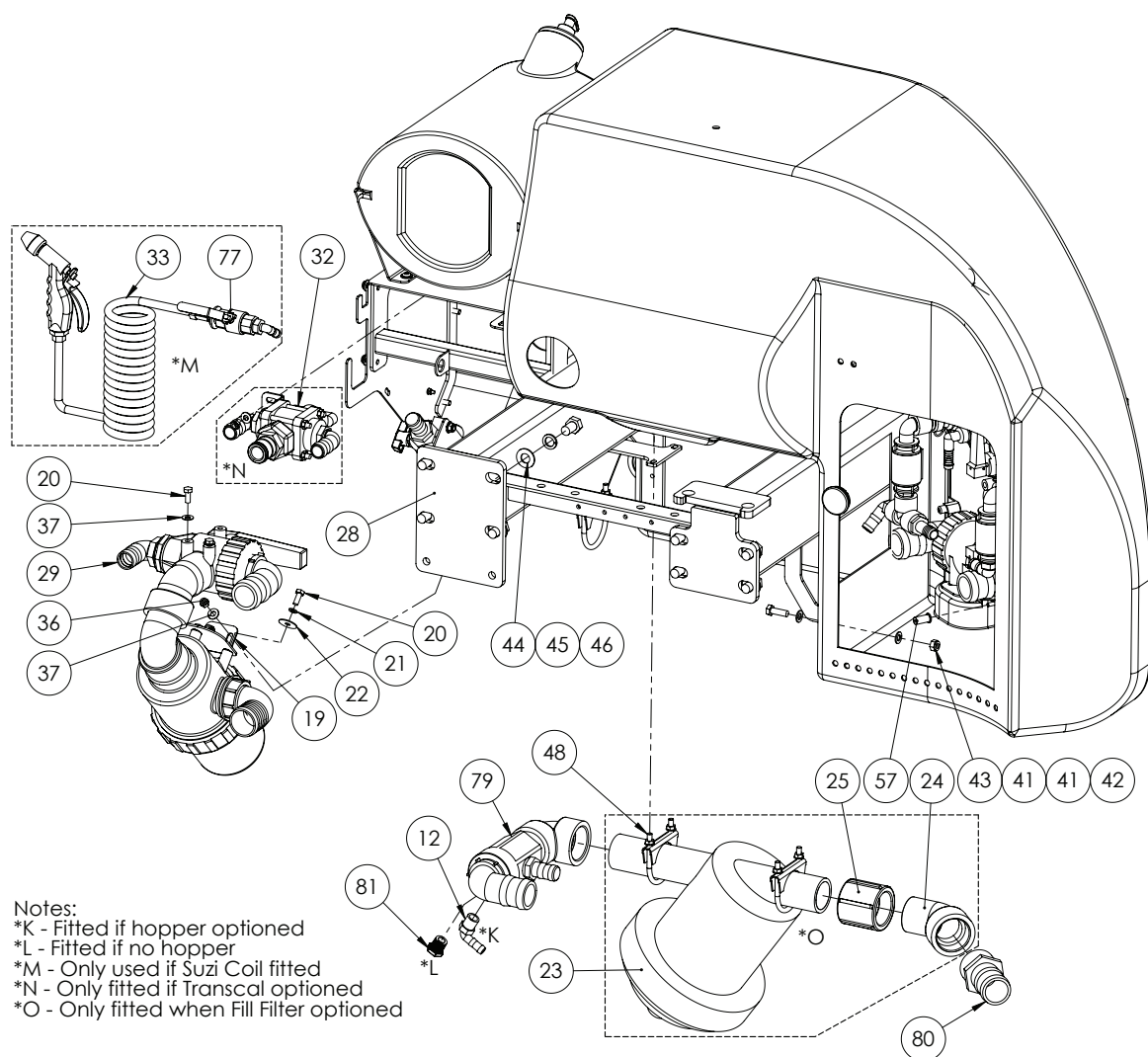


LH POD Assembly



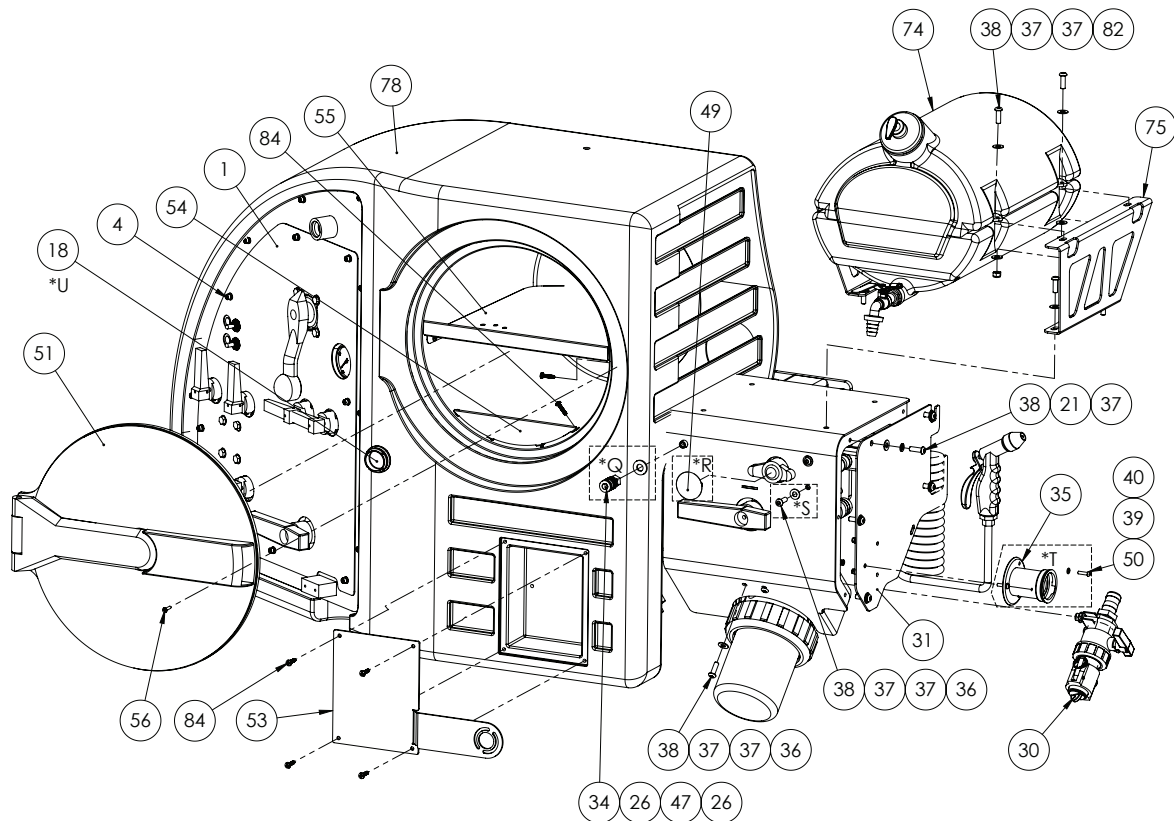
Continued over page

LH POD Assembly



Continued over page

LH POD Assembly



Notes:

- *Q - Only fitted when airbags optional
- *R - Fitted when Transcal is not optional
- *S - Used when Transcal is optional
- *T - Only fitted if Micromatic rinse optional
- *U - This is to be glued into the locker door for air seal

| ITEM NO. | PART NUMBER | DESCRIPTION | QTY. |
|----------|-------------|---|------|
| 1 | GA4523635 | Cover Plate suit Altek ball valves 201 I | 1 |
| 2 | GA5004437 | Washer 6mm Flat SS | 18 |
| 3 | GA5004447 | Washer, 6mm, Spring, SS | 17 |
| 4 | GA5004055 | SHCS M6 x 20 ZP GR12.9 | 8 |
| 5 | * | Foam Marker Fill Tap Assembly | 1 |
| 6 | * | Transcal Tap Assembly | 1 |
| 7 | GA5065580 | Plug in hose tail AS40/25 | 1 |
| 8 | GA5065690 | Safety pin, Suit AS40 plumbing fittings, Altek | 1 |
| 9 | GA5065680 | Plug, AS40 male, Altek | 4 |
| 10 | GA5065610 | Hose barb, Elbow, 90 degree, AS40 x 20mm hose, Altek | 2 |
| 11 | GA4582345 | Dummy plug AS40 G1/2" female (45mm Delron) | 1 |
| 12 | GA5077708 | Hose barb, Elbow, 90 degree, 1/2" male thread x 1/2" hose | 2 |
| 13 | * | 4 Way Valve Assembly | 1 |
| 14 | * | Hopper Manifold Assembly | 1 |
| 15 | GA5065750 | Hose barb, Elbow, 90 degree, AS24 female x 15mm hose, Altek | 1 |

* Sub-assembly on following pages

Continued over page

| ITEM NO. | PART NUMBER | DESCRIPTION | QTY. |
|----------|-------------|---|------|
| 16 | GA5065695 | Safety pin AS24 | 1 |
| 17 | GA5065615 | Hose barb, Elbow 90 degree, AS40 x 25mm, Altek | 1 |
| 18 | GA5003875 | End cap, 50 mm round black, 2.5 - 4.5mm wall | 1 |
| 19 | GA4523840 | Filter mount plate suit 201 I pod | 1 |
| 20 | GA5004085 | Bolt M8 x 20 ZP GR8.8 | 5 |
| 21 | GA5004919 | Washer 8mm Spring SS | 15 |
| 22 | GA5017645 | Washer, 1/4" ID x 1 1/4" OD x 16 gauge SS | 3 |
| 23 | GA5001333 | Fill Filter, 2", 7 mesh SS screen with 50 mesh screen sock, viton | 1 |
| 24 | GA5078141 | Street elbow, 45 degree, 2" male thread x 2" female thread | 1 |
| 25 | GA5077641 | Coupling, socket, 2" female thread | 1 |
| 26 | GA5000577 | Washer 12mm Flat SS HD | 2 |
| 27 | GA5012175 | Cover, Toggle switch, Waterproof | 2 |
| 28 | GA4658155 | Support Frame, Left Hand Side, EF MY11 | 1 |
| 29 | * | Suction Filter Assembly | 1 |
| 30 | * | Chemical Probe Assembly | 1 |
| 31 | GA4523755 | Prairie suction pod frame side cover plate | 1 |
| 32 | * | Transcal Valve Assembly | 1 |
| 33 | * | Wash Down Gun Assembly | 1 |
| 34 | GA5076620 | Female 1/4" BSPP female air coupling | 1 |
| 35 | GA5018800 | Rinsing socket, 3 pin, Micromatic / Enviro drum coupling | 1 |
| 36 | GA5004917 | Nut M8 Nyloc ZP | 12 |
| 37 | GA5003643 | Washer 8mm Flat SS HD | 31 |
| 38 | GA5011473 | BHCS M8 x 25 SS | 17 |
| 39 | GA5003983 | Washer 5mm Flat SS | 6 |
| 40 | GA5003975 | Nut M5 Nyloc SS | 3 |
| 41 | GA5000577 | Washer 12mm Flat SS HD | 8 |
| 42 | GA5065455 | Bolt M10 x 30 ZP GR8.8 | 4 |
| 43 | GA5000141 | Nut M10 Nyloc ZP | 4 |
| 44 | GA5001043 | Washer 16mm Flat SS HD | 8 |
| 45 | GA5000961 | Washer 16mm Spring ZP | 8 |
| 46 | GA5000903 | Bolt M16 x 25 ZP GR8.8 | 8 |
| 47 | GA3500218 | Hydraulic adaptor, Nipple, 1/4" BSP x 1/4" BSP | 1 |
| 48 | GA5006689 | Clamp Exhaust 2 5/8" (C12) | 3 |
| 49 | GA5054755 | Insert, Hole cover 46mm dia Black | 1 |
| 50 | GA5003581 | SHCS M5 x 20 SS GR12.9 | 3 |
| 51 | GA5076886 | Lid, Hinged, Black plastic, Suit left hand side pod door | 1 |
| 52 | GA5011425 | SHCS M6 x 35 SS | 9 |
| 53 | F70651A | Cover plate full face | 1 |
| 54 | GA4534185 | Locker Bottom Lip | 1 |
| 55 | GA4534190 | Locker Middle Shelf | 1 |
| 56 | GA5014819 | Screw 10G x 1" Selt Tapper SS | 8 |
| 57 | GA5020855 | Rawl nut, M6 x 25 long | 9 |
| 58 | GA4658165 | LHS pod door skin 201 I | 1 |

* Sub-assembly on following pages

Continued over page

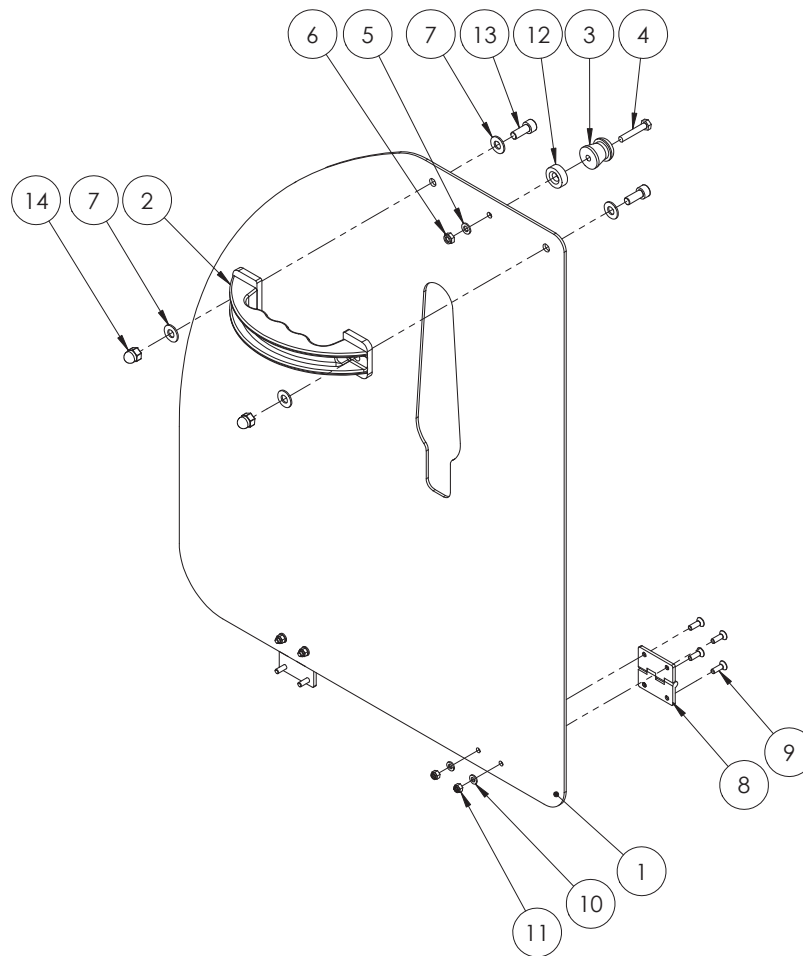
| ITEM NO. | PART NUMBER | DESCRIPTION | QTY. |
|----------|--------------|---|------|
| 59 | * | Pressure Control Assembly | 1 |
| 60 | * | Fill Manifold Assembly | 1 |
| 61 | * | Flush Tank Fill Tap Assembly | 1 |
| 62 | * | Pressure Gauge Assembly | 1 |
| 63 | * | Pressure Delivery Check Valve Assembly | 1 |
| 64 | * | Flush Tank Check Valve Assembly | 1 |
| 65 | GA5008629 | Door holder, Female, Rubber, Black | 1 |
| 66 | GA5003643 | Washer 8mm Flat SS HD | 23 |
| 67 | GA5004749 | Bolt M8 x 80 ZP GR8.8 | 4 |
| 68 | GA5011465 | Bolt M8 x 16 ZP GR8.8 | 7 |
| 69 | GA4552135 | Spacer for Altek rotary valve | 4 |
| 70 | GA5011501 | Bolt M8 x 120 ZP GR8.8 | 4 |
| 71 | GA5012667 | Switch, Toggle, On / Off, Single pole single throw | 2 |
| 72 | GA5004053 | BHCS M6 x 20 SS | 1 |
| 73 | GA5048780 | Dome plug 12mm | 2 |
| 74 | GA5075110-SK | Water tank, 30L, Black plastic, With soap dispenser | 1 |
| 75 | GA4523740 | Tank mount bracket 30L hand wash | 2 |
| 76 | GA5048115 | Nut M6 Nyloc ZP | 1 |
| 77 | * | Wash Down Gun Valve Assembly | 1 |
| 78 | GA5018373 | Left hand side module | 1 |
| 79 | * | Flush Tank Filter Manifold Assembly | 1 |
| 80 | GA5077737 | Hose barb, Straight, 2" male thread x 2" hose | 1 |
| 81 | GA5077943 | Plug, 1/2" male thread | 1 |
| 82 | GA5052590 | Nut M8 Nyloc SS | 8 |
| 83 | * | LH Pod Door Cover Assembly (not shown) | 1 |
| 84 | GA5000527 | Screw, Pan head, 12G x 25mm, SS | 12 |

* Sub-assembly on following pages

HAND SOAP DISPENSER

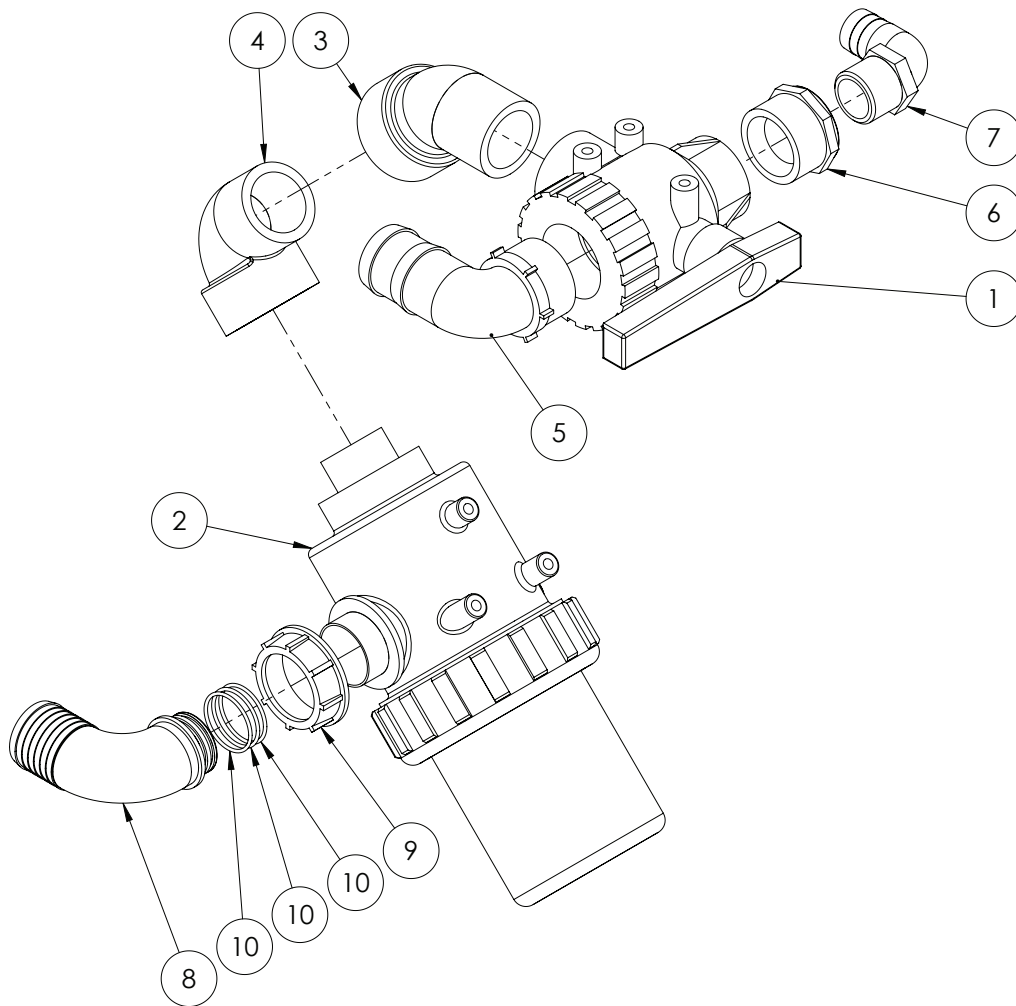
| PART NUMBER | DESCRIPTION |
|-------------|---|
| GA5051275 | Soap dispenser, Suit hand wash bottle GA5075110 |

LH POD Door Cover



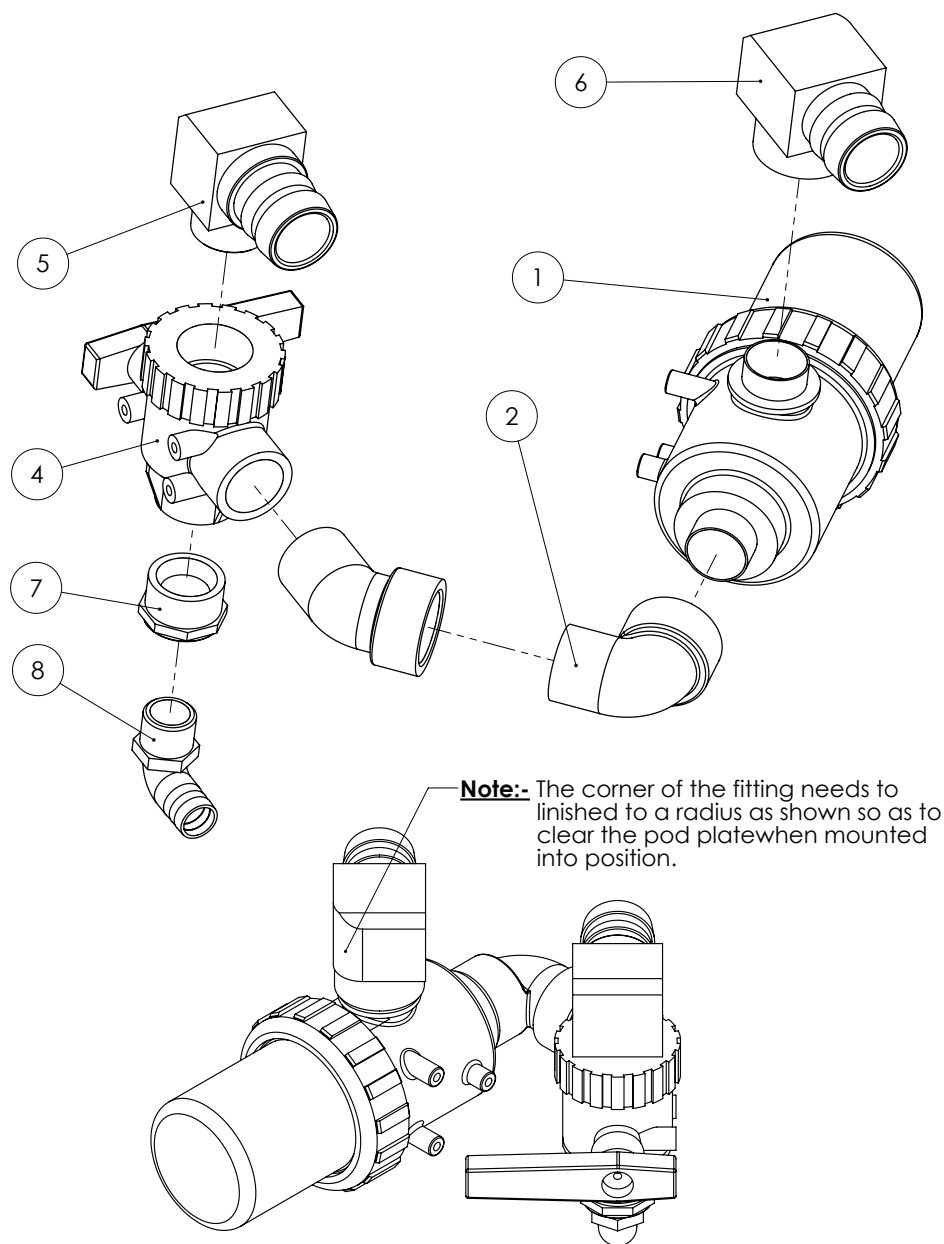
| ITEM NO. | PART NUMBER | DESCRIPTION | QTY. |
|----------|-------------|--|------|
| 1 | GA4523640 | Fill Station Hinge Cover suit Altek Valves | 1 |
| 2 | GA5009841 | Handle, Black, Heavy duty, Polyethylene | 1 |
| 3 | GA5011607 | Door holder, Male, Rubber, Black | 1 |
| 4 | GA5011405 | Bolt M6 x 35 ZP GR8.8 | 1 |
| 5 | GA5004437 | Washer 6mm Flat SS | 1 |
| 6 | GA5048115 | Nut M6 Nyloc ZP | 1 |
| 7 | GA5003643 | Washer 8mm Flat SS HD | 4 |
| 8 | GA5020415 | Hinge Cabin SS 52 x 52 x 3mm (Each) | 2 |
| 9 | GA5051230 | CSCS M5 x 16 Countersink SS | 8 |
| 10 | GA5003983 | Washer 5mm Flat SS | 4 |
| 11 | GA5003975 | Nut M5 Nyloc SS | 4 |
| 12 | GA4572010 | Air Chemsaver Washer | 1 |
| 13 | GA5004707 | SHCS M8 x 20 ZP GR12.9 | 2 |
| 14 | GA5011457 | Nut M8 Dome Nut SS | 2 |

Suction Filter Assembly - 260 Zeta



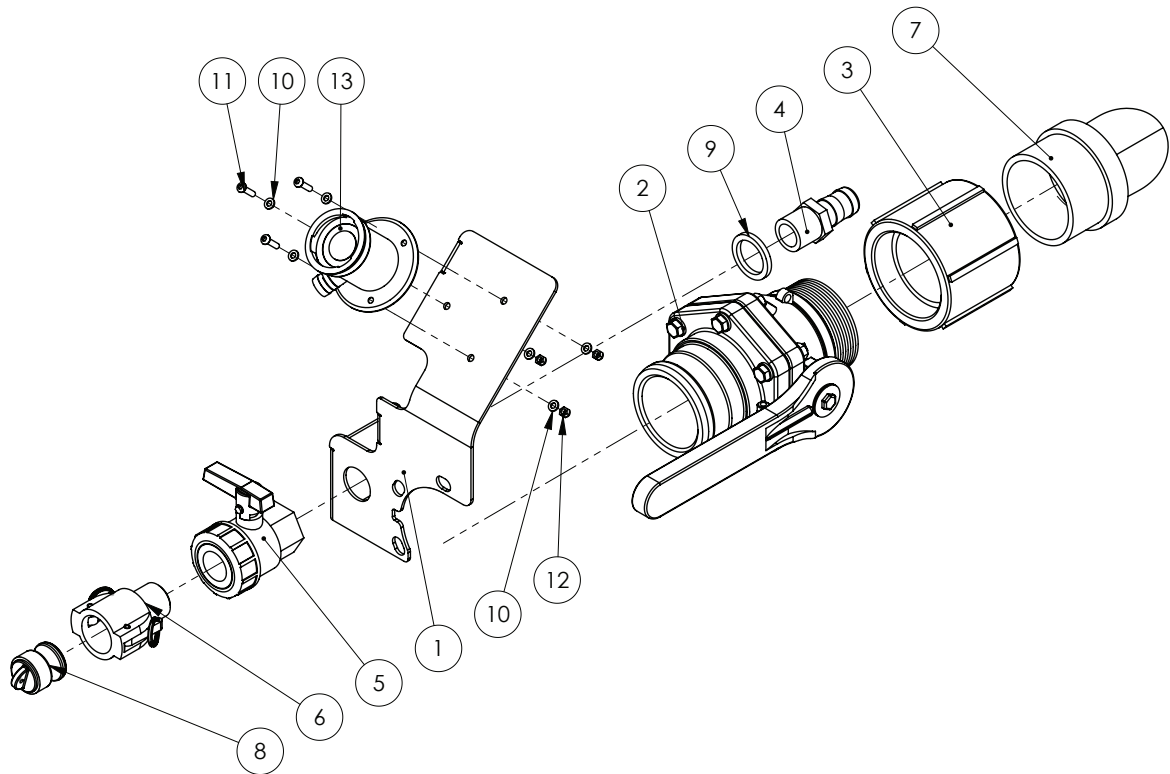
| ITEM NO. | PART NUMBER | DESCRIPTION | QTY. |
|----------|-------------|---|------|
| - | GA5076996 | Handle, Red, Suit 2" Arag ball valve | - |
| 1 | GA5076987 | Valve, Ball, 3 way, 2" female thread inlet & outlet | 1 |
| 2 | GA5076799 | Filter, Suction, 2" male inlet & outlet, 32 mesh screen | 1 |
| 3 | GA5078141 | Street elbow, 45 degree, 2" male thread x 2" female thread | 1 |
| 4 | GA5078142 | Street elbow, 90 degree, 2" male thread x 2" female thread | 1 |
| 5 | GA5077740 | Hose barb, Elbow, 90 degree, 2" male thread x 2" hose | 1 |
| 6 | GA5078022 | Reducing bush, 2" male thread x 1 1/4" female thread | 1 |
| 7 | GA5077730 | Hose barb, Elbow, 90 degree, 1 1/4" male thread x 1 1/4" hose | 1 |
| 8 | GA5076262 | Hose barb, Elbow, 90 degree, 2" fly nut end x 52 mm hose | 1 |
| 9 | GA5076605 | Fly nut, 2" | 1 |
| 10 | GA5048385 | O-ring, 42.5 x 2.62mm, BSI 31 | 3 |

Suction Filter Assembly - 300 Zeta



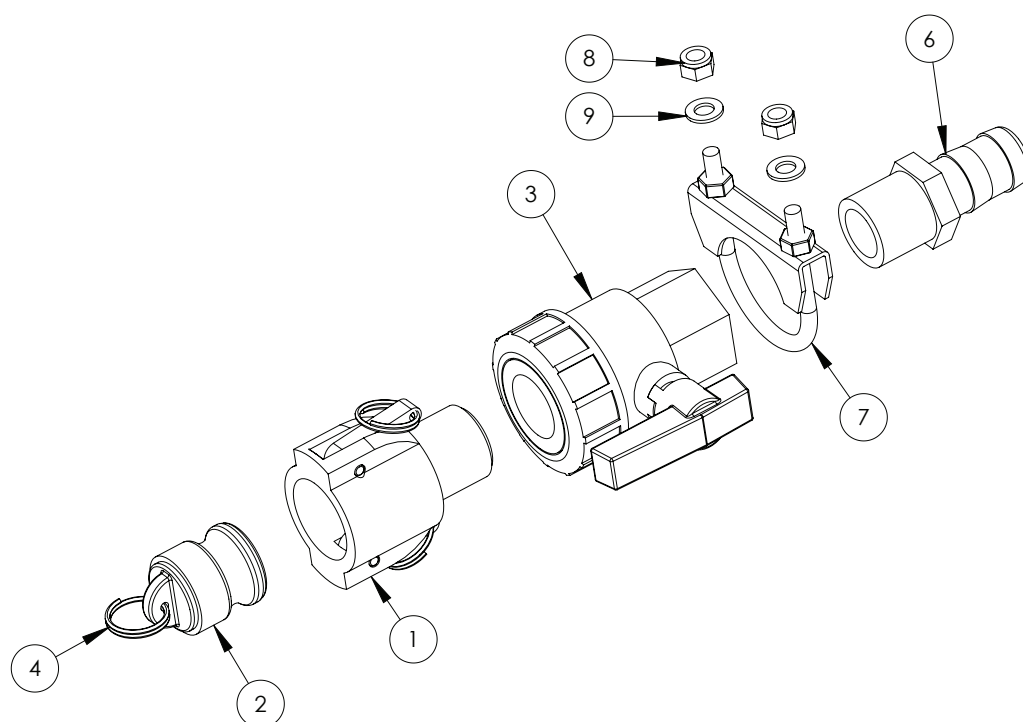
| ITEM NO. | PART NUMBER | DESCRIPTION | QTY. |
|----------|-------------|---|------|
| - | GA5076996 | Handle, Red, Suit 2" Arag ball valve | - |
| 1 | GA5076799 | Filter, Suction, 317, 2" BSP male inlet and outlet, 32 mesh screen | 1 |
| 2 | GA5078142 | Street elbow, 90 degree, 2" male thread x 2" female thread | 1 |
| 3 | GA5078141 | Street elbow, 45 degree, 2" male thread x 2" female thread | 1 |
| 4 | GA5076987 | Valve, Ball, 3 way, 2" female thread inlet & outlet | 1 |
| 5 | L081A | Plumbing fitting, Hose barb, Elbow, 90 degree, 2" male thread x 2 1/2" hose | 1 |
| 6 | L082A | Plumbing fitting, Hose barb, Elbow, 90 degree, 2" female thread x 2 1/2" hose | 1 |
| 7 | GA5078022 | Reducing bush, 2" male thread x 1 1/4" female thread | 1 |
| 8 | GA5077730 | Hose barb, Elbow, 90 degree, 1 1/4" male thread x 1 1/4" hose | 1 |

3" Fill Mount



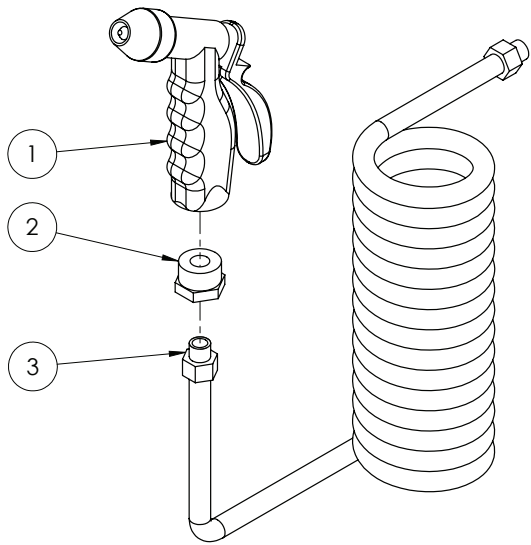
| ITEM NO. | PART NUMBER | DESCRIPTION | QTY. |
|----------|-------------|---|------|
| 1 | GA4510570 | Plate, 3" Fill Mount, Chemical Probe & Micromatic Relocate | 1 |
| 2 | GA5078204 | 3" NPT male x 3" male adaptor long handle | 1 |
| 3 | GA5077642 | Coupling, socket, 3" female thread | 1 |
| 4 | GA5077718 | Hose barb, Straight, 1" male thread x 1" hose | 1 |
| 5 | GA5078164 | Valve, Ball, 1" female thread inlet / outlet, Full port, Lever handle | 1 |
| 6 | GA5076007 | Cam lever, 1" female coupler, 1" male thread | 1 |
| 7 | GA5077742 | Hose barb, Elbow, 90 degree, 3" male thread x 3" hose | 1 |
| 8 | GA5076013 | Cam lever, Male plug, 1" | 1 |
| 9 | GA4552865 | Spacer-POD fill point fitting 34 | 1 |
| 10 | GA5003983 | Washer 5mm Flat SS | 6 |
| 11 | GA0500004 | BHCS M5 x 20 SS A2-70 | 3 |
| 12 | GA5003975 | Nut M5 Nyloc SS | 3 |
| 13 | GA5018800 | Rinsing socket, 3 pin, Micromatic / Enviro drum coupling | 1 |

Chemical Probe Assembly



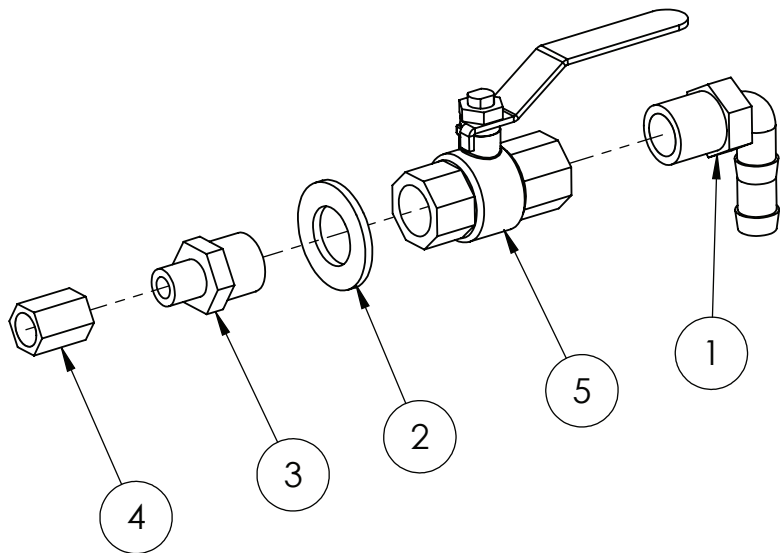
| ITEM NO. | PART NUMBER | DESCRIPTION | QTY. |
|----------|-------------|---|------|
| 1 | GA5076007 | Cam lever, 1" female coupler, 1" male thread | 1 |
| 2 | GA5076005 | Cam lever, Male plug, Suits 1" & 1 1/4" couplings | 1 |
| 3 | GA5078164 | Valve, Ball, 1" female thread inlet / outlet, Full port, Lever handle | 1 |
| 4 | GA5002077 | Key ring, 25mm, SS | 1 |
| 5 | GA5001491 | Chain 20mm x 2mm cut 150mm Long (not shown) | 1 |
| 6 | GA5077718 | Hose barb, Straight, 1" male thread x 1" hose | 1 |
| 7 | GA5006705 | Exhaust Clamp C8 2" | 1 |
| 8 | GA5052590 | Nut M8 Nyloc SS | 2 |
| 9 | GA5003643 | Washer 8mm Flat SS HD | 2 |

Wash Down Gun Assembly



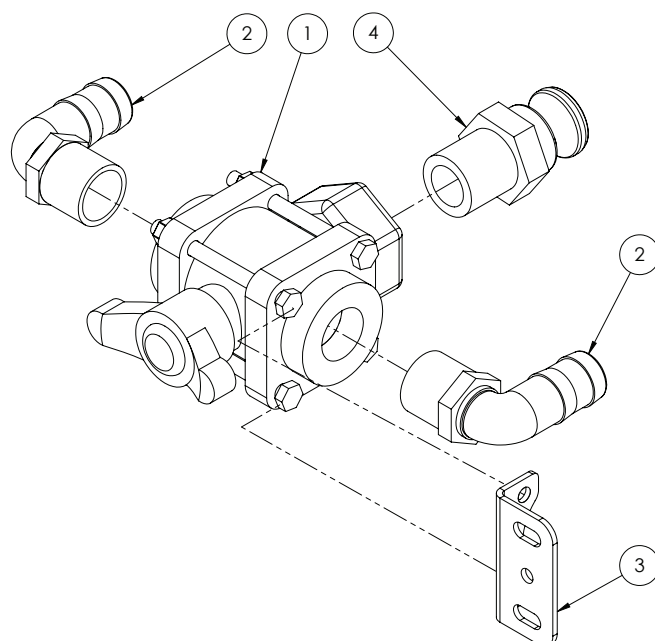
| ITEM NO. | PART NUMBER | DESCRIPTION | QTY. |
|----------|-------------|---|------|
| 1 | GA5051390 | Wash down gun, Suit EF / Advance / Evolution | 1 |
| 2 | GA5049701 | Bush Brass reducing 3/4" x 1/4" | 1 |
| 3 | GA5051455 | Suzi coil, 12mm x 8mm x 5m (1/4" male swivel ends with springs) | 1 |

Wash Down Gun Valve Assembly



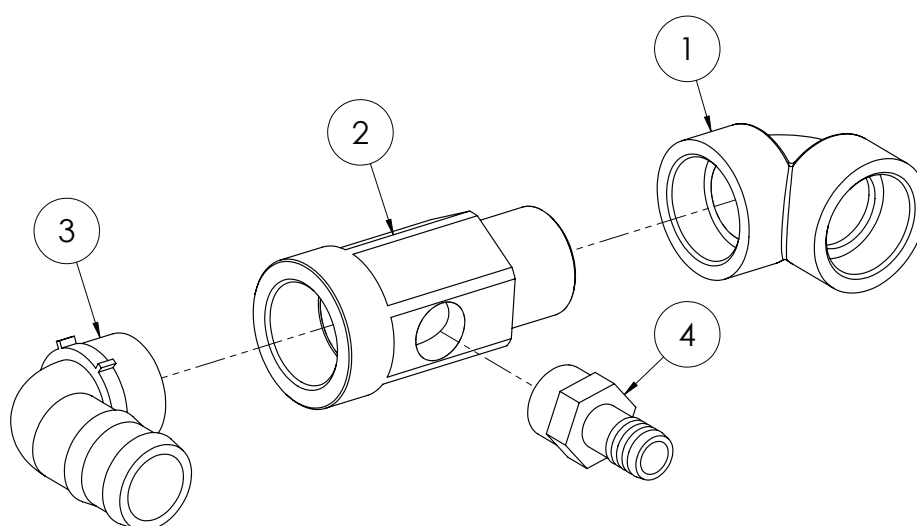
| ITEM NO. | PART NUMBER | DESCRIPTION | QTY. |
|----------|-------------|--|------|
| 1 | GA5077708 | Hose barb, Elbow, 90 degree, 1/2" male thread x 1/2" hose | 1 |
| 2 | GA5001741 | Washer 20mm Flat SS HD | 1 |
| 3 | GA5012259 | Reducing nipple, 1/2" male thread x 1/4" male thread, Brass | 1 |
| 4 | GA5066940 | Socket, 1/4" female thread, Hex, Brass | 1 |
| 5 | GA5018309 | Valve, Ball, 12mm female thread inlet / outlet, Lever handle, SS | 1 |

Transcal Valve Assembly



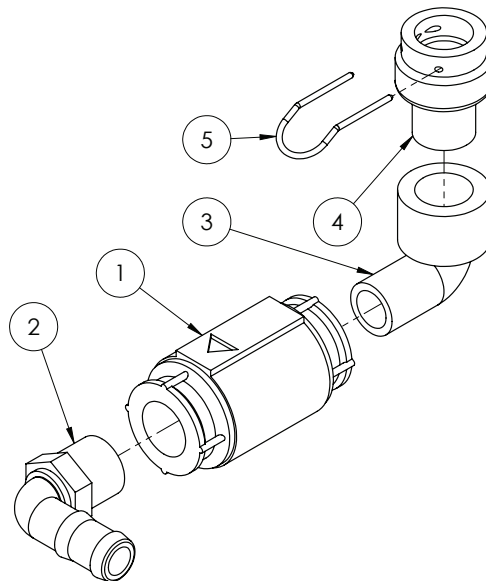
| ITEM NO. | PART NUMBER | DESCRIPTION | QTY. |
|----------|-------------|---|------|
| 1 | GA5078177 | Valve, Ball, 3 way, 1" female thread inlet / outlet, Bottom port, Butterfly handle, Banjo | 1 |
| 2 | GA5077723 | Hose barb, Elbow, 90 degree, 1" male x 1" hose | 2 |
| 3 | GA4502210 | Mounting plate, to suit ball valve | 1 |
| 4 | GA5076012 | Cam lever, 1" male coupling x 1" male thread | 1 |
| - | F70146A | Decal Plate, Transcal (not shown) | 1 |

Flush Tank Filter Manifold Assembly



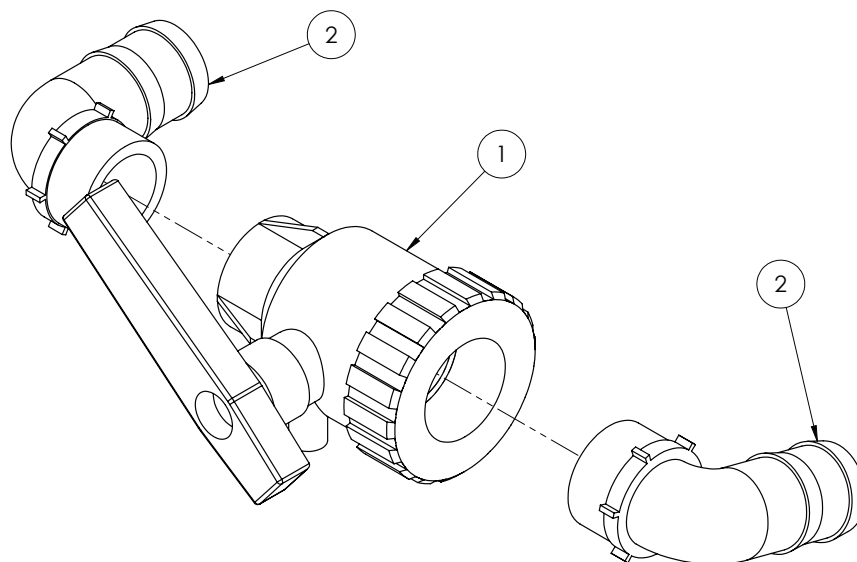
| ITEM NO. | PART NUMBER | DESCRIPTION | QTY. |
|----------|-------------|--|------|
| 1 | GA5077659 | Street elbow, 90 degree, 2" female thread x 2" female thread | 1 |
| 2 | MACH0311 | Poly fitting, 2" male x 2" female x 1" female | 1 |
| 3 | GA5077740 | Hose barb, Elbow, 90 degree, 2" male thread x 2" hose | 1 |
| 4 | GA5077718 | Hose barb, Straight, 1" male thread x 1" hose | 1 |

Flush Tank Check Valve Assembly



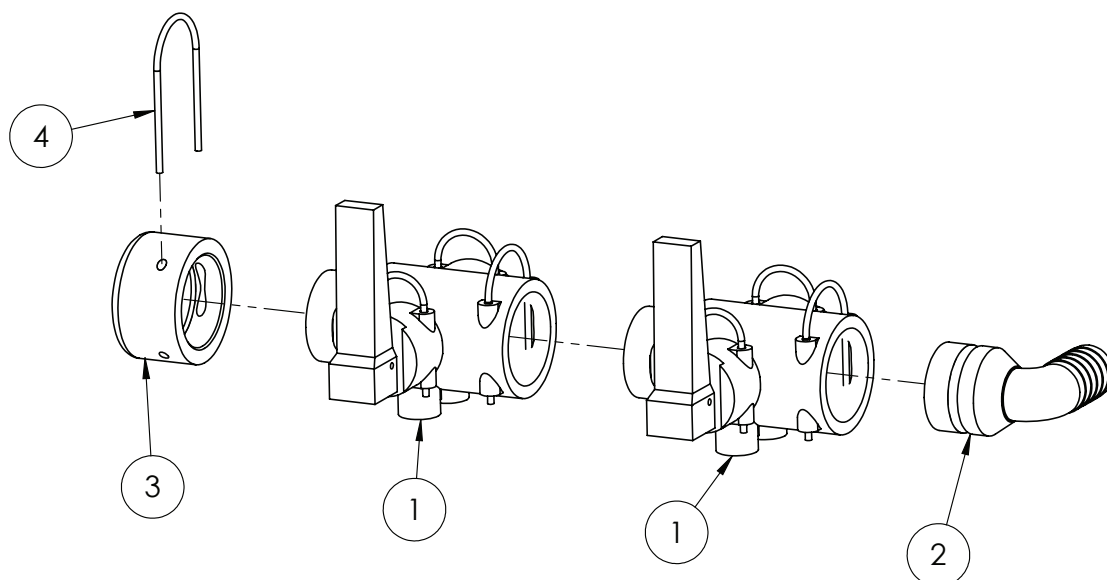
| ITEM NO. | PART NUMBER | DESCRIPTION | QTY. |
|----------|-------------|--|------|
| 1 | GA5002473 | Valve non-return 3/4" | 1 |
| 2 | GA5077717 | Hose barb, Elbow, 90 degree, 3/4" male thread x 3/4" hose | 1 |
| 3 | GA5078135 | Street elbow, 90 degree, 3/4" female thread x 3/4" male thread | 1 |
| 4 | GA4582415 | Plumbing adaptor, AS24 female x 3/4" BSPT male | 1 |
| 5 | GA5065695 | Safety pin AS24 | 1 |

Flush Tank Fill Tap Assembly



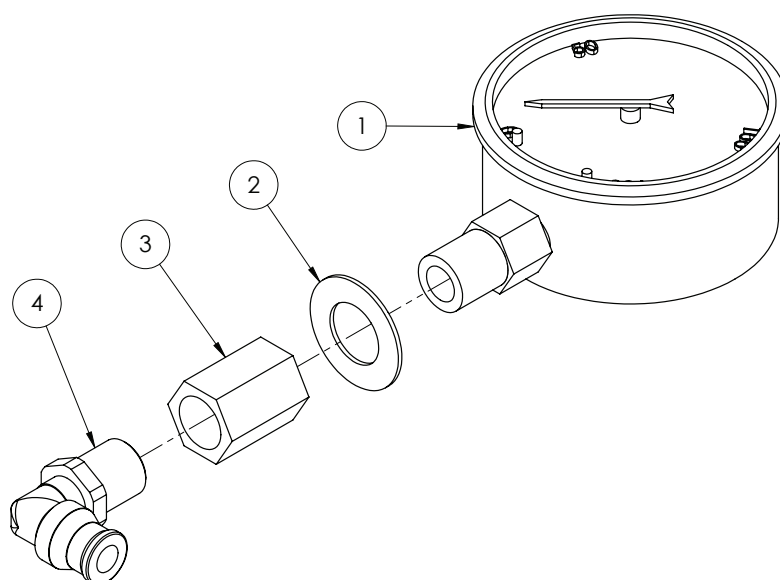
| ITEM NO. | PART NUMBER | DESCRIPTION | QTY. |
|----------|-------------|---|------|
| 1 | GA5076981 | Valve, Ball, 2 way, 2" female thread inlet / outlet, Lever handle | 1 |
| 2 | GA5077740 | Hose barb, Elbow, 90 degree, 2" male thread x 2" hose | 2 |

Pressure Control Assembly



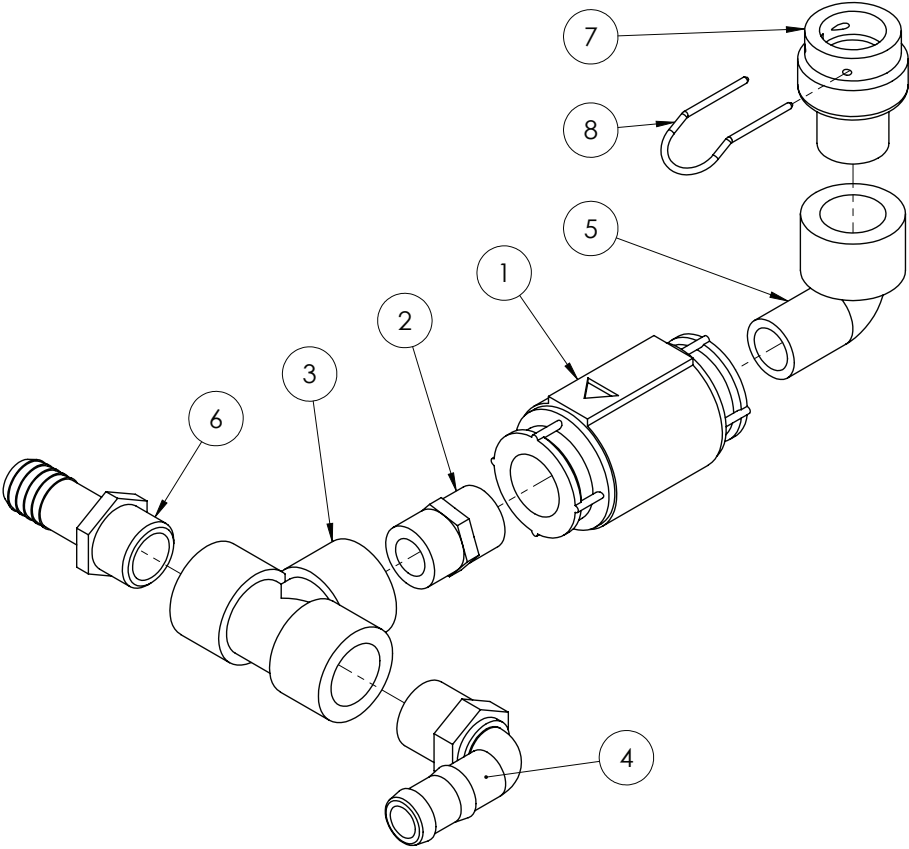
| ITEM NO. | PART NUMBER | DESCRIPTION | QTY. |
|----------|-------------|--|------|
| 1 | GA5065545 | Valve, Quick fit flip top, 2 way, AS40 male x AS24 female x AS40 female, Altek | 2 |
| 2 | GA5065615 | Hose barb, Elbow 90 degree, AS40 x 25mm | 1 |
| 3 | GA4582395 | Cap Altek AS40 (Delron) | 1 |
| 4 | GA5065690 | Safety pin, Suit AS40 plumbing fittings | 1 |

Pressure Gauge Assembly



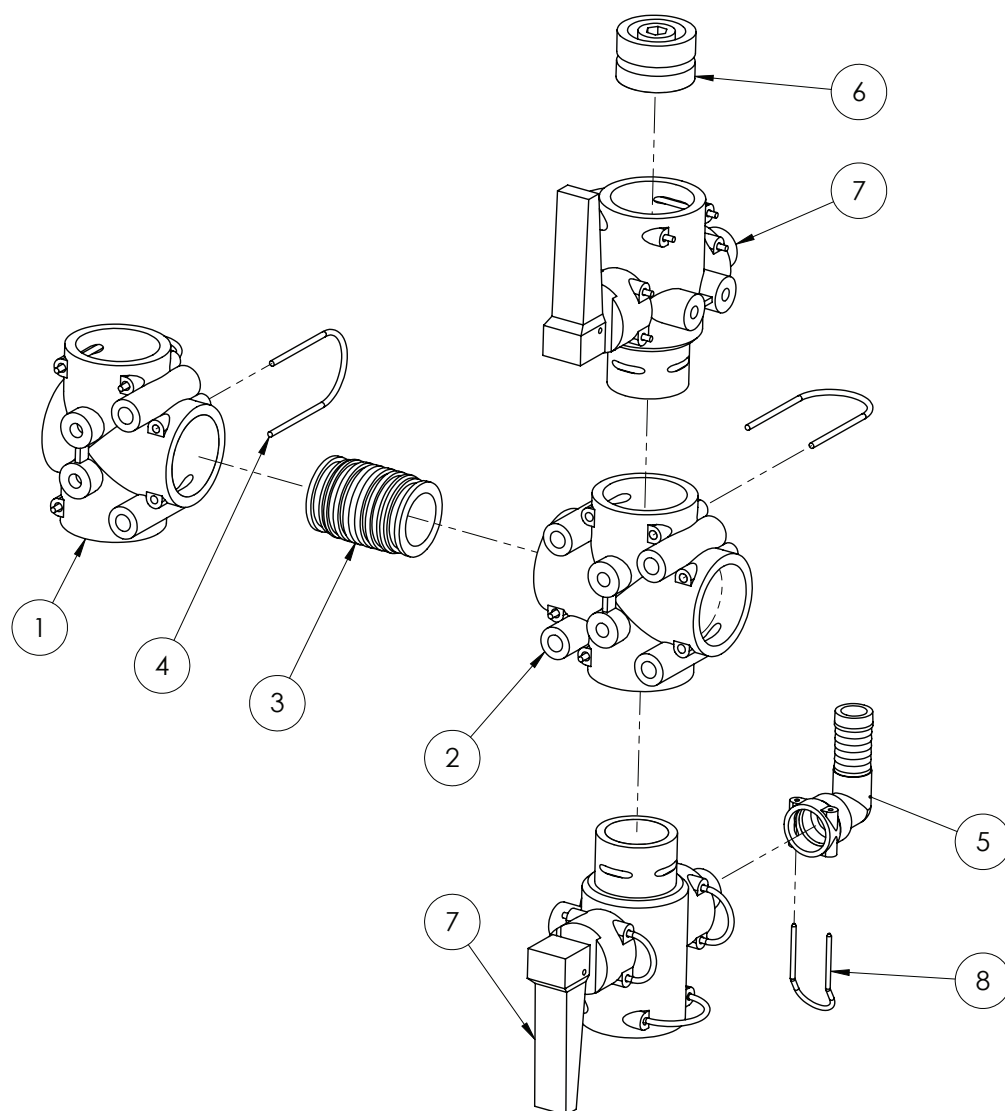
| ITEM NO. | PART NUMBER | DESCRIPTION | QTY. |
|----------|-------------|---|------|
| 1 | GA4948470 | Gauge, Pressure, Small face, 160psi | 1 |
| 2 | GA5017641 | Washer 1/2" x 1" x 16g Flat SS | 1 |
| 3 | GA5066940 | Socket, 1/4" female thread, Hex, Brass | 1 |
| 4 | GA5016233 | Pneumatic fitting, Elbow, 90 degree, 1/4" BSP male x 6mm push type, Metal | 1 |

Pressure Delivery Check Valve Assembly



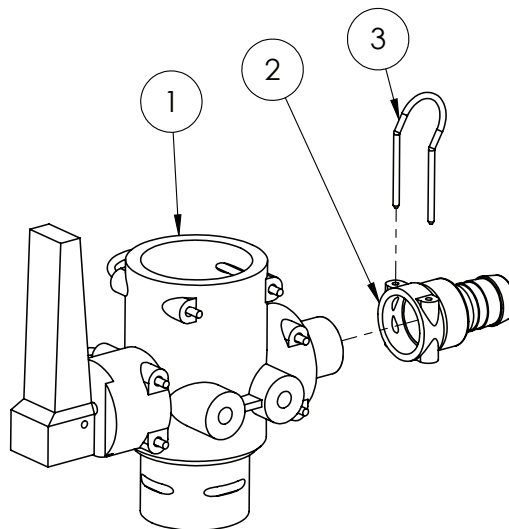
| ITEM NO. | PART NUMBER | DESCRIPTION | QTY. |
|----------|-------------|--|------|
| 1 | GA5002473 | Valve non-return 3/4" | 1 |
| 2 | GA5077913 | Nipple, 3/4" male x 3/4" male, Short, Banjo | 1 |
| 3 | GA5078150 | Tee, Threaded, 3/4" female, Banjo | 1 |
| 4 | GA5077717 | Hose barb, Elbow, 90 degree, 3/4" male thread x 3/4" hose | 1 |
| 5 | GA5078135 | Street elbow, 90 degree, 3/4" female thread x 3/4" male thread | 1 |
| 6 | GA5077709 | Hose barb, Straight, 3/4" male thread x 3/4" hose | 1 |
| 7 | GA4582415 | Plumbing adaptor, AS24 female x 3/4" BSPT male, Delrin | 1 |
| 8 | GA5065695 | Safety pin AS24 | 1 |

Fill Manifold Assembly



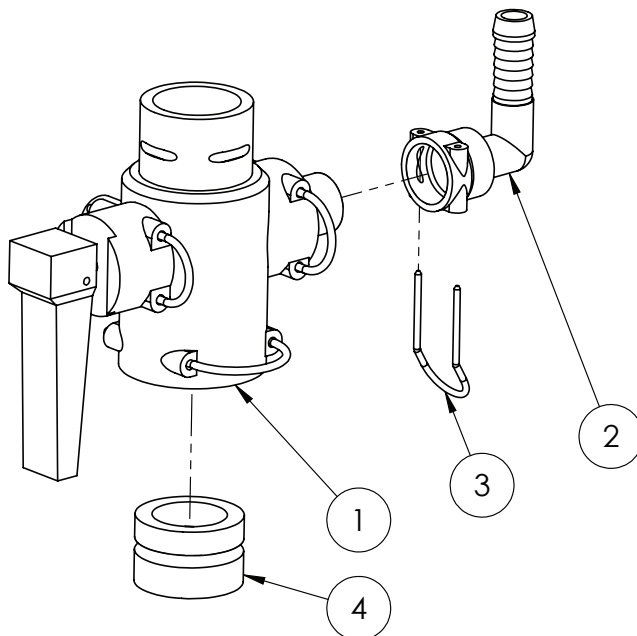
| ITEM NO. | PART NUMBER | DESCRIPTION | QTY. |
|----------|-------------|--|------|
| 1 | GA5065560 | Tee, AS40 female, M8 inserts, Altek | 1 |
| 2 | GA5065565 | Plumbing coupling, Cross, AS40 female inlets / outlets, Altek | 1 |
| 3 | GA5065735 | Plumbing adaptor, AS40 male x AS40 male, Altek | 1 |
| 4 | GA5065690 | Safety pin, Suit AS40 plumbing fittings, Altek | 6 |
| 5 | GA5065675 | Hose barb, Elbow, 90 degree, AS24 female x 20mm hose, Altek | 1 |
| 6 | GA5065680 | Plug, AS40 male, Altek | 1 |
| 7 | GA5065545 | Valve, Quick fit flip top, 2 way, AS40 male x AS24 female x AS40 female, Altek | 2 |
| 8 | GA5065695 | Safety pin AS24 | 1 |

Foam Marker Fill Tap Assembly



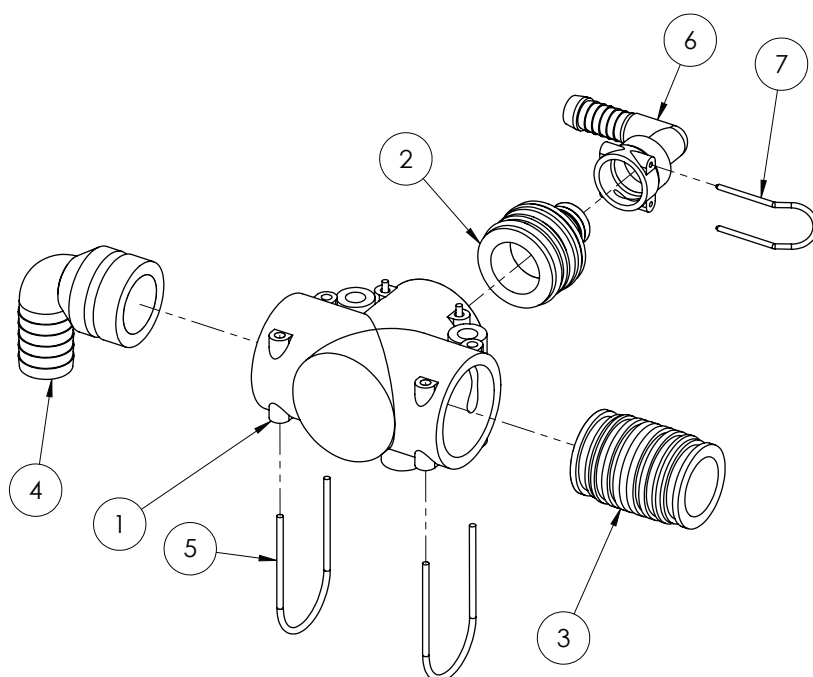
| ITEM NO. | PART NUMBER | DESCRIPTION | QTY. |
|----------|-------------|--|------|
| 1 | GA5065545 | Valve, Quick fit flip top, 2 way, AS40 male x AS24 female x AS40 female, Altek | 1 |
| 2 | GA5065640 | Hose barb, AS24 female x 20mm hose | 1 |
| 3 | GA5065695 | Safety pin AS24 | 1 |

Transcal Tap Assembly



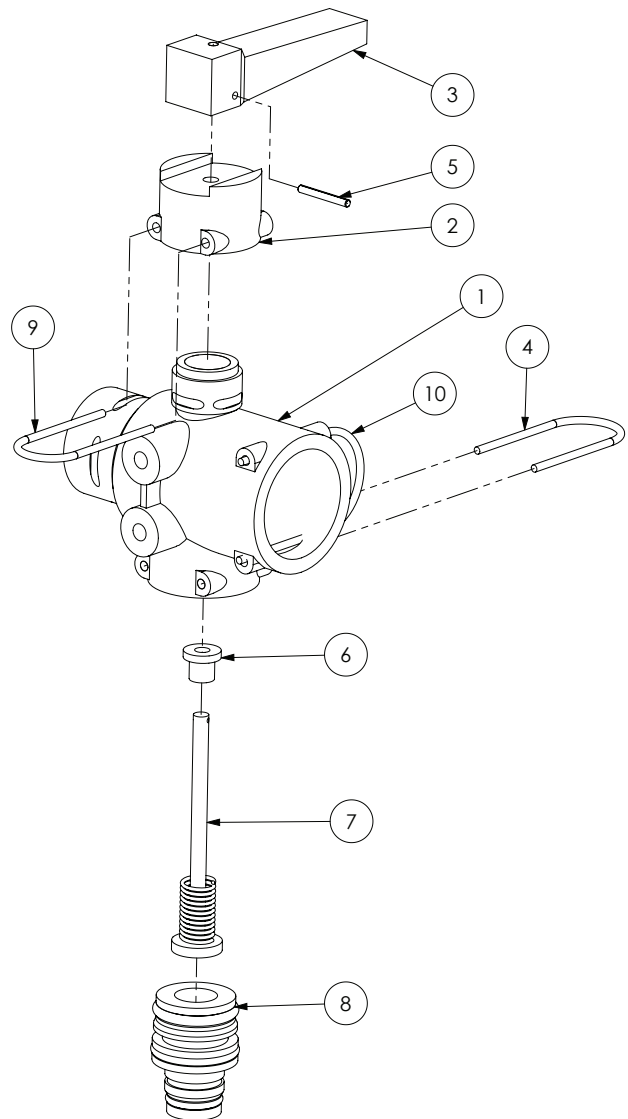
| ITEM NO. | PART NUMBER | DESCRIPTION | QTY. |
|----------|-------------|--|------|
| 1 | GA5065545 | Valve, Quick fit flip top, 2 way, AS40 male x AS24 female x AS40 female, Altek | 1 |
| 2 | GA5065750 | Hose barb, Elbow, 90 degree, AS24 female x 15mm hose, Altek | 1 |
| 3 | GA5065695 | Safety pin AS24 | 1 |
| 4 | GA5065680 | Plug, AS40 male, Altek | 1 |

Hopper Manifold Assembly



| ITEM NO. | PART NUMBER | DESCRIPTION | QTY. |
|----------|-------------|---|------|
| 1 | GA5065555 | Tee, AS40 female, no M8 inserts, Altek | 1 |
| 2 | GA5065605 | Plug in adapter, AS40 x AS24, Altek | 1 |
| 3 | GA5065735 | Plumbing adaptor, AS40 male x AS40 male, Altek | 1 |
| 4 | GA5065615 | Hose barb, Elbow 90 degree, AS40 x 25mm, Altek | 1 |
| 5 | GA5065690 | Safety pin, Suit AS40 plumbing fittings, Altek | 3 |
| 6 | GA5065750 | Hose barb, Elbow, 90 degree, AS24 female x 15mm hose, Altek | 1 |
| 7 | GA5065695 | Safety pin AS24 | 1 |

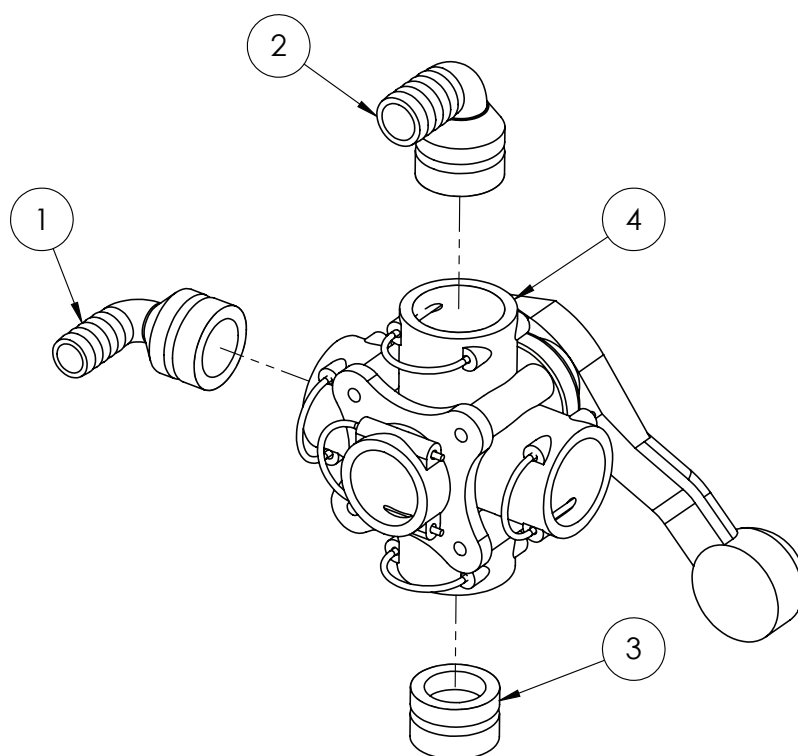
2 Way Valve Assembly



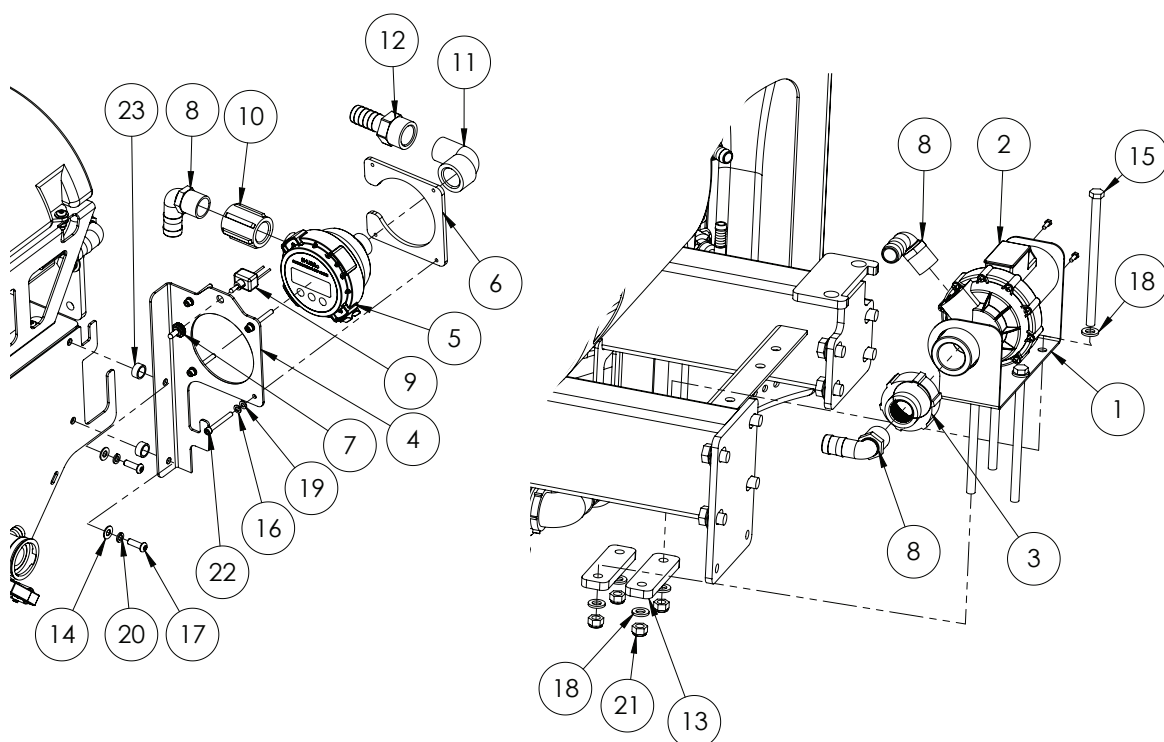
GA5065545 - Valve, Quick fit flip top, 2 way, AS40 male x AS24 female x AS40 female, Altek

| ITEM NO. | PART NUMBER | DESCRIPTION | QTY. |
|----------|-------------|-------------------------------------|------|
| 1 | 80487 | Body | 1 |
| 2 | 80856 | Lever cap | 1 |
| 3 | 80851 | Lever | 1 |
| 4 | GA5065701 | Safety pin AS30 | 1 |
| 5 | 80859 | Handle split pin | 1 |
| 6 | 81524 | Seal | 1 |
| 7 | 80858 | Plunger | 1 |
| 8 | GA5065835 | Plug in adapter, AS30 x AS24, Altek | 1 |
| 9 | 47825 | Safety pin | 1 |
| 10 | GA5065690 | Safety pin AS40 | 1 |

4 Way Valve Assembly



Chemical Transfer Pump Mounting

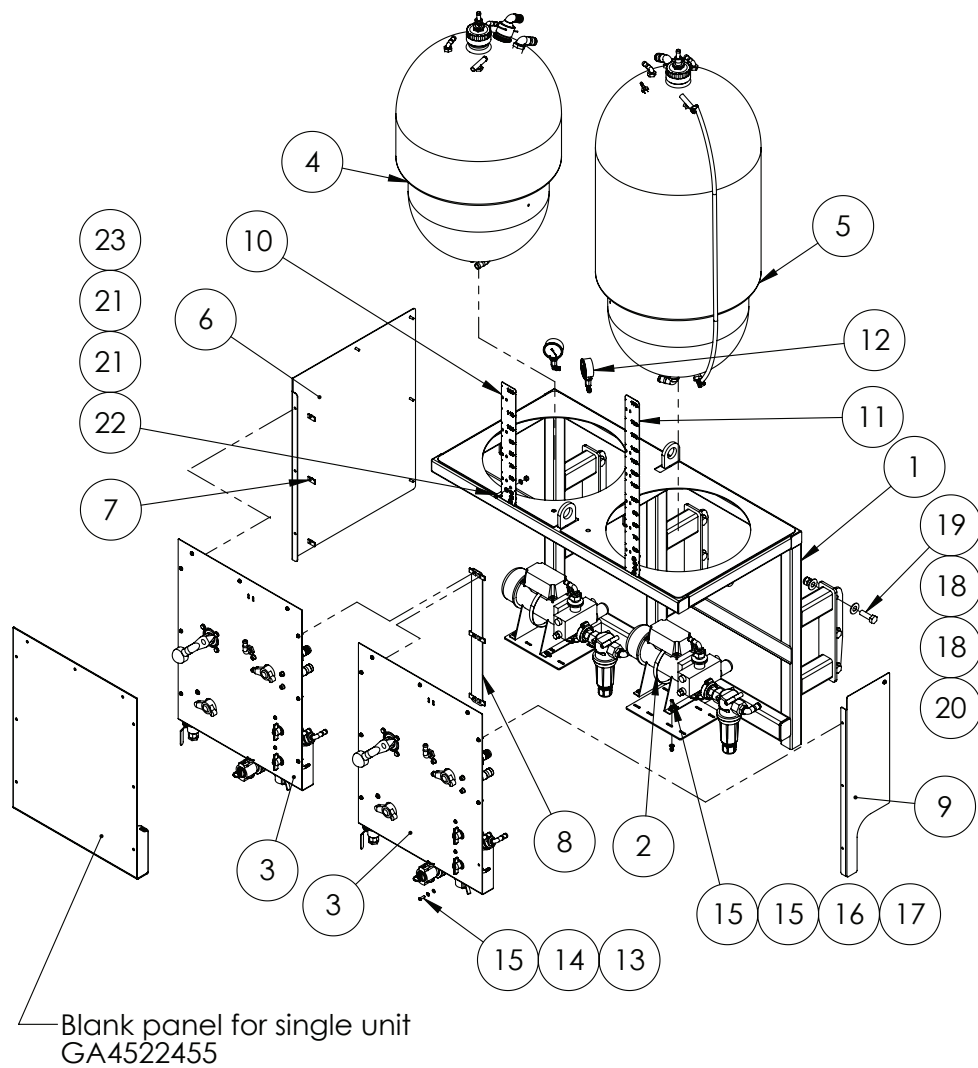


| ITEM NO. | PART NUMBER | DESCRIPTION | QTY. |
|----------|-------------|---|------|
| 1 | GA4508525 | Plate, Mount Shurflo Pump, Prairie | 1 |
| 2 | GA2000030 | Pump, Diaphragm, Chemical transfer 12v, Viton, Shurflo | 1 |
| 3 | GA2000032 | Reducing coupling, 2" female NPT to 1" female NPT, Shurflo | 1 |
| 4 | GA4508530 | Plate, Mount Bracket, Shurflo Electronic Flow Meter FM-1100 | 1 |
| 5 | GA2000031 | Flow meter, Chemical transfer, 90 degree, Shurflo | 1 |
| 6 | GA4508535 | Plate, Clamp Bracket, Shurflo Electronic Flow Meter FM-1100 | 1 |
| 7 | GA5012175 | Cover, Toggle switch, Waterproof | 1 |
| 8 | GA5077723 | Hose barb, Elbow, 90 degree, 1" male x 1" hose, Banjo | 3 |
| 9 | GA5016749 | Switch, Toggle, On / Off, Water proof | 1 |
| 10 | GA5077638 | Coupling, socket, 1" female thread, Banjo | 1 |
| 11 | GA5078137 | Street elbow, 90 degree, 1" male x 1" female, Banjo | 1 |
| 12 | GA5077747 | Hose barb, Straight, 1" female thread x 1" hose, Banjo | 1 |
| 13 | F70107A | Plate, Clamp, 130 long x 40 wide x 12mm thick | 2 |
| 14 | GA5003643 | Washer 8mm Flat SS Heavy Duty | 2 |
| 15 | GA5011223 | Bolt M12 x 200 ZP GR 8.8 | 4 |
| 16 | GA5004447 | Washer, 6mm, Spring, SS | 4 |
| 17 | GA5011473 | BHCS M8 x 25 SS | 2 |
| 18 | GA5000577 | Washer 12mm Flat SS HD | 8 |
| 19 | GA5004437 | Washer 6mm Flat SS | 4 |
| 20 | GA5004919 | Washer 8mm Spring SS | 2 |
| 21 | GA5012461 | Nut M12 Nyloc ZP | 4 |
| 22 | GA5011421 | SHCS M6 x 50 ZP GR12.9 | 4 |
| 23 | GA4552070 | Crush Tube, 16.2 ID, 20.5 OD, 9.5mm long | 2 |

Chapter 6

DIRECT CHEMICAL INJECTION

DCI Pod



| ITEM NO. | PART NUMBER | DESCRIPTION | QTY. |
|----------|-------------|---------------------------------------|------|
| 1 | GA4656400 | Direct Injection Frame narrow | 1 |
| 2 | * | High Volume Pump Assembly - Dual Unit | 2 |
| 3 | * | Cover Plate Assembly | 2 |
| 4 | * | DCI Bottle - 120L Assembly | 1 |
| 5 | * | DCI Bottle - 165L Assembly | 1 |

* Sub-assembly on following pages

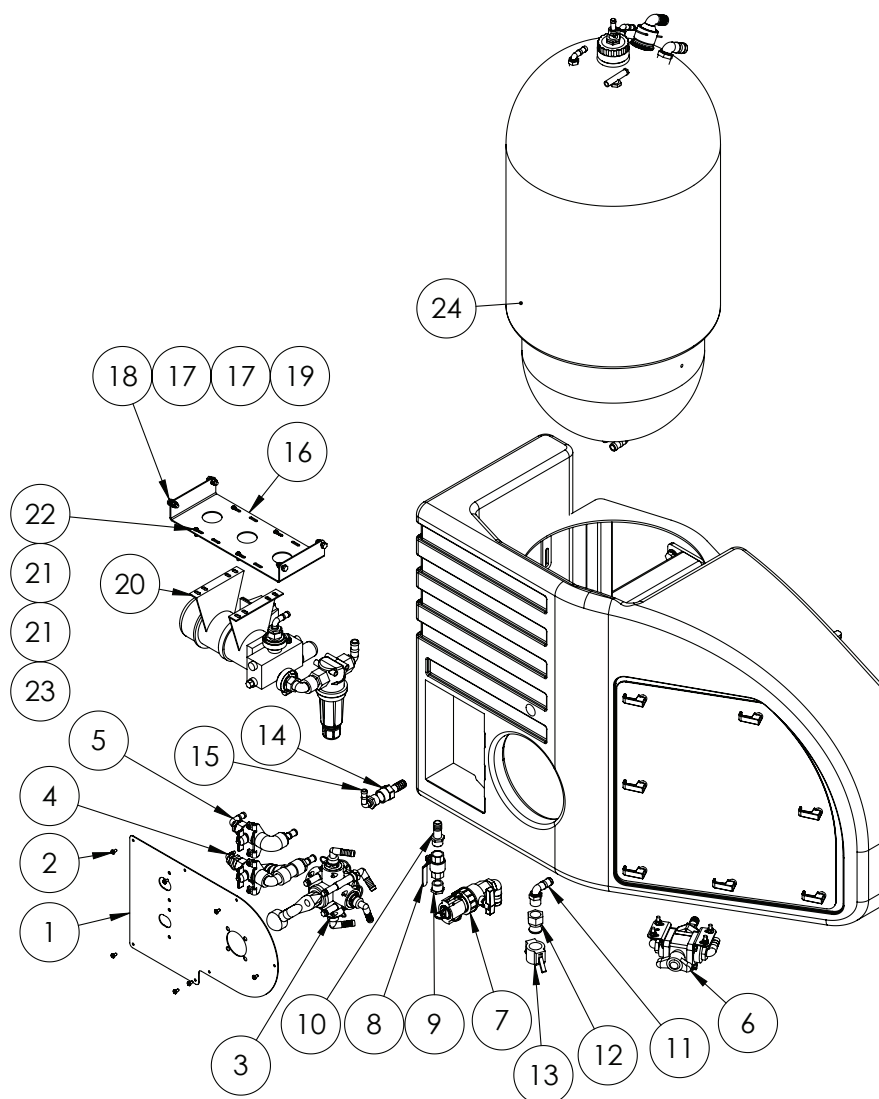
Continued over page

DCI Pod

| ITEM NO. | PART NUMBER | DESCRIPTION | QTY. |
|----------|-------------|--|------|
| 6 | GA4502230 | Cover suit direct injection (2nd unit) | 1 |
| 7 | GA5066830 | Speed clip M6 | 3 |
| 8 | * | Panel Alignment Strip Assembly | 1 |
| 9 | GA4533435 | Panel DCI Front Bolt on (1.6mm FMS cut & fold) | 1 |
| 10 | GA4523465 | 125L DCI level gauge | 1 |
| 11 | GA4523470 | 160L DCI level gauge | 1 |
| | GA4523471 | 160L DCI level gauge x 2 suit dual tanks | |
| 12 | * | Vacuum Gauge Assembly | 2 |
| 13 | GA5004437 | Washer 6mm Flat SS | 23 |
| 14 | GA5004447 | Washer, 6mm, Spring, SS | 23 |
| 15 | GA5004053 | BHCS M6 x 20 SS | 31 |
| 16 | GA5017643 | Washer, 1/4" ID x 5/8" OD x 18g, Flat SS | 16 |
| 17 | GA5048115 | Nut M6 Nyloc ZP | 8 |
| 18 | GA5001043 | Washer 16mm Flat SS HD | 18 |
| 19 | GA5000931 | Bolt M16 x 50 ZP GR8.8 | 9 |
| 20 | GA5001029 | Nut M16 Nyloc ZP | 9 |
| 21 | GA5003643 | Washer 8mm Flat SS HD | 8 |
| 22 | GA5011473 | BHCS M8 x 25 SS | 4 |
| 23 | GA5052590 | Nut M8 Nyloc SS | 4 |

* Sub-assembly on following pages

DCI Third Unit Assembly



| ITEM NO. | PART NUMBER | DESCRIPTION | QTY. |
|----------|-------------|--|------|
| 1 | GA4502225 | 3rd DCI panel suit RHS pod | 1 |
| 2 | GA5014821 | Screw 12G x 1/2", Self Tapper, SS | 7 |
| 3 | * | Ball Valve Assembly | 1 |
| 4 | * | Tank Vent Ball Valve Assembly | 1 |
| 5 | * | Tank Rinse Ball Valve Assembly | 1 |
| 6 | * | Chemical Pump Suction Valve Assembly - Third Unit | 1 |
| 7 | * | Chemical Probe Coupling Ball Valve Assembly | 1 |
| 8 | GA5018309 | Valve, Ball, 12mm female thread inlet / outlet, Lever handle, SS | 1 |
| 9 | GA5077944 | Plug, 3/4" male thread, Banjo | 1 |
| 10 | GA5077709 | Hose barb, Straight, 3/4" male thread x 3/4" hose, Banjo | 1 |
| 11 | GA5077717 | Hose barb, Elbow, 90 degree, 3/4" male thread x 3/4" hose | 1 |
| 12 | GA5077124 | Cam lever, 3/4" male coupling x 3/4" female thread, Banjo | 1 |
| 13 | GA5077351 | Cap, Poly pipe, 3/4", Banjo | 1 |

* Sub-assembly on following pages

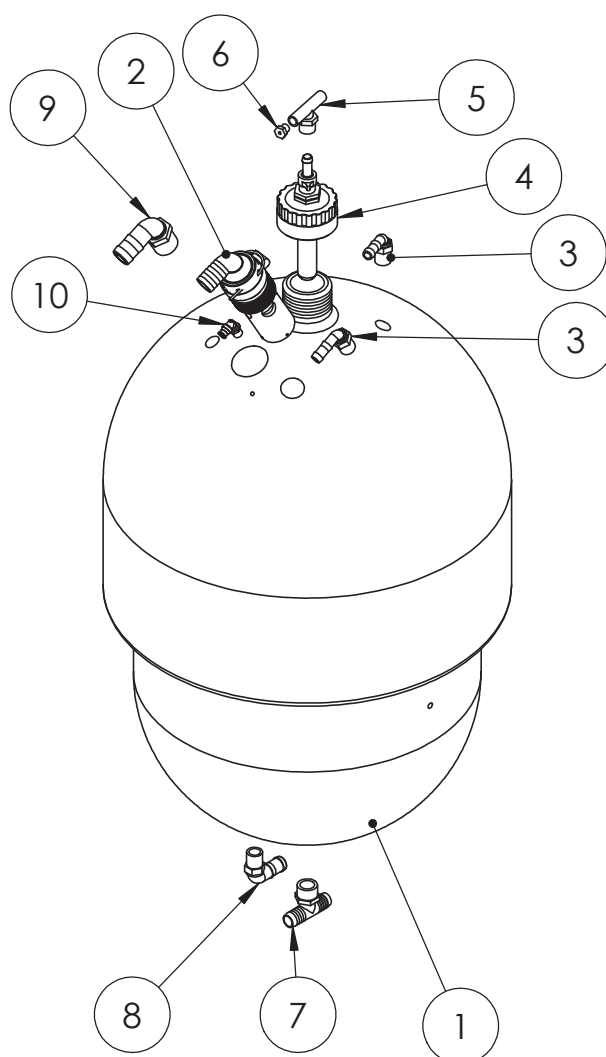
Continued over page

DCI Third Unit Assembly

| ITEM NO. | PART NUMBER | DESCRIPTION | QTY. |
|----------|-------------|---|------|
| 14 | GA5077743 | Hose barb, Straight, 3/4" female x 3/4" hose, Banjo | 1 |
| 15 | GA5077710 | Hose barb, Elbow, 90 degree, 3/4" male thread x 1/2" hose | 1 |
| 16 | GA4534670 | DCI 3rd pump mount | 1 |
| 17 | GA5003643 | Washer 8mm Flat SS HD | 8 |
| 18 | GA5004711 | Bolt M8 x 25 ZP GR8.8 | 4 |
| 19 | GA5004917 | Nut M8 Nyloc ZP | 4 |
| 20 | * | High Volume Pump Assembly - Third Unit | 1 |
| 21 | GA5004437 | Washer 6mm Flat SS | 8 |
| 22 | GA5004053 | BHCS M6 x 20 SS | 4 |
| 23 | GA5048115 | Nut M6 Nyloc ZP | 4 |
| 24 | * | DCI Bottle - 120L Assembly | 1 |
| | * | DCI Bottle - 165L Assembly | |

* Sub-assembly on following pages

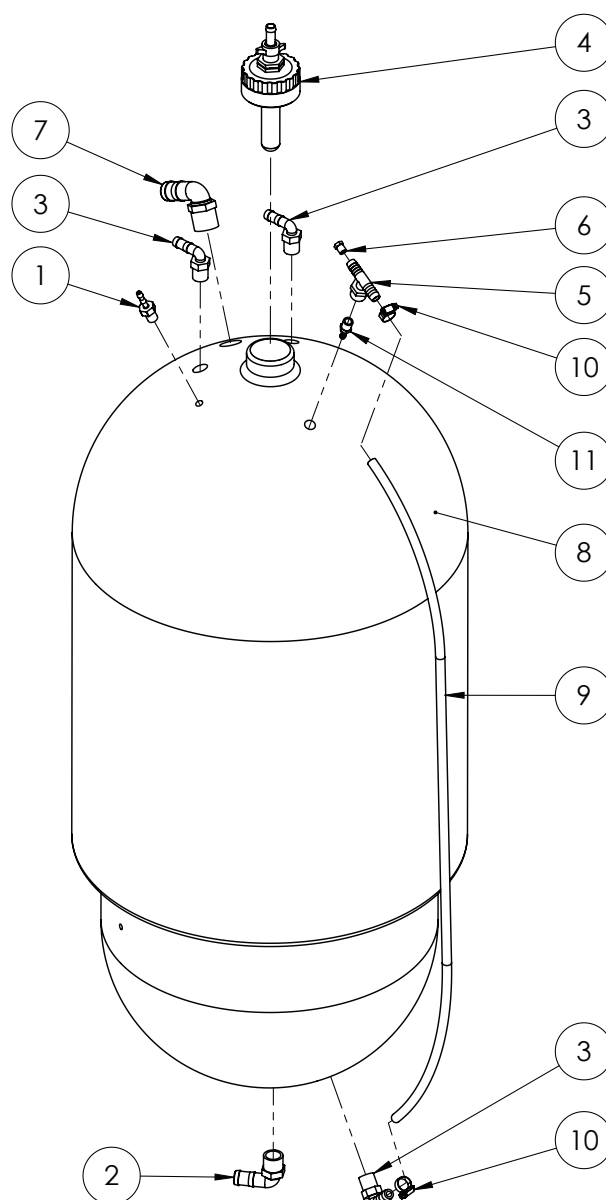
DCI Bottle - 120L Assembly



| ITEM NO. | PART NUMBER | DESCRIPTION | QTY. |
|----------|-------------|--|------|
| 1 | GA5020635 | Tank, 120L Natural, Exacta Foam/direct inject (Blank) | 1 |
| 2 | * | Fill Shut Off Assembly | 1 |
| 3 | GA5077708 | Hose barb, Elbow, 90 degree, 1/2" male thread x 1/2" hose | 2 |
| 4 | GA4903050 | Cap, Pre-assembled with rinse nozzle, Suit transcal and DCI | 1 |
| 5 | GA3500391 | Tee, Threaded, 1/2" male x 1/2" hose | 1 |
| 6 | A1814 | Male Taper Pipe by Hose Barb 1/8" x 1/4" | 1 |
| 7 | GA3500431 | Hose barb, Tee, 3/4" hose barb x 3/4" hose barb x 3/4" male thread | 1 |
| 8 | GA5077704 | Hose barb, Elbow, 90 degree, 1/2" male thread x 3/4" hose | 1 |
| 9 | GA5077723 | Hose barb, Elbow, 90 degree, 1" male x 1" hose | 1 |
| 10 | GA5016235 | Swivel Elbow push in Brass 10mm x 1/4" BSP | 1 |

* Sub-assembly on following pages

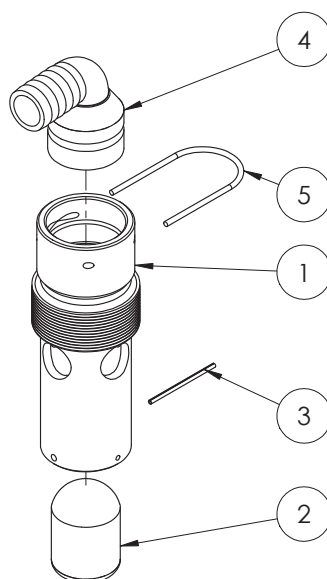
DCI Bottle - 165L Assembly



| ITEM NO. | PART NUMBER | DESCRIPTION | QTY. |
|----------|-------------|---|------|
| 1 | GA5077691 | Hose barb, Straight, 1/4" male thread x 1/4" hose | 1 |
| 2 | GA5077717 | Hose barb, Elbow, 90 degree, 3/4" male thread x 3/4" hose | 1 |
| 3 | GA5077708 | Hose barb, Elbow, 90 degree, 1/2" male thread x 1/2" hose | 3 |
| 4 | * | Rinse nozzle and cap complete | 1 |
| 5 | GA3500391 | Tee, Threaded, 1/2" male x 1/2" hose | 1 |
| 6 | GA5020695 | 1/8" Brass Hose Barb with Barb Removed | 1 |
| 7 | GA5077723 | Hose barb 90 degree 1" | 1 |
| 8 | GA5018495 | Tank 165 L, Natural, Direct Injection | 1 |
| 9 | GA2000210 | Hose, 12mm, Clear, Wire reinforced | 1 |
| 10 | GA5000469 | Hose clamp, 1/2", SS | 2 |
| 11 | GA5020540 | Hose barb, Straight, 1/4" male thread x 1/4" hose, Brass | 1 |

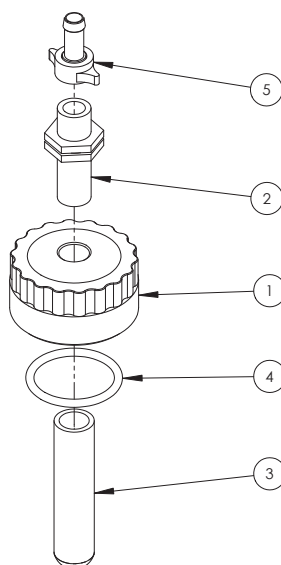
* Sub-assembly on following pages

Fill Shut Off Assembly



| ITEM NO. | PART NUMBER | DESCRIPTION | QTY. |
|----------|-------------|--|------|
| 1 | GA4552140 | Venturi fill stop housing | 1 |
| 2 | GA5066840 | Ball float | 1 |
| 3 | GA5066835 | Roll Pin 4mm x 50mm Stainless Steel | 1 |
| 4 | GA5065615 | Hose barb, Elbow 90 degree, AS40 x 25mm, Altek | 1 |
| 5 | GA5065690 | Safety pin, Suit AS40 plumbing fittings, Altek | 1 |

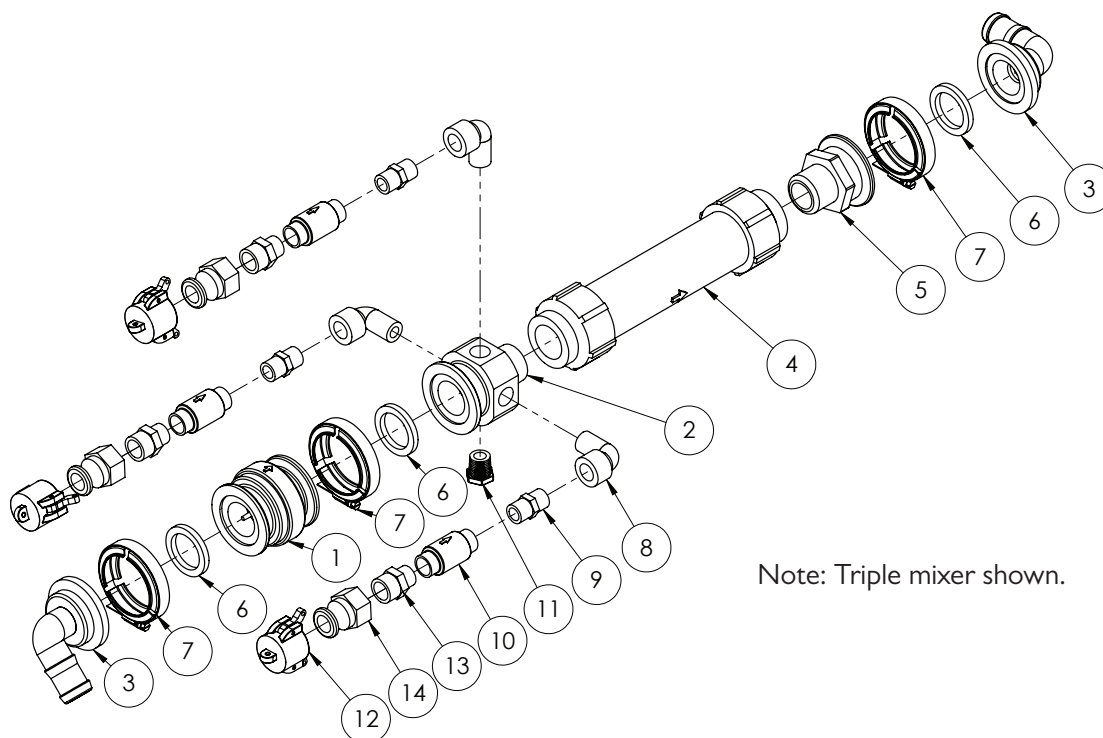
Rinse Nozzle & Cap



GA4903050 Cap, with rinse nozzle

| ITEM NO. | PART NUMBER | DESCRIPTION | QTY. |
|----------|-------------|---|------|
| 1 | L055A | Cap / Lid, 80 OD, 1/2" BSPP female thread in top, Suit Transcal | 1 |
| 2 | GA5078408 | Plumbing fitting, Nipple, 1/2", long | 1 |
| 3 | GA5077063 | Nozzle, Drum & container rinsing, ARAG | 1 |
| 4 | GA5009187 | O-ring, 60 x 5.5mm, suits Exacta tank cap | 1 |
| 5 | GA5075655 | Hose barb, Brass, 13mm hose x fly nut end, ARAG | 1 |

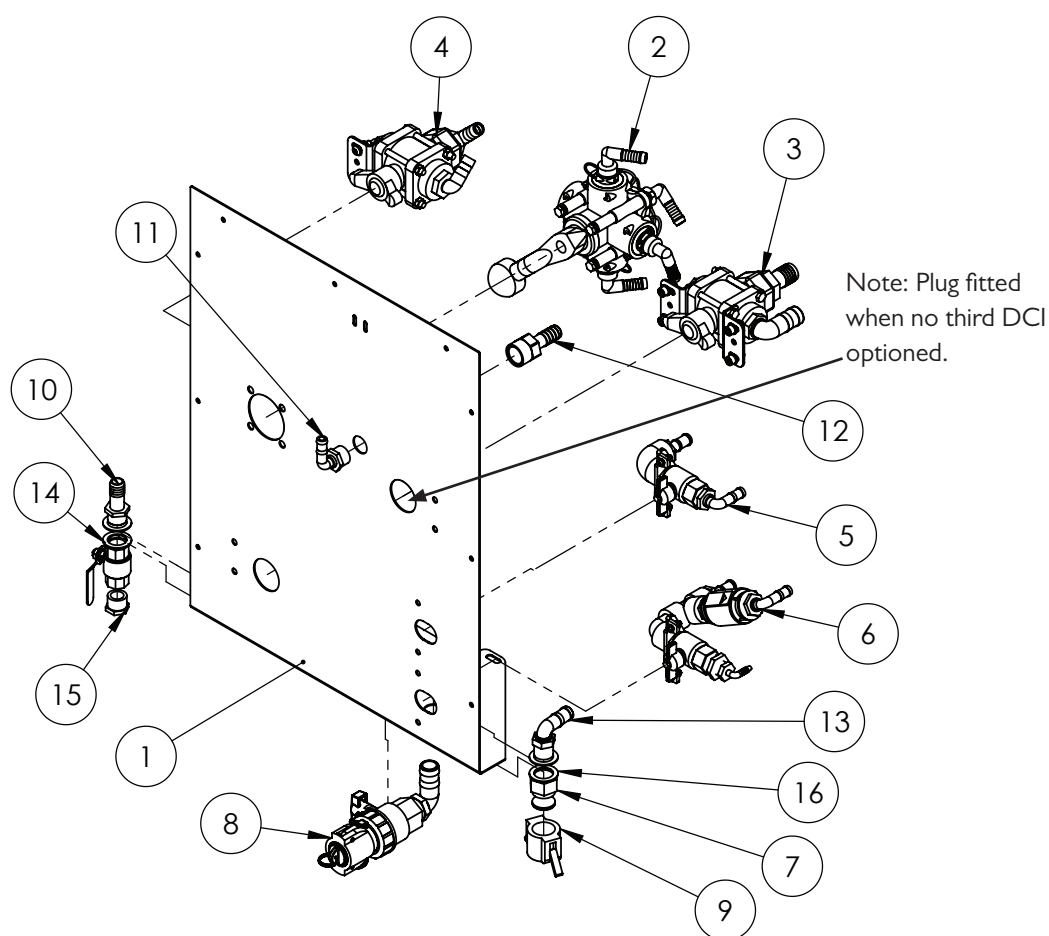
Mixing Chamber



Note: Triple mixer shown.

| ITEM NO. | PART NUMBER | DESCRIPTION | QTY. |
|----------|-------------|---|------|
| 1 | GA5077890 | Check Valve, 2" Manifold Flange | 1 |
| 2 | GA4572025 | Manifold, 2" flange x 1 1/4" male thread x 1/2" female thread | 1 |
| 3 | GA5077831 | Hose barb, Elbow, 90 degree, 2" flange x 1 1/4" hose | 2 |
| 4 | GA5075831 | Mixer, Flow Assembly suit DCI 1 1/4" NPT, Raven | 1 |
| 5 | GA5077832 | Plumbing adaptor, 2" flange x 1 1/4" male thread | 1 |
| 6 | GA5009335 | Seal, 41.5 ID x 55 OD x 6.5mm thick, EPDM, suit 1 1/2" flange | 3 |
| 7 | FC200 | Clamp, Worm screw, Use with 2" standard flange port | 3 |
| 8 | GA5078133 | Street elbow, 90 degree, 1/2" female thread x 1/2" male thread | 3 |
| 9 | GA5048310 | Nipple, 1/2" thread x 1/2" thread, Brass | 3 |
| 10 | GA5051380 | Valve, Check, 1/2" female thread inlet / outlet, SS, 200psi maximum | 3 |
| 11 | GA5077943 | Plug, 1/2" male thread, Banjo (Triple mixer version) | 1 |
| | | Plug, 1/2" male thread, Banjo (Twin mixer version) | 2 |
| | | Plug, 1/2" male thread, Banjo (Single mixer version) | 3 |
| 12 | GA5077131 | Cam lever, Female cap, 3/4", Banjo | 3 |
| 13 | GA5078087 | Reducing nipple, 3/4" male thread x 1/2" male thread | 3 |
| 14 | GA5077124 | Cam lever, 3/4" male coupling x 3/4" female thread | 3 |

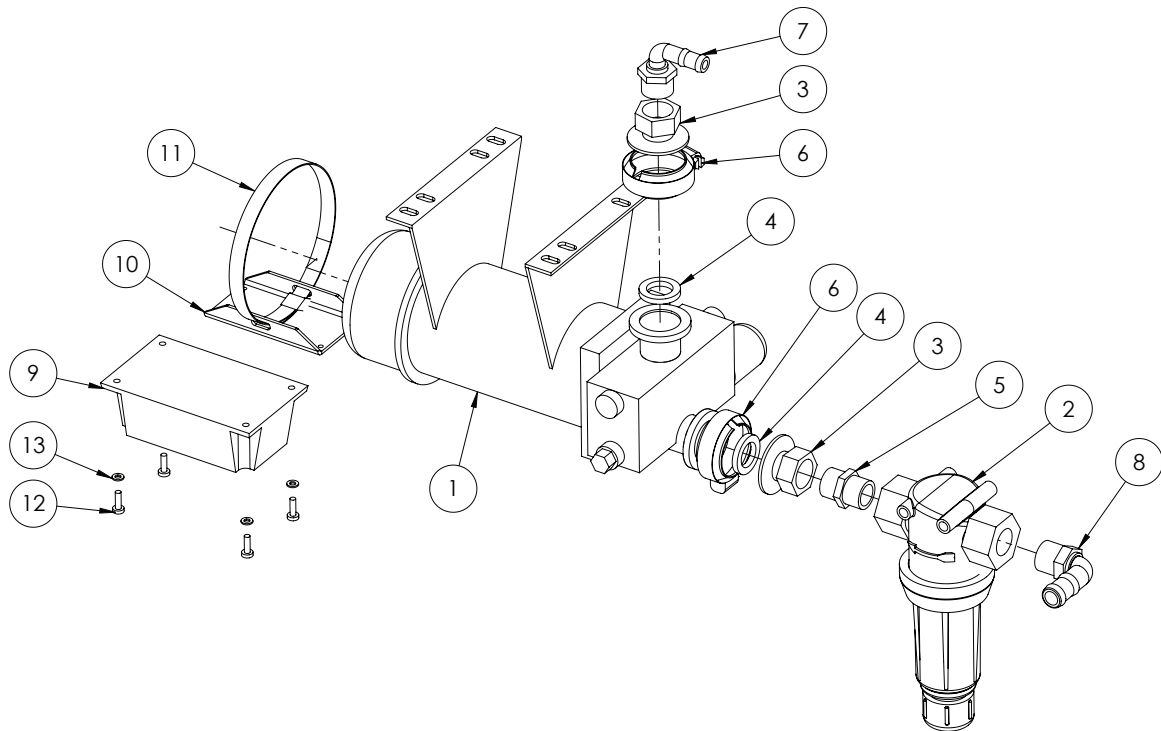
Cover Plate Assembly



| ITEM NO. | PART NUMBER | DESCRIPTION | QTY. |
|----------|-------------|--|------|
| 1 | GA4502180 | Cover for direct chem injection 2mm fms | 1 |
| 2 | * | Ball Valve Assembly | 1 |
| 3 | * | Chemical Tank Vacuum Valve Assembly | 1 |
| 4 | * | Chemical Pump Suction Valve Assembly - Dual Unit | 1 |
| 5 | * | Tank Rinse Ball Valve Assembly | 1 |
| 6 | * | Tank Vent Ball Valve Assembly | 1 |
| 7 | GA5077124 | Cam lever, 3/4" male coupling x 3/4" female thread | 1 |
| 8 | * | Chemical Probe Coupling Ball Valve Assembly | 1 |
| 9 | GA5077351 | Cap, Poly pipe, 3/4", Banjo | 1 |
| 10 | GA5077709 | Hose barb, Straight, 3/4" male thread x 3/4" hose, Banjo | 1 |
| 11 | GA5077710 | Hose barb, Elbow, 90 degree, 3/4" male thread x 1/2" hose | 1 |
| 12 | GA5077743 | Hose barb, Straight, 3/4" female x 3/4" hose | 1 |
| 13 | GA5077717 | Hose barb, Elbow, 90 degree, 3/4" male thread x 3/4" hose | 1 |
| 14 | GA5018313 | Valve, Ball, 20mm female thread inlet / outlet, Lever handle, SS | 1 |
| 15 | GA5077944 | Plug, 3/4" male thread, Banjo | 1 |
| 16 | GA4522315 | Washer, 27 ID x 40 OD x 2mm thick, SS | 4 |

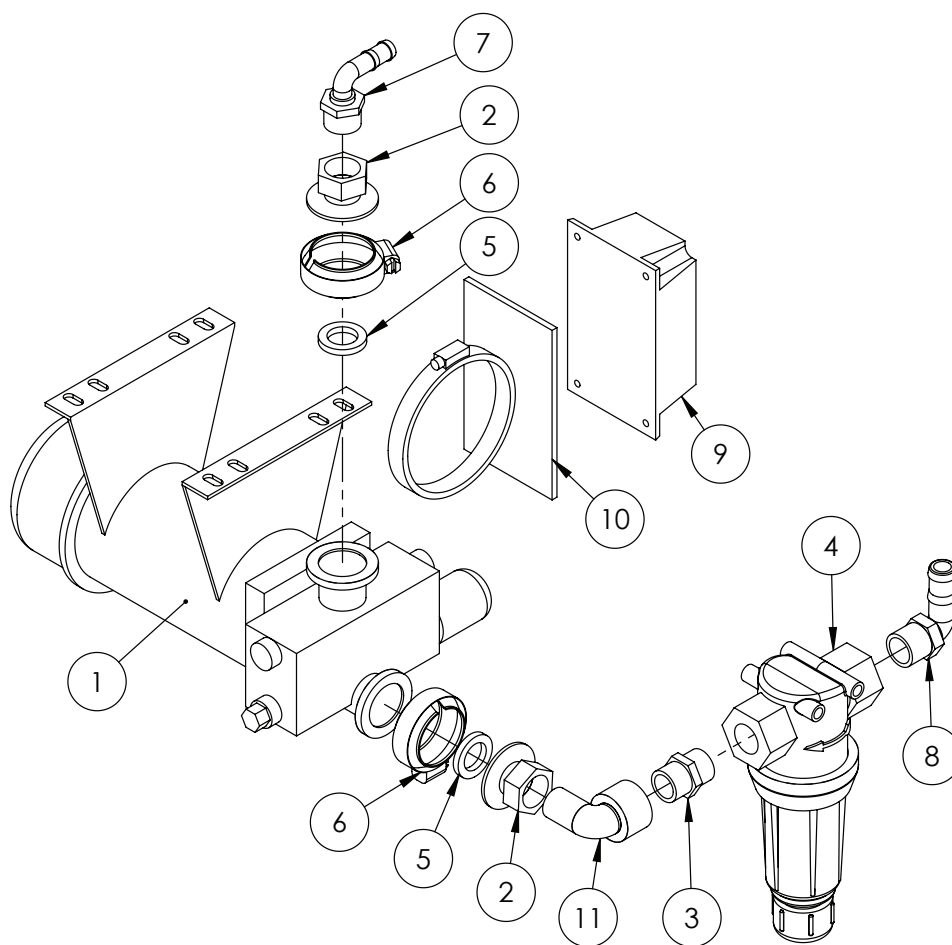
* Sub-assembly on following pages

High Volume Pump - Dual Unit



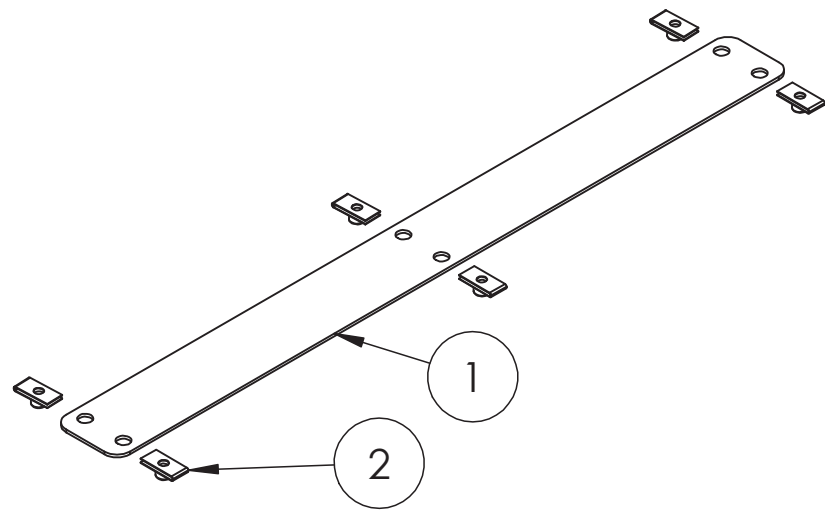
| ITEM NO. | PART NUMBER | DESCRIPTION | QTY. |
|----------|-------------|---|------|
| - | GA5076028 | Cover, Enclosure suit DCI Pump, Raven | - |
| 1 | GA5075914 | Pump, DCI Injection, 5-200 oz/min (high vol), 3/4", Raven | 1 |
| | GA5075924 | Pump, DCI Injection, 1-40 oz/min (low vol), 3/4", Raven | 1 |
| 2 | GA5077271 | Filter, 3/4" female thread inlet / outlet, Orange 200 mesh screen | 1 |
| 3 | GA5077804 | Coupling, 1" flange x 3/4" female thread, Banjo | 2 |
| 4 | GA5009341 | Gasket kamlock nitrile 3/4 FIT075 | 2 |
| 5 | GA5077913 | Nipple, 3/4" male x 3/4" male, Short, Banjo | 1 |
| 6 | FC100 | Clamp, Worm screw, Use with 1" standard flange port, Banjo | 2 |
| 7 | GA5077710 | Hose barb, Elbow, 90 degree, 3/4" male thread x 1/2" hose | 1 |
| 8 | GA5077717 | Hose barb, Elbow, 90 degree, 3/4" male thread x 3/4" hose | 1 |
| 9 | GA5075919 | Node, DCI Pump, CAN, Raven | 1 |
| 10 | GA4537345 | Bracket, CAN node mount suit DCI pump, Raven | 1 |
| 11 | GA5053945 | Hose Clamp Quick release 51mm - 130mm (PK 10) | 1 |
| 12 | GA5003977 | Bolt M5 x 16 Pan Head SS A2-70 | 4 |
| 13 | GA5003983 | Washer 5mm Flat SS | 4 |

High Volume Pump - Third Unit



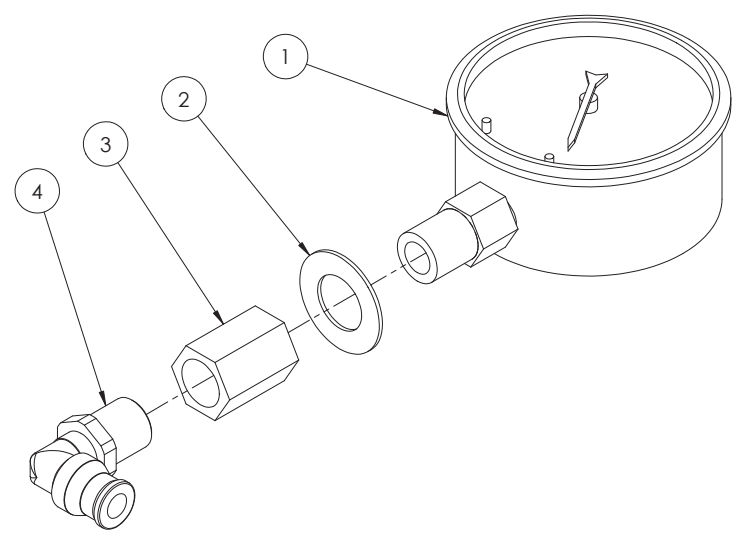
| ITEM NO. | PART NUMBER | DESCRIPTION | QTY. |
|----------|-------------|--|------|
| 1 | GA5075914 | Pump, DCI Injection, 5-200 oz/min (high vol), 3/4", Raven | 1 |
| 2 | GA5077804 | Coupling, 1" flange x 3/4" female thread, Banjo | 2 |
| 3 | GA5077913 | Nipple, 3/4" male x 3/4" male, Short, Banjo | 1 |
| 4 | GA5077271 | Filter, 3/4" female thread inlet / outlet, Yellow 30 mesh screen | 1 |
| 5 | GA5009341 | Gasket kamlock nitrile 3/4" (FIT 075) | 2 |
| 6 | FC100 | Clamp, Worm screw, Use with 1" standard flange port, Banjo | 2 |
| 7 | GA5077710 | Hose barb, Elbow, 90 degree, 3/4" male thread x 1/2" hose | 1 |
| 8 | GA5077717 | Hose barb, Elbow, 90 degree, 3/4" male thread x 3/4" hose | 1 |
| 9 | GA5075919 | Node, DCI Pump, CAN, Raven | 1 |
| 10 | GA5076311 | Bracket, CAN node mount suit DCI pump, Raven | 1 |
| 11 | GA5078135 | Street elbow, 90 degree, 3/4" female thread x 3/4" male thread | 1 |

Panel Alignment Strip



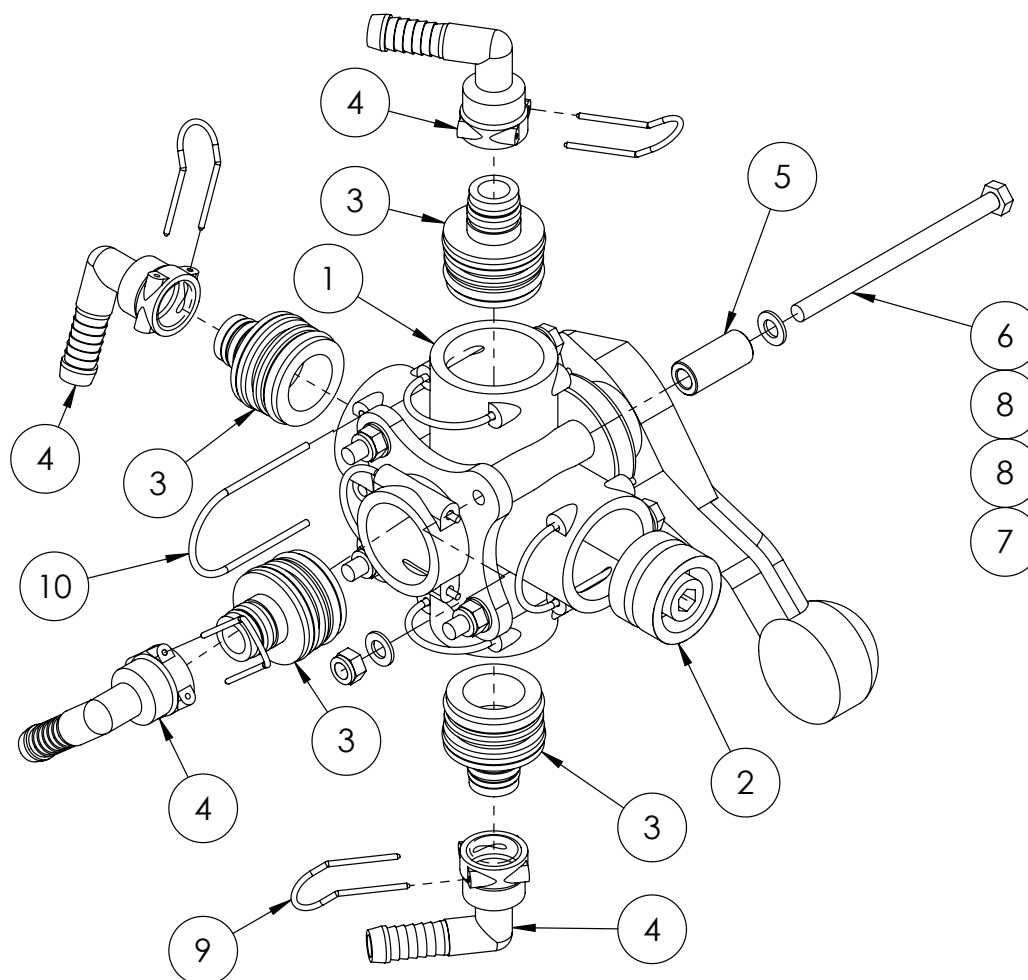
| ITEM NO. | PART NUMBER | DESCRIPTION | QTY. |
|----------|-------------|----------------------------------|------|
| 1 | GA4502235 | Direct injection alignment strip | 1 |
| 2 | GA5066830 | Speed clip M6 | 6 |

Vacuum Gauge Assembly



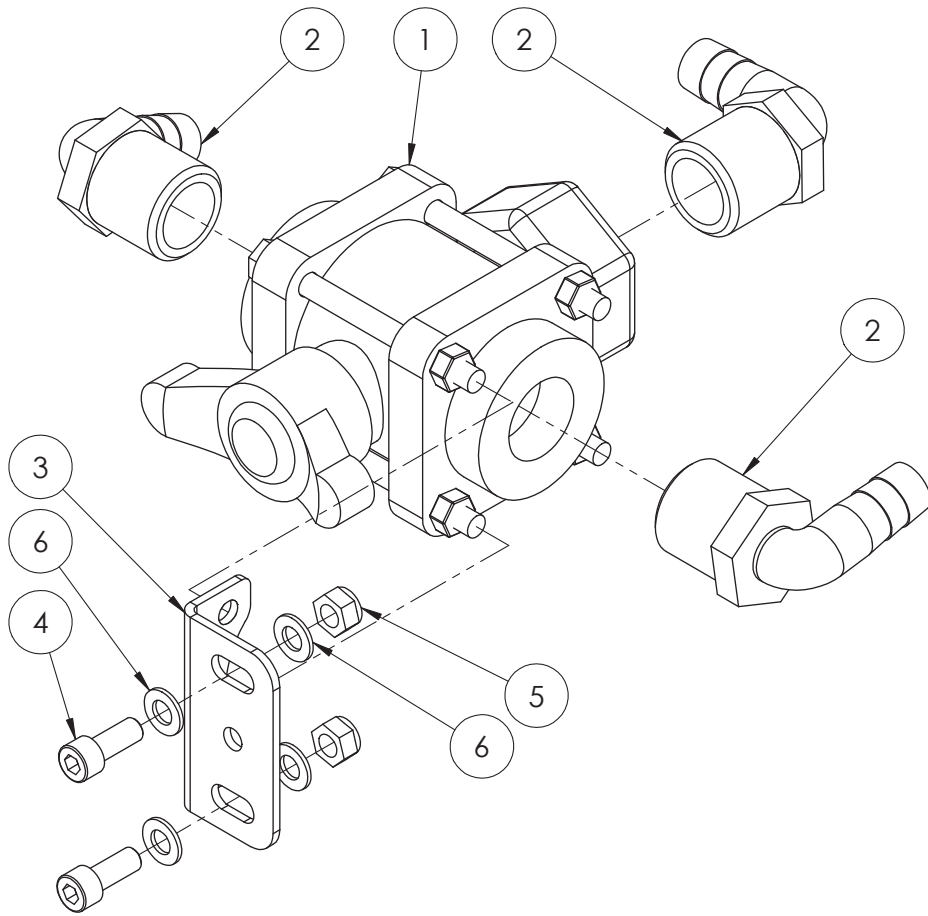
| ITEM NO. | PART NUMBER | DESCRIPTION | QTY. |
|----------|-------------|--|------|
| 1 | GA5051030 | Gauge small Vacuum -100-0 kpa | 1 |
| 2 | GA5017641 | Washer 1/2" x 1" x 16g Flat SS | 1 |
| 3 | GA5066940 | Socket, 1/4" female thread, Hex, Brass | 1 |
| 4 | GA5016235 | Swivel Elbow push in Brass 10mm x 1/4" BSP | 1 |

Ball Valve Assembly



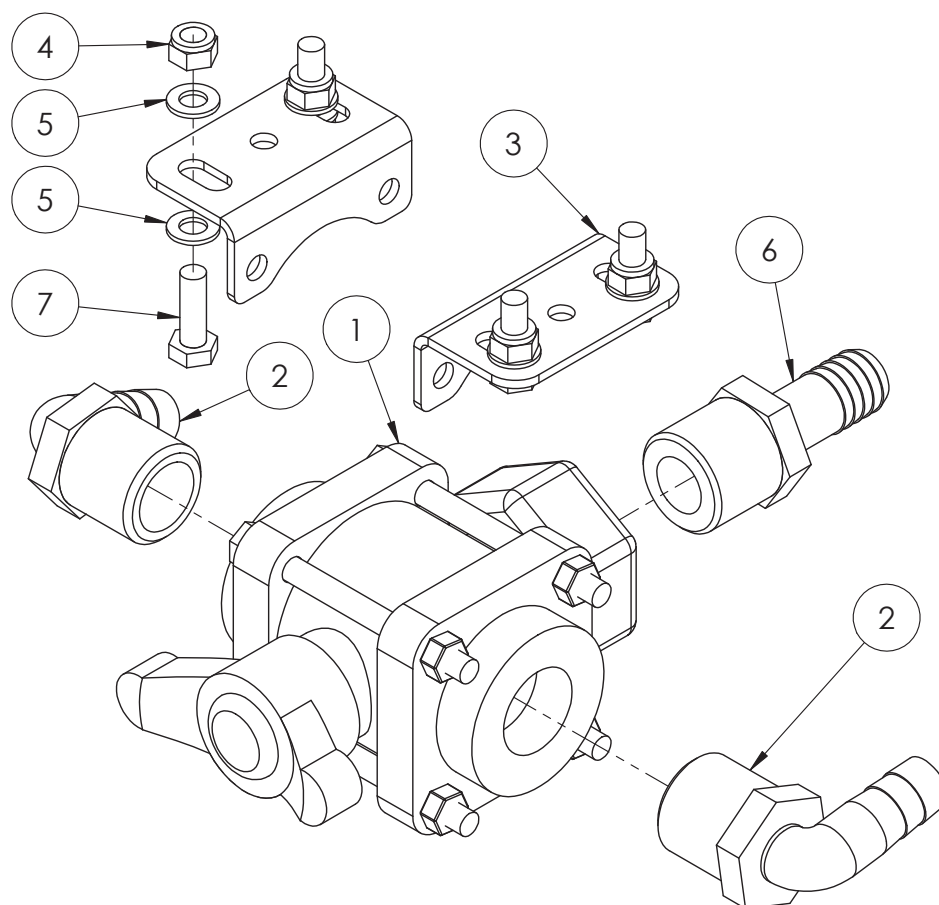
| ITEM NO. | PART NUMBER | DESCRIPTION | QTY. |
|----------|-------------|--|------|
| - | GA5065531 | Handle, Red plastic, Suit 5 way ball valve, Altek | - |
| 1 | GA5065530 | Valve,Ball, 5 x AS40 female inlet / outlets, Lever handle, Altek | 1 |
| 2 | GA5065680 | Plug, AS40 male, Altek | 1 |
| 3 | GA5065605 | Plug in adapter, AS40 x AS24, Altek | 4 |
| 4 | GA5065750 | Hose barb, Elbow, 90 degree, AS24 female x 15mm hose, Altek | 4 |
| 5 | GA4552135 | Spacer for Altek rotary valve | 4 |
| 6 | GA5011501 | Bolt M8 x 120 ZP GR8.8 | 4 |
| 7 | GA5004917 | Nut M8 Nyloc ZP | 4 |
| 8 | GA5003643 | Washer 8mm Flat SS HD | 4 |
| 9 | GA5065695 | Safety pin AS24 | 4 |
| 10 | GA5065690 | Safety pin, Suit AS40 plumbing fittings, Altek | 5 |

Chemical Pump Suction Valve - Dual Unit



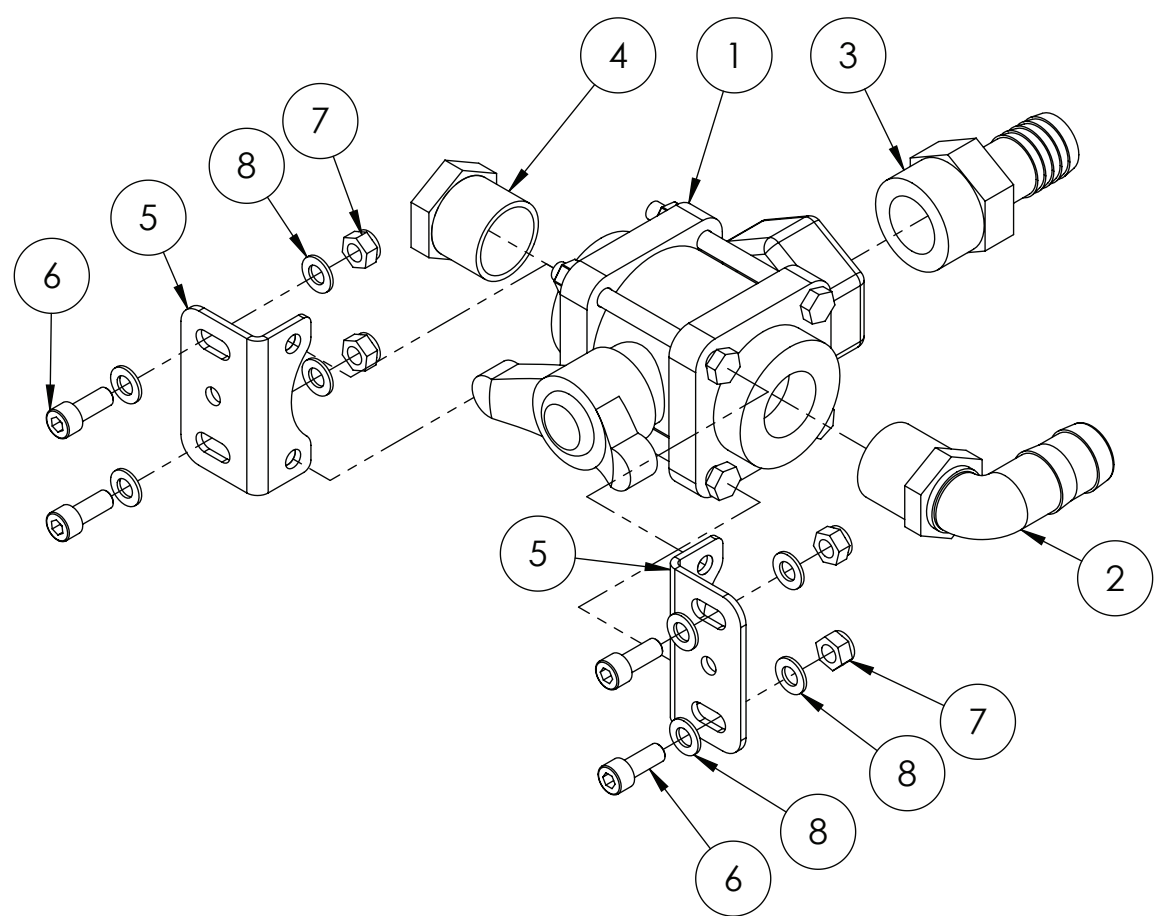
| ITEM NO. | PART NUMBER | DESCRIPTION | QTY. |
|----------|-------------|--|------|
| 1 | GA5078177 | Valve, Ball, 3 way, 1 female thread inlet / outlet, Bottom port, Butterfly handle, Banjo | 1 |
| 2 | GA5077719 | Hose barb, Elbow, 90 degree, 1" male thread x 3/4" hose | 3 |
| 3 | GA4502210 | Mounting plate, to suit ball valve | 1 |
| 4 | GA5004707 | SHCS M8 x 20 ZP GR12.9 | 2 |
| 5 | GA5004917 | Nut M8 Nyloc ZP | 2 |
| 6 | GA5003643 | Washer 8mm Flat SS HD | 4 |

Chemical Pump Suction Valve - Third Unit



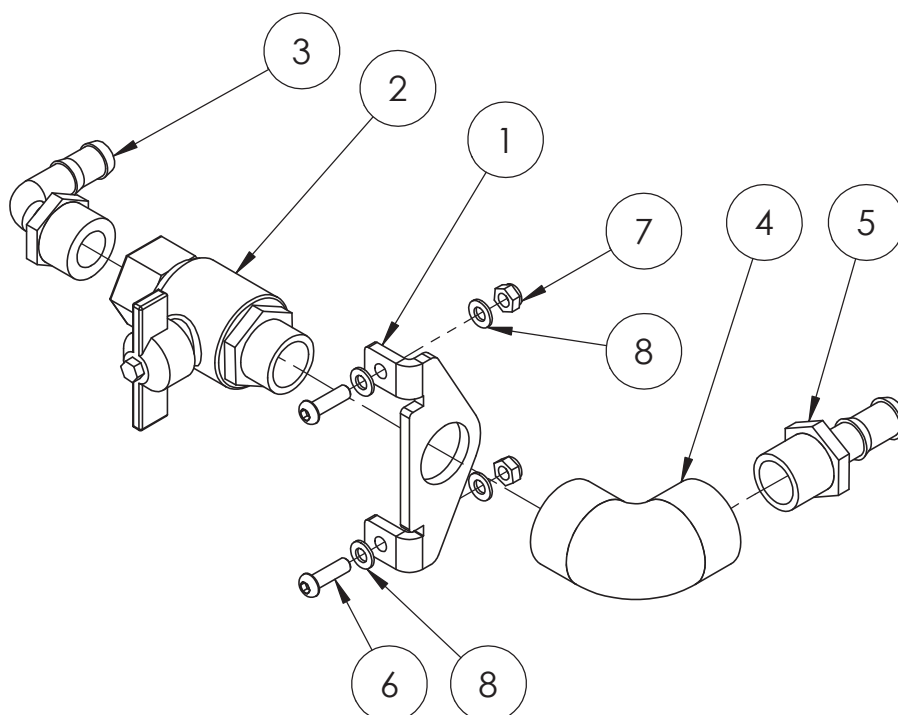
| ITEM NO. | PART NUMBER | DESCRIPTION | QTY. |
|----------|-------------|--|------|
| 1 | GA5078177 | Valve, Ball, 3 way, 1 female thread inlet / outlet, Bottom port, Butterfly handle, Banjo | 1 |
| 2 | GA5077719 | Hose barb, Elbow, 90 degree, 1" male thread x 3/4" hose, Banjo | 2 |
| 3 | GA4502210 | Mounting plate, to suit ball valve | 2 |
| 4 | GA5004917 | Nut M8 Nyloc ZP | 4 |
| 5 | GA5003643 | Washer 8mm Flat SS HD | 8 |
| 6 | GA5077709 | Hose barb, Straight, 3/4" male thread x 3/4" hose, Banjo | 1 |
| 7 | GA5004711 | Bolt M8 x 25 ZP GR8.8 | 4 |

Chemical Tank Vacuum Valve Assembly



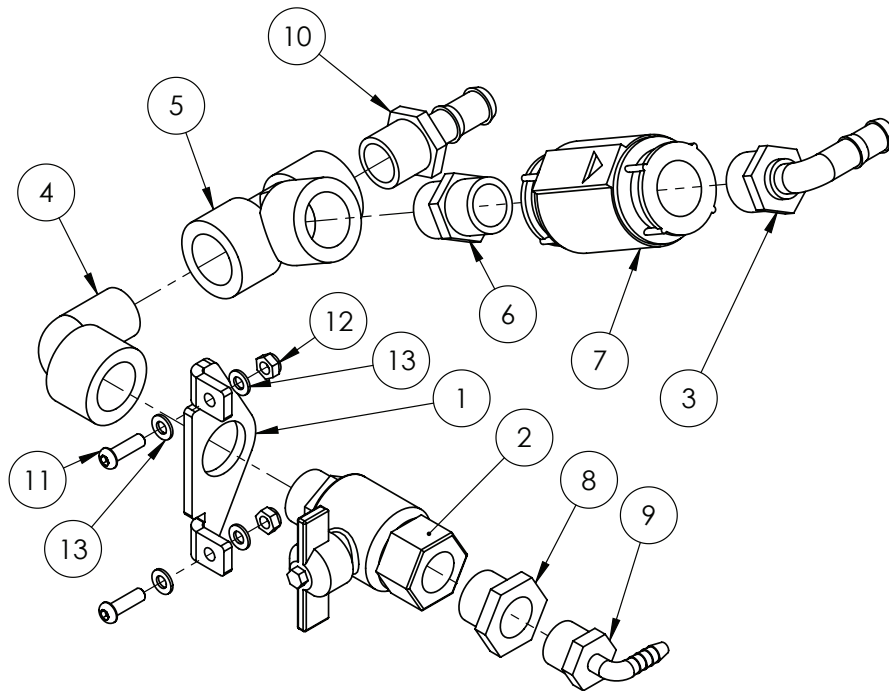
| ITEM NO. | PART NUMBER | DESCRIPTION | QTY. |
|----------|-------------|---|------|
| 1 | GA5078177 | Valve, Ball, 3 way, 1" female thread inlet / outlet, Bottom port, Butterfly handle, Banjo | 1 |
| 2 | GA5077723 | Hose barb, Elbow, 90 degree, 1" male x 1" hose, Banjo | 1 |
| 3 | GA5077718 | Hose barb, Straight, 1" male thread x 1" hose, Banjo | 1 |
| 4 | GA5077945 | Plug, 1" male thread, Banjo | 1 |
| 5 | GA4502210 | Mounting plate, to suit ball valve | 2 |
| 6 | GA5004707 | SHCS M8 x 20 ZP GR12.9 | 4 |
| 7 | GA5004917 | Nut M8 Nyloc ZP | 4 |
| 8 | GA5003643 | Washer 8mm Flat SS HD | 8 |

Tank Rinse Ball Valve Assembly



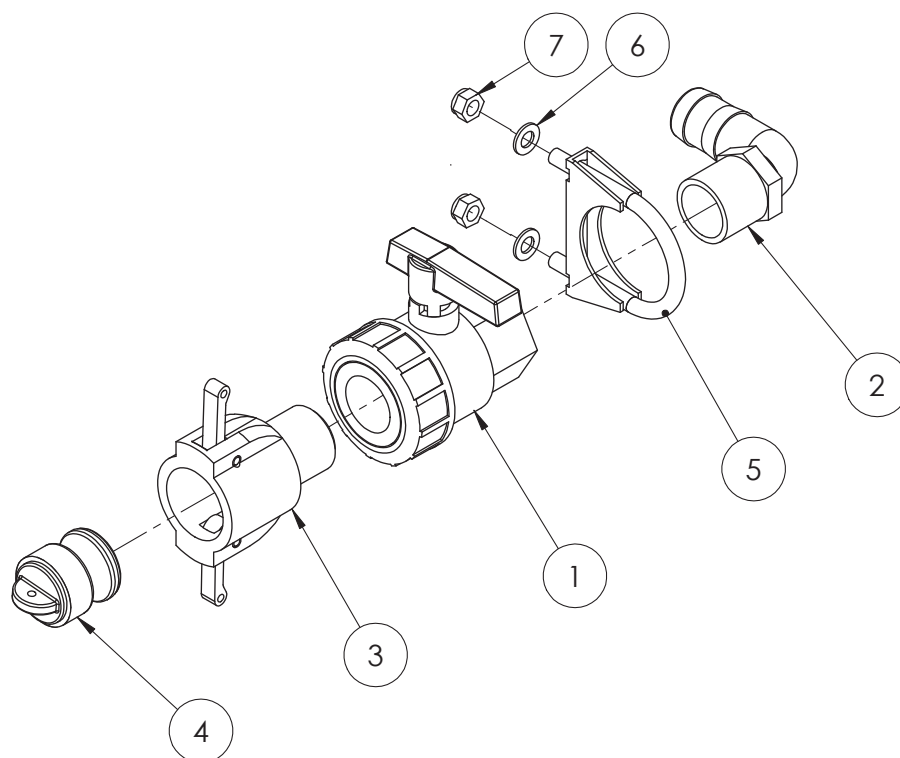
| ITEM NO. | PART NUMBER | DESCRIPTION | QTY. |
|----------|-------------|--|------|
| 1 | F70648A | Tap mounting plate | 1 |
| 2 | GA5018315 | Valve, Ball, 20mm male & female thread, Black Butterfly handle | 1 |
| 3 | GA5077710 | Hose barb, Elbow, 90 degree, 3/4" male thread x 1/2" hose | 1 |
| 4 | GA5077653 | Street elbow, 90 degree, 3/4" female thread, Banjo | 1 |
| 5 | GA5077713 | Hose barb, Straight, 3/4" male thread x 1/2" hose, Banjo | 1 |
| 6 | GA5004053 | BHCS M6 x 20 SS | 2 |
| 7 | GA5048115 | Nut M6 Nyloc ZP | 2 |
| 8 | GA5004437 | Washer 6mm Flat SS | 4 |
| 9 | GA5001893 | Washer 1" x 1 7/8" x 14G | 1 |

Tank Vent Ball Valve Assembly



| ITEM NO. | PART NUMBER | DESCRIPTION | QTY. |
|----------|-------------|---|------|
| 1 | F70648A | Tap mounting plate | 1 |
| 2 | GA5018315 | Valve, Ball, 20mm male & female thread, Black Butterfly handle | 1 |
| 3 | GA5077708 | Hose barb, Elbow, 90 degree, 1/2" male thread x 1/2" hose | 1 |
| 4 | GA5078135 | Street elbow, 90 degree, 3/4" female thread x 3/4" male thread | 1 |
| 5 | GA5078150 | Tee, Threaded, 3/4" female, Banjo | 1 |
| 6 | GA5078087 | Reducing nipple, 3/4" male thread x 1/2" male thread | 1 |
| 7 | GA5051380 | Valve, Check, 1/2" female thread inlet / outlet, SS, 200psi maximum | 1 |
| 8 | GA5078010 | Reducing bush, 3/4" male thread x 1/2" female thread | 1 |
| 9 | GA5077656 | Hose barb, Elbow, 90 degree, 1/2" male thread x 1/4" hose | 1 |
| 10 | GA5077713 | Hose barb, Straight, 3/4" male thread x 1/2" hose | 1 |
| 11 | GA5004053 | BHCS M6 x 20 SS | 2 |
| 12 | GA5048115 | Nut M6 Nyloc ZP | 2 |
| 13 | GA5004437 | Washer 6mm Flat SS | 4 |

Chemical Probe Coupling Valve Assembly

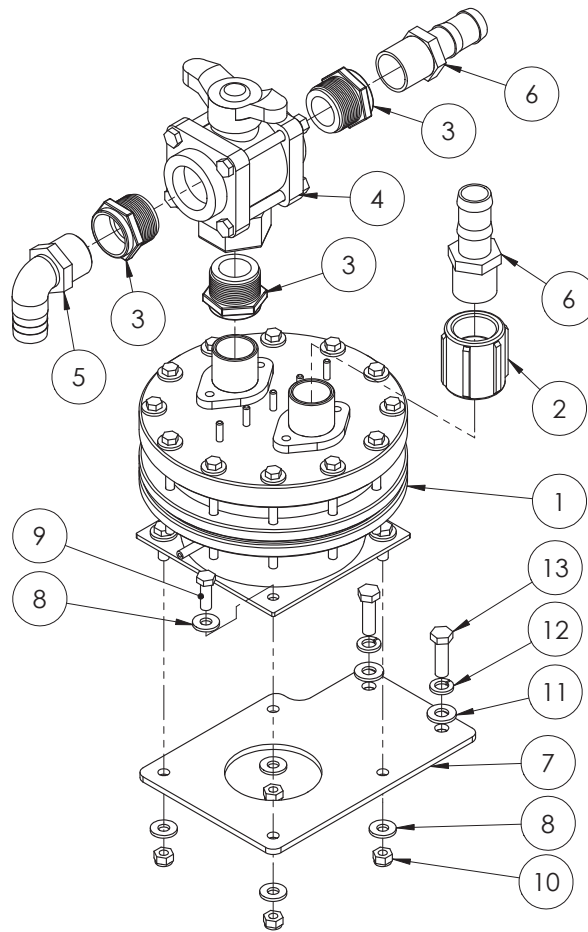


| ITEM NO. | PART NUMBER | DESCRIPTION | QTY. |
|----------|-------------|--|------|
| 1 | GA5078164 | Valve, Ball, 1 female thread inlet / outlet, Full port, Lever handle | 1 |
| 2 | GA5077723 | Hose barb, Elbow, 90 degree, 1" male x 1" hose, Banjo | 1 |
| 3 | GA5076007 | Cam lever, 1" female coupler, 1" male thread, Banjo | 1 |
| 4 | GA5076013 | Cam lever, Male plug, 1", Banjo | 1 |
| 5 | GA5006705 | Exhaust clamp C8 2" | 1 |
| 6 | GA5003643 | Washer 8mm Flat SS HD | 2 |
| 7 | GA5052590 | Nut M8 Nyloc SS | 2 |

Chapter 7

DUAL PRODUCT

Ramsay Valve Assembly



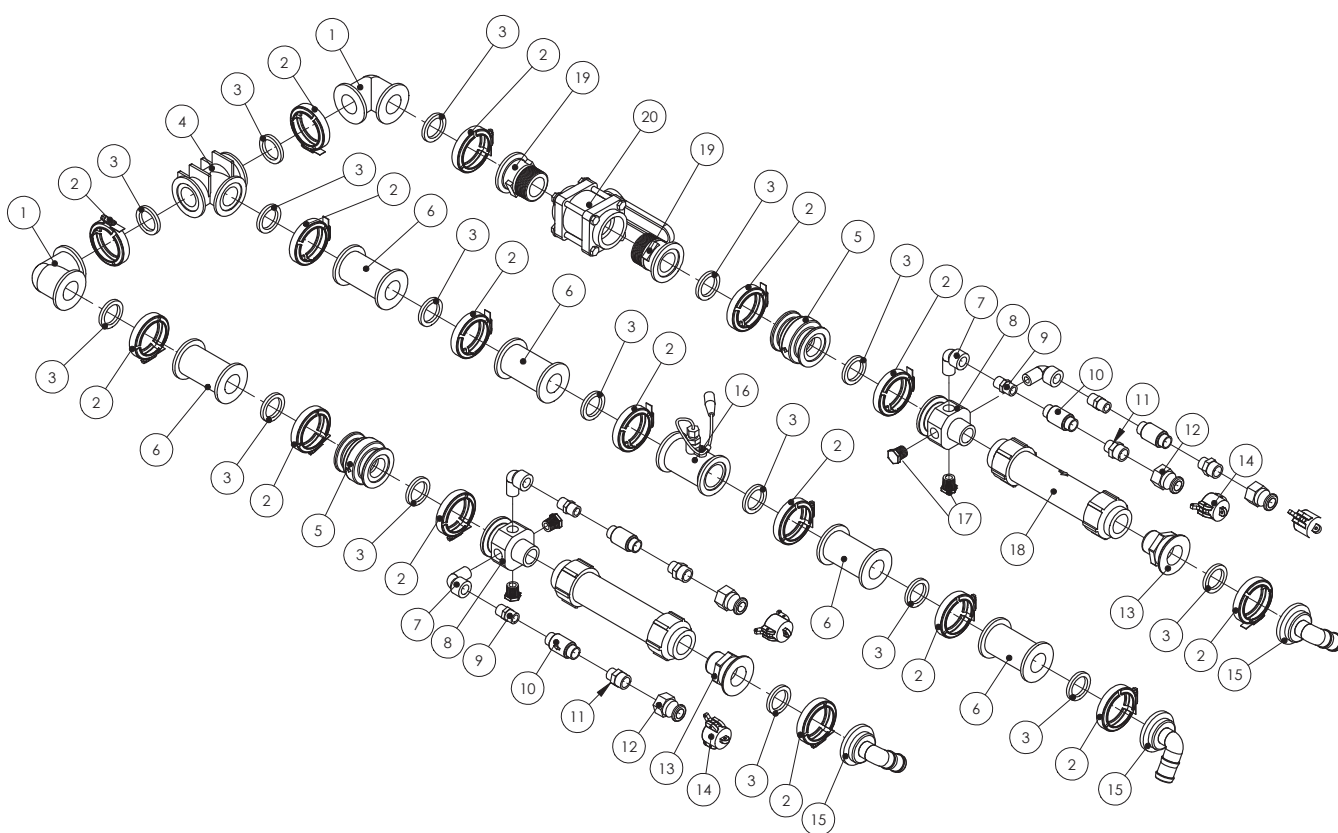
| ITEM NO. | PART NUMBER | DESCRIPTION | QTY. |
|----------|-------------|--|------|
| - | GA5061045 | Replacement Diaphragm Kit | - |
| 1 | GA5010315 | Valve, Pressure regulating, High pressure 1 1/4", Viton seals, Ramsay Nocton | 1 |
| 2 | GA5077639 | Coupling, socket, 1 1/4" female thread, Banjo | 1 |
| 3 | GA5078019 | Reducing bush, 1 1/2" male thread x 1 1/4" female thread | 3 |
| 4 | GA5078186 | Valve, Ball, 3 Way, Bottom Load, 1 1/2" NPT Female | 1 |
| 5 | GA5077730 | Hose barb, Elbow, 90 degree, 1 1/4" male thread x 1 1/4" hose | 1 |
| 6 | GA5077724 | Hose barb, Straight, 1 1/4" male thread x 1 1/4" hose, Banjo | 2 |
| 7 | GA4522105 | Ramsay valve chassis mount plate | 1 |
| 8 | GA5000117 | Washer 10mm Flat SS HD | 8 |

Continued over page

Ramsay Valve Assembly

| ITEM NO. | PART NUMBER | DESCRIPTION | QTY. |
|----------|-------------|------------------------|------|
| 9 | GA5065455 | Bolt M10 x 30 ZP GR8.8 | 4 |
| 10 | GA5000141 | Nut M10 Nyloc ZP | 4 |
| 11 | GA5000577 | Washer 12mm Flat SS HD | 2 |
| 12 | GA5000575 | Washer 12mm Spring SS | 2 |
| 13 | GA5066895 | Bolt M12 x 40 ZP GR8.8 | 2 |

Dual Product & DCI Mixer



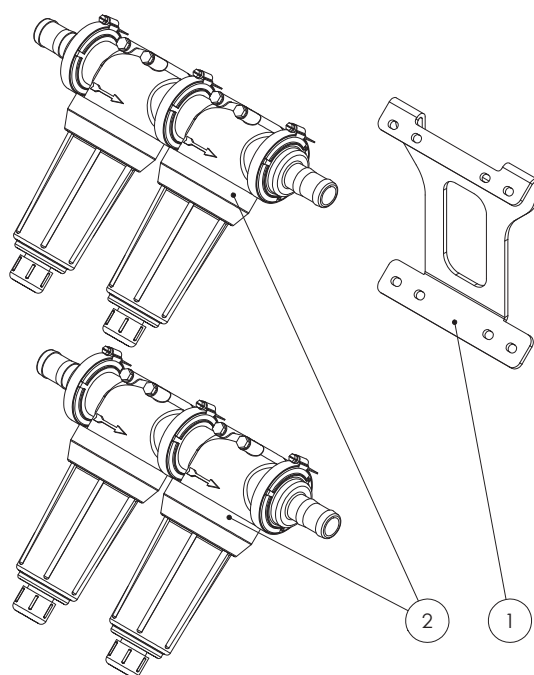
| ITEM NO. | PART NUMBER | DESCRIPTION | QTY. |
|----------|-------------|--|------|
| 1 | GA5077843 | Elbow, 90 degree, Short, 2" flange x 2" flange, Banjo | 2 |
| 2 | FC200 | Clamp, Worm screw, Use with 2" standard flange port, Banjo | 16 |
| 3 | GA5009335 | Seal, 41.5 ID x 55 OD x 6.5mm thick, EPDM, suit 1 1/2" flange | 16 |
| 4 | GA5077854 | 2" Flanged Tee Fitting | 1 |
| 5 | GA5077890 | Check Valve, 2" Manifold Flange, Banjo | 2 |
| 6 | GA5077840 | Plumbing coupling, Straight, 2" flange x 2" flange x 4 1/2" long | 5 |
| 7 | GA5078133 | Street elbow, 90 degree, 1/2" female thread x 1/2" male thread | 4 |
| 8 | GA4572025 | Manifold, 2" flange x 1 1/4" male thread x 1/2" female thread | 2 |
| 9 | GA5048310 | Nipple, 1/2" thread x 1/2" thread, Brass | 4 |

Continued over page

Dual Product & DCI Mixer

| ITEM NO. | PART NUMBER | DESCRIPTION | QTY. |
|----------|-------------|---|------|
| 10 | GA5051380 | Valve, Check, 1/2" female thread inlet / outlet, SS, 200psi maximum | 4 |
| 11 | GA5078087 | Reducing nipple, 3/4" male thread x 1/2" male thread, Banjo | 4 |
| 12 | GA5077124 | Cam lever, 3/4" male coupling x 3/4" female thread, Banjo | 4 |
| 13 | GA5077832 | Plumbing adaptor, 2" flange x 1 1/4" male thread, Banjo | 2 |
| 14 | GA5077131 | Cam lever, Female cap, 3/4", Banjo | 4 |
| 15 | GA5077831 | Hose barb, Elbow, 90 degree, 2" flange x 1 1/4" hose, Banjo | 3 |
| 16 | GA5075873 | Flowmeter, RFM60P, Raven | 1 |
| 17 | GA5077943 | Plug, 1/2" male thread, Banjo | 4 |
| 18 | GA5075831 | Mixer, Flow Assembly suit DCI, 1 1/4" NPT, Raven | 2 |
| 19 | GA5077839 | 2" Manifold Male thread, Connect - BSP | 2 |
| 20 | GA5078188 | Valve, Bolted, 2" female thread inlet / outlet, Lever handle | 1 |

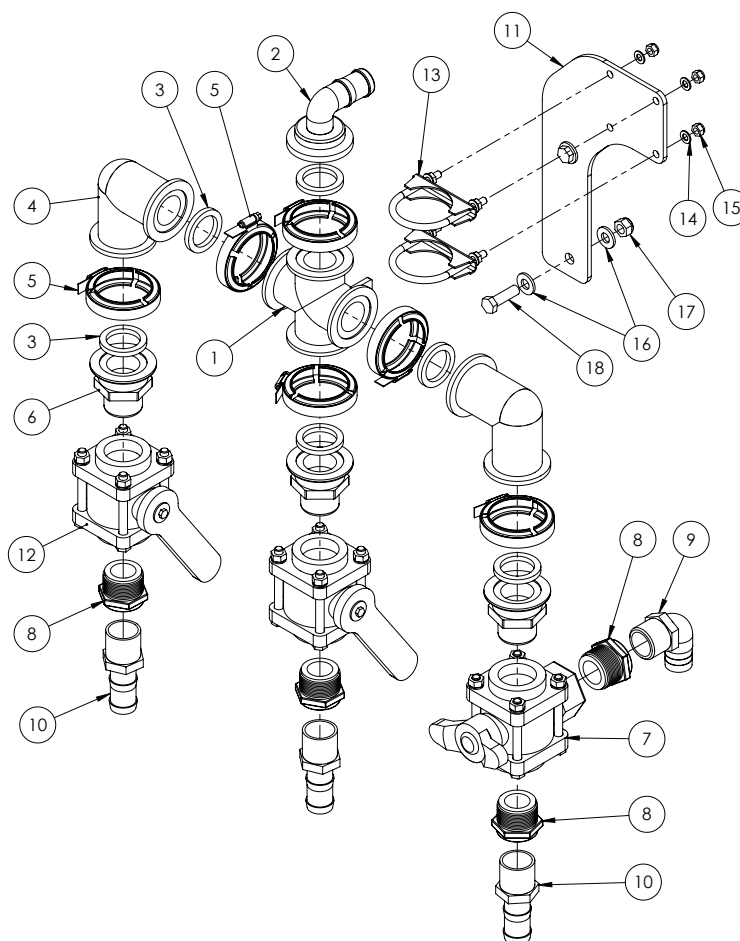
Dual Pressure Filters



| ITEM NO. | PART NUMBER | DESCRIPTION | QTY. |
|----------|-------------|-------------------------------|------|
| 1 | GA4657155 | Dual pressure filter mount | 1 |
| 2 | ^ | Dual Pressure Filter Assembly | 2 |

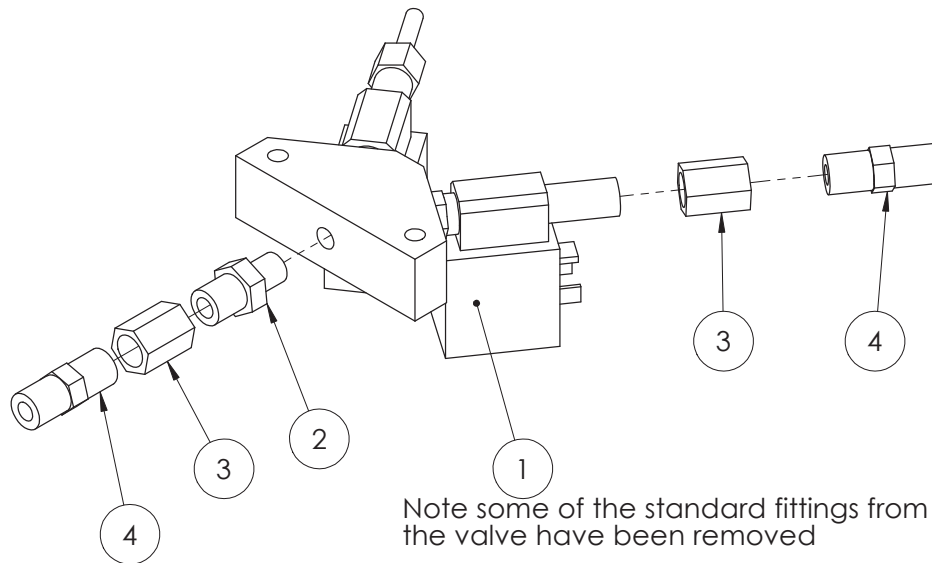
^ See Chapter 19 'Plumbing' for sub-assembly.

Dual Product Manifold



| ITEM NO. | PART NUMBER | DESCRIPTION | QTY. |
|----------|-------------|---|------|
| 1 | GA5077844 | 2" Flanged Cross | 1 |
| 2 | GA5077831 | Hose barb, Elbow, 90 degree, 2" flange x 1 1/4" hose, Banjo | 1 |
| 3 | GA5009335 | Seal, 41.5 ID x 55 OD x 6.5mm thick, EPDM, suit 1 1/2" flange | 6 |
| 4 | GA5077842 | Elbow, 90 degree, 2" flange x 2" flange, Banjo | 2 |
| 5 | FC200 | Clamp, Worm screw, Use with 2" standard flange port, Banjo | 6 |
| 6 | GA5077835 | Plumbing coupling, 2" flange x 1 1/2" male thread, Banjo | 3 |
| 7 | GA5078186 | Valve, Ball, 3 Way, Bottom Load, 1 1/2" NPT Female | 1 |
| 8 | GA5078019 | Reducing bush, 1 1/2" male thread x 1 1/4" female thread, Banjo | 4 |
| 9 | GA5077730 | Hose barb, Elbow, 90 degree, 1 1/4" male thread x 1 1/4" hose | 1 |
| 10 | GA5077724 | Hose barb, Straight, 1 1/4" male thread x 1 1/4" hose, Banjo | 3 |
| 11 | GA4514310 | Dual product valve mount , suit H-frame | 1 |
| 12 | GA5078185 | Valve, Ball, 1 1/2" female threaded inlet / outlet, Full port, Lever handle | 2 |
| 13 | GA5006689 | Clamp Exhaust 2 5/8" (C12) | 2 |
| 14 | GA5003643 | Washer 8mm Flat SS HD | 4 |
| 15 | GA5052590 | Nut M8 Nyloc SS | 4 |
| 16 | GA5000577 | Washer 12mm Flat SS HD | 4 |
| 17 | GA5012461 | Nut M12 Nyloc ZP | 2 |
| 18 | GA5066895 | Bolt M12 x 40 ZP GR8.8 | 2 |

Twin Solenoid Assembly

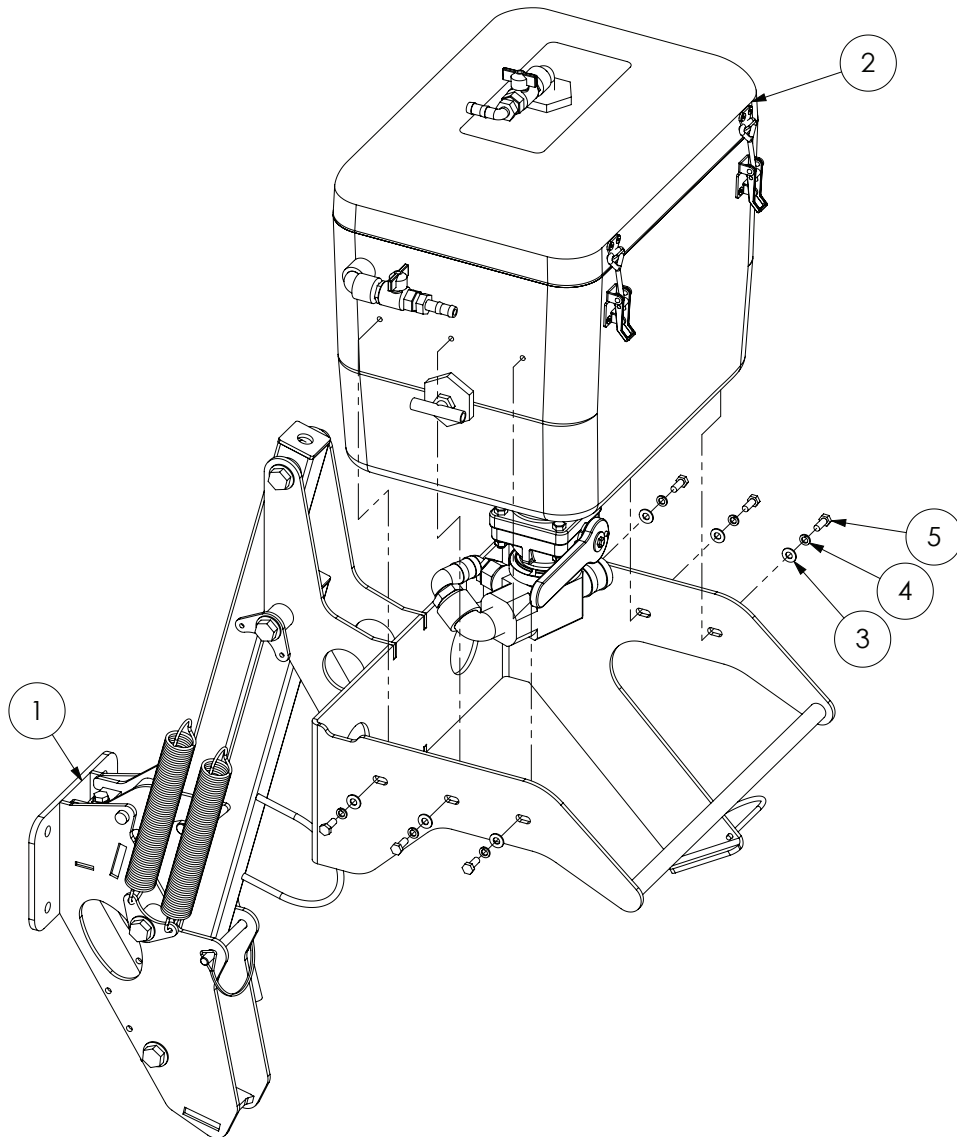


| ITEM NO. | PART NUMBER | DESCRIPTION | QTY. |
|----------|-------------|--|------|
| 1 | GA5061055 | Ramsay twin solenoid valve assembly | 1 |
| 2 | GA5013809 | Reducing Nipple 1/4" x 1/8" | 1 |
| 3 | GA5066940 | Socket, 1/4" female thread, Hex, Brass | 2 |
| 4 | GA3500218 | Hydraulic adaptor, Nipple, 1/4" BSP x 1/4" BSP | 2 |

Chapter 8

INDUCTION HOPPER

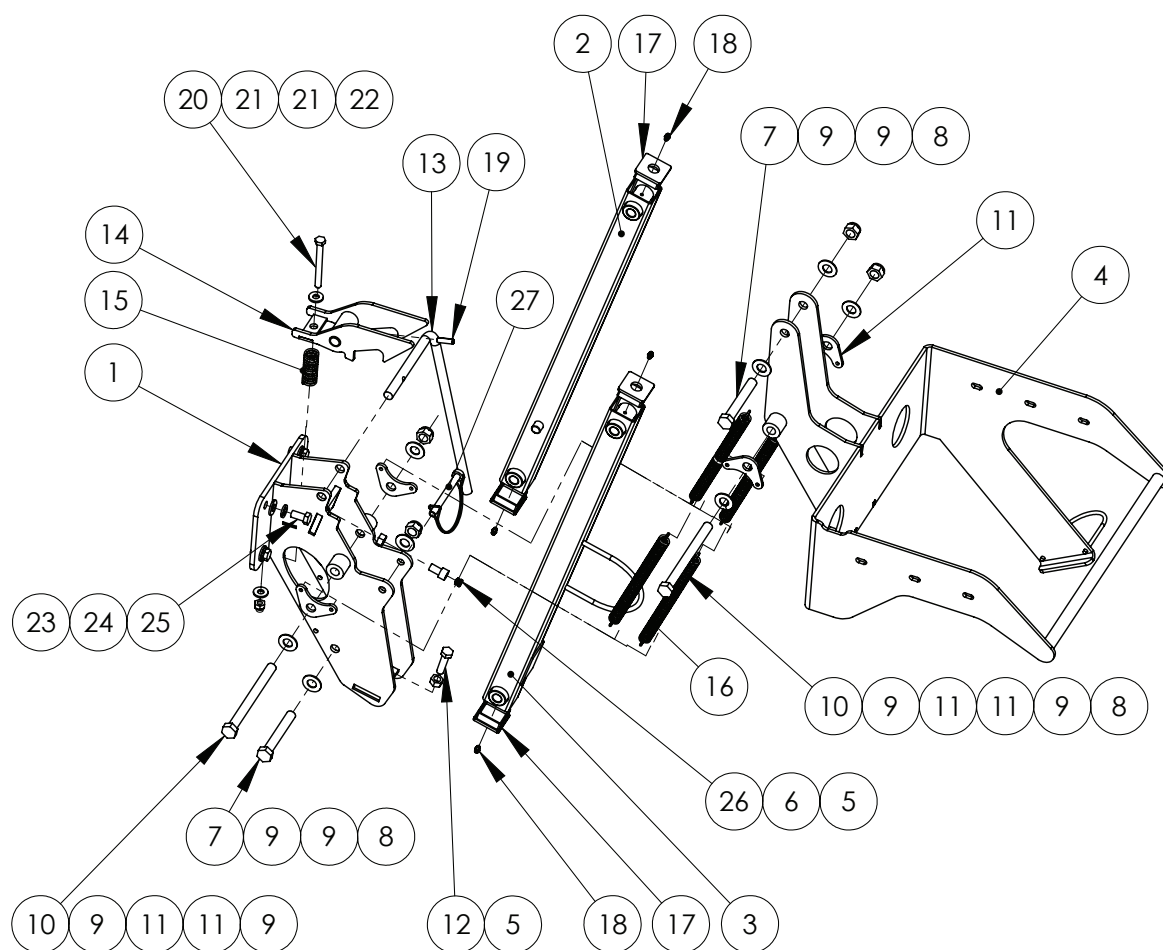
60L Induction Hopper



| ITEM NO. | PART NUMBER | DESCRIPTION | QTY. |
|----------|-------------|------------------------------------|------|
| 1 | * | 60L Induction Hopper Frame | 1 |
| 2 | * | 60L Induction Hopper Tank Assembly | 1 |
| 3 | GA5003643 | Washer 8mm HD | 6 |
| 4 | GA5004919 | Washer 8mm Spring SS | 6 |
| 5 | GA5004085 | Bolt M8 x 20 GR8.8 ZP | 6 |

* Sub-assembly on following pages

60L Induction Hopper Frame



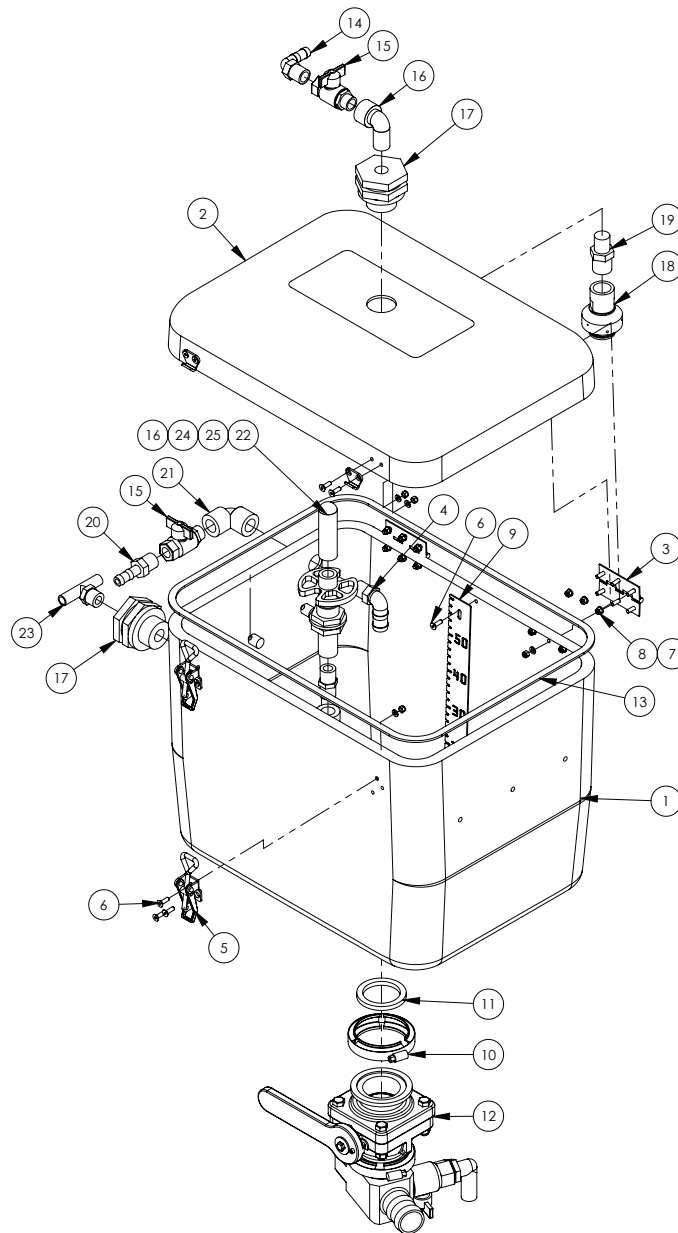
| ITEM NO. | PART NUMBER | DESCRIPTION | QTY. |
|----------|-------------|--|------|
| 1 | GA4653420 | Induction Hopper Chassis Mount Advance | 1 |
| 2 | GA4653440 | Induction Hopper Arm Upper Advance | 1 |
| 3 | GA4653445 | Induction Hopper Arm Lower Advance | 1 |
| 4 | GA4656855 | Induction Hopper tank support 60L suit EF range | 1 |
| 5 | GA5000559 | Nut M12 Hex ZP | 2 |
| 6 | GA5050330 | SHCS M12 x 20 ZP GR12.9 | 1 |
| 7 | GA5000855 | Bolt M16 x 110 GR8.8 ZP | 2 |
| 8 | GA5001029 | Nut M16 Nyloc ZP | 4 |
| 9 | GA5001043 | Washer 16mm Flat SS HD | 8 |
| 10 | GA5000879 | Bolt M16 x 180 GR8.8 ZP | 2 |
| 11 | GA4522294 | Mounting plate, Double induction hopper spring | 4 |
| 12 | GA5000327 | Set Screw M12 x 45 GR8.8 ZP | 1 |
| 13 | GA4699435 | Handle, Induction Hopper Latch Arm | 1 |
| 14 | GA4653490 | Induction Hopper Latch Advance | 1 |
| 15 | GA5007329 | Spring compression, 76.2mm x 25.4 x 3.15mm, gold | 1 |
| 16 | GA5007073 | Spring, Tension, 38.2 OD x 284.3 long x 3.55mm | 4 |
| 17 | GA5003783 | End cap, Insert, Black, Plastic, 50 x 50 mm | 4 |

Continued over page

60L Induction Hopper Frame

| ITEM NO. | PART NUMBER | DESCRIPTION | QTY. |
|----------|-------------|--|------|
| 18 | GA5012203 | Grease nipple, Short, 1/4" UNF | 4 |
| 19 | GA5075130 | Roll pin M8 x 30mm coated | 1 |
| 20 | GA5006091 | Bolt M10 x 100 GR8.8 ZP | 1 |
| 21 | GA5000117 | Washer 10mm Flat SS Heavy Duty | 2 |
| 22 | GA5000141 | Nut M10 Nyloc ZP | 1 |
| 23 | GA5000577 | Washer 12mm Flat SS HD | 4 |
| 24 | GA5000575 | Washer 12mm Spring SS | 4 |
| 25 | GA5011229 | Bolt M12 x 25 GR8.8 ZP | 4 |
| 26 | GA5052905 | Insert, suit 12mm Hole, Black, plastic | 1 |
| 27 | GA5048380 | Pin, 11mm OD shaft, Spring Steel wire loop lock, Yellow zinc | 1 |

60L Induction Hopper Tank



| ITEM NO. | PART NUMBER | DESCRIPTION | QTY. |
|----------|-------------|---|------|
| 1 | GA5071208 | Tank, Induction Hopper, 60L with Flange to suit Banjo 220 Valve | 1 |
| 2 | GA5070045 | Hopper lid - 07 Advance 65L | 1 |
| 3 | GA5006661 | Hinge, Butt, 70 long x 50 wide x 1.5mm, SS | 2 |
| 4 | GA5077704 | Hose barb, Elbow, 90 degree, 1/2" male thread x 3/4" hose | 1 |
| 5 | GA5007071 | Latch, Adjustable, Induction Hopper Lid | 2 |
| 6 | GA5051230 | CSCS M5 x 16 SS A2-70 | 23 |
| 7 | GA5003983 | Washer 5mm Flat SS | 23 |
| 8 | GA5003975 | Nut M5 Nyloc SS | 23 |
| 9 | GA4522296 | Level indicator, 60L induction hopper | 1 |
| 10 | FC220 | 2" Full Port Worm Screw Clamp | 1 |
| 11 | GA5076615 | Seal, EPDM, Suit 2" flange fitting | 1 |

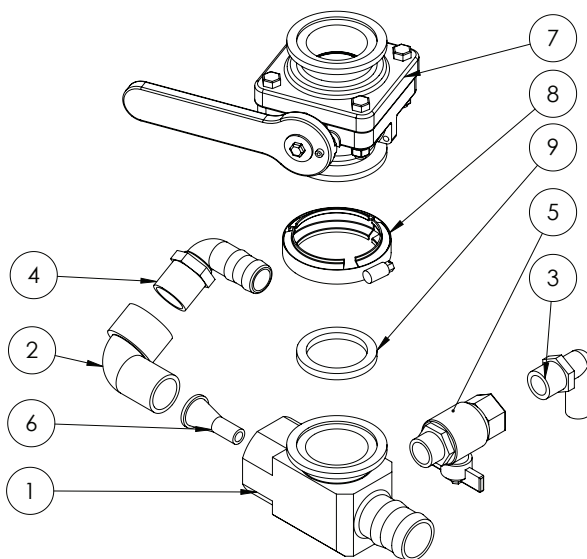
Continued over page

60L Induction Hopper Tank

| ITEM NO. | PART NUMBER | DESCRIPTION | QTY. |
|----------|-------------|---|------|
| 12 | * | 60L Induction Hopper - Valve Bottom | 1 |
| 13 | GA5016473 | Tape PM foam 6.4 x 18mm L/Density | 1 |
| 14 | GA5077708 | Hose barb, Elbow, 90 degree, 1/2" male thread x 1/2" hose | 1 |
| 15 | GA5020615 | Valve, Ball, 12mm male, female thread inlet, outlet, Butterfly handle, SS | 2 |
| 16 | GA5078133 | Street elbow, 90 degree, 1/2" female thread x 1/2" male thread | 2 |
| 17 | GA5078156 | Tank flange, 1/2" female threads | 2 |
| 18 | GA5077336 | Nozzle, Tank rinsing, 3/4" BSPT female inlet | 1 |
| 19 | GA5078087 | Reducing nipple, 3/4" male thread x 1/2" male thread | 1 |
| 20 | GA5077702 | Hose barb, Straight, 1/2" male thread x 1/2" hose | 1 |
| 21 | GA5077652 | Street elbow, 90 degree, 1/2" female thread | 1 |
| 22 | GA5077063 | Nozzle, Drum & container rinsing | 1 |
| 23 | GA3500391 | Tee, Threaded, 1/2" male x 1/2" hose | 1 |
| 24 | GA5077911 | Nipple, Short, 1/2" male thread x 1/2" male thread | 1 |
| 25 | GA5077062 | Valve, Drum & container rinsing nozzle | 1 |

* Sub-assembly on following pages

60L Induction Hopper - Valve Bottom

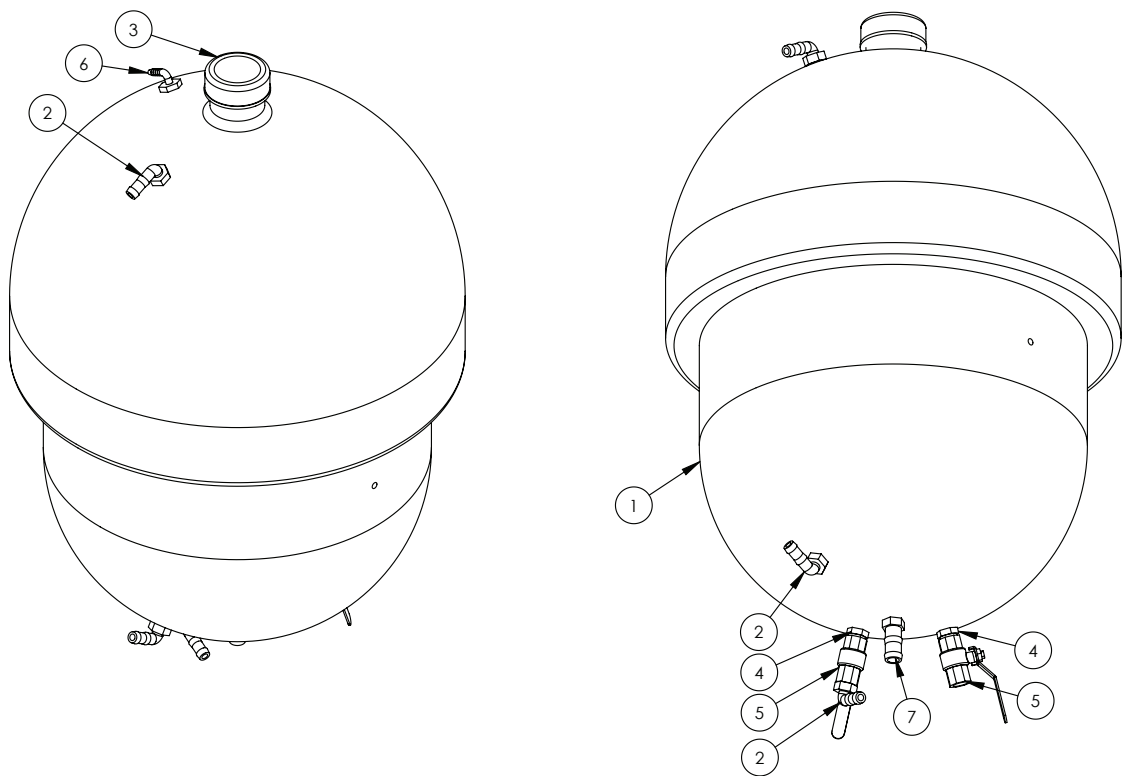


| ITEM NO. | PART NUMBER | DESCRIPTION | QTY. |
|----------|-------------|--|------|
| 1 | GA4552240 | Hopper Bottom Venturi Housing with 2" Flange | 1 |
| 2 | GA5078137 | Street elbow, 90 degree, 1" male x 1" female | 1 |
| 3 | GA5077717 | Hose barb, Elbow, 90 degree, 3/4" male thread x 3/4" hose | 1 |
| 4 | GA5077723 | Hose barb, Elbow, 90 degree, 1" male x 1" hose | 1 |
| 5 | GA5018315 | Valve, Ball, 20mm male & female thread, Black Butterfly handle | 1 |
| 6 | L057A | Venturi, 9mm outlet, Suit induction hopper | 1 |
| 7 | GA5077908 | Ball valve, 2" Full port, 4 Bolt Flanged, short | 1 |
| 8 | FC220 | 2" Full Port Worm Screw Clamp | 1 |
| 9 | GA5076615 | Seal, EPDM, Suit 2" flange fitting | 1 |

Chapter 9

FOAM MARKER

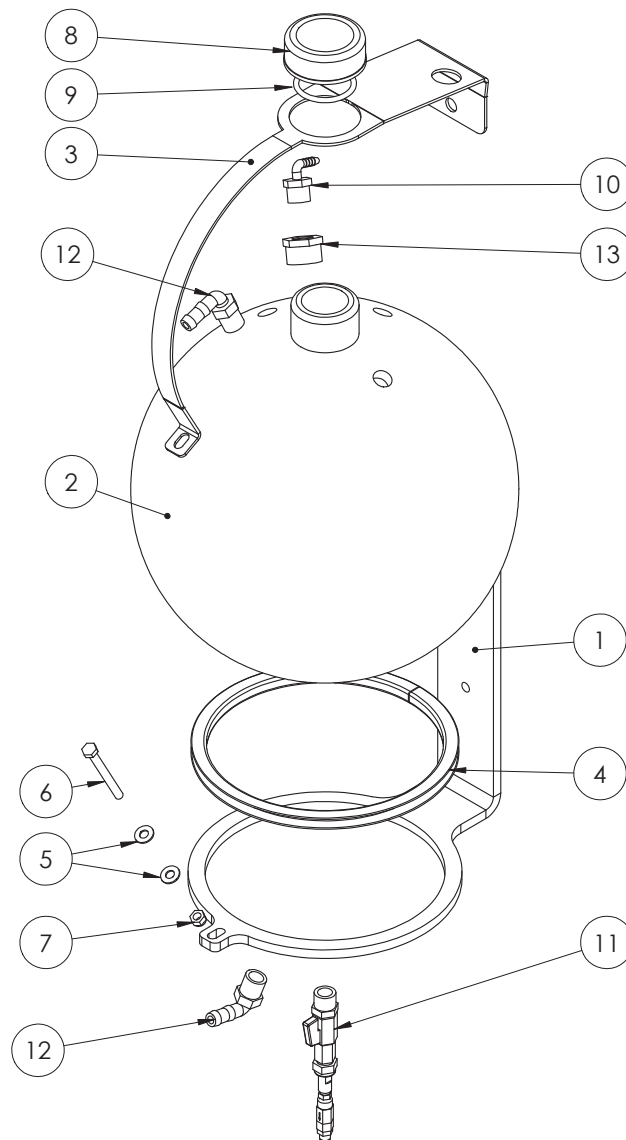
Foam Marker Tank 100L



| ITEM NO. | PART NUMBER | DESCRIPTION | QTY. |
|----------|-------------|--|------|
| 1 | GA5018487 | Tank, 100L, Exacta foam marker | 1 |
| 2 | GA5077708 | Hose barb, Elbow, 90 degree, 1/2" male thread x 1/2" hose | 3 |
| 3 | GA5009157 | Cap, Suit Exacta foam tank, O-ring not included | 1 |
| 4 | GA5048310 | Nipple, 1/2" thread x 1/2" thread, Brass | 2 |
| 5 | GA5018309 | Valve, Ball, 12mm female thread inlet / outlet, Lever handle, SS | 2 |
| 6 | GA5077656 | Hose barb, Elbow, 90 degree, 1/2" male thread x 1/4" hose | 1 |
| 7 | GA5077707 | Hose barb, 1/2" male thread x 3/4" hose, Banjo | 1 |
| - | GA5009187 | O-ring, 60 x 5.5mm, suits Exacta tank cap | 1 |

Note: See Chapter 4 'Right Hand Pod' chapter foam marker compressor details.

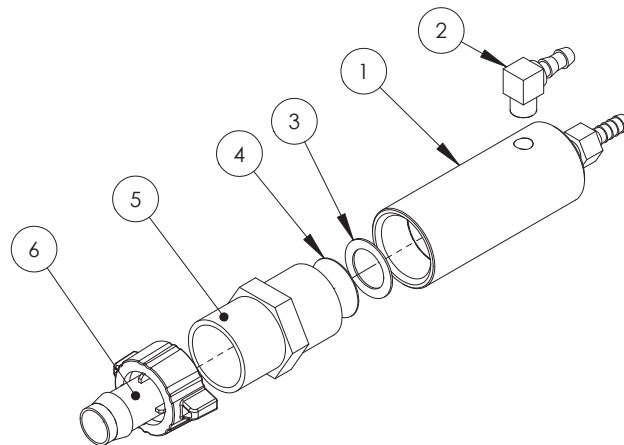
Foam Concentrate Bottle



| ITEM NO. | PART NUMBER | DESCRIPTION | QTY. |
|----------|-------------|---|------|
| 1 | F70609A | Direct injection bottle mount plate 10mm FMS | 1 |
| 2 | GA4901038 | Tank 25 litre round ball suit foam | 1 |
| 3 | F70622A | Direct inject bottle strap | 1 |
| 4 | GA5010085 | Hollow section rectangular rubber | 1 |
| 5 | GA5003643 | Washer 8mm Flat SS HD | 2 |
| 6 | GA5004749 | Bolt M8 x 80 ZP GR8.8 | 1 |
| 7 | GA5004917 | Nut M8 Nyloc ZP | 1 |
| 8 | GA5075400 | Cap, Suit Exacta foam tank, O-ring not included | 1 |
| 9 | GA5009187 | O-ring, 60 x 5.5mm, suits Exacta tank cap | 1 |
| 10 | GA5077656 | Hose barb, Elbow, 90 degree, 1/2" male thread x 1/4" hose | 1 |
| 11 | * | Filter & Ball Valve | 1 |
| 12 | GA5077708 | Hose barb, Elbow, 90 degree, 1/2" male thread x 1/2" hose | 2 |
| 13 | GA5078013 | Reducer bush, 1" male thread x 1/2" female thread | 1 |

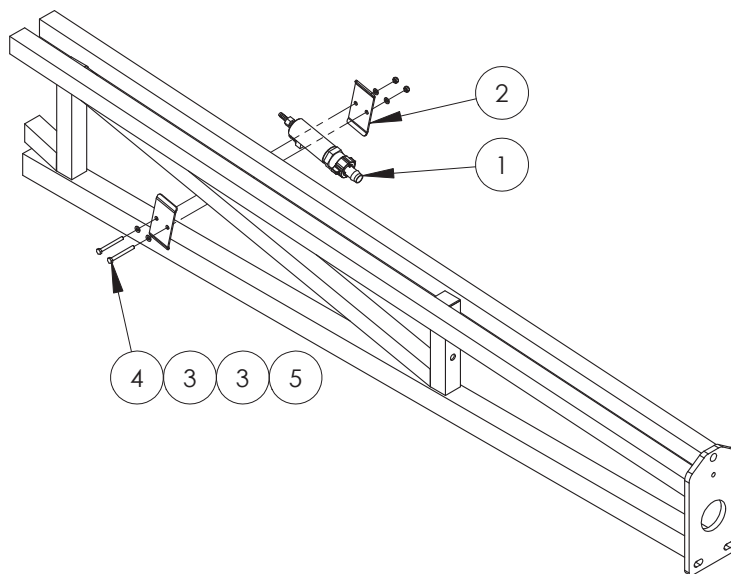
* Sub-assembly on following pages

Foam Generator



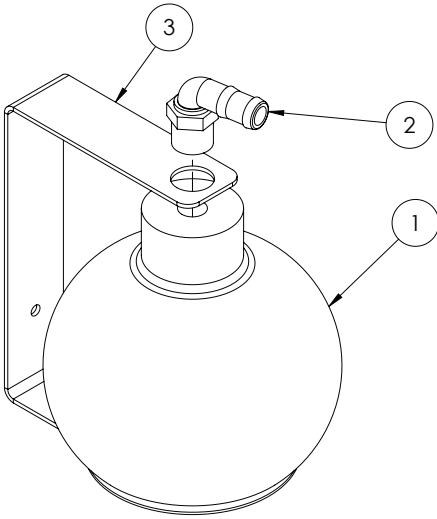
| ITEM NO. | PART NUMBER | DESCRIPTION | QTY. |
|----------|-------------|---|------|
| 1 | FGEN | Foam Generator nozzle sub assembly (3 parts nozzle & body & lock nut) | 1 |
| 2 | GA5066950 | Barb elbow brass 1/4" x 1/8" | 1 |
| 3 | GA5002497 | Washer, Flat, 3/4" x 1 1/8", Copper | 1 |
| 4 | GA4948390 | Filter screen, circle, Suit foam generator, SS, 200 mesh | 1 |
| 5 | GA5077914 | Nipple, Short, 1" male thread x 1" male thread | 1 |
| 6 | GA5007621 | Hose barb, Straight, 1" BSP female thread with grip tabs x 19mm hose tail | 1 |

Foam Generator Mounting



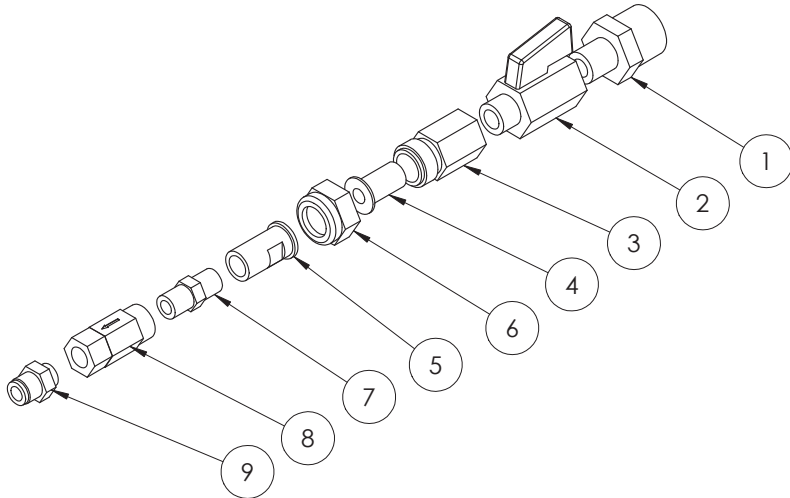
| ITEM NO. | PART NUMBER | DESCRIPTION | QTY. |
|----------|-------------|--------------------------------------|------|
| 1 | FGEN-COM | Foam marker, Foam generator assembly | 1 |
| 2 | F70239A | Bracket, Foam generator clamp | 2 |
| 3 | GA5004437 | Washer 6mm Flat SS | 4 |
| 4 | GA5004097 | Bolt M6 x 60 ZP GR8.8 | 2 |
| 5 | GA5048115 | Nut M6 Nyloc ZP | 2 |

Foam Accumulator Assembly



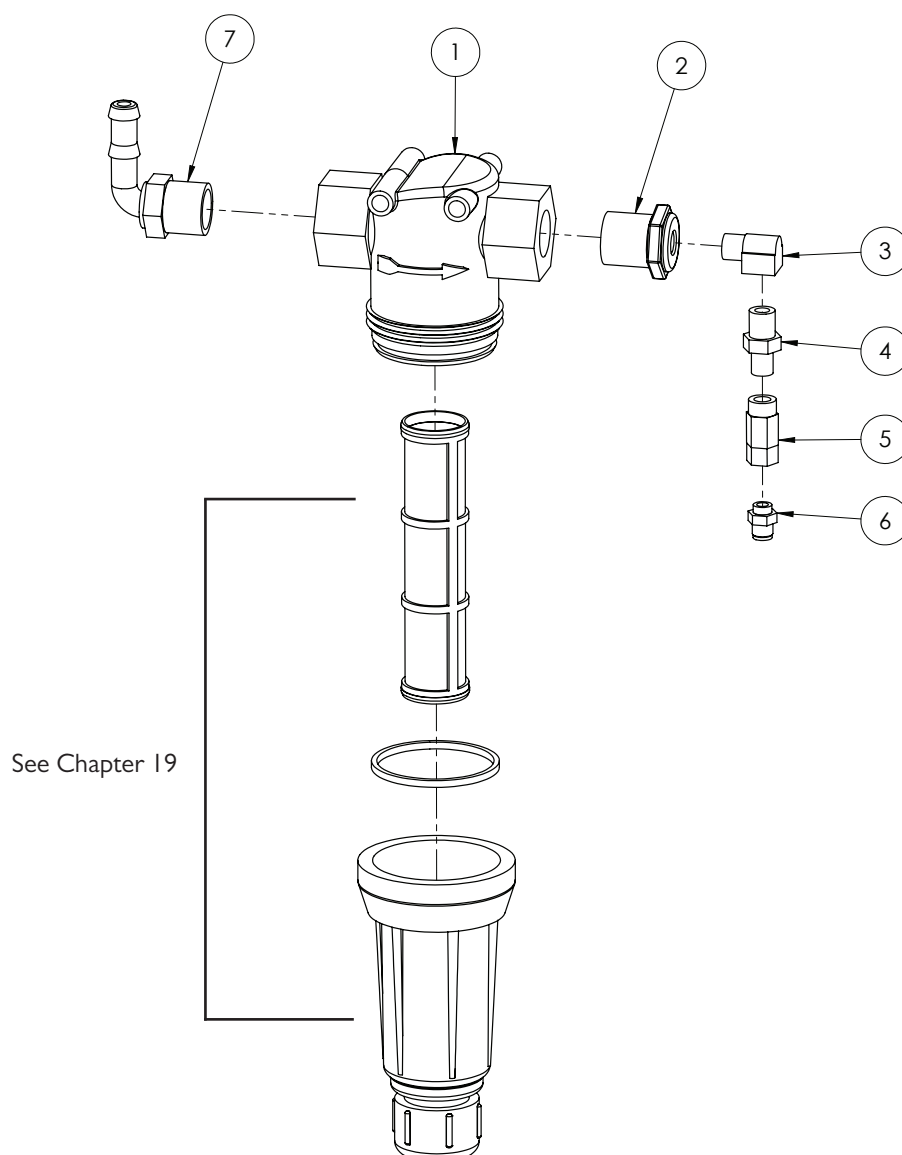
| ITEM NO. | PART NUMBER | DESCRIPTION | QTY. |
|----------|-------------|---|------|
| 1 | GA5008491 | Accumulator, Foam marker, Exacta, Green | 1 |
| 2 | GA5077717 | Hose barb, Elbow, 90 degree, 3/4" male thread x 3/4" hose | 1 |
| 3 | F70841A | Bracket, Foam accumulator mounting, Suit 50 x 50 RHS | 1 |

Filter & Ball Valve



| ITEM NO. | PART NUMBER | DESCRIPTION | QTY. |
|----------|-------------|---|------|
| 1 | GA5012259 | Reducing nipple, 1/2" male thread x 1/4" male thread, Brass | 1 |
| 2 | GA5018323 | Valve, Ball, 1/4" male / female thread inlet / outlet, SS, Lever handle | 1 |
| 3 | GA5077369 | Nozzle body, Single, 1/4" male NPT inlet, Brass | 1 |
| 4 | GA5077157 | Filter screen, Nozzle tip, Orange 200 mesh, Polypropylene & SS | 1 |
| 5 | GA5077543 | Adapter, Brass | 1 |
| 6 | GA5077372 | Nozzle cap, Brass | 1 |
| 7 | GA5066935 | Nipple brass 1/8" x 1/8" | 1 |
| 8 | GA5018147 | Check valve inline 1/8" NPT Female | 1 |
| 9 | GA5050210 | Pneumatic fitting, Nipple, 1/8" BSPP male x 6mm push type | 1 |

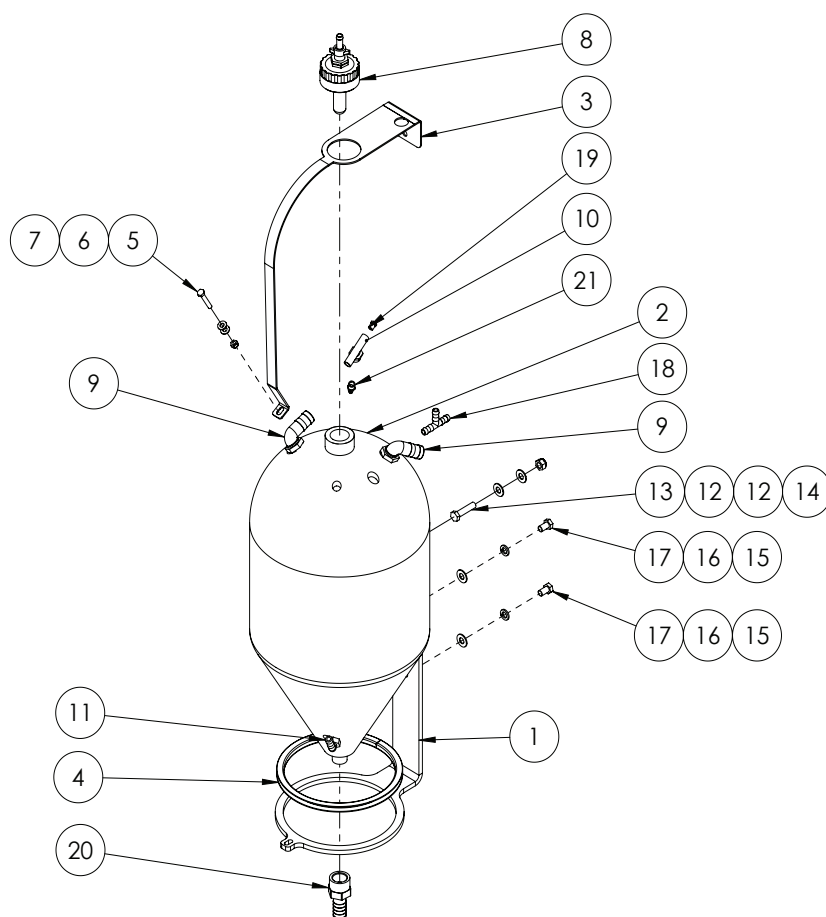
Foam Marker Filter



| ITEM NO. | PART NUMBER | DESCRIPTION | QTY. |
|----------|-------------|---|------|
| 1 | GA5077270 | Filter, 3/4" female thread inlet / outlet, Orange 200 mesh screen | 1 |
| 2 | GA5078008 | Reducing bush, 3/4" male thread x 1/4" female thread | 1 |
| 3 | GA5048305 | Elbow, 90 degree, 1/4" BSP male x 1/4" BSP female, Brass | 1 |
| 4 | GA5013809 | Reducing Nipple 1/4" x 1/8" | 1 |
| 5 | GA5018147 | Check valve inline 1/8" NPT Female | 1 |
| 6 | GA5050210 | Pneumatic fitting, Nipple, 1/8" BSPP male x 6mm push type | 1 |
| 7 | GA5077710 | Hose barb, Elbow, 90 degree, 3/4" male thread x 1/2" hose | 1 |

TRANSCAL

Transcal Assembly



| ITEM NO. | PART NUMBER | DESCRIPTION | QTY. |
|----------|-------------|---|------|
| 1 | F70608A | 45l Transcal mount plate 10mm FMS | 1 |
| 2 | GA4901047 | Tank, 45L, Natural, Suit Transcal | 1 |
| 3 | F70623A | Transcal bottle strap Yellow Zinc Plated | 1 |
| 4 | GA5010085 | Hollow section rectangular rubber (cut 735mm) | 1 |
| 5 | GA5011489 | Bolt M8 x 60 ZP GR8.8 | 1 |
| 6 | GA5003643 | Washer 8mm Flat SS HD | 2 |
| 7 | GA5004917 | Nut M8 Nyloc ZP | 1 |
| 8 | * | Rinse Nozzle Cap | 1 |
| 9 | GA5077723 | Hose barb, Elbow, 90 degree, 1" male x 1" hose | 2 |
| 10 | GA3500391 | Tee, Threaded, 1/2" male x 1/2" hose | 1 |
| 11 | GA5077708 | Hose barb, Elbow, 90 degree, 1/2" male thread x 1/2" hose | 1 |

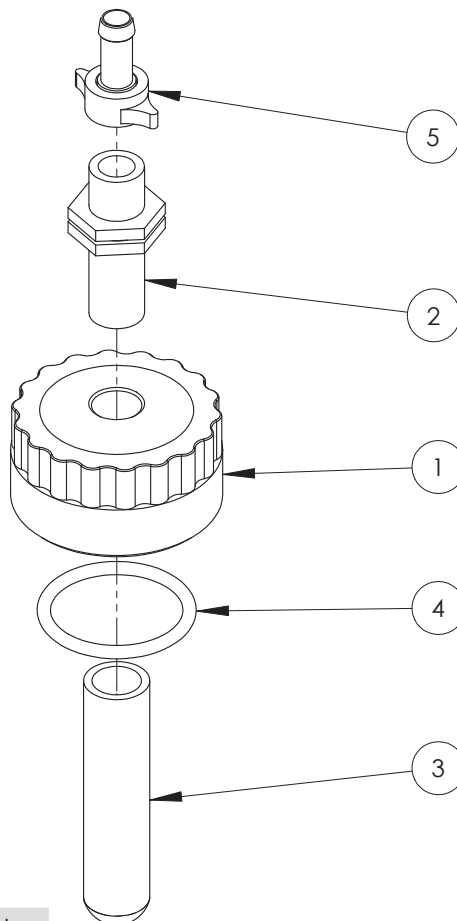
* Sub-assembly on following pages

Continued over page

Transcal Assembly

| ITEM NO. | PART NUMBER | DESCRIPTION | QTY. |
|----------|-------------|--|------|
| 12 | GA5000577 | Washer 12mm Flat SS HD | 2 |
| 13 | GA5011237 | Set Screw M12 x 50 ZP GR8.8 | 1 |
| 14 | GA5012461 | Nut M12 Nyloc ZP | 1 |
| 15 | GA5000117 | Washer 10mm Flat SS HD | 2 |
| 16 | GA5000137 | Washer 10mm Spring SS | 2 |
| 17 | GA5011229 | Bolt M12 x 25 ZP GR8.8 | 2 |
| 18 | GA5077751 | Tee, Hose barb, 1/2", Banjo | 1 |
| 19 | GA5020695 | Hosetail (brass) 1/4" x 1/8" Male Thread | 1 |
| 20 | GA5077747 | Hose barb, Straight, 1" female thread x 1" hose | 1 |
| 21 | GA5020540 | Hose barb, Straight, 1/4 male thread x 1/4 hose, Brass | 1 |

Rinse Nozzle Cap Assembly



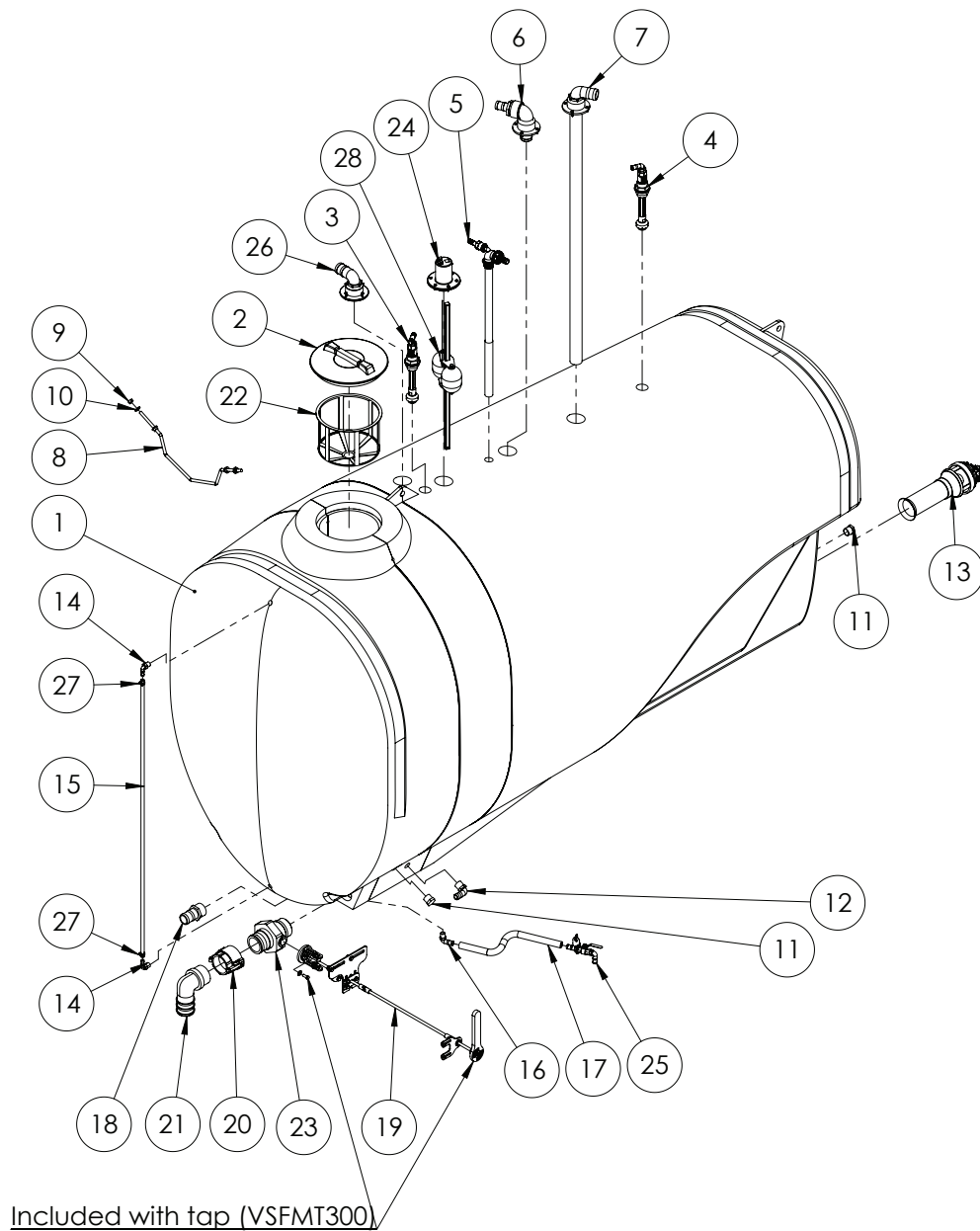
GA4903050 Complete Assembly

| ITEM NO. | PART NUMBER | DESCRIPTION | QTY. |
|----------|-------------|---|------|
| 1 | L055A | Cap / Lid, 80 OD, 1/2" BSPP female thread in top, Suit Transcal | 1 |
| 2 | GA5078408 | Long thread nipple 1/2" | 1 |
| 3 | GA5077063 | Nozzle, Drum & container rinsing | 1 |
| 4 | GA5009187 | O-ring, 60 x 5.5mm, suits Exacta tank cap | 1 |
| 5 | GA5075655 | Hose barb, Brass, 13mm hose x fly nut end | 1 |

Chapter II

MAIN TANK

Tank Assembly - 4000-5000L



Continued over page

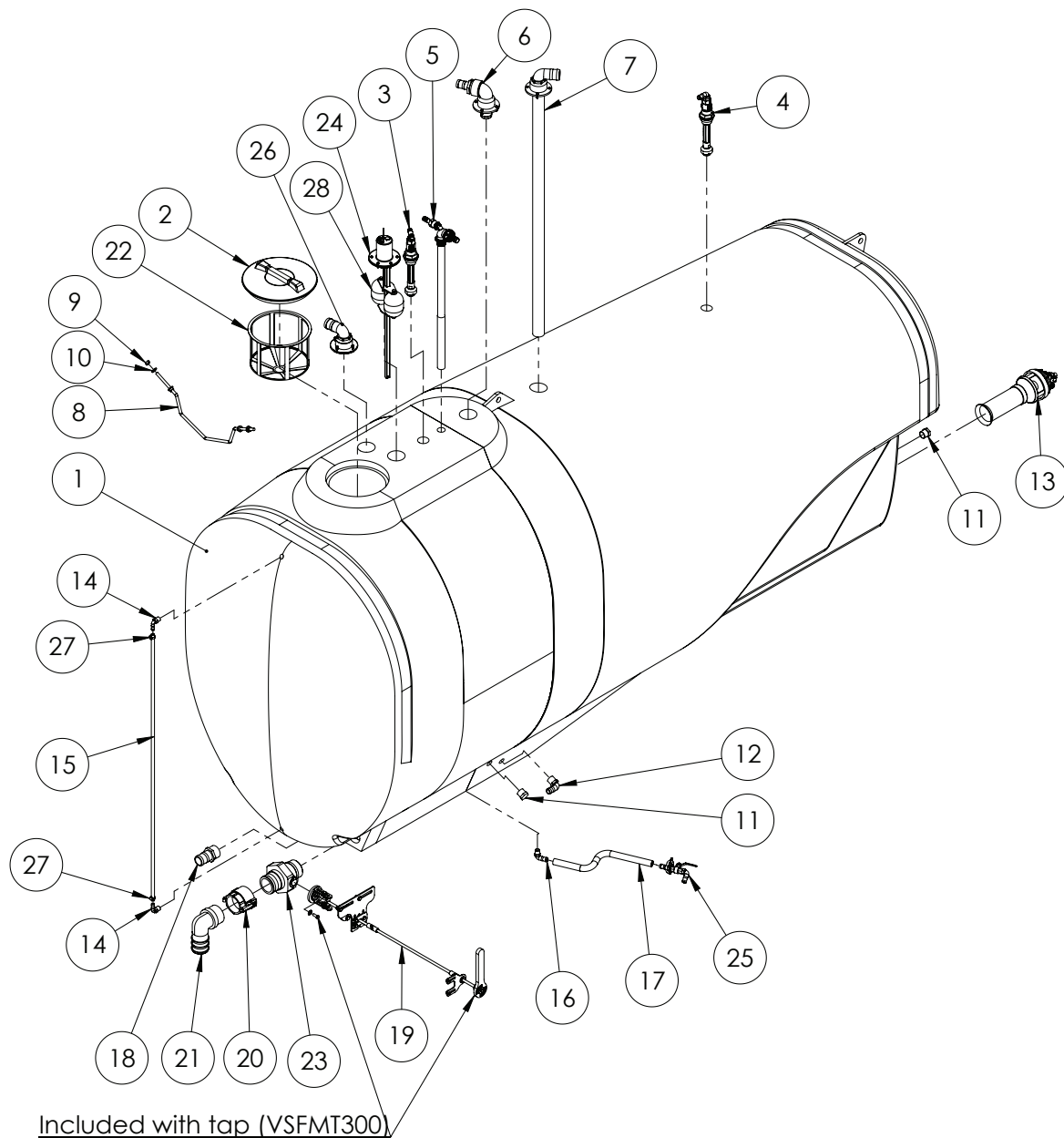
Tank Assembly - 4000-5000L

| ITEM NO. | PART NUMBER | DESCRIPTION | QTY. |
|----------|-------------|--|------|
| 1 | GA5070030 | Tank, 5000L, Prairie Advance EF, Bare | 1 |
| | GA5070200 | Tank, 4000L, Prairie Advance EF, Bare | |
| 2 | GA5076877 | Lid, Black Plastic, Diameter 355, With breather | 1 |
| | GA5076880 | Lid, Black, Without breather, Medium, Diameter 355 | |
| 3 | * | Tank Rinsing Nozzle - Tee Assembly | 1 |
| 4 | * | Tank Rinsing Nozzle - Elbow Assembly | 1 |
| 5 | * | Venturi Filler Assembly | 1 |
| 6 | * | Hopper Tank Inlet | 1 |
| 7 | * | Tank Fill - 2" | 1 |
| 8 | GA4672885 | Bar, Tank lid opening support, Suit EF tanks | 1 |
| 9 | GA5000581 | Nut M12 Hex SS | 4 |
| 10 | GA5000577 | Washer 12mm Flat SS HD | 4 |
| 11 | GA5077945 | Plug, 1" male thread, Banjo | 2 |
| 12 | GA5077723 | Hose barb, Elbow, 90 degree, 1" male x 1" hose, Banjo | 1 |
| 13 | * | Supermix Agitator Assembly | 1 |
| 14 | GA5077708 | Hose barb, Elbow, 90 degree, 1/2" male thread x 1/2" hose | 2 |
| 15 | GA2000209 | Hose, Clear, 12mm, Sight tube | 1 |
| 16 | GA5077704 | Hose barb, Elbow, 90 degree, 1/2" male thread x 3/4" hose | 1 |
| 17 | GA2000216 | Hose, Pressure, 20mm, Black 250psi | 1 |
| 18 | GA5077737 | Hose barb, Straight, 2" male thread x 2" hose, Banjo | 1 |
| 19 | * | Remote Drain - 4000-6500L | 1 |
| 20 | GA5076720 | Cam lever, 3" female coupling x 3" female thread - NSPT thread | 1 |
| 21 | GA5077742 | Hose barb, Elbow, 90 degree, 3" male thread x 3" hose | 1 |
| 22 | GA5076714 | Filter, Basket type, Diameter 305 x 245 deep | 1 |
| 23 | GA5078204 | 3" NPT Male x 3" Male adaptor Long Handle | 1 |
| 24 | * | Dry sight tube - Locating Cap Assembly | 1 |
| 25 | * | Sump Drain Valve | 1 |
| 26 | * | Outlet - Tank Overflow 2" | 1 |
| 27 | GA5000469 | Hose clamp, 1/2", SS, 12-20/9W3 | 2 |
| 28 | * | Dry sight tube - Float Assembly | 1 |

* Sub-assembly on following pages

| SPARE PARTS | |
|-------------|--|
| PART NUMBER | DESCRIPTION |
| GA5076876 | Breather, Diameter 140, Suit Diameter 355 tank lid, ARAG |

Tank Assembly - 6500L



Continued over page

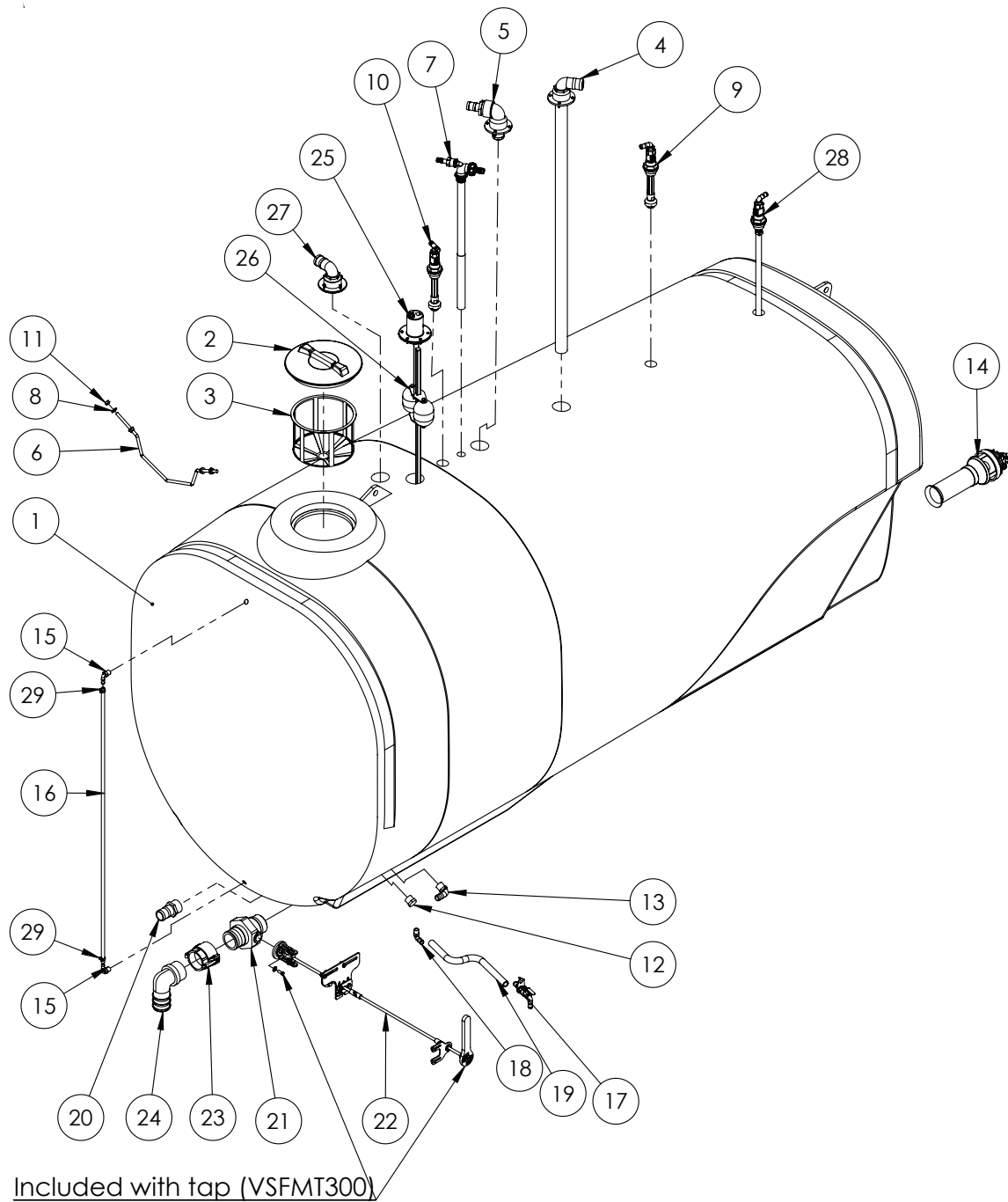
Tank Assembly - 6500L

| ITEM NO. | PART NUMBER | DESCRIPTION | QTY. |
|----------|-------------|--|------|
| 1 | GA5070100 | Tank, 6500L, Prairie Advance EF, Bare | 1 |
| 2 | GA5076877 | Lid, Black Plastic, Diameter 355, With breather | 1 |
| | GA5076880 | Lid, Black, Without breather, Medium, Diameter 355 | |
| 3 | * | Tank Rinsing Nozzle - Tee Assembly | 1 |
| 4 | * | Tank Rinsing Nozzle - Elbow Assembly | 1 |
| 5 | * | Venturi Filler Assembly | 1 |
| 6 | * | Hopper Tank Inlet | 1 |
| 7 | * | Tank Fill - 2" | 1 |
| 8 | GA4672885 | Bar, Tank lid opening support | 1 |
| 9 | GA5000581 | Nut M12 Hex SS | 4 |
| 10 | GA5000577 | Washer 12mm Flat SS HD | 4 |
| 11 | GA5077945 | Plug, 1" male thread, Banjo | 2 |
| 12 | GA5077723 | Hose barb, Elbow, 90 degree, 1" male x 1" hose, Banjo | 1 |
| 13 | * | Supermix Agitator Assembly | 1 |
| 14 | GA5077708 | Hose barb, Elbow, 90 degree, 1/2" male thread x 1/2" hose | 2 |
| 15 | GA2000209 | Hose, Clear, 12mm, Sight tube | 1 |
| 16 | GA5077704 | Hose barb, Elbow, 90 degree, 1/2" male thread x 3/4" hose | 1 |
| 17 | GA2000216 | Hose, Pressure, 20mm, Black 250psi | 1 |
| 18 | GA5077737 | Hose barb, Straight, 2" male thread x 2" hose | 1 |
| 19 | * | Remote Drain - 4000-6500L | 1 |
| 20 | GA5076720 | Cam lever, 3" female coupling x 3" female thread - NSPT thread | 1 |
| 21 | GA5077742 | Hose barb, Elbow, 90 degree, 3" male thread x 3" hose | 1 |
| 22 | GA5076714 | Filter, Basket type, Diameter 305 x 245 deep | 1 |
| 23 | GA5078204 | 3" NPT Male x 3" Male Adaptor Long Handle | 1 |
| 24 | * | Dry sight tube - Locating Cap Assembly | 1 |
| 25 | * | Sump Drain Valve | 1 |
| 26 | * | Outlet - Tank Overflow 2" | 1 |
| 27 | GA5000469 | Hose clamp, 1/2", SS, 12-20/9W3 | 2 |
| 28 | * | Dry sight tube - Float Assembly | 1 |

* Sub-assembly on following pages

| SPARE PARTS | |
|-------------|--|
| PART NUMBER | DESCRIPTION |
| GA5076876 | Breather, Diameter 140, Suit Diameter 355 tank lid, ARAG |

Tank Assembly - 7500/8500L



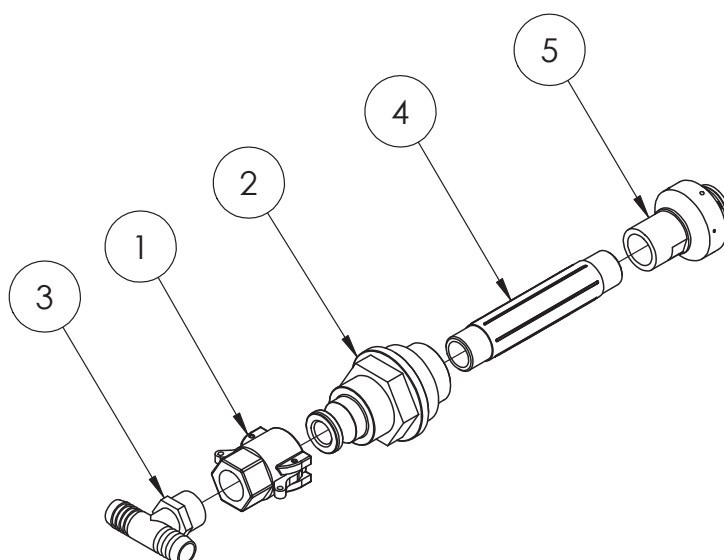
Continued over page

Tank Assembly - 7500/8500L

| ITEM NO. | PART NUMBER | DESCRIPTION | QTY. |
|----------|-------------|--|------|
| 1 | GA5070280 | Tank, 7500L, EF with wheel cut outs, Bare | 1 |
| | GA5070285 | Tank, 8500L, EF with wheel cut outs, Bare | |
| 2 | GA5076877 | Lid, Black Plastic, Diameter 355, With breather | 1 |
| | GA5076880 | Lid, Black, Without breather, Medium, Diameter 355 | |
| 3 | GA5076714 | Filter, Basket type, Diameter 305 x 245 deep | 1 |
| 4 | * | Tank Fill - 2" | 1 |
| 5 | * | Hopper Tank Inlet | 1 |
| 6 | GA4672885 | Bar, Tank lid opening support, Suit EF tanks | 1 |
| 7 | * | Venturi Filler Assembly | 1 |
| 8 | GA5000577 | Washer 12mm Flat SS HD | 4 |
| 9 | * | Tank Rinsing Nozzle - Elbow Assembly | 1 |
| 10 | * | Tank Rinsing Nozzle - Tee Assembly | 1 |
| 11 | GA5000581 | Nut M12 Hex SS | 4 |
| 12 | GA5077945 | Plug, 1" male thread, Banjo | 1 |
| 13 | GA5077723 | Hose barb, Elbow, 90 degree, 1" male x 1" hose | 1 |
| 14 | * | Supermix Agitator Assembly | 2 |
| 15 | GA5077708 | Hose barb, Elbow, 90 degree, 1/2" male thread x 1/2" hose | 2 |
| 16 | GA2000209 | Hose, Clear, 12mm, Sight tube | 1 |
| 17 | * | Sump Drain Valve | 1 |
| 18 | GA5077704 | Hose barb, Elbow, 90 degree, 1/2" male thread x 3/4" hose | 1 |
| 19 | GA2000216 | Hose, Pressure, 20mm, Black 250psi | 1 |
| 20 | GA5077737 | Hose barb, Straight, 2" male thread x 2" hose | 1 |
| 21 | GA5078204 | 3" NPT Male x 3" Male Adaptor Long Handle | 1 |
| 22 | * | Remote Drain - 7500/8500L | 1 |
| 23 | GA5076720 | Cam lever, 3" female coupling x 3" female thread - NSPT thread | 1 |
| 24 | GA5077742 | Hose barb, Elbow, 90 degree, 3" male thread x 3" hose | 1 |
| 25 | * | Dry sight tube - Locating Cap Assembly | 1 |
| 26 | * | Dry sight tube - Float Assembly | 1 |
| 27 | * | Outlet - Tank Overflow 2" | 1 |
| 28 | * | Inlet - Boom Recirculation (Rapidflow only) | 1 |
| 29 | GA5000469 | Hose clamp, 1/2", SS, 12-20/9W3 | 2 |

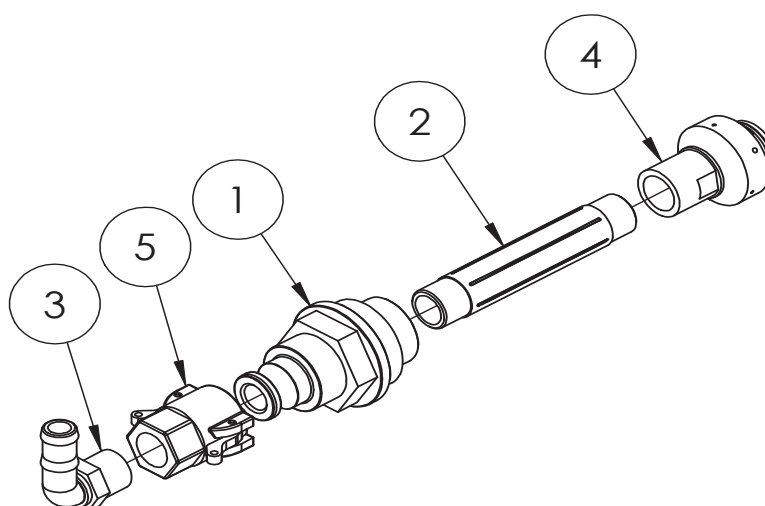
* Sub-assembly on following pages

Tank Rinsing Nozzle - Tee Assembly



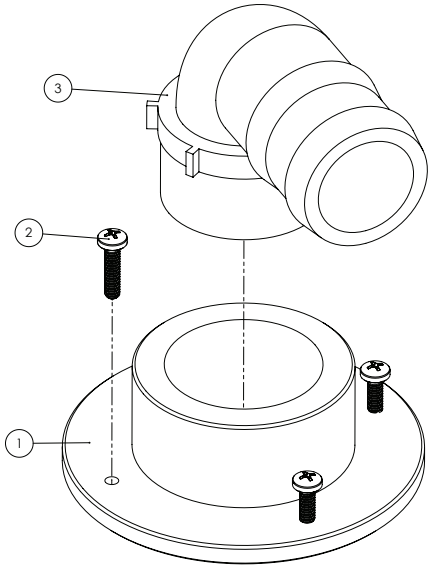
| ITEM NO. | PART NUMBER | DESCRIPTION | QTY. |
|----------|-------------|--|------|
| 1 | GA5077132 | Cam lever, 3/4" female coupling x 3/4" female thread | 1 |
| 2 | GA4572015 | Tank rinse adaptor with cam lock | 1 |
| 3 | GA3500431 | Hose barb, Tee, 3/4" hose barb x 3/4" hose barb x 3/4" male thread | 1 |
| 4 | GA5077912 | Nipple, 6" long, 3/4" male thread | 1 |
| 5 | GA5077336 | Nozzle, Tank rinsing, 3/4" BSPT female inlet | 1 |

Tank Rinsing Nozzle - Elbow Assembly



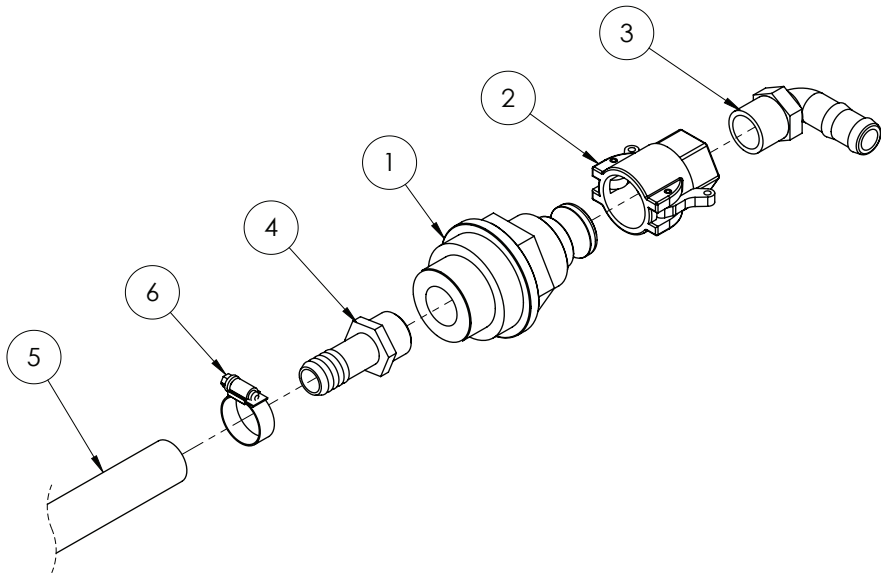
| ITEM NO. | PART NUMBER | DESCRIPTION | QTY. |
|----------|-------------|---|------|
| 1 | GA4572015 | Tank rinse adaptor with cam lock | 1 |
| 2 | GA5077912 | Nipple, 6" long, 3/4" male thread | 1 |
| 3 | GA5077717 | Hose barb, Elbow, 90 degree, 3/4" male thread x 3/4" hose | 1 |
| 4 | GA5077336 | Nozzle, Tank rinsing, 3/4" BSPT female inlet | 1 |
| 5 | GA5077132 | Cam lever, 3/4" female coupling x 3/4" female thread | 1 |

Outlet - Tank Overflow 2"



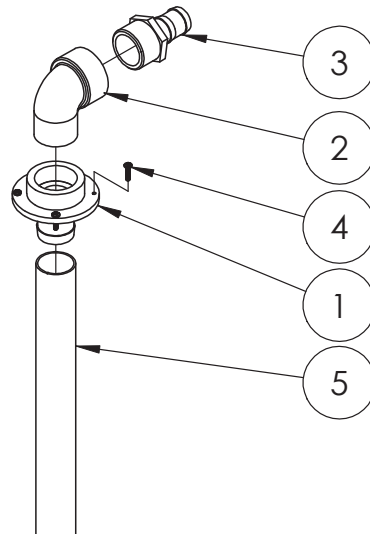
| ITEM NO. | PART NUMBER | DESCRIPTION | QTY. |
|----------|-------------|-----------------------------|------|
| 1 | GA4583370 | Threaded Tank Flange 2" | 1 |
| 2 | GA5000527 | Screw 12G x 1 XR STS Pan SS | 4 |
| 3 | GA5077740 | Hose Barb Elbow 2" | 1 |

Inlet - Boom Recirculation (RapidFlow only)



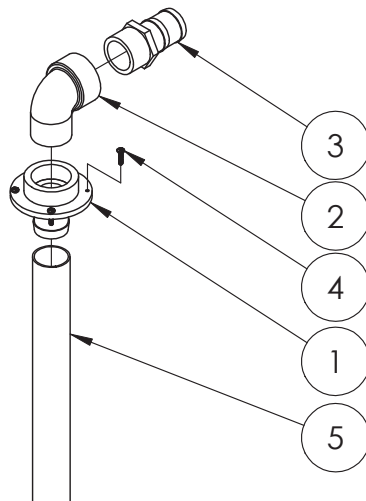
| ITEM NO. | PART NUMBER | DESCRIPTION | QTY. |
|----------|-------------|--|------|
| 1 | GA4572015 | Tank rinse adaptor with cam lock | 1 |
| 2 | GA5077132 | Cam lever, 3/4" female coupling x 3/4" hose barb, Banjo | 1 |
| 3 | GA5077717 | Hose barb, Elbow, 90 degree, 3/4" male thread x 3/4" hose, Banjo | 1 |
| 4 | GA5077709 | Hose barb, Straight, 3/4" male thread x 3/4" hose, Banjo | 1 |
| 5 | GA2000216 | Hose, Pressure, 20mm, Black 250psi (cut 1300 mm) | 1 |
| 6 | GA5000999 | Hose Clamp, 3/4", SS (16-27/12W) | 1 |

Inlet - Hopper Fill 2" - Straight



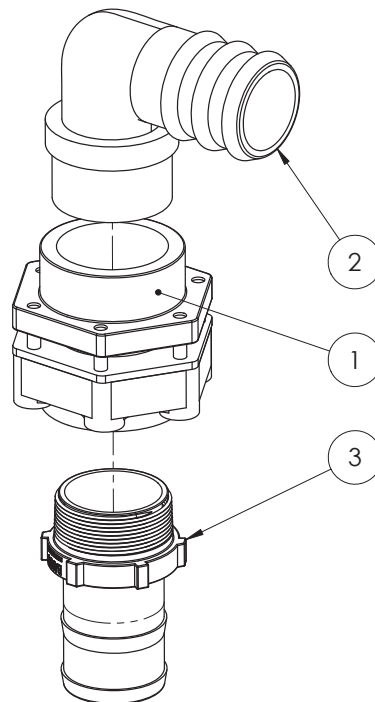
| ITEM NO. | PART NUMBER | DESCRIPTION | QTY. |
|----------|-------------|---|------|
| 1 | L026A | Barb to suit tank fill top | 1 |
| 2 | GA5078142 | Street elbow, 90 degree, 2" male thread x 2" female thread, Banjo | 1 |
| 3 | GA5077739 | Hose barb, Straight, 2" male thread x 1 1/2" hose | 1 |
| 4 | GA5000527 | Screw, Pan head, 12G x 25mm, SS | 4 |
| 5 | GA2000228 | Hose, PVC, 50mm, Black (cut 1550mm) | 1 |
| - | GA5003325 | Hose clamp, 2" SS, (40-60/12W) | 2 |

Inlet - Tank Fill 2" - Straight



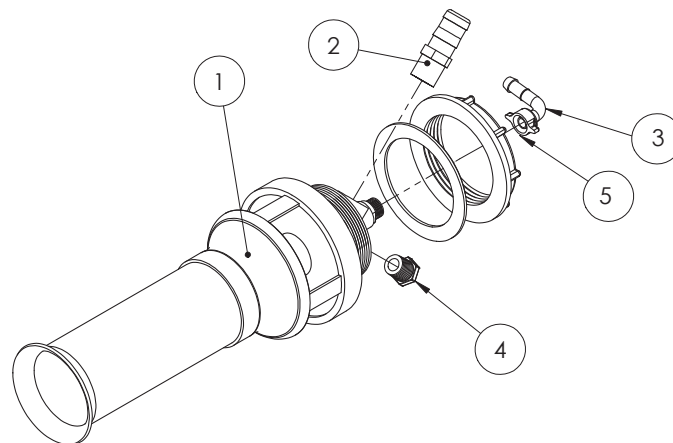
| ITEM NO. | PART NUMBER | DESCRIPTION | QTY. |
|----------|-------------|---|------|
| 1 | L026A | Barb to suit tank fill top | 1 |
| 2 | GA5078142 | Street elbow, 90 degree, 2" male thread x 2" female thread, Banjo | 1 |
| 3 | GA5077737 | Hose barb, Straight, 2" male thread x 2" hose | 1 |
| 4 | GA5000527 | Screw, Pan head, 12G x 25mm, SS | 4 |
| 5 | GA2000228 | Hose, PVC, 50mm, Black (cut 1550mm) | 1 |
| - | GA5003325 | Hose clamp, 2" SS, (40-60/12W) | 2 |

Inlet - Tank Fill 3" - Optional



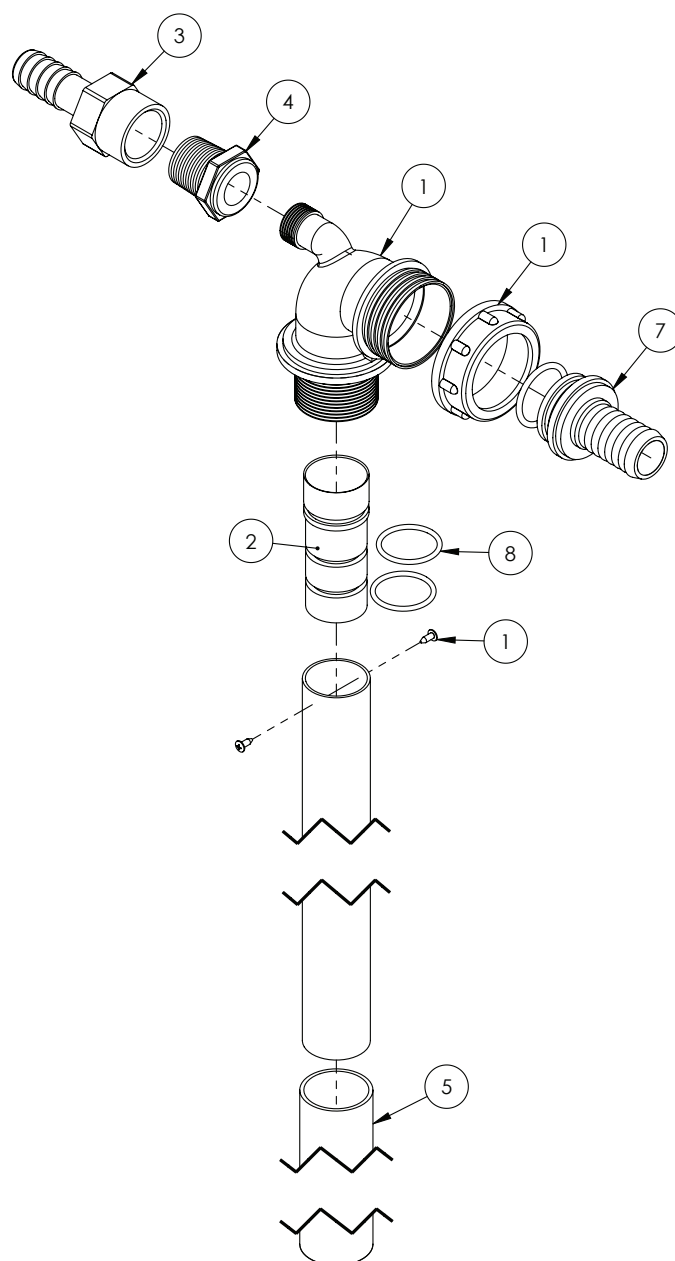
| ITEM NO. | PART NUMBER | DESCRIPTION | QTY. |
|----------|-------------|---|------|
| - | GA2000231 | Hose, Suction, PVC, 75mm, Black (Cut to 2000 mm) | 1 |
| 1 | GA5077343 | Bolted Flange, 3", Tank Fill | 1 |
| 2 | GA5077742 | Hose barb, Elbow, 90 degree, 3" male thread x 3" hose | 1 |
| 3 | GA5077741 | Hose barb, Straight, 3" male thread x 3" hose | 1 |

Supermix Agitator



| ITEM NO. | PART NUMBER | DESCRIPTION | QTY. |
|----------|-------------|--|------|
| 1 | GA5077038 | Agitator, Super mix, 3mm jet, Arag | 1 |
| 2 | GA5077715 | Hose barb, Straight, 3/4" male thread x 1" hose barb, Banjo | 1 |
| 3 | GA5075657 | Hose barb, Elbow, 90 degree, 13mm hose, including 1/2" fly nut and seal, Brass, Arag | 1 |
| 4 | GA5077943 | Plug, 1/2" male thread, Banjo | 1 |
| 5 | GA5075653 | Seal, Rubber, 11.8 ID x 18 OD x 2mm | 1 |

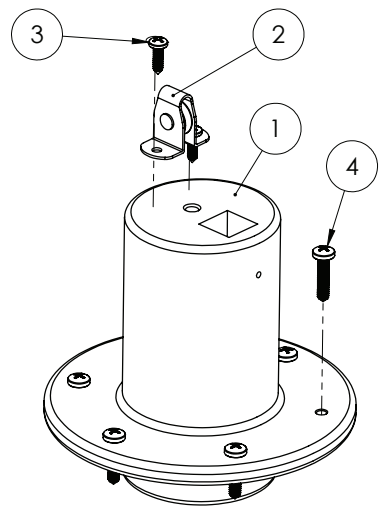
Venturi Filler



| ITEM NO. | PART NUMBER | DESCRIPTION | QTY. |
|----------|-------------|--|------|
| - | GA5007235 | Hose clamp, Cobra type, 1 1/2" | 1 |
| 1 | GA5077035 | Venturi, Top of tank, 32mm OD outlet | 1 |
| 2 | MACH0022 | Jet for Arag venturi | 1 |
| 3 | GA5077743 | Hose barb female 3/4" | 1 |
| 4 | GA5078010 | Poly Pipe Reducer Bush 3/4" x 1/2" | 1 |
| 5 | GA5050205 | Hose Lay flat Blue, 32mm, cut 405mm long | 1 |
| 6 | GA5077679 | O-ring 30 x 3mm | 1 |
| 7 | GA5076036 | Hose barb, Straight, 1 1/2" fly nut end x 1" hose barb | 1 |
| 8 | GA5049125 | O-ring, 23.4 x 3.53mm, BS213 | 2 |

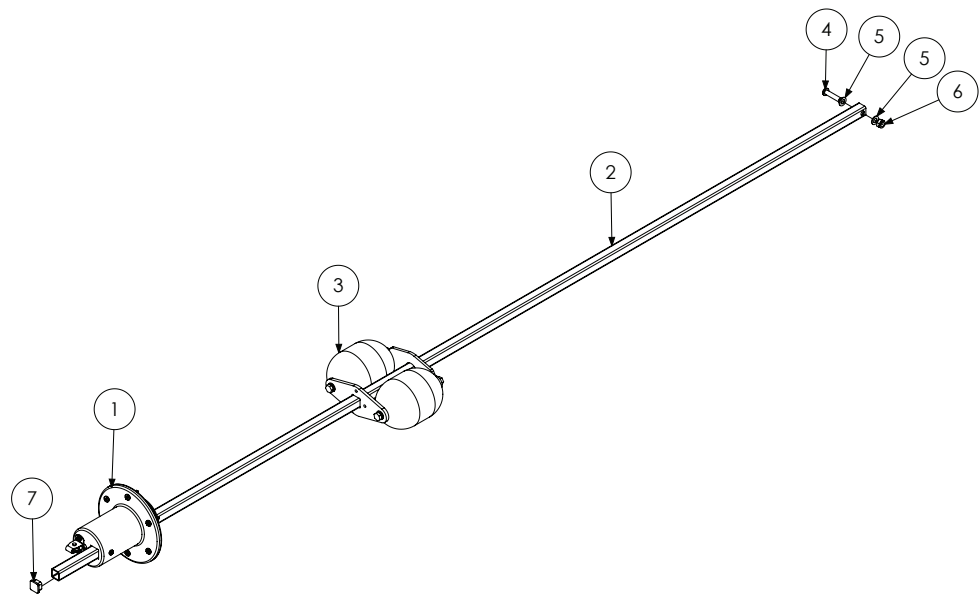
Note: Not all parts supplied with kit 500232 are used in this assembly.

Dry Sight Tube - Locating Cap Assembly



| ITEM NO. | PART NUMBER | DESCRIPTION | QTY. |
|----------|-------------|---|------|
| 1 | MACH0308 | Float tube locating cap (Blk Poly) | 1 |
| 2 | GA5015221 | Pulley, Upright, 19mm, Suit sight tube cable roller | 1 |
| 3 | GA5014817 | Screw 10G x 5/8" Pan Head SS | 2 |
| 4 | GA5000527 | Screw, Pan head, 12G x 25mm, SS | 6 |

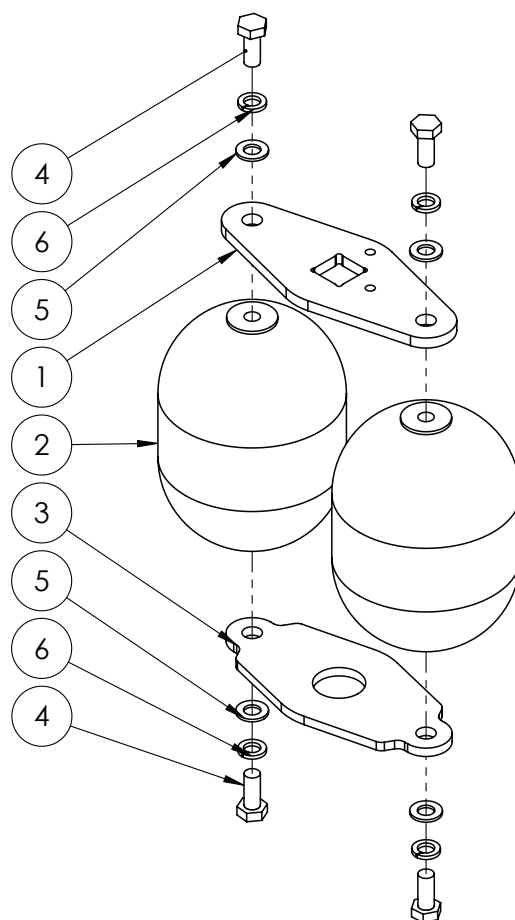
Dry Sight Tube - Float & Guide



| ITEM NO. | PART NUMBER | DESCRIPTION | QTY. |
|----------|-------------|--|------|
| 1 | * | Dry Sight Tube - Locating Cap Assembly | 1 |
| 2 | GA5046955 | 19 x 19 x 1.6mm SS RHS cut 2150mm | 1 |
| 3 | * | Dry Sight Tube - Float Assembly | 1 |
| 4 | GA5051370 | BHCS M8 x 35mm SS | 1 |
| 5 | GA5003643 | Washer 8mm SS HD | 2 |
| 6 | GA5052590 | Nut M8 Nyloc SS | 1 |
| 7 | GA5001101 | Square tube Insert 19 x 19mm, Black | 1 |

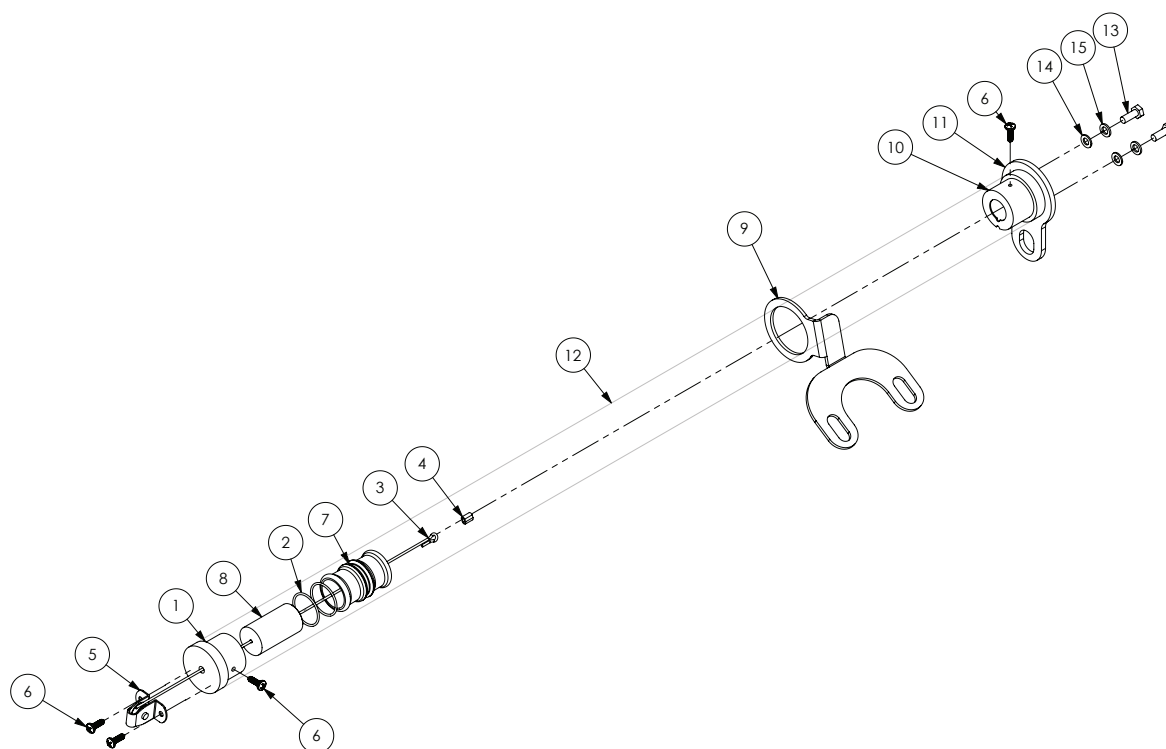
* Sub-assembly on previous and following pages

Dry Sight Tube - Float Assembly



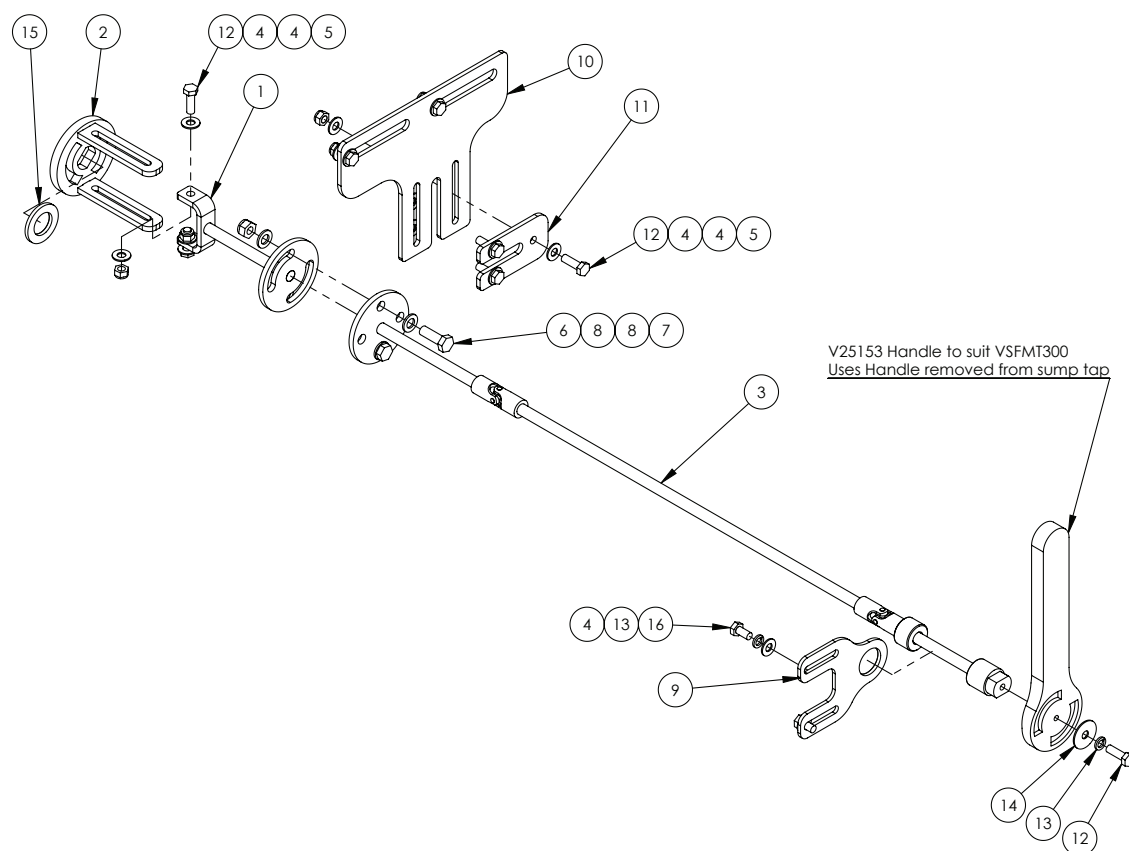
| ITEM NO. | PART NUMBER | DESCRIPTION | QTY. |
|----------|-------------|---|------|
| 1 | GA5070910 | Float Plate Dry Sight Tube | 1 |
| 2 | GA5070911 | Ball Float 4" Plastic 5/16" Whitworth Threads | 2 |
| 3 | GA4505300 | Float Plate Dry Sight Tube SS Bottom Plate | 1 |
| 4 | GA5048485 | Set Screw 5/16" whitworth x 3/4" SS | 4 |
| 5 | GA5003643 | Washer 8mm Flat SS HD | 4 |
| 6 | GA5004919 | Washer 8mm Spring SS | 4 |

Dry Sight Tube - Cap & Tube Assembly

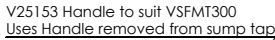


| ITEM NO. | PART NUMBER | DESCRIPTION | QTY. |
|----------|-------------|--|------|
| 1 | MACH0306 | Remote sight tube end cap (Blk Poly) | 1 |
| 2 | GA5012529 | O ring, 34.65 x 1.78mm, BS024 | 2 |
| 3 | GA5017873 | Cable, Wire rope, 0.8mm, 7x7 core, 316 SS, suit sight tube | 1 |
| 4 | GA5008643 | Ferrule, Hand swage, Nickle plated copper, suits GA5017873 cable | 1 |
| 5 | GA5015221 | Pulley, Upright, 19mm, Suit sight tube cable roller | 1 |
| 6 | GA5014817 | Screw Pan Head 10g x 5/8 SS | 4 |
| 7 | MACH0307 | Remote sight tube level indicator | 1 |
| 8 | MACH0317 | Level Indicator Insert | 1 |
| 9 | F70668A | Sight Tube Locating Plate | 1 |
| 10 | MACH0316 | Tube End Cap with Light Attachment | 1 |
| 11 | F70669A | Sight tube base mounting plate | 1 |
| 12 | GA5002979 | Sight tube, Clear, 38 ID x 44 OD x 2000mm long, Polycarbonate | 1 |
| 13 | GA5004041 | Bolt M6 x 16 GR8.8 ZP | 3 |
| 14 | GA5004437 | Washer 6mm Flat SS | 3 |
| 15 | GA5004447 | Washer 6mm Spring SS | 3 |

Remote Drain - 4000-6500L

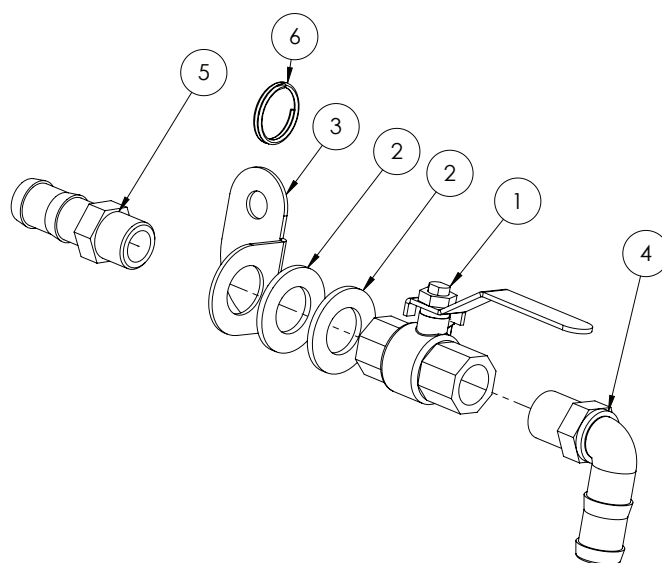


| ITEM NO. | PART NUMBER | DESCRIPTION | QTY. |
|----------|-------------|--|------|
| 1 | GA4653657 | Sump ball valve inter drive shaft EF | 1 |
| 2 | GA4653656 | Drive flange, suits Sump ball valve EF | 1 |
| 3 | GA4653658 | Sump ball valve drive shaft EF | 1 |
| 4 | GA5003643 | Washer 8mm Flat SS HD | 16 |
| 5 | GA5004917 | Nut M8 Nyloc ZP | 7 |
| 6 | GA5065455 | Bolt M10 x 30 ZP GR8.8 | 2 |
| 7 | GA5000141 | Nut M10 Nyloc ZP | 2 |
| 8 | GA5000117 | Washer 10mm Flat SS HD | 4 |
| 9 | GA4513440 | Plate, uni rod aligning & sump hose hanger | 1 |
| 10 | F70661A | Uni rod hanger plate | 1 |
| 11 | F70662A | Uni rod clamping plate 5mm FMS | 1 |
| 12 | GA5004711 | Bolt M8 x 25 ZP GR8.8 | 8 |
| 13 | GA5004919 | Washer 8mm Spring SS | 3 |
| 14 | GA5003645 | Washer, 5/16" ID x 1 1/4" OD, Flat SS | 1 |
| 15 | GA5001893 | Washer 1" x 1 7/8" x 1/4G | 1 |
| 16 | GA5011465 | Bolt M8 x 16 ZP GR8.8 | 2 |



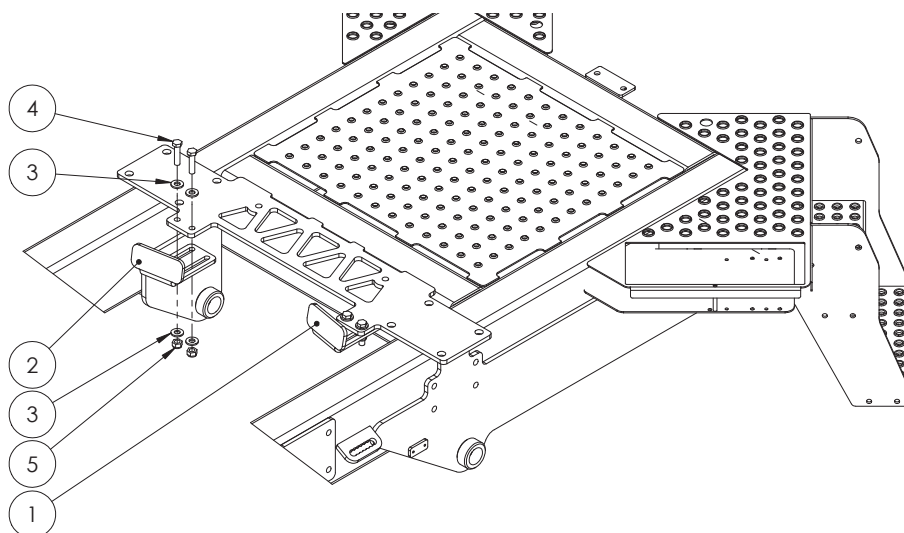
| ITEM NO. | PART NUMBER | DESCRIPTION | QTY. |
|----------|-------------|--|------|
| 1 | GA4653664 | Sump ball valve inter drive shaft suit 7500 and 8500 | 1 |
| 2 | GA4653656 | Drive flange, suits Sump ball valve EF | 1 |
| 3 | GA4653658 | Sump ball valve drive shaft EF | 1 |
| 4 | GA5003643 | Washer 8mm Flat SS HD | 16 |
| 5 | GA5004917 | Nut M8 Nyloc ZP | 7 |
| 6 | GA5065455 | Bolt M10 x 30 ZP GR8.8 | 2 |
| 7 | GA5000141 | Nut M10 Nyloc ZP | 2 |
| 8 | GA5000117 | Washer 10mm Flat SS HD | 4 |
| 9 | GA4513440 | Plate, uni rod aligning & sump hose hanger | 1 |
| 10 | F70661A | Uni rod hanger plate | 1 |
| 11 | F70662A | Uni rod clamping plate 5mm FMS | 1 |
| 12 | GA5004711 | Bolt M8 x 25 ZP GR8.8 | 8 |
| 13 | GA5004919 | Washer 8mm Spring SS | 3 |
| 14 | GA5003645 | Washer, 5/16" ID x 1 1/4" OD, Flat SS | 1 |
| 15 | GA5001893 | Washer 1" x 1 7/8" x 14G | 1 |
| 16 | GA5011465 | Bolt M8 x 16 ZP GR8.8 | 2 |

Sump Drain Valve



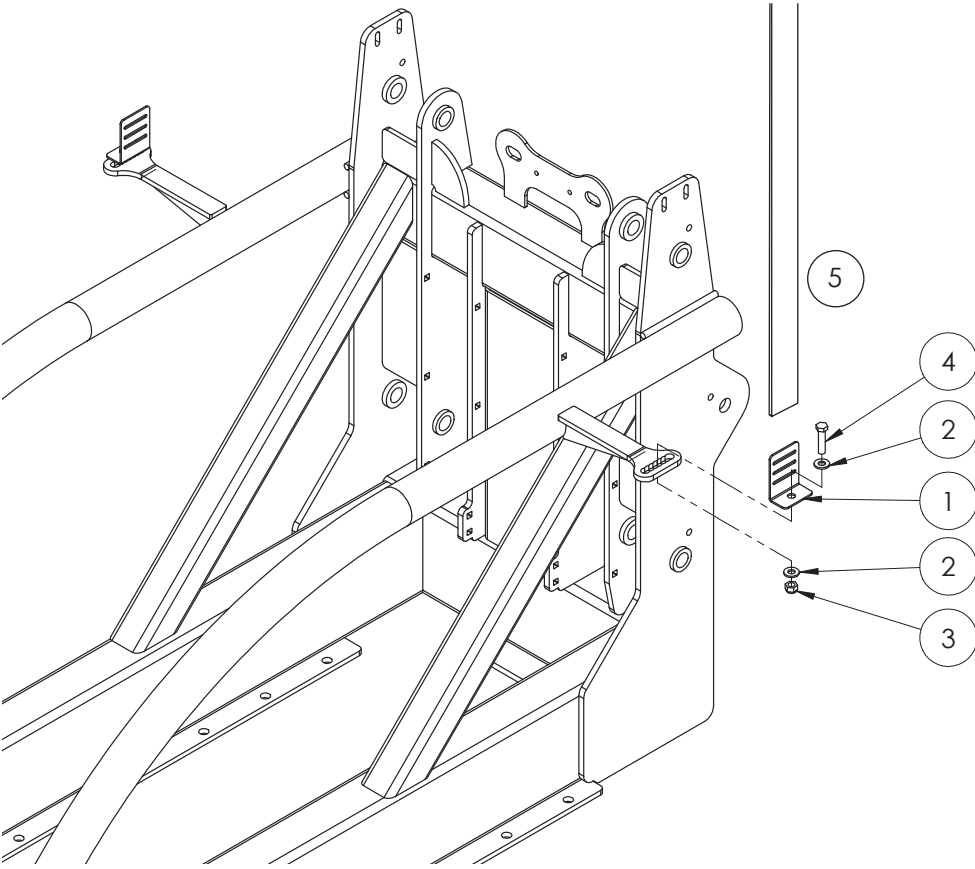
| ITEM NO. | PART NUMBER | DESCRIPTION | QTY. |
|----------|-------------|--|------|
| 1 | GA5018309 | Valve, Ball, 12mm female thread inlet / outlet, Lever handle, SS | 1 |
| 2 | GA5001741 | Washer 20mm Flat SS HD | 2 |
| 3 | GA4504980 | Mounting Plate Bent Sump Drain | 1 |
| 4 | GA5077704 | Hose barb, Elbow, 90 degree, 1/2" male thread x 3/4" hose, Banjo | 1 |
| 5 | GA5077707 | Hose barb, 1/2" male thread x 3/4" hose, Banjo | 1 |
| 6 | GA5002077 | Key ring, 25mm, SS | 1 |

Tank Stops



| ITEM NO. | PART NUMBER | DESCRIPTION | QTY. |
|----------|-------------|---------------------------|------|
| 1 | GA4522515 | Front tank stop RHS | 1 |
| 2 | GA4522510 | Front tank stop LHS | 1 |
| 3 | GA5000577 | Washer 12mm Flat SS HD | 8 |
| 4 | GA5011239 | Bolt, M12 x 50, ZP GR 8.8 | 4 |
| 5 | GA5012461 | Nut M12 Nyloc ZP | 4 |

Tank Straps & Brackets - 4000-8500L

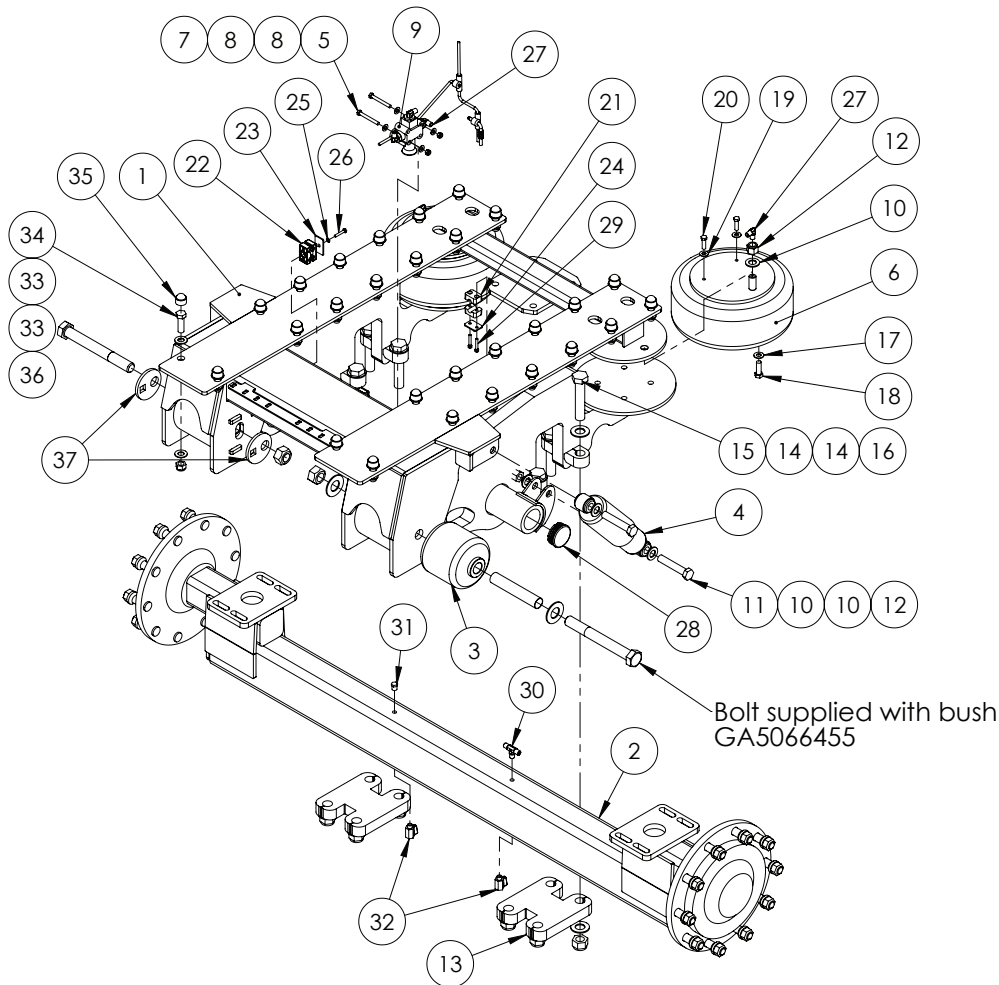


| ITEM NO. | PART NUMBER | DESCRIPTION | QTY. |
|----------|-------------|--|------------|
| 1 | F70127A | Bracket, Tank strap, 50mm | 4 |
| 2 | GA5000577 | Washer 12mm Flat SS HD | 8 |
| 3 | GA5012461 | Nut M12 Nyloc ZP | 4 |
| 4 | GA5011239 | Bolt, M12 x 50, ZP GR 8.8 | 4 |
| 5 | GA5003859 | Strap, Tank, 50mm, Goldacres branded, (price is per meter) | See below. |
| | | 4000L Tank - Cut length - Front | 3600mm |
| | | 4000L Tank - Cut length - Rear | 1900mm |
| | | 5000L Tank - Cut length - Front | 4200mm |
| | | 5000L Tank - Cut length - Rear | 2400mm |
| | | 6500L Tank - Cut length - Front | 4300mm |
| | | 6500L Tank - Cut length - Rear | 2400mm |
| | | 7500L Tank - Cut length - Front | 4300mm |
| | | 7500L Tank - Cut length - Rear | 2500mm |
| | | 8500L Tank - Cut length - Front | 4300mm |
| | | 8500L Tank - Cut length - Rear | 2500mm |

Chapter 12

WHEELS, AXLES & MUDGUARDS

Air Bag Axle - 4000-6500L



| ITEM NO. | PART NUMBER | DESCRIPTION | QTY. |
|----------|-------------|---|------|
| 1 | GA4652810 | Axle airbag frame EF 2m to 3m | 1 |
| 2 | GA4656920 | Axle EF AirBag 2000mm I0 Stud | 1 |
| | GA4656925 | Axle EF AirBag 2050mm I0 Stud | |
| | GA4656930 | Axle EF AirBag 2100mm I0 Stud | |
| | GA4656935 | Axle EF AirBag 3000mm I0 Stud | |
| 3 | GA5071010 | Bi-functional Bush, Trailing Airbag Suspension Frame, Includes Bolt, Nut and Sleeve | 2 |

Continued over page

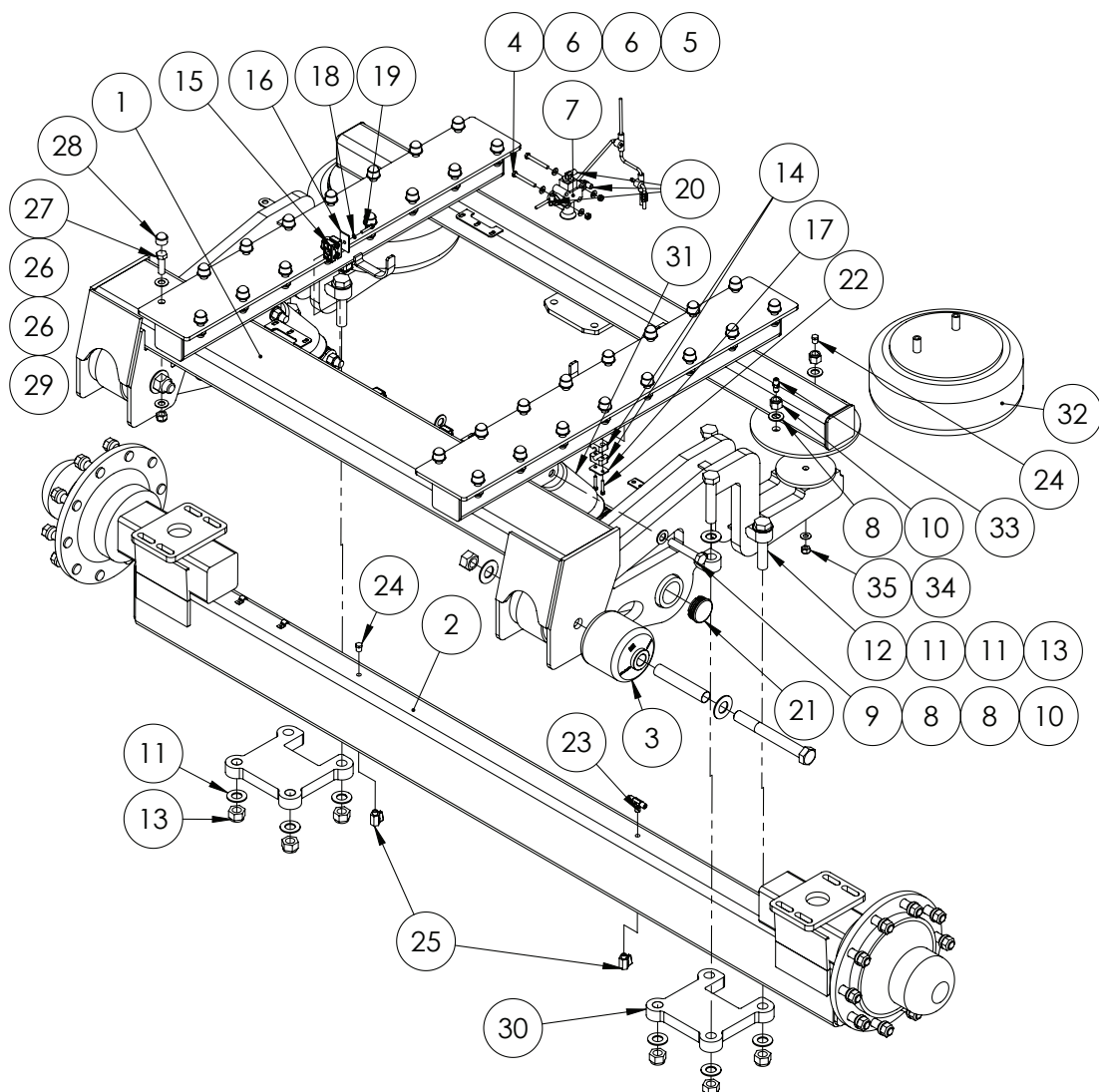
Air Bag Axle - 4000-6500L

| ITEM NO. | PART NUMBER | DESCRIPTION | QTY. |
|----------|-------------|--|------|
| 4 | GA5015139 | Shock Absorber, Double eye, 19mm eye, 82mm OD, Black | 2 |
| 5 | GA5004738 | Bolt M8 x 70 ZP GR8.8 | 2 |
| 6 | GA5005311 | Air spring HT230 single air stud | 2 |
| 7 | GA5004917 | Nut M8 Nyloc ZP | 2 |
| 8 | GA5003643 | Washer 8mm Flat SS HD | 4 |
| 9 | GA5010868 | Ride height valve, 1/4" connecting rods | 1 |
| 10 | GA5001741 | Washer 20mm Flat SS HD | 13 |
| 11 | GA5049490 | Bolt 3/4" UNC x 4" ZP GR8 | 4 |
| 12 | GA5048430 | Nut, Nyloc, 3/4" UNC, ZP | 6 |
| 13 | GA4632050 | Suspension narrow retainer (32mm FMS) | 2 |
| 14 | GA5017681 | Washer 1" x 2" 7g Flat Thin SS | 16 |
| 15 | GA5006031 | Bolt, 1" UNC x 5" ZP GR8 | 8 |
| 16 | GA5012439 | Nut, Nyloc, 1" UNC, ZP | 8 |
| 17 | GA5017673 | Washer 1/2" High Tensile | 8 |
| 18 | GA5006167 | Bolt, 1/2" UNC x 1 1/2", ZP GR8 | 8 |
| 19 | GA5017623 | Washer 3/8" Flat ZP HD | 4 |
| 20 | GA5002599 | Set screw, 3/8" UNC x 1 1/4", SS | 4 |
| 21 | GA5078058 | Mounting clamp, Single type, Jaw, Pair, Group 3, 14mm | 4 |
| 22 | GA5078031 | Mounting clamp, Double type, Jaw, Pair, Group 2, 14mm | 4 |
| 23 | GA5078042 | Mounting clamp, Double type, Plate, Top, Group 2 | 2 |
| 24 | GA5078068 | Mounting clamp, Single type, Plate, Top, Group 2 | 2 |
| 25 | GA5004447 | Washer, 6mm, Spring, SS | 2 |
| 26 | GA5011405 | Bolt M6 x 35 ZP GR8.8 | 2 |
| 27 | GA3500258 | Hydraulic coupling, Elbow, 90 degree, 1/4" BSPT male x 1/4" BSPT male | 5 |
| 28 | GA5051366 | End cap, 63.5 mm round, 1.25 - 2.0mm wall, black plastic | 2 |
| 29 | GA5011425 | SHCS M6 x 35 SS A2-70 | 4 |
| 30 | GA3500269 | Hydraulic adaptor, Tee, 1/4" BSPT male x 1/4" BSPT male x 1/4" BSPT male | 1 |
| 31 | GA5069335 | Plug, 1/4" BSPT male thread, Brass | 1 |
| 32 | GA5018323 | Valve, Ball, 1/4" male, female, Black Lever handle, Chromed | 2 |
| 33 | GA5001043 | Washer 16mm Flat SS HD | 56 |
| 34 | GA5000931 | Bolt M16 x 50 ZP GR8.8 | 28 |
| 35 | GA5075080 | Hex nut protection cap, suit M16, Black | 28 |
| 36 | GA5001029 | Nut M16 Nyloc ZP | 28 |
| 37 | GA4524630 | Plate Alignment Eccentric Air bag | 2 |

RIDE HEIGHT VALVE TEE

| PART NUMBER | DESCRIPTION |
|-------------|--|
| GA5014651 | Tee, Rubber, Suit ride height levelling valve rods |

Air Bag Axle - 7500/8500L



| ITEM NO. | PART NUMBER | DESCRIPTION | QTY. |
|----------|-------------|---|------|
| 1 | GA4652838 | Axle airbag frame wide suit 7500 and 8500L 2.7m+ | 1 |
| | GA4652839 | Axle airbag frame narrow suit 7500 & 8500L 2.2m to 2.7m | |
| | GA4652865 | Axle unbraked 8000L Airbag (3000mm) | |
| 2 | GA4652870 | Axle unbraked 8000L Airbag (2800mm) | 1 |
| | GA4652871 | Axle suit 8000 narrow airbag (2200mm) | |
| | | | |
| 3 | GA5071010 | Bi-functional Bush, Trailing Airbag Suspension Frame, Includes Bolt, Nut and Sleeve | 2 |
| 4 | GA5004738 | Bolt M8 x 70 ZP GR8.8 | 2 |
| 5 | GA5004917 | Nut M8 Nyloc ZP | 2 |
| 6 | GA5003643 | Washer 8mm Flat SS HD | 4 |
| 7 | GA5010868 | Ride height valve, 1/4" connecting rods | 1 |
| 8 | GA5001741 | Washer 20mm Flat SS HD | 14 |
| 9 | GA5049490 | Bolt 3/4" UNC x 4" ZP GR8 | 4 |

Continued over page

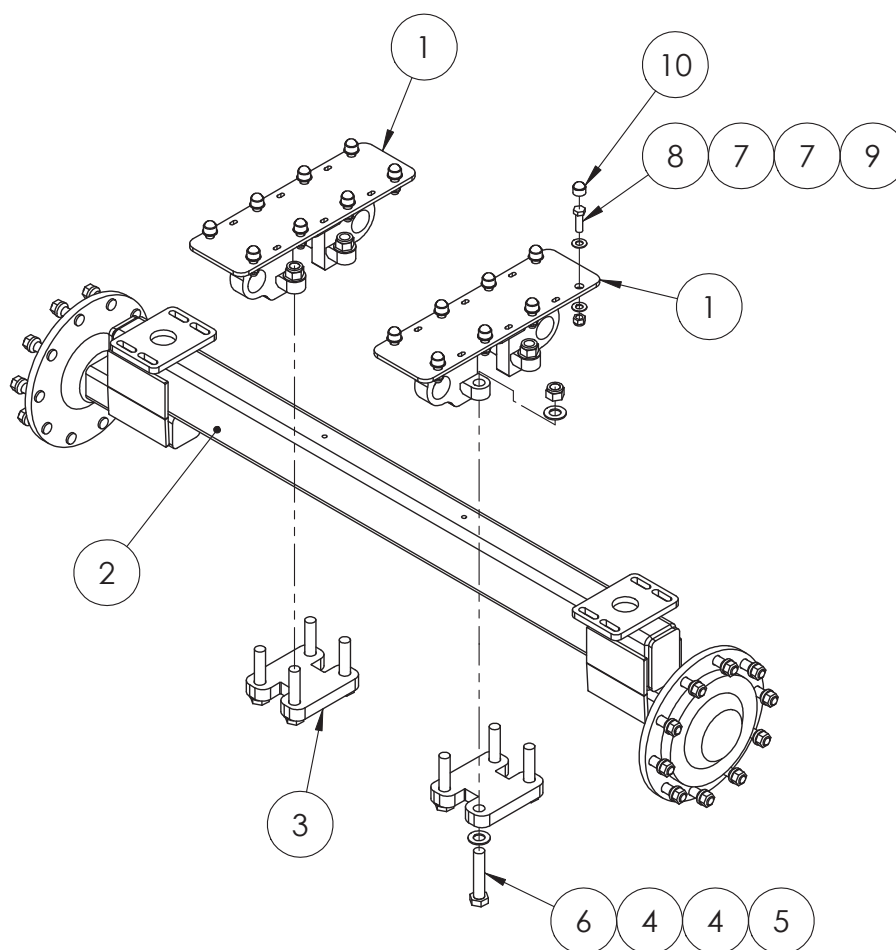
Air Bag Axle - 7500/8500L

| ITEM NO. | PART NUMBER | DESCRIPTION | QTY. |
|----------|-------------|--|------|
| 10 | GA5048430 | Nut, Nyloc, 3/4", UNC, ZP | 8 |
| 11 | GA5017659 | Washer, 1", Flat, ZP, Heavy duty (5mm thick) | 17 |
| 12 | GA5006031 | Bolt, 1" UNC x 5" ZP GR8 | 10 |
| 13 | GA5012439 | Nut, Nyloc, 1" UNC, ZP | 8 |
| 14 | GA5078058 | Mounting clamp, Single type, Jaw, Pair, Group 3, 14mm | 4 |
| 15 | GA5078031 | Mounting clamp, Double type, Jaw, Pair, Group 2, 14mm | 6 |
| 16 | GA5078042 | Mounting clamp, Double type, Plate, Top, Group 2 | 3 |
| 17 | GA5078068 | Mounting clamp, Single type, Plate, Top, Group 2 | 2 |
| 18 | GA5004447 | Washer, 6mm, Spring, SS | 3 |
| 19 | GA5011405 | Bolt M6 x 35 ZP GR8.8 | 3 |
| 20 | GA3500258 | Hydraulic coupling, Elbow, 90 degree, 1/4" BSPT male x 1/4" BSPT male | 3 |
| 21 | GA5051366 | End cap, 63.5 mm round, 1.25 - 2.0mm wall, black plastic | 2 |
| 22 | GA5011425 | SHCS M6 x 35 SS | 4 |
| 23 | GA3500269 | Hydraulic adaptor, Tee, 1/4" BSPT male x 1/4" BSPT male x 1/4" BSPT male | 1 |
| 24 | GA5069335 | Plug, 1/4" BSPT male thread, Brass | 3 |
| 25 | GA5018323 | Valve, Ball, 1/4 male, female, Black Lever handle, Chromed | 2 |
| 26 | GA5001043 | Washer 16mm Flat SS HD | 64 |
| 27 | GA5000931 | Bolt M16 x 50 ZP GR8.8 | 32 |
| 28 | GA5075080 | Hex nut protection cap suit M16, Black | 32 |
| 29 | GA5001029 | Nut M16 Nyloc ZP | 32 |
| 30 | GA4612225 | Bottom axle retaining plate 7500 and 8500L | 2 |
| 31 | GA5015139 | Shock Absorber, Double eye, 19mm eye, 82mm OD, Black | 2 |
| 32 | GA5005115 | Air Spring AA300 dual air stud | 2 |
| 33 | GA3500218 | Hydraulic adaptor, Nipple, 1/4" BSPT male x 1/4" BSPT male | 2 |
| 34 | GA5017673 | Washer 1/2" High Tensile | 2 |
| 35 | GA5050580 | Nut 1/2" UNC Nyloc ZP | 2 |

RIDE HEIGHT VALVE TEE

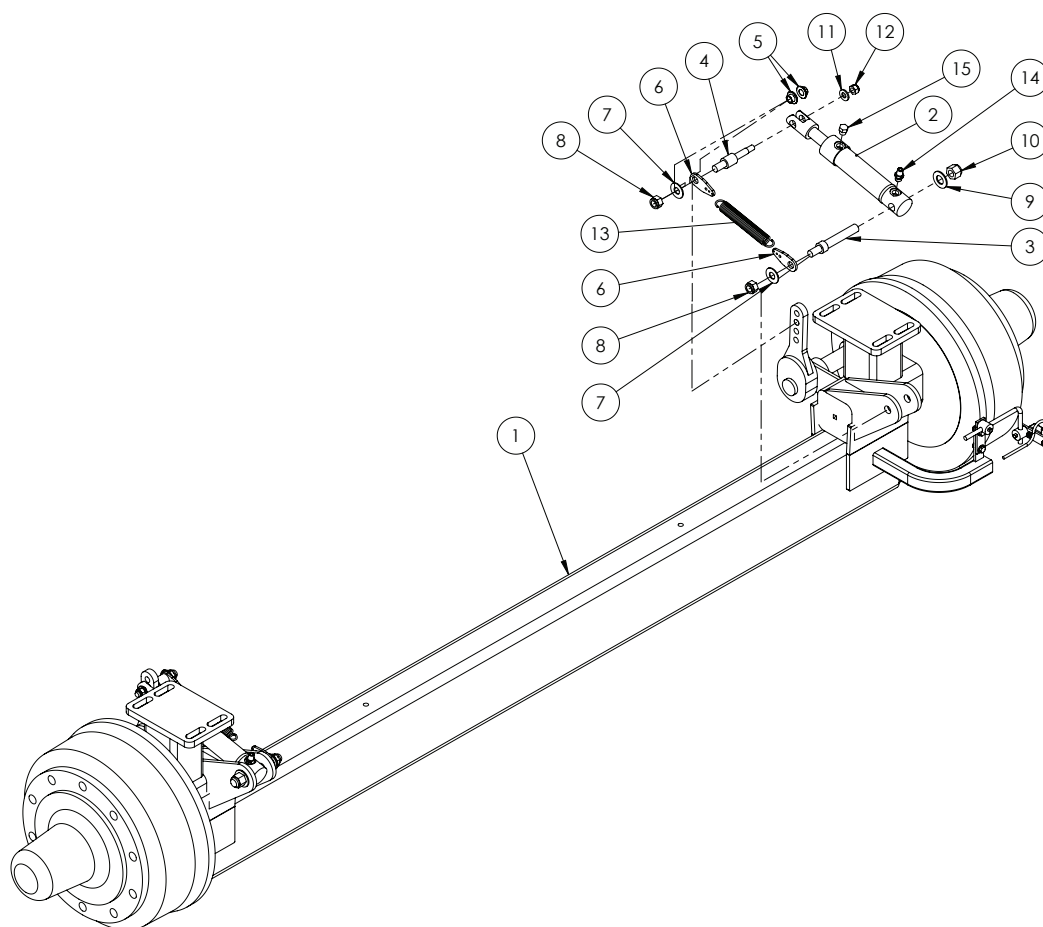
| PART NUMBER | DESCRIPTION |
|-------------|--|
| GA5014651 | Tee, Rubber, Suit ride height levelling valve rods |

Rigid Axle



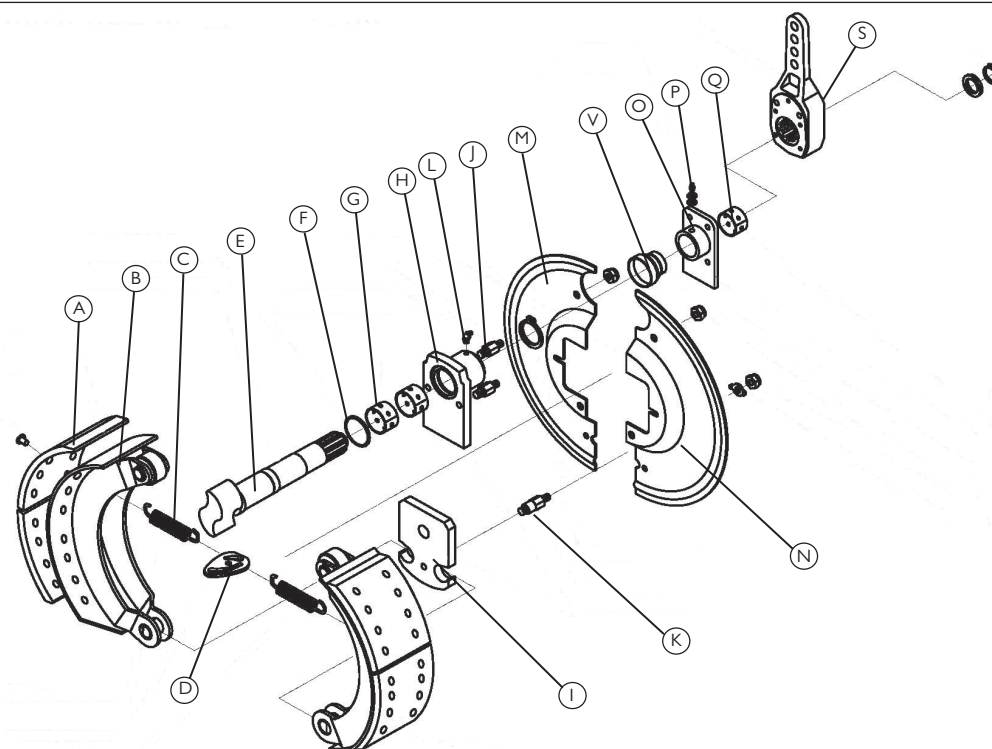
| ITEM NO. | PART NUMBER | DESCRIPTION | QTY. |
|----------|-------------|--|------|
| 1 | GA4652986 | Axle carrier suit EF chassis | 2 |
| | GA4656921 | Axle EF Rigid 2000mm 10 Stud | |
| | GA4656926 | Axle EF Rigid 2050mm 10 Stud | |
| | GA4656931 | Axle EF Rigid 2100mm 10 Stud | |
| | GA4656936 | Axle EF Rigid 3000mm 10 Stud | |
| 2 | | | 1 |
| 3 | GA4632050 | Suspension narrow retainer (32mm FMS) | 2 |
| 4 | GA5017659 | Washer, 1", Flat, ZP, Heavy duty (5mm thick) | 16 |
| 5 | GA5012439 | Nut, Nyloc, 1" UNC, ZP | 8 |
| 6 | GA5006031 | Bolt, 1" UNC x 5" ZP GR8 | 8 |
| 7 | GA5001043 | Washer 16mm Flat SS HD | 32 |
| 8 | GA5000931 | Bolt M16 x 50 ZP GR8.8 | 16 |
| 9 | GA5001029 | Nut M16 Nyloc ZP | 16 |
| 10 | GA5075080 | Hex nut protection cap, suit M16, Black | 16 |

Braked Axle Assembly



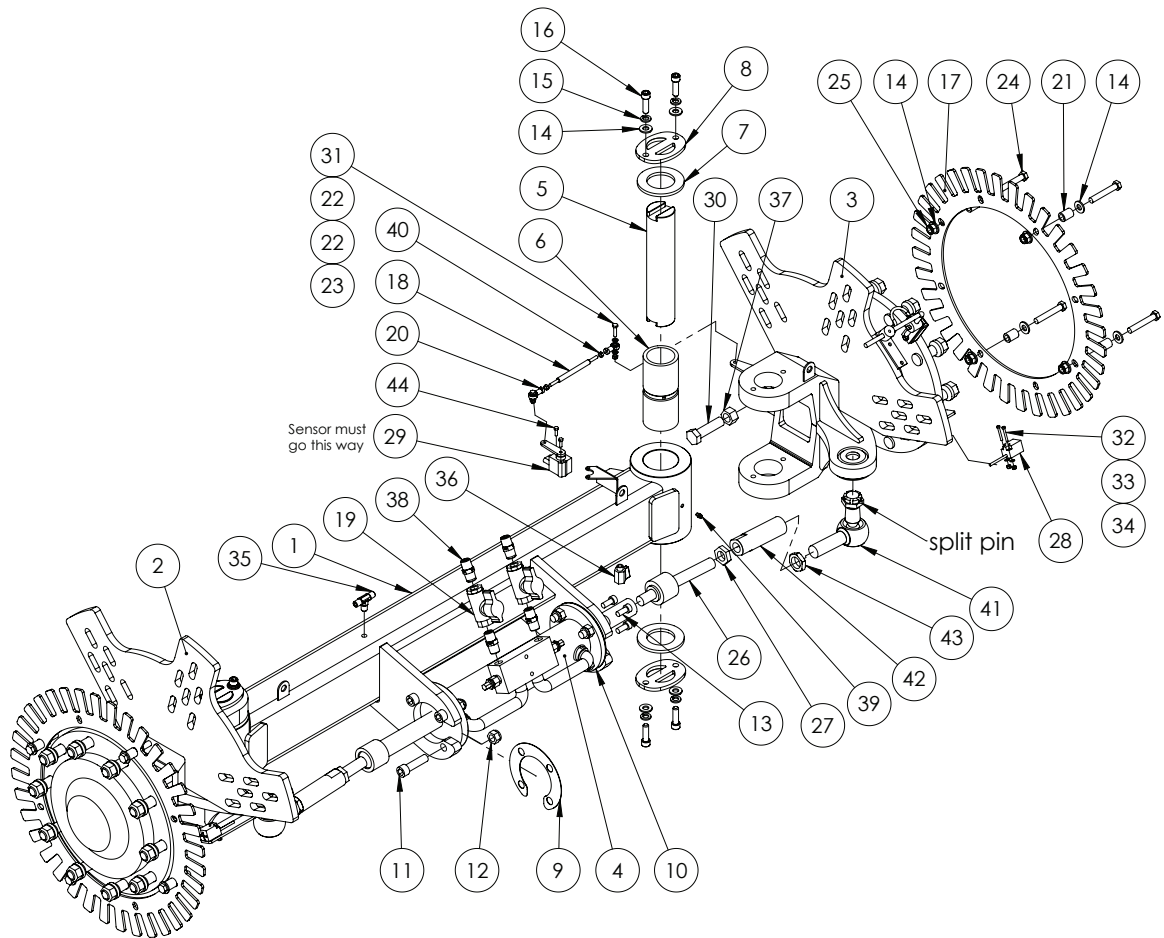
| ITEM NO. | PART NUMBER | DESCRIPTION | QTY. |
|----------|-------------|--|------|
| 1 | GA4652852 | Axle suit airbag 2100mm - 10 stud braked | 1 |
| | GA4652872 | 2200mm Braked Axle | |
| | GA4652869 | 2800mm Braked Axle | |
| | GA4652866 | 3000mm Braked Axle | |
| 2 | GA5016121 | Hydraulic cylinder 1" rod x 1.5" bore x 100mm stroke | 2 |
| 3 | MACH0201 | Spring and ram mounting pin | 2 |
| 4 | MACH0202 | Spring and ram mounting pin | 2 |
| 5 | MACH0200 | Ram clevis spacer bush 32 x 16mm hollow bar | 4 |
| 6 | F70121A | Hopper spring retainer 5mm SS | 4 |
| 7 | GA5001043 | Washer 16mm Flat SS HD | 4 |
| 8 | GA5001029 | Nut M16 Nyloc ZP | 4 |
| 9 | GA5002539 | Washer 3/4" Flat ZP | 2 |
| 10 | GA5048430 | Nut, Nyloc, 3/4", UNC, ZP | 2 |
| 11 | GA5000577 | Washer 12mm Flat SS HD | 2 |
| 12 | GA5012461 | Nut M12 Nyloc ZP | 2 |
| 13 | GA5007755 | Spring, Tension, 25 OD x 180 long x 3mm, Suit trailer Brakes | 2 |
| 14 | GA3500358 | Hydraulic adaptor, Nipple, 1/4" BSPT male x 9/16" UN male O-ring | 2 |
| 15 | GA3500380 | Hydraulic adaptor, Plug, 9/16" UN male O-ring | 2 |

Brake Mechanism Assembly



| ITEM NO. | PART NUMBER | DESCRIPTION | QTY |
|----------|-------------|---------------------------|-----|
| A | GA5062505 | Brake Shoe | 2 |
| B | GA5062510 | Brake Shoe Holder | 2 |
| C | GA5062515 | Brake Return Spring | 2 |
| D | GA5062520 | Brake Return Spring Mount | 1 |
| E | GA5062525 | S Cam | 1 |
| F | GA5062530 | O-Ring | 1 |
| G | GA5062535 | Spacers | 2 |
| H | GA5062540 | S Cam Mount | 1 |
| I | GA5062545 | Lower Brake Shoe Mount | 1 |
| J | GA5062550 | Spacer stud short | 2 |
| K | GA5062555 | Spacer stud long | 1 |
| L | GA5062560 | Grease Nipple | 1 |
| M | GA5062565 | Backing Plate (Left) | 1 |
| N | GA5062570 | Backing Plate (Right) | 1 |
| O | GA5062575 | Brake Lever Mount | 2 |
| P | GA5062580 | Grease Nipple (long) | 2 |
| Q | GA5062585 | Spacer Bush | 1 |
| R | GA5062590 | Nut | 2 |
| S | GA5062595 | Brake Lever | 1 |
| T | GA5062600 | Washer | 1 |
| U | GA5062605 | Circlip | 1 |
| V | GA5062610 | Rubber Boot | 1 |
| - | GA5062615 | Brake Drum (Not Shown) | 1 |

Steering Axle Assembly



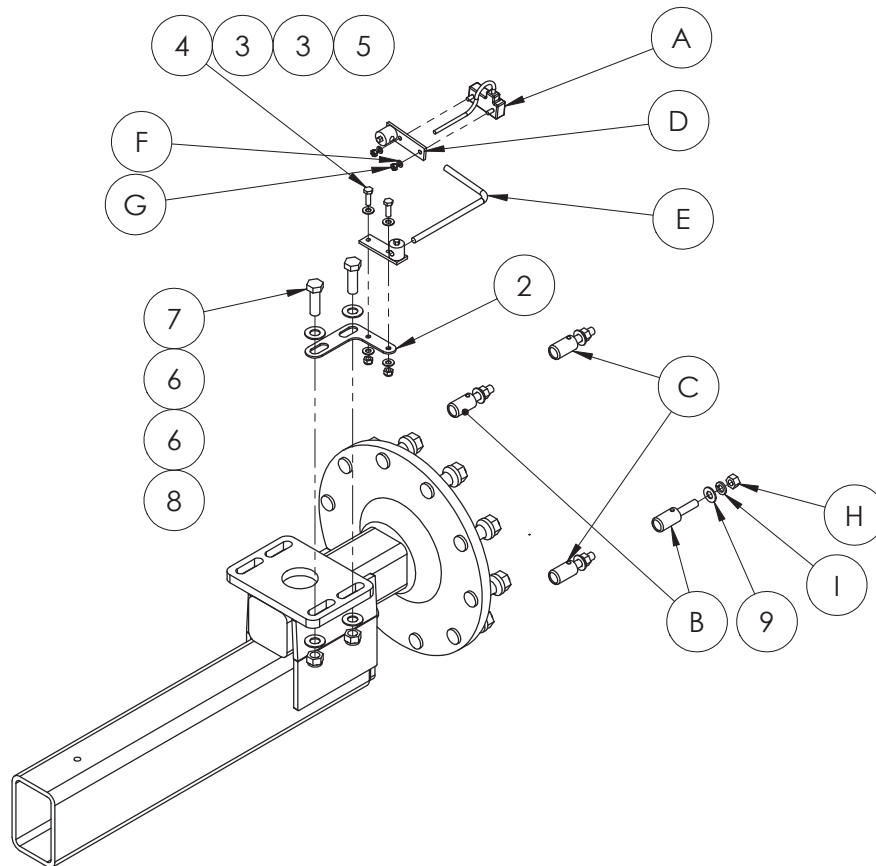
| ITEM NO. | PART NUMBER | DESCRIPTION | QTY. |
|----------|-------------|--|------|
| 1 | GA4652730 | Axle Advance EF steerable | 1 |
| 2 | GA4652972 | Steering arm & stub axle assembly, Left side, Prairie Advance | 1 |
| 3 | GA4652971 | Steering arm & stub axle assembly, Right side, Prairie Advance | 1 |
| 4 | GA5066585 | Hydraulic cylinder suit steering axle | 1 |
| 5 | GA4552315 | Steering king pin | 2 |
| 6 | GA4552310 | Bush, 75.2 OD x 60 ID x 170mm long, Nylube | 2 |
| 7 | GA4552305 | Thrust washer | 4 |
| 8 | GA4502280 | Pin retainer | 4 |
| 9 | GA4514640 | Steering ram shim plate | 2 |
| 10 | GA4514635 | Flange plate for steering ram | 1 |
| 11 | GA5048680 | SHCS M16 x 60 ZP GR12.9 | 8 |
| 12 | GA5001029 | Nut M16 Nyloc ZP | 8 |
| 13 | GA5070250 | SHCS 7/16" UNF x 1" ZP GR12.9 | 4 |
| 14 | GA5000577 | Washer 12mm Flat SS HD | 24 |
| 15 | GA5000575 | Washer 12mm Spring SS | 8 |
| 16 | GA5000321 | SHCS M12 x 40 ZP GR12.9 | 8 |

Continued over page

Steering Axle Assembly

| ITEM NO. | PART NUMBER | DESCRIPTION | QTY. |
|----------|--------------|--|------|
| 17 | GA4535570 | Wheel Speed Sensor Disc For Steering (36 Instances) | 2 |
| 18 | GA4583065 | Link Rod Steering Axle Sensor | 1 |
| 19 | GA5000835 | Valve, Ball, Hydraulic, 1/2" female thread inlet / outlet | 2 |
| 20 | GA5052725 | Rod End 6mm female | 2 |
| 21 | 24MK3CS01 IM | Crush tube for ram TILT replacement links | 8 |
| 22 | GA5004437 | Washer 6mm Flat SS | 4 |
| 23 | GA5048115 | Nut M6 Nyloc ZP | 2 |
| 24 | GA5000351 | Bolt M12 x 75 ZP GR8.8 | 8 |
| 25 | GA5012461 | Nut M12 Nyloc ZP | 8 |
| 26 | GA5065045 | Ball joint, Inline, M24 x 1.5 pitch x M22 x 1.5 pitch | 2 |
| 27 | GA5011341 | Nut M24 x 1.5 Pitch Hex Lock ZP | 2 |
| 28 | GA5076542 | 38412-1 Sensor, prox SPD | 2 |
| 29 | GA5047668 | Sensor, angle of rotation, Smart steer axle | 1 |
| 30 | GA5001567 | Bolt M20 x 75 ZP GR8.8 | 2 |
| 31 | GA5004073 | Bolt M6 x 25 ZP GR8.8 | 2 |
| 32 | GA5011367 | SHCS M4 x 30 ZP GR12.9 | 4 |
| 33 | GA5020510 | Washer 4mm Flat SS | 4 |
| 34 | GA5049025 | Nut M4 Nyloc SS | 4 |
| 35 | GA3500269 | Hydraulic adaptor, Tee, 1/4" BSPT male x 1/4" BSPT male x 1/4" BSPT male | 1 |
| 36 | GA5018323 | Valve, Ball, 1/4" male / female thread inlet / outlet, SS, Lever handle | 2 |
| 37 | GA5001709 | Nut M20 Coarse Hex ZP | 2 |
| 38 | GA3500223 | Hydraulic adaptor, Nipple, 1/2" BSPT male x 1/2" BSPT male | 4 |
| 39 | GA5012203 | Grease nipple, Short, 1/4" UNF | 2 |
| 40 | GA5049030 | Nut M6 Hex SS | 2 |
| 41 | GA5065041 | Ball joint, Right angle, M28 x 1.5 thread | 2 |
| 42 | GA4572156 | Tie rod, For 2m standard front axle, M24 to M28 x 130mm long | 2 |
| 43 | GA4572170 | Lock nut, M28 x 1.5P, Suit tie rod end | 2 |
| 44 | GA5003577 | Bolt M5 x 16 ZP GR8.8 | 2 |

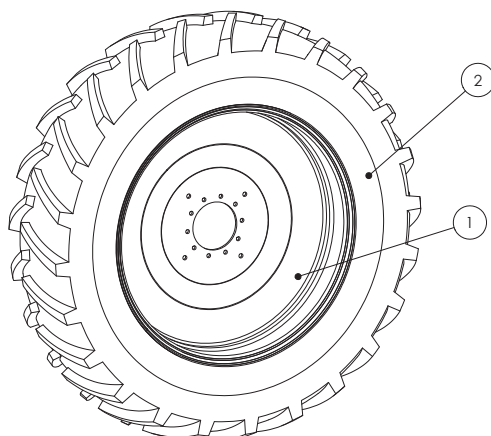
Wheel Speed Sensor



GA5075858 Wheel speed sensor kit

| ITEM NO. | PART NUMBER | DESCRIPTION | QTY. |
|----------|-------------|---|------|
| A | GA5075857 | Sensor, Wheel Drive Speed with 7 1/2' Cable, Raven | 1 |
| B | GA5075817 | Magnet, Red North Pole Speed Sensor Assembly, Raven | 2 |
| C | GA5075818 | Magnet, Black South Pole Speed Sensor Assembly, Raven | 2 |
| D | GA5075822 | Sensor, Turret Assembly Speed Sensor, Raven | 2 |
| E | GA5076045 | Rod, Speed Sensor, Raven | 1 |
| F | 3131000016 | Washer 1/4" lock split zinc | 2 |
| G | 3121001031 | Nut 1/4" - 20 hex ZP | 2 |
| H | 3121001043 | Nut 1/2" - 13 hex ZP | 4 |
| I | 3131000028 | 1/2" lock washer | 4 |
| I | GA5075858 | Sensor, Speed 4 Pole Wheel Drive with 7 1/2' Cable Kit, Raven | 1 |
| 2 | GA4534520 | Speed Sensor Tab Bolt On | 1 |
| 3 | GA5003643 | Washer 8mm Flat SS HD | 4 |
| 4 | GA5004711 | Bolt M8 x 25 ZP GR8.8 | 2 |
| 5 | GA5004917 | Nut M8 Nyloc ZP | 2 |
| 6 | GA5001043 | Washer 16mm Flat SS HD | 4 |
| 7 | GA5000931 | Bolt M16 x 50 ZP GR8.8 | 2 |
| 8 | GA5001029 | Nut M16 Nyloc ZP | 2 |
| 9 | GA5017655 | Washer 1/2" Flat SS | 4 |

Wheels



Note: When ordering complete wheel and tyre unit, please note which side is required. Rims are supplied painted and with speed sensor holes.

18.4 x 38" WHEELS

| PART NUMBER | DESCRIPTION |
|--------------|---|
| GA4901410-10 | Complete wheel and tyre |
| GA5018820 | Wheel DW 15 x 38, 10 studs on 335, 0 offset |
| GA5001108 | Tyre 18.4 x 38 (16 Ply) |

20.8 x 42" WHEELS

| PART NUMBER | DESCRIPTION |
|-------------|---|
| GA4901415 | Complete wheel and tyre |
| GA5020340 | Wheel, DW18 x 42, 10 studs on 335, 0 offset |
| GA5020830 | Tyre, 20.8 X 42 (16 Ply) TLR |

24.5 x 32" WHEELS

| PART NUMBER | DESCRIPTION |
|-------------|---|
| GA4901404 | Complete wheel and tyre |
| GA5018814 | Wheel DW 21 X 32, 10 studs on 335, 0 offset |
| GA5001837 | Tyre 24.5 X 32 (16 Ply) |

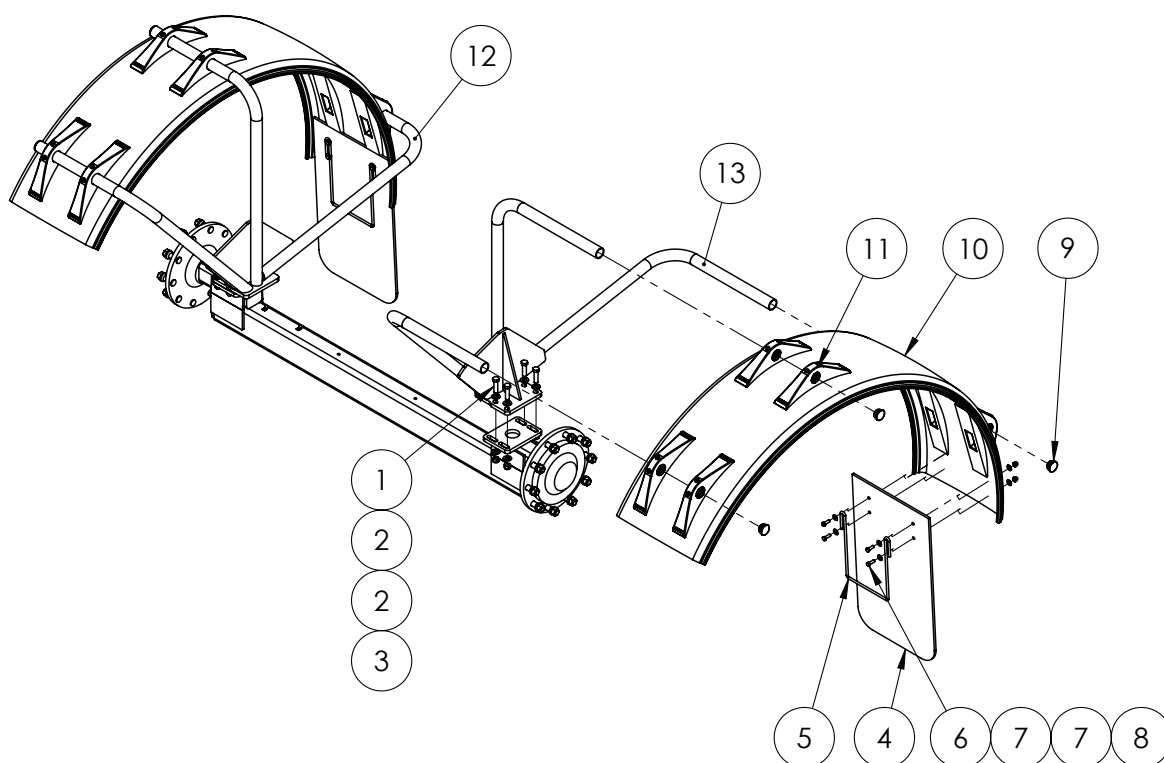
30.5 x 32" WHEELS

| PART NUMBER | DESCRIPTION |
|-------------|---|
| GA4901405 | Complete wheel and tyre |
| GA5018816 | Wheel, DW27 x 32, Zero offset |
| GA5002707 | 30.5 x 32 (16ply) Olympic Gripster TL |

WHEEL NUTS

| PART NUMBER | DESCRIPTION |
|-------------|--|
| GA5018892 | Wheel nut, M22 x 1.5mm, ZP |
| GA5018900 | Tapered spring Washers suit M22 wheel stud (329F003) |
| GA5054675 | Cap M20 hex Wheel nut cover |

Mudguards



| ITEM NO. | PART NUMBER | DESCRIPTION | QTY. |
|----------|---|--|------|
| 1 | GA5001043 | Washer 16mm Flat SS HD | 16 |
| 2 | GA5000939 | Bolt M16 x 60 Black GR8.8 | 8 |
| 3 | GA5001029 | Nut M16 Nyloc ZP | 8 |
| 4 | GA5051305 | Mudflap, Flexible plastic, 450 x 770mm, Goldacres branding | 2 |
| 5 | GA5075070 | Bracket, Mud guard anti sail, Black | 2 |
| 6 | GA5002565 | Washer, 3/8" ID x 1" OD, Flat SS | 16 |
| 7 | GA5011133 | Nut M10 Dome nut SS | 8 |
| 8 | GA5006145 | Bolt M10 x 30 SS | 8 |
| 9 | GA5003925 | End cap, 45 mm round, Black plastic | 6 |
| 10 | GA5066976 | Mudguard Dunloflex 510W x R1010mm (R51.265) | 2 |
| | GA5004263 | Mudguard 630W x R1000mm | |
| 11 | GA5066977 | Mudguard Bracket Dunloflex suit 48.3mm pipe (H50.660) | 12 |
| 12 | Refer to tables over page for mudguard bracket part numbers | | 1 |
| 13 | | | 1 |

Continued over page

Mudguards

32" WHEELS, AIR BAG AXLE

| PART NUMBER | DESCRIPTION |
|--------------------|----------------------------------|
| GA490059I-EF-NS-32 | Mudguard kit airbag axle 32" |
| GA4655078 | Mudguard Bracket 38" RH EF rigid |
| GA4655079 | Mudguard Bracket 38" LH EF rigid |

38" WHEELS, AIR BAG AXLE

| PART NUMBER | DESCRIPTION |
|--------------------|--|
| GA490059I-EF-NS-38 | Mudguards kit 38" to suit EF with a/bag suspension |
| GA4655078 | Mudguard Bracket 38" RH EF airbag |
| GA4655079 | Mudguard Bracket 38" LH EF airbag |

38" WHEELS, RIGID AXLE

| PART NUMBER | DESCRIPTION |
|------------------|--|
| GA490059I-P-EF-R | Mudguards kit 38" to suit EF with rigid axle |
| GA4655082 | Mudguard Bracket 38" RH EF non airbag |
| GA4655083 | Mudguard Bracket 38" LH EF non airbag |

42" WHEELS, AIR BAG AXLE

| PART NUMBER | DESCRIPTION |
|--------------------|--|
| GA490059I-EF-NS-42 | Mudguards kit 42" to suit EF with a/bag suspension |
| GA4655076 | Mudguard Bracket 42" RH EF airbag |
| GA4655077 | Mudguard Bracket 42" LH EF airbag |

42" WHEELS, RIGID AXLE

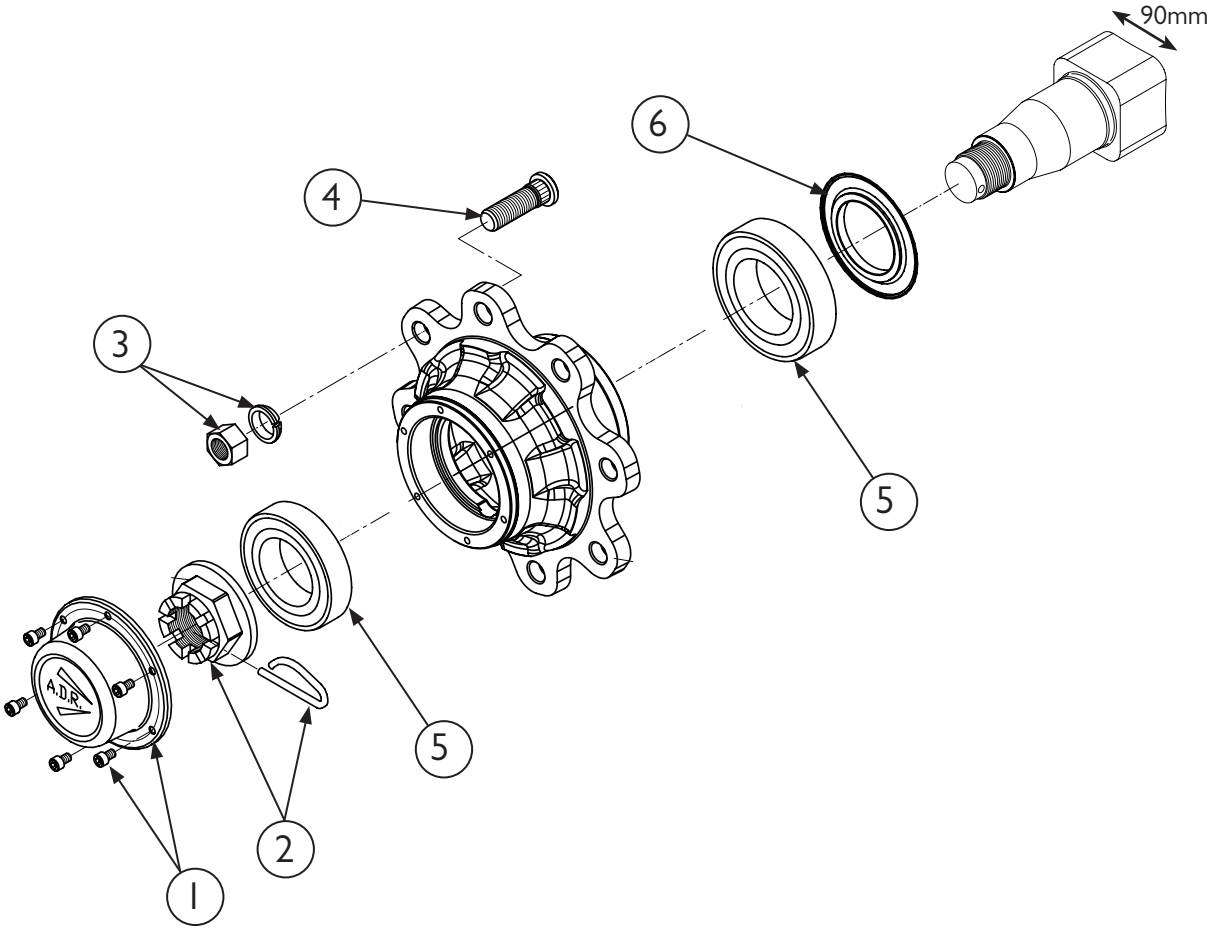
| PART NUMBER | DESCRIPTION |
|---------------------|--|
| GA490059I-P-EF-R-42 | Mudguards kit 42" to suit EF with rigid axle |
| GA4655088 | Mudguard Bracket 42" RH EF non airbag |
| GA4655089 | Mudguard Bracket 42" LH EF non airbag |

38" & 42" WHEELS, STEERING AXLE (NOT SHOWN)

| PART NUMBER | DESCRIPTION | QTY |
|----------------|---|-----|
| GA490059I-EF-S | Mudguards - EF Advance/SmartSteer 18.4 x 38 Poly & mudflaps | 1 |
| GA4655247 | Mudguard Bracket EF steer suit 500W | 6 |
| GA5001029 | Nut M16 Nyloc ZP | 2 |
| GA5003825 | Mudguard, Black plastic, 500 wide x 1000mm radius | 18 |
| GA5000941 | Bolt M16 x 60 ZP GR8.8 | 18 |
| GA5001043 | Washer 16mm Flat SS HD | 36 |
| GA5075070 | Bracket, Mud guard anti sail, Black | 2 |
| GA5051305 | Mudflap, Flexible plastic, 450 x 770mm, Goldacres branding | 2 |
| GA5066162 | Bolt M10 x 25 SS | 12 |
| GA5011133 | Nut M10 Dome nut SS | 20 |
| GA5002665 | 30 Series Plugs | 40 |
| GA5006145 | Bolt M10 x 30 SS | 8 |

Hub - 90 Series - Unbraked

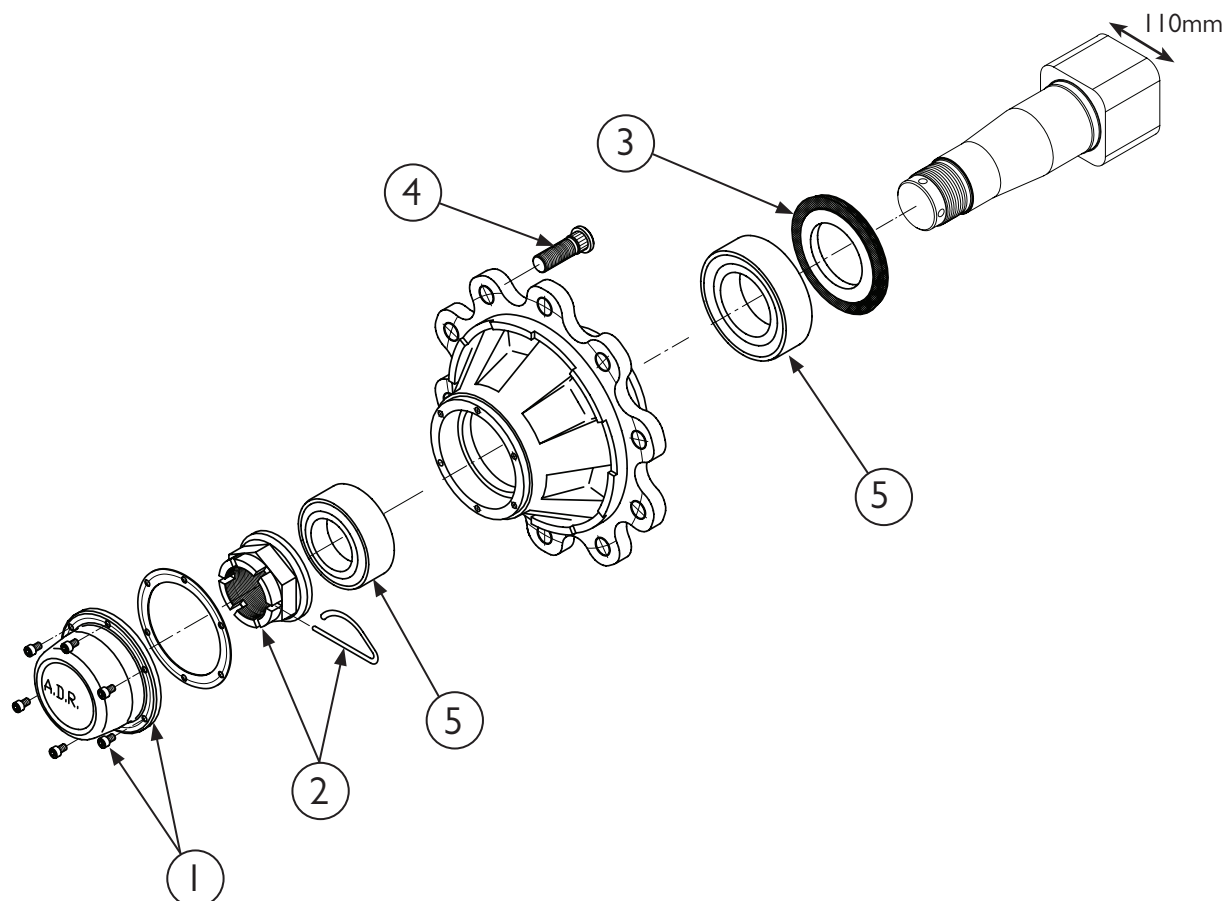
Note: Measure the cross section to determine size/series.



| ITEM NO. | PART NUMBER | DESCRIPTION | QTY. |
|----------|-------------|--|------|
| - | GA5018119 | Stub axle, 90 series, ADR | - |
| 1 | GA5052120 | Cap Kit, 90 series, ADR | 1 |
| 2 | GA5052190 | Crown Nut Kit, 80/90 Series, ADR | 1 |
| 3 | GA5052165 | Wheel nut kit, Suit 90 / 110 series stub axle, ADR (set of 10) | 1 |
| 4 | GA5052205 | Wheel stud kit, 90 Series, ADR (set of 10) | 1 |
| 5 | GA5052200 | Bearing Kit, 90 Series, ADR | 1 |
| 6 | GA5066405 | Seal kit, 90 Series, ADR | 1 |

Hub - 110 Series - Unbraked

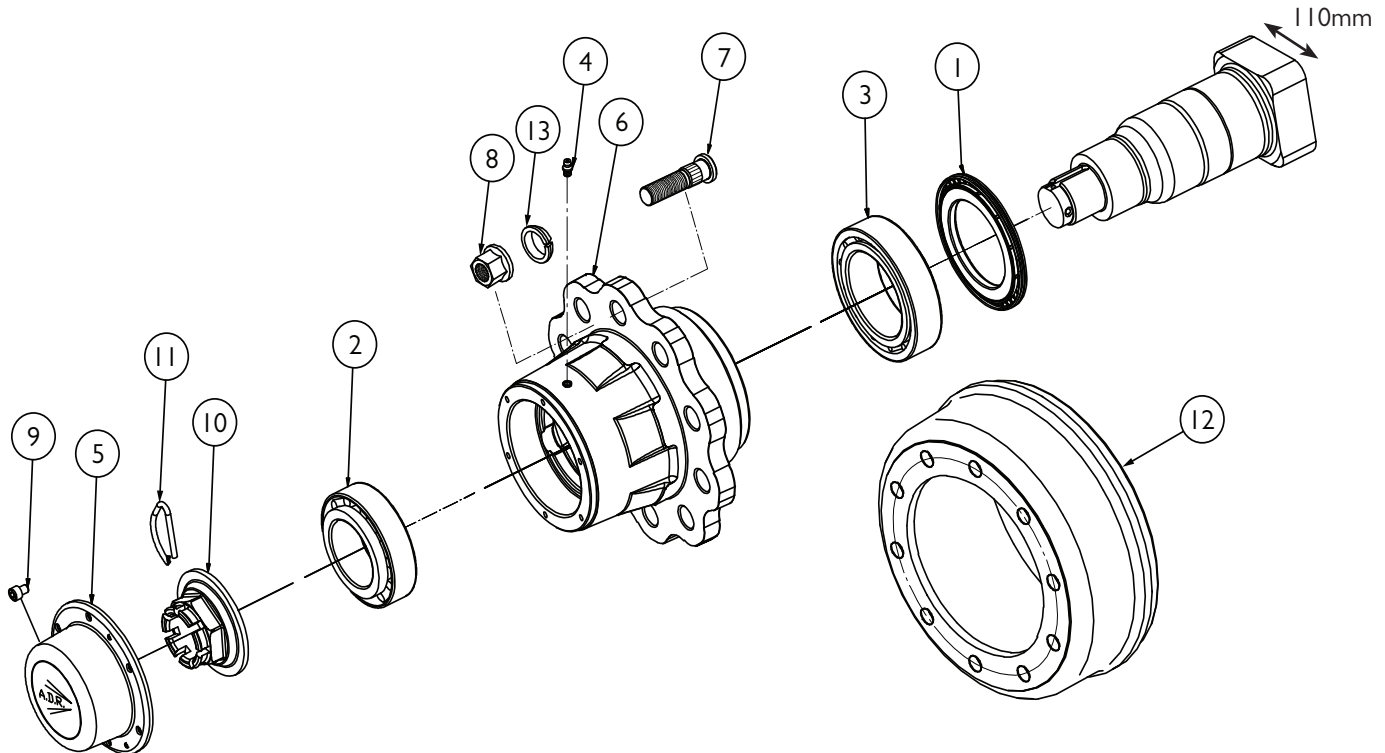
Note: Measure the cross section to determine size/series.



| ITEM NO. | PART NUMBER | DESCRIPTION | QTY. |
|----------|-------------|--|------|
| - | GA5050300 | Stub axle, 110 Series, Unbraked, ADR | - |
| - | GA5052165 | Wheel nut kit, Suit 90 / 110 series stub axle, ADR (set of 10) | - |
| 1 | GA5052145 | Cap kit, 110 Series, ADR | 1 |
| 2 | GA5052140 | Crown nut kit, 110 Series, ADR | 1 |
| 3 | GA5023675 | Seal kit, 110 Series, Unbraked, ADR | 1 |
| 4 | GA5018837 | Wheel stud, M22 x 1.5, Suit 110 series hub | 10 |
| 5 | GA1700008 | Bearing kit, 110 Series, Unbraked, ADR | 1 |

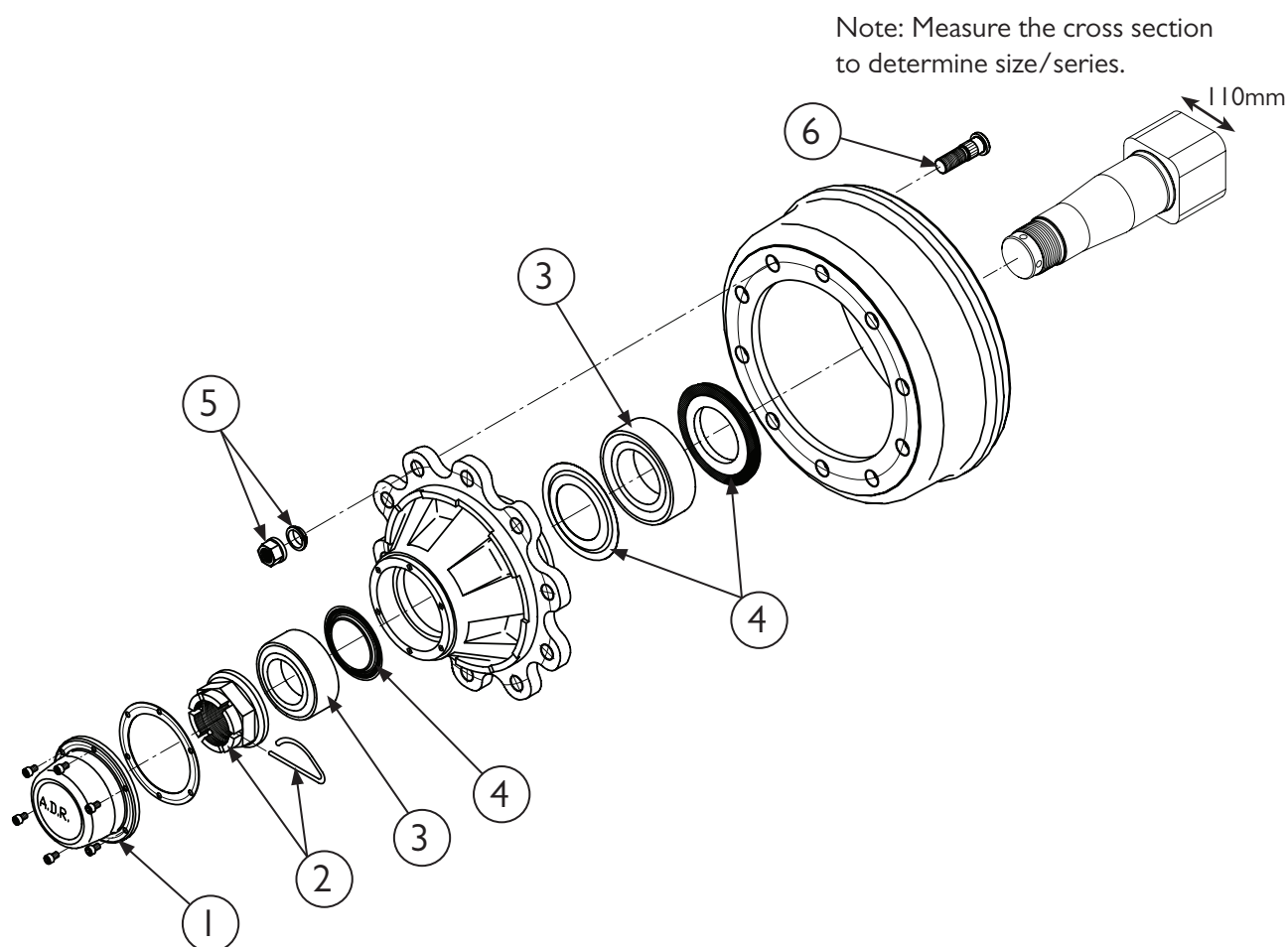
Hub - 110 Series - Braked (New Series)

Note: Measure the cross section to determine size/series.



| ITEM NO. | PART NUMBER | DESCRIPTION | QTY. |
|----------|-------------|---|------|
| - | GA5018121 | Stub axle, 110 Series, LH, Braked, ADR (New Series) | - |
| - | GA5018120 | Stub axle, 110 Series, RH, Braked, ADR (New Series) | - |
| 1 | GA5073565 | Grease seal, 110 Series, Unbraked and Braked, ADR, 5441402, 140 OD x 92mm ID, 5441402, 9RNUA. | 1 |
| 2 | GA5052135 | Bearing kit, 110 Series, Braked, 33215, 33118, check serial number before ordering, ADR | 1 |
| 3 | GA5052135 | Bearing kit, 110 Series, Braked, 33215, 33118, check serial number before ordering, ADR | 1 |
| 4 | GA5024086 | Grease Nipple, M8 Straight, 100 Series, ADR | 1 |
| 5 | GA5024083 | Cap, with gasket, 100 Series, ADR | 1 |
| 6 | GA5078983 | Hub, 10 Hole, ADR, 120/140, 61L1UA004 | 1 |
| 7 | GA5052125 | Stud kit, 110 Series, Braked, ADR | 1 |
| 8 | GA5052165 | Wheel nut kit, Suit 90 / 110 series stub axle, ADR (set of 10) | 1 |
| 9 | GA5024084 | SHCS M8 x 1.25P, 100 Series, ADR | 10 |
| 10 | GA5024088 | Crown Nut, 100 Series, ADR | 1 |
| 11 | GA5024089 | Spring Pin, 100 Series, ADR | 1 |
| 12 | 66LVA1001 | Brake Drum, . 406x120x10, LOCH | 1 |
| 13 | 574221 | Washer, Stud Nut, (REFER TO WHEEL NUT KIT ITEM 8) | - |

Hub - 110 Series - Braked (Old Series)



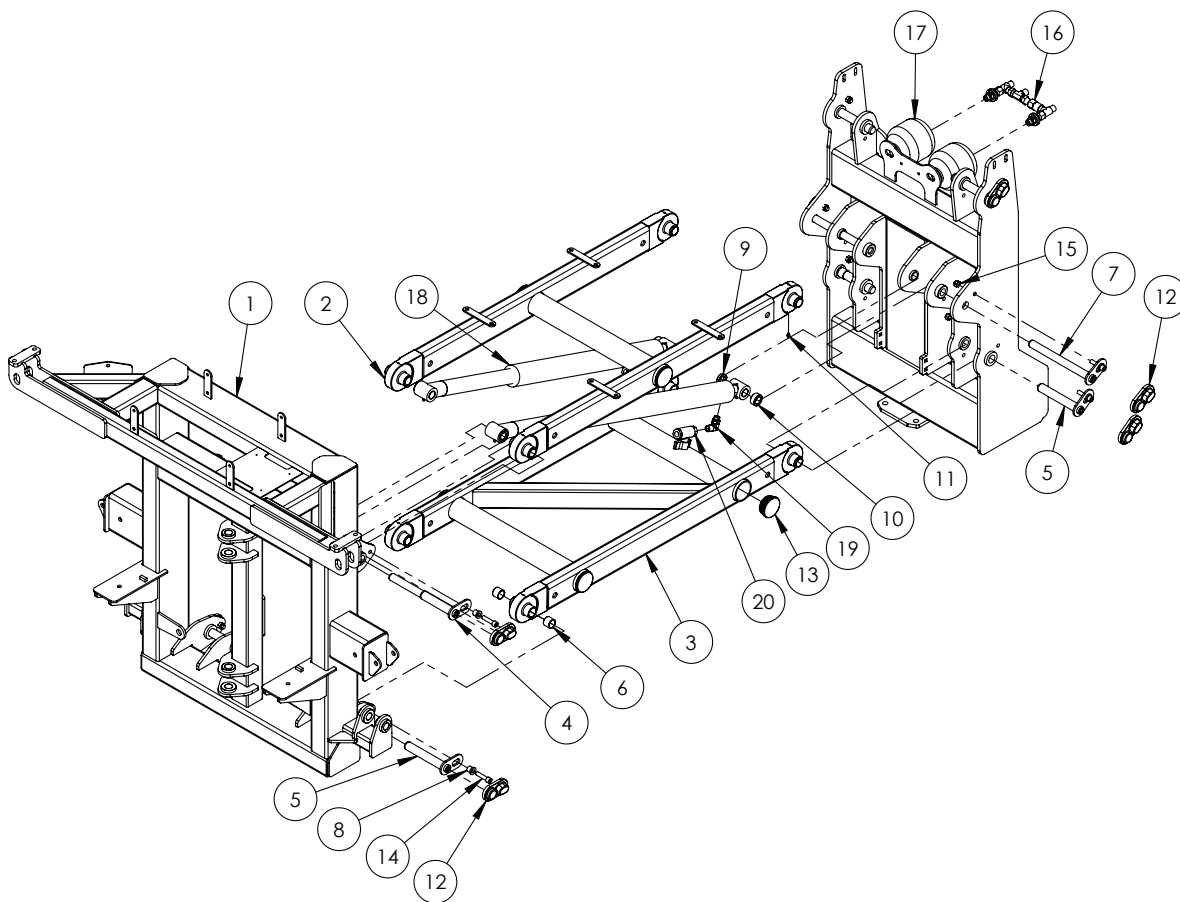
Old series Hub No Longer Available. Refer to New Series Hub Part Numbers for complete replacement

| ITEM NO. | PART NUMBER | DESCRIPTION | QTY. |
|----------|-------------|--|------|
| - | GA5018121 | Stub axle, 110 Series, LH, Braked, ADR (New Series) | - |
| - | GA5018120 | Stub axle, 110 Series, RH, Braked, ADR (New Series) | - |
| 1 | GA5052145 | Cap kit, 110 Series, ADR | 1 |
| 2 | GA5052140 | Crown nut kit, 110 Series, ADR | 1 |
| 3 | GA5052135 | Bearing kit, 110 Series, Braked, ADR | 1 |
| 4 | GA5052130 | Seal kit, 110 Series, Braked, ADR | 1 |
| 5 | GA5052165 | Wheel nut kit, Suit 90 / 110 series stub axle, ADR (set of 10) | 1 |
| 6 | GA5052125 | Stud kit, 110 Series, Braked, ADR | 1 |

Chapter 13

BOOM CENTRE

Paralift & Paralift Arms



| ITEM NO. | PART NUMBER | DESCRIPTION | QTY. |
|----------|-------------|---|------|
| 1 | GA4658135 | Paralift Rear | 1 |
| 2 | GA4659305 | Top Paralift Arm MY12 | 1 |
| 3 | GA4659310 | Bottom Paralift Arm MY12 | 1 |
| 4 | GA5066675 | Pin paralift rear ram and arm | 2 |
| 5 | GA5066655 | Pin paralift chassis arm | 6 |
| 6 | GA5065486 | Glacier bush 1 1/8" x 1" long | 16 |
| 7 | GA5066645 | Pin with retaining plate, 1" x 280mm long, Paralift chassis ram | 2 |
| 8 | MACH0152 | 12mm Bolt Bush suit para lift pins | 10 |
| 9 | GA4572135 | Paralift spacer bush | 4 |
| 10 | GA4562190 | Spacer bush, 40 OD x 26 ID x 17.5mm long, Paralift arms | 2 |

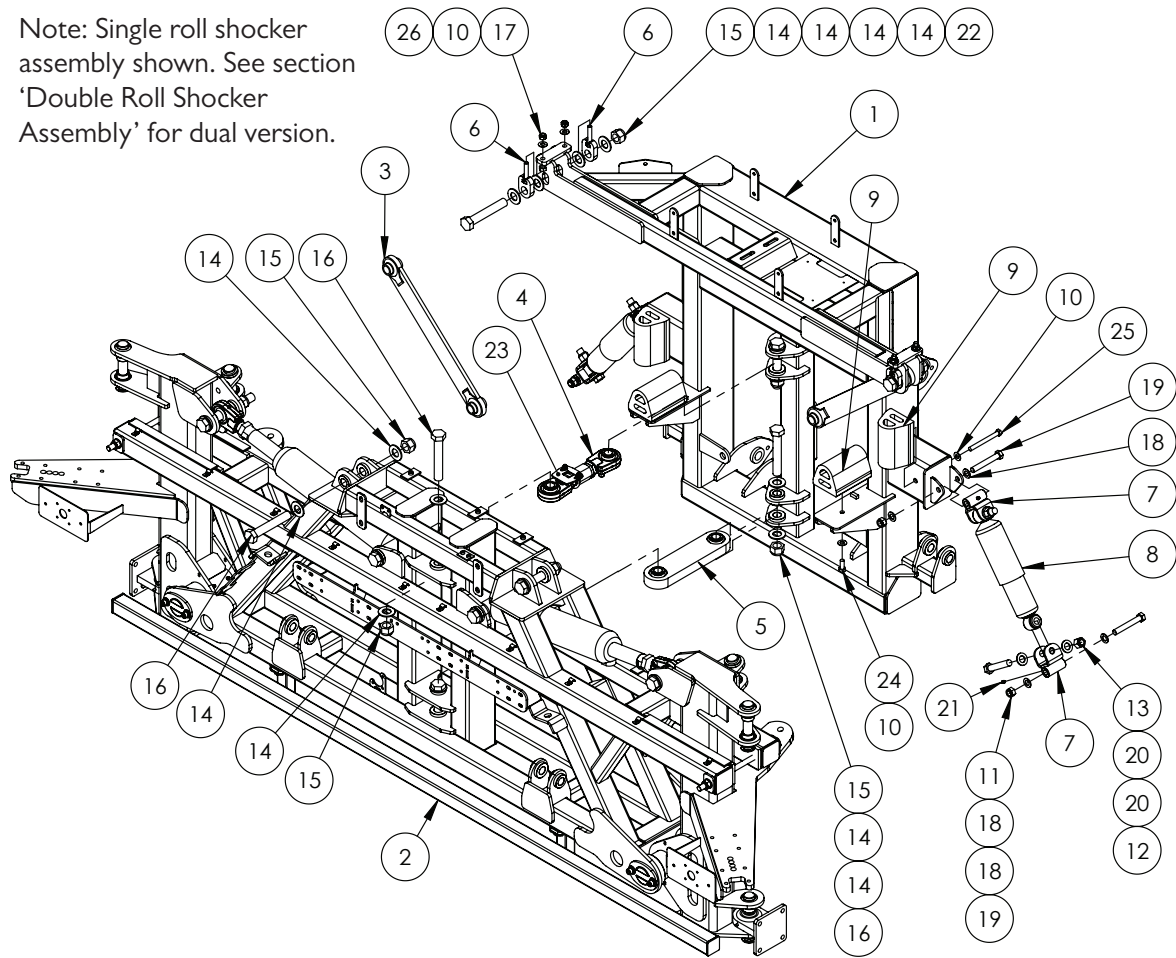
Continued over page

Paralift & Paralift Arms

| ITEM NO. | PART NUMBER | DESCRIPTION | QTY. |
|----------|-------------|---|------|
| 11 | GA5050450 | Grease nipple 6mm | 8 |
| 12 | GA5067885 | Pin cover - plastic | 10 |
| 13 | GA5050355 | End cap, 76.1 mm round, suit 65 NB pipe, Black plastic | 6 |
| 14 | GA5051470 | SHCS M12 x 50 | 10 |
| 15 | GA5012461 | Nut M12 Nyloc ZP | 11 |
| 16 | GA4903058 | Hydraulic Accumulator Manifold | 1 |
| 17 | GA5007787 | Accumulator 1.0L Precharge 70 Ba | 2 |
| 18 | GA5070082 | Hydraulic cylinder - 2.5" bore, 2" rod, 21" Stroke | 2 |
| | GA5070079 | Hydraulic cylinder - 3" bore, 2.5" rod, 21" Stroke - 36m Boom | |
| 19 | GA3500349 | Hydraulic adaptor, Elbow, 90 degree, 1/2" BSPT male x 3/4" UN male O-ring | 2 |
| 20 | GA5000835 | Valve, Ball, Hydraulic, 1/2" female thread inlet / outlet | 2 |

Boom Centre & Paralift

Note: Single roll shocker assembly shown. See section 'Double Roll Shocker Assembly' for dual version.



| ITEM NO. | PART NUMBER | DESCRIPTION | QTY. |
|----------|--------------|--|------|
| 1 | GA4658135 | Paralift Rear | 1 |
| 2 | GA4922195 | Boom centre, Base assembly | 1 |
| 3 | GA4656240 | Delta link, Long | 2 |
| 4 | DELTA-LINKSA | Delta link, short, heavy duty, adjustable | 1 |
| 5 | GA5067855 | Delta link, short, heavy duty | 1 |
| 6 | GA4656260 | Adjuster bolt, Delta link hanger | 4 |
| 7 | GA4658140 | Mounting bracket, Single roll shock absorber, TriTech centre | 4 |
| 8 | GA5015139 | Shock Absorber, Double eye, 19mm eye, 82mm OD, Black | 2 |
| 9 | GA5075240 | Bump Stop Rubber with threaded insert | 4 |
| 10 | GA5000577 | Washer 12mm Flat SS HD | 8 |
| 11 | GA5001029 | Nut M16 Nyloc ZP | 4 |
| 12 | GA5049490 | Bolt 3/4" UNC x 4" ZP GR8 | 4 |
| 13 | GA5048430 | Nut, Nyloc, 3/4" UNC, ZP | 4 |
| 14 | GA5017681 | Washer 1" x 2" 7g Flat Thin SS | 16 |
| 15 | GA5012446 | Nut 1" UNF 12 TPI Nyloc ZP | 8 |
| 16 | GA5006043 | Bolt 1" UNF 14 TPI x 6" ZP GR8 | 6 |
| 17 | GA5012461 | Nut M12 Nyloc ZP | 4 |

Continued over page

Boom Centre & Paralift

| ITEM NO. | PART NUMBER | DESCRIPTION | QTY. |
|----------|-------------|--|------|
| 18 | GA5001043 | Washer 16mm Flat SS HD | 8 |
| 19 | GA5000855 | Bolt M16 x 110 ZP GR8.8 | 4 |
| 20 | GA5001741 | Washer 20mm Flat SS HD | 8 |
| 21 | GA5012203 | Grease nipple, Short, 1/4" UNF | 4 |
| 22 | GA4683145 | Bolt, 1" UNC x 6" (cut down from 7") | 2 |
| 23 | * | Adjustable delta link lock up assembly (delta link not included) | 1 |
| 24 | GA5000305 | Set Screw M12 x 30 ZP GR8.8 | 2 |
| 25 | GA5000265 | Bolt M12 x 120 ZP GR8.8 | 2 |
| 26 | GA5000559 | Nut M12 Hex ZP | 4 |

* Sub-assembly on following pages

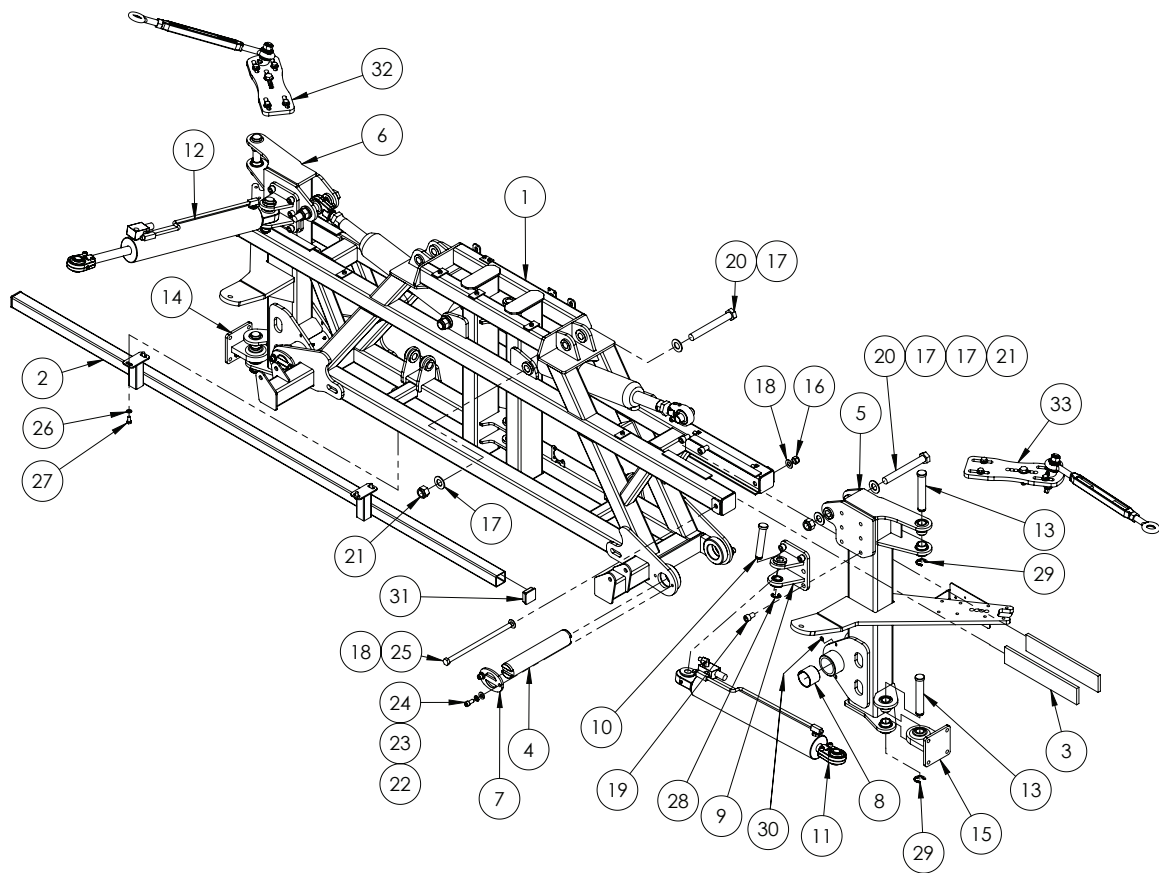
FOLD RAM MOUNT SHIMS

| PART NUMBER | DESCRIPTION |
|-------------|---|
| GA4513041 | Shim, TriTech Fold ram, 20mm, Suit 4 bolt |

BOOM PIVOT SHIM

| PART NUMBER | DESCRIPTION |
|-------------|---------------------------------------|
| GA4535360 | Shim, 5mm, Delta boom rose joint |
| GA4535355 | Shim, 3mm, Delta boom rose joint |
| GA4535285 | Shim, 1mm, Lower rose end, Delta boom |

Boom Centre Assembly



| ITEM NO. | PART NUMBER | DESCRIPTION | QTY. |
|----------|-------------|---|------|
| 1 | GA4658120 | Centre Section, Trittech, MYII on | 1 |
| 2 | GA4658145 | Spray bar, suit 2011 center section | 1 |
| 3 | GA5075090 | Wear pad, 380 x 74 x 12mm, Polystone | 4 |
| 4 | GA4572365 | Tilt pin, suit MYII centre section | 2 |
| 5 | GA4658130 | Tilt arm, suit 2011 center Left hand | 1 |
| 6 | GA4658125 | Tilt arm, suit 2011 center Right hand | 1 |
| 7 | GA4502280 | Pin retainer | 4 |
| 8 | GA5075060 | Glacier bush 60mm ID 50mm long | 4 |
| 9 | GA4653316 | Boom centre, 2011 24m fold ram mount 1" inch | 2 |
| 10 | GA4572200 | Pin, 1" diameter x 132.4mm long, With shoulder and circlip groove | 2 |
| 11 | GA5018542 | Hydraulic Cylinder, 3 1/4" bore x 1 1/4" rod x 18" stroke, external phasing | 1 |
| 12 | GA5018540 | Hydraulic cylinder, 3" bore x 1 1/4" rod x 18" stroke (with external phasing valve) | 1 |
| 13 | L003A | Pin, 1 1/8" x 170mm, with circlip groove | 4 |
| 14 | GA4656200 | Rose end, Bolt on, RH, Suit 24 - 36m boom | 1 |
| 15 | GA4656201 | Rose end, Bolt on, LH, Suit 24 - 36m boom | 1 |
| 16 | GA5001029 | Nut M16 Nyloc ZP | 2 |

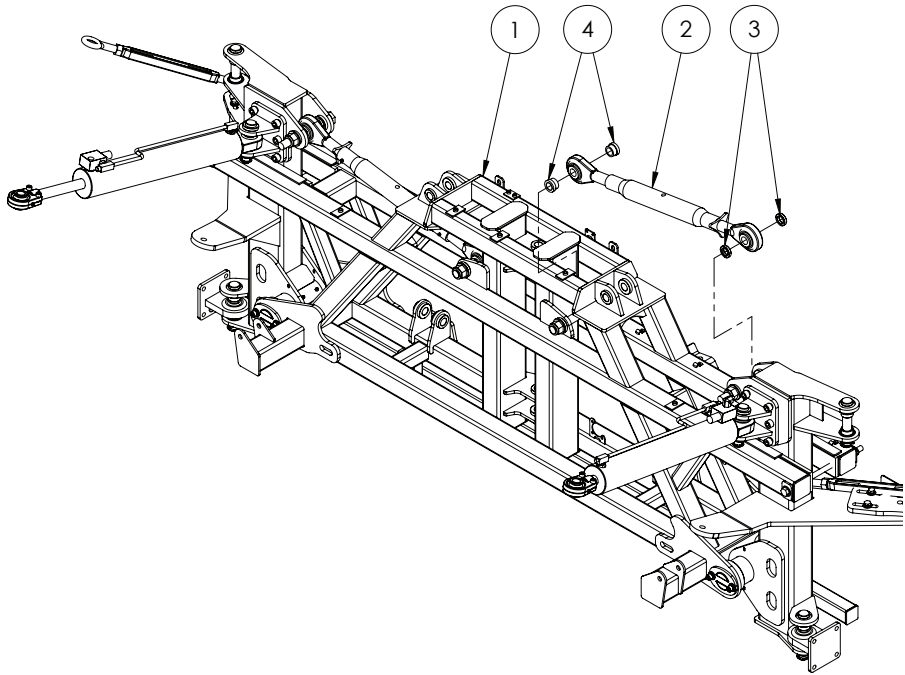
Continued over page

Boom Centre Assembly

| ITEM NO. | PART NUMBER | DESCRIPTION | QTY. |
|----------|-------------|---|------|
| 17 | GA5017681 | Washer 1" x 2" 7g Flat Thin SS | 8 |
| 18 | GA5001043 | Washer 16mm Flat SS HD | 4 |
| 19 | GA5000905 | SHCS M16 x 25 ZP GR8.8 | 12 |
| 20 | GA5006151 | Bolt 1" UNF x 8", 12 TPI ZP GR8 | 4 |
| 21 | GA5012446 | Nut 1" UNF 12 tpi Nyloc ZP | 4 |
| 22 | GA5000577 | Washer 12mm Flat SS HD | 8 |
| 23 | GA5000575 | Washer 12mm Spring SS | 8 |
| 24 | GA5000297 | SHCS M12 x 25 ZP GR12.9 | 8 |
| 25 | GA5075125 | Bolt M16 x 325, 60 mm of thread, GR4.4 ZP | 2 |
| 26 | GA5000117 | Washer 10mm Flat SS HD | 4 |
| 27 | GA5006113 | Bolt M10 x 20 ZP GR8.8 | 4 |
| 28 | GA5001223 | Circlip, 19mm, E type, zinc plated | 2 |
| 29 | GA5001883 | Circlip, E type, 24mm, Zinc plated | 4 |
| 30 | GA5012203 | Grease nipple, Short, 1/4" UNF | 4 |
| 31 | GA5003783 | End cap, Insert, Black, Plastic, 50 x 50 mm | 2 |
| 32 | * | Cable Mount - Rear LH - 24-36m | 1 |
| 33 | * | Cable Mount - Rear RH - 24-36m | 1 |

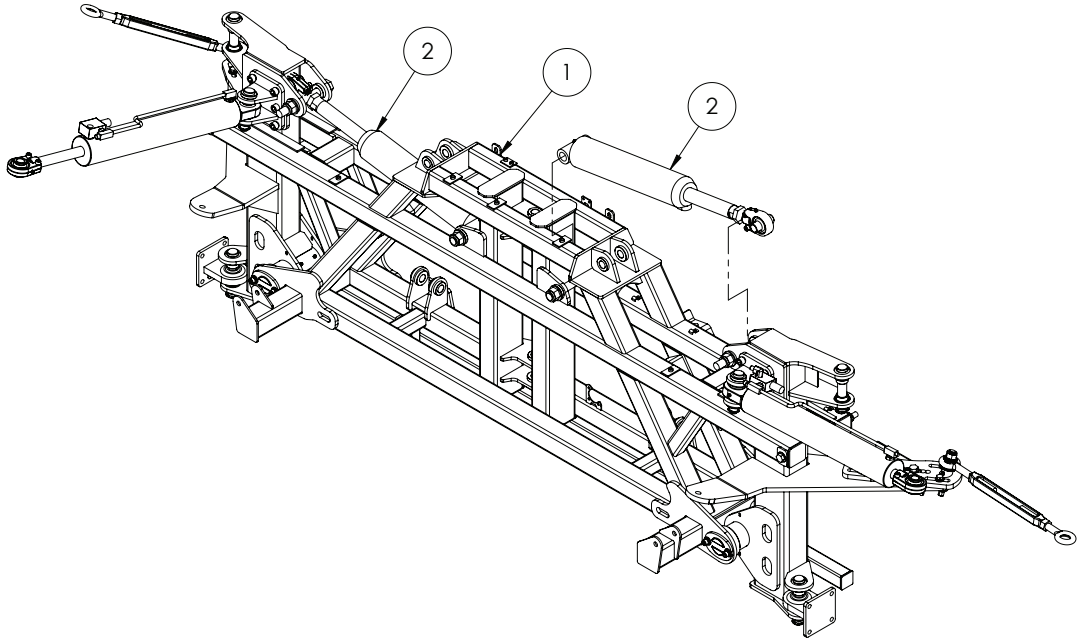
* Sub-assembly on following pages

Boom Centre Tilt Links



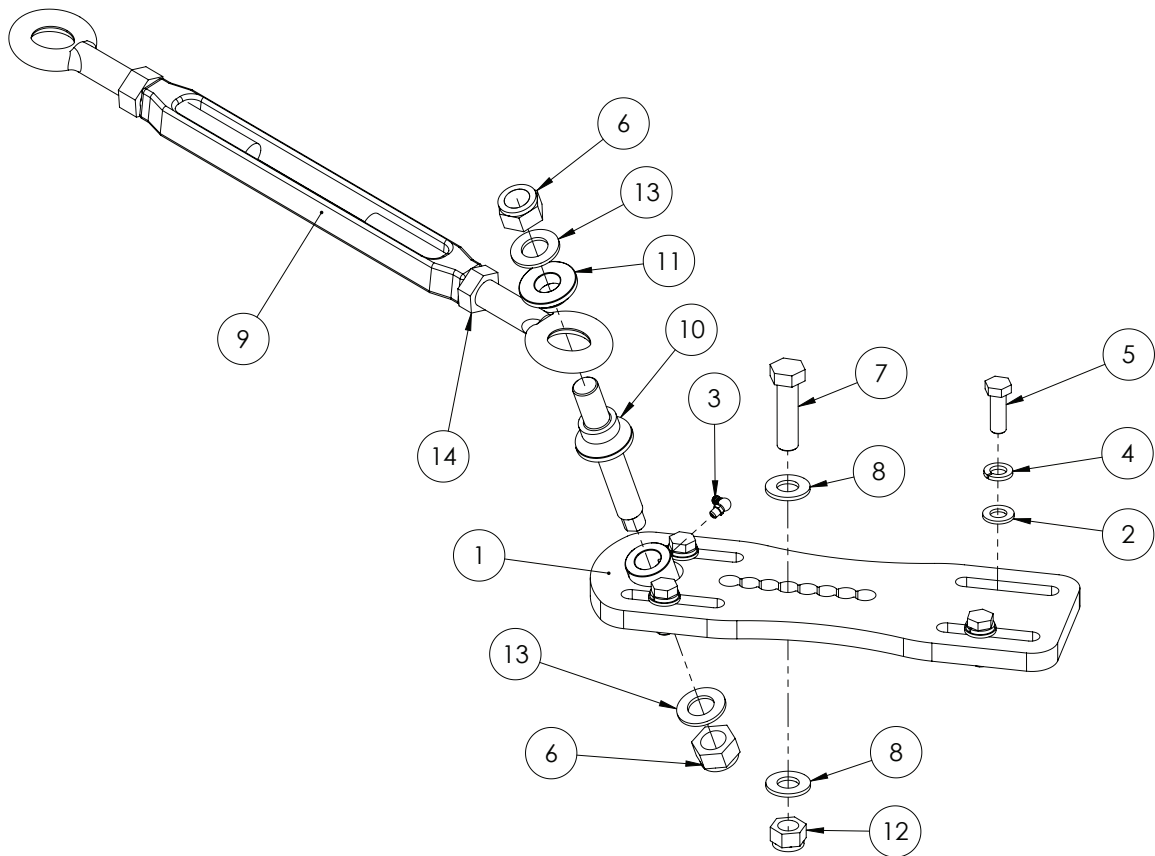
| ITEM NO. | PART NUMBER | DESCRIPTION | QTY. |
|----------|-------------|---|------|
| 1 | GA4922195 | Boom centre 2011 Base assembly | 1 |
| 2 | GA5075135 | Tilt cylinder replacement adjustable top link (black) | 2 |
| 3 | GA4572135 | Spacer bush, 40 OD x 25.8 ID x 9mm thick, Paralift arm spacer | 4 |
| 4 | DB-ADJ-02 | Bush, Short, 40 OD x 25.5 ID x 23.75mm long | 4 |

Boom Centre Tilt Cylinders

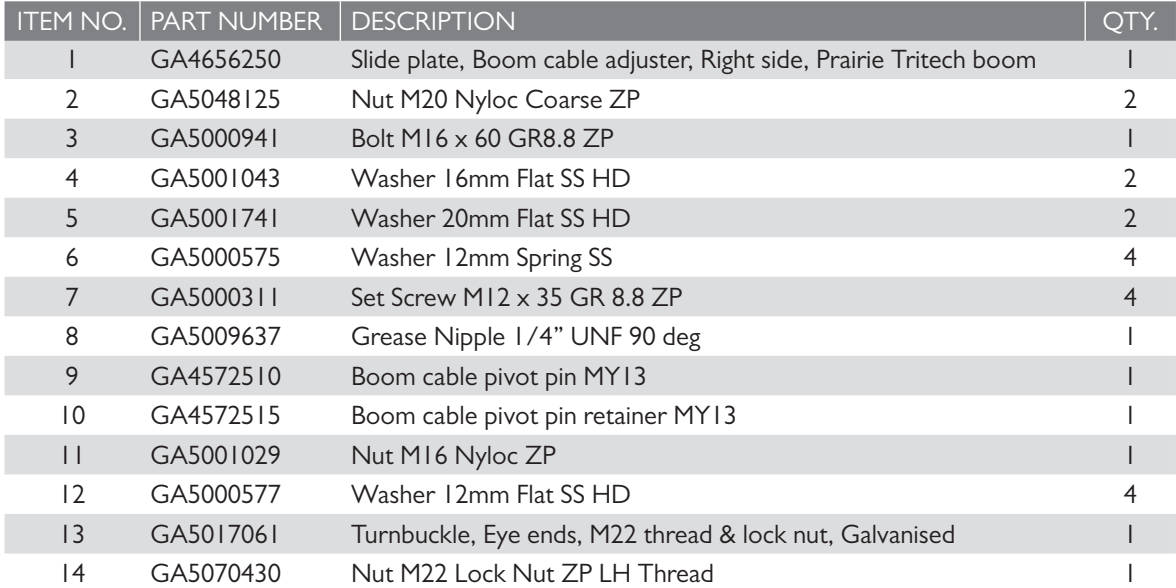


| ITEM NO. | PART NUMBER | DESCRIPTION | QTY. |
|----------|-------------|---|------|
| 1 | GA4922195 | Boom centre 2011 Base assembly | 1 |
| 2 | GA5065051 | Hydraulic cylinder, 3.5" OD x 1.75" rod x 5" stroke | 2 |

Cable Mount - Rear LH

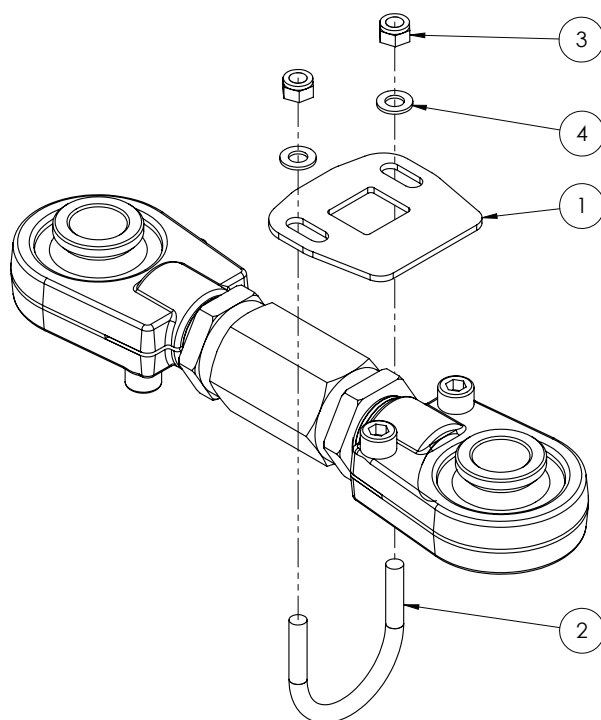


| ITEM NO. | PART NUMBER | DESCRIPTION | QTY. |
|----------|-------------|---|------|
| 1 | GA4656255 | Slide plate, Boom cable adjuster, Left side, Prairie Tritech boom | 1 |
| 2 | GA5000577 | Washer 12mm Flat SS HD | 4 |
| 3 | GA5009637 | Grease Nipple 1/4" UNF 90 deg | 1 |
| 4 | GA5000575 | Washer 12mm Spring SS | 4 |
| 5 | GA5000311 | Set Screw M12 x 35 GR 8.8 ZP | 4 |
| 6 | GA5048125 | Nut M20 Nyloc Coarse ZP | 2 |
| 7 | GA5000941 | Bolt M16 x 60 GR8.8 ZP | 1 |
| 8 | GA5001043 | Washer 16mm Flat SS HD | 2 |
| 9 | GA5017061 | Turnbuckle, Eye ends, M22 thread & lock nut, Galvanised | 1 |
| 10 | GA4572510 | Pivot pin, Boom cable MY13 | 1 |
| 11 | GA4572515 | Boom cable retainer, Pivot pin MY13 | 1 |
| 12 | GA5001029 | Nut M16 Nyloc ZP | 1 |
| 13 | GA5001741 | Washer 20mm Flat SS HD | 2 |
| 14 | GA5070430 | Nut M22 Lock Nut ZP LH Thread | 1 |



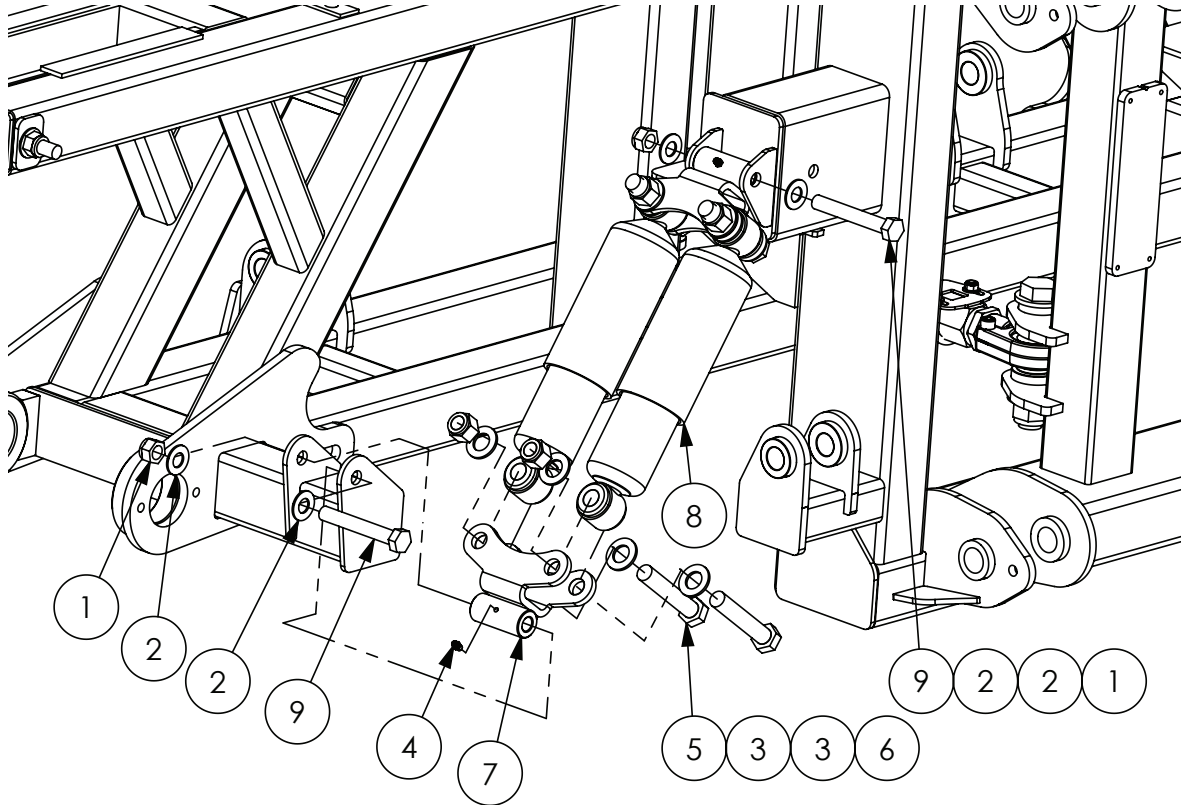
| ITEM NO. | PART NUMBER | DESCRIPTION | QTY. |
|----------|-------------|--|------|
| 1 | GA4656250 | Slide plate, Boom cable adjuster, Right side, Prairie Tritech boom | 1 |
| 2 | GA5048125 | Nut M20 Nyloc Coarse ZP | 2 |
| 3 | GA5000941 | Bolt M16 x 60 GR8.8 ZP | 1 |
| 4 | GA5001043 | Washer 16mm Flat SS HD | 2 |
| 5 | GA5001741 | Washer 20mm Flat SS HD | 2 |
| 6 | GA5000575 | Washer 12mm Spring SS | 4 |
| 7 | GA5000311 | Set Screw M12 x 35 GR 8.8 ZP | 4 |
| 8 | GA5009637 | Grease Nipple 1/4" UNF 90 deg | 1 |
| 9 | GA4572510 | Boom cable pivot pin MY13 | 1 |
| 10 | GA4572515 | Boom cable pivot pin retainer MY13 | 1 |
| 11 | GA5001029 | Nut M16 Nyloc ZP | 1 |
| 12 | GA5000577 | Washer 12mm Flat SS HD | 4 |
| 13 | GA5017061 | Turnbuckle, Eye ends, M22 thread & lock nut, Galvanised | 1 |
| 14 | GA5070430 | Nut M22 Lock Nut ZP LH Thread | 1 |

Delta Link Locking Plate



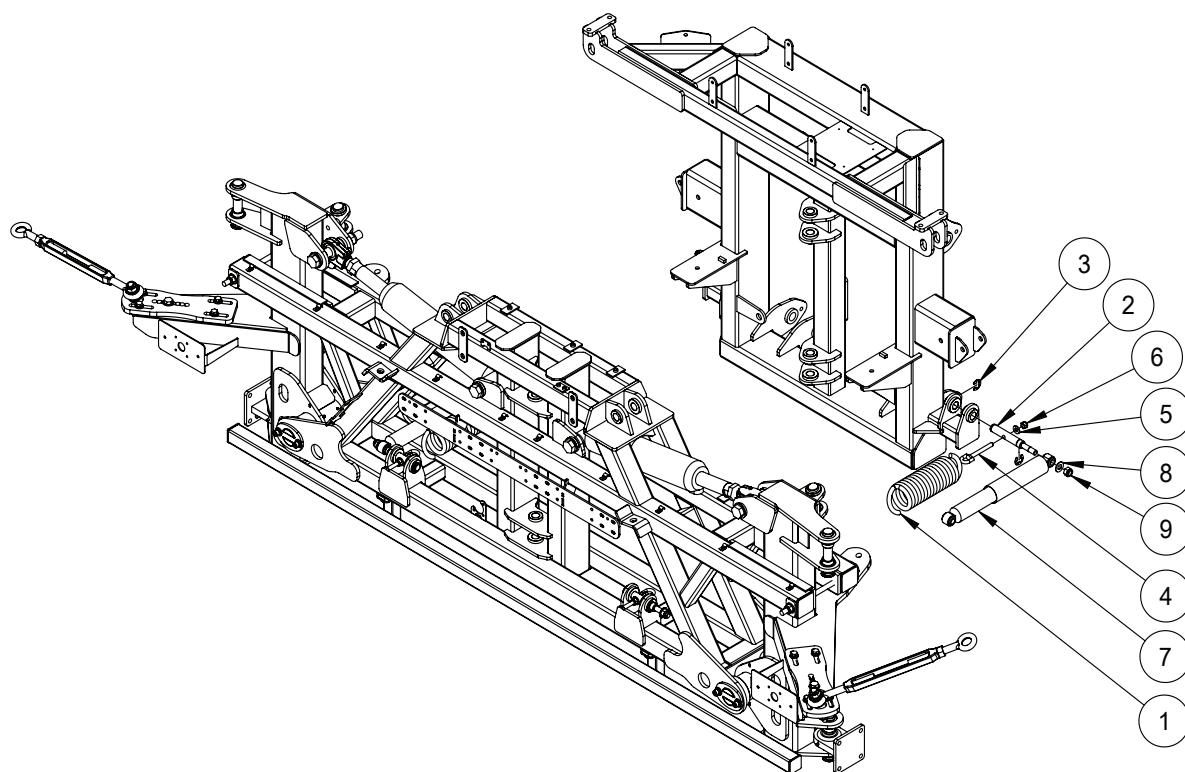
| ITEM NO. | PART NUMBER | DESCRIPTION | QTY. |
|----------|-------------|---|------|
| 1 | GA4524140 | Locking plate suit adjustable delta link SS | 1 |
| 2 | GA5018245 | U bolt, Round top, M8 x 50 x 60mm | 1 |
| 3 | GA5052590 | Nut M8 Nyloc SS | 2 |
| 4 | GA5003643 | Washer 8mm Flat SS HD | 2 |

Double Roll Shocker Assembly



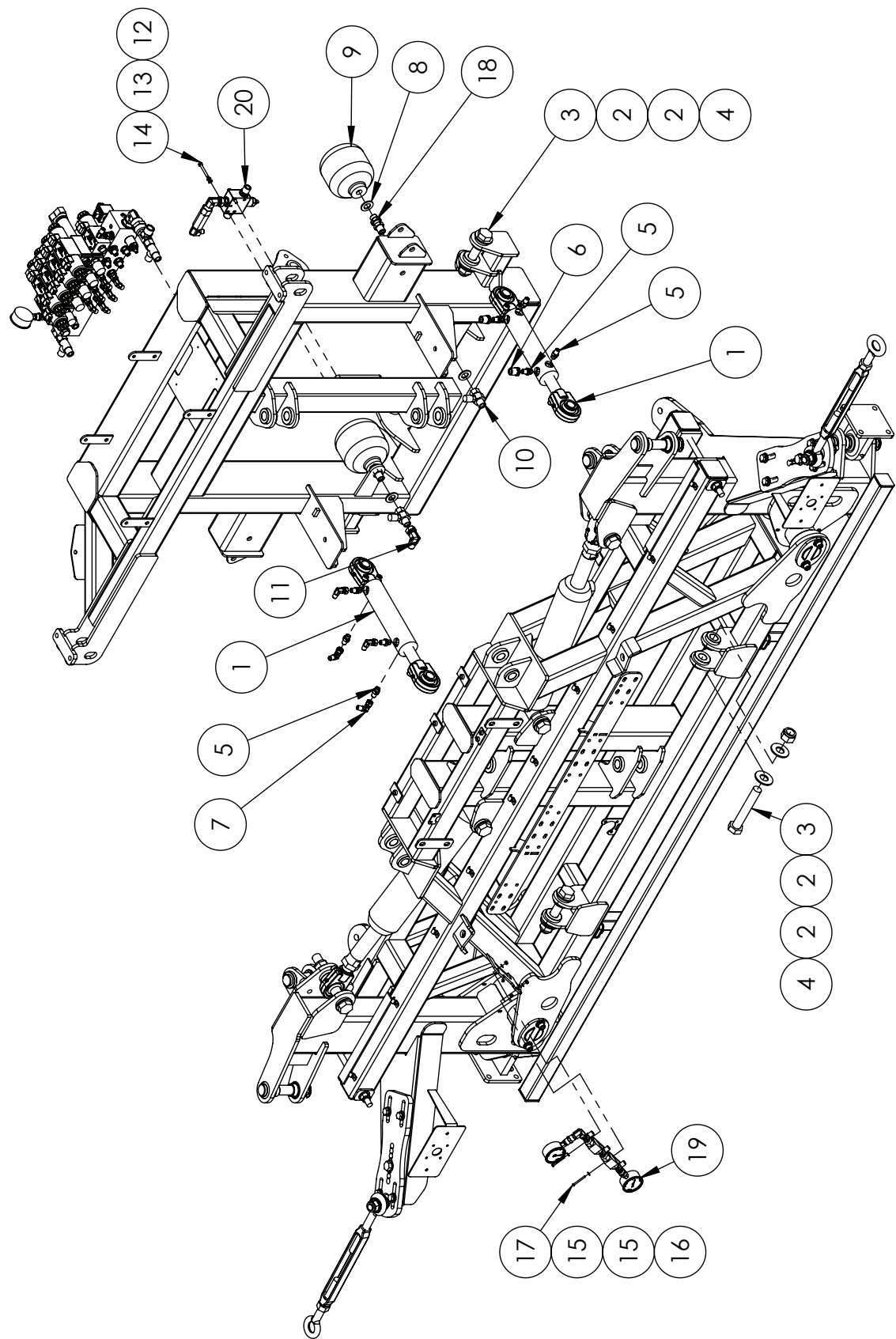
| ITEM NO. | PART NUMBER | DESCRIPTION | QTY. |
|----------|-------------|--|------|
| 1 | GA5001029 | Nut M16 Nyloc ZP | 4 |
| 2 | GA5001043 | Washer 16mm Flat SS HD | 8 |
| 3 | GA5001741 | Washer 20mm Flat SS HD | 16 |
| 4 | GA5012203 | Grease nipple, Short, 1/4" UNF | 4 |
| 5 | GA5049490 | Bolt 3/4" UNC x 4" ZP GR8 | 8 |
| 6 | GA5048430 | Nut, Nyloc, 3/4" UNC, ZP | 8 |
| 7 | GA4659360 | Mounting bracket, Dual roll shock absorber | 4 |
| 8 | GA5015139 | Shock Absorber, Double eye, 19mm eye, 82mm OD, Black | 4 |
| 9 | GA5000855 | Bolt M16 x 110 ZP GR8.8 | 4 |

Yaw Kit - Spring



| ITEM NO. | PART NUMBER | DESCRIPTION | QTY. |
|----------|-------------|--|------|
| 1 | GA5075095 | Spring, Tension, 95 OD x 330 long x 14mm | 2 |
| 2 | GA4572385 | Pin, 25 OD x 195.6mm long | 4 |
| 3 | GA5001223 | Circlip, 19mm, E type, zinc plated | 8 |
| 4 | GA5075150 | Eye Bolt 12mm x 100mm Short | 4 |
| 5 | GA5000577 | Washer 12mm Flat SS HD | 4 |
| 6 | GA5012461 | Nut M12 Nyloc ZP | 4 |
| 7 | GA5075115 | Shock absorber, Heavy duty, Eye ends 15mm ID | 2 |
| 8 | GA5001043 | Washer 16mm Flat SS HD | 4 |
| 9 | GA5001029 | Nut M16 Nyloc ZP | 4 |

Yaw Kit - Hydraulic



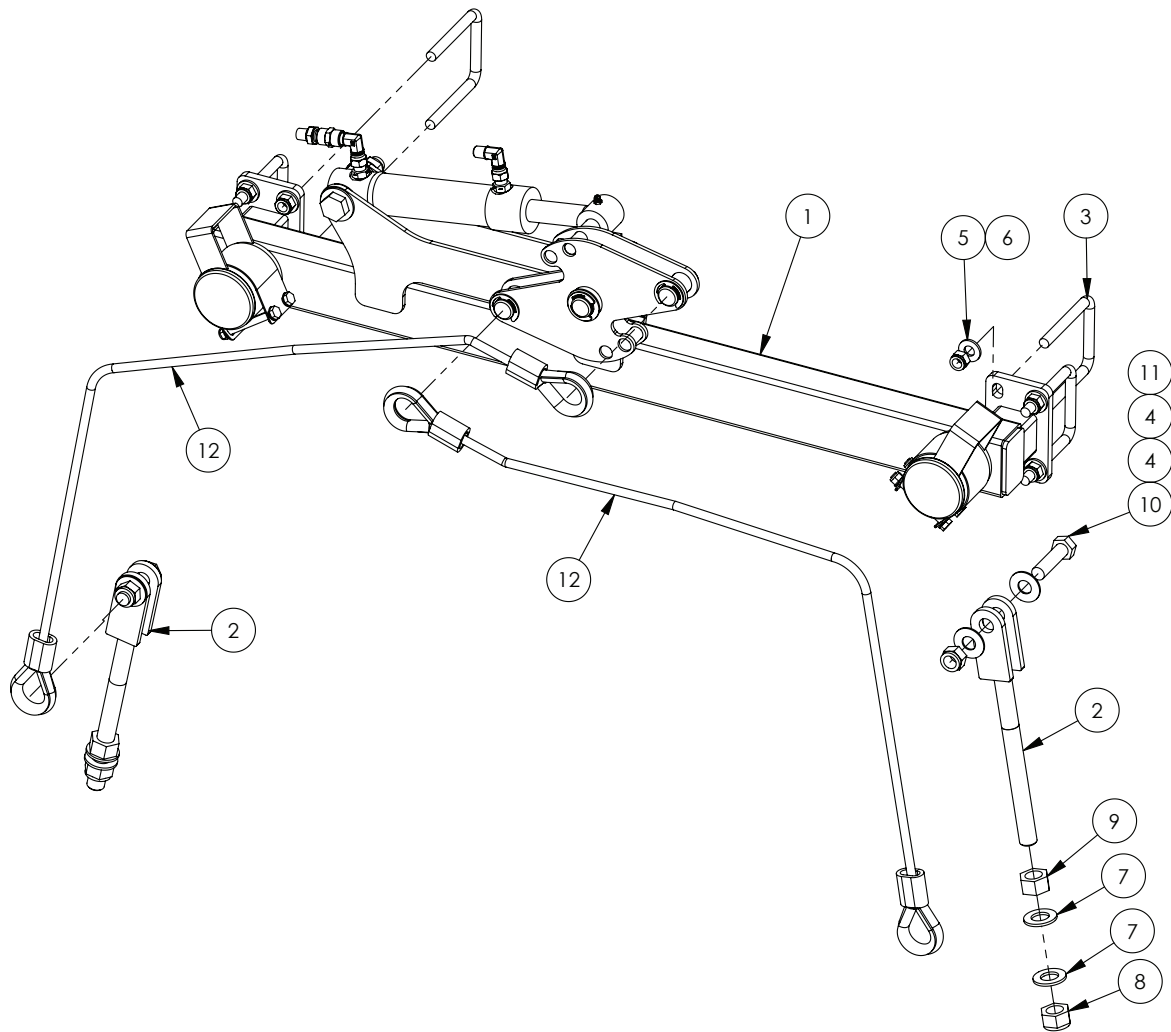
Continued over page

Yaw Kit - Hydraulic

| ITEM NO. | PART NUMBER | DESCRIPTION | QTY. |
|----------|-------------|--|------|
| 1 | GA5060817^ | Hydraulic cylinder, 2" bore x 1 1/4" rod x 117.5mm stroke, Spherical bearing ends | 2 |
| 2 | GA5017659 | Washer, 1", Flat, ZP, Heavy duty (5mm thick) | 8 |
| 3 | GA5006043 | Bolt 1" UNF 14 TPI x 6" ZP GR8 | 4 |
| 4 | GA5012446 | Nut 1" UNF 12 tpi Nyloc ZP | 4 |
| 5 | GA3500358 | Hydraulic adaptor, Nipple, 1/4" BSPT male x 9/16" UN male O-ring | 8 |
| 6 | GA3500203 | Hydraulic adaptor, Reducing bush, 1/2" BSPT male x 1/4" BSPT female | 2 |
| 7 | GA3500332 | Hydraulic adaptor, Elbow, 90 degree, 1/4" BSPT male x 1/4" BSPP female swivel | 4 |
| 8 | GA5001741 | Washer 20mm Flat SS HD | 4 |
| 9 | GA5007787 | Accumulator, Hydraulic, 1L, precharged to 70 bar | 2 |
| 10 | GA3500198 | Hydraulic adaptor, Inline test point, 1/2" BSPP female swivel x 1/2" BSPT male x M16 x 2.0 test port | 2 |
| 11 | GA3500333 | Hydraulic adaptor, Elbow, 90 degree, 1/2" BSPT male x 1/2" BSPP female swivel | 1 |
| 12 | GA5004437 | Washer 6mm Flat SS | 2 |
| 13 | GA5004447 | Washer 6mm, Spring, SS | 2 |
| 14 | GA5011419 | Bolt M6 x 50 SS | 2 |
| 15 | GA5020510 | Washer 4mm Flat SS | 4 |
| 16 | GA5049025 | Nut M4 Nyloc SS | 2 |
| 17 | GA5049800 | SHCS M4 x 40 ZP GR12.9 | 2 |
| 18 | GAS99-603 | Hydraulic adaptor, Bulkhead nipple, 1/2" BSP male x 1/2" BSP male | 2 |
| 19 | ^ | Yaw Control Valve Assembly | 1 |
| 20 | ^ | Pressure Reducer Valve Assembly | 1 |

^ See Chapter 18 'Hydraulics' for sub-assembly.

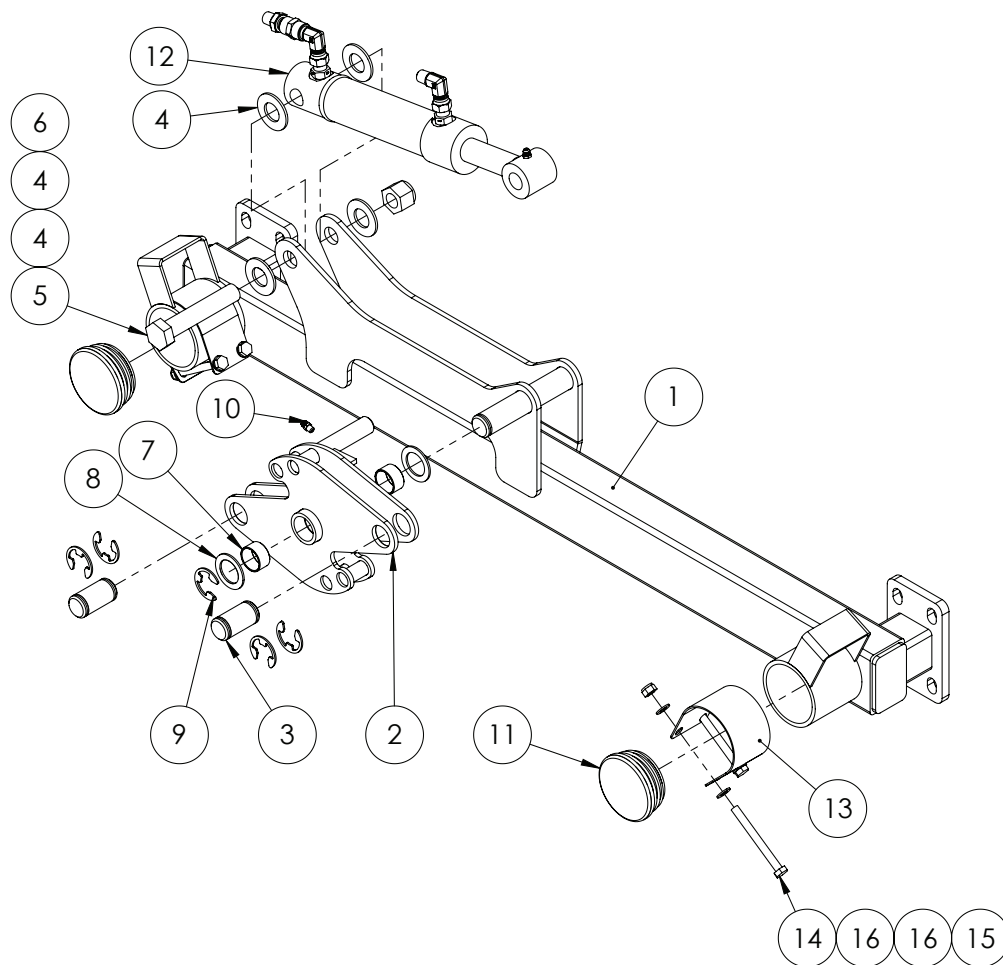
Centre Level



| ITEM NO. | PART NUMBER | DESCRIPTION | QTY. |
|----------|-------------|---|------|
| 1 | * | Centre level - Main Pivot | 1 |
| 2 | GA5020320 | Cable Adjuster 20mm Threaded | 2 |
| 3 | GA5011259 | U Bolt, Square top, M12 x 76mm x 110mm | 4 |
| 4 | GA5001043 | Washer 16mm Flat SS HD | 4 |
| 5 | GA5000577 | Washer 12mm Flat SS HD | 8 |
| 6 | GA5012461 | Nut M12 Nyloc ZP | 8 |
| 7 | GA5001741 | Washer 20mm Flat SS HD | 4 |
| 8 | GA5048125 | Nut M20 Nyloc Coarse ZP | 2 |
| 9 | GA5001709 | Nut M20 Coarse Hex ZP | 2 |
| 10 | GA5000939 | Bolt M16 x 60 Black GR8.8 | 2 |
| 11 | GA5001029 | Nut M16 Nyloc ZP | 2 |
| 12 | GA4905185 | Cable assembly, Suit boom centre lock kit | 1 |

* Sub-assembly on following pages

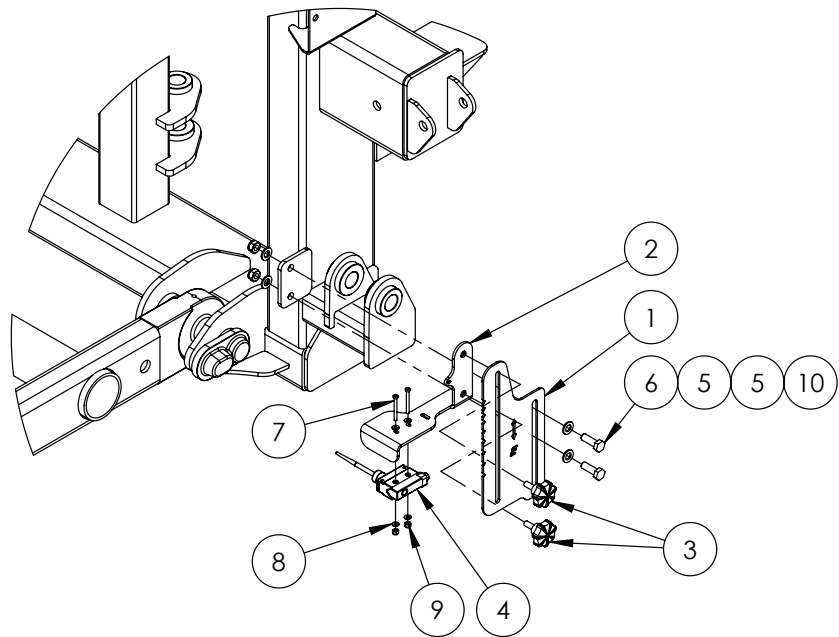
Centre Level - Pivot Assembly



| ITEM NO. | PART NUMBER | DESCRIPTION | QTY. |
|----------|---------------|---|------|
| 1 | GA4658142 | Centre leveling main pivot assembly | 1 |
| 2 | GA4658141 | Centre levelling wheel assembly | 1 |
| 3 | GA4572420 | Pin, Suit centre levelling cable mount, 25 OD x 49mm long with circlip grooves each end | 2 |
| 4 | GA5001045 | Washer, 3/4", Flat ZP | 4 |
| 5 | GA5049490 | Bolt 3/4" UNC x 4" ZP GR8 | 1 |
| 6 | GA5048430 | Nut, Nyloc, 3/4" UNC, ZP | 1 |
| 7 | GA5009463 | Glacier Bush, ID 25 x 15mm long | 2 |
| 8 | GA4522315 | Washer, 27 ID x 40 OD x 2mm thick, SS | 2 |
| 9 | GA5001223 | Circlip, 19mm, E type, zinc plated | 5 |
| 10 | GA5012203 | Grease nipple, Short, 1/4" UNF | 1 |
| 11 | GA5050355 | End cap, 76.1 mm round, suit 65 NB pipe, Black plastic | 2 |
| 12 | GA4904785-1 ^ | Ram Assembly Center Leveling | 1 |
| 13 | GA4506750 | Wear Strip SS for Centre Leveling Cables | 2 |
| 14 | GA5004749 | Bolt M8 x 80 ZP GR8.8 | 4 |
| 15 | GA5052590 | Nut M8 Nyloc SS | 4 |
| 16 | GA5003643 | Washer 8mm Flat SS HD | 8 |

^ See Chapter 18 'Hydraulics' for sub-assembly.

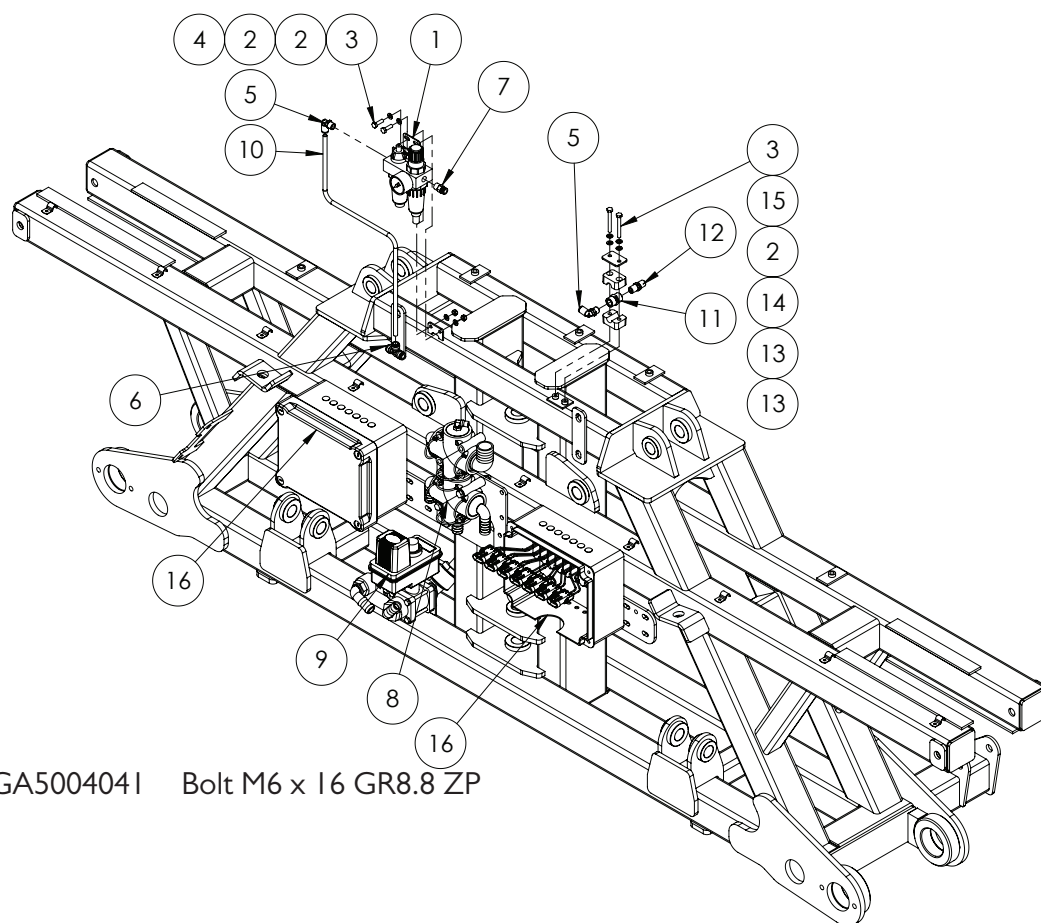
Lower Limit Switch



| ITEM NO. | PART NUMBER | DESCRIPTION | QTY. |
|----------|-------------|---|------|
| 1 | GA4523965 | Boom Height adjustment bracket | 1 |
| 2 | GA4654161 | Paralift switch bracket | 1 |
| 3 | GA5067080 | M8 x 20 Plastic Knob Bolt | 2 |
| 4 | GA5012129~ | Limit switch, Flexible arm, Micro, IP65, 10 Amp | 1 |
| 5 | GA5000117 | Washer 10mm Flat SS HD | 4 |
| 6 | GA5065455 | Bolt M10 x 30 GR8.8 ZP | 2 |
| 7 | GA5049800 | SHCS M4 x 40 GR12.9 ZP | 2 |
| 8 | GA5020510 | Washer 4mm Flat SS | 4 |
| 9 | GA5049025 | Nut M4 Nyloc SS | 2 |
| 10 | GA5000141 | Nut M10 Nyloc ZP | 2 |

~ Note: Nuts, bolts & washers come included with GA5012129

RapidFire Assembly

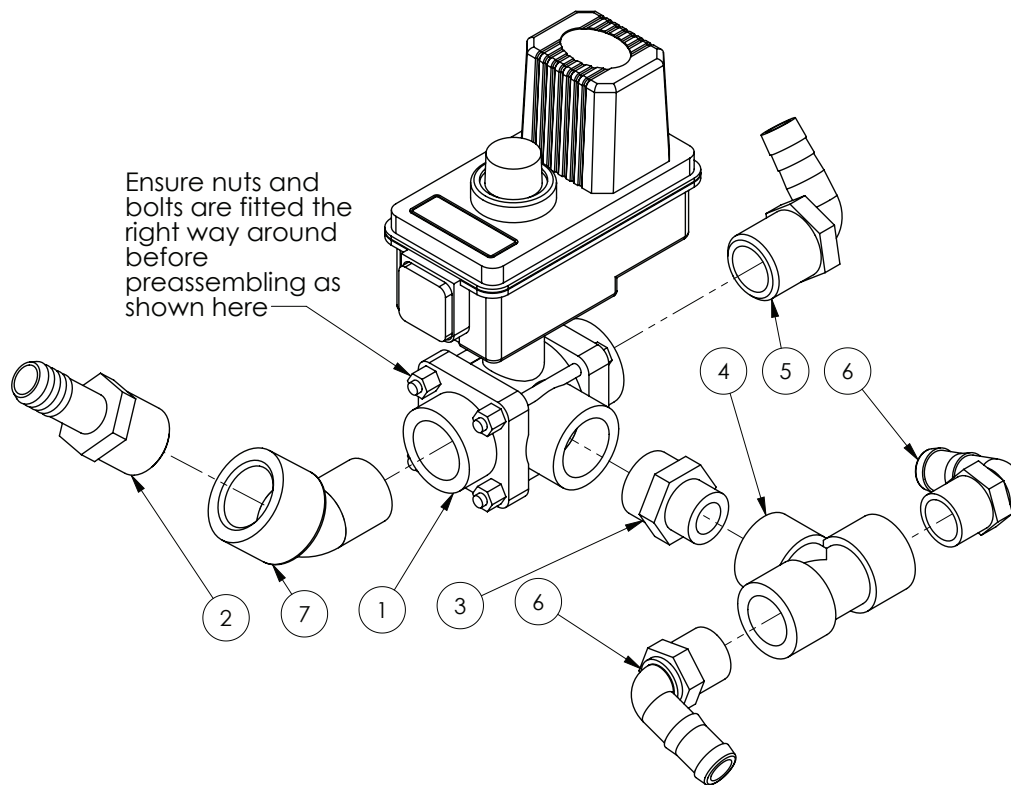


GA5004041 Bolt M6 x 16 GR8.8 ZP

| ITEM NO. | PART NUMBER | DESCRIPTION | QTY. |
|----------|-------------|--|------|
| 1 | GA5068806 | Pneumatic Mini Filter Oiler and Regulator | 1 |
| 2 | GA5004437 | Washer 6mm Flat SS | 6 |
| 3 | GA5011419 | Bolt M6 x 50 | 4 |
| 4 | GA5048115 | Nut M6 Nyloc ZP | 2 |
| 5 | GA5052690 | Elbow Swivel push in 8mm x 1/4" BSP | 2 |
| 6 | GA5067010 | Equal Tee push in 8mm | 1 |
| 7 | GA5052695 | Straight adapter push in 8mm x 1/4" BSP | 1 |
| 8 | * | RapidFire Pressure Flow Distributer Raven Assembly | - |
| | * | RapidFire Pressure Flow Distributer ISO Bus Assembly | - |
| 9 | * | RapidFire RapidFlow 3 Way Return to Tank Valve Assembly | 1 |
| 10 | GA5004382 | Tube, Nylon, 8mm, Black | 1 |
| 11 | GA3500211 | Hydraulic adaptor, Socket, 1/4" BSPT female x 1/4" BSPT female | 1 |
| 12 | GA3500218 | Hydraulic adaptor, Nipple, 1/4" BSPT male x 1/4" BSPT male | 1 |
| 13 | GA5078058 | Mounting Clamp, Single type, Jaw, Pair, Group 3, 14mm | 2 |
| 14 | GA5078068 | Mounting Clamp, Single type, Plate, Top, Group 2 | 1 |
| 15 | GA5004447 | Washer, 6mm, Spring, SS | 2 |
| 16 | * | RapidFire 7 Section Solenoid Box Assembly | - |
| | * | RapidFire 10 Section Solenoid Box Assembly | - |

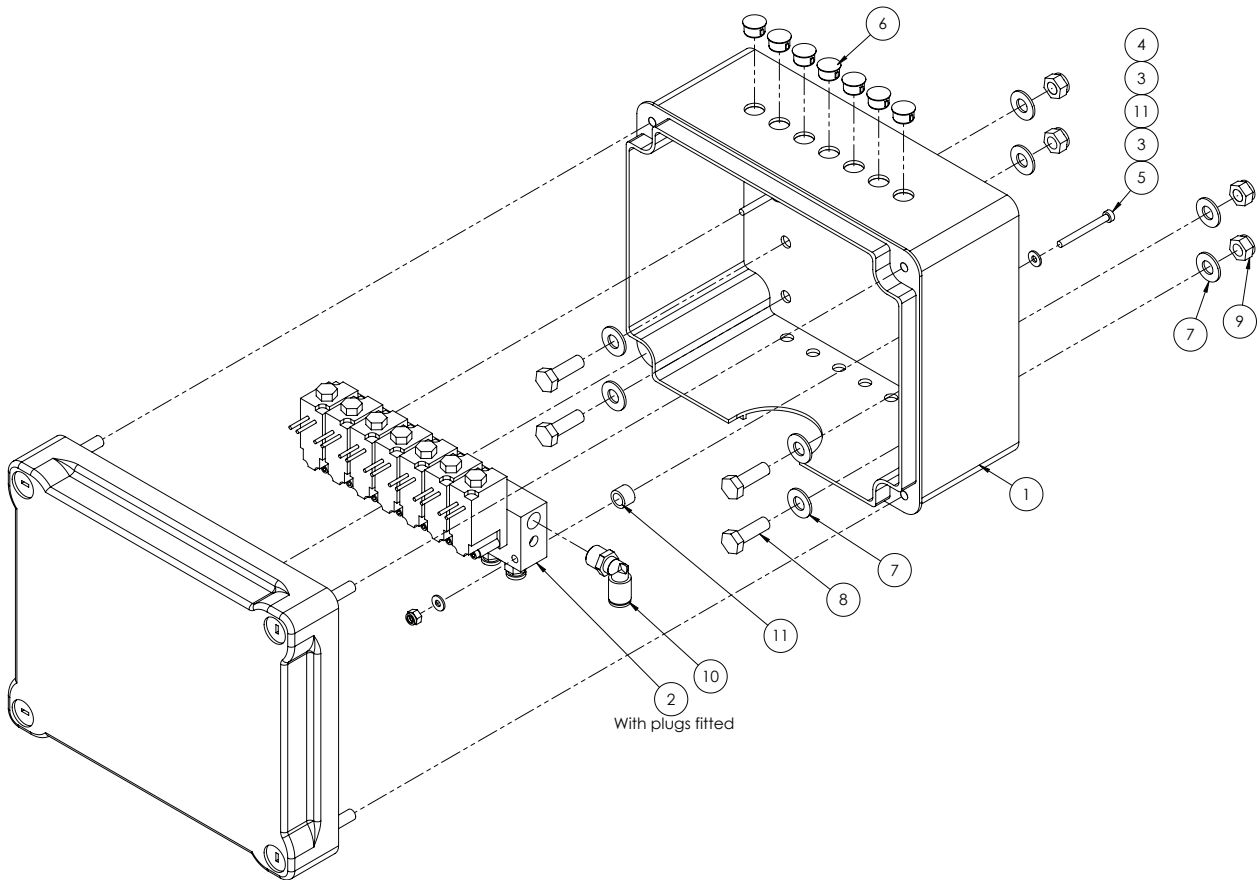
* Sub-assembly on following pages

RapidFire - RapidFlow Return Valve



| ITEM NO. | PART NUMBER | DESCRIPTION | QTY. |
|----------|-------------|---|------|
| 1 | GA5077319 | Shutoff / Bypass 1" BSPT, 3 way (Yellow indicator) | 1 |
| 2 | GA5077721 | Hose barb, Straight, 1" male thread x 3/4" hose, Banjo | 1 |
| 3 | GA5078089 | Reducing Nipple, 1" thread x 3/4" thread, Banjo | 1 |
| 4 | GA5078150 | Tee, Threaded, 3/4" female, Banjo | 1 |
| 5 | GA5077719 | Hose barb, Elbow, 90 degree, 1" male thread x 3/4" hose, Banjo | 1 |
| 6 | GA5077717 | Hose barb, Elbow, 90 degree, 3/4" male thread x 3/4" hose, Banjo | 2 |
| 7 | GA5078136 | Street elbow, 45 degree, 1" male thread x 1" female thread, Banjo | 1 |

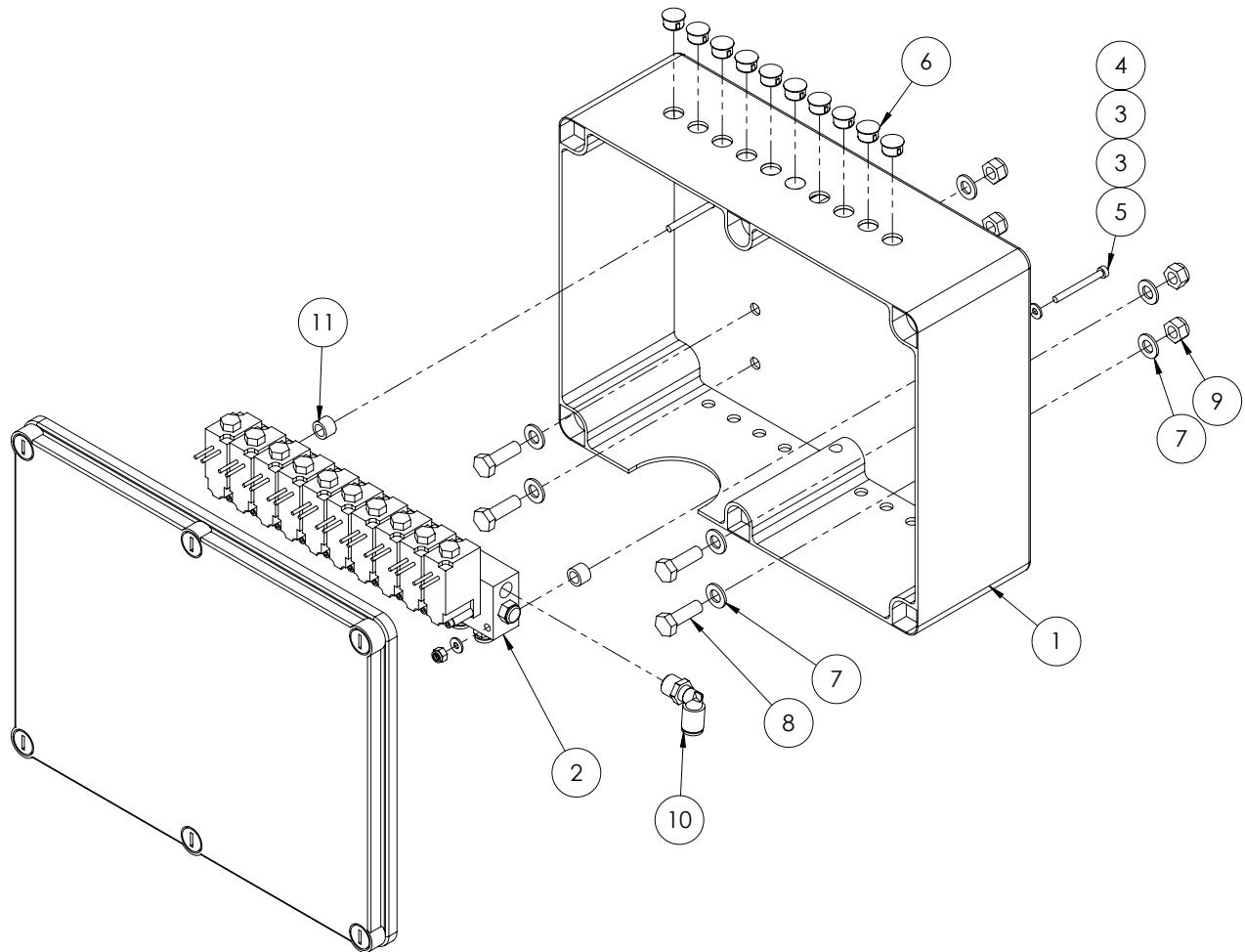
RapidFire - 7 Section Solenoid Box



| ITEM NO. | PART NUMBER | DESCRIPTION | QTY. |
|----------|-------------|---|------|
| 1 | GA5054085 | Box plastic electrical 241 x 194 x 127mm | 1 |
| 2 | GA5068807* | Valve, pneumatic MAC solenoid 7 section bank, suit rapid fire, 6mm outlets, 8mm inlet with Weatherpak Plugs | 1 |
| 3 | GA5020510 | Washer 4mm Flat SS | 4 |
| 4 | GA5049025 | Nut M4 Nyloc SS | 2 |
| 5 | GA5049800 | SHCS M4 x 40 ZP GR12.9 | 2 |
| 6 | GA5048780 | Dome plug 12mm | 7 |
| 7 | GA5003643 | Washer 8mm Flat SS HD | 8 |
| 8 | GA5004711 | Bolt M8 x 25 ZP GR8.8 | 4 |
| 9 | GA5052590 | Nut M8 Nyloc SS | 4 |
| 10 | GA5052690 | Elbow Swivel push in 8mm x 1/4" BSP | 1 |
| 11 | GA4572280 | Crush tube, 11.8 OD x 8 ID x 8.5mm long | 2 |

* Sub-assembly on following pages

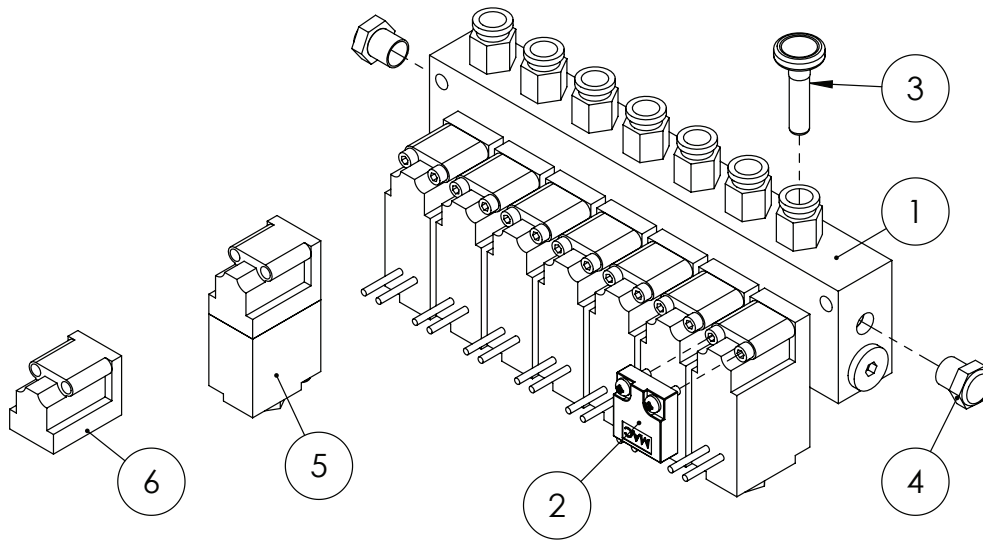
RapidFire - 10 Section Solenoid Box



| ITEM NO. | PART NUMBER | DESCRIPTION | QTY. |
|----------|-------------|--|------|
| 1 | GA5054090 | Box plastic electrical 310 x 240 x 110mm | 1 |
| 2 | GA5070630* | Pneumatic solenoid bank 10 section, bare wires, 6mm outlets, 8mm inlet | 1 |
| 3 | GA5020510 | Washer 4mm Flat SS | 4 |
| 4 | GA5049025 | Nut M4 Nyloc SS | 2 |
| 5 | GA5049800 | SHCS M4 x 40 ZP GR12.9 | 2 |
| 6 | GA5048780 | Dome plug 12mm | 7 |
| 7 | GA5003643 | Washer 8mm Flat SS HD | 8 |
| 8 | GA5004711 | Bolt M8 x 25 ZP GR8.8 | 4 |
| 9 | GA5052590 | Nut M8 Nyloc SS | 4 |
| 10 | GA5052690 | Elbow Swivel push in 8mm x 1/4" BSP | 1 |
| 11 | GA4572280 | Crush tube, 11.8 OD x 8 ID x 8.5mm long | 2 |

* Sub-assembly on following pages

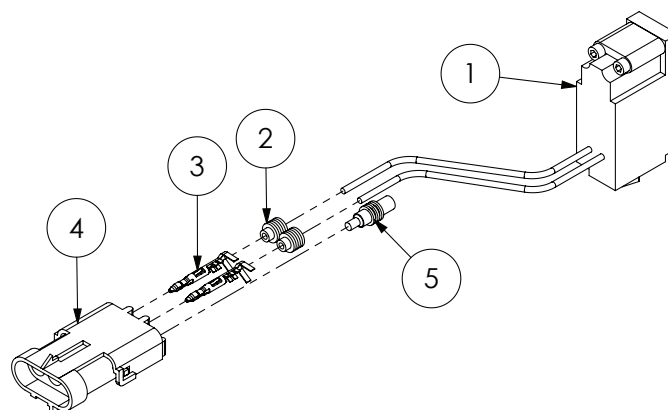
RapidFire - Solenoid Valves



| ITEM NO. | PART NUMBER | DESCRIPTION | QTY. |
|----------|-------------|---|------|
| 1 | GA5068805 | Valve, Pneumatic solenoid, 7 section bank, Suit rapid fire, bare wires, 6mm outlets, 8mm inlet, MAC | 1 |
| 2 | GA5054440 | MAC Blanking Plate Manifold | 1 |
| 3 | GA5004405 | Plug, Push in, 6mm | 1 |
| 4 | GA5054435 | MAC 1/8" BSP Flat Silencer | 2 |
| 5 | GA5054432 | Valve, MAC 35A 3/2 Manifold. Valve 12 VDC 5.4W Viton with Weatherpak 3 Pin Plug | 1 |
| 6 | GA5054431 | Valve, MAC 35A replacement valve only no solenoid, includes bolts and viton seal, blue | 1 |

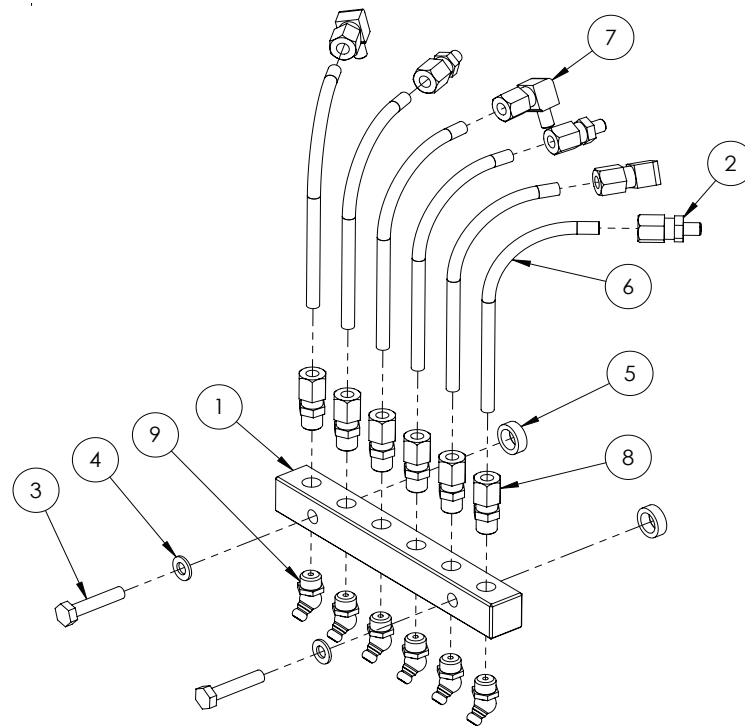
*Note: Quantities vary depending on number of sections optioned.

Solenoid Valve Unit

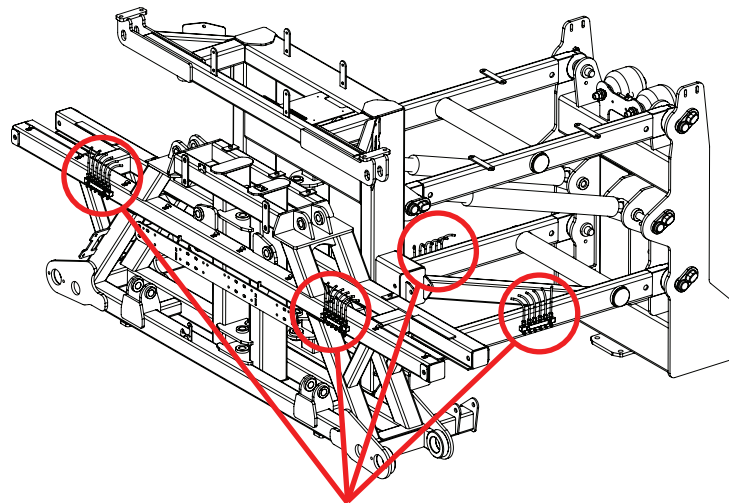


| ITEM NO. | PART NUMBER | DESCRIPTION | QTY. |
|----------|-------------|---|------|
| 1 | GA5054430 | Solenoid valve, MAC 3/2 pneumatic, Viton seals, 12V, Bare wires | 1 |
| 2 | GA5014857 | Seal, Green, Weather pack connector, Wire from 2.03 - 2.85mm | 2 |
| 3 | GA5016617 | Pin, Male, Sealed, Weather pack, Wire 1.0 - 2.0mm | 2 |
| 4 | GA5048550 | Connector, Female, 3 Pin, Weather pack | 1 |
| 5 | GA5050245 | Seal, Cavity blanking plug, Weather pack connector | 1 |

Remote Manual Grease Station

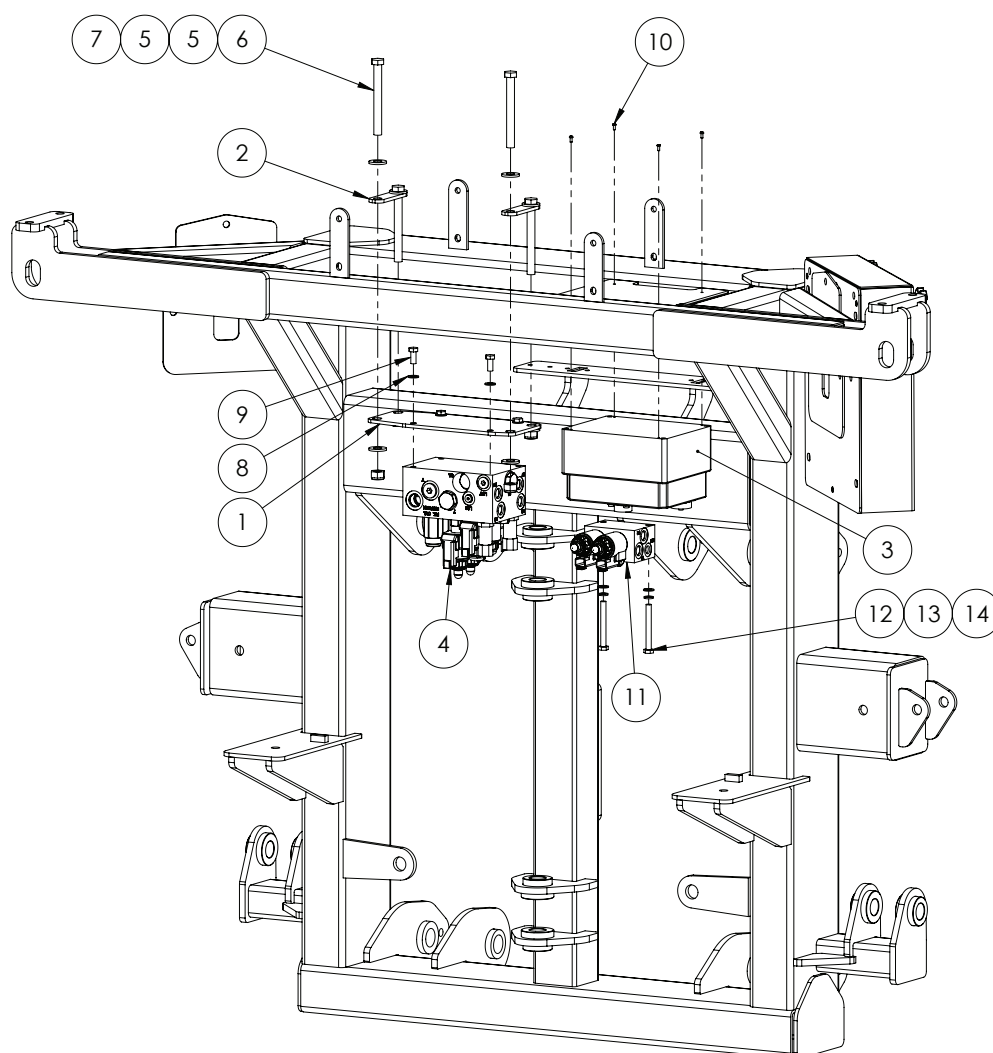


| ITEM NO. | PART NUMBER | DESCRIPTION | QTY. |
|----------|-------------|---|------|
| 1 | - | Grease Fitting Header Block | 1 |
| 2 | GA5069985 | Grease fitting line connector straight 6mm | 3 |
| 3 | GA5004079 | Set Screw M6 x 30 ZP GR8.8 | 2 |
| 4 | GA5004437 | Washer 6mm Flat SS | 2 |
| 5 | GA4552080 | Crush tube, 10.2 ID x 15 OD x 5mm long | 2 |
| 6 | GA5070005 | Grease Line 6mm Pre Filled | 6 |
| 7 | GA5069995 | Grease fitting, Elbow 90 degree, Line connector 6mm | 3 |
| 8 | GA5055225 | Pneumatic fitting, Straight adaptor, 1/8" BSP male thread x Nut retainer suit 6 mm tube | 6 |
| 9 | GA5055125 | Grease Nipple 45 degree 1/8" gas thread ZP | 6 |



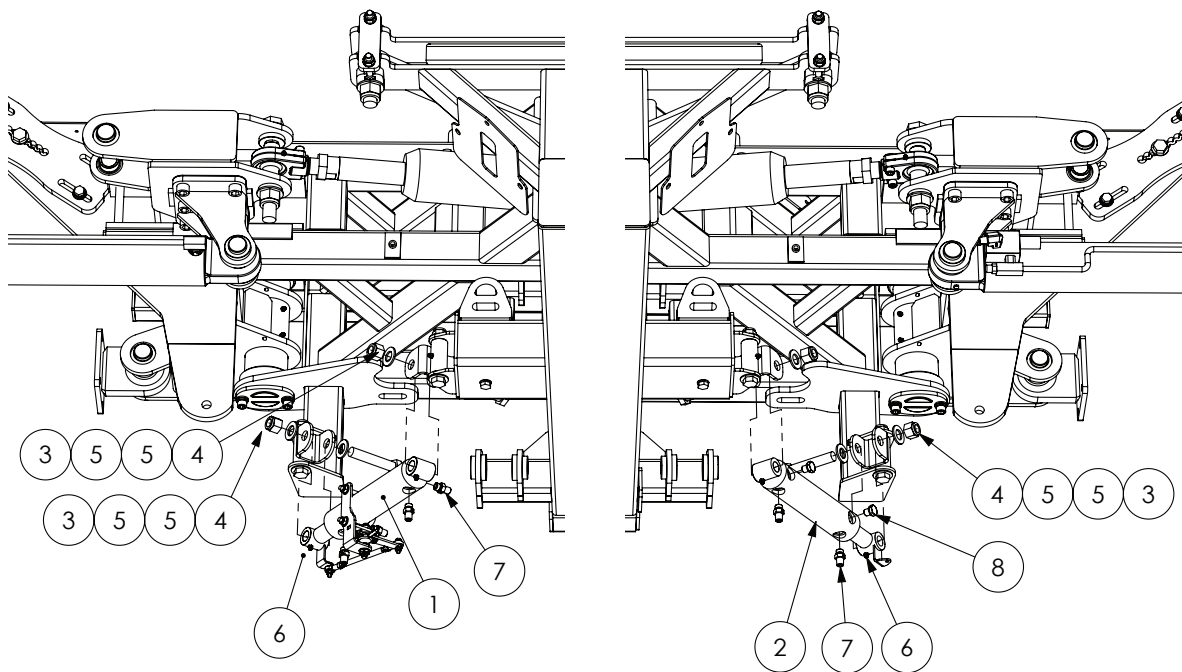
Manual Grease Station Locations

UltraGlide Block & Smart Box Mounting



| ITEM NO. | PART NUMBER | DESCRIPTION | QTY. |
|----------|-------------|---|------|
| 1 | GA4523975 | UltraGlide mount plate bolt on | 1 |
| 2 | GA4523976 | UltraGlide top plate bolt on | 2 |
| 3 | GA4948781 | Smart Box, Suit 3TS 1 to 10 section | 1 |
| 4 | 0630131125 | UltraGlide block | 1 |
| 5 | GA5000577 | Washer 12mm Flat SS HD | 8 |
| 6 | GA5011199 | Bolt M12 x 110 ZP GR8.8 | 4 |
| 7 | GA5012461 | Nut M12 Nyloc ZP | 4 |
| 8 | GA5003631 | Washer 5/16" Flat SS | 4 |
| 9 | GA5048485 | Set Screw, 5/16" x 3/4" BSW, GR8 SS | 4 |
| 10 | - | Smart Box mounting screw, comes with box. (equivalent is 4 gauge x 5/16" (8mm)) | 4 |
| 11 | GA5071365 | Valve, hydraulic, UltraGlide XT, Raven | 1 |
| 12 | GA5004738 | Bolt M8 x 70 ZP GR8.8 | 2 |
| 13 | GA5004919 | Washer 8mm Spring SS | 2 |
| 14 | GA5003643 | Washer 8mm Flat SS HD | 2 |

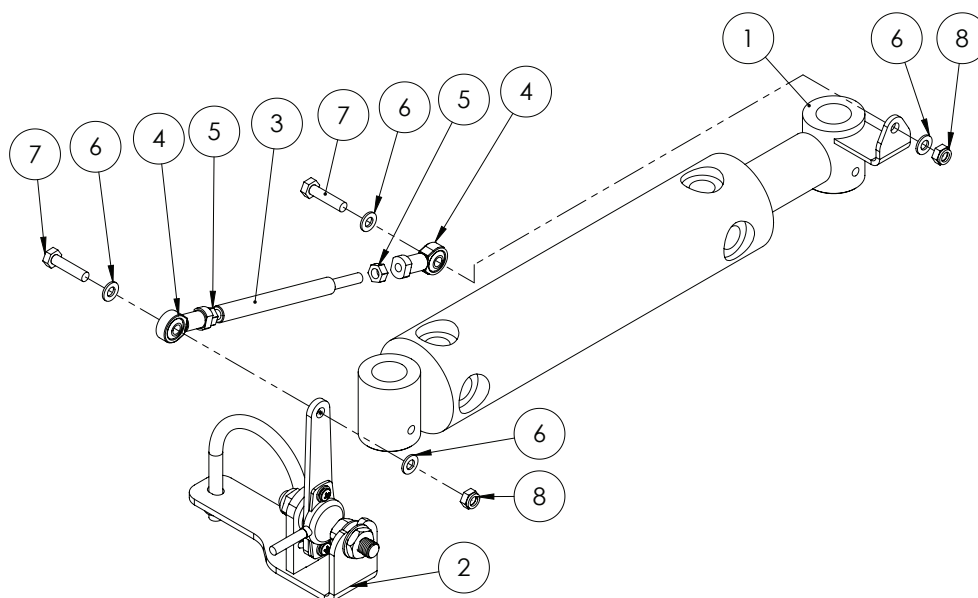
Raven XT - Slant Cylinder Mounting



| ITEM NO. | PART NUMBER | DESCRIPTION | QTY. |
|----------|-------------|---|------|
| 1 | * | Slant Cylinder, Sensor Assembly, suit TriTech Centre Section with Raven XT UltraGlide | 1 |
| 2 | GA5070955 | Cylinder Hydraulic Center Slant suit Raven XT UltraGlide | 1 |
| 3 | GA5049490 | Bolt 3/4" UNC x 4" HT ZP | 4 |
| 4 | GA5048430 | Nut, Nyloc, 3/4" UNC, ZP | 4 |
| 5 | GA5001741 | Washer 20mm Flat SS HD | 8 |
| 6 | GA5012203 | Grease nipple, Short, 1/4" UNF | 4 |
| 7 | GA3500358 | Hydraulic adaptor, Nipple, 1/4" BSPT male x 9/16" UN male O-ring | 6 |
| 8 | GA3500299 | Hydraulic adaptor, Plug, 1/4" BSPP male | 2 |

* Sub-assembly on following pages

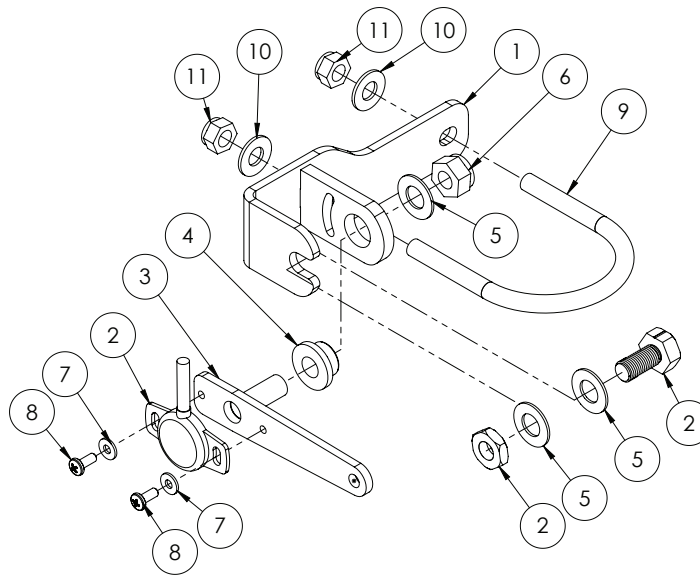
Raven XT - Slant Cylinder Assembly



| ITEM NO. | PART NUMBER | DESCRIPTION | QTY. |
|----------|-------------|---|------|
| 1 | GA5070955 | Cylinder Hydraulic Center Slant, suit Raven XT UltraGlide | 1 |
| 2 | * | Sensor Bracket Assembly, suit Raven XT UltraGlide | 1 |
| 3 | GA4583065 | Link Rod Steering Axle Sensor | 1 |
| 4 | GA5052725 | Rod End 6mm female | 2 |
| 5 | GA5049030 | Nut M6 Plain | 2 |
| 6 | GA5004437 | Washer 6mm Flat SS | 4 |
| 7 | GA5004073 | Bolt M6 x 25 | 2 |
| 8 | GA5048115 | Nut nyloc M6 | 2 |

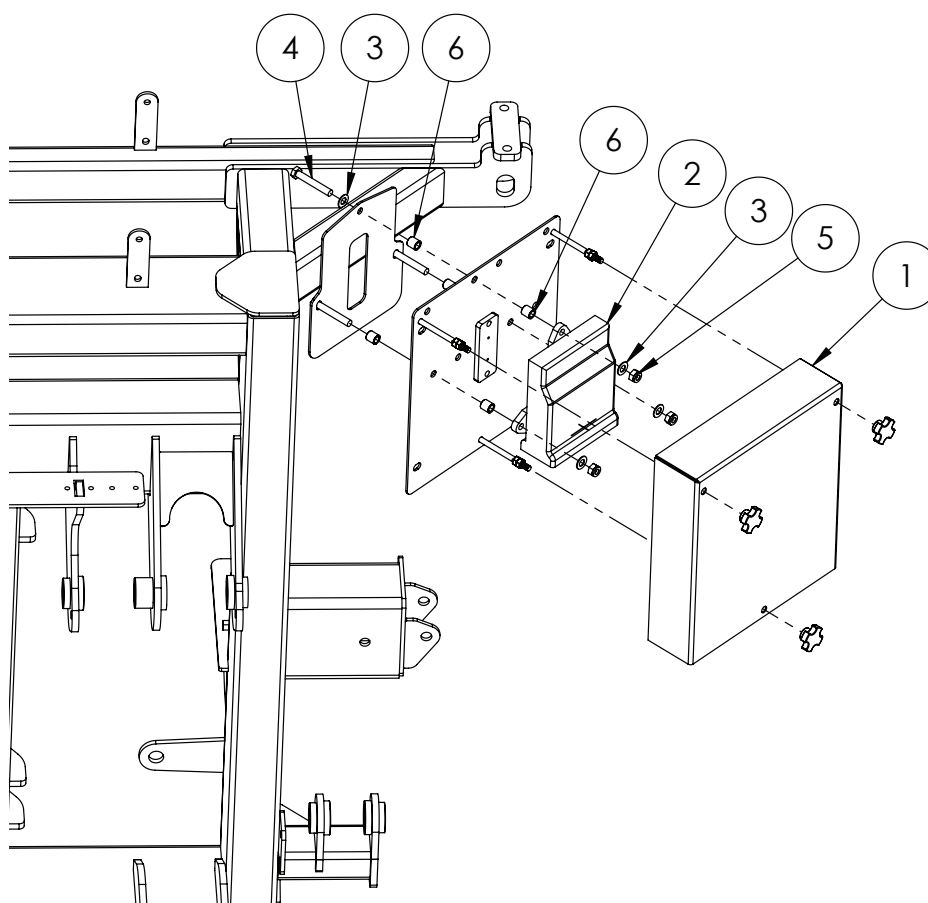
* Sub-assembly on following pages

Raven XT - Sensor Bracket Assembly



| ITEM NO. | PART NUMBER | DESCRIPTION | QTY. |
|----------|-------------|---|------|
| 1 | GA4659955 | Raven XT Slant Sensor Bracket | 1 |
| 2 | GA5071360 | Sensor, rotary non-contact assembly, con-x-all, Raven | 1 |
| 3 | GA4659960 | Raven XT Tilt Sensor Pivot Link | 1 |
| 4 | GA5070490 | Igus Bush 22mm od x 10mm long | 1 |
| 5 | GA5000117 | Washer 10mm Flat SS HD | 3 |
| 6 | GA5000141 | Nut M10 Nyloc | 1 |
| 7 | GA5020510 | Washer 4mm Flat SS | 2 |
| 8 | GA5011360 | Bolt M4 x 10 Pan Head ZP | 2 |
| 9 | GA5018249 | U Bolt, Round top, M8 x 60 x 75mm | 1 |
| 10 | GA5003643 | Washer 8mm Flat SS HD | 2 |
| 11 | GA5052590 | Nut M8 Nyloc SS | 2 |

Node - Raven

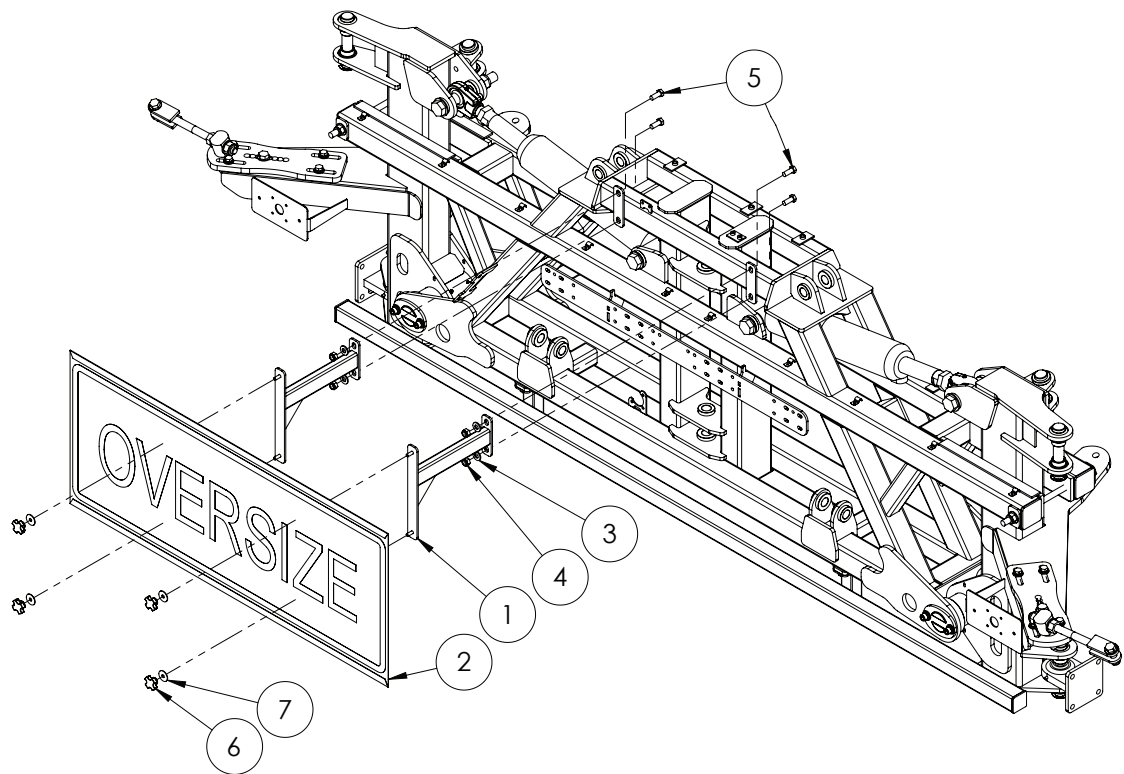


| ITEM NO. | PART NUMBER | DESCRIPTION | QTY. |
|----------|-------------|---|------|
| 1 | GA4905120 | Job computer box / cover assembly | 1 |
| 2 | GA5075935 | Node, Accuboom and Boom sense, CAN, Raven | 1 |
| 3 | GA5000117 | Washer 10mm Flat SS HD | 6 |
| 4 | GA5006101 | Bolt M10 x 65 ZP GR8.8 | 3 |
| 5 | GA5000141 | Nut M10 Nyloc ZP | 3 |
| 6 | GA4552075 | Crush tube, 10.2 ID x 15 OD x 15mm long | 6 |

Nodes - UltraGlide

| ITEM NO. | PART NUMBER | DESCRIPTION |
|----------|-------------|---|
| 1 | GA5075808 | Node, CAN Autoboom UltraGlide, Raven |
| 2 | GA3000035 | Node, AutoBoom UltraGlide ISO bus, Raven |
| 3 | GA3000049 | Node, AutoBoom UltraGlide XT CAN non ISO bus, Raven |
| 4 | GA5071370 | Node, ECU ISO BUS CAN, UltraGlide XT, Raven |

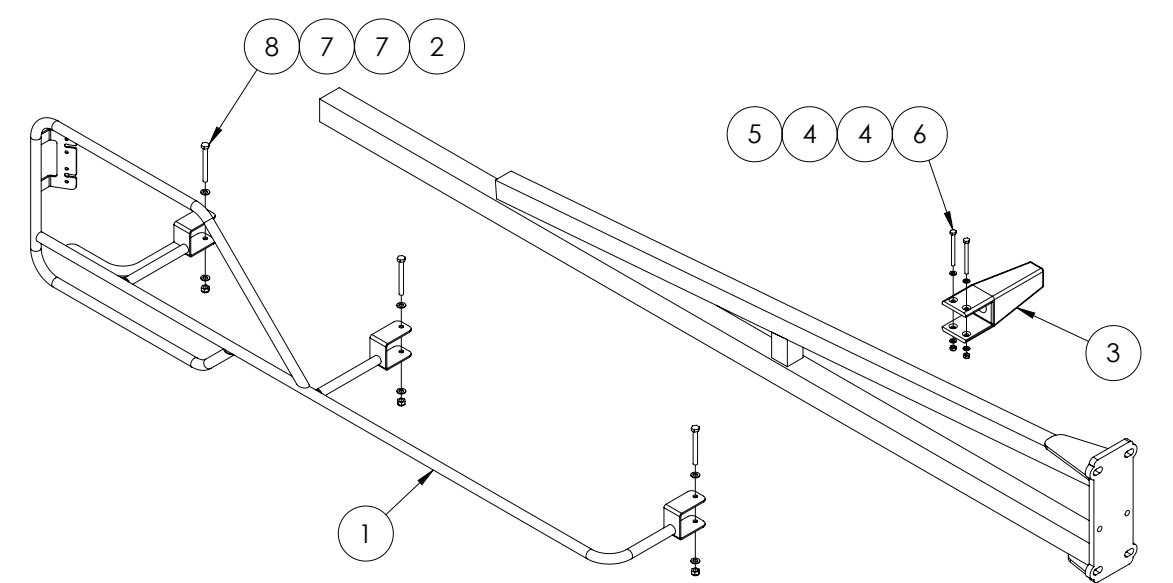
Oversize Sign Mount



| ITEM NO. | PART NUMBER | DESCRIPTION | QTY. |
|----------|-------------|--|------|
| 1 | GA4658150 | Bracket, Oversize sign mount arm, Bolt on, 2011 centre | 2 |
| 2 | GA5009613 | Oversize sign, Yellow, Reflective with folded edges | 1 |
| 3 | GA5000577 | Washer 12mm Flat SS HD | 4 |
| 4 | GA5012461 | Nut M12 Nyloc ZP | 4 |
| 5 | GA5000305 | Set Screw M12 x 30 ZP GR8.8 | 4 |
| 6 | GA5069875 | Knob Star grip nut M8 x 40 DIA | 4 |
| 7 | GA5003645 | Washer, 5/16" ID x 1 1/4" OD, Flat SS | 4 |

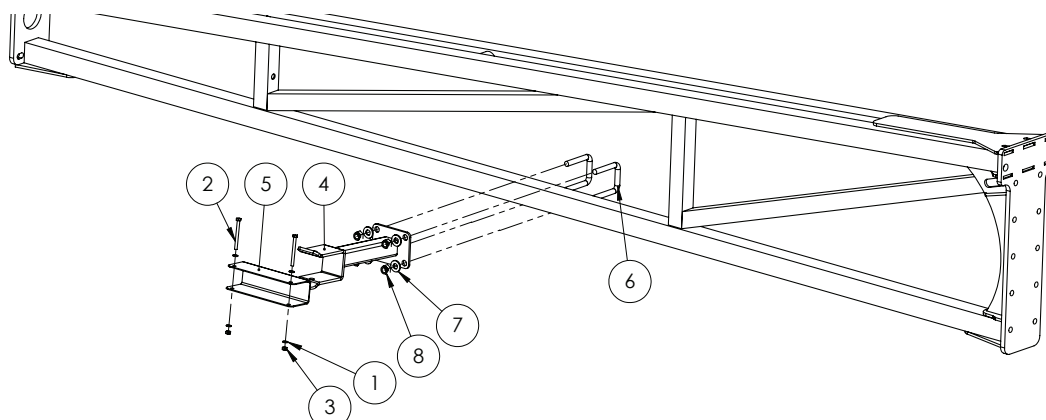
BOOM WING

Fence Line End Protector - Quick Fit



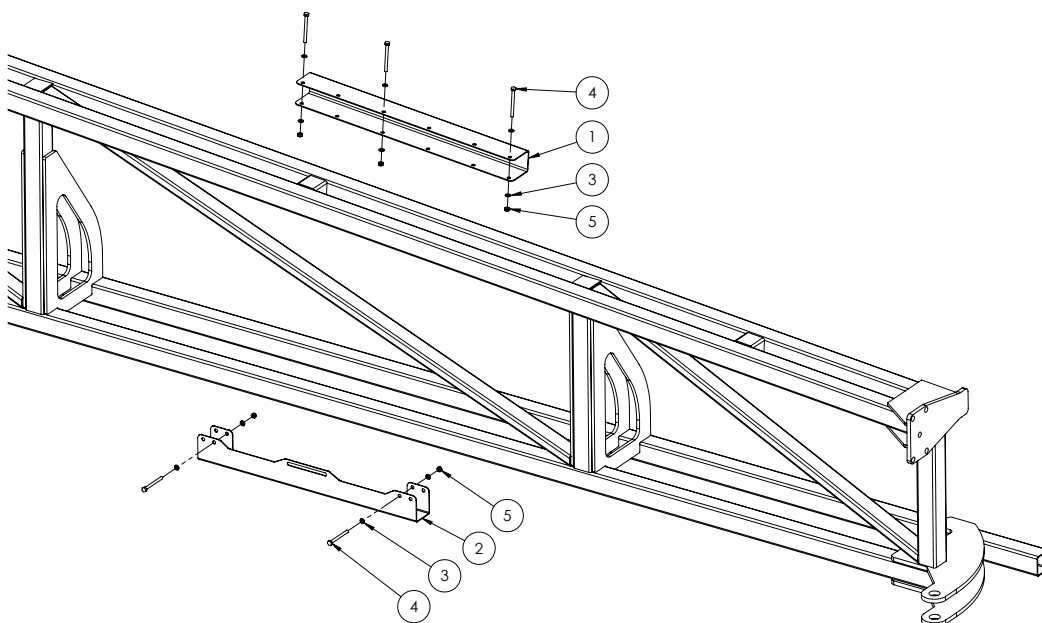
| ITEM NO. | PART NUMBER | DESCRIPTION | QTY. |
|----------|-------------|---|------|
| 1 | GA4656316 | Boom End Protector easy fit Right Hand | 1 |
| | GA4656317 | Boom End Protector easy fit Left Hand | |
| 2 | GA5004917 | Nut M8 Nyloc ZP | 3 |
| 3 | GA5006226 | Boom stopper, Rubber, 210mm bumper, Suits 50 x 50mm RHS | 1 |
| 4 | GA5004437 | Washer 6mm Flat SS | 4 |
| 5 | GA5048115 | Nut M6 Nyloc ZP | 2 |
| 6 | GA5004107 | Bolt M6 x 70 ZP GR8.8 | 2 |
| 7 | GA5003643 | Washer 8mm Flat SS HD | 6 |
| 8 | GA5052600 | Bolt M8 x 75 SS | 3 |

Boom Protector Assembly - Outer



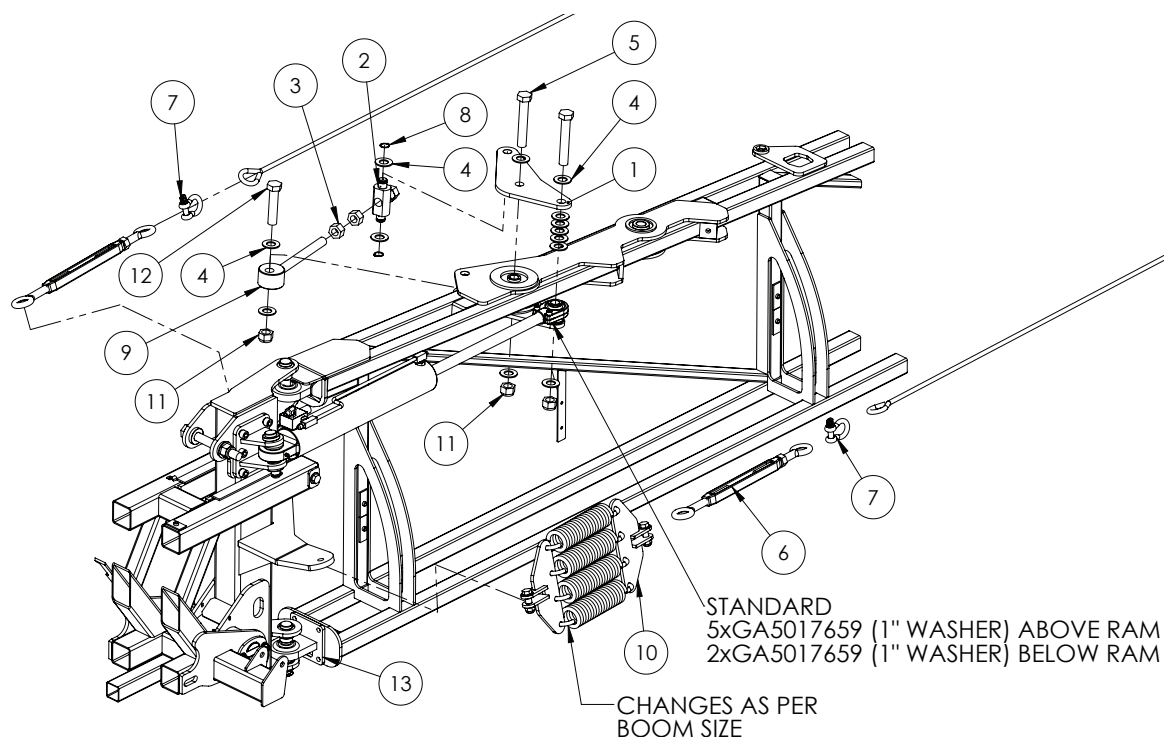
| ITEM NO. | PART NUMBER | DESCRIPTION | QTY. |
|----------|-------------|--|------|
| 1 | GA5004437 | Washer 6mm Flat SS | 4 |
| 2 | GA5004107 | Bolt M6 x 70 ZP GR8.8 | 2 |
| 3 | GA5048115 | Nut M6 Nyloc ZP | 2 |
| 4 | GA4656277 | Support bracket, Folded boom wing, TriTech | 1 |
| 5 | F70294A | Boom wing protector Suit 50 x 50 x 200mm long (2mm SS) | 1 |
| 6 | GA5011251 | U bolt, Square top, M12 x 52mm x 80mm | 2 |
| 7 | GA5000577 | Washer 12mm Flat SS HD | 4 |
| 8 | GA5012461 | Nut M12 Nyloc ZP | 4 |

Boom Protector Assembly - Inner



| ITEM NO. | PART NUMBER | DESCRIPTION | QTY. |
|----------|-------------|---|------|
| 1 | F70799A | Protector, Outer wing, Suit 50 x 50 RHS, 600 long, 2mm SS | 1 |
| 2 | GA4505005 | Boom Slide Protector SS with cutout 2013 | 1 |
| 3 | GA5004437 | Washer 6mm Flat SS | 10 |
| 4 | GA5004107 | Bolt M6 x 70 ZP GR8.8 | 5 |
| 5 | GA5048115 | Nut M6 Nyloc ZP | 5 |

Boom Fold Adjuster

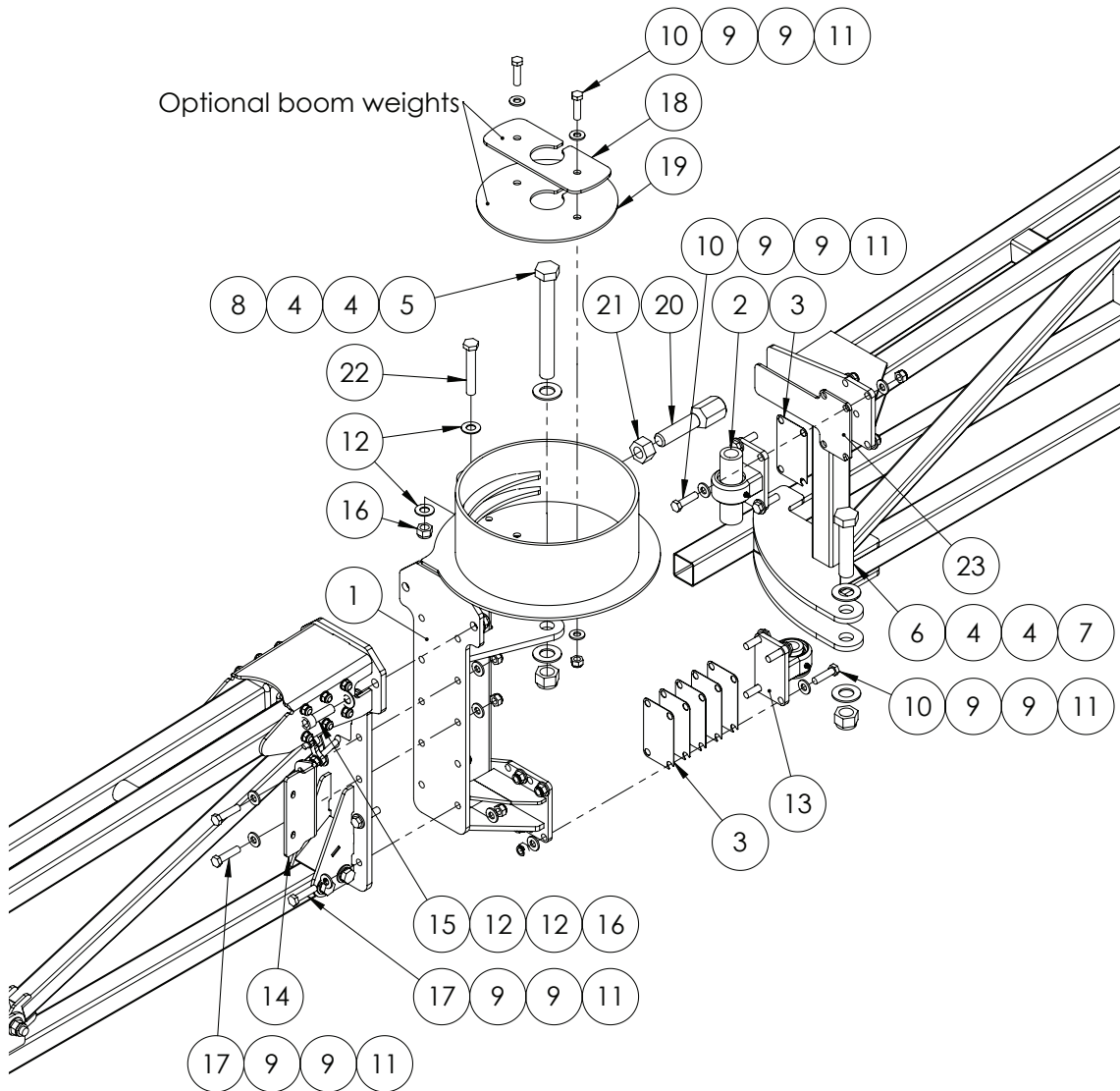


| ITEM NO. | PART NUMBER | DESCRIPTION | QTY. |
|----------|---------------|---|------|
| 1 | 24mk4DB005LAS | Fold ram adjuster plate suit tritec boom | 2 |
| 2 | 24MK4DB006 | Bush / pin, Fold ram adjuster nut and bolt retainer | 1 |
| 3 | GA5010991 | Nut 1" UNF 12 TPI ZP | 4 |
| 4 | GA5017681 | Washer 1" x 2" 7g Flat Thin SS | 15 |
| 5 | GA5006043 | Bolt 1" UNF 14 TPI x 6" ZP GR8 | 2 |
| 6 | GA5017061 | Turnbuckle, Eye ends, M22 thread & lock nut, Galvanised | 1 |
| 7 | GA5075230 | Bow Shackle 13mm WLL 3.25T Black | 2 |
| 8 | GA5008519 | Circlip external 25mm | 2 |
| 9 | GA5070775 | Boom fold adjuster eyelet bolt, HD MY13 | 1 |
| 10 | * | Boom Cable Springs - 24-36m | 1 |
| 11 | GA5012445 | Nut 1" UNF 14 TPI Nyloc ZP | 3 |
| 12 | GA5006039 | Bolt 1" UNF 14 TPI x 4 1/2" ZP GR8 | 1 |
| 13 | GA4535285 | Shim, 1mm, Lower rose end, Delta boom | # |
| | GA4535355 | Shim, 3mm, Delta boom rose joint | # |
| | GA4535360 | Shim, 5mm, Delta boom rose joint | # |

* Sub-assembly on following pages

Quantities will vary depending on adjustment needed.

Cable Drum



| ITEM NO. | PART NUMBER | DESCRIPTION | QTY. |
|----------|--------------|---|------|
| 1 | GA4659580 | Cable drum, Boom hinge, Right side, TriTech | 1 |
| | GA4659585 | Cable drum, Boom hinge, Left side, TriTech | 1 |
| | GA4659600 | Boom drum hinge OFFSET 24+ RH | 1 |
| | GA4659605 | Boom drum hinge OFFSET 24+ LH | 1 |
| 2 | GA4932342* | Upper Pivot Assembly | 1 |
| 3 | DB-ADJ-16LAS | Shim, cable drum pivot, SS, 1mm | 6 |
| 4 | GA5017681 | Washer 1" x 2" 7g Flat Thin SS | 4 |
| 5 | GA0500025 | Bolt, 1" UNF, 12 TPI x 8 1/2", GR8 ZP | 1 |
| 6 | GA5006039 | Bolt, 1" UNF, 14 TPI x 4 1/2", GR8 ZP | 1 |
| 7 | GA5012445 | Nut, 1" UNF, 14 TPI, Nyloc, ZP | 1 |
| 8 | GA5012446 | Nut, 1" UNF, 12 TPI, Nyloc, ZP | 1 |
| 9 | GA5000577 | Washer 12mm Flat SS Heavy Duty | 40 |

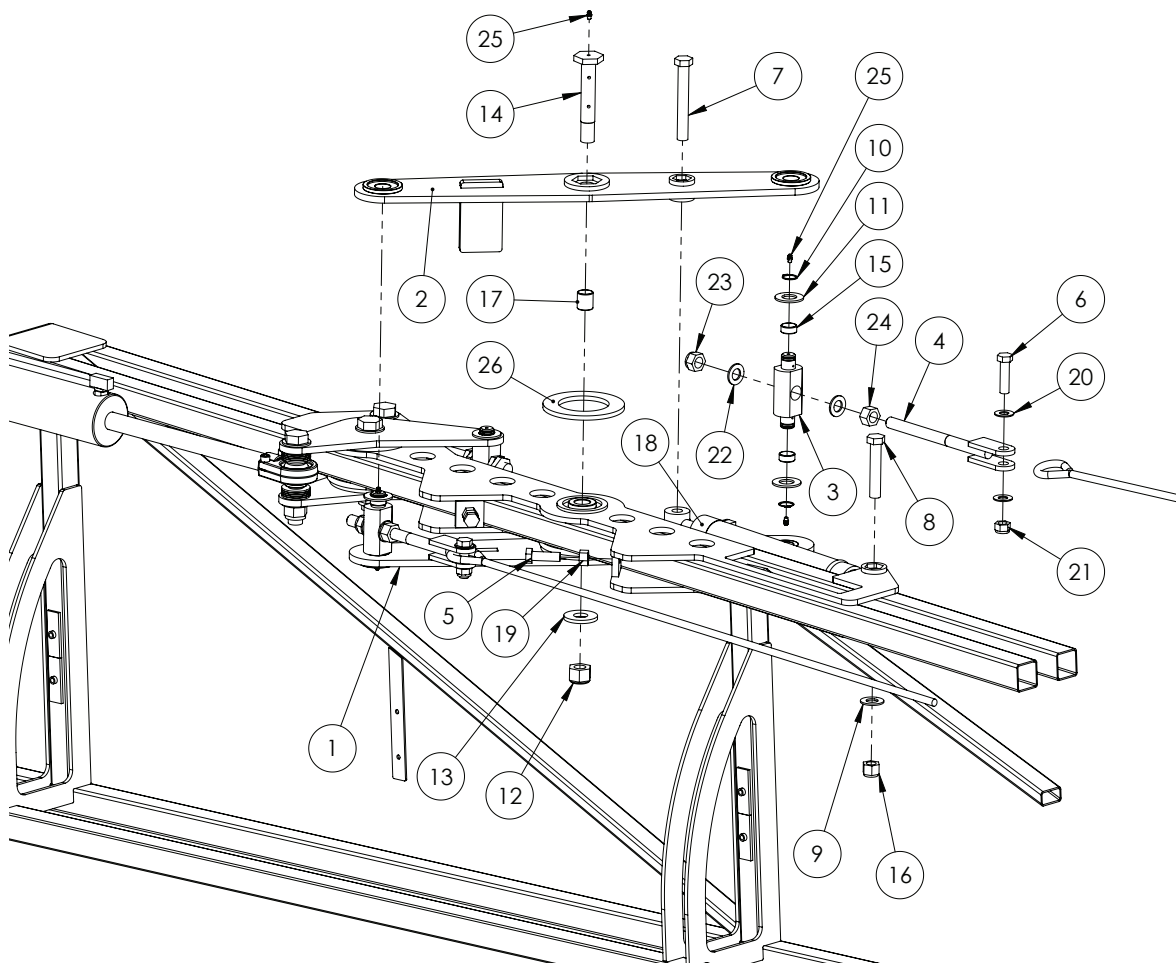
Continued over page

Cable Drum

| ITEM NO. | PART NUMBER | DESCRIPTION | QTY. |
|----------|-------------|---|------|
| 10 | GA5000327 | Set Screw M12 x 45 ZP GR8.8 | 10 |
| 11 | GA5012461 | Nut M12 Nyloc ZP | 20 |
| 12 | GA5001043 | Washer 16mm Flat SS HD | 6 |
| 13 | GA4932343* | Lower Pivot Assembly | 1 |
| 14 | GA4522725 | Boom hose holder plate outer | 1 |
| 15 | GA5000935 | SHCS M16 x 50 ZP GR12.9 | 2 |
| 16 | GA5001029 | Nut M16 Nyloc ZP | 3 |
| 17 | GA5011239 | Bolt, M12 x 50, ZP GR 8.8 | 10 |
| 18 | GA4504535 | Boom weight, Cable drum disc, 0.806 kg | 1 |
| 19 | GA4504530 | Boom weight, Cable drum disc, 1.792 kg | 1 |
| 20 | GA4572495 | Bolt, 1" UNF, 12 TPI, Boom drum stopper | 1 |
| 21 | GA5010991 | Nut, 1" UNF, 12 TPI, ZP | 1 |
| 22 | GA5011269 | Bolt M16 x 100 ZP GR8.8 | 1 |
| 23 | GA4524690 | Wear plate Upper boom top MY13 SS | 1 |

* Sub-assembly on following pages

Bi-fold



| ITEM NO. | PART NUMBER | DESCRIPTION | QTY. |
|----------|-------------|--|------|
| 1 | GA4656295 | Boom Bi-Fold Bottom Bracket | 1 |
| 2 | GA4656290 | Boom Bi-Fold Top Bracket | 1 |
| 3 | 24mk4DB006 | Bush / pin, Fold ram adjuster nut and bolt retainer | 2 |
| 4 | GA5020320 | Cable Adjuster, threaded, M20 | 2 |
| 5 | GA5000931 | Bolt M16 x 50 ZP GR8.8 | 2 |
| 6 | GA5000939 | Bolt M16 x 60 Black GR8.8 | 2 |
| 7 | GA5070335 | Bolt 3/4" UNC x 5 1/2", ZP HT GR8 | 1 |
| 8 | GA5049490 | Bolt 3/4" UNC x 4" ZP GR8 | 1 |
| 9 | GA5001045 | Washer, 3/4", Flat ZP | 2 |
| 10 | GA5008519 | Circlip, External, 25mm | 4 |
| 11 | GA5017681 | Washer 1" x 2" 7g Flat Thin SS | 4 |
| 12 | GA5012469 | Nut M24 Nyloc ZP | 1 |
| 13 | 2SF003LAS | 2nd stage fold pivot washer 6mm FMS, 60 OD 25.3mm ID | 1 |
| 14 | 2SF-007 | Pivot pin | 1 |
| 15 | GA5009463 | Glacier Bush, ID 25 x 15mm long | 4 |
| 16 | GA5048430 | Nut, Nyloc, 3/4" UNC, ZP | 2 |
| 17 | GA5009467 | Glacier Bush, ID 25 x 30mm long | 2 |

Continued over page

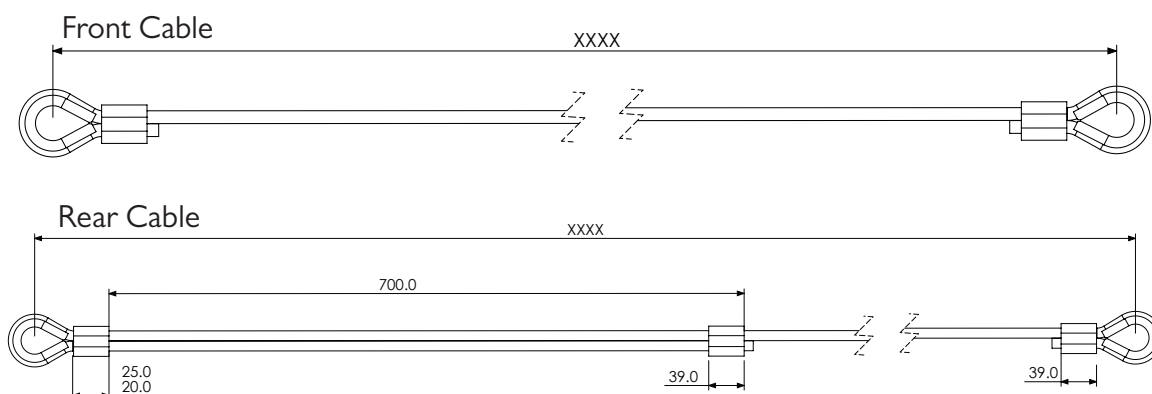
Bi-fold

| ITEM NO. | PART NUMBER | DESCRIPTION | QTY. |
|----------|-------------|---|------|
| 18 | GA5021010 | Hydraulic cylinder, 2" bore x 1" rod x 10" stroke | 1 |
| 19 | GA5012385 | Nut M16 Hex ZP | 2 |
| 20 | GA5001043 | Washer 16mm Flat SS HD | 4 |
| 21 | GA5001029 | Nut M16 Nyloc ZP | 2 |
| 22 | GA5001741 | Washer 20mm Flat SS HD | 4 |
| 23 | GA5048125 | Nut M20 Nyloc Coarse ZP | 2 |
| 24 | GA5001709 | Nut M20 Coarse Hex ZP | 2 |
| 25 | GA5012203 | Grease nipple, Short, 1/4" UNF | 7 |
| 26 | MACH0102 | 2nd stage, pivot, nylon washer, black poly | 2 |

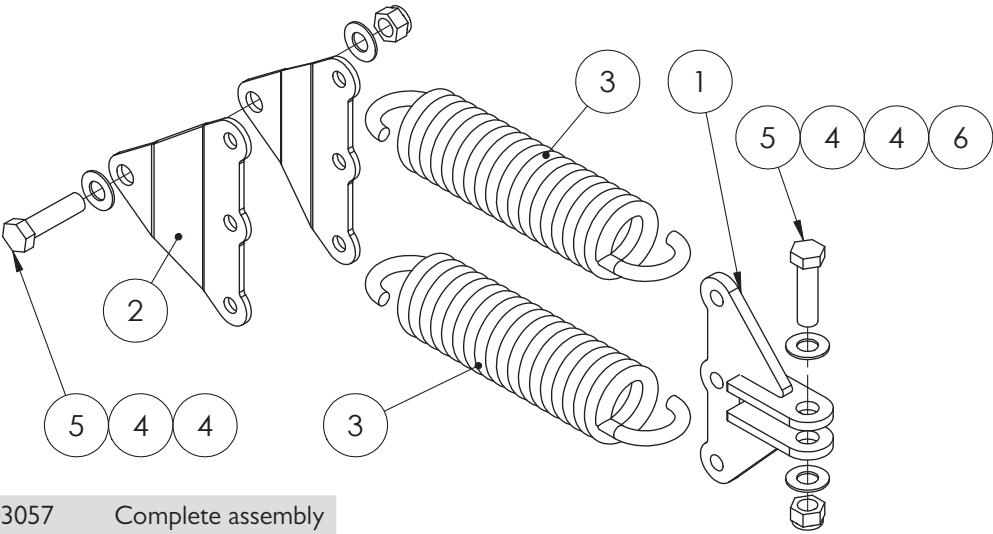
Boom Cables 24-36m

| PART NUMBER | DESCRIPTION | QTY. |
|-------------|--|------------|
| GA5000073 | Cable, 10mm, Solid core, Heavy duty, Galvanised | See below. |
| | 24-30m - Front - Cable cut length (Eye to eye length 5110mm) | 5490mm(x2) |
| | 24-30m - Rear - Cable cut length (Eye to eye length 5740mm) | 6820mm(x2) |
| | 24-30m - Bi-fold Front - Cable cut length (Eye to eye length 4685mm) | 5065mm(x2) |
| | 24-30m - Bi-fold Rear - Cable cut length (Eye to eye length 4640mm) | 5720mm(x2) |
| | 33-36m - Front - Cable cut length (Eye to eye length 6820mm) | 7200mm(x2) |
| | 33-36m - Rear - Cable cut length (Eye to eye length 7450mm) | 8530mm(x2) |
| | 33-36m - Bi-fold Front - Cable cut length (Eye to eye length 6385mm) | 6765mm(x2) |
| | 33-36m - Bi-fold Rear - Cable cut length (Eye to eye length 6385mm) | 7465mm(x2) |
| GA5000215 | Thimble, Cable, suit 11 - 12mm | 8 |
| GA5005391 | Ferrule, Aluminium, 40 long x 4.5mm wall | 10 |
| GA5001965 | Heat Shrink 25.4mm Black x 120mm long | 10 |

Note: Front cable cut lengths are 380 mm longer than eye to eye measurement. Rear cable cut lengths are 1080 mm longer than eye to eye measurement.

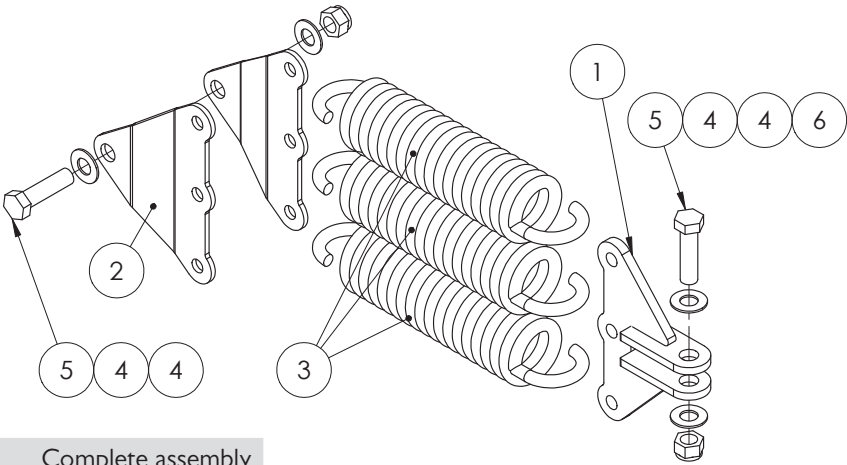


Boom Cable Spring - 24m



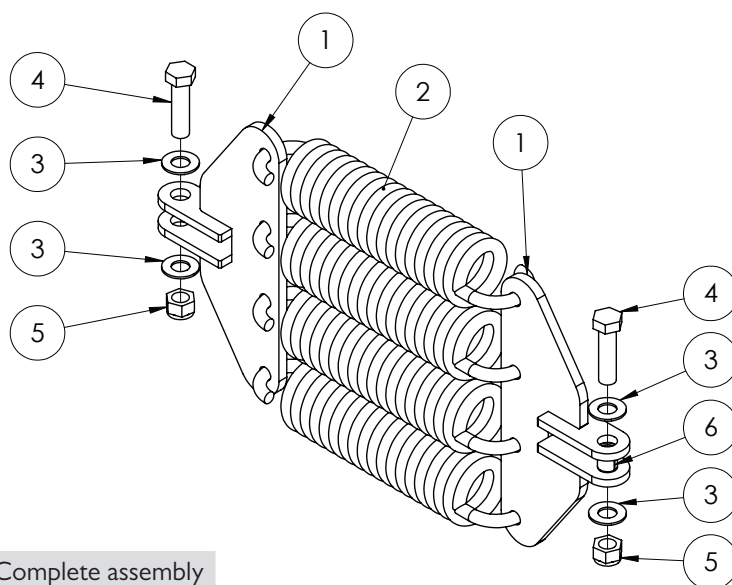
| GA4903057 Complete assembly | | | |
|-----------------------------|-------------|---|------|
| ITEM NO. | PART NUMBER | DESCRIPTION | QTY. |
| 1 | GA4656230 | Mount, Boom cable spring, Suit 24 - 33 meter TriTech boom | 1 |
| 2 | F70057A | 3 spring mounting plate suit delta boom | 2 |
| 3 | GA5010793 | Spring, tension, 70 OD x 329 long x 12mm, large | 2 |
| 4 | GA5001043 | Washer 16mm Flat SS HD | 4 |
| 5 | GA5000939 | Bolt M16 x 60 Black GR8.8 | 2 |
| 6 | GA5001029 | Nut M16 Nyloc ZP | 2 |

Boom Cable Spring - 28-30m



| GA4903067 Complete assembly | | | |
|-----------------------------|-------------|---|------|
| ITEM NO. | PART NUMBER | DESCRIPTION | QTY. |
| 1 | GA4656230 | Mount, Boom cable spring, Suit 24 - 33 meter TriTech boom | 1 |
| 2 | F70057A | 3 spring mounting plate suit delta boom | 2 |
| 3 | GA5010793 | Spring, tension, 70 OD x 329 long x 12mm, large | 3 |
| 4 | GA5001043 | Washer 16mm Flat SS HD | 4 |
| 5 | GA5000939 | Bolt M16 x 60 Black GR8.8 | 2 |
| 6 | GA5001029 | Nut M16 Nyloc ZP | 2 |

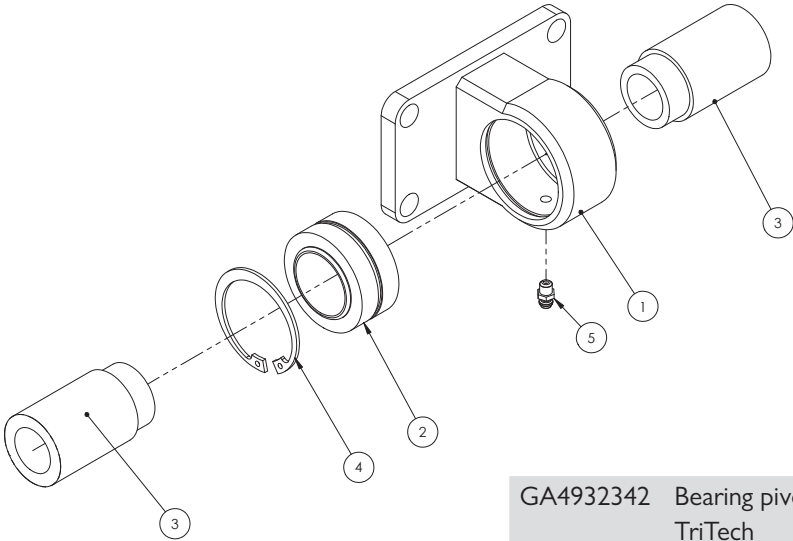
Boom Cable Springs - 33 & 36m



GA4905665 Complete assembly

| ITEM NO. | PART NUMBER | DESCRIPTION | QTY. |
|----------|-------------|---|------|
| 1 | GA4659710 | Cable Spring-Shocker Mount Component | 2 |
| 2 | GA5010793 | Spring, tension, 70 OD x 329 long x 12mm, large | 4 |
| 3 | GA5001043 | Washer 16mm Flat SS HD | 4 |
| 4 | GA5000939 | Bolt M16 x 60 Black GR8.8 | 2 |
| 5 | GA5001029 | Nut M16 Nyloc ZP | 2 |
| 6 | GA5075220 | Glacier bush flanged 16mm suit boom cable pivot | 1 |

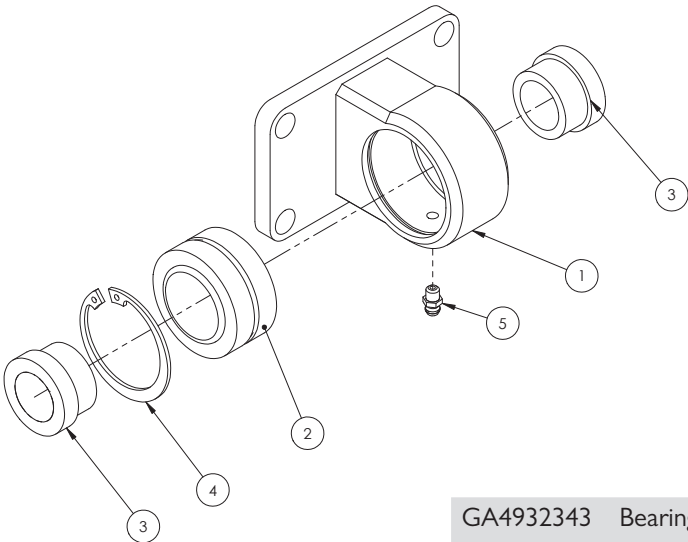
Upper Pivot Assembly



GA4932342 Bearing pivot, Upper, TriTech

| ITEM NO. | PART NUMBER | DESCRIPTION | QTY. |
|----------|-------------|---|------|
| 1 | GA4656190 | Boom hinge bearing Mount 24+ | 1 |
| 2 | GA5015659 | Bearing, Spherical bush, 34.925 ID x 55.663 OD x 30.150mm thick | 1 |
| 3 | DB-ADJ-13 | Bush, Stepped, 25.5 ID x 40 OD x 69.75mm long | 2 |
| 4 | GA5010573 | Circlip, Internal, Suit 55mm bore | 1 |
| 5 | GA5012203 | Grease nipple, Short, 1/4" UNF | 1 |

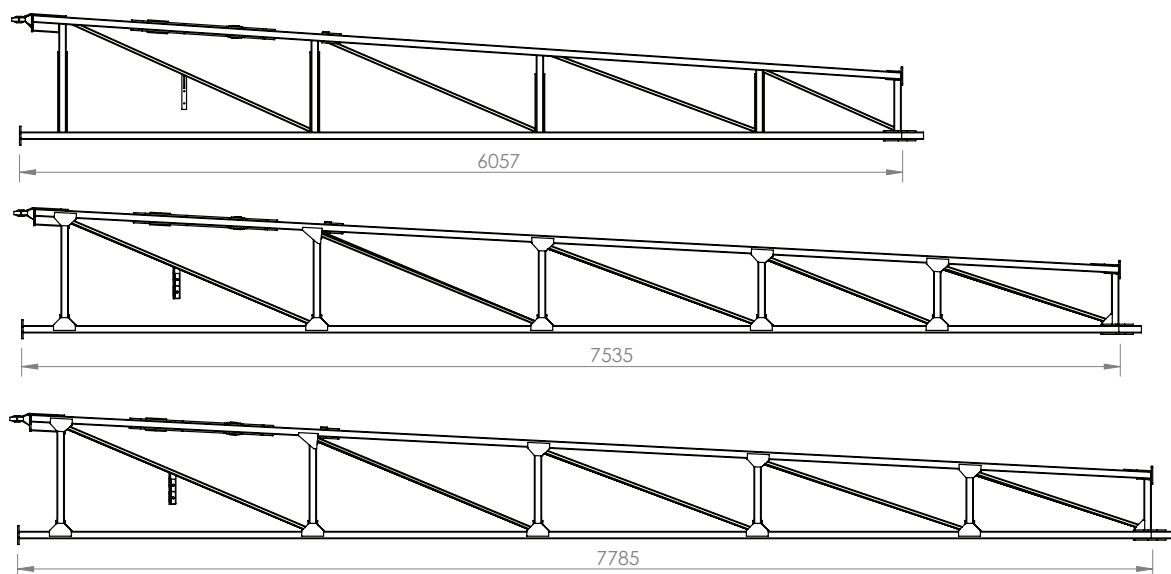
Lower Pivot Assembly



GA4932343 Bearing pivot, Lower, TriTech

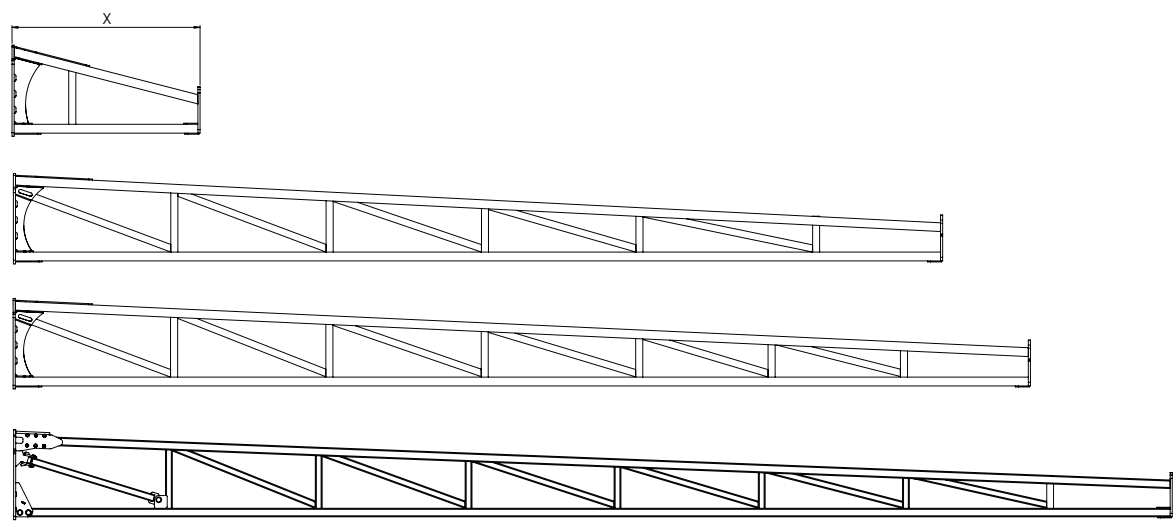
| ITEM NO. | PART NUMBER | DESCRIPTION | QTY. |
|----------|-------------|---|------|
| 1 | GA4656190 | Boom hinge bearing Mount 24+ | 1 |
| 2 | GA5015659 | Bearing, Spherical bush, 34.925 ID x 55.663 OD x 30.150mm thick | 1 |
| 3 | DB-ADJ-02 | Bush, Short, 40 OD x 25.5 ID x 23.75mm long | 2 |
| 4 | GA5010573 | Circlip, Internal, Suit 55mm bore | 1 |
| 5 | GA5012203 | Grease nipple, Short, 1/4" UNF | 1 |

Steel Inner Wings



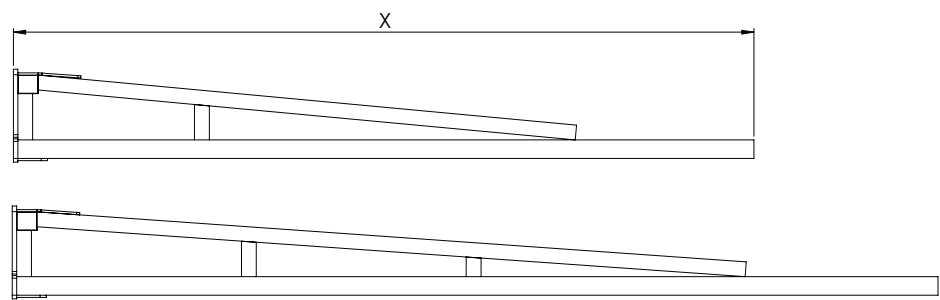
| PART NUMBER | DESCRIPTION |
|-------------|---------------------------------------|
| GA4656780 | 24-30m Boom inner Bi-Fold RH (6057mm) |
| GA4656785 | 24-30m Boom inner Bi-Fold LH (6057mm) |
| GA4656790 | 36m Boom inner Bi-Fold RH (7535mm) |
| GA4656795 | 36m Boom inner Bi-Fold LH (7535mm) |
| GA4656791 | 36m Inner Wing RH (7785mm) |
| GA4656796 | 36m Inner Wing LH (7785mm) |

Aluminium Outer Wings



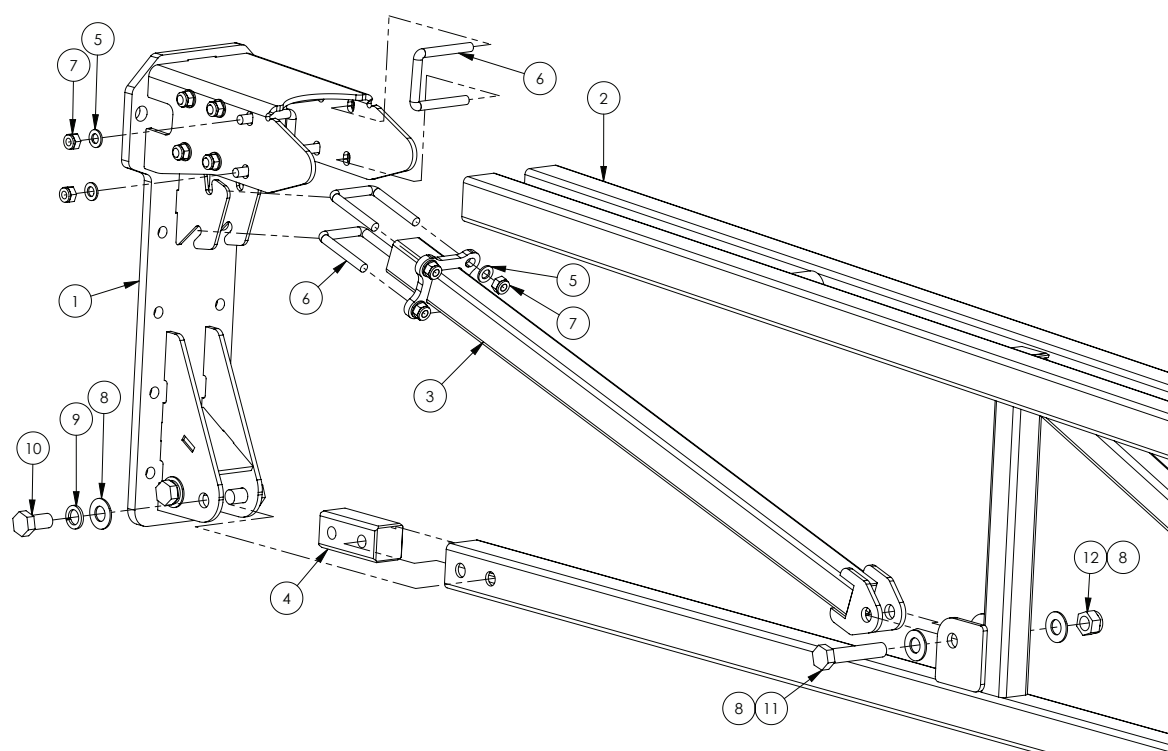
| PART NUMBER | DESCRIPTION |
|-------------|---|
| GA4659820 | 24m Outer boom section (1055mm Long) (Fit with 30m inner) |
| GA4659925 | 24m Outer boom section (3749mm Long) (Fit with 24m inner) |
| GA4656062 | 28m Outer boom section (4264mm Long) |
| GA4656067 | 30m Outer boom section (5265mm Long) |
| GA4656072 | 33m Outer boom section (5764mm Long) |
| GA4907345 | 36m Outer boom Assembly (6805mm Long) |

Aluminium Breakaway Tip



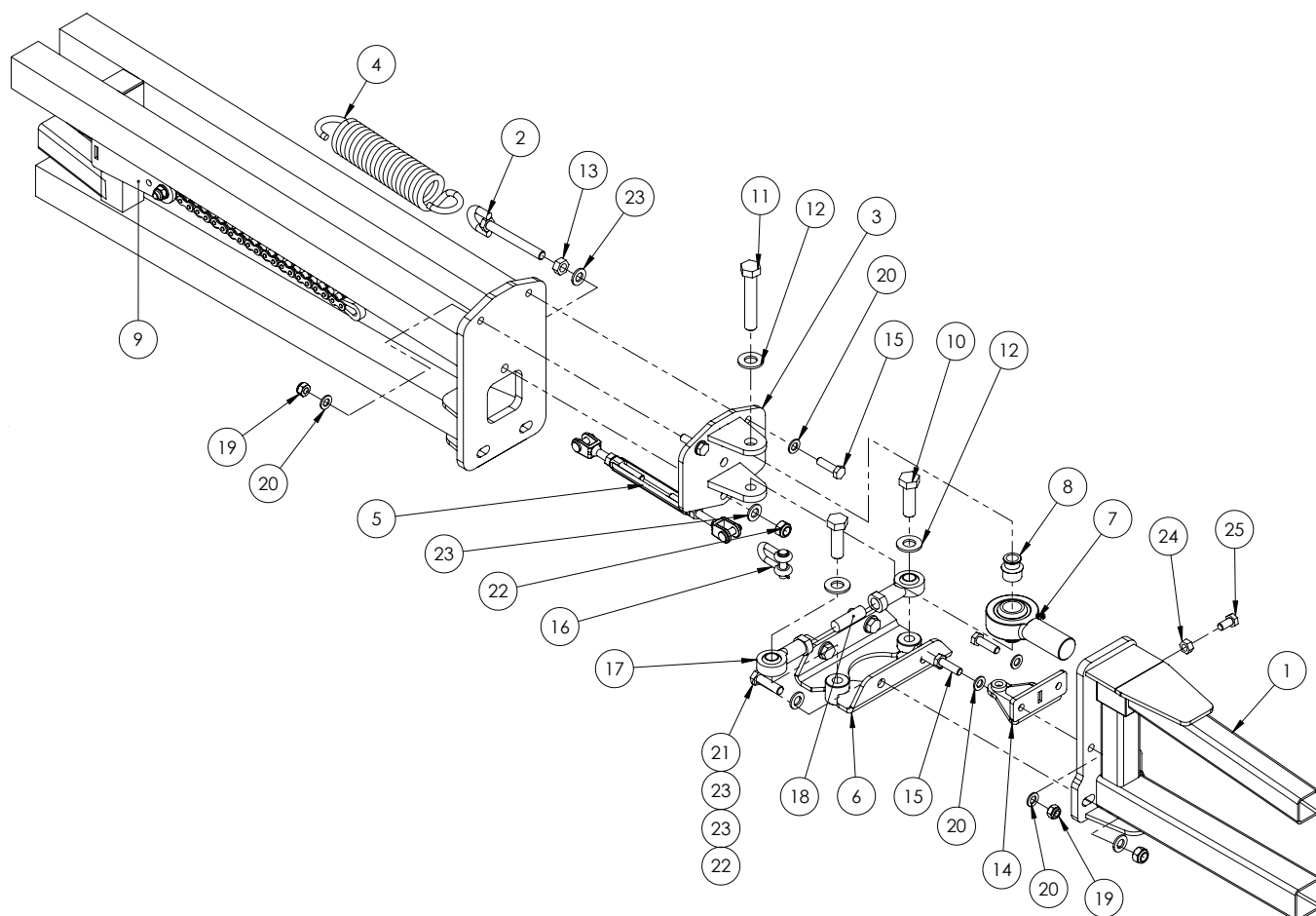
| PART NUMBER | DESCRIPTION |
|-------------|---------------------------|
| GA4656123 | Boom breakaway end - 2m |
| GA4656124 | Boom breakaway end - 2.5m |

Aluminium Outer



| ITEM NO. | PART NUMBER | DESCRIPTION | QTY. |
|----------|-------------|--|------|
| 1 | GA4660376 | Aluminium Boom Mount Bracket, MY15 | 1 |
| 2 | GA4660390 | Boom Section, 36m Aluminium, U Bolt Mounted | 1 |
| 3 | GA4660740 | Brace Bar, Aluminium Boom | 1 |
| 4 | GA4550031 | Threaded Steel Insert Block, suit 50 x 50 x 4mm Aluminium Boom | 1 |
| 5 | GA5000117 | Washer 10mm Flat SS HD | 16 |
| 6 | GA5053645 | U bolt, Square top, M10 x 52 x 75mm | 8 |
| 7 | GA5000141 | Nut M10 Nyloc ZP | 16 |
| 8 | GA5001043 | Washer 16mm Flat SS HD | 6 |
| 9 | GA5001051 | Washer 16mm Spring SS | 4 |
| 10 | GA5000911 | Bolt M16 x 30 ZP GR8.8 | 4 |
| 11 | GA5011307 | Bolt M16 x 80 ZP GR8.8 | 1 |
| 12 | GA5012463 | Nut M16 Nyloc SS | 1 |

3D Breakaway 2.0



| ITEM NO. | PART NUMBER | DESCRIPTION | QTY. |
|----------|-------------|--|------|
| 1 | GA4656123 | Boom breakaway end in Aluminium 2m | 1 |
| 2 | GA5075150 | Eye Bolt 12mm x 100mm Short | 1 |
| 3 | GA4656131 | Breakaway Rose End Clevis 3D 2.0 | 1 |
| 4 | GA5016605 | Spring, tension, 51.5 OD x 260 Long x 8mm, Breakaway | 1 |
| 5 | GA5070505 | Turnbuckle / rigging screw, 10mm, SS, Clevis ends | 1 |
| 6 | GA4659336 | Lower Pivot Bracket 3D 2.0 | 2 |
| 7 | GA5070530 | Rose End 1" x 1 1/4" male UNF thread | 1 |
| 8 | GA4552225 | Breakaway Rose End Spacer Bush 3D 2.0 | 2 |
| 9 | * | 3D Breakaway 2.0 - Mechanism | 1 |
| 10 | GA5000931 | Bolt M16 x 50 GR8.8 ZP | 2 |
| 11 | GA5011297 | Bolt M16 x 90 GR8.8 ZP | 1 |
| 12 | GA5001043 | Washer 16mm Flat SS HD | 3 |
| 13 | GA5000559 | Nut M12 Hex ZP | 1 |
| 14 | GA4659810 | Breakaway Hinge Bracket | 1 |
| 15 | GA5006111 | Bolt M10 x 35 ZP GR8.8 | 4 |
| 16 | GA5071060 | 10mm Utility Clevis 24CST002 | 1 |
| 17 | GA5014469 | Rod end female 16mm | 2 |
| 18 | GA5071105 | Grub Screw M16 x 50 | 1 |

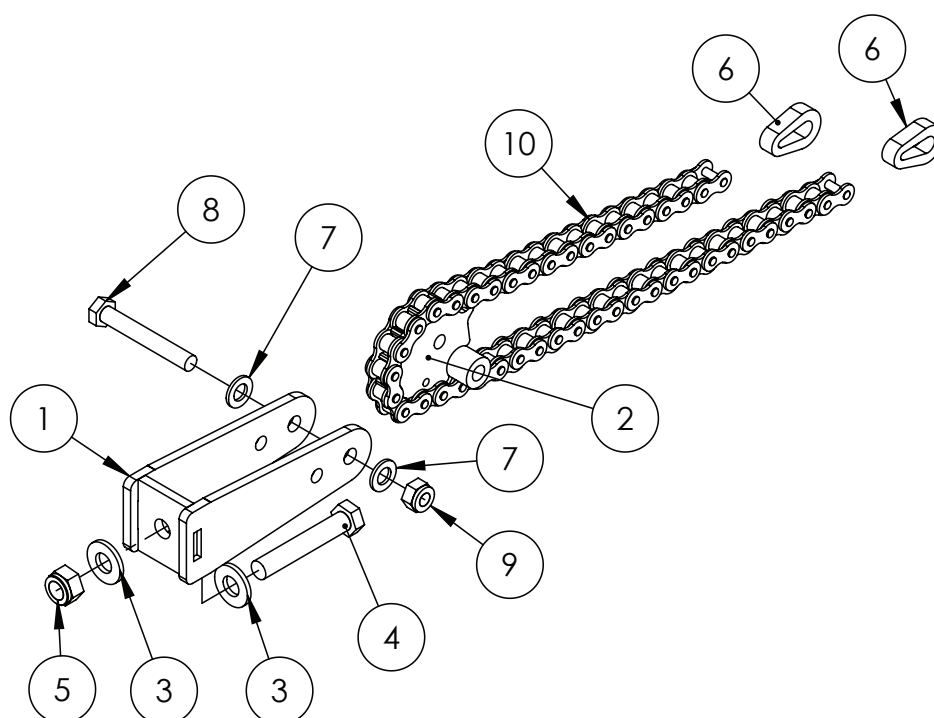
Continued over page

3D Breakaway 2.0

| ITEM NO. | PART NUMBER | DESCRIPTION | QTY. |
|----------|-------------|-----------------------------|------|
| 19 | GA5000141 | Nut M10 Nyloc ZP | 4 |
| 20 | GA5000117 | Washer 10mm Flat SS HD | 8 |
| 21 | GA5000319 | Set Screw M12 x 40 GR8.8 ZP | 4 |
| 22 | GA5012461 | Nut M12 Nyloc ZP | 5 |
| 23 | GA5000577 | Washer 12mm Flat SS HD | 10 |
| 24 | GA5012459 | Nut M10 Hex ZP | 1 |
| 25 | GA5006113 | Bolt M10 x 20 GR8.8 ZP | 1 |

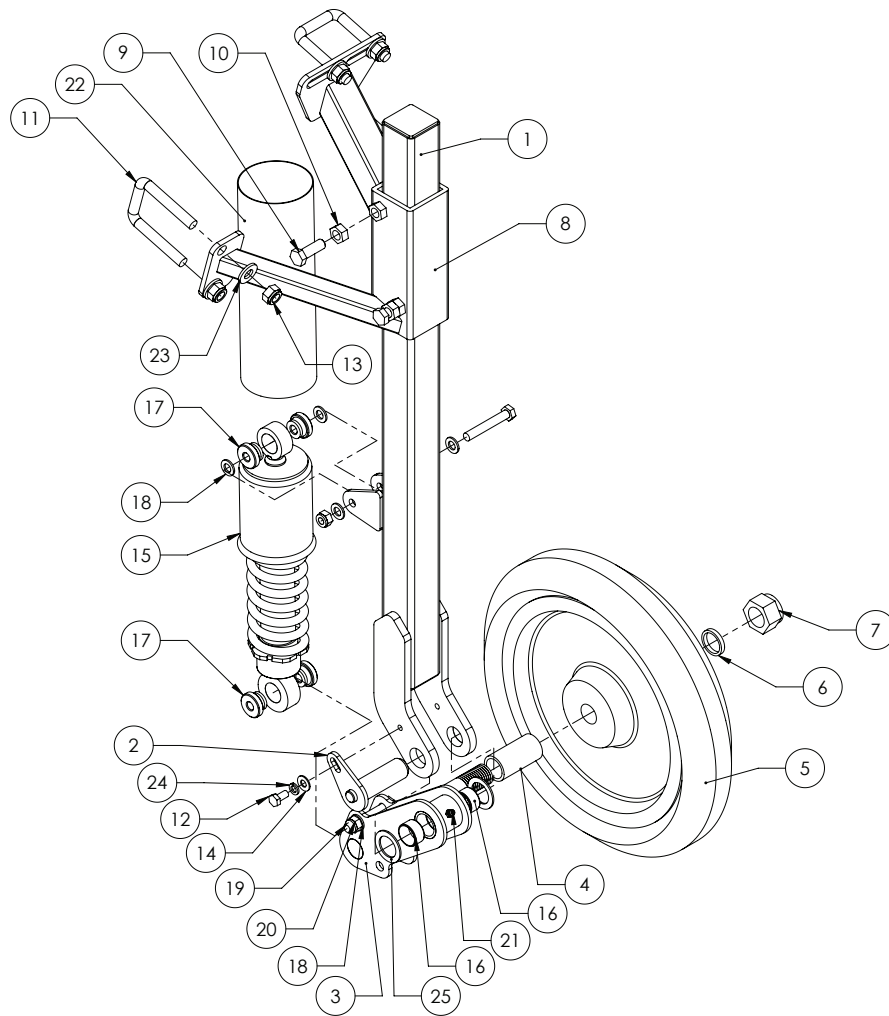
* Sub-assembly on following pages

3D Breakaway 2.0 - Mechanism



| ITEM NO. | PART NUMBER | DESCRIPTION | QTY. |
|----------|-------------|--|------|
| 1 | GA4659805 | Breakaway Mount | 1 |
| 2 | GA4659800 | Breakaway Centre Pivot Fab Assembly | 1 |
| 3 | GA5000577 | Washer 12mm Flat SS HD | 2 |
| 4 | GA5000347 | Bolt M12 x 70 ZP GR8.8 | 1 |
| 5 | GA5012461 | Nut M12 Nyloc ZP | 1 |
| 6 | GA4505695 | Link Plate Chain End, suit breakaway | 2 |
| 7 | GA5000117 | Washer 10mm Flat SS HD | 2 |
| 8 | GA5011163 | Bolt M10 x 70 ZP GR8.8 | 1 |
| 9 | GA5000141 | Nut M10 Nyloc ZP | 1 |
| 10 | GA5068985 | Chain, 5/8", 41 Pitch Breakaway Hinge, inc 2 Joining Links, 43 rollers total | 1 |

Touch Down Wheel



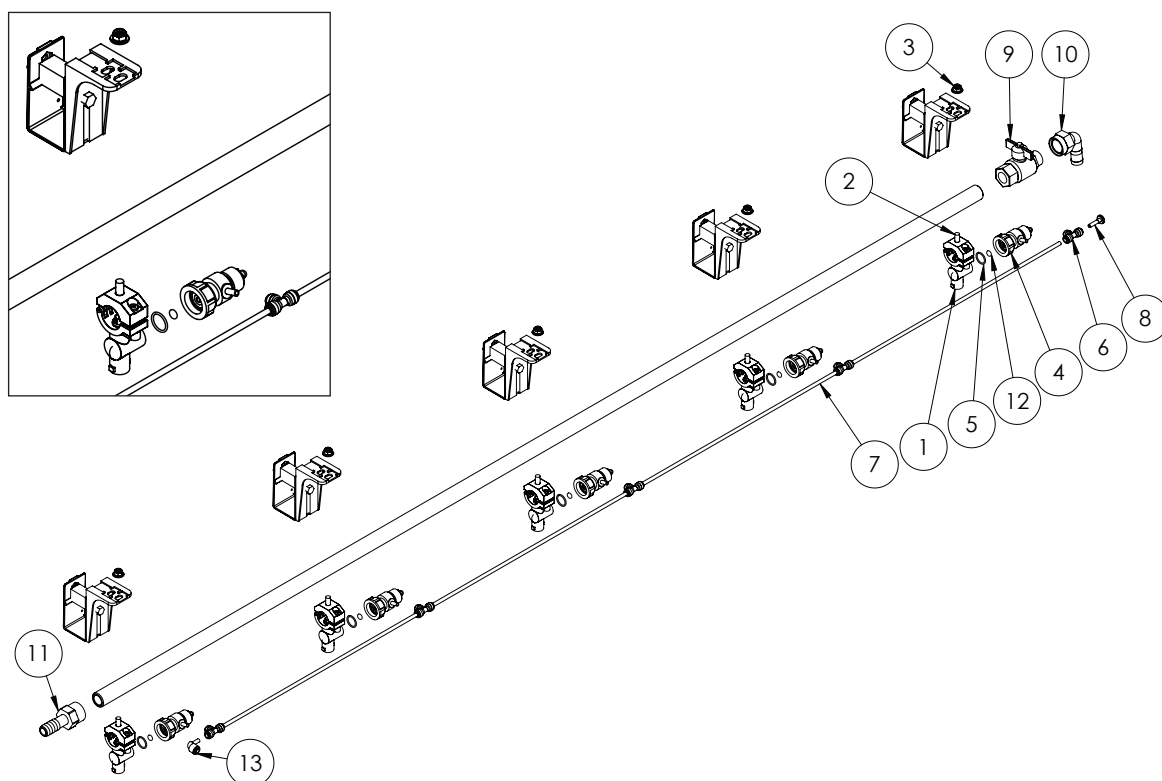
| ITEM NO. | PART NUMBER | DESCRIPTION | QTY. |
|----------|-------------|--|------|
| 1 | GA4657650 | Boom Touch Down Wheel Arm | 1 |
| 2 | GA4657645 | Pivot Pin, suits Boom Touch Down Wheel Swing Arm | 1 |
| 3 | GA4657655 | Swing Arm Boom Touch Down Wheel | 1 |
| 4 | GA4583030 | Spacer Touch Down Wheel | 1 |
| 5 | GA5052275 | Press Wheel 15" with sealed bearings | 1 |
| 6 | GA4535115 | Bearing Washer, suits Touch Down Wheel | 1 |
| 7 | GA5012446 | Nut, 1" UNF, 12 TPI, Nyloc, ZP | 1 |
| 8 | GA4657640 | Mount Boom touch down wheel | 1 |
| 9 | GA5000311 | Set screw, M12 x 35, ZP GR 8.8 | 2 |
| 10 | GA5000559 | Nut M12 Hex ZP | 2 |
| 11 | GA5011251 | U bolt, Square top, M12 x 52mm x 80mm | 3 |
| 12 | GA5011465 | Bolt M8 x 16 ZP GR8.8 | 1 |
| 13 | GA5012461 | Nut M12 Nyloc ZP | 6 |
| 14 | GA5003643 | Washer 8mm Flat SS HD | 1 |
| 15 | GA5067085 | Universal shocker 320mm eye-eye | 1 |
| 16 | GA5009463 | Glacier Bush, ID 25 x 15mm long | 2 |

Continued over page

Touch Down Wheel

| ITEM NO. | PART NUMBER | DESCRIPTION | QTY. |
|----------|-------------|---|------|
| 17 | GA4583100 | Bush, Black nylon, 30 OD x 10 ID x 16.5mm | 4 |
| 18 | GA5000117 | Washer 10mm Flat SS HD | 6 |
| 19 | GA5006101 | Bolt M10 x 65 ZP GR8.8 | 2 |
| 20 | GA5000141 | Nut M10 Nyloc ZP | 2 |
| 21 | GA5012203 | Grease nipple, Short, 1/4" UNF | 1 |
| 22 | GA5052375 | Hose Lay Flat 63mm Blue (cut 270mm long) | 1 |
| 23 | GA5000577 | Washer 12mm Flat SS HD | 6 |
| 24 | GA5004919 | Washer 8mm Spring SS | 1 |
| 25 | GA4522315 | Washer, 27 ID x 40 OD x 2mm thick, SS | 2 |

Boom Line Plumbing - RapidFire



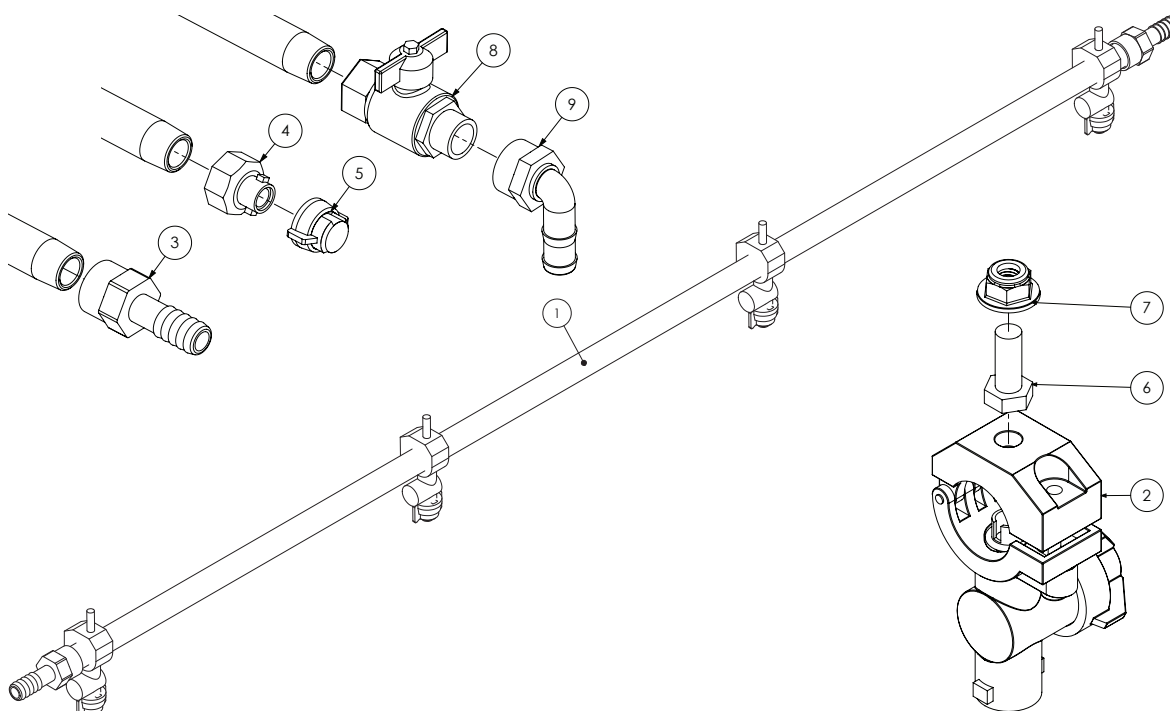
| ITEM NO. | PART NUMBER | DESCRIPTION | QTY. |
|----------|-------------|--|------|
| 1 | GA5077964 | Nozzle body, Single, 3/4", Teejet | 5 |
| 2 | GA5052595 | Bolt, M8 x 20, SS | 5 |
| 3 | GA5070710 | Nut with flange, Plastic, M8 x 1.25 | 5 |
| 4 | GA5065520 | Spray Stop, RapidFire, Suit Teejet nozzle body, Altek | 5 |
| 5 | GA5053135 | O-ring, 18 x 2mm, Viton, Suit spray stop body | 5 |
| 6 | GA5016245 | Tee, Equal, 6mm push in type, Black plastic | 5 |
| 7 | GA5004383 | Tube, Nylon, 6mm, Black | 4 |
| 8 | GA5004405 | Plug, Push in, 6mm | 1 |
| 9 | GA5018315 | Valve, Ball, 20mm male & female thread, Black Butterfly handle | 1 |

Continued over page

Boom Line Plumbing - RapidFire

| ITEM NO. | PART NUMBER | DESCRIPTION | QTY. |
|----------|-------------|---|------|
| 10 | GA5077746 | Hose barb, Elbow, 90 degree, 3/4" female thread x 3/4" hose | 1 |
| 11 | GA5077743 | Hose barb, Straight, 3/4" female x 3/4" hose | 1 |
| 12 | GA5065521 | O-ring, 6.02 x 2.62mm, Suits spray stop inner | 5 |
| 13 | GA5071215 | Stem Elbow, suit 6mm air line, push in | 1 |
| - | GA5004385 | Tube, Nylon, 6mm, Blue | - |
| - | GA5070585 | Tube, Nylon, 6mm, Green | - |

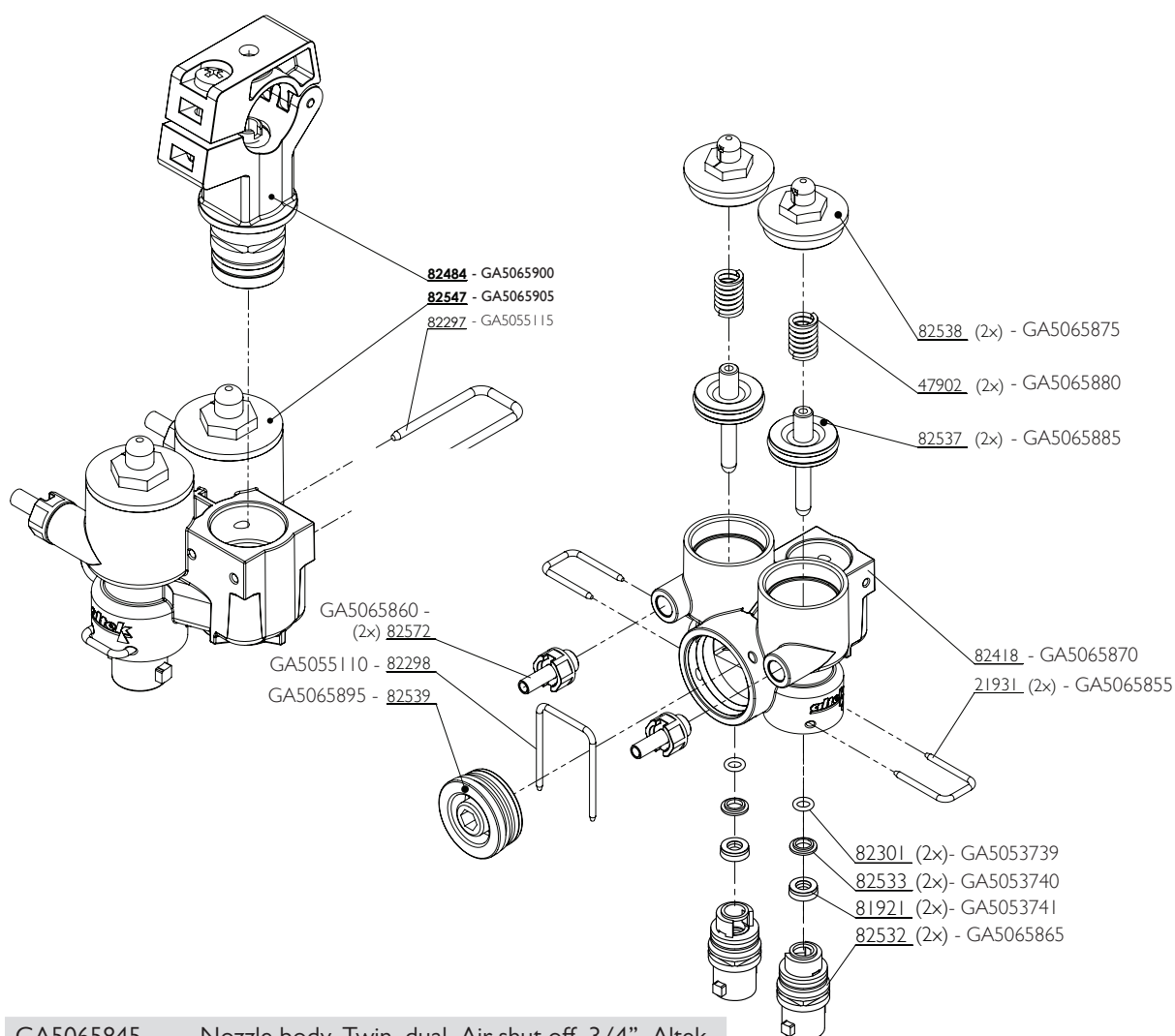
Boom Line Plumbing



| ITEM NO. | PART NUMBER | DESCRIPTION | QTY. |
|----------|-------------|--|------|
| 1 | GA5018273 | Boom line, Poly, 3/4", 1600mm long, No holes | # |
| | GA5018275 | Boom line, Poly, 3/4", 2100mm long, No holes | # |
| | GA5018279 | Boom line, Poly, 3/4", 2600mm long, No holes | # |
| | GA5018281 | Boom line, Poly, 3/4", 3100mm long, No holes | # |
| 2 | GA5077964 | Nozzle body, Single, 3/4", Teejet | # |
| 3 | GA5077743 | Hose barb, Straight, 3/4" female x 3/4" hose, Banjo | # |
| 4 | GA5076904 | Adapter, Boom flush, 3/4" female quick fitting | # |
| 5 | GA5076594 | Nozzle shut off cap & washer, Teejet | # |
| 6 | GA5052595 | Bolt, M8 x 20, SS | # |
| 7 | GA5070710 | Nut with flange, Plastic, M8 x 1.25P | # |
| 8 | GA5018315 | Valve, Ball, 20mm male & female thread, Black Butterfly handle | # |
| 9 | GA5077746 | Hose barb, Elbow, 90 degree, 3/4" female thread x 3/4" hose | # |

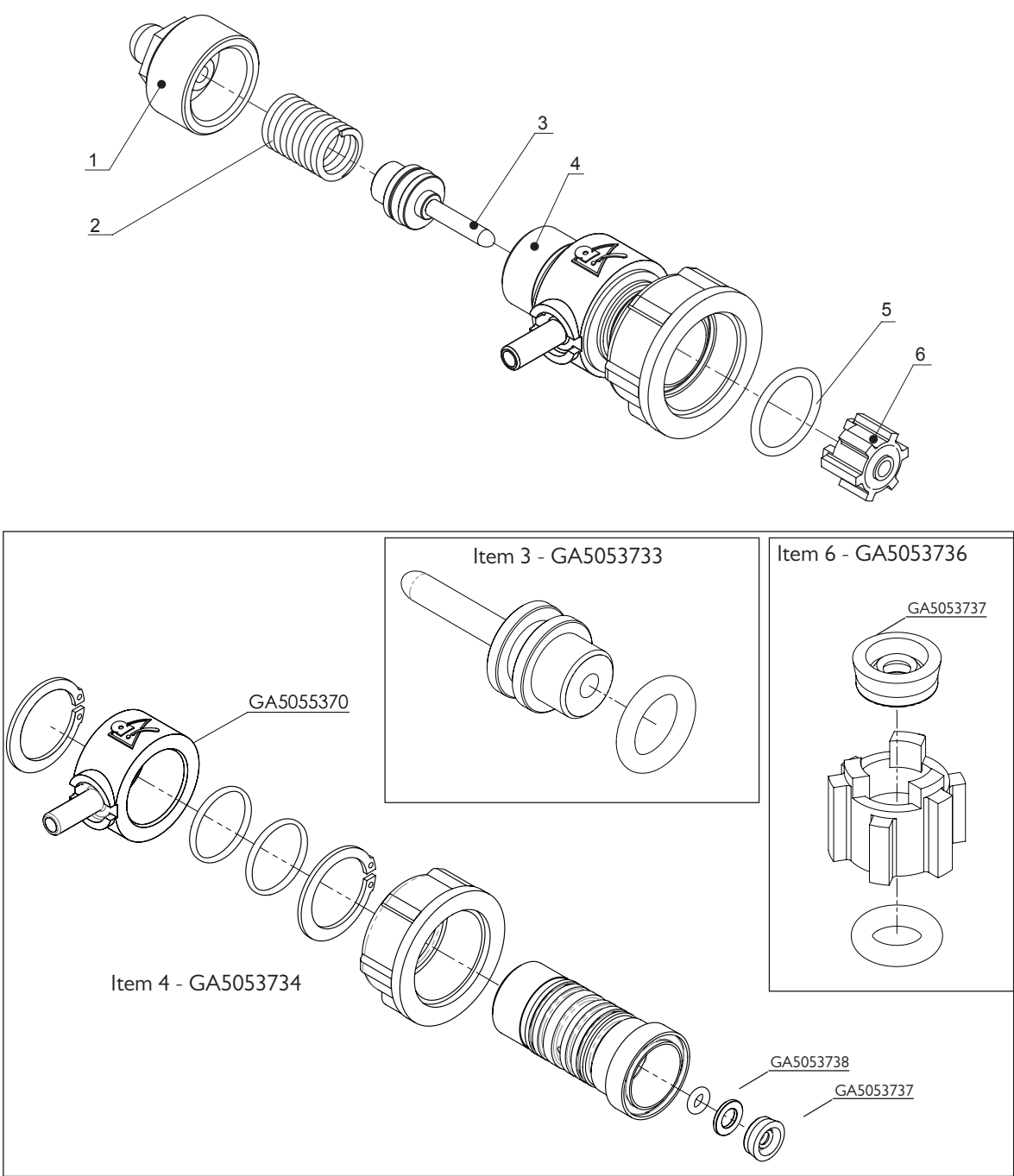
Quantities vary

Altek Dual Nozzle Spray Body



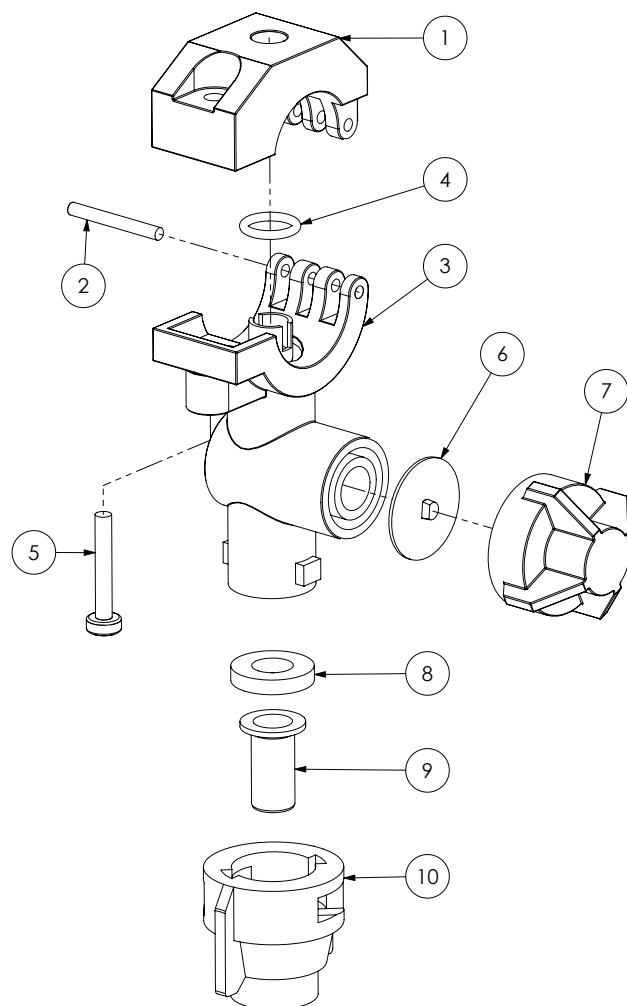
| GA5065845 | Nozzle body, Twin, dual, Air shut off, 3/4", Altek | |
|-------------|--|------|
| PART NUMBER | DESCRIPTION | QTY. |
| GA5065900 | Nozzle body clamp, 3/4", Altek | 1 |
| GA5065905 | Lower body, Multi spray, Altek | 1 |
| GA5055115 | U clip, 20 x 40 x 3mm | 1 |
| GA5065875 | Top cap | 2 |
| GA5065880 | Spring | 2 |
| GA5065885 | Plunger | 2 |
| GA5065870 | Outer body | 1 |
| GA5065855 | U-Clip | 2 |
| GA5065865 | Outlet, Valve inner, Nozzle body, Altek | 2 |
| GA5065860 | Hose barb, Air fitting, 6mm hose, male thread, includes seal | 2 |
| GA5055110 | U Clip 30 x 41 x 2.5mm | 1 |
| GA5065895 | Shutoff Plug | 1 |
| GA5053739 | O-ring, 5.6mm x 1.8mm FMP, suit GA5065845, Altek | 2 |
| GA5053740 | Retaining disk, 11.8mm x 6.8mm x 2mm, suit GA5065845, Altek | 2 |
| GA5053741 | Lip seal, 6mm x 12mm x 4.2mm FMP, suit GA5065845, Altek | 2 |

Altek Spray Stop Spare Parts



| ITEM NO. | PART NUMBER | DESCRIPTION | QTY. |
|----------|-------------|---|------|
| - | GA5065520 | Spray Stop, RapidFire, Suit Teejet nozzle body, Altek | - |
| 1 | GA5053731 | End Cap with Breather | 1 |
| 2 | GA5053732 | Spring, 10 Bar | 1 |
| 3 | GA5053733 | Piston | 1 |
| 4 | GA5053734 | Valve Body | 1 |
| 5 | GA5053735 | O-ring external | 1 |
| 6 | GA5053736 | Plunger | 1 |

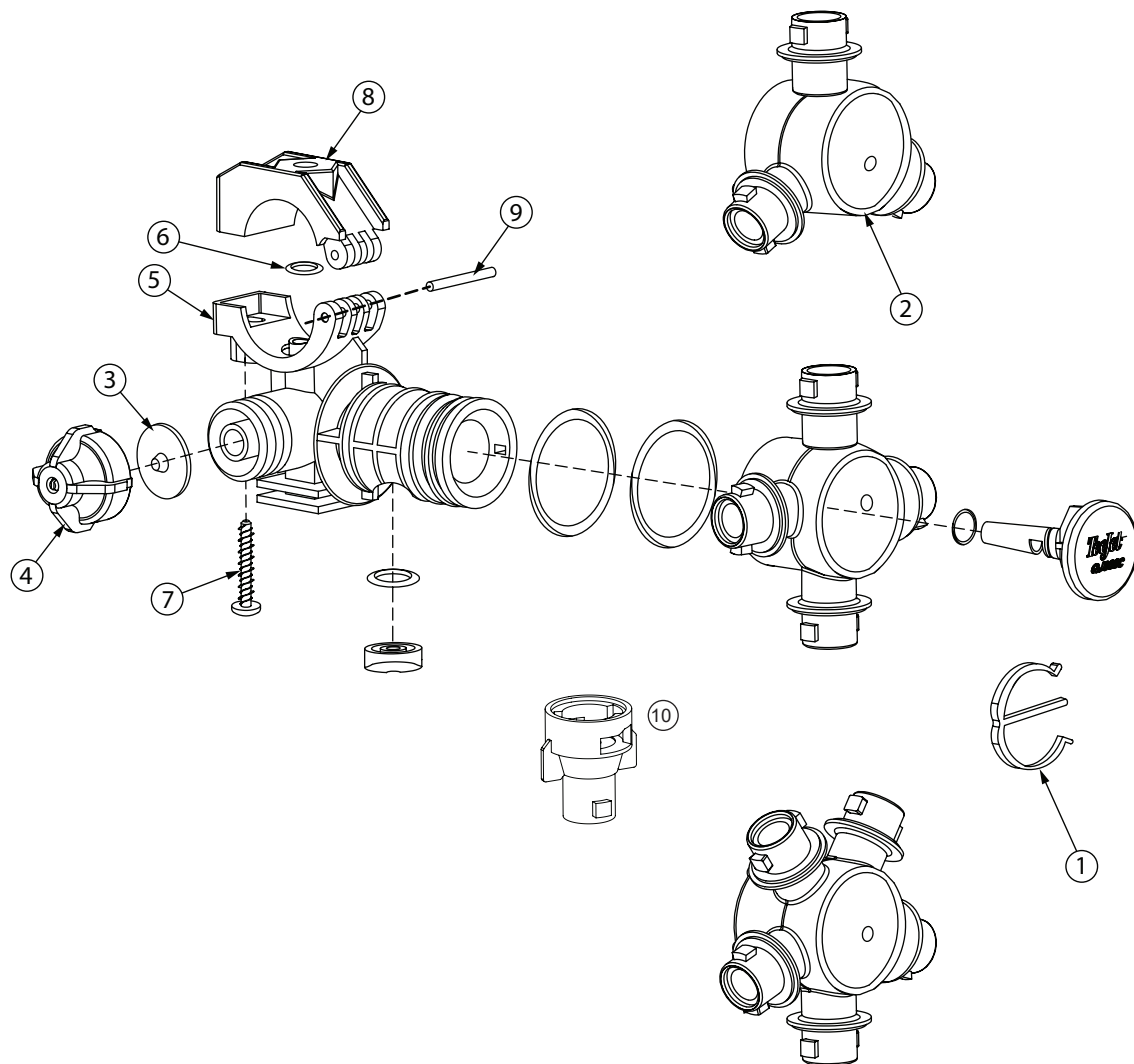
Teejet Single Nozzle Body



| ITEM NO. | PART NUMBER | DESCRIPTION | QTY. |
|----------|-------------|--|------|
| - | GA5077964 | Nozzle body, Single, 3/4", Teejet | - |
| 1 | GA5077532 | Clamp, Nozzle body, 3/4", Teejet | 1 |
| 2 | GA5077537 | Pin, Nozzle body clamp, Teejet | 1 |
| 3 | GA5077538 | 3/4" Q.T.BODY with Clamp | 1 |
| 4 | GA5077596 | O-ring, 14.5 x 2.5mm, Buna | 1 |
| | GA5077597 | O-ring, Viton | 1 |
| 5 | GA5077536 | Screw, 13/16" x 1 1/4", SS | 1 |
| 6 | GA5077439 | Chemsaver, Diaphragm, Teejet | 1 |
| | GA5077440 | Diaphragm, Viton, Nozzle body check valve, Teejet | 1 |
| 7 | GA5076670 | Chemsaver, 10psi, Black, Teejet | 1 |
| 8 | GA5055245 | Washer, Nozzle cap seal, Rubber, 19 OD x 9mm ID | 1 |
| 9 | GA5077159 | Filter, Nozzle tip, Red, 50 mesh, Polypropylene & SS, Teejet | - |
| | GA5077160 | Nozzle filter screen, Blue 80 mesh, Polypropylene / SS, Teejet | - |
| 10 | GA8100464 | Nozzle cap, Nylon, Black, Teejet | - |

Note: Only parts that are available through Goldacres are listed for the nozzle above. For a full parts listing, see the Teejet/Lechler website.

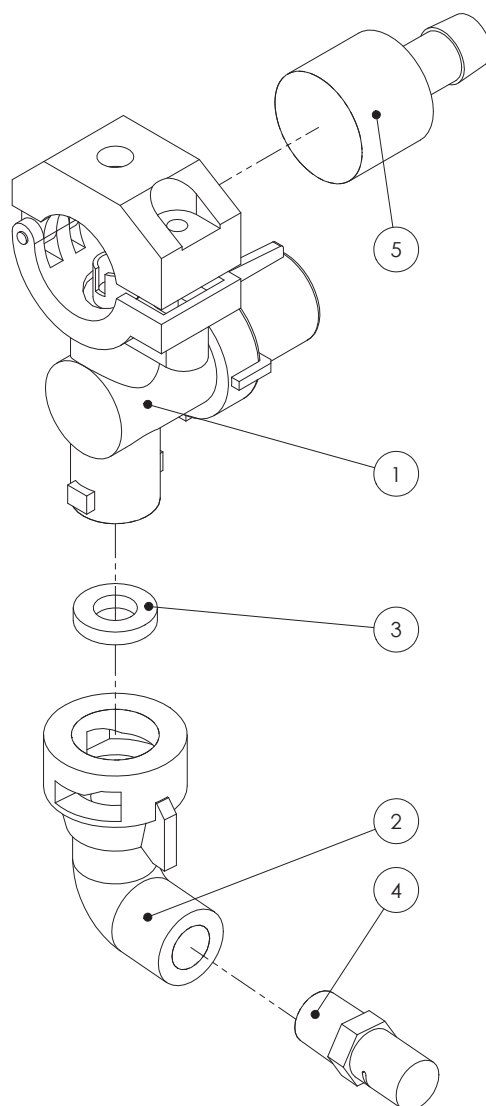
Teejet Turret Nozzle Body



| ITEM NO. | PART NUMBER | DESCRIPTION | QTY. |
|----------|-------------|--|------|
| 1 | GA5077496 | E clip, Nozzle body, Teejet | 1 |
| 2 | GA5077491 | Nozzle body turret, 3 outlet clockface style, Teejet | 1 |
| 3 | GA5077974 | Nozzle body, Quad, Clockface, 3/4, Teejet | 1 |
| 4 | GA5077977 | Nozzle body, Clockface, 5 outlet, 3/4, Teejet | 1 |
| 5 | GA5077439 | Chemsaver, Diaphragm, Teejet | 1 |
| 6 | GA5077440 | Diaphragm, Viton, Nozzle body check valve, Teejet | 1 |
| 7 | GA5076670 | Chemsaver, 10psi, Black, Teejet | 1 |
| 8 | GA5077493 | 3/4" 360C Body, Nylon | 1 |
| 9 | GA5077596 | O-ring, 14.5 x 2.5mm, Buna | 1 |
| 10 | GA5077597 | O-ring, Viton | 1 |
| 11 | GA5077536 | Screw, 13/16" x 1 1/4", SS | 1 |
| 12 | GA5077532 | Clamp, Nozzle body, 3/4", Teejet | 1 |
| 13 | GA5077537 | Pin, Nozzle body clamp, Teejet | 1 |
| 14 | GA5077057 | Nozzle body extension, Quick Teejet type, 1" long, Black, Teejet | 1 |

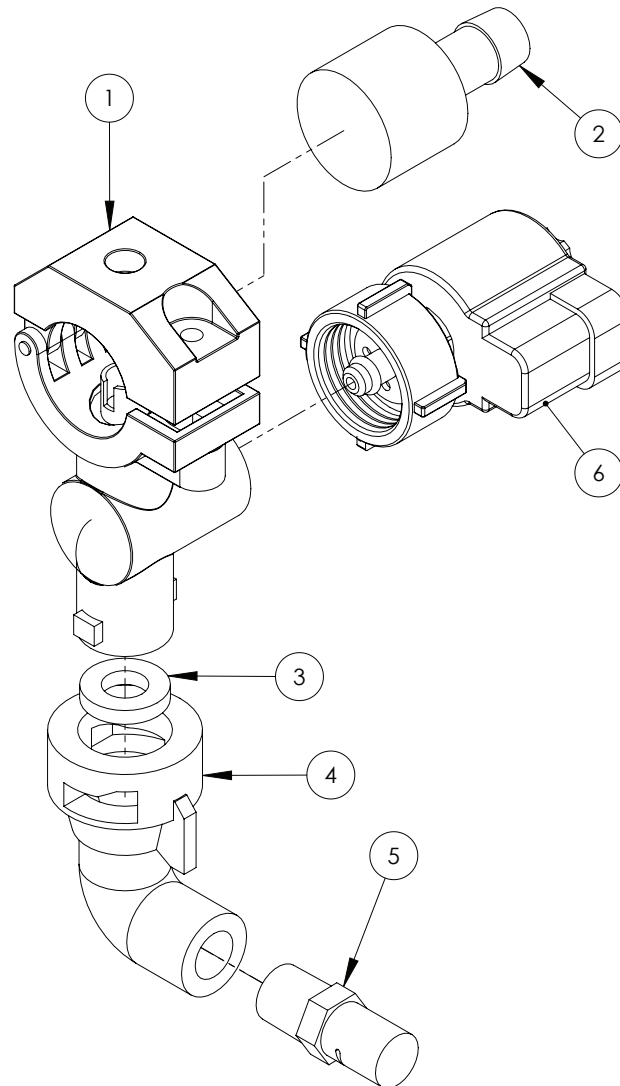
Note: Only parts that are available through Goldacres are listed for the nozzle above. For a full parts listing, see the Teejet website.

Fence Line Nozzle - Manual Operated



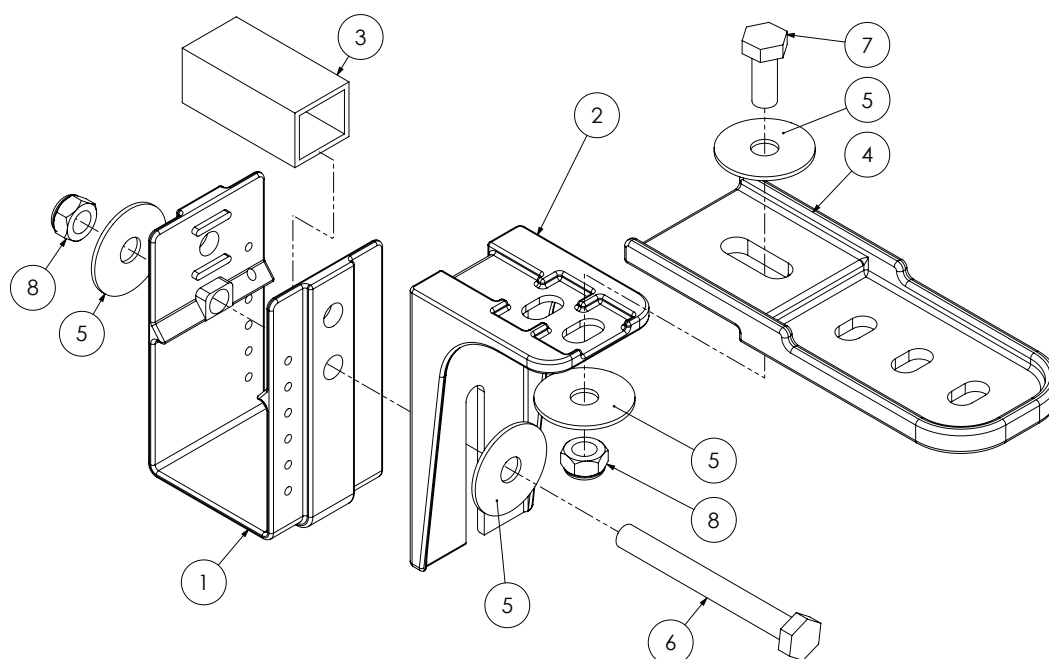
| ITEM NO. | PART NUMBER | DESCRIPTION | QTY. |
|----------|-------------|---|------|
| 1 | GA5077074 | Chemsaver, Manual shutoff, Maximum 150psi pressure, Teejet | 1 |
| 2 | GA5077986 | Nozzle cap & washer, 90 degree cap, 1/4" NPT female outlet | 1 |
| 3 | GA5055245 | Washer, Nozzle cap seal, Rubber, 19 OD x 9mm ID | 1 |
| | GA8100339 | Nozzle, Fence line, Orange, Polymer, Left side, 1/4" NPT, Teejet | 1 |
| 4 | GA8100340 | Nozzle, Fence line, Orange, Polymer, Right side, 1/4" NPT, Teejet | 1 |
| 5 | GA5077497 | Hose barb suit nozzle body, Single 1/2", Nylon, Teejet | 1 |

Fence Line Nozzle - Solenoid Operated



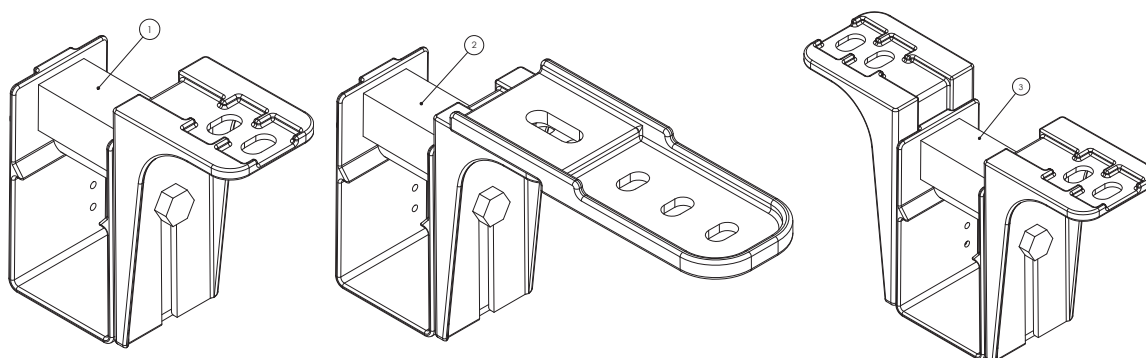
| ITEM NO. | PART NUMBER | DESCRIPTION | QTY. |
|----------|-------------|---|------|
| 1 | GA5077074 | Chemsaver, Manual shutoff, Maximum 150psi pressure, Teejet | 1 |
| 2 | GA5077497 | Hose barb suit nozzle body, Single 1/2", Nylon, Teejet | 1 |
| 3 | GA5055245 | Washer, Nozzle cap seal, Rubber, 19 OD x 9mm ID | 1 |
| 4 | GA5077986 | Nozzle cap & washer, 90 degree cap, 1/4" NPT female outlet | 1 |
| 5 | GA8100339 | Nozzle, Fence line, Orange, Polymer, Left side, 1/4" NPT, Teejet | 1 |
| | GA8100340 | Nozzle, Fence line, Orange, Polymer, Right side, 1/4" NPT, Teejet | 1 |
| 6 | GA5071785 | Solenoid, e-Chemsaver suit 2 Pin Metri-pack, Fence Line | 1 |

Adjustable Nozzle Bracket



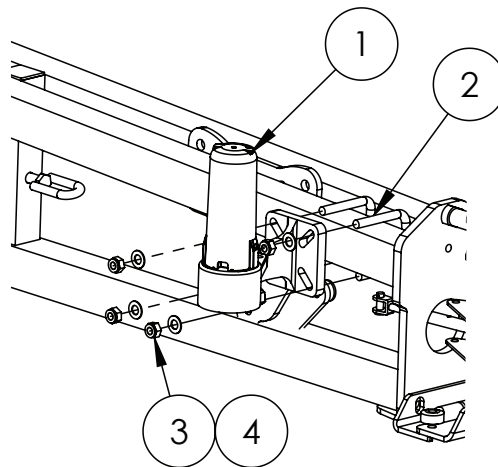
| ITEM NO. | PART NUMBER | DESCRIPTION | QTY |
|----------|-------------|---|-----|
| 1 | GA5018259 | Nozzle bracket, plastic, U shape | 1 |
| 2 | GA5018257 | Nozzle bracket, plastic, L shape, short | 1 |
| | GA5018258 | Nozzle bracket, plastic, L shape, long | |
| 3 | GA5066965 | Spacer suit nozzle brackets | 1 |
| 4 | GA5018255 | Bracket, Nozzle extension, Plastic | 1 |
| 5 | GA5003645 | Washer 5/16" ID x 1 1/4" OD Flat SS | 4 |
| 6 | GA5004741 | Bolt M8 x 75 GR8.8 ZP | 1 |
| 7 | GA5004085 | Bolt M8 x 20 GR8.8 ZP | 1 |
| 8 | GA5004917 | Nut M8 Nyloc ZP | 2 |

Pre Packaged Kits



| ITEM NO. | PART NUMBER | DESCRIPTION |
|----------|--------------|---|
| 1 | GA4948675-SK | Nozzle bracket kit, Single line, Suit 50mm RHS |
| 2 | GA4948695-SK | Nozzle bracket kit, Single line with extension, Suit 50mm RHS |
| 3 | GA4948685-SK | Nozzle bracket kit, Dual line, Suit 50mm RHS |

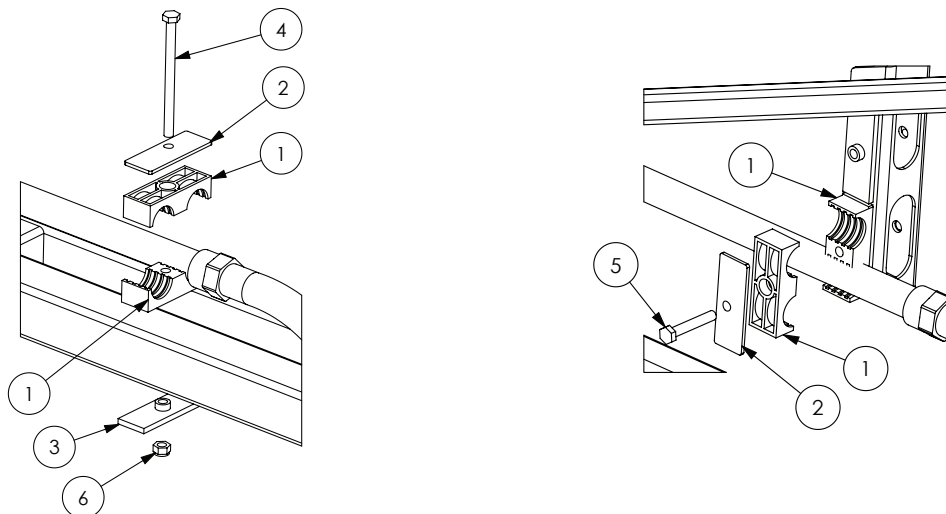
UltraGlide Sensor Mount



| ITEM NO. | PART NUMBER | DESCRIPTION | QTY. |
|----------|-------------|---|------|
| 1 | GA5075810 | Sensor, Ultrasonic, Digital, 4 Pin, Centre, Raven | 1 |
| | GA5075809 | Sensor, Ultraglide Moulded Left, Raven | 1 |
| | GA5075807 | Sensor, Ultraglide Moulded Right, Raven | 1 |
| 2 | GA5011251 | U bolt, Square top, M12 x 52mm x 80mm | 6 |
| 3 | GA5000117 | Washer 10mm Flat SS HD | 13 |
| 4 | GA5000141 | Nut M10 Nyloc ZP | 12 |

Note: Quantity is for the 3 sensor kit

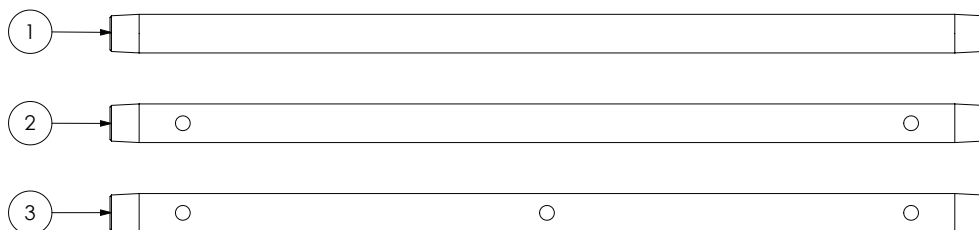
Boom Poly Pipe Clamps



| ITEM NO. | PART NUMBER | DESCRIPTION | QTY. |
|----------|-------------|--|------|
| 1 | GA5078038 | RCD clamp jaws, Double 28mm hose, Black polypropylene | # |
| 2 | GA5078049 | Hose clamp, Double RCD, Top plate, Grade 4, Suit clamp 28-30 | # |
| 3 | GA5078048 | Double Clamp Plate Bottom Gr4 | # |
| 4 | GA5004933 | Bolt M8 x 110 ZP GR8.8 | # |
| 5 | GA5004727 | Bolt M8 x 50 ZP GR8.8 | # |
| 6 | GA5052590 | Nut M8 Nyloc SS | # |

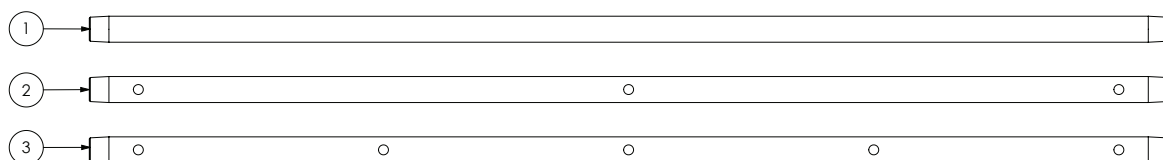
Quantities vary

Boom Poly - 600mm



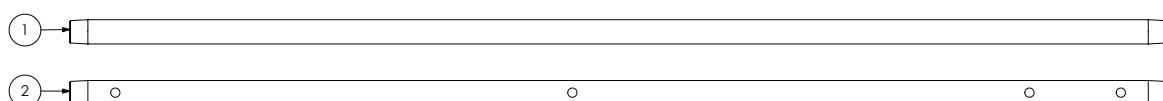
| ITEM NO. | PART NUMBER | DESCRIPTION | QTY. |
|----------|-------------|---|------|
| 1 | GA5018287 | Boom line, Poly, 3/4", 600 long, No holes | 1 |
| 2 | GA2000510 | Boom line, Poly, 3/4", 600 long, 2 holes, 500mm spacing | 1 |
| 3 | GA2000511 | Boom line, Poly, 3/4", 600 long, 3 holes, 250mm spacing | 1 |

Boom Poly - 1100mm



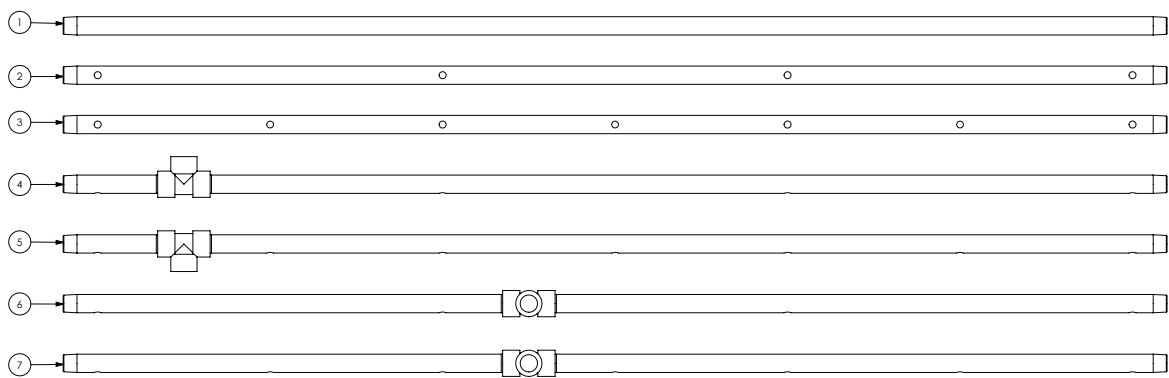
| ITEM NO. | PART NUMBER | DESCRIPTION | QTY. |
|----------|-------------|--|------|
| 1 | GA5018269 | Boom line, Poly, 3/4", 1100 long, No holes | 1 |
| 2 | GA2000506 | Boom line, Poly, 3/4", 1100 long, 3 holes, 500mm spacing | 1 |
| 3 | GA2000507 | Boom line, Poly, 3/4", 1100 long, 5 holes, 250mm spacing | 1 |

Boom Poly - 1200mm



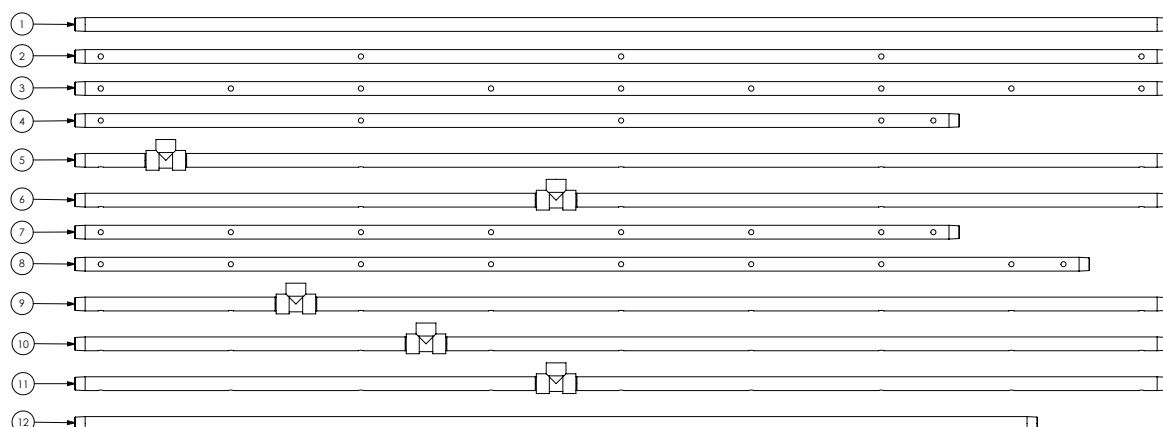
| ITEM NO. | PART NUMBER | DESCRIPTION | QTY. |
|----------|-------------|---|------|
| 1 | GA5018271 | Boom line, Poly, 3/4", 1200 long, No holes | 1 |
| 2 | GA2000515 | Boom line, Poly, 3/4", 1200 long, 3 holes plus fenceline, 500mm spacing | 1 |

Boom Poly - 1600mm



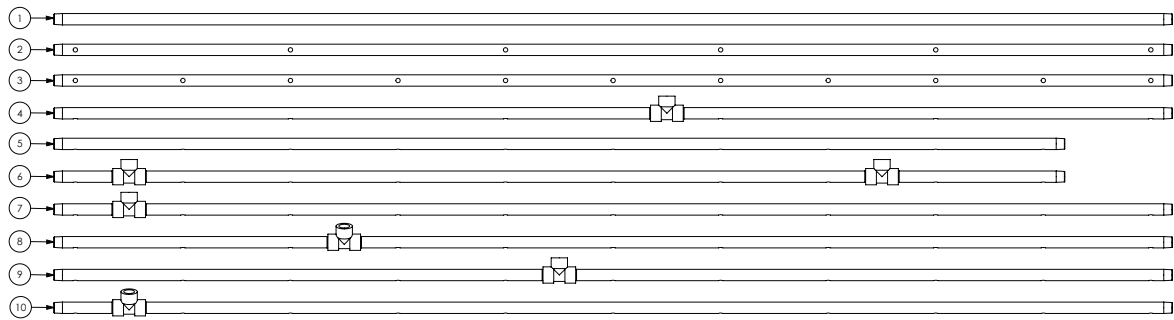
| ITEM NO. | PART NUMBER | DESCRIPTION | QTY |
|----------|-------------|---|-----|
| 1 | GA5018273 | Boom line, Poly, 3/4", 1600 long, No holes | 1 |
| 2 | GA2000500 | Boom line, Poly, 3/4", 1600 long, 4 holes, 500mm spacing | 1 |
| 3 | GA2000501 | Boom line, Poly, 3/4", 1600 long, 7 holes, 250mm spacing | 1 |
| 4 | GA2000520 | Boom line, Poly, 3/4", 1600 long, 4 holes, 500mm spacing, Tee 175mm | 1 |
| 5 | GA2000521 | Boom line, Poly, 3/4", 1600 long, 7 holes, 250mm spacing, Tee 175mm | 1 |
| 6 | GA2000522 | Boom line, Poly, 3/4", 1600 long, 4 holes, 500mm spacing, Tee 675mm 90 Deg. | 1 |
| 7 | GA2000523 | Boom line, Poly, 3/4", 1600 long, 7 holes, 250mm spacing, Tee 675mm 90 Deg. | 1 |

Boom Poly - 2100mm



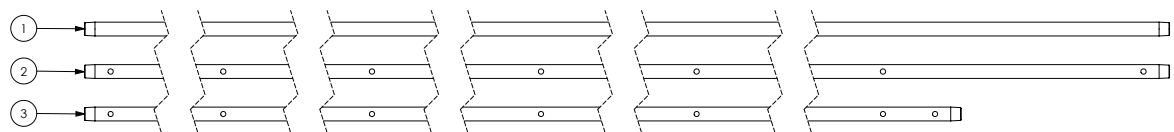
| ITEM NO. | PART NUMBER | DESCRIPTION | QTY |
|----------|-------------|---|-----|
| 1 | GA5018275 | Boom line, Poly, 3/4", 2100 long, No holes | 1 |
| 2 | GA2000502 | Boom line, Poly, 3/4", 2100 long, 5 holes, 500mm spacing | 1 |
| 3 | GA2000503 | Boom line, Poly, 3/4", 2100 long, 9 holes, 250mm spacing | 1 |
| 4 | GA2000525 | Boom line, Poly, 3/4", 1700 long, 4 holes plus fenceline, 500mm spacing | 1 |
| 5 | GA2000526 | Boom line, Poly, 3/4", 2100 long, 5 holes, 500mm spacing, Tee 175mm | 1 |
| 6 | GA2000527 | Boom line, Poly, 3/4", 2100 long, 5 holes, 500mm spacing, Tee 925mm | 1 |
| 7 | GA2000530 | Boom line, Poly, 3/4", 1700 long, 7 holes plus fenceline, 250mm spacing | 1 |
| 8 | GA2000531 | Boom line, Poly, 3/4", 1950 long, 8 holes plus fenceline, 250mm spacing | 1 |
| 9 | GA2000532 | Boom line, Poly, 3/4", 2100 long, 9 holes, 250mm spacing, Tee 425mm | 1 |
| 10 | GA2000533 | Boom line, Poly, 3/4", 2100 long, 9 holes, 250mm spacing, Tee 675mm | 1 |
| 11 | GA2000534 | Boom line, Poly, 3/4", 2100 long, 9 holes, 250mm spacing, Tee 925mm | 1 |
| 12 | GA2000535 | Boom line, Poly, 3/4, 1850 long, 8 holes, 250mm spacing | 1 |

Boom Poly - 2600mm



| ITEM NO. | PART NUMBER | DESCRIPTION | QTY. |
|----------|-------------|---|------|
| 1 | GA5018279 | Boom line, Poly, 3/4", 2600 long, No holes | 1 |
| 2 | GA2000504 | Boom line, Poly, 3/4", 2600 long, 6 holes, 500mm spacing | 1 |
| 3 | GA2000505 | Boom line, Poly, 3/4", 2600 long, 11 holes, 250mm spacing | 1 |
| 4 | GA2000540 | Boom line, Poly, 3/4", 2600 long, 6 holes, 500mm spacing, Tee 1175mm | 1 |
| 5 | GA2000541 | Boom line, Poly, 3/4", 2350 long, 10 holes, 250mm spacing | 1 |
| 6 | GA2000542 | Boom line, Poly, 3/4", 2600 long, 10 holes, 250mm spacing, Tee 175mm & 1925mm | 1 |
| 7 | GA2000543 | Boom line, Poly, 3/4", 2600 long, 11 holes, 250mm spacing, Tee 175mm | 1 |
| 8 | GA2000544 | Boom line, Poly, 3/4", 2600 long, 11 holes, 250mm spacing, Tee 675mm angled | 1 |
| 9 | GA2000545 | Boom line, Poly, 3/4", 2600 long, 11 holes, 250mm spacing, Tee 1175mm | 1 |
| 10 | GA2000546 | Boom line, Poly, 3/4", 2600 long, 11 holes, 250mm spacing, Tee 175mm angled | 1 |

Boom Poly - 3100mm

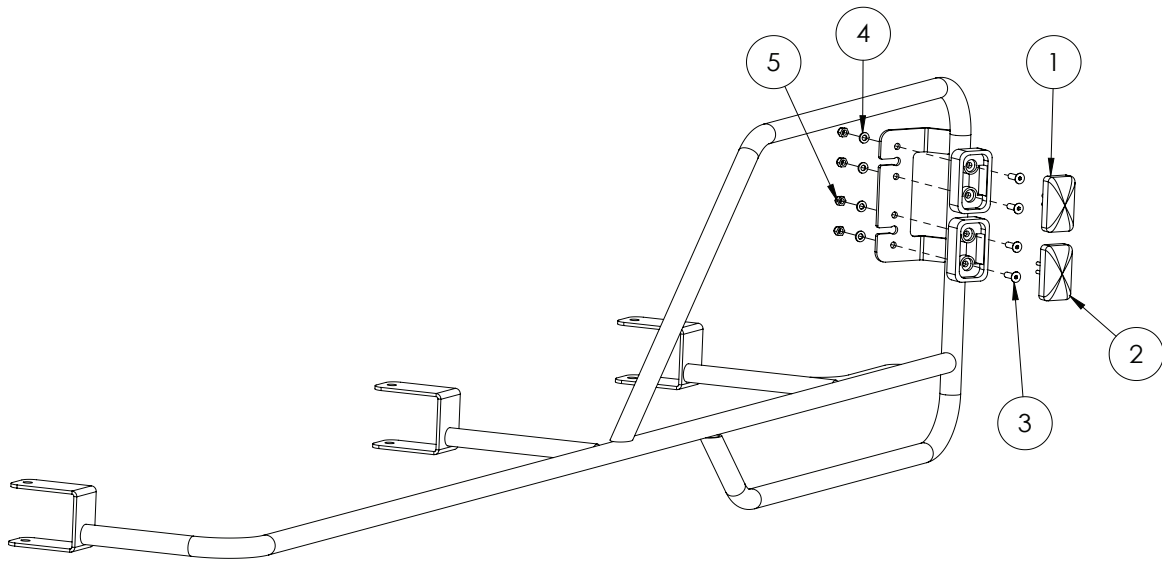


| ITEM NO. | PART NUMBER | DESCRIPTION | QTY. |
|----------|-------------|--|------|
| 1 | GA5018281 | Boom line, Poly, 3/4", 3100 long, No holes | 1 |
| 2 | GA2000508 | Boom line, Poly, 3/4", 3100 long, 7 holes, 500mm spacing | 1 |
| 3 | GA2000550 | Boom line, Poly, 3/4", 2700 long, 6 holes, 500mm spacing | 1 |

Chapter 15

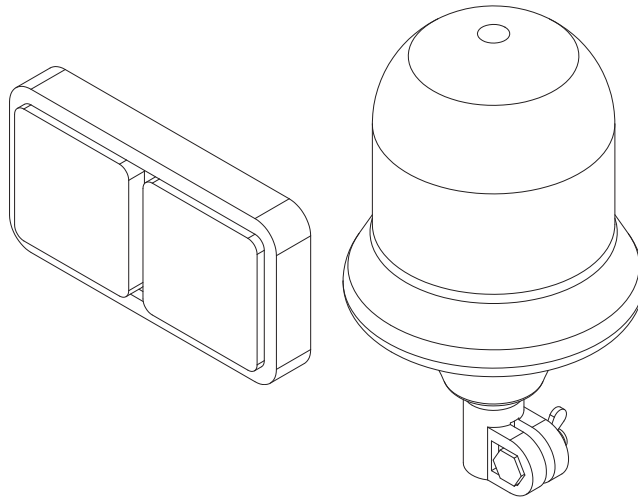
ELECTRICS

Lighting - Boom Tip LEDs



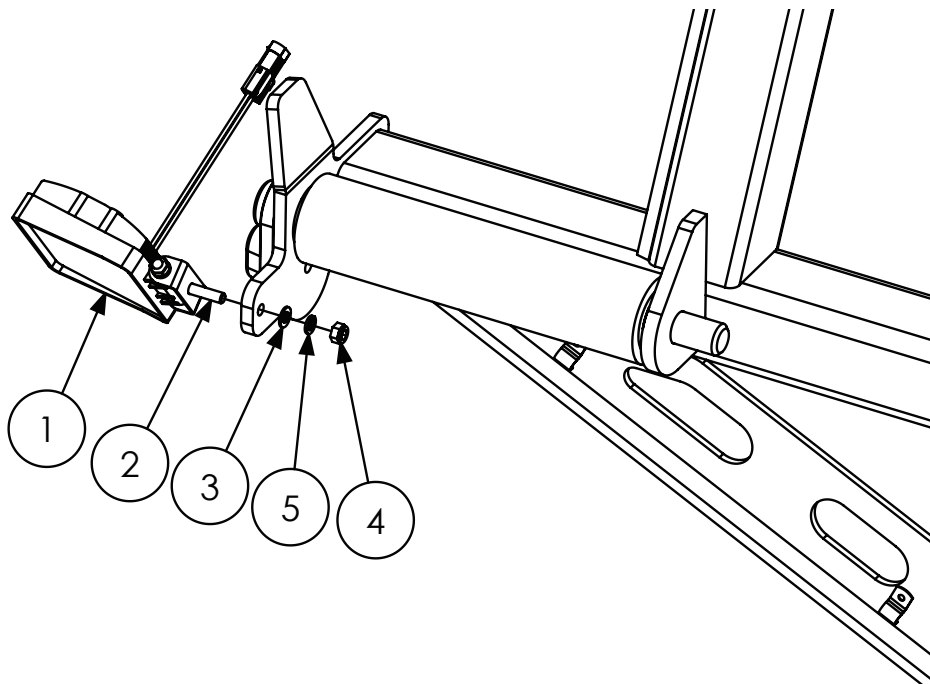
| ITEM NO. | PART NUMBER | DESCRIPTION | QTY. |
|----------|-------------|--|------|
| 1 | GA5060057 | Clearance light with connector, Orange LED | 1 |
| 2 | GA5060056 | Clearance light with connector, Red LED | 1 |
| 3 | GA5051230 | CSCS M5 x 16 SS A2-70 | 4 |
| 4 | GA5003983 | Washer 5mm Flat SS | 4 |
| 5 | GA5003975 | Nut M5 Nyloc SS | 4 |

Lighting - Tail Light & Beacon



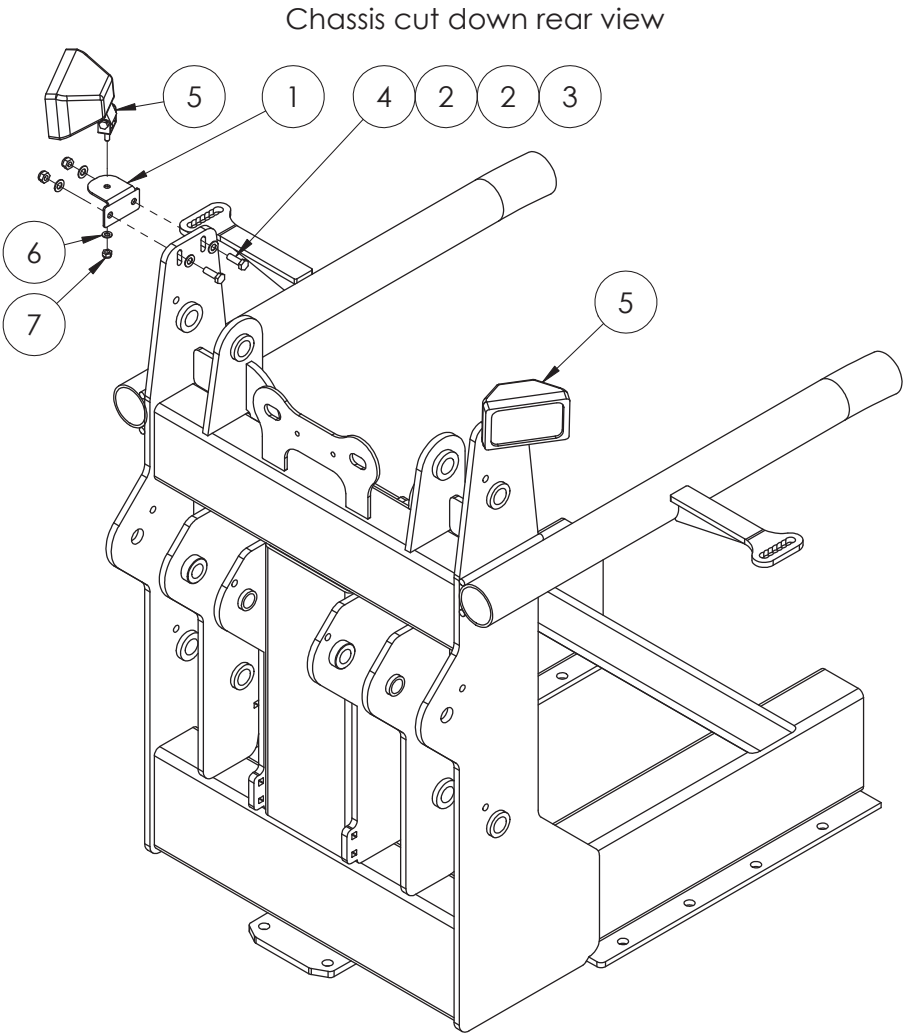
| PART NUMBER | DESCRIPTION |
|-------------|---|
| GA5018786 | Lamp, LED, 12V, Brake / tail light / indicator, 190 x 100mm |
| GA5048975 | Beacon, Rotating, Amber, DIN A pole mount, H1 globe |

Lighting - POD Work Light



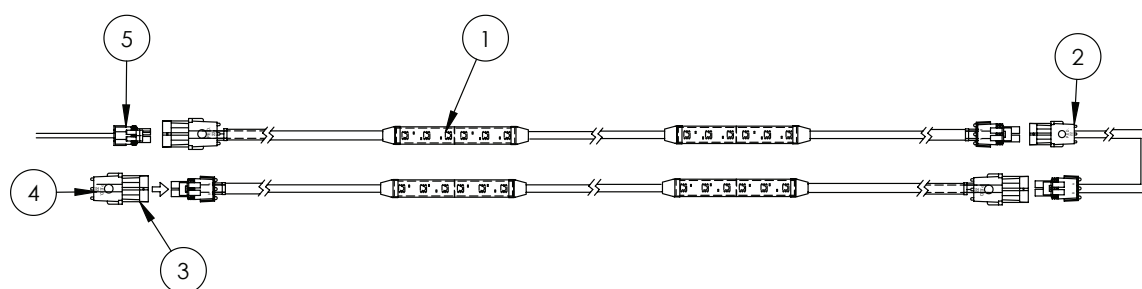
| ITEM NO. | PART NUMBER | DESCRIPTION | QTY. |
|----------|-------------|---|------|
| 1 | GA5075500 | Light, LED, Work, Flood beam, bare wires, 15W | 1 |
| | GA4913495 | Light, Pod Work Light Assembly, LED, Flood Beam | |
| 2 | GA5011477 | Set Screw M8 x 30 ZP GR8.8 | 1 |
| 3 | GA5003643 | Washer 8mm Flat SS HD | 1 |
| 4 | GA5052590 | Nut M8 Nyloc SS | 1 |
| 5 | GA5004919 | Washer 8mm Spring SS | 1 |

Lighting - Boom Lights



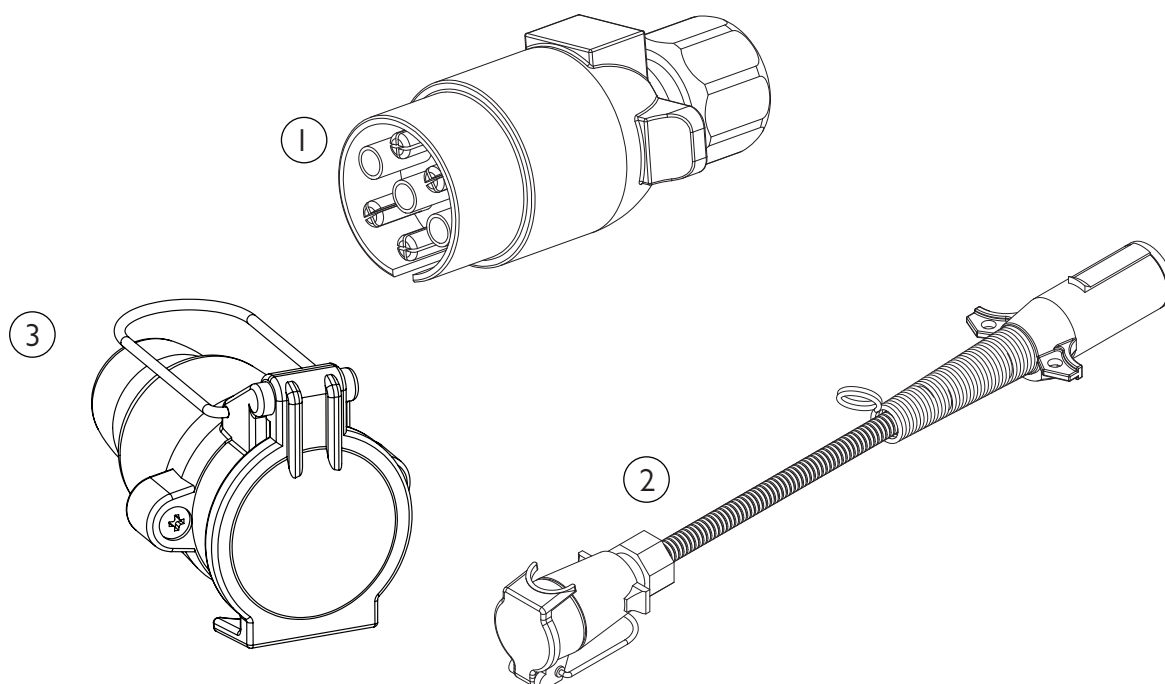
| ITEM NO. | PART NUMBER | DESCRIPTION | QTY. |
|----------|-------------|---|------|
| 1 | GA4522570 | Bracket boom light mounting suit EF | 2 |
| 2 | GA5000117 | Washer 10mm Flat SS HD | 8 |
| 3 | GA5000141 | Nut M10 Nyloc ZP | 4 |
| 4 | GA5065455 | Bolt M10 x 30 ZP GR8.8 | 4 |
| 5 | GA5050105 | Light, work, flood stringray 138 x 82mm, bare wires | 2 |
| 6 | GA5003643 | Washer 8mm Flat SS HD | 2 |
| 7 | GA5051700 | Nut 5/16" UNC Nyloc ZP | 2 |

Lighting - Night Pro LEDs



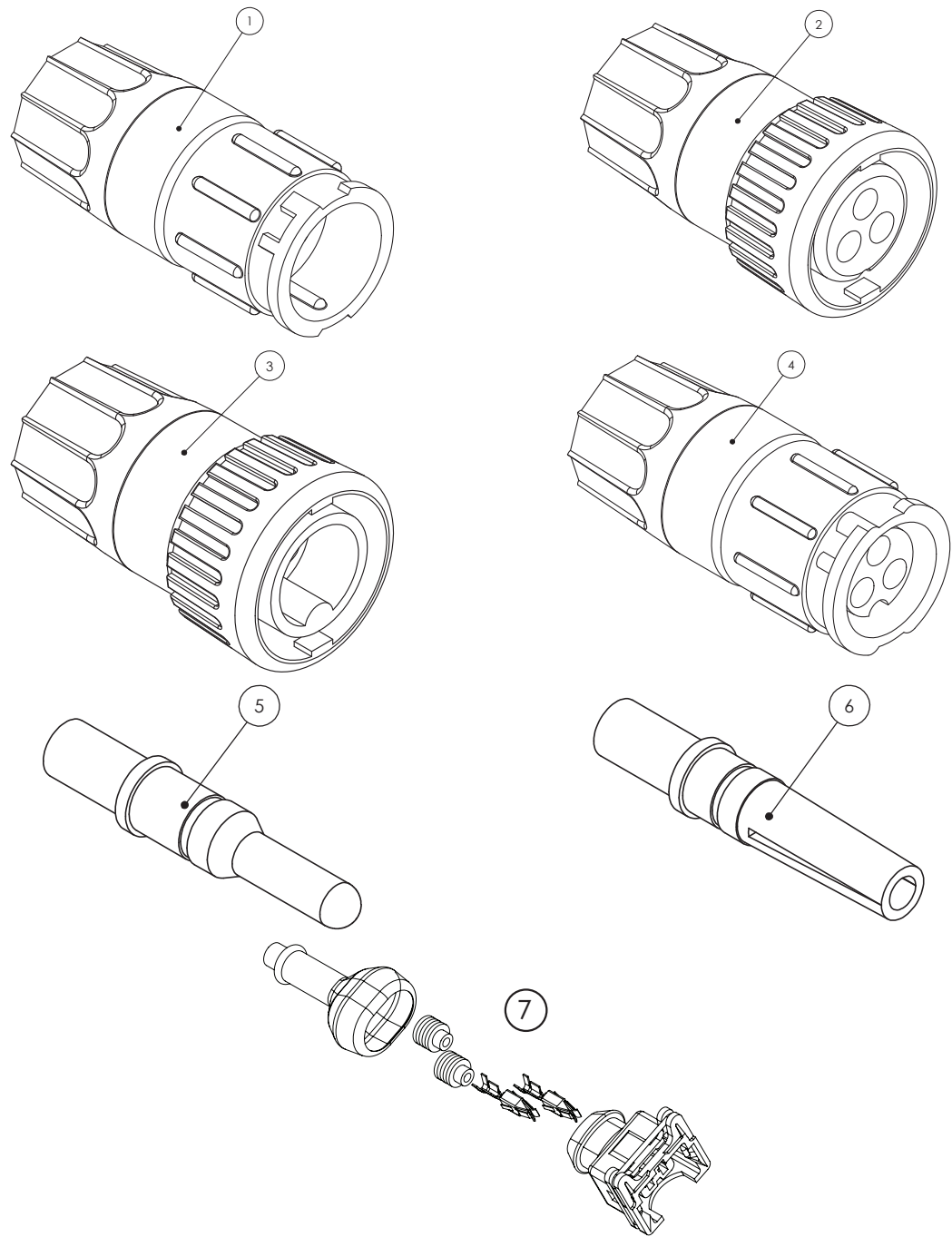
| ITEM NO. | PART NUMBER | DESCRIPTION | QTY. |
|----------|-------------|---|------|
| 1 | GA5060136 | Harness, Boom Light 2 LED Strip, 12v 0.24Amp | 36 |
| 2 | GA5060137 | Harness, Pivot Extension 2000mm | 4 |
| | GA5060138 | Harness, Pivot Extension 5000mm | - |
| 3 | GA5007381 | Connector, 2 pin, Female, Weather pack | 4 |
| 4 | GA5050245 | Seal, Cavity blanking plug, Weather pack connector | 8 |
| 5 | GA3000016 | Harness, Quad splitter, suit night pro power supply The quantity shown is for a full 36 meter boom | 1 |

Electrical Components



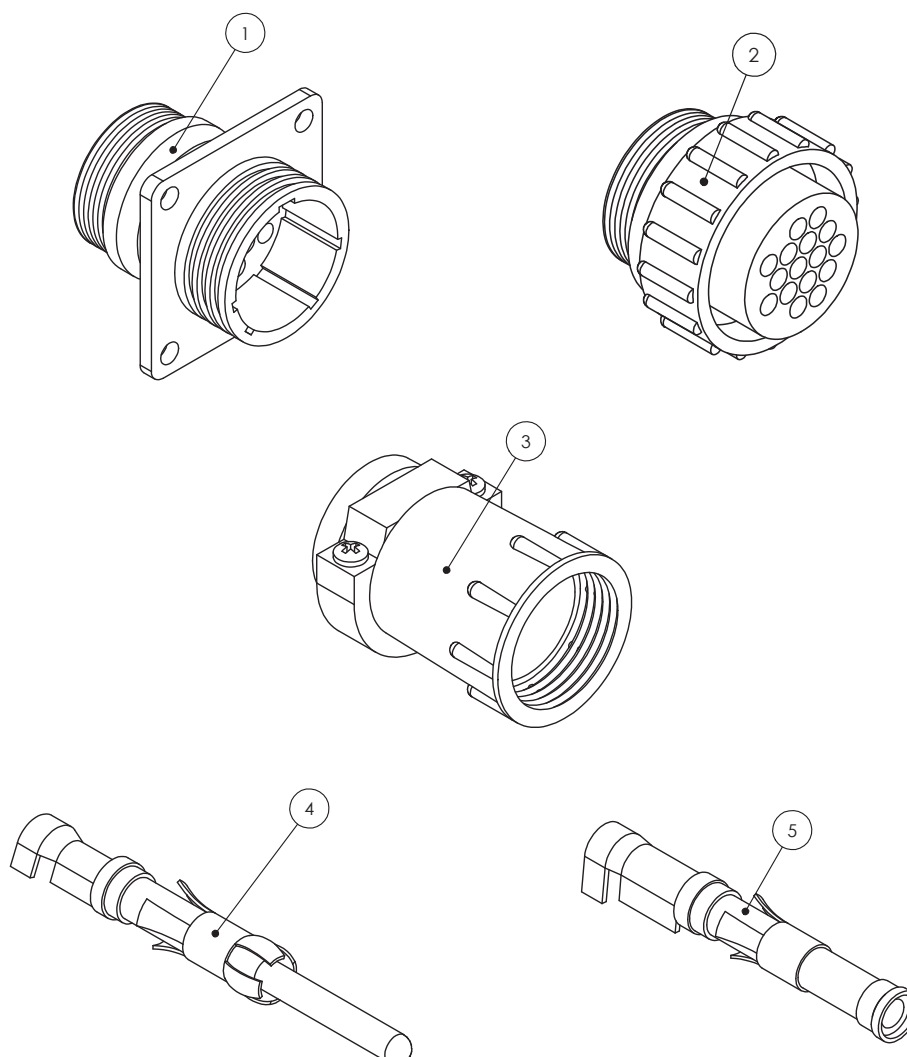
| ITEM NO. | PART NUMBER | DESCRIPTION |
|----------|-------------|--|
| 1 | GA5004477 | Plug, 7 pin trailer type, Male, Plastic |
| 2 | GA5060350 | Electrical harness, Adaptor, 7 pin female trailer plug to North American style male trailer plug |
| 3 | GA5004479 | 7 Pole Remote Base |

Electrical Connectors - AMP



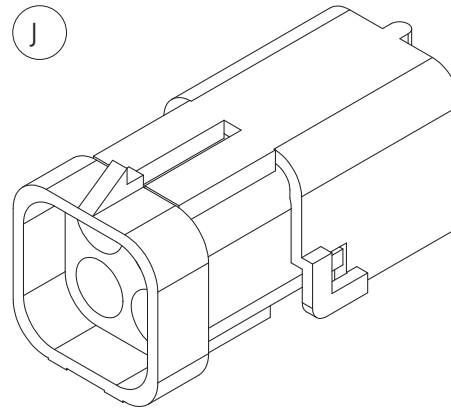
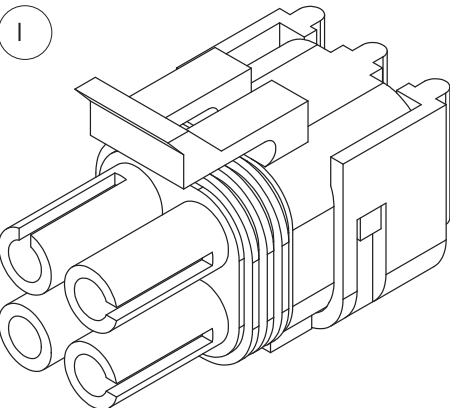
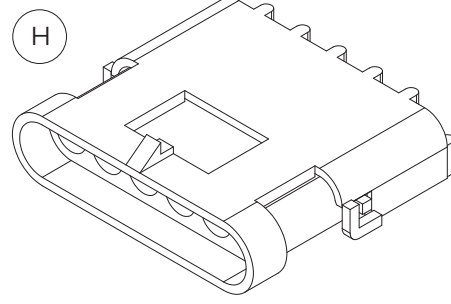
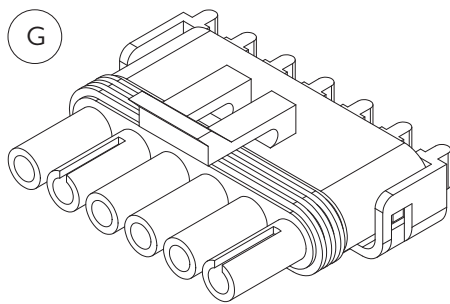
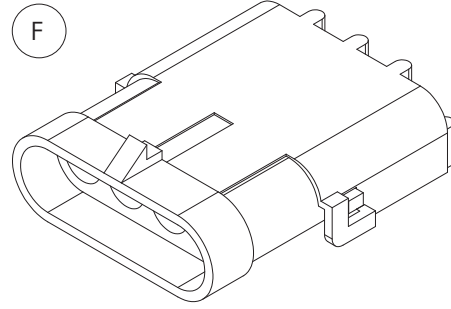
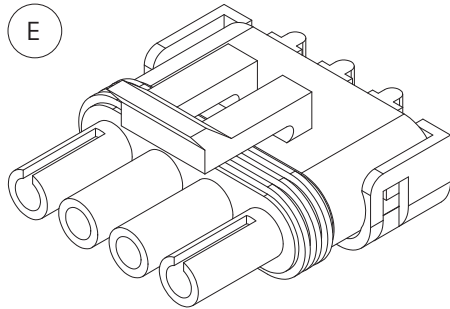
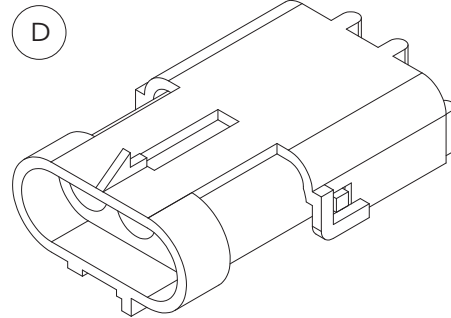
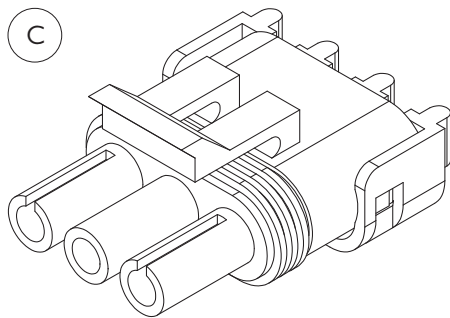
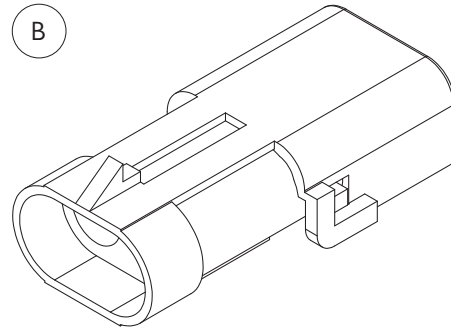
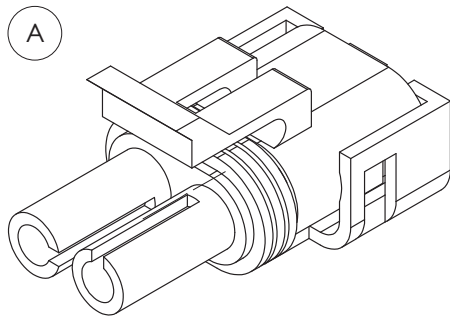
| ITEM NO. | PART NUMBER | DESCRIPTION |
|----------|-------------|--|
| 1 | GA5076921 | Connector, 3 Pin kit, Flow Meter, Including Male Pins, Raven |
| 2 | GA5076922 | Connector, 3 Pin kit, Flow Meter, Including Female Pins, Raven |
| 3 | GA5076920 | Connector, 3 Pin Kit, Speed Sensor, including Male Pins, Raven |
| 4 | GA5076923 | Connector, 3 Pin kit, Speed Sensor, Including Female Pins, Raven |
| 5 | GA5076927 | Pin, 16-20 Gauge, Male, Suit Speed Sensor - Flow Meter, Raven |
| 6 | GA5076928 | Pin, 16-20 Gauge, Female, Suit Speed Sensor - Flow Meter, Raven |
| 7 | GA5047728 | Plug, 2 pin, Black, fuel injector connector, IP65K, AMP |
| - | GA5068945 | Connector, 3 Pin AMP super seal waterproof male |

Electrical Connectors - AMP

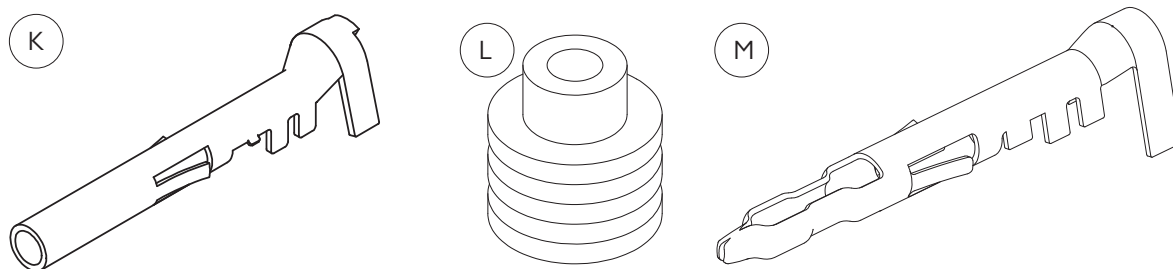


| ITEM NO. | PART NUMBER | DESCRIPTION |
|----------|--------------|--|
| 1 | 4084001017 | Connector, 16 Pin AMP, Square Flange, Suit Male Pins, Raven |
| 2 | 4084001018 | Connector, 16 Pin AMP, Suit Female Pins, Raven |
| 3 | GA5049175 | Connector, Backing Shell, Suit 16 Pin AMP, Raven |
| 4 | GA5048905 | Pin, 14-18 Gauge Gold, Male, Suit 16 Pin AMP |
| 5 | GA5048900 | Pin, 14-18 Gauge Gold, Female, Suit 16 Pin AMP |
| - | GA5020785 | Connector, 37 Pin AMP, Male, Raven |
| - | GA5020780 | Connector, 37 Pin AMP, Female |
| - | GA5020560 | Connector, Backing Shell 23, Suit 37 Pin AMP, Standard size |
| - | GA5020559 | Connector, Backing Shell 23, Suit 37 Pin AMP, Large size |
| - | GA5020561 | Connector Dust Cap, 37 Pin AMP, Male, Raven |
| - | GA5020575 | Dust Cap, 16 Pin AMP Connector, Male |
| - | 0630171042-E | Dust Cap, 16 Pin AMP Connector, Female |
| - | 0630172526-B | DustCap 37 Pin Series 23 (4000 series Connector Dust Cap, 37 Pin AMP, Series 23, Raven |

Electrical Connectors - Weather Pack




Electrical Connectors - Weather Pack



| ITEM NO. | PART NUMBER | DESCRIPTION |
|----------|-------------|--|
| A | GA5001351 | Connector, Male, 2 Pin, Weather pack |
| B | GA5007381 | Connector, 2 pin, Female, Weather pack |
| C | GA5002211 | Connector, Male, 3 pin, Weather pack |
| D | GA5048550 | Connector, Female, 3 Pin, Weather pack |
| E | GA5007385 | Connector, Male, 4 pin, Weather pack |
| F | GA5007383 | Connector, Female, 4 pin, Flat, Weather pack |
| G | GA5004009 | Connector, Male, 6 pin, Weather pack |
| H | GA5048510 | Connector, Female, 6 pin, Weather pack |
| I | GA5049000 | Connector, Female, 4 pin, Square, Weather pack |
| J | GA5050805 | Connector, Male, 4 pin, Square, Weather pack |
| K | GA5016619 | Pin, Female, Sealed, Weather pack, Wire 1.0 - 2.0mm |
| L | GA5014857 | Seal, Green, Weather pack connector, Wire from 2.03 - 2.85mm |
| M | GA5016617 | Pin, Male, Sealed, Weather pack, Wire 1.0 - 2.0mm |
| - | GA5049685 | Boot, Weather pack, Suit 2 pin connector |
| - | GA5049690 | Boot, Weather pack, Suit 3 pin connector |


Electrical Connectors - Din Hirschmann




| ITEM NO. | PART NUMBER | DESCRIPTION |
|----------|-------------|---|
| 1 | GA5048580 | Din Hirschmann Connector K4LI 2 LED. |
| 2 | GA5010039 | Din Hirschmann Connector Std Black suit CeTop 3 |

Electrical Connectors - Deutsch


Deutsch Part Number Key



| ITEM NO. | PART NUMBER | DESCRIPTION |
|----------|-------------|----------------------------|
| A | GA5061225 | 16GA Female Deutsch Socket |
| B | GA5061270 | 12GA Female Deutsch Socket |



| ITEM NO. | PART NUMBER | DESCRIPTION |
|----------|-------------|-----------------------|
| A | GA5061240 | 16GA Male Deutsch Pin |
| B | GA5061260 | 12GA Male Deutsch Pin |



Electrical Connectors - Deutsch

| ITEM NO. | PART NUMBER | DESCRIPTION |
|----------|-------------|------------------------|
| A | GA5002671 | HD34-18-14PN Connector |
| B | GA5002675 | HD34-24-21PN Connector |




| ITEM NO. | PART NUMBER | DESCRIPTION |
|----------|-------------|------------------------|
| A | GA5002663 | HD36-18-14SN Connector |
| B | GA5002655 | HD36-24-21SN Connector |



| PART NUMBER | DESCRIPTION |
|-------------|------------------------------------|
| GA5062635 | HD34-24-47-PE Connector(47 Socket) |
| GA5061225 | Small Male Socket |
| GA5061260 | Large Male Socket |



| PART NUMBER | DESCRIPTION |
|-------------|-------------------------------------|
| GA5062640 | HD36-24-47-SE-059 Connector(47 Pin) |
| GA5061210 | Small Female Pin |
| GA5061230 | Large Female Pin |



| PART NUMBER | DESCRIPTION |
|-------------|--|
| GA5021310 | HD36-24-19SN-059 Connector (19 socket) |



| PART NUMBER | DESCRIPTION |
|-------------|---------------------------------|
| GA5021315 | HD34-24-19PN Connector (19 pin) |



Electrical Connectors - Deutsch


| PART NUMBER | DESCRIPTION |
|-------------|---|
| GA5020920 | Plug for size 24 Connector with External Thread on Plug |
| GA5020910 | Plug for size 18 Connector with External Thread on Plug |



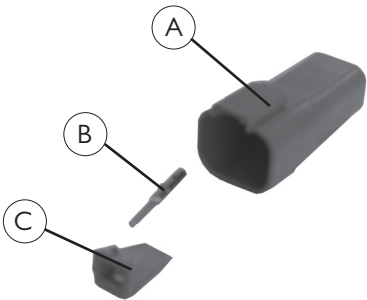
| PART NUMBER | DESCRIPTION |
|-------------|--|
| GA5020925 | Plug for size 24 Connector with External Thread on Connector |
| GA5020915 | Plug for size 18 Connector with External Thread on Connector |



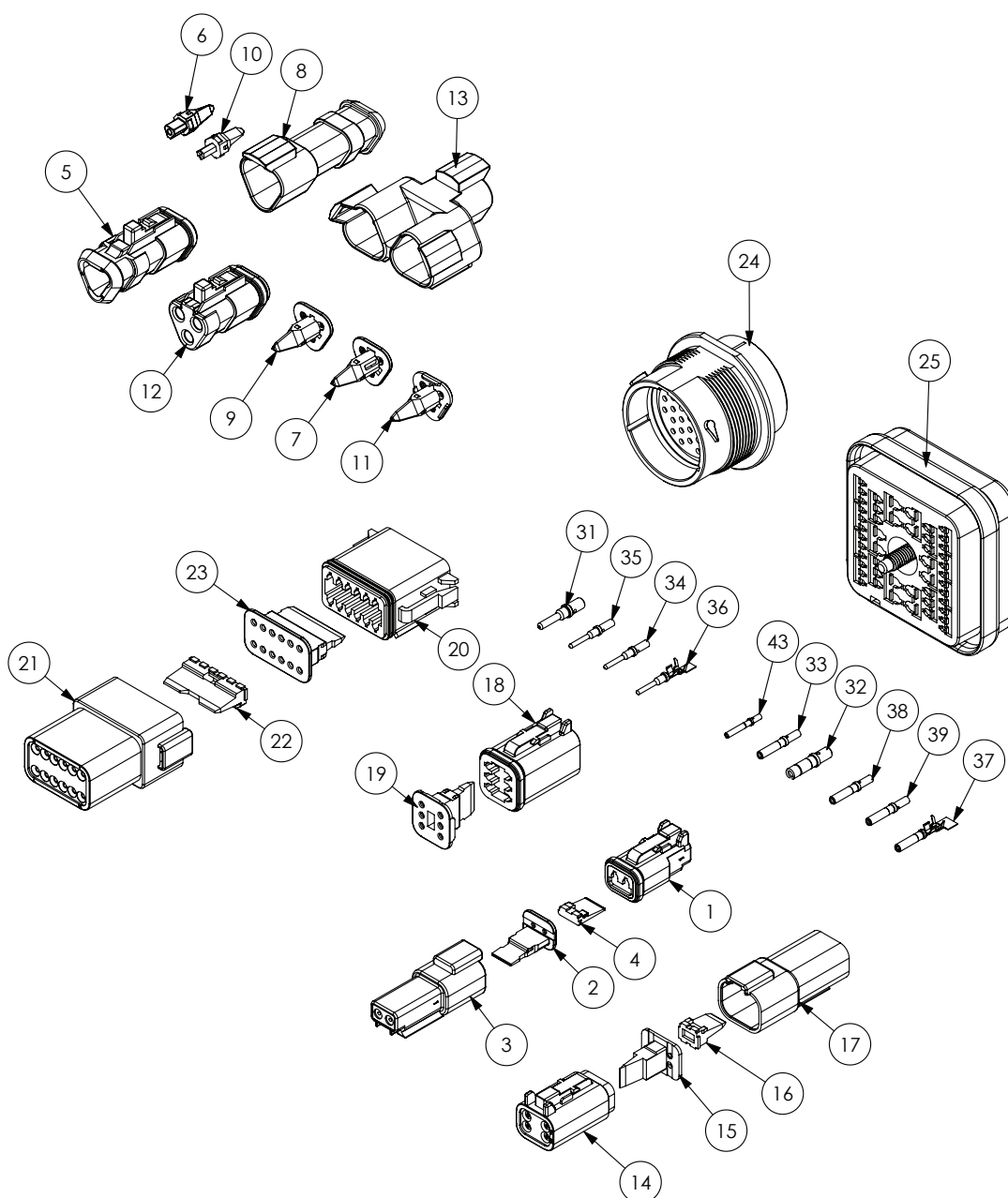
| ITEM NO. | PART NUMBER | DESCRIPTION |
|----------|-------------|-------------------------------------|
| A | GA5012399 | Connector Lock Nut suit 24 shell |
| | GA5009887 | Connector Lock Nut suit 18 shell |
| B | GA5017621 | Connector Lock Washer suit 24 shell |
| | GA5009893 | Connector Lock Washer suit 18 shell |



| ITEM NO. | PART NUMBER | DESCRIPTION |
|----------|-------------|-----------------|
| A | GA5013783 | Housing (4 Pin) |
| B | GA5061240 | Pin |
| C | GA5050765 | Lock Wedge |



Electrical Connectors - Deutsch



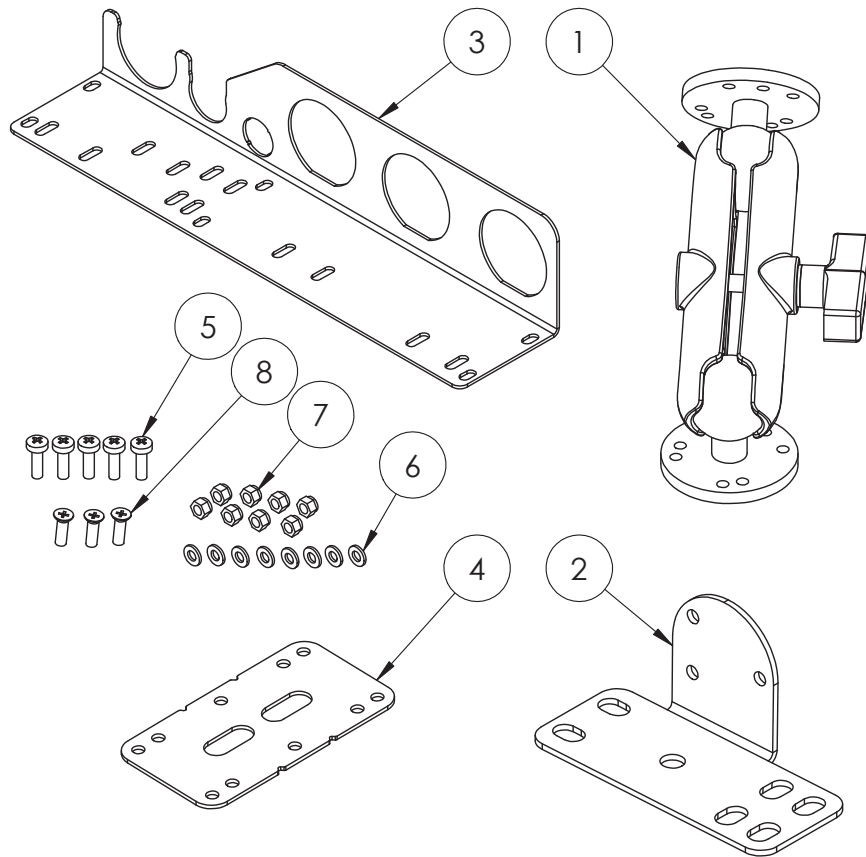
| ITEM NO. | PART NUMBER | DESCRIPTION |
|----------|-------------|--|
| 1 | GA5052820 | Plug, 2 way, socket, DT series |
| 2 | GA5052825 | Wedge Lock, 2 Way, sockets, DT series |
| 3 | GA5052830 | Receptacle, 2 way, pins, DT series |
| 4 | GA5052835 | Wedge Lock, 2 way, DT series |
| 5 | GA5011831 | Plug, 3 way sockets, shrink boot adapter |
| 6 | GA5017719 | Wedge lock, blue, 3 pin, suit terminator |
| 7 | GA5017721 | Wedge lock, blue, 3 socket |
| 8 | GA5050740 | Receptical, 3 pin, shrink boot |
| 9 | GA5050750 | Wedge Lock, orange, 3 socket |

Continued over page

Electrical Connectors - Deutsch

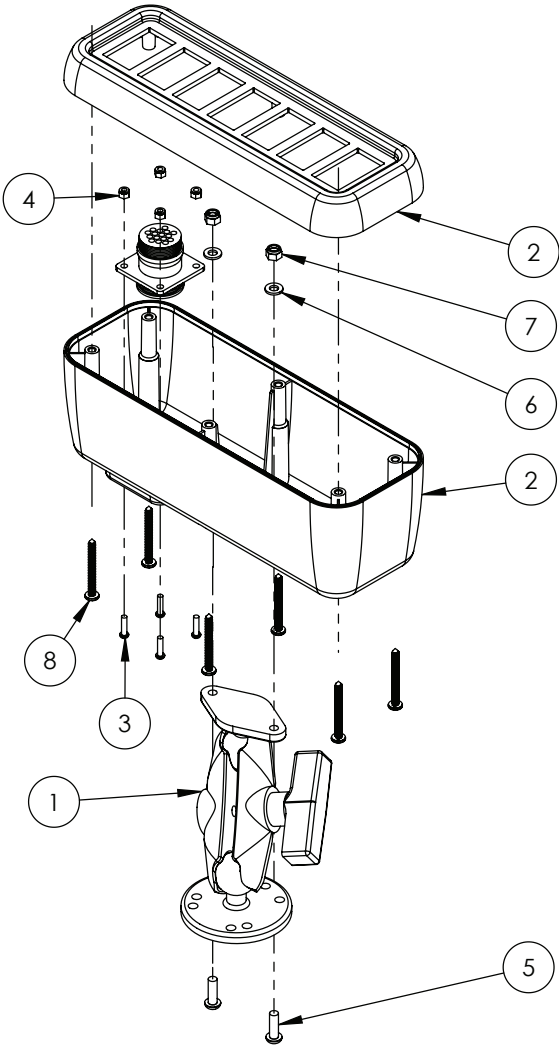
| ITEM NO. | PART NUMBER | DESCRIPTION |
|----------|-------------|---|
| 10 | GA5050760 | Wedge Lock, Green, 3 pin |
| 11 | GA5050761 | Wedge Lock, Green, 3 socket |
| 12 | GA5054350 | Plug, grey, 120 ohm resistor terminator |
| 13 | GA5054365 | Receptacle, 3 way 3 Pin, Y splitter |
| 14 | GA5050840 | Plug, 4 way socket, DT series |
| 15 | GA5050845 | Wedge Lock, orange, 4 way sockets |
| 16 | GA5050765 | Wedge Lock, Green, 4 Way pins |
| 17 | GA5013783 | Receptacle, 4 way, pins, DT series |
| 18 | GA5050960 | Plug, 6 way Socket, DT series |
| 19 | GA5050965 | Wedge Lock, orange, 6 way sockets, DT series |
| 20 | GA5061780 | Plug, 12 way sockets, DT series |
| 21 | GA5061785 | Receptacle, 12 way suit pins, DT series |
| 22 | GA5070590 | Wedge lock, green, 12 way suit pins |
| 23 | GA5070595 | Wedge lock, Green, 12 way sockets |
| 24 | GA5061790 | Receptacle, 31 pin, HPD series |
| 25 | GA5060440 | Plug, 48 Pin suits Pins, DRB series |
| 26 | GA5060445 | Wedge lock, 48 way suits Pins, DRB series |
| 27 | GA5060450 | Flange connector, 48 way suits DRB series |
| 28 | GA5060455 | Wedge lock, 48 way suit, Sockets, DRB series |
| 29 | GA5060460 | Plug, 48 Pin suits Sockets, DRB series |
| 30 | GA5061170 | Rubber boot, suit 48 pin DRB series |
| 31 | GA5061260 | Pin, Male, Solid, nickel, Number 12 |
| 32 | GA5061270 | Socket, Female, Solid, Nickel, Number 12 |
| 33 | GA5053235 | Socket, Female, Nickel, number 14, Green Band |
| 34 | GA5061220 | Pin, Male, Gold, Number 16 |
| 35 | GA5061240 | Pin, Male, solid, nickel, Number 16, Green band, AWG 14 |
| 36 | GA5075255 | Pin, Male, Nickel, Crimp style, Number 16 |
| 37 | GA3000022 | Socket, Female, Nickel, Crimp style, Number 16 |
| 38 | GA5061225 | Socket, Female, solid gold, number 16 |
| 39 | GA5061230 | Socket, Female, solid, Nickel, Number 16 |
| 40 | GA5061235 | Socket, solid gold, number 16, 16-20AWG |
| 41 | GA5061200 | Pin, Male, Solid, nickel, Number 20 |
| 42 | GA5061205 | Pin, Male, Solid, gold, Number 20 |
| 43 | GA5061210 | Socket, Female, Solid, nickel, Number 20 |
| 44 | GA5061215 | Socket, Female, Solid, gold, Number 20 |
| 45 | GA5052840 | Sealing plug, White, size 12 - 16 |

Console Mounting Kit



| ITEM NO. | PART NUMBER | DESCRIPTION | QTY. |
|----------|-------------|--------------------------------------|------|
| - | GA4903666 | Complete console mounting kit | - |
| 1 | GA5020825 | RAM Mount, Universal, Adjustable kit | 1 |
| 2 | GA4522930 | Tractor controller ram mount bracket | 1 |
| 3 | GA4523475 | Loom support plate suit 440 and 4400 | 1 |
| 4 | GA4523935 | Control box dual mounting plate | 1 |
| 5 | GA5003976 | M5 x 20mm Pan head Screw | 5 |
| 6 | GA5003983 | Washer 5mm Flat SS | 8 |
| 7 | GA5003975 | Nut M5 Nyloc SS | 8 |
| 8 | GA5051230 | CSCS M5 x 16 SS A2-70 | 3 |

Control Boxes



| ITEM NO. | PART NUMBER | DESCRIPTION | QTY. |
|----------|-------------|---|------|
| - | GA4903710 | Complete switch Box A | - |
| - | GA4903715 | Complete switch Box B | - |
| - | GA4903720 | Complete switch Box C | - |
| 1 | GA5068930 | Ram mount | 1 |
| 2 | GA5075100 | Switch box bare 7 switches Top Switch box bare 7 switches Base | 1 |
| 3 | GA5003083 | Screw M3 x 12 Pan Head Machine | 4 |
| 4 | GA5049465 | Nut M3 Nyloc SS | 4 |
| 5 | GA5003977 | Bolt M5 x 16 Pan Head SS | 2 |
| 6 | GA5003983 | Washer 5mm Flat SS | 2 |
| 7 | GA5003975 | Nut M5 Nyloc SS | 2 |
| 8 | GA5075105 | Screw Phillips head 8G 1 1/2" Pan head self tapping SS | 6 |
| 9 | GA5060242 | Loom hydraulic / base sprayer suit 7 switch box | 1 |

Note: See Chapter 17 ‘Decals’ for switch box decals.

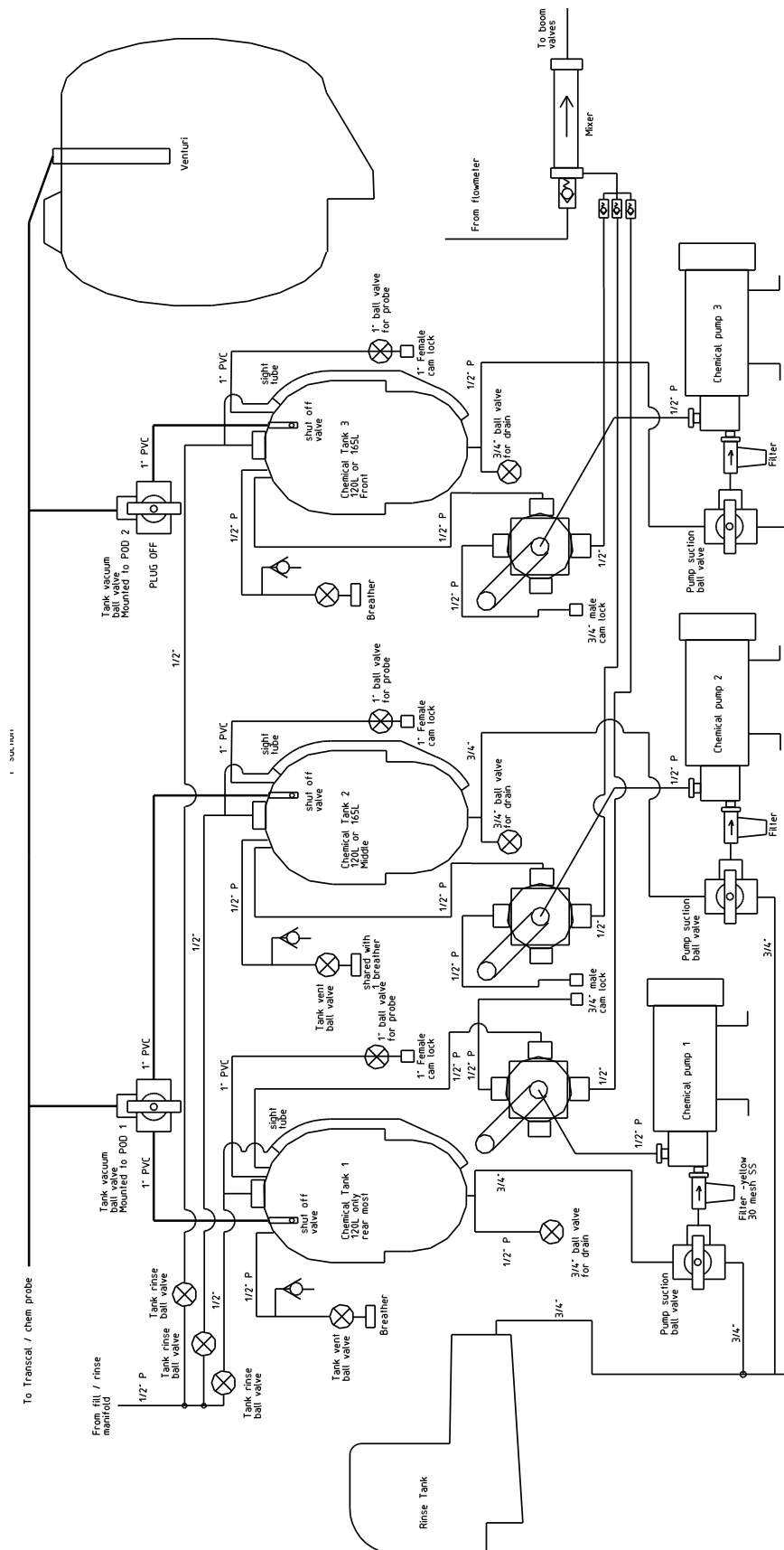
Control Box - Switch Parts

| PART NUMBER | DESCRIPTION |
|-------------|---|
| GA5012671 | Switch, Rocker, On / off, Twin globe blue lens |
| GA5012673 | Switch, Rocker, On / Off / On, Twin bulb back light, Blue lenses |
| GA5060410 | Switch, Rocker, Momentary, On / Off / On, 2 pole, No bulb or actuator |
| GA5060405 | Actuator, Rocker switch, No lens |
| GA5006421 | Carling Switch Blank Hole Panel Plug (black) |
| GA5053525 | Switch Evo steering calibrate |

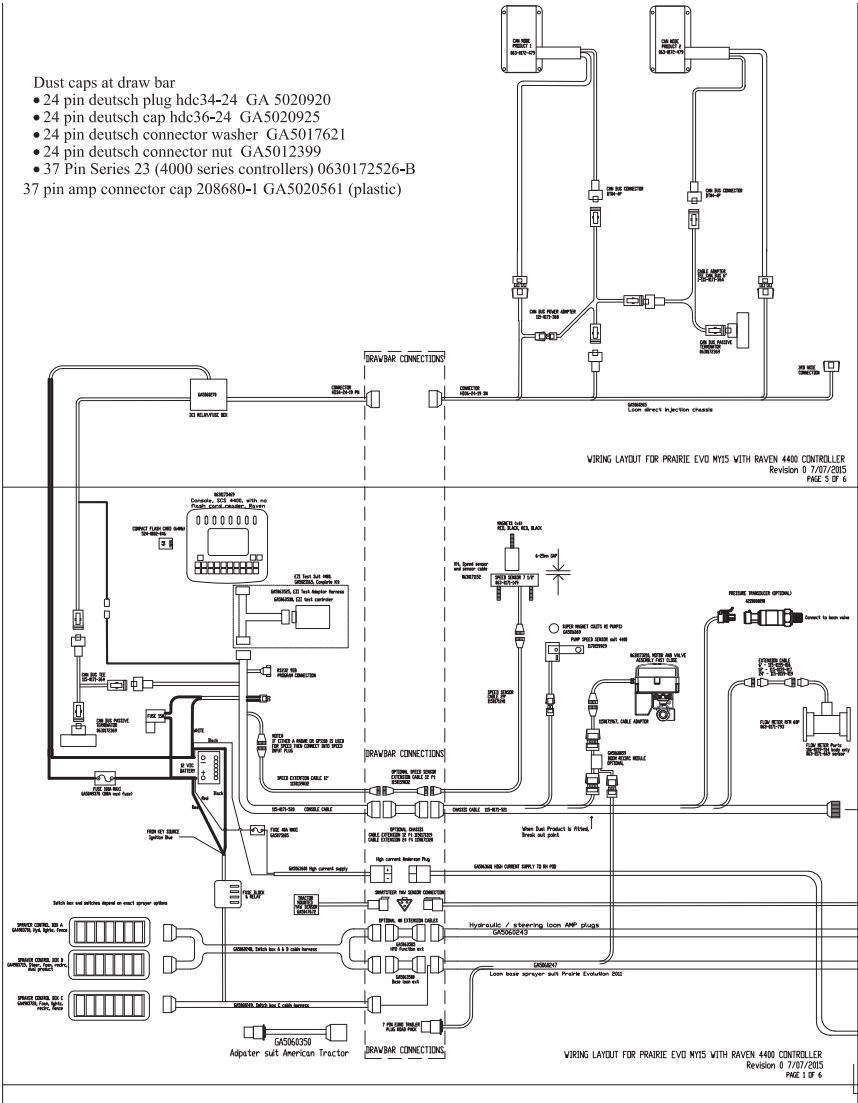
Direct Chemical Injection - Dual Unit



Direct Chemical Injection - Triple Unit

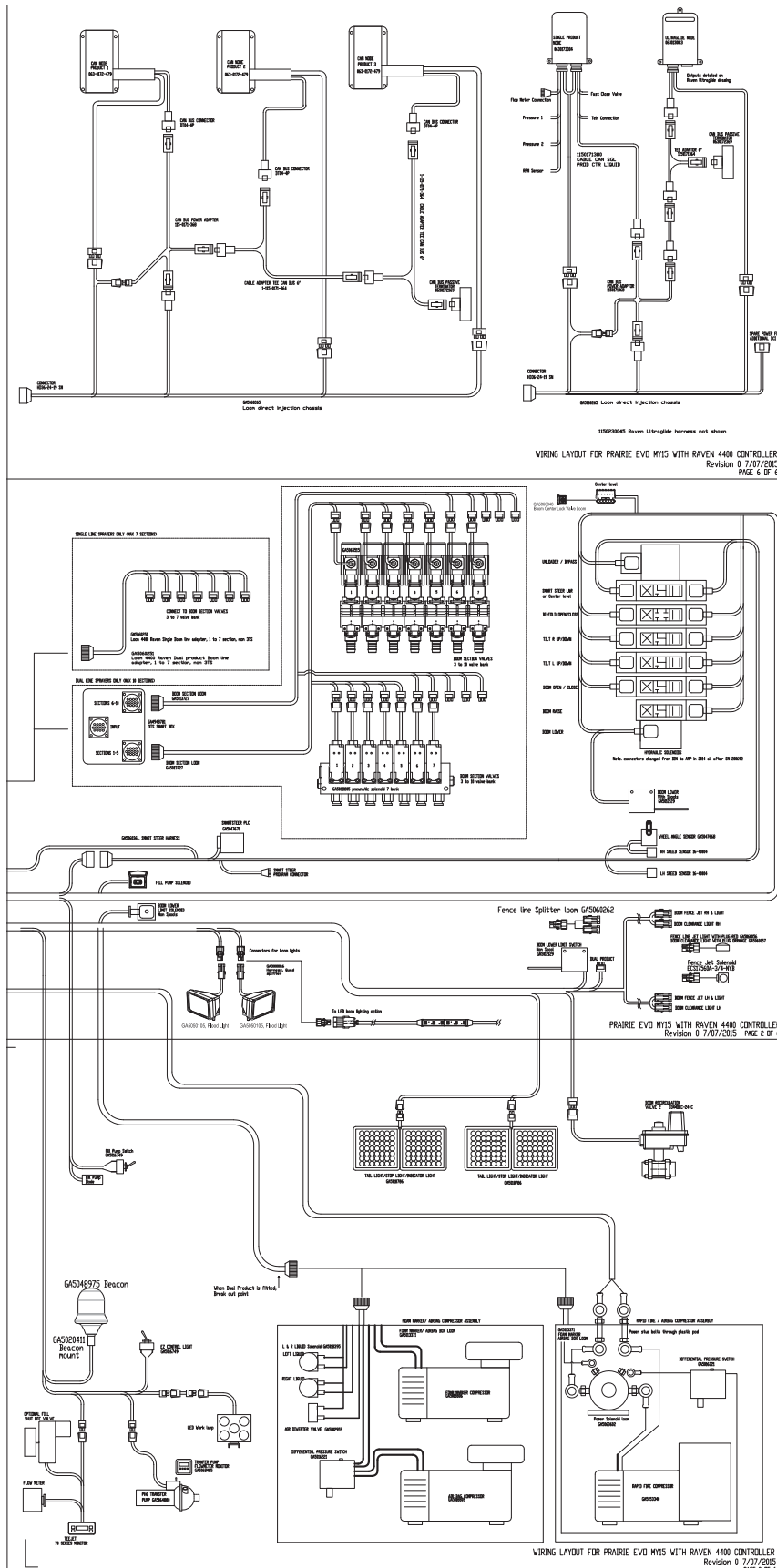


Electrical Layout - Overview



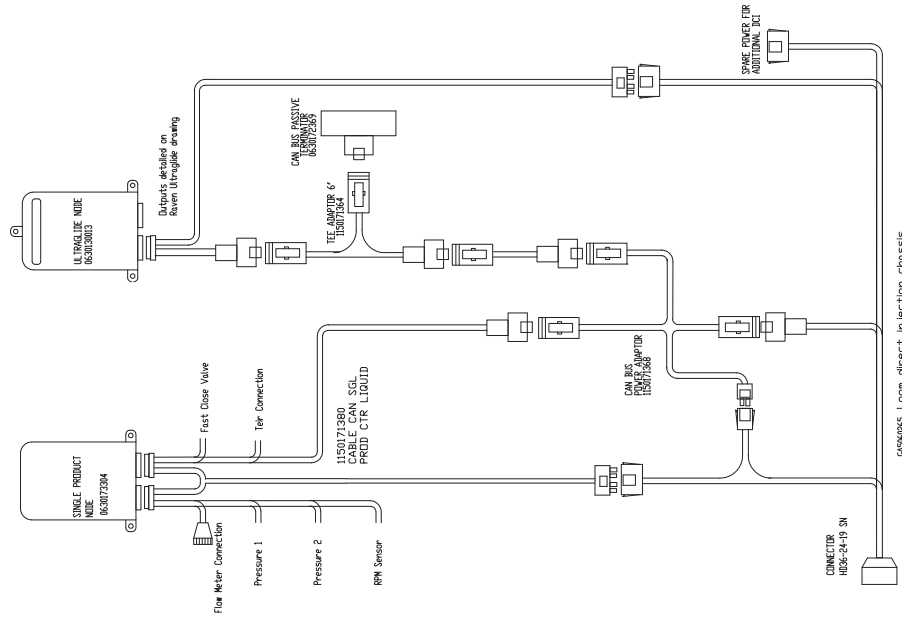
Continued over page

Electrical Layout - Overview



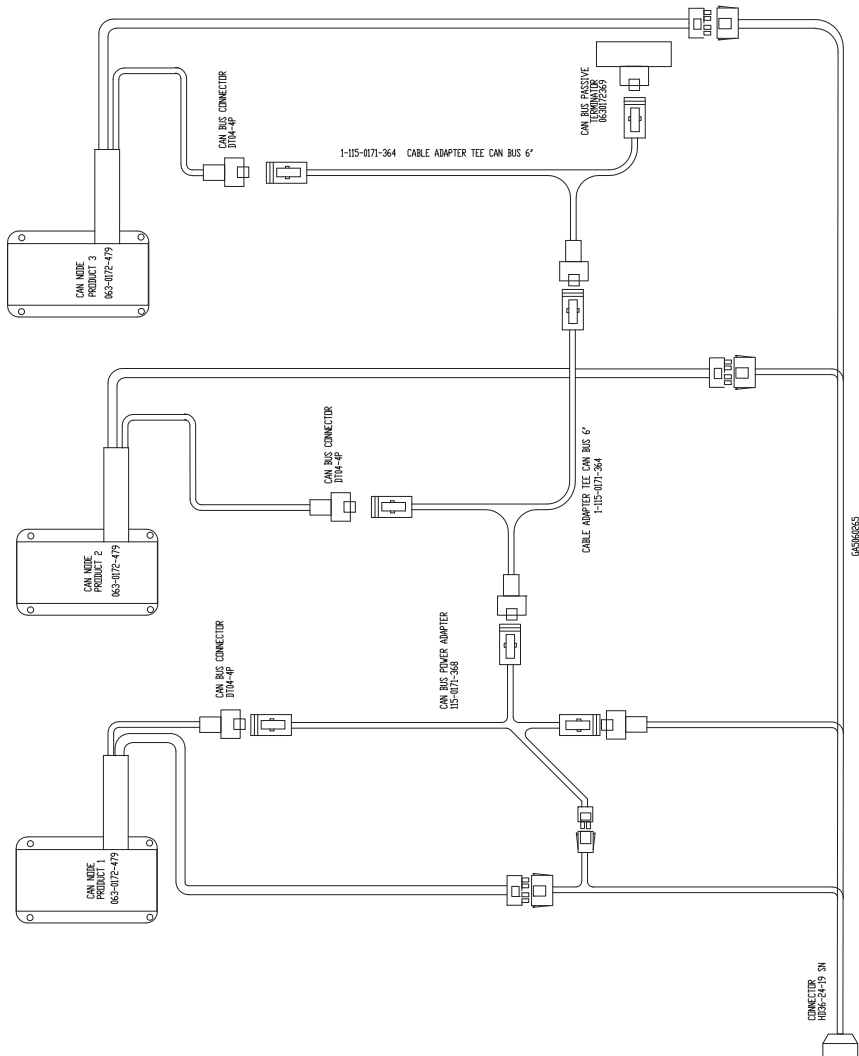


Electrical Layout - Page 2



1150230045 Raven Ultraglide harness not shown

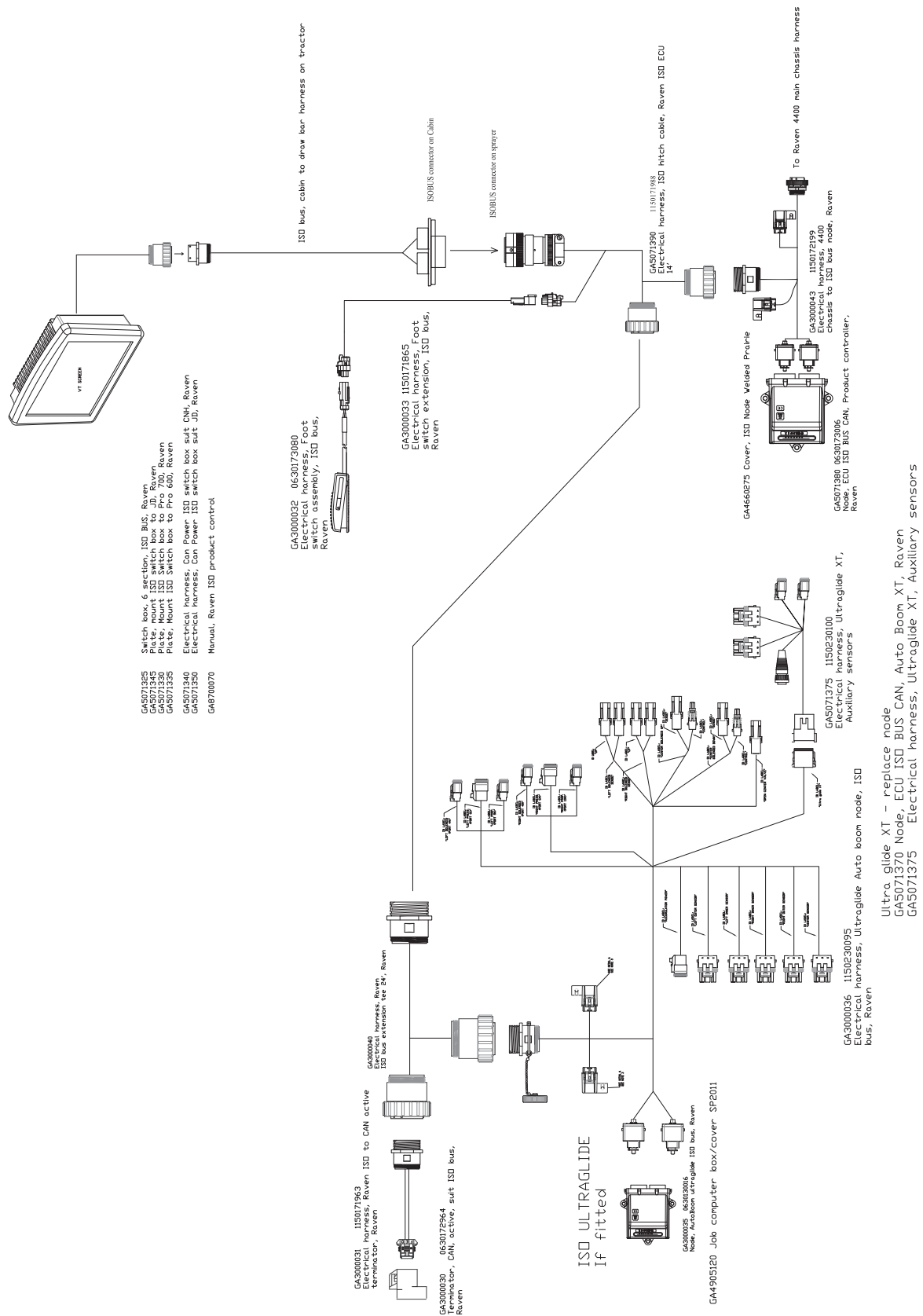
WIRING LAYOUT FOR PRAIRIE EVO MY15 WITH RAVEN 4400 CONTROLLER
Revision 0 7/07/2015
PAGE 6 OF 6



[illegible]

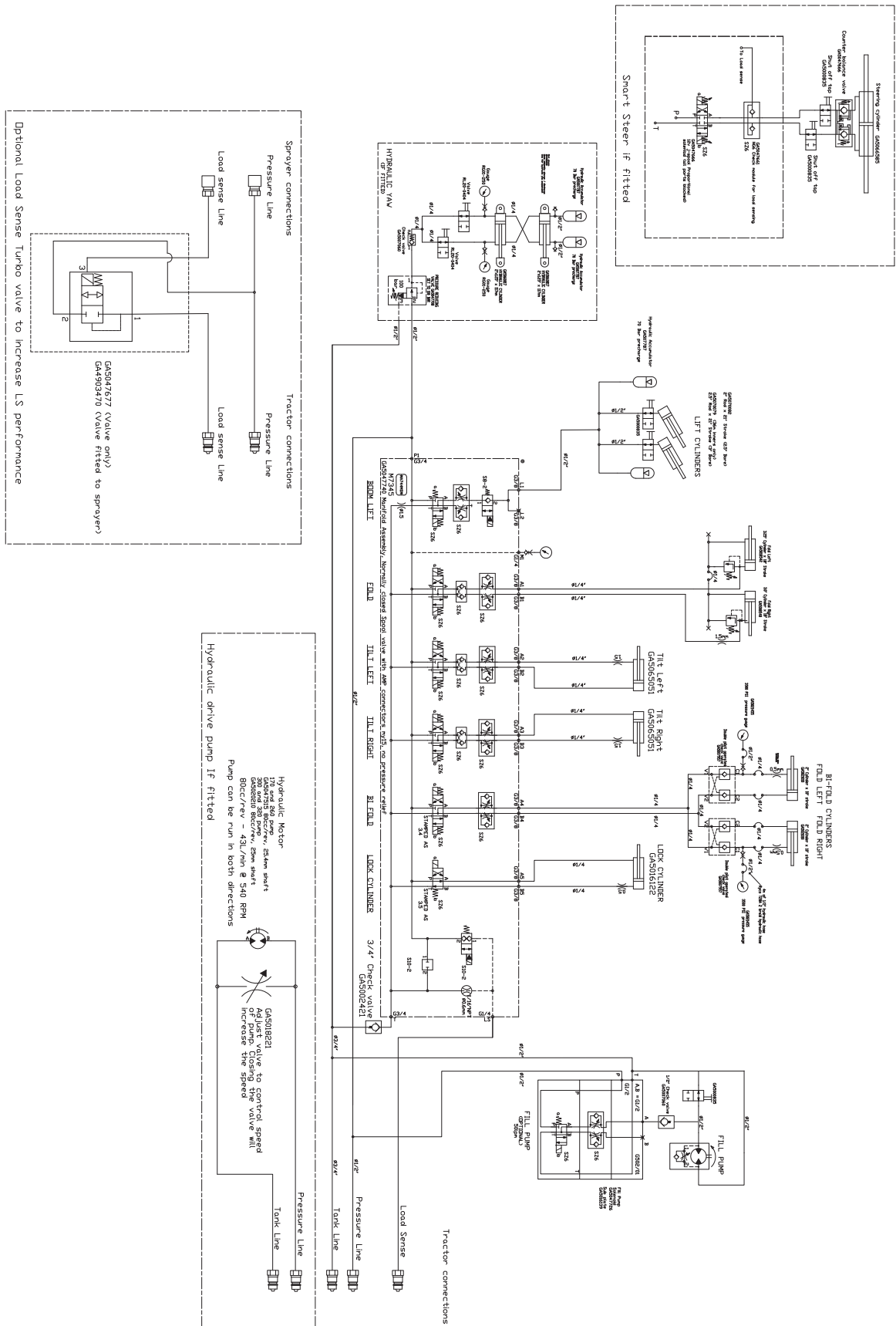
[illegible]

Electrical Layout - ISO BUS

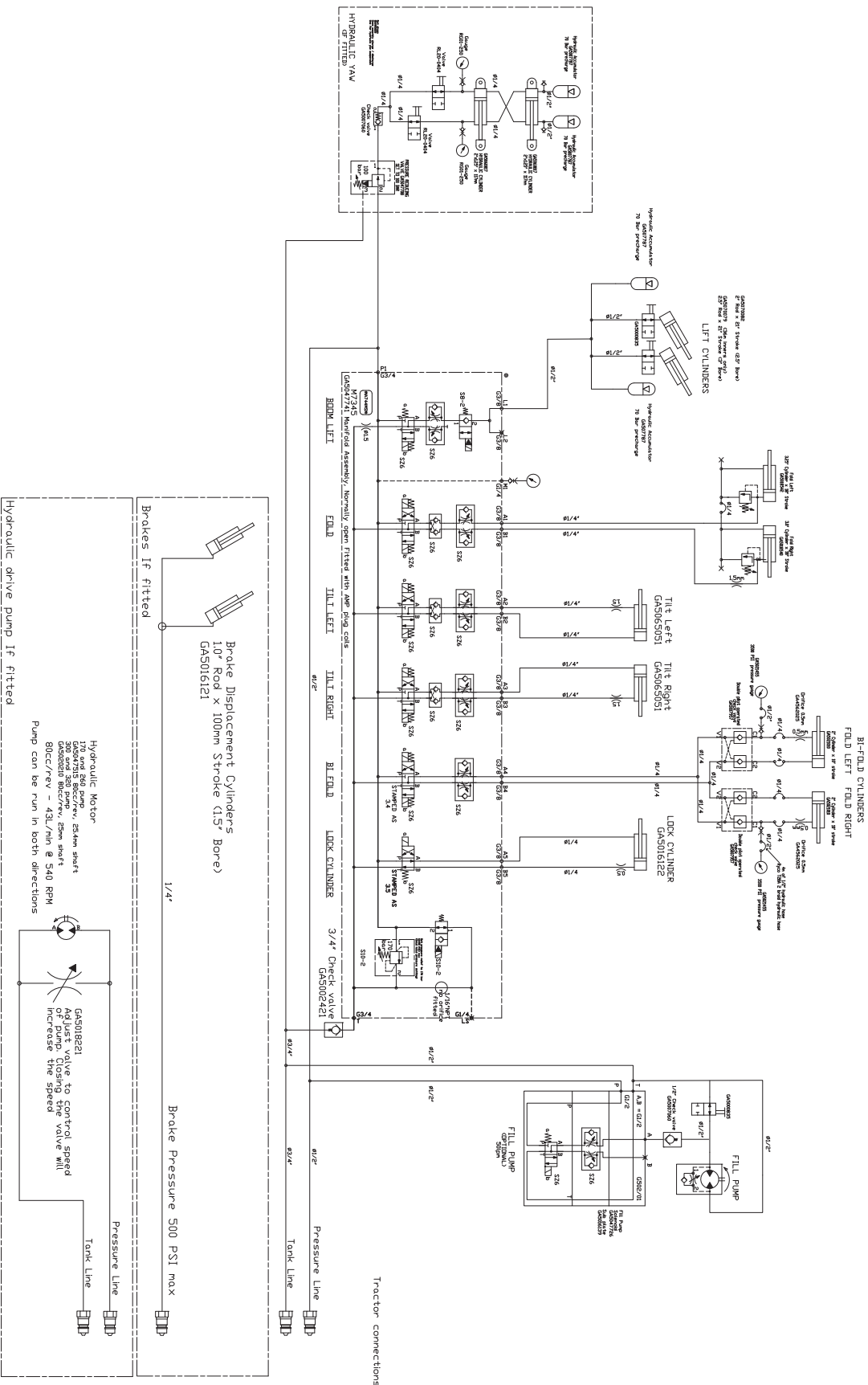




Hydraulics - Spool Valves Closed Centre



Hydraulics - Spool Valves Open Centre



























Hydraulics - Hose - 4000/5000L

| Hose No. | Hose Length | End 1 (and orientation if reqd) | End 2 (and orientation if reqd) | Description | Orientation | Hose P/N |
|----------------------------|-------------------|---------------------------------|---------------------------------|--------------------------------|---|-----------|
| Spool Valve and Lift Hoses | | | | | | |
| 01 | 6000mm | Straight (T201-0808) | Straight (T201-0808) | Tractor to Tee - Pressure Line |  | GA5067890 |
| 02 | 3900mm | 90Deg (T205-0808) | Straight (T202-0808) | Spool valve to accumulator |  | GA5067899 |
| 03 | 2100mm x 2 | 90Deg (T205-0808) | Straight (T202-0808) | Accumulator to Lift Cylinder |  | GA5067898 |
| 04 | 6300mm | Straight (T202-1212) | Straight (T202-1212) | Tee to Spool Valve - Tank Line |  | GA5067906 |
| 05 | 7100mm | 90Deg (T205-0808) | Straight (T202-0808) | Tee to Spool - Pressure Line |  | GA5067907 |
| 06 | 6000mm | Straight (T202-1212) | Straight (T201-1212) | Tractor to Tee - Tank Line |  | GA4905049 |
| 07 | 14000mm | 90Deg (T205-0404) | Straight (T202-0404) | Tractor to Spool - Load Sense |  | GA5067891 |
| Fold Hoses | | | | | | |
| 08 | 2375mm (1R) | JIC Straight (T204-0409) | Straight (T202-0404) | Left hand side |  | GA4905016 |
| 09 | 2600mm (2R) | Straight (T202-0404) | 90Deg (T205-0404) | Right hand side |  | GA4905017 |
| 10 | 3560mm | JIC Straight (T204-0409) | JIC 90Deg (T205-0409) | Crossover link |  | GA4905018 |
| Tilt with Spool | | | | | | |
| 11 | 1480mm (1Y) | Straight (T202-0404) | 90Deg (T205-0404) | Left Tilt 1 |  | GA5067091 |
| 12 | 1140mm (2Y) | Straight (T202-0404) | Straight (T202-0404) | Left Tilt 2 |  | GA5067092 |
| 13 | 1400mm (1B) | Straight (T202-0404) | 90Deg (T205-0404) | Right Tilt 1 |  | GA5067087 |
| 14 | 1030mm (2B) | Straight (T202-0404) | Straight (T202-0404) | Right Tilt 2 |  | GA5067086 |
| Hydraulic Yaw Hoses | | | | | | |
| 15 | 1400mm (1Y) | 45 Deg (T227-0404) | straight (T202-0404) | Yaw Hose 1 |  | GA5067285 |
| 16 | 555mm (2Y) | 45 Deg (T227-0404) | Straight (T202-0404) | Yaw Hose 2 |  | GA5067133 |
| 17 | 785mm (1B) | 45 Deg (T227-0404) | Straight (T202-0404) | Yaw Hose 3 |  | GA5067134 |
| 18 | 1680mm (2B) | 90 Deg (T205-0404) | Straight (T202-0404) | Yaw Hose 4 |  | GA5067132 |
| 19 | 1680mm (1R) | 90 Deg (T205-0404) | Straight (T202-0404) | Yaw Hose 5 |  | GA4903200 |
| 20 | 1140mm | 90 Deg (T205-0808) | Straight (T202-0808) | Yaw Hose 6 |  | GA5067136 |
| 21 | 560mm | 90 Deg (T205-0808) | Straight (T202-0808) | Yaw Hose 7 |  | GA5067137 |
| Yaw with Spool | | | | | | |
| 22 | 575mm (2B,1R) x 2 | 90 Deg (T205-0808) | 45 Deg (T227-0808) | Pressure to Yaw Block |  | GA5067253 |
| 23 | 700mm (2B,2R) x 2 | Straight (T202-0808) | 90 Deg (T205-0808) | Tank to Yaw Block |  | GA5067254 |
| Ultraglide Hoses | | | | | | |
| 26 | 1040mm (1Y) | 90 Deg (T226-0404) | Straight (T202-0404) | LV Hose |  | GA5067148 |
| 27 | 1265mm (2Y) | 90 Deg (T226-0404) | Straight (T202-0404) | LT Cyl to LT CYL RTN |  | GA5067142 |
| 28 | 1130mm (3Y) | 90 Deg (T226-0404) | Straight (T202-0404) | RV Hose to Right "A" Spool |  | GA5067143 |
| 29 | 1495mm (1B) | 90 Deg (T226-0404) | Straight (T202-0404) | RT Cyl to RT CYL RTN |  | GA5067141 |
| 30 | 650mm (1B,1Y) | Straight (T202-0404) | Straight (T202-0404) | Load Sense Hose |  | GA5067146 |
| 31 | 1495mm (2B) | 90 Deg (T226-0404) | Straight (T202-0404) | LC to Left Cylinder Hose |  | GA5067138 |
| 32 | 1355mm (3B) | 90 Deg (T226-0404) | Straight (T202-0404) | RC to Right Cylinder Hose |  | GA5067139 |
| 33 | 1465mm (3R) | 90 Deg (T226-0404) | Straight (T202-0404) | Lf Cyl Rtn to Left "B" Spool |  | GA4905039 |
| 34 | 1330mm (4R) | 90 Deg (T226-0404) | Straight (T202-0404) | RT Cyl rtn to Right "B" Spool |  | GA4905041 |
| 35 | 710mm (1Y,1R) | Straight (T202-0808) | Straight (T202-0808) | Spool valve P to Ultraglide EF |  | GA4905038 |
| 36 | 560mm (2Y,2R) | Straight (T202-0808) no Yaw | Straight (T202-0808) | Spool valve T to Ultraglide T |  | GA5067144 |
| 37 | 560mm (2Y,2R) | 90 Deg (T205-0808) with Yaw | Straight (T202-0808) | Spool valve T to Ultraglide T |  | GA4905042 |

Continued over page

Hydraulics - Hose - 4000/5000L















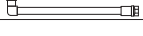









| Hose No. | Hose Length | End 1 (and orientation if reqd) | End 2 (and orientation if reqd) | Description | Orientation | Hose P/N |
|--|----------------|---------------------------------|---------------------------------|---|---|-----------|
| Hydraulic Driven Spray Pump ZETA 260 & 300 | | | | | | |
| 43 | 4000mm () x 2 | 90 Deg (T226-0808) | Straight (T201-0808) | Spray Pump |  | GA4922105 |
| 44 | 300mm () | Straight (T201-0808) | Straight (T202-0808) | Spray Pump |  | GA4922110 |
| 45 | 340mm () | Straight (T201-0808) | Straight (T202-0808) | Spray Pump |  | GA4922115 |
| Bi-Fold Hoses | | | | | | |
| 50 | 8900mm (1B) | 90 Deg (T226-0808) | Straight (T202-0808) | Right Hand Gauge |  | GA5067128 |
| 51 | 8900mm | 90 Deg (T226-0808) | Straight (T202-0808) | Left Hand Gauge |  | GA5067128 |
| 52 | 880mm (1B,1Y) | 90 Deg (T205-0404) | Straight (T202-0404) | Pressure to Bi-Fold Block |  | GA5067129 |
| 53 | 910mm (2B,1Y) | 90 Deg (T205-0808) | Straight (T202-0404) | Pressure to Bi-Fold Block |  | GA5067119 |
| 54 | 300mm x 2 | Straight (T202-0404) | Straight (T202-0404) | Bi-Fold Link |  | GA5067131 |
| 55 | 5260mm (1Y) | 90 Deg (T226-0404) | Straight (T202-0404) | RV1 - RH Cylinder |  | GA5067126 |
| 56 | 4890mm (2Y) | 90 Deg (T226-0404) | Straight (T202-0404) | RV2 - RH Cylinder |  | GA5067127 |
| 57 | 5185mm (1B) | 90 Deg (T226-0404) | Straight (T202-0404) | LV1 - LH Cylinder |  | GA5067270 |
| 58 | 5020mm (2B) | 90 Deg (T226-0404) | Straight (T202-0404) | LV2 - LH Cylinder |  | GA5067271 |
| Fill Pump With Spool | | | | | | |
| 59 | 2230mm (1B) | 45 Deg (T227-0808) | Straight (T202-0808) | Spool to Pump A |  | GA5067910 |
| 60 | 2260mm (1R) | 45 Deg (T227-0808) | Straight (T202-0808) | Spool to Pump B |  | GA5067903 |
| 61 | 000mm () | () | () | oo |  | GA |
| 62 | 000mm () | () | () | oo |  | GA |
| Ultraglide XT Hoses | | | | | | |
| 70 | 330mm (1B) | 90Deg (T205-0404) | 90Deg (T205-0404) | Pressure Hose |  | GA3500092 |
| 71 | 360mm (2B) | 90Deg (T205-0404) | 90Deg (T226-0404) | Tank Hose |  | GA3500093 |
| 72 | 1465mm (1Y) | 90Deg (T205-0404) | Straight (T202-0404) | 1 on XT Block to RH Side Ram Rod End |  | GA3500094 |
| 73 | 1265mm (2Y) | 90Deg (T205-0404) | Straight (T202-0404) | 2 on XT Block to RH Side Ram Solid End |  | GA3500095 |
| 74 | 2160mm (1R) | 90Deg (T205-0404) | Straight (T202-0404) | Crossover Hose, RH Solid End to LH Rod End |  | GA3500096 |
| 75 | 1970mm (2R) | 90Deg (T205-0404) | Straight (T202-0404) | Crossover Hose, LH Solid End to RH Rod End |  | GA3500097 |
| Centre Level Hoses | | | | | | |
| 76 | 1440mm (1Y) | Straight (T202-0404) | Straight (T202-0404) | Cylinder Rod end to A Port |  | GA4905081 |
| 77 | 1245mm | Straight (T202-0404) | Straight (T202-0404) | Cylinder Base to B Port |  | GA4905082 |

Hydraulics - Hose - 6500/7500L

| Hose No. | Hose Length | End 1 (and orientation if reqd) | End 2 (and orientation if reqd) | Description | Orientation | Hose P/N |
|----------------------------|------------------|---------------------------------|---------------------------------|--------------------------------|-------------|-----------|
| Spool Valve and Lift Hoses | | | | | | |
| 01 | 6000mm | Straight (T201-0808) | Straight (T201-0808) | Tractor to Tee - Pressure Line | | GA5067890 |
| 02 | 3900mm | 90Deg (T205-0808) | Straight (T202-0808) | Spool valve to accumulator | | GA5067899 |
| 03 | 2100mm x 2 | 90Deg (T205-0808) | Straight (T202-0808) | Accumulator to Lift Cylinder | | GA5067898 |
| 04 | 6900mm | Straight (T202-1212) | Straight (T202-1212) | Tee to Spool Valve - Tank Line | | GA4905021 |
| 05 | 7700mm | 90Deg (T205-0808) | Straight (T202-0808) | Tee to Spool - Pressure Line | | GA4905022 |
| 06 | 6000mm | Straight (T202-1212) | Straight (T201-1212) | Tractor to Tee - Tank Line | | GA4905049 |
| 07 | 14000mm | 90Deg (T205-0404) | Straight (T202-0404) | Tractor to Spool - Load Sense | | GA4905023 |
| Fold Hoses | | | | | | |
| 08 | 2375mm (1R) | JIC Straight (T204-0409) | Straight (T202-0404) | Left hand side | | GA5067901 |
| 09 | 2600mm (2R) | Straight (T202-0404) | 90Deg (T205-0404) | Right hand side | | GA5067900 |
| 10 | 3560mm | JIC Straight (T204-0409) | JIC 90Deg (T205-0409) | Crossover link | | GA5067902 |
| Tilt with Spool | | | | | | |
| 11 | 1480mm (1Y) | Straight (T202-0404) | 90Deg (T205-0404) | Left Tilt 1 | | GA5067091 |
| 12 | 1140mm (2Y) | Straight (T202-0404) | Straight (T202-0404) | Left Tilt 2 | | GA5067092 |
| 13 | 1400mm (1B) | Straight (T202-0404) | 90Deg (T205-0404) | Right Tilt 1 | | GA5067087 |
| 14 | 1030mm (2B) | Straight (T202-0404) | Straight (T202-0404) | Right Tilt 2 | | GA5067086 |
| Hydraulic Yaw Hoses | | | | | | |
| 15 | 1400mm (1Y) | 45 Deg (T227-0404) | straight (T202-0404) | Yaw Hose 1 | | GA5067138 |
| 16 | 555mm (2Y) | 45 Deg (T227-0404) | Straight (T202-0404) | Yaw Hose 2 | | GA5067133 |
| 17 | 785mm (1B) | 45 Deg (T227-0404) | Straight (T202-0404) | Yaw Hose 3 | | GA5067134 |
| 18 | 1680mm (2B) | 90 Deg (T205-0404) | Straight (T202-0404) | Yaw Hose 4 | | GA5067132 |
| 19 | 1680mm (1R) | 90 Deg (T205-0404) | Straight (T202-0404) | Yaw Hose 5 | | GA4903200 |
| 20 | 1140mm | 90 Deg (T205-0808) | Straight (T202-0808) | Yaw Hose 6 | | GA5067136 |
| 21 | 560mm | 90 Deg (T205-0808) | Straight (T202-0808) | Yaw Hose 7 | | GA5067137 |
| Yaw with Spool | | | | | | |
| 22 | 575mm (2B,1R) x2 | 90 Deg (T205-0808) | Straight (T227-0808) | Pressure to Yaw Block | | GA5067253 |
| 23 | 700mm (2B,2R) x2 | Straight (T202-0808) | 90 Deg (T205-0808) | Tank to Yaw Block | | GA5067254 |
| Ultraglide Hoses | | | | | | |
| 26 | 1040mm (1Y) | 90 Deg (T226-0404) | Straight (T202-0404) | LV Hose | | GA5067148 |
| 27 | 1265mm (2Y) | 90 Deg (T226-0404) | Straight (T202-0404) | LT Cyl to LT CYL RTN | | GA5067142 |
| 28 | 1130mm (3Y) | 90 Deg (T226-0404) | Straight (T202-0404) | RV Hose to Right 'A' Spool | | GA5067143 |
| 29 | 1495mm (1B) | 90 Deg (T226-0404) | Straight (T202-0404) | RT Cyl to RT CYL RTN | | GA5067141 |
| 30 | 650mm (1B,1Y) | Straight (T202-0404) | Straight (T202-0404) | Load Sense Hose | | GA5067146 |
| 31 | 1495mm (2B) | 90 Deg (T226-0404) | Straight (T202-0404) | LC to Left Cylinder Hose | | GA5067138 |
| 32 | 1355mm (3B) | 90 Deg (T226-0404) | Straight (T202-0404) | RC to Right Cylinder Hose | | GA5067139 |
| 33 | 1465mm (3R) | 90 Deg (T226-0404) | Straight (T202-0404) | Lf Cyl Rtn to Left 'B' Spool | | GA4905039 |
| 34 | 1330mm (4R) | 90 Deg (T226-0404) | Straight (T202-0404) | RT Cyl rtn to Right 'B' Spool | | GA4905041 |
| 35 | 710mm (1Y,1R) | Straight (T202-0808) | Straight (T202-0808) | Spool valve P to Ultraglide EF | | GA4905038 |
| 36 | 560mm (2Y,2R) | Straight (T202-0808) no Yaw | Straight (T202-0808) | Spool valve T to Ultraglide T | | GA5067144 |
| 37 | 560mm (2Y,2R) | 90 Deg (T205-0808) with Yaw | Straight (T202-0808) | Spool valve T to Ultraglide T | | GA4905042 |

Continued over page

Hydraulics - Hose - 6500/7500L

| Hose No. | Hose Length | End 1 (and orientation if reqd) | End 2 (and orientation if reqd) | Description | Orientation | Hose P/N |
|--|---------------|---------------------------------|---------------------------------|--|---|-----------|
| Hydraulic Driven Spray Pump ZETA 260 & 300 | | | | | | |
| 43 | 400mm () 2 | 90 Deg (T226-0808) | Straight (T201-0808) | Spray Pump |  | GA4922105 |
| 44 | 300mm () | Straight (T201-0808) | Straight (T202-0808) | Spray Pump |  | GA4922110 |
| 45 | 340mm () | Straight (T201-0808) | Straight (T202-0808) | Spray Pump |  | GA4922115 |
| Bi-Fold Hoses | | | | | | |
| 50 | 9500mm (1B) | 90 Deg (T226-0808) | Straight (T202-0808) | Right Hand Gauge |  | GA4905026 |
| 51 | 9500mm | 90 Deg (T226-0808) | Straight (T202-0808) | Left Hand Gauge |  | GA4905026 |
| 52 | 880mm (1B,1Y) | 90 Deg (T205-0404) | Straight (T202-0404) | Pressure to Bi-Fold Block |  | GA5067129 |
| 53 | 910mm (2B,1Y) | 90 Deg (T205-0808) | Straight (T202-0404) | Pressure to Bi-Fold Block |  | GA5067119 |
| 54 | 300mm x 2 | Straight (T202-0404) | Straight (T202-0404) | Bi-Fold Link |  | GA5067131 |
| 55 | 5260mm (1Y) | 90 Deg (T226-0404) | Straight (T202-0404) | RV1 - RH Cylinder |  | GA5067126 |
| 56 | 4890mm (2Y) | 90 Deg (T226-0404) | Straight (T202-0404) | RV2 - RH Cylinder |  | GA5067127 |
| 57 | 5185mm (1B) | 90 Deg (T226-0404) | Straight (T202-0404) | LV1 - LH Cylinder |  | GA5067270 |
| 58 | 5020mm (2B) | 90 Deg (T226-0404) | Straight (T202-0404) | LV2 - LH Cylinder |  | GA5067271 |
| Fill Pump With Spool | | | | | | |
| 59 | 2230mm (1B) | 45 Deg (T227-0808) | Straight (T202-0808) | Spool to Pump A |  | GA5067910 |
| 60 | 2260mm (1R) | 45 Deg (T227-0808) | Straight (T202-0808) | Spool to Pump B |  | GA5067903 |
| 61 | 000mm | () | () | oo |  | GA |
| 62 | 000mm | () | () | oo |  | GA |
| Ultralgide XT Hoses | | | | | | |
| 70 | 330mm (1B) | 90Deg (T205-0404) | 90Deg (T205-0404) | Pressure Hose |  | GA3500092 |
| 71 | 360mm (2B) | 90Deg (T205-0404) | 90Deg (T226-0404) | Tank Hose |  | GA3500093 |
| 72 | 1465mm (1Y) | 90Deg (T205-0404) | Straight (T202-0404) | 1 on XT Block to RH Side Ram Rod End |  | GA3500094 |
| 73 | 1265mm (2Y) | 90Deg (T205-0404) | Straight (T202-0404) | 2 on XT Block to RH Side Ram Solid End |  | GA3500095 |
| 74 | 2160mm (1R) | 90Deg (T205-0404) | Straight (T202-0404) | Crossover Hose, RH Solid End to LH Rod End |  | GA3500096 |
| 75 | 1970mm (2R) | 90Deg (T205-0404) | Straight (T202-0404) | Crossover Hose, LH Solid End to RH Rod End |  | GA3500097 |
| Centre Level Hoses | | | | | | |
| 76 | 1440mm (1Y) | Straight (T202-0404) | Straight (T202-0404) | Cylinder Rod end to A Port |  | GA4905081 |
| 77 | 1245mm | Straight (T202-0404) | Straight (T202-0404) | Cylinder Base to B Port |  | GA4905082 |

Hydraulics - Hose - 8500L

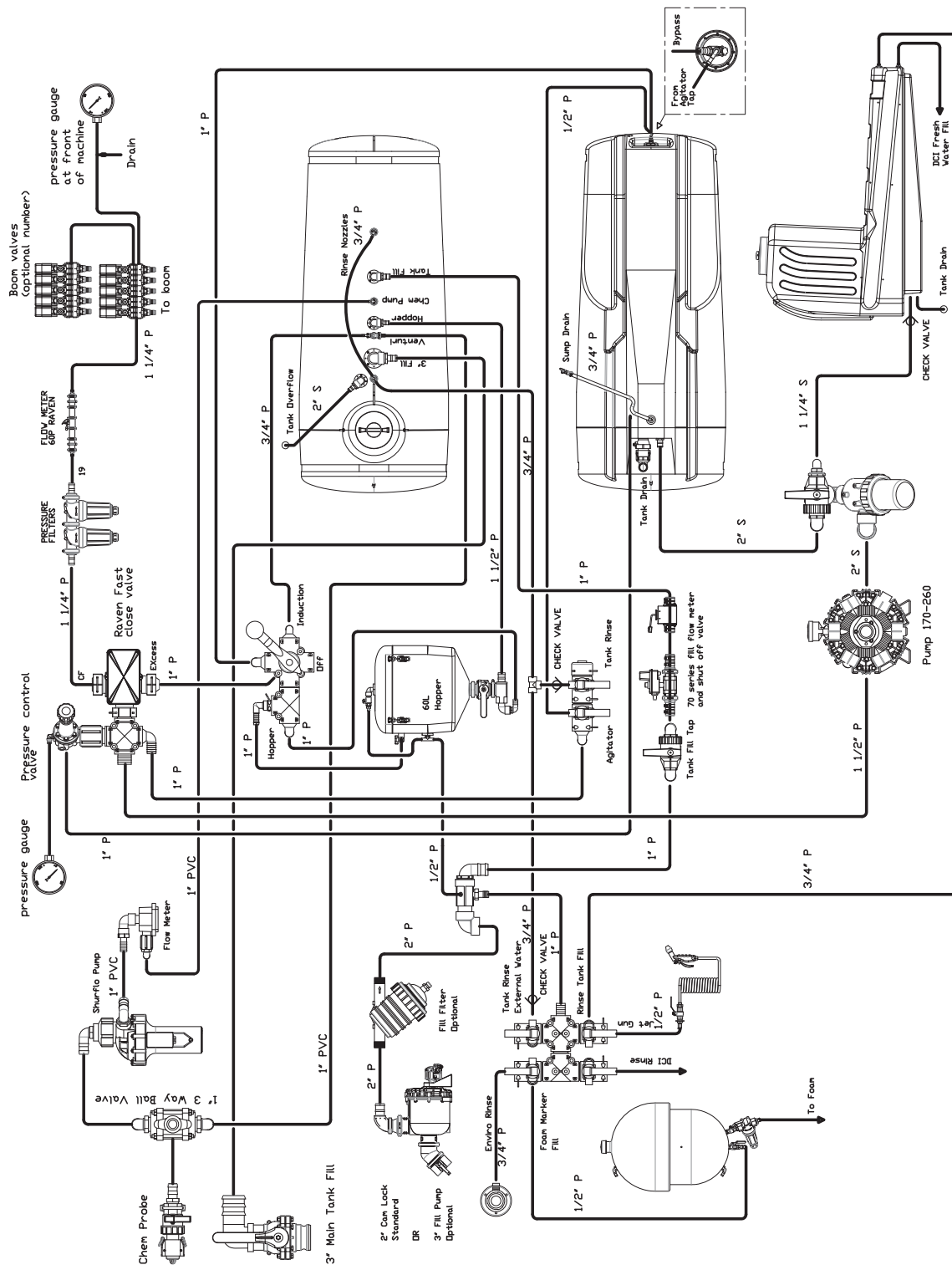
| Hose No. | Hose Length | End 1 (and orientation if reqd) | End 2 (and orientation if reqd) | Description | Orientation | Hose P/N |
|----------------------------|-------------------|---------------------------------|---------------------------------|--------------------------------|-------------|-----------|
| Spool Valve and Lift Hoses | | | | | | |
| 01 | 6000mm | Straight (T201-0808) | Straight (T201-0808) | Tractor to Tee - Pressure Line | | GA5067890 |
| 02 | 3900mm | 90Deg (T205-0808) | Straight (T202-0808) | Spool valve to accumulator | | GA5067899 |
| 03 | 2100mm x 2 | 90Deg (T205-0808) | Straight (T202-0808) | Accumulator to Lift Cylinder | | GA5067898 |
| 04 | 7300mm | Straight (T202-1212) | Straight (T202-1212) | Tee to Spool Valve - Tank Line | | GA4905027 |
| 05 | 8100mm | 90Deg (T205-0808) | Straight (T202-0808) | Tee to Spool - Pressure Line | | GA4905028 |
| 06 | 6000mm | Straight (T202-1212) | Straight (T201-1212) | Tractor to Tee - Tank Line | | GA4905049 |
| 07 | 14600mm | 90Deg (T205-0404) | Straight (T202-0404) | Tractor to Spool - Load Sense | | GA4905029 |
| Fold Hoses | | | | | | |
| 08 | 2375mm (1R) | JIC Straight (T204-0409) | Straight (T202-0404) | Left hand side | | GA5067901 |
| 09 | 2600mm (2R) | Straight (T202-0404) | 90Deg (T205-0404) | Right hand side | | GA5067900 |
| 10 | 3560mm | JIC Straight (T204-0409) | JIC 90Deg (T205-0409) | Crossover link | | GA5067902 |
| Tilt with Spool Hoses | | | | | | |
| 11 | 1480mm (1Y) | Straight (T202-0404) | 90Deg (T205-0404) | Left Tilt 1 | | GA5067091 |
| 12 | 1140mm (2Y) | Straight (T202-0404) | Straight (T202-0404) | Left Tilt 2 | | GA5067092 |
| 13 | 1400mm (1B) | Straight (T202-0404) | 90Deg (T205-0404) | Right Tilt 1 | | GA5067087 |
| 14 | 1030mm (2B) | Straight (T202-0404) | Straight (T202-0404) | Right Tilt 2 | | GA5067086 |
| Hydraulic Yaw Hoses | | | | | | |
| 15 | 1400mm (1Y) | 45 Deg (T227-0404) | straight (T202-0404) | Yaw Hose 1 | | GA5067138 |
| 16 | 555mm (2Y) | 45 Deg (T227-0404) | Straight (T202-0404) | Yaw Hose 2 | | GA5067133 |
| 17 | 785mm (1B) | 45 Deg (T227-0404) | Straight (T202-0404) | Yaw Hose 3 | | GA5067134 |
| 18 | 1680mm (2B) | 90 Deg (T205-0404) | Straight (T202-0404) | Yaw Hose 4 | | GA5067132 |
| 19 | 1680mm (1R) | 90 Deg (T205-0404) | Straight (T202-0404) | Yaw Hose 5 | | GA4903200 |
| 20 | 1140mm | 90 Deg (T205-0808) | Straight (T202-0808) | Yaw Hose 6 | | GA5067136 |
| 21 | 560mm | 90 Deg (T205-0808) | Straight (T202-0808) | Yaw Hose 7 | | GA5067137 |
| Yaw with Spool | | | | | | |
| 22 | 575mm (2B,1R) x 2 | 90 Deg (T205-0808) | Straight (T227-0808) | Pressure to Yaw Block | | GA5067253 |
| 23 | 700mm (2B,2R) x 2 | Straight (T202-0808) | 90 Deg (T205-0808) | Tank to Yaw Block | | GA5067254 |
| Ultraglide Hoses | | | | | | |
| 26 | 1040mm (1Y) | 90 Deg (T226-0404) | Straight (T202-0404) | LV Hose | | GA5067148 |
| 27 | 1265mm (2Y) | 90 Deg (T226-0404) | Straight (T202-0404) | LT Cyl to LT CYL RTN | | GA5067142 |
| 28 | 1130mm (3Y) | 90 Deg (T226-0404) | Straight (T202-0404) | RV Hose to Right 'A' Spool | | GA5067143 |
| 29 | 1495mm (1B) | 90 Deg (T226-0404) | Straight (T202-0404) | RT Cyl to RT CYL RTN | | GA5067141 |
| 30 | 650mm (1B,1Y) | Straight (T202-0404) | Straight (T202-0404) | Load Sense Hose | | GA5067146 |
| 31 | 1495mm (2B) | 90 Deg (T226-0404) | Straight (T202-0404) | LC to Left Cylinder Hose | | GA5067138 |
| 32 | 1355mm (3B) | 90 Deg (T226-0404) | Straight (T202-0404) | RC to Right Cylinder Hose | | GA5067139 |
| 33 | 1465mm (3R) | 90 Deg (T226-0404) | Straight (T202-0404) | Lf Cyl Rtn to Left 'B' Spool | | GA4905039 |
| 34 | 1330mm (4R) | 90 Deg (T226-0404) | Straight (T202-0404) | RT Cyl rtn to Right 'B' Spool | | GA4905041 |
| 35 | 710mm (1Y,1R) | Straight (T202-0808) | Straight (T202-0808) | Spool valve P to Ultraglide EF | | GA4905038 |
| 36 | 560mm (2Y,2R) | Straight (T202-0808) no Yaw | Straight (T202-0808) | Spool valve T to Ultraglide T | | GA5067144 |
| 37 | 560mm (2Y,2R) | 90 Deg (T205-0808) with Yaw | Straight (T202-0808) | Spool valve T to Ultraglide T | | GA4905042 |

Continued over page

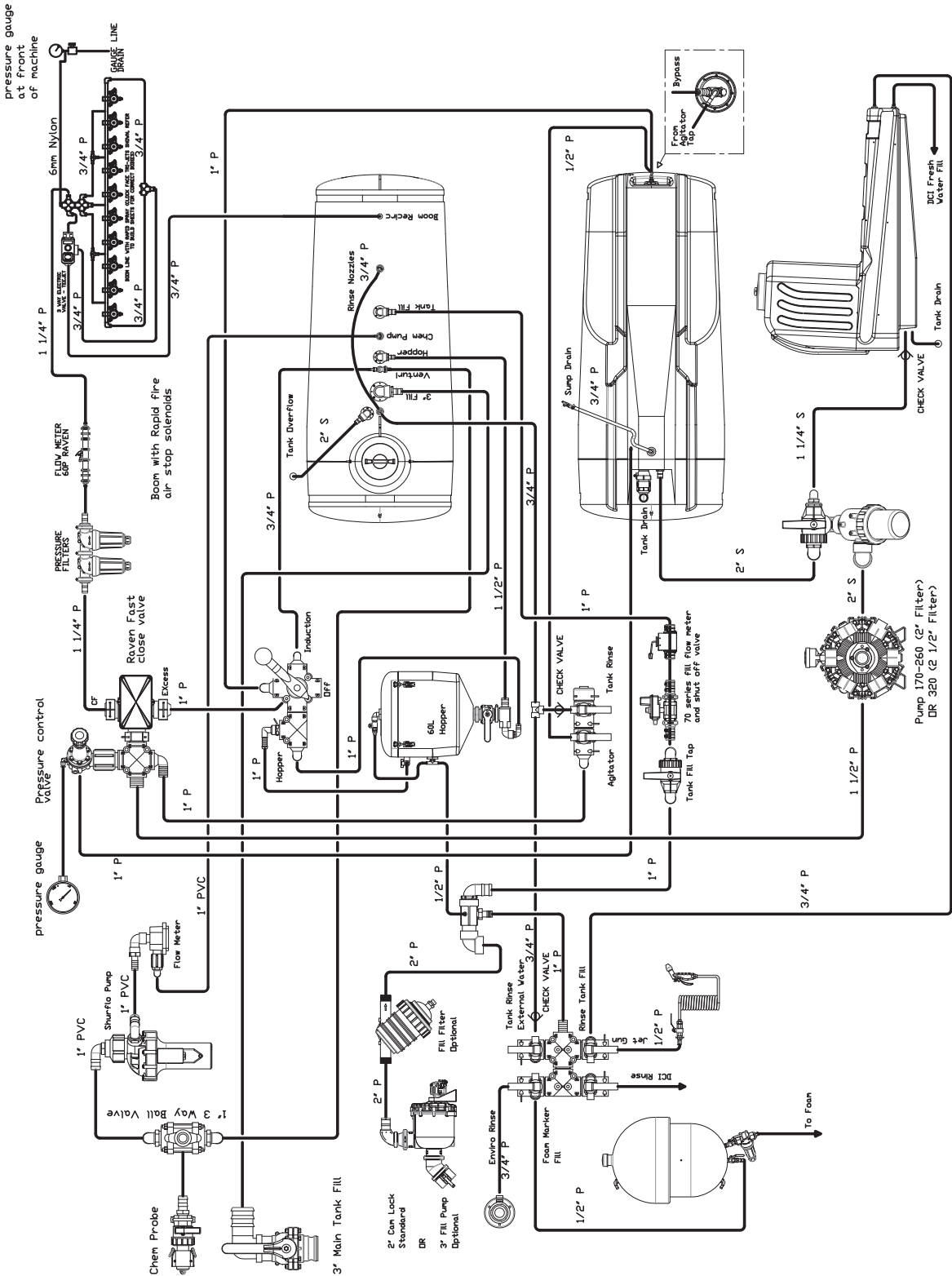
Hydraulics - Hose - 8500L

| Hose No. | Hose Length | End 1 (and orientation if reqd) | End 2 (and orientation if reqd) | Description | Orientation | Hose P/N |
|--|----------------|---------------------------------|---------------------------------|--|-------------|-----------|
| Hydraulic Driven Spray Pump ZETA 260 & 300 | | | | | | |
| 43 | 4000mm () x 2 | 90 Deg (T226-0808) | Straight (T201-0808) | Spray Pump | | GA4922105 |
| 44 | 300mm () | Straight (T201-0808) | Straight (T202-0808) | Spray Pump | | GA4922110 |
| 45 | 340mm () | Straight (T201-0808) | Straight (T202-0808) | Spray Pump | | GA4922115 |
| Bi-Fold Hoses | | | | | | |
| 50 | 9900mm (1B) | 90 Deg (T226-0808) | Straight (T202-0808) | Right Hand Gauge | | GA4905034 |
| 51 | 9900mm () | 90 Deg (T226-0808) | Straight (T202-0808) | Left Hand Gauge | | GA4905034 |
| 52 | 880mm (1B,1Y) | 90 Deg (T205-0404) | Straight (T202-0404) | Pressure to Bi-Fold Block | | GA5067129 |
| 53 | 910mm (2B,1Y) | 90 Deg (T205-0404) | Straight (T202-0404) | Pressure to Bi-Fold Block | | GA5067119 |
| 54 | 300mm x 2 | Straight (T202-0404) | Straight (T202-0404) | Bi-Fold Link | | GA5067131 |
| 55 | 5260mm (1Y) | 90 Deg (T226-0404) | Straight (T202-0404) | RV1 - RH Cylinder | | GA5067126 |
| 56 | 4890mm (2Y) | 90 Deg (T226-0404) | Straight (T202-0404) | RV2 - RH Cylinder | | GA5067127 |
| 57 | 5185mm (1B) | 90 Deg (T226-0404) | Straight (T202-0404) | LV1 - LH Cylinder | | GA5067270 |
| 58 | 5020mm (2B) | 90 Deg (T226-0404) | Straight (T202-0404) | LV2 - LH Cylinder | | GA5067271 |
| Fill Pump With Spool | | | | | | |
| 59 | 2480mm (1B) | 45 Deg (T227-0808) | Straight (T202-0808) | Spool to Pump A | | GA4905032 |
| 60 | 2405mm (1R) | 45 Deg (T227-0808) | Straight (T202-0808) | Spool to Pump B | | GA4905033 |
| 61 | 000mm () | () | () | oo | | GA |
| 62 | 000mm () | () | () | oo | | GA |
| Ultraglide XT Hoses | | | | | | |
| 70 | 330mm (1B) | 90Deg (T205-0404) | 90Deg (T205-0404) | Pressure Hose | | GA3500092 |
| 71 | 360mm (2B) | 90Deg (T205-0404) | 90Deg (T226-0404) | Tank Hose | | GA3500093 |
| 72 | 1465mm (1Y) | 90Deg (T205-0404) | Straight (T202-0404) | 1 on XT Block to RH Side Ram Rod End | | GA3500094 |
| 73 | 1265mm (2Y) | 90Deg (T205-0404) | Straight (T202-0404) | 2 on XT Block to RH Side Ram Solid End | | GA3500095 |
| 74 | 2160mm (1R) | 90Deg (T205-0404) | Straight (T202-0404) | Crossover Hose, RH Solid End to LH Rod End | | GA3500096 |
| 75 | 1970mm (2R) | 90Deg (T205-0404) | Straight (T202-0404) | Crossover Hose, LH Solid End to RH Rod End | | GA3500097 |
| Centre Level Hoses | | | | | | |
| 76 | 1440mm (1Y) | Straight (T202-0404) | Straight (T202-0404) | Cylinder Rod end to A Port | | GA4905081 |
| 77 | 1245mm | Straight (T202-0404) | Straight (T202-0404) | Cylinder Base to B Port | | GA4905082 |

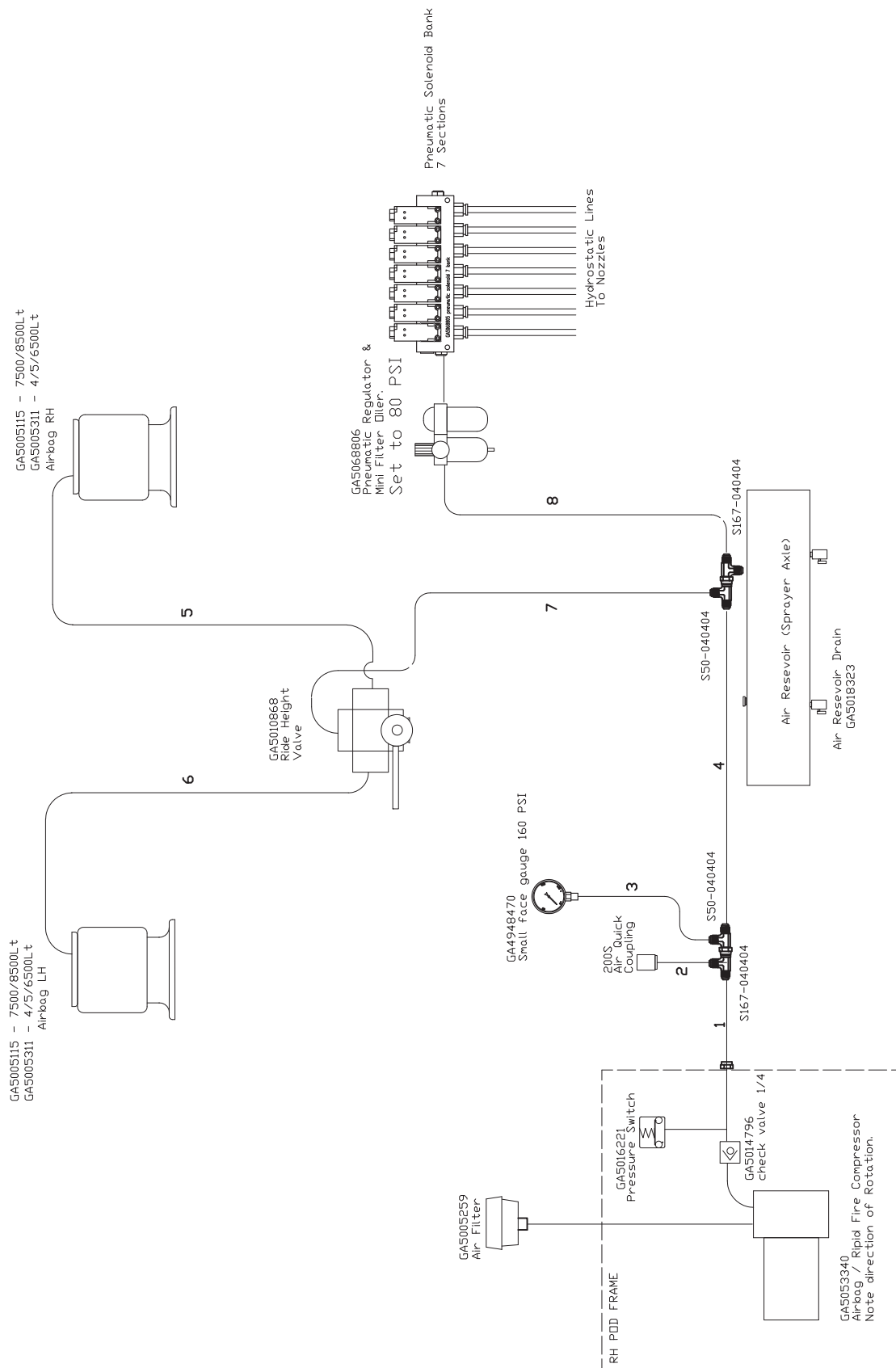
Prairie Pro MY15 Parts Manual - REV I



Plumbing - RapidFlow System

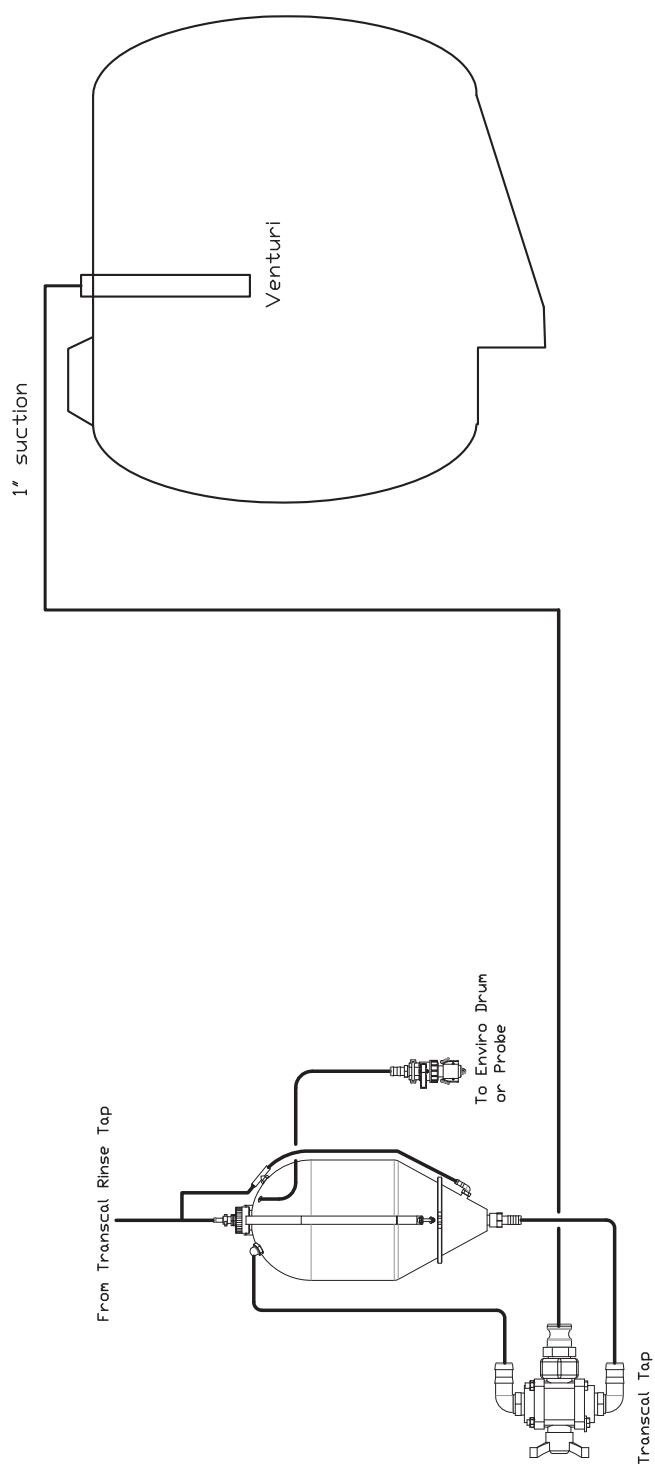


Pneumatics - Airbag & RapidFire



Pneumatics - Hose List

| HOSE NO. | Machine | HOSE SIZE | LENGTH | END FITTING | END FITTING | DESCRIPTION | QTY | ORIENTATION | PART NUMBER |
|----------|------------------|------------|--------|-------------|-------------|--|-----|-------------|-------------|
| 1 | 4-6500 | 1/4" BLUE | 1300mm | T202-0404 | T202-0404 | RH POD to tee near pull | 1 | | |
| | 7/8500 | 1/4" BLUE | 1400mm | T202-0404 | T202-0404 | RH POD to tee near pull | 1 | | |
| 2 | 4-6500 | 1/4" BLUE | 1400mm | T202-0404 | T205-0404 | Tee near pull to Air coupling on LHS POD | 1 | | |
| | 7/8500 | 1/4" BLUE | 1500mm | T202-0404 | T205-0404 | Tee near pull to Air coupling on LHS POD | 1 | | |
| 3 | 4-6500 7/8500 | 1/4" BLACK | 2700mm | T202-0404 | T205-0404 | Tee near pull to Air gauge on front | 1 | | |
| 4 | 4-6500 | 1/4" BLUE | 3400mm | T202-0404 | T202-0404 | Tee near pull to air tank (axle) | 1 | | |
| | 7500 | 1/4" BLUE | 3900mm | T202-0404 | T202-0404 | Tee near pull to air tank (axle) | 1 | | |
| | 8500 | 1/4" BLUE | 4400mm | T202-0404 | T202-0404 | Tee near pull to air tank (axle) | 1 | | |
| 5 | 4-6500 | 1/4" BLUE | 1220mm | T202-0404 | T205-0404 | Ride height valve to right hand air bag | 1 | | |
| | 7/8500 N | 1/4" BLUE | 1500mm | T202-0404 | T205-0404 | Ride height valve to right hand air bag | 1 | | GA4912152 |
| | 7/8500 W | 1/4" BLUE | 1800mm | T202-0404 | T205-0404 | Ride height valve to right hand air bag | 1 | | |
| 6 | 4-6500 | 1/4" BLUE | 950mm | T202-0404 | T205-0404 | Ride height valve to left hand air bag | 1 | | |
| | 7/8500 N | 1/4" BLUE | 800mm | T202-0404 | T205-0404 | Ride height valve to left hand air bag | 1 | | same |
| | 7/8500 W | 1/4" BLUE | 800mm | T202-0404 | T205-0404 | Ride height valve to left hand air bag | 1 | | GA4912151 |
| 7 | 4-6500 | 1/4" BLUE | 400mm | T202-0404 | T205-0404 | Air tank to ride height valve | 1 | | same |
| | 7/8500 N | 1/4" BLUE | 500mm | T202-0404 | T205-0404 | Air tank to ride height valve | 1 | | GA4912150 |
| | 7/8500 W | 1/4" BLUE | 400mm | T202-0404 | T205-0404 | Air tank to ride height valve | 1 | | same |
| 8 | 4-6500 7/8500 | 1/4" BLUE | 4700mm | T202-0404 | T205-0404 | Air tank to rapid fire on center section | 1 | | |



DECALS

Decals - Base Kit



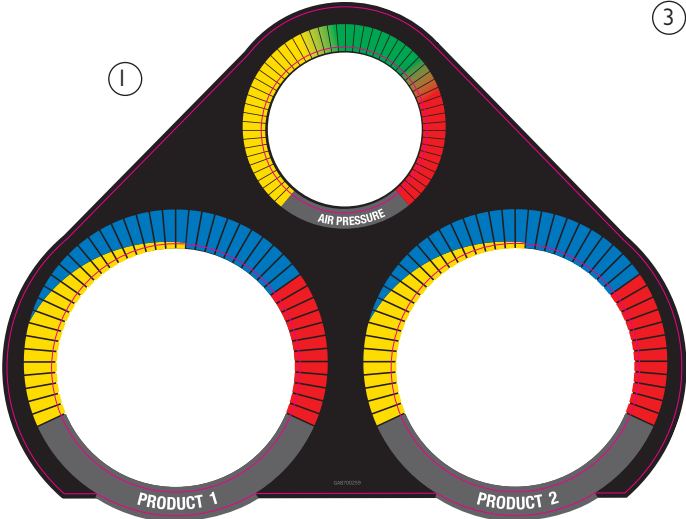
| PART NUMBER | DESCRIPTION |
|-------------|---------------------------------------|
| GA8700188 | Decal Kit, Prairie Pro MY15, Base Kit |

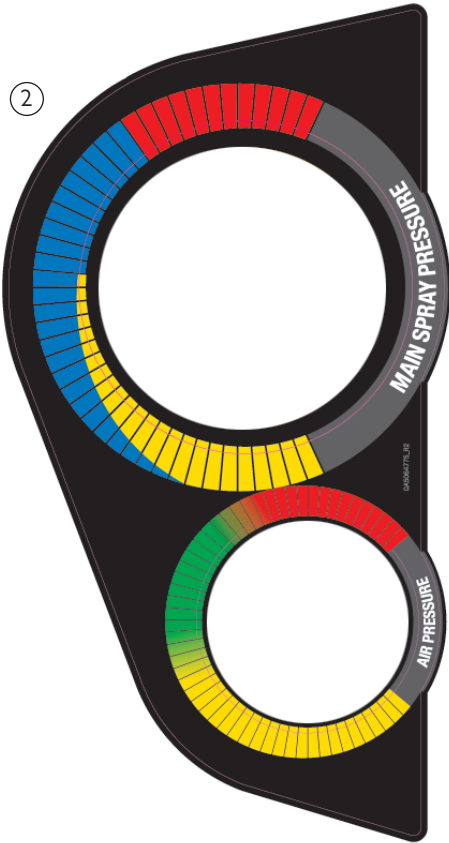
Decals - Base Kit




| ITEM NO. | PART NUMBER | DESCRIPTION | QTY. |
|----------|--------------|----------------------------|------|
| 1 | GA208EVO | Warning Hopper | 1 |
| 2 | GA209EVO | Danger/Caution | 2 |
| 3 | GA210EVO | Warning Platform | 1 |
| 4 | GA222EVO | Grease | 57 |
| 5 | GA212EVO | Main Tank Drain | 1 |
| 6 | GA5061900EVO | Spray Pressure Drain Valve | 1 |
| 7 | GA5015991EVO | Keep Hands Clear | 10 |
| 8 | GA220EVO | Three Tier System | 1 |

Decals - Base Kit






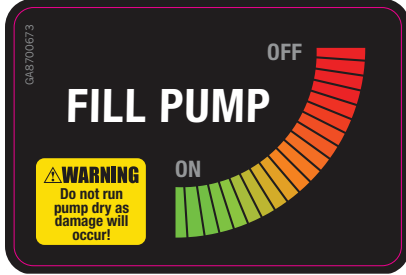
3



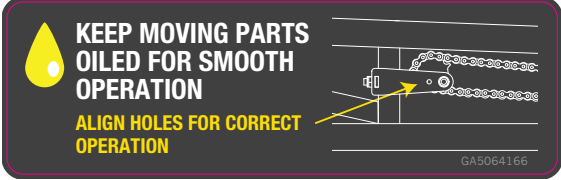
4




5



6



7



| ITEM NO. | PART NUMBER | DESCRIPTION | QTY. |
|----------|-------------|--|------|
| 1 | GA8700259 | Decal, Dual Product, Spray Pressure - Air Pressure | 1 |
| 2 | GA5064775 | Main spray pressure/Air pressure | 1 |
| 3 | GA006EVO | Warning Check Wheel Nuts | 2 |
| 4 | GA5013EVO | Danger/Stand Clear | 2 |
| 5 | GA204EVO | Fill Pump | 1 |
| 6 | GA5064166 | 3D Breakaway Adjustment \ keep me oiled | 2 |
| 7 | GA207EVO | Warning | 1 |

264 - Chapter 17 - Decals

Prairie Pro MY15 Parts Manual - REV I

Decals - Base Kit



| ITEM NO. | PART NUMBER | DESCRIPTION | QTY. |
|----------|--------------|-------------------------|------|
| 1 | GA5062475 | Flush Water Only | 1 |
| 2 | GA5062095 | Chemical Induction | 1 |
| 3 | GA5062085EVO | Transcal | 1 |
| 4 | GA8700003 | SuperFlow | 1 |
| 5 | GA5063370 | Warning, Nozzles | 2 |
| 6 | GA5062485EVO | Foam Marker Concentrate | 1 |
| 7 | GA5062470 | Foam Marker Water | 1 |
| 8 | GA5015971EVO | Drain Only | 1 |
| 9 | GA5062090EVO | Caution - Lower Steps | 1 |

Decals - Base Kit



| ITEM NO. | PART NUMBER | DESCRIPTION | QTY. |
|----------|-------------|--------------------------------------|------|
| 1 | GA5063878 | Keep Me Oiled | 2 |
| 2 | GA5062870 | Foam & Airbag Filter | 1 |
| 3 | GA8700270 | Decal, EZ Control Panel, Prairie Pro | 1 |

Decals - Base Kit



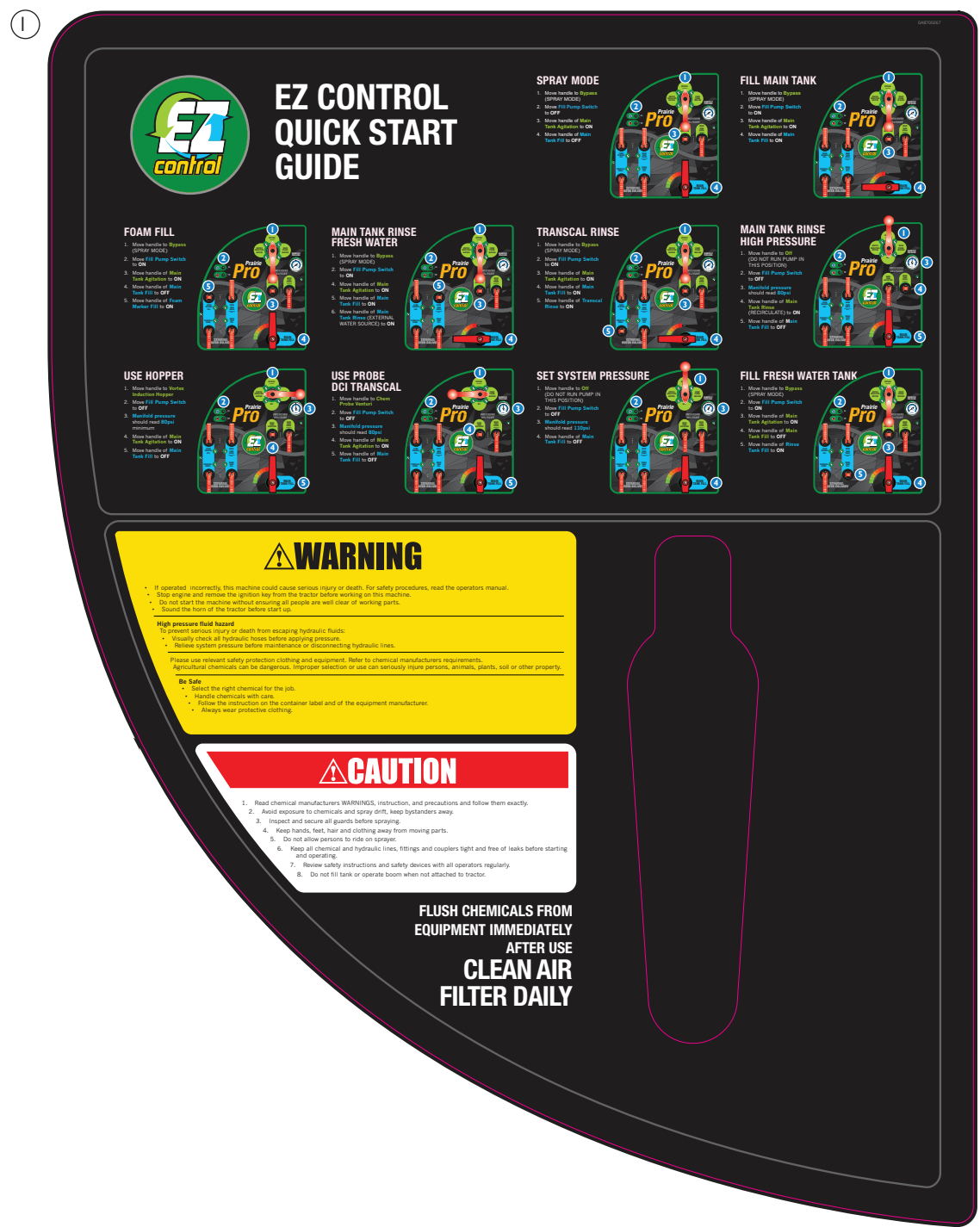
| ITEM NO. | PART NUMBER | DESCRIPTION | QTY. |
|----------|-------------|--|------|
| 1 | GA5064169 | Decal, Prairie Pro Boom ride and speed control valve | 1 |
| 2 | GA5064168 | Decal, Prairie Pro Bi-fold right | 1 |
| 3 | GA5064167 | Decal, Prairie Pro Bi-fold left | 1 |
| 4 | GA8700268 | Decal, Outer Right Hand Pod Door Panel, Prairie Pro | 1 |

Decals - Base Kit




| ITEM NO. | PART NUMBER | DESCRIPTION | QTY. |
|----------|-------------|---|------|
| 1 | GA5064500 | Decal, Open Close Tap | 1 |
| 2 | GA8700271 | Decal, Outer Lef Hand Pod Door, Prairie Pro | 2 |

Decals - Base Kit



| ITEM NO. | PART NUMBER | DESCRIPTION | QTY. |
|----------|-------------|--|------|
| I | GA8700267 | Decal, Inner Left Side Pod Door Panel, Prairie Pro | I |

Decals - Base Kit



| ITEM NO. | PART NUMBER | DESCRIPTION | QTY. |
|----------|-------------|-------------------------|------|
| 1 | GA5061885 | Goldacres | 1 |
| 2 | GA8700294 | Transcal, Control Panel | 1 |


Decals - Tank



| ITEM NO. | PART NUMBER | DESCRIPTION | QTY. |
|----------|-------------|--|------|
| 1 | GA8700237 | Decal, Tank, 4024, Left and Right, Goldacres Pro, MY15 | 1 |
| | GA8700238 | Decal, Tank, 4028, Left and Right, Goldacres Pro, MY15 | |
| | GA8700239 | Decal, Tank, 4030, Left and Right, Goldacres Pro, MY15 | |
| | GA8700240 | Decal, Tank, 4033, Left and Right, Goldacres Pro, MY15 | |
| | GA8700241 | Decal, Tank, 4036, Left and Right, Goldacres Pro, MY15 | |
| | GA8700242 | Decal, Tank, 5024, Left and Right, Goldacres Pro, MY15 | |
| | GA8700243 | Decal, Tank, 5028, Left and Right, Goldacres Pro, MY15 | |
| | GA8700260 | Decal, Tank, 5030, Left and Right, Goldacres Pro, MY15 | |
| | GA8700244 | Decal, Tank, 5033, Left and Right, Goldacres Pro, MY15 | |
| | GA8700245 | Decal, Tank, 5036, Left and Right, Goldacres Pro, MY15 | |
| | GA8700246 | Decal, Tank, 6524, Left and Right, Goldacres Pro, MY15 | |
| | GA8700247 | Decal, Tank, 6528, Left and Right, Goldacres Pro, MY15 | |
| | GA8700248 | Decal, Tank, 6530, Left and Right, Goldacres Pro, MY15 | |
| | GA8700249 | Decal, Tank, 6533, Left and Right, Goldacres Pro, MY15 | |
| | GA8700261 | Decal, Tank, 6536, Left and Right, Goldacres Pro, MY15 | |
| | GA8700250 | Decal, Tank, 7524, Left and Right, Goldacres Pro, MY15 | |
| | GA8700251 | Decal, Tank, 7528, Left and Right, Goldacres Pro, MY15 | |
| | GA8700252 | Decal, Tank, 7530, Left and Right, Goldacres Pro, MY15 | |
| | GA8700253 | Decal, Tank, 7533, Left and Right, Goldacres Pro, MY15 | |
| | GA8700262 | Decal, Tank, 7536, Left and Right, Goldacres Pro, MY15 | |
| | GA8700254 | Decal, Tank, 8524, Left and Right, Goldacres Pro, MY15 | |
| | GA8700255 | Decal, Tank, 8528, Left and Right, Goldacres Pro, MY15 | |
| | GA8700256 | Decal, Tank, 8530, Left and Right, Goldacres Pro, MY15 | |
| | GA8700257 | Decal, Tank, 8533, Left and Right, Goldacres Pro, MY15 | |
| | GA8700258 | Decal, Tank, 8536, Left and Right, Goldacres Pro, MY15 | |

Decals - Switch Boxes

(A)

 **GOLDACRES**

Tilt left
UP

Tilt right
UP

Boom
UP

Boom fold
OUT

Bi-fold
OUT

Beacon
ON

Fenceline right
ON

DOWN
Tilt left

DOWN
Tilt right

DOWN
Boom


IN
Boom fold

IN
Bi-fold

ON
Boom lights

ON
Fenceline left

(B)

 **GOLDACRES**

Steer crab
LEFT

Steering
ON

Foam
ON

Foam
LEFT

Dual product
ON

Boom recirc
ON

RIGHT
Steer crab

OFF
Steering


OFF
Foam

RIGHT
Foam

OFF
Dual product

OFF
Boom recirc

(C)

 **GOLDACRES**

2nd product
ON

Boom recirc
ON

Foam
ON

Foam
LEFT

Boom lights
ON

Fenceline left
ON

OFF
2nd product

OFF
Boom recirc

OFF
Foam

RIGHT
Foam

ON
Beacon

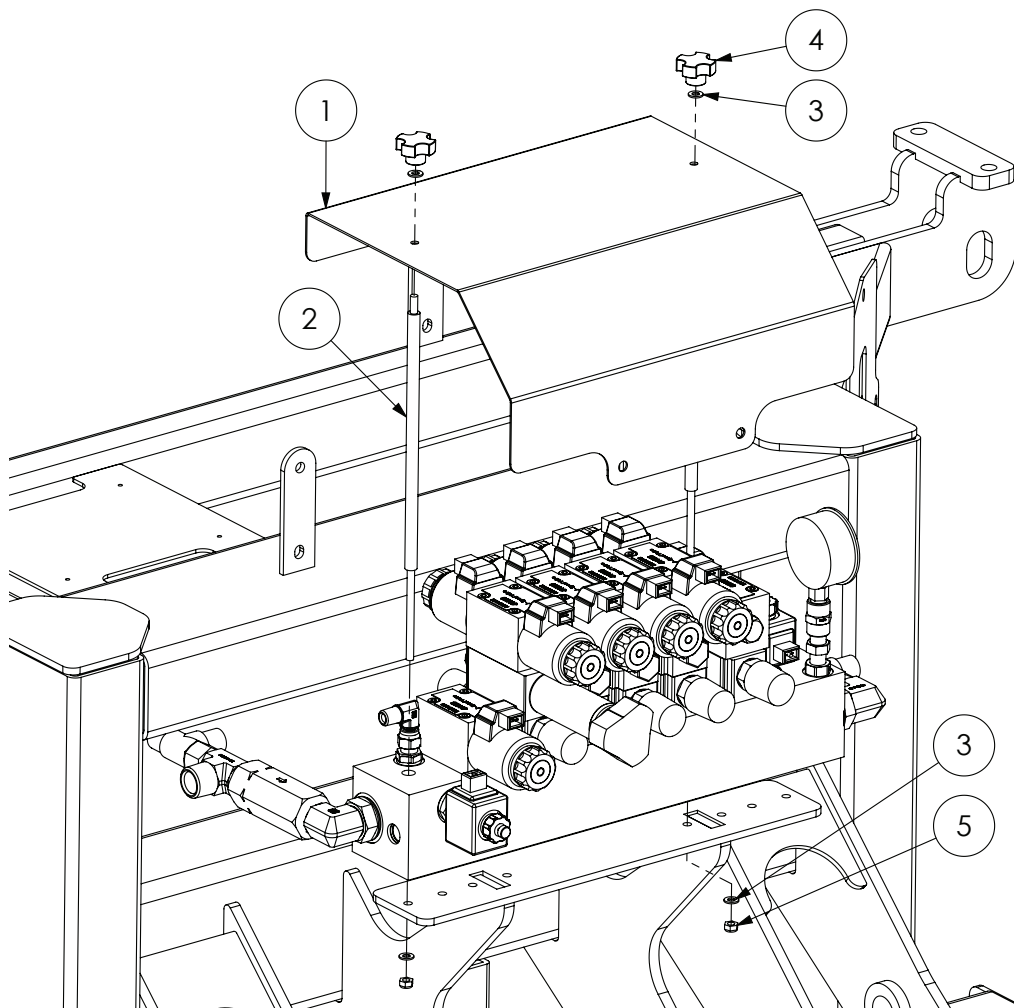
ON
Fenceline right

| ITEM | PART NUMBER | DESCRIPTION | QTY. |
|------|-------------|----------------------|------|
| A | GA4903710 | Switch box A Prairie | 1 |
| B | GA4903715 | Switch box B Prairie | 1 |
| C | GA4903720 | Switch box C Prairie | 1 |

Chapter 18

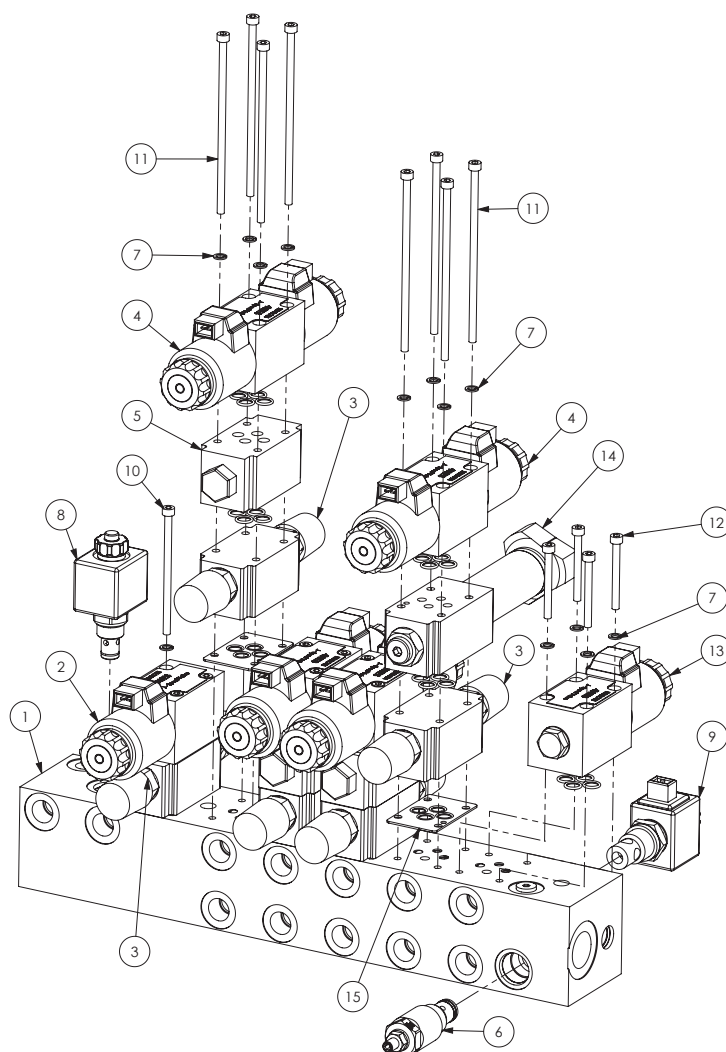
HYDRAULICS

Spool Valve Mounting Assembly



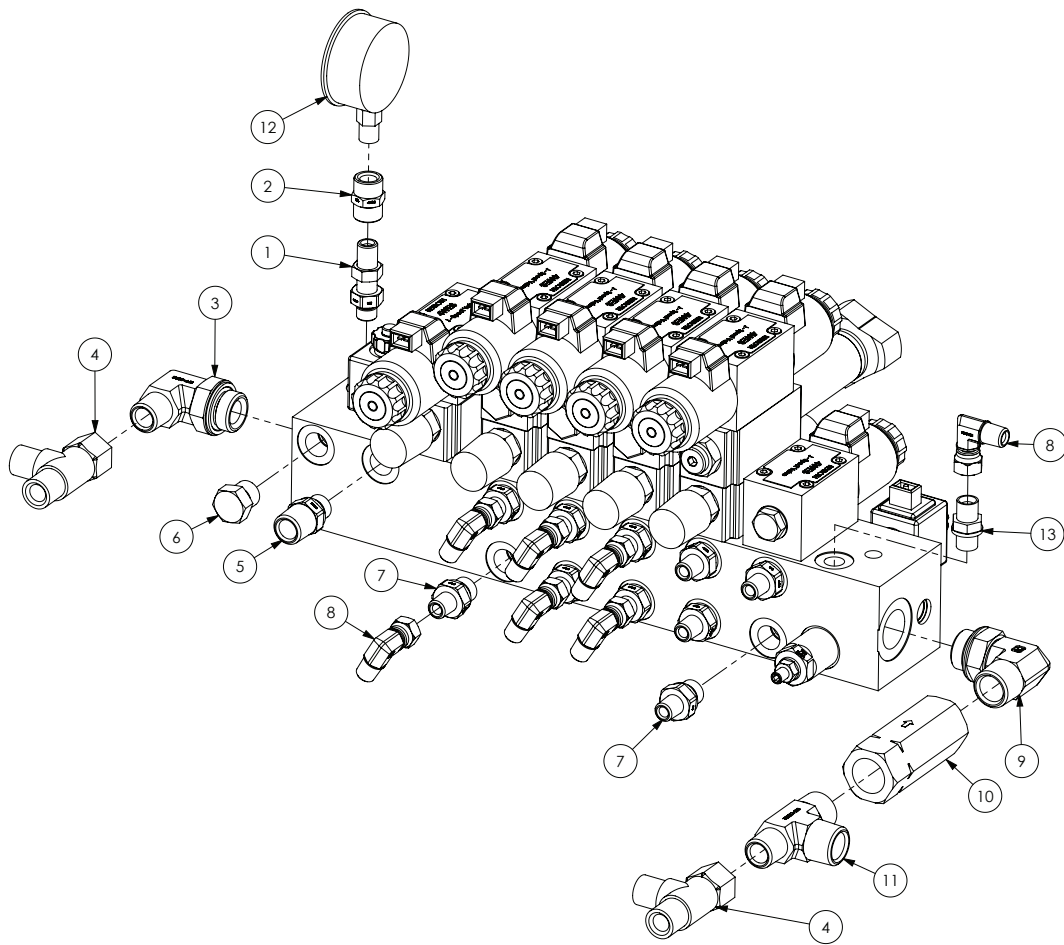
| ITEM NO. | PART NUMBER | DESCRIPTION | QTY. |
|----------|-------------|------------------------------------|------|
| 1 | COMP0013 | Spool valve cover, suit advance | 1 |
| 2 | MACH0035 | Mounting Bolt, Suit Solenoid cover | 2 |
| 3 | GA5004437 | Washer 6mm Flat SS | 4 |
| 4 | GA5069870 | Knob, Star grip M6 x 32 Diameter | 2 |
| 5 | GA5048115 | Nut M6 Nyloc ZP | 2 |

Spool Valve Manifold Assembly



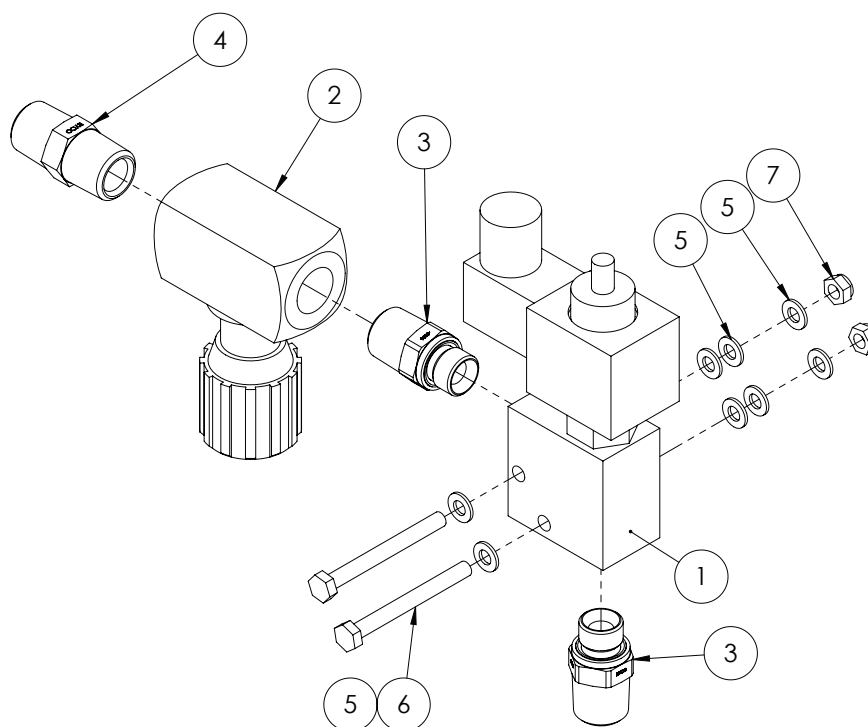
| ITEM NO. | PART NUMBER | DESCRIPTION | QTY. |
|----------|-------------|--|------|
| 1 | GA5047759 | Manifold, size 6 par, special bare | 1 |
| 2 | GA5047727 | Valve Hydraulic, J spool, 12V, Single, 2 pin amp connector, Bosch | 1 |
| 3 | GA5047581 | Hydraulic Valve, Flow control, NG6 A+B, Suit spool | 5 |
| 4 | GA5047726 | Valve solenoid J spool 12v 2 pin amp connector, Bosch | 4 |
| 5 | GA5017335 | Modular check valve | 3 |
| 6 | GA5047645 | Cartridge Valve, Hydraulic Pressure Relief, Pilot Operated, Bosch | 1 |
| 7 | GA5003629 | Washer 5mm Spring SS | 24 |
| 8 | GA5047734 | Valve cartridge, Hydrualic solenoid, poppet 2/2-8-2 cav 12vdc 2 pin amp, Bosch | 1 |
| 9 | GA5047737 | Valve cartridge, Hydraulic solenoid, AMP plug, 12V DC, Open centre | 1 |
| 10 | GA5067050 | SHCS M5 x 90 ZP GR12.9 | 4 |
| 11 | GA5048570 | SHCS M5 x 130 ZP GR12.9 | 16 |
| 12 | GA5054410 | SHCS M5 x 50 ZP GR12.9 | 4 |
| 13 | GA5047756 | Valve, D spool hydraulic solenoid, centre level, 2 pin AMP, Bosch | 1 |
| 14 | GA5017373 | Valve reducing modular | 1 |
| 15 | GA5047615 | Plate Z2FS6 O-rings (spare part) | |

Spool Valve Manifold Fittings



| ITEM NO. | PART NUMBER | DESCRIPTION | QTY. |
|----------|-------------|---|------|
| 1 | GA3500249 | Hydraulic adaptor, Bulkhead nipple, 1/4" BSPP male x 1/4" BSPP male | 1 |
| 2 | GA3500211 | Hydraulic adaptor, Socket, 1/4" BSPT female x 1/4" BSPT female | 1 |
| 3 | GA3500324 | Hydraulic adaptor, Elbow, 90 degree, 1/2" BSPT male x 3/4" BSPP male O-ring | 1 |
| 4 | GA3500200 | Hydraulic adaptor, Tee, 1/2" BSPT male x 1/2" BSPT male x 1/2" BSPP female swivel | 2 |
| 5 | GA3500309 | Hydraulic adaptor, Nipple, 1/2" BSPT male x 3/8" BSPP male | 1 |
| 6 | GA3500300 | Hydraulic adaptor, Plug, 3/8" BSPP male | 1 |
| 7 | GA3500307 | Hydraulic adaptor, Nipple, 1/4" BSPT male x 3/8" BSPP male | 10 |
| 8 | GA3500332 | Hydraulic adaptor, Elbow, 90 degree, 1/4" BSPT male x 1/4" BSPP female swivel | 7 |
| 9 | GA3500325 | Hydraulic adaptor, Elbow, 90 degree, 3/4" BSPT male x 3/4" BSPP male O-ring | 1 |
| 10 | GA5002421 | Check Valve, Hydraulic, 0 bar, 3/4" BSPP | 1 |
| 11 | GA3500272 | Hydraulic adaptor, Tee, 3/4" BSPT male x 1/2" BSPT male x 3/4" BSPT male | 1 |
| 12 | GA5021455 | Gauge, Pressure, Small face, 3500psi | 1 |
| 13 | GA3500306 | Hydraulic adaptor, Nipple, 1/4" BSPT male x 1/4" BSPP male | 1 |

Boom Lower Solenoid

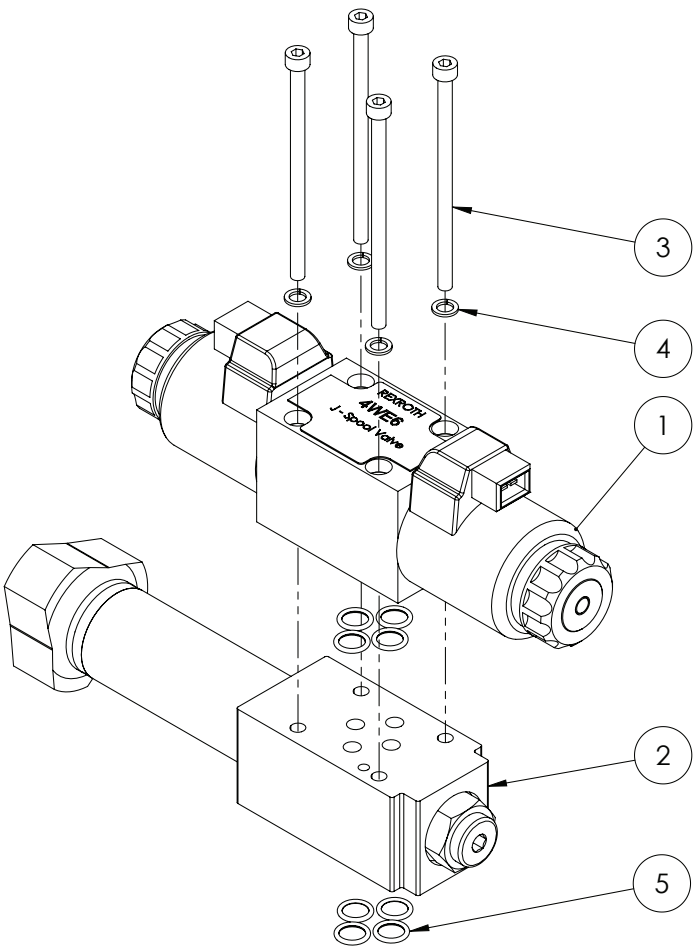


| ITEM NO. | PART NUMBER | DESCRIPTION | QTY. |
|----------|-------------|--|------|
| 1 | GA5047344 | Hydraulic Solenoid Boom Lower Limit Cartridge and Body | 1 |
| 2 | GA5017393 | Valve speed control 1/2" offset | 1 |
| 3 | GA3500309 | Hydraulic adaptor, Nipple, 1/2" BSPT male x 3/8" BSPP male | 2 |
| 4 | GA3500223 | Hydraulic adaptor, Nipple, 1/2" BSPT male x 1/2" BSPT male | 1 |
| 5 | GA5004437 | Washer 6mm Flat SS | 8 |
| 6 | GA5004081 | Bolt M6 x 40 ZP GR8.8 | 2 |
| 7 | GA5048115 | Nut M6 Nyloc | 2 |

SPARE PARTS

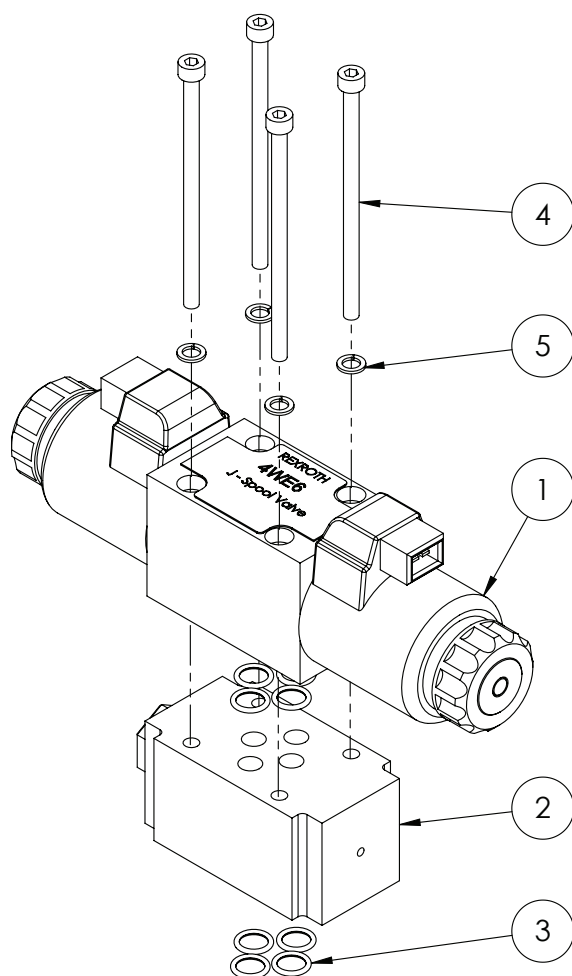
| PART NUMBER | DESCRIPTION |
|-------------|--|
| GA5047650 | Coil DIN class H 12V DC IP65/S8 (suit unloader after 3-3-2008 and boom lower spool), Bosch |
| GA5010039 | Din Hirschmann Connector Std Black suit C Top 3 |
| GA5048580 | Din Hirschmann Connector K4L12 LED. |

Solenoid Valve - Bi-Fold



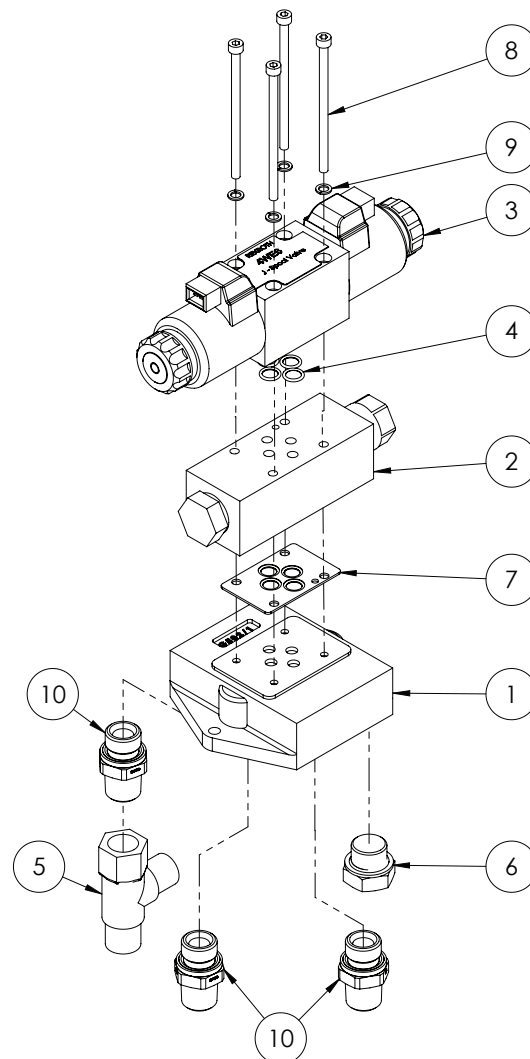
| ITEM NO. | PART NUMBER | DESCRIPTION | QTY. |
|----------|-------------|--|------|
| 1 | GA5047726 | Valve solenoid J spool 12v 2 pin AMP connector | 1 |
| 2 | GA5017373 | Valve reducing modular | 1 |
| 3 | GA5067050 | SHCS M5 x 90 ZP GR12.9 | 4 |
| 4 | GA5003629 | Washer 5mm Spring SS | 4 |
| 5 | GA5047627 | Seal kit - viton, Suit CEE Top Valve | 1 |

Solenoid Valve - Smart Steer



| ITEM NO. | PART NUMBER | DESCRIPTION | QTY. |
|----------|-------------|--|------|
| 1 | GA5047726 | Valve solenoid J spool 12v 2 pin AMP connector | 1 |
| 2 | GA5047661 | NG6 Check Module | 1 |
| 3 | GA5047627 | Seal kit - viton, Suit CEE Top Valve | 1 |
| 4 | GA5067050 | SHCS M5 x 90 ZP GR12.9 | 4 |
| 5 | GA5003629 | Washer 5mm Spring SS | 4 |

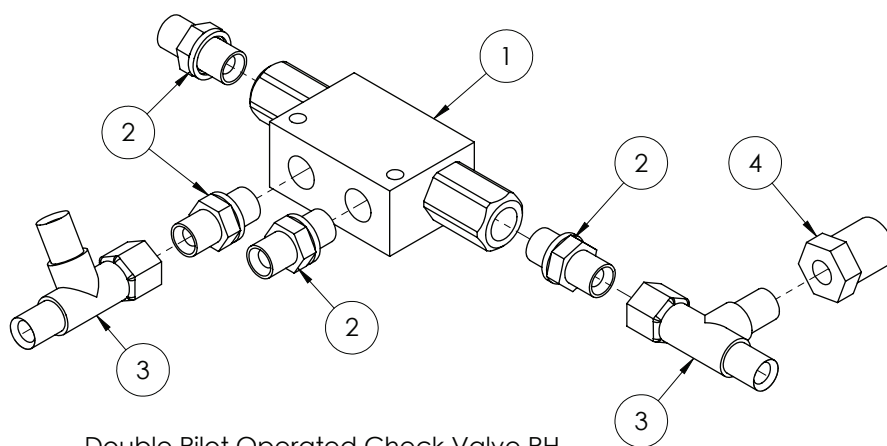
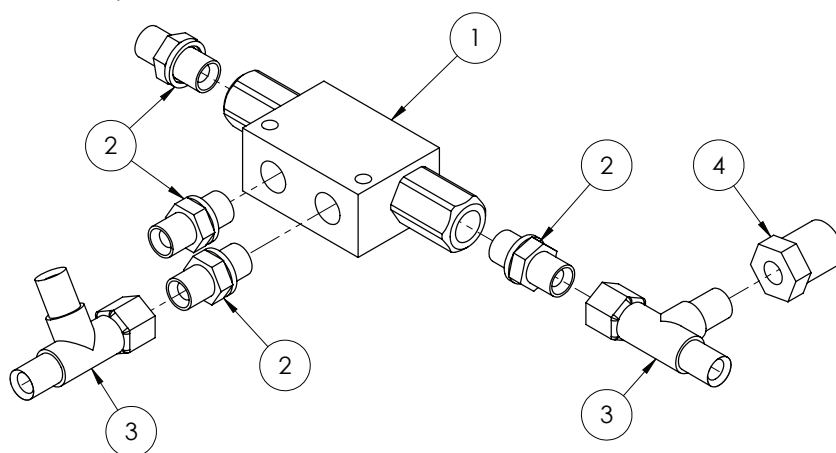
Fill Pump Hydraulic Manifold Assembly



| ITEM NO. | PART NUMBER | DESCRIPTION | QTY. |
|----------|-------------|---|------|
| 1 | GA5016139 | Hydraulic manifold, Single valve port, 1/2" inlets / outlets | 1 |
| 2 | GA5047583 | Valve, pressure flow comp stackable | 1 |
| 3 | GA5047726 | Valve solenoid J spool 12v 2 pin AMP connector | 1 |
| 4 | GA5047627 | Seal kit - viton, Suit CEE Top Valve | 1 |
| 5 | GA3500200 | Hydraulic adaptor, Tee, 1/2" BSPT male x 1/2" BSPT male x 1/2" BSPP female swivel | 1 |
| 6 | GA3500301 | Hydraulic adaptor, Plug, 1/2" BSPP male | 1 |
| 7 | GA5047615 | Plate Z2FS6 o-ring | 1 |
| 8 | GA5067050 | SHCS M5 x 90 ZP GR12.9 | 4 |
| 9 | GA5003629 | Washer 5mm Spring SS | 4 |
| 10 | GA3500310 | Hydraulic adaptor, Nipple, 1/2" BSPT male x 1/2" BSPP male | 3 |

Bi-Fold Check Valve

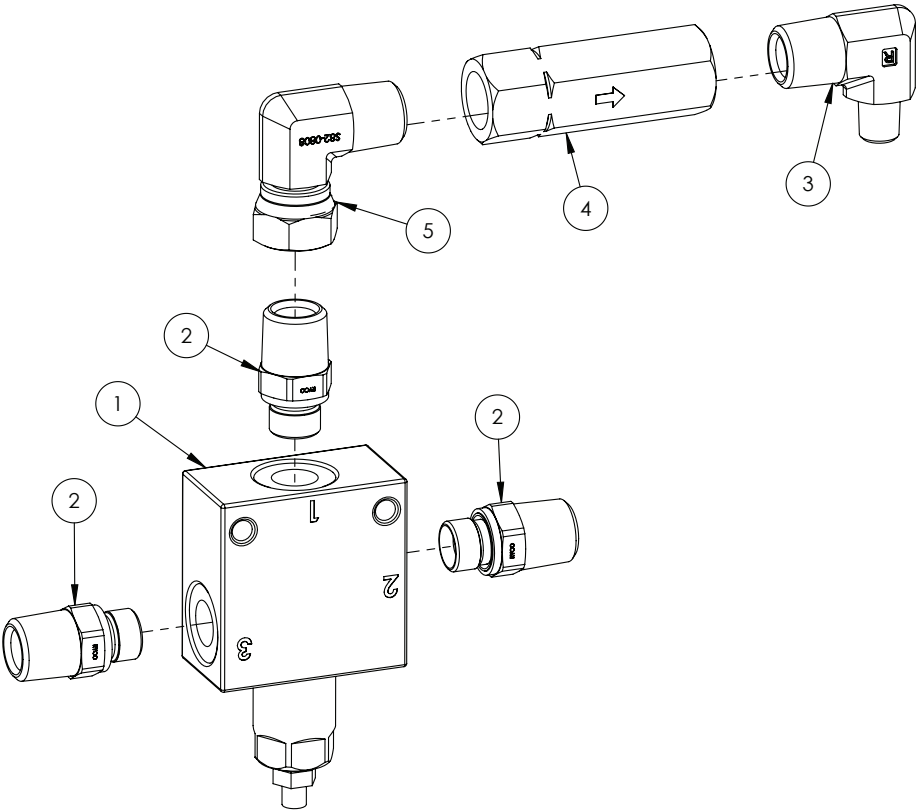
Double Pilot Operated Check Valve LH



Double Pilot Operated Check Valve RH

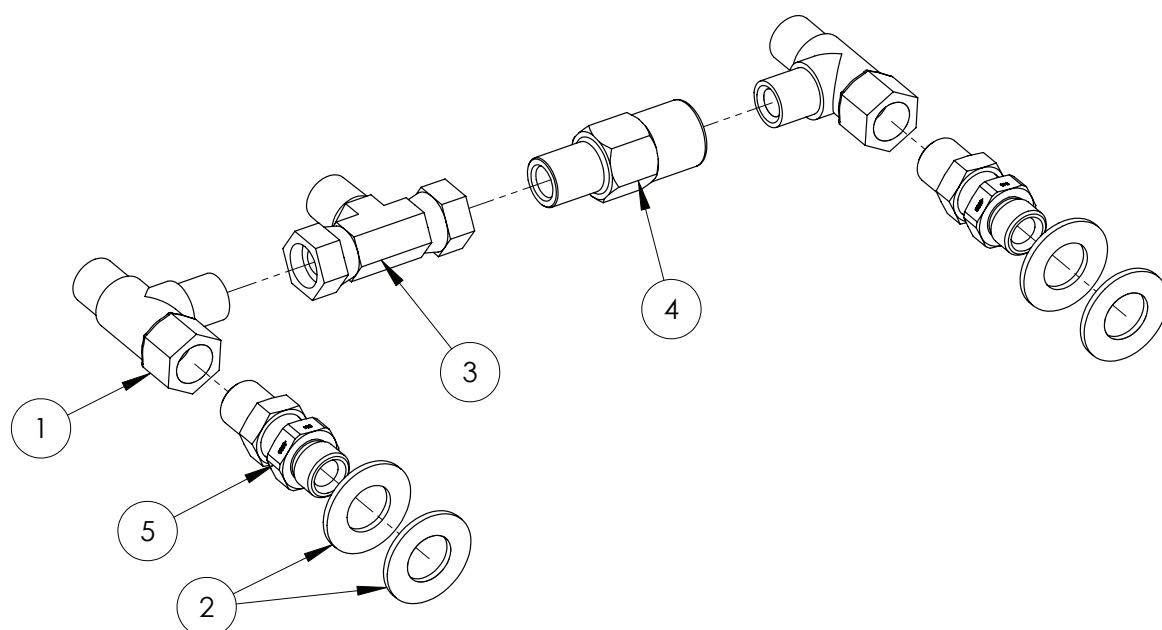
| ITEM NO. | PART NUMBER | DESCRIPTION | QTY. |
|----------|-------------|---|------|
| 1 | GA5007957 | Double pilot check (RA) 12LPM 1/4" BSPP | 1 |
| 2 | GA3500306 | Hydraulic adaptor, Nipple, 1/4" BSPT male x 1/4" BSPP male | 4 |
| 3 | GA3500199 | Hydraulic adaptor, Tee, 1/4 BSPT male x 1/4 BSPT male x 1/4 BSPP female | 2 |
| 4 | GA3500203 | Hydraulic adaptor, Reducing bush, 1/2" BSPT male x 1/4" BSPT female | 1 |

Pressure Reducing Valve Assembly



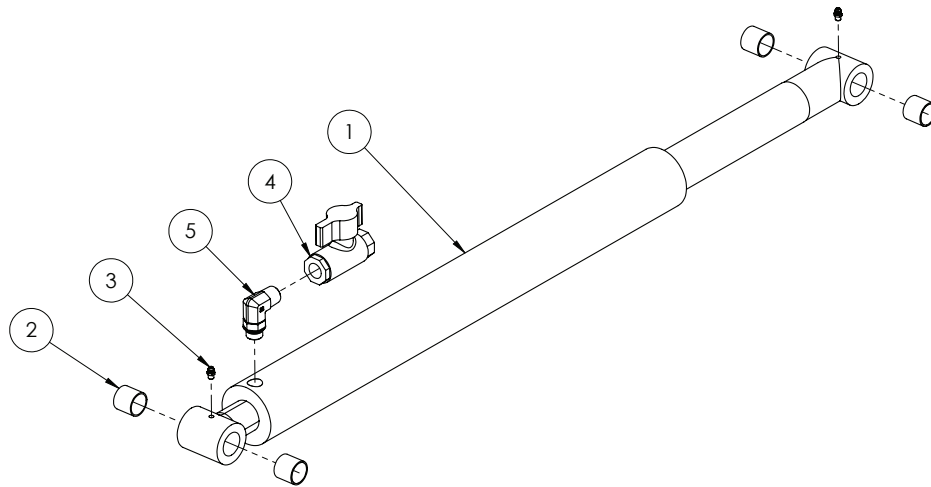
| ITEM NO. | PART NUMBER | DESCRIPTION | QTY. |
|----------|-------------|---|------|
| 1 | GA5047708 | Valve, Pressure reducing, Hydraulic, 10 - 140bar | 1 |
| 2 | GA3500309 | Hydraulic adaptor, Nipple, 1/2" BSPT male x 3/8" BSPP male | 3 |
| 3 | GA3500262 | Hydraulic adaptor, Elbow, 90 degree, 1/2" BSPT male x 1/2" BSPT male | 1 |
| 4 | GA5007060 | Valve, Check, Hydraulic, 1/2" BSPP female inlet & outlet, 45L/min flow, Maximum 320 Bar | 1 |
| 5 | GA3500333 | Hydraulic adaptor, Elbow, 90 degree, 1/2" BSPT male x 1/2" BSPP female swivel | 1 |

Hydraulic Accumulator Manifold



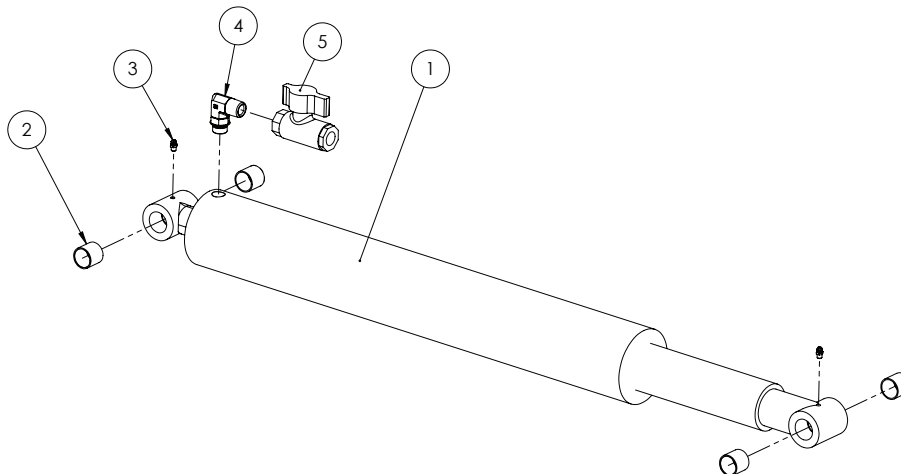
| ITEM NO. | PART NUMBER | DESCRIPTION | QTY. |
|----------|-------------|--|------|
| 1 | GA3500200 | Hydraulic adaptor, Tee, 1/2" BSPT male x 1/2" BSPT male x 1/2" BSPP female swivel | 2 |
| 2 | GA5001045 | Washer, 3/4", Flat ZP | 4 |
| 3 | GA3500336 | Hydraulic adaptor, Tee, 1/2" BSPP female swivel x 1/2" BSPT male x 1/2" BSPP female swivel | 1 |
| 4 | GA4572110 | Hydraulic adaptor, Fitting to suit accumulator, 1/2" BSPT male x 1/2" BSPT female | 1 |
| 5 | GAS99-603 | Hydraulic adaptor, Bulkhead nipple, 1/2" BSP male x 1/2" BSP male | 2 |

Hydraulic Cylinder - Boom Lift - Standard



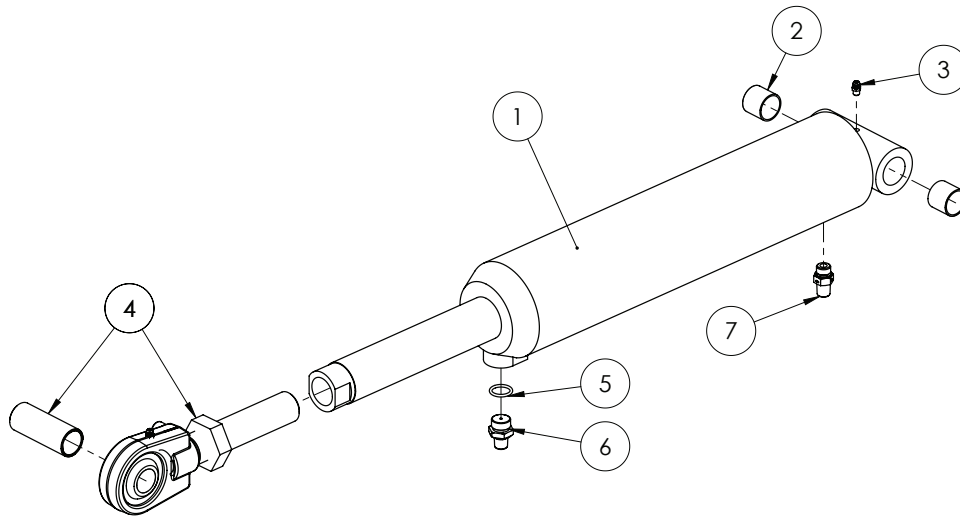
| ITEM NO. | PART NUMBER | DESCRIPTION | QTY. |
|----------|-------------|---|------|
| - | GA5052740 | Seal kit, 2 1/2" bore x 2" rod | - |
| - | GA5055510 | Kit, Rod Eye, Weld on, Suit lift cylinder 2007 onward | - |
| 1 | GA5070082 | Hydraulic cylinder - 2 1/2" bore, 2" rod, 21" Stroke | 1 |
| 2 | GA5065487 | Glacier Bush 1" ID x 1" long | 4 |
| 3 | GA5012203 | Grease nipple, Short, 1/4" UNF | 2 |
| 4 | GA5000835 | Valve, Ball, Hydraulic, 1/2" female thread inlet / outlet | 1 |
| 5 | GA3500349 | Hydraulic adaptor, 90 degree Elbow, 1/2" BSP x 3/4" UNO | 1 |

Hydraulic Cylinder - Boom Lift - Suit 42m



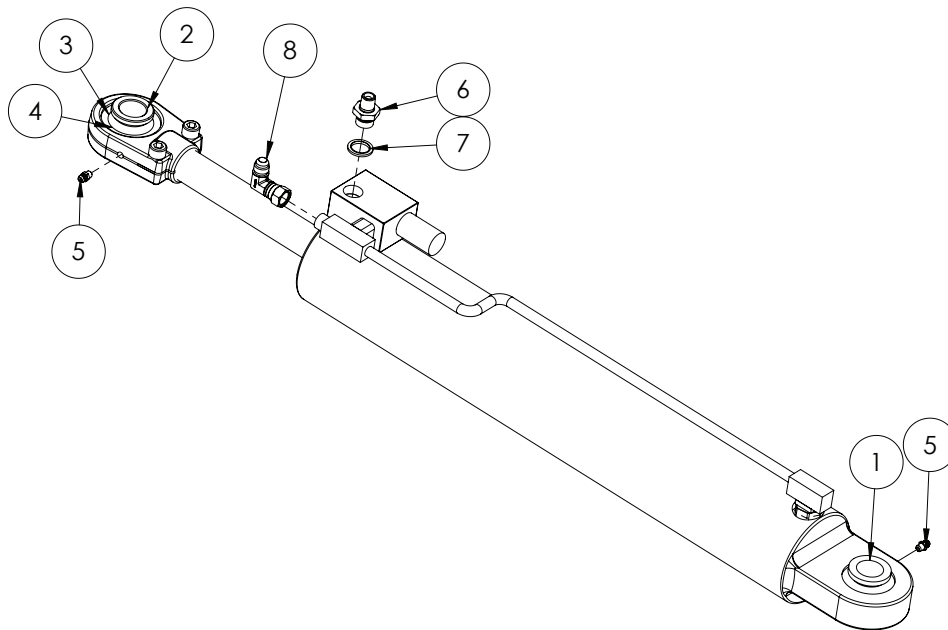
| ITEM NO. | PART NUMBER | DESCRIPTION | QTY. |
|----------|-------------|---|------|
| - | GA5052731 | Seal kit, suit 3" bore x 2 1/2" rod | - |
| 1 | GA5070079 | Hydraulic cylinder - 3" bore x 2 1/2" rod, 21" Stroke | 1 |
| 2 | GA5065487 | Glacier Bush 1" ID x 1" long | 4 |
| 3 | GA5012203 | Grease nipple, Short, 1/4" UNF | 2 |
| 4 | GA3500349 | Hydraulic adaptor, Elbow, 90 degree, 1/2" BSPT male x 3/4" UN male O-ring | 1 |

Hydraulic Cylinder - Boom Tilt



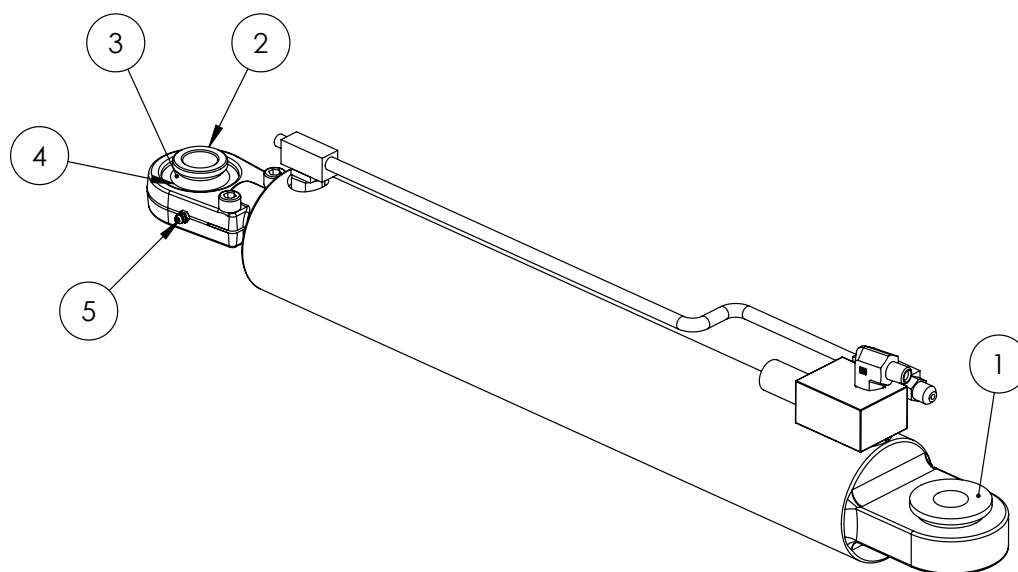
| ITEM NO. | PART NUMBER | DESCRIPTION | QTY. |
|----------|-------------|---|------|
| - | GA5052730 | Seal kit, suit 3 1/2" bore x 1 3/4" Rod | - |
| 1 | GA5065051 | Hydraulic cylinder, 3 1/2" bore x 1 3/4" rod x 5" stroke | 1 |
| 2 | GA5065487 | Glacier Bush 1" ID x 1" long | 2 |
| 3 | GA5012203 | Grease nipple, Short, 1/4" UNF | 2 |
| 4 | GA5052762 | Hydraulic tilt cylinder adjusting rod end, Ball End with nut, suit 3 1/2" x 5" tilt ram GA5065051 | 1 |
| 5 | GA5078121 | O-ring BSPP 1/2" | 1 |
| 6 | L068A | Reducing restrictor nipple, 3/4" UNO x 1/4" BSPT, 1.5mm orifice | 1 |
| 7 | GA3500359 | Hydraulic adaptor, Nipple, 1/4" BSPT male x 3/4" UN male O-ring | 1 |

Hydraulic Cylinder - Boom Fold RH



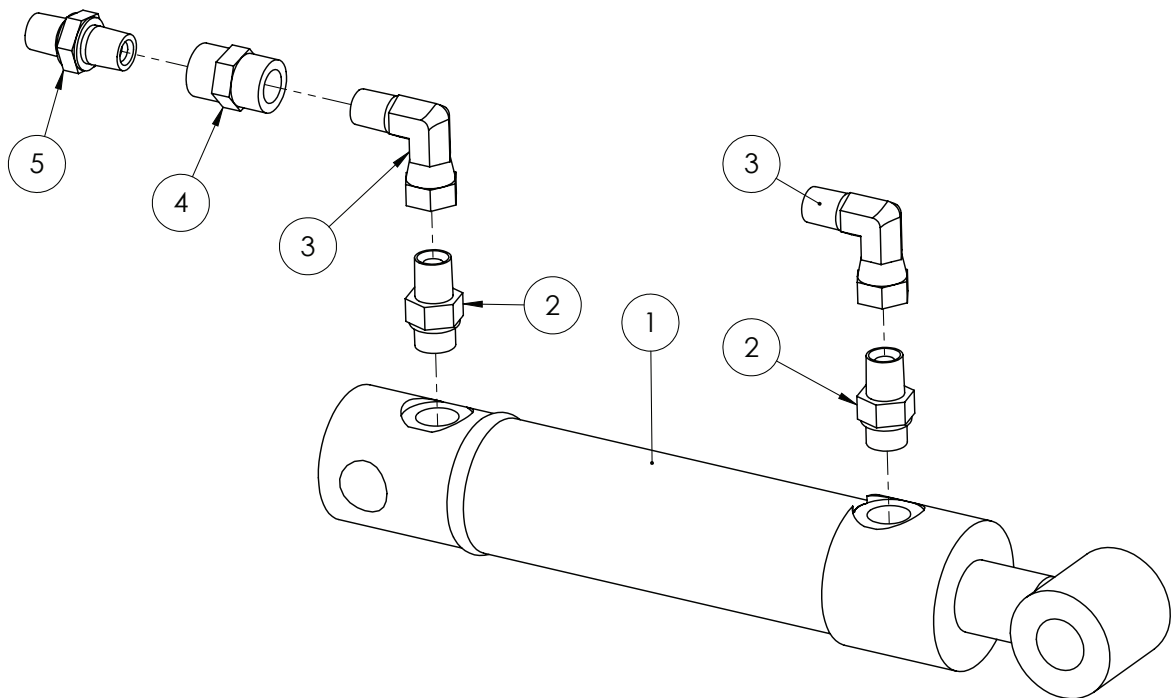
| ITEM NO. | PART NUMBER | DESCRIPTION | QTY. |
|----------|-------------|---|------|
| - | GA5018540 | Hydraulic cylinder, 3" bore x 1 1/4" rod x 18" stroke (with external phasing valve) | - |
| - | GA5052680 | Seal Kit, suit 3" bore x 1 1/4" rod, suit GA5018540 | - |
| - | GA3500098 | Rod, suit Hydraulic Fold Cylinder GA5018538, GA5018540, GA5018542 | - |
| - | GA5071245 | Phasing Block Assembly, with pipe, suit GA5018540 and GA5018542 | - |
| 1 | GA5021930 | Large bearing bush, Suit screw on rose end | 1 |
| 2 | GA5021925 | Small bearing bush, Suit screw on rose end | 3 |
| 3 | GA5067605 | Bearing, suit screw on rose end, GEG 30 ES 2RS | 2 |
| 4 | GA5067610 | Circlip, suit bearing screw on rose end, RTW 55 | 2 |
| 5 | GA5012203 | Grease nipple, Short, 1/4" UNF | 2 |
| 6 | GA4572545 | Restrictor Nipple, 1/4" BSPT to 3/8" UNO 1.5mm orifice | 1 |
| 7 | GA3500005 | Hydraulic Seal, Bonded, 3/8", RL21, BSPP | 1 |
| 8 | GA3500002 | Hydraulic Coupling, Elbow, 90 Degree, 9/16" male JIC, 9/16" Female Swivel JIC | 1 |

Hydraulic Cylinder - Boom Fold LH



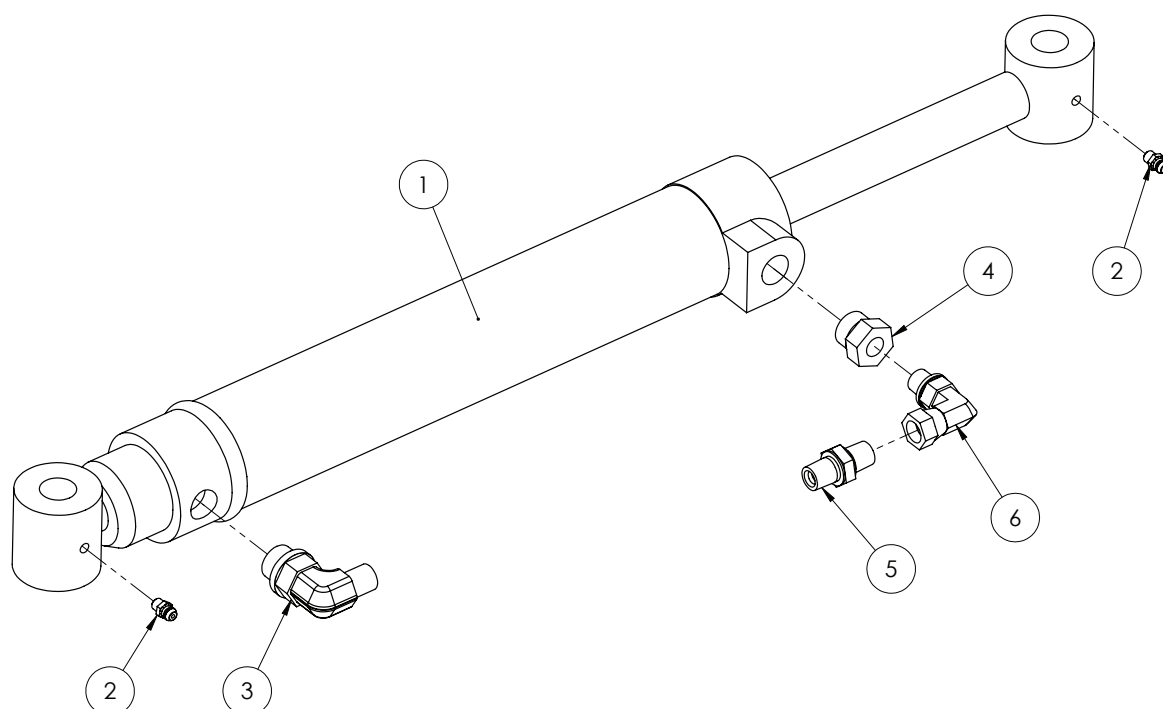
| ITEM NO. | PART NUMBER | DESCRIPTION | QTY. |
|----------|-------------|---|------|
| - | GA5018542 | Hydraulic Cylinder, External phasing, 3 1/4" bore x 1 1/4" rod x 18" stroke | - |
| - | GA5052685 | Seal Kit, suit 3 1/4 " bore x 1 1/4" rod, suit GA5018542 | - |
| - | GA5071245 | Phasing Block Assembly, with pipe, Fold Cylinder, GA5018540 and GA5018542 | - |
| 1 | GA5021930 | Large bearing bush, Suit screw on rose end | 1 |
| 2 | GA5021925 | Small bearing bush, Suit screw on rose end | 3 |
| 3 | GA5067605 | Bearing, suit screw on rose end, GEG 30 ES 2RS | 2 |
| 4 | GA5067610 | Circlip, suit bearing screw on rose end, RTW 55 | 2 |
| 5 | GA5012203 | Grease nipple, Short, 1/4" UNF | 2 |

Hydraulic Cylinder - Centre Leveling



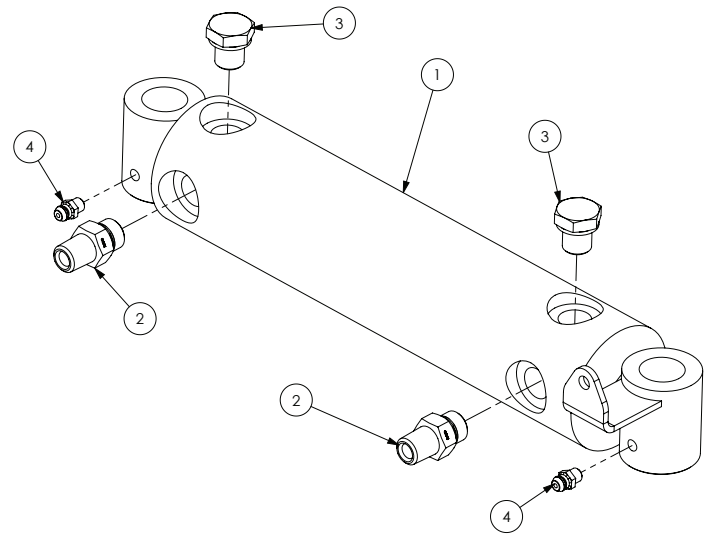
| ITEM NO. | PART NUMBER | DESCRIPTION | QTY. |
|----------|-------------|---|------|
| 1 | GA5016122 | Hydraulic Ram 1 1/2" Bore x 1" rod x 100mm stroke, pin eye ends double acting | 1 |
| 2 | GA3500358 | Hydraulic adaptor, Nipple, 1/4" BSPT male x 9/16" UN male O-ring | 2 |
| 3 | GA3500332 | Hydraulic adaptor, Elbow, 90 degree, 1/4" BSPT male x 1/4" BSPP female swivel | 2 |
| 4 | GA3500211 | Hydraulic adaptor, Socket, 1/4" BSPT female x 1/4" BSPT female | 1 |
| 5 | GA4562025 | Restrictor nipple 1/4" BSPT 0.5mm orifice | 1 |
| - | GA5052750 | Seal Kit, suit 1 1/2" bore x 1" rod | - |

Hydraulic Cylinder - Bi-Fold



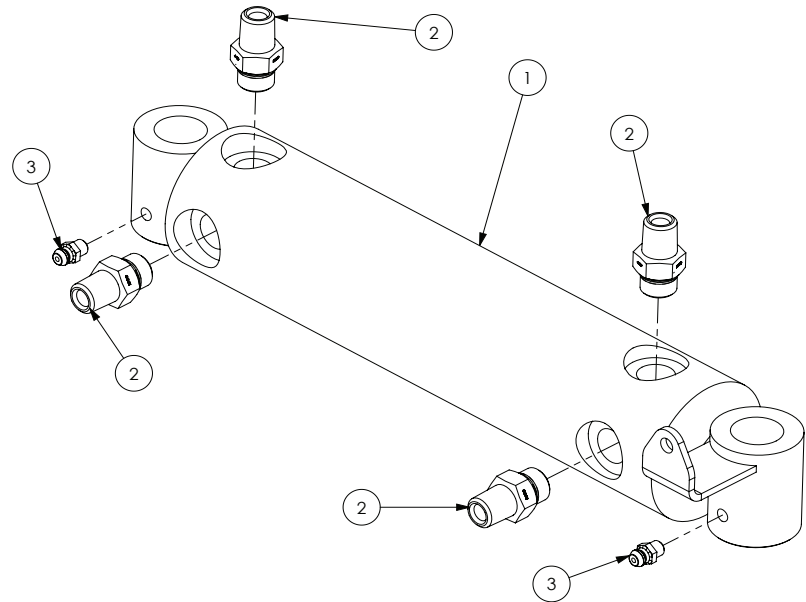
| ITEM NO. | PART NUMBER | DESCRIPTION | QTY. |
|----------|-------------|--|------|
| 1 | GA5021010 | Hydraulic cylinder, 2" bore x 1" rod x 10" stroke | 1 |
| 2 | GA5012203 | Grease nipple, Short, 1/4" UNF | 2 |
| 3 | GA3500348 | Hydraulic adaptor, Elbow, 90 degree, 1/4" BSPT male x 3/4" UN male O-ring | 1 |
| 4 | GA3500340 | Hydraulic adaptor, Reducing bush, 1/4" BSPT female x 3/4" UN male O-ring | 1 |
| 5 | GA4562025 | Restrictor nipple 1/4" BSPT 0.5mm orifice | 1 |
| 6 | GA3500195 | Hydraulic adaptor, Elbow, 90 degree, 1/4" BSPP male O-ring x 1/4" BSPP female swivel | 1 |
| - | GA5052755 | Seal Kit, suit 2" bore x 1" rod | - |

Hydraulic Cylinder - Raven XT - Left



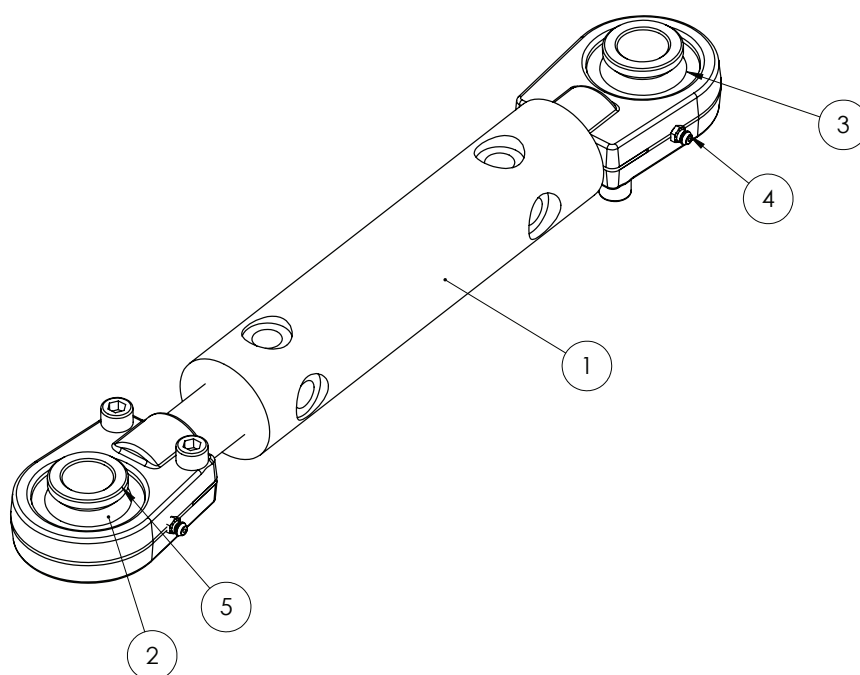
| ITEM NO. | PART NUMBER | DESCRIPTION | QTY. |
|----------|-------------|--|------|
| 1 | GA5070955 | Cylinder, Hydraulic, Center Slant | 1 |
| 2 | GA3500358 | Hydraulic adaptor, Nipple, 1/4" BSPT male x 9/16" UN male O-ring | 2 |
| 3 | GA3500299 | Hydraulic adaptor, Plug, 1/4" BSPP male | 2 |
| 4 | GA5012203 | Grease Nipple 1/4" UNF Short | 2 |
| - | GA5052745 | Seal Kit, suit 2" bore x 1 1/4" rod | - |

Hydraulic Cylinder - Raven XT - Right



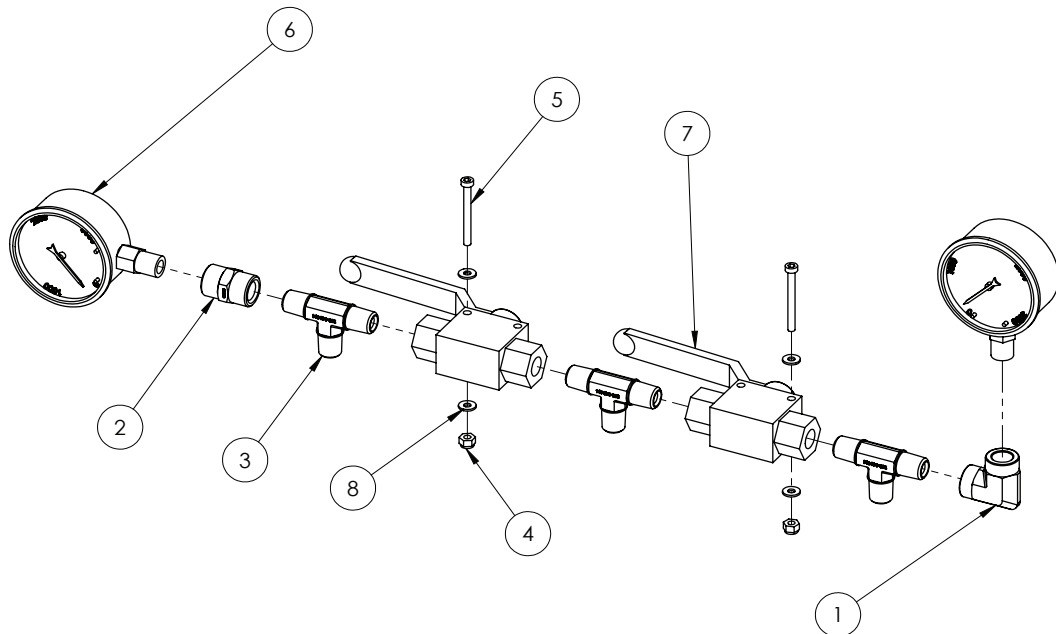
| ITEM NO. | PART NUMBER | DESCRIPTION | QTY. |
|----------|-------------|--|------|
| 1 | GA5070955 | Cylinder, Hydraulic, Center Slant | 1 |
| 2 | GA3500358 | Hydraulic adaptor, Nipple, 1/4" BSPT male x 9/16" UN male O-ring | 4 |
| 3 | GA5012203 | Grease nipple, Short, 1/4" UNF | 2 |

Hydraulic Cylinder - Yaw



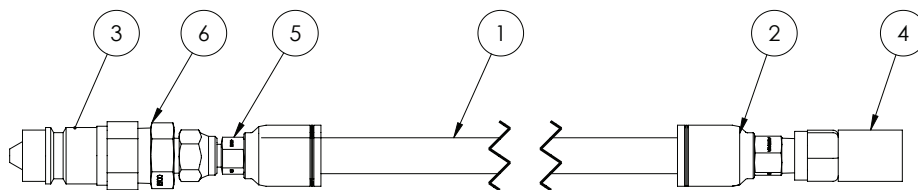
| ITEM NO. | PART NUMBER | DESCRIPTION | QTY. |
|----------|-------------|---|------|
| 1 | GA5060817 | Hydraulic cylinder, 2" bore x 1 1/4" shaft x 117.5mm stroke, Spherical bearing ends | 1 |
| 2 | GA5067605 | Bearing, suit screw on rose end, GEG 30 ES 2RS | 2 |
| 3 | GA5067610 | Circlip, suit bearing screw on rose end, RTW 55 | 2 |
| 4 | GA5012203 | Grease nipple, Short, 1/4" UNF | 2 |
| 5 | GA5021925 | Small bearing bush, Suit screw on rose end, Hypower, R-10424 | 4 |
| - | GA5052745 | Seal Kit, heavy duty, 2" bore x 1 1/4" shaft | - |

Hydraulic Yaw Control Valve Assembly




| ITEM NO. | PART NUMBER | DESCRIPTION | QTY. |
|----------|-------------|---|------|
| 1 | GA3500239 | Elbow, 90, Hydraulic, 1/4 BSPT Female x 1/4 BSPT Female | 1 |
| 2 | GA3500211 | Hydraulic adapter, Socket, 1/4" BSPT female x 1/4" BSPT female | 2 |
| 3 | GA3500269 | Hydraulic adaptor, Tee, 1/4" BSP male x 1/4" BSP male x 1/4" BSP male | 3 |
| 4 | GA5049025 | Nut M4 Nyloc SS | 2 |
| 5 | GA5049800 | SHCS M4 x 40 | 2 |
| 6 | GA5021455 | Gauge, Pressure, Small face, 3500psi | 2 |
| 7 | GA5078083 | Valve, Ball, Hydraulic, 1/4" BSP female thread inlet / outlet | 2 |
| 8 | GA5020510 | Washer 4mm Flat HD SS | 4 |

Hydraulic Yaw Charge Line



| ITEM NO. | PART NUMBER | DESCRIPTION | QTY. |
|----------|-------------|---|------|
| 1 | GA5049695 | Hose, Hydraulic, 1/4", 2 wire, Black | 1 |
| 2 | GA3500394 | Hydraulic crimp coupling, Straight, 1/4" hose x 1/4" BSPT male | 1 |
| 3 | GA5078000 | Quick connect fitting, 1/2" male tip x 1/2" female thread | 1 |
| 4 | GA5077350 | Adaptor, Direct Gauge, M16 x 2.0 female x 1/4" BSPP female | 1 |
| 5 | GA3500397 | Hydraulic crimp coupling, Straight, 1/4" hose x 1/4" BSPP female swivel | 1 |
| 6 | GA3500221 | Hydraulic adaptor, Nipple, 1/2" BSPT male x 1/4" BSPT male | 1 |

Load Sense Turbo Valve

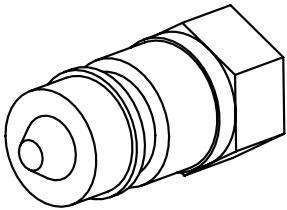


GA4902590 Complete Assembly

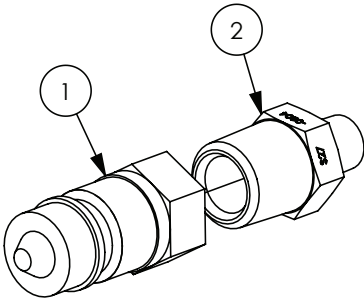
| ITEM NO. | PART NUMBER | DESCRIPTION | QTY. |
|----------|-------------|--|------|
| | GA5047677 | Load sense turbo valve | 1 |
| | GA5078000 | Quick connect fitting, 1/2" male tip x 1/2" female thread | 2 |
| | GA5078001 | Quick release coupling, Ball check valve, Push/pull, Female body, 1/2" BSPP female | 2 |
| | GA3500308 | Hydraulic adaptor, Nipple, 1/4" BSPT male x 1/2" BSPP male | 2 |
| | GA3500270 | Hydraulic adaptor, Tee, 1/2" BSPT male x 1/2" BSPT male x 1/2" BSPT male | 1 |
| | GA3500399 | Hydraulic crimp coupling, Straight, 1/2" hose x 1/2" BSPP female swivel | 2 |
| | GA3500397 | Hydraulic crimp coupling, Straight, 1/4" hose x 1/4" BSPP female swivel | 2 |
| | GA3500310 | Hydraulic adaptor, Nipple, 1/2" BSPT male x 1/2" BSPP male | 1 |
| | GA3500320 | Hydraulic adaptor, Elbow, 90 degree, 1/4" BSPT male x 1/4" BSPP male O-ring | 1 |
| | GA3500203 | Hydraulic adaptor, Reducing bush, 1/2" BSPT male x 1/4" BSPT female | 1 |
| | GA3500182 | Hose, Hydraulic, 1/2" | 1 |
| | GA5049695 | Hose, Hydraulic, 1/4", 2 wire, Black | 1 |

Quick Release Couplings

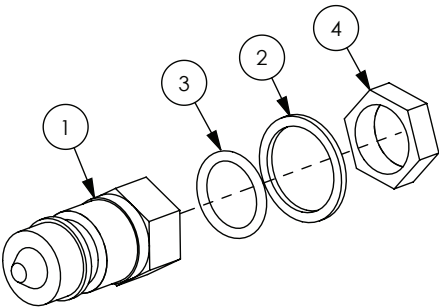
| 1/2" HYDRAULIC LINES | | |
|----------------------|-----------|---|
| ITEM | PART NO | DESCRIPTION |
| 1 | GA5078000 | Quick connect fitting, 1/2" male tip x 1/2" female thread |



| 1/4" HYDRAULIC LINES | | |
|----------------------|-----------|---|
| ITEM | PART NO | DESCRIPTION |
| 1 | GA5078000 | Quick connect fitting, 1/2" male tip x 1/2" female thread |
| 2 | GA3500221 | Hydraulic adaptor, Nipple, 1/2" BSP x 1/4" BSP |

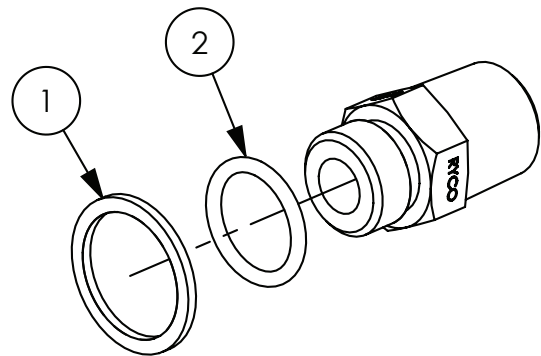


| HYDRAULIC PUMP LINES | | |
|----------------------|-----------|---|
| ITEM | PART NO | DESCRIPTION |
| 1 | GA5078000 | Quick connect fitting, 1/2" male tip x 1/2" female thread |
| 2 | GA5076891 | Ring Retaining BSPP 1/2" |
| 3 | GA5078121 | 1/2" Hydraulic O-Ring |
| 4 | 35B-08 | 1/2" BSPP Lock Nut |



Note: Plastic Cover for when fittings are not in use: GA5052365.

Hydraulic O-rings & Retaining Washers



| ITEM | PART NO | DESCRIPTION |
|------|-----------|--------------------------|
| 1 | GA5076889 | Ring Retaining 1/4" BSPP |
| | GA5076890 | Ring Retaining BSPP 3/8" |
| | GA5076891 | Ring Retaining BSPP 1/2" |
| | GA5076892 | Retaining Ring BSPP 3/4" |
| | GA5078119 | O-Ring BSPP 1/4" |
| 2 | GA5078120 | O-Ring 3/8" BSPP |
| | GA5078121 | O-Ring BSPP 1/2" |
| | GA5078122 | O-Ring BSPP 3/4" |

Hose ID Tags



| PART NUMBER | DESCRIPTION |
|-------------|-----------------------------|
| F71023A | ID Tag for Fold In |
| F71024A | ID Tag for Fold Out |
| F71025A | ID Tag for Boom Raise/Lower |
| F70134A | ID Tag for Left Hand Tilt |
| F70135A | ID Tag for Right Hand Tilt |
| F71018A | ID Tag for Bi-Fold In |
| F71019A | ID Tag for Bi-Fold Out |
| F71020A | ID Tag for Pressure |
| F71021A | ID Tag for Tank |
| F71022A | ID Tag for Load Sense |
| F71026A | ID Tag for Brakes |

Hydraulic Hoses

| PART NUMBER | DESCRIPTION |
|-------------|---|
| GA5067925 | 1/4" Hydraulic Hose, Tractor to fold cylinders |
| GA5067930 | 1/2" Hydraulic Hose, Tractor to Boom Lower Solenoid |
| GA5067940 | 1/2" Hydraulic Hose, Accumulator manifold to lift cylinders |
| GA5067945 | 1/4" Hydraulic Hose, Tractor to tilt cylinders |

Raw Hide & Spiral Guard

RAWHIDE

| PART NUMBER | DESCRIPTION |
|-------------|---|
| GA5053630 | Rawhide hose protection 23mm |
| GA5053710 | Rawhide Hose protector 31mm |
| GA5053640 | Rawhide hose protection 36mm |
| GA5053705 | Rawhide Hose protector 73mm |
| GA5053715 | Rawhide Hose protector 56mm |
| GA5066710 | Rawhide hose protection 93mm |
| GA5054375 | Rawhide, Nylon sleeve, 102mm, Hook & loop closure |

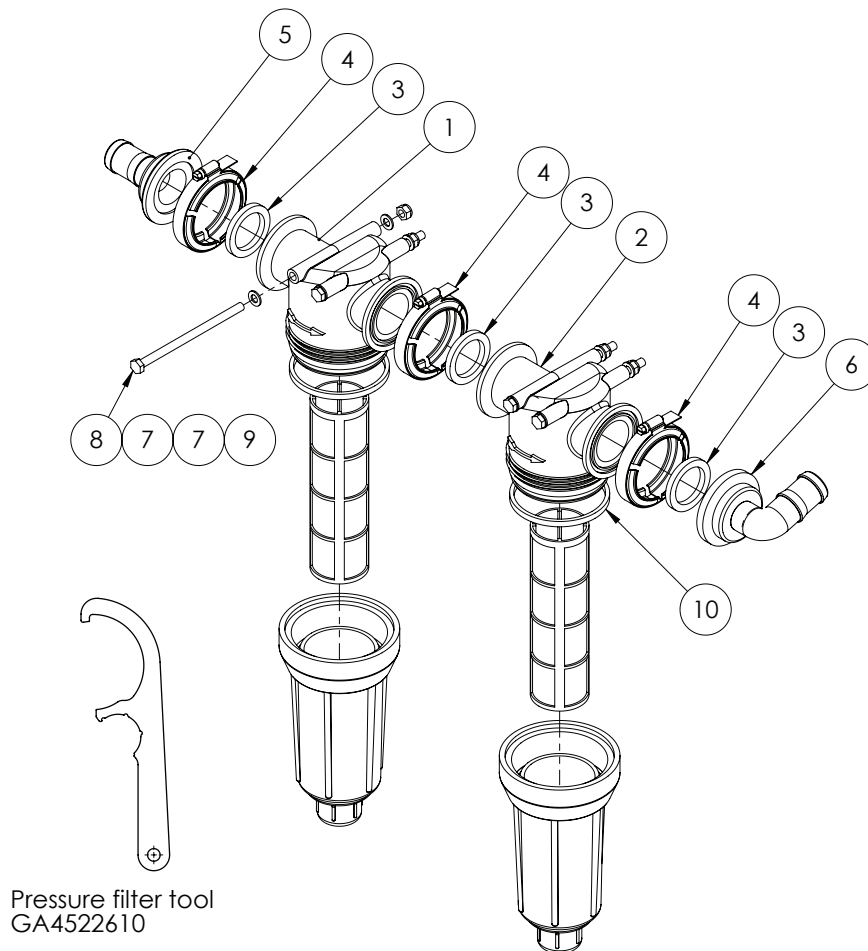
SPIRAL GUARD

| PART NUMBER | DESCRIPTION |
|-------------|---------------------|
| GA5015669 | Spiral guard, Black |

Chapter 19

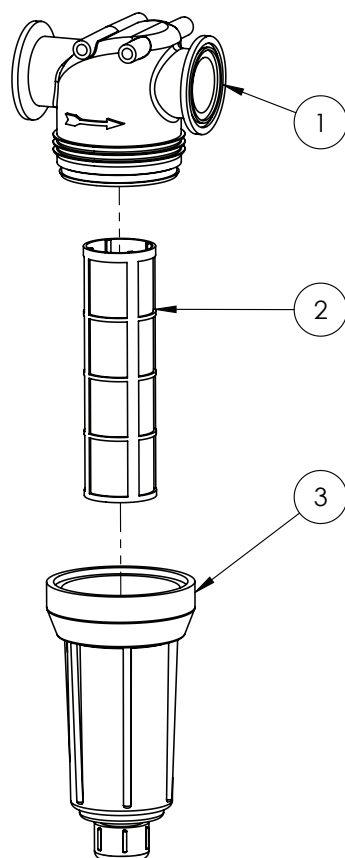
PLUMBING

Filter - Dual Pressure Assembly



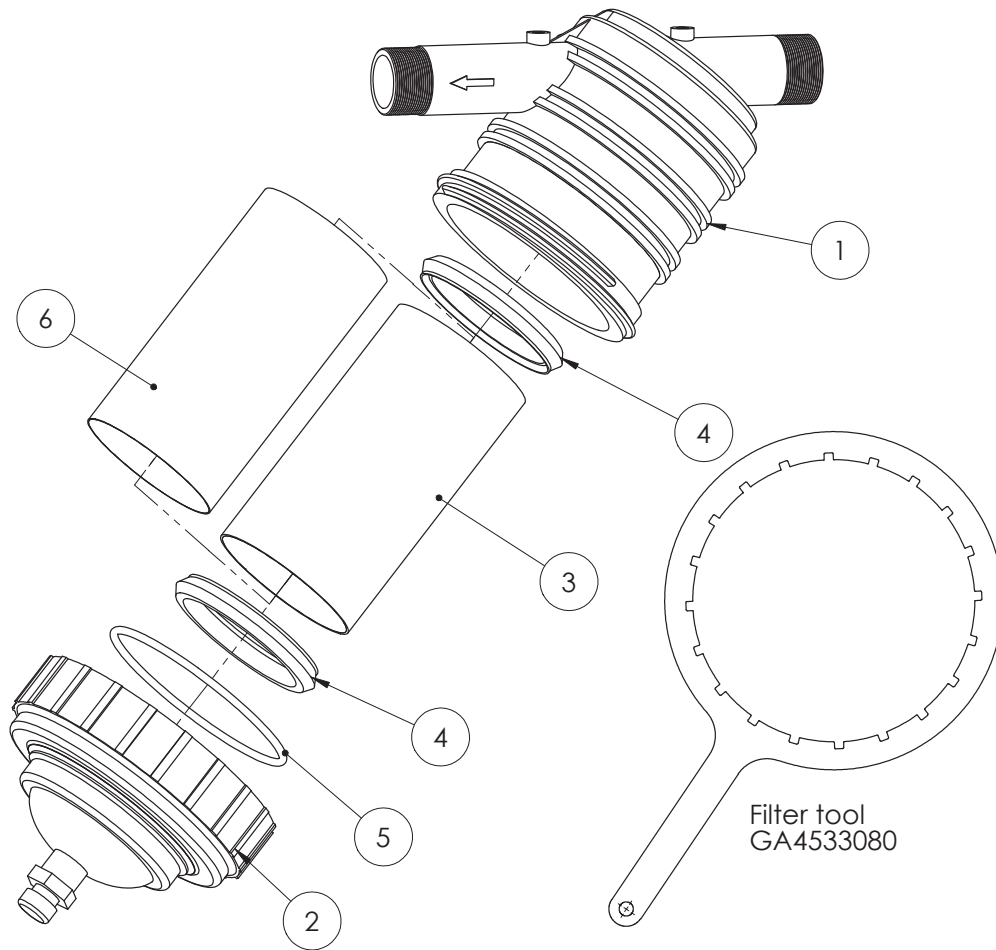
| ITEM NO. | PART NUMBER | DESCRIPTION | QTY. |
|----------|-------------|---|------|
| 1 | GA5077285 | Filter, 75 series flange inlet & outlet, 80 mesh | 1 |
| | GA5077394 | Filter screen, 80 mesh, SS & polypropylene | |
| 2 | GA5077284 | Filter, 75 series flange inlet & outlet, 100 mesh | 1 |
| | GA5077395 | Filter screen, 100 mesh, SS & polypropylene | |
| 3 | GA5009335 | Seal, 41.5 ID x 55 OD x 6.5mm thick, EPDM, suit 1 1/2" flange | 3 |
| 4 | FC200 | Clamp, Worm screw, Use with 2" standard flange port, Banjo | 3 |
| 5 | GA5077830 | Hose barb, Flanged, Straight, 2" flange x 1 1/4" barb, Banjo | 2 |
| 6 | GA5077831 | Hose barb, Flanged, Elbow, 2" flange x 1 1/4" barb, Banjo | 1 |
| 7 | GA5003643 | Washer 8mm Flat SS Heavy Duty | 8 |
| 8 | GA5011503 | Bolt M8 x 140 ZP GR8.8 | 4 |
| 9 | GA5004917 | Nut M8 Nyloc ZP | 4 |
| 10 | GA5077541 | Seal, 98 OD x 91 ID x 7mm thick | 2 |

Filter - Pressure - Body Assembly



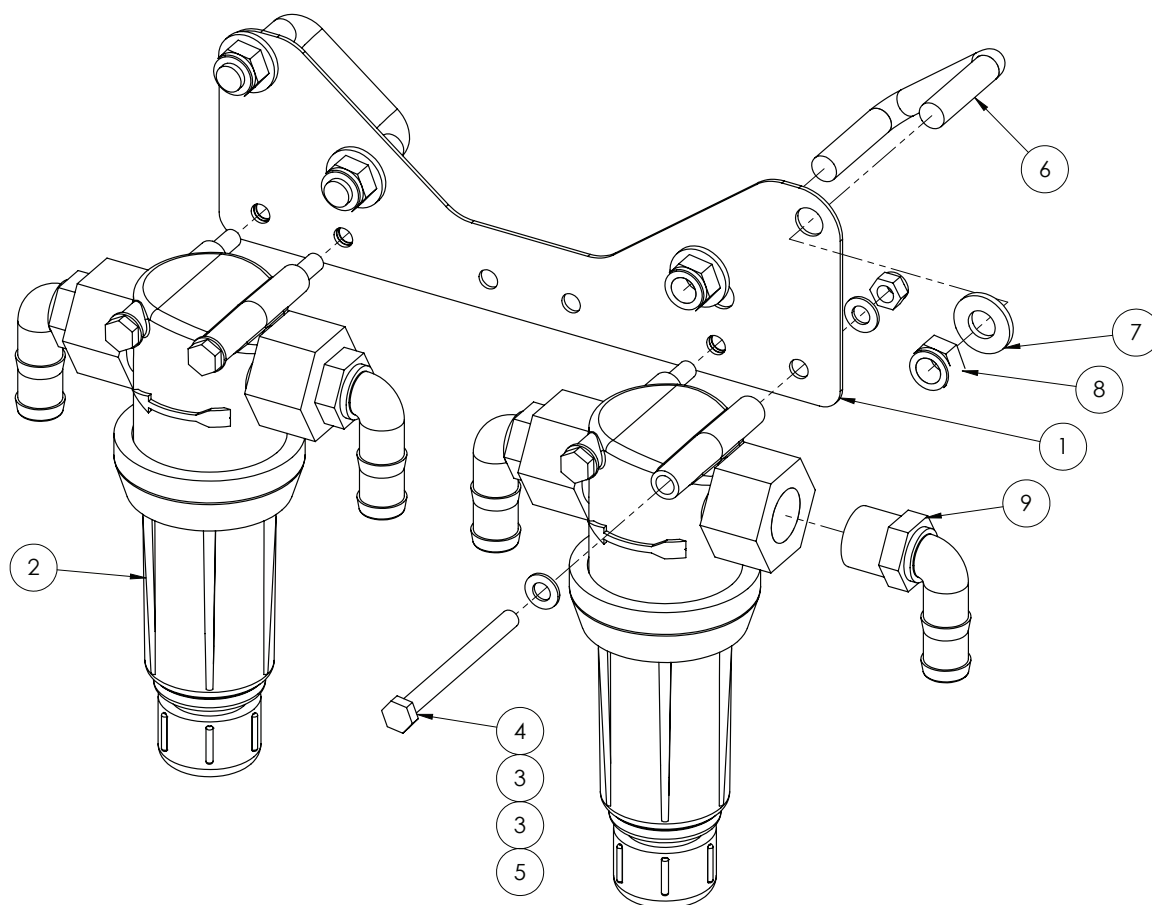
| ITEM NO. | PART NUMBER | DESCRIPTION | QTY. |
|----------|-------------|--|------|
| 1 | GA5077285 | Filter, 75 series flange inlet & outlet, 80 mesh | 1 |
| | GA5077284 | Filter, 75 series flange inlet & outlet, 100 mesh | 1 |
| 2 | GA5077394 | Filter screen, 80 mesh, SS & polypropylene | 1 |
| | GA5077395 | Filter screen, 100 mesh, SS & polypropylene | 1 |
| 3 | GA5077539 | Filter bowl, AA126, Suits 1 1/2 + 1 1/4, Grey, Polypropylene | 2 |

Filter - 2" Fill



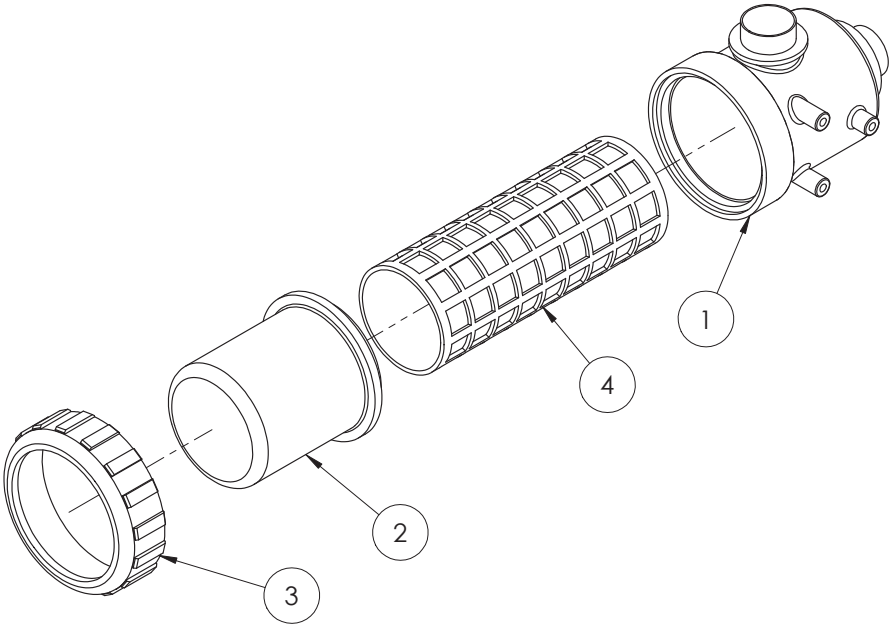
| ITEM NO. | PART NUMBER | DESCRIPTION | QTY. |
|----------|-------------|---|------|
| - | GA5001333 | Fill Filter, 2", 7 mesh Stainless steel screen with 50 mesh screen sock | - |
| 1 | GA5077347 | Body, suit 2" Geoline | 1 |
| 2 | GA5077349 | Top cover & nut | 1 |
| 3 | GA5076845 | Filter screen, 50 mesh, Blue, SS & polypropylene | 1 |
| 4 | GA5001329 | Seal, Viton, Suit Geoline 2" fill filter | 2 |
| 5 | GA5012545 | O-ring, Suit Geoline 2 fill filter GA5001333 | 1 |
| 6 | GA5000421 | Filter screen, 50 mesh, White, Sock type, Suit SS filter screen on 2" fill filter | 1 |

Filter - In Line Boom



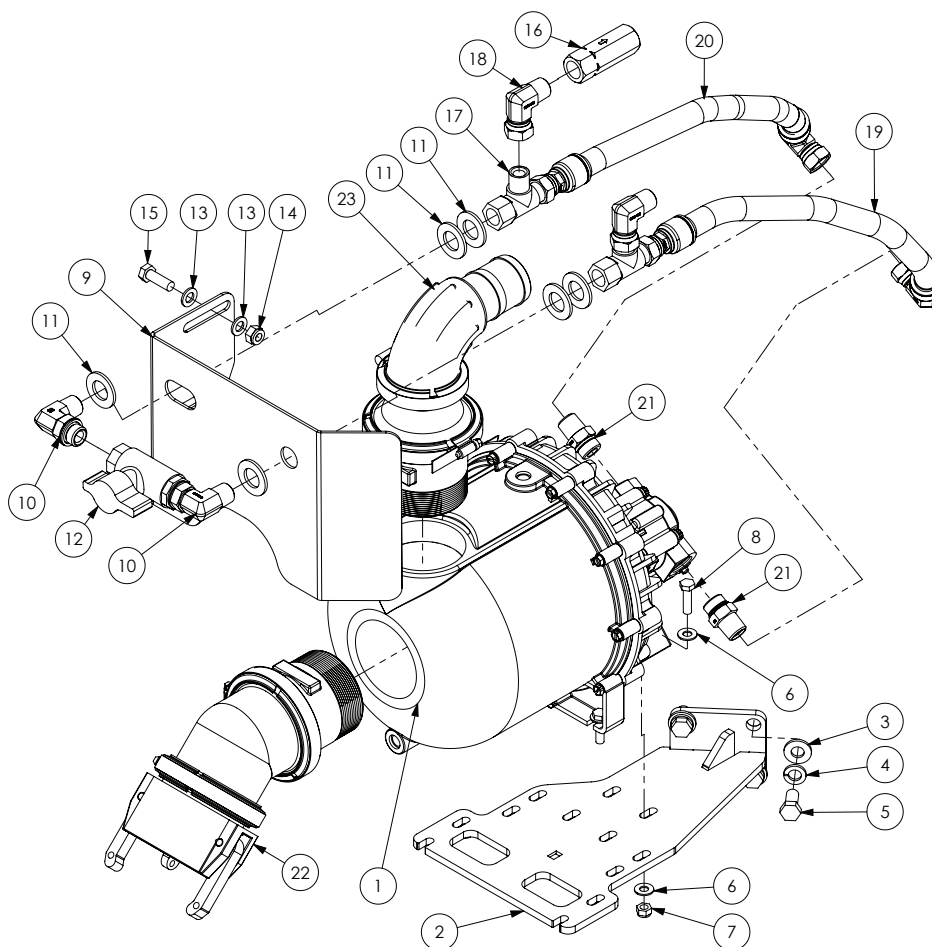
| ITEM NO. | PART NUMBER | DESCRIPTION | QTY. |
|----------|-------------|--|------|
| 1 | GA4505205 | Boom line filter mount plate bolt on | 1 |
| 2 | GA5077270 | Filter, 3/4" female thread inlet/outlet, 200 mesh screen | 2 |
| 3 | GA5048115 | Nut M6 Nyloc ZP | 8 |
| 4 | GA5011495 | Bolt M8 x 90 ZP GR8.8 | 4 |
| 5 | GA5004917 | Nut M8 Nyloc ZP | 4 |
| 6 | GA5011243 | M12 x 50mm x 50mm Square Top U Bolts | 2 |
| 7 | GA5000577 | Washer 12mm Flat SS HD | 4 |
| 8 | GA5012461 | Nut M12 Nyloc ZP | 4 |
| 9 | GA5077717 | Hose barb, Elbow, 90 degree, 3/4" male thread x 3/4" hose, Banjo | 4 |

Filter - 2" Suction



| ITEM NO. | PART NUMBER | DESCRIPTION | QTY. |
|----------|-------------|--|------|
| - | GA5076799 | Filter, Suction, 317, 2" BSP male inlet and outlet, 32 mesh screen | - |
| - | GA5076769 | O Ring 126.4 x 7 (BS429), suit 317 filter | 2 |
| 1 | 316070.01 | 317 filter body | 1 |
| 2 | 317000.02 | 317 filter bowl | 1 |
| 3 | 316000.04 | 317 filter nut | 1 |
| 4 | GA5076797 | 32 Mesh Screen - Red (standard fitment) | - |
| | GA5076795 | 50 Mesh Screen - Blue | - |
| | GA5076798 | 80 mesh Screen - Yellow | - |

Fill Pump - 3"



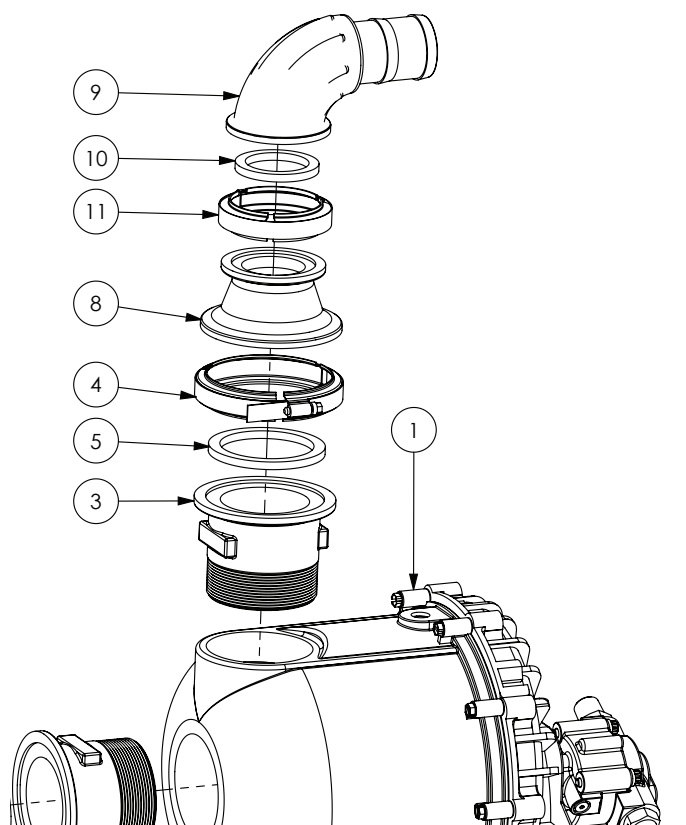
| ITEM NO. | PART NUMBER | DESCRIPTION | QTY. |
|----------|-------------|---|------|
| - | GA5072075 | Seal kit, Pump, Poly 3" BSP, Complete rebuild | - |
| 1 | GA5072085 | Pump, Poly 3" BSP, Transfer, Viton, Hydraulic drive | 1 |
| 2 | GA4658170 | Mounting bracket, Hydraulic fill pump, Suit Prairie Evo | 1 |
| 3 | GA5000577 | Washer 12mm Flat SS HD | 4 |
| 4 | GA5000575 | Washer 12mm Spring SS | 4 |
| 5 | GA5011229 | Bolt M12 x 25 ZP GR8.8 | 4 |
| 6 | GA5003643 | Washer 8mm Flat SS HD | 8 |
| 7 | GA5004917 | Nut M8 Nyloc ZP | 4 |
| 8 | GA5011475 | Bolt M8 x 30 ZP GR8.8 | 4 |
| 9 | GA4523865 | Mount, Tap, Fill pump | 1 |
| 10 | GA3500323 | Hydraulic adaptor, Elbow, 90 degree, 1/2" BSPT male x 1/2" BSPP male O-ring | 2 |
| 11 | GA5001741 | Washer 20mm Flat SS Heavy Duty | 6 |
| 12 | GA5000835 | Valve, Ball, Hydraulic, 1/2" female thread inlet / outlet | 1 |
| 13 | GA5000117 | Washer 10mm Flat SS HD | 4 |
| 14 | GA5000141 | Nut M10 Nyloc ZP | 2 |
| 15 | GA5065455 | Bolt M10 x 30 ZP GR8.8 | 2 |

Continued over page

| ITEM NO. | PART NUMBER | DESCRIPTION | QTY. |
|----------|-------------|--|------|
| 16 | GA5007060 | Valve, Check, Hydraulic, 1/2" BSPP female inlet & outlet, 45L/min flow, Maximum 320bar | 1 |
| 17 | GA3500200 | Hydraulic adaptor, Tee, 1/2" BSPT male x 1/2" BSPT male x 1/2" BSPP female swivel | 2 |
| 18 | GA3500333 | Hydraulic adaptor, Elbow, 90 degree, 1/2" BSPT male x 1/2" BSPP female swivel | 2 |
| 19 | - | Left Hydraulic Hose Assembly | 1 |
| 20 | - | Right Hydraulic Hose Assembly | 1 |
| 21 | GA3500364 | Hydraulic adaptor, Nipple, 1/2" BSPT male x 7/8" UN male O-ring | 2 |
| 22 | * | Fill Pump Inlet Assembly | 1 |
| 23 | * | Fill Pump Outlet Assembly | 1 |

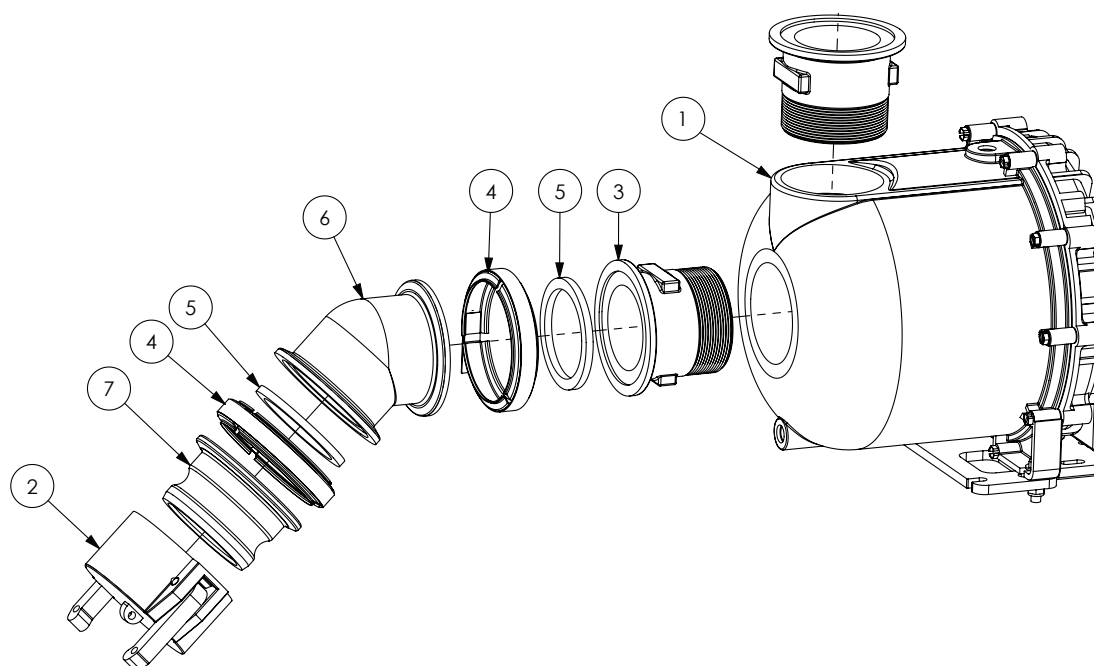
* Sub-assembly on following pages

Fill Pump - 3" Inlet Assembly



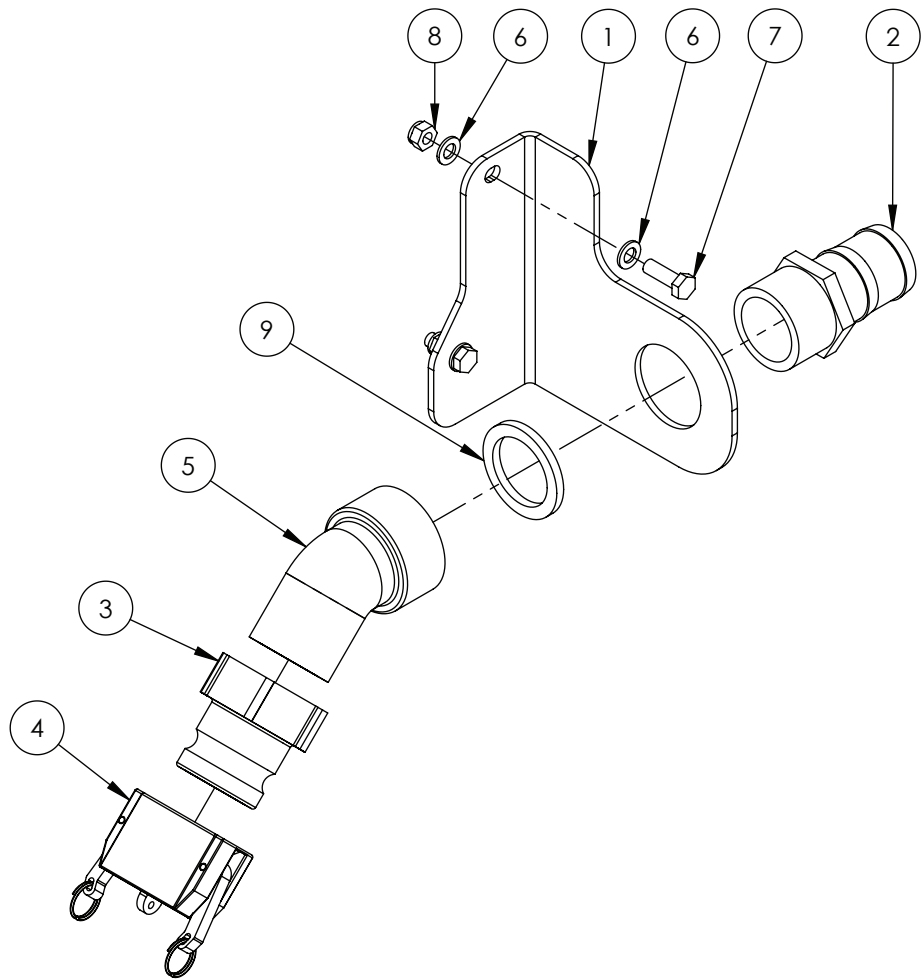
| ITEM NO. | PART NUMBER | DESCRIPTION | QTY. |
|----------|-------------|--|------|
| 1 | GA5072085 | Pump, Poly 3" BSP, Transfer, Viton, Hydraulic drive | 1 |
| 3 | GA5077876 | Plumbing Fitting, 3" Flange to 3" BSP Thread, Banjo | 1 |
| 4 | FC300 | Hose clamp, Worm screw, 3" | 1 |
| 5 | GA5076723 | Seal, EPDM, Suit 3" flange fitting, Banjo | 1 |
| 8 | GA5077872 | Reducing flange, 2" flange x 3" flange, Banjo | 1 |
| 9 | GA2000071 | Plumbing Fitting, Sweep Elbow, 90 Degree, 2" Flange to 2" Barb | 1 |
| 10 | GA5076615 | Seal, EPDM, Suit 2" flange fitting, Banjo | 1 |
| 11 | FC220 | 2" Full Port Worm Screw Clamp | 1 |

Fill Pump - 3" Outlet Assembly



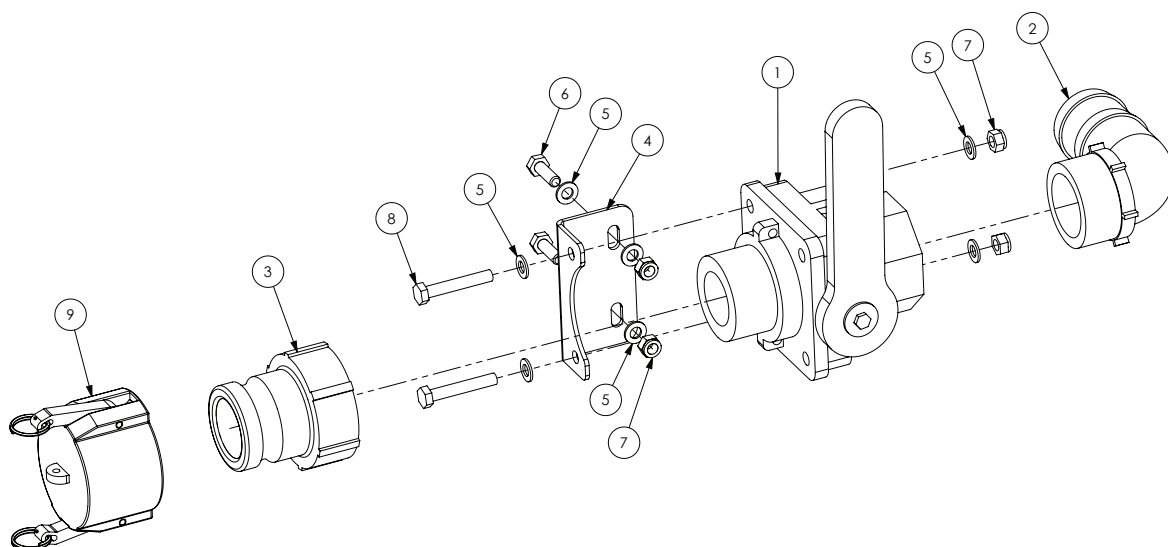
| ITEM NO. | PART NUMBER | DESCRIPTION | QTY. |
|----------|-------------|--|------|
| 1 | GA5072085 | Pump, Poly 3" BSP, Transfer, Viton, Hydraulic drive | 1 |
| 2 | GA5076719 | Cam lever, Female cap, 3", Banjo | 1 |
| 3 | GA5077876 | Plumbing Fitting, 3" Flange to 3" BSP Thread, Banjo | 1 |
| 4 | FC300 | Hose clamp, Worm screw, 3" | 2 |
| 5 | GA5076723 | Seal, EPDM, Suit 3" flange fitting, Banjo | 2 |
| 6 | GA2000070 | Plumbing Fitting, Elbow, 45 Degree, 3" Flange both ends, Banjo | 1 |
| 7 | GA5077873 | 3" Male Adapter x 3" Manifold | 1 |

Fill Point - 2"



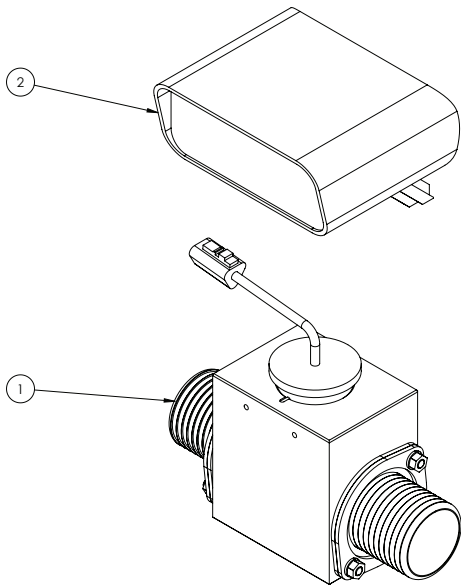
| ITEM NO. | PART NUMBER | DESCRIPTION | QTY. |
|----------|-------------|--|------|
| 1 | GA4523870 | Fill Pump Mount Plate Suit 2" | 1 |
| 2 | GA5077737 | Hose barb, Straight, 2" male thread x 2" hose | 1 |
| 3 | GA5076606 | Cam lever, 2" male coupler x 2" female thread | 1 |
| 4 | GA5076609 | Cam lever, 2" female cap | 1 |
| 5 | GA5078141 | Street elbow, 45 degree, 2" male thread x 2" female thread | 1 |
| 6 | GA5000117 | Washer 10mm Flat SS HD | 4 |
| 7 | GA5065455 | Bolt M10 x 30 ZP GR8.8 | 2 |
| 8 | GA5000141 | Nut M10 Nyloc ZP | 2 |
| 9 | GA5076615 | Seal, EPDM, Suit 2" flange fitting | 1 |

Fill - Direct Tank - 2"



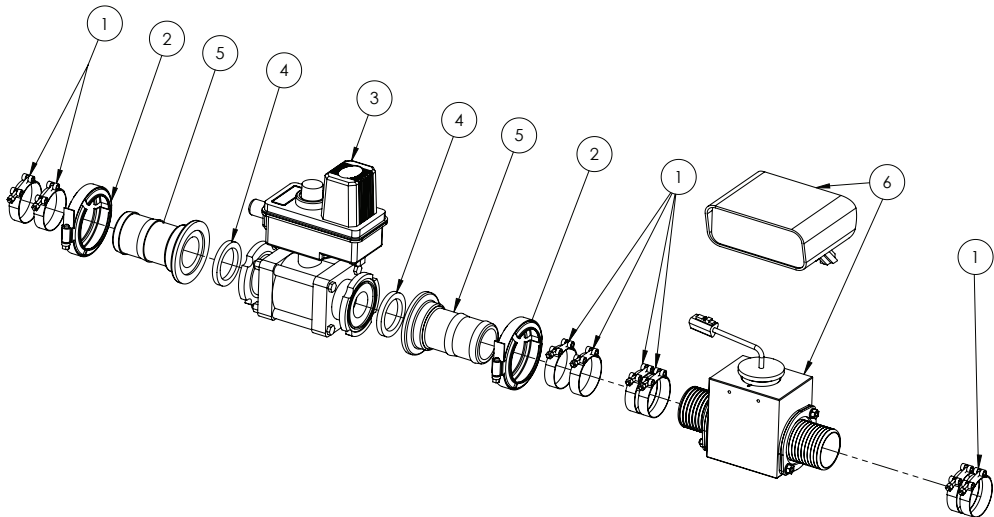
| ITEM NO. | PART NUMBER | DESCRIPTION | QTY. |
|----------|-------------|---|------|
| 1 | GA5078205 | Ball Valve, 2 Way, 2" Male NPT x 2" Female NPT, Full Port | 1 |
| 2 | GA5077740 | Hose barb, Elbow, 90 degree, 2" male thread x 2" hose | 1 |
| 3 | GA5076606 | Cam lever, 2" male coupler x 2" female thread | 1 |
| 4 | GA4507125 | Mount Plate Bracket, suit Banjo Valve 2" | 1 |
| 5 | GA5003643 | Washer 8mm Flat SS HD | 8 |
| 6 | GA5004713 | Bolt M8 x 25 SS | 2 |
| 7 | GA5052590 | Nut M8 Nyloc SS | 4 |
| 8 | GA5004727 | Bolt M8 x 50 ZP GR8.8 | 2 |
| 9 | GA5076609 | Cam lever, 2" female cap | 1 |

Fill Flow Meter - Teejet



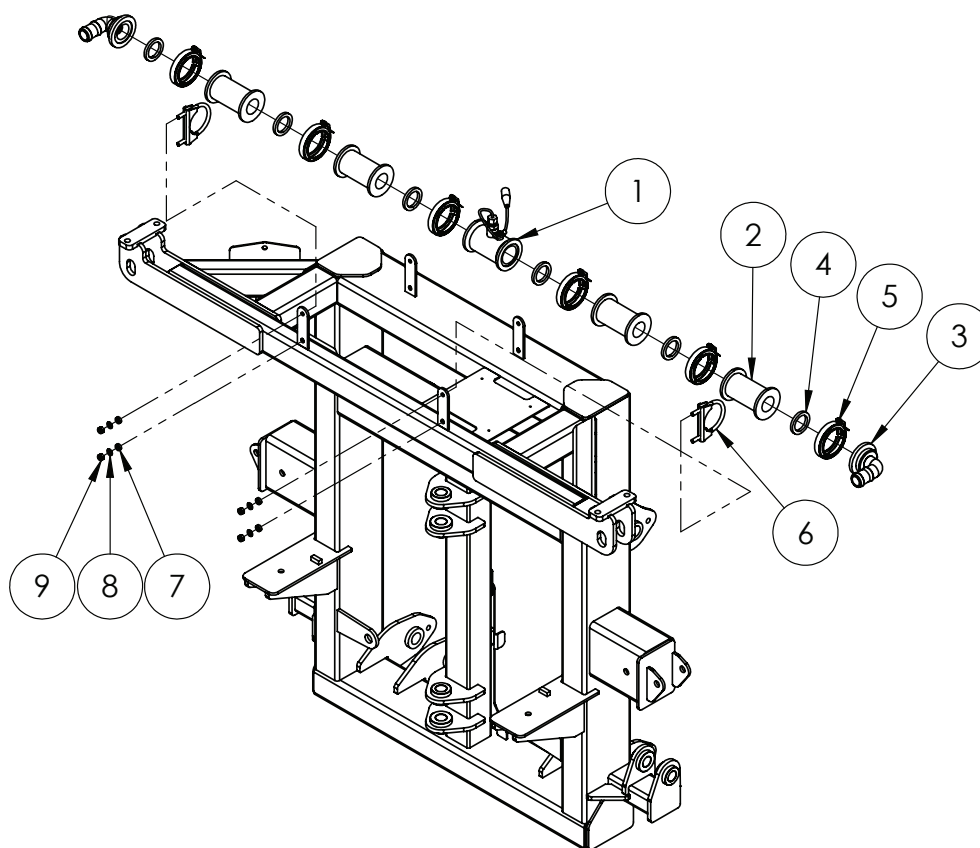
| ITEM NO. | PART NUMBER | DESCRIPTION | QTY. |
|----------|-------------|--------------------------------|------|
| 1 | GA5077191 | Kit, Flowmeter 40D2 Hose Barbs | 1 |
| 2 | 75-30018 | Console, Fill flow, Metric | 1 |

Fill Flow Meter - Teejet & Shut Off Valve



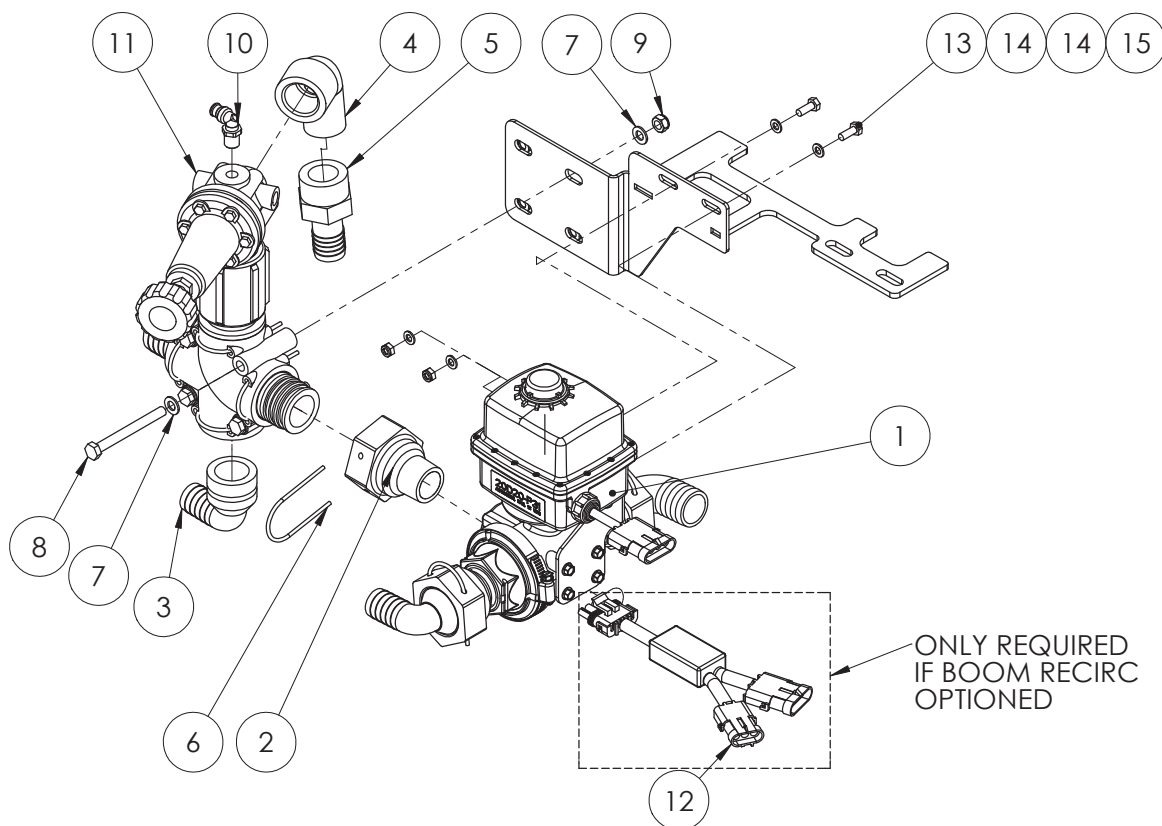
| ITEM NO. | PART NUMBER | DESCRIPTION | QTY. |
|----------|-------------|--|------|
| 1 | GA5010191 | Hose Clamp 2" T-bolt SS | 8 |
| 2 | FC200 | Clamp, Worm screw, Use with 2" standard flange port | 2 |
| 3 | GA5076868 | Ball Valve Electric 2 way 2" flange | 1 |
| 4 | GA5009335 | Seal, 41.5 ID x 55 OD x 6.5 mm thick, EPDM, suit 1 1/2" flange | 2 |
| 5 | GA5077837 | Hose barb, Straight, 2" flange x 2" hose | 2 |
| 6 | GA5077193 | Kit, Fill Flow, 40D F.m.metric, 70 Series Monitor | 1 |

Flow Meter - Spray - Assembly



| ITEM NO. | PART NUMBER | DESCRIPTION | QTY. |
|----------|--------------|--|------|
| - | 106-0159-514 | Body, Molded Flowmeter | - |
| - | GA5075868 | Sensor, External Flow Meter, Raven | - |
| 1 | GA5075873 | Flowmeter | 1 |
| 2 | GA5077840 | Plumbing coupling, Straight, 2" flange x 2" flange x 4 1/2" long | 4 |
| 3 | GA5077831 | Hose barb, Elbow, 90 degree, 2" flange x 1 1/4" hose, Banjo | 2 |
| 4 | GA5009335 | Seal, 41.5 ID x 55 OD x 6.5mm thick, EPDM | 6 |
| 5 | FC200 | Clamp, Worm screw, Use with 2" standard flange port, Banjo | 6 |
| 6 | GA5006689 | Clamp Exhaust 2 5/8" (C12) | 2 |
| 7 | GA4552080 | Crush tube, 10.2 ID x 15 OD x 5mm long | 4 |
| 8 | GA5003643 | Washer 8mm Flat SS HD | 4 |
| 9 | GA5052590 | Nut M8 Nyloc SS | 4 |

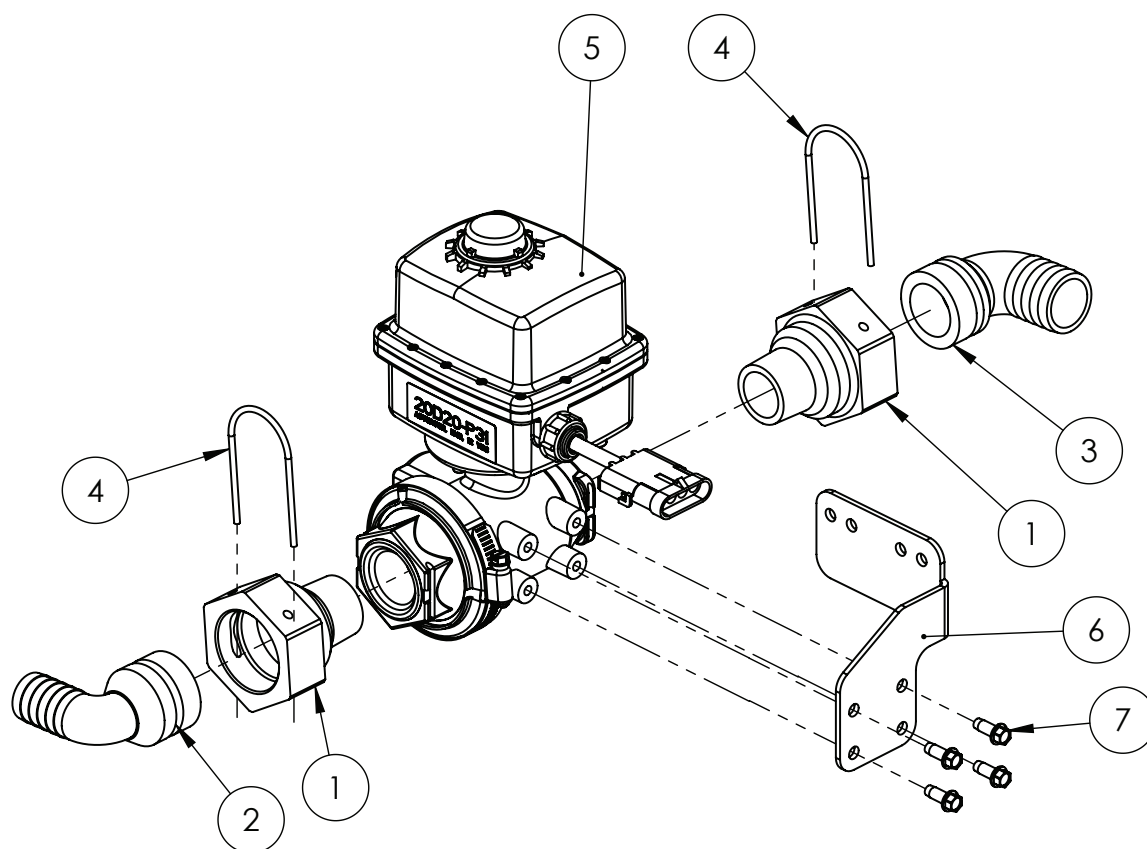
Flow Control Assembly



| ITEM NO. | PART NUMBER | DESCRIPTION | QTY. |
|----------|-------------|---|------|
| 1 | * | Flow Control - Fast Close Valve Assembly | 1 |
| 2 | GA4582385 | Coupling, AS40 female x 1" NPT male thread | 1 |
| 3 | GA5065615 | Hose barb, Elbow 90 degree, AS40 x 25mm | 1 |
| 4 | GA5078137 | Street elbow, 90 degree, 1 male x 1 female | 1 |
| 5 | GA5077718 | Hose barb, Straight, 1" male thread x 1" hose | 1 |
| 6 | GA5065690 | Safety pin, Suit AS40 plumbing fittings | 1 |
| 7 | GA5003643 | Washer 8mm Flat SS HD | 8 |
| 8 | GA5004749 | Bolt M8 x 80 GR8.8 ZP | 4 |
| 9 | GA5004917 | Nut M8 Nyloc ZP | 4 |
| 10 | GA5016233 | Pneumatic fitting, Elbow, 90 degree, 1/4" BSP male x 6mm push type, Metal | 1 |
| 11 | * | Flow Control - Safety Valve | 1 |
| 12 | GA5060059 | Loom Boom Recirc Bypass Module | 1 |
| 13 | GA5011395 | Bolt M6 x 16 SS A2-70 | 2 |
| 14 | GA5004437 | Washer 6mm Flat SS | 4 |
| 15 | GA5048115 | Nut M6 Nyloc ZP | 2 |

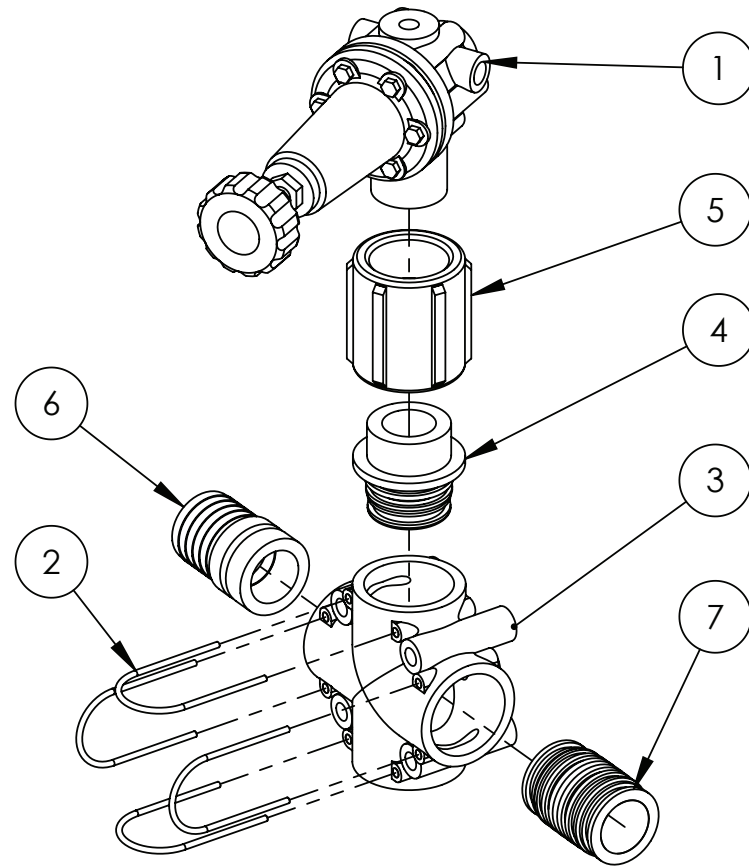
* Sub-assembly on following pages

Flow Control - Fast Close Valve Assembly



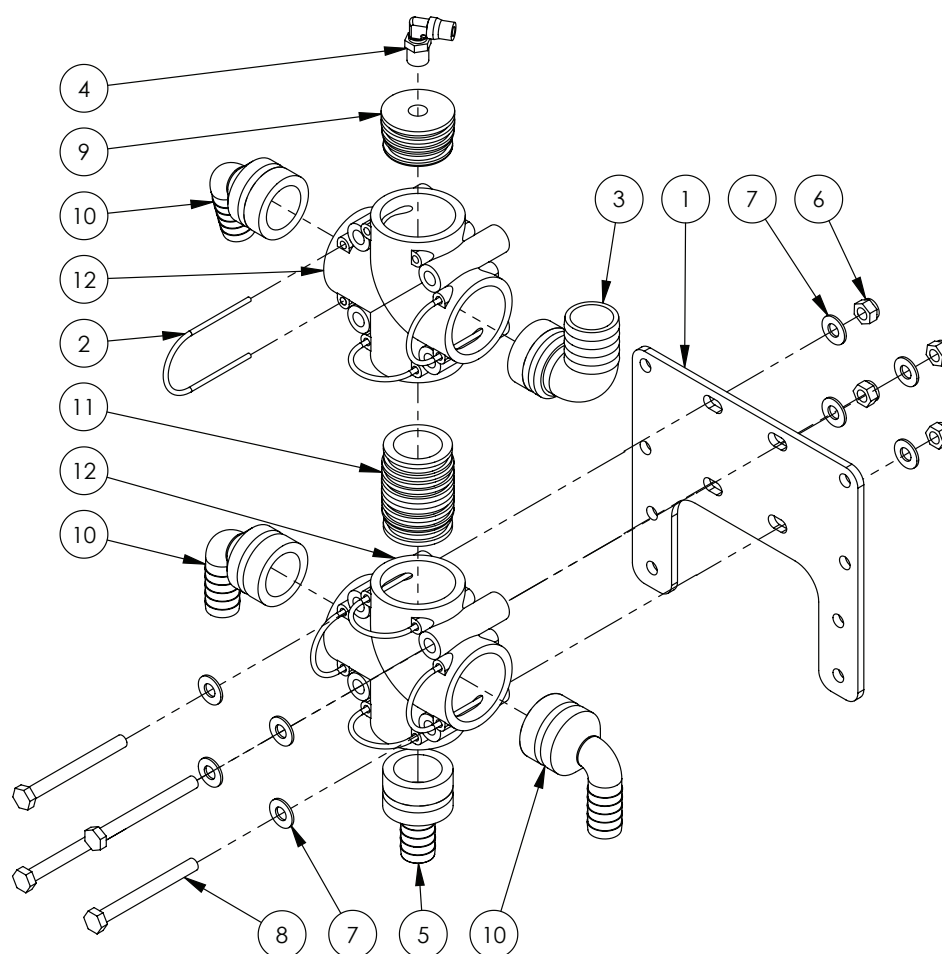
| ITEM NO. | PART NUMBER | DESCRIPTION | QTY. |
|----------|-------------|--|------|
| 1 | GA4582385 | Coupling Altek AS40 to 1" NPT male thread | 2 |
| 2 | GA5065615 | Hose barb, Elbow 90 degree, AS40 x 25mm, Altek | 1 |
| 3 | GA5065620 | Plug in hose tail AS40/33/90 degree | 1 |
| 4 | GA5065690 | Safety pin AS40 | 2 |
| 5 | GA2000065 | Regulator valve, 1" NPT, full port, 3 way, 0.8 sec 12v, KZ valve | 1 |
| 6 | GA4524925 | Bracket, KZ valve to Raven FCV mount | 1 |
| 7 | GA0500022 | Set Screw Self Tapping Trilobe M6 x 16 ZP | 4 |

Flow Control - Safety Valve Assembly



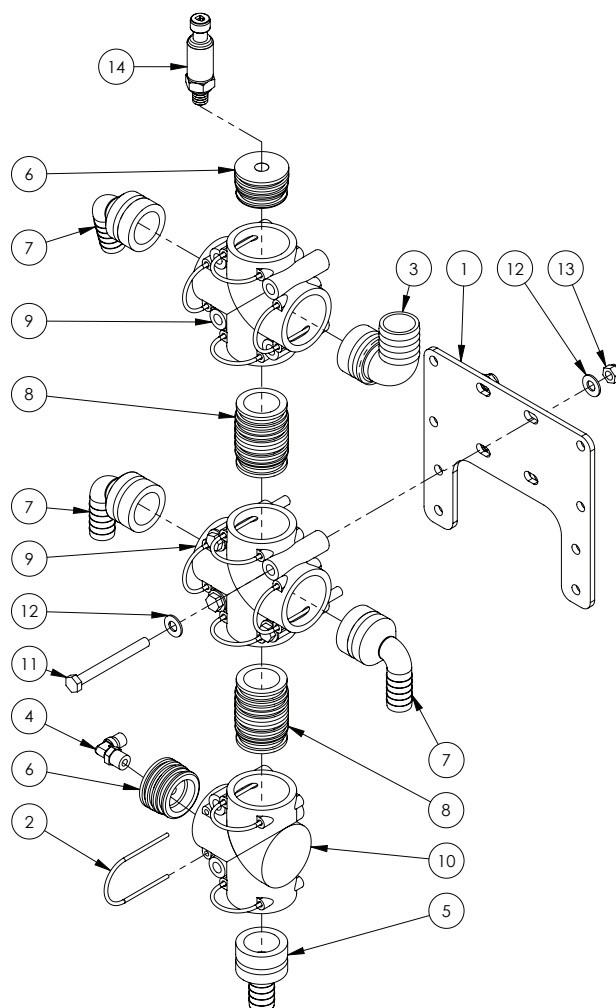
| ITEM NO. | PART NUMBER | DESCRIPTION | QTY. |
|----------|-------------|---|------|
| 1 | GA5075640 | Valve, Pressure relief, 15 bar, 1" male thread inlet x 1 1/4" male thread outlet, Red, Polmac | 1 |
| 2 | GA5065690 | Safety pin, Suit AS40 plumbing fittings, Altek | 4 |
| 3 | GA5065565 | Plumbing coupling, Cross, AS40 female inlets / outlets, Altek | 1 |
| 4 | GA5065595 | Plug in hose tail AS40/GI 1 1/4" male | 1 |
| 5 | GA5077639 | Coupling, socket, 1 1/4" female thread, Banjo | 1 |
| 6 | GA5065590 | Hose barb, Straight, AS40 x 39mm hose, Altek | 1 |
| 7 | GA5065735 | Plumbing adaptor, AS40 male x AS40 male, Altek | 1 |

Flow Distributer - Raven



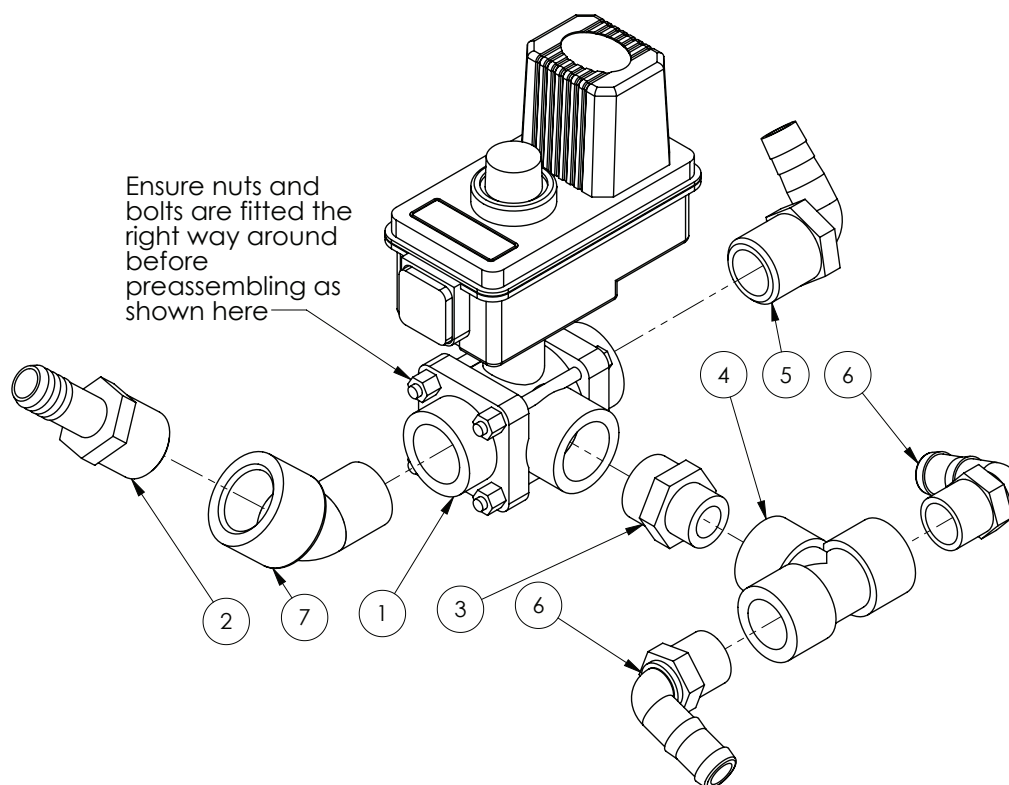
| ITEM NO. | PART NUMBER | DESCRIPTION | QTY. |
|----------|-------------|---|------|
| 1 | GA4522640 | Mount to suit Manifold | 1 |
| 2 | GA5065690 | Safety pin, Suit AS40 plumbing fittings, Altek | 7 |
| 3 | GA5065620 | Hose barb, Elbow, 90 degree, AS40 x 33mm hose barb, Altek | 1 |
| 4 | GA5016233 | Pneumatic fitting, Elbow, 90 degree, 1/4" BSP male x 6mm push type, Metal | 1 |
| 5 | GA5065575 | Hose barb, Straight, AS40 male x 20mm hose, Altek | 1 |
| 6 | GA5004917 | Nut M8 Nyloc ZP | 4 |
| 7 | GA5003643 | Washer 8mm Flat SS HD | 8 |
| 8 | GA5004749 | Bolt M8 x 80 ZP GR8.8 | 4 |
| 9 | GA4582160 | Plumbing adaptor, Plug, AS40 male x 1/4" Female Thread, Altek | 1 |
| 10 | GA5065610 | Hose barb, Elbow, 90 degree, AS40 x 20mm hose, Altek | 3 |
| 11 | GA5065735 | Plumbing adaptor, AS40 male x AS40 male, Altek | 1 |
| 12 | GA5065565 | Plumbing coupling, Cross, AS40 female inlets / outlets, Altek | 2 |

Flow Distributer - ISO



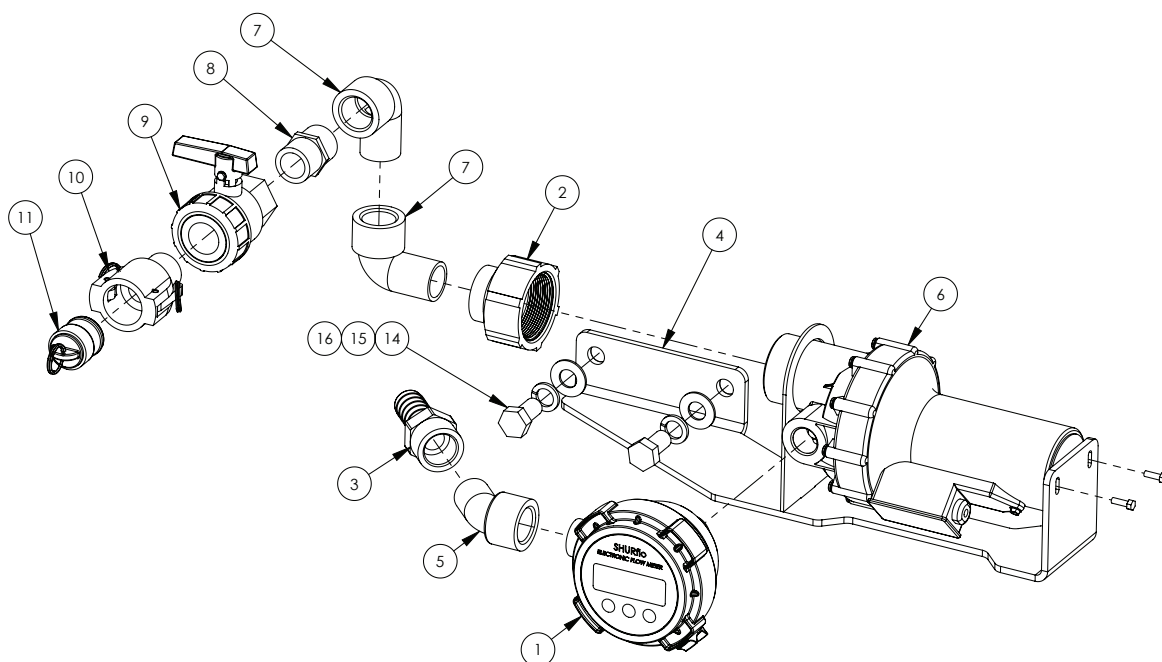
| ITEM NO. | PART NUMBER | DESCRIPTION | QTY. |
|----------|-------------|---|------|
| 1 | GA4522640 | Mount to suit Altek Rear Camera Manifold | 1 |
| 2 | GA5065690 | Safety pin, Suit AS40 plumbing fittings, Altek | 11 |
| 3 | GA5065620 | Hose barb, Elbow, 90 degree, AS40 x 33mm hose barb | 1 |
| 4 | GA5016233 | Pneumatic fitting, Elbow, 90 degree, 1/4" BSP male x 6mm push type, Metal | 1 |
| 5 | GA5065575 | Hose barb, Straight, AS40 male x 20mm hose, Altek | 1 |
| 6 | GA4582160 | Plumbing adaptor, Plug, AS40 male x 1/4" Female Thread, Altek | 2 |
| 7 | GA5065610 | Hose barb, Elbow, 90 degree, AS40 x 20mm hose, Altek | 3 |
| 8 | GA5065735 | Plumbing adaptor, AS40 male x AS40 male, Altek | 2 |
| 9 | GA5065565 | Plumbing coupling, Cross, AS40 female inlets / outlets, Altek | 2 |
| 10 | GA5065560 | Tee, AS40 female, M8 inserts, Altek | 1 |
| 11 | GA5004749 | Bolt M8 x 80 ZP GR8.8 | 4 |
| 12 | GA5003643 | Washer 8mm Flat SS HD | 8 |
| 13 | GA5004917 | Nut M8 Nyloc ZP | 4 |
| 14 | GA5076953 | Pressure Transducer, 0-250PSI, Sealed, Raven | 1 |

RapidFire - RapidFlow Return Valve



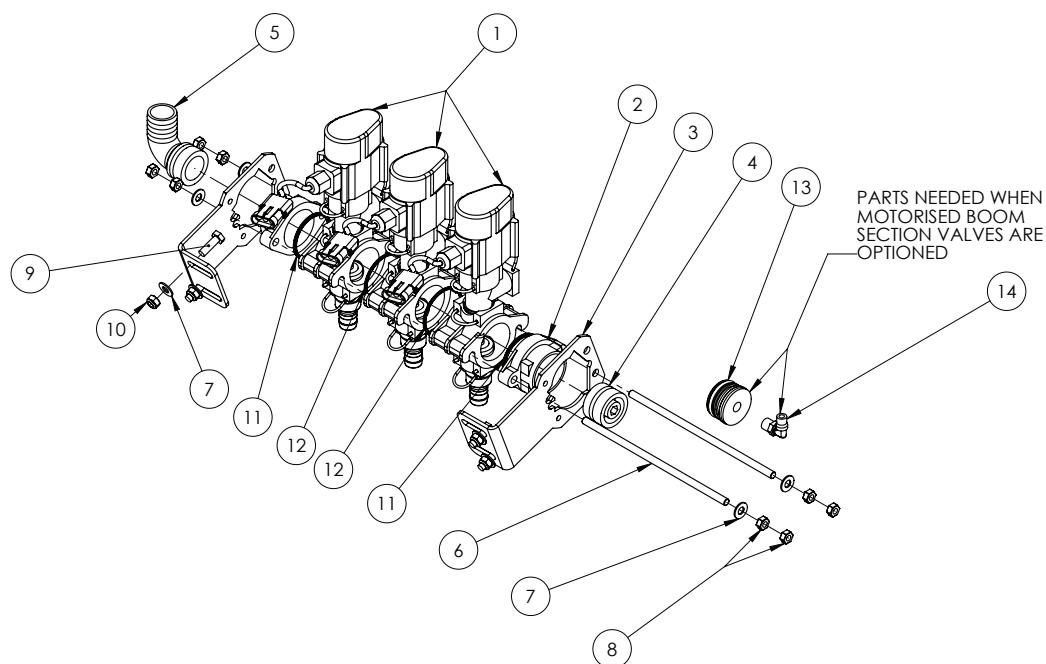
| ITEM NO. | PART NUMBER | DESCRIPTION | QTY. |
|----------|-------------|--|------|
| 1 | GA5077319 | SHUTOFF/BYPASS 1" BSPT 3 way (Yellow indicator) | 1 |
| 2 | GA5077721 | Hose barb, Straight, 1" male thread x 3/4" hose | 1 |
| 3 | GA5078089 | Reducing Nipple, 1" thread x 3/4" thread | 1 |
| 4 | GA5078150 | Tee, Threaded, 3/4" female | 1 |
| 5 | GA5077719 | Hose barb, Elbow, 90 degree, 1" male thread x 3/4" hose | 1 |
| 6 | GA5077717 | Hose barb, Elbow, 90 degree, 3/4" male thread x 3/4" hose | 2 |
| 7 | GA5078136 | Street elbow, 45 degree, 1" male thread x 1" female thread | 1 |

Pump - Chemical Transfer



| ITEM NO. | PART NUMBER | DESCRIPTION | QTY. |
|----------|-------------|--|------|
| 1 | GA2000031 | Flow meter, Chemical transfer, 90 degree, Shurflo | 1 |
| 2 | GA2000032 | Reducing coupling, 2" female NPT to 1" female NPT, Shurflo | 1 |
| 3 | GA5077747 | Hose barb, Straight, 1" female thread x 1" hose, Banjo | 1 |
| 4 | GA4600250 | Bracket, Shurflo Transfer Pump, Special | 1 |
| 5 | GA5078136 | Street elbow, 45 degree, 1" male thread x 1" female thread, Banjo | 1 |
| 6 | GA2000030 | Pump, Diaphragm, Chemical transfer 12v, Viton SHURflo | 1 |
| 7 | GA5078137 | Street elbow, 90 degree, 1" male x 1" female, Banjo | 2 |
| 8 | GA5077914 | Nipple, Short, 1" male thread x 1" male thread, Banjo | 1 |
| 9 | GA5078164 | Valve, Ball, 1" female thread inlet / outlet, Full port, Lever handle, Banjo | 1 |
| 10 | GA5076007 | Cam lever, 1" female coupler, 1" male thread, Banjo | 1 |
| 11 | GA5076005 | Cam lever, Male plug, Suits 1" & 1 1/4" couplings, Banjo | 1 |
| 12 | GA5002077 | 25mm Key Ring SS | 1 |
| 13 | GA5001491 | Chain 2mm x 20mm SS x cut 150 Long (not shown) | 1 |
| 14 | GA5000911 | Bolt M16 x 30 ZP GR8.8 | 2 |
| 15 | GA5000961 | Washer 16mm Spring ZP | 2 |
| 16 | GA5001043 | Washer 16mm Flat SS HD | 2 |

Boom Valves Assembly



| ITEM NO. | PART NUMBER | DESCRIPTION | QTY. |
|----------|-------------|---|------|
| 1 | GA5065515 | Boom valve, Single, AS24, 3 wire, 3 pin AMP connector, Altek | 3 |
| 2 | GA5065810 | End cap, Altek boom valve | 2 |
| 3 | GA5065800 | Altek boom valve mounting bracket | 2 |
| 4 | GA5065680 | Plug, AS40 male, Altek | 1 |
| 5 | GA5065620 | Hose barb, Elbow, 90 degree, AS40 x 33mm hose barb, Altek | 1 |
| 6 | GA5065805 | Connecting rod suit 3 bank (303 SS) | 2 |
| 7 | GA5003643 | Washer 8mm Flat SS HD | 12 |
| 8 | GA5011499 | Nut M8 Hex ZP | 8 |
| 9 | GA5004711 | Bolt M8 x 25 ZP GR8.8 | 4 |
| 10 | GA5004917 | Nut M8 Nyloc ZP | 4 |
| 11 | 41214 | O-Ring 42.0 x 3.0mm FPM-75 | 2 |
| 12 | GA5012507 | O-Ring 55.25 x 2.62mm | 2 |
| 13 | GA4582160 | Plumbing adaptor, Plug, AS40 male x G1/4" Female Thread, Altek | 1 |
| 14 | GA5016233 | Pneumatic fitting, Elbow, 90 degree, 1/4" BSP male x 6mm push type, Metal | 1 |

CONNECTING RODS

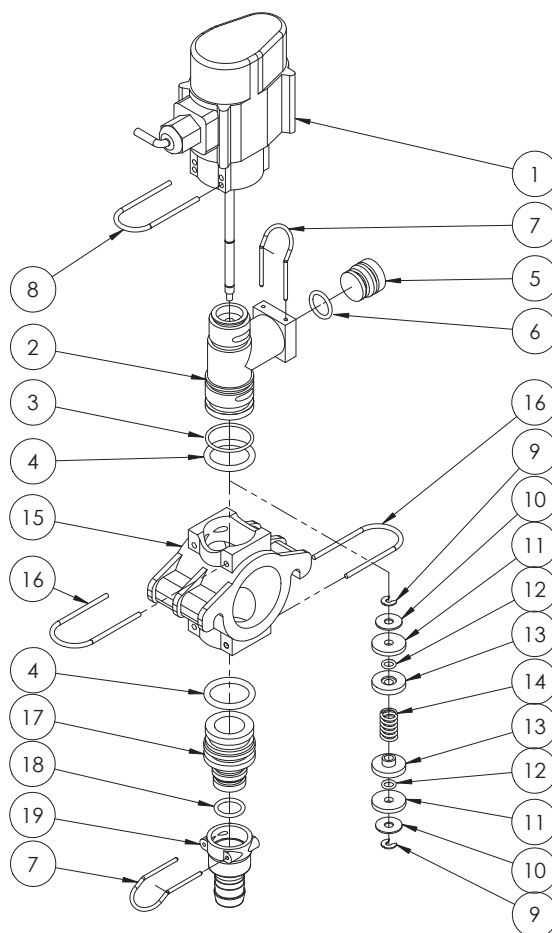
| PART NUMBER | DESCRIPTION |
|-------------|--------------------------|
| GA5065805 | 3 Section connecting rod |
| GA4562055 | 4 Section connecting rod |
| GA4562125 | 5 Section connecting rod |
| GA4562050 | 6 Section connecting rod |
| GA4562045 | 7 Section connecting rod |
| GA4562040 | 8 Section connecting rod |

BOOM VALVES

| PART NUMBER | DESCRIPTION |
|-------------|-----------------------|
| GA5065740 | 3 Section Boom Valves |
| GA5065741 | 4 Section Boom Valves |
| GA5065704 | 5 Section Boom Valves |
| GA5065705 | 6 Section Boom Valves |
| GA5065706 | 7 Section Boom Valves |
| GA5065710 | 8 Section Boom Valves |

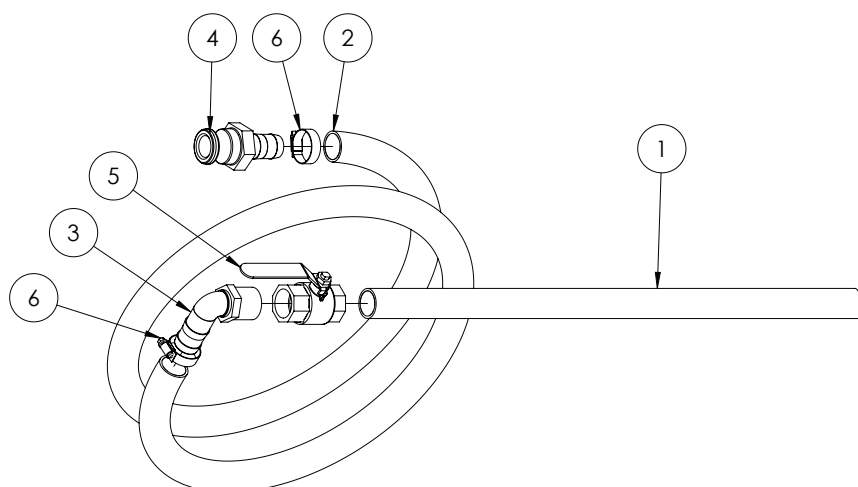
Note: Boom valve assemblies do not come with plumbing fittings.

Boom Valve Unit Assembly



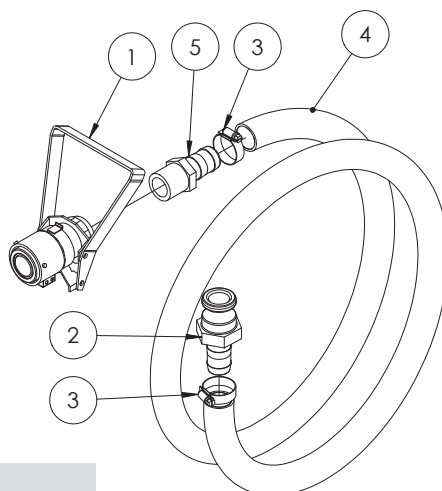
| ITEM NO. | PART NUMBER | DESCRIPTION | QTY. |
|----------|-------------|-------------------------------------|------|
| 1 | - | Valve body | 1 |
| 2 | GA5065515 | Tee body | 1 |
| 3 | GA5053510 | O-ring, 25 x 2.5mm, fmp 75 | 1 |
| 4 | GA5065830 | O-ring, 24.3 x 4.2mm, fmp 75 | 2 |
| 5 | 80376 | Plug | 1 |
| 6 | GA5065840 | O-ring 18 x 2.5mm fmp 75 | 1 |
| 7 | GA5065695 | AS24 Safety Pin | 2 |
| 8 | 47825 | Safety pin | 1 |
| 9 | GA5054650 | C-clip | 2 |
| 10 | GA5054640 | Washer 17.8 x 6.1 x 1mm | 2 |
| 11 | GA5054645 | Rubber Plunger Seal, fpm 90 | 2 |
| 12 | GA5053515 | O-ring, seal, 3.43 x 3.53mm, fmp 75 | 2 |
| 13 | 80005 | Disk spring locator | 2 |
| 14 | 80322 | Spring 25mm | 1 |
| 15 | GA5065825 | Manifold | 1 |
| 16 | GA5065701 | Safety pin AS30 | 2 |
| 17 | GA5065835 | Plug in hose tail AS30/AS24 | 1 |
| 18 | GA5065840 | O-ring 18 x 2.5mm fmp 75 | 1 |
| 19 | GA5065640 | Hose barb, AS24 female x 20mm hose | 1 |

Chemical Probe



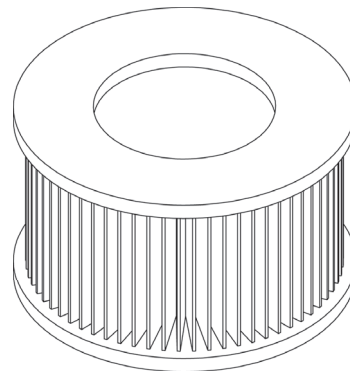
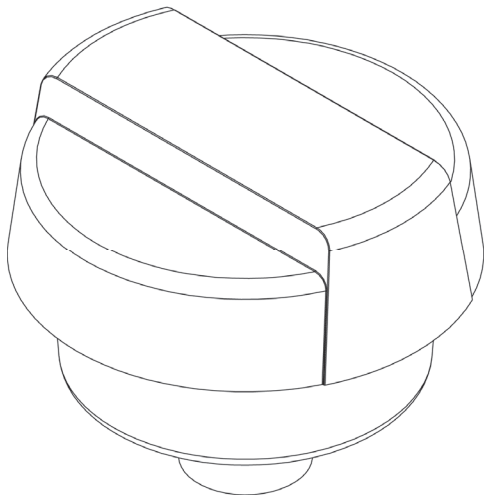
| GA4948250 Complete Kit | | | |
|------------------------|-------------|--|------|
| ITEM NO. | PART NUMBER | DESCRIPTION | QTY. |
| 1 | GA5013603 | Poly Pipe 25 x 650mm | 1 |
| 2 | GA2000220 | Hose, Suction, PVC, 25mm, Black cut to 3.2m | 1 |
| 3 | GA5077723 | Hose barb, Elbow, 90 degree, 1" male x 1" hose, Banjo | 1 |
| 4 | GA5076011 | Cam lever, 1" male coupling x 1" hose barb, Banjo | 1 |
| 5 | GA5018309 | Valve, Ball, 12mm female thread inlet / outlet, Lever handle, SS | 1 |
| 6 | GA5001681 | Hose Clamp, 1" SS (20-32/12W) | 2 |

Enviro coupling & hose



| GA5020600 Complete Kit | | | |
|------------------------|-------------|--|------|
| ITEM NO. | PART NUMBER | DESCRIPTION | QTY. |
| - | GA5018799 | Seal kit, Suit micromatic / enviro drum coupling | - |
| 1 | GA5018803 | Micromatic drum valve coupling, 3 pin, Viton seals | 1 |
| 2 | GA5076011 | Cam lever, 1" male coupling x 1" hose barb, Banjo | 1 |
| 3 | GA5001681 | Hose Clamp, 1" SS (20-32/12W) | 2 |
| 4 | GA2000220 | Hose, Suction, PVC, 25mm, Black (cut 2840mm long) | 1 |
| 5 | GA5077718 | Hose barb, Straight, 1" male thread x 1" hose | 1 |

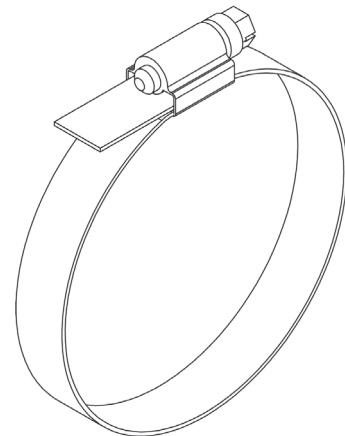
Air Filter



| PART NUMBER | DESCRIPTION |
|-------------|--|
| GA5005259 | Air filter, 1" BSP male thread |
| GA5049460 | Filter element, For filter body GA5005259, Suit foam marker compressor |

Hose Clamps

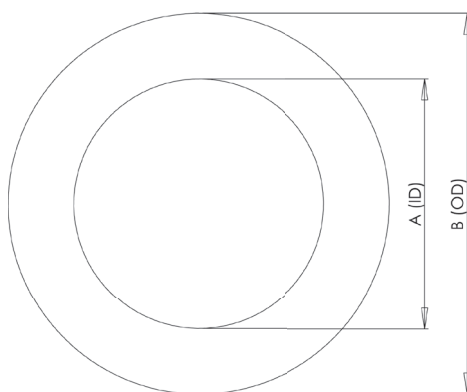
| PART NUMBER | DESCRIPTION |
|-------------|--------------------|
| GA5004865 | 8-16mm Hose Clamp |
| GA5000469 | 12-20mm Hose Clamp |
| GA5000999 | 16-25mm Hose Clamp |
| GA5001681 | 20-32mm Hose Clamp |
| GA5002783 | 30-45mm Hose Clamp |
| GA5002873 | 32-50mm Hose Clamp |
| GA5003325 | 40-60mm Hose Clamp |
| GA5016815 | 50-70mm Hose Clamp |
| GA5004241 | 60-80mm Hose Clamp |



Cable Ties

| PART NUMBER | DESCRIPTION | QTY |
|-------------|-----------------------------|-----|
| GA5002173 | Cable Tie, Black, 100x2.5mm | 1 |
| GA5003517 | Cable Tie, Black, 140x3.5mm | 1 |
| GA5004455 | Cable Tie, Black, 190x4.5mm | 1 |
| GA5000685 | Cable Tie, Black, 320x7.5mm | 1 |
| GA5000687 | Cable Tie, Black, 360x4.5mm | 1 |
| GA5021235 | Cable Tie, Black, 540x7.5mm | 1 |

Hoses



Suction Hose

| PART NUMBER | DESCRIPTION | Internal Diameter (A) | Outside Diameter (B) |
|-------------|-------------------|-----------------------|----------------------|
| GA2000218 | 20mm Suction Hose | 20mm | 32mm |
| GA2000222 | 25mm Suction Hose | 25mm | 35mm |
| GA2000224 | 32mm Suction Hose | 32mm | 45mm |
| GA2000226 | 38mm Suction Hose | 38mm | 48mm |
| GA2000229 | 51mm Suction Hose | 51mm | 63mm |
| GA2000230 | 63mm Suction Hose | 63mm | 76mm |
| GA2000232 | 75mm Suction Hose | 75mm | 93mm |

Note: Suction hose can be identified by its external green stripe and wire reinforcement.

Pressure Hose

| PART NUMBER | DESCRIPTION | Internal Diameter (A) | Outside Diameter (B) |
|-------------|--------------------|-----------------------|----------------------|
| GA2000200 | 7mm Pressure Hose | 7mm | 12.5mm |
| GA2000211 | 13mm Pressure Hose | 13mm | 20mm |
| GA2000216 | 20mm Pressure Hose | 20mm | 28mm |
| GA2000219 | 25mm Pressure Hose | 25mm | 34mm |
| GA2000223 | 32mm Pressure Hose | 32mm | 43mm |
| GA2000225 | 38mm Pressure Hose | 38mm | 48mm |

Note: Pressure hose can be identified by its blue internal layer.

PVC Hose

| PART NUMBER | DESCRIPTION | Internal Diameter (A) | Outside Diameter (B) |
|-------------|---------------|-----------------------|----------------------|
| GA2000220 | 25mm PVC Hose | 25mm | 32mm |
| GA2000227 | 40mm PVC Hose | 40mm | 50mm |
| GA2000228 | 50mm PVC Hose | 50mm | 58mm |


Note: PVC Hose can be identified by its ribbed outer surface.

Sight Tube Hose

| PART NUMBER | DESCRIPTION | Internal Diameter (A) | Outside Diameter (B) |
|-------------|--------------------------------------|-----------------------|----------------------|
| GA2000209 | 12mm Clear Sight Tube Hose | | |
| GA2000210 | 12mm Clear Sight Tube Hose with wire | | |

Lay Flat Hose

| PART NUMBER | DESCRIPTION | Internal Diameter (A) | Outside Diameter (B) |
|-------------|-------------------------|-----------------------|----------------------|
| GA5021395 | 50mm Blue Lay flat Hose | | |



GOLDACRES

Australia's World Class Sprayers

www.goldacres.com.au