

# G4.7 G5 G6

## Parts Manual MY15



**GOLDACRES**  
*Australia's World Class Sprayers*

For further information about any of the products shown please visit: [www.goldacres.com.au](http://www.goldacres.com.au)

© Goldacres Trading 2017

This publication and all designs are copyright.

No part, products or designs may be reproduced by any process except in accordance with the Copyright act 1968.

All information in this operator's manual is based on the latest product information available at the time of printing. The policy of Goldacres is one of continuous improvement and as such, Goldacres reserve the right to alter any specifications and designs without notice and without incurring any obligation regarding such changes.

No part of this manual may be reproduced without written permission from Goldacres. All photographs and technical information remain the property of Goldacres.

Goldacres Trading Pty Ltd  
3 Morang Crescent  
Mitchell Park Vic 3355

Ph: 03 5342 6399

Fax: 03 5342 6308

Revision number: 4  
03-07-2017

Part #: GA8700334



**GOLDACRES - RESELLER TERMS AND CONDITIONS OF SALE**  
Goldacres Goods are only available for purchase upon the terms and conditions set out below.

- Interpretation
1. In terms and conditions:
  - (1) "Goldacres" means Goldacres Trading Pty. Ltd. A.C.N. 061 306 732 trading as Goldacres Agricultural Equipment (its successors and assigns) which is the seller of the Goods;
  - (2) "Purchaser" means the purchaser of the Goods;
  - (3) "Goods" means the products and, if any, the services sold or provided by Goldacres to the Purchaser;
  - (4) "GST Act" and "GST" are given the meanings referred to in a New Tax System (Goods and Services Tax) Act 1999.
  - (5) "PPSA" means the Personal Property Securities Act 2009 (Cth) (as amended);
  - (6) Nothing in these terms and conditions shall be read or applied so as to exclude, restrict or modify or have the effect of excluding, restricting or modifying, any condition, warranty, guarantee, right or remedy implied by law (including the Competition and Consumer Act 2010) and which by law cannot be excluded, restricted or modified.
- General
2. (1) The Goods and all other products or services provided by Goldacres are provided subject to these terms and conditions. These terms and conditions and any terms and conditions incorporated herein by virtue of clause 3 hereto shall prevail over all other terms and conditions of the Purchaser or otherwise to the extent of any inconsistency.
  - (2) These terms and conditions may not be modified or amended without the expressed written consent of Goldacres endorsed by the Managing Director of Goldacres Trading P/L.
- Additional Terms and Conditions
3. From time to time Goldacres may provide additional or extended warranties in respect of certain goods and/or services. Where such additional or extended warranties are provided to a Purchaser in writing they will be incorporated into these terms and conditions provided that in the event of any inconsistency between these terms and conditions and the terms of any additional or extended warranty, the provisions of the additional or extended warranty shall prevail.
- Goldacres quotations.
4. Unless previously withdrawn, Goldacres quotations are open for acceptance within the period stated therein or, when no period is stated, with 14 days of the quotation date. Goldacres reserves the right to refuse any order based on any quotation within 7 days of receipt of the order.
- Packing
5. The cost of any special packing and packing materials used in relation to the Goods shall be at the Purchaser's expense notwithstanding that such cost may have been omitted from any quotation.
- Shortage
6. The Purchaser waives any claim for shortage of any Goods delivered if a claim in respect thereof has not been lodged with Goldacres within (7) seven days from the date of receipt of the Goods by the Purchaser.
- Specifications, etc: Catalogues, etc: Quantities
7. All specifications, (including but not limited to: drawings, particulars of weights, volumes, capacities, dimensions, load factors) are approximate only and any deviation shall not be taken to vitiate any contract with Goldacres or form any claim against Goldacres. The descriptions, illustrations, and performances contained in catalogues, price lists and other advertising matter do not form part of the contract of sale of the Goods. Where specifications, drawings or other particulars are supplied by the Purchaser, Goldacres' price is made on estimates of quantities required. Should there be any adjustments in quantities above or below the quantities estimated by Goldacres and set out in a quotation, then on any such increase or decrease shall be adjusted on a unit rate basis according to unit prices set out in the quotation.
- Performance, Capacities, Chemicals, Liquids, Application Methods, Environmental Effects
8. Any performance, volumes, and/or capacity figures given by Goldacres are estimates only. Goldacres shall be under no liability for damages for failure to obtain such figures unless specifically guaranteed in writing and any such written guarantee shall be subject to the recognised tolerances applicable to such figures. The suitability of chemicals and other liquids for any application and the application methods and the environmental effects shall be the sole decision and responsibility of the Purchaser and the user of the Goods. Goldacres gives no warranty as to the suitability of any chemicals or other liquids for any application, nor the application methods nor the environmental effects, which may result from the use of the Goods. Goldacres shall be under no liability for damages arising out of the use of any chemicals, liquids, or mixtures in the Goods nor for any application, nor for the application methods nor for the environmental effects, which may result from the use of the Goods.
- Delivery/Service Times
9. The delivery times and service times made known to the Purchaser are estimates only and Goldacres shall not be liable for late delivery, non-delivery or delay and under no circumstances shall Goldacres be liable for any loss, damage or delay occasioned by the Purchaser or its customers arising from the late or non-delivery or late installation of the Goods.
- Loss or damage in transit
10. Goldacres is not responsible for any loss or damage to Goods in transit. Goldacres shall render the Purchaser such assistance as may be necessary to press claims on carriers provided that the Purchaser shall have notified Goldacres and the carriers immediately the loss or damage is discovered on receipt of Goods and shall lodge a claim on the carrier within three days of the date of receipt of the Goods. Insurance of Goods in transit is the responsibility of the Purchaser.
- Limit of Liability
11. (1) Goldacres liability for Goods manufactured by it is limited to:
  - (a) where the law implies consumer guarantees into these terms and conditions pursuant to Part 3.2 Division 1 of Schedule 2 to the Competition and Consumer Act 2010 (Cth) ("consumer guarantees") which cannot be excluded and Goldacres breaches a consumer guarantee, the loss and damage the Purchaser is entitled to at law which cannot be excluded by these terms and conditions; and, in all other cases
  - (b) making good any defects by repairing the same or at Goldacres option by replacement within a period not exceeding either 1000 hours or twelve calendar months, whichever comes first, after the Goods have been dispatched provided that:
  - (i) the defects have arisen solely from faulty materials or workmanship;
  - (ii) the Goods have not received maltreatment inattention or interference;
  - (iii) accessories of any kind used by the Purchaser are manufactured or approved by Goldacres;
  - (iv) where applicable, the seals on the Goods remain unbroken;
  - (v) there has been no improper adjustment, calibration or operation;
  - (vi) the use of accessories including consumables, hardware or software (not manufactured by Goldacres) has been approved in writing by Goldacres;
  - (vii) no contamination or leakage has been caused or induced;
  - (viii) any modification to the Goods have been authorised in writing by Goldacres;
  - (ix) there has been no inadequate or incorrect use, storage, handling or application of the Goods;
  - (x) there has been no use or operation of the Goods outside of the physical, electrical or environmental specifications of the Goods;
  - (xi) there has been no inadequate or incorrect site preparations;
  - (xii) there has been no inadequate or improper maintenance of the Goods;
  - (xiii) it has not been caused by fair wear and tear; and
  - (xiv) firstly the Goods have been thoroughly inspected and any damage (from whatever cause) to the Goods (and in particular – the structure, welding, seams, bolts, booms) has been repaired prior to the Goods being operated, used driven or moved and on each occasion the tanks are filled; and
  - (xv) there has been no failure to comply with the requirements of all present or future laws or regulations relating to the Goods and/or the use and/or the operation of the Goods; and
  - (xvi) there has been no failure to maintain a record of hours of operation (which record shall contain full details of all inspections, repairs and maintenance) and produce same to Goldacres at the time of the claim;
  - (xvii) the defective Goods or any damaged part of the Goods are promptly returned free of cost to Goldacres or a representative of Goldacres;
  - (xviii) all warranty related repairs have been carried out with the prior authorisation of Goldacres;
  - (ix) If Goods or any part thereof are not manufactured by Goldacres, in particular engines, engine accessories, transmissions, transfer cases, differentials, tyres, tubes, batteries, radios and UHF's, the guarantee of the manufacturer thereof shall be accepted by the Purchaser and is the only guarantee given to the Purchaser in respect of the Goods or that part provided always that this clause does not seek to exclude the consumer guarantees;
- (3) In the case of hydraulic systems, Goldacres shall replace defective parts in accordance with clause 11(1) of these conditions, provided that the failure of the part was not related to contamination within the system, Goldacres shall not be liable for labour in the case of repairing hydraulic system defects;
  - (4) Goldacres will not accept liability for damage attributed to fair wear and tear including but not limited to fair wear and tear to nozzles, chains, belts, filters, brake pads, polyethylene bushes and liquid pump valves, valve O-rings, diaphragms and seals;
  - (5) Goldacres shall not be liable for and the Purchaser releases Goldacres from any claims in respect of faulty or defective design of any Goods supplied unless such a design has been wholly prepared by Goldacres and the responsibility for any claim has been specifically accepted by Goldacres in writing and in any event Goldacres liability hereunder shall be strictly limited to the replacement of defective parts in accordance with paragraph 11(1) of these conditions provided always that this clause does not seek to exclude the consumer guarantees;
  - (6) Except as provided herein, all express and implied warranties, guarantees and conditions under statute or general law as to the merchantability, description, quality, suitability or fitness of the Goods for any purpose or as to design, assembly, installation, materials or workmanship or otherwise are hereby expressly excluded and Goldacres shall not be liable for physical or financial injury, loss or damage or for consequential loss or damage of any kind arising out of the supply, layout, assembly, installation or operation of the Goods or arising out of Goldacres negligence or in any other way whatsoever;
  - (7) The benefit of any warranty provided under these terms and conditions shall only be available to the Purchaser and shall not be transferable by the Purchaser;
  - (8) The warranties provided under these terms and conditions do not extend to second hand or used Goods that may be sold by Goldacres.
  12. Goldacres liability for breach of a consumer guarantee is hereby limited (in the case of goods and services not used for personal, domestic or household purposes) to:
  - (1) in the case of Goods, any one or more of the following:
  - (a) the replacement of the Goods or the supply of equivalent Goods;
  - (b) the repair of the Goods;
  - (c) the payment of the cost of replacing the Goods or acquiring the equivalent Goods;
  - (d) the payment of having the Goods repaired; or
  - (2) in the case of services;
  - (a) the supplying of the services again; or
  - (b) the payment of the cost of having the services supplied again.
- Prices
13. (1) Unless otherwise stated in writing by Goldacres, all prices quoted by Goldacres are inclusive of GST for supplies within Australia and exclusive of GST for exports outside of Australia. Prices quoted are those ruling at the time of quotation or the date the price is given and are based on rates of freight, insurance, customs, duties, taxes, exchange, shipping expenses, sorting and stacking charges, cartage, cost of materials and other charges affecting the cost of production ruling on that date and any alterations thereto either before acceptance of or during currency of the contract shall be to the Purchaser's account.
  - (2) For the purpose of 38-185 of the GST Act, the day upon which the seller gives the invoice for the supply shall be the date of the invoice.
- Payment
14. (1) The purchase price in relation to the Goods and the cost of the service shall be payable without deduction and or set off and payment thereof shall be made on or before the thirtieth day of the month following the delivery of the Goods or performance of the services unless other terms of payment are expressly stated in writing.
  - (2) A decreasing or increasing adjustment and or the issuing of an adjustment note, pursuant to Division 21 and Division 29-C of the GST Act, shall not, in any way, constitute a release, waiver, or forgiveness of the debt incurred by the Purchaser.
- Interest on overdue payments
15. If Goldacres is not paid for any Goods or services on the due date specified in this agreement without prejudice to any other right or remedy, all outstanding money shall bear interest at the rate set, pursuant to the Penalty Interest Rates Act, Victoria, 1986, as such money, together with interest shall be recoverable forthwith from the Purchaser.
- Rights in relation to Goods.
16. (1) Title to the Goods supplied by Goldacres to the Purchaser shall remain with Goldacres until the total amount due in respect of the Goods and all monies owing to Goldacres have been paid in full (the "Debts"). Risk in the Goods shall pass to the Purchaser upon delivery.
  - (2) The Purchaser shall have the right to resell Goods but only as fiduciary agent and trustee for Goldacres by way of bona fide sale at full market value and in the ordinary course of its business.
  - (3) Until all the Debts have been paid in full:
  - (a) the Purchaser shall take custody of the Goods as trustee, fiduciary agent and bailee for Goldacres;
  - (b) the Purchaser shall keep the Goods separate from any other goods and properly marked, stored, protected and insured;
  - (c) the Purchaser must hold all of the money it receives ("Proceeds")
  - (d) from the sale of any property into which Goods supplied have been incorporated; and
  - (e) from the sale of Goods or provision of services including the Goods supplied by the Goldacres as bailee, fiduciary agent and trustee for Goldacres, but the Purchaser need not hold on trust any money exceeding the amount of the Debts at the time the money is received.
  - (4) The Purchaser expressly acknowledges that it is bound by the fiduciary obligation created in the preceding paragraph and acknowledges that:
  - (i) it must hold the Proceeds on trust for Goldacres;
  - (ii) it must place the whole of the Proceeds in an account separate from its own moneys (the "Proceeds Account");
  - (iii) it must maintain the Proceeds Account separate from its own moneys at all times.
  - (iv) it must maintain proper records for the Proceeds Account.
  - (v) it must not assign or encumber any book debts arising from sales made in circumstances set out in clauses 16(c)(i) and (ii) or do any other act in derogation of Goldacres' legal or beneficial interests; and
  - (vi) it must account to Goldacres on demand for all moneys standing to the credit of such account.
  - (7) For the purposes of identification of different consignments of Goods purchased from Goldacres and receipt of Proceeds, the Purchaser agrees that the principle of "Last In, First Out" shall be applied to any items that cannot be distinguished.
  - (f) Goldacres may trace the Proceeds in equity.
  - (4) Goldacres may at any time, without notice to the Purchaser and without prejudice to any other rights which it may have against the Purchaser, terminate any contract connected with the Goods and the bailment referred to in clause 16(3) and enter upon any premises owned or occupied by the Purchaser where Goldacres reasonably believes the Goods may be stored, and repossess the Goods without liability for any damaged caused, and subsequently dispose of the Goods at Goldacres' discretion if:
  - (a) the Debts are not paid in accordance with these terms and conditions or any other contract or arrangement between Goldacres and the Purchaser; or
  - (b) Goldacres receives notice of or reasonably believes that:
  - (i) a third person may attempt to levy execution against the Goods; or
  - (ii) the Purchaser is insolvent (within the meaning of the Corporations Act 2001) or bankrupt; or
  - (iii) the Purchaser has entered into any arrangement or composition with its creditors, gone into liquidation, or has appointed a receiver, a receiver and manager or administrator.
  - (5) If after repossession under clause 16(4) Goldacres sells the Goods, Goldacres shall account to the Purchaser for any proceeds of sale (less expenses of repossession and sale) that exceeds the amount of the outstanding Debts.
  - (6) If any Goods belonging to Goldacres are disposed of by the Purchaser or an insurance claim is made in respect of them, Goldacres shall be entitled to trace the sale or insurance proceeds, which proceeds shall be held by the Purchaser in a separate bank account on trust for Goldacres.
  - (7) The Purchaser agrees and acknowledges that in the event it sells Goods to a third party on account, it will include in its terms and conditions of sale a provision under which the Purchaser retains title to the Goods until such time that the total amount due in respect of the Goods and all monies owing to the Purchaser have been paid in full by that third party debtor. The Purchaser also agrees and acknowledges that in these instances, it will register its PMSI in accordance with the PPSA in respect of its security interest in the Goods.
- PPSA provisions
17. (1) The Purchaser acknowledges that these terms and conditions constitute a security agreement for the purposes of section 20 of the PPSA and that a security interest exists in all Goods (and any associated Proceeds from their sale) previously supplied by Goldacres to the Purchaser (if any) and in all future Goods (and any associated Proceeds from their sale) that may be supplied to the Purchaser by Goldacres.
  - (2) The Purchaser acknowledges that Goldacres has a first ranking purchase money security interest ("PMSI") (as defined in section 14 of the PPSA) in the Goods and the Purchaser must not jeopardise such ranking (whether by act or omission).
  - (3) The Purchaser acknowledges that it has received value as at the date of first delivery of the Goods and has not agreed to postpone the time for attachment of the security interest (as defined in the PPSA) granted to Goldacres under these terms and conditions.
  - (4) The Purchaser will execute documents and do such further acts as may be required by Goldacres to register the security interest granted to Goldacres under these terms and conditions under the PPSA.
  - (5) Until ownership of the Goods passes, the Purchaser must not give to Goldacres a written demand or allow any other person to give Goldacres a written demand requiring Goldacres to register a financing change statement under the PPSA in respect of Goldacres' interest in the Goods.
  - (6) The Purchaser must indemnify Goldacres and on demand reimburse Goldacres for all costs and expenses incurred by Goldacres in respect of these terms and conditions including but not limited to Goldacres registering its security interest in the Goods, lodging, discharging or amending any financing statement or financing change statement, or otherwise complying with the PPSA.
  - (7) The Purchaser agrees (other than as provided in these terms and conditions) not to sell, lease, mortgage, deal with, dispose of or create or attempt to create any other security interest in or affecting the Goods unless and until the Purchaser's Debts have been satisfied.
  - (8) The Purchaser waives its rights under the following provisions of Chapter 4 of the PPSA:
  - (a) to receive a notice on enforcement action against liquid assets (section 121(4));
  - (b) to receive a notice to seize collateral (section 123);
  - (c) to receive a notice of disposal of Goods by Goldacres purchasing the Goods (section 129);
  - (d) to receive a notice to dispose of Goods (section 130);
  - (e) to receive a statement of account following disposal of Goods (section 132(2));
  - (f) to receive a statement of account if no disposal of Goods for each 6 month period (section 132(4));
  - (g) to receive notice of any proposal of Goldacres to retain Goods (section 135(2));
  - (h) to object to any proposal of Goldacres to either retain or dispose of Goods (section 137(2));
  - (i) to redeem the Goods (section 142);
  - (j) to reinstate the security agreement (section 143);
  - (k) to receive a notice of any verification statement (section 157(1) and section 157(3));
  - (9) The rights Goldacres may have under the PPSA are supplementary and in addition to those set out in these terms and conditions and do not derogate from the rights and remedies of Goldacres under these terms and conditions or under any other statute or under general law.
  - (10) The Purchaser must give 10 business days prior written notice of any proposed change in the Purchaser's name or other identifying characteristics and details.
- Purchasers property
18. Any property of the Purchaser under Goldacres' custody or control shall be entirely at the Purchaser's risk as regards loss or damage caused to the property or by it.
- Storage
19. Goldacres reserves the right to make a reasonable charge for storage if delivery instructions are not provided by the Purchaser within (14) fourteen days of a request by Goldacres for such information.
- Returned Goods
20. Goldacres shall not be under any obligation to accept Goods returned by the Purchaser and will do so only on terms to be agreed in writing in each individual case.
- Goods sold
21. All Goods to be supplied by Goldacres shall be described on the purchase order agreed by Goldacres and the Purchaser and the description on such purchase order modified as so agreed shall prevail over other descriptions including any Purchaser's specification or enquiry.
- Cancellation
22. No order may be cancelled except with the consent in writing and on terms, which will indemnify Goldacres against all losses.
- No waiver
23. The failure of any party to enforce the provisions of these terms and conditions or to exercise any rights expressed in these terms and conditions shall not be a waiver of such provisions or rights and shall not affect the enforcement of this agreement. The exercise by any party of any of its rights expressed in this agreement shall not preclude or prejudice such party from exercising the same or any other rights it may have irrespective of any previous action taken by that party.
- Force Majeure
24. If by reason of any fact, circumstance, matter or thing beyond the reasonable control of Goldacres is unable to perform in whole or in part any obligation under these terms and conditions then Goldacres shall be relieved of that obligation under these terms and conditions to the extent and for the period that it is so unable to perform and shall not be liable to the Purchaser in respect of such inability.
- Passing of risk
25. Risk in the Goods shall pass to the Purchaser upon delivery of the Goods to the Purchaser or collection of the Goods by the Purchaser's agent or carrier as the case may be.
- Exclusion of liability
26. To the extent permitted by law Goldacres shall not be liable to the Purchaser in contract or in tort arising out of, or in connection with, or relating to, the performance of the Goods or any breach of these conditions or any fact, matter or thing relating to the Goods or error (whether or not it is negligent or a breach of contract) in information supplied to the Purchaser or a user before or after the date of the Purchaser's or user's use of the Goods and Goldacres shall be under no liability for damages arising out of the use of any chemicals, liquids, or mixtures in the Goods, nor for any application, not for the application methods nor for the environmental effects, which may result therefrom or from the use of the Goods.
- Exclusion of representations and arrangements
27. To the extent permitted by law the terms and conditions supersede and exclude all prior and other discussions, representations (contractual or otherwise) and arrangements relating to the supply of the Goods or any part thereof including, but without limiting the generality of the foregoing, those relating to the performance of the Goods or any part thereof or the results that ought to be expected from using the Goods.
- Place of contract
28. The contract for sale of the Goods and the provision of the services is made in the State of Victoria and the Purchaser agrees to submit all disputes arising with Goldacres to the courts of such State and any court competent to hear appeals therefrom.



# Contents

## I CHASSIS 8

|   |    |
|---|----|
| Cab Chassis . . . . .                           | 8  |
| Cab Chassis . . . . .                           | 9  |
| Access Platform & Boom Rest - Left Side . . . . | 10 |
| Access Platform & Boom Rest - Left Side . . . . | 11 |
| Access Platform & Boom Rest - Left Side . . . . | 12 |
| Access Platform & Boom Rest - Left Side . . . . | 13 |
| Access Platform - Right Side . . . . .          | 14 |
| Access Platform - Right Side . . . . .          | 15 |
| Boom Rest - Left Side . . . . .                 | 16 |
| Boom Rest - Right Side . . . . .                | 17 |
| Centre Platform 5200L . . . . .                 | 18 |
| Centre Platform 6000L . . . . .                 | 19 |
| Hand Wash Bottle Assembly . . . . .             | 20 |
| Tool Box . . . . .                              | 21 |
| Job Computer Cover - ISOBUS Node . . . . .      | 22 |
| Job Computer Cover Assembly . . . . .           | 23 |
| Bonnet . . . . .                                | 24 |
| Bolt-in Crossmember . . . . .                   | 25 |
| Fan Pump Guard . . . . .                        | 25 |
| Tow Bar . . . . .                               | 26 |
| Left Hand Mirror. . . . .                       | 27 |

## 2 PUMPS 28

|  |    |
|--|----|
| Spray Pump - Zeta 170 . . . . .                    | 28 |
| Spray Pump - Zeta 260 Hydraulic Drive. . . . .     | 29 |
| Spray Pump - Zeta 260 . . . . .                    | 30 |
| Spray Pump - Zeta 300 Hydraulic Drive. . . . .     | 31 |
| Spray Pump - Zeta 300 . . . . .                    | 32 |
| Spray Pump & Filter Bracket - Left Side . . . . .  | 33 |
| Spray Pump & Filter Bracket - Right Side . . . . . | 34 |
| Hydraulic Fill Pump 5200L . . . . .                | 35 |
| Hydraulic Fill Pump 6000L . . . . .                | 36 |
| Chemical Transfer Pump. . . . .                    | 37 |
| Chemical Transfer Pump Assembly . . . . .          | 38 |
| Low Volume DCI Pump . . . . .                      | 39 |
| Low Volume DCI Pump . . . . .                      | 40 |
| High Volume DCI Pump . . . . .                     | 41 |

|                                |    |
|--------------------------------|----|
| High Volume DCI Pump . . . . . | 42 |
|--------------------------------|----|

## 3 FLUSH TANK 44

|  |    |
|--|----|
| Flush Tank & DCI Frame - G5 . . . . .          | 44 |
| Flush Tank & DCI Frame - G5 . . . . .          | 45 |
| Flush Tank & Frame - G6. . . . .               | 46 |
| Flush Tank - Check Valve Assembly - G6 . . . . | 47 |

## 4 RH POD 48

|   |    |
|---|----|
| Brake Booster Pod - Catai Booster . . . . . | 48 |
| Brake Booster Pod - Catai Booster . . . . . | 49 |
| Brake Booster Pod - Catai Booster . . . . . | 50 |
| Brake Booster Pod - PBR Booster. . . . .    | 51 |
| Brake Booster Pod - Mounting. . . . .       | 52 |
| Pneumatic Manifold - 2WD . . . . .          | 53 |
| Pneumatic Manifold - 4WD . . . . .          | 54 |

## 5 LH POD 56

|   |    |
|---|----|
| LH Pod - Standard . . . . .                       | 56 |
| LH Pod - Standard - Covers . . . . .              | 57 |
| LH Pod - Mounting. . . . .                        | 58 |
| 2" Tank Fill Hose & 4 Way Valve. . . . .          | 59 |
| 3" Tank Fill . . . . .                            | 60 |
| Pressure Delivery Manifold . . . . .              | 61 |
| Tank Fill Manifold - Mounting . . . . .           | 62 |
| Tank Fill Manifold - Standard 2" . . . . .        | 63 |
| Tank Fill Manifold - Optional 3" with Fill Pump . | 64 |
| Tank Rinse/Agitation Manifold - Mounting . . .    | 65 |
| Tank Rinse/Agitation Manifold . . . . .           | 65 |
| Fill Manifold - Mounting . . . . .                | 66 |
| Fill Manifold Assembly . . . . .                  | 67 |
| Valve - Quick Fit 2 Way Assembly. . . . .         | 68 |
| Rinse Tank Fill, Hopper Rinse - G5 . . . . .      | 69 |
| Rinse Tank Fill - G6. . . . .                     | 69 |
| Rinse Tank Fill Manifold Assembly. . . . .        | 70 |
| Chemical Probe, Rinse Tank Drain . . . . .        | 71 |
| Chemical Probe Connection. . . . .                | 71 |
| Rinse Tank Drain. . . . .                         | 72 |
| Gauge Drain . . . . .                             | 72 |

|   |            |  |            |
|---|------------|--|------------|
| RPM Raise, Fill Pump Switch & LED . . . . .     | 73         | Not Fitted . . . . .                                       | 108        |
| Chemical Transfer Meter - Option 1 . . . . .    | 74         |  |            |
| Chemical Transfer Meter - Option 2 . . . . .    | 75         | <b>10 TRANSCAL</b>   | <b>110</b> |
| Chemical Probe - Chemical Pump Remote . . . . . | 76         | Not Fitted . . . . .                                       | 110        |
| Chemical Probe Hose Lance. . . . .              | 77         |  |            |
| Enviro coupling & hose. . . . .                 | 77         | <b>11 MAIN TANK</b>  | <b>112</b> |
| Micro-matic Rinse Socket - Option 1 . . . . .   | 78         | Tank Assembly - Dual Product - 1250L . . . . .             | 112        |
| Micro-matic Rinse Socket - Option 2 . . . . .   | 78         | Tank Assembly - Dual Product - 1250L . . . . .             | 113        |
| 3" Fast Fill - LH POD . . . . .                 | 79         | Tank Assembly - Dual Product - 3500L . . . . .             | 114        |
|   |            | Tank Assembly - Dual Product - 3500L . . . . .             | 115        |
| <b>6 DIRECT CHEMICAL INJECTION</b>              | <b>80</b>  | Tank Assembly - 3500L . . . . .                            | 116        |
| DCI Pod - Single . . . . .                      | 80         | Tank Assembly - 3500L . . . . .                            | 117        |
| DCI Pod - Single . . . . .                      | 81         | Tank Assembly - 5200L . . . . .                            | 118        |
| DCI Pod - Double . . . . .                      | 82         | Tank Assembly - 5200L . . . . .                            | 119        |
| DCI Pod - Double . . . . .                      | 83         | Tank Assembly - 6000L . . . . .                            | 120        |
| DCI Pod - Triple . . . . .                      | 84         | Tank Assembly - 6000L . . . . .                            | 121        |
| DCI Pod - Triple . . . . .                      | 85         | Tank Rinsing Nozzle, Elbow - Assembly . . . . .            | 122        |
| Valve Sub Assembly . . . . .                    | 86         | Tank Rinsing Nozzle, Tee - Assembly . . . . .              | 122        |
| Chemical Pump Suction Valve . . . . .           | 87         | Venturi Filler . . . . .                                   | 123        |
| Tank Rinse Ball Valve. . . . .                  | 88         | Supermix Agitator . . . . .                                | 124        |
| Injection Pump . . . . .                        | 89         | Tank Fill, 3", Top Mount . . . . .                         | 124        |
| Mixing Chamber . . . . .                        | 90         | Inlet - Tank Fill 2" - Straight . . . . .                  | 125        |
| DCI Tank. . . . .                               | 91         | Inlet - Tank Fill 2" - Angled. . . . .                     | 125        |
| DCI Tank - Breather . . . . .                   | 92         | Inlet - Hopper Fill 2" - Straight . . . . .                | 126        |
| Bulk DCI Tank & Frame . . . . .                 | 93         | Inlet - Hopper Tank 2" - Angled . . . . .                  | 126        |
| Bulk DCI Tank Assembly . . . . .                | 94         | Inlet - Boom Recirculation (RapidFlow only) . . . . .      | 127        |
|   |            | Outlet - Tank Overflow 2". . . . .                         | 128        |
| <b>7 DUAL PRODUCT</b>                           | <b>96</b>  | Tank Drain Handle - 5200L . . . . .                        | 129        |
| Dual Product Pod . . . . .                      | 96         | Dry Sight Tube - Locating Cap Assembly . . . . .           | 130        |
| Dual Product Pod . . . . .                      | 97         | Dry Sight Tube - Cap & Tube Assembly. . . . .              | 131        |
| Dual Product Pod . . . . .                      | 98         | Dry Sight Tube - Float & Guide . . . . .                   | 132        |
| Chemical Probe Assembly. . . . .                | 99         | Dry Sight Tube - Float Assembly . . . . .                  | 133        |
| Pressure Delivery Valve Assembly. . . . .       | 100        | Dry Sight Tube - Mount - G4.7 & G5 . . . . .               | 134        |
|   |            | Dry Sight Tube - Mount - G6 . . . . .                      | 135        |
| <b>8 INDUCTION HOPPER</b>                       | <b>102</b> | Tank Cradle - 3500L Tank / Dual Product . . . . .          | 136        |
| Hopper Tank & Frame . . . . .                   | 102        | Tank Cradle - 5200 Litre Tank . . . . .                    | 137        |
| Hopper Tank. . . . .                            | 103        | Tank Cradle - 6000 Litre Tank . . . . .                    | 138        |
| Hopper Tank. . . . .                            | 104        | Tank Mounting Straps . . . . .                             | 139        |
| Hopper Bottom - 2" Flanged . . . . .            | 105        |  |            |
| Hopper Frame . . . . .                          | 106        | <b>12 WHEELS &amp; MUDGUARD</b>                            | <b>140</b> |
| Hopper Frame . . . . .                          | 107        | Mud Guards - Front Axle - 3m 4WD, Suit 480 & 380 . . . . . | 140        |
| <b>9 FOAM MARKER TANK</b>                       | <b>108</b> | Mud Guards - Front Axle - 3m 4WD, Suit 620 &               |            |

|   |      |
|---|------|
| 520 . . . . .                                   | .141 |
| Mud Guards - Front Axle - 3m 4WD . . . . .      | .142 |
| Mud Guards - Front Axle - 2m & 3m 2WD . . . . . | .143 |
| Mud Guards - Rear Axle - 2m & 3m. . . . .       | .144 |
| Mud Guards - Front Axle - 620 & 520 Wheel. .145 |      |
| Mud Guards - Rear Axle - 620 & 520 Wheel . .146 |      |
| Crop Deflectors - 2WD Front Axle. . . . .       | .147 |
| Crop Deflectors - 4WD Front & Rear Axle. . .148 |      |
| Tyres And Rims . . . . .                        | .149 |

### **13 BOOM CENTRE**

**150**

|   |      |
|---|------|
| 30-36m Paralift & Paralift Arms . . . . .         | .150 |
| 30-36m Boom Centre & Paralift. . . . .            | .151 |
| 30-36m Boom Centre Tilt Assembly . . . . .        | .152 |
| 30-36m Boom Centre Tilt Assembly . . . . .        | .153 |
| 30-36m Cable Mount Rear, Flat Fold - LH. . . .154 |      |
| 30-36m Cable Mount Rear, Flat Fold - RH . . .155  |      |
| 30-36m Hydraulic Yaw Kit. . . . .                 | .156 |
| 30-36m Hydraulic Yaw Kit. . . . .                 | .157 |
| 42m Paralift Arms & Paralift . . . . .            | .158 |
| 42m Boom Delta Links Assembly . . . . .           | .159 |
| 42m Boom Delta Links Assembly . . . . .           | .160 |
| 42m Boom Centre Yaw Control Assembly . . .161     |      |
| 42m Boom Centre Yaw Control Assembly . . .162     |      |
| 42m Boom Centre Tilt Assembly . . . . .           | .163 |
| 42m Boom Centre Tilt Assembly . . . . .           | .164 |
| 42m Yaw Accumulator Assembly - LH . . . . .165    |      |
| 42m Yaw Accumulator Assembly - RH . . . . .166    |      |
| 42m Boom Pivot. . . . .                           | .167 |
| Centre Level . . . . .                            | .168 |
| Centre Leveling Pivot Assembly. . . . .           | .169 |
| Double Roll Shocker Assembly - 30-42m . . . .170  |      |
| Delta Link Locking Plate . . . . .                | .171 |
| Lower Limit Switch - Raven . . . . .              | .171 |
| Manual Grease Station. . . . .                    | .172 |
| Pneumatic Oiler & Dryer . . . . .                 | .173 |
| Oversize Sign Mount. . . . .                      | .174 |
| Raven XT - Slant Cylinder Mounting . . . . .175   |      |
| Raven XT - Slant Cylinder Mounting . . . . .176   |      |
| Raven XT - Slant Cylinder Mounting . . . . .177   |      |
| Raven XT - Slant Cylinder Assembly . . . . .178   |      |
| Raven XT - Sensor Bracket Assembly. . . . .179    |      |
| UltraGlide Block & Smart Box Mounting . . . .180  |      |

|   |      |
|---|------|
| Node - UltraGlide . . . . .                 | .181 |
| Node - Raven . . . . .                      | .181 |
| RapidFire & RapidFlow. . . . .              | .182 |
| RapidFire 7 Section Solenoid Box . . . . .  | .183 |
| RapidFire 10 Section Solenoid Box . . . . . | .184 |
| RapidFire 12 Section Solenoid Box . . . . . | .185 |
| RapidFire Solenoid Assembly . . . . .       | .186 |
| RapidFire Solenoid Valve. . . . .           | .186 |
| Norac Spare Parts List . . . . .            | .187 |
| Norac Spare Parts List . . . . .            | .188 |

### **14 BOOM WING**

**190**

|  |      |
|--|------|
| Fence Line End Protector - Quick Fit . . . . . | .190 |
| Boom Protector Assembly - Outer . . . . .      | .191 |
| Boom Protector Assembly - Inner. . . . .       | .191 |
| Cable Drum - 30-36m . . . . .                  | .192 |
| Cable Drum - 30-36m . . . . .                  | .193 |
| Boom Fold Adjuster - 30-36m. . . . .           | .194 |
| Bi-Fold - 30-36m . . . . .                     | .195 |
| Bi-Fold - 30-36m . . . . .                     | .196 |
| Cable Drum - 42m. . . . .                      | .197 |
| Cable Drum - 42m. . . . .                      | .198 |
| Mid Wing - 42m . . . . .                       | .198 |
| Dual Ram Fold Adjuster - 42m . . . . .         | .199 |
| Bi-Fold - 42m. . . . .                         | .200 |
| Boom Cables - 24-36m . . . . .                 | .201 |
| Boom Cables - 42m . . . . .                    | .202 |
| Boom Cable Springs - 24m . . . . .             | .202 |
| Boom Cable Springs - 30-36m. . . . .           | .203 |
| Boom Cable Springs - 42m . . . . .             | .203 |
| Upper Pivot Assembly. . . . .                  | .204 |
| Lower Pivot Assembly. . . . .                  | .204 |
| Steel Inner Wings . . . . .                    | .205 |
| Aluminium Outer Assembly . . . . .             | .205 |
| Aluminium Outer Wings. . . . .                 | .206 |
| Aluminium Break Away Tip . . . . .             | .206 |
| 3D Breakaway 2.0 . . . . .                     | .207 |
| 3D Breakaway 2.0 . . . . .                     | .208 |
| 3D Breakaway 2.0 - Mechanism . . . . .         | .208 |
| Touch Down Wheel . . . . .                     | .209 |
| Touch Down Wheel . . . . .                     | .210 |
| RapidFire Boom Line Plumbing . . . . .         | .211 |
| Boom Line Plumbing . . . . .                   | .212 |



|  |      |
|--|------|
| Teejet Single Nozzle Body . . . . .            | .213 |
| Teejet Turret Nozzle Body. . . . .             | .214 |
| Altek Dual Nozzle Spray Body. . . . .          | .215 |
| Altek Spray Stop Spare Parts . . . . .         | .216 |
| Dual Nozzle Spray Line . . . . .               | .217 |
| Fence Line Nozzle - Manual Operated . . . . .  | .218 |
| Fence Line Nozzle - Solenoid Operated. . . . . | .219 |
| Adjustable Nozzle Brackets . . . . .           | .220 |
| Pre Packaged Kits . . . . .                    | .220 |
| UltraGlide Sensor Mount . . . . .              | .221 |
| Boom Poly Pipe Clamps . . . . .                | .221 |
| 600mm Boom Poly. . . . .                       | .222 |
| 1100mm Boom Poly . . . . .                     | .222 |
| 1200mm Boom Poly . . . . .                     | .222 |
| 1600mm Boom Poly . . . . .                     | .223 |
| 2100mm Boom Poly . . . . .                     | .224 |
| 2600mm Boom Poly . . . . .                     | .225 |
| 3100mm Boom Poly . . . . .                     | .225 |

## **15 ELECTRICS 226**

|   |      |
|---|------|
| Lighting - Boom Tip LEDs . . . . .                  | .226 |
| Lighting - Headlights & Indicator. . . . .          | .227 |
| Lighting - Rear Indicator & Brake Lights . . . . .  | .227 |
| Lighting - Beacon Lights . . . . .                  | .228 |
| Lighting - Cab Front . . . . .                      | .229 |
| Lighting - Cab Front LED Light Bar - Optional. .229 |      |
| Lighting - Cab Lights Rear . . . . .                | .230 |
| Lighting - Service Lights . . . . .                 | .230 |
| Lighting - Boom Work Lights . . . . .               | .231 |
| Lighting - Night Pro LEDs . . . . .                 | .231 |
| Reverse Warning Beeper . . . . .                    | .232 |
| Horn . . . . .                                      | .232 |
| Cabin - 12 Section ISOBUS Switch Box . . . . .      | .233 |
| Cabin - Fridge - Optional . . . . .                 | .234 |
| Cabin - Fuse Boxes. . . . .                         | .235 |
| Cabin - Fuse Boxes. . . . .                         | .236 |
| Fuse Box 'A' - Cabin . . . . .                      | .237 |
| Fuse Box 'B' - Cabin . . . . .                      | .238 |
| Fuse Box 'C' - Cabin . . . . .                      | .239 |
| Electrical Connectors - AMP. . . . .                | .240 |
| Electrical Connectors - AMP. . . . .                | .241 |
| Electrical Connectors - Deutsch. . . . .            | .242 |
| Electrical Connectors - Deutsch. . . . .            | .243 |

|  |      |
|--|------|
| Electrical Connectors - Weather Pack. . . . .    | .244 |
| Electrical Connectors - Weather Pack. . . . .    | .245 |
| Electrical Connectors - Din Hirschmann . . . . . | .245 |
| Electrical Harnesses . . . . .                   | .246 |

## **16 SCHEMATICS 247**

|   |      |
|---|------|
| RapidFire RapidFlow Priming . . . . .               | .247 |
| Plumbing Schematic - 5200L Raven . . . . .          | .248 |
| Plumbing Schematic - 6000L Raven . . . . .          | .249 |
| Plumbing Schematic - Dual Product Raven . . .250    |      |
| Plumbing Schematic - Dual Product Raven . . .251    |      |
| Plumbing Schematic - Dual Tank Raven . . . . .      | .252 |
| Plumbing Schematic - Dual Tank Raven . . . . .      | .253 |
| Plumbing Schematic DCI 500 + 165. . . . .           | .254 |
| Plumbing Schematic DCI 500 + 300. . . . .           | .255 |
| Plumbing Schematic DCI Triple . . . . .             | .256 |
| Pneumatic Schematic 2WD . . . . .                   | .257 |
| Pneumatic Schematic 4WD . . . . .                   | .258 |
| Hydraulic Schematic - General. . . . .              | .259 |
| Hydraulic Schematic - General 42m . . . . .         | .260 |
| Hydraulic Schematic - John Deere Steering . . .261  |      |
| Hydraulic Schematic - Dual Diaphragm Pump. .262     |      |
| Hydraulic Schematic - UltraGlide XT . . . . .       | .263 |
| Hydraulic Schematic - Adjustable Axle Steering .264 |      |
| Hydraulic Schematic - Adjustable Axles . . . . .    | .265 |
| Hydraulic Hoses - Crop Cruiser. . . . .             | .266 |
| Hydraulic Hoses - Crop Cruiser. . . . .             | .267 |
| Hydraulic Hoses - Crop Cruiser. . . . .             | .268 |
| Hydraulic Hoses - Crop Cruiser. . . . .             | .269 |
| Hydraulic Schematic - Transmission . . . . .        | .270 |

## **17 DECALS 271**

|                             |      |
|-----------------------------|------|
| Decals - Base Kit . . . . . | .271 |
| Decals - Base Kit . . . . . | .272 |
| Decals - Base Kit . . . . . | .273 |
| Decals - Base Kit . . . . . | .274 |
| Decals - Base Kit . . . . . | .275 |
| Decals - Base Kit . . . . . | .276 |
| Decals - Base Kit . . . . . | .277 |
| Decals - Base Kit . . . . . | .278 |
| Decals - Base Kit . . . . . | .279 |
| Decals - Base Kit . . . . . | .280 |
| Decals - Base Kit . . . . . | .281 |

|  |      |
|--|------|
| Decals - Plumbing Controls . . . . .     | .282 |
| Decals - Plumbing Controls . . . . .     | .283 |
| Decals - Cabin & Miscellaneous . . . . . | .284 |
| Decals - Bonnet . . . . .                | .285 |
| Decals - Tank. . . . .                   | .285 |
| Decals - Dry Sight Tube . . . . .        | .286 |

## **18 HYDRAULICS**

**287**

|  |      |
|--|------|
| Oil Tank & Frame . . . . .                           | .287 |
| Oil Tank & Frame . . . . .                           | .288 |
| Oil Tank Assembly . . . . .                          | .289 |
| Steel Gauge Pane Assembly . . . . .                  | .290 |
| Hydraulic Oil Return Filter. . . . .                 | .291 |
| Trimble Auto Steer Manifold . . . . .                | .292 |
| John Deere Auto Steer Manifold . . . . .             | .293 |
| Steering Orbital . . . . .                           | .294 |
| Pump Flow Control Manifold - 300 Zeta . . . . .      | .295 |
| Priority Valve & Pressure Filter . . . . .           | .296 |
| Pressure Relief - Radiator Fan . . . . .             | .297 |
| Hydraulic Return Manifold . . . . .                  | .297 |
| Oil Cooler Assembly . . . . .                        | .298 |
| Hydraulic Cylinder - Boom Tilt . . . . .             | .299 |
| Hydraulic Yaw Charge Line . . . . .                  | .299 |
| Hydraulic Cylinder - Boom Lift 30-36m . . . . .      | .300 |
| Hydraulic Cylinder - Boom Lift 36-42m . . . . .      | .301 |
| Hydraulic Cylinder - Boom Fold LH . . . . .          | .302 |
| Hydraulic Cylinder - Boom Fold RH. . . . .           | .303 |
| Hydraulic Cylinder - Dual Fold 42m . . . . .         | .304 |
| Hydraulic Cylinder - Hydraulic Yaw 30-36m. . . . .   | .305 |
| Hydraulic Cylinder - Yaw 42m . . . . .               | .306 |
| Hydraulic Cylinder - Bi-Fold 30-36m . . . . .        | .307 |
| Hydraulic Cylinder - Bi-fold 42m. . . . .            | .308 |
| Hydraulic Cylinder - XT Slant . . . . .              | .308 |
| Hydraulic Cylinder - Boom Rest. . . . .              | .309 |
| Hydraulic Cylinder - Centre Leveling . . . . .       | .309 |
| Boom Rest/Fill Pump Hydraulic Block. . . . .         | .310 |
| Boom Rest/Fill Pump Hydraulic Block. . . . .         | .311 |
| Spool Block - Base Assembly . . . . .                | .312 |
| Spool Block - NORAC Passive . . . . .                | .313 |
| Spool Block - NORAC Active . . . . .                 | .314 |
| Spool Block - Centre Level . . . . .                 | .315 |
| Spool Block - Centre Level & NORAC Passive . . . . . | .316 |
| Spool Block - Centre Level & NORAC Active . . . . .  | .317 |

|   |      |
|---|------|
| Spool Block - Bi-fold . . . . .                       | .318 |
| Spool Block - Bi-fold . . . . .                       | .319 |
| Spool Block - Bi-fold & NORAC Passive . . . . .       | .319 |
| Spool Block - Bi-fold & NORAC Passive . . . . .       | .320 |
| Spool Block - Bi-fold & NORAC Active . . . . .        | .321 |
| Spool Block - Bi-fold & NORAC Active . . . . .        | .322 |
| Spool Block - NORAC Assembly . . . . .                | .322 |
| Spool Valve Mounting Assembly. . . . .                | .323 |
| Boom Lift Accumulator Lockout. . . . .                | .324 |
| Pressure Reducing Valve Assembly . . . . .            | .325 |
| Double Pilot Operated Check Valve - LH & RH . . . . . | .326 |
| Yaw Control Valve Assembly . . . . .                  | .327 |

## **19 PLUMBING**

**328**

|  |      |
|--|------|
| Dual Pressure Filter Assembly . . . . .                  | .328 |
| Suction Filter Assembly . . . . .                        | .329 |
| Suction Filter Assembly - Dual Product . . . . .         | .330 |
| 3" Fast Fill - Front Fill. . . . .                       | .331 |
| 3" Fast Fill - LH POD . . . . .                          | .332 |
| Fill Flow Meter - Teejet . . . . .                       | .333 |
| Fill Flow Meter - Teejet & Shut Off Valve . . . . .      | .333 |
| Flow Control Valve - Raven Controller . . . . .          | .334 |
| Flow Meter - Raven Controller . . . . .                  | .335 |
| RapidFire - RapidFlow Return Valve. . . . .              | .336 |
| RapidFire - Pressure Flow Distributor - ISOBUS . . . . . | .337 |
| RapidFire - Pressure Flow Distributor - 4400 . . . . .   | .338 |
| Suction Filter - 2" . . . . .                            | .339 |
| Boom Valves . . . . .                                    | .340 |
| Boom Valve Assembly . . . . .                            | .341 |
| Chemical Probe Hose Lance. . . . .                       | .342 |
| Enviro Coupling & Hose . . . . .                         | .342 |
| Hose Clamps. . . . .                                     | .343 |
| Cable Ties . . . . .                                     | .343 |
| Hoses . . . . .  | .344 |

## **20 ENGINE & TRANSMISSION**

**346**

|  |      |
|--|------|
| Cummins Engine / Allison Transmission. . . . . | .346 |
| Allison Transmission . . . . .                 | .348 |
| Air Governor - Air Pump Fitting. . . . .       | .348 |
| Air Cleaner. . . . .                           | .349 |
| Charge Air Intake Pipes . . . . .              | .350 |
| Hydraulic Pumps - Fan & Main. . . . .          | .351 |
| Hydraulic Pumps - 32cc/22cc . . . . .          | .352 |

|  |            |  |      |
|--|------------|--|------|
| Air Conditioner Compressor . . . . .                       | .354       | Rear Axle - Drive Shafts 3m - 2WD & 4WD . . .                  | .392 |
| Coolant System Plumbing . . . . .                          | .355       | Drop Leg - Rear Assembly. . . . .                              | .393 |
| Combi Cooler . . . . .                                     | .356       | Drop Leg - Rear Assembly. . . . .                              | .394 |
| Combi Cooler . . . . .                                     | .357       | Drop Leg - Rear Idler Sprocket & Shaft 4WD,<br>2WD. . . . .    | .395 |
| Header Tank . . . . .                                      | .358       | Drop leg - Front & Rear Lower Drive Hub<br>Assembly. . . . .   | .396 |
| Engine Mounts . . . . .                                    | .359       | Lower Drive Hub Caliper Mount . . . . .                        | .396 |
| Miscellaneous Components . . . . .                         | .360       | Adjustable Axle 2-3m Front - Assembly. . . .                   | .397 |
| Engine Air Divider . . . . .                               | .361       | Adjustable Axle 2-3m Front - Assembly. . . .                   | .398 |
| Fuel Tank. . . . .   | .362       | Adjustable Axle 2-3m Front - Drop Leg. . . .                   | .399 |
| Fuel Filters . . . . .                                     | .363       | Adjustable Axle 2-3m Rear . . . . .                            | .400 |
| Fuel Filter - Primary Assembly. . . . .                    | .364       | Adjustable Axle 2-3m Rear . . . . .                            | .401 |
| Fluid Drain Point . . . . .                                | .364       | Adjustable Axle 2-3m Rear - Diff Output Shaft .                | .402 |
| Engine Exhaust Pipes. . . . .                              | .365       | Adjustable Axle 3-4m Front - Housing . . . .                   | .403 |
| Exhaust - 5200L . . . . .                                  | .366       | Adjustable Axle 3-4m Front - Hydraulic Cylinders<br>. . . . .  | .404 |
| Exhaust - 5200L . . . . .                                  | .367       | Adjustable Axle 3-4m Front - Slider Assembly LH<br>. . . . .   | .405 |
| Exhaust - 6000L . . . . .                                  | .367       | Adjustable Axle 3-4m Front - Slider Assembly RH<br>. . . . .   | .406 |
| Exhaust - 6000L . . . . .                                  | .368       | Adjustable Axle 3-4m Front - Wear Pads . . .                   | .407 |
| Exhaust Stack - 5200L . . . . .                            | .369       | Adjustable Axle 3-4m Front - Drop Leg LH . .                   | .408 |
| Exhaust Stack - 6000L . . . . .                            | .370       | Adjustable Axle 3-4m Front - Drop Leg RH. .                    | .409 |
| Exhaust - Dual Product . . . . .                           | .371       | Adjustable Axle 3-4m Rear . . . . .                            | .410 |
| <b>21 DRIVE LINE, TRANSFER CASE &amp;<br/>DIFFERENTIAL</b> | <b>372</b> | Adjustable Axle 3-4m Rear - Differential Assembly<br>. . . . . | .411 |
| Drive Train & Suspension . . . . .                         | .373       | Adjustable Axle 3-4m Rear - Slider Assembly RH<br>. . . . .    | .412 |
| Drop Leg - Front 2WD . . . . .                             | .374       | Adjustable Axle 3-4m Rear - Slider Assembly LH<br>. . . . .    | .412 |
| Front Axle - 2WD - Hub . . . . .                           | .375       | Adjustable Axle 3-4m Rear - Hydraulic Cylinders<br>. . . . .   | .413 |
| Front Axle - 3m 2WD - King Pin Assembly . .                | .376       | Adjustable Axle 3-4m Rear - Wear Pads . . .                    | .414 |
| Front Axle - 3m 2WD - Steering Cylinder. . .               | .377       | Adjustable Axle 3-4m Rear - Drive Shafts. . .                  | .415 |
| Front Axle - 3m 4WD Drop Legs . . . . .                    | .378       | Remote Breathers - Drop Legs . . . . .                         | .416 |
| Front Axle - 3m 4WD Drop Legs . . . . .                    | .379       | Suspension - Front . . . . .                                   | .417 |
| Front Axle - 3m 4WD Assembly . . . . .                     | .380       | Suspension - Front . . . . .                                   | .418 |
| Front Axle - 3m 4WD Assembly . . . . .                     | .381       | Suspension - Rear Assembly. . . . .                            | .419 |
| Front Axle - 3m 4WD Steering & Knuckle . .                 | .382       | Suspension - Rear Sway Bar - 3m 2WD & 4WD<br>. . . . .         | .420 |
| Front Axle - 3m 4WD Steering & Knuckle . .                 | .383       | Suspension - Front & Rear - Miscellaneous . .                  | .421 |
| Front Axle - 3m 4WD Drive Shafts . . . . .                 | .384       | Ride Height Valve - Front . . . . .                            | .422 |
| Drop Leg - Front 4WD . . . . .                             | .385       | Ride Height Valve - Rear. . . . .                              | .423 |
| Drop Leg - Front 4WD . . . . .                             | .386       |  |      |
| Drop Leg - Front 4WD . . . . .                             | .387       |  |      |
| Drop Leg - Front 4WD . . . . .                             | .388       |  |      |
| Drop Leg - Front Idler Sprocket & Shaft 4WD                | .389       |  |      |
| Rear Axle & Differential Assembly . . . . .                | .390       |  |      |
| Rear Axle - Drop legs 3m - 2WD & 4WD . .                   | .391       |  |      |

|  |     |
|--|-----|
| Drive Shafts - 2WD . . . . .           | 424 |
| Drive Shafts - 4WD . . . . .           | 425 |
| Hand Brake Actuator Assembly . . . . . | 426 |
| Hand Brake Actuator Assembly . . . . . | 427 |

## **22 CABIN 428**

|                                      |     |
|--------------------------------------|-----|
| Cabin G4.7, G5, G6 . . . . .         | 428 |
| Cabin - Claas . . . . .              | 429 |
| Cabin - Claas . . . . .              | 430 |
| Cabin - Claas . . . . .              | 431 |
| Cabin - Assembled . . . . .          | 432 |
| Cabin - Assembled . . . . .          | 433 |
| Cabin - Right Corner Panel . . . . . | 434 |
| Cabin - Radios . . . . .             | 434 |
| Cabin - Carbon Filter . . . . .      | 435 |
| Left Foot Rest . . . . .             | 436 |
| Pedal Assembly . . . . .             | 437 |
| Pneumatic Foot Valve . . . . .       | 438 |
| ISOBUS John Deere Plug . . . . .     | 439 |
| ISOBUS Raven Plug . . . . .          | 440 |
| GPS Accessories Bar . . . . .        | 441 |
| Seat & Console . . . . .             | 442 |
| Claas Console . . . . .              | 443 |
| CANTRAK Assembly . . . . .           | 444 |
| Ram Mount Assembly . . . . .         | 444 |
| G Motion Joystick Assembly . . . . . | 445 |
| Gear Selector Assembly . . . . .     | 446 |
| Switch Panel Assembly . . . . .      | 447 |
| John Deere Roof Mount . . . . .      | 448 |

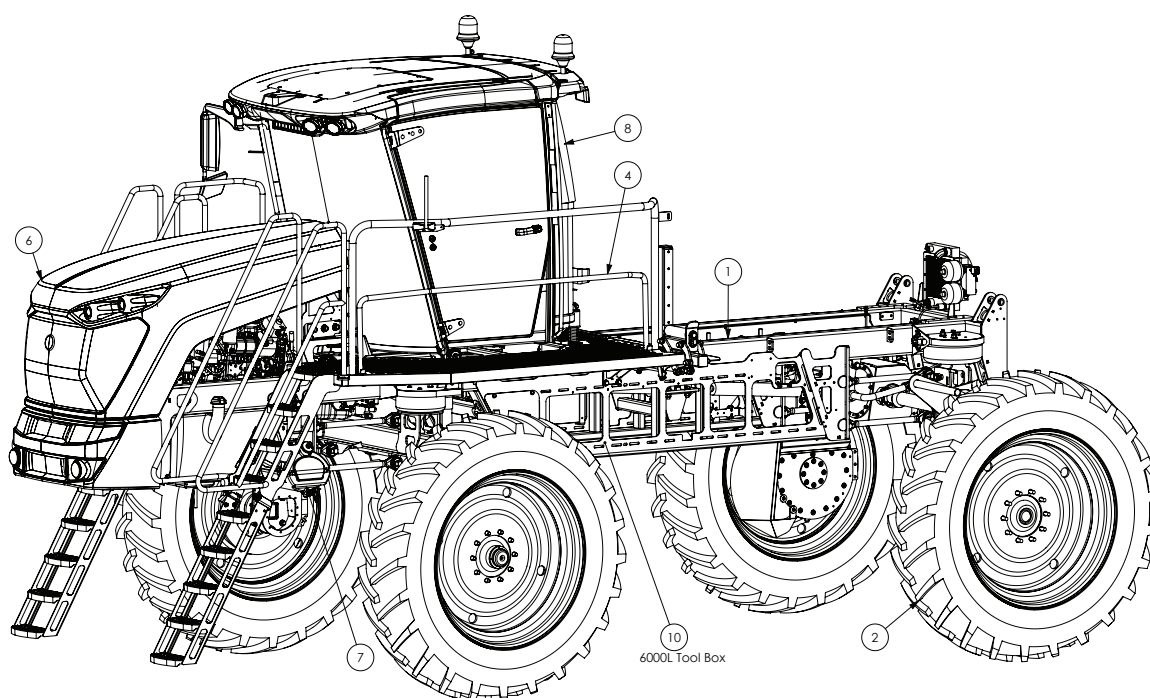
## **23 BRAKES 450**

|   |     |
|---|-----|
| Brakes - Front . . . . .                    | 450 |
| Brakes - Rear . . . . .                     | 451 |
| Brakes - Service Parts - Front & Rear . . . | 451 |

# Chapter I

## CHASSIS

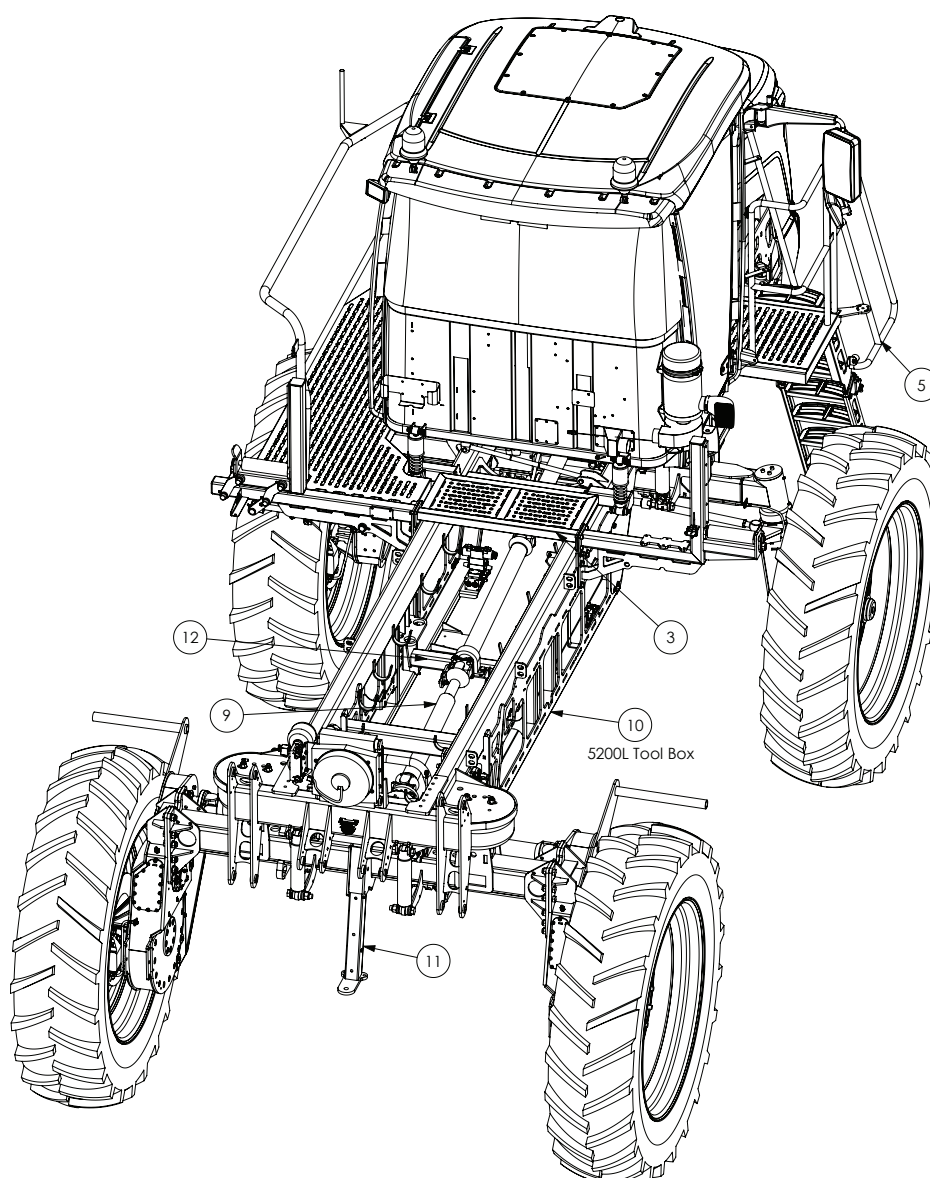
### Cab Chassis



Continued over page

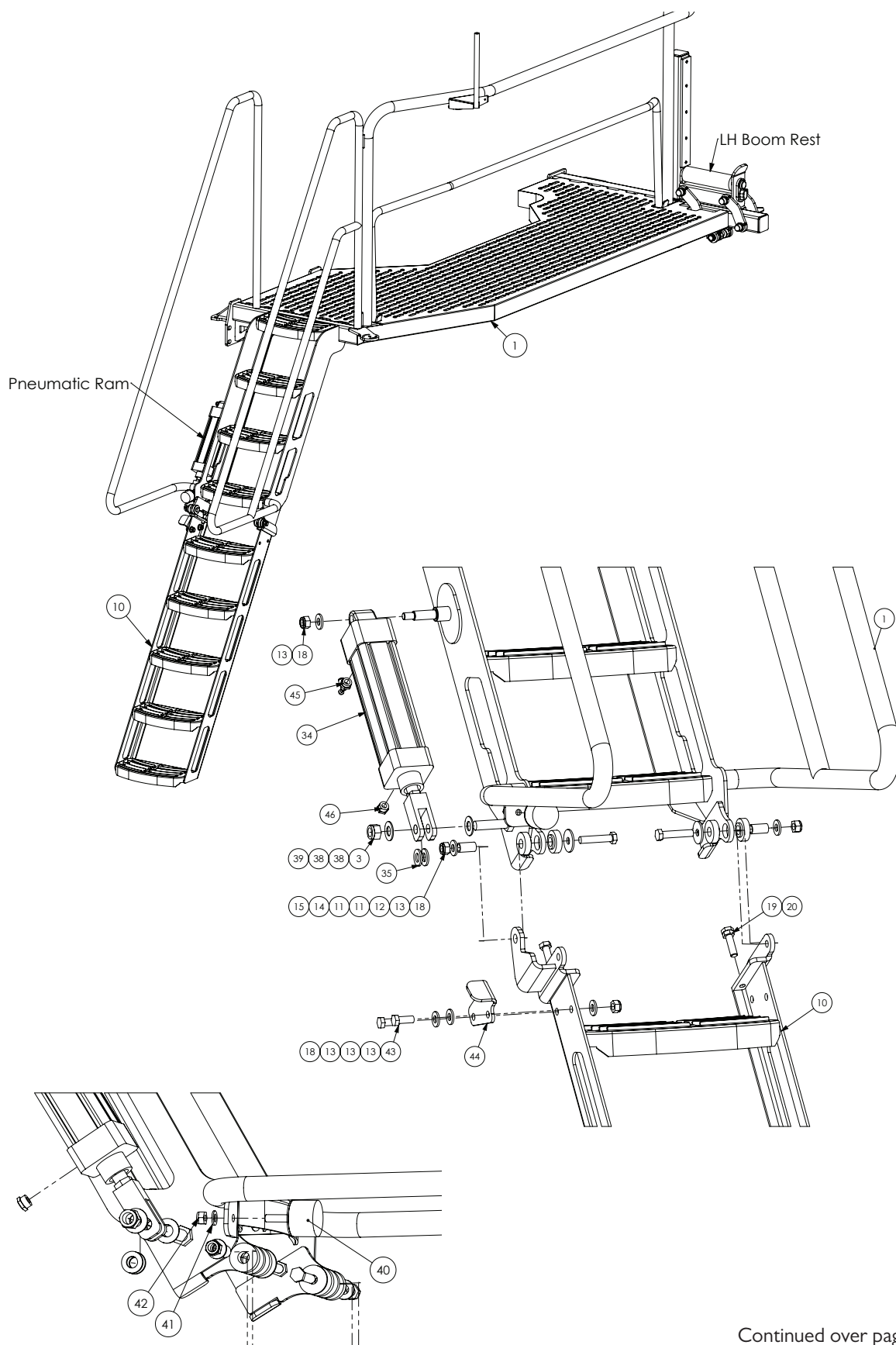


## Cab Chassis



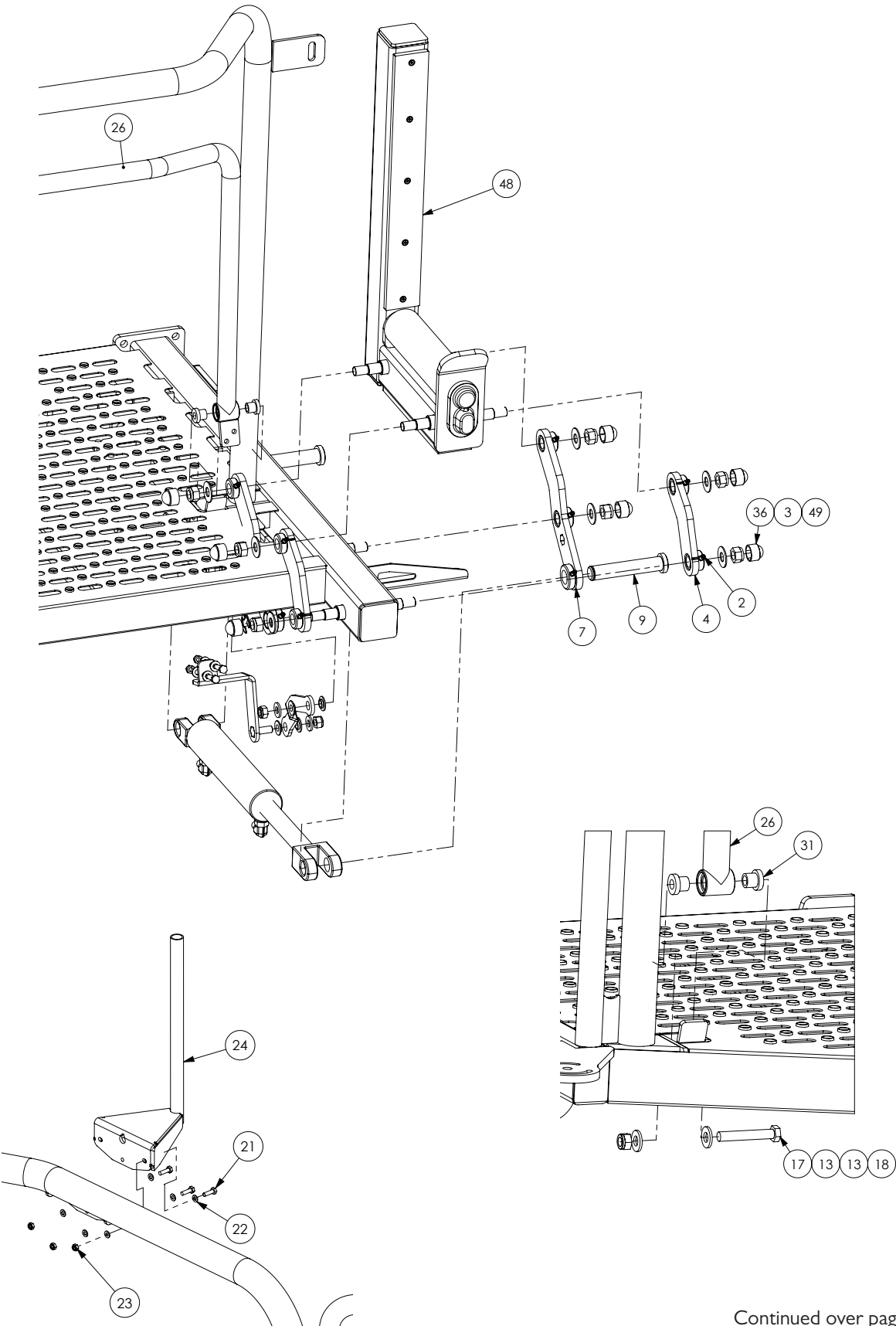
| ITEM NO. | PART NUMBER | DESCRIPTION                                      | QTY. |
|----------|-------------|--|------|
| 1        | GA4659845   | Chassis  | 1    |
| 2        | -           | Wheels and Mudguards - see Chapter 12            | 1    |
| 3        | -           | Centre Platform 5200L & 6000L (6000L Shown)      | 1    |
| 4        | -           | Left side access platform                        | 1    |
| 5        | -           | Right side access platform                       | 1    |
| 6        | -           | Bonnet   | 1    |
| 7        | -           | Hand wash bottle                                 | 1    |
| 8        | -           | Cabin - see Chapter 22                           | 1    |
| 9        | -           | Drive line transfer case & diff - see Chapter 19 | 1    |
| 10       | -           | Tool box   | 1    |
| 11       | -           | Towbar   | -    |
| 12       | -           | Bolt-in cross member                             | 1    |

## Access Platform & Boom Rest - Left Side



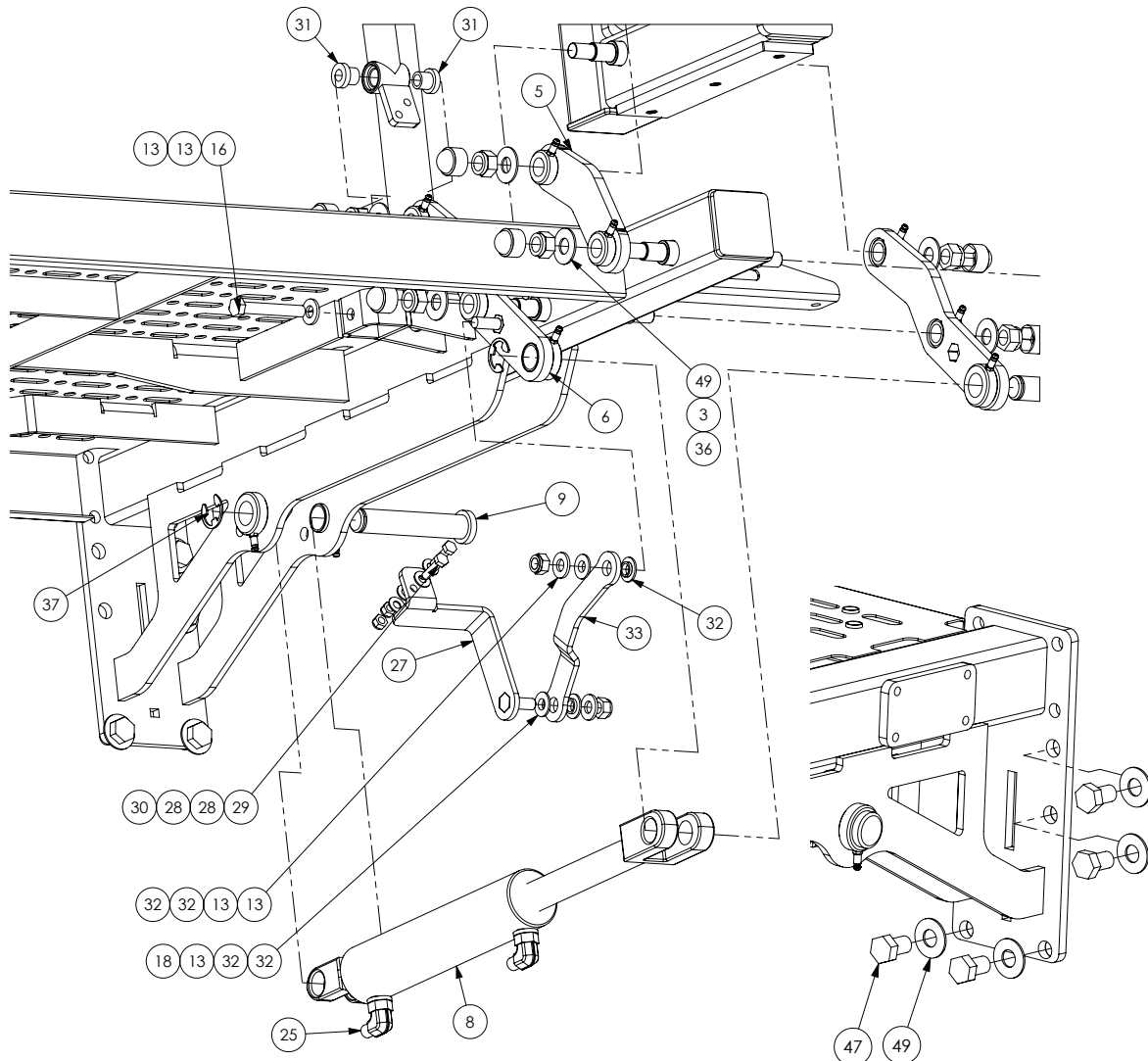
Continued over page

# Access Platform & Boom Rest - Left Side



Continued over page

## Access Platform & Boom Rest - Left Side



| ITEM NO. | PART NUMBER | DESCRIPTION  | QTY. |
|----------|-------------|--|------|
| 1        | GA4659765   | Access Platform Main SP MY13                               | 1    |
| 2        | GA5009639   | Grease nipple, Long, 1/4" UNF male thread, 1 1/8" long     | 12   |
| 3        | GA5001029   | Nut M16 Nyloc ZP   | 9    |
| 4        | GA4658771   | Boom rest link assembly, short link LH SP2011              | 1    |
| 5        | GA4658770   | Boom rest link assembly, short link RH SP2011              | 1    |
| 6        | GA4658767   | Boom Rest Link LH suit Pivoting Mid Handrail SP MY13       | 1    |
| 7        | GA4658765   | Boom rest link assembly, long link RH SP2011               | 1    |
| 8        | GA5069110   | Hydraulic cylinder, Boom rest, 2" x 6" std F clevis        | 1    |
| 9        | GA4552835   | Pin, Hydraulic cylinder to Boom rest SP                    | 2    |
| 10       | GA4659760   | Lower Ladder SP MY13                                       | 1    |
| 11       | GA4553030   | Bush Nylon Ladder Pivot SP MY13                            | 4    |
| 12       | GA4553025   | Bush Ladder Pivot SP MY13                                  | 2    |
| 13       | GA5000577   | Washer 12mm Flat SS Heavy Duty                             | 13   |
| 14       | GA4505410   | Ladder Pivot Bush Retainer Plate, 12.4 ID x 40 OD x 3mm SS | 2    |

Continued over page

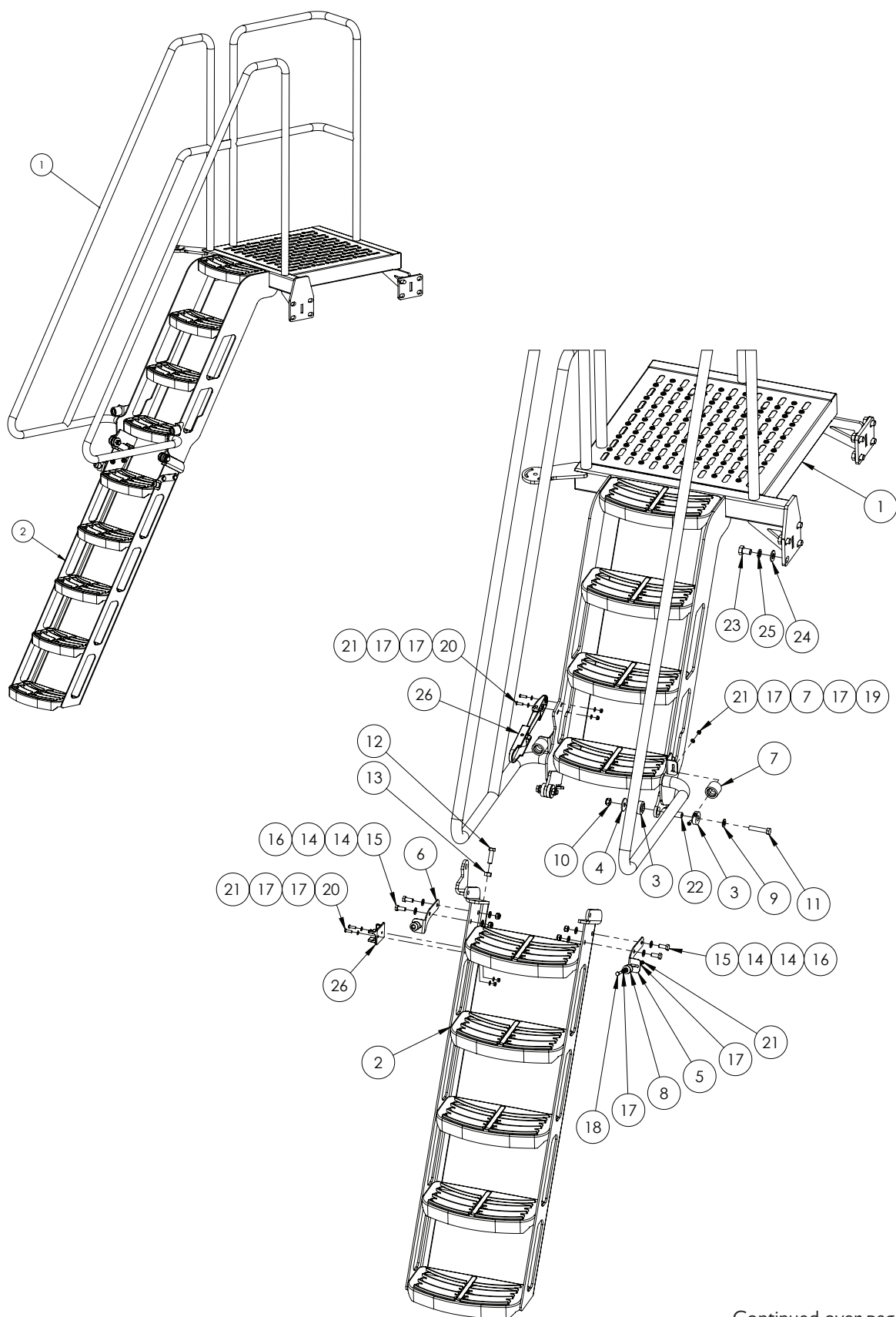
## Access Platform & Boom Rest - Left Side

| ITEM NO. | PART NUMBER | DESCRIPTION  | QTY. |
|----------|-------------|--|------|
| 15       | GA5000335   | Bolt M12 x 60 ZP GR8.8   | 2    |
| 16       | GA5000355   | Bolt M12 x 80 ZP GR8.8   | 1    |
| 17       | GA5000351   | Bolt M12 x 75 ZP GR8.8   | 1    |
| 18       | GA5012461   | Nut M12 Nyloc ZP   | 9    |
| 19       | GA5000319   | Set Screw M12 x 40 ZP GR8.8  | 2    |
| 20       | GA5071280   | Nut, M12 Half Lock Nut, ZP   | 2    |
| 21       | GA5004063   | Bolt M6 x 20 SS  | 3    |
| 22       | GA5004437   | Washer 6mm Flat SS   | 6    |
| 23       | GA5048115   | Nut M6 Nyloc ZP  | 3    |
| 24       | GA4658810   | Mounting bracket, Left side mirror, Crop Cruiser                         | 1    |
| 25       | GA3500348   | Hydraulic adaptor, Elbow, 90 degree, 1/4" BSP male x 3/4" UN o-ring male | 2    |
| 26       | GA4659780   | Handrail Mid SP MY13   | 1    |
| 27       | GA4659775   | Bracket, Middle Handrail link, SP MY13                                   | 1    |
| 28       | GA5003643   | Washer 8mm Flat SS Heavy Duty  | 4    |
| 29       | GA5011475   | Bolt M8 x 30 ZP GR8.8  | 2    |
| 30       | GA5052590   | Nut M8 Nyloc SS  | 2    |
| 31       | GA4553055   | Nylon Bush Mid Handrail  | 4    |
| 32       | GA4553060   | Nylon Bush Mid Handrail suit Link Plate                                  | 4    |
| 33       | GA4505590   | Link Plate Handrail Mid SP MY13  | 1    |
| 34       | GA5069674   | Pneumatic Cylinder, 63 x 175mm, 3/8" ports, aluminium                    | 1    |
| 35       | GA5069810   | Washer, Nylon 16 ID x 30 OD x 3mm  | 2    |
| 36       | GA5075080   | Hex nut protection cap suit M16, Black                                   | 8    |
| 37       | GA5001223   | Circlip, 19mm, E type, zinc plated                                       | 2    |
| 38       | GA5001043   | Washer 16mm Flat SS HD   | 2    |
| 39       | GA5000939   | Bolt M16 x 60 Black GR8.8  | 1    |
| 40       | GA5052815   | Rubber Stopper, Diameter 50 x 35 Long, With M10 x 35 Stud                | 1    |
| 41       | GA5000117   | Washer 10mm Flat SS Heavy Duty   | 1    |
| 42       | GA5000141   | Nut M10 Nyloc ZP   | 1    |
| 43       | GA5000305   | Set Screw M12 x 30 ZP GR8.8  | 2    |
| 44       | GA4507330   | Plate, Ladder Fold Stop Access Platform 2014                             | 1    |
| 45       | GA7000000   | Pneumatic Flow Control Needle Valve, meter out, 6mm x 3/8" BSP           | 1    |
| 46       | GA7000001   | Breather Silencer, 3/8" BSP, Brass, Flat                                 | 1    |
| 47       | GA5000903   | Bolt M16 x 25 ZP GR8.8   | 4    |
| 48       | *           | Boom Rest - Left Side  | 1    |
| 49       | GA5001043   | Washer 16mm Flat SS HD   | 12   |

\* Sub-assembly on following pages



## Access Platform - Right Side

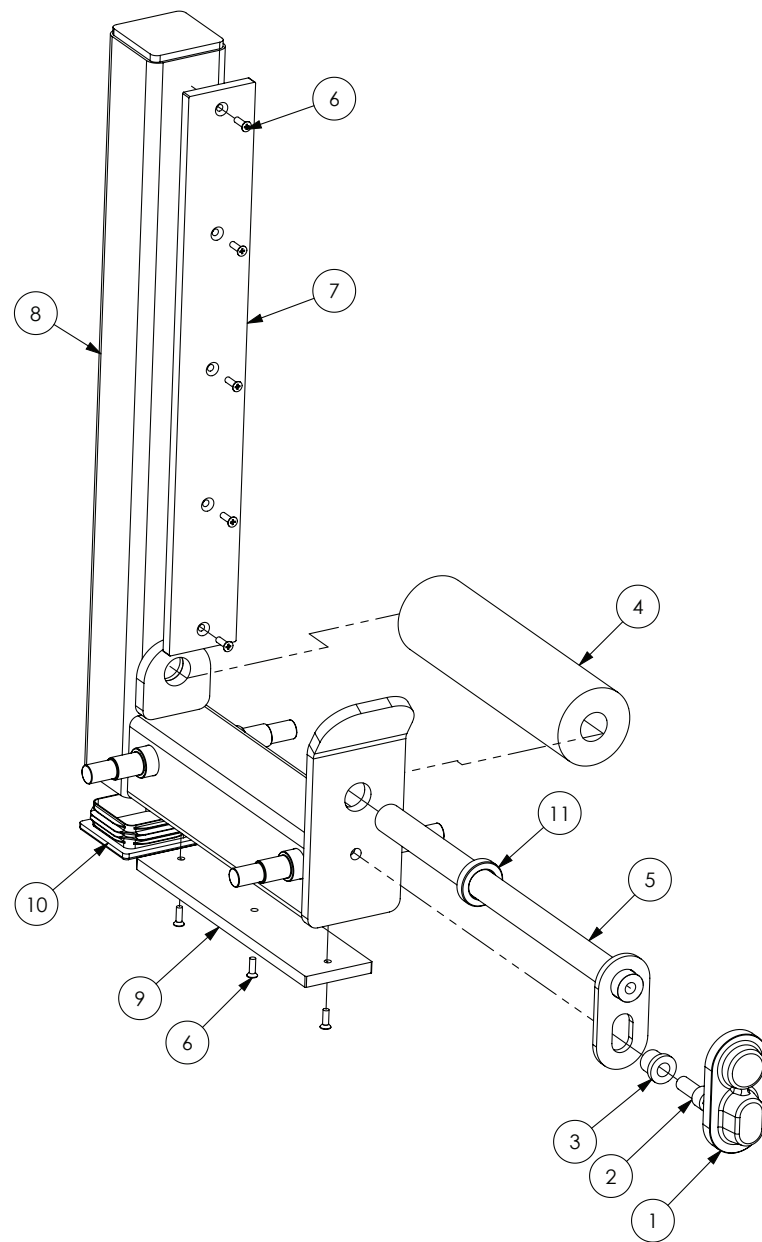


Continued over page

## Access Platform - Right Side

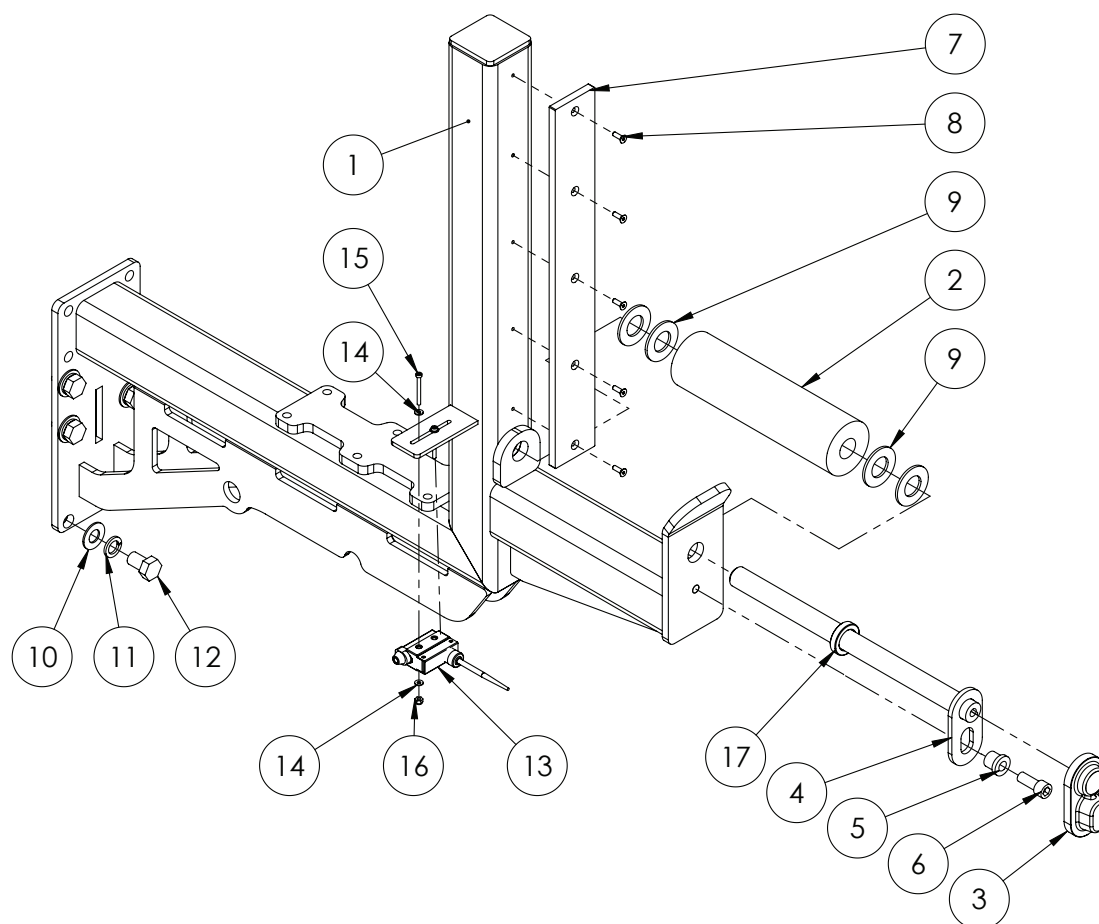
| ITEM NO. | PART NUMBER | DESCRIPTION   | QTY. |
|----------|-------------|---|------|
| 1        | GA4659795   | Access Platform RH                                    | 1    |
| 2        | GA4659760   | Lower Ladder  | 1    |
| 3        | GA4553030   | Bush Nylon Ladder Pivot                               | 4    |
| 4        | GA4505410   | Ladder Pivot Bush Retainer Plate SS                   | 2    |
| 5        | GA4507250   | Mount Plate Lower Ladder LH Rubber Holder RH Platform | 1    |
| 6        | GA4507255   | Mount Plate Lower Ladder RH Rubber Holder RH Platform | 1    |
| 7        | GA5008629   | Door holder, Female, Rubber, Black                    | 2    |
| 8        | GA5011607   | Door holder, Male, Rubber, Black                      | 2    |
| 9        | GA5000577   | Washer 12mm Flat SS HD                                | 2    |
| 10       | GA5012461   | Nut M12 Nyloc ZP                                      | 2    |
| 11       | GA5000335   | Bolt M12 x 60 GR8.8 ZP                                | 2    |
| 12       | GA5000319   | Set Screw M12 x 40 GR8.8 ZP                           | 2    |
| 13       | GA5000559   | Nut M12 Hex ZP  | 2    |
| 14       | GA5000117   | Washer 10mm Flat SS HD                                | 8    |
| 15       | GA5006161   | Bolt M10 x 25 GR8.8 ZP                                | 4    |
| 16       | GA5000141   | Nut M10 Nyloc ZP                                      | 4    |
| 17       | GA5004437   | Washer 6mm Flat SS                                    | 16   |
| 18       | GA5004077   | Bolt M6 x 30 GR8.8 ZP                                 | 2    |
| 19       | GA5004050   | BHCS M6 x 16 SS A2-70                                 | 2    |
| 20       | GA5004053   | BHCS M6 x 20 SS A2-70                                 | 4    |
| 21       | GA5048115   | Nut M6 Nyloc ZP                                       | 8    |
| 22       | GA4553025   | Bush Ladder Pivot                                     | 2    |
| 23       | GA5000903   | Bolt M16 x 25 GR8.8 ZP                                | 8    |
| 24       | GA5001009   | Washer 16mm Flat ZP HD                                | 8    |
| 25       | GA5001051   | Washer 16mm Spring SS                                 | 8    |
| 26       | GA5066595   | Latch, Suit Crop Cruiser bonnet & ladder              | 1    |

## Boom Rest - Left Side



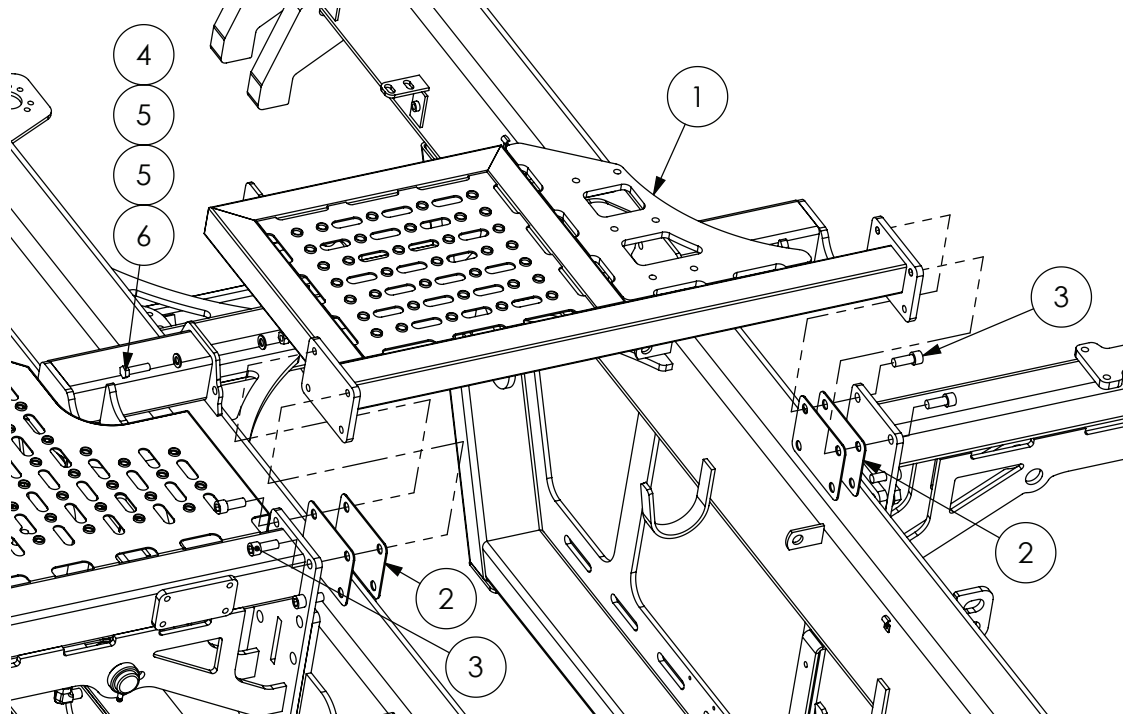
| ITEM NO. | PART NUMBER | DESCRIPTION   | QTY. |
|----------|-------------|---|------|
| 1        | GA5067885   | Pin cover, Black, clip on, plastic                  | 1    |
| 2        | GA5000307   | SHCS M12 x 30 ZP GR12.9                             | 1    |
| 3        | MACH0152    | Bush with shoulder, 12.3 ID x 25. OD x 2.0mm long   | 1    |
| 4        | GA5069105   | Roller suit Boom rest SP 2011                       | 1    |
| 5        | GA4658745   | Pin suit Boom rest roller                           | 1    |
| 6        | GA5051230   | CSCS M5 x 16 Countersink SS                         | 8    |
| 7        | GA5070980   | Plastic wear strip polystone 7000SR 65 x 510 x 10mm | 1    |
| 8        | GA4658721   | Boom rest top sub assembly                          | 1    |
| 9        | GA5071225   | Plastic wear strip 65 x 270 x 10mm                  | 1    |
| 10       | GA5052345   | End cap, Insert, 75 x 75 mm, black, plastic         | 1    |
| 11       | GA4572135   | Spacer bush, 40 OD x 25.8 ID x 9 thick              | 1    |

## Boom Rest - Right Side



| ITEM NO. | PART NUMBER | DESCRIPTION   | QTY. |
|----------|-------------|---|------|
| 1        | GA4659975   | Boom Rest RH, Crop Cruiser MY14                     | 1    |
| 2        | GA5069105   | Roller suit Boom rest SP 2011                       | 1    |
| 3        | GA5067885   | Pin cover, Black, clip on, plastic                  | 1    |
| 4        | GA4658745   | Pin suit Boom rest roller                           | 1    |
| 5        | MACH0152    | Bush with shoulder, 12.3 ID x 25 OD x 21.mm long    | 1    |
| 6        | GA5000307   | SHCS M12 x 30 ZP GR12.9                             | 1    |
| 7        | GA5070980   | Plastic wear strip polystone 7000SR 65 x 510 x 10mm | 1    |
| 8        | GA5051230   | CSCS M5 x 16 Countersink SS                         | 5    |
| 9        | GA5017681   | Washer 1" x 2" 7g Flat Thin SS                      | 4    |
| 10       | GA5001043   | Washer 16mm Flat SS HD                              | 6    |
| 11       | GA5000961   | Washer 16mm Spring ZP                               | 6    |
| 12       | GA5000903   | Bolt M16 x 25 ZP GR8.8                              | 6    |
| 13       | GA5012129   | Limit switch, Flexible arm, Micro, IP65, 10 Amp     | 1    |
| 14       | GA5020510   | Washer 4mm Flat SS                                  | 4    |
| 15       | GA5049800   | SHCS M4 x 40 ZP GR12.9                              | 2    |
| 16       | GA5049025   | Nut M4 Nyloc SS                                     | 2    |
| 17       | GA4572135   | Spacer bush, 40 OD x 25.8 ID x 9 thick              | 1    |

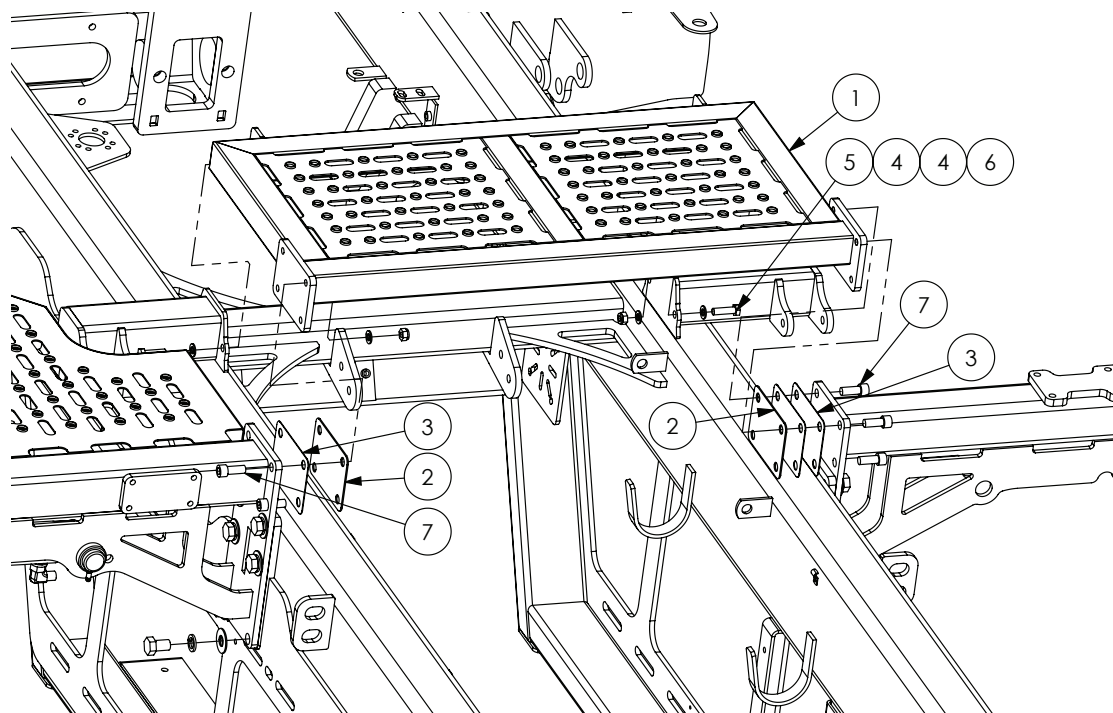
# Centre Platform 5200L



| ITEM NO. | PART NUMBER | DESCRIPTION                               | QTY. |
|----------|-------------|---|------|
| 1        | GA4658726   | Platform rear Cab, includes Muffler mount | 1    |
| 2        | GA4503567   | Shim, Rear platform SP 2011               | 4    |
|          | GA4503566   | Shim, 1.1mm Rear platform SP 2011         | 4    |
| 3        | GA5000307   | SHCS M12 x 30 ZP GR12.9                   | 8    |
| 4        | GA5000141   | Nut M10 Nyloc ZP                          | 1    |
| 5        | GA5000117   | Washer 10mm Flat SS Heavy Duty            | 2    |
| 6        | GA5006111   | Bolt M10 x 35 ZP GR8.8                    | 1    |

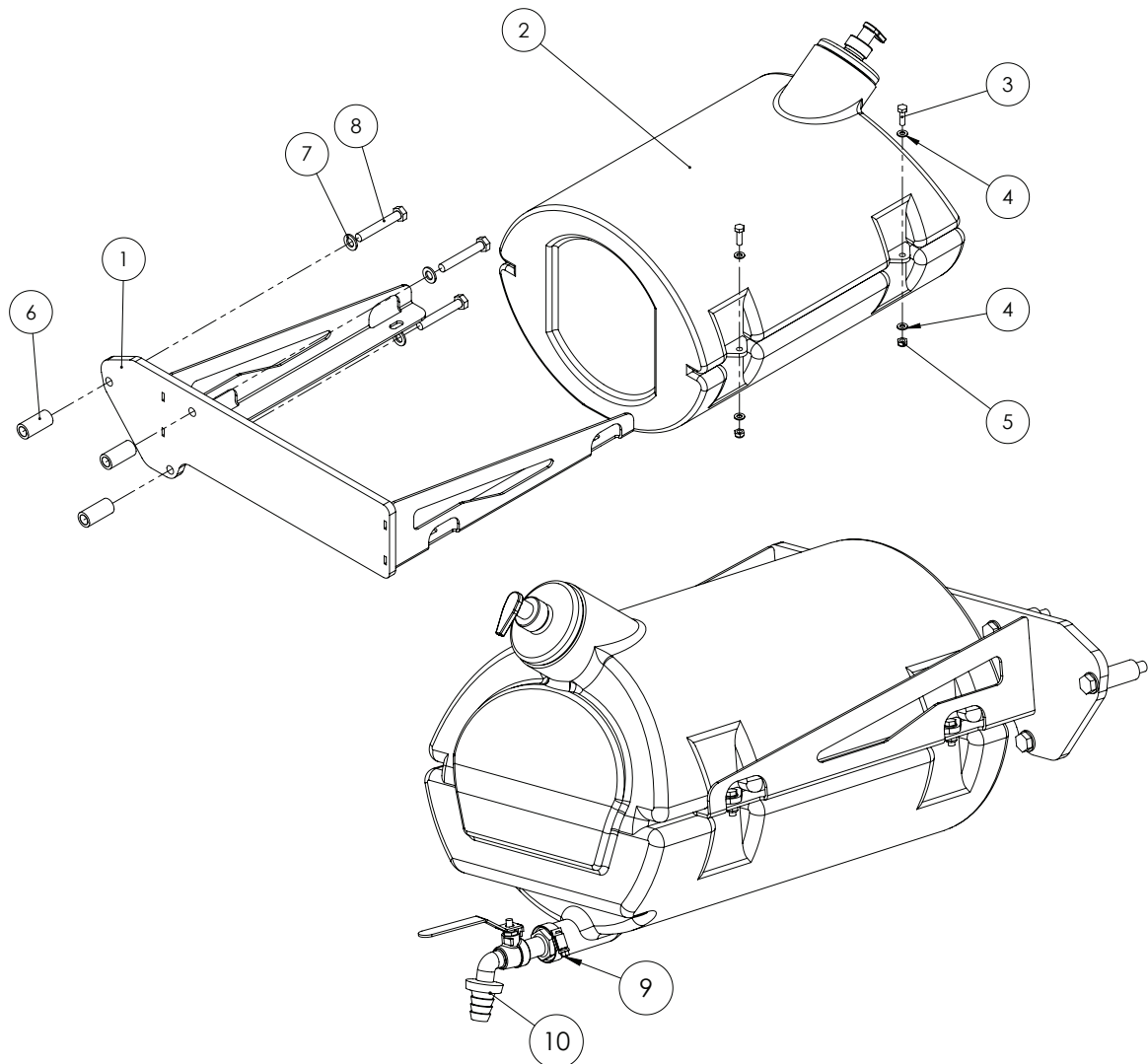


## Centre Platform 6000L



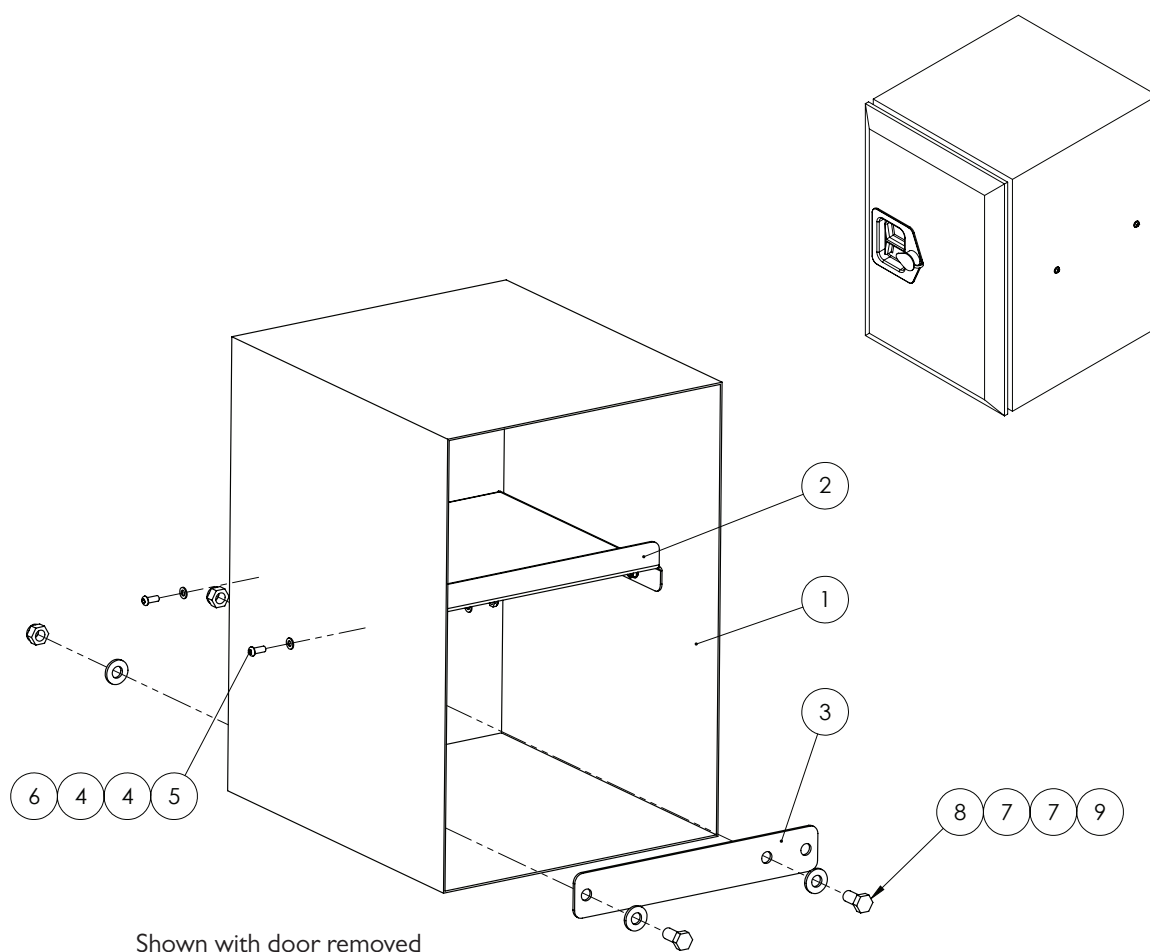
| ITEM NO. | PART NUMBER | DESCRIPTION                        | QTY. |
|----------|-------------|------------------------------------|------|
| 1        | GA4659860   | Platform Rear Cabin 6000L          | 1    |
| 2        | GA4503567   | Shim, Rear platform SP 2011        | 4    |
| 3        | GA4503566   | Shim, 1.1mm, Rear platform SP 2011 | 4    |
| 4        | GA5000117   | Washer 10mm Flat SS Heavy Duty     | 4    |
| 5        | GA5006111   | Bolt M10 x 35 ZP GR8.8             | 2    |
| 6        | GA5000141   | Nut M10 Nyloc ZP                   | 2    |
| 7        | GA5000307   | SHCS M12 x 30 ZP GR12.9            | 8    |

## Hand Wash Bottle Assembly



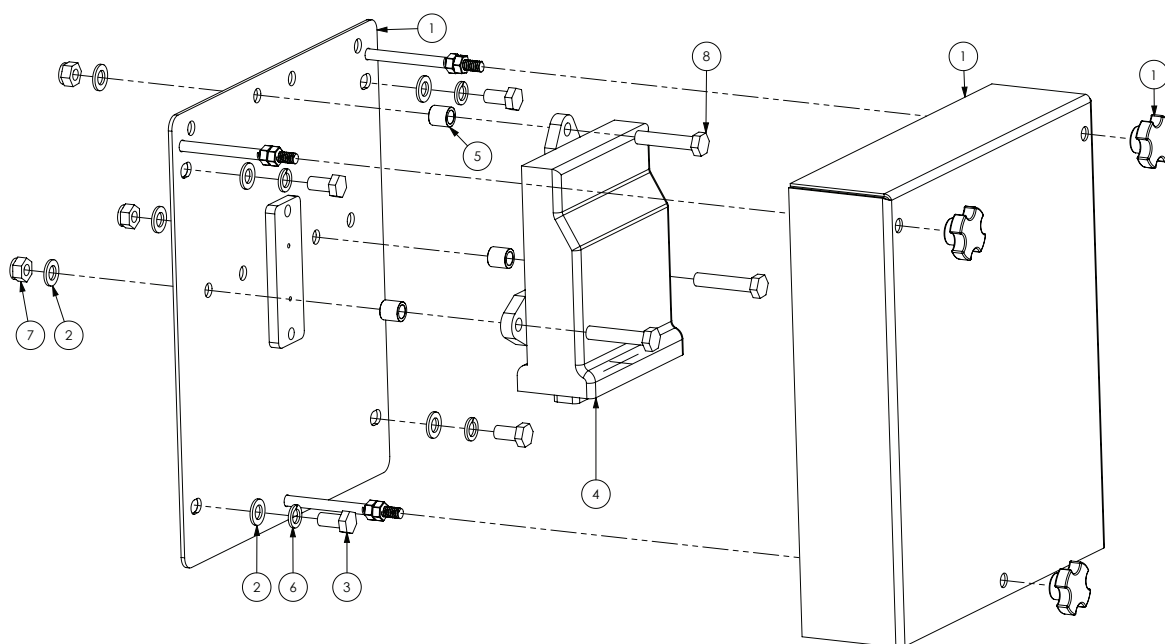
| ITEM NO. | PART NUMBER | DESCRIPTION   | QTY. |
|----------|-------------|---|------|
| -        | GA5051275   | Replacement soap bottle                             | -    |
| 1        | GA4659146   | Bracket Hand Wash Platform Mounted                  | 1    |
| 2        | GA5075110   | Water tank, 30L, Black plastic, With soap dispenser | 1    |
| 3        | GA5004065   | Bolt M6 x 20 ZP GR8.8                               | 4    |
| 4        | GA5004437   | Washer 6mm Flat SS                                  | 8    |
| 5        | GA5048115   | Nut M6 Nyloc ZP                                     | 4    |
| 6        | GA4552920   | Bush fresh water bottle mount                       | 3    |
| 7        | GA5000117   | Washer 10mm Flat SS Heavy Duty                      | 3    |
| 8        | GA5006101   | Bolt M10 x 65 ZP GR8.8                              | 3    |
| 9        | GA5001681   | Hose Clamp, 1" SS (20-32/12W)                       | 1    |
| 10       | GA5070735   | Tap 3/4" BSP with hose barb suit Hand Wash Bottle   | 1    |

## Tool Box



| ITEM NO. | PART NUMBER | DESCRIPTION  | QTY. |
|----------|-------------|--|------|
| 1        | GA5068675   | Tool box, T handle, Black, w 500 x h 350 x d 400mm | 1    |
| 2        | GA4502895   | Tool box shelf                                     | 1    |
| 3        | GA4503890   | Bracket, Tool box mount, inner SP 2011             | 2    |
| 4        | GA5004437   | Washer 6mm Flat SS                                 | 8    |
| 5        | GA5004050   | BHCS M6 x 16 SS GR8.8                              | 4    |
| 6        | GA5048115   | Nut M6 Nyloc ZP                                    | 4    |
| 7        | GA5000577   | Washer 12mm Flat SS Heavy Duty                     | 8    |
| 8        | GA5000311   | Set screw, M12 x 35, ZP GR 8.8                     | 4    |
| 9        | GA5012461   | Nut M12 Nyloc ZP                                   | 4    |

## Job Computer Cover - ISOBUS Node

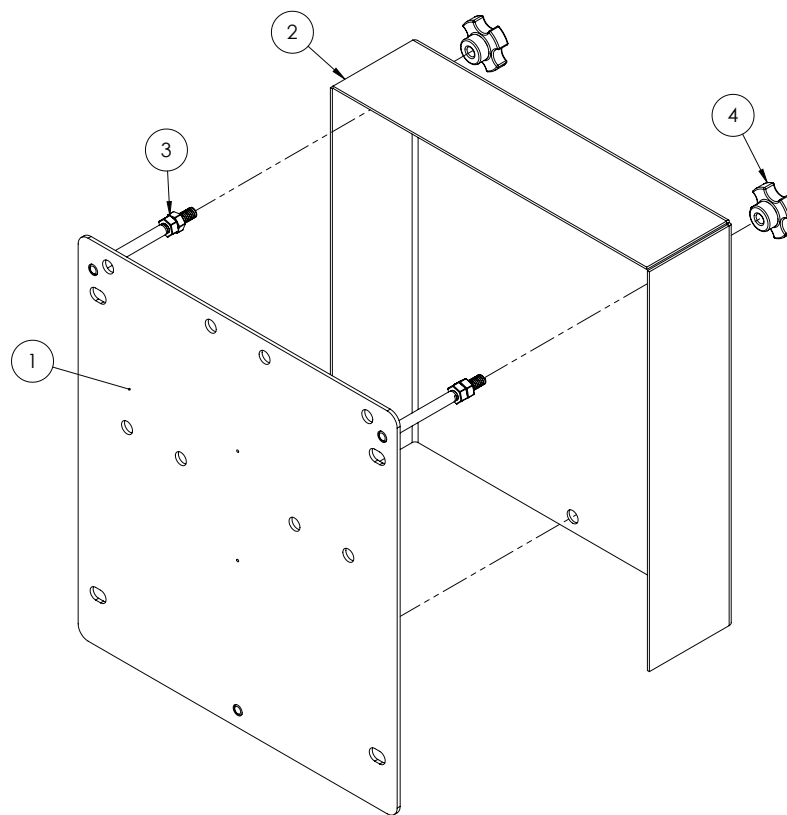


| ITEM NO. | PART NUMBER | DESCRIPTION                                     | QTY. |
|----------|-------------|---|------|
| 1        | *           | Job Computer Cover Assembly                     | 1    |
| 2        | GA5000117   | Washer 10mm SS Heavy duty                       | 7    |
| 3        | GA5006113   | Bolt M10 x 20 ZP GR8.8                          | 4    |
| 4        | GA5071380   | Node, ECU ISOBUS CAN, Product controller, Raven | 1    |
| 5        | GA4552075   | Crush tube, 10.2 ID x 15 OD x 15mm long         | 3    |
| 6        | GA5000137   | Washer 10mm Spring SS                           | 4    |
| 7        | GA5051445   | Nut M10 Nyloc SS                                | 3    |
| 8        | GA5006057   | Bolt M10 x 50 ZP GR8.8                          | 3    |

\* Sub-assembly on following pages

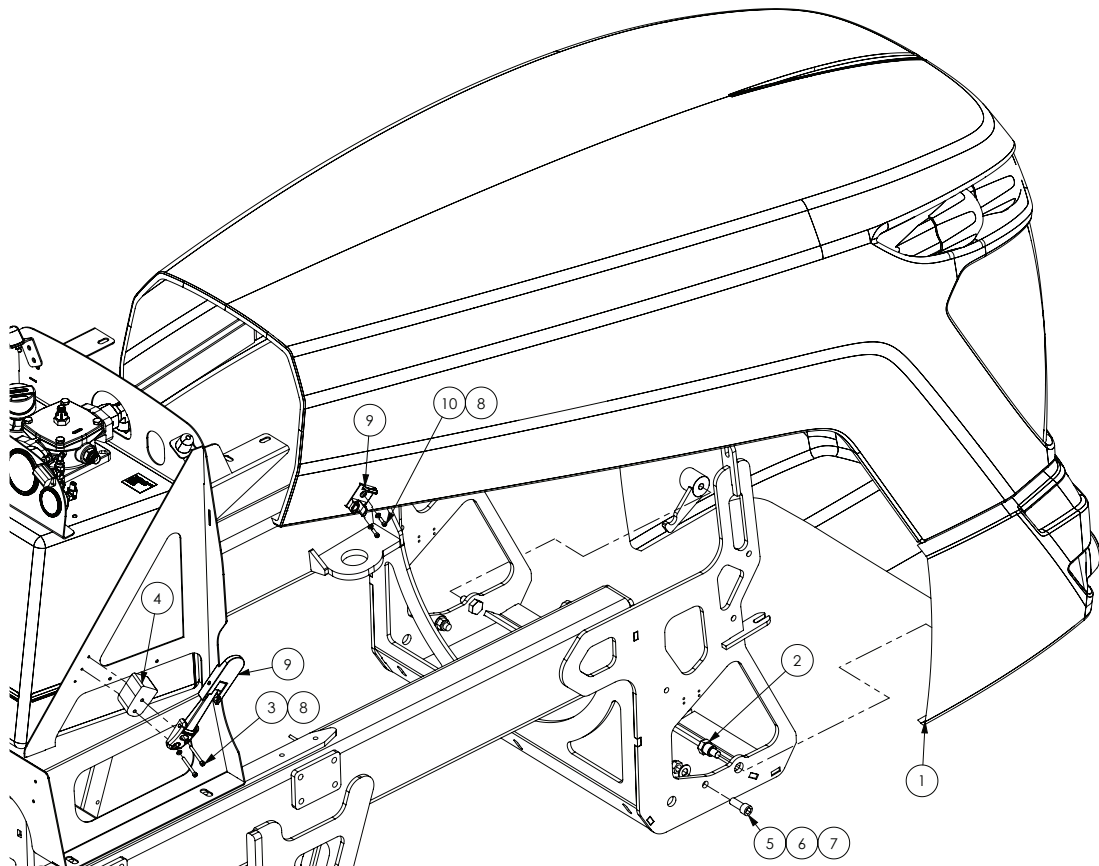
## Job Computer Cover Assembly

---



| ITEM NO. | PART NUMBER | DESCRIPTIONv                    | QTY. |
|----------|-------------|---------------------------------|------|
| 1        | GA4659170   | Mount plate Job computer        | 1    |
| 2        | GA4504165   | Cover for Job computer SP 201 I | 1    |
| 3        | GA5011499   | Nut M8 Hex ZP                   | 6    |
| 4        | GA5069875   | Knob Star grip nut M8 x 40 DIA  | 3    |

# Bonnet



## BONNET SPARE PARTS

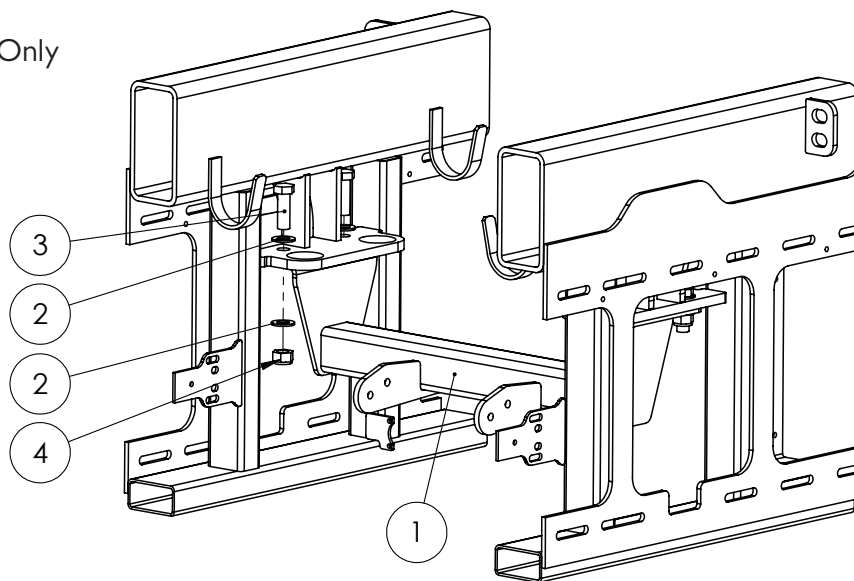
| PART NUMBER | DESCRIPTION   |
|-------------|---|
| GA3000082   | Globe, HB3, 12v, 60w, Narva                               |
| GA5075415   | Indicator / Running Light Assembly, LED, suit MY15 Bonnet |

| ITEM NO. | PART NUMBER | DESCRIPTION                              | QTY. |
|----------|-------------|--|------|
| 1        | GA5072135   | Bonnet, Crop Cruiser, G5 G6, MY15        | 1    |
| 2        | GA4552765   | Bolt Shoulder, suit SP Bonnet 2011       | 2    |
| 3        | GA5070460   | SHCS M6 x 60 SS                          | 4    |
| 4        | GA4502630   | Spacer block, Bonnet latch, HDPE         | 2    |
| 5        | GA5000925   | SHCS M16 x 40 ZP GR12.9                  | 2    |
| 6        | GA5001043   | Washer 16mm Flat SS HD                   | 4    |
| 7        | GA5001029   | Nut M16 Nyloc ZP                         | 2    |
| 8        | GA5004437   | Washer 6mm Flat SS                       | 8    |
| 9        | GA5066595   | Latch, Suit Crop Cruiser bonnet & ladder | 2    |
| 10       | GA5004055   | SHCS M6 x 20                             | 4    |



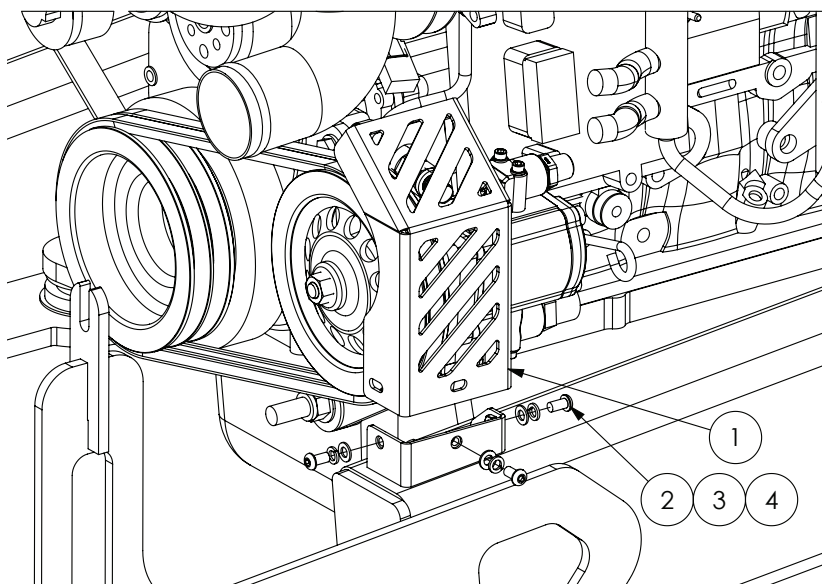
## Bolt-in Crossmember

2WD Only



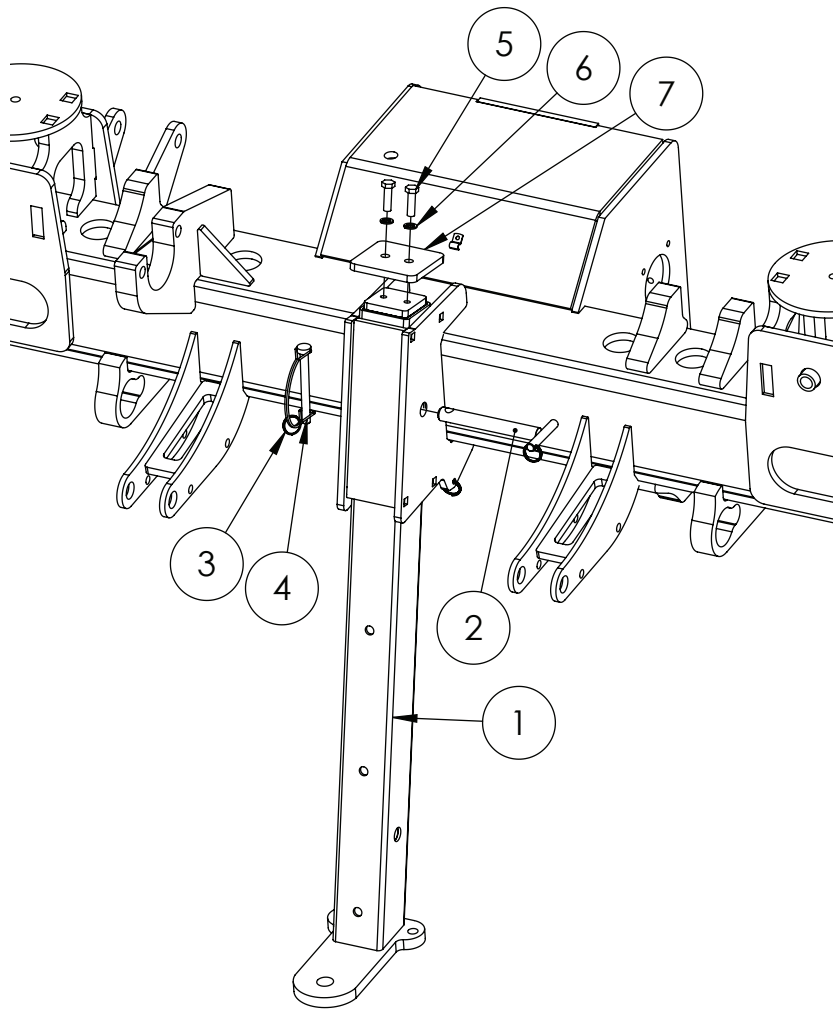
| ITEM NO. | PART NUMBER | DESCRIPTION                    | QTY. |
|----------|-------------|--------------------------------|------|
| 1        | GA4658415   | Cross Member Bolt In           | 1    |
| 2        | GA5001741   | Washer 20mm Flat SS Heavy Duty | 8    |
| 3        | GA5011333   | Bolt M20 x 60 ZP GR8.8         | 4    |
| 4        | GA5048125   | Nut M20 Nyloc Coarse ZP        | 4    |

## Fan Pump Guard



| ITEM NO. | PART NUMBER | DESCRIPTION                   | QTY. |
|----------|-------------|-------------------------------|------|
| 1        | GA4507145   | Fan Pump Pulley Guard Plate   | 1    |
| 2        | GA5004696   | BHCS M8 x 16 SS               | 3    |
| 3        | GA5004919   | Washer 8mm Spring SS          | 3    |
| 4        | GA5003643   | Washer 8mm Flat SS Heavy Duty | 3    |

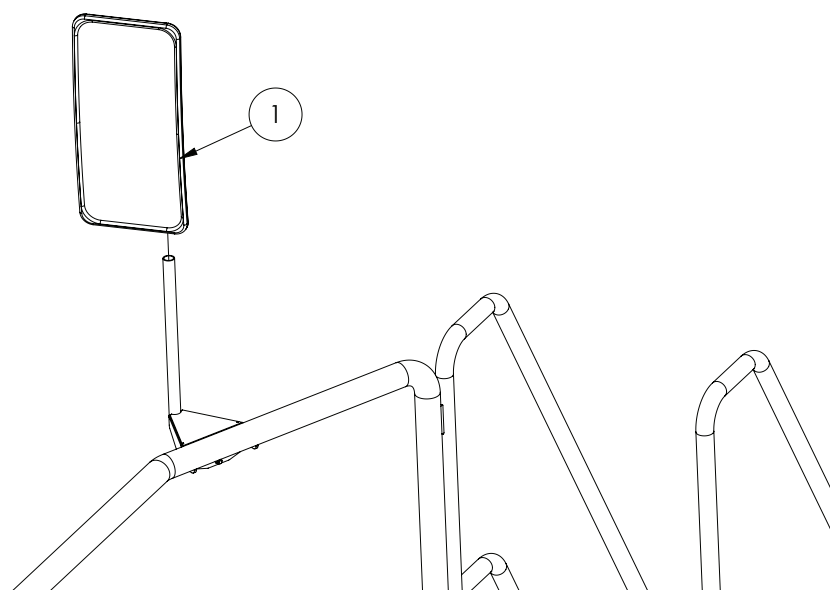
# Tow Bar



| ITEM NO. | PART NUMBER | DESCRIPTION                      | QTY. |
|----------|-------------|----------------------------------|------|
| 1        | GA4659180   | Towbar assembly                  | 1    |
| 2        | GA4659185   | Pin assembly Tow bar             | 1    |
| 3        | GA5002077   | Key ring, 25mm, SS               | 4    |
| 4        | GA5010905   | Linch pin, 7/16" OD x 45.mm long | 1    |
| 5        | GA5006111   | Bolt M10 x 35 ZP GR8.8           | 2    |
| 6        | GA5000137   | Washer 10mm Spring SS            | 2    |
| 7        | GA4504175   | Plate, Top keeper Tow bar        | 1    |
| -        | GA5001491   | Chain 2mm x 20 SS, 20 links      | 1    |

## Left Hand Mirror

---



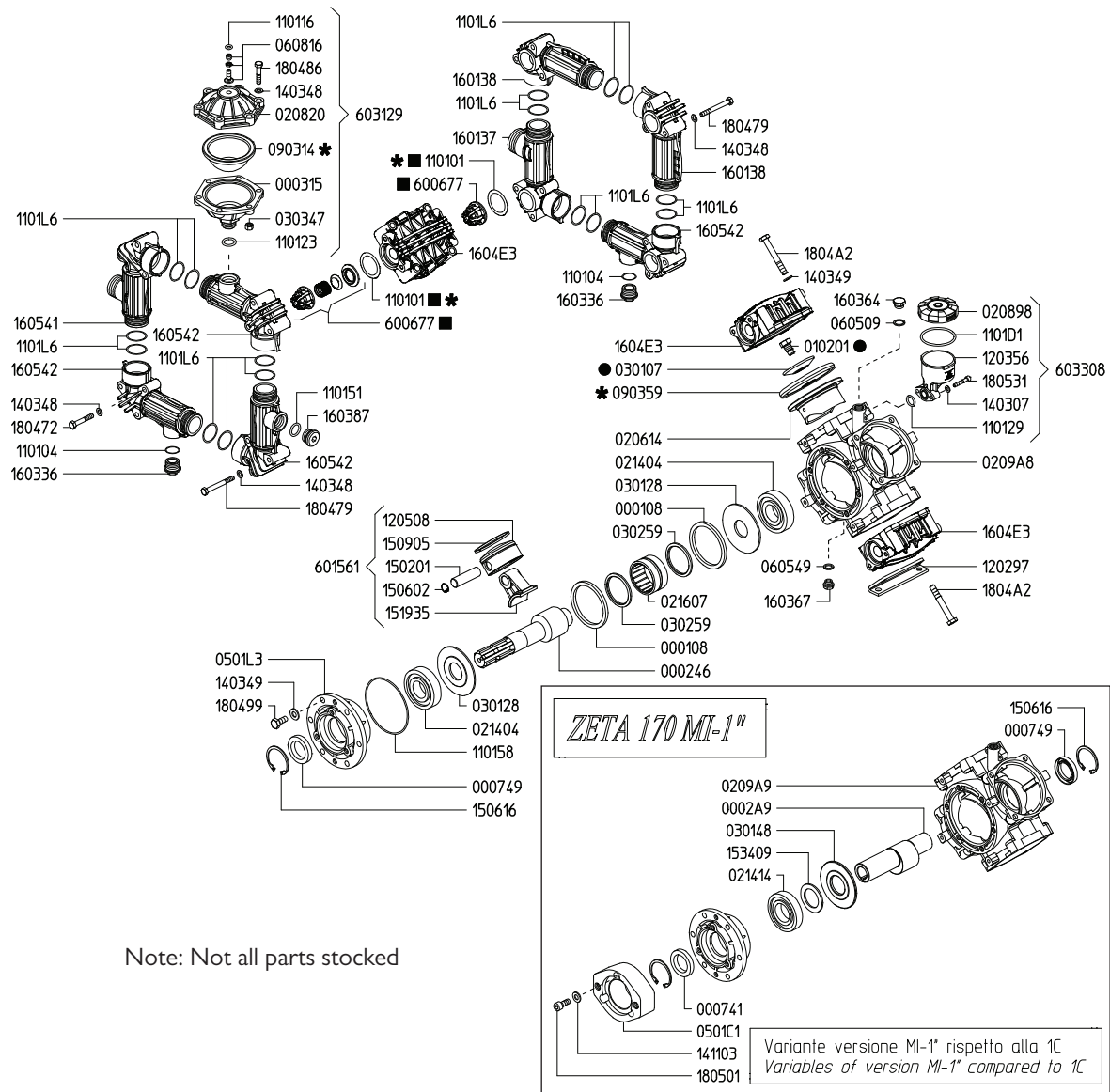
| ITEM NO. | PART NUMBER | DESCRIPTION  | QTY. |
|----------|-------------|--|------|
| I        | GA5054120   | Side mirror, Complete assembly, Suit Claas cab             | I    |
| -        | GA5054125   | Side mirror glass, Suit Claas cab                          | -    |
| -        | GA5054130   | Cover Cap Mirror suit Class Cab 2011                       | -    |
| -        | GA5069795   | Grommet, Rubber, 28 OD x 7 thick, Material up to 2mm thick | -    |

# Chapter 2

## PUMPS

### Spray Pump - Zeta I 70

#### ZETA 170 1C



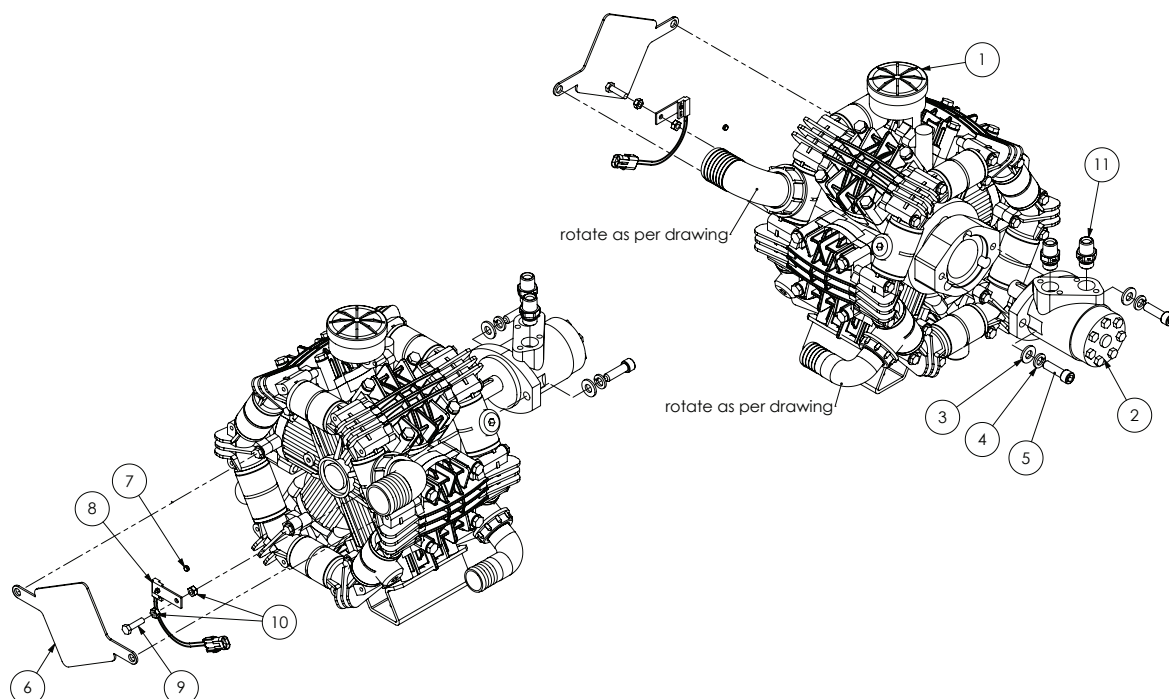
#### PUMP ASSEMBLY

| PART NUMBER | DESCRIPTION         |
|-------------|---------------------|
| GA5054510   | Pump Zeta I 70 MI-I |

#### PUMP SERVICE PARTS

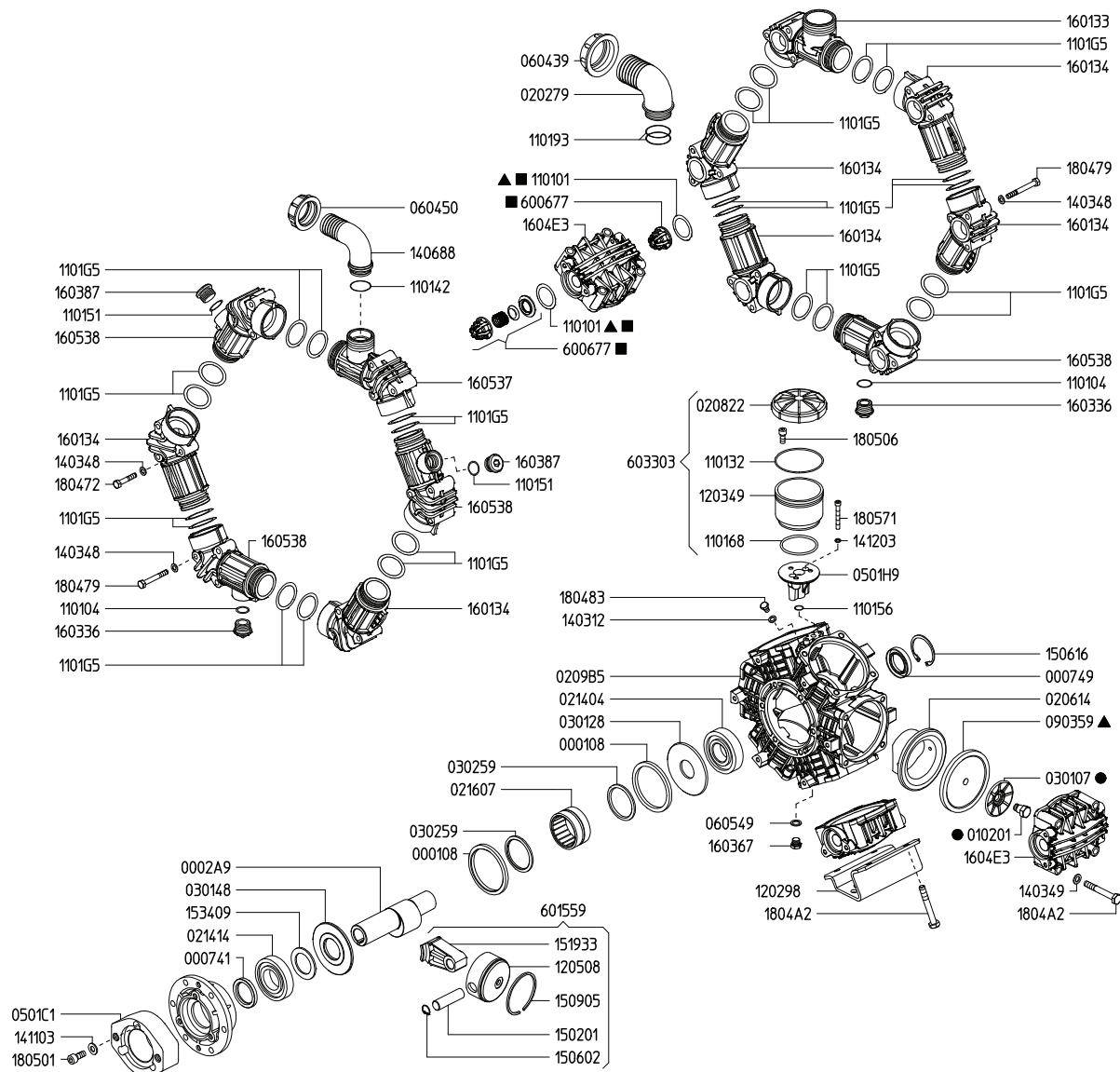
| PART NUMBER | DESCRIPTION  |
|-------------|--|
| GA507779I   | Pump Diaphragm Kit suit Zeta I 70 and ROI 60 Udor Pumps                |
| GA5077790   | Pump rebuild kit, includes diaphragms, seals & valves, suits Zeta I 70 |

## Spray Pump - Zeta 260 Hydraulic Drive



| ITEM NO. | PART NUMBER  | DESCRIPTION   | QTY. |
|----------|--------------|---|------|
| 1        | GA5054500    | Pump Zeta 260 MI-I  | 1    |
| 2        | GA5009525    | Motor, Hydraulic, 60cc/rev, 25.4mm shaft, Suit SP spray pump drive. | 1    |
| 3        | GA5000577    | Washer 12mm Flat SS HD  | 2    |
| 4        | GA5000575    | Washer 12mm Spring SS   | 2    |
| 5        | GA5000321    | SHCS M12 x 40 ZP GR12.9   | 2    |
| 6        | pumpcover250 | Plate, Rear Pump Shaft Cover, RO250, Zeta 260 and 300               | 1    |
| 7        | GA5016169    | Magnet, High strength, 12mm diameter x 1.5mm thick                  | 1    |
| 8        | GA5076307    | Sensor, Spray pump RPM, suit 4400 / 4070, Raven                     | 1    |
| 9        | GA5048655    | Bolt M8 x 40 GR8.8 ZP   | 1    |
| 10       | GA5011499    | Nut M8 ZP   | 2    |
| 11       | GA3500310    | Hydraulic adaptor, Nipple, 1/2" BSPT male x 1/2" BSPP male          | 2    |

# Spray Pump - Zeta 260



Note: Not all parts stocked

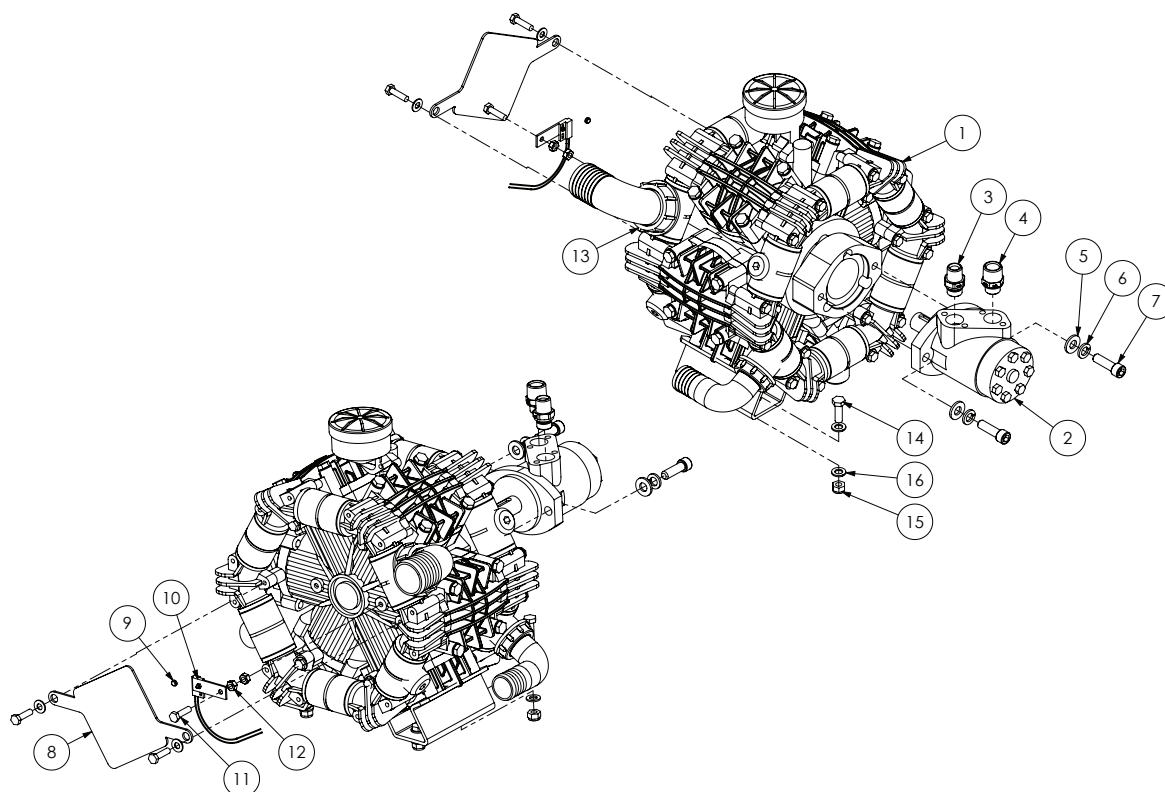
## PUMP ASSEMBLY

| PART NUMBER | DESCRIPTION        |
|-------------|--------------------|
| GA5054500   | Pump Zeta 260 MI-I |

## PUMP SERVICE PARTS

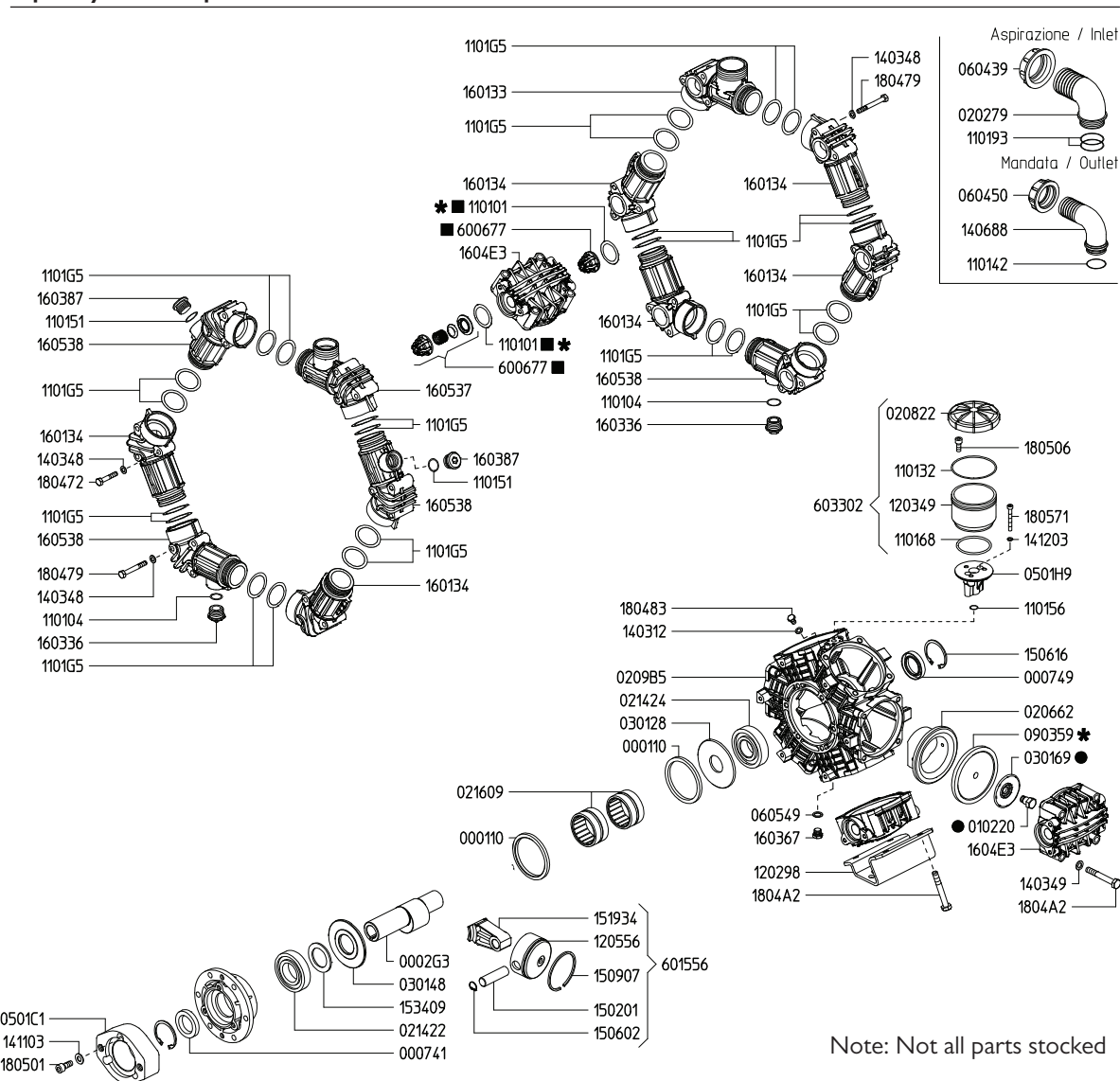
| PART NUMBER | DESCRIPTION  |
|-------------|--|
| GA5077793   | Pump Diaphragm Kit suit Zeta 260 & 300 Pumps   |
| GA5077792   | Pump rebuild kit, includes diaphragms, seals & valves, Suits Zeta 260 in PTO and Hyd Drive |
| GA5023115   | Seal kit, 60cc & 80cc hydraulic motor, GA5009525 and GA5047515                             |

## Spray Pump - Zeta 300 Hydraulic Drive



| ITEM NO. | PART NUMBER  | DESCRIPTION  | QTY. |
|----------|--------------|--|------|
| 1        | GA5054520    | Pump Zeta 300 MI-25  | 1    |
| 2        | GA5020210    | Hydraulic Motor, 80cc 25.0mm, 8mm keyway, MP80CD/4         | 1    |
| 3        | GA3500310    | Hydraulic adaptor, Nipple, 1/2" BSPT male x 1/2" BSPP male | 1    |
| 4        | GA3500313    | Hydraulic adaptor, Nipple, 3/4" BSPT male x 1/2" BSPP male | 1    |
| 5        | GA5000577    | Washer 12mm Flat SS HD                                     | 2    |
| 6        | GA5000575    | Washer 12mm Spring SS                                      | 2    |
| 7        | GA5000321    | SHCS M12 x 40 ZP GR12.9                                    | 2    |
| 8        | pumpcover250 | Plate, Rear Pump Shaft Cover, RO250, Zeta 260 and 300      | 1    |
| 9        | GA5016169    | Magnet, High strength, 12mm diameter x 1.5mm thick         | 1    |
| 10       | GA5076307    | Sensor, Spray pump RPM, suit 4400 / 4070, Raven            | 1    |
| 11       | GA5048655    | Bolt M8 x 40 ZP GR8.8                                      | 1    |
| 12       | GA5011499    | Nut M8 Hex ZP  | 2    |
| 13       | GA5048385    | O-ring, 42.5 x 2.62mm, BS131, suit 2" hose barb            | 3    |
| 14       | GA5065455    | Bolt M10 x 30 ZP GR8.8                                     | 4    |
| 15       | GA5000141    | Nut M10 Nyloc ZP   | 4    |
| 16       | GA5000117    | Washer 10mm Flat SS HD                                     | 8    |





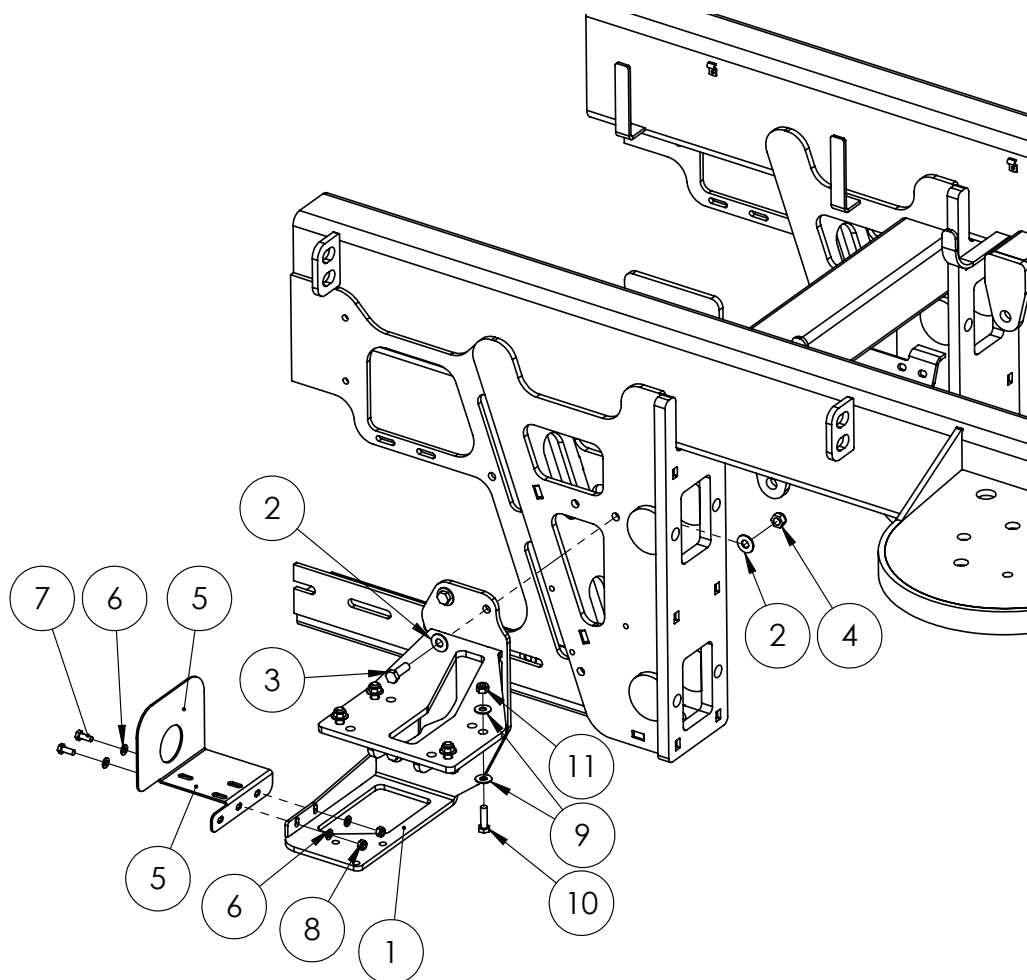
## PUMP ASSEMBLY

| PART NUMBER | DESCRIPTION         |
|-------------|---------------------|
| GA5054520   | Pump Zeta 300 MI-25 |

## PUMP SERVICE PARTS

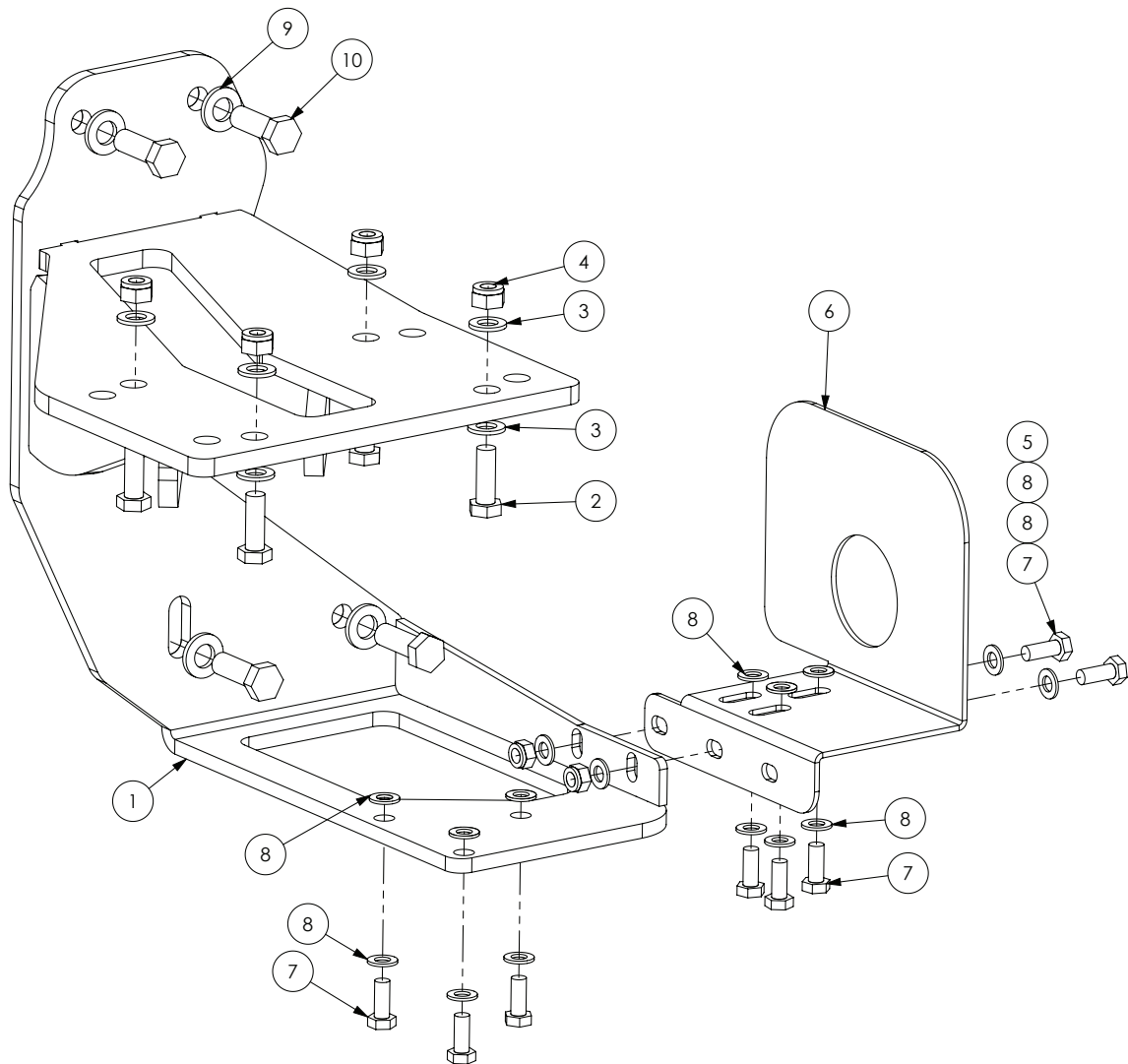
| PART NUMBER | DESCRIPTION  |
|-------------|--|
| GA5077793   | Pump Diaphragm Kit suit Zeta 260 & 300 Pumps   |
| GA5077792   | Pump rebuild kit, includes diaphragms, seals & valves, Suits Zeta 300 in PTO and Hyd Drive |
| GA5023115   | Seal kit, 60cc & 80cc hydraulic motor, GA5009525 and GA5047515                             |

## Spray Pump & Filter Bracket - Left Side



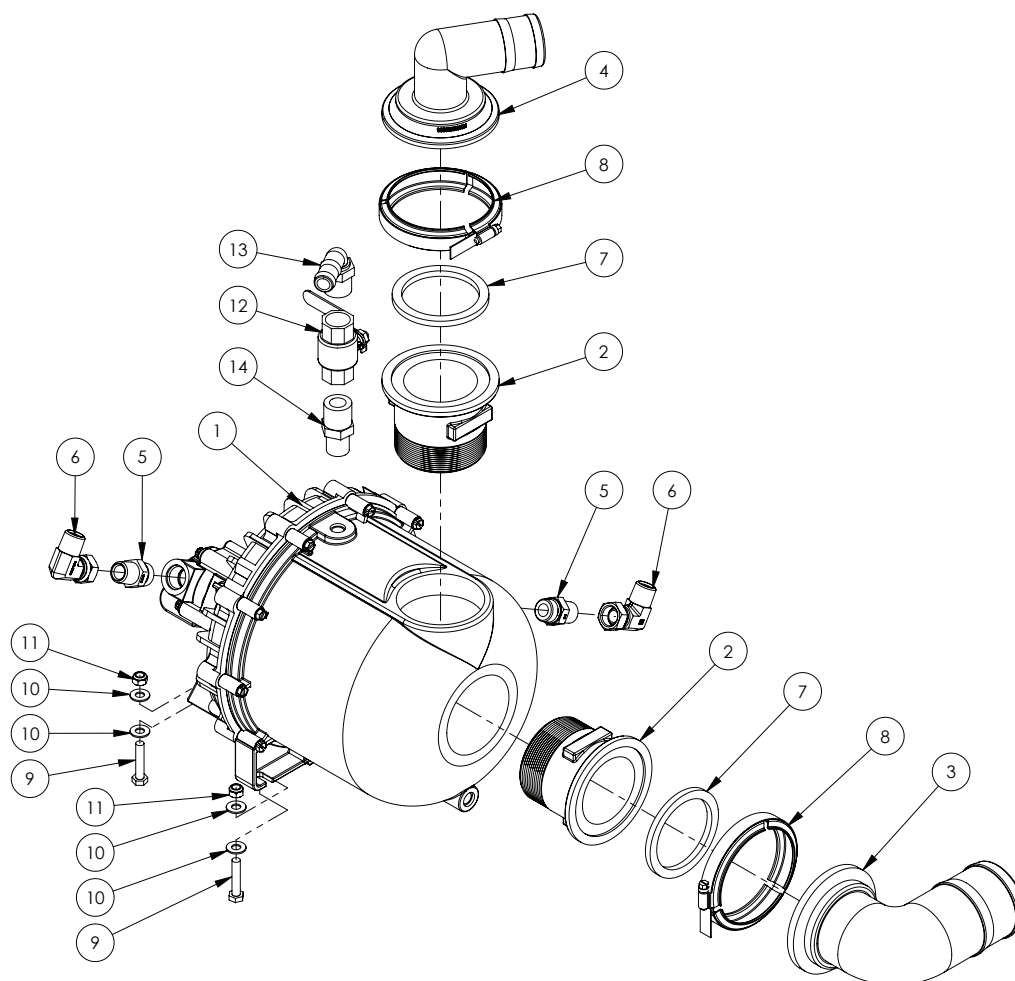
| ITEM NO. | PART NUMBER | DESCRIPTION                                     | QTY. |
|----------|-------------|---|------|
| 1        | GA4659140   | Pump mount, suit crop cruiser LH                | 1    |
| 2        | GA5017655   | Washer 1/2 Flat SS                              | 8    |
| 3        | GA5000311   | Set screw, M12 x 35, ZP GR 8.8                  | 4    |
| 4        | GA5012461   | Nut M12 Nyloc ZP                                | 4    |
| 5        | GA4503915   | Bracket Filter Spray Pump Decal SP2011 Suit 260 | 1    |
| 6        | GA5003643   | Washer 8mm Flat SS HD                           | 4    |
| 7        | GA5004085   | Bolt M8 x 20 ZP GR8.8                           | 2    |
| 8        | GA5052590   | Nut M8 Nyloc SS                                 | 2    |
| 9        | GA5002565   | Washer, 3/8" ID x 1" OD, Flat SS                | 8    |
| 10       | GA5006111   | Bolt M10 x 35 ZP GR8.8                          | 4    |
| 11       | GA5000141   | Nut M10 Nyloc ZP                                | 4    |

## Spray Pump & Filter Bracket - Right Side



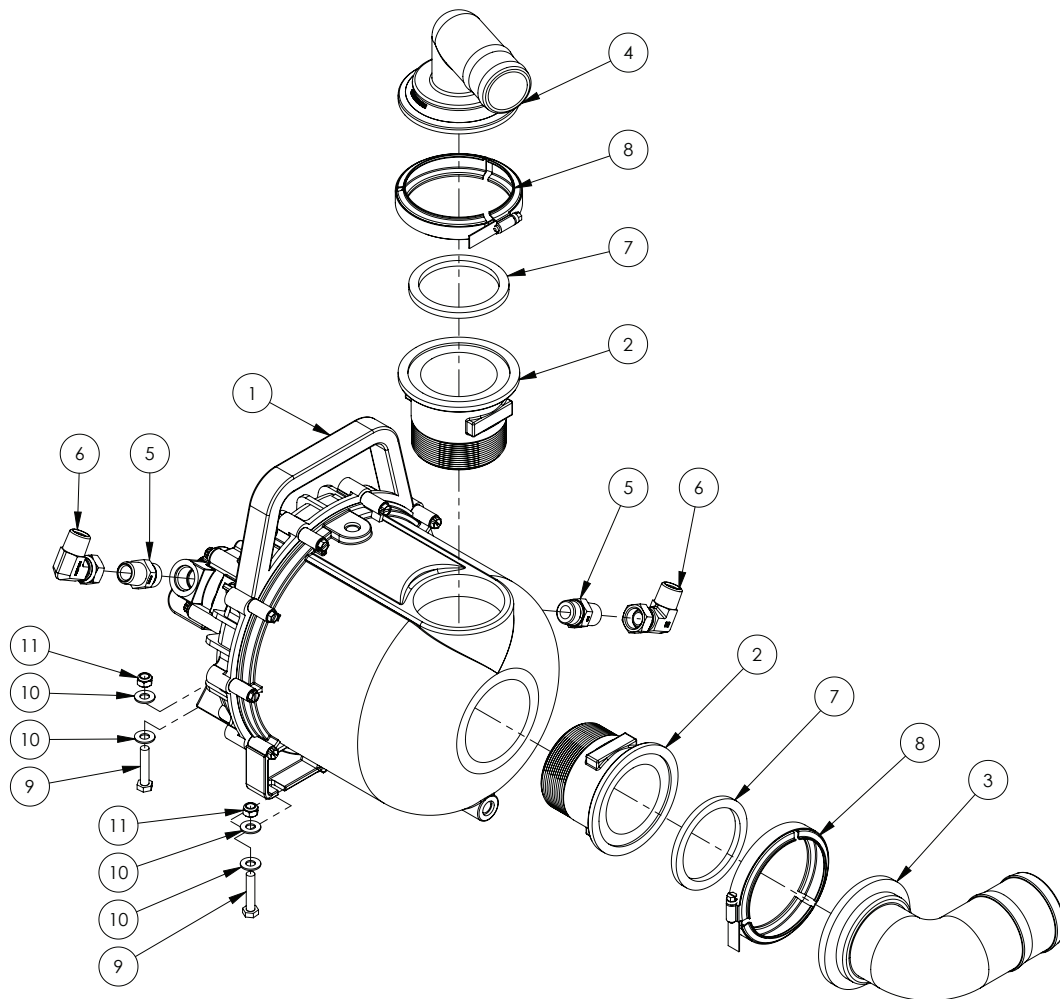
| ITEM NO. | PART NUMBER | DESCRIPTION   | QTY. |
|----------|-------------|---|------|
| 1        | GA4659141   | Pump Mount Bracket, Crop Cruiser RH                           | 1    |
| 2        | GA5065455   | Bolt M10 x 30 ZP GR8.8  | 4    |
| 3        | GA5000117   | Washer 10mm Flat SS HD  | 8    |
| 4        | GA5000141   | Nut M10 Nyloc ZP  | 4    |
| 5        | GA5052590   | Nut M8 Nyloc SS   | 2    |
| 6        | GA4504950   | Bracket spray pump decal, suit 1 1/2" suction filter Zeta 170 | 1    |
| 7        | GA5004085   | Bolt M8 x 20 ZP GR8.8   | 8    |
| 8        | GA5003643   | Washer 8mm Flat SS HD   | 16   |
| 9        | GA5000577   | Washer 12mm Flat SS HD  | 4    |
| 10       | GA5000311   | Set screw, M12 x 35, ZP GR 8.8                                | 4    |

# Hydraulic Fill Pump 5200L



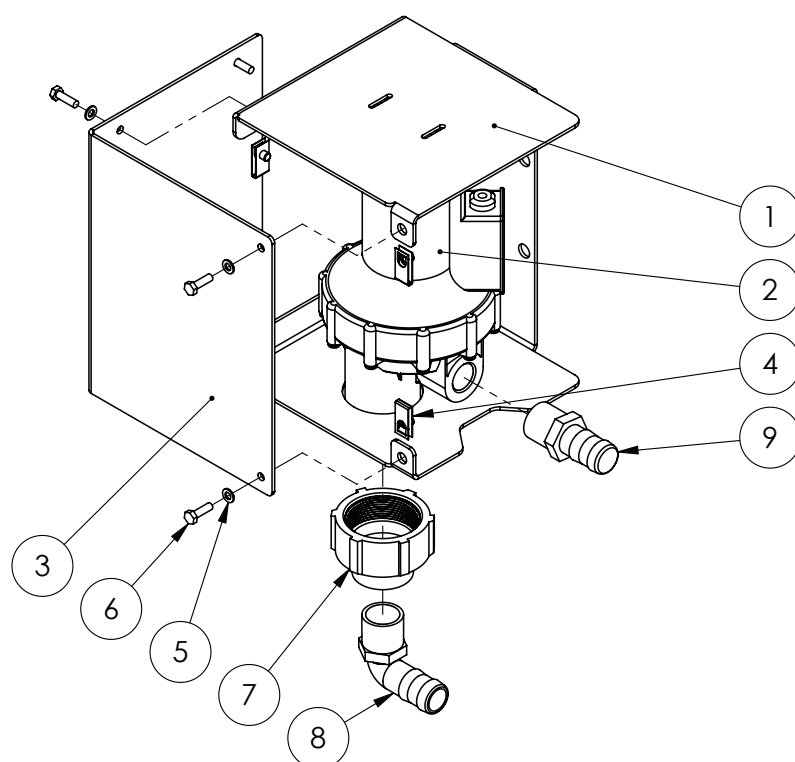
| ITEM NO. | PART NUMBER | DESCRIPTION   | QTY. |
|----------|-------------|---|------|
| -        | GA5072075   | Seal kit, Pump, Poly 3" BSP, Complete rebuild, suit GA5072085                 | -    |
| 1        | GA5072085   | Pump, Poly 3" BSP, Transfer, Viton, Hydraulic drive                           | 1    |
| 2        | GA5077876   | Plumbing Fitting, 3" Flange to 3" BSP Thread, Banjo                           | 2    |
| 3        | GA5077875   | Hose barb, Elbow, 90 degree, 3" flange x 3" hose, Banjo                       | 1    |
| 4        | GA5077871   | Hose barb, Elbow, 90 degree, 3" flange x 2" hose barb, Banjo                  | 1    |
| 5        | GA3500364   | Hydraulic adaptor, Nipple, 1/2" BSPT male x 7/8" UN male O-ring               | 2    |
| 6        | GA3500333   | Hydraulic adaptor, Elbow, 90 degree, 1/2" BSPT male x 1/2" BSPP female swivel | 2    |
| 7        | GA5076723   | Seal, EPDM, Suit 3" flange fitting, Banjo                                     | 2    |
| 8        | FC300       | Hose clamp, Worm screw, 3"  | 2    |
| 9        | GA5048655   | Bolt M8 x 40 ZP GR8.8   | 4    |
| 10       | GA5003643   | Washer 8mm Flat SS HD   | 8    |
| 11       | GA5052590   | Nut M8 Nyloc SS   | 4    |
| 12       | GA5018313   | Valve, Ball, 20mm, 3/4" female, Lever handle, Brass                           | 1    |
| 13       | GA5077717   | Hose barb, Elbow, 90 degree, 3/4" male thread x 3/4" hose, Banjo              | 1    |
| 14       | GA5078087   | Reducing nipple, 3/4" male thread x 1/2" male thread, Banjo                   | 1    |

# Hydraulic Fill Pump 6000L



| ITEM NO. | PART NUMBER | DESCRIPTION   | QTY. |
|----------|-------------|---|------|
| -        | GA5072075   | Seal kit, Pump, Poly 3" BSP, Complete rebuild, suit GA5072085                 | -    |
| 1        | GA5072085   | Pump, Poly 3" BSP, Transfer, Viton, Hydraulic drive                           | 1    |
| 2        | GA5077876   | Plumbing Fitting, 3" Flange to 3" BSP Thread, Banjo                           | 2    |
| 3        | GA5077875   | Hose barb, Elbow, 90 degree, 3" flange x 3" hose, Banjo                       | 1    |
| 4        | GA5077871   | Hose barb, Elbow, 90 degree, 3" flange x 2" hose barb, Banjo                  | 1    |
| 5        | GA3500364   | Hydraulic adaptor, Nipple, 1/2" BSPT male x 7/8" UN male O-ring               | 2    |
| 6        | GA3500333   | Hydraulic adaptor, Elbow, 90 degree, 1/2" BSPT male x 1/2" BSPP female swivel | 2    |
| 7        | GA5076723   | Seal, EPDM, Suit 3" flange fitting, Banjo                                     | 2    |
| 8        | FC300       | Hose clamp, Worm screw, 3"  | 2    |
| 9        | GA5048655   | Bolt M8 x 40 ZP GR8.8   | 4    |
| 10       | GA5003643   | Washer 8mm Flat SS HD   | 8    |
| 11       | GA5052590   | Nut M8 Nyloc SS   | 4    |

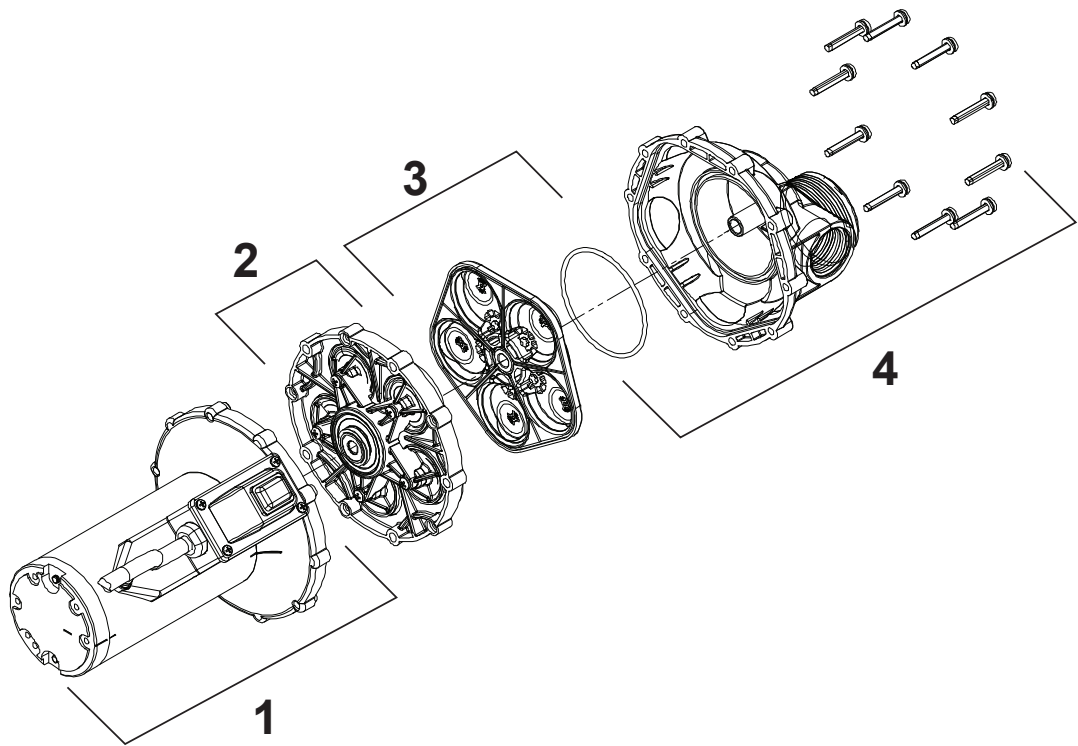
## Chemical Transfer Pump



| ITEM NO. | PART NUMBER | DESCRIPTION   | QTY. |
|----------|-------------|---|------|
| 1        | GA4508500   | Plate, Mount Shurflo Pump Crop Cruiser                | 1    |
| 2        | GA2000030*  | Pump, Diaphragm, Chemical transfer 12v, Viton SHURflo | 1    |
| 3        | GA4508505   | Plate, Cover Shurflo Pump Crop Cruiser                | 1    |
| 4        | GA5066830   | Speed clip M6   | 6    |
| 5        | GA5004437   | Washer 6mm Flat SS                                    | 6    |
| 6        | GA5004063   | Bolt M6 x 20 SS A-70                                  | 6    |
| 7        | GA2000032   | Reducing coupling, 2" female NPT to 1" female NPT     | 1    |
| 8        | GA5077723   | Hose barb, Elbow, 90 degree, 1" male x 1" hose        | 1    |
| 9        | GA5077718   | Hose barb, Straight, 1" male thread x 1" hose         | 1    |

\* Sub-assembly on following pages

# Chemical Transfer Pump Assembly

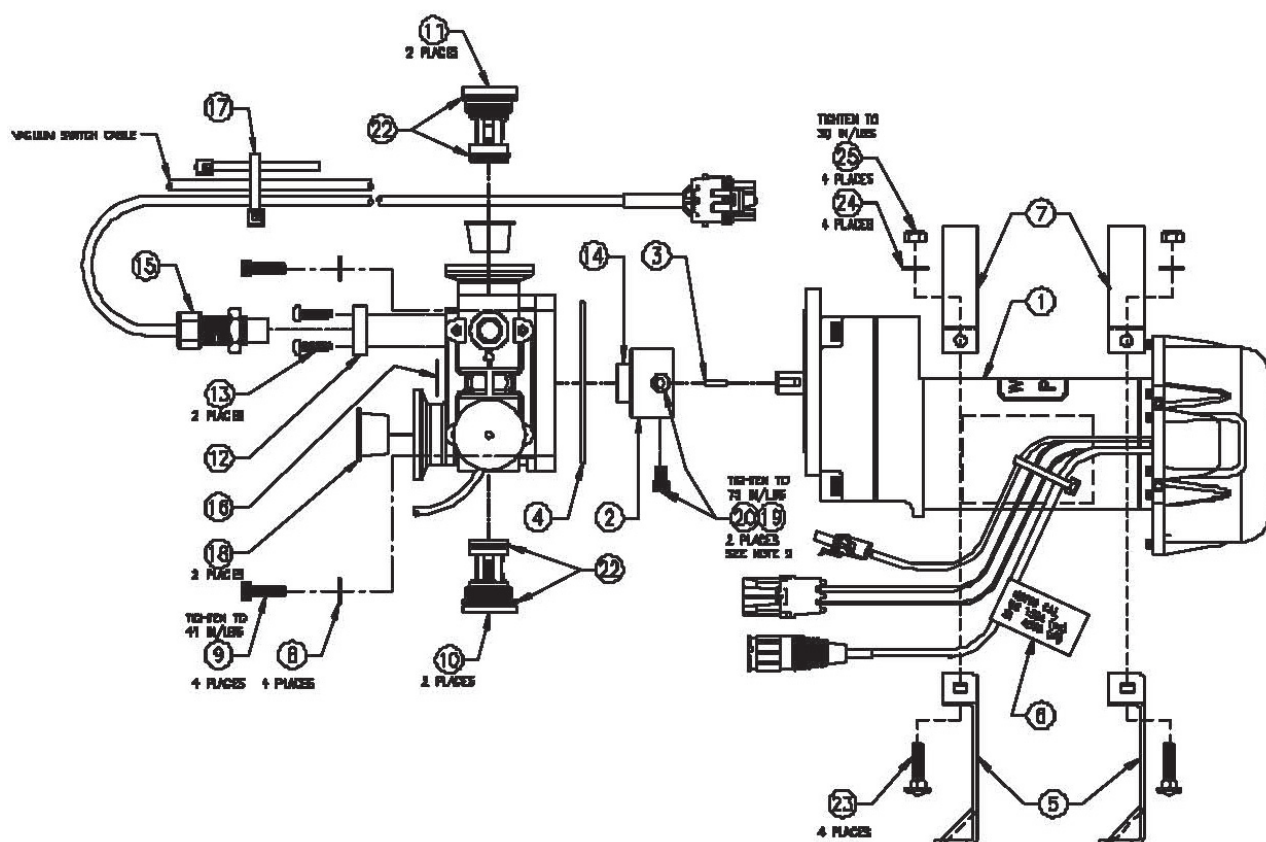


| ITEM NO. | PART NUMBER | DESCRIPTION  |
|----------|-------------|--|
| -        | GA2000030   | Pump, Diaphragm, Chemical transfer 12v, Viton SHURflo        |
| 1        | -           | Motor Assembly Kit   |
| 2        | GA2000033   | Diaphragm, Drive Assembly Kit, Housing, replacement, SHURflo |
| 3        | GA2000034   | Valve Housing Kit, Viton, replacement, SHURflo               |
| 4        | -           | Upper Housing Assembly Kit                                   |

Note: Not all parts stocked



## Low Volume DCI Pump



### LOW VOLUME DCI PUMP ASSEMBLY

| PART NUMBER | DESCRIPTION         |
|-------------|---------------------|
| GA5075924   | Low Volume DCI Pump |

### LOW VOLUME DCI PUMP SEAL KIT

| PART NUMBER | DESCRIPTION         |
|-------------|---------------------|
| GA5076312   | Raven Pump Seal Kit |

| ITEM NO. | PART NUMBER | DESCRIPTION                            |
|----------|-------------|--|
| 1        | 0630172527  | Motor/Tach Assembly                    |
| 2        | GA5075921   | Bearing Assembly                       |
| 3        | GA5076055   | Key                                    |
| 4        | GA5076659   | O-Ring                                 |
| 5        | 1070171599  | Bracket, Mounting, Pump/Motor          |
| 6        | 0410159720  | Label, Meter Cal                       |
| 7        | 1070171600  | Strap                                  |
| 8        | 3133000017  | Washer, Internal Tooth, Lock 1/4" SS   |
| 9        | 3110073066  | Screw, Socket Head, Cap 1/4"-20 x 3/4" |
| 10       | GA5075922   | Cartridge, Intake                      |
| 11       | GA5075923   | Cartridge, Exhaust                     |
| 12       | 1060159539  | Bracket, Sensor                        |
| 13       | 3110004040  | Screw                                  |

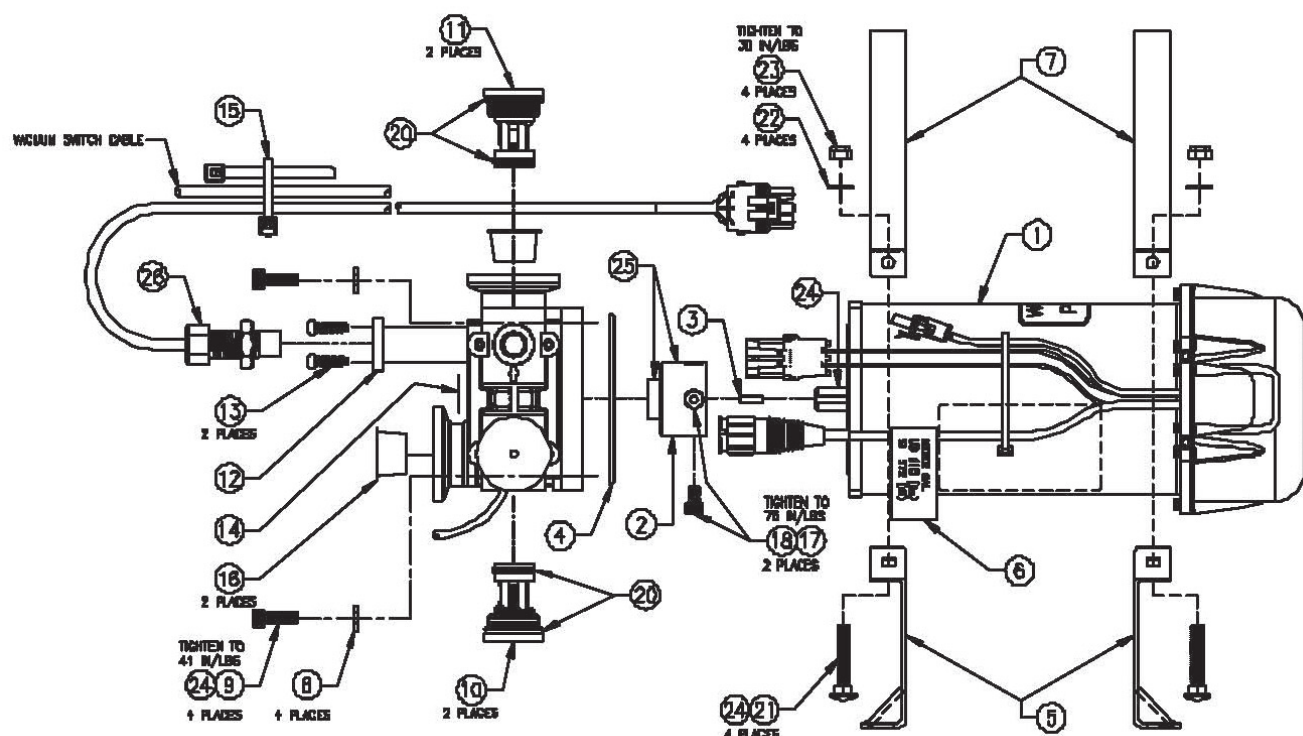
Continued over page

## Low Volume DCI Pump

| ITEM NO. | PART NUMBER | DESCRIPTION                                |
|----------|-------------|--|
| 14       | 2221001114  | Grease                                     |
| 15       | GA5075926   | Sensor, Universal, Flowmeter               |
| 16       | 0410159721  | Label, Serial                              |
| 17       | 4351000003  | Tie, Cable                                 |
| 18       | 1180159041  | Cap, Tapered                               |
| 19       | 2221001029  | Thread Sealant Loctite #242                |
| 20       | GA5076736   | Screw, Cap, Hex Socket Head 1/4"-20 x 1/4" |
| 21       | GA5075673   | Manual (Not Shown)                         |
| 22       | 2220000002  | Grease, Lubricating, Versilube             |
| 23       | 3110069004  | Bolt, 1/4"-20 x 1"                         |
| 24       | 3132300009  | Washer                                     |
| 25       | 3124000057  | Nut  |

Note: Not all parts stocked

## High Volume DCI Pump



### HIGH VOLUME DCI PUMP ASSEMBLY

| PART NUMBER | DESCRIPTION          | QTY. |
|-------------|----------------------|------|
| GA5075914   | High Volume DCI Pump | -    |

### HIGH VOLUME DCI PUMP SEAL KIT

| PART NUMBER | DESCRIPTION         | QTY. |
|-------------|---------------------|------|
| GA5076312   | Raven Pump Seal Kit | -    |

| ITEM NO. | PART NUMBER | DESCRIPTION                            |
|----------|-------------|--|
| 1        | 0630172500  | Motor/Tach Assembly                    |
| 2        | GA5075921   | Bearing Assembly                       |
| 3        | GA5076055   | Key                                    |
| 4        | GA5076659   | O-Ring                                 |
| 5        | 1070171589  | Bracket, Mounting, Pump/Motor          |
| 6        | 0410159718  | Label, Meter Cal                       |
| 7        | 1070171594  | Strap                                  |
| 8        | 3133000017  | Washer, Internal Tooth, Lock 1/4" SS   |
| 9        | 3110073066  | Screw, Socket Heat, Cap 1/4"-20 x 3/4" |
| 10       | GA5075922   | Cartridge, Intake                      |
| 11       | GA5075923   | Cartridge, Discharge                   |
| 12       | 1060159539  | Bracket, Sensor                        |
| 13       | 3110004040  | Screw                                  |
| 14       | 0410159710  | Label, Serial                          |
| 15       | 4351000003  | Tie, Cable                             |

Continued over page

## High Volume DCI Pump

| ITEM NO. | PART NUMBER | DESCRIPTION                                |
|----------|-------------|--|
| 16       | 1180159041  | Cap, Tapered                               |
| 17       | 2221001029  | Thread Sealant Loctite #242                |
| 18       | GA5076736   | Screw, Cap, Hex Socket Head 1/4"-20 x 1/4" |
| 19       | GA5075673   | Manual (Not Shown)                         |
| 20       | 2220000002  | Grease, Lubricating, Versilube             |
| 21       | 3110069004  | Bolt, 1/4"-20 x 1"                         |
| 22       | 3132300009  | Washer                                     |
| 23       | 3124000057  | Nut  |
| 24       | 2221001079  | Anti-Sieze Compound, Nickel                |
| 25       | 2221001114  | Grease                                     |
| 26       | GA5075926   | Sensor, Universal, Flowmonitor             |

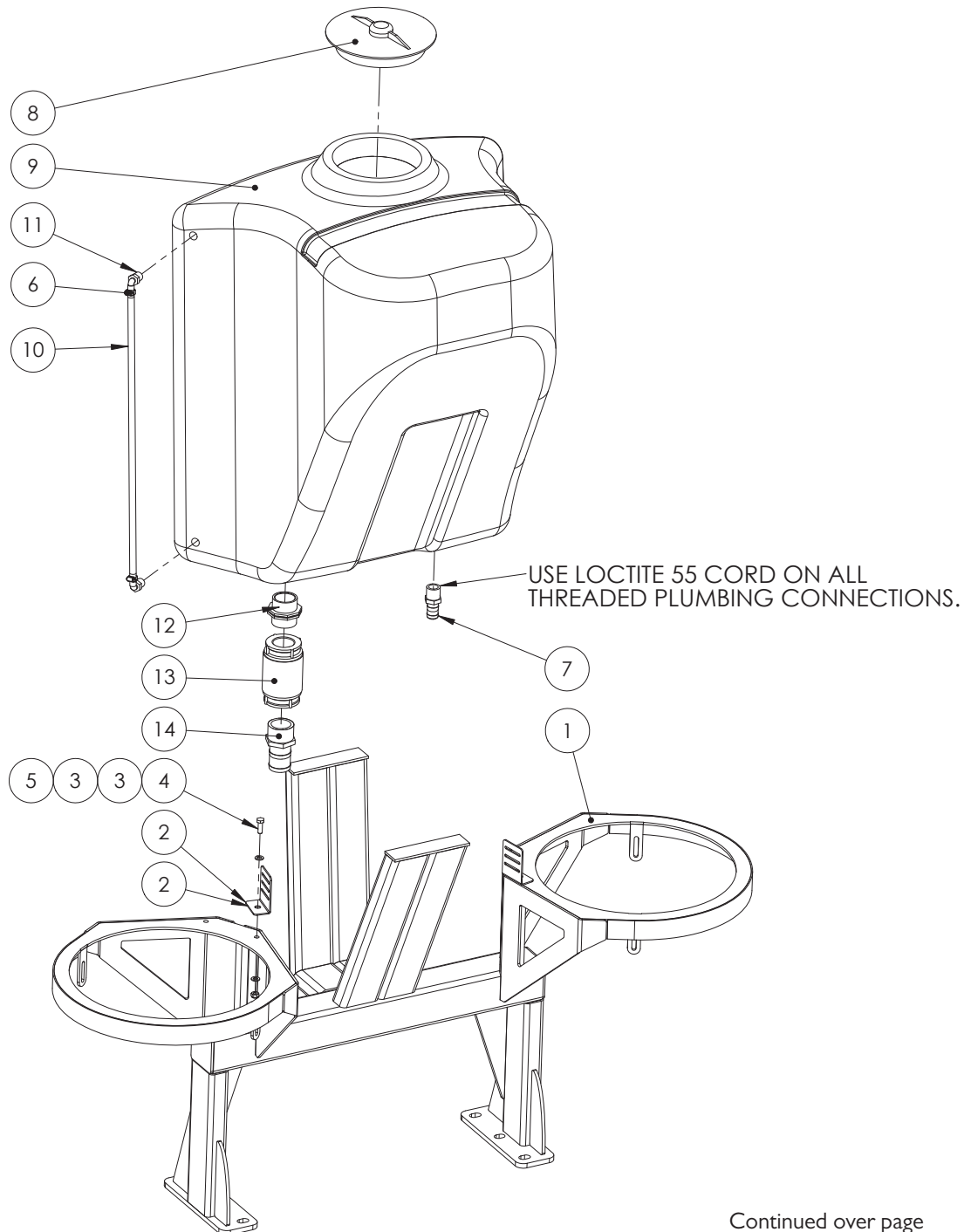
Note: Not all parts stocked



# Chapter 3

## FLUSH TANK

### Flush Tank & DCI Frame - G5



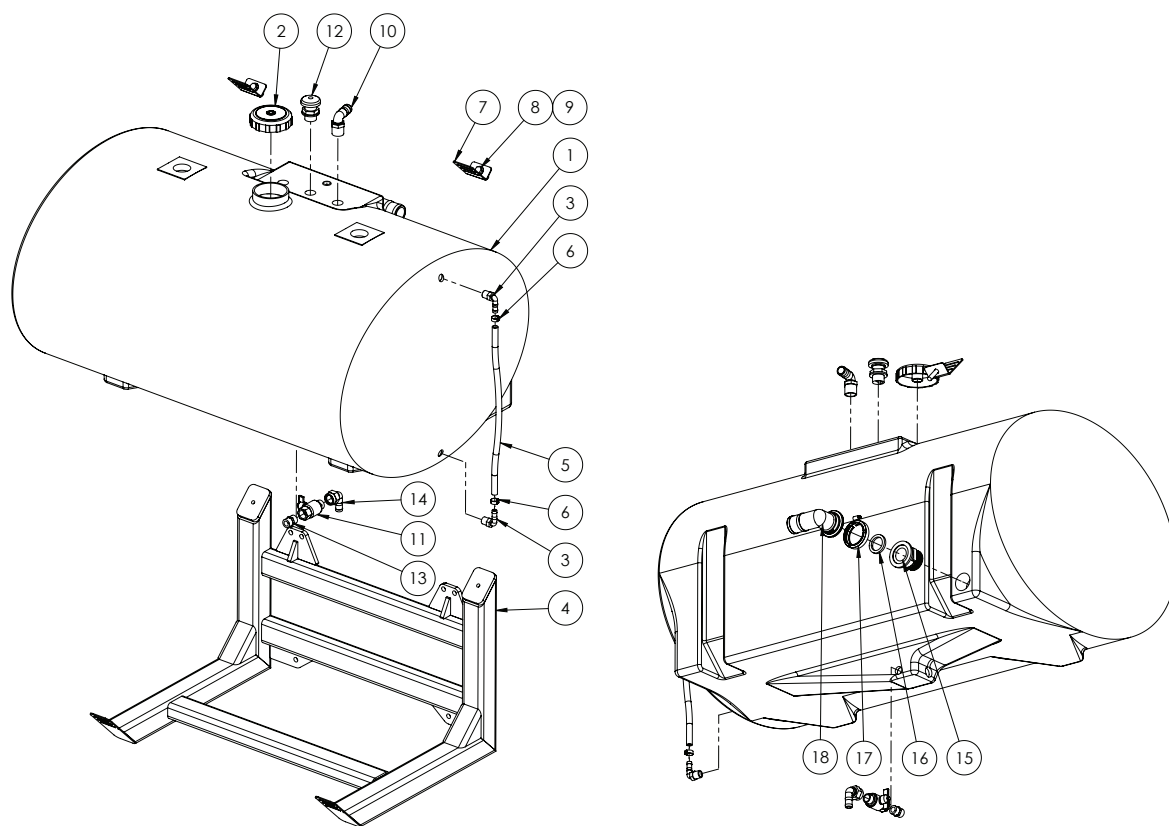
Continued over page

## Flush Tank & DCI Frame - G5

| ITEM NO. | PART NUMBER | DESCRIPTION   | QTY. |
|----------|-------------|---|------|
| 1        | GA4654370   | Rinse tank and DCI frame                                  | 1    |
| 2        | F70127A     | Bracket, Tank strap, 50mm                                 | 2    |
| 3        | GA5000117   | Washer 10mm Flat SS HD                                    | 4    |
| 4        | GA5065455   | Bolt M10 x 30 GR8.8 ZP                                    | 2    |
| 5        | GA5000141   | Nut M10 Nyloc ZP  | 2    |
| 6        | GA5000469   | Hose clamp, 1/2", SS, 12-20/9W3                           | 2    |
| 7        | GA5077718   | Hose barb, Straight, 1" male thread x 1" hose, Banjo      | 1    |
| 8        | 352022      | Small lid, Diameter 255mm, With breather, ARAG            | 1    |
| 9        | GA5070015   | Tank, 300L, fresh water crop cruiser, Bare                | 1    |
| 10       | GA2000210   | Hose, 12mm, Clear, Wire reinforced                        | 1    |
| 11       | HB050-90    | Hose barb, Elbow, 90 degree, 1/2" male thread x 1/2" hose | 2    |
| 12       | GA5078410   | Plumbing fitting, Nipple, 2"                              | 1    |
| 13       | GA2000111   | Valve, Check, 2" Female Thread Inlet and Outlet           | 1    |
| 14       | GA5077737   | Hose barb, Straight, 2" male thread x 2" hose             | 1    |



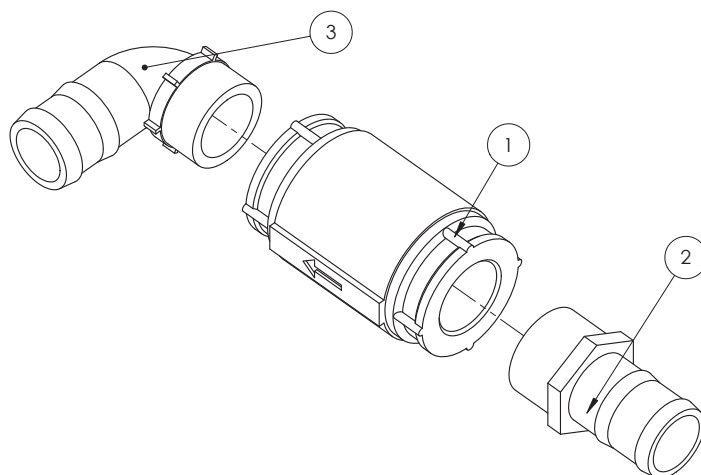
## Flush Tank & Frame - G6



| ITEM NO. | PART NUMBER | DESCRIPTION   | QTY. |
|----------|-------------|---|------|
| 1        | GA5069961   | Tank, 520L, Fresh Water SP Black, Bare                            | 1    |
| 2        | GA5076885   | Lid, Diameter 113mm, With breather                                | 1    |
| 3        | GA5077708   | Hose barb, Elbow, 90 degree, 1/2" male thread x 1/2" hose         | 2    |
| 4        | GA4658936   | Fresh Water Tank Frame 520L                                       | 1    |
| 5        | GA2000210   | Hose, 12mm, Clear, Wire reinforced                                | 1    |
| 6        | GA5007231   | Hose clamp, Cobra type, 1/2"                                      | 2    |
| 7        | F70127A     | Bracket, Tank strap, 50mm   | 2    |
| 8        | GA5011239   | Bolt, M12 x 50, ZP GR 8.8   | 2    |
| 9        | GA5007475   | Washer 12 x 22mm Copper   | 2    |
| 10       | GA5077723   | Hose barb, Elbow, 90 degree, 1" male x 1" hose, Banjo             | 1    |
| 11       | GA5018315   | Valve, Ball, 20mm male & female thread, Black Butterfly handle    | 1    |
| 12       | GA5077045   | Breather valve, Labyrinth type, 1" male thread, Arag              | 1    |
| 13       | GA5077913   | Nipple, 3/4" male x 3/4" male, Short, Banjo                       | 1    |
| 14       | GA5077746   | Hose barb, Elbow, 90 degree, 3/4" female thread x 3/4" hose       | 1    |
| 15       | GA5077839   | Plumbing coupling, Straight, 2" flange x 2" BSP male, Banjo       | 1    |
| 16       | GA5009335   | Seal, 41.5mm ID x 55mm OD x 6.5mm thick, EPDM, suit 1 1/2" flange | 1    |
| 17       | FC200       | Clamp, Worm screw, Use with 2" standard flange port, Banjo        | 1    |
| 18       | GA5077838   | Hose barb, Elbow, 90 degree, 2" flange x 2" hose, Banjo           | 1    |

## Flush Tank - Check Valve Assembly - G6

---



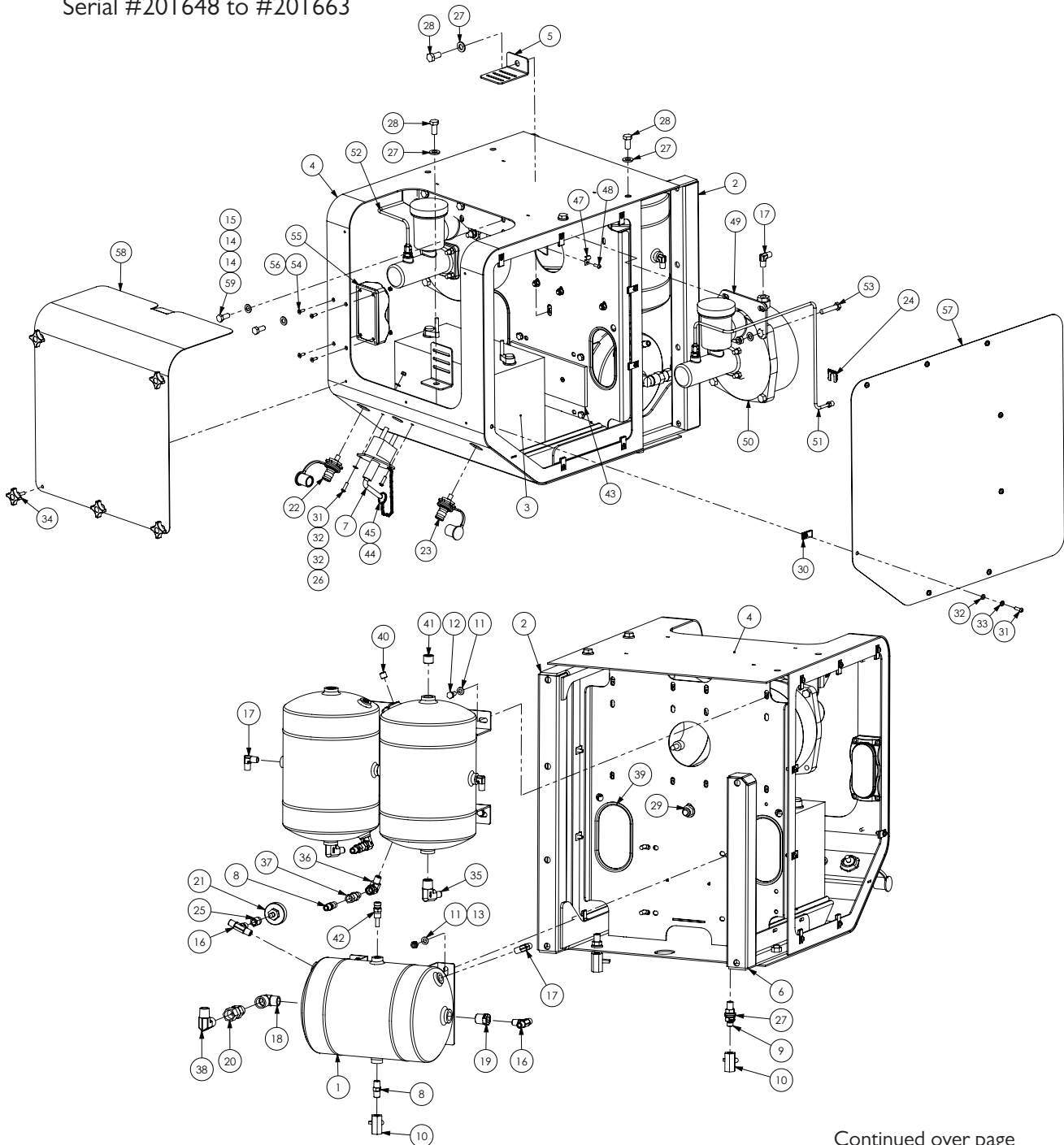
| ITEM NO. | PART NUMBER | DESCRIPTION   | QTY. |
|----------|-------------|---|------|
| 1        | GA2000111   | Valve, Check, 2" Female Thread Inlet and Outlet       | 1    |
| 2        | GA5077737   | Hose barb, Straight, 2" male thread x 2" hose         | 1    |
| 3        | GA5077740   | Hose barb, Elbow, 90 degree, 2" male thread x 2" hose | 1    |

# Chapter 4

## RH POD

### Brake Booster Pod - Catai Booster

Serial #201648 to #201663



Continued over page

## Brake Booster Pod - Catai Booster

| ITEM NO. | PART NUMBER | DESCRIPTION   | QTY. |
|----------|-------------|---|------|
| 1        | GA5070310   | Air tank, Large   | 3    |
| 2        | GA4658806   | Brake pod support arm   | 1    |
| 3        | GA5066240   | Battery, Delkor 31-900, 900 CCA   | 2    |
| 4        | GA4658080   | Pod frame, Brake and Air tanks  | 1    |
| 5        | F70127A     | Bracket, Tank strap, 50mm   | 2    |
| 6        | GA4658085   | Mount arm, Brake Pod boom rest side   | 1    |
| 7        | GA5005787   | Battery isolator switch large   | 1    |
| 8        | GA3500218   | Hydraulic adaptor, Nipple, 1/4" BSP x 1/4" BSP                                  | 3    |
| 9        | GA3500249   | Hydraulic adaptor, Bulkhead nipple, 1/4" BSP male x 1/4" BSP male               | 2    |
| 10       | GA5018321   | Valve, Ball, 1/4" female thread inlet / outlet, Lever handle, SS                | 3    |
| 11       | GA5003643   | Washer 8mm Flat SS HD   | 24   |
| 12       | GA5004085   | Bolt M8 x 20 ZP GR8.8   | 12   |
| 13       | GA5004917   | Nut M8 Nyloc ZP   | 12   |
| 14       | GA5000117   | Washer 10mm Flat SS HD  | 8    |
| 15       | GA5000141   | Nut M10 Nyloc ZP  | 4    |
| 16       | GA3500269   | Hydraulic adaptor, Tee, 1/4" BSP male x 1/4" BSP male x 1/4" BSP male           | 2    |
| 17       | GA3500258   | Hydraulic coupling, Elbow, 90 degree, 1/4" BSPT male x 1/4" BSPT male           | 5    |
| 18       | GA5048150   | Plumbing adaptor, Elbow, 90 degree, 1/2" male thread x 1/2" female thread, Cast | 1    |
| 19       | GA3500203   | Hydraulic adaptor, Reducing bush, 1/2" BSPT male x 1/4" BSPT female             | 1    |
| 20       | GA5014795   | SC3 single check valve 1/2" M/F   | 1    |
| 21       | GA5011059   | Pressure switch, Low air, 55 PSI actuation, SPDT, 1/8"                          | 1    |
| 22       | GA5006383   | Battery Jumper Stud Positive  | 1    |
| 23       | GA5006381   | Battery Jumper Stud Negative  | 1    |
| 24       | GA5010359   | Clip for brake hose   | 2    |
| 25       | GA5069925   | 1/4" - 1/8" BSPT female reducing socket   | 1    |
| 26       | GA5048115   | Nut M6 Nyloc ZP   | 2    |
| 27       | GA5000577   | Washer 12mm Flat SS HD  | 13   |
| 28       | GA5011229   | Bolt M12 x 25 ZP GR8.8  | 8    |
| 29       | GA5012461   | Nut M12 Nyloc ZP  | 1    |
| 30       | GA5066830   | Speed clip M6   | 16   |
| 31       | GA5004053   | BHCS M6 x 20 SS   | 18   |
| 32       | GA5004437   | Washer 6mm Flat SS  | 20   |
| 33       | GA5004447   | Washer 6mm Spring SS  | 16   |

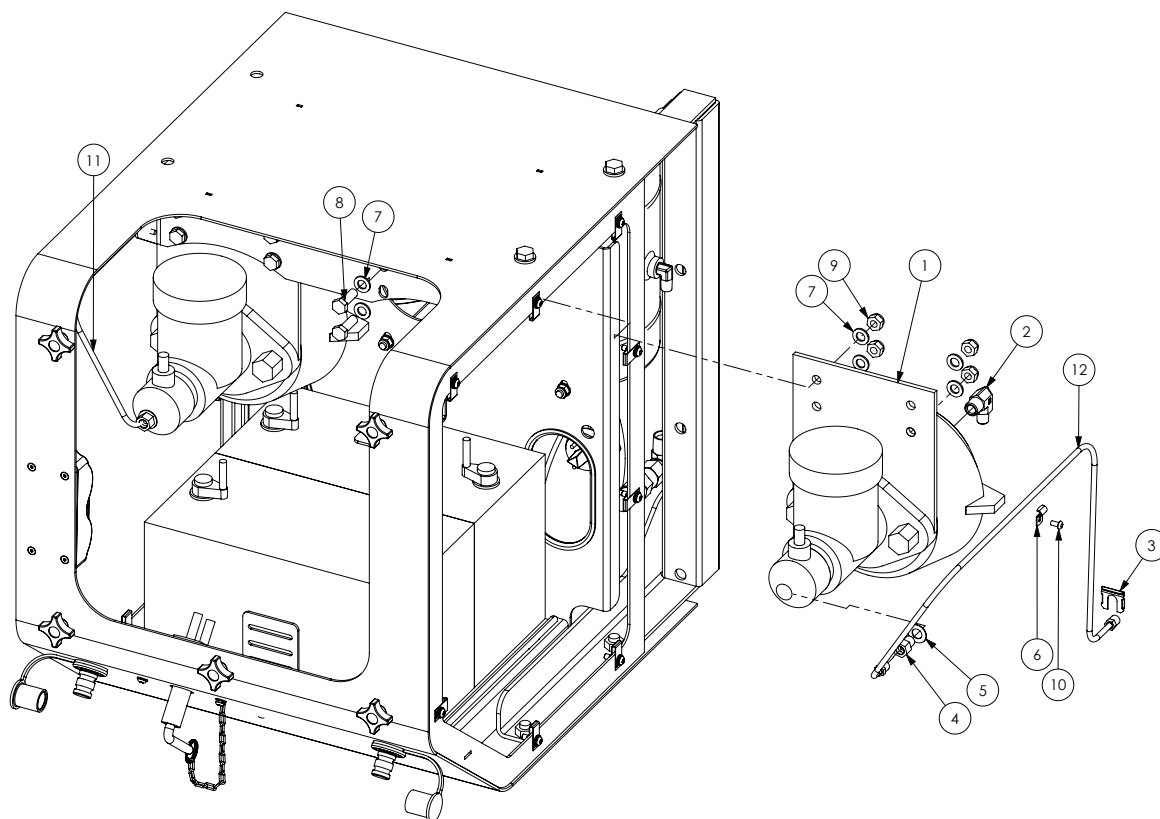
Continued over page

## Brake Booster Pod - Catai Booster

| ITEM NO. | PART NUMBER | DESCRIPTION  | QTY. |
|----------|-------------|--|------|
| 34       | GA5069965   | Star Knob 40 OD x M6 x 20mm  | 5    |
| 35       | GA3500260   | Hydraulic adaptor, Elbow, 90 degree, 1/2" BSPT male x 1/4" BSPT male   | 2    |
| 36       | GA3500209   | Hydraulic adaptor, Elbow, 90 degree, 1/4" BSPT male x 1/4" BSPT female | 2    |
| 37       | GA5014796   | Valve, Check, Pneumatic, 1/4" thread female inlet & male outlet        | 2    |
| 38       | GA3500262   | Hydraulic adaptor, Elbow, 90 degree, 1/2" BSPT male x 1/8" BSPT male   | 1    |
| 39       | GA5012989   | Pinch weld, Small Black S/Bulb 10mm x 16mm (cut 380mm)                 | 2    |
| 40       | GA5070300   | Plug - Flush fit 1/4" BSPT   | 4    |
| 41       | GA5070305   | Plug - Flush fit 1/2" BSPT   | 2    |
| 42       | GA5017369   | Valve Pressure Relief  | 1    |
| 43       | GA5069915   | Nylon spacer Battery box SP 2011                                       | 1    |
| 44       | GA5001491   | Chain 2mm x 20 SS  | 1    |
| 45       | GA5002077   | Key ring, 25mm, SS   | 1    |
| 46       | GA5003859   | Strap, Tank, 50mm, Goldacres branded - (Cut 670mm Long)                | 1    |
| 47       | GA5007205   | Clip for brake line 3/16"  | 2    |
| 48       | GA0500004   | BHCS M5 x 20, SS   | 2    |
| 49       | GA4505910   | Mounting Plate Brake Booster Catai                                     | 2    |
| 50       | GA5070890   | Brake Booster Catai 2013 Crop Cruiser                                  | 2    |
| 51       | GA4905480   | Brake Tube Assembly 1 Catai Booster                                    | 1    |
| 52       | GA4905481   | Brake Tube Assembly 2 Catai Booster                                    | 1    |
| 53       | GA5006057   | Bolt M10 x 50 ZP GR8.8   | 4    |
| 54       | GA5051230   | CSCS M5 x 16 Countersink SS  | 6    |
| 55       | GA5050630   | Buss Bar, 300 amp  | 1    |
| 56       | GA5069695   | Nut M5 Plain ZP  | 4    |
| 57       | GA4514573   | End cover 09 Cropcruiser DCI pod full cover                            | 2    |
| 58       | GA4503490   | Cover - POD shell Brake / Air Pod 2011                                 | 1    |
| 59       | GA5006161   | Bolt M10 x 25 ZP GR8.8   | 4    |

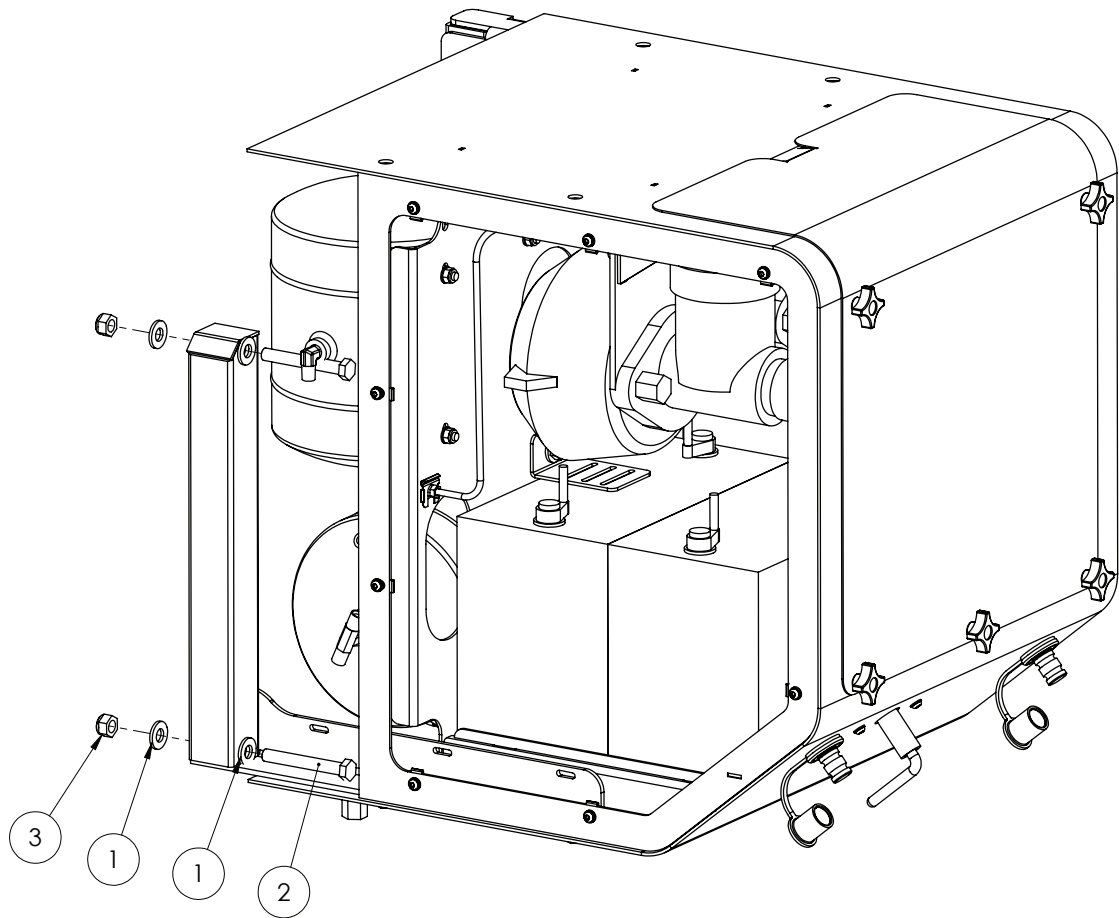
# Brake Booster Pod - PBR Booster

Serial #201665 on



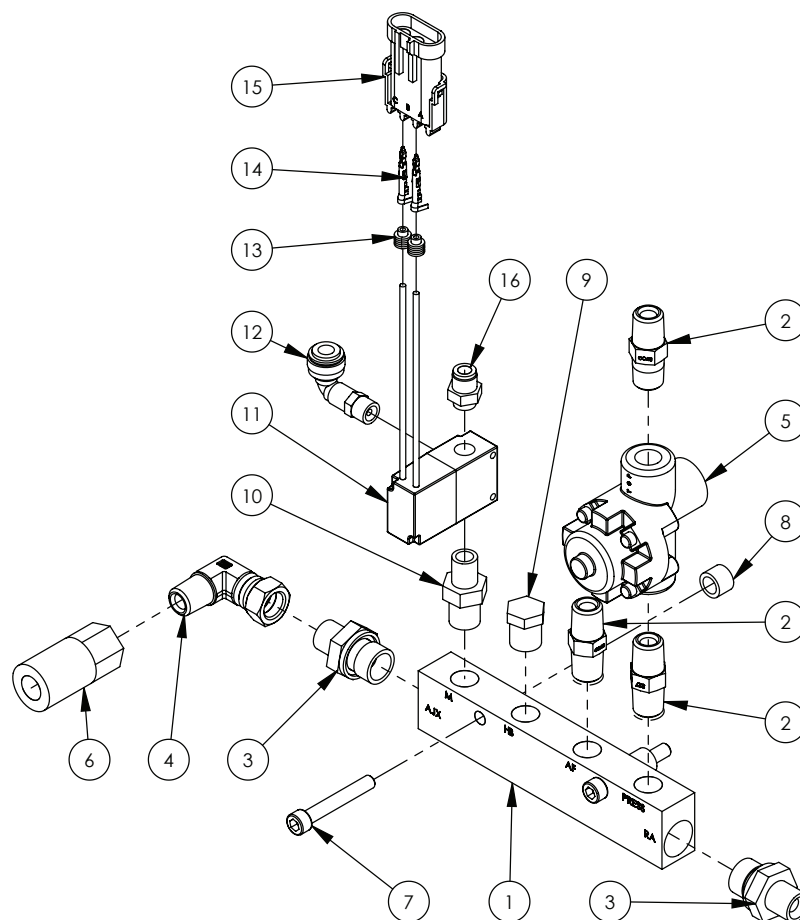
| ITEM NO. | PART NUMBER | DESCRIPTION  | QTY. |
|----------|-------------|--|------|
| 1        | GA5006711   | Brake booster, CA14 Master Cylinder Unit                             | 2    |
| 2        | GA3500259   | Hydraulic adaptor, Elbow, 90 degree, 3/8" BSPT male x 1/4" BSPT male | 2    |
| 3        | GA5010359   | Clip for brake hose  | 2    |
| 4        | GA5012999   | Pipe Adapter   | 2    |
| 5        | GA5007475   | Washer 12 x 22mm Copper  | 2    |
| 6        | GA5007205   | Clip for brake line 3/16"  | 2    |
| 7        | GA5000117   | Washer 10mm Flat SS HD   | 16   |
| 8        | GA5065455   | Bolt M10 x 30 ZP GR8.8   | 8    |
| 9        | GA5000141   | Nut M10 Nyloc ZP   | 8    |
| 10       | GA0500004   | BHCS M5 x 20, SS   | 2    |
| 11       | GA4905135   | Brake Line Pod - Rear Master   | 1    |
| 12       | GA4905130   | Brake Line Pod - Front Master  | 1    |

# Brake Booster Pod - Mounting



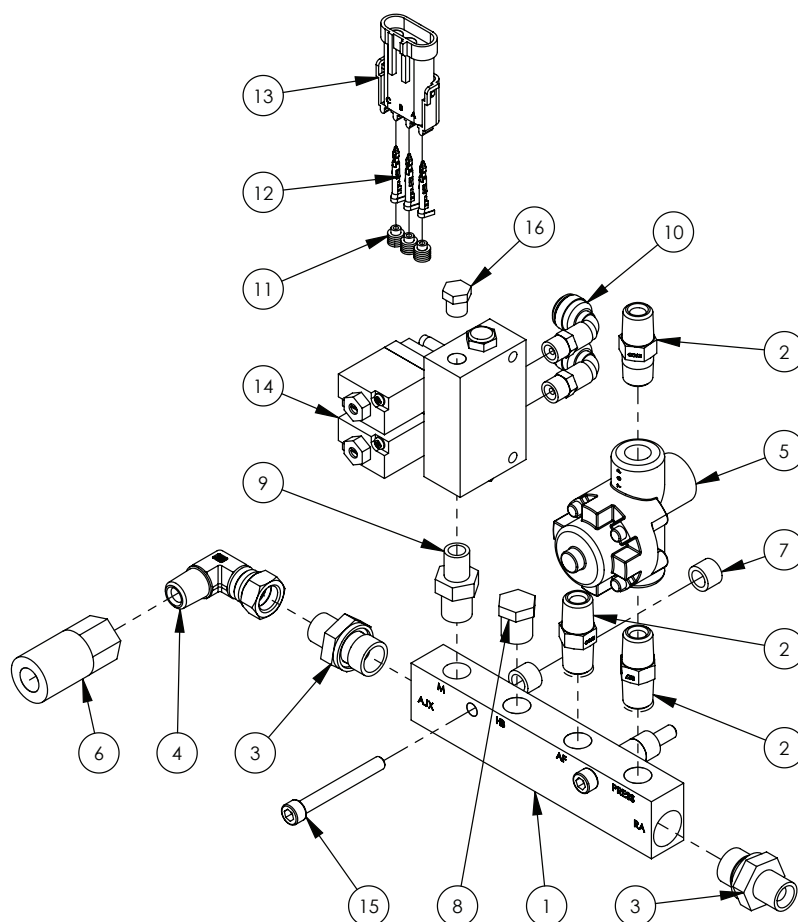
| ITEM NO. | PART NUMBER | DESCRIPTION            | QTY. |
|----------|-------------|------------------------|------|
| 1        | GA5000577   | Washer 12mm Flat SS HD | 8    |
| 2        | GA5011263   | Bolt M12 x 90 ZP GR8.8 | 4    |
| 3        | GA5012461   | Nut M12 Nyloc ZP       | 4    |

## Pneumatic Manifold - 2WD



| ITEM NO. | PART NUMBER | DESCRIPTION   | QTY. |
|----------|-------------|---|------|
| 1        | GA5069195   | Manifold Pneumatic, 3/8"- 1/4", 2 in 4 out                                    | 1    |
| 2        | GA3500218   | Hydraulic adaptor, Nipple, 1/4" BSPT male x 1/4" BSPT male                    | 3    |
| 3        | GA3500307   | Hydraulic adaptor, Nipple, 1/4" BSPT male x 3/8" BSPP male                    | 2    |
| 4        | GA3500332   | Hydraulic adaptor, Elbow, 90 degree, 1/4" BSPT male x 1/4" BSPP female swivel | 1    |
| 5        | GA5013433   | Pressure Protection Valve   | 1    |
| 6        | GA5076620   | Coupling, Air, 1/4" BSPP female x female                                      | 1    |
| 7        | GA5011411   | SHCS M6 x 40 ZP GR12.9  | 2    |
| 8        | GA4572280   | Crush tube, 11.8 OD x 8 ID x 8.5mm long                                       | 2    |
| 9        | GA5069335   | Plug, 1/4" BSPT male thread, Brass  | 1    |
| 10       | GA5013809   | Reducing Nipple 1/4" x 1/8"   | 1    |
| 11       | GA5071235   | Pneumatic Solenoid Valve MAC 35 Series 1/8" Ports with Fly leads              | 1    |
| 12       | GA5045145   | Elbow, swivel, push in 6mm, Brass 1/8" BSP                                    | 1    |
| 13       | GA5014857   | Seal, Green, Weather pack connector, Wire from 2.03 - 2.85mm                  | 2    |
| 14       | GA5016617   | Pin, Male, Sealed, Weather pack, Wire 1.0 - 2.0mm                             | 2    |
| 15       | GA5048550   | Connector, Female, 3 Pin, Weather pack  | 1    |
| 16       | GA5050210   | Pneumatic fitting, Nipple, 1/8" BSPP male x 6mm push type                     | 1    |





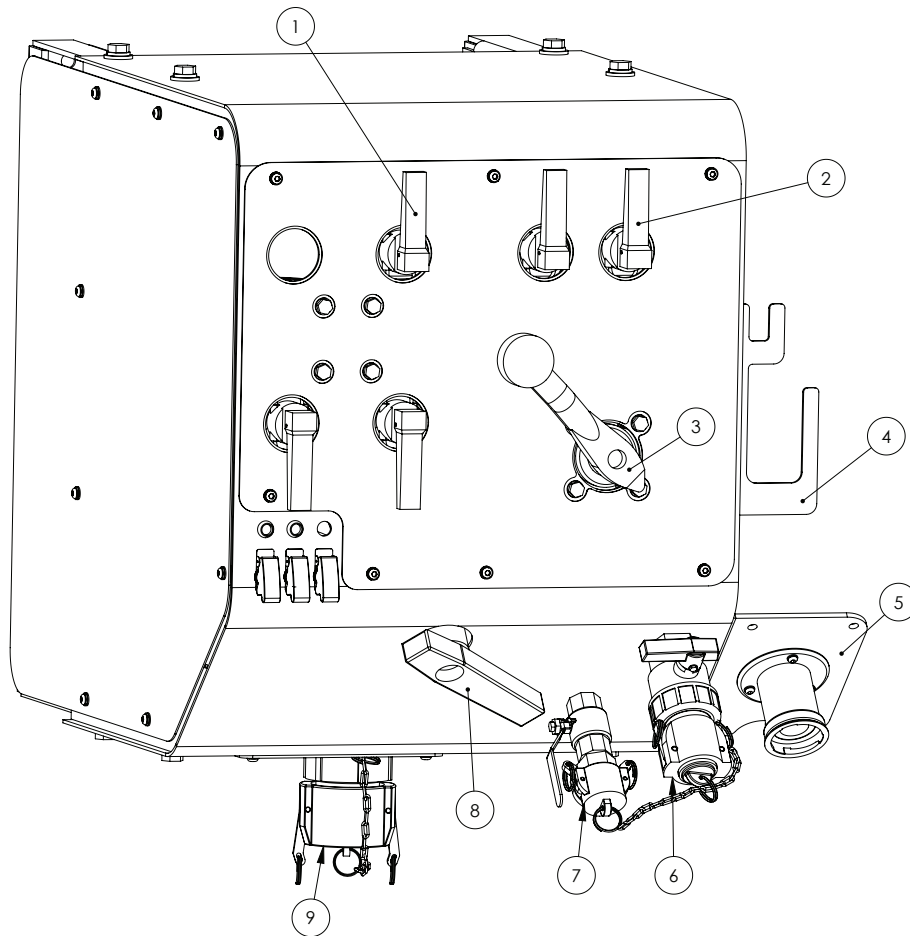
| ITEM NO. | PART NUMBER | DESCRIPTION   | QTY. |
|----------|-------------|---|------|
| 1        | GA5069195   | Manifold Pneumatic, 3/8" - 1/4", 2 in 4 out                                 | 1    |
| 2        | GA3500218   | Hydraulic adaptor, Nipple, 1/4" BSPT male x 1/4" BSPT male                  | 3    |
| 3        | GA3500307   | Hydraulic adaptor, Nipple, 1/4" BSPT male x 3/8" BSPP male                  | 2    |
| 4        | GA3500332   | Hydraulic adapter, Elbow, 90 degree, 1/4" BSP male x 1/4" BSP female swivel | 1    |
| 5        | GA5013433   | Pressure protection valve   | 1    |
| 6        | GA5076620   | Coupling, Air, 1/4" BSPP female x female                                    | 1    |
| 7        | GA4572280   | Crush tube, 11.8 OD x 8 ID x 8.5mm long                                     | 4    |
| 8        | GA5069335   | Plug, 1/4" BSPT male thread, Brass  | 1    |
| 9        | GA5013809   | Reducing Nipple 1/4" x 1/8"   | 1    |
| 10       | GA5045145   | Elbow, swivel, push in 6mm, Brass 1/8" BSP                                  | 2    |
| 11       | GA5014857   | Seal, Green, Weather pack connector, Wire from 2.03 - 2.85mm                | 3    |
| 12       | GA5016617   | Pin, Male, Sealed, Weather pack, Wire 1.0 - 2.0mm                           | 3    |
| 13       | GA5048550   | Connector, Female, 3 Pin, Weather pack                                      | 1    |
| 14       | GA5068804   | Pneumatic valve bank 2 section with manual override                         | 1    |
| 15       | GA5011421   | SHCS M6 x 50 ZP GR12.9  | 2    |
| 16       | GA5055720   | Plug, Brass, 1/8" BSPT  | 1    |



# Chapter 5

## LH POD

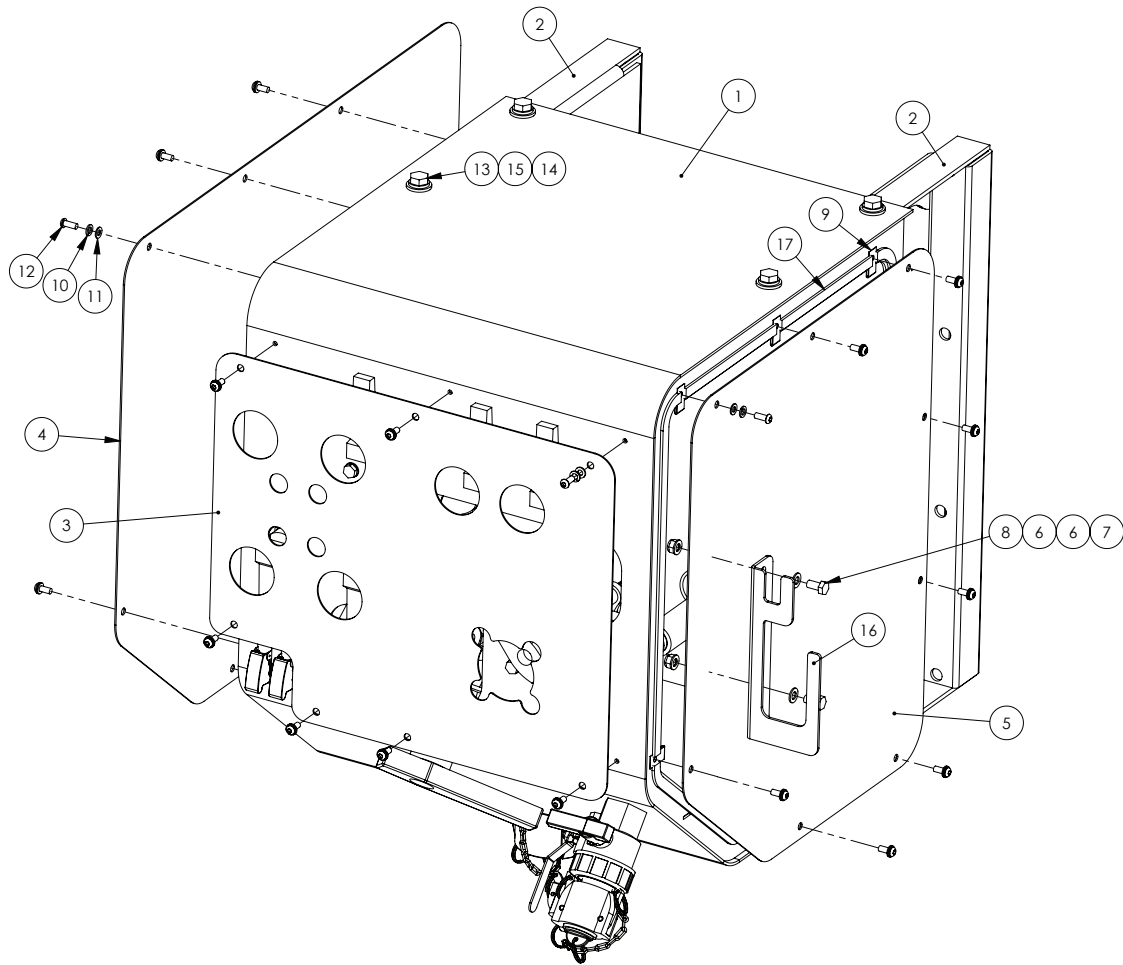
### LH Pod - Standard



| ITEM NO. | PART NUMBER | DESCRIPTION   | QTY. |
|----------|-------------|---|------|
| 1        | *           | Fill Manifold, with Micromatic, LH POD, Crop Cruiser    |      |
| 2        | *           | Rinse, Agitation Valve Manifold, LH POD, Crop Cruiser   |      |
| 3        | *           | Pressure Delivery Manifold, Raven, LH POD, Crop Cruiser |      |
| 4        | GA4504475   | Bracket, Suzi coil holder, bolt on Right Hand           |      |
| 5        | *           | Micro rinse socket SP MY I I                            |      |
| 6        | *           | Chem Probe, POD, Crop Cruiser                           |      |
| 7        | *           | Rinse Tank Drain, POD, Crop Cruiser                     |      |
| 8        | *           | Tank Fill Valve Manifold 2", LH POD, Crop Cruiser       |      |
| 9        | *           | 2" or 3" Main Tank Fill                                 |      |

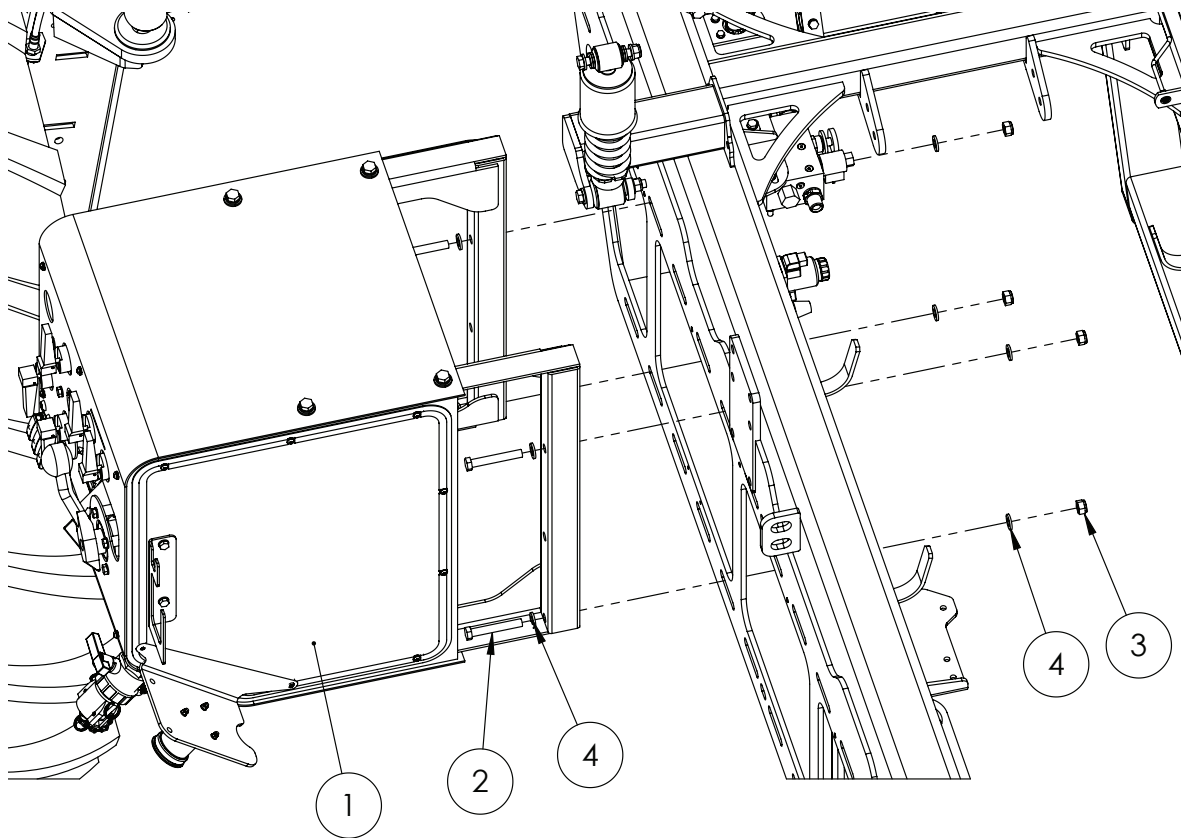
\* Sub-assembly on following pages

## LH Pod - Standard - Covers



| ITEM NO. | PART NUMBER | DESCRIPTION                                    | QTY. |
|----------|-------------|--|------|
| 1        | GA4658800   | Pod plumbing suit Crop Cruiser 2011            | 1    |
| 2        | GA4658805   | Mounting bracket U shape suit pod MY11         | 2    |
| 3        | GA4514580   | Front cover plate fill and pressure station 09 | 1    |
| 4        | GA4514573   | End cover 09 Crop Cruiser DCI pod full cover   | 1    |
| 5        | GA4514570   | End cover DCI pod suit 09 Crop Cruiser         | 1    |
| 6        | GA5003643   | Washer 8mm Flat SS HD                          | 4    |
| 7        | GA5052590   | Nut M8 Nyloc SS                                | 2    |
| 8        | GA5011465   | Bolt M8 x 16 ZP GR8.8                          | 2    |
| 9        | GA5066830   | Speed clip M6                                  | 14   |
| 10       | GA5004447   | Washer, 6mm, Spring, SS                        | 23   |
| 11       | GA5004437   | Washer 6mm Flat SS                             | 27   |
| 12       | GA5004050   | BHCS M6 x 16 SS GR8.8                          | 23   |
| 13       | GA5000295   | Set Screw M12 x 25 ZP GR8.8                    | 8    |
| 14       | GA5000577   | Washer 12mm Flat SS HD                         | 8    |
| 15       | GA5000575   | Washer 12mm Spring SS                          | 8    |
| 16       | GA4504475   | Bracket, Suzi coil holder, bolt on Right Hand  | 1    |
| 17       | GA5070480   | Foam Sealant Tape 12 x 5mm                     | 2    |
| 18       | GA5001681   | Hose Clamp, 1" SS (20-32/12W)                  | 4    |

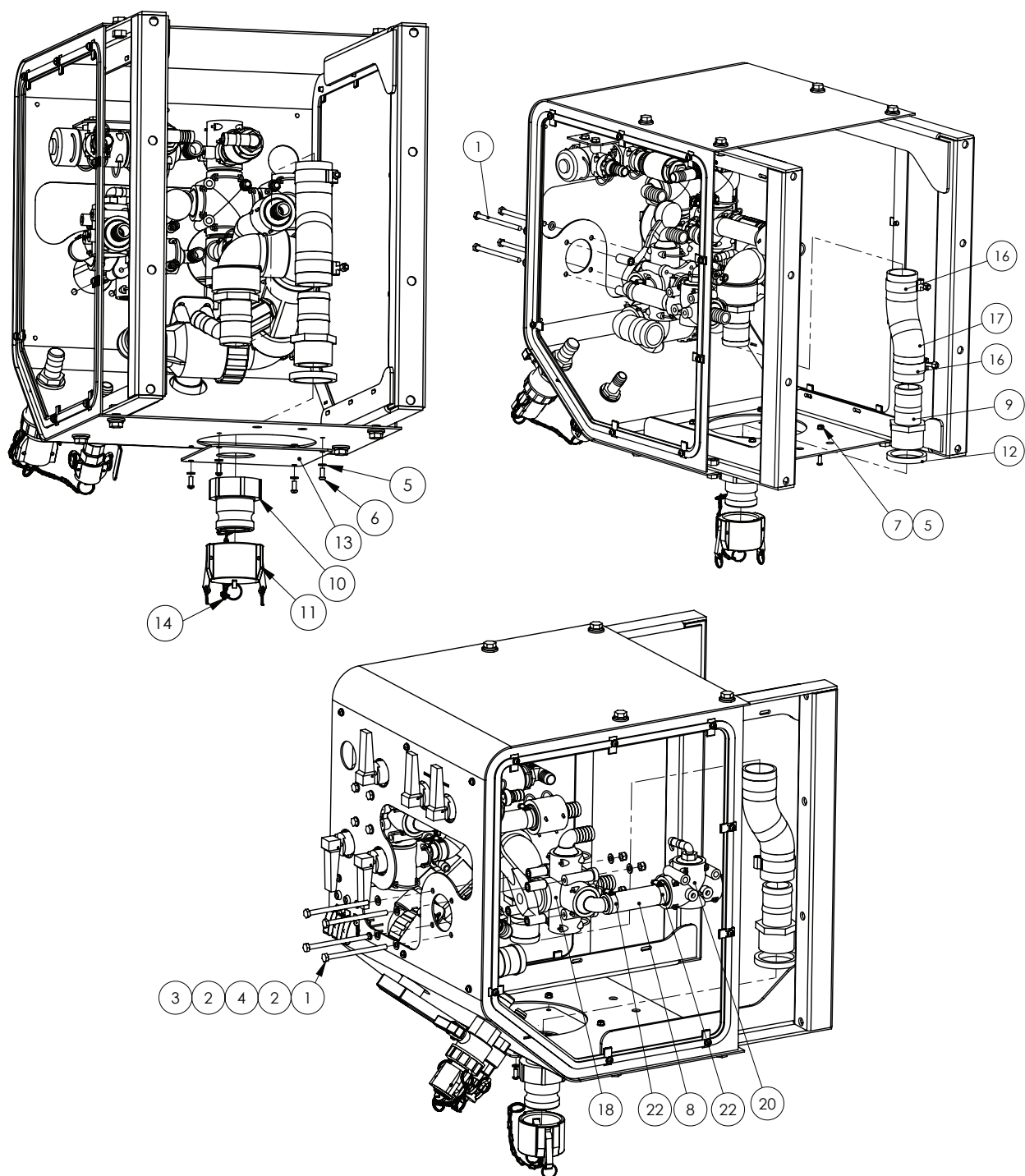
# LH Pod - Mounting



| ITEM NO. | PART NUMBER | DESCRIPTION                           | QTY. |
|----------|-------------|---------------------------------------|------|
| 1        | *           | Control Pod, Base, 6000L Crop Cruiser |      |
| 2        | GA5000355   | Bolt M12 x 80 ZP GR8.8                |      |
| 3        | GA5012461   | Nut M12 Nyloc ZP                      |      |
| 4        | GA5000577   | Washer 12mm Flat SS HD                |      |

\* Sub-assembly on following pages

## 2" Tank Fill Hose & 4 Way Valve



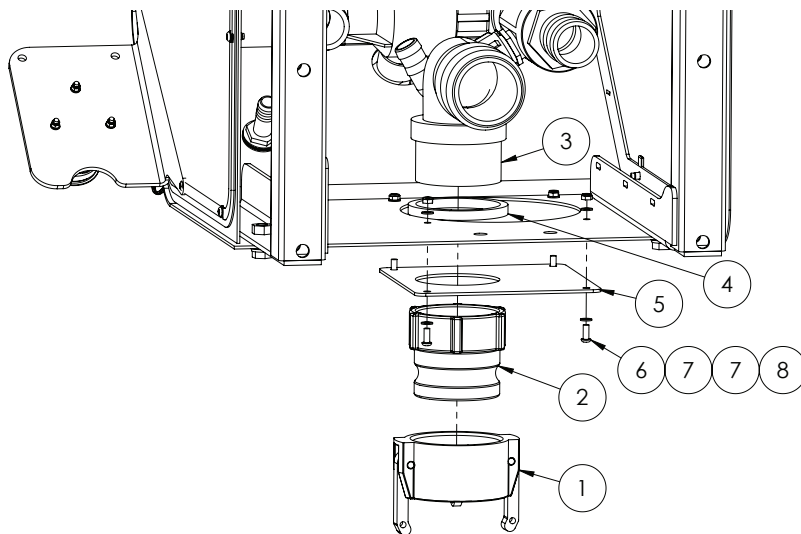
| ITEM NO. | PART NUMBER | DESCRIPTION                   | QTY. |
|----------|-------------|-------------------------------|------|
| 1        | GA5011501   | Bolt M8 x 120 ZP GR8.8        | 4    |
| 2        | GA5003643   | Washer 8mm Flat SS HD         | 8    |
| 3        | GA5052590   | Nut M8 Nyloc SS               | 4    |
| 4        | GA4552135   | Spacer for Altek rotary valve | 4    |

Continued over page

| ITEM NO. | PART NUMBER | DESCRIPTION  | QTY. |
|----------|-------------|--|------|
| 5        | GA5004437   | Washer 6mm Flat SS                                   | 7    |
| 6        | GA5004050   | BHCS M6 x 16 SS GR8.8                                | 6    |
| 7        | GA5048115   | Nut M6 Nyloc ZP                                      | 4    |
| 8        | GA2000219   | Hose, Pressure, 25mm, Black 250psi                   | 1    |
| 9        | GA5077737   | Hose barb, Straight, 2" male thread x 2" hose, Banjo | 1    |
| 10       | GA5076606   | Cam lever, 2" male coupler x 2" female thread, Banjo | 1    |
| 11       | GA5076609   | Cam lever, 2" female cap, Banjo                      | 1    |
| 12       | GA4552870   | Spacer, POD fill point fitting 6 l                   | 1    |
| 13       | GA4504380   | Plate, 2" Fill insert                                | 1    |
| 14       | GA5001491   | Chain 2mm x 20 SS 316, (cut 20 links)                | 28   |
| 15       | GA5002077   | Key ring, 25mm, SS                                   | 2    |
| 16       | GA5010193   | Hose Clamp 2 1/4"                                    | 2    |
| 17       | GA2000229   | Hose, Suction, 51mm, Wire reinforced                 | 1    |
| 18       | *           | Pressure Delivery Manifold                           | 1    |
| 19       | *           | Rinse tank fill, 6000L                               | 1    |
| 20       | *           | Hopper rinse manifold                                | 1    |
| 21       | GA5004447   | Washer, 6mm, Spring, SS                              | 2    |
| 22       | GA5001681   | Hose Clamp, 1" SS (20-32/12W)                        | 4    |

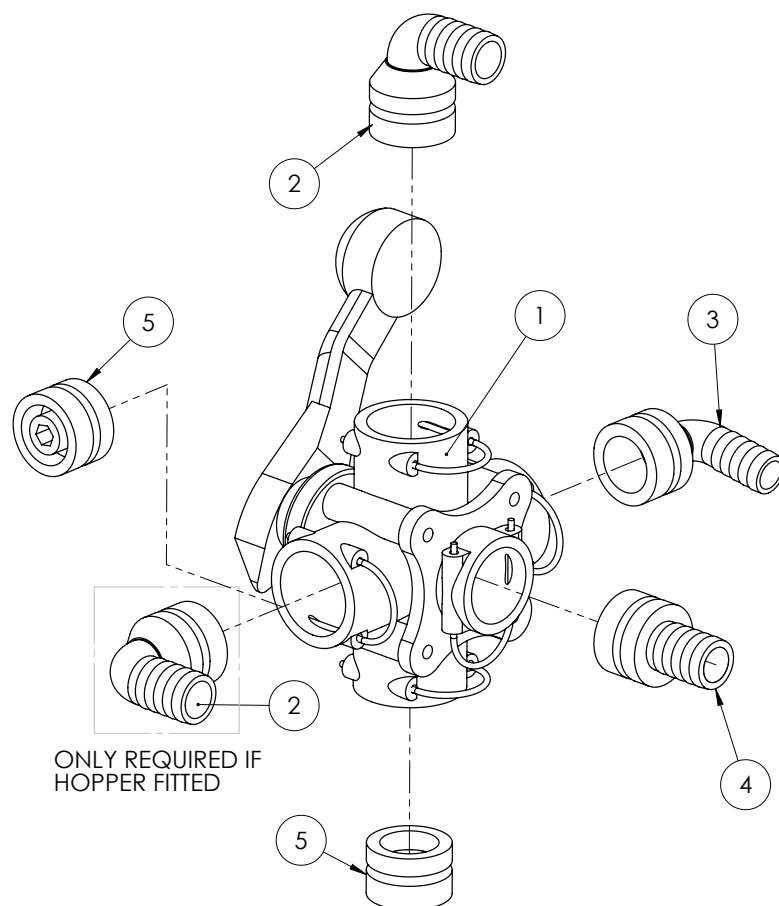
\* Sub-assembly on following pages

## 3" Tank Fill



| ITEM NO. | PART NUMBER | DESCRIPTION   | QTY. |
|----------|-------------|---|------|
| 1        | GA5076719   | Cam lever, Female cap, 3", Banjo                              | 1    |
| 2        | GA5076716   | Cam lever, 3" male coupling x 3" female thread, Banjo         | 1    |
| 3        | GA5077742   | Hose barb, Elbow, 90 degree, 3" male thread x 3" hose         | 1    |
| 4        | GA4552875   | Spacer, POD fill point fitting 89                             | 1    |
| 5        | GA4504375   | Plate, Fill Mount 3" SP Pod 201 I                             | 1    |
| 6        | GA5004050   | BHCS M6 x 16 SS GR8.8   | 4    |
| 7        | GA5004437   | Washer 6mm Flat SS  | 4    |
| 8        | GA5048115   | Nut M6 Nyloc ZP   | 4    |
| -        | GA5076728   | Cam lever, 3 female coupling x 2 male coupling reducer, Banjo | 1    |

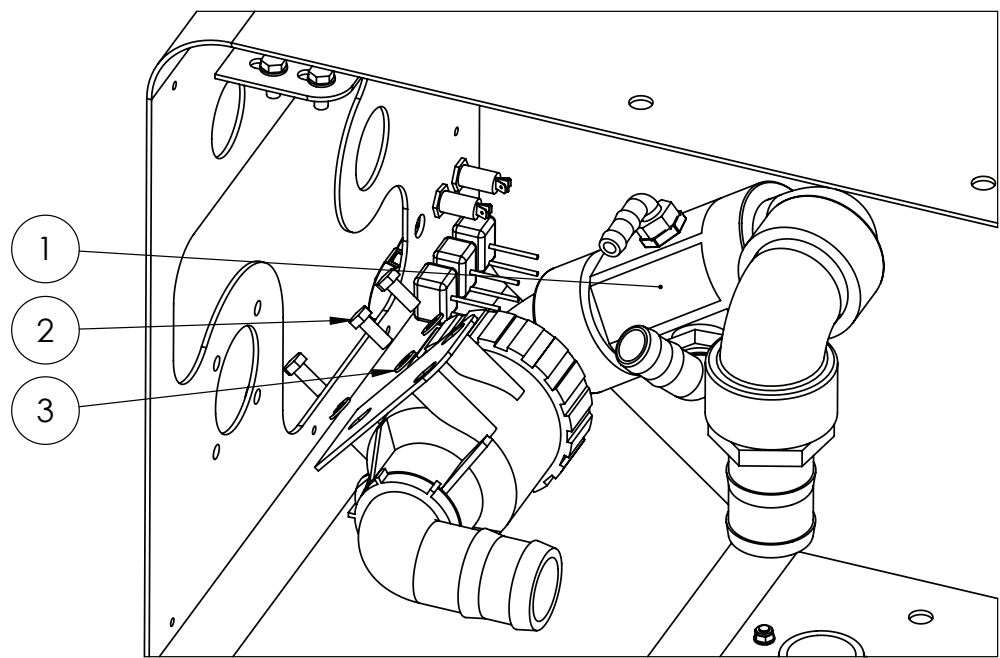
## Pressure Delivery Manifold



| ITEM NO. | PART NUMBER | DESCRIPTION  | QTY. |
|----------|-------------|--|------|
| 1        | GA5065530   | Valve,Ball, 5 x AS40 female inlet / outlets, Lever handle, Altek | 1    |
| 2        | GA5065615   | Hose barb, Elbow 90 degree, AS40 x 25mm, Altek                   | 2    |
| 3        | GA5065610   | Hose barb, Elbow, 90 degree, AS40 x 20mm hose, Altek             | 1    |
| 4        | GA5065580   | Plug in hose tail AS40/25  | 1    |
| 5        | GA5065680   | Plug, AS40 male, Altek   | 1    |



# Tank Fill Manifold - Mounting

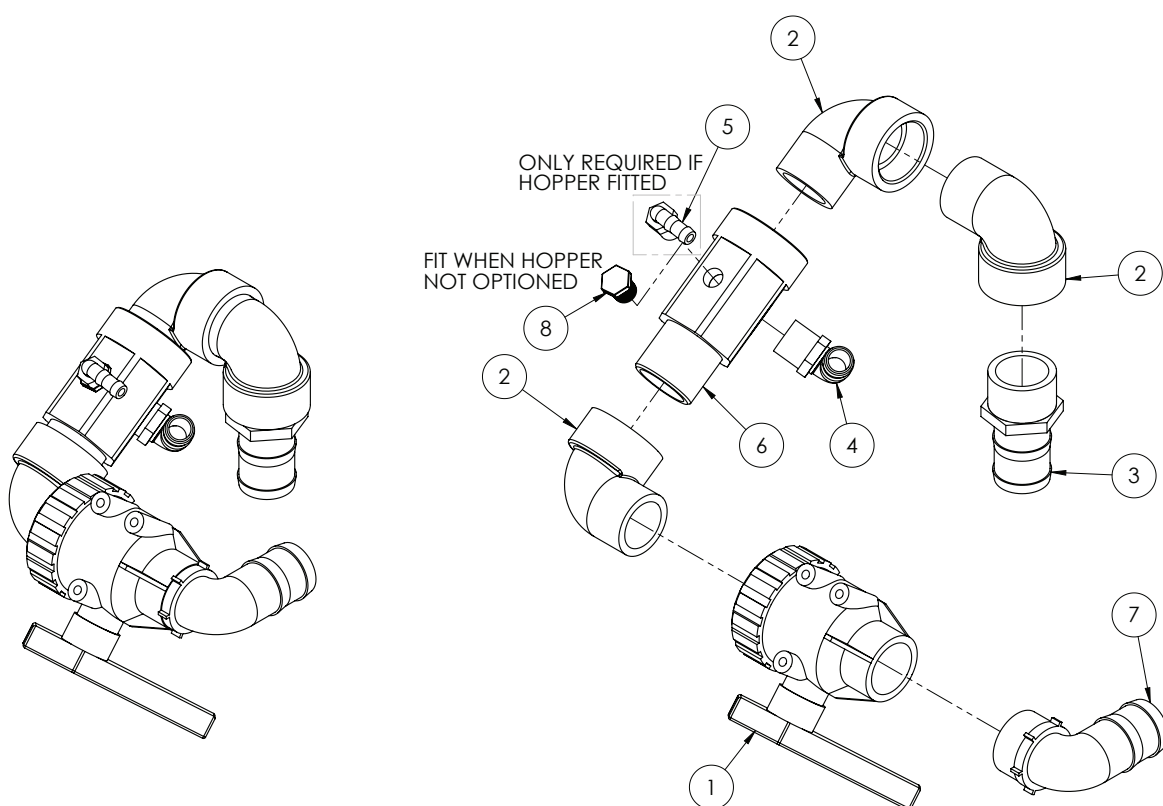


Standard shown

| ITEM NO. | PART NUMBER | DESCRIPTION                                     | QTY. |
|----------|-------------|---|------|
| 1        | *           | Tank Fill Manifold - Standard 2"                | 1    |
|          | *           | Tank Fill Manifold - Optional 3" with Fill Pump |      |
| 2        | GA5004085   | Bolt M8 x 20 ZP GR8.8                           | 3    |
| 3        | GA5003643   | Washer 8mm Flat SS HD                           | 3    |

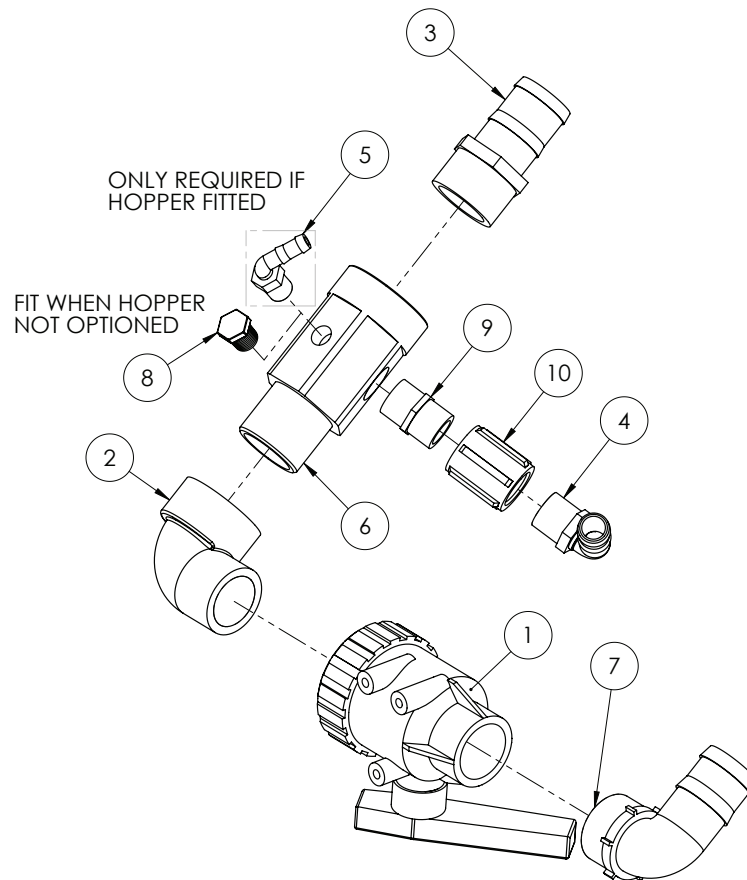
\* Sub-assembly on following pages

## Tank Fill Manifold - Standard 2"



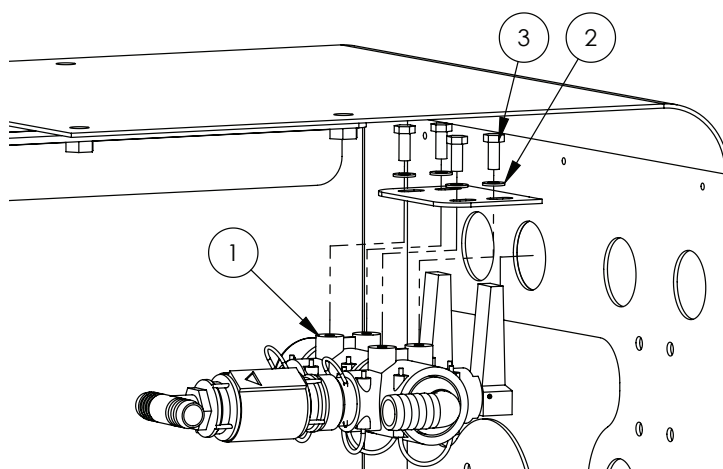
| ITEM NO. | PART NUMBER | DESCRIPTION   | QTY. |
|----------|-------------|---|------|
| 1        | GA5076981   | Valve, Ball, 2 way, 2" female thread inlet / outlet, Assembly with handle | 1    |
|          | GA5024280   | Handle, Red, Suit Ball Valve DN40 - Handle only                           | -    |
| 2        | GA5078142   | Street elbow, 90 degree, 2" male thread x 2" female thread, Banjo         | 3    |
| 3        | GA5077737   | Hose barb, Straight, 2" male thread x 2" hose, Banjo                      | 1    |
| 4        | GA5077723   | Hose barb, Elbow, 90 degree, 1" male x 1" hose, Banjo                     | 1    |
| 5        | GA5077708   | Hose barb, Elbow, 90 degree, 1/2" male thread x 1/2" hose                 | 1    |
| 6        | MACH0311    | Poly fitting, suit fresh water fill 2" male - 2" female - 1" female       | 1    |
| 7        | GA5077740   | Hose barb, Elbow, 90 degree, 2" male thread x 2" hose, Banjo              | 1    |
| 8        | GA5077943   | Plug, 1/2" male thread, Banjo   | 1    |

## Tank Fill Manifold - Optional 3" with Fill Pump



| ITEM NO. | PART NUMBER | DESCRIPTION   | QTY. |
|----------|-------------|---|------|
| 1        | GA5076981   | Valve, Ball, 2 way, 2" female thread inlet / outlet, Assembly with handle | 1    |
|          | GA5024280   | Handle, Red, Suit Ball Valve DN40 - Handle only                           | -    |
| 3        | GA5077737   | Hose barb, Straight, 2" male thread x 2" hose, Banjo                      | 1    |
| 4        | GA5077723   | Hose barb, Elbow, 90 degree, 1" male x 1" hose, Banjo                     | 1    |
| 5        | GA5077708   | Hose barb, Elbow, 90 degree, 1/2" male thread x 1/2" hose, Banjo          | 1    |
| 6        | MACH0311    | Poly fitting suit fresh water fill 2" male - 2" female - 1" female        | 1    |
| 7        | GA5077740   | Hose barb, Elbow, 90 degree, 2" male thread x 2" hose, Banjo              | 1    |
| 8        | GA5077943   | Plug, 1/2" male thread, Banjo   | 1    |
| 9        | GA5077914   | Nipple, Short, 1" male thread x 1" male thread, Banjo                     | 1    |
| 10       | GA5077638   | Coupling, socket, 1" female thread, Banjo                                 | 1    |

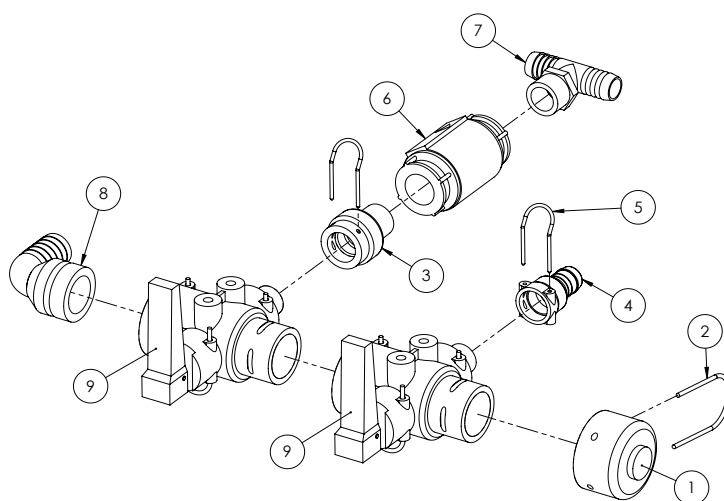
## Tank Rinse/Agitation Manifold - Mounting



| ITEM NO. | PART NUMBER | DESCRIPTION                   | QTY. |
|----------|-------------|-------------------------------|------|
| 1        | *           | Tank Rinse/Agitation Manifold | 1    |
| 2        | GA5003643   | Washer 8mm Flat SS HD         | 4    |
| 3        | GA5004085   | Bolt M8 x 20 ZP GR8.8         | 4    |

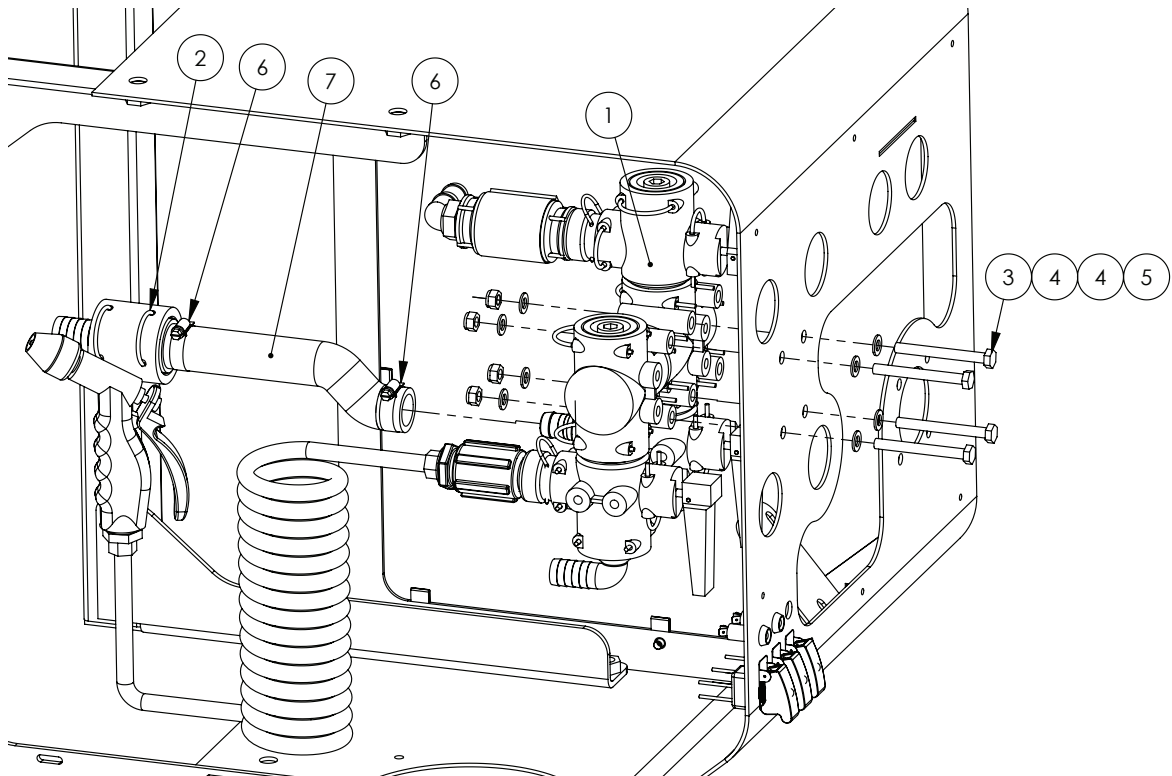
\* Sub-assembly on following pages

## Tank Rinse/Agitation Manifold



| ITEM NO. | PART NUMBER | DESCRIPTION  | QTY. |
|----------|-------------|--|------|
| 1        | GA4582395   | Cap Altek AS40 (Delron)  | 1    |
| 2        | GA5065690   | Safety pin, Suit AS40 plumbing fittings, Altek                                 | 1    |
| 3        | GA4582415   | Plumbing adaptor, AS24 female x 3/4" BSPT male, Delrin                         | 1    |
| 4        | GA5065640   | Hose barb, AS24 female x 20mm hose   | 1    |
| 5        | GA5065695   | Safety pin AS24  | 2    |
| 6        | GA5002473   | Valve non-return 3/4"  | 1    |
| 7        | GA3500431   | Hose barb, Tee, 3/4" hose barb x 3/4" hose barb x 3/4" male thread             | 1    |
| 8        | GA5065615   | Hose barb, Elbow 90 degree, AS40 x 25mm, Altek                                 | 1    |
| 9        | GA5065545   | Valve, Quick fit flip top, 2 way, AS40 male x AS24 female x AS40 female, Altek | 2    |

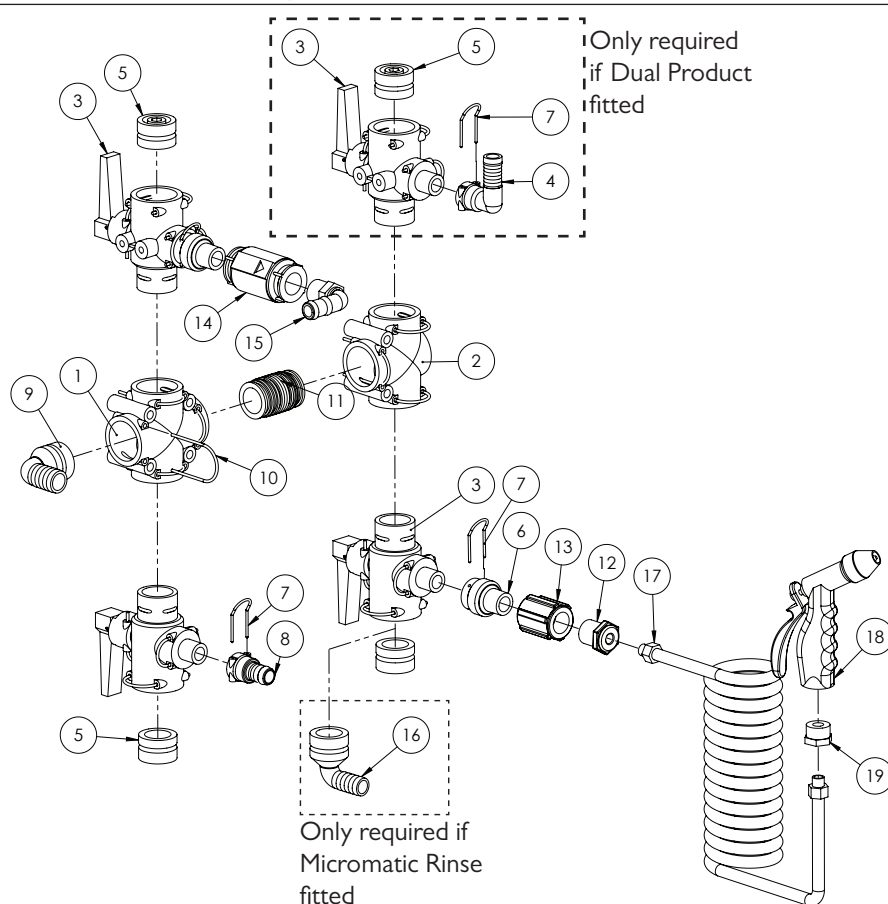
# Fill Manifold - Mounting



| ITEM NO. | PART NUMBER | DESCRIPTION  | QTY. |
|----------|-------------|--|------|
| 1        | *           | Fill Manifold, with Micromatic, LH POD, Crop Cruiser | 1    |
| 2        | *           | Rinse Tank Fill, 6000L Crop Cruiser                  | 1    |
|          | *           | Rinse Tank Fill, Hopper Rinse - 5200L                |      |
| 3        | GA5052600   | Bolt M8 x 75 SS                                      | 4    |
| 4        | GA5003643   | Washer 8mm Flat SS HD                                | 7    |
| 5        | GA5052590   | Nut M8 Nyloc SS                                      | 4    |
| 6        | GA5001681   | Hose Clamp, 1" SS (20-32/12W)                        | 2    |
| 7        | GA2000219   | Hose, Pressure, 25mm, Black 250psi                   | 1    |

\* Sub-assembly on following pages

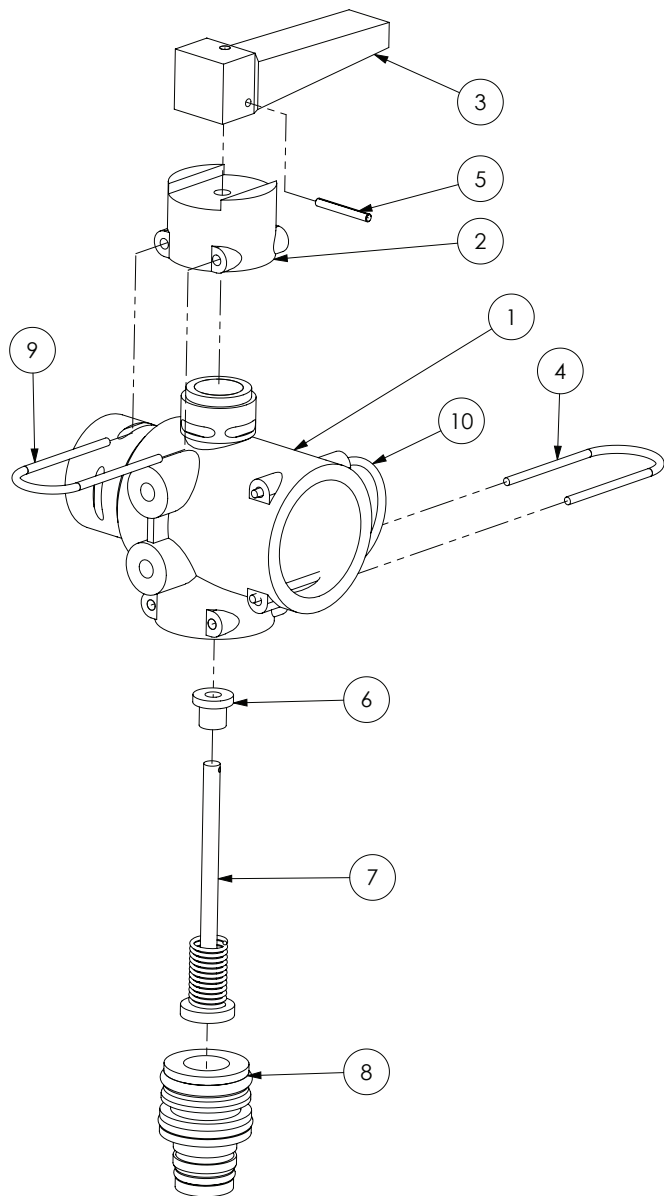
## Fill Manifold Assembly



| ITEM NO. | PART NUMBER | DESCRIPTION  | QTY. |
|----------|-------------|--|------|
| 1        | GA5065565   | Plumbing coupling, Cross, AS40 female inlets / outlets, Altek                  | 1    |
| 2        | GA5065555   | Tee, AS40 female, no M8 inserts, Altek   | 1    |
| 3        | GA5065545*  | Valve, Quick fit flip top, 2 way, AS40 male x AS24 female x AS40 female, Altek | 4    |
| 4        | GA5065675   | Hose barb, Elbow, 90 degree, AS24 female x 20mm hose, Altek                    | 1    |
| 5        | GA5065680   | Plug, AS40 male, Altek   | 3    |
| 6        | GA4582415   | Plumbing adaptor, AS24 female x 3/4" BSPT male, Delrin                         | 2    |
| 7        | GA5065695   | Safety pin AS24  | 4    |
| 8        | GA5065640   | Hose barb, AS24 female x 20mm hose   | 1    |
| 9        | GA5065615   | Hose barb, Elbow 90 degree, AS40 x 25mm, Altek                                 | 1    |
| 10       | GA5065690   | Safety pin, Suit AS40 plumbing fittings, Altek                                 | 7    |
| 11       | GA5065735   | Plumbing adaptor, AS40 male x AS40 male, Altek                                 | 1    |
| 12       | GA5078008   | Reducing bush, 3/4" male thread x 1/4" female thread, Banjo                    | 1    |
| 13       | GA5077637   | Coupling, socket, 3/4" female thread, Banjo                                    | 1    |
| 14       | GA5002473   | Valve non-return 3/4"  | 1    |
| 15       | GA5077717   | Hose barb, Elbow, 90 degree, 3/4" male thread x 3/4" hose, Banjo               | 1    |
| 16       | GA5065610   | Hose barb, Elbow, 90 degree, AS40 x 20mm hose, Altek                           | 1    |
| 17       | GA5051455   | Suzi coil 12mm x 8mm x 5m (1/4" male swivel ends with springs)                 | 1    |
| 18       | GA5051390   | Wash down gun, Suit EF / Advance / Evolution                                   | 1    |
| 19       | GA5049701   | Bush Brass reducing 3/4" x 1/4"  | 1    |

\* Sub-assembly on following pages

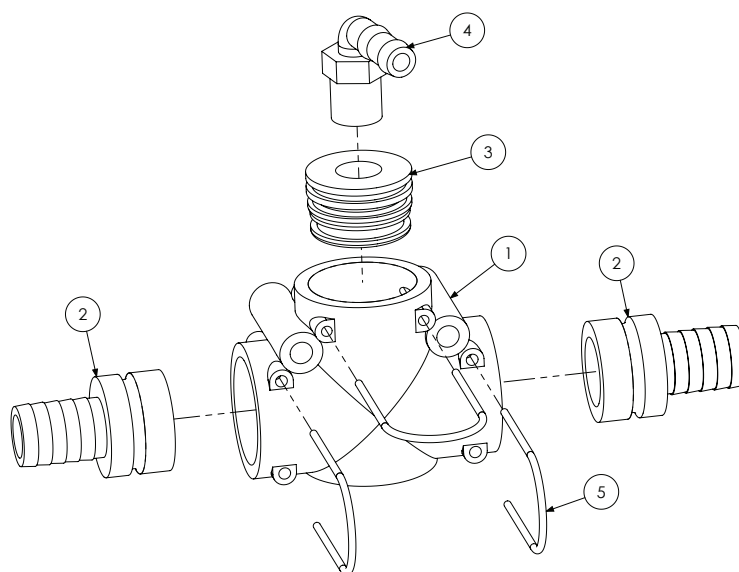
# Valve - Quick Fit 2 Way Assembly



| GA5065545 Valve, Quick fit flip top, 2 way, AS40 male x AS24 female x AS40 female, Altek |             |                                     |      |
|--|-------------|-------------------------------------|------|
| ITEM NO.   | PART NUMBER | DESCRIPTION                         | QTY. |
| 1  | 80487       | Body                                | 1    |
| 2  | 80856       | Lever cap                           | 1    |
| 3  | 80851       | Lever                               | 1    |
| 4  | GA5065701   | Safety pin AS30                     | 1    |
| 5  | 80859       | Handle split pin                    | 1    |
| 6  | 81524       | Seal                                | 1    |
| 7  | 80858       | Plunger                             | 1    |
| 8  | GA5065835   | Plug in adapter, AS30 x AS24, Altek | 1    |
| 9  | 47825       | Safety pin                          | 1    |
| 10   | GA5065690   | Safety pin AS40                     | 1    |

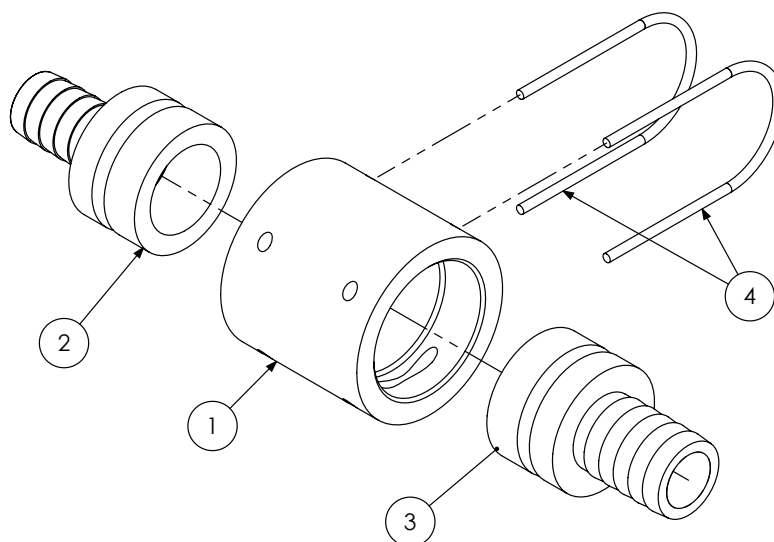
Note: Not all parts stocked

## Rinse Tank Fill, Hopper Rinse - G5



| ITEM NO. | PART NUMBER | DESCRIPTION   | QTY. |
|----------|-------------|---|------|
| 1        | GA5065555   | Tee, AS40 female, no M8 inserts, Altek                    | 1    |
| 2        | GA5065580   | Plug in hose tail AS40/25                                 | 2    |
| 3        | GA4582345   | Dummy plug AS40 G1/2" female (45mm Delron)                | 1    |
| 4        | GA5077708   | Hose barb, Elbow, 90 degree, 1/2" male thread x 1/2" hose | 1    |
| 5        | GA5065690   | Safety pin, Suit AS40 plumbing fittings, Altek            | 3    |

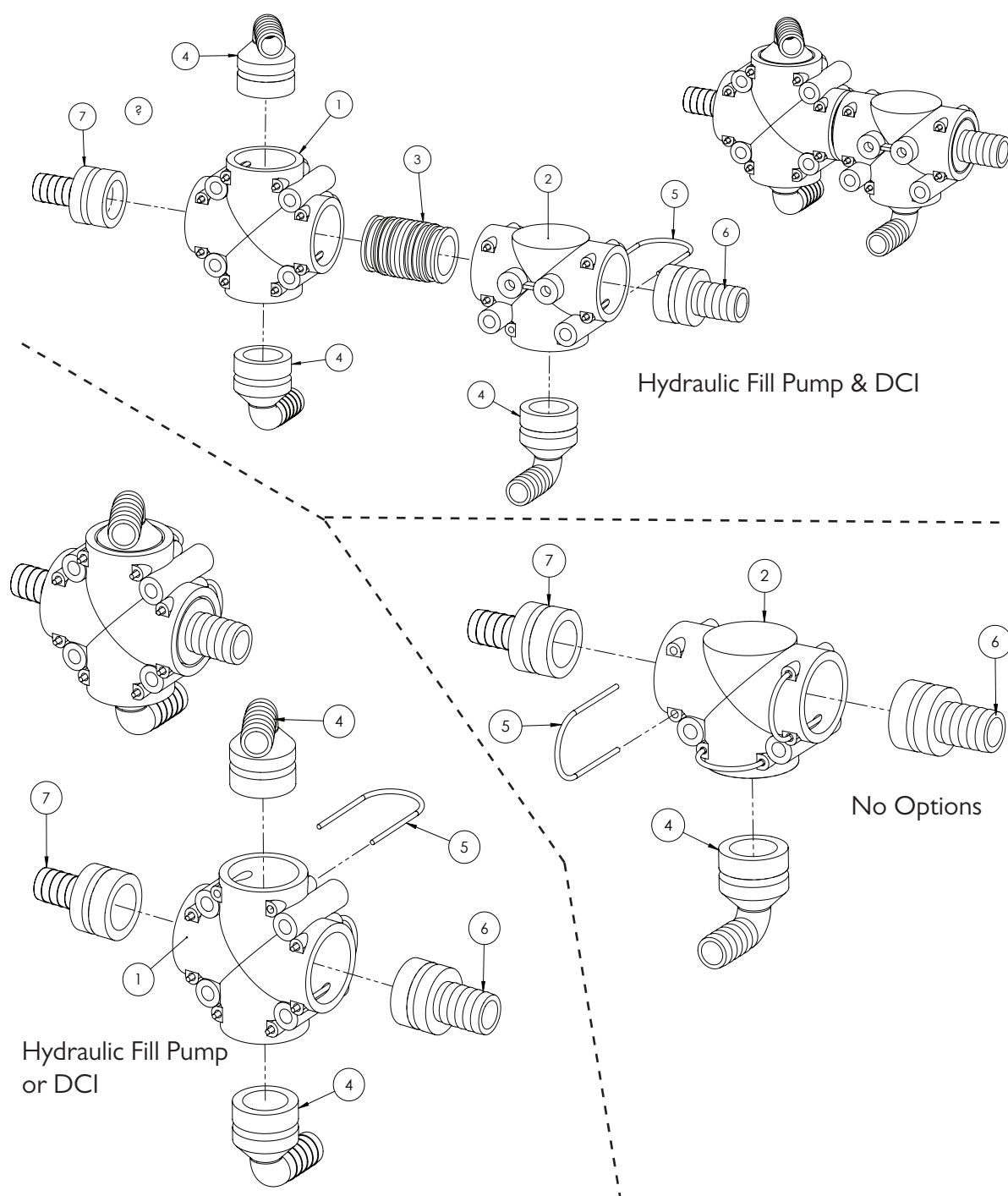
## Rinse Tank Fill - G6



| ITEM NO. | PART NUMBER | DESCRIPTION                                       | QTY. |
|----------|-------------|---|------|
| 1        | GA4582300   | Coupling Altek AS40 Female to Female (Delron)     | 1    |
| 2        | GA5065575   | Hose barb, Straight, AS40 male x 20mm hose, Altek | 1    |
| 3        | GA5065580   | Plug in hose tail AS40/25                         | 1    |
| 4        | GA5065690   | Safety pin, Suit AS40 plumbing fittings, Altek    | 2    |

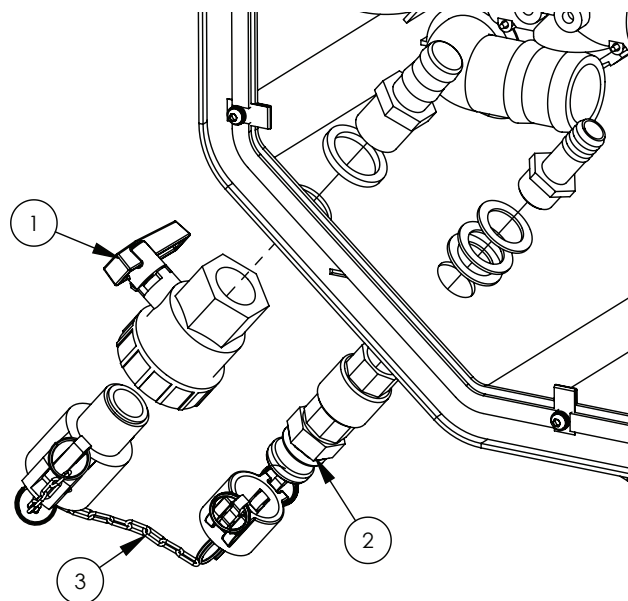


## Rinse Tank Fill Manifold Assembly



| ITEM NO. | PART NUMBER | DESCRIPTION   | QTY. |
|----------|-------------|---|------|
| 1        | GA5065565   | Plumbing coupling, Cross, AS40 female inlets / outlets, Altek | 1    |
| 2        | GA5065555   | Tee, AS40 female, no M8 inserts, Altek                        | 1    |
| 3        | GA5065735   | Plumbing adaptor, AS40 male x AS40 male, Altek                | 1    |
| 4        | GA5065610   | Hose barb, Elbow, 90 degree, AS40 x 20mm hose, Altek          | 3    |
| 5        | GA5065690   | Safety pin, Suit AS40 plumbing fittings, Altek                | 7    |
| 6        | GA5065580   | Plug in hose tail AS40/25                                     | 1    |
| 7        | GA5065575   | Hose barb, Straight, AS40 male x 20mm hose, Altek             | 1    |

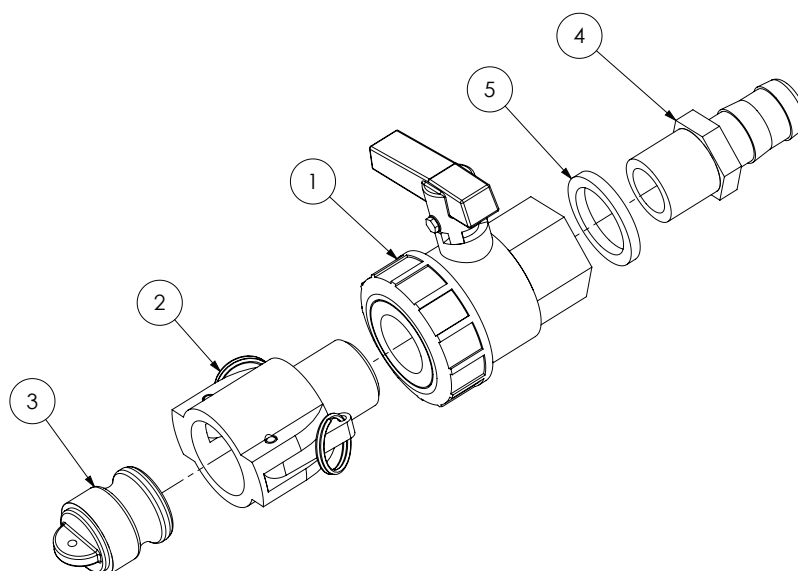
## Chemical Probe, Rinse Tank Drain



| ITEM NO. | PART NUMBER | DESCRIPTION                         | QTY. |
|----------|-------------|-------------------------------------|------|
| 1        | *           | Chemical Probe, POD, Crop Cruiser   | 1    |
| 2        | *           | Rinse Tank Drain, POD, Crop Cruiser | 1    |
| 3        | GA5001491   | Chain 2mm x 20 SS 316,              | 16   |

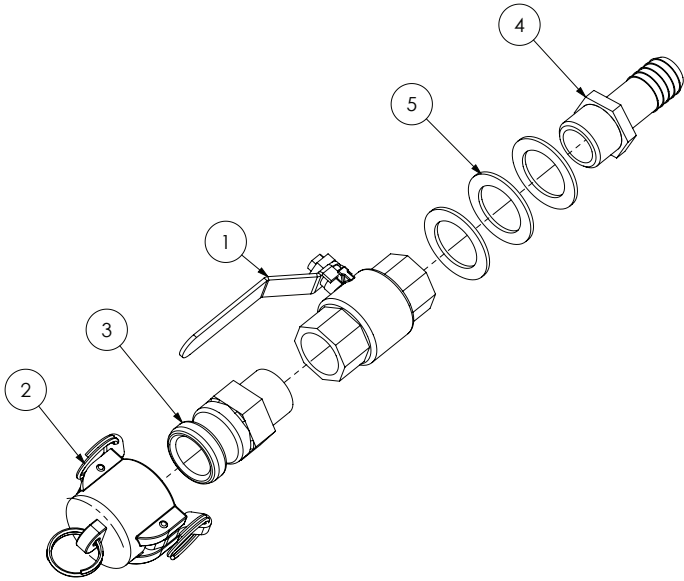
\* Sub-assembly on following pages

## Chemical Probe Connection



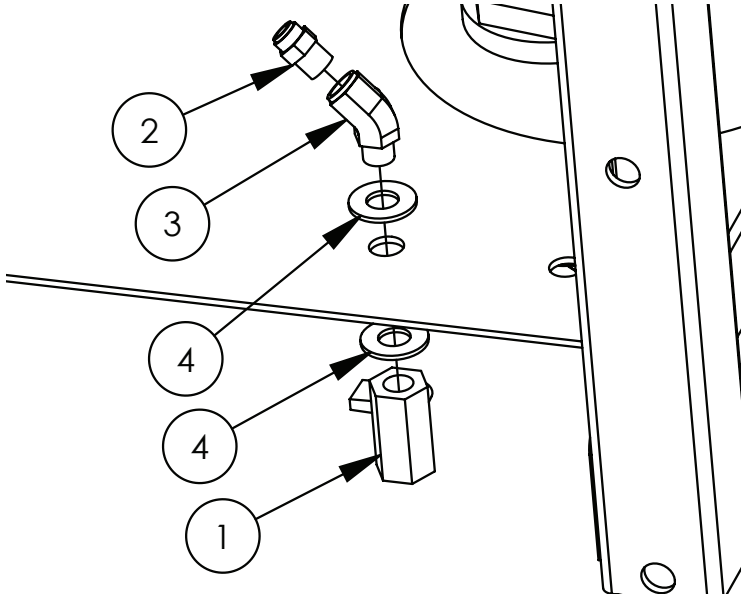
| ITEM NO. | PART NUMBER | DESCRIPTION   | QTY. |
|----------|-------------|---|------|
| 1        | GA5078164   | Valve, Ball, 1" female thread inlet / outlet, Full port, Lever handle | 1    |
| 2        | GA5076007   | Cam lever, 1" female coupler, 1" male thread, Banjo                   | 1    |
| 3        | GA5076005   | Cam lever, Male plug, Suits 1" & 1 1/4" couplings, Banjo              | 1    |
| 4        | GA5077718   | Hose barb, Straight, 1" male thread x 1" hose, Banjo                  | 1    |
| 5        | GA4552865   | Spacer, POD fill point fitting 34                                     | 1    |

# Rinse Tank Drain



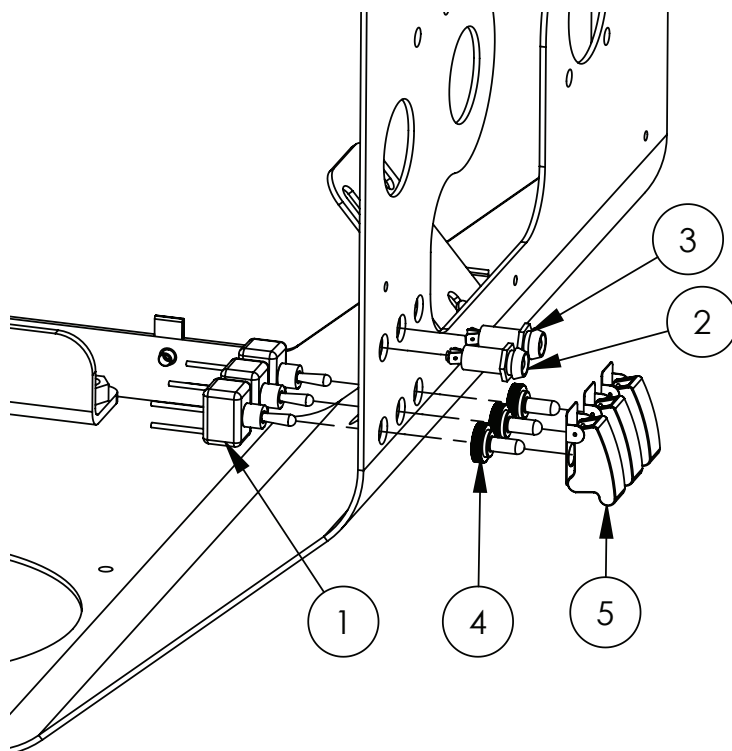
| ITEM NO. | PART NUMBER | DESCRIPTION  | QTY. |
|----------|-------------|--|------|
| 1        | GA5018313   | Valve, Ball, 20mm female thread inlet / outlet, Lever handle, SS | 1    |
| 2        | GA5077131   | Cam lever, Female cap, 3/4", Banjo                               | 1    |
| 3        | GA5077134   | Cam lever, 3/4" male coupling x 3/4" male thread, Banjo          | 1    |
| 4        | GA5077709   | Hose barb, Straight, 3/4" male thread x 3/4" hose, Banjo         | 1    |
| 5        | GA4522315   | Washer, 27 ID x 40 OD x 2mm thick, SS                            | 3    |

# Gauge Drain



| ITEM NO. | PART NUMBER | DESCRIPTION  | QTY. |
|----------|-------------|--|------|
| 1        | GA5018321   | Valve, Ball, 1/4" female thread inlet / outlet, Lever handle, SS | 1    |
| 2        | GA5045140   | Pneumatic fitting, Nipple, 1/4" BSPT male x 6mm push type, Brass | 1    |
| 3        | GA5049405   | Elbow, Brass, 45 degree, 1/4"                                    | 1    |
| 4        | GA5017673   | Washer 1/2" High Tensile   | 2    |

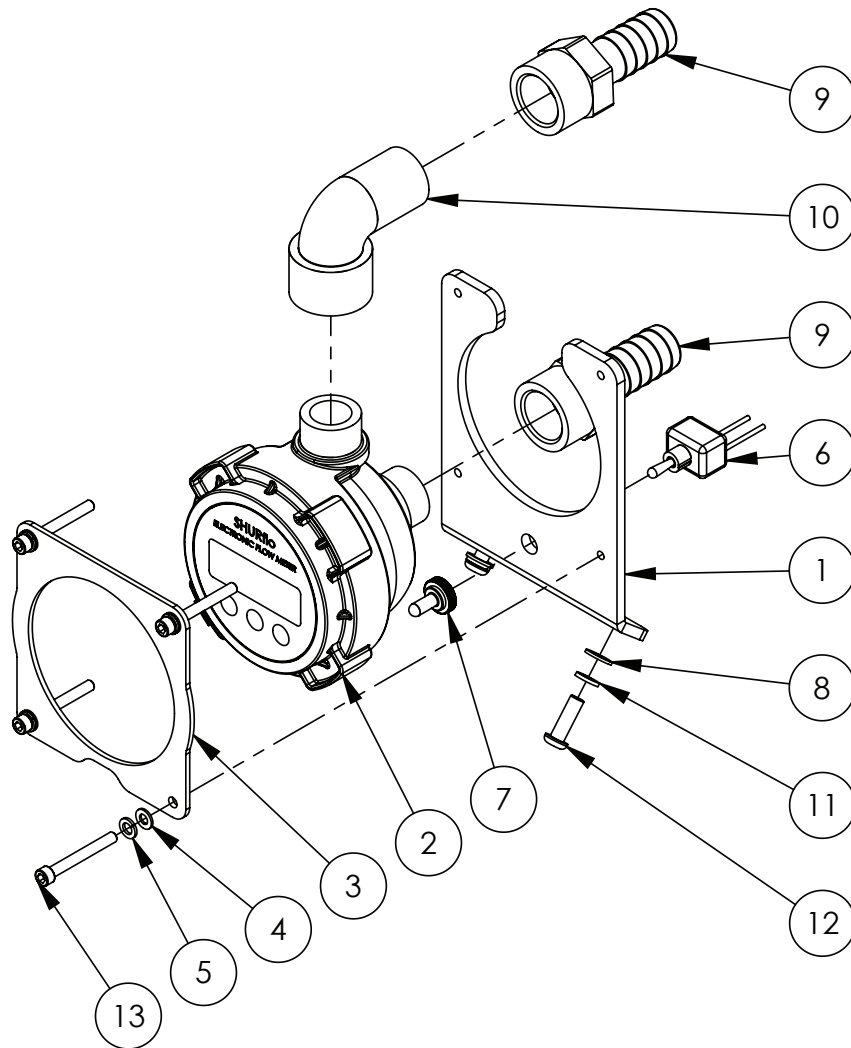
## RPM Raise, Fill Pump Switch & LED



| ITEM NO. | PART NUMBER | DESCRIPTION  | QTY. |
|----------|-------------|--|------|
| 1        | GA5060064   | Switch, Fill Pump, Pre Assembled Loom with connector | 3    |
| 2        | GA5009647   | Green LED warning light                              | 1    |
| 3        | GA5013799   | Red LED warning light                                | 1    |
| 4        | GA5012175   | Cover, Toggle switch, Waterproof                     | 3    |
| 5        | GA5016753   | Toggle switch cover                                  | 3    |

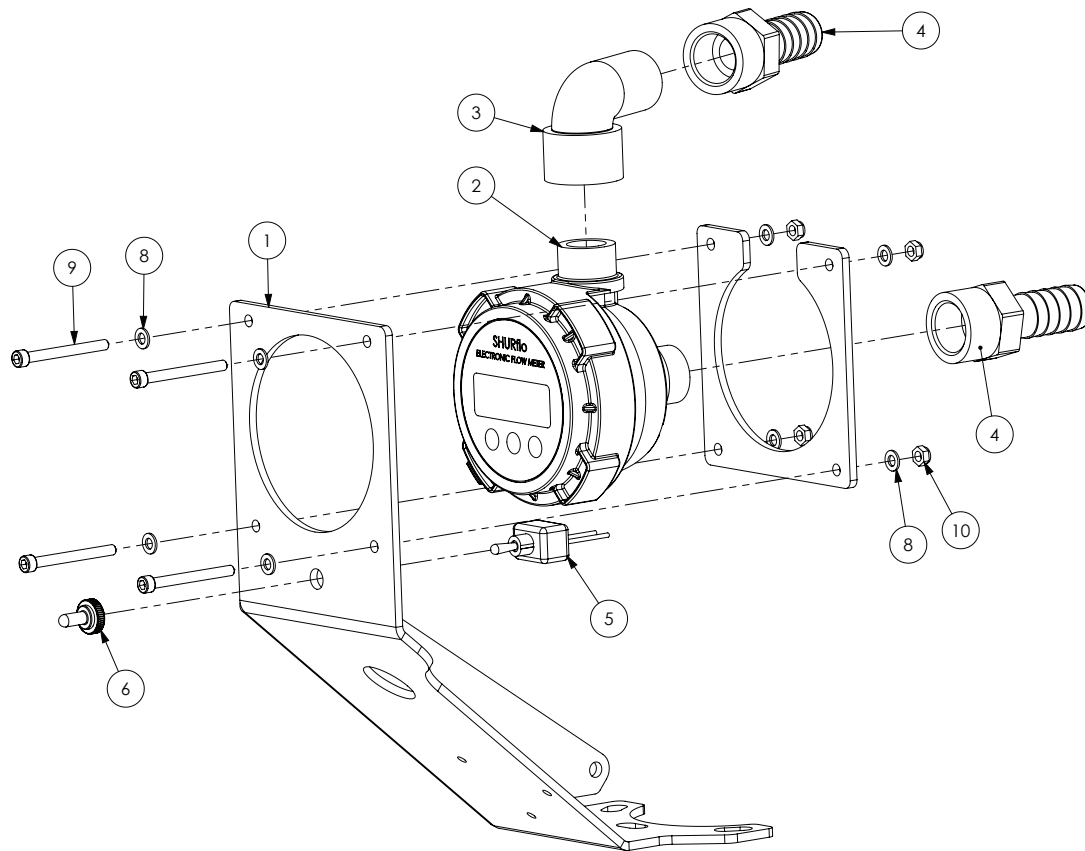
Note: Quantities will vary depending on options fitted.

## Chemical Transfer Meter - Option I



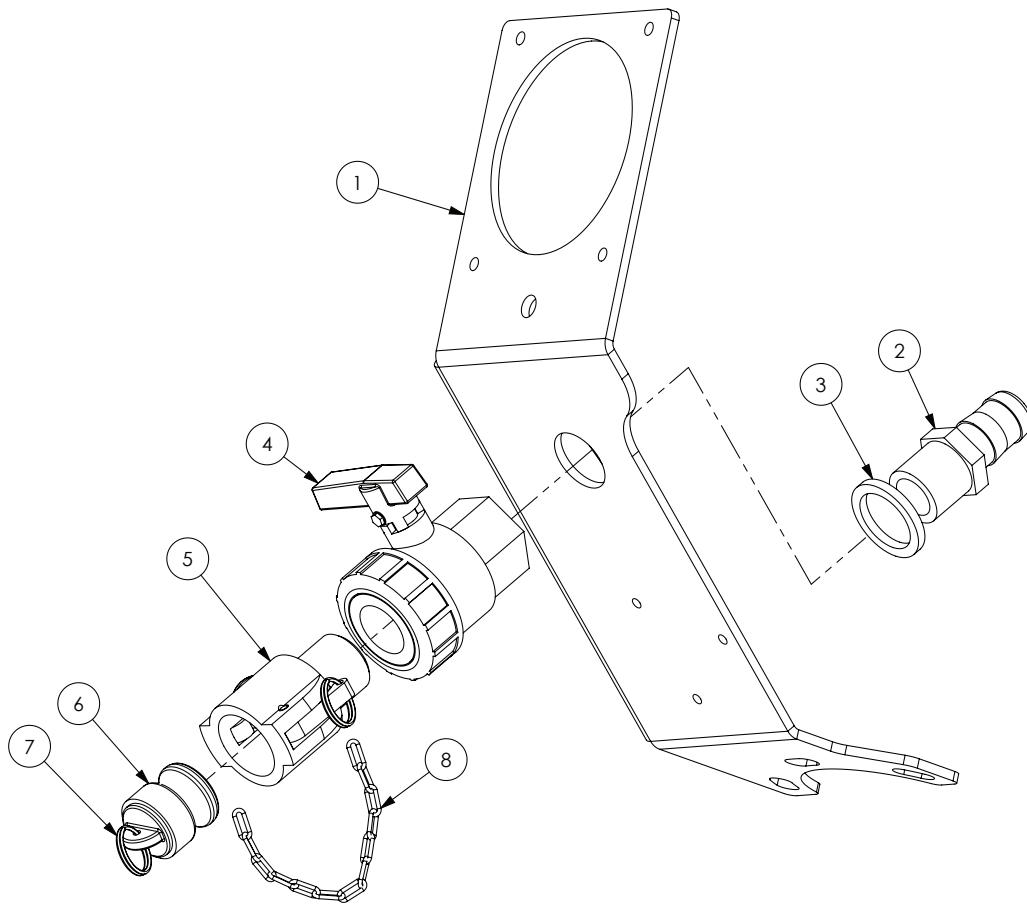
| ITEM NO. | PART NUMBER | DESCRIPTION  | QTY. |
|----------|-------------|--|------|
| 1        | GA4508510   | Plate, Mount Bracket Shurflo Electronic Flow Meter FM-1100 | 1    |
| 2        | GA2000031   | Flow meter, Chemical transfer, 90 degree, Shurflo          | 1    |
| 3        | GA4508515   | Plate, Clamp Bracket Shurflo Electronic Flow Meter FM-1100 | 1    |
| 4        | GA5004437   | Washer 6mm Flat SS   | 4    |
| 5        | GA5004447   | Washer, 6mm, Spring, SS                                    | 4    |
| 6        | GA5016749   | Switch toggle On/Off water proof                           | 1    |
| 7        | GA5012175   | Narva Water Proof Switch Cover B/P                         | 1    |
| 8        | GA5003643   | Washer 8mm SS HD   | 2    |
| 9        | GA5077747   | Female Hose Barb 1"  | 2    |
| 10       | GA5078137   | Street Elbow 1" Poly                                       | 1    |
| 11       | GA5004919   | Washer 8mm Spring SS                                       | 2    |
| 12       | GA5011473   | BHCS M8 x 25   | 2    |
| 13       | GA5011421   | SHCS M6 x 50 ZP GR12.9                                     | 4    |

## Chemical Transfer Meter - Option 2



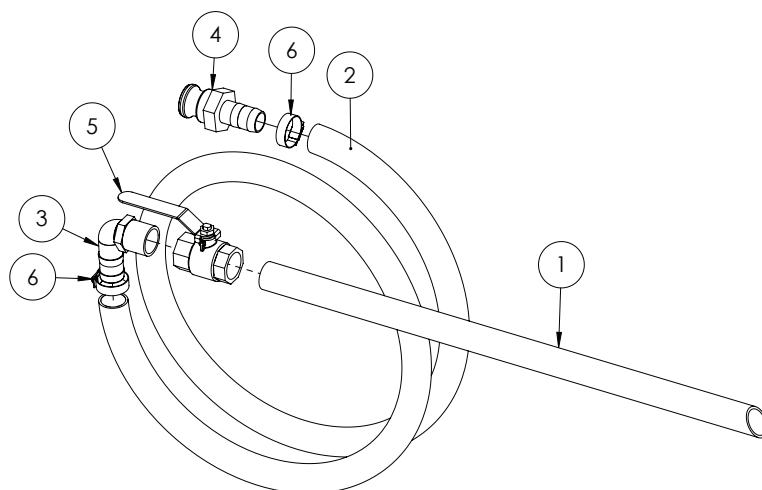
| ITEM NO. | PART NUMBER | DESCRIPTION  | QTY. |
|----------|-------------|--|------|
| 1        | GA4509970   | Plate, Mount, Chemical Probe, Shurflo Flow Meter, 3" Fill  | 1    |
| 2        | GA2000031   | Flow meter, Chemical transfer, 90 degree, Shurflo          | 1    |
| 3        | GA5078137   | Street elbow, 90 degree, 1" male x 1" female               | 1    |
| 4        | GA5077747   | Hose barb, Straight, 1" female thread x 1" hose            | 2    |
| 5        | GA5016749   | Switch, Toggle, On / Off, Water proof, pvc coated, 25 amp  | 1    |
| 6        | GA5012175   | Cover, Toggle switch, Waterproof                           | 1    |
| 7        | GA4509975   | Plate, Shurflo Flow Meter Clamp                            | 1    |
| 8        | GA5078136   | Street elbow, 45 degree, 1" male thread x 1" female thread | 1    |
| 9        | GA5004437   | Washer 6mm Flat SS   | 8    |
| 10       | GA5070460   | SHCS M6 x 60 SS  | 4    |
| 11       | GA5048115   | Nut M6 Nyloc ZP  | 4    |

## Chemical Probe - Chemical Pump Remote



| ITEM NO. | PART NUMBER | DESCRIPTION   | QTY. |
|----------|-------------|---|------|
| 1        | GA4509970   | Plate, Mount, Chemical Probe, Shurflo Flow Meter, 3" Fill             | 1    |
| 2        | GA5077718   | Hose barb, Straight, 1" male thread x 1" hose, Banjo                  | 1    |
| 3        | GA4552865   | Spacer, POD fill point fitting 34                                     | 1    |
| 4        | GA5078164   | Valve, Ball, 1" female thread inlet / outlet, Full port, Lever handle | 1    |
| 5        | GA5076007   | Cam lever, 1" female coupler, 1" male thread                          | 1    |
| 6        | GA5076005   | Cam lever, Male plug, Suits 1" & 1 1/4" couplings                     | 1    |
| 7        | GA5002077   | Key ring, 25mm, SS  | 1    |
| 8        | GA5001491   | Chain 2mm x 20 SS (cut 150 Long)                                      | 1    |

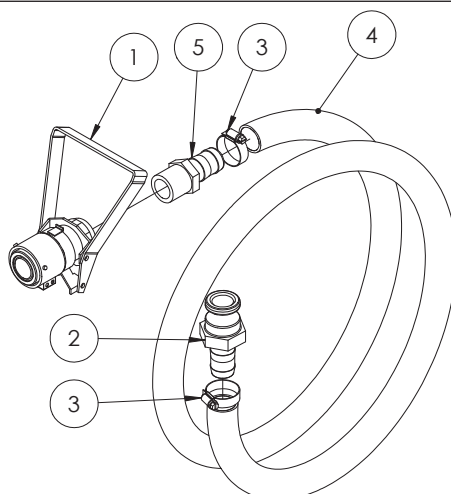
## Chemical Probe Hose Lance



GA4948250 Chemical suction probe,  
Assembled

| ITEM NO. | PART NUMBER | DESCRIPTION  | QTY. |
|----------|-------------|--|------|
| 1        | GA5013603   | Poly Pipe 25 (cut 630mm long)                                    | 1    |
| 2        | GA2000220   | Hose, Suction, PVC, 25mm, Black (cut 3200mm long)                | 1    |
| 3        | GA5077723   | Hose barb, Elbow, 90 degree, 1" male x 1" hose, Banjo            | 1    |
| 4        | GA5076011   | Cam lever, 1" male coupling x 1" hose barb, Banjo                | 1    |
| 5        | GA5018319   | Valve, Ball, 25mm female thread inlet / outlet, Lever handle, SS | 1    |
| 6        | GA5001681   | Hose Clamp, 1" SS (20-32/12W)                                    | 2    |

## Enviro coupling & hose

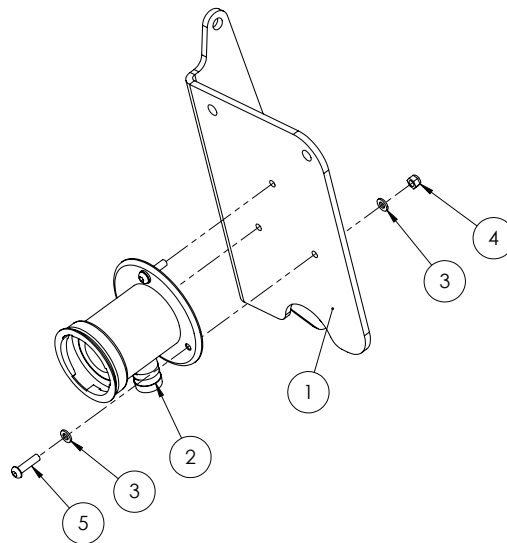


GA5020600 Enviro drum / micromatic coupling with suction  
hose

| ITEM NO. | PART NUMBER | DESCRIPTION  | QTY. |
|----------|-------------|--|------|
| 1        | GA5018803   | Micromatic drum valve coupling, 3 pin, Viton seals | 1    |
| 2        | GA5076011   | Cam lever, 1" male coupling x 1" hose barb, Banjo  | 1    |
| 3        | GA5001681   | Hose Clamp, 1" SS (20-32/12W)                      | 2    |
| 4        | GA2000220   | Hose, Suction, PVC, 25mm, Black (cut 2840mm long)  | 1    |
| 5        | GA5077718   | Hose barb, Straight, 1" male thread x 1" hose      | 1    |

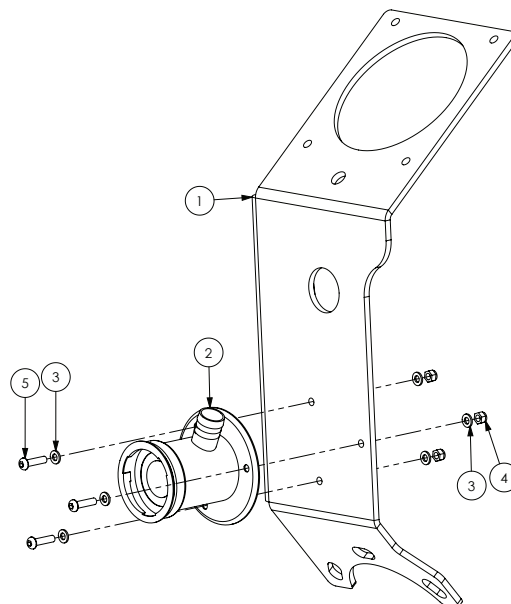


## Micro-matic Rinse Socket - Option 1



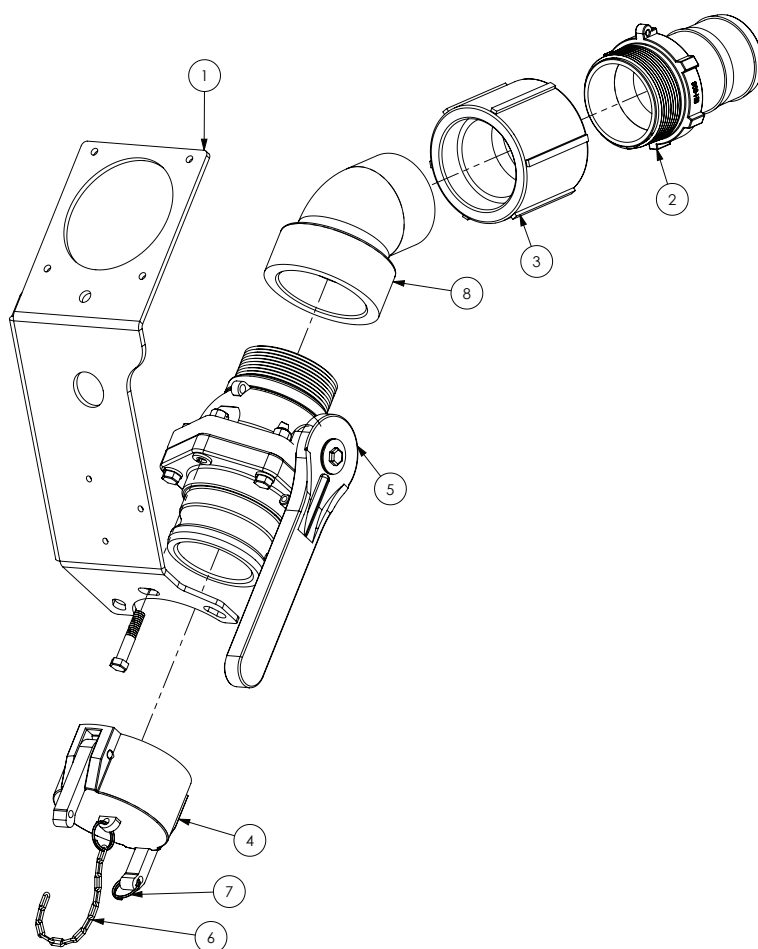
| ITEM NO. | PART NUMBER | DESCRIPTION  | QTY. |
|----------|-------------|--|------|
| 1        | GA4537156   | Mounting bracket, Micromatic rinse socket, Crop cruiser  | 1    |
| 2        | GA5018800   | Rinsing socket, 3 pin, Micromatic / Enviro drum coupling | 1    |
| 3        | GA5003983   | Washer 5mm Flat SS                                       | 6    |
| 4        | GA5003975   | Nut M5 Nyloc SS  | 3    |
| 5        | GA0500004   | BHCS M5 x 20, SS   | 3    |

## Micro-matic Rinse Socket - Option 2



| ITEM NO. | PART NUMBER | DESCRIPTION   | QTY. |
|----------|-------------|---|------|
| 1        | GA4509970   | Plate, Mount, Chemical Probe, Shurflo Flow Meter, 3" Fill | 1    |
| 2        | GA5018800   | Rinsing socket, 3 pin, Micromatic / Enviro drum coupling  | 1    |
| 3        | GA5003983   | Washer 5mm Flat SS  | 6    |
| 4        | GA5003975   | Nut M5 Nyloc SS   | 3    |
| 5        | GA0500004   | BHCS M5 x 20 SS   | 3    |

## 3" Fast Fill - LH POD

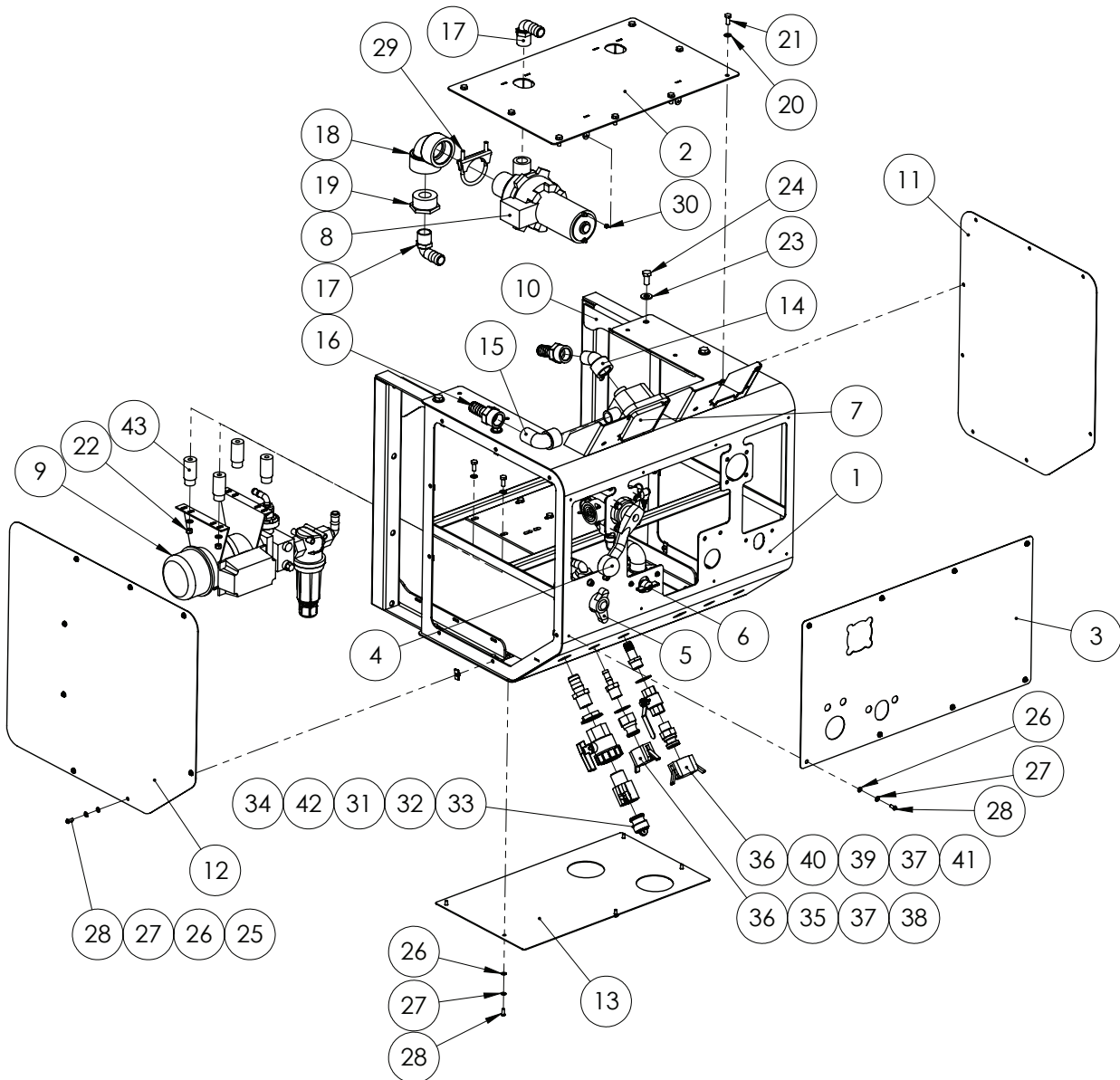


| ITEM NO. | PART NUMBER | DESCRIPTION   | QTY. |
|----------|-------------|---|------|
| 1        | GA4509970   | Plate, Mount, Chemical Probe, Shurflo Flow Meter, 3" Fill | 1    |
| 2        | GA5077741   | Hose barb, Straight, 3" male thread x 3" hose             | 1    |
| 3        | GA5077642   | Coupling, socket, 3" female thread                        | 1    |
| 4        | GA5076719   | Cam lever, Female cap, 3"                                 | 1    |
| 5        | GA5078204   | 3" NPT Male x 3" Male Adaptor Long Handle                 | 1    |
| 6        | GA5001491   | Chain 2mm x 20 SS (cut 150 Long)                          | 1    |
| 7        | GA5002077   | Key ring, 25mm, SS  | 2    |
| 8        | GA5078143   | Street elbow, 45 degree, 3" male x 3" female              | 1    |

# Chapter 6

## DIRECT CHEMICAL INJECTION

### DCI Pod - Single



| ITEM NO. | PART NUMBER | DESCRIPTION                                 | QTY. |
|----------|-------------|---|------|
| 1        | GA4657266   | DCI double pod frame suit CC MY I I         | 1    |
| 2        | GA4657270   | CCSP Double DCI Pod Top Pump Mounting Panel | 1    |
| 3        | GA4535540   | CCSP Double DCI Decal Plate for Single Unit | 1    |

Continued over page

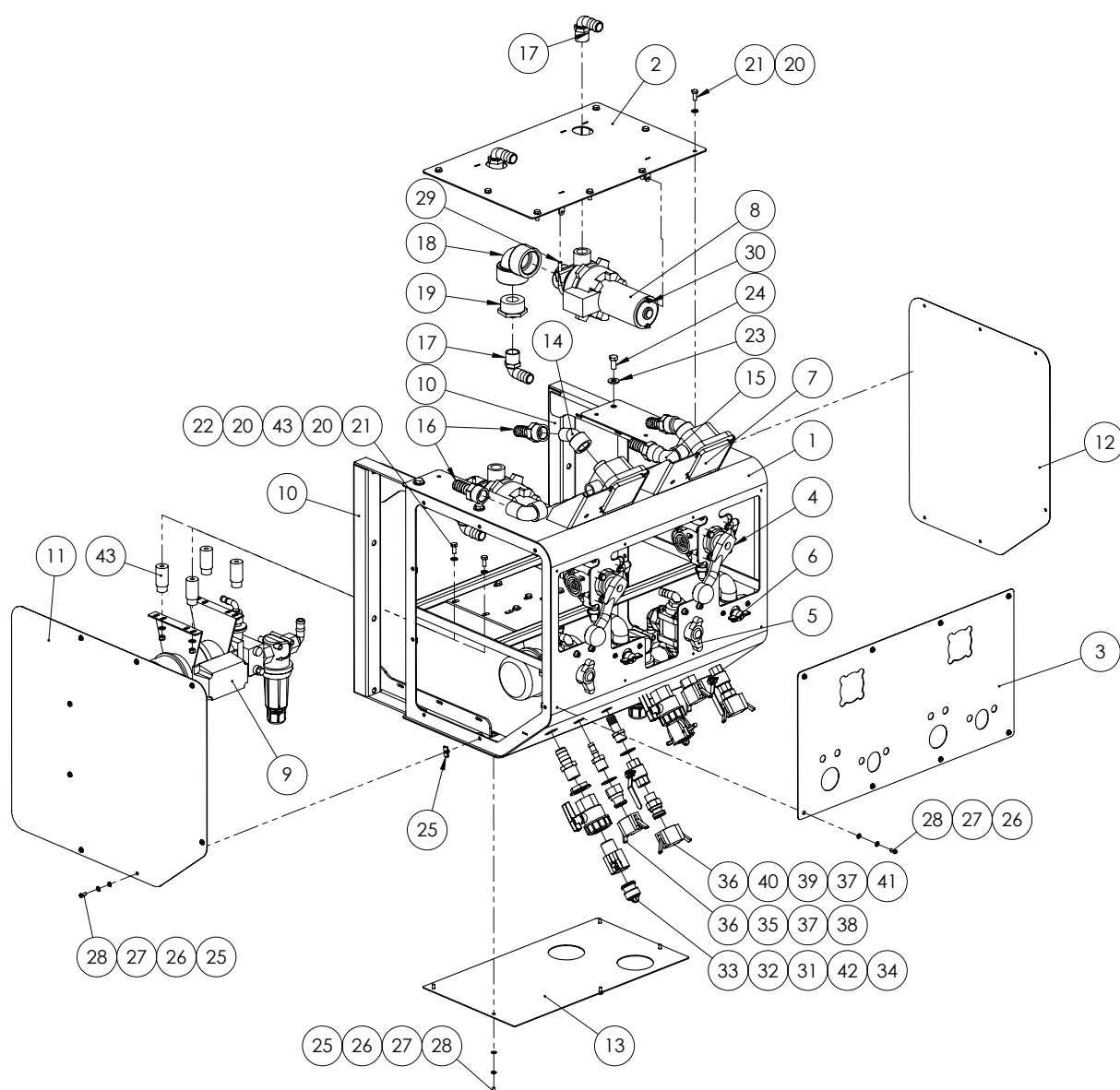
## DCI Pod - Single

| ITEM NO. | PART NUMBER | DESCRIPTION   | QTY. |
|----------|-------------|---|------|
| 4        | *           | Ball valve, Sub-assembly, Suit Crop Cruiser DCI                       | 1    |
| 5        | *           | Chem pump suction valve sub-assembly                                  | 1    |
| 6        | *           | Tank rinse ball valve sub-assembly                                    | 1    |
| 7        | GA5068485   | Flow meter, Flow serve SEM10, suit PH6 pump                           | 1    |
| 8        | GA5068480   | Pump, Diaphragm, 12V, Flowserve PH6, Pump only                        | 1    |
| 9        | *           | DCI High volume pump assembly   | 1    |
| 10       | GA4658805   | Mounting bracket U shape suit pod MY11                                | 2    |
| 11       | GA4514570   | End cover DCI pod, suit 09 Crop Cruiser                               | 1    |
| 12       | GA4514573   | End cover 09 Crop Cruiser DCI pod full cover                          | 1    |
| 13       | GA4503965   | Bottom cover suit CC DCI MY11   | 1    |
| 14       | GA5078136   | Street elbow, 45 degree, 1" male thread x 1" female thread, Banjo     | 1    |
| 15       | GA5078137   | Street elbow, 90 degree, 1" male x 1" female, Banjo                   | 1    |
| 16       | GA5077747   | Hose barb, Straight, 1" female thread x 1" hose, Banjo                | 2    |
| 17       | GA5077723   | Hose barb, Elbow, 90 degree, 1" male x 1" hose, Banjo                 | 2    |
| 18       | GA5077659   | Street elbow, 90 degree, 2" female thread x 2" female thread, Banjo   | 1    |
| 19       | GA5078021   | Reducing bush, 2" male thread x 1" female thread, Banjo               | 1    |
| 20       | GA5003643   | Washer 8mm Flat SS HD   | 24   |
| 21       | GA5004085   | Bolt M8 x 20 ZP GR8.8   | 12   |
| 22       | GA5004917   | Nut M8 Nyloc ZP   | 12   |
| 23       | GA5000577   | Washer 12mm Flat SS HD  | 8    |
| 24       | GA5000295   | Set Screw M12 x 25 ZP GR8.8   | 8    |
| 25       | GA5066830   | Speed clip M6   | 20   |
| 26       | GA5004437   | Washer 6mm Flat SS  | 32   |
| 27       | GA5004447   | Washer, 6mm, Spring, SS   | 26   |
| 28       | GA5004050   | BHCS M6 x 16 SS GR8.8   | 29   |
| 29       | GA5006689   | Clamp Exhaust 2 5/8" (C12)  | 1    |
| 30       | GA5003975   | Nut M5 Nyloc SS   | 1    |
| 31       | GA5078164   | Valve, Ball, 1" female thread inlet / outlet, Full port, Lever handle | 1    |
| 32       | GA5076007   | Cam lever, 1" female coupler, 1" male thread, Banjo                   | 1    |
| 33       | GA5076013   | Cam lever, Male plug, 1", Banjo                                       | 1    |
| 34       | GA5077718   | Hose barb, Straight, 1" male thread x 1" hose, Banjo                  | 1    |
| 35       | GA5077124   | Cam lever, 3/4" male coupling x 3/4" female thread, Banjo             | 1    |
| 36       | GA5077351   | Cap, Poly pipe, 3/4", Banjo   | 2    |
| 37       | GA4522315   | Washer, 27 ID x 40 OD x 2mm thick, SS                                 | 2    |
| 38       | GA5077713   | Hose barb, Straight, 3/4" male thread x 1/2" hose, Banjo              | 1    |
| 39       | GA5018309   | Valve, Ball, 12mm, 1/2" female, Lever handle, Brass                   | 1    |
| 40       | GA5077134   | Cam lever, 3/4" male coupling x 3/4" male thread, Banjo               | 1    |
| 41       | GA5077709   | Hose barb, Straight, 3/4" male thread x 3/4" hose, Banjo              | 1    |
| 42       | GA5076630   | Back Nut 1"   | 1    |
| 43       | GA4583090~  | Spacer Short Hydraulic Yaw Cylinder                                   | -    |

\* Sub-assembly on following pages

~ Item no. 43 only fitted if Low volume DCI is optioned. 4 used per low volume DCI pump.

## DCI Pod - Double



| ITEM NO. | PART NUMBER | DESCRIPTION                                     | QTY. |
|----------|-------------|---|------|
| 1        | GA4657266   | DCI double pod frame suit CC MYI I              | 1    |
| 2        | GA4657270   | CCSP Double DCI Pod Top Pump Mounting Panel     | 1    |
| 3        | GA4535535   | CCSP Double DCI Decal Plate                     | 1    |
| 4        | *           | Ball valve, Sub-assembly, Suit Crop Cruiser DCI | 2    |
| 5        | *           | Chem pump suction valve sub-assembly            | 2    |
| 6        | *           | Tank rinse ball valve sub-assembly              | 2    |
| 7        | GA5068485   | Flow meter, Flow serve SEM10 suit PH6 pump      | 2    |
| 8        | GA5068480   | Pump, Diaphragm, 12V, Flowserve PH6, Pump only  | 2    |
| 9        | *           | DCI High volume pump assembly                   | 2    |
| 10       | GA4658805   | Mounting bracket U shape suit pod MYI I         | 2    |
| 11       | GA4514573   | End cover 09 Cropcruiser DCI pod full cover     | 1    |

Continued over page

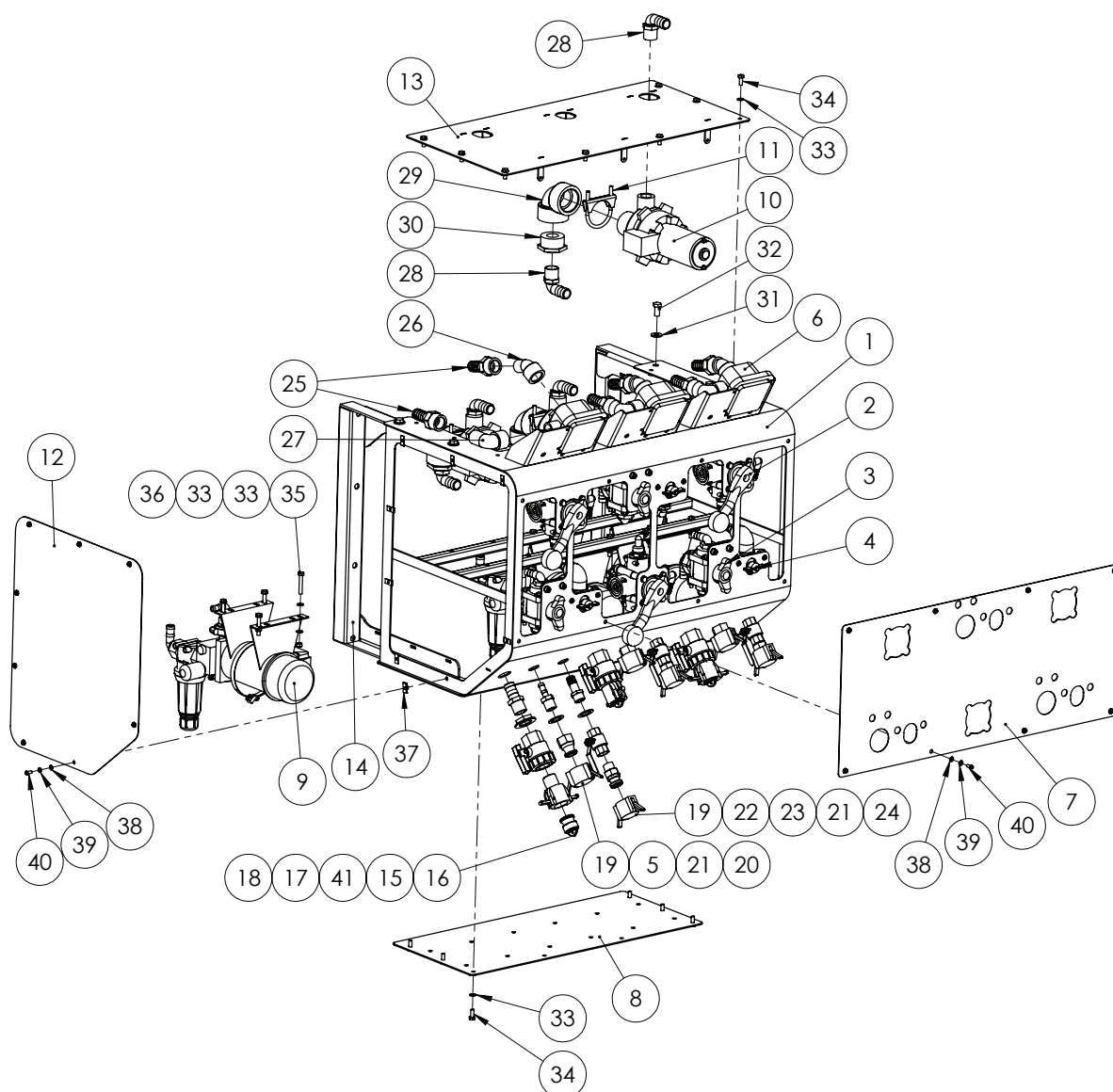
## DCI Pod - Double

| ITEM NO. | PART NUMBER | DESCRIPTION   | QTY. |
|----------|-------------|---|------|
| 12       | GA4514570   | End cover DCI pod suit 09 Crop Cruiser                                | 1    |
| 13       | GA4503965   | Bottom cover suit CC DCI MY11   | 1    |
| 14       | GA5078136   | Street elbow, 45 degree, 1" male thread x 1" female thread            | 2    |
| 15       | GA5078137   | Street elbow, 90 degree, 1" male x 1" female, Banjo                   | 2    |
| 16       | GA5077747   | Hose barb, Straight, 1" female thread x 1" hose, Banjo                | 4    |
| 17       | GA5077723   | Hose barb, Elbow, 90 degree, 1" male x 1" hose, Banjo                 | 4    |
| 18       | GA5077659   | Street elbow, 90 degree, 2" female thread x 2" female thread          | 2    |
| 19       | GA5078021   | Reducing bush, 2" male thread x 1" female thread, Banjo               | 2    |
| 20       | GA5003643   | Washer 8mm Flat SS HD   | 32   |
| 21       | GA5004085   | Bolt M8 x 20 ZP GR8.8   | 16   |
| 22       | GA5004917   | Nut M8 Nyloc ZP   | 16   |
| 23       | GA5000577   | Washer 12mm Flat SS HD  | 8    |
| 24       | GA5000295   | Set Screw M12 x 25 ZP GR8.8   | 8    |
| 25       | GA5066830   | Speed clip M6   | 18   |
| 26       | GA5004437   | Washer 6mm Flat SS  | 30   |
| 27       | GA5004447   | Washer, 6mm, Spring, SS   | 24   |
| 28       | GA5004050   | BHCS M6 x 16 SS GR8.8   | 27   |
| 29       | GA5006689   | Clamp Exhaust 2 5/8" (C12)  | 2    |
| 30       | GA5003975   | Nut M5 Nyloc SS   | 2    |
| 31       | GA5078164   | Valve, Ball, 1" female thread inlet / outlet, Full port, Lever handle | 2    |
| 32       | GA5076007   | Cam lever, 1" female coupler, 1" male thread, Banjo                   | 2    |
| 33       | GA5076013   | Cam lever, Male plug, 1", Banjo                                       | 2    |
| 34       | GA5077718   | Hose barb, Straight, 1" male thread x 1" hose, Banjo                  | 2    |
| 35       | GA5077124   | Cam lever, 3/4" male coupling x 3/4" female thread, Banjo             | 2    |
| 36       | GA5077351   | Cap, Poly pipe, 3/4", Banjo   | 4    |
| 37       | GA4522315   | Washer, 27 ID x 40 OD x 2mm thick, SS                                 | 4    |
| 38       | GA5077713   | Hose barb, Straight, 3/4" male thread x 1/2" hose, Banjo              | 2    |
| 39       | GA5018309   | Valve, Ball, 12mm, 1/2" female, Lever handle, Brass                   | 2    |
| 40       | GA5077134   | Cam lever, 3/4" male coupling x 3/4" male thread, Banjo               | 2    |
| 41       | GA5077709   | Hose barb, Straight, 3/4" male thread x 3/4" hose, Banjo              | 2    |
| 42       | GA5076630   | Back Nut 1"   | 1    |
| 43       | GA4583090~  | Spacer Short Hydraulic Yaw Cylinder                                   | -    |

\* Sub-assembly on following pages

~ Item no. 43 only fitted if Low volume DCI is optional. 4 used per low volume DCI pump.

## DCI Pod - Triple



| ITEM NO. | PART NUMBER | DESCRIPTION   | QTY. |
|----------|-------------|---|------|
| 1        | GA4657255   | CCSP Tripple DCI Pod Frame                                | 1    |
| 2        | *           | Ball valve, Sub-assembly, Suit Crop Cruiser DCI           | 3    |
| 3        | *           | Chem pump suction valve sub-assembly                      | 3    |
| 4        | *           | Tank rinse ball valve sub-assembly                        | 3    |
| 5        | GA5077124   | Cam lever, 3/4" male coupling x 3/4" female thread, Banjo | 3    |
| 6        | GA5068485   | Flow meter, Flow serve SEM110, suit PH6 pump              | 3    |
| 7        | GA4535295   | CCSP Triple DCI Pod Decal Plate                           | 1    |
| 8        | GA4535300   | CCSP Triple DCI Bottom Pump Panel                         | 1    |
| 9        | *           | DCI High volume pump assembly                             | 3    |
| 10       | GA5068480   | Pump, Diaphragm, 12V, Flowserve PH6, Pump only            | 3    |

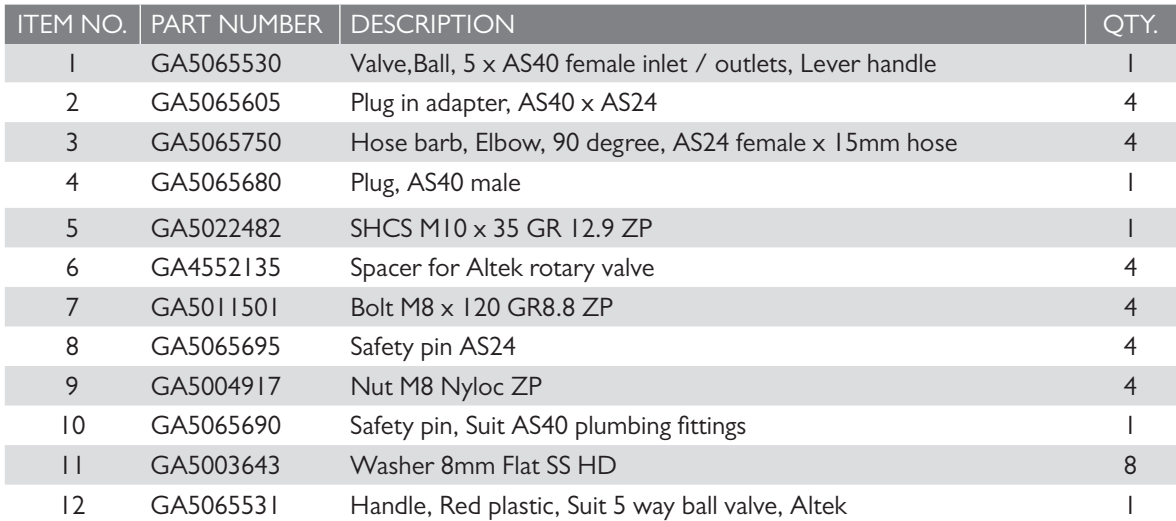
Continued over page

## DCI Pod - Triple

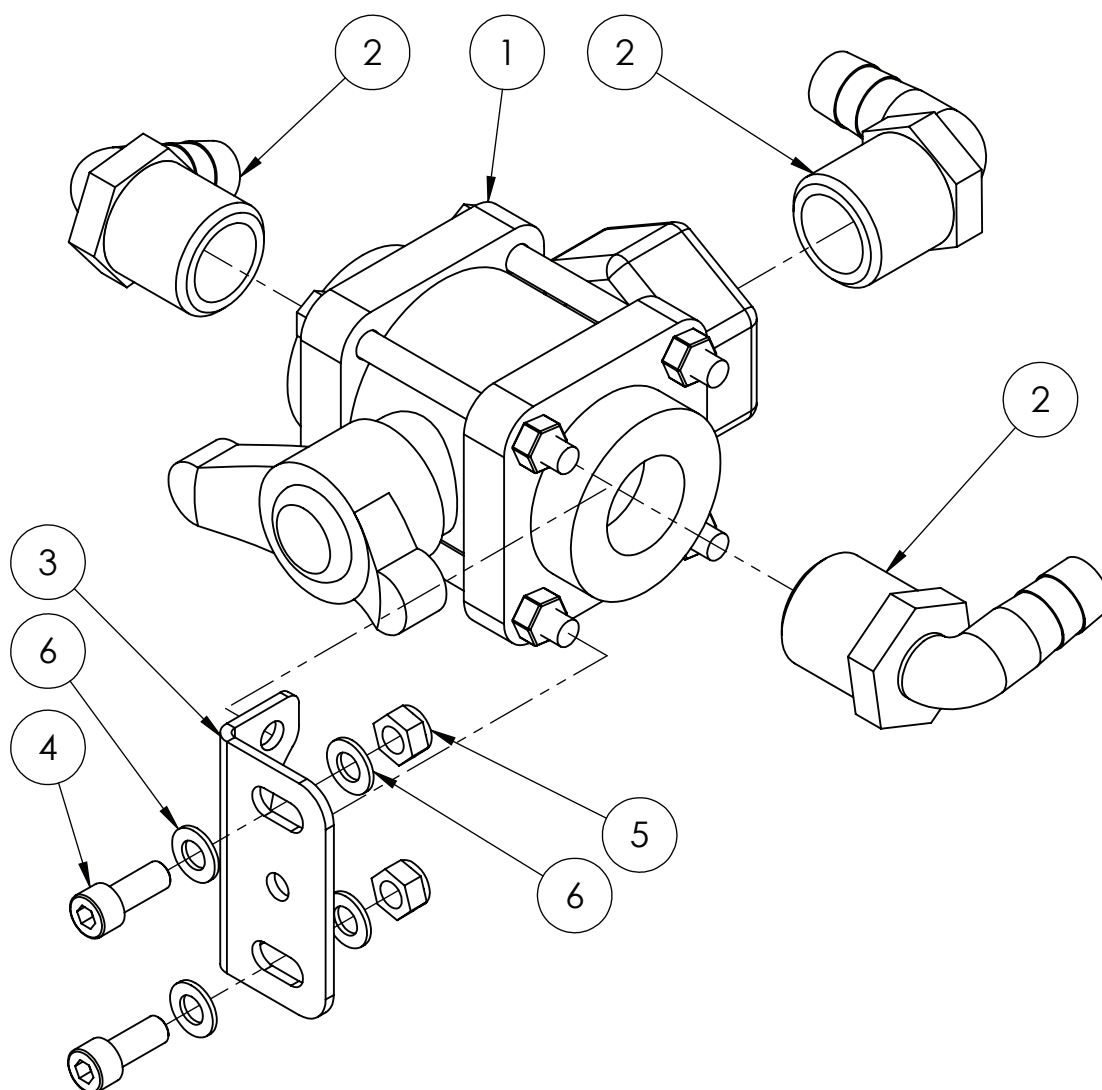
| ITEM NO. | PART NUMBER | DESCRIPTION   | QTY. |
|----------|-------------|---|------|
| 11       | GA5006689   | Clamp Exhaust 2 5/8" (C12)  | 3    |
| 12       | GA4514570   | End cover DCI pod suit 09 Crop Cruiser                                | 2    |
| 13       | GA4657260   | CCSP Triple DCI Pod Top Pump Plate                                    | 1    |
| 14       | GA4658805   | Mounting bracket U shape suit pod MY11                                | 2    |
| 15       | GA5076007   | Cam lever, 1" female coupler, 1" male thread, Banjo                   | 3    |
| 16       | GA5076013   | Cam lever, Male plug, 1", Banjo                                       | 3    |
| 17       | GA5076630   | BACK NUT 1"   | 3    |
| 18       | GA5077718   | Hose barb, Straight, 1" male thread x 1" hose, Banjo                  | 3    |
| 19       | GA5077351   | Cap, Poly pipe, 3/4", Banjo   | 6    |
| 20       | GA5077713   | Hose barb, Straight, 3/4" male thread x 1/2" hose, Banjo              | 3    |
| 21       | GA4522315   | Washer, 27 ID x 40 OD x 2mm thick, SS                                 | 6    |
| 22       | GA5077134   | Cam lever, 3/4" male coupling x 3/4" male thread, Banjo               | 3    |
| 23       | GA5018309   | Valve, Ball, 12mm female thread inlet / outlet, Lever handle, SS      | 3    |
| 24       | GA5077709   | Hose barb, Straight, 3/4" male thread x 3/4" hose, Banjo              | 3    |
| 25       | GA5077747   | Hose barb, Straight, 1" female thread x 1" hose, Banjo                | 6    |
| 26       | GA5078136   | Street elbow, 45 degree, 1" male thread x 1" female thread            | 3    |
| 27       | GA5078137   | Street elbow, 90 degree, 1" male x 1" female, Banjo                   | 3    |
| 28       | GA5077723   | Hose barb, Elbow, 90 degree, 1" male x 1" hose, Banjo                 | 6    |
| 29       | GA5077659   | Street elbow, 90 degree, 2" female thread x 2" female thread          | 3    |
| 30       | GA5078021   | Reducing bush, 2" male thread x 1" female thread                      | 3    |
| 31       | GA5000577   | Washer 12mm Flat SS HD  | 8    |
| 32       | GA5000295   | Set Screw M12 x 25 ZP GR8.8   | 8    |
| 33       | GA5003643   | Washer 8mm Flat SS HD   | 50   |
| 34       | GA5004085   | Bolt M8 x 20 ZP GR8.8   | 14   |
| 35       | GA5004727   | Bolt M8 x 50 ZP GR8.8   | 12   |
| 36       | GA5004917   | Nut M8 Nyloc ZP   | 24   |
| 37       | GA5066830   | Speed clip M6   | 16   |
| 38       | GA5004437   | Washer 6mm Flat SS  | 24   |
| 39       | GA5004447   | Washer, 6mm, Spring, SS   | 24   |
| 40       | GA5004050   | BHCS M6 x 16 SS GR8.8   | 24   |
| 41       | GA5078164   | Valve, Ball, 1" female thread inlet / outlet, Full port, Lever handle | 3    |

\* Sub-assembly on following pages



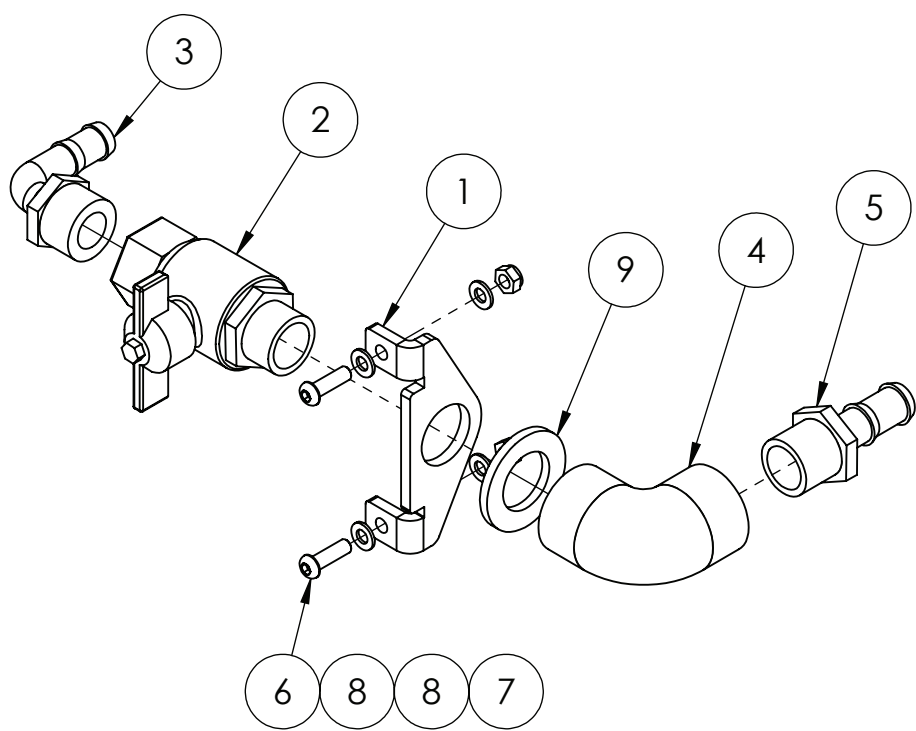


## Chemical Pump Suction Valve



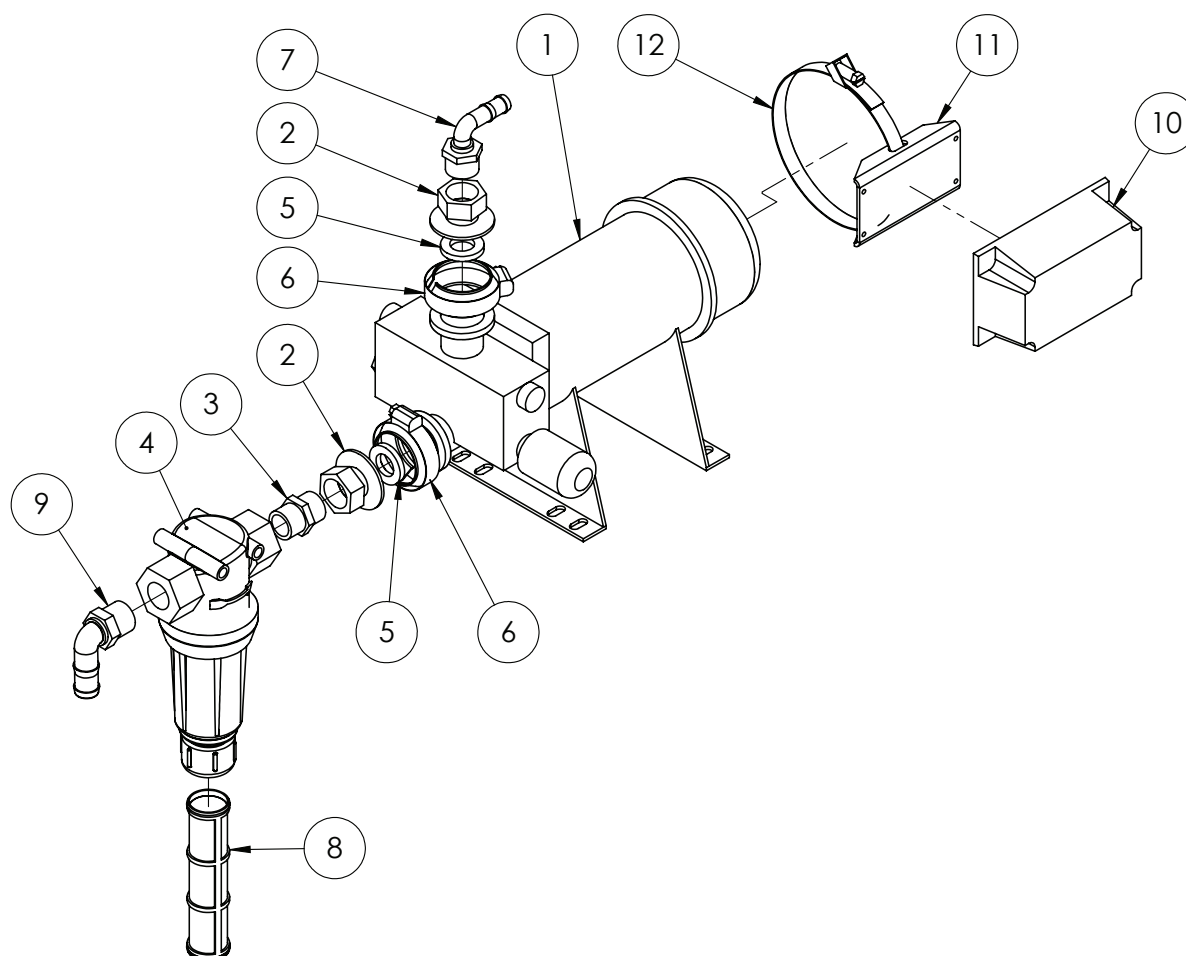
| ITEM NO. | PART NUMBER | DESCRIPTION  | QTY. |
|----------|-------------|--|------|
| 1        | GA5078177   | Valve, Ball, 3 way, 1" female thread inlet / outlet, Bottom port, Butterfly handle | 1    |
| 2        | GA5077719   | Hose barb, Elbow, 90 degree, 1" male thread x 3/4" hose, Banjo                     | 3    |
| 3        | GA4502210   | Mounting plate, to suit ball valve   | 1    |
| 4        | GA5011473   | BHCS M8 x 25 SS  | 2    |
| 5        | GA5004917   | Nut M8 Nyloc ZP  | 2    |
| 6        | GA5003643   | Washer 8mm Flat SS HD  | 4    |

# Tank Rinse Ball Valve



| ITEM NO. | PART NUMBER | DESCRIPTION  | QTY. |
|----------|-------------|--|------|
| 1        | F70648A     | Tap mounting plate   | 1    |
| 2        | GA5018315   | Valve, Ball, 20mm male & female thread, Black Butterfly handle | 1    |
| 3        | GA5077710   | Hose barb, Elbow, 90 degree, 3/4" male thread x 1/2" hose      | 1    |
| 4        | GA5077653   | Street elbow, 90 degree, 3/4" female thread, Banjo             | 1    |
| 5        | GA5077713   | Hose barb, Straight, 3/4" male thread x 1/2" hose, Banjo       | 1    |
| 6        | GA5004053   | BHCS M6 x 20 SS  | 2    |
| 7        | GA5048115   | Nut M6 Nyloc ZP  | 2    |
| 8        | GA5004437   | Washer 6mm Flat SS   | 4    |
| 9        | GA5001893   | Washer 1" x 1 7/8" x 14G                                       | 1    |

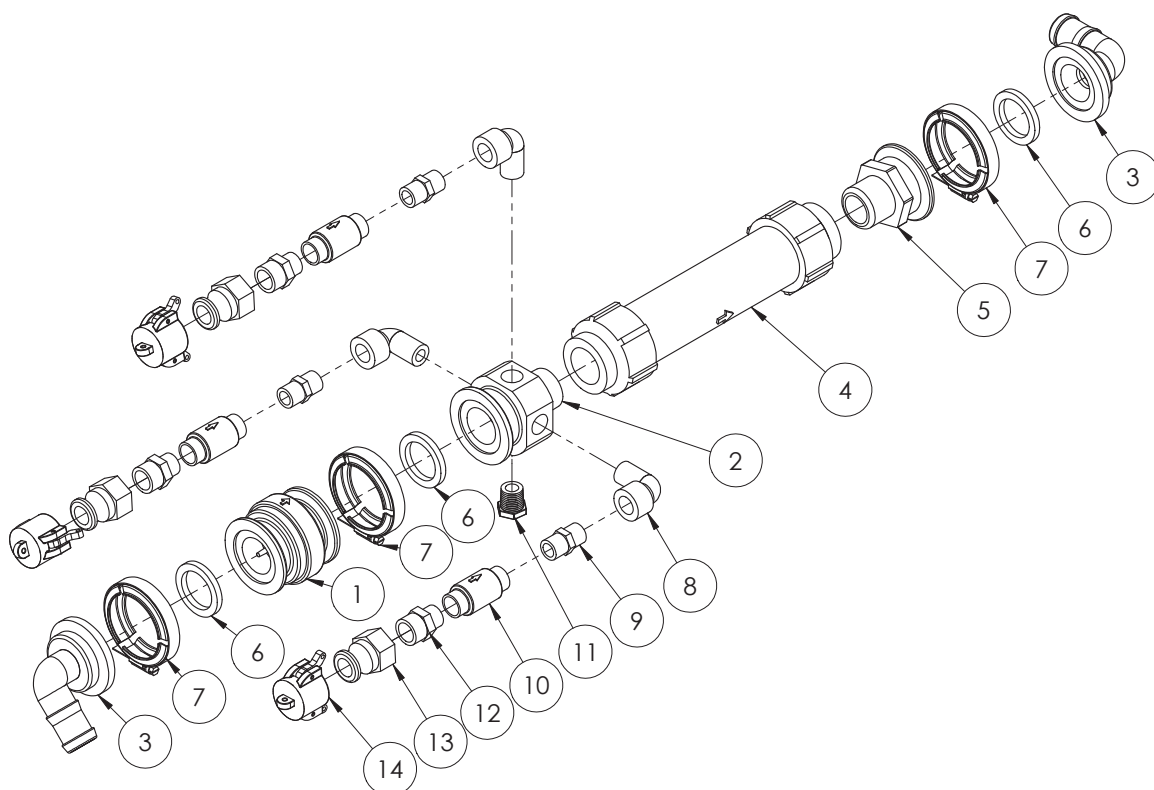
## Injection Pump



| ITEM NO. | PART NUMBER | DESCRIPTION   | QTY. |
|----------|-------------|---|------|
| 1        | GA5075914   | Pump, DCI Injection, 5-200 oz/min (high vol), 3/4", Raven         | 1    |
|          | GA5075924   | Pump, DCI Injection, 1-40 oz/min (low vol), 3/4", Raven           | 1    |
| 2        | GA5077804   | Coupling, 1" flange x 3/4" female thread, Banjo                   | 2    |
| 3        | GA5077913   | Nipple, 3/4" male x 3/4" male, Short, Banjo                       | 1    |
| 4        | GA5077270   | Filter, 3/4" female thread inlet / outlet, Orange 200 mesh screen | 1    |
| 5        | GA5077818   | Seal, Suit 1" manifold fitting, Rubber EPDM, Banjo                | 2    |
| 6        | FC100       | Clamp, Worm screw, Use with 1" standard flange port, Banjo        | 2    |
| 7        | GA5077710   | Hose barb, Elbow, 90 degree, 3/4" male thread x 1/2" hose         | 1    |
| 8        | GA5077400   | Filter screen, 30 mesh, Yellow, Polypropylene & SS, Teejet        | 1    |
| 9        | GA5077717   | Hose barb, Elbow, 90 degree, 3/4" male thread x 3/4" hose         | 1    |
| 10       | GA5075919   | Node, DCI Pump, CAN, Raven  | 1    |
| 11       | GA4537345   | Bracket, CAN node mount suit DCI pump, Raven                      | 1    |
| 12       | GA5053945   | Hose Clamp Quick release 51mm - 130mm (PK 10)                     | 1    |
| 13       | GA4583090~  | Spacer Short Hydraulic Yaw Cylinder                               | 4    |

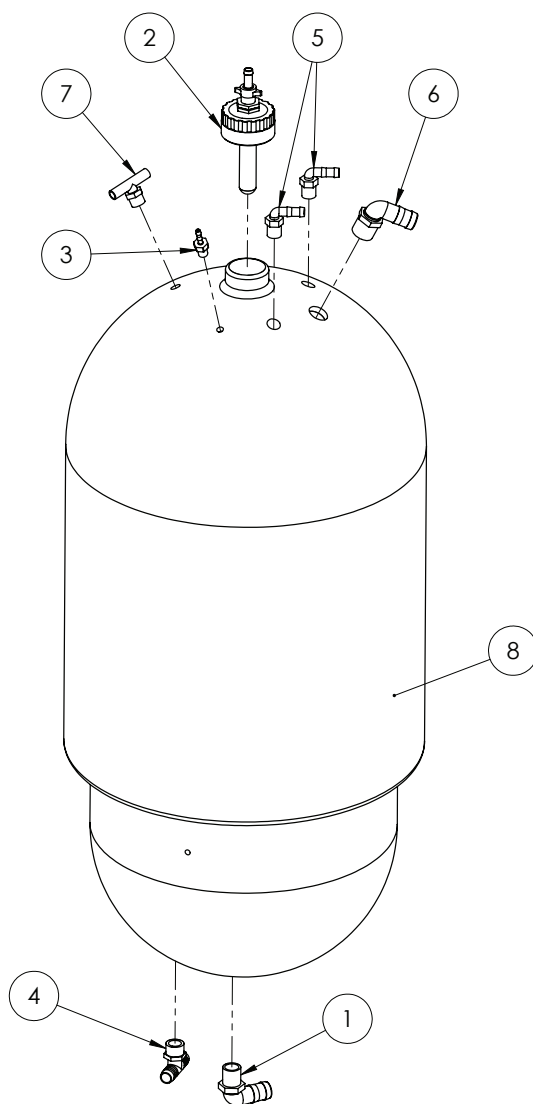
~ Item no. 13 only required if low volume injection pump is fitted.

## Mixing Chamber



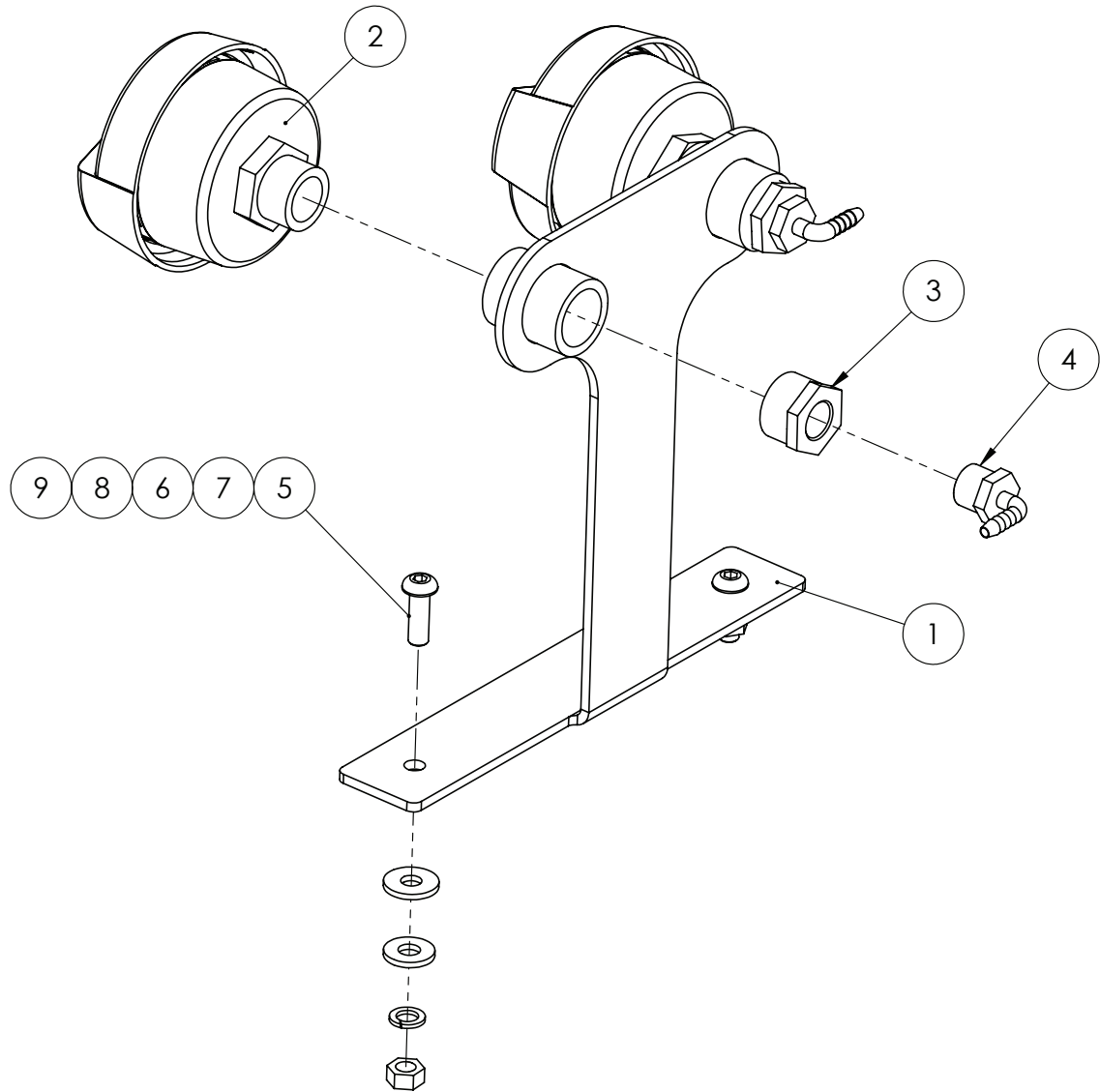
| ITEM NO. | PART NUMBER | DESCRIPTION  | QTY. |
|----------|-------------|--|------|
| -        | GA4903101   | Single chemical mixer  | -    |
| -        | GA4903102   | Double chemical mixer  | -    |
| -        | GA4903103   | Triple chemical mixer (shown)                                  | -    |
| 1        | GA5077890   | Check Valve, 2" Manifold Flange, Banjo                         | 1    |
| 2        | GA4572025   | Manifold, 2" flange x 1 1/4" male thread x 1/2" female thread  | 1    |
| 3        | GA5077831   | Hose barb, Elbow, 90 degree, 2" flange x 1 1/4" hose, Banjo    | 2    |
| 4        | GA5075831   | Mixer, Flow Assembly suit DCI 1 1/4" NPT, Raven                | 1    |
| 5        | GA5077832   | Plumbing adaptor, 2" flange x 1 1/4" male thread, Banjo        | 1    |
| 6        | GA5009335   | Seal, 41.5 ID x 55 OD x 6.5mm thick, EPDM, suit 1 1/2" flange  | 3    |
| 7        | FC200       | Clamp, Worm screw, Use with 2" standard flange port, Banjo     | 3    |
| 8        | GA5078133   | Street elbow, 90 degree, 1/2" female thread x 1/2" male thread | 3    |
| 9        | GA5048310   | Nipple, 1/2" thread x 1/2" thread, Brass                       | 3    |
| 10       | 3330011088  | Check Valve 1/2" 8GPM  | 3    |
| 11       | GA5077943   | Plug, 1/2" male thread, Banjo                                  | 1    |
| 12       | GA5077124   | Cam lever, 3/4" male coupling x 3/4" female thread, Banjo      | 3    |
| 13       | GA5077131   | Cam lever, Female cap, 3/4", Banjo                             | 3    |
| 14       | GA5078087   | Reducing nipple, 3/4" male thread x 1/2" male thread, Banjo    | 3    |

## DCI Tank



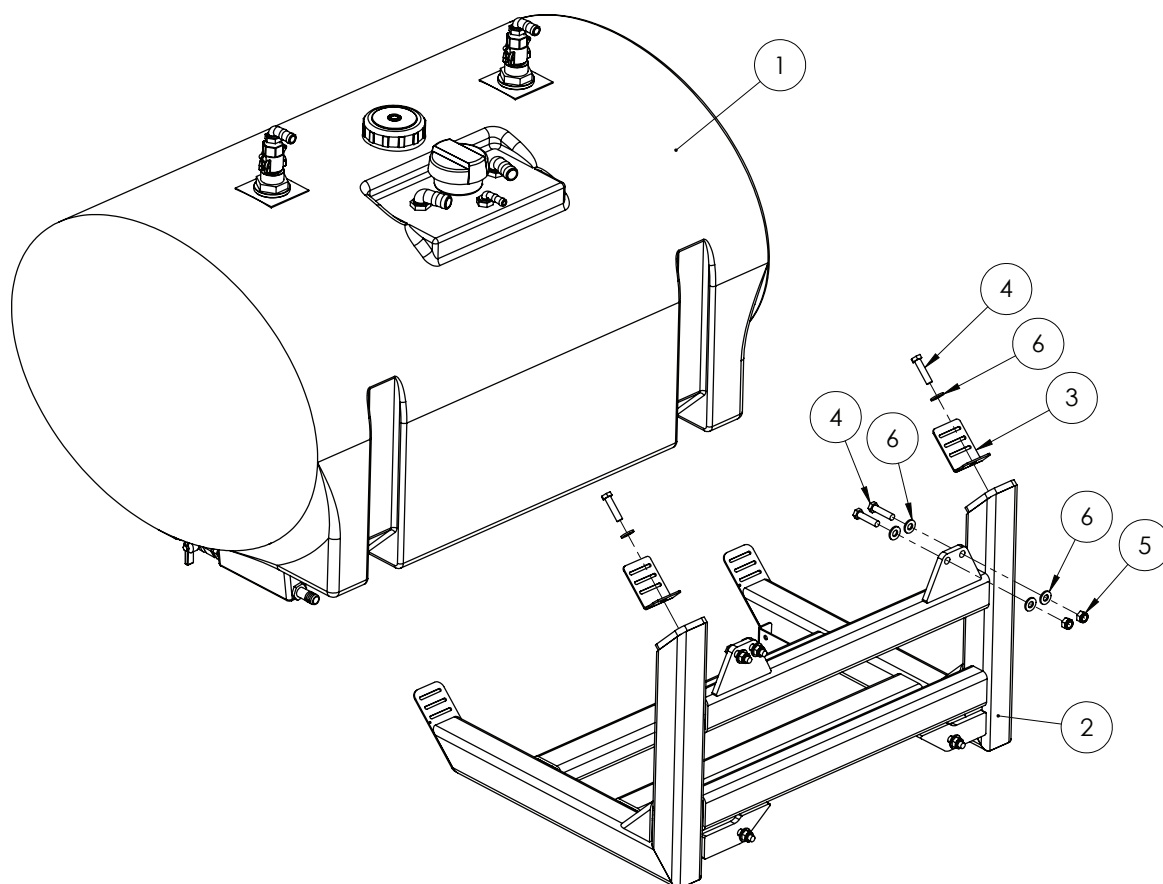
| ITEM NO. | PART NUMBER | DESCRIPTION  | QTY. |
|----------|-------------|--|------|
| 1        | GA5077723   | Hose barb, Elbow, 90 degree, 1" male x 1" hose, Banjo              | 1    |
| 2        | GA4903050   | Cap, Pre-assembled with rinse nozzle, Suit Transcal and DCI        | 1    |
| 3        | GA5077691   | Hose barb, Straight, 1/4" male thread x 1/4" hose, Banjo           | 1    |
| 4        | GA3500431   | Hose barb, Tee, 3/4" hose barb x 3/4" hose barb x 3/4" male thread | 1    |
| 5        | GA5077708   | Hose barb, Elbow, 90 degree, 1/2" male thread x 1/2" hose, Banjo   | 2    |
| 6        | GA5077723   | Hose barb, Elbow, 90 degree, 1" male x 1" hose, Banjo              | 1    |
| 7        | GA3500391   | Tee, Threaded, 1/2" male x 1/2" hose                               | 1    |
| 8        | GA5018495   | Tank 165 L, Natural, Direct Injection                              | 1    |

# DCI Tank - Breather



| ITEM NO. | PART NUMBER | DESCRIPTION   | QTY. |
|----------|-------------|---|------|
| 1        | GA4657275   | Mount Air Filter CCSP DCI                                 | 1    |
| 2        | GA5005259   | Air filter, 1" BSP male thread                            | 2    |
| 3        | GA5078013   | Reducer bush, 1" male thread x 1/2" female thread, Banjo  | 2    |
| 4        | GA5077656   | Hose barb, Elbow, 90 degree, 1/2" male thread x 1/4" hose | 2    |
| 5        | GA5048120   | BHCS M10 x 30 SS GR8.8                                    | 2    |
| 6        | GA5000117   | Washer 10mm Flat SS Heavy Duty                            | 2    |
| 7        | GA5002627   | Washer, 3/8" ID x 1 1/8" OD, High Tensile                 | 2    |
| 8        | GA5000137   | Washer 10mm Spring SS                                     | 2    |
| 9        | GA5000119   | Nut M10 Hex SS  | 2    |

## Bulk DCI Tank & Frame

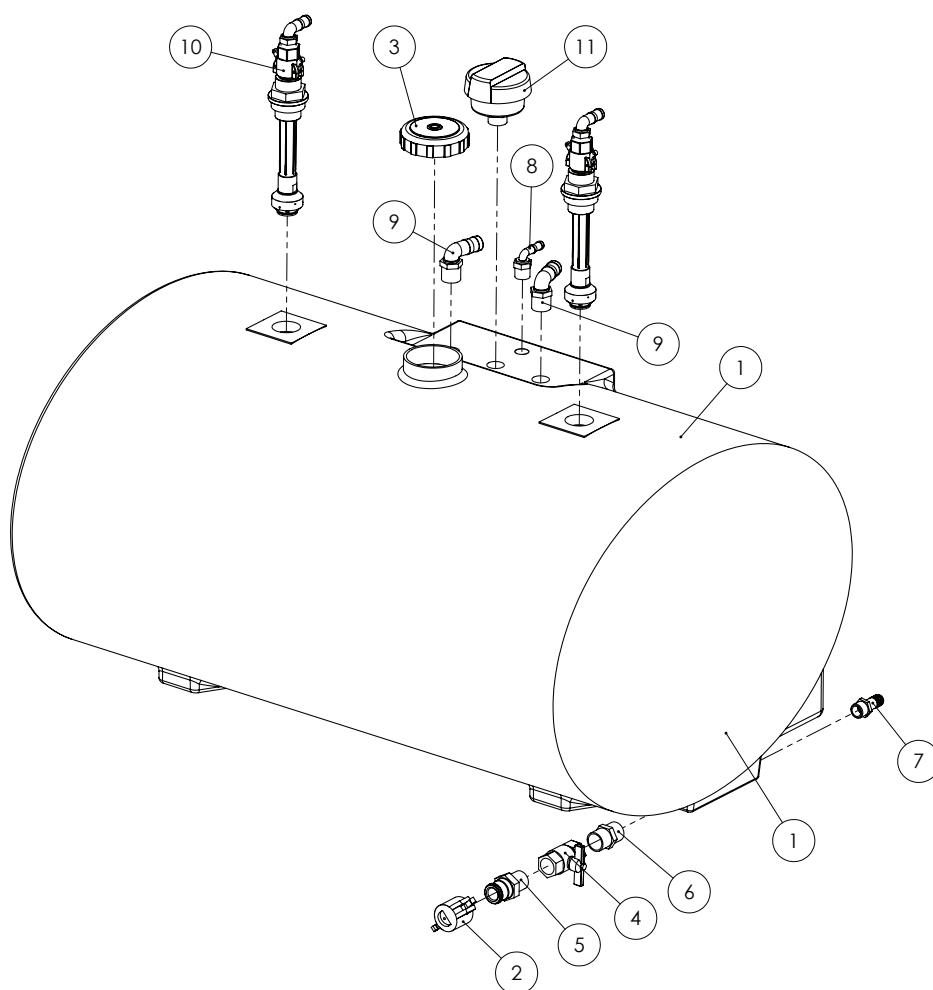


| ITEM NO. | PART NUMBER | DESCRIPTION                        | QTY. |
|----------|-------------|------------------------------------|------|
| 1        | *           | Bulk DCI Tank Assembly - 520 Litre | 1    |
| 2        | GA4658935   | Tank Cradle Bulk DCI 520L          | 1    |
| 3        | F70127A     | Bracket, Tank strap, 50mm          | 2    |
| 4        | GA5011239   | Bolt, M12 x 50, ZP GR 8.8          | 8    |
| 5        | GA5012461   | Nut M12 Nyloc ZP                   | 6    |
| 6        | GA5000577   | Washer 12mm Flat SS HD             | 14   |

\* Sub-assembly on following pages



## Bulk DCI Tank Assembly



| ITEM NO. | PART NUMBER | DESCRIPTION   | QTY. |
|----------|-------------|---|------|
| 1        | GA5069960   | Tank 520L bulk DCI, Green, Crop Cruiser MY11, Bare            | 1    |
| 2        | GA5076009   | Cam lever, 1" female cap, Banjo                               | 1    |
| 3        | GA5076885   | Lid, Diameter 113mm, With breather                            | 1    |
| 4        | GA5020970   | Valve, Ball, 25mm thread inlet / outlet, Butterfly handle, SS | 1    |
| 5        | GA5076012   | Cam lever, 1" male coupling x 1" male thread, Banjo           | 1    |
| 6        | GA5077914   | Nipple, Short, 1" male thread x 1" male thread, Banjo         | 1    |
| 7        | GA5077709   | Hose barb, Straight, 3/4" male thread x 3/4" hose, Banjo      | 1    |
| 8        | GA5077710   | Hose barb, Elbow, 90 degree, 3/4" male thread x 1/2" hose     | 1    |
| 9        | GA5077723   | Hose barb, Elbow, 90 degree, 1" male x 1" hose, Banjo         | 2    |
| 10       | ^           | Tank Rinsing Nozzle, Elbow - Assembly                         | 2    |
| 11       | GA5005259   | Air filter, 1" BSP male thread                                | 1    |

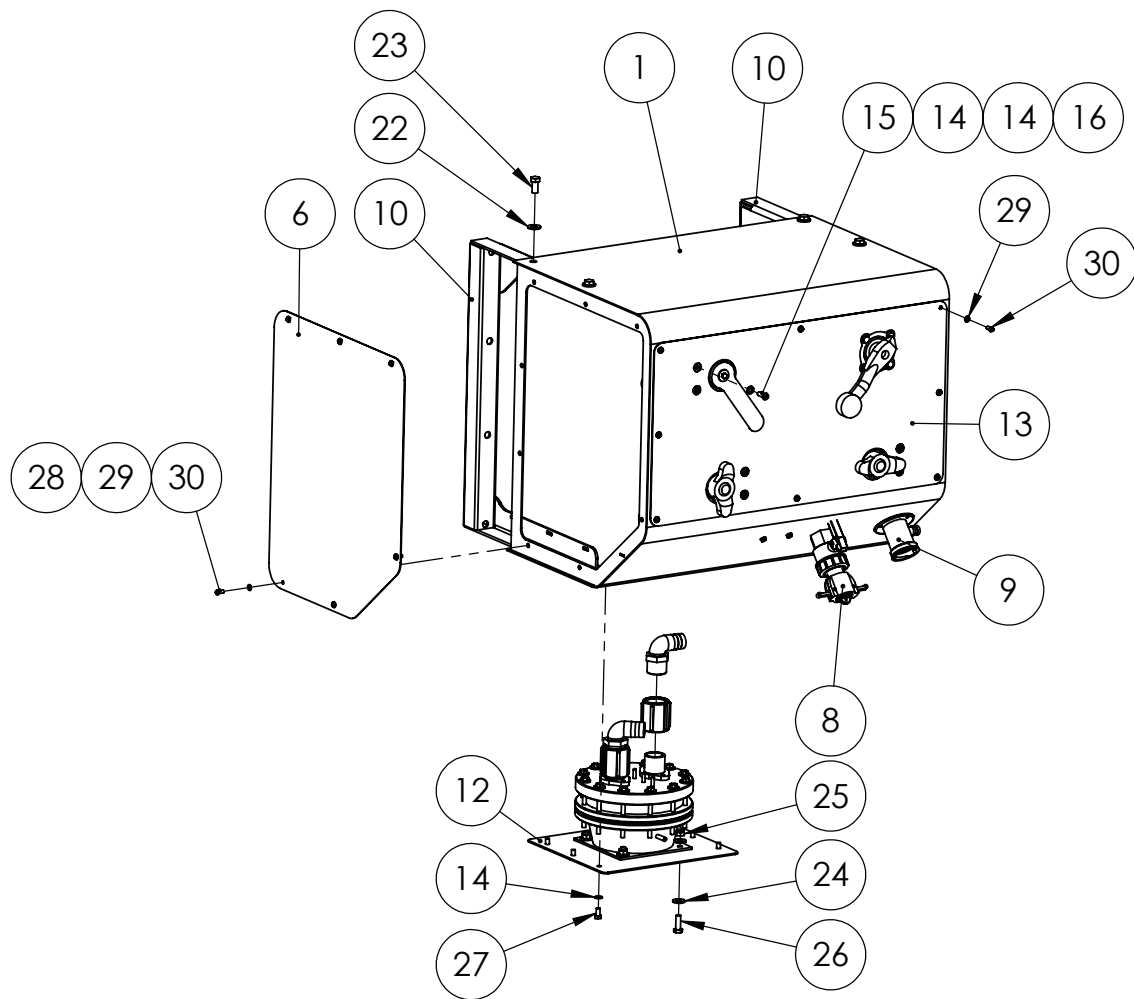
^ See chapter 11 'Main Tank' for sub-assembly.



# Chapter 7

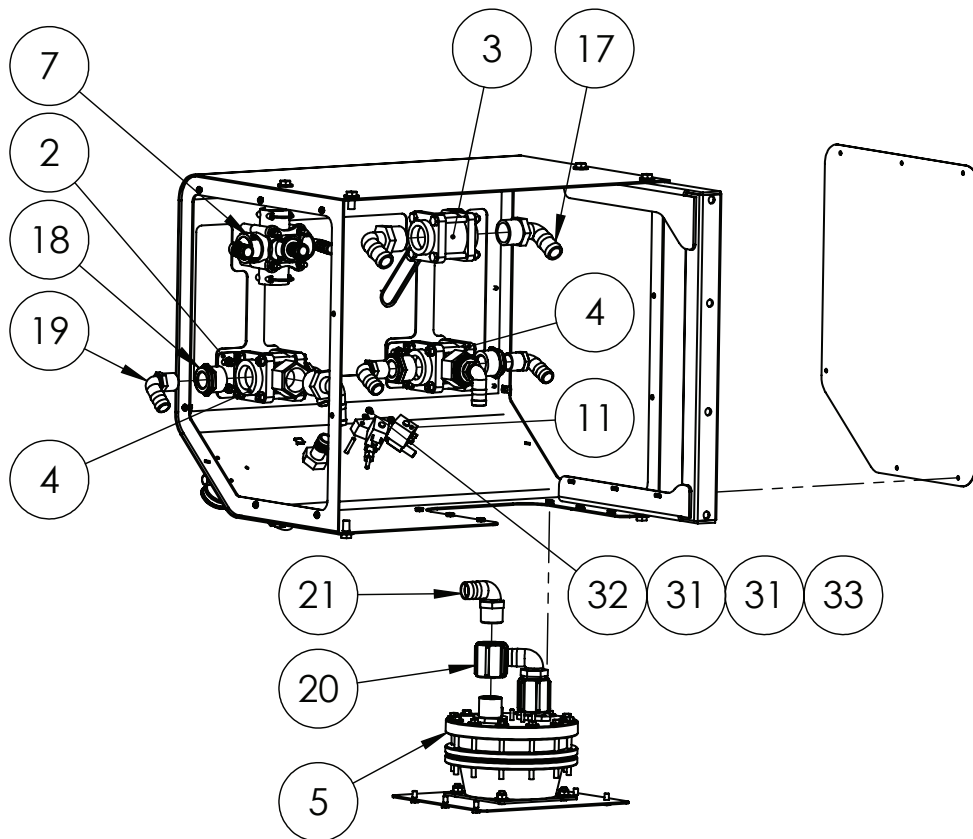
## DUAL PRODUCT

### Dual Product Pod



Continued over page

## Dual Product Pod



### DUAL PRODUCT POD SPARE PARTS

| PART NUMBER | DESCRIPTION                       | QTY. |
|-------------|-----------------------------------|------|
| GA5061045   | Diaphragm kit - Suit Ramsay valve | -    |

| ITEM NO. | PART NUMBER | DESCRIPTION  | QTY. |
|----------|-------------|--|------|
| 1        | GA4657089   | Dual product POD, suits Ramsey valve   | 1    |
| 2        | GA4522715   | Mounting bracket, VI50 ball valve  | 3    |
| 3        | GA5078185   | Valve, Ball, 1 1/2" female threaded inlet/outlet, Full port, Lever handle    | 1    |
| 4        | GA5078186   | Valve, Ball, 3 Way, Bottom Load, 1 1/2" NPT Female                           | 2    |
| 5        | GA5010315   | Valve, Pressure regulating, High pressure 1 1/4", Viton seals, Ramsay Nocton | 1    |
| 6        | GA4514570   | End cover DCI pod suit 09 Cropcruiser  | 2    |
| 7        | *           | Pressure Delivery Valve Assembly   | 1    |
| 8        | *           | Chemical Probe Assembly  | 1    |
| 9        | GA5018800   | Rinsing socket, 3 pin, Micromatic / Enviro drum coupling                     | 1    |
| 10       | GA4658805   | Mounting bracket U shape suit pod  | 2    |
| 11       | GA5061055   | Ramsay twin solenoid valve assembly  | 1    |
| 12       | GA4504335   | Plate, Ramsey mount, suit dual product                                       | 1    |
| 13       | GA4504336   | Plate, Ramsey POD Decal, suit dual product                                   | 1    |
| 14       | GA5003643   | Washer 8mm Flat SS HD  | 18   |

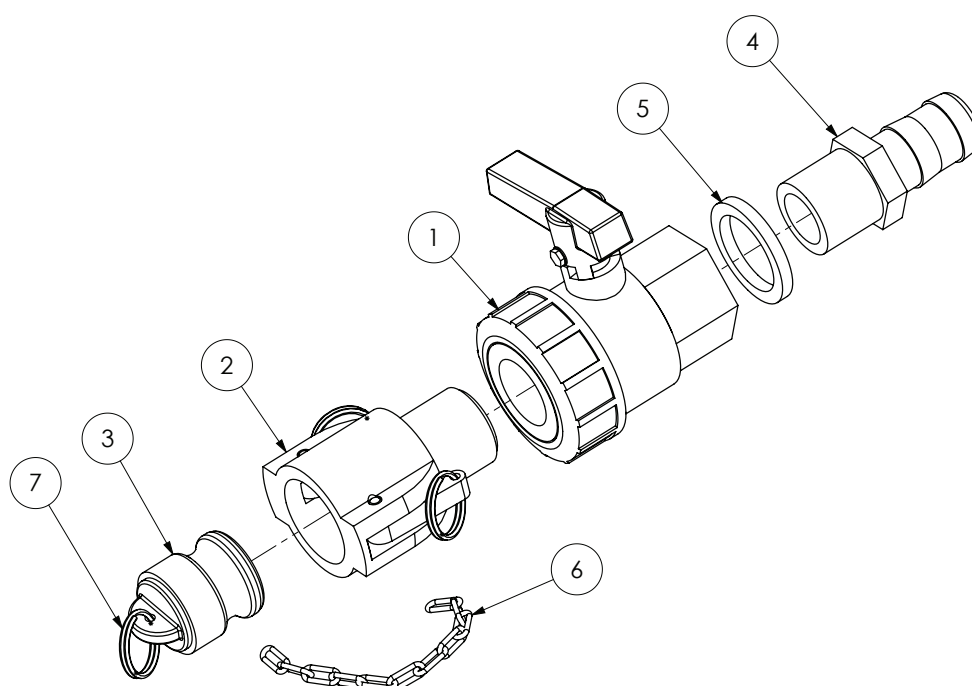
Continued over page

## Dual Product Pod

| ITEM NO. | PART NUMBER | DESCRIPTION   | QTY. |
|----------|-------------|---|------|
| 15       | GA5011473   | BHCS M8 x 25 SS   | 6    |
| 16       | GA5052590   | Nut M8 Nyloc SS   | 6    |
| 17       | GA5077732   | Hose barb, Elbow, 90 degree, 1 1/2" male thread x 1 1/4" hose | 3    |
| 18       | GA5078018   | Reducing bush, 1 1/2" male thread x 1" female thread, Banjo   | 5    |
| 19       | GA5077723   | Hose barb, Elbow, 90 degree, 1" male x 1" hose, Banjo         | 5    |
| 20       | GA5077639   | Coupling, socket, 1 1/4" female thread, Banjo                 | 2    |
| 21       | GA5077730   | Hose barb, Elbow, 90 degree, 1 1/4" male thread x 1 1/4" hose | 2    |
| 22       | GA5000577   | Washer 12mm Flat SS HD  | 8    |
| 23       | GA5000295   | Set Screw M12 x 25 ZP GR8.8                                   | 8    |
| 24       | GA5000117   | Washer 10mm Flat SS HD  | 8    |
| 25       | GA5000141   | Nut M10 Nyloc ZP  | 4    |
| 26       | GA5065455   | Bolt M10 x 30 ZP GR8.8  | 4    |
| 27       | GA5011465   | Bolt M8 x 16 ZP GR8.8   | 6    |
| 28       | GA5066830   | Speed clip M6   | 12   |
| 29       | GA5004447   | Washer, 6mm, Spring, SS                                       | 20   |
| 30       | GA5004050   | BHCS M6 x 16 SS GR8.8   | 20   |
| 31       | GA5004437   | Washer 6mm Flat SS  | 4    |
| 32       | GA5048115   | Nut M6 Nyloc ZP   | 2    |
| 33       | GA5004081   | Bolt M6 x 40 ZP GR8.8   | 2    |

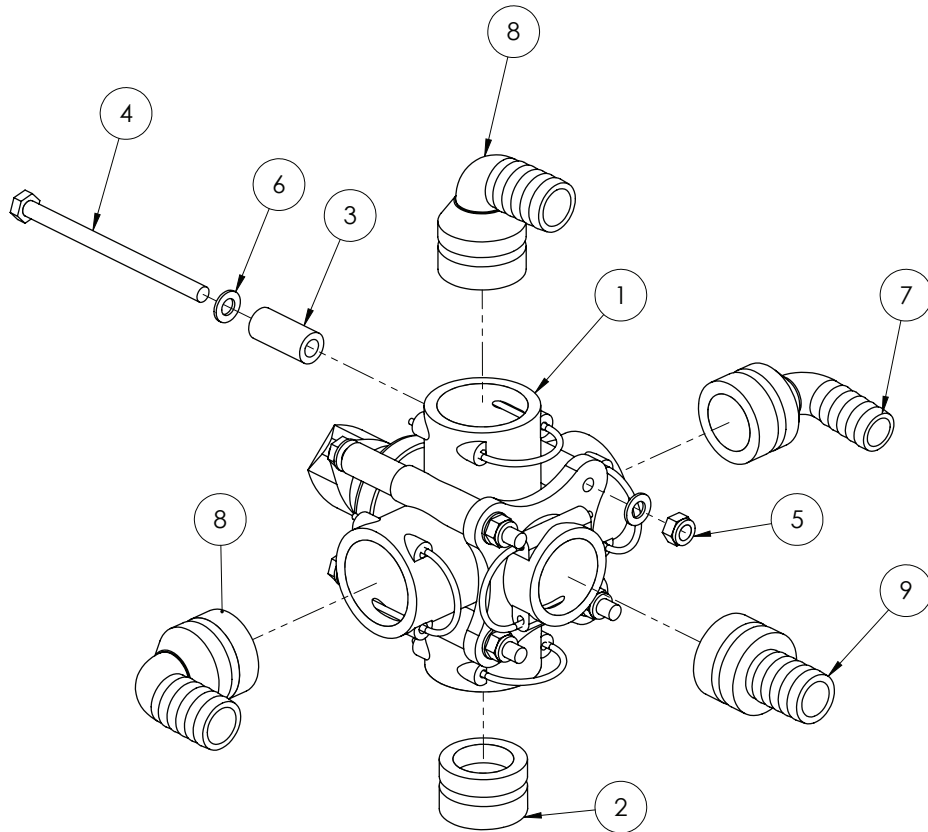
\* Sub-assembly on following pages

## Chemical Probe Assembly



| ITEM NO. | PART NUMBER | DESCRIPTION   | QTY. |
|----------|-------------|---|------|
| 1        | GA5078164   | Valve, Ball, 1" female thread inlet / outlet, Full port, Lever handle | 1    |
| 2        | GA5076007   | Cam lever, 1" female coupler, 1" male thread, Banjo                   | 1    |
| 3        | GA5076005   | Cam lever, Male plug, Suits 1" & 1 1/4" couplings, Banjo              | 1    |
| 4        | GA5077718   | Hose barb, Straight, 1" male thread x 1" hose, Banjo                  | 1    |
| 5        | GA4552865   | Spacer, POD fill point fitting 34                                     | 1    |
| 6        | GA5001491   | Chain 2mm x 20 SS (cut 150 Long)                                      | 1    |
| 7        | GA5002077   | Key ring, 25mm, SS  | 2    |

## Pressure Delivery Valve Assembly



| ITEM NO. | PART NUMBER | DESCRIPTION  | QTY. |
|----------|-------------|--|------|
| 1        | GA5065530   | Valve,Ball, 5 x AS40 female inlet / outlets, Lever handle, Altek | 1    |
| 2        | GA5065680   | Plug, AS40 male, Altek   | 1    |
| 3        | GA4552135   | Spacer for Altek rotary valve                                    | 4    |
| 4        | GA5011501   | Bolt M8 x 120 ZP GR8.8   | 4    |
| 5        | GA5004917   | Nut M8 Nyloc ZP  | 4    |
| 6        | GA5003643   | Washer 8mm Flat SS HD  | 8    |
| 7        | GA5065610   | Hose barb, Elbow, 90 degree, AS40 x 20mm hose, Altek             | 1    |
| 8        | GA5065615   | Hose barb, Elbow 90 degree, AS40 x 25mm, Altek                   | 2    |
| 9        | GA5065580   | Plug in hose tail AS40/25  | 1    |

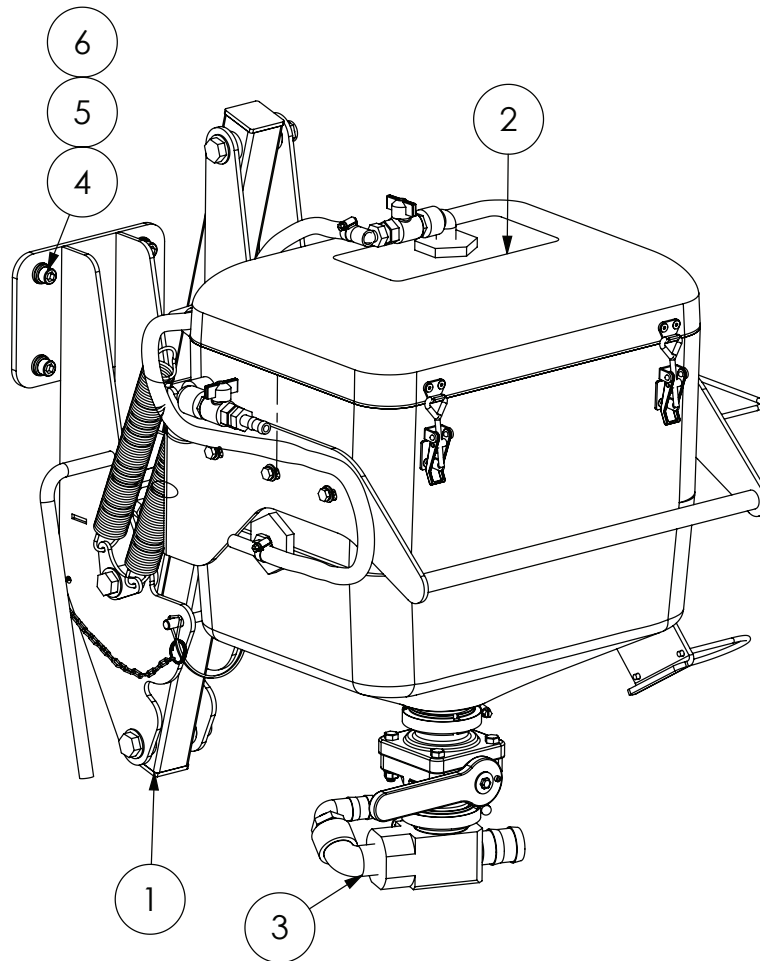




## Chapter 8

# INDUCTION HOPPER

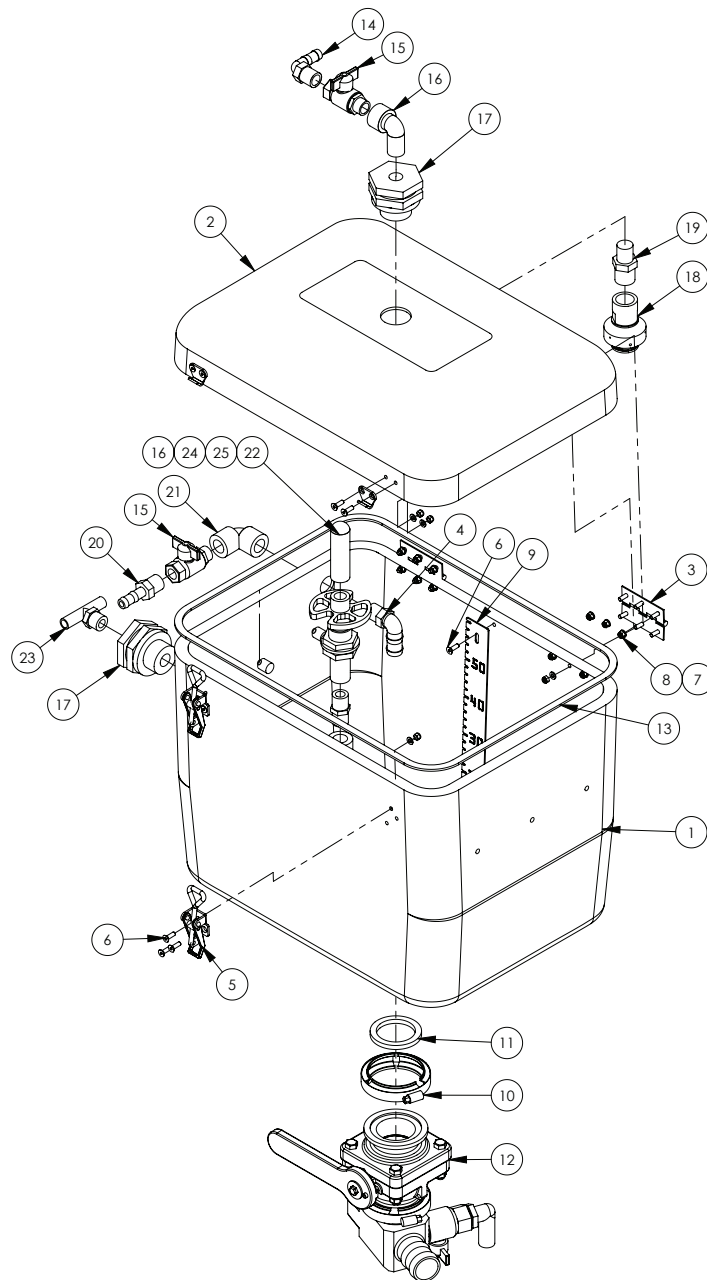
## Hopper Tank & Frame



| ITEM NO. | PART NUMBER | DESCRIPTION  | QTY. |
|----------|-------------|--|------|
| -        | GA4524985   | Plate, Hopper Mount Adaptor, Offset, Self Propelled (optional) | -    |
| 1        | *           | Frame, Induction hopper, Pre-assembled, Suit self propelled    | 1    |
| 2        | *           | Hopper, Pre-assembled 60L with Flange (rectangle) Hopper Tank  | 1    |
| 3        | *           | Pre-assembled 60L Hopper Bottom 2" Flanged                     | 1    |
| 4        | GA5000577   | Washer 12mm Flat SS HD   | 4    |
| 5        | GA5000575   | Washer 12mm Spring SS  | 4    |
| 6        | GA5000297   | SHCS M12 x 25 ZP GR12.9  | 4    |

\* Sub-assembly on following pages

# Hopper Tank



| ITEM NO. | PART NUMBER | DESCRIPTION  | QTY. |
|----------|-------------|--|------|
| 1        | GA5071208   | Tank, Induction Hopper, 60L with Flange to suit Banjo 220 Valve  | 1    |
| 2        | GA5070045   | Hopper lid - 07 Advance 65L                                      | 1    |
| 3        | GA5006661   | Hinge, Butt, 70 long x 50 wide x 1.5mm, SS                       | 2    |
| 4        | GA5077704   | Hose barb, Elbow, 90 degree, 1/2" male thread x 3/4" hose, Banjo | 1    |
| 5        | GA5007071   | Latch, Adjustable, Induction Hopper Lid                          | 2    |
| 6        | GA5051230   | CSCS M5 x 16 Countersink SS                                      | 23   |
| 7        | GA5003983   | Washer 5mm Flat SS   | 23   |
| 8        | GA5003975   | Nut M5 Nyloc SS  | 23   |
| 9        | GA4522296   | Level indicator, 60L induction hopper                            | 1    |

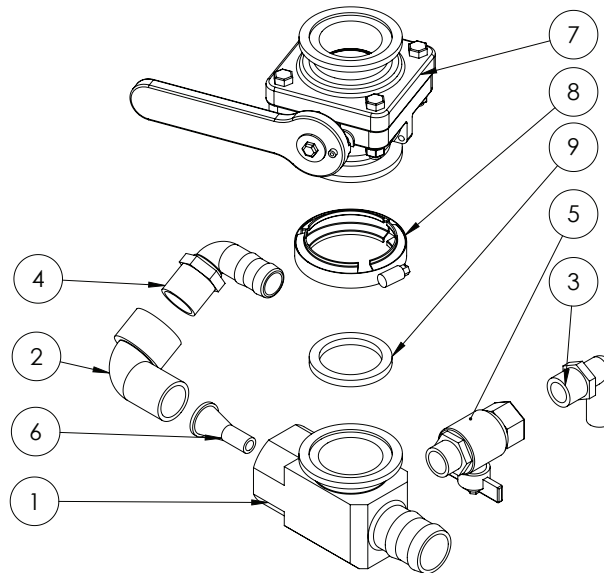
Continued over page

## Hopper Tank

| ITEM NO. | PART NUMBER | DESCRIPTION   | QTY. |
|----------|-------------|---|------|
| 10       | FC220       | 2" Full Port Worm Screw Clamp                                       | 1    |
| 11       | GA5076615   | Seal, EPDM, Suit 2" flange fitting, Banjo                           | 1    |
| 12       | *           | Hopper Bottom 2" Flanged  | 1    |
| 13       | GA5016473   | Tape PM foam 6.4 x 18mm L/Density                                   | 1    |
| 14       | GA5077708   | Hose barb, Elbow, 90 degree, 1/2" male thread x 1/2" hose           | 1    |
| 15       | GA5020615   | Valve, Ball, 12mm, female thread, male thread, Butterfly handle, SS | 2    |
| 16       | GA5078133   | Street elbow, 90 degree, 1/2" female thread x 1/2" male thread      | 2    |
| 17       | GA5078156   | 1/2" Poly Tank Flange   | 2    |
| 18       | GA5077336   | Nozzle, Tank rinsing, 3/4" BSPT female inlet, Teejet                | 1    |
| 19       | GA5078087   | Reducing nipple, 3/4" male thread x 1/2" male thread, Banjo         | 1    |
| 20       | GA5077702   | Hose barb, Straight, 1/2" male thread x 1/2" hose, Banjo            | 1    |
| 21       | GA5077652   | 1/2" Poly Pipe Elbow 90 Degree                                      | 1    |
| 22       | GA5077063   | Nozzle, Drum & container rinsing, ARAG                              | 1    |
| 23       | GA3500391   | Tee, Threaded, 1/2" male x 1/2" hose                                | 1    |
| 24       | GA5077911   | Nipple, Short, 1/2" male thread x 1/2" male thread, Banjo           | 1    |
| 25       | GA5077062   | Valve, Drum & container rinsing nozzle, ARAG                        | 1    |

\* Sub-assembly on following pages

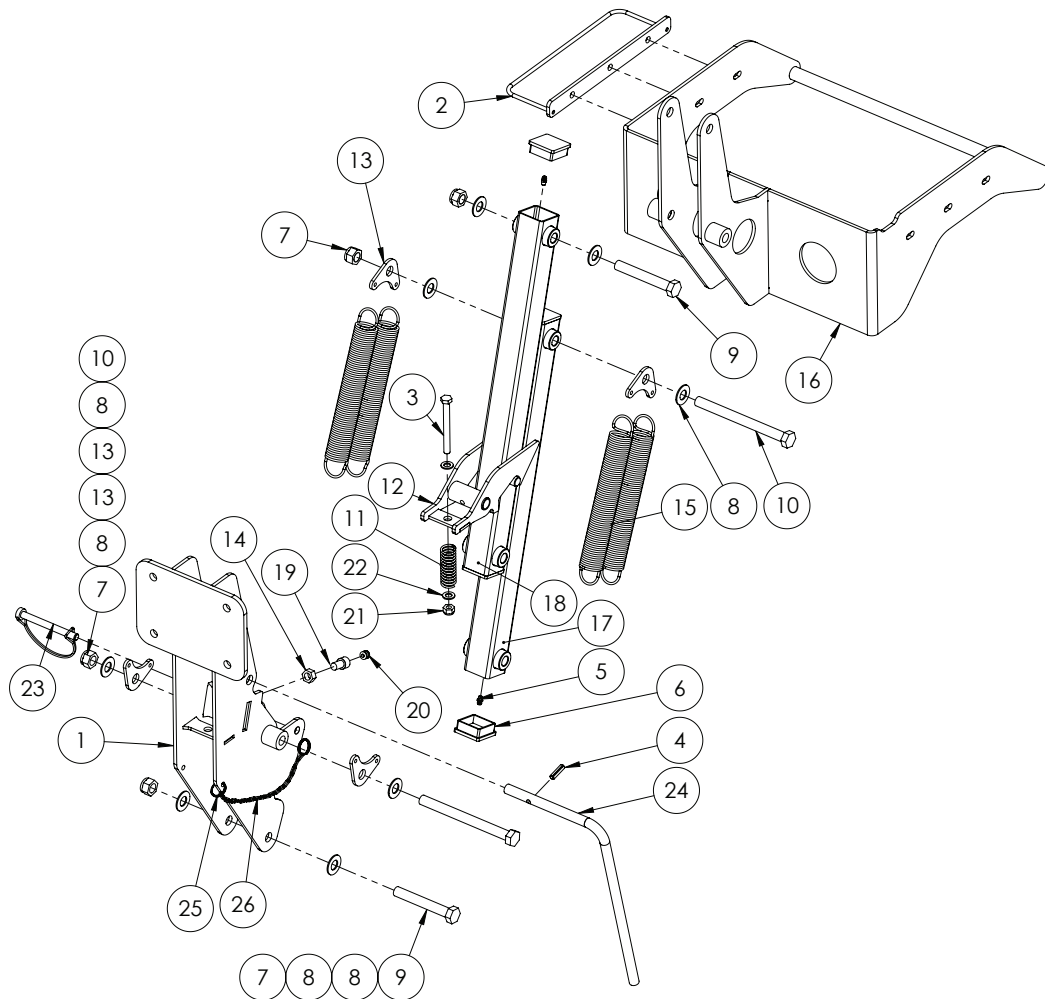
## Hopper Bottom - 2" Flanged



### GA4906645 Hopper Bottom 2" Flanged

| ITEM NO. | PART NUMBER | DESCRIPTION  | QTY. |
|----------|-------------|--|------|
| 1        | GA4552240   | Hopper Bottom Venturi Housing with 2" Flange MY14                | 1    |
| 2        | GA5078137   | Street elbow, 90 degree, 1" male x 1" female, Banjo              | 1    |
| 3        | GA5077717   | Hose barb, Elbow, 90 degree, 3/4" male thread x 3/4" hose, Banjo | 1    |
| 4        | GA5077723   | Hose barb, Elbow, 90 degree, 1" male x 1" hose, Banjo            | 1    |
| 5        | GA5018315   | Valve, Ball, 20mm male & female thread, Black Butterfly handle   | 1    |
| 6        | L057A       | Venturi, 9mm outlet, Suit Induction Hopper                       | 1    |
| 7        | GA5077908   | Ball valve, 2" Full port , 4 Bolt Flanged, short, Banjo          | 1    |
| 8        | FC220       | 2" Full Port Worm Screw Clamp                                    | 1    |
| 9        | GA5076615   | Seal, EPDM, Suit 2" flange fitting, Banjo                        | 1    |

# Hopper Frame



| ITEM NO. | PART NUMBER | DESCRIPTION  | QTY. |
|----------|-------------|--|------|
| 1        | GA4657560   | CCSP Hopper Mounting Assembly                                    | 1    |
| 2        | GA4659155   | Hose guide bracket SP Hopper 2011                                | 1    |
| 3        | GA5006091   | Bolt M10 x 100 GR8.8 ZP  | 1    |
| 4        | GA5075130   | Roll pin M8 x 30mm coated  | 1    |
| 5        | GA5012203   | Grease nipple, Short, 1/4" UNF                                   | 4    |
| 6        | GA5003783   | End cap, Insert, Black, Plastic, 50 x 50 mm                      | 4    |
| 7        | GA5001029   | Nut M16 Nyloc ZP   | 4    |
| 8        | GA5001043   | Washer 16mm Flat SS HD   | 8    |
| 9        | GA5000855   | Bolt M16 x 110 ZP GR8.8  | 2    |
| 10       | GA5000879   | Bolt M16 x 180 ZP GR8.8  | 2    |
| 11       | GA5007329   | Spring compression, 76.2mm x 25.4 x 3.15mm, gold                 | 1    |
| 12       | GA4653490   | Induction Hopper latch Advance                                   | 1    |
| 13       | GA4522294   | Mounting plate, Double Induction Hopper spring                   | 4    |
| 14       | GA5000559   | Nut M12 Hex ZP   | 1    |
| 15       | GA5007073   | Spring, Tension, 38.2 OD x 284.3 long x 3.55mm, Induction Hopper | 4    |

Continued over page

## Hopper Frame

| ITEM NO. | PART NUMBER | DESCRIPTION  | QTY. |
|----------|-------------|--|------|
| 16       | GA4656855   | Induction Hopper, tank support 60L                           | 1    |
| 17       | GA4657570   | CCSP Lower Hopper Arm  | 1    |
| 18       | GA4657565   | CCSP Upper Hopper Arm  | 1    |
| 19       | GA5050330   | SHCS M12 x 20 ZP GRI 2.9                                     | 1    |
| 20       | GA5052905   | Insert, suit 12mm Hole, Black, plastic                       | 1    |
| 21       | GA5000141   | Nut M10 Nyloc ZP   | 1    |
| 22       | GA5000117   | Washer 10mm Flat SS HD                                       | 2    |
| 23       | GA5048380   | Pin, 11mm OD shaft, Spring Steel wire loop lock, Yellow zinc | 1    |
| 24       | GA4699435   | Handle, Induction Hopper Latch arm                           | 1    |
| 25       | GA5002077   | Key ring, 25mm, SS   | 2    |
| 26       | GA5001491   | Chain 2mm x 20 SS (Cut to 600 mm)                            | 1    |

## Chapter 9

---

### FOAM MARKER TANK

Not Fitted

---





## Chapter 10

---

TRANSCAL

Not Fitted

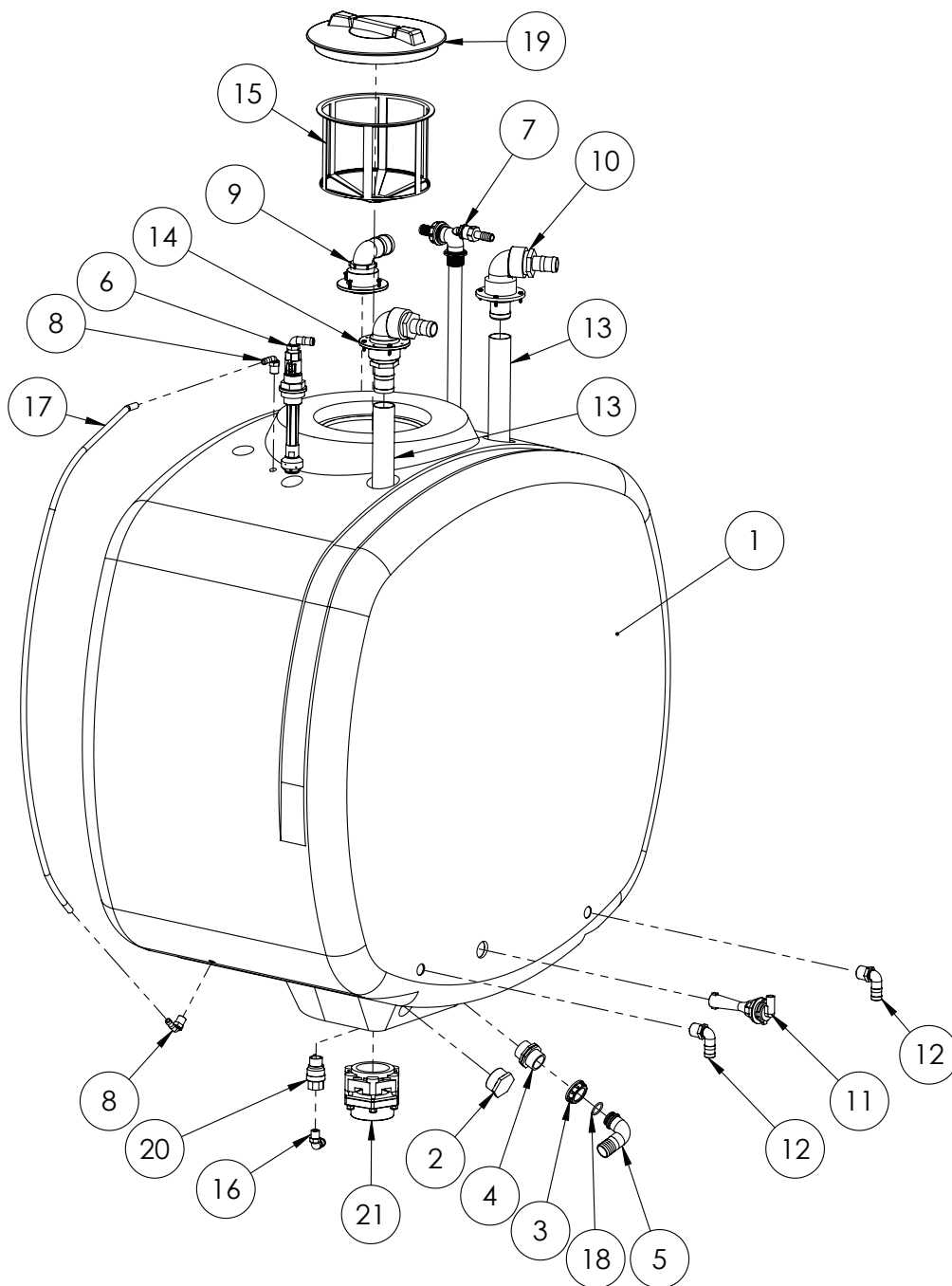
---



# Chapter II

## MAIN TANK

### Tank Assembly - Dual Product - 1250L



Continued over page

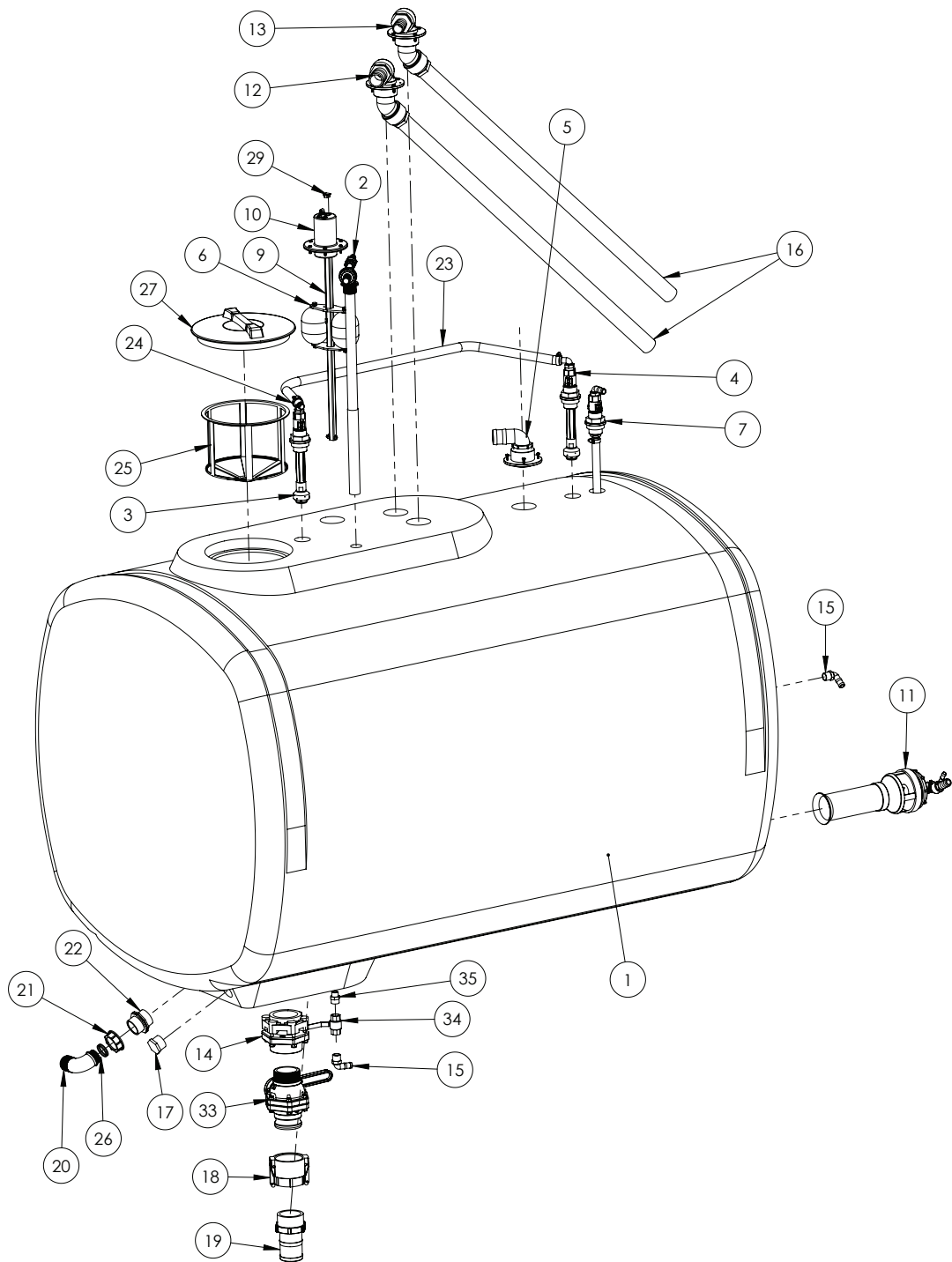
## Tank Assembly - Dual Product - I250L

| ITEM NO. | PART NUMBER | DESCRIPTION  | QTY. |
|----------|-------------|--|------|
| 1        | GA5069940   | Tank I250L Dual product SP 2011, bare                            | 1    |
| 2        | GA5077948   | Plug, 2" male thread, Banjo                                      | 1    |
| 3        | GA5076604   | Fly nut, 1 1/2", Arag  | 1    |
| 4        | 2502060     | Nipple, 1 1/2" male thread x 1 1/2" male thread, Arag            | 1    |
| 5        | GA5076260   | Hose barb, Elbow, 90 degree, 1 1/2" fly nut end x 40mm hose      | 1    |
| 6        | *           | Tank flushing nozzle elbow, Sub-assembly                         | 1    |
| 7        | *           | Venturi filler, Sub-assembly                                     | 1    |
| 8        | GA5077708   | Hose barb, Elbow, 90 degree, 1/2" male thread x 1/2" hose, Banjo | 2    |
| 9        | *           | Tank Overflow Outlet, Sub-assembly                               | 1    |
| 10       | *           | Tank induction hopper inlet, Sub-assembly                        | 1    |
| 11       | GA5010405   | Hydrojet agitator D004001  | 1    |
| 12       | GA5077723   | Hose barb, Elbow, 90 degree, 1" male x 1" hose, Banjo            | 2    |
| 13       | GA2000228   | Hose, PVC, 50mm, Black   | 2    |
| 14       | *           | Tank Inlet Flange, Tank Fill - Straight, Sub-assembly            | 1    |
| 15       | GA5076714   | Filter, Basket type, Diameter 305 x 245mm deep                   | 1    |
| 16       | GA5077704   | Hose barb, Elbow, 90 degree, 1/2" male thread x 3/4" hose, Banjo | 1    |
| 17       | GA2000209   | Hose, Clear, 12mm, Sight tube                                    | 1    |
| 18       | GA5076063   | O-ring, 34.52 x 3.53mm   | 1    |
| 19       | GA5076880   | Lid, Black, Without breather, Medium, Diameter 355mm, Arag       | 1    |
| 20       | GA5020620   | Valve, Ball, 12 mm, male female, Lever handle, SS                | 1    |
| 21       | GA5077344   | Bolted Flange, 3", Bottom Drain, Banjo                           | 1    |

\* Sub-assembly on following pages

Note: Parts fitted to machine may vary to what is shown above dependant on options fitted.

# Tank Assembly - Dual Product - 3500L



| ITEM NO. | PART NUMBER | DESCRIPTION                              | QTY. |
|----------|-------------|--|------|
| 1        | GA5018523   | Tank 3500L short suit SP, Bare           | 1    |
| 2        | *           | Venturi filler, Sub-assembly             | 1    |
| 3        | *           | Tank rinsing nozzle tee, Sub-assembly    | 1    |
| 4        | *           | Tank flushing nozzle elbow, Sub-assembly | 1    |
| 5        | *           | Tank Overflow Outlet, MY13, Sub-assembly | 1    |

Continued over page

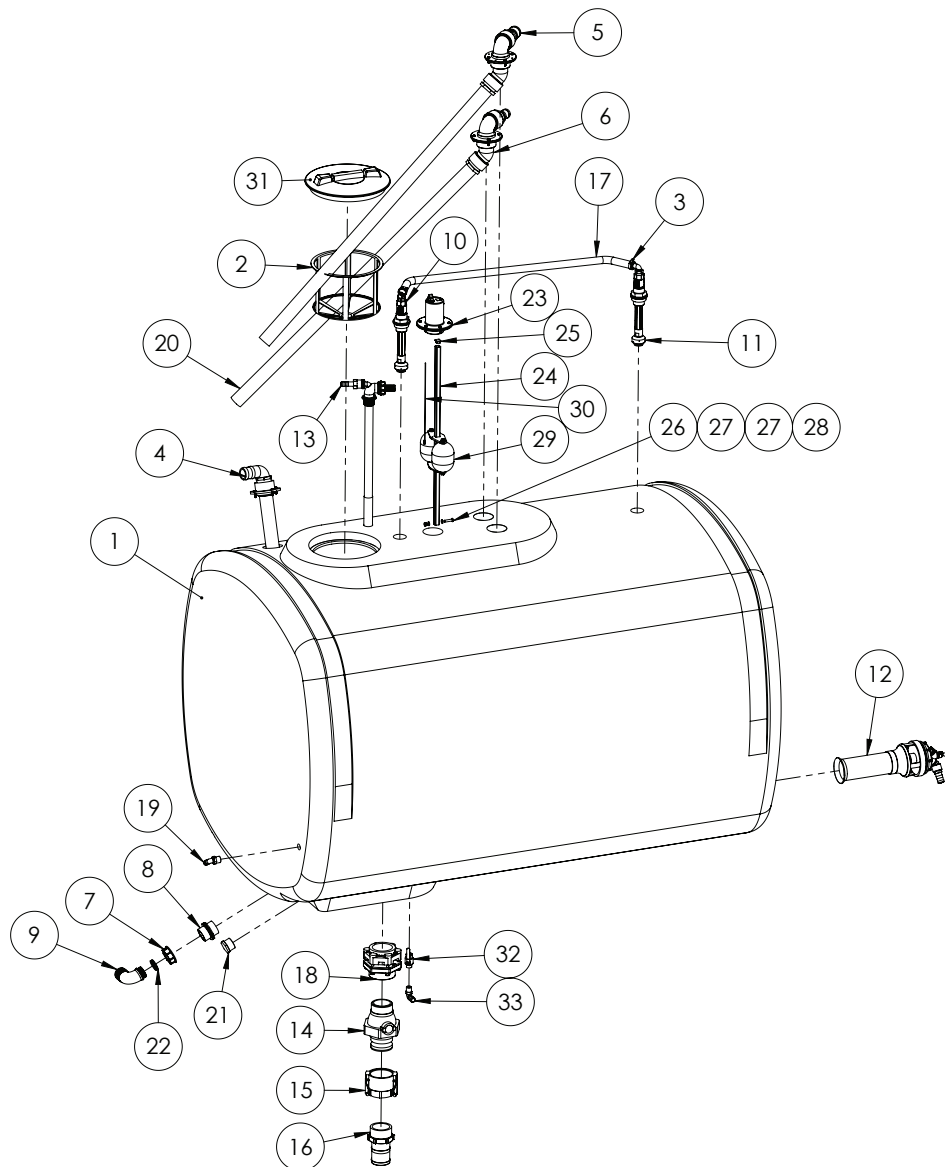
## Tank Assembly - Dual Product - 3500L

| ITEM NO. | PART NUMBER | DESCRIPTION  | QTY. |
|----------|-------------|--|------|
| 6        | *           | Dry sight tube - Float Assembly                                  | 1    |
| 7        | *           | Tank Inlet, Boom Recirculation, Sub-assembly                     | 1    |
| 8        | *           | Dry sight tube - Float Assembly                                  | 1    |
| 9        | *           | Dry sight tube - Cap & Tube Assembly                             | 1    |
| 10       | *           | Dry sight tube - Locating Cap Assembly                           | 1    |
| 11       | *           | Super mix agitator, angled barb, Sub-assembly                    | 1    |
| 12       | *           | Tank Inlet Flange, Tank Fill, 45 degree Elbow, Sub-assembly      | 1    |
| 13       | *           | Tank Inlet Flange, Hopper, 45 degree Elbow, Sub-assembly         | 1    |
| 14       | GA5077344   | Bolted Flange, 3", Bottom Drain, Banjo                           | 1    |
| 15       | GA5077717   | Hose barb, Elbow, 90 degree, 3/4" male thread x 3/4" hose, Banjo | 2    |
| 16       | GA2000228   | Hose, PVC, 50mm, Black   | 2    |
| 17       | GA5077947   | Plug, 1 1/2" male thread, Banjo                                  | 1    |
| 18       | GA5076720   | Cam lever, 3" female coupling x 3" female thread, NSPT thread    | 1    |
| 19       | GA5077741   | Hose barb, Straight, 3" male thread x 3" hose, Banjo             | 1    |
| 20       | GA5076262   | Hose barb, Elbow, 90 degree, 2" fly nut end x 52mm hose, Arag    | 1    |
| 21       | GA5076605   | Fly nut, 2", ARAG  | 1    |
| 22       | 2502070     | Nipple, 2" male thread x 2" male thread, Arag                    | 1    |
| 23       | GA2000216   | Hose, Pressure, 20mm, Black 250psi                               | 1    |
| 24       | GA5001681   | Hose Clamp, 1" SS (20-32/12W)                                    | 2    |
| 25       | GA5076714   | Filter, Basket type, Diameter 305 x 245mm deep                   | 1    |
| 26       | GA5076097   | O-ring, 42.52 x 2.62mm   | 2    |
| 27       | GA5076880   | Lid, Black, Without breather, Medium, Diameter 355mm, Arag       | 1    |
| 28       | GA5046955   | RHS, 19 x 19 x 1.6mm, SS   | 1    |
| 29       | GA5001101   | 19 x 19mm Square tube Insert Black                               | 1    |
| 30       | GA5003643   | Washer 8mm Flat SS HD  | 2    |
| 31       | GA5052590   | Nut M8 Nyloc SS  | 1    |
| 32       | GA5051370   | BHCS M8 x 35 SS GR8.8  | 1    |
| 33       | GA5078204   | 3" NPT male x 3" male adaptor long handle                        | 1    |
| 34       | GA5018313   | Valve, Ball, 20mm, female, Lever handle, SS                      | 1    |
| 35       | GA5078087   | Reducing nipple, 3/4" male thread x 1/2" male thread, Banjo      | 1    |

\* Sub-assembly on following pages

Note: Parts fitted to machine may vary dependant on options fitted.

## Tank Assembly - 3500L



| ITEM NO. | PART NUMBER | DESCRIPTION   | QTY. |
|----------|-------------|---|------|
| 1        | GA5018253   | Tank 3500L short suit SP, Bare                                | 1    |
| 2        | GA5076714   | Filter, Basket type, Diameter 305 x 245mm deep                | 1    |
| 3        | GA5001681   | Hose Clamp, 1" SS (20-32/12W)                                 | 2    |
| 4        | *           | Tank inlet, 2" tank fill, Sub-assembly                        | 1    |
| 5        | *           | Tank Inlet Flange, Tank Fill, 45 degree Elbow, Sub-assembly   | 1    |
| 6        | *           | Tank Inlet Flange, Hopper, 45 degree Elbow, Sub-assembly      | 1    |
| 7        | GA5076605   | Fly nut, 2", ARAG   | 1    |
| 8        | 2502070     | Nipple, 2" male thread x 2" male thread, Arag                 | 1    |
| 9        | GA5076262   | Hose barb, Elbow, 90 degree, 2" fly nut end x 52mm hose, Arag | 1    |
| 10       | *           | Tank rinsing nozzle tee, Sub-assembly                         | 1    |
| 11       | *           | Tank flushing nozzle elbow, Sub-assembly                      | 1    |
| 12       | *           | Super mix agitator, angled barb, Sub-assembly                 | 1    |

Continued over page

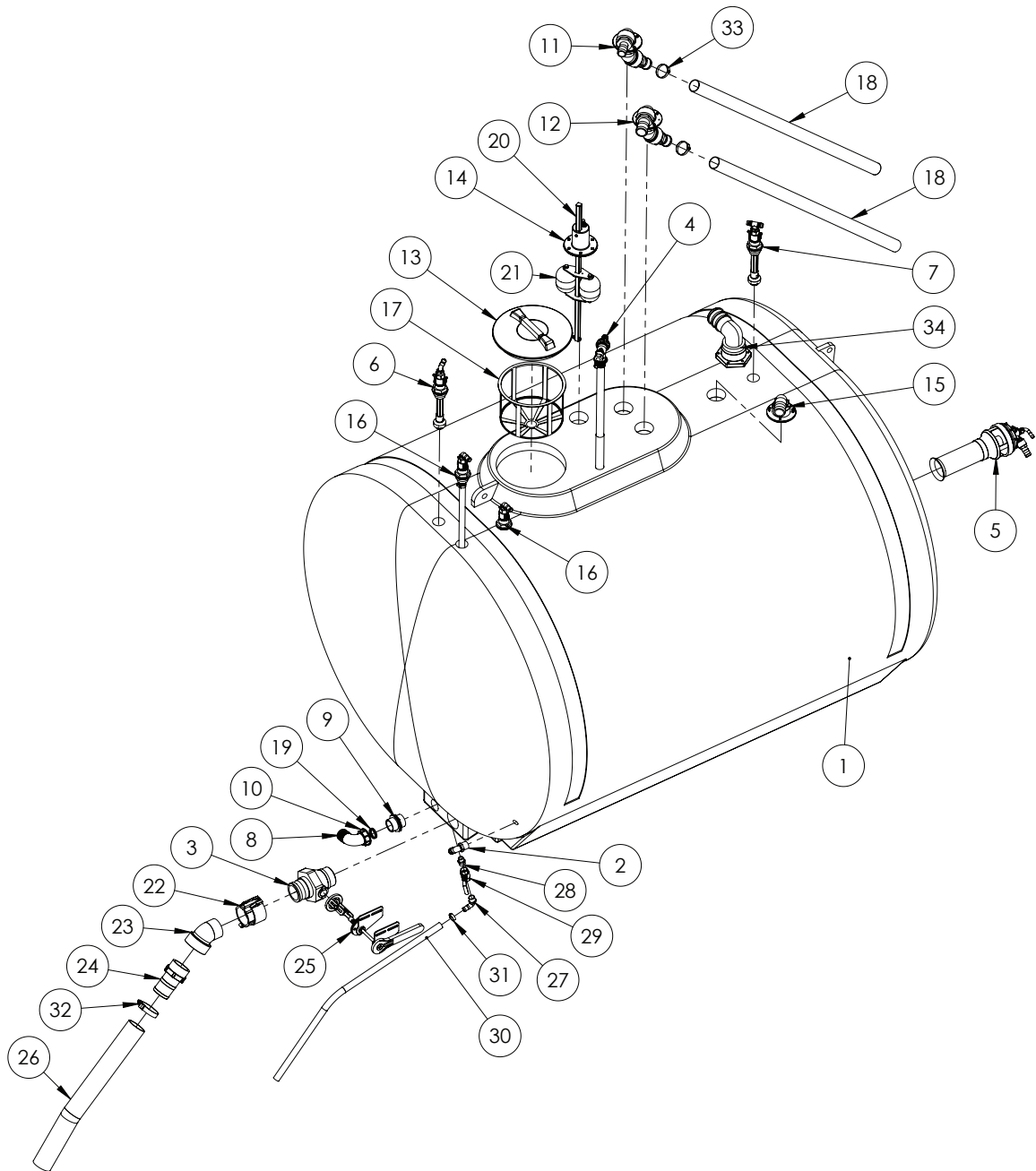
## Tank Assembly - 3500L

| ITEM NO. | PART NUMBER | DESCRIPTION   | QTY. |
|----------|-------------|---|------|
| 13       | *           | Venturi filler, Sub-assembly                                  | 1    |
| 14       | GA5078204   | 3" NPT male x 3" male adaptor, long handle                    | 1    |
| 15       | GA5076720   | Cam lever, 3" female coupling x 3" female thread, NSPT thread | 1    |
| 16       | GA5077741   | Hose barb, Straight, 3" male thread x 3" hose, Banjo          | 1    |
| 17       | GA2000216   | Hose, Pressure, 20mm, Black 250psi                            | 1    |
| 18       | GA5077344   | Bolted Flange, 3", Bottom Drain, Banjo                        | 1    |
| 19       | GA5077717   | Hose barb, Elbow, 90 degree, 3/4" male thread x 3/4" hose     | 1    |
| 20       | GA2000228   | Hose, PVC, 50mm, Black  | 2    |
| 21       | GA5077947   | Plug, 1 1/2" male thread, Banjo                               | 1    |
| 22       | GA5076097   | O-ring, 42.52 x 2.62mm  | 2    |
| 23       | *           | Dry sight tube - Locating Cap Assembly                        | 1    |
| 24       | GA5046955   | RHS, 19 x 19 x 1.6mm, SS                                      | 1    |
| 25       | GA5001101   | 19 x 19mm Square tube Insert Black                            | 1    |
| 26       | GA5051370   | BHCS M8 x 35 SS GR8.8   | 1    |
| 27       | GA5003643   | Washer 8mm Flat SS HD   | 2    |
| 28       | GA5052590   | Nut M8 Nyloc SS   | 1    |
| 29       | *           | Dry sight tube - Float Assembly                               | 1    |
| 30       | *           | Dry sight tube - Cap & Tube Assembly                          | 1    |
| 31       | GA5076880   | Lid, Black, Without breather, Medium, Diameter 355mm, Arag    | 1    |
| 32       | GA5020620   | Valve, Ball, 12mm, male female, Lever handle, SS              | 1    |
| 33       | GA5077704   | Hose barb, Elbow, 90 degree, 1/2" male thread x 3/4" hose     | 1    |

\* Sub-assembly on following pages



# Tank Assembly - 5200L



| ITEM NO. | PART NUMBER | DESCRIPTION  | QTY. |
|----------|-------------|--|------|
| 1        | GA5069205   | Tank, 5200L, Green, Bare                                       | 1    |
| 2        | GA5077723   | Hose barb, Elbow, 90 degree, 1" male x 1" hose                 | 1    |
| 3        | GA5078204   | 3" NPT Male x 3" Male Adaptor Long Handle                      | 1    |
| 4        | *           | Venturi Filler, Sub-assembly                                   | 1    |
| 5        | *           | Super mix agitator, angled barb, Sub-assembly                  | 1    |
| 6        | *           | Tank Rinsing Nozzle, Elbow - Assembly                          | 1    |
| 7        | *           | Tank Rinsing Nozzle, Tee - Assembly                            | 1    |
| 8        | GA5076262   | Hose barb, Elbow, 90 degree, 2" fly nut end x 52 mm hose, Arag | 1    |

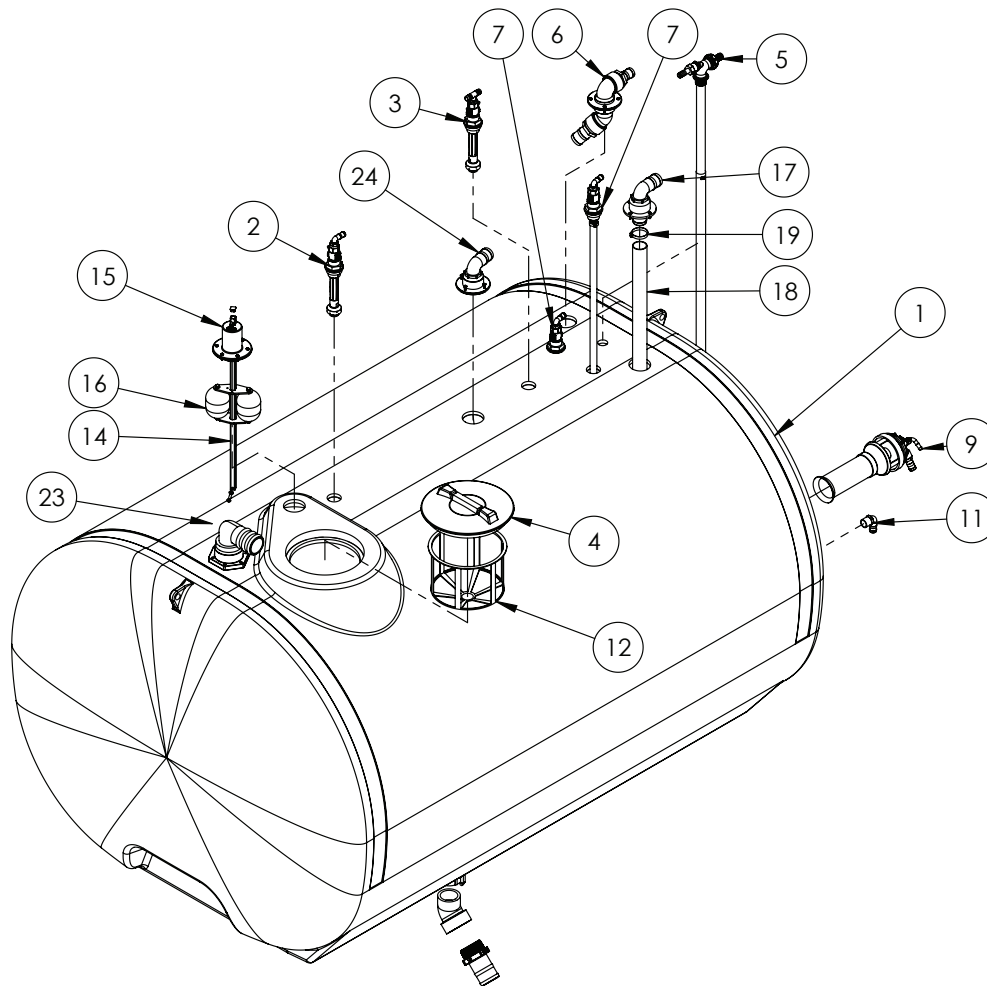
Continued over page

## Tank Assembly - 5200L

| ITEM NO. | PART NUMBER | DESCRIPTION  | QTY. |
|----------|-------------|--|------|
| 9        | 2502070     | Nipple, 2" male thread x 2" male thread, Arag                  | 1    |
| 10       | GA5076605   | Fly nut, 2", ARAG  | 1    |
| 11       | *           | Tank Inlet Flange, Hopper, 45 degree Elbow, Sub-assembly       | 1    |
| 12       | *           | Tank Inlet Flange, Tank Fill, 45 degree Elbow, Sub-assembly    | 1    |
| 13       | GA5076880   | Lid, Black, Without breather, Medium, Diameter 355mm, Arag     | 1    |
| 14       | *           | Dry sight tube - Locating Cap Assembly                         | 1    |
| 15       | *           | Tank Overflow Outlet, Sub-assembly                             | 1    |
| 16       | *           | Tank Inlet, Boom Recirculation, Sub-assembly                   | 2    |
| 17       | GA5076714   | Filter, Basket type, Diameter 305 x 245mm deep                 | 1    |
| 18       | GA2000228   | Hose, PVC, 50mm, Black - cut 1500mm                            | 2    |
| 19       | GA5076097   | O-ring D42.52 x 2.62mm   | 2    |
| 20       | GA5046955   | RHS, 19 x 19 x 1.6mm, SS - cut 2150mm                          | 1    |
| 21       | *           | Dry sight tube - Float Assembly                                | 1    |
| 22       | GA5076720   | Cam lever, 3" female coupling x 3" female thread - NSPT thread | 1    |
| 23       | GA5078143   | Street elbow, 45 degree, 3" male x 3" female                   | 1    |
| 24       | GA5077741   | Hose barb, Straight, 3" male thread x 3" hose                  | 1    |
| 25       | *           | Tank Drain Handle Assembly                                     | 1    |
| 26       | GA2000228   | Hose, PVC, 50mm, Black - Cut 770 long                          | 1    |
| 27       | GA5077717   | Hose barb, Elbow, 90 degree, 3/4" male thread x 3/4" hose      | 1    |
| 28       | GA5078087   | Reducing nipple, 3/4" male thread x 1/2" male thread           | 1    |
| 29       | GA5018313   | Valve, Ball, 20mm, 3/4" female, Lever handle, Brass            | 1    |
| 30       | GA2000216   | Hose, Pressure, 20mm, Black 250psi - Cut 1140 Long             | 1    |
| 31       | GA5000999   | Hose Clamp, 3/4", SS (16-27/12W)                               | 1    |
| 32       | GA5054715   | Clamp, T Bolt, 86-91mm, suits 75mm (3") Suction, TRIDON        | 1    |
| 33       | GA5003325   | Hose clamp, 2" SS, (40-60/12W)                                 | 2    |
| 34       | *           | Tank Fill, 3", Top Mount, Sub-assembly                         | 1    |

\* Sub-assembly on following pages

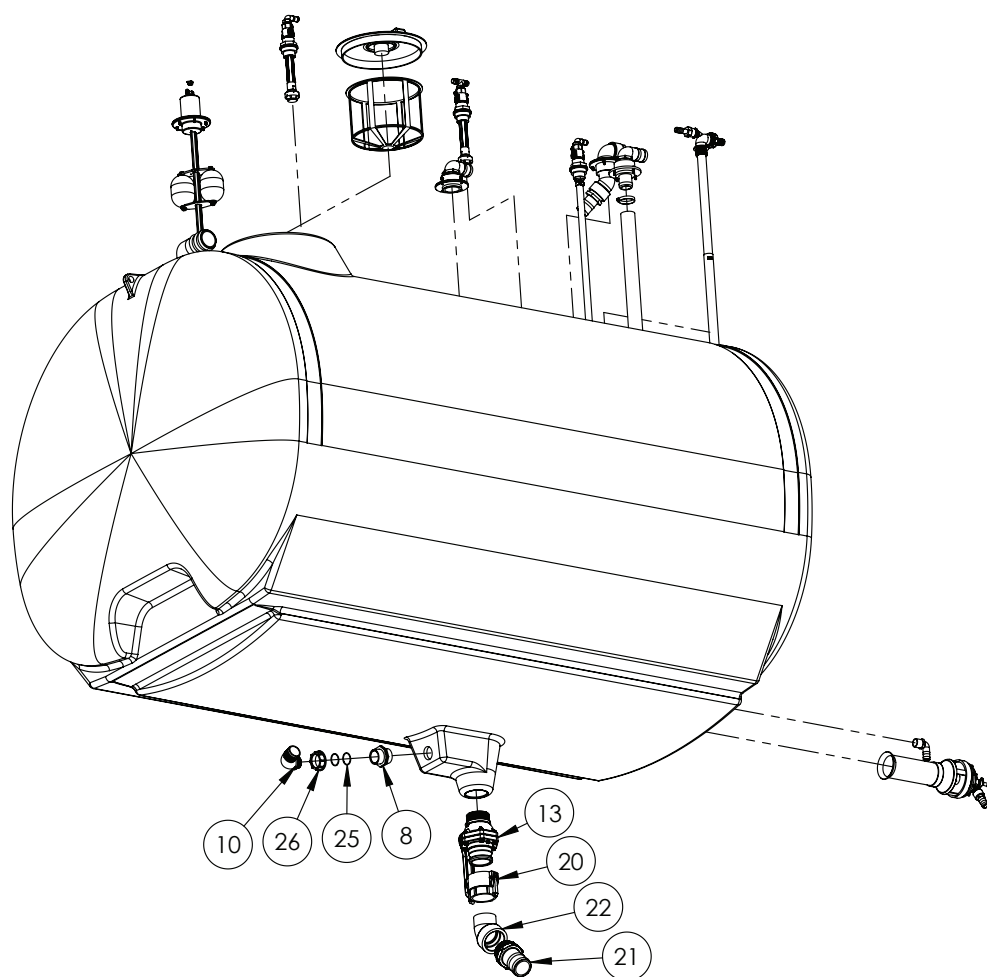
## Tank Assembly - 6000L



| ITEM NO. | PART NUMBER | DESCRIPTION  | QTY. |
|----------|-------------|--|------|
| 1        | GA5070915   | Tank, 6000L, Crop Cruiser, Bare                                | 1    |
| 2        | *           | Tank flushing nozzle elbow, Sub-assembly                       | 1    |
| 3        | *           | Tank flushing nozzle tee, Sub-assembly                         | 1    |
| 4        | GA5076880   | Lid, Black, Without breather, Medium, Diameter 355, Arag       | 1    |
| 5        | *           | Venturi filler, Sub-assembly                                   | 1    |
| 6        | *           | Tank Inlet Flange, Hopper, 45 degree Elbow 1 1/2"              | 1    |
| 7        | *           | Tank Inlet, Boom Recirculation, Sub-assembly                   | 2    |
| 8        | 2502070     | Nipple, 2" male thread x 2" male thread, Arag                  | 1    |
| 9        | *           | Super mix agitator, angled barb, Sub-assembly                  | 1    |
| 10       | GA5076262   | Hose barb, Elbow, 90 degree, 2" fly nut end x 52 mm hose, Arag | 1    |
| 11       | GA5077723   | Hose barb, Elbow, 90 degree, 1" male x 1" hose                 | 1    |
| 12       | GA5076714   | Filter, Basket type, Diameter 305 x 245mm deep                 | 1    |
| 13       | GA5078204   | 3" NPT Male x 3" Male Adaptor Long Handle                      | 1    |
| 14       | GA5046955   | RHS, 19 x 19 x 1.6mm, SS - cut 2150mm                          | 1    |
| 15       | *           | Dry sight tube - Locating Cap Assembly                         | 1    |
| 16       | *           | Dry sight tube - Float Assembly                                | 1    |

Continued over page

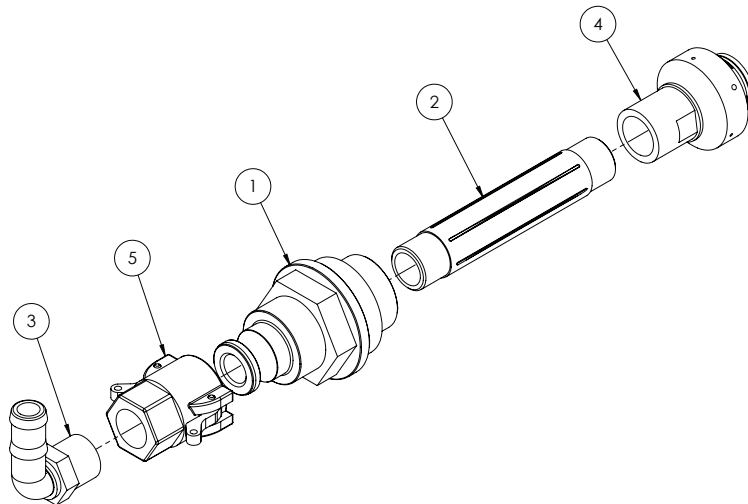
## Tank Assembly - 6000L



| ITEM NO. | PART NUMBER | DESCRIPTION   | QTY. |
|----------|-------------|---|------|
| 17       | *           | Tank inlet, 2" tank fill, Sub-assembled                       | 1    |
| 18       | GA2000228   | Hose, PVC, 50mm, Black - cut 1550mm                           | 1    |
| 19       | GA5003325   | Hose Clamp 2" SS (40-60/12W)                                  | 1    |
| 20       | GA5076720   | Cam lever, 3" female coupling x 3" female thread, NSPT thread | 1    |
| 21       | GA5077741   | Hose barb, Straight, 3" male thread x 3" hose                 | 1    |
| 22       | GA5078143   | Street elbow, 45 degree, 3" male x 3" female                  | 1    |
| 23       | *           | Tank Fill, 3", Top Mount, Sub-assembly                        | 1    |
| 24       | *           | Tank Overflow Outlet, Sub-assembly                            | 1    |
| 25       | GA5076097   | O-ring D42.52 x 2.62mm  | 2    |
| 26       | GA5076605   | Fly nut, 2", ARAG   | 1    |

\* Sub-assembly on following pages

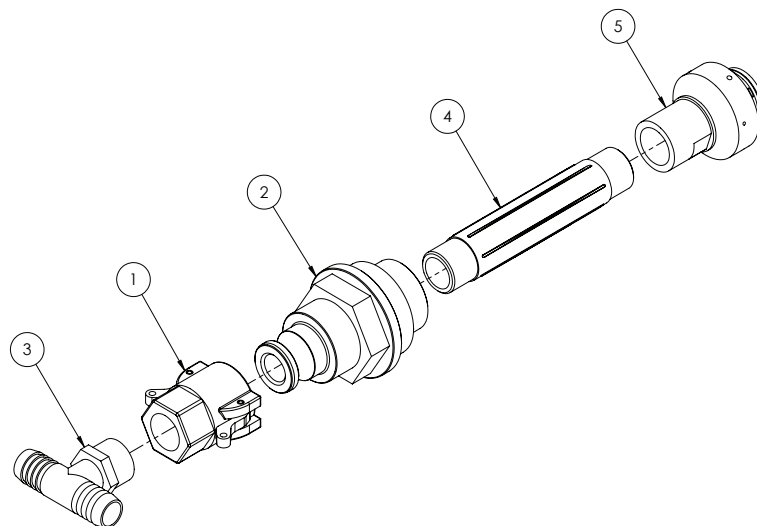
## Tank Rinsing Nozzle, Elbow - Assembly



GA4901285-1 Tank flushing nozzle elbow

| ITEM NO. | PART NUMBER | DESCRIPTION  | QTY. |
|----------|-------------|--|------|
| 1        | GA4572015   | Tank rinse adaptor with cam lock                                 | 1    |
| 2        | GA5077912   | Nipple, 6" long, 3/4" male thread, Banjo                         | 1    |
| 3        | GA5077717   | Hose barb, Elbow, 90 degree, 3/4" male thread x 3/4" hose, Banjo | 1    |
| 4        | GA5077336   | Nozzle, Tank rinsing, 3/4" BSPT female inlet, Teejet             | 1    |
| 5        | GA5077132   | Cam lever, 3/4" female coupling x 3/4" hose barb, Banjo          | 1    |

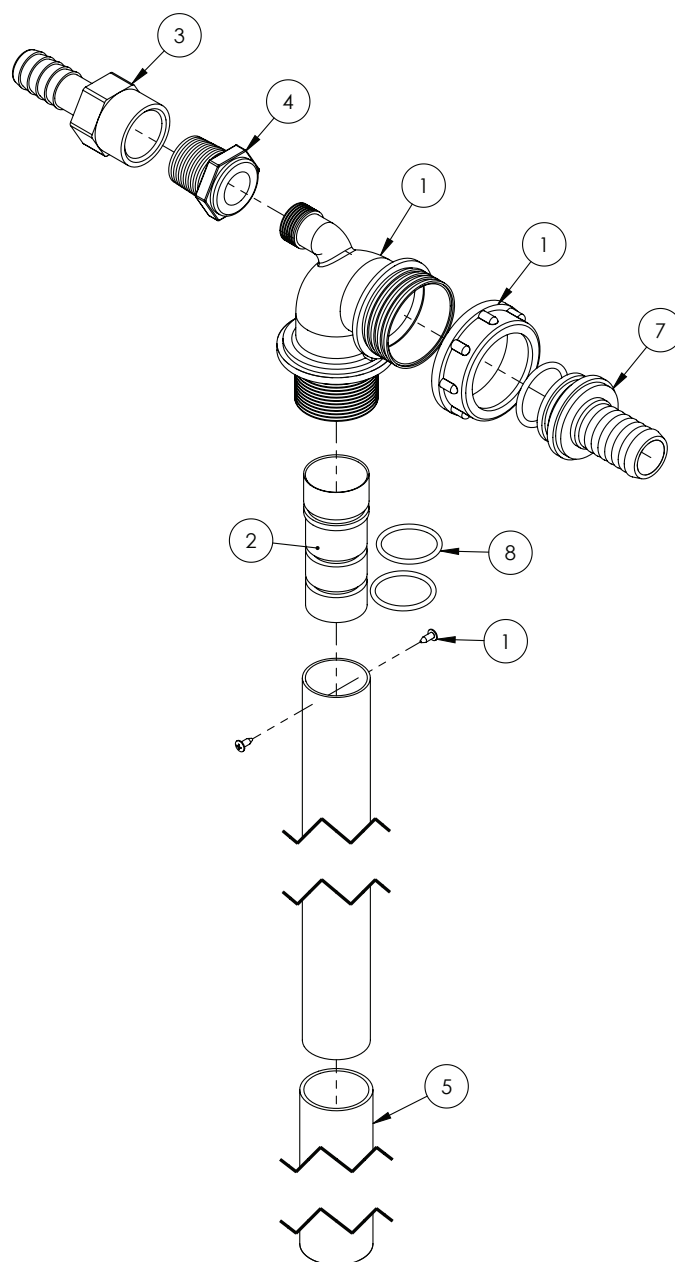
## Tank Rinsing Nozzle, Tee - Assembly



GA4901285-2 Tank rinsing nozzle tee

| ITEM NO. | PART NUMBER | DESCRIPTION  | QTY. |
|----------|-------------|--|------|
| 1        | GA5077132   | Cam lever, 3/4" female coupling x 3/4" hose barb, Banjo            | 1    |
| 2        | GA4572015   | Tank rinse adaptor with cam lock                                   | 1    |
| 3        | GA3500431   | Hose barb, Tee, 3/4" hose barb x 3/4" hose barb x 3/4" male thread | 1    |
| 4        | GA5077912   | Nipple, 6" long, 3/4" male thread, Banjo                           | 1    |
| 5        | GA5077336   | Nozzle, Tank rinsing, 3/4" BSPT female inlet, Teejet               | 1    |

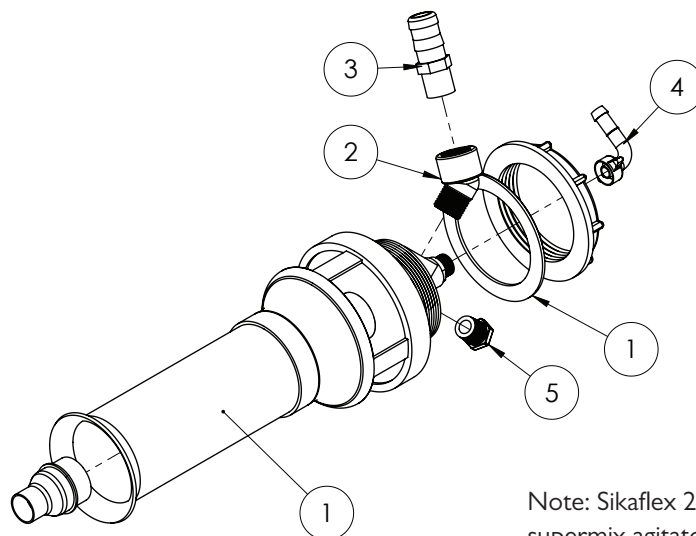
## Venturi Filler



| ITEM NO. | PART NUMBER | DESCRIPTION  | QTY. |
|----------|-------------|--|------|
| -        | GA5007235   | Hose clamp, Cobra type, 1 1/2"                         | 1    |
| 1        | GA5077035   | Venturi, Top of tank, 32mm OD outlet                   | 1    |
| 2        | MACH0022    | Jet for Arag venturi                                   | 1    |
| 3        | GA5077743   | Hose barb female 3/4"                                  | 1    |
| 4        | GA5078010   | Poly Pipe Reducer Bush 3/4" x 1/2"                     | 1    |
| 5        | GA5050205   | Hose Lay flat Blue, 32mm, cut 405mm long               | 1    |
| 6        | GA5077679   | O-ring 30 x 3mm  | 1    |
| 7        | GA5076036   | Hose barb, Straight, 1 1/2" fly nut end x 1" hose barb | 1    |
| 8        | GA5049125   | O-ring, 23.4 x 3.53mm, BS213                           | 2    |

Note: Not all parts supplied with kit 500232 are used in this assembly.

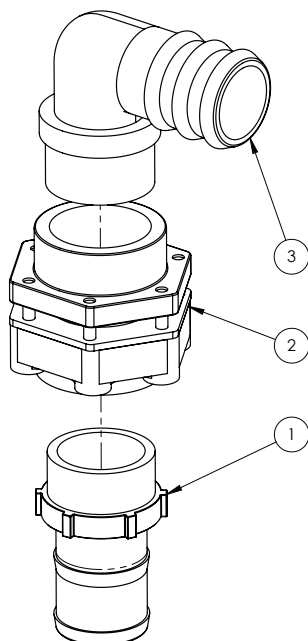
# Supermix Agitator



Note: Sikaflex 227 used when installing supermix agitator.

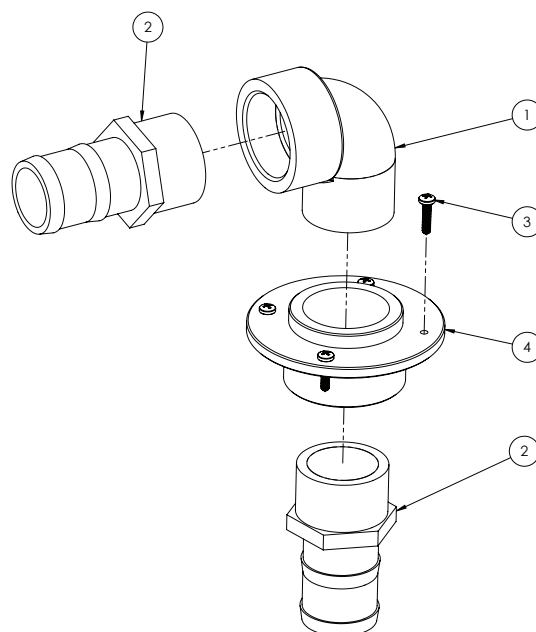
| ITEM NO. | PART NUMBER | DESCRIPTION  | QTY. |
|----------|-------------|--|------|
| 1        | GA5077038   | Agitator, Super mix, 3mm jet, Arag   | 1    |
| 2        | GA5078134   | Street elbow, 45 degree, 3/4" male thread x 3/4" female thread                       | 1    |
| 3        | GA5077715   | Hose barb, Straight, 3/4" male thread x 1" hose barb, Banjo                          | 1    |
| 4        | GA5075657   | Hose barb, Elbow, 90 degree, 13mm hose, including 1/2" fly nut and seal, Brass, Arag | 1    |
| 5        | GA5077943   | Plug, 1/2" male thread, Banjo  | 1    |

# Tank Fill, 3", Top Mount



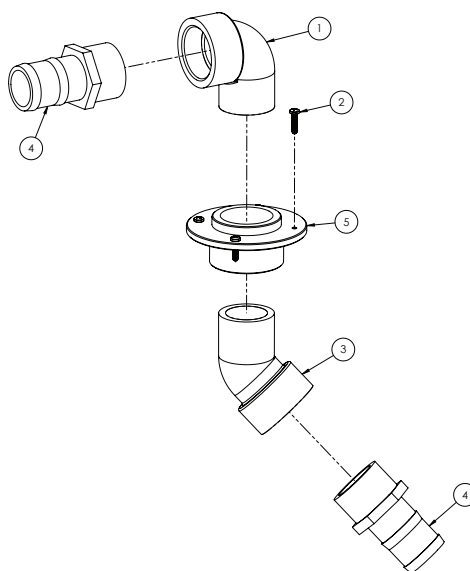
| ITEM NO. | PART NUMBER | DESCRIPTION   | QTY. |
|----------|-------------|---|------|
| 1        | GA5077741   | Hose barb, Straight, 3" male thread x 3" hose         | 1    |
| 2        | GA5077343   | Bolted Flange, 3", Tank Fill                          | 1    |
| 3        | GA5077742   | Hose barb, Elbow, 90 degree, 3" male thread x 3" hose | 1    |

## Inlet - Tank Fill 2" - Straight



| ITEM NO. | PART NUMBER | DESCRIPTION   | QTY. |
|----------|-------------|---|------|
| 1        | GA5078142   | Street elbow, 90 degree, 2" male thread x 2" female thread, Banjo | 1    |
| 2        | GA5077737   | Hose barb, Straight, 2" male thread x 2" hose, Banjo              | 2    |
| 3        | GA5000527   | Screw, Pan head, 12G x 25mm, SS                                   | 4    |
| 4        | GA4583370   | Threaded Tank Flange 2"   | 1    |

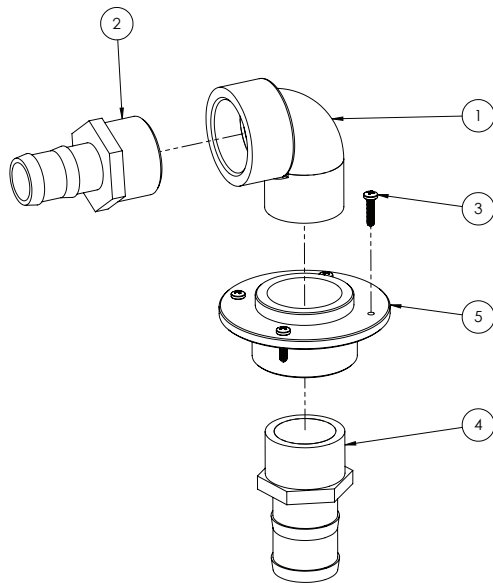
## Inlet - Tank Fill 2" - Angled



| ITEM NO. | PART NUMBER | DESCRIPTION   | QTY. |
|----------|-------------|---|------|
| 1        | GA5078142   | Street elbow, 90 degree, 2" male thread x 2" female thread, Banjo | 1    |
| 2        | GA5000527   | Screw, Pan head, 12G x 25mm, SS                                   | 4    |
| 3        | GA5078141   | Street elbow, 45 degree, 2" male thread x 2" female thread, Banjo | 1    |
| 4        | GA5077737   | Hose barb, Straight, 2" male thread x 2" hose, Banjo              | 2    |
| 5        | GA4583370   | Threaded Tank Flange 2"   | 1    |

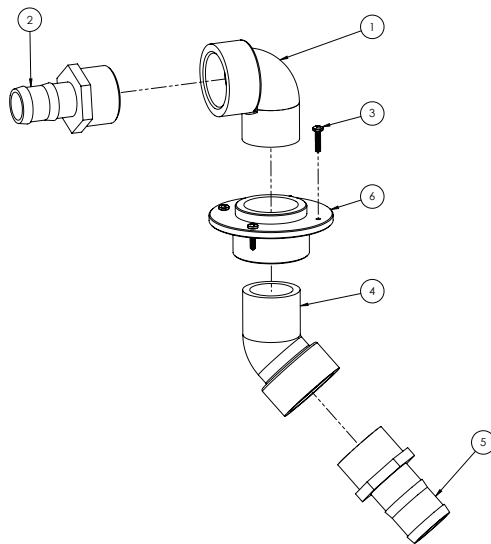


# Inlet - Hopper Fill 2"- Straight



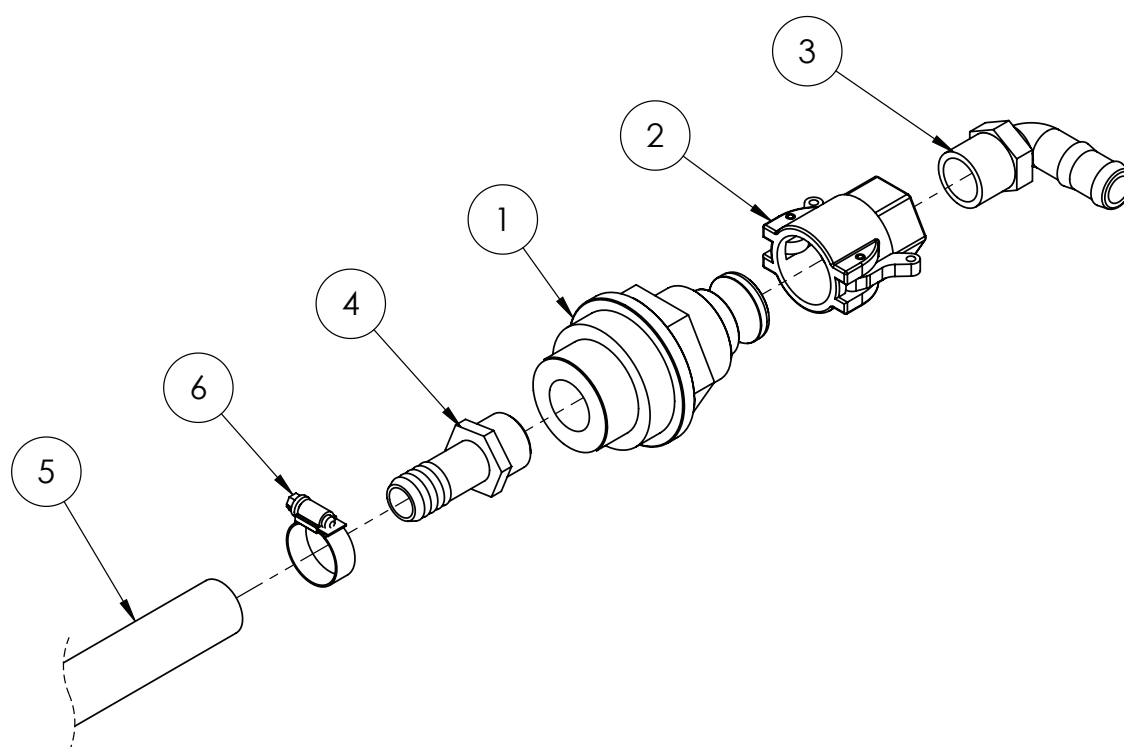
| ITEM NO. | PART NUMBER | DESCRIPTION   | QTY. |
|----------|-------------|---|------|
| 1        | GA5078142   | Street elbow, 90 degree, 2" male thread x 2" female thread, Banjo | 1    |
| 2        | GA5077739   | Hose barb, Straight, 2" male thread x 1 1/2" hose, Banjo          | 1    |
| 3        | GA5000527   | Screw, Pan head, 12G x 25mm, SS                                   | 4    |
| 4        | GA5077737   | Hose barb, Straight, 2" male thread x 2" hose, Banjo              | 1    |
| 5        | GA4583370   | Threaded Tank Flange 2"   | 1    |

# Inlet - Hopper Tank 2" - Angled



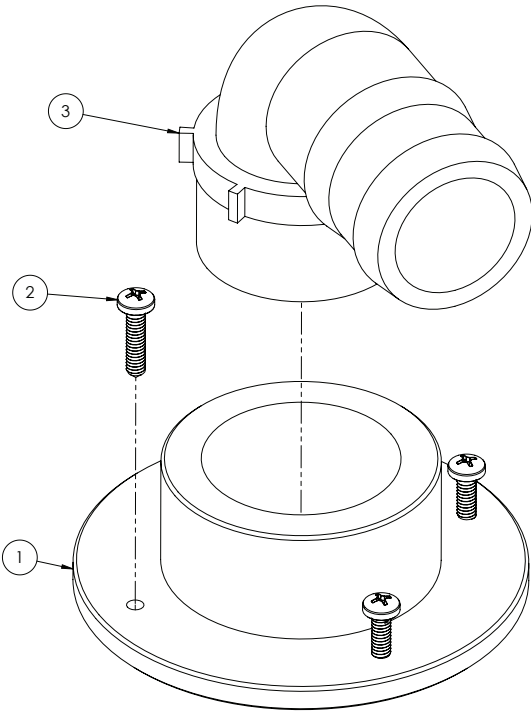
| ITEM NO. | PART NUMBER | DESCRIPTION   | QTY. |
|----------|-------------|---|------|
| 1        | GA5078142   | Street elbow, 90 degree, 2" male thread x 2" female thread, Banjo | 1    |
| 2        | GA5077739   | Hose barb, Straight, 2" male thread x 1 1/2" hose, Banjo          | 1    |
| 3        | GA5000527   | Screw, Pan head, 12G x 25mm, SS                                   | 4    |
| 4        | GA5078141   | Street elbow, 45 degree, 2" male thread x 2" female thread, Banjo | 1    |
| 5        | GA5077737   | Hose barb, Straight, 2" male thread x 2" hose, Banjo              | 1    |
| 6        | GA4583370   | Threaded Tank Flange 2"   | 1    |

## Inlet - Boom Recirculation (RapidFlow only)



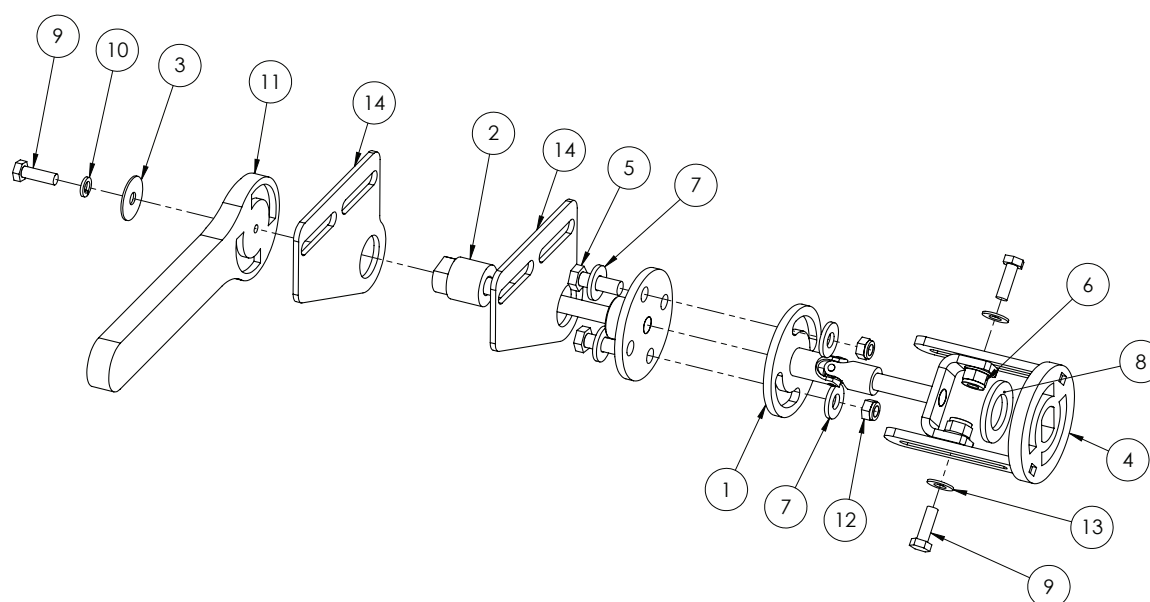
| ITEM NO. | PART NUMBER | DESCRIPTION  | QTY. |
|----------|-------------|--|------|
| 1        | GA4572015   | Tank rinse adaptor with cam lock                                 | 1    |
| 2        | GA5077132   | Cam lever, 3/4" female coupling x 3/4" hose barb, Banjo          | 1    |
| 3        | GA5077717   | Hose barb, Elbow, 90 degree, 3/4" male thread x 3/4" hose, Banjo | 1    |
| 4        | GA5077709   | Hose barb, Straight, 3/4" male thread x 3/4" hose, Banjo         | 1    |
| 5        | GA2000216   | Hose, Pressure, 20mm, Black 250psi (cut 1300 mm)                 | 1    |
| 6        | GA5000999   | Hose Clamp, 3/4", SS (16-27/12W)                                 | 1    |

# Outlet - Tank Overflow 2"



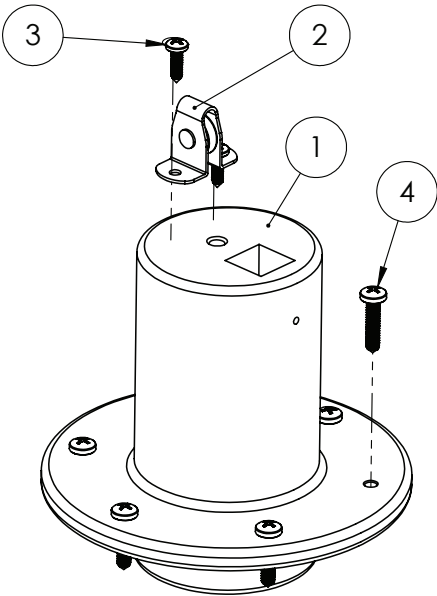
| ITEM NO. | PART NUMBER | DESCRIPTION  | QTY. |
|----------|-------------|--|------|
| 1        | GA4583370   | Threaded Tank Flange 2"                                      | 1    |
| 2        | GA5000527   | Screw, Pan head, 12G x 25mm, SS                              | 1    |
| 3        | GA5077740   | Hose barb, Elbow, 90 degree, 2" male thread x 2" hose, Banjo | 1    |

## Tank Drain Handle - 5200L



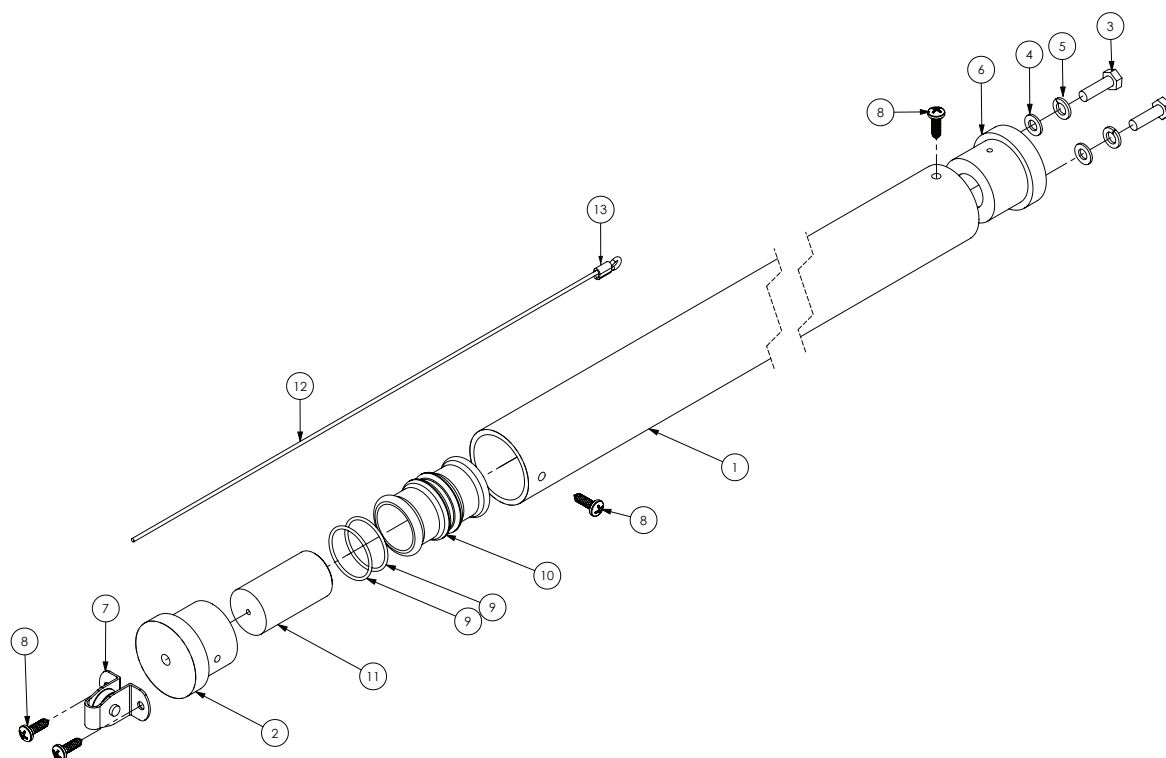
| ITEM NO. | PART NUMBER | DESCRIPTION                                   | QTY. |
|----------|-------------|---|------|
| 1        | GA4658910   | Drive coupling, Tank drain inner SP 201 I     | 1    |
| 2        | GA4658905   | Drive coupling, Tap tank drain outer SP 201 I | 1    |
| 3        | GA5003645   | Washer, 5/16" ID x 1 1/4" OD, Flat SS         | 1    |
| 4        | GA4653656   | Drive flange, suit Sump ball valve            | 1    |
| 5        | GA5065455   | Bolt M10 x 30 ZP GR8.8                        | 2    |
| 6        | GA5000141   | Nut M10 Nyloc ZP                              | 2    |
| 7        | GA5000117   | Washer 10mm Flat SS HD                        | 4    |
| 8        | GA5001893   | Washer 1" x 1 7/8" x 14G                      | 1    |
| 9        | GA5004711   | Bolt M8 x 25 ZP GR8.8                         | 3    |
| 10       | GA5004919   | Washer 8mm Spring SS                          | 1    |
| 11       | GA5078195   | Valve Handle, for 2-3 & 4 FP                  | 1    |
| 12       | GA5004917   | Nut M8 Nyloc ZP                               | 2    |
| 13       | GA5003643   | Washer 8mm Flat SS HD                         | 4    |
| 14       | GA4504245   | Plate, side/chassis Tank drain                | 2    |

# Dry Sight Tube - Locating Cap Assembly



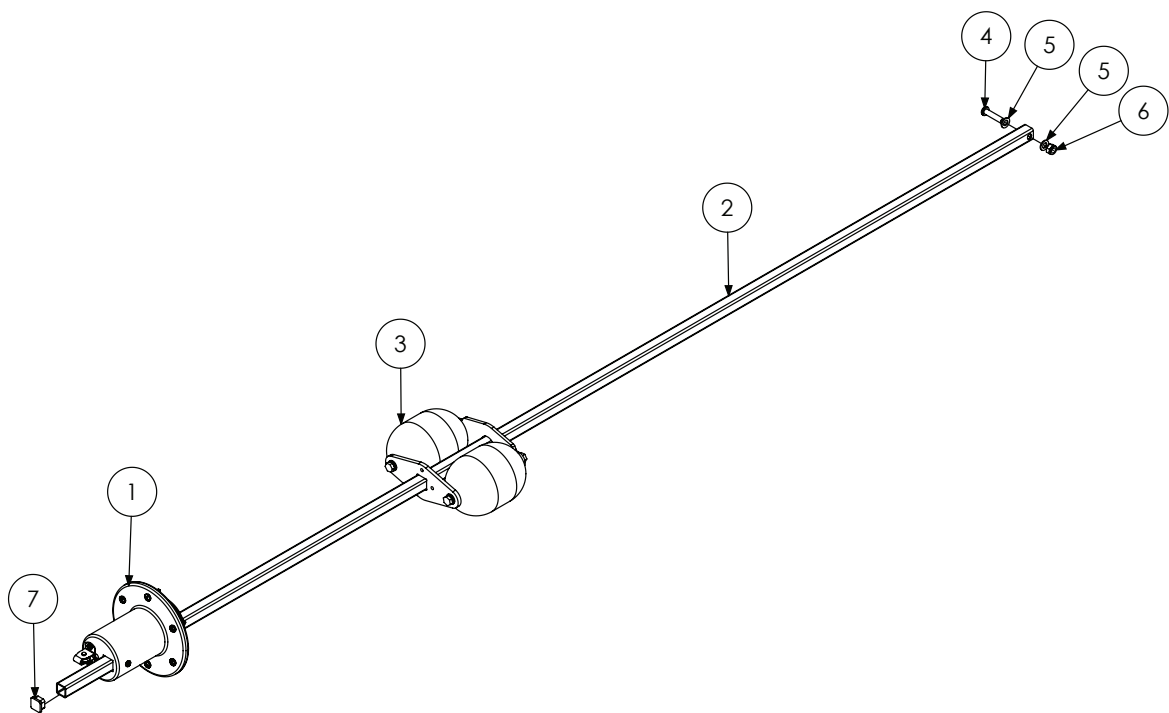
| ITEM NO. | PART NUMBER | DESCRIPTION                        | QTY. |
|----------|-------------|------------------------------------|------|
| 1        | MACH0308    | Float tube locating cap (Blk Poly) | 1    |
| 2        | GA5015221   | Pulley, Upright, 19mm              | 1    |
| 3        | GA5014817   | Screw 10G x 5/8" Pan Head SS       | 2    |
| 4        | GA5000527   | Screw, Pan head, 12G x 25mm, SS    | 6    |

## Dry Sight Tube - Cap & Tube Assembly



| ITEM NO. | PART NUMBER | DESCRIPTION  | QTY. |
|----------|-------------|--|------|
| -        | GA8700067   | Decal, Dry sight tube, 5200L Crop Cruiser                        | -    |
| -        | GA5065075   | Decal, Dry sight tube, 6000L, Crop Cruiser                       | -    |
| 1        | GA5002979   | Sight tube, Clear, 38 ID x 44 OD x 2000 long, Polycarbonate      | 1    |
| 2        | MACH0306    | Remote sight tube end cap (Blk Poly)                             | 1    |
| 3        | GA5004065   | Bolt M6 x 20 ZP GR8.8  | 2    |
| 4        | GA5004437   | Washer 6mm Flat SS   | 2    |
| 5        | GA5004447   | M6 Spring washer SS  | 2    |
| 6        | MACH0316    | Tube End Cap with Light Attachment                               | 1    |
| 7        | GA5015221   | Pulley, Upright, 19mm, Suit sight tube cable roller              | 1    |
| 8        | GA5014817   | Screw 10G x 5/8" Pan Head SS                                     | 4    |
| 9        | GA5012529   | O-ring, 34.65 x 1.78mm, BS024                                    | 2    |
| 10       | MACH0307    | Remote sight tube level indicator                                | 1    |
| 11       | MACH0317    | Level Indicator Insert   | 1    |
| 12       | GA5017873   | Cable, 5m, Suit Dry Sight Tube Float                             | 1    |
| 13       | GA5008643   | Ferrule, Hand swage, Nickle plated copper, suits GA5017873 cable | 2    |

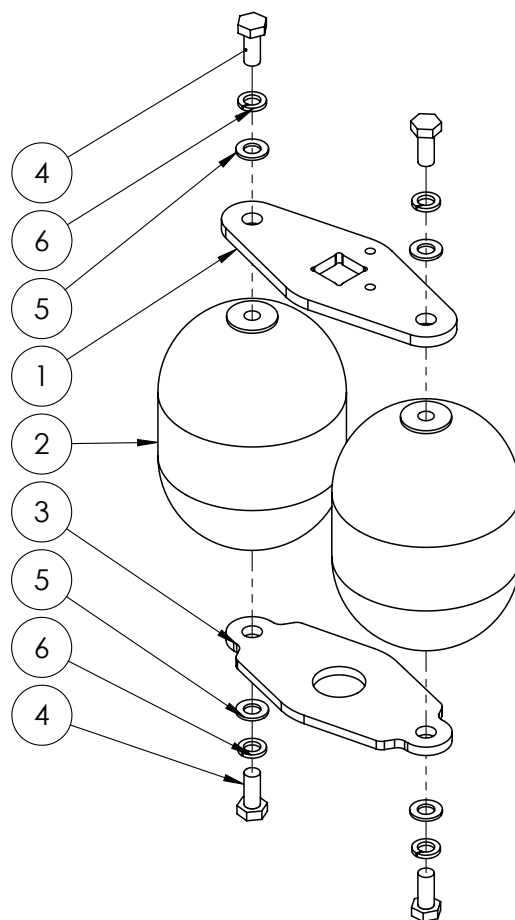
# Dry Sight Tube - Float & Guide



| ITEM NO. | PART NUMBER | DESCRIPTION                            | QTY. |
|----------|-------------|--|------|
| 1        | *           | Dry Sight Tube - Locating Cap Assembly | 1    |
| 2        | GA5046955   | 19 x 19 x 1.6mm SS RHS - cut 2150mm    | 1    |
| 3        | *           | Dry Sight Tube - Float Assembly        | 1    |
| 4        | GA5051370   | BHCS M8 x 35mm SS                      | 1    |
| 5        | GA5003643   | Washer 8mm SS HD                       | 2    |
| 6        | GA5052590   | Nut M8 Nyloc SS                        | 1    |
| 7        | GA5001101   | Square tube Insert 19 x 19mm, Black    | 1    |

\* Sub-assembly on following pages

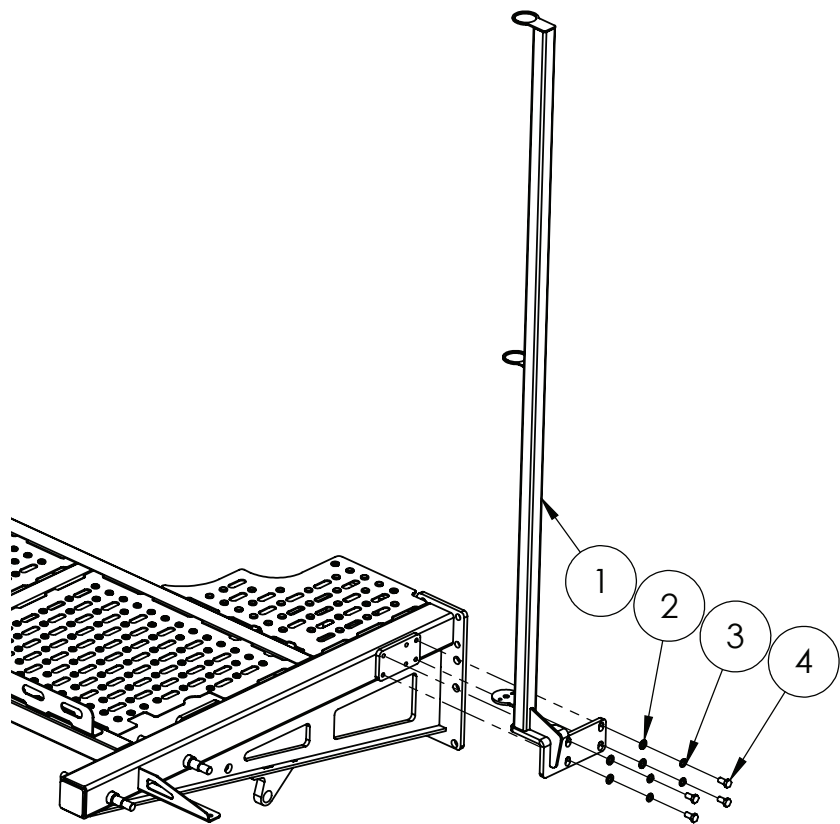
## Dry Sight Tube - Float Assembly



| ITEM NO. | PART NUMBER | DESCRIPTION                                   | QTY. |
|----------|-------------|---|------|
| 1        | GA5070910   | Float Plate Dry Sight Tube                    | 1    |
| 2        | GA5070911   | Ball Float 4" Plastic 5/16" Whitworth Threads | 2    |
| 3        | GA4505300   | Float Plate Dry Sight Tube SS Bottom Plate    | 1    |
| 4        | GA5048485   | Set Screw, 5/16" x 3/4" BSW, SS GR8           | 4    |
| 5        | GA5003643   | Washer 8mm Flat SS HD                         | 4    |
| 6        | GA5004919   | Washer 8mm Spring SS                          | 4    |



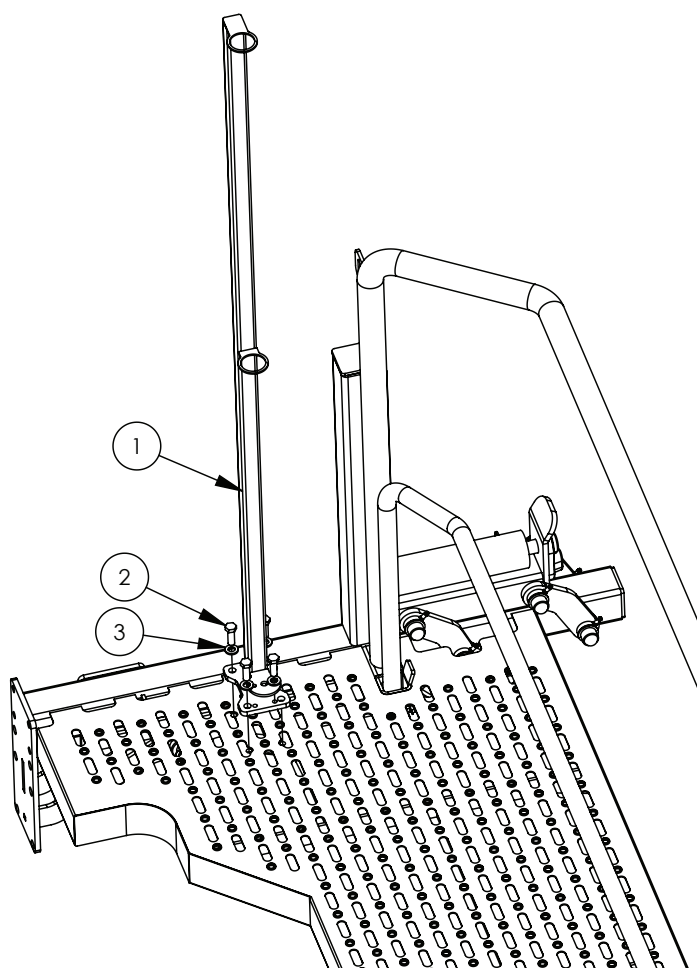
# Dry Sight Tube - Mount - G4.7 & G5



| ITEM NO. | PART NUMBER | DESCRIPTION                                 | QTY. |
|----------|-------------|---|------|
| 1        | GA4658871   | Dry Sight Tube Mount 5200L and Dual product | 1    |
| 2        | GA5000117   | Washer 10mm Flat SS HD                      | 4    |
| 3        | GA5000137   | Washer 10mm Spring SS                       | 4    |
| 4        | GA5006113   | Bolt M10 x 20 ZP GR8.8                      | 4    |

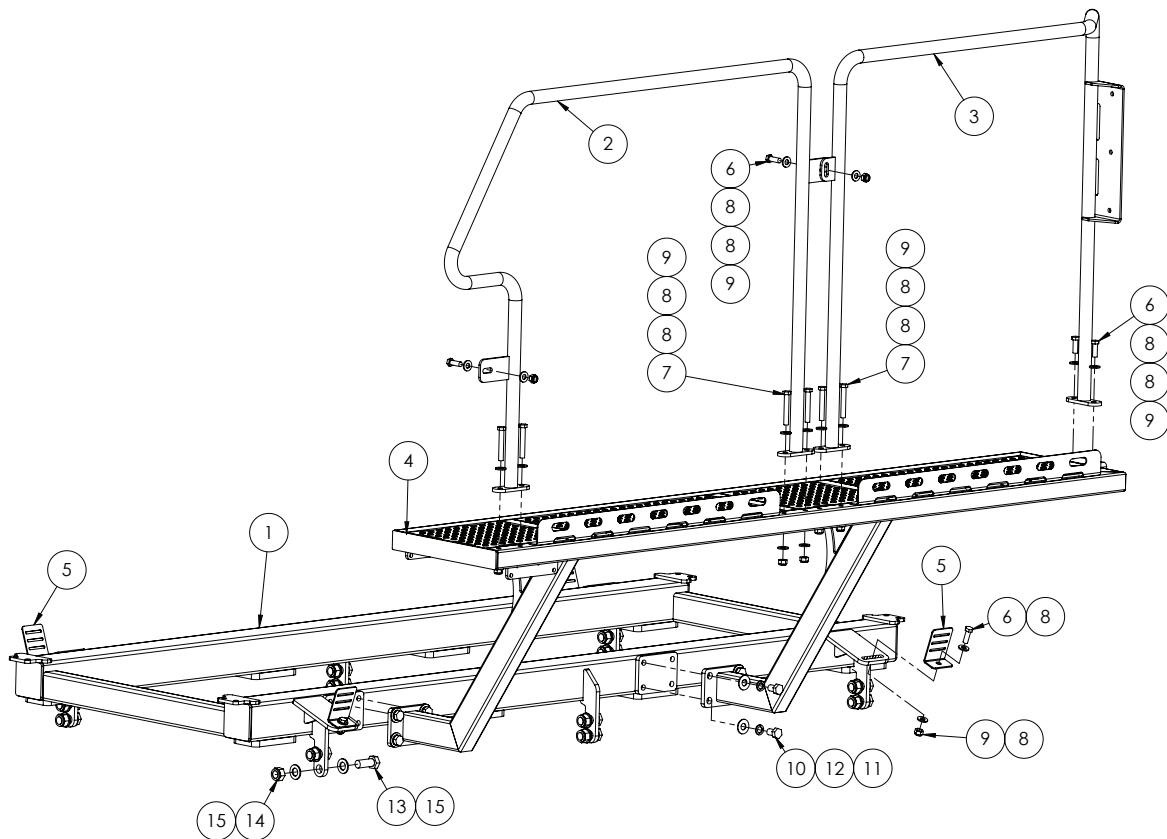
## Dry Sight Tube - Mount - G6

---



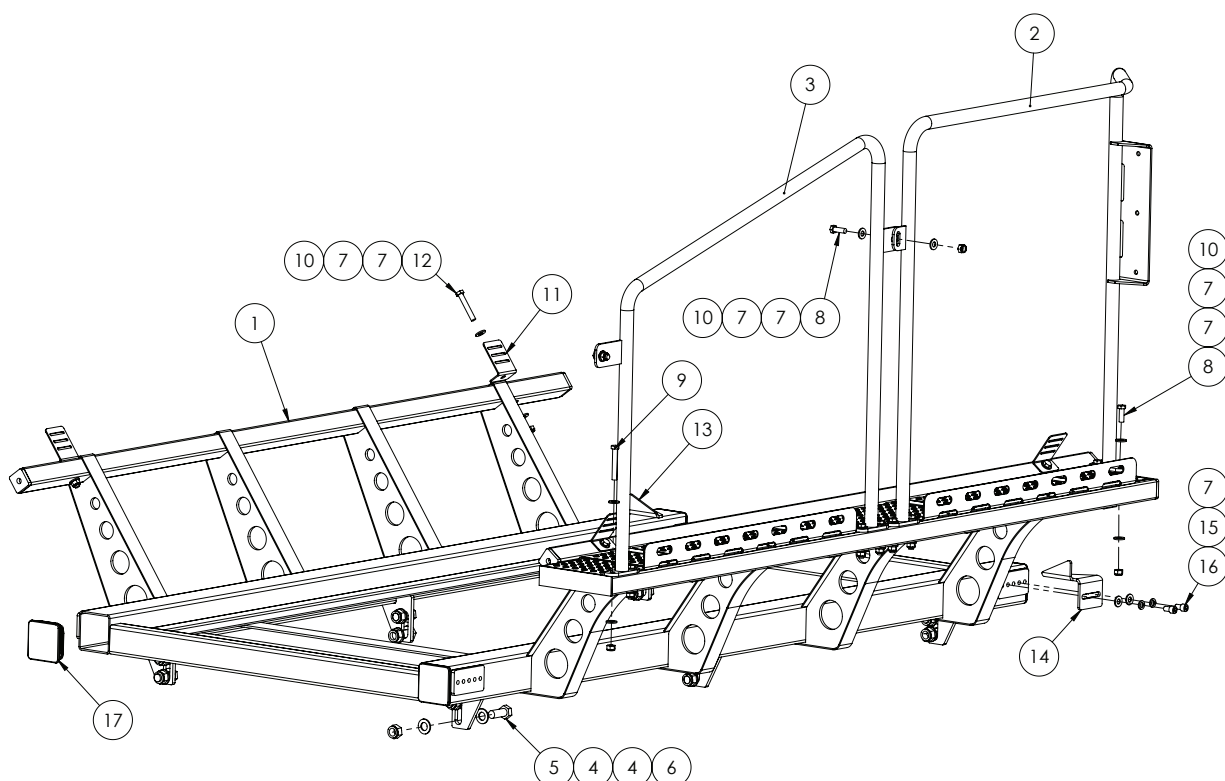
| ITEM NO. | PART NUMBER | DESCRIPTION                    | QTY. |
|----------|-------------|--------------------------------|------|
| 1        | GA4659830   | Dry Sight Tube Mount 6000L     | 1    |
| 2        | GA5000311   | Set screw, M12 x 35, ZP GR 8.8 | 4    |
| 3        | GA5000577   | Washer 12mm Flat SS HD         | 4    |

## Tank Cradle - 3500L Tank / Dual Product



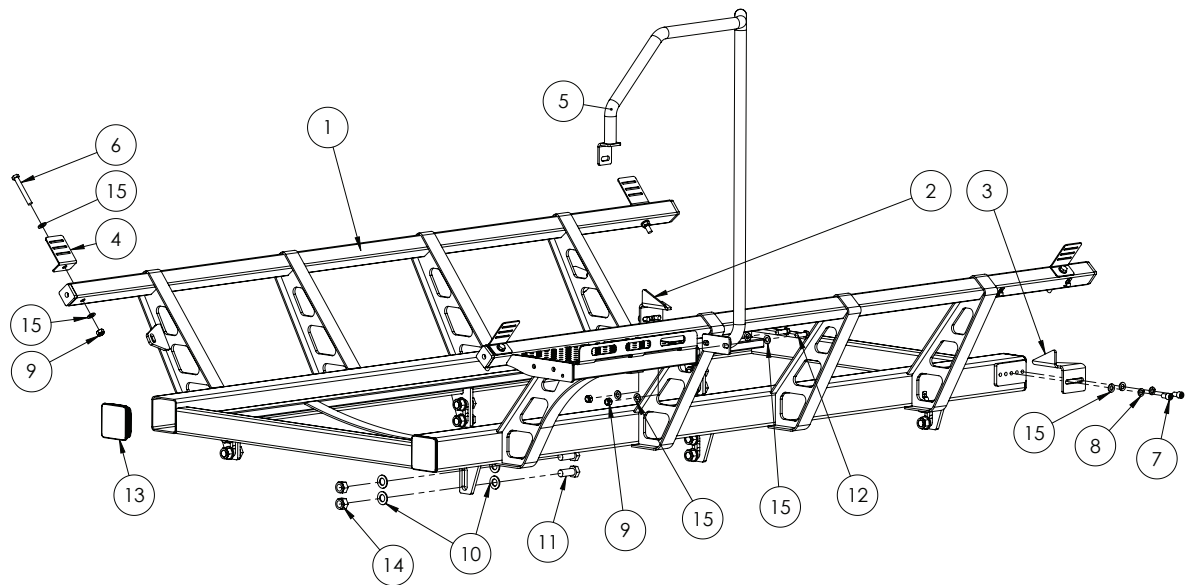
| ITEM NO. | PART NUMBER | DESCRIPTION   | QTY. |
|----------|-------------|---|------|
| -        | GA4522510   | Front tank stop LHS   | 1    |
| -        | GA4522515   | Front tank stop RHS   | 1    |
| 1        | GA4658930   | Tank Cradle 3500L SP  | 1    |
|          | GA4658920   | Tank Cradle, to suit Dual Product                               | 1    |
| 2        | GA4658781   | Handrail, Rear platform, Suit 3500L & dual product Crop Cruiser | 1    |
| 3        | GA4658775   | Handrail, rear platform with return                             | 1    |
| 4        | GA4658925   | Access Platform   | 1    |
| 5        | F70127A     | Bracket, Tank strap, 50mm                                       | 4    |
| 6        | GA5000311   | Set screw, M12 x 35, ZP GR 8.8                                  | 8    |
| 7        | GA5000355   | Bolt M12 x 80 ZP GR8.8  | 6    |
| 8        | GA5000577   | Washer 12mm Flat SS HD  | 28   |
| 9        | GA5012461   | Nut M12 Nyloc ZP  | 14   |
| 10       | GA5000903   | Bolt M16 x 25 ZP GR8.8  | 8    |
| 11       | GA5001043   | Washer 16mm Flat SS HD  | 8    |
| 12       | GA5001051   | Washer 16mm Spring SS   | 8    |
| 13       | GA5011321   | Set Screw M20 x 50 Course ZP GR8.8                              | 12   |
| 14       | GA5048125   | Nut M20 Nyloc Coarse ZP   | 12   |
| 15       | GA5001741   | Washer 20mm Flat SS HD  | 24   |

## Tank Cradle - 5200 Litre Tank



| ITEM NO. | PART NUMBER | DESCRIPTION  | QTY. |
|----------|-------------|--|------|
| 1        | GA4658760   | Tank Cradle, 5200 SP with Platform                 | 1    |
| 2        | GA4658775   | Handrail, rear platform with return                | 1    |
| 3        | GA4658780   | Handrail, Rear Platform Angled                     | 1    |
| 4        | GA5001741   | Washer 20mm Flat SS HD                             | 24   |
| 5        | GA5011321   | Set Screw M20 Course x 50 GR8.8 ZP                 | 12   |
| 6        | GA5048125   | Nut M20 Nyloc Coarse ZP                            | 12   |
| 7        | GA5000577   | Washer 12mm Flat SS HD                             | 28   |
| 8        | GA5000311   | Set screw, M12 x 35, ZP GR 8.8                     | 4    |
| 9        | GA5000355   | Bolt M12 x 80 ZP GR8.8                             | 6    |
| 10       | GA5012461   | Nut M12 Nyloc ZP                                   | 14   |
| 11       | F70127A     | Bracket, Tank strap, 50mm                          | 4    |
| 12       | GA5000351   | Bolt M12 x 75 ZP GR8.8                             | 4    |
| 13       | GA4509520   | Tank Stop, 5200L Rear RH                           | 1    |
| 14       | GA4509521   | Tank Stop, 5200L Rear LH                           | 1    |
| 15       | GA5000575   | Washer 12mm Spring SS                              | 4    |
| 16       | GA5050330   | SHCS M12 x 20 ZP GR12.9                            | 4    |
| 17       | GA5071430   | End Cap Insert, 100 x 100 x 4-6.3mm, Plastic Black | 4    |

## Tank Cradle - 6000 Litre Tank



| ITEM NO. | PART NUMBER | DESCRIPTION  | QTY. |
|----------|-------------|--|------|
| 1        | GA4659770   | 6000L Tank Cradle, SP MY13                         | 1    |
| 2        | GA4509520   | Tank Stop, 5200L Rear RH                           | 1    |
| 3        | GA4509521   | Tank Stop, 5200L Rear LH                           | 1    |
| 4        | F70127A     | Bracket, Tank strap, 50mm                          | 4    |
| 5        | GA4659790   | Handrail, Tank Cradle, 6000L SP MY13               | 1    |
| 6        | GA5011263   | Bolt M12 x 90 ZP GR8.8                             | 4    |
| 7        | GA5000577   | Washer 12mm Flat SS HD                             | 16   |
| 8        | GA5050330   | SHCS M12 x 20 ZP GR12.9                            | 4    |
| 9        | GA5000575   | Washer 12mm Spring SS                              | 4    |
| 10       | GA5012461   | Nut M12 Nyloc ZP                                   | 6    |
| 11       | GA5001741   | Washer 20mm Flat SS HD                             | 24   |
| 12       | GA5011321   | Set Screw M20 x 50 Course ZP GR8.8                 | 12   |
| 13       | GA5000311   | Set screw, M12 x 35, ZP GR 8.8                     | 2    |
| 14       | GA5071430   | End Cap Insert, 100 x 100 x 4-6.3mm, Plastic Black | 4    |
| 15       | GA5048125   | Nut M20 Nyloc Coarse ZP                            | 12   |

## Tank Mounting Straps

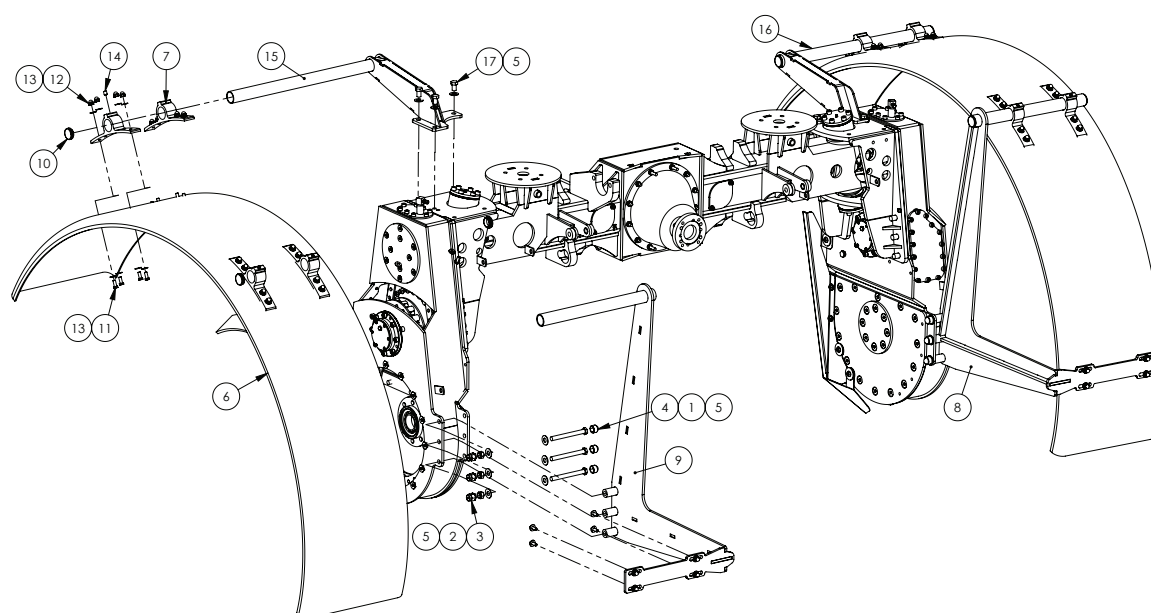
| TANK SIZE  | PART NUMBER | DESCRIPTION                       | QTY. |
|------------|-------------|-----------------------------------|------|
| 5200L Tank | GA5003859   | 50mm Tank Strap - Cut 4000mm long | 2    |
| 6000L Tank | GA5003859   | 50mm Tank Strap - Cut 4200mm long | 2    |
| 3500L Tank | GA5003859   | 50mm Tank Strap - Cut 4900mm long | 2    |
| 1250L Tank | GA5003859   | 50mm Tank Strap - Cut 4900mm long | 1    |

# Chapter 12

## WHEELS & MUDGUARD

Mud Guards - Front Axle - 3m 4WD, Suit 480 & 380

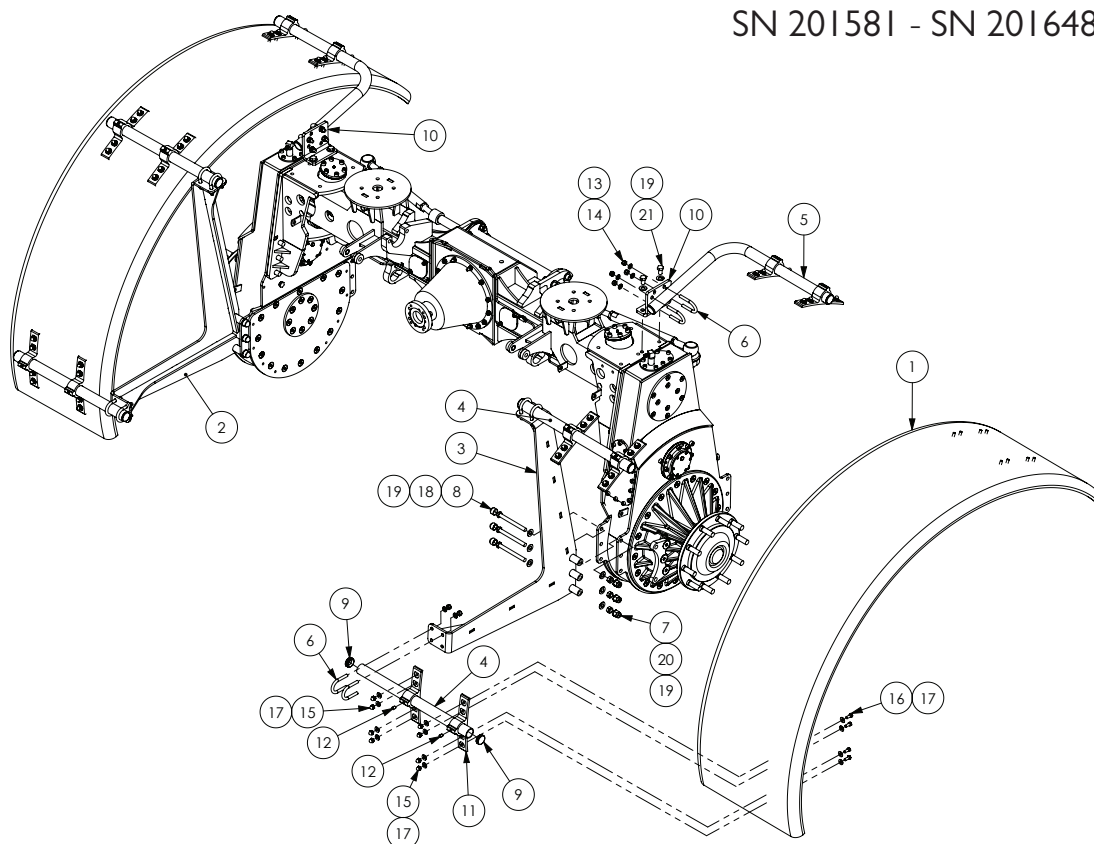
SN 201581 - SN 201648



| ITEM NO. | PART NUMBER | DESCRIPTION  | QTY. |
|----------|-------------|--|------|
| 1        | GA5000871   | Bolt M16 x 160 ZP GR8.8                                | 6    |
| 2        | GA5001029   | Nut M16 Nyloc ZP                                       | 6    |
| 3        | GA5054685   | Cap M16 hex nut cover                                  | 6    |
| 4        | GA5075080   | Hex nut protection cap, suit M16, Black                | 6    |
| 5        | GA5001043   | Washer 16mm Flat SS HD                                 | 18   |
| 6        | GA5003825   | Mudguard, Black plastic, 500 wide x 1000mm radius      | 2    |
| 7        | GA5020450   | Bracket, Plastic, Black, Mudguard mounting, BK-P300BK1 | 8    |
| 8        | GA4655096   | Mudguard Bracket, Lower, CCSP RH suit 18.4R46          | 1    |
| 9        | GA4655097   | Mudguard Bracket, Lower, CCSP LH suit 18.4R46          | 1    |
| 10       | GA5003925   | End cap, 45 mm round, Black plastic                    | 8    |
| 11       | GA5066162   | Bolt M10 x 25 SS                                       | 40   |
| 12       | GA5011133   | Nut M10 Dome nut SS                                    | 40   |
| 13       | GA5002565   | Washer, 3/8" ID x 1" OD, Flat SS                       | 80   |
| 14       | GA5050675   | Grub Screw M12 x 16 SS                                 | 8    |
| 15       | GA4655106   | Mudguard Bracket, Front, Top, LH 4400 -2011            | 1    |
| 16       | GA4655101   | Mudguard Bracket, Front, Top RH 4400 -2011             | 1    |
| 17       | GA5000903   | Bolt M16 x 25 ZP GR8.8                                 | 6    |

## Mud Guards - Front Axle - 3m 4WD, Suit 620 & 520

SN 201581 - SN 201648

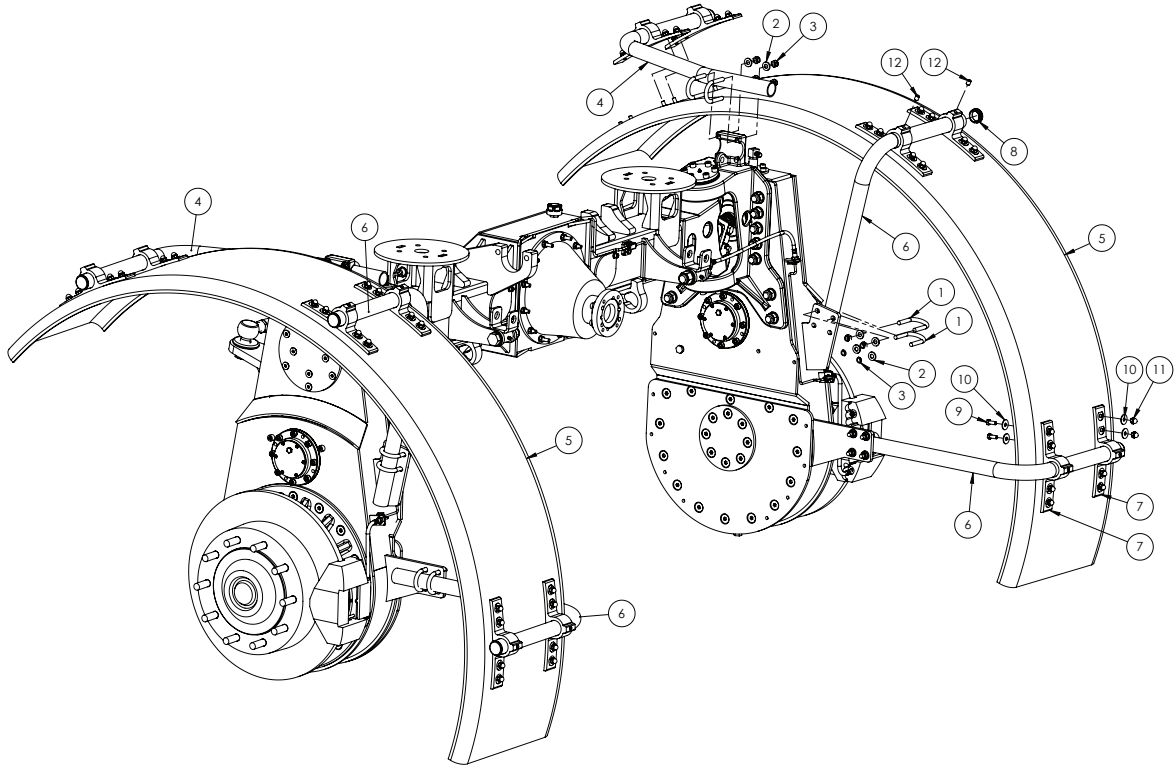


| ITEM NO. | PART NUMBER | DESCRIPTION                                      | QTY. |
|----------|-------------|--|------|
| 1        | GA5066975   | Mudguard 600W x R1150                            | 2    |
| 2        | GA4660535   | Mudguard Bracket, Lower Left Rear, 620 R42       | 1    |
| 3        | GA4660540   | Mudguard Bracket, Lower Right Rear, 620 R42      | 1    |
| 4        | GA4667910   | Pipe 40H, Mudguard Mount, Suit 620 Wheels        | 4    |
| 5        | GA5071679   | Pipe, Mudguard Rear Wheel 480/80 R38 Middle Pipe | 2    |
| 6        | GA5071209   | U Bolt, round top, M12 x 91L x 50W               | 12   |
| 7        | GA5054685   | Cap M16 hex nut cover                            | 6    |
| 8        | GA5075080   | Hex nut protection cap, suit M16, Black          | 6    |
| 9        | GA5003925   | End cap, 45 mm round, Black plastic              | 12   |
| 10       | GA4500010   | Plate, Mudguard Pipe Mount, 4WD 520 Tyres        | 2    |
| 11       | GA5020450   | Bracket, Plastic, Black, Mudguard mounting       | 12   |
| 12       | GA5050675   | Grub Screw M12 x 16 SS                           | 12   |
| 13       | GA5000577   | Washer 12mm Flat SS HD                           | 24   |
| 14       | GA5012461   | Nut M12 Nyloc ZP                                 | 24   |
| 15       | GA5011133   | Nut M10 Dome nut SS                              | 48   |
| 16       | GA5066162   | Bolt M10 x 25 SS                                 | 48   |
| 17       | GA5002565   | Washer, 3/8" ID x 1" OD, Flat SS                 | 96   |
| 18       | GA5000871   | Bolt M16 x 160 ZP GR8.8                          | 6    |
| 19       | GA5001043   | Washer 16mm Flat SS HD                           | 16   |
| 20       | GA5001029   | Nut M16 Nyloc ZP                                 | 6    |
| 21       | GA5000903   | Bolt M16 x 25 ZP GR8.8                           | 4    |



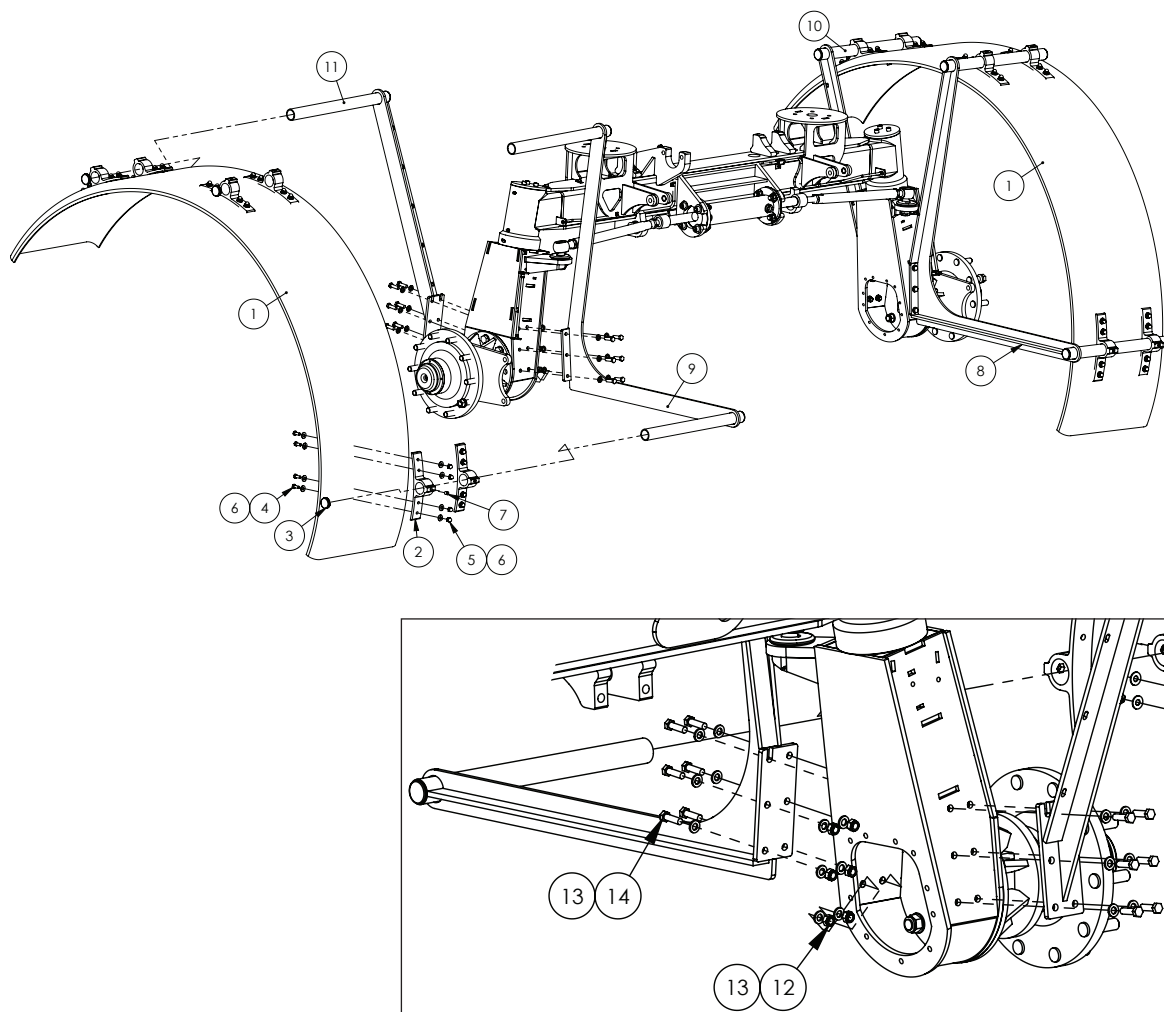
## Mud Guards - Front Axle - 3m 4WD

SN 201649 ON



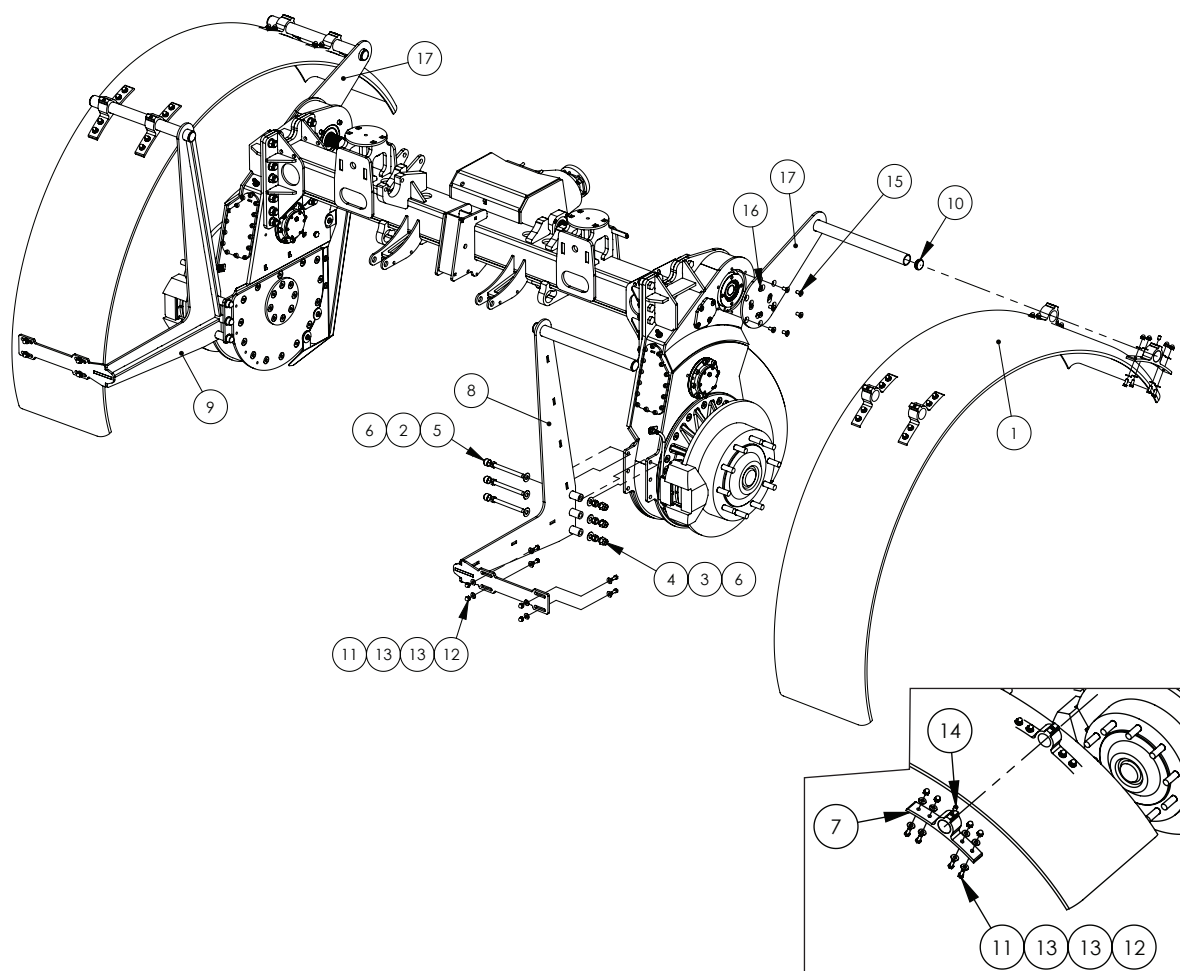
| 1  | GA5071209 | U Bolt, round top, M12 x 91L x 50mmW              | 12 |
|----|-----------|---|----|
| 2  | GA5000577 | Washer 12mm Flat SS HD                            | 24 |
| 3  | GA5012461 | Nut M12 Nyloc ZP                                  | 24 |
| 4  | GA5072330 | Mudguard Pipe, Front Upper, 4WD Front, MY16       | 2  |
| 5  | GA5003825 | Mudguard, Black plastic, 500 wide x 1000mm radius | 2  |
| 6  | GA5072335 | Pipe, Mudguard Front Lower, Rear Lower, MY16      | 4  |
| 7  | GA5020450 | Bracket, Plastic, Black, Mudguard mounting        | 12 |
| 8  | GA5003925 | End cap, 45 mm round, Black plastic               | 6  |
| 9  | GA5066162 | Bolt M10 x 25 SS                                  | 48 |
| 10 | GA5002565 | Washer, 3/8" ID x 1" OD, Flat SS                  | 96 |
| 11 | GA5011133 | Nut M10 Dome nut SS                               | 48 |
| 12 | GA5050675 | Grub Screw M12 x 16 SS                            | 12 |

## Mud Guards - Front Axle - 2m & 3m 2WD



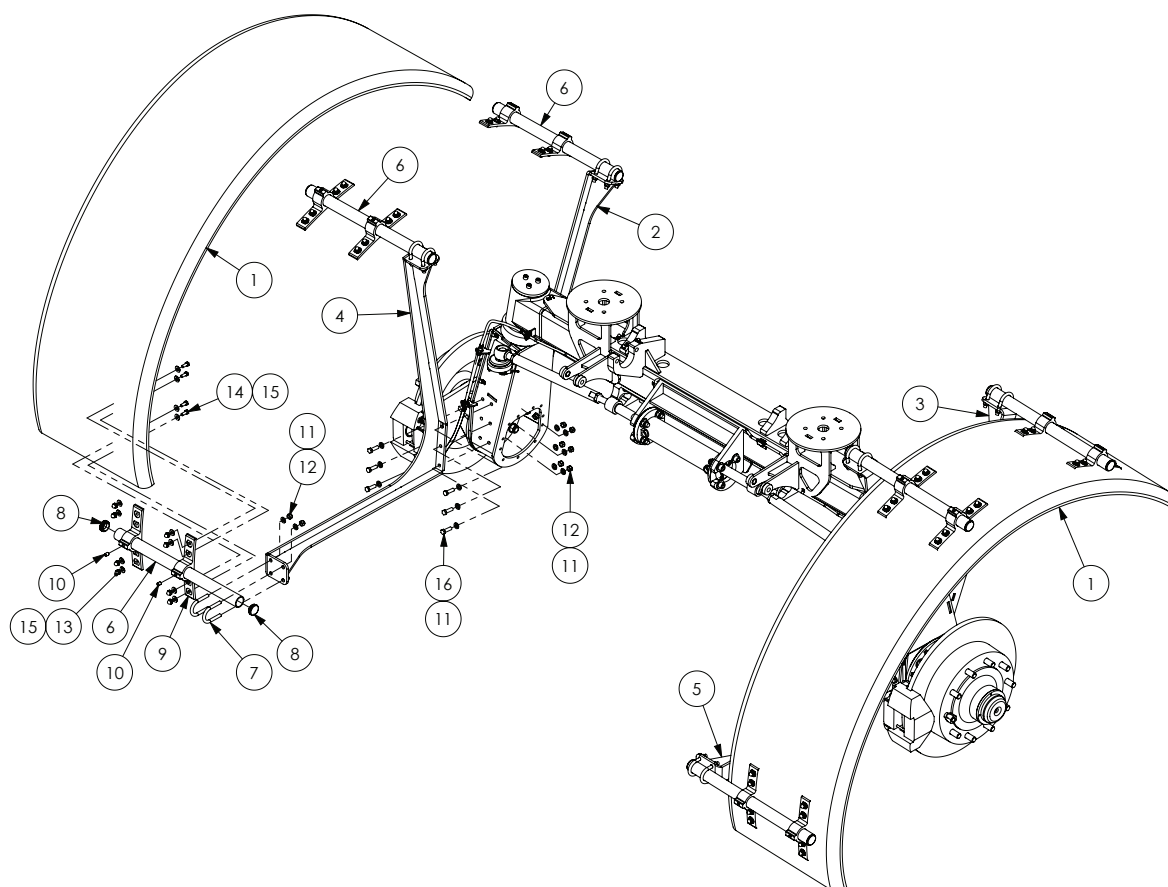
| ITEM NO. | PART NUMBER | DESCRIPTION  | QTY. |
|----------|-------------|--|------|
| 1        | GA5003825   | Mudguard, Black plastic, 500 wide x 1000mm radius      | 2    |
| 2        | GA5020450   | Bracket, Plastic, Black, Mudguard mounting, BK-P300BK1 | 12   |
| 3        | GA5003925   | End cap, 45 mm round, Black plastic                    | 12   |
| 4        | GA5066162   | Bolt M10 x 25 SS                                       | 48   |
| 5        | GA5011133   | Nut M10 Dome nut SS                                    | 48   |
| 6        | GA5002565   | Washer, 3/8" ID x 1" OD, Flat SS                       | 96   |
| 7        | GA5050675   | Grub Screw M12 x 16 SS                                 | 12   |
| 8        | GA4655136   | Mudguard Bracker, Lower, 2WD FRH suit 18.4R46          | 1    |
|          | GA4655138   | Mudguard Bracket, Lower, 2WD FRH suit 2 mtr 14.6R46    |      |
| 9        | GA4655137   | Mudguard Bracket, Lower, 2WD FLH suit 18.4R46          | 1    |
|          | GA4655139   | Mudguard Bracket, Lower, 2WD FLH suit 2 mtr 14.6R46    |      |
| 10       | GA4655186   | Mudguard Bracket, Front, 2WD 2WS FRH 18.4R46           | 1    |
| 11       | GA4655187   | Mudguard bracket, Front, 2WD 2WS FLH 18.4R46           | 1    |
| 12       | GA5012461   | Nut M12 Nyloc ZP                                       | 24   |
| 13       | GA5000577   | Washer 12mm Flat SS HD                                 | 48   |
| 14       | GA5000319   | Set Screw M12 x 40 ZP GR8.8                            | 24   |

## Mud Guards - Rear Axle - 2m & 3m



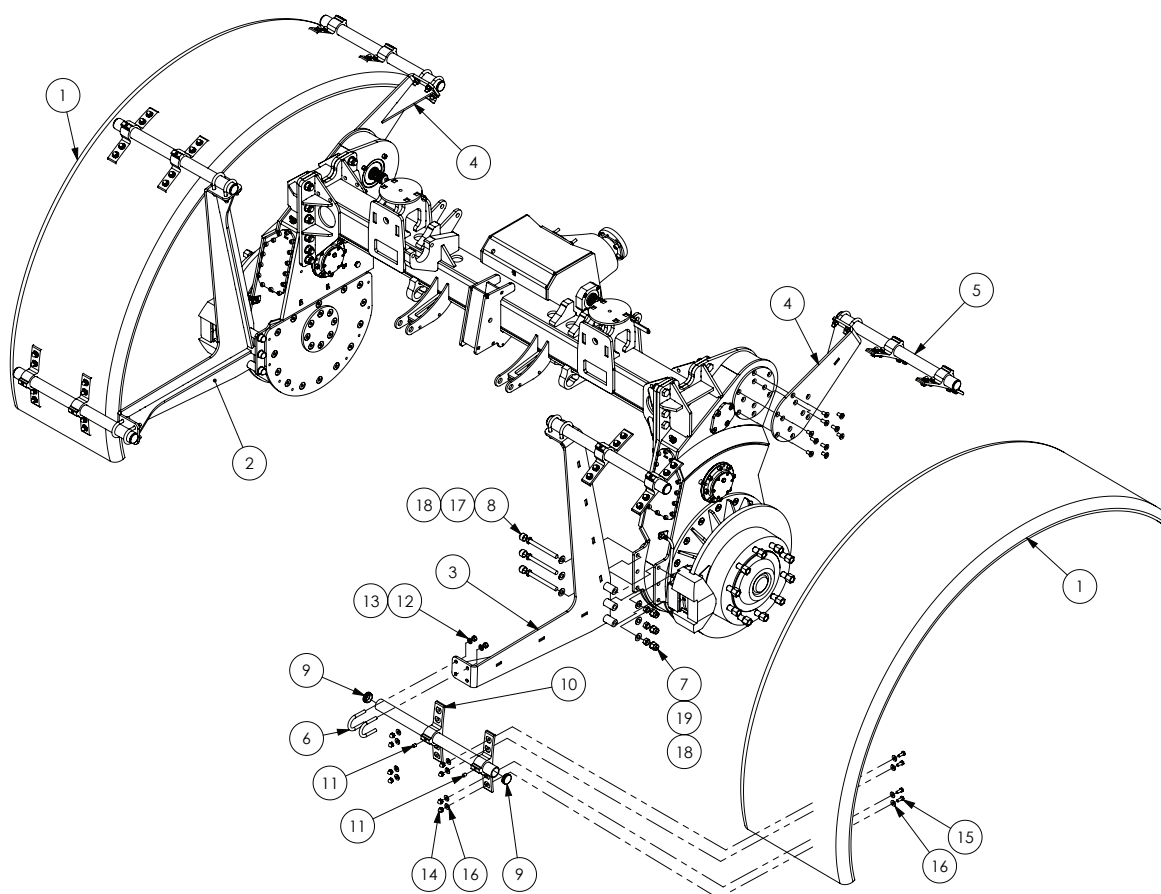
| ITEM NO. | PART NUMBER | DESCRIPTION   | QTY. |
|----------|-------------|---|------|
| 1        | GA5003825   | Mudguard, Black plastic, 500 wide x 1000mm radius       | 2    |
| 2        | GA5000871   | Bolt M16 x 160 ZP GR8.8                                 | 6    |
| 3        | GA5001029   | Nut M16 Nyloc ZP  | 6    |
| 4        | GA5054685   | Cap M16 hex nut cover                                   | 6    |
| 5        | GA5075080   | Hex nut protection cap suit M16, Black                  | 6    |
| 6        | GA5001043   | Washer 16mm Flat SS HD                                  | 12   |
| 7        | GA5020450   | Bracket, Plastic, Black, Mudguard mounting, BK-P300BK I | 8    |
| 8        | GA4655096   | Mudguard Bracket, Lower, CCSP RH suit 18.4R46           | 1    |
| 9        | GA4655097   | Mudguard Bracket, Lower, CCSP LH suit 18.4R46           | 1    |
| 10       | GA5003925   | End cap, 45 mm round, Black plastic                     | 8    |
| 11       | GA5066162   | Bolt M10 x 25 SS  | 40   |
| 12       | GA5011133   | Nut M10 Dome nut SS                                     | 40   |
| 13       | GA5002565   | Washer, 3/8" ID x 1" OD, Flat SS                        | 80   |
| 14       | GA5050675   | Grub Screw M12 x 16 SS                                  | 8    |
| 15       | GA5000289   | CSCS M12 x 25 ZP GR8.8                                  | 12   |
| 16       | GA5051290   | CSCS M12 x 30 ZP GR12.9                                 | 8    |
| 17       | GA4655126   | Mudguard Bracket, Upper, 2WD Rear suit 18.4R46          | 2    |
|          | GA4655127   | Mudguard Bracket, Upper, 2WD REAR suit 14.9R46 2MTR     | 2    |

## Mud Guards - Front Axle - 620 & 520 Wheel



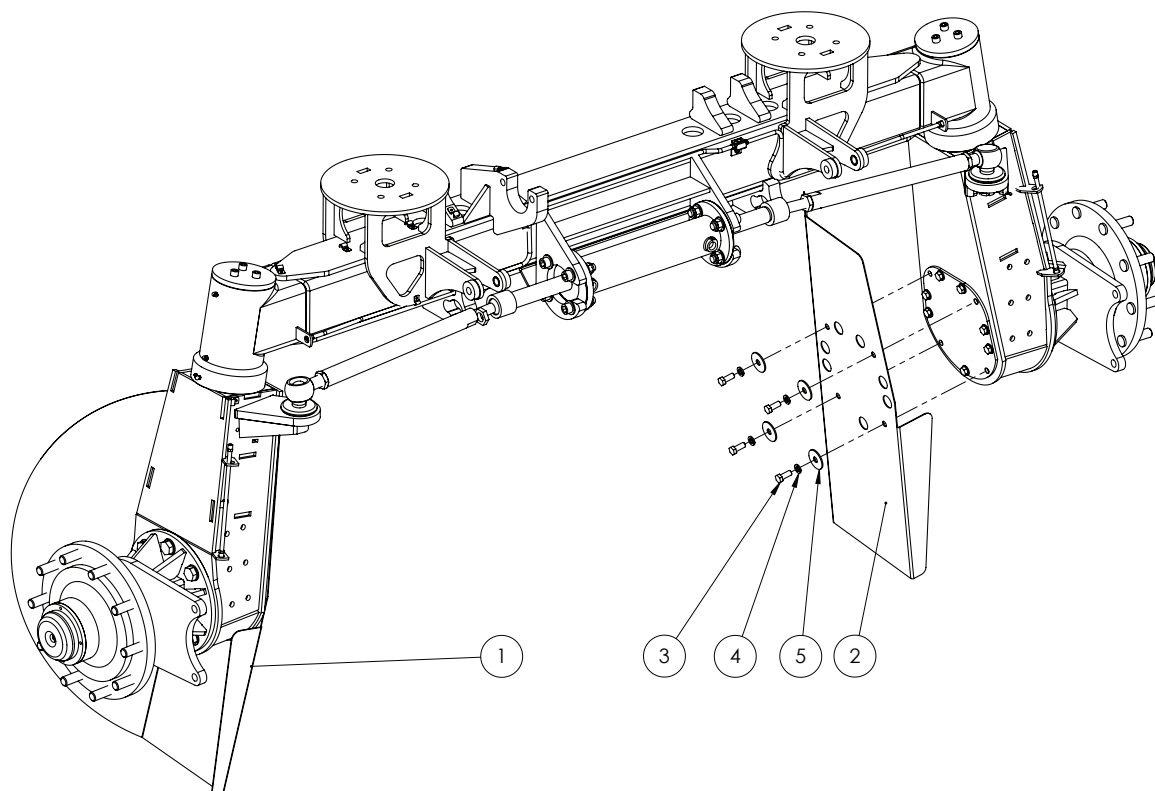
| ITEM NO. | PART NUMBER | DESCRIPTION  | QTY. |
|----------|-------------|--|------|
| 1        | GA5066975   | Mudguard 600W x R1150 (620 only)                           | 2    |
|          | GA5003825   | Mudguard, Black plastic, 500 wide x 1000 radius (520 only) |      |
| 2        | GA4660550   | Mudguard Bracket, Front Dropleg Left Front, 620R42         | 1    |
| 3        | GA4660555   | Mudguard Bracket, Front Dropleg Right Front, 620R42        | 1    |
| 4        | GA4660560   | Mudguard Bracket, Front Dropleg Left Rear, 620R42          | 1    |
| 5        | GA4660565   | Mudguard Bracket, Front Dropleg Right Rear, 620R42         | 1    |
| 6        | GA4667910   | Pipe 40H, Mudguard Mount, Suit 620 Wheels                  | 6    |
| 7        | GA5071209   | U Bolt, round top, M12 x 91L x 50W                         | 12   |
| 8        | GA5003925   | End cap, 45 mm round, Black plastic                        | 12   |
| 9        | GA5020450   | Bracket, Plastic, Black, Mudguard mounting                 | 12   |
| 10       | GA5050675   | Grub Screw M12 x 16 SS                                     | 12   |
| 11       | GA5000577   | Washer 12mm Flat SS HD                                     | 72   |
| 12       | GA5012461   | Nut M12 Nyloc ZP   | 48   |
| 13       | GA5011133   | Nut M10 Dome nut SS  | 48   |
| 14       | GA5066162   | Bolt M10 x 25 SS   | 48   |
| 15       | GA5002565   | Washer, 3/8" ID x 1" OD, Flat SS                           | 96   |
| 16       | GA5000319   | Set Screw M12 x 40 ZP GR8.8                                | 24   |

## Mud Guards - Rear Axle - 620 & 520 Wheel



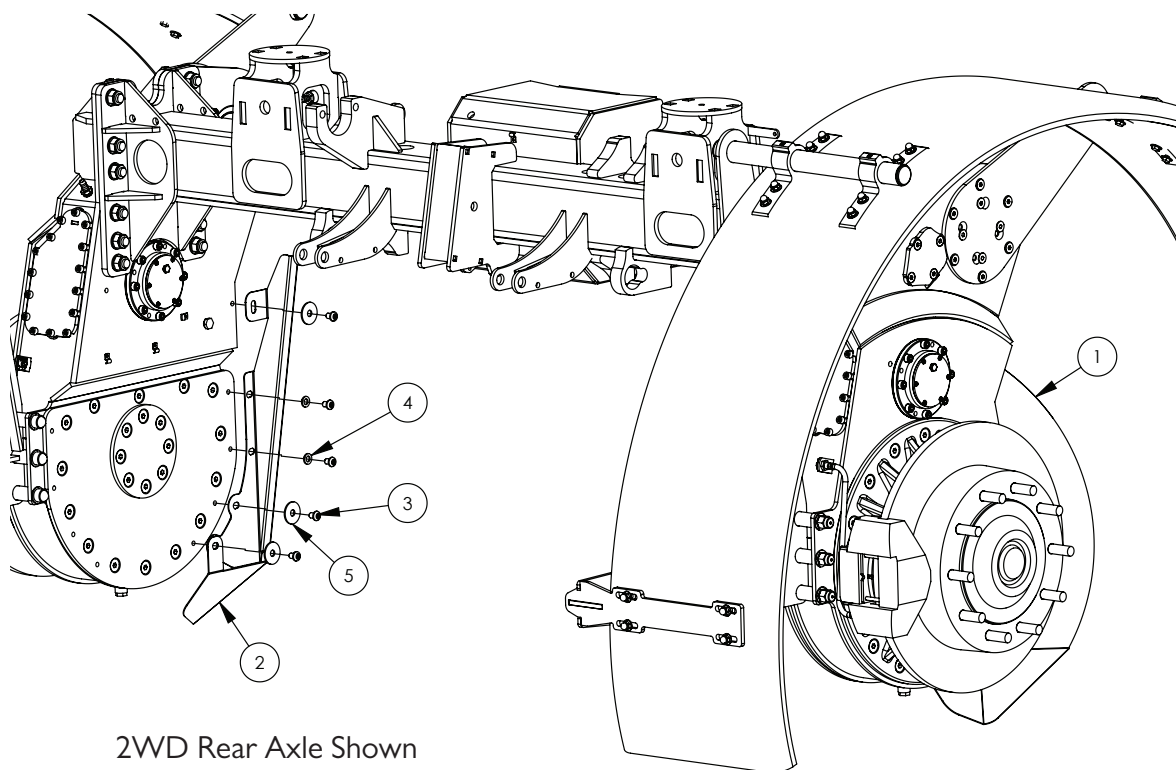
| ITEM NO. | PART NUMBER | DESCRIPTION  | QTY. |
|----------|-------------|--|------|
| 1        | GA5066975   | Mudguard 600W x R1150 (620 only)                           | 2    |
|          | GA5003825   | Mudguard, Black plastic, 500 wide x 1000 radius (520 only) |      |
| 2        | GA4660535   | Mudguard Bracket, Lower Left Rear, 620R42                  | 1    |
| 3        | GA4660540   | Mudguard Bracket, Lower Right Rear, 620R42                 | 1    |
| 4        | GA4660545   | Mudguard Bracket, Rear Dropleg Front, 620R42               | 2    |
| 5        | GA4667910   | Pipe 40H, Mudguard Mount, Suit 620 Wheels                  | 6    |
| 6        | GA5071209   | U Bolt, round top, M12 x 91L x 50W                         | 13   |
| 7        | GA5054685   | Cap M16 hex nut cover for hose end                         | 6    |
| 8        | GA5075080   | Hex nut protection cap, suit M16, Black                    | 6    |
| 9        | GA5003925   | End cap, 45 mm round, Black plastic                        | 12   |
| 10       | GA5020450   | Bracket, Plastic, Black, Mudguard mounting                 | 12   |
| 11       | GA5050675   | Grub Screw M12 x 16 SS                                     | 12   |
| 12       | GA5000577   | Washer 12mm Flat SS HD                                     | 25   |
| 13       | GA5012461   | Nut M12 Nyloc ZP   | 24   |
| 14       | GA5011133   | Nut M10 Dome nut SS  | 48   |
| 15       | GA5066162   | Bolt M10 x 25 SS   | 48   |
| 16       | GA5002565   | Washer, 3/8" ID x 1" OD, Flat SS                           | 96   |
| 17       | GA5000871   | Bolt M16 x 160 ZP GR8.8                                    | 6    |
| 18       | GA5001043   | Washer 16mm Flat SS HD                                     | 12   |
| 19       | GA5001029   | Nut M16 Nyloc ZP   | 6    |

## Crop Deflectors - 2WD Front Axle



| ITEM NO. | PART NUMBER | DESCRIPTION                           | QTY. |
|----------|-------------|---------------------------------------|------|
| 1        | GA4503390   | Crop deflector, LH front, Cropcruiser | 1    |
| 2        | GA4503395   | Crop deflector, RH front, Cropcruiser | 1    |
| 3        | GA5000305   | Set Screw M12 x 30 GR8.8 ZP           | 8    |
| 4        | GA5000575   | Washer 12mm Spring SS                 | 8    |
| 5        | GA4535345   | Washer, 50mm OD x 14.5mm ID, SS       | 8    |

## Crop Deflectors - 4WD Front & Rear Axle



| ITEM NO. | PART NUMBER | DESCRIPTION                           | QTY. |
|----------|-------------|---------------------------------------|------|
| 1        | GA4507860   | Crop Deflector, Rear RH, Crop Cruiser | 1    |
| 2        | GA4507855   | Crop Deflector, Rear LH, Crop Cruiser | 1    |
| 3        | GA5069890   | BHCS M12 x 16 ZP GR12.9               | 10   |
| 4        | GA5000577   | Washer 12mm Flat SS HD                | 4    |
| 5        | GA4535345   | Washer, 50 OD x 14.5mm ID, SS         | 6    |

## Tyres And Rims

| PART NUMBER | DESCRIPTION   |
|-------------|---|
| GA5066228   | Rim - DD13 x 46, 10 stud on 335 PCD, +52.5 offset           |
| GA5067025   | Tyre - 380/90R R46 (14.9 R46 156 A8) - Harvest              |
| GA5066227*  | Rim - DD16 x 46, 0mm Offset, 10 stud 335 PCD                |
| GA1500004   | Rim - DD16 x 46, 0mm Offset, 10 stud 335 PCD                |
| GA5066230   | Tyre - 480/80 R46 (18.4 R46 158 A8) - Agrimax/Tanli/Harvest |
| GA1500008   | Rim - DD16 x 46, 10 stud on 335 PCD, - 20mm Offset          |
| GA1500024   | Tyre - 520/85R46, X-Load 173A8/169D, Harvest                |
| GA1500007   | Rim - DW20 x 42, 10 stud on 335 PCD, - 65mm Offset          |
| GA1500002   | Tyre - 620/70 R42, HR45 AT - Harvest                        |
| GA5018892   | Wheel nut, M22 x 1.5mm, ZP                                  |
| GA5070815   | Hex Nut Cap Suit M22 Crop Cruiser Stud                      |

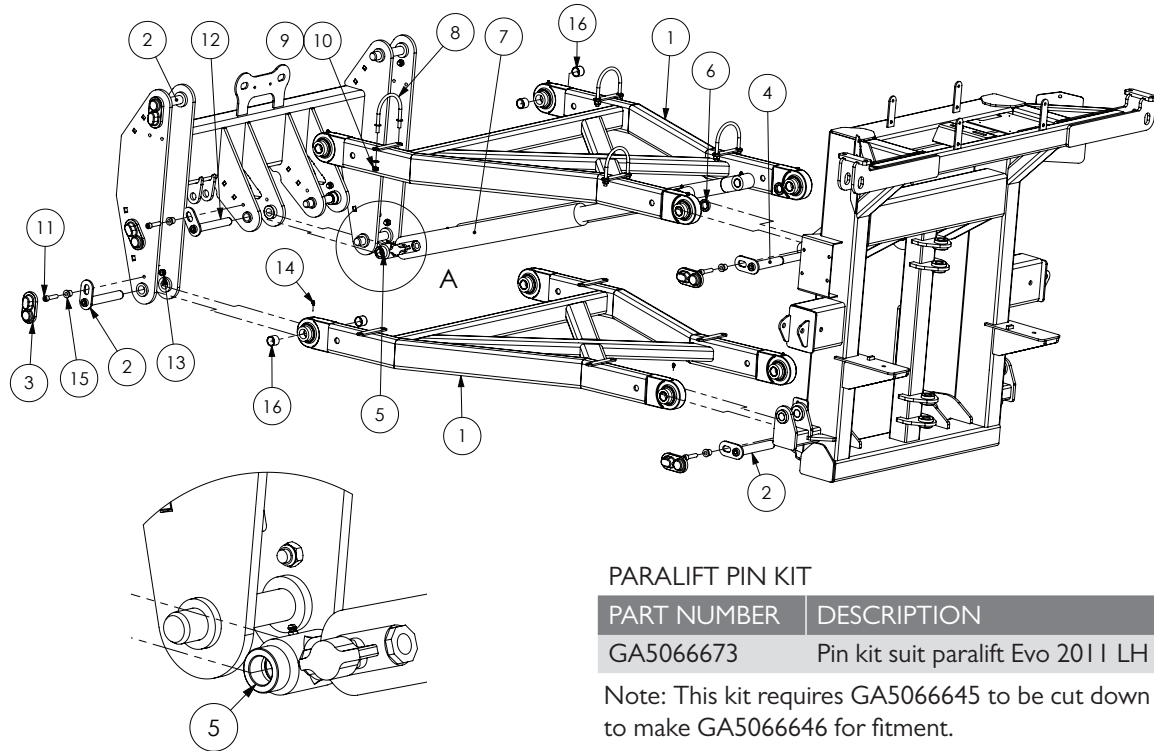
\* Note: GA5066227 has been replaced by GA1500004.



# Chapter 13

## BOOM CENTRE

### 30-36m Paralift & Paralift Arms



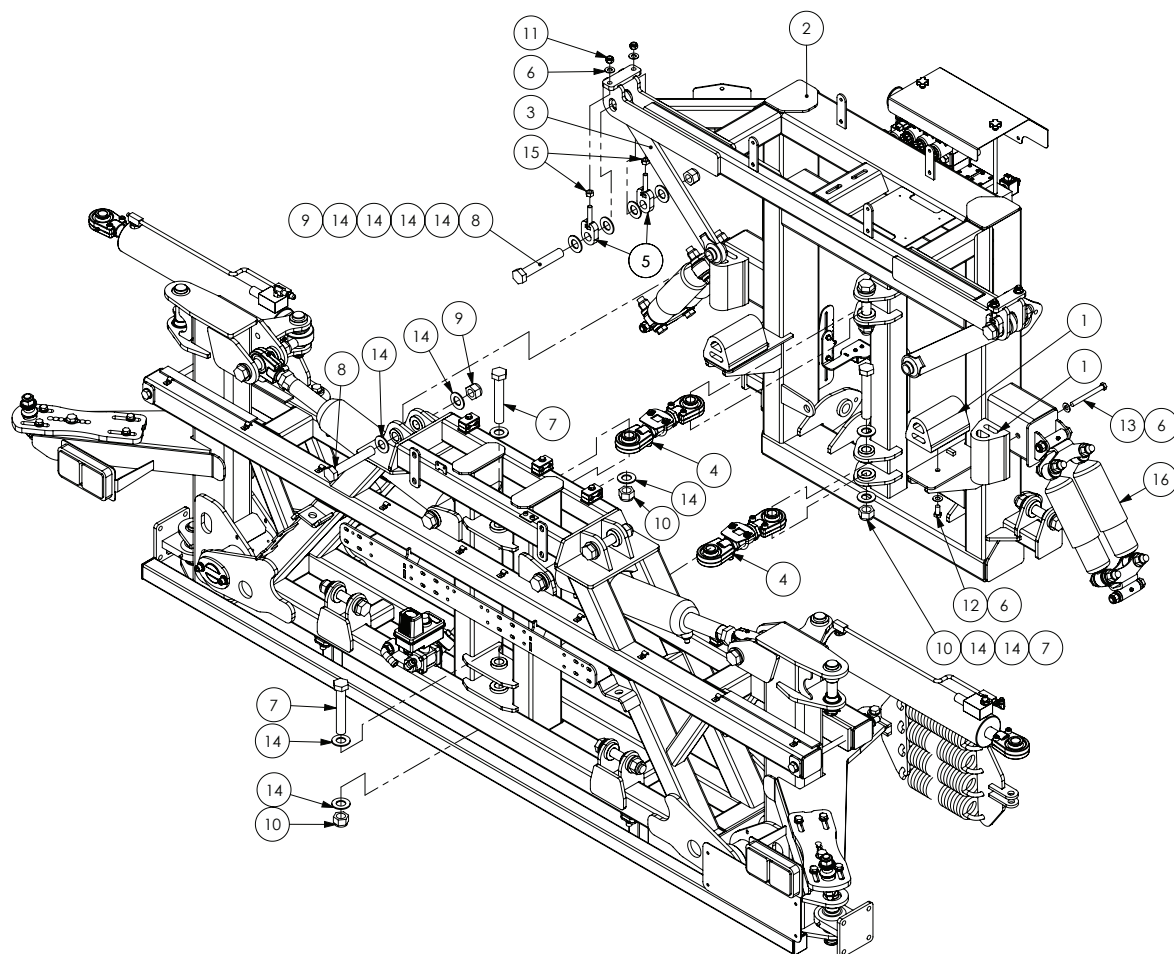
#### PARALIFT PIN KIT

| PART NUMBER | DESCRIPTION                       |
|-------------|-----------------------------------|
| GA5066673   | Pin kit suit paralift Evo 2011 LH |

Note: This kit requires GA5066645 to be cut down to make GA5066646 for fitment.

| ITEM NO. | PART NUMBER | DESCRIPTION   | QTY. |
|----------|-------------|---|------|
| 1        | GA4658750   | Paralift Arm  | 2    |
| 2        | GA5066655   | Pin with retaining plate, 28.575 OD x 180mm long                | 6    |
| 3        | GA5067885   | Pin cover, Black, clip on, plastic                              | 10   |
| 4        | GA5066675   | Pin with retaining plate, Stepped, 294mm Long                   | 2    |
| 5        | GA4562190   | Spacer bush, 40 OD x 26 ID x 17.5mm long                        | 2    |
| 6        | GA4572135   | Spacer bush, 40 OD x 25.8 ID x 9mm thick                        | 2    |
| 7        | GA5070076   | Hydraulic Cylinder, 2.5" Bore x 2" Rod x 26" Stroke             | 2    |
| 8        | GA5070905   | U bolt, Round top, M10 x 118 x 115mm, Stopper washers, ZP       | 4    |
| 9        | GA5000117   | Washer 10mm Flat SS HD  | 8    |
| 10       | GA5000141   | Nut M10 Nyloc ZP  | 5    |
| 11       | GA5051470   | SHCS M12 x 50 ZP GR12.9   | 4    |
| 12       | GA5066646   | Pin with retaining plate, 1" x 180mm long, Paralift chassis ram | 2    |
| 13       | GA5012461   | Nut M12 Nyloc ZP  | 13   |
| 14       | GA5050450   | Grease nipple 6mm   | 8    |
| 15       | MACH0152    | Bush with shoulder, 12.3 ID x 25 OD x 21mm long                 | 9    |
| 16       | GA5065486   | Glacier bush 1 1/8" x 1" long                                   | 16   |

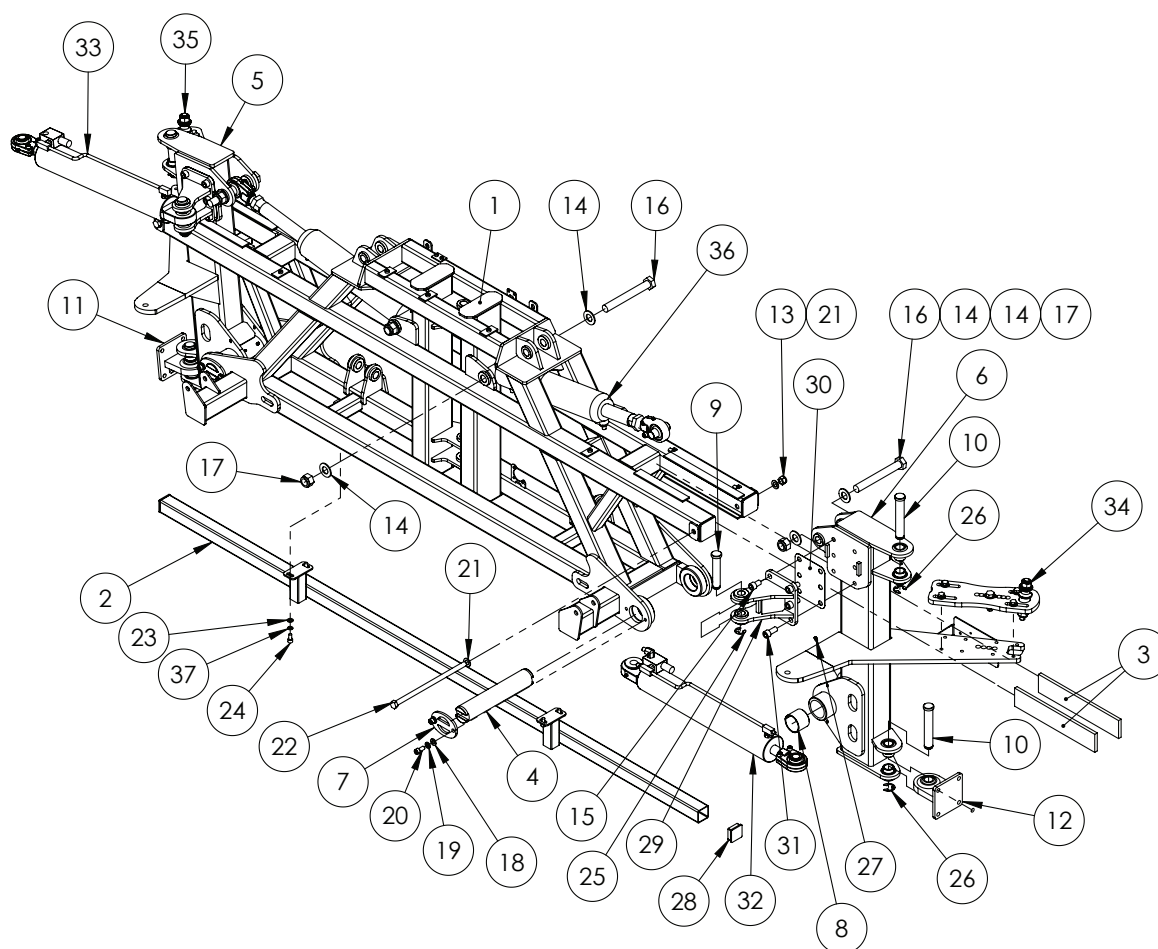
## 30-36m Boom Centre & Paralift



| ITEM NO. | PART NUMBER   | DESCRIPTION                               | QTY. |
|----------|---------------|---|------|
| 1        | GA5075240     | Bump Stop Rubber with threaded insert     | 4    |
| 2        | GA4658135     | Paralift Rear, Suit MY11 Center           | 1    |
| 3        | GA4656240     | Delta link, Long                          | 2    |
| 4        | DELTA-LINKSA* | Delta link, short, heavy duty, adjustable | 2    |
| 5        | GA4656260     | Adjuster bolt, Delta link hanger          | 4    |
| 6        | GA5000577     | Washer 12mm Flat SS HD                    | 8    |
| 7        | GA5006043     | Bolt 1" UNF 14 TPI x 6" ZP GR8            | 4    |
| 8        | GA4683145     | Bolt, 1" UNC x 6", cut down from 7"       | 4    |
| 9        | GA5012439     | Nut, Nyloc, 1" UNC, ZP                    | 4    |
| 10       | GA5012445     | Nut 1" UNF 14 tpi Nyloc ZP                | 6    |
| 11       | GA5012461     | Nut M12 Nyloc ZP                          | 4    |
| 12       | GA5011229     | Bolt M12 x 25 ZP GR8.8                    | 2    |
| 13       | GA5000265     | Bolt M12 x 120 ZP GR8.8                   | 2    |
| 14       | GA5017681     | Washer 1" x 2" x 7g Flat Thin SS          | 20   |
| 15       | GA5000559     | Nut M12 Hex ZP                            | 4    |
| 16       | *             | Double Roll Shocker Assembly - 30-42m     | 2    |

\* Sub-assembly on following pages

## 30-36m Boom Centre Tilt Assembly



| ITEM NO. | PART NUMBER | DESCRIPTION   | QTY. |
|----------|-------------|---|------|
| 1        | GA4658120   | Centre Section, TriTech, MY11 on                                | 1    |
| 2        | GA4658145   | Spray bar suit 2011 center section                              | 1    |
| 3        | GA5075090   | Wear pad, 380 x 74 x 12mm, Polystone                            | 4    |
| 4        | GA4572365   | Tilt pin, suit MY11 centre section                              | 2    |
| 5        | GA4658126   | Tilt arm 2011, suit SP flat fold RH                             | 1    |
| 6        | GA4658131   | Tilt arm 2011, suit SP flat fold LH                             | 1    |
| 7        | GA4502280   | Pin retainer  | 4    |
| 8        | GA5075060   | Glacier Bush 60mm ID x 50mm long                                | 4    |
| 9        | GA4572200   | Pin, 1" diameter x 132.4 long, With shoulder and circlip groove | 2    |
| 10       | L003A       | Pin, 1 1/8" x 170mm, with circlip groove                        | 4    |
| 11       | GA4656200   | Rose end, Bolt on, RH, Suit 24 - 36m boom                       | 1    |
| 12       | GA4656201   | Rose end, Bolt on, LH, Suit 24 - 36m boom                       | 1    |
| 13       | GA5001029   | Nut M16 Nyloc ZP  | 2    |
| 14       | GA5017681   | Washer 1" x 2" 7g Flat Thin SS                                  | 8    |
| 15       | GA5000905   | SHCS M16 x 25 GR12.9 ZP   | 6    |
| 16       | GA5006151   | Bolt 1" UNF 12 TPI x 8" ZP GR8                                  | 4    |
| 17       | GA5012446   | Nut 1" UNF 12 TPI Nyloc ZP                                      | 4    |

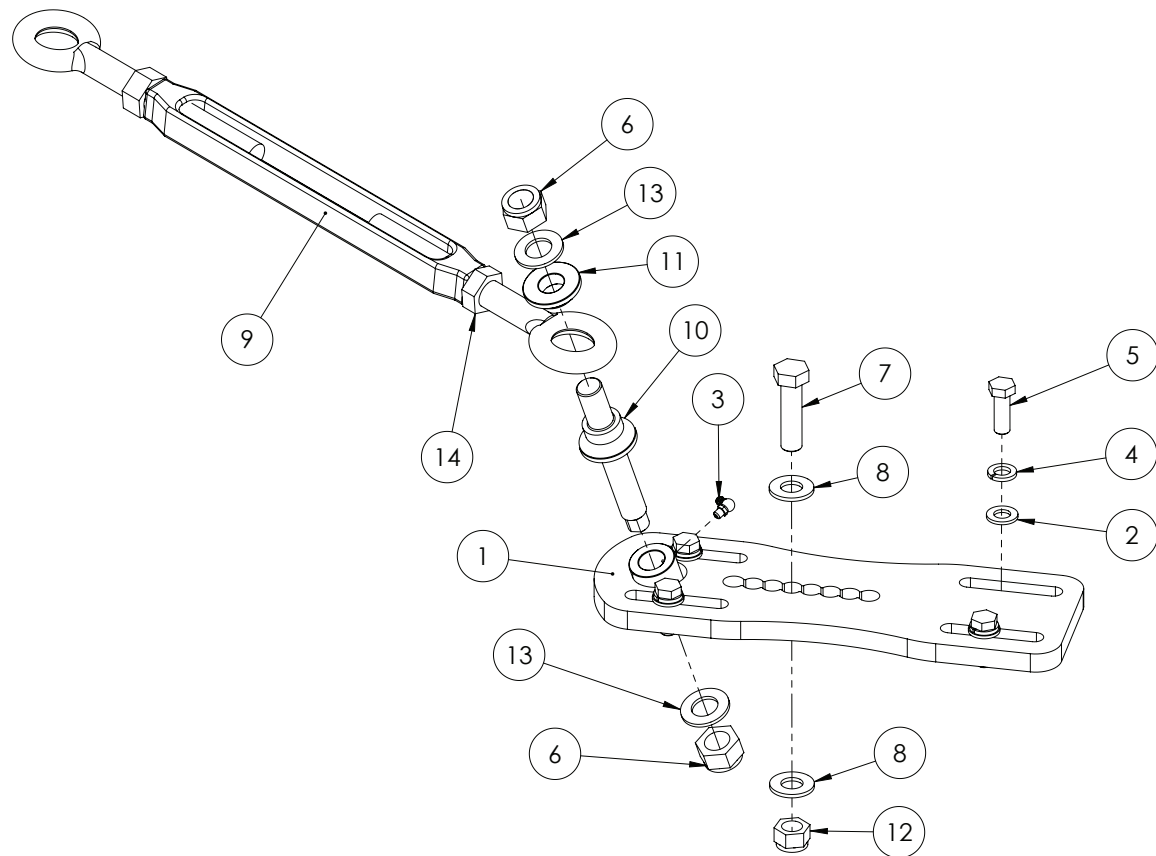
Continued over page

## 30-36m Boom Centre Tilt Assembly

| ITEM NO. | PART NUMBER | DESCRIPTION   | QTY. |
|----------|-------------|---|------|
| 18       | GA5000577   | Washer 12mm Flat SS HD  | 8    |
| 19       | GA5000575   | Washer 12mm Spring SS   | 8    |
| 20       | GA5000297   | SHCS M12 x 25 ZP GR12.9   | 8    |
| 21       | GA5001043   | Washer 16mm Flat SS HD  | 4    |
| 22       | GA5075125   | Bolt M16 x 325, 60 mm of thread, GR4.4 ZP   | 2    |
| 23       | GA5000117   | Washer 10mm Flat SS HD  | 4    |
| 24       | GA5011153   | SHCS M10 x 20 ZP GR12.9   | 4    |
| 25       | GA5001223   | Circlip, 19mm, E type, zinc plated  | 2    |
| 26       | GA5001883   | Circlip, E type, 24mm, zinc plated  | 4    |
| 27       | GA5012203   | Grease nipple, Short, 1/4" UNF  | 4    |
| 28       | GA5003783   | End cap, Insert, Black, Plastic, 50 x 50 mm   | 2    |
| 29       | GA4658875   | Mount, Fold cylinder, Flat fold suit self propelled                                 | 2    |
| 30       | GA4513055   | Shim, TriTech Fold ram, 1mm SS, Suit 4 and 6 bolt                                   | 2    |
| 31       | GA5000923   | SHCS M16 x 35 GR12.9 ZP   | 6    |
| 32       | GA5018542   | Hydraulic Cylinder, 3 1/4" bore x 1 1/4" rod x 18" stroke, external phasing         | 1    |
| 33       | GA5018540   | Hydraulic cylinder, 3" bore x 1 1/4" rod x 18" stroke (with external phasing valve) | 1    |
| 34       | *           | Cable Mount Rear, Flat fold, 24-36m Left Hand                                       | 1    |
| 35       | *           | Cable Mount Rear, Flat fold, 24-36m Right Hand                                      | 1    |
| 36       | GA5065051   | Hydraulic cylinder, 3 1/2" bore x 1 3/4" rod x 5" stroke, adjustable end            | 2    |
| 37       | GA5000137   | Washer 10mm Spring SS   | 4    |

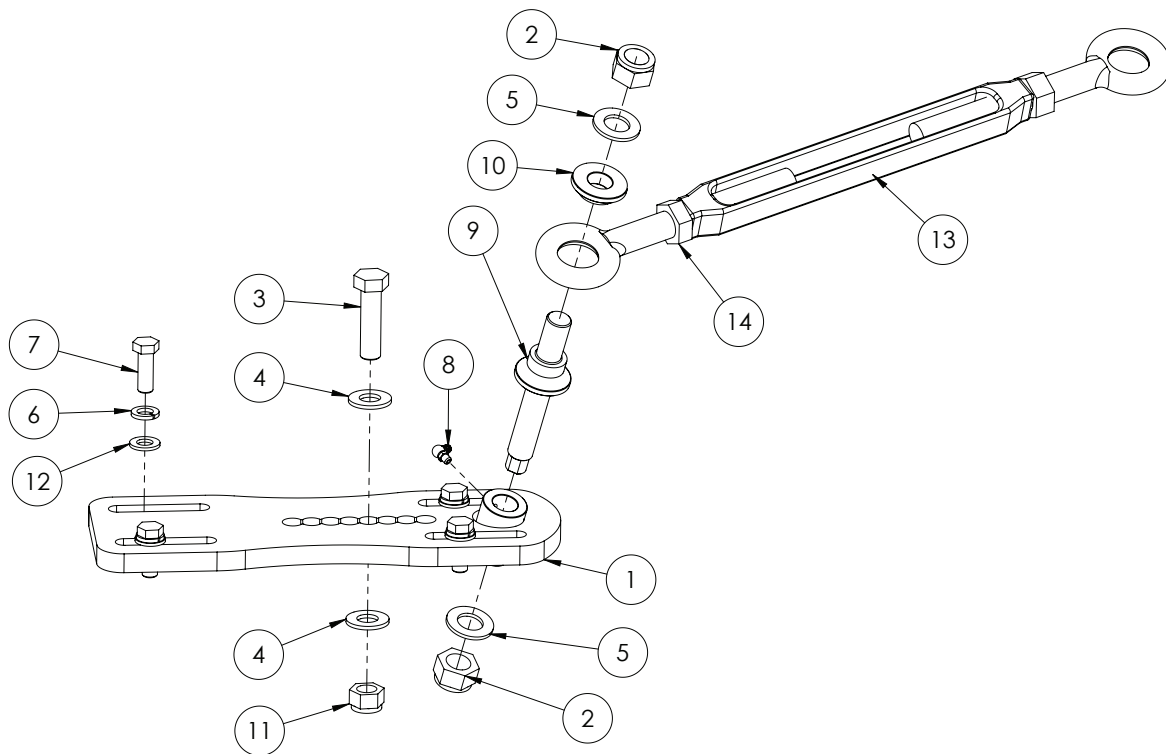
\* Sub-assembly on following pages

## 30-36m Cable Mount Rear, Flat Fold - LH



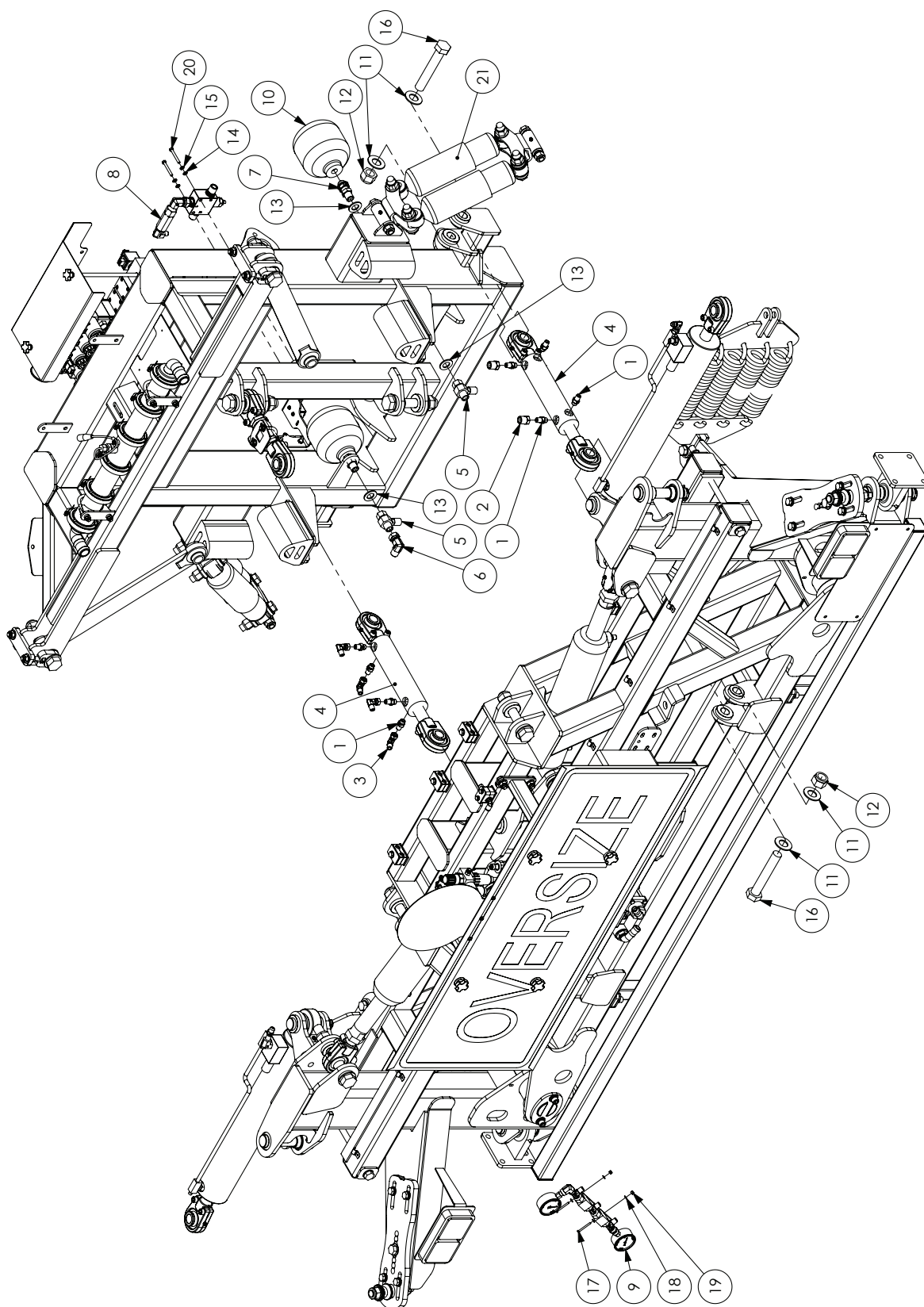
| ITEM NO. | PART NUMBER | DESCRIPTION  | QTY. |
|----------|-------------|--|------|
| 1        | GA4656255   | Slide plate, Boom cable adjuster, Left side, Prairie Trittech boom | 1    |
| 2        | GA5000577   | Washer 12mm Flat SS HD   | 4    |
| 3        | GA5009637   | Grease Nipple 1/4" UNF 90 deg                                      | 1    |
| 4        | GA5000575   | Washer 12mm Spring SS  | 4    |
| 5        | GA5000311   | Set Screw M12 x 35 GR 8.8 ZP                                       | 4    |
| 6        | GA5048125   | Nut M20 Nyloc Coarse ZP  | 2    |
| 7        | GA5000941   | Bolt M16 x 60 GR8.8 ZP   | 1    |
| 8        | GA5001043   | Washer 16mm Flat SS HD   | 2    |
| 9        | GA5017061   | Turnbuckle, Eye ends, M22 thread & lock nut, Galvanised            | 1    |
| 10       | GA4572510   | Pivot pin, Boom cable MY13   | 1    |
| 11       | GA4572515   | Boom cable retainer, Pivot pin MY13                                | 1    |
| 12       | GA5001029   | Nut M16 Nyloc ZP   | 1    |
| 13       | GA5001741   | Washer 20mm Flat SS HD   | 2    |
| 14       | GA5070430   | Nut M22 Lock Nut ZP LH Thread                                      | 1    |

## 30-36m Cable Mount Rear, Flat Fold - RH



| ITEM NO. | PART NUMBER | DESCRIPTION   | QTY. |
|----------|-------------|---|------|
| 1        | GA4656250   | Slide plate, Boom cable adjuster, Right side, Prairie Trittech boom | 1    |
| 2        | GA5048125   | Nut M20 Nyloc Coarse ZP   | 2    |
| 3        | GA5000941   | Bolt M16 x 60 GR8.8 ZP  | 1    |
| 4        | GA5001043   | Washer 16mm Flat SS HD  | 2    |
| 5        | GA5001741   | Washer 20mm Flat SS HD  | 2    |
| 6        | GA5000575   | Washer 12mm Spring SS   | 4    |
| 7        | GA5000311   | Set Screw M12 x 35 GR 8.8 ZP  | 4    |
| 8        | GA5009637   | Grease Nipple 1/4 UNF 90 deg  | 1    |
| 9        | GA4572510   | Boom cable pivot pin MY13   | 1    |
| 10       | GA4572515   | Boom cable pivot pin retainer MY13                                  | 1    |
| 11       | GA5001029   | Nut M16 Nyloc ZP  | 1    |
| 12       | GA5000577   | Washer 12mm Flat SS HD  | 4    |
| 13       | GA5017061   | Turnbuckle, Eye ends, M22 thread & lock nut, Galvanised             | 1    |
| 14       | GA5070430   | Nut M22 Lock Nut ZP LH Thread                                       | 1    |

## 30-36m Hydraulic Yaw Kit



Continued over page

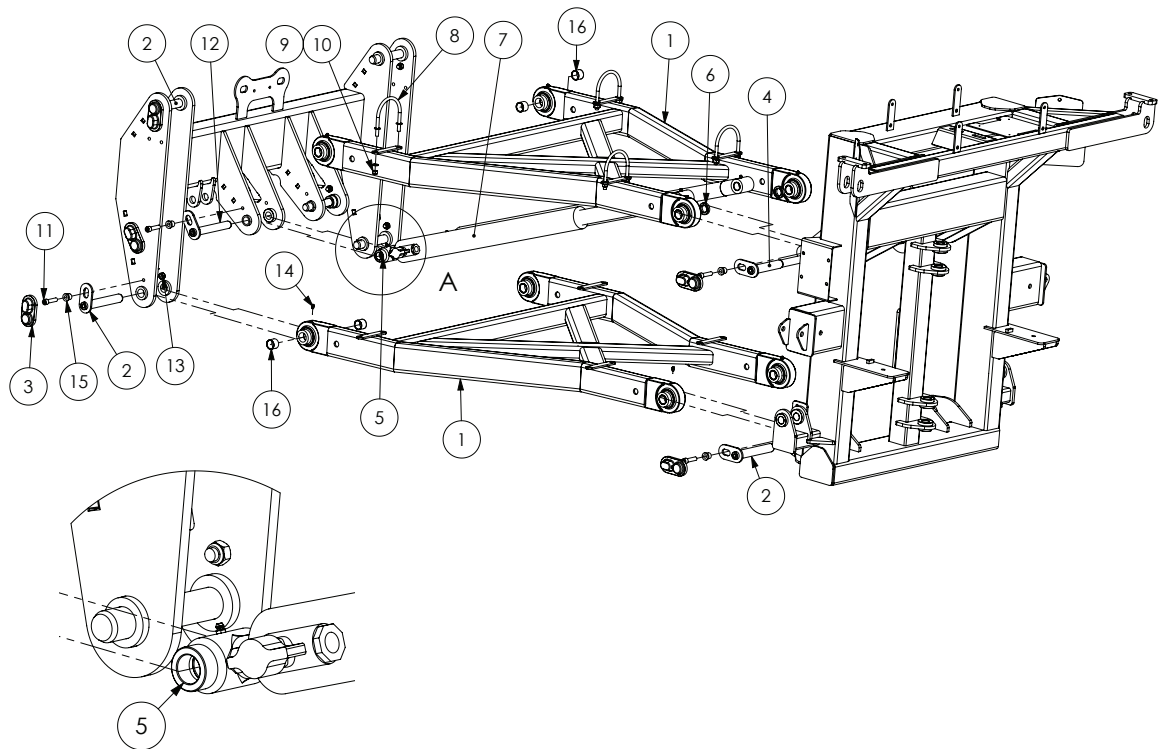
## 30-36m Hydraulic Yaw Kit

| ITEM NO. | PART NUMBER | DESCRIPTION   | QTY. |
|----------|-------------|---|------|
| 1        | GA3500358   | Hydraulic adaptor, Nipple, 1/4" BSPT male x 9/16" UN male O-ring                                    | 8    |
| 2        | GA3500203   | Hydraulic adaptor, Reducing bush, 1/2" BSPT male x 1/4" BSPT female                                 | 2    |
| 3        | GA3500332   | Hydraulic adapter, Elbow, 90 degree, 1/4" BSP male x 1/4" BSP female swivel                         | 4    |
| 4        | GA5060817   | Hydraulic cylinder, 2" bore x 1 1/4" rod x 117.5mm stroke, Spherical bearing ends                   | 2    |
| 5        | GA3500198   | Hydraulic adaptor, Inline test point, 1/2" BSP female swivel x 1/2" BSP male x M16 x 2.0P test port | 2    |
| 6        | GA3500333   | Hydraulic adapter, Elbow, 90 degree, 1/2" male x 1/2" female swivel                                 | 1    |
| 7        | GAS99-603   | Hydraulic adaptor, Bulkhead nipple, 1/2" BSP male x 1/2" BSP male                                   | 2    |
| 8        | *           | Pressure Reducer Valve Assembly   | 1    |
| 9        | *           | Yaw Control Valve Assembly  | 1    |
| 10       | GA5007787   | Accumulator, Hydraulic, 1L, precharged to 70 bar  | 2    |
| 11       | GA5017681   | Washer 1" x 2" 7g Flat Thin SS  | 8    |
| 12       | GA5012445   | Nut 1" UNF 14 TPI Nyloc ZP  | 4    |
| 13       | GA5001741   | Washer 20mm Flat SS HD  | 4    |
| 14       | GA5004437   | Washer 6mm Flat SS  | 2    |
| 15       | GA5004447   | Washer, 6mm, Spring, SS   | 2    |
| 16       | GA5006043   | Bolt 1" UNF 14 TPI x 6" ZP GR8  | 4    |
| 17       | GA5049800   | SHCS M4 x 40 ZP GR12.9  | 2    |
| 18       | GA5020510   | Washer 4mm Flat SS  | 4    |
| 19       | GA5049025   | Nut M4 Nyloc SS   | 2    |
| 20       | GA5011419   | Bolt M6 x 50 SS   | 2    |
| 21       | *           | Double Roll Shocker Assembly - 30-42m   | 2    |

\* Sub-assembly on following pages



## 42m Paralift Arms & Paralift



### PARALIFT PIN KIT

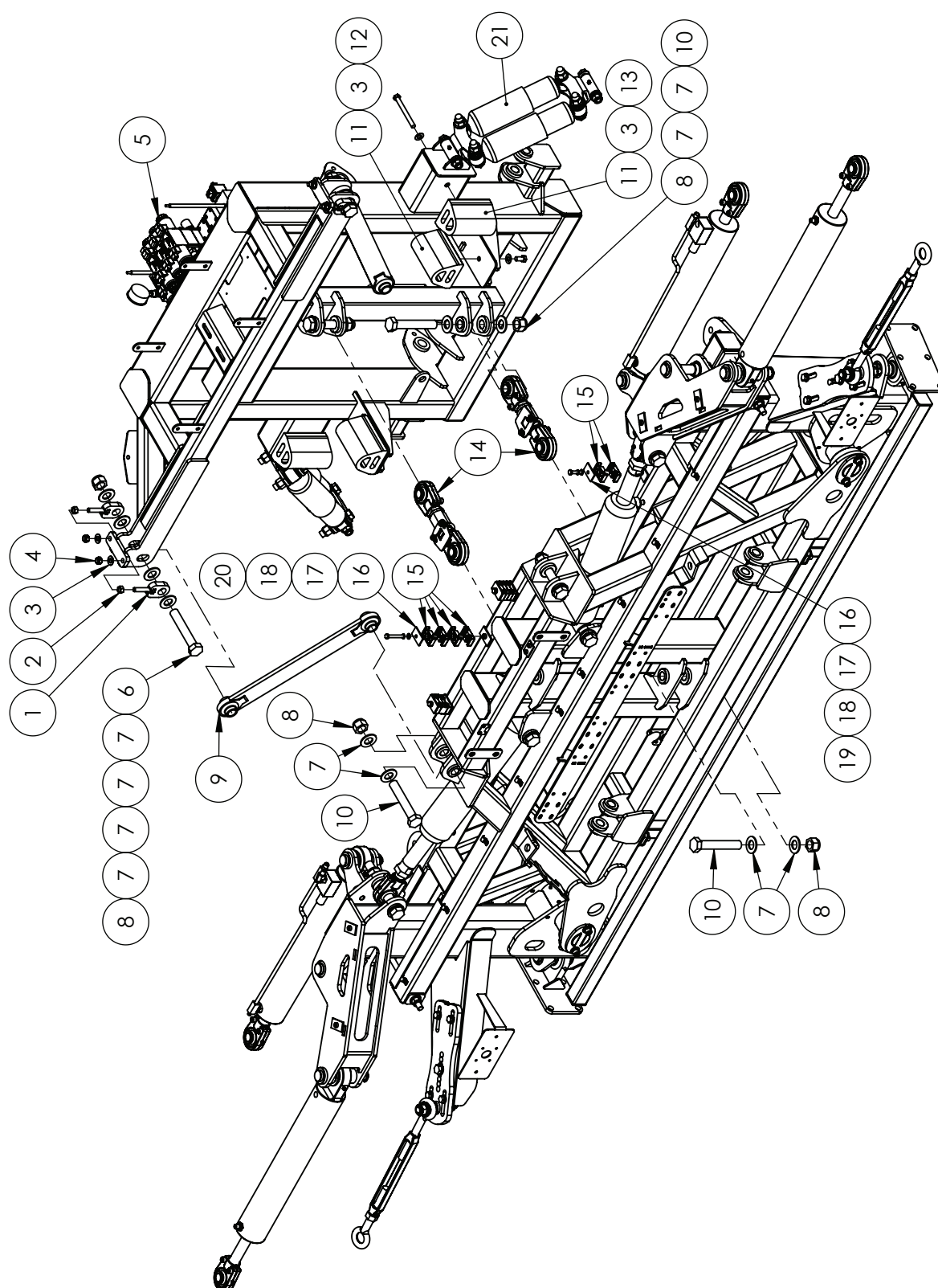
| PART NUMBER | DESCRIPTION                       |  |
|-------------|-----------------------------------|--|
| GA5066673   | Pin kit suit paralift Evo 2011 LH |  |

| ITEM NO. | PART NUMBER | DESCRIPTION  | QTY. |
|----------|-------------|--|------|
| 1        | GA4658750   | Paralift Arm, SP MY11  | 2    |
| 2        | GA5066655   | Pin with retaining plate, 28.575 OD x 180mm long   | 6    |
| 3        | GA5067885   | Pin cover, Black, clip on, plastic   | 10   |
| 4        | GA5066675   | Pin with retaining plate, Stepped, 294mm Long  | 2    |
| 5        | GA4562190   | Spacer bush, 40 OD x 26 ID x 17.5mm long   | 2    |
| 6        | GA4572135   | Spacer bush, 40 OD x 25.8 ID x 9mm thick   | 2    |
| 7        | GA5070081   | Hydraulic cylinder, 3" bore x 2.5" rod x 26" stroke, pin eye ends with glacier bushes and grease nipples | 2    |
| 8        | GA5070905   | U bolt, Round top, M10 x 118 x 115mm, with stopper washers, ZP   | 4    |
| 9        | GA5000117   | Washer 10mm Flat SS HD   | 8    |
| 10       | GA5000141   | Nut M10 Nyloc ZP   | 5    |
| 11       | GA5051470   | SHCS M12 x 50 ZP GR12.9  | 4    |
| 12       | GA5066646   | Pin with retaining plate, 1" x 180mm long, Paralift chassis ram  | 2    |
| 13       | GA5012461   | Nut M12 Nyloc ZP   | 13   |
| 14       | GA5050450   | Grease nipple 6mm  | 8    |
| 15       | MACH0152    | Bush with shoulder, 12.3 ID x 25 OD x 21mm long  | 9    |
| 16       | GA5065486   | Glacier bush 1 1/8" x 1" long  | 16   |

Note: This kit requires GA5066645 to be cut down to make GA5066646 for fitment.

## 42m Boom Delta Links Assembly



Continued over page

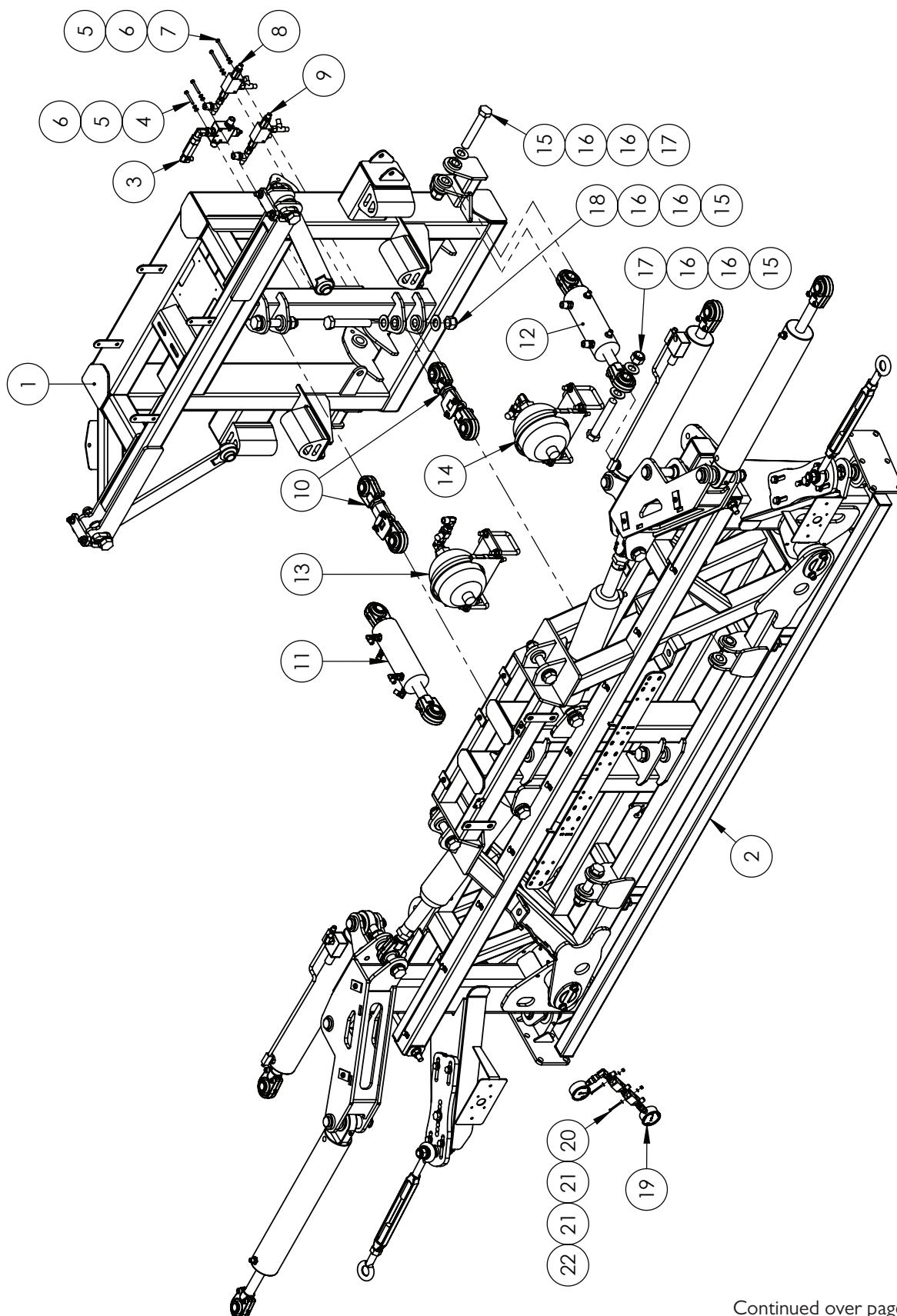
## 42m Boom Delta Links Assembly

| ITEM NO. | PART NUMBER   | DESCRIPTION                               | QTY. |
|----------|---------------|---|------|
| 1        | GA4656260     | Adjuster bolt, Delta link hanger          | 2    |
| 2        | GA5000559     | Nut M12 Hex ZP                            | 4    |
| 3        | GA5000577     | Washer 12mm Flat SS HD                    | 8    |
| 4        | GA5012461     | Nut M12 Nyloc ZP                          | 4    |
| 5        | ^             | Spool Block Manifold                      | 1    |
| 6        | GA4683145     | Bolt, 1" UNC x 6", cut down from 7"       | 4    |
| 7        | GA5017681     | Washer 1" x 2" x 7g Flat Thin SS          | 20   |
| 8        | GA5012439     | Nut, Nyloc, 1" UNC, ZP                    | 4    |
| 9        | GA4656240     | Delta link, Long                          | 2    |
| 10       | GA4683145     | Bolt, 1" UNC x 6", cut down from 7"       | 4    |
| 11       | GA5075240     | Bump Stop Rubber with threaded insert     | 4    |
| 12       | GA5011229     | Bolt M12 x 25 ZP GR8.8                    | 2    |
| 13       | GA5000265     | Bolt M12 x 120 ZP GR8.8                   | 2    |
| 14       | DELTA-LINKSA* | Delta link, short, heavy duty, adjustable | 2    |
| 15       | GA5078031     | Double Clamp Jaws PP Gr 2 14mm            | 16   |
| 16       | GA5078042     | Double Clamp Plate Top GR2                | 5    |
| 17       | GA5003643     | Washer 8mm Flat SS HD                     | 5    |
| 18       | GA5004919     | Washer 8mm Spring SS                      | 5    |
| 19       | GA5011489     | Bolt M8 x 60 ZP GR8.8                     | 3    |
| 20       | GA5048655     | Bolt M8 x 40 GR8.8 ZP                     | 2    |
| 21       | *             | Double Roll Shocker Assembly - 30-42m     | 2    |

\* Sub-assembly on following pages

^ See Chapter 18 'Hydraulics' for sub-assembly

## 42m Boom Centre Yaw Control Assembly



Continued over page

## 42m Boom Centre Yaw Control Assembly

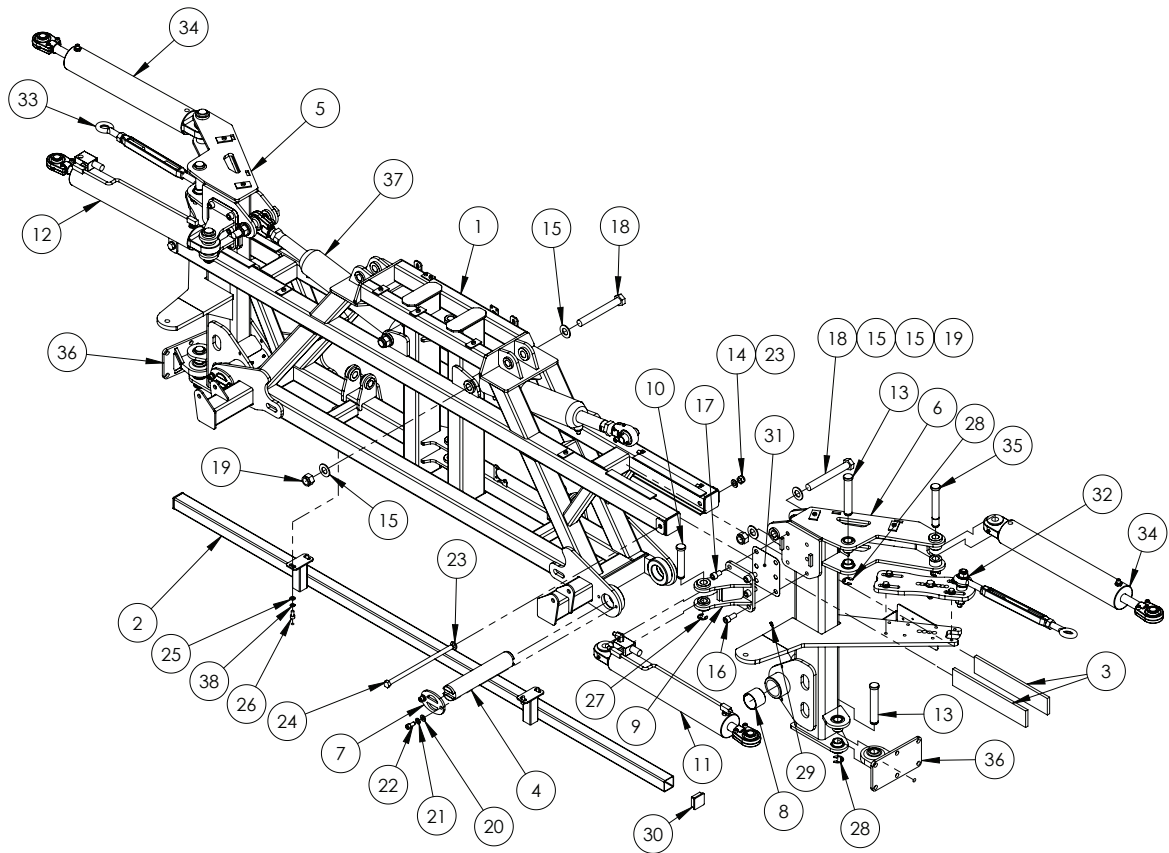
| ITEM NO. | PART NUMBER   | DESCRIPTION                               | QTY. |
|----------|---------------|---|------|
| 1        | GA4658137     | Paralift Rear, TriTech, 42m Boom          | 1    |
| 2        | *             | 42m Boom Centre Tilt Assembly             | 1    |
| 3        | ^             | Pressure Reducing Valve Assembly          | 1    |
| 4        | GA5011419     | Bolt M6 x 50 SS                           | 2    |
| 5        | GA5004437     | Washer 6mm Flat SS                        | 4    |
| 6        | GA5004447     | Washer, 6mm, Spring, SS                   | 4    |
| 7        | GA5004107     | Bolt M6 x 70 GR8.8 ZP                     | 2    |
| 8        | ^             | Double Pilot Operated Check Valve - LH    | 1    |
| 9        | ^             | Double Pilot Operated Check Valve - RH    | 1    |
| 10       | DELTA-LINKSA* | Delta link, short, heavy duty, adjustable | 2    |
| 11       | ^             | Hydraulic Cylinder - Hydraulic Yaw 42m LH | 1    |
| 12       | ^             | Hydraulic Cylinder - Hydraulic Yaw 42m RH | 1    |
| 13       | *             | 42m Yaw Accumulator Assembly - LH         | 1    |
| 14       | *             | 42m Yaw Accumulator Assembly - RH         | 1    |
| 15       | GA5006043     | Bolt 1" UNF 14 TPI x 6" ZP GR8            | 10   |
| 16       | GA5017681     | Washer 1" x 2" 7g Flat Thin SS            | 24   |
| 17       | GA5012445     | Nut 1" UNF 14 TPI Nyloc ZP                | 4    |
| 18       | GA5012446     | Nut 1" UNF 12 TPI Nyloc ZP                | 8    |
| 19       | ^             | Yaw Control Valve Assembly                | 1    |
| 20       | GA5049800     | SHCS M4 x 40 ZP GR12.9                    | 2    |
| 21       | GA5020510     | Washer 4mm Flat SS                        | 4    |
| 22       | GA5049025     | Nut M4 Nyloc SS                           | 2    |

\* Sub-assembly on following pages

^ See Chapter 18 'Hydraulics' for sub-assembly

Continued over page

## 42m Boom Centre Tilt Assembly



| ITEM NO. | PART NUMBER | DESCRIPTION   | QTY. |
|----------|-------------|---|------|
| 1        | GA4658120   | Centre Section, TriTech, MYII on  | 1    |
| 2        | GA4658145   | Spray bar, suit center section  | 1    |
| 3        | GA5075090   | Wear pad, 380 x 74 x 12mm, Polystone  | 4    |
| 4        | GA4572365   | Tilt pin  | 2    |
| 5        | GA4660190   | Tilt Arm, TriTech 42m Dual Fold Cylinder Right Hand                                 | 1    |
| 6        | GA4660185   | Tilt Arm, TriTech 42m Dual Fold Cylinder Left Hand                                  | 1    |
| 7        | GA4502280   | Pin retainer  | 4    |
| 8        | GA5075060   | Glacier bush 60mm ID 50mm long  | 4    |
| 9        | GA4658875   | Mount, Fold cylinder, Flat fold suit self propelled                                 | 2    |
| 10       | GA4572200   | Pin, 1" diameter x 132.4mm long, With shoulder and circlip groove                   | 2    |
| 11       | GA5018542   | Hydraulic Cylinder, 3 1/4" bore x 1 1/4" rod x 18" stroke, external phasing         | 1    |
| 12       | GA5018540   | Hydraulic cylinder, 3" bore x 1 1/4" rod x 18" stroke (with external phasing valve) | 1    |
| 13       | L003A       | Pin, 1 1/8" x 170mm, with circlip groove  | 4    |
| 14       | GA5001029   | Nut M16 Nyloc ZP  | 2    |
| 15       | GA5017681   | Washer 1" x 2" 7g Flat Thin SS  | 8    |
| 16       | GA5000923   | SHCS M16 x 35 GR12.9 ZP   | 6    |
| 17       | GA5000905   | SHCS M16 x 25 ZP GR8.8  | 6    |
| 18       | GA5006151   | Bolt 1" UNF 12 TPI x 8" ZP GR8  | 4    |

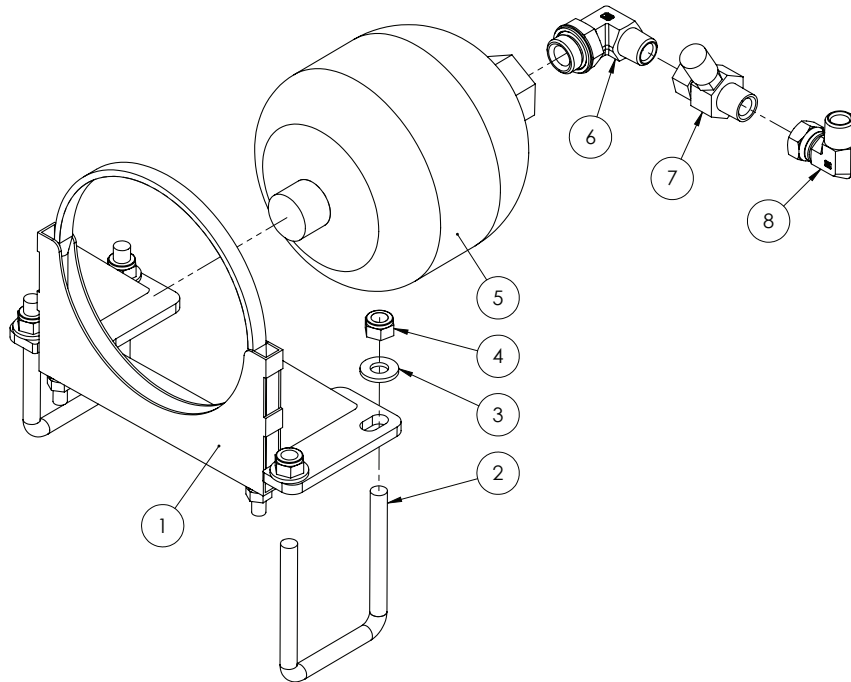
Continued over page

## 42m Boom Centre Tilt Assembly

| ITEM NO. | PART NUMBER | DESCRIPTION   | QTY. |
|----------|-------------|---|------|
| 19       | GA5012446   | Nut 1" UNF 12 TPI Nyloc ZP  | 4    |
| 20       | GA5000577   | Washer 12mm Flat SS HD  | 8    |
| 21       | GA5000575   | Washer 12mm Spring SS   | 8    |
| 22       | GA5000297   | SHCS M12 x 25 ZP GR12.9   | 8    |
| 23       | GA5001043   | Washer 16mm Flat SS HD  | 4    |
| 24       | GA5075125   | Bolt M16 x 325, 60 mm of thread, GR4.4 ZP   | 2    |
| 25       | GA5000117   | Washer 10mm Flat SS HD  | 4    |
| 26       | GA5011153   | SHCS M10 x 20 ZP GR12.9   | 4    |
| 27       | GA5001223   | Circlip, 19mm, E type, zinc plated  | 4    |
| 28       | GA5001883   | Circlip, E type, 24mm, zinc plated  | 4    |
| 29       | GA5012203   | Grease nipple, Short, 1/4" UNF  | 4    |
| 30       | GA5003783   | End cap, Insert, Black, Plastic, 50 x 50 mm   | 2    |
| 31       | GA4513055   | Shim, TriTech Fold ram, 1mm SS, Suit 4 and 6 bolt   | 2    |
| 32       | *           | Cable Mount Rear, Flat fold, 24-36m LH  | 1    |
| 33       | *           | Cable Mount Rear, Flat fold, 24-36m RH  | 1    |
| 34       | GA5018538   | Hydraulic cylinder, 3" bore x 1 1/4" rod x 18" stroke, external phasing (single phase only) | 2    |
| 35       | L002A       | Pin, 1" x 180mm, Double circlip groove  | 2    |
| 36       | GA4659220   | Bottom Rose End Large TriTech   | 2    |
| 37       | GA5065051   | Hydraulic Cylinder, Bore 3.5", Rod 1.75", Stroke 5"   | 2    |
| 38       | GA5000137   | Washer 10mm Spring SS   | 4    |

\* Sub-assembly on following pages

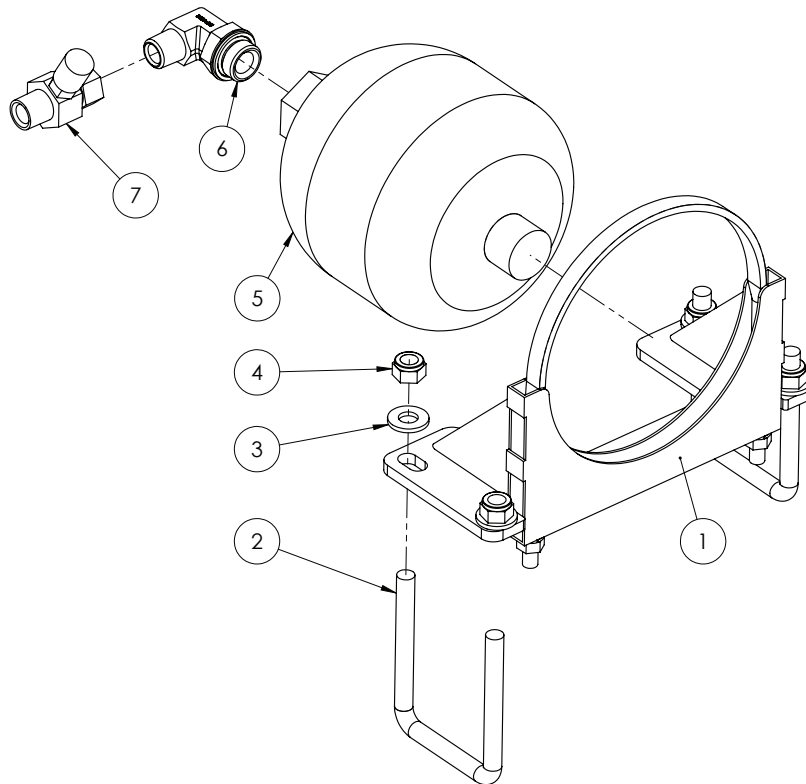
## 42m Yaw Accumulator Assembly - LH



| ITEM NO. | PART NUMBER | DESCRIPTION  | QTY. |
|----------|-------------|--|------|
| 1        | GA4659720   | Mounting Bracket 2L Accumulator  | 1    |
| 2        | GA5011259   | U Bolt, Square top, M12 x 76mm x 110mm   | 2    |
| 3        | GA5000577   | Washer 12mm Flat SS HD   | 4    |
| 4        | GA5012461   | Nut M12 Nyloc ZP   | 4    |
| 5        | GA3500021   | Accumulator, Hydraulic, 2L, 90 Bar pre charge  | 1    |
| 6        | GA3500324   | Hydraulic adaptor, Elbow, 90 degree, 1/2" BSPT male x 3/4" BSPP male O-ring                          | 1    |
| 7        | GA3500198   | Hydraulic adaptor, Inline test point, 1/2" BSPP female swivel x 1/2" BSPT male x M16 x 2.0 test port | 1    |
| 8        | GA3500333   | Hydraulic adaptor, Elbow, 90 degree, 1/2" BSPT male x 1/2" BSPP female swivel                        | 1    |

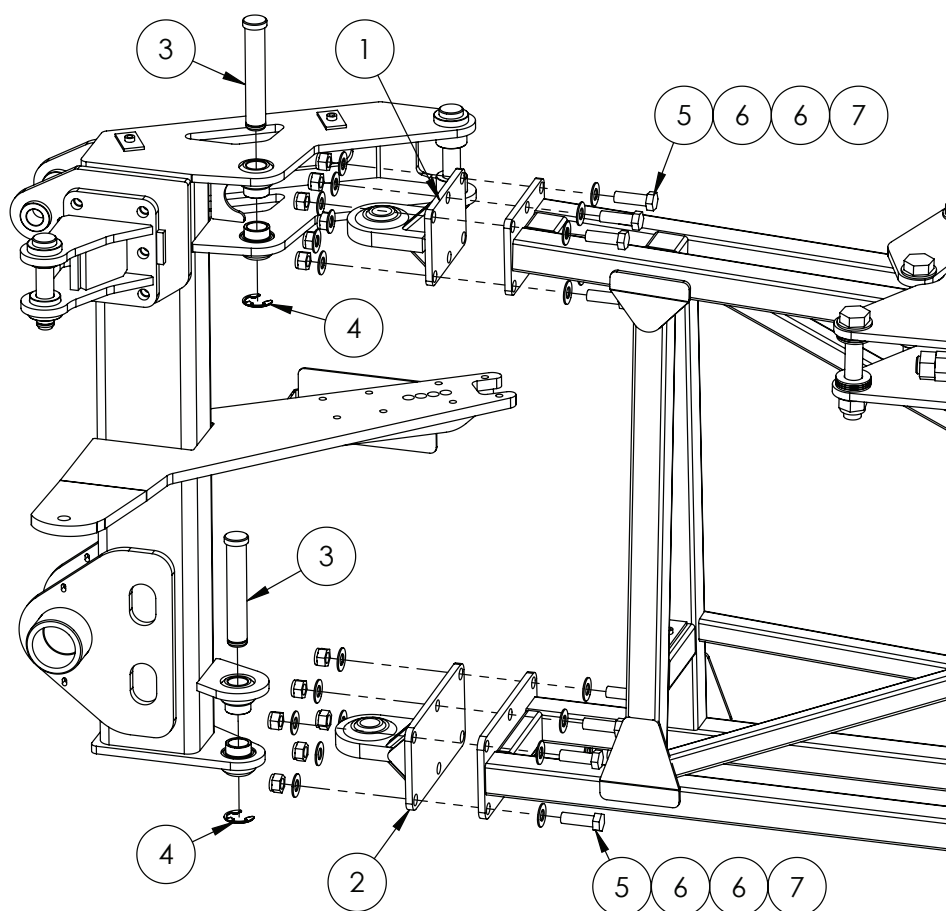


## 42m Yaw Accumulator Assembly - RH



| ITEM NO. | PART NUMBER | DESCRIPTION   | QTY. |
|----------|-------------|---|------|
| 1        | GA4659720   | Mounting Bracket 2L Accumulator   | 1    |
| 2        | GA5011259   | U Bolt, Square top, M12 x 76mm x 110mm  | 2    |
| 3        | GA5000577   | Washer 12mm Flat SS HD  | 4    |
| 4        | GA5012461   | Nut M12 Nyloc ZP  | 4    |
| 5        | GA3500021   | Accumulator, Hydraulic, 2L, 90 Bar pre charge   | 1    |
| 6        | GA3500324   | Hydraulic adaptor, Elbow, 90 degree, 1/2" BSPT male x 3/4" BSPP male O-ring                         | 1    |
| 7        | GA3500198   | Hydraulic adaptor, Inline test point, 1/2" BSP female swivel x 1/2" BSP male x M16 x 2.0p test port | 1    |

## 42m Boom Pivot

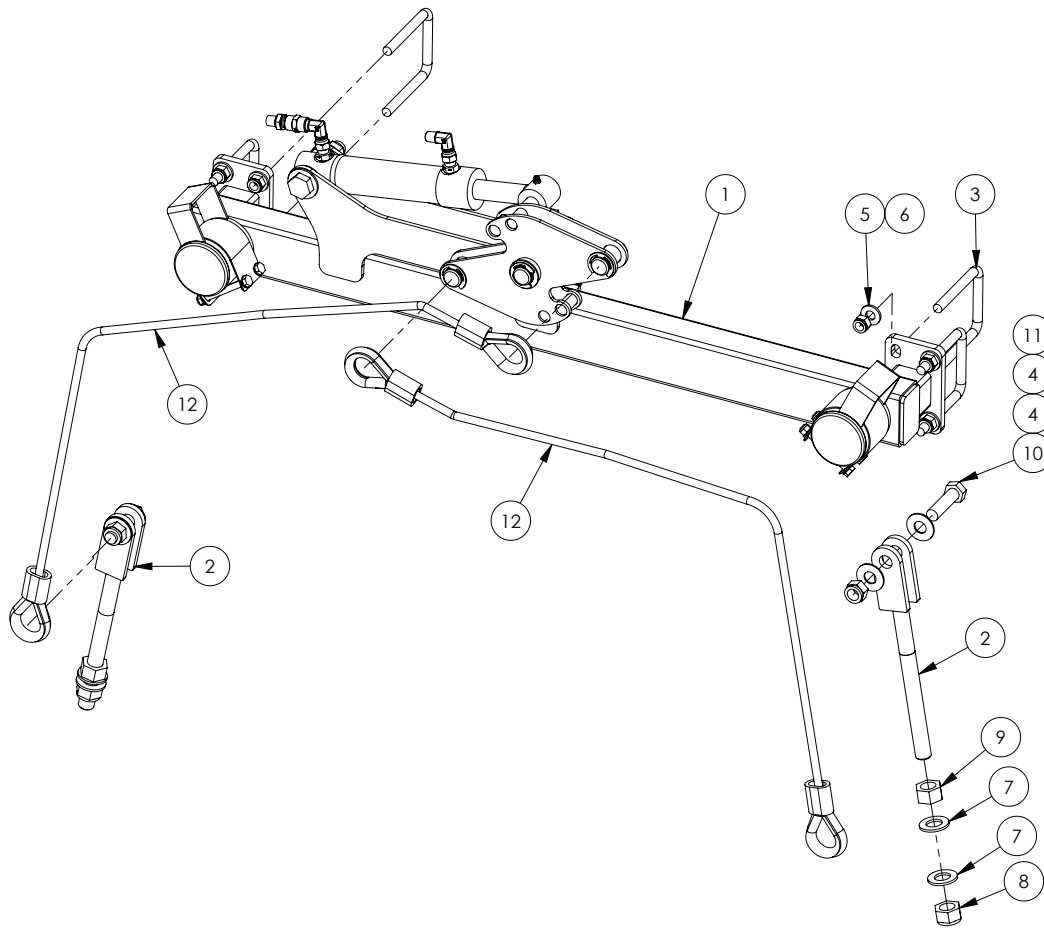


# Quantities shown are per side.

| ITEM NO. | PART NUMBER | DESCRIPTION                              | QTY. |
|----------|-------------|--|------|
| -        | GA4537795*  | Shim lower rose end, 1mm, 42m Boom       | -    |
| 1        | GA4659215   | Top Rose End Large, TriTech SP           | 1    |
| 2        | GA4659220   | Bottom Rose End Large TriTech            | 1    |
| 3        | L003A       | Pin, 1 1/8" x 170mm, with circlip groove | 2    |
| 4        | GA5001883   | Circlip, E type, 24mm, Zinc plated       | 2    |
| 5        | GA5000931   | Bolt M16 x 50 ZP GR8.8                   | 12   |
| 6        | GA5001043   | Washer 16mm Flat SS HD                   | 24   |
| 7        | GA5001029   | Nut M16 Nyloc ZP                         | 12   |

\* Note: Quantity will vary depending on adjustments needed.

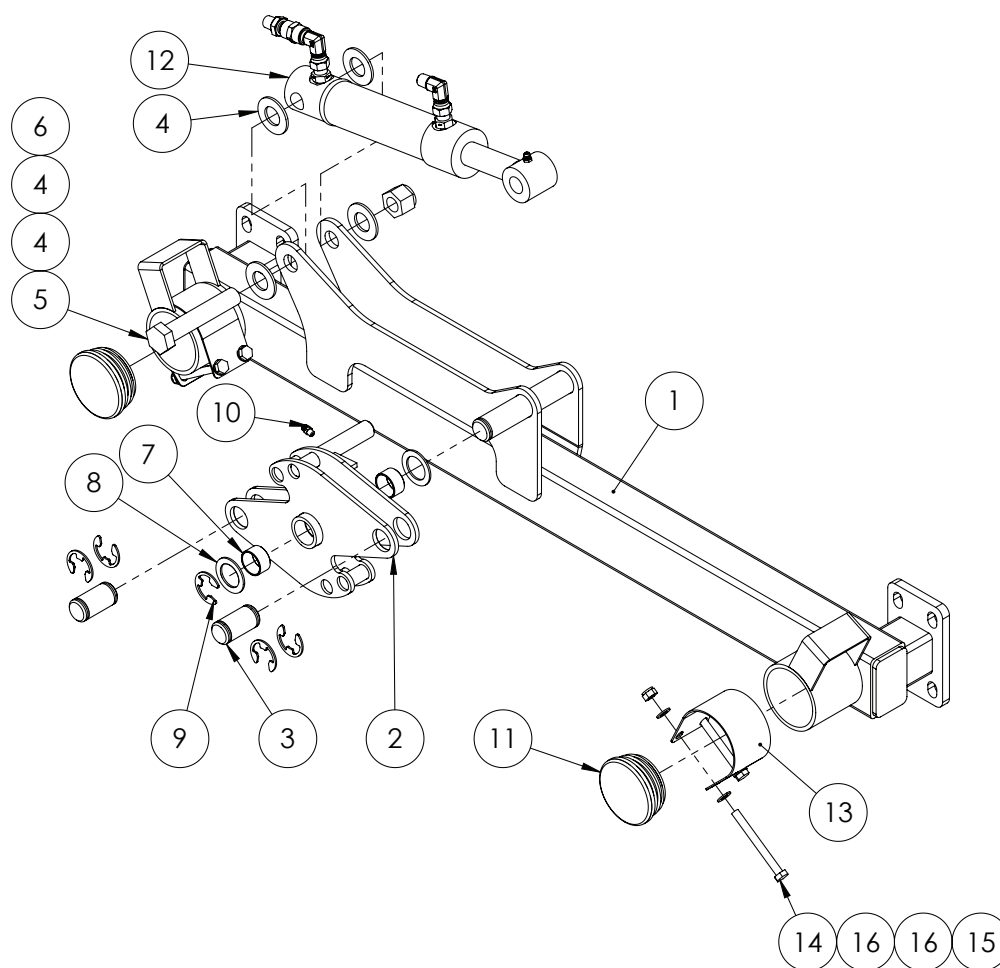
## Centre Level



| ITEM NO. | PART NUMBER | DESCRIPTION                               | QTY. |
|----------|-------------|---|------|
| 1        | *           | Centre leveling Main Pivot Assembly       | 1    |
| 2        | GA5020320   | Cable Adjuster 20mm Threaded              | 2    |
| 3        | GA5011259   | U Bolt, Square top, M12 x 76mm x 110mm    | 4    |
| 4        | GA5001043   | Washer 16mm Flat SS HD                    | 4    |
| 5        | GA5000577   | Washer 12mm Flat SS HD                    | 8    |
| 6        | GA5012461   | Nut M12 Nyloc ZP                          | 8    |
| 7        | GA5001741   | Washer 20mm Flat SS HD                    | 4    |
| 8        | GA5048125   | Nut M20 Nyloc Coarse ZP                   | 2    |
| 9        | GA5001709   | Nut M20 Coarse Hex ZP                     | 2    |
| 10       | GA5000941   | Bolt M16 x 60 ZP GR8.8                    | 2    |
| 11       | GA5001029   | Nut M16 Nyloc ZP                          | 2    |
| 12       | GA4905185   | Cable assembly, Suit boom centre lock kit | 1    |

\* Sub-assembly on following pages

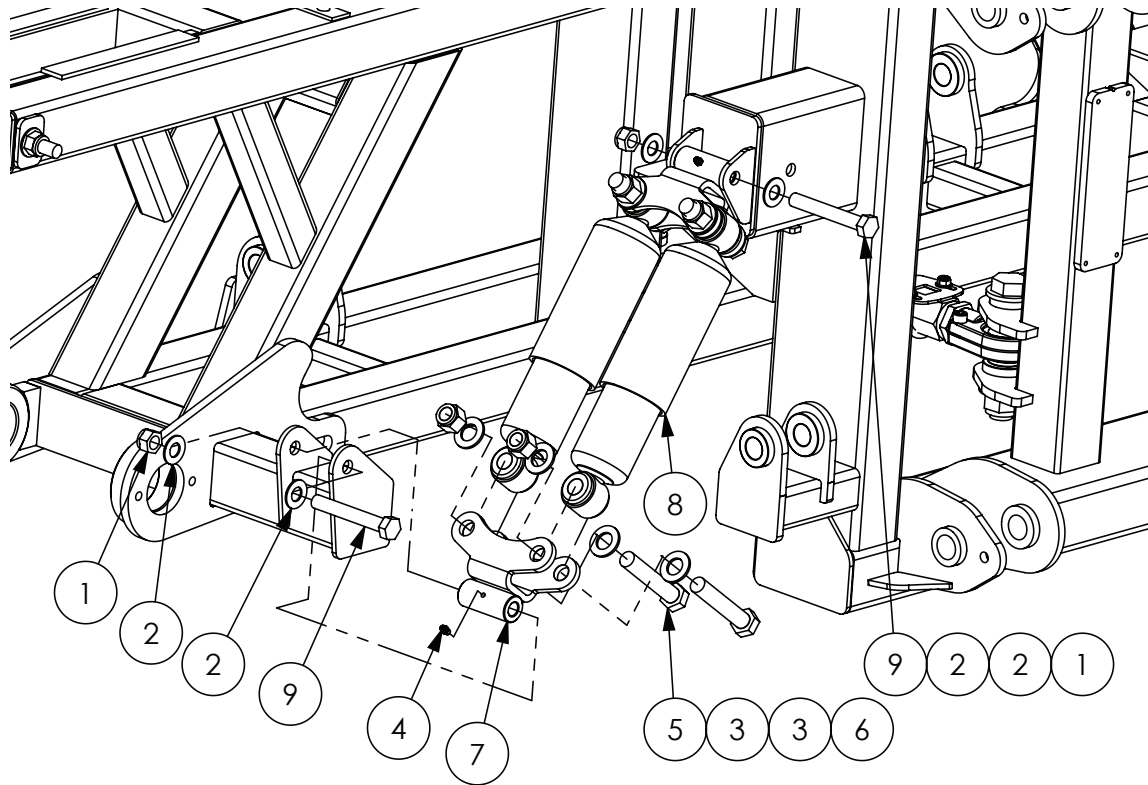
## Centre Leveling Pivot Assembly



| ITEM NO. | PART NUMBER | DESCRIPTION  | QTY. |
|----------|-------------|--|------|
| 1        | GA4658142   | Centre leveling main pivot assembly                    | 1    |
| 2        | GA4658141   | Centre levelling wheel assembly                        | 1    |
| 3        | GA4572420   | Pin, 25 OD x 49mm long with circlip grooves each end   | 2    |
| 4        | GA5001045   | Washer, 3/4", Flat ZP                                  | 4    |
| 5        | GA5049490   | Bolt 3/4" UNC x 4" ZP GR8                              | 1    |
| 6        | GA5048430   | Nut, Nyloc, 3/4" UNC, ZP                               | 1    |
| 7        | GA5009463   | Glacier Bush, ID 25 x 15mm long                        | 2    |
| 8        | GA4522315   | Washer, 27 ID x 40 OD x 2mm thick, SS                  | 2    |
| 9        | GA5001223   | Circlip, 19mm, E type, zinc plated                     | 5    |
| 10       | GA5012203   | Grease nipple, Short, 1/4" UNF                         | 1    |
| 11       | GA5050355   | End cap, 76.1 mm round, suit 65 NB pipe, Black plastic | 2    |
| 12       | ^           | Ram Assembly, Center Leveling                          | 1    |
| 13       | GA4506750   | Wear Strip SS for Centre Leveling Cables               | 2    |
| 14       | GA5004749   | Bolt M8 x 80 ZP GR8.8                                  | 4    |
| 15       | GA5052590   | Nut M8 Nyloc SS  | 4    |
| 16       | GA5003643   | Washer 8mm Flat SS HD                                  | 8    |

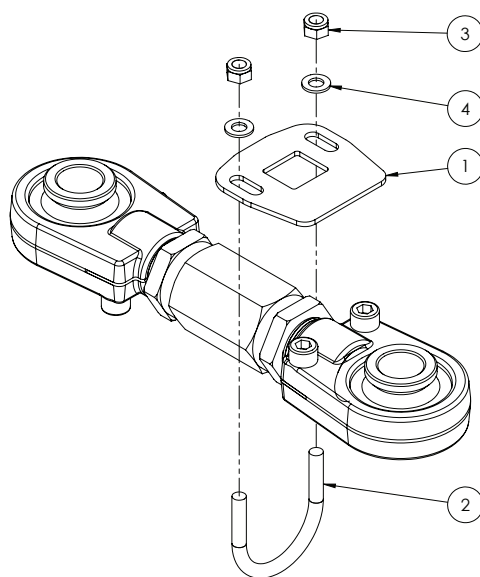
^ See chapter 18 'Hydraulics' for sub-assembly.

## Double Roll Shocker Assembly - 30-42m



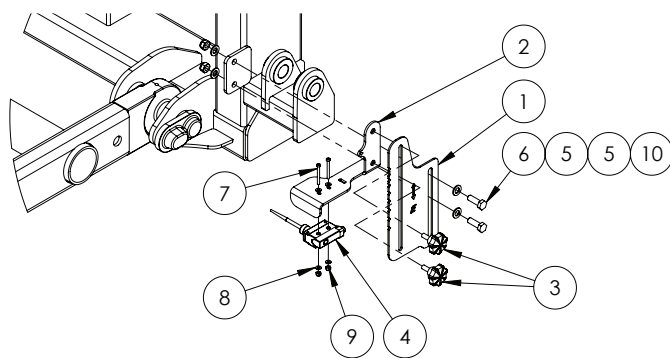
| ITEM NO. | PART NUMBER | DESCRIPTION  | QTY. |
|----------|-------------|--|------|
| 1        | GA5001029   | Nut M16 Nyloc ZP                                     | 4    |
| 2        | GA5001043   | Washer 16mm Flat SS HD                               | 8    |
| 3        | GA5001741   | Washer 20mm Flat SS HD                               | 16   |
| 4        | GA5012203   | Grease nipple, Short, 1/4" UNF                       | 4    |
| 5        | GA5049490   | Bolt 3/4" UNC x 4" ZP GR8                            | 8    |
| 6        | GA5048430   | Nut, Nyloc, 3/4" UNC, ZP                             | 8    |
| 7        | GA4659360   | Mounting bracket, Dual roll shock absorber           | 4    |
| 8        | GA5015139   | Shock Absorber, Double eye, 19mm eye, 82mm OD, Black | 4    |
| 9        | GA5000855   | Bolt M16 x 110 ZP GR8.8                              | 4    |

## Delta Link Locking Plate



| ITEM NO. | PART NUMBER | DESCRIPTION                                  | QTY. |
|----------|-------------|--|------|
| 1        | GA4524140   | Locking plate, suit adjustable delta link SS | 1    |
| 2        | GA5018245   | U bolt, Round top, M8 x 50 x 60mm            | 1    |
| 3        | GA5052590   | Nut M8 Nyloc SS                              | 2    |
| 4        | GA5003643   | Washer 8mm Flat SS HD                        | 2    |

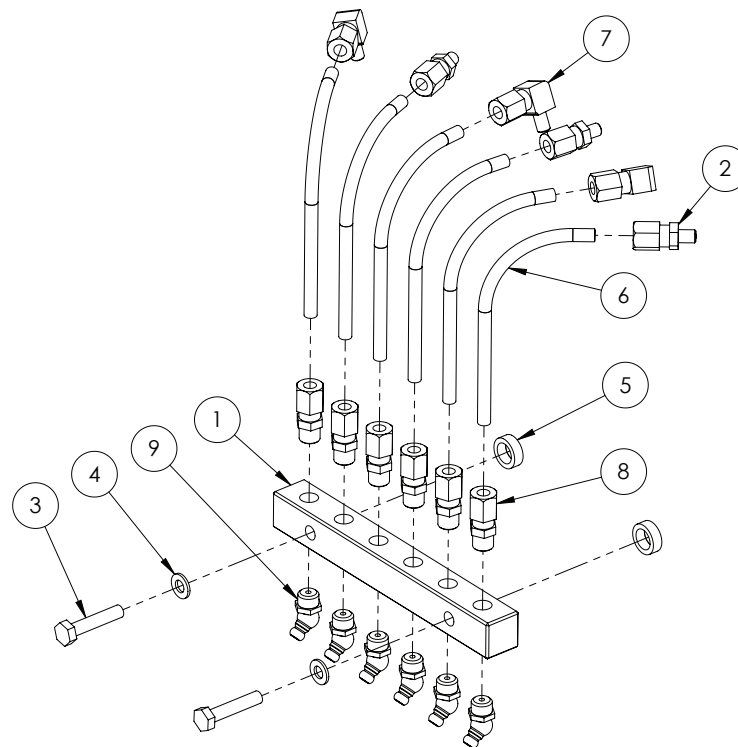
## Lower Limit Switch - Raven



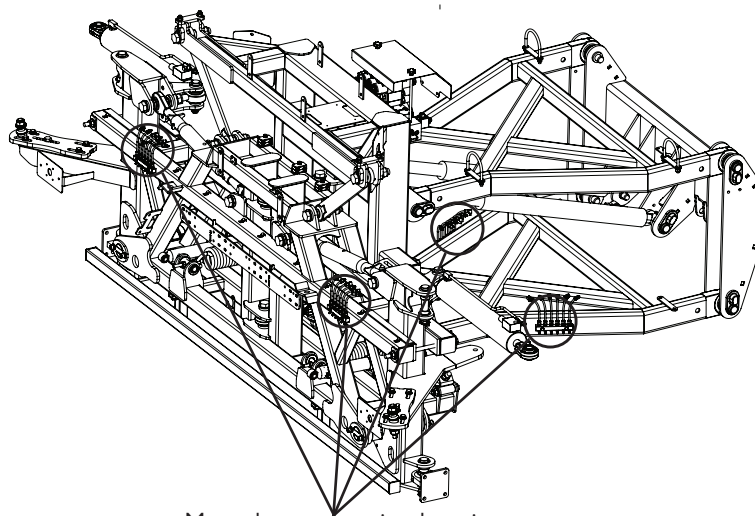
| ITEM NO. | PART NUMBER | DESCRIPTION                                     | QTY. |
|----------|-------------|---|------|
| 1        | GA4523965   | EF Evo 2011 Boom Height adjustment bracket      | 1    |
| 2        | GA4654161   | Paralift switch bracket                         | 1    |
| 3        | GA5067080   | M8 x 20 Plastic Knob Bolt                       | 2    |
| 4        | GA5012129~  | Limit switch, Flexible arm, Micro, IP65, 10 Amp | 1    |
| 5        | GA5000117   | Washer 10 mm Flat SS HD                         | 4    |
| 6        | GA5065455   | Bolt M10 x 30 GR8.8 ZP                          | 2    |
| 7        | GA5049800   | SHCS M4 x 40 GR12.9 ZP                          | 2    |
| 8        | GA5020510   | Washer 4mm Flat SS                              | 4    |
| 9        | GA5049025   | Nut M4 Nyloc SS                                 | 2    |
| 10       | GA5000141   | Nut M10 Nyloc ZP                                | 2    |

~ Nuts, bolts & washers come included with GA5012129

## Manual Grease Station



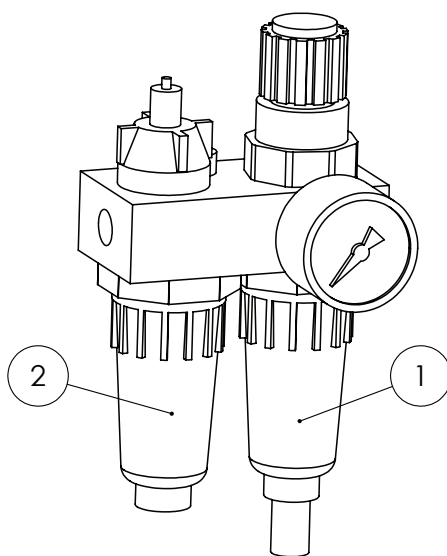
| ITEM NO. | PART NUMBER | DESCRIPTION  | QTY. |
|----------|-------------|--|------|
| 1        | GA5070000   | Grease Fitting Header Block  | 1    |
| 2        | GA5069985   | Grease fitting, Line connector, Straight 6mm   | 3    |
| 3        | GA5004079   | Set Screw M6 x 30 ZP GR8.8   | 2    |
| 4        | GA5004437   | Washer 6mm Flat SS   | 2    |
| 5        | GA4552080   | Crush tube, 10.2 ID x 15 OD x 5mm long   | 2    |
| 6        | GA5070005   | Grease line 6mm pre filled   | 6    |
| 7        | GA5069995   | Grease fitting, Elbow 90 degree, Line connector 6mm                                    | 3    |
| 8        | GA5055225   | Pneumatic fitting, Straight adaptor, 1/8" BSP male thread x Nut retainer suit 6mm tube | 6    |
| 9        | GA5055125   | Grease Nipple 45 degree 1/8" gas thread ZP   | 6    |



Manual grease station locations

## Pneumatic Oiler & Dryer

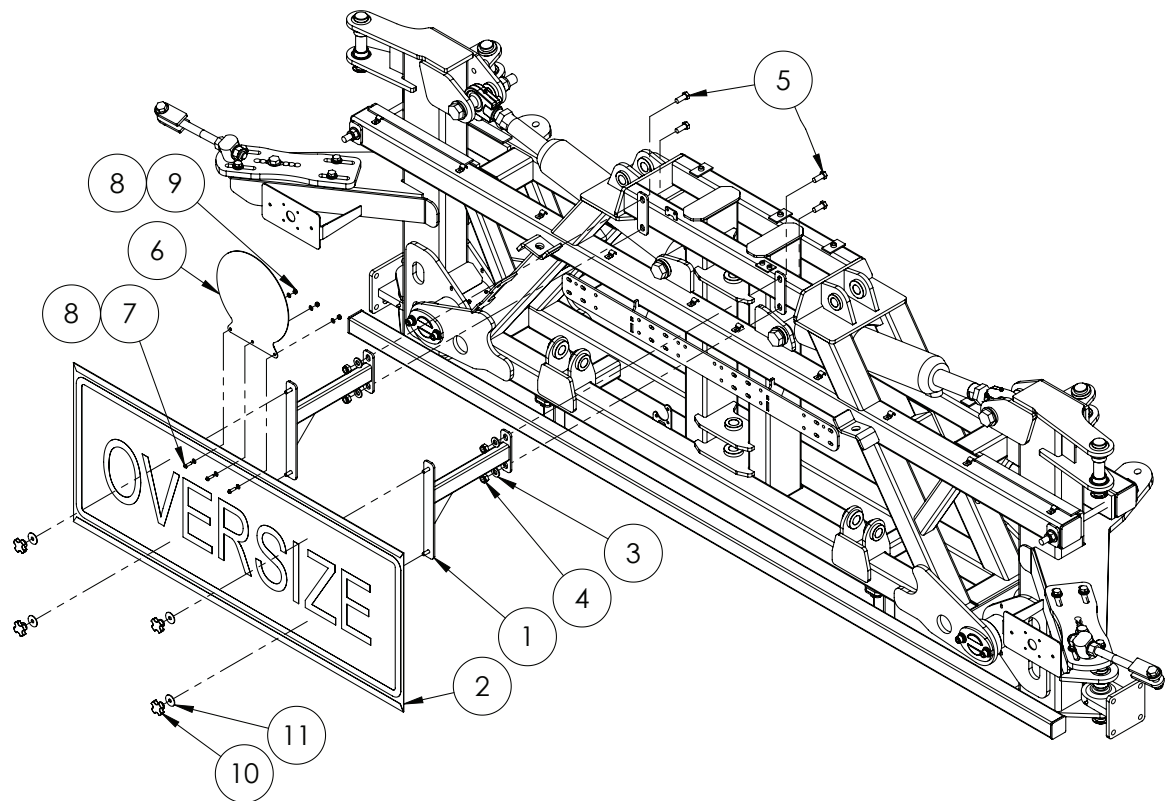
---



| ITEM NO. | PART NUMBER | DESCRIPTION   | QTY. |
|----------|-------------|---|------|
| -        | GA5071805   | O-Ring Seal, 33x2mm, Suits GA5068806 Pneumatic Air Line Oiler Reservoir | -    |
| 1        | GA5054620   | Bowl, suit air dryer / oiler GA5068806                                  | 1    |
| 2        | GA5054625   | Bowl Lubricator, suit air dryer / oiler GA5068806                       | 1    |



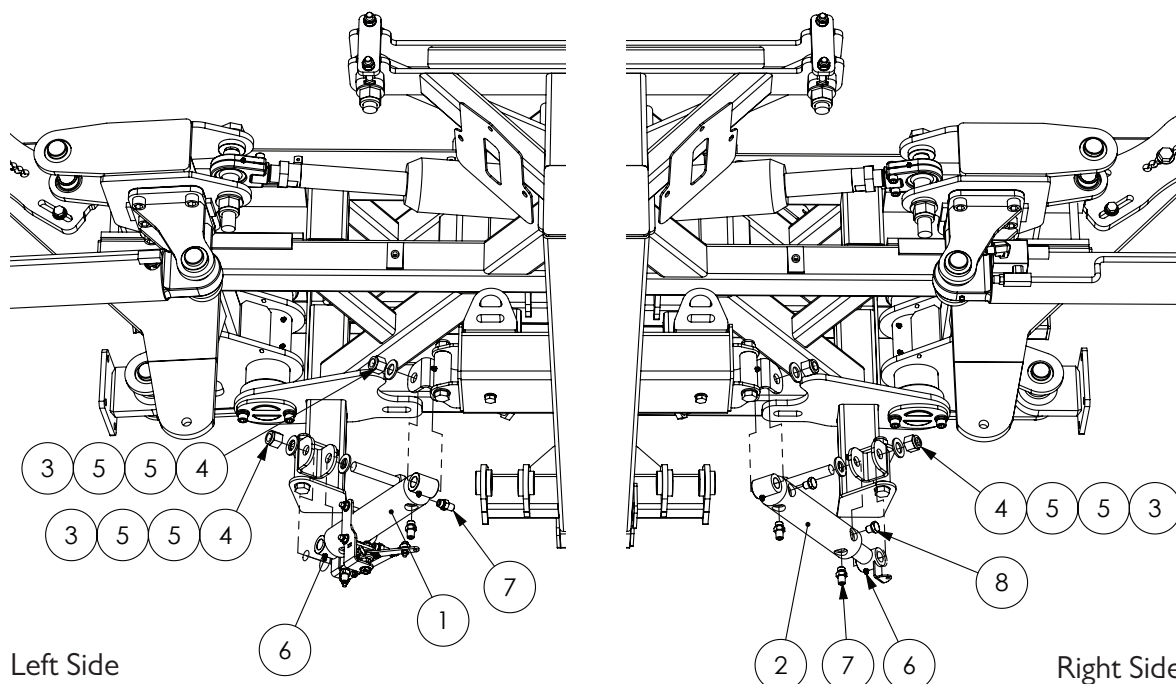
## Oversize Sign Mount



| ITEM NO. | PART NUMBER | DESCRIPTION   | QTY. |
|----------|-------------|---|------|
| 1        | GA4658150   | Bracket, Oversize sign mount arm, Bolt on           | 2    |
| 2        | GA5009613   | Oversize sign, Yellow, Reflective with folded edges | 1    |
| 3        | GA5000577   | Washer 12mm Flat SS HD                              | 4    |
| 4        | GA5012461   | Nut M12 Nyloc ZP                                    | 4    |
| 5        | GA5000305   | Set Screw M12 x 30 ZP GR8.8                         | 4    |
| 6        | F70906A     | Speed sticker holder plate 1.6mm SS                 | 1    |
| 7        | GA5004053   | BHCS M6 x 20 SS                                     | 3    |
| 8        | GA5004437   | Washer 6mm Flat SS                                  | 6    |
| 9        | GA5048115   | Nut M6 Nyloc ZP                                     | 3    |
| 10       | GA5069875   | Knob Star grip nut M8 x 40 DIA                      | 4    |
| 11       | GA5003645   | Washer, 5/16" ID x 1 1/4" OD, Flat SS               | 4    |

# Raven XT - Slant Cylinder Mounting

Serial #201581 to #201633

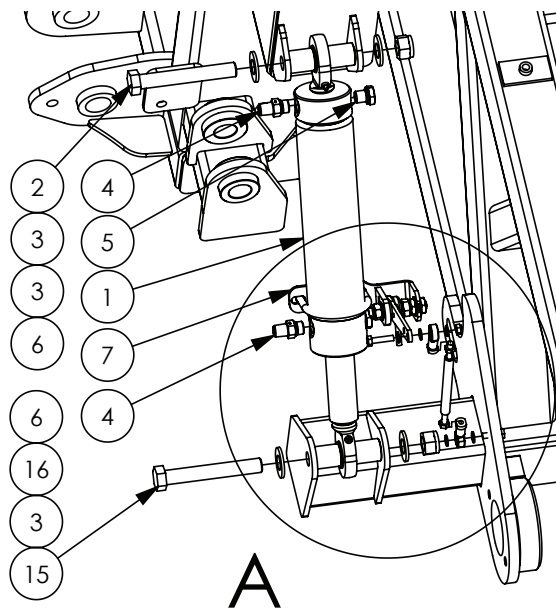


| ITEM NO. | PART NUMBER | DESCRIPTION   | QTY. |
|----------|-------------|---|------|
| 1        | *           | Slant Cylinder Assembly   | 1    |
| 2        | GA5070955   | Hydraulic cylinder, Center Slant                                    | 1    |
| 3        | GA5049490   | Bolt 3/4" UNC x 4", ZP GR8  | 4    |
| 4        | GA5048430   | Nut, Nyloc, 3/4" UNC, ZP  | 4    |
| 5        | GA5001741   | Washer 20mm Flat SS HD  | 8    |
| 6        | GA5012203   | Grease nipple, Short, 1/4" UNF                                      | 4    |
| 7        | GA3500358   | Hydraulic adaptor, Nipple, 1/4" BSPT male x 9/16" UN male<br>O-ring | 6    |
| 8        | GA3500299   | Hydraulic adaptor, Plug, 1/4" BSPP male                             | 2    |

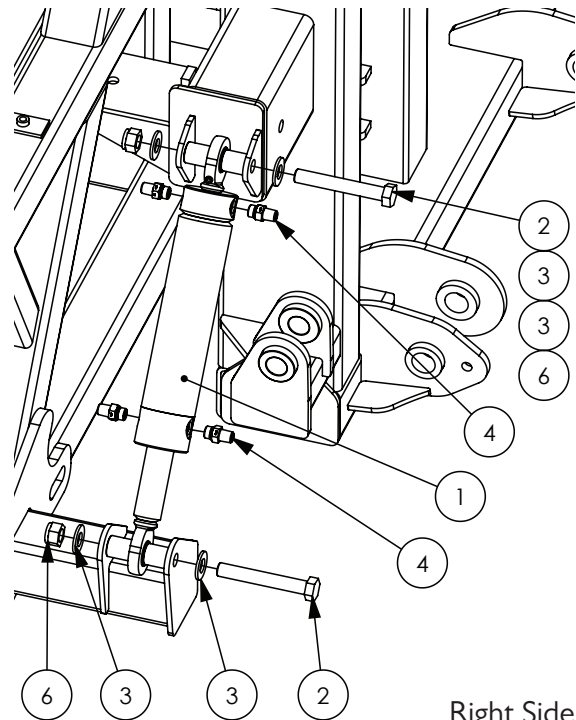
\* Sub-assembly on following pages

# Raven XT - Slant Cylinder Mounting

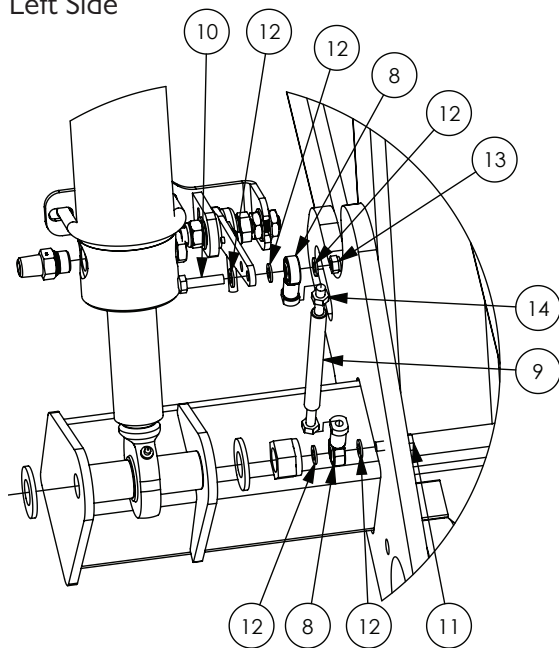
Serial #201634 on



Left Side



Right Side



| ITEM NO. | PART NUMBER | DESCRIPTION  | QTY. |
|----------|-------------|--|------|
| 1        | GA3500080   | Hydraulic Cylinder, 2" bore x 1.25" Rod, 160mm Stroke with Spherical 20mm Bearing Ends | 2    |
| 2        | GA5000855   | Bolt M16 x 110 GR8.8 ZP  | 3    |
| 3        | GA5001043   | Washer 16mm Flat SS HD   | 7    |
| 4        | GA3500358   | Hydraulic adaptor, Nipple, 1/4" BSPT male x 9/16" UN male O-ring                       | 6    |
| 5        | GA3500299   | Hydraulic adaptor, Plug, 1/4" BSPP male  | 2    |
| 6        | GA5001029   | Nut M16 Nyloc ZP   | 4    |

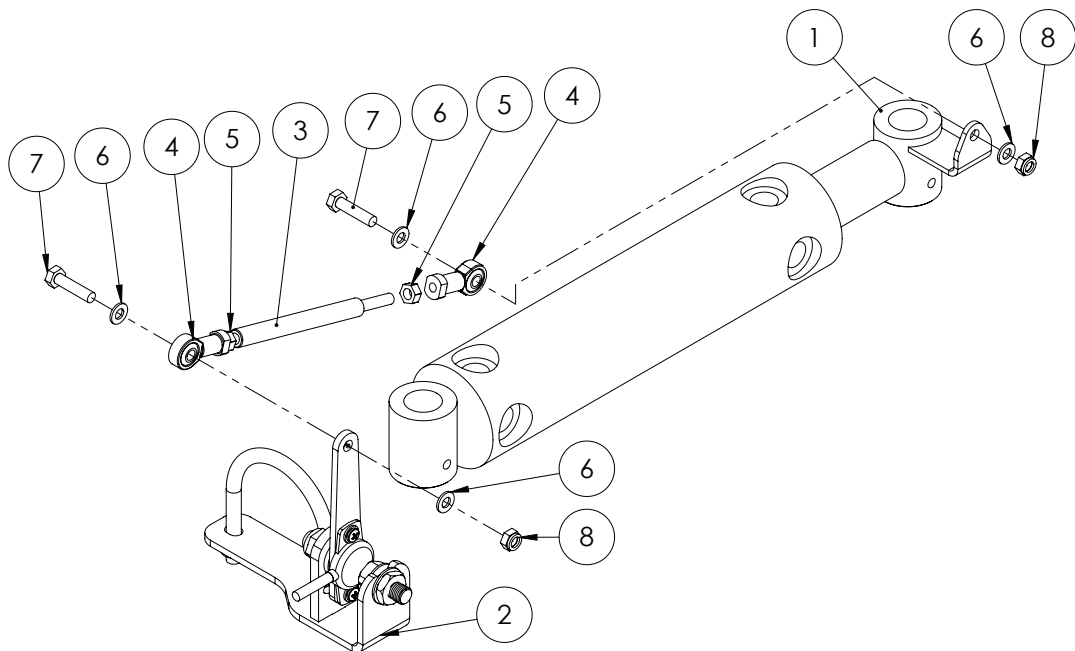
## Raven XT - Slant Cylinder Mounting

| ITEM NO. | PART NUMBER | DESCRIPTION   | QTY. |
|----------|-------------|---|------|
| 7        | *           | Sensor Bracket Assembly                               | 1    |
| 8        | GA5052725   | Rod End 6mm female                                    | 2    |
| 9        | GA4583065   | Link Rod Steering Axle Sensor                         | 1    |
| 10       | GA5004073   | Bolt M6 x 25 GR8.8 ZP                                 | 1    |
| 11       | GA5004063   | Bolt M6 x 20 SS                                       | 1    |
| 12       | GA5004437   | Washer 6mm Flat SS                                    | 5    |
| 13       | GA5004429   | Nut M6 Nyloc SS                                       | 1    |
| 14       | GA5049030   | Nut M6 SS   | 2    |
| 15       | GA4572555   | M16 Bolt x 110 with M6 end thread suit Ultra glide XT | 1    |
| 16       | GA5001043   | Washer 16mm Flat SS HD                                | 1    |

\* Sub-assembly on following pages

# Raven XT - Slant Cylinder Assembly

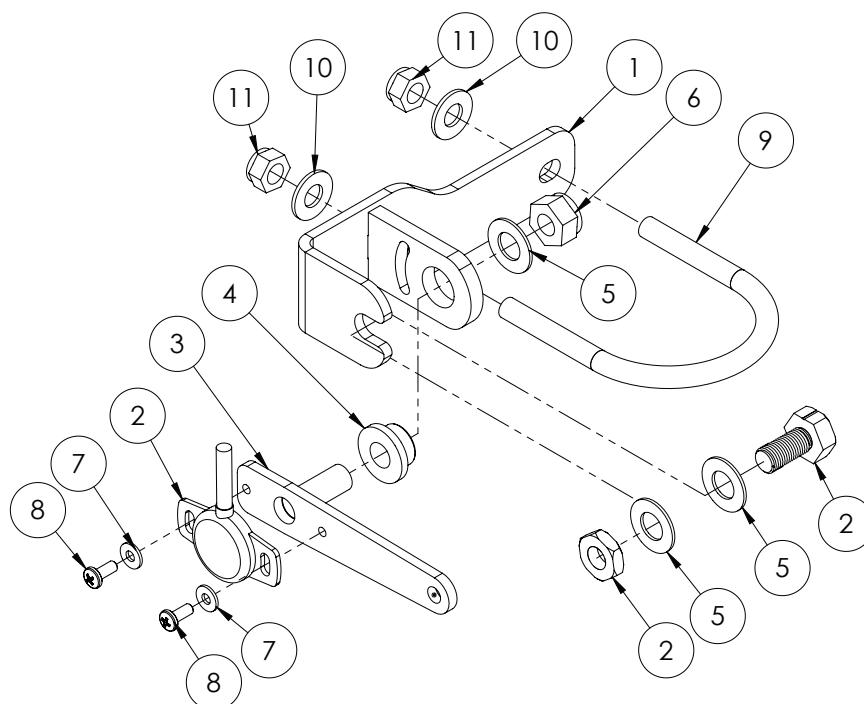
Serial #201581 to #201633



| ITEM NO. | PART NUMBER | DESCRIPTION                      | QTY. |
|----------|-------------|----------------------------------|------|
| 1        | GA5070955   | Hydraulic cylinder, Center Slant | 1    |
| 2        | *           | Sensor Bracket Assembly          | 1    |
| 3        | GA4583065   | Link Rod Steering Axle Sensor    | 1    |
| 4        | GA5052725   | Rod End 6mm female               | 2    |
| 5        | GA5049030   | Nut M6 Hex SS                    | 2    |
| 6        | GA5004437   | Washer 6mm Flat SS               | 4    |
| 7        | GA5004073   | Bolt M6 x 25 ZP GR8.8            | 2    |
| 8        | GA5048115   | Nut M6 Nyloc ZP                  | 2    |

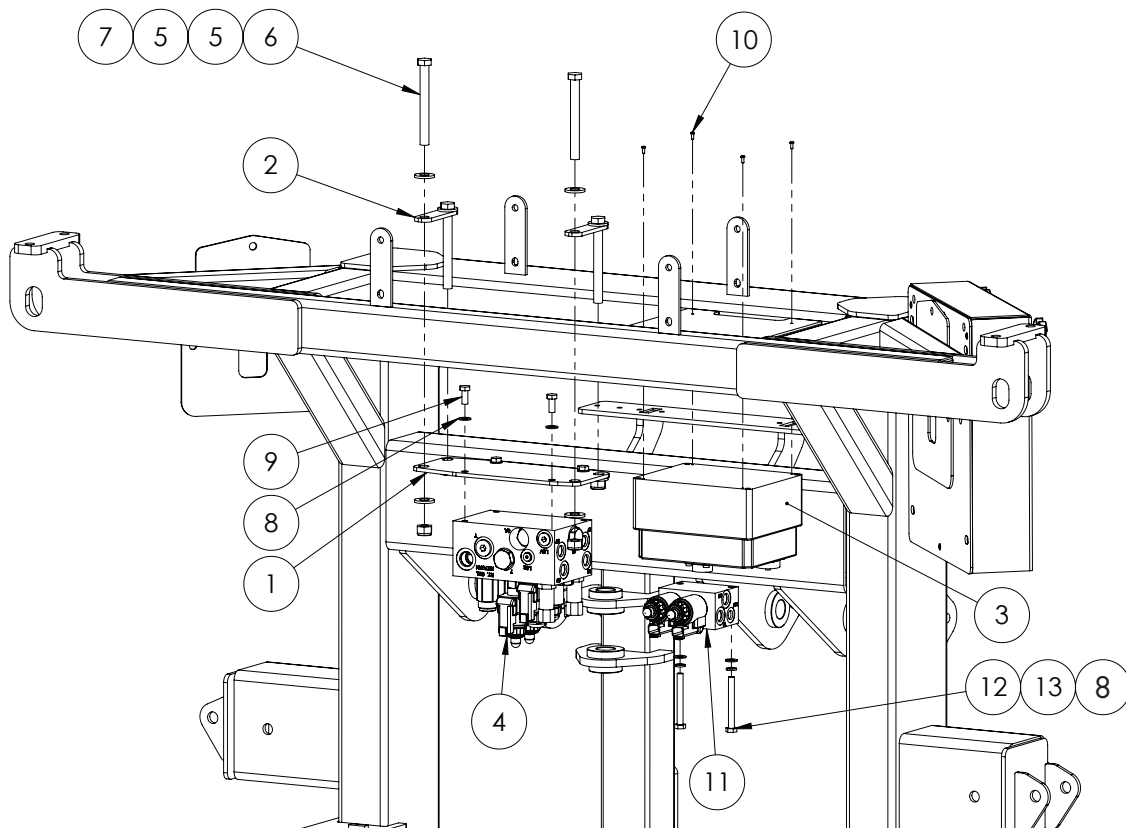
\* Sub-assembly on following pages

## Raven XT - Sensor Bracket Assembly



| ITEM NO. | PART NUMBER | DESCRIPTION   | QTY. |
|----------|-------------|---|------|
| 1        | GA4659955   | Bracket, Raven XT Slant Sensor                        | 1    |
| 2        | GA5071360   | Sensor, rotary non-contact assembly, con-x-all, Raven | 1    |
| 3        | GA4659960   | Pivot Link, Raven XT Slant Sensor                     | 1    |
| 4        | GA5070490   | Igus Bush 22mm od x 10mm long                         | 1    |
| 5        | GA5000117   | Washer 10mm Flat SS HD                                | 3    |
| 6        | GA5000141   | Nut M10 Nyloc ZP                                      | 1    |
| 7        | GA5020510   | Washer 4mm Flat SS                                    | 2    |
| 8        | GA5011360   | Bolt M4 x 10 Pan Head SS                              | 2    |
| 9        | GA5018249   | U Bolt, Round top, M8 x 60 x 75mm                     | 1    |
| 10       | GA5003643   | Washer 8mm Flat SS HD                                 | 2    |
| 11       | GA5052590   | Nut M8 Nyloc SS                                       | 2    |

## UltraGlide Block & Smart Box Mounting

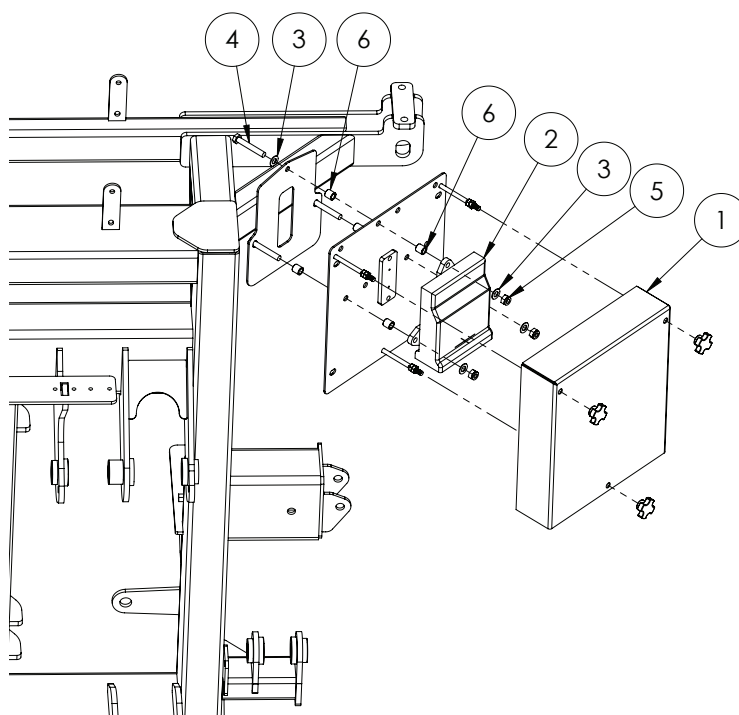


| ITEM NO. | PART NUMBER | DESCRIPTION   | QTY. |
|----------|-------------|---|------|
| 1        | GA4523975   | UltraGlide mount plate bolt on  | 1    |
| 2        | GA4523976   | UltraGlide top plate bolt on  | 2    |
| 3        | GA4948781   | Smart Box, Suit 3TS 1 to 10 section   | 1    |
| 4        | GA5075813   | Valve, Hydraulic UltraGlide Dynamic Load Sense Close Centre Autoboam, Raven     | 1    |
| 5        | GA5000577   | Washer 12mm Flat SS Heavy Duty  | 8    |
| 6        | GA5011199   | Bolt M12 x 110 ZP GR8.8   | 4    |
| 7        | GA5012461   | Nut M12 Nyloc ZP  | 4    |
| 8        | GA5003643   | Washer 8mm Flat SS HD   | 6    |
| 9        | GA5048485   | Set Screw, 5/16" x 3/4" BSW, SS GR8   | 4    |
| 10       | -           | Smart Box mounting screw, comes with box. (Equivalent is 4 gauge x 5/16" (8mm)) | 4    |
| 11       | GA5071365   | Valve, hydraulic, UltraGlide XT, Raven  | 1    |
| 12       | GA5004737   | Bolt M8 x 70 SS   | 2    |
| 13       | GA5004919   | Washer 8mm Spring SS  | 2    |

## Node - UltraGlide

| PART NUMBER | DESCRIPTION   |
|-------------|---|
| GA5075808   | Node, CAN Autoboom UltraGlide, Raven                |
| GA3000035   | Node, AutoBoom UltraGlide ISO bus, Raven            |
| GA3000049   | Node, AutoBoom UltraGlide XT CAN non ISO bus, Raven |
| GA5071370   | Node, ECU ISO BUS CAN, UltraGlide XT, Raven         |

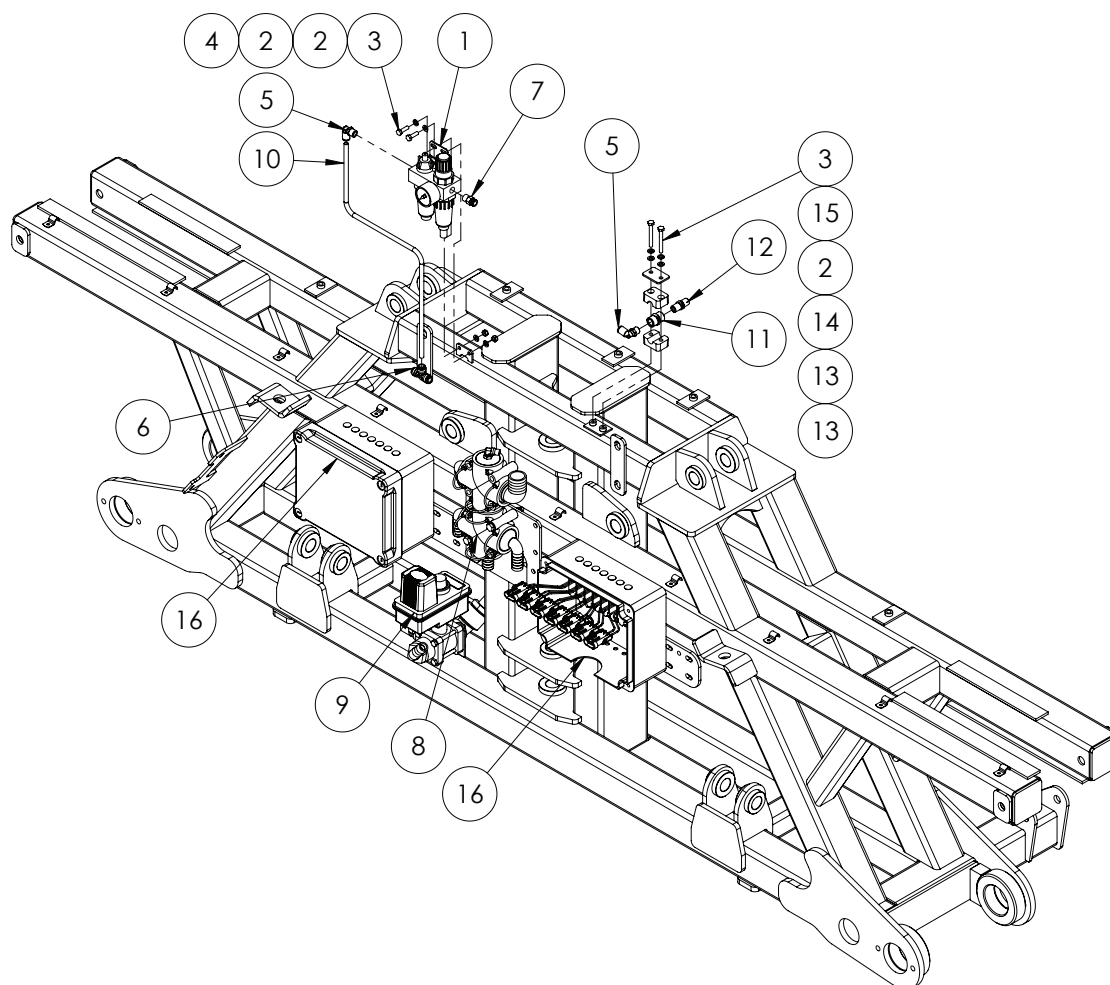
## Node - Raven



| ITEM NO. | PART NUMBER | DESCRIPTION                               | QTY. |
|----------|-------------|---|------|
| 1        | GA4905120   | Job computer box / cover assembly         | 1    |
| 2        | GA5075935   | Node, Accuboom and Boom sense, CAN, Raven | 1    |
| 3        | GA5000117   | Washer 10mm Flat SS HD                    | 6    |
| 4        | GA5006101   | Bolt M10 x 65 ZP GR8.8                    | 3    |
| 5        | GA5000141   | Nut M10 Nyloc ZP                          | 3    |
| 6        | GA4552075   | Crush tube, 10.2 ID x 15 OD x 15mm long   | 6    |



## RapidFire & RapidFlow

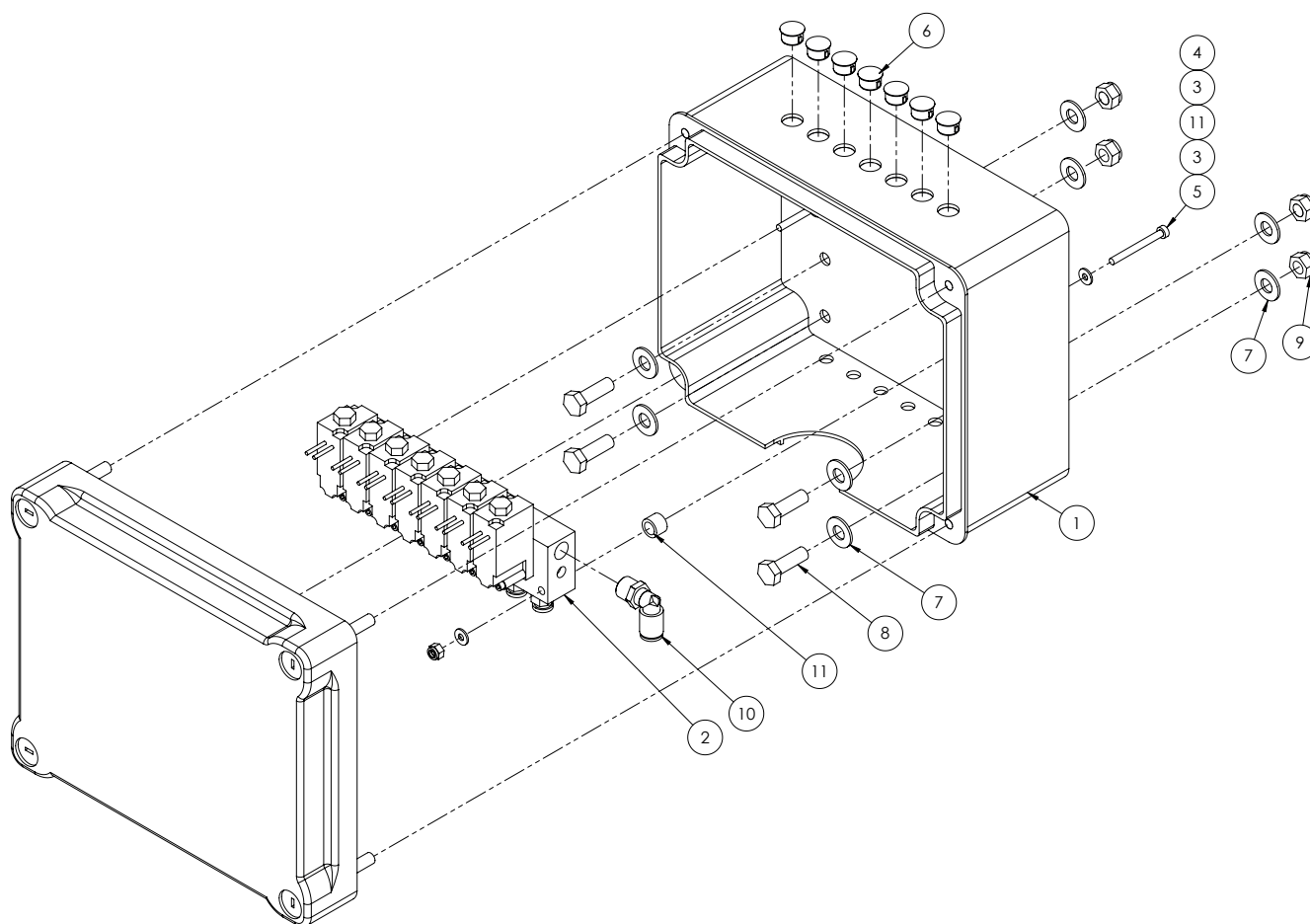


| ITEM NO. | PART NUMBER | DESCRIPTION  | QTY. |
|----------|-------------|--|------|
| 1        | GA5068806   | Pneumatic Mini Filter Oiler and Regulator                    | 1    |
| 2        | GA5004437   | Washer 6mm Flat SS   | 6    |
| 3        | GA5011419   | Bolt M6 x 50 SS  | 4    |
| 4        | GA5048115   | Nut M6 Nyloc ZP  | 2    |
| 5        | GA5052690   | Elbow Swivel push in 8mm x 1/4" BSP                          | 2    |
| 6        | GA5067010   | Equal Tee push in 8mm  | 1    |
| 7        | GA5052695   | Straight Adaptor, Push in, 8mm x 1/4" BSP                    | 1    |
| 8        | ^           | RapidFire - Pressure Flow Distributer                        | 1    |
| 9        | ^           | RapidFire - Rapidflow 3 Way Return Valve                     | 1    |
| 10       | GA5004382   | Tube, Nylon, 8mm, Black                                      | 1    |
| 11       | GA3500211   | Hydraulic adapter, Socket, 1/4" female BSP x 1/4" female BSP | 1    |
| 12       | GA3500218   | Hydraulic adaptor, Nipple, 1/4" BSP x 1/4" BSP               | 1    |
| 13       | GA5078058   | Single Clamp Jaws PP Gr3 14mm                                | 2    |
| 14       | GA5078068   | Single Clamp Top Plate grp 2                                 | 1    |
| 15       | GA5004447   | Washer, 6mm, Spring, SS                                      | 2    |
| 16       | *           | RapidFire 7 section solenoid box Assembly                    | 2    |

\* Sub-assembly on following pages

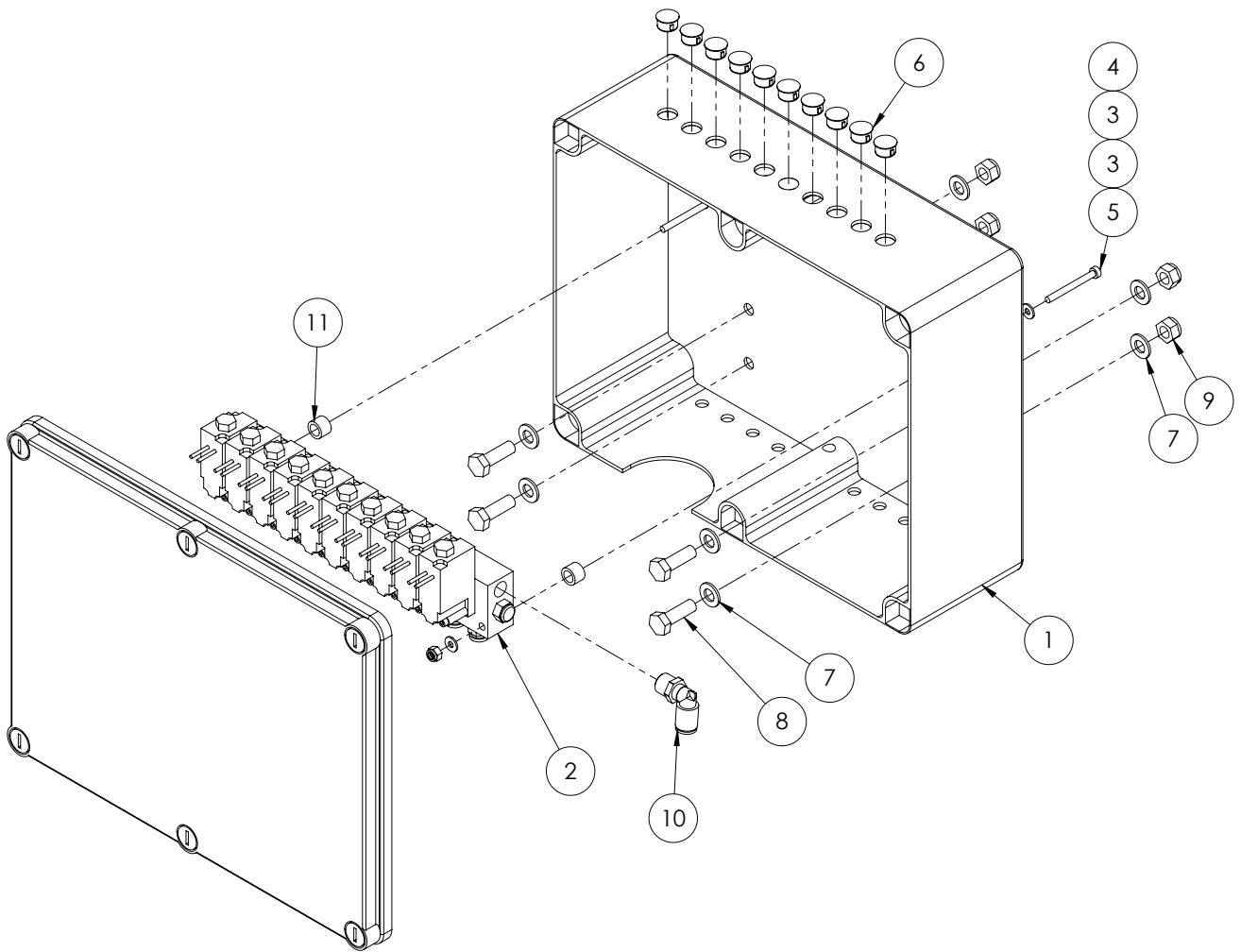
^ See Chapter 19 'Plumbing' for sub-assembly.

## RapidFire 7 Section Solenoid Box



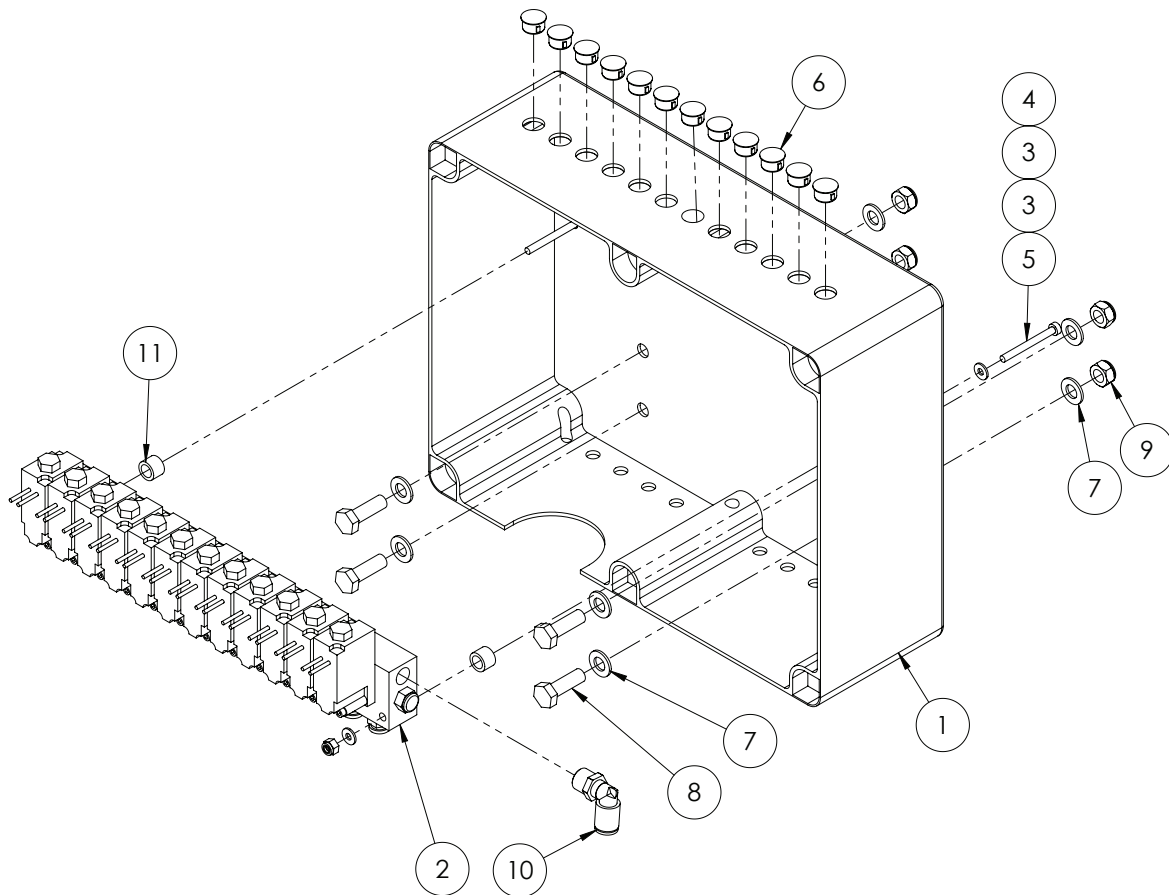
| ITEM NO. | PART NUMBER | DESCRIPTION   | QTY. |
|----------|-------------|---|------|
| 1        | GA5054085   | Box plastic electrical, 241 x 194 x 127mm                                     | 1    |
| 2        | GA5068805   | Valve, Pneumatic solenoid, 7 section bank, bare wires, 6mm outlets, 8mm inlet | 1    |
| 3        | GA5020510   | Washer 4mm Flat SS  | 4    |
| 4        | GA5049025   | Nut M4 Nyloc SS   | 2    |
| 5        | GA5049800   | SHCS M4 x 40 ZP GR12.9  | 2    |
| 6        | GA5048780   | Dome plug 12mm  | 7    |
| 7        | GA5003643   | Washer 8mm Flat SS HD   | 8    |
| 8        | GA5004711   | Bolt M8 x 25 ZP GR8.8   | 4    |
| 9        | GA5052590   | Nut M8 Nyloc SS   | 4    |
| 10       | GA5018339   | Pneumatic fitting, Elbow, 90 degree, 8mm push type fitting x 1/8' male thread | 1    |
| 11       | GA4572280   | Crush tube, 11.8 OD x 8 ID x 8.5mm long                                       | 2    |

## RapidFire 10 Section Solenoid Box



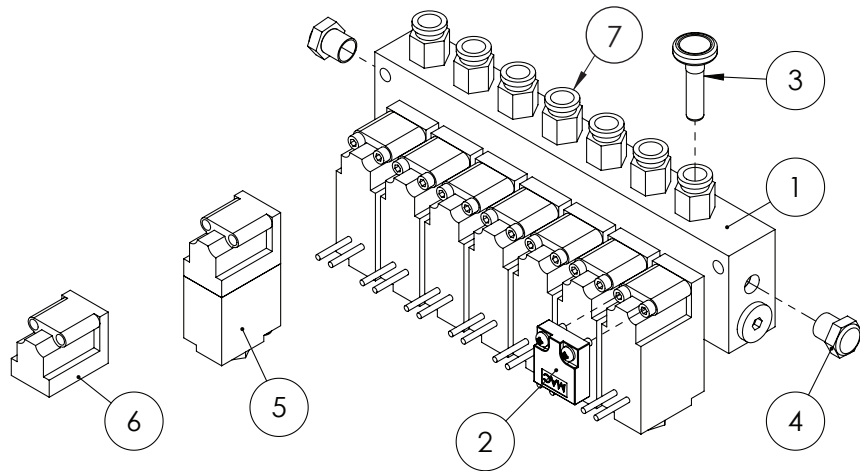
| ITEM NO. | PART NUMBER | DESCRIPTION   | QTY. |
|----------|-------------|---|------|
| 1        | GA5054090   | Box plastic electrical 310 x 240 x 110mm                                      | 1    |
| 2        | GA5070630   | Valve, pneumatic solenoid bank 10 section, bare wires, 6mm outlets, 8mm inlet | 1    |
| 3        | GA5020510   | Washer 4mm Flat SS  | 4    |
| 4        | GA5049025   | Nut M4 Nyloc SS   | 2    |
| 5        | GA5049800   | SHCS M4 x 40 ZP GR12.9  | 2    |
| 6        | GA5048780   | Dome plug 12mm  | 7    |
| 7        | GA5003643   | Washer 8mm Flat SS HD   | 8    |
| 8        | GA5004711   | Bolt M8 x 25 ZP GR8.8   | 4    |
| 9        | GA5052590   | Nut M8 Nyloc SS   | 4    |
| 10       | GA5018339   | Pneumatic fitting, Elbow, 90 degree, 8mm push type fitting x 1/8' male thread | 1    |
| 11       | GA4572280   | Crush tube, 11.8 OD x 8 ID x 8.5mm long                                       | 2    |

## RapidFire 12 Section Solenoid Box



| ITEM NO. | PART NUMBER | DESCRIPTION   | QTY. |
|----------|-------------|---|------|
| 1        | GA5054090   | Box plastic electrical 310 x 240 x 110mm                                      | 1    |
| 2        | GA5070631   | Valve, pneumatic solenoid bank 12 section, bare wires, 6mm outlets, 8mm inlet | 1    |
| 3        | GA5020510   | Washer 4mm Flat SS  | 4    |
| 4        | GA5049025   | Nut M4 Nyloc SS   | 2    |
| 5        | GA5049800   | SHCS M4 x 40 ZP GR12.9  | 2    |
| 6        | GA5048780   | Dome plug 12mm  | 7    |
| 7        | GA5003643   | Washer 8mm Flat SS HD   | 8    |
| 8        | GA5004711   | Bolt M8 x 25 ZP GR8.8   | 4    |
| 9        | GA5052590   | Nut M8 Nyloc SS   | 4    |
| 10       | GA5018339   | Pneumatic fitting, Elbow, 90 degree, 8mm push type fitting x 1/8' male thread | 1    |
| 11       | GA4572280   | Crush tube, 11.8 OD x 8 ID x 8.5mm long                                       | 2    |

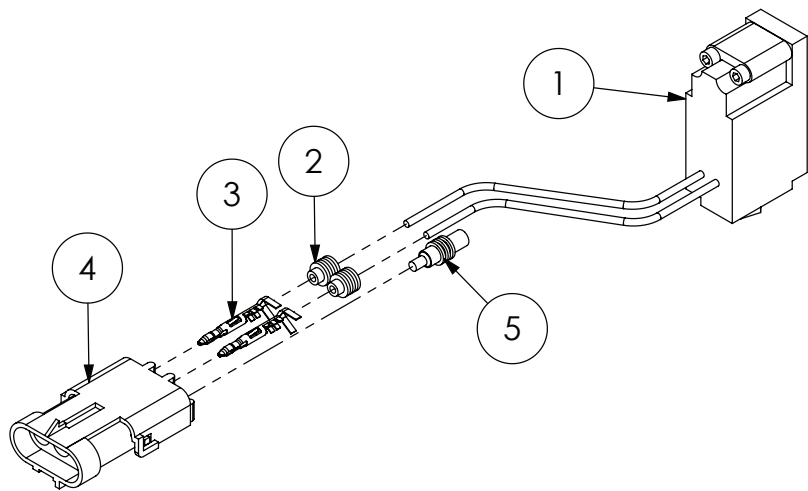
# RapidFire Solenoid Assembly



| ITEM NO. | PART NUMBER | DESCRIPTION  | QTY. |
|----------|-------------|--|------|
| 1        | GA5068805   | Valve, Pneumatic solenoid, 7 section bank, bare wires, 6mm outlets, 8mm inlet, MAC     | 1    |
| 2        | GA5054440   | MAC Blanking Plate Manifold  | 1    |
| 3        | GA5004405   | Plug, Push in, 6mm   | 1    |
| 4        | GA5054435   | MAC 1/8" BSP Flat Silencer   | 2    |
| 5        | GA5054430   | Solenoid valve, MAC 3/2 pneumatic, Viton seals, 12V, Bare wires                        | 1    |
| 6        | GA5054431   | Valve, MAC 35A replacement valve only no solenoid, includes bolts and viton seal, blue | 1    |
| 7        | GA5071195   | Straight Adaptor Push in 6mm x 1/8" Male thread  | 7    |

\*Note: Quantities will vary depending on number of sections optional.

# RapidFire Solenoid Valve



| ITEM NO. | PART NUMBER | DESCRIPTION   | QTY. |
|----------|-------------|---|------|
| 1        | GA5054430   | Solenoid valve, MAC 3/2 pneumatic, Viton seals, 12V, Bare wires | 1    |
| 2        | GA5014857   | Seal, Green, Weather pack connector, Wire from 2.03 - 2.85mm    | 2    |
| 3        | GA5016617   | Pin, Male, Sealed, Weather pack, Wire 1.0 - 2.0mm               | 2    |
| 4        | GA5048550   | Connector, Female, 3 Pin, Weather pack                          | 1    |
| 5        | GA5050245   | Seal, Cavity blanking plug, Weather pack connector              | 1    |

## Norac Spare Parts List

| ITEM NO. | PART NUMBER | DESCRIPTION  |
|----------|-------------|--|
| 1        | GA3000110   | Console, UC5 Pulse, Display panel, screen, Norac                               |
| 2        | GA3000111   | Controller module, UC5 Input pass through, Norac                               |
| 3        | GA3000112   | Controller module, UC5 Valve, Norac  |
| 4        | GA3000113   | Controller module, UC5, CAN Bus, Norac   |
| 5        | GA3000114   | Electrical Harness, UC5 Battery feed fused, Norac                              |
| 6        | GA3000115   | Electrical Harness, UC5 Main CAN Interface, ISO bus 4 pin DT                   |
| 7        | GA3000116   | Electrical Harness, UC5 Network, 1M, 14 AWG, Norac                             |
| 8        | GA3000117   | Electrical Harness, UC5 Network, 10M, 14 AWG, Norac                            |
| 9        | GA3000118   | Electrical Harness, UC5 Network, 10M, 18 AWG, Norac                            |
| 10       | GA3000119   | Electrical Harness, UC5 Network, 20M, 18 AWG, Norac                            |
| 11       | GA3000120   | Electrical Harness, UC5 Valve 2 pin DT, Norac                                  |
| 12       | GA3000121   | Electrical Harness, UC5, Main Interface Goldacres, Norac                       |
| 13       | GA3000122   | Electrical Harness, UC5, Tilt Interface Goldacres, Norac                       |
| 14       | GA3000123   | Network Coupler, UC5, 2 way, Black, Norac                                      |
| 15       | GA3000124   | Network Coupler, UC5, 2 way, white, terminator, Norac                          |
| 16       | GA3000125   | Network Coupler, UC5, 3 way, Norac   |
| 17       | GA3000126   | Network Coupler, UC5, 8 way, Norac   |
| 18       | GA3000127   | Sensor, Linear position NF, UC5, Norac   |
| 19       | GA3000128   | Ultrasonic sensor, UC5, Norac  |
| 20       | GA3000129   | Connector, Plug, UC5 Network, 6 Pin, Norac                                     |
| 21       | GA3000130   | Connector, Plug, UC5 Network, 2 Pin, Norac                                     |
| 22       | GA3000131   | Connector, Plug, UC5 Network, 12 Pin, Norac                                    |
| 23       | GA3500136   | Hydraulic cylinder, Wing roll with position sensor, Norac                      |
| 24       | GA3500137   | Hydraulic fitting kit, 12 parts, GNI, Norac                                    |
| 25       | GA3500138   | Valve block, 2 station assembly, Open centre LS Proportional, DT 4 Bolt, Norac |
| 26       | GA3500139   | Valve block, expansion assembly, DPOC PROP DT 4 bolt, Norac                    |
| 27       | GA8700392   | Manual, Installation UC5 AND UC4.5 Severe terrain option, Norac                |
| 28       | GA8700393   | Manual, Installation, UC5 Goldacres active wing roll upgrade Norac             |
| 29       | GA8700394   | Manual, installation, UC5 Goldacres active wing roll, Norac                    |
| 30       | GA8700395   | Manual, installation, UC5 Goldacres passive roll, Norac                        |
| 31       | GA8700396   | Manual, UC5 operators, Norac   |
| 32       | GA8700397   | Manual, UC5 Pulse display kit Self Propelled, Norac                            |
| 33       | GA5075480   | Bracket, Linear position sensor mount, Norac                                   |
| 34       | GA5075485   | Mounting bracket, main lift sensor UC4 Plus, Norac                             |
| 35       | GA5075490   | Mounting bracket, suit ultra sonic sensor, low profile, Norac                  |
| 36       | GA5075495   | Spacer, 2" square tubing 8" long, Black, Norac                                 |
| 37       | GA4510595   | Plate, Mount, Norac Ultrasonic Sensor, Centre Section                          |
| 38       | GA5011259   | U Bolt Square top M12 x 76mm x 110mm   |
| 39       | GA3500363   | Hydraulic adapter, Nipple, 1/2" BSPT male x 3/4" UN male O-ring                |

Continued over page

## Norac Spare Parts List

---

| ITEM NO. | PART NUMBER | DESCRIPTION   |
|----------|-------------|---|
| 40       | GA3500146   | Hydraulic adaptor, Nipple, 9/16" JIC male x 9/16" UN male O-ring                  |
| 41       | GA3500144   | Hydraulic adaptor, Tee, 9/16" JIC male x 9/16" JIC male x 9/16" JIC female swivel |
| 42       | GA3500145   | Hydraulic adaptor, Nipple, 3/8" BSPP male x 9/16" JIC male                        |
| 43       | GA3500147   | Hydraulic adaptor, Nipple, 9/16" JIC male x 3/4" UN male O-ring                   |
| 44       | GA3500200   | Hydraulic adaptor, Tee, 1/2" BSPT male x 1/2" BSPT male x 1/2" BSPP female swivel |

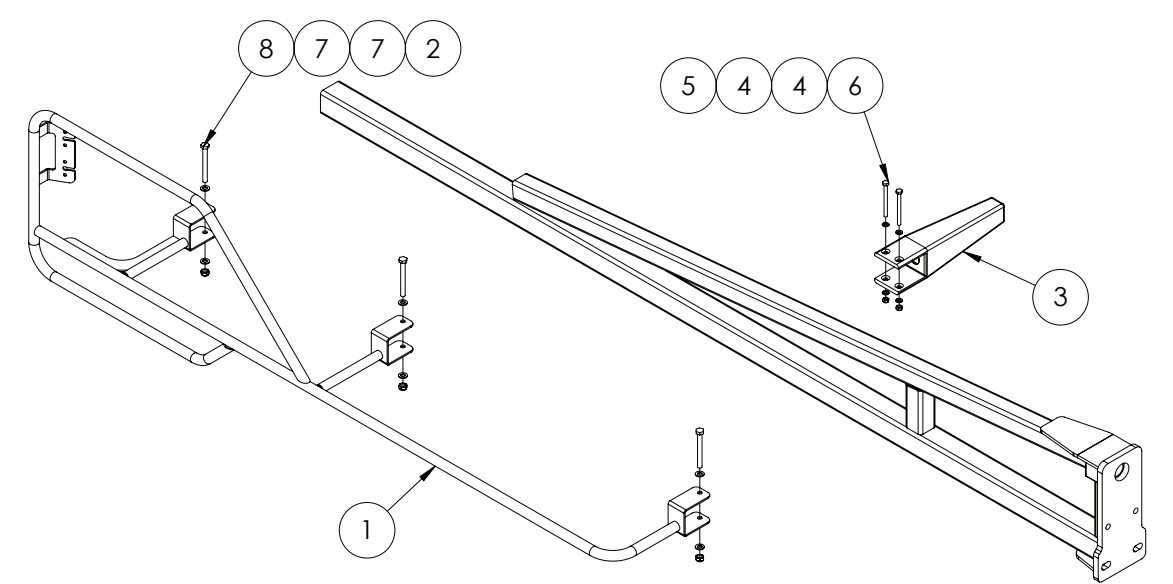




# Chapter 14

## BOOM WING

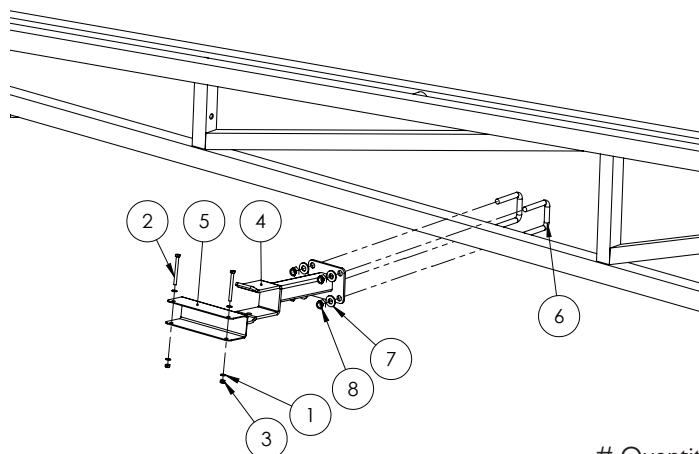
### Fence Line End Protector - Quick Fit



# Quantities shown are per side.

| ITEM NO. | PART NUMBER | DESCRIPTION   | QTY. |
|----------|-------------|---|------|
| 1        | GA4656316   | Boom End Protector easy fit, Right Hand                 | 1    |
|          | GA4656317   | Boom End Protector easy fit, Left Hand                  |      |
| 2        | GA5004917   | Nut M8 Nyloc ZP   | 3    |
| 3        | GA5006226   | Boom stopper, Rubber, 210mm bumper, Suits 50 x 50mm RHS | 1    |
| 4        | GA5004437   | Washer 6mm Flat SS                                      | 4    |
| 5        | GA5048115   | Nut M6 Nyloc ZP   | 2    |
| 6        | GA5004107   | Bolt M6 x 70 ZP GR8.8                                   | 2    |
| 7        | GA5003643   | Washer 8mm Flat SS HD                                   | 6    |
| 8        | GA5052600   | Bolt M8 x 75 SS   | 3    |

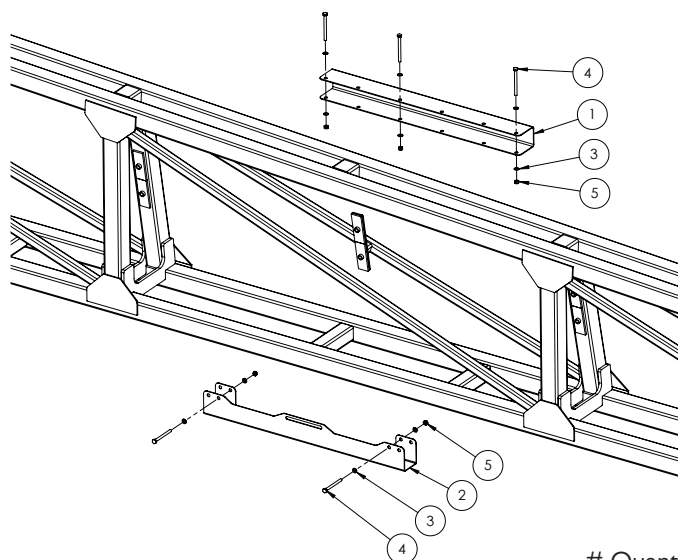
## Boom Protector Assembly - Outer



# Quantities shown are per side.

| ITEM NO. | PART NUMBER | DESCRIPTION   | QTY. |
|----------|-------------|---|------|
| 1        | GA5004437   | Washer 6mm Flat SS                                      | 4    |
| 2        | GA5004107   | Bolt M6 x 70 ZP GR8.8                                   | 2    |
| 3        | GA5048115   | Nut M6 Nyloc ZP   | 2    |
| 4        | GA4656277   | Support bracket, Folded boom wing, Tri Tech             | 1    |
| 5        | F70294A     | Boom wing protector, Suit 50 x 50 x 200mm long (2mm SS) | 1    |
| 6        | GA5011251   | U bolt, Square top, M12 x 52mm x 80mm                   | 2    |
| 7        | GA5000577   | Washer 12mm Flat SS HD                                  | 4    |
| 8        | GA5012461   | Nut M12 Nyloc ZP  | 4    |

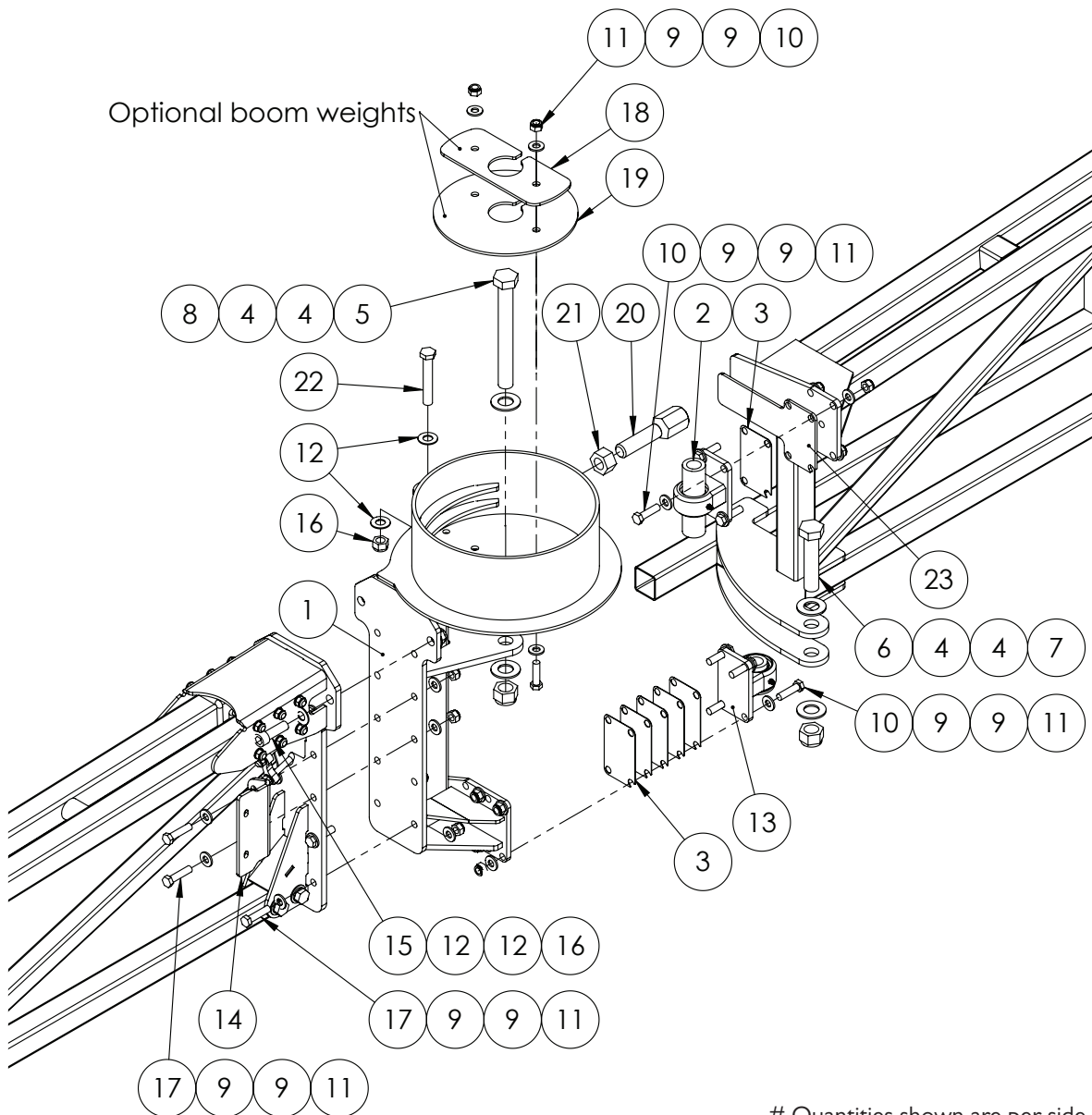
## Boom Protector Assembly - Inner



# Quantities shown are per side.

| ITEM NO. | PART NUMBER | DESCRIPTION   | QTY. |
|----------|-------------|---|------|
| 1        | F70799A     | Protector, Outer wing, Suit 50 x 50 RHS, 600 long, 2mm SS | 1    |
| 2        | GA4505005   | Boom Slide Protector SS with cutout 2013                  | 1    |
| 3        | GA5004437   | Washer 6mm Flat SS  | 10   |
| 4        | GA5004107   | Bolt M6 x 70 ZP GR8.8                                     | 5    |
| 5        | GA5048115   | Nut M6 Nyloc ZP   | 5    |

## Cable Drum - 30-36m



# Quantities shown are per side.

| ITEM NO. | PART NUMBER  | DESCRIPTION                                 | QTY. |
|----------|--------------|---|------|
| 1        | GA4659580    | Cable drum, Boom hinge, Right side, TriTech | 1    |
|          | GA4659585    | Cable drum, Boom hinge, Left side, TriTech  | 1    |
|          | GA4659600    | Boom drum hinge OFFSET 24+ RH               | 1    |
|          | GA4659605    | Boom drum hinge OFFSET 24+ LH               | 1    |
| 2        | *            | Upper Pivot Assembly                        | 1    |
| 3        | DB-ADJ-16LAS | Shim, cable drum pivot, SS, 1mm             | 6    |
| 4        | GA5017681    | Washer 1" x 2" 7g Flat Thin SS              | 4    |
| 5        | GA0500025    | Bolt 1" UNF 12 TPI x 8 1/2" ZP GR8          | 1    |
| 6        | GA5006039    | Bolt 1" UNF 14 TPI x 4 1/2" ZP GR8          | 1    |
| 7        | GA5012445    | Nut 1" UNF 14 TPI Nyloc ZP                  | 1    |
| 8        | GA5012446    | Nut 1" UNF 12 TPI Nyloc ZP                  | 1    |

Continued over page

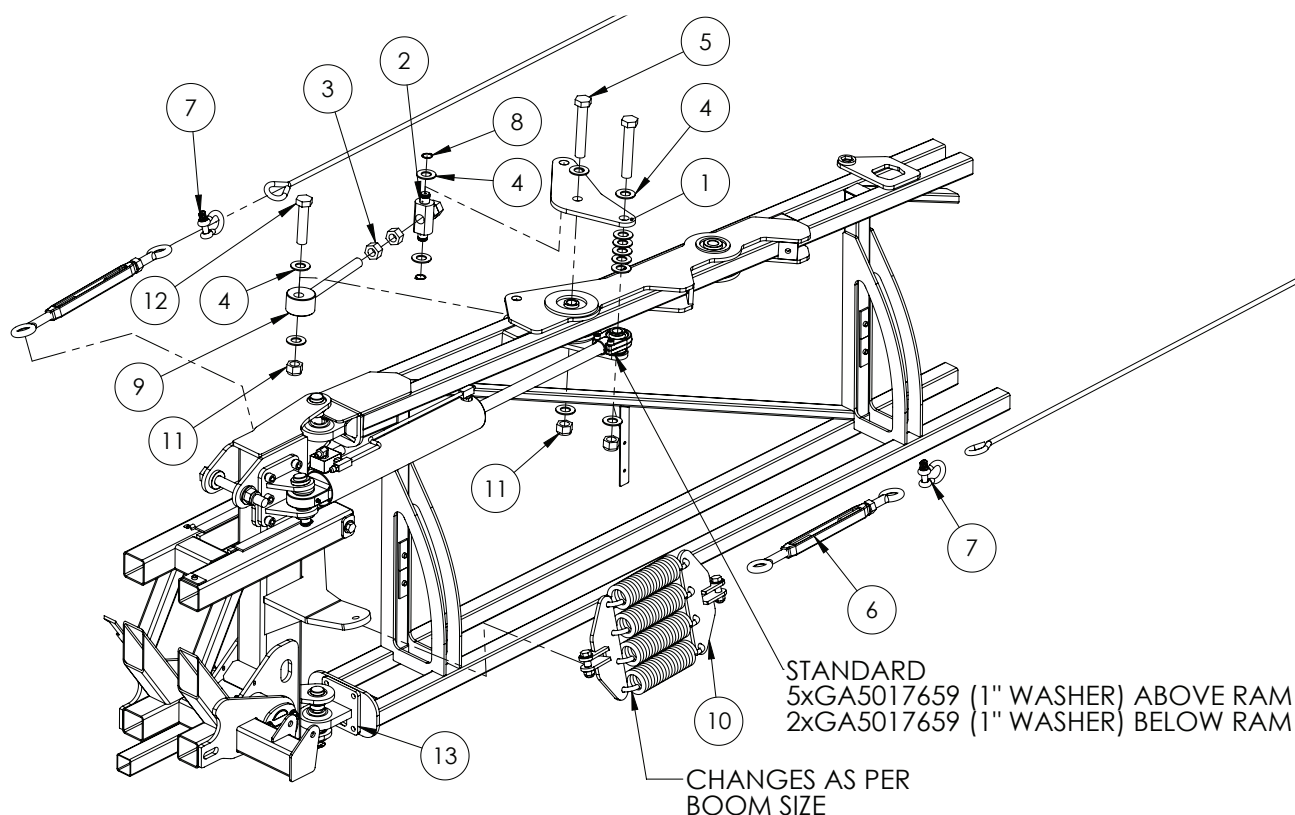
## Cable Drum - 30-36m

| ITEM NO. | PART NUMBER | DESCRIPTION                            | QTY. |
|----------|-------------|--|------|
| 9        | GA5000577   | Washer 12mm Flat SS Heavy Duty         | 40   |
| 10       | GA5000327   | Set Screw M12 x 45 ZP GR8.8            | 10   |
| 11       | GA5012461   | Nut M12 Nyloc ZP                       | 20   |
| 12       | GA5001043   | Washer 16mm Flat SS HD                 | 6    |
| 13       | *           | Lower Pivot Assembly                   | 1    |
| 14       | GA4522725   | Boom hose mount plate outer            | 1    |
| 15       | GA5000935   | SHCS M16 x 50 ZP GR12.9                | 2    |
| 16       | GA5001029   | Nut M16 Nyloc ZP                       | 3    |
| 17       | GA5011239   | Bolt, M12 x 50, ZP GR 8.8              | 10   |
| 16       | GA4504535   | Boom weight, Cable drum disc, 0.806 kg | 1    |
| 19       | GA4504530   | Boom weight, Cable drum disc, 1.792 kg | 1    |
| 20       | GA4572495   | Bolt 1" UNF 12 TPI Boom drum stopper   | 1    |
| 21       | GA5010991   | Nut 1" UNF 12 TPI ZP                   | 1    |
| 22       | GA5011269   | Bolt M16 x 100 ZP GR8.8                | 1    |
| 23       | GA4524690   | Wear plate Upper boom top SS           | 1    |

\* Sub-assembly on following pages

# Quantities shown are per side.

## Boom Fold Adjuster - 30-36m



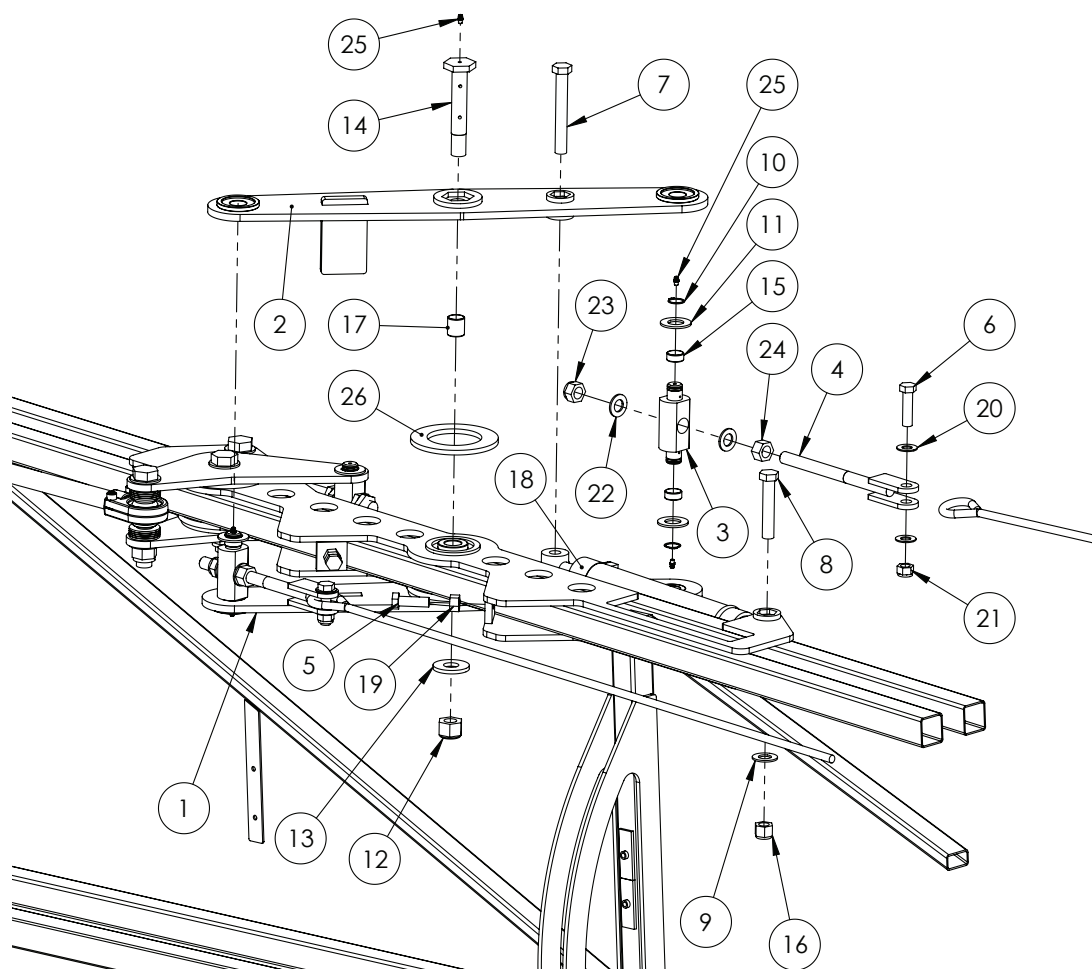
# Quantities shown are per side.

| ITEM NO. | PART NUMBER | DESCRIPTION   | QTY. |
|----------|-------------|---|------|
| 1        | 24mk4DB005  | Adjuster plate, Fold ram, TriTech boom                  | 2    |
| 2        | 24mk4DB006  | Bush / pin, Fold ram adjuster nut and bolt retainer     | 1    |
| 3        | GA5010991   | Nut 1" UNF 12 TPI ZP                                    | 4    |
| 4        | GA5017681   | Washer 1" x 2" 7g Flat Thin SS                          | 15   |
| 5        | GA5006043   | Bolt 1" UNF 14 TPI x 6" ZP GR8                          | 2    |
| 6        | GA5017061   | Turnbuckle, Eye ends, M22 thread & lock nut, Galvanised | 1    |
| 7        | GA5075230   | Bow Shackle 13mm WLL 3.25T Black                        | 2    |
| 8        | GA5008519   | Circlip, External, 25mm                                 | 2    |
| 9        | GA5070775   | Boom fold adjuster eyelet bolt, HD                      | 1    |
| 10       | *           | Cable Spring Mount 36m                                  | 1    |
| 11       | GA5012445   | Nut 1" UNF 14 TPI Nyloc ZP                              | 3    |
| 12       | GA5006039   | Bolt 1" UNF 14 TPI x 4 1/2" ZP GR8                      | 1    |
| 13       | GA4535360   | Shim, 5mm, Delta boom rose joint                        | *    |
|          | GA4535355   | Shim, 3mm, Delta boom rose joint                        | *    |
|          | GA4535285   | Shim, 1mm, Lower rose end, Delta boom                   | *    |
| -        | GA5017659   | Washer 1" Flat ZP HD (5mm thick)                        | 7    |

\* Sub-assembly on following pages

Note: Item 13 is fitted if required for adjusting boom. Shim quantities will vary depending on adjustments needed.

## Bi-Fold - 30-36m



# Quantities shown are per side.

| ITEM NO. | PART NUMBER | DESCRIPTION   | QTY. |
|----------|-------------|---|------|
| 1        | GA4656295   | Boom Bi-fold Bottom Bracket                           | 1    |
| 2        | GA4656290   | Boom Bi-fold Top Bracket                              | 1    |
| 3        | 24MK4DB006  | Bush, pin, Fold ram adjuster nut and bolt retainer    | 2    |
| 4        | GA5020320   | Cable Adjuster, threaded, M20                         | 2    |
| 5        | GA5000931   | Bolt M16 x 50 ZP GR8.8                                | 2    |
| 6        | GA5000941   | Bolt M16 x 60 ZP GR8.8                                | 2    |
| 7        | GA5070335   | Bolt 3/4" UNC x 5 1/2" zinc HT GR8                    | 1    |
| 8        | GA5049490   | Bolt 3/4" UNC x 4" ZP GR8                             | 1    |
| 9        | GA5001045   | Washer, 3/4", Flat ZP                                 | 2    |
| 10       | GA5008519   | Circlip, External, 25mm                               | 4    |
| 11       | GA5017681   | Washer 1" x 2" 7g Flat Thin SS                        | 4    |
| 12       | GA5012469   | Nut M24 Nyloc ZP                                      | 1    |
| 13       | 2SF003LAS   | 2nd stage fold pivot washer 6mm FMS 60mm OD 25.3mm ID | 1    |
| 14       | 2SF-007     | Pivot pin, 2nd Stage Fold                             | 1    |
| 15       | GA5009463   | Glacier Bush, ID 25 x 15mm long                       | 4    |
| 16       | GA5048430   | Nut, Nyloc, 3/4" UNC, ZP                              | 2    |

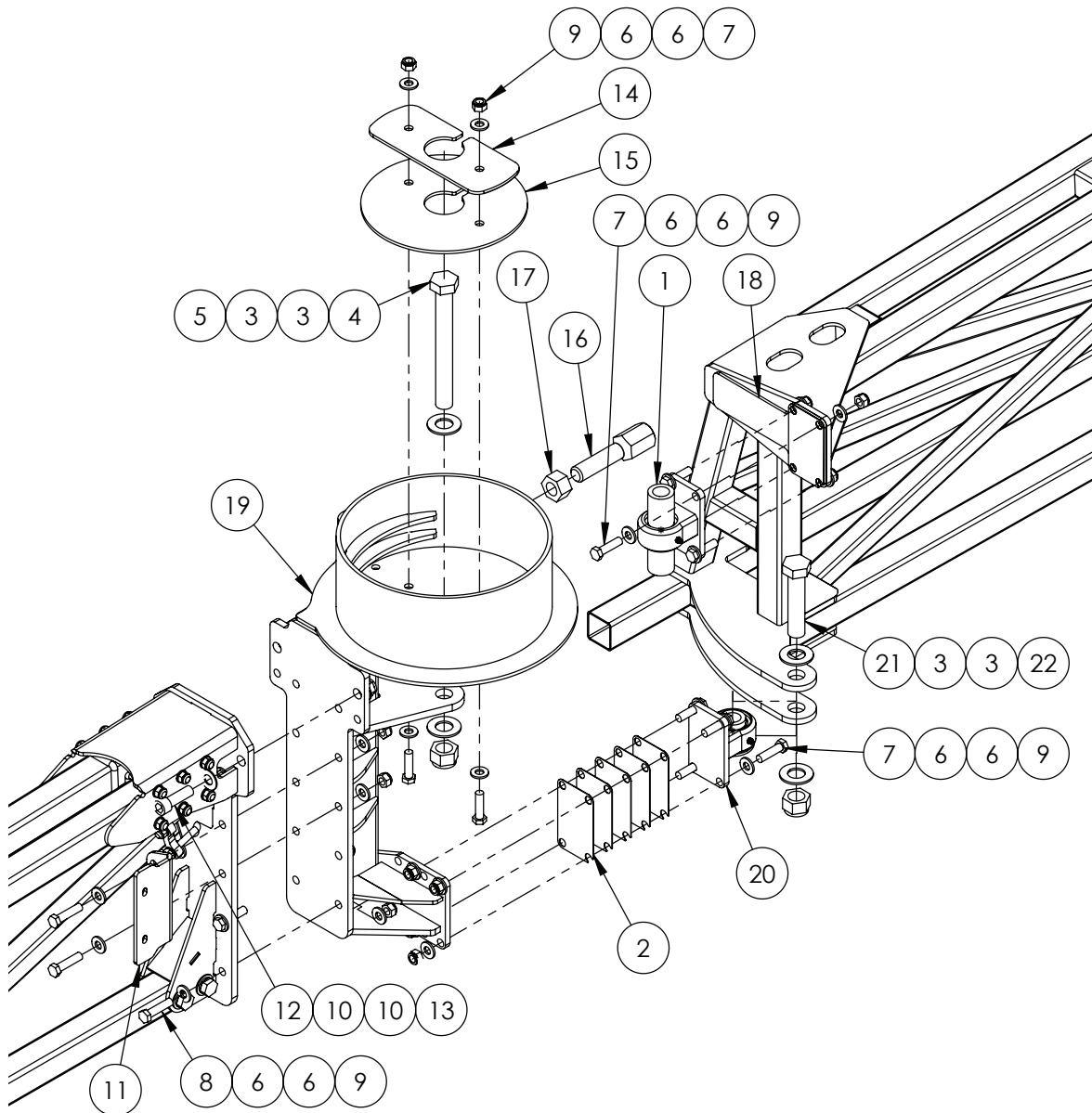
Continued over page

## Bi-Fold - 30-36m

| ITEM NO. | PART NUMBER | DESCRIPTION                                       | QTY. |
|----------|-------------|---|------|
| 17       | GA5009467   | Glacier Bush ID 25 x 30mm long                    | 2    |
| 18       | GA5021010   | Hydraulic cylinder, 2" bore x 1" rod x 10" stroke | 1    |
| 19       | GA5012385   | Nut M16 Hex ZP                                    | 2    |
| 20       | GA5001043   | Washer 16mm Flat SS HD                            | 4    |
| 21       | GA5001029   | Nut M16 Nyloc ZP                                  | 2    |
| 22       | GA5001741   | Washer 20mm Flat SS HD                            | 4    |
| 23       | GA5048125   | Nut M20 Nyloc Coarse ZP                           | 2    |
| 24       | GA5001709   | Nut M20 Coarse Hex ZP                             | 2    |
| 25       | GA5012203   | Grease nipple, Short, 1/4" UNF                    | 7    |
| 26       | MACH0102    | 2nd stage pivot nylon washer black poly           | 2    |

# Quantities shown are per side.

## Cable Drum - 42m



# Quantities shown are per side.

| ITEM NO. | PART NUMBER  | DESCRIPTION                        | QTY. |
|----------|--------------|------------------------------------|------|
| 1        | *            | Upper Pivot Assembly               | 1    |
| 2        | DB-ADJ-16LAS | Shim, cable drum pivot, SS, 1mm    | 6    |
| 3        | GA5017681    | Washer 1" x 2" 7g Flat Thin SS     | 4    |
| 4        | GA0500025    | Bolt 1" UNF 12 TPI x 8 1/2" ZP GR8 | 1    |
| 5        | GA5012446    | Nut 1" UNF 12 TPI Nyloc ZP         | 1    |
| 6        | GA5000577    | Washer 12mm Flat SS HD             | 40   |
| 7        | GA5000327    | Set Screw M12 x 45 ZP GR8.8        | 10   |
| 8        | GA5011239    | Bolt, M12 x 50, ZP GR 8.8          | 10   |
| 9        | GA5012461    | Nut M12 Nyloc ZP                   | 20   |
| 10       | GA5001043    | Washer 16mm Flat SS HD             | 4    |

Continued over page



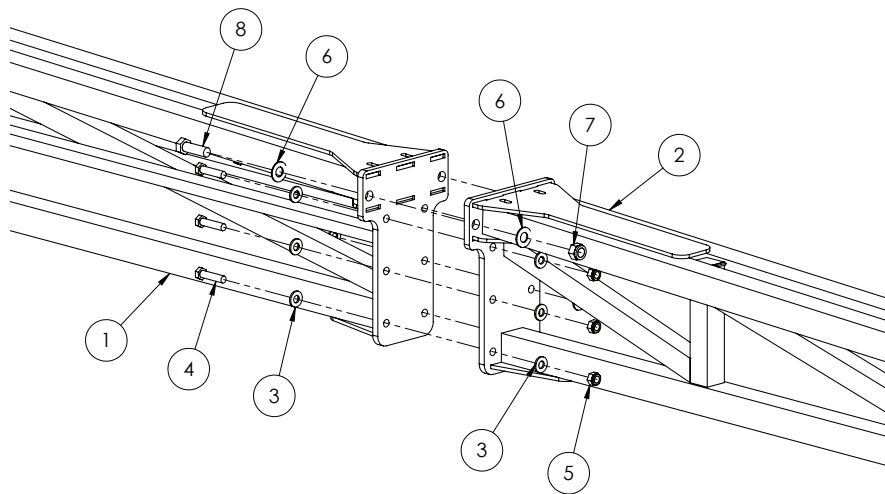
## Cable Drum - 42m

| ITEM NO. | PART NUMBER | DESCRIPTION                            | QTY. |
|----------|-------------|--|------|
| 11       | GA4522725   | Boom hose mount plate outer            | 1    |
| 12       | GA5000935   | SHCS M16 x 50 ZP GR12.9                | 2    |
| 13       | GA5001029   | Nut M16 Nyloc ZP                       | 2    |
| 14       | GA4504535   | Boom weight, Cable drum disc, 0.806 kg | 1    |
| 15       | GA4504530   | Boom weight, Cable drum disc, 1.792 kg | 1    |
| 16       | GA4572495   | Bolt 1" UNF 12 TPI Boom drum stopper   | 1    |
| 17       | GA5010991   | Nut 1" UNF 12 TPI ZP                   | 1    |
| 18       | GA4524690   | Wear plate Upper boom top SS           | 1    |
| 19       | GA4659275   | Cable Drums to suit 42m+ Left Hand     | 1    |
|          | GA4659270   | Cable Drums to suit 42m+ Right Hand    |      |
| 20       | *           | Lower Pivot Assembly                   | 1    |
| 21       | GA5006039   | Bolt 1" UNF 14 TPI x 4 1/2" ZP GR8     | 1    |
| 22       | GA5012445   | Nut 1" UNF 14 TPI Nyloc ZP             | 1    |

\* Sub-assembly on following pages

# Quantities shown are per side.

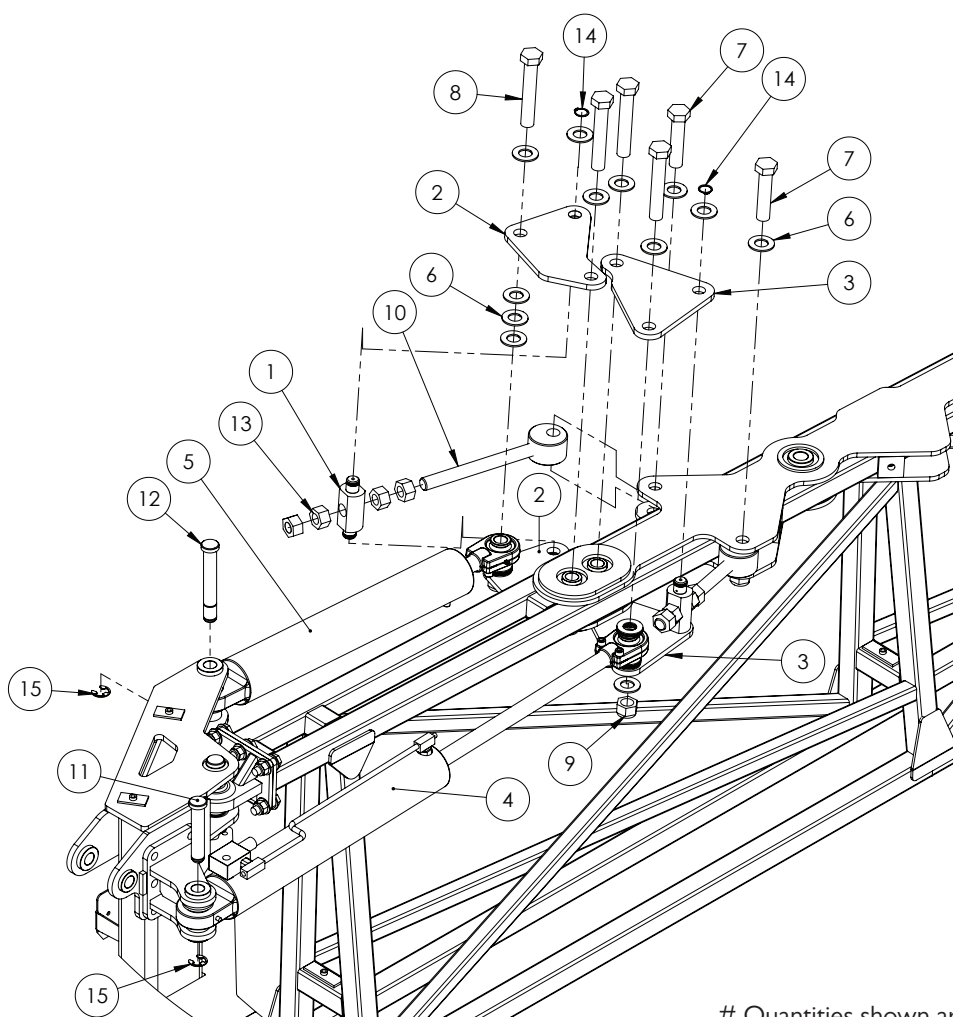
## Mid Wing - 42m



# Quantities shown are per side.

| ITEM NO. | PART NUMBER | DESCRIPTION                  | QTY. |
|----------|-------------|------------------------------|------|
| 1        | -           | Outer Wing Inner Section 42m | 1    |
| 2        | -           | Outer Wing Outer Section 42m | 1    |
| 3        | GA5000577   | Washer 12mm Flat SS HD       | 12   |
| 4        | GA5011239   | Bolt, M12 x 50, ZP GR 8.8    | 6    |
| 5        | GA5012461   | Nut M12 Nyloc ZP             | 6    |
| 6        | GA5001043   | Washer 16mm Flat SS HD       | 4    |
| 7        | GA5001029   | Nut M16 Nyloc ZP             | 2    |
| 8        | GA5000931   | Bolt M16 x 50 ZP GR8.8       | 2    |

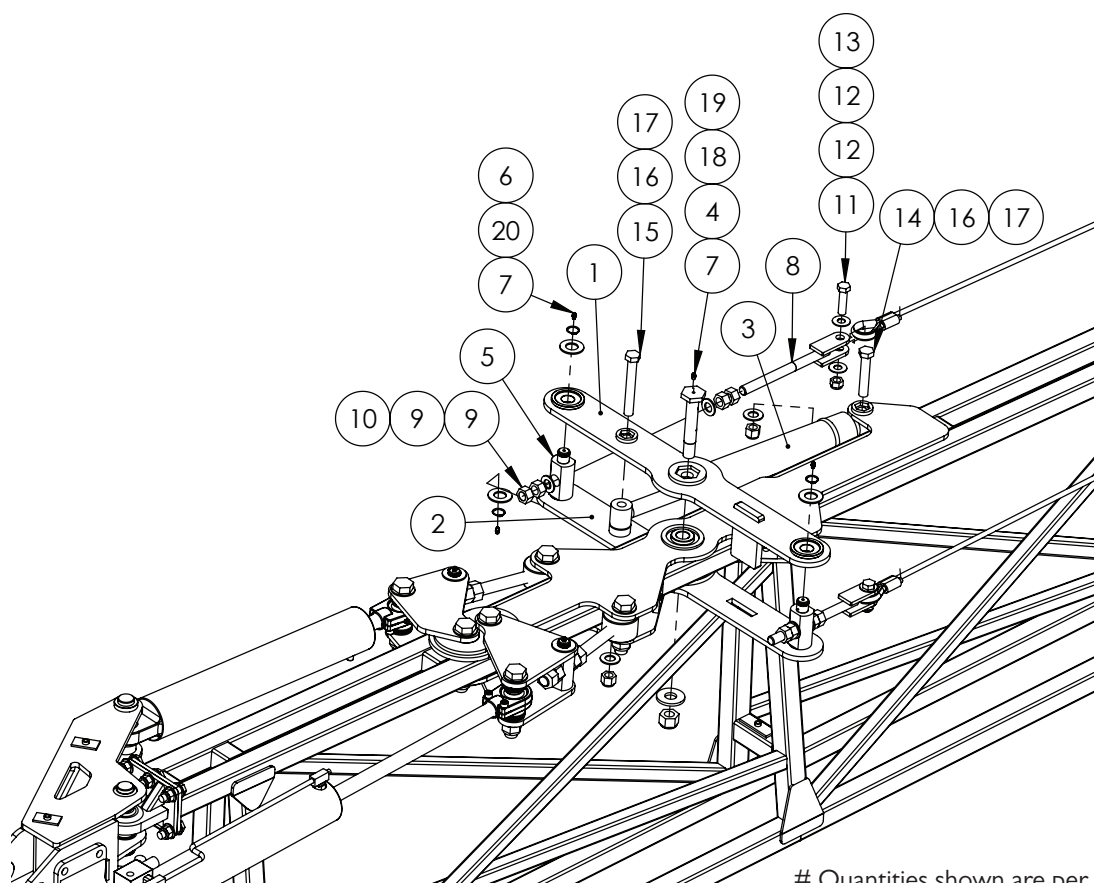
## Dual Ram Fold Adjuster - 42m



# Quantities shown are per side.

| ITEM NO. | PART NUMBER | DESCRIPTION   | QTY. |
|----------|-------------|---|------|
| 1        | 24MK4DB006  | Bush / pin, Fold ram adjuster nut and bolt retainer                       | 2    |
| 2        | GA4506970   | Fold Adjuster Plate, Rear, 42m Dual Fold Cylinder                         | 2    |
| 3        | GA4506965   | Fold Adjuster Plate, Front, 42m Dual Fold Cylinder                        | 2    |
| 4        | GA5018542   | Hydraulic Cylinder, External phasing, 3.25" bore x 1.25" rod x 18" stroke | 1    |
| 5        | GA5018538   | Hydraulic cylinder, 3" bore x 1.25" rod x 18" stroke, external phasing    | 1    |
| 6        | GA5017681   | Washer 1" x 2" 7g Flat Thin SS  | 30   |
| 7        | GA5006039   | Bolt 1" UNF 14 TPI x 4 1/2" ZP GR8  | 2    |
| 8        | GA5006043   | Bolt 1" UNF 14 TPI x 6" ZP GR8  | 4    |
| 9        | GA5012446   | Nut 1" UNF 12 TPI Nyloc ZP  | 6    |
| 10       | GA5070775   | Boom fold adjuster eyelet bolt, HD  | 2    |
| 11       | GA4572200   | Pin, 1" diameter x 132.4mm long, With shoulder and circlip groove         | 1    |
| 12       | L002A       | Pin, 1" x 180mm, Double circlip groove                                    | 1    |
| 13       | GA5010991   | Nut 1" UNF 12 TPI ZP  | 8    |
| 14       | GA5008519   | Circlip, External, 25mm   | 4    |
| 15       | GA5001223   | Circlip, 19mm, E type, zinc plated  | 2    |

## Bi-Fold - 42m



# Quantities shown are per side.

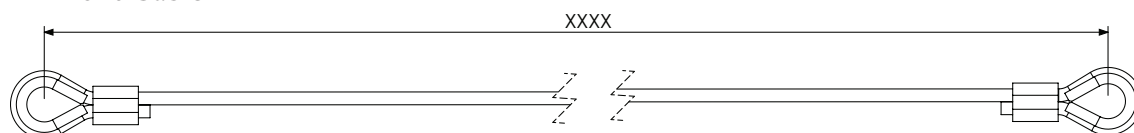
| ITEM NO. | PART NUMBER | DESCRIPTION   | QTY. |
|----------|-------------|---|------|
| 1        | GA4659725   | Boom Bi-Fold Top Bracket                                  | 1    |
| 2        | GA4659730   | Boom Bi-Fold Bottom Bracket 42m                           | 1    |
| 3        | GA5070845   | Hydraulic Cylinder, 293mm stroke, 2 1/2" Bore, 1 1/4" Rod | 1    |
| 4        | 2SF-007MACH | Pivot pin   | 1    |
| 5        | 24MK4DB006  | Bush / pin, Fold ram adjuster nut and bolt retainer       | 2    |
| 6        | GA5017681   | Washer 1" x 2" 7g Flat Thin SS                            | 4    |
| 7        | GA5012203   | Grease nipple, Short, 1/4" UNF                            | 5    |
| 8        | GA5020320   | Cable Adjuster, threaded, M20                             | 2    |
| 9        | GA5001709   | Nut M20 Coarse Hex ZP                                     | 8    |
| 10       | GA5001741   | Washer 20mm Flat SS HD                                    | 4    |
| 11       | GA5000941   | Bolt M16 x 60 ZP GR8.8                                    | 2    |
| 12       | GA5001043   | Washer 16mm Flat SS HD                                    | 4    |
| 13       | GA5001029   | Nut M16 Nyloc ZP  | 2    |
| 14       | GA5049490   | Bolt 3/4" UNC x 4" ZP GR8                                 | 1    |
| 15       | GA5070335   | Bolt 3/4" UNC x 5 1/2" GR8, zinc HT                       | 1    |
| 16       | GA5001045   | Washer, 3/4", Flat ZP                                     | 2    |
| 17       | GA5048430   | Nut, Nyloc, 3/4" UNC, ZP                                  | 2    |
| 18       | 2SF-003LAS  | 2nd Stage fold pivot washer 6mm FMS 60 OD 25.3mm ID       | 1    |
| 19       | GA5012469   | Nut M24 Nyloc ZP  | 1    |
| 20       | GA5008519   | Circlip, External, 25mm                                   | 4    |

## Boom Cables - 24-36m

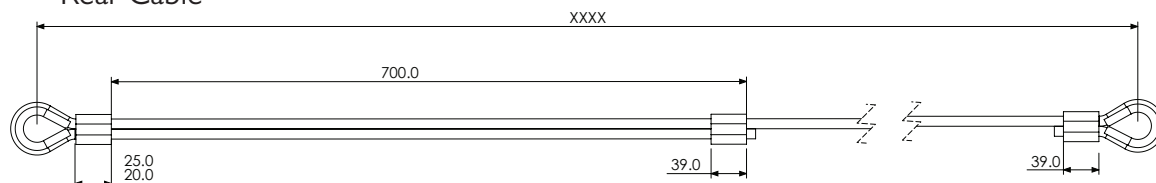
| PART NUMBER | DESCRIPTION  | QTY.       |
|-------------|--|------------|
| GA5000073   | Cable, 10mm, Solid core, Heavy duty, Galvanised                      | See below. |
|             | 24-36m - Front - Cable cut length (Eye to eye length 6210mm)         | 6570mm     |
|             | 24-36m - Rear - Cable cut length (Eye to eye length 7230mm)          | 8290mm     |
|             | 24-36m - Bi-fold Front - Cable cut length (Eye to eye length 6220mm) | 6580mm     |
|             | 24-36m - Bi-fold Rear - Cable cut length (Eye to eye length 6230mm)  | 7290mm     |
| GA5000215   | Thimble, Cable, suit 11 - 12mm                                       | 4          |
| GA5005391   | Ferrule, Aluminium, 40 long x 4.5 wall, Code 11                      | 4          |
| GA5001965   | Heat Shrink 25.4mm Black x 120mm long                                | 8          |

Note: Front cable cut lengths are 360 mm longer than eye to eye measurement. Rear cable cut lengths are 1060 mm longer than eye to eye measurement.

Front Cable



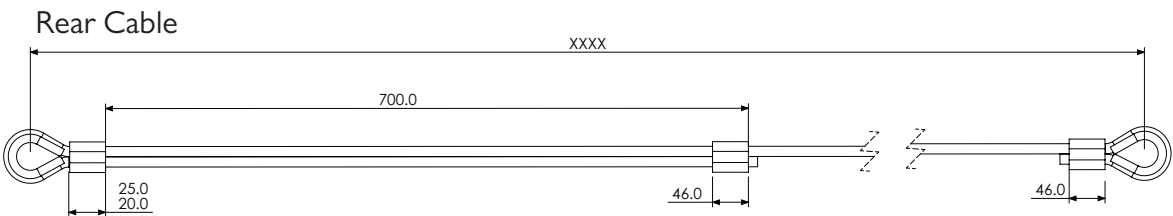
Rear Cable



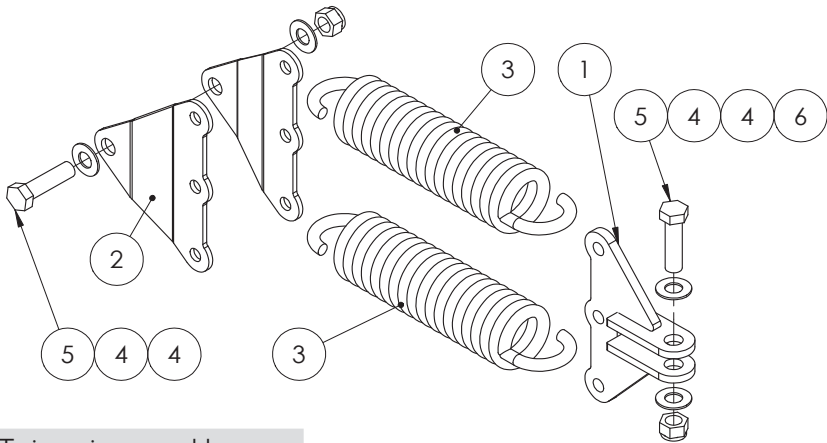
# Boom Cables - 42m

| PART NUMBER | DESCRIPTION   | QTY.       |
|-------------|---|------------|
| GA5071480   | Wire Rope, 12mm 6x25 1770 Galvanised MBL: 98.5kN                  | See below. |
|             | 42m - Front - Cable cut length (Eye to eye length 8280mm)         | 8660mm     |
|             | 42m - Rear - Cable cut length (Eye to eye length 8970mm)          | 10050mm    |
|             | 42m - Bi-fold Front - Cable cut length (Eye to eye length 7870mm) | 8250mm     |
|             | 42m - Bi-fold Rear - Cable cut length (Eye to eye length 7830mm)  | 8910mm     |
| GA5000215   | Thimble, Cable, suit 11 - 12mm                                    | 4          |
| GA5005391   | Ferrule, Aluminium, 40 long x 4.5 wall, Code 11                   | 4          |
| GA5001965   | Heat Shrink 25.4mm Black x 120mm long                             | 8          |

Note: Front cable cut lengths are 380 mm longer than eye to eye measurement. Rear cable cut lengths are 1080 mm longer than eye to eye measurement.

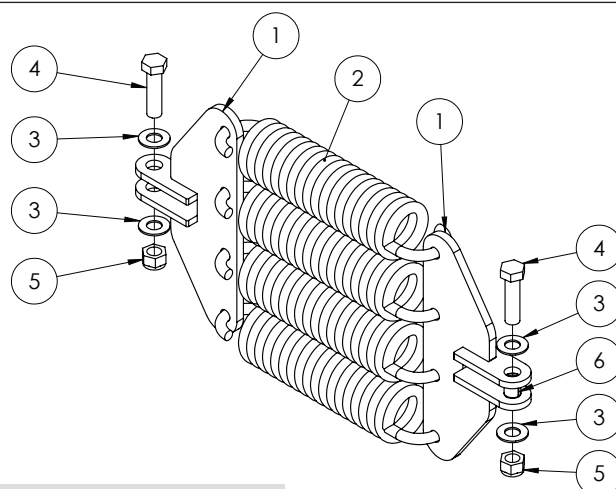


# Boom Cable Springs - 24m



| GA4903057 Twin spring assembly |             |   |      |
|--------------------------------|-------------|---|------|
| ITEM NO.                       | PART NUMBER | DESCRIPTION   | QTY. |
| 1                              | GA4656230   | Mount, Boom cable spring, Suit 24 - 33 meter TriTech boom | 1    |
| 2                              | F70057A     | 3 spring mounting plate suit delta boom                   | 2    |
| 3                              | GA5010793   | Spring, tension, 70 OD x 329 long x 12mm, large           | 2    |
| 4                              | GA5001043   | Washer 16mm Flat SS HD                                    | 4    |
| 5                              | GA5000941   | Bolt M16 x 60 ZP GR8.8                                    | 2    |
| 6                              | GA5001029   | Nut M16 Nyloc ZP  | 2    |

## Boom Cable Springs - 30-36m

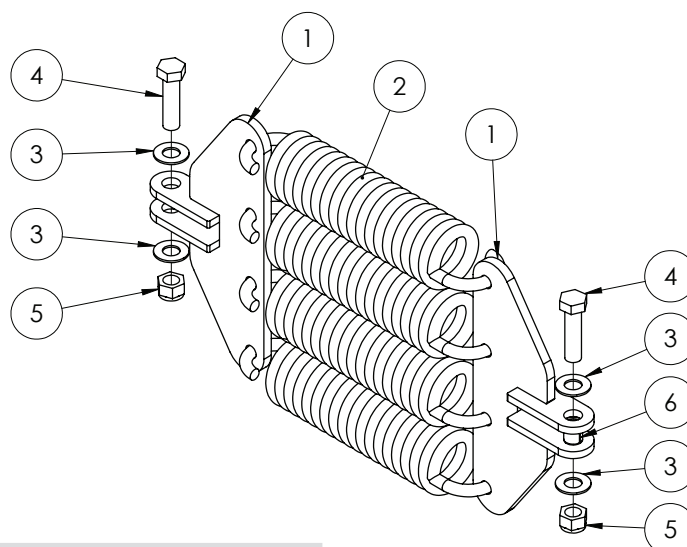


GA4905665 30-36m cable damper assembly

# Quantities shown are per side.

| ITEM NO. | PART NUMBER | DESCRIPTION                                     | QTY. |
|----------|-------------|---|------|
| 1        | GA4659710   | Cable Spring-Shocker Mount Component            | 2    |
| 2        | GA5010793   | Spring, tension, 70 OD x 329 long x 12mm, large | 4    |
| 3        | GA5001043   | Washer 16mm Flat SS HD                          | 4    |
| 4        | GA5000941   | Bolt M16 x 60 ZP GR8.8                          | 2    |
| 5        | GA5001029   | Nut M16 Nyloc ZP                                | 2    |
| 6        | GA5075220   | Glacier bush flanged 16mm suit boom cable pivot | 1    |

## Boom Cable Springs - 42m

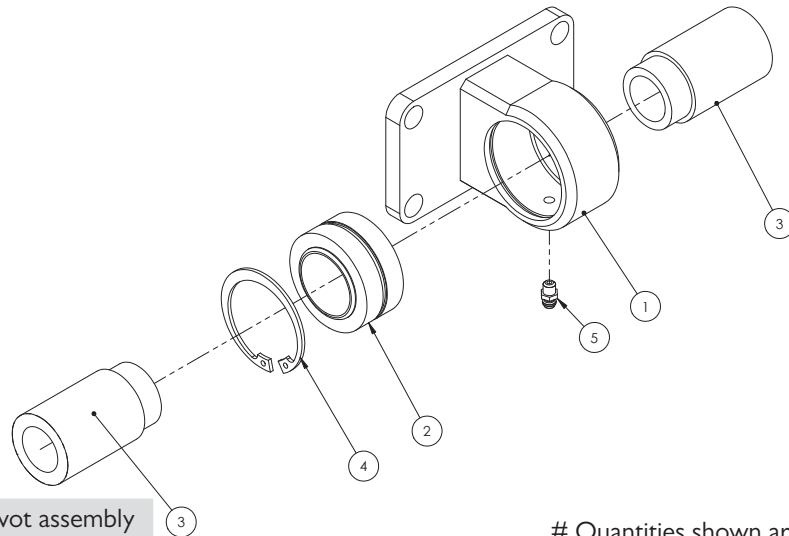


GA4912493 42m cable damper assembly

# Quantities shown are per side.

| ITEM NO. | PART NUMBER | DESCRIPTION  | QTY. |
|----------|-------------|--|------|
| 1        | GA4659290   | Mount, Boom cable spring, Suit 42 meter TriTech boom | 2    |
| 2        | GA5075095   | Spring, Tension, 95 OD x 330 long x 14mm             | 4    |
| 3        | GA5001043   | Washer 16mm Flat SS HD                               | 4    |
| 4        | GA5000949   | Bolt M16 x 70 ZP GR8.8                               | 2    |
| 5        | GA5001029   | Nut M16 Nyloc ZP                                     | 2    |
| 6        | GA5075220   | Glacier bush flanged 16mm suit boom cable pivot      | 1    |

## Upper Pivot Assembly

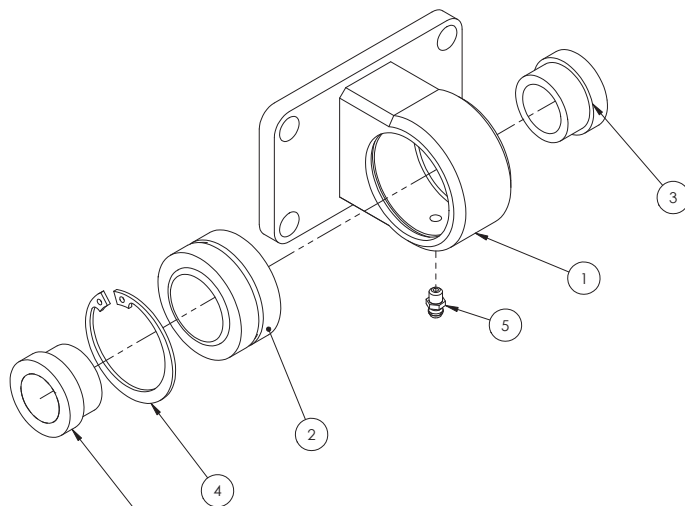


GA4932342 Upper pivot assembly

# Quantities shown are per side.

| ITEM NO. | PART NUMBER | DESCRIPTION   | QTY. |
|----------|-------------|---|------|
| 1        | GA4656190   | Boom hinge bearing Mount 24+  | 1    |
| 2        | GA5015659   | Bearing, Spherical bush, 34.925 ID x 55.663 OD x 30.150mm thick, GEZ34ES2RS | 1    |
| 3        | DB-ADJ-13   | Bush, Stepped, 25.5 ID x 40 OD x 69.75mm long                               | 2    |
| 4        | GA5010573   | Circlip, Internal, 55mm bore  | 1    |
| 5        | GA5012203   | Grease nipple, Short, 1/4" UNF  | 1    |

## Lower Pivot Assembly

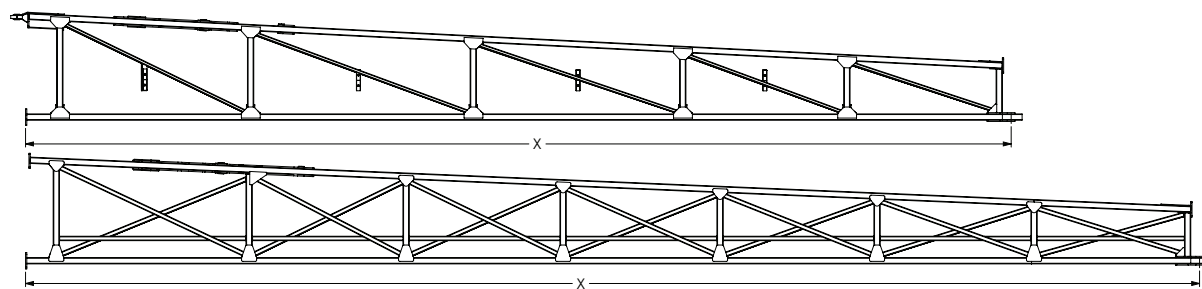


GA4932343 Lower pivot assembly

# Quantities shown are per side.

| ITEM NO. | PART NUMBER | DESCRIPTION   | QTY. |
|----------|-------------|---|------|
| 1        | GA4656190   | Boom hinge bearing Mount 24+  | 1    |
| 2        | GA5015659   | Bearing, Spherical bush, 34.925 ID x 55.663 OD x 30.150mm thick, GEZ34ES2RS | 1    |
| 3        | DB-ADJ-02   | Bush, Short, 40 OD x 25.5 ID x 23.75mm long                                 | 2    |
| 4        | GA5010573   | Circlip, Internal, 55mm bore  | 1    |
| 5        | GA5012203   | Grease nipple, Short, 1/4" UNF  | 1    |

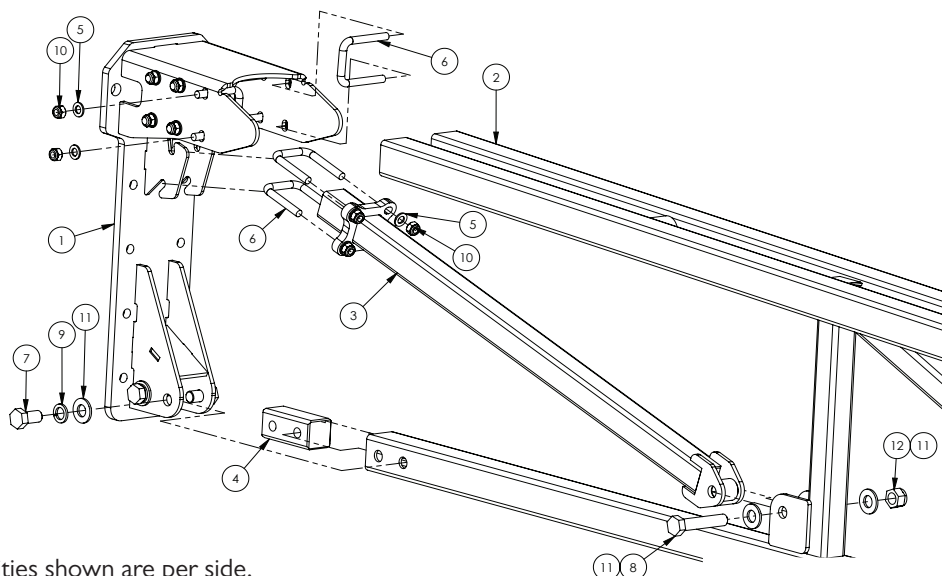
## Steel Inner Wings



| PART NUMBER | DESCRIPTION                          |
|-------------|--------------------------------------|
| GA4656821   | 36m Boom inner flat fold RH - 7848mm |
| GA4656826   | 36m Boom inner flat fold LH - 7848mm |
| GA4660180   | 42m Boom inner flat fold RH - 9348mm |
| GA4660175   | 42m Boom inner flat fold LH - 9348mm |

Note: Steel inner wings are unique to the Crop Cruiser and will not fit other sprayers.

## Aluminium Outer Assembly

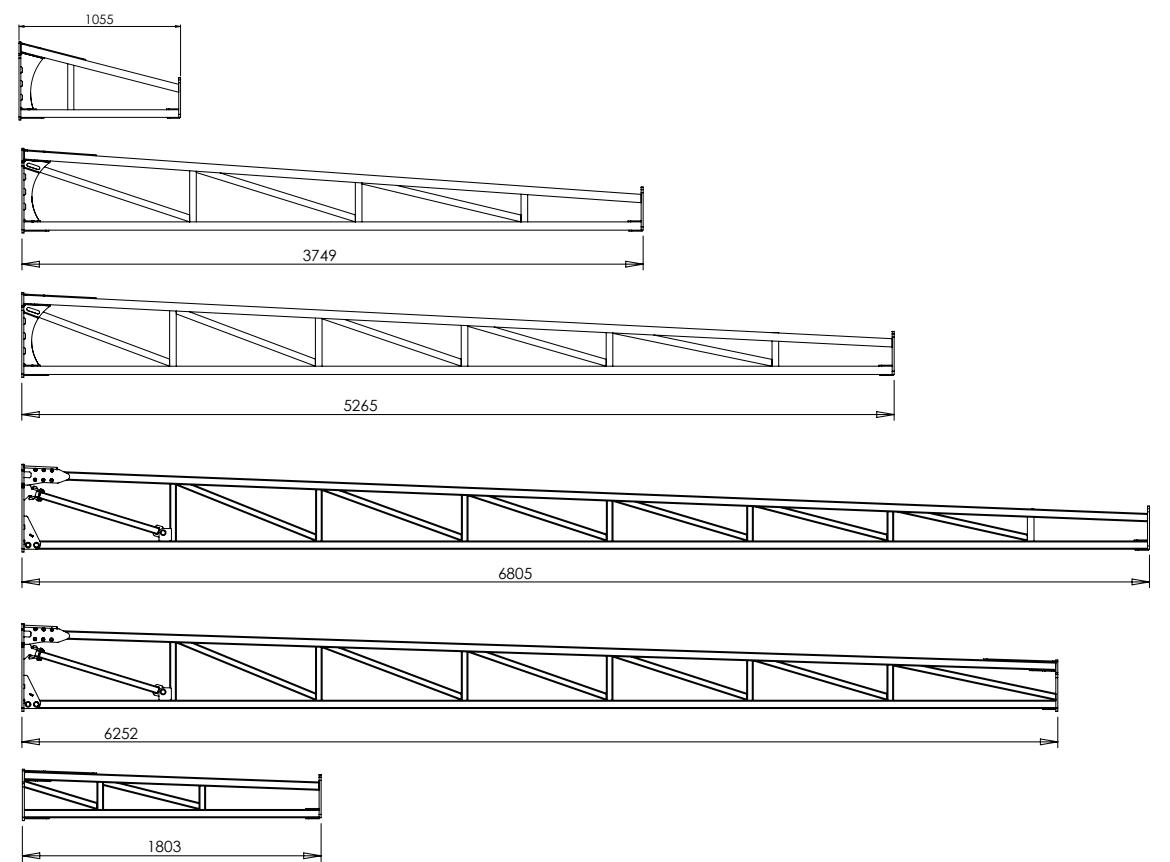


# Quantities shown are per side.

| ITEM NO. | PART NUMBER | DESCRIPTION  | QTY. |
|----------|-------------|--|------|
| 1        | GA4660376   | Aluminium Boom Mount Bracket, MY15                               | 1    |
| 2        | GA4660390   | Boom Section, 36m Aluminium, U Bolt Mounted                      | 1    |
| 3        | GA4660740   | Brace Bar, Aluminium Boom  | 1    |
| 4        | GA4550031   | Threaded Steel Insert Block, suit 50x50x4 Alum Boom Bottom Chord | 1    |
| 5        | GA5000117   | Washer 10mm Flat SS HD   | 16   |
| 6        | GA5053645   | U bolt Square top M10 x 52 x 75mm                                | 8    |
| 7        | GA5000911   | Bolt M16 x 30 GR8.8 ZP   | 4    |
| 8        | GA5011307   | Bolt M16 x 80 GR8.8 ZP   | 1    |
| 9        | GA5001051   | Washer 16mm Spring SS  | 4    |
| 10       | GA5051445   | Nut M10 Nyloc SS   | 16   |
| 11       | GA5001043   | Washer 16mm Flat SS HD   | 6    |
| 12       | GA5001029   | Nut M16 Nyloc ZP   | 1    |

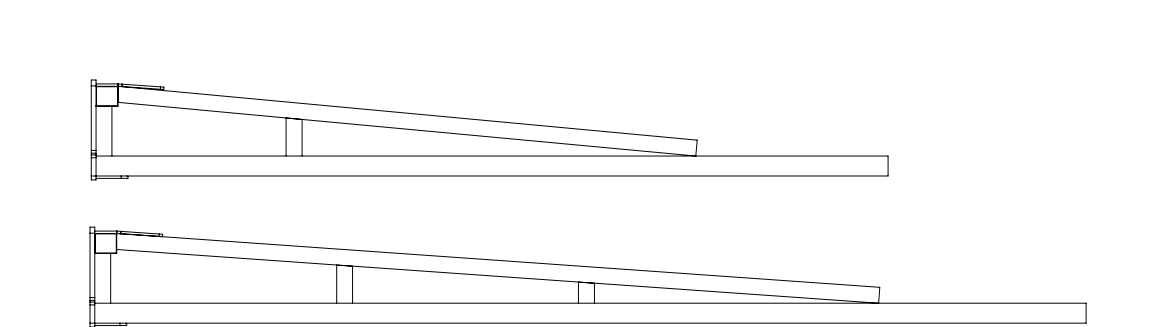


# Aluminium Outer Wings



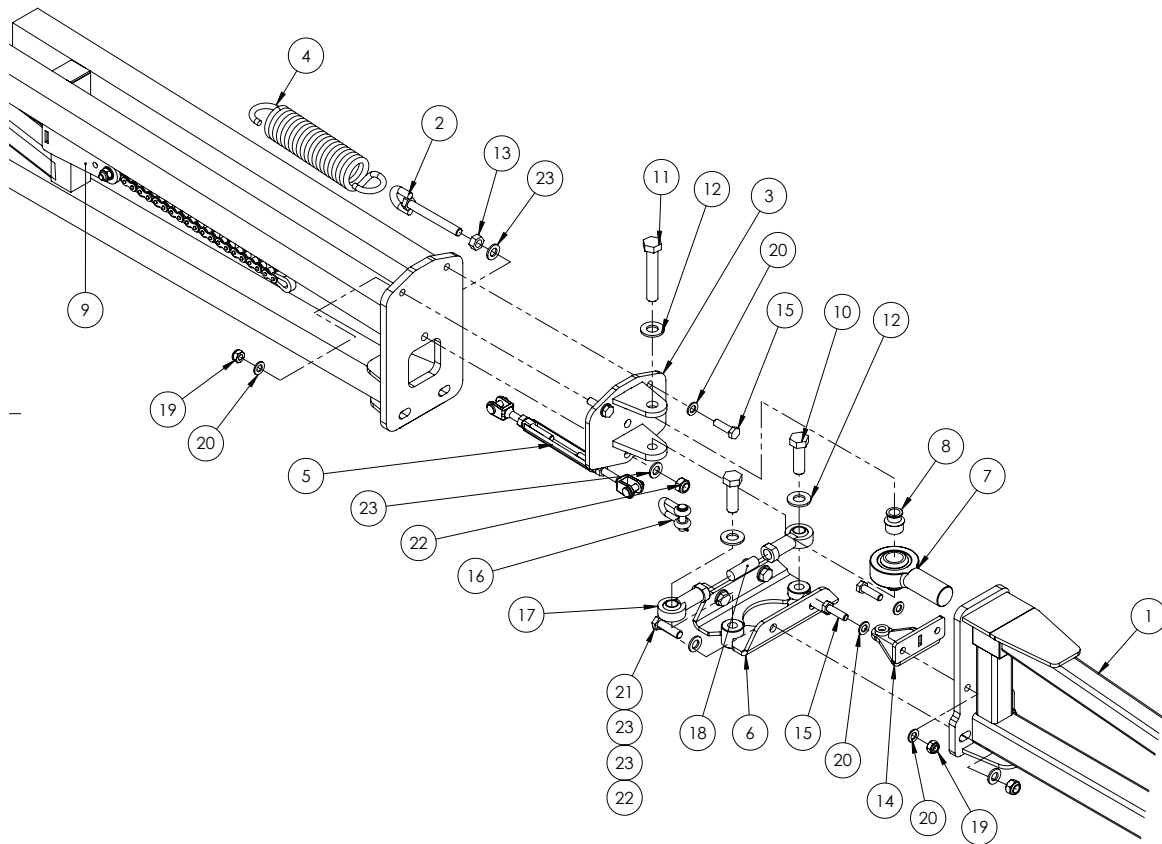
| PART NUMBER | DESCRIPTION                                |
|-------------|--|
| GA4659820   | 24m Outer boom section (1055mm Long)       |
| GA4659925   | 30m Outer boom section (3749mm Long)       |
| GA4656067   | 33m Outer boom section (5265mm Long)       |
| GA4907345   | 36m Outer boom section (6805mm Long)       |
| GA4907220   | 42m Outer boom inner section (6252mm long) |
| GA4659287   | 42m Outer boom outer section (1803mm long) |

# Aluminium Break Away Tip



| PART NUMBER | DESCRIPTION               |
|-------------|---------------------------|
| GA4656123   | Boom breakaway end - 2m   |
| GA4656124   | Boom breakaway end - 2.5m |

## 3D Breakaway 2.0



# Quantities shown are per side.

| ITEM NO. | PART NUMBER | DESCRIPTION  | QTY |
|----------|-------------|--|-----|
| 1        | GA4656123   | Boom breakaway end in Aluminium 2m                   | 1   |
| 2        | GA5075150   | Eye Bolt 12mm x 100mm Short                          | 1   |
| 3        | GA4656131   | Rose End Clevis, Breakaway 2.0                       | 1   |
| 4        | GA5016605   | Spring, tension, 51.5 OD x 260 Long x 8mm, Breakaway | 1   |
| 5        | GA5070505   | Turnbuckle / rigging screw, 10mm, SS, Clevis ends    | 1   |
| 6        | GA4659336   | Lower Pivot Bracket 3D 2.0                           | 2   |
| 7        | GA5070530   | Large Rose End 1" x 1 1/4" UNF                       | 1   |
| 8        | GA4552225   | Spacer bush, Rose end, Suit breakaway 3D 2.0         | 2   |
| 9        | *           | Breakaway Mechanism                                  | 1   |
| 10       | GA5000931   | Bolt M16 x 50 GR8.8 ZP                               | 2   |
| 11       | GA5011297   | Bolt M16 x 90 GR8.8 ZP                               | 1   |
| 12       | GA5001043   | Washer 16mm Flat SS HD                               | 3   |
| 13       | GA5000559   | Nut M12 Hex ZP                                       | 1   |
| 14       | GA4659810   | Breakaway Hinge Bracket                              | 1   |
| 15       | GA5006111   | Bolt M10 x 35 ZP GR8.8                               | 4   |
| 16       | GA5071060   | 10mm Utility Clevis 24CST002                         | 1   |
| 17       | GA5014469   | Rod end female 16mm                                  | 2   |
| 18       | GA5071105   | Grub Screw M16 x 50                                  | 1   |
| 19       | GA5000141   | Nut M10 Nyloc ZP                                     | 4   |

Continued over page

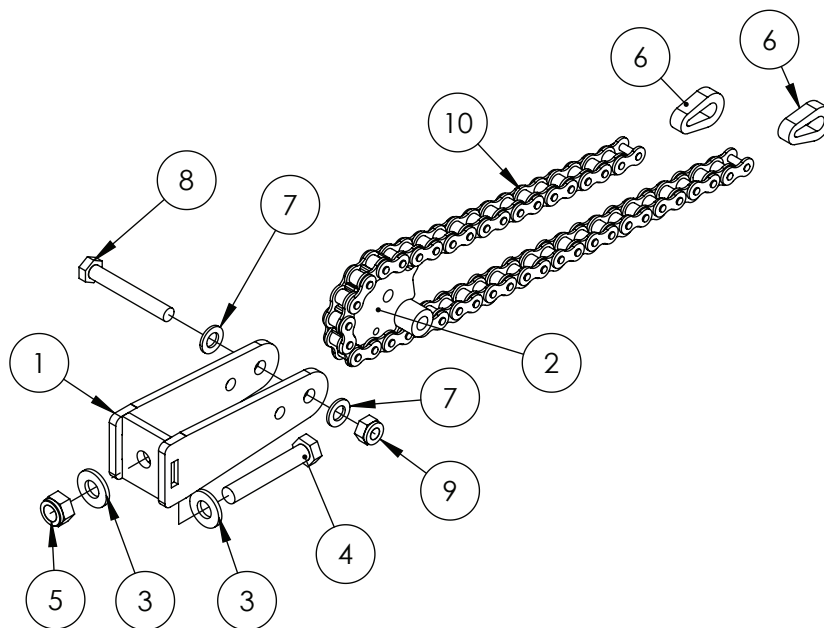
## 3D Breakaway 2.0

| ITEM NO. | PART NUMBER | DESCRIPTION                 | QTY |
|----------|-------------|-----------------------------|-----|
| 20       | GA5000117   | Washer 10mm Flat SS HD      | 8   |
| 21       | GA5000319   | Set Screw M12 x 40 GR8.8 ZP | 4   |
| 22       | GA5012461   | Nut M12 Nyloc ZP            | 5   |
| 23       | GA5000577   | Washer 12mm Flat SS HD      | 10  |

\* Sub-assembly on following pages

# Quantities shown are per side.

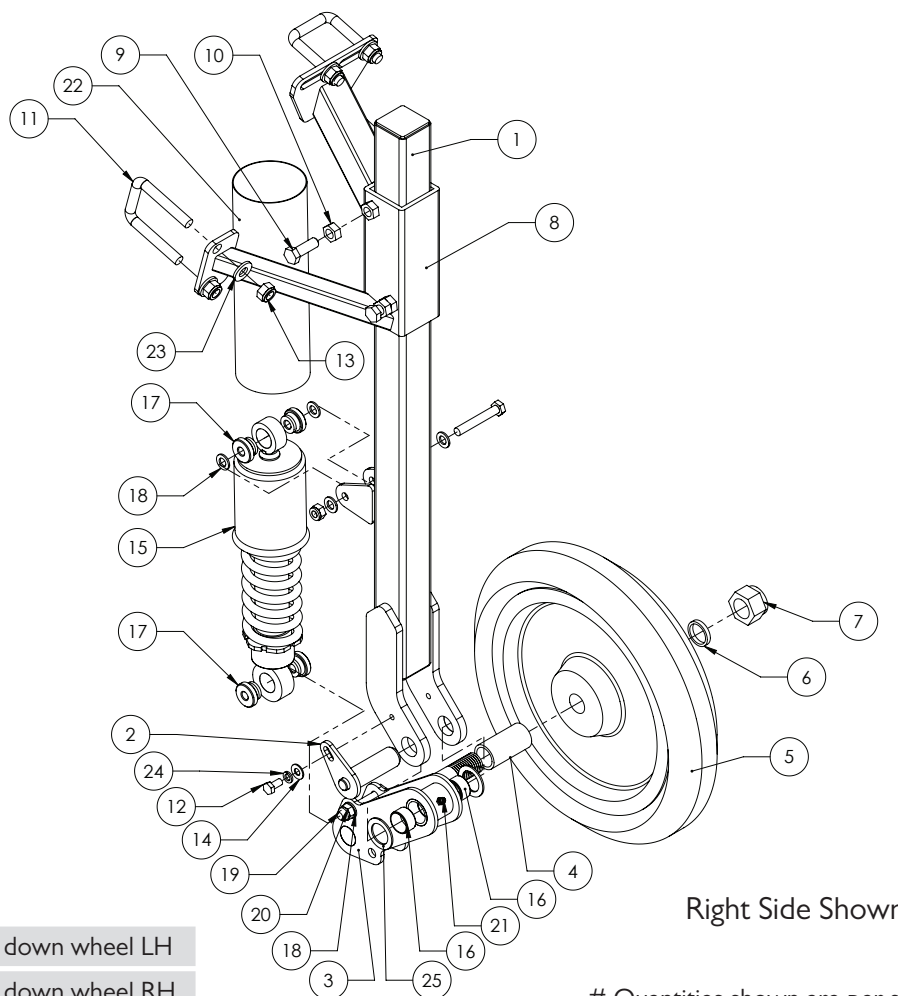
## 3D Breakaway 2.0 - Mechanism



# Quantities shown are per side.

| ITEM NO. | PART NUMBER | DESCRIPTION  | QTY |
|----------|-------------|--|-----|
| 1        | GA4659805   | Breakaway Mount  | 1   |
| 2        | GA4659800   | Breakaway Centre Pivot Fab Assembly  | 1   |
| 3        | GA5000577   | Washer 12mm Flat SS HD   | 2   |
| 4        | GA5000347   | Bolt M12 x 70 ZP GR8.8   | 1   |
| 5        | GA5012461   | Nut M12 Nyloc ZP   | 1   |
| 6        | GA4505695   | Link Plate Chain End, suit breakaway   | 2   |
| 7        | GA5000117   | Washer 10mm Flat SS HD   | 2   |
| 8        | GA5011163   | Bolt M10 x 70 ZP GR8.8   | 1   |
| 9        | GA5000141   | Nut M10 Nyloc ZP   | 1   |
| 10       | GA5068985   | Chain, 5/8", 41 Pitch Breakaway Hinge, inc 2 Joining Links, 43 rollers total | 1   |

## Touch Down Wheel



GA4902492 Touch down wheel LH

GA4902491 Touch down wheel RH

# Quantities shown are per side.

| ITEM NO. | PART NUMBER | DESCRIPTION                                     | QTY |
|----------|-------------|---|-----|
| 1        | GA4657650   | Boom Touch Down Wheel Arm                       | 1   |
| 2        | GA4657645   | Pivot Pin, suit Boom Touch Down Wheel Swing Arm | 1   |
| 3        | GA4657655   | Swing Arm Boom Touch Down Wheel                 | 1   |
| 4        | GA4583030   | Spacer Touch Down Wheel                         | 1   |
| 5        | GA5052275   | Press Wheel 15" with sealed bearings            | 1   |
| 6        | GA4535115   | Bearing Washer, suit Touch Down Wheel           | 1   |
| 7        | GA5012446   | Nut 1" UNF 12 TPI Nyloc ZP                      | 1   |
| 8        | GA4657640   | Mount Boom touch down wheel                     | 1   |
| 9        | GA5000311   | Set screw, M12 x 35, ZP GR 8.8                  | 2   |
| 10       | GA5000559   | Nut M12 Hex ZP                                  | 2   |
| 11       | GA5011251   | U bolt, Square top, M12 x 52mm x 80mm           | 3   |
| 12       | GA5011465   | Bolt M8 x 16 ZP GR8.8                           | 1   |
| 13       | GA5012461   | Nut M12 Nyloc ZP                                | 6   |
| 14       | GA5003643   | Washer 8mm Flat SS HD                           | 1   |
| 15       | GA5067085   | Universal shocker 320 eye-eye                   | 1   |
| 16       | GA5009463   | Glacier Bush, ID 25 x 15mm long                 | 2   |

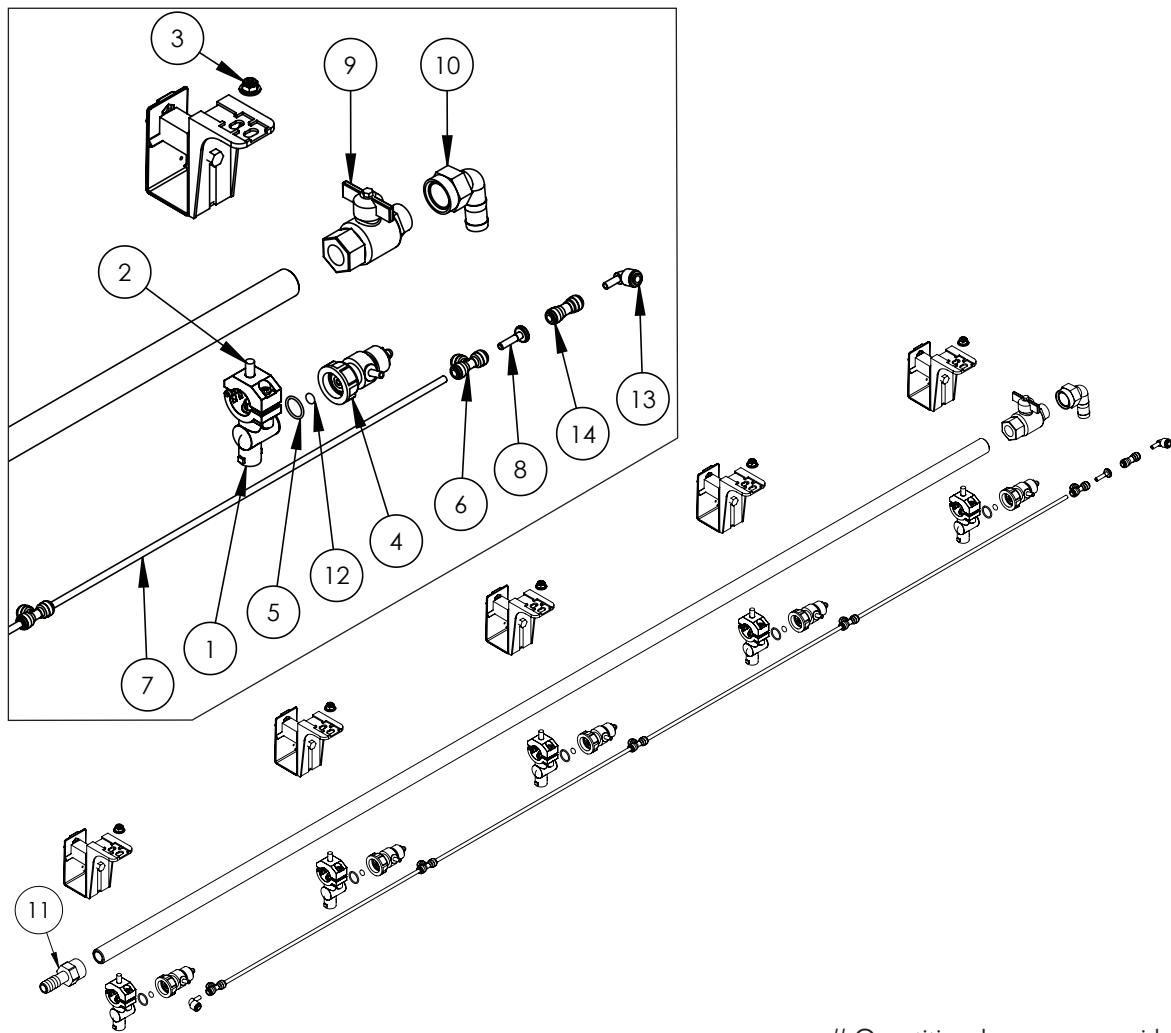
Continued over page

## Touch Down Wheel

| ITEM NO. | PART NUMBER | DESCRIPTION                               | QTY |
|----------|-------------|---|-----|
| 17       | GA4583100   | Bush, Black nylon, 30 OD x 10 ID x 16.5mm | 4   |
| 18       | GA5000117   | Washer 10mm Flat SS HD                    | 6   |
| 19       | GA5006101   | Bolt M10 x 65 ZP GR8.8                    | 2   |
| 20       | GA5000141   | Nut M10 Nyloc ZP                          | 2   |
| 21       | GA5012203   | Grease nipple, Short, 1/4" UNF            | 1   |
| 22       | GA5052375   | Hose Lay Flat 63mm Blue (cut 270mm long)  | 1   |
| 23       | GA5000577   | Washer 12mm Flat SS HD                    | 6   |
| 24       | GA5004919   | Washer 8mm Spring SS                      | 1   |
| 25       | GA4522315   | Washer, 27 ID x 40 OD x 2mm thick, SS     | 2   |

# Quantities shown are per side.

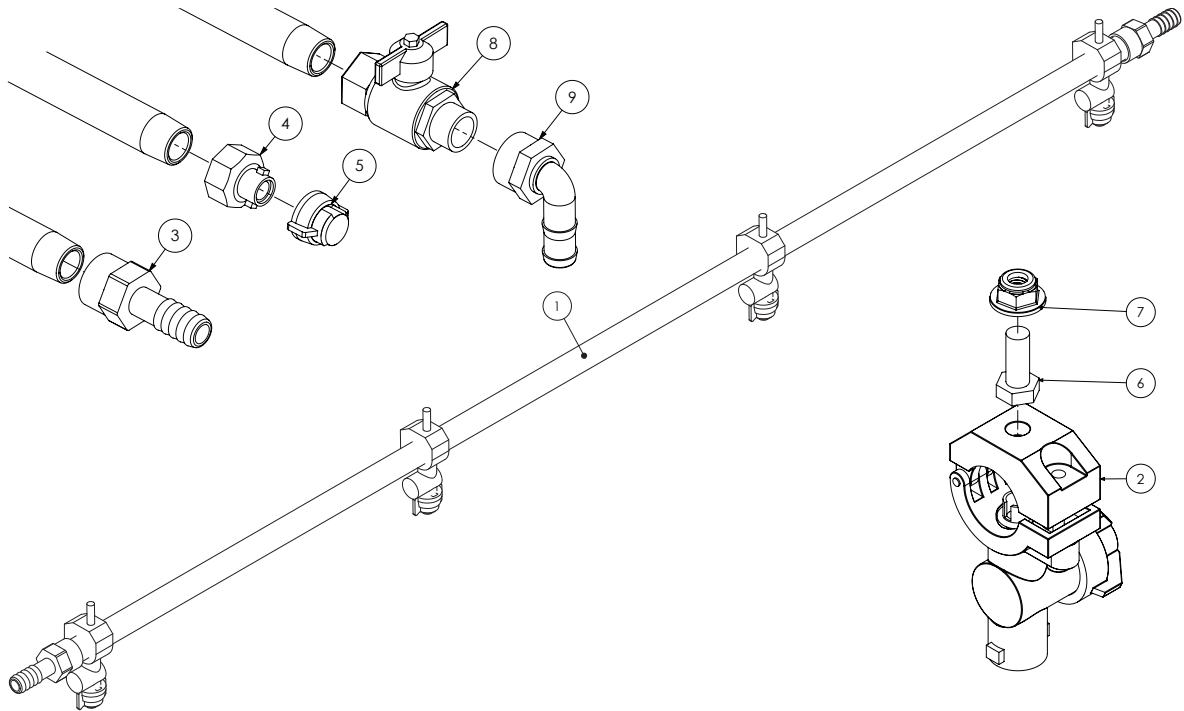
## RapidFire Boom Line Plumbing



# Quantities shown are per side.

| ITEM NO. | PART NUMBER | DESCRIPTION  | QTY. |
|----------|-------------|--|------|
| 1        | GA5077964   | Nozzle body, Single, 3/4", Teejet                              | 5    |
| 2        | GA5052595   | Bolt, M8 x 20, SS  | 5    |
| 3        | GA5070710   | Nut with flange, Plastic, M8 x 1.25P                           | 5    |
| 4        | GA5065520   | Spray Stop, RapidFire, Suit Teejet nozzle body, Altek          | 5    |
| 5        | GA5053135   | O-ring, 18 x 2mm, Viton, Suit spray stop body                  | 5    |
| 6        | GA5016245   | Tee, Equal, 6mm push in type, Black plastic                    | 5    |
| 7        | GA5004383   | Tube, Nylon, 6mm, Black  | 4    |
|          | GA5004385   | Tube, Nylon, 6mm, Blue   | -    |
|          | GA5070585   | Tube, Nylon, Green, 6mm  | -    |
| 8        | GA5004405   | Plug, Push in, 6mm   | 1    |
| 9        | GA5018315   | Valve, Ball, 20mm male & female thread, Black Butterfly handle | 1    |
| 10       | GA5077746   | Hose barb, Elbow, 90 degree, 3/4" female thread x 3/4" hose    | 1    |
| 11       | GA5077743   | Hose barb, Straight, 3/4" female x 3/4" hose                   | 1    |
| 12       | GA5065521   | O-ring, 6.02 x 2.62mm, Suits spray stop inner                  | 5    |
| 13       | GA5071215   | Stem Elbow, suit 6mm air line, push in                         | 1    |
| 14       | GA5066991   | Pneumatic fitting, Push in, Joiner, 6mm                        | 1    |

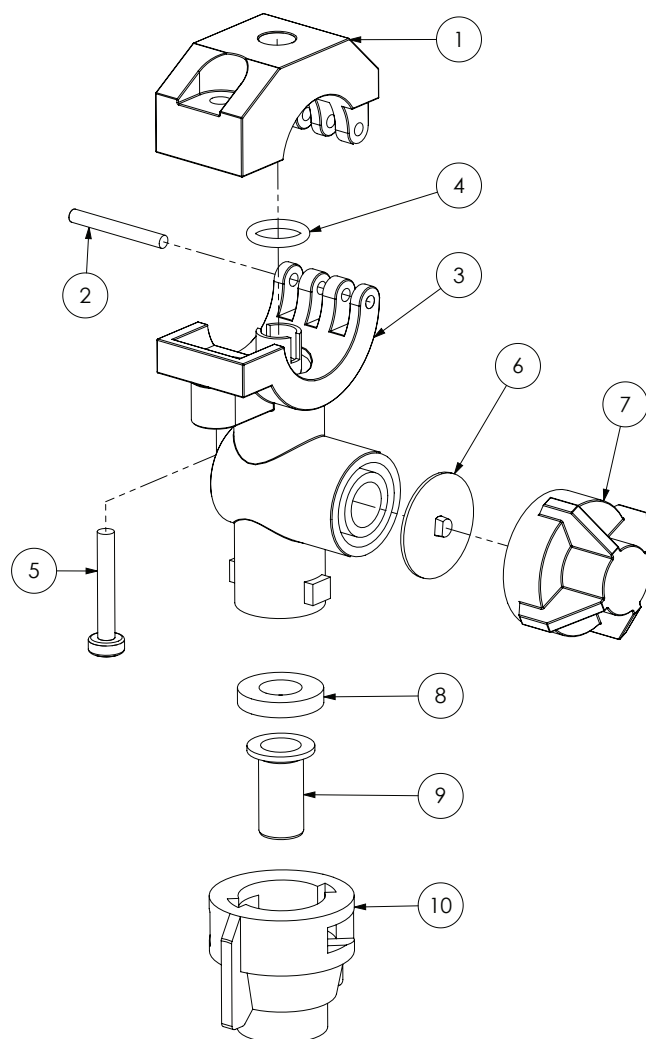
## Boom Line Plumbing



| ITEM NO. | PART NUMBER | DESCRIPTION  | QTY |
|----------|-------------|--|-----|
| 1        | GA5018273   | Boom line, Poly, 3/4", 1600 long, No holes                     | #   |
|          | GA5018275   | Boom line, Poly, 3/4", 2100 long, No holes                     | #   |
|          | GA5018279   | Boom line, Poly, 3/4", 2600 long, No holes                     | #   |
|          | GA5018281   | Boom line, Poly, 3/4", 3100 long, No holes                     | #   |
| 2        | GA5077964   | Nozzle body, Single, 3/4", Teejet                              | #   |
| 3        | GA5077743   | Hose barb, Straight, 3/4" female x 3/4" hose, Banjo            | #   |
| 4        | GA5076904   | Adapter, Boom flush, 3/4" female quick fitting                 | #   |
| 5        | GA5076594   | Nozzle shut off cap & washer, Teejet                           | #   |
| 6        | GA5052595   | Bolt, M8 x 20, SS  | #   |
| 7        | GA5070710   | Nut with flange, Plastic, M8 x 1.25P                           | #   |
| 8        | GA5018315   | Valve, Ball, 20mm male & female thread, Black Butterfly handle | #   |
| 9        | GA5077746   | Hose barb, Elbow, 90 degree, 3/4" female thread x 3/4" hose    | #   |

# Quantities vary

## Teejet Single Nozzle Body

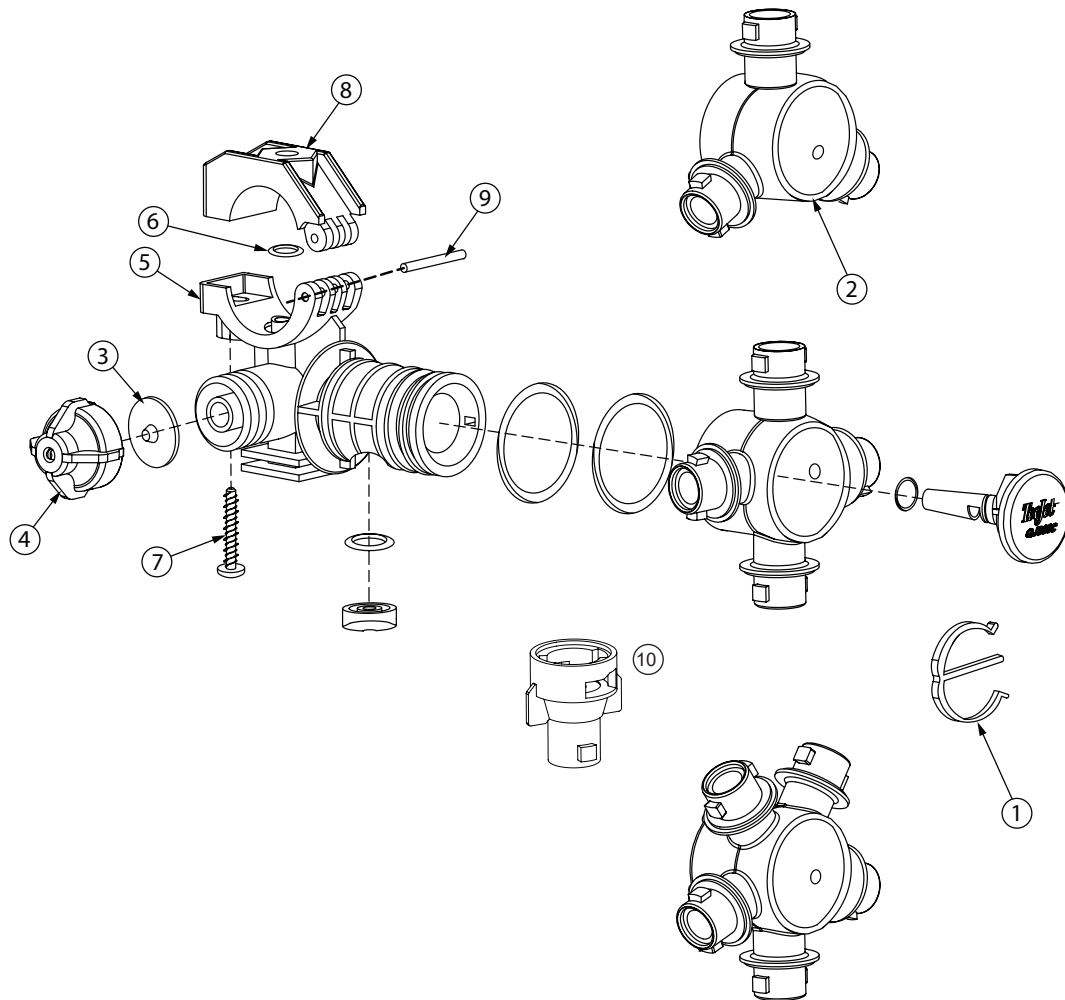


| ITEM NO. | PART NUMBER | DESCRIPTION  | QTY. |
|----------|-------------|--|------|
| -        | GA5077964   | Nozzle body, Single, 3/4", Teejet                              | -    |
| 1        | GA5077532   | Clamp, Nozzle body, 3/4", Teejet                               | 1    |
| 2        | GA5077537   | Pin, Nozzle body clamp, Teejet                                 | 1    |
| 3        | GA5077538   | 3/4" Q.T.BODY with Clamp                                       | 1    |
| 4        | GA5077596   | O-ring, 14.5 x 2.5mm, Buna                                     | 1    |
|          | GA5077597   | O-ring, Viton  |      |
| 5        | GA5077536   | Screw, 13/16" x 1 1/4", SS                                     | 1    |
| 6        | GA5077439   | Chemsaver, Diaphragm, Teejet                                   | 1    |
|          | GA5077440   | Diaphragm, Viton, Nozzle body check valve, Teejet              |      |
| 7        | GA5076670   | Chemsaver, 10psi, Black, Teejet                                | 1    |
| 8        | GA5055245   | Washer, Nozzle cap seal, Rubber, 19 OD x 9mm ID                | 1    |
| 9        | GA5077159   | Filter, Nozzle tip, Red, 50 mesh, Polypropylene & SS, Teejet   | -    |
|          | GA5077160   | Nozzle filter screen, Blue 80 mesh, Polypropylene / SS, Teejet | -    |
| 10       | GA8100464   | Nozzle cap, Nylon, Black, Teejet                               | -    |

Note: Only parts that are available through Goldacres are listed for the nozzle above. For a full parts listing, see the Teejet/Lechler website.



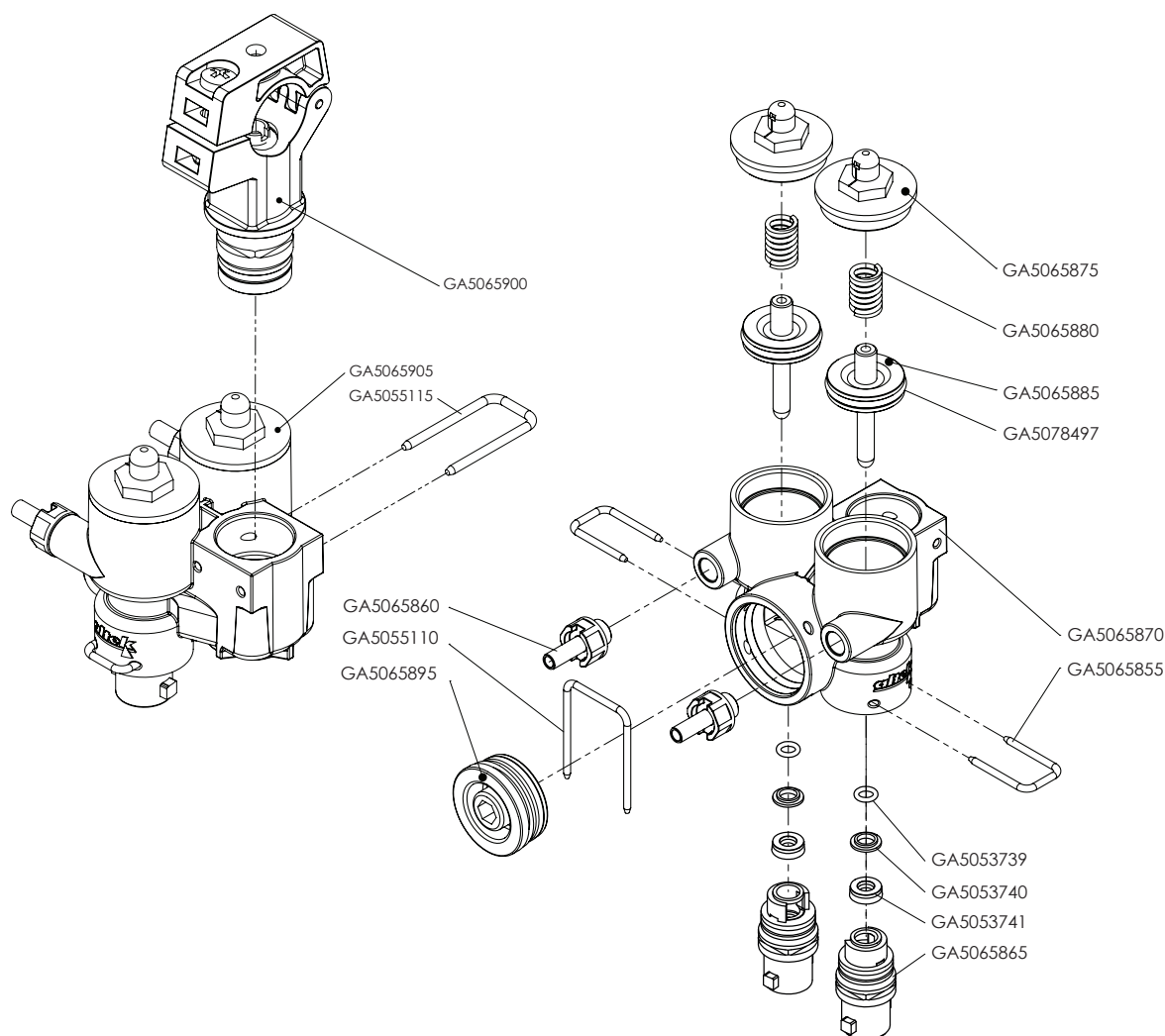
## Teejet Turret Nozzle Body



| ITEM NO. | PART NUMBER | DESCRIPTION  | QTY. |
|----------|-------------|--|------|
| 1        | GA5077496   | E clip, Nozzle body, Teejet                                      | 1    |
| 2        | GA5077491   | Nozzle body turret, 3 outlet clockface style, Teejet             | 1    |
| 3        | GA5077974   | Nozzle body, Quad, Clockface, 3/4, Teejet                        | 1    |
| 4        | GA5077977   | Nozzle body, Clockface, 5 outlet, 3/4, Teejet                    | 1    |
| 5        | GA5077439   | Chemsaver, Diaphragm, Teejet                                     | 1    |
| 6        | GA5077440   | Diaphragm, Viton, Nozzle body check valve, Teejet                | 1    |
| 7        | GA5076670   | Chemsaver, 10psi, Black, Teejet                                  | 1    |
| 8        | GA5077493   | 3/4" 360C Body, Nylon  | 1    |
| 9        | GA5077596   | O-ring, 14.5 x 2.5mm, Buna                                       | 1    |
| 10       | GA5077597   | O-ring, Viton  | 1    |
|          | GA5077536   | Screw, 13/16" x 1 1/4", SS                                       | 1    |
|          | GA5077532   | Clamp, Nozzle body, 3/4", Teejet                                 | 1    |
|          | GA5077537   | Pin, Nozzle body clamp, Teejet                                   | 1    |
|          | GA5077057   | Nozzle body extension, Quick Teejet type, 1" long, Black, Teejet | 1    |

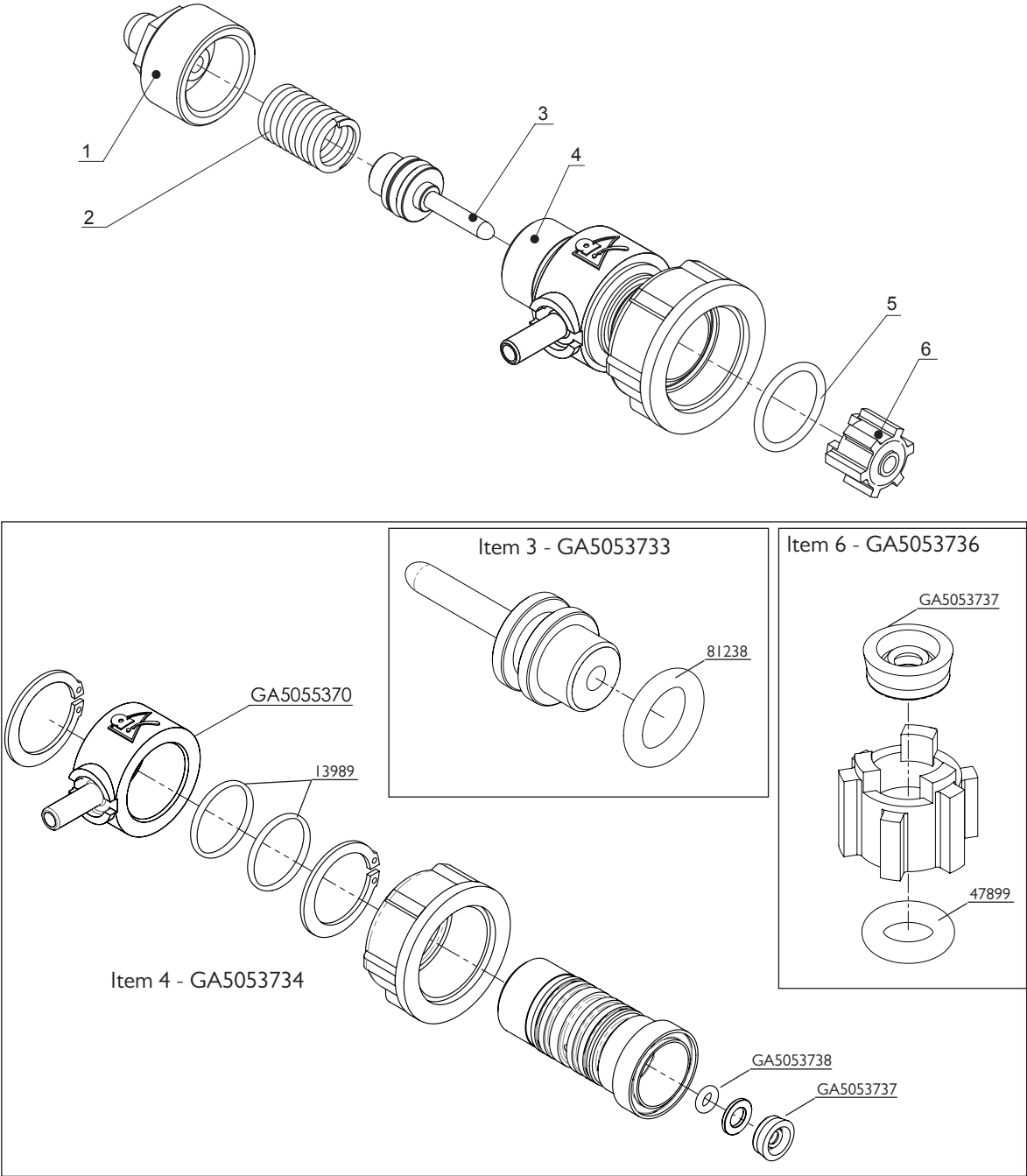
Note: Only parts that are available through Goldacres are listed for the nozzle above. For a full parts listing, see the Teejet website.

## Altek Dual Nozzle Spray Body



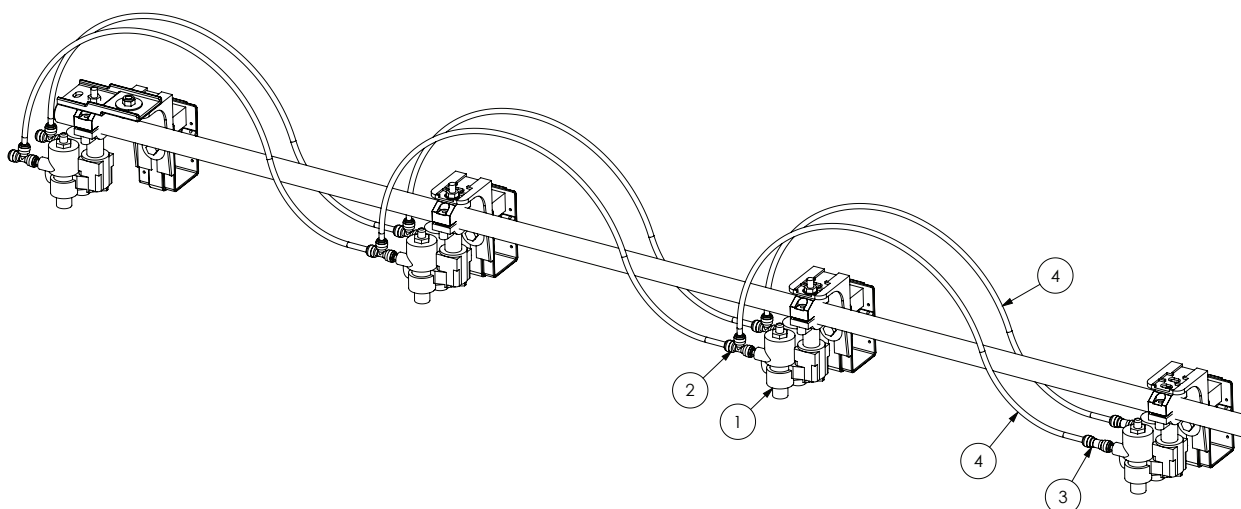
| GA5065845   | Nozzle body, Twin, dual, Air shut off, 3/4", Altek           |      |
|-------------|--|------|
| PART NUMBER | DESCRIPTION  | QTY. |
| GA5065900   | Nozzle body clamp, 3/4", Altek                               | 1    |
| GA5065905   | Lower body, Multi spray, Altek                               | 1    |
| GA5055115   | U clip, 20 x 40 x 3mm  | 1    |
| GA5065875   | Top cap  | 2    |
| GA5065880   | Spring   | 2    |
| GA5065885   | Plunger  | 2    |
| GA5065870   | Outer body   | 1    |
| GA5065855   | U-Clip   | 2    |
| GA5065865   | Outlet, Valve inner, Nozzle body, Altek                      | 2    |
| GA5065860   | Hose barb, Air fitting, 6mm hose, male thread, includes seal | 2    |
| GA5055110   | U Clip 30 x 41 x 2.5mm                                       | 1    |
| GA5065895   | Shutoff Plug   | 1    |
| GA5053739   | O-ring, 5.6mm x 1.8mm FMP, suit GA5065845, Altek             | 2    |
| GA5053740   | Retaining disk, 11.8mm x 6.8mm x 2mm, suit GA5065845, Altek  | 2    |
| GA5053741   | Lip seal, 6mm x 12mm x 4.2mm FMP, suit GA5065845, Altek      | 2    |

# Altek Spray Stop Spare Parts



| ITEM NO. | PART NUMBER | DESCRIPTION   | QTY. |
|----------|-------------|---|------|
| -        | GA5065520   | Spray Stop, RapidFire, Suit Teejet nozzle body, Altek | -    |
| 1        | GA5053731   | End Cap with Breather                                 | 1    |
| 2        | GA5053732   | Spring, 10 Bar  | 1    |
| 3        | GA5053733   | Piston  | 1    |
| 4        | GA5053734   | Valve Body  | 1    |
| 5        | GA5053735   | O-ring external                                       | 1    |
| 6        | GA5053736   | Plunger   | 1    |

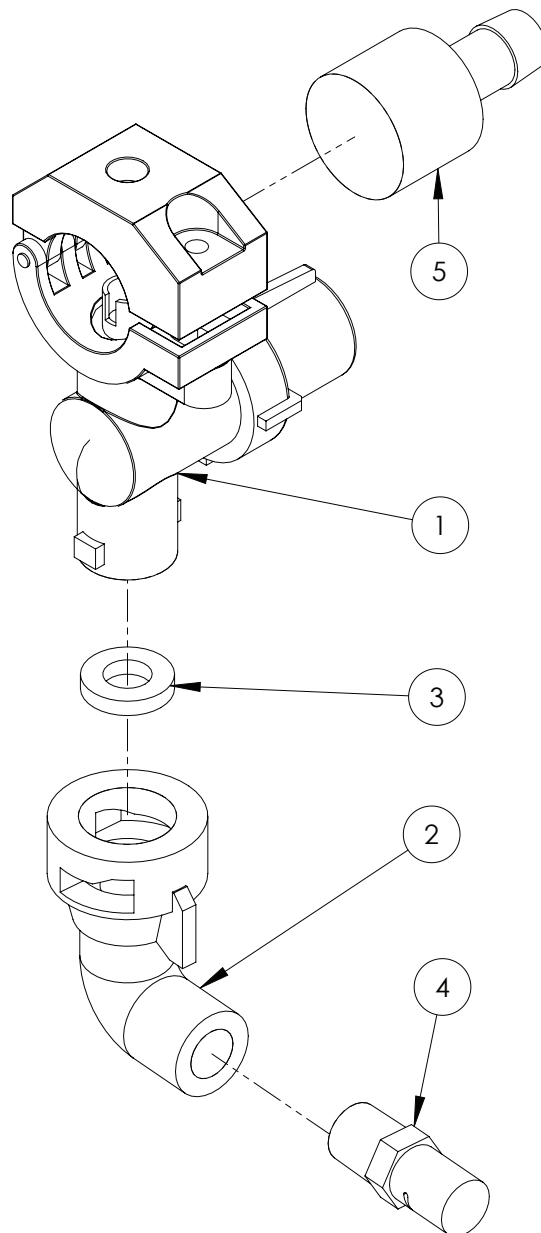
## Dual Nozzle Spray Line



| ITEM NO. | PART NUMBER | DESCRIPTION  | QTY. |
|----------|-------------|--|------|
| 1        | GA5065845   | Nozzle body, Twin, dual, Air shut off, 3/4", Altek | #    |
| 2        | GA5016245   | Tee, Equal, 6mm push in type, Black plastic        | #    |
| 3        | GA5066991   | Pneumatic fitting, Push in, Joiner, 6mm            | #    |
| 4        | GA5004385   | Tube, Nylon, 6mm, Blue                             | #    |
|          | GA5070585   | Tube, Nylon, Green, 6mm                            | #    |
|          | GA5004383   | Tube, Nylon, 6mm, Black                            | #    |
|          | GA7000002   | Tube, Nylon, 6mm, Red                              | #    |

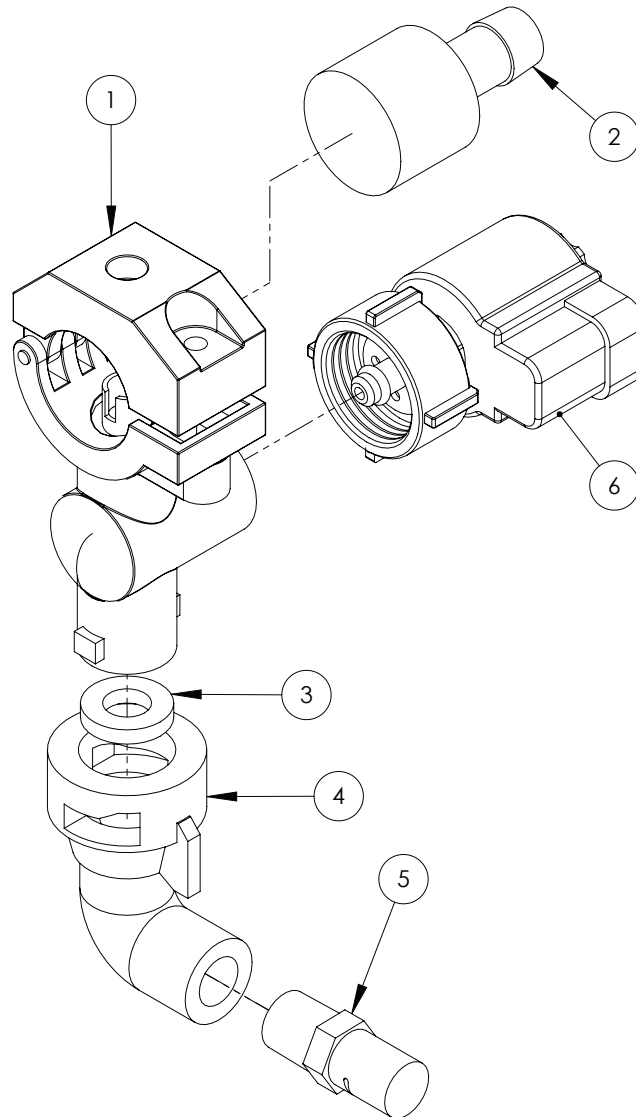
# Quantities vary

## Fence Line Nozzle - Manual Operated



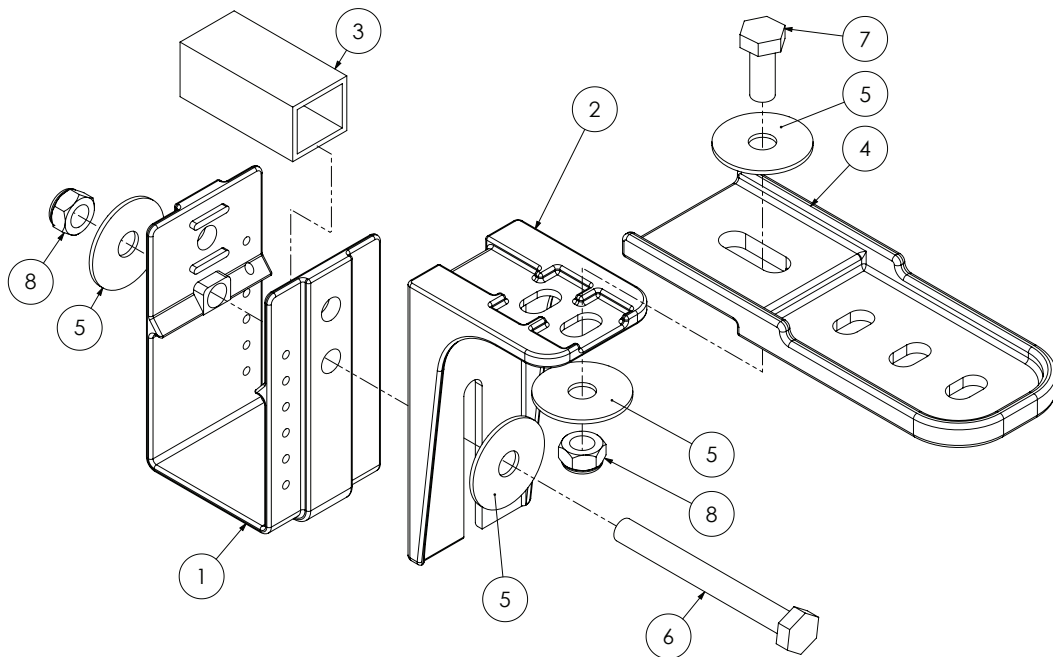
| ITEM NO. | PART NUMBER | DESCRIPTION   | QTY. |
|----------|-------------|---|------|
| 1        | GA5077964   | Nozzle body, Single, 3/4", Teejet                                 | 1    |
| 2        | GA5077986   | Nozzle cap & washer, 90 degree cap, 1/4" NPT female outlet        | 1    |
| 3        | GA5055245   | Washer, Nozzle cap seal, Rubber, 19 OD x 9mm ID                   | 1    |
|          | GA8100339   | Nozzle, Fence line, Orange, Polymer, Left side, 1/4" NPT, Teejet  | 1    |
| 4        | GA8100340   | Nozzle, Fence line, Orange, Polymer, Right side, 1/4" NPT, Teejet | 1    |
| 5        | GA5077497   | Hose barb suit nozzle body, Single 1/2", Nylon, Teejet            | 1    |

## Fence Line Nozzle - Solenoid Operated



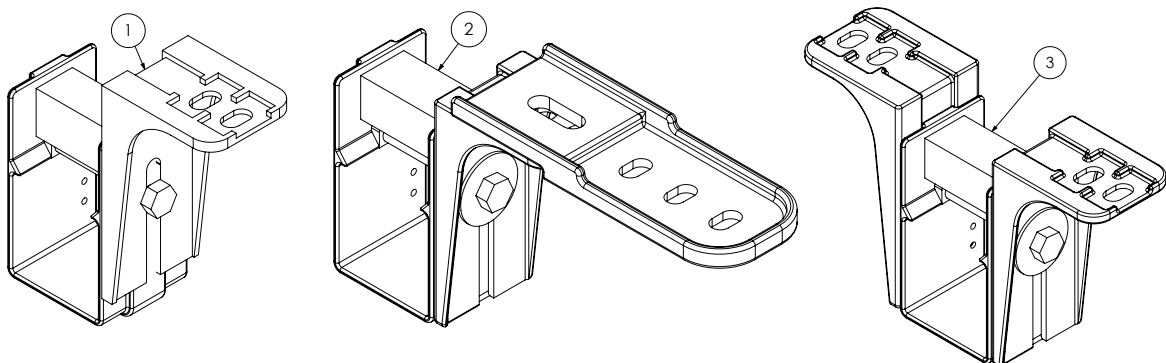
| ITEM NO. | PART NUMBER | DESCRIPTION   | QTY. |
|----------|-------------|---|------|
| 1        | GA5077964   | Nozzle body, Single, 3/4", Teejet                                 | 1    |
| 2        | GA5077497   | Hose barb suit nozzle body, Single 1/2", Nylon, Teejet            | 1    |
| 3        | GA5055245   | Washer, Nozzle cap seal, Rubber, 19 OD x 9mm ID                   | 1    |
| 4        | GA5077986   | Nozzle cap & washer, 90 degree cap, 1/4" NPT female outlet        | 1    |
| 5        | GA8100339   | Nozzle, Fence line, Orange, Polymer, Left side, 1/4" NPT, Teejet  | 1    |
|          | GA8100340   | Nozzle, Fence line, Orange, Polymer, Right side, 1/4" NPT, Teejet | 1    |
| 6        | GA5071785   | Solenoid, e-Chemsaver suit 2 Pin Metri-pack, Fence Line           | 1    |

## Adjustable Nozzle Brackets



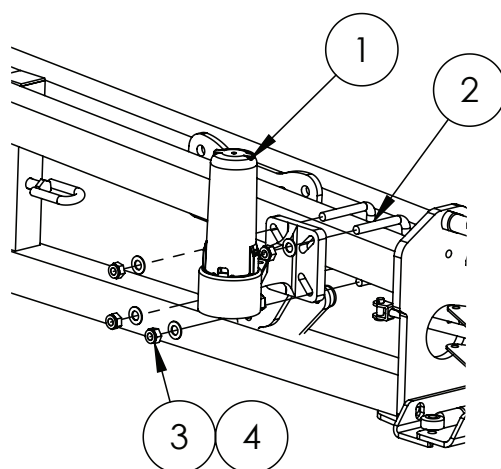
| ITEM NO. | PART NUMBER | DESCRIPTION                             | QTY |
|----------|-------------|---|-----|
| 1        | GA5018259   | Nozzle bracket, plastic, U shape        | 1   |
| 2        | GA5018257   | Nozzle bracket, plastic, L shape, short | 1   |
|          | GA5018258   | Nozzle bracket, plastic, L shape, long  | 1   |
| 3        | GA5066965   | Spacer suit nozzle brackets             | 1   |
| 4        | GA5018255   | Bracket, Nozzle extension, Plastic      | 1   |
| 5        | GA5003645   | Washer 5/16" ID x 1 1/4" OD Flat SS     | 4   |
| 6        | GA5004741   | Bolt M8 x 75 GR8.8 ZP                   | 1   |
| 7        | GA5004085   | Bolt M8 x 20 GR8.8 ZP                   | 1   |
| 8        | GA5004917   | Nut M8 Nyloc ZP                         | 2   |

## Pre Packaged Kits



| ITEM NO. | PART NUMBER | DESCRIPTION   |
|----------|-------------|---|
| 1        | GA4948675   | Nozzle bracket kit, Single line, Suit 50mm RHS                |
| 2        | GA4948695   | Nozzle bracket kit, Single line with extension, Suit 50mm RHS |
| 3        | GA4948685   | Nozzle bracket kit, Dual line, Suit 50mm RHS                  |

## UltraGlide Sensor Mount

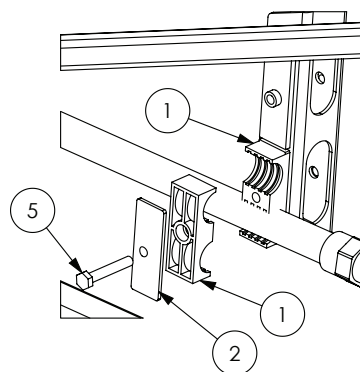
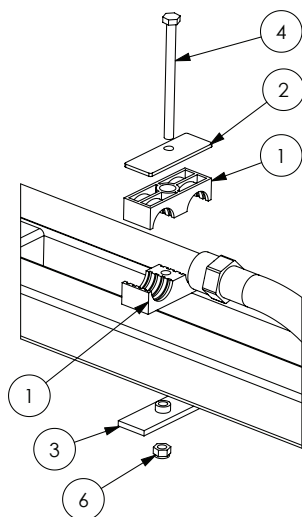


# Quantities shown are per side.

| ITEM NO. | PART NUMBER | DESCRIPTION                                       | QTY. |
|----------|-------------|---|------|
| 1        | GA5075810   | Sensor, Ultrasonic, Digital, 4 Pin, Centre, Raven | 1    |
|          | GA5075809   | Sensor, Ultraglide Moulded Left, Raven            | 1    |
|          | GA5075807   | Sensor, Ultraglide Moulded Right, Raven           | 1    |
| 2        | GA5011251   | U bolt, Square top, M12 x 52mm x 80mm             | 6    |
| 3        | GA5000117   | Washer 10mm Flat SS HD                            | 13   |
| 4        | GA5000141   | Nut M10 Nyloc ZP                                  | 12   |

Note: Quantity is for the 3 sensor kit

## Boom Poly Pipe Clamps

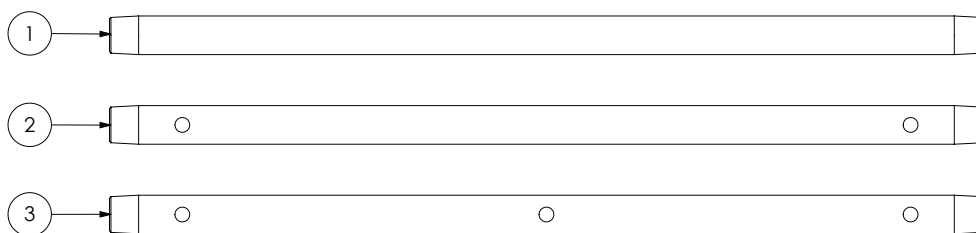


| ITEM NO. | PART NUMBER | DESCRIPTION  | QTY. |
|----------|-------------|--|------|
| 1        | GA5078038   | RCD clamp jaws, Double 28mm hose, Black polypropylene        | #    |
| 2        | GA5078049   | Hose clamp, Double RCD, Top plate, Grade 4, Suit clamp 28-30 | #    |
| 3        | GA5078048   | Double Clamp Plate Bottom Gr4                                | #    |
| 4        | GA5004933   | Bolt M8 x 110 ZP GR8.8                                       | #    |
| 5        | GA5004727   | Bolt M8 x 50 ZP GR8.8  | #    |
| 6        | GA5052590   | Nut M8 Nyloc SS  | #    |

# Quantities vary

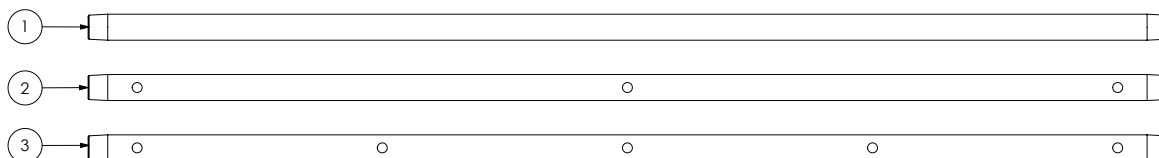


## 600mm Boom Poly



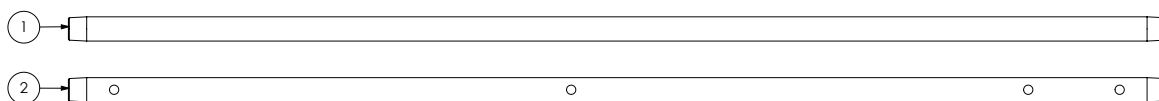
| ITEM NO. | PART NUMBER | DESCRIPTION   |
|----------|-------------|---|
| 1        | GA5018287   | Boom line, Poly, 3/4", 600 long, No holes               |
| 2        | GA2000510   | Boom line, Poly, 3/4", 600 long, 2 holes, 500mm spacing |
| 3        | GA2000511   | Boom line, Poly, 3/4", 600 long, 3 holes, 250mm spacing |

## 1100mm Boom Poly



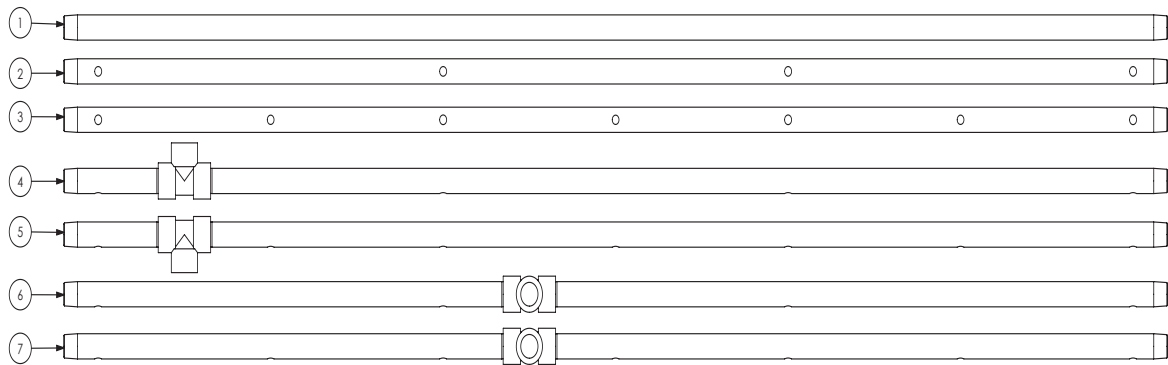
| ITEM NO. | PART NUMBER | DESCRIPTION  |
|----------|-------------|--|
| 1        | GA5018269   | Boom line, Poly, 3/4", 1100 long, No holes               |
| 2        | GA2000506   | Boom line, Poly, 3/4", 1100 long, 3 holes, 500mm spacing |
| 3        | GA2000507   | Boom line, Poly, 3/4", 1100 long, 5 holes, 250mm spacing |

## 1200mm Boom Poly



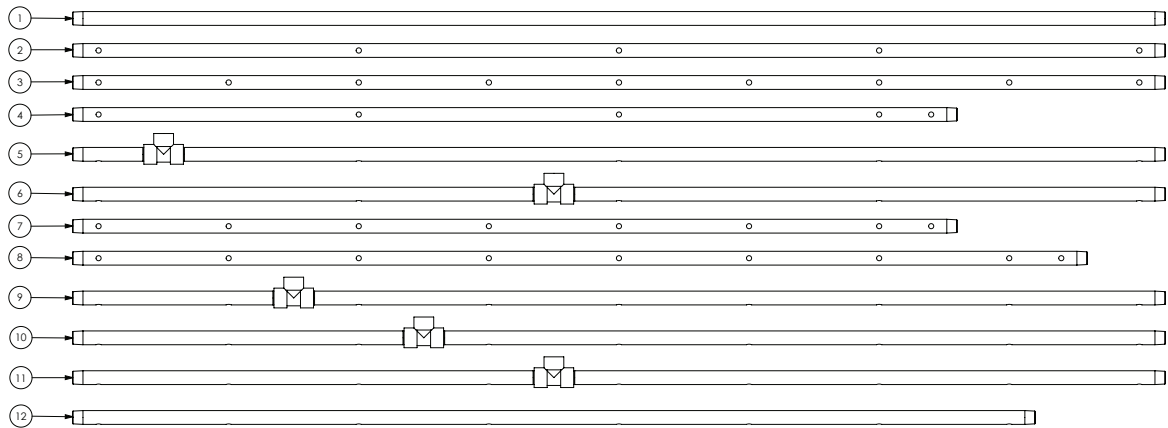
| ITEM NO. | PART NUMBER | DESCRIPTION   |
|----------|-------------|---|
| 1        | GA5018271   | Boom line, Poly, 3/4", 1200 long, No holes                              |
| 2        | GA2000515   | Boom line, Poly, 3/4", 1200 long, 3 holes plus fenceline, 500mm spacing |

## I 600mm Boom Poly



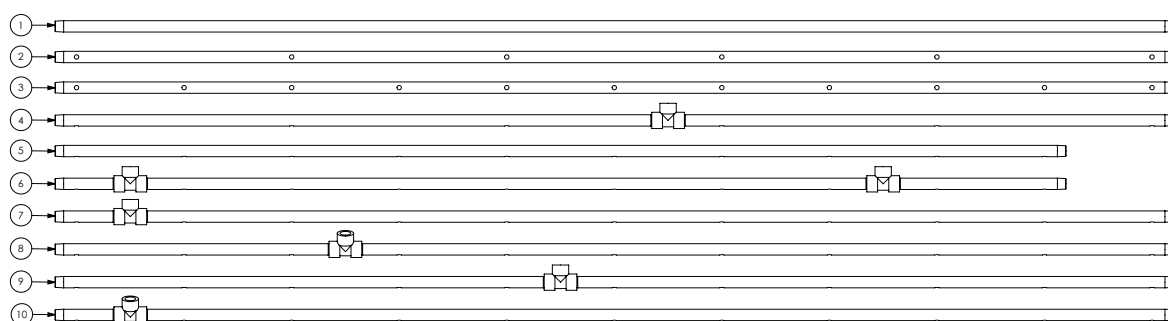
| ITEM NO. | PART NUMBER | DESCRIPTION   |
|----------|-------------|---|
| 1        | GA5018273   | Boom line, Poly, 3/4", 1600 long, No holes                                  |
| 2        | GA2000500   | Boom line, Poly, 3/4", 1600 long, 4 holes, 500mm spacing                    |
| 3        | GA2000501   | Boom line, Poly, 3/4", 1600 long, 7 holes, 250mm spacing                    |
| 4        | GA2000520   | Boom line, Poly, 3/4", 1600 long, 4 holes, 500mm spacing, Tee 175mm         |
| 5        | GA2000521   | Boom line, Poly, 3/4", 1600 long, 7 holes, 250mm spacing, Tee 175mm         |
| 6        | GA2000522   | Boom line, Poly, 3/4", 1600 long, 4 holes, 500mm spacing, Tee 675mm 90 Deg. |
| 7        | GA2000523   | Boom line, Poly, 3/4", 1600 long, 7 holes, 250mm spacing, Tee 675mm 90 Deg. |

## 2100mm Boom Poly



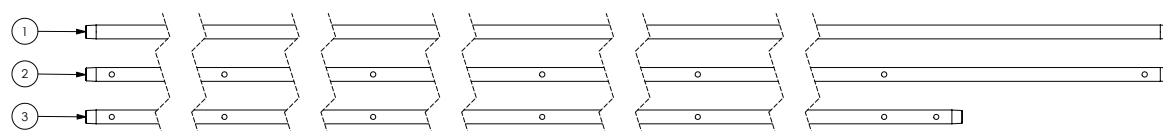
| ITEM NO. | PART NUMBER | DESCRIPTION   |
|----------|-------------|---|
| 1        | GA5018275   | Boom line, Poly, 3/4", 2100 long, No holes                              |
| 2        | GA2000502   | Boom line, Poly, 3/4", 2100 long, 5 holes, 500mm spacing                |
| 3        | GA2000503   | Boom line, Poly, 3/4", 2100 long, 9 holes, 250mm spacing                |
| 4        | GA2000525   | Boom line, Poly, 3/4", 1700 long, 4 holes plus fenceline, 500mm spacing |
| 5        | GA2000526   | Boom line, Poly, 3/4", 2100 long, 5 holes, 500mm spacing, Tee 175mm     |
| 6        | GA2000527   | Boom line, Poly, 3/4", 2100 long, 5 holes, 500mm spacing, Tee 925mm     |
| 7        | GA2000530   | Boom line, Poly, 3/4", 1700 long, 7 holes plus fenceline, 250mm spacing |
| 8        | GA2000531   | Boom line, Poly, 3/4", 1950 long, 8 holes plus fenceline, 250mm spacing |
| 9        | GA2000532   | Boom line, Poly, 3/4", 2100 long, 9 holes, 250mm spacing, Tee 425mm     |
| 10       | GA2000533   | Boom line, Poly, 3/4", 2100 long, 9 holes, 250mm spacing, Tee 675mm     |
| 11       | GA2000534   | Boom line, Poly, 3/4", 2100 long, 9 holes, 250mm spacing, Tee 925mm     |
| 12       | GA2000535   | Boom line, Poly, 3/4, 1850 long, 8 holes, 250mm spacing                 |

## 2600mm Boom Poly



| ITEM NO. | PART NUMBER | DESCRIPTION   |
|----------|-------------|---|
| 1        | GA5018279   | Boom line, Poly, 3/4", 2600 long, No holes                                    |
| 2        | GA2000504   | Boom line, Poly, 3/4", 2600 long, 6 holes, 500mm spacing                      |
| 3        | GA2000505   | Boom line, Poly, 3/4", 2600 long, 11 holes, 250mm spacing                     |
| 4        | GA2000540   | Boom line, Poly, 3/4", 2600 long, 6 holes, 500mm spacing, Tee 1175mm          |
| 5        | GA2000541   | Boom line, Poly, 3/4", 2350 long, 10 holes, 250mm spacing                     |
| 6        | GA2000542   | Boom line, Poly, 3/4", 2600 long, 10 holes, 250mm spacing, Tee 175mm & 1925mm |
| 7        | GA2000543   | Boom line, Poly, 3/4", 2600 long, 11 holes, 250mm spacing, Tee 175mm          |
| 8        | GA2000544   | Boom line, Poly, 3/4", 2600 long, 11 holes, 250mm spacing, Tee 675mm angled   |
| 9        | GA2000545   | Boom line, Poly, 3/4", 2600 long, 11 holes, 250mm spacing, Tee 1175mm         |
| 10       | GA2000546   | Boom line, Poly, 3/4", 2600 long, 11 holes, 250mm spacing, Tee 175mm angled   |

## 3100mm Boom Poly

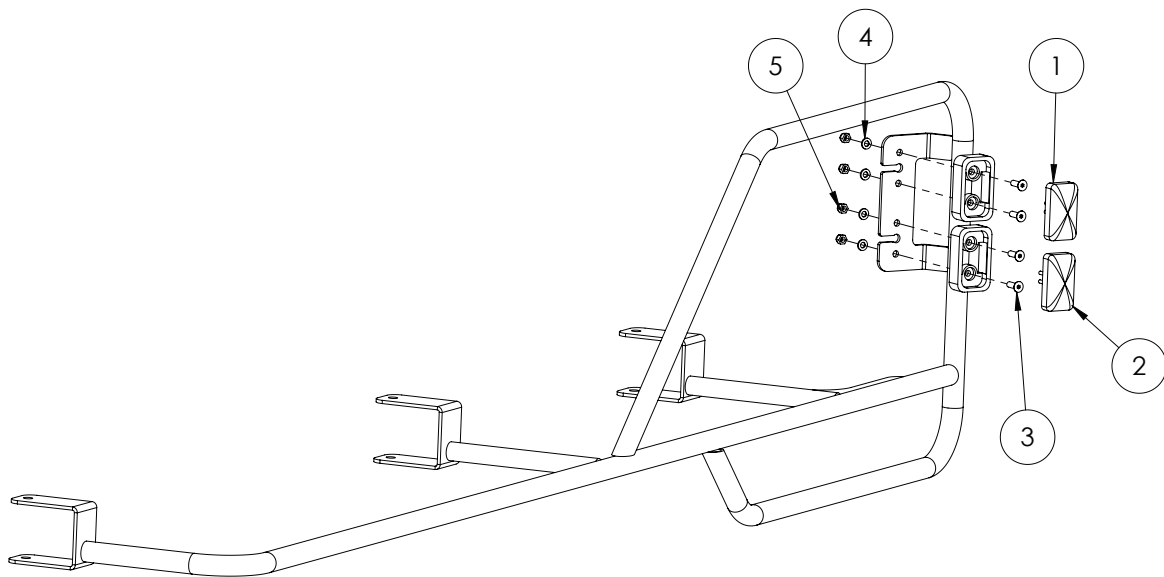


| ITEM NO. | PART NUMBER | DESCRIPTION  |
|----------|-------------|--|
| 1        | GA5018281   | Boom line, Poly, 3/4", 3100 long, No holes               |
| 2        | GA2000508   | Boom line, Poly, 3/4", 3100 long, 7 holes, 500mm spacing |
| 3        | GA2000550   | Boom line, Poly, 3/4", 2700 long, 6 holes, 500mm spacing |

# Chapter 15

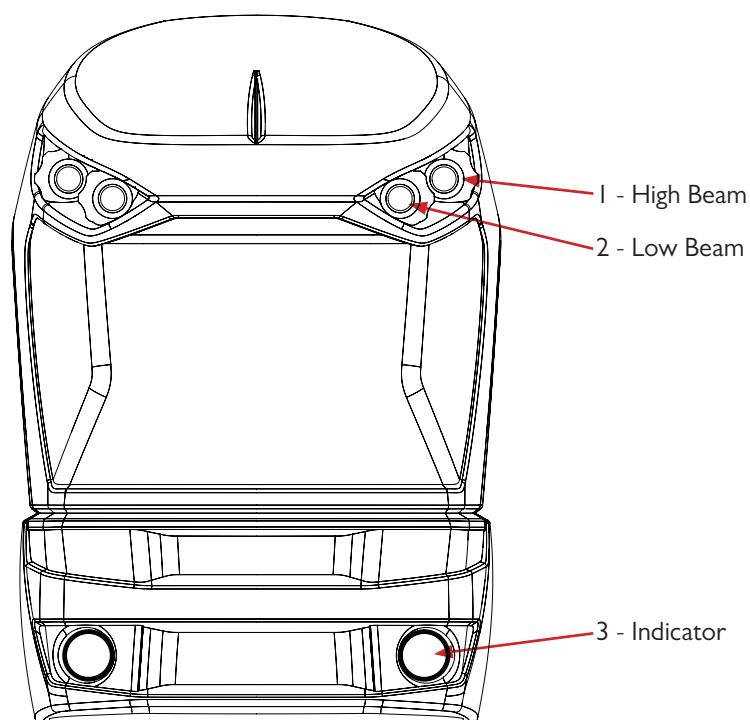
## ELECTRICS

### Lighting - Boom Tip LEDs



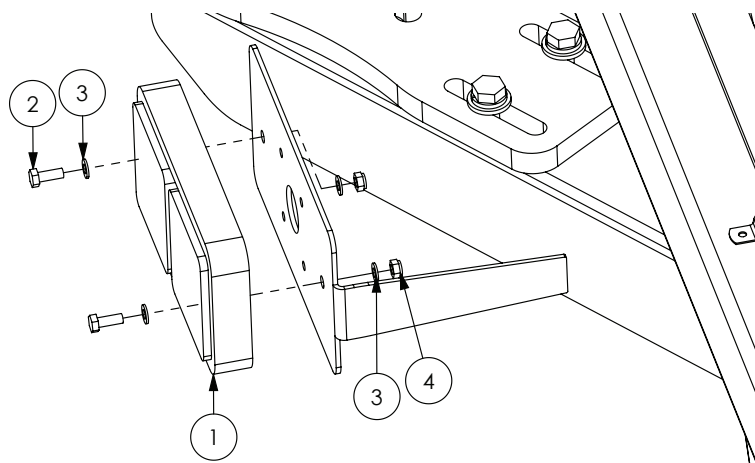
| ITEM NO. | PART NUMBER | DESCRIPTION                                | QTY. |
|----------|-------------|--|------|
| 1        | GA5060057   | Clearance light with connector, Orange LED | 1    |
| 2        | GA5060056   | Clearance light with connector, Red LED    | 1    |
| 3        | GA5051230   | CSCS M5 x 16 SS                            | 4    |
| 4        | GA5003983   | Washer 5mm Flat SS                         | 4    |
| 5        | GA5003975   | Nut M5 Nyloc SS                            | 4    |

## Lighting - Headlights & Indicator



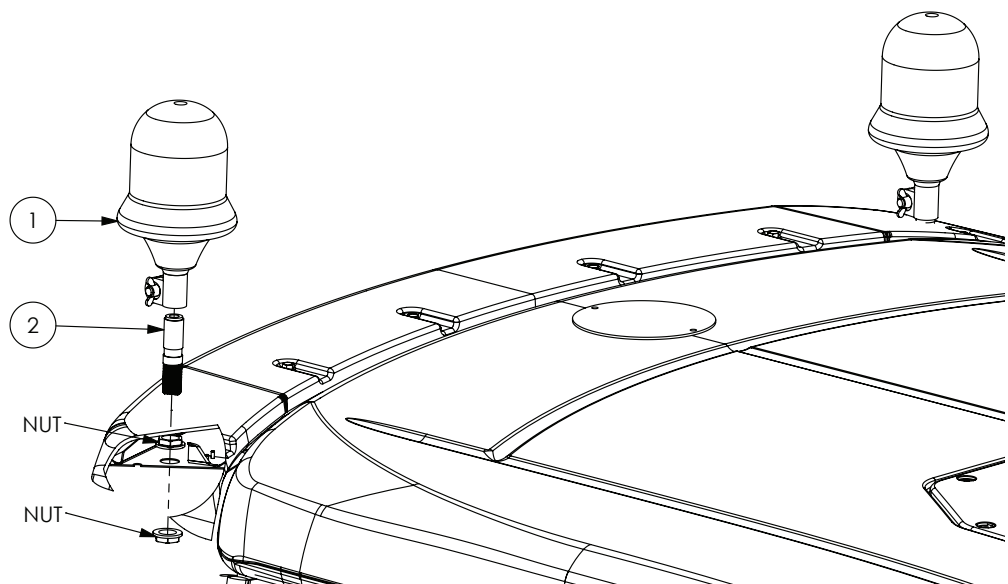
| ITEM NO. | PART NUMBER | DESCRIPTION  | QTY. |
|----------|-------------|--|------|
| -        | GA3000082   | HB3 12V 60w Globe - High and low beam              | -    |
| 1        | GA5075410   | Headlight Assembly, High Beam, 12v, 60w, Projector | -    |
| 2        | GA5075405   | Headlight Assembly, Low Beam, 12v, 60w, Projector  | -    |
| 3        | GA5075415   | Indicator / Running Light Assembly, LED            | -    |

## Lighting - Rear Indicator & Brake Lights



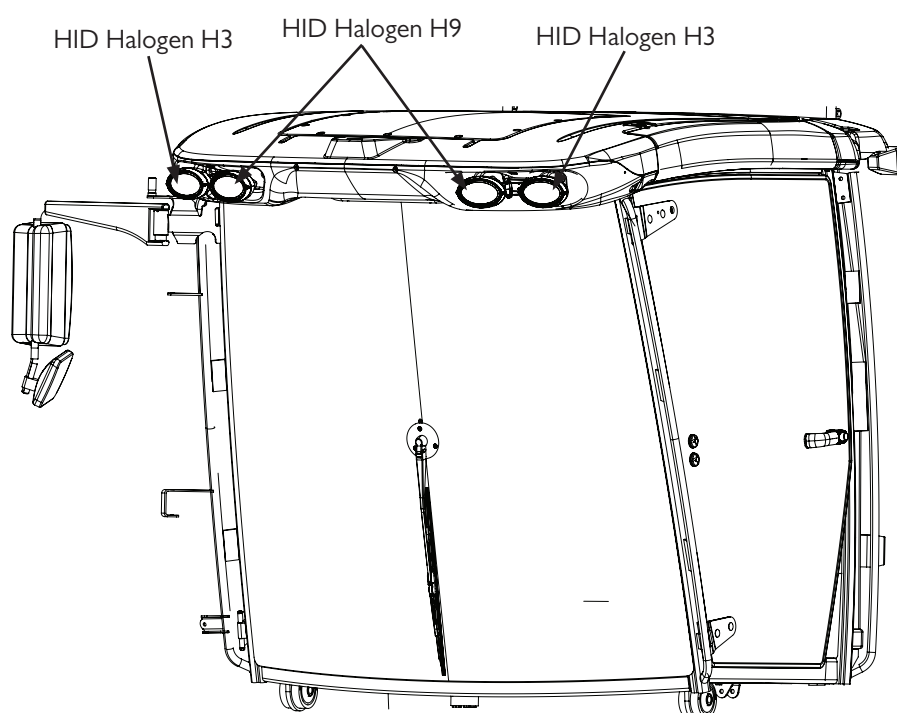
| ITEM NO. | PART NUMBER | DESCRIPTION   | QTY. |
|----------|-------------|---|------|
| 1        | GA5018786   | Lamp, LED, 12V, Brake / tail light / indicator, 190 x 100mm | 2    |
| 2        | GA5011395   | Bolt M6 x 16 SS   | 4    |
| 3        | GA5004437   | Washer 6mm Flat SS  | 8    |
| 4        | GA5048115   | Nut M6 Nyloc ZP   | 4    |

# Lighting - Beacon Lights



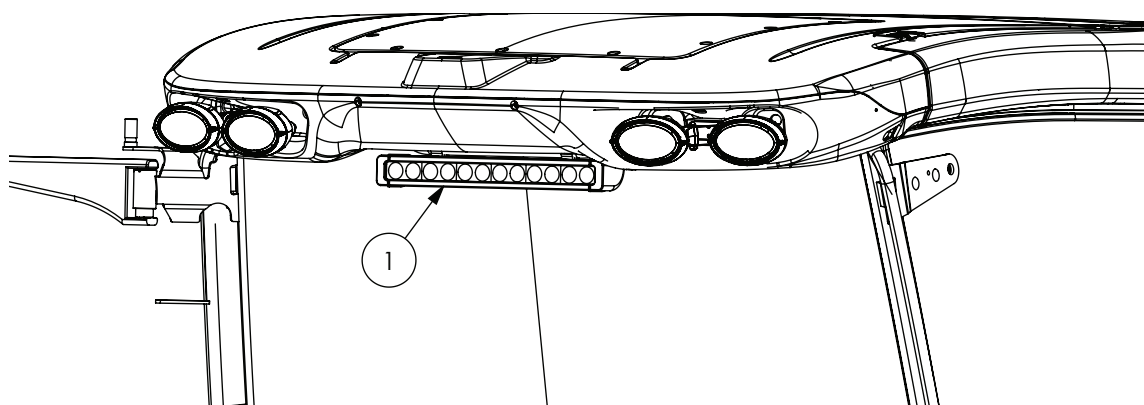
| ITEM NO. | PART NUMBER | DESCRIPTION   | QTY. |
|----------|-------------|---|------|
| 1        | GA5048975   | Beacon, Rotating, Amber, DIN A pole mount, H1 globe | 2    |
| 2        | GA5020411   | Beacon insert screw in                              | 2    |

## Lighting - Cab Front



| ITEM NO. | PART NUMBER | DESCRIPTION                             | QTY. |
|----------|-------------|---|------|
| 1        | GA5052776   | HID Light kit, Slim line, H9, 55w 6000k | 2    |
| 2        | GA5052780   | HID Light kit, Slim line, H3, 55w 6000K | 2    |

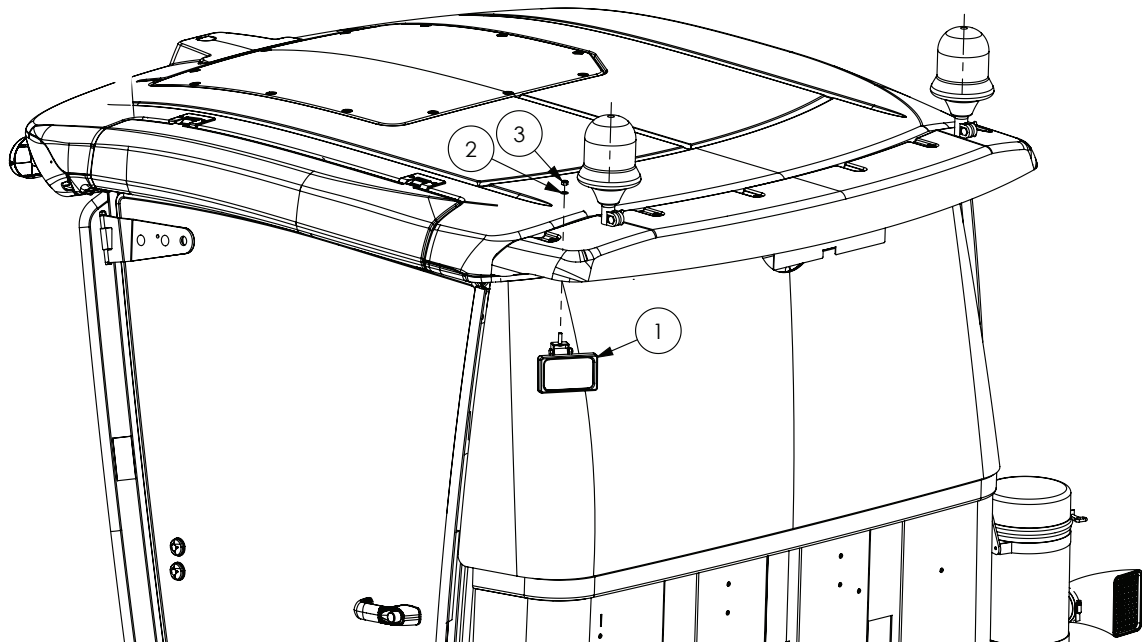
## Lighting - Cab Front LED Light Bar - Optional



| ITEM NO. | PART NUMBER | DESCRIPTION                              | QTY. |
|----------|-------------|--|------|
| 1        | GA5075505   | Light, LED, Bar, Spot & Flood beam, 120W | 1    |
| -        | GA5004105   | Bolt M6 x 70 SS                          | 2    |
| -        | GA5004437   | Washer 6mm SS                            | 2    |
| -        | GA5048115   | Nut M6 Nyloc ZP                          | 2    |




## Lighting - Cab Lights Rear



| ITEM NO. | PART NUMBER | DESCRIPTION   | QTY. |
|----------|-------------|---|------|
| -        | GA5052780   | Light kit, HID slim line, H3, 55w 6000K (Not shown) | 2    |
| 1        | GA3000020   | Light, work, flood stingray, with connector         | 2    |
| 2        | GA5003643   | Washer 8mm Flat SS HD                               | 2    |
| 3        | GA5052590   | Nut M8 Nyloc SS                                     | 2    |

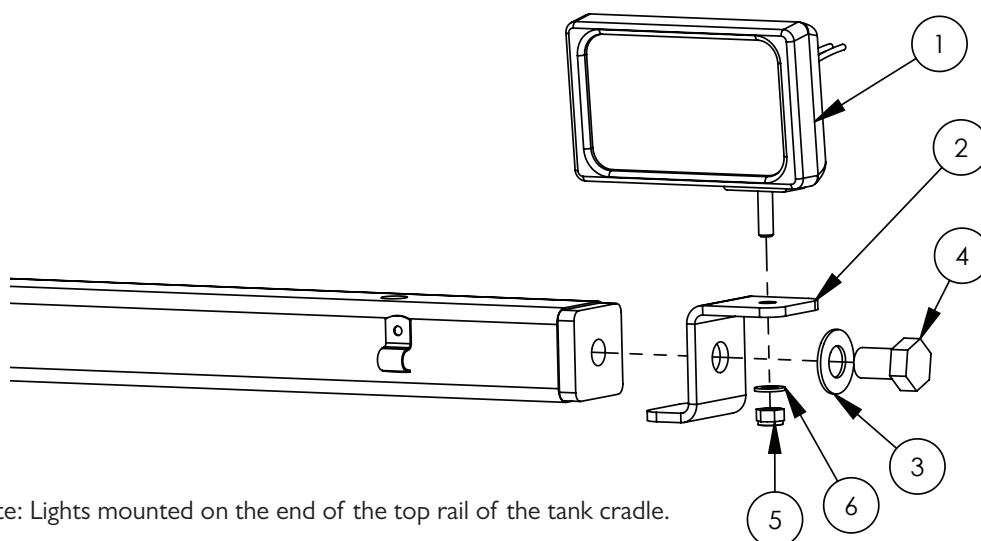
## Lighting - Service Lights



| ITEM NO. | PART NUMBER | DESCRIPTION  | QTY. |
|----------|-------------|--|------|
| -        | GA5075500   | Light, LED, Work, Flood beam, bare wires, 12v, 24W           | 3    |
| -        | GA5007381   | Connector, 2 pin, Female, Weather pack                       | 3    |
| -        | GA5016617   | Pin, Male, Sealed, Weather pack, Wire 1.0 - 2.0mm            | 6    |
| -        | GA5014857   | Seal, Green, Weather pack connector, Wire from 2.03 - 2.85mm | 6    |

Note: Kit includes 3 lights for mounting on rear cross member underneath sprayer, on left side hand rail near tank and on boom rest above spray pod.

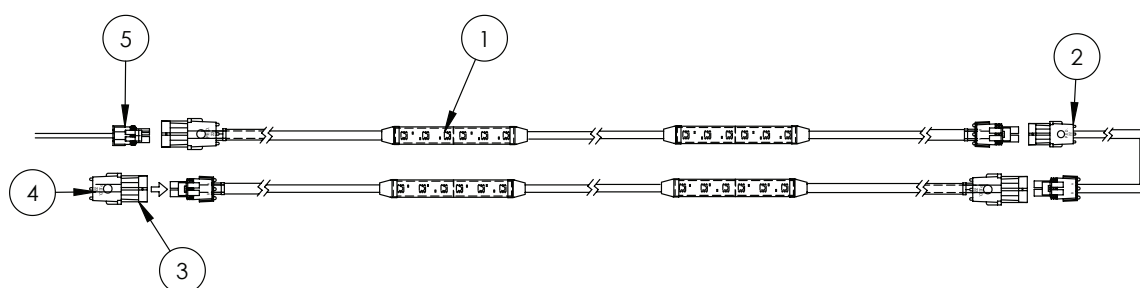
## Lighting - Boom Work Lights



Note: Lights mounted on the end of the top rail of the tank cradle.

| ITEM NO. | PART NUMBER | DESCRIPTION                                 | QTY. |
|----------|-------------|---|------|
| 1        | GA3000020   | Light, work, flood stingray, with connector | 2    |
| 2        | GA4507285   | Mount Bracket, Work Light on Tank Cradle    | 2    |
| 3        | GA5001043   | Washer 16mm Flat SS HD                      | 2    |
| 4        | GA5000903   | Bolt M16 x 25 ZP GR8.8                      | 2    |
| 5        | GA5052590   | Nut M8 Nyloc SS                             | 2    |
| 6        | GA5003643   | Washer 8mm Flat SS HD                       | 2    |

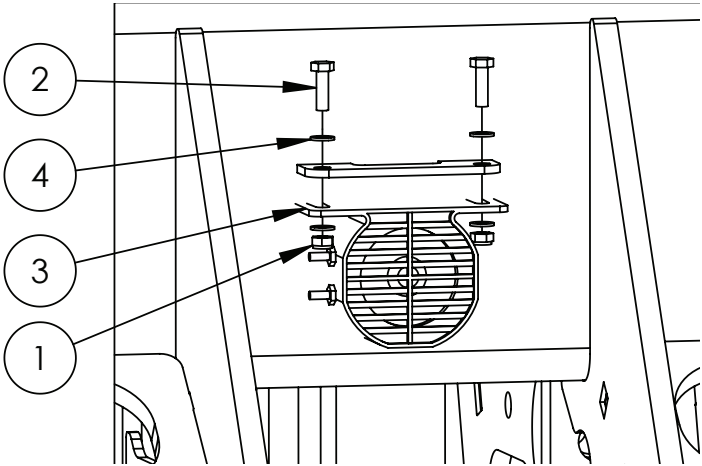
## Lighting - Night Pro LEDs



| ITEM NO. | PART NUMBER | DESCRIPTION   | QTY. |
|----------|-------------|---|------|
| 1        | GA5060136   | Harness, Boom Light 2 LED Strip, 12v 0.24Amp        | 36   |
| 2        | GA5060137   | Harness, Pivot Extension 2000mm                     | 4    |
|          | GA5060138   | Harness, Pivot Extension 5000mm                     | 2    |
| 3        | GA5007381   | Connector, 2 pin, Female, Weather pack              | 4    |
| 4        | GA5050245   | Seal, Cavity blanking plug, Weather pack connector  | 8    |
| 5        | GA3000016   | Harness, Quad splitter, suit night pro power supply | 1    |

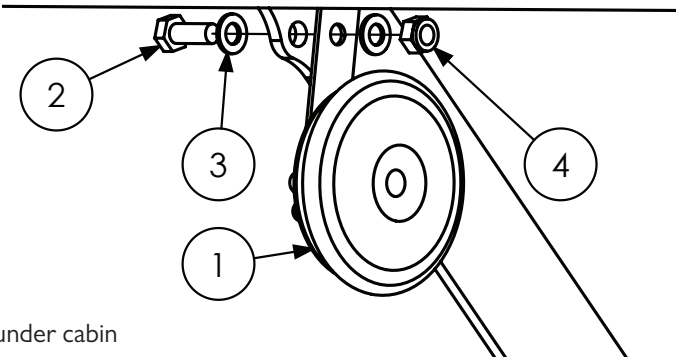
Note: The quantity shown is for a full 36 meter boom

# Reverse Warning Beeper



| ITEM NO. | PART NUMBER | DESCRIPTION                     | QTY. |
|----------|-------------|---------------------------------|------|
| 1        | GA5048115   | Nut M6 Nyloc ZP                 | 2    |
| 2        | GA5004065   | Bolt M6 x 20 ZP GR8.8           | 2    |
| 3        | GA5011985   | Reverse beeper, 12v 102db alarm | 1    |
| 4        | GA5004437   | Washer 6mm Flat SS              | 4    |

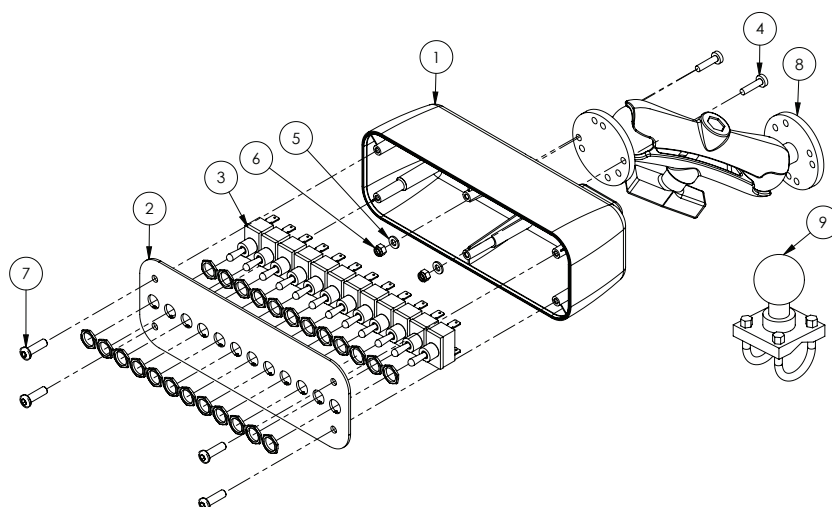
# Horn



Note: Horn is located under cabin

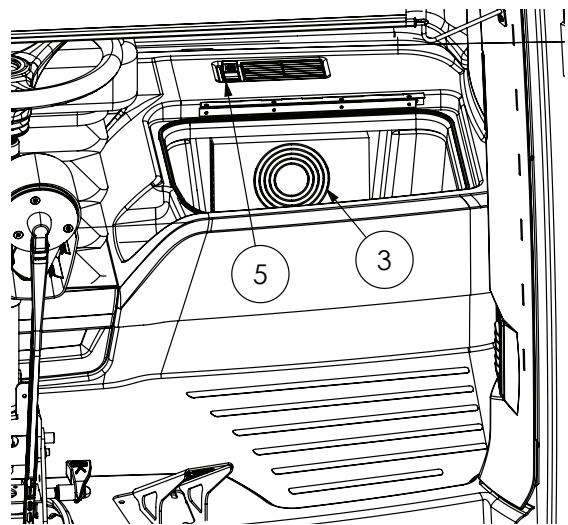
| ITEM NO. | PART NUMBER | DESCRIPTION                   | QTY. |
|----------|-------------|-------------------------------|------|
| 1        | GA5011983   | 12 volt, disc horn, high tone | 1    |
| 2        | GA5004085   | Bolt M8 x 20 ZP GR8.8         | 1    |
| 3        | GA5003643   | Washer 8mm Flat SS HD         | 2    |
| 4        | GA5052590   | Nut M8 Nyloc SS               | 1    |

## Cabin - I2 Section ISOBUS Switch Box



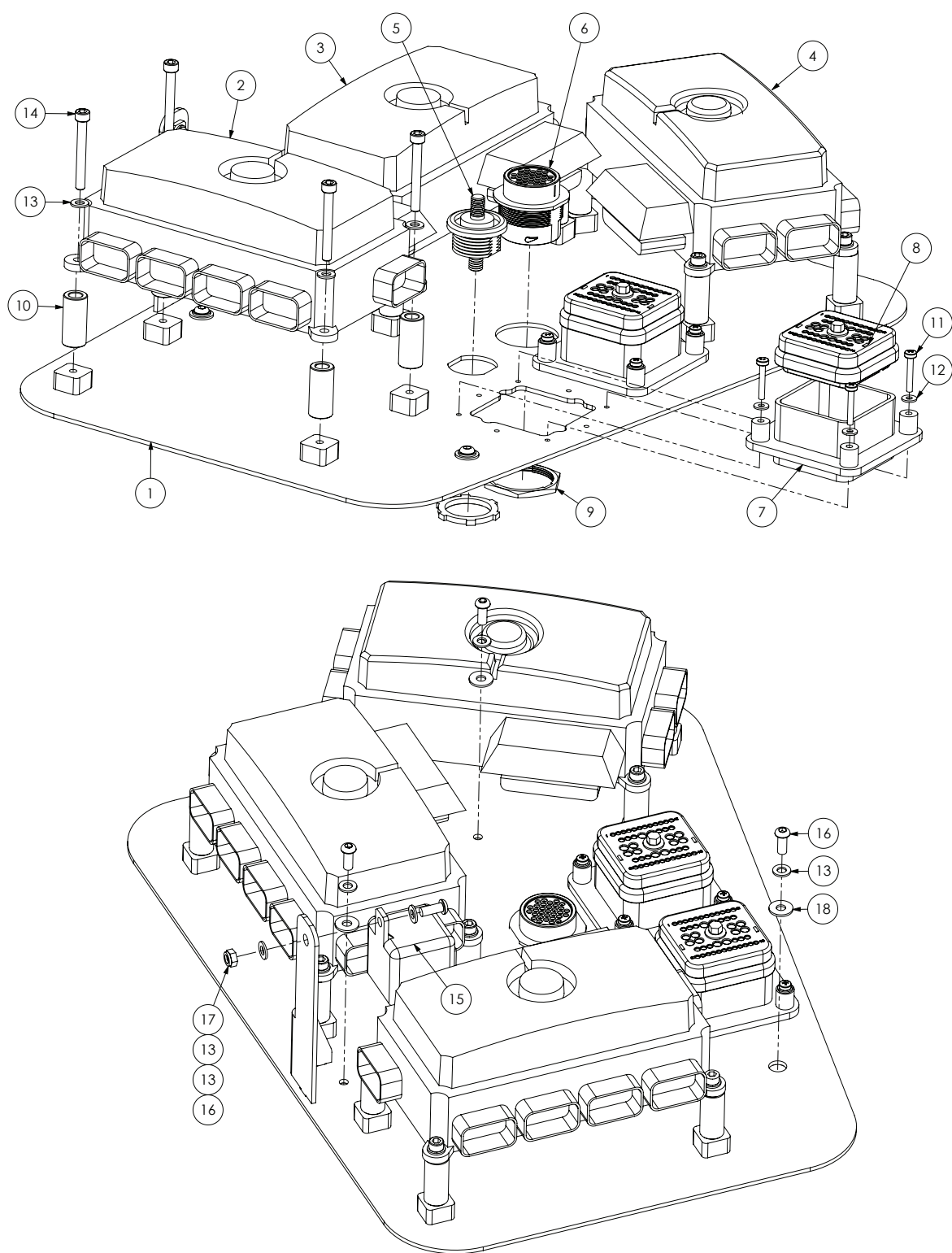
| ITEM NO. | PART NUMBER | DESCRIPTION  | QTY. |
|----------|-------------|--|------|
| 1        | GA5075100   | Switch box 2011 Base                                     | 1    |
| 2        | GA4524945   | Plate, I2 switch box front, suit GA5075100               | 1    |
| 3        | GA5012667   | On/Off Switch ST25B                                      | 12   |
| 4        | GA5003976   | Bolt Pan Head M5 x 20 SS                                 | 2    |
| 5        | GA5003983   | Washer 5mm Flat SS                                       | 2    |
| 6        | GA5003975   | Nut M5 Nyloc SS  | 2    |
| 7        | GA5004053   | BHCS M6 x 20 SS  | 4    |
| 8        | GA5020825   | Ram Mount I01, Large                                     | 1    |
| 9        | GA5054425   | Ram Mount, U Bolt base, 1.5" ball, suit 1" to 1.25" rail | 1    |
| 10       | GA3000090   | Node, Boom sense, Speed, ECU, ISO CAN, Raven             | 1    |
| 11       | GA3000091   | Electrical harness, Boom sense and Speed node connection | 1    |

# Cabin - Fridge - Optional



| ITEM NO. | PART NUMBER | DESCRIPTION   | QTY. |
|----------|-------------|---|------|
| 1        | GA5060061   | Electrical Harness, Cooler Cabin Fridge, suit GATMC |      |
| 2        | GA5060062   | Electrical harness, Cooler Cabin Fridge, suit Raven |      |
| 3        | GA5070395   | Fridge Cooling Module, suit Claas Cabin             |      |
| 4        | GA5070396   | Loom Fridge Claas Cabin                             |      |
| 5        | GA5070397   | Rocker Switch, Claas Fridge Cooler                  |      |

## Cabin - Fuse Boxes

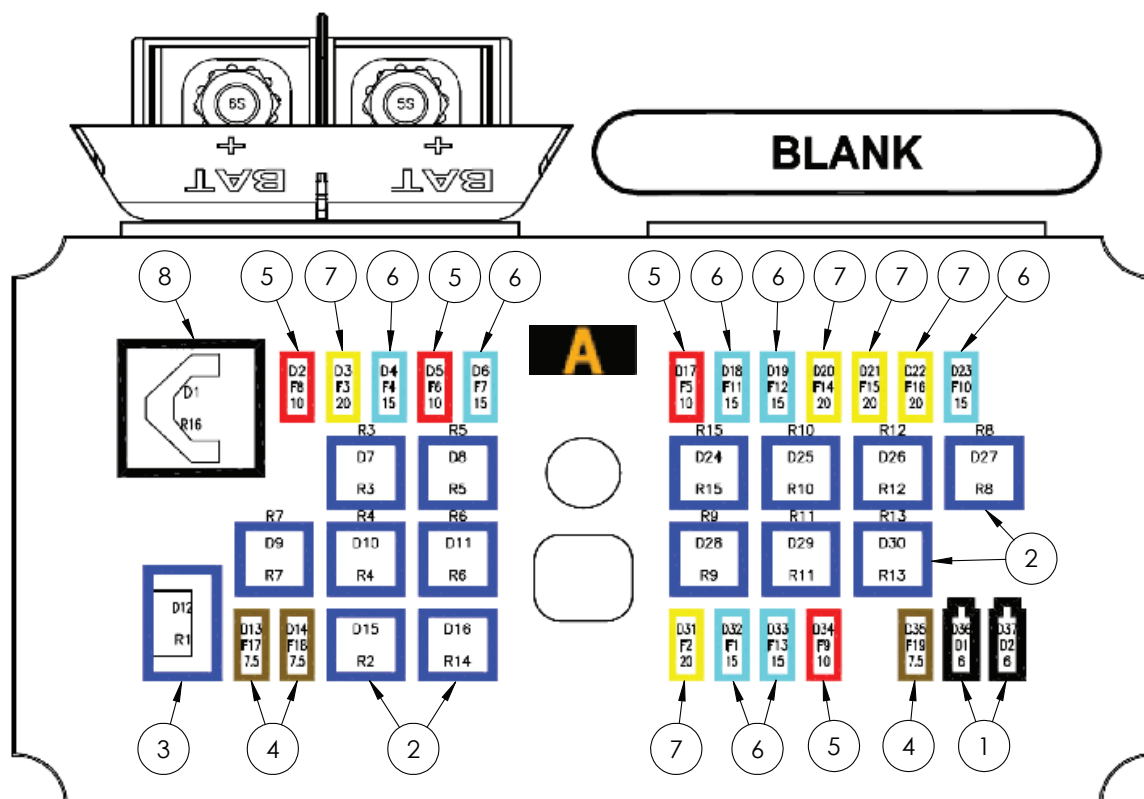


Continued over page

## Cabin - Fuse Boxes

| ITEM NO. | PART NUMBER | DESCRIPTION  | QTY. |
|----------|-------------|--|------|
| -        | GA5075040   | Diode, 6 amp, With wing key  | 1    |
| 1        | GA4658690   | Cabin Fuse Box, Mounting Plate Assembly                            | 1    |
| 2        | GA5060025   | Fuse box, Auxiliary B, Cabin, Crop Cruiser 2011                    | 1    |
| 3        | GA5060326   | Fuse box, Joystick C, Cabin, Crop Cruiser 2011                     | 1    |
| 4        | GA5060033   | Fuse box, Main control A, Cabin, Crop Cruiser 2011                 | 1    |
| 5        | GA5006379   | Stud, insulated, Battery power Feed Stud                           | 1    |
| 6        | GA5061790   | Receptacle, 31 pin, HPD series, Deutsch                            | 1    |
| 7        | GA5061195   | Deutsch Connector DRB Bulk Head suit 48 pin                        | 2    |
| 8        | GA5060440   | Plug, 48 Pin suits Pins, DRB series, Deutsch                       | 2    |
| 9        | GA5012399   | Nut, For connector, 24 shell, Deutsch                              | 1    |
| 10       | GA4552135   | Spacer for Altek rotary valve                                      | 12   |
| 11       | GA5049020   | Bolt M4 x 25 Pan Head SS   | 8    |
| 12       | GA5020510   | Washer 4mm Flat SS   | 8    |
| 13       | GA5004437   | Washer 6mm Flat SS   | 17   |
| 14       | GA5011421   | SHCS M6 x 50 ZP GR12.9   | 12   |
| 15       | GA5048640   | Relay, 12V, 180 Amp Peak, 100 Amp continuous, 4 pin, Normally open | 1    |
| 16       | GA5004050   | BHCS M6 x 16 SS GR8.8  | 4    |
| 17       | GA5004429   | Nut M6 Nyloc SS  | 1    |
| 18       | GA5017643   | Washer, 1/4" ID x 5/8" OD x 18g, Flat SS                           | 3    |

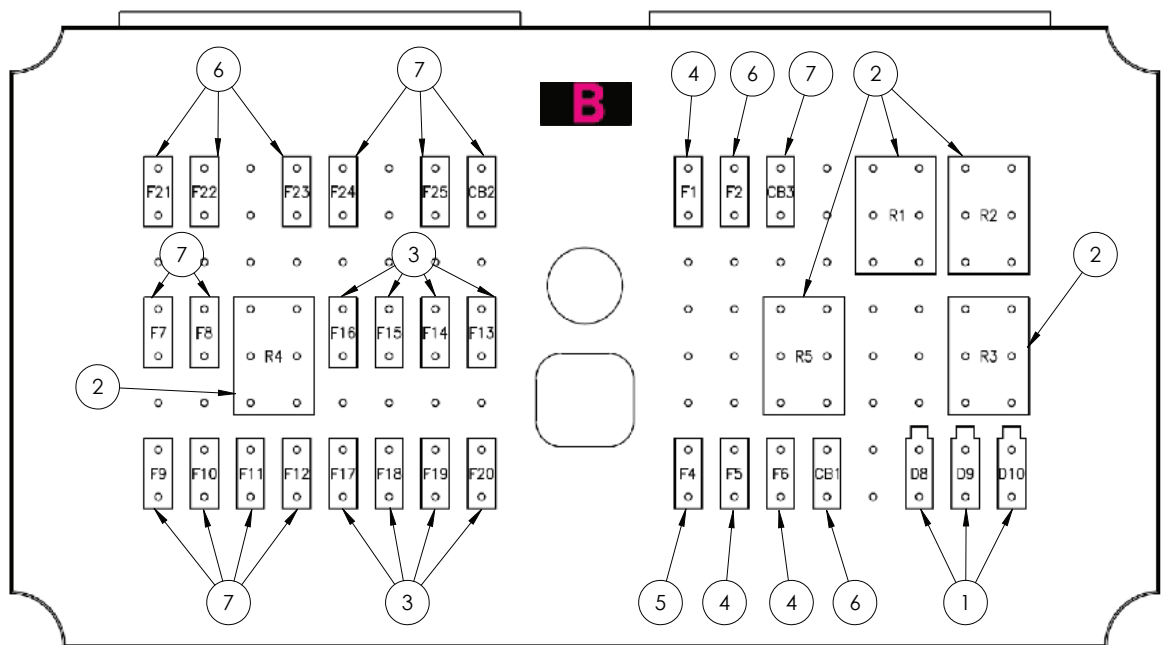
## Fuse Box 'A' - Cabin



| ITEM NO. | PART NUMBER | DESCRIPTION   | QTY. |
|----------|-------------|---|------|
| 1        | GA5075040   | Diode, 6 Amp, With Wing Key, Suit Crop Cruiser 2009                           | 2    |
| 2        | GA5075035   | Relay, Ultra Micro Iso280, 4 Pin Square, Spst, 12v 20a                        | 14   |
| 3        | GA5075030   | Relay, Ultra Micro Iso280, 5 Pin, Spst, 12v 20a                               | 1    |
| 4        | GA5054840   | Mini Blade Fuses 7.5amp   | 3    |
| 5        | GA5054845   | Mini Blade Fuses 10 Amp   | 4    |
| 6        | GA5054850   | Mini Blade Fuses 15 Amp   | 7    |
| 7        | GA5054855   | Mini Blade Fuses 20 Amp   | 5    |
| 8        | GA5075055   | Flasher Relay, Suit Sp Micro Fuse Box, Blinker, Indicator, 3 Pin Iso, Led 12v | 1    |

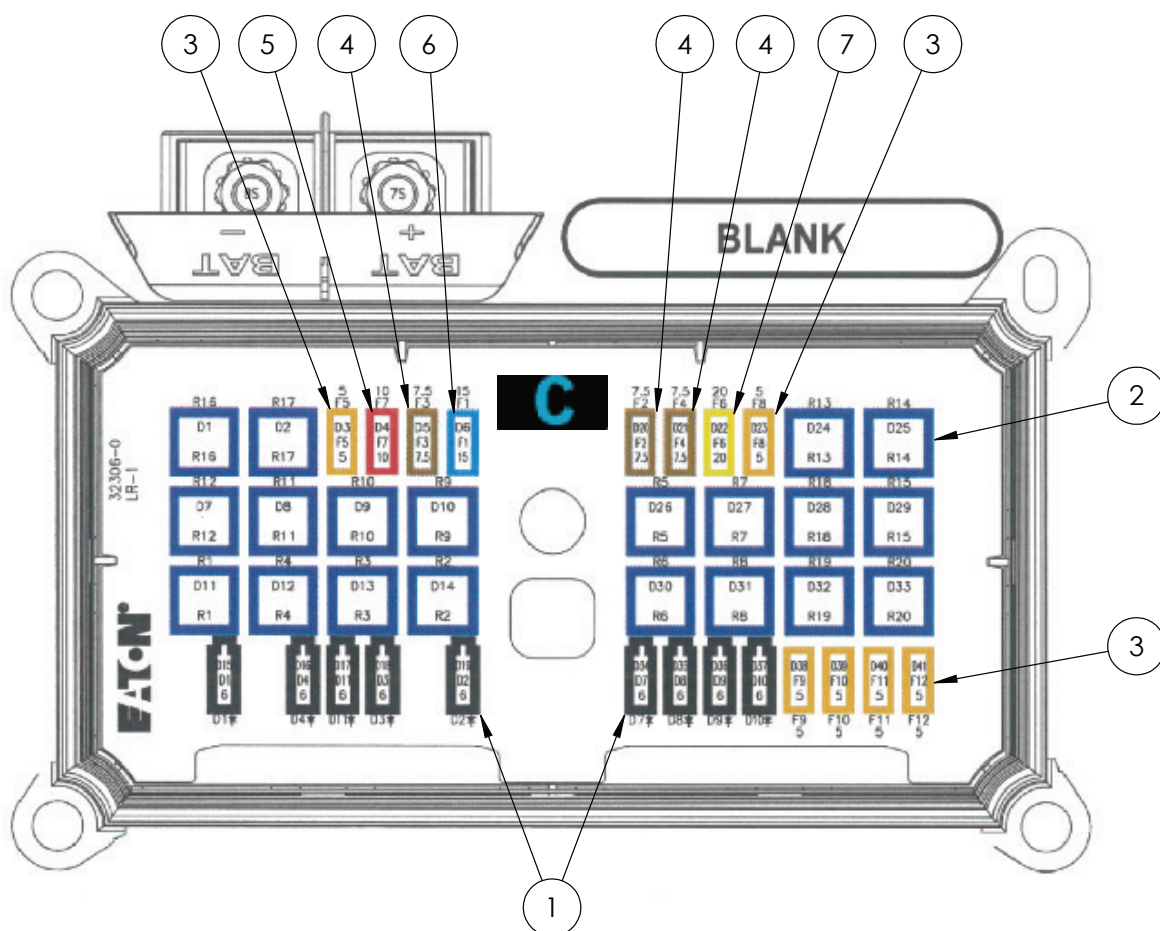


# Fuse Box 'B' - Cabin



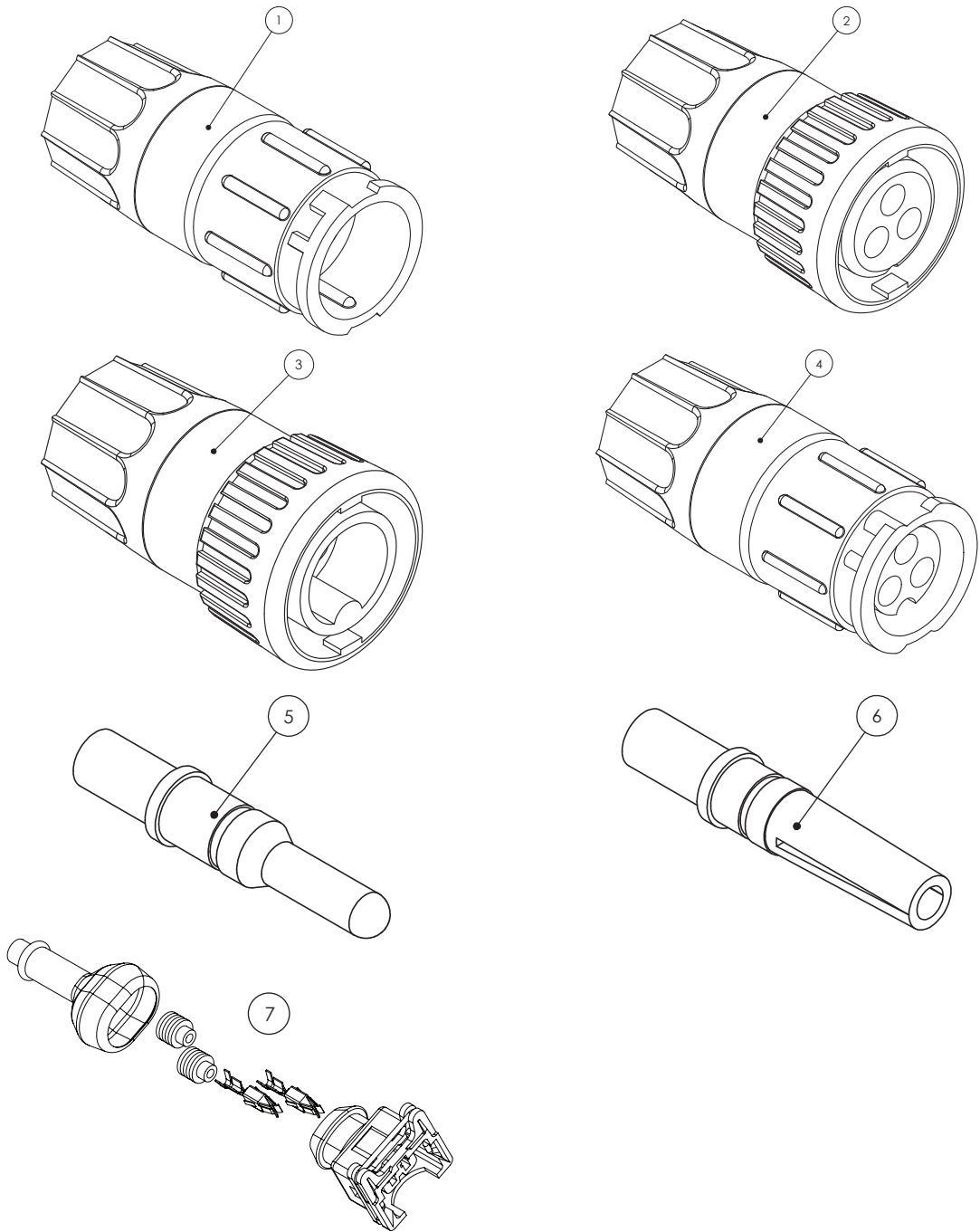
| ITEM NO. | PART NUMBER | DESCRIPTION  | QTY. |
|----------|-------------|--|------|
| 1        | GA5075040   | Diode, 6 Amp, With Wing Key, Suit Crop Cruiser 2009    | 3    |
| 2        | GA5075035   | Relay, Ultra Micro Iso280, 4 Pin Square, Spst, 12v 20a | 5    |
| 3        | GA3000396   | Fuse, Mini Blade, 5 Amp, 52705                         | 8    |
| 4        | GA5054845   | Mini Blade Fuses 10 Amp                                | 3    |
| 5        | GA5054850   | Mini Blade Fuses 15 Amp                                | 1    |
| 6        | GA5054855   | Mini Blade Fuses 20 Amp                                | 6    |
| 7        | GA5054865   | Fuse Mini Blade 30 Amp (52730)                         | 10   |

## Fuse Box 'C' - Cabin



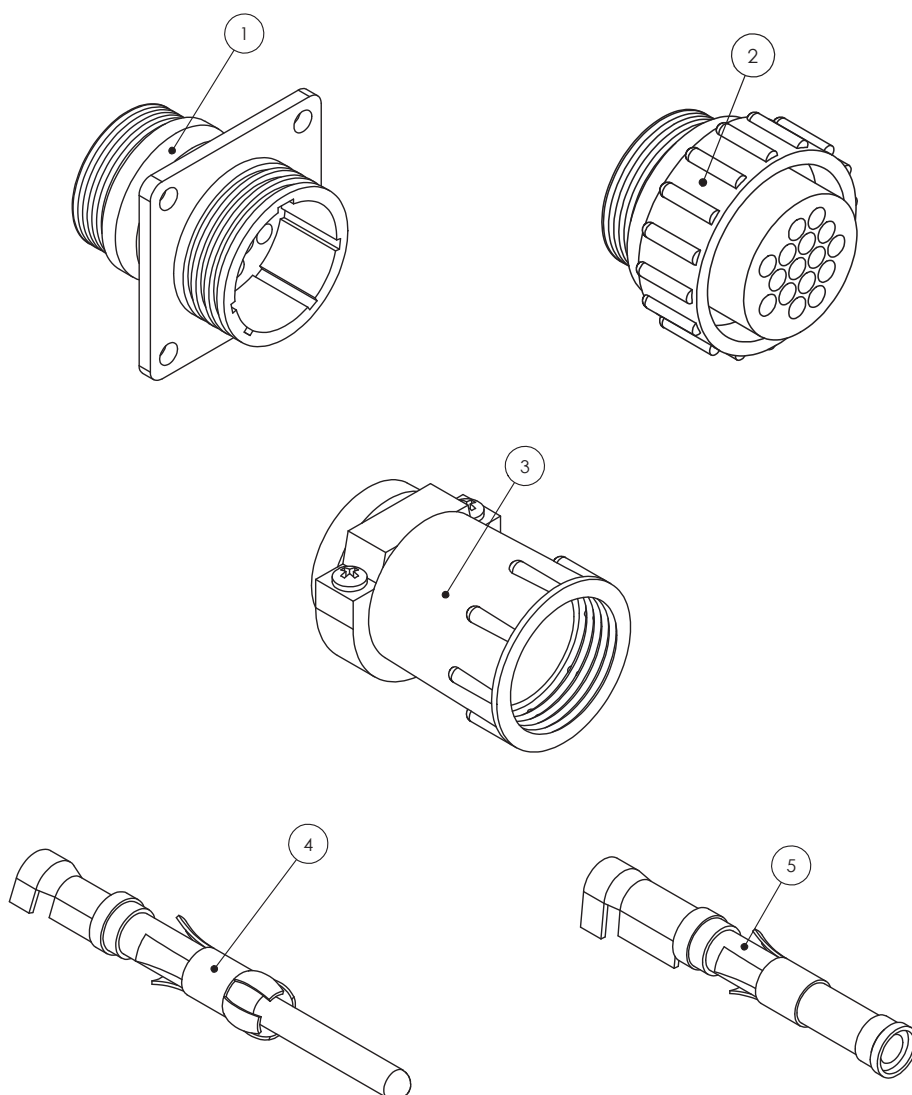
| ITEM NO. | PART NUMBER | DESCRIPTION  | QTY. |
|----------|-------------|--|------|
| 1        | GA5075040   | Diode, 6 Amp, With Wing Key, Suit Crop Cruiser 2009    | 9    |
| 2        | GA5075035   | Relay, Ultra Micro Iso280, 4 Pin Square, Spst, 12v 20a | 20   |
| 3        | GA3000396   | Fuse, Mini Blade, 5 Amp, 52705                         | 6    |
| 4        | GA5054840   | Mini Blade Fuses 7.5amp                                | 3    |
| 5        | GA5054845   | Mini Blade Fuses 10 Amp                                | 1    |
| 6        | GA5054850   | Mini Blade Fuses 15 Amp                                | 1    |
| 7        | GA5054855   | Mini Blade Fuses 20 Amp                                | 1    |

# Electrical Connectors - AMP



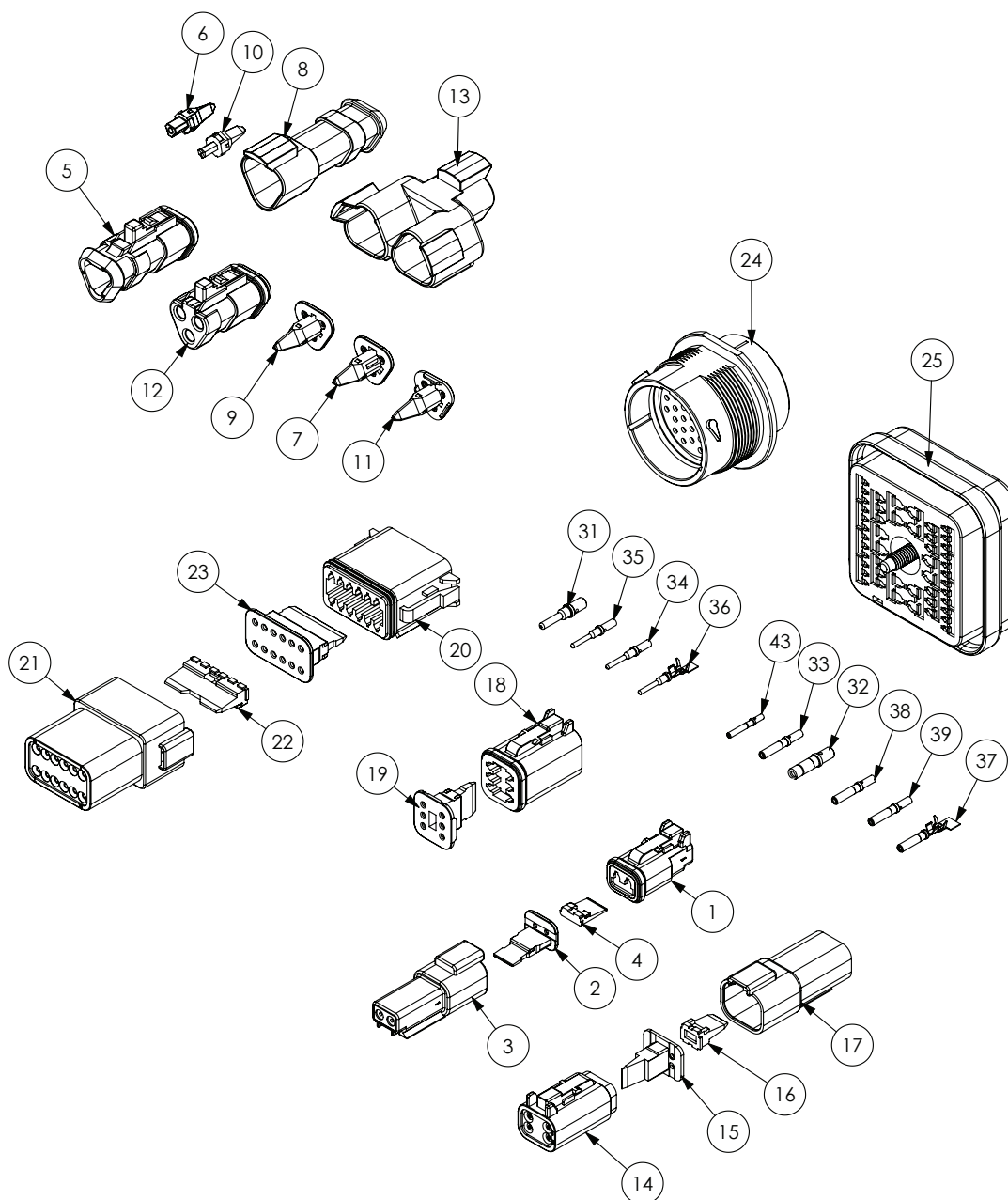
| ITEM NO. | PART NUMBER | DESCRIPTION  |
|----------|-------------|--|
| 1        | 4084001014  | Connector, 3 Pin kit, Flow Meter, Including Male Pins, Raven     |
| 2        | 4084001015  | Connector, 3 Pin kit, Flow Meter, Including Female Pins, Raven   |
| 3        | 4084001010  | Connector, 3 Pin Kit, Speed Sensor, including Male Pins, Raven   |
| 4        | 4084001016  | Connector, 3 Pin kit, Speed Sensor, Including Female Pins, Raven |
| 5        | 4084001062  | Pin, 16-20 Gauge, Male, Suit Speed Sensor - Flow Meter, Raven    |
| 6        | 4084001063  | Pin, 16-20 Gauge, Female, Suit Speed Sensor - Flow Meter, Raven  |
| 7        | GA5047728   | Plug, 2 pin, Black, fuel injector connector, IP65K, AMP          |
| -        | GA5068945   | Connector, 3 Pin AMP super seal waterproof male                  |

## Electrical Connectors - AMP



| ITEM NO. | PART NUMBER  | DESCRIPTION  |
|----------|--------------|--|
| 1        | 4084001017   | Connector, 16 Pin AMP, Square Flange, Suit Male Pins, Raven                            |
| 2        | 4084001018   | Connector, 16 Pin AMP, Suit Female Pins, Raven   |
| 3        | GA5049175    | Connector, Backing Shell, Suit 16 Pin AMP, Raven                                       |
| 4        | GA5048905    | Pin, 14-18 Gauge Gold, Male, Suit 16 Pin AMP   |
| 5        | GA5048900    | Pin, 14-18 Gauge Gold, Female, Suit 16 Pin AMP   |
| -        | GA5020785    | Connector, 37 Pin AMP, Male, Raven   |
| -        | GA5020780    | Connector, 37 Pin AMP, Female  |
| -        | GA5020560    | Connector, Backing Shell 23, Suit 37 Pin AMP, Standard size                            |
| -        | GA5020559    | Connector, Backing Shell 23, Suit 37 Pin AMP, Large size                               |
| -        | GA5020561    | Connector Dust Cap, 37 Pin AMP, Male, Raven  |
| -        | GA5020575    | Dust Cap, 16 Pin AMP Connector, Male   |
| -        | 0630171042-E | Dust Cap, 16 Pin AMP Connector, Female   |
| -        | 0630172526-B | DustCap 37 Pin Series 23 (4000 series Connector Dust Cap, 37 Pin AMP, Series 23, Raven |

## Electrical Connectors - Deutsch



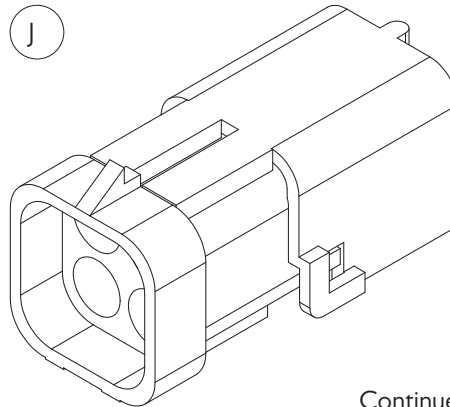
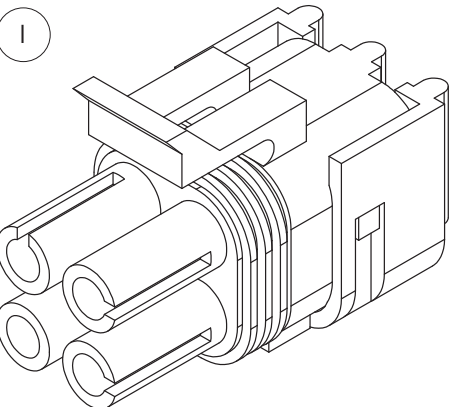
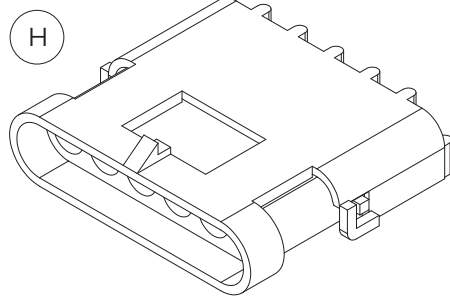
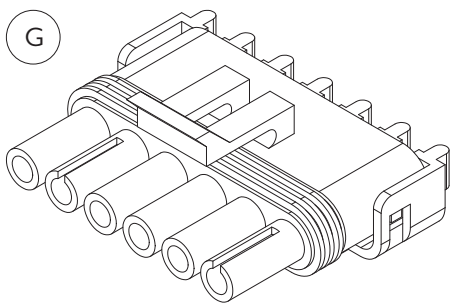
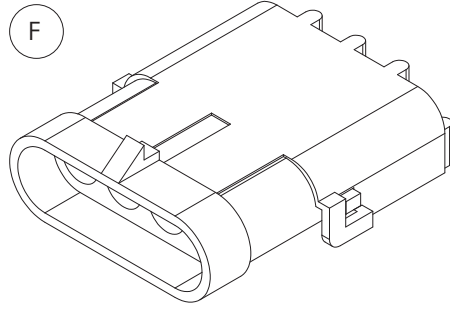
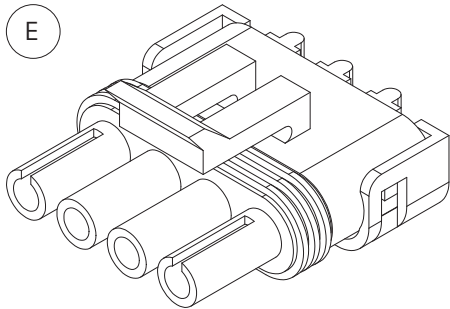
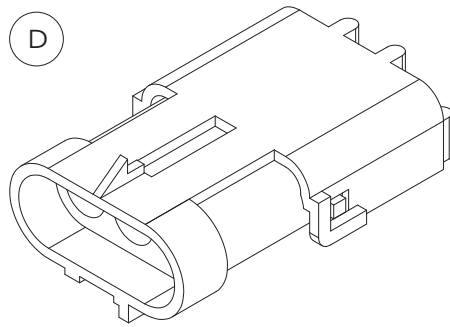
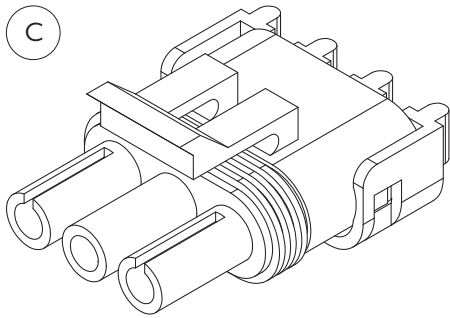
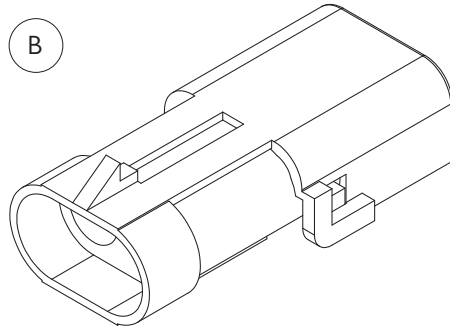
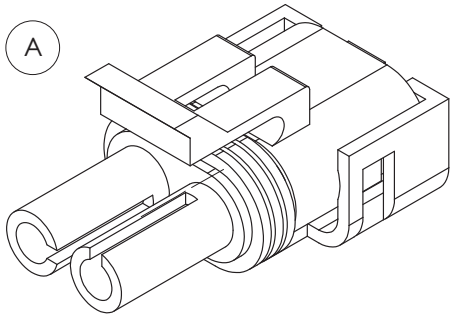
| ITEM NO. | PART NUMBER | DESCRIPTION                                       |
|----------|-------------|---|
| 1        | GA5052820   | Plug, 2 way, socket, DT series, Deutsch           |
| 2        | GA5052825   | Wedge Lock, 2 Way, sockets, DT series, Deutsch    |
| 3        | GA5052830   | Receptacle, 2 way, pins, DT series, Deutsch       |
| 4        | GA5052835   | Wedge Lock, 2 way, DT series, Deutsch             |
| 5        | GA5011831   | Plug, 3 way sockets, shrink boot adapter, Deutsch |
| 6        | GA5017719   | Wedge lock, blue, 3 pin, suit terminator, Deutsch |
| 7        | GA5017721   | Wedge lock, blue, 3 socket, Deutsch               |
| 8        | GA5050740   | Receptical, 3 pin, shrink boot, Deutsch           |
| 9        | GA5050750   | Wedge Lock, orange, 3 socket, Deutsch             |

Continued over page

## Electrical Connectors - Deutsch

| ITEM NO. | PART NUMBER | DESCRIPTION  |
|----------|-------------|--|
| 10       | GA5050760   | Wedge Lock, Green, 3 pin, Deutsch                                |
| 11       | GA5050761   | Wedge Lock, Green, 3 socket, Deutsch                             |
| 12       | GA5054350   | Plug, grey, 120 ohm resistor terminator, Deutsch                 |
| 13       | GA5054365   | Receptacle, 3 way 3 Pin, Y splitter, Deutsch                     |
| 14       | GA5050840   | Plug, 4 way socket, DT series, Deutsch                           |
| 15       | GA5050845   | Wedge Lock, orange, 4 way sockets, Deutsch                       |
| 16       | GA5050765   | Wedge Lock, Green, 4 Way pins, Deutsch                           |
| 17       | GA5013783   | Receptacle, 4 way, pins, DT series Deutsch                       |
| 18       | GA5050960   | Plug, 6 way Socket, DT series, Deutsch                           |
| 19       | GA5050965   | Wedge Lock, orange, 6 way sockets, DT series, Deutsch            |
| 20       | GA5061780   | Plug, 12 way sockets, DT series, Deutsch                         |
| 21       | GA5061785   | Receptacle, 12 way suit pins, DT series, Deutsch                 |
| 22       | GA5070590   | Wedge lock, green, 12 way suit pins, Deutsch                     |
| 23       | GA5070595   | Wedge lock, Green, 12 way sockets, Deutsch                       |
| 24       | GA5061790   | Receptacle, 31 pin, HPD series, Deutsch                          |
| 25       | GA5060440   | Plug, 48 Pin suits Pins, DRB series, Deutsch                     |
| 26       | GA5060445   | Wedge lock, 48 way suits Pins, DRB series, Deutsch               |
| 27       | GA5060450   | Flange connector, 48 way suits DRB series, Deutsch               |
| 28       | GA5060455   | Wedge lock, 48 way suit, Sockets, DRB series, Deutsch            |
| 29       | GA5060460   | Plug, 48 Pin suits Sockets, DRB series, Deutsch                  |
| 30       | GA5061170   | Rubber boot, suit 48 pin DRB series, Deutsch                     |
| 31       | GA5061260   | Pin, Male, Solid, nickel, Number 12, Deutsch                     |
| 32       | GA5061270   | Socket, Female, Solid, Nickel, Number 12, Deutsch                |
| 33       | GA5053235   | Socket, Female, Nickel, number 14, Green Band, Deutsch           |
| 34       | GA5061220   | Pin, Male, Gold, Number 16, Deutsch                              |
| 35       | GA5061240   | Pin, Male, solid, nickel, Number 16, Green band, AWG 14, Deutsch |
| 36       | GA5075255   | Pin, Male, Nickel, Crimp style, Number 16, Deutsch               |
| 37       | GA3000022   | Socket, Female, Nickel, Crimp style, Number 16, Deutsch          |
| 38       | GA5061225   | Socket, Female, solid gold, number 16, Deutsch                   |
| 39       | GA5061230   | Socket, Female, solid, Nickel, Number 16, Deutsch                |
| 40       | GA5061235   | Socket, solid gold, number 16, 16-20 AWG, Deutsch                |
| 41       | GA5061200   | Pin, Male, Solid, nickel, Number 20, Deutsch                     |
| 42       | GA5061205   | Pin, Male, Solid, gold, Number 20, Deutsch                       |
| 43       | GA5061210   | Socket, Female, Solid, nickel, Number 20, Deutsch                |
| 44       | GA5061215   | Socket, Female, Solid, gold, Number 20, Deutsch                  |
| 45       | GA5052840   | Sealing plug, White, size 12 - 16, Deutsch                       |

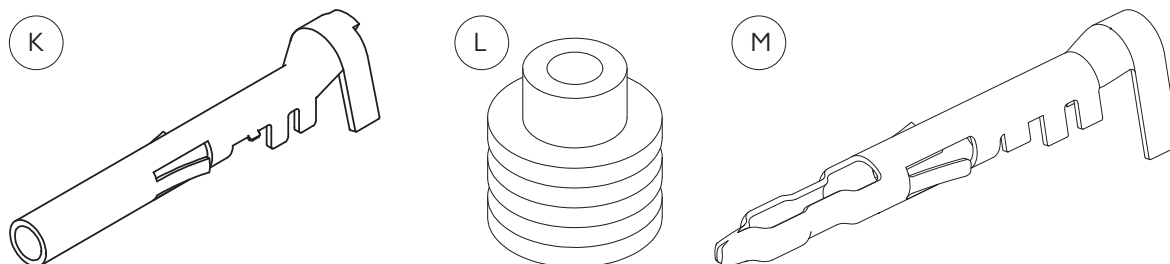
# Electrical Connectors - Weather Pack



Continued over page




## Electrical Connectors - Weather Pack



| ITEM NO. | PART NUMBER | DESCRIPTION  |
|----------|-------------|--|
| -        | GA5049685   | Boot, Weather pack, Suit 2 pin connector                     |
| -        | GA5049690   | Boot, Weather pack, Suit 3 pin connector                     |
| A        | GA5001351   | Connector, Male, 2 Pin, Weather pack                         |
| B        | GA5007381   | Connector, 2 pin, Female, Weather pack                       |
| C        | GA5002211   | Connector, Male, 3 pin, Weather pack                         |
| D        | GA5048550   | Connector, Female, 3 Pin, Weather pack                       |
| E        | GA5007385   | Connector, Male, 4 pin, Weather pack                         |
| F        | GA5007383   | Connector, Female, 4 pin, Flat, Weather pack                 |
| G        | GA5004009   | Connector, Male, 6 pin, Weather pack                         |
| H        | GA5048510   | Connector, Female, 6 pin, Weather pack                       |
| I        | GA5049000   | Connector, Female, 4 pin, Square, Weather pack               |
| J        | GA5050805   | Connector, Male, 4 pin, Square, Weather pack                 |
| K        | GA5016619   | Pin, Female, Sealed, Weather pack, Wire 1.0 - 2.0mm          |
| L        | GA5014857   | Seal, Green, Weather pack connector, Wire from 2.03 - 2.85mm |
| M        | GA5016617   | Pin, Male, Sealed, Weather pack, Wire 1.0 - 2.0mm            |

## Electrical Connectors - Din Hirschmann



| ITEM NO. | PART NUMBER | DESCRIPTION                                     |
|----------|-------------|---|
| 1        | GA5048580   | Din Hirschmann Connector K4LI 2 LED.            |
| 2        | GA5010039   | Din Hirschmann Connector Std Black suit CeTop 3 |



## Electrical Harnesses

### RAVEN System

| PART NUMBER | DESCRIPTION   |
|-------------|---|
| GA3000080   | Electrical harness, Main chassis                                  |
| GA3000078   | Electrical harness, Main side console, Raven                      |
| GA3000075   | Electrical Harness, Chassis, spray                                |
| GA3000072   | Electrical harness, Claas Joystick aux functions, Raven side dash |
| GA3000083   | Electrical harness, Claas seat power adaptor                      |
| GA3000073   | Electrical Harness, Arens push button selector                    |
| GA3000081   | Electrical harness, Engine monitor CAN                            |
| GA5060046   | Electrical harness, Main cabin Claas                              |
| GA5060037   | Electrical harness, Battery Lead Kit                              |
| GA3000086   | Electrical Harness, Clarion Stereo Head Unit 15 Pin to ISO 16 Pin |
| GA5060043   | Electrical Harness, Boom suspension lockout for transport         |
| GA5060061   | Electrical Harness, Cooler Cabin Fridge                           |
| GA3000048   | Electrical harness, Boom recirculation add in module suit Trimble |
| GA5060066   | Electrical harness, Tail light connection                         |

### RAVEN 4400 System

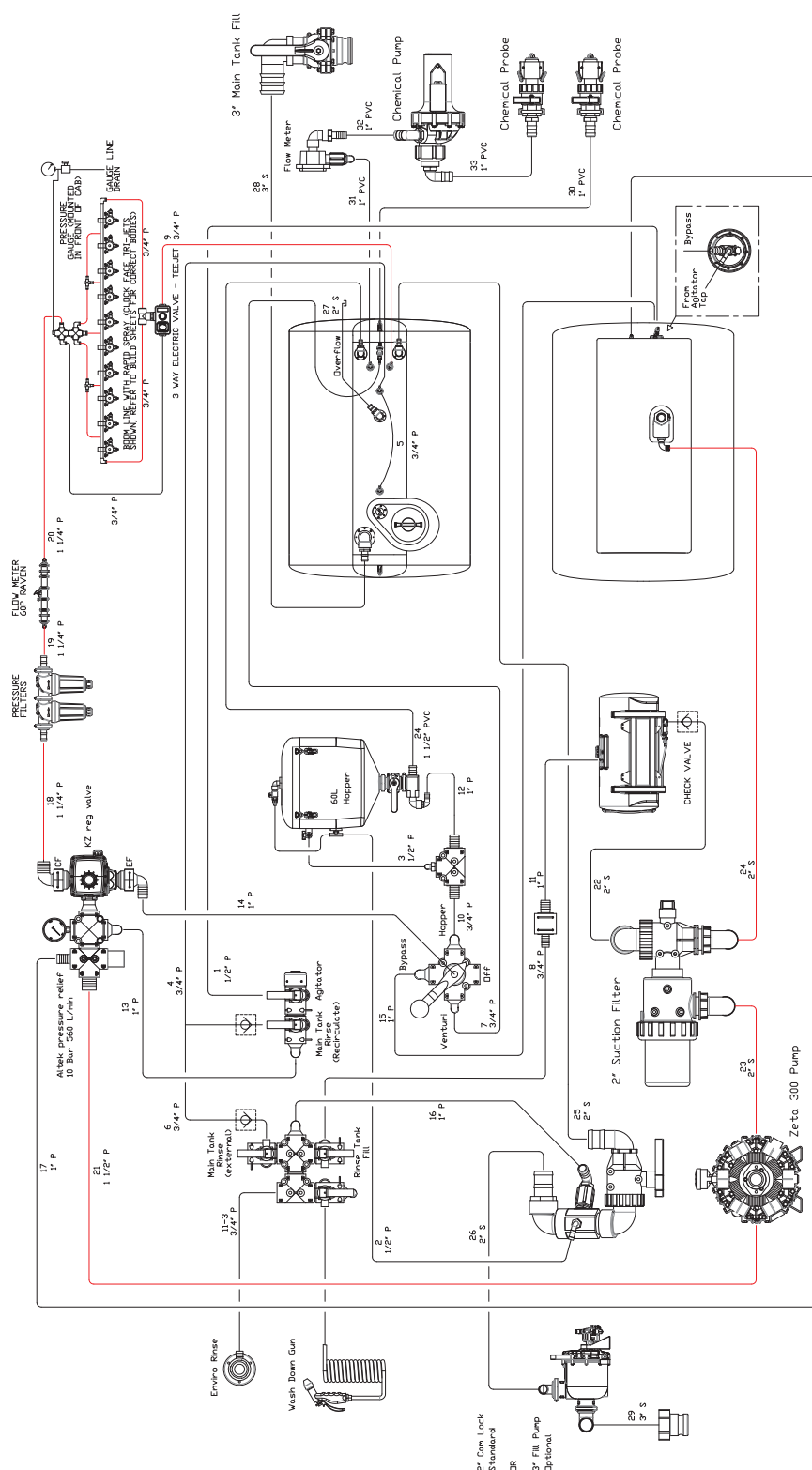
| PART NUMBER | DESCRIPTION                                       |
|-------------|---|
| GA3000027   | Electrical harness, Spray Raven 4400 with FCV     |
| GA5076204   | Electrical Harness, Console SCS 4400 13.5', Raven |

### ISO BUS System

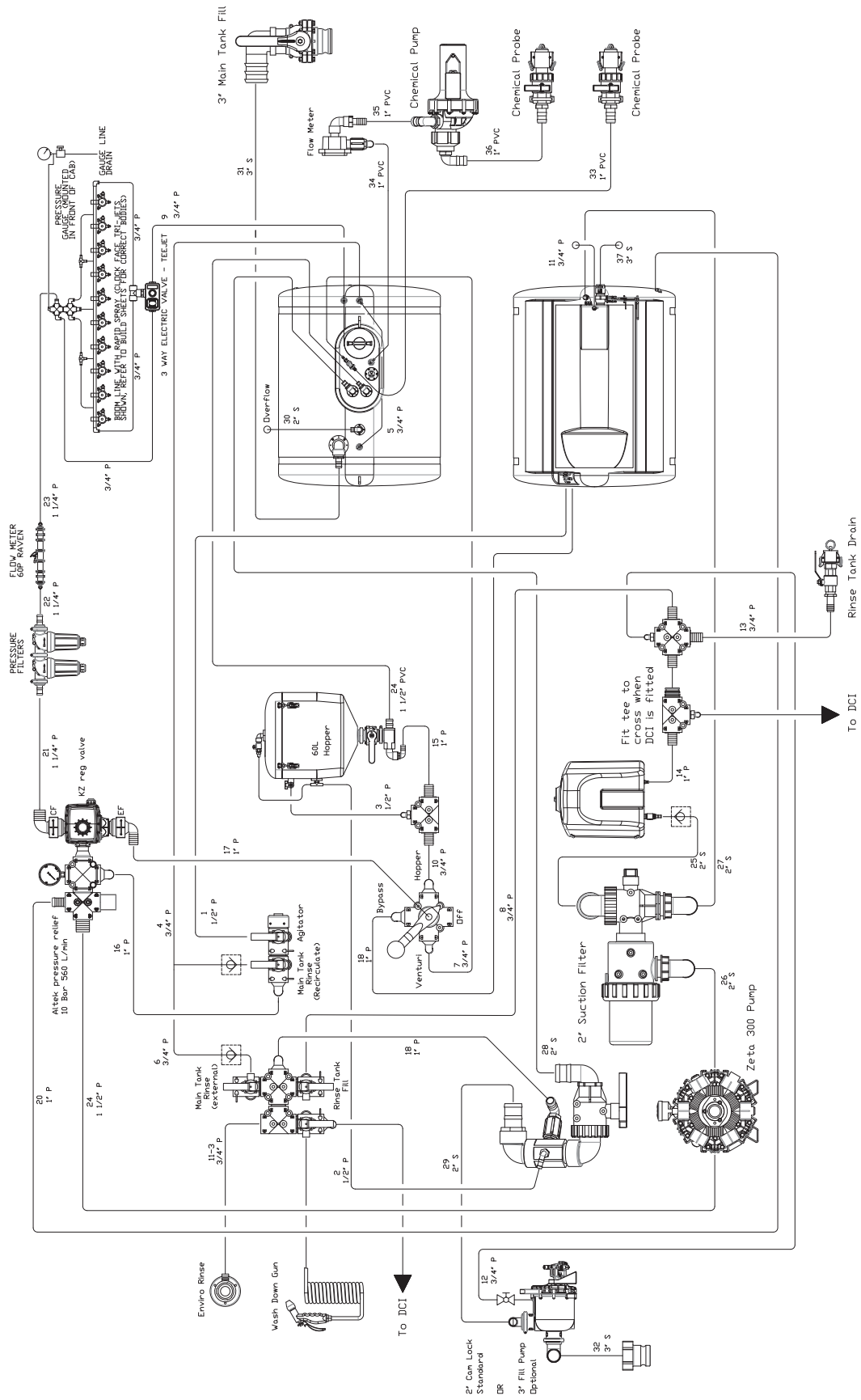
| PART NUMBER | DESCRIPTION  |
|-------------|--|
| GA5071390   | Electrical harness, ISO hitch cable to suit Raven ISO ECU 14'              |
| GA5071350   | Electrical harness, Can Power ISO switch box suit JD, Raven                |
| GA3000030   | Terminator, CAN, active, suit ISO bus, Raven                               |
| GA3000031   | Electrical harness, Raven ISO to CAN active terminator, Raven              |
| GA3000032   | Electrical harness, Foot switch assembly, ISO bus, Raven                   |
| GA3000033   | Electrical harness, Foot switch extension, ISO bus, Raven                  |
| GA3000043   | Electrical harness, 4400 chassis to ISO bus node, Raven                    |
| GA5071315   | Electrical Harness, ISO bus, cabin to drawbar, suit non ISO tractor, Raven |
| GA3000062   | Electrical harness, Raven ISO to Trimble FMX/FMI000 display                |
| GA3000040   | Electrical harness, Raven ISO bus extension tee 24', Raven                 |
| GA3000036   | Electrical harness, Ultraglide Auto boom XT node to valve, ISO bus, Raven  |
| GA5071375   | Electrical harness, Ultraglide XT, Auxiliary sensors                       |

## SCHEMATICS

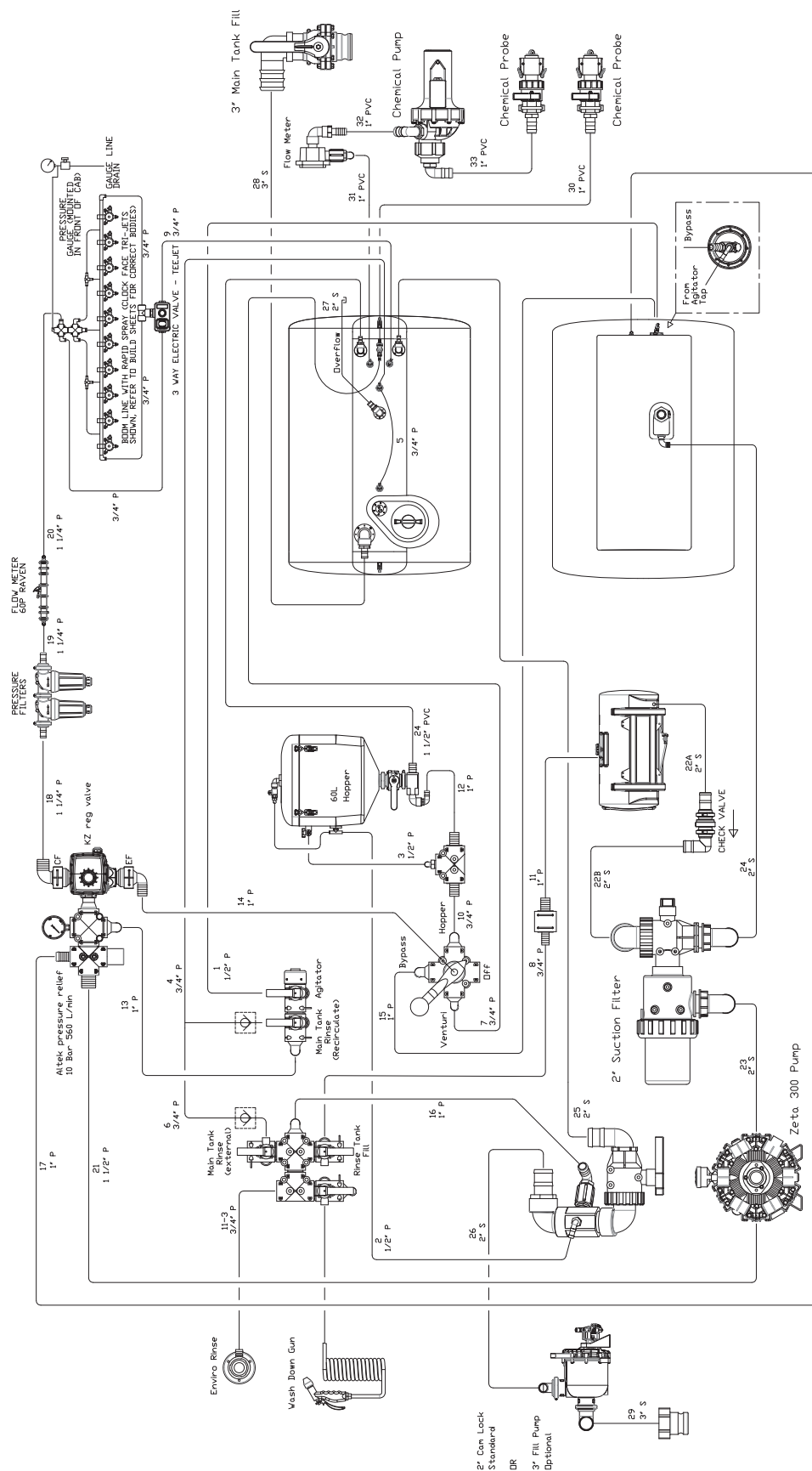
## RapidFire RapidFlow Priming



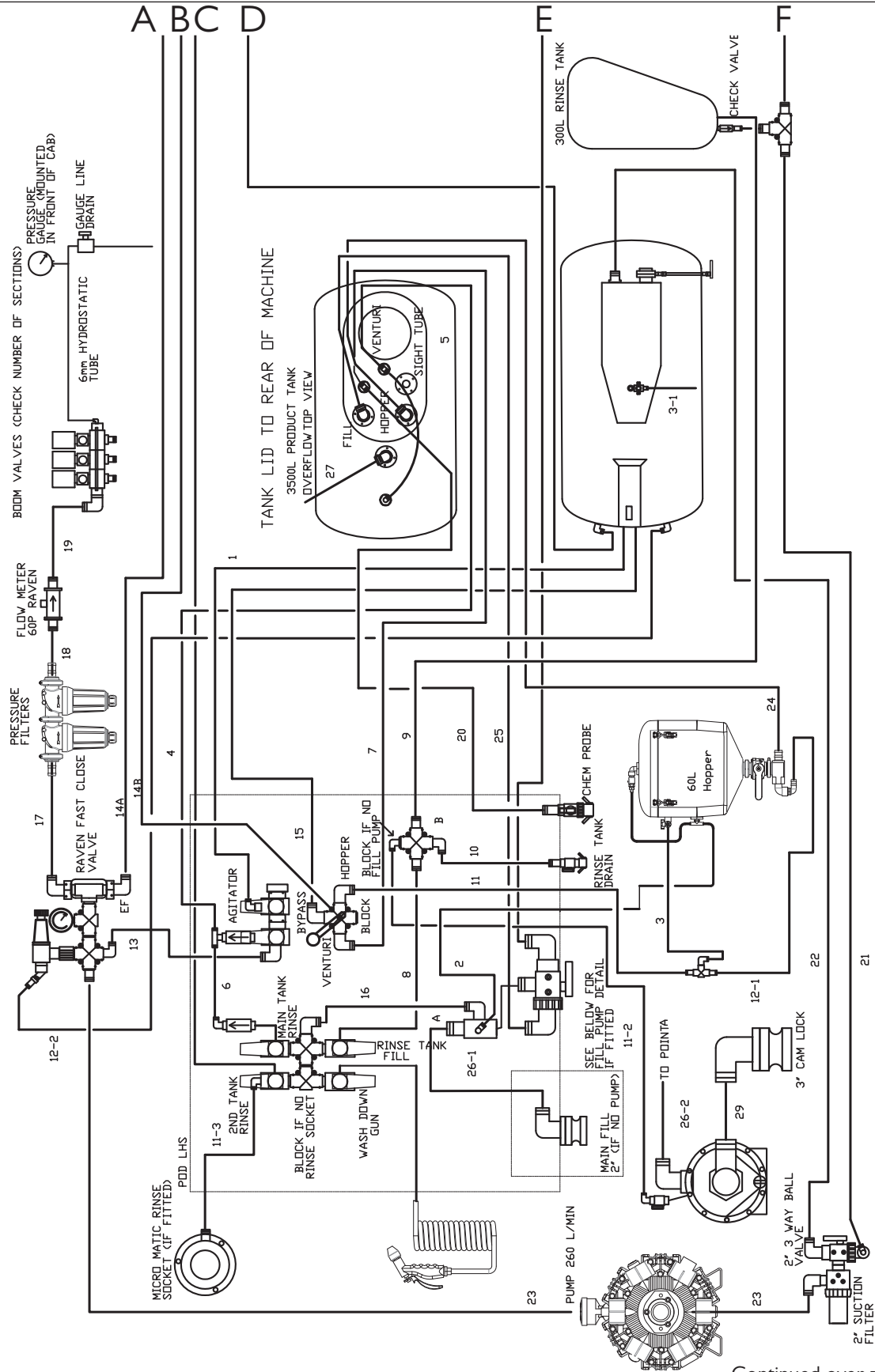
# Plumbing Schematic - 5200L Raven



G4.7 G5 G6 MY15 Parts Manual - REV 3



# Plumbing Schematic - Dual Product Raven



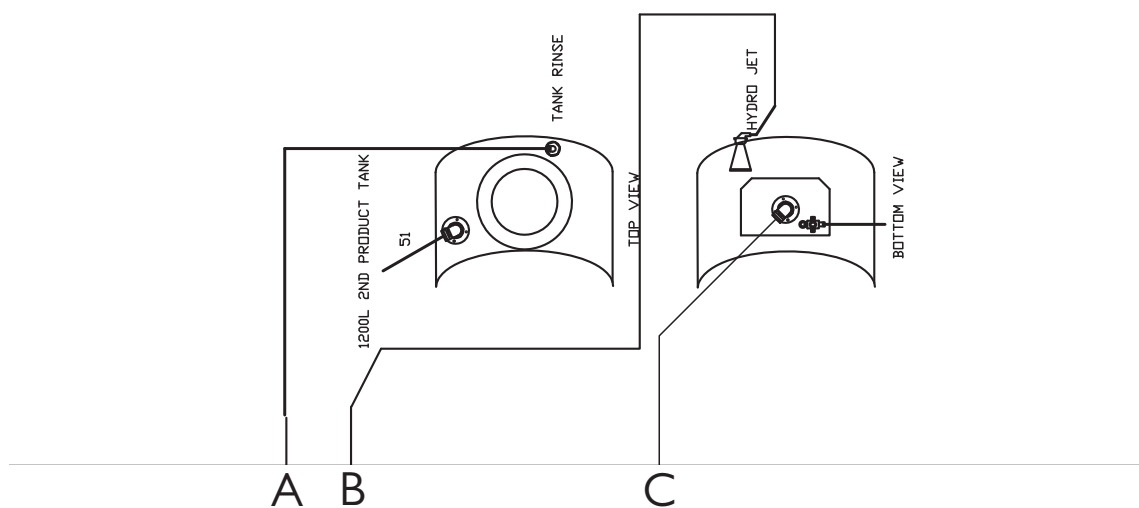
Continued over page





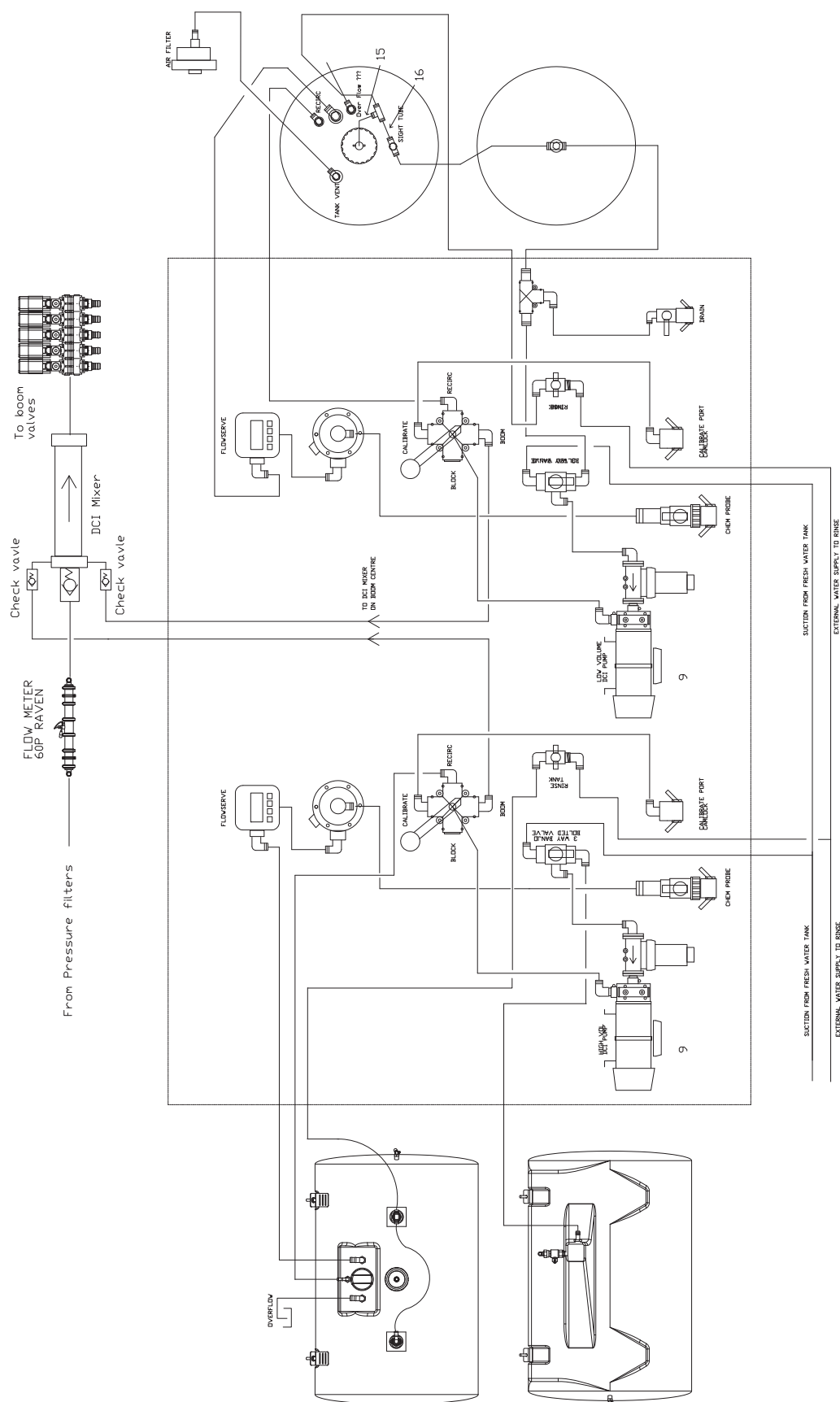
## Plumbing Schematic - Dual Tank Raven

---

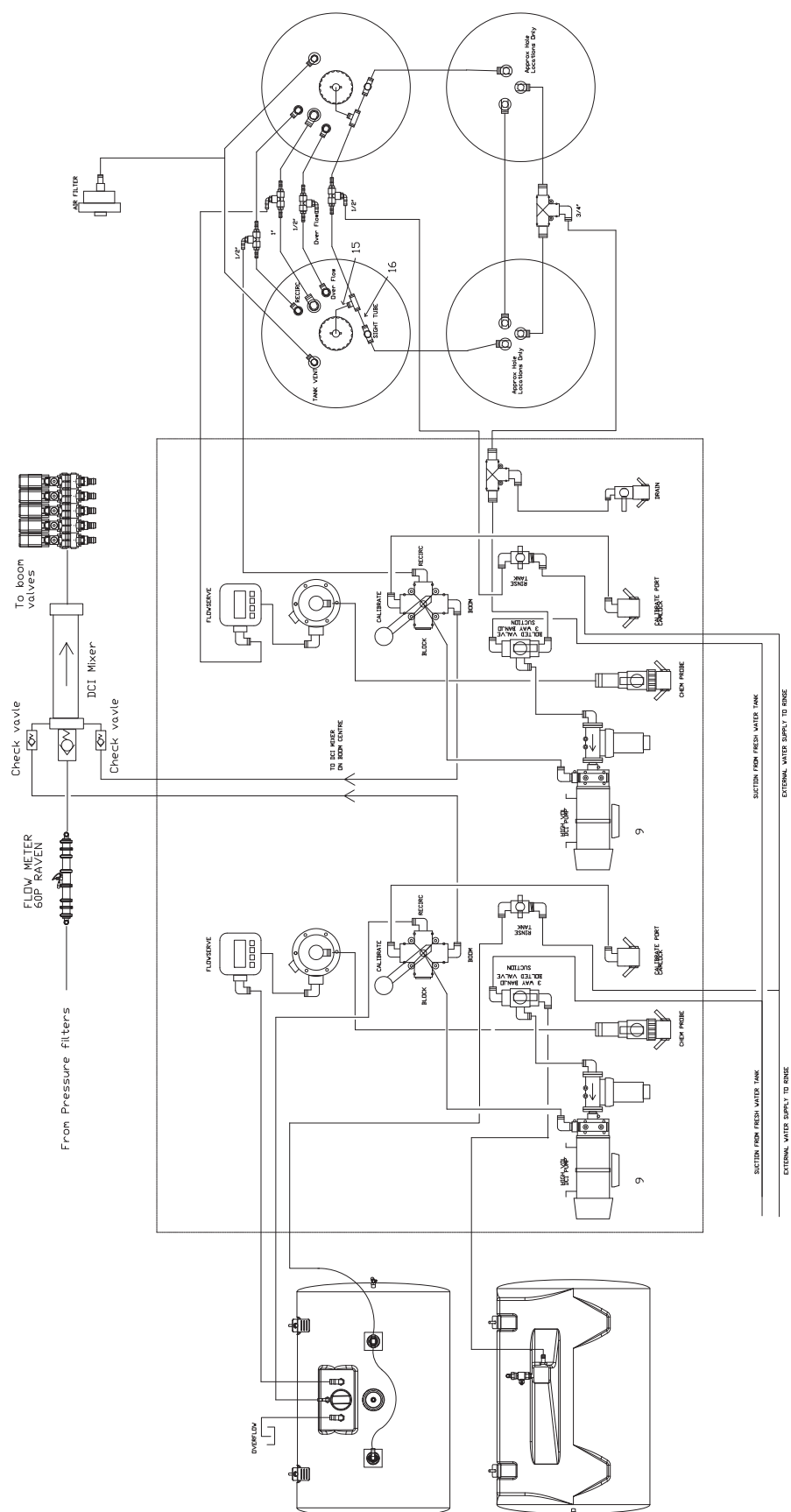




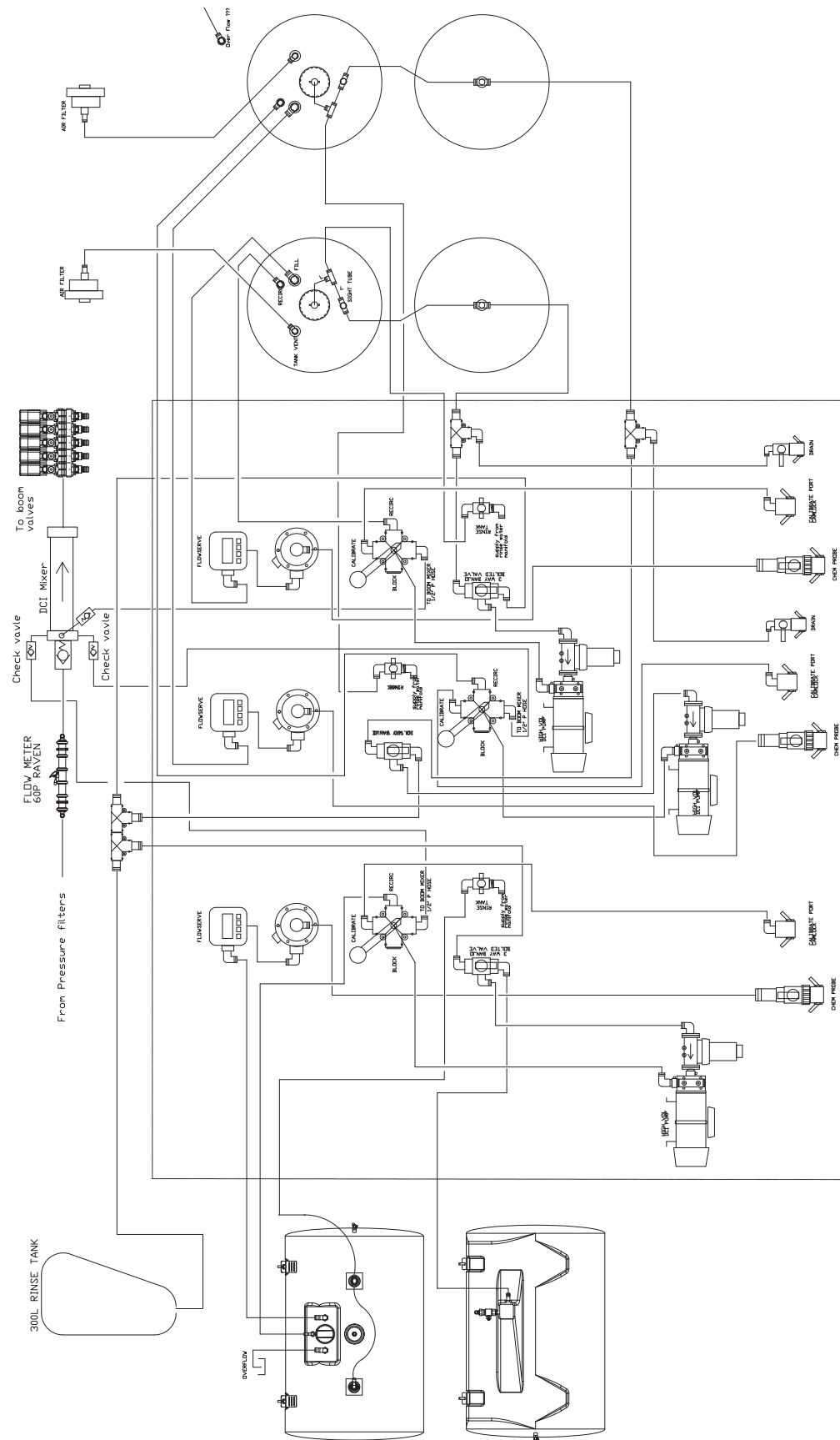
# Plumbing Schematic DCI 500 + I 65



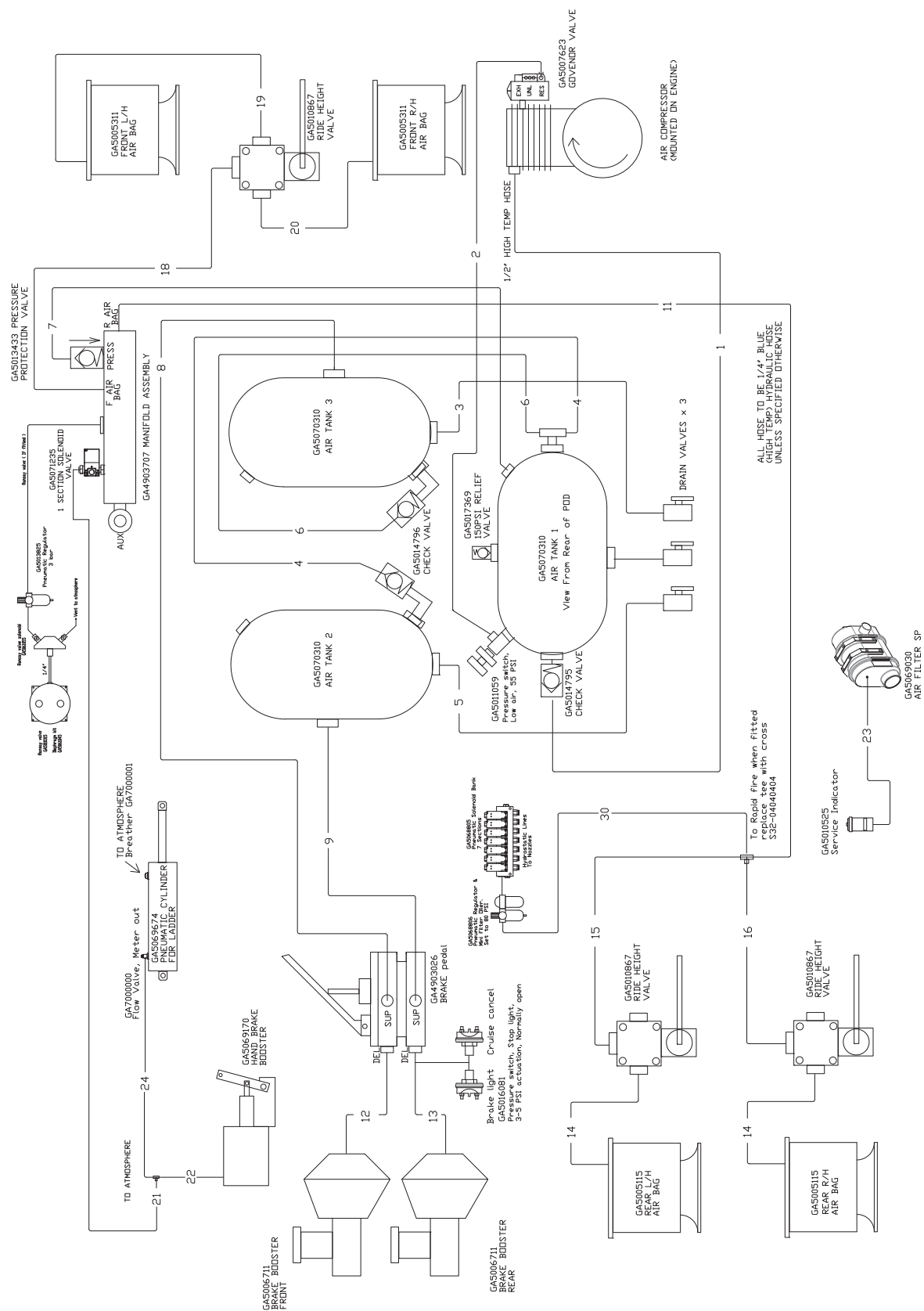
## G4.7 G5 G6 MY15 Parts Manual - REV 3



# Plumbing Schematic DCI Triple

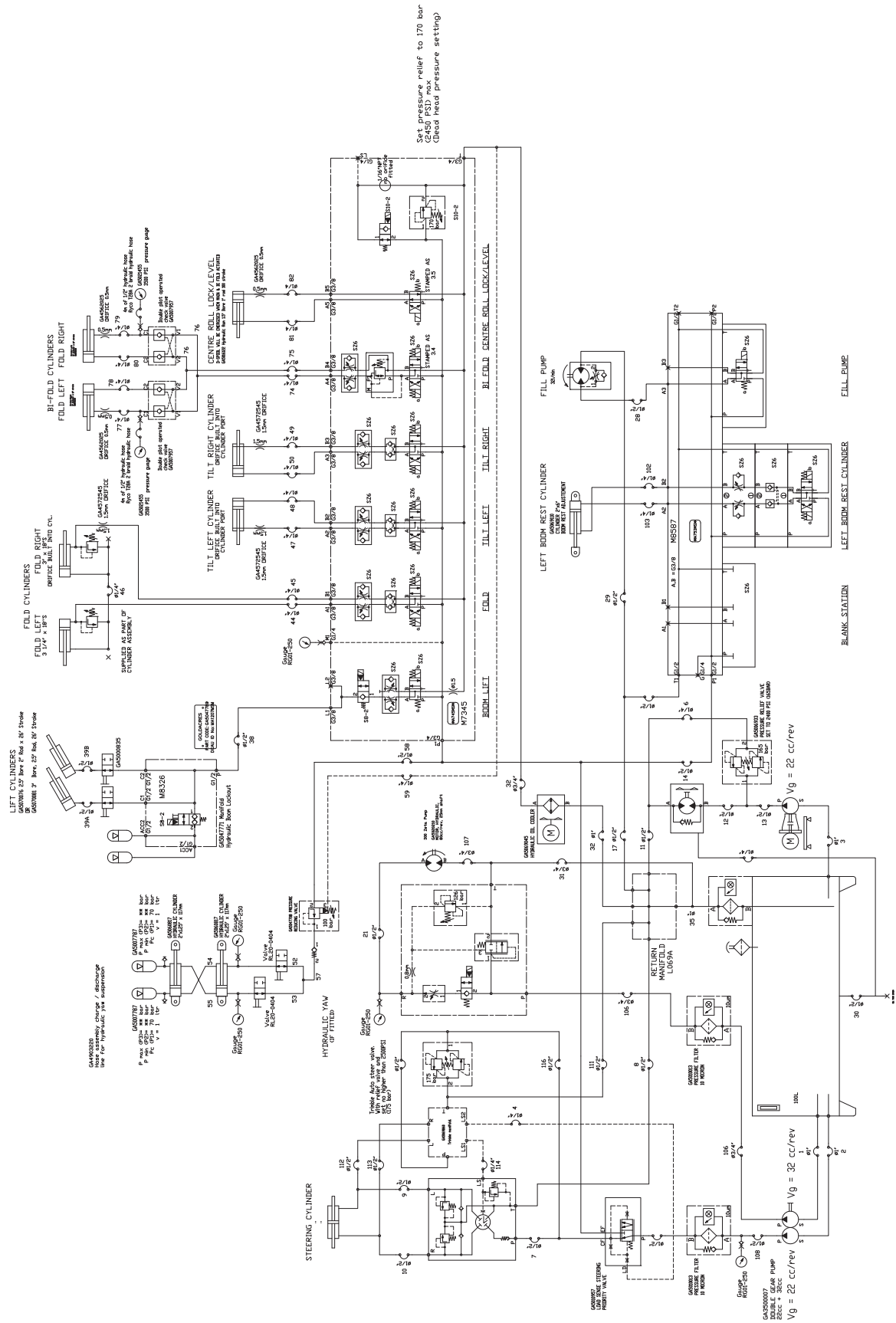


G4.7 G5 G6 MY15 Parts Manual - REV 3

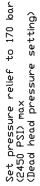


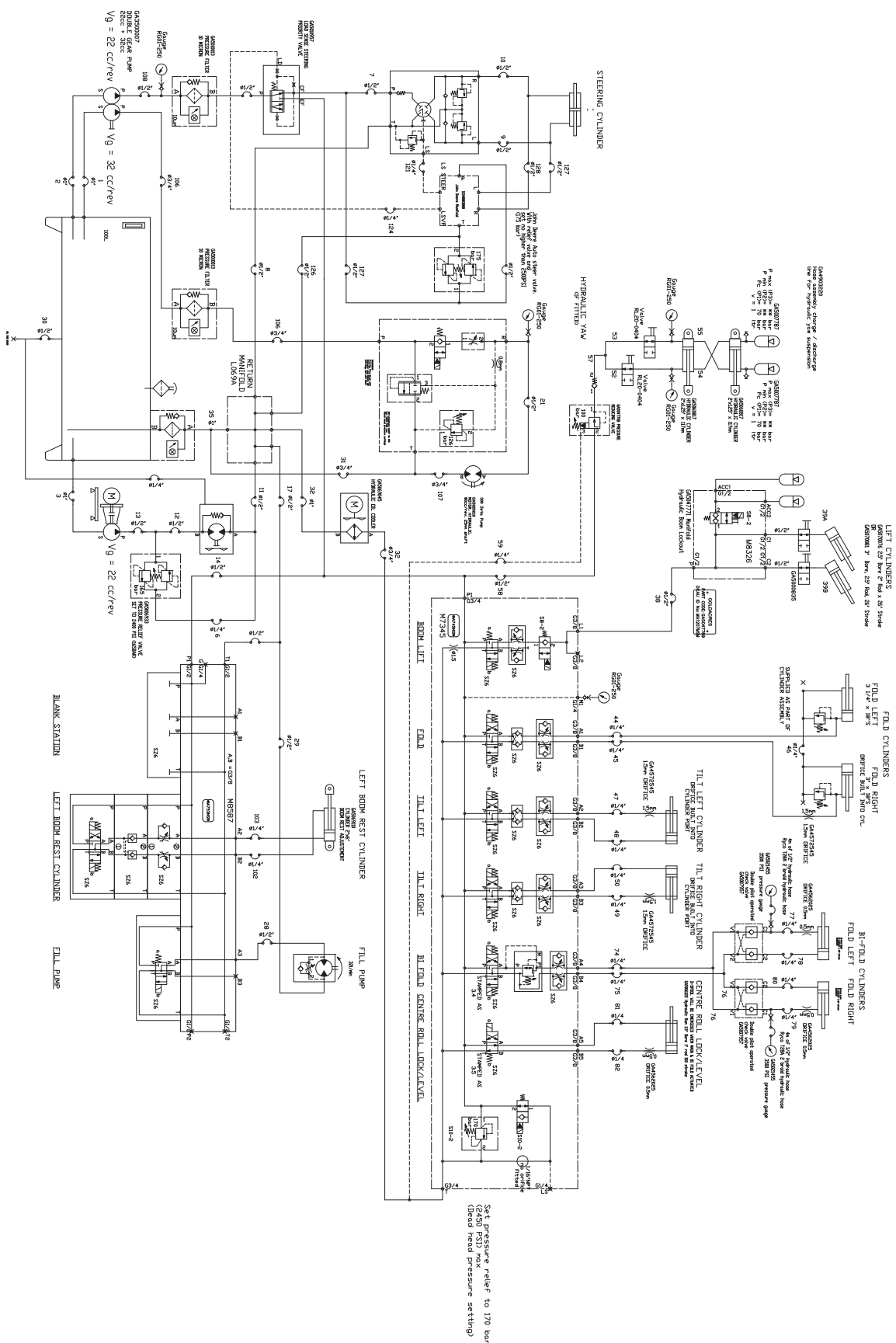


# Hydraulic Schematic - General



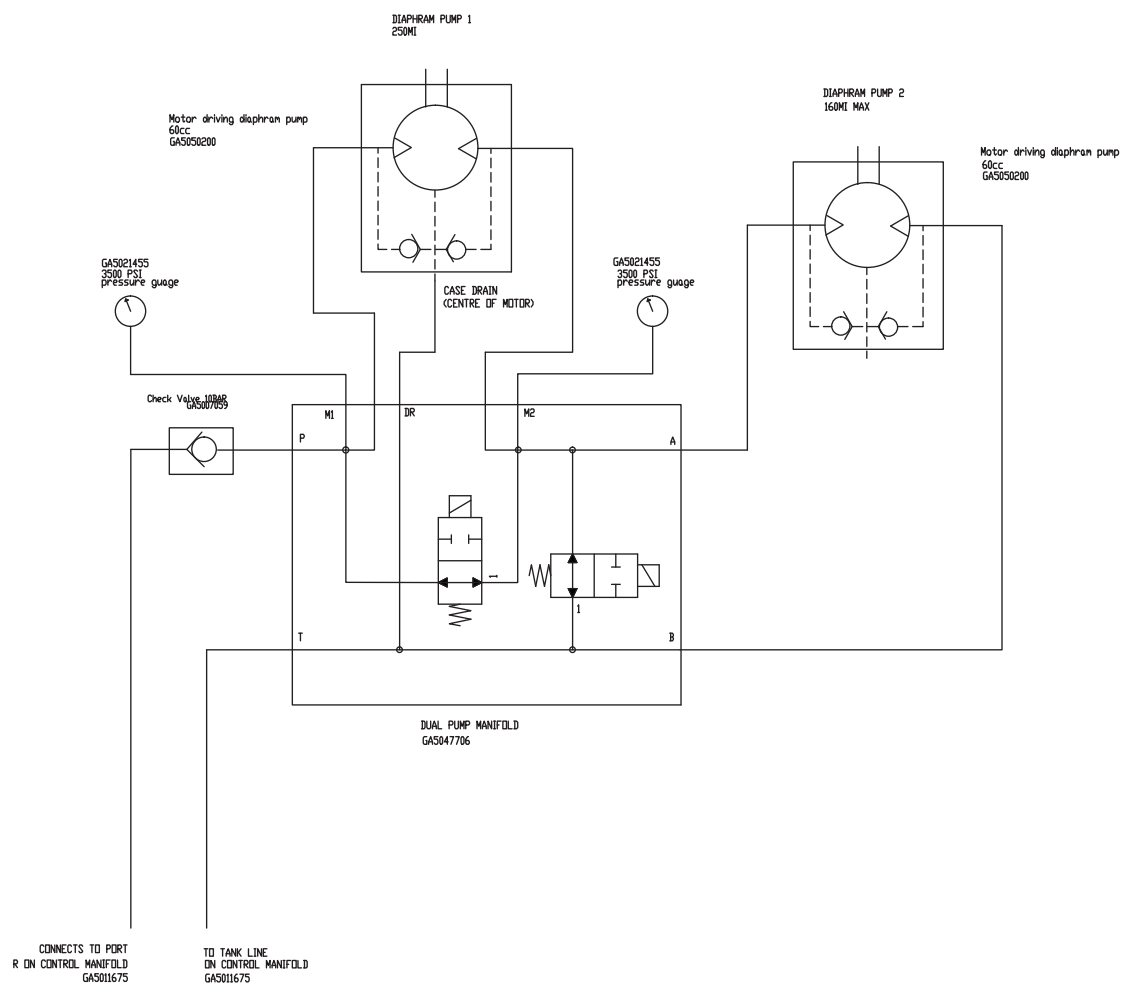
Set pressure relief to 170 bar  
(2450 psi) max.  
(head head pressure setting)



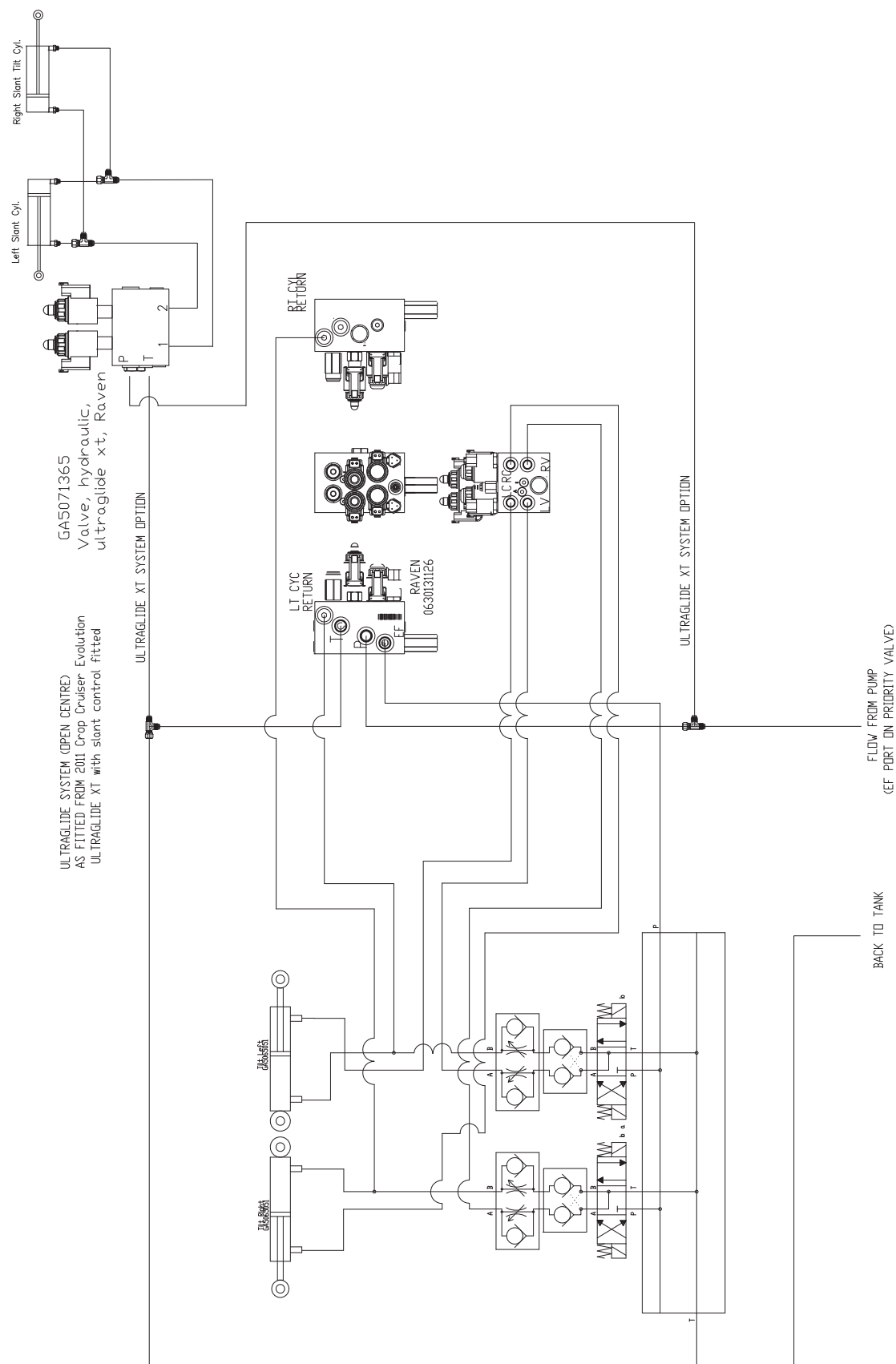




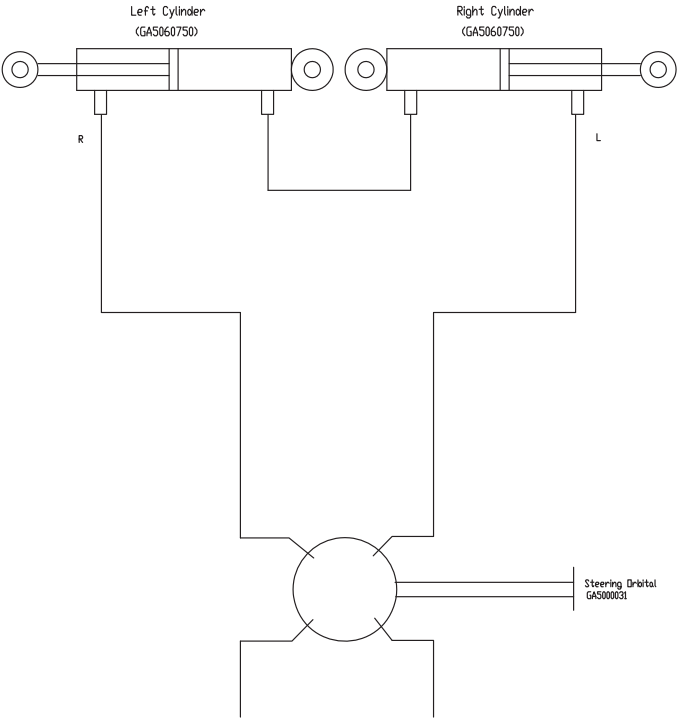
# Hydraulic Schematic - Dual Diaphragm Pump



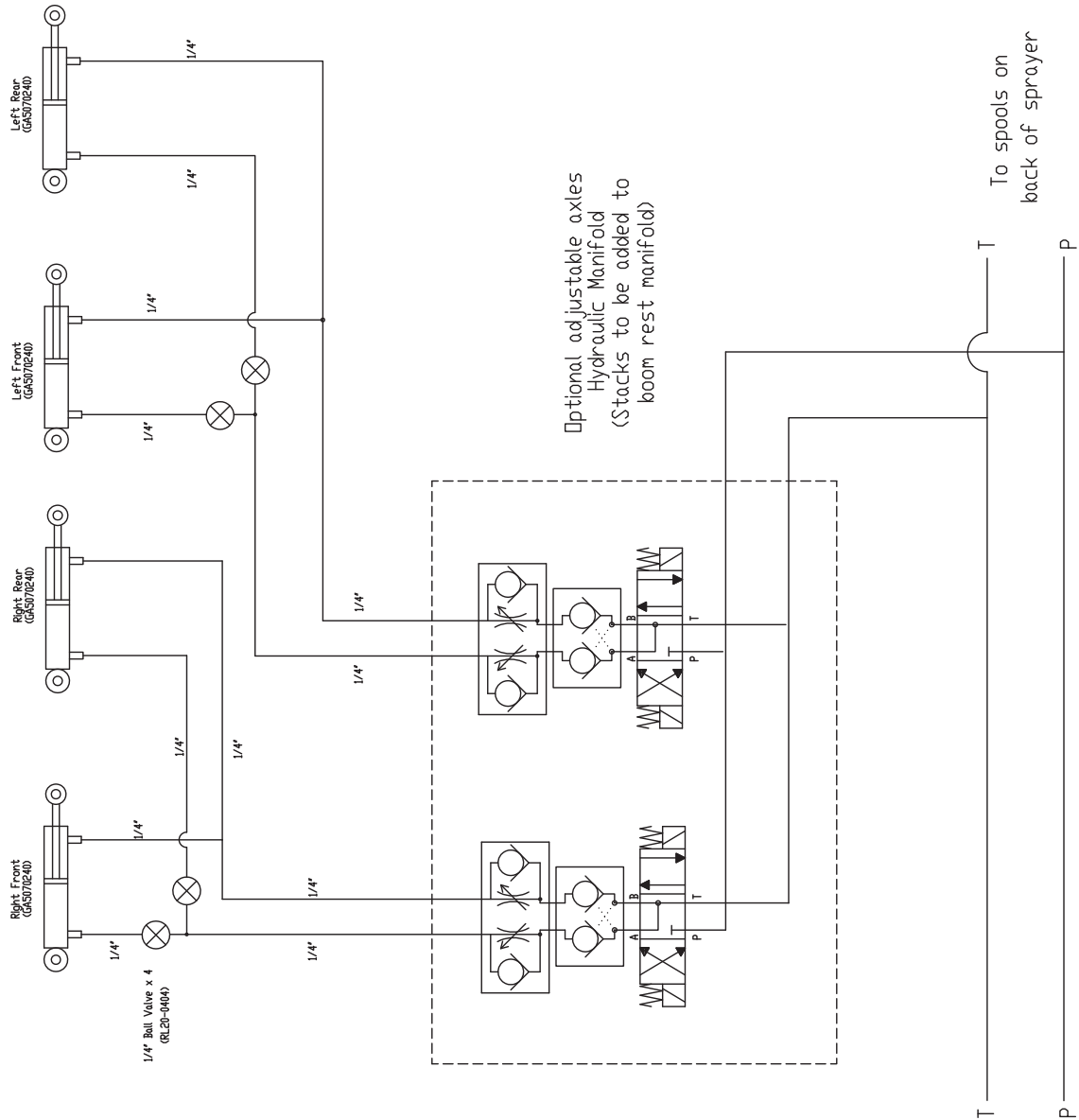
G4.7 G5 G6 MY15 Parts Manual - REV 3



# Hydraulic Schematic - Adjustable Axle Steering



# Hydraulic Schematic - Adjustable Axles



# Hydraulic Hoses - Crop Cruiser

| Hose No.                  | Hose Length                          | End 1 (and orientation if reqd) | End 2 (and orientation if reqd) | Description                                       | Orientation | Hose P/N  |
|---------------------------|--------------------------------------|---------------------------------|---------------------------------|---|-------------|-----------|
| 1" HOSE                   |                                      |                                 |                                 |   |             |           |
| 1                         | 595mm                                | 90Deg (T205-1616)               | 90Deg (T205-1616)               | Hydraulic Hose, 1" Suction, Middle Port to 32cc   |             | GA3500101 |
| 2                         | 585mm                                | 90Deg (T205-1616)               | 90Deg (T205-1616)               | Hydraulic Hose, 1" Suction, Front Port to 22cc    |             | GA3500102 |
| 3                         | 1165mm                               | 90Deg (T205-1616)               | Straight (T202-1616)            | Hydraulic Hose, 1" Suction, Rear Port to Fan Pump |             | GA3500103 |
| 32                        | 3785mm                               | 45 deg (T227-1616)              | Straight (T202-1616)            | Oil cooler to return manifold                     |             | GA4905060 |
| 35                        | 1725mm                               | Straight (T202-1616)            | Straight (T202-1616)            | tank return to return manifold                    |             | GA4905075 |
| 105                       |                                      |                                 |                                 |   |             |           |
| 1/4" Black Hose           |                                      |                                 |                                 |   |             |           |
| 4 (only if NO auto steer) | 750mm                                | Straight (T202-0404)            | Straight (T202-0404)            | load sense priority valve to orbital              |             | GA4904915 |
| 5                         | 495mm                                | Straight (T202-0404)            | 90Deg (T205-0404)               | fan motor case drain                              |             | GA3500112 |
| 6                         | 570mm                                | Straight (T202-0404)            | 90Deg long (T226-0404)          | fan motor relief to drain                         |             | GA3500113 |
| 102                       | 2610mm                               | 90Deg (T205-0404)               | Straight (T202-0404)            | Boom rest left to sub block                       |             | GA4905083 |
| 103                       | 2400mm                               | 90Deg (T205-0404)               | Straight (T202-0404)            | Boom rest left to sub block                       |             | GA4905084 |
| 24                        |                                      |                                 |                                 |   |             |           |
| 25                        |                                      |                                 |                                 |   |             |           |
| 26                        |                                      |                                 |                                 |   |             |           |
| 27                        |                                      |                                 |                                 |   |             |           |
| 33                        |                                      |                                 |                                 |   |             |           |
| 1/2" Black Hose           |                                      |                                 |                                 |   |             |           |
| 7                         | 750mm                                | 90 Deg (T226-0808)              | straight (T202-0808)            | priority valve to orbital                         |             | GA4904930 |
| 8                         | 520mm                                | 90 Deg (T226-0808)              | straight (T202-0808)            | steering orbital to return manifold               |             | GA4904935 |
| 9A                        | 1585mm                               | 90 Deg (T226-0808)              | straight (T202-0808)            | Orbital to steering cylinder (4WD)                |             | GA4904940 |
| 10                        | 1120mm                               | 90 Deg (T226-0808)              | straight (T202-0808)            | Orbital to steering cylinder (2 & 4WD)            |             | GA4904945 |
| 9B                        | 1535mm (3m axle)<br>1445mm (2m axle) | 90 Deg (T226-0808)              | straight (T202-0808)            | Orbital to steering cylinder (2WD)                |             | GA4904950 |
| 11                        | 2200mm                               | 90 Deg (T226-0808)              | Straight (T202-0808)            | fan motor to return manifold                      |             | GA4904955 |
| 12                        | 550mm                                | 90 Deg (T226-0808)              | Straight (T202-0808)            | relief valve to fan motor pressure                |             | GA3500114 |
| 13                        | 1220mm                               | 90 Deg (T226-0808)              | Straight (T202-0808)            | fan pump pressure to relief valve                 |             | GA3500117 |
| 14                        | 1075mm                               | 45 Deg (T227-0808)              | 90 Deg (T226-0808)              | Sub manifold to return manifold                   |             | GA4904970 |
| 15                        |                                      |                                 |                                 |   |             |           |
| 16                        |                                      |                                 |                                 |   |             |           |
| 17                        | 515mm                                | 45 Deg (T227-0808)              | Straight (T202-0808)            | pressure to sub manifold                          |             | GA4904985 |
| 18                        | 1660mm                               | 45 Deg (T227-0808)              | Straight (T202-0808)            | transmission to trans cooler                      |             | GA4904990 |
| 19                        | 2380mm                               | Straight (T202-0808)            | Straight (T202-0808)            | transmission to trans cooler                      |             | GA4904995 |
| 20                        | 555mm                                | Straight (T202-0808)            | Straight (T202-0808)            | sump drain for engine                             |             | GA4905000 |
| 21                        | 2650mm                               | 90 Deg (T205-0808)              | Straight (T202-0808)            | speed control (R) to diaphragm pump               |             | GA4905005 |
| 22                        |                                      |                                 |                                 |   |             |           |
| 23                        |                                      |                                 |                                 |   |             |           |
| 28                        | 1760mm                               | 90 Deg (T205-0808)              | Straight (T202-0808)            | sub manifold to banjo pump press                  |             | GA4905040 |
| 29                        | 1760mm                               | 90 Deg (T205-0808)              | Straight (T202-0808)            | sub manifold to banjo pump return                 |             | GA4905045 |
| 30                        | 2050mm                               | 45 Deg (T227-0808)              | Straight (T202-0808)            | Oil tank drain                                    |             | GA4905050 |
| 34                        |                                      |                                 |                                 |   |             |           |
| 36                        |                                      |                                 |                                 |   |             |           |
| 108                       | 2040mm                               | 90 Deg (T226-0808)              | Straight (T202-0808)            | 22cc Pump to Pressure Filter                      |             | GA3500085 |
|                           |                                      |                                 |                                 |   |             |           |
|                           |                                      |                                 |                                 |   |             |           |
|                           |                                      |                                 |                                 |   |             |           |
|                           |                                      |                                 |                                 |   |             |           |

# Hydraulic Hoses - Crop Cruiser

| Hose No.        | Hose Length | End 1 (and orientation if reqd) | End 2 (and orientation if reqd) | Description                     | Orientation | Hose P/N  |
|-----------------|-------------|---------------------------------|---------------------------------|---------------------------------|-------------|-----------|
| 3/4" Black Hose |             |                                 |                                 |                                 |             |           |
| 31              | 3600mm      | Straight (T205-1212)            | Straight (T202-1212)            | speed control to return filter  |             | GA4905055 |
| 106             | 2390mm      | 90 Deg Long (T226-1212)         | Straight (T202-1212)            | 32cc Pump to Pressure filter    |             | GA3500083 |
| 107             | 2800mm      | 90 Deg (T205-1212)              | Straight (T202-1212)            | Diaphram pump to Return Tee (T) |             | GA3500084 |

## TRIMBLE AUTO STEER HOSE KIT (ONLY SUPPLY IF AUTO STEER VALVE IS OPTIONED)

|     |           |             |                        |                        |                           |  |           |
|-----|-----------|-------------|------------------------|------------------------|---------------------------|--|-----------|
| 110 | 1/2" HOSE | 455mm       | 90Deg (T205-0808)      | 90Deg (T205-0808)      | Pressure Hose             |  | GA4904865 |
| 111 | 1/2" HOSE | 420mm       | 90 Deg Lng (T226-0808) | 90 Deg Lng (T226-0808) | Return Hose               |  | GA4904870 |
| 112 | 1/2" HOSE | 950mm       | 90 Deg Lng (T226-0808) | Straight (T202-0808)   | Left to A on block        |  | GA4904875 |
| 113 | 1/2" HOSE | 940mm       | 90 Deg Lng (T226-0808) | Straight (T202-0808)   | Right to B on block       |  | GA4904880 |
| 114 | 1/4" HOSE | 1135mm (1R) | JIC (T204-0409)        | Straight (T202-0404)   | steering orbital to block |  | GA4904885 |
| 115 | 1/4" HOSE | 845mm (2R)  | JIC (T204-0409)        | Straight (T202-0404)   | priority valve to block   |  | GA4904890 |
| 116 | 1/2" HOSE | 220mm       | 90Deg (T205-0808)      | Straight (T202-0808)   | block to relief valve     |  | GA4904895 |

## JOHN DEERE AUTO STEER HOSE KIT (RAVEN)

|     |           |        |                        |                        |                           |  |           |
|-----|-----------|--------|------------------------|------------------------|---------------------------|--|-----------|
| 117 | 1/2" HOSE | 640mm  | 90Deg (T205-0808)      | 90Deg (T226-0808)      | Pressure Hose             |  | GA5067965 |
| 118 | 1/2" HOSE | 420mm  | 90 Deg Lng (T226-0808) | 90 Deg Lng (T226-0808) | Return Hose               |  | GA5067966 |
| 119 | 1/2" HOSE | 950mm  | 90 Deg Lng (T226-0808) | Straight (T202-0808)   | Left to A on block        |  | GA5067967 |
| 120 | 1/2" HOSE | 940mm  | 90 Deg Lng (T226-0808) | Straight (T202-0808)   | Right to B on block       |  | GA5067968 |
| 121 | 1/4" HOSE | 1015mm | Straight (T202-0404)   | 90 Deg (T205-0404)     | steering orbital to block |  | GA5067969 |
| 122 | 1/4" HOSE | 845mm  | Straight (T202-0404)   | Straight (T202-0404)   | priority valve to block   |  | GA5067970 |
| 123 | 1/2" HOSE | 110mm  | 90Deg Long (T226-0808) | Straight (T202-0808)   | block to relief valve     |  | GA5067971 |

































## AUTO FARM AUTO STEER HOSE KIT

|     |           |        |                        |                      |                          |  |           |
|-----|-----------|--------|------------------------|----------------------|--------------------------|--|-----------|
| 124 | 1/4" HOSE | 715mm  | 90Deg (T205-0404)      | Straight (T202-0404) | LS OUT to Priority Valve |  | GA5067972 |
| 125 | 1/4" HOSE | 1545mm | Straight (T202-0404)   | Straight (T202-0404) | LS Orbital to Orbital    |  | GA5067973 |
| 126 | 1/2" HOSE | 1290mm | 90 Deg Lng (T226-0808) | Straight (T202-0808) | Tank Line                |  | GA5067974 |
| 127 | 1/2" HOSE | 720mm  | 90 Deg (T205-0808)     | Straight (T202-0808) | Pressure Line            |  | GA5067975 |
| 128 | 1/2" HOSE | 1515mm | Straight (T202-0808)   | Straight (T202-0808) | Right to Right           |  | GA5067976 |
| 129 | 1/2" HOSE | 1470mm | Straight (T202-0808)   | Straight (T202-0808) | Left to Left             |  | GA5067977 |
| 130 |           |        |                        |                      |                          |  |           |

## Dual Fold Cylinders (42n)

|     |           |                  |                      |                      |   |  |           |
|-----|-----------|------------------|----------------------|----------------------|---|--|-----------|
| 140 | 1/4" HOSE | 2040mm (1R)      | straight (T204-0409) | straight (T202-0404) | C1 to inside fold ram LH                |  | GA3500010 |
| 141 | 1/4" HOSE | 2520mm (2R)      | 90 Deg (T205-0404)   | Straight (T202-0404) | C2 to inside fold ram RH                |  | GA3500011 |
| 142 | 1/4" HOSE | 3295mm (1Y)      | 90 Deg (T205-0404)   | Straight (T202-0404) | C1 to outside fold ram rod end LH       |  | GA3500012 |
| 143 | 1/4" HOSE | 3060mm (2Y)      | 90 Deg (T205-0404)   | Straight (T202-0404) | C2 to outside fold ram solid end LH     |  | GA3500013 |
| 144 | 1/4" HOSE | 3510mm (1B)      | 90 Deg (T205-0404)   | Straight (T202-0404) | C1 to outside fold ram rod end RH       |  | GA3500014 |
| 145 | 1/4" HOSE | 2730mm (2B)      | Straight (T202-0404) | Straight (T202-0404) | C2 to outside fold ram solid end RH     |  | GA3500015 |
| 146 | 1/4" HOSE | 705mm (1B,1Y,1R) | 90 Deg (T205-0404)   | Straight (T202-0404) | Spool block A Fold to V1 on check valve |  | GA3500016 |
| 147 | 1/4" HOSE | 735mm (2B,1Y,1R) | 90 Deg (T205-0404)   | Straight (T202-0404) | Spool block B Fold to V2 on check valve |  | GA3500017 |
| 76  | 1/4" HOSE | 300mm x 2        | Straight (T202-0404) | Straight (T202-0404) | Fold Link hose                          |  | GA5067131 |

# Hydraulic Hoses - Crop Cruiser

| Hose No.  | Hose Length   | End 1 (and orientation if reqd) | End 2 (and orientation if reqd) | Description                     | Orientation   | Hose P/N  |
|---|---------------|---------------------------------|---------------------------------|---------------------------------|---|-----------|
| Bifold Hoses  |               |                                 |                                 |                                 |   |           |
| 70  | 4020mm        | 90Deg (T205-0404)               | Straight (T202-0404)            | Bi Fold Hose                    |    | GA5067274 |
| 71  | 3900mm (1B)   | 90Deg (T205-0404)               | Straight (T202-0404)            | Bi fold hose                    |    | GA5067273 |
| 72  | 5170mm (1B)   | 90 Deg (T226-0808)              | Straight (T202-0808)            | Right Hand Gauge                |    | GA5067272 |
| 73  | 5170mm (1?)   | 90 Deg (T226-0808)              | Straight (T202-0808)            | Left Hand Gauge                 |    | GA5067272 |
| 74  | 880mm (1B,1Y) | 90Deg (T205-0404)               | Straight (T202-0404)            | Pressure to Bi Fold Block       |    | GA5067129 |
| 75  | 910mm (2B,1Y) | 90Deg (T205-0404)               | Straight (T202-0404)            | Pressure to Bi Fold Block       |    | GA5067119 |
| 76  | 300mm x 2     | Straight (T202-0404)            | Straight (T202-0404)            | Bi Fold Link                    |    | GA5067131 |
| 77  | 5260mm (1Y)   | 90 Deg (T226-0404)              | Straight (T202-0404)            | RV1                             |    | GA5067126 |
| 78  | 4890mm (2Y)   | 90 Deg (T226-0404)              | Straight (T202-0404)            | RV2                             |    | GA5067127 |
| 79  | 5185mm (1B)   | 90 Deg (T226-0404)              | Straight (T202-0404)            | LV1                             |    | GA5067270 |
| 80  | 5020mm (2B)   | 90 Deg (T226-0404)              | Straight (T202-0404)            | LV2                             |    | GA5067271 |
| Centre Level Hoses  |               |                                 |                                 |                                 |   |           |
| 81  | 1440mm (1Y)   | Straight (T202-0404)            | Straight (T202-0404)            | Cylinder Rod end to A Port      |    | GA4905081 |
| 82  | 1245mm        | Straight (T202-0404)            | Straight (T202-0404)            | Cylinder Base to B Port         |    | GA4905082 |
| Adjustable Axle Hoses - 1 Blue = Rod End - 1 Red = Solid End - to Tap |               |                                 |                                 |                                 |   |           |
| 83  | 735mm (1R)    | Straight (T202-0404)            | Straight (T202-0404)            | Rear Axle - Left hand Side      |    | GA4906480 |
| 84  | 865mm (1B)    | Straight (T202-0404)            | Straight (T204-0409)            | Rear Axle - Left hand Side      |    | GA4906481 |
| 85  | 850mm (1R)    | Straight (T202-0404)            | Straight (T202-0404)            | Rear Axle - Right hand Side     |    | GA4906482 |
| 86  | 965mm (1B)    | Straight (T202-0404)            | Straight (T204-0409)            | Rear Axle - Right hand Side     |    | GA4906483 |
| Adjustable Axle Hoses - 1 Blue = Rod End - 1 Red = Solid End - to Tap |               |                                 |                                 |                                 |   |           |
| 87  | 705mm (1R)    | Straight (T202-0404)            | Straight (T202-0404)            | Front Axle - Left hand Side     |   | GA4906484 |
| 88  | 780mm (1B)    | Straight (T202-0404)            | Straight (T204-0409)            | Front Axle - Left hand Side     |  | GA4906485 |
| 89  | 705mm (1R)    | Straight (T202-0404)            | Straight (T202-0404)            | Front Axle - Right hand Side    |  | GA4906486 |
| 90  | 865mm (1B)    | Straight (T202-0404)            | Straight (T204-0409)            | Front Axle - Right hand Side    |  | GA4906487 |
| Adjustable Axle Hoses - 1 Blue = Rod End - 1 Red = Solid End - to Tap |               |                                 |                                 |                                 |   |           |
| 91  | 2530mm (1R)   | 90°SL (T226-0404)               | Straight (T202-0404)            | Front Axle to A on Sub Manifold |  | GA4906488 |
| 92  | 2530mm (1B)   | 90°SL (T226-0404)               | Straight (T202-0404)            | Front Axle to B on Sub Manifold |  | GA4906489 |
| 93  | 4235mm (1R)   | 90°SL (T226-0404)               | Straight (T202-0404)            | Rear Axle to A on Sub Manifold  |  | GA4906490 |
| 94  | 4170mm (1B)   | 90°SL (T226-0404)               | Straight (T202-0404)            | Rear Axle to B on Sub Manifold  |  | GA4906491 |
| Adjustable Axle Hoses - Steering                                      |               |                                 |                                 |                                 |   |           |
| 95  | 1040mm        | 90°S (T205-0808)                | 45°S (T227-0808)                | Steering Right Hand Side        |  | GA4906492 |
| 96  | 835mm         | 90°S (T205-0808)                | 45°S (T227-0808)                | Steering Right Hand Side        |  | GA4906493 |
| 97  | 1130mm        | 90°S (T205-0808)                | 45°S (T227-0808)                | Steering Left Hand Side         |  | GA4906494 |
| 98  | 835mm         | 90°S (T205-0808)                | 45°S (T227-0808)                | Steering Left Hand Side         |  | GA4906495 |
| 99  | 1900mm        | Straight (T202-0808)            | Straight (T202-0808)            | Crossover Hose                  |  | GA4906496 |
| 100   | 2290mm        | Straight (T202-0808)            | Straight (T202-0808)            | Orbital L to Left               |  | GA4906497 |
| 101   | 1625mm        | Straight (T202-0808)            | Straight (T202-0808)            | Orbital R to Right              |  | GA4906498 |
|   |               |                                 |                                 |                                 |   | GA        |
|   |               |                                 |                                 |                                 |   |           |

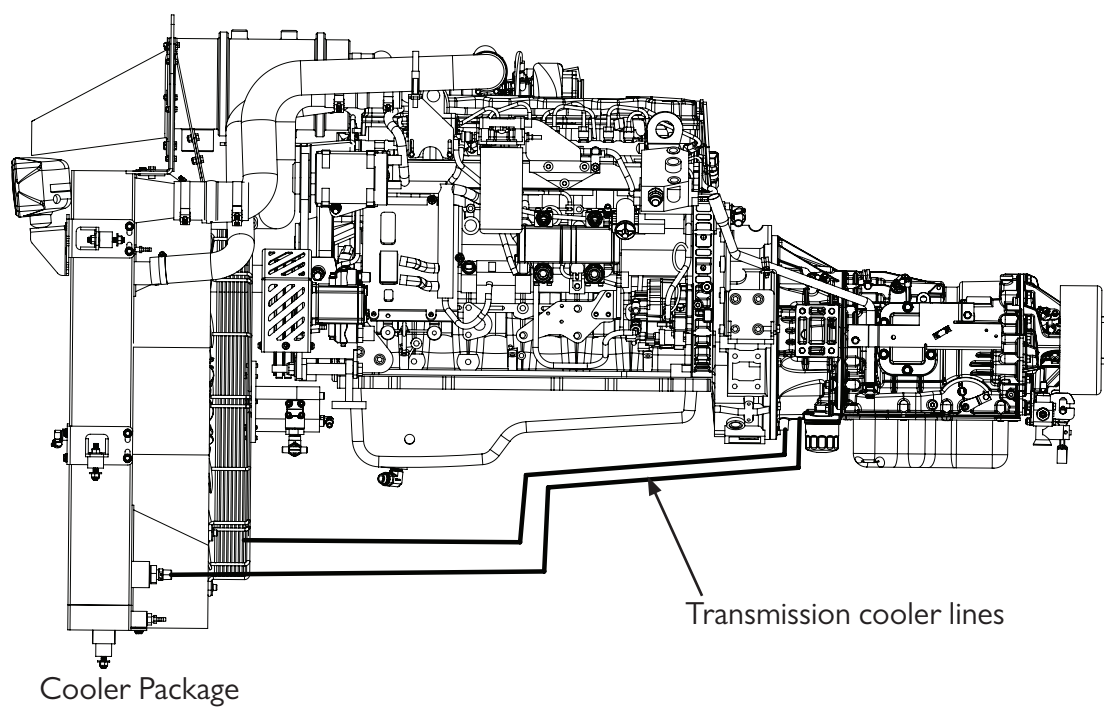
# Hydraulic Hoses - Crop Cruiser

| Hose No.                   | Hose Length   | End 1 (and orientation if reqd) | End 2 (and orientation if reqd) | Description  | Orientation | Hose P/N  |
|----------------------------|---------------|---------------------------------|---------------------------------|--|-------------|-----------|
| Spool Valve and Lift Hoses |               |                                 |                                 |  |             |           |
| 37                         | 6360mm        | 90Deg (T205-0808)               | Straight (T202-0808)            | Pressure to spool valves                                     |             | GA5067277 |
| 38                         | 3530mm        | 45Deg (T227-0808)               | Straight (T202-0808)            | Spool valve to accumulator                                   |             | GA4905076 |
| 39A                        | 2000mm        | 90Deg (T205-0808)               | Straight (T202-0808)            | Accumulator to Lift Cylinder                                 |             | GA4905077 |
| 39B                        | 2200mm (1B)   | 90Deg (T205-0808)               | Straight (T202-0808)            | Accumulator to Lift Cylinder                                 |             | GA4905078 |
| 40                         | 3150mm        | 90Deg (T205-1212)               | Straight (T202-1212)            | Return hose from spool valve                                 |             | GA5067281 |
| 41                         |               |                                 |                                 |  |             |           |
| 42                         |               |                                 |                                 |  |             |           |
| 43                         |               |                                 |                                 |  |             |           |
| Fold Hoses                 |               |                                 |                                 |  |             |           |
| 44                         | 2375mm (1R)   | Straight (T202-0404)            | JIC Straight (T204-0409)        | Left hand side   |             | GA4905016 |
| 45                         | 2600mm (2R)   | Straight (T202-0404)            | 90Deg (T205-0404)               | Right hand side  |             | GA4905017 |
| 46                         | 3560mm        | JIC Straight (T204-0409)        | 90Deg JIC (T207-0409)           | crossover link   |             | GA4905018 |
| Tilt Hoses                 |               |                                 |                                 |  |             |           |
| 47                         | 1480mm (1Y)   | Straight (T202-0404)            | 90Deg (T205-0404)               | Left Tilt 1  |             | GA5067091 |
| 48                         | 1140mm (2Y)   | Straight (T202-0404)            | Straight (T202-0404)            | Left Tilt 2  |             | GA5067092 |
| 49                         | 1400mm (1B)   | Straight (T202-0404)            | 90Deg (T205-0404)               | Right Tilt 1   |             | GA5067087 |
| 50                         | 1030mm (2B)   | Straight (T202-0404)            | Straight (T202-0404)            | Right Tilt 2   |             | GA5067086 |
| Yaw Hoses                  |               |                                 |                                 |  |             |           |
| 51                         | 1400mm (1Y)   | 45 Deg (T227-0404)              | straight (T202-0404)            | Yaw Hose 1   |             | GA5067285 |
| 52                         | 555mm (2Y)    | 45 Deg (T227-0404)              | Straight (T202-0404)            | Yaw Hose 2   |             | GA5067133 |
| 53                         | 785mm (1B)    | 45 Deg (T227-0404)              | Straight (T202-0404)            | Yaw Hose 3   |             | GA5067134 |
| 54                         | 1680mm (2B)   | 90 Deg (T205-0404)              | Straight (T202-0404)            | Yaw Hose 4   |             | GA5067132 |
| 55                         | 1680mm (1R)   | 90 Deg (T205-0404)              | Straight (T202-0404)            | Yaw Hose 5   |             | GA4903200 |
| 56                         | 1140mm        | 90 Deg (T205-0808)              | Straight (T202-0808)            | Yaw Hose 6   |             | GA5067136 |
| 57                         | 560mm         | 90 Deg (T205-0808)              | Straight (T202-0808)            | Yaw Hose 7   |             | GA5067137 |
| 58                         | 830mm (2B,1R) | 90 Deg (T205-0808)              | Straight (T202-0808)            | Pressure to Yaw Block  |             | GA3500115 |
| 59                         | 720mm (2B,2R) | Straight (T202-0808)            | 90 Deg (T205-0808)              | Tank to Yaw Block  |             | GA3500116 |
| Ultraglide Hoses           |               |                                 |                                 |  |             |           |
| 60                         | 1040mm (1Y)   | 90 Deg (T226-0404)              | Straight (T202-0404)            | LV Hose  |             | GA5067148 |
| 61                         | 1265mm (2Y)   | 90 Deg (T226-0404)              | Straight (T202-0404)            | LT Cyl Return to Spool Valve                                 |             | GA5067142 |
| 62                         | 1130mm (3Y)   | 90 Deg (T226-0404)              | Straight (T202-0404)            | RV Hose  |             | GA5067143 |
| 63                         | 1495mm (1B)   | 90 Deg (T226-0404)              | Straight (T202-0404)            | RT Cyl Return to Spool Valve                                 |             | GA5067141 |
| 64                         | 1495mm (2B)   | 90 Deg (T226-0404)              | Straight (T202-0404)            | LC Hose  |             | GA5067138 |
| 65                         | 1355mm (3B)   | 90 Deg (T226-0404)              | Straight (T202-0404)            | RC Hose  |             | GA5067139 |
| 66                         | 1250mm (3R)   | 90 Deg (T226-0404)              | Straight (T202-0404)            | Lf Cyl Return to block                                       |             | GA5067094 |
| 67                         | 1360mm (4R)   | 90 Deg (T226-0404)              | Straight (T202-0404)            | RT Cyl return to block                                       |             | GA5067149 |
| 68                         | 710mm (1Y,1R) | 90 Deg (T205-0808)              | Straight (T202-0808)            | Spool valve P to ultraglide EF                               |             | GA5067147 |
| 69                         | 560mm (2Y,2R) | Straight (T202-0808) no Yaw     | Straight (T202-0808)            | Spool valve T to ultraglide T<br>Use hose when no Yaw fitted |             | GA5067144 |
| 104                        | 560mm (2Y,2R) | 90 Deg (T205-0808) with Yaw     | Straight (T202-0808)            | Spool valve T to ultraglide T<br>Use hose when Yaw is fitted |             | GA4905042 |



## Hydraulic Schematic - Transmission


---



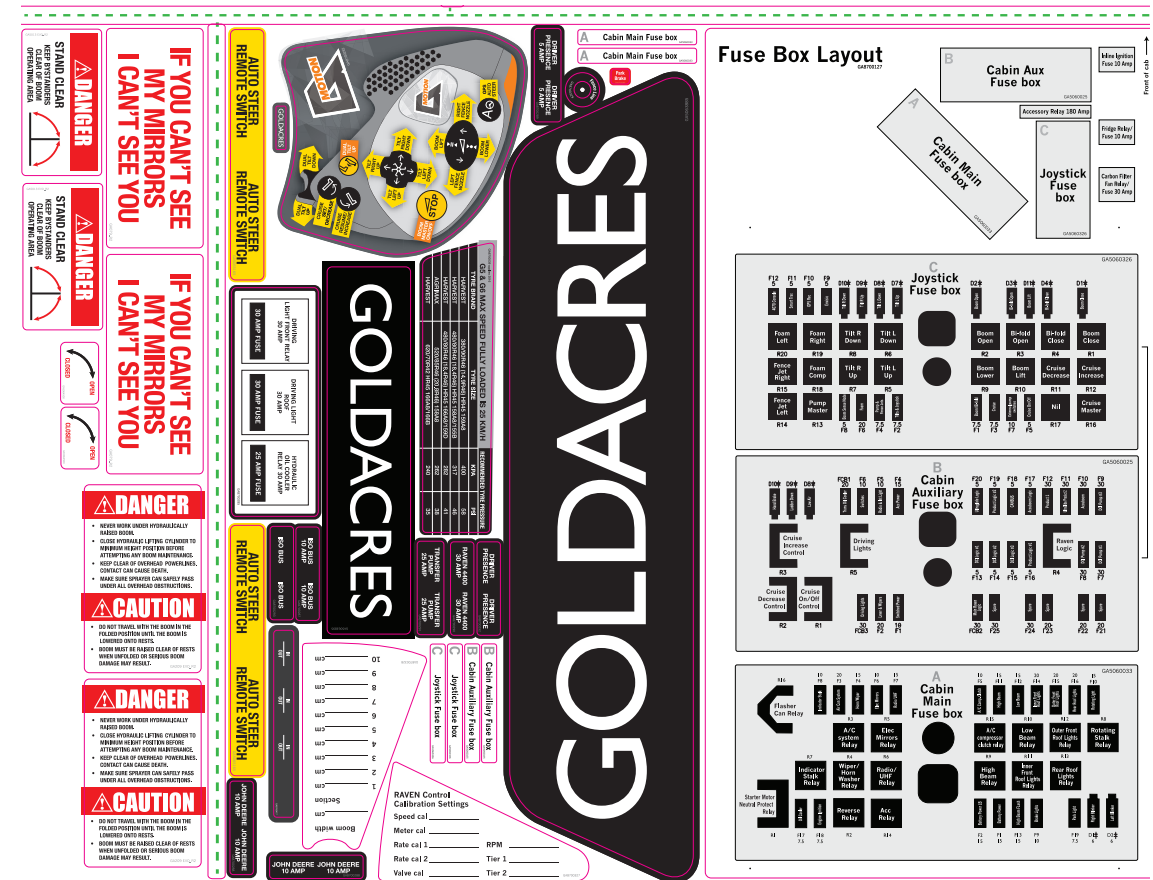
# Chapter 17

# DECALS

## Decals - Base Kit



Decals - Base Kit



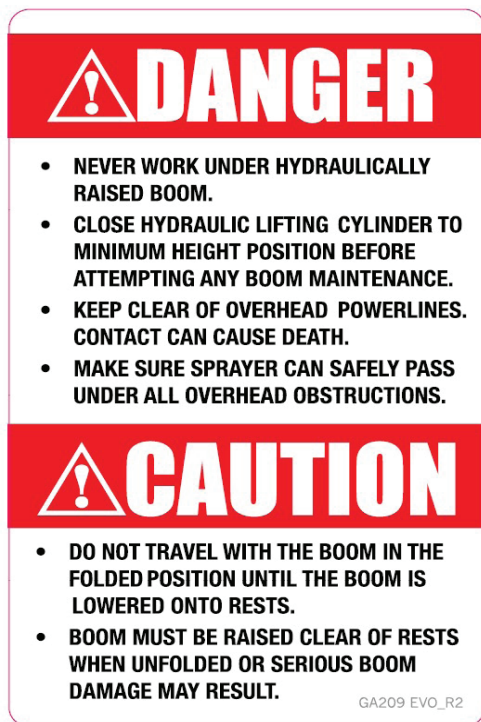
| PART NUMBER | DESCRIPTION                                    | QTY. |
|-------------|--|------|
| GA8700187   | Decal, Base Kit, Goldacres G4.7 / G5 / G6 MY15 | 1    |

## Decals - Base Kit

①



②



③



④



⑤



⑥

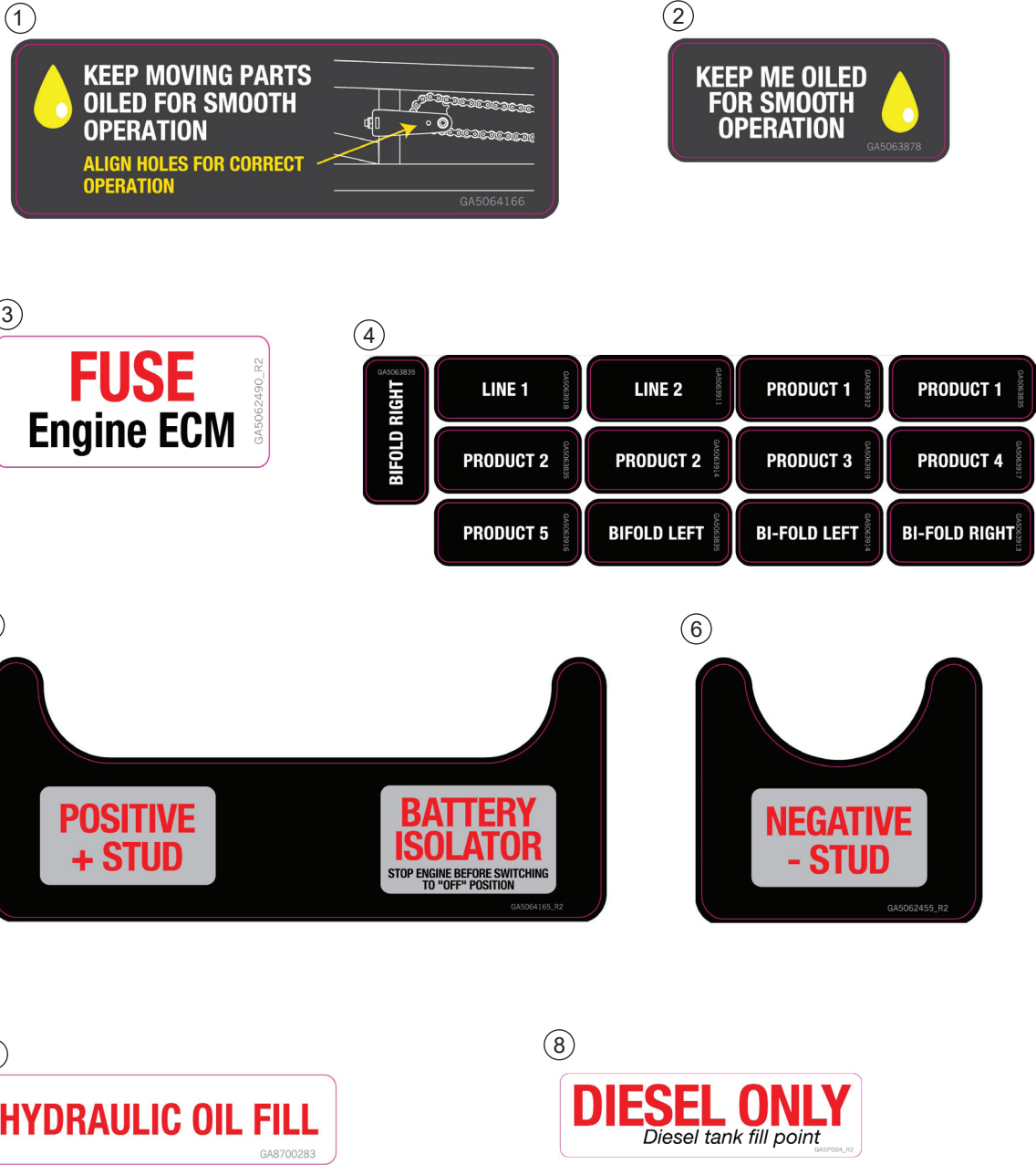


⑦



| ITEM NO. | PART NUMBER  | DESCRIPTION                        | QTY. |
|----------|--------------|------------------------------------|------|
| 1        | GA208EVO     | Warning Hopper                     | 1    |
| 2        | GA209EVO     | Danger/Caution                     | 2    |
| 3        | GA5015991EVO | Keep Hands Clear                   | 4    |
| 4        | GA5013EVO    | Danger/Stand Clear                 | 2    |
| 5        | GA006EVO     | Warning Check Wheel Nuts           | 4    |
| 6        | GA8700296    | Decal, Chassis, Inline Fuel Filter | 1    |
| 7        | GA5015971EVO | Drain Only                         | 2    |

# Decals - Base Kit



| ITEM NO. | PART NUMBER | DESCRIPTION                           | QTY. |
|----------|-------------|---------------------------------------|------|
| 1        | GA5064166   | 3D Breakaway Adjustment               | 2    |
| 2        | GA5063878   | Keep Me Oiled                         | 2    |
| 3        | GA5062490   | Fuse Engine ECM                       | 1    |
| 4        | -           | Bi-Fold Right/Left, Product 1,2,3,4,5 | 1    |
| 5        | GA5064165   | Positive Stud                         | 1    |
| 6        | GA5062455   | Negative Stud                         | 1    |
| 7        | GA8700283   | Hydraulic Oil Fill                    | 1    |
| 8        | GASP004     | Diesel Only                           | 2    |

## Decals - Base Kit

①



②



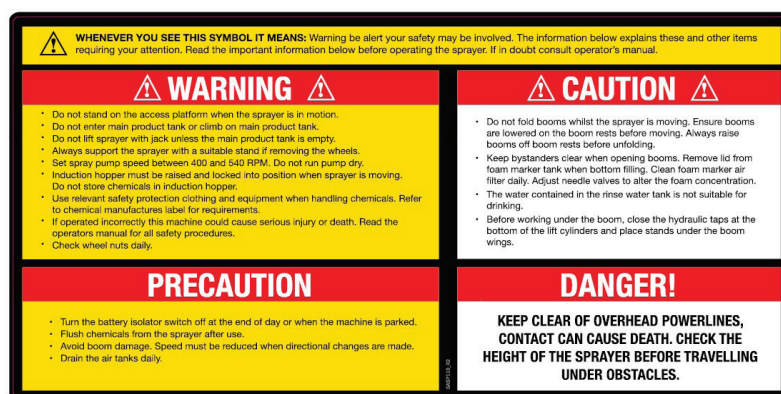
③



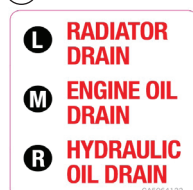
④



⑤



⑥



⑦



⑧



⑨



⑩



⑪



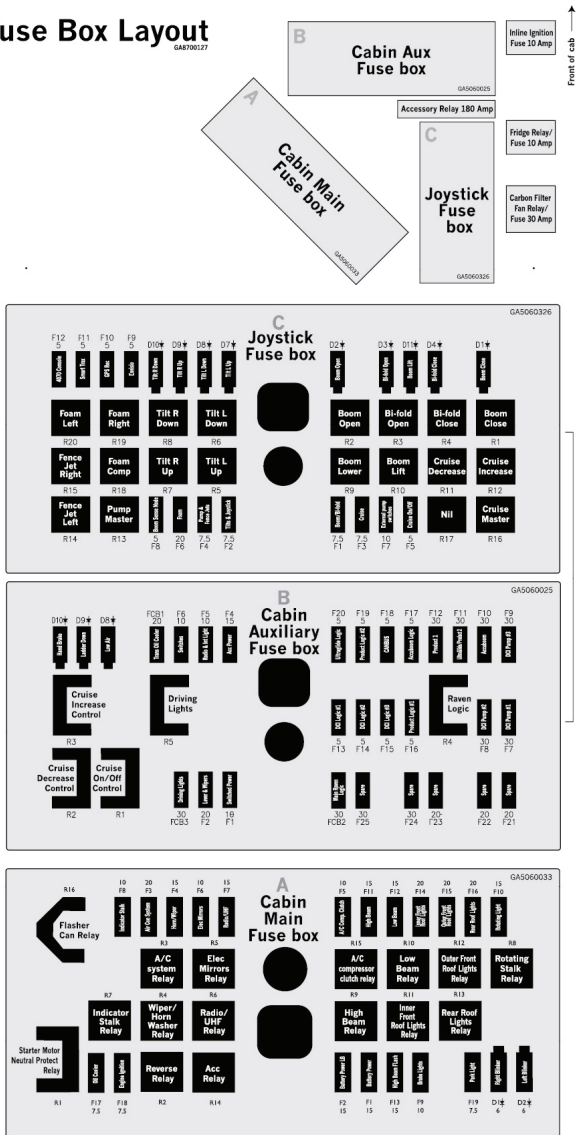
| ITEM NO. | PART NUMBER | DESCRIPTION  | QTY. |
|----------|-------------|--|------|
| 1        | GA5063865   | Main Tank Over Flow                                  | 1    |
| 2        | GA5063860   | Main Tank Drain                                      | 1    |
| 3        | GA5063876   | Warning Keep Clear                                   | 2    |
| 4        | GA5063830   | 50 km/h Sign   | 1    |
| 5        | GASPI10     | Warning / Caution / Precaution / Danger              | 1    |
| 6        | GA5064122   | Radiator Drain/Engine Oil Drain/ Hydraulic Oil Drain | 1    |
| 7        | GA5063880   | Gauge Drain  | 2    |
| 8        | GA5063855   | Fill Pump Prime                                      | 1    |
| 9        | GA5063840   | Air Tank Drain                                       | 3    |
| 10       | GA079       | Cant See My Mirrors                                  | 2    |
| 11       | GASP001     | Chain Point  | 4    |



# Decals - Base Kit

1

## Fuse Box Layout



2

## B Cabin Auxiliary Fuse box

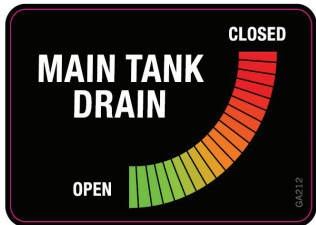
3

## A Cabin Main Fuse box

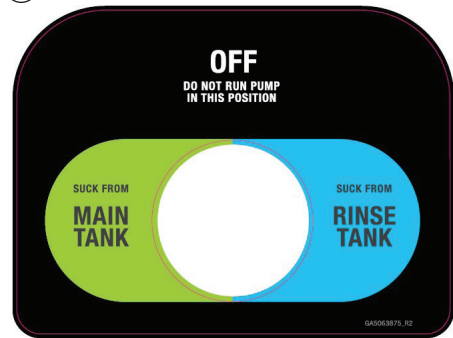
4

## C Joystick Fuse box

5



6



7



| ITEM NO. | PART NUMBER | DESCRIPTION                  | QTY. |
|----------|-------------|------------------------------|------|
| 1        | GA8700127   | Fuse Box Layout              | 1    |
| 2        | GA5060025   | Cabin Auxiliary Fuse Box B   | 2    |
| 3        | GA5060033   | Cabin Main Fuse Box A        | 2    |
| 4        | GA5060326   | Joystick Fuse Box C          | 2    |
| 5        | GA212       | Main Tank Drain - 5200L Tank | 1    |
| 6        | GA5063875   | Suction Valve                | 1    |
| 7        | GA5063370   | Warning Nozzle               | 2    |

## Decals - Base Kit

①



②



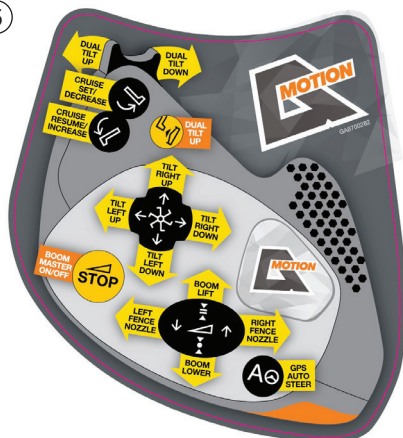
③



④



⑤



⑥



⑦



⑧



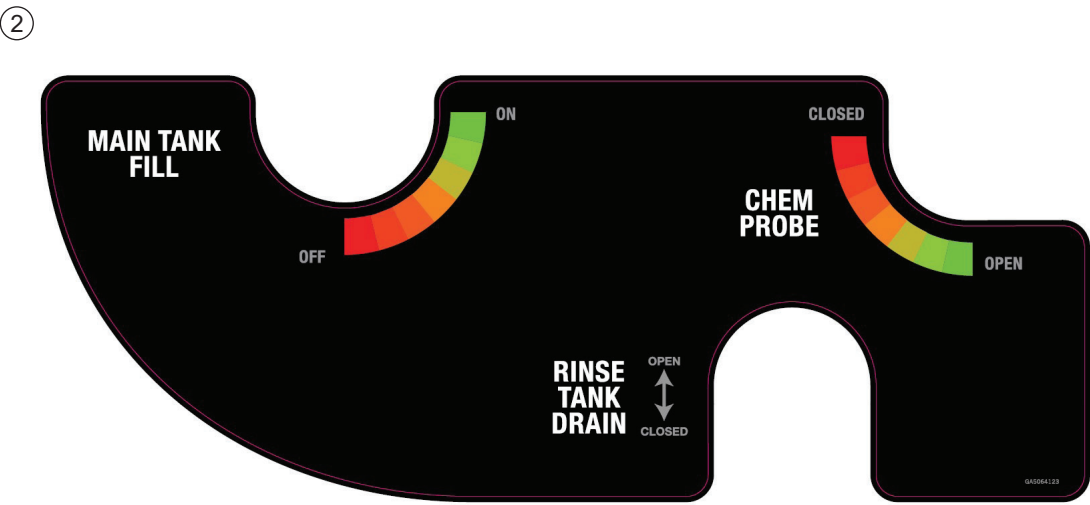
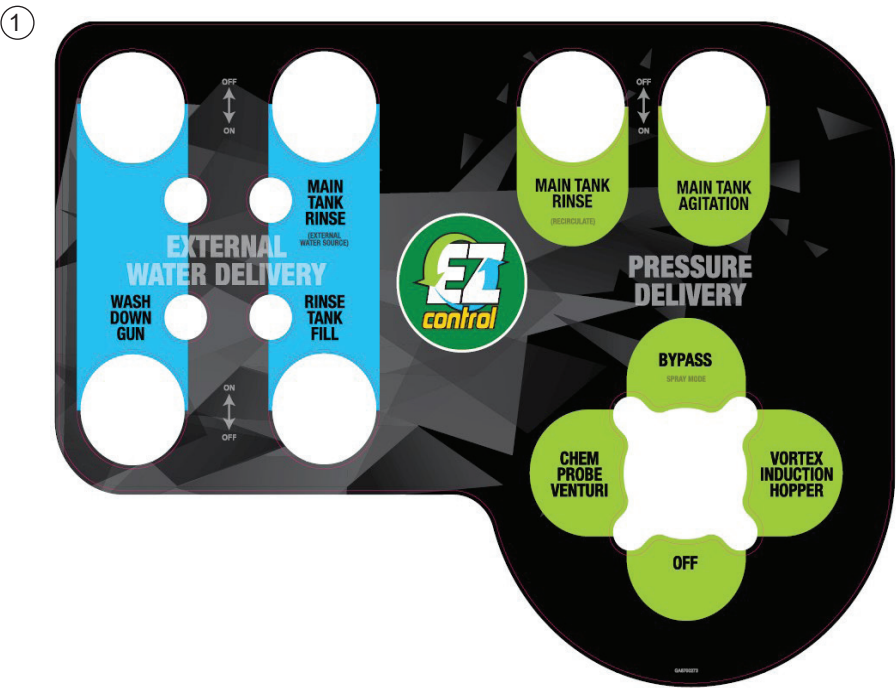
⑨



| ITEM NO. | PART NUMBER | DESCRIPTION                                   | QTY. |
|----------|-------------|---|------|
| 1        | GA5063885   | Goldacres - Angled Edge                       | 1    |
| 2        | GA5063895   | Goldacres - Rectangle                         | 1    |
| 3        | GA8700003   | Super Flow Hopper                             | 1    |
| 4        | GA5065170   | Decal, Groenveld do not fill past this point  | 1    |
| 5        | GA8700282   | Decal, Instructions, G motion joystick        | 1    |
| 6        | -           | Pod Switches - Spray Pump 2/Light             | 1    |
| 7        | -           | Pod Switches - Spray Pump/RPM Raise/Light     | 1    |
| 8        | GA5064656   | Pod Switches - Spray Pump/Fill Pump/Light     | 1    |
| 9        | GA5064655   | Pod Switches - Spray Pump/Fill Pump/RPM Raise | 1    |



# Decals - Base Kit



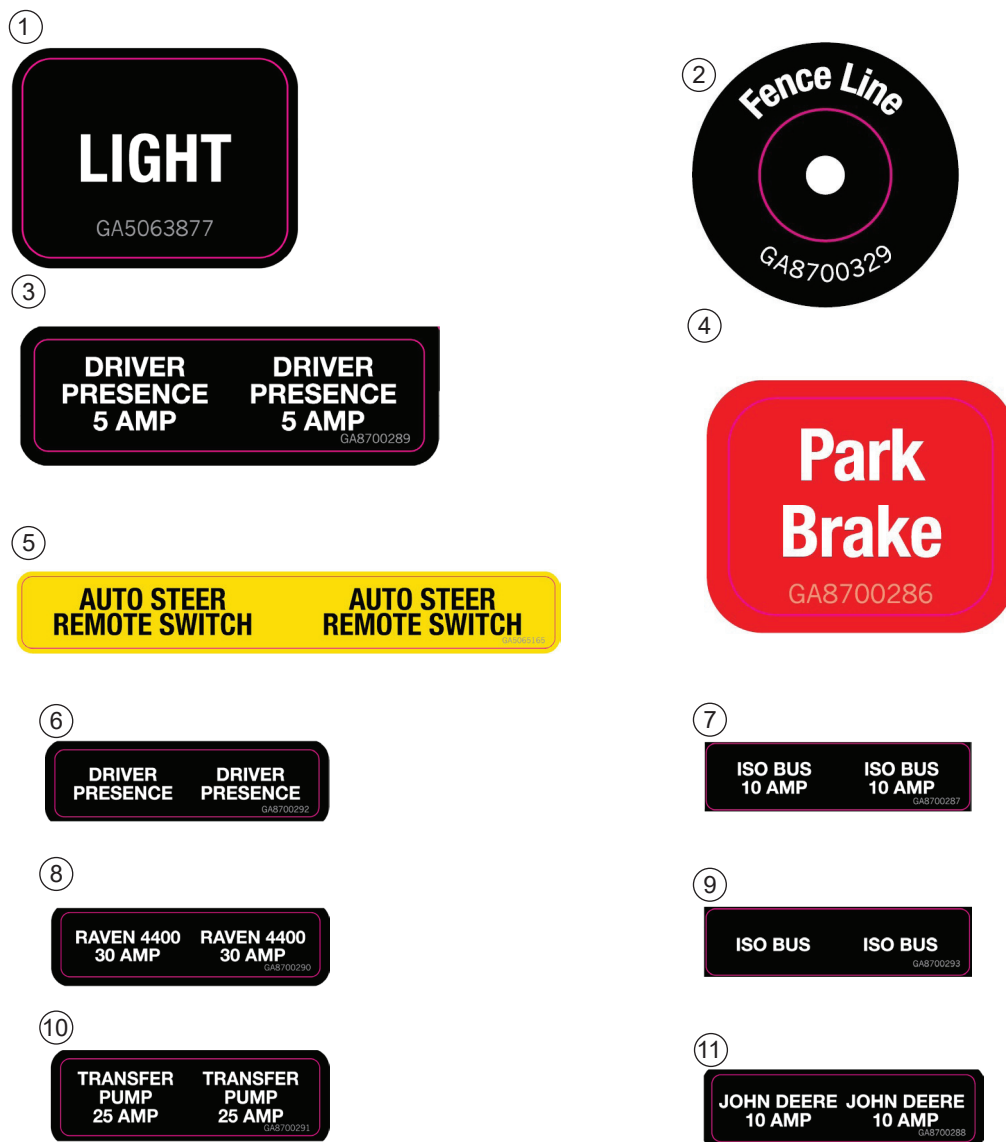
| ITEM NO. | PART NUMBER | DESCRIPTION                          | QTY. |
|----------|-------------|--------------------------------------|------|
| 1        | GA8700273   | Decal, EZ Control Panel, G6, MY15    | 1    |
| 2        | GA5064123   | Tank Fill / Chem Probe / Rinse Drain | 1    |

## Decals - Base Kit



| ITEM NO. | PART NUMBER | DESCRIPTION                        | QTY. |
|----------|-------------|------------------------------------|------|
| 1        | GA8700285   | Crop Cruiser fuse box decal        | 1    |
| 2        | GA5064500   | Hydraulic Yaw Decal                | 2    |
| 3        | GA5065135   | Crop Cruiser Hot Exhaust decal     | 2    |
| 4        | GA8700124   | Main Tank Drain - 6000L Tank       | 1    |
| 5        | GA5065130   | Crop Cruiser 6000 warning          | 1    |
| 6        | GA5060510   | Sticker towbar loads suit SP       | 1    |
| 7        | GA5063995   | Crop Cruiser Welding Warning decal | 1    |
| 8        | GA5064160   | Crop Cruiser Ether warning decal   | 1    |


## Decals - Base Kit



| ITEM NO. | PART NUMBER | DESCRIPTION   | QTY. |
|----------|-------------|---|------|
| 1        | GA5063877   | Decal Crop Cruiser Evo Light                                | 1    |
| 2        | GA8700329   | Decal, Console, Fenceline light                             | 1    |
| 3        | GA8700289   | Decal, Cabin Wiring loom, Driver Presence 5 Amp             | 1    |
| 4        | GA8700286   | Decal, Cabin Control Panel, Park Brake, G6, MY15            | 1    |
| 5        | GA5065165   | CCEVO Auto steer remote switch                              | 2    |
| 6        | GA8700292   | Decal, Cabin Wiring loom, Drivers Presence G3 G4 G5 G6 MY15 | 1    |
| 7        | GA8700287   | Decal, Cabin Wiring loom, ISO BUS 10 Amp G3 G4 G5 G6 MY15   | 1    |
| 8        | GA8700290   | Decal, Cabin Wiring loom, 4400 30 Amp G3 G4 G5 G6 MY15      | 1    |
| 9        | GA8700293   | Decal, Cabin Wiring loom, ISO BUS G3 G4 G5 G6 MY15          | 1    |
| 10       | GA8700291   | Decal, Cabin Wiring loom, Transfer Pump 25 Amp              | 1    |
| 11       | GA8700288   | Decal, Cabin Wiring loom, John Deer 10 Amp                  | 2    |

## Decals - Base Kit

①



②

**RAVEN Control  
Calibration Settings**

Speed cal \_\_\_\_\_

Meter cal \_\_\_\_\_


Rate cal 1 \_\_\_\_\_ RPM \_\_\_\_\_

Rate cal 2 \_\_\_\_\_ Tier 1 \_\_\_\_\_

Valve cal \_\_\_\_\_ Tier 2 \_\_\_\_\_

GA8700327

③



⑤

| G5 & G6 MAX SPEED FULLY LOADED IS 25 KM/H |                                     | RECOMMENDED TYRE PRESSURE |     |
|---|-------------------------------------|---------------------------|-----|
| TYRE BRAND                                | TYRE SIZE                           | KPA                       | PSI |
| HARVEST                                   | 380/90R46 (14.9R46) HR45 169A8      | 400                       | 58  |
| HARVEST                                   | 480/80R46 (18.4R46) HR45 158A8/155B | 317                       | 46  |
| HARVEST                                   | 480/80R46 (18.4R46) HR45 166A8/159D | 282                       | 41  |
| AGRIMAX                                   | 520/85R46 (20.8R46) 158A8           | 262                       | 38  |
| HARVEST                                   | 520/85R46 (20.8R46) 173A8/169D      | 180                       | 26  |
| HARVEST                                   | 620/70R42 HR45 166A8/166B           | 240                       | 35  |

④

**Boom width**

\_\_\_\_\_ cm

**Section**

1 \_\_\_\_\_ cm

2 \_\_\_\_\_ cm

3 \_\_\_\_\_ cm

4 \_\_\_\_\_ cm

5 \_\_\_\_\_ cm

6 \_\_\_\_\_ cm

7 \_\_\_\_\_ cm

8 \_\_\_\_\_ cm

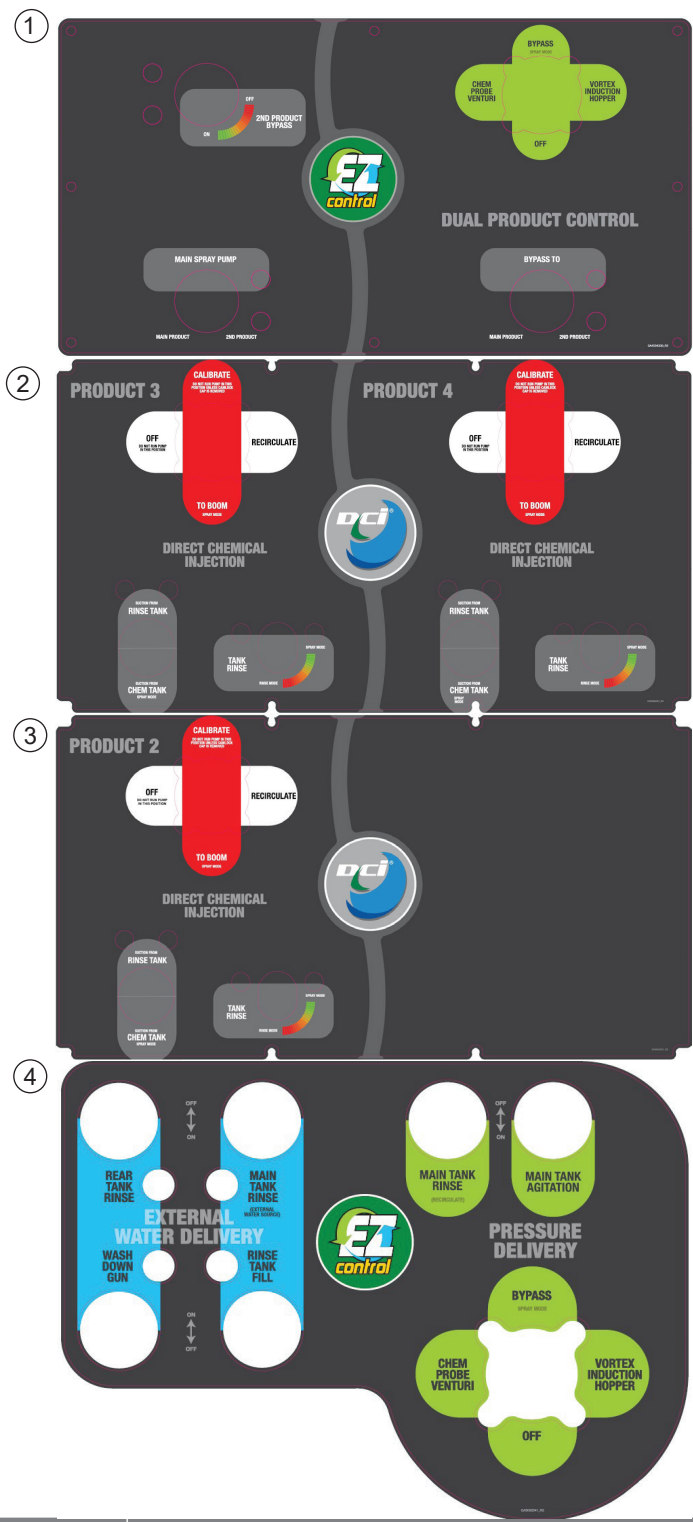
9 \_\_\_\_\_ cm

10 \_\_\_\_\_ cm

GA8700328

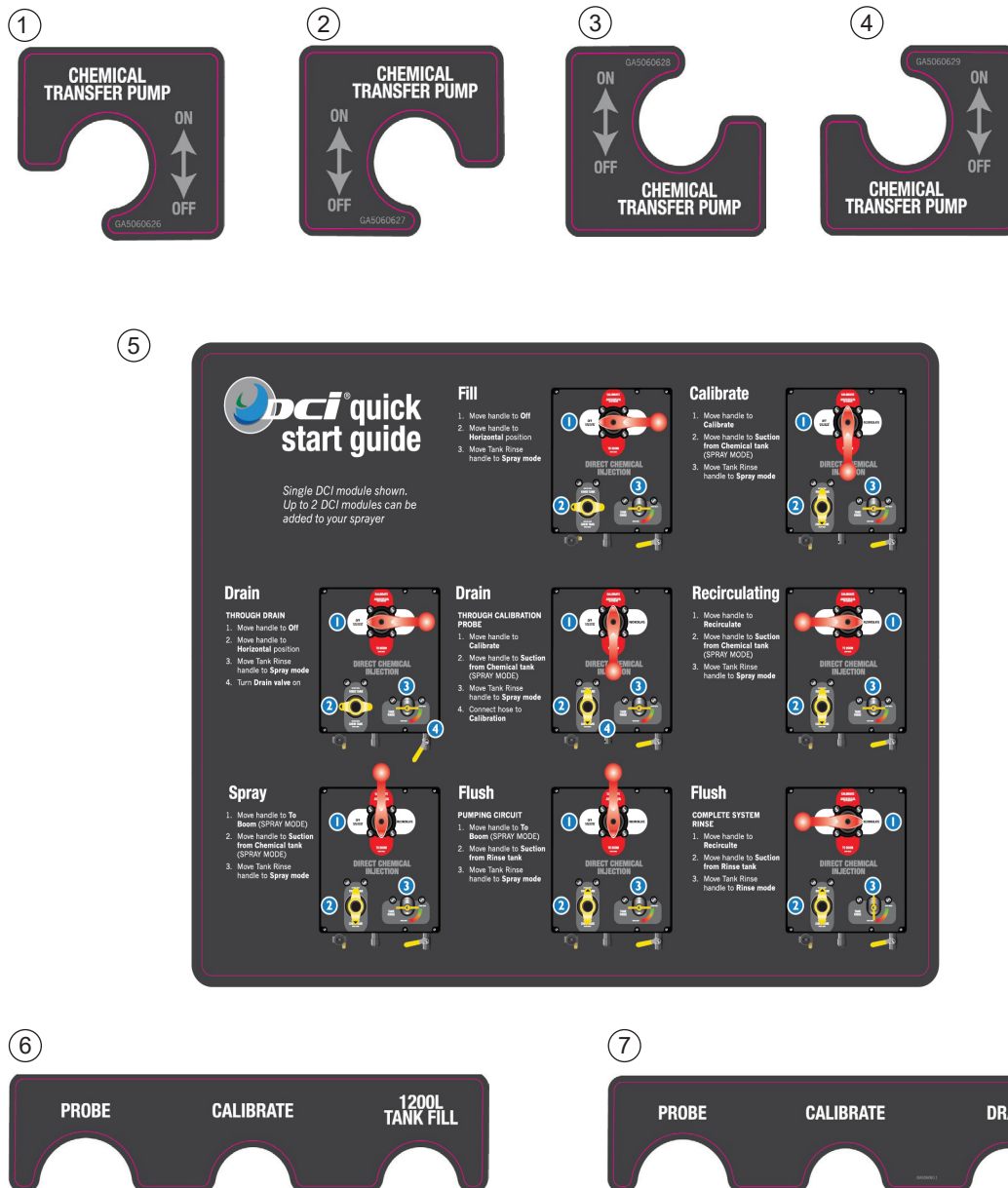
| ITEM NO. | PART NUMBER | DESCRIPTION  | QTY. |
|----------|-------------|--|------|
| 1        | GA5064605   | Crop Cruiser air manifold decal                      | 1    |
| 2        | GA8700327   | Decal, Console, Raven Control calibration            | 1    |
| 3        | GA8700417   | Decal, Cabin Console, IN-OUT Switch, MY15            | 1    |
| 4        | GA8700328   | Decal, Console, Raven Control calibration boom width | 1    |
| 5        | GA8700539   | Decal, Tyre pressure, in cabin, G6 MY15              | 1    |

# Decals - Plumbing Controls



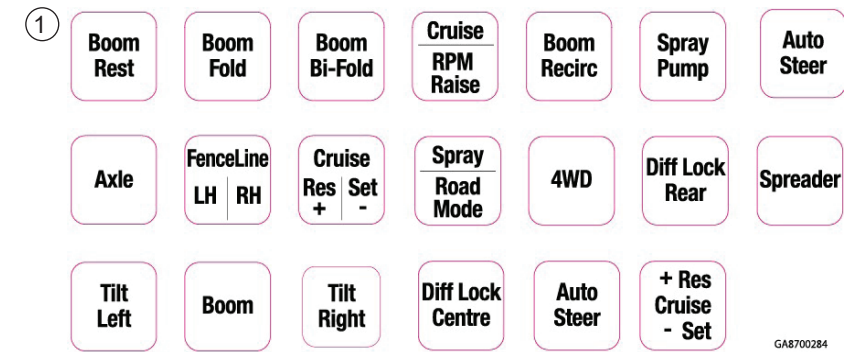
| ITEM NO. | PART NUMBER | DESCRIPTION                                 | QTY. |
|----------|-------------|---|------|
| 1        | GA4504330   | Dual Product Pod Decal                      | 1    |
| 2        | GA5064022   | Double DCI Decal                            | 1    |
| 3        | GA5064021   | Single DCI Decal                            | 1    |
| 4        | GA5062341   | Fill & Pressure station - suit dual product | 1    |

## Decals - Plumbing Controls



| ITEM NO. | PART NUMBER | DESCRIPTION  | QTY. |
|----------|-------------|--|------|
| 1        | GA5060626   | DCI Chem transfer switch on/off bottom left              | 1    |
| 2        | GA5060627   | DCI Chem transfer switch on/off bottom right             | 1    |
| 3        | GA5060628   | DCI Chem transfer switch on/off top right                | 1    |
| 4        | GA5060629   | DCI Chem transfer switch on/off top left                 | 1    |
| 5        | -           | DCI Quick Start Guide                                    | 1    |
| 6        | GA5060611   | Crop Cruiser DCI Probe/Calibrate/Drain connection points | 1    |
| 7        | GA5060611   | Crop Cruiser DCI Probe/Calibrate/Drain connection points | 1    |


# Decals - Cabin & Miscellaneous



| ITEM NO. | PART NUMBER | DESCRIPTION                                 | QTY. |
|----------|-------------|---|------|
| 1        | GA8700284   | Decal, Cabin Control Panel, G6, MY15        | 1    |
| 2        | GA8700331   | Decal, Booms control, 12 Section Switch box | 1    |
| 3        | GA222EVO    | Grease                                      | 64   |



## Decals - Bonnet



| ITEM NO. | PART NUMBER | DESCRIPTION                                    | QTY. |
|----------|-------------|--|------|
| I        | GA8700377   | Decal, Bonnet G4.7, MY15                       | I    |
|          | GA8700343   | Decal, Bonnet G5, MY15                         | I    |
|          | GA8700307   | Decal, Crop Cruiser G6, Bonnet, Left and Right | I    |

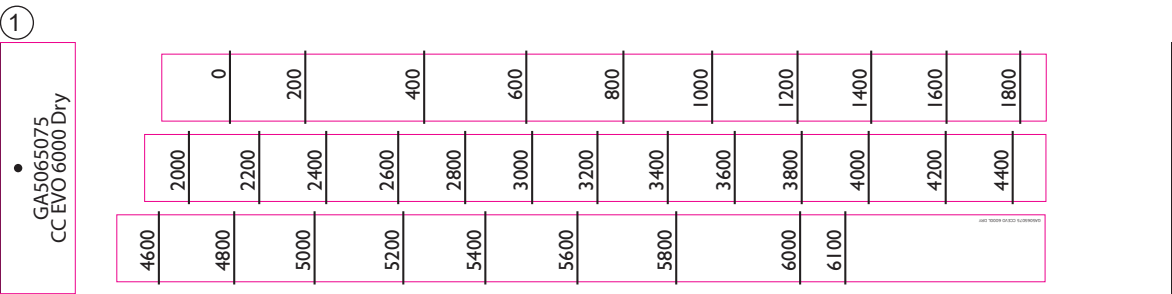
## Decals - Tank



| ITEM NO. | PART NUMBER | DESCRIPTION   | QTY. |
|----------|-------------|---|------|
| I        | GA8700205   | Decal, Tank, 5230, Left and Right, Goldacres G5, MY15   | I    |
|          | GA8700206   | Decal, Tank, 5233, Left and Right, Goldacres G5, MY15   | I    |
|          | GA8700207   | Decal, Tank, 5236, Left and Right, Goldacres G5, MY15   | I    |
|          | GA8700208   | Decal, Tank, 5242, Left and Right, Goldacres G6, MY15   | I    |
|          | GA8700209   | Decal, Tank, 6030, Left and Right, Goldacres G6, MY15   | I    |
|          | GA8700210   | Decal, Tank, 6033, Left and Right, Goldacres G6, MY15   | I    |
|          | GA8700211   | Decal, Tank, 6036, Left and Right, Goldacres G6, MY15   | I    |
|          | GA8700212   | Decal, Tank, 6042, Left and Right, Goldacres G4.7, MY15 | I    |
|          | GA8700213   | Decal, Tank, 4730, Left and Right, Goldacres G4.7, MY15 | I    |
|          | GA8700214   | Decal, Tank, 4733, Left and Right, Goldacres G4.7, MY15 | I    |
|          | GA8700215   | Decal, Tank, 4736, Left and Right, Goldacres G4.7, MY15 | I    |
|          | GA8700216   | Decal, Tank, 4742, Left and Right, Goldacres G4.7, MY15 | I    |



# Decals - Dry Sight Tube

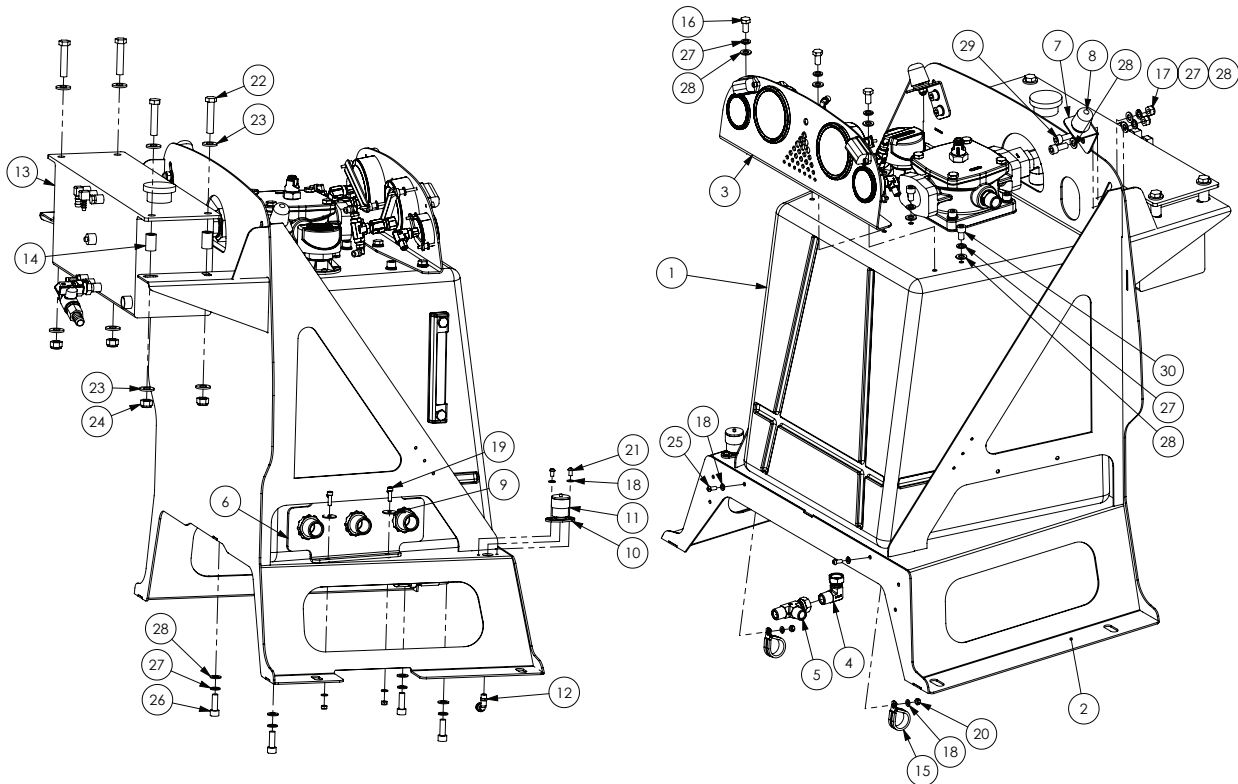


| ITEM NO. | PART NUMBER | DESCRIPTION                        | QTY. |
|----------|-------------|------------------------------------|------|
| I        | GA5064170   | Dry sight tube decal - I 250L tank | I    |
|          | GA5062660   | Dry sight tube decal - 3500L tank  | I    |
|          | GA5063955   | Dry sight tube decal - 5200L tank  | I    |
|          | GA5065075   | Dry sight tube decal - 6000L tank  | I    |

# Chapter 18

## HYDRAULICS

### Oil Tank & Frame



| ITEM NO. | PART NUMBER | DESCRIPTION  | QTY. |
|----------|-------------|--|------|
| 1        | *           | Oil Tank Assembly  | 1    |
| 2        | -           | Oil Tank Support Frame   | 1    |
| 3        | *           | Steel Gauge Pane Assembly  | 1    |
| 4        | GA3500333   | Hydraulic adapter, Elbow, 90 degree, 1/2" male x 1/2" female swivel        | 1    |
| 5        | GA3500200   | Hydraulic adapter, Tee, 1/2" male BSP x 1/2" male BSP x 1/2" female swivel | 1    |
| 6        | -           | Port Retaining Plate   | 1    |
| 7        | -           | Steel Bumper Bracket   | 2    |
| 8        | GA5075600   | Buffer, Isolator, Suit Claas cabin door and Oil tank frame                 | 2    |
| 9        | -           | Washer 6mm Large   | 2    |
| 10       | GA5070470   | Mounting Flange Donaldson Air Cleaner Service Indicator Remote             | 1    |
| 11       | GA5010525   | Service Indicator kit 25   | 1    |
| 12       | GA5045145   | Elbow, swivel, push in 6mm, Brass 1/8" BSP                                 | 1    |

Continued over page

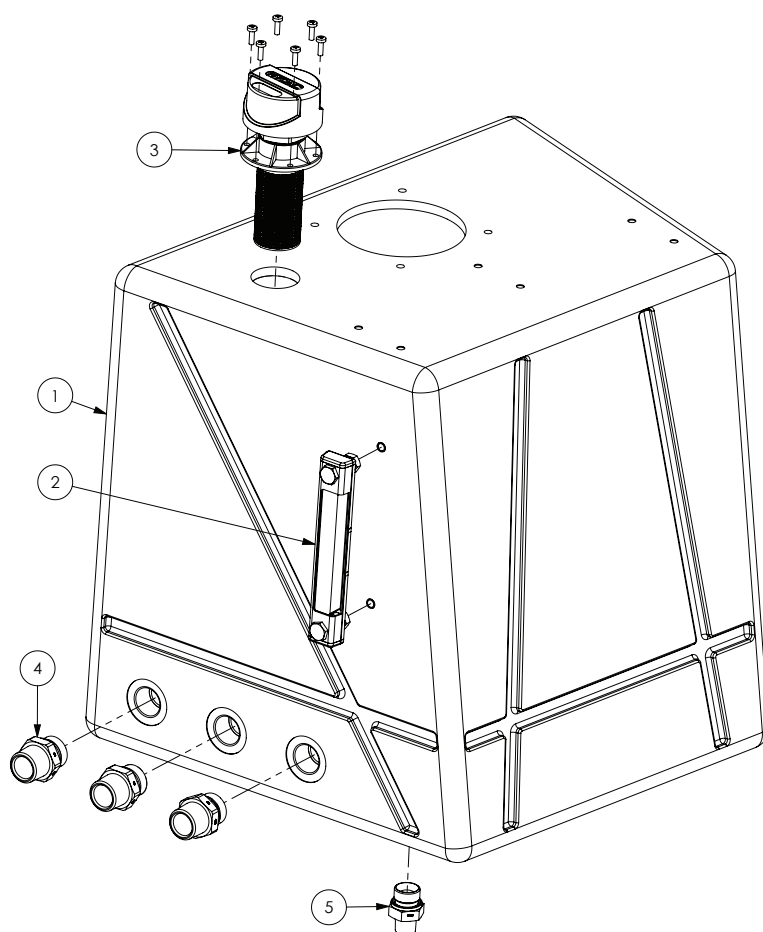
## Oil Tank & Frame

| ITEM NO. | PART NUMBER | DESCRIPTION                             | QTY. |
|----------|-------------|---|------|
| 13       | ^           | Header tank Assembly                    | 1    |
| 14       | GA4552860   | Crush tube, 12.5 ID x 19 OD x 30mm long | 4    |
| 15       | GA5048090   | Clamp P 35mm 56487                      | 2    |
| 16       | GA5006113   | Bolt M10 x 20 ZP GR8.8                  | 3    |
| 17       | GA5051445   | Nut M10 Nyloc SS                        | 4    |
| 18       | GA5004437   | Washer 6mm Flat SS                      | 8    |
| 19       | GA5004055   | SHCS M6 x 20 ZP GR12.9                  | 2    |
| 20       | GA5048115   | Nut M6 Nyloc ZP                         | 4    |
| 21       | GA5004023   | BHCS M6 x 10 SS GR8.8                   | 2    |
| 22       | GA5000335   | Bolt M12 x 60 ZP GR8.8                  | 4    |
| 23       | GA5000577   | Washer 12mm Flat SS HD                  | 8    |
| 24       | GA5012461   | Nut M12 Nyloc ZP                        | 4    |
| 25       | GA5004050   | BHCS M6 x 16 SS GR8.8                   | 2    |
| 26       | GA5020115   | SHCS M10 x 30 ZP GR12.9                 | 8    |
| 27       | GA5000137   | Washer 10mm Spring SS                   | 18   |
| 28       | GA5000117   | Washer 10mm Flat SS HD                  | 22   |
| 29       | GA5071085   | SHCS M10 x 25 ZP GR12.9                 | 4    |
| 30       | GA5020495   | SHCS M10 x 16 SS GR12.9                 | 3    |

\* Sub-assembly on following pages

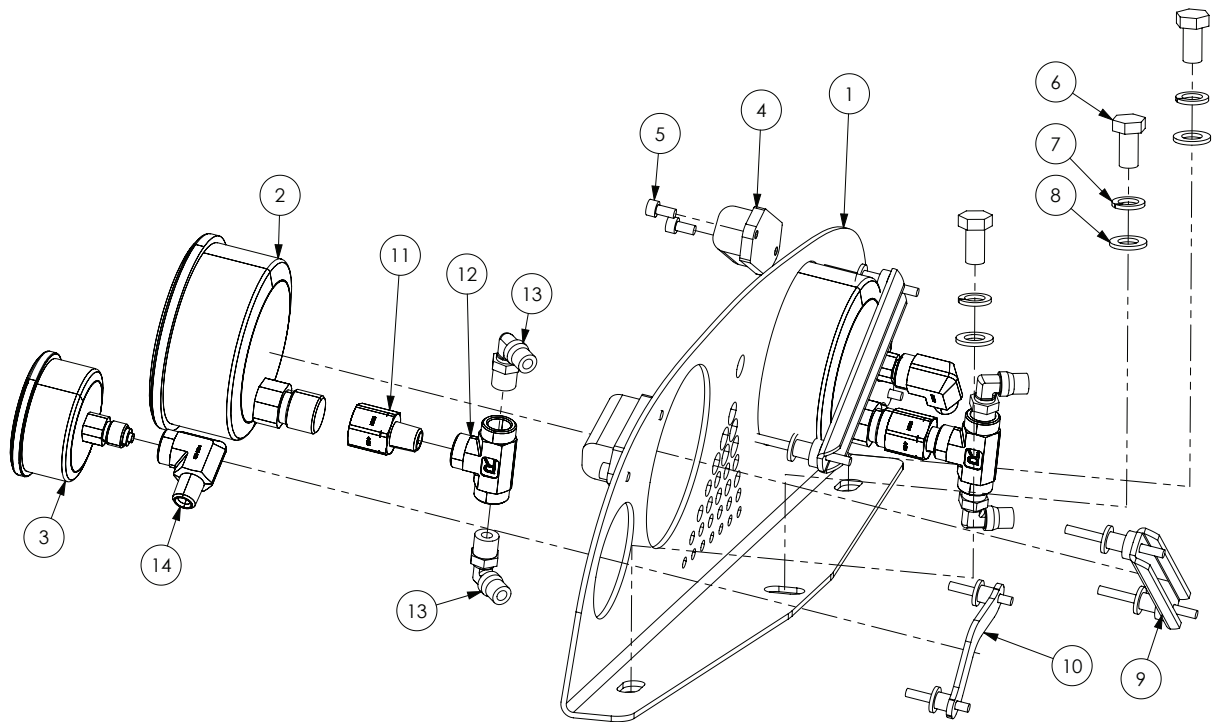
^ See Chapter 20 'Engine & Transmission'

## Oil Tank Assembly



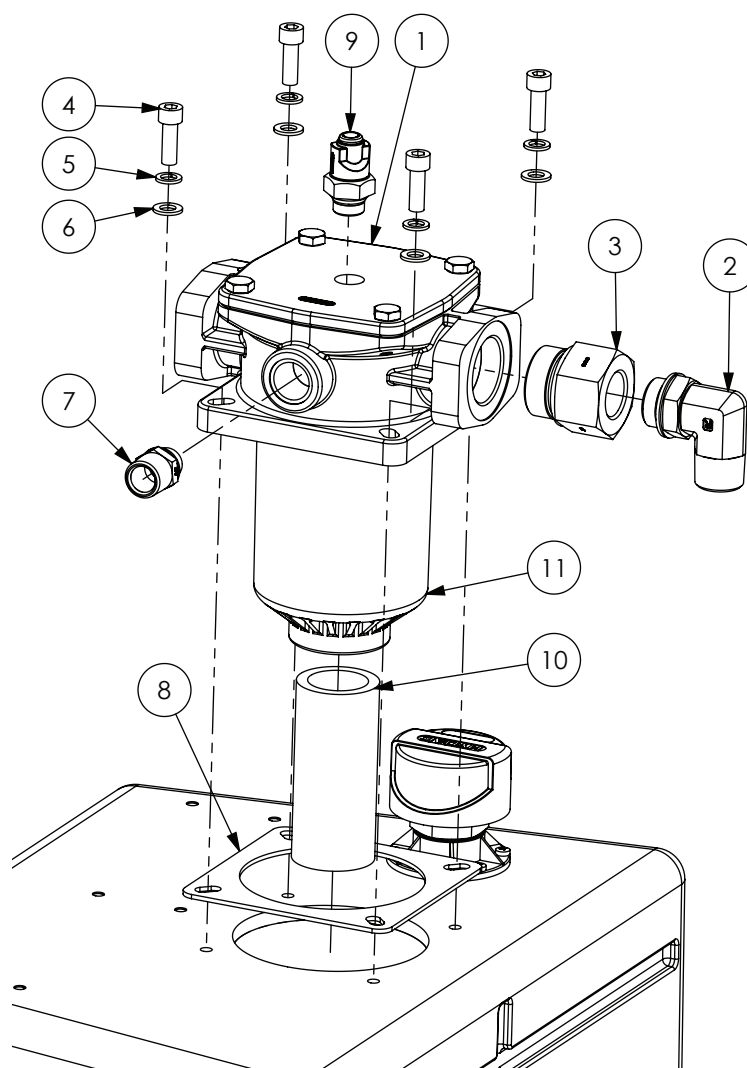
| ITEM NO. | PART NUMBER | DESCRIPTION                             | QTY. |
|----------|-------------|---|------|
| 1        | GA5072110   | Oil Tank Plastic, Bare, Black           | 1    |
| 2        | GA5075435   | Level Gauge, Thermometer, Oil Reservoir | 1    |
| 3        | GA5075450   | Breather Cap, Oil Reservoir Filler      | 1    |
| 4        | GA5075440   | Nipple, 1" BSPT x 1" BSPP O-ring        | 3    |
| 5        | GA5075445   | Nipple, 3/4" BSPP x 1/2" BSPT           | 1    |

## Steel Gauge Pane Assembly



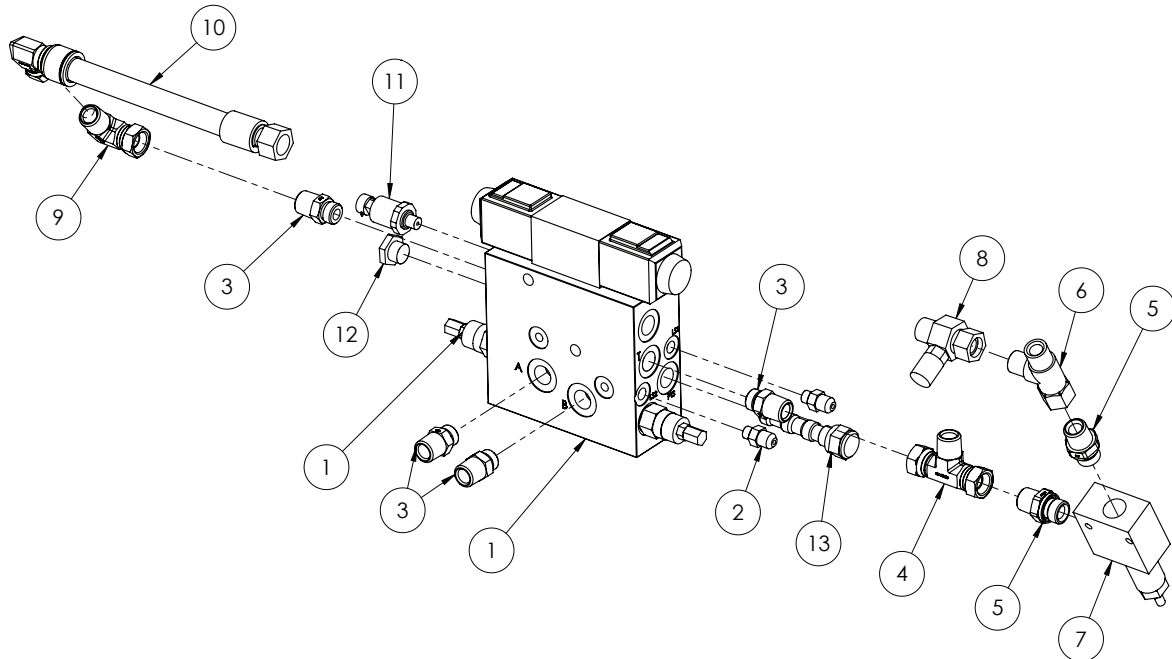
| ITEM NO. | PART NUMBER | DESCRIPTION  | QTY. |
|----------|-------------|--|------|
| 1        | -           | Steel Gauge Pane   | 1    |
| 2        | GA5075420   | Gauge, 100mm, 3/8" BSP Rear Port, Large  | 2    |
| 3        | GA5075425   | Gauge, 63mm, 1/4" BSP Rear Port, Small   | 2    |
| 4        | GA5075430   | Light, LED, Gauge Light, Oil Reservoir   | 2    |
| 5        | GA5069975   | SHCS M5 x 10 SS  | 4    |
| 6        | GA5006113   | Bolt M10 x 20 ZP GR8.8   | 3    |
| 7        | GA5000137   | Washer 10mm Spring SS  | 3    |
| 8        | GA5000117   | Washer 10mm Flat SS HD   | 3    |
| 9        | GA5075460   | Gauge Retainer, Mounting Bracket, 100mm Gauge                                  | 2    |
| 10       | GA5075455   | Gauge Retainer, Mounting Bracket, 63mm Gauge                                   | 2    |
| 11       | S72-0406    | Hydraulic adaptor, 1/4" BSPT male x 3/8" BSPT female                           | 2    |
| 12       | GA3500242   | Hydraulic adaptor, Tee, 1/4" female BSPT x 1/4" female BSPT x 1/4" BSPT female | 2    |
| 13       | GA5016233   | Pneumatic fitting, Elbow, 90 degree, 1/4" BSP male x 6mm push type, Metal      | 4    |
| 14       | GA3500209   | Hydraulic adaptor, Elbow, 90 degree, 1/4" BSPT male x 1/4" BSPT female         | 2    |

## Hydraulic Oil Return Filter



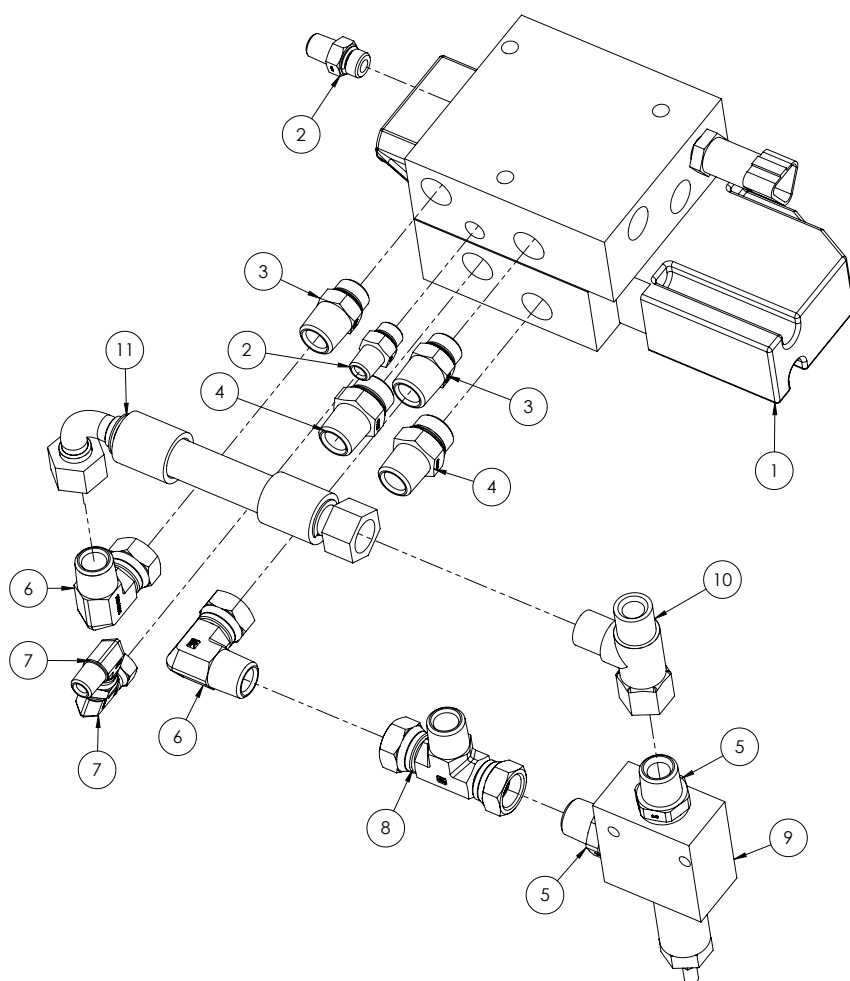
| ITEM NO. | PART NUMBER | DESCRIPTION   | QTY. |
|----------|-------------|---|------|
| 1        | GA5069055   | Filter, Hydraulic Return, Tank top, RMF BN/HC 330                       | 1    |
| 2        | GA3500327   | Hydraulic adaptor, Elbow, 90 degree, 1" BSPT male x 1" BSPP male O-ring | 1    |
| 3        | GA3500191   | Hydraulic adaptor, Reducing bush, 1 1/2" BSPP male x 1" BSPP female     | 1    |
| 4        | GA5020115   | SHCS M10 x 30 ZP GR12.9   | 4    |
| 5        | GA5000137   | Washer 10mm Spring SS   | 4    |
| 6        | GA5000117   | Washer 10mm Flat SS HD  | 4    |
| 7        | GA3500313   | Hydraulic adaptor, Nipple, 3/4" BSPT male x 1/2" BSPP male              | 1    |
| 8        | GA5070580   | Gasket Hydraulic Oil Return Filter Housing                              | 1    |
| 9        | GA5070780   | Clogging Service Indicator Oil Return                                   | 1    |
| 10       | GA5069910   | Pipe Black Steel riser 2" x 150mm, 2" BSPT male thread one end          | 1    |
| 11       | GA5069056   | Filter element, suit tank mounted filter GA5069055, Hydac               | 1    |

# Trimble Auto Steer Manifold



| ITEM NO. | PART NUMBER | DESCRIPTION  | QTY. |
|----------|-------------|--|------|
| 1        | GA5069860   | Trimble auto steer platform kit  | 1    |
| 2        | GA3500354   | Hydraulic adaptor, Nipple, 9/16" JIC male x 7/16" UN male O-ring                                     | 2    |
| 3        | GA3500363   | Hydraulic adaptor, Nipple, 1/2" BSPT male x 3/4" UN male O-ring                                      | 4    |
| 4        | GA3500336   | Hydraulic adaptor, Tee, 1/2" BSPP female swivel x 1/2" BSPT male x 1/2" BSPP female swivel           | 1    |
| 5        | GA3500310   | Hydraulic adaptor, Nipple, 1/2" BSPT male x 1/2" BSPP male   | 2    |
| 6        | GA3500200   | Hydraulic adaptor, Tee, 1/2" BSPT male x 1/2" BSPT male x 1/2" BSPP female swivel                    | 1    |
| 7        | GA5006933   | Hydraulic pressure relief (CartReliefDIR.OP.BI Directional)  | 1    |
| 8        | GA3500198   | Hydraulic adaptor, Inline test point, 1/2" BSPP female swivel x 1/2" BSPT male x M16 x 2.0 test port | 1    |
| 9        | GA3500333   | Hydraulic adaptor, Elbow, 90 degree, 1/2" BSPT male x 1/2" BSPP female swivel                        | 1    |
| 10       | GA4904895   | Hydraulic hose assembly  | 1    |
| 11       | -           | Pressure Sensor - Trimble P/No 49669   | 1    |
| 12       | -           | P Comp - Trimble P/No 56907  | 1    |
| 13       | GA5069865   | Trimble valve cartridge PTS 40 - Trimble P/No 56904  | 1    |

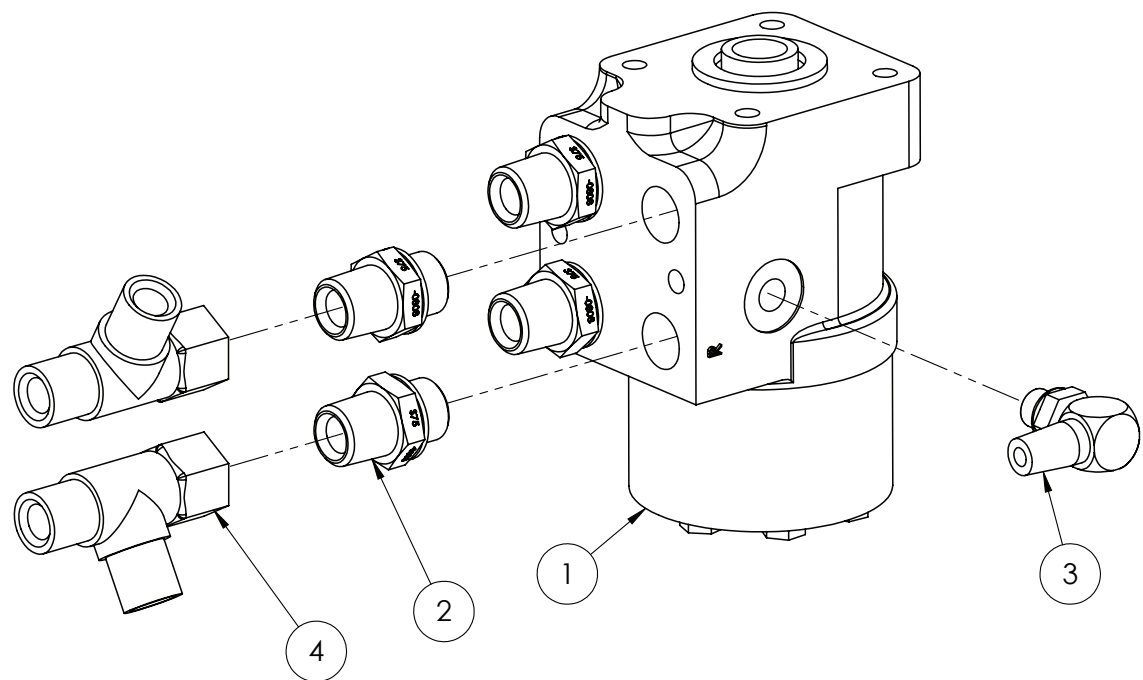
## John Deere Auto Steer Manifold



| ITEM NO. | PART NUMBER | DESCRIPTION  | QTY. |
|----------|-------------|--|------|
| 1        | I1340003088 | John Deere Steering Block  | 1    |
| 2        | GA3500358   | Hydraulic adaptor, Nipple, 1/4" BSPT male x 9/16" UN male O-ring                           | 2    |
| 3        | GA3500363   | Hydraulic adaptor, Nipple, 1/2" BSPT male x 3/4" UN male O-ring                            | 2    |
| 4        | GA3500364   | Hydraulic adaptor, Nipple, 1/2" BSPT male x 7/8" UN male O-ring                            | 2    |
| 5        | GA3500310   | Hydraulic adaptor, Nipple, 1/2" BSPT male x 1/2" BSPP male                                 | 2    |
| 6        | GA3500333   | Hydraulic adaptor, Elbow, 90 degree, 1/2" BSPT male x 1/2" BSPP female swivel              | 2    |
| 7        | GA3500332   | Hydraulic adaptor, Elbow, 90 degree, 1/4" BSPT male x 1/4" BSPP female swivel              | 2    |
| 8        | GA3500336   | Hydraulic adaptor, Tee, 1/2" BSPP female swivel x 1/2" BSPT male x 1/2" BSPP female swivel | 1    |
| 9        | GA5006933   | Hydraulic pressure relief (CartReliefDIR.OP.BI Directional)                                | 1    |
| 10       | GA3500200   | Hydraulic adaptor, Tee, 1/2" BSPT male x 1/2" BSPT male x 1/2" BSPP female swivel          | 1    |
| 11       | GA5067971   | Hydraulic Hose Assembly, John Deere Auto Steer, HI23                                       | 1    |

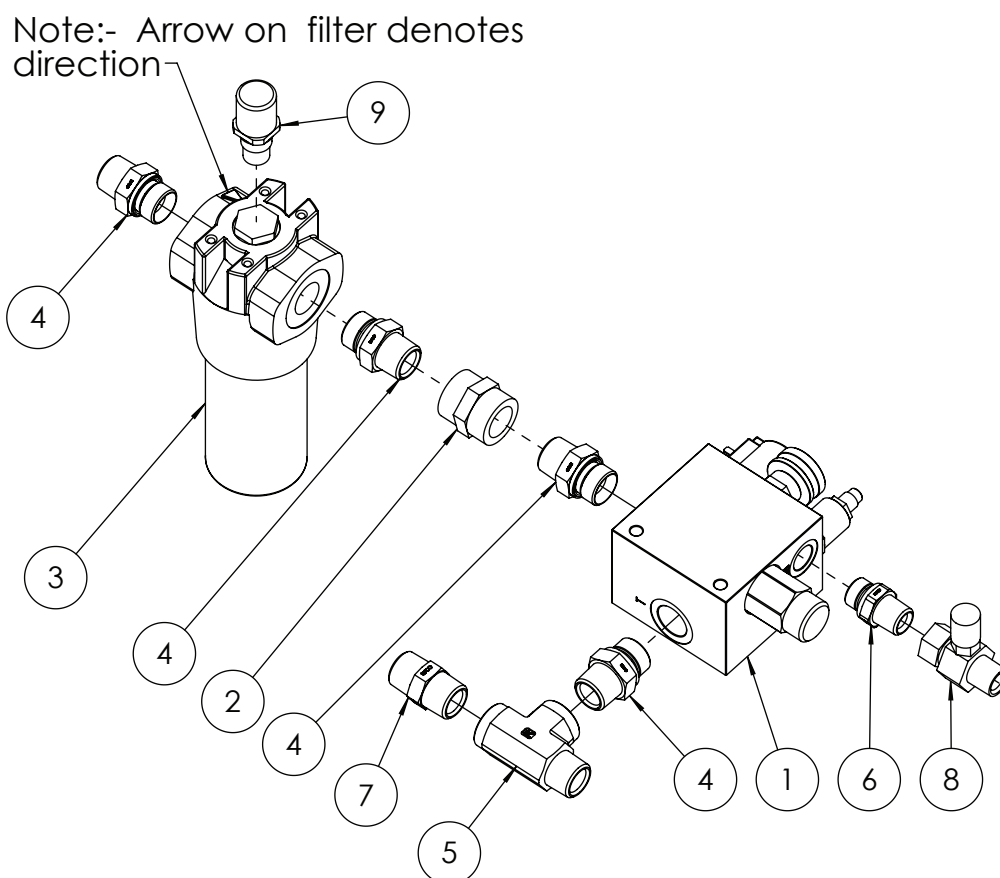


# Steering Orbital



| ITEM NO. | PART NUMBER | DESCRIPTION   | QTY. |
|----------|-------------|---|------|
| 1        | GA5000031   | Steering unit orbital 102M203   | 1    |
| 2        | GA3500310   | Hydraulic adaptor, Nipple, 1/2" BSPT male x 1/2" BSPP male                        | 4    |
| 3        | GA3500320   | Hydraulic adaptor, Elbow, 90 degree, 1/4" BSPT male x 1/4" BSPP male O-ring       | 1    |
| 4        | GA3500200   | Hydraulic adaptor, Tee, 1/2" BSPT male x 1/2" BSPT male x 1/2" BSPP female swivel | 2    |

## Pump Flow Control Manifold - 300 Zeta



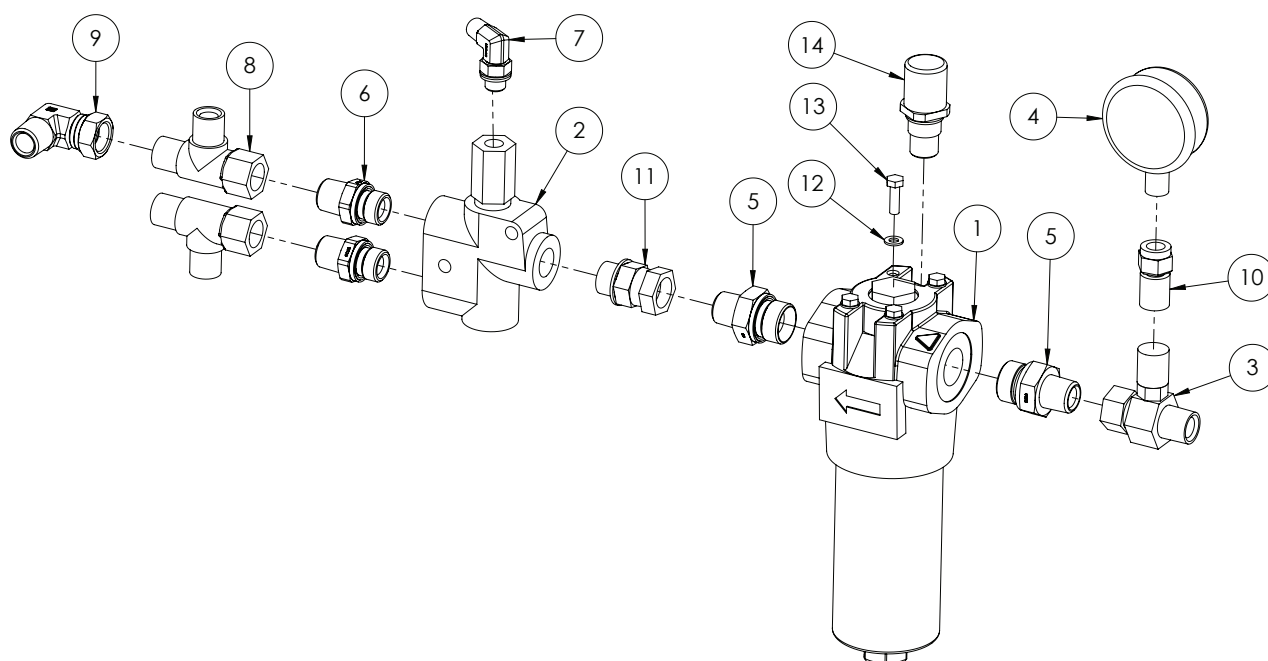
### FILTER SERVICE PARTS

| PART NUMBER | DESCRIPTION  |
|-------------|--|
| GA500872 I  | Filter screen, Hydraulic pressure, 10 micron, suit GA5010013 |
| GA5052870   | Filter repair kit, suit GA5010013                            |

| ITEM NO. | PART NUMBER | DESCRIPTION   | QTY. |
|----------|-------------|---|------|
| 1        | GA3500000   | Priority Flow Block with Unloader and Relief, 60 LPM Reg, 120 LPM Inlet                             | 1    |
| 2        | GA3500213   | Hydraulic adaptor, Socket, 3/4" BSPT female x 3/4" BSPT female                                      | 1    |
| 3        | GA5010013   | Hydraulic pressure filter 10 micron   | 1    |
| 4        | GA3500314   | Hydraulic adaptor, Nipple, 3/4" BSPT male x 3/4" BSPP male  | 4    |
| 5        | GA3500255   | Hydraulic adaptor, Tee, 3/4" BSPT male x 3/4" BSPT female x 3/4" BSPT female                        | 1    |
| 6        | GA3500310   | Hydraulic adaptor, Nipple, 1/2" BSPT male x 1/2" BSPP male  | 1    |
| 7        | GA3500227   | Hydraulic adaptor, Nipple, 3/4" BSPT male x 3/4" BSPT male  | 1    |
| 8        | GA3500198   | Hydraulic adaptor, Inline test point, 1/2" BSP female swivel x 1/2" BSP male x M16 x 2.0p test port | 1    |
| 9        | GA3501944   | Sensor, Clogging Indicator, VD 5 B.I., Hydac, Suit, Hydraulic Pressure Filter, GA5010013            | 1    |

## Priority Valve & Pressure Filter

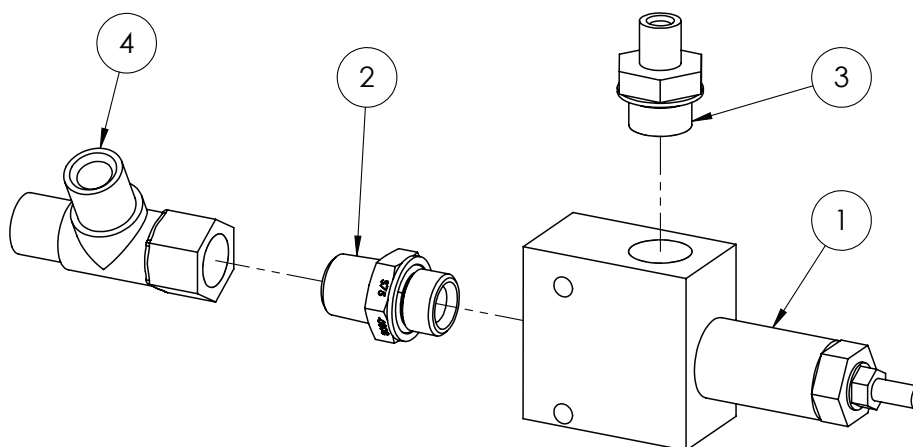


### FILTER SERVICE PARTS

| PART NUMBER | DESCRIPTION  |
|-------------|--|
| GA5008721   | Filter screen, Hydraulic pressure, 10 micron, suit GA5010013 |
| GA5052870   | Filter repair kit, suit GA5010013                            |

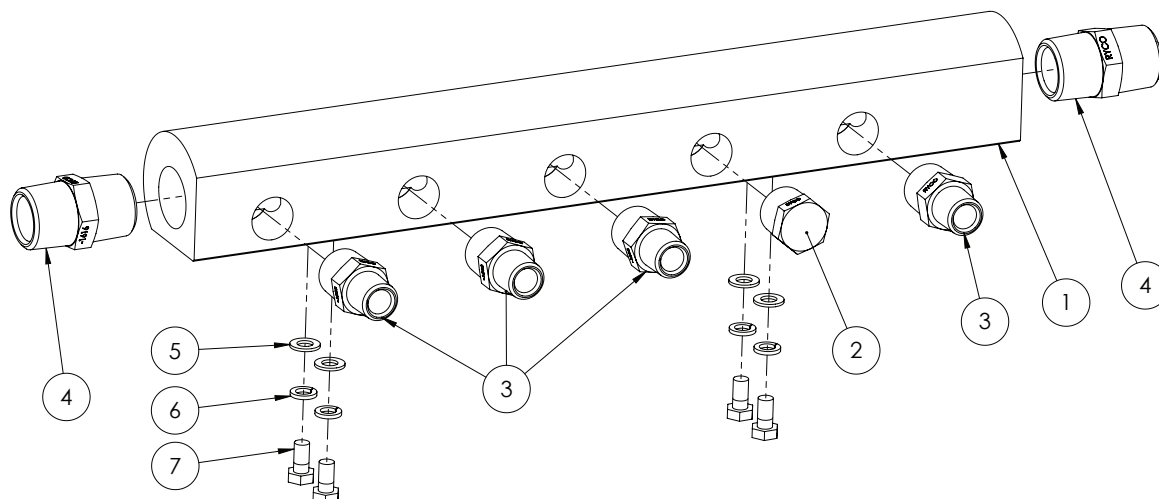
| ITEM NO. | PART NUMBER | DESCRIPTION   | QTY. |
|----------|-------------|---|------|
| 1        | GA5010013   | Hydraulic pressure filter 10 micron   | 1    |
| 2        | GA5010957   | Load sensing priority valve   | 1    |
| 3        | GA3500198   | Inline test point 1/2" BSP  | 1    |
| 4        | GA5078076   | Gauge, Pressure, 250 bar  | 1    |
| 5        | GA3500312   | Hydraulic adaptor, Nipple, 1/2" BSPT male x 3/4" BSPP male                        | 2    |
| 6        | GA3500310   | Hydraulic adaptor, Nipple, 1/2" BSPT male x 1/2" BSPP male                        | 2    |
| 7        | GA3500320   | Hydraulic adaptor, Elbow, 90 degree, 1/4" BSPT male x 1/4" BSPP male O-ring       | 1    |
| 8        | GA3500200   | Hydraulic adaptor, Tee, 1/2" BSPT male x 1/2" BSPT male x 1/2" BSPP female swivel | 2    |
| 9        | GA3500333   | Hydraulic adaptor, Elbow, 90 degree, 1/2" BSPT male x 1/2" BSPP female swivel     | 1    |
| 10       | GA5077350   | Adaptor, Direct Gauge, M16 x 2.0 female x 1/4" BSPP female                        | 1    |
| 11       | GA3500248   | Hydraulic adaptor, Nipple, 1/2" BSPP male x 1/2" BSPP female swivel               | 1    |
| 12       | GA5004437   | Washer 6mm Flat SS  | 4    |
| 13       | GA5004065   | Bolt M6 x 20 ZP GR8.8   | 4    |
| 14       | -           | Pressure Filter Service Indicator (Indicator supplied with Item 1)                |      |

## Pressure Relief - Radiator Fan



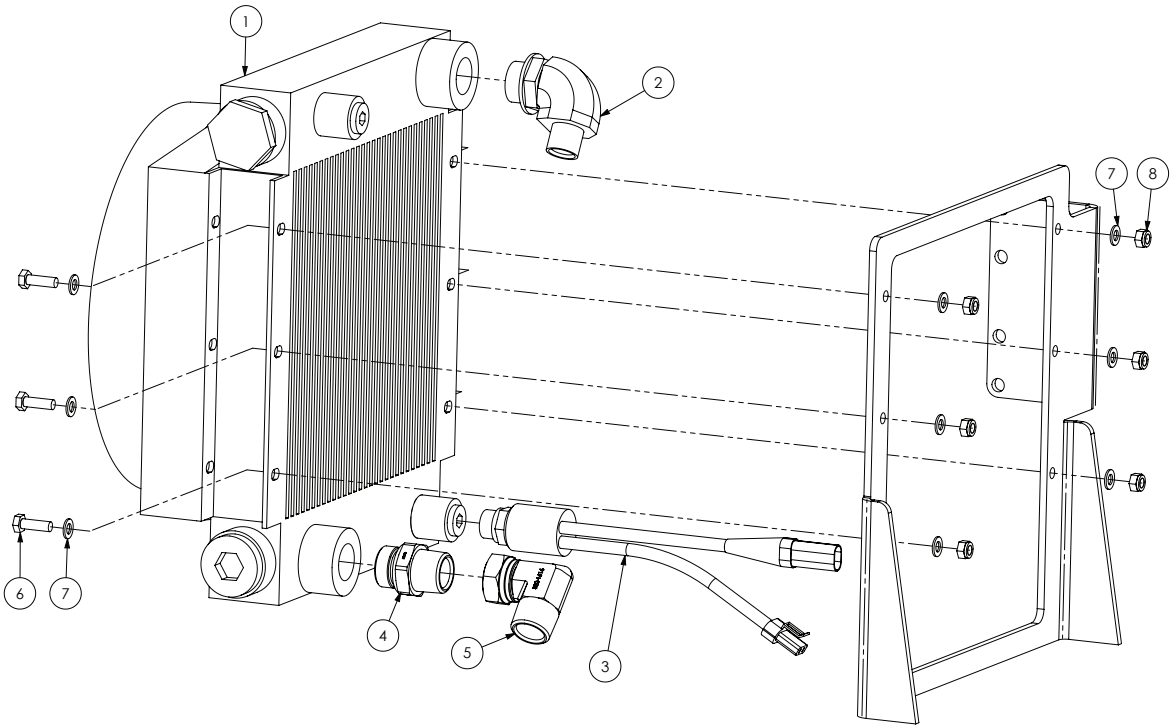
| ITEM NO. | PART NUMBER | DESCRIPTION   | QTY. |
|----------|-------------|---|------|
| 1        | GA5006933   | Hydraulic pressure relief (CartReliefDIR.OP.BI Directional)                       | 1    |
| 2        | GA3500310   | Hydraulic adaptor, Nipple, 1/2" BSPT male x 1/2" BSPP male                        | 1    |
| 3        | GA3500308   | Hydraulic adaptor, Nipple, 1/4" BSPT male x 1/2" BSPP male                        | 1    |
| 4        | GA3500200   | Hydraulic adaptor, Tee, 1/2" BSPT male x 1/2" BSPT male x 1/2" BSPP female swivel | 1    |

## Hydraulic Return Manifold



| ITEM NO. | PART NUMBER | DESCRIPTION  | QTY. |
|----------|-------------|--|------|
| 1        | L069A       | Manifold - 480mm Long                                      | 1    |
| 2        | GA3500288   | Hydraulic adaptor, Plug, 3/4" BSPT male                    | 1    |
| 3        | GA3500226   | Hydraulic adaptor, Nipple, 3/4" BSPT male x 1/2" BSPT male | 4    |
| 4        | GA3500231   | Hydraulic adaptor, Nipple, 1" BSPT male x 1" BSPT male     | 2    |
| 5        | GA5003643   | Washer 8mm HD SS   | 4    |
| 6        | GA5004919   | Washer 8mm Spring SS                                       | 4    |
| 7        | GA5011465   | Bolt M8 x 16 ZP  | 4    |

# Oil Cooler Assembly

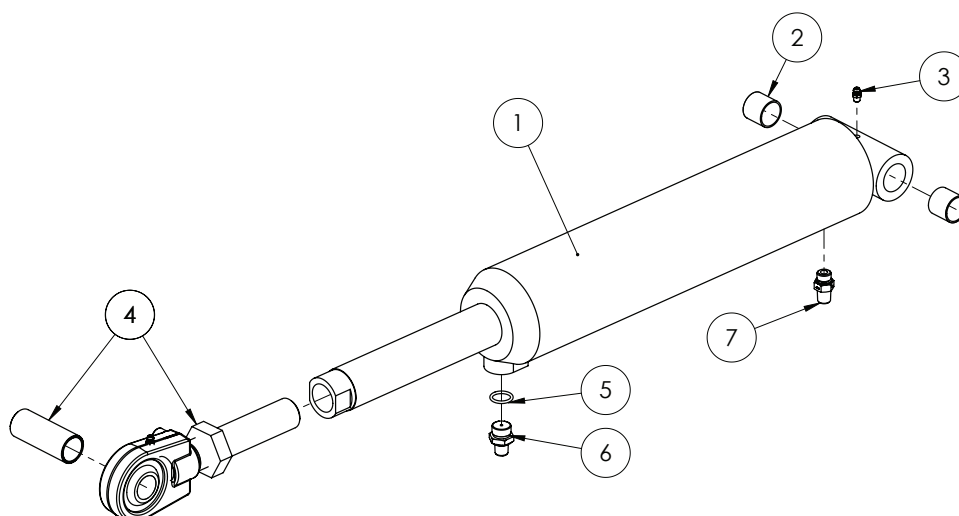


## FAN SPARE PARTS

| PART NUMBER | DESCRIPTION                       |
|-------------|-----------------------------------|
| GA5071855   | Fan, Hydraulic Oil Cooler, Hydac  |
| GA5071860   | Core, Hydraulic Oil Cooler, Hydac |

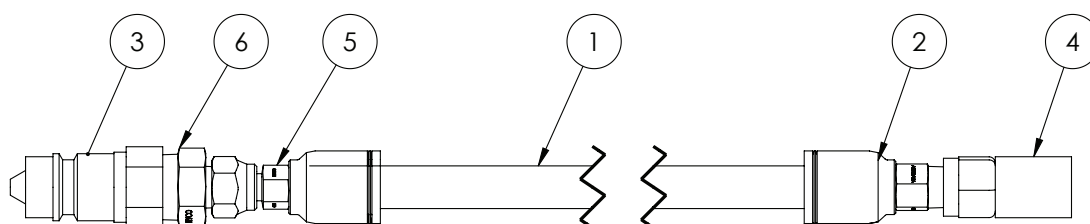
| ITEM NO. | PART NUMBER | DESCRIPTION   | QTY. |
|----------|-------------|---|------|
| 1        | GA5069045   | Oil cooler, Hydac OK-ELD3H size 3   | 1    |
| 2        | GA3500326   | Hydraulic adaptor, Elbow, 90 degree, 3/4" BSPT male x 1" BSPP male O-ring | 1    |
| 3        | GA5069050   | Thermostat, Suit Oil cooler, Hydac  | 1    |
| 4        | GA3500317   | Hydraulic adaptor, Nipple, 1" BSPT male x 1" BSPP male                    | 1    |
| 5        | GA5071200   | Hydraulic Elbow 1" male / female nut                                      | 1    |
| 6        | GA5004711   | Bolt M8 x 25 ZP GR8.8   | 6    |
| 7        | GA5003643   | Washer 8mm Flat SS HD   | 12   |
| 8        | GA5052590   | Nut M8 Nyloc SS   | 6    |

## Hydraulic Cylinder - Boom Tilt



| ITEM NO. | PART NUMBER | DESCRIPTION   | QTY. |
|----------|-------------|---|------|
| -        | GA5052730   | Seal kit, suit 3 1/2" bore x 1 3/4" Rod   | -    |
| 1        | GA5065051   | Hydraulic cylinder, 3 1/2" bore x 1 3/4" rod x 5" stroke  | 1    |
| 2        | GA5065487   | Glacier Bush 1" ID x 1" long  | 2    |
| 3        | GA5012203   | Grease nipple, Short, 1/4" UNF  | 2    |
| 4        | GA5052762   | Hydraulic tilt cylinder adjusting rod end, Ball End with nut, suit 3 1/2" x 5" tilt ram GA5065051 | 1    |
|          | GA5052965   | Bearing, screw on rose end, inc bushes, clips   | -    |
| 5        | GA5078121   | O-ring BSPP 1/2"  | 1    |
| 6        | L068A       | Reducing restrictor nipple, 3/4" UNO x 1/4" BSPT, 1.5mm orifice                                   | 1    |
| 7        | GA3500359   | Hydraulic adaptor, Nipple, 1/4" BSPT male x 3/4" UN male O-ring                                   | 1    |

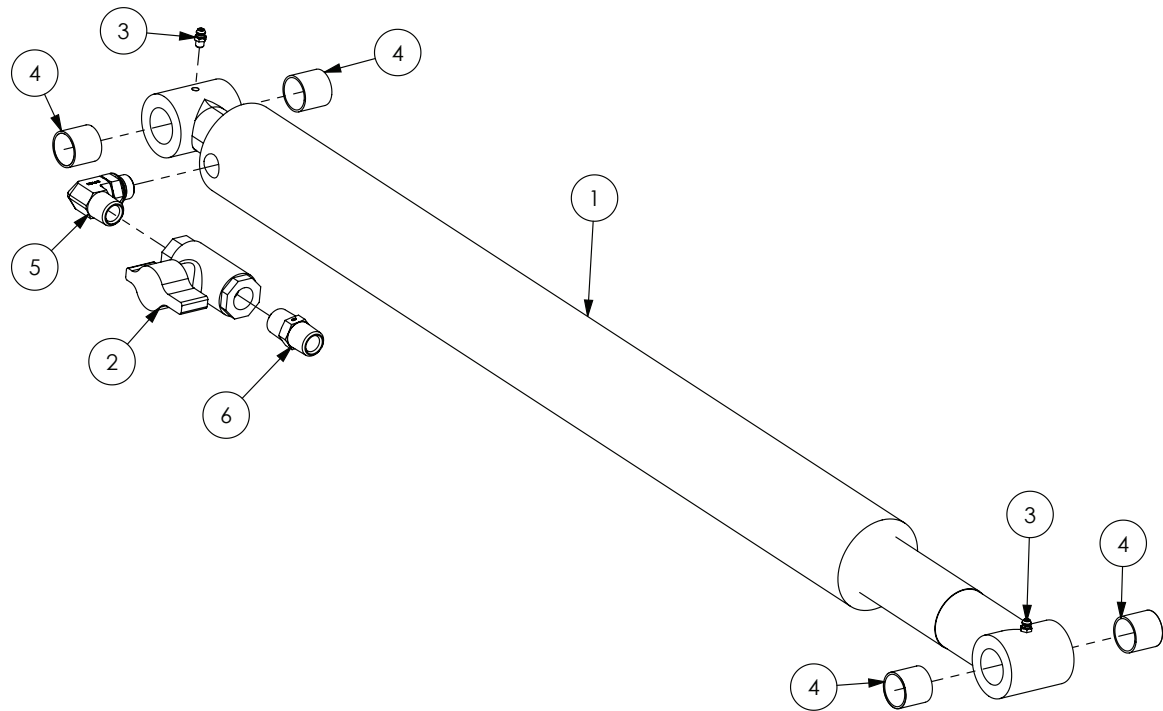
## Hydraulic Yaw Charge Line



| ITEM NO. | PART NUMBER | DESCRIPTION   | QTY. |
|----------|-------------|---|------|
| 1        | GA5049695   | Hose, Hydraulic, 1/4", 2 wire, Black                                    | 1    |
| 2        | GA3500394   | Hydraulic coupling, Straight, 1/4" hose crimp x 1/4" BSPT male          | 1    |
| 3        | GA5078000   | Quick connect fitting, 1/2" male tip x 1/2" female thread               | 1    |
| 4        | GA5077350   | Direct gauge coupling 1/4"  | 1    |
| 5        | GA3500397   | Hydraulic crimp coupling, Straight, 1/4" hose x 1/4" BSPP female swivel | 1    |
| 6        | GA3500221   | Hydraulic adaptor, Nipple, 1/2" BSPT male x 1/4" BSPT male              | 1    |

## Hydraulic Cylinder - Boom Lift 30-36m

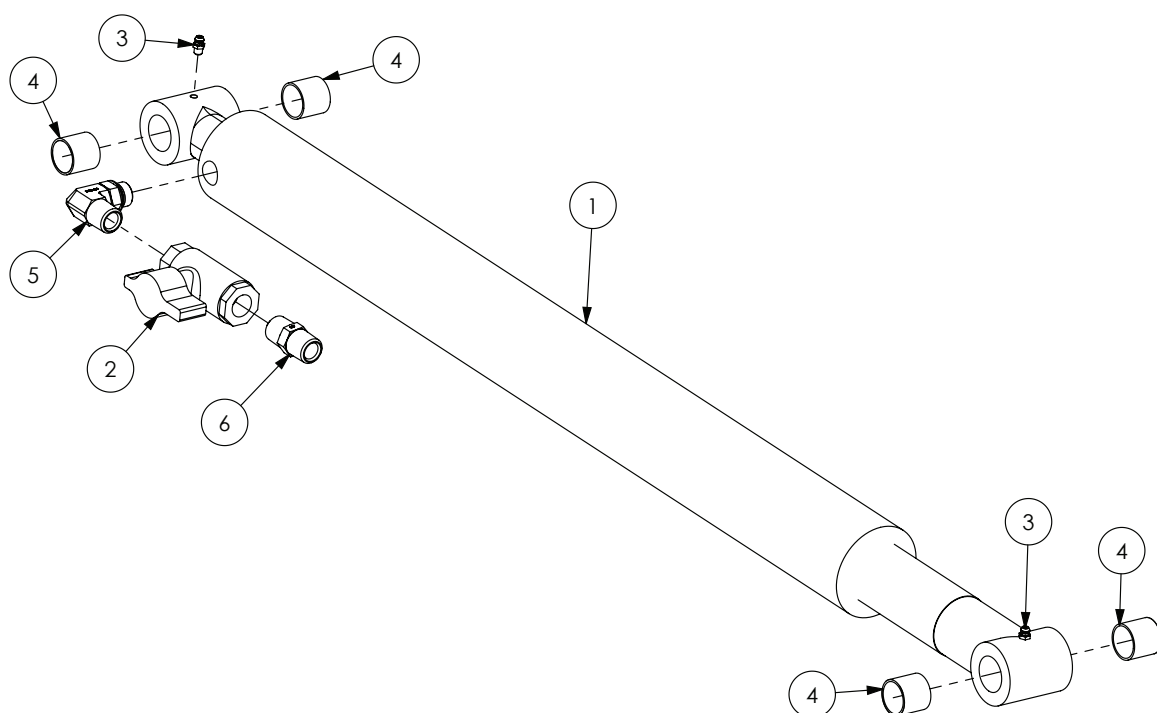
For 36m booms - SN 201581 - SN 201671



| ITEM NO. | PART NUMBER | DESCRIPTION   | QTY. |
|----------|-------------|---|------|
| 1        | GA5070076   | Hydraulic Cylinder, 2 1/2" Bore x 2" Rod x 26" Stroke                     | 1    |
| 2        | GA5000835   | Valve, Ball, Hydraulic, 1/2" female thread inlet / outlet                 | 1    |
| 3        | GA5012203   | Grease nipple, Short, 1/4" UNF  | 2    |
| 4        | GA5065487   | Glacier Bush 1" ID x 1" long  | 4    |
| 5        | GA3500349   | Hydraulic adaptor, Elbow, 90 degree, 1/2" BSPT male x 3/4" UN male O-ring | 1    |
| 6        | GA3500223   | Hydraulic adaptor, Nipple, 1/2" BSPT male x 1/2" BSPT male                | 1    |
| -        | GA5055510   | Kit, Rod Eye, Weld on   | -    |
| -        | GA5052740   | Seal kit, suit 2 1/2" bore x 2" rod, suit GA5070076                       | -    |

# Hydraulic Cylinder - Boom Lift 36-42m

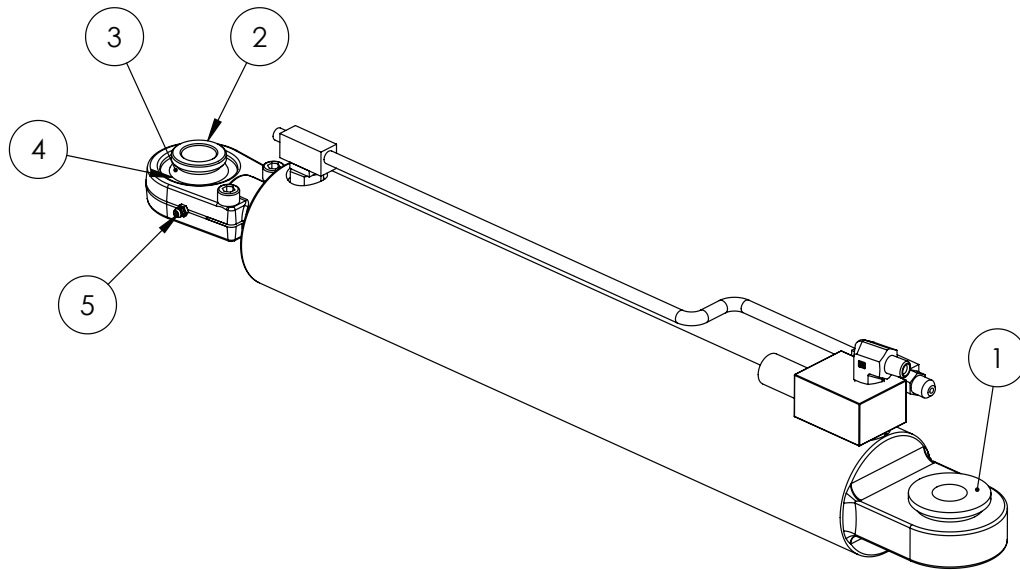
For 36m booms - SN 201672 on



| ITEM NO. | PART NUMBER | DESCRIPTION  | QTY. |
|----------|-------------|--|------|
| 1        | GA5070081   | Hydraulic cylinder, 3" bore, 2 1/2" rod, 26" stroke, pin eye ends with glacier bushes and grease nipples | 1    |
| 2        | GA5000835   | Valve, Ball, Hydraulic, 1/2" female thread inlet / outlet  | 1    |
| 3        | GA5012203   | Grease nipple, Short, 1/4" UNF   | 2    |
| 4        | GA5065487   | Glacier Bush 1" ID x 1" long   | 4    |
| 5        | GA3500349   | Hydraulic adaptor, Elbow, 90 degree, 1/2" BSPT male x 3/4" UN male O-ring                                | 1    |
| 6        | GA3500223   | Hydraulic adaptor, Nipple, 1/2" BSPT male x 1/2" BSPT male   | 1    |
| -        | GA5055510   | Kit, Rod Eye, Weld on  | -    |
| -        | GA5052731   | Seal kit, suit 3" bore x 2 1/2" rod  | -    |

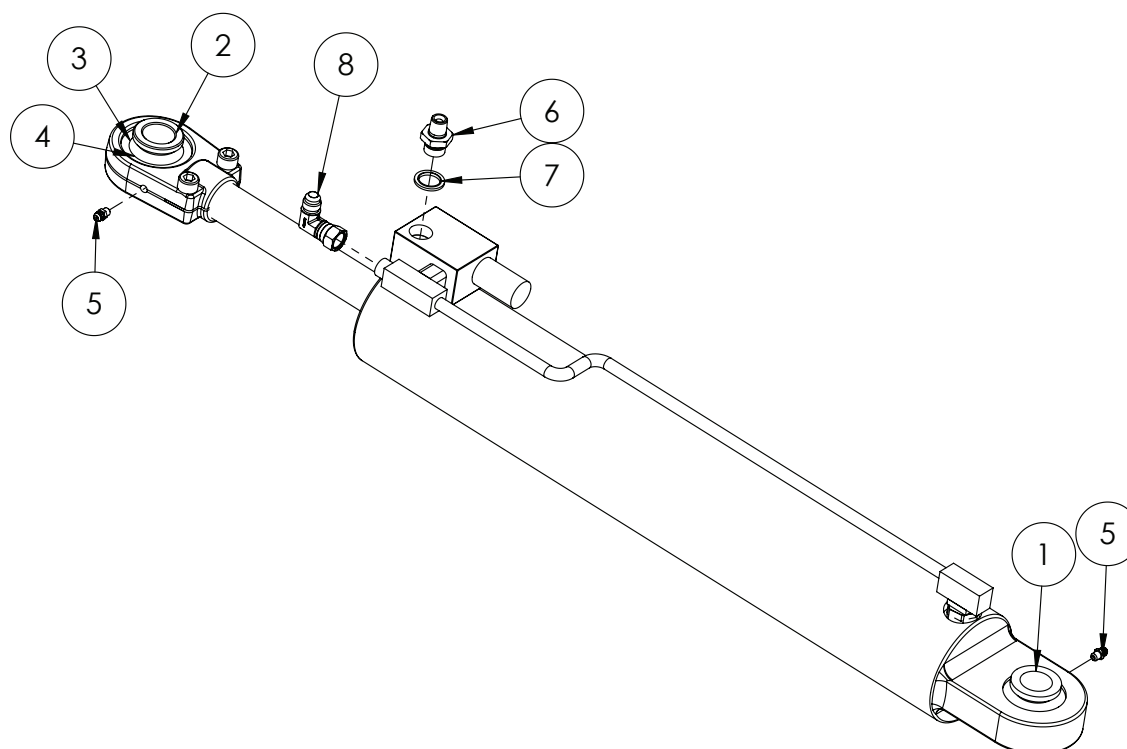


## Hydraulic Cylinder - Boom Fold LH



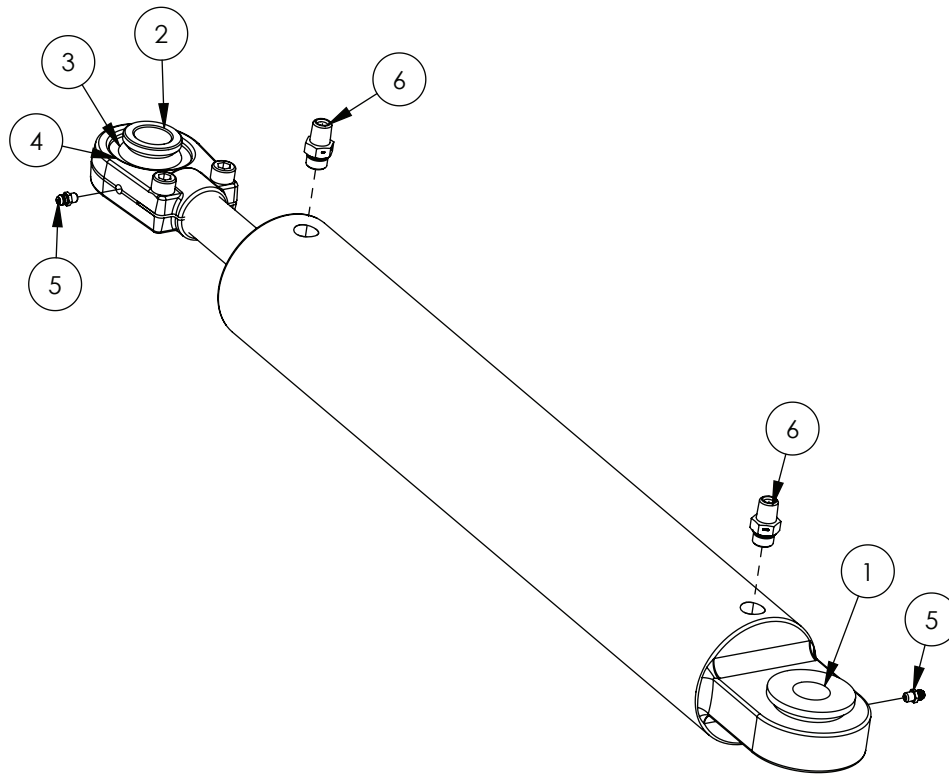
| ITEM NO. | PART NUMBER | DESCRIPTION   | QTY. |
|----------|-------------|---|------|
| -        | GA5018542   | Hydraulic Cylinder, External phasing, 3 1/4" bore x 1 1/4" rod x 18" stroke | -    |
| -        | GA5052685   | Seal Kit, suit 3 1/4 " bore x 1 1/4" rod, suit GA5018542                    | -    |
| -        | GA5071245   | Phasing Block Assembly, with pipe, Fold Cylinder, GA5018540 and GA5018542   | -    |
| 1        | GA5021930   | Large bearing bush, Suit screw on rose end                                  | 1    |
| 2        | GA5021925   | Small bearing bush, Suit screw on rose end                                  | 3    |
| 3        | GA5067605   | Bearing, suit screw on rose end   | 2    |
| 4        | GA5067610   | Circlip, suit bearing screw on rose end                                     | 2    |
| 5        | GA5012203   | Grease nipple, Short, 1/4" UNF  | 2    |

## Hydraulic Cylinder - Boom Fold RH



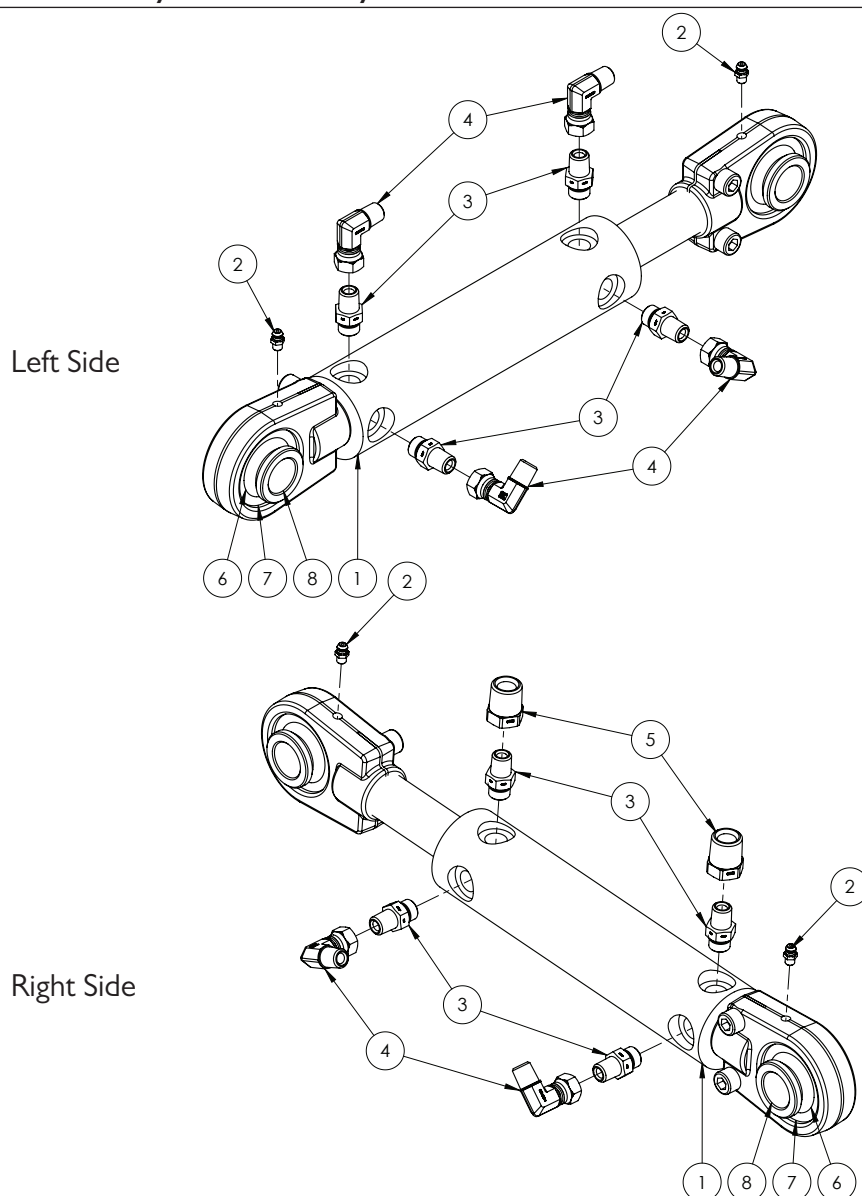
| ITEM NO. | PART NUMBER | DESCRIPTION   | QTY. |
|----------|-------------|---|------|
| -        | GA5018540   | Hydraulic cylinder, 3" bore x 1 1/4" rod x 18" stroke (with external phasing valve) | -    |
| -        | GA5052680   | Seal Kit, suit 3" bore x 1 1/4" rod, suit GA5018540                                 | -    |
| -        | GA3500098   | Rod, suit Hydraulic Fold Cylinder GA5018538, GA5018540, GA5018542                   | -    |
| -        | GA5071245   | Phasing Block Assembly, with pipe, suit GA5018540 and GA5018542                     | -    |
| 1        | GA5021930   | Large bearing bush, Suit screw on rose end  | 1    |
| 2        | GA5021925   | Small bearing bush, Suit screw on rose end  | 3    |
| 3        | GA5067605   | Bearing, suit screw on rose end, GEG 30 ES 2RS                                      | 2    |
| 4        | GA5067610   | Circlip, suit bearing screw on rose end, RTW 55                                     | 2    |
| 5        | GA5012203   | Grease nipple, Short, 1/4" UNF  | 2    |
| 6        | GA4572545   | Restrictor Nipple, 1/4" BSPT to 3/8" UNO 1.5mm orifice                              | 1    |
| 7        | GA3500005   | Hydraulic Seal, Bonded, 3/8", RL21, BSPP  | 1    |
| 8        | GA3500002   | Hydraulic Coupling, Elbow, 90 Degree, 9/16" male JIC, 9/16" Female Swivel JIC       | 1    |

## Hydraulic Cylinder - Dual Fold 42m



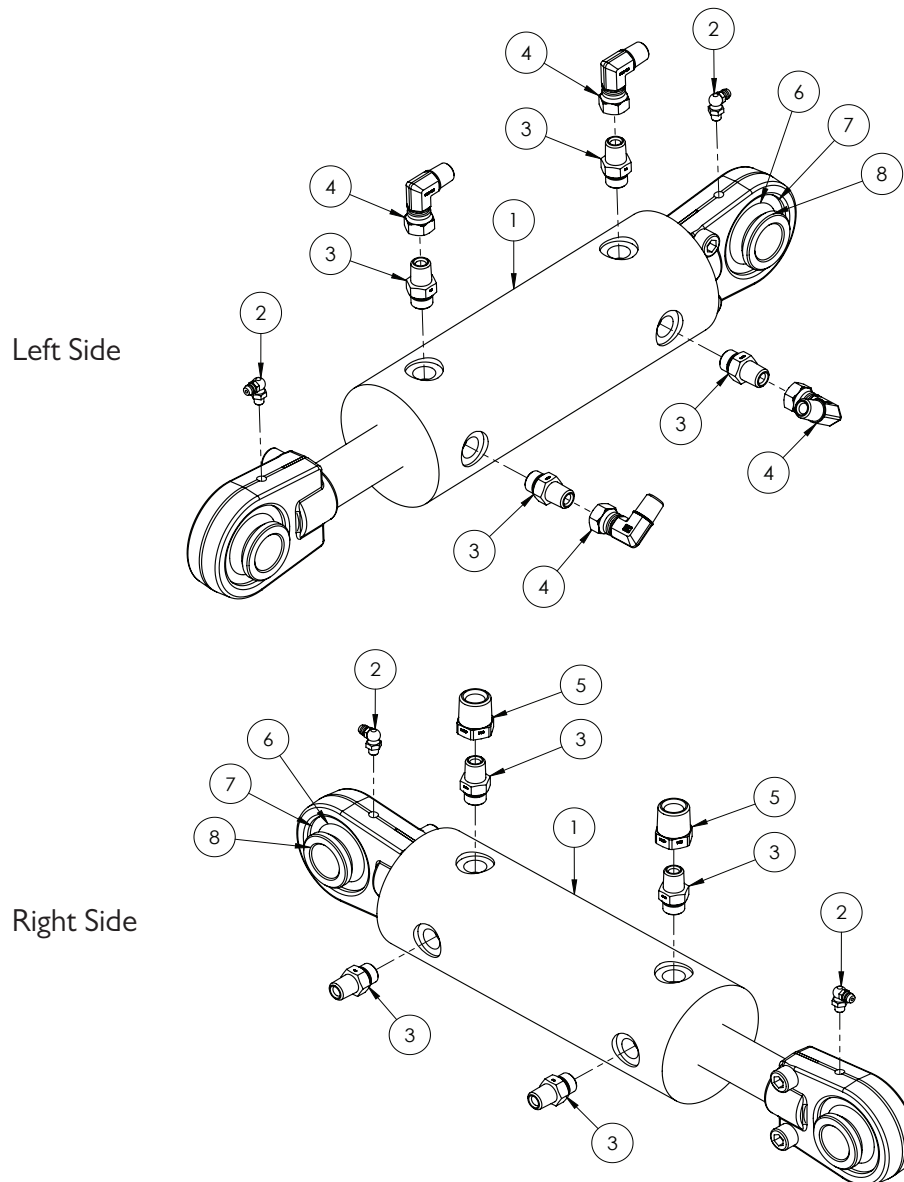
| ITEM NO. | PART NUMBER | DESCRIPTION   | QTY. |
|----------|-------------|---|------|
| -        | GA5018538   | Hydraulic cylinder, 3" bore x 1 1/4" rod x 18" stroke, external phasing (single phase only) | 1    |
| -        | GA5052680   | Seal Kit, suit 3" bore x 1 1/4" rod, suit cylinder GA5018538, GA5018540                     | -    |
| -        | GA3500098   | Rod, suit Hydraulic Fold Cylinder GA5018538, GA5018540, GA5018542                           | -    |
| 1        | GA5021930   | Large bearing bush, Suit screw on rose end  | 1    |
| 2        | GA5021925   | Small bearing bush, Suit screw on rose end  | 3    |
| 3        | GA5067605   | Bearing, suit screw on rose end, GEG 30 ES 2RS  | 2    |
| 4        | GA5067610   | Circlip, suit bearing screw on rose end, RTW 55   | 2    |
| 5        | GA5012203   | Grease nipple, Short, 1/4" UNF  | 2    |
| 6        | GA3500359   | Hydraulic adaptor, Nipple, 1/4" BSPT male x 3/4" UN male O-ring                             | 2    |

## Hydraulic Cylinder - Hydraulic Yaw 30-36m



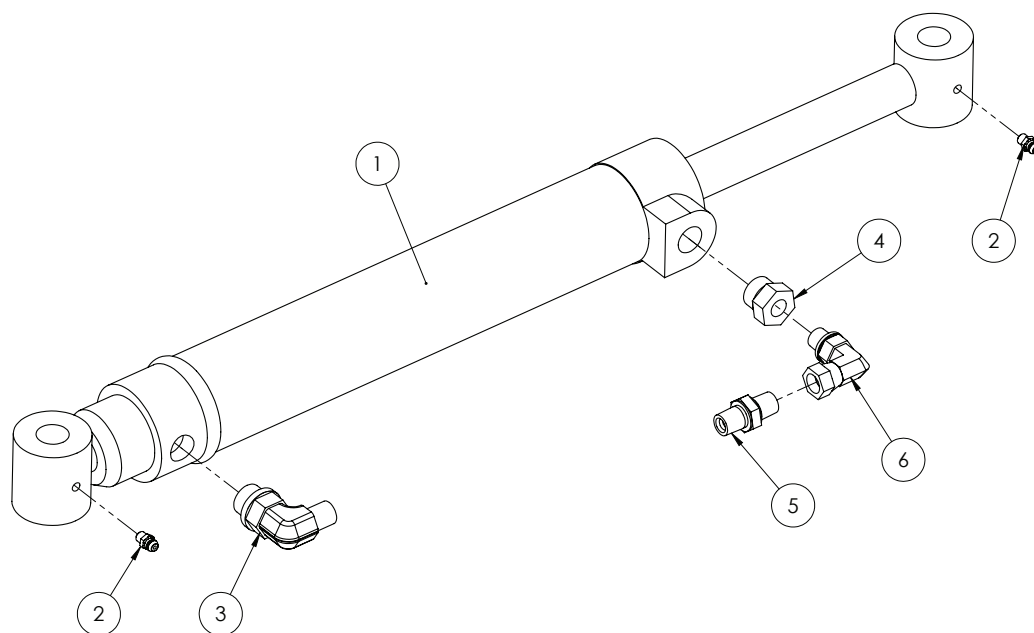
| ITEM NO. | PART NUMBER | DESCRIPTION   | QTY. |
|----------|-------------|---|------|
| -        | GA5052745   | Seal Kit, suit 2" bore x 1 1/4" rod, suit GA5060817                               | -    |
| 1        | GA5060817   | Hydraulic cylinder, 2" bore x 1 1/4" rod x 117.5mm stroke, Spherical bearing ends | 1    |
| 2        | GA5012203   | Grease nipple, Short, 1/4" UNF  | 2    |
| 3        | GA3500358   | Hydraulic adaptor, Nipple, 1/4" BSPT male x 9/16" UN male O-ring                  | 4    |
| 4        | GA3500332   | Hydraulic adaptor, Elbow, 90 degree, 1/4" BSPT male x 1/4" BSPP female swivel     | 4    |
| 5        | GA3500203   | Hydraulic adaptor, Reducing bush, 1/2" BSPT male x 1/4" BSPT female               | 2    |
| 6        | GA5067605   | Bearing, suit screw on rose end   | 2    |
| 7        | GA5067610   | Circlip, suit bearing screw on rose end   | 2    |
| 8        | GA5021925   | Small bearing bush, Suit screw on rose end  | 2    |

## Hydraulic Cylinder - Yaw 42m



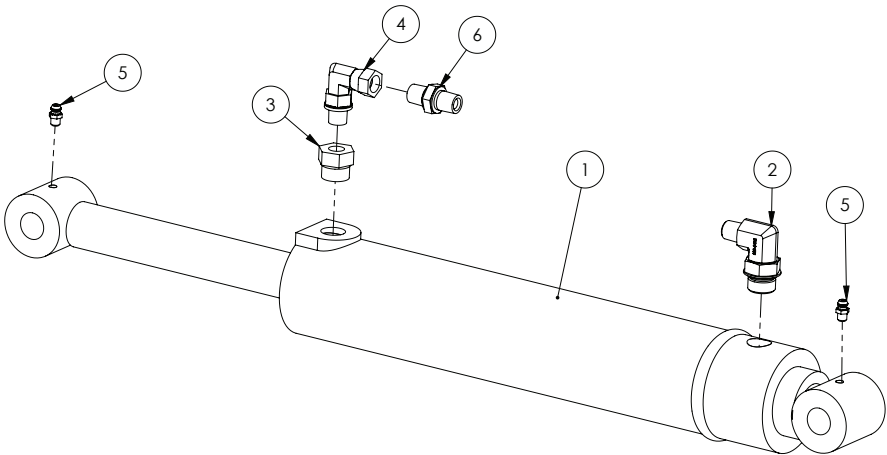
| ITEM NO. | PART NUMBER | DESCRIPTION   | QTY. |
|----------|-------------|---|------|
| -        | GA5052732   | Seal kit, suit 3" bore x 1 1/4" rod, suit GA5060818                           | -    |
| 1        | GA5060818   | Hydraulic cylinder, 3" bore x 1 1/4" rod x 117.5mm stroke, with bearing ends  | 1    |
| 2        | GA5009637   | Grease nipple, Elbow, 90 degree, 1/4" UNF male                                | 2    |
| 3        | GA3500358   | Hydraulic adaptor, Nipple, 1/4" BSPT male x 9/16" UN male O-ring              | 4    |
| 4        | GA3500332   | Hydraulic adaptor, Elbow, 90 degree, 1/4" BSPT male x 1/4" BSPP female swivel | 4    |
| 5        | GA3500203   | Hydraulic adaptor, Reducing bush, 1/2" BSPT male x 1/4" BSPT female           | 2    |
| 6        | GA5067605   | Bearing, suit screw on rose end   | 2    |
| 7        | GA5067610   | Circlip, suit bearing screw on rose end                                       | 2    |
| 8        | GA5021925   | Small bearing bush, Suit screw on rose end                                    | 2    |

## Hydraulic Cylinder - Bi-Fold 30-36m



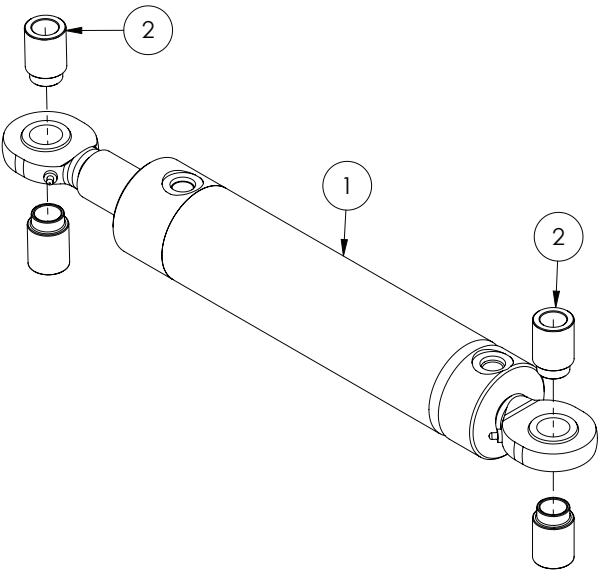
| ITEM NO. | PART NUMBER | DESCRIPTION  | QTY. |
|----------|-------------|--|------|
| 1        | GA5021010   | Hydraulic cylinder, 2" bore x 1" rod x 10" stroke                                    | 1    |
| 2        | GA5012203   | Grease nipple, Short, 1/4" UNF   | 2    |
| 3        | GA3500348   | Hydraulic adaptor, Elbow, 90 degree, 1/4" BSPT male x 3/4" UN male O-ring            | 1    |
| 4        | GA3500340   | Hydraulic adaptor, Reducing bush, 1/4" BSPT female x 3/4" UN male O-ring             | 1    |
| 5        | GA4562025   | Restrictor nipple 1/4" BSPT 0.5mm orifice  | 1    |
| 6        | GA3500195   | Hydraulic adaptor, Elbow, 90 degree, 1/4" BSPP male O-ring x 1/4" BSPP female swivel | 1    |
| -        | GA5052755   | Seal Kit, suit 2" bore x 1" rod, suit GA5021010                                      | -    |

# Hydraulic Cylinder - Bi-fold 42m



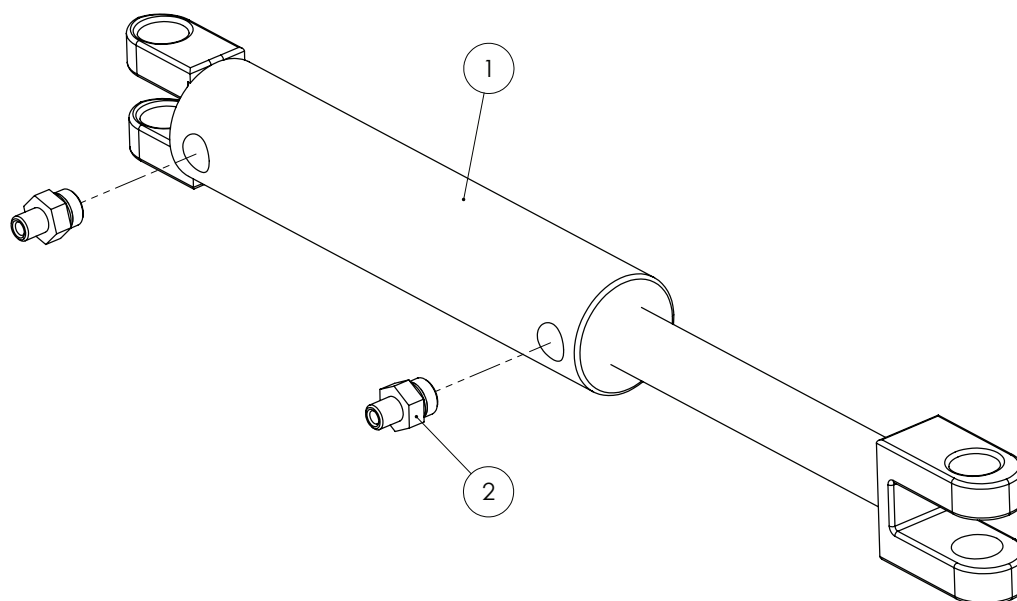
| ITEM NO. | PART NUMBER | DESCRIPTION  | QTY. |
|----------|-------------|--|------|
| 1        | GA5070845   | Hydraulic Cylinder, 293mm stroke, 2 1/2" Bore, 1 1/4" Rod                            | 1    |
| 2        | GA3500348   | Hydraulic adaptor, Elbow, 90 degree, 1/4" BSPT male x 3/4" UN male O-ring            | 1    |
| 3        | GA3500340   | Hydraulic adaptor, Reducing bush, 1/4" BSPT female x 3/4" UN male O-ring             | 1    |
| 4        | GA3500195   | Hydraulic adaptor, Elbow, 90 degree, 1/4" BSPP male O-ring x 1/4" BSPP female swivel | 1    |
| 5        | GA5012203   | Grease nipple, Short, 1/4" UNF   | 2    |
| 6        | GA4562025   | Restrictor nipple 1/4" BSPT 0.5mm orifice  | 1    |
| -        | GA5052733   | Seal kit, suit 2 1/2" bore x 1 1/4" rod, suit GA5070845                              | -    |

# Hydraulic Cylinder - XT Slant



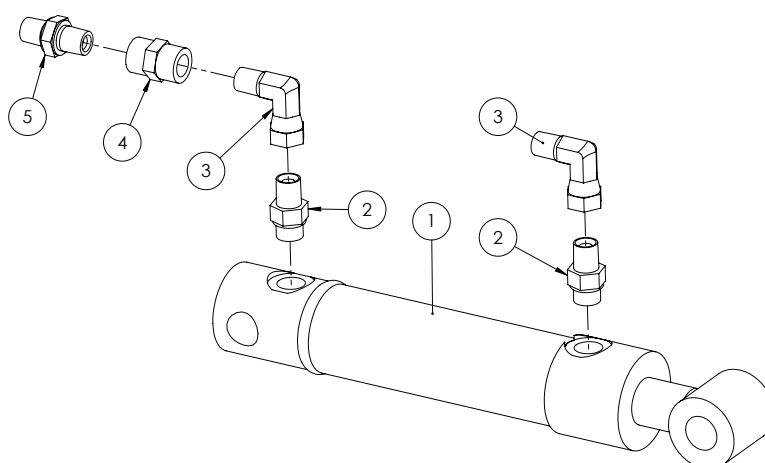
| ITEM NO. | PART NUMBER | DESCRIPTION  | QTY. |
|----------|-------------|--|------|
| 1        | GA3500080   | Hydraulic Cylinder, Bore 2", Rod 1.25", Stroke 160mm | 1    |
| 2        | GA4550295   | Bush, Spacer, Slant Cylinder End, 16.2mm ID, 25mm OD | 4    |
| -        | -           | Seal kit, suit 2" bore x 1 1/4" rod, suit GA3500080  | -    |

## Hydraulic Cylinder - Boom Rest



| ITEM NO. | PART NUMBER | DESCRIPTION  | QTY. |
|----------|-------------|--|------|
| 1        | GA5069110   | Hydraulic cylinder, Boom rest, 2" bore x 6" stroke, std F clevis | 1    |
| 2        | GA3500359   | Hydraulic adaptor, Nipple, 1/4" BSPT male x 3/4" UN male O-ring  | 2    |
| -        | GA5052734   | Seal kit, suit 2" bore x 1.25" rod, suit GA5069110               | -    |

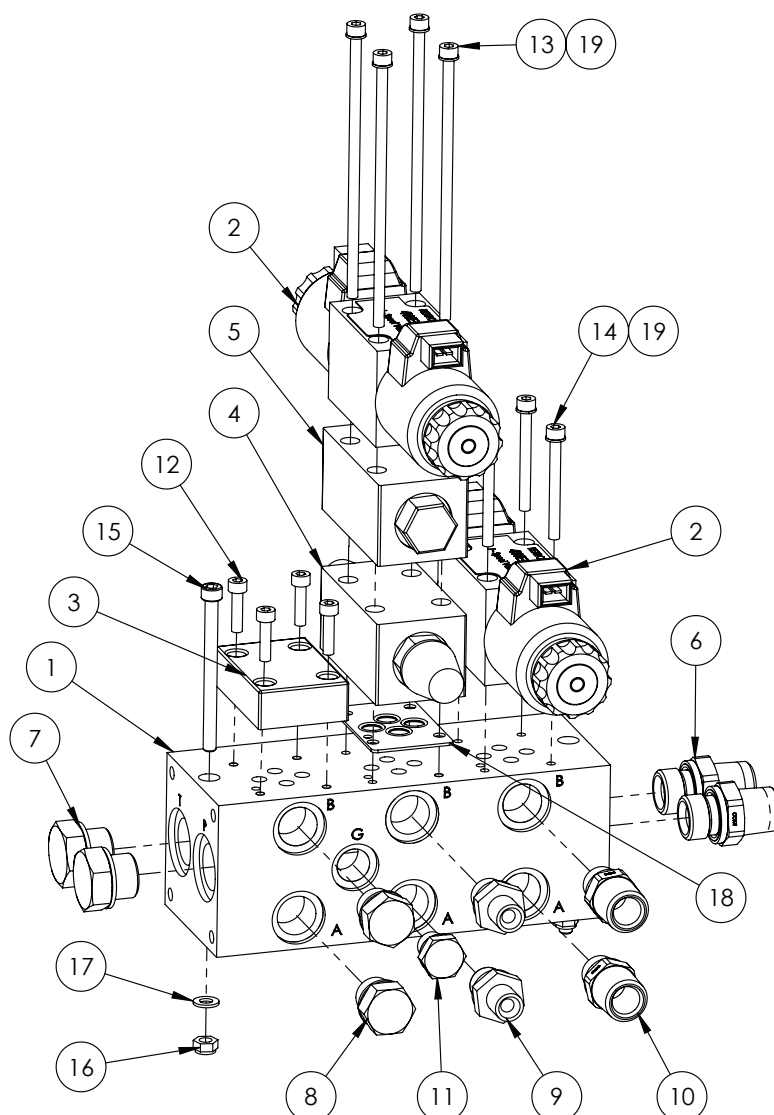
## Hydraulic Cylinder - Centre Leveling



| ITEM NO. | PART NUMBER | DESCRIPTION  | QTY. |
|----------|-------------|--|------|
| 1        | GA5016122   | Hydraulic Ram, 1 1/2" Bore x 1" rod, 100mm stroke, pin eye ends, double acting | 1    |
| 2        | GA3500358   | Hydraulic adaptor, Nipple, 1/4" BSPT male x 9/16" UN male O-ring               | 2    |
| 3        | GA3500332   | Hydraulic adaptor, Elbow, 90 degree, 1/4" BSP male x 1/4" BSP female swivel    | 2    |
| 4        | GA3500211   | Hydraulic adaptor, Socket, 1/4" BSPT female x 1/4" BSPT female                 | 1    |
| 5        | GA4562025   | Restrictor nipple 1/4" BSPT 0.5mm orifice                                      | 1    |
| -        | GA5052750   | Seal Kit, suit 1 1/2" bore x 1" rod, suit GA5016121, GA5016122                 | -    |



## Boom Rest/Fill Pump Hydraulic Block



| ITEM NO. | PART NUMBER | DESCRIPTION  | QTY. |
|----------|-------------|--|------|
| 1        | GA5047622   | Manifold, Hydraulic, Side Entry, 2STN-HMA                  | 1    |
| 2        | GA5047726   | Valve solenoid J spool 12v 2 pin amp connector, Bosch      | 2    |
| 3        | GA5047335   | Plate blanking MS-P6/314128680                             | 1    |
| 4        | GA5047581   | Hydraulic Valve, Flow control, NG6 A+B, Suit spool         | 1    |
| 5        | GA5017335   | Valve check modular  | 1    |
| 6        | GA3500310   | Hydraulic adaptor, Nipple, 1/2" BSPT male x 1/2" BSPP male | 2    |
| 7        | GA3500301   | Hydraulic adaptor, Plug, 1/2" BSPP male                    | 2    |
| 8        | GA3500300   | Hydraulic adaptor, Plug, 3/8" BSPP male                    | 2    |
| 9        | GA3500307   | Hydraulic adaptor, Nipple, 1/4" BSPT male x 3/8" BSPP male | 2    |
| 10       | GA3500309   | Hydraulic adaptor, Nipple, 1/2" BSPT male x 3/8" BSPP male | 2    |
| 11       | GA3500299   | Hydraulic adaptor, Plug, 1/4" BSPP male                    | 1    |

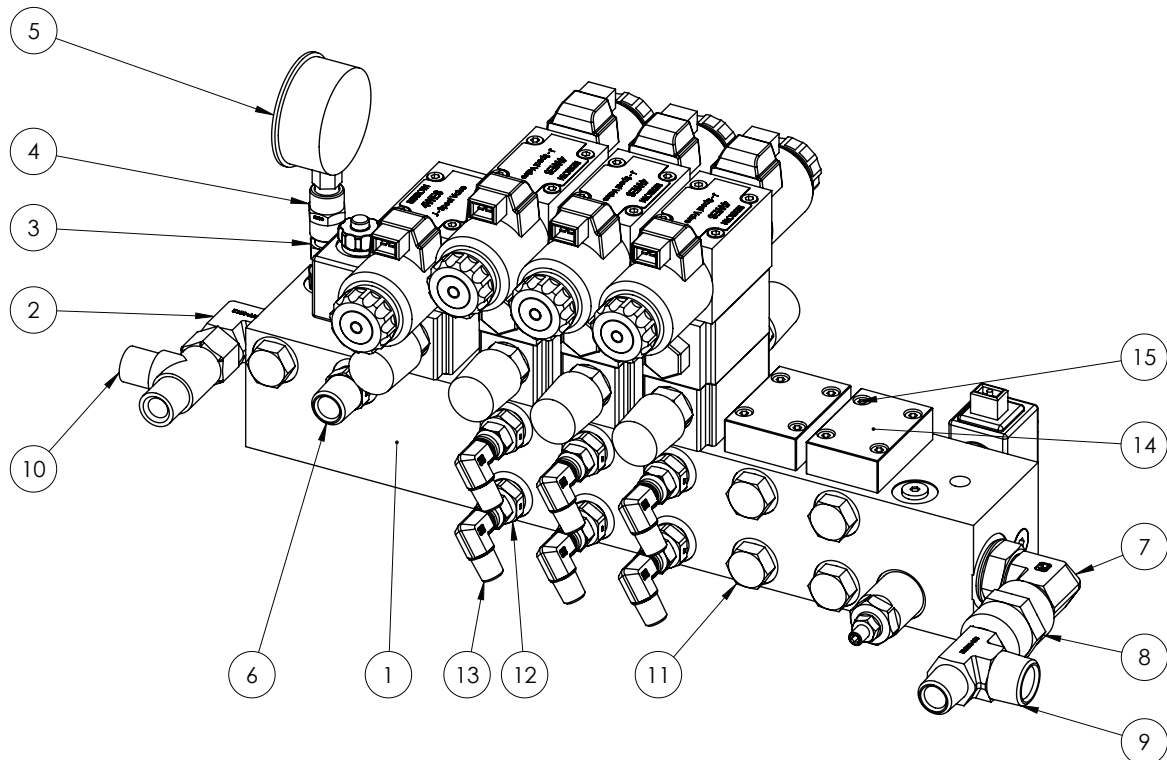
Continued over page

## Boom Rest/Fill Pump Hydraulic Block

| ITEM NO. | PART NUMBER | DESCRIPTION             | QTY. |
|----------|-------------|-------------------------|------|
| 12       | GA5020520   | Bolt M5 x 20 ZP GR8.8   | 4    |
| 13       | GA5048570   | SHCS M5 x 130 ZP GR12.9 | 4    |
| 14       | GA5054410   | SHCS M5 x 50 ZP GR12.9  | 4    |
| 15       | GA5054415   | SHCS M6 x 75mm ZP       | 2    |
| 16       | GA5048115   | Nut M6 Nyloc ZP         | 2    |
| 17       | GA5004437   | Washer 6mm Flat SS      | 2    |
| 18       | GA5047615   | Plate Z2FS6 O-ring      | 1    |
| 19       | GA5003629   | Washer 5mm Spring SS    | 8    |

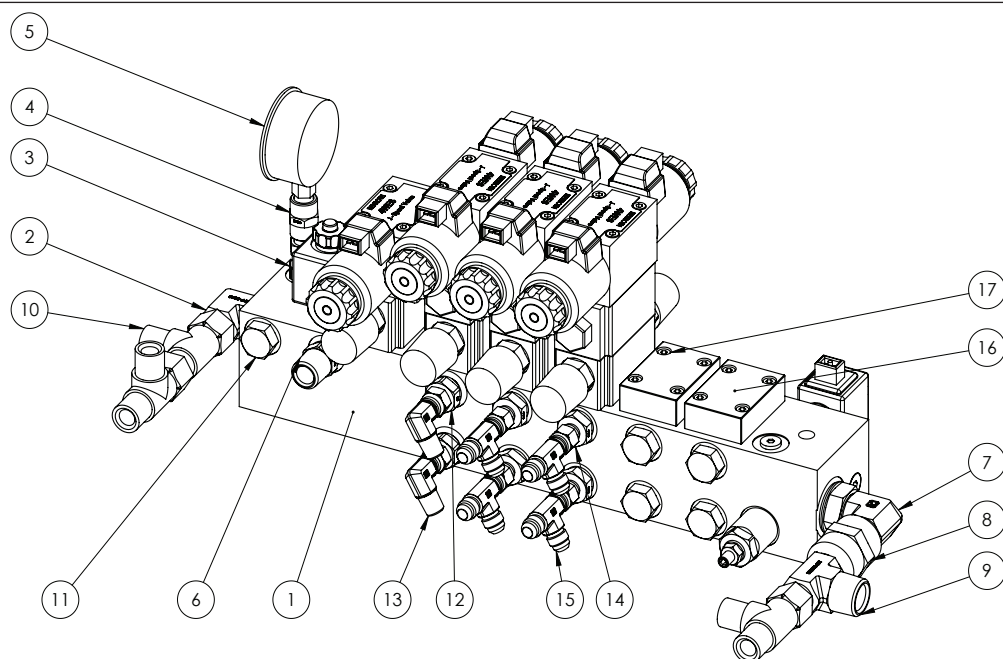
Note: Fitting quantity and fitting types will depend on machine options

## Spool Block - Base Assembly



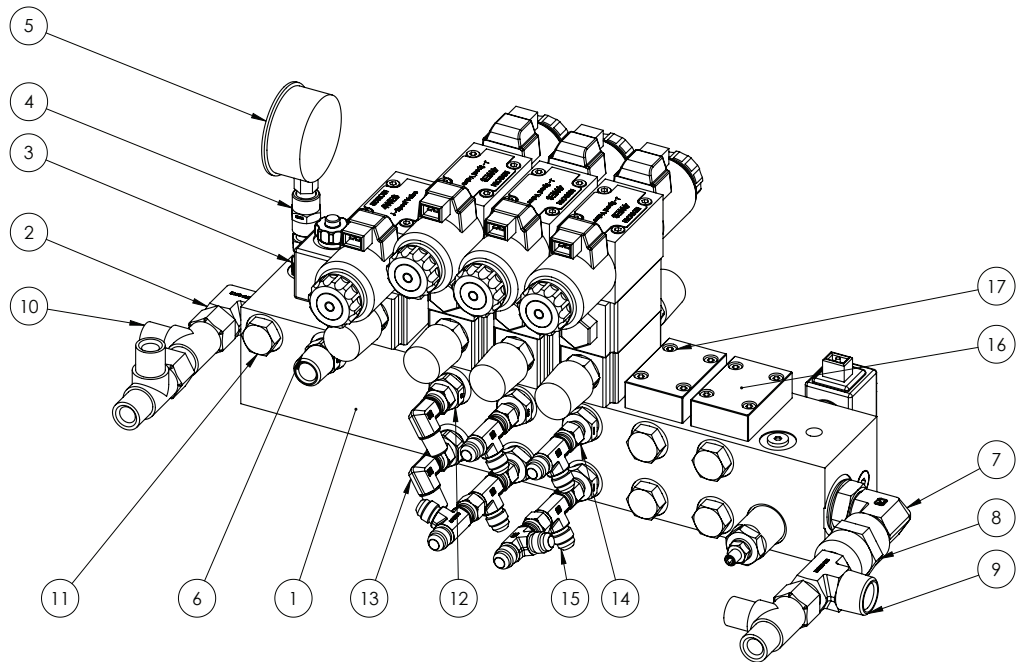
| ITEM NO. | PART NUMBER | DESCRIPTION   | QTY. |
|----------|-------------|---|------|
| 1        | GA5047741   | Manifold Assembly Option THREE Normally open Fitted with AMP plug coils           | 1    |
| 2        | GA3500324   | Hydraulic adaptor, Elbow, 90 degree, 1/2" BSPT male x 3/4" BSPP male O-ring       | 1    |
| 3        | GA3500249   | Hydraulic adaptor, Bulkhead nipple, 1/4" BSPP male x 1/4" BSPP male               | 1    |
| 4        | GA3500211   | Hydraulic adaptor, Socket, 1/4" BSPT female x 1/4" BSPT female                    | 1    |
| 5        | GA5021455   | Gauge, Pressure, 25000kPa, 3500psi  | 1    |
| 6        | GA3500309   | Hydraulic adaptor, Nipple, 1/2" BSPT male x 3/8" BSPP male                        | 1    |
| 7        | GA3500325   | Hydraulic adaptor, Elbow, 90 degree, 3/4" BSPT male x 3/4" BSPP male O-ring       | 1    |
| 8        | GA3500213   | Hydraulic adaptor, Socket, 3/4" BSPT female x 3/4" BSPT female                    | 1    |
| 9        | GA3500272   | Hydraulic adaptor, Tee, 3/4" BSPT male x 1/2" BSPT male x 3/4" BSPT male          | 1    |
| 10       | GA3500200   | Hydraulic adaptor, Tee, 1/2" BSPT male x 1/2" BSPT male x 1/2" BSPP female swivel | 1    |
| 11       | GA3500300   | Hydraulic adaptor, Plug, 3/8" BSPP male   | 5    |
| 12       | GA3500307   | Hydraulic adaptor, Nipple, 1/4" BSPT male x 3/8" BSPP male                        | 6    |
| 13       | GA3500332   | Hydraulic adaptor, Elbow, 90 degree, 1/4" BSPT male x 1/4" BSPP female swivel     | 6    |
| 14       | GA5047335   | Plate blanking, Spool valve NG6, MS-P6/314128680, Bosch                           | 2    |
| 15       | GA5003581   | SHCS M5 x 20 SS A2-70   | 8    |

## Spool Block - NORAC Passive



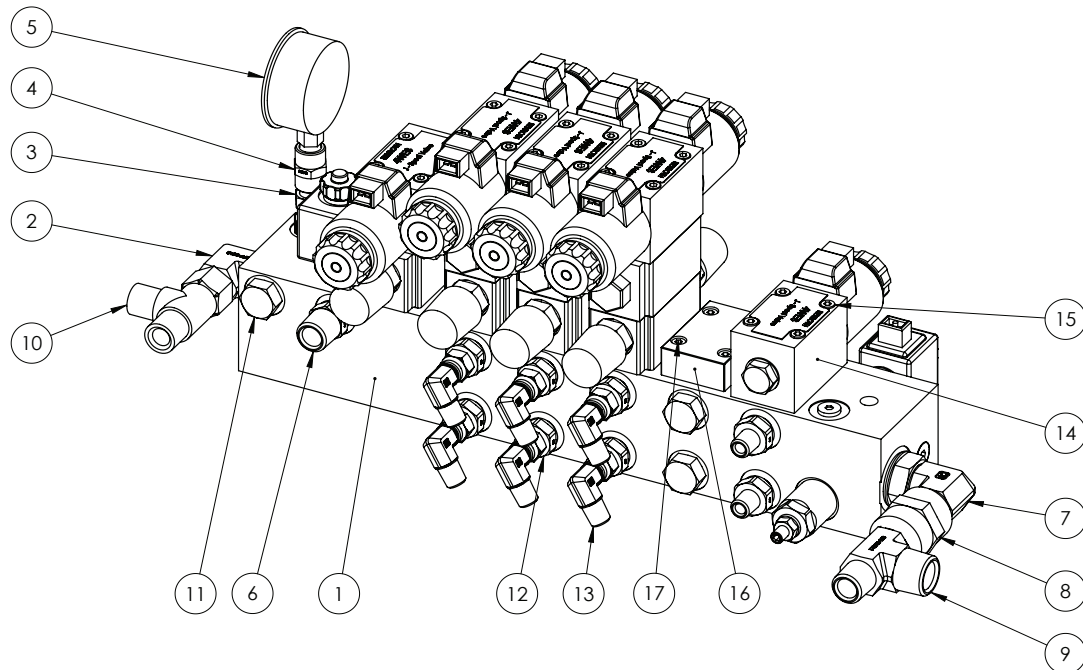
| ITEM NO. | PART NUMBER | DESCRIPTION   | QTY. |
|----------|-------------|---|------|
| 1        | GA5047741   | Manifold Assembly Option THREE Normally open Fitted with AMP plug coils           | 1    |
| 2        | GA3500324   | Hydraulic adaptor, Elbow, 90 degree, 1/2" BSPT male x 3/4" BSPP male O-ring       | 1    |
| 3        | GA3500249   | Hydraulic adaptor, Bulkhead nipple, 1/4" BSPP male x 1/4" BSPP male               | 1    |
| 4        | GA3500211   | Hydraulic adaptor, Socket, 1/4" BSPT female x 1/4" BSPT female                    | 1    |
| 5        | GA5021455   | Gauge, Pressure, 25000kPa, 3500psi  | 1    |
| 6        | GA3500309   | Hydraulic adaptor, Nipple, 1/2" BSPT male x 3/8" BSPP male                        | 1    |
| 7        | GA3500325   | Hydraulic adaptor, Elbow, 90 degree, 3/4" BSPT male x 3/4" BSPP male O-ring       | 1    |
| 8        | GA3500213   | Hydraulic adaptor, Socket, 3/4" BSPT female x 3/4" BSPT female                    | 1    |
| 9        | GA3500272   | Hydraulic adaptor, Tee, 3/4" BSPT male x 1/2" BSPT male x 3/4" BSPT male          | 1    |
| 10       | GA3500200   | Hydraulic adaptor, Tee, 1/2" BSPT male x 1/2" BSPT male x 1/2" BSPP female swivel | 3    |
| 11       | GA3500300   | Hydraulic adaptor, Plug, 3/8" BSPP male   | 5    |
| 12       | GA3500307   | Hydraulic adaptor, Nipple, 1/4" BSPT male x 3/8" BSPP male                        | 2    |
| 13       | GA3500332   | Hydraulic adaptor, Elbow, 90 degree, 1/4" BSPT male x 1/4" BSPP female swivel     | 2    |
| 14       | GA3500145   | Hydraulic adaptor, Nipple, 3/8" BSPP male x 9/16" JIC male                        | 4    |
| 15       | GA3500144   | Hydraulic adaptor, Tee, 9/16" JIC male x 9/16" JIC male x 9/16" JIC female swivel | 4    |
| 16       | GA5047335   | Plate blanking, Spool valve NG6, MS-P6/314128680, Bosch                           | 2    |
| 17       | GA5003581   | SHCS M5 x 20 SS A2-70   | 8    |

## Spool Block - NORAC Active



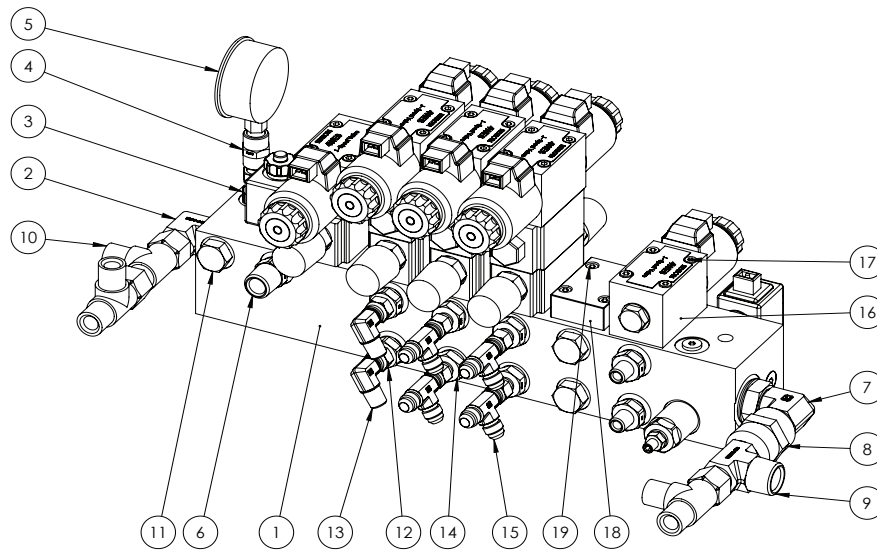
| ITEM NO. | PART NUMBER | DESCRIPTION   | QTY. |
|----------|-------------|---|------|
| 1        | GA5047741   | Manifold Assembly Option THREE Normally open Fitted with AMP plug coils           | 1    |
| 2        | GA3500324   | Hydraulic adaptor, Elbow, 90 degree, 1/2" BSPT male x 3/4" BSPP male O-ring       | 1    |
| 3        | GA3500249   | Hydraulic adaptor, Bulkhead nipple, 1/4" BSPP male x 1/4" BSPP male               | 1    |
| 4        | GA3500211   | Hydraulic adaptor, Socket, 1/4" BSPT female x 1/4" BSPT female                    | 1    |
| 5        | GA5021455   | Gauge, Pressure, 25000kPa, 3500psi  | 1    |
| 6        | GA3500309   | Hydraulic adaptor, Nipple, 1/2" BSPT male x 3/8" BSPP male                        | 1    |
| 7        | GA3500325   | Hydraulic adaptor, Elbow, 90 degree, 3/4" BSPT male x 3/4" BSPP male O-ring       | 1    |
| 8        | GA3500213   | Hydraulic adaptor, Socket, 3/4" BSPT female x 3/4" BSPT female                    | 1    |
| 9        | GA3500272   | Hydraulic adaptor, Tee, 3/4" BSPT male x 1/2" BSPT male x 3/4" BSPT male          | 1    |
| 10       | GA3500200   | Hydraulic adaptor, Tee, 1/2" BSPT male x 1/2" BSPT male x 1/2" BSPP female swivel | 3    |
| 11       | GA3500300   | Hydraulic adaptor, Plug, 3/8" BSPP male   | 5    |
| 12       | GA3500307   | Hydraulic adaptor, Nipple, 1/4" BSPT male x 3/8" BSPP male                        | 2    |
| 13       | GA3500332   | Hydraulic adaptor, Elbow, 90 degree, 1/4" BSPT male x 1/4" BSPP female swivel     | 2    |
| 14       | GA3500145   | Hydraulic adaptor, Nipple, 3/8" BSPP male x 9/16" JIC male                        | 4    |
| 15       | GA3500144   | Hydraulic adaptor, Tee, 9/16" JIC male x 9/16" JIC male x 9/16" JIC female swivel | 6    |
| 16       | GA5047335   | Plate blanking, Spool valve NG6, MS-P6/314128680, Bosch                           | 2    |
| 17       | GA5003581   | SHCS M5 x 20 SS A2-70   | 8    |

## Spool Block - Centre Level



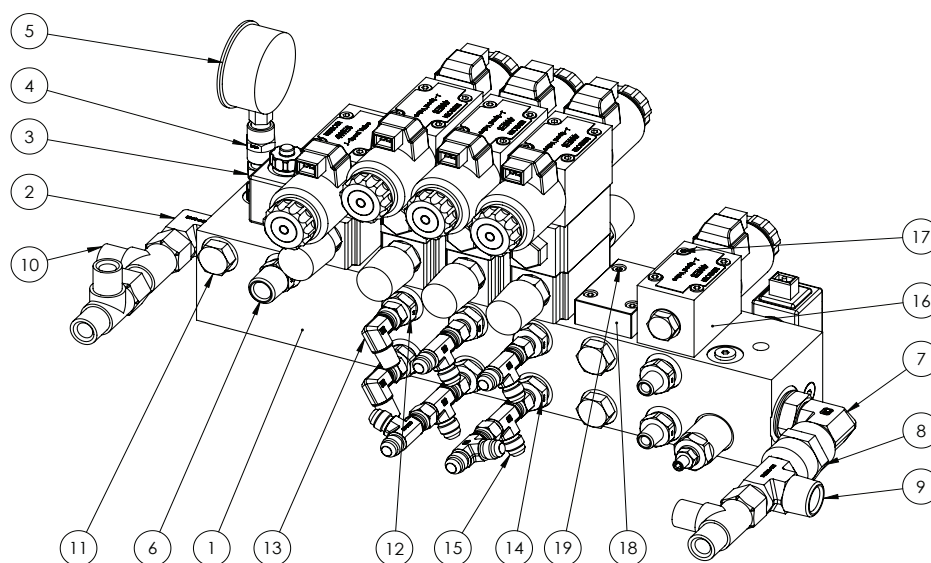
| ITEM NO. | PART NUMBER | DESCRIPTION   | QTY. |
|----------|-------------|---|------|
| 1        | GA5047741   | Manifold Assembly Option THREE Normally open Fitted with AMP plug coils           | 1    |
| 2        | GA3500324   | Hydraulic adaptor, Elbow, 90 degree, 1/2" BSPT male x 3/4" BSPP male O-ring       | 1    |
| 3        | GA3500249   | Hydraulic adaptor, Bulkhead nipple, 1/4" BSPP male x 1/4" BSPP male               | 1    |
| 4        | GA3500211   | Hydraulic adaptor, Socket, 1/4" BSPT female x 1/4" BSPT female                    | 1    |
| 5        | GA5021455   | Gauge, Pressure, 25000kPa, 3500psi  | 1    |
| 6        | GA3500309   | Hydraulic adaptor, Nipple, 1/2" BSPT male x 3/8" BSPP male                        | 1    |
| 7        | GA3500325   | Hydraulic adaptor, Elbow, 90 degree, 3/4" BSPT male x 3/4" BSPP male O-ring       | 1    |
| 8        | GA3500213   | Hydraulic adaptor, Socket, 3/4" BSPT female x 3/4" BSPT female                    | 1    |
| 9        | GA3500272   | Hydraulic adaptor, Tee, 3/4" BSPT male x 1/2" BSPT male x 3/4" BSPT male          | 1    |
| 10       | GA3500200   | Hydraulic adaptor, Tee, 1/2" BSPT male x 1/2" BSPT male x 1/2" BSPP female swivel | 1    |
| 11       | GA3500300   | Hydraulic adaptor, Plug, 3/8" BSPP male   | 3    |
| 12       | GA3500307   | Hydraulic adaptor, Nipple, 1/4" BSPT male x 3/8" BSPP male                        | 8    |
| 13       | GA3500332   | Hydraulic adaptor, Elbow, 90 degree, 1/4" BSPT male x 1/4" BSPP female swivel     | 6    |
| 14       | GA5047756   | Valve, D spool hydraulic solenoid, centre level, 2 pin AMP, Bosch                 | 1    |
| 15       | GA5054410   | SHCS M5 x 50 GR12.9 ZP  | 4    |
| 16       | GA5047335   | Plate blanking, Spool valve NG6, MS-P6/314128680, Bosch                           | 1    |
| 17       | GA5003581   | SHCS M5 x 20 SS A2-70   | 4    |

## Spool Block - Centre Level & NORAC Passive



| ITEM NO. | PART NUMBER | DESCRIPTION   | QTY. |
|----------|-------------|---|------|
| 1        | GA5047741   | Manifold Assembly Option THREE Normally open Fitted with AMP plug coils           | 1    |
| 2        | GA3500324   | Hydraulic adaptor, Elbow, 90 degree, 1/2" BSPT male x 3/4" BSPP male O-ring       | 1    |
| 3        | GA3500249   | Hydraulic adaptor, Bulkhead nipple, 1/4" BSPP male x 1/4" BSPP male               | 1    |
| 4        | GA3500211   | Hydraulic adaptor, Socket, 1/4" BSPT female x 1/4" BSPT female                    | 1    |
| 5        | GA5021455   | Gauge, Pressure, 25000kPa, 3500psi  | 1    |
| 6        | GA3500309   | Hydraulic adaptor, Nipple, 1/2" BSPT male x 3/8" BSPP male                        | 1    |
| 7        | GA3500325   | Hydraulic adaptor, Elbow, 90 degree, 3/4" BSPT male x 3/4" BSPP male O-ring       | 1    |
| 8        | GA3500213   | Hydraulic adaptor, Socket, 3/4" BSPT female x 3/4" BSPT female                    | 1    |
| 9        | GA3500272   | Hydraulic adaptor, Tee, 3/4" BSPT male x 1/2" BSPT male x 3/4" BSPT male          | 1    |
| 10       | GA3500200   | Hydraulic adaptor, Tee, 1/2" BSPT male x 1/2" BSPT male x 1/2" BSPP female swivel | 3    |
| 11       | GA3500300   | Hydraulic adaptor, Plug, 3/8" BSPP male   | 3    |
| 12       | GA3500307   | Hydraulic adaptor, Nipple, 1/4" BSPT male x 3/8" BSPP male                        | 4    |
| 13       | GA3500332   | Hydraulic adaptor, Elbow, 90 degree, 1/4" BSPT male x 1/4" BSPP female swivel     | 2    |
| 14       | GA3500145   | Hydraulic adaptor, Nipple, 3/8" BSPP male x 9/16" JIC male                        | 4    |
| 15       | GA3500144   | Hydraulic adaptor, Tee, 9/16" JIC male x 9/16" JIC male x 9/16" JIC female swivel | 4    |
| 16       | GA5047756   | Valve, D spool hydraulic solenoid, centre level, 2 pin AMP, Bosch                 | 1    |
| 17       | GA5054410   | SHCS M5 x 50 GR12.9 ZP  | 4    |
| 18       | GA5047335   | Plate blanking, Spool valve NG6, MS-P6/314128680, Bosch                           | 1    |
| 19       | GA5003581   | SHCS M5 x 20 SS A2-70   | 4    |

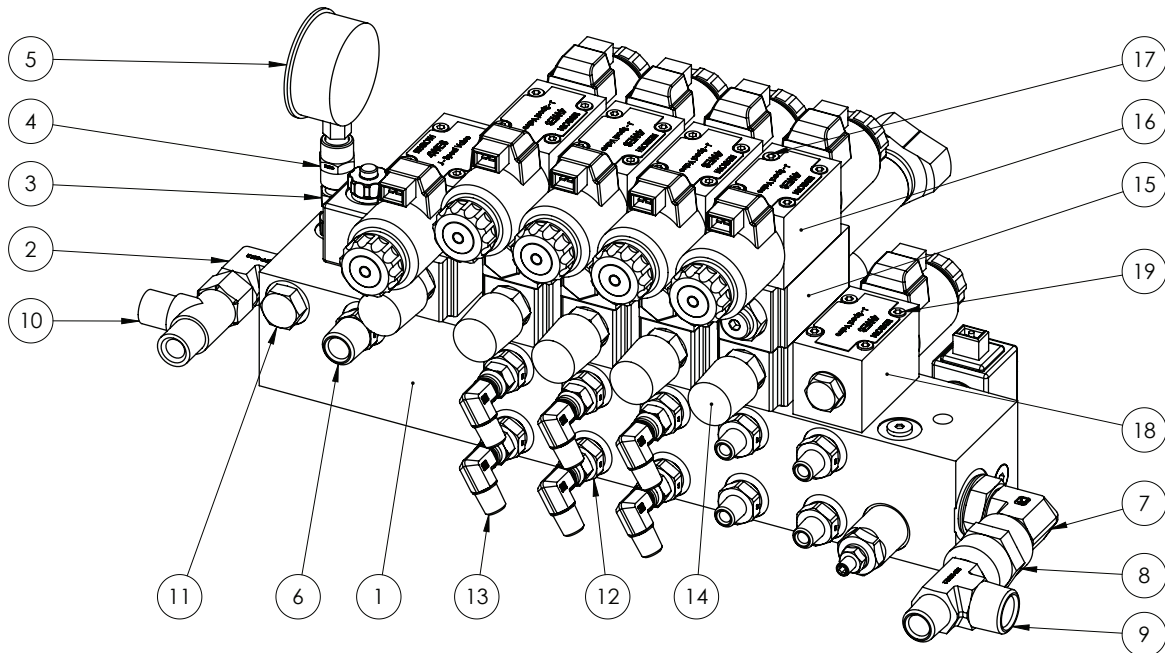
## Spool Block - Centre Level & NORAC Active



| ITEM NO. | PART NUMBER | DESCRIPTION   | QTY. |
|----------|-------------|---|------|
| 1        | GA5047741   | Manifold Assembly Option THREE Normally open Fitted with AMP plug coils           | 1    |
| 2        | GA3500324   | Hydraulic adaptor, Elbow, 90 degree, 1/2" BSPT male x 3/4" BSPP male O-ring       | 1    |
| 3        | GA3500249   | Hydraulic adaptor, Bulkhead nipple, 1/4" BSPP male x 1/4" BSPP male               | 1    |
| 4        | GA3500211   | Hydraulic adaptor, Socket, 1/4" BSPT female x 1/4" BSPT female                    | 1    |
| 5        | GA5021455   | Gauge, Pressure, 25000kPa, 3500psi  | 1    |
| 6        | GA3500309   | Hydraulic adaptor, Nipple, 1/2" BSPT male x 3/8" BSPP male                        | 1    |
| 7        | GA3500325   | Hydraulic adaptor, Elbow, 90 degree, 3/4" BSPT male x 3/4" BSPP male O-ring       | 1    |
| 8        | GA3500213   | Hydraulic adaptor, Socket, 3/4" BSPT female x 3/4" BSPT female                    | 1    |
| 9        | GA3500272   | Hydraulic adaptor, Tee, 3/4" BSPT male x 1/2" BSPT male x 3/4" BSPT male          | 1    |
| 10       | GA3500200   | Hydraulic adaptor, Tee, 1/2" BSPT male x 1/2" BSPT male x 1/2" BSPP female swivel | 3    |
| 11       | GA3500300   | Hydraulic adaptor, Plug, 3/8" BSPP male   | 3    |
| 12       | GA3500307   | Hydraulic adaptor, Nipple, 1/4" BSPT male x 3/8" BSPP male                        | 4    |
| 13       | GA3500332   | Hydraulic adaptor, Elbow, 90 degree, 1/4" BSPT male x 1/4" BSPP female swivel     | 2    |
| 14       | GA3500145   | Hydraulic adaptor, Nipple, 3/8" BSPP male x 9/16" JIC male                        | 4    |
| 15       | GA3500144   | Hydraulic adaptor, Tee, 9/16" JIC male x 9/16" JIC male x 9/16" JIC female swivel | 6    |
| 16       | GA5047756   | Valve, D spool hydraulic solenoid, centre level, 2 pin AMP, Bosch                 | 1    |
| 17       | GA5054410   | SHCS M5 x 50 GR12.9 ZP  | 4    |
| 18       | GA5047335   | Plate blanking, Spool valve NG6, MS-P6/314128680, Bosch                           | 1    |
| 19       | GA5003581   | SHCS M5 x 20 SS A2-70   | 4    |



## Spool Block - Bi-fold



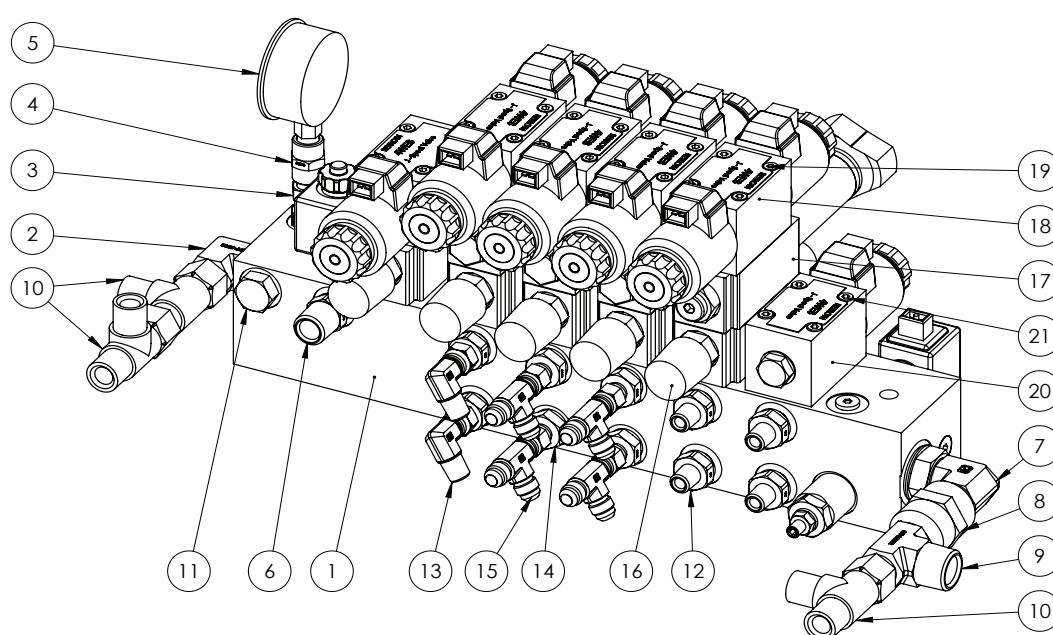
| ITEM NO. | PART NUMBER | DESCRIPTION   | QTY. |
|----------|-------------|---|------|
| 1        | GA5047741   | Manifold Assembly Option THREE Normally open Fitted with AMP plug coils           | 1    |
| 2        | GA3500324   | Hydraulic adaptor, Elbow, 90 degree, 1/2" BSPT male x 3/4" BSPP male O-ring       | 1    |
| 3        | GA3500249   | Hydraulic adaptor, Bulkhead nipple, 1/4" BSPP male x 1/4" BSPP male               | 1    |
| 4        | GA3500211   | Hydraulic adaptor, Socket, 1/4" BSPT female x 1/4" BSPT female                    | 1    |
| 5        | GA5021455   | Gauge, Pressure, 25000kPa, 3500psi  | 1    |
| 6        | GA3500309   | Hydraulic adaptor, Nipple, 1/2" BSPT male x 3/8" BSPP male                        | 1    |
| 7        | GA3500325   | Hydraulic adaptor, Elbow, 90 degree, 3/4" BSPT male x 3/4" BSPP male O-ring       | 1    |
| 8        | GA3500213   | Hydraulic adaptor, Socket, 3/4" BSPT female x 3/4" BSPT female                    | 1    |
| 9        | GA3500272   | Hydraulic adaptor, Tee, 3/4" BSPT male x 1/2" BSPT male x 3/4" BSPT male          | 1    |
| 10       | GA3500200   | Hydraulic adaptor, Tee, 1/2" BSPT male x 1/2" BSPT male x 1/2" BSPP female swivel | 1    |
| 11       | GA3500300   | Hydraulic adaptor, Plug, 3/8" BSPP male   | 1    |
| 12       | GA3500307   | Hydraulic adaptor, Nipple, 1/4" BSPT male x 3/8" BSPP male                        | 10   |
| 13       | GA3500332   | Hydraulic adaptor, Elbow, 90 degree, 1/4" BSPT male x 1/4" BSPP female swivel     | 6    |
| 14       | GA5047581   | Hydraulic Valve, Flow control, NG6 A+B, Suit spool                                | 1    |
| 15       | GA5017373   | Valve reducing modular  | 1    |

Continue Over Page

## Spool Block - Bi-fold

| ITEM NO. | PART NUMBER | DESCRIPTION   | QTY. |
|----------|-------------|---|------|
| 16       | GA5047726   | Valve solenoid J spool 12v 2 pin amp connector, Bosch             | 1    |
| 17       | GA5048570   | SHCS M5 x 130 GR12.9 ZP   | 4    |
| 18       | GA5047756   | Valve, D spool hydraulic solenoid, centre level, 2 pin AMP, Bosch | 1    |
| 19       | GA5054410   | SHCS M5 x 50 GR12.9 ZP  | 4    |

## Spool Block - Bi-fold & NORAC Passive



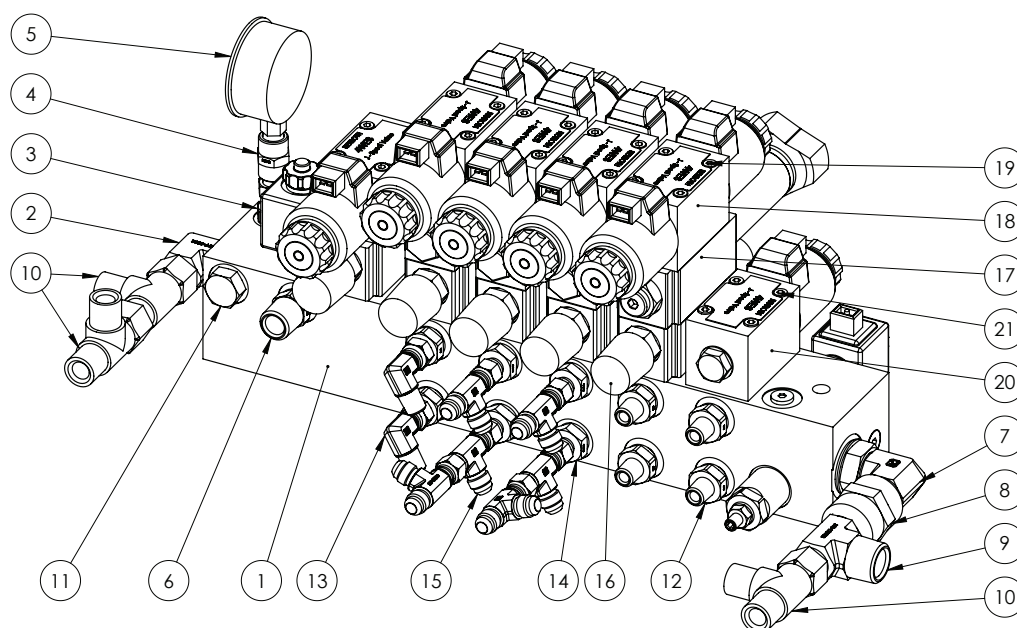
| ITEM NO. | PART NUMBER | DESCRIPTION   | QTY. |
|----------|-------------|---|------|
| 1        | GA5047741   | Manifold Assembly Opt. THREE Normally open fitted w/AMP plug coils          | 1    |
| 2        | GA3500324   | Hydraulic adaptor, Elbow, 90 degree, 1/2" BSPT male x 3/4" BSPP male O-ring | 1    |
| 3        | GA3500249   | Hydraulic adaptor, Bulkhead nipple, 1/4" BSPP male x 1/4" BSPP male         | 1    |
| 4        | GA3500211   | Hydraulic adaptor, Socket, 1/4" BSPT female x 1/4" BSPT female              | 1    |
| 5        | GA5021455   | Gauge, Pressure, 25000kPa, 3500psi  | 1    |
| 6        | GA3500309   | Hydraulic adaptor, Nipple, 1/2" BSPT male x 3/8" BSPP male                  | 1    |
| 7        | GA3500325   | Hydraulic adaptor, Elbow, 90 degree, 3/4" BSPT male x 3/4" BSPP male O-ring | 1    |
| 8        | GA3500213   | Hydraulic adaptor, Socket, 3/4" BSPT female x 3/4" BSPT female              | 1    |

Continue Over Page

## Spool Block - Bi-fold & NORAC Passive

| ITEM NO. | PART NUMBER | DESCRIPTION   | QTY. |
|----------|-------------|---|------|
| 9        | GA3500272   | Hydraulic adaptor, Tee, 3/4" BSPT male x 1/2" BSPT m x 3/4" BSPT m                | 1    |
| 10       | GA3500200   | Hydraulic adaptor, Tee, 1/2" BSPT male x 1/2" BSPT male x 1/2" BSPP female swivel | 3    |
| 11       | GA3500300   | Hydraulic adaptor, Plug, 3/8" BSPP male   | 1    |
| 12       | GA3500307   | Hydraulic adaptor, Nipple, 1/4" BSPT male x 3/8" BSPP male                        | 6    |
| 13       | GA3500332   | Hydraulic adaptor, Elbow, 90 degree, 1/4" BSPT m x 1/4" BSPP f swivel             | 2    |
| 14       | GA3500145   | Hydraulic adaptor, Nipple, 3/8" BSPP male x 9/16" JIC male                        | 4    |
| 15       | GA3500144   | Hydraulic adaptor, Tee, 9/16" JIC male x 9/16" JIC male x 9/16" JIC female swivel | 4    |
| 16       | GA5047581   | Hydraulic Valve, Flow control, NG6 A+B, Suit spool                                | 1    |
| 17       | GA5017373   | Valve reducing modular  | 1    |
| 18       | GA5047726   | Valve solenoid J spool 12v 2 pin amp connector, Bosch                             | 1    |
| 19       | GA5048570   | SHCS M5 x 130 GR12.9 ZP   | 4    |
| 20       | GA5047756   | Valve, D spool hydraulic solenoid, centre level, 2 pin AMP, Bosch                 | 1    |
| 21       | GA5054410   | SHCS M5 x 50 GR12.9 ZP  | 4    |

## Spool Block - Bi-fold & NORAC Active



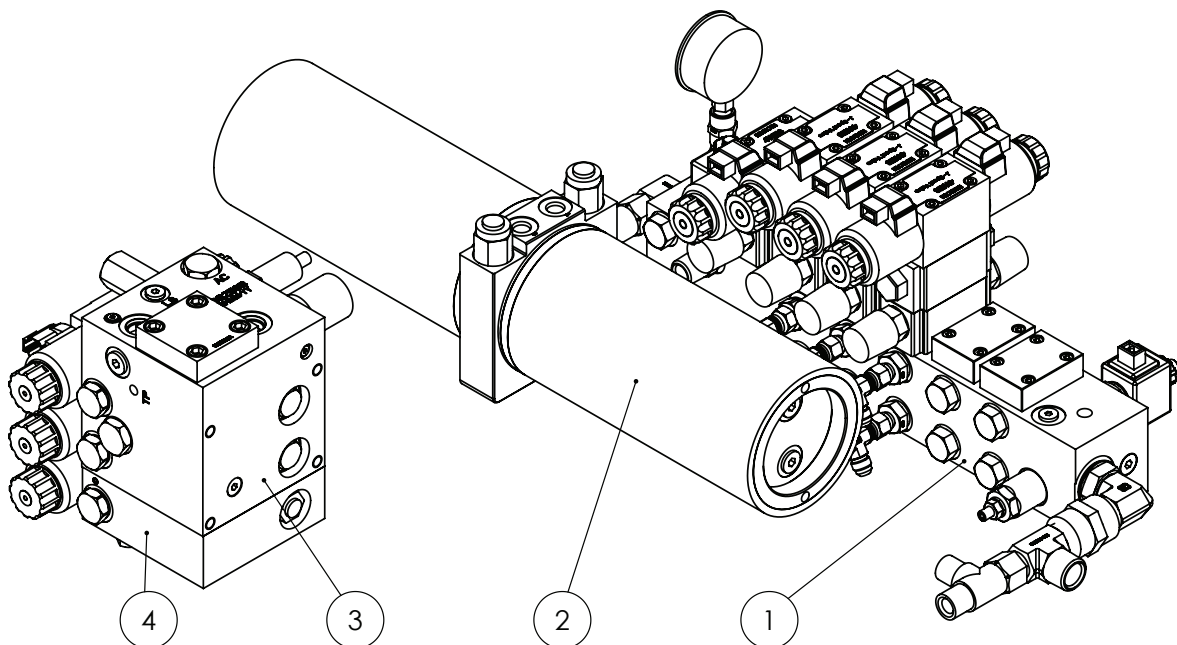
| ITEM NO. | PART NUMBER | DESCRIPTION   | QTY. |
|----------|-------------|---|------|
| 1        | GA5047741   | Manifold Assembly Opt. THREE Normally open fitted w/AMP plug coils                | 1    |
| 2        | GA3500324   | Hydraulic adaptor, Elbow, 90 degree, 1/2" BSPT male x 3/4" BSPP male O-ring       | 1    |
| 3        | GA3500249   | Hydraulic adaptor, Bulkhead nipple, 1/4" BSPP male x 1/4" BSPP male               | 1    |
| 4        | GA3500211   | Hydraulic adaptor, Socket, 1/4" BSPT female x 1/4" BSPT female                    | 1    |
| 5        | GA5021455   | Gauge, Pressure, 25000kPa, 3500psi  | 1    |
| 6        | GA3500309   | Hydraulic adaptor, Nipple, 1/2" BSPT male x 3/8" BSPP male                        | 1    |
| 7        | GA3500325   | Hydraulic adaptor, Elbow, 90 degree, 3/4" BSPT male x 3/4" BSPP male O-ring       | 1    |
| 8        | GA3500213   | Hydraulic adaptor, Socket, 3/4" BSPT female x 3/4" BSPT female                    | 1    |
| 9        | GA3500272   | Hydraulic adaptor, Tee, 3/4" BSPT male x 1/2" BSPT m x 3/4" BSPT m                | 1    |
| 10       | GA3500200   | Hydraulic adaptor, Tee, 1/2" BSPT male x 1/2" BSPT male x 1/2" BSPP female swivel | 3    |
| 11       | GA3500300   | Hydraulic adaptor, Plug, 3/8" BSPP male   | 1    |
| 12       | GA3500307   | Hydraulic adaptor, Nipple, 1/4" BSPT male x 3/8" BSPP male                        | 6    |
| 13       | GA3500332   | Hydraulic adaptor, Elbow, 90 degree, 1/4" BSPT m x 1/4" BSPP f swivel             | 2    |
| 14       | GA3500145   | Hydraulic adaptor, Nipple, 3/8" BSPP male x 9/16" JIC male                        | 4    |
| 15       | GA3500144   | Hydraulic adaptor, Tee, 9/16" JIC male x 9/16" JIC male x 9/16" JIC female swivel | 6    |

Continue Over Page

## Spool Block - Bi-fold & NORAC Active

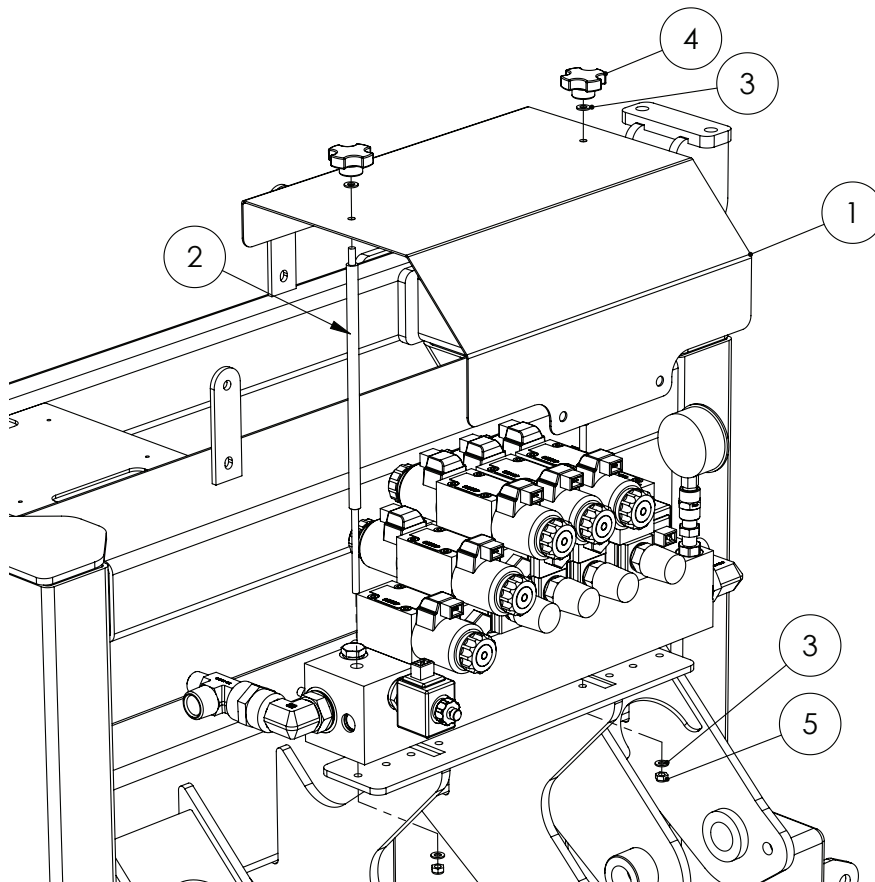
| ITEM NO. | PART NUMBER | DESCRIPTION   | QTY. |
|----------|-------------|---|------|
| 16       | GA5047581   | Hydraulic Valve, Flow control, NG6 A+B, Suit spool                | 1    |
| 17       | GA5017373   | Valve reducing modular  | 1    |
| 18       | GA5047726   | Valve solenoid J spool 12v 2 pin amp connector, Bosch             | 1    |
| 19       | GA5048570   | SHCS M5 x 130 GR12.9 ZP   | 4    |
| 20       | GA5047756   | Valve, D spool hydraulic solenoid, centre level, 2 pin AMP, Bosch | 1    |
| 21       | GA5054410   | SHCS M5 x 50 GR12.9 ZP  | 4    |

## Spool Block - NORAC Assembly



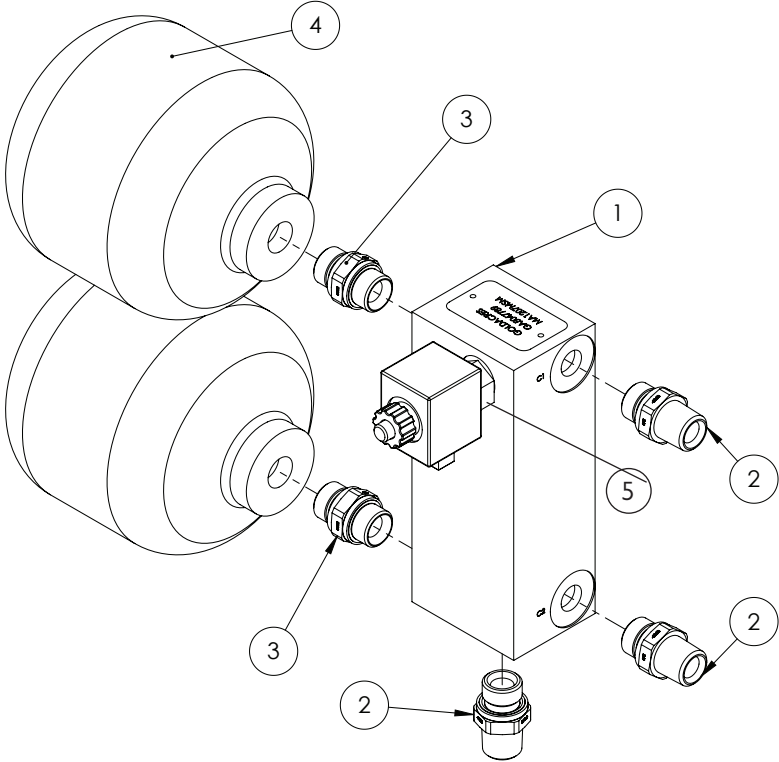
| ITEM NO. | PART NUMBER | DESCRIPTION  | QTY. |
|----------|-------------|--|------|
| 1        | GA5047741   | Manifold Assembly Option THREE Normally open Fitted with AMP plug coils      | 1    |
| 2        | GA3500136   | Hydraulic cylinder, Wing roll with position sensor, Norac                    | 1    |
| 3        | GA3500138   | Valve block, 2 station assembly, Open centre, Proportional, DT 4 Bolt, Norac | 1    |
| 4        | GA3500139   | Valve block, expansion assembly, DPOC PROP DT 4 bolt, Norac                  | 1    |

## Spool Valve Mounting Assembly



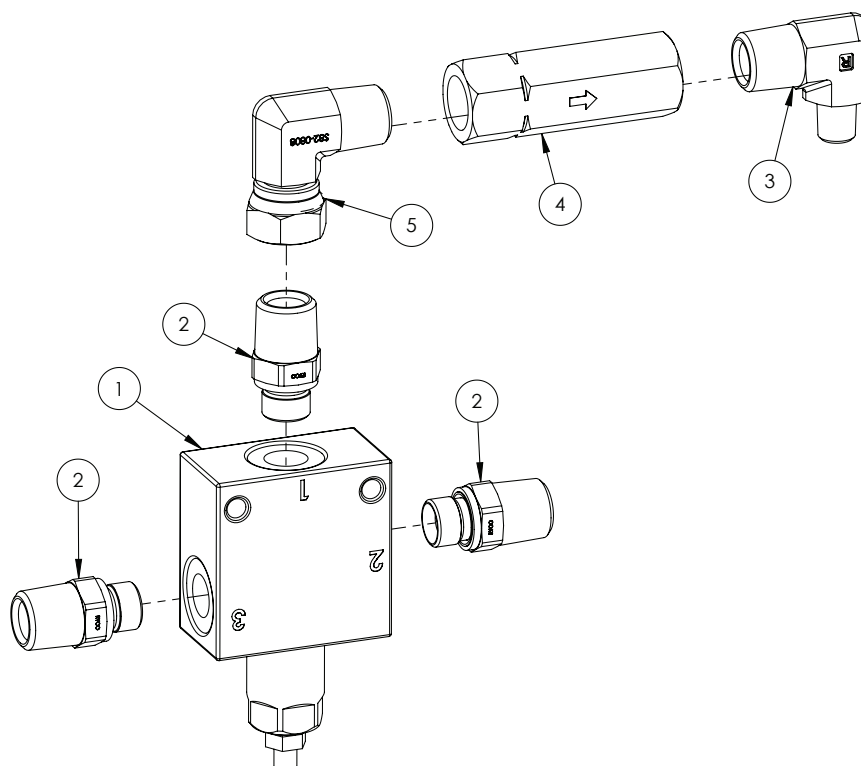
| ITEM NO. | PART NUMBER | DESCRIPTION                        | QTY. |
|----------|-------------|------------------------------------|------|
| 1        | COMP0013    | Spool valve cover                  | 1    |
| 2        | MACH0035    | Mounting Bolts, for solenoid cover | 2    |
| 3        | GA5004437   | Washer 6mm Flat SS                 | 4    |
| 4        | GA5069870   | Knob, Star grip, M6 x 32 DIA       | 2    |
| 5        | GA5048115   | Nut M6 Nyloc ZP                    | 2    |

# Boom Lift Accumulator Lockout



| ITEM NO. | PART NUMBER | DESCRIPTION   | QTY. |
|----------|-------------|---|------|
| 1        | GA5047789   | Manifold, Hydraulic, Accumulator Lockout MY14                 | 1    |
| 2        | GA3500310   | Hydraulic adaptor, Nipple, 1/2" BSPT male x 1/2" BSPP male    | 3    |
| 3        | GA3500253   | Hydraulic adaptor, Nipple, 1/2" BSPP male x 1/2" BSPP male    | 2    |
| 4        | GA5007787   | Accumulator 1.0L Precharge 70 Bar                             | 2    |
| 5        | GA5047730   | Valve cartridge hyd sol poppet NC-12V with override plus body |      |

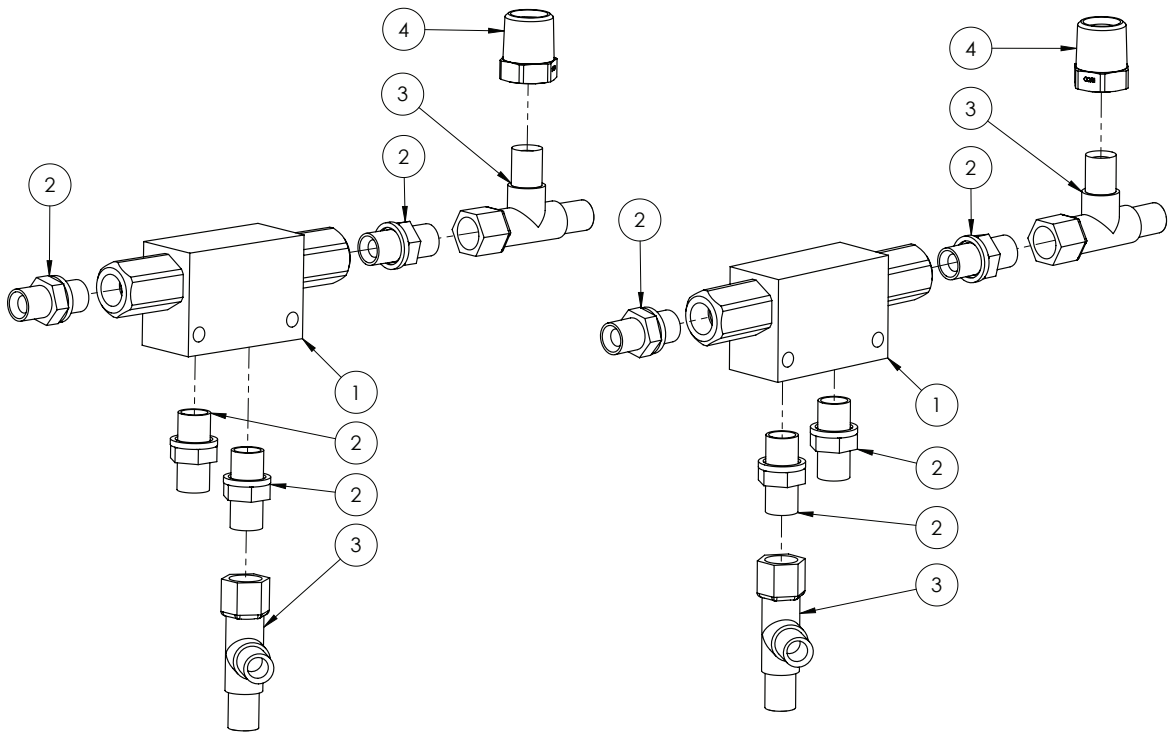
## Pressure Reducing Valve Assembly



| ITEM NO. | PART NUMBER | DESCRIPTION   | QTY. |
|----------|-------------|---|------|
| 1        | GA5047708   | Valve, Pressure reducing, Hydraulic, 10 - 140bar                                      | 1    |
| 2        | GA3500309   | Hydraulic adaptor, Nipple, 1/2" BSPT male x 3/8" BSPP male                            | 3    |
| 3        | GA3500260   | Hydraulic adaptor, Elbow, 90 degree, 1/2" BSPT male x 1/4" BSPT male                  | 1    |
| 4        | GA5007060   | Valve, Check, Hydraulic, 1/2 BSPP female inlet & outlet, 45L/min flow, Maximum 320bar | 1    |
| 5        | GA3500333   | Hydraulic adapter, Elbow, 90 degree, 1/2" BSPT male x 1/2" BSPP female swivel         | 1    |

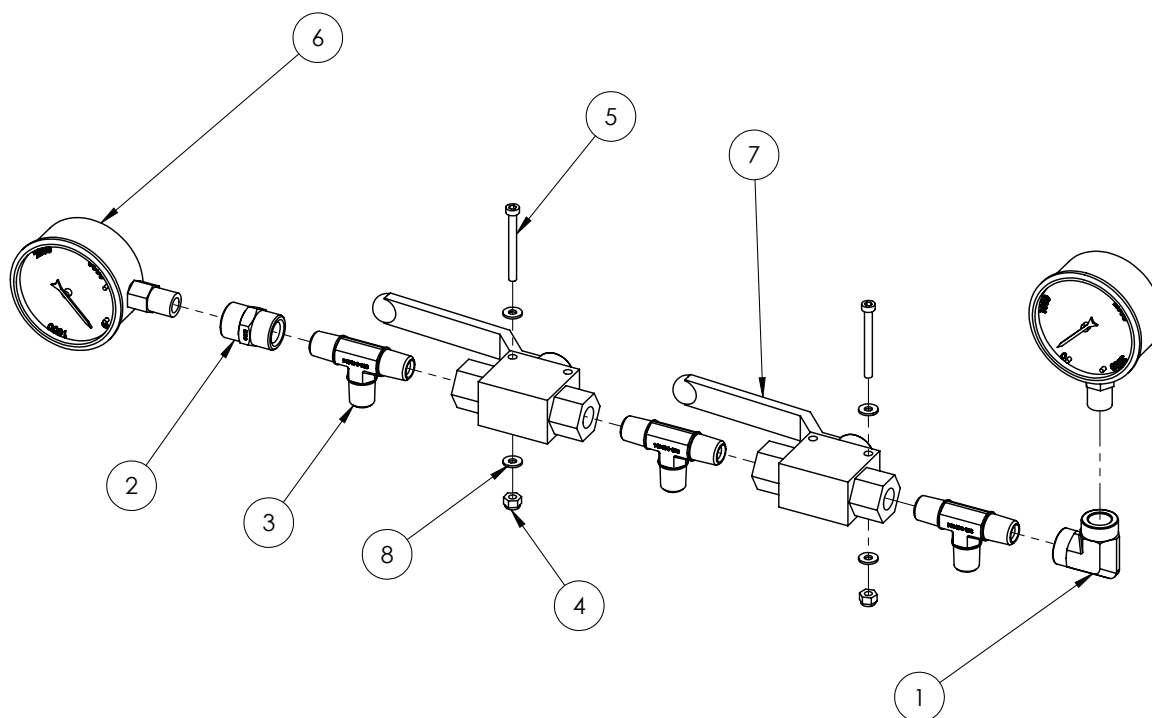


# Double Pilot Operated Check Valve - LH & RH



| ITEM NO. | PART NUMBER | DESCRIPTION  | QTY. |
|----------|-------------|--|------|
| 1        | GA5007957   | Double pilot check (RA) 12LPM 1/4 BSPP                                     | 1    |
| 2        | GA3500306   | Hydraulic adaptor, Nipple, 1/4" BSPT male x 1/4" BSPP male O-ring          | 4    |
| 3        | GA3500199   | Hydraulic adaptor, Tee, 1/4" BSPT male x 1/4" BSPT male x 1/4" BSPP female | 2    |
| 4        | GA3500203   | Hydraulic adaptor, Reducing bush, 1/2" BSPT male x 1/4" BSPT female        | 1    |

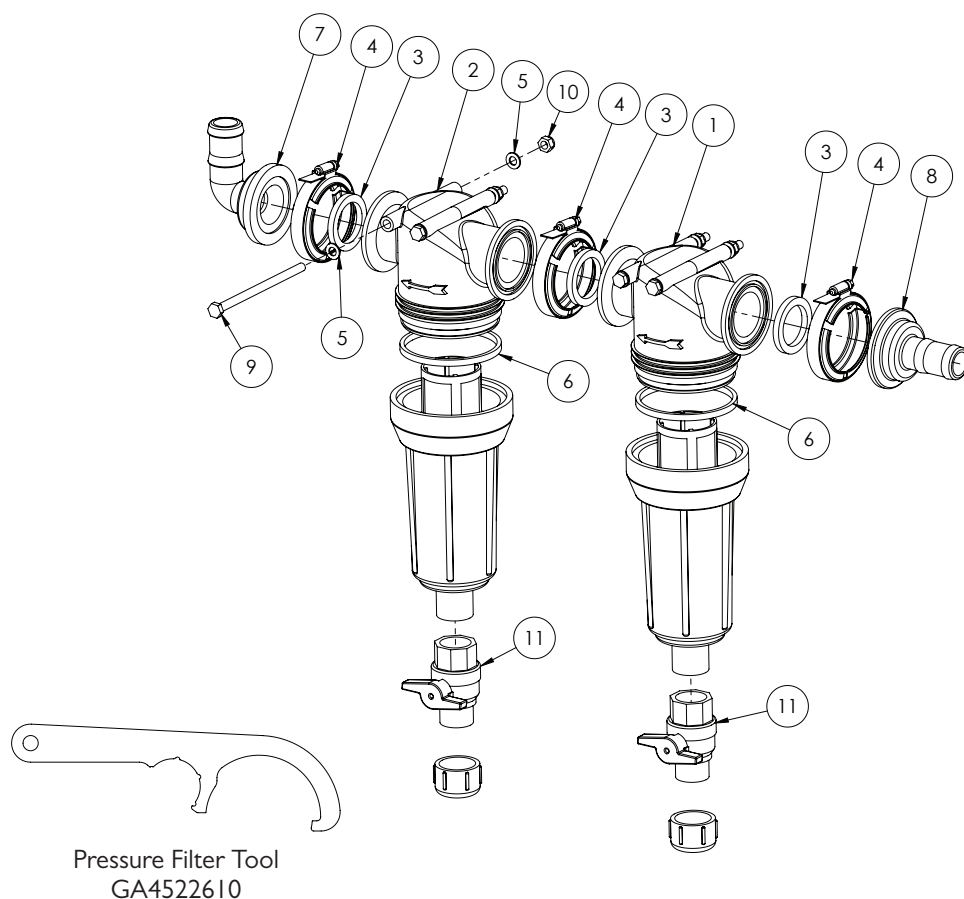
## Yaw Control Valve Assembly



| ITEM NO. | PART NUMBER | DESCRIPTION   | QTY. |
|----------|-------------|---|------|
| 1        | GA3500239   | Elbow, 90, Hydraulic, 1/4 BSPT Female x 1/4 BSPT Female               | 1    |
| 2        | GA3500211   | Hydraulic adapter, Socket, 1/4" BSPT female x 1/4" BSPT female        | 2    |
| 3        | GA3500269   | Hydraulic adaptor, Tee, 1/4" BSP male x 1/4" BSP male x 1/4" BSP male | 3    |
| 4        | GA5049025   | Nut M4 Nyloc SS   | 2    |
| 5        | GA5049800   | SHCS M4 x 40  | 2    |
| 6        | GA5021455   | Gauge, Pressure, Small face, 3500psi                                  | 2    |
| 7        | GA5078083   | Valve, Ball, Hydraulic, 1/4" BSPP female ports                        | 2    |
| 8        | GA5020510   | Washer 4mm Flat HD SS   | 4    |

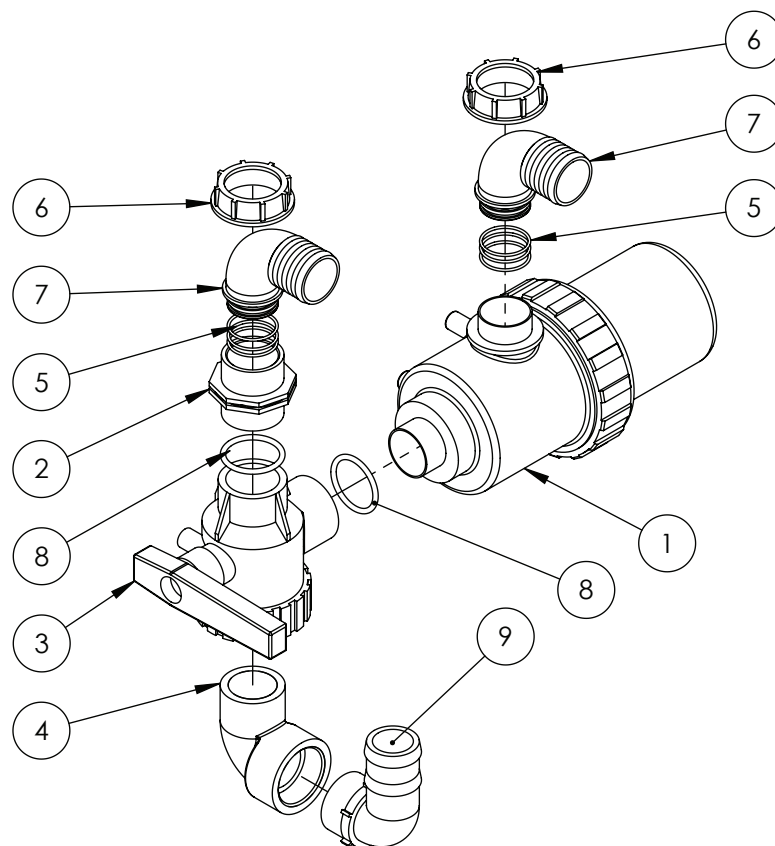
# PLUMBING

## Dual Pressure Filter Assembly



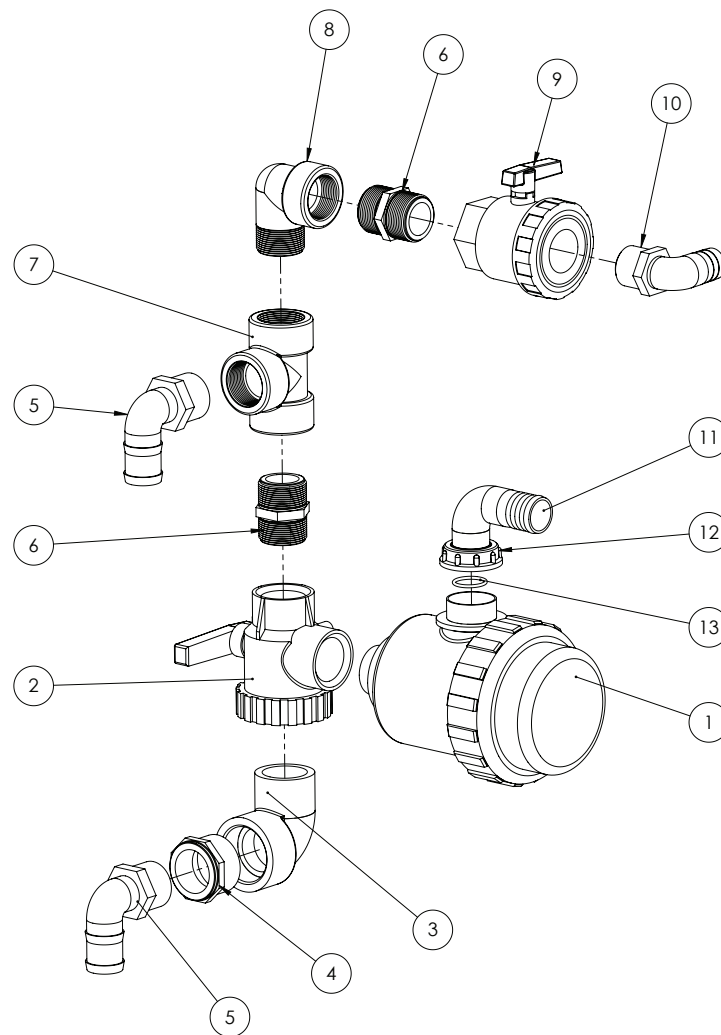
| ITEM NO. | PART NUMBER | DESCRIPTION  | QTY. |
|----------|-------------|--|------|
| 1        | GA5077285   | Filter, 75 series flange inlet & outlet, 80 mesh (Blue screen)   | 1    |
|          | GA5077394   | Filter screen, 80 mesh, Blue, SS & polypropylene, Teejet         | -    |
| 2        | GA5077284   | Filter, 75 series flange inlet & outlet, 100 mesh (Green screen) | 1    |
|          | GA5077395   | Filter screen, 100 mesh, Green, SS & polymer                     | -    |
| 3        | GA5009335   | Seal, 41.5 ID x 55 OD x 6.5mm thick, EPDM, suit 1 1/2" flange    | 3    |
| 4        | FC200       | Clamp, Worm screw, Use with 2" standard flange port, Banjo       | 3    |
| 5        | GA5003643   | Washer 8mm Flat SS HD  | 8    |
| 6        | GA5077541   | Seal, 98 OD x 91 ID x 7mm thick                                  | 2    |
| 7        | GA5077831   | Hose barb, Elbow, 90 degree, 2" flange x 1 1/4" hose, Banjo      | 1    |
| 8        | GA5077830   | Hose barb, Flanged, Straight, 2" flange x 1 1/4" barb, Banjo     | 1    |
| 9        | GA5011503   | Bolt M8 x 140 ZP GR8.8   | 4    |
| 10       | GA5004917   | Nut M8 Nyloc ZP  | 4    |
| 11       | GA5067620   | Ball Valve, 1" Male / Female, Tee Handle, Brass                  | 2    |

## Suction Filter Assembly



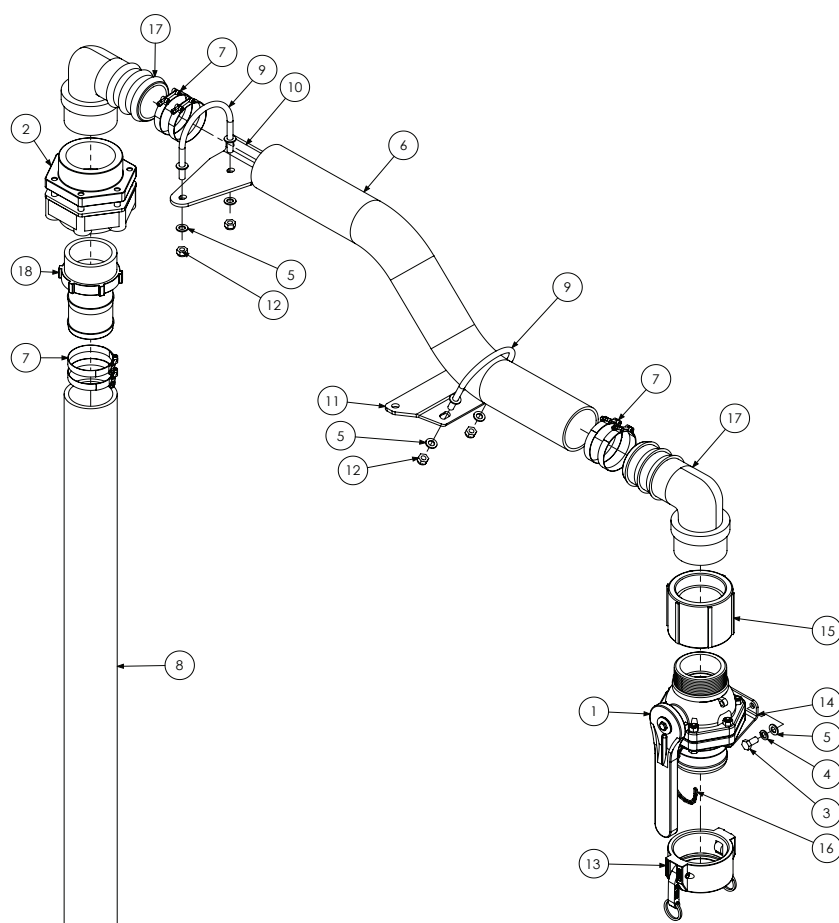
| ITEM NO. | PART NUMBER | DESCRIPTION   | QTY. |
|----------|-------------|---|------|
| 1        | GA5076799   | Filter, Suction, 2" male inlet & outlet, 32 mesh screen, Arag     | 1    |
| 2        | 2502070     | Nipple, 2" male thread x 2" male thread, Arag                     | 1    |
| 3        | GA5076987   | Valve, Ball, 3 way, 2" female thread inlet & outlet, Arag         | 1    |
| 4        | GA5078142   | Street elbow, 90 degree, 2" male thread x 2" female thread, Banjo | 1    |
| 5        | GA5048385   | O-ring, 42.5 x 2.62mm, BS131                                      | 6    |
| 6        | GA5076605   | Fly nut, 2", ARAG   | 2    |
| 7        | GA5076262   | Hose barb, Elbow, 90 degree, 2" fly nut end x 52 mm hose, Arag    | 2    |
| 8        | GA5009187   | O-ring, 60 x 5.5mm  | 2    |
| 9        | GA5077740   | Hose barb, Elbow, 90 degree, 2" male thread x 2" hose, Banjo      | 1    |

## Suction Filter Assembly - Dual Product



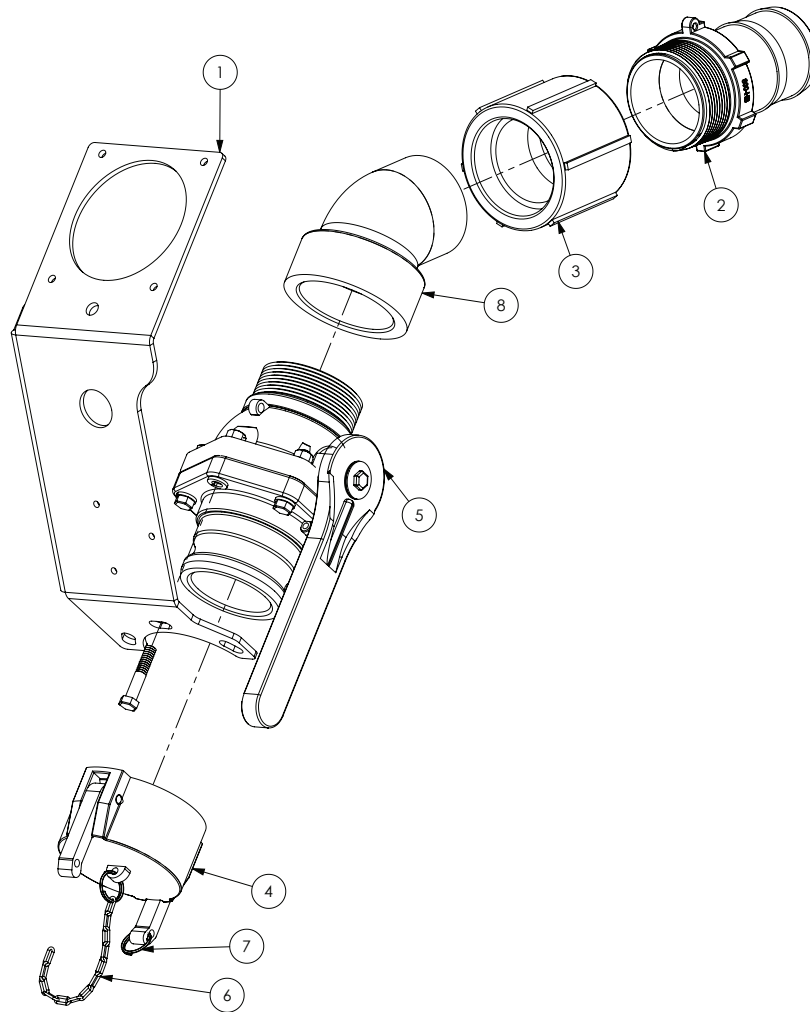
| ITEM NO. | PART NUMBER | DESCRIPTION   | QTY. |
|----------|-------------|---|------|
| 1        | GA5076782   | Suction Filter 1 1/2" S.T. 50 Mesh  | 1    |
| 2        | GA5076985   | Valve, Ball, 3 way, 1 1/2" female thread inlet / outlet, Arag             | 1    |
| 3        | GA5078142   | Street elbow, 90 degree, 2" male thread x 2" female thread, Banjo         | 1    |
| 4        | GA5078023   | Reducing bush, 2" male thread x 1 1/2" female thread, Banjo               | 1    |
| 5        | GA5077736   | Hose barb, Elbow, 90 degree, 1 1/2" male thread x 1 1/2" hose             | 2    |
| 6        | GA5077916   | Nipple, Short, 1 1/2" thread x 1 1/2" thread, Banjo                       | 2    |
| 7        | GA5078153   | Tee, Threaded, 1 1/2" female x 1 1/2" female x 1 1/2" female, Banjo       | 1    |
| 8        | GA5078140   | Street elbow, 90 degree, 1 1/2" female thread x 1 1/2" male thread        | 1    |
| 9        | GA5078167   | Valve, Ball, 1 1/2" female thread inlet / outlet, Full port, Lever handle | 1    |
| 10       | GA5077730   | Hose barb, Elbow, 90 degree, 1 1/4" male thread x 1 1/4" hose             | 1    |
| 11       | GA5076260   | Hose barb, Elbow, 90 degree, 1 1/2" fly nut end x 40mm hose               | 1    |
| 12       | GA5076604   | Fly nut, 1 1/2", Arag   | 1    |
| 13       | GA5077679   | O-ring, 30 x 3mm  | 1    |

## 3" Fast Fill - Front Fill



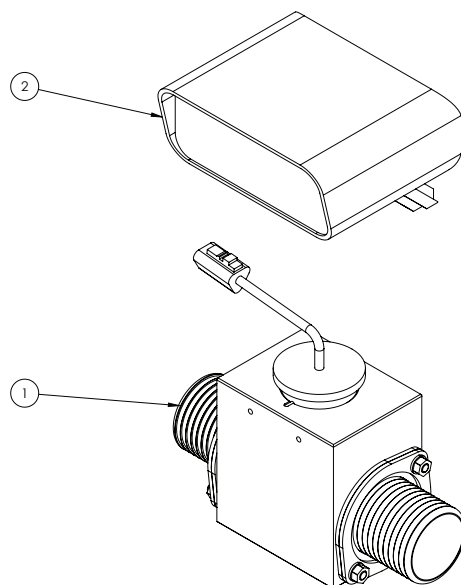
| ITEM NO. | PART NUMBER | DESCRIPTION  | QTY. |
|----------|-------------|--|------|
| 1        | GA5078204   | 3" NPT Male x 3" Male Adaptor Long Handle                      | 1    |
| 2        | GA5077343   | Bolted Flange, 3", Tank Fill, Banjo                            | 1    |
| 3        | GA5006113   | Bolt M10 x 20 ZP GR8.8   | 2    |
| 4        | GA5000137   | Washer 10mm Spring SS  | 2    |
| 5        | GA5000117   | Washer 10mm Flat SS HD   | 6    |
| 6        | GA2000232   | Hose, Suction, 75mm, Wire reinforced                           | 1    |
| 7        | GA5003835   | Hose Clamp 3" SS   | 6    |
| 8        | GA2000231   | Hose, Suction, PVC, 75mm, Black                                | 1    |
| 9        | GA5070905   | U bolt, Round top, M10 x 118 x 115mm, with stopper washers, ZP | 2    |
| 10       | GA4509820   | Plate, U-bolt Mount, 3" Fill Hose                              | 1    |
| 11       | GA4509825   | Plate, U bolt Mount, Boom Rest Mount, 3" Fill Hose             | 1    |
| 12       | GA5000141   | Nut M10 Nyloc ZP   | 4    |
| 13       | GA5076719   | Cam lever, Female cap, 3", Banjo                               | 1    |
| 14       | GA4509400   | Plate, Ball Valve Mount 3", Banjo                              | 1    |
| 15       | GA5077642   | Coupling, socket, 3" female thread, Banjo                      | 1    |
| 16       | GA5001491   | Chain 2mm x 20 SS 316 (cut 150mm long)                         | 1    |
| 17       | GA5077742   | Hose barb, Elbow, 90 degree, 3" male thread x 3" hose, Banjo   | 2    |
| 18       | GA5077741   | Hose barb, Straight, 3" male thread x 3" hose, Banjo           | 1    |

## 3" Fast Fill - LH POD



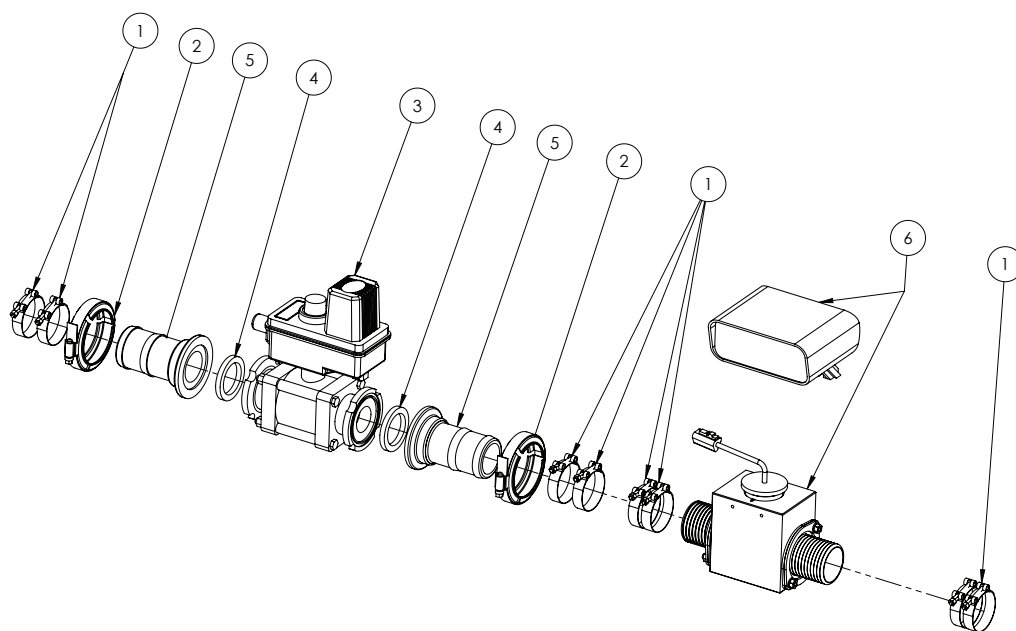
| ITEM NO. | PART NUMBER | DESCRIPTION   | QTY. |
|----------|-------------|---|------|
| 1        | GA4509970   | Plate, Mount, Chemical Probe, Shurflo Flow Meter, 3" Fill | 1    |
| 2        | GA5077741   | Hose barb, Straight, 3" male thread x 3" hose             | 1    |
| 3        | GA5077642   | Coupling, socket, 3" female thread                        | 1    |
| 4        | GA5076719   | Cam lever, Female cap, 3"                                 | 1    |
| 5        | GA5078204   | 3" NPT Male x 3" Male Adaptor Long Handle                 | 1    |
| 6        | GA5001491   | Chain 2mm x 20 SS (cut 150mm Long)                        | 1    |
| 7        | GA5002077   | Key ring, 25mm, SS  | 2    |
| 8        | GA5078143   | Street elbow, 45 degree, 3" male x 3" female              | 1    |

## Fill Flow Meter - Teejet



| ITEM NO. | PART NUMBER | DESCRIPTION                    | QTY. |
|----------|-------------|--------------------------------|------|
| 1        | GA5077191   | Kit, Flowmeter 40D2 Hose Barbs | 1    |
| 2        | 75-30018    | Console, Fill flow, Metric     | 1    |

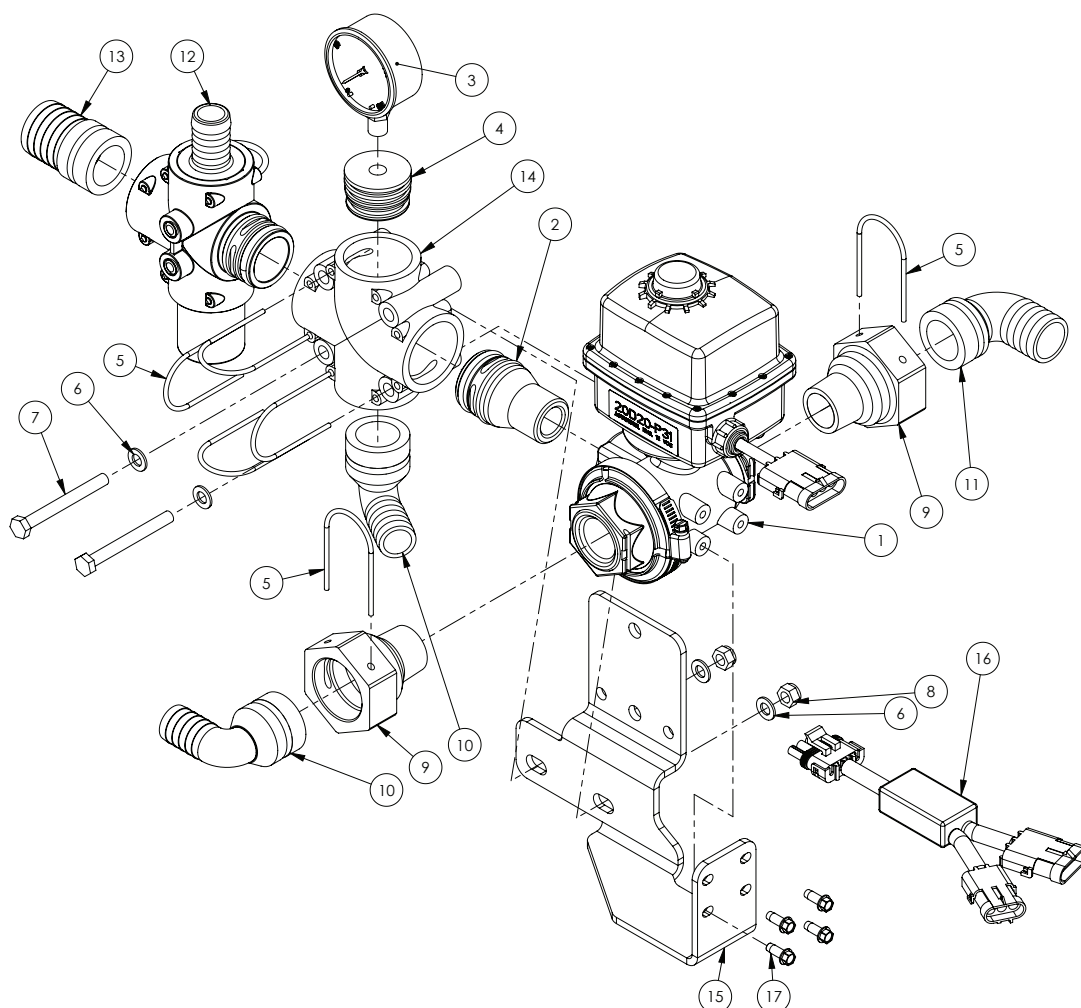
## Fill Flow Meter - Teejet & Shut Off Valve



| ITEM NO. | PART NUMBER | DESCRIPTION  | QTY. |
|----------|-------------|--|------|
| 1        | GA5010191   | Hose Clamp 2" T-bolt SS  | 8    |
| 2        | FC200       | Clamp, Worm screw, Use with 2" standard flange port            | 2    |
| 3        | GA5076868   | Ball Valve Electric 2 way 2" flange                            | 1    |
| 4        | GA5009335   | Seal, 41.5 ID x 55 OD x 6.5 mm thick, EPDM, suit 1 1/2" flange | 2    |
| 5        | GA5077837   | Hose barb, Straight, 2" flange x 2" hose                       | 2    |
| 6        | GA5077193   | Kit, Fill Flow, 40D F.m.metric, 70 Series Monitor              | 1    |

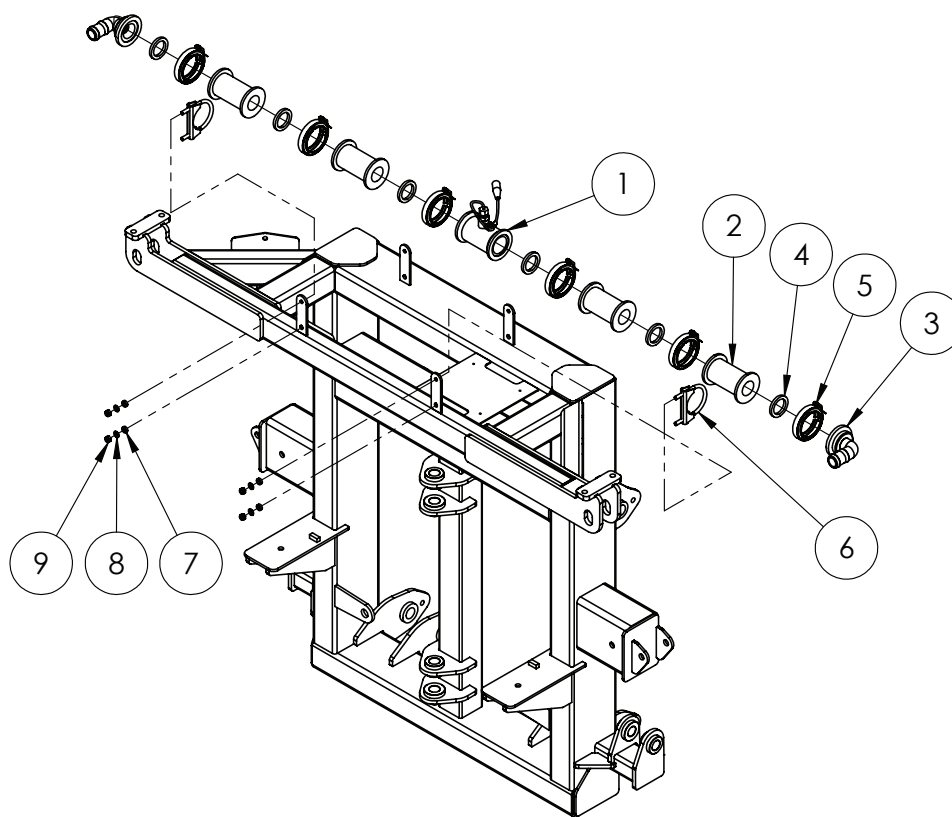


## Flow Control Valve - Raven Controller



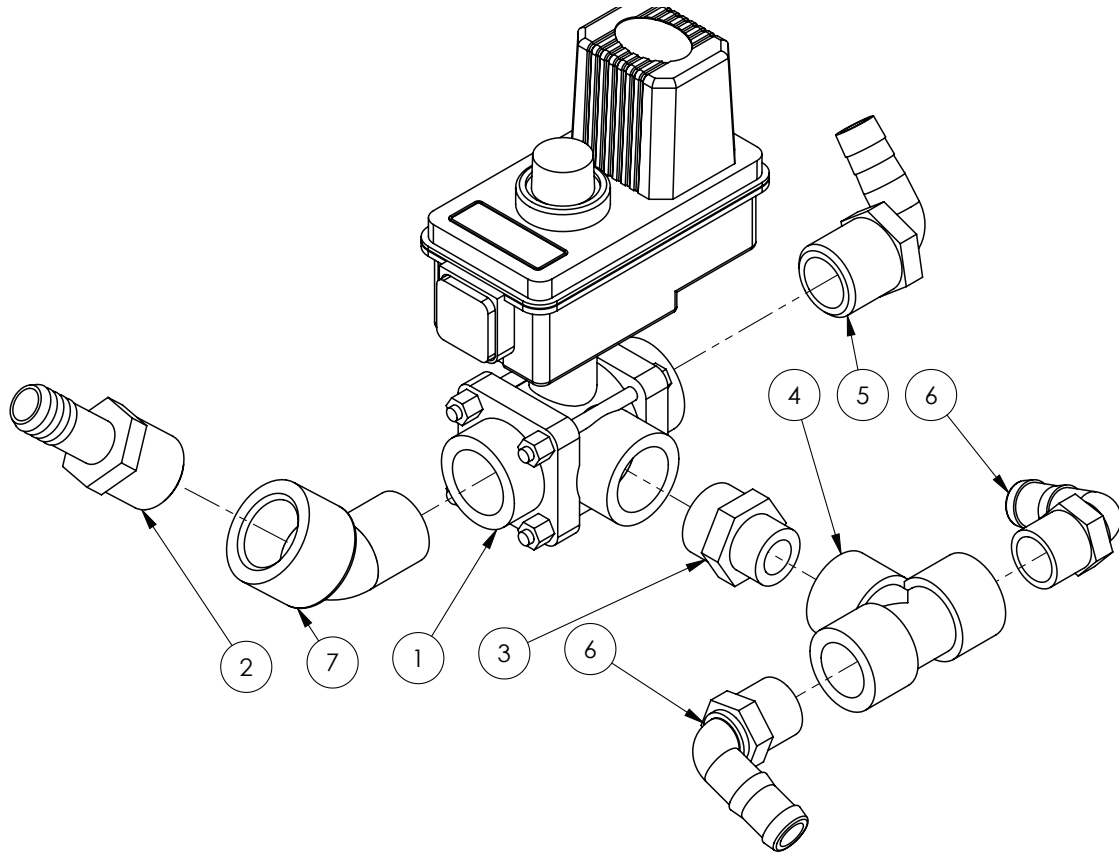
| ITEM NO. | PART NUMBER | DESCRIPTION  | QTY. |
|----------|-------------|--|------|
| 1        | GA2000065   | Regulator valve, 1" NPT, full port, 3 way, 0.8 sec 12v, KZ valve | 1    |
| 2        | GA2000077   | Plumbing Fitting, AS40 to 1" NPT Male Thread, Altek              | 1    |
| 3        | GA4948470   | Gauge, Pressure, Small face, 160psi                              | 1    |
| 4        | GA4582160   | Plumbing adaptor, Plug, AS40 male x G1/4" Female Thread, Altek   | 1    |
| 5        | GA5065690   | Safety pin, AS40, Altek  | 6    |
| 6        | GA5003643   | Washer 8mm Flat SS HD  | 4    |
| 7        | GA5052600   | Bolt M8 x 75 SS  | 2    |
| 8        | GA5052590   | Nut M8 Nyloc SS  | 2    |
| 9        | GA4582385   | Coupling, AS40 female x 1" NPT male thread                       | 2    |
| 10       | GA5065615   | Hose barb, Elbow 90 degree, AS40 x 25mm, Altek                   | 2    |
| 11       | GA5065620   | Hose barb, Elbow, 90 degree, AS40 x 33mm hose barb, Altek        | 1    |
| 12       | GA5065500   | Relief Valve, pressure control, AS40, 10 bar 145 PSI, Altek      | 1    |
| 13       | GA5065590   | Hose barb, Straight, AS40 x 39mm hose, Altek                     | 1    |
| 14       | GA5065565   | Plumbing coupling, Cross, AS40 female inlets / outlets, Altek    | 1    |
| 15       | GA4509460   | Plate, Regulator Valve Assembly Mount                            | 1    |
| 16       | GA5060059   | Loom Boom Recirc Bypass Module                                   | 1    |
| 17       | GA0500022   | Set Screw, M6 x 16, Self Tapping, Trilobe, ZP                    | 4    |

## Flow Meter - Raven Controller



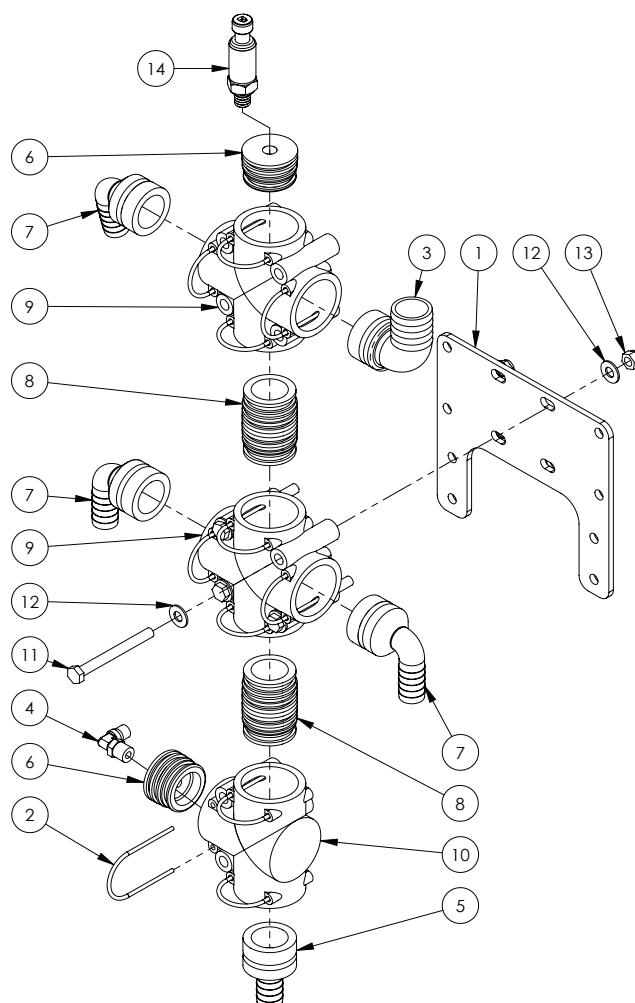
| ITEM NO. | PART NUMBER  | DESCRIPTION  | QTY. |
|----------|--------------|--|------|
|          | GA5075873    | Flowmeter, RFM60P, Raven                           | 1    |
| 1        | 106-0159-514 | Flow meter body                                    | -    |
|          | 063-0171-669 | Flow meter sensor                                  | -    |
| 2        | GA5077840    | 2" Flanged spacer                                  | 4    |
| 3        | GA5077831    | 2" Manifold x 1 1/4" Barb 90 Degree                | 2    |
| 4        | GA5009335    | Gasket Kamlock Nitrile 1 1/2" FIT 150              | 6    |
| 5        | FC200        | Clamp, Worm screw, Use with 2 standard flange port | 6    |
| 6        | GA5006689    | Exhaust clamp - 66mm C12                           | 2    |
| 7        | GA4552080    | Crush tube 10.2 x 15 x 5mm                         | 4    |
| 8        | GA5003643    | Washer 8mm Flat SS HD                              | 4    |
| 9        | GA5052590    | Nut M8 Nyloc SS 316                                | 4    |

## RapidFire - RapidFlow Return Valve



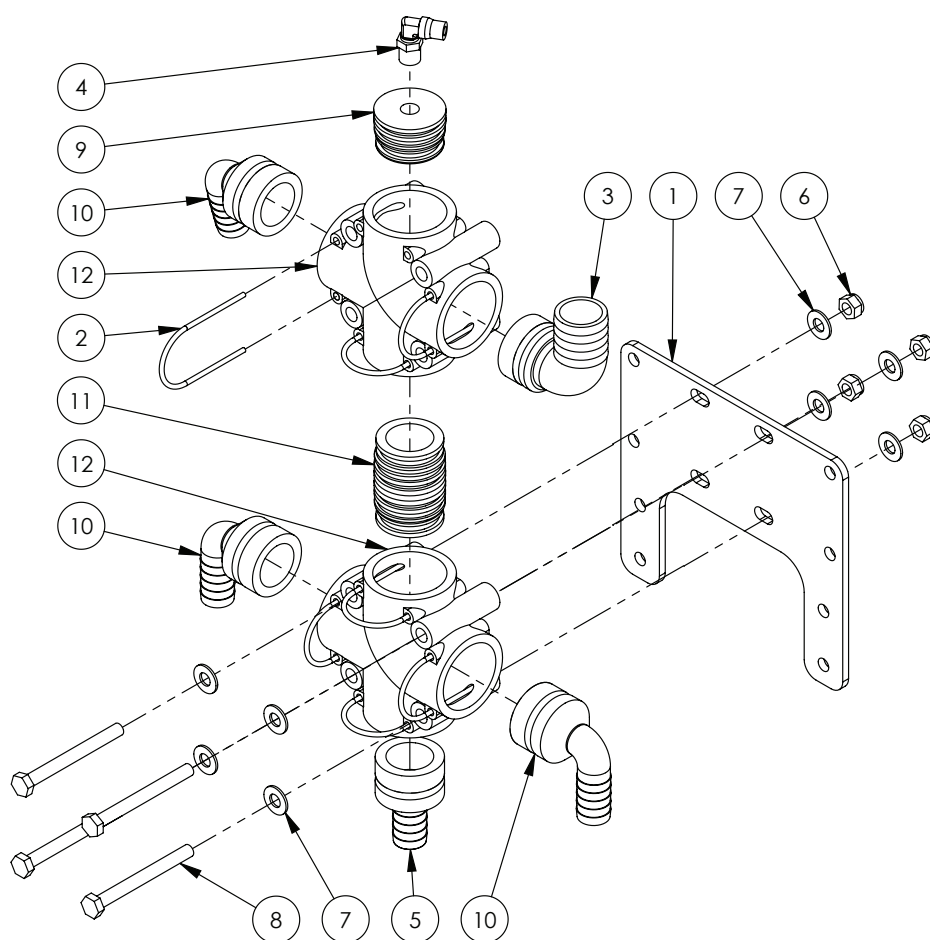
| ITEM NO. | PART NUMBER | DESCRIPTION  | QTY. |
|----------|-------------|--|------|
| 1        | GA5077319   | Shutoff / Bypass 1" BSPT, 3 way (Yellow indicator)         | 1    |
| 2        | GA5077721   | Hose barb, Straight, 1" male thread x 3/4" hose            | 1    |
| 3        | GA5078089   | Reducing Nipple, 1" thread x 3/4" thread                   | 1    |
| 4        | GA5078150   | Tee, Threaded, 3/4" female                                 | 1    |
| 5        | GA5077719   | Hose barb, Elbow, 90 degree, 1" male thread x 3/4" hose    | 1    |
| 6        | GA5077717   | Hose barb, Elbow, 90 degree, 3/4" male thread x 3/4" hose  | 2    |
| 7        | GA5078136   | Street elbow, 45 degree, 1" male thread x 1" female thread | 1    |

## RapidFire - Pressure Flow Distributor - ISOBUS



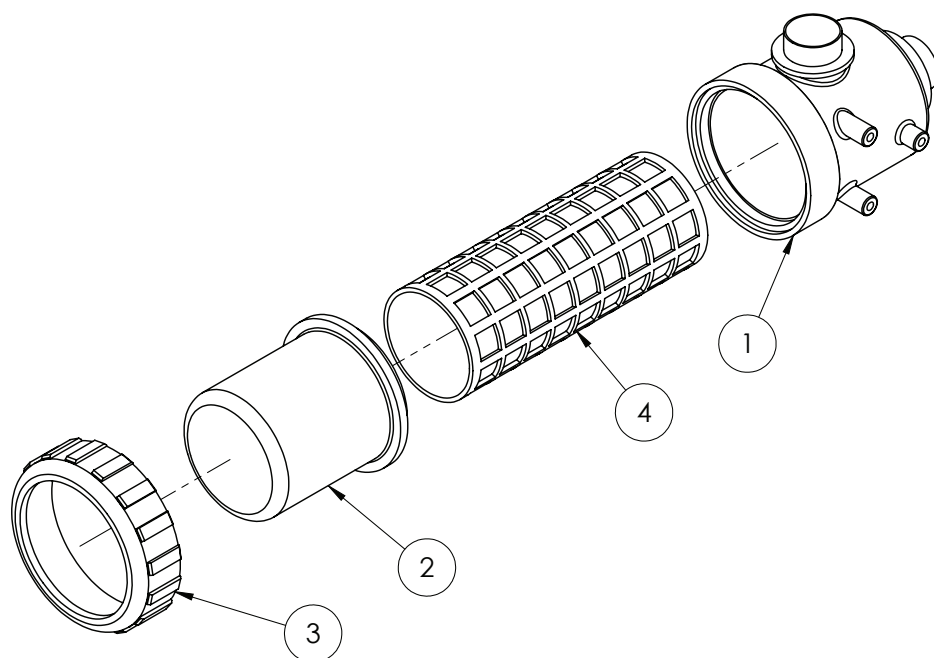
| ITEM NO. | PART NUMBER | DESCRIPTION   | QTY. |
|----------|-------------|---|------|
| 1        | GA4522640   | Mount to suit Altek Rear Camera Manifold                                  | 1    |
| 2        | GA5065690   | Safety pin, Suit AS40 plumbing fittings, Altek                            | 11   |
| 3        | GA5065620   | Hose barb, Elbow, 90 degree, AS40 x 33mm hose barb, Altek                 | 1    |
| 4        | GA5016233   | Pneumatic fitting, Elbow, 90 degree, 1/4" BSP male x 6mm push type, Metal | 1    |
| 5        | GA5065575   | Hose barb, Straight, AS40 male x 20mm hose, Altek                         | 1    |
| 6        | GA4582160   | Plumbing adaptor, Plug, AS40 male x G1/4" Female Thread, Altek            | 2    |
| 7        | GA5065610   | Hose barb, Elbow, 90 degree, AS40 x 20mm hose, Altek                      | 3    |
| 8        | GA5065735   | Plumbing adaptor, AS40 male x AS40 male, Altek                            | 2    |
| 9        | GA5065565   | Plumbing coupling, Cross, AS40 female inlets / outlets, Altek             | 2    |
| 10       | GA5065560   | Tee, AS40 female, M8 inserts, Altek                                       | 1    |
| 11       | GA5004749   | Bolt M8 x 80 ZP GR8.8   | 4    |
| 12       | GA5003643   | Washer 8mm Flat SS HD   | 8    |
| 13       | GA5004917   | Nut M8 Nyloc ZP   | 4    |
| 14       | GA5076953   | Pressure Transducer, 0-250 PSI, Sealed, Raven                             | 1    |
| -        | GA5004383   | Tube, Nylon, 6mm, Black   | -    |

## RapidFire - Pressure Flow Distributor - 4400



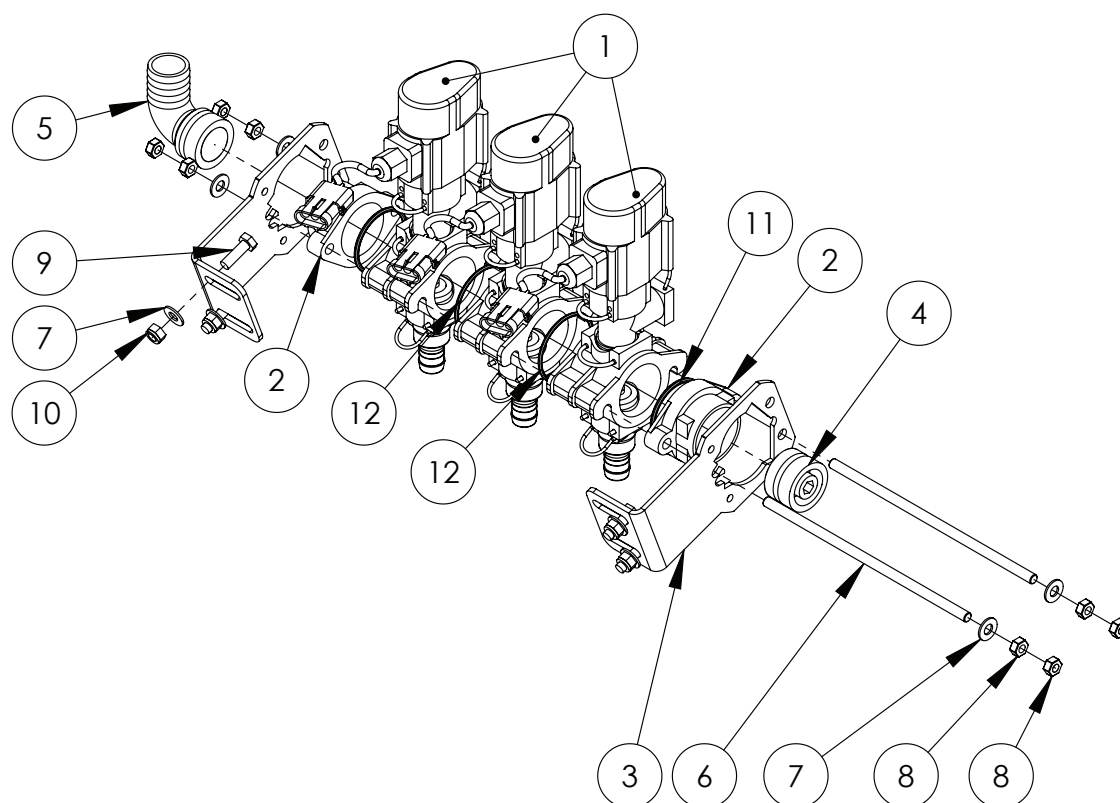
| ITEM NO. | PART NUMBER | DESCRIPTION   | QTY. |
|----------|-------------|---|------|
| 1        | GA4522640   | Mount, suit Altek Rear Camera Manifold                                    | 1    |
| 2        | GA5065690   | Safety pin, Suit AS40 plumbing fittings, Altek                            | 7    |
| 3        | GA5065620   | Hose barb, Elbow, 90 degree, AS40 x 33mm hose barb, Altek                 | 1    |
| 4        | GA5016233   | Pneumatic fitting, Elbow, 90 degree, 1/4" BSP male x 6mm push type, Metal | 1    |
| 5        | GA5065575   | Hose barb, Straight, AS40 male x 20mm hose, Altek                         | 1    |
| 6        | GA5004917   | Nut M8 Nyloc ZP   | 4    |
| 7        | GA5003643   | Washer 8mm Flat SS HD   | 8    |
| 8        | GA5004749   | Bolt M8 x 80 ZP GR8.8   | 4    |
| 9        | GA4582160   | Plumbing adaptor, Plug, AS40 male x G1/4" Female Thread, Altek            | 1    |
| 10       | GA5065610   | Hose barb, Elbow, 90 degree, AS40 x 20mm hose, Altek                      | 3    |
| 11       | GA5065735   | Plumbing adaptor, AS40 male x AS40 male, Altek                            | 1    |
| 12       | GA5065565   | Plumbing coupling, Cross, AS40 female inlets / outlets, Altek             | 2    |
| 13       | GA5065585   | Plug in hose tail AS40/33   | 1    |
| -        | GA5004383   | Tube, Nylon, 6mm, Black   | -    |

## Suction Filter - 2"



| ITEM NO. | PART NUMBER | DESCRIPTION  | QTY. |
|----------|-------------|--|------|
| -        | GA5076799   | Filter, Suction, 317, 2" BSP male inlet and outlet, 32 mesh screen | -    |
| -        | GA5076769   | O Ring 126.4 x 7 (BS429), suit 317 filter                          | 2    |
| 1        | 316070.01   | 317 filter body  | 1    |
| 2        | 317000.02   | 317 filter bowl  | 1    |
| 3        | 316000.04   | 317 filter nut   | 1    |
|          | GA5076797   | 32 Mesh Screen - Red (standard fitment)                            | -    |
| 4        | GA5076795   | 50 Mesh Screen - Blue  | -    |
|          | GA5076798   | 80 mesh Screen - Yellow  | -    |

## Boom Valves



| ITEM NO | PART NUMBER | DESCRIPTION  | QTY. |
|---------|-------------|--|------|
| 1       | GA5065515*  | Boom valve, Single, AS24, 3 wire, 3 pin AMP connector, Altek | 3    |
| 2       | GA5065810   | End cap, Altek boom valve                                    | 2    |
| 3       | GA5065800   | Altek boom valve mounting bracket                            | 2    |
| 4       | GA4582160   | Plumbing adaptor, AS40 male x 1/4" female thread, Delrin     | 1    |
| 5       | GA5065620   | Hose barb, Elbow, 90 degree, AS40 x 33mm hose barb, Altek    | 1    |
| 6       | GA5065805   | Connecting rod suit 3 bank SS                                | 2    |
| 7       | GA5003643   | Washer 8mm Flat SS HD  | 12   |
| 8       | GA5011499   | Nut M8 Hex ZP  | 8    |
| 9       | GA5004711   | Bolt M8 x 25 ZP GR8.8  | 4    |
| 10      | GA5004917   | Nut M8 Nyloc ZP  | 4    |
| 11      | 41214       | O-Ring 42.0 x 3.0mm  | 2    |
| 12      | GA5012507   | O-Ring 55.25 x 2.62mm (suit Altek boom valve)                | 2    |

\* Sub-assembly on following pages

### CONNECTING RODS

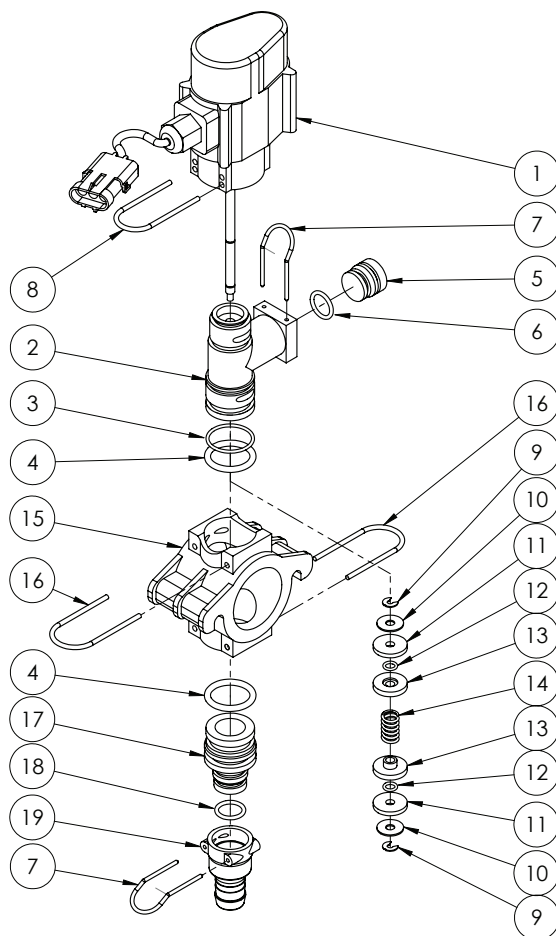
| PART NUMBER | DESCRIPTION              |
|-------------|--------------------------|
| GA5065805   | 3 Section connecting rod |
| GA4562055   | 4 Section connecting rod |
| GA4562125   | 5 Section connecting rod |
| GA4562050   | 6 Section connecting rod |
| GA4562045   | 7 Section connecting rod |
| GA4562040   | 8 Section connecting rod |

### BOOM VALVES

| PART NUMBER | DESCRIPTION           |
|-------------|-----------------------|
| GA5065740   | 3 Section Boom Valves |
| GA5065741   | 4 Section Boom Valves |
| GA5065704   | 5 Section Boom Valves |
| GA5065705   | 6 Section Boom Valves |
| GA5065706   | 7 Section Boom Valves |
| GA5065710   | 8 Section Boom Valves |

Note: Boom valve assemblies do not come with plumbing fittings.

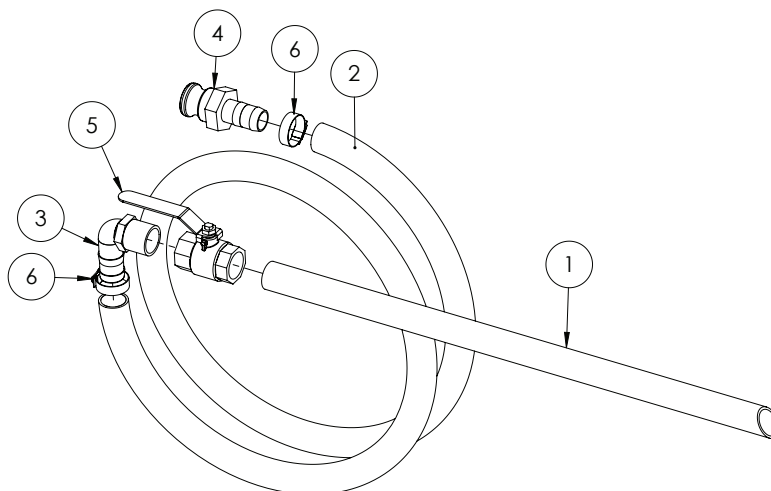
## Boom Valve Assembly



| ITEM NO. | PART NUMBER | DESCRIPTION                 | QTY. |
|----------|-------------|-----------------------------|------|
| 1        | -           | Valve body                  | 1    |
| 2        | -           | Tee body                    | 1    |
| 3        | GA5053510   | O-ring, 25 x 2.5mm, Altek   | 1    |
| 4        | GA5065830   | O-ring, 24.3 x 4.2mm, FPM75 | 2    |
| 5        | 80376       | Plug                        | 1    |
| 6        | 37621       | O-ring 18 x 2.5mm, FMP 75   | 1    |
| 7        | GA5065695   | AS24 Safety Pin             | 2    |
| 8        | 47825       | Safety pin                  | 1    |
| 9        | 80014       | C-clip                      | 2    |
| 10       | 80323       | Washer                      | 2    |
| 11       | 80004       | Disk seal FPM 90            | 2    |
| 12       | 80414       | O-ring 8 x 2mm, FMP 75      | 2    |
| 13       | 80005       | Disk spring locator         | 2    |
| 14       | 80322       | Spring 25mm                 | 1    |
| 15       | GA5065825   | Manifold                    | 1    |
| 16       | GA5065701   | Safety pin AS30             | 2    |
| 17       | GA5065835   | Plug in hose tail AS30/AS24 | 1    |
| 18       | 37628       | O-ring 18 x 2.5mm, FMP 75   | 1    |
| 19       | GA5065640   | Female Hose AS24/20         | 1    |



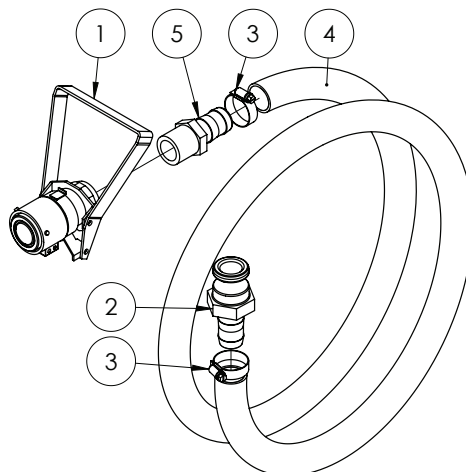
## Chemical Probe Hose Lance



GA4948250 Chemical suction probe,  
Assembled

| ITEM NO. | PART NUMBER | DESCRIPTION  | QTY. |
|----------|-------------|--|------|
| 1        | GA5013603   | Poly Pipe 25 (cut 630mm long)                                    | 1    |
| 2        | GA2000220   | Hose, Suction, PVC, 25mm, Black (cut 3200mm long)                | 1    |
| 3        | GA5077723   | Hose barb, Elbow, 90 degree, 1" male x 1" hose, Banjo            | 1    |
| 4        | GA5076011   | Cam lever, 1" male coupling x 1" hose barb, Banjo                | 1    |
| 5        | GA5018319   | Valve, Ball, 25mm female thread inlet / outlet, Lever handle, SS | 1    |
| 6        | GA5001681   | Hose Clamp, 1" SS (20-32/12W)                                    | 2    |

## Enviro Coupling & Hose



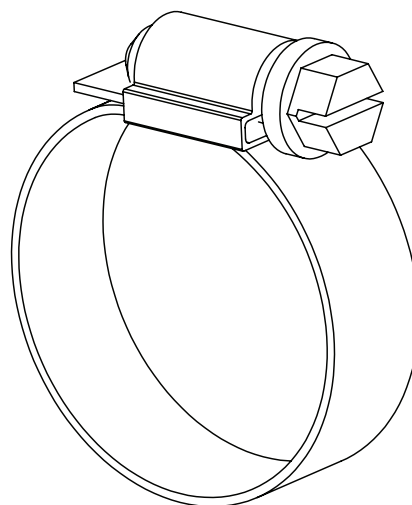
GA5020600 Enviro drum / micromatic coupling with suction  
hose

| ITEM NO. | PART NUMBER | DESCRIPTION  | QTY. |
|----------|-------------|--|------|
| 1        | GA5018803   | Micromatic drum valve coupling, 3 pin, Viton seals | 1    |
| 2        | GA5076011   | Cam lever, 1" male coupling x 1" hose barb, Banjo  | 1    |
| 3        | GA5001681   | Hose Clamp, 1" SS (20-32/12W)                      | 2    |
| 4        | GA2000220   | Hose, Suction, PVC, 25mm, Black (cut 2840mm long)  | 1    |
| 5        | GA5077718   | Hose barb, Straight, 1" male thread x 1" hose      | 1    |

## Hose Clamps

---

| PART NUMBER | DESCRIPTION        |
|-------------|--------------------|
| GA5004865   | 8-16mm Hose Clamp  |
| GA5000469   | 12-20mm Hose Clamp |
| GA5000999   | 16-25mm Hose Clamp |
| GA5001681   | 20-32mm Hose Clamp |
| GA5002783   | 30-45mm Hose Clamp |
| GA5002873   | 32-50mm Hose Clamp |
| GA5003325   | 40-60mm Hose Clamp |
| GA5016815   | 50-70mm Hose Clamp |
| GA5004241   | 60-80mm Hose Clamp |

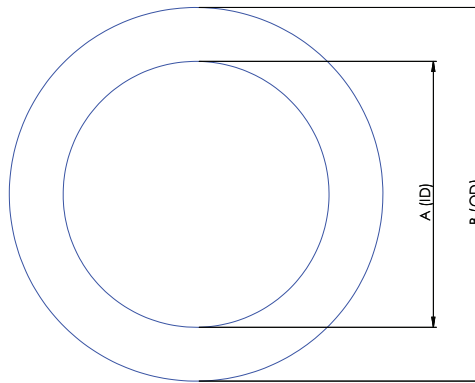


## Cable Ties

---

| PART NUMBER | DESCRIPTION                   |
|-------------|-------------------------------|
| GA5002173   | Cable Tie, Black, 100 x 2.5mm |
| GA5003517   | Cable Tie, Black, 140 x 3.5mm |
| GA5004455   | Cable Tie, Black, 190 x 4.5mm |
| GA5000685   | Cable Tie, Black, 320 x 7.5mm |
| GA5000687   | Cable Tie, Black, 360 x 4.5mm |
| GA5021235   | Cable Tie, Black, 540 x 7.5mm |

# Hoses



## Suction Hose

| PART NUMBER | DESCRIPTION       | Internal Diameter (A) | Outside Diameter (B) |
|-------------|-------------------|-----------------------|----------------------|
| GA2000218   | 20mm Suction Hose | 20mm                  | 32mm                 |
| GA2000222   | 25mm Suction Hose | 25mm                  | 35mm                 |
| GA2000224   | 32mm Suction Hose | 32mm                  | 45mm                 |
| GA2000226   | 38mm Suction Hose | 38mm                  | 48mm                 |
| GA2000229   | 51mm Suction Hose | 51mm                  | 63mm                 |
| GA2000230   | 63mm Suction Hose | 63mm                  | 76mm                 |
| GA2000232   | 75mm Suction Hose | 75mm                  | 93mm                 |

Note: Suction hose can be identified by its external green stripe and wire reinforcement.

## Pressure Hose

| PART NUMBER | DESCRIPTION        | Internal Diameter (A) | Outside Diameter (B) |
|-------------|--------------------|-----------------------|----------------------|
| GA2000200   | 7mm Pressure Hose  | 7mm                   | 12.5mm               |
| GA2000211   | 13mm Pressure Hose | 13mm                  | 20mm                 |
| GA2000216   | 20mm Pressure Hose | 20mm                  | 28mm                 |
| GA2000219   | 25mm Pressure Hose | 25mm                  | 34mm                 |
| GA2000223   | 32mm Pressure Hose | 32mm                  | 43mm                 |
| GA2000225   | 38mm Pressure Hose | 38mm                  | 48mm                 |

Note: Pressure hose can be identified by its blue internal layer.

## PVC Hose

| PART NUMBER | DESCRIPTION   | Internal Diameter (A) | Outside Diameter (B) |
|-------------|---------------|-----------------------|----------------------|
| GA2000220   | 25mm PVC Hose | 25mm                  | 32mm                 |
| GA2000227   | 40mm PVC Hose | 40mm                  | 50mm                 |
| GA2000228   | 50mm PVC Hose | 50mm                  | 58mm                 |

Note: PVC Hose can be identified by its ribbed outer surface.

## Sight Tube Hose

| PART NUMBER | DESCRIPTION                          | Internal Diameter (A) | Outside Diameter (B) |
|-------------|--------------------------------------|-----------------------|----------------------|
| GA2000209   | 12mm Clear Sight Tube Hose           |                       |                      |
| GA2000210   | 12mm Clear Sight Tube Hose with wire |                       |                      |

## Lay Flat Hose

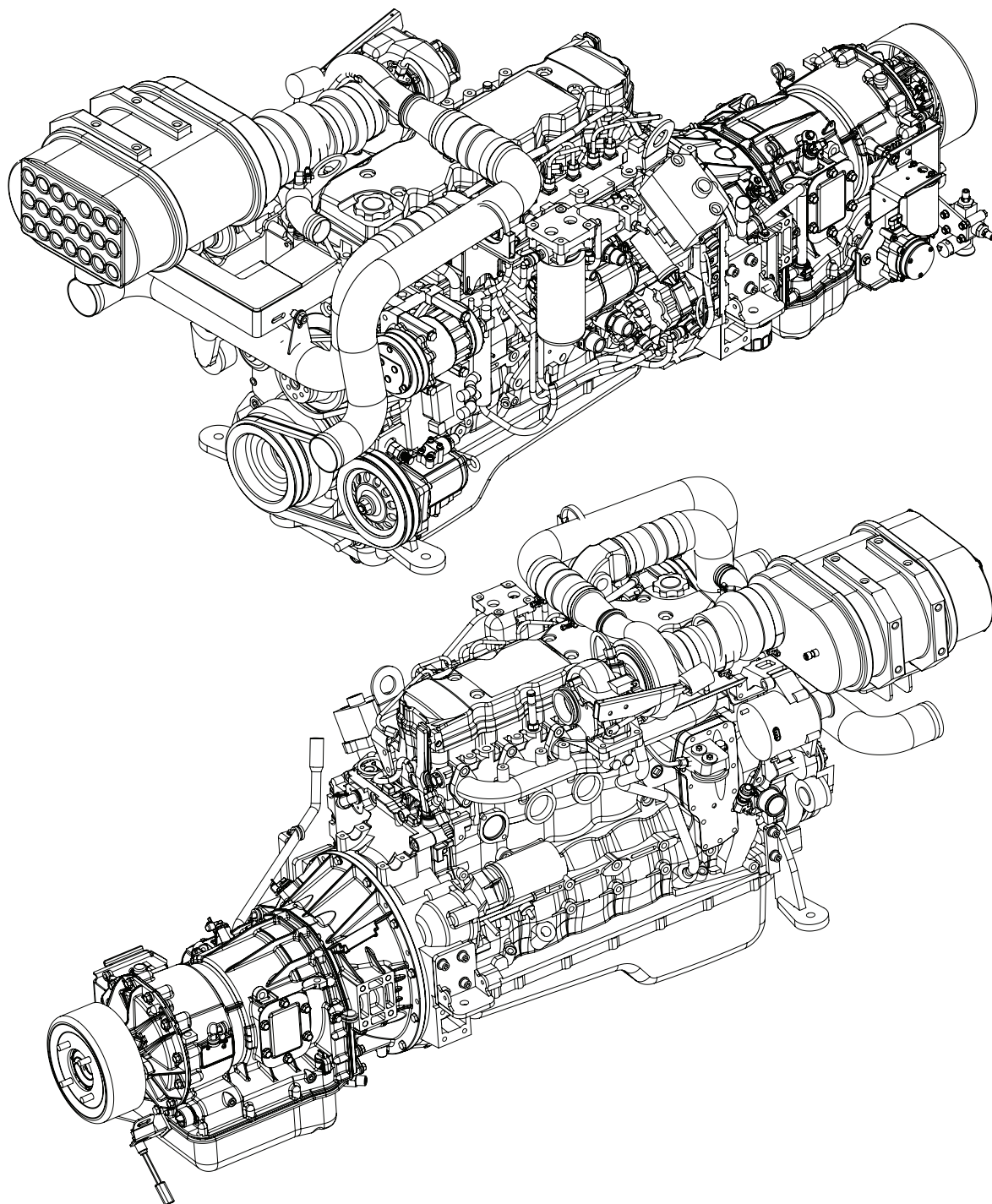
| PART NUMBER | DESCRIPTION             | Internal Diameter (A) | Outside Diameter (B) |
|-------------|-------------------------|-----------------------|----------------------|
| GA5021395   | 50mm Blue Lay flat Hose |                       |                      |

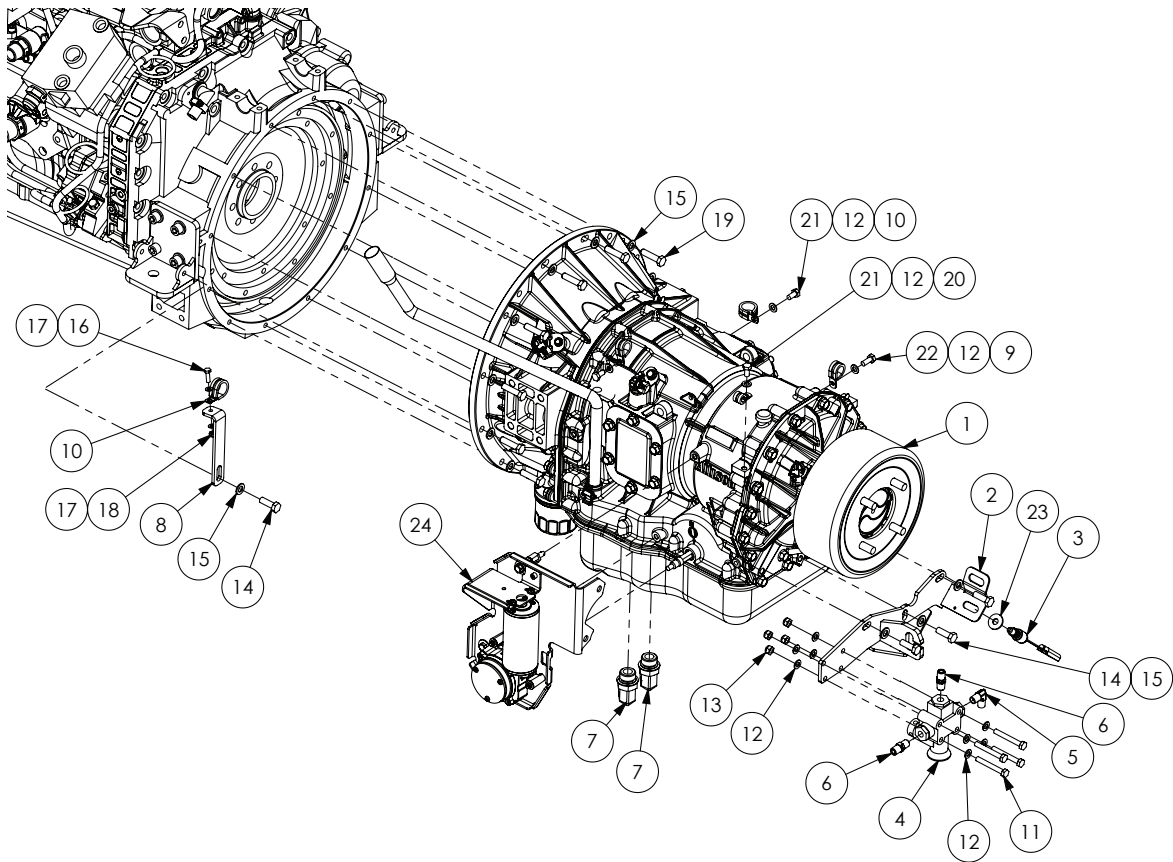


## Chapter 20

# ENGINE & TRANSMISSION

Cummins Engine / Allison Transmission





#### ALLISON TRANSMISSION SERVICE PARTS

| PART NUMBER | DESCRIPTION   |
|-------------|---|
| GA5048280   | Filter , Allison - Spin On                          |
| GA5048285   | Filter , Allison - Internal                         |
| GA5013769   | Rear main oil seal - Allison transmission           |
| GA5068650   | Pad Assembly, Park Brake, Allison 2500 Transmission |
| GA2700002   | Brake Drum, Park Brake, Allison 2500 Transmission   |

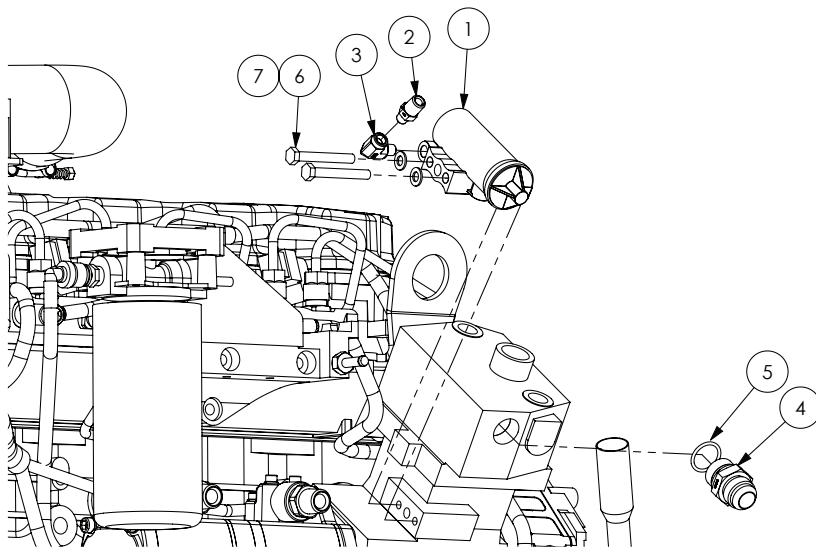
| ITEM NO. | PART NUMBER | DESCRIPTION  | QTY. |
|----------|-------------|--|------|
| 1        | GA5005350   | Automatic transmission, Allison 2500 series suit CC QSB6.7L engine           | 1    |
| 2        | GA4658075   | Handbrake mount  | 1    |
| 3        | GA5016079   | Switch Stop Lamp 10mm Shank  | 1    |
| 4        | GA5010868   | Ride height valve, 1/4" connecting rods                                      | 1    |
| 5        | GA3500258   | Hydraulic coupling, Elbow, 90 degree, 1/4" BSPT male x 1/4" BSPT male        | 1    |
| 6        | GA3500218   | Hydraulic adaptor, Nipple, 1/4" BSP x 1/4" BSP                               | 2    |
| 7        | GA3500351   | Hydraulic adaptor, Elbow, 90 degree, 1/2" BSPT male x 1 1/16" UN male O-ring | 2    |
| 8        | GA4503735   | Bracket, Trans dip stick   | 1    |
| 9        | GA5049825   | Clamp P 19 mm 56483  | 3    |

Continued over page

## Allison Transmission

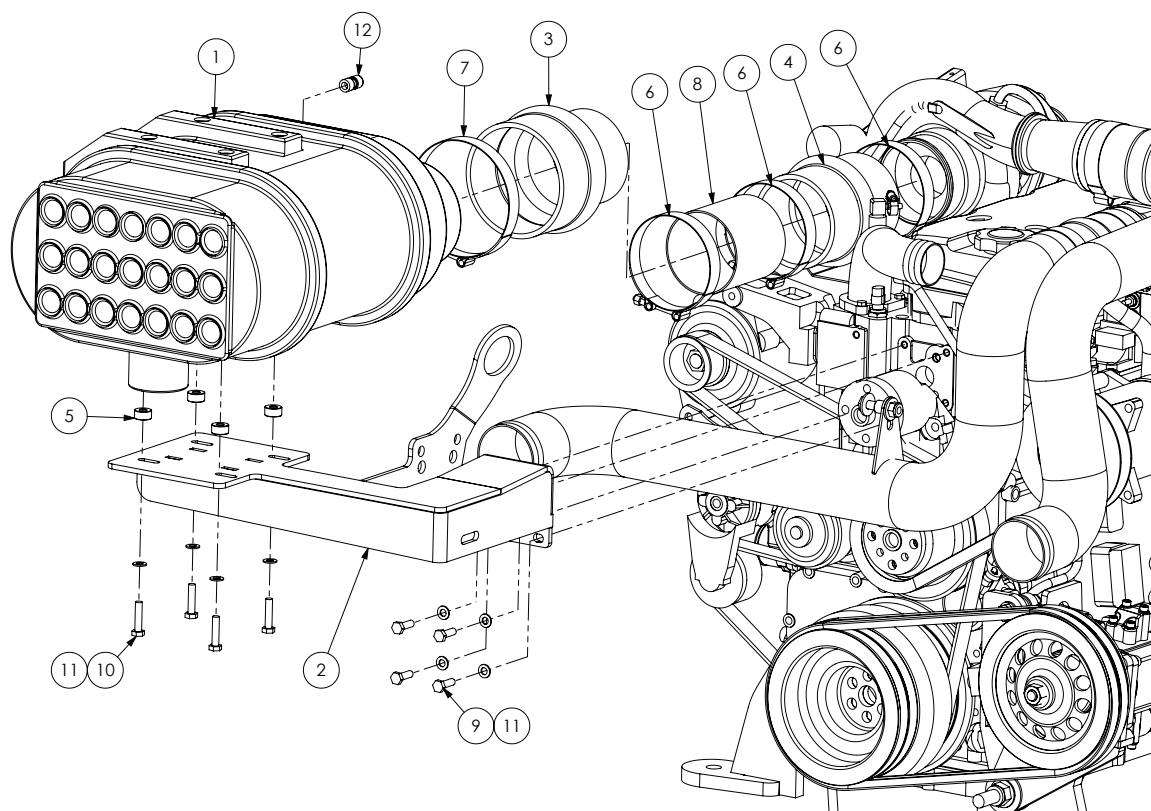
| ITEM NO. | PART NUMBER | DESCRIPTION  | QTY. |
|----------|-------------|--|------|
| 10       | GA5049830   | Clamp P 27 mm 56485  | 2    |
| 11       | GA5011489   | Bolt M8 x 60 ZP GR8.8  | 4    |
| 12       | GA5003643   | Washer 8mm Flat SS HD  | 12   |
| 13       | GA5052590   | Nut M8 Nyloc SS  | 4    |
| 14       | GA5065455   | Bolt M10 x 30 ZP GR8.8   | 4    |
| 15       | GA5000117   | Washer 10mm Flat SS HD   | 16   |
| 16       | GA5004065   | Bolt M6 x 20 ZP GR8.8  | 1    |
| 17       | GA5004437   | Washer 6mm Flat SS   | 2    |
| 18       | GA5048115   | Nut M6 Nyloc ZP  | 1    |
| 19       | GA5006071   | Bolt M10 x 40 ZP GR10.9  | 12   |
| 20       | GA5050120   | Clamp P 10 mm -56840   | 1    |
| 21       | GA5011465   | Bolt M8 x 16 ZP GR8.8  | 3    |
| 22       | GA5004085   | Bolt M8 x 20 ZP GR8.8  | 1    |
| 23       | GA5002627   | Washer, 3/8" ID x 1 1/8" OD, High Tensile                        | 1    |
| 24       | GA3000077   | Actuator, drive motor assembly, push button gear selector, Arens | 1    |

## Air Governor - Air Pump Fitting



| ITEM NO. | PART NUMBER | DESCRIPTION  | QTY. |
|----------|-------------|--|------|
| 1        | GA5007623   | D2 Governor Valve  | 1    |
| 2        | GA3500217   | Hydraulic adaptor, Nipple, 1/4" BSP male x 1/8" BSP male               | 1    |
| 3        | GA3500208   | Hydraulic adaptor, Elbow, 90 degree, 1/8" BSPT male x 1/8" BSPT female | 1    |
| 4        | GA5077883   | Hydraulic adaptor, Nipple, 1 1/16" JIC thread x M27 x 2.0p thread      | 1    |
| 5        | GA5078122   | O-Ring BSPP 3/4"   | 1    |
| 6        | GA5011489   | Bolt M8 x 60 ZP GR8.8  | 2    |
| 7        | GA5003643   | Washer 8mm Flat SS HD  | 2    |

## Air Cleaner



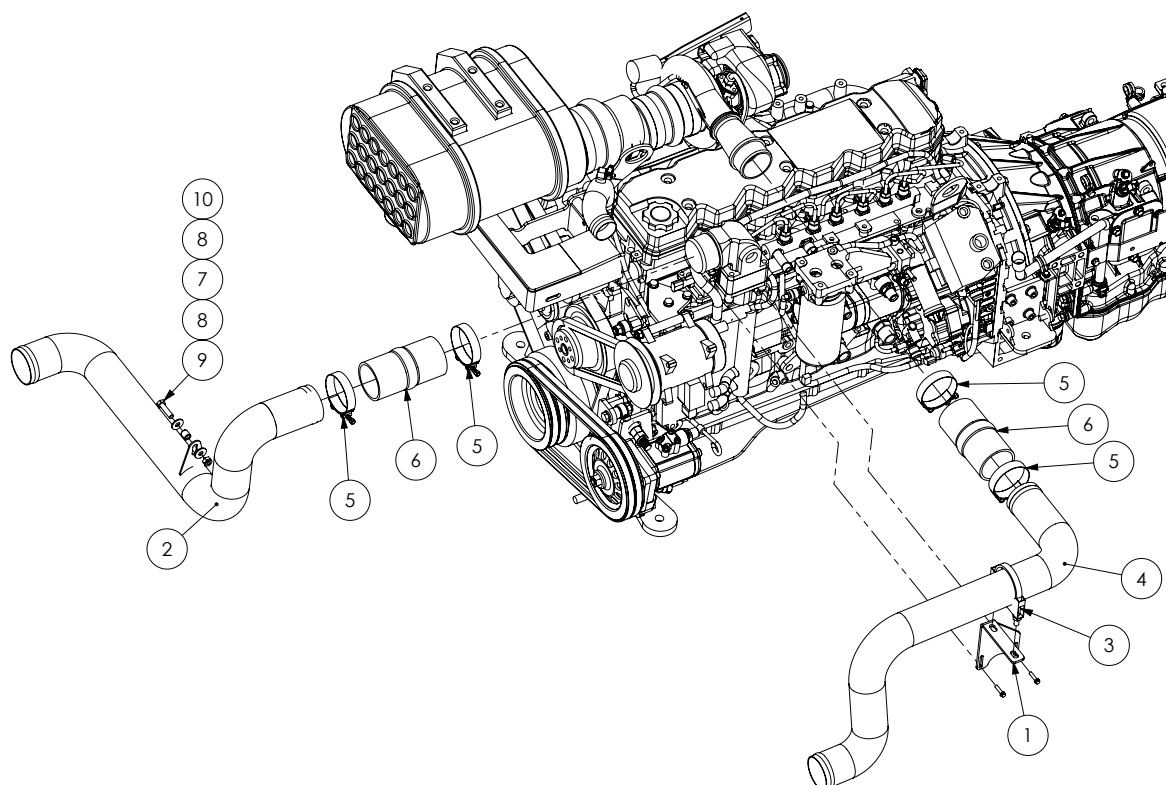
### AIR FILTER SERVICE PARTS

| PART NUMBER | DESCRIPTION  |
|-------------|--|
| GA5069031   | Air cleaner primary element, suit GA5069030, Donaldson |
| GA5069032   | Air cleaner safety element, suit GA5069030, Donaldson  |

| ITEM NO. | PART NUMBER | DESCRIPTION                                  | QTY. |
|----------|-------------|--|------|
| 1        | GA5069030   | Air cleaner Donaldson PDS10-0072             | 1    |
| 2        | GA4658940   | Mount, Air cleaner, Crop Cruiser QSB 2012    | 1    |
| 3        | GA5010347   | Hump Reducer 5" x 4"                         | 1    |
| 4        | GA5066526   | Rubber hump joiner 4"                        | 1    |
| 5        | GA4552830   | Spacer, Seat base SP 2011                    | 4    |
| 6        | GA5010197   | Hose Clamp 4" T-bolt                         | 3    |
| 7        | GA5010201   | Hose Clamp 5" T-bolt                         | 1    |
| 8        | GA5065171   | Exhaust tube, stainless steel 4", 100mm long | 1    |
| 9        | GA5004711   | Bolt M8 x 25 ZP GR8.8                        | 4    |
| 10       | GA5011481   | Bolt M8 x 35 ZP GR8.8                        | 4    |
| 11       | GA5003643   | Washer 8mm Flat SS HD                        | 8    |
| 12       | GA5070450   | Female Adaptor Push In 6mm x 1/8" BSP        | 1    |

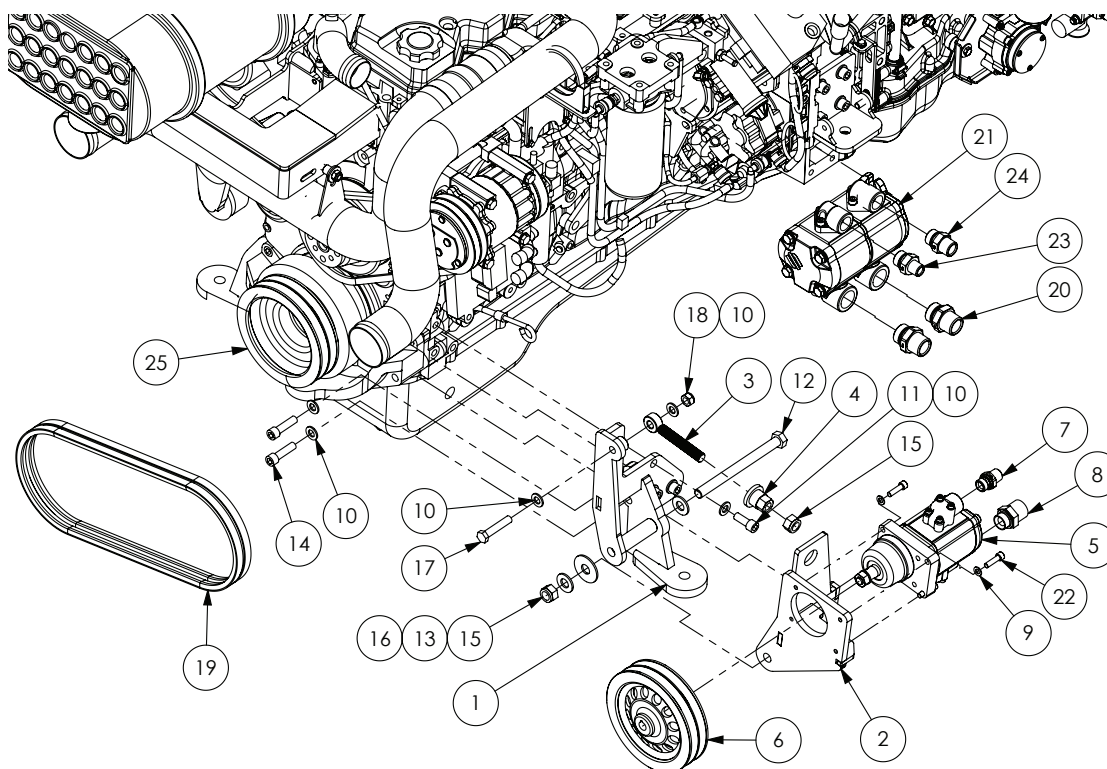


## Charge Air Intake Pipes



| ITEM NO. | PART NUMBER | DESCRIPTION                                     | QTY. |
|----------|-------------|---|------|
| 1        | GA4503755   | Bracket, Charge air pipe to throttle body mount | 1    |
| 2        | GA5069230   | Pipe, charge air, includes weld on tab SP 201 I | 1    |
| 3        | GA5002297   | Clamp Exhaust 3 1/8"                            | 1    |
| 4        | GA5069235   | Pipe, Charge air, LH suit SP 201 I              | 1    |
| 5        | -           | Hose Clamp, Intercooler Pipes                   | 4    |
| 6        | -           | Hump Hose, Cummins                              | 2    |
| 7        | GA4552075   | Crush tube, 10.2 ID x 15 OD x 15mm long         | 1    |
| 8        | GA5002627   | Washer, 3/8" ID x 1 1/8" OD, High Tensile       | 2    |
| 9        | GA5006055   | Bolt M10 x 40 ZP GR8.8                          | 1    |
| 10       | GA5000141   | Nut M10 Nyloc ZP                                | 1    |

## Hydraulic Pumps - Fan & Main

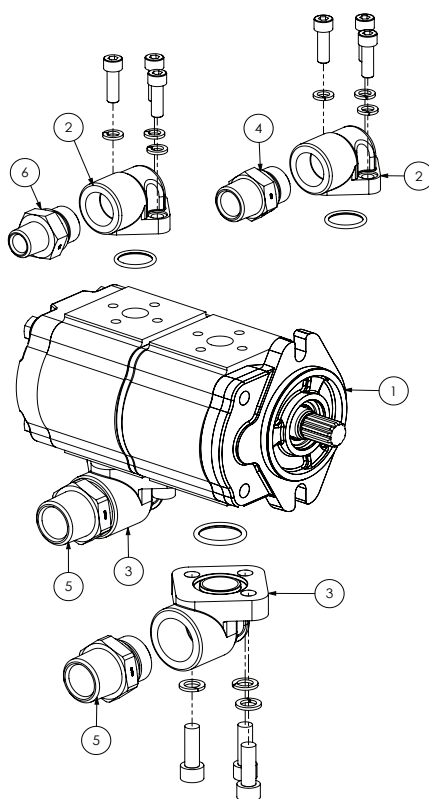


| ITEM NO. | PART NUMBER | DESCRIPTION  | QTY. |
|----------|-------------|--|------|
| 1        | GA4659456   | Engine mount, Front left hand, Includes fan pump mount       | 1    |
| 2        | GA4659455   | Bracket, Hydraulic fan pump, Pump mounting side              | 1    |
| 3        | GA4659350   | Adjuster bolt, M16, Crop Cruiser fan drive pump belt tension | 1    |
| 4        | GA4552881   | Nut, Suit fan drive pump adjuster, M16 x 2mm pitch           | 1    |
| 5        | GA5047765   | Pump, Hydraulic, 22cc / rev, Radiator Fan MY14               | 1    |
| 6        | GA4553170   | Pulley, Fan Pump Suit Bosch Rexroth Pump, MY14 On            | 1    |
| 7        | GA3500310   | Hydraulic adaptor, Nipple, 1/2" BSPT male x 1/2" BSPP male   | 1    |
| 8        | GA3500316   | Hydraulic adaptor, Nipple, 1" BSPT male x 3/4" BSPP male     | 1    |
| 9        | GA5003643   | Washer 8mm Flat SS HD  | 4    |
| 10       | GA5000577   | Washer 12mm Flat SS HD                                       | 7    |
| 11       | GA5000307   | SHCS M12 x 30 ZP GR12.9                                      | 3    |
| 12       | GA5051090   | Bolt M16 x 190 ZP GR8.8                                      | 1    |
| 13       | GA5001043   | Washer 16mm Flat SS HD                                       | 2    |
| 14       | GA5000325   | SHCS M12 x 45 ZP GR12.9                                      | 2    |
| 15       | GA5001029   | Nut M16 Nyloc ZP   | 2    |
| 16       | GA5003705   | Washer 5/8" Flat ZP Large Heavy Duty                         | 1    |
| 17       | GA5000335   | Bolt M12 x 60 ZP GR8.8                                       | 1    |
| 18       | GA5012461   | Nut M12 Nyloc ZP   | 1    |

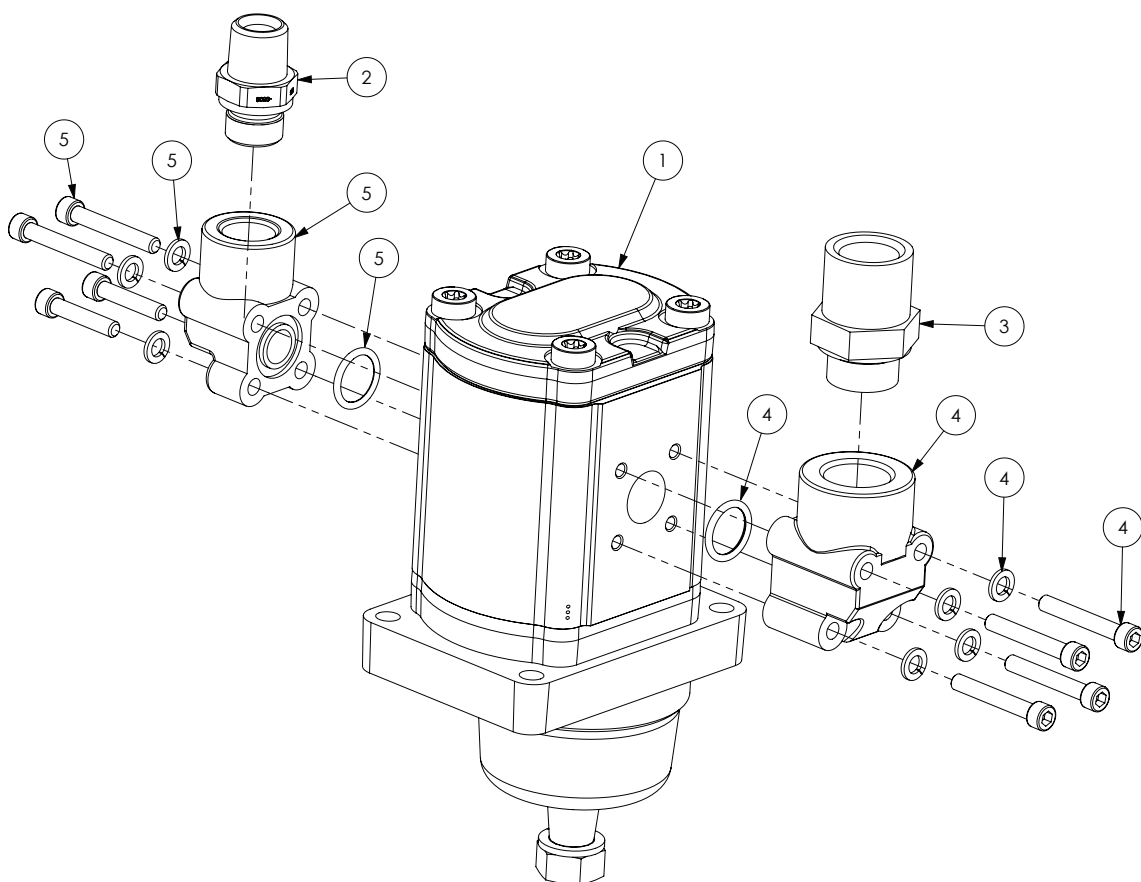
Continued over page

| ITEM NO. | PART NUMBER | DESCRIPTION  | QTY. |
|----------|-------------|--|------|
| 19       | GA5068927   | V belt B45   | 2    |
| 20       | GA5070765   | SHCS M8 x 30 ZP GR 12.9                                    | 4    |
| 21       | *           | Hydraulic Pumps - 32cc/22cc                                | 1    |
| 22       | GA3500312   | Hydraulic adaptor, Nipple, 1/2" BSPT male x 3/4" BSPP male | 1    |
| 23       | GA3500314   | Hydraulic adaptor, Nipple, 3/4" BSPT male x 3/4" BSPP male | 1    |
| 24       | GA3500317   | Hydraulic adaptor, Nipple, 1" BSPT male x 1" BSPP male     | 2    |
| 25       | GA4552735   | Pulley, Belt drive   | 1    |

## Hydraulic Pumps - 32cc/22cc

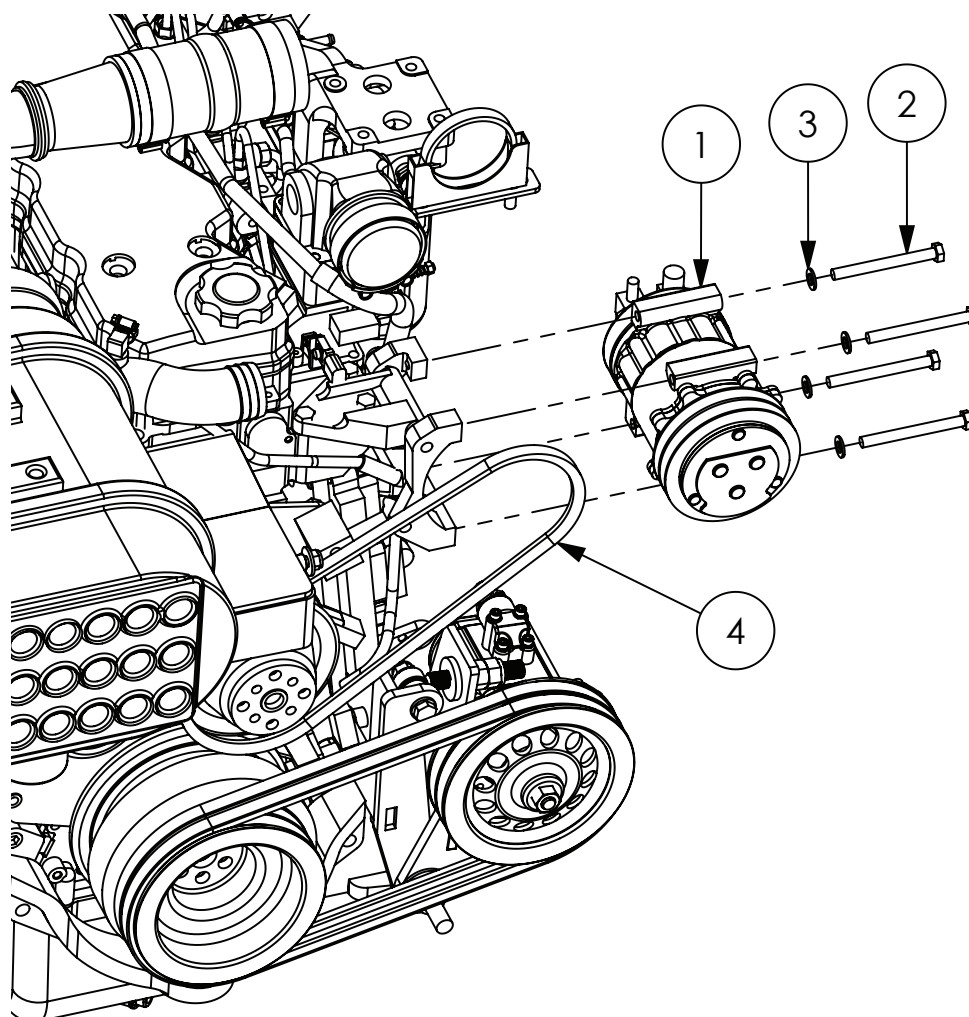


| ITEM NO. | PART NUMBER | DESCRIPTION   | QTY. |
|----------|-------------|---|------|
| -        | GA3500121   | Seal kit, Hydraulic pump, Single only, suit GA3500055 and GA3500007 (2 required per pump) | -    |
| 1        | GA3500007   | Pump, Hydraulic, 22+32cc, 11 tooth spline, Including port adaptors                        | 1    |
| 2        | GA3500064   | Port Adaptor, Hydraulic, 90 degree, 3/4", suit Salami pump                                | 2    |
| 3        | GA3500065   | Port Adaptor, Hydraulic, 90 degree, 1", suit Salami pump                                  | 2    |
| 4        | GA3500314   | Hydraulic adaptor, Nipple, 3/4" BSPT male x 3/4" BSPP male                                | 1    |
| 5        | GA3500317   | Hydraulic adaptor, Nipple, 1" BSPT male x 1" BSPP male                                    | 2    |
| 6        | GA3500312   | Hydraulic adaptor, Nipple, 1/2" BSPT male x 3/4" BSPP male                                | 1    |



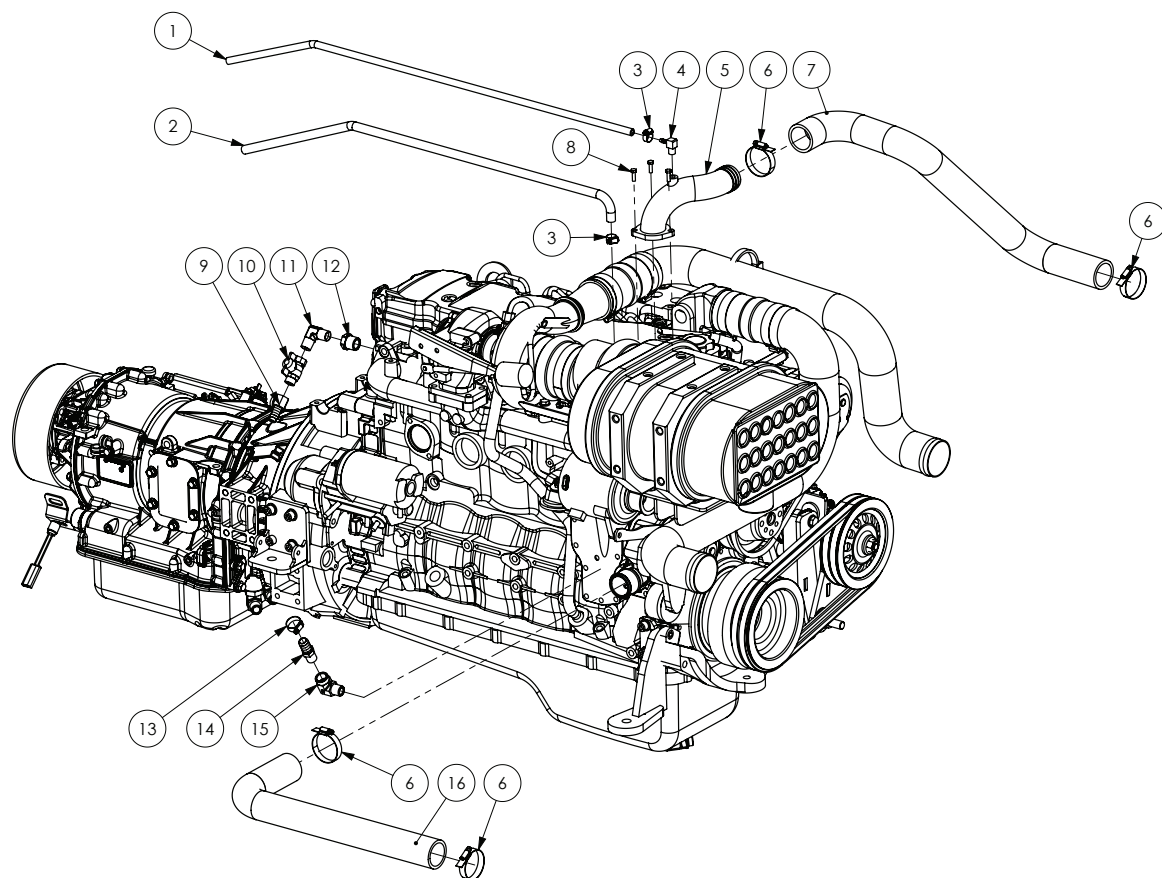
| ITEM NO. | PART NUMBER | DESCRIPTION  | QTY. |
|----------|-------------|--|------|
| 1        | GA5047765   | Pump, Hydraulic, 22cc / rev, Radiator Fan                  | 1    |
| 2        | GA3500310   | Hydraulic adaptor, Nipple, 1/2" BSPT male x 1/2" BSPP male | 1    |
| 3        | GA3500316   | Hydraulic adaptor, Nipple, 1" BSPT male x 3/4" BSPP male   | 1    |
| 4        | GA5013231   | Port Adaptor, 90 degree, 3/4"                              | 1    |
| 5        | GA5005193   | Port Adaptor, 90 degree, 1/2"                              | 1    |

## Air Conditioner Compressor



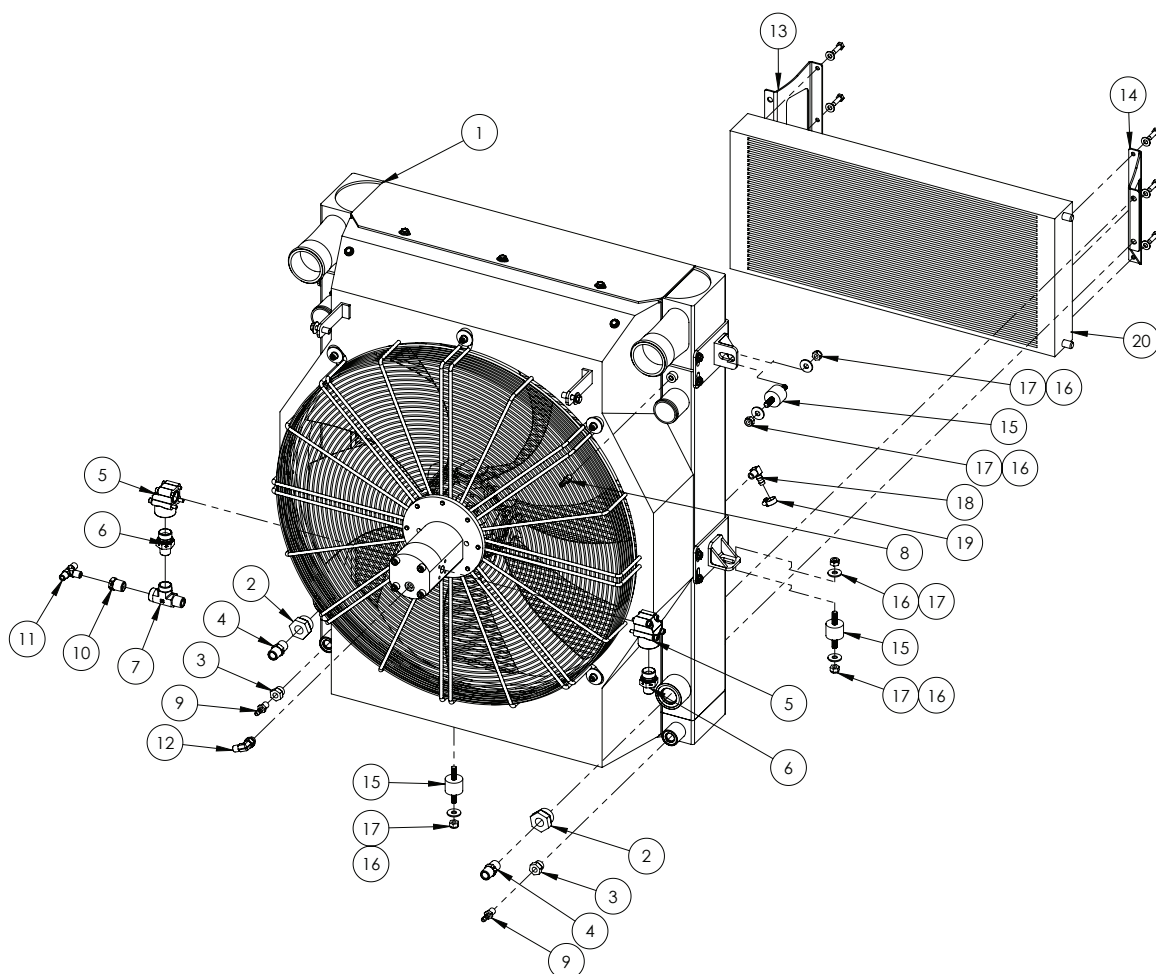
| ITEM NO. | PART NUMBER | DESCRIPTION                           | QTY. |
|----------|-------------|---------------------------------------|------|
| 1        | GA5071641   | Air Conditioner Compressor, Pad Mount | 1    |
| 2        | GA5006091   | Bolt M10 x 100 ZP GR8.8               | 4    |
| 3        | GA5000117   | Washer 10mm Flat SS HD                | 4    |
| 4        | GA5071435   | V Belt, Air Conditioner, 13A1080      | 1    |

## Coolant System Plumbing



| ITEM NO. | PART NUMBER | DESCRIPTION  | QTY. |
|----------|-------------|--|------|
| 1        | GA5077825   | Hose, fuel line, 5/16" ID, Black (cut to 1000mm)                       | 1    |
| 2        | GA5010211   | Hose, fuel line, 3/8" ID, Black (cut to 1000mm)                        | 1    |
| 3        | GA5000469   | Hose clamp, 1/2", SS   | 2    |
| 4        | GA5048340   | Elbow, 90 degree, 1/4" male thread x 1/4" hose, Brass                  | 1    |
| 5        | GA4657280   | Thermostat Housing Elbow 304 Stainless Steel                           | 1    |
| 6        | GA5016815   | Torro Hose Clamp   | 4    |
| 7        | GA5070485   | Radiator hose, Upper, Green silicone, HYDAC                            | 1    |
| 8        | GA5004053   | BHCS M6 x 20 SS A2-70  | 3    |
| 9        | GA4903350   | Water Restrictor suit QSB engine                                       | 1    |
| 10       | GA5020615   | Valve, Ball, 12mm, 1/2" Male, Female Butterfly, Brass                  | 1    |
| 11       | GA3500262   | Hydraulic adaptor, Elbow, 90 degree, 1/2" BSPT male x 1/2" BSPT male   | 1    |
| 12       | GA3500204   | Hydraulic adaptor, Reducing bush, 3/4" BSPT male x 1/2" BSPT female    | 1    |
| 13       | GA5000999   | Hose Clamp, 3/4", SS   | 2    |
| 14       | GA5022070   | Hosetail brass 1/2" thread x 3/4" barb                                 | 1    |
| 15       | GA3500210   | Hydraulic adaptor, Elbow, 90 degree, 1/2" BSPT male x 1/2" BSPT female | 1    |
| 16       | GA5070486   | Radiator hose, Lower right hand side, Green silicone, Hydac            | 1    |

## Combi Cooler



| ITEM NO. | PART NUMBER | DESCRIPTION  | QTY. |
|----------|-------------|--|------|
| 1        | GA5069040   | Radiator, Combi cooler   | 1    |
| 2        | GA3500343   | Hydraulic adaptor, Reducing bush, 1/2" BSPT female x 1 5/16" UN male O-ring  | 2    |
| 3        | GA3500340   | Hydraulic adaptor, Reducing bush, 1/4" BSPT female x 3/4" UN male O-ring     | 2    |
| 4        | GA3500223   | Hydraulic adapter, Nipple, 1/2" BSP male x 1/2" BSP male                     | 2    |
| 5        | GA5013231   | Port Adaptor, 90 degree, 3/4"  | 2    |
| 6        | GA3500312   | Hydraulic adaptor, Nipple, 1/2" BSPT male x 3/4" BSPP male                   | 2    |
| 7        | GA3500254   | Hydraulic adaptor, Tee, 1/2" BSPT female x 1/2" BSPT female x 1/2" BSPT male | 1    |
| 8        | GA5020695   | Hosetail (brass) 1/4" x 1/8" Male Thread                                     | 2    |
| 9        | GA5068780   | Hose barb, 1/4" BSPT male x 5/16" hose, Brass                                | 2    |
| 10       | GA3500203   | Hydraulic adaptor, Reducing bush, 1/2" BSPT male x 1/4" BSPT female          | 1    |

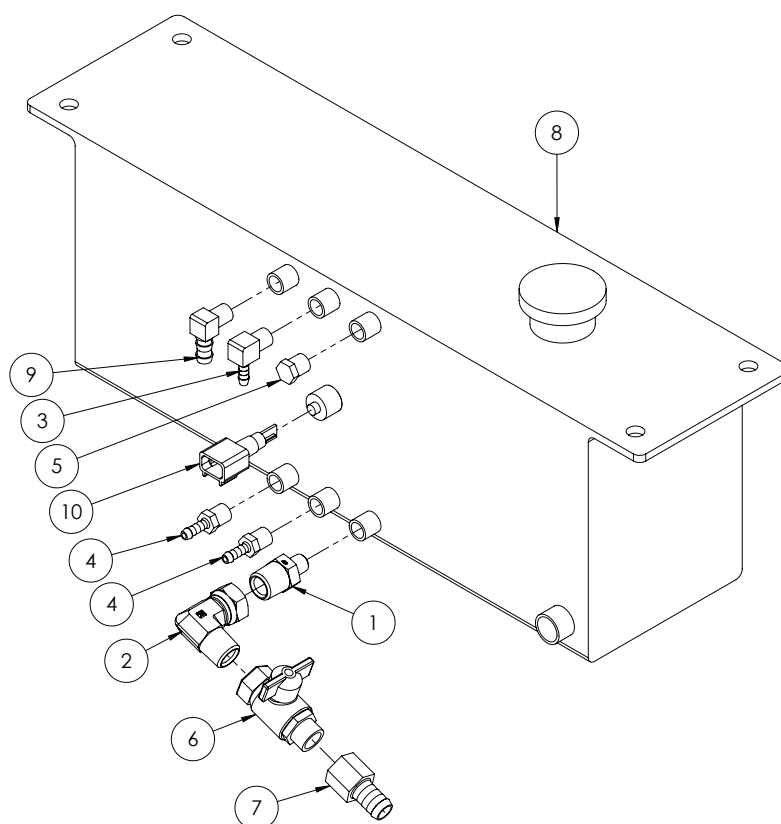
Continued over page

## Combi Cooler

| ITEM NO. | PART NUMBER | DESCRIPTION   | QTY. |
|----------|-------------|---|------|
| 11       | GA3500269   | Hydraulic adaptor, Tee, 1/4" BSPT male x 1/4" BSPT male x 1/4" BSPT male    | 1    |
| 12       | GA3500320   | Hydraulic adaptor, Elbow, 90 degree, 1/4" BSPT male x 1/4" BSPP male O-ring | 1    |
| 13       | GA4503655   | Bracket, LH AC mount to Radiator  | 1    |
| 14       | GA4503660   | Bracket, RH AC mount to Radiator  | 1    |
| 15       | GA5069130   | Isolator, Sandwich mount, 28 long x 40mm OD, M10 x 25                       | 6    |
| 16       | GA5002627   | Washer, 3/8" ID x 1 1/8" OD, High Tensile                                   | 10   |
| 17       | GA5000141   | Nut M10 Nyloc ZP  | 10   |
| 18       | GA5049290   | Elbow 1/4" male thread x 3/8" barb brass                                    | 1    |
| 19       | GA5004865   | Hose Clamp, 3/8",SS (8-16/9W)   | 1    |
| 20       | GA5007361   | Condensor assembly (tube & fin 6 rows 5/16")                                | 1    |

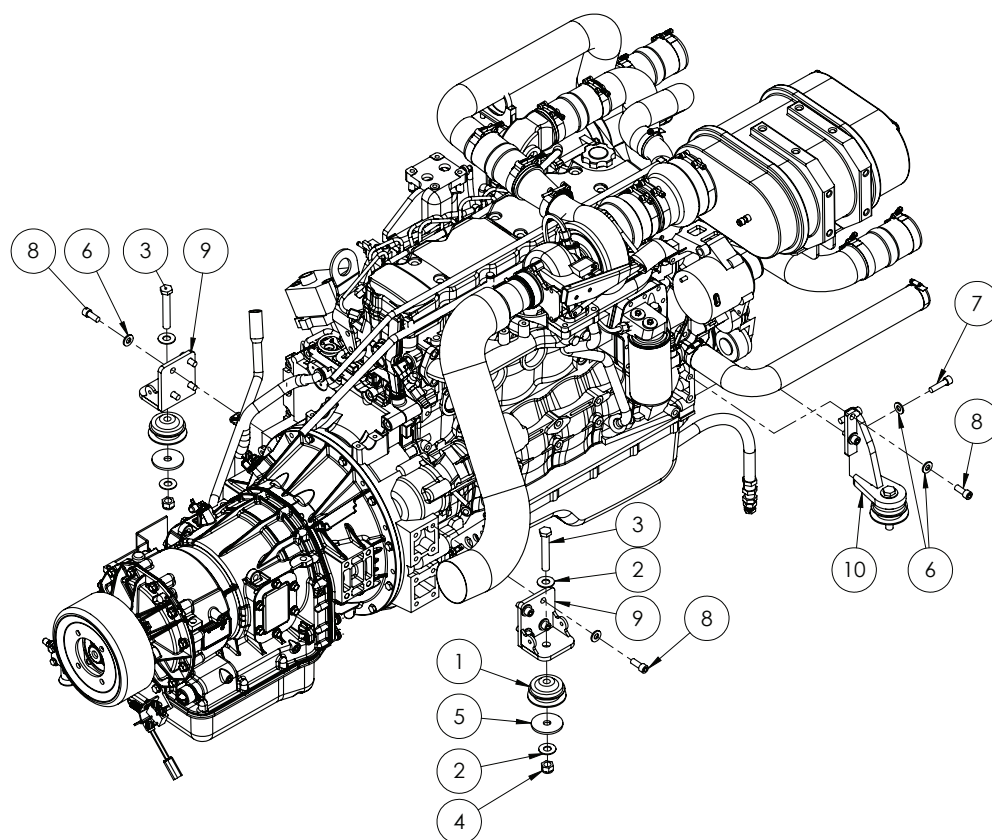


## Header Tank



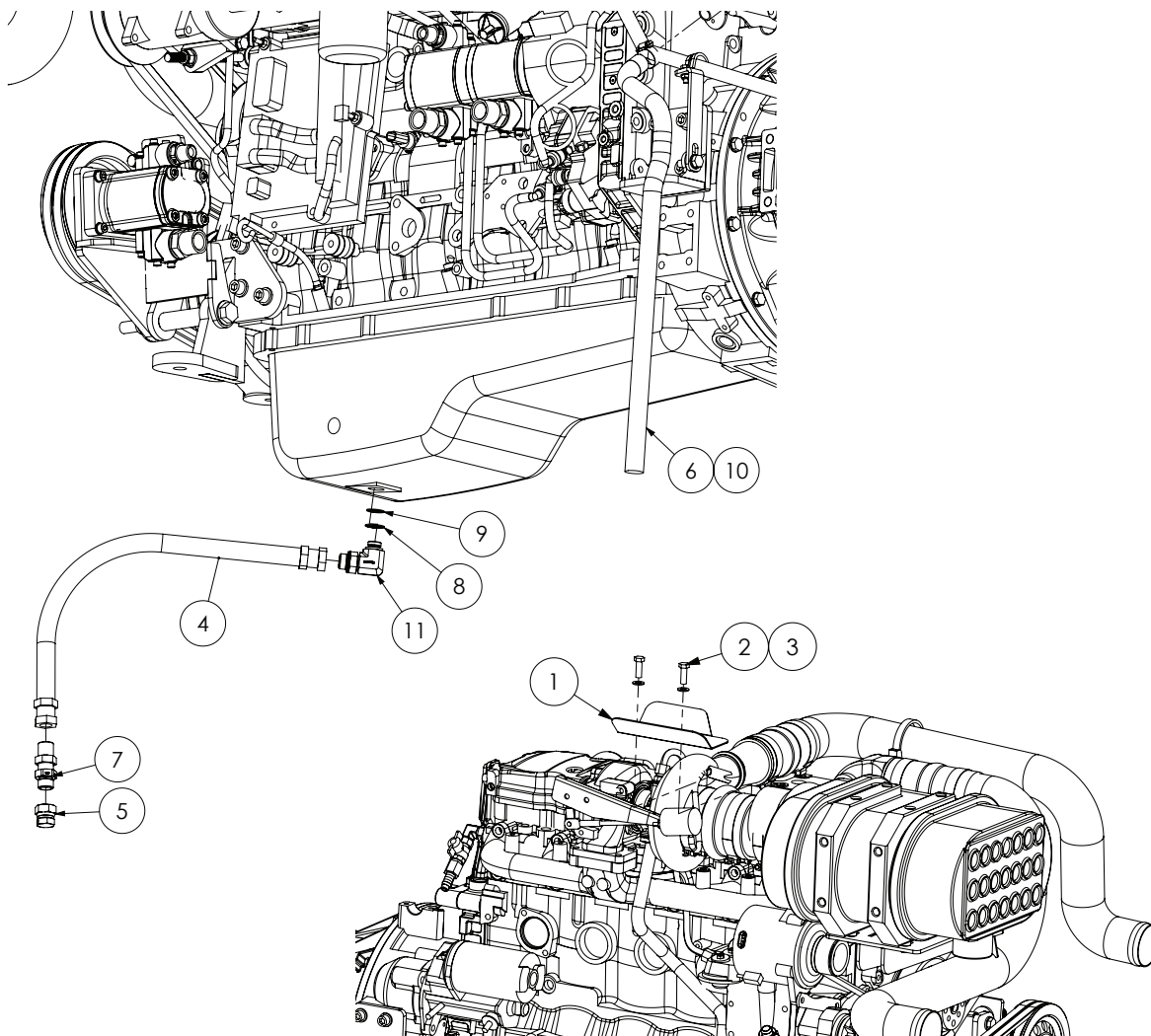
| ITEM NO. | PART NUMBER | DESCRIPTION   | QTY. |
|----------|-------------|---|------|
| 1        | GA3500221   | Hydraulic adaptor, Nipple, 1/2" BSPT male x 1/4" BSPT male                    | 1    |
| 2        | GA3500333   | Hydraulic adaptor, Elbow, 90 degree, 1/2" BSPT male x 1/2" BSPP female swivel | 1    |
| 3        | GA5048340   | Elbow, 90 degree, 1/4" male thread x 1/4" hose, Brass                         | 1    |
| 4        | GA5020540   | Hose barb, Straight, 1/4" male thread x 1/4" hose, Brass                      | 2    |
| 5        | GA5069335   | Plug, 1/4" BSPT male thread, Brass  | 1    |
| 6        | GA5020615   | Valve, Ball, 12mm, male female, Butterfly handle, SS                          | 1    |
| 7        | GA5003697   | Hose barb, 1/2" BSP female x 5/8" hose, Brass                                 | 1    |
| 8        | GA5069041   | Header tank   | 1    |
| 9        | GA5049290   | Elbow 1/4" male thread x 3/8" barb brass                                      | 1    |
| 10       | GA5066280   | Sensor low coolant level  | 1    |

## Engine Mounts



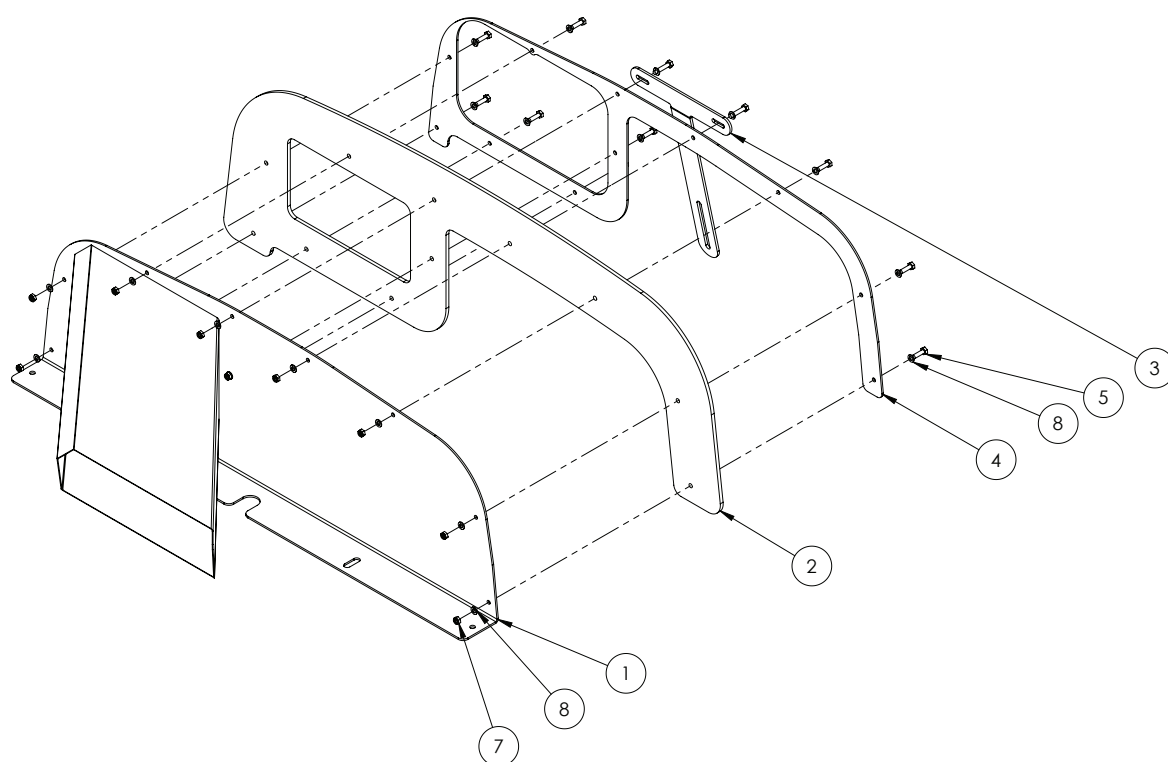
| ITEM NO. | PART NUMBER | DESCRIPTION  | QTY. |
|----------|-------------|--|------|
| 1        | GA5070020   | Vibration Isolator, 80mm                               | 4    |
| 2        | GA5001043   | Washer 16mm Flat SS HD                                 | 8    |
| 3        | GA5011269   | Bolt M16 x 100 ZP GR8.8                                | 4    |
| 4        | GA5001029   | Nut M16 Nyloc ZP                                       | 4    |
| 5        | GA4502820   | Washer, 70mm OD x 16.5mm ID x 5mm thick                | 4    |
| 6        | GA5000577   | Washer 12mm Flat SS HD                                 | 12   |
| 7        | GA5000325   | SHCS M12 x 45 ZP GR12.9                                | 2    |
| 8        | GA5000307   | SHCS M12 x 30 ZP GR12.9                                | 10   |
| 9        | GA4654971   | Engine mount, CCSP Rear                                | 2    |
| 10       | GA4656610   | Engine mount, CCSP front RH                            | 1    |
| -        | GA4659456   | Engine mount, Front left hand, Includes fan pump mount | 1    |

## Miscellaneous Components



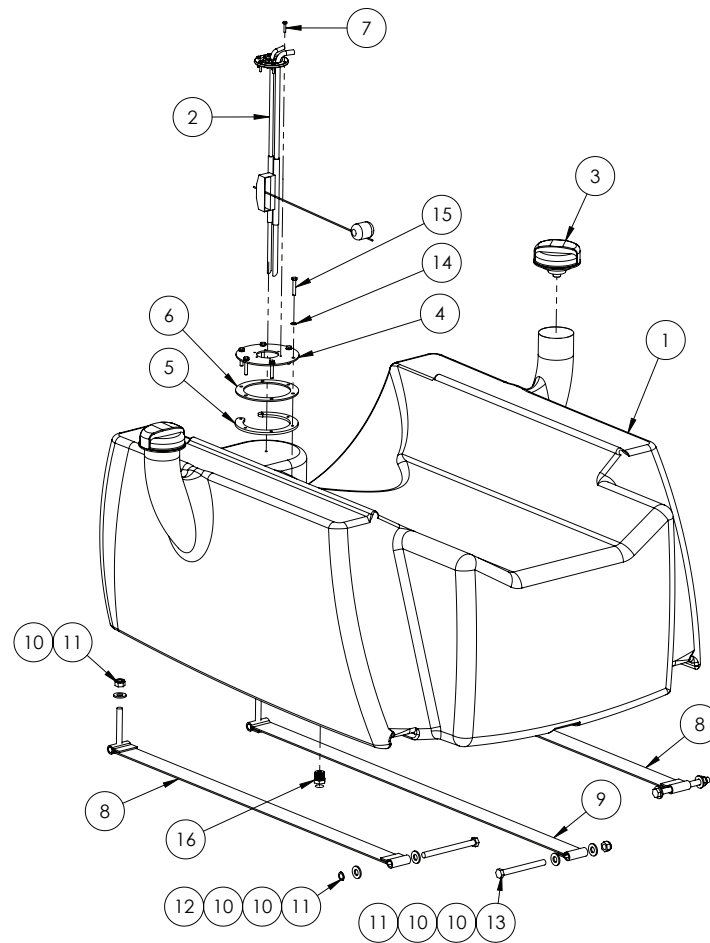
| ITEM NO. | PART NUMBER | DESCRIPTION  | QTY. |
|----------|-------------|--|------|
| 1        | GA4503765   | Heat Shield, Air Cleaner SP 2011 SS  | 1    |
| 2        | GA5065455   | Bolt M10 x 30 ZP GR8.8   | 2    |
| 3        | GA5000117   | Washer 10mm Flat SS HD   | 2    |
| 4        | GA4905000   | Hydraulic Hose assembly CC-MY11 (H20)                                      | 1    |
| 5        | GA3500278   | Cap Swivel, 1/2" BSP   | 1    |
| 6        | -           | Breather Hose  | 1    |
| 7        | GAS44R-0808 | Hydraulic adaptor, Bulkhead nipple, 1/2" BSP male x 1/2" BSP male          | 1    |
| 8        | GA5077886   | Hydraulic Seal, Metal bonded M18   | 1    |
| 9        | GA5070725   | Copper Washer 18mm x 1.5mm   | 1    |
| 10       | GA5000999   | Hose Clamp, 3/4", SS (16-27/12W)   | 1    |
| 11       | GA5077884   | Hydraulic adaptor, 90 Degree elbow, M18 x 1.5 male x 1/2" BSPP male O-ring | 1    |
| -        | GA5075275   | Belt, Serpentine, Water Pump Alternator, QSB6.7L, Cummins                  | 1    |

## Engine Air Divider



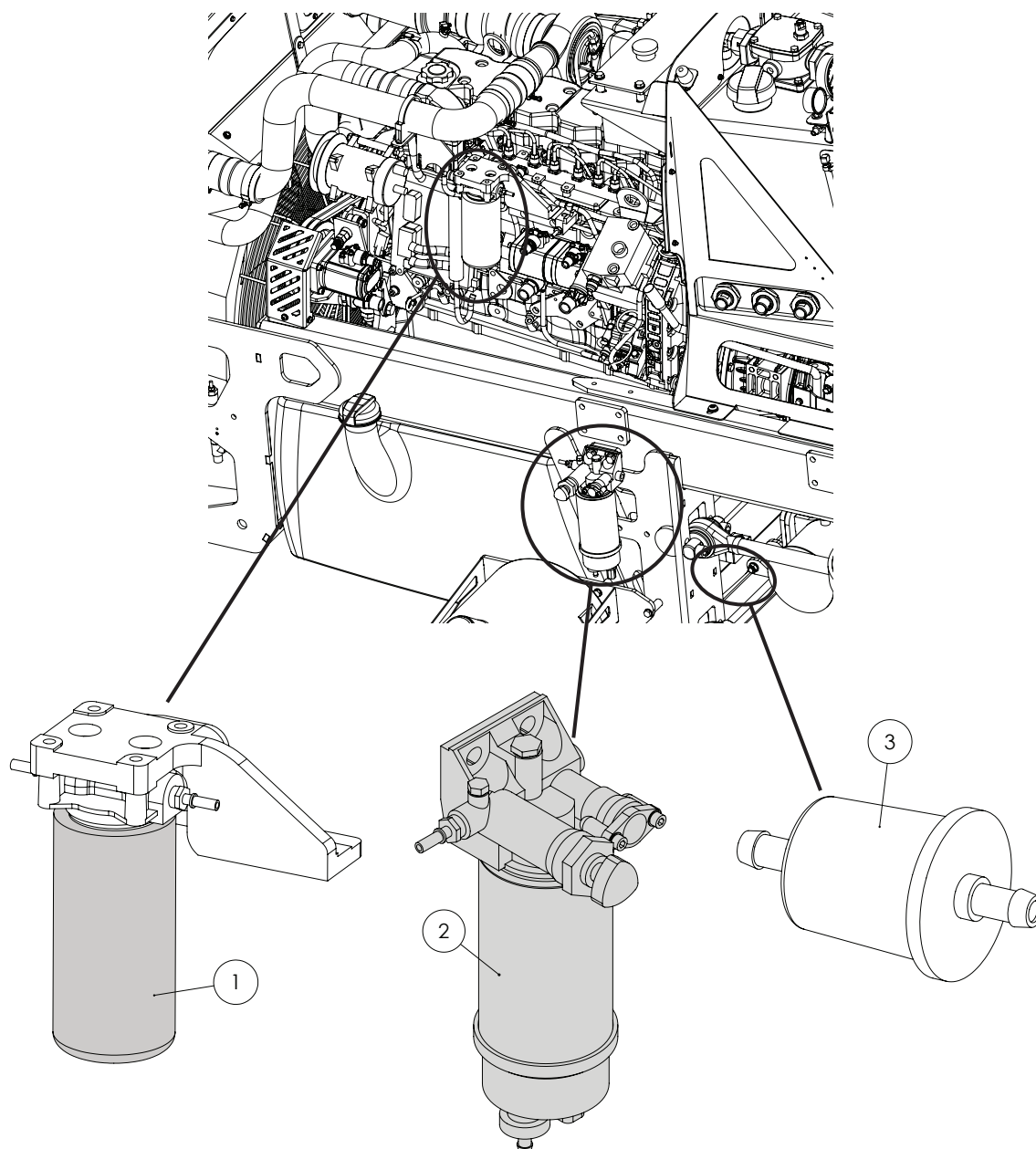
| ITEM NO. | PART NUMBER | DESCRIPTION                                 | QTY. |
|----------|-------------|---|------|
| 1        | GA4660745   | Radiator Infill Baffle and Intake           | 1    |
| 2        | GA4502586   | Seal, Rubber, Radiator infill panel         | 1    |
| 3        | GA4502765   | Bracket Upper Support Radiator Infill Panel | 1    |
| 4        | GA4502626   | Plate, Infill Panel Clamp                   | 1    |
| 5        | GA5004065   | Bolt M6 x 20 GR8.8 ZP                       | 9    |
| 6        | GA5004077   | Bolt M6 x 30 GR8.8 ZP                       | 2    |
| 7        | GA5048115   | Nut M6 Nyloc ZP                             | 11   |
| 8        | GA5004437   | Washer 6mm Flat SS                          | 22   |

## Fuel Tank



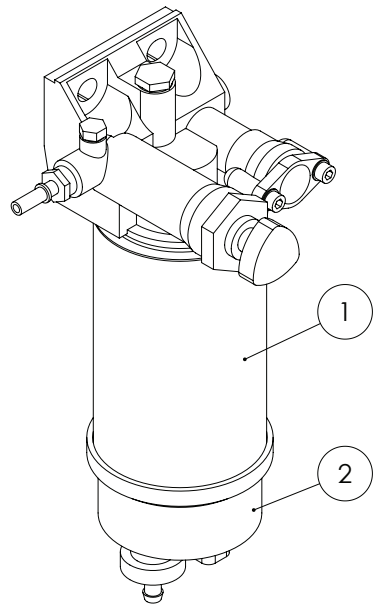
| ITEM NO. | PART NUMBER | DESCRIPTION  | QTY. |
|----------|-------------|--|------|
| 1        | GA5069065   | Tank, Diesel, 300L, Bare   | 1    |
| 2        | GA5070420   | Fuel sender assembly, Suction & return tubes, adjustable float arm | 1    |
| 3        | GA5069066   | Fuel tank cap  | 2    |
| 4        | GA4502550   | Fuel Sender Mounting Plate SS                                      | 1    |
| 5        | GA4502570   | Fuel Sender Mount Retaining Plate                                  | 1    |
| 6        | GA4502635   | Fuel Sender Gasket Cork  | 1    |
| 7        | GA5020525   | Screw M4 x 20 Phillips Head SS                                     | 6    |
| 8        | GA5069120   | Tank Strap, Outer come with Rubber Fuel Tank                       | 2    |
| 9        | GA5069125   | Tank Strap, Centre, comes with Rubber Fuel Tank                    | 1    |
| 10       | GA5000577   | Washer 12mm Flat SS HD   | 9    |
| 11       | GA5012461   | Nut M12 Nyloc ZP   | 6    |
| 12       | GA5000271   | Bolt M12 x 140 ZP GR8.8  | 2    |
| 13       | GA5000265   | Bolt M12 x 120 ZP GR8.8  | 1    |
| 14       | GA5004437   | Washer 6mm Flat SS   | 6    |
| 15       | GA5070504   | Set Screw M6 x 35 ZP GR8.8   | 6    |
| 16       | GA5048560   | Plug male 1/2" BSPT Magnetic                                       | 1    |

## Fuel Filters



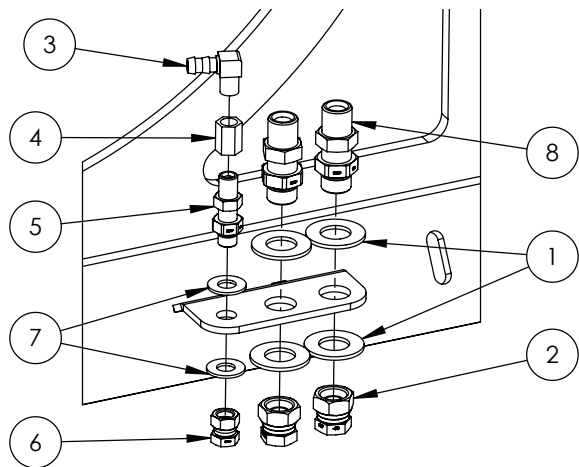
| ITEM NO. | PART NUMBER | DESCRIPTION  | QTY. |
|----------|-------------|--|------|
| 1        | GA5051765   | Filter, Fuel, Engine, suit QSB   | 1    |
| 2        | GA5071020   | Fuel Filter Assembly, Primary, Includes Pump Head, Filter Element and Glass Bowl | 1    |
| 3        | GA5069895   | Fuel filter, Inline, 3/8" male hose barbs  | 1    |

# Fuel Filter - Primary Assembly



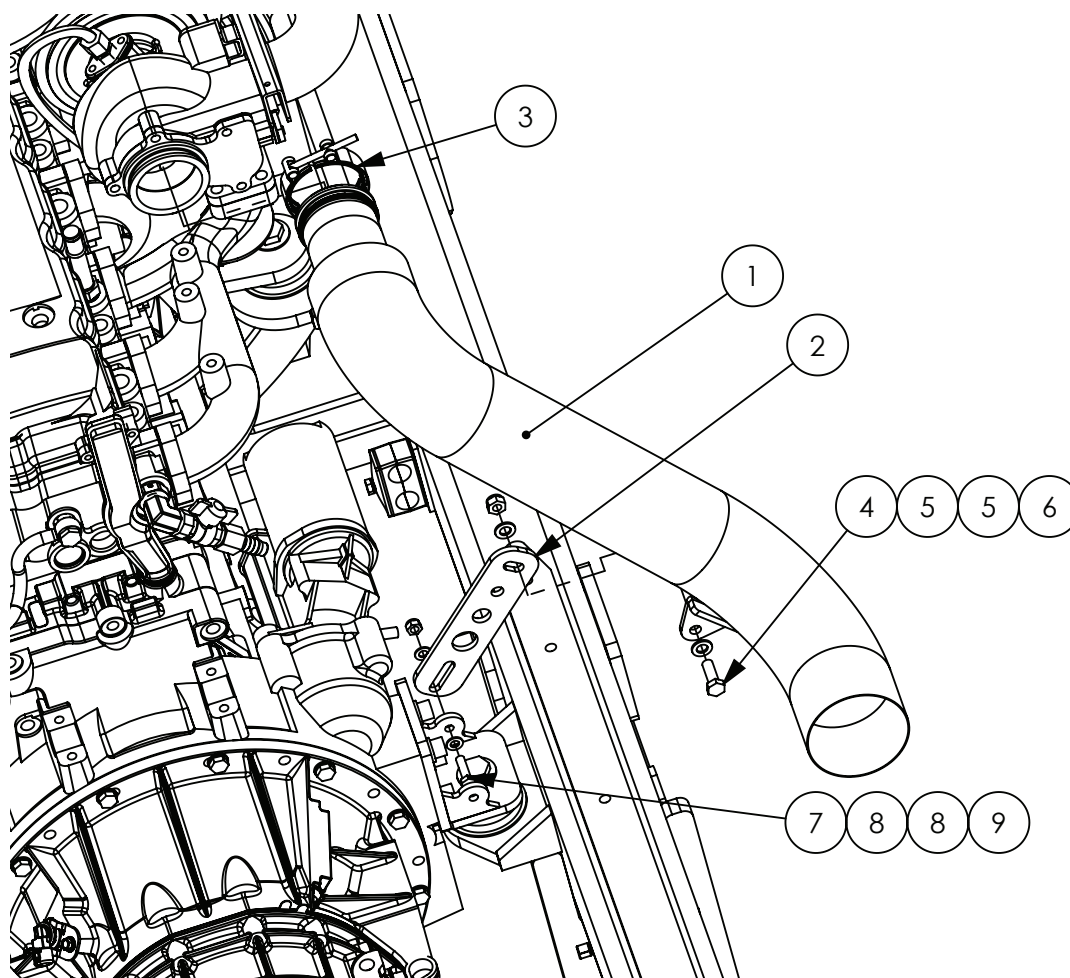
| ITEM NO. | PART NUMBER | DESCRIPTION   | QTY. |
|----------|-------------|---|------|
| 1        | GA5051760   | Filter cartridge, Suit primary fuel filter on self propelled with QSB | 1    |
| 2        | GA5070560   | Fuel Filter Bowl Clear Glass Suit Primary, with sensor                | 1    |

# Fluid Drain Point



| ITEM NO. | PART NUMBER | DESCRIPTION   | QTY. |
|----------|-------------|---|------|
| 1        | GA5001045   | Washer, 3/4", Flat ZP   | 4    |
| 2        | GA3500278   | Cap, Swivel, 1/2" BSPP female                                       | 2    |
| 3        | GA5049290   | Elbow 1/4" male thread x 3/8" barb brass                            | 1    |
| 4        | GA5066940   | Socket, 1/4" female thread, Hex, Brass                              | 1    |
| 5        | GA3500249   | Hydraulic adaptor, Bulkhead nipple, 1/4" BSPP male x 1/4" BSPP male | 1    |
| 6        | GA3500277   | Cap, Swivel, 1/4" BSPP female                                       | 1    |
| 7        | GA5017673   | Washer 1/2" High Tensile  | 2    |
| 8        | GAS99-603   | Hydraulic adaptor, Bulkhead nipple, 1/2 BSP male x 1/2 BSP male     | 2    |

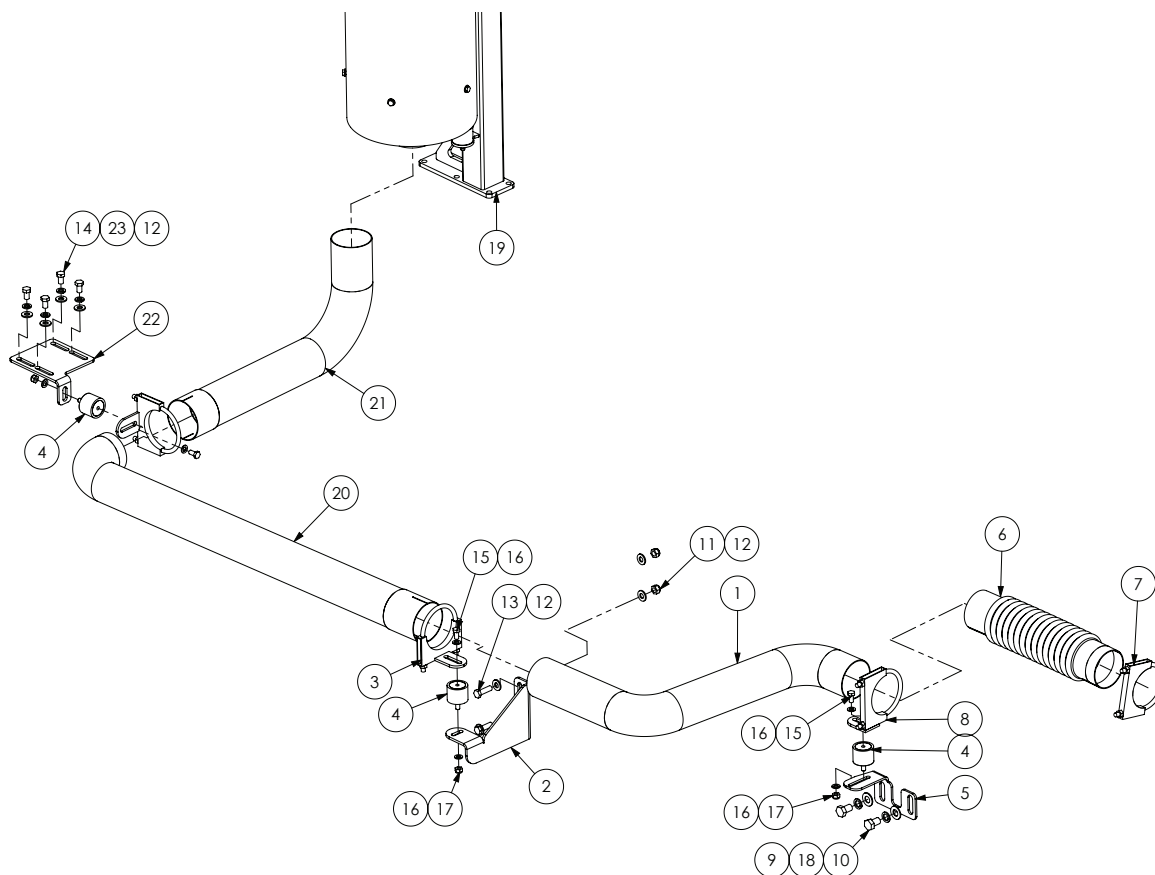
## Engine Exhaust Pipes



| ITEM NO. | PART NUMBER | DESCRIPTION                                       | QTY. |
|----------|-------------|---|------|
| -        | GA5053700   | Exhaust heat wrap fibreglass Black, Sold per roll | 1    |
| -        | GA5055470   | Tie Cable SS 520mm SS316                          | -    |
| 1        | GA5062501   | CCSP Exhaust, suit RH platform option             | 1    |
| 2        | GA4503685   | Exhaust mount, Engine mount                       | 1    |
| 3        | GA5048490   | Clamp, T bolt, Exhaust to turbo                   | 1    |
| 4        | GA5065455   | Bolt M10 x 30 ZP GR8.8                            | 1    |
| 5        | GA5000117   | Washer 10mm Flat SS HD                            | 2    |
| 6        | GA5000141   | Nut M10 Nyloc ZP                                  | 1    |
| 7        | GA5011475   | Bolt M8 x 30 ZP GR8.8                             | 1    |
| 8        | GA5003643   | Washer 8mm Flat SS HD                             | 2    |
| 9        | GA5004917   | Nut M8 Nyloc ZP                                   | 1    |



## Exhaust - 5200L



| ITEM NO. | PART NUMBER | DESCRIPTION                                   | QTY. |
|----------|-------------|---|------|
| 1        | GA5068955   | Exhaust Pipe S Shape, suit RH Access Platform | 1    |
| 2        | GA4503855   | Mounting bracket, Exhaust to air bag bracket  | 1    |
| 3        | GA4658835   | Exhaust clamp / buffer bracket Single         | 2    |
| 4        | GA5014609   | Rubber buffer                                 | 3    |
| 5        | GA4504420   | Mounting bracket, Exhaust to chassis          | 1    |
| 6        | GA5050525   | Exhaust Bellows, suit 4" muffler              | 1    |
| 7        | GA5066215   | Exhaust Clamp 4 1/8"                          | 1    |
| 8        | GA4658836   | Exhaust clamp bracket 'S' bend pipe           | 1    |
| 9        | GA5001043   | Washer 16mm Flat SS HD                        | 2    |
| 10       | GA5000903   | Bolt M16 x 25 ZP GR8.8                        | 2    |
| 11       | GA5012461   | Nut M12 Nyloc ZP                              | 2    |
| 12       | GA5000577   | Washer 12mm Flat SS HD                        | 8    |
| 13       | GA5000319   | Set Screw M12 x 40 ZP GR8.8                   | 2    |
| 14       | GA5011227   | Bolt M12 x 20 ZP GR8.8                        | 4    |
| 15       | GA5006113   | Bolt M10 x 20 ZP GR8.8                        | 3    |
| 16       | GA5000117   | Washer 10mm Flat SS HD                        | 6    |
| 17       | GA5000141   | Nut M10 Nyloc ZP                              | 3    |

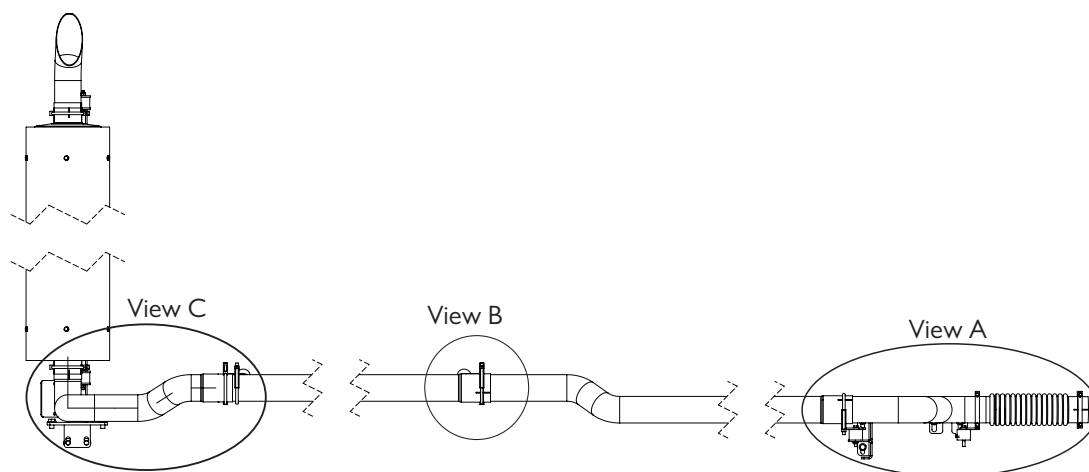
Continued over page

## Exhaust - 5200L

| ITEM NO. | PART NUMBER | DESCRIPTION  | QTY. |
|----------|-------------|--|------|
| 18       | GA5001051   | Washer 16mm Spring SS                              | 2    |
| 19       | *           | Exhaust Stack, 5200L MY14                          | 1    |
| 20       | GA4656572   | Exhaust, 4" Tight 90, Long leg, suit SP2011        | 1    |
| 21       | GA5069900   | Elbow, 4" exhaust tube 90 degree, Flared, long end | 1    |
| 22       | GA4537270   | Exhaust tip mount side pipe                        | 1    |
| 23       | GA5000575   | Washer 12mm Spring SS                              | 4    |
| -        | GA4505080   | Plate Spacer Exhaust Mount Bracket (not shown)     | 1    |

\* Sub-assembly on following pages

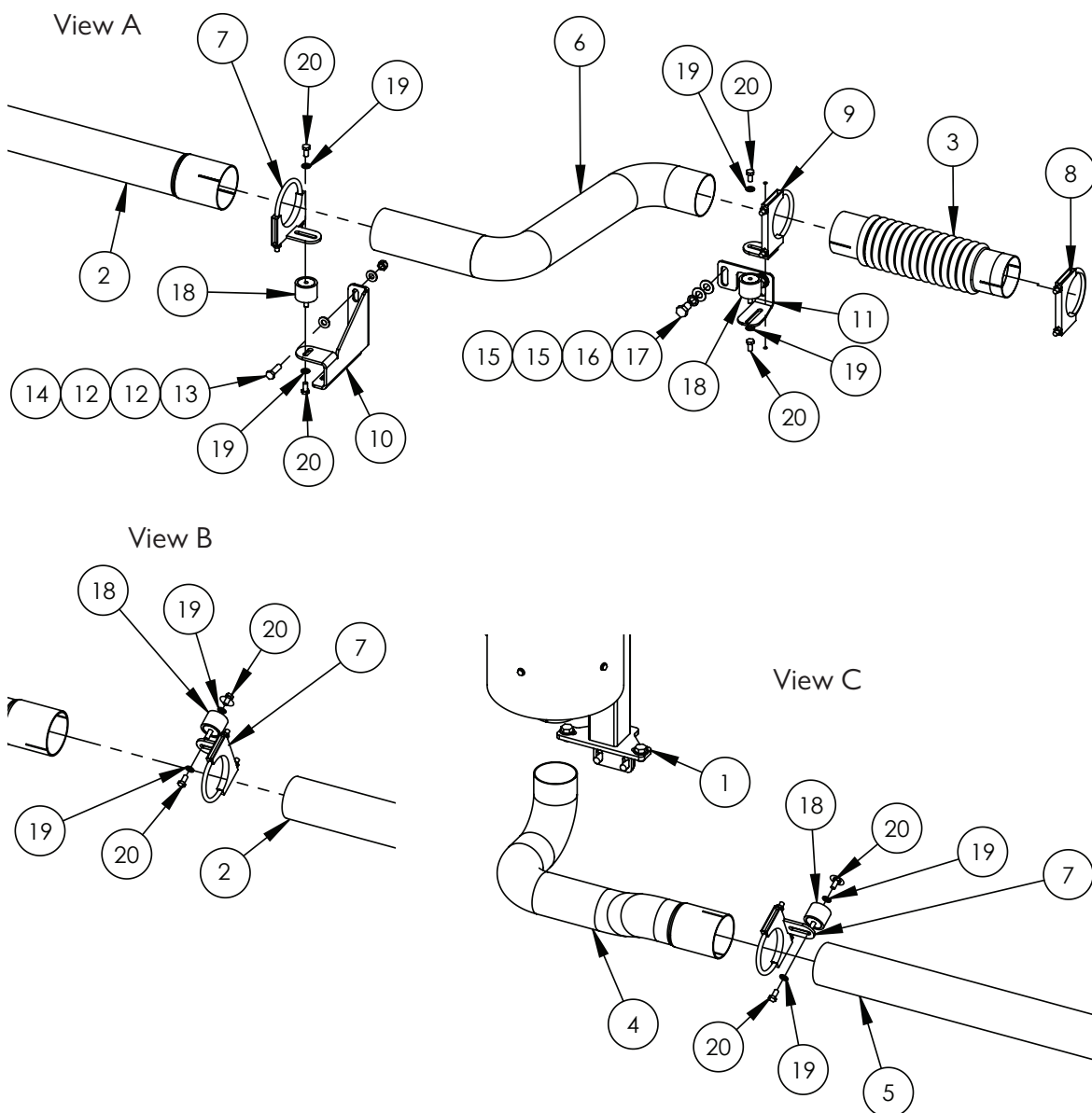
## Exhaust - 6000L



| ITEM NO. | PART NUMBER | DESCRIPTION                                   | QTY. |
|----------|-------------|---|------|
| 1        | *           | Exhaust stack, 6000L                          | 1    |
| 2        | GA5070995   | Exhaust Pipe Section C, Suit 6000L            | 1    |
| 3        | GA5050525   | Exhaust Bellows, suit 4" muffler              | 1    |
| 4        | GA5070985   | Exhaust Pipe Section A, Suit 6000L            | 1    |
| 5        | GA5070990   | Exhaust Pipe Section B, Suit 6000L            | 1    |
| 6        | GA5068955   | Exhaust Pipe S Shape, suit RH Access Platform | 1    |
| 7        | GA4658835   | Exhaust clamp / buffer bracket Single         | 3    |
| 8        | GA5066215   | Exhaust Clamp 4 1/8"                          | 1    |
| 9        | GA4658836   | Exhaust clamp bracket 'S' bend pipe           | 1    |
| 10       | GA4503855   | Mounting bracket, Exhaust to air bag bracket  | 1    |
| 11       | GA4504420   | Mounting bracket, Exhaust to chassis          | 1    |
| 12       | GA5000577   | Washer 12mm Flat SS HD                        | 4    |
| 13       | GA5000319   | Set Screw M12 x 40 ZP GR8.8                   | 2    |

Continued over page

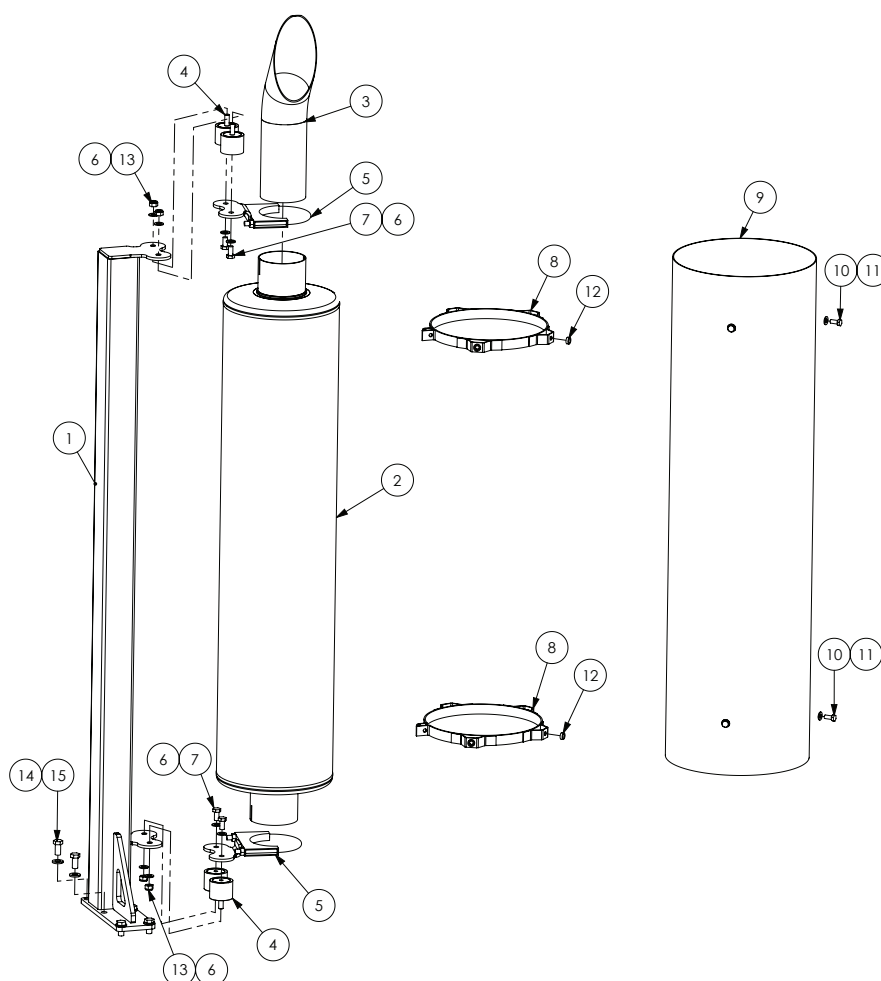
## Exhaust - 6000L



| ITEM NO. | PART NUMBER | DESCRIPTION                                    | QTY. |
|----------|-------------|--|------|
| 14       | GA5012461   | Nut M12 Nyloc ZP                               | 2    |
| 15       | GA5001043   | Washer 16mm Flat SS HD                         | 4    |
| 16       | GA5000961   | Washer 16mm Spring ZP                          | 2    |
| 17       | GA5000903   | Bolt M16 x 25 ZP GR8.8                         | 2    |
| 18       | GA5014609   | Rubber buffer                                  | 4    |
| 19       | GA5000117   | Washer 10mm Flat SS HD                         | 8    |
| 20       | GA5006113   | Bolt M10 x 20 ZP GR8.8                         | 8    |
| -        | GA4505080   | Plate Spacer Exhaust Mount Bracket (not shown) | 1    |

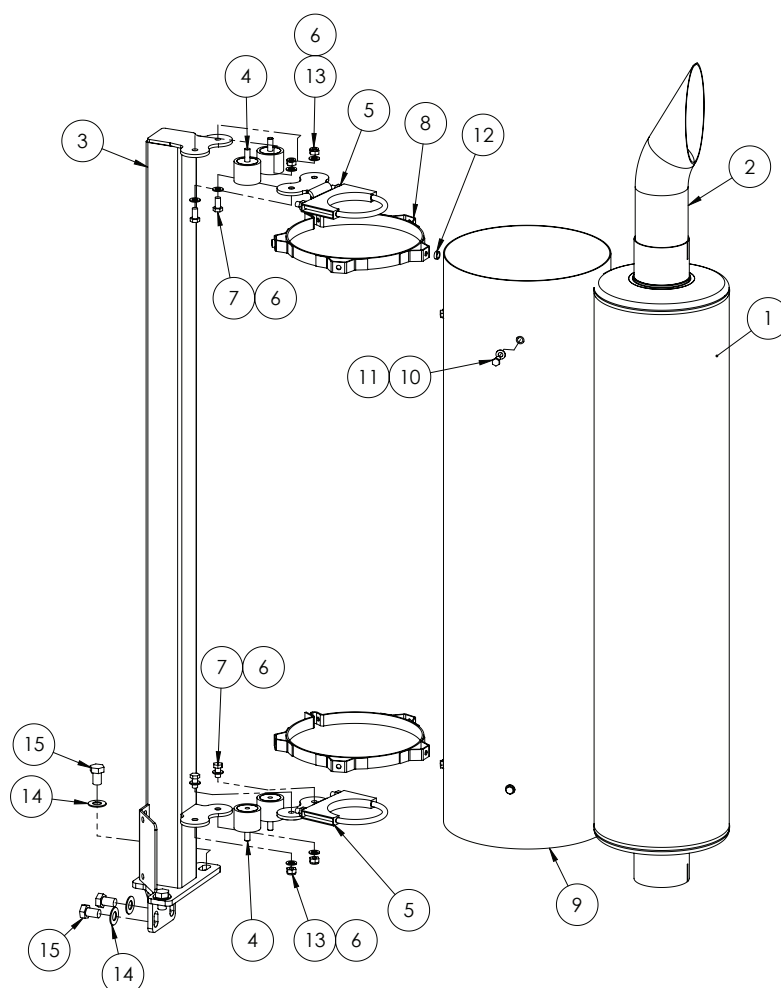
\* Sub-assembly on following pages

## Exhaust Stack - 5200L



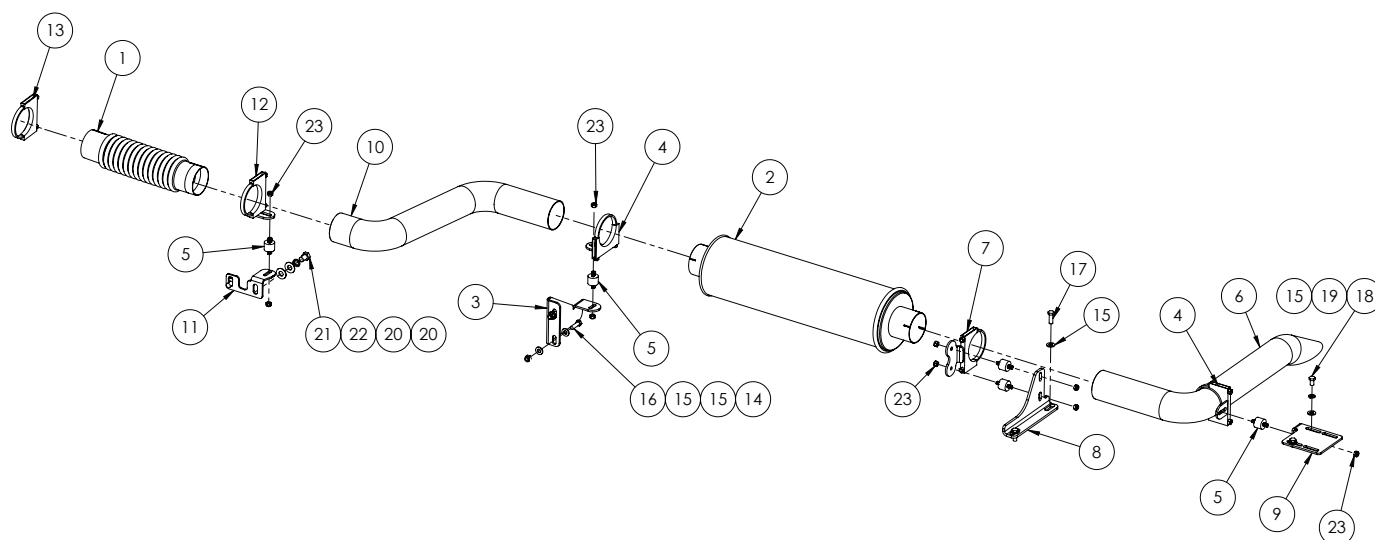
| ITEM NO. | PART NUMBER | DESCRIPTION                                   | QTY. |
|----------|-------------|---|------|
| 1        | GA4658740   | Stack / exhaust post, Access platform         | 1    |
| 2        | GA5069240   | Muffler Exhaust, 4"                           | 1    |
| 3        | GA2700010   | Exhaust Pipe, Chrome Deflector Tip, 4", 600mm | 1    |
| 4        | GA5014609   | Rubber buffer                                 | 4    |
| 5        | GA4658830   | Exhaust clamp / buffer bracket Double         | 2    |
| 6        | GA5000117   | Washer 10mm Flat SS HD                        | 8    |
| 7        | GA5006113   | Bolt M10 x 20 ZP GR8.8                        | 4    |
| 8        | -           | Mount Bracket Exhaust Heat Shield             | 2    |
| 9        | GA4505985   | Heat Shield Exhaust 360 degree                | 1    |
| 10       | GA5048485   | Set Screw, 5/16" BSW x 3/4", SS GR8           | 8    |
| 11       | GA5003631   | Washer 5/16" Flat SS                          | 8    |
| 12       | GA4552080   | Crush tube, 10.2 ID x 15 OD x 5mm long        | 8    |
| 13       | GA5000141   | Nut M10 Nyloc ZP                              | 4    |
| 14       | GA5000577   | Washer 12mm Flat SS HD                        | 6    |
| 15       | GA5011229   | Bolt M12 x 25 ZP GR8.8                        | 6    |

## Exhaust Stack - 6000L



| ITEM NO. | PART NUMBER | DESCRIPTION                                   | QTY. |
|----------|-------------|---|------|
| 1        | GA5069240   | Muffler Exhaust, 4"                           | 1    |
| 2        | GA2700010   | Exhaust Pipe, Chrome Deflector Tip, 4", 600mm | 1    |
| 3        | GA4659785   | Exhaust Stack Stand Rear Mounted              | 1    |
| 4        | GA5014609   | Rubber buffer                                 | 4    |
| 5        | GA4658830   | Exhaust clamp / buffer bracket Double         | 2    |
| 6        | GA5000117   | Washer 10mm Flat SS HD                        | 8    |
| 7        | GA5006113   | Bolt M10 x 20 ZP GR8.8                        | 4    |
| 8        | -           | Mount Bracket Exhaust Heat Shield             | 2    |
| 9        | GA4505985   | Heat Shield Exhaust 360 degree                | 1    |
| 10       | GA5048485   | Set Screw, 5/16" BSW x 3/4", SS GR8           | 8    |
| 11       | GA5003631   | Washer 5/16" Flat SS                          | 8    |
| 12       | GA4552080   | Crush tube, 10.2 ID x 15 OD x 5mm long        | 8    |
| 13       | GA5000141   | Nut M10 Nyloc ZP                              | 4    |
| 14       | GA5001043   | Washer 16mm Flat SS HD                        | 4    |
| 15       | GA5000903   | Bolt M16 x 25 ZP GR8.8                        | 4    |

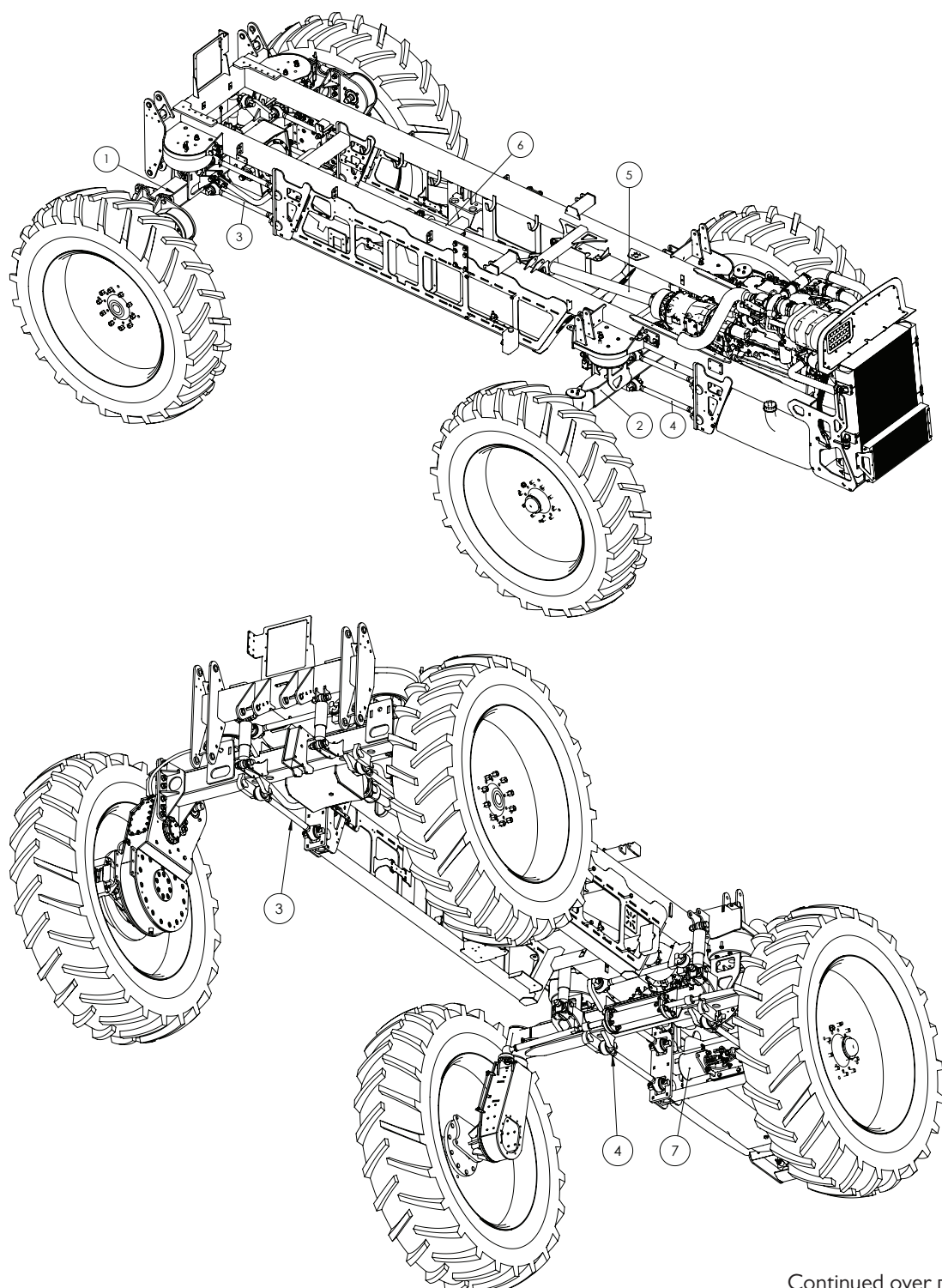
## Exhaust - Dual Product



| ITEM NO. | PART NUMBER | DESCRIPTION   | QTY. |
|----------|-------------|---|------|
| 1        | GA5050525   | Exhaust Bellows, suit 4" muffler                        | 1    |
| 2        | GA5065135   | Muffler Exhaust, 4", SWB and Dual Product, Crop Cruiser | 1    |
| 3        | GA4503855   | Mounting bracket, Exhaust to air bag bracket            | 1    |
| 4        | GA4658835   | Exhaust clamp / buffer bracket Single                   | 2    |
| 5        | GA5069130   | Isolator, Sandwich mount, 28 long x 40mm OD, M10 x 25   | 5    |
| 6        | GA5068950   | Exhaust pipe, outer, suit Short/Dual product            | 1    |
| 7        | GA4658830   | Exhaust clamp / buffer bracket Double                   | 1    |
| 8        | GA4537265   | Muffler Mount Side Pipe                                 | 1    |
| 9        | GA4537270   | Exhaust tip mount side pipe                             | 1    |
| 10       | GA5068955   | Exhaust Pipe 'S' Shape, suit RH Access Platform         | 1    |
| 11       | GA4504420   | Mounting bracket, Exhaust to chassis                    | 1    |
| 12       | GA4658836   | Exhaust clamp bracket 'S' bend pipe                     | 1    |
| 13       | GA5066215   | Exhaust Clamp 4 1/8"                                    | 1    |
| 14       | GA5012461   | Nut M12 Nyloc ZP  | 2    |
| 15       | GA5000577   | Washer 12mm Flat SS HD                                  | 8    |
| 16       | GA5066895   | Bolt M12 x 40 ZP GR8.8                                  | 2    |
| 17       | GA5000311   | Set screw, M12 x 35, ZP GR 8.8                          | 2    |
| 18       | GA5011227   | Bolt M12 x 20 ZP GR8.8                                  | 2    |
| 19       | GA5000575   | Washer 12mm Spring SS                                   | 2    |
| 20       | GA5001043   | Washer 16mm Flat SS HD                                  | 4    |
| 21       | GA5000903   | Bolt M16 x 25 ZP GR8.8                                  | 2    |
| 22       | GA5000961   | Washer 16mm Spring ZP                                   | 2    |
| 23       | GA5000141   | Nut M10 Nyloc ZP  | 10   |
| -        | GA4505080   | Plate Spacer Exhaust Mount Bracket                      | 1    |

## Chapter 21

### DRIVE LINE, TRANSFER CASE & DIFFERENTIAL



Continued over page

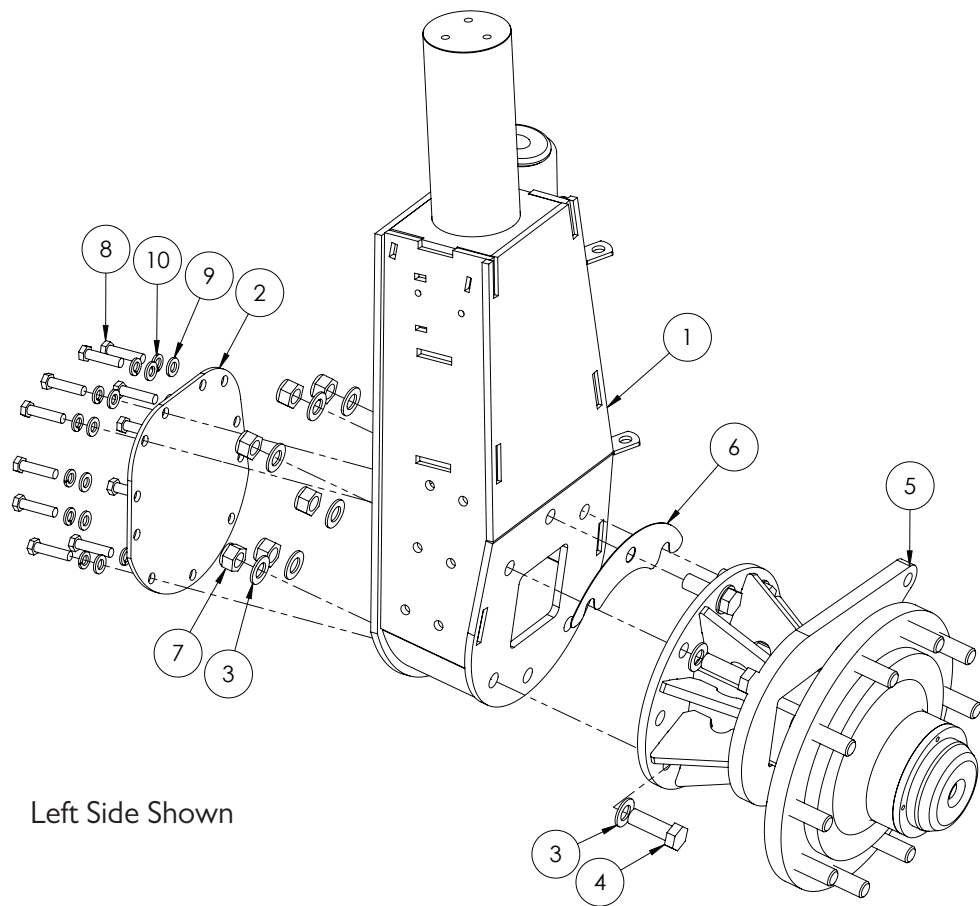
## Drive Train & Suspension

| ITEM NO. | PART NUMBER | DESCRIPTION                                      | QTY. |
|----------|-------------|--|------|
| 1        | *           | Rear Axle  | 1    |
| 2        | *           | Front Axle                                       | 1    |
| 3        | *           | Rear Suspension                                  | 1    |
| 4        | *           | Front Suspension                                 | 1    |
| 5        | *           | Drive Shafts & Brackets - 2WD                    | 1    |
|          | *           | Drive Shaft & Brackets - 4WD                     |      |
|          | *           | Transfer Gearbox - 4WD                           |      |
| 6        | *           | Drive shaft centre bearing support bracket - 2WD | 1    |
| 7        | *           | Handbrake Actuator Assembly                      | 1    |

\* Sub-assembly on following pages



# Drop Leg - Front 2WD



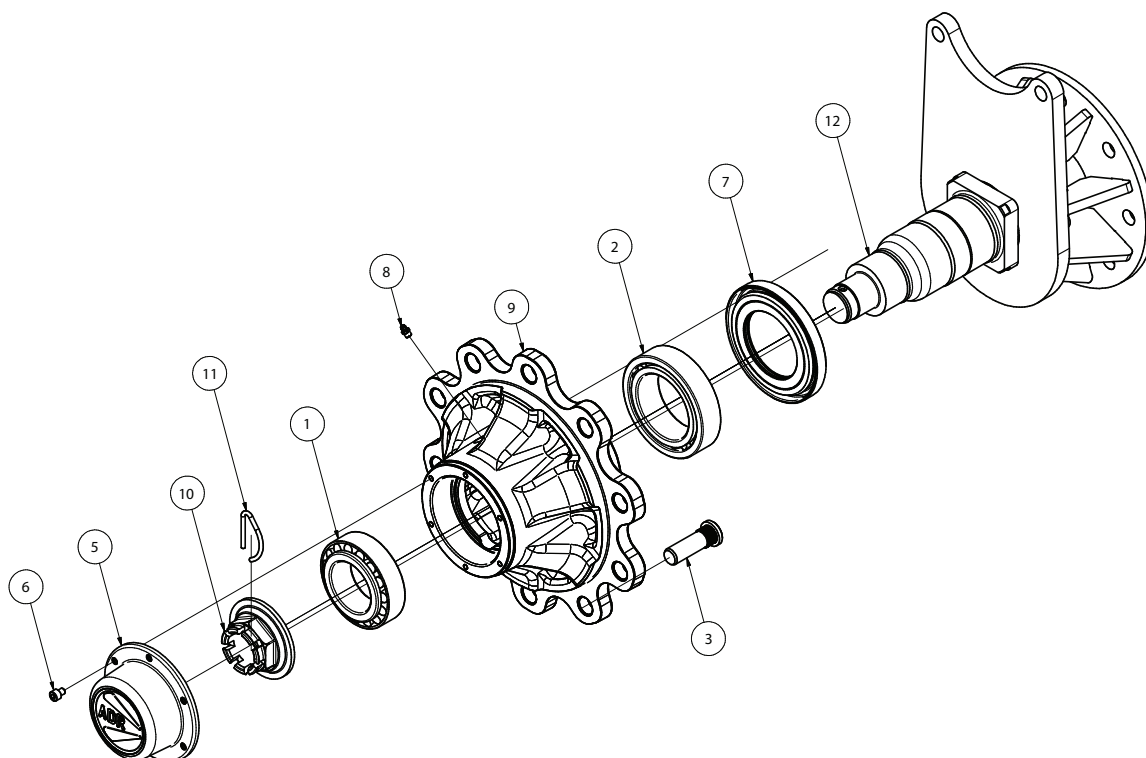
Left Side Shown

# Quantities shown are per side.

| ITEM NO. | PART NUMBER | DESCRIPTION                                | QTY. |
|----------|-------------|--|------|
| 1        | GA4652541   | Drop leg, fabricated, Front 2WD Left Hand  | 1    |
|          | GA4652546   | Drop leg, fabricated, Front 2WD Right Hand | 1    |
| 2        | 2AFA013LAS  | Access plate                               | 1    |
| 3        | GA5001741   | Washer 20mm Flat SS HD                     | 12   |
| 4        | GA5069220   | Bolt M20 x 1.5 pitch x 60 long, Gr8.8 ZP   | 6    |
| 5        | GA4652800*  | Hub, Front Axle, 2WD                       | 1    |
| 6        | GA4507085   | Shim, 2mm Stainless                        | 1    |
| 7        | GA5001513   | Nut M20 x 1.5 Pitch Nyloc ZP               | 6    |
| 8        | GA5000305   | Set Screw M12 x 30 GR8.8 ZP                | 11   |
| 9        | GA5000577   | Washer 12mm Flat SS HD                     | 11   |
| 10       | GA5000575   | Washer 12mm Spring SS                      | 11   |

\* Sub-assembly on following pages

## Front Axle - 2WD - Hub

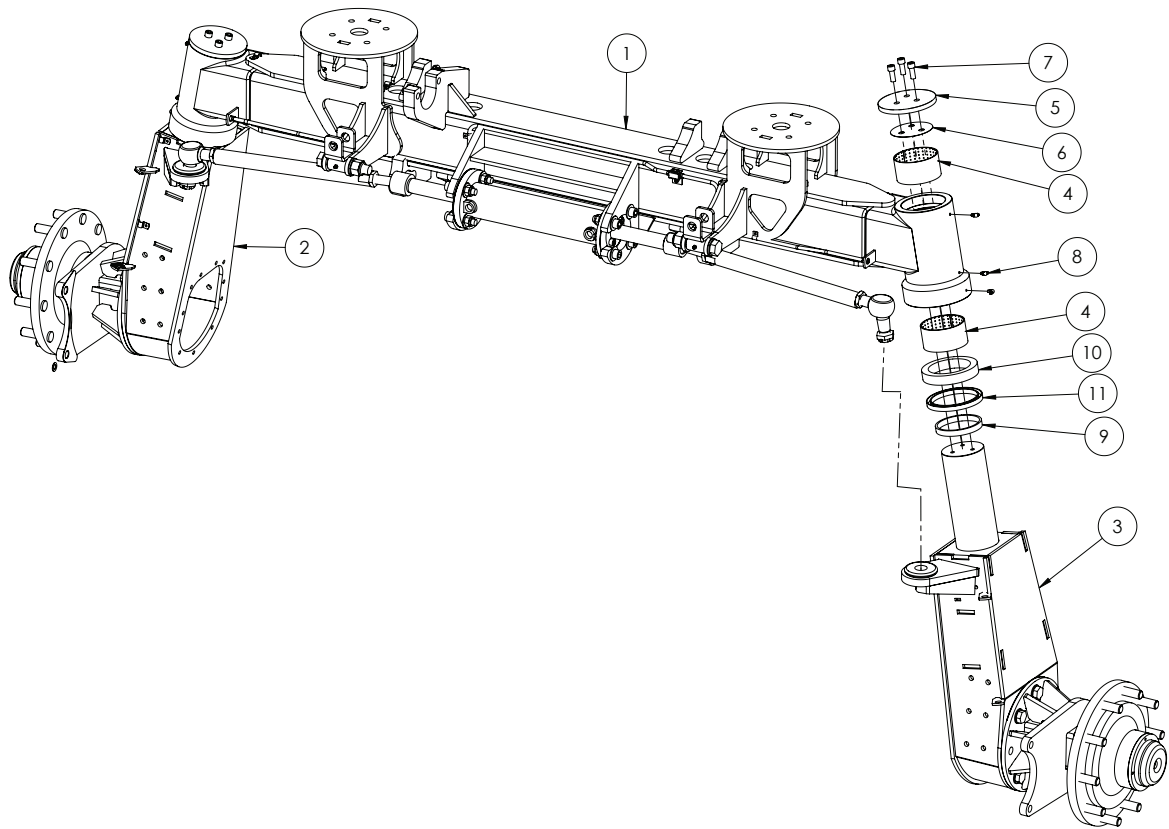


GA4652800 Hub, Front Axle, 2WD, Self Propelled

# Quantities shown are per side.

| ITEM NO. | PART NUMBER | DESCRIPTION                                     | QTY |
|----------|-------------|---|-----|
| 1        | GA5024080   | Bearing, 33114, 70 x 120 x 37, 100 Series, ADR  | 1   |
| 2        | GA5024081   | Bearing, 33018, 90 x 140 x 39, 100 Series, ADR  | 1   |
| 3        | GA5024082   | Stud, M22 x 1.5P x 72mm long, 100 Series, ADR   | 10  |
| 4        | GA5018892   | Wheel nut (not shown)                           | 10  |
| 5        | GA5024083   | Cap, with gasket, 100 Series, ADR               | 1   |
| 6        | GA5024084   | SHCS M8 x 1.25P, 100 Series, ADR                | 6   |
| 7        | GA5024085   | Seal, Oil, steel housing, 100 Series, ADR       | 1   |
| 8        | GA5024086   | Grease Nipple, M8 Straight, 100 Series, ADR     | 1   |
| 9        | GA5024087   | Wheel Hub, 10 stud, 335.mm PCD, 100 Series, ADR | 1   |
| 10       | GA5024088   | Crown Nut, 100 Series, ADR                      | 1   |
| 11       | GA5024089   | Spring Pin, 100 Series, ADR                     | 1   |
| 12       | GA5024090   | Stub Axle Body, Mount flange, 100 series, ADR   | 1   |

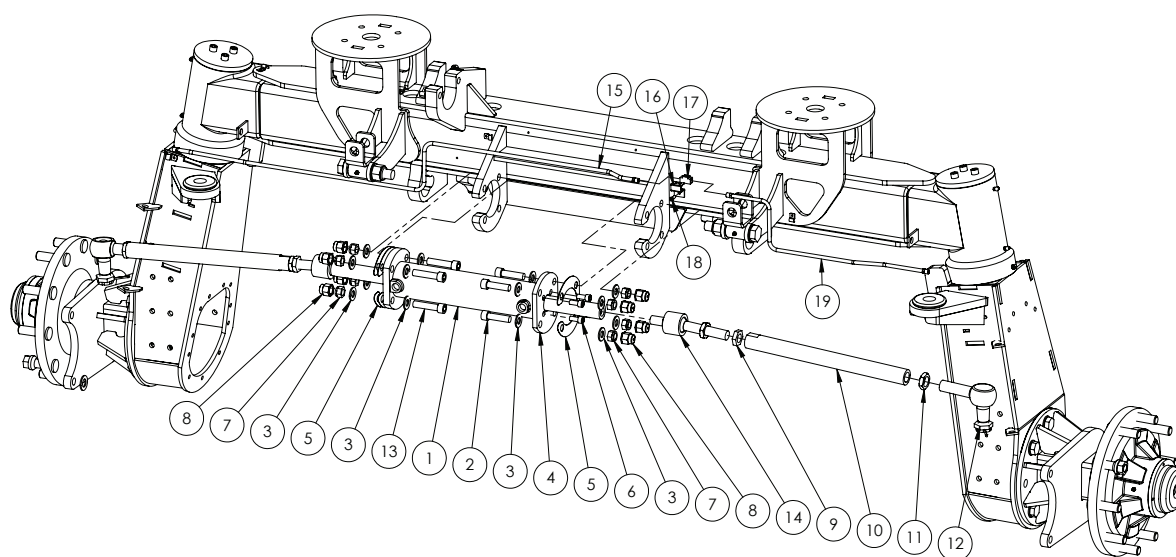
## Front Axle - 3m 2WD - King Pin Assembly



| ITEM NO. | PART NUMBER | DESCRIPTION  | QTY. |
|----------|-------------|--|------|
| 1        | GA4660785   | Axle Housing, Front 3m, 2WD                                | 1    |
| 2        | *           | Drop leg, Front assembly, 2WD 2WS LHS                      | 1    |
| 3        | *           | Drop leg, Front assembly, 2WD 2WS RHS                      | 1    |
| 4        | GA5009454   | Glacier bush, M liner with dimples, 110 ID x 60mm long     | 4    |
| 5        | 2M-FA011LAS | King pin retaining cap, bolt on                            | 2    |
| 6        | F70544A     | Shim, 0.5mm thick  | 2    |
| 7        | GA5000307   | SHCS M12 x 30 ZP GR12.9                                    | 6    |
| 8        | GA5009637   | Grease nipple, Elbow, 90 degree, 1/4" UNF male             | 6    |
| 9        | 2MFA004-IGR | Thrust ring  | 2    |
| 10       | GA5048245   | Bearing, Ball thrust bearing, 110 ID x 145 OD x 25mm thick | 2    |
| 11       | GA5048635   | Oil seal, 120 ID x 145 OD x 12mm thick                     | 2    |

\* Sub-assembly on following pages

## Front Axle - 3m 2WD - Steering Cylinder



### 4WD FRONT AXLE SERVICE PART

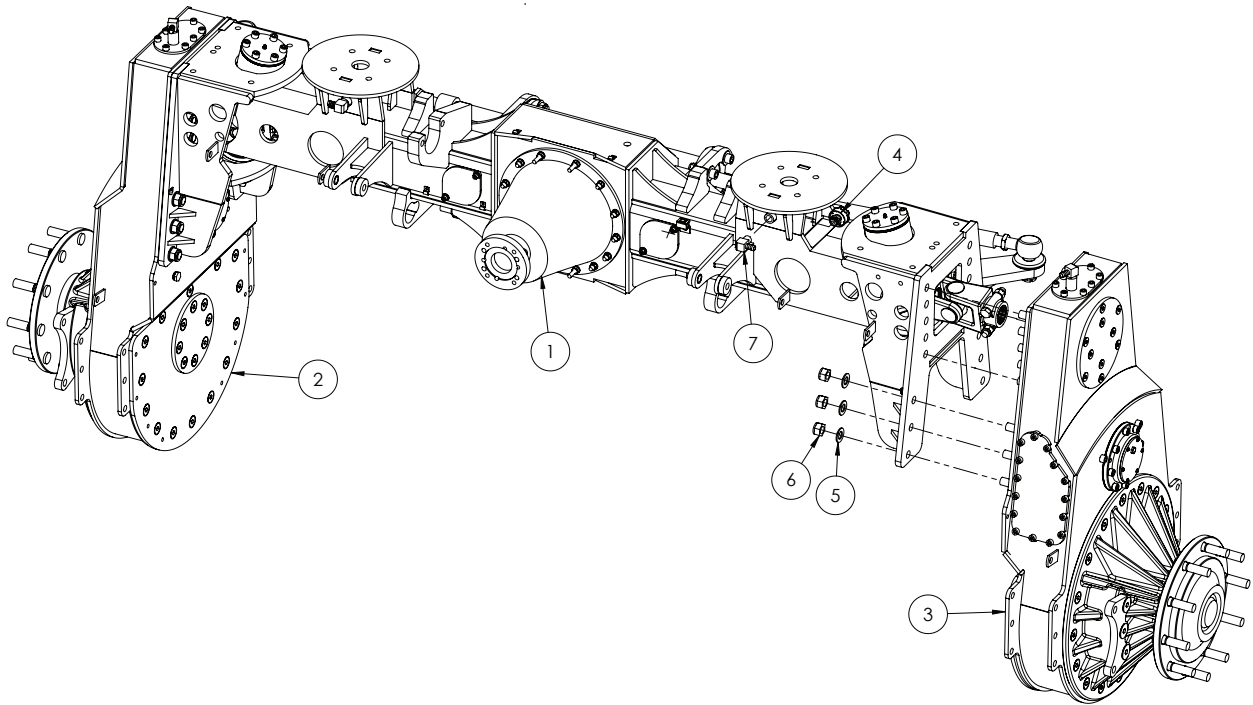
| PART NUMBER | DESCRIPTION                         |  |
|-------------|-------------------------------------|--|
| GA5050215   | Seal kit, suit 3" steering cylinder |  |

| ITEM NO. | PART NUMBER | DESCRIPTION   | QTY. |
|----------|-------------|---|------|
| 1        | GA5066586   | Hydraulic Cylinder, Bore 3", Rod 1.5", Stroke 7.5", Steering  | 1    |
| 2        | GA5048680   | SHCS M16 x 60 GR12.9 ZP                                       | 4    |
| 3        | GA5001043   | Washer 16mm Flat SS HD  | 16   |
| 4        | GA4514635   | Flange plate for steering ram                                 | 1    |
| 5        | GA4514640   | Steering ram shim plate                                       | 3    |
| 6        | GA5070250   | SHCS 7/16 UNF x 1 GR12.9 ZP                                   | 4    |
| 7        | GA5001029   | Nut M16 Nyloc ZP  | 8    |
| 8        | GA5054685   | End cap, Plastic, Black, Cover, Hex. Hose End, M16            | 8    |
| 13       | GA5011305   | SHCS M16 x 70 GR12.9 ZP                                       | 4    |
| 10       | GA4583135   | Tie Rod 3m MY11 (450mm Long)                                  | 2    |
| 11       | GA4572170   | Lock nut, M28 x 1.5, Suit tie rod end                         | 2    |
| 12       | GA5065041   | Ball joint, Right angle, M28 x 1.5 thread                     | 2    |
| 13       | GA5011305   | SHCS M16 x 70 GR12.9 ZP                                       | 4    |
| 14       | GA5065045   | Ball joint, Inline, M24 x 1.5 pitch x M22 x 1.5 pitch         | 2    |
| 15       | GA4912497   | Brake line, Front axle, Left side, 2wd 3m, Crop Cruiser MY15  | 1    |
| 16       | HYD002LAS   | Clamp bracket, Hydraulic fitting                              | 1    |
| 17       | GA5008793   | Tee, Flare, 7/16" 24 TPI female thread, Suit 1/4" tube        | 1    |
| 18       | GA5004049   | SHCS M6 x 16 GR12.9 ZP  | 1    |
| 19       | GA4912498   | Brake line, Front axle, Right side, 2wd 3m, Crop Cruiser MY15 | 1    |

## Front Axle - 3m 4WD Drop Legs

SN 201581 - SN 201648

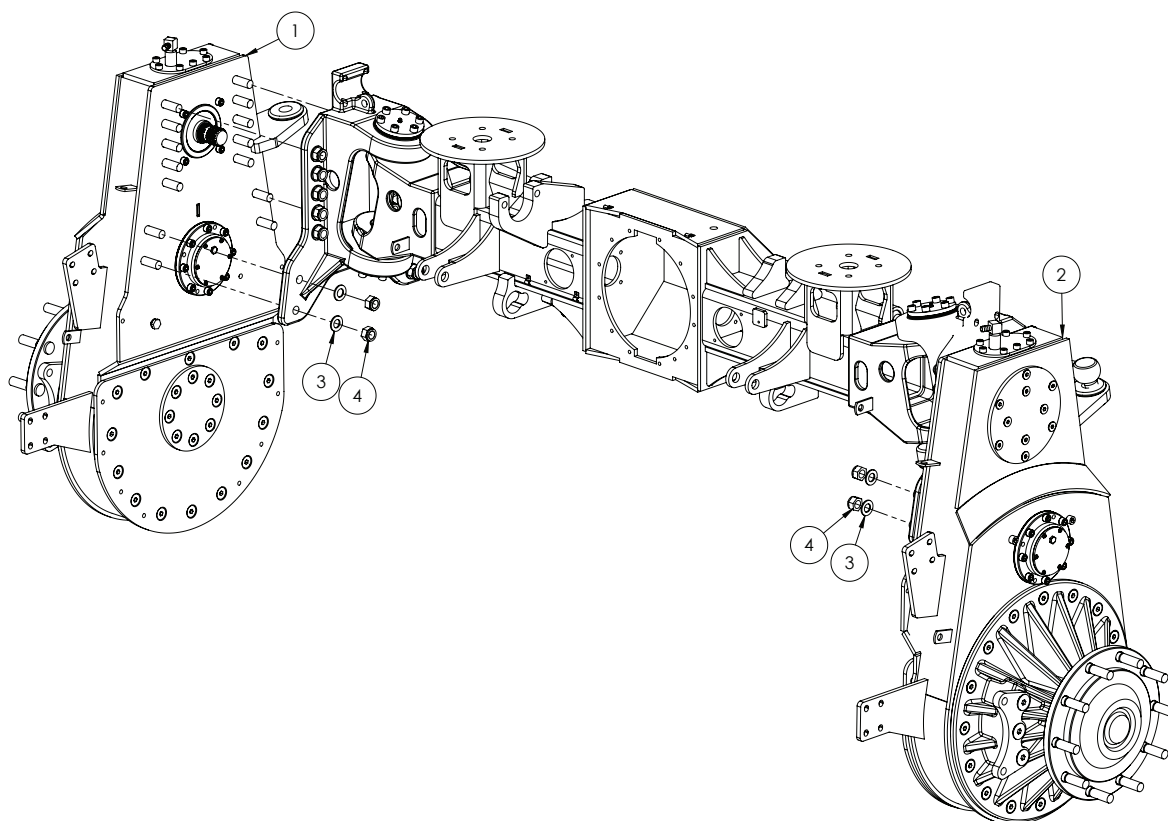


| ITEM NO. | PART NUMBER | DESCRIPTION                                       | QTY. |
|----------|-------------|---|------|
| 1        | *           | Front Axle Assembly, 4WD 3M 2011                  | 1    |
| 2        | *           | Drop leg assembly, 4WD Left Hand Front 2011-2014  | 1    |
| 3        | *           | Drop leg assembly, 4WD Right Hand Front 2011-2014 | 1    |
| 4        | GA5066770   | Air breather screw in style 1/2"                  | 2    |
| 5        | GA5001741   | Washer 20mm Flat SS HD                            | 32   |
| 6        | GA5001513   | Nut M20 x 1.5 Pitch Nyloc ZP                      | 32   |
| 7        | GA5012753   | P6 1/2" x 1/2" Male Elbow                         | 2    |

\* Sub-assembly on following pages

## Front Axle - 3m 4WD Drop Legs

SN 201649 ON

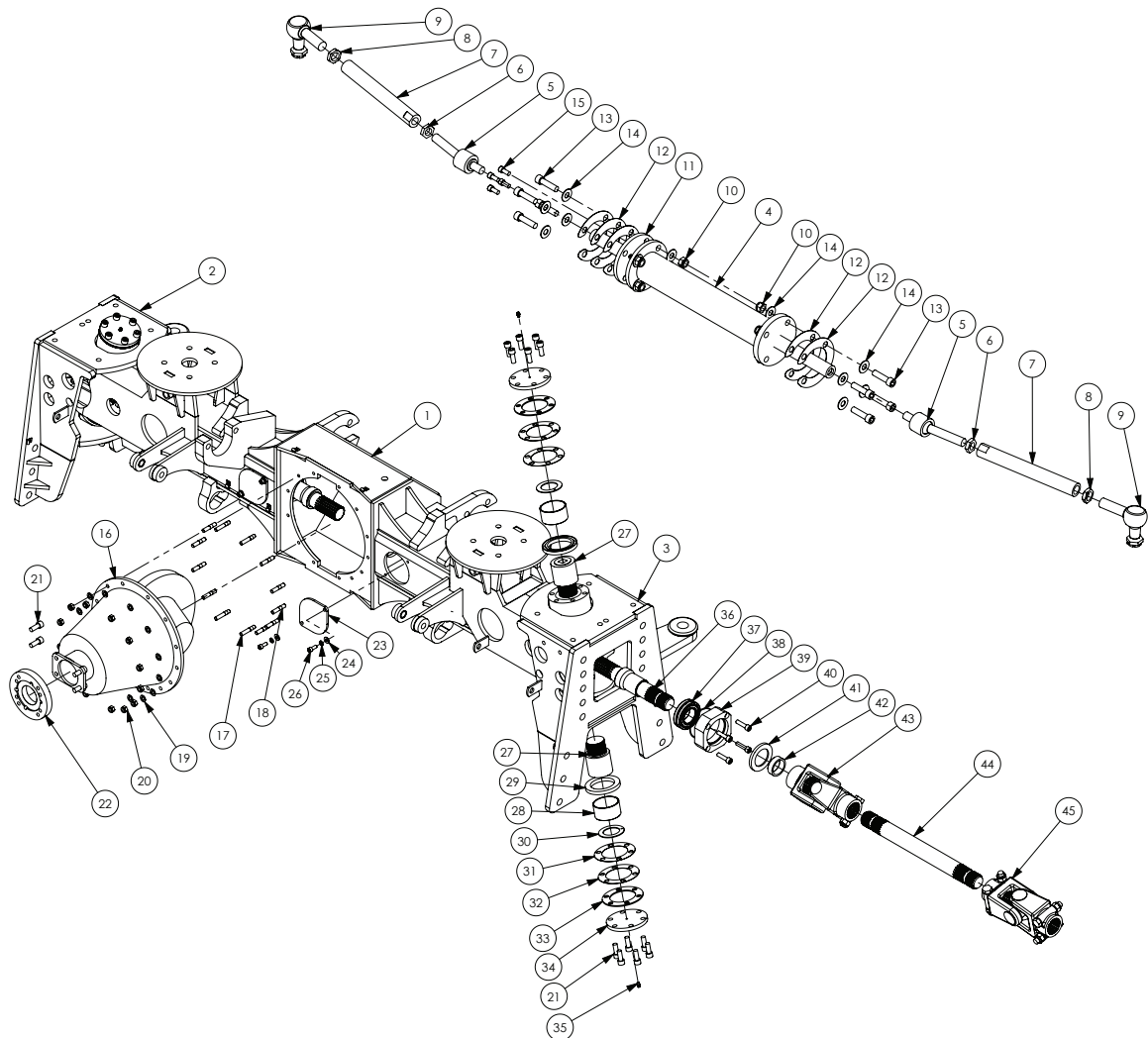


| ITEM NO. | PART NUMBER | DESCRIPTION                            | QTY. |
|----------|-------------|--|------|
| 1        | *           | Drop leg Assembly, Front 4WD LH, G5 G6 | 1    |
| 2        | *           | Drop leg Assembly, Front 4WD RH, G5 G6 | 1    |
| 3        | GA5001741   | Washer 20mm Flat SS HD                 | 28   |
| 4        | GA5048125   | Nut M20 Nyloc Coarse ZP                | 28   |

\* Sub-assembly on following pages

# Front Axle - 3m 4WD Assembly

SN 201581 - SN 201648



## 4WD FRONT AXLE SERVICE PARTS

| PART NUMBER | DESCRIPTION                         |
|-------------|-------------------------------------|
| GA5050215   | Seal kit, suit 3" steering cylinder |
| GA5051595   | Uni Cross, suit 2600 series         |

| ITEM NO. | PART NUMBER | DESCRIPTION   | QTY. |
|----------|-------------|---|------|
| 1        | GA4658510   | Front Axle Housing 3m 4WD 2WS                         | 1    |
| 2        | GA4660260   | Steering Box, 4WD Crop Cruiser, Left Hand             | 1    |
| 3        | GA4660255   | Steering Box, 4WD Crop Cruiser Right Hand             | 1    |
| 4        | GA5066587   | Cylinder, steering 3" Bore x 14" Stroke               | 1    |
| 5        | GA5065045   | Ball joint, Inline, M24 x 1.5 pitch x M22 x 1.5 pitch | 2    |
| 6        | GA5011341   | Nut M24 x 1.5 Pitch Hex Lock ZP                       | 2    |
| 7        | GA4583445   | Tie Rod, 3m 4WD MY14, 335mm Long                      | 2    |
| 8        | GA4572170   | Lock nut, M28 x 1.5                                   | 2    |
| 9        | GA5065041   | Ball joint, Right angle, M28 x 1.5 thread             | 2    |

Continued over page

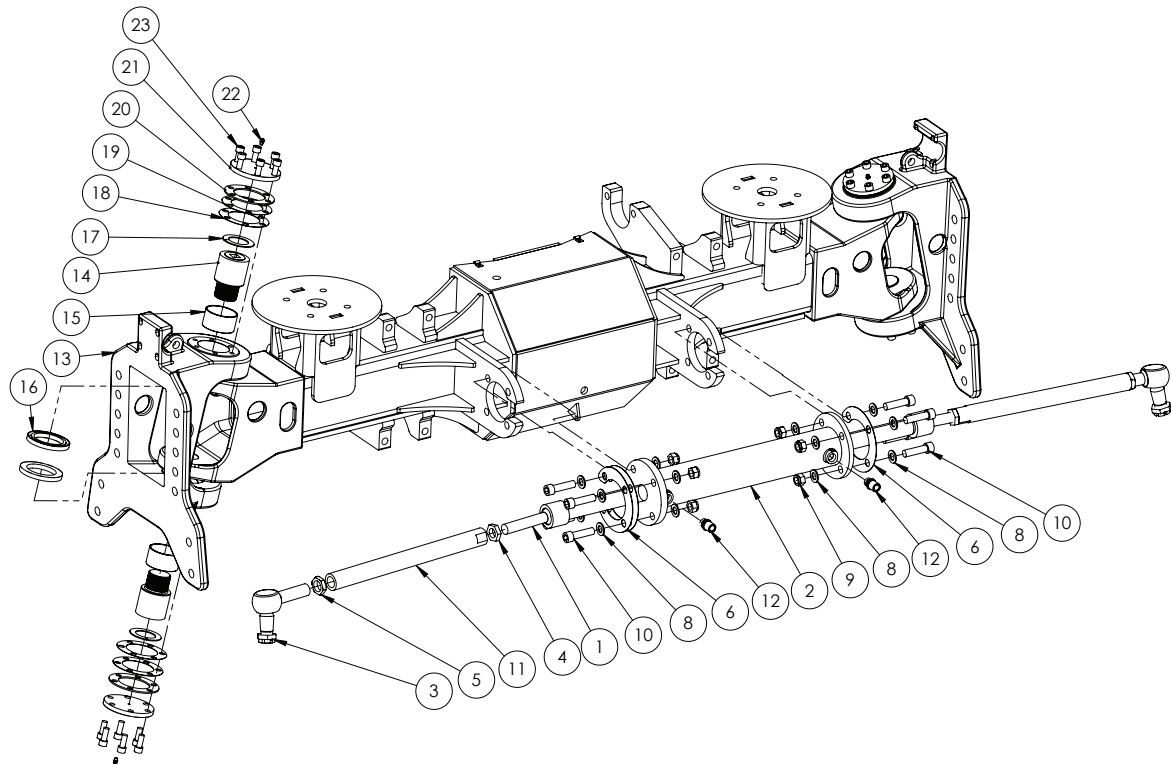
## Front Axle - 3m 4WD Assembly

| ITEM NO. | PART NUMBER         | DESCRIPTION   | QTY. |
|----------|---------------------|---|------|
| 10       | GA5001029           | Nut M16 Nyloc ZP  | 8    |
| 11       | GA4514635           | Flange plate for steering ram                                   | 1    |
| 12       | GA4514640           | Steering ram shim plate   | 5    |
| 13       | GA5048680           | SHCS M16 x 60 ZP GR12.9   | 8    |
| 14       | GA5001043           | Washer 16mm Flat SS HD  | 16   |
| 15       | GA5070250           | SHCS 7/16" UNF x 1" ZP GR12.9                                   | 4    |
| 16       | GA5010609           | Diff centre Isuzu 5.125:1 ratio 41/8 tooth count                | 1    |
| 17       | GA5011177           | Stud, M10 x 55 long Gr8.8                                       | 4    |
| 18       | GA0500024           | Stud, M10 x 50 long Gr8.8                                       | 9    |
| 19       | GA5000117           | Washer 10mm Flat SS HD  | 13   |
| 20       | GA5000141           | Nut M10 Nyloc ZP  | 13   |
| 21       | GA5000307           | SHCS M12 x 30 ZP GR12.9   | 28   |
| 22       | I480-ISUZU          | Adapter, I480 drive shaft yoke to Isuzu diff                    | 1    |
| 23       | GA4536100           | Axle cover plate, drive shaft bolts, 4WS 4WD                    | 2    |
| 24       | GA5003643           | Washer 8mm Flat SS HD   | 4    |
| 25       | GA5004919           | Washer 8mm Spring SS  | 4    |
| 26       | GA5004707           | SHCS M8 x 20 ZP GR12.9  | 4    |
| 27       | MACH0039            | King pin  | 4    |
| 28       | GA5009481           | Glacier bush, 70 ID x 75 OD x 36mm long                         | 4    |
| 29       | GA5018907           | Seal, 70 ID x 100 OD x 10mm Thick                               | 4    |
| 30       | GA5009489           | Washer, Glacier, 48 ID x 74mm OD                                | 4    |
| 31       | STEERSHIM-MK2-0.5MM | Steer shim, 0.5mm   | 4    |
| 32       | STEERSHIM-MK2-1MM   | Steer shim, 1mm   | 4    |
| 33       | STEERSHIM-MK2-3MM   | Steer shim, 3mm   | 4    |
| 34       | DL24                | Steering assembly top cap                                       | 4    |
| 35       | GA5012203           | Grease nipple, Short, 1/4" UNF                                  | 4    |
| 36       | GA5015157           | Shaft, Diff output, With spacer, 294.10mm long, Spline each end | 2    |
| 37       | GA5007959           | Bearing, Double Row Barrel Roller                               | 2    |
| 38       | GA5010501           | O-ring, 89 x 2.5mm  | 2    |
| 39       | MACH0027            | Bearing holder  | 2    |
| 40       | GA5006141           | SHCS M10 x 40 ZP GR12.9   | 8    |
| 41       | GA5048455           | Oil Seal, 55 ID x 85 OD x 8mm thick                             | 2    |
| 42       | DL30                | Spacer ring   | 2    |
| 43       | GA5010651           | Joint Assembly 2500 series                                      | 2    |
| 44       | GA5010576           | Inter drive axle, suit 2WS                                      | 2    |
| 45       | GA5010653           | Joint Assembly 2600 series                                      | 2    |



## Front Axle - 3m 4WD Steering & Knuckle

SN 201649 ON



### 4WD FRONT AXLE SERVICE PARTS

| PART NUMBER | DESCRIPTION                         |
|-------------|-------------------------------------|
| GA5050215   | Seal kit, suit 3" steering cylinder |
| GA5051595   | Uni Cross, suit 2600 series         |

| ITEM NO. | PART NUMBER | DESCRIPTION   | QTY. |
|----------|-------------|---|------|
| 1        | GA5065045   | Ball joint, Inline, M24 x 1.5 pitch x M22 x 1.5 pitch           | 2    |
| 2        | GA5066587   | Cylinder steering 3" Bore x 14" Stroke                          | 1    |
| 3        | GA5065041   | Ball joint, Right angle, M28 x 1.5P thread                      | 2    |
| 4        | GA5011341   | Nut M24 x 1.5 Pitch Hex Lock ZP                                 | 2    |
| 5        | GA4572170   | Lock nut, M28 x 1.5   | 2    |
| 6        | GA4514640   | Steering ram shim plate   | 3    |
| 7        | GA5070250   | SHCS 7/16" UNF x 1" ZP GR12.9                                   | 4    |
| 8        | GA5001043   | Washer 16mm Flat SS HD  | 16   |
| 9        | GA5001029   | Nut M16 Nyloc ZP  | 8    |
| 10       | GA5048680   | SHCS M16 x 60 ZP GR12.9   | 8    |
| 11       | GA4583135   | Tie Rod 3m (450mm Long)   | 2    |
| 12       | GA3500363   | Hydraulic adaptor, Nipple, 1/2" BSPT male x 3/4" UN O-ring male | 2    |
| 13       | GA4550300   | Kingpin Housing, Cast Outer, 4WD Front                          | 2    |
| 14       | MACH0039    | King pin, suit 4WD axle   | 4    |
| 15       | GA5009481   | Glacier bush, 70 ID x 75 OD x 40mm long                         | 4    |

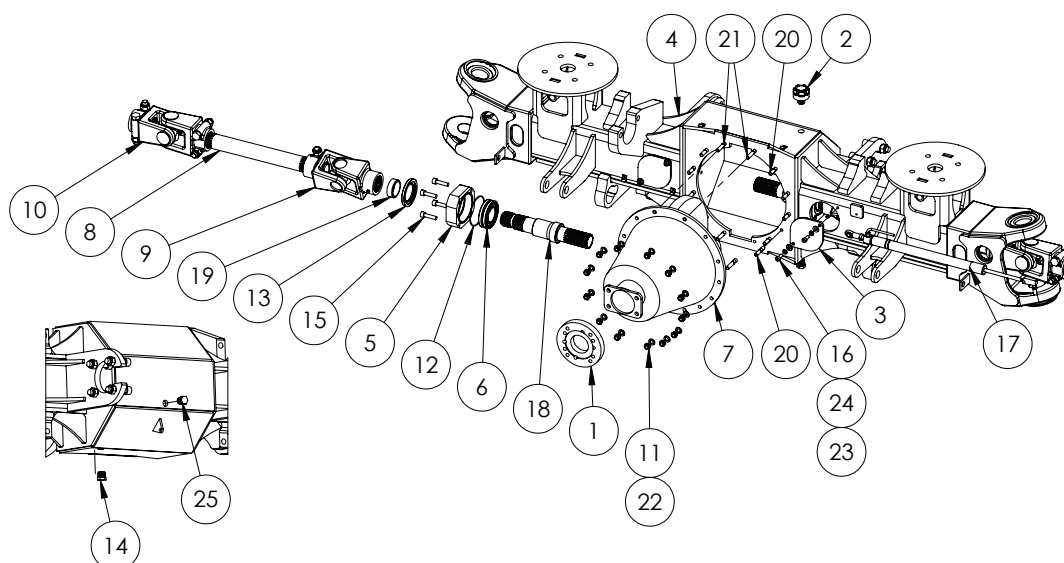
Continued over page

## Front Axle - 3m 4WD Steering & Knuckle

| ITEM NO. | PART NUMBER         | DESCRIPTION                      | QTY. |
|----------|---------------------|----------------------------------|------|
| 16       | GA5018907           | Seal, 70 ID x 100 OD x 10mm      | 4    |
| 17       | GA5009489           | Washer, Glacier, 48 ID x 74mm OD | 4    |
| 18       | STEERSHIM-MK2-0.5MM | Steer shim 0.5mm FMS             | 4    |
| 19       | STEERSHIM-MK2-1MM   | Steer shim, 1mm                  | 4    |
| 20       | STEERSHIM-MK2-3MM   | Steer shim 3mm FMS               | 4    |
| 21       | DL24                | Steering assembly top cap        | 4    |
| 22       | GA5012203           | Grease nipple, Short, 1/4" UNF   | 4    |
| 23       | GA5000307           | SHCS M12 x 30 ZP GR12.9          | 24   |

## Front Axle - 3m 4WD Drive Shafts

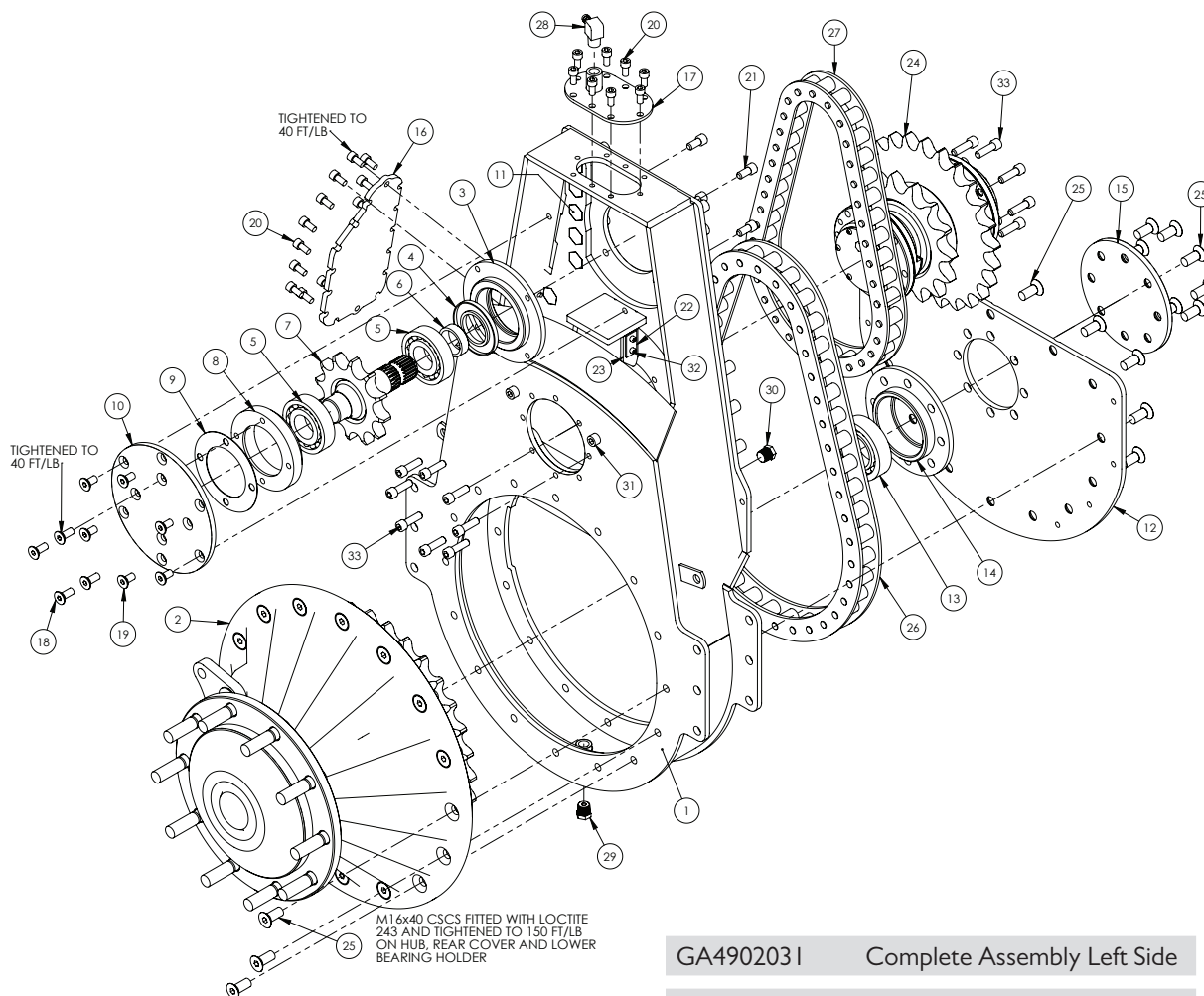
Top two and bottom  
two studs are 55mm long



| ITEM NO. | PART NUMBER | DESCRIPTION  | QTY. |
|----------|-------------|--|------|
| 1        | I480-ISUZU  | Adapter, I480 drive shaft yoke to Isuzu diff   | 1    |
| 2        | GA5066770   | Air breather, Screw in style, 1/2"   | 1    |
| 3        | GA4536100   | Axle cover plate, drive shaft bolts, 4WS 4WD   | 2    |
| 4        | GA4660735   | Axle Housing, 4WD Front, MY15  | 1    |
| 5        | MACH0027    | Bearing housing, 85mm, Bolt on, suit Diff output shaft on fabricated housing               | 2    |
| 6        | GA5007959   | Bearing, Double Row Barrel Roller, Diff output shaft. 22209E                               | 2    |
| 7        | GA5010609   | Diff centre Isuzu 5.125:1 ratio 41/8 tooth count 8-97174098-0                              | 1    |
| 8        | GA5010576   | Drive Shaft, Diff to Dropleg, 456mm, 4WD Front, MY2011 on, (Joint Assembly's not included) | 2    |
| 9        | GA5010651   | Joint Assembly 2500 series   | 2    |
| 10       | GA5010653   | Joint Assembly 2600 series   | 2    |
| 11       | GA5051445   | Nut M10 Nyloc SS   | 13   |
| 12       | GA5010501   | O ring, 89 x 2.5mm, Diff Output Shaft  | 2    |
| 13       | GA5048455   | Oil Seal, 55 ID x 85 OD x 8 thick  | 2    |
| 14       | GA5048560   | Plug, Magnetic, 1/2" BSPT male   | 1    |
| 15       | GA5006141   | SHCS M10 x 40 GR12.9 ZP  | 8    |
| 16       | GA5004707   | SHCS M8 x 20 GR12.9 ZP   | 4    |
| 17       | 0630181017  | Sensor, Linear, 250mm Non-Contact, Raven - John Deere                                      | 1    |
| 18       | GA5015157   | Shaft, Diff output, With spacer, 294.10 long, Spline each end                              | 2    |
| 19       | DL30        | Spacer ring, Self propelled drop leg and diff output                                       | 2    |
| 20       | GA0500024   | Stud, M10 x 50 long Gr8.8  | 9    |
| 21       | GA5011177   | Stud, M10 x 55 long  | 4    |
| 22       | GA5000117   | Washer 10mm Flat SS HD   | 13   |
| 23       | GA5003643   | Washer 8mm Flat SS HD  | 4    |
| 24       | GA5004919   | Washer 8mm Spring SS   | 4    |
| 25       | GA5050670   | Plug, Brass, 1/2" BSPT male  | 1    |

# Drop Leg - Front 4WD

SN 201581 - SN 201648



GA4902031 Complete Assembly Left Side

GA4902026 Complete Assembly Right Side

## CHAIN LINK SPARE PARTS

| PART NUMBER | DESCRIPTION   |
|-------------|---|
| GA5007373   | Connecting Link, Chain Joining Link, I20HT, Tsubaki |
| GA5048350   | Connecting Link, Chain Joining Link, I40HT, Tsubaki |

# Quantities shown are per side.

| ITEM NO. | PART NUMBER     | DESCRIPTION  | QTY. |
|----------|-----------------|--|------|
| 1        | GA4652557       | Drop leg housing 4WD   | 1    |
| 2        | *               | Bottom hub assembly, Cast hub  | 1    |
| 3        | GA4552060       | Bearing holder, Inside, Top idler shaft, Drop leg                            | 1    |
| 4        | GA5070195       | Oil seal, 55 ID x 100 OD x 8mm thick   | 1    |
| 5        | GA5048275       | Bearing, Spherical roller, Self aligning, 45 ID x 100 OD x 25mm              | 2    |
| 6        | DL30            | Spacer ring  | 1    |
| 7        | GA5016795       | Shaft, Rear Dropleg Input, 20 Tooth 45mm Spline, 12 Tooth Sprocket, Pre MY14 | 1    |
| 8        | GA4552055       | Bearing holder, Outside, Top idler shaft, Drop leg                           | 1    |
| 9        | DL15-SHIM-01LAS | Shim, 1mm, Drop leg top shaft bearing, External fitment                      | 1    |

Continued over page

## Drop Leg - Front 4WD

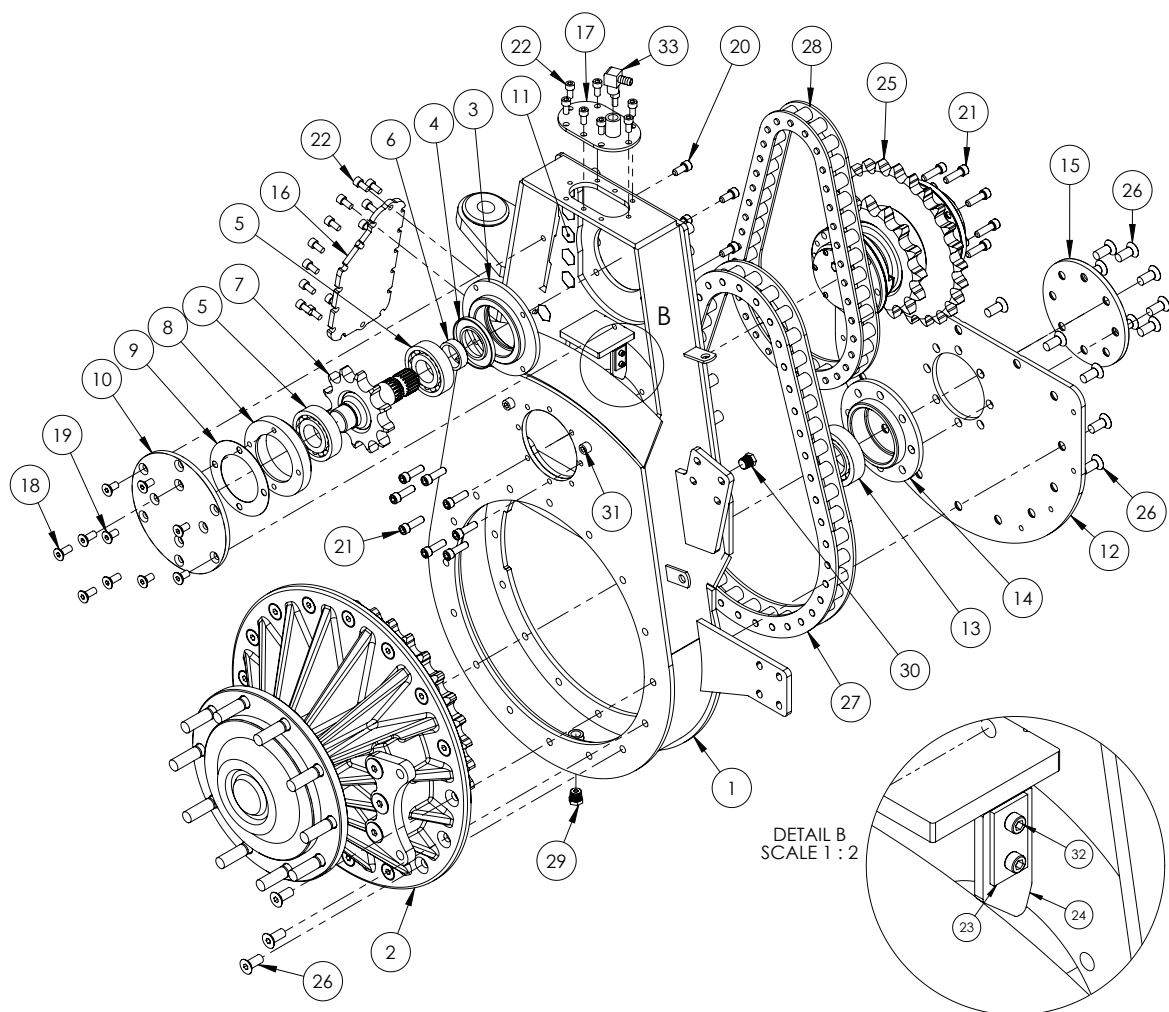
| ITEM NO. | PART NUMBER | DESCRIPTION   | QTY. |
|----------|-------------|---|------|
| 10       | DL14        | Top outside bearing mount, 240mm OD                         | 1    |
| 11       | GA5069220   | Bolt M20 x 1.5 pitch x 60, Gr8.8 ZP                         | 16   |
| 12       | GA4502006   | Cover plate, Lower, Driven drop legs                        | 1    |
| 13       | GA5015665   | Bearing, Double row spherical roller, 60 ID x 110 OD x 28mm | 1    |
| 14       | 60BRGHOLD   | Bearing Holder Bottom 60mm                                  | 1    |
| 15       | GA4504340   | Plate, outer  | 1    |
| 16       | GA4502000   | Plate, Drop leg cover, Front 4WD                            | 1    |
| 17       | GA4656465   | Cover drop leg upper  | 1    |
| 18       | GA5051290   | CSCS M12 x 30 ZP GR12.9                                     | 4    |
| 19       | GA5000289   | CSCS M12 x 25 ZP GR8.8                                      | 6    |
| 20       | GA5011153   | SHCS M10 x 20 ZP GR12.9                                     | 23   |
| 21       | GA5000297   | SHCS M12 x 25 ZP GR12.9                                     | 4    |
| 22       | GA4503060   | Scraper keeper  | 1    |
| 23       | GA4503065   | Scraper, Teflon   | 1    |
| 24       | *           | Idler sprocket & shaft assembly                             | 1    |
| 25       | GA5069920   | CSCS M16 x 2 x 40 ZP GR12.9                                 | 38   |
| 26       | GA5059995   | Chain, Super 140HT, Tsubaki , No joining Link               | 1    |
| 27       | GA5015259   | Chain, Super 120HT, Tsubaki, (17 LINK) No Joiner Link       | 1    |
| 28       | GA5012753   | P6 1/2" x 1/2" Male Elbow                                   | 1    |
| 29       | GA5048560   | Plug male 1/2" BSPT Magnetic                                | 1    |
| 30       | GA5050670   | Plug male brass 1/2" BSPT                                   | 1    |
| 31       | GA5049340   | SHCS 1/2" UNF x 1" ZP GR12.9                                | 2    |
| 32       | GA5004055   | SHCS M6 x 20 ZP GR12.9                                      | 2    |
| 33       | GA5000321   | SHCS M12 x 40 ZP GR12.9                                     | 16   |

\* Sub-assembly on following pages

# Quantities shown are per side.

# Drop Leg - Front 4WD

SN 201649 ON



GA4907655 Complete Assembly Left Side

GA4907660 Complete Assembly Right Side

## CHAIN LINK SPARE PARTS

| PART NUMBER | DESCRIPTION   |
|-------------|---|
| GA5007373   | Connecting Link, Chain Joining Link, 120HT, Tsubaki |
| GA5048350   | Connecting Link, Chain Joining Link, 140HT, Tsubaki |

# Quantities shown are per side.

| ITEM NO. | PART NUMBER | DESCRIPTION   | QTY. |
|----------|-------------|---|------|
| 1        | GA4661175   | Drop leg Housing, Front 4WD LH                                  | 1    |
|          | GA4661180   | Drop leg Housing, Front 4WD RH                                  |      |
| 2        | *           | Bottom hub assembly, Cast hub, Crop Cruiser                     | 1    |
| 3        | GA4552060   | Bearing holder, Inside, Top idler shaft, Drop leg               | 1    |
| 4        | GA5070195   | Oil seal, 55 ID x 100 OD x 8mm thick                            | 1    |
| 5        | GA5048275   | Bearing, Spherical roller, Self aligning, 45 ID x 100 OD x 25mm | 2    |
| 6        | DL30        | Spacer ring, Self propelled drop leg and diff output            | 1    |

Continued over page

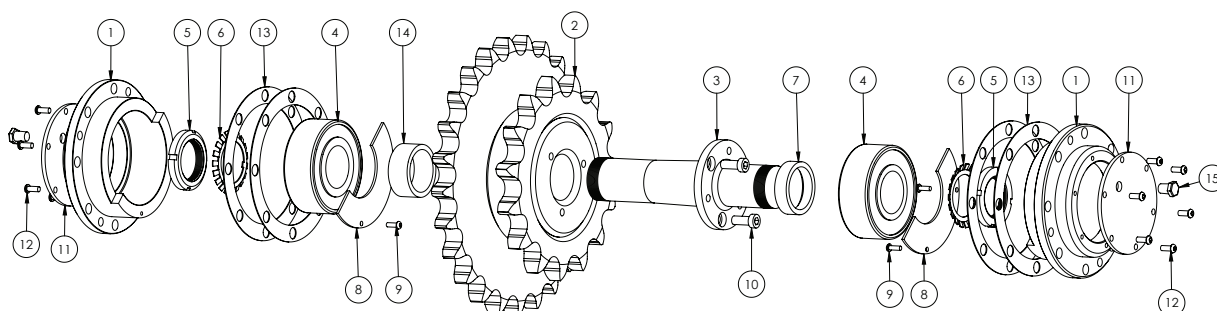
## Drop Leg - Front 4WD

| ITEM NO. | PART NUMBER     | DESCRIPTION   | QTY. |
|----------|-----------------|---|------|
| 7        | GA5016795       | Shaft, Rear Dropleg Input, 20 Tooth 45mm Spline, 12 Tooth Sprocket, Pre MY14      | 1    |
| 8        | GA4552055       | Bearing holder, Outside, Top idler shaft, Drop leg                                | 1    |
| 9        | DL15-shim-01LAS | Shim, 1mm, Drop leg top shaft bearing, External fitment                           | 1    |
| 10       | DL14            | Top, outside bearing mount, OD 240mm (10mm FMS)                                   | 1    |
| 11       | GA5069220       | Bolt M20 x 60 Fine 1.5 pitch Gr8.8 ZP   | 14   |
| 12       | GA4502006       | Cover plate, Lower, Driven drop legs  | 1    |
| 13       | GA5015665       | Bearing, Double row spherical roller, 60 ID x 110 OD x 28mm                       | 1    |
| 14       | 60BRGHOLD       | Bearing Holder Bottom 60mm  | 1    |
| 15       | GA4504340       | Plate, 60brghold outer  | 1    |
| 16       | GA4502000       | Plate, drop leg cover, Front 4WD  | 1    |
| 17       | GA4656465       | Cover Drop leg upper 4400   | 1    |
| 18       | GA5051290       | CSCS M12 x 30 ZP GR12.9   | 4    |
| 19       | GA5000289       | CSCS M12 x 25 ZP GR8.8  | 6    |
| 20       | GA5000297       | SHCS M12 x 25 ZP GR12.9   | 4    |
| 21       | GA5000321       | SHCS M12 x 40 ZP GR12.9   | 16   |
| 22       | GA5011153       | SHCS M10 x 20 ZP GR12.9   | 23   |
| 23       | GA4503060       | Scraper keeper, suit Drop leg   | 1    |
| 24       | GA4503065       | Scraper, Teflon, suit Drop leg  | 1    |
| 25       | *               | Idler sprocket & shaft assembly 4wd front   | 1    |
| 26       | GA5069920       | CSCS M16 x 2 x 40 ZP GR12.9   | 38   |
| 27       | GA5059995       | Chain, Super 140HT, Tsubaki, No joining link, Lower drop leg                      | 1    |
| 28       | GA5015259       | Chain, Super 120HT, Tsubaki, No joining link (17 Link), Front upper drop leg, 4WD | 1    |
| 29       | GA5048560       | Plug male 1/2" BSPT Magnetic  | 1    |
| 30       | GA5050670       | Plug male brass 1/2" BSPT   | 1    |
| 31       | GA5049340       | SHCS 1/2" UNF x 1" ZP GR12.9  | 2    |
| 32       | GA5004055       | SHCS M6 x 20 ZP GR12.9  | 2    |
| 33       | GA5012753       | P6 1/2" x 1/2" Male Elbow   | 1    |

\* Sub-assembly on following pages

# Quantities shown are per side.

## Drop Leg - Front Idler Sprocket & Shaft 4WD



### IDLER SPROCKET SHIMS

| PART NUMBER | DESCRIPTION   |
|-------------|---|
| GA4513120   | Shim, idler shaft 06 Drop leg, 1mm, OD 62mm x ID 50.2mm |

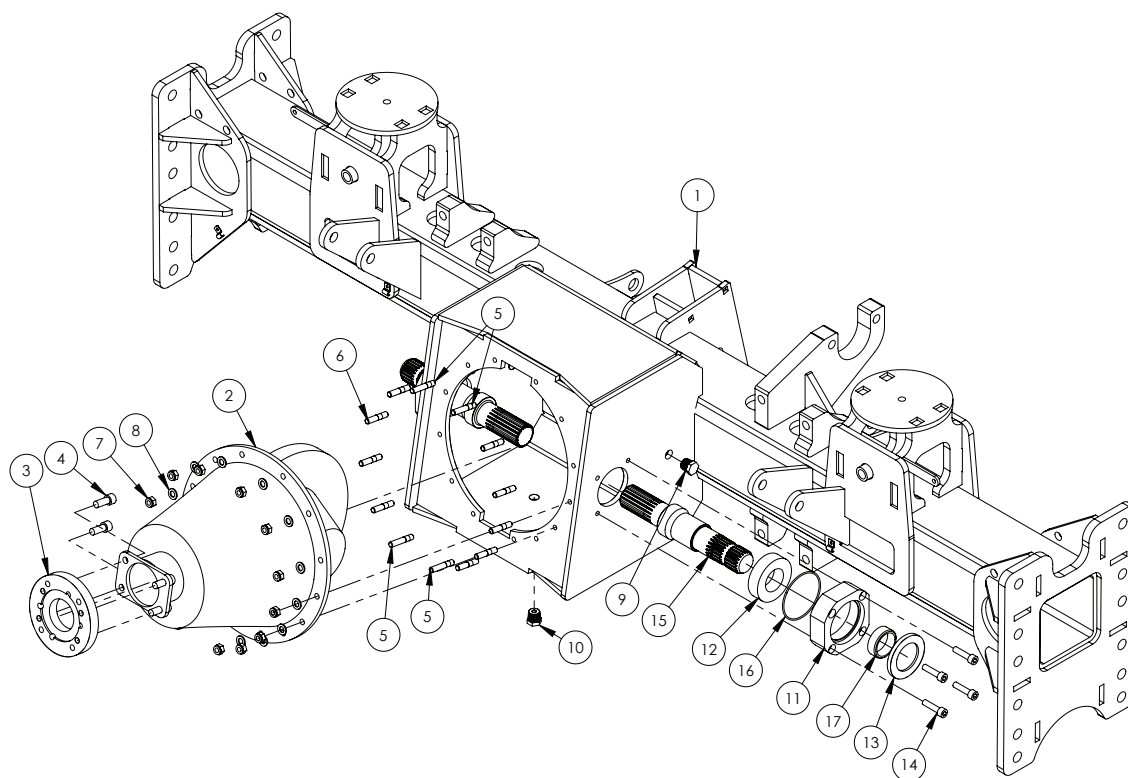
  

| ITEM NO. | PART NUMBER | DESCRIPTION   | QTY. |
|----------|-------------|---|------|
| 1        | GA4552015   | Housing idler bearing   | 2    |
| 2        | GA4652005   | Idler sprocket assembly   | 1    |
| 3        | GA4552020   | Shaft idler, drop leg 4WD   | 1    |
| 4        | GA5065000   | Bearing, Double row spherical roller, 50 ID x 110 OD x 40mm thick | 2    |
| 5        | GA5065005   | Locknut M50 x 1.5P, KM10  | 2    |
| 6        | GA5065010   | Tab washer 50mm, MB10   | 2    |
| 7        | GA4552005   | Idler Spacer  | 1    |
| 8        | F70930A     | End Plate, Oil Reservoir  | 2    |
| 9        | GA5069975   | SHCS M5 x 10 SS   | 4    |
| 10       | GA5006127   | SHCS M10 x 25, Low head, Black GR12.9                             | 3    |
| 11       | F70932A     | Cover plate   | 2    |
| 12       | GA5004050   | BHCS M6 x 16 SS GR8.8   | 12   |
| 13       | GA4502050   | Shim, 1mm, Drop Leg Idler Bearing                                 | 4    |
| 14       | GA4552010   | Spacer ring, Idler Sprocket SP                                    | 1    |
| 15       | GA5069335   | Plug, 1/4" BSPT male thread, Brass                                | 2    |

# Quantities shown are per side.



## Rear Axle & Differential Assembly

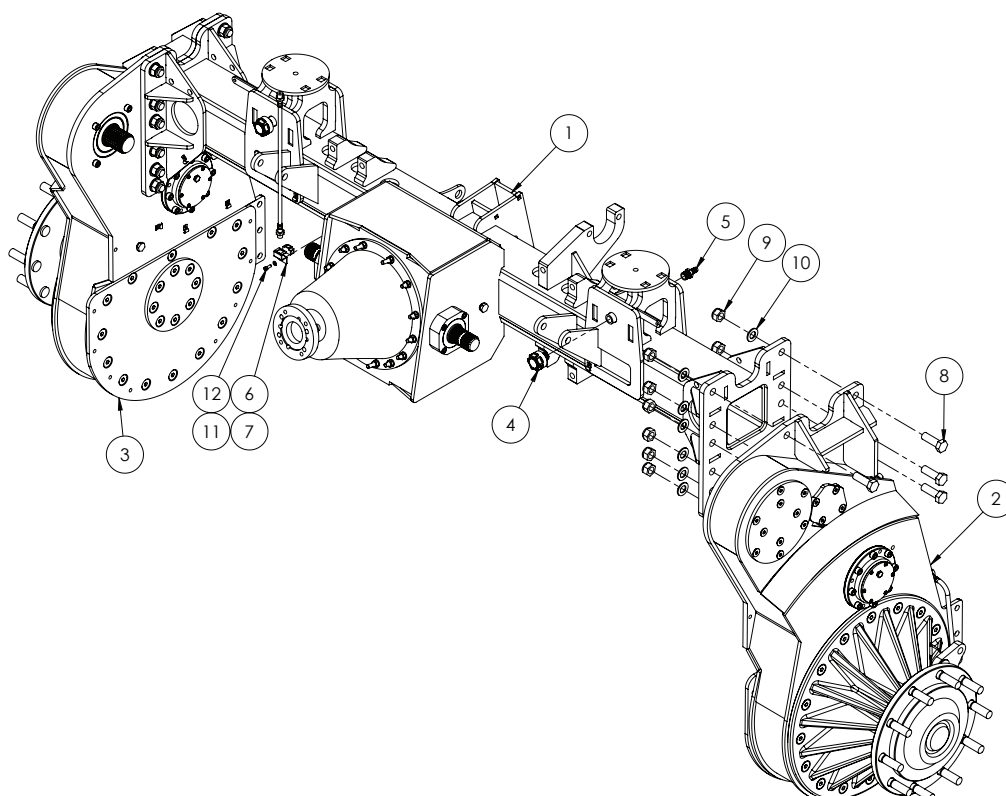


### REAR AXLE SPARE PARTS

| PART NUMBER | DESCRIPTION            |
|-------------|------------------------|
| GA5007831   | Diff Pinion Seal       |
| GA5069085   | Yoke - suit Isuzu diff |

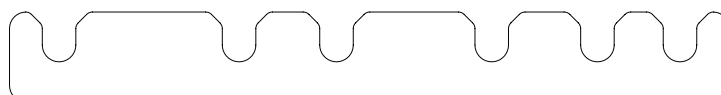
| ITEM NO. | PART NUMBER | DESCRIPTION   | QTY. |
|----------|-------------|---|------|
| 1        | GA4658551   | Rear Axle Housing 3m Crop Cruiser                               | 1    |
|          | GA4658561   | Rear Axle Housing 3m 4WD 2WS Crop Cruiser                       | 1    |
| 2        | GA5010609   | Diff centre Isuzu 5.125:1 ratio 41/8 tooth count                | 1    |
| 3        | I480-ISUZU  | Adapter, I480 drive shaft yoke to Isuzu diff                    | 1    |
| 4        | GA5070440   | SHCS M12 x 25 machined head diameter GR8.8                      | 4    |
| 5        | GA5011177   | Stud, M10 x 55 long Gr8.8                                       | 4    |
| 6        | GA0500024   | Stud, M10 x 50 long Gr8.8                                       | 9    |
| 7        | GA5000141   | Nut M10 Nyloc ZP  | 13   |
| 8        | GA5000117   | Washer 10mm Flat SS HD  | 13   |
| 9        | GA5050670   | Plug male brass 1/2" BSPT                                       | 2    |
| 10       | GA5048560   | Plug male 1/2" BSPT Magnetic                                    | 1    |
| 11       | MACH0027    | Bearing holder  | 2    |
| 12       | GA5007959   | Bearing, Double Row Barrel Roller                               | 2    |
| 13       | GA5048455   | Oil Seal, 55 ID x 85 OD x 8mm thick                             | 2    |
| 14       | GA5006141   | SHCS M10 x 40 ZP GR12.9   | 8    |
| 15       | GA5015157   | Shaft, Diff output, with spacer, 294.10mm long, Spline each end | 2    |
| 16       | GA5010501   | O-ring, 89 x 2.5mm  | 2    |
| 17       | DL30        | Spacer ring   | 2    |

## Rear Axle - Drop legs 3m - 2WD & 4WD



### DROP LEG TOE ADJUSTMENT SHIMS

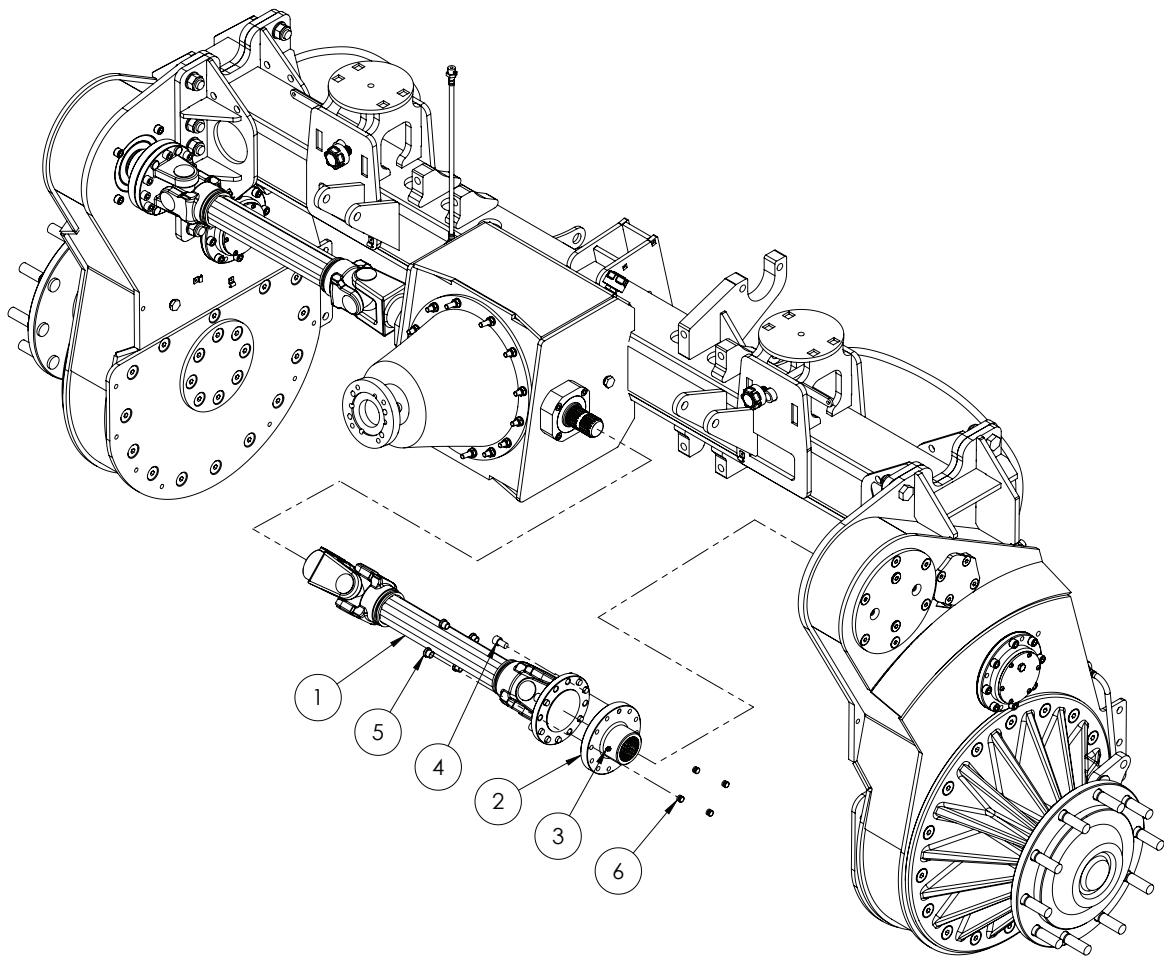
| PART NUMBER | DESCRIPTION              |
|-------------|--------------------------|
| GA4537200   | Shim rear drop leg 0.5mm |
| GA4537205   | Shim rear drop leg 1mm   |



| ITEM NO. | PART NUMBER | DESCRIPTION  | QTY. |
|----------|-------------|--|------|
| 1        | *           | 3m, 2WD Rear Axle Assembly                             | 1    |
|          | *           | Rear Axle, 4WD 3M, Assembly                            |      |
| 2        | *           | Drop leg Assembly, Rear LH                             | 1    |
| 3        | *           | Drop leg Assembly, Rear RH                             | 1    |
| 4        | GA5066770   | Air breather screw in style 1/2"                       | 2    |
| 5        | GA5049350   | Hose barb, 1/2" BSP Male x 1/2" hose, Brass            | 2    |
| 6        | HYD002LAS   | Clamp bracket Hydraulic fitting                        | 1    |
| 7        | GA5008793   | Tee, Flare, 7/16" 24 TPI female thread, Suit 1/4" tube | 1    |
| 8        | GA5069220   | Bolt M20 x 1.5 pitch x 60 long, Gr8.8 ZP               | 8    |
| 9        | GA5001513   | Nut M20 x 1.5 Pitch Nyloc ZP                           | 24   |
| 10       | GA5001741   | Washer 20mm Flat SS HD                                 | 24   |
| 11       | GA5004437   | Washer 6mm Flat SS                                     | 1    |
| 12       | GA5004055   | SHCS M6 x 20 ZP GR12.9                                 | 1    |

\* Sub-assembly on following pages

# Rear Axle - Drive Shafts 3m - 2WD & 4WD

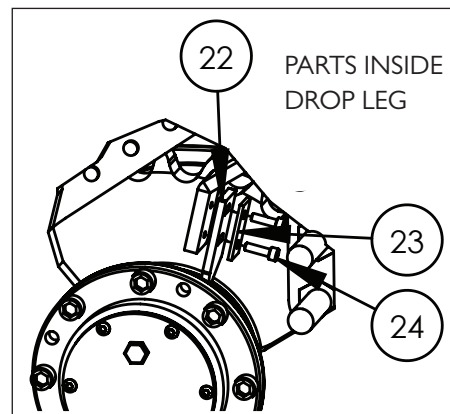
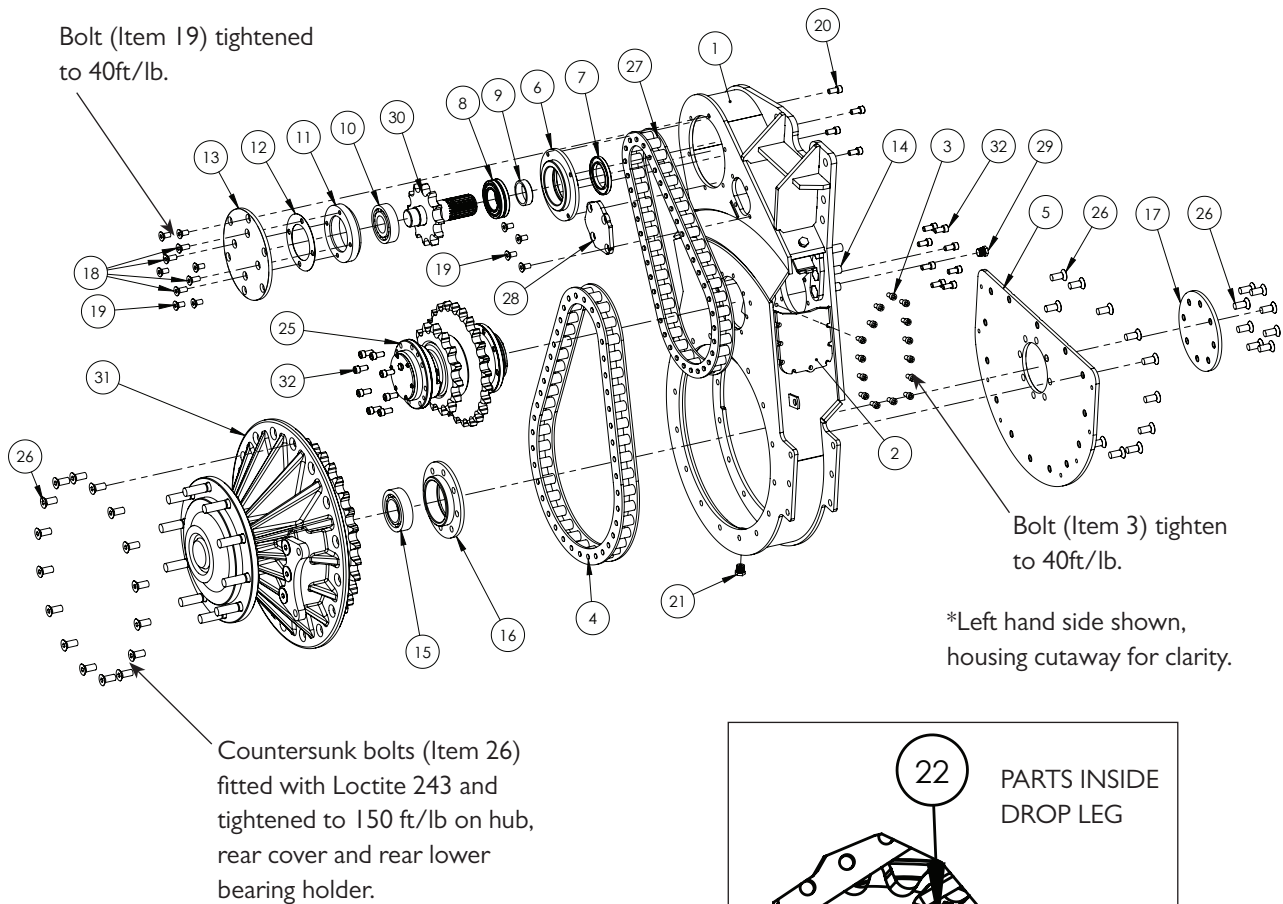


## DRIVE SHAFT SPARE PARTS

| PART NUMBER | DESCRIPTION                  |  |
|-------------|------------------------------|--|
| GA5051595   | Uni Cross, suits 2600 series |  |

| ITEM NO. | PART NUMBER | DESCRIPTION  | QTY. |
|----------|-------------|--|------|
| 1        | GA2700003   | Drive shaft, 2600 series, 742mm, black, suit Crop Cruiser 3m rear axle | 2    |
| 2        | GA4550150   | Drive Flange Rear Dropleg 2600 Series with 55mm Spline                 | 2    |
| 3        | GA5012203   | Grease nipple, Short, 1/4" UNF   | 2    |
| 4        | GA5000313   | SHCS M12 x 35 GR12.9 ZP  | 16   |
| 5        | GA5052910   | Insert, suit 16 mm Hole  | 8    |
| 6        | GA5052905   | Insert, suit 12mm Hole   | 8    |

# Drop Leg - Rear Assembly



GA4902014 Complete Assembly Left Side

GA4902023 Complete Assembly Right Side

## CHAIN LINK SPARE PARTS

| PART NUMBER | DESCRIPTION   |
|-------------|---|
| GA5007373   | Connecting Link, Chain Joining Link, I20HT, Tsubaki |
| GA5048350   | Connecting Link, Chain Joining Link, I40HT, Tsubaki |

# Quantities shown are per side.

| ITEM NO. | PART NUMBER | DESCRIPTION  | QTY. |
|----------|-------------|--|------|
| 1        | GA4652561   | Drop leg, housing rear, Standard, LH                         | 1    |
|          | GA4652566   | Drop leg, housing rear, Standard, RH                         |      |
| 2        | GA4658825   | Cover plate, LH drop leg, Rear 2WD                           | 1    |
|          | GA4658820   | Cover plate, RH drop leg, Rear 2WD                           |      |
| 3        | GA5011153   | SHCS M10 x 20 ZP GR12.9                                      | 15   |
| 4        | GA5059995   | Chain, Super I40HT, Tsubaki, No joining link, Lower drop leg | 1    |

Continued over page

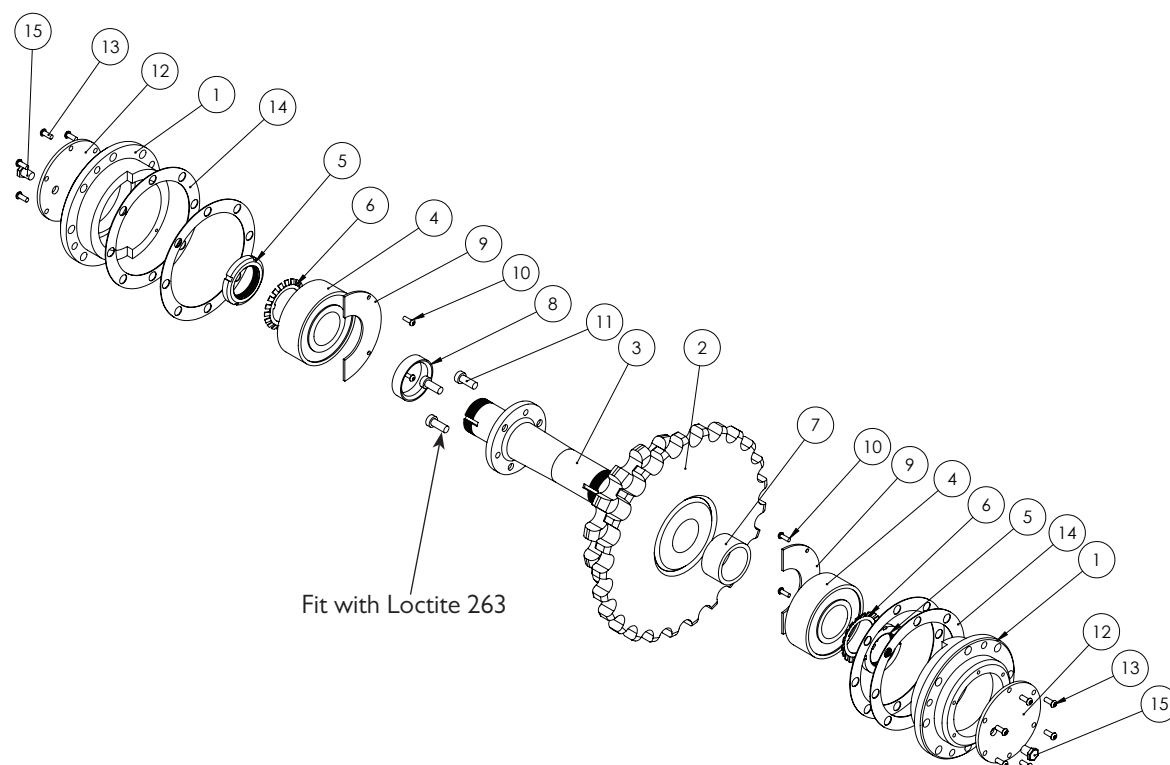
## Drop Leg - Rear Assembly

| ITEM NO. | PART NUMBER     | DESCRIPTION   | QTY. |
|----------|-----------------|---|------|
| 5        | GA4502006       | Cover plate, Lower, Driven drop legs                                    | 1    |
| 6        | GA4552060       | Bearing holder, Inside, Top idler shaft                                 | 1    |
| 7        | GA5069370       | Seal 100 x 65 x 08mm TC   | 1    |
| 8        | GA5069365       | Bearing OD 100 x ID 55 x W 25mm Double Barrel Roller                    | 1    |
| 9        | GA4552950       | Seal Spacer Ring  | 1    |
| 10       | GA5048275       | Bearing, Spherical roller, Self aligning, 45 ID x 100 OD x 25 thick     | 1    |
| 11       | GA4552055       | Bearing holder, Outside, Top idler shaft                                | 1    |
| 12       | DL15-SHIM-01LAS | Shim, 1mm   | 1    |
| 13       | DL14            | Top outside bearing mount, OD 240mm                                     | 1    |
| 14       | GA5069220       | Bolt M20 x 1.5 pitch x 60 long, Gr8.8 ZP                                | 8    |
| 15       | GA5015665       | Bearing, Double row spherical roller, 60 ID x 110 OD x 28 thick         | 1    |
| 16       | 60BRGHOLD       | Bearing Holder Bottom 60mm  | 1    |
| 17       | GA4504340       | Plate outer new   | 1    |
| 18       | GA5051290       | CSCS M12 x 30 ZP GR12.9   | 4    |
| 19       | GA5000289       | CSCS M12 x 25 ZP GR8.8  | 10   |
| 20       | GA5000297       | SHCS M12 x 25 ZP GR12.9   | 4    |
| 21       | GA5048560       | Plug male 1/2" BSPT Magnetic  | 1    |
| 22       | GA4503065       | Scraper, Teflon, suit drop leg  | 1    |
| 23       | GA4503060       | Scraper keeper, suit drop leg   | 1    |
| 24       | GA5004055       | SHCS M6 x 20 ZP GR12.9  | 2    |
| 25       | *               | Rear Idler Sprocket & Shaft   | 1    |
| 26       | GA5069920       | CSCS M16 x 2 x 40 ZP GR12.9   | 38   |
| 27       | GA5014599       | Chain, Super 120HT, Tsubake, (19 LINK) No Joiner Link                   | 1    |
| 28       | F70933A         | Upper cover plate   | 1    |
| 29       | GA5050670       | Plug male brass 1/2" BSPT   | 1    |
| 30       | GA4552945       | Shaft, Rear Dropleg Input, 25 Tooth 55mm Spline, 12 Tooth Sprocket MY14 | 1    |
| 31       | *               | Bottom hub assembly, Cast hub   | 1    |
| 32       | GA5000321       | SHCS M12 x 40 ZP GR12.9   | 16   |

\* Sub-assembly on following pages

# Quantities shown are per side.

## Drop Leg - Rear Idler Sprocket & Shaft 4WD, 2WD



### IDLER SPROCKET SHIMS

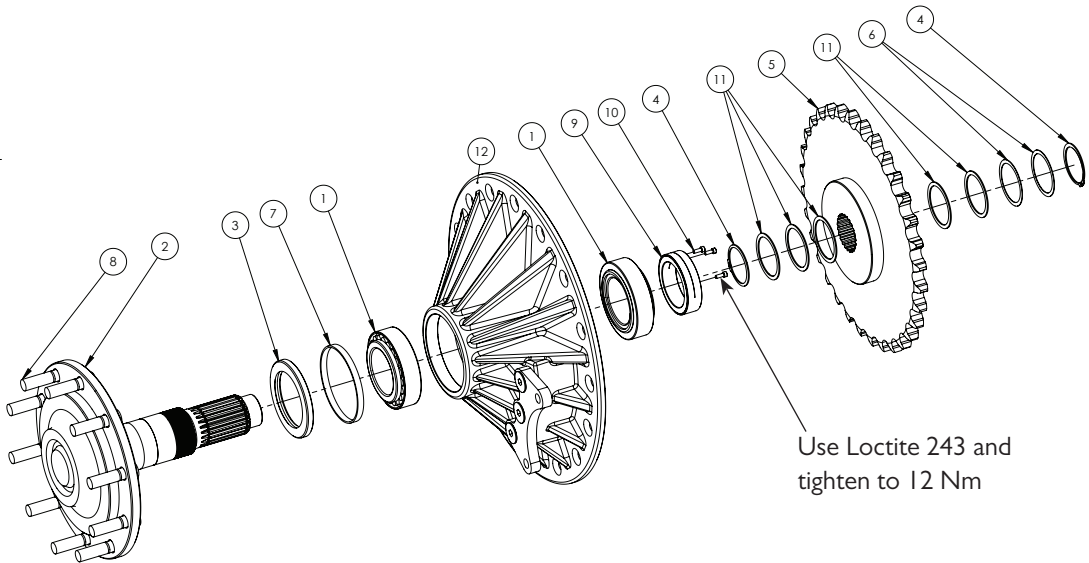
| PART NUMBER | DESCRIPTION   |  |
|-------------|---|--|
| GA4513120   | Shim, idler shaft 06 Drop leg, 1mm, OD 62mm x ID 50.2mm |  |

| ITEM NO. | PART NUMBER | DESCRIPTION   | QTY. |
|----------|-------------|---|------|
| 1        | GA4552015   | Housing idler bearing   | 2    |
| 2        | GA4652005   | Idler sprocket assembly   | 1    |
| 3        | GA4552021   | Idle shaft, suit Drop leg   | 1    |
| 4        | GA5065000   | Bearing, Double row spherical roller, 50 ID x 110 OD x 40mm thick | 2    |
| 5        | GA5065005   | Locknut M50 x 1.5, KM10   | 2    |
| 6        | GA5065010   | Tab washer 50mm, MB10   | 2    |
| 7        | GA4552011   | Spacer, Idler shaft assembly                                      | 1    |
| 8        | GA4552005   | Idler Spacer  | 1    |
| 9        | F70930A     | End Plate Oil Reservoir   | 2    |
| 10       | GA5003977   | Bolt M5 x 16 Pan Head SS  | 4    |
| 11       | GA5006127   | SHCS M10 x 25, Low head, Black GR12.9                             | 3    |
| 12       | F70932A     | Cover plate, for idler bearing                                    | 2    |
| 13       | GA5004050   | BHCS M6 x 16 SS GR8.8   | 12   |
| 14       | GA4502050   | Shim, 1mm, Drop Leg Idler Bearing                                 | 4    |
| 15       | GA5069335   | Plug, 1/4" BSPT male thread, Brass                                | 2    |

# Quantities shown are per side.

# Drop leg - Front & Rear Lower Drive Hub Assembly

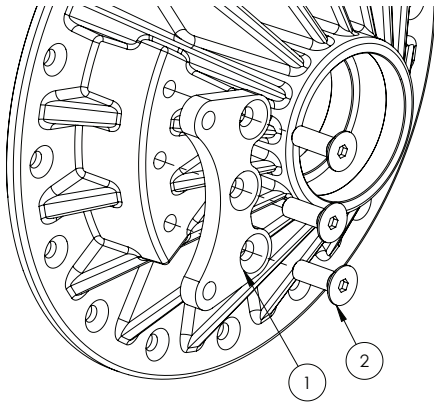


| ITEM NO. | PART NUMBER | DESCRIPTION   | QTY. |
|----------|-------------|---|------|
| 1        | GA5068835   | Bearing, Taper roller, 90 ID x 150 OD x 45mm thick      | 2    |
| 2        | GA5068830   | Stub Axle, Drive - No studs included                    | 1    |
| 3        | GA5068840   | Seal, Double lip, 110 ID x 150 OD x 13mm                | 1    |
| 4        | GA5008521   | Circlip, External, 75 nominal ID x 2.5mm thick          | 2    |
| 5        | GA4659385   | Lower sprocket assembly                                 | 1    |
| 6        | DL27LAS     | Shim washer, 1mm  | 2    |
| 7        | GA4552610   | Spacer ring   | 1    |
| 8        | MACH0138    | Wheel stud, M22 x 1.5 pitch x 90mm long                 | 10   |
| 9        | GA4552900   | Lock nut, M90 x 2mm, includes 3 x SHCS                  | 1    |
| 10       | GA5004055   | SHCS M6 x 20 ZP GR12.9                                  | 3    |
| 11       | GA4505140   | Shim, for bottom axle 2mm                               | 5    |
| 12       | GA5071110*  | Lower Drive Hub, Cast Iron, Inc Caliper Plate and Bolts | 1    |

\* Sub-assembly on following pages

# Quantities shown are per side.

## Lower Drive Hub Caliper Mount

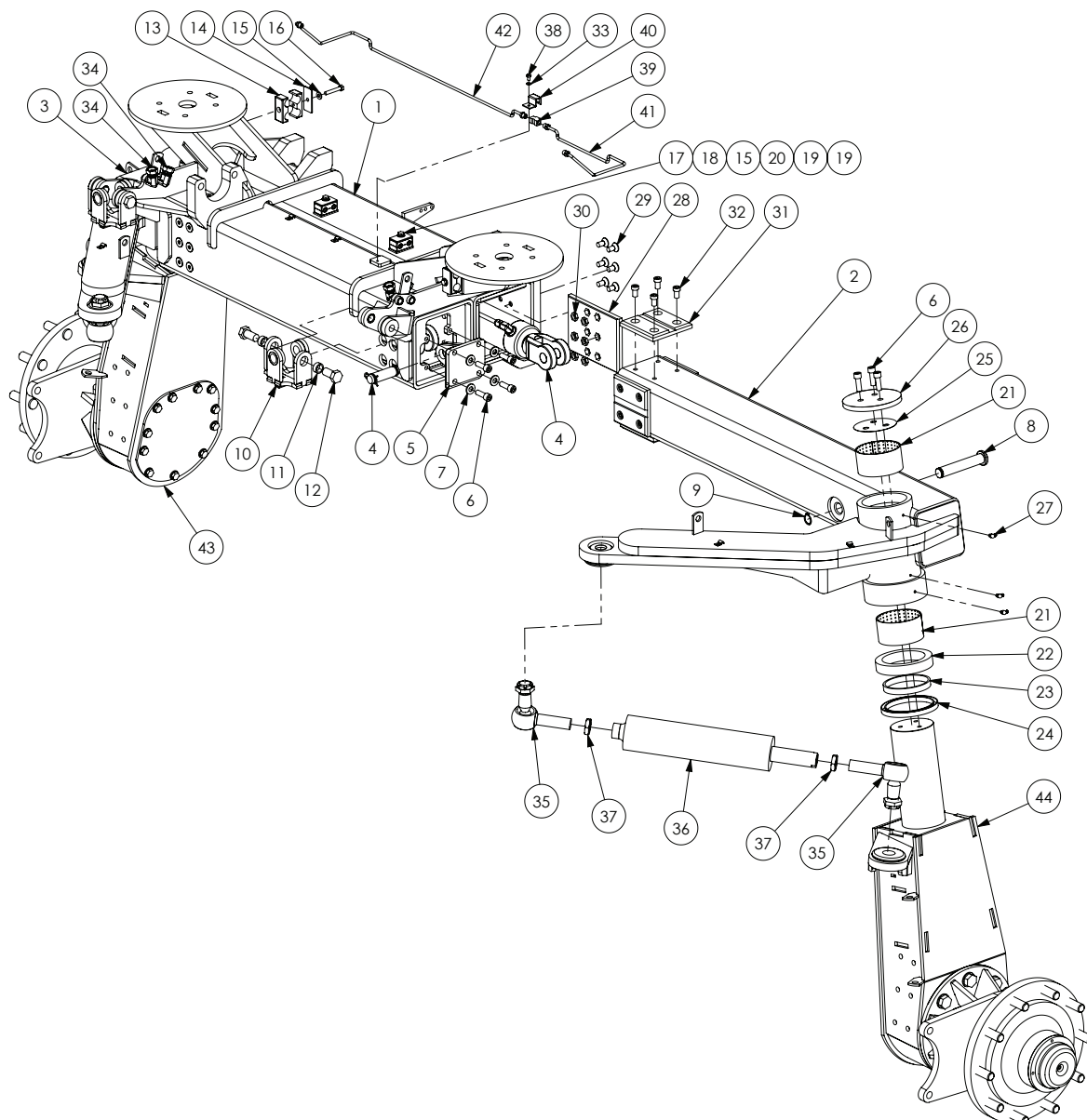


# Quantities shown are per side.

| ITEM NO. | PART NUMBER | DESCRIPTION                           | QTY. |
|----------|-------------|---------------------------------------|------|
| 1        | GA4505990   | Caliper Mounting Plate, Suit Cast Hub | 1    |
| 2        | GA5069115   | CSCS M20 x 60 ZP GR12.9               | 3    |



## Adjustable Axle 2-3m Front - Assembly



| ITEM NO. | PART NUMBER | DESCRIPTION   | QTY. |
|----------|-------------|---|------|
| 1        | GA4658520   | Front axle housing 2-3m                             | 1    |
| 2        | GA4658525   | Front Axle Inner Right 2-3m Adjustable              | 1    |
| 3        | GA4658530   | Front Axle Inner Left 2-3m Adjustable               | 1    |
| 4        | GA3500108   | Hydraulic Cylinder, Bore 3", Rod 1.5", Stroke 500mm | 2    |
| 5        | GA4656665   | Axle slider ram mount, adjustable                   | 2    |
| 6        | GA5000313   | SHCS M12 x 35 ZP GR12.9                             | 14   |
| 7        | GA5000577   | Washer 12mm Flat SS HD                              | 8    |
| 8        | GA4552695   | Pin Adjustable Axle Extension Cylinder              | 2    |
| 9        | GA5008519   | Circlip, External, 25mm                             | 2    |
| 10       | GA4654900   | Mount, Lower, Front shock absorber                  | 2    |
| 11       | MACH0205    | Crush tube, 19.1 ID x 25.5 OD x 11mm                | 4    |

Continued over page

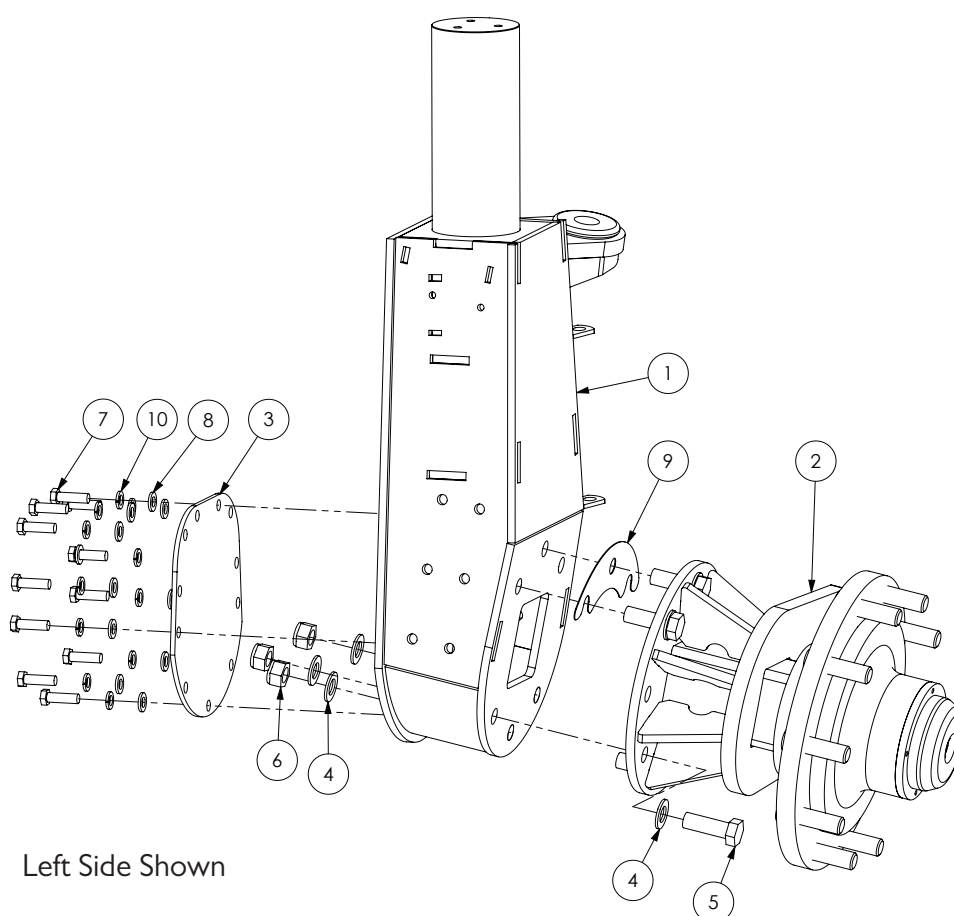


## Adjustable Axle 2-3m Front - Assembly

| ITEM NO. | PART NUMBER | DESCRIPTION   | QTY. |
|----------|-------------|---|------|
| 12       | GA5002541   | Bolt, 3/4" UNF x 1 1/2", ZP GR8   | 4    |
| 13       | GA5078035   | Hose clamp, RCD double jaws, 22mm, Polypropylene, Black                       | 4    |
| 14       | GA5078046   | Double Clamp Plate Top Gr 3   | 2    |
| 15       | GA5003643   | Washer 8mm Flat SS HD   | 4    |
| 16       | GA5004727   | Bolt M8 x 50 ZP GR8.8   | 2    |
| 17       | GA5048655   | Bolt M8 x 40 ZP GR8.8   | 2    |
| 18       | GA5004919   | Washer 8mm Spring SS  | 2    |
| 19       | GA5078031   | Mounting clamp, Double type, Jaw, Pair, Group 2, 14mm                         | 4    |
| 20       | GA5078042   | Mounting clamp, Double type, Plate, Top, Group 2                              | 2    |
| 21       | GA5009454   | Glacier bush, M liner with dimples, 110 ID x 60mm long                        | 4    |
| 22       | GA5048245   | Bearing, Ball thrust bearing, 110 ID x 145 OD x 25mm thick                    | 2    |
| 23       | 2MFA004-IGR | Thrust ring   | 2    |
| 24       | GA5048635   | Oil seal, 120 ID x 145 OD x 12mm thick  | 2    |
| 25       | F70544A     | Shim, 0.5mm thick   | 2    |
| 26       | 2M-FA011LAS | King pin retaining cap, bolt on   | 2    |
| 27       | GA5009637   | Grease nipple, Elbow, 90 degree, 1/4" UNF male                                | 7    |
| 28       | GA4583390   | Slider adjustable axle outer  | 8    |
| 29       | GA5000289   | CSCS M12 x 25 ZP GR8.8  | 48   |
| 30       | GA5071280   | Nut, M12 Half Lock Nut, ZP  | 48   |
| 31       | GA4583385   | Slider adjustable axle inner  | 8    |
| 32       | GA0500015   | SHCS, M12 x 20, Low Head Black  | 32   |
| 33       | GA5004437   | Washer 6mm Flat SS  | 1    |
| 34       | GA3500333   | Hydraulic adaptor, Elbow, 90 degree, 1/2" BSPT male x 1/2" BSPP female swivel | 4    |
| 35       | GA5065041   | Ball joint, Right angle, M28 x 1.5P thread                                    | 4    |
| 36       | GA5060750   | Ram, hydraulic, double acting 3" bore x 8" stroke Female thread ends          | 2    |
| 37       | GA4572170   | Lock nut, M28 x 1.5P  | 4    |
| 38       | GA5004029   | Bolt M6 x 10 ZP GR8.8   | 1    |
| 39       | GA5008793   | Tee, Flare, 7/16" 24 TPI female thread, Suit 1/4" tube                        | 1    |
| 40       | HYD002LAS   | Clamp bracket Hydraulic fitting   | 1    |
| 41       | GA4933600   | Brake Line, Front Left Adjustable Axle 2-3m                                   | 1    |
| 42       | GA4933605   | Brake Line, Front Right Adjustable Axle 2-3m                                  | 1    |
| 43       | *           | Adjustable Axle 2-3m Front - Drop Leg LH                                      | 1    |
| 44       | *           | Adjustable Axle 2-3m Front - Drop Leg RH                                      | 1    |

\* Sub-assembly on following pages

## Adjustable Axle 2-3m Front - Drop Leg

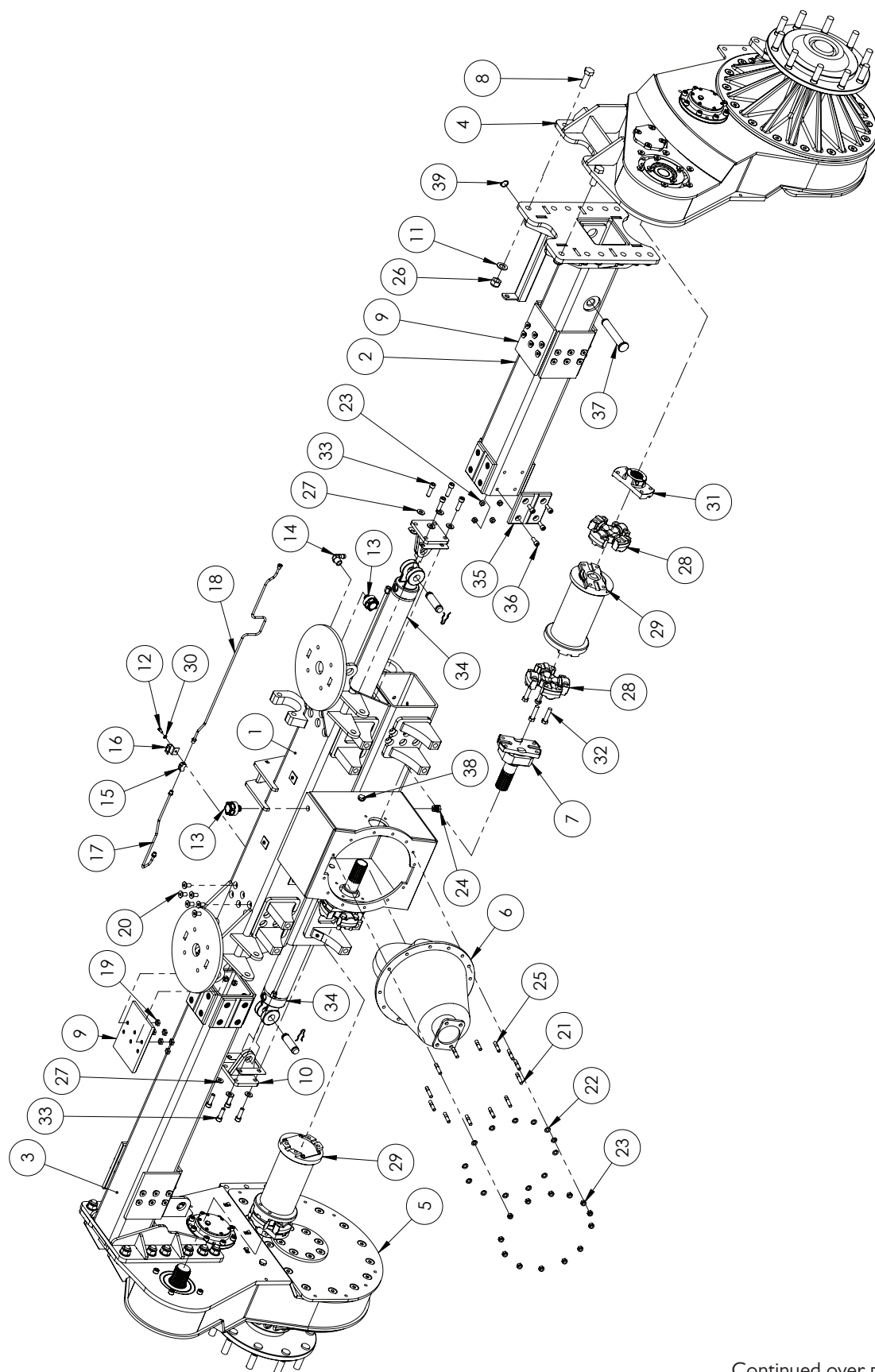


# Quantities shown are per side.

| ITEM NO. | PART NUMBER | DESCRIPTION                             | QTY. |
|----------|-------------|---|------|
| 1        | GA4659465   | Drop leg, Front assembly, 2WD 2WS LHS   | 1    |
|          | GA4659470   | Drop leg, Front assembly, 2WD 2WS RHS   |      |
| 2        | GA4652800   | Hub, Front Axle, 2WD, Self Propelled    | 1    |
| 3        | 2AFA013LAS  | Access plate                            | 1    |
| 4        | GA5001741   | Washer 20mm Flat SS HD                  | 12   |
| 5        | GA5069220   | Bolt M20 x 1.5 pitch x 60 long Gr8.8 ZP | 6    |
| 6        | GA5001513   | Nut M20 x 1.5 Pitch Nyloc ZP            | 6    |
| 7        | GA5000305   | Set Screw M12 x 30 GR8.8 ZP             | 11   |
| 8        | GA5000577   | Washer 12mm Flat SS HD                  | 11   |
| 9        | GA4507085   | Shim, 2mm Stainless, Front Hub 2WD      | 1    |
| 10       | GA5000575   | Washer 12mm Spring SS                   | 11   |

Note: For braking components, see Front drop leg 2WD.

## Adjustable Axle 2-3m Rear



Continued over page

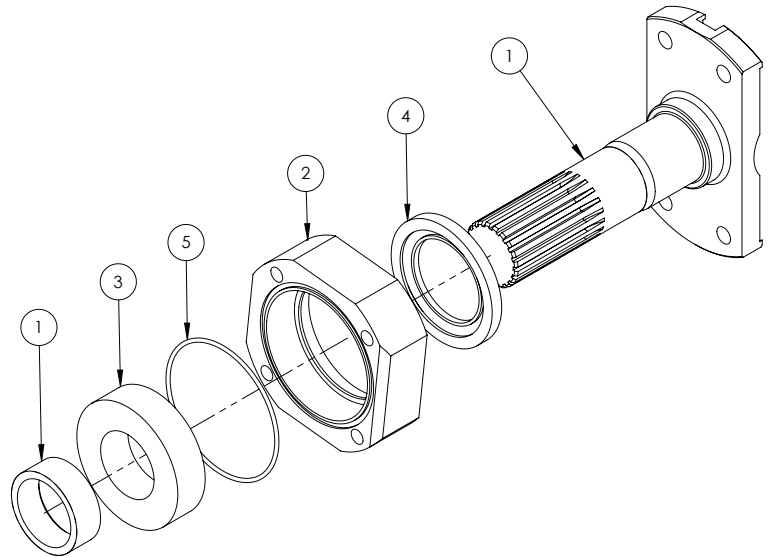
## Adjustable Axle 2-3m Rear

| ITEM NO. | PART NUMBER | DESCRIPTION   | QTY. |
|----------|-------------|---|------|
| 1        | GA4658570   | Rear Axle Housing 2-3m Adjustable Axle                    | 1    |
| 2        | GA4658580   | Rear Axle Inner Left 2-3m Adjustable                      | 1    |
| 3        | GA4658575   | Rear Axle Inner Right 2-3m Adjustable                     | 1    |
| 4        | *           | Drop leg Assembly, Rear Left Hand                         | 1    |
| 5        | *           | Drop leg Assembly, Rear Right Hand                        | 1    |
| 6        | GA5010609   | Diff centre Isuzu 5.125:1 ratio 41/8 tooth count          | 1    |
| 7        | *           | Diff Output Shaft Assembly, Adjustable Axle 2-3m          | 2    |
| 8        | GA5069220   | Bolt M20 x .5 pitch x 60 long Gr8.8 ZP                    | 8    |
| 9        | GA4583390   | Slider adjustable axle outer                              | 8    |
| 10       | GA4656665   | Axle slider ram mount SP adjustable                       | 2    |
| 11       | GA5001741   | Washer 20mm Flat SS HD                                    | 24   |
| 12       | GA5004055   | SHCS M6 x 20 ZP GR12.9                                    | 1    |
| 13       | GA5066770   | Air breather screw in style 1/2"                          | 3    |
| 14       | GA5077708   | Hose barb, Elbow, 90 degree, 1/2" male thread x 1/2" hose | 2    |
| 15       | GA5008793   | Tee, Flare, 7/16" 24 TPI female thread, Suit 1/4" tube    | 1    |
| 16       | HYD002LAS   | Clamp bracket Hydraulic fitting                           | 1    |
| 17       | GA4933610   | Brake Line Rear, Adjustable Axle 2-3m                     | 1    |
| 18       | GA4933615   | Brake Line Rear, Adjustable Axle 2-3m                     | 1    |
| 19       | GA5071280   | Nut, M12 Half Lock Nut, ZP                                | 48   |
| 20       | GA5000289   | CSCS M12 x 25 ZP GR8.8                                    | 48   |
| 21       | GA5011177   | Stud M10 x 55, Gr8.8                                      | 4    |
| 22       | GA5000117   | Washer 10mm Flat SS HD                                    | 13   |
| 23       | GA5000141   | Nut M10 Nyloc ZP  | 45   |
| 24       | GA5048560   | Plug male 1/2" BSPT Magnetic                              | 1    |
| 25       | GA0500024   | Stud, M10 x 50 long, Gr8.8                                | 9    |
| 26       | GA5001513   | Nut M20 x 1.5 Pitch Nyloc ZP                              | 24   |
| 27       | GA5000577   | Washer 12mm Flat SS HD                                    | 8    |
| 28       | GA5070290   | Universal Joint Mechanics Type 7C                         | 4    |
| 29       | GA5070275   | Adjustable drive shaft to suit 2-3m Axles                 | 2    |
| 30       | GA5004437   | Washer 6mm Flat SS  | 1    |
| 31       | GA4552201   | Drive Shaft Flange Drop leg Input Adjustable Axle         | 2    |
| 32       | GA5051295   | Bolt 1/2" UNF x 2" ZP GR8                                 | 8    |
| 33       | GA5000321   | SHCS M12 x 40 ZP GR12.9                                   | 8    |
| 34       | GA3500108   | Hydraulic Cylinder, 3" bore x 500mm Stroke                | 2    |
| 35       | GA4583385   | Slider adjustable axle inner                              | 8    |
| 36       | GA5071085   | SHCS M10 x 25 ZP GR12.9                                   | 32   |
| 37       | GA4552695   | Pin Adjustable Axle Extension Cylinder                    | 2    |
| 38       | GA5050670   | Plug male brass 1/2" BSPT                                 | 2    |
| 39       | GA5008519   | Circlip, External, 25mm                                   | 2    |
| -        | GA4537835   | Shim inner adjustable axle SS (not shown)                 | #    |
| -        | GA4537840   | Shim outer adjustable axle (not shown)                    | #    |

\* Sub-assembly on following pages

# Quantity will vary depending on assembly

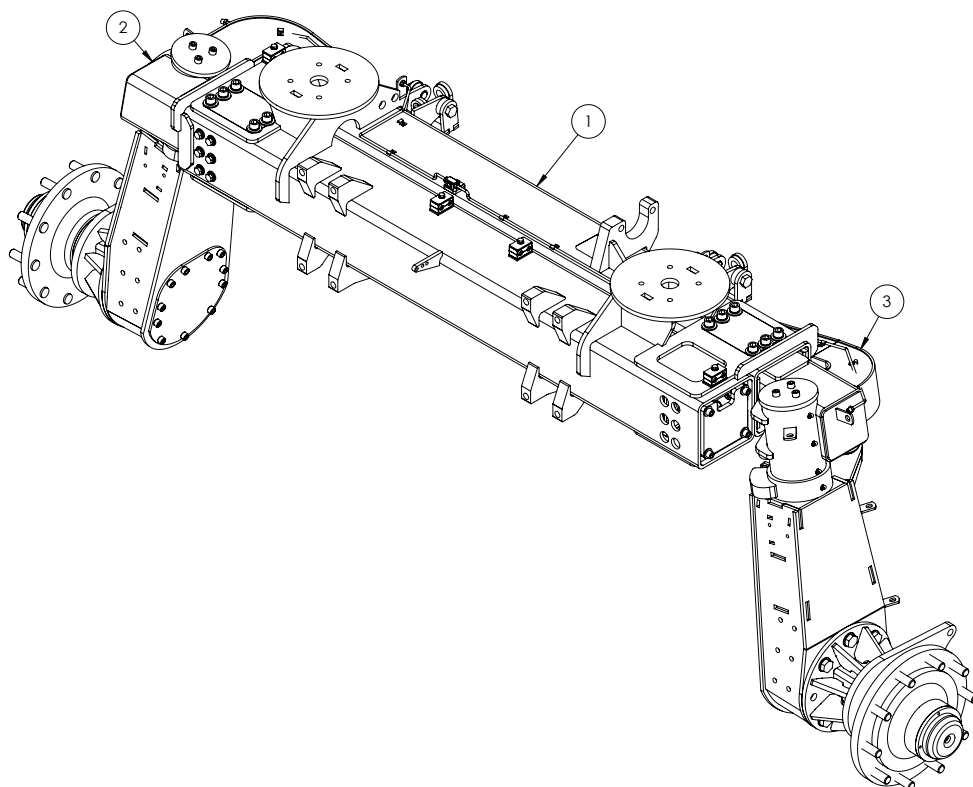
# Adjustable Axle 2-3m Rear - Diff Output Shaft



# Quantities shown are per side.

| ITEM NO. | PART NUMBER | DESCRIPTION  | QTY. |
|----------|-------------|--|------|
| 1        | GA4552166   | Diff output shaft with snap ring                     | 1    |
| 2        | MACH0027    | Bearing holder, for diff output shaft                | 1    |
| 3        | GA5007959   | Bearing, Double Row Barrel Roller, Diff output shaft | 1    |
| 4        | GA5048455   | Oil Seal, 55 ID x 85 OD x 8mm thick                  | 1    |
| 5        | GA5010501   | O-ring, 89 x 2.5mm                                   | 1    |

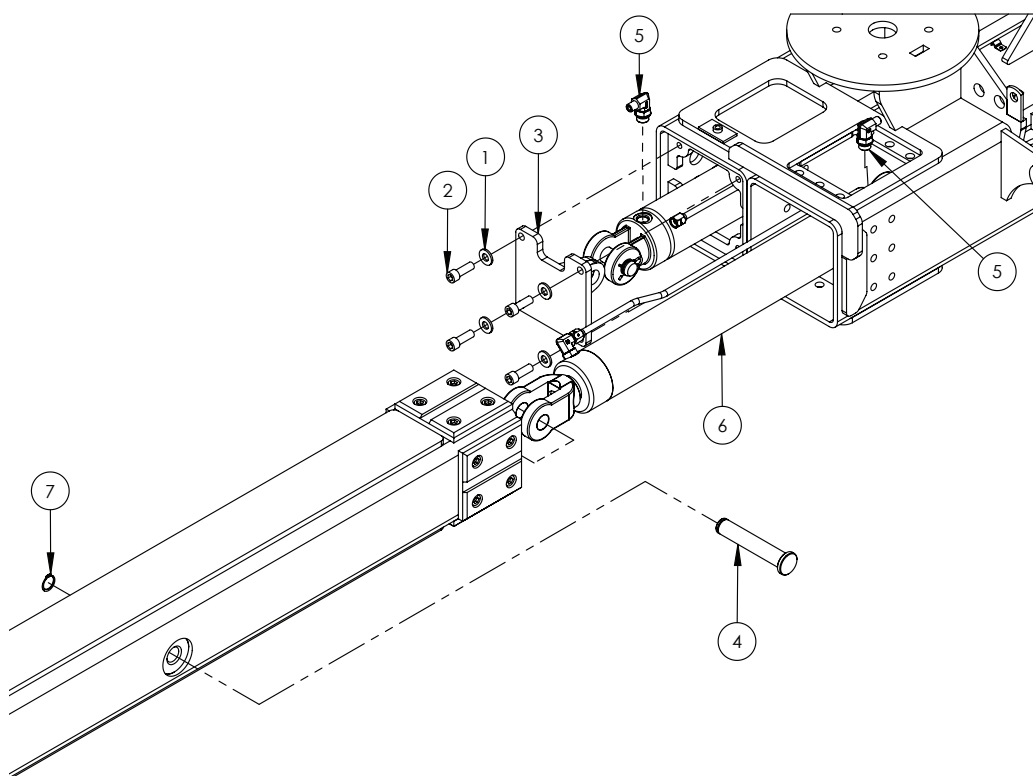
## Adjustable Axle 3-4m Front - Housing



| ITEM NO. | PART NUMBER | DESCRIPTION                | QTY. |
|----------|-------------|----------------------------|------|
| 1        | GA4660145   | Front Axle Housing 3-4m    | 1    |
| 2        | *           | Slider Assembly Right Hand | 1    |
| 3        | *           | Slider Assembly Left Hand  | 1    |

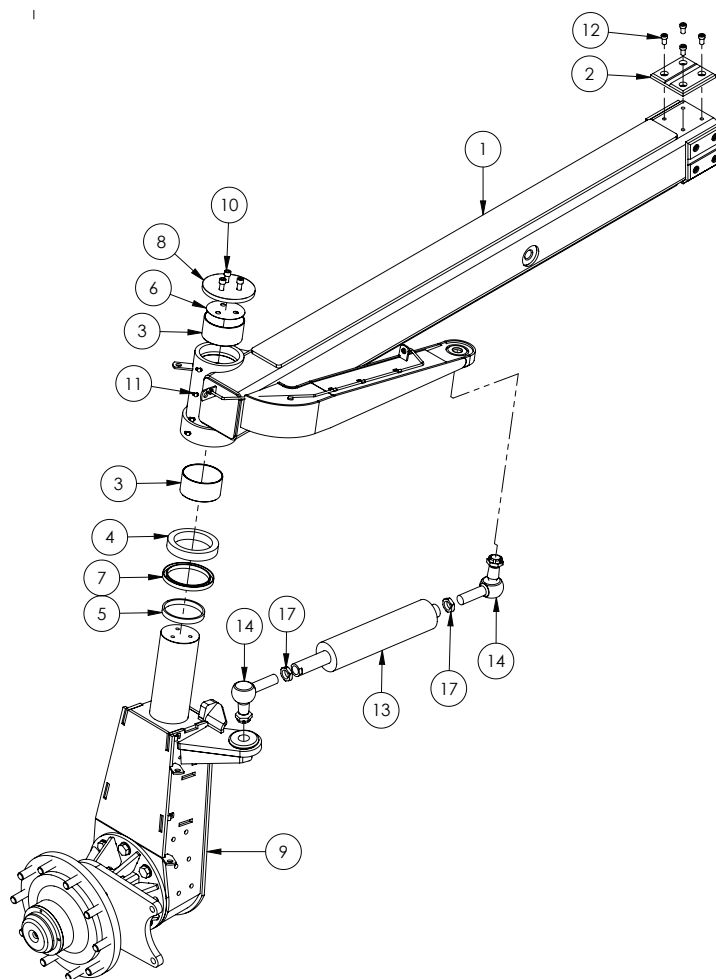
\* Sub-assembly on following pages

## Adjustable Axle 3-4m Front - Hydraulic Cylinders



| ITEM NO. | PART NUMBER | DESCRIPTION   | QTY. |
|----------|-------------|---|------|
| 1        | GA5000577   | Washer 12mm Flat SS HD  | 8    |
| 2        | GA5000313   | SHCS M12 x 35 ZP GR12.9   | 8    |
| 3        | GA4660170   | Cylinder Mount, 3-4m Extension  | 2    |
| 4        | GA4552695   | Pin Adjustable Axle Extension Cylinder                                    | 2    |
| 5        | GA3500348   | Hydraulic adaptor, Elbow, 90 degree, 1/4" BSPT male x 3/4" UN male O-ring | 2    |
| 6        | GA3500108   | Hydraulic Cylinder, Bore 3", Rod 1.5", Stroke 500mm                       | 2    |
| 7        | GA5008519   | Circlip, External, 25mm   | 2    |

## Adjustable Axle 3-4m Front - Slider Assembly LH

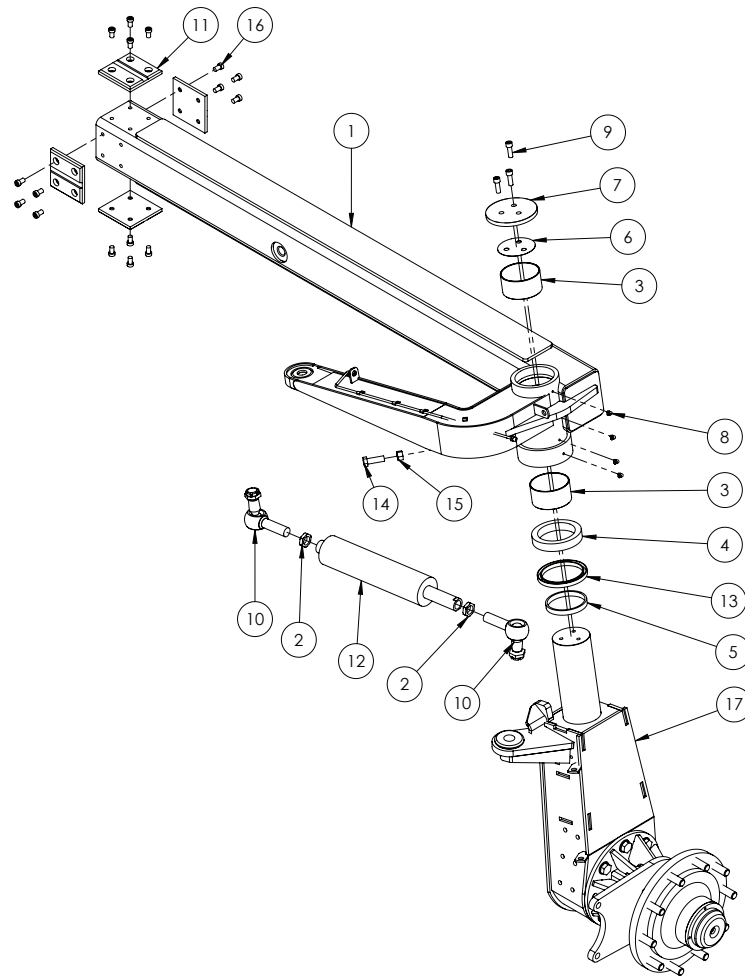


| ITEM NO. | PART NUMBER | DESCRIPTION  | QTY. |
|----------|-------------|--|------|
| 1        | GA4660150   | Front Axle Inner Left 3-4m                                 | 1    |
| 2        | GA4583385   | Slider adjustable axle inner                               | 4    |
| 3        | GA5009454   | Glacier bush, M liner with dimples, 110 ID x 60mm long     | 2    |
| 4        | GA5048245   | Bearing, Ball thrust bearing, 110 ID x 145 OD x 25mm thick | 1    |
| 5        | 2MFA004-IGR | Thrust ring  | 1    |
| 6        | F70544A     | Shim, 0.5mm thick  | 1    |
| 7        | GA5048635   | Oil seal, 120 ID x 145 OD x 12mm thick                     | 1    |
| 8        | 2M-FA011LAS | King pin retaining cap, bolt on                            | 1    |
| 9        | *           | Drop leg Assembly, LH 3-4m                                 | 1    |
| 10       | GA5000313   | SHCS M12 x 35 ZP GR12.9                                    | 3    |
| 11       | GA5009637   | Grease nipple, Elbow, 90 degree, 1/4" UNF male             | 4    |
| 12       | GA0500015   | SHCS, M12 x 20, Low Head Black                             | 16   |
| 13       | GA5060750   | Hydraulic Cylinder, Bore 3", Rod 1.5", Stroke 8"           | 1    |
| 14       | GA5065041   | Ball joint, Right angle, M28 x 1.5P thread                 | 2    |
| 15       | GA5000931   | Bolt M16 x 50 ZP GR8.8                                     | 1    |
| 16       | GA5012385   | Nut M16 Hex ZP   | 1    |
| 17       | GA4572170   | Lock nut, M28 x 1.5P                                       | 2    |

\* Sub-assembly on following pages



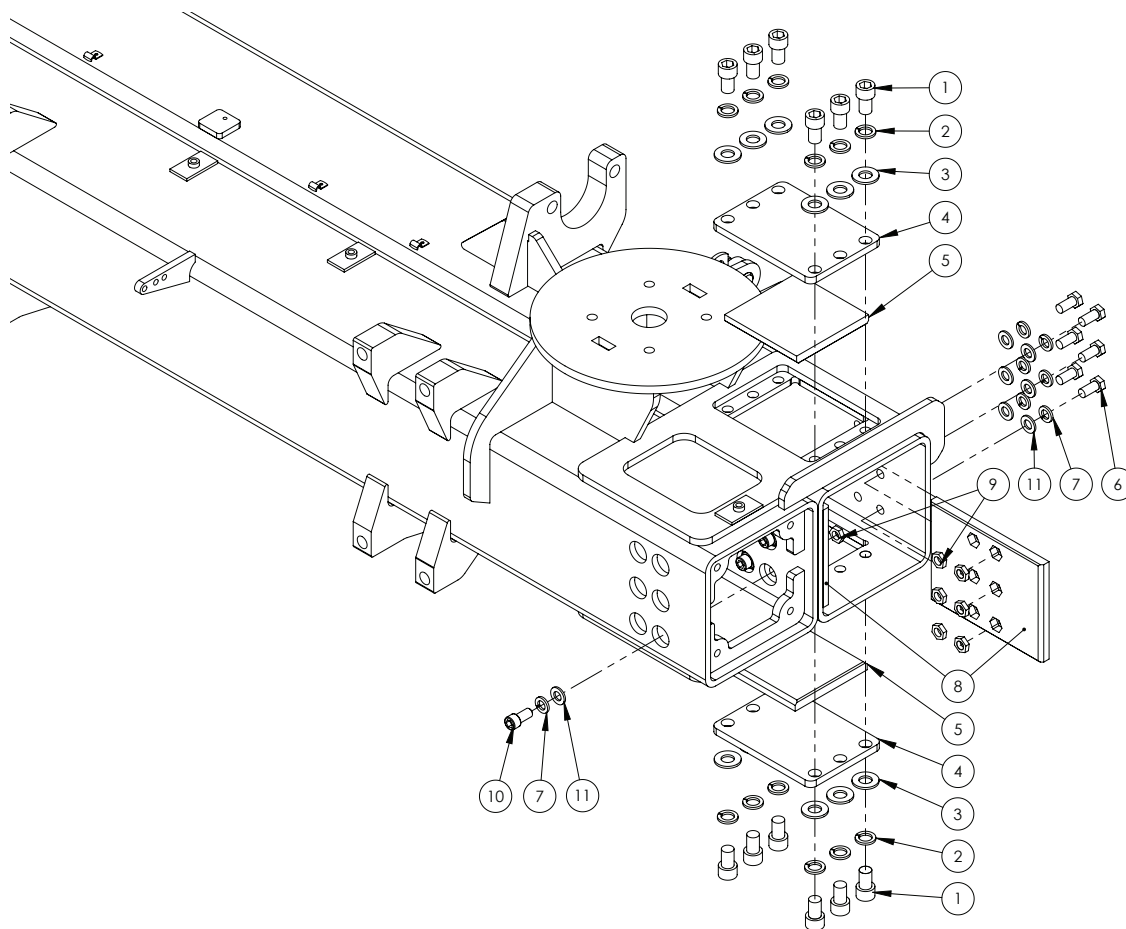
## Adjustable Axle 3-4m Front - Slider Assembly RH



| ITEM NO. | PART NUMBER | DESCRIPTION  | QTY. |
|----------|-------------|--|------|
| 1        | GA4660155   | Front Axle Inner Right 3-4m                                | 1    |
| 2        | GA4572170   | Lock nut, M28 x 1.5P                                       | 2    |
| 3        | GA5009454   | Glacier bush, M liner with dimples, 110 ID x 60mm long     | 2    |
| 4        | GA5048245   | Bearing, Ball thrust bearing, 110 ID x 145 OD x 25mm thick | 1    |
| 5        | 2MFA004-IGR | Thrust ring  | 1    |
| 6        | F70544A     | Shim, 0.5mm thick  | 1    |
| 7        | 2M-FA011LAS | King pin retaining cap, bolt on                            | 1    |
| 8        | GA5009637   | Grease nipple, Elbow, 90 degree, 1/4" UNF male             | 4    |
| 9        | GA5000313   | SHCS M12 x 35 ZP GR12.9                                    | 3    |
| 10       | GA5065041   | Ball joint, Right angle, M28 x 1.5P thread                 | 2    |
| 11       | GA4583385   | Slider adjustable axle inner                               | 4    |
| 12       | GA5060750   | Hydraulic Cylinder, Bore 3", Rod 1.5", Stroke 8"           | 1    |
| 13       | GA5048635   | Oil seal, 120 ID x 145 OD x 12mm thick                     | 1    |
| 14       | GA5000931   | Bolt M16 x 50 ZP GR8.8                                     | 1    |
| 15       | GA5012385   | Nut M16 Hex ZP   | 1    |
| 16       | GA0500015   | SHCS, M12 x 20, Low Head Black                             | 16   |
| 17       | *           | Drop leg Assembly, RH 3-4m                                 | 1    |

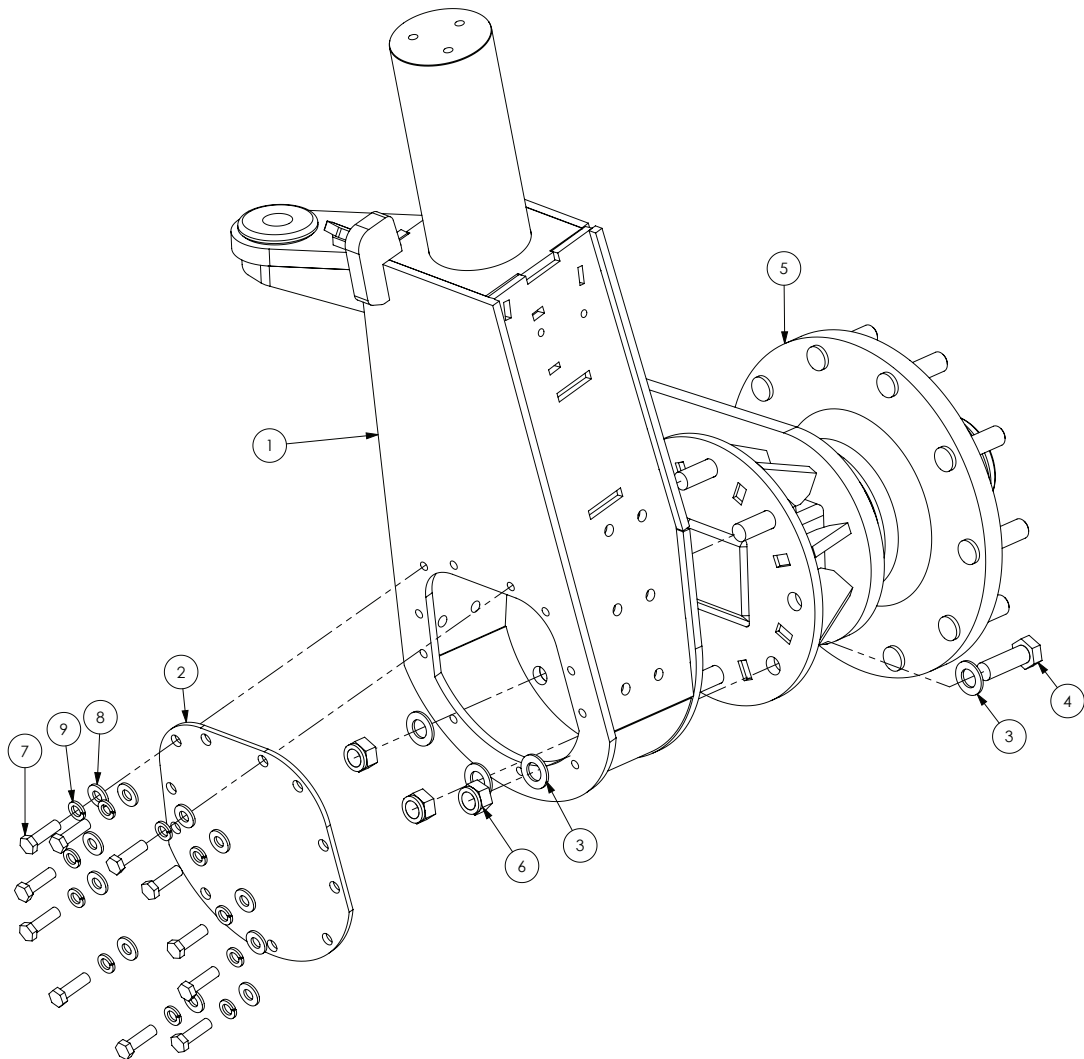
\* Sub-assembly on following pages

## Adjustable Axle 3-4m Front - Wear Pads



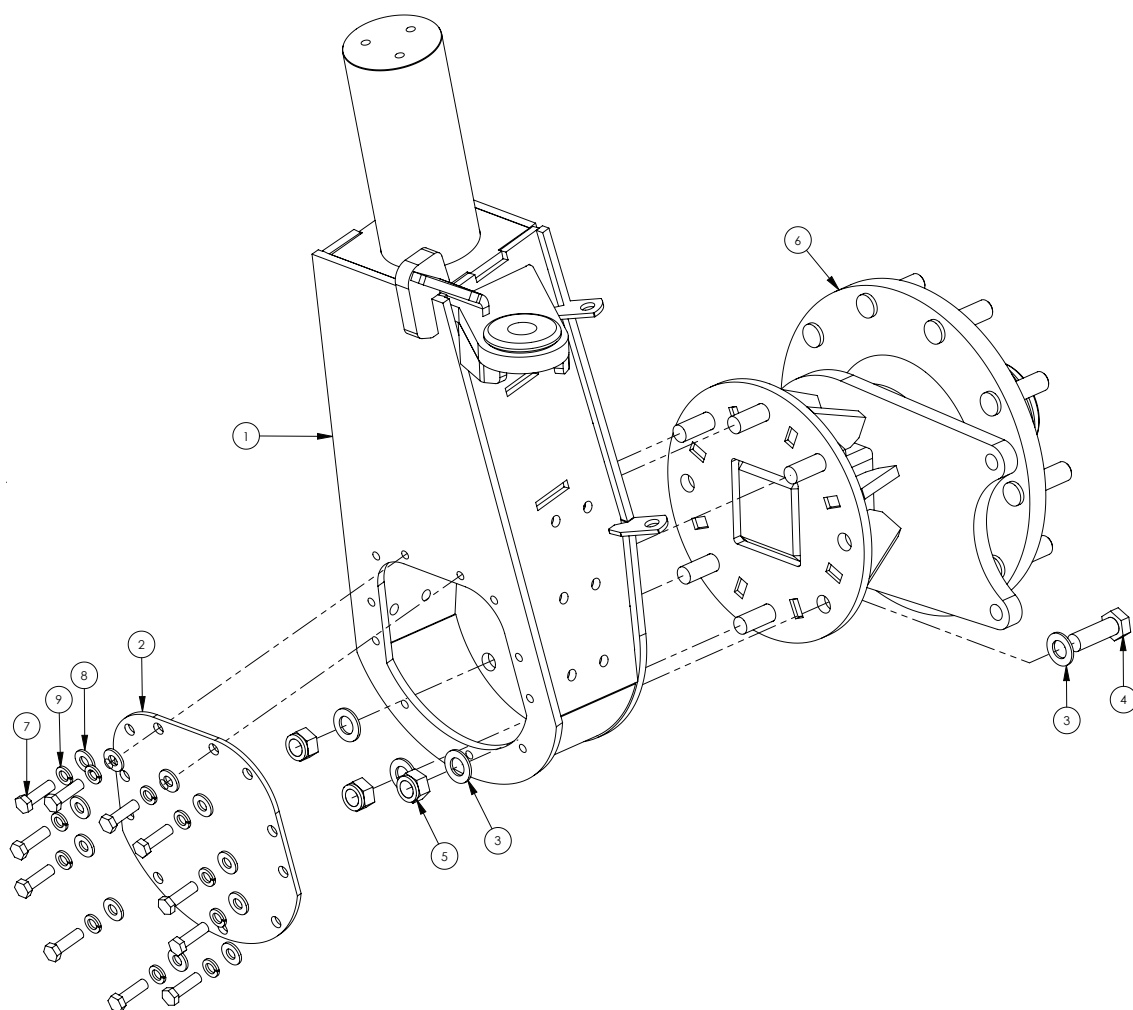
| ITEM NO. | PART NUMBER | DESCRIPTION                                 | QTY. |
|----------|-------------|---|------|
| 1        | GA5000905   | SHCS M16 x 25 ZP GR8.8                      | 24   |
| 2        | GA5001051   | Washer 16mm Spring SS                       | 24   |
| 3        | GA5001043   | Washer 16mm Flat SS HD                      | 24   |
| 4        | GA4506825   | Retaining Plate Wear Pad 3-4m Axle          | 4    |
| 5        | GA4552280   | Slider Adjustable Axle Outer Top And Bottom | 4    |
| 6        | GA5011229   | Bolt M12 x 25 ZP GR8.8                      | 12   |
| 7        | GA5000575   | Washer 12mm Spring SS                       | 24   |
| 8        | GA4583390   | Slider adjustable axle outer                | 4    |
| 9        | GA5071280   | Nut, M12 Half Lock Nut, ZP                  | 24   |
| 10       | GA5000297   | SHCS M12 x 25 ZP GR12.9                     | 12   |
| 11       | GA5000577   | Washer 12mm Flat SS HD                      | 24   |

## Adjustable Axle 3-4m Front - Drop Leg LH



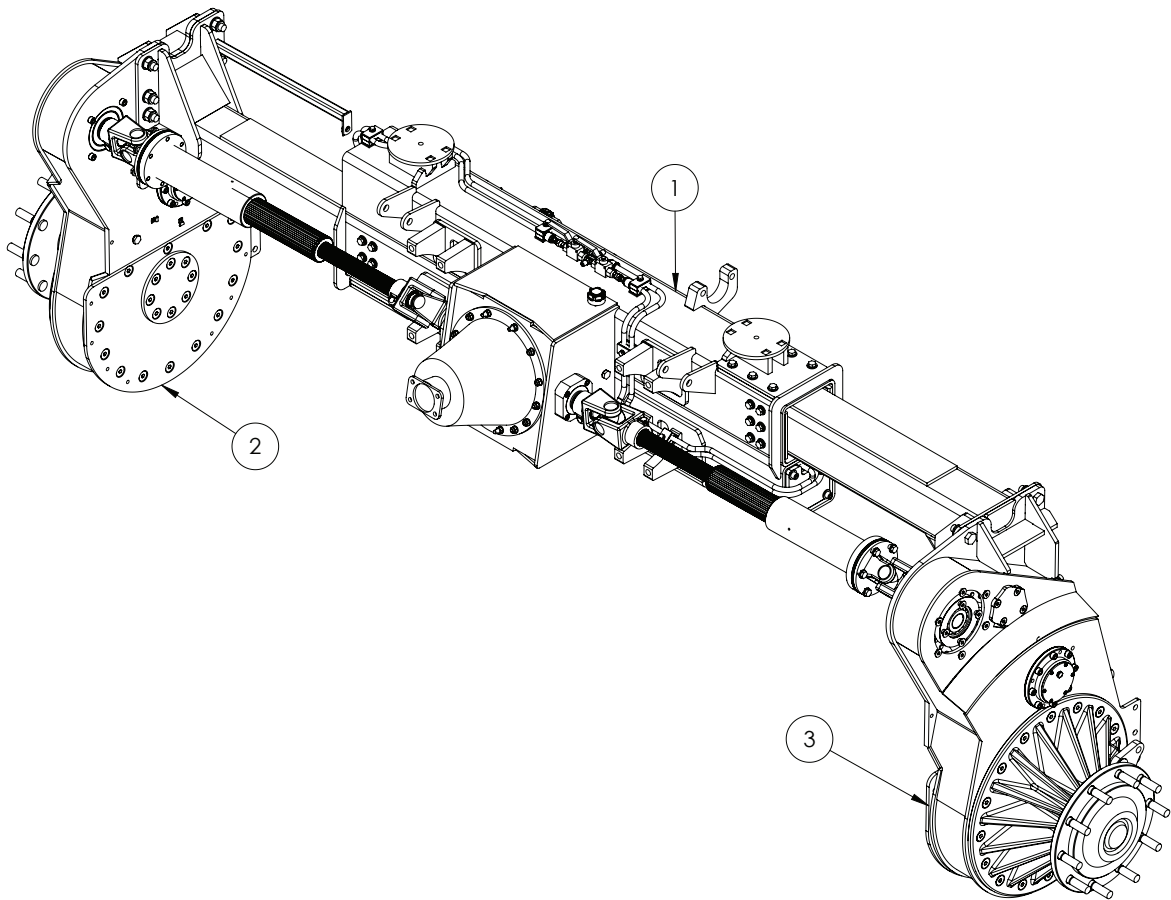
| ITEM NO. | PART NUMBER | DESCRIPTION                               | QTY. |
|----------|-------------|---|------|
| 1        | GA4660160   | Front Drop leg Housing RH 3-4m Adjustable | 1    |
| 2        | 2AFA013LAS  | Access plate                              | 1    |
| 3        | GA5001741   | Washer 20mm Flat SS HD                    | 12   |
| 4        | GA5069220   | Bolt M20 x 1.5 pitch x 60 long, Gr8.8 ZP  | 6    |
| 5        | GA4652800   | Hub, Front Axle, 2WD                      | 1    |
| 6        | GA5001513   | Nut M20 x 1.5 Pitch Nyloc ZP              | 6    |
| 7        | GA5000319   | Set Screw M12 x 40 ZP GR8.8               | 11   |
| 8        | GA5000577   | Washer 12mm Flat SS HD                    | 11   |
| 9        | GA5000575   | Washer 12mm Spring SS                     | 11   |

## Adjustable Axle 3-4m Front - Drop Leg RH



| ITEM NO. | PART NUMBER | DESCRIPTION                               | QTY. |
|----------|-------------|---|------|
| 1        | GA4660165   | Front Drop leg Housing RH 3-4m Adjustable | 1    |
| 2        | 2AFA013LAS  | Access plate for axle carrier Bolts       | 1    |
| 3        | GA5001741   | Washer 20mm Flat SS HD                    | 12   |
| 4        | GA5069220   | Bolt M20 x 1.5 pitch x 60 long, Gr8.8 ZP  | 6    |
| 5        | GA5001513   | Nut M20 x 1.5 Pitch Nyloc ZP              | 6    |
| 6        | GA4652800   | Hub, Front Axle, 2WD                      | 1    |
| 7        | GA5000319   | Set Screw M12 x 40 ZP GR8.8               | 11   |
| 8        | GA5000577   | Washer 12mm Flat SS HD                    | 11   |
| 9        | GA5000575   | Washer 12mm Spring SS                     | 11   |

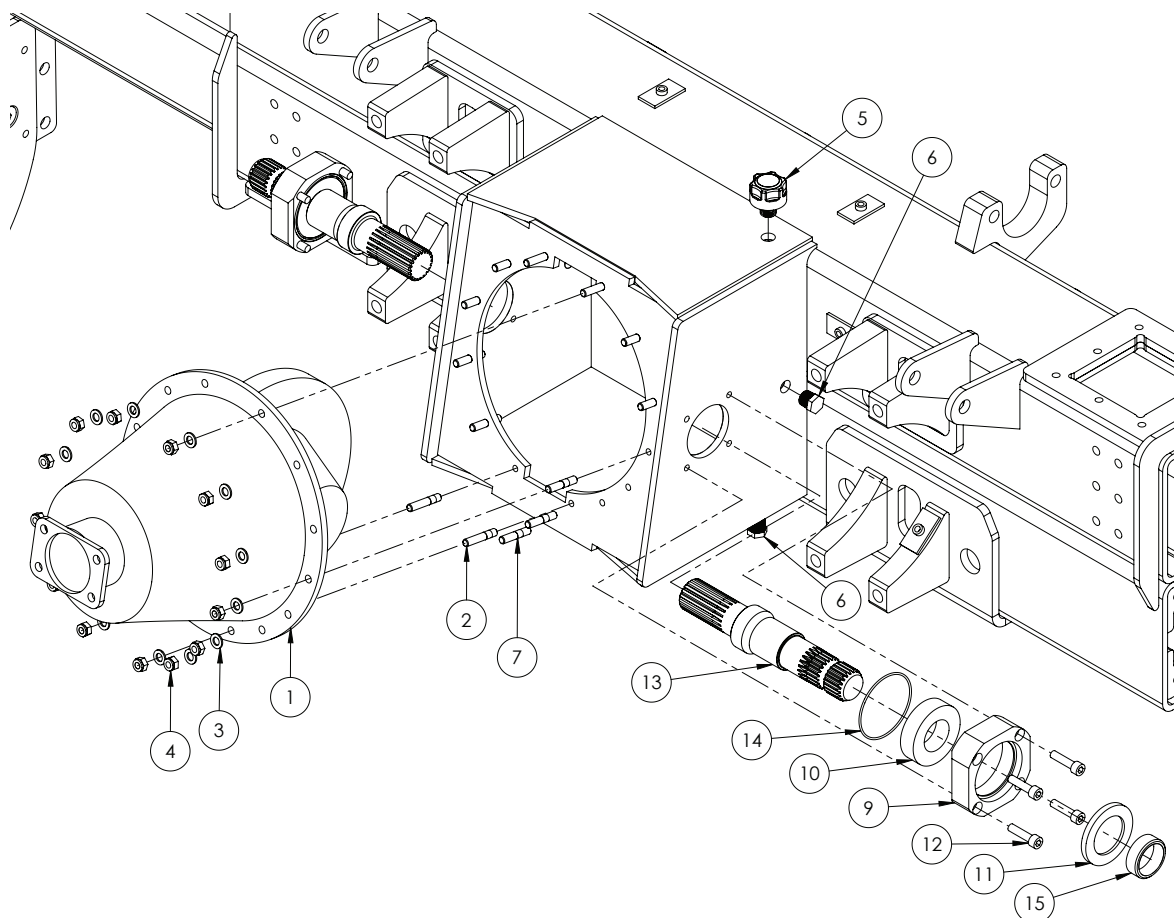
# Adjustable Axle 3-4m Rear



| ITEM NO. | PART NUMBER | DESCRIPTION                      | QTY. |
|----------|-------------|----------------------------------|------|
| 1        | GA4659875   | Axle Rear 3-4m Adjustable        | 1    |
| 2        | *           | Slide Assembly - Right Hand Side | 1    |
| 3        | *           | Slide Assembly - Left Hand Side  | 1    |

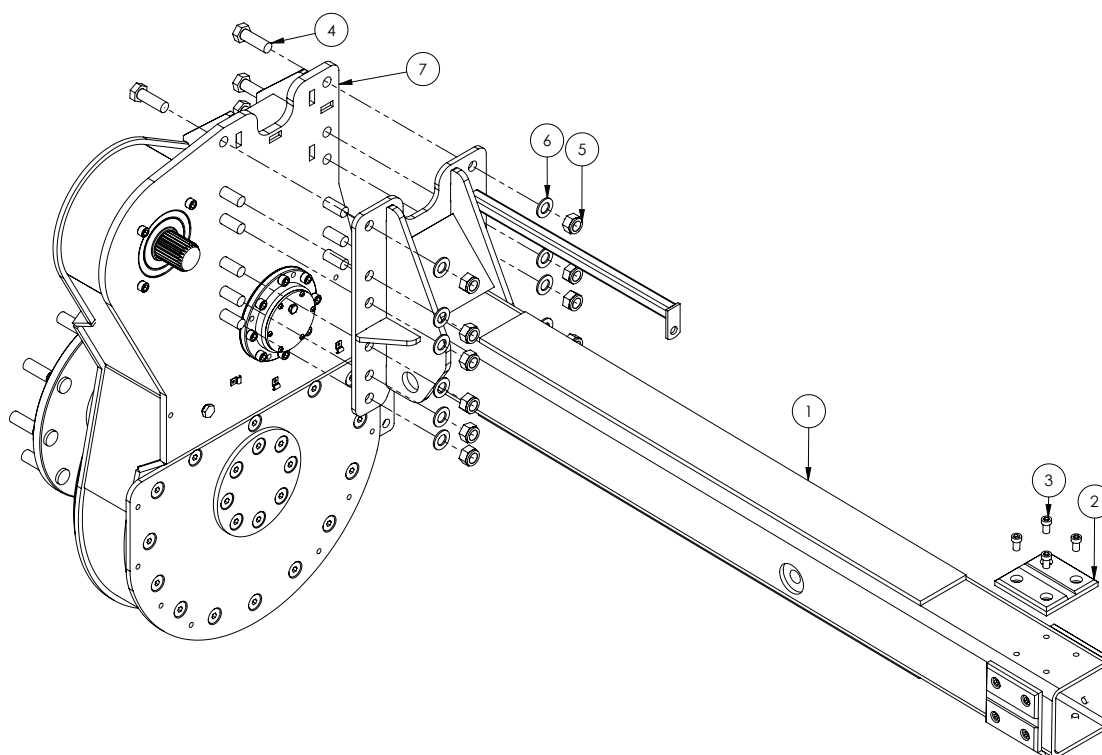
\* Sub-assembly on following pages

## Adjustable Axle 3-4m Rear - Differential Assembly



| ITEM NO. | PART NUMBER | DESCRIPTION   | QTY. |
|----------|-------------|---|------|
| 1        | GA5010609   | Diff centre Isuzu 5.125:1 ratio 41/8 tooth count                | 1    |
| 2        | GA5011177   | Stud M10 x 55. Gr8.8  | 4    |
| 3        | GA5000117   | Washer 10mm Flat SS HD  | 13   |
| 4        | GA5000141   | Nut M10 Nyloc ZP  | 13   |
| 5        | GA5066770   | Air breather screw in style 1/2"                                | 1    |
| 6        | GA5050670   | Plug male brass 1/2" BSPT                                       | 3    |
| 7        | GA0500024   | Stud, M10 x 50 long Gr8.8                                       | 9    |
| 8        | GA4506735   | Plate Wear Pad Spacer 3-4m Adjustable Axle                      | 1    |
| 9        | MACH0027    | Bearing holder  | 2    |
| 10       | GA5007959   | Bearing, Double Row Barrel Roller, Diff output shaft            | 2    |
| 11       | GA5048455   | Oil Seal, 55 ID x 85 OD x 8mm thick                             | 2    |
| 12       | GA5006141   | SHCS M10 x 40 ZP GR12.9   | 8    |
| 13       | GA5015157   | Shaft, Diff output, With spacer, 294.10mm long, Spline each end | 2    |
| 14       | GA5010501   | O-ring, 89 x 2.5mm  | 2    |
| 15       | DL30        | Spacer ring   | 2    |

## Adjustable Axle 3-4m Rear - Slider Assembly RH

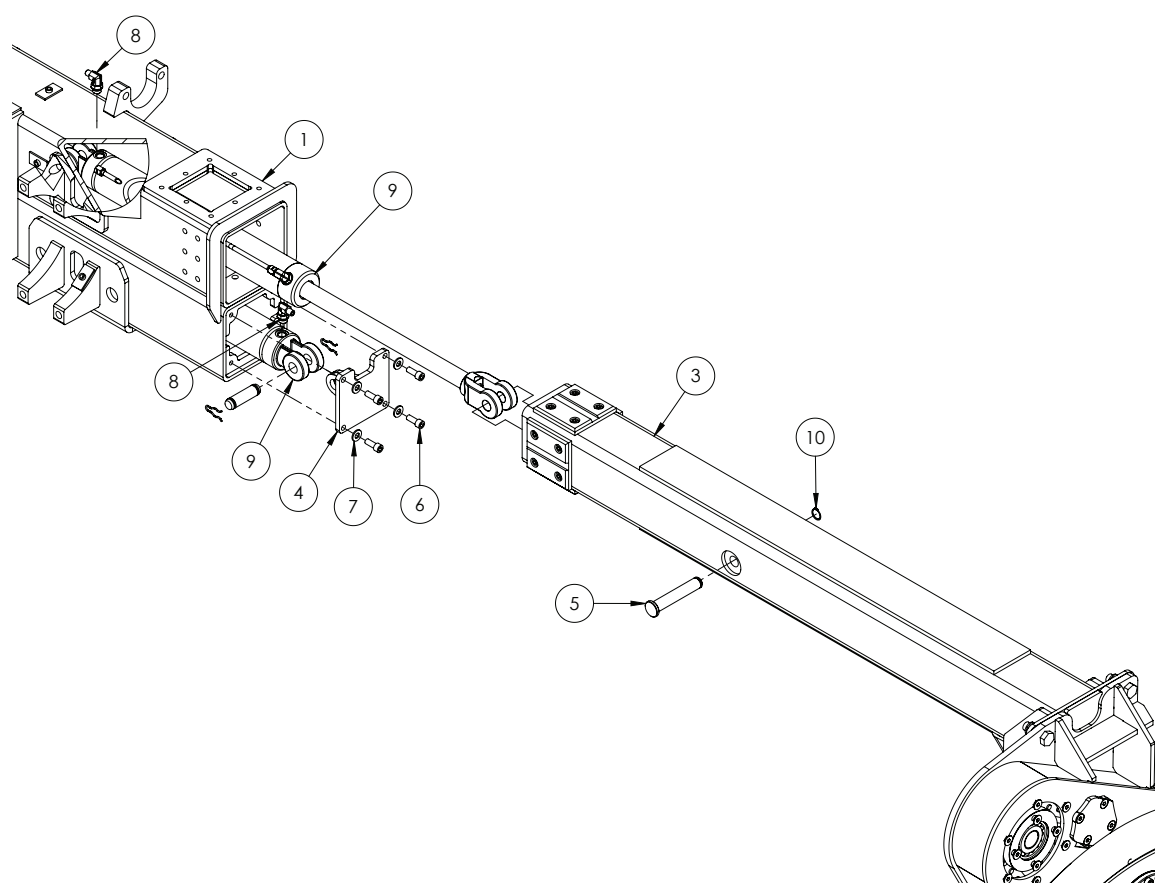


| ITEM NO. | PART NUMBER | DESCRIPTION                              | QTY. |
|----------|-------------|--|------|
| 1        | GA4659880   | Axle Rear 3-4m Adjustable Inner RH       | 1    |
| 2        | GA4583385   | Slider adjustable axle inner             | 4    |
| 3        | GA0500015   | SHCS, M12 x 20, Low Head Black           | 16   |
| 4        | GA5069220   | Bolt M20 x 1.5 pitch x 60 long, Gr8.8 ZP | 4    |
| 5        | GA5001513   | Nut M20 x 1.5 Pitch Nyloc ZP             | 12   |
| 6        | GA5001741   | Washer 20mm Flat SS HD                   | 12   |
| 7        | GA4902023   | Drop leg Assembly, Rear RH               | 1    |

## Adjustable Axle 3-4m Rear - Slider Assembly LH

| ITEM NO. | PART NUMBER | DESCRIPTION                              | QTY. |
|----------|-------------|--|------|
| 1        | GA4659885   | Axle Rear 3-4m Adjustable Inner LH       | 1    |
| 2        | GA4583385   | Slider adjustable axle inner             | 4    |
| 3        | GA0500015   | SHCS, M12 x 20, Low Head Black           | 16   |
| 4        | GA5069220   | Bolt M20 x 1.5 pitch x 60 long, Gr8.8 ZP | 4    |
| 5        | GA5001513   | Nut M20 x 1.5 Pitch Nyloc ZP             | 12   |
| 6        | GA5001741   | Washer 20mm Flat SS HD                   | 12   |
| 7        | GA4902014   | Drop leg Assembly, Rear LH               | 1    |

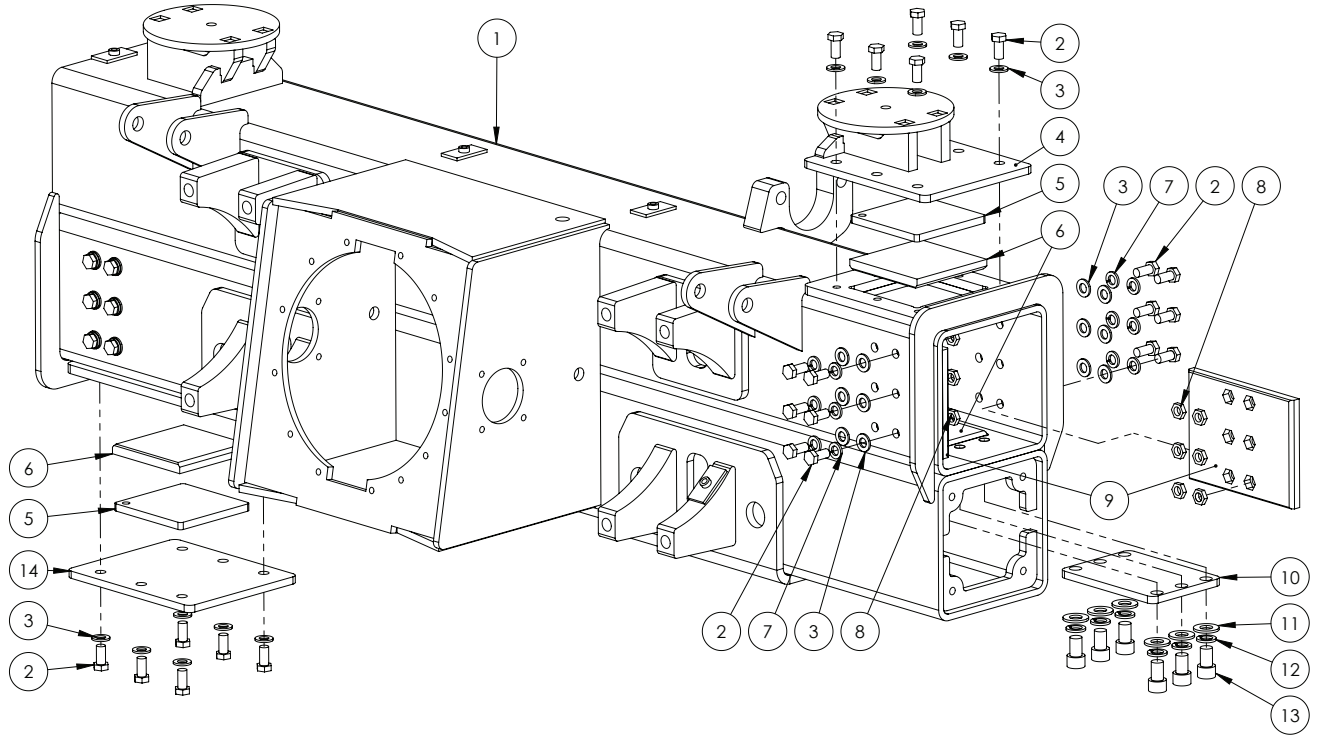
## Adjustable Axle 3-4m Rear - Hydraulic Cylinders



| ITEM NO. | PART NUMBER | DESCRIPTION   | QTY. |
|----------|-------------|---|------|
| 1        | GA4659875   | Axle Rear 3-4m Adjustable   | 1    |
| 2        | GA4659880   | Axle Rear 3-4m Adjustable Inner RH  | 1    |
| 3        | GA4659885   | Axle Rear 3-4m Adjustable Inner LH  | 1    |
| 4        | GA4660170   | Cylinder Mount, 3-4m Extension, Crop Cruiser                              | 2    |
| 5        | GA4552695   | Pin Adjustable Axle Extension Cylinder                                    | 2    |
| 6        | GA5000307   | SHCS M12 x 30 ZP GR12.9   | 8    |
| 7        | GA5000577   | Washer 12mm Flat SS HD  | 8    |
| 8        | GA3500348   | Hydraulic adaptor, Elbow, 90 degree, 1/4" BSPT male x 3/4" UN male O-ring | 2    |
| 9        | GA3500108   | Hydraulic Cylinder, 3" bore x 500mm Stroke                                | 2    |
| 10       | GA5008519   | Circlip, External, 25mm   | 2    |

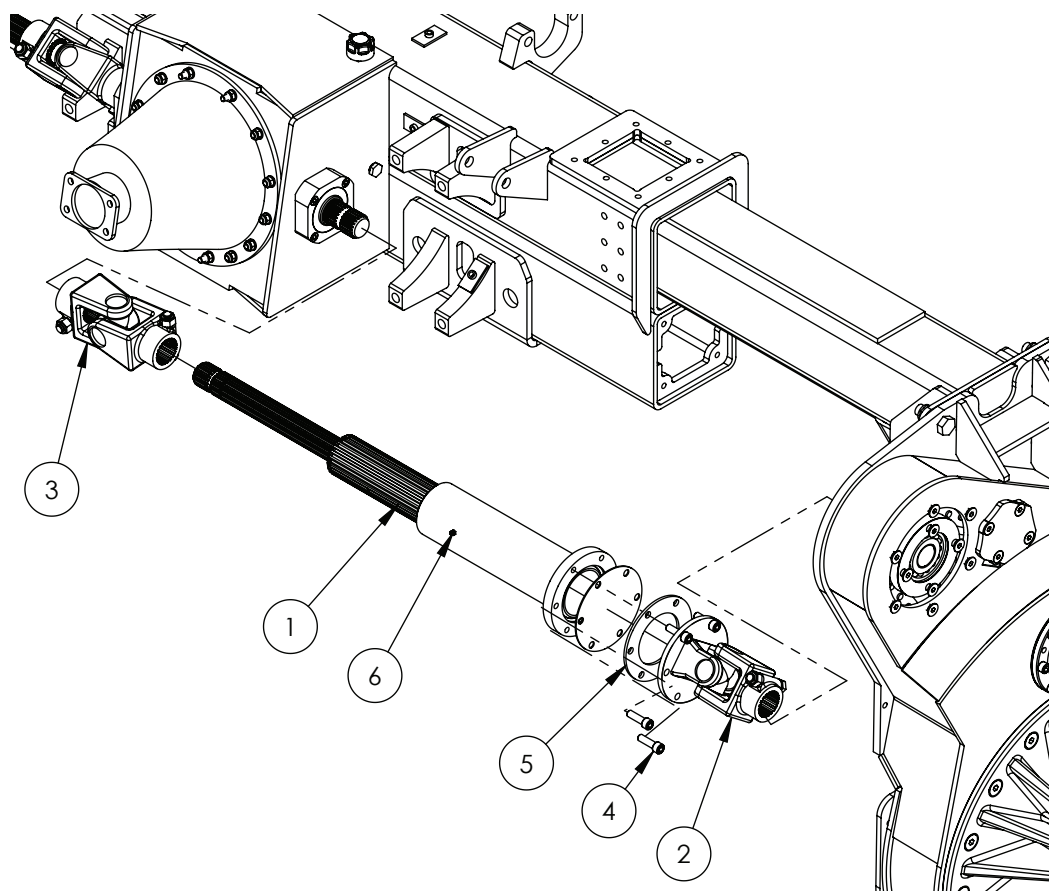


## Adjustable Axle 3-4m Rear - Wear Pads



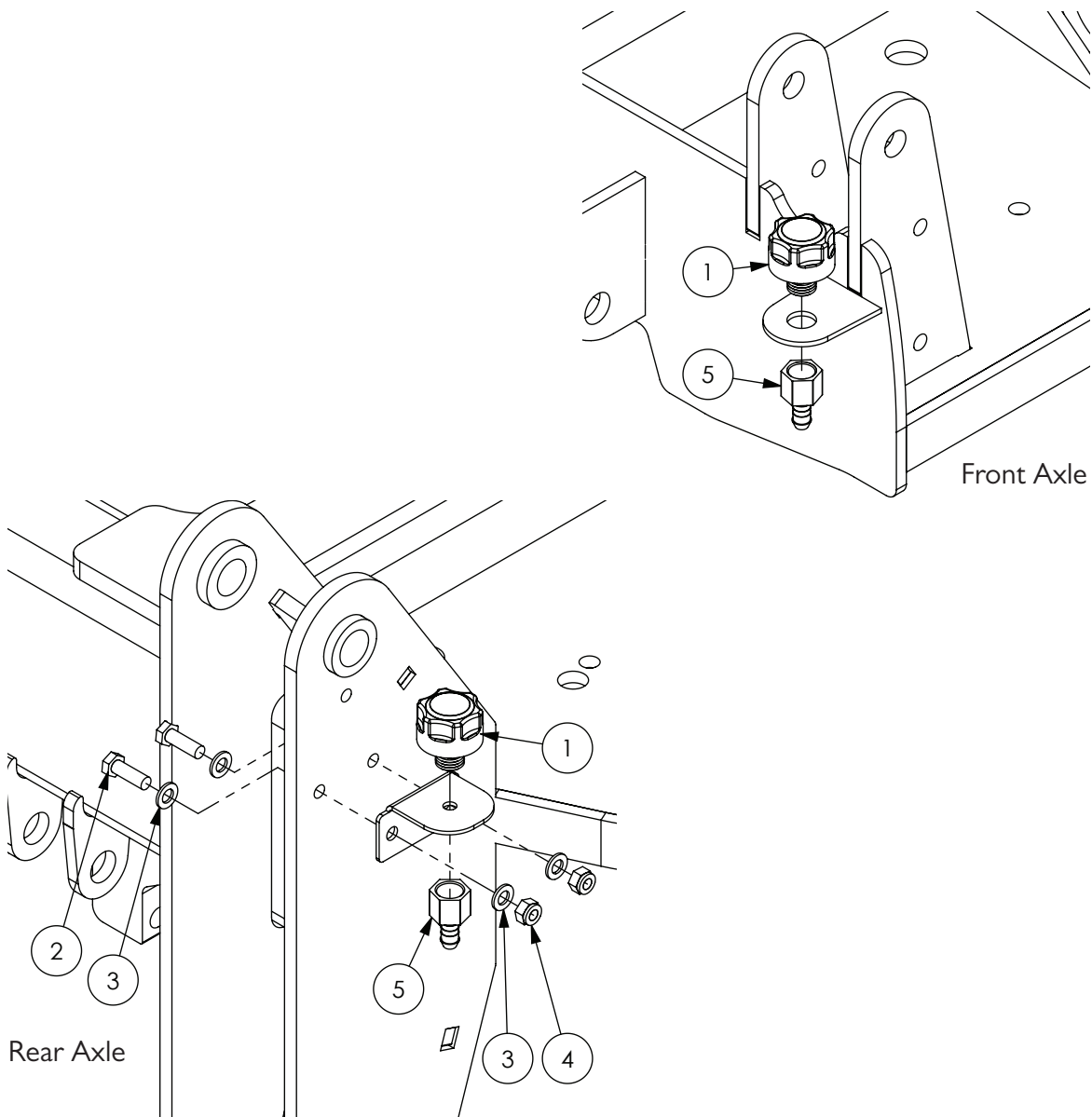
| ITEM NO. | PART NUMBER | DESCRIPTION   | QTY. |
|----------|-------------|---|------|
| 1        | GA4659875   | Axle Rear 3-4m Adjustable                                 | 1    |
| 2        | GA5011229   | Bolt M12 x 25 ZP GR8.8                                    | 36   |
| 3        | GA5000577   | Washer 12mm Flat SS HD                                    | 36   |
| 4        | GA4660195   | Airbag Mount, 3-4m Rear                                   | 1    |
| 5        | GA4506735   | Plate Wear Pad Spacer 3-4m Adjustable Axle                | 2    |
| 6        | GA4552280   | Slider Adjustable Axle Outer Top And Bottom               | 4    |
| 7        | GA5000575   | Washer 12mm Spring SS                                     | 24   |
| 8        | GA5071280   | Nut, M12 Half Lock Nut, ZP                                | 24   |
| 9        | GA4583390   | Wear Pad, Adjustable Axle Slider, Outer, Cast Nylon Green | 4    |
| 10       | GA4506825   | Retaining Plate Wear Pad 3-4m Axle                        | 2    |
| 11       | GA5001009   | Washer 16mm Flat ZP HD                                    | 12   |
| 12       | GA5001051   | Washer 16mm Spring SS                                     | 12   |
| 13       | GA5000905   | SHCS M16 x 25 GR12.9 ZP                                   | 12   |
| 14       | GA4506740   | Plate Wear Pad Mount 3-4m Adjustable Axle                 | 1    |

## Adjustable Axle 3-4m Rear - Drive Shafts



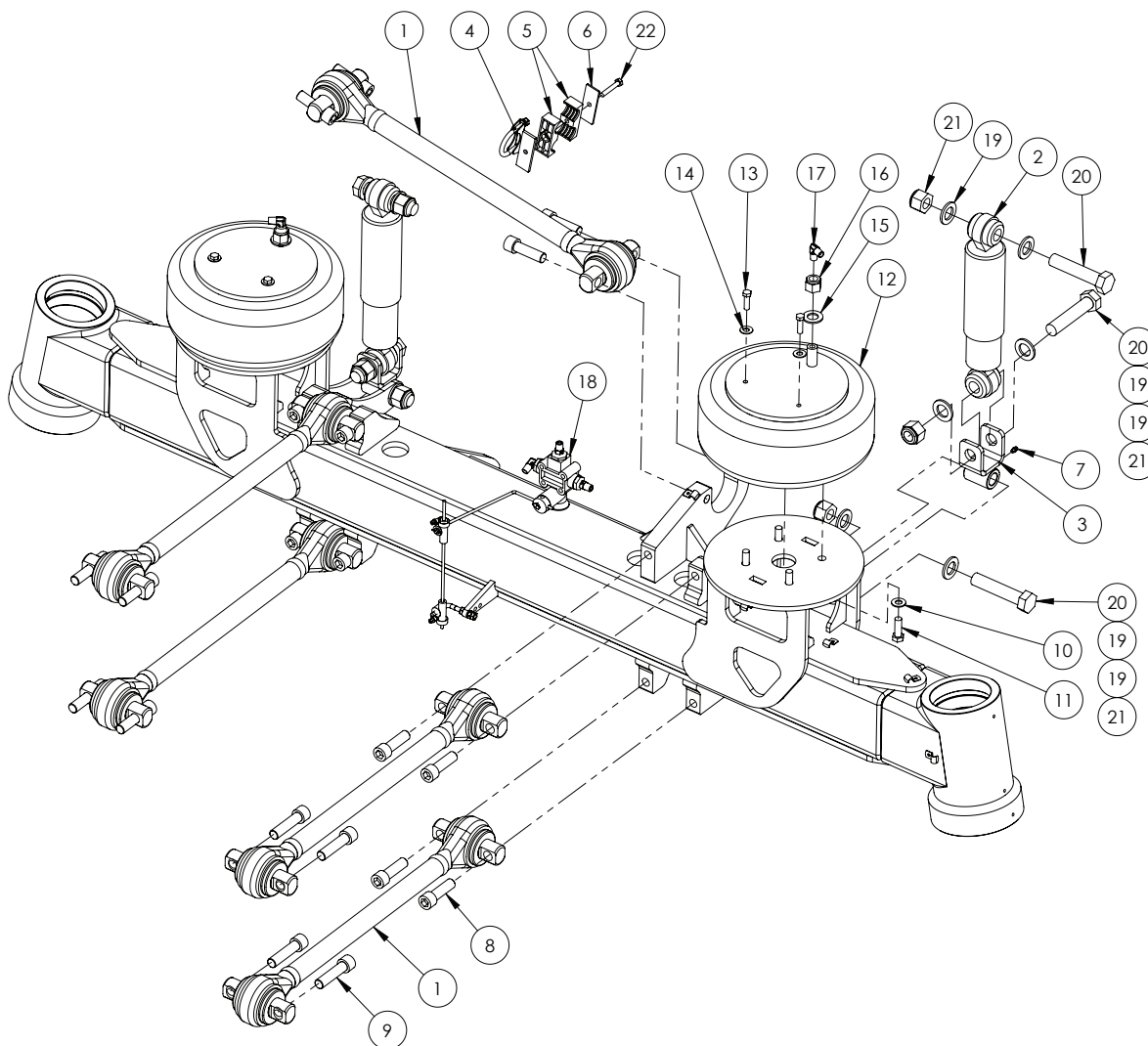
| ITEM NO. | PART NUMBER | DESCRIPTION                           | QTY. |
|----------|-------------|---------------------------------------|------|
| 1        | GA5070635   | Drive Shaft Adjustable 3-4m           | 2    |
| 2        | GA5069837   | Universal Joint 2500 Clamp to Flange  | 2    |
| 3        | GA5069838   | Universal Joint 2500 Clamps both ends | 2    |
| 4        | GA5000321   | SHCS M12 x 40 ZP GR12.9               | 12   |
| 5        | GA4552275   | Plate Spacer 3-4mm Drive Shaft        | 2    |
| 6        | GA5050450   | Grease nipple 6mm                     | 4    |

# Remote Breathers - Drop Legs



| ITEM NO. | PART NUMBER | DESCRIPTION                                   | QTY. |
|----------|-------------|---|------|
| 1        | GA5066770   | Air Breather screw in style 1/2"              | 2    |
| 2        | GA5065455   | Bolt M10 x 30 ZP GR8.8                        | 2    |
| 3        | GA5000117   | Washer 10mm Flat SS HD                        | 4    |
| 4        | GA5051445   | Nut, M10 Nyloc SS                             | 2    |
| 5        | GA5052700   | Hose barb, 1/2" BSP Female x 1/2" hose, Brass | 2    |

## Suspension - Front



| ITEM NO. | PART NUMBER | DESCRIPTION   | QTY. |
|----------|-------------|---|------|
| 1        | GA5068850~  | Suspension link, Torque rod, 650mm centre, Hollow     | #    |
|          | GA5068851~  | Suspension link, Torque rod, 650mm centre, Solid      | #    |
| 2        | GA2500000   | Shock Absorber, Suspension Damper, Yellow, Monroe     | 2    |
| 3        | GA4660670   | Shock Absorber Mount, Front Axle                      | 2    |
| 4        | GA4659840   | Mount Steering Hose to Panhard                        | 1    |
| 5        | GA5078038   | Mounting clamp, Double type, Jaw, Pair, Group 4, 28mm | 2    |
| 6        | GA5078049   | Mounting clamp, Double type, Plate, Top, Group 4      | 1    |
| 7        | GA5050450   | Grease nipple 6mm                                     | 2    |
| 8        | GA5053145   | SHCS 3/4" UNF x 2 1/2" GR12.9 Blue Zinc Plated        | 12   |
| 9        | GA5053150   | SHCS 3/4" UNF x 3" GR12.9 (Blue Zinc)                 | 8    |
| 10       | GA5017673   | Washer 1/2" High Tensile                              | 8    |
| 11       | GA5006167   | Bolt, 1/2" UNC x 1 1/2", ZP GR8                       | 8    |
| 12       | GA5005311   | Air spring HT230 single air stud                      | 2    |

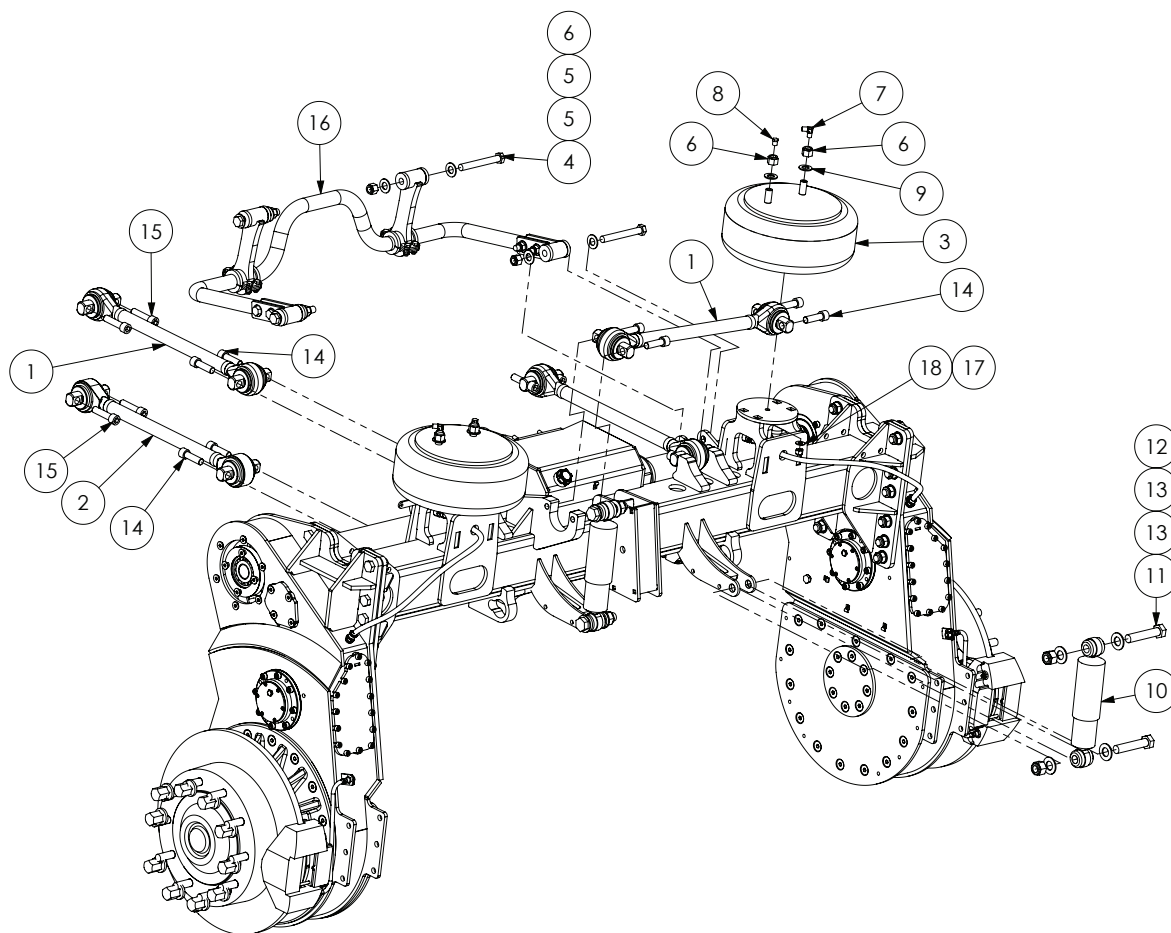
Continued over page

## Suspension - Front

| ITEM NO. | PART NUMBER | DESCRIPTION   | QTY. |
|----------|-------------|---|------|
| 13       | GA5002599   | Set screw, 3/8" UNC x 1 1/4", SS                                      | 4    |
| 14       | GA5017623   | Washer 3/8" Flat ZP Heavy Duty  | 4    |
| 15       | GA5001741   | Washer 20mm Flat SS HD  | 2    |
| 16       | GA5048430   | Nut, Nyloc, 3/4" UNC, ZP  | 2    |
| 17       | GA3500258   | Hydraulic coupling, Elbow, 90 degree, 1/4" BSPT male x 1/4" BSPT male | 2    |
| 18       | GA5010868   | Ride height valve, 1/4" connecting rods                               | 1    |
| 19       | GA5001893   | Washer 1" x 1 7/8" x 14G  | 12   |
| 20       | GA5011346   | Bolt M24 x 115, special 75 to 77mm shank, ZP, GR8.8                   | 6    |
| 21       | GA5012469   | Nut M24 Nyloc ZP  | 6    |
| 22       | GA5004727   | Bolt M8 x 50 ZP GR8.8   | 1    |

~ Note: For machine serial up to and including #201794, fit 5x GA5068850. For machine serial including and after #201797, fit 1x GA5068850 (Panhard postion) and 4x GA5068851.

## Suspension - Rear Assembly



| ITEM NO. | PART NUMBER | DESCRIPTION   | QTY. |
|----------|-------------|---|------|
| 1        | GA5068850~  | Suspension link, Torque rod, 650mm centre, Hollow                     | #    |
| 2        | GA5068851~  | Suspension link, Torque rod, 650mm centre, Solid                      | #    |
| 3        | GA5005115   | Air Spring AA300 dual air stud  | 2    |
| 4        | GA5002487   | Bolt, 3/4" UNC x 6", ZP GR8   | 4    |
| 5        | GA5001045   | Washer, 3/4", Flat ZP   | 9    |
| 6        | GA5048430   | Nut, Nyloc, 3/4" UNC, ZP  | 8    |
| 7        | GA3500258   | Hydraulic coupling, Elbow, 90 degree, 1/4" BSPT male x 1/4" BSPT male | 3    |
| 8        | GA5069335   | Plug, 1/4" BSPT male thread, Brass                                    | 2    |
| 9        | GA5001741   | Washer 20mm Flat SS HD  | 4    |
| 10       | GA2500000   | Shock Absorber, Suspension Damper, Yellow, Monroe                     | 2    |
| 11       | GA5011346   | Bolt M24 x 115 ZP GR8.8   | 4    |
| 12       | GA5012469   | Nut M24 Nyloc ZP  | 4    |
| 13       | GA5017681   | Washer 1" x 2", 7g Flat Thin SS                                       | 8    |
| 14       | GA5053145   | SHCS 3/4" UNF x 2 1/2" GR12.9 Blue Zinc Plated                        | 12   |
| 15       | GA5053150   | SHCS 3/4" UNF x 3" GR12.9 (Blue Zinc)                                 | 8    |
| 16       | *           | Rear Sway Bar - 3m 2WD & 4WD  | 1    |

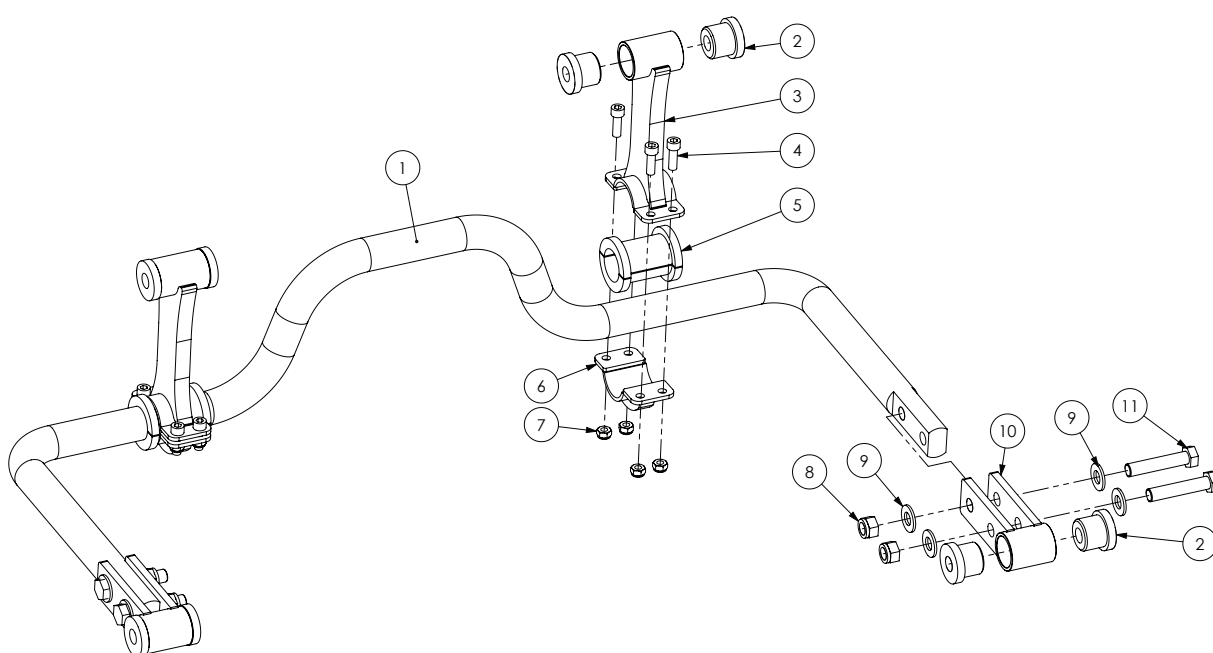
Continued over page

| ITEM NO. | PART NUMBER | DESCRIPTION              | QTY. |
|----------|-------------|--------------------------|------|
| 17       | GA5050580   | Nut 1/2" UNC Nyloc ZP    | 2    |
| 18       | GA5017673   | Washer 1/2" High Tensile | 2    |

\* Sub-assembly on following pages

~ Note: For machine serial up to and including #201794, fit 3x GA5068850 and 2x GA5068851. For machine serial including and after #201797, fit 1x GA5068850 (Panhard postion) and 4x GA5068851.

## Suspension - Rear Sway Bar - 3m 2WD & 4WD

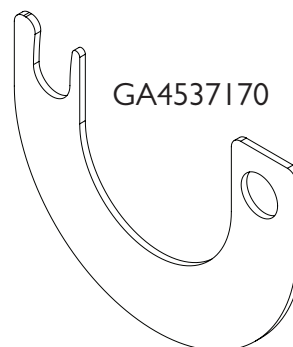


| ITEM NO. | PART NUMBER | DESCRIPTION   | QTY. |
|----------|-------------|---|------|
| 1        | GA5016192   | Rear Swaybar, 42mm  | 1    |
| 2        | GA5016195   | Bush, Sway bar pivot, Pigthane 90A duro                       | 8    |
| 3        | GA4654805   | Clamp, Upper, Sway bar, Crop Cruiser                          | 2    |
| 4        | GA5006129   | SHCS M10 x 30 GR12.9 ZP                                       | 8    |
| 5        | GA4583285   | Nylon Bush for Sway Bar, 42mm (This part comes in two halves) | 2    |
| 6        | GA4654800   | Clamp, Lower, Sway bar, Crop Cruiser                          | 2    |
| 7        | GA5000141   | Nut M10 Nyloc ZP  | 8    |
| 8        | GA5001029   | Nut M16 Nyloc ZP  | 4    |
| 9        | GA5001043   | Washer 16mm Flat SS HD  | 8    |
| 10       | GA4654790   | Mounting, swaybar to axle                                     | 2    |
| 11       | GA5011307   | Bolt M16 x 80 ZP GR8.8  | 4    |

## Suspension - Front & Rear - Miscellaneous

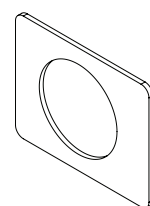
### PANHARD ROD SHIMS

| PART NUMBER | DESCRIPTION      |
|-------------|------------------|
| GA4537165   | Panhard shim 1mm |
| GA4537170   | Panhard shim 3mm |
| GA4537175   | Panhard shim 5mm |



### TORQUE ROD SHIMS

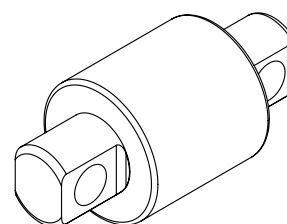
| PART NUMBER | DESCRIPTION                                       |
|-------------|---|
| GA4505076   | Shim, Spacer Block Torque Rod Suspension Arm, 1mm |
| GA4505075   | Shim, Spacer Block Torque Rod Suspension Arm, 5mm |



GA4505076

### FRONT SUSPENSION SERVICE PARTS

| PART NUMBER | DESCRIPTION   |
|-------------|---|
| GA5069825   | Bush, Suspension link end replacement, 3/4" bolt holes, TS38750, ATRO |



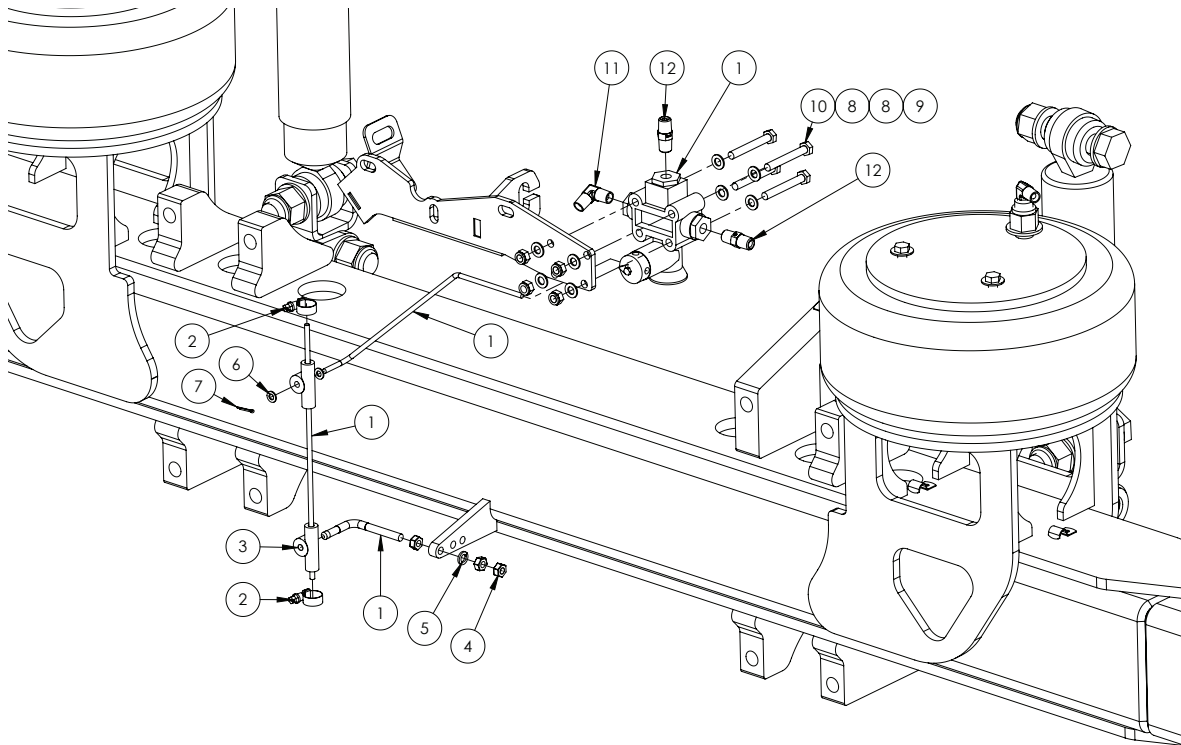
GA5069825

### REAR SUSPENSION TOOL

| PART NUMBER             | DESCRIPTION    |
|-------------------------|----------------|
| PT59-59100 / PT00-52100 | Atro bush tool |

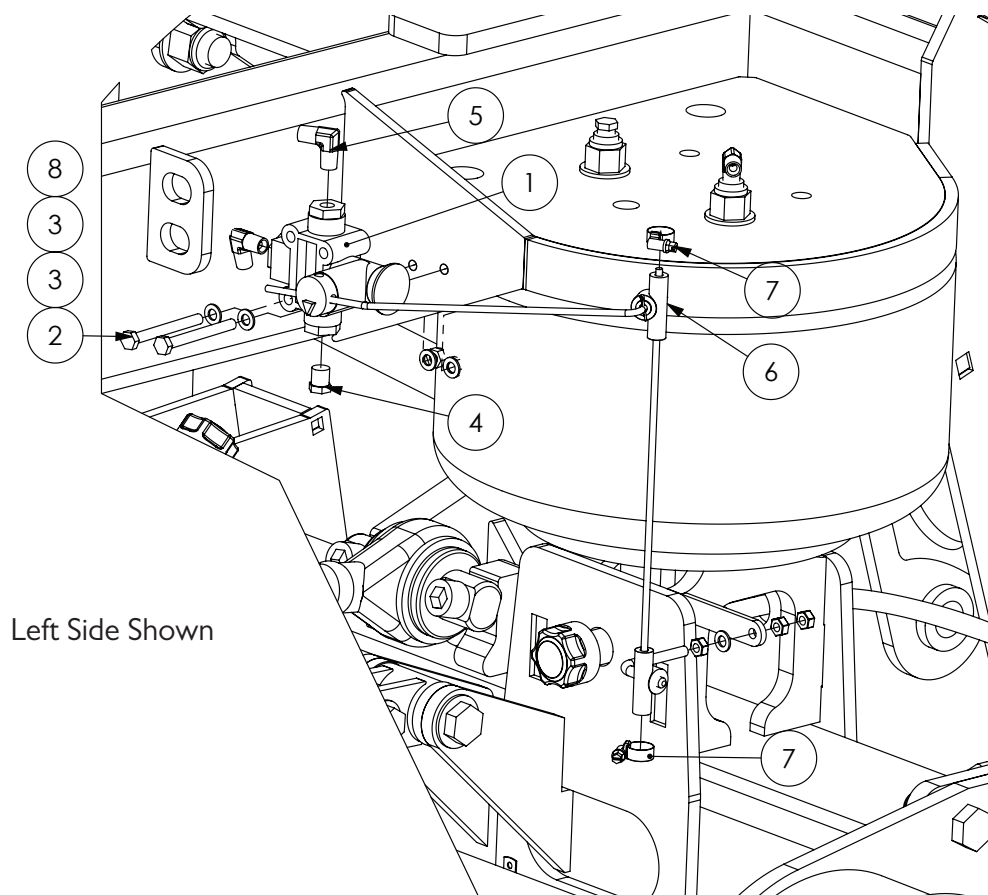


## Ride Height Valve - Front



| ITEM NO. | PART NUMBER | DESCRIPTION   | QTY. |
|----------|-------------|---|------|
| 1        | GA5010868   | Ride height valve, 1/4" connecting rods                               | 1    |
| 2        | GA5004865   | Hose Clamp, 3/8", SS (8-16/9W)  | 2    |
| 3        | GA5014651   | Tee, Rubber, Suit ride height levelling valve rods                    | 2    |
| 4        | GA5011499   | Nut M8 Hex ZP   | 3    |
| 5        | GA5004919   | Washer 8mm Spring SS  | 1    |
| 6        | GA5004437   | Washer 6mm Flat SS  | 2    |
| 7        | -           | M2 Split pin  | 1    |
| 8        | GA5003643   | Washer 8mm Flat SS HD   | 8    |
| 9        | GA5052590   | Nut M8 Nyloc SS   | 4    |
| 10       | GA5011489   | Bolt M8 x 60 ZP GR8.8   | 4    |
| 11       | GA3500258   | Hydraulic coupling, Elbow, 90 degree, 1/4" BSPT male x 1/4" BSPT male | 1    |
| 12       | GA3500218   | Hydraulic adaptor, Nipple, 1/4" BSPT male x 1/4" BSPT male            | 2    |

## Ride Height Valve - Rear

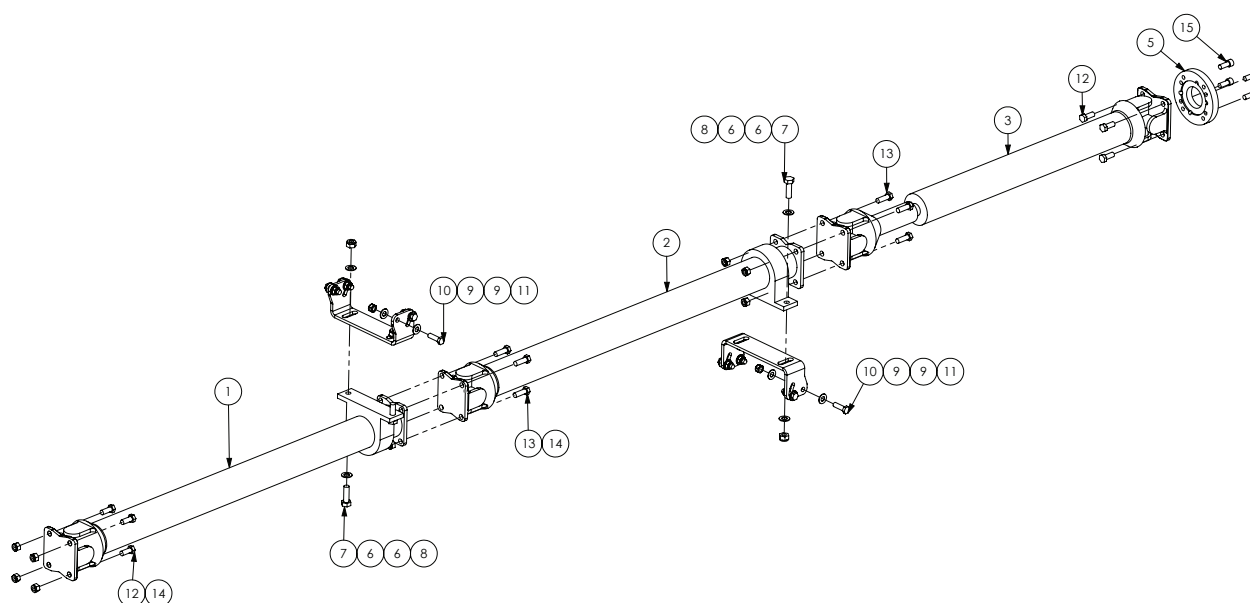


Left Side Shown

| ITEM NO. | PART NUMBER | DESCRIPTION   | QTY. |
|----------|-------------|---|------|
| 1        | GA5010868   | Ride height valve, 1/4" connecting rods                               | 1    |
| 2        | GA5052600   | Bolt M8 x 75 SS   | 2    |
| 3        | GA5003643   | Washer 8mm Flat SS HD   | 4    |
| 4        | GA5069335   | Plug, 1/4" BSPT male thread, Brass                                    | 1    |
| 5        | GA3500258   | Hydraulic coupling, Elbow, 90 degree, 1/4" BSPT male x 1/4" BSPT male | 2    |
| 6        | GA5014651   | Tee, Rubber, Suit ride height levelling valve rods                    | 2    |
| 7        | GA5004865   | Hose Clamp, 3/8",SS (8-16/9W)   | 2    |
| 8        | GA5052590   | Nut M8 Nyloc SS   | 2    |

# Quantities shown are per side.

## Drive Shafts - 2WD

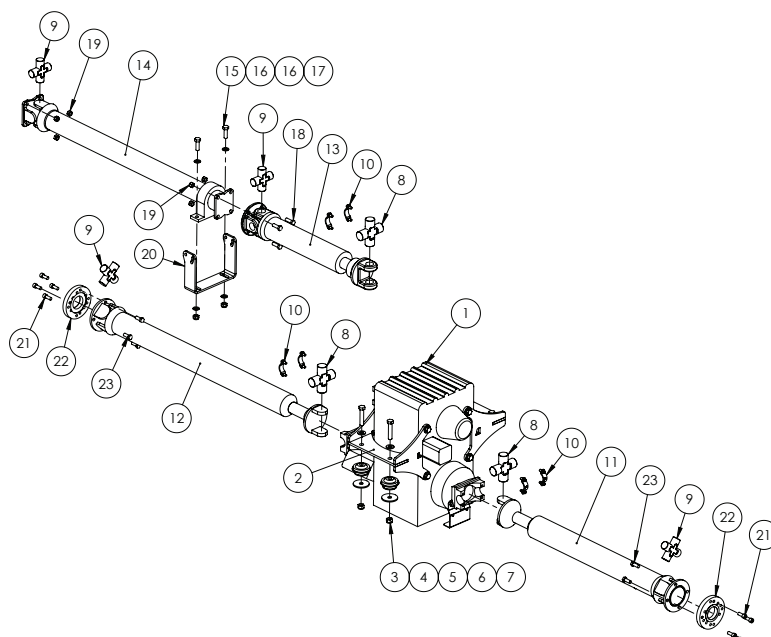


### 2WD DRIVE SHAFT SPARE PARTS

| PART NUMBER | DESCRIPTION                         |
|-------------|-------------------------------------|
| GA5017113   | Uni Joint kit I480 series           |
| GA5007003   | Centre bearing assembly 40mm e/yoke |

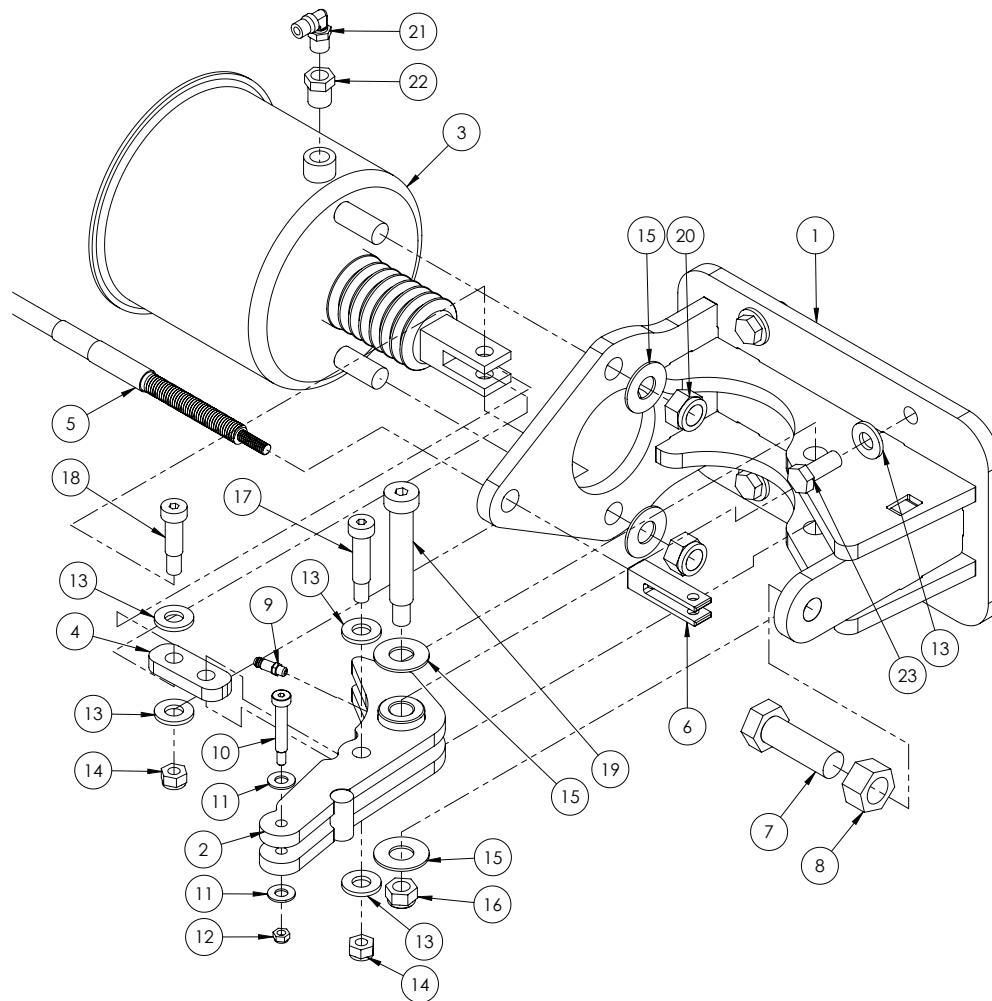
| ITEM NO. | PART NUMBER | DESCRIPTION                                  | QTY. |
|----------|-------------|--|------|
| 1        | GA5048226   | Drive shaft 2WD 2011 Front                   | 1    |
| 2        | GA5048227   | Drive shaft 2WD 2011 middle                  | 1    |
| 3        | GA5048228   | Drive shaft 2WD 2011 rear                    | 1    |
| 4        | GA4536225   | Mount Centre Bearing Plate                   | 2    |
| 5        | I480-ISUZU  | Adapter, I480 drive shaft yoke to Isuzu diff | 1    |
| 6        | GA5050325   | Washer 14mm Flat SS                          | 8    |
| 7        | GA5000343   | Bolt M14 x 45 GR8.8 ZP                       | 4    |
| 8        | GA5012427   | Nut M14 Nyloc ZP                             | 4    |
| 9        | GA5000577   | Washer 12mm Flat SS HD                       | 16   |
| 10       | GA5051725   | Bolt M12 x 1.5P x 40 GR8.8 ZP                | 8    |
| 11       | GA5012461   | Nut M12 Nyloc ZP                             | 8    |
| 12       | GA5006045   | Bolt 1/2 UNF x 1 1/4 GR8 ZP                  | 8    |
| 13       | GA5009781   | Bolt 1/2 UNF x 1 1/2 GR8 ZP                  | 8    |
| 14       | GA5049605   | Nut 1/2 UNF Nyloc ZP                         | 12   |
| 15       | GA5000307   | SHCS M12 x 30 GR12.9 ZP                      | 4    |

## Drive Shafts - 4WD



| ITEM NO. | PART NUMBER | DESCRIPTION  | QTY. |
|----------|-------------|--|------|
| 1        | GA5068860   | Transfer case Fabco  | 1    |
| 2        | GA4536205   | Mount Transfer Case Base Plate                             | 2    |
| 3        | GA5001029   | Nut M16 Nyloc ZP   | 4    |
| 4        | GA4502820   | Washer, 70mm OD x 16.5mm ID x 5mm thick                    | 4    |
| 5        | GA5070020   | Vibration Isolator - 80mm                                  | 4    |
| 6        | GA5001043   | Washer 16mm Flat SS HD                                     | 12   |
| 7        | GA5011307   | Bolt M16 x 80 GR8.8 ZP                                     | 4    |
| 8        | GA2700070   | Universal Joint Kit, SPL 90                                | 3    |
| 9        | GA5017113   | Uni Joint kit 1480 series                                  | 4    |
| 10       | GA5069360   | Strap kit, SPL90 Universal, Crop Cruiser                   | 6    |
| 11       | GA5066423   | Drive shaft crop cruiser Fabco transfer case to rear       | 1    |
| 12       | GA5066422   | Drive shaft crop cruiser Fabco transfer case to front      | 1    |
| 13       | GA2700068   | Drive Shaft, Centre Bearing to Transfer Case, G4.7, G5, G6 | 1    |
| 14       | GA5048226   | Drive shaft Front  | 1    |
| 15       | GA5000343   | Bolt M14 x 45 GR8.8 ZP                                     | 2    |
| 16       | GA5066235   | Washer 14mm HD ZP Yellow                                   | 4    |
| 17       | GA5012427   | Nut M14 Nyloc ZP   | 2    |
| 18       | GA5009781   | Bolt 1/2" UNF x 1 1/2" GR8 ZP                              | 4    |
| 19       | GA5049605   | Nut 1/2" UNF Nyloc ZP                                      | 8    |
| 20       | GA4501035   | Plate, Centre Bearing Mount, 4WD, G4.7, G5, G6             | 1    |
| 21       | GA5000307   | SHCS M12 x 30 GR12.9 ZP                                    | 8    |
| 22       | 1480-ISUZU  | Adapter, 1480 drive shaft yoke to Isuzu diff               | 2    |
| 23       | GA5006045   | Bolt 1/2" UNF x 1 1/4" GR8 ZP                              | 8    |

# Hand Brake Actuator Assembly



| ITEM NO. | PART NUMBER | DESCRIPTION  | QTY. |
|----------|-------------|--|------|
| 1        | GA4658420   | Handbrake Actuator Mounting Bracket                    | 1    |
| 2        | GA4658425   | Handbrake Actuator Pivot Arm                           | 1    |
| 3        | GA5069170   | Handbrake Actuator (JA184)                             | 1    |
| 4        | GA4536565   | Actuator Link Handbrake Assembly                       | 1    |
| 5        | GA5069750   | Cable, Park brake complete including rod ends          | 1    |
| 6        | GA5069140   | Clevis, Cable, Park brake                              | 1    |
| 7        | GA5001557   | Set Screw M20 x 60 ZP GR8.8                            | 1    |
| 8        | GA5001709   | Nut M20 Coarse Hex ZP                                  | 1    |
| 9        | GA5009639   | Grease nipple, Long, 1/4" UNF male thread, 1 1/8" long | 1    |
| 10       | GA5069150   | Bolt Shoulder SHCS M8 x 40 ZP                          | 1    |
| 11       | GA5003643   | Washer 8mm Flat SS HD                                  | 2    |
| 12       | GA5048115   | Nut M6 Nyloc ZP  | 1    |
| 13       | GA5000577   | Washer 12mm Flat SS HD                                 | 8    |
| 14       | GA5000141   | Nut M10 Nyloc ZP                                       | 2    |

Continued over page

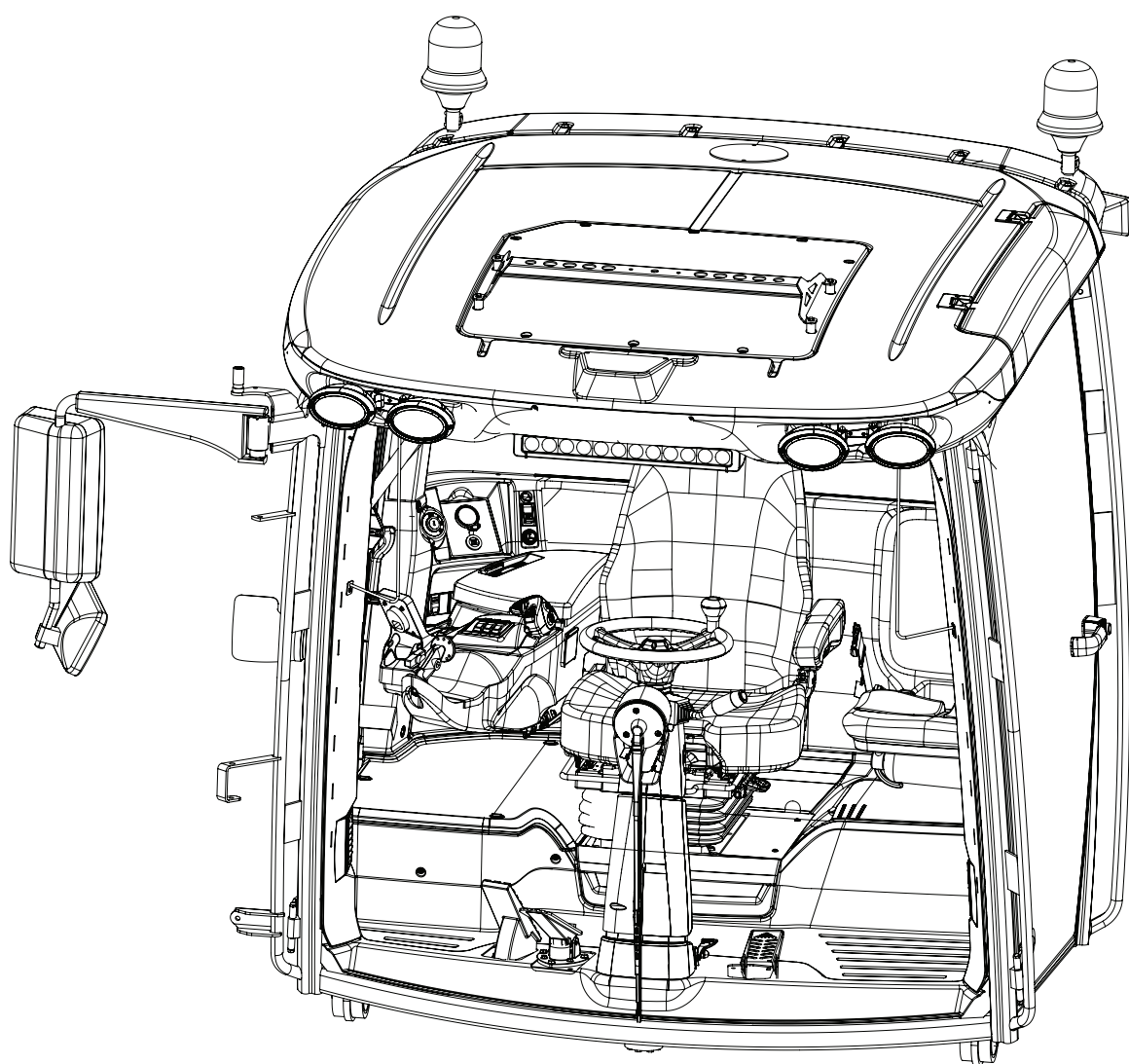
## Hand Brake Actuator Assembly

| ITEM NO. | PART NUMBER | DESCRIPTION   | QTY. |
|----------|-------------|---|------|
| 15       | GA5001043   | Washer 16mm Flat SS HD  | 4    |
| 16       | GA5012461   | Nut M12 Nyloc ZP  | 1    |
| 17       | GA5069160   | Bolt Shoulder SHCS M12 x 40 ZP  | 1    |
| 18       | GA5069155   | Bolt Shoulder SHCS M12 x 30 ZP  | 1    |
| 19       | GA5069165   | Bolt Shoulder SHCS M16 x 80 ZP  | 1    |
| 20       | GA5069145   | Nut M16 x 1.5 pitch Nyloc ZP  | 2    |
| 21       | GA5016233   | Pneumatic fitting, Elbow, 90 degree, 1/4" BSP male x 6mm push type, Metal | 1    |
| 22       | GA5049700   | Reducing bush, 3/8" male thread x 1/4" female thread, Brass               | 1    |
| 23       | GA5000305   | Set Screw M12 x 30 ZP GR8.8   | 4    |

# Chapter 22

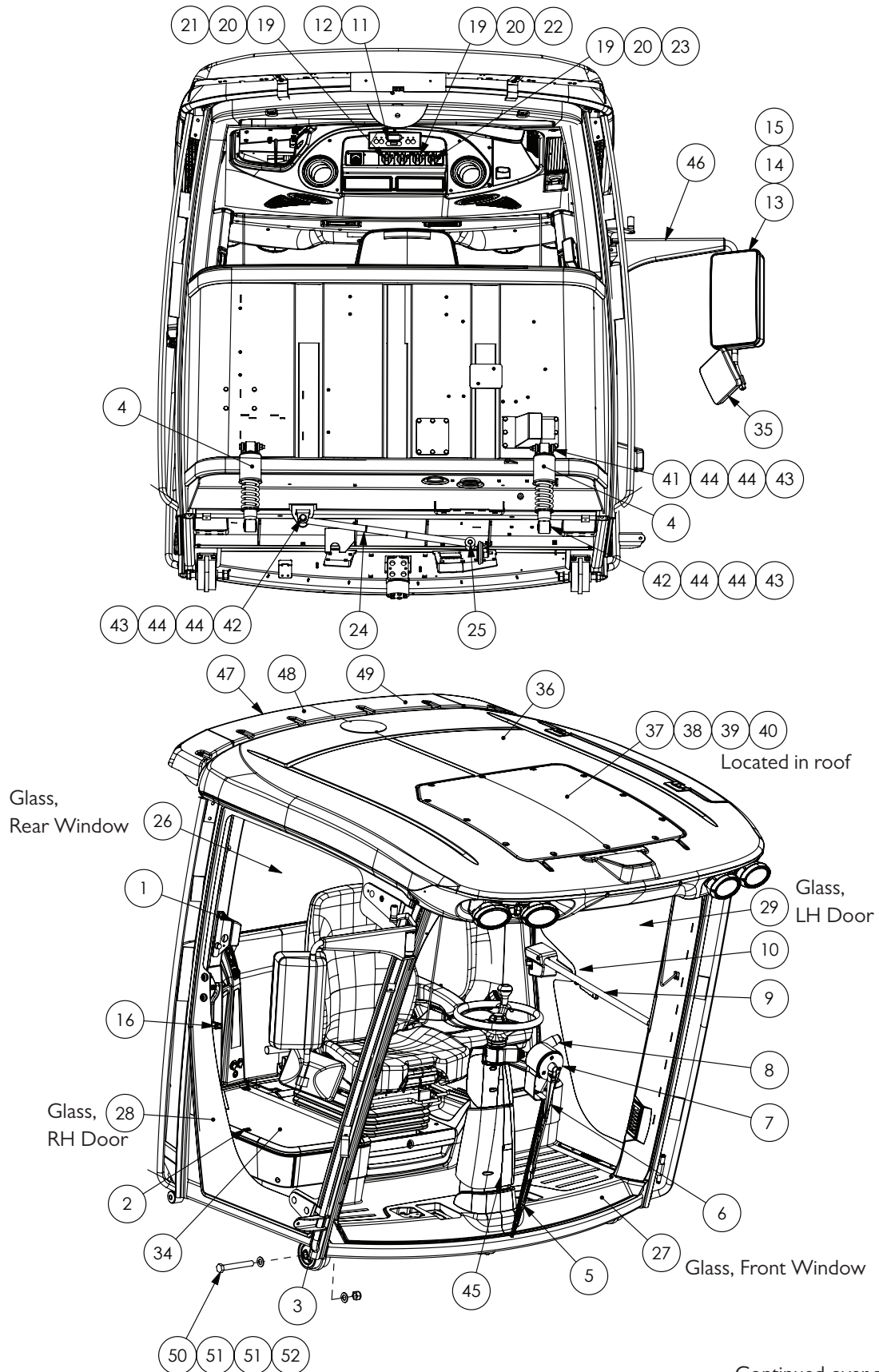
## CABIN

### Cabin G4.7, G5, G6



Continued over page

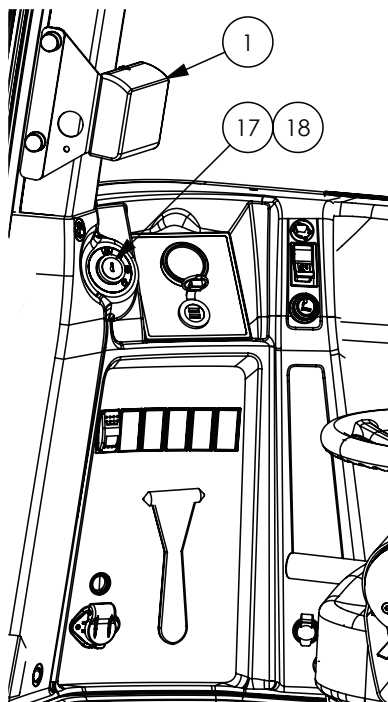
## Cabin - Claas



Continued over page



## Cabin - Claas



| ITEM NO. | PART NUMBER | DESCRIPTION   | QTY. |
|----------|-------------|---|------|
| 1        | GA5054100   | Cup holder, suit Claas Cab 2011                       | 1    |
| 2        | GA5054160   | Locking knob, RHS panel, suit Claas Cab 2011          | 1    |
| 3        | GA5054110   | Bushing, suit Claas Cab 2011                          | 1    |
| 4        | GA5054105   | Damper, shock absorber, suit Claas Cab 2011           | 2    |
| 5        | GA5054155   | Wiper Blade, suit Claas Cab 2011                      | 1    |
| 6        | GA5054150   | Wiper Arm, suit Claas Cab 2011                        | 1    |
| 7        | GA5054145   | Wiper Motor, suit Claas Cab 2011                      | 1    |
| 8        | GA5054195   | Indicator Stalk, suit Claas Cab 2011                  | 1    |
| 9        | GA5054175   | Door Lock, suit Claas Cab 2011                        | 1    |
| 10       | GA5054180   | Handle Exterior, suit Claas Cab 2011                  | 1    |
| 11       | GA5054285   | A/C - Heater Control Unit, suit Claas Cab 2011        | 1    |
| 12       | GA5054280   | Sender Temperature, suit Claas Cab 2011               | 3    |
| 13       | GA5054125   | Side mirror glass, Suit Claas cab                     | 1    |
| 14       | GA5054130   | Cover Cap Mirror, suit Claas Cab 2011                 | 1    |
| 15       | GA5054120   | Side mirror, Complete assembly, Suit Claas cab        | 1    |
| 16       | GA5054135   | Handle Internal RHS suit Claas Cab 2011               | 1    |
| 17       | GA5054200   | Starter Switch, suit Claas Cab 2011                   | 1    |
| 18       | GA5054205   | Master Key, suit Claas Cab 2011                       | 1    |
| 19       | GA5054250   | Rotary Knob, for light, suit Claas Cab 2012           | 3    |
| 20       | GA5054270   | Switch Insert, for Lighting Knob, suit Claas Cab 2011 | 3    |
| 21       | GA5054210   | Switch Light, LHS, suit Claas Cab 2011                | 1    |
| 22       | GA5054215   | Switch Light, Middle, suit Claas Cab 2011             | 1    |

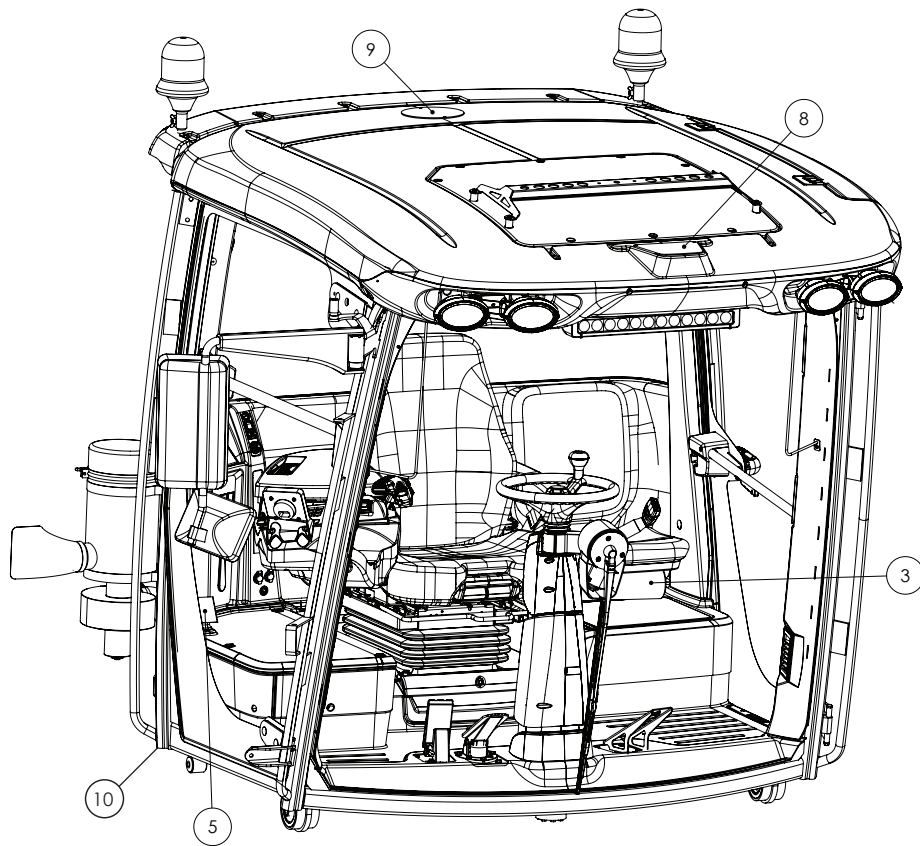
Continued over page

## Cabin - Claas

| ITEM NO. | PART NUMBER | DESCRIPTION  | QTY. |
|----------|-------------|--|------|
| 23       | GA5054095   | Switch Light, RHS, suit Claas Cab 2011   | 1    |
| 24       | GA4659380   | Panhard Rod, 655mm Centres, Crop Cruiser, Claas Cabin  | 1    |
| 25       | GA5054535   | Bearing bush, for pan hard, suit Claas cab 2011  | 2    |
| 26       | GA5065481   | Glass, Claas cab, Rear   | 1    |
| 27       | GA5065482~  | Glass, Front Windscreen, non-laminated - up to cabin S/N X1002435  | 1    |
|          | GA5065488~  | Glass, Front Windscreen, laminated, inc. wiper motor adaptor - cabin S/N X1002436 to S/N X1003707  |      |
|          | GA5065489~  | Glass, Front Windscreen, laminated, suits new style wiper and motor assembly - cabin S/N X1003708 onwards (Not compatible with earlier serial number cabins) |      |
| 28       | GA5065483   | Glass, suit Claas cab, door right  | 1    |
| 29       | GA5065484   | Glass, suit Claas cab, door left   | 1    |
| 30       | GA5054470   | Sunshade Rear, suit Claas Cab 2011   | 1    |
| 31       | GA5065463   | Side blind, LH, suit Claas cab   | 1    |
| 32       | GA5065462   | Side blind, RH, suit Claas cab   | 1    |
| 33       | GA5065461   | Seal, suit Claas cab door  | 2    |
| 34       | GA5070404   | Cover Panel Fuse Box, suit Claas Cabin   | 1    |
| 35       | GA5070330   | Mirror, Convex, Lower, manual adjust, suit Claas cab 2011  | 1    |
| 36       | GA5054530   | Cabin Roof, suit Claas cab 2011  | 1    |
| 37       | GA5054275   | Fan Blower Assembly, Suit Claas Cabin, MY11 - On   | 1    |
| 38       | GA5054185   | Evaporator coil, suit Claas Cab 2011   | 1    |
| 39       | GA5054115   | Heater Exchange / core suit Claas Cab 2011   | 1    |
| 40       | GA5054190   | Expansion Valve, suit Claas Cab 2011   | 1    |
| 41       | GA5011263   | Bolt M12 x 90 ZP GR8.8   | 2    |
| 42       | GA5000259   | Bolt M12 x 100 ZP GR8.8  | 4    |
| 43       | GA5012461   | Nut M12 Nyloc ZP   | 6    |
| 44       | GA5000577   | Washer 12mm Flat SS HD   | 24   |
| 45       | GA5055540   | Gas Strut, Steering Column Lower, Claas  | 1    |
| 46       | GA5075270   | Mirror Bracket, Adjustable, Claas  | 1    |
| 47       | GA5066805   | Roof Panel, Rear Roof, Plastic, Claas Cabin  | 1    |
|          | GA5071950   | Roof Support Panel, Rear Roof, Steel, Claas Cabin  | 1    |
| 48       | GA5054255   | Antenna Aerial Radio AM FM GME with Base and Lead  | 1    |
| 49       | GA5054265   | Aerial, UHF, AE409L GME (includes Base & Lead)   | 1    |
| 50       | GA5001531   | Bolt M20 x 150 GR8.8 ZP  | 2    |
| 51       | GA5001741   | Washer 20mm Flat SS HD   | 4    |
| 52       | GA5048125   | Nut M20 Nyloc Coarse ZP  | 2    |

## Cabin - Assembled

---



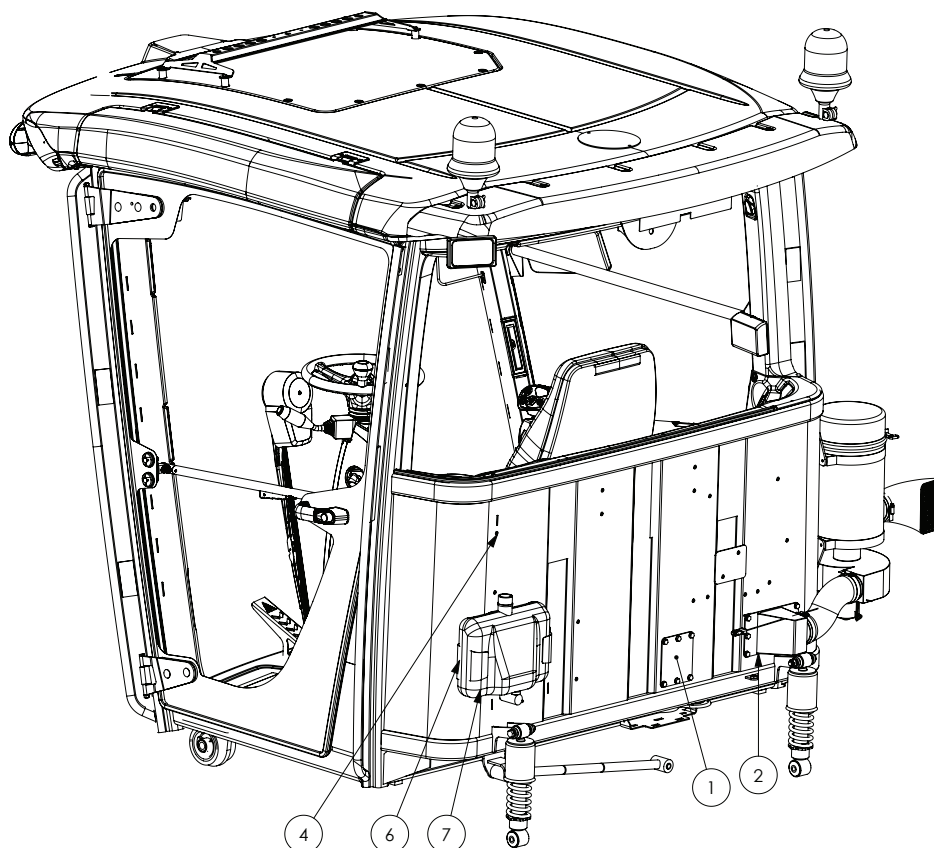
~ Note: There are 3 different part numbers for the Claas cabin front windscreen. This is because of a production change at Claas to make the windscreens more resistant to breakage, however the price of the laminated windscreens is much more expensive. All windscreen styles will continue to be offered as a spare part for suitably serial numbered cabins.

Fitting laminated windscreen (GA5065488) requires fitment of a windscreen motor adaptor which is included in the part number for this part.

The most recently revised laminated windscreen (GA5065489) is not compatible with cabin serial numbers lower than X1003708 due to a redesigned wiper and motor assembly being used.

Continued over page


## Cabin - Assembled



| ITEM NO. | PART NUMBER | DESCRIPTION   | QTY. |
|----------|-------------|---|------|
| 1        | GA4536285   | Cover Plate Back of SP Cabin Small                                | 1    |
|          | *           | ISOBUS Raven Plug   | 1    |
|          | *           | ISOBUS John Deere Plug  | 1    |
| 2        | GA4658850   | Carbon Filter Air Intake  | 1    |
| 3        | GA5007099   | Extinguisher, Fire B&E Flameguard 1Kg ABE                         | 1    |
| 4        | GA5017909   | Xmas Tree Clip, Black, 16mm Head, 27mm Length                     | 17   |
| 5        | GA4504390   | Cover plate, Access port, Right side door jam, Claas cabin        | 1    |
| 6        | GA4505035   | Mounting Bracket Washer Bottle                                    | 1    |
| 7        | GA5070785   | Windscreen Washer Bottle 5.8L                                     | 1    |
| 8        | GA4503820   | Plate Receiver Mount Rear Claas Cabin                             | 1    |
| 9        | GA4503815   | Plate Receiver Mount Front Claas Cabin                            | 1    |
| 10       | GA5069905   | Fitting Brass 5/8" - 5/8" straight hose barb (Heater hose joiner) | 2    |
| -        | GA4504105   | Plate, Round, Aluminium, Steering Wheel Centre, Claas Cabin       | 1    |
| -        | GA5011465   | Bolt M8 x 16 ZP GR8.8   | 16   |
| -        | GA5003643   | Washer 8mm Flat SS HD   | 16   |

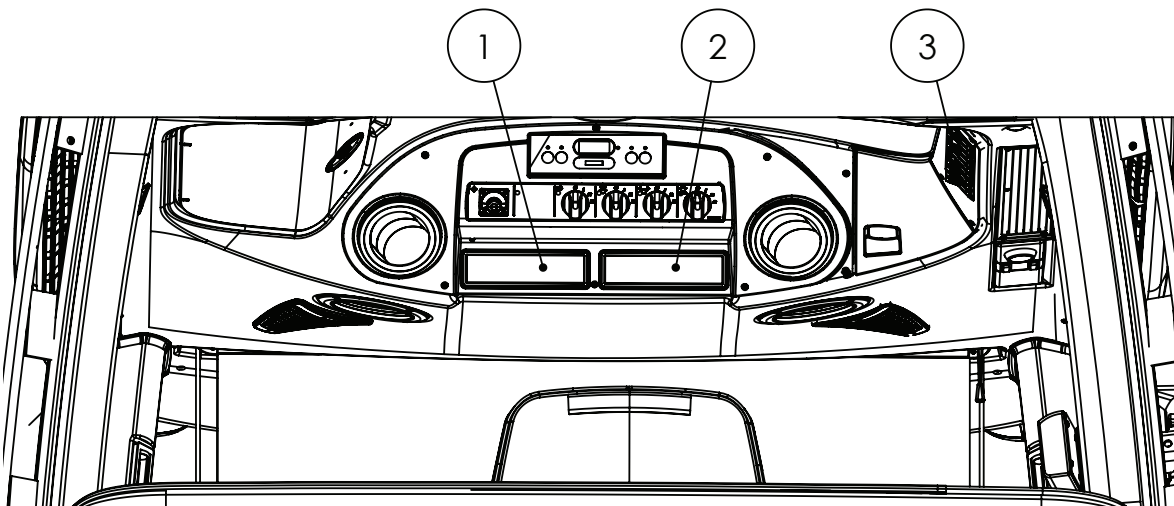
\* Sub-assembly on following pages

## Cabin - Right Corner Panel



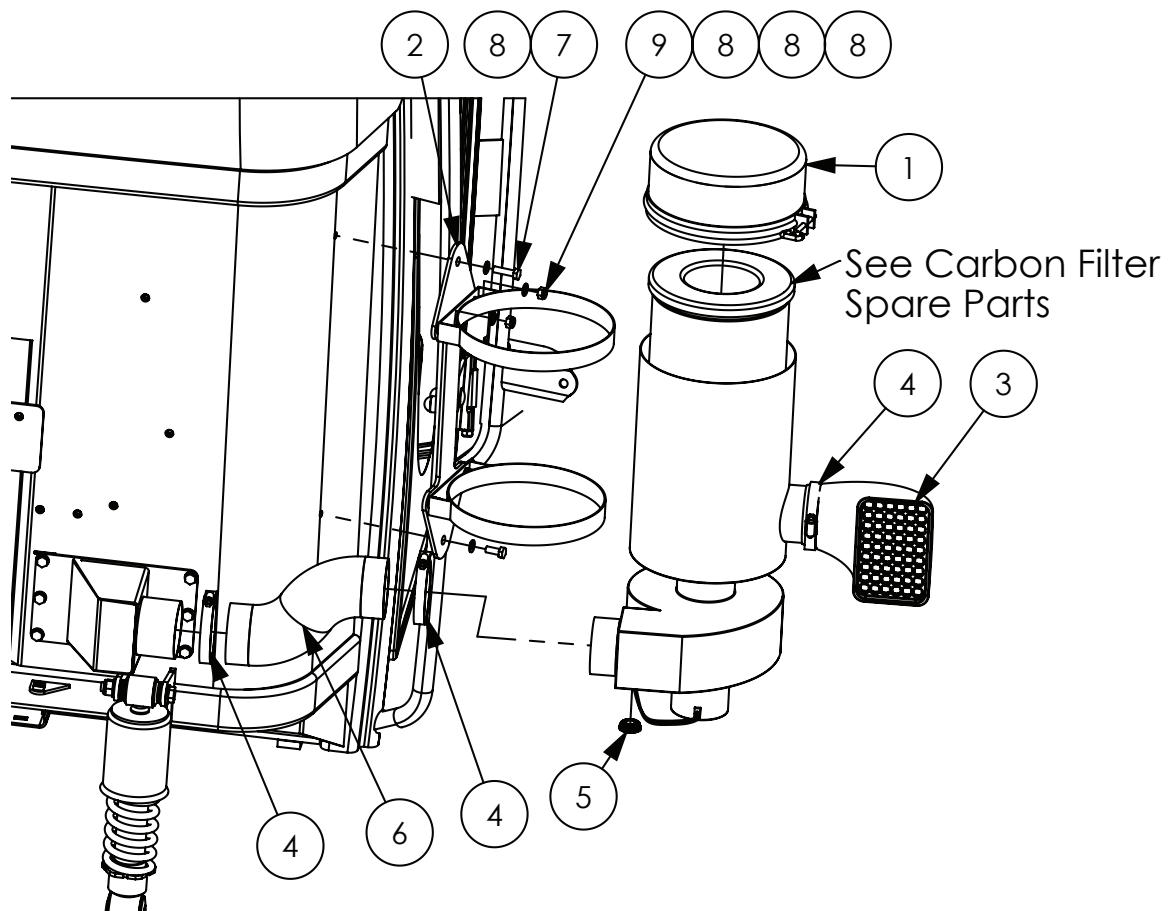
| ITEM NO. | PART NUMBER | DESCRIPTION                      | QTY. |
|----------|-------------|----------------------------------|------|
| 1        | GA5069037   | Fuel gauge, COBO                 | 1    |
| 2        | GA3000084   | Auxiliary Power Socket, Dual USB | 1    |
| 3        | GA5069290   | SWF switch ON/OFF 12v            | 1    |
|          | GA5069276   | SWF switch insert FAN            | 1    |
| 4        | GA5053425   | Emergency Exit Hammer            | 1    |

## Cabin - Radios



| ITEM NO. | PART NUMBER | DESCRIPTION   | QTY. |
|----------|-------------|---|------|
| 1        | GA5017409   | Audio head unit, CD/MP3/WMA AM/FM Radio, Bluetooth, iPod Control & Remote | 1    |
| 2        | GA5017131   | UHF 477 MHz CB radio, DIN size  | 1    |
| 3        | GA5069290   | SWF switch ON/OFF 12v, DPDT   | 1    |
|          | GA5069277   | SWF switch insert BEACON  | 1    |

## Cabin - Carbon Filter



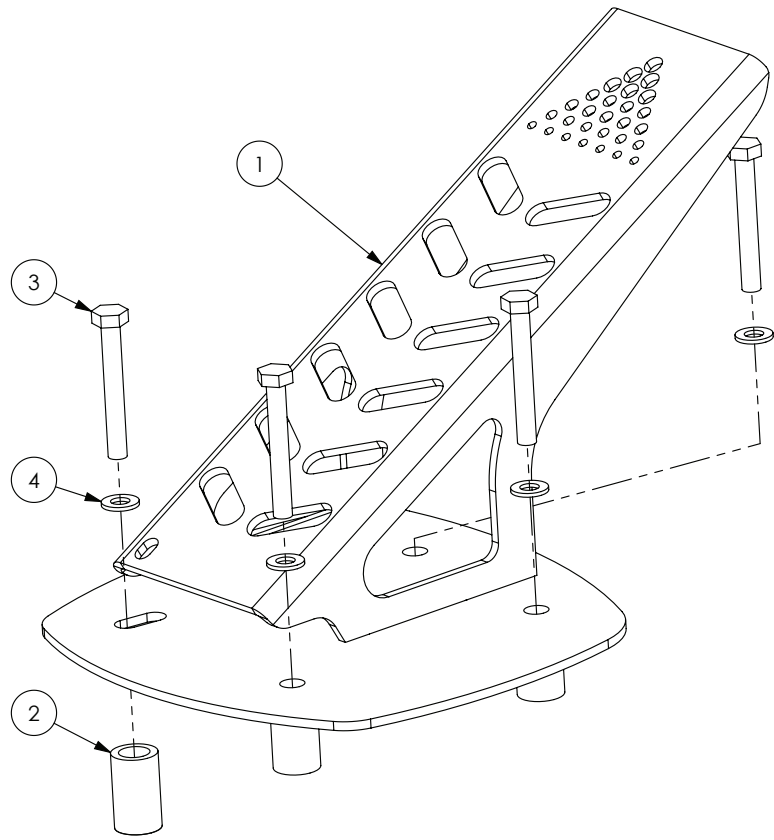
### CARBON FILTER SERVICE PART

| PART NUMBER | DESCRIPTION                                      |  |
|-------------|--|--|
| GA5066740   | Carbon filter, Replacement insert suit Donaldson |  |

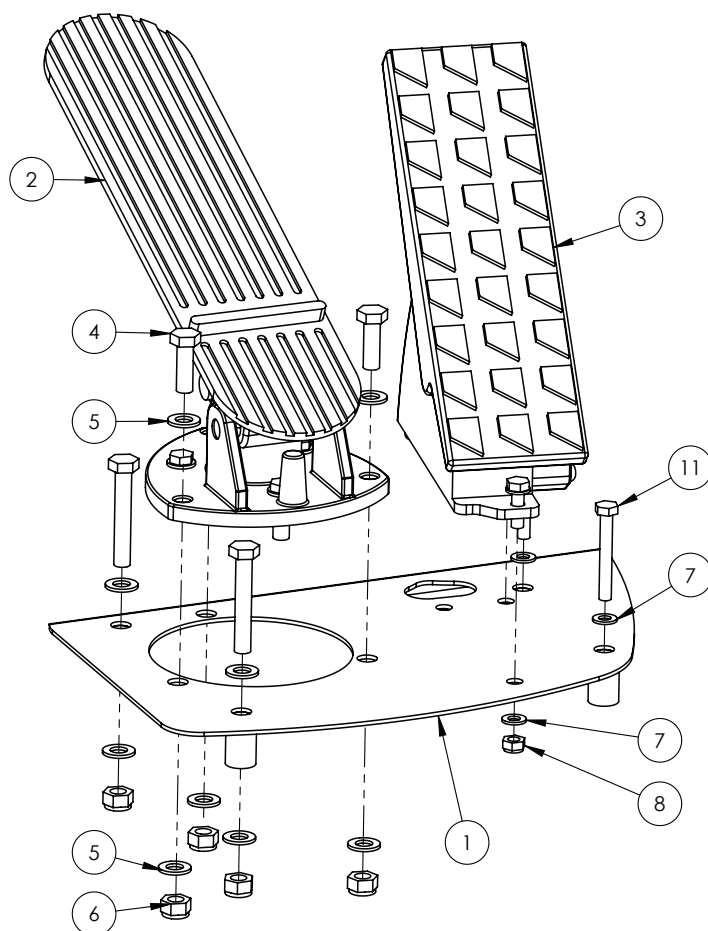
| ITEM NO. | PART NUMBER | DESCRIPTION                                    | QTY. |
|----------|-------------|--|------|
| 1        | GA5066741   | Carbon filter, External mount, 12V, Ultraguard | 1    |
| 2        | GA4658845   | Carbon Filter Mounting Bracket                 | 1    |
| 3        | GA5002179   | Air Ram 3 inlet                                | 1    |
| 4        | GA5004241   | Hose Clamp 60-80mm (3 1/2") SS                 | 3    |
| 5        | GA5012199   | Neop Grommet 29mm OD                           | 1    |
| 6        | GA5016849   | Duct 3" TPRDS - (Cut to 300 mm)                | 1    |
| 7        | GA5004085   | Bolt M8 x 20 ZP GR8.8                          | 2    |
| 8        | GA5003643   | Washer 8mm Flat SS HD                          | 14   |
| 9        | GA5004917   | Nut M8 Nyloc ZP                                | 4    |

# Left Foot Rest



| ITEM NO. | PART NUMBER | DESCRIPTION                           | QTY. |
|----------|-------------|---------------------------------------|------|
| 1        | GA4658680   | Cabin Left Foot Rest                  | 1    |
| 2        | GA4583150   | Crush Tube, 15 OD x 10 ID x 25mm long | 1    |
| 3        | GA5004081   | Bolt M6 x 40 GR8.8 ZP                 | 3    |
| 4        | GA5004437   | Washer 6mm Flat SS                    | 3    |

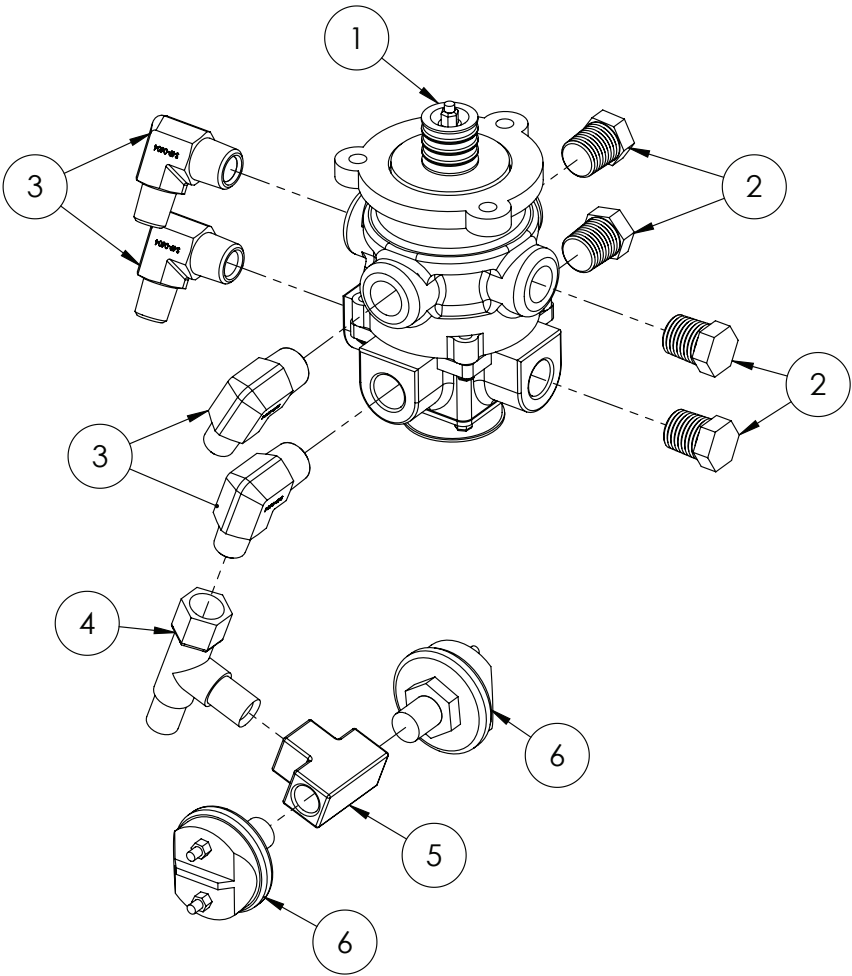
## Pedal Assembly



| ITEM NO. | PART NUMBER | DESCRIPTION                                     | QTY. |
|----------|-------------|---|------|
| 1        | GA4658681   | Brake throttle pedal mount                      | 1    |
| 2        | GA5016965   | Treadle assembly, Brake Pedal, air              | 1    |
| 3        | GA5065460   | Throttle Pedal Electronic, with idle validation | 1    |
| 4        | GA5004711   | Bolt M8 x 25 ZP GR8.8                           | 3    |
| 5        | GA5003643   | Washer 8mm Flat SS HD                           | 10   |
| 6        | GA5004917   | Nut M8 Nyloc ZP                                 | 5    |
| 7        | GA5004437   | Washer 6mm Flat SS                              | 8    |
| 8        | GA5048115   | Nut M6 Nyloc ZP                                 | 3    |
| 9        | GA5004065   | Bolt M6 x 20 ZP GR8.8                           | 3    |
| 10       | GA5004727   | Bolt M8 x 50 ZP GR8.8                           | 2    |
| 11       | GA5004081   | Bolt M6 x 40 GR8.8 ZP                           | 2    |

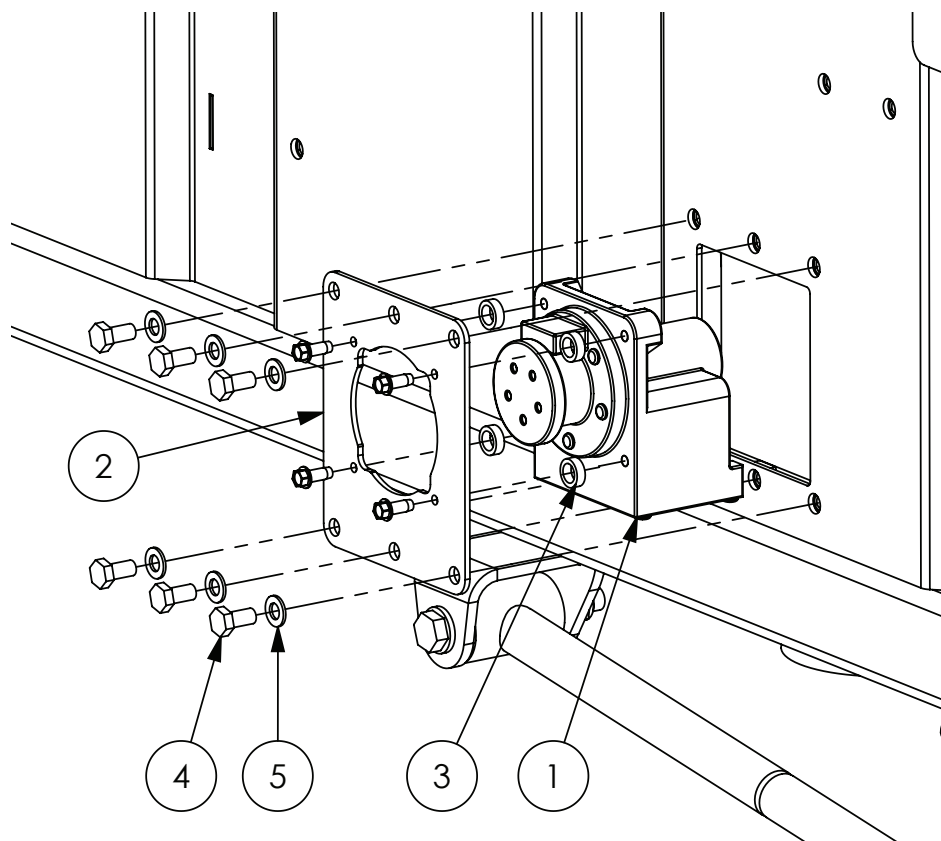


# Pneumatic Foot Valve



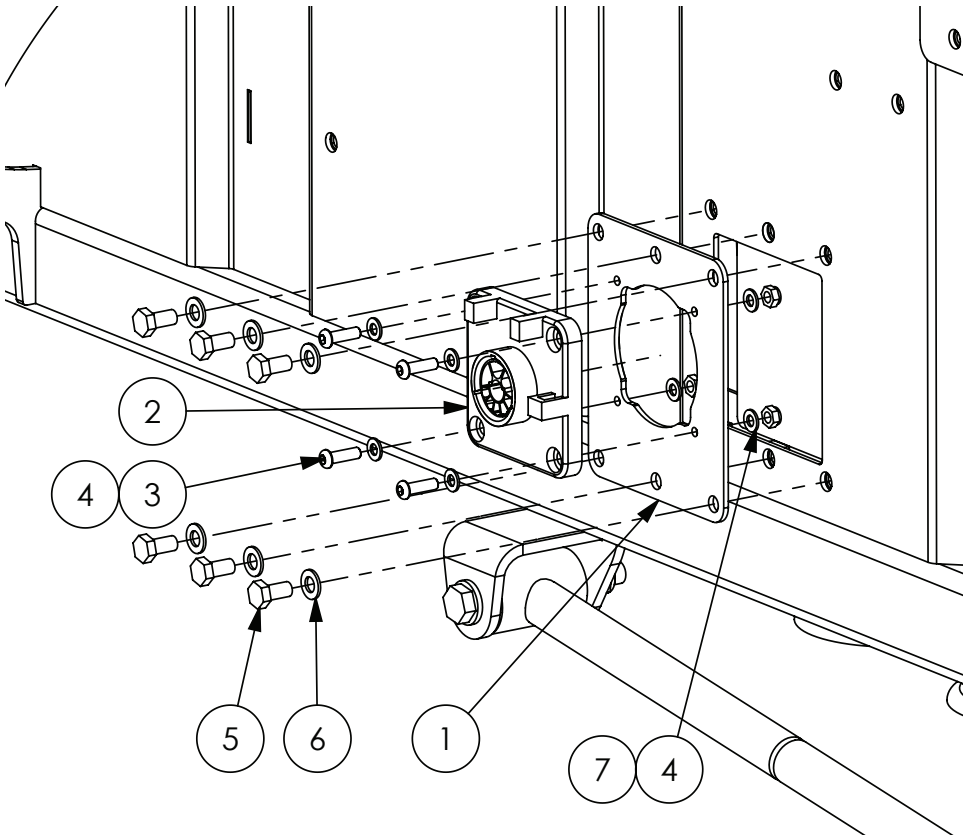
| ITEM NO. | PART NUMBER | DESCRIPTION  | QTY. |
|----------|-------------|--|------|
| 1        | GA5005769   | Basic Foot Valve, Dual Circuit   | 1    |
| 2        | GA5002575   | Plug, 3/8" NPT male taper, brass   | 4    |
| 3        | GA3500259   | Hydraulic adaptor, Elbow, 90 degree, 3/8" BSPT male x 1/4" BSPT male       | 4    |
| 4        | GA3500199   | Hydraulic adaptor, Tee, 1/4" BSPT male x 1/4" BSPT male x 1/4" BSPP female | 1    |
| 5        | GA5048300   | Tee, 1/4" female thread x 1/4" female thread x 1/4" female thread, Brass   | 1    |
| 6        | GA5016081   | Pressure switch, Stop light, 3-5 PSI actuation, Normally open, SPST, 1/4"  | 2    |

## ISOBUS John Deere Plug



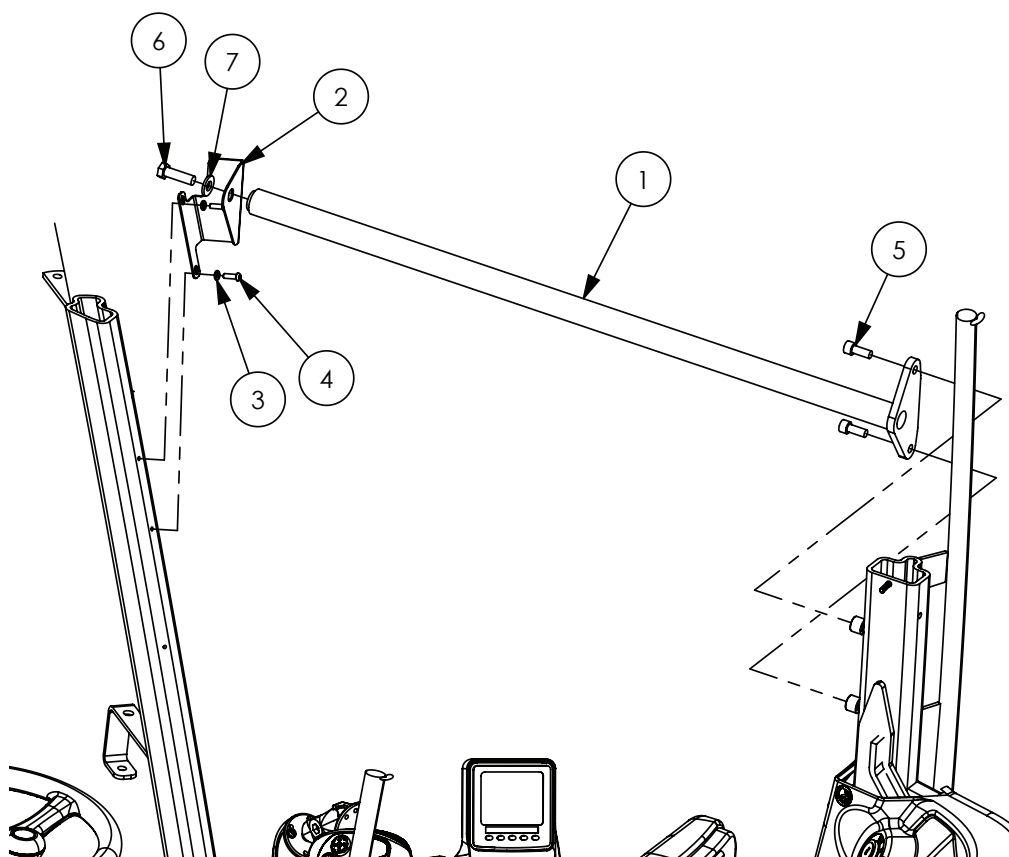
| ITEM NO. | PART NUMBER | DESCRIPTION  | QTY. |
|----------|-------------|--|------|
| 1        | -           | ISOBUS John Deere Plug Mount                         | 1    |
| 2        | GA4509350   | Plate, ISO Connector Mount, Cabin Rear, Crop Cruiser | 1    |
| 3        | GA4552080   | Crush tube, 10.2 ID x 15 OD x 5mm long               | 4    |
| 4        | GA5011465   | Bolt M8 x 16 GR8.8 ZP                                | 6    |
| 5        | GA5003651   | Washer 8mm Flat SS                                   | 6    |

# ISOBUS Raven Plug



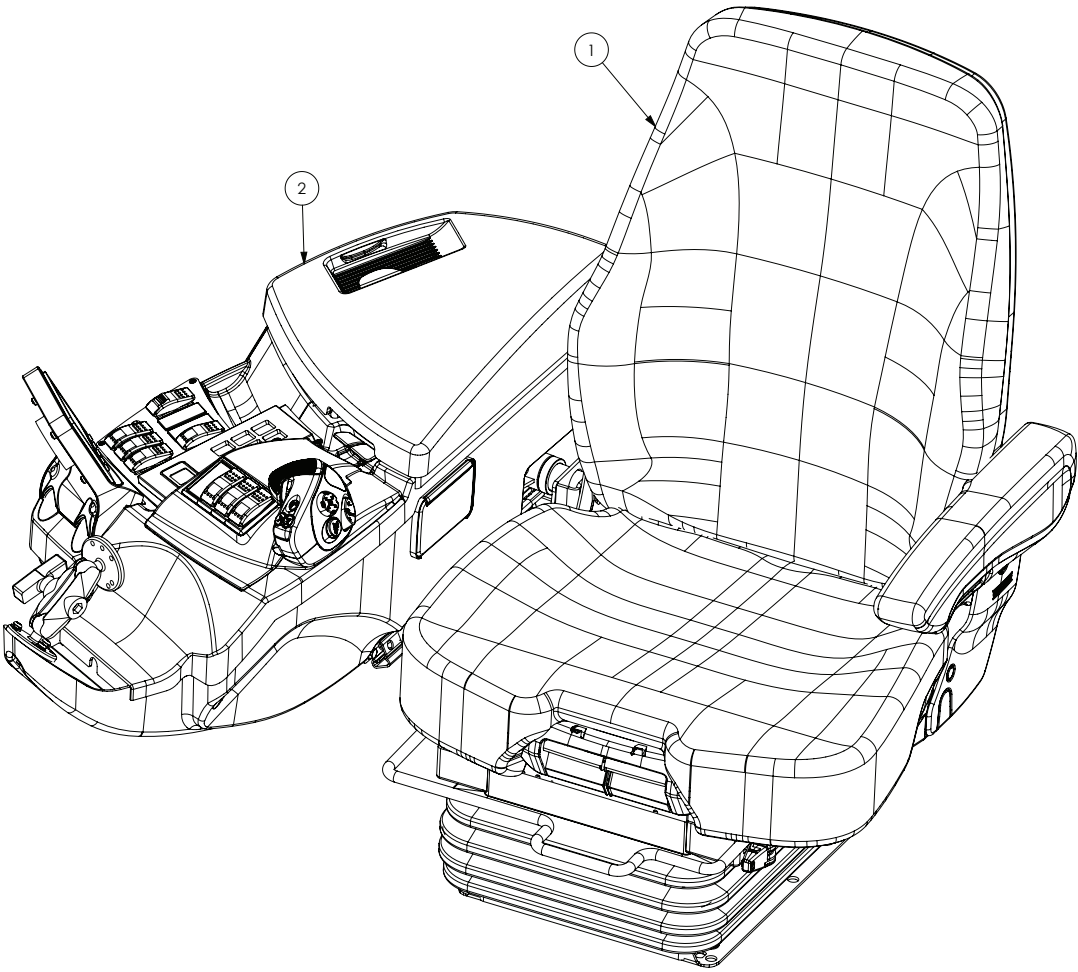
| ITEM NO. | PART NUMBER | DESCRIPTION  | QTY. |
|----------|-------------|--|------|
| 1        | GA4509350   | Plate, Iso Connector Mount, Cabin Rear, Crop Cruiser | 1    |
| 2        | -           | ISOBUS Raven Plug Mount                              | 1    |
| 3        | GA5004053   | BHCS M6 x 20 SS                                      | 4    |
| 4        | GA5004437   | Washer 6mm Flat SS                                   | 8    |
| 5        | GA5011465   | Bolt M8 x 16 GR8.8 ZP                                | 6    |
| 6        | GA5003651   | Washer 8mm Flat SS                                   | 6    |
| 7        | GA5004429   | Nut M6 Nyloc SS                                      | 4    |

## GPS Accessories Bar



| ITEM NO. | PART NUMBER | DESCRIPTION  | QTY. |
|----------|-------------|--|------|
| 1        | GA4660680   | Accessory Rail Bar, Straight, Cabin                | 1    |
| 2        | GA4509450   | Plate, Bent, Console Rail Mount Front, Claas Cabin | 1    |
| 3        | GA5004437   | Washer 6mm Flat SS                                 | 2    |
| 4        | GA5004053   | BHCS M6 x 20 SS                                    | 2    |
| 5        | GA5071085   | SHCS M10 x 25 ZP GR12.9                            | 2    |
| 6        | GA5000319   | Set Screw M12 x 40 ZP GR8.8                        | 1    |
| 7        | GA5000577   | Washer 12mm Flat SS HD                             | 1    |

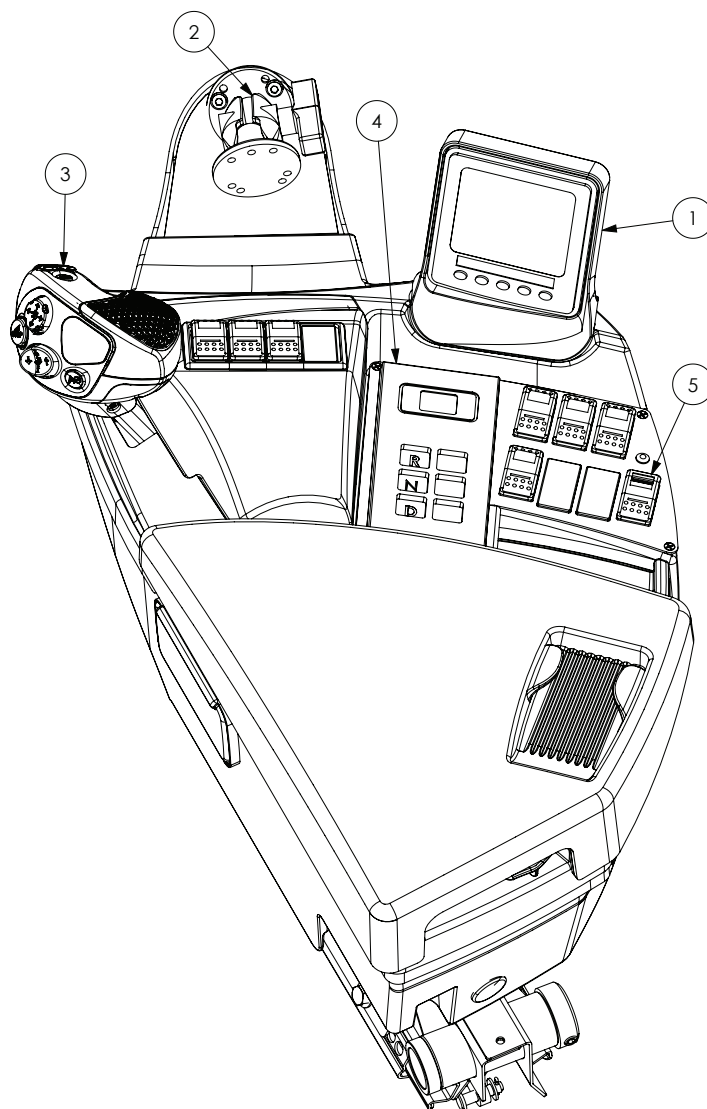
# Seat & Console



| ITEM NO. | PART NUMBER | DESCRIPTION   | QTY. |
|----------|-------------|---|------|
| -        | GA5071930   | Seat Cover, Driver and Training Seat, Suit Claas Seat | -    |
| 1        | GA5070385   | Claas Cabin Seat Assembly with Air Suspension         | 1    |
| 2        | *           | Claas Console   | 1    |

\* Sub-assembly on following pages

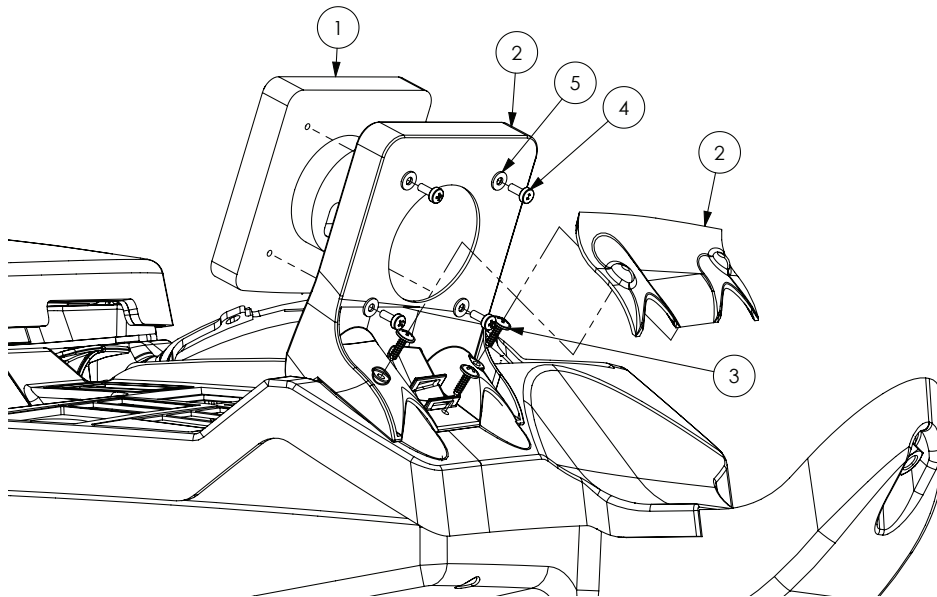
## Claas Console



| ITEM NO. | PART NUMBER | DESCRIPTION                | QTY. |
|----------|-------------|----------------------------|------|
| 1        | *           | CANTRAK Assembly           | -    |
| 2        | *           | Ram Mount Assembly         | -    |
| 3        | *           | G Motion Joystick Assembly | -    |
| 4        | *           | Gear Selector Assembly     | -    |
| 5        | *           | Switch Panel Assembly      | -    |

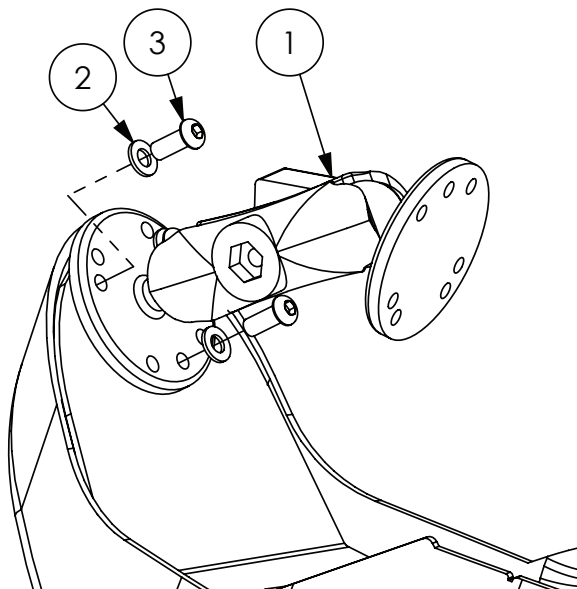
\* Sub-assembly on following pages

## CANTRAK Assembly



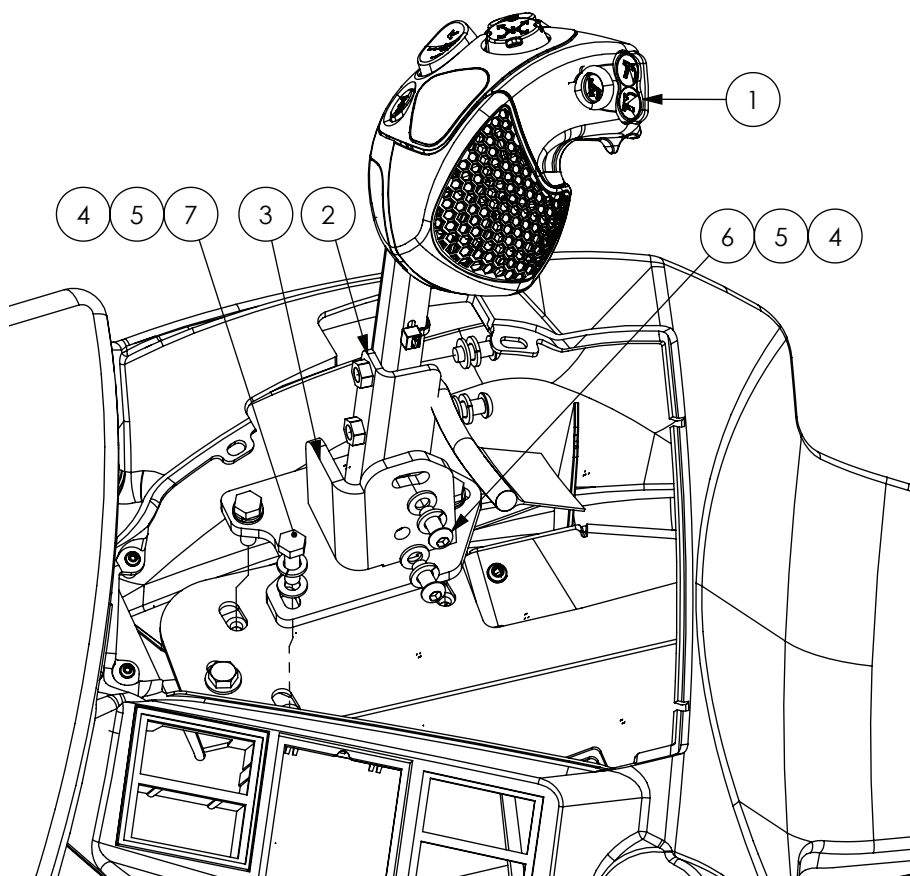
| ITEM NO. | PART NUMBER | DESCRIPTION   | QTY. |
|----------|-------------|---|------|
| 1        | GA5066210   | Engine monitor, CANtrak, Kantrak, 2700, IP 67, 3.8" | 1    |
| 2        | GA5072065   | Monitor Mount, CANTRAK, Claas Console               | 1    |
| 3        | GA5054395   | Screw Mushroom Head 4.2 x 16mm Black Self Tapper    | 3    |
| 4        | GA5011360   | Bolt M4 x 10 Pan Head SS                            | 4    |
| 5        | GA5020510   | Washer 4mm Flat SS                                  | 4    |

## Ram Mount Assembly



| ITEM NO. | PART NUMBER | DESCRIPTION                               | QTY. |
|----------|-------------|---|------|
| 1        | GA5020825   | RAM Mount, Universal, Adjustable kit 10IU | 1    |
| 2        | GA5004437   | Washer 6mm Flat SS                        | 3    |
| 3        | GA5004050   | BHCS M6 x 16 SS GR8.8                     | 3    |

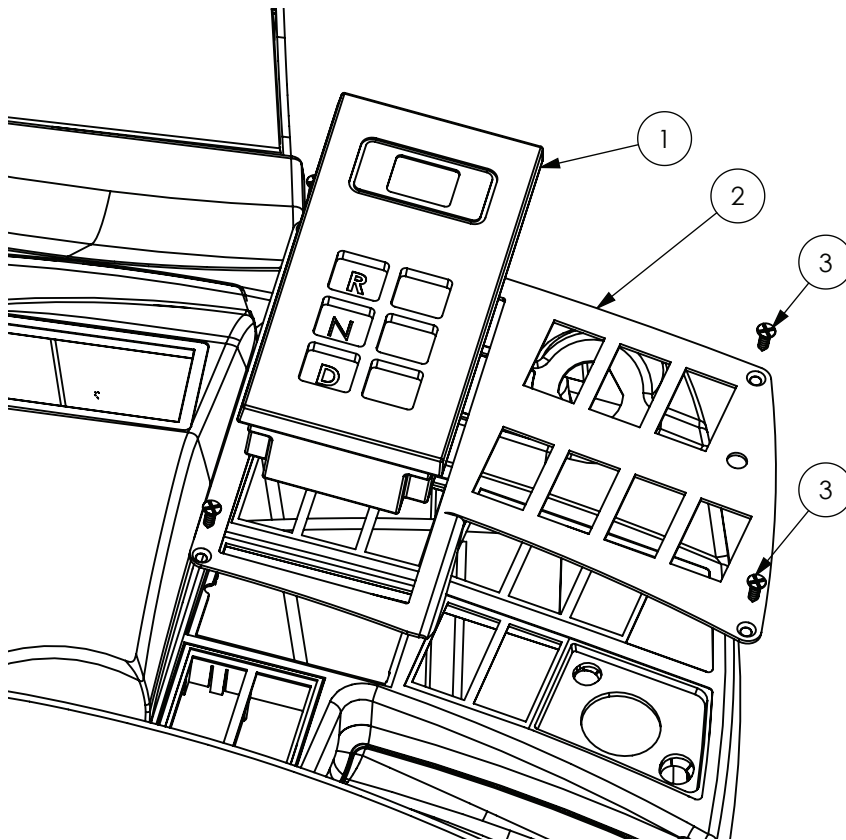
## G Motion Joystick Assembly



| ITEM NO. | PART NUMBER | DESCRIPTION                                   | QTY. |
|----------|-------------|---|------|
| 1        | GA3000071   | Joystick, multi function, ergonomic, Claas    | 1    |
| 2        | GA4660660   | Mount Bracket, Angle Adjuster, Claas Joystick | 1    |
| 3        | GA4660655   | Mount Bracket, Base, Claas Joystick           | 1    |
| 4        | GA5004437   | Washer 6mm Flat SS                            | 7    |
| 5        | GA5004447   | Washer, 6mm, Spring, SS                       | 7    |
| 6        | GA5004050   | BHCS M6 x 16 SS GR8.8                         | 4    |
| 7        | GA5004065   | Bolt M6 x 20 ZP GR8.8                         | 3    |

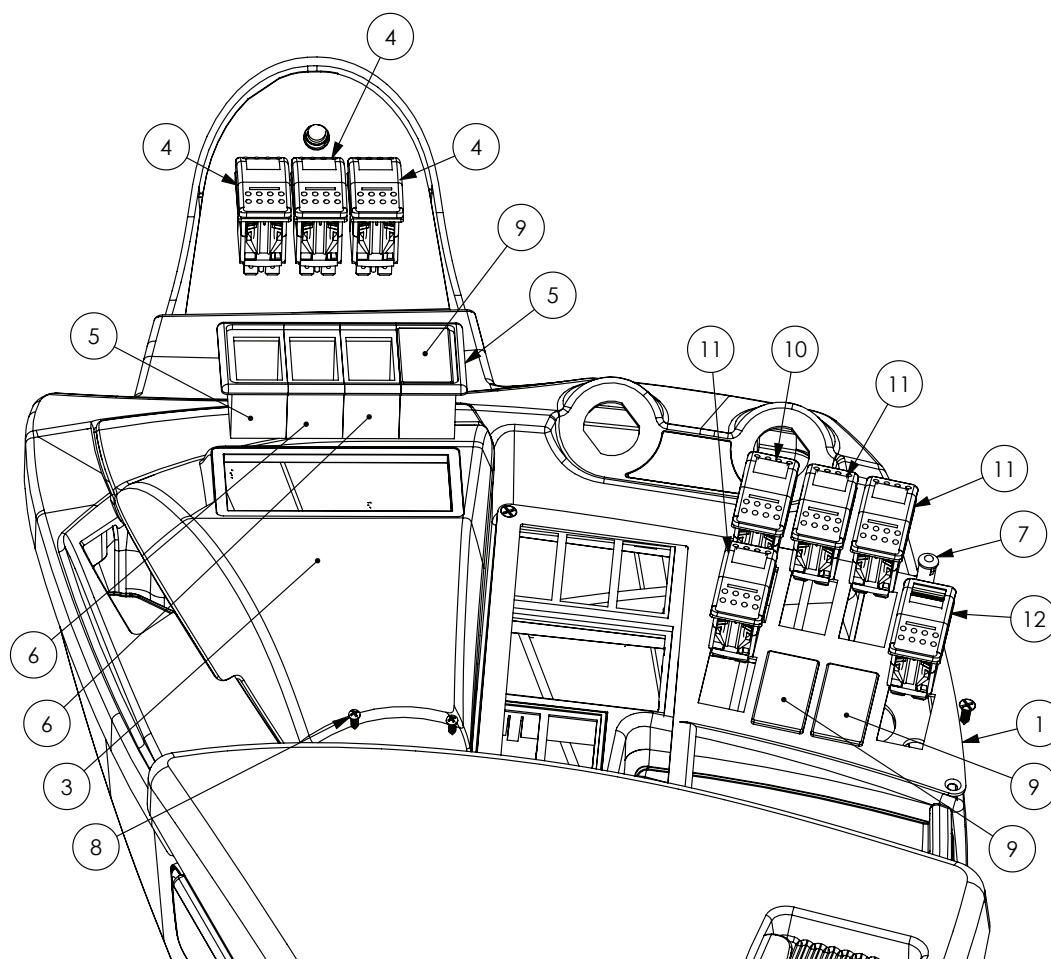


# Gear Selector Assembly



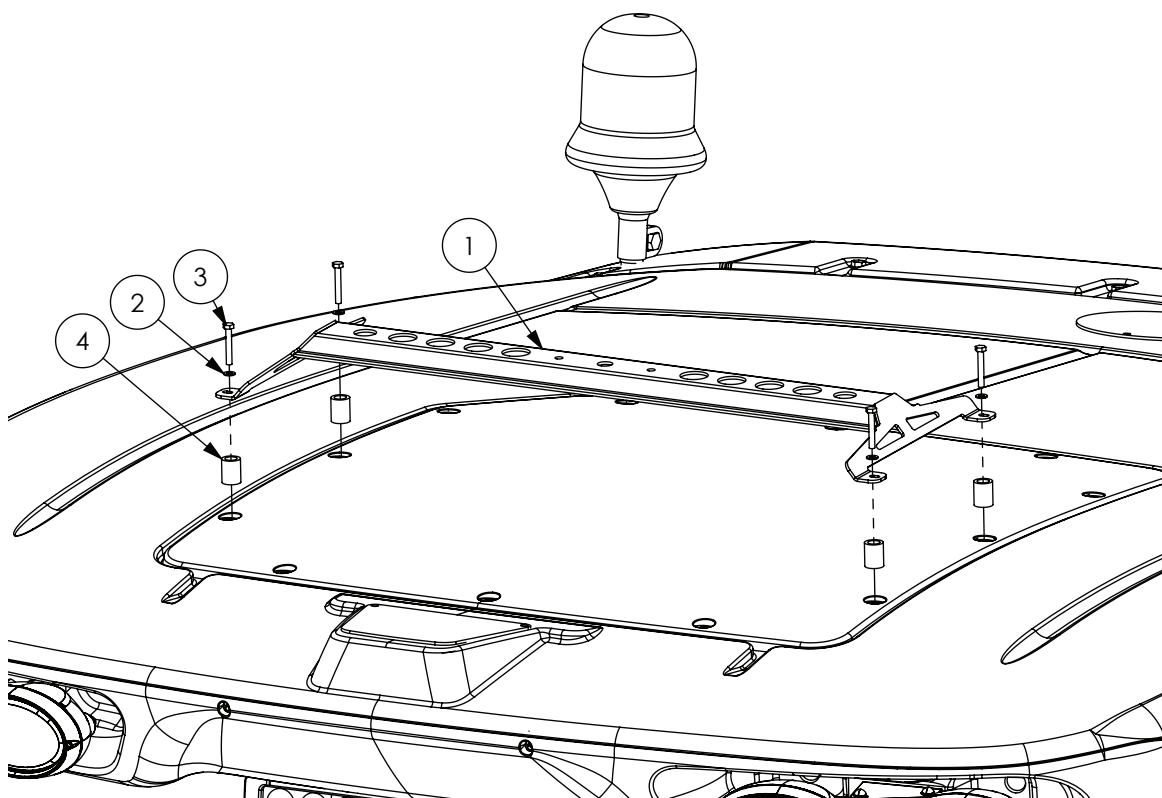
| ITEM NO. | PART NUMBER | DESCRIPTION   | QTY. |
|----------|-------------|---|------|
| 1        | GA3000076   | Push button gear selector controller, programmed, Arens     | 1    |
| 2        | GA4504630   | Plate, Gear Selector Switch Mount                           | 1    |
| 3        | GA0500019   | Screw, 8G x 1/2", Self Tapping, Countersunk Phillips, Black | 4    |

## Switch Panel Assembly



| ITEM NO. | PART NUMBER | DESCRIPTION   | QTY. |
|----------|-------------|---|------|
| 1        | GA4504630   | Plate, Gear Selector Switch Mount                               | 1    |
| 2        | GA0500019   | Screw, 8G x 1/2", Self Tapping, Countersunk Phillips, Black     | 4    |
| 3        | GA5072140   | Switch Panel, Side Console, G5 G6 G8, Claas Console             | 1    |
| 4        | GA5071507   | Switch, Rocker, (On) / Off / (On) momentary, DPDT, Blue LED 12v | 3    |
| 5        | GA5006397   | Mounting bracket, Rocker, End switch                            | 2    |
| 6        | GA5006387   | Mounting bracket, Rocker switch, Centre                         | 2    |
| 7        | GA3000074   | Light, LED Pilot Lamp, Red                                      | 1    |
| 8        | GA0500023   | Screw, 4G x 1/2", Self Tapping, Phillips Head, SS               | 2    |
| 9        | GA5006421   | Carling Switch Blank Hole Panel Plug (black)                    | 3    |
| 10       | GA5071506   | Switch, Rocker, On / Off / On DPDT, Blue LED 12v                | 1    |
| 11       | GA5071505   | Switch, Rocker, On / On DPDT, Blue LED 12v                      | 3    |
| 12       | GA5071508   | Switch, Rocker, On / On DPDT, Locking, Orange LED 12v           | 1    |

## John Deere Roof Mount



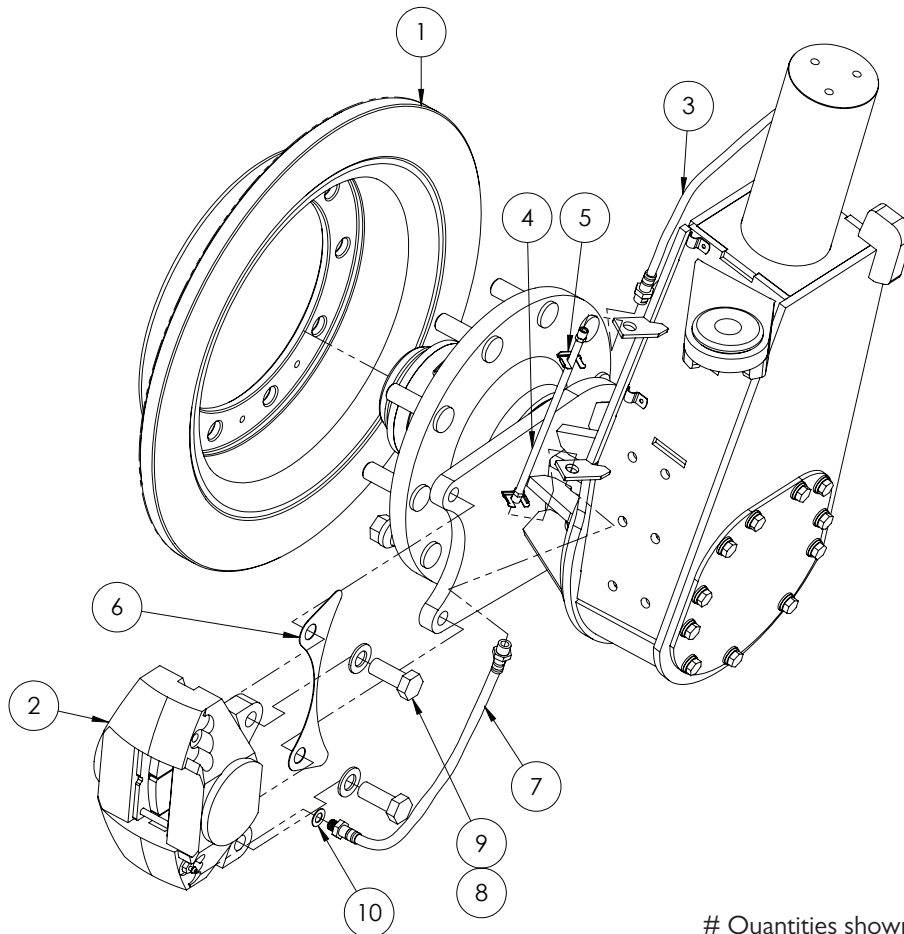
| ITEM NO. | PART NUMBER | DESCRIPTION                           | QTY. |
|----------|-------------|---------------------------------------|------|
| 1        | GA4660140   | Receiver Mount Universal John Deere   | 1    |
| 2        | GA5004437   | Washer 6mm Flat SS                    | 4    |
| 3        | GA5004081   | Bolt M6 x 40 ZP GR8.8                 | 4    |
| 4        | GA4552075   | Crush tube, 10.2 ID x 15 OD x 15 long | 4    |



# Chapter 23

## BRAKES

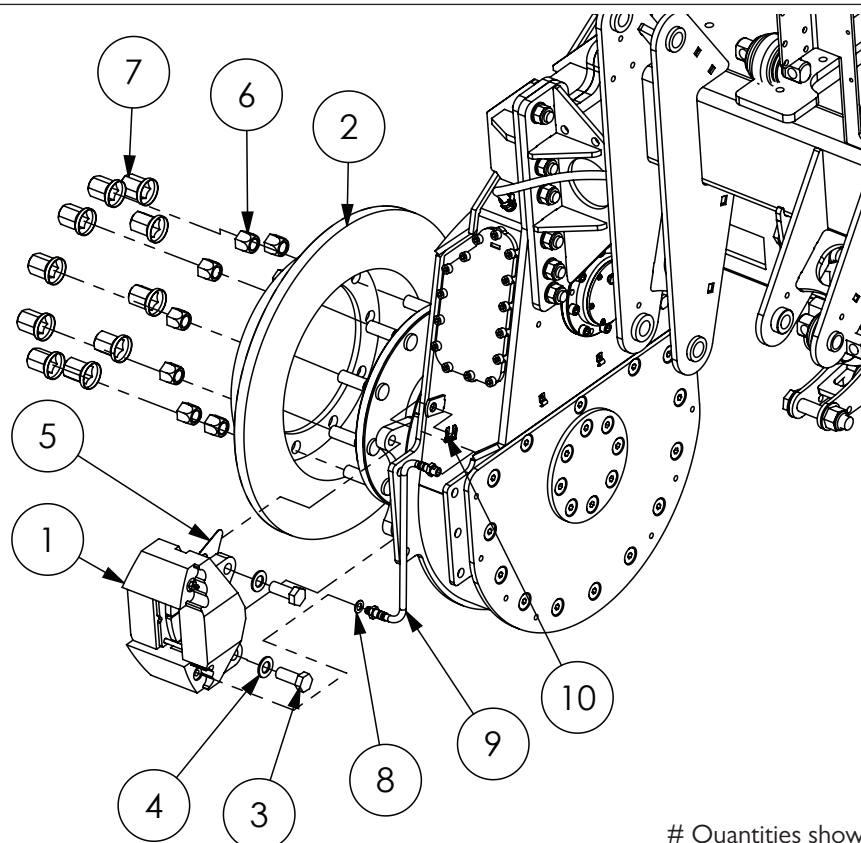
### Brakes - Front



# Quantities shown are per side.

| ITEM NO. | PART NUMBER      | DESCRIPTION  | QTY. |
|----------|------------------|--|------|
| 1        | GA5070065        | Brake Disc Rotor, Cast, 335mm PCD, 600mm OD, 282mm Centre Bore, Crop Cruiser MY11 On, Super Cruiser, MY08 - MY10 | 1    |
| 2        | GA5016069        | Brake caliper, 2 x 75mm, suit brake fluid, Stilfreni, Includes brake pads.                                       | 1    |
| 3        | GA5048210        | Brake Hose, Front axle to dropleg, 470mm long  | 1    |
| 4        | GA4912496        | Brake line, Drop leg, Front, 2wd, Crop Cruiser   | 1    |
| 5        | GA5010359        | Clip for brake hose  | 2    |
| 6        | JCB-CALIPER-SHIM | JCBcaliper shim 1mm FMS 5/9/03   | 1    |
| 7        | GA5011093        | Lower brake Hose, Steel line to caliper, 470mm long Self propelled   | 1    |
| 8        | GA5001741        | Washer 20mm Flat SS HD   | 3    |
| 9        | GA5001515        | Set Screw M20 x 1.5P x 50 GR8.8 ZP   | 2    |
| 10       | GA5007475        | Washer 12 x 22mm Copper  | 1    |

## Brakes - Rear




# Quantities shown are per side.

| ITEM NO. | PART NUMBER      | DESCRIPTION   | QTY. |
|----------|------------------|---|------|
| 1        | GA5016069        | Stilfreni brake caliper                             | 1    |
| 2        | GA5070065        | Brake Disc Rotor, Cast                              | 1    |
| 3        | GA5069220        | Bolt M20 x 1.5 pitch x 60 long, Gr8.8 ZP            | 2    |
| 4        | GA5001741        | Washer 20mm Flat SS HD                              | 2    |
| 5        | JCB-Caliper-shim | JCB caliper shim 1mm                                | 1    |
| 6        | GA5018892        | Wheel nut, M22 x 1.5mm Pitch, ZP                    | 10   |
| 7        | GA5070815        | Hex Nut Cap, Suit M22 wheel nut                     | 10   |
| 8        | GA5007475        | Washer 12 x 22mm Copper                             | 1    |
| 9        | GA5011093        | Lower brake Hose, Steel line to caliper, 470mm long | 1    |
| 10       | GA5010359        | Clip for brake hose                                 | 1    |

## Brakes - Service Parts - Front & Rear

| PART NUMBER | DESCRIPTION  |
|-------------|--|
| GA5006305   | Brake pads, Suit JCB & Stilfreni caliper, 2 pads = 1 set |
| GA5051430   | Pin kit, suit Stilfreni caliper (1 set)                  |
| GA5051435   | Piston kit, suit Stilfreni caliper (1 set)               |
| GA5055645   | Brake pad backing, anti squeal, self adhesive, pack of 4 |





**GOLDACRES**

*Australia's World Class Sprayers*

[www.goldacres.com.au](http://www.goldacres.com.au)