

G3 G4

Parts Manual MY15



GOLDACRES
Australia's World Class Sprayers

For further information about any of the products shown please visit - www.goldacres.com.au.

© Goldacres Trading 2017

This publication and all designs are copyright.

No part, products or designs may be reproduced by any process except in accordance with the Copyright act 1968.

All information in this operator's manual is based on the latest product information available at the time of printing. The policy of Goldacres is one of continuous improvement and as such, Goldacres reserve the right to alter any specifications and designs without notice and without incurring any obligation regarding such changes.

No part of this manual may be reproduced without written permission from Goldacres. All photographs and technical information remain the property of Goldacres.

Goldacres Trading Pty Ltd
3 Morang Crescent
Mitchell Park Vic 3355

Ph: 03 5342 6399

Fax: 03 5342 6308

Revision number: I
23-02-2017

Part #: GA8700335
From Serial #201593

GOLDACRES - RESELLER TERMS AND CONDITIONS OF SALE
Goldacres Goods are only available for purchase upon the terms and conditions set out below.

Interpretation

1. In terms and conditions:
 - (1) "Goldacres" means Goldacres Trading Pty. Ltd. A.C.N. 061 306 732 trading as Goldacres Agricultural Equipment (its successors and assigns) which is the seller of the Goods;
 - (2) "Purchaser" means the purchaser of the Goods;
 - (3) "Goods" means the products and, if any, the services sold or provided by Goldacres to the Purchaser;
 - (4) "GST Act" and "GST" are given the meanings referred to in a New Tax System (Goods and Services Tax) Act 1999.
 - (5) "PPSA" means the Personal Property Securities Act 2009 (Cth) (as amended);
 - (6) Nothing in these terms and conditions shall be read or applied so as to exclude, restrict or modify or have the effect of excluding, restricting or modifying, any condition, warranty, guarantee, right or remedy implied by law (including the Competition and Consumer Act 2010) and which by law cannot be excluded, restricted or modified.

General

2. (1) The Goods and all other products or services provided by Goldacres are provided subject to these terms and conditions. These terms and conditions and any terms and conditions incorporated herein by virtue of clause 3 hereto shall prevail over all other terms and conditions of the Purchaser or otherwise to the extent of any inconsistency.
- (2) These terms and conditions may not be modified or amended without the expressed written consent of Goldacres endorsed by the Managing Director of Goldacres Trading P/L.

Additional Terms and Conditions

3. From time to time Goldacres may provide additional or extended warranties in respect of certain goods and/or services. Where such additional or extended warranties are provided to a Purchaser in writing they will be incorporated into these terms and conditions provided that in the event of any inconsistency between these terms and conditions and the terms of any additional or extended warranty, the provisions of the additional or extended warranty shall prevail.

Goldacres quotations.

4. Unless previously withdrawn, Goldacres quotations are open for acceptance within the period stated therein or, when no period is stated, with 14 days of the quotation date. Goldacres reserves the right to refuse any order based on any quotation within 7 days of receipt of the order.

Packing

5. The cost of any special packing and packing materials used in relation to the Goods shall be at the Purchaser's expense notwithstanding that such cost may have been omitted from any quotation.

Shortage

6. The Purchaser waives any claim for shortage of any Goods delivered if a claim in respect thereof has not been lodged with Goldacres within (7) seven days from the date of receipt of the Goods by the Purchaser.

Specifications, etc: Catalogues, etc: Quantities

7. All specifications, (including but not limited to: drawings, particulars of weights, volumes, capacities, dimensions, load factors) are approximate only and any deviation shall not be taken to vitiate any contract with Goldacres or form any claim against Goldacres. The descriptions, illustrations, and performances contained in catalogues, price lists and other advertising matter do not form part of the contract of sale of the Goods. Where specifications, drawings or other particulars are supplied by the Purchaser, Goldacres' price is made on estimates of quantities required. Should there be any adjustments in quantities above or below the quantities estimated by Goldacres and set out in a quotation, then on any such increase or decrease shall be adjusted on a unit rate basis according to unit prices set out in the quotation.

Performance, Capacities, Chemicals, Liquids, Application Methods, Environmental Effects

8. Any performance, volumes, and/or capacity figures given by Goldacres are estimates only. Goldacres shall be under no liability for damages for failure to obtain such figures unless specifically guaranteed in writing and any such written guarantee shall be subject to the recognised tolerances applicable to such figures. The suitability of chemicals and other liquids for any application and the application methods and the environmental effects shall be the sole decision and responsibility of the Purchaser and the user of the Goods. Goldacres gives no warranty as to the suitability of any chemicals or other liquids for any application, nor the application methods nor the environmental effects, which may result from the use of the Goods. Goldacres shall be under no liability for damages arising out of the use of any chemicals, liquids, or mixtures in the Goods nor for any application, nor for the application methods nor for the environmental effects, which may result from the use of the Goods.

Delivery/Service Times

9. The delivery times and service times made known to the Purchaser are estimates only and Goldacres shall not be liable for late delivery, non-delivery or delay and under no circumstances shall Goldacres be liable for any loss, damage or delay occasioned by the Purchaser or its customers arising from the late or non-delivery or late installation of the Goods.

Loss or damage in transit

10. Goldacres is not responsible for any loss or damage to Goods in transit. Goldacres shall render the Purchaser such assistance as may be necessary to press claims on carriers provided that the Purchaser shall have notified Goldacres and the carriers immediately the loss or damage is discovered on receipt of Goods and shall lodge a claim on the carrier within three days of the date of receipt of the Goods. Insurance of Goods in transit is the responsibility of the Purchaser.

Limit of Liability

11. (1) Goldacres liability for Goods manufactured by it is limited to:
 - (a) where the law implies consumer guarantees into these terms and conditions pursuant to Part 3.2 Division 1 of Schedule 2 to the Competition and Consumer Act 2010 (Cth) ("consumer guarantees") which cannot be excluded and Goldacres breaches a consumer guarantee, the loss and damage the Purchaser is entitled to at law which cannot be excluded by these terms and conditions; and, in all other cases
 - (i) making good any defects by repairing the same or at Goldacres option by replacement within a period not exceeding either 1000 hours or twelve calendar months, whichever comes first, after the Goods have been dispatched provided that:
 - (i) the defects have arisen solely from faulty materials or workmanship;
 - (ii) the Goods have not received maltreatment inattention or interference;
 - (iii) accessories of any kind used by the Purchaser are manufactured or approved by Goldacres;
 - (iv) where applicable, the seals on the Goods remain unbroken;
 - (v) there has been no improper adjustment, calibration or operation;
 - (vi) the use of accessories including consumables, hardware or software (not manufactured by Goldacres) has been approved in writing by Goldacres;
 - (vii) no contamination or leakage has been caused or induced;
 - (viii) any modification to the Goods have been authorised in writing by Goldacres;
 - (x) there has been no inadequate or incorrect use, storage, handling or application of the Goods;
 - (xi) there has been no use or operation of the Goods outside of the physical, electrical or environmental specifications of the Goods;
 - (xii) there has been no inadequate or incorrect site preparations;
 - (xiii) there has been no inadequate or improper maintenance of the Goods;
 - (xiv) it has not been caused by fair wear and tear; and
 - (xv) firstly the Goods have been thoroughly inspected and any damage (from whatever cause) to the Goods (and in particular – the structure, welding, seams, bolts, booms) has been repaired prior to the Goods being operated, used driven or moved and on each occasion the tanks are filled; and
 - (xvi) there has been no failure to comply with the requirements of all present or future laws or regulations relating to the Goods and/or the use and/or the operation of the Goods; and
 - (xvii) there has been no failure to maintain a record of hours of operation (which record shall contain full details of all inspections, repairs and maintenance) and produce same to Goldacres at the time of the claim;
 - (xviii) the defective Goods or any damaged part of the Goods are promptly returned free of cost to Goldacres or a representative of Goldacres;
 - (xix) all warranty related repairs have been carried out with the prior authorisation of Goldacres;
 - (ii) If Goods or any part thereof are not manufactured by Goldacres, in particular engines, engine accessories, transmissions, transfer cases, differentials, tyres, tubes, batteries, radios and UHF's, the guarantee of the manufacturer thereof shall be accepted by the Purchaser and is the only guarantee given to the Purchaser in respect of the Goods or that part provided always that this clause does not seek to exclude the consumer guarantees;
- (2) In the case of hydraulic systems, Goldacres shall replace defective parts in accordance with clause 11(1) of these conditions, provided that the failure of the part was not related to contamination within the system, Goldacres shall not be liable for labour in the case of repairing hydraulic system defects;
- (3) Goldacres will not accept liability for damage attributed to fair wear and tear including but not limited to fair wear and tear to nozzles, chains, belts, filters, brake pads, polyethylene bushes and liquid pump valves, valve O-rings, diaphragms and seals;
- (4) Goldacres shall not be liable for and the Purchaser releases Goldacres from any claims in respect of faulty or defective design of any Goods supplied unless such a design has been wholly prepared by Goldacres and the responsibility for any claim has been specifically accepted by Goldacres in writing and in any event Goldacres liability hereunder shall be strictly limited to the replacement of defective parts in accordance with paragraph 11(1) of these conditions provided always that this clause does not seek to exclude the consumer guarantees;
- (5) Except as provided herein, all express and implied warranties, guarantees and conditions under statute or general law as to the merchantability, description, quality, suitability or fitness of the Goods for any purpose or as to design, assembly, installation, materials or workmanship or otherwise are hereby expressly excluded and Goldacres shall not be liable for physical or financial injury, loss or damage or for consequential loss or damage of any kind arising out of the supply, layout, assembly, installation or operation of the Goods or arising out of Goldacres negligence or in any other way whatsoever;
- (6) The benefit of any warranty provided under these terms and conditions shall only be available to the Purchaser and shall not be transferable by the Purchaser;
- (7) The warranties provided under these terms and conditions do not extend to second hand or used Goods that may be sold by Goldacres.
- (8) Goldacres liability for breach of a consumer guarantee is hereby limited (in the case of goods and services not used for personal, domestic or household purposes) to:
 - (a) in the case of Goods, any one or more of the following:
 - (i) the replacement of the Goods or the supply of equivalent Goods;
 - (ii) the repair of the Goods;
 - (iii) the payment of the cost of replacing the Goods or acquiring the equivalent Goods;
 - (iv) the payment of having the Goods repaired; or
 - (b) in the case of services;
 - (i) the supplying of the services again; or
 - (ii) the payment of the cost of having the services supplied again.

Prices

13. (1) Unless otherwise stated in writing by Goldacres, all prices quoted by Goldacres are inclusive of GST for supplies within Australia and exclusive of GST for exports outside of Australia. Prices quoted are those ruling at the time of quotation or the date the price is given and are based on rates of freight, insurance, customs, duties, taxes, exchange, shipping expenses, sorting and stacking charges, cartage, cost of materials and other charges affecting the cost of production ruling on that date and any alterations thereto either before acceptance of or during currency of the contract shall be to the Purchaser's account.
 - (2) For the purpose of 38-185 of the GST Act, the day upon which the seller gives the invoice for the supply shall be the date of the invoice.
- Payment**
14. (1) The purchase price in relation to the Goods and the cost of the service shall be payable without deduction and or set off and payment thereof shall be made on or before the thirtieth day of the month following the delivery of the Goods or performance of the services unless other terms of payment are expressly stated in writing.
 - (2) A decreasing or increasing adjustment and or the issuing of an adjustment note, pursuant to Division 21 and Division 29-C of the GST Act, shall not, in any way, constitute a release, waiver, or forgiveness of the debt incurred by the Purchaser.

Interest on overdue payments

15. If Goldacres is not paid for any Goods or services on the due date specified in this agreement without prejudice to any other right or remedy, all outstanding money shall bear interest at the rate set, pursuant to the Penalty Interest Rates Act, Victoria, 1986, as such money, together with interest shall be recoverable forthwith from the Purchaser.

Rights in relation to Goods.

16. (1) Title to the Goods supplied by Goldacres to the Purchaser shall remain with Goldacres until the total amount due in respect of the Goods and all monies owing to Goldacres have been paid in full (the "Debts"). Risk in the Goods shall pass to the Purchaser upon delivery.
- (2) The Purchaser shall have the right to resell Goods but only as fiduciary agent and trustee for Goldacres by way of bona fide sale at full market value and in the ordinary course of its business.
- (3) Until all the Debts have been paid in full:
 - (a) the Purchaser shall take custody of the Goods as trustee, fiduciary agent and bailee for Goldacres;
 - (b) the Purchaser shall keep the Goods separate from any other goods and properly marked, stored, protected and insured;
 - (c) the Purchaser must hold all of the money it receives ("Proceeds")
 - (d) from the sale of any property into which Goods supplied have been incorporated; and
 - (e) from the sale of Goods or provision of services including the Goods supplied by the Goldacres as bailee, fiduciary agent and trustee for Goldacres, but the Purchaser need not hold on trust any money exceeding the amount of the Debts at the time the money is received.
- (4) The Purchaser expressly acknowledges that it is bound by the fiduciary obligation created in the preceding paragraph and acknowledges that:
 - (i) it must hold the Proceeds on trust for Goldacres;
 - (ii) it must place the whole of the Proceeds in an account separate from its own moneys (the "Proceeds Account");
 - (iii) it must maintain the Proceeds Account separate from its own moneys at all times.
 - (iv) it must maintain proper records for the Proceeds Account.
 - (v) it must not assign or encumber any book debts arising from sales made in circumstances set out in clauses 16(c)(i) and (ii) or do any other act in derogation of Goldacres' legal or beneficial interests; and
 - (vi) it must account to Goldacres on demand for all moneys standing to the credit of such account.
- (5) For the purposes of identification of different consignments of Goods purchased from Goldacres and receipt of Proceeds, the Purchaser agrees that the principle of "Last In, First Out" shall be applied to any items that cannot be distinguished.
- (6) Goldacres may trace the Proceeds in equity.
- (7) Goldacres may at any time, without notice to the Purchaser and without prejudice to any other rights which it may have against the Purchaser, terminate any contract connected with the Goods and the bailment referred to in clause 16(3) and enter upon any premises owned or occupied by the Purchaser where Goldacres reasonably believes the Goods may be stored, and repossess the Goods without liability for any damage caused, and subsequently dispose of the Goods at Goldacres' discretion if:
 - (a) the Debts are not paid in accordance with these terms and conditions or any other contract or arrangement between Goldacres and the Purchaser; or
 - (b) Goldacres receives notice of or reasonably believes that:
 - (i) a third person may attempt to levy execution against the Goods; or
 - (ii) the Purchaser is insolvent (within the meaning of the Corporations Act 2001) or bankrupt; or
 - (iii) the Purchaser has entered into any arrangement or composition with its creditors, gone into liquidation, or has appointed a receiver, a receiver and manager or administrator.
- (8) If after repossession under clause 16(4) Goldacres sells the Goods, Goldacres shall account to the Purchaser for any proceeds of sale (less expenses of repossession and sale) that exceeds the amount of the outstanding Debts.
- (9) If any Goods belonging to Goldacres are disposed of by the Purchaser or an insurance claim is made in respect of them, Goldacres shall be entitled to trace the sale or insurance proceeds, which proceeds shall be held by the Purchaser in a separate bank account on trust for Goldacres.
- (10) The Purchaser agrees and acknowledges that in the event it sells Goods to a third party on account, it will include in its terms and conditions of sale a provision under which the Purchaser retains title to the Goods until such time that the total amount due in respect of the Goods and all monies owing to the Purchaser have been paid in full by that third party debtor. The Purchaser also agrees and acknowledges that in these instances, it will register its PMSI in accordance with the PPSA in respect of its security interest in the Goods.

PPSA provisions

17. (1) The Purchaser acknowledges that these terms and conditions constitute a security agreement for the purposes of section 20 of the PPSA and that a security interest exists in all Goods (and any associated Proceeds from their sale) previously supplied by Goldacres to the Purchaser (if any) and in all future Goods (and any associated Proceeds from their sale) that may be supplied to the Purchaser by Goldacres.
- (2) The Purchaser acknowledges that Goldacres has a first ranking purchase money security interest ("PMSI") (as defined in section 14 of the PPSA) in the Goods and the Purchaser must not jeopardise such ranking (whether by act or omission).
- (3) The Purchaser acknowledges that it has received value as at the date of first delivery of the Goods and has not agreed to postpone the time for attachment of the security interest (as defined in the PPSA) granted to Goldacres under these terms and conditions.
- (4) The Purchaser will execute documents and do such further acts as may be required by Goldacres to register the security interest granted to Goldacres under these terms and conditions under the PPSA.
- (5) Until ownership of the Goods passes, the Purchaser must not give to Goldacres a written demand or allow any other person to give Goldacres a written demand requiring Goldacres to register a financing change statement under the PPSA in respect of Goldacres' interest in the Goods.
- (6) The Purchaser must indemnify Goldacres and on demand reimburse Goldacres for all costs and expenses incurred by Goldacres in respect of these terms and conditions including but not limited to Goldacres registering its security interest in the Goods, lodging, discharging or amending any financing statement or financing change statement, or otherwise complying with the PPSA.
- (7) The Purchaser agrees (other than as provided in these terms and conditions) not to sell, lease, mortgage, deal with, dispose of or create or attempt to create any other security interest in or affecting the Goods unless and until the Purchaser's Debts have been satisfied.
- (8) The Purchaser waives its rights under the following provisions of Chapter 4 of the PPSA:
 - (a) to receive a notice on enforcement action against liquid assets (section 121(4));
 - (b) to receive a notice to seize collateral (section 123);
 - (c) to receive a notice of disposal of Goods by Goldacres purchasing the Goods (section 129);
 - (d) to receive a notice to dispose of Goods (section 130);
 - (e) to receive a statement of account following disposal of Goods (section 132(2));
 - (f) to receive a statement of account if no disposal of Goods for each 6 month period (section 132(4));
 - (g) to receive notice of any proposal of Goldacres to retain Goods (section 135(2));
 - (h) to object to any proposal of Goldacres to either retain or dispose of Goods (section 137(2));
 - (i) to redeem the Goods (section 142);
 - (j) to reinstate the security agreement (section 143);
 - (k) to receive a notice of any verification statement (section 157(1) and section 157(3));
- (9) The rights Goldacres may have under the PPSA are supplementary and in addition to those set out in these terms and conditions and do not derogate from the rights and remedies of Goldacres under these terms and conditions or under any other statute or under general law.
- (10) The Purchaser must give 10 business days prior written notice of any proposed change in the Purchaser's name or other identifying characteristics and details.

Purchasers property

18. Any property of the Purchaser under Goldacres' custody or control shall be entirely at the Purchaser's risk as regards loss or damage caused to the property or by it.

Storage

19. Goldacres reserves the right to make a reasonable charge for storage if delivery instructions are not provided by the Purchaser within (14) fourteen days of a request by Goldacres for such information.

Returned Goods

20. Goldacres shall not be under any obligation to accept Goods returned by the Purchaser and will do so only on terms to be agreed in writing in each individual case.

Goods sold

21. All Goods to be supplied by Goldacres shall be described on the purchase order agreed by Goldacres and the Purchaser and the description on such purchase order modified as so agreed shall prevail over other descriptions including any Purchaser's specification or enquiry.

Cancellation

22. No order may be cancelled except with the consent in writing and on terms, which will indemnify Goldacres against all losses.

No waiver

23. The failure of any party to enforce the provisions of these terms and conditions or to exercise any rights expressed in these terms and conditions shall not be a waiver of such provisions or rights and shall not affect the enforcement of this agreement. The exercise by any party of any of its rights expressed in this agreement shall not preclude or prejudice such party from exercising the same or any other rights it may have irrespective of any previous action taken by that party.

Force Majeure

24. If by reason of any fact, circumstance, matter or thing beyond the reasonable control of Goldacres is unable to perform in whole or in part any obligation under these terms and conditions then Goldacres shall be relieved of that obligation under these terms and conditions to the extent and for the period that it is so unable to perform and shall not be liable to the Purchaser in respect of such inability.

Passing of risk

25. Risk in the Goods shall pass to the Purchaser upon delivery of the Goods to the Purchaser or collection of the Goods by the Purchaser's agent or carrier as the case may be.

Exclusion of liability

26. To the extent permitted by law Goldacres shall not be liable to the Purchaser in contract or in tort arising out of, or in connection with, or relating to, the performance of the Goods or any breach of these conditions or any fact, matter or thing relating to the Goods or error (whether or not it is negligent or a breach of contract) in information supplied to the Purchaser or a user before or after the date of the Purchaser's or user's use of the Goods and Goldacres shall be under no liability for damages arising out of the use of any chemicals, liquids, or mixtures in the Goods, nor for any application, not for the application methods nor for the environmental effects, which may result therefrom or from the use of the Goods.

Exclusion of representations and arrangements

27. To the extent permitted by law the terms and conditions supersede and exclude all prior and other discussions, representations (contractual or otherwise) and arrangements relating to the supply of the Goods or any part thereof including, but without limiting the generality of the foregoing, those relating to the performance of the Goods or any part thereof or the results that ought to be expected from using the Goods.

Place of contract

28. The contract for sale of the Goods and the provision of the services is made in the State of Victoria and the Purchaser agrees to submit all disputes arising with Goldacres to the courts of such State and any court competent to hear appeals therefrom.

Contents

I CHASSIS 7

| | |
|--|----|
| Cab Chassis | 7 |
| Cab Chassis | 8 |
| Access Platform Left Side & Boom Rest. | 9 |
| Access Platform Left Side & Boom Rest. | 10 |
| Access Platform Left Side & Boom Rest. | 11 |
| Hand Rail - Right Rear | 12 |
| Boom Rest - Right | 13 |
| Hand Wash Bottle Assembly | 14 |
| Tool Box | 15 |
| Bonnet | 16 |
| Tow Bar | 17 |
| Window Washer Bottle & ECU | 18 |

2 PUMPS 19

| | |
|---|----|
| Pump - Zeta 170 | 19 |
| Pump - 170 MI Hydraulic Drive | 20 |
| Pump - Zeta 260 | 21 |
| Pump - 260 Hydraulic Drive | 22 |
| Hydraulic Fill Pump. | 23 |
| Hydraulic Fill Pump. | 24 |
| Chemical Transfer Pump. | 25 |
| Chemical Transfer Pump Assembly | 26 |

3 FLUSH TANK 27

| | |
|---|----|
| Flush Tank Mounting | 27 |
| Flush Tank Assembly. | 28 |
| Flush Tank - Check Valve Assembly | 29 |

4 RH POD 31

| | |
|----------------------|----|
| Not Fitted | 31 |
|----------------------|----|

5 LH POD 33

| | |
|---|----|
| EZ Control Station. | 33 |
| EZ Control Station Assembly | 34 |
| EZ Control Station Assembly | 35 |
| Agitator Control - Venturi | 36 |
| Agitator Control - Venturi - no Hopper. | 37 |
| Rinse Control - Fresh Water Fill. | 38 |
| Rinse Control - Fresh Water Fill - no Hopper | |

| | |
|---|----|
| | 39 |
| Main Tank Fill & Chemical Probe | 40 |
| Chemical Probe Assembly. | 41 |
| Hopper Tee Assembly. | 42 |
| Quick Fit Valve 2 Way Assembly | 43 |
| Micro-matic Rinse Socket | 44 |

6 DCI 45

| | |
|----------------------|----|
| Not Fitted | 45 |
|----------------------|----|

7 DUAL PRODUCT 47

| | |
|----------------------|----|
| Not Fitted | 47 |
|----------------------|----|

8 INDUCTION HOPPER 49

| | |
|--------------------------------|----|
| Hopper Tank. | 50 |
| Hopper Tank. | 51 |
| Hopper Tank - Bottom | 51 |
| Hopper Frame | 52 |
| Hopper Frame | 53 |

9 FOAM MARKER TANK 55

| | |
|----------------------|----|
| Not Fitted | 55 |
|----------------------|----|

10 TRANSCAL 57

| | |
|----------------------|----|
| Not Fitted | 57 |
|----------------------|----|

11 MAIN TANK 59

| | |
|--|----|
| G3 & G4 Tanks. | 59 |
| 3000 Litre Tank Assembly | 60 |
| 3000 Litre Tank Assembly | 61 |
| 4000 Litre Tank Assembly | 62 |
| 4000 Litre Tank Assembly | 63 |
| Tank Fill - 3" Front Fill Assembly. | 64 |
| Tank Fill - 3" Elbow Assembly | 65 |
| Tank Fill - 3" Valve Assembly | 65 |
| Tank Fill - Inlet Assembly. | 66 |
| Tank Fill - Hopper Inlet Assembly | 66 |
| Venturi Filler Assembly. | 67 |
| Tank Overflow Outlet | 68 |
| Boom Recirculation Inlet - RapidFlow | 69 |

| | |
|---|----|
| Tank Rinsing Nozzle - Elbow Assembly . . . | 70 |
| Tank Rinsing Nozzle - Tee Assembly | 70 |
| Supermix Agitator Assembly | 71 |
| Dry Sight Tube - Float & Guide Assembly . . | 72 |
| Dry Sight Tube - Locating Cap Assembly . . | 72 |
| Dry Sight Tube - In Tank Float Assembly . . | 73 |
| Dry Sight Tube - Cap & Tube Assembly . . . | 74 |
| Dry Sight Tube - Mount | 75 |
| 3000L Tank Stops & Tank Strap Brackets . . | 76 |
| 4000L Tank Stops & Tank Strap Brackets . . | 77 |

12 WHEELS & MUDGUARD 78

| | |
|---|----|
| Mud Guards - Front Axle - 2m & 3m | 78 |
| Mud Guards - Rear Axle - 2m & 3m. | 79 |
| Crop Deflectors - Front Axle | 80 |
| Crop Deflectors - Rear Axle. | 81 |
| Rear Wheel Mounting | 82 |
| Front Wheel Mounting. | 83 |
| Tyres and Rims | 84 |

13 BOOM CENTRE 86

| | |
|---|-----|
| Paralift & Paralift Arms | 86 |
| Paralift & Paralift Arms | 87 |
| Delta - Complete Centre & Paralift | 88 |
| Delta - Complete Centre & Paralift | 89 |
| Delta - Boom Centre Standard Tilt Assembly | 90 |
| Delta - Boom Centre Hydraulic Tilt Assembly | 91 |
| Delta - Boom Cable Adjuster | 92 |
| Delta - Oversize Sign Mount. | 93 |
| TriTech - Boom Centre & Paralift | 94 |
| TriTech - Boom Centre Standard Tilt Assembly | 95 |
| TriTech - Boom Centre Standard Tilt Assembly | 96 |
| TriTech - Boom Centre Hydraulic Tilt Assembly | 97 |
| TriTech - Boom Centre Hydraulic Tilt Assembly | 98 |
| TriTech - Boom Cable Adjuster - RH | 99 |
| TriTech - Boom Cable Adjuster - LH | 100 |
| TriTech - Hydraulic Yaw Kit | 101 |
| TriTech - Hydraulic Yaw Kit | 102 |

| | |
|---|-----|
| TriTech - Oversize Sign Mount. | 103 |
| Double Roll Shocker Assembly | 104 |
| Centre Level | 105 |
| Centre Leveling Main Pivot | 106 |
| Delta Link Locking Plate | 107 |
| Lower Limit Switch - Raven | 107 |
| Manual Grease Station | 108 |
| Pneumatic Oiler & Dryer | 109 |
| RapidFire Valves | 110 |
| RapidFire 7 Section Solenoid Box | 111 |
| RapidFire 10 Section Solenoid Box | 112 |
| RapidFire Solenoid Assembly | 113 |
| RapidFire Solenoid Valve. | 113 |
| Raven XT - UltraGlide | 114 |
| Raven XT - UltraGlide | 115 |
| Raven XT - UltraGlide | 116 |
| Raven XT - UltraGlide - Slant Cylinder Assembly. | 117 |
| Raven XT - Ultraglide - Sensor Bracket Assembly. | 118 |
| Raven XT - UltraGlide Block & Smart Box Mounting. | 119 |
| Node - UltraGlide | 120 |
| Node - Raven | 120 |
| Norac Spare Parts List | 121 |
| Norac Spare Parts List | 122 |

14 BOOM WING 124

| | |
|--|-----|
| Fence Line End Protector - Quick Fit . . . | 124 |
| Boom Protector Assembly - Outer | 125 |
| Boom Protector Assembly - Inner. | 125 |
| TriTech - Cable Drum 30-36m | 126 |
| TriTech - Cable Drum 30-36m | 127 |
| TriTech - Boom Fold Adjuster 30-36m . . | 128 |
| TriTech - Bi-fold 30-36m. | 129 |
| TriTech - Bi-fold 30-36m. | 130 |
| TriTech - Boom Cables 24-36m | 131 |
| TriTech - Boom Cable Springs 30-36m . . | 132 |
| TriTech - Lower Bearing Pivot | 133 |
| TriTech - Upper Bearing Pivot | 134 |
| TriTech - Steel Inner Wings | 135 |
| TriTech - Aluminium Outer Wings | 135 |
| TriTech - Aluminium Break Away Tip . . . | 135 |

| | |
|--|-----|
| TriTech - Aluminium Outer Wing 36m . . . | 136 |
| 3D Breakaway 2.0 | 137 |
| 3D Breakaway 2.0 | 138 |
| 3D Breakaway 2.0 - Mechanism | 138 |
| Delta - Steel Inner Wings | 139 |
| Delta - Aluminium Outer Wings. | 139 |
| Delta - Aluminium Break Away Tip | 139 |
| Delta - Boom Fold Adjuster | 140 |
| Delta - Cable Drum | 141 |
| Delta - Upper Bearing Pivot | 142 |
| Delta - Lower Bearing Pivot | 143 |
| Delta - Boom Cable Springs 18-24m . . . | 144 |
| Delta - Boom Cables 12-24m | 145 |
| Touch Down Wheel | 146 |
| Touch Down Wheel | 147 |
| RapidFire Boom Line Plumbing | 147 |
| RapidFire Boom Line Plumbing | 148 |
| Altek Spray Stop Spare Parts | 148 |
| Boom Line Plumbing | 149 |
| Teejet Single Nozzle Body | 150 |
| Teejet Turret Nozzle Body. | 151 |
| Altek Dual Nozzle Spray Body. | 152 |
| Dual Nozzle Spray Line | 153 |
| Manual Fence Line Nozzle | 154 |
| Solenoid Operated Fence Line Nozzle . . | 155 |
| Adjustable Nozzle Brackets | 156 |
| Pre Packaged Kits | 156 |
| UltraGlide Sensor Mount | 157 |
| Boom Poly Pipe Clamps | 157 |
| 600mm Boom Poly. | 158 |
| 1100mm Boom Poly | 158 |
| 1200mm Boom Poly | 158 |
| 1600mm Boom Poly | 159 |
| 2100mm Boom Poly | 160 |
| 2600mm Boom Poly | 161 |
| 3100mm Boom Poly | 161 |

15 ELECTRICS 162

| | |
|---|-----|
| Lighting - Boom Tip LEDs | 162 |
| Lighting - Headlights & Indicator | 163 |
| Lighting - Cab Lights - Front | 164 |
| Lighting - Cab Lights - Rear | 164 |

| | |
|---|-----|
| Lighting - Rear Tail Lights. | 165 |
| Lighting - Work Lights | 165 |
| Lighting - Night Pro LEDs | 166 |
| Lighting - Boom Work Lights | 166 |
| Lighting - Rotating Beacon | 167 |
| Reverse Warning Beeper | 168 |
| Horn | 169 |
| Buss Bar & Switch | 170 |
| Battery | 171 |
| Cabin Fuse Box | 172 |
| Fuse Box 'A' - Cabin | 173 |
| Electrical Connectors - AMP. | 174 |
| Electrical Connectors - AMP. | 175 |
| Electrical Connectors - Deutsch. | 176 |
| Electrical Connectors - Deutsch. | 177 |
| Electrical Connectors - Weather Pack. . . | 178 |
| Electrical Connectors - Weather Pack. . . | 179 |
| Electrical Harnesses | 180 |

16 SCHEMATICS 181

| | |
|--|-----|
| Plumbing Schematic - with Boom Valves . | 181 |
| Plumbing Schematic - with RapidFire . . . | 182 |
| Pneumatic Schematic. | 183 |
| Hydraulic Schematic - Trimble AutoSteer . | 184 |
| Hydraulic Schematic - Trimble AutoSteer Adj. | |
| Axle | 186 |
| Hydraulic Schematic - John Deere Steering | 188 |
| Hydraulic Schematic - Ultraglide. | 190 |
| Hydraulic Hoses - G Series | 191 |
| Hydraulic Hoses - G Series | 192 |
| Hydraulic Hoses - G Series | 193 |
| Hydraulic Transmission Cooler Lines . . . | 194 |

17 DECALS 195

| | |
|-----------------------------|-----|
| Decals - Base Kit | 195 |
| Decals - Base Kit | 196 |
| Decals - Base Kit | 197 |
| Decals - Base Kit | 198 |
| Decals - Base Kit | 199 |
| Decals - Base Kit | 200 |
| Decals - Base Kit | 201 |
| Decals - Base Kit | 202 |
| Decals - Base Kit | 203 |

| | |
|-----------------------------------|-----|
| Decals - Bonnet | 204 |
| Decals - Tank. | 204 |
| Decals - Dry Sight Tube | 204 |

18 HYDRAULICS 205

| | |
|---|-----|
| Oil Tank & Frame | 205 |
| Oil Tank & Frame | 206 |
| Oil Tank Assembly | 207 |
| Oil Tank - Gauge Assembly | 208 |
| Oil Tank - Oil Return Filter | 209 |
| Oil Cooler Assembly | 210 |
| Steering Orbital | 211 |
| Hydraulic Manifold - Auto Steer - Trimble | 212 |
| Hydraulic Manifold - Auto Steer - John Deere | 213 |
| Hydraulic Manifold - Pump Flow Control Assembly | 214 |
| Hydraulic Manifold - Pump Flow Control | 215 |
| Hydraulic Manifold - Accumulator Lockout | 216 |
| Hydraulic Manifold - Fill Pump | 217 |
| Hydraulic Manifold - Adjustable axle | 218 |
| Hydraulic Manifold - Centre Lock | 219 |
| Hydraulic Manifold - Return | 220 |
| Hydraulic Priority Valve | 220 |
| Hydraulic Pressure Reducing Valve Assembly | 221 |
| Hydraulic Yaw Control Valve Assembly | 222 |
| Hydraulic Yaw Charge Line | 222 |
| Hydraulic Cylinder - Boom Tilt | 223 |
| Hydraulic Cylinder - Boom Lift | 224 |
| Hydraulic Cylinder - Boom Fold LH | 225 |
| Hydraulic Cylinder - Boom Fold RH | 226 |
| Hydraulic Cylinder - Hydraulic Yaw | 227 |
| Hydraulic Cylinder - Bi-Fold | 227 |
| Hydraulic Cylinder - Boom Rest | 228 |
| Hydraulic Cylinder - Centre Leveling | 228 |
| Spool Block - Parts in Common | 229 |
| Spool Block - Diff Lock | 231 |
| Spool Block - Diff Lock, Tilt | 232 |
| Spool Block - Diff Lock, Tilt | 233 |
| Spool Block - Diff Lock, Bi-fold | 234 |
| Spool Block - Diff Lock, Bi-fold | 235 |
| Spool Block - Diff Lock, Bi-fold, Tilt | 236 |

| | |
|---|-----|
| Spool Block - Diff Lock, Bi-fold, Tilt | 237 |
| Spool Block - Diff Lock, Bi-fold, NORAC Passive | 238 |
| Spool Block - Diff Lock, Bi-fold, NORAC Passive | 239 |
| Spool Block - Diff Lock, Bi-fold, NORAC Active | 240 |
| Spool Block - Diff Lock, Bi-fold, NORAC Active | 241 |
| Spool Block - Diff Lock, NORAC, Passive | 242 |
| Spool Block - Diff Lock, NORAC, Passive | 243 |
| Spool Block - Diff Lock, NORAC, Active | 244 |
| Spool Block - Diff Lock, NORAC, Active | 245 |
| Spool Block - Adj. Axle | 246 |
| Spool Block - Adj. Axle, Tilt | 247 |
| Spool Block - Adj. Axle, Bi-fold | 248 |
| Spool Block - Adj. Axle, Bi-fold | 249 |
| Spool Block - Adj. Axle, Bi-fold, Tilt | 250 |
| Spool Block - Adj. Axle, Bi-fold, NORAC Passive | 252 |
| Spool Block - Adj. Axle, Bi-fold, NORAC Passive | 253 |
| Spool Block - Adj. Axle, Bi-fold, NORAC Active | 254 |
| Spool Block - Adj. Axle, Bi-fold, NORAC Active | 255 |
| Spool Block - Adj. Axle, NORAC Passive | 256 |
| Spool Block - Adj. Axle, NORAC Active | 257 |
| Spool Block - NORAC Components | 258 |
| Spool Block - Mounting Assembly | 259 |

19 PLUMBING 261

| | |
|---|-----|
| Dual Pressure Filter Assembly | 261 |
| Suction Filter Assembly | 262 |
| Flow Control Valve - Raven controller | 263 |
| KZ Valve | 264 |
| Boom Valves Assembly | 265 |
| Boom Valve Unit Assembly | 266 |
| RapidFire - RapidFlow Return Valve | 267 |
| RapidFire - Pressure Flow Distributor | 268 |
| Flow Meter - Raven Controller | 269 |
| Pressure Gauge Drain | 270 |
| Elbow - Main Product Line. | 271 |
| Suction Filter | 271 |

| | |
|---------------------------------|-----|
| Chemical Probe | 272 |
| Enviro coupling & hose. | 272 |
| Hose Clamps. | 273 |
| Cable Ties | 273 |
| Hoses | 274 |

20 ENGINE & TRANSMISSION 275

| | |
|--|-----|
| Cummins Engine / Allison Transmission. | 275 |
| Allison Transmission | 276 |
| Allison Transmission | 277 |
| Air Governor. | 278 |
| Air Cleaner. | 279 |
| Exhaust Pipe Work | 280 |
| Charge Air Intake | 281 |
| Hydraulic Pump Mounting 22/22cc | 282 |
| Hydraulic Pump 22/22cc | 283 |
| Air Conditioner Compressor | 284 |
| Air Conditioner Condenser | 285 |
| Coolant System Plumbing | 286 |
| Combi Cooler | 287 |
| Combi Cooler Mounting. | 288 |
| Header Tank Assembly | 289 |
| Fan with Clutch - Up to SN 201674. | 290 |
| Fan without Clutch - Up to SN 201674 | 291 |
| Fan without Clutch - SN 201686 on. | 292 |
| Engine Mounts | 293 |
| Heater Hose Fittings. | 294 |
| Fuel Tank. | 295 |
| Fuel Filters | 296 |
| Fuel Filter - Primary | 297 |
| Fuel Filter - Secondary | 298 |
| Exhaust - Standard | 299 |

21 DRIVELINE & DIFFERENTIAL 301

| | |
|--|-----|
| Stub Axle - 90 Series. | 301 |
| Front Axle & Drop Legs - 3m | 302 |
| Front Axle & Drop Legs - 3m | 303 |
| Front Axle & Drop Legs - 2m | 304 |
| Front Axle & Drop Legs - 2m | 305 |
| Rear Axle - 2m & 3m | 306 |
| Rear Axle - Differential 2m & 3m | 307 |
| Drop Leg - Rear | 308 |
| Drop Leg - Rear | 309 |

| | |
|--|-----|
| Planet Hub Assembly | 310 |
| JCB Planet Hub. | 311 |
| Front Adjustable Axle 2-3m | 312 |
| Front Adjustable Axle 2-3m | 313 |
| Front Adjustable Axle 2-3m - Drop Legs | 314 |
| Rear Adjustable Axle 2-3m | 315 |
| Rear Adjustable Axle 2-3m | 316 |
| Front Adjustable Axle 3-4m - Drop Legs | 317 |
| Front Adjustable Axle 3-4m - Housings | 318 |
| Front Adjustable Axle 3-4m - Steering. | 319 |
| Rear Adjustable Axle 3-4m - Differential | 320 |
| Rear Adjustable Axle 3-4m - Housings | 321 |
| Rear Adjustable Axle 3-4m - Drop Legs. | 321 |
| Rear Adjustable Axle 3-4m - Drive Shafts. | 322 |
| Rear Adjustable Axle 3-4m - Differential Drain | 322 |
| Rear Axle - Differential Assembly | 323 |
| Rear Axle - Differential | 324 |
| Drive Shafts & Brackets | 325 |
| Drive Shaft Mounting - JCB Differential | 326 |
| Drive Shaft Mounting - Dromos Differential | 326 |
| Front Suspension - Shock Absorber. | 327 |
| Front Suspension - Torque Rods. | 328 |
| Front Suspension - Torque Rods. | 329 |
| Front Suspension - Air Bag. | 330 |
| Front Suspension - Ride Height Adjustment | 331 |
| Rear Suspension | 332 |
| Rear Suspension | 333 |
| Sway Bar Assembly - 2m. | 334 |
| Sway Bar Assembly - 3m. | 335 |
| Rear Ride Height Valve | 336 |

22 CAB 337

| | |
|---|-----|
| Cab - Assembled - Up to SN 201683 | 337 |
| Cab - Assembled - SN 201686 on. | 338 |
| Cab - Fuse Box Mounting | 339 |
| Cab - Fuse Box Lid. | 340 |
| Cab - Seat Mounting. | 341 |
| Cab - Brake Pedal | 342 |
| Cab - Brake Valve Assembly. | 343 |
| Cab - Throttle Pedal | 344 |
| Cab - Park Brake | 344 |
| Cab - Park Brake Lever Assembly | 345 |

| | |
|---|-----|
| Cab - Steering Orbital | 346 |
| Cab - Steering Column Base. | 346 |
| Seat & Side Console | 347 |
| Side Console - Raven SCS 4400 | 348 |
| Side Console - Raven SCS 4400 | 349 |
| Side Console - Raven SCS 450 | 349 |
| Switch Panel Assembly - Raven | 350 |
| Cabin Isolators | 351 |
| EuroCab Spare Parts - Miscellaneous . . . | 352 |
| EuroCab Spare Parts - Window Glass. . . | 353 |

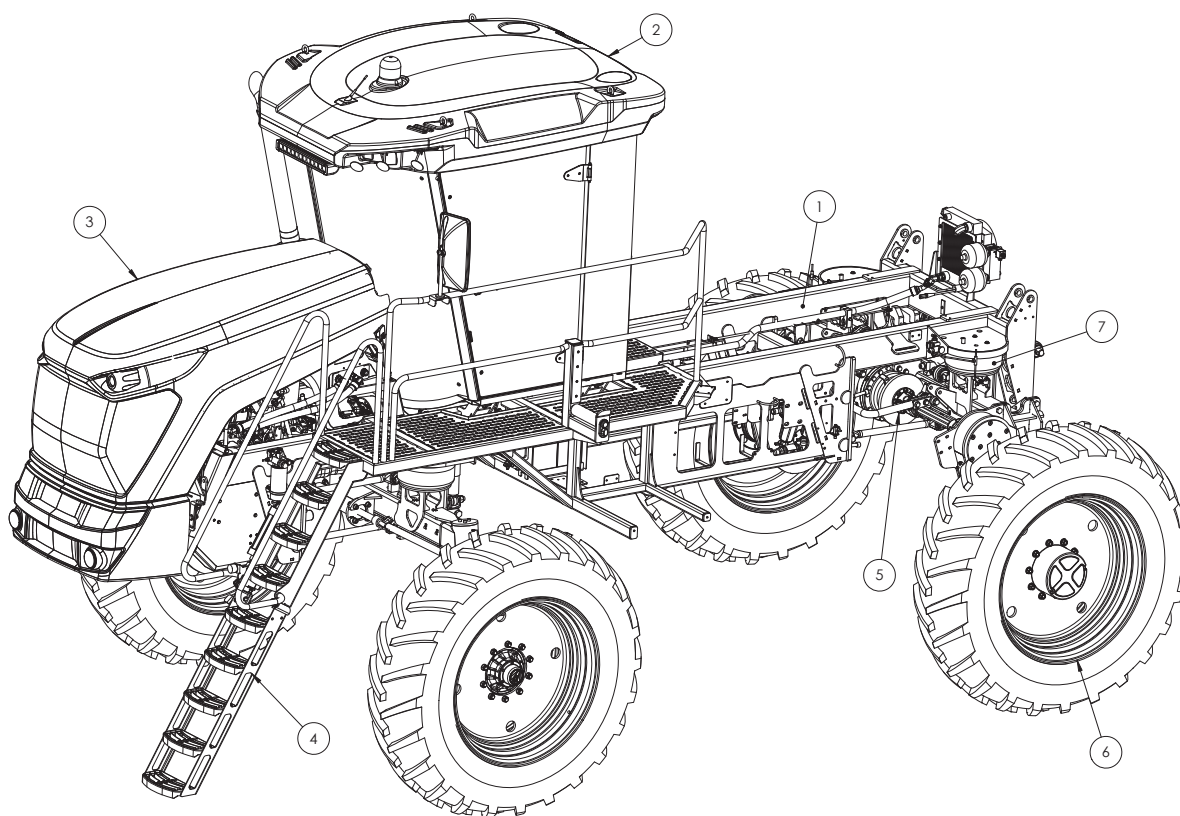
| | |
|------------------|------------|
| 23 BRAKES | 355 |
|------------------|------------|

| | |
|---------------------------------------|-----|
| Pneumatic Storage Tanks | 355 |
| Pneumatic Tank 1 | 356 |
| Pneumatic Tank 2 | 357 |
| Pneumatic Manifold Mounting | 358 |
| Pneumatic Manifold | 359 |
| Brake Boosters. | 360 |
| Brake Booster Orientation | 361 |
| Brakes - Rear. | 362 |
| Brakes - Rear Caliper | 363 |
| Brakes - Front | 364 |

Chapter I

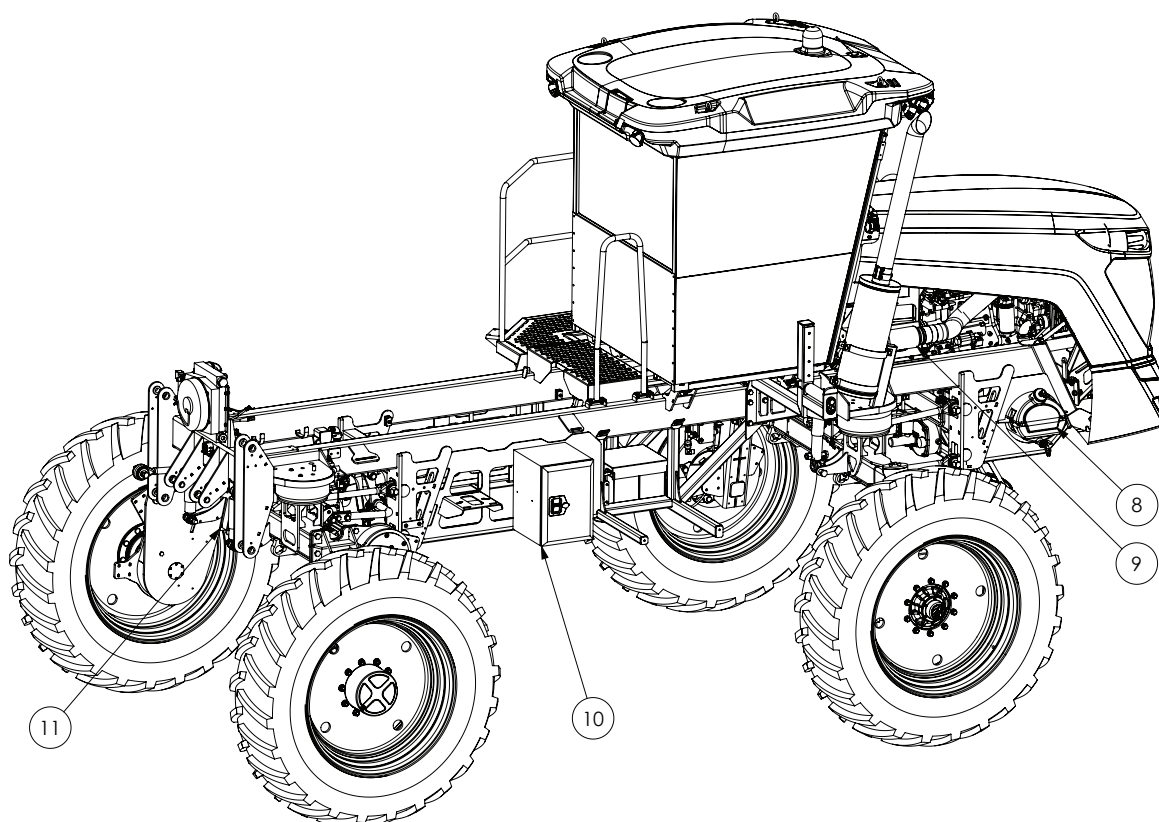
CHASSIS

Cab Chassis



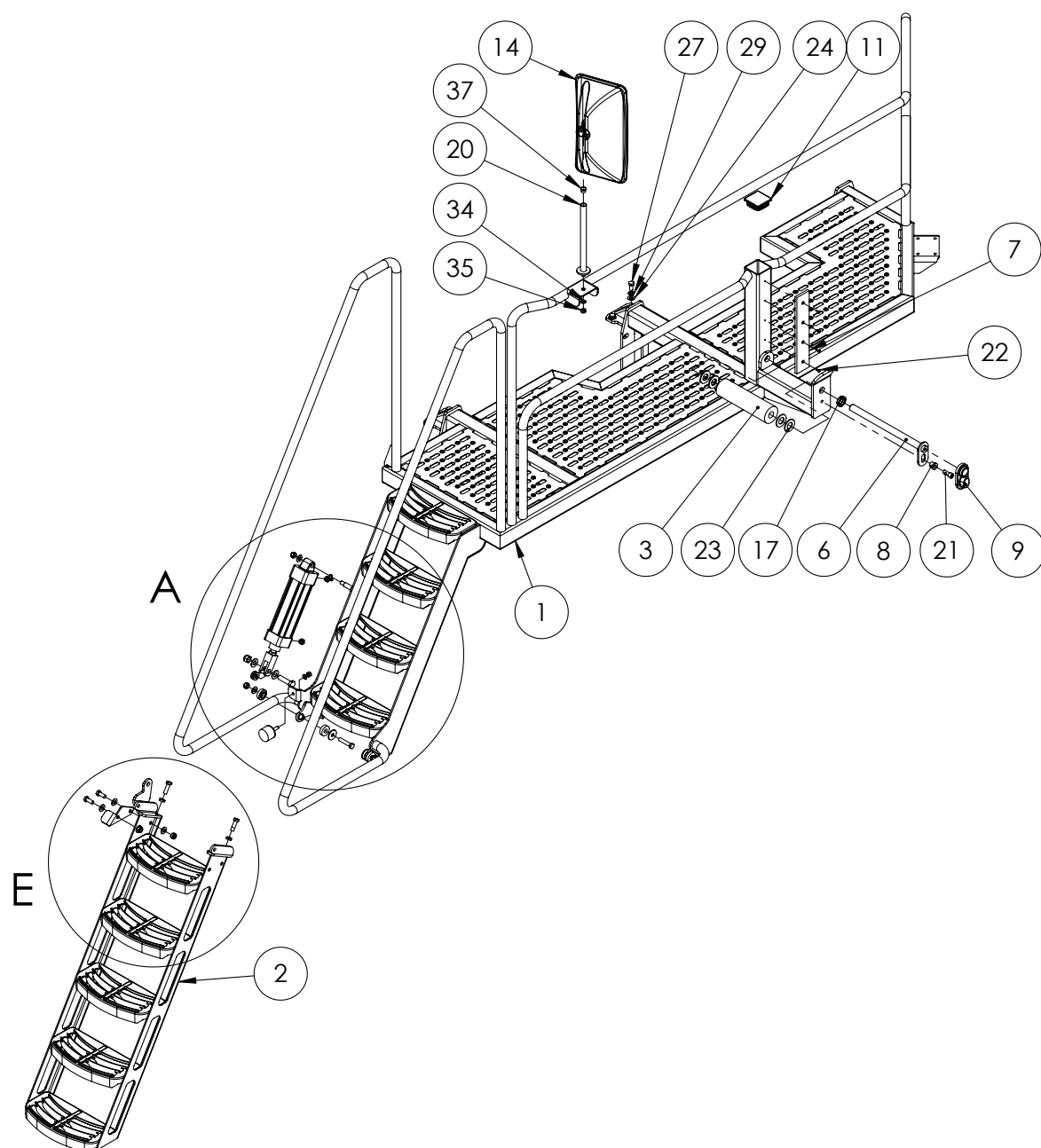
Continued over page

Cab Chassis



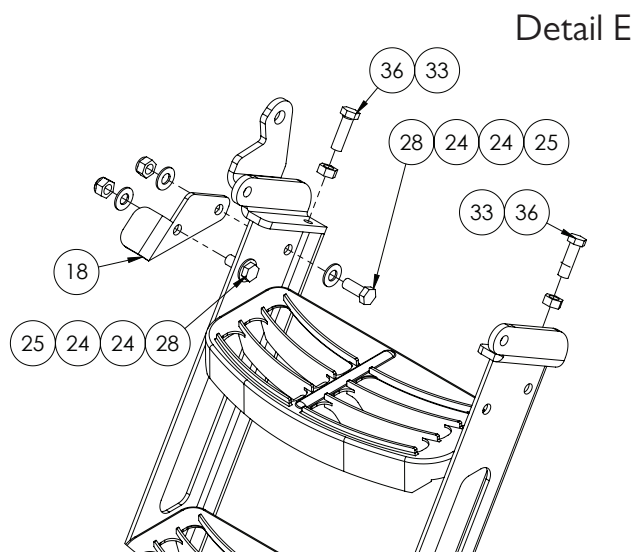
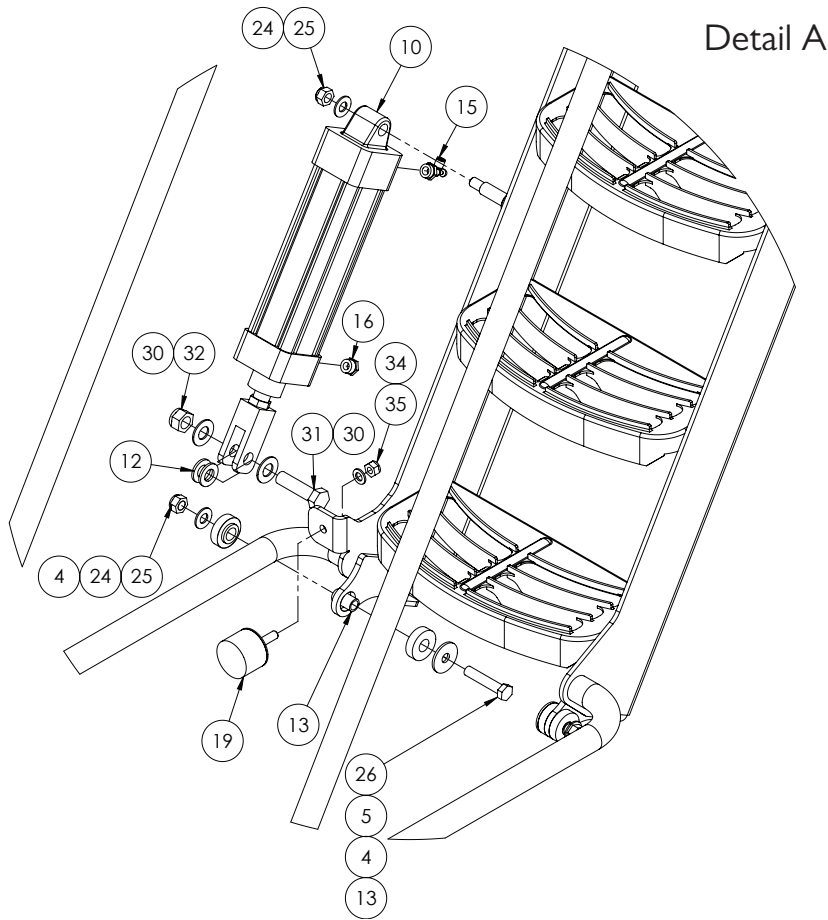
| ITEM NO. | PART NUMBER | DESCRIPTION | QTY. |
|----------|-------------|---------------------------------------|------|
| 1 | GA4660000 | Chassis | 1 |
| 2 | - | Cabin - See Chapter 22 | 1 |
| 3 | GA5008660 | Bonnet | 1 |
| 4 | GA4906370 | Left side access platform | 1 |
| 5 | - | Rear Axle - See Chapter 21 | 1 |
| 6 | - | Wheels and Mudguards - See Chapter 12 | 1 |
| 7 | - | Suspension - See Chapter 21 | 1 |
| 8 | - | Hand wash bottle | 1 |
| 9 | - | Exhaust - See Chapter 20 | 1 |
| 10 | - | Tool box | 1 |
| 11 | - | Towbar | 1 |

Access Platform Left Side & Boom Rest



Continued over page

Access Platform Left Side & Boom Rest

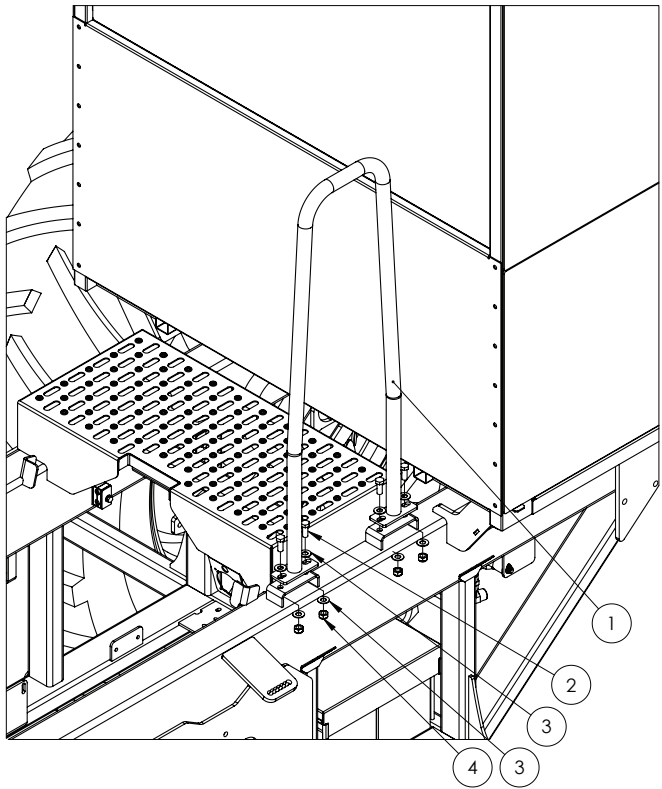


Continued over page

Access Platform Left Side & Boom Rest

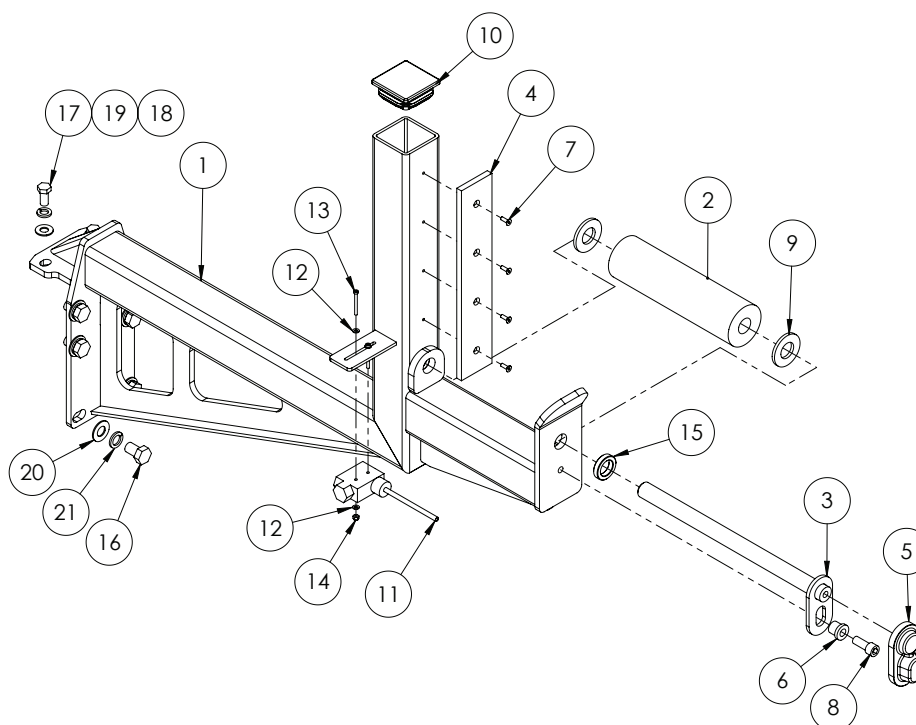
| ITEM NO. | PART NUMBER | DESCRIPTION | QTY. |
|----------|-------------|--|------|
| 1 | GA4660005 | Side Access Platform, G3 G4 | 1 |
| 2 | GA4659760 | Lower Ladder SP MY13 | 1 |
| 3 | GA5069105 | Roller, Boom rest SP 2011 | 1 |
| 4 | GA4553030 | Bush Nylon Ladder Pivot SP MY13 | 4 |
| 5 | GA4505410 | Ladder Pivot Bush Retainer Plate SS | 2 |
| 6 | GA4658745 | Pin, suit boom rest roller | 1 |
| 7 | GA5071205 | Boom Rest Wear Strip | 1 |
| 8 | MACH0152 | 12mm Bolt Bush suit para lift pins | 1 |
| 9 | GA5067885 | Pin cover - plastic | 1 |
| 10 | GA5069674 | Pneumatic Cylinder 63 x 175mm | 1 |
| 11 | GA5052345 | Insert - Plastic 75 x 75 | 1 |
| 12 | GA5069810 | Nylon Washer - 16 ID x 30 OD x 3mm | 2 |
| 13 | GA4553025 | Bush Ladder Pivot SP MY13 | 2 |
| 14 | GA5005048 | CCSP Mirror 440 x 200mm | 1 |
| 15 | GA7000000 | Pneumatic Flow Control Needle Valve, meter out, 6mm x 3/8" BSP | 1 |
| 16 | GA7000001 | Brass Breather Silencer 3/8" BSP Flat | 1 |
| 17 | GA4572135 | Paralift spacer bush | 1 |
| 18 | GA4507865 | Plate, Ladder Fold Stop Access Platform 2014, G3 G4 Series | 1 |
| 19 | GA5052815 | Boom Stopper | 1 |
| 20 | GA4660315 | Mirror Post, G3 G4 | 1 |
| 21 | GA5000307 | SHCS M12 x 30 GR12.9 ZP | 1 |
| 22 | GA5051230 | FHCS M5 x 16mm SS | 4 |
| 23 | GA5017681 | Washer 1" x 2" 7g Flat Thin SS | 4 |
| 24 | GA5000577 | Washer 12mm Flat SS HD | 11 |
| 25 | GA5012461 | Nut M12 Nyloc ZP | 5 |
| 26 | GA5000335 | Bolt M12 x 60 HT | 2 |
| 27 | GA5011229 | Set screw M12 x 25 HT | 4 |
| 28 | GA5000305 | Bolt M12 x 30 | 2 |
| 29 | GA5000575 | Washer 12mm Spring SS | 4 |
| 30 | GA5001043 | Washer 16mm Flat SS HD | 2 |
| 31 | GA5000939 | Bolt M16 x 60 | 1 |
| 32 | GA5001029 | Nut M16 Nyloc | 1 |
| 33 | GA5000559 | Nut M12 Hex ZP | 2 |
| 34 | GA5000117 | Washer 10mm Flat SS HD | 2 |
| 35 | GA5000141 | Nut M10 Nyloc | 2 |
| 36 | GA5000319 | Bolt M12 x 40 Gr8.8 ZP | 2 |
| 37 | GA5052910 | Insert t/s 16 mm Hole | 1 |

Hand Rail - Right Rear



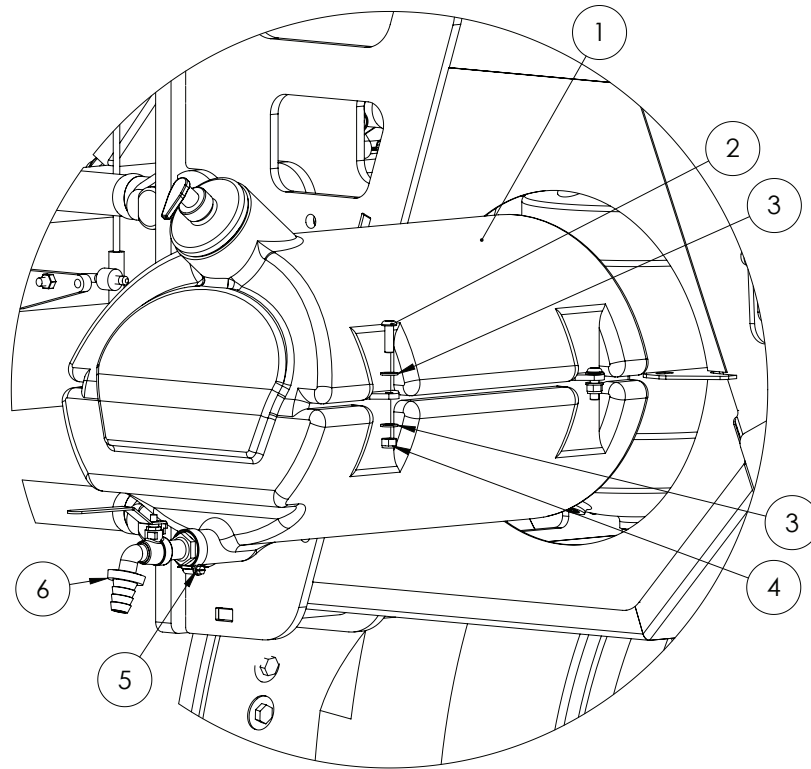
| ITEM NO. | PART NUMBER | DESCRIPTION | QTY. |
|----------|-------------|-----------------------------|------|
| 1 | GA4660110 | Rear Handrail, G3 G4 | 1 |
| 2 | GA5000305 | Set Screw M12 x 30 GR8.8 ZP | 4 |
| 3 | GA5000577 | Washer 12mm Flat SS HD | 8 |
| 4 | GA5012461 | Nut M12 Nyloc ZP | 4 |

Boom Rest - Right



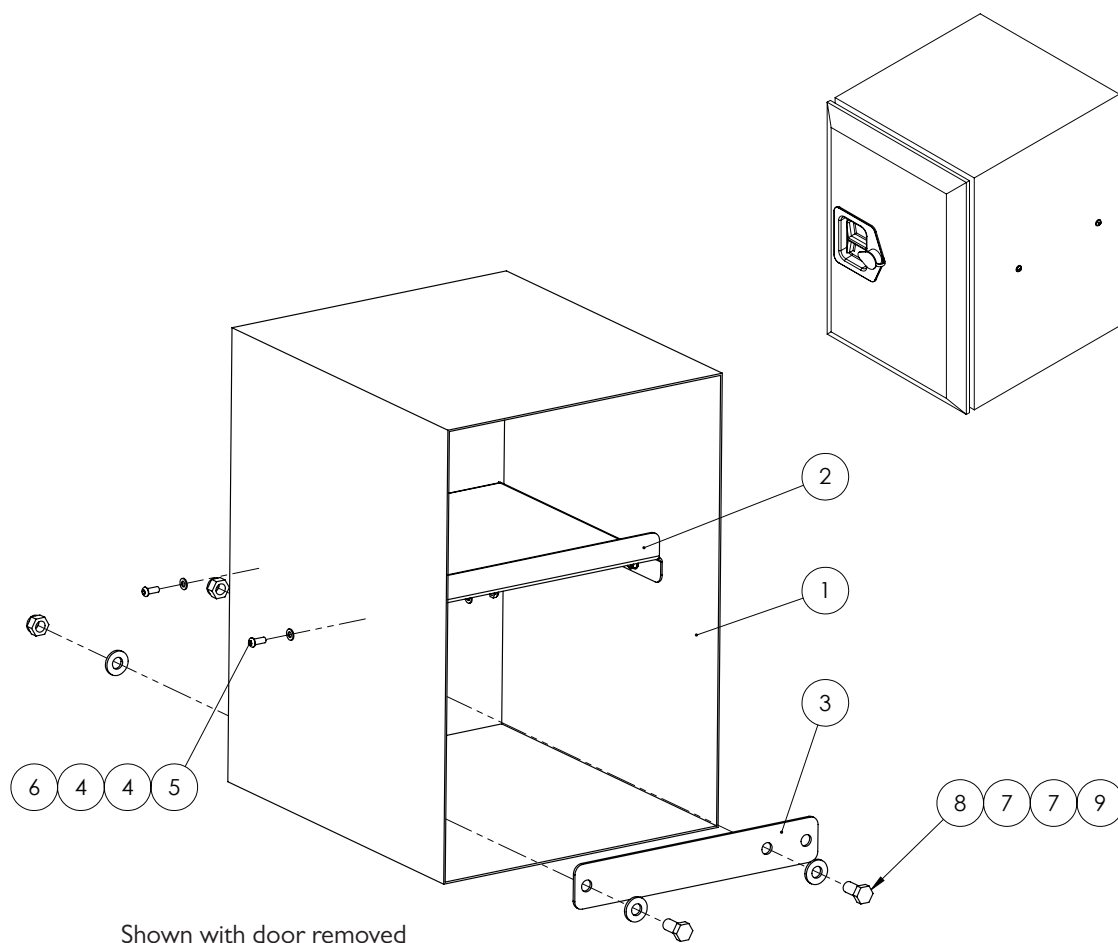
| ITEM NO. | PART NUMBER | DESCRIPTION | QTY. |
|----------|-------------|---|------|
| 1 | GA4660010 | Boom Rest RH, G3 G4 | 1 |
| 2 | GA5069105 | Roller, Boom rest SP 201 I | 1 |
| 3 | GA4658745 | Pin - suit boom rest roller | 1 |
| 4 | GA5071205 | Boom Rest Wear Strip | 1 |
| 5 | GA5067885 | Pin cover - plastic | 1 |
| 6 | MACH0152 | 12mm Bolt Bush suit paralift pins | 1 |
| 7 | GA5051230 | FHCS M5 x 16mm SS | 4 |
| 8 | GA5000307 | SHCS M12 x 30 GR12.9 ZP | 1 |
| 9 | GA5017659 | Washer, 1", Flat, ZP, Heavy duty (5mm thick) | 2 |
| 10 | GA5052345 | Insert - Plastic 75 x 75mm | 1 |
| 11 | GA5012129 | Limit switch, Flexible arm, Micro, IP65, 10 Amp | 1 |
| 12 | GA5020510 | Washer M4 Flat Heavy duty SS | 4 |
| 13 | GA5049800 | SHCS M4 x 40 | 2 |
| 14 | GA5049025 | Nut M4 Nyloc SS | 2 |
| 15 | GA4572135 | Paralift spacer bush | 1 |
| 16 | GA5000903 | Bolt M16 x 25 | 6 |
| 17 | GA5011229 | Set screw M12 x 25 HT | 2 |
| 18 | GA5000577 | Washer 12mm Flat SS HD | 2 |
| 19 | GA5000575 | Washer 12mm Spring SS | 2 |
| 20 | GA5001009 | Washer 16mm Flat Zinc | 6 |
| 21 | GA5000961 | Washer 16mm Spring ZP | 6 |

Hand Wash Bottle Assembly



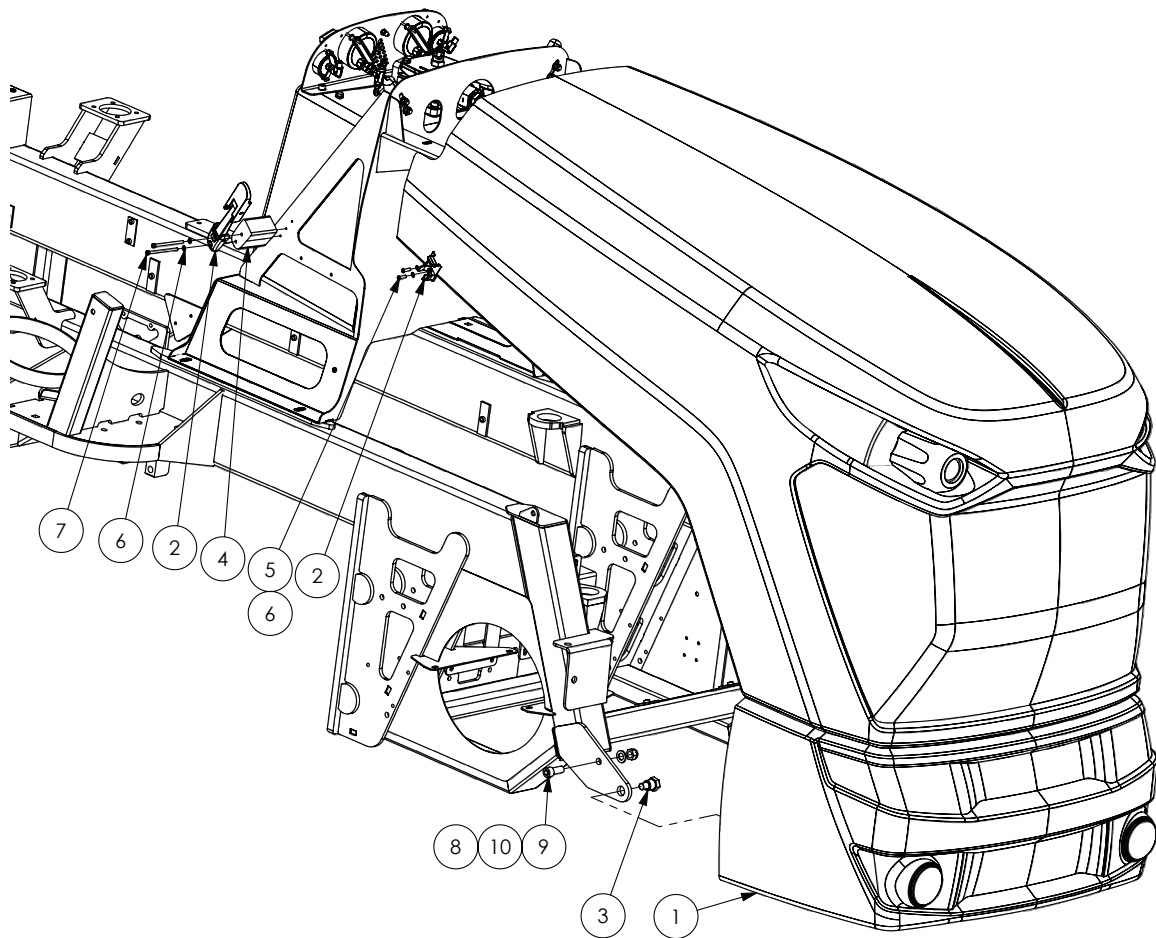
| ITEM NO. | PART NUMBER | DESCRIPTION | QTY. |
|----------|-------------|---|------|
| - | GA5051275 | Replacement soap bottle | - |
| 1 | GA5075110 | Plastic water tank 30L black with soap holder | 1 |
| 2 | GA5011473 | BHCS M8 x 25 SS | 4 |
| 3 | GA5003643 | Washer 8mm Flat HD SS | 8 |
| 4 | GA5052590 | Nut M8 Nyloc SS | 4 |
| 5 | GA5001681 | 1" SS hose clamp | 1 |
| 6 | GA5070735 | Hand wash bottle tap | 1 |

Tool Box



| ITEM NO. | PART NUMBER | DESCRIPTION | QTY. |
|----------|-------------|---|------|
| 1 | GA5068675 | Tool box suit SP 201 I | 1 |
| 2 | GA4502895 | Tool box shelf | 1 |
| 3 | GA4503890 | Bracket - Tool box mount - inner SP 201 I | 2 |
| 4 | GA5004437 | Washer 6mm Flat SS | 8 |
| 5 | GA5004050 | BHCS M6 x 16mm SS | 4 |
| 6 | GA5048115 | Nut nyloc M6 | 4 |
| 7 | GA5000577 | Washer 12mm Flat SS HD | 8 |
| 8 | GA5000295 | Set screw M12 x 25 HT | 4 |
| 9 | GA5012461 | Nut M12 Nyloc ZP | 4 |

Bonnet

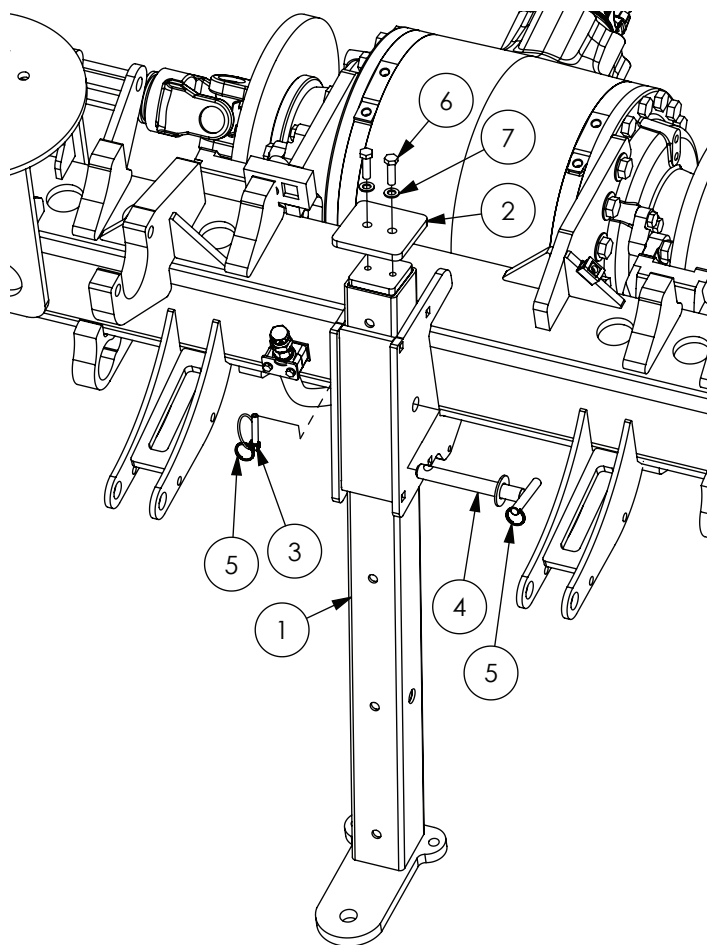


BONNET SPARE PARTS

| PART NUMBER | DESCRIPTION |
|-------------|---|
| GA3000082 | Globe, HB3, 12v, 60w, Narva |
| GA5075415 | Indicator / Running Light Assembly, LED, suit MY15 Bonnet |

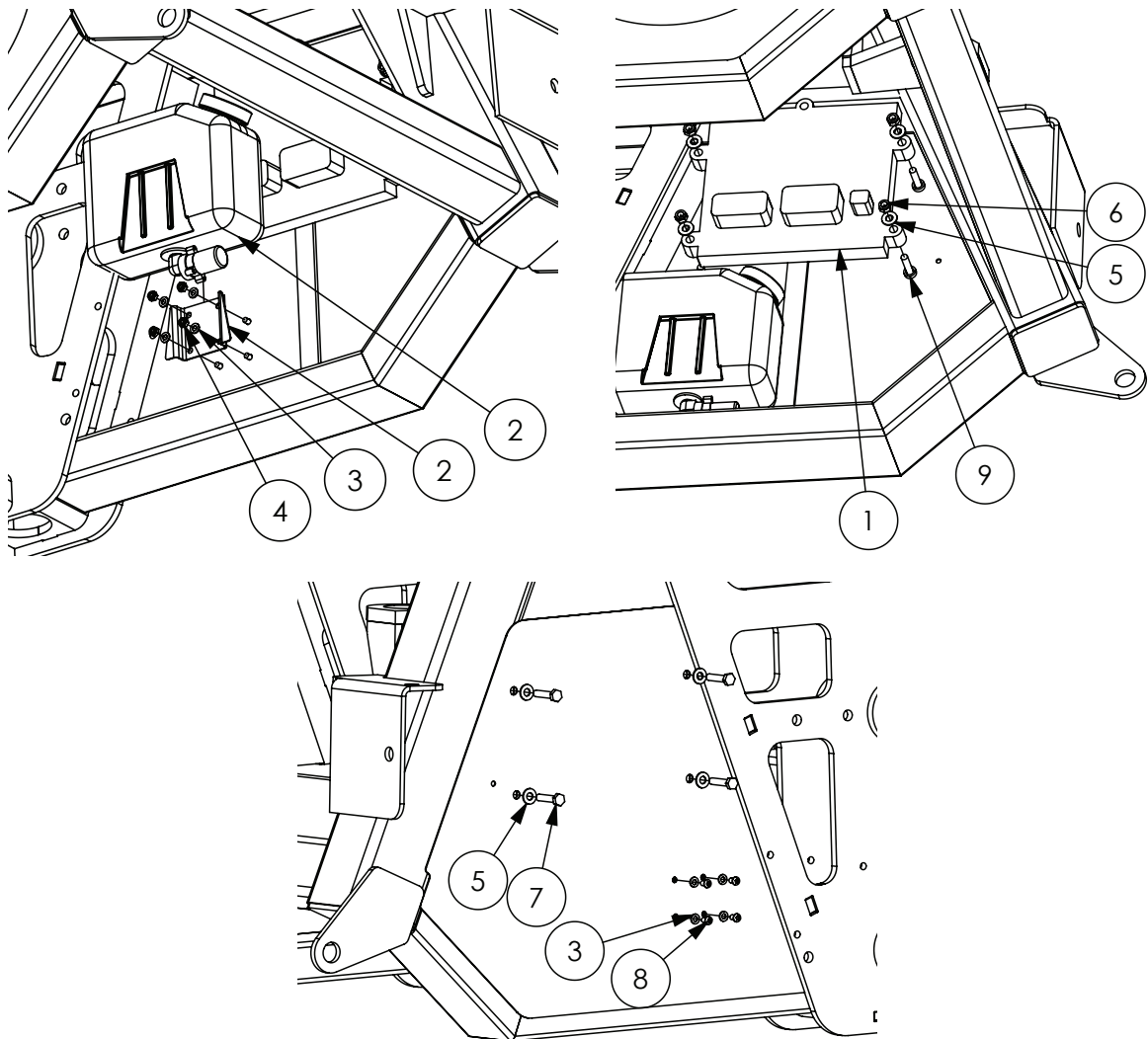
| ITEM NO. | PART NUMBER | DESCRIPTION | QTY. |
|----------|-------------|-------------------------------------|------|
| 1 | GA5072145 | Bonnet, G3 G4, 2015 | 1 |
| 2 | GA5066595 | Crop Cruiser Bonnet Latch - SouthCo | 2 |
| 3 | GA4552765 | Shoulder bolt-suit Bonnet 2011 SP | 2 |
| 4 | GA4502630 | Bonnet Latch Spacer Block | 2 |
| 5 | GA5004053 | BHCS M6 x 20 SS A2-70 | 4 |
| 6 | GA5004437 | M6 SS Washer | 9 |
| 7 | GA5070460 | SHCS M6 x 60 SS | 4 |
| 8 | GA5012463 | M16 Nyloc nut | 2 |
| 9 | GA5000925 | M16x40 unbrako | 2 |
| 10 | GA5001043 | M16 Washer SS | 4 |

Tow Bar



| ITEM NO. | PART NUMBER | DESCRIPTION | QTY. |
|----------|-------------|--|------|
| 1 | GA4660665 | Tow Bar, Rear Axle, G3 G4, 2015 | 1 |
| 2 | GA4504175 | Plate - Top keeper, Tow bar SP 2011 | 1 |
| 3 | GA5010905 | Linch pin, 7/16" OD x 45 long | 1 |
| 4 | GA4659185 | Pin, Tow Bar, Self Propelled | 1 |
| 5 | GA5002077 | 25mm Key Ring SS | 2 |
| 6 | GA5006111 | Bolt M10 x 35 Gr8.8 | 2 |
| 7 | GA5000117 | Washer 10mm Flat SS HD | 2 |
| 8 | GA5001491 | Chain 2mm x 20 SS 316 x 20 links (not shown) | 0.25 |

Window Washer Bottle & ECU

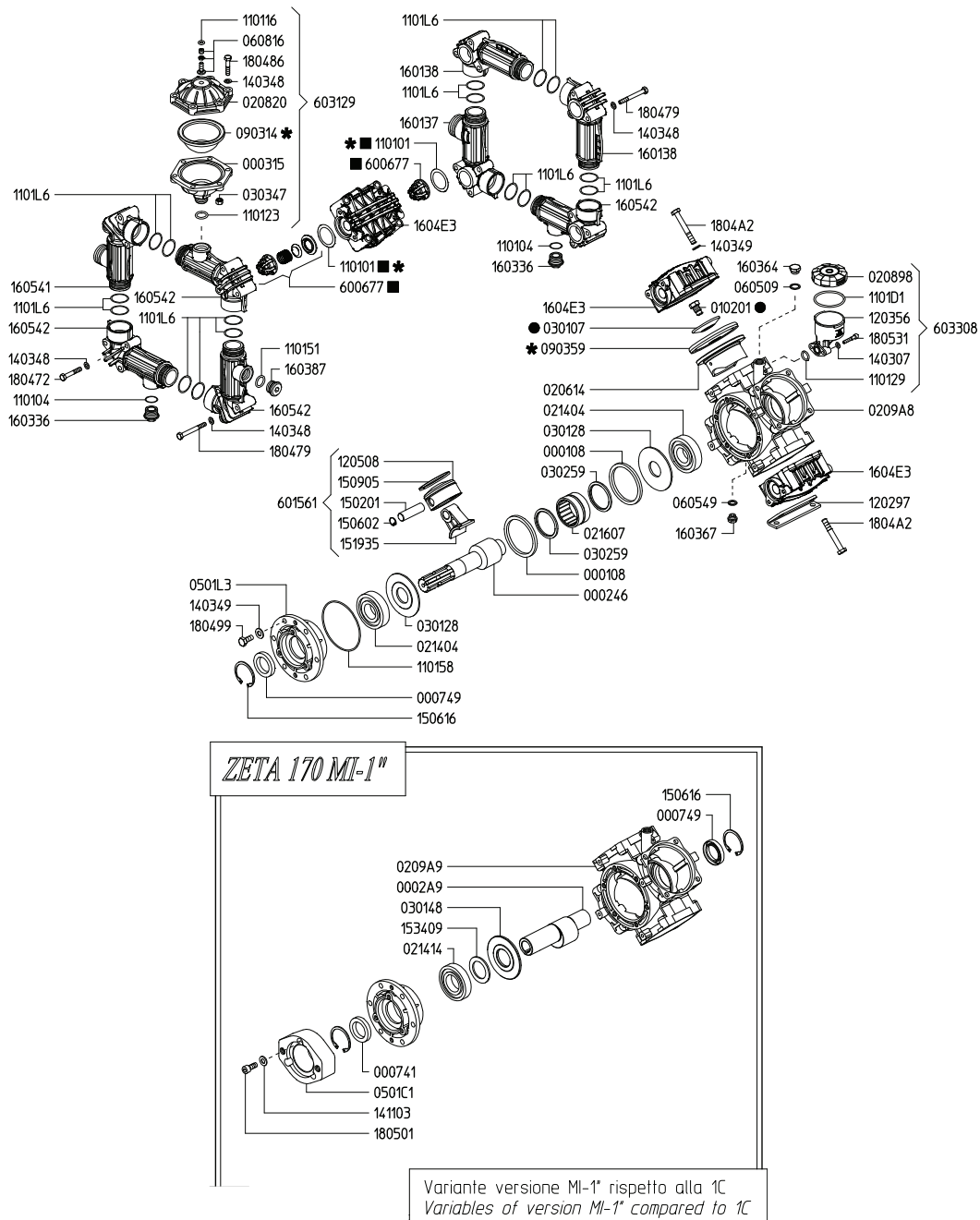


| ITEM NO. | PART NUMBER | DESCRIPTION | QTY. |
|----------|-------------|---|------|
| 1 | - | Engine ECU QSB 4.5L | 1 |
| 2 | GA5071645 | Washer Bottle, Windscreen, G3 G4 Series | 1 |
| 3 | GA5004437 | Washer 6mm Flat SS | 8 |
| 4 | GA5048115 | Nut nyloc M6 | 4 |
| 5 | GA5003643 | Washer 8mm Flat HD | 8 |
| 6 | GA5004917 | Nut M8 Nyloc | 4 |
| 7 | GA5004727 | Bolt M8 x 50 | 4 |
| 8 | GA5004050 | BHCS M6 x 16 SS | 4 |
| 9 | GA4552080 | Crush tube 10.2 x 15 x 5mm | 4 |

Chapter 2

PUMPS

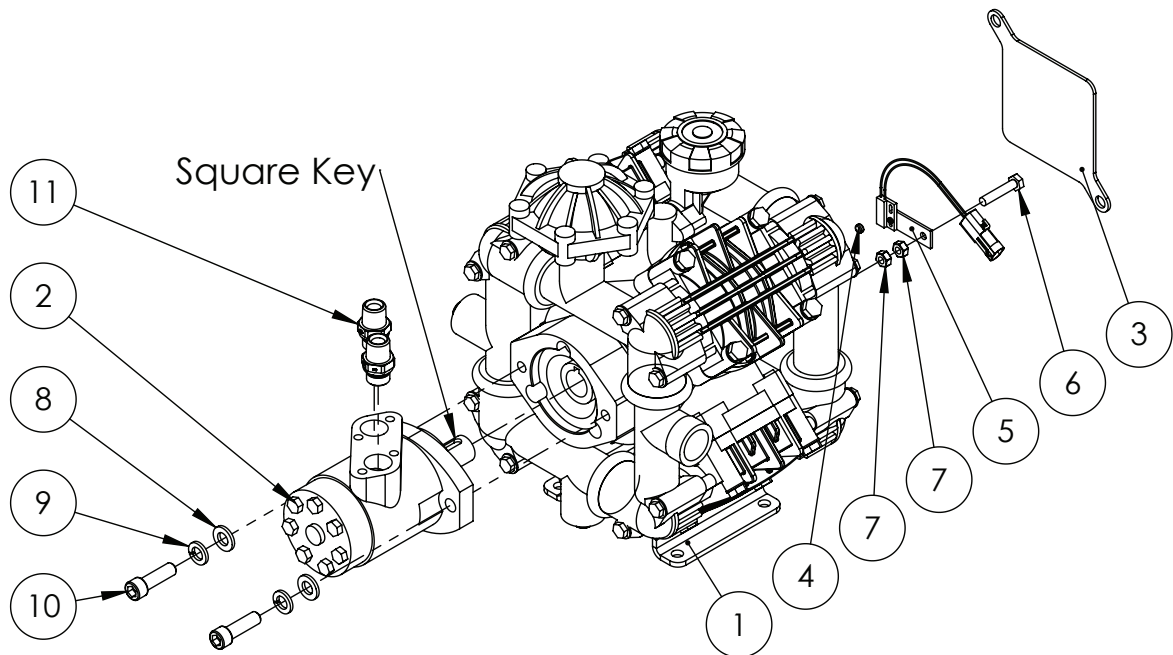
Pump - Zeta 170



ZETA 170 SPARE PARTS

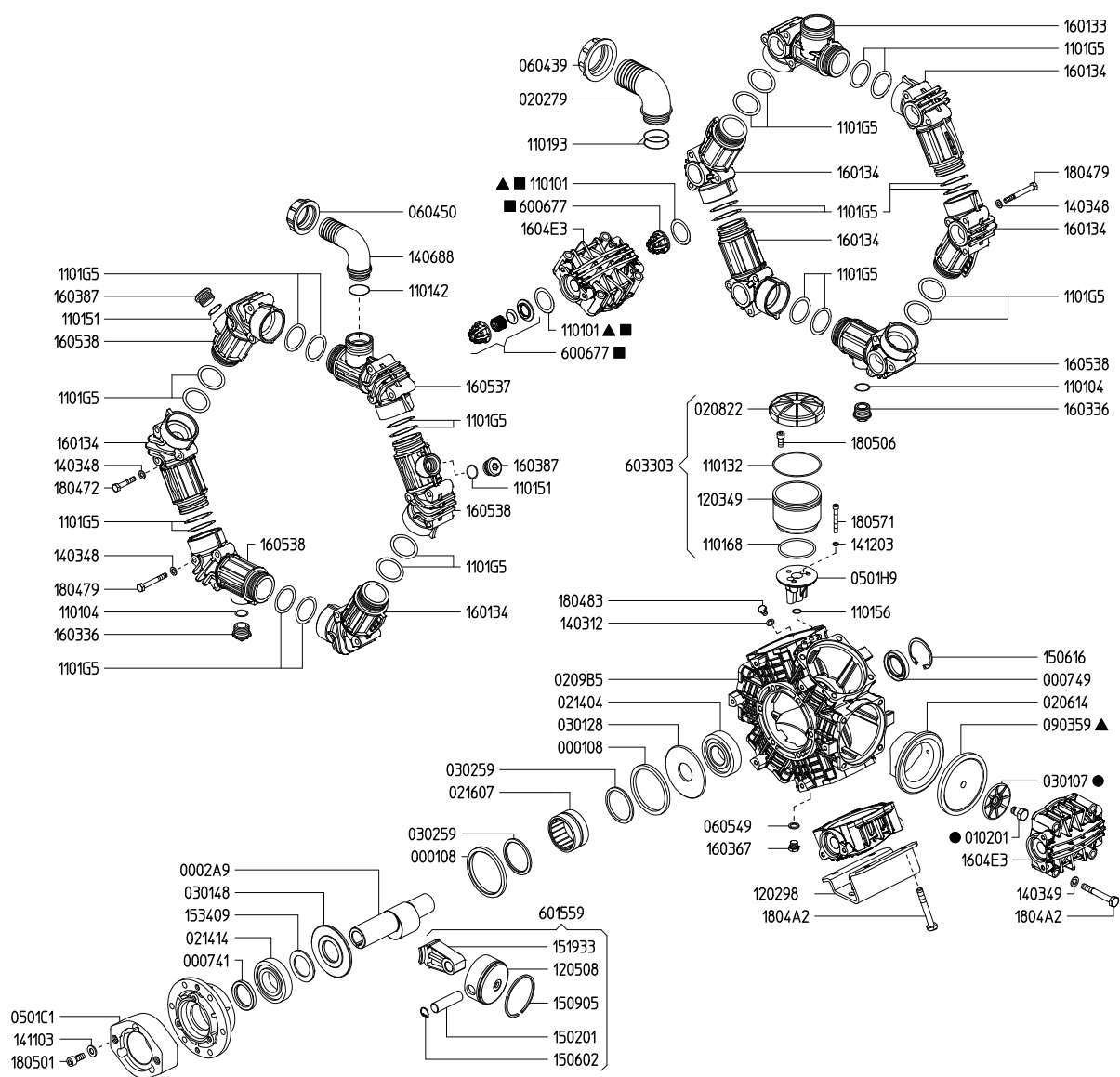
| PART NUMBER | DESCRIPTION |
|-------------|---|
| GA507779I | Pump Diaphragm Kit suit Zeta 170 and RO160 Udor Pumps |
| GA5077790 | Pump rebuild kit, includes diaphragms, seals & valves, suits Zeta 170 |

Pump - 170 MI Hydraulic Drive



| ITEM NO. | PART NUMBER | DESCRIPTION | QTY. |
|----------|-------------|--|------|
| 1 | GA5054510 | Pump Zeta 170 MI-I | 1 |
| 2 | GA5009525 | Motor, Hydraulic 60cc/rev | 1 |
| 3 | GA4504800 | Pump Cover Zeta 170 rpm sensor | 1 |
| 4 | GA5016169 | Super Magnet | 1 |
| 5 | GA5076307 | Sensor, Spray pump RPM, suit 4400 / 4070, Raven | 1 |
| 6 | GA5048655 | Bolt M8 x 40 | 1 |
| 7 | GA5011499 | Nut M8 Hex ZP | 2 |
| 8 | GA5000577 | Washer 12mm SS HD Flat | 2 |
| 9 | GA5000575 | Washer 12mm Spring SS | 2 |
| 10 | GA5000321 | SHCS M12 x 40 | 2 |
| 11 | GA3500310 | Hydraulic adaptor, Nipple, 1/2" BSPT male x 1/2" BSPP male with O-ring | 2 |

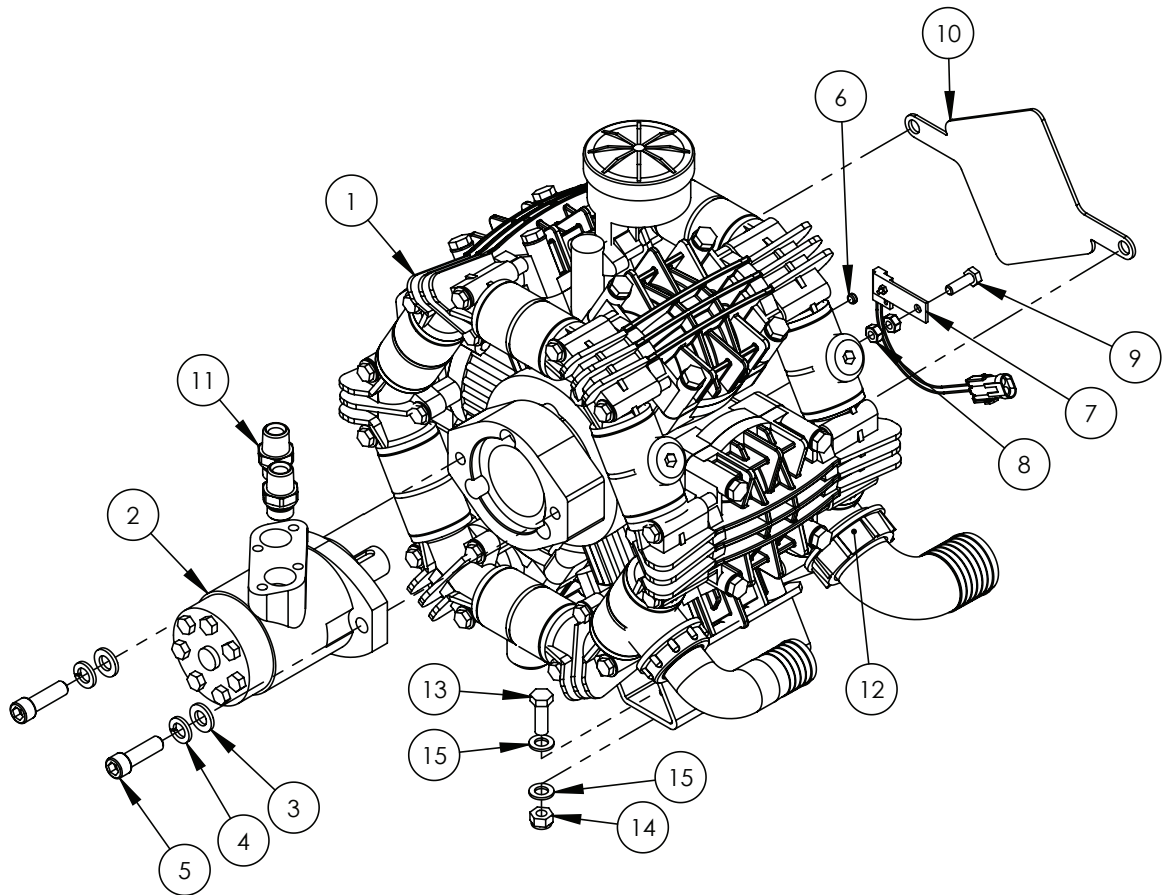
Pump - Zeta 260



ZETA 260 SPARE PARTS

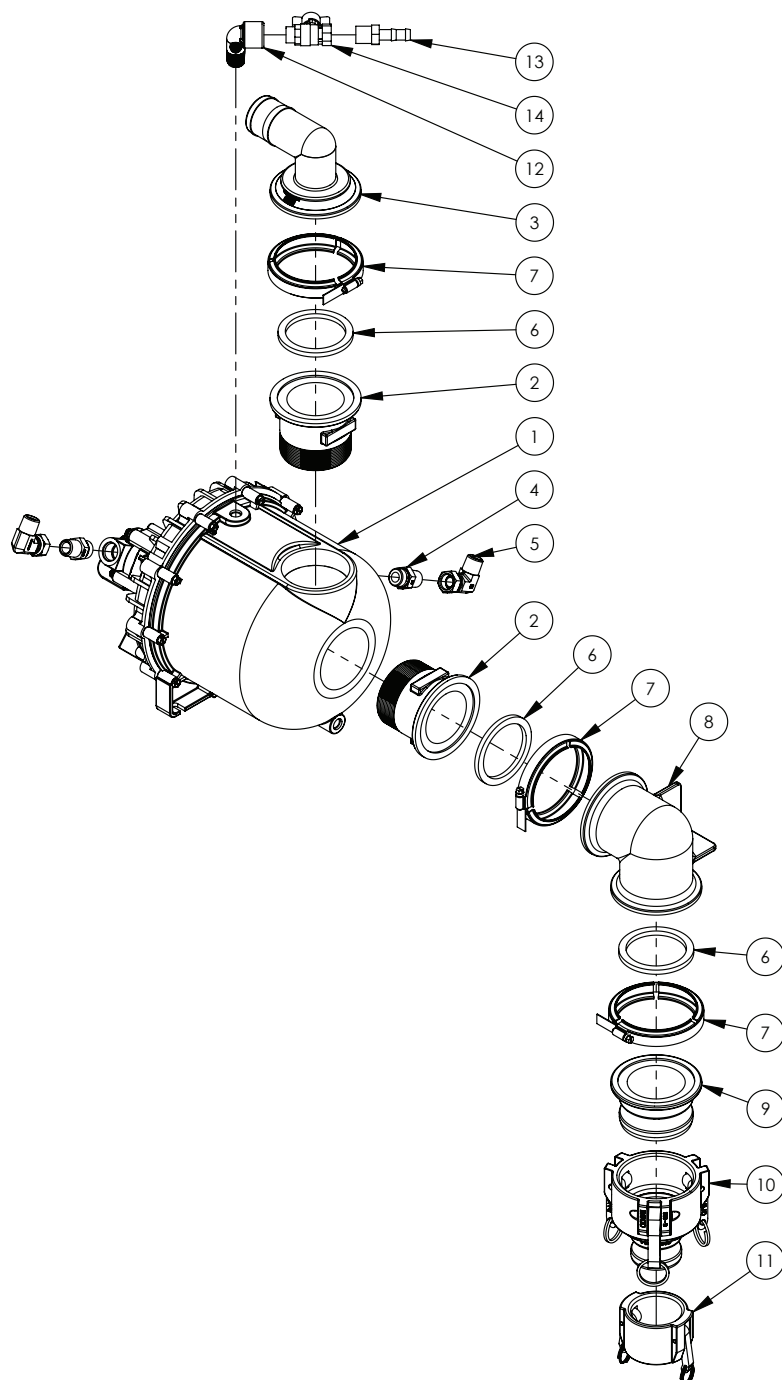
| PART NUMBER | DESCRIPTION |
|-------------|---|
| GA5077793 | Pump Diaphragm Kit suit Zeta 260 and RO250 Udor Pumps |
| GA5077792 | Pump rebuild kit, includes diaphragms, seals & valves, Suits both Zeta 260 and RO250 in PTO and Hyd Drive |

Pump - 260 Hydraulic Drive



| ITEM NO. | PART NUMBER | DESCRIPTION | QTY. |
|----------|--------------|--|------|
| 1 | GA5054500 | Pump Zeta 260 MI-I | 1 |
| 2 | GA5009525 | Motor, Hydraulic 60cc/rev | 1 |
| 3 | GA5000577 | Washer 12mm SS Flat HD | 2 |
| 4 | GA5000575 | Washer 12mm Spring SS | 2 |
| 5 | GA5000321 | SHCS M12 x 40 | 2 |
| 6 | GA5016169 | Super Magnet | 1 |
| 7 | GA5076307 | Pump RPM sensor with Connector suit 4400/4070 | 1 |
| 8 | GA5011499 | Nut M8 Hex ZP | 2 |
| 9 | GA5048655 | Bolt M8 x 40 | 1 |
| 10 | PUMPCOVER250 | Safety cover over RO 250 pump | 1 |
| 11 | GA3500310 | Hydraulic adaptor, Nipple, 1/2" BSPT male x 1/2" BSPP male with o-ring | 2 |
| 12 | GA5048385 | BS131 Imperial O-Ring | 1 |
| 13 | GA5065455 | Bolt M10 x 30 Gr8.8 | 4 |
| 14 | GA5000141 | Nut M10 Nyloc | 4 |
| 15 | GA5000117 | Washer 10mm Flat SS HD | 8 |

Hydraulic Fill Pump



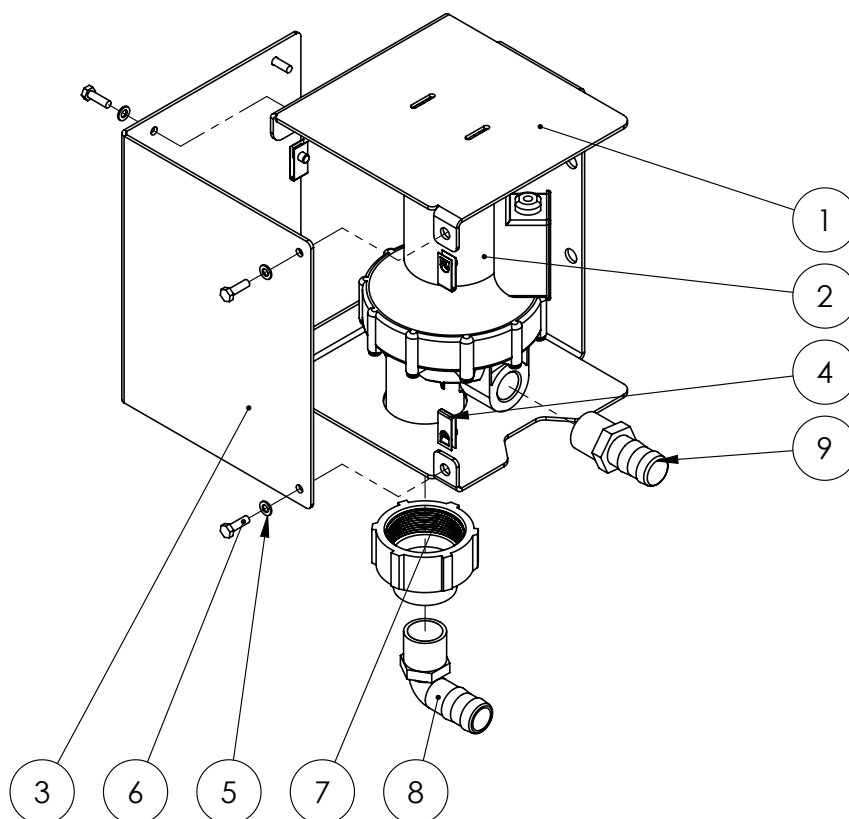
| ITEM NO. | PART NUMBER | DESCRIPTION | QTY. |
|----------|-------------|--|------|
| - | GA4907405 | Fill Pump Assembly 3" | - |
| - | GA5072075 | Seal kit, Pump, Poly 3" BSP, Complete rebuild, suit GA5072085 | - |
| 1 | GA5072085 | Pump, Poly 3" BSP, transfer, Viton, Hydraulic drive | 1 |
| 2 | GA5077876 | Plumbing Fitting, 3" Flange to 3" BSP Thread, Banjo | 2 |
| 3 | GA5077871 | Hose barb, Elbow, 90 degree, 3" flange x 2" hose barb, Banjo | 1 |
| 4 | GA3500364 | Hydraulic adapter, Nipple, 1/2" BSP thread x 7/8" UNO thread with o ring | 2 |

Continued over page

Hydraulic Fill Pump

| ITEM NO. | PART NUMBER | DESCRIPTION | QTY. |
|----------|-------------|---|------|
| 5 | GA3500333 | Hydraulic adapter, Elbow, 90 degree, 1/2" male x 1/2" female swivel | 2 |
| 6 | GA5076723 | Seal, EPDM, Suit 3 flange fitting, Banjo | 3 |
| 7 | FC300 | Clamp, 3" Flange Manifold, Banjo | 3 |
| 8 | GA5077877 | 3" FLANGE X 3" FLANGE-90 DEGREE | 1 |
| 9 | GA5077873 | 3" MALE ADAPTER X 3" MANIFOLD | 1 |
| 10 | GA5076728 | Cam lever, 3 female coupling x 2 male coupling, Banjo | 1 |
| 11 | GA5076609 | Cam lever, 2 female cap, Banjo | 1 |
| 12 | GA5078133 | Street elbow, 90 degree, 1/2 female thread x 1/2 male thread, Banjo | 1 |
| 13 | GA5077702 | Hose barb, Straight, 1/2 male thread x 1/2 hose, Banjo | 1 |
| 14 | GA5020615 | Valve, Ball, 12mm, 1/2" Male, Female Butterfly, Brass | 1 |

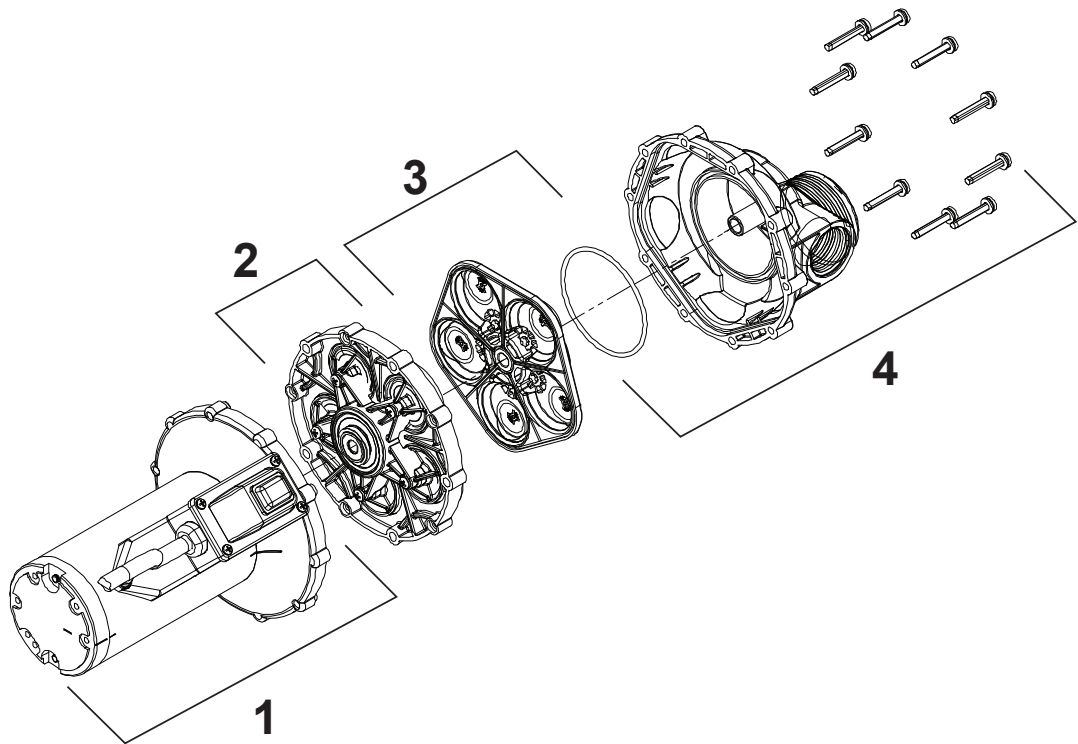
Chemical Transfer Pump



| ITEM NO. | PART NUMBER | DESCRIPTION | QTY. |
|----------|-------------|--|------|
| 1 | GA4508500 | Plate, Mount Shurflo Pump Crop Cruiser | 1 |
| 2 | GA2000030* | Chemical Transfer Pump Assembly | 1 |
| 3 | GA4508505 | Plate, Cover Shurflo Pump Crop Cruiser | 1 |
| 4 | GA5066830 | Speed clip M6 | 6 |
| 5 | GA5004437 | Washer 6mm Flat SS | 6 |
| 6 | GA5004063 | Bolt M6 x 20 SS A-70 | 6 |
| 7 | GA2000032 | Reducing coupling, 2" female NPT to 1" female NPT, SUREflo | 1 |
| 8 | GA5077723 | Hose barb 90 degree 1" Banjo | 1 |
| 9 | GA5077718 | Hose barb, Straight, 1 male thread x 1 hose, Banjo | 1 |

* Sub-assembly on following pages

Chemical Transfer Pump Assembly

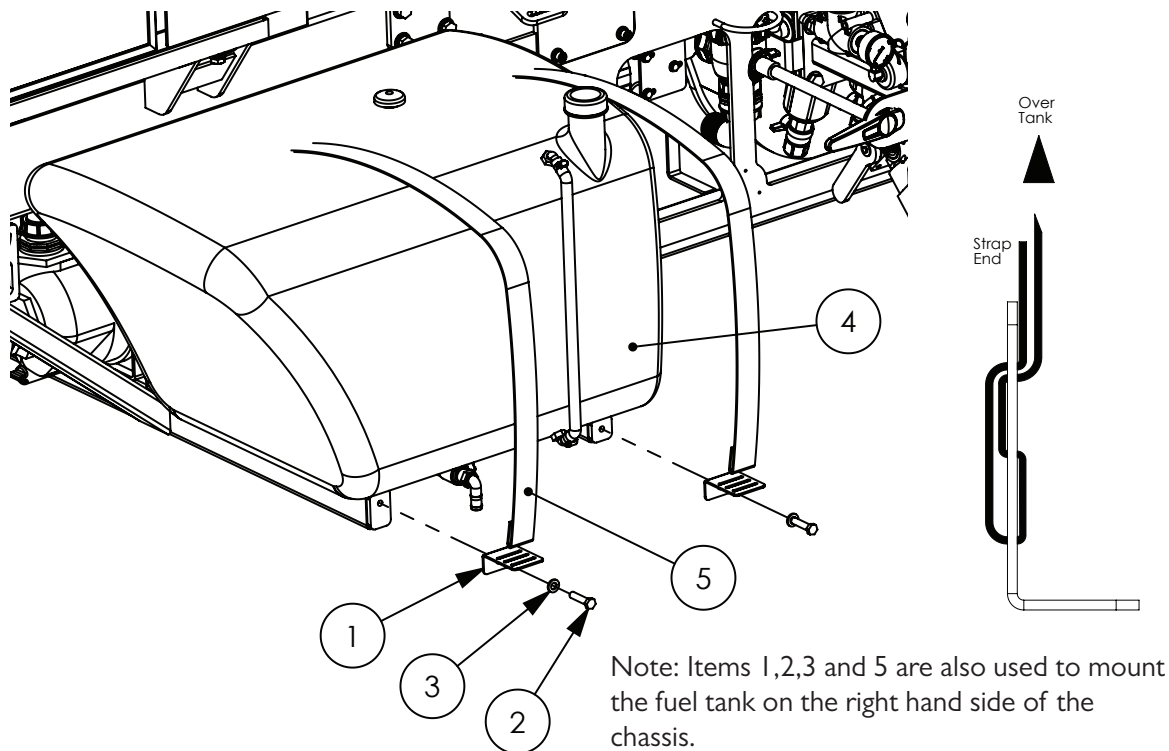


| ITEM NO. | PART NUMBER | DESCRIPTION |
|----------|-------------|--|
| 1 | - | Motor Assembly Kit |
| 2 | GA2000033 | Diaphragm, Drive Assembly Kit, Housing, replacement, SHURflo |
| 3 | GA2000034 | Valve Housing Kit, Viton, replacement, SHURflo |
| 4 | - | Upper Housing Assembly Kit |

Chapter 3

FLUSH TANK

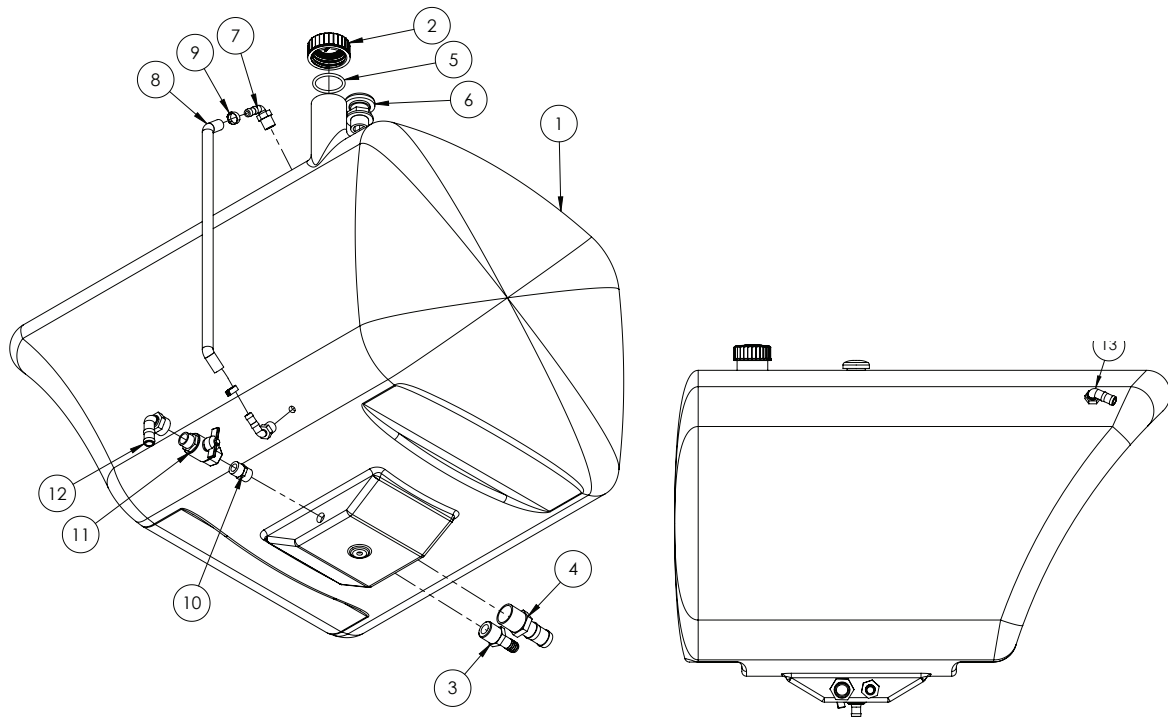
Flush Tank Mounting



| ITEM NO. | PART NUMBER | DESCRIPTION | QTY. |
|----------|-------------|---|------|
| 1 | F70127A | Bracket, Tank strap, 50mm | 2 |
| 2 | GA5011239 | Bolt, M12 x 50, ZP GR 8.8 | 2 |
| 3 | GA5000577 | Washer 12mm Flat SS HD | 2 |
| 4 | * | Flush Tank Assembly | 1 |
| 5 | GA5003859 | Strap, Tank, 50mm, Goldacres branded - Cut 1500mm | 2 |

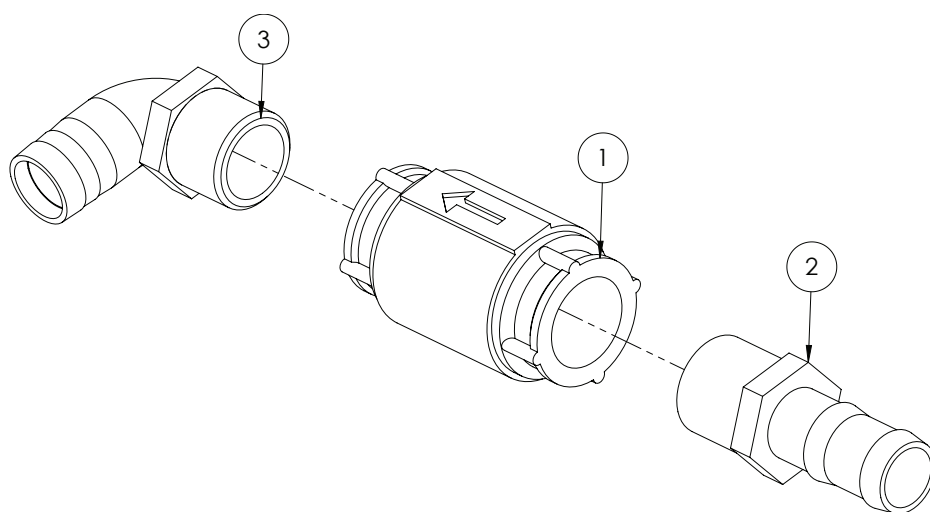
* Sub-assembly on following pages

Flush Tank Assembly



| ITEM NO. | PART NUMBER | DESCRIPTION | QTY. |
|----------|-------------|---|------|
| 1 | GA5071160 | Tank, Fresh Water, 300L, G3 G4 Series, Bare | 1 |
| 2 | GA5075400 | Cap, Tank, Plastic, Lid, M65.5 x 8 Thread, Black, Goldacres Logo, O-Ring Not Included | 1 |
| 3 | GA5077721 | Hose barb, Straight, 1" male thread x 3/4" hose, Banjo | 1 |
| 4 | GA5077724 | Hose barb, Straight, 1 1/4" male thread x 1 1/4" hose, Banjo | 1 |
| 5 | GA5009187 | O ring, 60 x 5.5mm, suits exacta tank cap | 1 |
| 6 | GA5077045 | Breather valve, Labyrinth type, 1" male thread, Arag | 1 |
| 7 | GA5077708 | Hose barb, Elbow, 90 degree, 1/2" male thread x 1/2" hose, Banjo | 2 |
| 8 | GA2000209 | Hose, Clear, 12mm, Sight tube | 1 |
| 9 | GA5007231 | Hose clamp, Cobra type, 1/2" | 2 |
| 10 | GA5077913 | Nipple, 3/4" male x 3/4" male, Short, Banjo | 1 |
| 11 | GA5018315 | Valve, Ball, 20mm, 3/4" male, female, Black Butterfly handle, Brass | 1 |
| 12 | GA5077746 | Hose barb, Elbow, 90 degree, 3/4" female thread x 3/4" hose, Banjo | 1 |
| 13 | GA5077717 | Hose barb, Elbow, 90 degree, 3/4" male thread x 3/4" hose, Banjo | 1 |

Flush Tank - Check Valve Assembly



| ITEM NO. | PART NUMBER | DESCRIPTION | QTY. |
|----------|-------------|---------------------------------------|------|
| 1 | GA5017361 | Non return valve 1 1/4" | 1 |
| 2 | GA5077724 | 1 1/4" MPT x 1 1/4" Hose Shank | 1 |
| 3 | GA5077730 | 90 degree Poly Hose Barb Elbow 1 1/4" | 1 |

Chapter 4

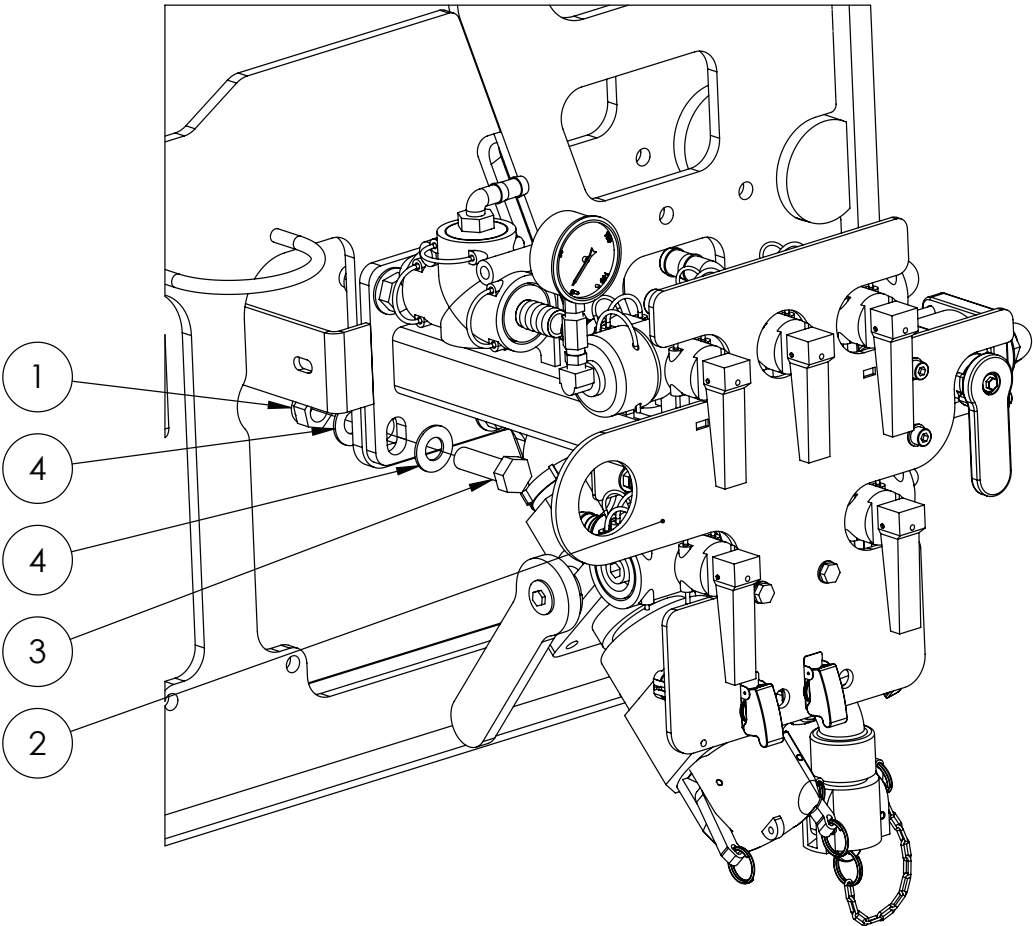
RH POD

Not Fitted

Chapter 5

LH POD

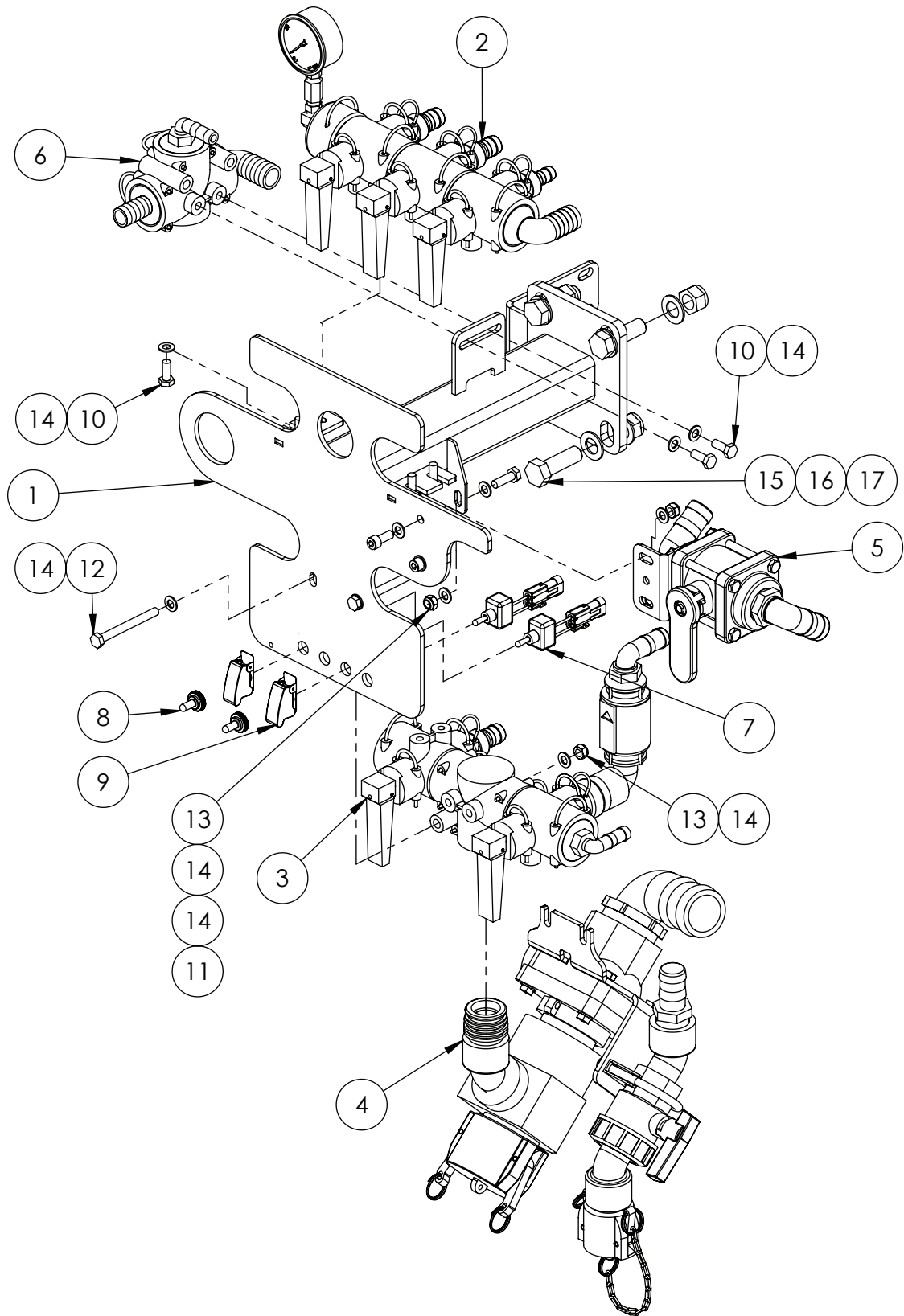
EZ Control Station



| ITEM NO. | PART NUMBER | DESCRIPTION | QTY. |
|----------|-------------|-----------------------------|------|
| 1 | GA5001029 | Nut M16 Nyloc ZP | 4 |
| 2 | * | EZ Control Station Assembly | 1 |
| 3 | GA5000931 | Bolt M16 x 50 GR8.8 ZP | 4 |
| 4 | GA5001043 | Washer 16mm Flat SS HD | 8 |

* Sub-assembly on following pages

EZ Control Station Assembly

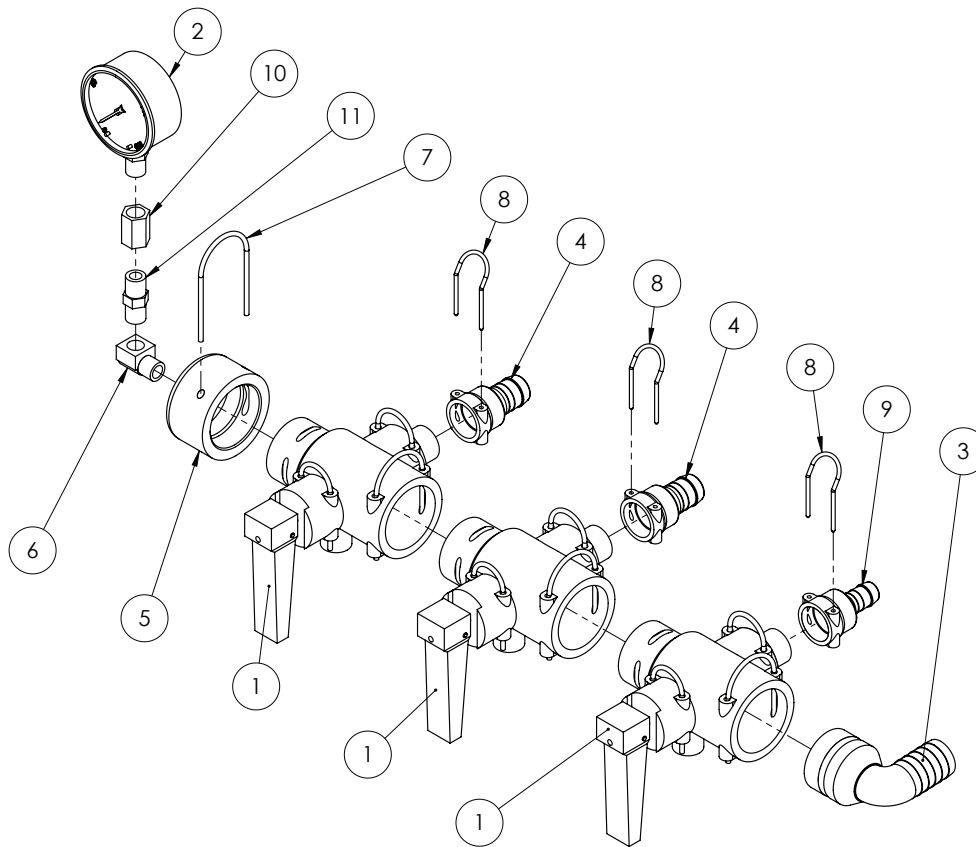


EZ Control Station Assembly

| ITEM NO. | PART NUMBER | DESCRIPTION | QTY. |
|----------|-------------|--|------|
| 1 | GA4660105 | Plumbing Control Pod Frame, G3 G4 | 1 |
| 2 | * | Agitator Control - Venturi | 1 |
| 3 | * | Rinse Control - Fresh Water Fill | 1 |
| 4 | * | Main Tank Fill & Chemical Probe | 1 |
| 5 | * | Bypass Tap | 1 |
| 6 | * | Hopper Tee Assembly | 1 |
| 7 | GA5060064 | Switch, Fill Pump, Pre Assembled Loom with connector | 2 |
| 8 | GA5012175 | Cover, Toggle switch, Waterproof | 2 |
| 9 | GA5016753 | Toggle switch cover | 2 |
| 10 | GA5004085 | Bolt M8 x 20 GR8.8 ZP | 6 |
| 11 | GA5004711 | Bolt M8 x 25 GR8.8 ZP | 2 |
| 12 | GA5004749 | Bolt M8 x 80 GR8.8 ZP | 2 |
| 13 | GA5052590 | Nut M8 Nyloc SS | 4 |
| 14 | GA5003643 | Washer 8mm Flat SS HD | 14 |
| 15 | GA5000931 | Bolt M16 x 50 GR8.8 ZP | 4 |
| 16 | GA5001043 | Washer 16mm Flat SS HD | 8 |
| 17 | GA5001029 | Nut M16 Nyloc ZP | 4 |

* Sub-assembly on following pages

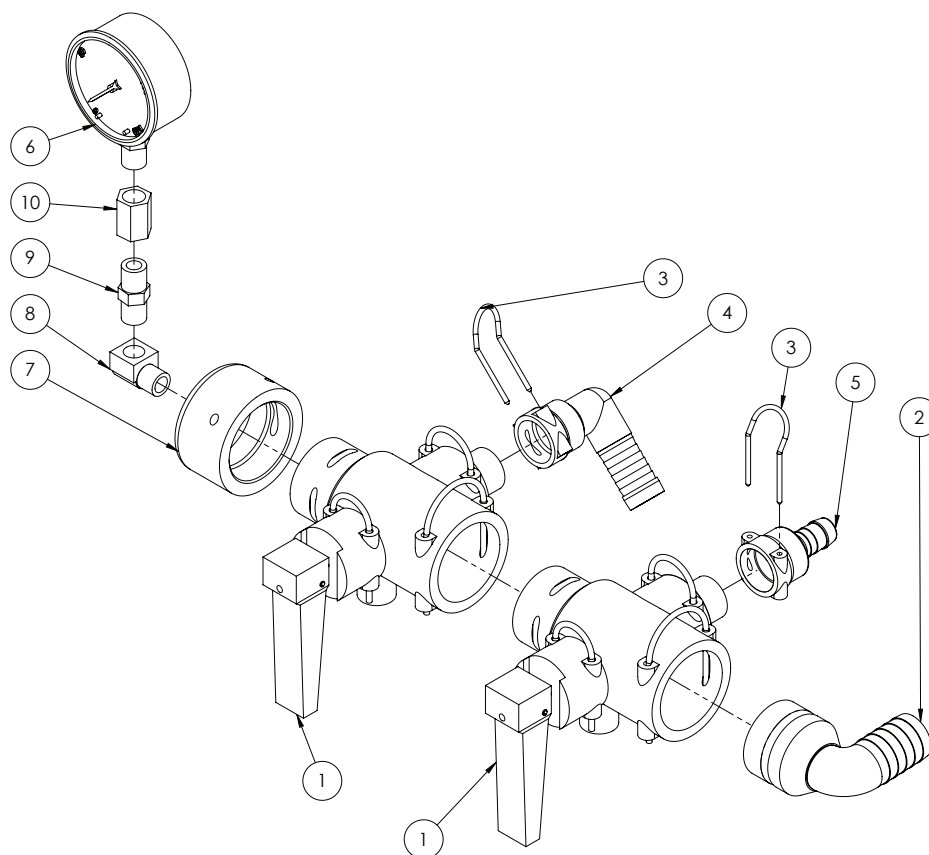
Agitator Control - Venturi



| ITEM NO. | PART NUMBER | DESCRIPTION | QTY. |
|----------|-------------|--|------|
| 1 | GA5065545* | Quick Fit Valve 2 Way Assembly | 3 |
| 2 | GA4948470 | Gauge, Pressure, Small face, 160psi | 1 |
| 3 | GA5065615 | Hose barb, Elbow 90 degree, AS40 x 25mm, Altek | 1 |
| 4 | GA5065640 | Hose barb, AS24 female x 20mm hose | 2 |
| 5 | GA4582400 | Cap Altek AS40 with 1/4" BSP Female Thread (Delron) | 1 |
| 6 | GA5048305 | Elbow, 90 degree, 1/4" BSP male x 1/4" BSP female, Brass | 1 |
| 7 | GA5065690 | Safety pin, Suit AS40 plumbing fittings, Altek | 1 |
| 8 | GA5065695 | Safety pin AS24 | 3 |
| 9 | GA5065745 | Hose barb, Straight, AS24 female x 15mm hose, Altek | 1 |
| 10 | GA5066940 | Socket, 1/4" female thread, Hex, Brass | 1 |
| 11 | GA5050285 | Nipple, 1/4" male thread x 1/4" male thread, Brass | 1 |

* Sub-assembly on following pages

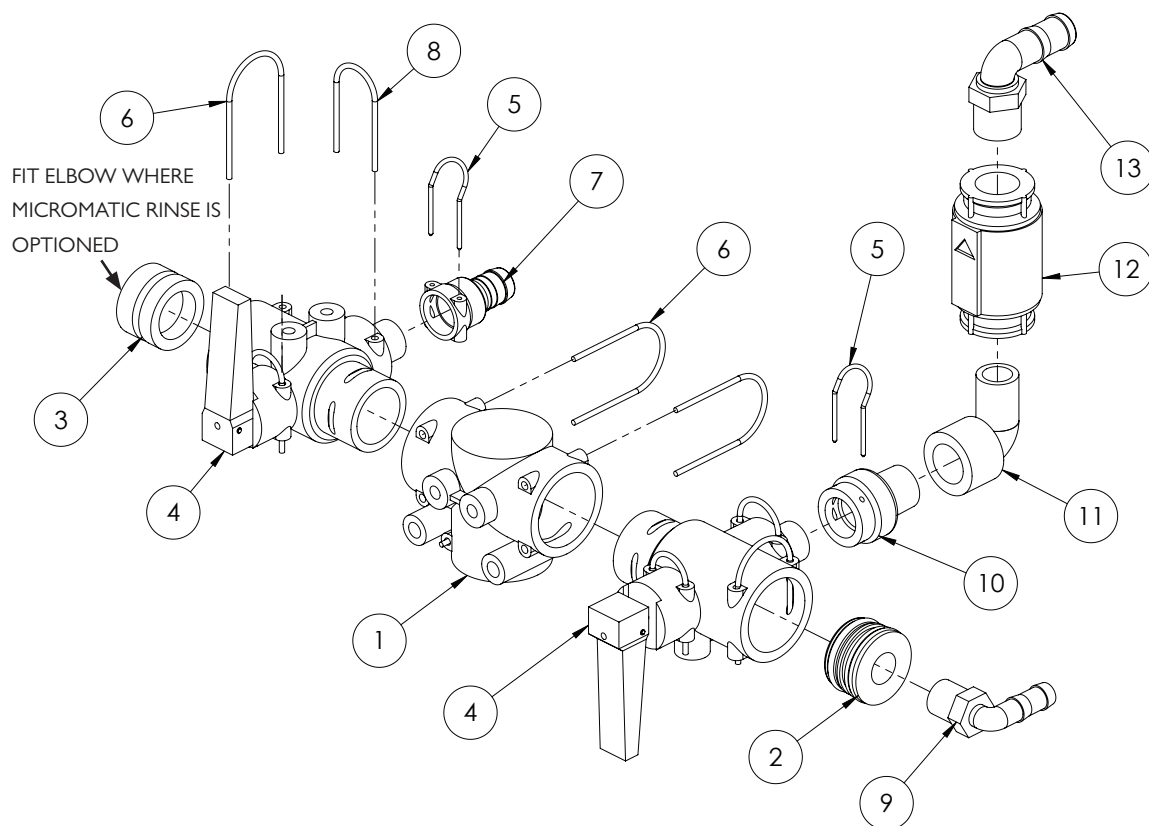
Agitator Control - Venturi - no Hopper



| ITEM NO. | PART NUMBER | DESCRIPTION | QTY. |
|----------|-------------|---|------|
| 1 | GA5065545* | Quick Fit Valve 2 Way Assembly | 2 |
| 2 | GA5065615 | Hose barb, Elbow 90 degree, AS40 x 25mm, Altek | 1 |
| 3 | GA5065695 | Safety pin AS24 | 2 |
| 4 | GA5065675 | Hose barb, Elbow, 90 degree, AS24 female x 20mm hose, Altek | 1 |
| 5 | GA5065745 | Hose barb, Straight, AS24 female x 15mm hose, Altek | 1 |
| 6 | GA4948470 | Gauge, Pressure, Small face, 160psi | 1 |
| 7 | GA4582400 | Cap Altek AS40 with 1/4" BSPP Female Thread (Delron) | 1 |
| 8 | GA5048305 | Elbow, 90 degree, 1/4" BSP male x 1/4" BSP female, Brass | 1 |
| 9 | GA5050285 | Nipple, 1/4" male thread x 1/4" male thread, Brass | 1 |
| 10 | GA5066940 | Socket, 1/4" female thread, Hex, Brass | 1 |

* Sub-assembly on following pages

Rinse Control - Fresh Water Fill

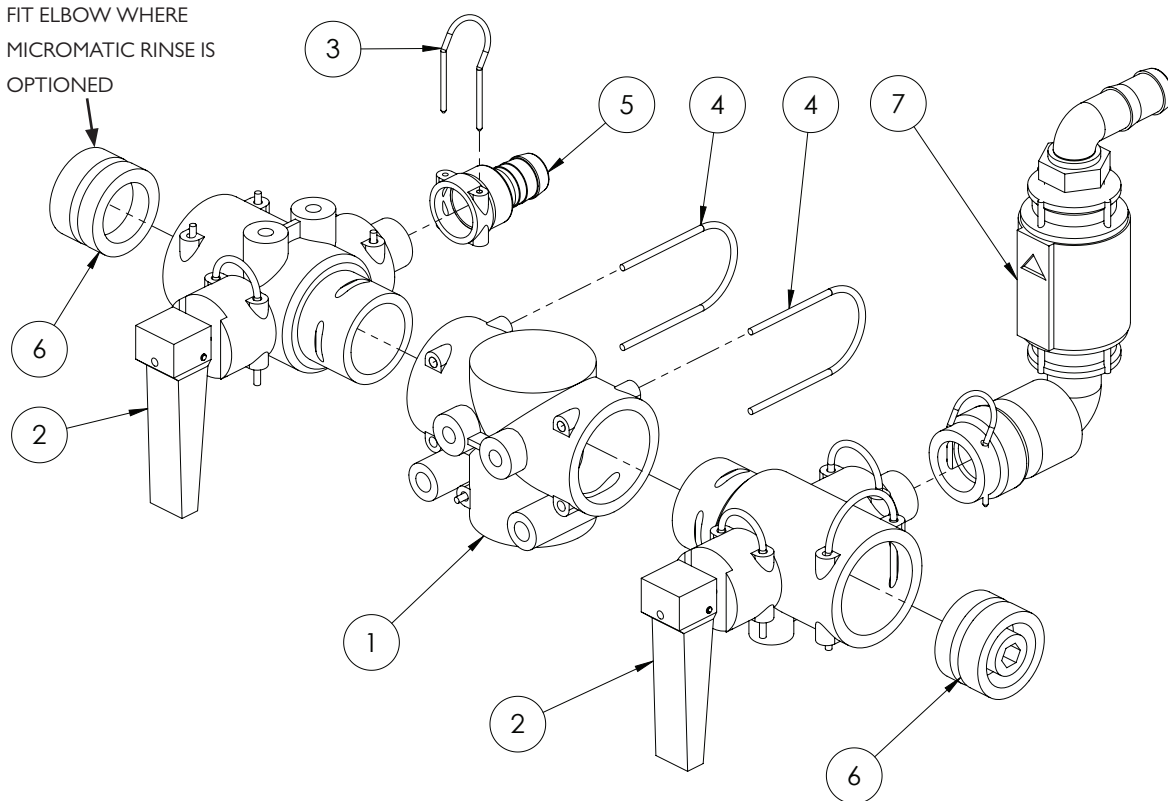


| ITEM NO. | PART NUMBER | DESCRIPTION | QTY. |
|----------|-------------|--|------|
| 1 | GA5065560 | Tee, AS40 female, M8 inserts, Altek | 1 |
| 2 | GA4582345 | Dummy plug AS40 G1/2" female (45mm Delron) | 1 |
| 3 | GA5065680 | Blind cap Plug AS40 | 1 |
| | GA5065610 | Hose barb, Elbow, 90 degree, AS40 x 20mm hose, Altek | 1 |
| 4 | GA5065545* | Quick Fit Valve 2 Way Assembly | 2 |
| 5 | GA5065695 | Safety pin AS24 | 1 |
| 6 | GA5065690 | Safety pin AS40 | 5 |
| 7 | GA5065640 | Hose barb, AS24 female x 20mm hose | 1 |
| 8 | GA5065701 | Safety pin suit AS30 | 2 |
| 9 | GA5077708 | Hose barb, Straight, 1/2" male thread x 1/2" hose, Banjo | 1 |
| 10 | GA4582415 | Plumbing adaptor, AS24 female x 3/4" BSPT male, Delrin | 1 |
| 11 | GA5078135 | Street elbow, 90 degree, 3/4" female thread x 3/4" male thread | 1 |
| 12 | GA5002473 | Valve non-return 3/4" | 1 |
| 13 | GA5077717 | Hose barb, Elbow, 90 degree, 3/4" male thread x 3/4" hose, Banjo | 1 |

* Sub-assembly on following pages

Rinse Control - Fresh Water Fill - no Hopper

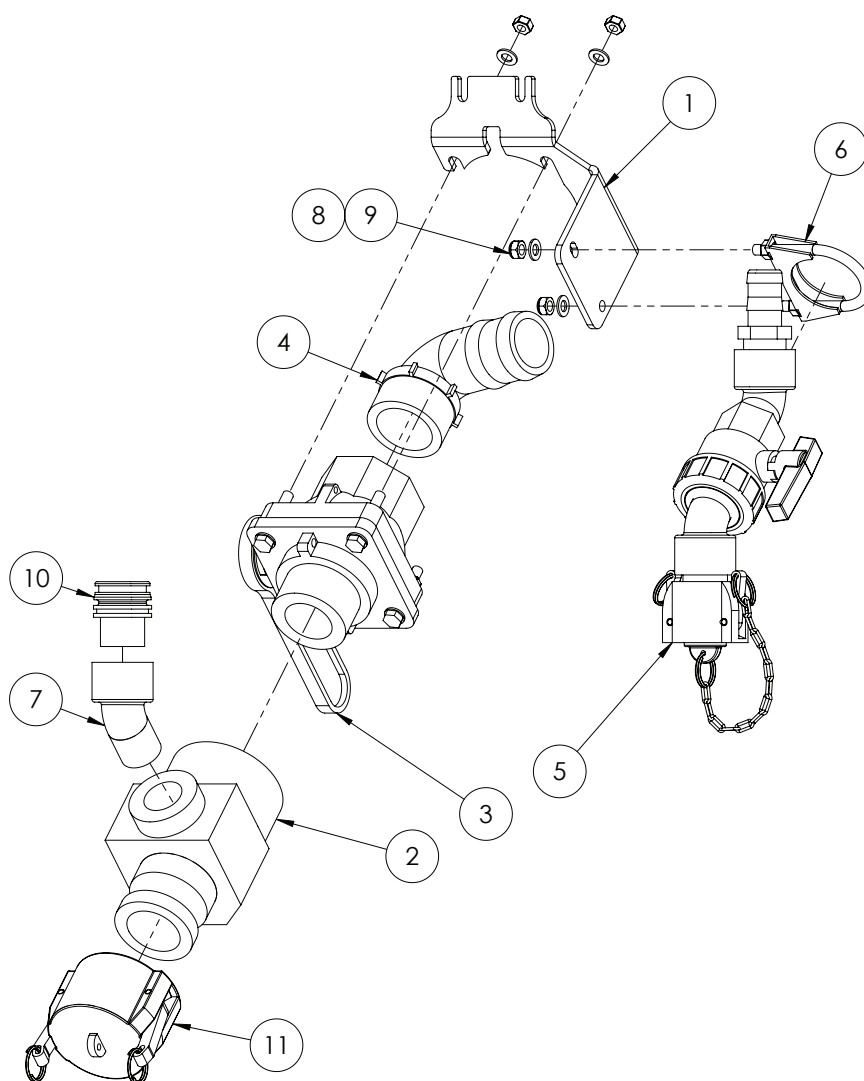
FIT ELBOW WHERE
MICROMATIC RINSE IS
OPTIONED



| ITEM NO. | PART NUMBER | DESCRIPTION | QTY. |
|----------|--------------|--|------|
| 1 | GA5065560 | Tee, AS40 female, M8 inserts, Altek | 1 |
| 2 | GA5065545* | Quick Fit Valve 2 Way Assembly | 2 |
| 3 | GA5065695 | Safety pin AS24 | 1 |
| 4 | GA5065690 | Safety pin, Suit AS40 plumbing fittings, Altek | 4 |
| 5 | GA5065640 | Hose barb, AS24 female x 20mm hose | 1 |
| 6 | GA5065680 | Plug, AS40 male, Altek | 2 |
| | GA5065610 | Hose barb, Elbow, 90 degree, AS40 x 20mm hose, Altek | 1 |
| 7 | GA4903148-19 | Pod LH Sub Assembly Non Return Valve Fresh water | 1 |

* Sub-assembly on following pages

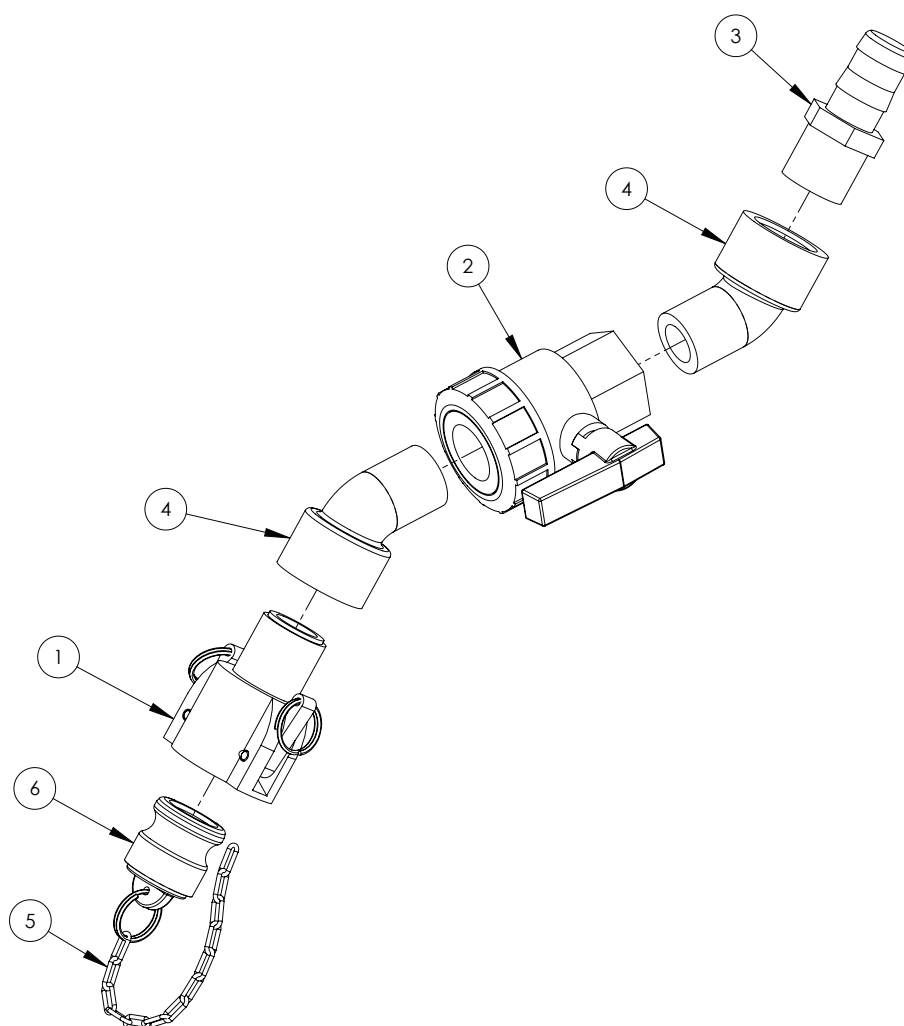
Main Tank Fill & Chemical Probe



| ITEM NO. | PART NUMBER | DESCRIPTION | QTY. |
|----------|-------------|---|------|
| 1 | GA4506540 | Bracket Tank Fill and Chem Probe | 1 |
| 2 | GA4582295 | 2" Fill Cam Lock fitting | 1 |
| 3 | GA5078205 | Ball Valve, 2 Way, 2" Male NPT x 2" Female NPT, Full Port | 1 |
| 4 | GA5077740 | Hose barb, Elbow, 90 degree, 2" male thread x 2" hose, Banjo | 1 |
| 5 | * | Chemical Probe Assembly | 1 |
| 6 | GA5006705 | Exhaust clamp C8 2" | 1 |
| 7 | GA5078136 | Street elbow, 45 degree, 1" male thread x 1" female thread, Banjo | 1 |
| 8 | GA5003643 | Washer 8mm Flat SS HD | 2 |
| 9 | GA5052590 | Nut M8 Nyloc SS | 2 |
| 10 | GA5065600 | Plumbing adaptor, AS40 male x 1" male thread, Altek | 1 |
| 11 | GA5076609 | Cam lever, 2" female cap, Banjo | 1 |

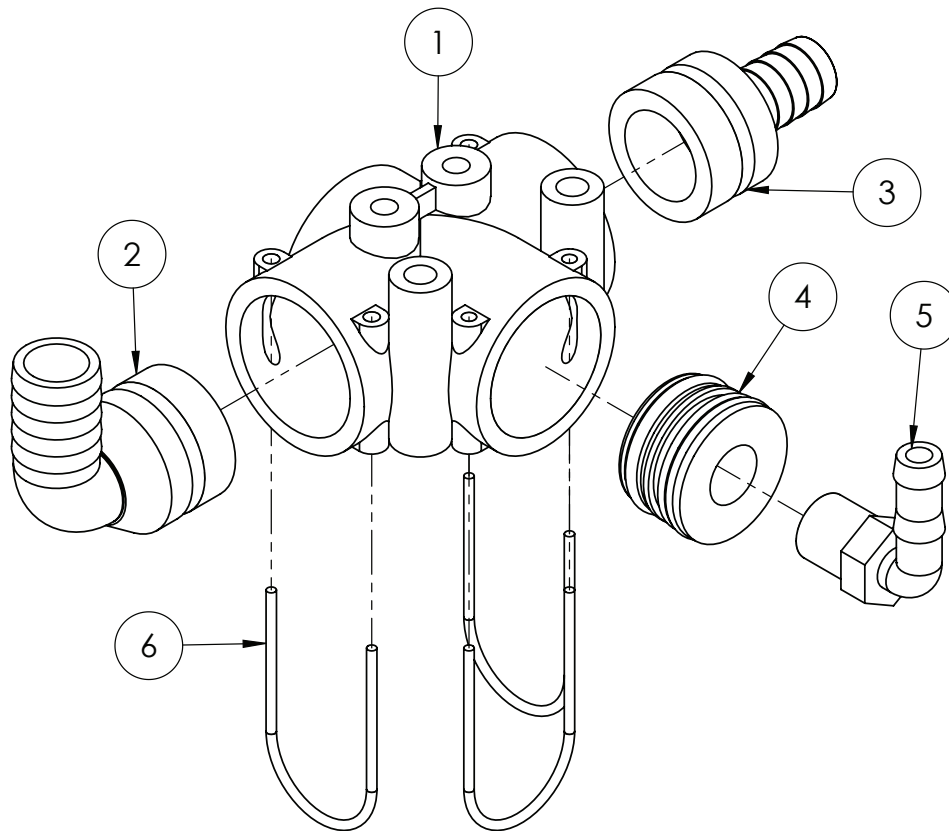
* Sub-assembly on following pages

Chemical Probe Assembly



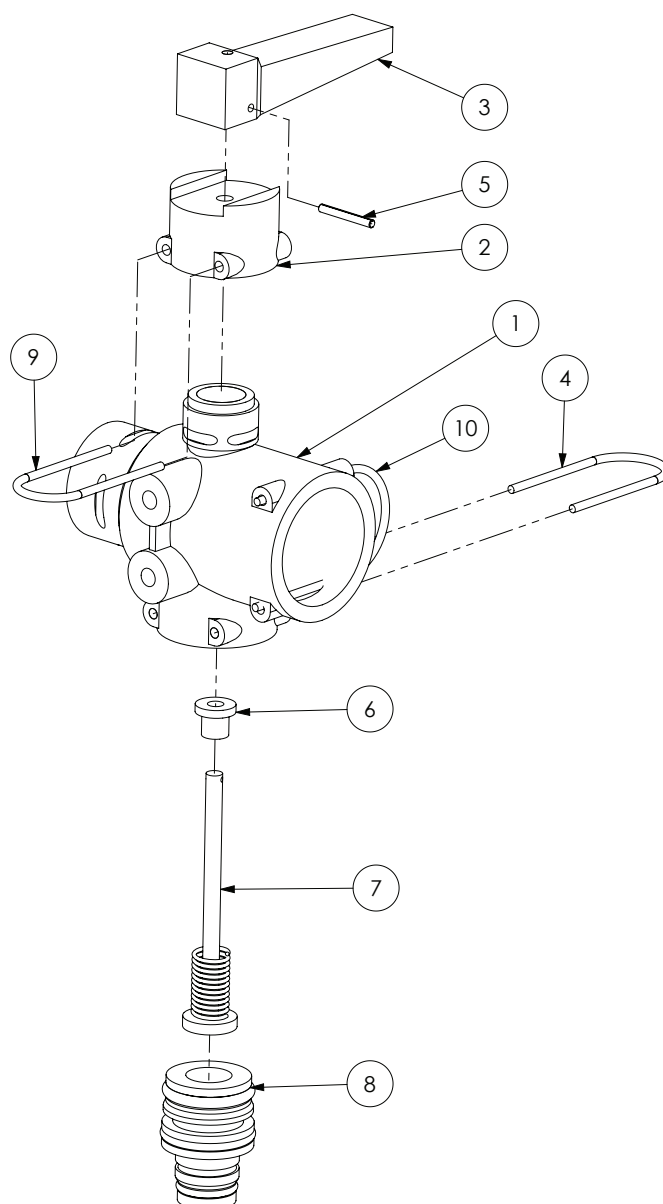
| ITEM NO. | PART NUMBER | DESCRIPTION | QTY. |
|----------|-------------|---|------|
| 1 | GA5076007 | Cam lever, 1" female coupler, 1" male thread, Banjo | 1 |
| 2 | GA5078164 | Valve, Ball, 1" female thread inlet / outlet, Full port, Lever handle | 1 |
| 3 | GA5077718 | Hose barb, Straight, 1" male thread x 1" hose, Banjo | 1 |
| 4 | GA5078136 | Street elbow, 45 degree, 1" male thread x 1" female thread | 2 |
| 5 | GA5001491 | Chain 2mm x 20 SS, cut 150mm Long | 1 |
| 6 | GA5076005 | Cam lever, Male plug, Suits 1" & 1 1/4" couplings, Banjo | 1 |

Hopper Tee Assembly



| ITEM NO. | PART NUMBER | DESCRIPTION | QTY. |
|----------|-------------|--|------|
| 1 | GA5065560 | Tee, AS40 female, M8 inserts, Altek | 1 |
| 2 | GA5065615 | Hose barb, Elbow 90 degree, AS40 x 25mm, Altek | 1 |
| 3 | GA5065575 | Hose barb, Straight, AS40 male x 20mm hose, Altek | 1 |
| 4 | GA4582345 | Dummy plug AS40 G1/2" female (45mm Delron) | 1 |
| 5 | GA5077708 | Hose barb, Elbow, 90 degree, 1/2" male thread x 1/2" hose, Banjo | 1 |
| 6 | GA5065690 | Safety pin, Suit AS40 plumbing fittings, Altek | 3 |

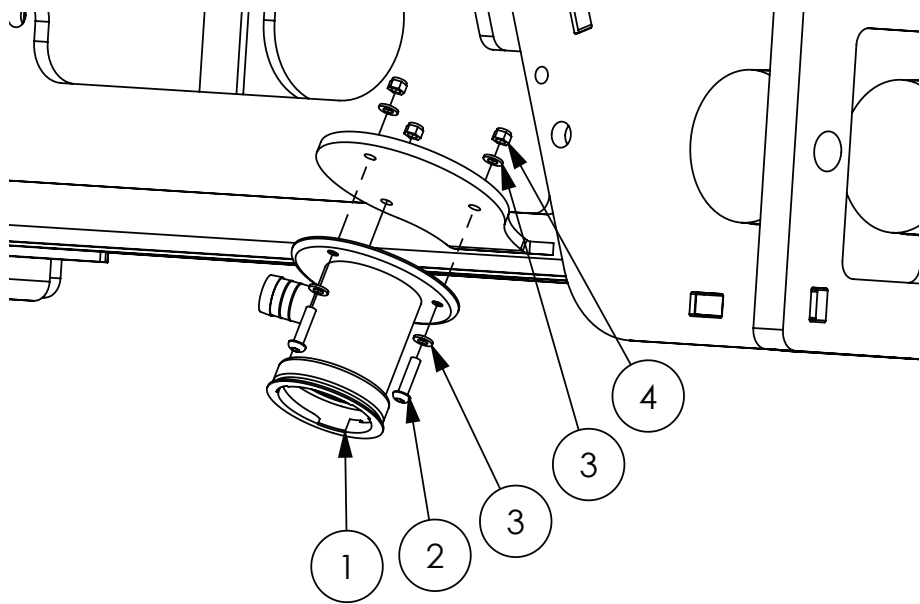
Quick Fit Valve 2 Way Assembly



GA5065545 - Valve, Quick fit flip top, 2 way, AS40 male x AS24 female x AS40 female, Altek

| ITEM NO. | PART NUMBER | DESCRIPTION | QTY. |
|----------|-------------|-------------------------------------|------|
| 1 | 80487 | Body | 1 |
| 2 | 80856 | Lever cap | 1 |
| 3 | 80851 | Lever | 1 |
| 4 | GA5065701 | Safety pin AS30 | 1 |
| 5 | 80859 | Handle split pin | 1 |
| 6 | 81524 | Seal | 1 |
| 7 | 80858 | Plunger | 1 |
| 8 | GA5065835 | Plug in adapter, AS30 x AS24, Altek | 1 |
| 9 | 47825 | Safety pin | 1 |
| 10 | GA5065690 | Safety pin AS40 | 1 |

Micro-matic Rinse Socket



| ITEM NO. | PART NUMBER | DESCRIPTION | QTY. |
|----------|-------------|--|------|
| 1 | GA5018800 | Rinsing socket, 3 pin, Micromatic / Enviro drum coupling | 1 |
| 2 | GA5003581 | BHCS M5 x 20mm SS | 3 |
| 3 | GA5003983 | Washer 5mm Flat SS | 6 |
| 4 | GA5003975 | Nut M5 Nyloc SS | 3 |

Chapter 6

DCI

Not Fitted

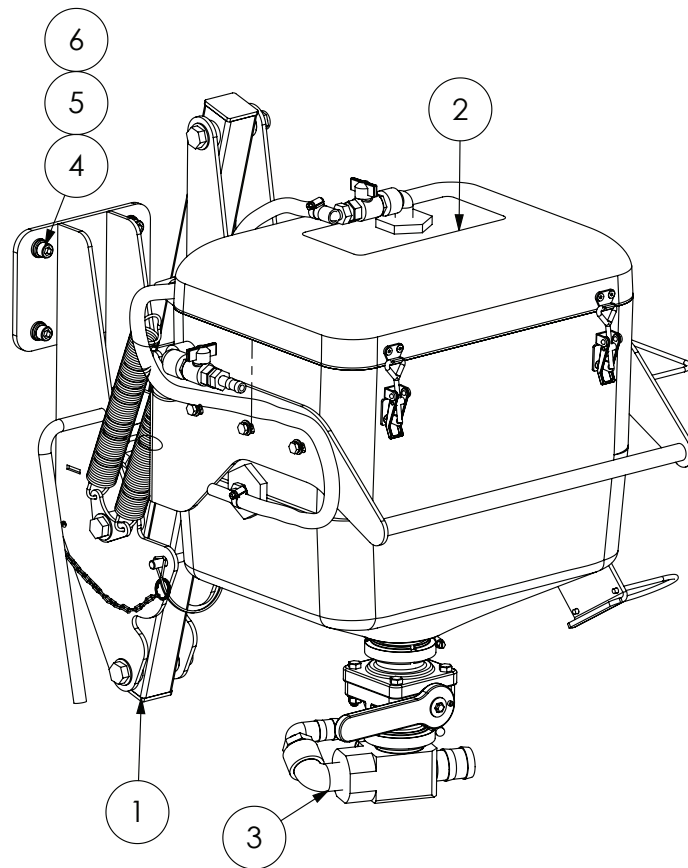
Chapter 7

DUAL PRODUCT

Not Fitted

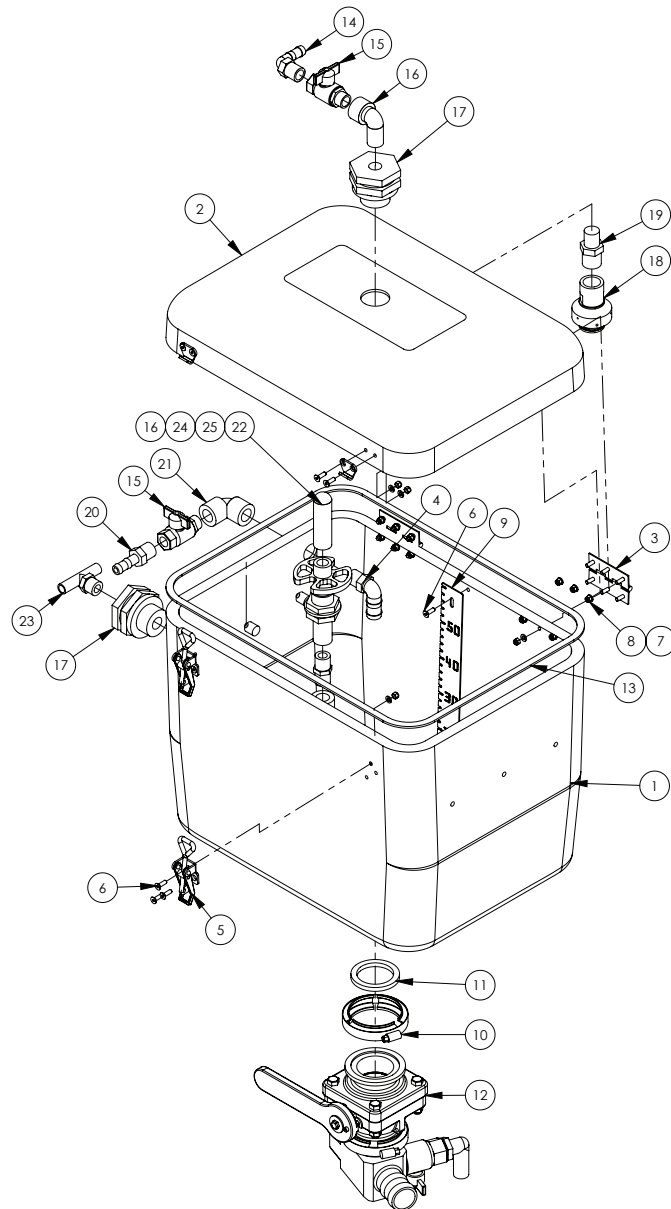
Chapter 8

INDUCTION HOPPER



| ITEM NO. | PART NUMBER | DESCRIPTION | QTY. |
|----------|---------------|-------------------------------------|------|
| 1 | GA4903049-60C | Hopper Frame - Suit SP | 1 |
| 2 | GA4906520 | Induction Hopper Tank 60L - Suit SP | 1 |
| 3 | GA4906645 | Induction Hopper Bottom 2" Flanged | 1 |
| 4 | GA5000577 | Washer 12mm Flat SS HD | 4 |
| 5 | GA5000575 | Washer 12mm Spring SS | 4 |
| 6 | GA5000297 | SHCS M12 x 25 ZP GR12.9 | 4 |

Hopper Tank



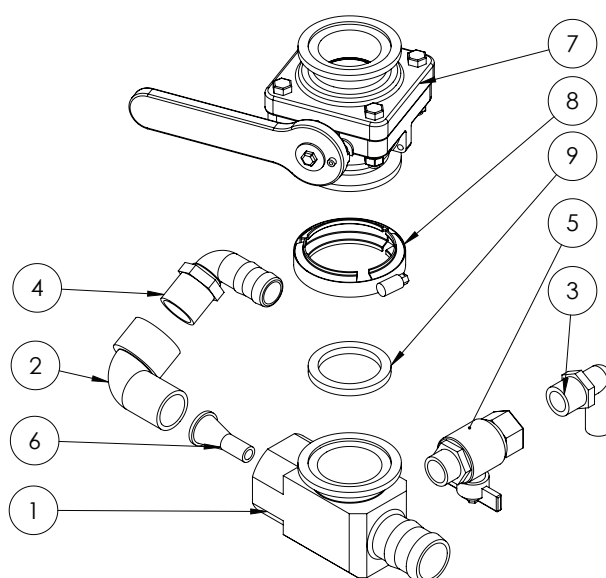
| ITEM NO. | PART NUMBER | DESCRIPTION | QTY. |
|----------|-------------|---|------|
| 1 | GA5071208 | Hopper Tank 65L with Flange to suit Banjo 220 Valve | 1 |
| 2 | GA5070045 | Hopper lid - 07 Advance 65L | 1 |
| 3 | GA5006661 | Hinge 76mm, Butt Hinge SS | 2 |
| 4 | GA5077704 | Hose Barb Elbow 1/2" to 3/4" barb | 1 |
| 5 | GA5007071 | Latch Chemical Induction Hopper Lid | 2 |
| 6 | GA5051230 | FHCS M5 x 16mm SS | 23 |
| 7 | GA5003983 | Washer 5mm SS | 23 |
| 8 | GA5003975 | Nut M5 Nyloc SS | 23 |
| 9 | GA4522296 | Hopper level indicator 60L | 1 |
| 10 | FC220 | 2" Full Port Worm Screw Clamp | 1 |
| 11 | GA5076615 | Seal, EPDM, Suit 2" flange fitting | 1 |

Continued over page

Hopper Tank

| ITEM NO. | PART NUMBER | DESCRIPTION | QTY. |
|----------|-------------|---|------|
| 12 | GA4906645 | Pre-assembled 60L Hopper Bottom 2" Flanged | 1 |
| 13 | GA5016473 | Tape PM Foam 6.4 x 18 L/Density | 1 |
| 14 | GA5077708 | Hose Barb Elbow 1/2" | 1 |
| 15 | GA5020615 | 1/2" Ball valve | 2 |
| 16 | GA5078133 | 1/2" Street Elbow | 2 |
| 17 | GA5078156 | 1/2" Poly Bulkhead | 2 |
| 18 | GA5077336 | Nozzle, Tank rinsing, 3/4 BSPT female inlet | 1 |
| 19 | GA5078087 | Reducing Nipple 3/4" x 1/2" | 1 |
| 20 | GA5077702 | 1/2" Hose Barb | 1 |
| 21 | GA5077652 | 1/2" Female to Female Elbow | 1 |
| 22 | GA5077063 | Rinsing nozzle 1/2" F thread | 1 |
| 23 | GA3500391 | Barb male tee (1 x 1/2" thread, 2 x 1/2" barbs) | 1 |
| 24 | NIP-050-SH | 1/2" Short Poly Nipple | 1 |
| 25 | GA5077062 | Push down valve | 1 |

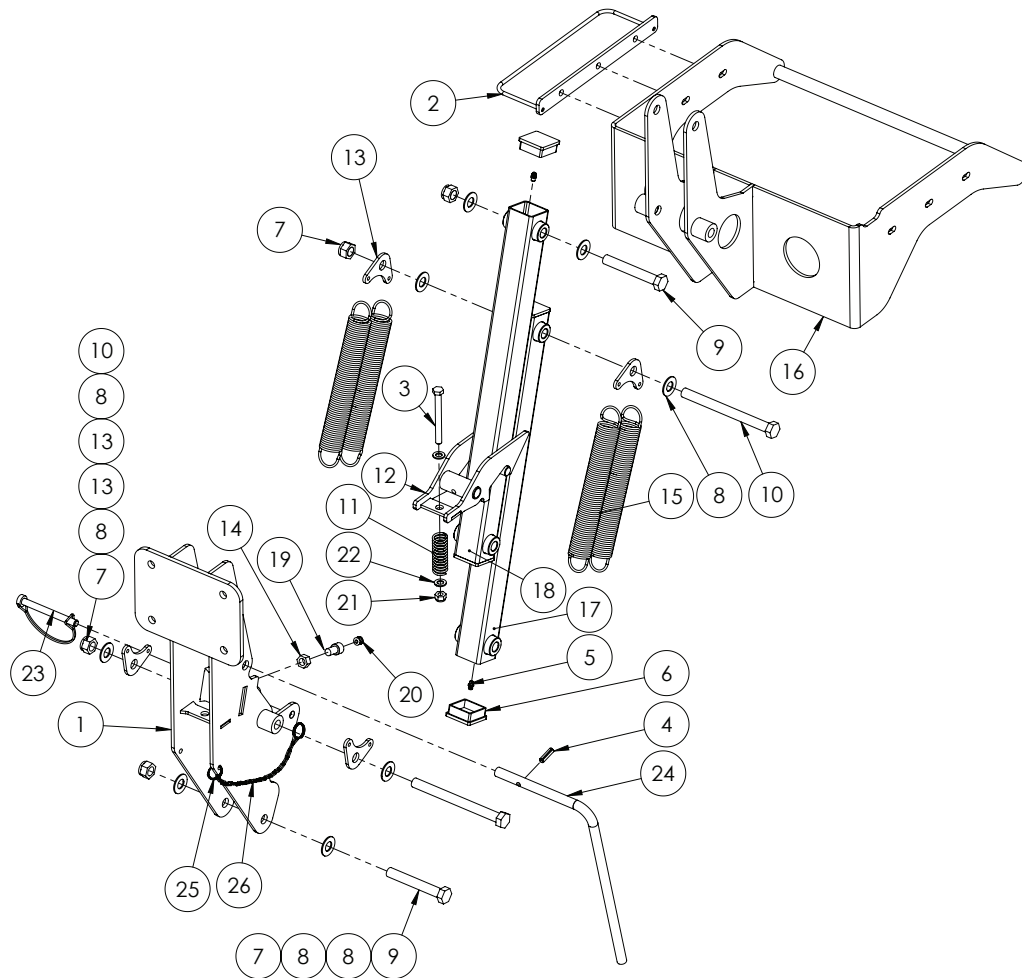
Hopper Tank - Bottom



Hopper Bottom 2" Flanged - GA4906645

| ITEM NO. | PART NUMBER | DESCRIPTION | QTY. |
|----------|-------------|------------------------------------|------|
| 1 | GA4552240 | Hopper Bottom 2" | 1 |
| 2 | GA5078137 | Street Elbow 1" Poly | 1 |
| 3 | GA5077717 | Elbow male 3/4" | 1 |
| 4 | GA5077723 | Hose barb 90 degree 1" | 1 |
| 5 | GA5018315 | Ball Valve Male / Female TEE 3/4" | 1 |
| 6 | L057A | Hopper jet tapered 7mm | 1 |
| 7 | GA5077908 | Valve, 2" Full Port Flange | 1 |
| 8 | FC220 | 2" Full Port Worm Screw Clamp | 1 |
| 9 | GA5076615 | Seal, EPDM, Suit 2" flange fitting | 1 |

Hopper Frame



| ITEM NO. | PART NUMBER | DESCRIPTION | QTY. |
|----------|-------------|--|------|
| 1 | GA4657560 | CCSP Hopper Mounting Assembly | 1 |
| 2 | GA4659155 | Hose guide bracket, SP Hopper 2011 | 1 |
| 3 | GA5011139 | Bolt M10 x 100 | 1 |
| 4 | GA5075130 | Roll pin 8mm x 30mm coated | 1 |
| 5 | GA5012203 | Grease Nipple 1/4" UNF Short | 4 |
| 6 | GA5003783 | 50 x 50mm 0.8-2.5 Insert Cap | 4 |
| 7 | GA5001029 | Nut M16 Nyloc | 4 |
| 8 | GA5001043 | Washer 16mm Flat SS HD | 8 |
| 9 | GA5000855 | Bolt M16 x 110 ZP GR8.8 | 2 |
| 10 | GA5000879 | Bolt M16 x 180 ZP GR8.8 | 2 |
| 11 | GA5007329 | Compression spring gold | 1 |
| 12 | GA4653490 | Induction hopper latch Adv | 1 |
| 13 | GA4522294 | Prairie EF induction hopper x 2 Spring mount | 4 |
| 14 | GA5000559 | Nut M12 Plain | 1 |
| 15 | GA5007073 | Spring, Tension, 38.2 OD x 284.3 long x 3.55mm, Induction hopper | 4 |
| 16 | GA4656855 | Induction hopper tank support 08 Adv | 1 |

Hopper Frame

| ITEM NO. | PART NUMBER | DESCRIPTION | QTY. |
|----------|-------------|-----------------------------|------|
| 17 | GA4657570 | CCSP Lower Hopper Arm | 1 |
| 18 | GA4657565 | CCSP Upper Hopper Arm | 1 |
| 19 | GA5050330 | SHCS M12 x 20 | 1 |
| 20 | GA5052905 | Insert to suit 12mm Hole | 1 |
| 21 | GA5000141 | Nut M10 Nyloc | 1 |
| 22 | GA5000117 | Washer 10mm Flat SS HD | 2 |
| 23 | GA5048380 | Pin shaft locking 11mm | 1 |
| 24 | GA4699435 | Latch handle SP hopper 2011 | 1 |
| 25 | GA5002077 | 25mm Key Ring SS | 2 |
| 26 | GA5001491 | Chain 2mm x 20mm SS 316 | 0.6 |

Chapter 9

FOAM MARKER TANK

Not Fitted

Chapter 10

TRANSCAL

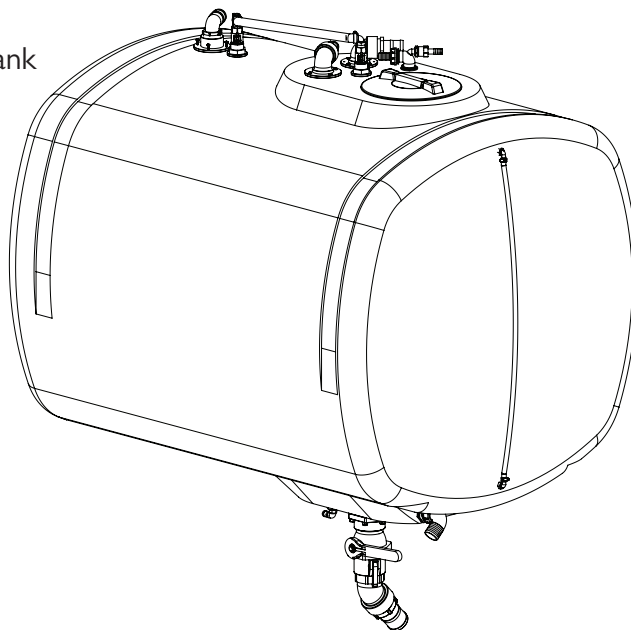
Not Fitted

Chapter II

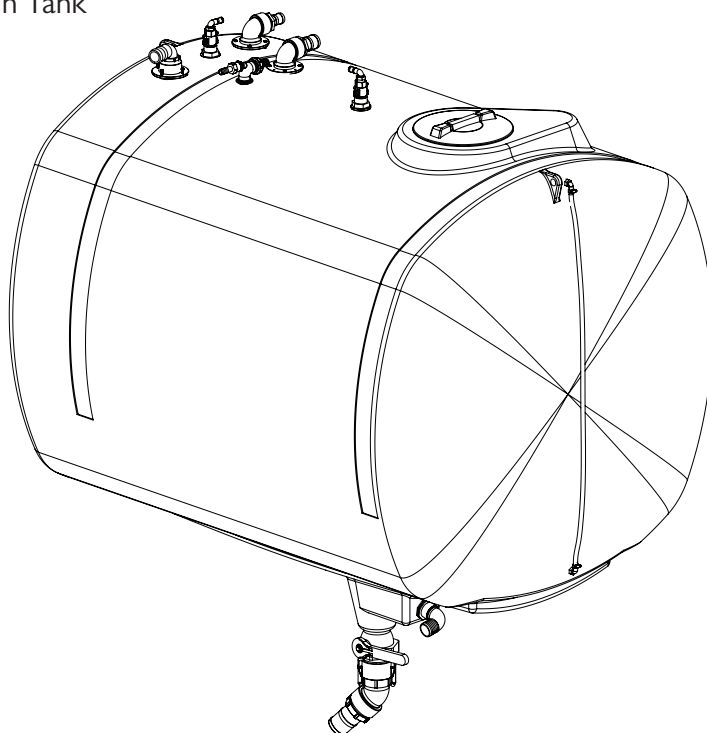
MAIN TANK

G3 & G4 Tanks

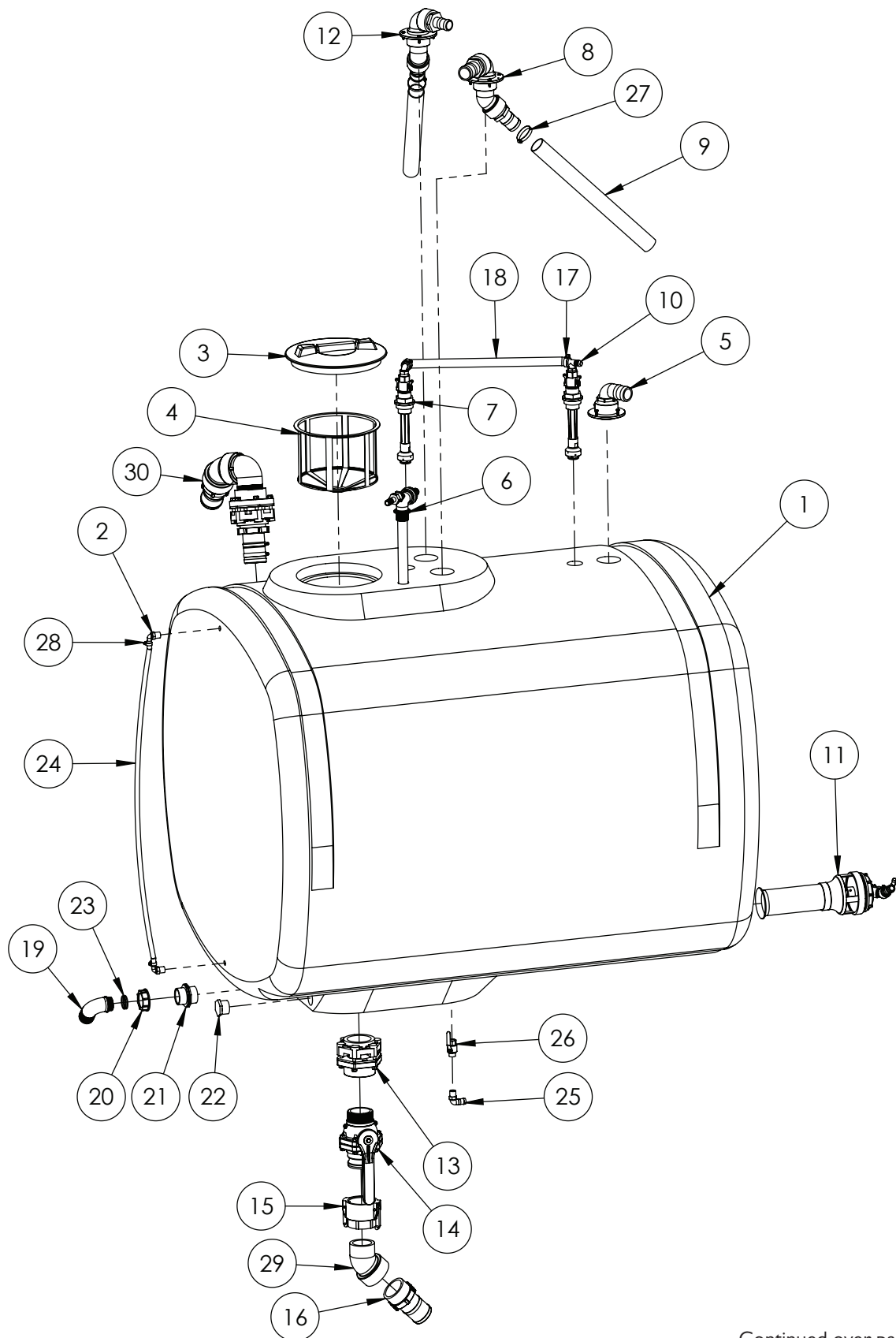
3000L G3 Main Tank



4000L G4 Main Tank



3000 Litre Tank Assembly



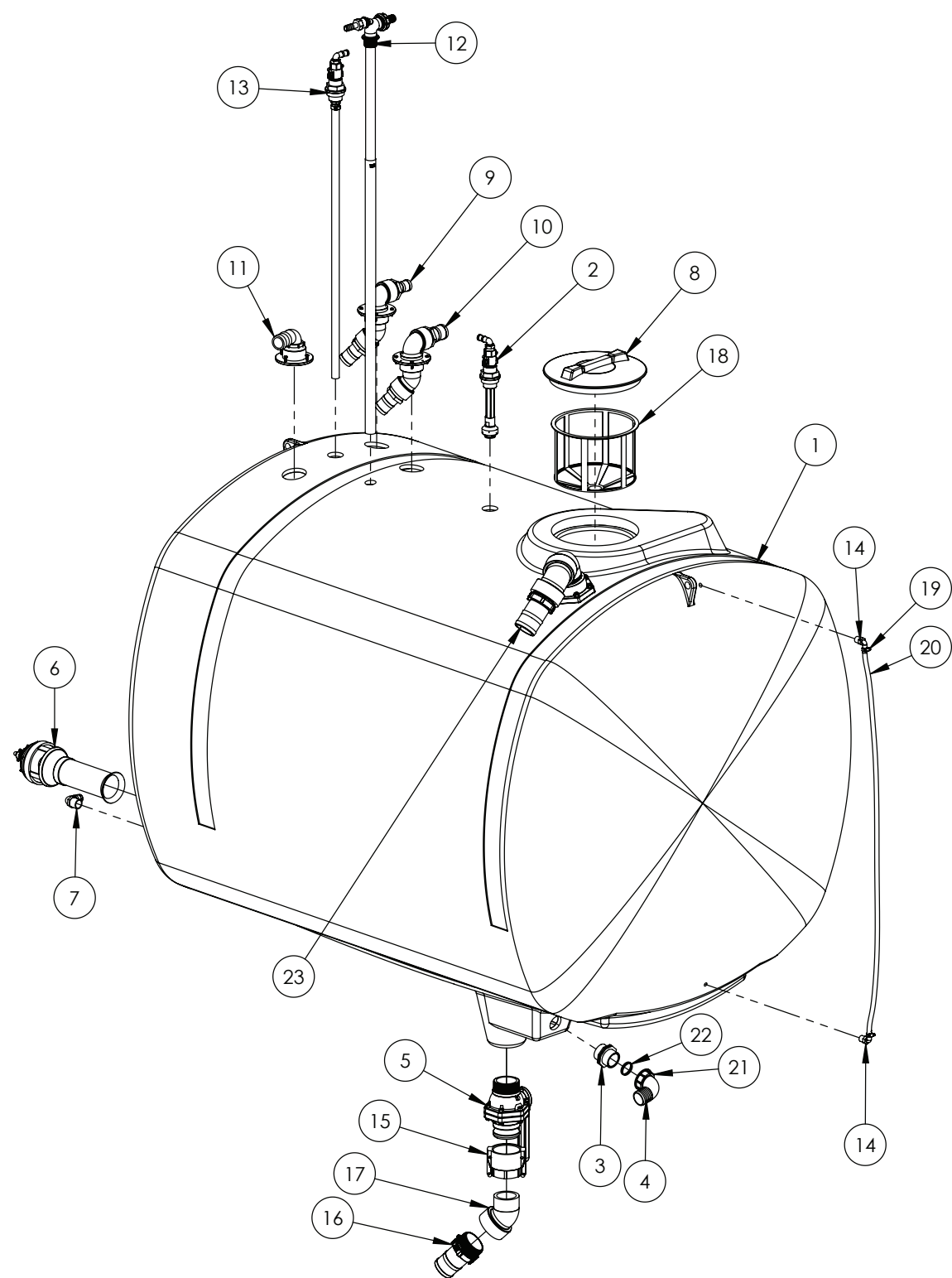
Continued over page

3000 Litre Tank Assembly

| ITEM NO. | PART NUMBER | DESCRIPTION | QTY. |
|----------|--------------|---|------|
| 1 | GA5018513 | 3000L SP Tank | 1 |
| 2 | GA5077708 | Hose barb, Elbow, 90 degree, 1/2" male thread x 1/2" hose | 2 |
| 3 | GA5076880 | Lid, Black, Without breather, Medium, Diameter 355, Arag | 1 |
| 4 | GA5076714 | Filter, Basket type, Diameter 305 x 245mm deep | 1 |
| 5 | * | Tank Overflow Outlet | 1 |
| 6 | * | Venturi Filler Assembly | 1 |
| 7 | * | Tank Rinsing Nozzle - Elbow Assembly | 1 |
| 8 | * | Tank Fill - Inlet Assembly | 1 |
| 9 | GA2000228 | 50mm PVC Hose, cut 1500mm | 2 |
| 10 | * | Tank Rinsing Nozzle - Tee Assembly | 1 |
| 11 | * | Super mix agitator Assembly | 1 |
| 12 | * | Tank Fill - Hopper Inlet Assembly | 1 |
| 13 | GA5077344 | Bolted Flange, 3", Bottom Drain, Banjo | 1 |
| 14 | GA5078204 | 3" NPT Male x 3" male adaptor, long handle | 1 |
| 15 | GA5076720 | Cam lever, 3 female coupling x 3 female thread, Banjo - NSPT thread | 1 |
| 16 | GA5077741 | Hose barb, Straight, 3" male thread x 3" hose, Banjo | 1 |
| 17 | GA5001681 | Hose Clamp, 1" SS (20-32/12W) | 2 |
| 18 | GA2000216 | Hose, 20mm Pressure | 1 |
| 19 | GA5076262 | Hose barb, Elbow, 90 degree, 2" fly nut end x 52 mm hose, Arag | 1 |
| 20 | GA5076605 | Fly nut, 2", ARAG | 1 |
| 21 | 2502070 | Nipple, 2" male thread x 2" male thread, Arag | 1 |
| 22 | GA5077947 | Plug, 1 1/2" male thread, Banjo | 1 |
| 23 | GA5076097 | O-ring, 42.52 x 2.62mm | 2 |
| 24 | GA2000209 | Hose, Clear, 12mm, Sight tube | 1 |
| 25 | HB050-075-90 | Hose barb, Elbow, 90 degree, 1/2" male thread x 3/4" hose | 1 |
| 26 | GA5020620 | Valve, Ball, 12 mm, 1/2" male female, Lever handle, Brass | 1 |
| 27 | GA5003325 | Hose Clamp 2" SS (40-60/12W) | 2 |
| 28 | GA5000469 | Hose clamp, 1/2", SS, 12-20/9W3 | 2 |
| 29 | GA5078143 | Street elbow, 45 degree, 3" male x 3" female, Banjo | 1 |
| 30 | * | Tank Fill - 3" Top Mount Assembly | 1 |

* Sub-assembly on following pages

4000 Litre Tank Assembly



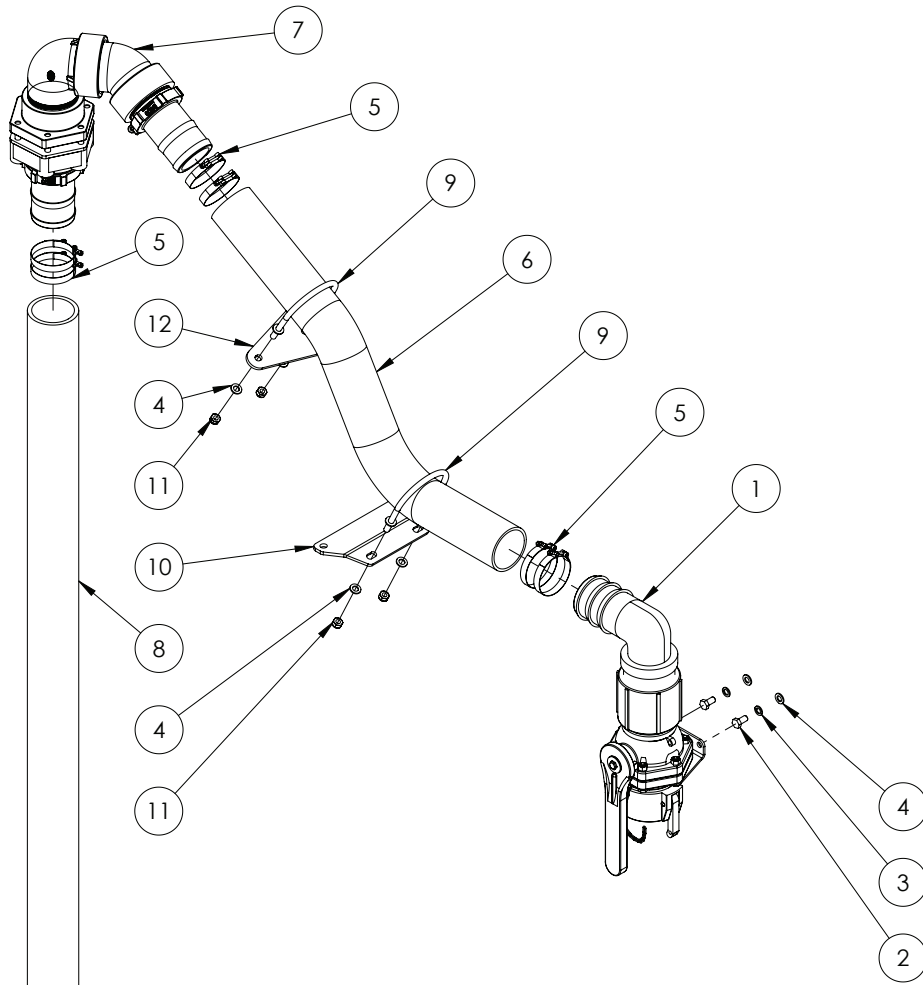
Continued over page

4000 Litre Tank Assembly

| ITEM NO. | PART NUMBER | DESCRIPTION | QTY. |
|----------|-------------|---|------|
| 1 | GA5071165 | Tank 4000L SP | 1 |
| 2 | * | Tank Rinsing Nozzle - Elbow Assembly | 1 |
| 3 | 2502070 | Nipple 2" Symmetric (with leadin edge for Oring) | 1 |
| 4 | GA5076262 | Hose barb, Elbow, 90 degree, 2" fly nut end x 52 mm hose, Arag | 1 |
| 5 | GA5078204 | 3" NPT male x 3" male adaptor long handle | 1 |
| 6 | * | Super mix agitator Assembly | 1 |
| 7 | GA5077723 | Hose barb, Elbow, 90 degree, 1" male x 1" hose, Banjo | 1 |
| 8 | GA5076880 | Lid, Black, Without breather, Medium, Diameter 355mm, Arag | 1 |
| 9 | * | Tank Fill - Hopper Inlet Assembly | 1 |
| 10 | * | Tank Fill - Inlet Assembly | 1 |
| 11 | * | Tank Overflow Outlet | 1 |
| 12 | * | Venturi Filler Assembly | 1 |
| 13 | * | Tank Fill - Boom Recirculation Assembly | 1 |
| 14 | GA5077708 | Hose barb, Elbow, 90 degree, 1/2" male thread x 1/2" hose | 2 |
| 15 | GA5076720 | Cam lever, 3" female coupling x 3" female thread, - NSPT thread | 1 |
| 16 | GA5077741 | Hose barb, Straight, 3" male thread x 3" hose, Banjo | 1 |
| 17 | GA5078143 | Street elbow, 45 degree, 3" male x 3" female, Banjo | 1 |
| 18 | GA5076714 | Filter, Basket type, Diameter 305 x 245mm deep | 1 |
| 19 | GA5000469 | Hose clamp, 1/2", SS, 12-20/9W3 | 2 |
| 20 | GA2000209 | Hose, Clear, 12mm, Sight tube | 1 |
| 21 | GA5076605 | Fly Nut 2" | 1 |
| 22 | GA5076097 | O-ring D42.52 x 2.62mm | 2 |
| 23 | * | Tank Fill - 3" Top Mount Assembly | 1 |

* Sub-assembly on following pages

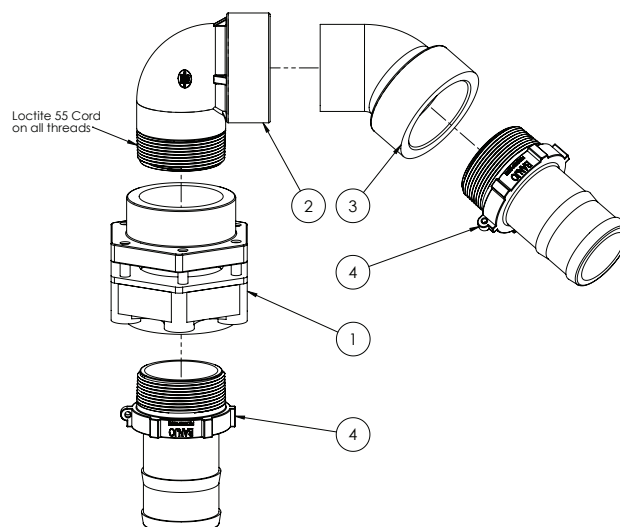
Tank Fill - 3" Front Fill Assembly



| ITEM NO. | PART NUMBER | DESCRIPTION | QTY. |
|----------|-------------|--|------|
| 1 | * | Tank Fill - 3" Valve Assembly | 1 |
| 2 | GA5006113 | Bolt M10 x 20 ZP GR8.8 | 2 |
| 3 | GA5000137 | Washer 10mm Spring SS | 2 |
| 4 | GA5000117 | Washer 10mm Flat SS HD | 6 |
| 5 | GA5003835 | Hose Clamp 3" SS | 6 |
| 6 | GA2000232 | Hose, Suction, 75mm, Wire reinforced | 1 |
| 7 | * | Tank Fill - 3" Elbow Assembly | 1 |
| 8 | GA2000231 | Hose, Suction, PVC, 75mm, Black | 1 |
| 9 | GA5070905 | U bolt suit Paralift Arm Hydraulic Hose | 2 |
| 10 | GA4509825 | Plate, U-bolt Mount, Boom Rest Mount, 3" Fill Hose | 1 |
| 11 | GA5000141 | Nut M10 Nyloc ZP | 4 |
| 12 | GA4509820 | Plate, U-bolt Mount, 3" Fill Hose | 1 |

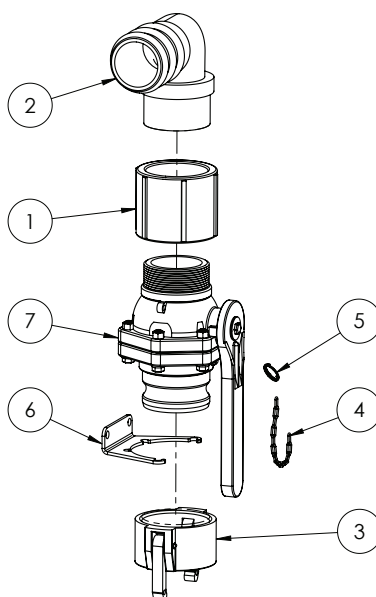
* Sub-assembly on following pages

Tank Fill - 3" Elbow Assembly



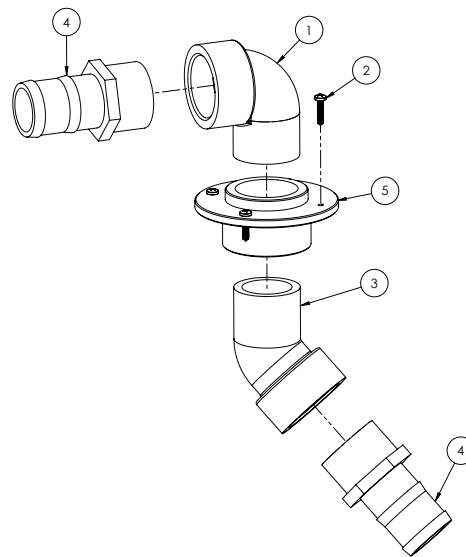
| ITEM NO. | PART NUMBER | DESCRIPTION | QTY. |
|----------|-------------|---|------|
| 1 | GA5077343 | Bolted Flange, 3", Tank Fill, Banjo | 1 |
| 2 | GA5078144 | Street elbow, 90 degree, 3" female thread x 3" male thread, Banjo | 1 |
| 3 | GA5078143 | Street elbow, 45 degree, 3" male x 3" female, Banjo | 1 |
| 4 | GA5077741 | Hose barb, Straight, 3" male thread x 3" hose, Banjo | 2 |

Tank Fill - 3" Valve Assembly



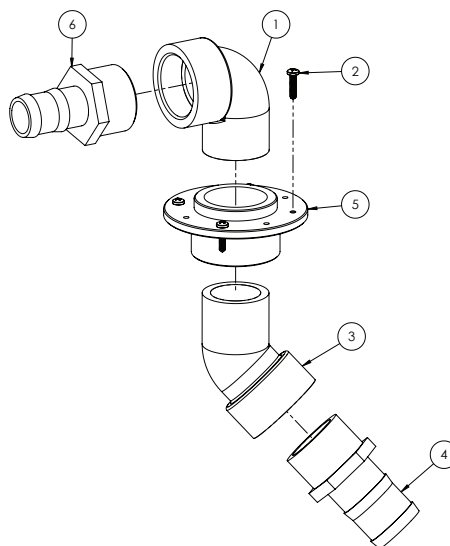
| ITEM NO. | PART NUMBER | DESCRIPTION | QTY. |
|----------|-------------|--|------|
| 1 | GA5077642 | Coupling, socket, 3" female thread, Banjo | 1 |
| 2 | GA5077742 | Hose barb, Elbow, 90 degree, 3" male thread x 3" hose, Banjo | 1 |
| 3 | GA5076719 | Cam lever, Female cap, 3", Banjo | 1 |
| 4 | GA5001491 | Chain 2mm x 20 SS 316 (cut 150mm long) | 13 |
| 5 | GA5002077 | Key ring, 25mm, SS | 1 |
| 6 | GA4509400 | Plate, Ball Valve Mount, 3" Banjo | 1 |
| 7 | GA5078204 | 3" NPT Male x 3" Male Adaptor Long Handle | 1 |

Tank Fill - Inlet Assembly



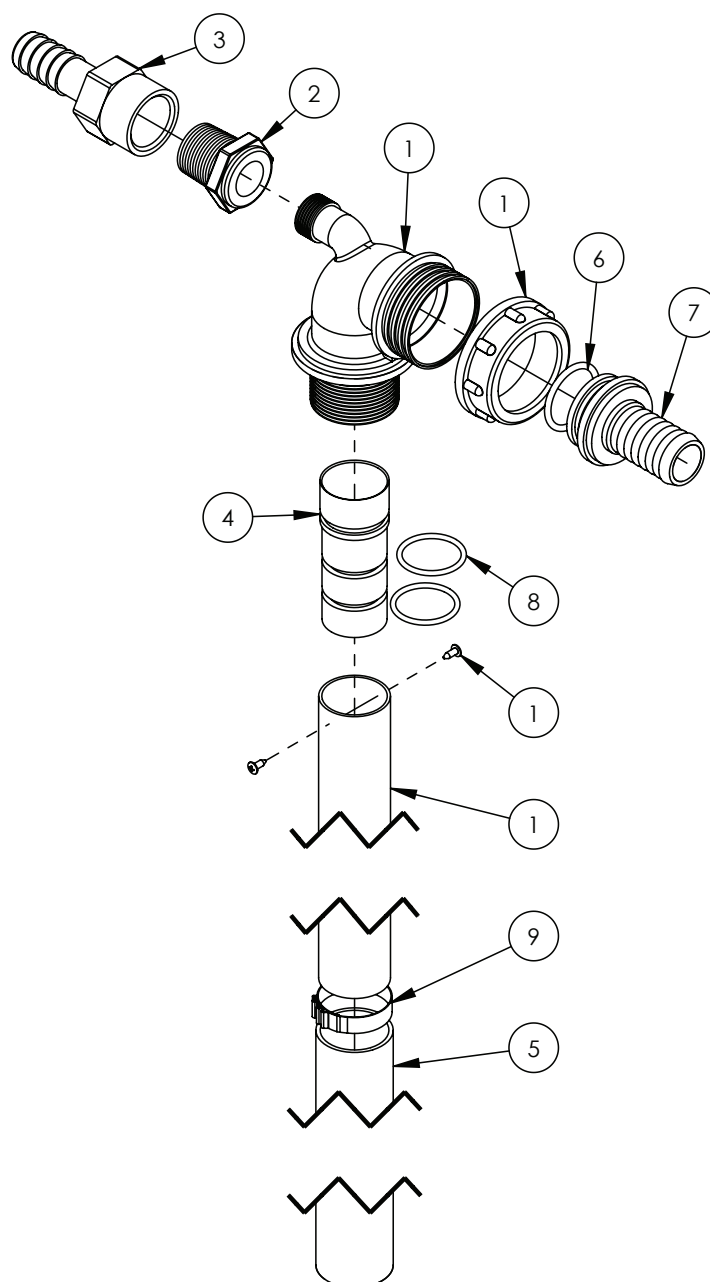
| ITEM NO. | PART NUMBER | DESCRIPTION | QTY. |
|----------|-------------|---|------|
| 1 | GA5078142 | Street elbow, 90 degree, 2" male thread x 2" female thread, Banjo | 1 |
| 2 | GA5000527 | Screw, Pan head, 12G x 25mm, SS | 4 |
| 3 | GA5078141 | Street elbow, 45 degree, 2" male thread x 2" female thread, Banjo | 1 |
| 4 | GA5077737 | Hose barb, Straight, 2" male thread x 2" hose, Banjo | 2 |
| 5 | GA4583370 | Threaded Tank Flange 2" | 1 |

Tank Fill - Hopper Inlet Assembly



| ITEM NO. | PART NUMBER | DESCRIPTION | QTY. |
|----------|-------------|---|------|
| 1 | GA5078142 | Street elbow, 90 degree, 2" male thread x 2" female thread, Banjo | 1 |
| 2 | GA5000527 | Screw, Pan head, 12G x 25mm, SS | 4 |
| 3 | GA5078141 | Street elbow, 45 degree, 2" male thread x 2" female thread, Banjo | 1 |
| 4 | GA5077737 | Hose barb, Straight, 2" male thread x 2" hose, Banjo | 1 |
| 5 | GA4583370 | Threaded Tank Flange 2" | 1 |
| 6 | GA5077739 | Hose barb, Straight, 2" male thread x 1 1/2" hose, Banjo | 1 |

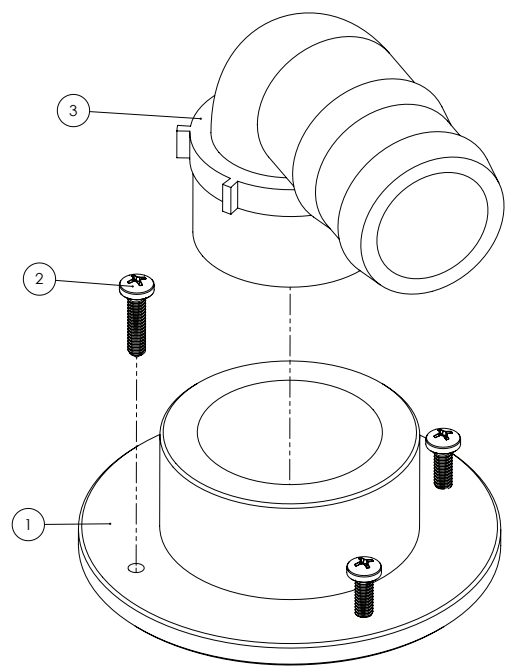
Venturi Filler Assembly



| ITEM NO. | PART NUMBER | DESCRIPTION | QTY. |
|----------|-------------|--|------|
| 1 | GA5077035 | Venturi, Top of tank, 32mm OD outlet, Arag | 1 |
| 2 | GA5078010 | Reducing bush, 3/4" male thread x 1/2" female thread, Banjo | 1 |
| 3 | GA5077743 | Hose barb, Straight, 3/4" female x 3/4" hose, Banjo | 1 |
| 4 | MACH0022 | Jet for Arag venturi | 1 |
| 5 | GA5050205 | Hose Lay flat Blue - 32mm cut 1000mm | 1 |
| 6 | GA5077679 | O-ring, 30 x 3mm | 1 |
| 7 | GA5076036 | Hose barb, Straight, 1 1/2" fly nut end x 1" hose barb, Udor | 1 |
| 8 | GA5049125 | O-ring, 23.4 x 3.53mm, BS213 | 2 |
| 9 | GA5007235 | Hose clamp, Cobra type, 1 1/2" | 1 |

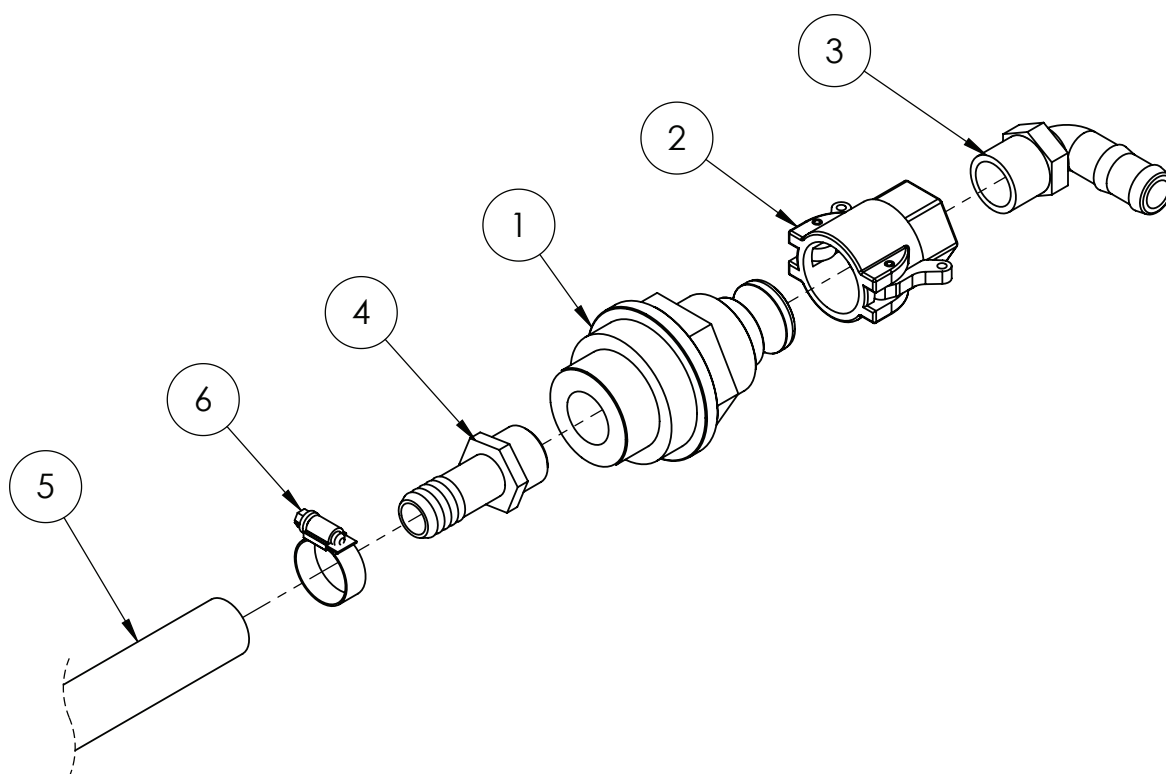
Note: Not all parts supplied with kit 500232 are used in this assembly.

Tank Overflow Outlet



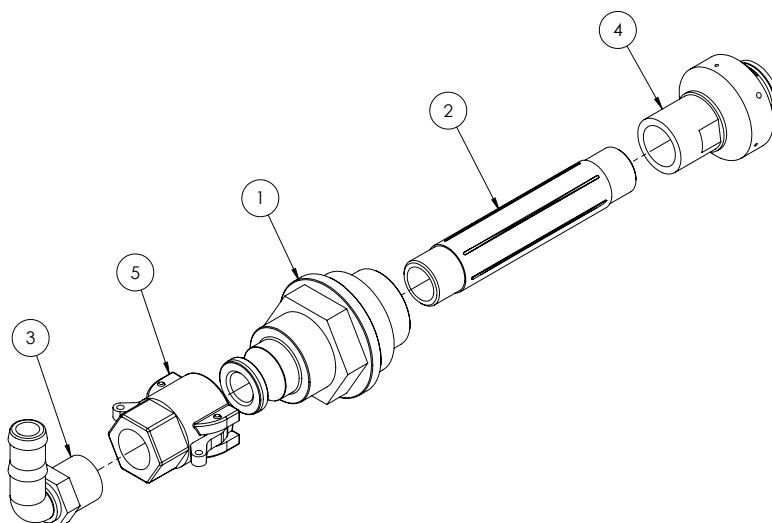
| ITEM NO. | PART NUMBER | DESCRIPTION | QTY. |
|----------|-------------|--|------|
| 1 | GA4583370 | Threaded Tank Flange 2" | 1 |
| 2 | GA5000527 | Screw, Pan head, 12G x 25mm, SS | 4 |
| 3 | GA5077740 | Hose barb, Elbow, 90 degree, 2" male thread x 2" hose, Banjo | 1 |

Boom Recirculation Inlet - RapidFlow



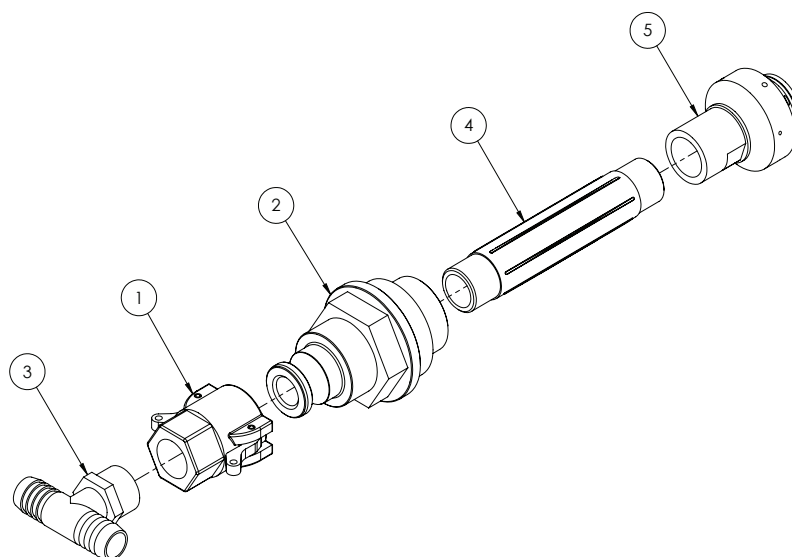
| ITEM NO. | PART NUMBER | DESCRIPTION | QTY. |
|----------|-------------|--|------|
| 1 | GA4572015 | Tank rinse adaptor with cam lock | 1 |
| 2 | GA5077132 | Cam lever, 3/4" female coupling x 3/4" female thread, Banjo | 1 |
| 3 | GA5077717 | Hose barb, Elbow, 90 degree, 3/4" male thread x 3/4" hose, Banjo | 1 |
| 4 | GA5077709 | Hose barb, Straight, 3/4" male thread x 3/4" hose, Banjo | 1 |
| 5 | GA2000216 | Hose, Pressure, 20mm, Black 250psi | 1.3 |
| 6 | GA5000999 | Hose Clamp, 3/4", SS (16-27/12W) | 1 |

Tank Rinsing Nozzle - Elbow Assembly



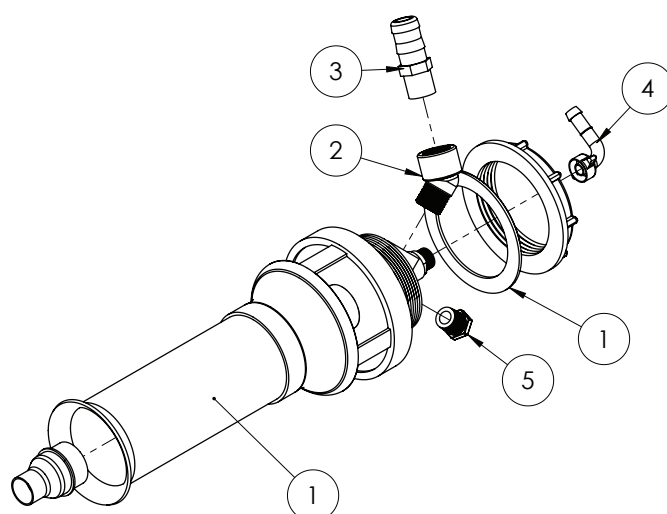
| ITEM NO. | PART NUMBER | DESCRIPTION | QTY. |
|----------|-------------|--|------|
| 1 | GA4572015 | Tank rinse adaptor with cam lock | 1 |
| 2 | GA5077912 | Nipple, 6" long, 3/4" male thread, Banjo | 1 |
| 3 | GA5077717 | Hose barb, Elbow, 90 degree, 3/4" male thread x 3/4" hose, Banjo | 1 |
| 4 | GA5077336 | Nozzle, Tank rinsing, 3/4" BSPT female inlet, Teejet | 1 |
| 5 | GA5077132 | Cam lever, 3/4" female coupling x 3/4" female thread, Banjo | 1 |

Tank Rinsing Nozzle - Tee Assembly



| ITEM NO. | PART NUMBER | DESCRIPTION | QTY. |
|----------|-------------|--|------|
| 1 | GA5077132 | Cam lever, 3/4" female coupling x 3/4" female thread, Banjo | 1 |
| 2 | GA4572015 | Tank rinse adaptor with cam lock | 1 |
| 3 | GA3500431 | Hose barb, Tee, 3/4" hose barb x 3/4" hose barb x 3/4" male thread | 1 |
| 4 | GA5077912 | Nipple, 6" long, 3/4" male thread, Banjo | 1 |
| 5 | GA5077336 | Nozzle, Tank rinsing, 3/4" BSPT female inlet, Teejet | 1 |

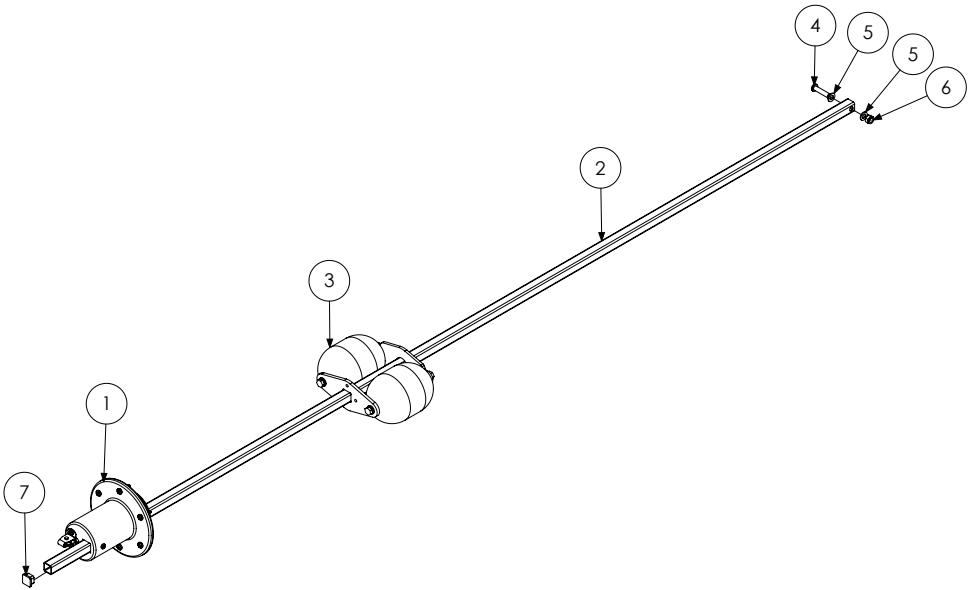
Supermix Agitator Assembly



Note: Sikaflex 227 used when installing supermix agitator.

| ITEM NO. | PART NUMBER | DESCRIPTION | QTY. |
|----------|-------------|--|------|
| 1 | GA5077038 | Agitator, Super mix, 3mm jet, Arag | 1 |
| 2 | GA5078134 | Street elbow, 45 degree, 3/4" male thread x 3/4" female thread | 1 |
| 3 | GA5077715 | Hose barb, Straight, 3/4" male thread x 1" hose barb, Banjo | 1 |
| 4 | GA5075657 | Hose barb, Elbow, 90 degree, 13mm hose, including 1/2" fly nut and seal, Brass, Arag | 1 |
| 5 | GA5077943 | Plug, 1/2" male thread, Banjo | 1 |

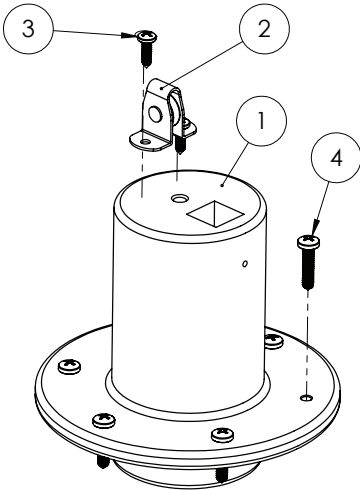
Dry Sight Tube - Float & Guide Assembly



| ITEM NO. | PART NUMBER | DESCRIPTION | QTY. |
|----------|-------------|---|------|
| 1 | * | Dry Sight Tube - Locating Cap Assembly | 1 |
| 2 | GA5046955 | RHS, 19 x 19 x 1.6mm, SS, cut 2150mm | 1 |
| 3 | * | Dry Sight Tube - In Tank Float Assembly | 1 |
| 4 | GA5051370 | BHCS M8 x 35 SS GR8.8 | 1 |
| 5 | GA5003643 | Washer 8mm Flat SS HD | 2 |
| 6 | GA5052590 | Nut M8 Nyloc SS | 1 |
| 7 | GA5001101 | 19 x 19mm Square tube Insert Black | 1 |

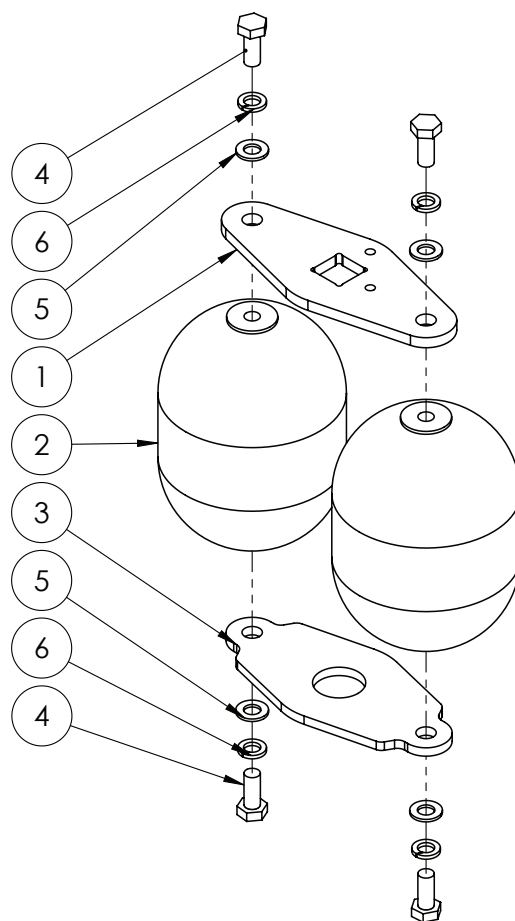
* Sub-assembly on following pages

Dry Sight Tube - Locating Cap Assembly



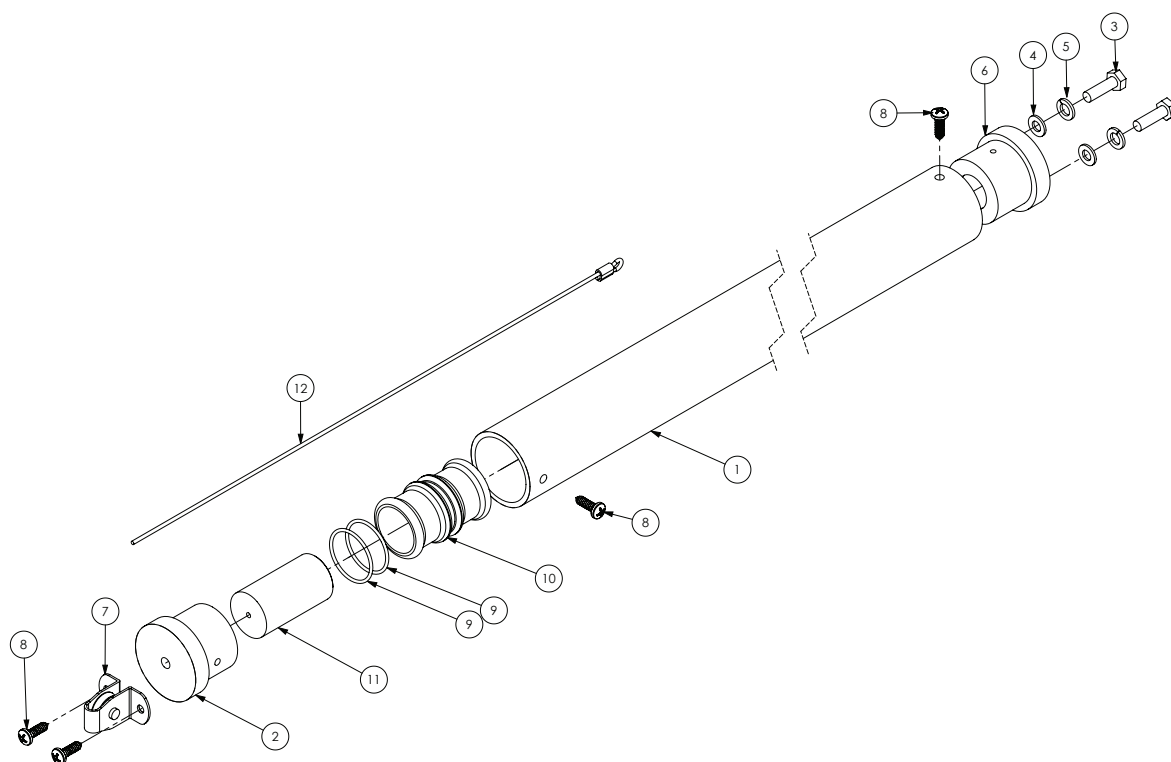
| ITEM NO. | PART NUMBER | DESCRIPTION | QTY. |
|----------|-------------|---|------|
| 1 | MACH0308 | Float tube locating cap (Blk Poly) | |
| 2 | GA5015221 | Pulley, Upright, 19mm, Suit sight tube cable roller | |
| 3 | GA5014817 | Screw 10G x 5/8" Pan Head SS | |
| 4 | GA5000527 | Screw, Pan head, 12G x 25mm, SS | |

Dry Sight Tube - In Tank Float Assembly



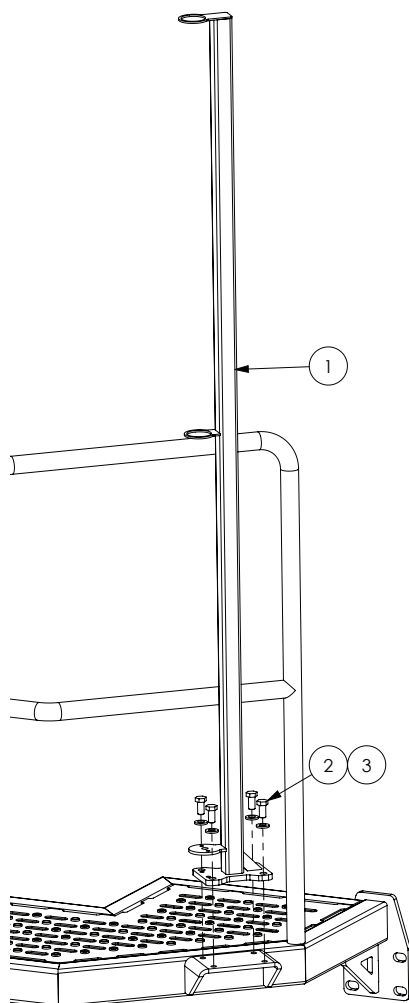
| ITEM NO. | PART NUMBER | DESCRIPTION | QTY. |
|----------|-------------|---|------|
| 1 | GA5070910 | Float Plate Dry Sight Tube | 1 |
| 2 | GA5070911 | Ball Float 4" Plastic 5/16" Whitworth Threads | 2 |
| 3 | GA4505300 | Float Plate Dry Sight Tube SS Bottom Plate | 1 |
| 4 | GA5048485 | Set Screw, 5/16" x 3/4" BSW, SS GR8 | 4 |
| 5 | GA5003643 | Washer 8mm Flat SS HD | 4 |
| 6 | GA5004919 | Washer 8mm Spring SS | 4 |

Dry Sight Tube - Cap & Tube Assembly



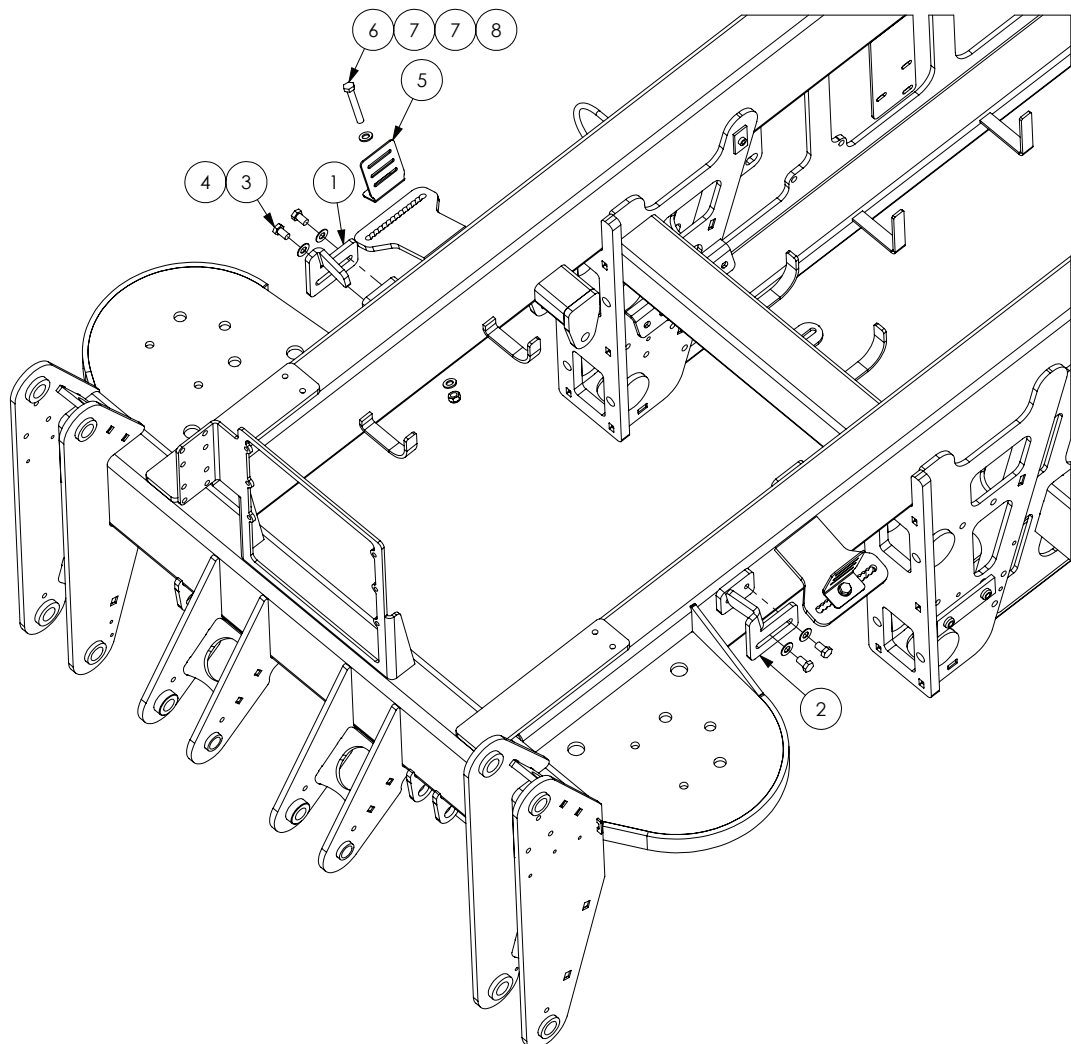
| ITEM NO. | PART NUMBER | DESCRIPTION | QTY. |
|----------|-------------|---|------|
| 1 | GA5002979 | Sight tube, Clear, 38 ID x 44 OD x 2000mm long, Polycarbonate | 1 |
| 2 | MACH0306 | Remote sight tube end cap (Blk Poly) | 1 |
| 3 | GA5004065 | Bolt M6 x 20 ZP GR8.8 | 2 |
| 4 | GA5004437 | Washer 6mm Flat SS | 2 |
| 5 | GA5004447 | Washer, 6mm, Spring, SS | 2 |
| 6 | MACH0316 | Tube End Cap with Light Attachment | 1 |
| 7 | GA5015221 | Pulley, Upright, 19mm | 1 |
| 8 | GA5014817 | Screw 10G x 5/8" Pan Head SS | 4 |
| 9 | GA5012529 | O-ring, 34.65 x 1.78mm, BS024 | 2 |
| 10 | MACH0307 | Remote sight tube level indicator | 1 |
| 11 | MACH0317 | Level Indicator Insert | 1 |
| 12 | GA4902149 | Cable, Pre assembly, 5m, Suit Dry Sight Tube Float | 1 |
| - | GA8700128 | Decal, Dry Sight Tube, 4000L, Crop Cruiser G4, MY14 | 1 |

Dry Sight Tube - Mount



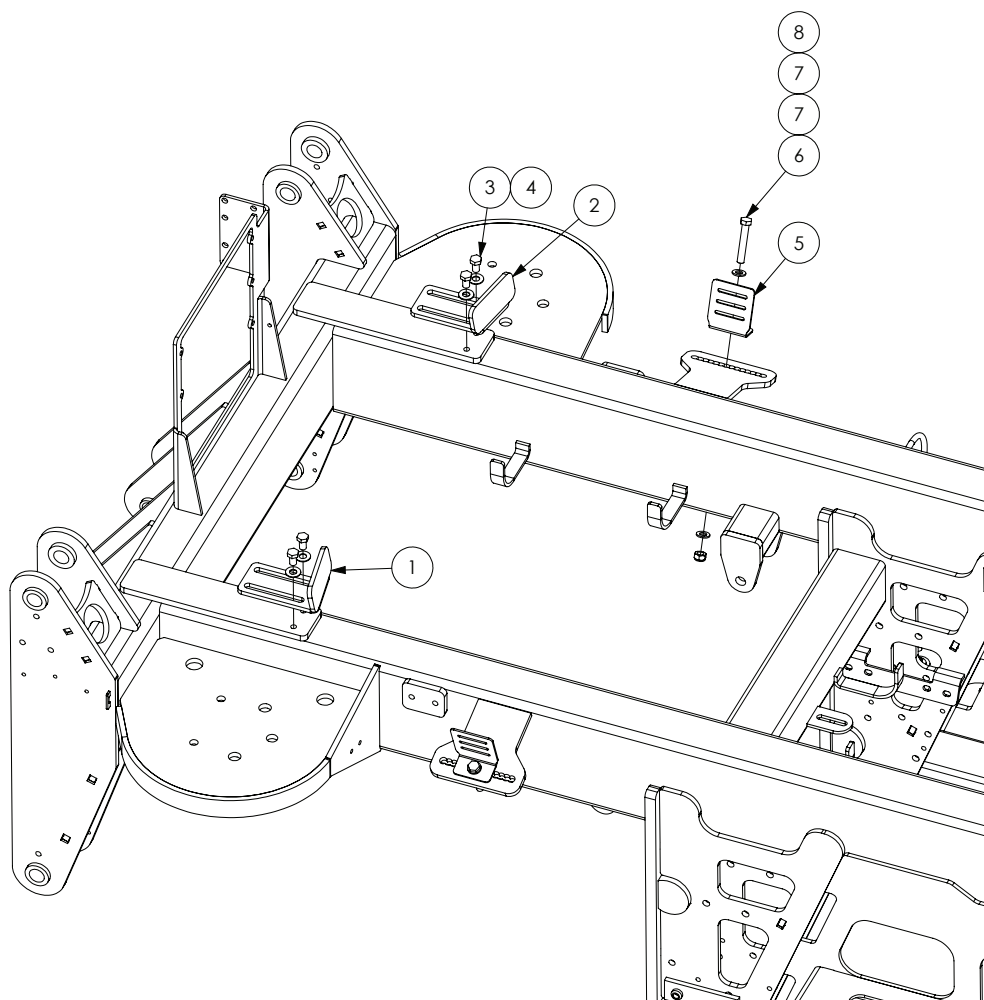
| ITEM NO. | PART NUMBER | DESCRIPTION | QTY. |
|----------|-------------|----------------------------|------|
| 1 | GA4659830 | Dry Sight Tube Mount 6000L | 1 |
| 2 | GA5000297 | SHCS M12 x 25 ZP GR12.9 | 2 |
| 3 | GA5000577 | Washer 12mm SS Flat HD | 4 |

3000L Tank Stops & Tank Strap Brackets



| ITEM NO. | PART NUMBER | DESCRIPTION | QTY. |
|----------|-------------|--------------------------------------|------|
| - | GA5003859 | Strap, Tank, 50mm, Goldacres branded | - |
| 1 | GA4524870 | Plate, Tank Stop 3000L LH Gx | 1 |
| 2 | GA4524875 | Plate, Tank Stop 3000L RH Gx | 1 |
| 3 | GA5011227 | Bolt M12 x 20 GR8.8 ZP | 4 |
| 4 | GA5000577 | Washer M12 Flat SS HD | 4 |
| 5 | F70127A | Bracket, Tank strap, 50mm | 4 |
| 6 | GA5000351 | Bolt M12 x 75 GR8.8 ZP | 4 |
| 7 | GA5000577 | Washer M12 Flat SS HD | 8 |
| 8 | GA5012461 | Nut M12 Nyloc ZP | 4 |

4000L Tank Stops & Tank Strap Brackets

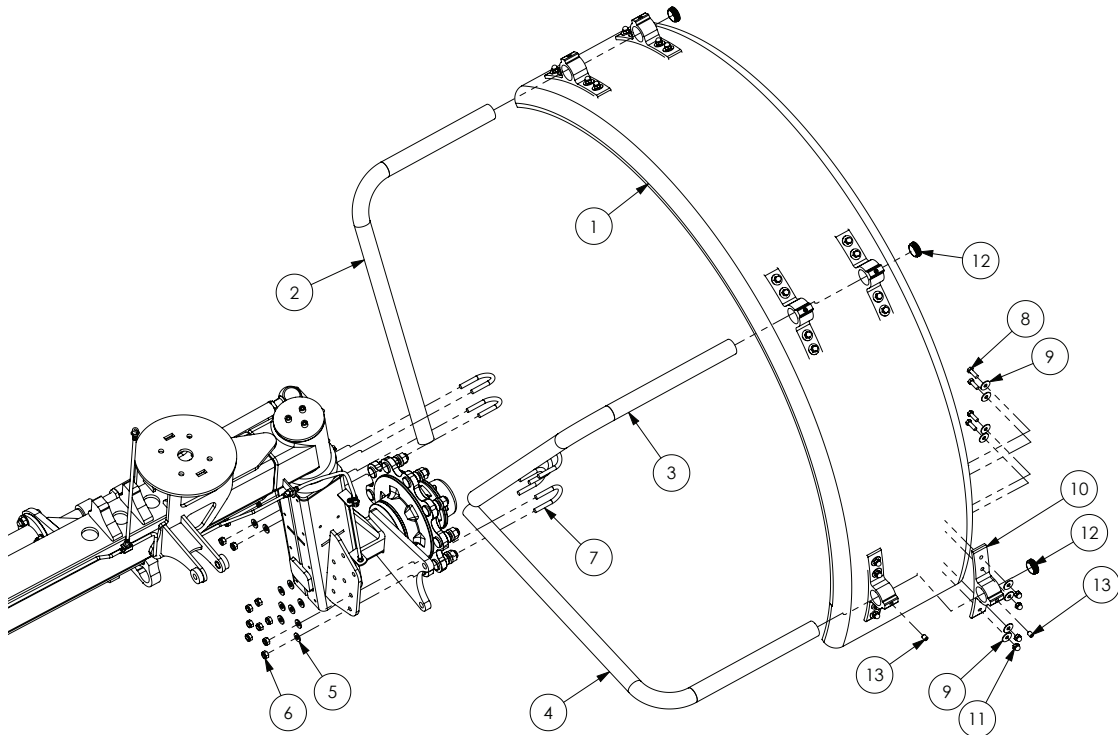


| ITEM NO. | PART NUMBER | DESCRIPTION | QTY. |
|----------|-------------|--------------------------------------|------|
| - | GA5003859 | Strap, Tank, 50mm, Goldacres branded | - |
| 1 | GA4522515 | Front tank stop 8mm Plate RHS | 1 |
| 2 | GA4522510 | Front tank stop 8mm Plate LHS | 1 |
| 3 | GA5011227 | Bolt M12 x 20 GR8.8 ZP | 4 |
| 4 | GA5000577 | Washer M12 Flat SS HD | 4 |
| 5 | F70127A | Bracket, Tank strap, 50mm | 4 |
| 6 | GA5000351 | Bolt M12 x 75 GR8.8 ZP | 4 |
| 7 | GA5000577 | Washer M12 Flat SS HD | 8 |
| 8 | GA5012461 | Nut M12 Nyloc ZP | 4 |

Chapter 12

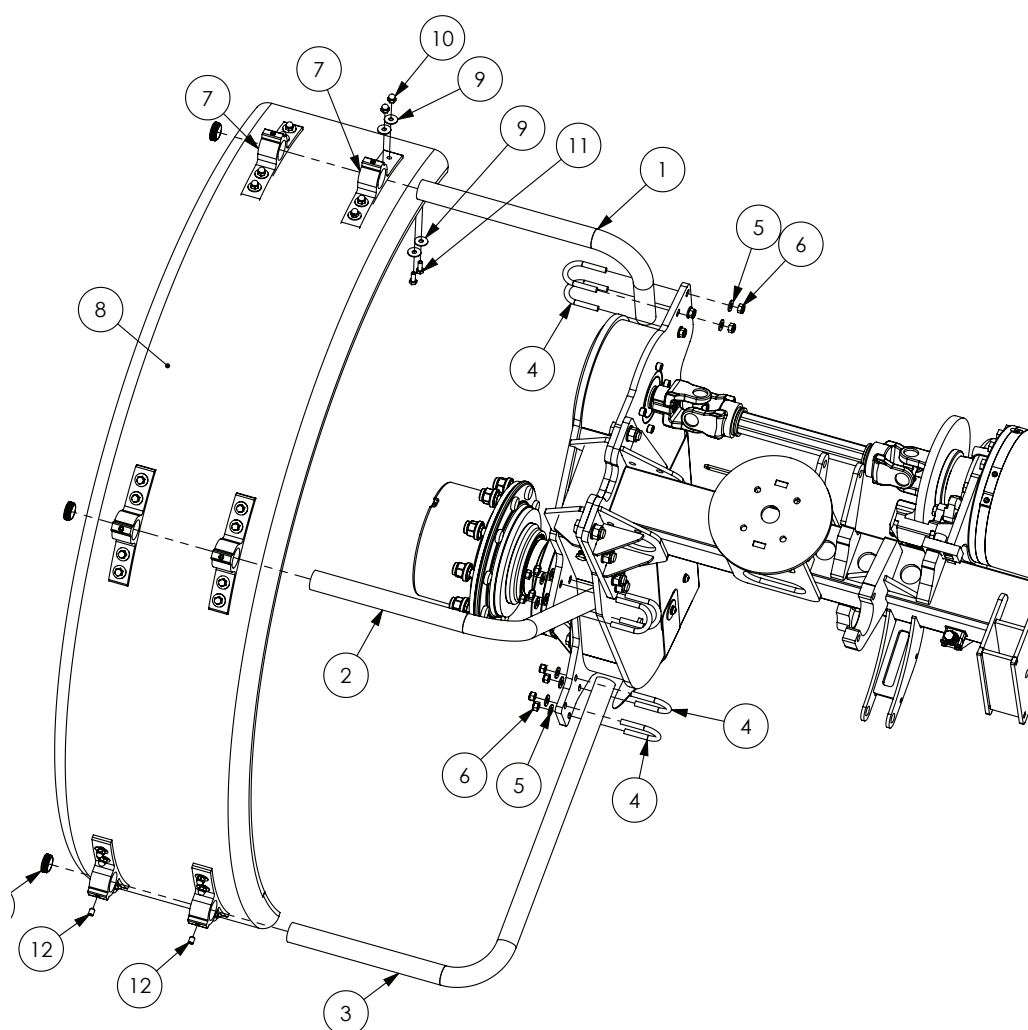
WHEELS & MUDGUARD

Mud Guards - Front Axle - 2m & 3m



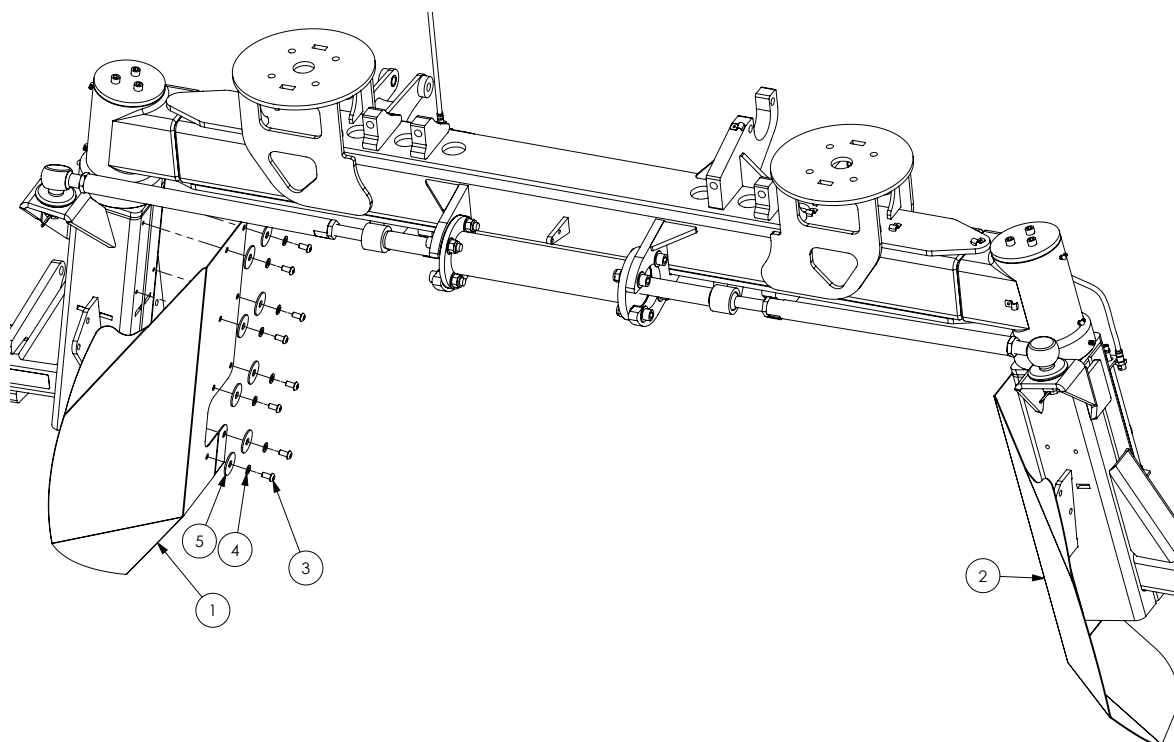
| ITEM NO. | PART NUMBER | DESCRIPTION | QTY. |
|----------|-------------|--|------|
| 1 | GA5003323 | Mudguard 400W x R1000 | 2 |
| | GA5003825 | Mudguard 500W x R1000 | |
| 2 | GA5071670 | Pipe, Mudguard Front Wheel 480/80R38 Front Pipe | 2 |
| | GA5071673 | Pipe, Mudguard Front Wheel 380/80R46 Front Pipe | |
| 3 | GA5071671 | Pipe, Mudguard Front Wheel 480/80R38 Middle Pipe | 2 |
| | GA5071674 | Pipe, Mudguard Front Wheel 380/80R46 Middle Pipe | |
| 4 | GA5071672 | Pipe, Mudguard Front Wheel 480/80R38 Rear Pipe | 2 |
| | GA5071675 | Pipe, Mudguard Front Wheel 380/80R46 Rear Pipe | |
| 5 | GA5000577 | Washer 12mm Flat SS HD | 24 |
| 6 | GA5012461 | Nut M12 Nyloc ZP | 24 |
| 7 | GA5071209 | U Bolt M12 x 91L x 50W RT G/P | 12 |
| 8 | GA5066162 | Bolt M10 x 25 SS | 48 |
| 9 | GA5002565 | Washer, 3/8 ID x 1 OD, Flat SS | 96 |
| 10 | GA5020450 | Mudguard Bracket Plastic Black BK-P300BK1 | 12 |
| 11 | GA5011133 | Nut M10 Dome nut SS | 48 |
| 12 | GA5003925 | Insert round 45mm x 0.8 - 3.0mm | 6 |
| 13 | GA5050675 | Grub Screw M12 x 16 SS | 12 |

Mud Guards - Rear Axle - 2m & 3m



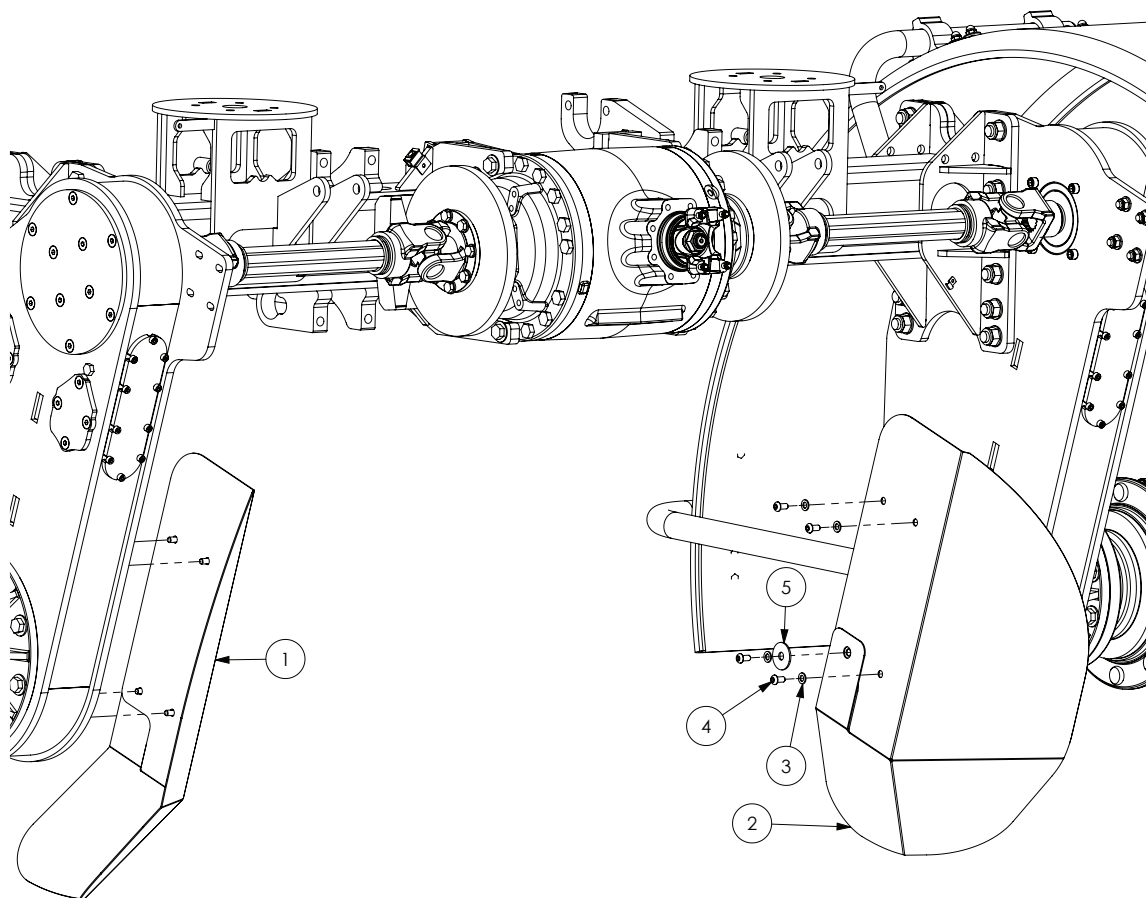
| ITEM NO. | PART NUMBER | DESCRIPTION | QTY. |
|----------|-------------|--|------|
| 1 | GA5071681 | Pipe, Mudguard Rear Wheel 380/80R46 Front Pipe | 1 |
| | GA5071670 | Pipe, Mudguard Front Wheel 480/80R38 Front Pipe | |
| 2 | GA5071682 | Pipe, Mudguard Rear Wheel 380/80R46 Middle Pipe | 1 |
| | GA5071671 | Pipe, Mudguard Front Wheel 480/80R38 Middle Pipe | |
| 3 | GA5071683 | Pipe, Mudguard Rear Wheel 380/80R46 Rear Pipe | 1 |
| | GA5071672 | Pipe, Mudguard Front Wheel 480/80R38 Rear Pipe | |
| 4 | GA5071209 | U Bolt M12 x 91L x 50W RT G/P | 12 |
| 5 | GA5000577 | Washer 12mm Flat SS HD | 24 |
| 6 | GA5012461 | Nut M12 Nyloc ZP | 24 |
| 7 | GA5020450 | Mudguard Bracket Plastic Black BK-P300BK1 | 12 |
| 8 | GA5003323 | Mudguard 400W x R1000 | 2 |
| | GA5003825 | Mudguard 500W x R1000 | |
| 9 | GA5002565 | Washer, 3/8" ID x 1" OD, Flat SS | 96 |
| 10 | GA5011133 | Nut M10 Dome SS | 48 |
| 11 | GA5066162 | Bolt M10 x 25 SS | 48 |
| 12 | GA5050675 | Grub Screw M12 x 16 SS | 12 |

Crop Deflectors - Front Axle



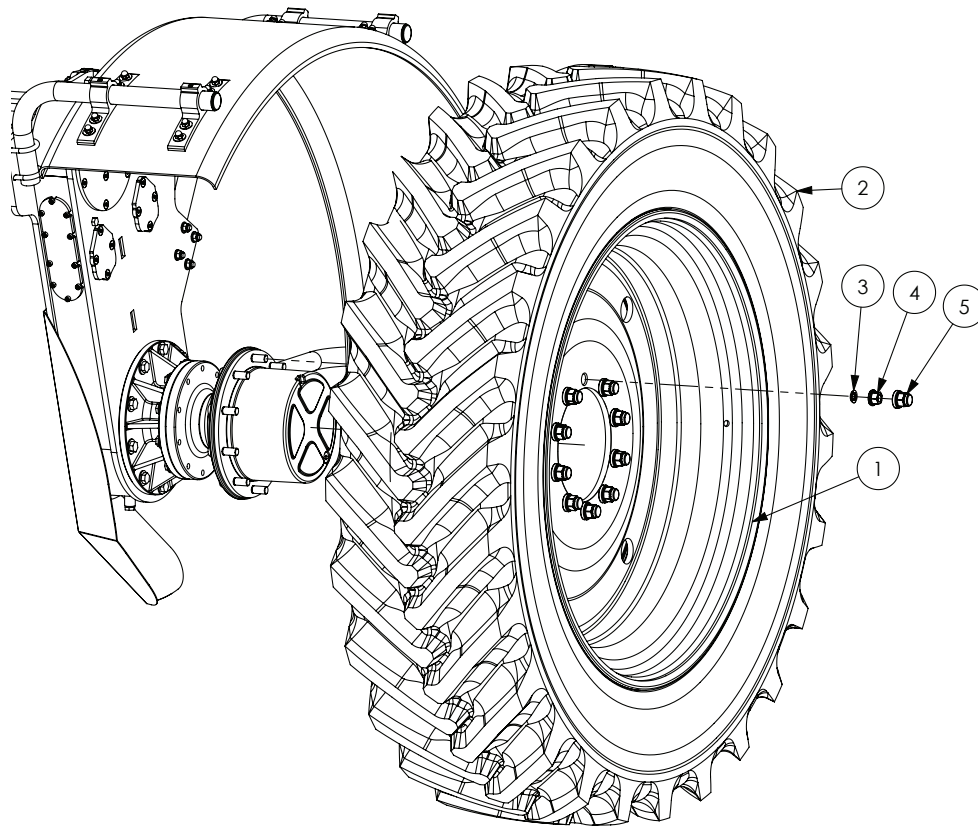
| ITEM NO. | PART NUMBER | DESCRIPTION | QTY. |
|----------|-------------|--|------|
| 1 | GA4507510 | Crop Deflector Front RH, G3 G4 Series 2014 | 1 |
| 2 | GA4507515 | Crop Deflector Front LH, G3 G4 Series 2014 | 1 |
| 3 | GA0500004 | BHCS M10 x 40mm | 16 |
| 4 | GA5000117 | Washer 10mm Flat SS HD | 16 |
| 5 | GA4535345 | Washer, 50 OD x 14.5 ID, SS | 16 |

Crop Deflectors - Rear Axle



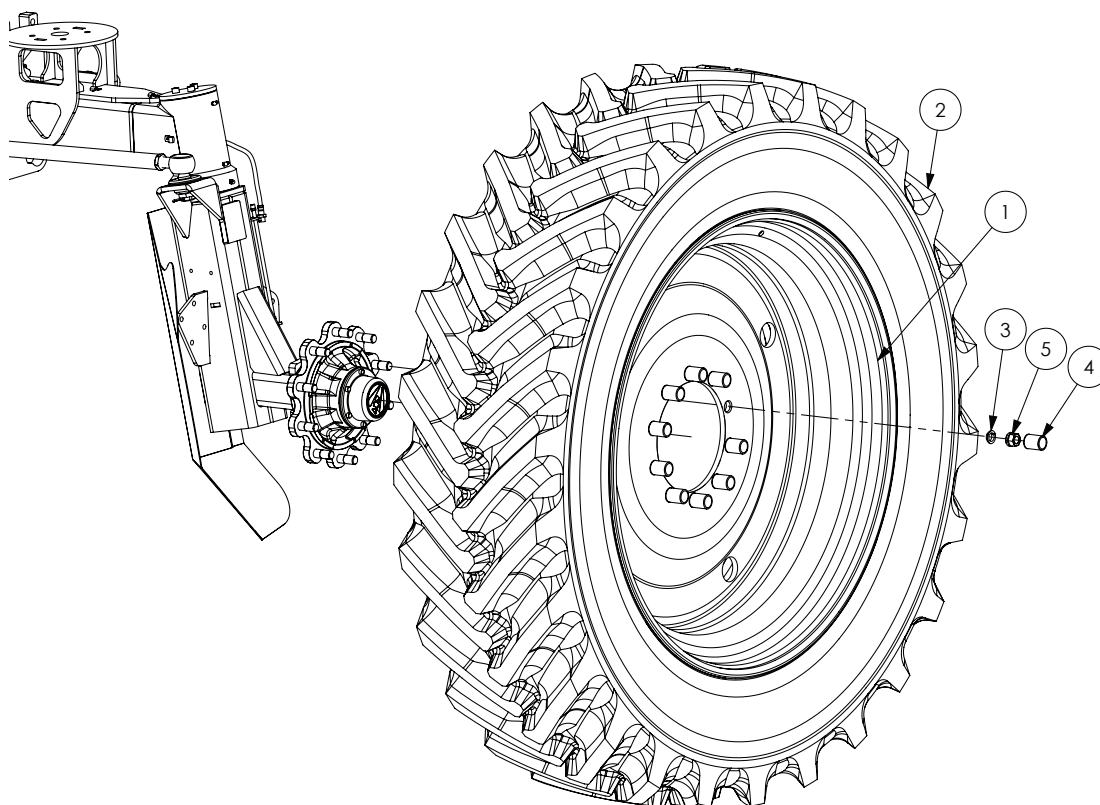
| ITEM NO. | PART NUMBER | DESCRIPTION | QTY. |
|----------|-------------|--------------------------------------|------|
| 1 | GA4507225 | Crop Deflector Rear RH, G3 G4 Series | 1 |
| 2 | GA4507230 | Crop Deflector Rear LH, G3 G4 Series | 1 |
| 3 | GA5000117 | Washer 10mm Flat SS HD | 8 |
| 4 | GA0500004 | BHCS M10 x 40mm | 8 |
| 5 | GA4535345 | Washer, 50 OD x 14.5 ID, SS | 2 |

Rear Wheel Mounting



| ITEM NO. | PART NUMBER | DESCRIPTION | QTY. |
|----------|-------------|--|------|
| 1 | * | See 'Tyres and Rims' Section | 2 |
| 2 | * | | 2 |
| 3 | GA4553180 | Wheel Washer, Rear | 20 |
| 4 | GA0500012 | Wheel Nut, 3/4" UNF, G3 G4 Rear | 20 |
| 5 | GA5071810 | Wheel Nut Cover, suits 3/4" UNF Wheel Nut, Black Plastic | 20 |

Front Wheel Mounting



| ITEM NO. | PART NUMBER | DESCRIPTION | QTY. |
|----------|-------------|--|------|
| 1 | * | See 'Tyres and Rims' Section | 2 |
| 2 | * | | 2 |
| 3 | GA5018900 | Tapered spring Washers suit M22 wheel stud (329F003) | 20 |
| 4 | GA5054675 | Cap M20 hex Wheel nut cover | 20 |
| 5 | - | Wheel nut | 20 |
| - | GA5052165 | Wheel nut kit, ADR (Pack of 10 nuts & 10 washers) | - |

ALTERNATIVE WHEEL NUT

| PART NUMBER | DESCRIPTION |
|-------------|---|
| GA5018892 | Wheel nut, M22 X 1.5mm, ZP (Tapered nut requires no washer) |

Note: Alternative wheel nut shown above can be purchased individually and requires no washer.

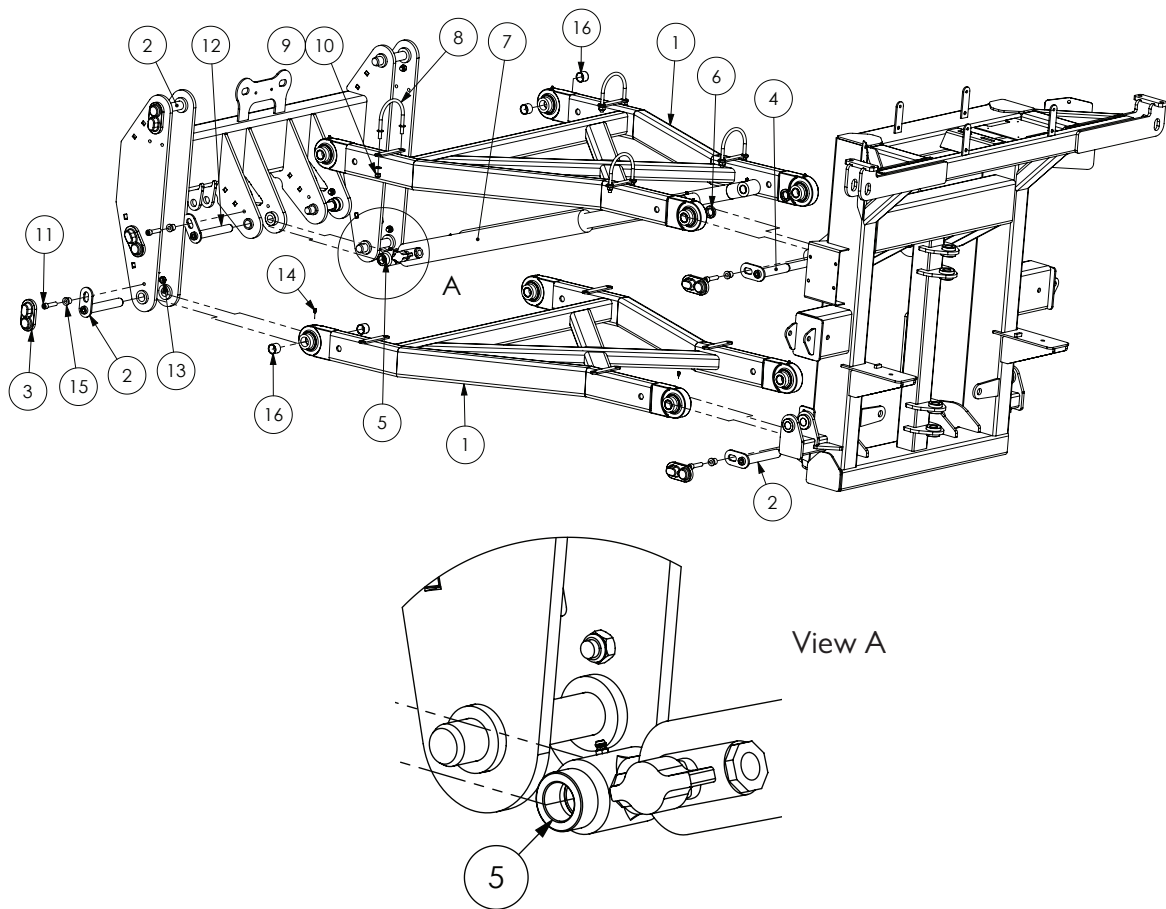
Tyres and Rims

| PART NUMBER | DESCRIPTION |
|-------------|--|
| GAI500010 | Wheel, DW16 x 38, -20mm Offset, G Series |
| GAI500011 | Tyre, 520/85R38, Harvest |
| GA5071281 | Wheel, DW12 x 38, +52.5mm Offset, G Series |
| GAI500012 | Tyre 380/90R38 |
| GA5071285 | Wheel, DW13 x 46, +52.5mm Offset, G Series |
| GA5067025 | Tyre, 380/90R46 156 A8/B |
| GAI500004 | Wheel, DD16 x 46, Zero Offset, G series |
| GA5066230 | Tyre 480/80R46 |
| GA5066233 | Wheel, DD13 x 46, Zero Offset, G Series |
| GA5067025 | Tyre, 380/90R46 156 A8/B |
| GAI500003 | Wheel, DW16 x 38, Zero Offset, G Series |
| GA5001108 | Tyre 18.4 x 38 (16 Ply) |

Chapter 13

BOOM CENTRE

Paralift & Paralift Arms



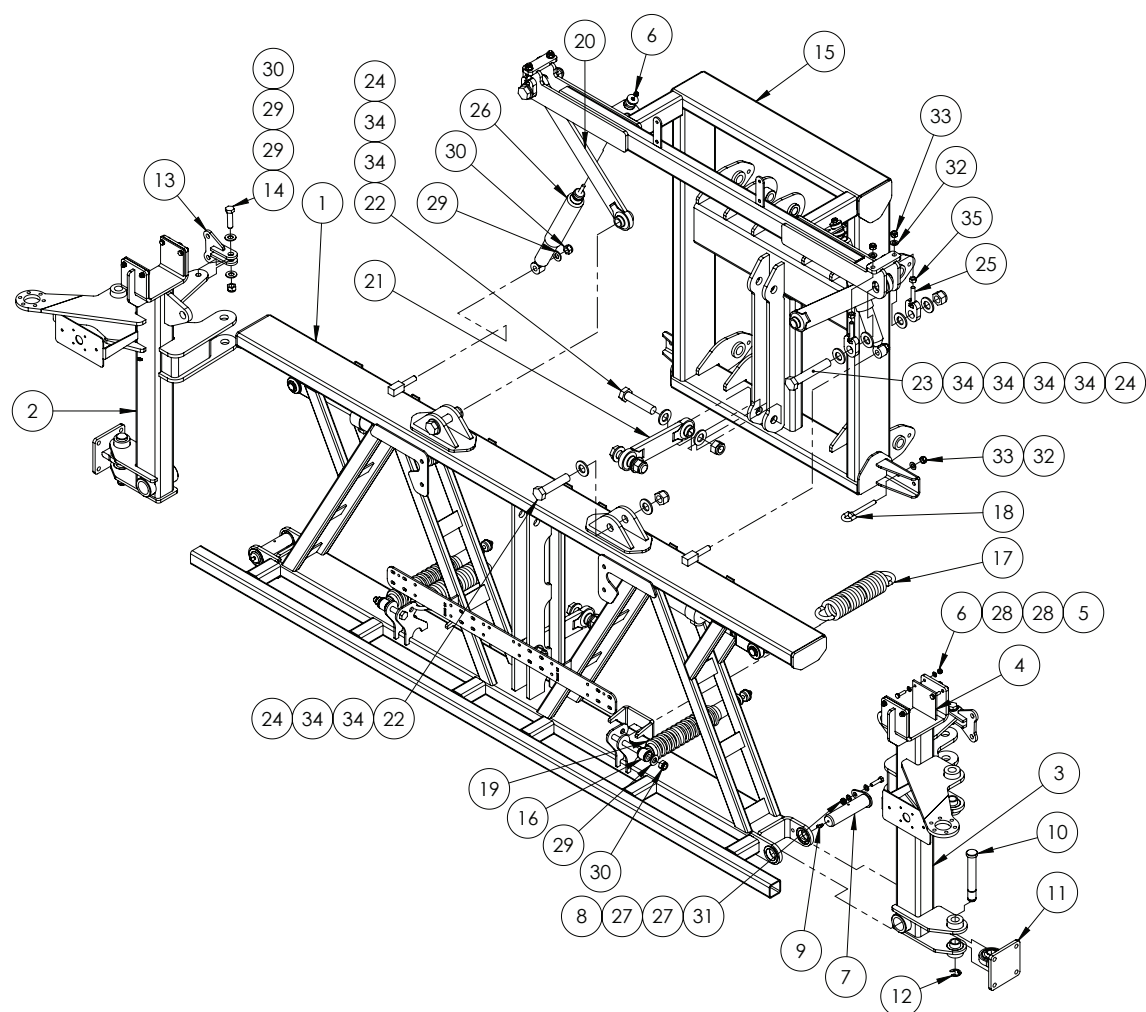
| ITEM NO. | PART NUMBER | DESCRIPTION | QTY. |
|----------|-------------|---|------|
| 1 | GA4658750 | Paralift Arm SP MY11 | 2 |
| 2 | GA5066655 | Pin with retaining plate, 28.575mm OD x 180mm long, Suit paralift chassis arm | 6 |
| 3 | GA5067885 | Pin cover - plastic | 10 |
| 4 | GA5066675 | Pin with retaining plate, Stepped, 294mm Long, Suit paralift ram & arm at chassis | 2 |
| 5 | GA4562190 | Spacer bush, 40mm OD x 26mm ID x 17.5mm long, Paralift arms | 2 |
| 6 | GA4572135 | Paralift spacer bush | 2 |
| 7 | GA5070076 | Hydraulic cylinder - 2.5" bore, 2" rod, 26" stroke, pin eye ends with glacier bushes and grease nipples | 2 |

Continued over page

Paralift & Paralift Arms

| ITEM NO. | PART NUMBER | DESCRIPTION | QTY. |
|----------|-------------|---|------|
| 8 | GA5070905 | U-bolt, Round top, M10 x 118 x 115mm, with stopper washers, Z/P | 4 |
| 9 | GA5000117 | Washer 10mm Flat SS HD | 8 |
| 10 | GA5000141 | Nut M10 Nyloc ZP | 5 |
| 11 | GA5051470 | SHCS M12 x 50 GR12.9 ZP | 4 |
| 12 | GA5066646 | Pin with retainer, 1" OD x 180mm long, Crop Cruiser lift arm base | 2 |
| 13 | GA5012461 | Nut M12 Nyloc ZP | 13 |
| 14 | GA5050450 | Grease nipple 6mm | 8 |
| 15 | MACH0152 | 12mm Bolt Bush suit para lift pins | 9 |
| 16 | GA5065486 | Glacier bush 1 1/8" x 1" long | 16 |

Delta - Complete Centre & Paralift



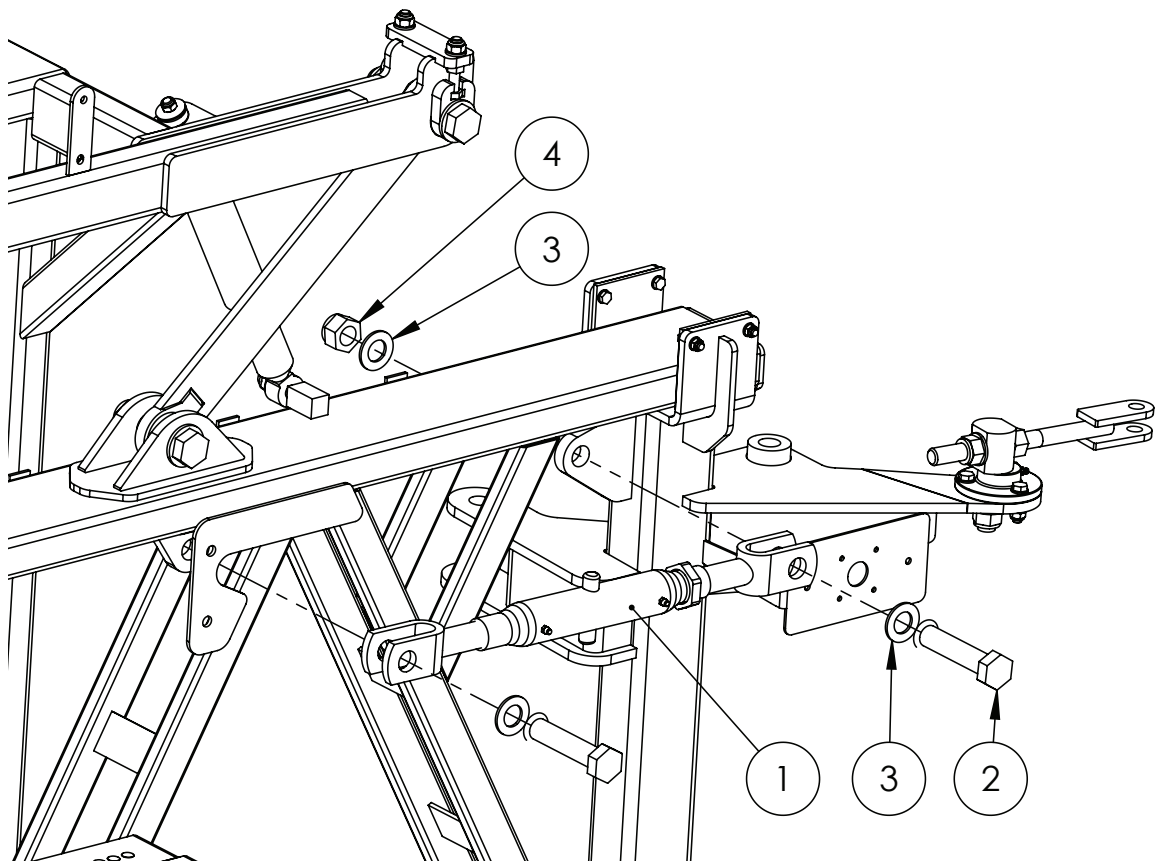
| ITEM NO. | PART NUMBER | DESCRIPTION | QTY. |
|----------|-------------|---|------|
| 1 | GA4660225 | Centre Section, 18 - 24 m Delta Wide, G3 G4 2014 | 1 |
| 2 | GA4660230 | Tilt Arm, LH, suit Delta 18 - 24 m Centre Section Wide, G3 G4 | 1 |
| 3 | GA4660235 | Tilt Arm, RH, suit Delta 18 - 24 m Centre Section Wide G3 G4 | 1 |
| 4 | GA5075190 | Delta tilt arm wear plate | 4 |
| 5 | GA5011475 | Bolt M8 x 30 GR8.8 ZP | 8 |
| 6 | GA5052590 | Nut M8 Nyloc SS | 10 |
| 7 | GA4502515 | Pivot pin suit delta centre 2011 | 2 |
| 8 | GA5006071 | Bolt M10 x 40 GR10.9 ZP | 2 |
| 9 | GA5009637 | Grease Nipple 1/4" UNF 90 deg | 2 |
| 10 | L002A | Pin 1" | 2 |
| 11 | GA4656195 | Rose end, Bolt on, Suit 12 - 24 m boom | 2 |
| 12 | GA5001223 | Circlip, 19mm, E type, zinc plated | 2 |
| 13 | GA4658375 | Mount, Boom cable spring, Suit 18 - 24 m Delta boom, 2012 | 2 |
| 14 | GA5000941 | Bolt M16 x 60 m GR8.8 ZP | 2 |
| 15 | GA4654122 | Paralift rear, suit 24 m delta 2012 | 1 |
| 16 | GA5015899 | Steering Damper, SC2914 | 2 |

Continued over page

Delta - Complete Centre & Paralift

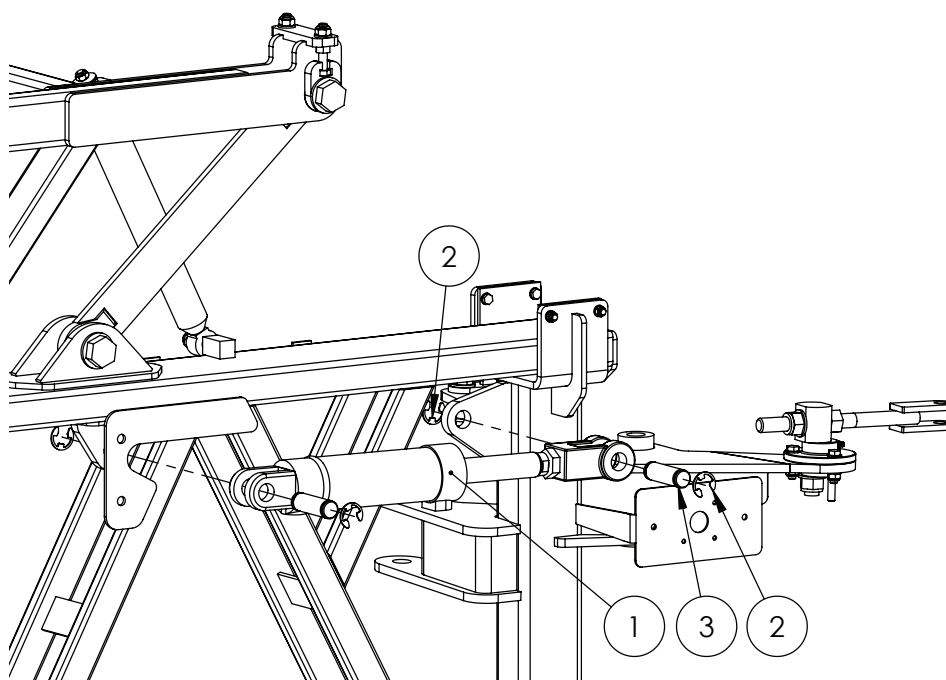
| ITEM NO. | PART NUMBER | DESCRIPTION | QTY. |
|----------|-------------|--|------|
| 17 | GA5010793 | Heavy Spring | 2 |
| 18 | GA5075150 | Eye Bolt, 12mm x 100mm Short | 2 |
| 19 | GA5075215 | Black PVC shocker cover, clip on, suit SC2914 | 2 |
| 20 | GA4656240 | Long delta link | 2 |
| 21 | GA4656245 | Short delta boom link assembly | 2 |
| 22 | GA5006149 | Bolt 1" UNC x 4 1/2" GR8 ZP | 6 |
| 23 | GA5006033 | Bolt 1" UNC x 6" ZP | 2 |
| 24 | GA5012439 | 1" Nyloc Nut UNC ZP | 8 |
| 25 | GA4656260 | Boom Delta hanger adjuster bolt | 4 |
| 26 | GA5015143 | Shock absorber, Eye & Pin, Eye 15mm, Pin 73mm long M10 | 2 |
| 27 | GA5000117 | Washer 10mm Flat SS HD | 4 |
| 28 | GA5003643 | Washer 8mm Flat SS HD | 16 |
| 29 | GA5001043 | Washer 16mm Flat SS HD | 8 |
| 30 | GA5001029 | Nut M16 Nyloc ZP | 6 |
| 31 | GA5051445 | Nut M10 Nyloc SS | 2 |
| 32 | GA5000577 | Washer 12mm Flat SS HD | 6 |
| 33 | GA5012461 | Nut M12 Nyloc ZP | 6 |
| 34 | GA5017681 | Washer 1 x 2 7g Flat Thin SS | 20 |
| 35 | GA5000559 | Nut M12 Hex ZP | 4 |

Delta - Boom Centre Standard Tilt Assembly



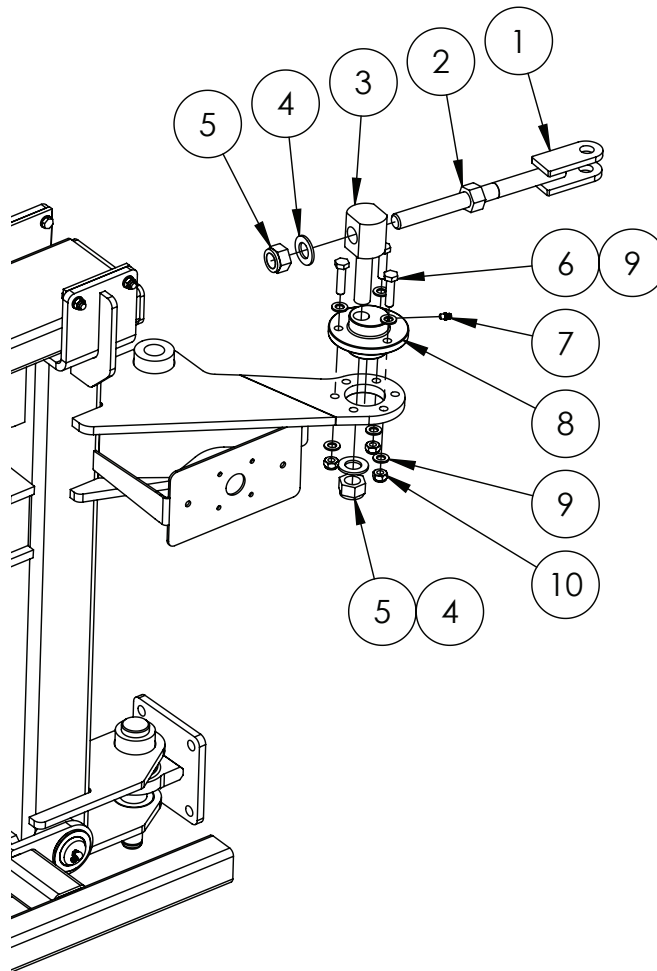
| ITEM NO. | PART NUMBER | DESCRIPTION | QTY. |
|----------|-------------|----------------------------------|------|
| 1 | GA5075225 | Adjustable link with clevis ends | 2 |
| 2 | GA5006149 | Bolt 1" UNC x 4 1/2" GR8 ZP | 4 |
| 3 | GA5001893 | Washer 1" x 1 7/8" x 14g | 8 |
| 4 | GA5012439 | 1" Nyloc Nut UNC ZP | 4 |

Delta - Boom Centre Hydraulic Tilt Assembly



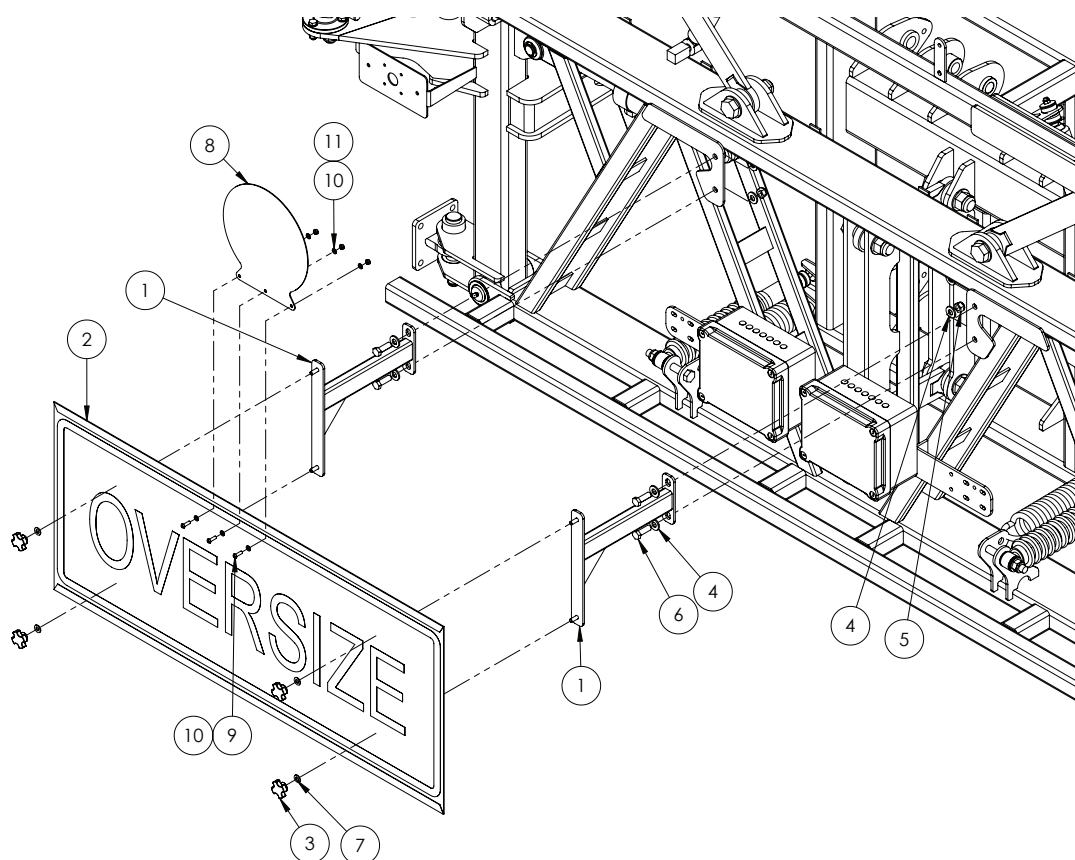
| ITEM NO. | PART NUMBER | DESCRIPTION | QTY. |
|----------|-------------|--|------|
| 1 | GA5065054 | Cylinder tilt 2.5" x 5" stroke I 3/8" rod | 2 |
| 2 | GA4572040 | Tilt Ram pin suit 3.5" cylinder - includes retainers | 4 |
| 3 | GA5001223 | Circlip, 19mm, E type, zinc plated | 8 |

Delta - Boom Cable Adjuster



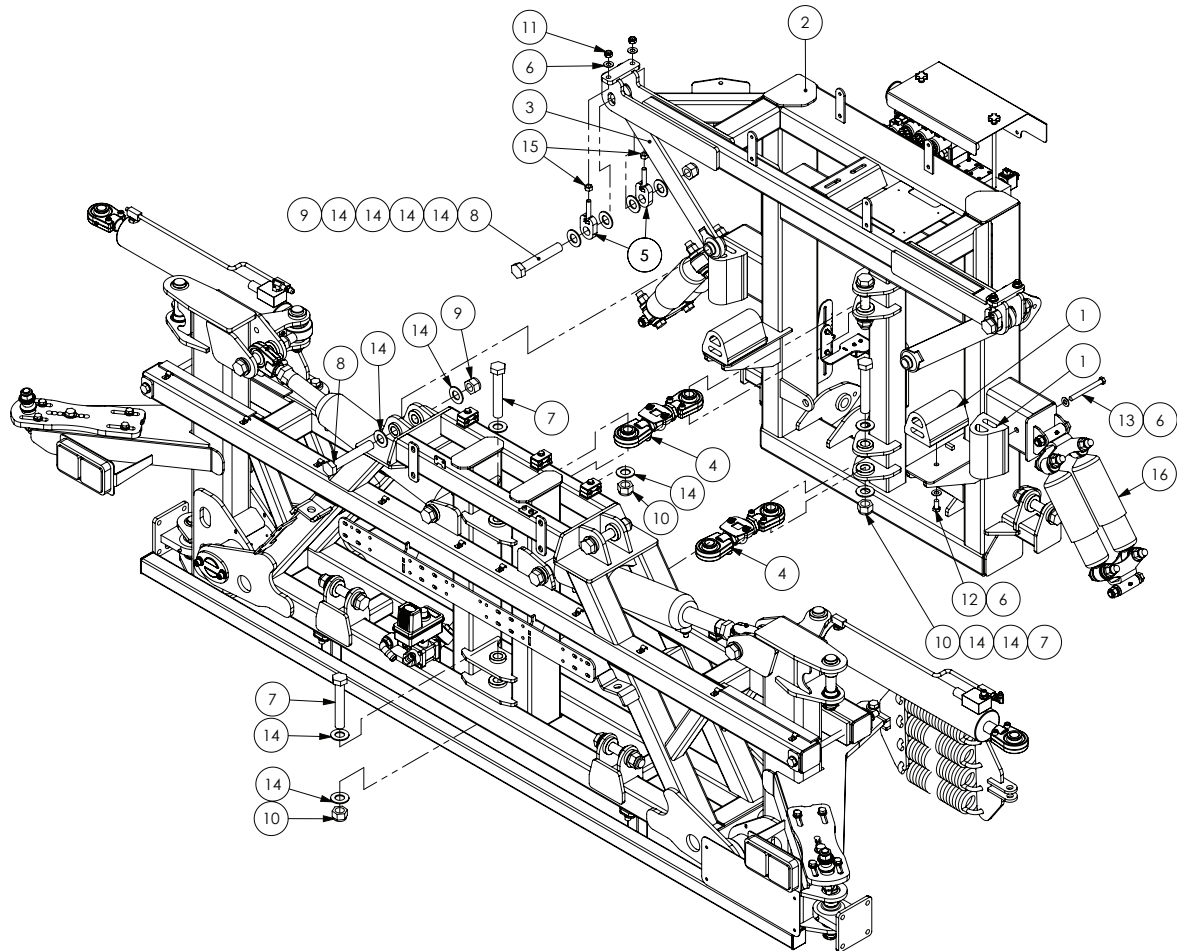
| ITEM NO. | PART NUMBER | DESCRIPTION | QTY. |
|----------|-------------|--|------|
| 1 | GA5020320 | Cable Adjuster, threaded, M20 | 2 |
| 2 | GA5001709 | Nut M20 Coarse Zinc | 2 |
| 3 | L006A | Boom cable bolt | 2 |
| 4 | GA5001741 | Washer 20mm Flat SS HD | 4 |
| 5 | GA5048125 | Nut M20 Nyloc Coarse ZP | 4 |
| 6 | GA5006055 | Bolt M10 x 40 GR8.8 ZP | 6 |
| 7 | GA5012203 | Grease Nipple 1/4" UNF Short | 1 |
| 8 | MACH0029 | Eccentric bush for 18 m centre section | 2 |
| 9 | GA5000117 | Washer 10mm Flat SS HD | 12 |
| 10 | GA5000141 | Nut M10 Nyloc | 6 |

Delta - Oversize Sign Mount



| ITEM NO. | PART NUMBER | DESCRIPTION | QTY. |
|----------|-------------|---|------|
| 1 | GA4658150 | Oversize mount bracket suit 2011 centre | 2 |
| 2 | GA5009613 | Oversize Sign | 1 |
| 3 | GA5069875 | Knob-Star grip M8 x 40mm Diameter | 4 |
| 4 | GA5000577 | Washer 12mm Flat SS HD | 8 |
| 5 | GA5012461 | Nut M12 Nyloc ZP | 4 |
| 6 | GA5000311 | Bolt M12 x 35mm | 4 |
| 7 | GA5003631 | Washer 5/16" Flat SS | 4 |

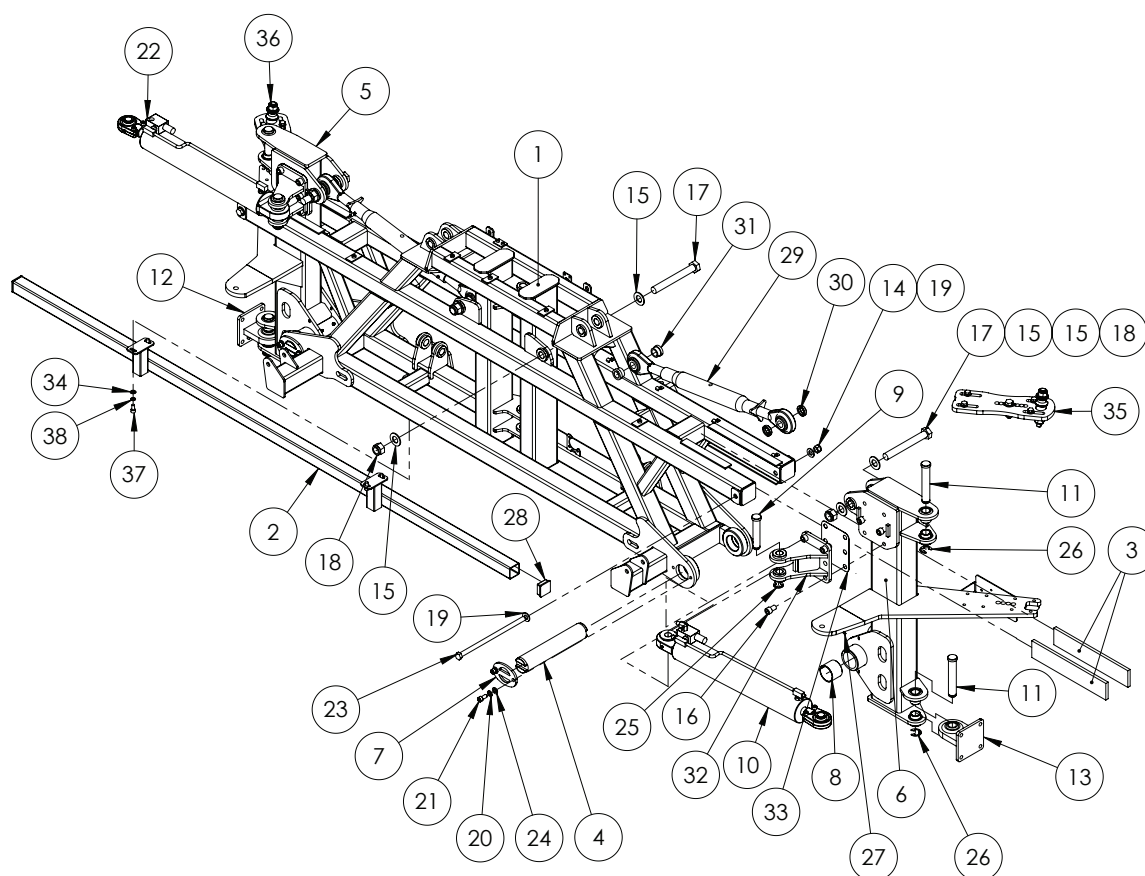
TriTech - Boom Centre & Paralift



| ITEM NO. | PART NUMBER | DESCRIPTION | QTY. |
|----------|--------------|---|------|
| 1 | GA5075240 | Bump Stop Rubber with threaded insert | 4 |
| 2 | GA4658135 | Paralift Rear, Suit MY11 Center | 1 |
| 3 | GA4656240 | Delta link, Long | 2 |
| 4 | DELTA-LINKSA | Delta link, short, heavy duty, adjustable | 2 |
| 5 | GA4656260 | Adjuster bolt, Delta link hanger | 4 |
| 6 | GA5000577 | Washer 12mm Flat SS HD | 8 |
| 7 | GA5006043 | Bolt 1" UNF 14 TPI x 6" ZP GR8 | 4 |
| 8 | GA4683145 | Bolt, 1" UNC x 6", cut down from 7" | 4 |
| 9 | GA5012439 | Nut, Nyloc, 1" UNC, ZP | 4 |
| 10 | GA5012445 | Nut 1" UNF 14 tpi Nyloc ZP | 6 |
| 11 | GA5012461 | Nut M12 Nyloc ZP | 4 |
| 12 | GA5011229 | Bolt M12 x 25 ZP GR8.8 | 2 |
| 13 | GA5000265 | Bolt M12 x 120 ZP GR8.8 | 2 |
| 14 | GA5017681 | Washer 1" x 2" x 7g Flat Thin SS | 20 |
| 15 | GA5000559 | Nut M12 Hex ZP | 4 |
| 16 | * | Double Roll Shocker Assembly | 2 |

* Sub-assembly on following pages

TriTech - Boom Centre Standard Tilt Assembly



| ITEM NO. | PART NUMBER | DESCRIPTION | QTY. |
|----------|-------------|---|------|
| 1 | GA4658120 | Centre section 201 I | 1 |
| 2 | GA4658145 | Spray bar suit 201 I center section | 1 |
| 3 | GA5075090 | Wear pad, 380mm x 74mm x 12mm, Polystone, Suit Tri Tech tilt arm | 4 |
| 4 | GA4572365 | Tilt pin suit wide centre | 2 |
| 5 | GA4658126 | Tilt arm 201 I suit SP flat fold RH | 1 |
| 6 | GA4658131 | Tilt arm 201 I suit SP flat fold LH | 1 |
| 7 | GA4502280 | Pin retainer | 4 |
| 8 | GA5075060 | Glacier Bush 60mm ID x 50mm long | 4 |
| 9 | GA4572200 | Center section fold ram pin suit mk2, mk3 and evo | 2 |
| 10 | GA5018542 | Hydraulic Cylinder, 3 1/4" bore x 1 1/4" rod x 18" stroke, external phasing | 1 |
| 11 | L003A | Pin 1 1/8 (suit boom pivot) | 4 |
| 12 | GA4656200 | Lower rose end mounting assembly RH | 1 |
| 13 | GA4656201 | Lower rose end mounting assembly LH | 1 |
| 14 | GA5001029 | M16 Nyloc nut | 2 |
| 15 | GA5017681 | Washer 1 x 2 7g Flat Thin SS | 8 |
| 16 | GA5000905 | SHCS M16 x 25 GR12.9 ZP | 12 |

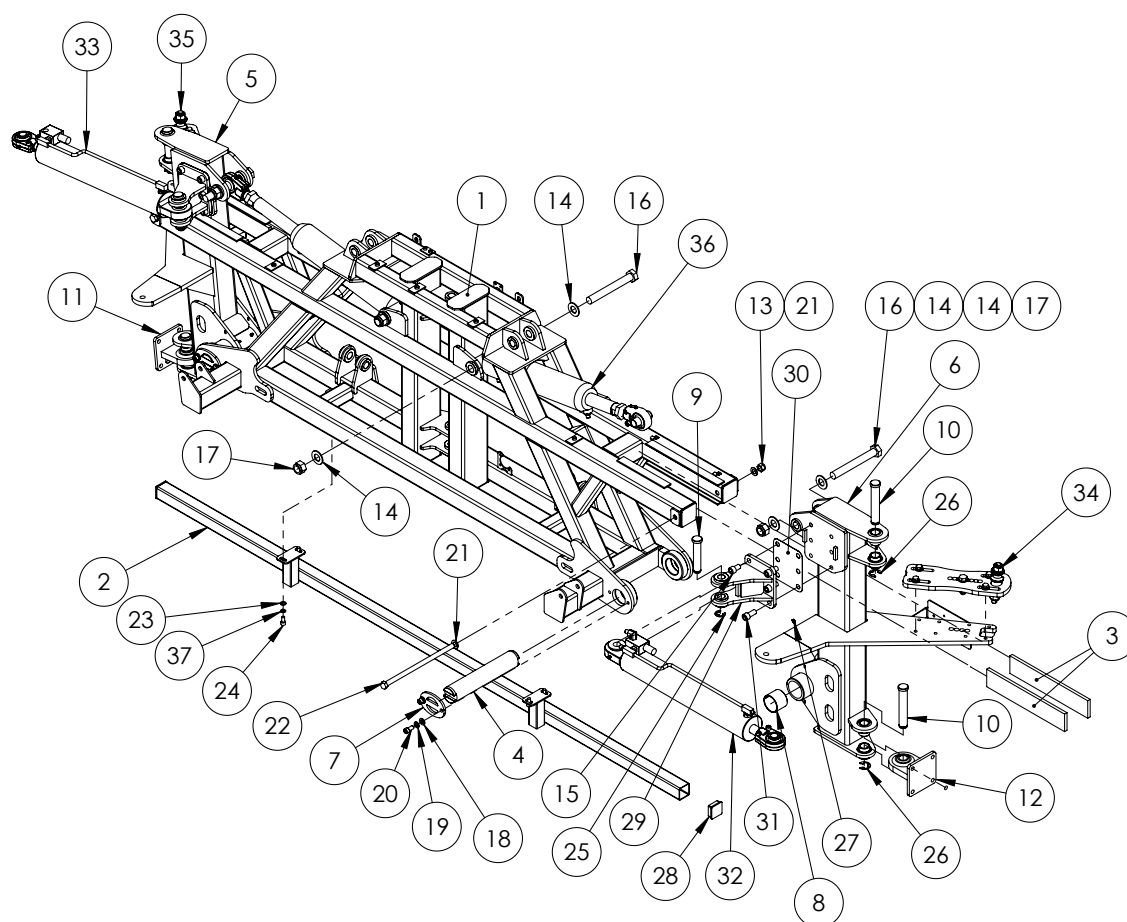
Continued over page

TriTech - Boom Centre Standard Tilt Assembly

| ITEM NO. | PART NUMBER | DESCRIPTION | QTY. |
|----------|---------------|---|------|
| 17 | GA5006151 | Bolt 1" UNF 12 TPI x 8" GR8 ZP | 4 |
| 18 | GA5012446 | Nut 1" UNF 12 TPI Nyloc ZP | 4 |
| 19 | GA5001009 | Washer 16mm Flat ZP HD | 4 |
| 20 | GA5000575 | Washer 12mm Spring SS | 8 |
| 21 | GA5000297 | SHCS M12 x 25 GR12.9 ZP | 8 |
| 22 | GA5018540 | Hydraulic cylinder, 3" bore x 1 1/4" rod x 18" stroke, external phasing | 1 |
| 23 | GA5075125 | M16 x 325 GR4.4 ZP 60 mm of Thread | 2 |
| 24 | GA5000577 | Washer 12mm Flat SS HD | 8 |
| 25 | GA5001223 | Circlip, 19mm, E type, zinc plated | 2 |
| 26 | GA5001883 | E-clip 24mm | 4 |
| 27 | GA5012203 | Grease Nipple 1/4" UNF Short | 4 |
| 28 | GA5003783 | End cap, Insert, Black, Plastic, 50 x 50mm | 2 |
| 29 | GA5075135 | Tilt cylinder replacement adjustable top link | 2 |
| 30 | GA4572135 | Paralift spacer bush | 4 |
| 31 | DB-ADJ-02MACH | Short centre bushing for removable pivots | 4 |
| 32 | GA4658875 | Fold cylinder mount SP flat fold | 2 |
| 33 | GA4513055 | Shim, TriTech Fold ram, 1mm SS, Suit 4 and 6 bolt | 2 |
| 34 | GA5000117 | Washer 10mm Flat SS HD | 4 |
| 35 | * | Rear cable mount 24-36 m LH, Self propelled MY13 | 1 |
| 36 | * | Rear cable mount 24-36 m RH, Self propelled MY13 | 1 |
| 37 | GA5011153 | SHCS M10 x 20mm GR12.9 ZP | 4 |
| 38 | GA5000137 | Washer 10mm Spring SS | 4 |

* Sub-assembly on following pages

TriTech - Boom Centre Hydraulic Tilt Assembly



| ITEM NO. | PART NUMBER | DESCRIPTION | QTY. |
|----------|-------------|---|------|
| 1 | GA4658120 | Centre Section, TriTech, MYII on | 1 |
| 2 | GA4658145 | Spray bar suit 2011 center section | 1 |
| 3 | GA5075090 | Wear pad, 380mm x 74mm x 12mm, Polystone | 4 |
| 4 | GA4572365 | Tilt pin, suit MYII centre section | 2 |
| 5 | GA4658126 | Tilt arm 2011, suit SP flat fold RH | 1 |
| 6 | GA4658131 | Tilt arm 2011, suit SP flat fold LH | 1 |
| 7 | GA4502280 | Pin retainer | 4 |
| 8 | GA5075060 | Glacier Bush 60mm ID x 50mm long | 4 |
| 9 | GA4572200 | Pin, 1" diameter x 132.4mm long, With shoulder and circlip groove, Suit centre section fold ram | 2 |
| 10 | L003A | Pin, 1 1/8" x 170mm, with circlip groove | 4 |
| 11 | GA4656200 | Rose end, Bolt on, RH, Suit 24 - 36 m boom | 1 |
| 12 | GA4656201 | Rose end, Bolt on, LH, Suit 24 - 36 m boom | 1 |
| 13 | GA5001029 | Nut M16 Nyloc ZP | 2 |
| 14 | GA5017681 | Washer 1" x 2" 7g Flat Thin SS | 8 |
| 15 | GA5000905 | SHCS M16 x 25 ZP GR8.8 | 6 |
| 16 | GA5006151 | Bolt 1" UNF 12 TPI x 8" ZP GR8 | 4 |

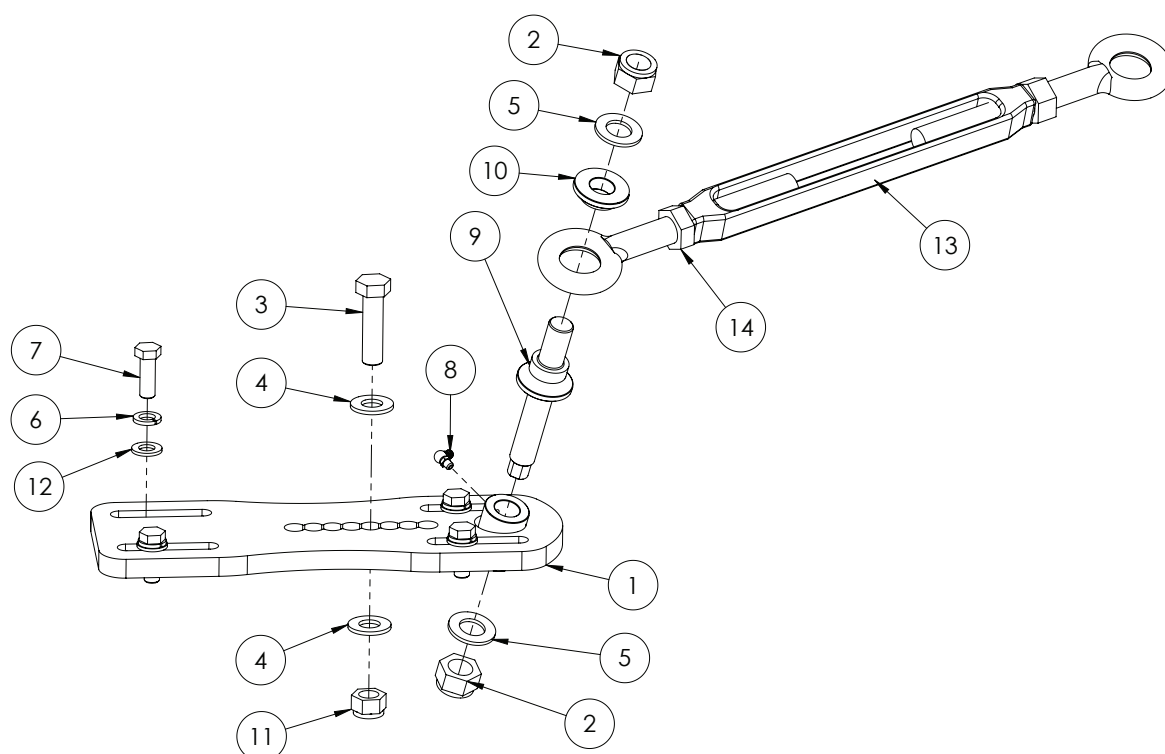
Continued over page

TriTech - Boom Centre Hydraulic Tilt Assembly

| ITEM NO. | PART NUMBER | DESCRIPTION | QTY. |
|----------|-------------|---|------|
| 17 | GA5012446 | Nut 1" UNF 12 TPI Nyloc ZP | 4 |
| 18 | GA5000577 | Washer 12mm Flat SS HD | 8 |
| 19 | GA5000575 | Washer 12mm Spring SS | 8 |
| 20 | GA5000297 | SHCS M12 x 25 ZP GR12.9 | 8 |
| 21 | GA5001043 | Washer 16mm Flat SS HD | 4 |
| 22 | GA5075125 | Bolt M16 x 325, 60mm of thread, GR4.4 ZP | 2 |
| 23 | GA5000117 | Washer 10mm Flat SS HD | 4 |
| 24 | GA5011153 | SHCS M10 x 20 ZP GR12.9 | 4 |
| 25 | GA5001223 | Circlip, 19mm, E type, zinc plated | 2 |
| 26 | GA5001883 | Circlip, E type, 24mm, zinc plated | 4 |
| 27 | GA5012203 | Grease nipple, Short, 1/4" UNF | 4 |
| 28 | GA5003783 | End cap, Insert, Black, Plastic, 50 x 50mm | 2 |
| 29 | GA4658875 | Mount, Fold cylinder, Flat fold suit self propelled | 2 |
| 30 | GA4513055 | Shim, TriTech Fold ram, 1mm SS, Suit 4 and 6 bolt | 2 |
| 31 | GA5000923 | SHCS M16 x 35 GR12.9 ZP | 6 |
| 32 | GA5018542 | Hydraulic Cylinder, 3 1/4" bore x 1 1/4" rod x 18" stroke, external phasing | 1 |
| 33 | GA5018540 | Hydraulic cylinder, 3" bore x 1 1/4" rod x 18" stroke (with external phasing valve) | 1 |
| 34 | * | Cable Mount Rear, Flat fold, 24-36 m Left Hand | 1 |
| 35 | * | Cable Mount Rear, Flat fold, 24-36 m Right Hand | 1 |
| 36 | GA5065051 | Hydraulic cylinder, 3 1/2" bore x 1 3/4" rod x 5" stroke, adjustable end | 2 |
| 37 | GA5000137 | Washer 10mm Spring SS | 4 |

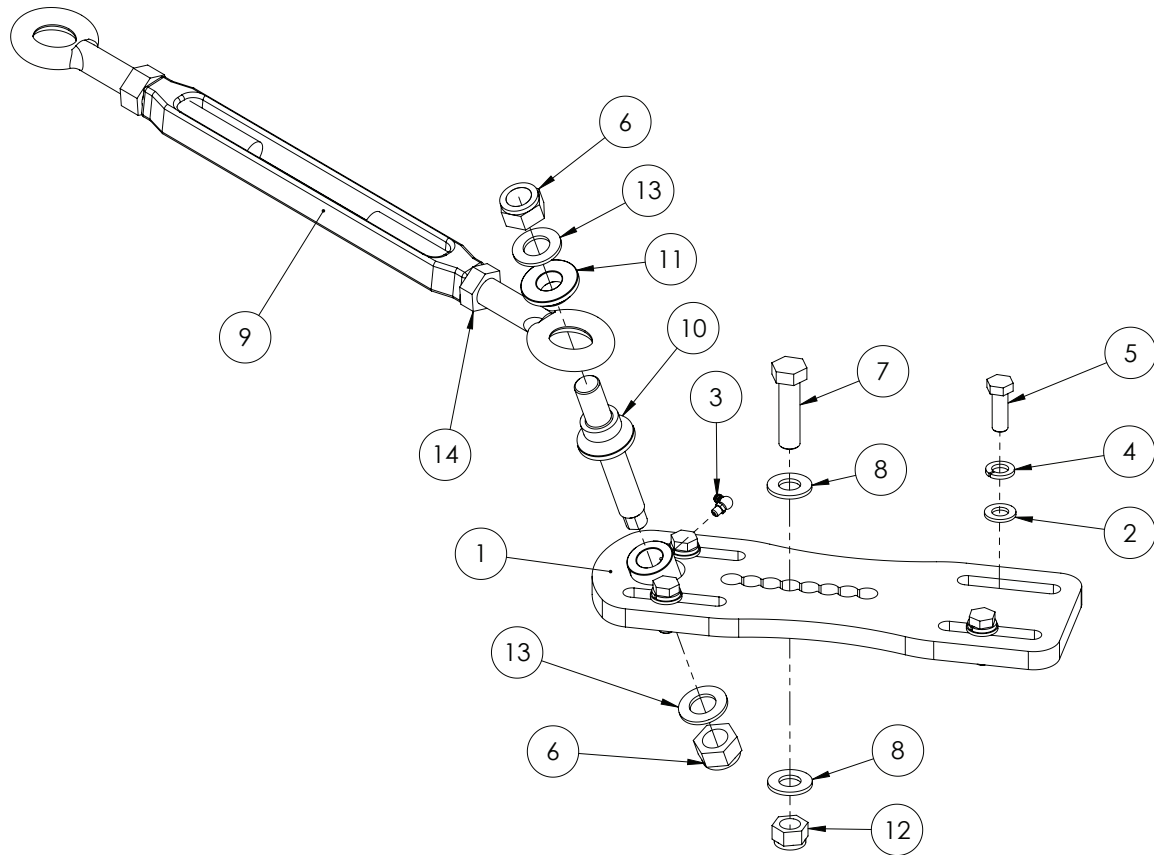
* Sub-assembly on following pages

TriTech - Boom Cable Adjuster - RH



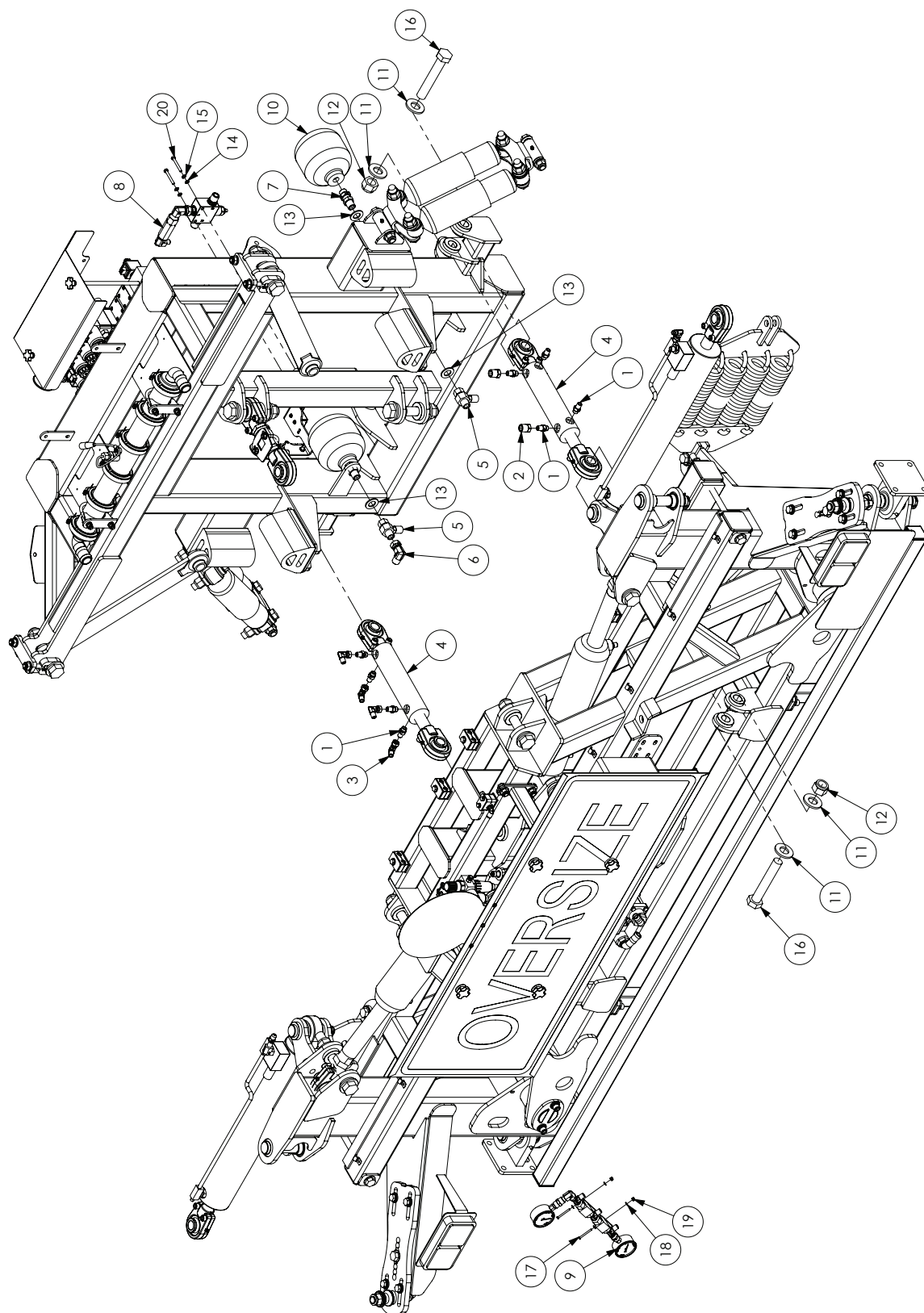
| ITEM NO. | PART NUMBER | DESCRIPTION | QTY. |
|----------|-------------|---|------|
| 1 | GA4656250 | Slide plate, Boom cable adjuster, Right side, Prairie Trittech boom | 1 |
| 2 | GA5001709 | Nut M20 Nyloc Coarse ZP | 2 |
| 3 | GA5000941 | Bolt M16 x 60 GR8.8 ZP | 1 |
| 4 | GA5001043 | Washer 16mm Flat SS HD | 2 |
| 5 | GA5001741 | Washer 20mm Flat SS HD | 2 |
| 6 | GA5000575 | Washer 12mm Spring SS | 4 |
| 7 | GA5000311 | Set Screw M12 x 35 GR 8.8 ZP | 4 |
| 8 | GA5009637 | Grease Nipple 1/4 UNF 90 deg | 1 |
| 9 | GA4572510 | Boom cable pivot pin MY13 | 1 |
| 10 | GA4572515 | Boom cable pivot pin retainer MY13 | 1 |
| 11 | GA5001029 | Nut M16 Nyloc ZP | 1 |
| 12 | GA5000577 | Washer 12mm Flat SS HD | 4 |
| 13 | GA5017061 | Turnbuckle, Eye ends, M22 thread & lock nut, Galvanised | 1 |
| 14 | GA5070430 | Nut M22 Lock Nut ZP LH Thread | 1 |

TriTech - Boom Cable Adjuster - LH



| ITEM NO. | PART NUMBER | DESCRIPTION | QTY. |
|----------|-------------|--|------|
| 1 | GA4656255 | Slide plate, Boom cable adjuster, Left side, Prairie Trittech boom | 1 |
| 2 | GA5000577 | Washer 12mm Flat SS HD | 4 |
| 3 | GA5009637 | Grease Nipple 1/4" UNF 90 deg | 1 |
| 4 | GA5000575 | Washer 12mm Spring SS | 4 |
| 5 | GA5000311 | Set Screw M12 x 35 GR 8.8 ZP | 4 |
| 6 | GA5001709 | Nut M20 Nyloc Coarse ZP | 2 |
| 7 | GA5000941 | Bolt M16 x 60 GR8.8 ZP | 1 |
| 8 | GA5001043 | Washer 16mm Flat SS HD | 2 |
| 9 | GA5017061 | Turnbuckle, Eye ends, M22 thread & lock nut, Galvanised | 1 |
| 10 | GA4572510 | Pivot pin, Boom cable MY13 | 1 |
| 11 | GA4572515 | Boom cable retainer, Pivot pin MY13 | 1 |
| 12 | GA5001029 | Nut M16 Nyloc ZP | 1 |
| 13 | GA5001741 | Washer 20mm Flat SS HD | 2 |
| 14 | GA5070430 | Nut M22 Lock Nut ZP LH Thread | 1 |

TriTech - Hydraulic Yaw Kit



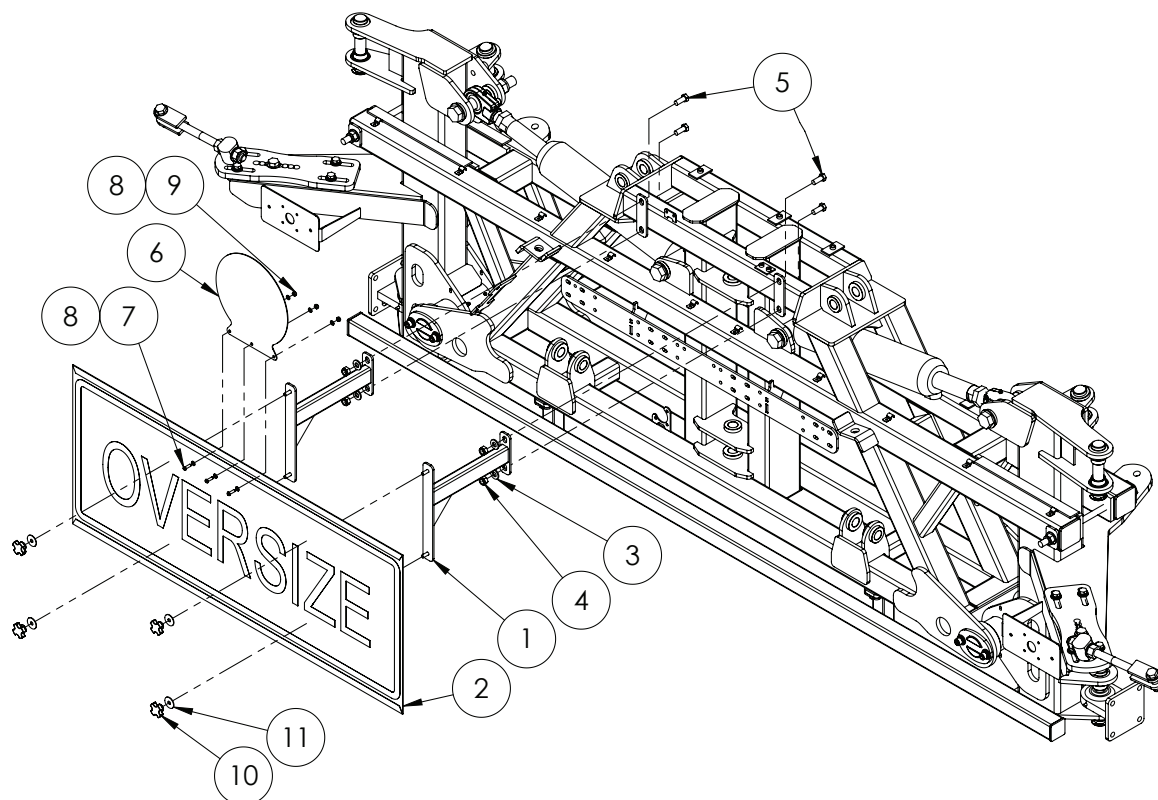
Continued over page

TriTech - Hydraulic Yaw Kit

| ITEM NO. | PART NUMBER | DESCRIPTION | QTY. |
|----------|-------------|--|------|
| 1 | GA3500358 | Hydraulic adapter, Nipple, 1/4" BSPT x 9/16" UN O-ring | 8 |
| 2 | GA3500203 | Hydraulic adaptor, Reducing bush, 1/2" BSPT male x 1/4" BSPT female | 2 |
| 3 | GA3500332 | Hydraulic adapter, Elbow, 90 degree, 1/4"BSP male x 1/4" BSP female swivel | 4 |
| 4 | GA5060817 | Hydraulic yaw cylinder with ball ends | 2 |
| 5 | GA3500198 | Inline test point 1/2" BSP | 2 |
| 6 | GA3500333 | Hydraulic adapter, Elbow, 90 degree, 1/2" male x 1/2" female swivel | 1 |
| 7 | GAS99-603 | Hydraulic adaptor, Nipple, 1/2" BSP male x 1/2" BSP male | 2 |
| 8 | ^ | Pressure Reducer Valve Assembly, Crop Cruiser & Prairie | 1 |
| 9 | ^ | Yaw Control Valve Assembly | 1 |
| 10 | GA5007787 | Accumulator, Hydraulic, 1L, pre-charged to 70 bar | 2 |
| 11 | GA5017659 | Washer, 1", Flat, ZP, Heavy duty (5mm thick) | 8 |
| 12 | GA5012445 | Nut 1 UNF 14 tpi Nyloc ZP | 4 |
| 13 | GA5001741 | Washer 20mm Flat SS HD | 4 |
| 14 | GA5004437 | M6 SS Washer | 2 |
| 15 | GA5004447 | M6 Spring washer SS | 2 |
| 16 | GA5006043 | Bolt 1" UNF 14 TPI x 6" | 4 |
| 17 | GA5049800 | M4 x 40 SHCS | 2 |
| 18 | GA5020510 | M4 Washer Heavy duty SS | 4 |
| 19 | GA5049025 | Nut M4 Nyloc SS | 2 |
| 20 | GA5004079 | M6 x 30 bolt | 2 |

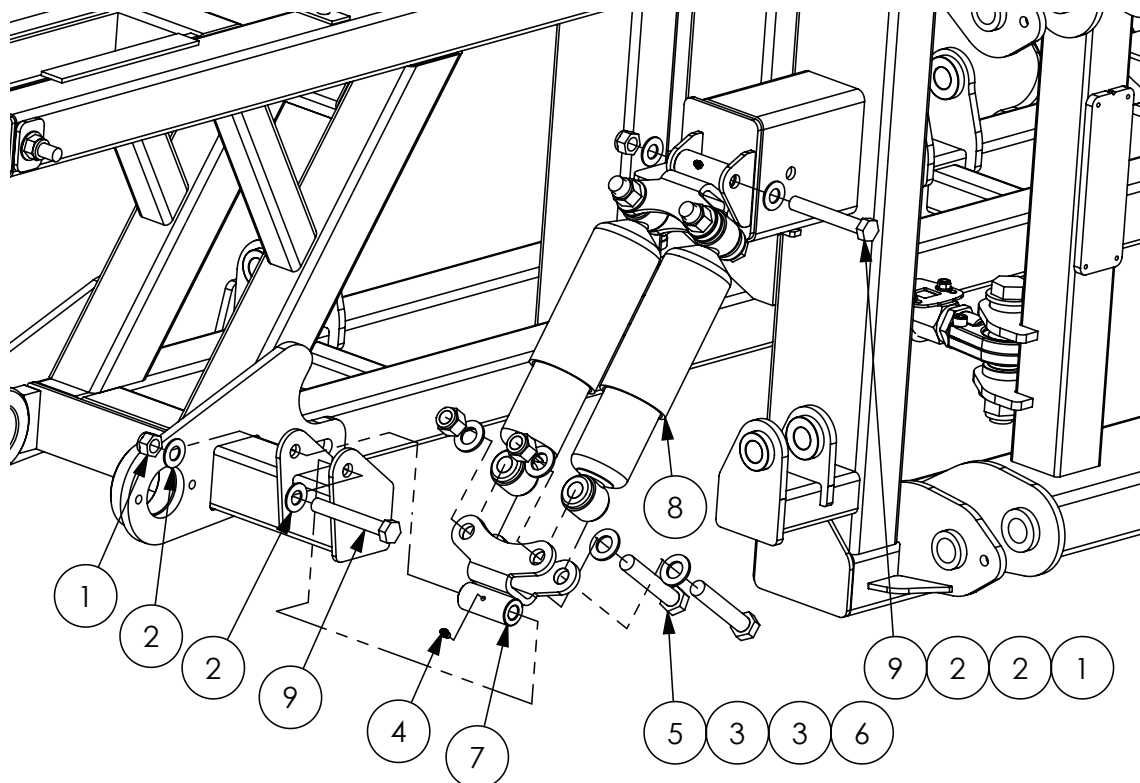
^ See Chapter 18 'Hydraulics' for sub-assembly

TriTech - Oversize Sign Mount



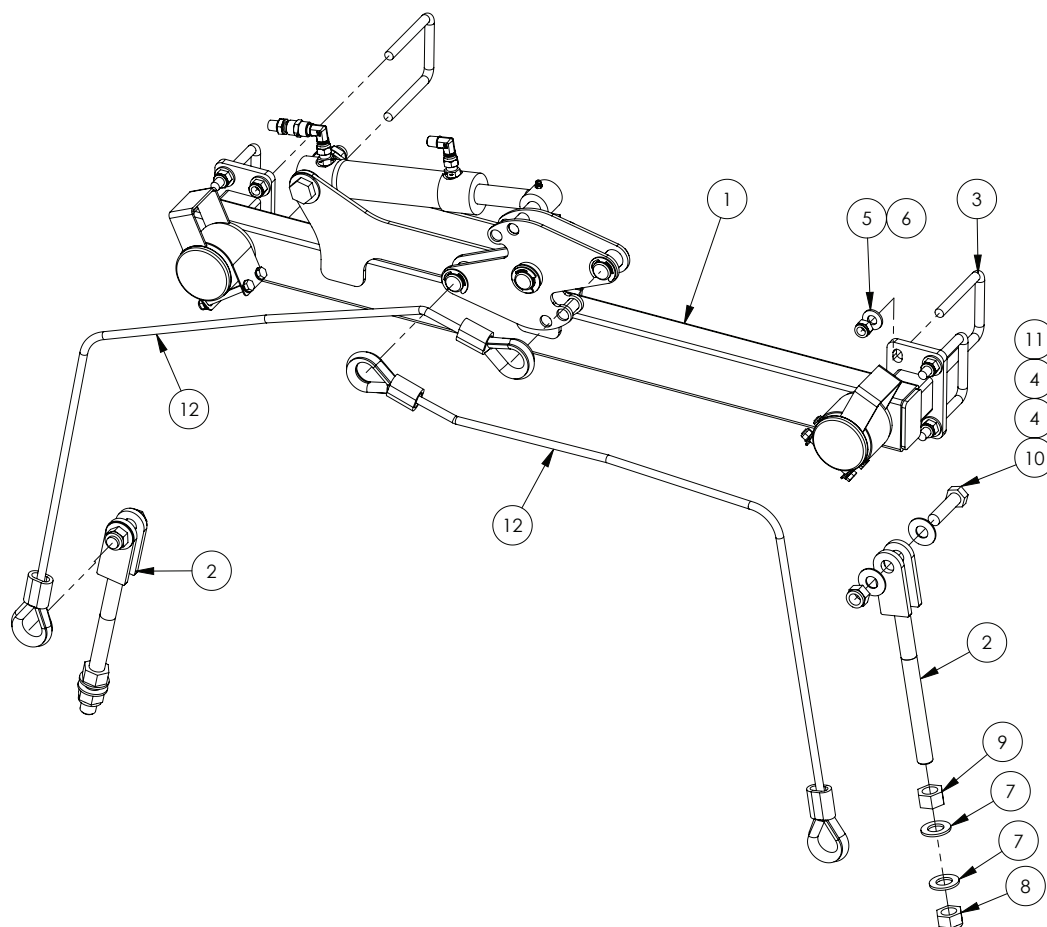
| ITEM NO. | PART NUMBER | DESCRIPTION | QTY. |
|----------|-------------|---|------|
| 1 | GA4658150 | Oversize mount bracket suit 2011 centre | 2 |
| 2 | GA5009613 | Oversize Sign | 1 |
| 3 | GA5000577 | Washer 12mm Flat SS HD | 4 |
| 4 | GA5012461 | Nut M12 Nyloc ZP | 4 |
| 5 | GA5000305 | Bolt M12 x 30mm | 4 |
| 6 | F70906A | 50km/h sticker holder plate 1.6mm SS | 1 |
| 7 | GA5004053 | BHCS M6 x 20 SS | 3 |
| 8 | GA5004437 | Washer 6mm Flat SS | 6 |
| 9 | GA5048115 | Nut M6 Nyloc SS | 3 |
| 10 | GA5069875 | Knob-Star grip M8 x 40mm Diameter | 4 |
| 11 | GA5003645 | Washer 5/16" x 1 1/4" Flat SS | 4 |

Double Roll Shocker Assembly



| ITEM NO. | PART NUMBER | DESCRIPTION | QTY. |
|----------|-------------|--|------|
| 1 | GA5001029 | Nut M16 Nyloc ZP | 4 |
| 2 | GA5001043 | Washer 16mm Flat SS HD | 8 |
| 3 | GA5001741 | Washer 20mm Flat SS HD | 16 |
| 4 | GA5012203 | Grease nipple, Short, 1/4" UNF | 4 |
| 5 | GA5049490 | Bolt 3/4" UNC x 4" ZP GR8 | 8 |
| 6 | GA5048430 | Nut, Nyloc, 3/4" UNC, ZP | 8 |
| 7 | GA4659360 | Mounting bracket, Dual roll shock absorber | 4 |
| 8 | GA5015139 | Shock Absorber, Double eye, 19mm eye, 82mm OD, Black | 4 |
| 9 | GA5000855 | Bolt M16 x 110 ZP GR8.8 | 4 |

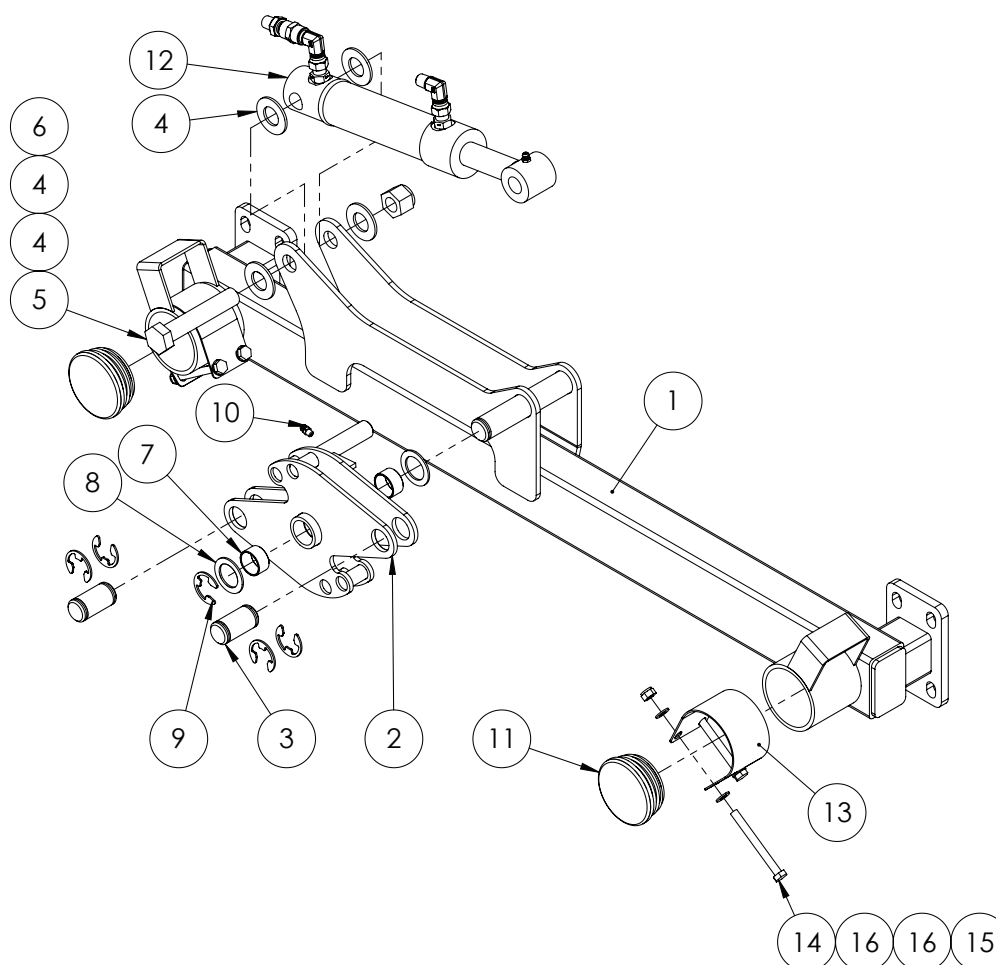
Centre Level



| ITEM NO. | PART NUMBER | DESCRIPTION | QTY. |
|----------|-------------|---|------|
| 1 | * | Centre leveling Main Pivot Assembly | 1 |
| 2 | GA5020320 | Cable Adjuster 20mm Threaded | 2 |
| 3 | GA5011259 | U-bolt, Square top, M12 x 76mm x 110mm | 4 |
| 4 | GA5001043 | Washer 16mm Flat SS HD | 4 |
| 5 | GA5000577 | Washer 12mm Flat SS HD | 8 |
| 6 | GA5012461 | Nut M12 Nyloc ZP | 8 |
| 7 | GA5001741 | Washer 20mm Flat SS HD | 4 |
| 8 | GA5048125 | Nut M20 Nyloc Coarse ZP | 2 |
| 9 | GA5001709 | Nut M20 Coarse Hex ZP | 2 |
| 10 | GA5000941 | Bolt M16 x 60 ZP GR8.8 | 2 |
| 11 | GA5001029 | Nut M16 Nyloc ZP | 2 |
| 12 | GA4905185 | Cable assembly, Suit boom centre lock kit | 1 |

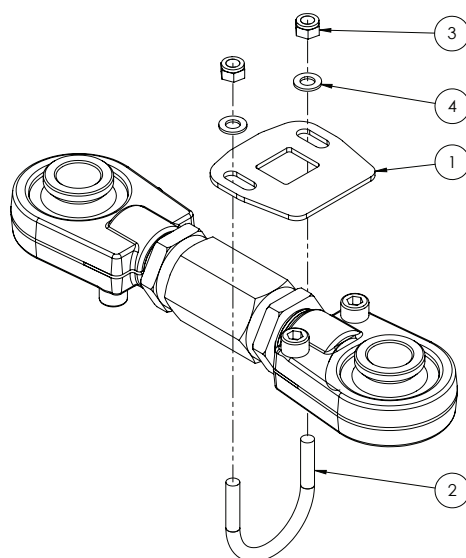
* Sub-assembly on following pages

Centre Leveling Main Pivot



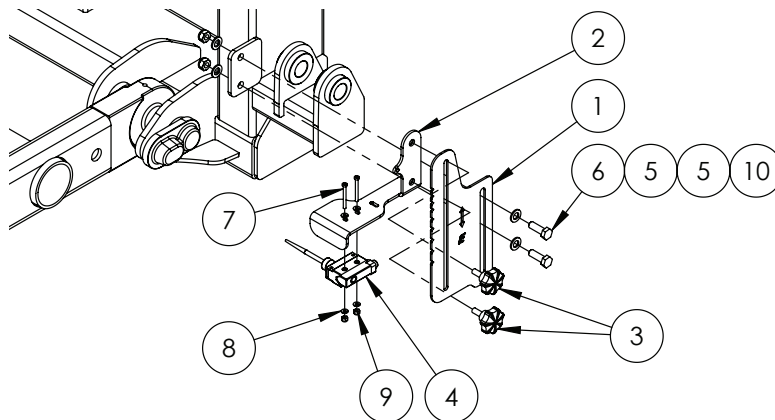
| ITEM NO. | PART NUMBER | DESCRIPTION | QTY. |
|----------|-------------|---|------|
| 1 | GA4658142 | Centre leveling main pivot assembly | 1 |
| 2 | GA4658141 | Centre leveling wheel assembly | 1 |
| 3 | GA4572420 | Cable mount pin suit centre levelling | 2 |
| 4 | GA5001045 | Washer 3/4" Flat | 4 |
| 5 | GA5049490 | Bolt 3/4" UNC x 4" HT ZP | 1 |
| 6 | GA5048430 | Nut 3/4" UNC Nyloc | 1 |
| 7 | GA5009463 | Glacier Bush 25mm ID x 15mm Long | 2 |
| 8 | GA4522315 | Washer, 27mm ID x 40mm OD x 2mm thick, SS | 2 |
| 9 | GA5001223 | Circlip, 19mm, E type, zinc platedz | 5 |
| 10 | GA5012203 | Grease Nipple 1/4" UNF Short | 1 |
| 11 | GA5050355 | Insert to suit 65NB Tube | 2 |
| 12 | GA4904785-1 | Ram Sub Assembly Centre Leveling | 1 |
| 13 | GA4506750 | Wear Strip SS for Centre Leveling Cables | 2 |
| 14 | GA5004749 | Bolt M8 x 80mm | 4 |
| 15 | GA5052590 | Nut M8 Nyloc SS 316 | 4 |
| 16 | GA5003643 | Washer 8mm Flat SS HD | 8 |

Delta Link Locking Plate



| ITEM NO. | PART NUMBER | DESCRIPTION | QTY. |
|----------|-------------|--|------|
| 1 | GA4524140 | Locking plate suit adjustable delta link | 1 |
| 2 | GA5018245 | U-Bolt M8 x 50mm x 60mm RT | 1 |
| 3 | GA5052590 | Nut M8 Nyloc SS 316 | 2 |
| 4 | GA5003643 | Washer 8mm Flat HD ZP | 2 |

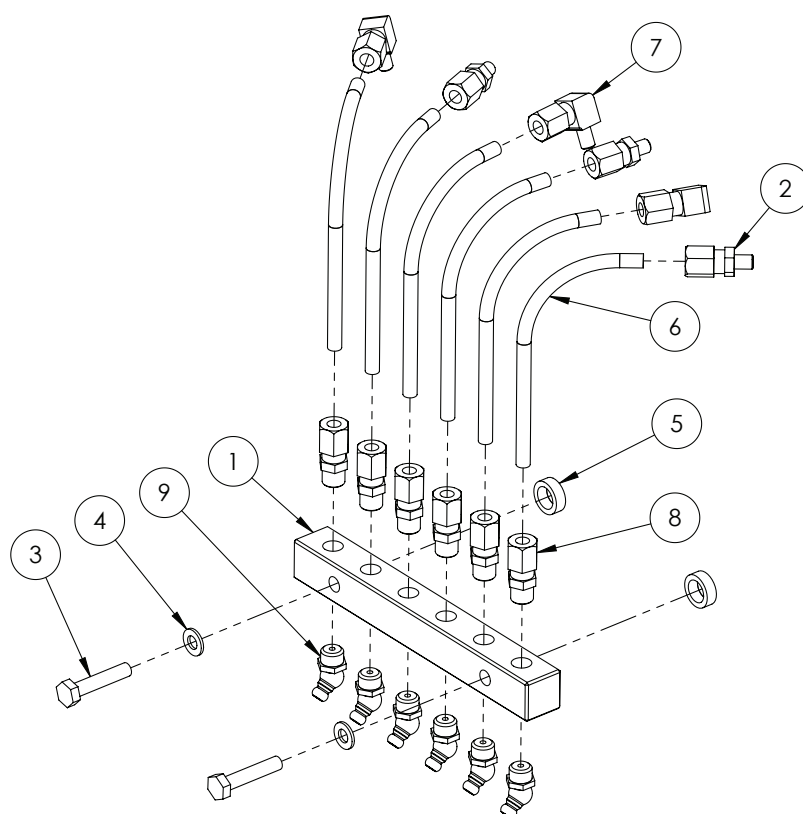
Lower Limit Switch - Raven



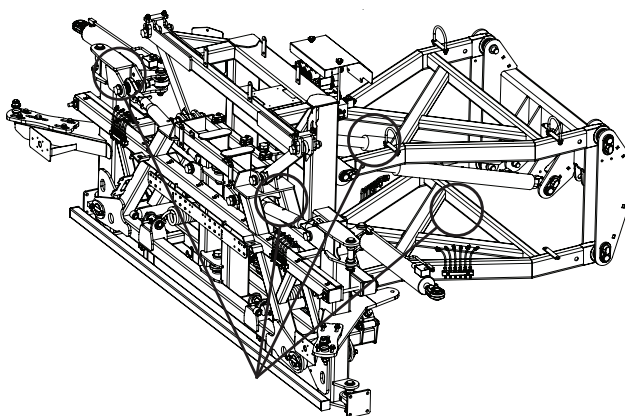
| ITEM NO. | PART NUMBER | DESCRIPTION | QTY. |
|----------|-------------|---|------|
| 1 | GA4523965 | EF Evo 2011 Boom Height adjustment bracket | 1 |
| 2 | GA4654161 | Paralift switch bracket | 1 |
| 3 | GA5067080 | M8 x 20 Plastic Knob Bolt | 2 |
| 4 | GA5012129* | Limit switch, Flexible arm, Micro, IP65, 10 Amp | 1 |
| 5 | GA5000117 | Washer 10 mm Flat SS HD | 4 |
| 6 | GA5065455 | Bolt M10 x 30 GR8.8 ZP | 2 |
| 7 | GA5049800 | SHCS M4 x 40 GR12.9 ZP | 2 |
| 8 | GA5020510 | Washer 4mm Flat SS | 4 |
| 9 | GA5049025 | Nut M4 Nyloc SS | 2 |
| 10 | GA5000141 | Nut M10 Nyloc ZP | 2 |

* Note: Nuts, bolts & washers come included with GA5012129

Manual Grease Station

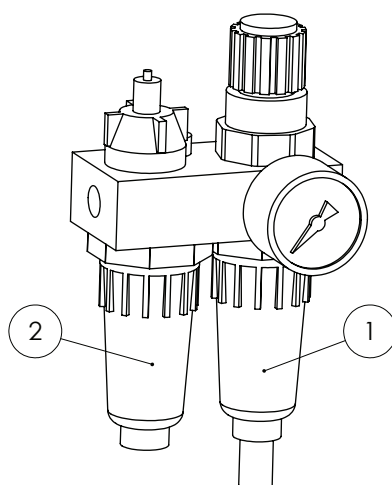


| ITEM NO. | PART NUMBER | DESCRIPTION | QTY. |
|----------|-------------|---|------|
| 1 | GA5070000 | Grease Fitting Header Block | 1 |
| 2 | GA5069985 | Grease fitting line connector straight 6mm | 3 |
| 3 | GA5004079 | M6 x 30mm bolt | 2 |
| 4 | GA5004437 | M6 SS Washer | 2 |
| 5 | GA4552080 | Crush tube, 10.2mm ID x 15mm OD x 5mm long | 2 |
| 6 | GA5070005 | Grease Line 6mm Pre Filled | 6 |
| 7 | GA5069995 | Grease fitting line connector elbow 6mm | 3 |
| 8 | GA5055225 | Pneumatic fitting, Straight adaptor, 1/8 BSP male thread x Nut retainer suit 6mm tube | 6 |
| 9 | GA5055125 | Grease nipple, Elbow, 45 degree, 1/8 BSP male | 6 |



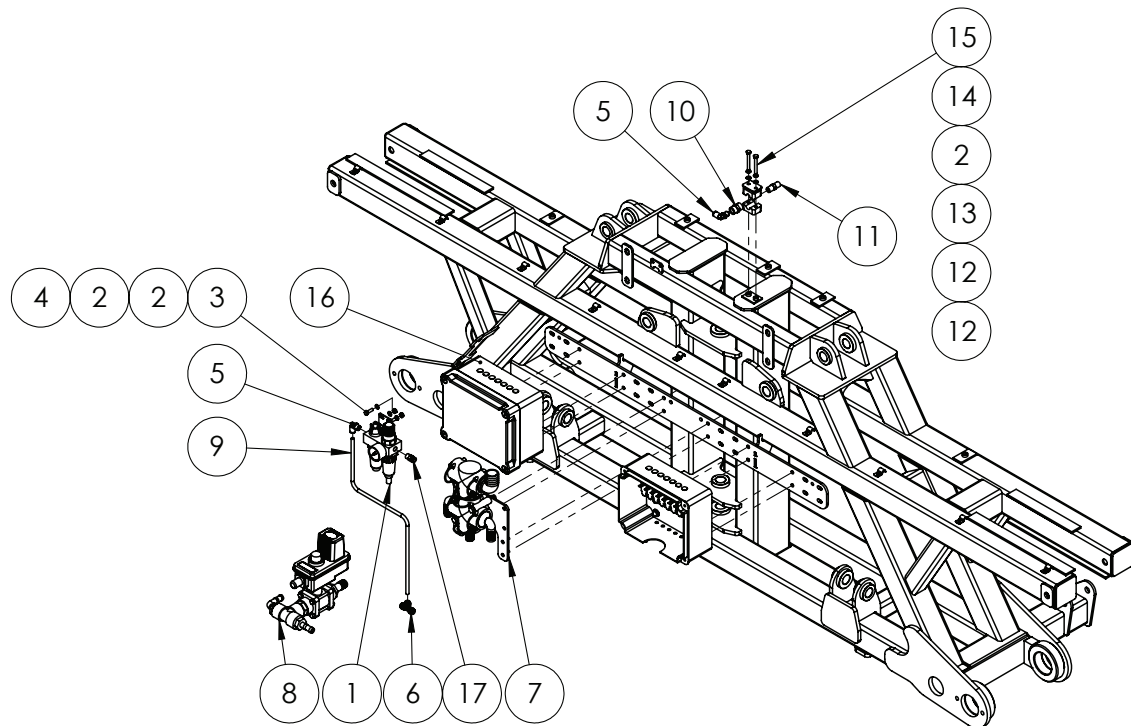
Manual grease station locations

Pneumatic Oiler & Dryer



| ITEM NO. | PART NUMBER | DESCRIPTION | QTY. |
|----------|-------------|--|------|
| 1 | GA5054620 | Air dryer bowl | 1 |
| 2 | GA5054625 | Bowl Lubricator suit air dryer / oiler | 1 |
| - | GA5054620 | Bowl, suit air dryer / oiler | - |
| - | GA5071805 | O-ring Seal, 33mm x 2mm | - |

RapidFire Valves

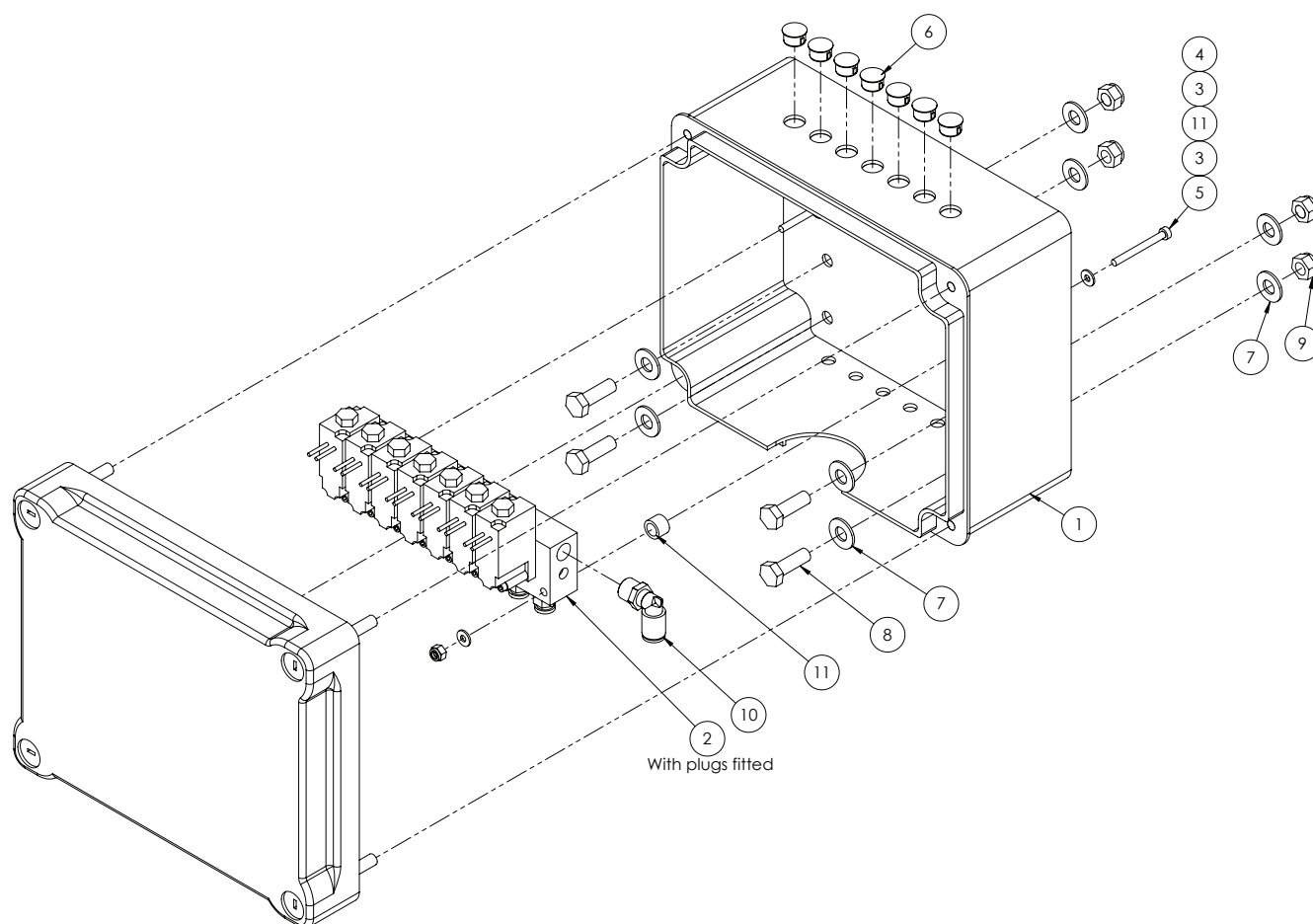


| ITEM NO. | PART NUMBER | DESCRIPTION | QTY. |
|----------|-------------|---|------|
| 1 | GA5068806 | Pneumatic Mini Filter Oiler / Regulator / Dryer | 1 |
| 2 | GA5004437 | Washer 6mm Flat SS | 6 |
| 3 | GA5004065 | Bolt M6 x 20 | 2 |
| 4 | GA5048115 | Nut nyloc M6 | 2 |
| 5 | GA5052690 | Elbow Swivel push in 8mm x 1/4" BSP | 2 |
| 6 | GA5067010 | Equal Tee push in 8mm | 1 |
| 7 | ^ | RapidFire - Pressure Flow Distributer | 1 |
| 8 | ^ | RapidFire - RapidFlow Return Valve | 1 |
| 9 | GA5004382 | 8mm Hydrostatic Hose black | 1 |
| 10 | GA3500211 | 1/4" BSPP Socket | 1 |
| 11 | GA3500218 | Hydraulic adaptor, Nipple, 1/4" BSP x 1/4" BSP | 1 |
| 12 | GA5078058 | Single Clamp Jaws PP Gr3 14mm | 2 |
| 13 | GA5078068 | Single Clamp Top Plate grp 2 | 1 |
| 14 | GA5004447 | Washer 6mm Spring SS | 2 |
| 15 | GA5011419 | Bolt M6 x 50 SS | 2 |
| 16 | * | RapidFire 7 section solenoid box ASM | 2 |
| 17 | GA5052695 | Straight adapter push in 8mm x 1/4" BSP | 1 |

* Sub-assembly on following pages

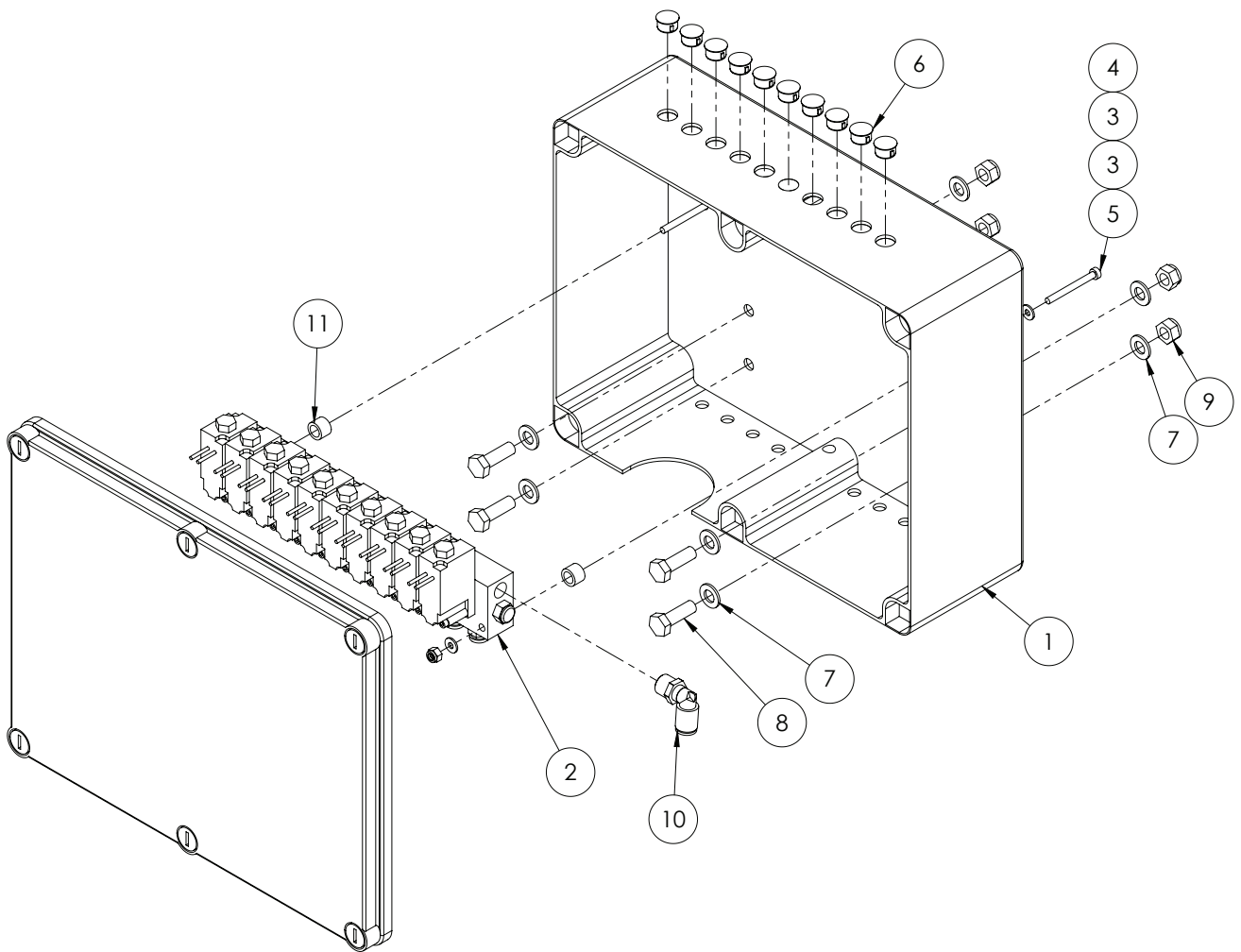
^ See Chapter 19 'Plumbing' for sub-assembly

RapidFire 7 Section Solenoid Box



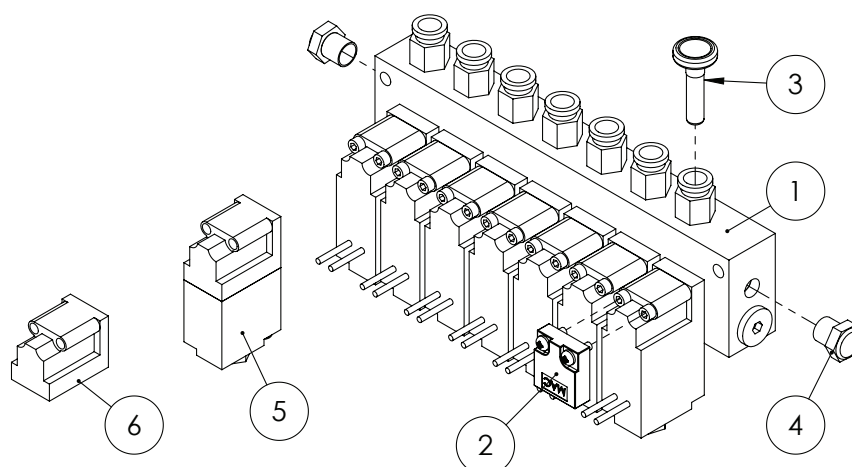
| ITEM NO. | PART NUMBER | DESCRIPTION | QTY. |
|----------|-------------|--|------|
| 1 | GA5054085 | Box plastic electrical 241mm x 194mm x 127mm | 1 |
| 2 | GA5068805 | Pneumatic solenoid 7 section, 6mm outlets | 1 |
| 3 | GA5020510 | Washer 4mm Flat SS | 4 |
| 4 | GA5049025 | Nut M4 Nyloc SS | 2 |
| 5 | GA5049800 | SHCS M4 x 40 | 2 |
| 6 | GA5048780 | Dome plug 12mm | 7 |
| 7 | GA5003643 | Washer 8mm Flat SS HD | 8 |
| 8 | GA5004711 | Bolt M8 x 25mm | 4 |
| 9 | GA5052590 | Nut M8 Nyloc SS 316 | 4 |
| 10 | GA5052690 | Elbow Swivel push in 8mm x 1/4" BSP | 1 |
| 11 | GA4572280 | Crush tube, suit SP training seat | 2 |

RapidFire 10 Section Solenoid Box



| ITEM NO. | PART NUMBER | DESCRIPTION | QTY. |
|----------|-------------|--|------|
| 1 | GA5054090 | Box plastic electrical 310mm x 240mm x 110mm | 1 |
| 2 | GA5070630 | Pneumatic solenoid 10 section, 6 mm outlets | 1 |
| 3 | GA5020510 | Washer 4mm Flat SS | 4 |
| 4 | GA5049025 | Nut M4 Nyloc SS | 2 |
| 5 | GA5049800 | SHCS M4 x 40 | 2 |
| 6 | GA5048780 | Dome plug 12mm | 7 |
| 7 | GA5003643 | Washer 8mm Flat SS HD | 8 |
| 8 | GA5004711 | Bolt M8 x 25mm | 4 |
| 9 | GA5052590 | Nut M8 Nyloc SS 316 | 4 |
| 10 | GA5052690 | Elbow Swivel push in 8mm x 1/4" BSP | 1 |
| 11 | GA4572280 | Crush tube, suit SP training seat | 2 |

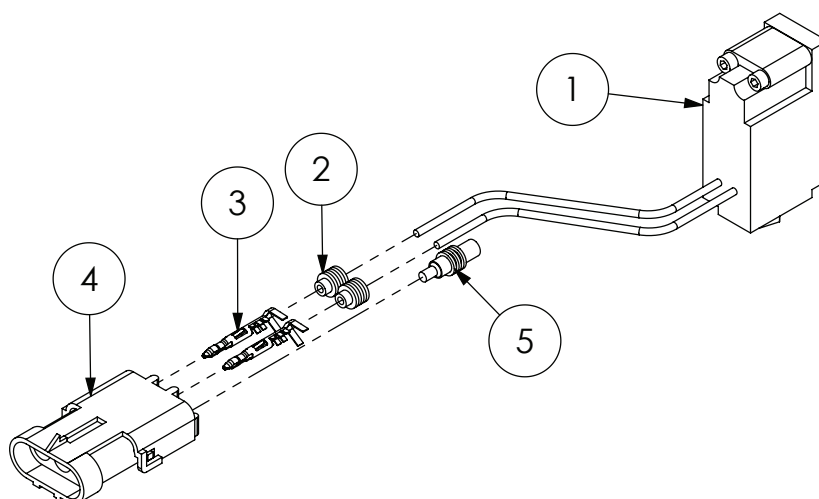
RapidFire Solenoid Assembly



| ITEM NO. | PART NUMBER | DESCRIPTION | QTY. |
|----------|-------------|--|------|
| 1 | GA5068805 | Valve, pneumatic MAC solenoid bank 7 section suit rapid fire, bare wires, 6mm outlets, 8mm inlet | 1 |
| 2 | GA5054440 | MAC Blanking Plate Manifold | 1 |
| 3 | GA5004405 | Plug push in 6mm | 1 |
| 4 | GA5054435 | MAC 1/8" BSP Flat Silencer | 2 |
| 5 | GA5054430 | Valve, MAC 3/2 pneumatic Manifold replacement Valve 12 VDC 5.4W Viton seal | 1 |
| 6 | GA5054431 | Valve, MAC 35A replacement valve only no solenoid, includes bolts and viton seal, blue | 1 |

Note: Quantities will vary depending on number of sections optioned.

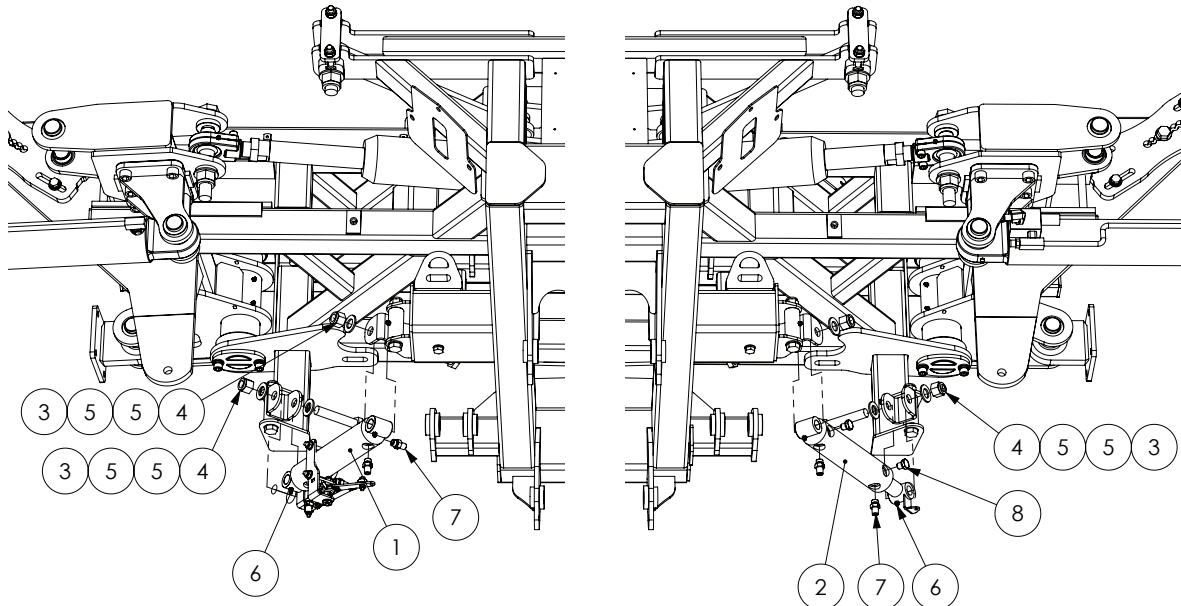
RapidFire Solenoid Valve



| ITEM NO. | PART NUMBER | DESCRIPTION | QTY. |
|----------|-------------|---|------|
| 1 | GA5054430 | Solenoid valve, MAC 3/2 pneumatic, Viton seals, 12V, Bare wires | 1 |
| 2 | GA5014857 | Seal, Green, Weather pack connector, Wire from 2.03 - 2.85mm | 2 |
| 3 | GA5016617 | Pin, Male, Sealed, Weather pack, Wire 1.0 - 2.0mm | 2 |
| 4 | GA5048550 | Connector, Female, 3 Pin, Weather pack | 1 |
| 5 | GA5050245 | Seal, Cavity blanking plug, Weather pack connector | 1 |

Raven XT - UltraGlide

SN 201593 to SN 201633

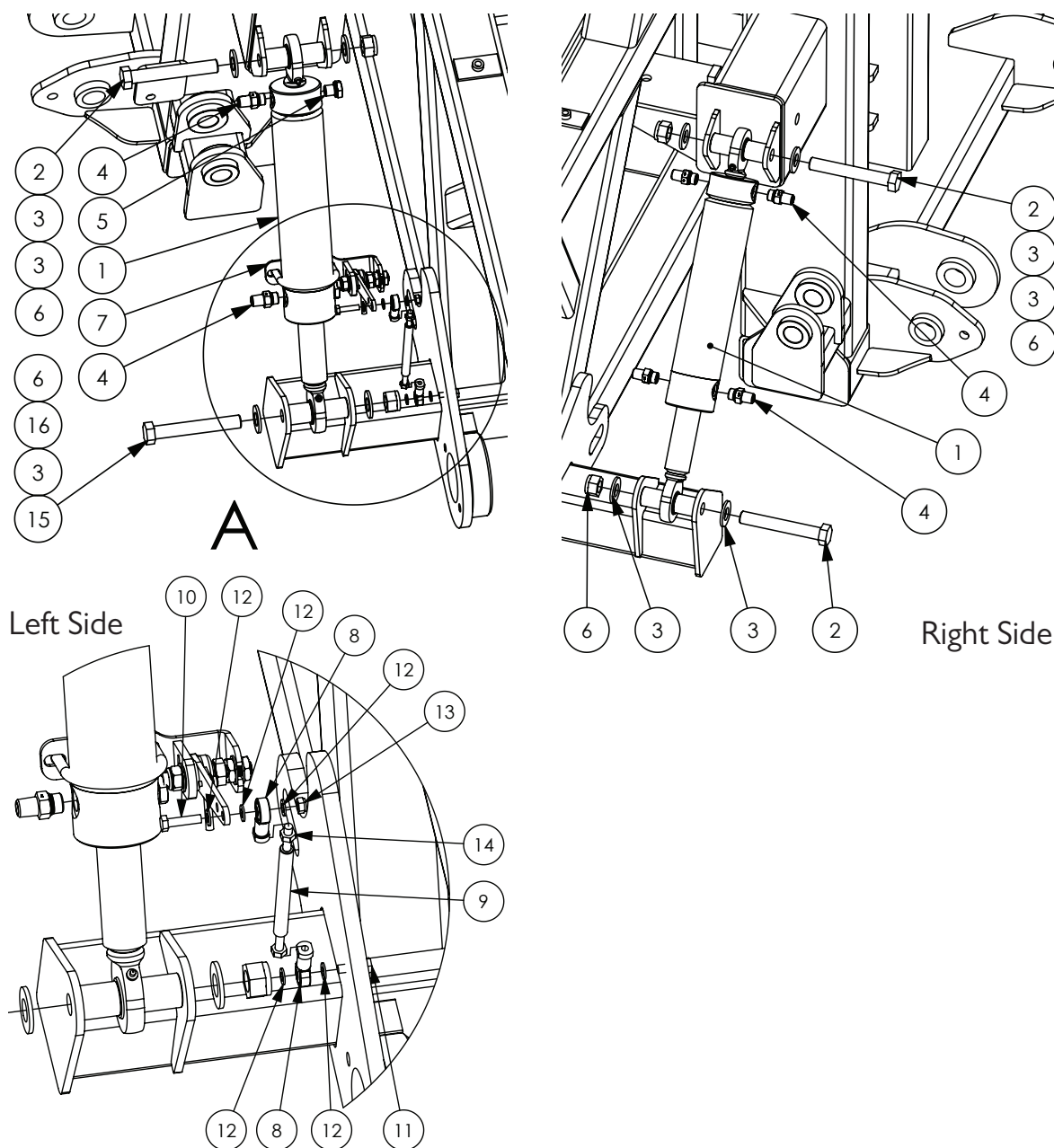


| ITEM NO. | PART NUMBER | DESCRIPTION | QTY. |
|----------|-------------|--|------|
| 1 | * | Slant Cylinder with Sensor Assembly suit TriTech Centre Section with Raven XT Ultraglide | 1 |
| 2 | GA5070955 | Cylinder Hydraulic Center Slant suit Raven XT UltraGlide | 1 |
| 3 | GA5049490 | Bolt 3/4" UNC x 4" HT ZP | 4 |
| 4 | GA5048430 | 3/4" UNC Nyloc Nut | 4 |
| 5 | GA5001741 | Washer 20mm Flat SS HD | 8 |
| 6 | GA5012203 | Grease Nipple 1/4" UNF Short | 4 |
| 7 | GA3500358 | Hydraulic adapter, Nipple, 1/4" BSPT x 9/16" UN O-ring | 6 |
| 8 | GA3500299 | Hydraulic adaptor, Plug, 1/4" BSPP male O-ring | 2 |

* Sub-assembly on following pages

Raven XT - UltraGlide

SN 201634 on



| ITEM NO. | PART NUMBER | DESCRIPTION | QTY. |
|----------|-------------|--|------|
| 1 | GA3500080 | Hydraulic Cylinder, 2" bore x 1.25" Rod, 160mm Stroke with Spherical 20mm Bearing Ends | 2 |
| 2 | GA5000855 | Bolt M16 x 110 GR8.8 ZP | 3 |
| 3 | GA5001043 | Washer 16mm Flat SS HD | 7 |
| 4 | GA3500358 | Hydraulic adapter, Nipple, 1/4" BSPT x 9/16" UN O-ring | 6 |
| 5 | GA3500299 | Hydraulic adaptor, Plug, 1/4" BSPP male O-ring | 2 |
| 6 | GA5001029 | Nut M16 Nyloc ZP | 4 |
| 7 | * | Raven XT - Ultraglide - Sensor Bracket Assembly | 1 |

Continued over page

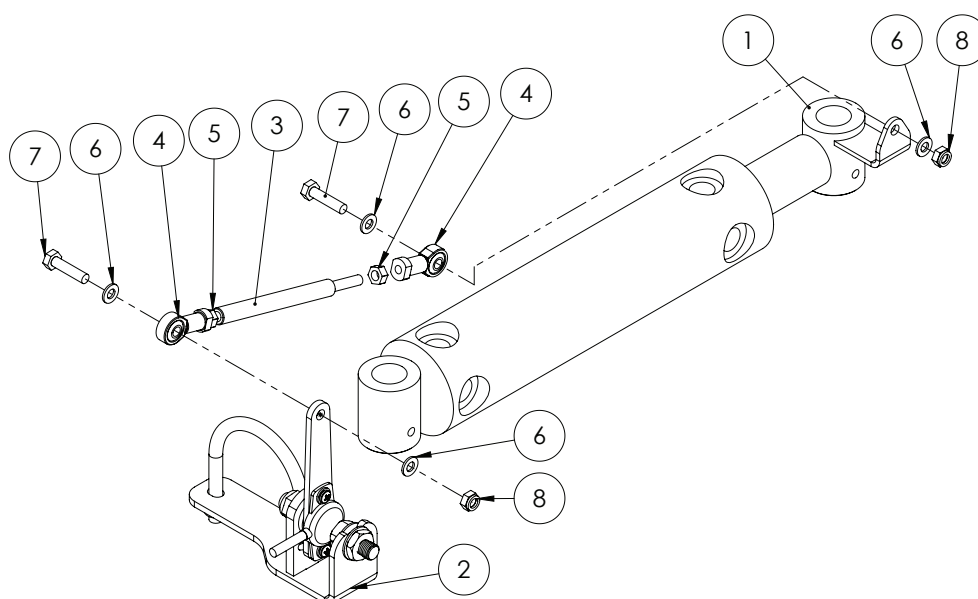
Raven XT - UltraGlide

| ITEM NO. | PART NUMBER | DESCRIPTION | QTY. |
|----------|-------------|---|------|
| 8 | GA5052725 | Rod End 6mm female | 2 |
| 9 | GA4583065 | Link Rod Steering Axle Sensor | 1 |
| 10 | GA5004073 | Bolt M6 x 25 GR8.8 ZP | 1 |
| 11 | GA5004063 | Bolt M6 x 20 SS | 1 |
| 12 | GA5004437 | Washer 6mm Flat SS | 5 |
| 13 | GA5004429 | Nut M6 Nyloc SS | 1 |
| 14 | GA5049030 | Nut M6 SS | 2 |
| 15 | GA4572555 | M16 Bolt x 110mm with M6 end thread suit Ultra glide XT | 1 |
| 16 | GA5001043 | Washer 16mm Flat SS HD | 1 |

* Sub-assembly on following pages

Raven XT - UltraGlide - Slant Cylinder Assembly

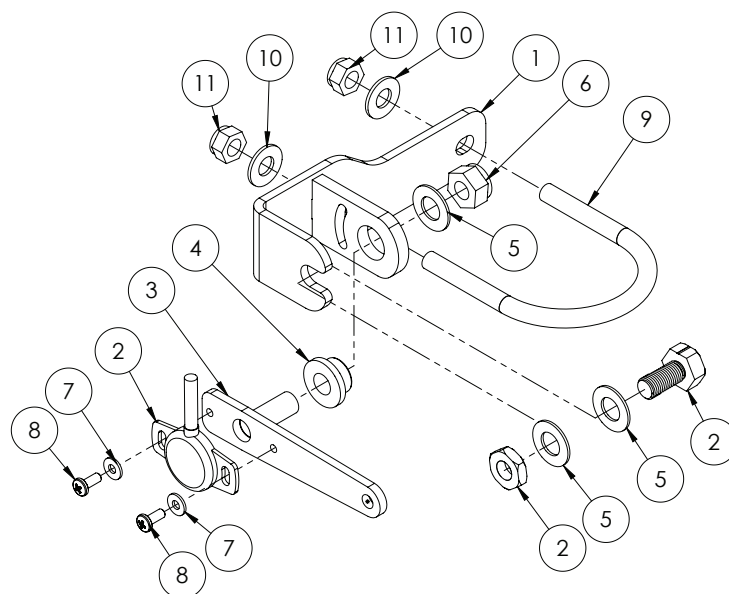
SN 201593 to SN 201633



| ITEM NO. | PART NUMBER | DESCRIPTION | QTY. |
|----------|-------------|--|------|
| 1 | GA5070955 | Cylinder Hydraulic Center Slant, suit Raven XT Ultralide | 1 |
| 2 | * | Raven XT - Ultraglide - Sensor Bracket Assembly | 1 |
| 3 | GA4583065 | Link Rod Steering Axle Sensor | 1 |
| 4 | GA5052725 | Rod End 6mm female | 2 |
| 5 | GA5049030 | Nut M6 Plain | 2 |
| 6 | GA5004437 | Washer 6mm Flat SS | 4 |
| 7 | GA5004073 | Bolt M6 x 25 | 2 |
| 8 | GA5048115 | Nut nyloc M6 | 2 |

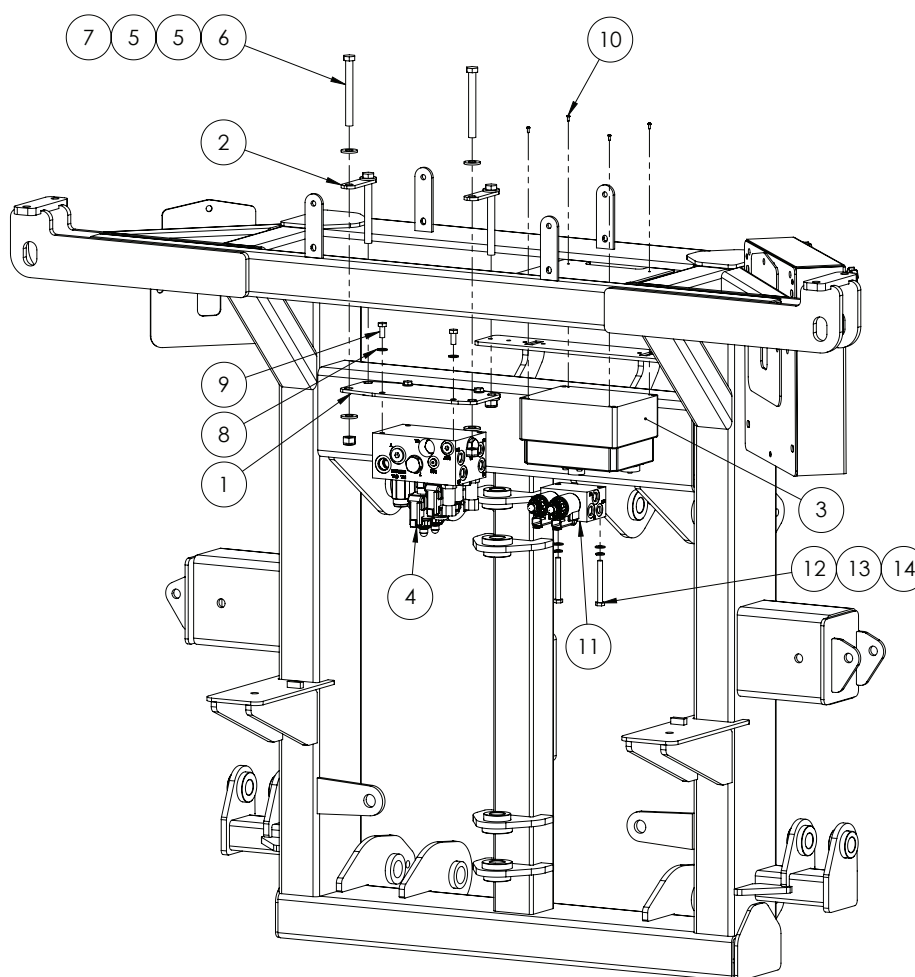
* Sub-assembly on following pages

Raven XT - Ultraglide - Sensor Bracket Assembly



| ITEM NO. | PART NUMBER | DESCRIPTION | QTY. |
|----------|-------------|---|------|
| 1 | GA4659955 | Raven XT Slant Sensor Bracket | 1 |
| 2 | GA5071360 | Sensor, rotary non-contact assembly, con-x-all, Raven | 1 |
| 3 | GA4659960 | Raven XT Tilt Sensor Pivot Link | 1 |
| 4 | GA5070490 | Igus Bush 22mm OD x 10mm long | 1 |
| 5 | GA5000115 | Washer 10mm Flat SS | 3 |
| 6 | GA5000141 | Nut M10 Nyloc | 1 |
| 7 | GA5020510 | Washer 4mm Flat SS | 2 |
| 8 | GA5011360 | Bolt M4 x 10mm Pan Head ZP | 2 |
| 9 | GA5018249 | U-bolt M8 x 60mm x 75mm Round Top ZP | 1 |
| 10 | GA5003643 | Washer 8mm Flat HD | 2 |
| 11 | GA5052590 | Nut M8 Nyloc SS 316 | 2 |

Raven XT - UltraGlide Block & Smart Box Mounting

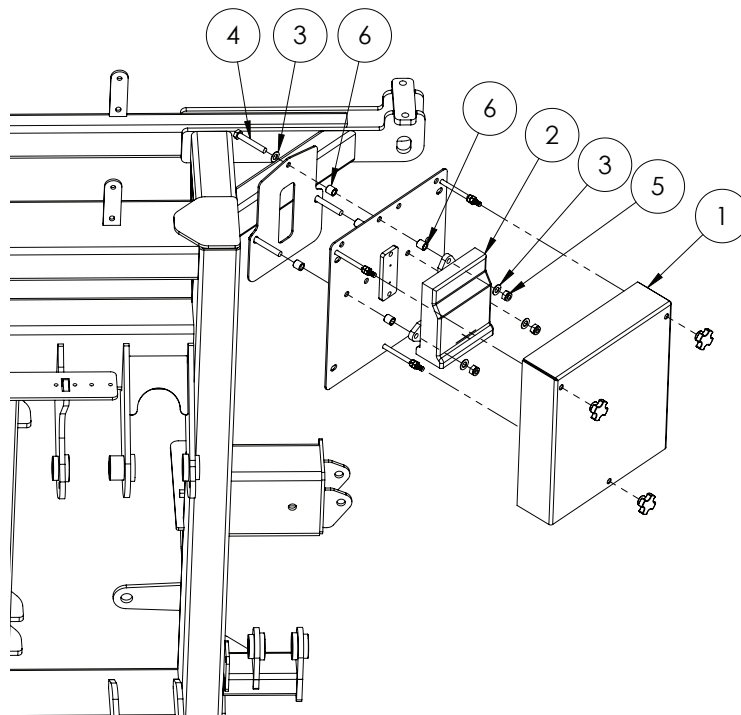


| ITEM NO. | PART NUMBER | DESCRIPTION | QTY. |
|----------|-------------|---|------|
| 1 | GA4523975 | UltraGlide mount plate bolt on | 1 |
| 2 | GA4523976 | UltraGlide top plate bolt on | 2 |
| 3 | GA4948781 | 3TS Box | 1 |
| 4 | GA5075813 | UltraGlide block | 1 |
| 5 | GA5000577 | Washer 12mm Flat SS HD | 8 |
| 6 | GA5011199 | Bolt M12 x 110 GR8.8 ZP | 4 |
| 7 | GA5012461 | Nut M12 Nyloc ZP | 4 |
| 8 | GA5003643 | Washer 8mm Flat SS HD | 4 |
| 9 | GA5048485 | Set Screw 5/16" whitworth x 3/4" SS | 4 |
| 10 | - | Smart Box mounting screw, comes with box. (Equivalent is 4 gauge x 5/16" (8mm)) | 4 |
| 11 | GA5071365 | Valve, hydraulic, UltraGlide XT, Raven, 063-0131-138 | 1 |
| 12 | GA5004738 | Bolt M8 x 70 HT ZP | 2 |
| 13 | GA5004919 | Washer 8mm Spring SS | 2 |
| 14 | GA5003643 | Washer 8mm Flat HD SS | 2 |

Node - UltraGlide

| PART NUMBER | DESCRIPTION |
|-------------|---|
| GA5075808 | Node, CAN Autoboom Ultraglide, Raven |
| GA3000035 | Node, AutoBoom UltraGlide ISO bus, Raven |
| GA3000049 | Node, AutoBoom UltraGlide XT CAN non ISO bus, Raven |
| GA5071370 | Node, ECU ISO BUS CAN, UltraGlide XT, Raven |

Node - Raven



| ITEM NO. | PART NUMBER | DESCRIPTION | QTY. |
|----------|-------------|---|------|
| 1 | GA4905120 | Job computer box/cover SP2011 | 1 |
| 2 | GA5075935 | Node, Accuboom and Boom sense, CAN, Raven | 1 |
| 3 | GA5000115 | Washer 10mm Flat SS | 6 |
| 4 | GA5006101 | Bolt M10 x 65mm | 3 |
| 5 | GA5000141 | Nut M10 Nyloc | 3 |
| 6 | GA4552075 | Crush tube 10.2mm x 15mm x 15mm | 6 |

Norac Spare Parts List

| ITEM NO. | PART NUMBER | DESCRIPTION | QTY. |
|----------|-------------|--|------|
| 1 | GA3000110 | Console, UC5 Pulse, Display panel, screen, Norac | |
| 2 | GA3000111 | Controller module, UC5 Input pass through, Norac | |
| 3 | GA3000112 | Controller module, UC5 Valve, Norac | |
| 4 | GA3000113 | Controller module, UC5, CAN Bus, Norac | |
| 5 | GA3000114 | Electrical Harness, UC5 Battery feed fused, Norac | |
| 6 | GA3000115 | Electrical Harness, UC5 Main CAN Interface, ISO bus 4 pin DT | |
| 7 | GA3000116 | Electrical Harness, UC5 Network, 1M, 14 AWG, Norac | |
| 8 | GA3000117 | Electrical Harness, UC5 Network, 10M, 14 AWG, Norac | |
| 9 | GA3000118 | Electrical Harness, UC5 Network, 10M, 18 AWG, Norac | |
| 10 | GA3000119 | Electrical Harness, UC5 Network, 20M, 18 AWG, Norac | |
| 11 | GA3000120 | Electrical Harness, UC5 Valve 2 pin DT, Norac | |
| 12 | GA3000121 | Electrical Harness, UC5, Main Interface Goldacres, Norac | |
| 13 | GA3000122 | Electrical Harness, UC5, Tilt Interface Goldacres, Norac | |
| 14 | GA3000123 | Network Coupler, UC5, 2 way, Black, Norac | |
| 15 | GA3000124 | Network Coupler, UC5, 2 way, white, terminator, Norac | |
| 16 | GA3000125 | Network Coupler, UC5, 3 way, Norac | |
| 17 | GA3000126 | Network Coupler, UC5, 8 way, Norac | |
| 18 | GA3000127 | Sensor, Linear position NF, UC5, Norac | |
| 19 | GA3000128 | Ultrasonic sensor, UC5, Norac | |
| 20 | GA3000129 | Connector, Plug, UC5 Network, 6 Pin, Norac | |
| 21 | GA3000130 | Connector, Plug, UC5 Network, 2 Pin, Norac | |
| 22 | GA3000131 | Connector, Plug, UC5 Network, 12 Pin, Norac | |
| 23 | GA3500136 | Hydraulic cylinder, Wing roll with position sensor, Norac | |
| 24 | GA3500137 | Hydraulic fitting kit, 12 parts, GNI, Norac | |
| 25 | GA3500138 | Valve block, 2 station assembly, Open centre LS Proportional, DT 4 Bolt, Norac | |
| 26 | GA3500139 | Valve block, expansion assembly, DPOC PROP DT 4 bolt, Norac | |
| 27 | GA8700392 | Manual, Installation UC5 AND UC4.5 Severe terrain option, Norac | |
| 28 | GA8700393 | Manual, Installation, UC5 Goldacres active wing roll upgrade Norac | |
| 29 | GA8700394 | Manual, installation, UC5 Goldacres active wing roll, Norac | |
| 30 | GA8700395 | Manual, installation, UC5 Goldacres passive roll, Norac | |
| 31 | GA8700396 | Manual, UC5 operators, Norac | |
| 32 | GA8700397 | Manual, UC5 Pulse display kit Self Propelled, Norac | |
| 33 | GA5075480 | Bracket, Linear position sensor mount, Norac | |
| 34 | GA5075485 | Mounting bracket, main lift sensor UC4 Plus, Norac | |
| 35 | GA5075490 | Mounting bracket, suit ultra sonic sensor, low profile, Norac | |
| 36 | GA5075495 | Spacer, 2" square tubing 8" long, Black, Norac | |
| 37 | GA4510595 | Plate, Mount, Norac Ultrasonic Sensor, Centre Section | |
| 38 | GA5011259 | U Bolt Square top M12 x 76mm x 110mm | |
| 39 | GA3500363 | Hydraulic adaptor, Nipple, 1/2" BSPT male x 3/4" UN O ring male | |
| 40 | GA3500146 | Hydraulic Adaptor, 9/16" JICM, 9/16" UNOM, S90-0909, Ryco | |

Continued over page

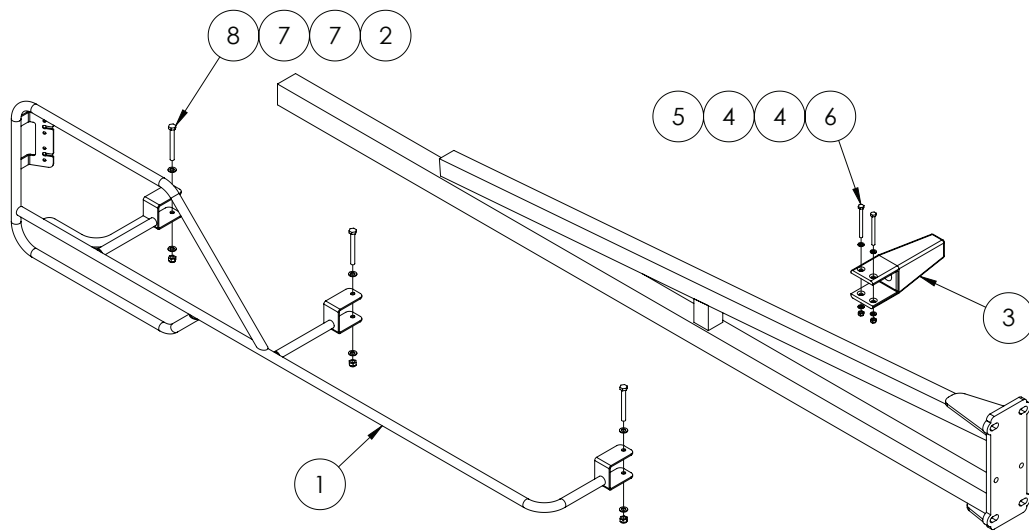
Norac Spare Parts List

| ITEM NO. | PART NUMBER | DESCRIPTION | QTY. |
|----------|-------------|---|------|
| 41 | GA3500144 | Hydraulic Adaptor, Tee, 9/16" JICM, 9/16" JICFS, 9/16" JICM, S67-090909, Ryco | |
| 42 | GA3500145 | Hydraulic Adaptor, 3/8" BSPPOM, 9/16" JICM, Nipple, S74-0609 | |
| 43 | GA3500147 | Hydraulic Adaptor, 9/16" JICM, 3/4" UNOM, S90-0912, Ryco | |
| 44 | GA3500200 | Hydraulic adapter, Tee, 1/2" male BSP x 1/2" male BSP x 1/2" female swivel | |

Chapter 14

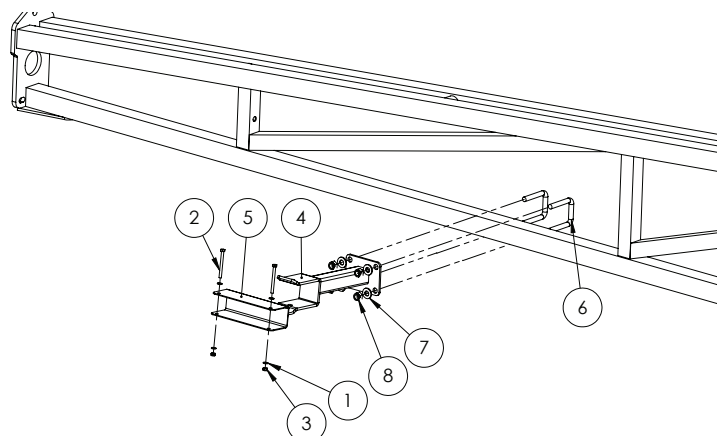
BOOM WING

Fence Line End Protector - Quick Fit



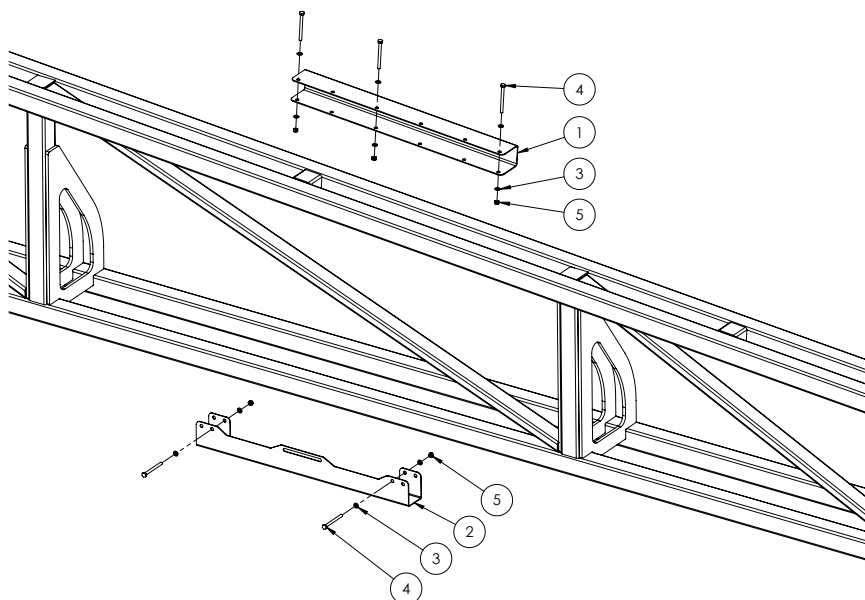
| ITEM NO. | PART NUMBER | DESCRIPTION | QTY. |
|----------|-------------|--|------|
| 1 | GA4656316 | Right Hand Boom End Protector easy fit MY13 | 1 |
| | GA4656317 | Left Hand Boom End Protector easy fit MY13 (not shown) | |
| 2 | GA5004917 | Nut M8 Nyloc | 3 |
| 3 | GA5006226 | Boom stopper rubber 210.mm (black) | 1 |
| 4 | GA5004437 | Washer 6mm SS Flat | 4 |
| 5 | GA5048115 | Nut M6 nyloc | 2 |
| 6 | GA5004107 | Bolt M6 x 70mm | 2 |
| 7 | GA5003643 | Washer 8mm Flat SS HD | 6 |
| 8 | GA5052600 | Bolt M8 x 75 SS | 3 |

Boom Protector Assembly - Outer



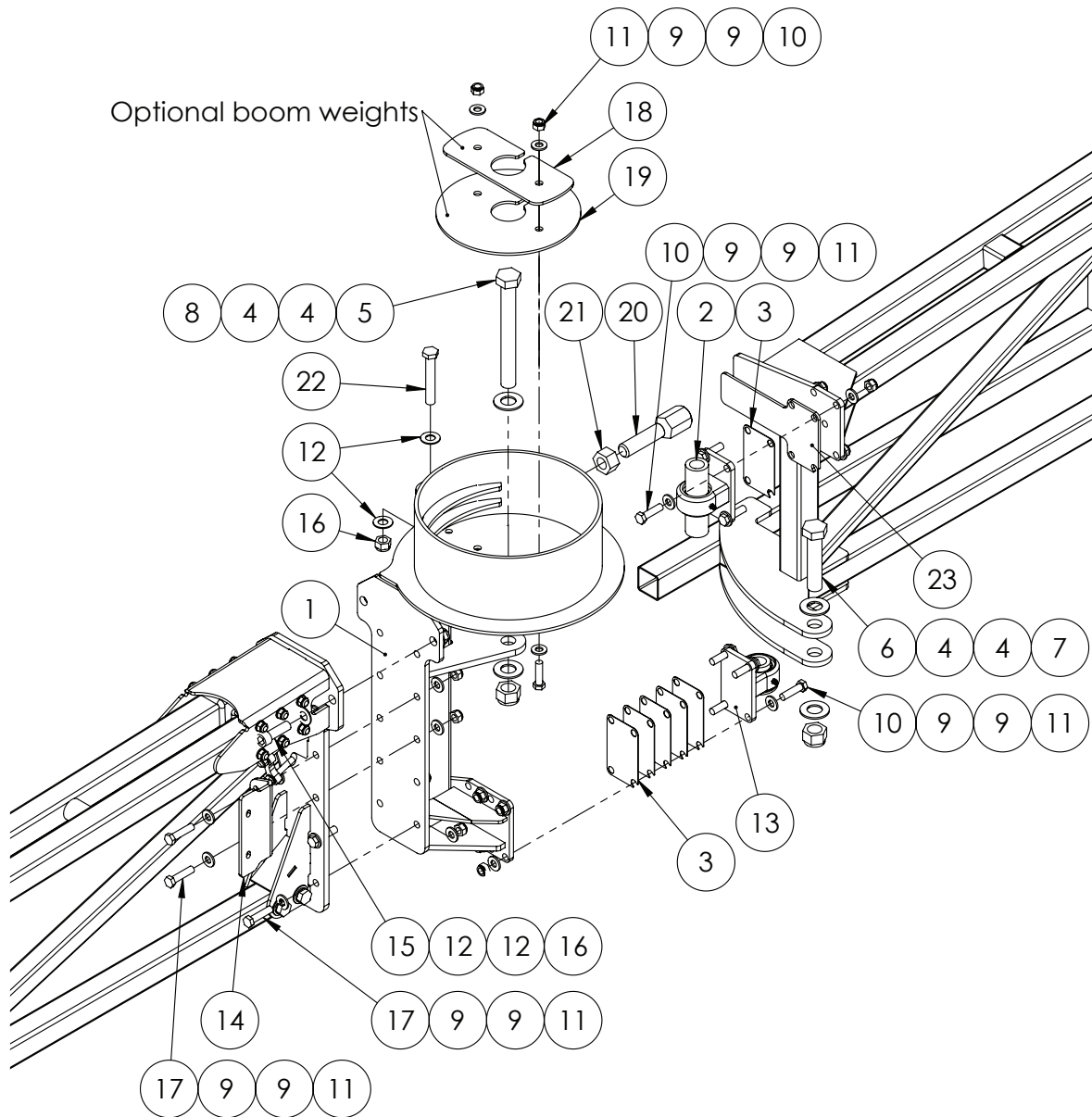
| ITEM NO. | PART NUMBER | DESCRIPTION | QTY. |
|----------|-------------|---|------|
| 1 | GA5004437 | Washer 6mm Flat SS | 4 |
| 2 | GA5004107 | Bolt M6 x 70mm | 2 |
| 3 | GA5048115 | Nut M6 nyloc | 2 |
| 4 | GA4656277 | Boom Fold TriTech Long Support Bracket | 1 |
| 5 | F70294A | Boom wing protector Suit 50 x 50 200mm long | 1 |
| 6 | GA5011251 | U-Bolt M12 x 52mm x 80mm Square Top | 2 |
| 7 | GA5000577 | Washer 12mm Flat SS HD | 4 |
| 8 | GA5012461 | Nut M12 Nyloc ZP | 4 |

Boom Protector Assembly - Inner



| ITEM NO. | PART NUMBER | DESCRIPTION | QTY. |
|----------|-------------|--|------|
| 1 | F70799A | Wing Protector suit 50 x 50 x 600mm long | 1 |
| 2 | GA4505005 | Boom Slide Protector SS 2013 | 1 |
| 3 | GA5004437 | Washer 6mm Flat SS | 10 |
| 4 | GA5004107 | Bolt M6 x 70mm | 5 |
| 5 | GA5048115 | Nut M6 nyloc | 5 |

TriTech - Cable Drum 30-36m



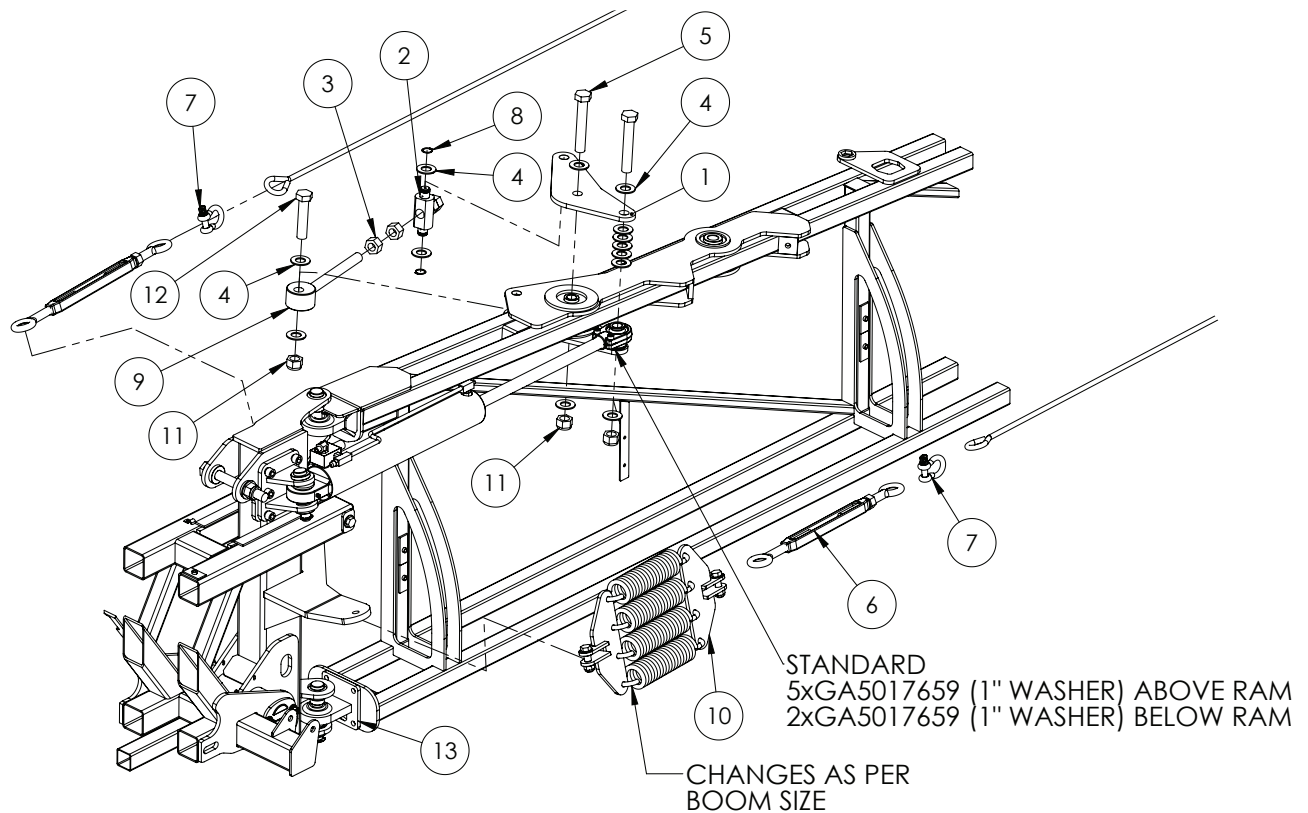
| ITEM NO. | PART NUMBER | DESCRIPTION | QTY. |
|----------|--------------|---|------|
| 1 | GA4659580 | Cable drum, Boom hinge, Right side, TriTech, MY13 | 1 |
| | GA4659585 | Cable drum, Boom hinge, Left side, TriTech, MY13 | 1 |
| | GA4659600 | Boom drum hinge OFFSET 24+ RH MY13 | 1 |
| | GA4659605 | Boom drum hinge OFFSET 24+ LH MY13 | 1 |
| 2 | * | TriTech - Upper Bearing Pivot | 1 |
| 3 | DB-ADJ-16LAS | Shim, cable drum pivot, SS, 1mm | 6 |
| 4 | GA5017681 | Washer 1" x 2" 7g Flat Thin SS | 4 |
| 5 | GA0500025 | Bolt 1" UNF 12 TPI x 8 1/2" ZP GR8 | 1 |
| 6 | GA5006039 | Bolt 1" UNF 14 TPI x 4 1/2" ZP GR8 | 1 |
| 7 | GA5012445 | Nut 1" UNF 14 TPI Nyloc ZP | 1 |
| 8 | GA5012446 | Nut 1" UNF 12 TPI Conelock ZP | 1 |

TriTech - Cable Drum 30-36m

| ITEM NO. | PART NUMBER | DESCRIPTION | QTY. |
|----------|-------------|--|------|
| 9 | GA5000577 | Washer 12mm Flat SS HD | 40 |
| 10 | GA5000327 | Set Screw M12 x 45 ZP GR8.8 | 10 |
| 11 | GA5012461 | Nut M12 Nyloc ZP | 20 |
| 12 | GA5001043 | Washer 16mm Flat SS HD | 6 |
| 13 | * | TriTech - Lower Bearing Pivot | 1 |
| 14 | GA4522725 | Boom hose mount plate outer | 1 |
| 15 | GA5000935 | SHCS M16 x 50 ZP GR12.9 | 2 |
| 16 | GA5001029 | Nut M16 Nyloc ZP | 3 |
| 17 | GA5011239 | Bolt, M12 x 50, ZP GR 8.8 | 10 |
| 16 | GA4504535 | Boom weight, Cable drum disc, 0.806 kg | 1 |
| 19 | GA4504530 | Boom weight, Cable drum disc, 1.792 kg | 1 |
| 20 | GA4572495 | Bolt 1" UNF 12 TPI Boom drum stopper | 1 |
| 21 | GA5010991 | Nut 1" UNF 12 TPI ZP | 1 |
| 22 | GA5011269 | Bolt M16 x 100 ZP GR8.8 | 1 |
| 23 | GA4524690 | Wear plate Upper boom top SS | 1 |

* Sub-assembly on following pages

TriTech - Boom Fold Adjuster 30-36m

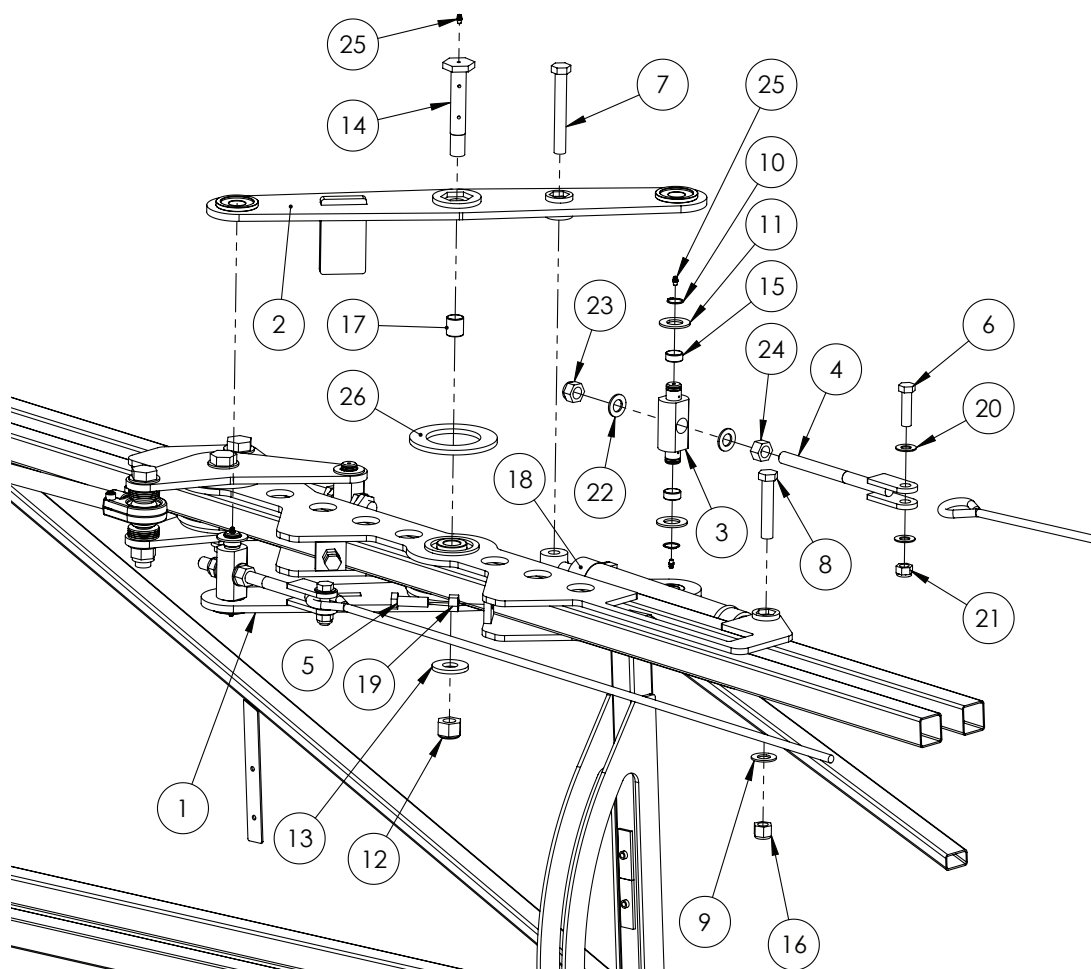


| ITEM NO. | PART NUMBER | DESCRIPTION | QTY. |
|----------|-------------|---|------|
| 1 | 24MK4DB005 | Adjuster plate, Fold ram, TriTech boom | 2 |
| 2 | 24MK4DB006 | Bush / pin, Fold ram adjuster nut and bolt retainer | 1 |
| 3 | GA5010991 | Nut 1" UNF 12 TPI ZP | 4 |
| 4 | GA5017681 | Washer 1" x 2" 7g Flat Thin SS | 15 |
| 5 | GA5006043 | Bolt 1" UNF 14 TPI x 6" ZP GR8 | 2 |
| 6 | GA5017061 | Turnbuckle, Eye ends, M22 thread & lock nut, Galvanised | 1 |
| 7 | GA5075230 | Bow Shackle 13mm WLL 3.25T Black | 2 |
| 8 | GA5008519 | Circlip, External, 25mm | 2 |
| 9 | GA5070775 | Boom fold adjuster eyelet bolt, HD | 1 |
| 10 | * | TriTech - Boom Cable Springs 30-36m | 1 |
| 11 | GA5012445 | Nut 1" UNF 14 TPI Nyloc ZP | 3 |
| 12 | GA5006039 | Bolt 1" UNF 14 TPI x 4 1/2" ZP GR8 | 1 |
| 13 | GA4535360 | Shim, 5mm, Delta boom rose joint | * |
| | GA4535355 | Shim, 3mm, Delta boom rose joint | * |
| | GA4535285 | Shim, 1mm, Lower rose end, Delta boom | * |

* Sub-assembly on following pages

Note: Item 13 is fitted if required for adjusting boom. Shim quantities vary depending on adjustments needed.

TriTech - Bi-fold 30-36m



| ITEM NO. | PART NUMBER | DESCRIPTION | QTY. |
|----------|-------------|---|------|
| 1 | GA4656295 | Boom Bi-fold Bottom Bracket | 1 |
| 2 | GA4656290 | Boom Bi-fold Top Bracket | 1 |
| 3 | 24MK4DB006 | Bush, pin, Fold ram adjuster nut and bolt retainer | 2 |
| 4 | GA5020320 | Cable Adjuster, threaded, M20 | 2 |
| 5 | GA5000931 | Bolt M16 x 50 ZP GR8.8 | 2 |
| 6 | GA5000941 | Bolt M16 x 60 ZP GR8.8 | 2 |
| 7 | GA5070335 | Bolt 3/4" UNC x 5 1/2" zinc HT GR8 | 1 |
| 8 | GA5049490 | Bolt 3/4" UNC x 4" ZP GR8 | 1 |
| 9 | GA5001045 | Washer, 3/4", Flat ZP | 2 |
| 10 | GA5008519 | Circlip, External, 25mm | 4 |
| 11 | GA5017681 | Washer 1" x 2" 7g Flat Thin SS | 4 |
| 12 | GA5012469 | Nut M24 Nyloc ZP | 1 |
| 13 | 2SF003LAS | 2nd stage fold pivot washer 6mm FMS 60mm OD 25.3mm ID | 1 |
| 14 | 2SF-007 | Pivot pin, 2nd Stage Fold | 1 |
| 15 | GA5009463 | Glacier Bush, ID 25 x 15mm long | 4 |
| 16 | GA5048430 | Nut, Nyloc, 3/4" UNC, ZP | 2 |
| 17 | GA5009467 | Glacier Bush ID 25 x 30mm long | 2 |

Continued over page

TriTech - Bi-fold 30-36m

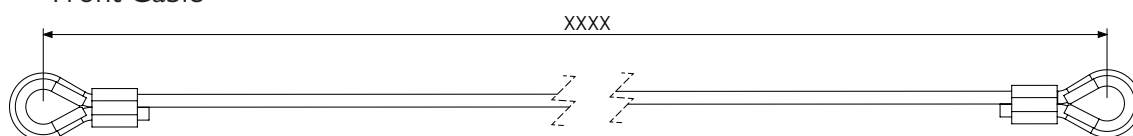
| ITEM NO. | PART NUMBER | DESCRIPTION | QTY. |
|----------|-------------|---|------|
| 18 | GA5021010 | Hydraulic cylinder, 2" bore x 1" rod x 10" stroke | 1 |
| 19 | GA5012385 | Nut M16 Hex ZP | 2 |
| 20 | GA5001043 | Washer 16mm Flat SS HD | 4 |
| 21 | GA5001029 | Nut M16 Nyloc ZP | 2 |
| 22 | GA5001741 | Washer 20mm Flat SS HD | 4 |
| 23 | GA5048125 | Nut M20 Nyloc Coarse ZP | 2 |
| 24 | GA5001709 | Nut M20 Coarse Hex ZP | 2 |
| 25 | GA5012203 | Grease nipple, Short, 1/4" UNF | 7 |
| 26 | MACH0102 | 2nd stage pivot nylon washer black poly | 2 |

TriTech - Boom Cables 24-36m

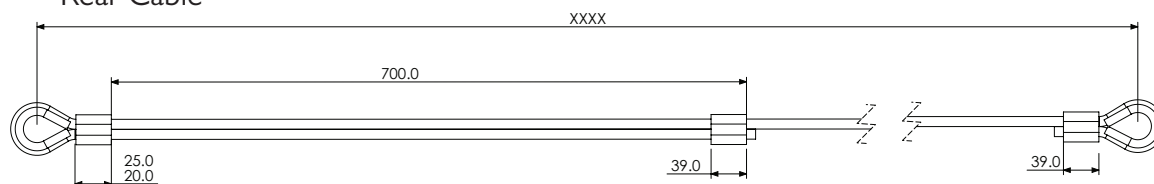
| PART NUMBER | DESCRIPTION | QTY. |
|-------------|--|-------------|
| GA5000073 | Cable, 10mm, Solid core, Heavy duty, Galvanised | See below. |
| | 24-36m - Front - Cable cut length (Eye to eye length 6840mm) | 7200mm (x2) |
| | 24-36m - Rear - Cable cut length (Eye to eye length 8150mm) | 9230mm (x2) |
| | 24-36m - Bi-fold Front - Cable cut length (Eye to eye length 6470mm) | 6830mm (x2) |
| | 24-36m - Bi-fold Rear - Cable cut length (Eye to eye length 6450mm) | 7530mm(x2) |
| GA5000215 | Thimble, Cable, suit 11 - 12mm | 8 |
| GA5005391 | Ferrule, Aluminium, 40 long x 4.5 wall, Code 11 | 10 |
| GA5001965 | Heat Shrink 25.4mm Black x 120mm long | 10 |

Note: Front cable cut lengths are 380 mm longer than eye to eye measurement. Rear cable cut lengths are 1080 mm longer than eye to eye measurement.

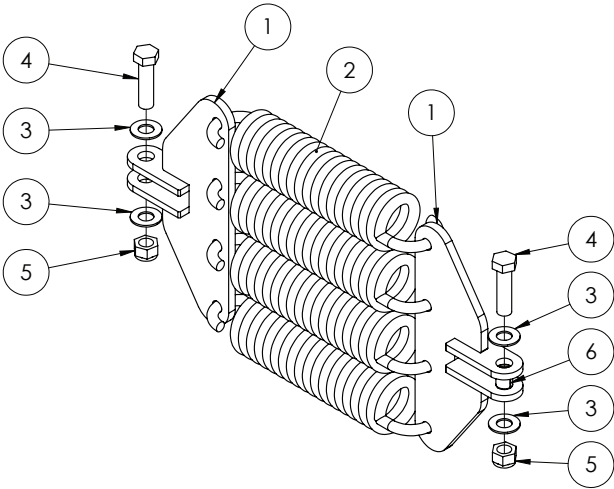
Front Cable



Rear Cable

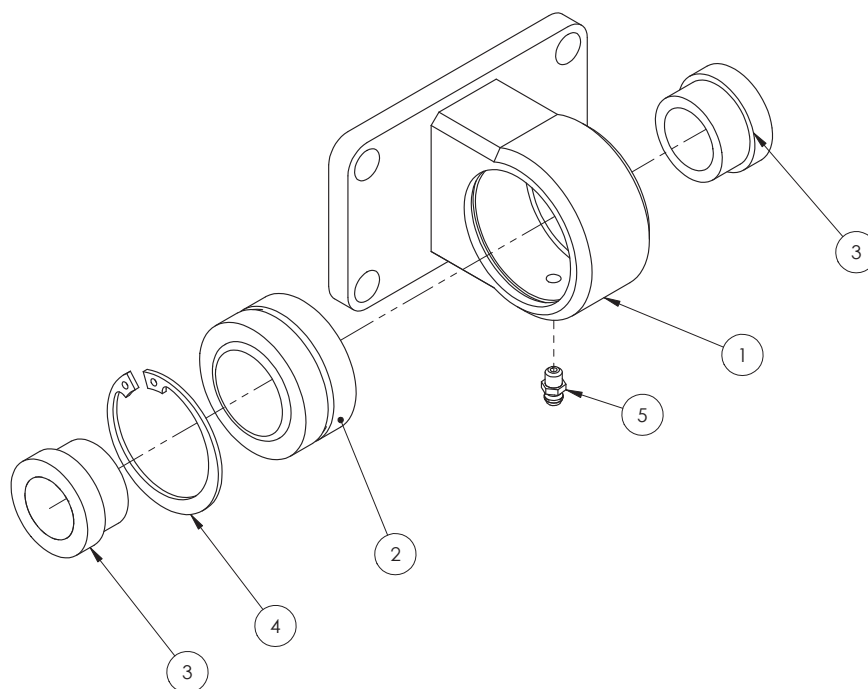


TriTech - Boom Cable Springs 30-36m



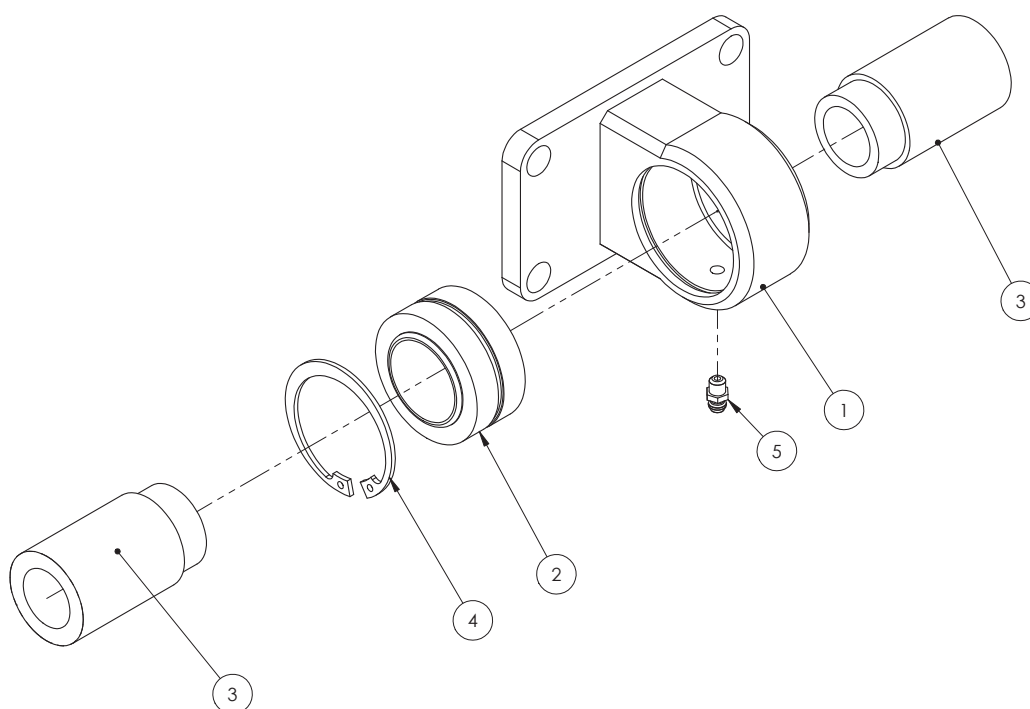
| ITEM NO. | PART NUMBER | DESCRIPTION | QTY. |
|----------|-------------|--|------|
| 1 | GA4659710 | Cable Spring Mount Sub Assembly | 2 |
| 2 | GA5010793 | Spring, tension, 70 OD x 329 long x 12mm, large | 4 |
| 3 | GA5001043 | Washer 16mm Flat SS HD | 4 |
| 4 | GA5000939 | Bolt M16 x 60 | 2 |
| 5 | GA5001029 | Nut M16 Nyloc | 2 |
| 6 | GA5075220 | Glacier bush, flanged 16mm suit boom cable pivot | 1 |

TriTech - Lower Bearing Pivot



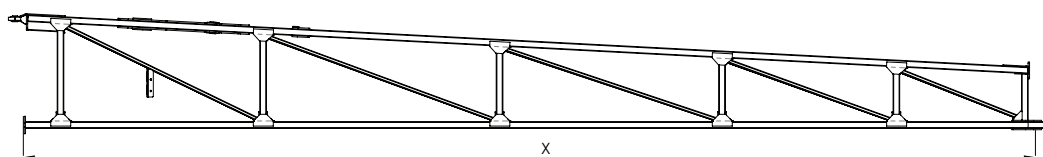
| ITEM NO. | PART NUMBER | DESCRIPTION | QTY. |
|----------|-------------|---|------|
| 1 | GA4656190 | Boom hinge bearing mount 24+ | 1 |
| 2 | GA5015659 | Spherical bushing 1 3/8" | 1 |
| 3 | DB-ADJ-02 | Short centre bushing for removable pivots | 2 |
| 4 | GA5021085 | 55mm internal circlip | 1 |
| 5 | GA5012203 | Grease Nipple 1/4" UNF Short | 1 |

TriTech - Upper Bearing Pivot



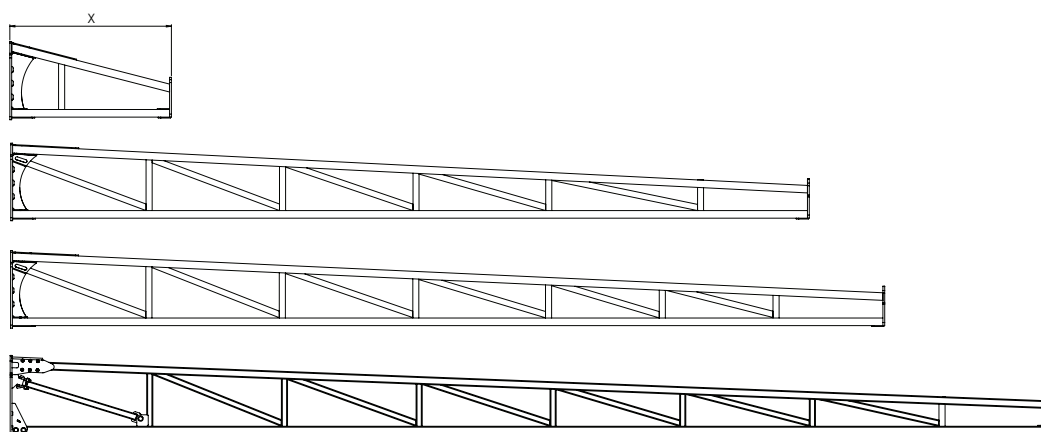
| ITEM NO. | PART NUMBER | DESCRIPTION | QTY. |
|----------|-------------|---|------|
| 1 | GA4656190 | Boom hinge bearing Mount 24+ | 1 |
| 2 | GA5015659 | Bearing, Spherical bush, 34.925 ID x 55.663 OD x 30.150mm thick, GEZ34ES2RS | 1 |
| 3 | DB-ADJ-13 | Bush, Stepped, 25.5 ID x 40 OD x 69.75mm long | 2 |
| 4 | GA5010573 | Circlip, Internal, 55mm bore | 1 |
| 5 | GA5012203 | Grease nipple, Short, 1/4" UNF | 1 |

TriTech - Steel Inner Wings



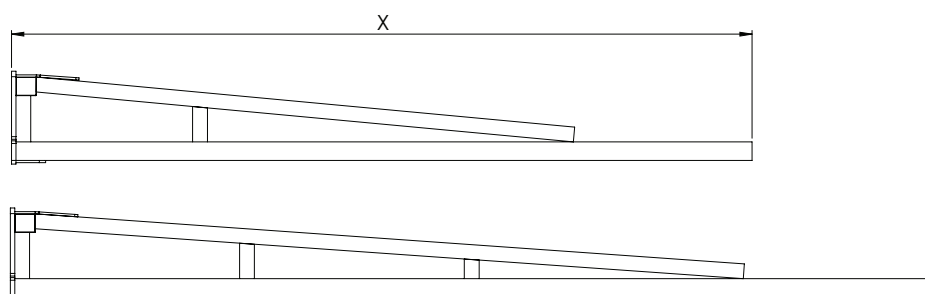
| PART NUMBER | DESCRIPTION |
|-------------|--|
| GA4656821 | 36m Boom inner flat fold Right Hand - 7728mm |
| GA4656826 | 36m Boom inner flat fold Left Hand - 7728mm |

TriTech - Aluminium Outer Wings



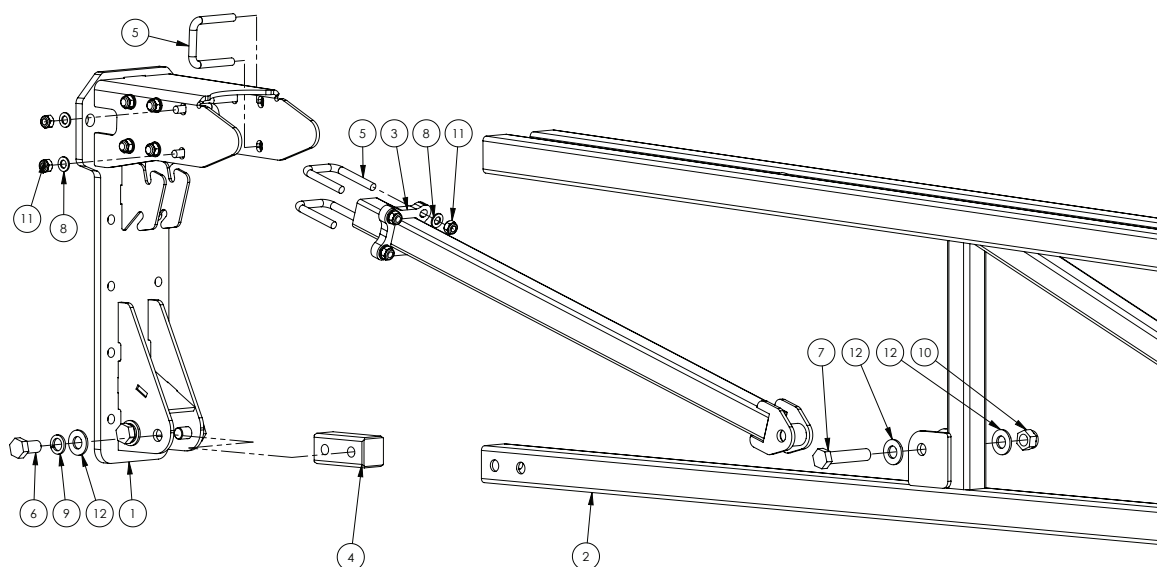
| PART NUMBER | DESCRIPTION |
|-------------|--------------------------------------|
| GA4659820 | 24m Outer boom section (1055mm Long) |
| GA4659925 | 30m Outer boom section (3749mm Long) |
| GA4656067 | 33m Outer boom section (5265mm Long) |
| GA4907345 | 36m Outer boom section (6805mm Long) |

TriTech - Aluminium Break Away Tip



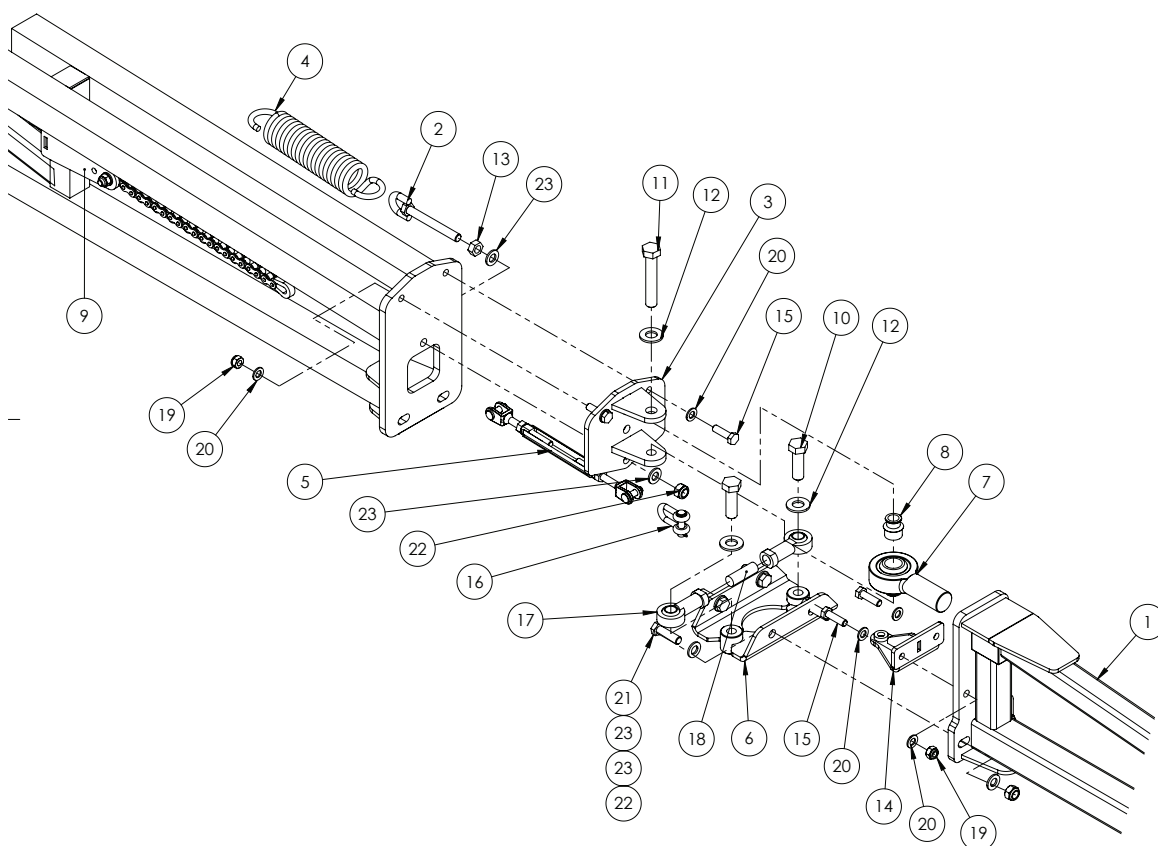
| PART NUMBER | DESCRIPTION |
|-------------|---------------------------|
| GA4656123 | Boom breakaway end - 2m |
| GA4656124 | Boom breakaway end - 2.5m |

TriTech - Aluminium Outer Wing 36m



| ITEM NO. | PART NUMBER | DESCRIPTION | QTY. |
|----------|-------------|--|------|
| 1 | GA4660376 | Aluminium Boom Mount Bracket, MY15 | 1 |
| 2 | GA4660390 | Boom Section, 36m Aluminium, U Bolt Mounted | 1 |
| 3 | GA4660740 | Brace Bar, Aluminium Boom | 1 |
| 4 | GA4550031 | Threaded Steel Insert Block suit 50x50x4 Aluminium Boom Bottom | 1 |
| 5 | GA5053645 | U bolt Square top M10 x 52 x 75 | 8 |
| 6 | GA5000911 | Bolt M16 x 30 GR8.8 ZP | 4 |
| 7 | GA5011307 | Bolt M16 x 80 GR8.8 ZP | 1 |
| 8 | GA5000117 | Washer 10mm Flat SS HD | 16 |
| 9 | GA5001051 | Washer 16mm Spring SS | 4 |
| 10 | GA5012463 | Nut M16 Nyloc SS | 1 |
| 11 | GA5051445 | Nut M10 Nyloc SS | 16 |
| 12 | GA5001043 | Washer 16mm Flat SS HD | 6 |

3D Breakaway 2.0



| ITEM NO. | PART NUMBER | DESCRIPTION | QTY |
|----------|-------------|--|-----|
| 1 | GA4656123 | Boom breakaway end in Aluminium 2m | 1 |
| 2 | GA5075150 | Eye Bolt 12mm x 100mm Short | 1 |
| 3 | GA4656131 | Breakaway Rose End Clevis 3D 2.0 | 1 |
| 4 | GA5016605 | Spring, tension, 51.5 OD x 260 Long x 8mm, Breakaway | 1 |
| 5 | GA5070505 | Turnbuckle, SS, 10mm jaw/jaw | 1 |
| 6 | GA4659336 | Lower Pivot Bracket 3D 2.0 | 2 |
| 7 | GA5070530 | Large Rose End 1" x 1 1/4" UNF | 1 |
| 8 | GA4552225 | Breakaway Rose End Spacer Bush 3D 2.0 | 2 |
| 9 | * | Breakaway Mechanism | 1 |
| 10 | GA5000931 | Bolt M16 x 50 GR8.8 ZP | 2 |
| 11 | GA5011297 | Bolt M16 x 90 GR8.8 ZP | 1 |
| 12 | GA5001043 | Washer 16mm Flat SS HD | 3 |
| 13 | GA5000559 | Nut M12 Hex ZP | 1 |
| 14 | GA4659810 | Breakaway Hinge Bracket | 1 |
| 15 | GA5006111 | Bolt M10 x 35 ZP GR8.8 | 4 |
| 16 | GA5071060 | 10mm Utility Clevis 24CST002 | 1 |
| 17 | GA5014469 | Rod end female 16mm | 2 |
| 18 | GA5071105 | Grub Screw M16 x 50 | 1 |
| 19 | GA5000141 | Nut M10 Nyloc ZP | 4 |

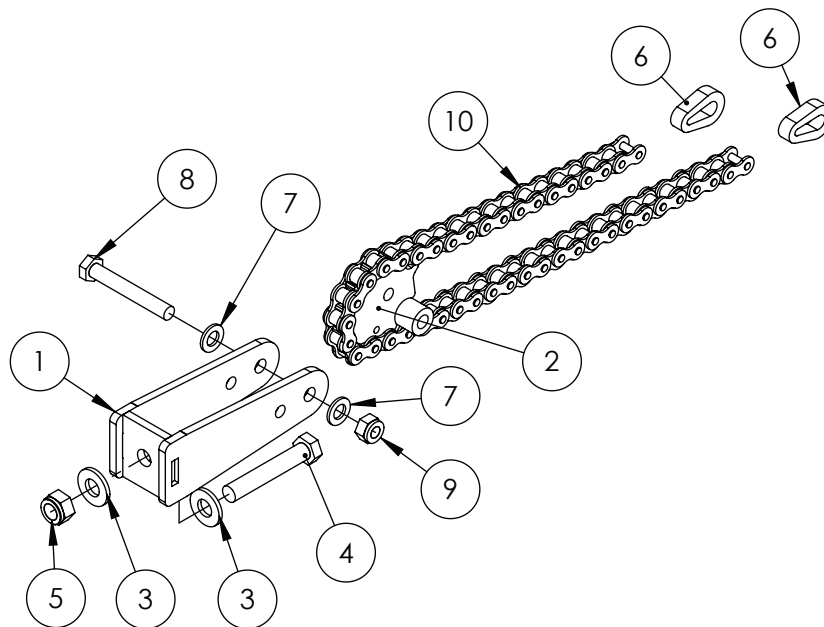
Continued over page

3D Breakaway 2.0

| ITEM NO. | PART NUMBER | DESCRIPTION | QTY |
|----------|-------------|-----------------------------|-----|
| 20 | GA5000117 | Washer 10mm Flat SS HD | 8 |
| 21 | GA5000319 | Set Screw M12 x 40 GR8.8 ZP | 4 |
| 22 | GA5012461 | Nut M12 Nyloc ZP | 5 |
| 23 | GA5000577 | Washer 12mm Flat SS HD | 10 |

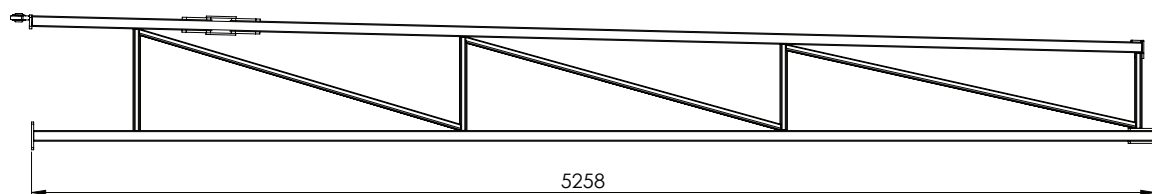
* Sub-assembly on following pages

3D Breakaway 2.0 - Mechanism



| ITEM NO. | PART NUMBER | DESCRIPTION | QTY. |
|----------|-------------|--|------|
| 1 | GA4659805 | Breakaway Mount | 1 |
| 2 | GA4659800 | Break Away Centre Pivot Fab Assem | 1 |
| 3 | GA5000577 | Washer 12mm Flat SS HD | 2 |
| 4 | GA5000347 | Bolt M12 x 70 HT ZP | 1 |
| 5 | GA5012461 | Nut M12 Nyloc ZP | 1 |
| 6 | GA4505695 | Link Plate Chain End | 2 |
| 7 | GA5000117 | Washer 10mm Flat SS HD | 2 |
| 8 | GA5011163 | Bolt M10 x 70 ZP Gr8.8 | 1 |
| 9 | GA5000141 | Nut M10 Nyloc | 1 |
| 10 | GA5068985 | Chain, 5/8", 41 Pitch Breakaway Hinge, inc 2 Joining Links, 43 rollers total | 1 |

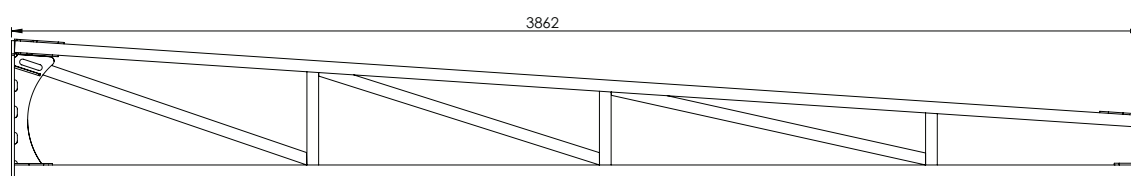
Delta - Steel Inner Wings



| PART NUMBER | DESCRIPTION |
|-------------|---|
| GA4660245 | Boom Wing Section Inner Delta 18 - 24m Right Hand Flat Fold |
| GA4660240 | Boom Wing Section Inner Delta 18 - 24m Left Hand Flat Fold |

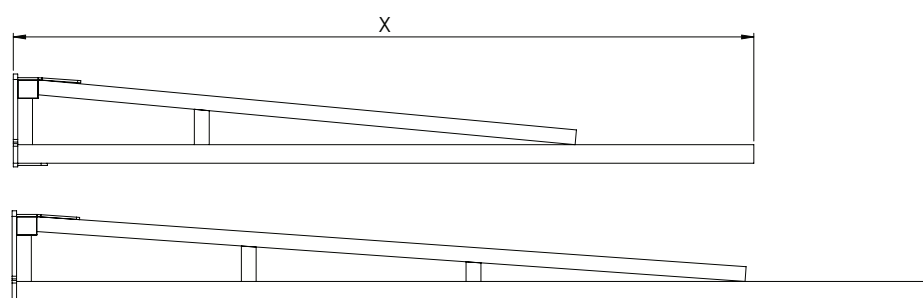
Note: Steel inner wings are unique to the G Series and do not fit other sprayers.

Delta - Aluminium Outer Wings



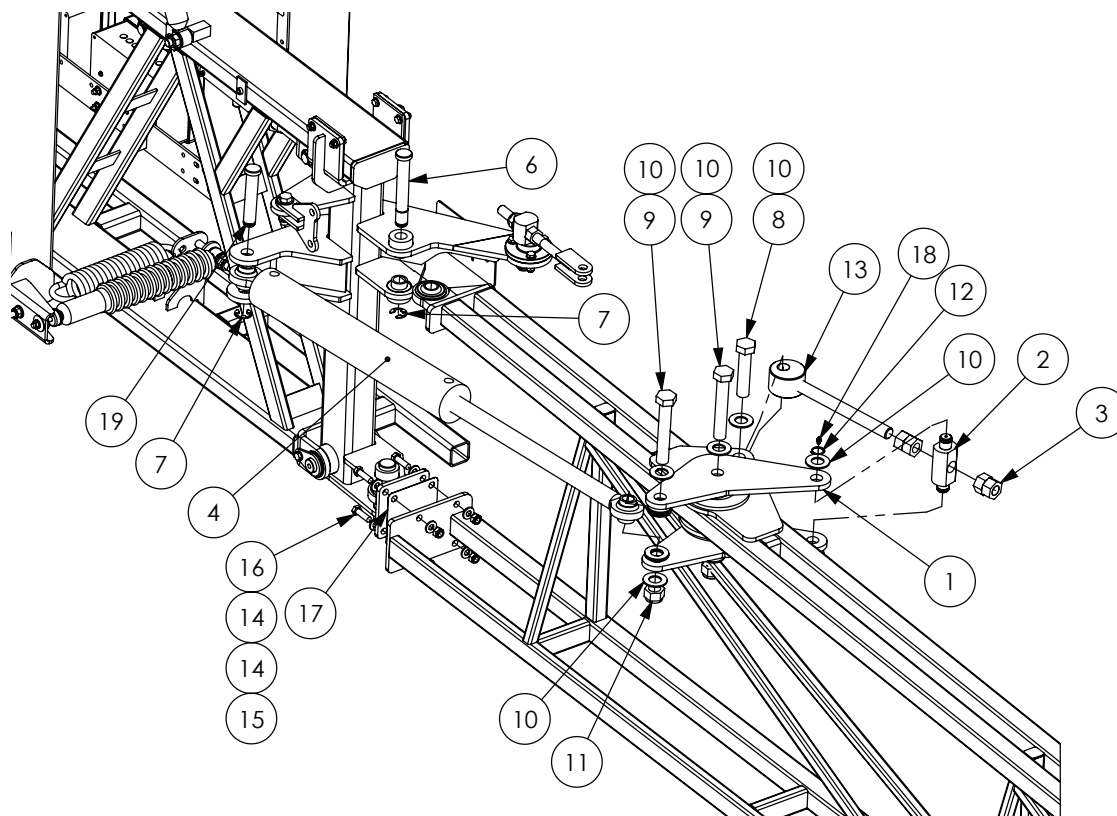
| PART NUMBER | DESCRIPTION |
|-------------|---|
| GA4659970 | Boom, Outer 24m ALU Lightweight suit Breakaway 3D 2.0 |

Delta - Aluminium Break Away Tip



| PART NUMBER | DESCRIPTION |
|-------------|---------------------------|
| GA4656123 | Boom breakaway end - 2m |
| GA4656124 | Boom breakaway end - 2.5m |

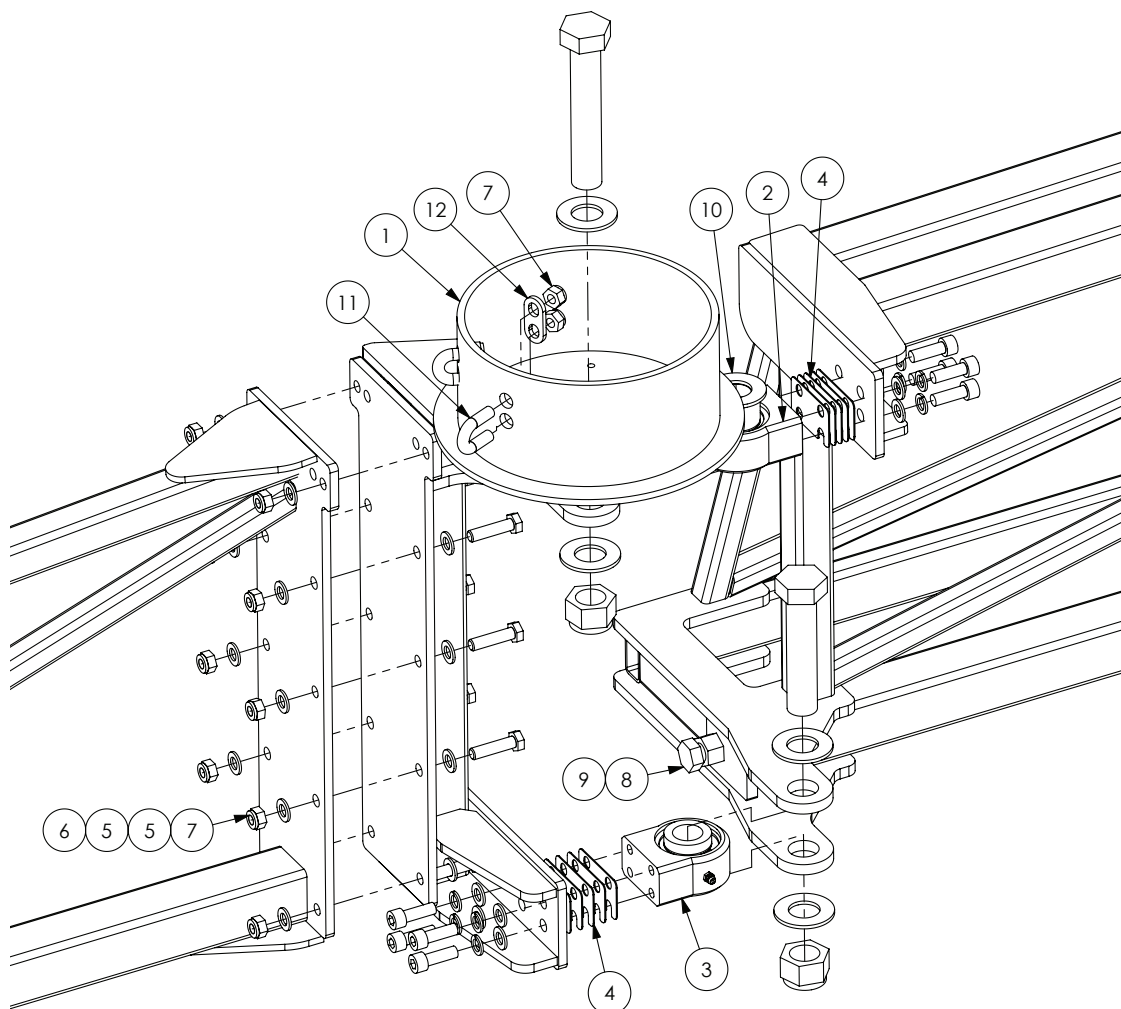
Delta - Boom Fold Adjuster



| ITEM NO. | PART NUMBER | DESCRIPTION | QTY. |
|----------|-------------|---|------|
| 1 | 24MK4DB005 | Fold ram adjuster plate suit TriTech boom | 4 |
| 2 | 24MK4DB006 | Fold ram adjuster nut mounting | 2 |
| 3 | GA5010991 | Nut 1" UNF x 12 TPI ZP | 8 |
| 4 | GA5018557 | Hydraulic cylinder SLPSP 2.75" bore x 18" stroke | 1 |
| 5 | GA5018555 | Hydraulic cylinder SLPSP (TLD) 2.5" bore x 18" stroke | 1 |
| 6 | L002A | Pin 1" used on hydraulic rams | 2 |
| 7 | GA5001223 | 19mm E type circlip | 4 |
| 8 | GA5006039 | Bolt 1" UNF 14 TPI x 4 1/2" GR8 ZP | 2 |
| 9 | GA5006043 | Bolt 1" UNF x 6" | 4 |
| 10 | GA5017681 | Washer 1" Flat SS | 28 |
| 11 | GA0500036 | Nut 1" UNF 12 TPI Conelock ZP | 6 |
| 12 | GA5008519 | Circlip external 25mm | 4 |
| 13 | GA5070775 | Boom fold adjuster HD MY13 | 2 |
| 14 | GA5000577 | Washer 12mm Flat SS HD | 16 |
| 15 | GA5012461 | Nut M12 Nyloc ZP | 8 |
| 16 | GA5000319 | Bolt M12 x 40 Gr8.8 ZP | 8 |
| 17 | GA4535285 | Shim, 1mm, Lower rose end, Delta boom | 4 |
| | GA4535355 | Shim, 3mm, Delta boom rose joint | * |
| | GA4535360 | Shim, 5mm, Delta boom rose joint | * |
| 18 | GA5012203 | Grease Nipple 1/4" UNF Short | 4 |
| 19 | GA4572200 | Center section fold ram pin suit mk2, mk3 and evo | 2 |

* Shim quantity required varies according to amount of adjustment needed

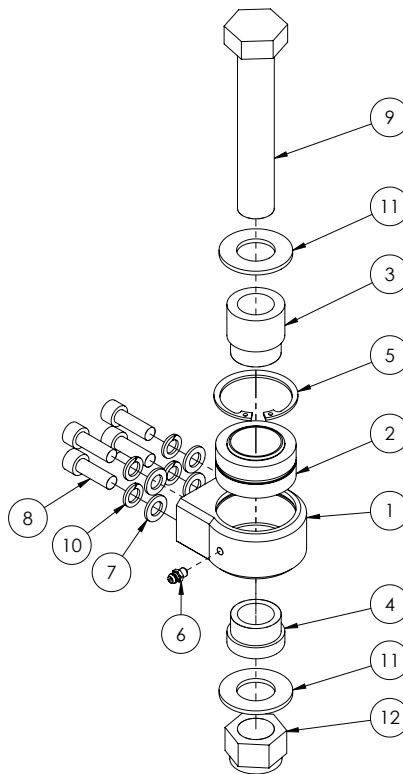
Delta - Cable Drum



| ITEM NO. | PART NUMBER | DESCRIPTION | QTY. |
|----------|-------------|--|------|
| 1 | GA4657745 | Delta boom drum hinge heavy Left Hand | 1 |
| | GA4657740 | Delta boom drum hinge heavy Right Hand | 1 |
| 2 | GA4932346* | Delta - Upper Bearing Pivot | 1 |
| 3 | GA4932347* | Delta - Lower Bearing Pivot | 1 |
| 4 | F70771A | 12m - 21m Pivot Drum Shim | 10 |
| 5 | GA5000117 | Washer 10mm Flat SS Heavy duty | 20 |
| 6 | GA5006071 | Bolt M10 x 40 GR10.9 ZP | 10 |
| 7 | GA5000141 | Nut M10 Nyloc | 14 |
| 8 | GA5000939 | Bolt M16 x 60 | 1 |
| 9 | GA5012385 | Nut M16 ZP | 1 |
| 10 | GA5017681 | Washer 1" Flat SS | 1 |
| 11 | GA5018247 | U-Bolt M10 x 30 x 14mm top | 2 |
| 12 | F70266A | Cable U-Bolt clamp | 2 |

* Sub-assembly on following pages

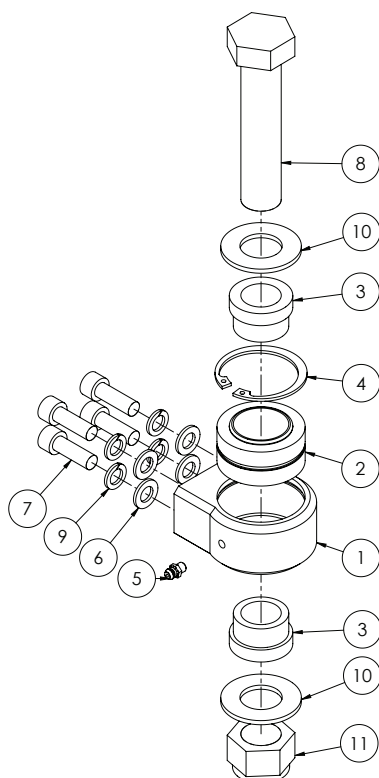
Delta - Upper Bearing Pivot



GA4932346 Upper bearing pivot assembly

| ITEM NO. | PART NUMBER | DESCRIPTION | QTY. |
|----------|-------------|---|------|
| 1 | MACH0123 | 12-24m boom hinge block (bolt on) | 1 |
| 2 | GA5015659 | Spherical bushing 1 3/8" | 1 |
| 3 | MACH0119 | Short centre bushing for removable pivots | 1 |
| 4 | DB-ADJ-02 | Short centre bushing for removable pivots | 1 |
| 5 | GA5010573 | 55mm internal circlip | 1 |
| 6 | GA5012203 | Grease Nipple 1/4" UNF Short | 1 |
| 7 | GA5000117 | Washer 10mm Flat SS HD | 4 |
| 8 | GA5020115 | SHCS M10 x 30 | 4 |
| 9 | GA5006041 | Bolt 1" UNF 14 TPI x 5 1/2" GR8 ZP | 1 |
| 10 | GA5000137 | Washer 10mm Spring SS | 4 |
| 11 | GA5017681 | Washer 1" Flat SS | 2 |
| 12 | GA5012445 | Nut 1" UNF 14 TPI Nyloc ZP | 1 |

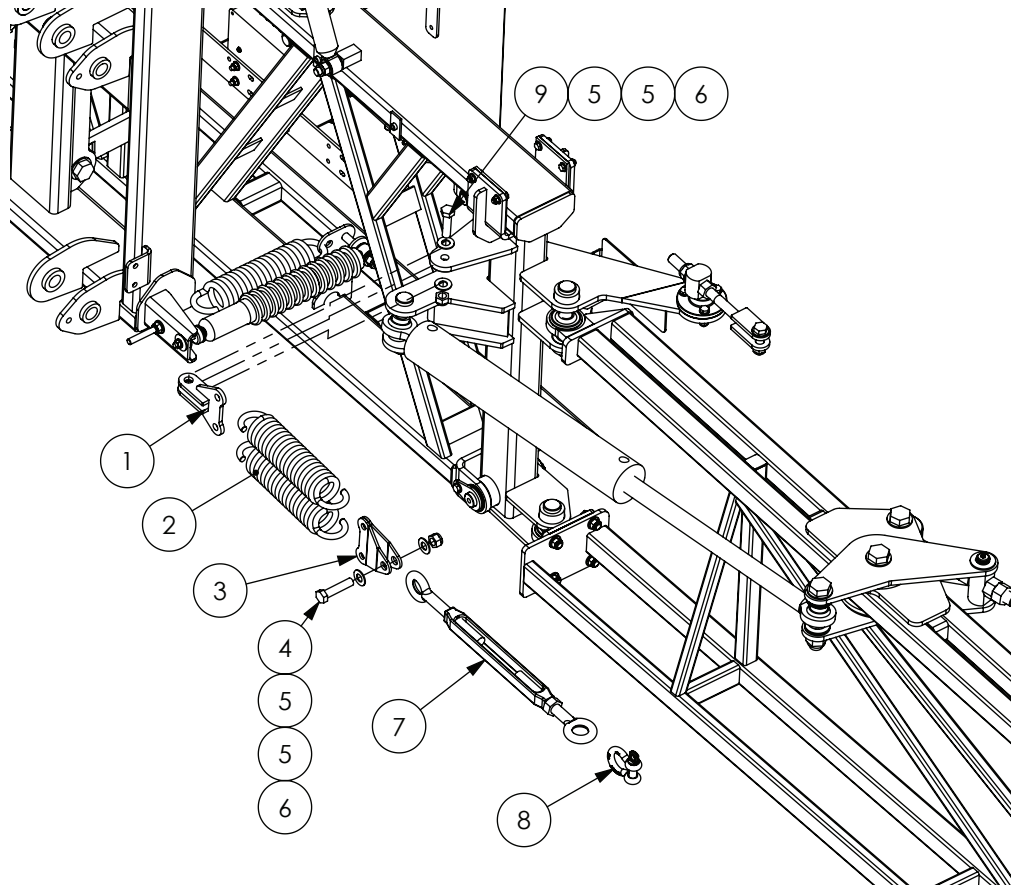
Delta - Lower Bearing Pivot



GA4932347 Lower bearing pivot assembly

| ITEM NO. | PART NUMBER | DESCRIPTION | QTY. |
|----------|-------------|---|------|
| 1 | MACH0123 | 12-24m Boom hinge block (bolt on) | 1 |
| 2 | GA5015659 | Spherical bushing 1 3/8" | 1 |
| 3 | DB-ADJ-02 | Short centre bushing for removable pivots | 2 |
| 4 | GA5010573 | 55mm internal circlip | 1 |
| 5 | GA5012203 | Grease Nipple 1/4" UNF Short | 1 |
| 6 | GA5000117 | Washer 10mm Flat SS HD | 4 |
| 7 | GA5020115 | SHCS M10 x 30 | 4 |
| 8 | GA5006039 | Bolt 1" UNF 14 TPI x 4 1/2", ZP GR8 | 1 |
| 9 | GA5000137 | Washer 10mm Spring SS | 4 |
| 10 | GA5017681 | Washer 1" Flat SS | 2 |
| 11 | GA5012445 | Nut 1" UNF 14 tpi Nyloc ZP | 1 |

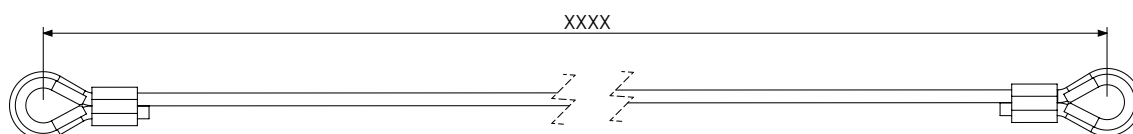
Delta - Boom Cable Springs 18-24m



| ITEM NO. | PART NUMBER | DESCRIPTION | QTY. |
|----------|-------------|---|------|
| 1 | GA4658375 | Mount, Boom cable spring, Suit 18 - 24 meter Delta boom | 2 |
| 2 | GA5010793 | Spring, tension, 70 OD x 329 long x 12mm, large | 4 |
| 3 | GA4522755 | Delta boom dual spring mount | 2 |
| 4 | GA5000949 | Bolt M16 x 70 ZP GR8.8 | 2 |
| 5 | GA5001009 | Washer 16mm Flat Zinc coated | 8 |
| 6 | GA5001029 | Nut M16 Nyloc | 4 |
| 7 | GA5017061 | Turnbuckle FRG COMM GAL E/E 22mm with nut | 2 |
| 8 | GA5075230 | Bow Shackle 13mm WLL 3.25T Black | 2 |
| 9 | GA5000941 | Bolt M16 x 60 ZP GR8.8 | 2 |

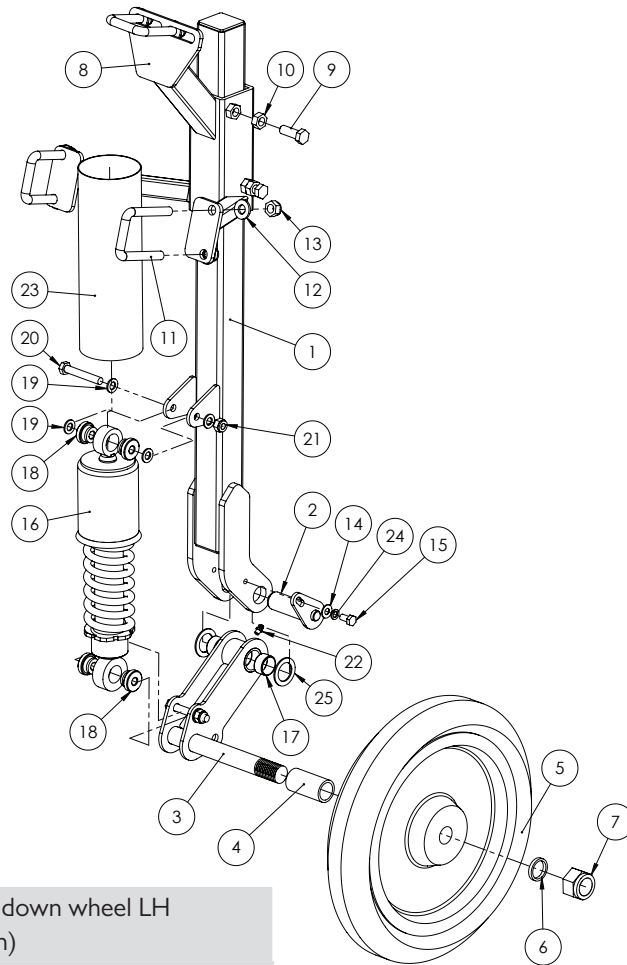
Delta - Boom Cables 12-24m

| PART NUMBER | DESCRIPTION | QTY. |
|-------------|---|------------|
| GA5000073 | Cable, 10mm, Solid core, Heavy duty, Galvanised | See below. |
| | 12-24m - Cable cut length (Eye to eye length 10220mm) | 10580mm |
| GA5000215 | Thimble, Cable, suit 11 - 12mm | 2 |
| GA5005391 | Ferrule, Aluminium, 40 long x 4.5 wall, Code 11 | 2 |
| GA5001965 | Heat Shrink 25.4mm Black x 120mm long | 2 |



Note: Cable cut lengths are 380 mm longer than eye to eye measurement.

Touch Down Wheel



GA4902492 Touch down wheel LH
(shown)

GA4902491 Touch down wheel RH

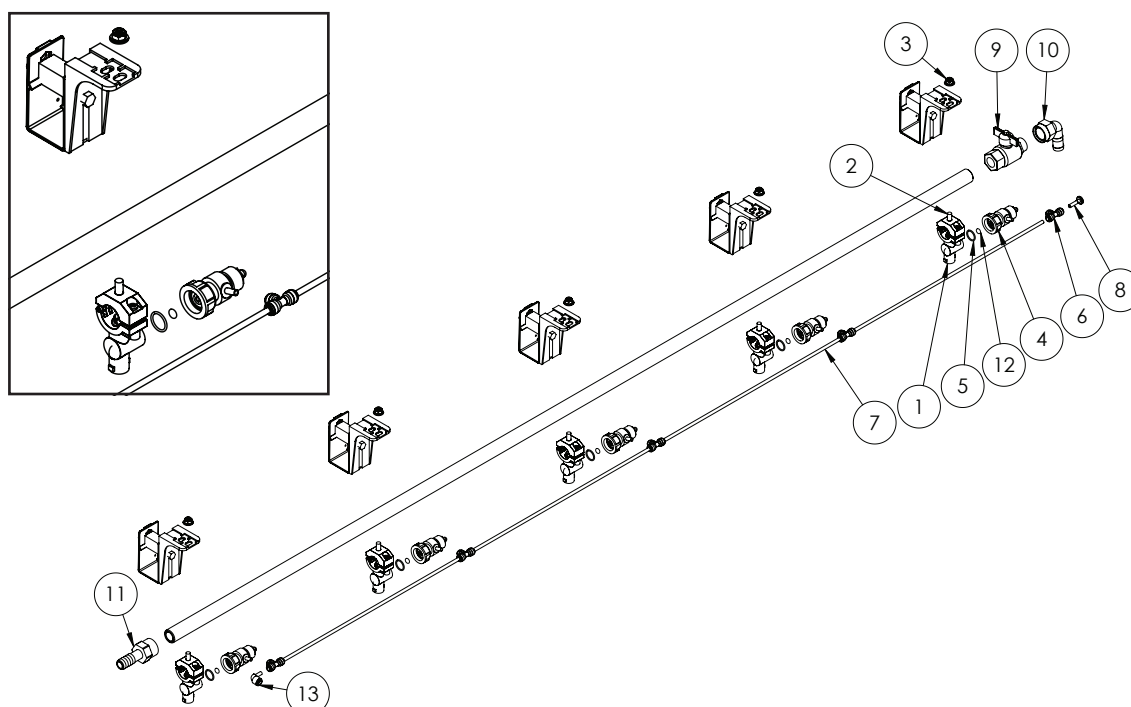
| ITEM NO. | PART NUMBER | DESCRIPTION | QTY. |
|----------|-------------|---------------------------------------|------|
| 1 | GA4657650 | Boom Touch Down Wheel Arm | 1 |
| 2 | GA4657645 | Boom Touch Down Wheel swing arm pivot | 1 |
| 3 | GA4657655 | Boom Touch Down Wheel Swing Arm | 1 |
| 4 | GA4583030 | Touch Down Wheel Spacer | 1 |
| 5 | GA5052275 | Press wheel 15" | 1 |
| 6 | GA4535115 | Touch Down Wheel Bearing Washer | 1 |
| 7 | GA5012446 | Nut 1" UNF 12 tpi Nyloc ZP | 1 |
| 8 | GA4657640 | Boom touch down wheel boom mount | 1 |
| 9 | GA5000311 | Set Screw M12 x 35mm | 2 |
| 10 | GA5000559 | Nut M12 ZP | 2 |
| 11 | GA5011251 | U-Bolt M12 x 52mm x 80mm Square Top | 3 |
| 12 | GA5000577 | Washer 12mm Flat SS HD | 6 |
| 13 | GA5012461 | Nut M12 Nyloc ZP | 6 |
| 14 | GA5003643 | Washer 8mm Flat SS HD | 1 |
| 15 | GA5011465 | Bolt M8 x 16 ZP | 1 |
| 16 | GA5067085 | Shocker and spring 320mm | 1 |

Continued over page

Touch Down Wheel

| ITEM NO. | PART NUMBER | DESCRIPTION | QTY. |
|----------|-------------|--|------|
| 17 | GA5009463 | Glacier bush 25mm ID x 15mm long | 2 |
| 18 | GA4583100 | Bush to suit 320 eye to eye shock absorber | 4 |
| 19 | GA5000117 | Washer 10mm Flat SS HD | 6 |
| 20 | GA5006101 | Bolt M10 x 65 | 2 |
| 21 | GA5000141 | Nut M10 Nyloc | 2 |
| 22 | GA5012203 | Grease Nipple 1/4" UNF Short | 1 |
| 23 | GA5052375 | Layflat 63mm, cut 270mm long | 1 |
| 24 | GA5004919 | Washer 8mm Spring SS | 1 |
| 25 | GA4522315 | Washer, 27mm ID x 40mm OD x 2mm thick, SS | 2 |

RapidFire Boom Line Plumbing



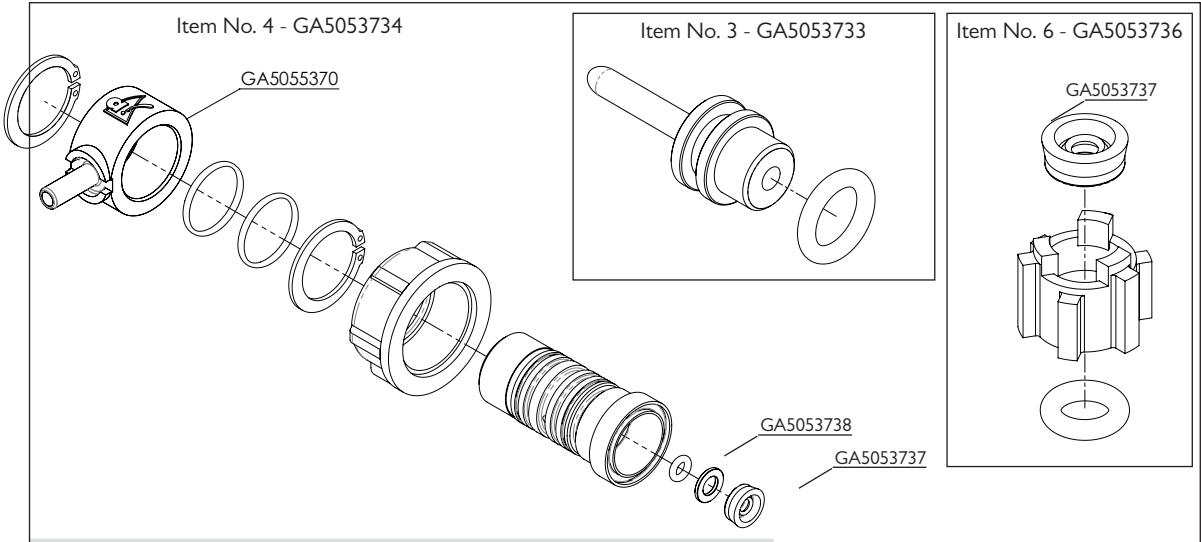
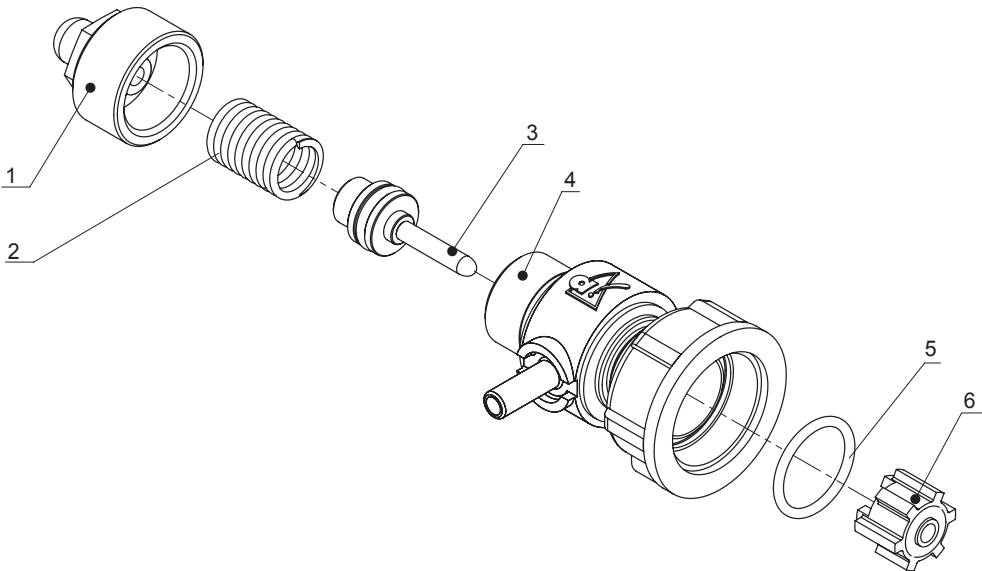
| ITEM NO. | PART NUMBER | DESCRIPTION | QTY. |
|----------|-------------|---|------|
| 1 | GA5077964 | Nozzle body, Single, 3/4, Teejet | 5 |
| 2 | GA5052595 | Bolt M8 x 20mm SS | 5 |
| 3 | GA5070710 | Nut M8 x 1.25 Plastic, with flange | 5 |
| 4 | GA5065520 | Spray Stop, Rapidfire, Suit Teejet nozzle body, Altek | 5 |
| 5 | GA5053135 | O-ring 18mm x 2mm suit spray stop body | 5 |
| 6 | GA5016245 | Tee equal push in 6mm | 5 |
| | GA5004383 | Tube, Nylon, 6mm, Black | 4 |
| 7 | GA5004385 | Tube, Nylon, 6mm, Blue | - |
| | GA5070585 | Tube, Nylon, 6mm, Green | - |
| 8 | GA5004405 | Plug push in 6mm | 1 |
| 9 | GA5018315 | Ball Valve Male / Female tee 3/4" | 1 |
| 10 | GA5077746 | Elbow female 3/4" Banjo | 1 |

Continued over page

RapidFire Boom Line Plumbing

| ITEM NO. | PART NUMBER | DESCRIPTION | QTY. |
|----------|-------------|---|------|
| 11 | GA5077743 | Hose barb female 3/4" | 1 |
| 12 | GA5065521 | O-ring 6.02mm x 2.62mm suit spray stop body | 5 |
| 13 | GA5071215 | Stem Elbow, suit 6mm air line, push in | 1 |

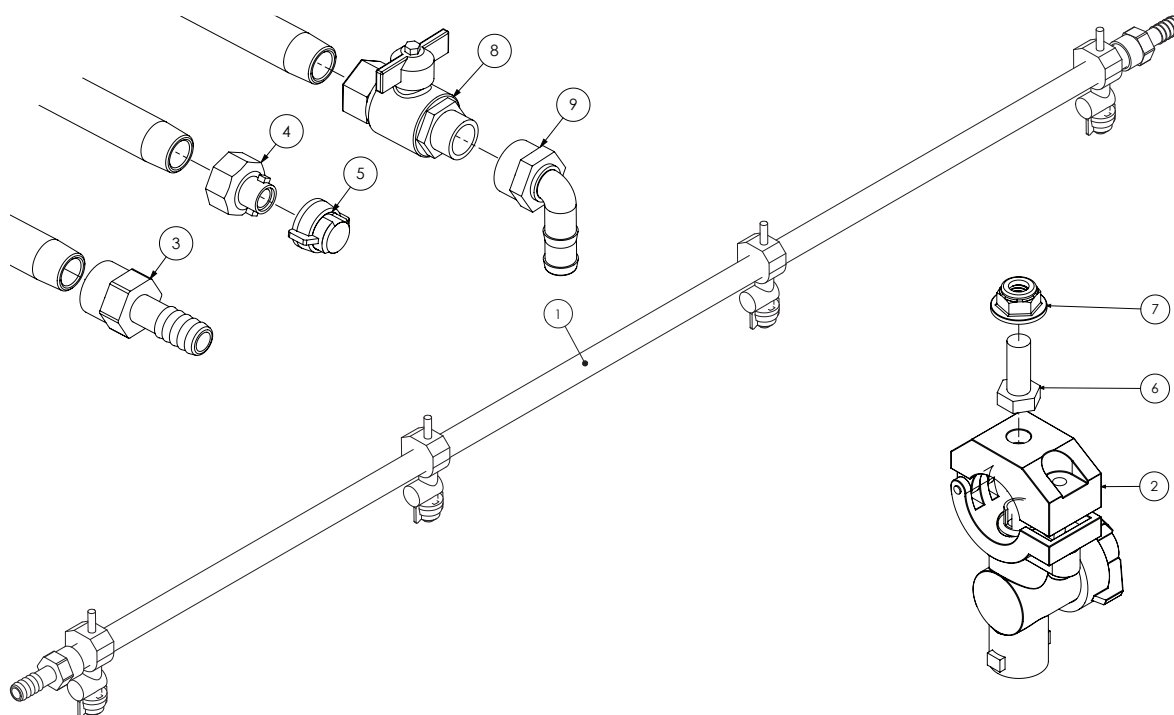
Altek Spray Stop Spare Parts



GA5065520 Spray Stop, Rapidfire, Suit Teejet nozzle body, Altek

| ITEM NO. | PART NUMBER | DESCRIPTION | QTY. |
|----------|-------------|-----------------------|------|
| 1 | GA5053731 | End Cap with Breather | 1 |
| 2 | GA5053732 | Spring 10 Bar | 1 |
| 3 | GA5053733 | Piston | 1 |
| 4 | GA5053734 | Valve Body | 1 |
| 5 | GA5053735 | O-Ring external | 1 |
| 6 | GA5053736 | Plunger | 1 |

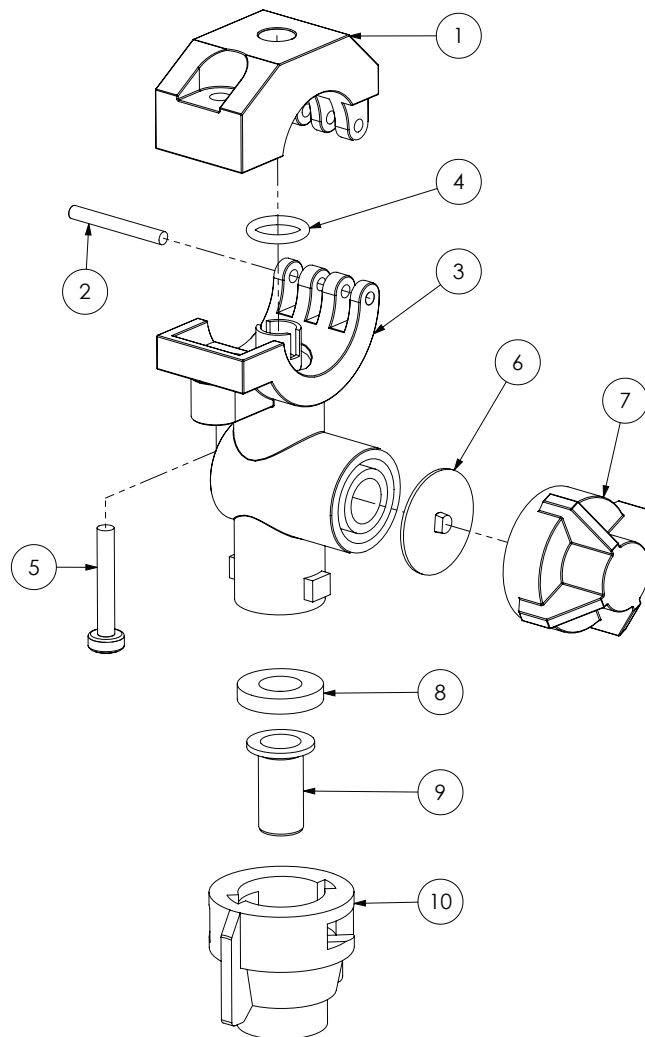
Boom Line Plumbing



| ITEM NO. | PART NUMBER | DESCRIPTION | QTY |
|----------|-------------|--|-----|
| 1 | GA5018273 | Boom line, Poly, 3/4", 1600 long, No holes | # |
| | GA5018275 | Boom line, Poly, 3/4", 2100 long, No holes | # |
| | GA5018279 | Boom line, Poly, 3/4", 2600 long, No holes | # |
| | GA5018281 | Boom line, Poly, 3/4", 3100 long, No holes | # |
| 2 | GA5077964 | Nozzle body, Single, 3/4", Teejet | # |
| 3 | GA5077743 | Hose barb, Straight, 3/4" female x 3/4" hose, Banjo | # |
| 4 | GA5076904 | Adapter, Boom flush, 3/4" female quick fitting | # |
| 5 | GA5076594 | Nozzle shut off cap & washer, Teejet | # |
| 6 | GA5052595 | Bolt, M8 x 20, SS | # |
| 7 | GA5070710 | Nut with flange, Plastic, M8 x 1.25P | # |
| 8 | GA5018315 | Valve, Ball, 20mm male & female thread, Black Butterfly handle | # |
| 9 | GA5077746 | Hose barb, Elbow, 90 degree, 3/4" female thread x 3/4" hose | # |

Quantities vary

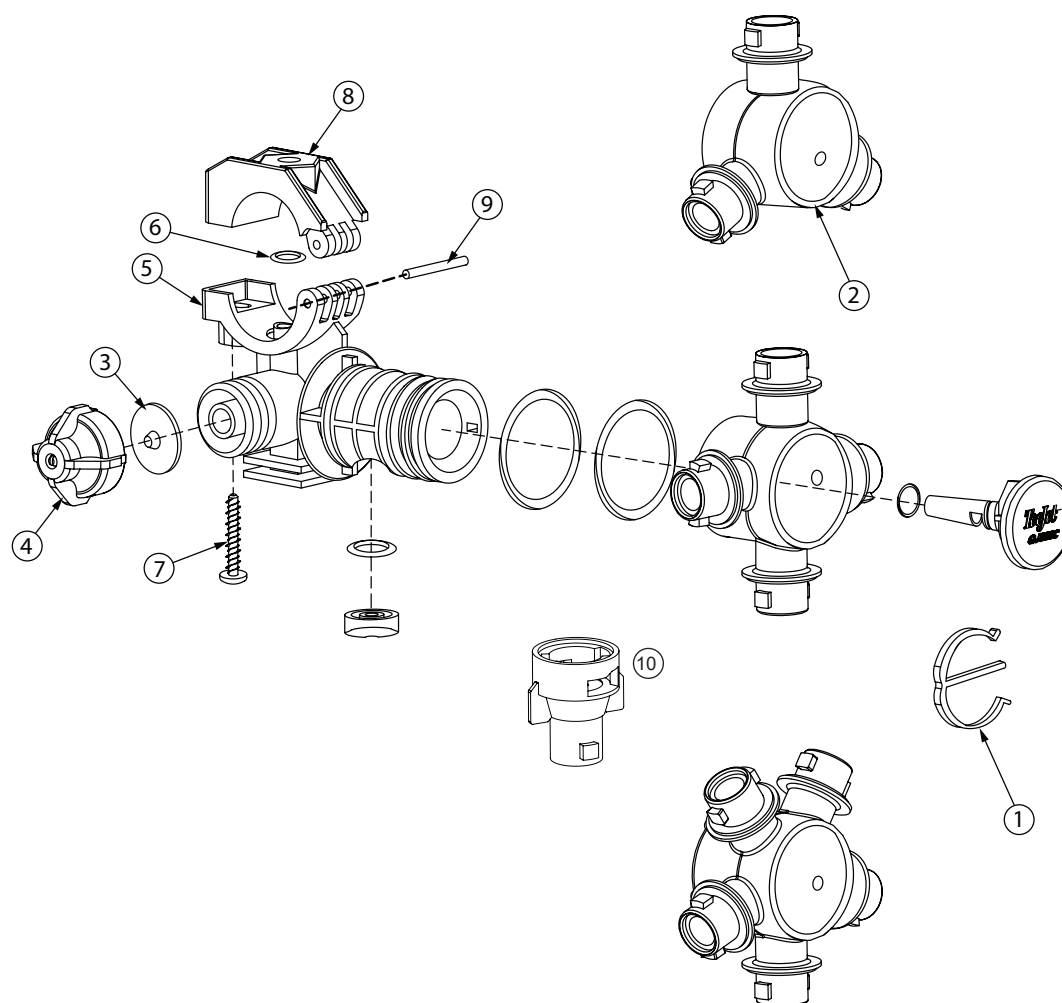
Teejet Single Nozzle Body



| ITEM NO. | PART NUMBER | DESCRIPTION | QTY. |
|----------|-------------|--|------|
| 1 | GA5077532 | Clamp, Nozzle body, 3/4", Teejet | 1 |
| 2 | GA5077537 | Pin, Nozzle body clamp, Teejet | 1 |
| 3 | GA5077538 | 3/4" Q.T.BODY with Clamp | 1 |
| 4 | GA5077596 | O-ring, 14.5 x 2.5mm, Buna | 1 |
| | GA5077597 | O-ring, Viton | |
| 5 | GA5077536 | Screw, 13/16" x 1 1/4", SS | 1 |
| 6 | GA5077439 | Chemsaver, Diaphragm, Teejet | 1 |
| | GA5077440 | Diaphragm, Viton, Nozzle body check valve, Teejet | |
| 7 | GA5076670 | Chemsaver, 10psi, Black, Teejet | 1 |
| 8 | GA5055245 | Washer, Nozzle cap seal, Rubber, 19 OD x 9mm ID | 1 |
| 9 | GA5077159 | Filter, Nozzle tip, Red, 50 mesh, Polypropylene & SS, Teejet | 1 |
| | GA5077160 | Nozzle filter screen, Blue 80 mesh, Polypropylene / SS, Teejet | |
| 10 | GA8100464 | Nozzle cap, Nylon, Black, Teejet | 1 |

Note: Only parts that are available through Goldacres are listed for the nozzle above. For a full parts listing, see the Teejet/Lechler website.

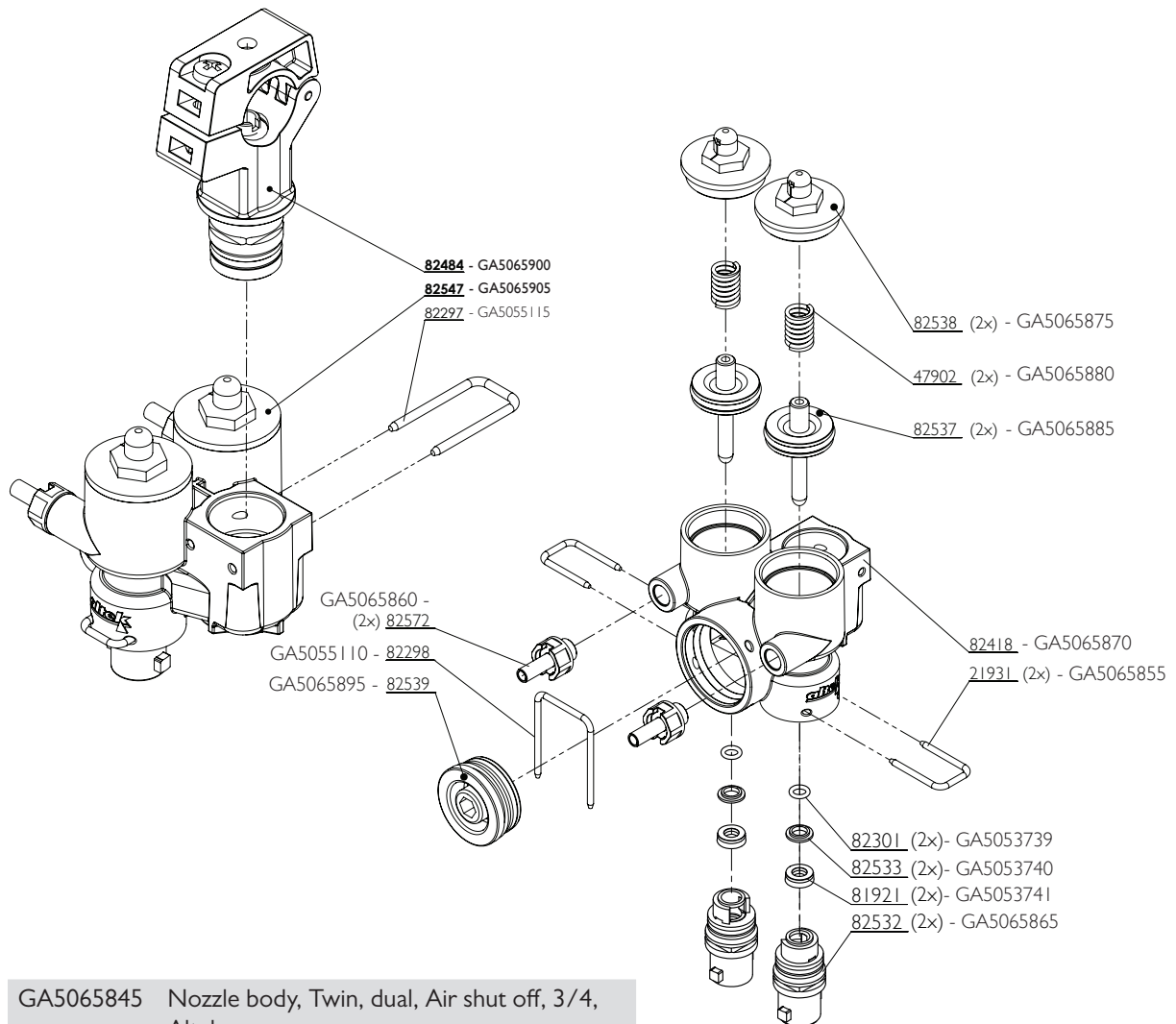
Teejet Turret Nozzle Body



| ITEM NO. | PART NUMBER | DESCRIPTION | QTY. |
|----------|-------------|---|------|
| 1 | GA5077496 | E clip, Nozzle body, Teejet | 1 |
| 2 | GA5077491 | Nozzle body turret, 3 outlet clockface style, Teejet | 1 |
| 3 | GA5077974 | Nozzle body, Quad, Clockface, 3/4, Teejet | 1 |
| 4 | GA5077977 | Nozzle body, Clockface, 5 outlet, 3/4, Teejet | 1 |
| 5 | GA5077439 | Chemsaver, Diaphragm, Teejet | 1 |
| 6 | GA5077440 | Diaphragm, Viton, Nozzle body check valve, Teejet | 1 |
| 7 | GA5076670 | Chemsaver, 10psi, Black, Teejet | 1 |
| 8 | GA5077493 | 3/4" 360C Body, Nylon | 1 |
| 9 | GA5077596 | O-ring, 14.5 x 2.5mm, Buna | 1 |
| 10 | GA5077597 | O-ring, Viton | 1 |
| 11 | GA5077536 | Screw, 13/16" x 1 1/4", SS | 1 |
| 12 | GA5077532 | Clamp, Nozzle body, 3/4", Teejet | 1 |
| 13 | GA5077537 | Pin, Nozzle body clamp, Teejet | 1 |
| 14 | GA5077057 | Nozzle body extension, Quick Teejet type, 1" long, Black, | 1 |

Note: Only parts that are available through Goldacres are listed for the nozzle above. For a full parts listing, see the Teejet website.

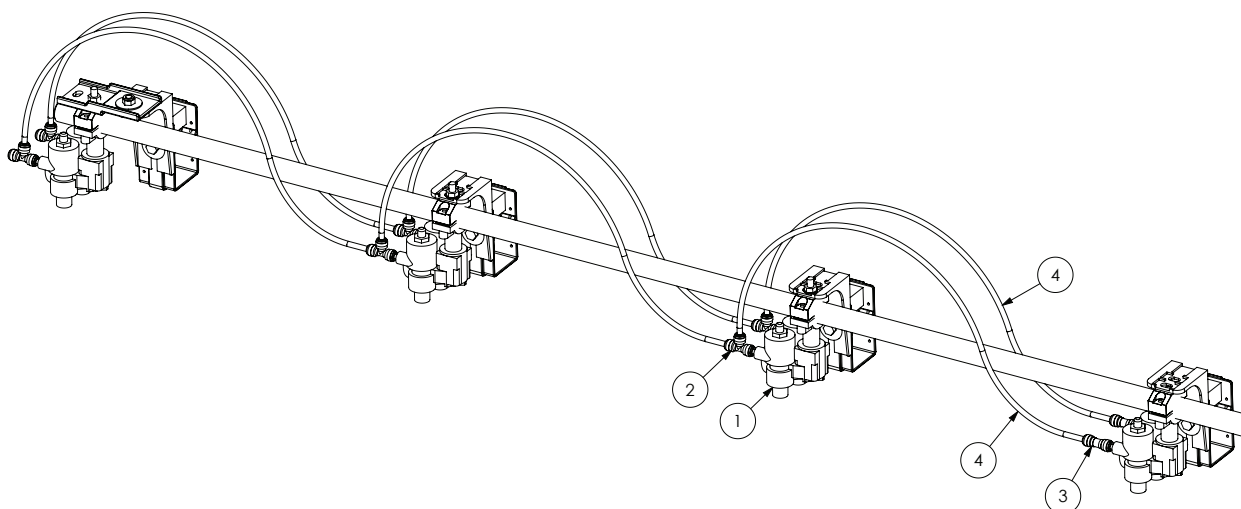
Altek Dual Nozzle Spray Body



GA5065845 Nozzle body, Twin, dual, Air shut off, 3/4", Altek

| PART NUMBER | DESCRIPTION | QTY. |
|-------------|--|------|
| GA5065900 | Nozzle body clamp, 3/4", Altek | 1 |
| GA5065905 | Lower body, Multi spray, Altek | 1 |
| GA5055115 | U clip, 20 x 40 x 3mm | 1 |
| GA5065875 | Top cap | 2 |
| GA5065880 | Spring | 2 |
| GA5065885 | Plunger | 2 |
| GA5065870 | Outer body | 1 |
| GA5065855 | U-Clip | 2 |
| GA5065865 | Outlet, Valve inner, Nozzle body, Altek | 2 |
| GA5065860 | Hose barb, Air fitting, 6mm hose, male thread, includes seal | 2 |
| GA5055110 | U Clip 30 x 41 x 2.5mm | 1 |
| GA5065895 | Shutoff Plug | 1 |
| GA5053739 | O-ring, 5.6mm x 1.8mm FMP, suit GA5065845, Altek | 2 |
| GA5053740 | Retaining disk, 11.8mm x 6.8mm x 2mm, suit GA5065845, Altek | 2 |
| GA5053741 | Lip seal, 6mm x 12mm x 4.2mm FMP, suit GA5065845, Altek | 2 |

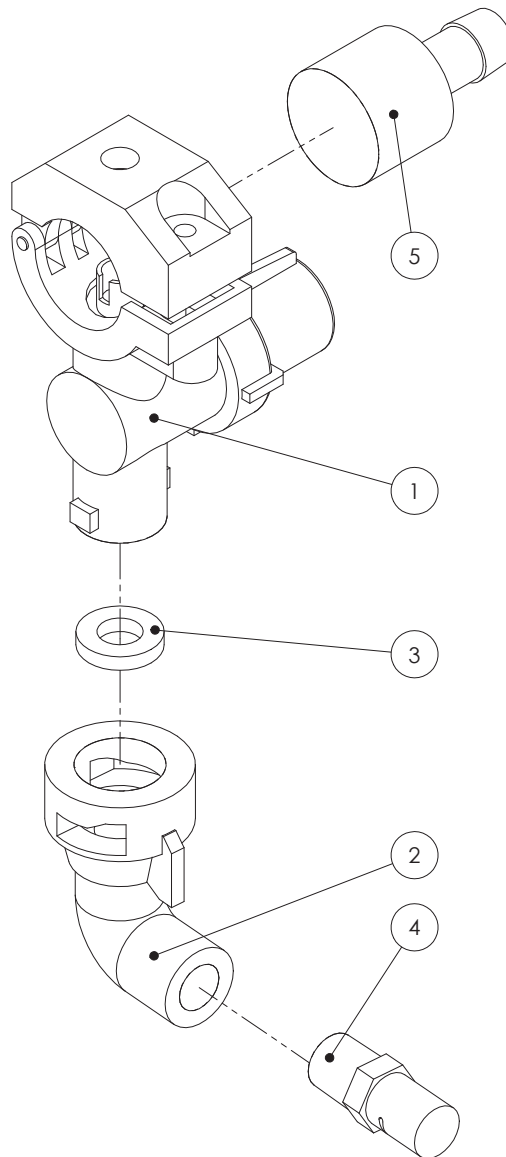
Dual Nozzle Spray Line



| ITEM NO. | PART NUMBER | DESCRIPTION | QTY. |
|----------|-------------|--|------|
| 1 | GA5065845 | Nozzle body, Twin, dual, Air shut off, 3/4", Altek | # |
| 2 | GA5016245 | Tee, Equal, 6mm push in type, Black plastic | # |
| 3 | GA5066991 | Pneumatic fitting, Push in, Joiner, 6mm | # |
| 4 | GA5004385 | Tube, Nylon, 6mm, Blue | # |
| | GA5070585 | Tube, Nylon, Green, 6mm | # |
| | GA5004383 | Tube, Nylon, 6mm, Black | # |
| | GA7000002 | Tube, Nylon, 6mm, Red | # |

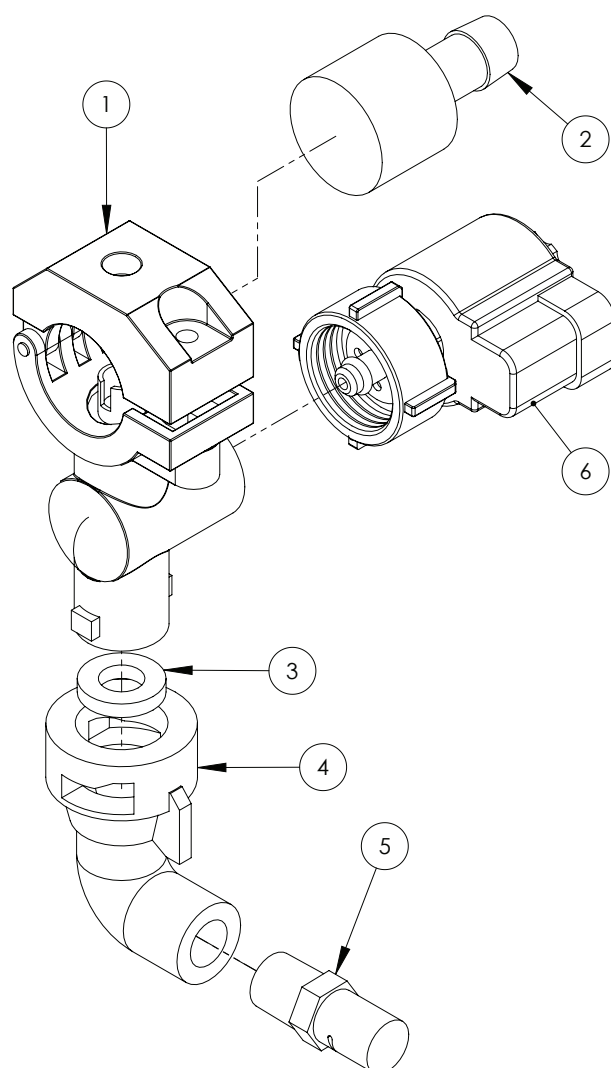
Quantities vary

Manual Fence Line Nozzle



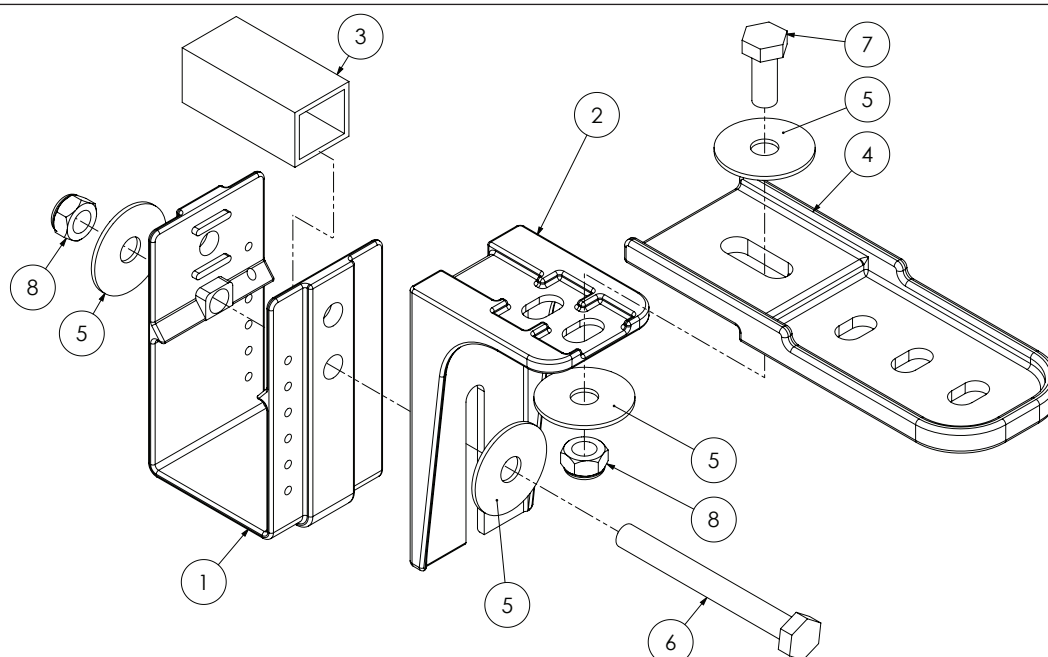
| ITEM NO. | PART NUMBER | DESCRIPTION | QTY. |
|----------|-------------|---|------|
| 1 | GA5077074 | Manual Nozzle Body | 1 |
| 2 | GA5077986 | 90 degree Nozzle Adapter | 1 |
| 3 | GA5055245 | Washer, Nozzle cap seal, Rubber, 19mm OD x 9mm ID, Suit teejet nozzle | 1 |
| 4 | GA8100339 | Nozzle, Fence line, Orange, Polymer, Left side, 1/4" NPT, Teejet | 1 |
| | GA8100340 | Nozzle, Fence line, Orange, Polymer, Right side, 1/4" NPT, Teejet | 1 |
| 5 | GA5077497 | End Barb Adapter | 1 |

Solenoid Operated Fence Line Nozzle



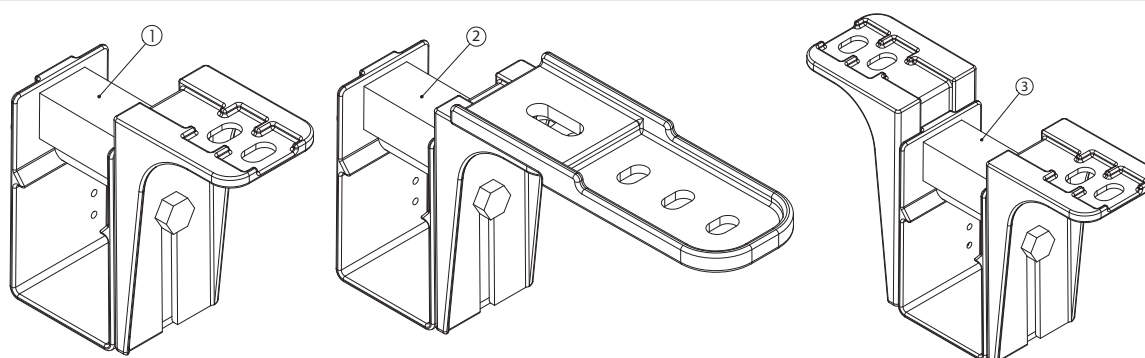
| ITEM NO. | PART NUMBER | DESCRIPTION | QTY. |
|----------|-------------|---|------|
| 1 | GA5077074 | Chemsaver, Manual shutoff, Maximum 150psi pressure, Teejet | 1 |
| 2 | GA5077497 | Hose barb suit nozzle body, Single 1/2", Nylon, Teejet | 1 |
| 3 | GA5055245 | Washer, Nozzle cap seal, Rubber, 19 OD x 9mm ID | 1 |
| 4 | GA5077986 | Nozzle cap & washer, 90 degree cap, 1/4" NPT female outlet | 1 |
| 5 | GA8100339 | Nozzle, Fence line, Orange, Polymer, Left side, 1/4" NPT, Teejet | 1 |
| | GA8100340 | Nozzle, Fence line, Orange, Polymer, Right side, 1/4" NPT, Teejet | 1 |
| 6 | GA5071785 | Solenoid, e-Chemsaver suit 2 Pin Metri-pack, Fence Line | 1 |

Adjustable Nozzle Brackets



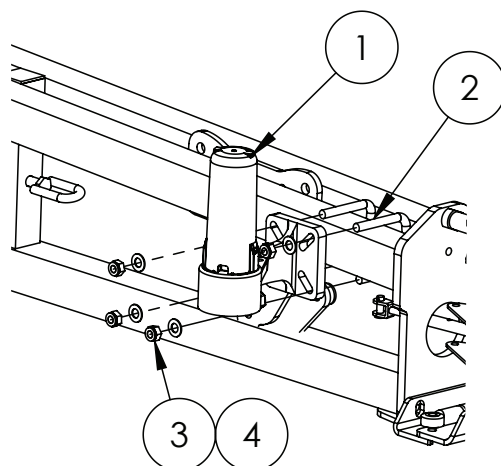
| ITEM NO. | PART NUMBER | DESCRIPTION | QTY |
|----------|-------------|---|-----|
| 1 | GA5018259 | Nozzle bracket, plastic, U shape | 1 |
| 2 | GA5018257 | Nozzle bracket, plastic, L shape, short | 1 |
| | GA5018258 | Nozzle bracket, plastic, L shape, long | 1 |
| 3 | GA5066965 | Spacer suit nozzle brackets | 1 |
| 4 | GA5018255 | Bracket, Nozzle extension, Plastic | 1 |
| 5 | GA5003645 | Washer 5/16" ID x 1 1/4" OD Flat SS | 4 |
| 6 | GA5004741 | Bolt M8 x 75 GR8.8 ZP | 1 |
| 7 | GA5004085 | Bolt M8 x 20 GR8.8 ZP | 1 |
| 8 | GA5004917 | Nut M8 Nyloc ZP | 2 |

Pre Packaged Kits



| ITEM NO. | PART NUMBER | DESCRIPTION |
|----------|--------------|---|
| 1 | GA4948675-SK | Nozzle bracket kit, Single line, Suit 50mm RHS |
| 2 | GA4948695-SK | Nozzle bracket kit, Single line with extension, Suit 50mm RHS |
| 3 | GA4948685-SK | Nozzle bracket kit, Dual line, Suit 50mm RHS |

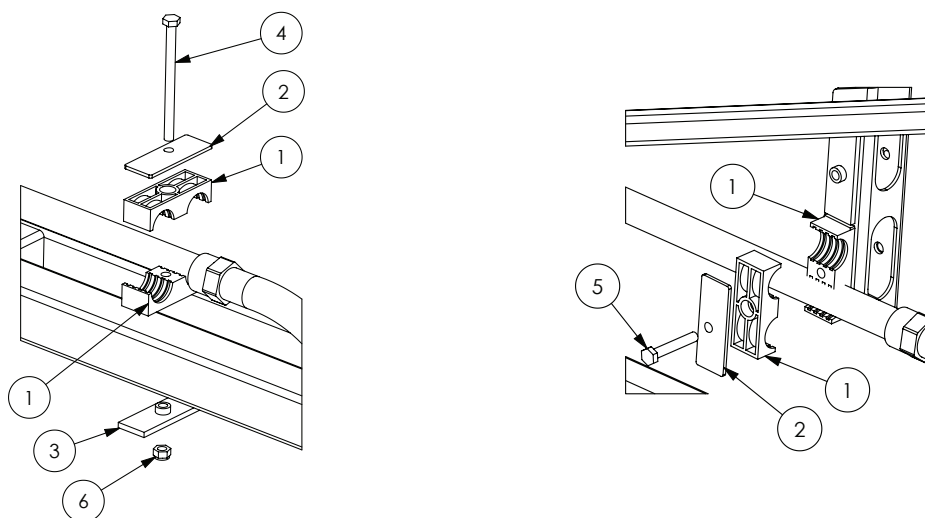
UltraGlide Sensor Mount



| ITEM NO. | PART NUMBER | DESCRIPTION | QTY. |
|----------|--------------|---|------|
| 1 | 063-0130-018 | Sensor, Ultrasonic, Digital, 4 Pin, Centre, Raven | 1 |
| | 063-0130-014 | Sensor, Ultraglide Moulded Left, Raven | 1 |
| | 063-0130-012 | Sensor, Ultraglide Moulded Right, Raven | 1 |
| 2 | GA5011251 | U-Bolt M12 x 52mm x 80mm Square Top | 6 |
| 3 | GA5000115 | Washer 10mm Flat SS | 13 |
| 4 | GA5000141 | Nut M10 Nyloc | 12 |

Note: Quantity listed is for the 3 sensor kit

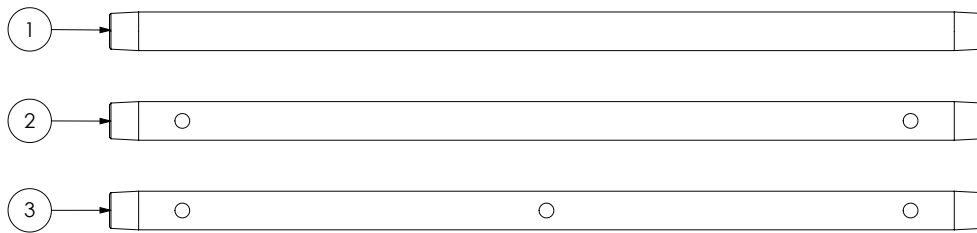
Boom Poly Pipe Clamps



| ITEM NO. | PART NUMBER | DESCRIPTION | QTY. |
|----------|-------------|--|------|
| 1 | GA5078038 | RCD clamp jaws, Double 28mm hose, Black polypropylene | # |
| 2 | GA5078049 | Hose clamp, Double RCD, Top plate, Grade 4, Suit clamp 28-30 | # |
| 3 | GA5078048 | Double Clamp Plate Bottom Gr4 | # |
| 4 | GA5004933 | Bolt M8 x 110 ZP GR8.8 | # |
| 5 | GA5004727 | Bolt M8 x 50 ZP GR8.8 | # |
| 6 | GA5052590 | Nut M8 Nyloc SS | # |

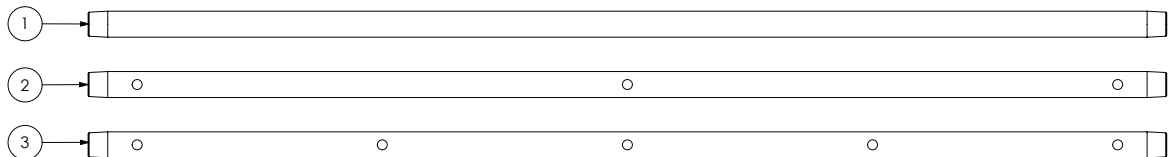
Quantities vary

600mm Boom Poly



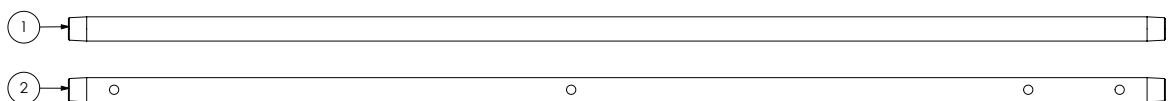
| ITEM NO. | PART NUMBER | DESCRIPTION |
|----------|-------------|---|
| 1 | GA5018287 | Boom line, Poly, 3/4", 600 long, No holes |
| 2 | GA2000510 | Boom line, Poly, 3/4", 600 long, 2 holes, 500mm spacing |
| 3 | GA2000511 | Boom line, Poly, 3/4", 600 long, 3 holes, 250mm spacing |

1100mm Boom Poly



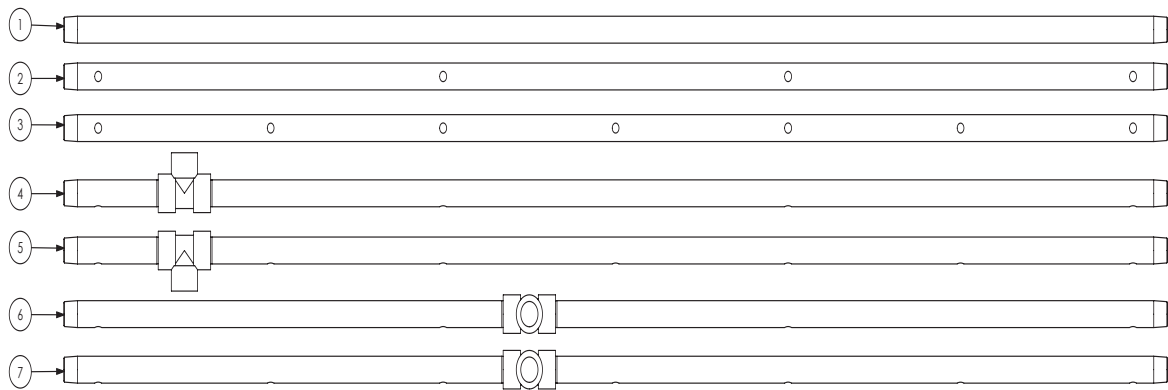
| ITEM NO. | PART NUMBER | DESCRIPTION |
|----------|-------------|--|
| 1 | GA5018269 | Boom line, Poly, 3/4", 1100 long, No holes |
| 2 | GA2000506 | Boom line, Poly, 3/4", 1100 long, 3 holes, 500mm spacing |
| 3 | GA2000507 | Boom line, Poly, 3/4", 1100 long, 5 holes, 250mm spacing |

1200mm Boom Poly



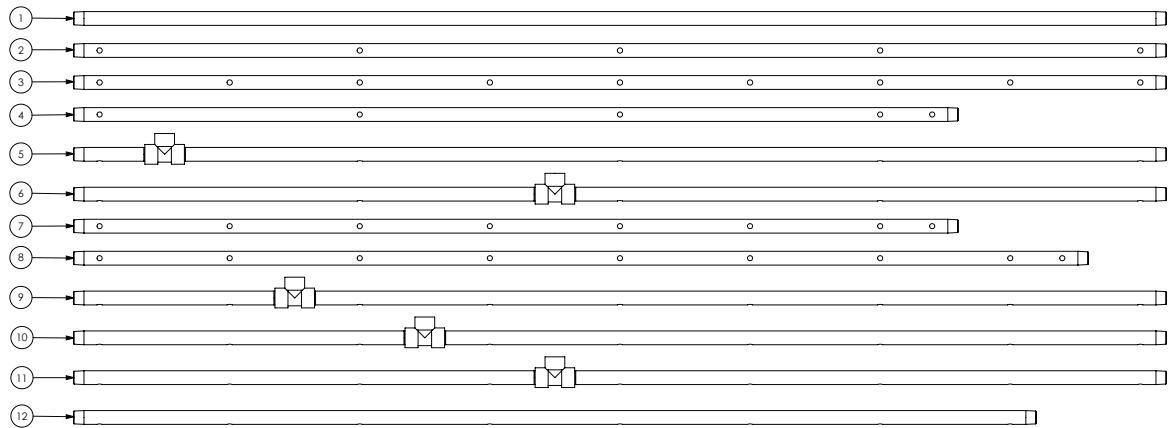
| ITEM NO. | PART NUMBER | DESCRIPTION |
|----------|-------------|---|
| 1 | GA5018271 | Boom line, Poly, 3/4", 1200 long, No holes |
| 2 | GA2000515 | Boom line, Poly, 3/4", 1200 long, 3 holes plus fenceline, 500mm spacing |

1600mm Boom Poly



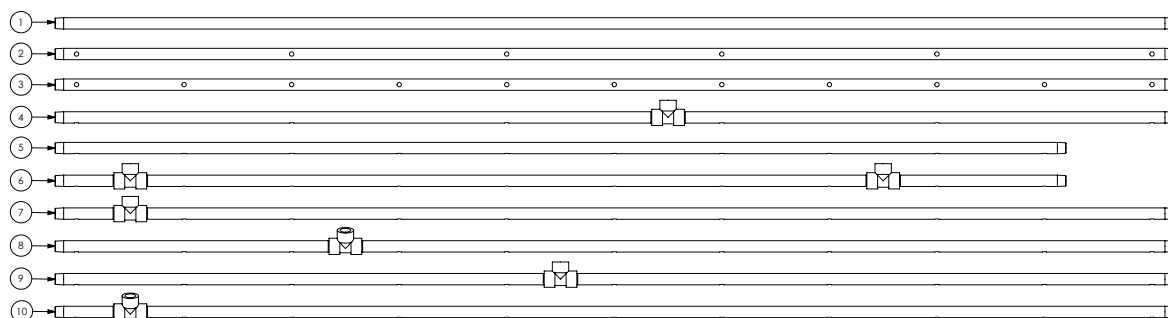
| ITEM NO. | PART NUMBER | DESCRIPTION |
|----------|-------------|---|
| 1 | GA5018273 | Boom line, Poly, 3/4", 1600 long, No holes |
| 2 | GA2000500 | Boom line, Poly, 3/4", 1600 long, 4 holes, 500mm spacing |
| 3 | GA2000501 | Boom line, Poly, 3/4", 1600 long, 7 holes, 250mm spacing |
| 4 | GA2000520 | Boom line, Poly, 3/4", 1600 long, 4 holes, 500mm spacing, Tee 175mm |
| 5 | GA2000521 | Boom line, Poly, 3/4", 1600 long, 7 holes, 250mm spacing, Tee 175mm |
| 6 | GA2000522 | Boom line, Poly, 3/4", 1600 long, 4 holes, 500mm spacing, Tee 675mm 90 Deg. |
| 7 | GA2000523 | Boom line, Poly, 3/4", 1600 long, 7 holes, 250mm spacing, Tee 675mm 90 Deg. |

2100mm Boom Poly



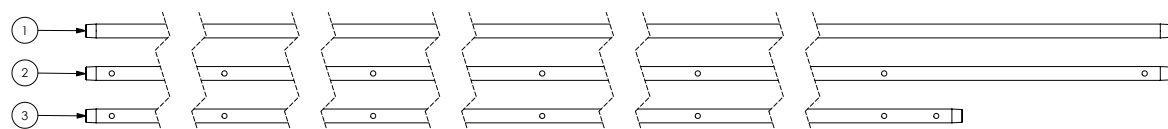
| ITEM NO. | PART NUMBER | DESCRIPTION |
|----------|-------------|---|
| 1 | GA5018275 | Boom line, Poly, 3/4", 2100 long, No holes |
| 2 | GA2000502 | Boom line, Poly, 3/4", 2100 long, 5 holes, 500mm spacing |
| 3 | GA2000503 | Boom line, Poly, 3/4", 2100 long, 9 holes, 250mm spacing |
| 4 | GA2000525 | Boom line, Poly, 3/4", 1700 long, 4 holes plus fenceline, 500mm spacing |
| 5 | GA2000526 | Boom line, Poly, 3/4", 2100 long, 5 holes, 500mm spacing, Tee 175mm |
| 6 | GA2000527 | Boom line, Poly, 3/4", 2100 long, 5 holes, 500mm spacing, Tee 925mm |
| 7 | GA2000530 | Boom line, Poly, 3/4", 1700 long, 7 holes plus fenceline, 250mm spacing |
| 8 | GA2000531 | Boom line, Poly, 3/4", 1950 long, 8 holes plus fenceline, 250mm spacing |
| 9 | GA2000532 | Boom line, Poly, 3/4", 2100 long, 9 holes, 250mm spacing, Tee 425mm |
| 10 | GA2000533 | Boom line, Poly, 3/4", 2100 long, 9 holes, 250mm spacing, Tee 675mm |
| 11 | GA2000534 | Boom line, Poly, 3/4", 2100 long, 9 holes, 250mm spacing, Tee 925mm |
| 12 | GA2000535 | Boom line, Poly, 3/4, 1850 long, 8 holes, 250mm spacing |

2600mm Boom Poly



| ITEM NO. | PART NUMBER | DESCRIPTION |
|----------|-------------|---|
| 1 | GA5018279 | Boom line, Poly, 3/4", 2600 long, No holes |
| 2 | GA2000504 | Boom line, Poly, 3/4", 2600 long, 6 holes, 500mm spacing |
| 3 | GA2000505 | Boom line, Poly, 3/4", 2600 long, 11 holes, 250mm spacing |
| 4 | GA2000540 | Boom line, Poly, 3/4", 2600 long, 6 holes, 500mm spacing, Tee 1175mm |
| 5 | GA2000541 | Boom line, Poly, 3/4", 2350 long, 10 holes, 250mm spacing |
| 6 | GA2000542 | Boom line, Poly, 3/4", 2600 long, 10 holes, 250mm spacing, Tee 175mm & 1925mm |
| 7 | GA2000543 | Boom line, Poly, 3/4", 2600 long, 11 holes, 250mm spacing, Tee 175mm |
| 8 | GA2000544 | Boom line, Poly, 3/4", 2600 long, 11 holes, 250mm spacing, Tee 675mm angled |
| 9 | GA2000545 | Boom line, Poly, 3/4", 2600 long, 11 holes, 250mm spacing, Tee 1175mm |
| 10 | GA2000546 | Boom line, Poly, 3/4", 2600 long, 11 holes, 250mm spacing, Tee 175mm angled |

3100mm Boom Poly

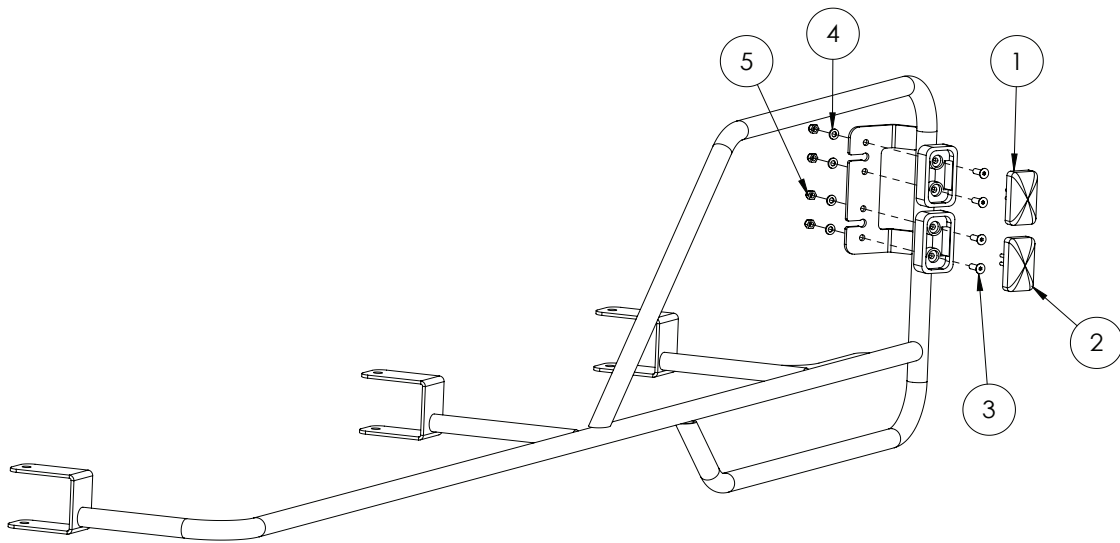


| ITEM NO. | PART NUMBER | DESCRIPTION |
|----------|-------------|--|
| 1 | GA5018281 | Boom line, Poly, 3/4", 3100 long, No holes |
| 2 | GA2000508 | Boom line, Poly, 3/4", 3100 long, 7 holes, 500mm spacing |
| 3 | GA2000550 | Boom line, Poly, 3/4", 2700 long, 6 holes, 500mm spacing |

Chapter 15

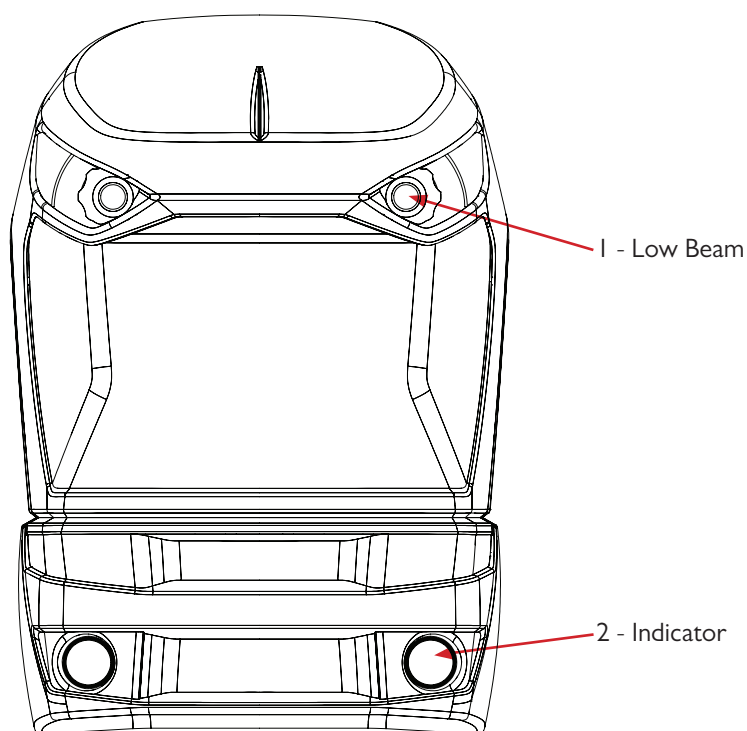
ELECTRICS

Lighting - Boom Tip LEDs



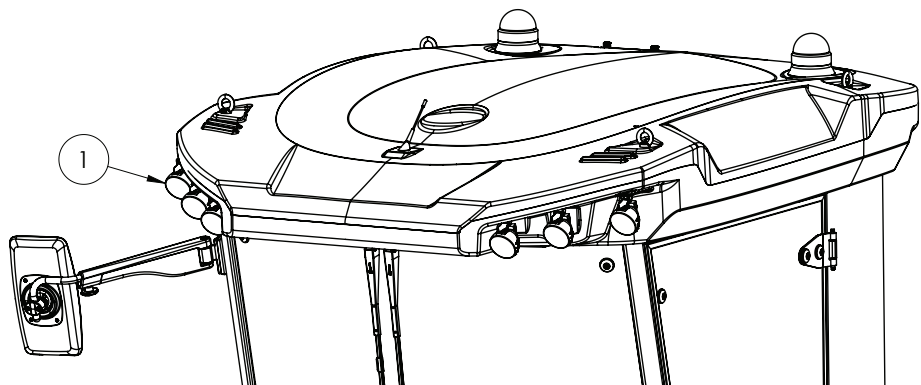
| ITEM NO. | PART NUMBER | DESCRIPTION | QTY. |
|----------|-------------|--|------|
| 1 | GA5060057 | Clearance light with connector, Orange LED | 1 |
| 2 | GA5060056 | Clearance light with connector, Red LED | 1 |
| 3 | GA5051230 | FHCS M5 x 16mm | 4 |
| 4 | GA5003983 | Washer 5mm Flat SS | 4 |
| 5 | GA5003975 | Nut M5 Nyloc SS | 4 |

Lighting - Headlights & Indicator



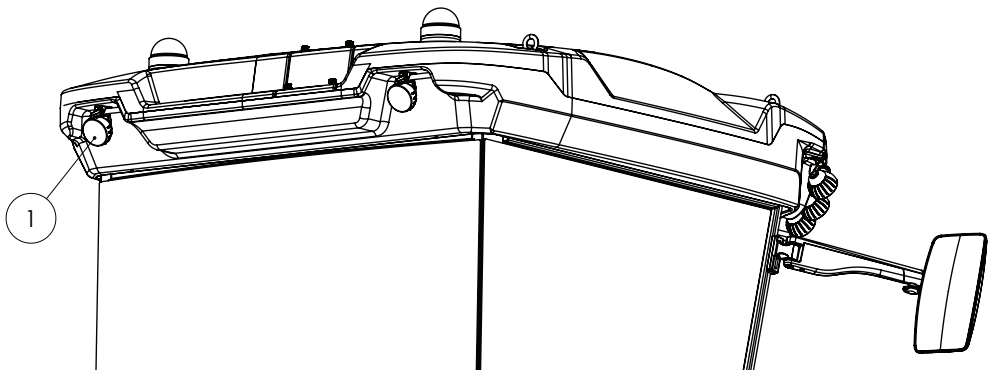
| ITEM NO. | PART NUMBER | DESCRIPTION | QTY. |
|----------|-------------|---|------|
| 1 | GA3000082 | HB3 12V 60w Globe - High and low beam | |
| 1 | GA5075405 | Headlight Assembly, Low Beam, 12v, 60w, Projector | |
| 2 | GA5075415 | Indicator / Running Light Assembly, LED | |

Lighting - Cab Lights - Front



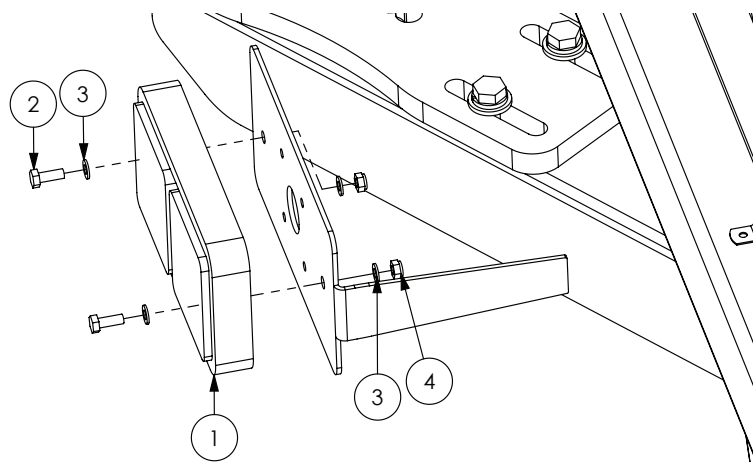
| ITEM NO. | PART NUMBER | DESCRIPTION | QTY. |
|----------|-------------|---|------|
| I | GA5075316 | Work Light, round, 55w, Black suit Euro cab | 6 |

Lighting - Cab Lights - Rear




| ITEM NO. | PART NUMBER | DESCRIPTION | QTY. |
|----------|-------------|---|------|
| I | GA5075316 | Work Light, round, 55w, Black suit Euro cab | 2 |

Lighting - Rear Tail Lights



| ITEM NO. | PART NUMBER | DESCRIPTION | QTY. |
|----------|-------------|---|------|
| 1 | GA5018786 | Lamp, LED, 12V, Brake / tail light / indicator, 190 x 100mm | 2 |
| 2 | GA5011395 | Bolt M6 x 16 SS | 4 |
| 3 | GA5004437 | Washer 6mm Flat SS | 8 |
| 4 | GA5048115 | Nut M6 Nyloc ZP | 4 |

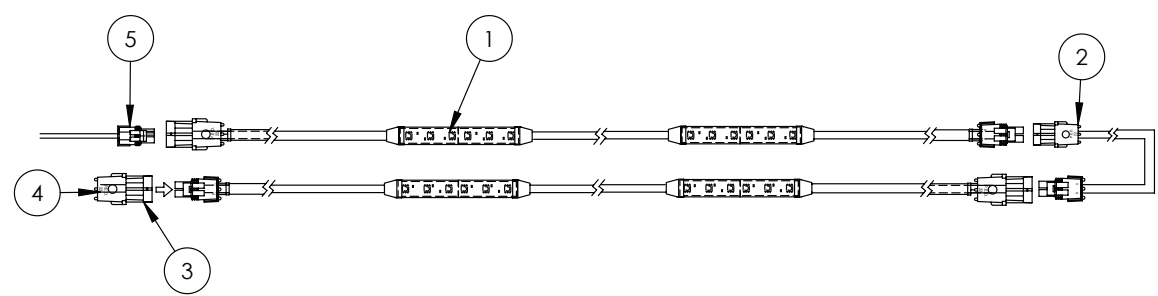
Lighting - Work Lights



| ITEM NO. | PART NUMBER | DESCRIPTION | QTY. |
|----------|-------------|---|------|
| 1 | GA4912424 | Work Lights, LED, Kit | 1 |
| - | GA5075500 | Light, LED, Work, Flood beam, bare wires, 15W | - |
| - | GA5007381 | Connector, 2 pin, Female, Weather pack | - |
| - | GA5016617 | Pin, Male, Sealed, Weather pack, Wire 1.0 - 2.0mm | - |
| - | GA5014857 | Seal, Green, Weather pack connector | - |

Note: Kit includes 3 lights for mounting on rear cross member underneath sprayer, on left side hand rail near tank and on boom rest above spray pod.

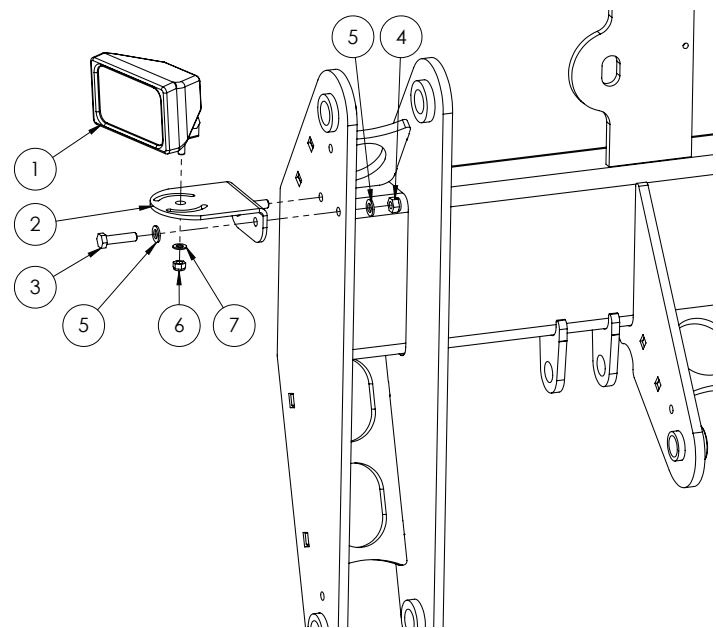
Lighting - Night Pro LEDs



| ITEM NO. | PART NUMBER | DESCRIPTION | QTY. |
|----------|-------------|---|------|
| 1 | GA5060136 | Harness, Boom Light 2 LED Strip, 12v 0.24Amp | 36 |
| 2 | GA5060137 | Harness, Pivot Extension 2000mm | 4 |
| | GA5060138 | Harness, Pivot Extension 5000mm | - |
| 3 | GA5007381 | Connector, 2 pin, Female, Weather pack | 4 |
| 4 | GA5050245 | Seal, Cavity blanking plug, Weather pack connector | 8 |
| 5 | GA3000016 | Harness, Quad splitter, suit night pro power supply | 1 |

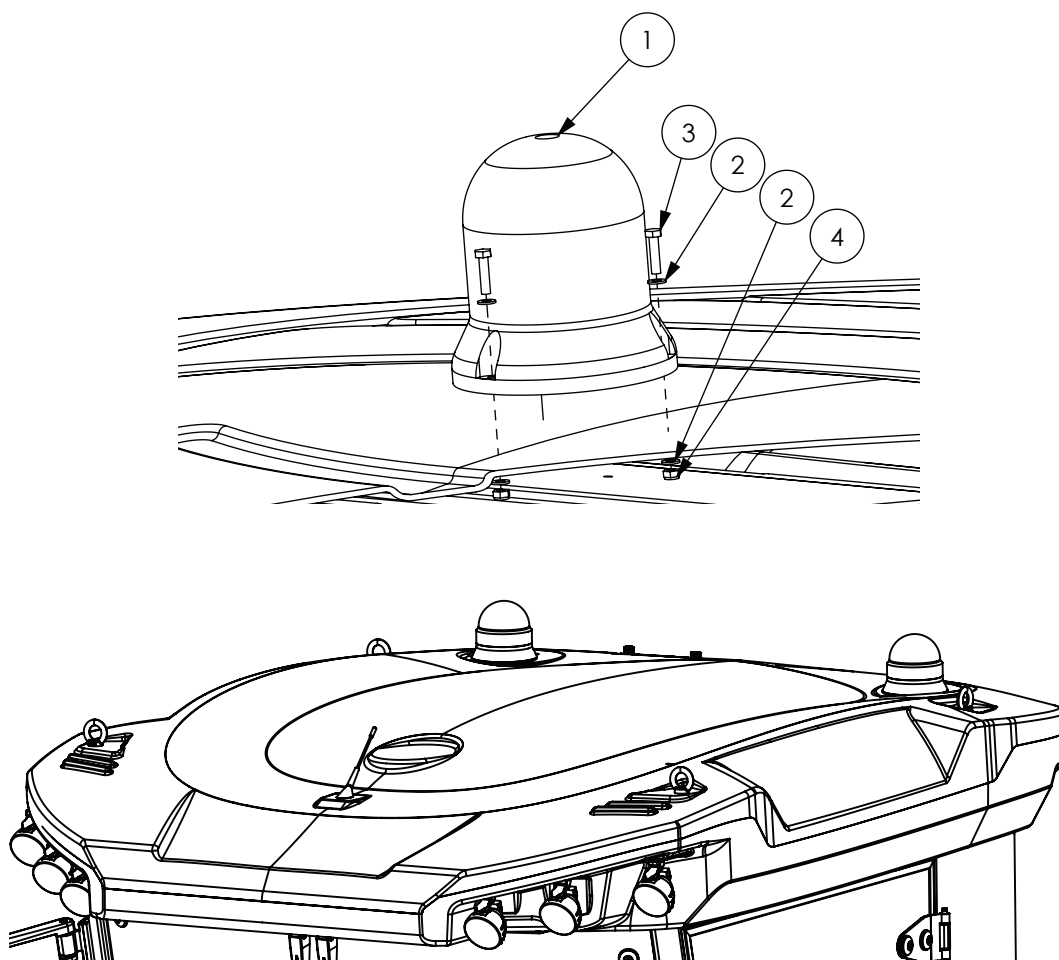
Note: The quantity shown is for a full 36 meter boom

Lighting - Boom Work Lights



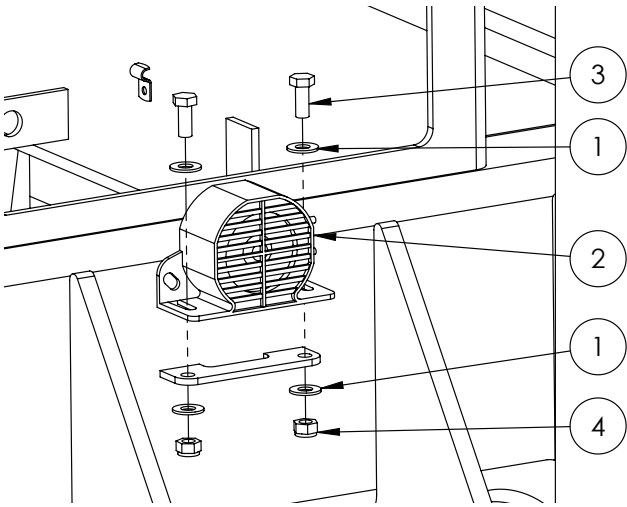
| ITEM NO. | PART NUMBER | DESCRIPTION | QTY. |
|----------|-------------|--|------|
| 1 | GA5050105 | Flood Light Stingray | 1 |
| 2 | GA4504321 | Mount, Spot LED light chassis head stock SP 2011 | 1 |
| 3 | GA5006071 | Bolt M10 x 40 GR10.9 ZP | 2 |
| 4 | GA5000141 | Nut M10 Nyloc | 2 |
| 5 | GA5000117 | Washer 10mm Flat SS HD | 4 |
| 6 | GA5052590 | Nut M8 Nyloc SS 316 | 1 |
| 7 | GA5003643 | Washer 8mm Flat SS HD | 1 |

Lighting - Rotating Beacon



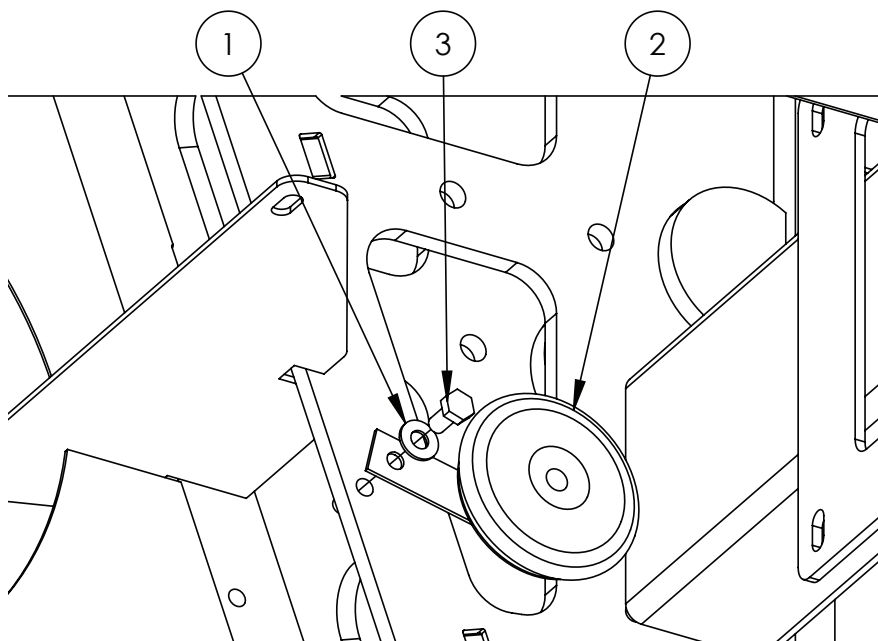
| ITEM NO. | PART NUMBER | DESCRIPTION | QTY. |
|----------|-------------|---|------|
| 1 | GA3000059 | Light, Rotating Beacon, G3 G4 Cabin (Up to SN 201674) | 1 |
| | | Light, Rotating Beacon, G3 G4 Cabin (From SN 201683) | 2 |
| 2 | GA5004437 | Washer 6mm Flat SS | 6 |
| 3 | GA5004073 | Bolt M6 x 25 | 3 |
| 4 | GA5048115 | Nut M6 Nyloc SS | 3 |

Reverse Warning Beeper



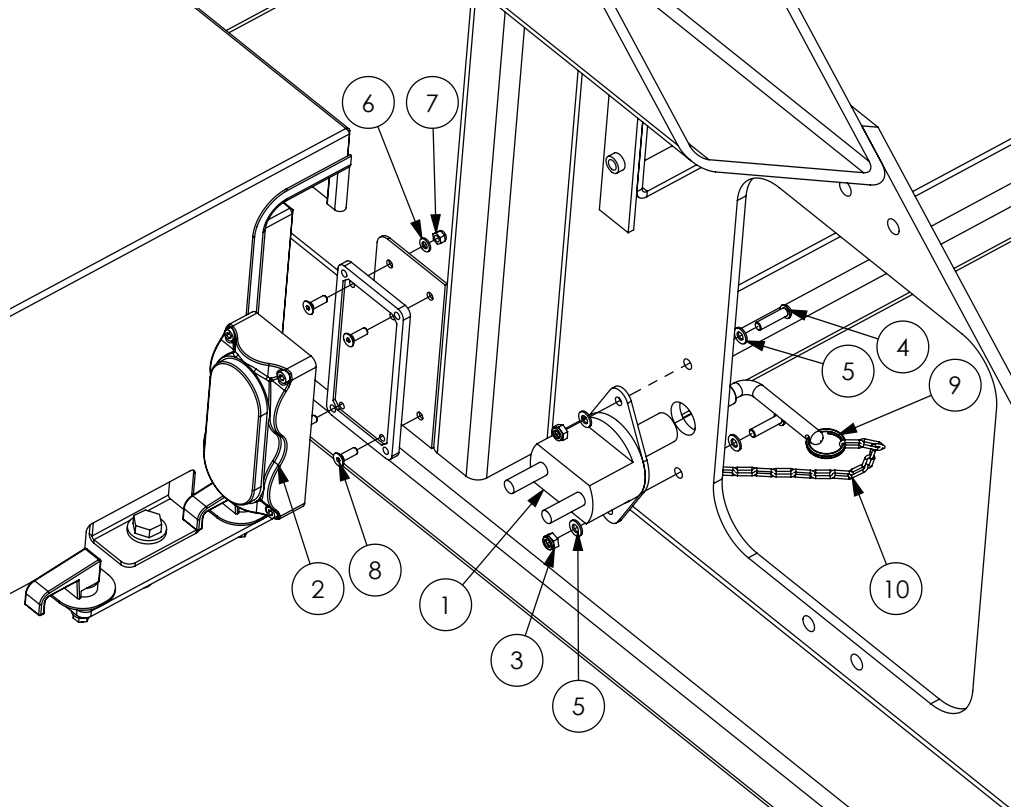
| ITEM NO. | PART NUMBER | DESCRIPTION | QTY. |
|----------|-------------|-----------------------|------|
| 1 | GA5003643 | Washer 8mm Flat SS HD | 4 |
| 2 | GA5011985 | Reverse Beeper | 1 |
| 3 | GA5004085 | Bolt M8 x 20 | 2 |
| 4 | GA5052590 | Nut M8 Nyloc SS 316 | 2 |

Horn



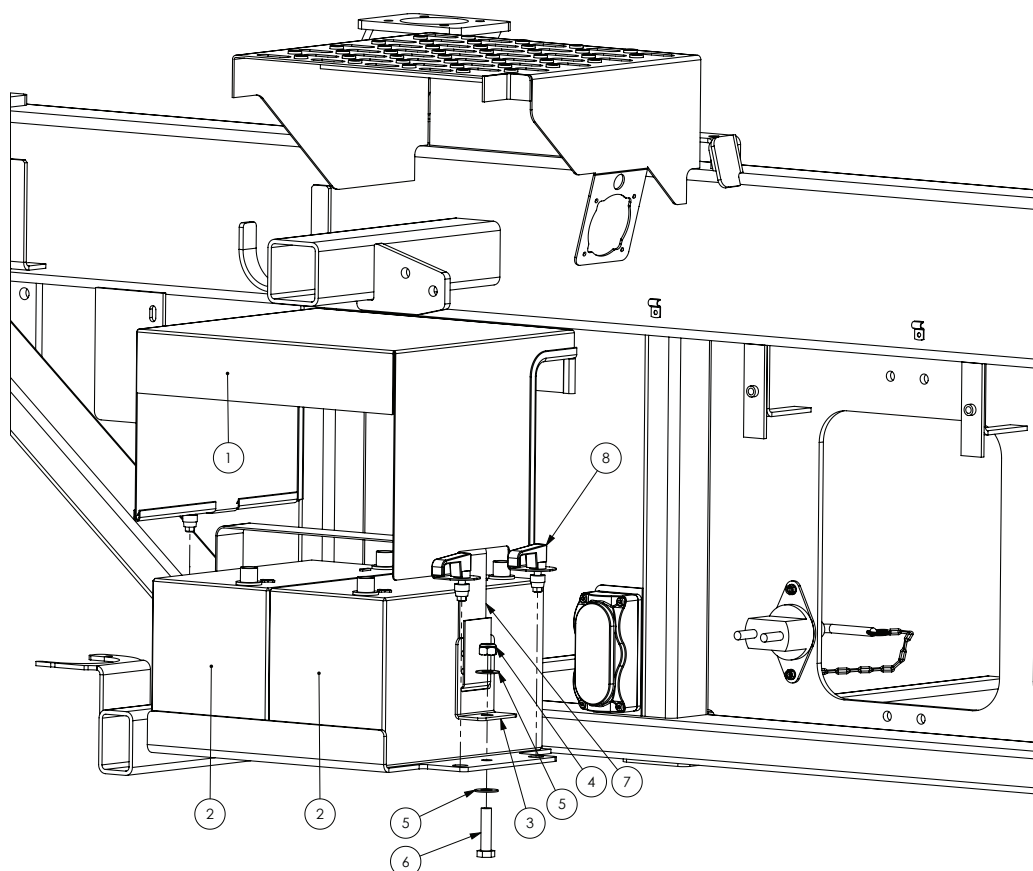
| ITEM NO. | PART NUMBER | DESCRIPTION | QTY. |
|----------|-------------|------------------------|------|
| 1 | GA5003643 | Washer 8mm Flat HD | 1 |
| 2 | GA5011983 | Horn, 12V Narva, 72517 | 1 |
| 3 | GA5011465 | Bolt M8 x 16 ZP | 1 |

Buss Bar & Switch



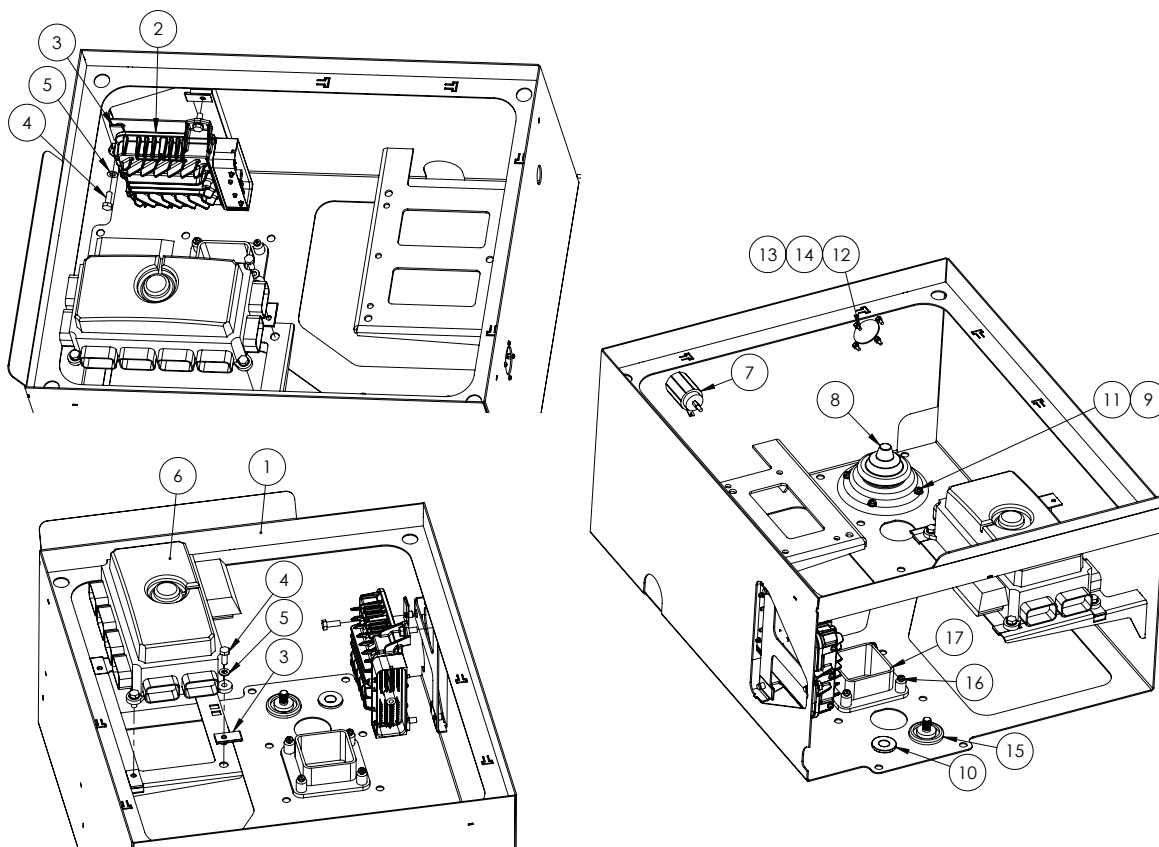
| ITEM NO. | PART NUMBER | DESCRIPTION | QTY. |
|----------|-------------|-----------------------------------|------|
| 1 | GA5005787 | Battery Isolator switch large | 1 |
| 2 | GA5050630 | Electrical Buss Bar | 1 |
| 3 | GA5048115 | Nut M6 nyloc | 2 |
| 4 | GA5004067 | BHCS M6 x 25 | 2 |
| 5 | GA5004437 | Washer 6mm SS | 4 |
| 6 | GA5003983 | Washer 5mm SS | 4 |
| 7 | GA5003975 | Nut M5 Nyloc SS | 4 |
| 8 | GA5051230 | FHCS M5 x 16mm SS | 4 |
| 9 | GA5002077 | Key ring, 25mm, SS | 1 |
| 10 | GA4922231 | Chain 20mm x 2mm (cut 200mm Long) | 1 |

Battery



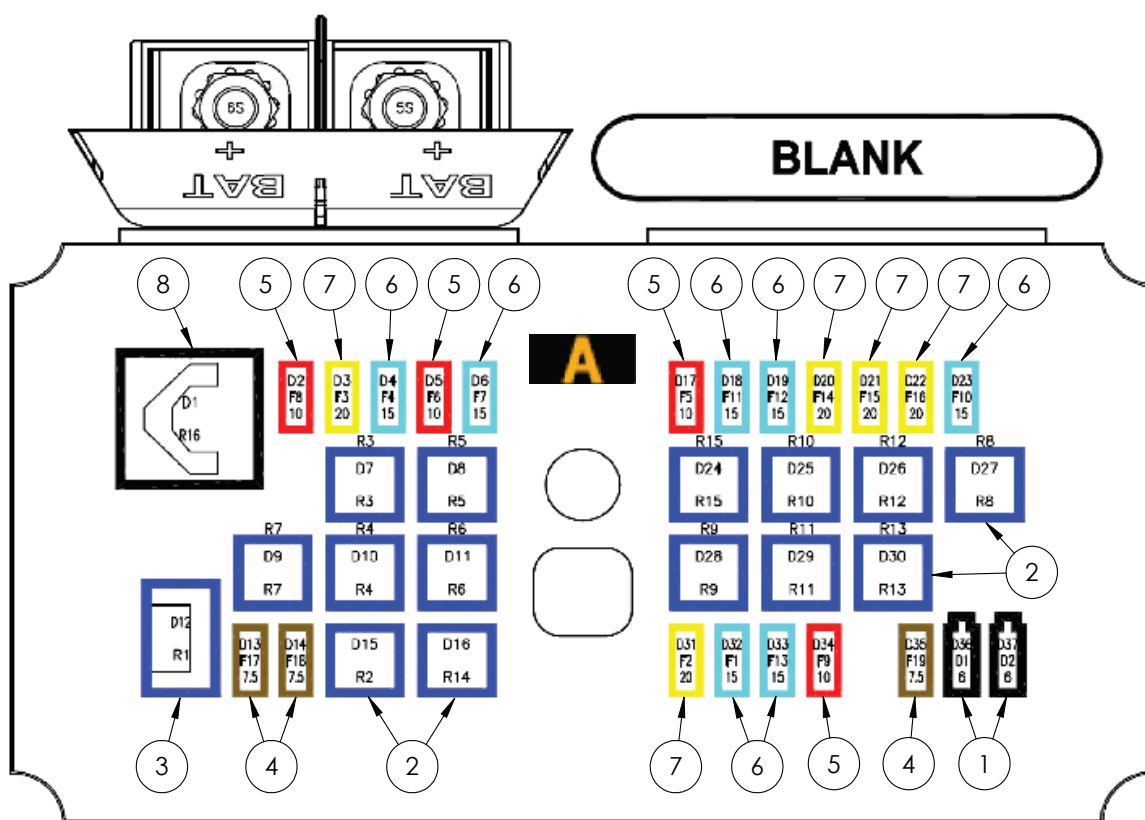
| ITEM NO. | PART NUMBER | DESCRIPTION | QTY. |
|----------|-------------|--|------|
| 1 | GA4913425 | Battery Cover Assembly, G3 G4 | 1 |
| 2 | GA5071620 | Battery, Delkor 27H710, 710 CCA, G3 G4 series | 2 |
| 3 | F70127A | 50mm Tank Strap Bracket | 1 |
| 4 | GA5012461 | Nut M12 Nyloc ZP | 1 |
| 5 | GA5000577 | Washer 12mm Flat SS Heavy Duty | 2 |
| 6 | GA5011239 | Bolt M12 x 50 GR8.8 | 1 |
| 7 | GA5003859 | Strap, Tank, 50mm, Goldacres branded (cut to 1000mm) | 1 |
| 8 | GA5066600 | Rawl action latch suit Advance pod door | 3 |

Cabin Fuse Box



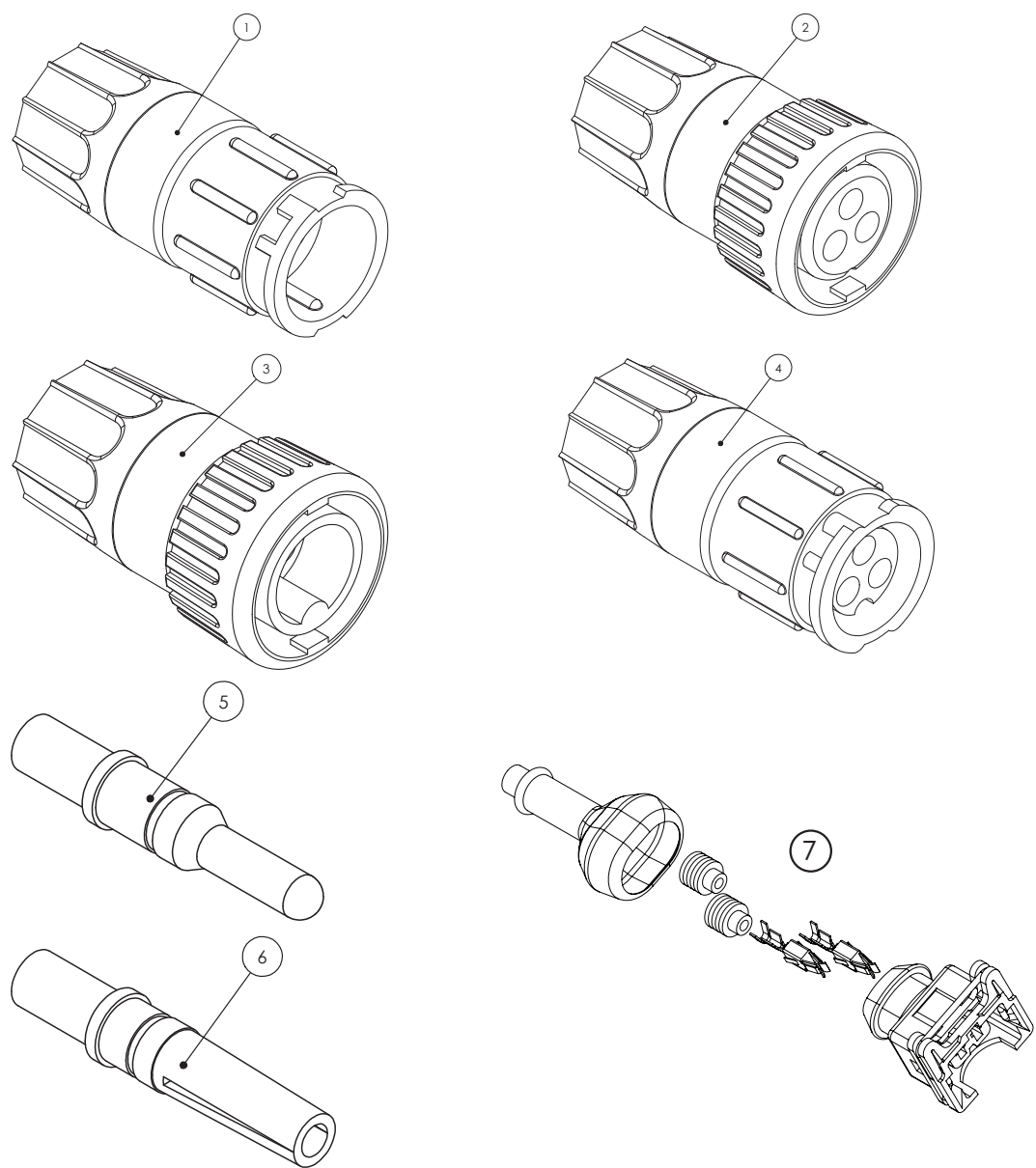
| ITEM NO. | PART NUMBER | DESCRIPTION | QTY. |
|----------|-------------|---|------|
| 1 | GA4660305 | Fuse Box Compartment, G3 G4 | 1 |
| 2 | GA5075265 | TCM, 2500 Allison, G Series | 1 |
| 3 | GA5066830 | Speed clip M6 | 7 |
| 4 | GA5004041 | Bolt M6 x 16 | 7 |
| 5 | GA5004437 | Washer 6mm Flat SS | 7 |
| 6 | GA5060033 | Functions Fuse Box A | 1 |
| 7 | GA5007121 | Lighter Socket | 1 |
| 8 | GA5069725 | Gromet Slop stop 105 x 60 | 1 |
| 9 | GA5020510 | Washer 4mm Flat Heavy duty SS | 4 |
| 10 | GA5012199 | 29mm Neoprene Grommet | 1 |
| 11 | GA5011360 | Pan Head Screw M4 x 10mm | 4 |
| 12 | GA5003083 | Screw M3 x 12mm SS | 4 |
| 13 | GA5011351 | Washer 3mm Flat | 4 |
| 14 | GA5049465 | Nut M3 Nyloc SS | 4 |
| 15 | GA5006379 | Battery Feed Stud - Britax | 1 |
| 16 | GA5049020 | Pan Head Screw M4 x 25 | 4 |
| 17 | GA5061195 | Deutsch Connector DRB Bulk Head suit 48 pin | 1 |
| 18 | GA3000025 | Harness, Main Console, G3 G4 | 1 |
| 19 | 260112 | Allison Transmission Harness | 1 |
| 20 | WA7790HA | Allison Backbone CAN Harness | 1 |

Fuse Box 'A' - Cabin



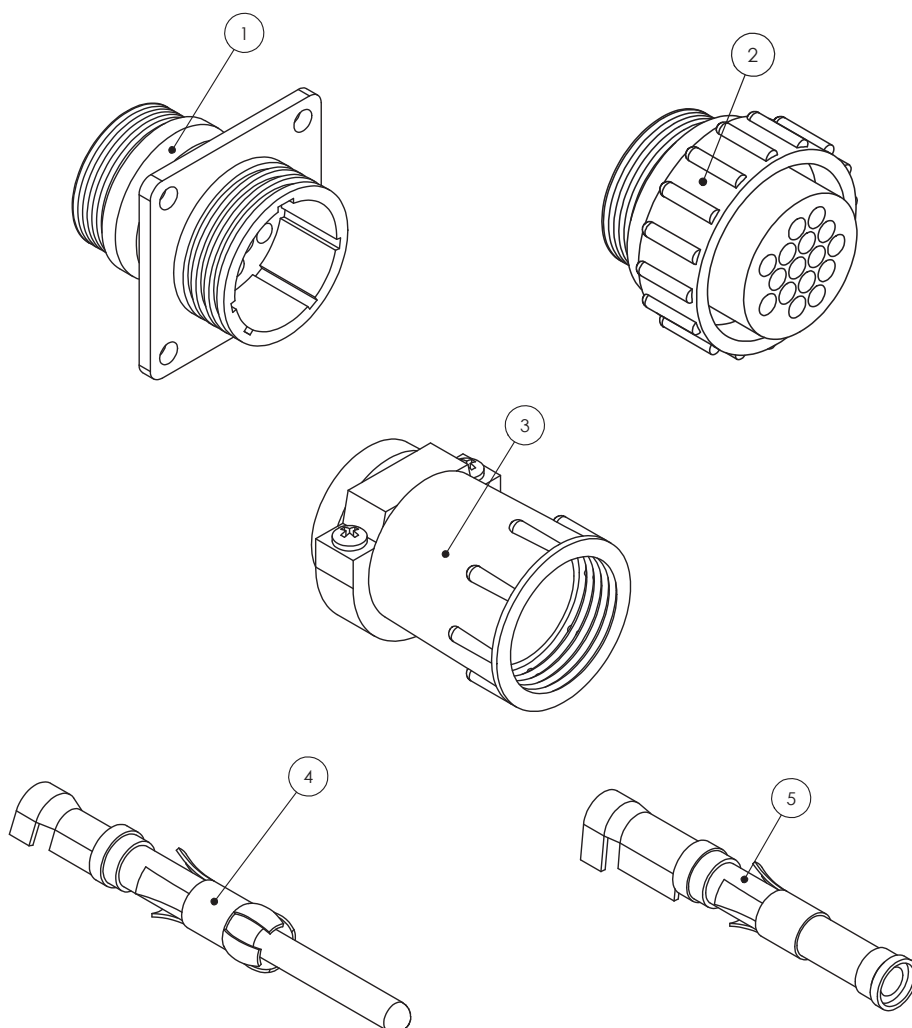
| ITEM NO. | PART NUMBER | DESCRIPTION | QTY. |
|----------|-------------|---|------|
| 1 | GA5075040 | Diode, 6 Amp, With Wing Key, Suit Crop Cruiser 2009 | 2 |
| 2 | GA5075035 | Relay, Ultra Micro Iso280, 4 Pin Square, Spst, 12v 20a | 14 |
| 3 | GA5075030 | Relay, Ultra Micro Iso280, 5 Pin, Spst, 12v 20a | 1 |
| 4 | GA5054840 | Mini Blade Fuses 7.5amp | 3 |
| 5 | GA5054845 | Mini Blade Fuses 10 Amp | 4 |
| 6 | GA5054850 | Mini Blade Fuses 15 Amp | 7 |
| 7 | GA5054855 | Mini Blade Fuses 20 Amp | 5 |
| 8 | GA5075055 | Flasher Relay, Suit Sp Micro Fuse Box, Blinker, Indicator, 3 Pin Iso, Led 12v | 1 |

Electrical Connectors - AMP



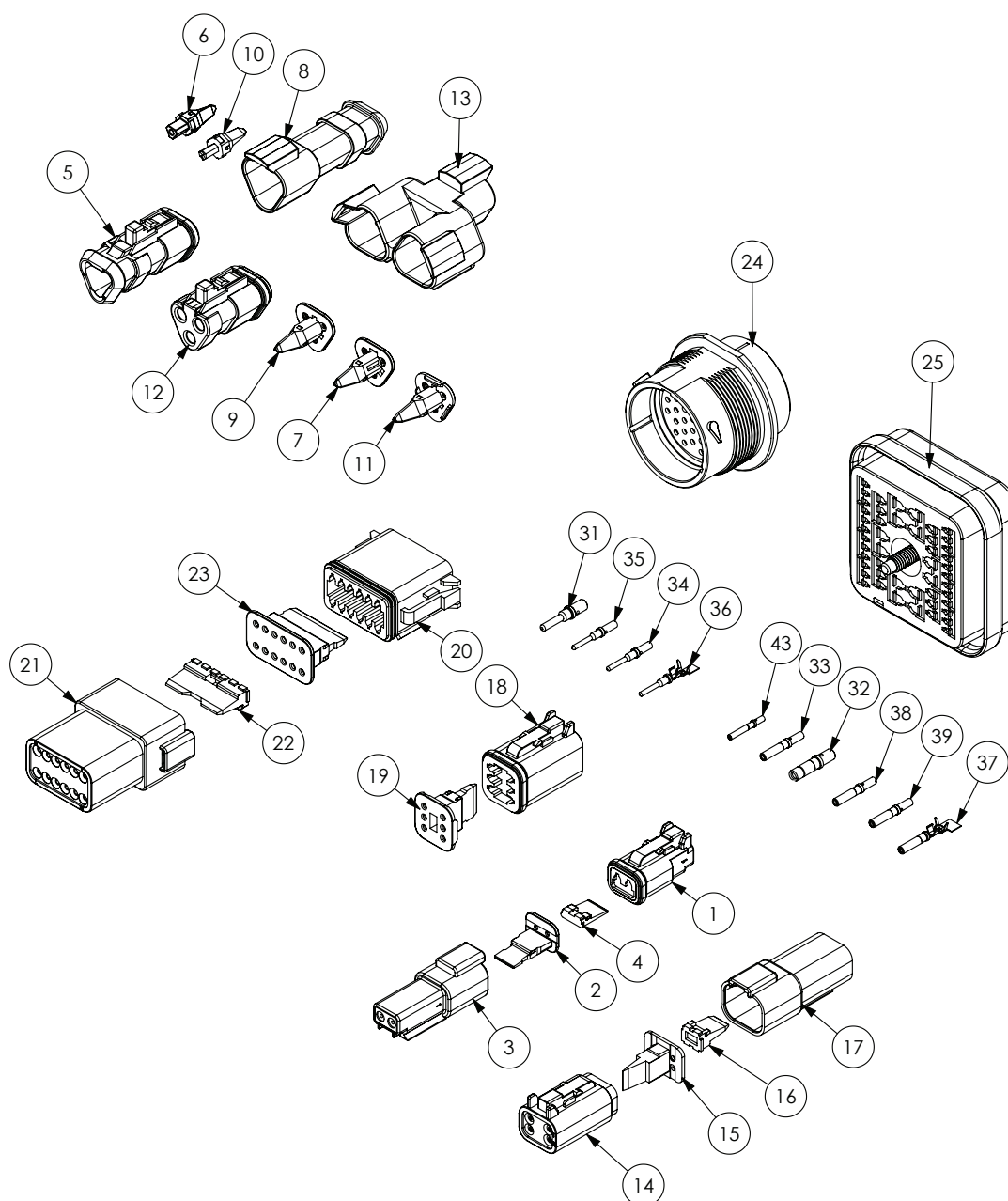
| ITEM NO. | PART NUMBER | DESCRIPTION |
|----------|-------------|---|
| 1 | GA5076921 | Male Flow Meter Connector |
| 2 | GA5076922 | Female Flow Meter Connector |
| 3 | GA5076920 | Male Speed Sensor Connector |
| 4 | GA5076923 | Female Speed Sensor Connector |
| 5 | GA5076927 | Male Pin for Flow Meter & Speed Sensor Connectors |
| 6 | GA5076928 | Female socket for Flow Meter & Speed Sensor Connectors |
| 7 | GA5047728 | Plug, 2 pin, Black, fuel injector connector, IP65K, AMP |
| - | GA5068945 | Connector, 3 Pin AMP super seal waterproof male |

Electrical Connectors - AMP



| ITEM NO. | PART NUMBER | DESCRIPTION |
|----------|-------------|--|
| 1 | GA5076924 | Connector, 16 Pin AMP, Square Flange, Suit Male Pins, Raven |
| 2 | GA5076925 | Connector, 16 Pin AMP, Suit Female Pins, Raven |
| 3 | GA5049175 | Connector, Backing Shell, Suit 16 Pin AMP, Raven |
| 4 | GA5048905 | Pin, 14-18 Gauge Gold, Male, Suit 16 Pin AMP |
| 5 | GA5048900 | Pin, 14-18 Gauge Gold, Female, Suit 16 Pin AMP |
| - | GA5020785 | Connector, 37 Pin AMP, Male, Raven |
| - | GA5020780 | Connector, 37 Pin AMP, Female |
| - | GA5020560 | Connector, Backing Shell 23, Suit 37 Pin AMP, Standard size |
| - | GA5020559 | Connector, Backing Shell 23, Suit 37 Pin AMP, Large size |
| - | GA5020561 | Connector Dust Cap, 37 Pin AMP, Male, Raven |
| - | GA5020575 | Dust Cap, 16 Pin AMP Connector, Male |
| - | GA5075848 | Dust Cap, 16 Pin AMP Connector, Female |
| - | GA5075927 | DustCap 37 Pin Series 23 (4000 series Connector Dust Cap, 37 Pin AMP, Series 23, Raven |

Electrical Connectors - Deutsch



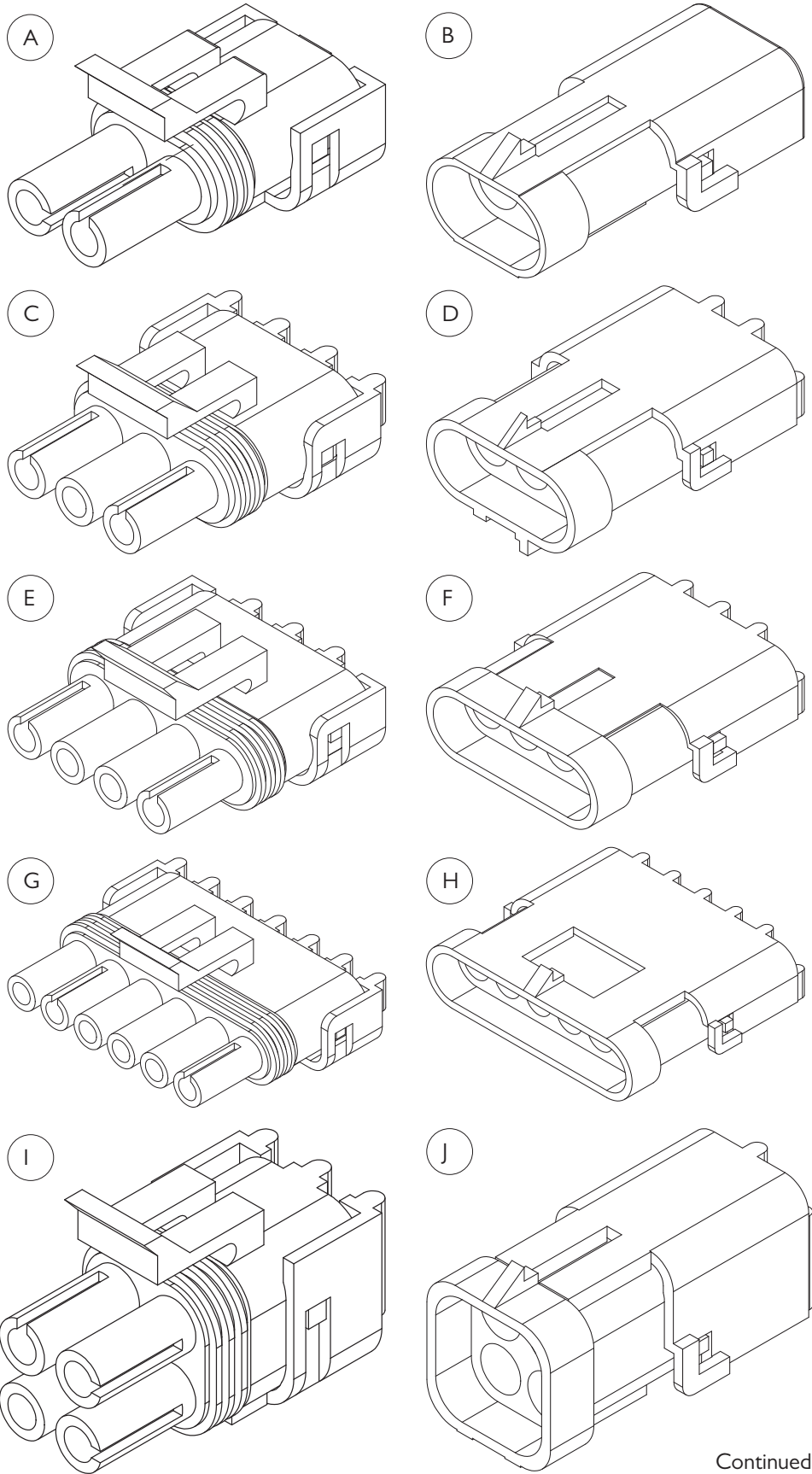
| ITEM NO. | PART NUMBER | DESCRIPTION |
|----------|-------------|---|
| 1 | GA5052820 | Plug, 2 way, socket, DT series, Deutsch |
| 2 | GA5052825 | Wedge Lock, 2 Way, sockets, DT series, Deutsch |
| 3 | GA5052830 | Receptacle, 2 way, pins, DT series, Deutsch |
| 4 | GA5052835 | Wedge Lock, 2 way, DT series, Deutsch |
| 5 | GA5011831 | Plug, 3 way sockets, shrink boot adapter, Deutsch |
| 6 | GA5017719 | Wedge lock, blue, 3 pin, suit terminator, Deutsch |
| 7 | GA5017721 | Wedge lock, blue, 3 socket, Deutsch |
| 8 | GA5050740 | Receptacle, 3 pin, shrink boot, Deutsch |
| 9 | GA5050750 | Wedge Lock, orange, 3 socket, Deutsch |

Continued over page

Electrical Connectors - Deutsch

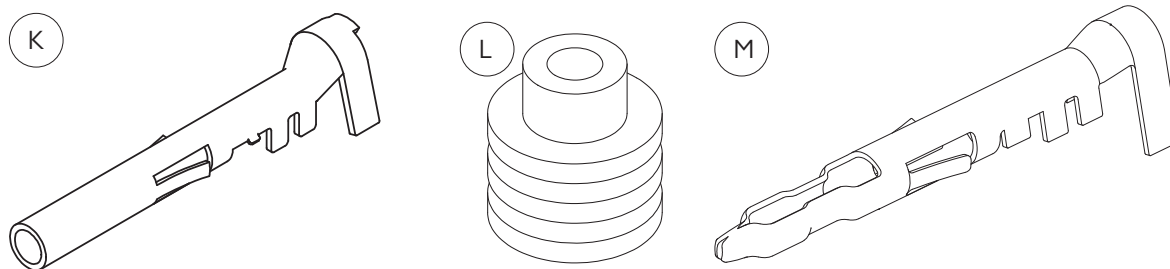
| ITEM NO. | PART NUMBER | DESCRIPTION |
|----------|-------------|--|
| 10 | GA5050760 | Wedge Lock, Green, 3 pin, Deutsch |
| 11 | GA5050761 | Wedge Lock, Green, 3 socket, Deutsch |
| 12 | GA5054350 | Plug, grey, 120 ohm resistor terminator, Deutsch |
| 13 | GA5054365 | Receptacle, 3 way 3 Pin, Y splitter, Deutsch |
| 14 | GA5050840 | Plug, 4 way socket, DT series, Deutsch |
| 15 | GA5050845 | Wedge Lock, orange, 4 way sockets, Deutsch |
| 16 | GA5050765 | Wedge Lock, Green, 4 Way pins, Deutsch |
| 17 | GA5013783 | Receptacle, 4 way, pins, DT series Deutsch |
| 18 | GA5050960 | Plug, 6 way Socket, DT series, Deutsch |
| 19 | GA5050965 | Wedge Lock, orange, 6 way sockets, DT series, Deutsch |
| 20 | GA5061780 | Plug, 12 way sockets, DT series, Deutsch |
| 21 | GA5061785 | Receptacle, 12 way suit pins, DT series, Deutsch |
| 22 | GA5070590 | Wedge lock, green, 12 way suit pins, Deutsch |
| 23 | GA5070595 | Wedge lock, Green, 12 way sockets, Deutsch |
| 24 | GA5061790 | Receptacle, 31 pin, HPD series, Deutsch |
| 25 | GA5060440 | Plug, 48 suits Pins, DRB series, Deutsch |
| 26 | GA5060445 | Wedge lock, 48 way suits Pins, DRB series, Deutsch |
| 27 | GA5060450 | Flange connector, 48 way suits DRB series, Deutsch |
| 28 | GA5060455 | Wedge lock, 48 way suit, Sockets, DRB series, Deutsch |
| 29 | GA5060460 | Receptacle, 48 way suits Sockets, DRB series, Deutsch |
| 30 | GA5061170 | Rubber boot, suit 48 pin DRB series, Deutsch |
| 31 | GA5061260 | Pin, Male, Solid, nickel, Number 12, Deutsch |
| 32 | GA5061270 | Socket, Female, Solid, Nickel, Number 12, Deutsch |
| 33 | GA5053235 | Socket, Female, Nickel, number 14, Green Band, Deutsch |
| 34 | GA5061220 | Pin, Male, Gold, Number 16, Deutsch |
| 35 | GA5061240 | Pin, Male, solid, nickel, Number 16, Green band, AWG 14, Deutsch |
| 36 | GA5075255 | Pin, Male, Nickel, Crimp style, Number 16, Deutsch |
| 37 | GA3000022 | Socket, Female, Nickel, Crimp style, Number 16, Deutsch |
| 38 | GA5061225 | Socket, Female, solid gold, number 16, Deutsch |
| 39 | GA5061230 | Socket, Female, solid, Nickel, Number 16, Deutsch |
| 40 | GA5061235 | Socket, solid gold, number 16, 16-20AWG, Deutsch |
| 41 | GA5061200 | Pin, Male, Solid, nickel, Number 20, Deutsch |
| 42 | GA5061205 | Pin, Male, Solid, gold, Number 20, Deutsch |
| 43 | GA5061210 | Socket, Female, Solid, nickel, Number 20, Deutsch |
| 44 | GA5061215 | Socket, Female, Solid, gold, Number 20, Deutsch |
| 45 | GA5052840 | Sealing plug, White, size 12 - 16, Deutsch |

Electrical Connectors - Weather Pack



Continued over page

Electrical Connectors - Weather Pack



| ITEM NO. | PART NUMBER | DESCRIPTION |
|----------|-------------|--|
| - | GA5049685 | Boot, Weather pack, Suit 2 pin connector |
| - | GA5049690 | Boot, Weather pack, Suit 3 pin connector |
| A | GA5001351 | Connector, Male, 2 Pin, Weather pack |
| B | GA5007381 | Connector, 2 pin, Female, Weather pack |
| C | GA5002211 | Connector, Male, 3 pin, Weather pack |
| D | GA5048550 | Connector, Female, 3 Pin, Weather pack |
| E | GA5007385 | Connector, Male, 4 pin, Weather pack |
| F | GA5007383 | Connector, Female, 4 pin, Flat, Weather pack |
| G | GA5004009 | Connector, Male, 6 pin, Weather pack |
| H | GA5048510 | Connector, Female, 6 pin, Weather pack |
| I | GA5049000 | Connector, Female, 4 pin, Square, Weather pack |
| J | GA5050805 | Connector, Male, 4 pin, Square, Weather pack |
| K | GA5016619 | Pin, Female, Sealed, Weather pack, Wire 1.0 - 2.0mm |
| L | GA5014857 | Seal, Green, Weather pack connector, Wire from 2.03 - 2.85mm |
| M | GA5016617 | Pin, Male, Sealed, Weather pack, Wire 1.0 - 2.0mm |

Electrical Harnesses

G Series Harness

| PART NUMBER | DESCRIPTION |
|-------------|---|
| GA3000025 | Electrical harness, Main side console, suit G3 and G4 |
| GA3000053 | Electrical harness, G3 & G4 side dash, arm rest, MY15 |
| GA3000051 | Electrical harness, cabin power supply, suit G3 G4 series |
| GA5060044 | Electrical Harness, Engine monitor, suit CC MY12 |
| GA5060033 | Fuse box, Main control, Cabin, Crop cruiser 2011, G3 G4 2014 |
| GA5060049 | Loom side console suit crop cruiser MY12 |
| GA3000026 | Battery lead kit |
| GA3000023 | ECU Extension Harness |
| GA3000094 | Main Chassis Loom |
| GA5060052 | Loom Chassis hydraulics suit SWB CC |
| GA5060066 | Loom SWB SP Tail light connection MY11 |
| GA3000048 | Electrical harness, Boom recirculation add in module suit trimble |
| GA3000045 | Electrical harness, variable fan control, suit G series |

RAVEN 450 System

| PART NUMBER | DESCRIPTION |
|-------------|---|
| GA5060051 | Loom Chassis suit SWB CC with Raven 450 |
| GA5076151 | 450 console harness |

RAVEN 4400 System

| PART NUMBER | DESCRIPTION |
|-------------|---|
| GA3000027 | Loom Chassis suit SWB CC with Raven 4400 |
| GA5076204 | Electrical Harness, Console SCS 4400 13.5', Raven |

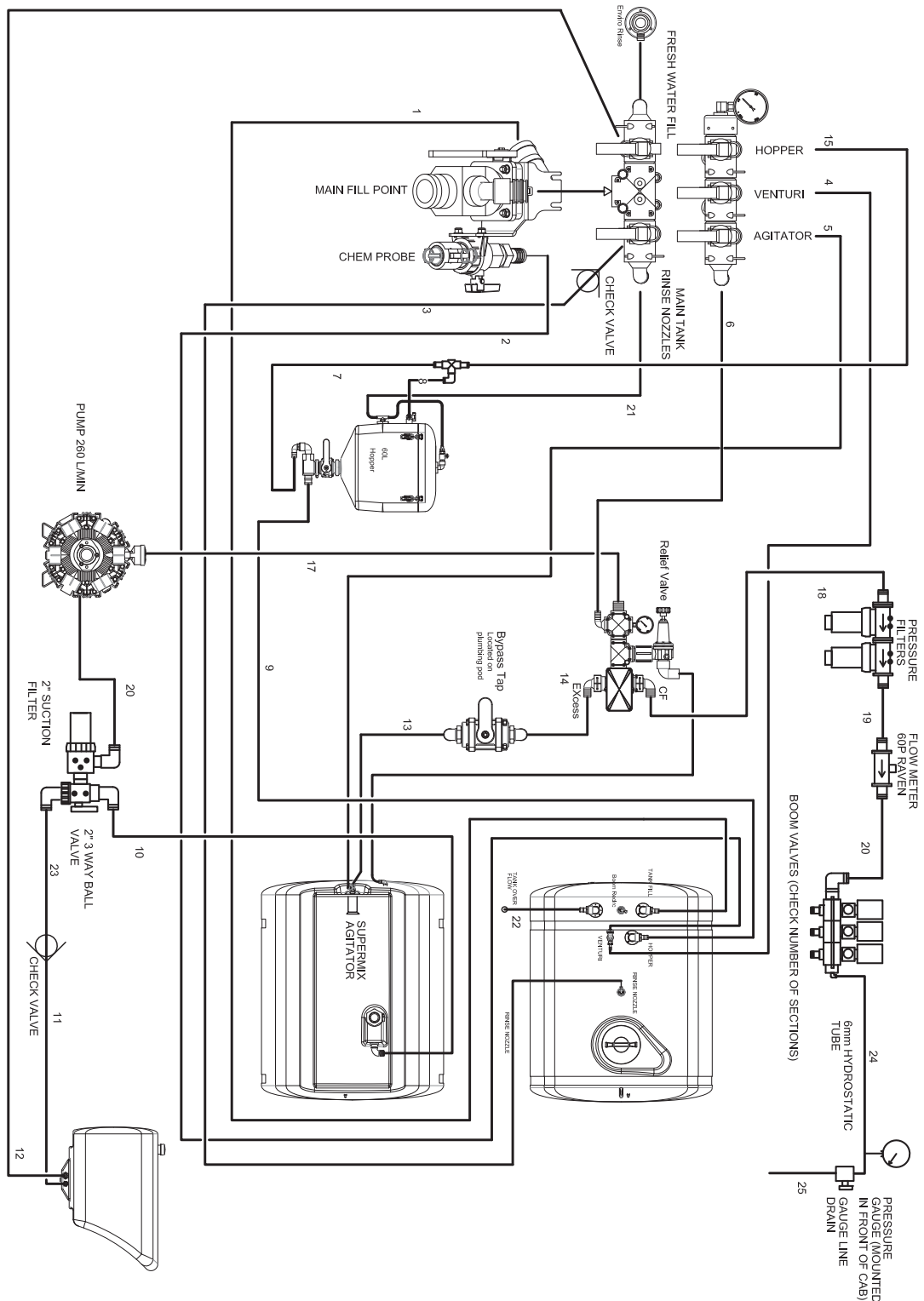
ISO BUS System

| PART NUMBER | DESCRIPTION |
|-------------|--|
| GA5071325 | Switch box, 6 section, ISO BUS, Raven |
| GA5071350 | Electrical harness, Can Power ISO switch box suit JD, Raven |
| GA5076953 | Pressure Transducer, 0-250PSI, Sealed, Raven |
| GA3000030 | Terminator, CAN, active, suit ISO bus, Raven |
| GA3000031 | Electrical harness, Raven ISO to CAN active terminator, Raven |
| GA3000032 | Electrical harness, Foot switch assembly, ISO bus, Raven |
| GA3000033 | Electrical harness, Foot switch extension, ISO bus, Raven |
| GA3000043 | Electrical harness, 4400 chassis to ISO bus node, Raven |
| GA5071380 | Node, ECU ISO BUS CAN, Product controller, Raven |
| GA5071315 | Electrical Harness, ISO bus, cabin to drawbar, suit non ISO tractor, Raven |
| GA5071390 | Electrical harness, ISO hitch cable to suit Raven ISO ECU 14' |
| GA3000062 | Electrical harness, Raven ISO to Trimble FMX/FM1000 display |
| GA3000085 | Electrical harness, Cabin IBBC ISO bus connector to John Deere |

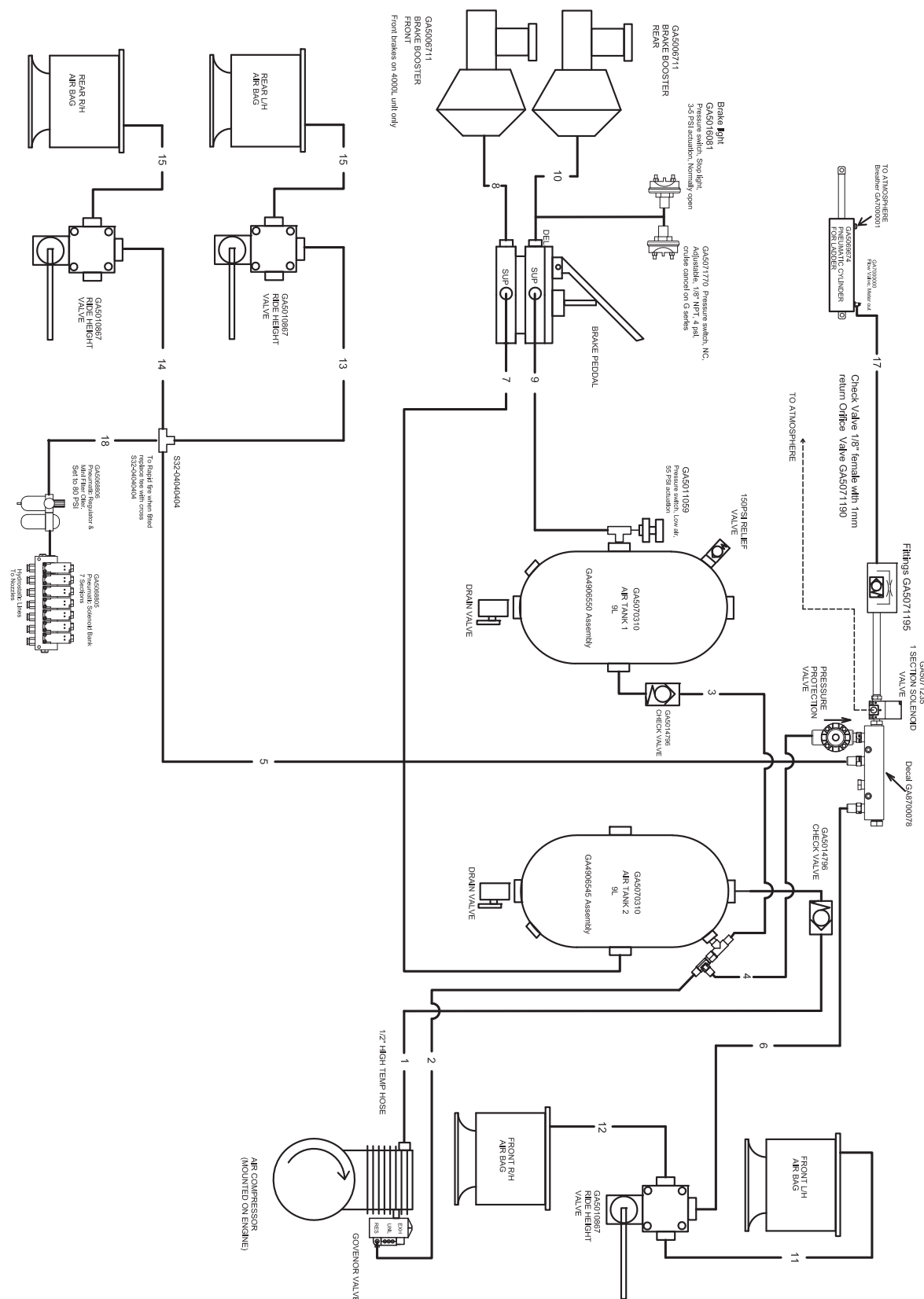
Chapter 16

SCHEMATICS

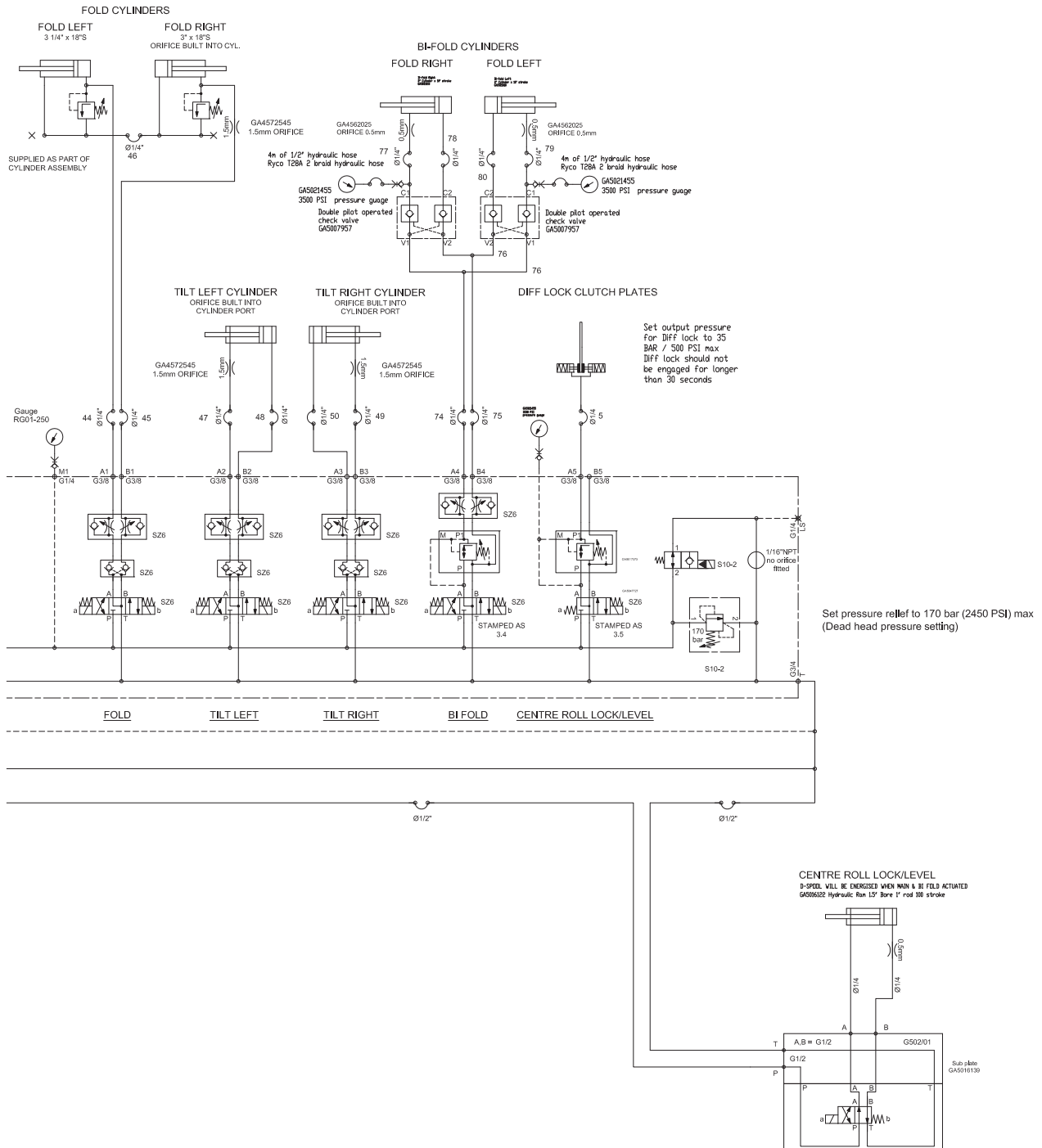
Plumbing Schematic - with Boom Valves

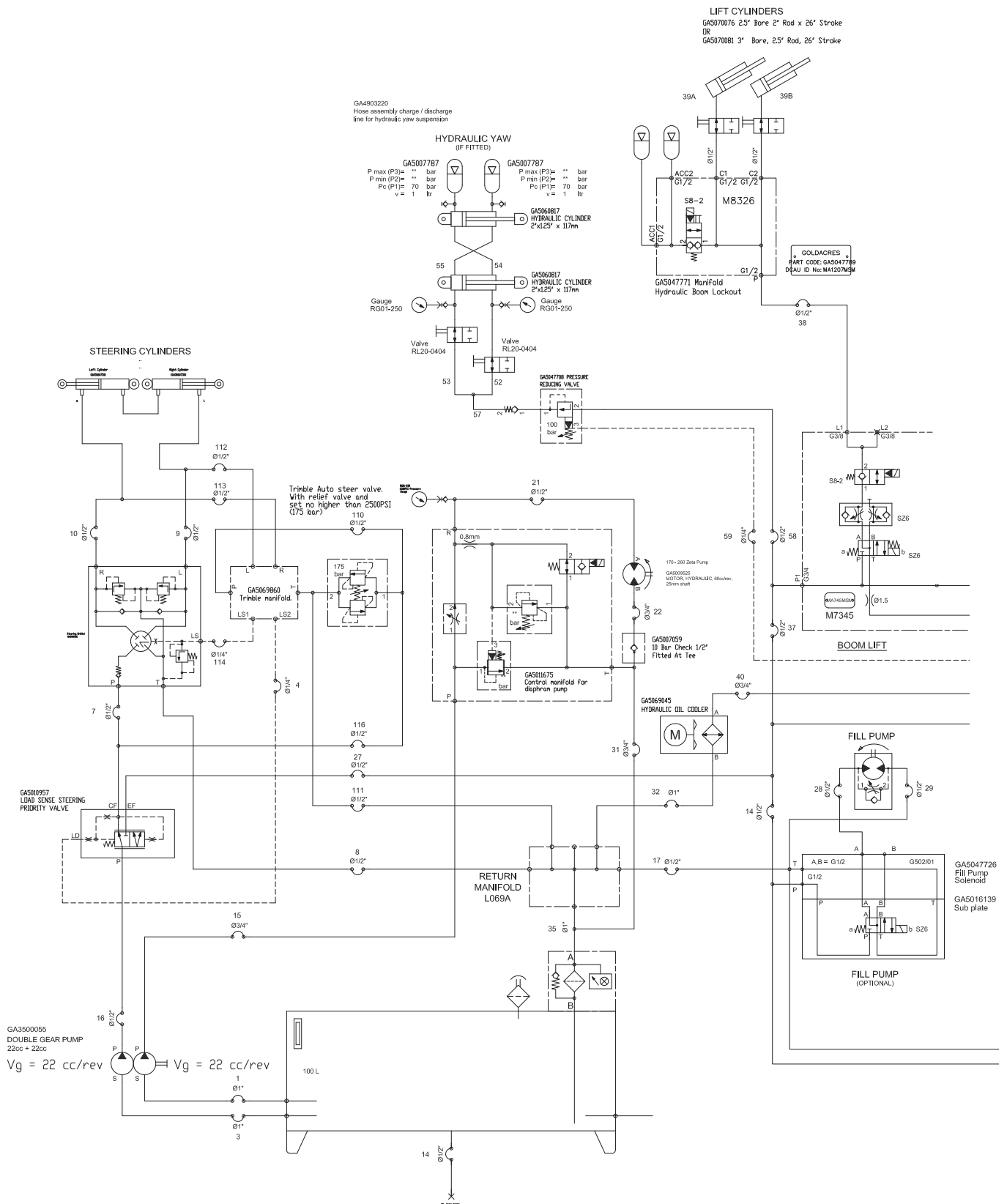


G3 G4 Crop Cruiser Parts Manual MY15 - REV I



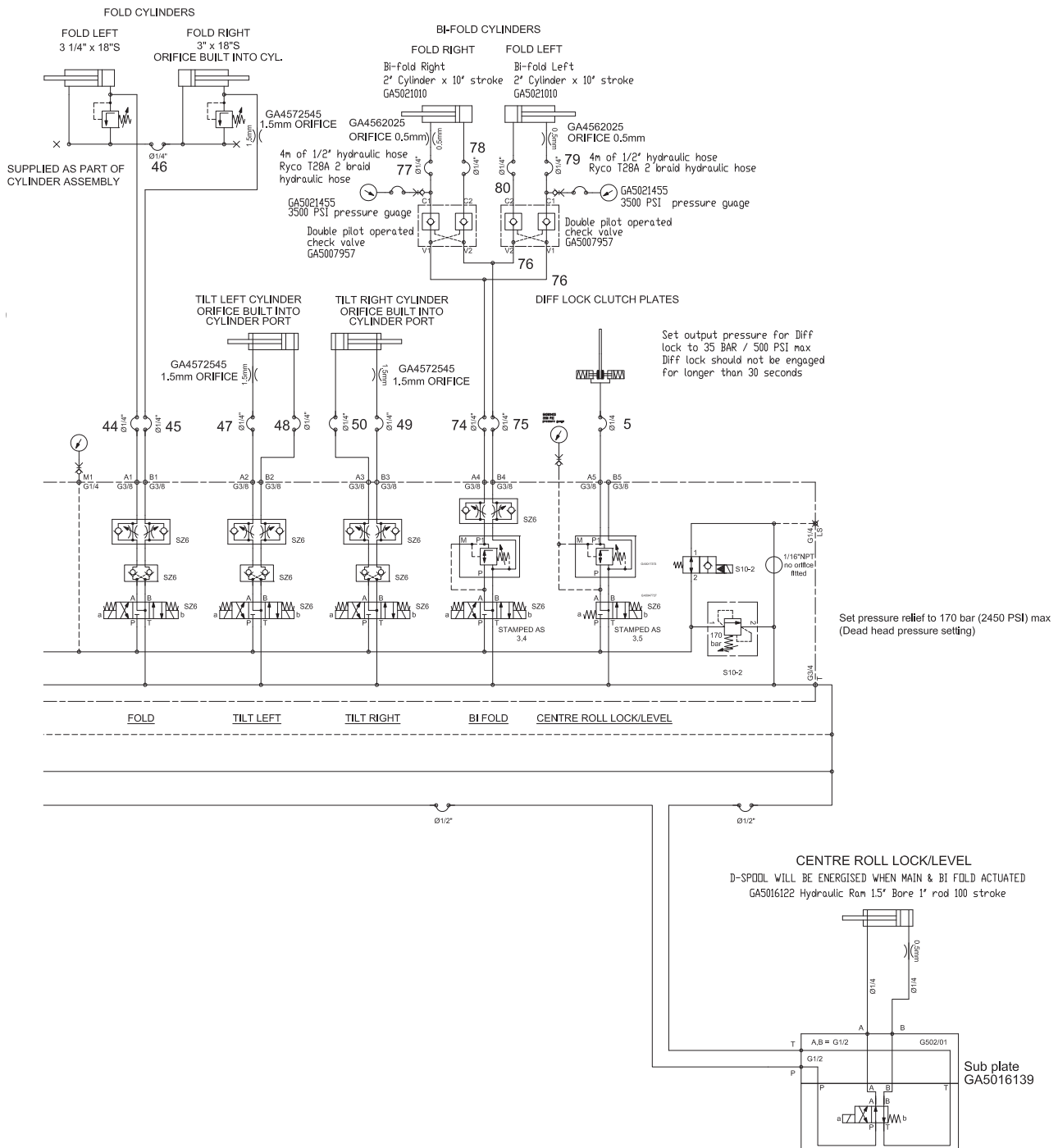




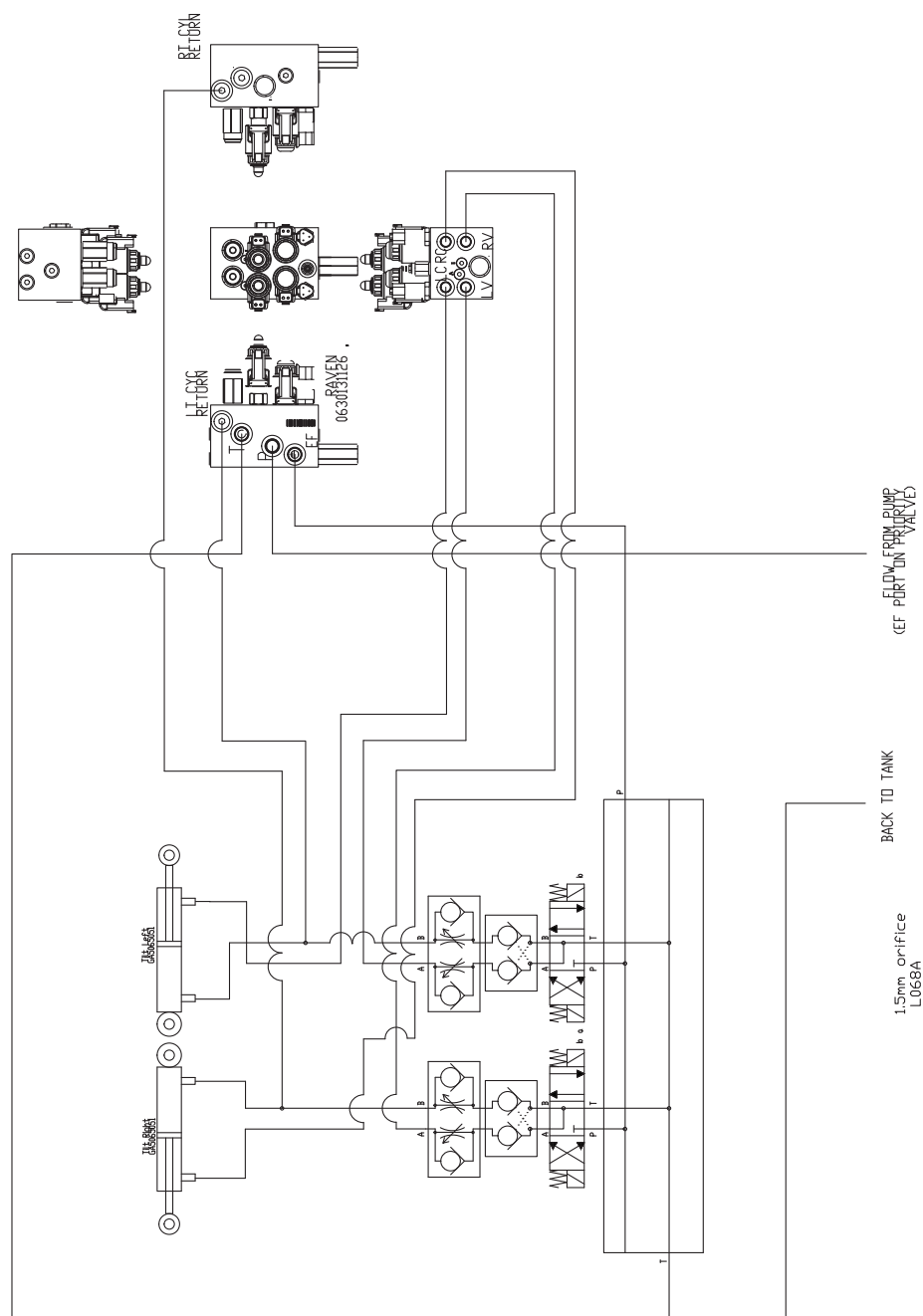





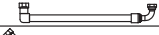


























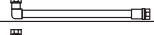









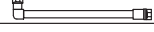































Hydraulic Schematic - Ultraglide
































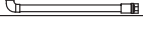


Hydraulic Hoses - G Series

| Hose No. | Hose Length | End 1 Orientation | End 2 Orientation | Description | Orientation | Hose P/N |
|---------------------------------|------------------|-----------------------|--|--------------------------------------|---|-----------|
| 1" HOSE | | | | | | |
| 1 | 720mm | 90Deg (T205-1616) | 90Deg (T205-1616) | oil tank rear to 22cc pump |  | GA3500023 |
| 3 | 660mm | 90Deg (T205-1616) | 90Deg (T226-1616) | oil tank front 22cc pump |  | GA3500059 |
| 32 | 3820mm | 45 deg (T227-1616) | Straight (T202-1616) | Oil cooler to return manifold |  | GA3500025 |
| 35 | 1780mm | Straight (T202-1616) | Straight (T202-1616) | tank return to return manifold |  | GA3500026 |
| 1/4" Black Hose | | | | | | |
| 4 (only if NO auto steer block) | 570mm | 45Deg (T227-0404) | Straight (T202-0404) | load sense priority valve to orbital |  | GA3500027 |
| 5 | 3880mm | Straight (T202-0404) | Straight (T202-0404) | Diff lock |  | GA3500028 |
| 1/2" Black Hose | | | | | | |
| 7 | 710mm | 90 Deg (T226-0808) | straight (T202-0808) | priority valve to orbital |  | GA3500029 |
| 8 | 540mm | 90 Deg (T226-0808) | straight (T202-0808) | steering orbital to return manifold |  | GA3500030 |
| 9 | 2060mm (3M Axle) | 90Deg Lng (T226-0808) | 90Deg Lng (T226-0808) | Orbital Right to Left Port steer Ram |  | GA3500032 |
| 10 | 2460mm (3M Axle) | 90Deg Lng (T226-0808) | 90Deg Lng (T226-0808) | Orbital Left to Right Port steer Ram |  | GA3500031 |
| 14 | 1200mm | 90 Deg (T226-0808) | Straight (T201-0808) Swivel Cap (SS9-08) | Drain Hose Hydraulic Reservoir |  | GA3500100 |
| 15 | 3870mm | 90 DEG (T226-0808) | 90 Deg (T205-0808) | Diaphragm pump control |  | GA3500033 |
| 16 | 4270mm | 90 DEG (T226-0808) | 90 Deg (T205-0808) | Priority valve |  | GA3500034 |
| 18 | 1820mm | 45 Deg (T227-0808) | Straight (T202-0808) | trans cooler to Transmission |  | GA3500035 |
| 19 | 1250mm | Straight (T202-0808) | Straight (T202-0808) | transmission to trans cooler |  | GA3500036 |
| 21 | 2670mm | 90 Deg (T205-0808) | 90 DEG (T205-0808) | speed control (R) to diaphragm pump |  | GA3500037 |
| 22 | 2480mm | 90 Deg (T205-0808) | 90 DEG (T205-0808) | diaphragm pump to speed control (T) |  | GA3500038 |
| FILL PUMP HOSES | | | | | | |
| 27 | 795mm | 90 Deg (T226-0808) | 90 Deg (T205-0808) | Pressure to EF on Priority valve |  | GA3500066 |
| 28 | 590mm | 90 Deg (T226-0808) | 90 Deg (T205-0808) | sub manifold to banjo pump press |  | GA3500067 |
| 29 | 740mm | 90 Deg (T205-0808) | 90 Deg (T205-0808) | sub manifold to banjo pump return |  | GA3500068 |
| 30 | 1120mm | 90 Deg (T205-0808) | Straight (T202-0808) | sub manifold to return manifold |  | GA3500069 |
| 3/4" Black Hose | | | | | | |
| 31 | 2550mm | 90 Deg (T205-1212) | Straight (T202-1212) | speed control to return filter |  | GA3500039 |

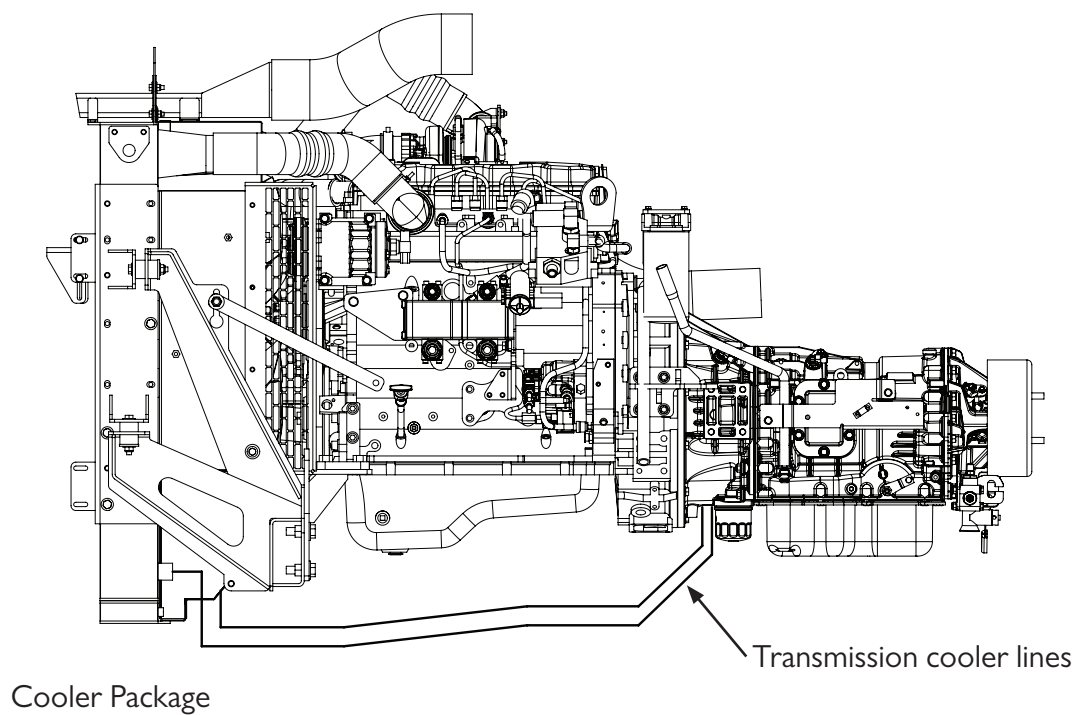
Hydraulic Hoses - G Series

| Hose No. | Hose Length | End 1 Orientation | End 2 Orientation | Description | Orientation | Hose P/N |
|---|---------------|----------------------|------------------------------------|--------------------------------------|---|---|
| TRIMBLE AUTO STEER HOSE KIT (ONLY SUPPLY IF AUTO STEER VALVE IS OPTIONED) | | | | | | |
| 110 | 1/2" HOSE | 650mm | 90 Deg (T205-0808) | Straight (T202-0808) | Pressure Orbital to Trimble pressure |  GA3500040 |
| 111 | 1/2" HOSE | 300mm | Straight (T202-0808) | 90 Deg (T205-0808) | Trimble tank line to return manifold |  GA3500041 |
| 112 | 1/2" HOSE | 930mm | 90 Deg (T205-0808) | Straight (T202-0808) | Orbital Left to Trimble Block A |  GA3500042 |
| 113 | 1/2" HOSE | 905mm | 90 Deg (T205-0808) | Straight (T202-0808) | Orbital Right to Trimble Block B |  GA3500043 |
| 114 | 1/4" HOSE | 2490mm | 45 Deg Lng (T227-0404) | 90° Lng JIC (T207-0409) GA3500003 | Trimble load sense 1 to orbital load sense |  GA3500044 |
| 115 | 1/4" HOSE | 1920mm | 90Deg JIC (T207-0409) GA3500003 | Straight (T202-0404) | Trimble Load sense 2 to priority valve load sense |  GA3500045 |
| 116 | 1/2" HOSE | 200mm | 90Deg (T205-0808) | Straight (T202-0808) | block to relief valve |  GA4904895 |
| JOHN DEERE AUTO STEER HOSE KIT (RAVEN) | | | | | | |
| 131 | 1/2" HOSE | 110mm | 90Deg Long (T226-0808) | Straight (T202-0808) | block to relief valve |  GA5067971 |
| 132 | 1/2" HOSE | 425mm | 90Deg (T205-0808) | Straight (T202-0808) | Pressure Hose |  GA3500070 |
| 133 | 1/2" HOSE | 340mm | 90 Deg Lng (T205-0808) | Straight (T202-0808) | Return Hose |  GA3500071 |
| 134 | 1/2" HOSE | 700mm | 90 Deg (T226-0808) | Straight (T202-0808) | Left to A on block |  GA3500072 |
| 135 | 1/2" HOSE | 760mm | Straight (T202-0808) | 90 Deg Lng (T205-0808) | Right to B on block |  GA3500073 |
| 136 | 1/4" HOSE | 2270mm | 48 Deg (T227-0404) | Straight (T202-0404) | steering orbital to block |  GA3500074 |
| 137 | 1/4" HOSE | 1750mm | 90Deg (T205-0404) | Straight (T202-0404) | priority valve to block |  GA3500075 |
| AUTO FARM AUTO STEER HOSE KIT | | | | | | |
| | 1/4" HOSE | 715mm | 90Deg (T205-0404) | Straight (T202-0404) | LS OUT to Priority Valve |  GA |
| | 1/4" HOSE | 1545mm | Straight (T202-0404) | Straight (T202-0404) | LS Orbital to Orbital |  GA |
| | 1/2" HOSE | 1290mm | 90 Deg Lng (T226-0808) | Straight (T202-0808) | Tank Line |  GA |
| | 1/2" HOSE | 720mm | 90 Deg (T205-0808) | Straight (T202-0808) | Pressure Line |  GA |
| | 1/2" HOSE | 1515mm | Straight (T202-0808) | Straight (T202-0808) | Right to Right |  GA |
| | 1/2" HOSE | 1470mm | Straight (T202-0808) | Straight (T202-0808) | Left to Left |  GA |
| Adjustable Axle 2-3m | | | | | | |
| 151 | 1/2" HOSE | 830mm (1R) | 90 Deg (T205-0808) | 90 Deg (T205-0808) | Priority valve (EF) to pressure on axle spool valve |  GA |
| 152 | 1/2" HOSE | 2320mm (2R) | 90 Deg (T205-0808) | 90 Deg (T205-0808) | Return manifold to tank on axle spool valve |  GA |
| 153 | 1/4" HOSE | 3880mm (1B) | 90 Deg (T205-0404) | Straight (T202-0404) | A on axle spool block to taps on rear axle |  GA |
| 154 | 1/4" HOSE | 3860mm (2B) | 90 Deg (T205-0404) | Straight (T202-0404) | B on axle spool block to rear axle |  GA |
| 155 | 1/4" HOSE | 2800mm(1R1B) | 90 Deg (T205-0404) | Straight (T202-0404) | A on axle spool block to taps on front axle |  GA |
| 156 | 1/4" HOSE | 2630mm(2R1B) | 90 Deg (T205-0404) | Straight (T202-0404) | B on axle spool block to front axle |  GA |
| 157 | 1/2" HOSE | 1035mm (1Y) | 90 Deg (T226-0808) | 90 Deg (T226-0808) | Steering - Crossover hose |  GA |
| 158 | 1/2" HOSE | 1630mm (2Y) | 90 Deg (T226-0808) | 90 Deg (T226-0808) | Steering - Left on orbital to left side of axle |  GA |
| 159 | 1/2" HOSE | 1115mm (3Y) | 90 Deg (T226-0808) | 90 Deg (T226-0808) | Steering - Right on orbital to right side of axle |  GA |
| 160 | 1/2" HOSE | 800mm(1Y 1R) x2 | 45 Deg (T227-0808) | Straight (T202-0808) | Steering - Crossover to solid end of ram |  GA |
| 161 | 1/2" HOSE | 1055mm(1Y 2R) x2 | 45 Deg (T227-0808) | Straight (T202-0808) | Steering - Orbital from L & R to rod end of ram |  GA |
| Bifold Hoses | | | | | | |
| 70 | 3890mm | 90Deg (T205-0404) | Straight (T202-0404) | Bi fold Hose |  GA3500076 | |
| 71 | 3580mm (1B) | 90Deg (T205-0404) | Straight (T202-0404) | Bi fold hose |  GA3500077 | |
| 72 | 4740mm (1B) | 90 Deg (T226-0808) | Straight (T202-0808) | Right Hand Gauge |  GA3500078 | |
| 73 | 4640mm (1T) | 90 Deg (T226-0808) | Straight (T202-0808) | Left Hand Gauge |  GA3500079 | |
| 74 | 880mm (1B,1Y) | 90Deg (T205-0404) | Straight (T202-0404) | Pressure to Bi Fold Block |  GA5067129 | |
| 75 | 910mm (2B,1Y) | 90Deg (T205-0404) | Straight (T202-0404) | Pressure to Bi Fold Block |  GA5067119 | |
| 76 | 300mm x 2 | Straight (T202-0404) | Straight (T202-0404) | Bi Fold Link |  GA5067131 | |
| 77 | 5260mm (1Y) | 90 Deg (T226-0404) | Straight (T202-0404) | RV1 |  GA5067126 | |
| 78 | 4890mm (2Y) | 90 Deg (T226-0404) | Straight (T202-0404) | RV2 |  GA5067127 | |
| 79 | 5185mm (1B) | 90 Deg (T226-0404) | Straight (T202-0404) | LV1 |  GA5067270 | |
| 80 | 5020mm (2B) | 90 Deg (T226-0404) | Straight (T202-0404) | LV2 |  GA5067271 | |
| Centre Level Hoses | | | | | | |
| 81 | 1440mm (1Y) | Straight (T202-0404) | Straight (T202-0404) | Cylinder Rod end to A Port |  GA4905081 | |
| 82 | 1245mm | Straight (T202-0404) | Straight (T202-0404) | Cylinder Base to B Port |  GA4905082 | |

Hydraulic Hoses - G Series

| Hose No. | Hose Length | End 1 Orientation | End 2 Orientation | Description | Orientation | Hose P/N |
|----------------------------|---------------|-----------------------------|--------------------------|--|---|-----------|
| Spool Valve and Lift Hoses | | | | | | |
| 37 | 6760mm | 90Deg (T205-0808) | Straight (T202-0808) | Pressure to spool valves |  | GA3500052 |
| 38 | 2930mm | 45Deg (T227-0808) | Straight (T202-0808) | Spool valve to accumulator |  | GA3500053 |
| 39A | 2000mm | 90Deg (T205-0808) | Straight (T202-0808) | Accumulator to Lift Cylinder |  | GA4905077 |
| 39B | 2200mm (1B) | 90Deg (T205-0808) | Straight (T202-0808) | Accumulator to Lift Cylinder |  | GA4905078 |
| 40 | 3470mm | 90Deg (T205-1212) | Straight (T202-1212) | Return hose from spool valve |  | GA3500054 |
| Fold Hoses | | | | | | |
| 44 | 2375mm (1R) | Straight (T202-0404) | JIC Straight (T204-0409) | Left hand side |  | GA4905016 |
| 45 | 2600mm (2R) | Straight (T202-0404) | 90Deg (T205-0404) | Right hand side |  | GA4905017 |
| 46 | 3560mm | JIC Straight (T204-0409) | 90Deg JIC (T207-0409) | crossover link |  | GA4905018 |
| Tilt Hoses | | | | | | |
| 47 | 1480mm (1Y) | Straight (T202-0404) | 90Deg (T205-0404) | Left Tilt 1 |  | GA5067091 |
| 48 | 1140mm (2Y) | Straight (T202-0404) | Straight (T202-0404) | Left Tilt 2 |  | GA5067092 |
| 49 | 1400mm (1B) | Straight (T202-0404) | 90Deg (T205-0404) | Right Tilt 1 |  | GA5067087 |
| 50 | 1030mm (2B) | Straight (T202-0404) | Straight (T202-0404) | Right Tilt 2 |  | GA5067086 |
| Yaw Hoses | | | | | | |
| 51 | 1500mm (1Y) | 45 Deg (T227-0404) | straight (T202-0404) | Yaw Hose 1 |  | GA5067285 |
| 52 | 555mm (2Y) | 45 Deg (T227-0404) | Straight (T202-0404) | Yaw Hose 2 |  | GA5067133 |
| 53 | 785mm (1B) | 45 Deg (T227-0404) | Straight (T202-0404) | Yaw Hose 3 |  | GA5067134 |
| 54 | 1680mm (2B) | 90 Deg (T205-0404) | Straight (T202-0404) | Yaw Hose 4 |  | GA5067132 |
| 55 | 1680mm (1R) | 90 Deg (T205-0404) | Straight (T202-0404) | Yaw Hose 5 |  | GA4903200 |
| 56 | 1140mm | 90 Deg (T205-0808) | Straight (T202-0808) | Yaw Hose 6 |  | GA5067136 |
| 57 | 560mm | 90 Deg (T205-0808) | Straight (T202-0808) | Yaw Hose 7 |  | GA5067137 |
| 58 | 830mm (2B,1R) | 90 Deg (T205-0808) | Straight (T202-0808) | Pressure to Yaw Block |  | GA5067275 |
| 59 | 720mm (2B,2R) | Straight (T202-0808) | 90 Deg (T205-0808) | Tank to Yaw Block |  | GA5067276 |
| Ultraglide Hoses | | | | | | |
| 60 | 1040mm (1Y) | 90 Deg (T226-0404) | Straight (T202-0404) | LV Hose |  | GA5067148 |
| 61 | 1265mm (2Y) | 90 Deg (T226-0404) | Straight (T202-0404) | LT Cyl Return to Spool Valve |  | GA5067142 |
| 62 | 1130mm (3Y) | 90 Deg (T226-0404) | Straight (T202-0404) | RV Hose |  | GA5067143 |
| 63 | 1495mm (1B) | 90 Deg (T226-0404) | Straight (T202-0404) | RT Cyl Return to Spool Valve |  | GA5067141 |
| 64 | 1495mm (2B) | 90 Deg (T226-0404) | Straight (T202-0404) | LC Hose |  | GA5067138 |
| 65 | 1355mm (3B) | 90 Deg (T226-0404) | Straight (T202-0404) | RC Hose |  | GA5067139 |
| 66 | 1250mm (3R) | 90 Deg (T226-0404) | Straight (T202-0404) | Lf Cyl Return to block |  | GA5067094 |
| 67 | 1360mm (4R) | 90 Deg (T226-0404) | Straight (T202-0404) | RT Cyl return to block |  | GA5067149 |
| 68 | 710mm (1Y,1R) | 90 Deg (T205-0808) | Straight (T202-0808) | Spool valve P to ultraglide EF |  | GA5067147 |
| 69 | 560mm (2Y,2R) | Straight (T202-0808) no Yaw | Straight (T202-0808) | Spool valve T to ultraglide T Use hose when no Yaw fitted |  | GA5067144 |
| 104 | 560mm (2Y,2R) | 90 Deg (T205-0808) with Yaw | Straight (T202-0808) | Spool valve T to ultraglide T Use hose when Yaw is fitted |  | GA4905042 |

Hydraulic Transmission Cooler Lines



DECALS

Decals - Base Kit



Continued over page

Decals - Base Kit



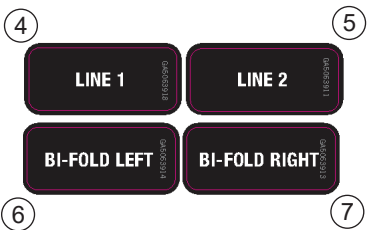
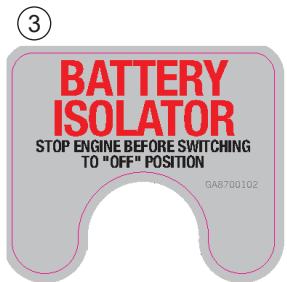
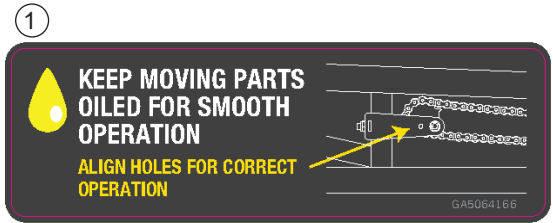
| PART NUMBER | DESCRIPTION |
|-------------|-----------------------|
| GA8700186 | Decal, Base Kit G3-G4 |

Decals - Base Kit



| ITEM NO. | PART NUMBER | DESCRIPTION | QTY. |
|----------|-------------|--------------------------|------|
| 1 | GA8700489 | Warning Hopper | 1 |
| 2 | GA8700665 | Danger/Caution | 2 |
| 3 | GA222 | Grease | 64 |
| 4 | GA5015991 | Keep Hands Clear | 4 |
| 5 | GA8700664 | Danger/Stand Clear | 2 |
| 6 | GA5017555 | Warning Check Wheel Nuts | 4 |
| 7 | GA8700104 | Drain Only | 1 |

Decals - Base Kit



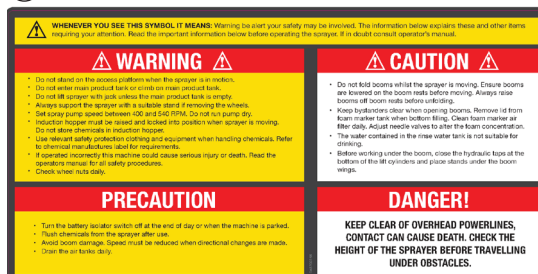
| ITEM NO. | PART NUMBER | DESCRIPTION | QTY. |
|----------|-------------|-------------------------|------|
| 1 | GA5064166 | 3D Breakaway Adjustment | 2 |
| 2 | GA5063878 | Keep Me Oiled | 2 |
| 3 | GA8700102 | Battery isolator | 1 |
| 4 | GA5063918 | Line 1 | 1 |
| 5 | GA5063911 | Line 2 | 1 |
| 6 | GA5063914 | Bi-fold Left | 1 |
| 7 | GA5063913 | Bi-fold Right | 1 |
| 8 | GA8700122 | Hydraulic oil fill | 1 |
| 9 | GA8700666 | Diesel Only | 1 |
| 10 | GA5063865 | Main Tank Overflow | 1 |
| 11 | GA5063860 | Main Tank Drain | 1 |

Decals - Base Kit

①



②



③



④



⑤



⑥



⑦



⑧

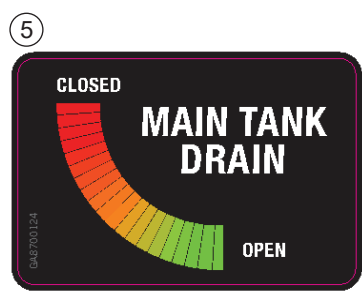
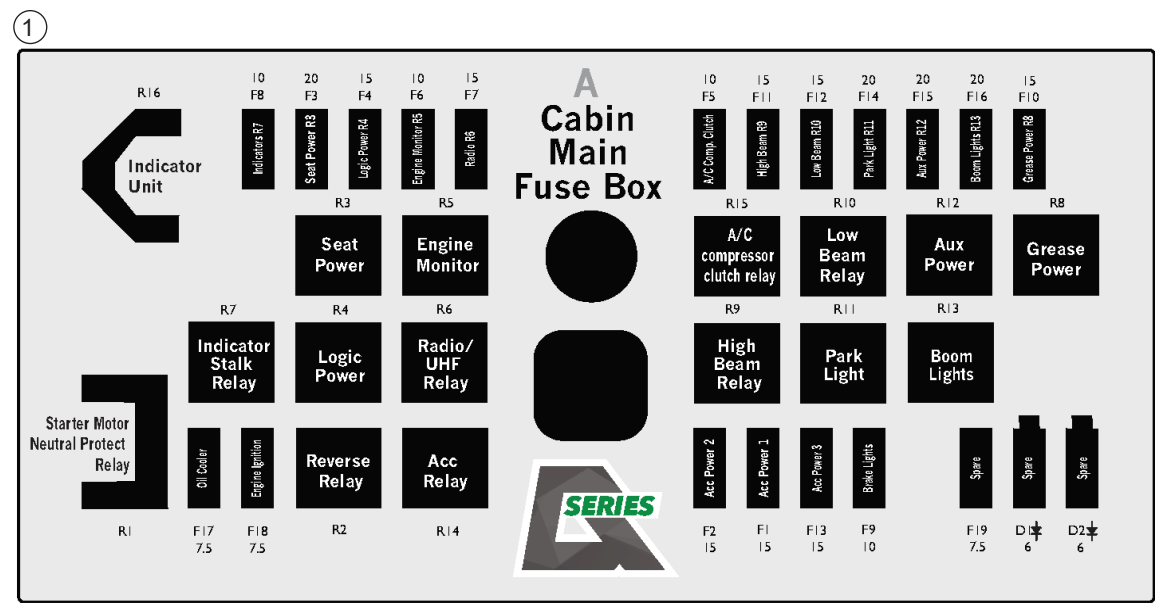


⑨



| ITEM NO. | PART NUMBER | DESCRIPTION | QTY. |
|----------|-------------|-----------------------------|------|
| 1 | GA5063876 | Warning Keep Clear | 2 |
| 2 | GA8700356 | Decal, Tank warning sticker | 1 |
| 3 | GA5063830 | 50 km/h Sign | 1 |
| 4 | GA5062490 | Fuse, Engine ECM | 1 |
| 5 | GA5063880 | Gauge Drain | 1 |
| 6 | GA5063855 | Fill Pump Prime | 1 |
| 7 | GA5063840 | Air Tank Drain | 1 |
| 8 | GA8700669 | If You Cant See My Mirrors | 2 |
| 9 | GA8700670 | Chain Point | 4 |

Decals - Base Kit




| ITEM NO. | PART NUMBER | DESCRIPTION | QTY. |
|----------|-------------|------------------------------------|------|
| 1 | GA8700079 | Decal, Fuse box | 1 |
| 2 | GA5060033 | Fuse box, Main control A, Cabin | 2 |
| 3 | GA5063370 | Sticker Nozzle Warning | 2 |
| 4 | GA8700106 | Decal, Cabin roof main power relay | 1 |
| 5 | GA8700124 | Decal, Tank drain | 1 |
| 6 | GA5065170 | Do Not Fill Past This Point | 1 |

Decals - Base Kit

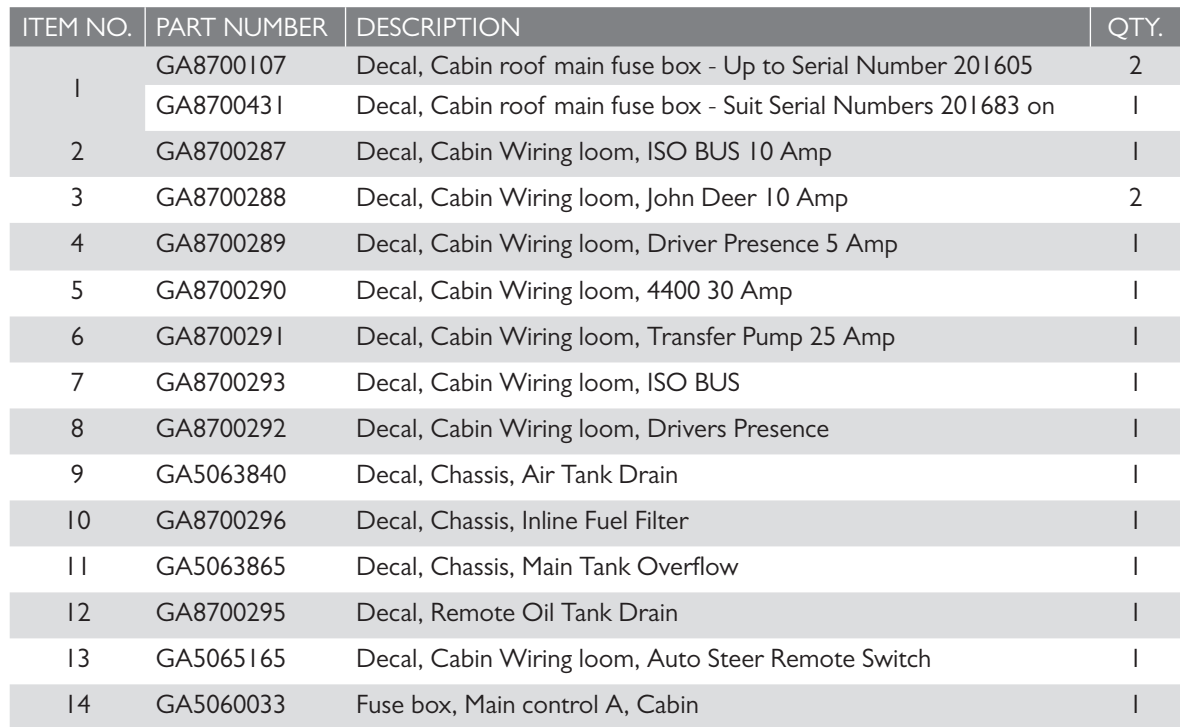


| ITEM NO. | PART NUMBER | DESCRIPTION | QTY. |
|----------|-------------|---|------|
| 1 | GA8700003 | Decal, Super flow induction hopper, 60l | 1 |
| 2 | GA5064645 | Decal, Chassis, Fuse box | 1 |
| 3 | GA5064500 | Decal, Open close tap | 2 |
| 4 | GA5065135 | Hot Exhaust decal | 2 |
| 5 | GA5064160 | Ether warning decal | 1 |
| 6 | GA5063995 | Warning, Welding Procedure | 1 |

Decals - Base Kit




| ITEM NO. | PART NUMBER | DESCRIPTION | QTY. |
|----------|-------------|--|------|
| 1 | GA5060510 | Towbar Load Limits | 1 |
| 2 | GA8700538 | Decal, Tyre pressure, in cabin, G4 MY15 | 1 |
| 3 | GA8700078 | Decal, Pneumatic manifold | 1 |
| 4 | GA8700380 | Down, Up | 1 |
| 5 | GA8700381 | In, Out | 1 |
| 6 | GA8700272 | Decal, EZ Control Panel | 1 |
| 7 | GA5064500 | Open, Closed | 2 |
| 8 | GA8700147 | Tag, Caution, Check air tank valves are closed | 1 |



Decals - Bonnet

①



| ITEM NO. | PART NUMBER | DESCRIPTION | QTY. |
|----------|-------------|-------------------|------|
| 1 | GA8700075 | Bonnet LH & RH G3 | 1 |
| 2 | GA8700076 | Bonnet LH & RH G4 | 1 |

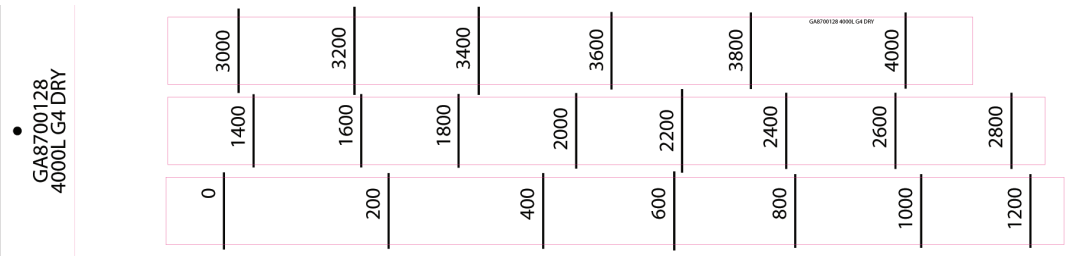
Decals - Tank

①



| ITEM NO. | PART NUMBER | DESCRIPTION | QTY. |
|----------|-------------|---------------------|------|
| 1 | GA8700082 | Tank RH & LH - 3024 | 1 |
| | GA8700089 | Tank RH & LH - 4024 | 1 |
| | GA8700091 | Tank RH & LH - 4030 | 1 |
| | GA8700093 | Tank RH & LH - 4036 | 1 |

Decals - Dry Sight Tube

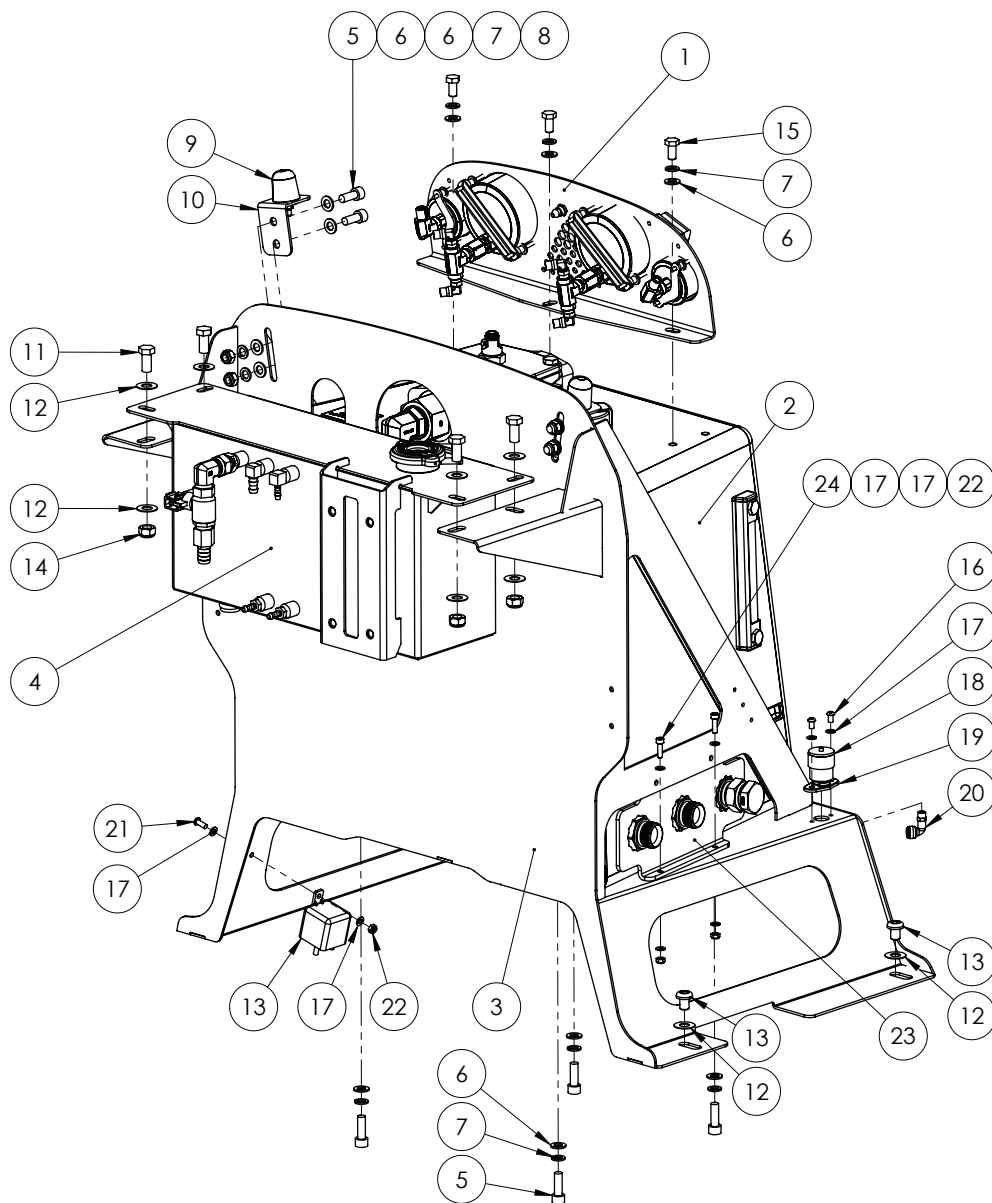


| PART NUMBER | DESCRIPTION | QTY. |
|-------------|---------------------------|------|
| GA8700128 | Decal, Dry sight tube, G4 | 1 |

Chapter 18

HYDRAULICS

Oil Tank & Frame



Continued over page

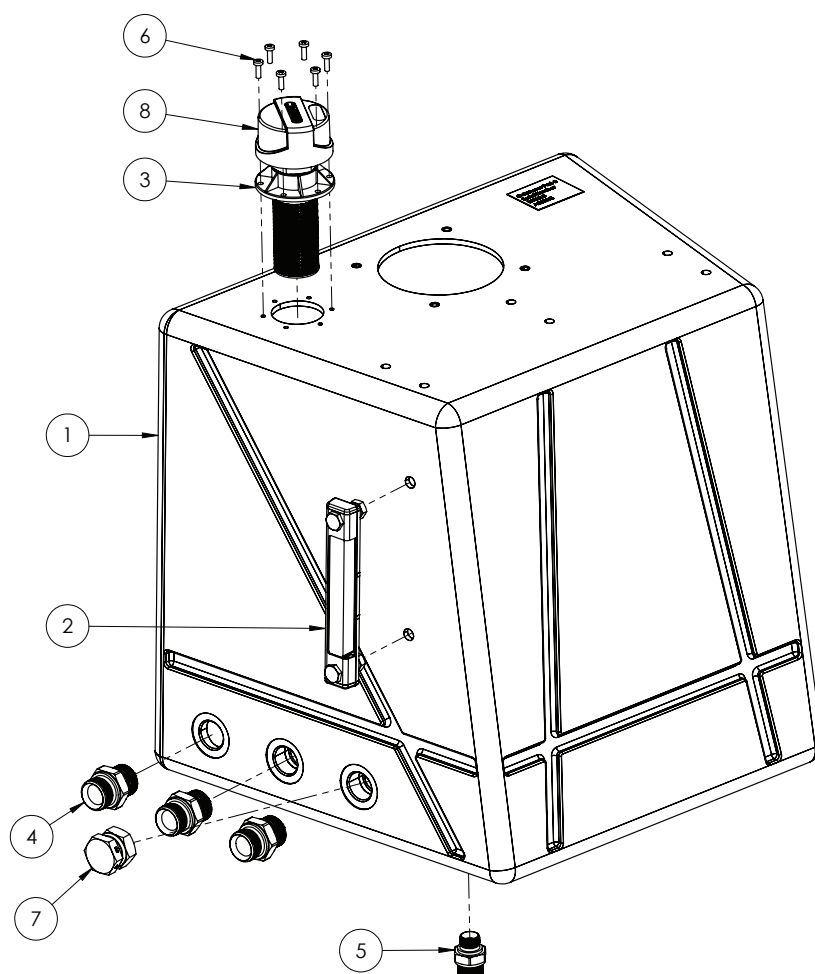
Oil Tank & Frame

| ITEM NO. | PART NUMBER | DESCRIPTION | QTY. |
|----------|-------------|--|------|
| 1 | * | Gauge Assembly | 1 |
| 2 | * | Oil Tank Assembly | 1 |
| 3 | - | Oil Tank Support Frame MY15 | 1 |
| 4 | ^ | Header Tank Assembly | 1 |
| 5 | GA5071085 | SHCS M10 x 25 ZP GR12.9 | 8 |
| 6 | GA5000117 | Washer 10mm Flat SS HD | 11 |
| 7 | GA5000137 | Washer 10mm Spring SS | 9 |
| 8 | GA5000141 | Nut M10 Nyloc ZP | 2 |
| 9 | GA5075600 | Buffer, Isolator, Suit Claas cabin door and Oil tank frame | 2 |
| 10 | 2352824 | Steel Bumper Bracket | 2 |
| 11 | GA5011229 | Bolt M12 x 25 GR8.8 ZP | 4 |
| 12 | GA5007475 | Washer 12 x 22mm Copper | 12 |
| 13 | GA5048640 | Relay, 12V, 180 Amp Peak, 100 Amp continuous, 4 pin, Normally open | 1 |
| 14 | GA5012461 | Nut M12 Nyloc ZP | 4 |
| 15 | GA5006113 | Bolt M10 x 20 GR8.8 ZP | 3 |
| 16 | GA5004023 | BHCS M6 x 10 SS A2-70 | 2 |
| 17 | GA5004437 | Washer 6mm Flat SS | 8 |
| 18 | GA5010525 | Service Indicator kit 25, Suit Crop Cruiser and G3 G4 | 1 |
| 19 | GA5070470 | Mounting Flange Donaldson Air Cleaner Service Indicator Remote | 1 |
| 20 | GA5045145 | Elbow, swivel, push in 6mm, Brass 1/8" BSP | 1 |
| 21 | GA5004050 | BHCS M6 x 16 SS A2-70 | 1 |
| 22 | GA5004429 | Nut M6 Nyloc SS | 3 |
| 23 | - | Port Retaining Plate | 1 |
| 24 | GA5004055 | SHCS M6 x 20 GR12.9 ZP | 2 |

* Sub-assembly on following pages

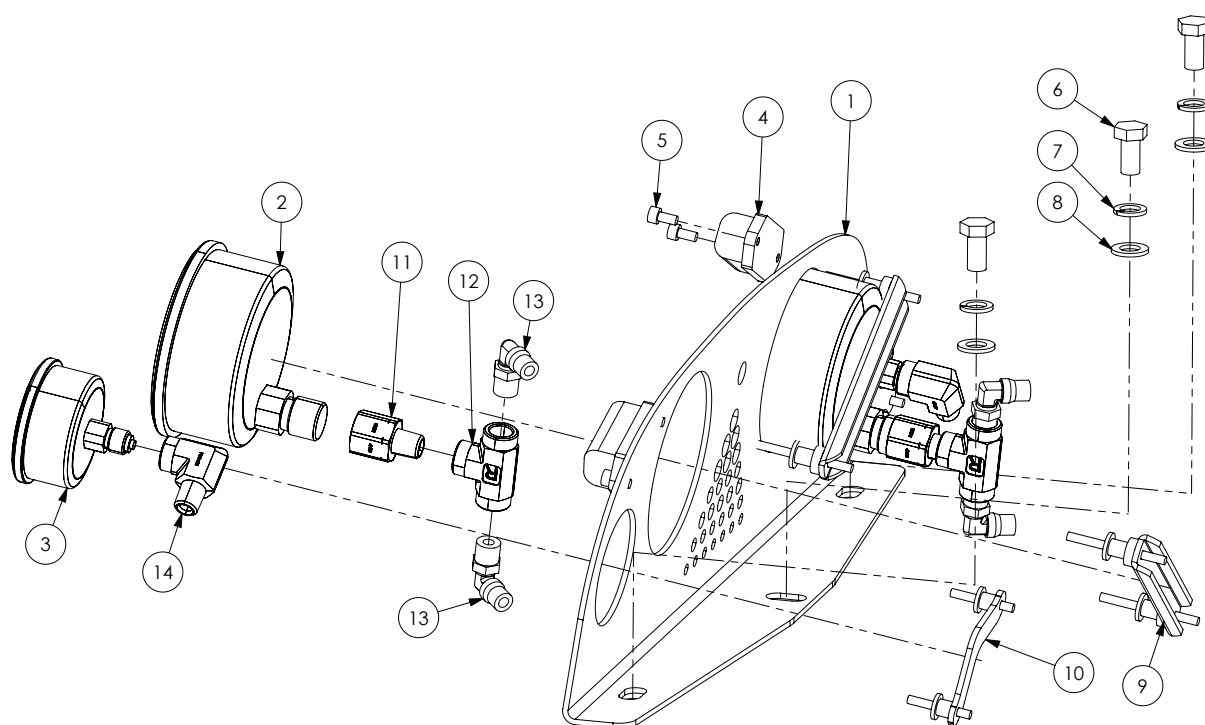
^ See Chapter 20 'Engine & Transmission' for sub-assembly.

Oil Tank Assembly



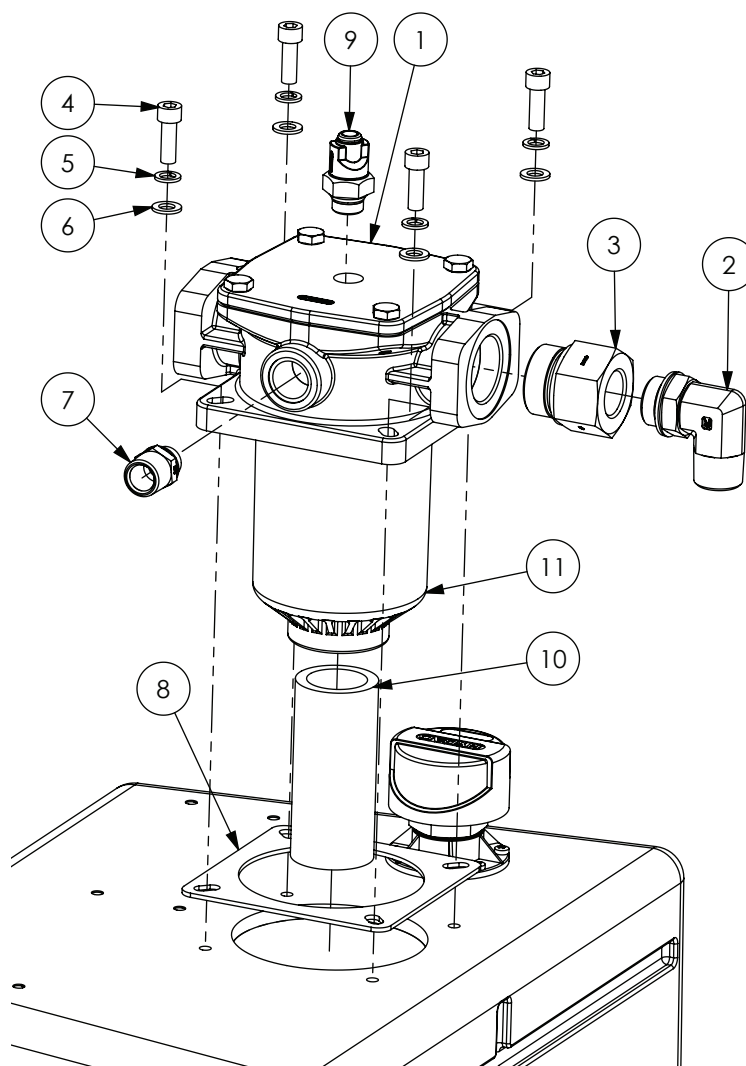
| ITEM NO. | PART NUMBER | DESCRIPTION | QTY. |
|----------|-------------|---|------|
| 1 | GA5072110 | Oil Tank Plastic, Bare, Black, Suit SP 2015 | 1 |
| 2 | GA5075435 | Level Gauge, Thermometer, Oil Reservoir | 1 |
| 3 | GA5078873 | Tank Breather Filter with Filler Strainer, Hydac, Breather ELF P 30 F W 1.0/-AS | 1 |
| 4 | GA5075440 | Nipple, 1" BSPT x 1" BSPP O-ring, HYDAC | 3 |
| 5 | GA5075445 | Nipple, 3/4" BSPP x 1/2" BSPT, HYDAC | 1 |
| 6 | GA5003977 | Bolt Pan Head M5 x 16 SS A2-70 | 6 |
| 7 | GA3500837 | Cap, Swivel, 1" BSPP Female, S59-16 | 1 |
| 8 | GA5075450 | Breather Filter Cap, Oil Reservoir Filler, HYDAC | 1 |

Oil Tank - Gauge Assembly



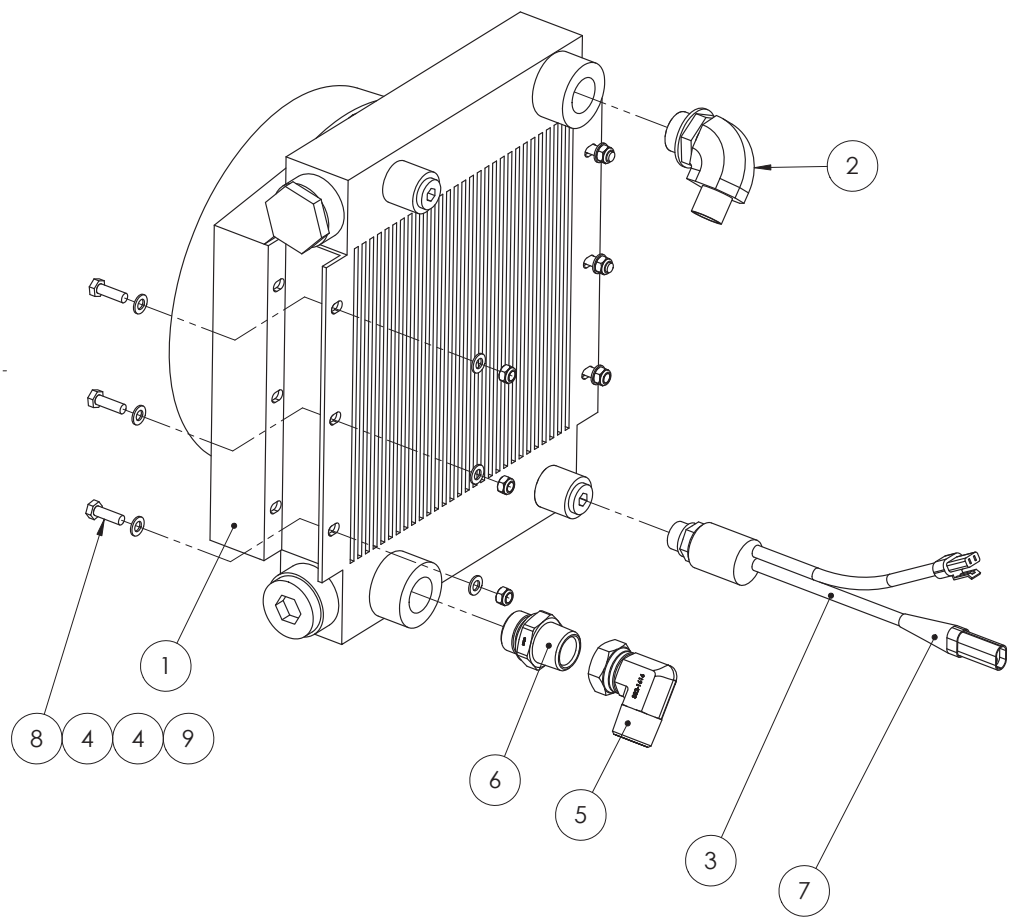
| ITEM NO. | PART NUMBER | DESCRIPTION | QTY. |
|----------|-------------|--|------|
| 1 | - | Steel Gauge Pane | 1 |
| 2 | GA5075420 | Gauge, 100mm, 3/8" BSP Rear Port, Large | 2 |
| 3 | GA5075425 | Gauge, 63mm, 1/4" BSP Rear Port, Small | 2 |
| 4 | GA5075430 | Light, LED, Gauge Light, Oil Reservoir | 2 |
| 5 | GA5069975 | SHCS M5 x 10 SS | 4 |
| 6 | GA5006113 | Bolt M10 x 20 ZP GR8.8 | 3 |
| 7 | GA5000137 | Washer 10mm Spring SS | 3 |
| 8 | GA5000117 | Washer 10mm Flat SS HD | 3 |
| 9 | GA5075460 | Gauge Retainer, Mounting Bracket, 100mm Gauge | 2 |
| 10 | GA5075455 | Gauge Retainer, Mounting Bracket, 63mm Gauge | 2 |
| 11 | S72-0406 | Hydraulic adaptor, 1/4" BSPT male x 3/8" BSPT female | 2 |
| 12 | GA3500242 | Hydraulic adaptor, Tee, 1/4" female BSPT x 1/4" female BSPT x 1/4" BSPT female | 2 |
| 13 | GA5016233 | Pneumatic fitting, Elbow, 90 degree, 1/4" BSP male x 6mm push type, Metal | 4 |
| 14 | GA3500209 | Hydraulic adaptor, Elbow, 90 degree, 1/4" BSPT male x 1/4" BSPT female | 2 |

Oil Tank - Oil Return Filter



| ITEM NO. | PART NUMBER | DESCRIPTION | QTY. |
|----------|-------------|---|------|
| 1 | GA5069055 | Filter, Hydraulic Return, Tank top, RMF BN/HC 330 | 1 |
| 2 | GA3500327 | Hydraulic adaptor, Elbow, 90 degree, 1" BSPT male x 1" BSPP male O-ring | 1 |
| 3 | GA3500191 | Hydraulic adaptor, Reducing bush, 1 1/2" BSPP male x 1" BSPP female | 1 |
| 4 | GA5020115 | SHCS M10 x 30 ZP GR12.9 | 4 |
| 5 | GA5000137 | Washer 10mm Spring SS | 4 |
| 6 | GA5000117 | Washer 10mm Flat SS HD | 4 |
| 7 | GA3500313 | Hydraulic adaptor, Nipple, 3/4" BSPT male x 1/2" BSPP male | 1 |
| 8 | GA5070580 | Gasket Hydraulic Oil Return Filter Housing | 1 |
| 9 | GA5070780 | Clogging Service Indicator Oil Return | 1 |
| 10 | GA5069910 | Pipe Black Steel riser 2" x 150mm, 2" BSPT male thread one end | 1 |
| 11 | GA5069056 | Filter element, suit tank mounted filter GA5069055, Hydac | 1 |

Oil Cooler Assembly

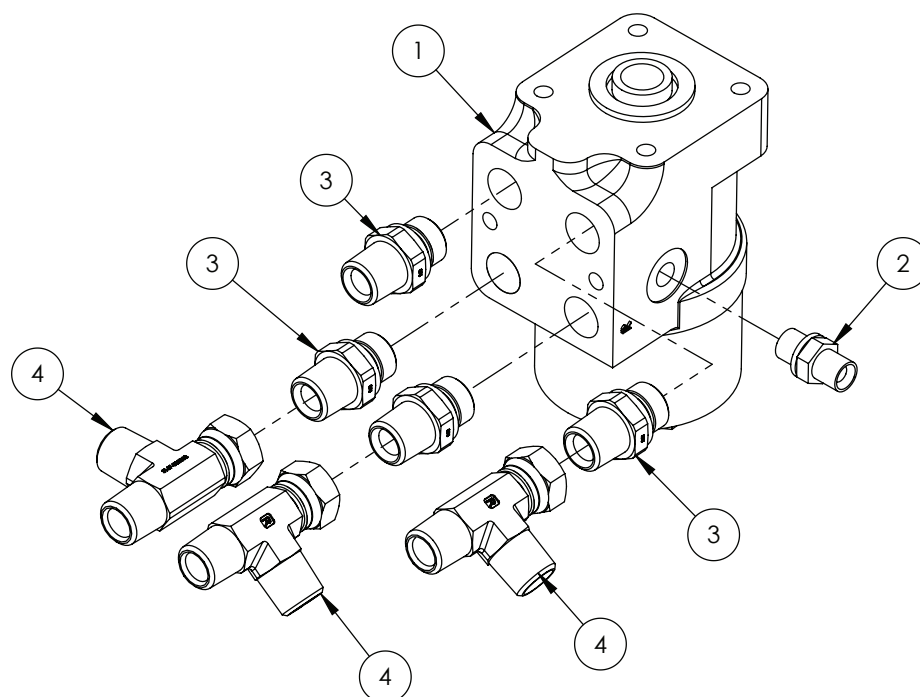


REPLACEMENT PARTS

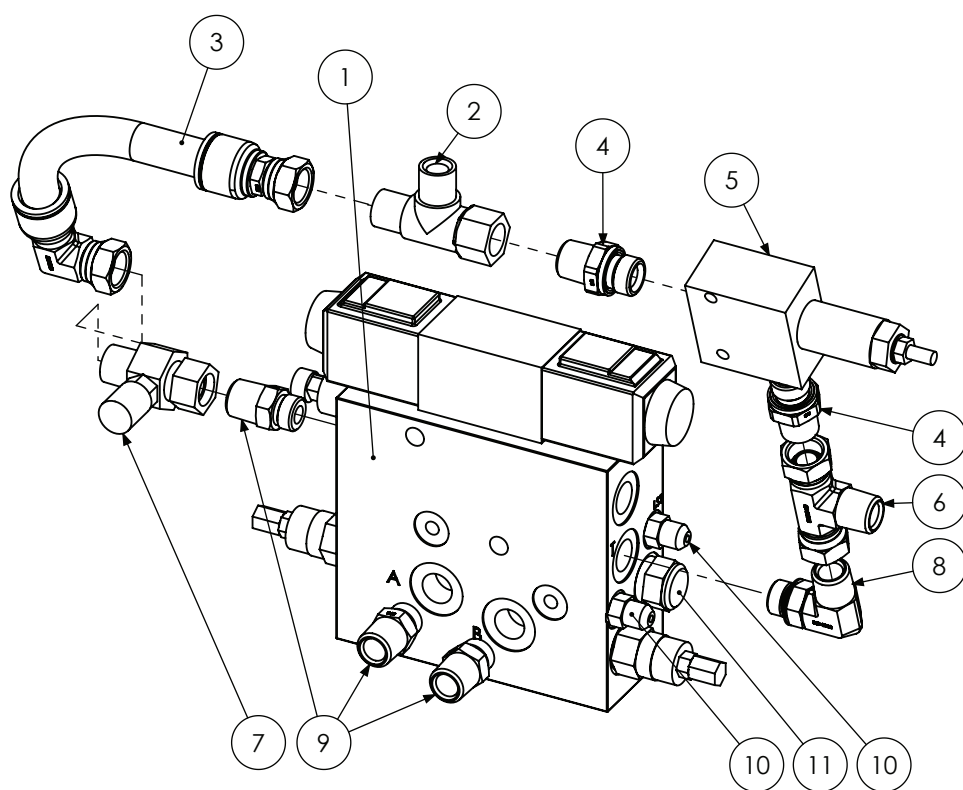
| PART NUMBER | DESCRIPTION |
|-------------|-----------------------------------|
| GA5071855 | Fan, Hydraulic Oil Cooler, Hydac |
| GA5071860 | Core, Hydraulic Oil Cooler, Hydac |

| ITEM NO. | PART NUMBER | DESCRIPTION | QTY. |
|----------|-------------|---|------|
| 1 | GA5069045 | Oil Cooler - Hydac size 3 | 1 |
| 2 | GA3500326 | Hydraulic adaptor, Elbow, 90 degree, 3/4" BSPT male x 1" BSPP male O-ring | 1 |
| 3 | GA5069050 | Thermostat to suit Oil Cooler - Hydac | 1 |
| 4 | GA5003643 | Washer 8mm Flat SS HD | 12 |
| 5 | GA5071200 | Hydraulic Adaptor, 90 degree elbow 1" male / 1" Female nut | 1 |
| 6 | GA3500317 | Hydraulic adaptor, Nipple, 1" BSPT male x 1" BSPP male | 1 |
| 7 | GA5048957 | Glued heat shrink - 60mm long | 1 |
| 8 | GA5004711 | Bolt M8 x 25 GR8.8 ZP | 6 |
| 9 | GA5052590 | Nut M8 Nyloc SS | 6 |

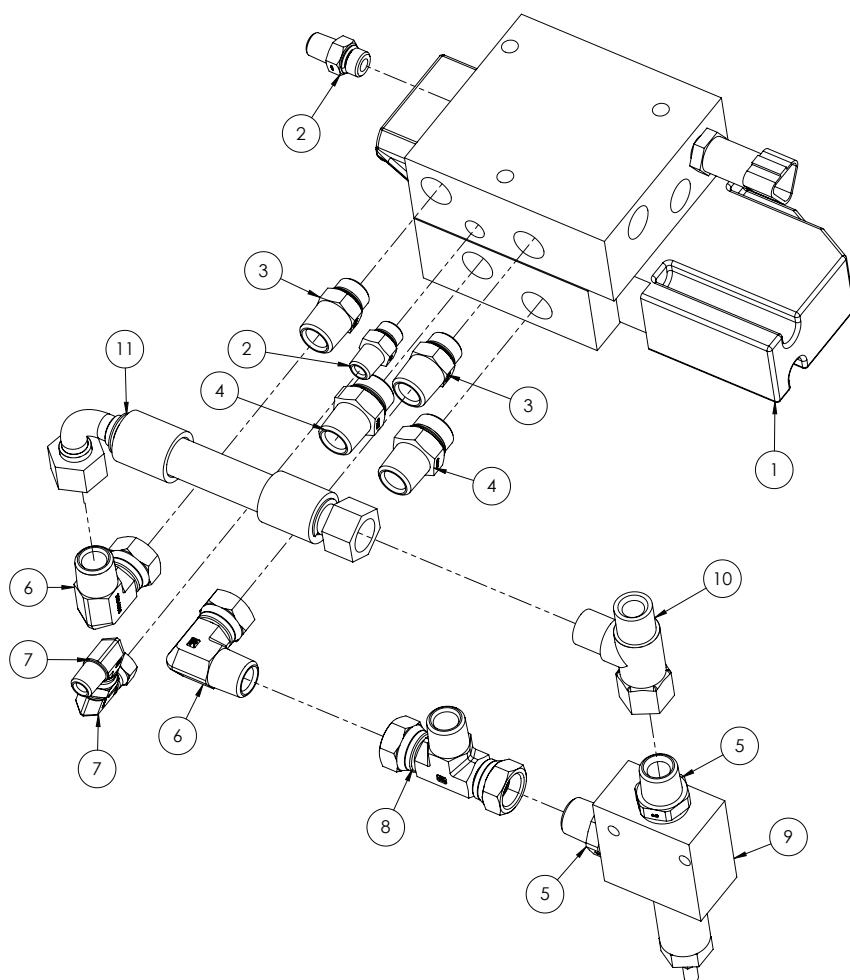
Steering Orbital



Hydraulic Manifold - Auto Steer - Trimble

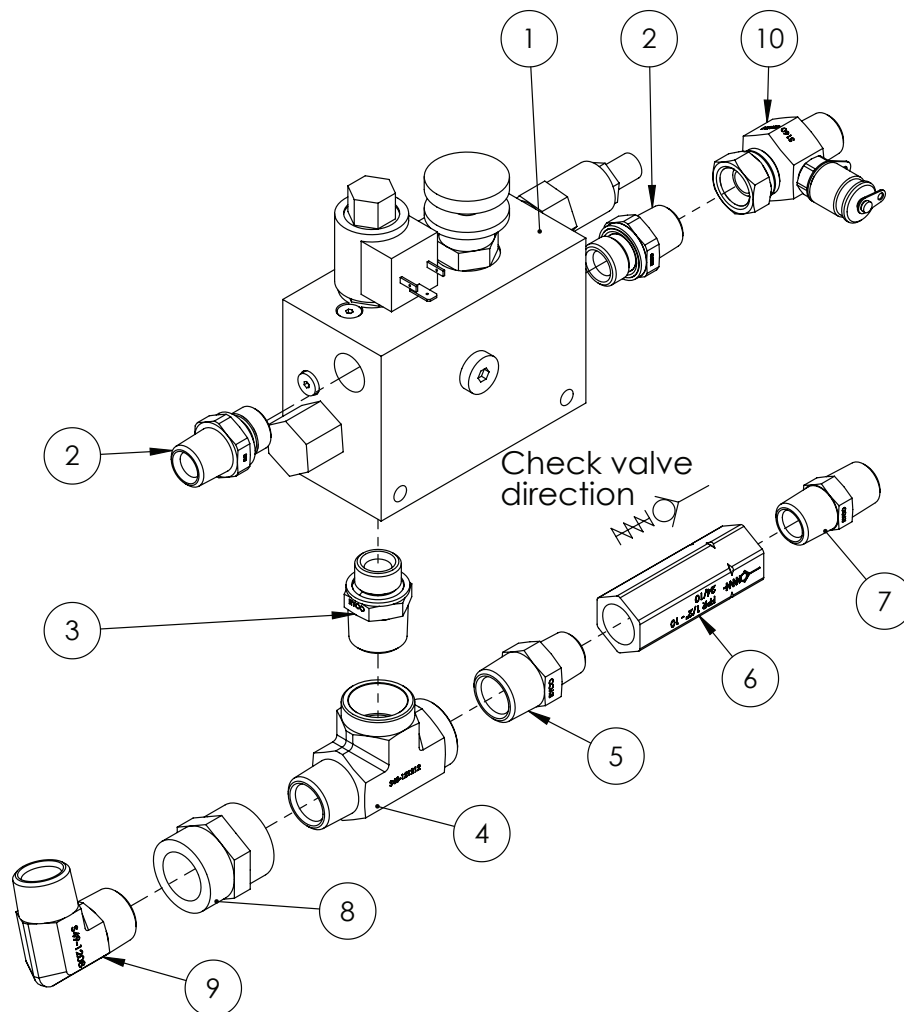


Hydraulic Manifold - Auto Steer - John Deere



| ITEM NO. | PART NUMBER | DESCRIPTION | QTY. |
|----------|-------------|--|------|
| 1 | I1340003088 | John Deere Steering Block | 1 |
| 2 | GA3500358 | Hydraulic adaptor, Nipple, 1/4" BSPT male x 9/16" UN male O-ring | 2 |
| 3 | GA3500363 | Hydraulic adaptor, Nipple, 1/2" BSPT male x 3/4" UN male O-ring | 2 |
| 4 | GA3500364 | Hydraulic adaptor, Nipple, 1/2" BSPT male x 7/8" UN male O-ring | 2 |
| 5 | GA3500310 | Hydraulic adaptor, Nipple, 1/2" BSPT male x 1/2" BSPP male | 2 |
| 6 | GA3500333 | Hydraulic adaptor, Elbow, 90 degree, 1/2" BSPT male x 1/2" BSPP female swivel | 2 |
| 7 | GA3500332 | Hydraulic adaptor, Elbow, 90 degree, 1/4" BSPT male x 1/4" BSPP female swivel | 2 |
| 8 | GA3500336 | Hydraulic adaptor, Tee, 1/2" BSPP female swivel x 1/2" BSPT male x 1/2" BSPP female swivel | 1 |
| 9 | GA5006933 | Hydraulic pressure relief (CartReliefDIR.OP.BI Directional) | 1 |
| 10 | GA3500200 | Hydraulic adaptor, Tee, 1/2" BSPT male x 1/2" BSPT male x 1/2" BSPP female swivel | 1 |
| 11 | GA5067971 | Hydraulic Hose Assembly (H123) | 1 |

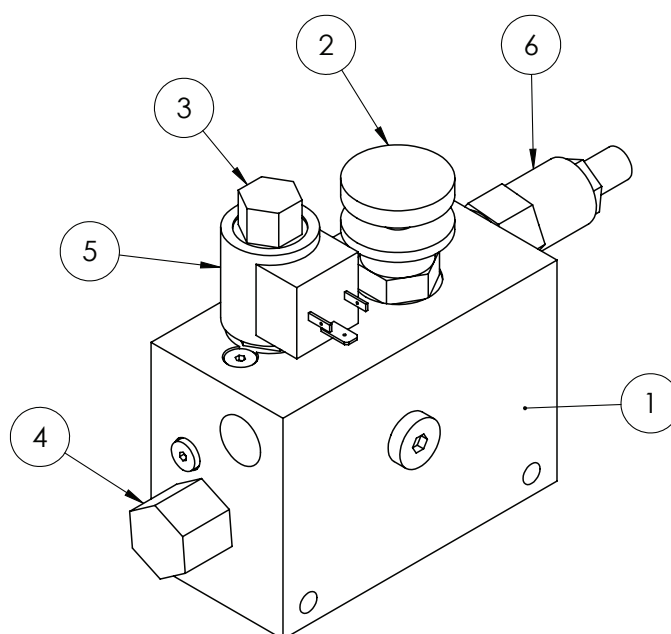
Hydraulic Manifold - Pump Flow Control Assembly



| ITEM NO. | PART NUMBER | DESCRIPTION | QTY. |
|----------|-------------|--|------|
| 1 | GA5011675* | Hydraulic Manifold - Pump Flow Control | 1 |
| 2 | GA3500310 | Hydraulic adaptor, Nipple, 1/2" BSPT male x 1/2" BSPP male | 2 |
| 3 | GA3500313 | Hydraulic adaptor, Nipple, 3/4" BSPT male x 1/2" BSPP male | 1 |
| 4 | GA3500255 | Hydraulic adaptor, Tee, 3/4" BSPT male x 3/4" BSPT female x 3/4" BSPT female | 1 |
| 5 | GA3500226 | Hydraulic adaptor, Nipple, 3/4" BSPT male x 1/2" BSPT male | 1 |
| 6 | GA5007059 | 10 BAR Check Valve | 1 |
| 7 | GA3500223 | Hydraulic adaptor, Nipple, 1/2" BSPT male x 1/2" BSPT male | 1 |
| 8 | GA3500213 | Hydraulic adaptor, Socket, 1/2" BSPT female x 1/2" BSPT female | 1 |
| 9 | GA3500264 | Hydraulic adaptor, Elbow, 90 degree, 3/4" BSPT male x 3/4" BSPT male | 1 |
| 10 | GA3500198 | Hydraulic adaptor, Inline test point, 1/2" BSPP female swivel x 1/2" BSPT male x M16 x 2.0 test port | 1 |

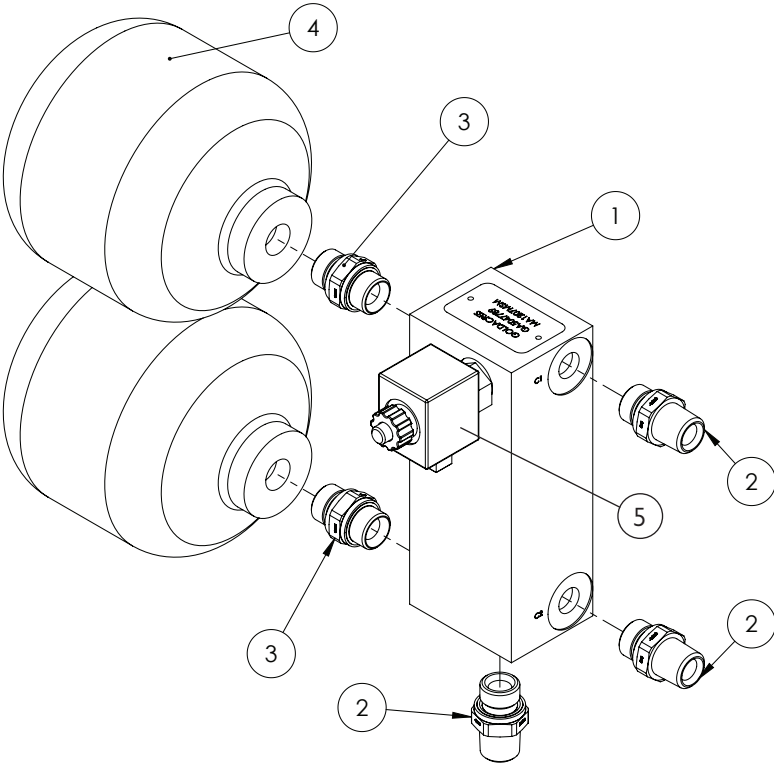
* Sub-assembly on following pages

Hydraulic Manifold - Pump Flow Control



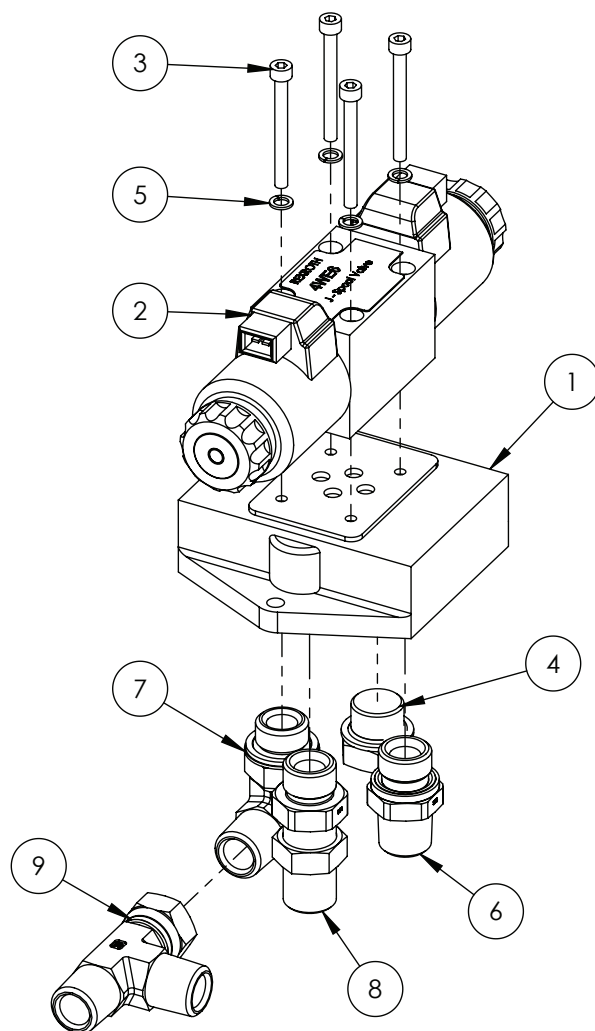
| ITEM NO. | PART NUMBER | DESCRIPTION | QTY. |
|----------|-------------|--|------|
| 1 | GA5052465 | Pump flow control - manifold | 1 |
| 2 | GA5069180 | Flow Control valve | 1 |
| 3 | GA5007266 | Cartridge, Poppet valve, Suit hydraulic solenoid | 1 |
| 4 | - | Pressure Reducing Valve | 1 |
| 5 | GA5052475 | 12V Coil 6306012 | 1 |
| 6 | GA5052480 | Pressure Relief valve | 1 |

Hydraulic Manifold - Accumulator Lockout



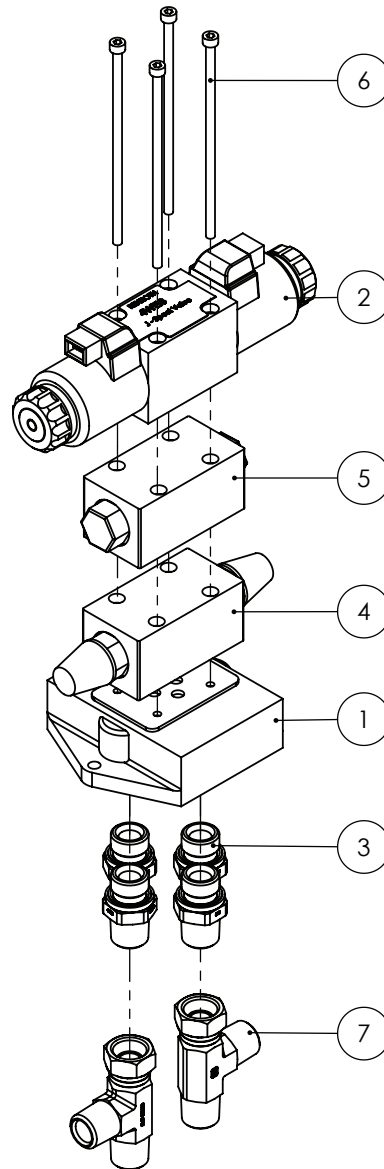
| ITEM NO. | PART NUMBER | DESCRIPTION | QTY. |
|----------|-------------|---|------|
| 1 | GA5047789 | Manifold, Hydraulic, Accumulator Lockout MY14 | 1 |
| 2 | GA3500310 | Hydraulic adaptor, Nipple, 1/2" BSPT male x 1/2" BSPP male | 3 |
| 3 | GA3500253 | Hydraulic adaptor, Nipple, 1/2" BSPP male x 1/2" BSPP male | 2 |
| 4 | GA5007787 | Accumulator 1.0L Precharge 70 Bar | 2 |
| 5 | GA5047730 | Valve cartridge hyd sol poppet NC-12V with override plus body | |

Hydraulic Manifold - Fill Pump



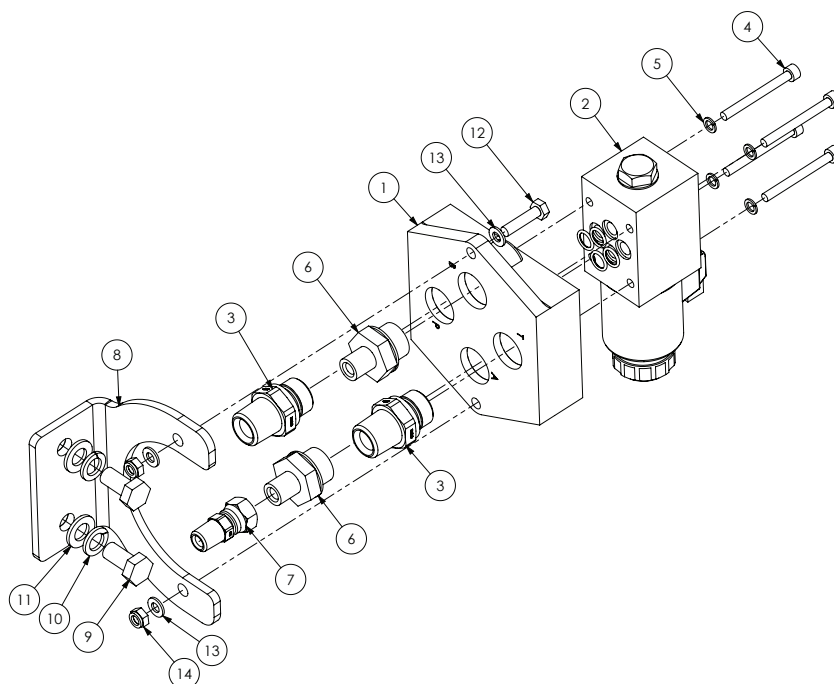
| ITEM NO. | PART NUMBER | DESCRIPTION | QTY. |
|----------|-------------|---|------|
| 1 | GA5016139 | Base plate 1/2" | 1 |
| 2 | GA5047726 | Valve solenoid J spool 12v AMP connector | 1 |
| 3 | GA5054410 | SHCS M5 x 50mm | 4 |
| 4 | GA3500301 | Hydraulic adaptor, Plug, 1/2" BSPP male | 1 |
| 5 | GA5003629 | Washer 5mm Spring SS | 4 |
| 6 | GA3500310 | Hydraulic adaptor, Nipple, 1/2" BSPT male x 1/2" BSPP male | 1 |
| 7 | GA3500323 | Hydraulic adaptor, Elbow, 90 degree, 1/2" BSPT male x 1/2" BSPP male O-ring | 1 |
| 8 | GAS99-603 | Hydraulic adaptor, Nipple, 1/2" BSP male x 1/2" BSP male | 1 |
| 9 | GA3500200 | Hydraulic adaptor, Tee, 1/2" BSPT male x 1/2" BSPT male x 1/2" BSPP female swivel | 1 |

Hydraulic Manifold - Adjustable axle



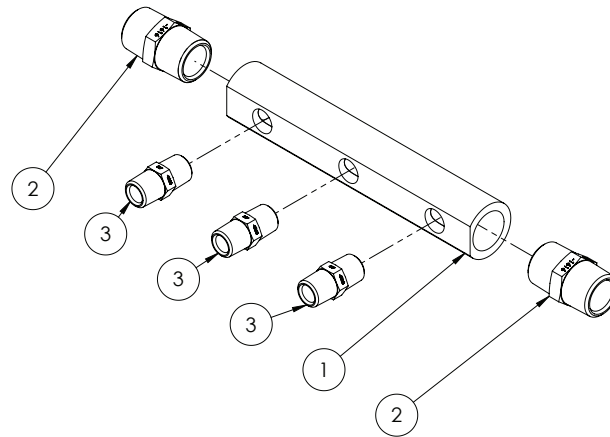
| ITEM NO. | PART NUMBER | DESCRIPTION | QTY. |
|----------|-------------|---|------|
| 1 | GA5016139 | Hydraulic manifold, Single valve port, 1/2" inlets / outlets | 1 |
| 2 | GA5047726 | Valve solenoid J spool 12v 2 pin amp connector | 1 |
| 3 | GA3500310 | Hydraulic adaptor, Nipple, 1/2" BSPT male x 1/2" BSPP male | 4 |
| 4 | GA5047581 | Hydraulic Valve, Flow control, NG6 A+B, Suit spool | 1 |
| 5 | GA5017335 | Valve check modular | 1 |
| 6 | GA5048570 | SHCS M5 x 130 GR12.9 ZP | 4 |
| 7 | GA3500200 | Hydraulic adaptor, Tee, 1/2" BSPT male x 1/2" BSPT male x 1/2" BSPP female swivel | 2 |

Hydraulic Manifold - Centre Lock



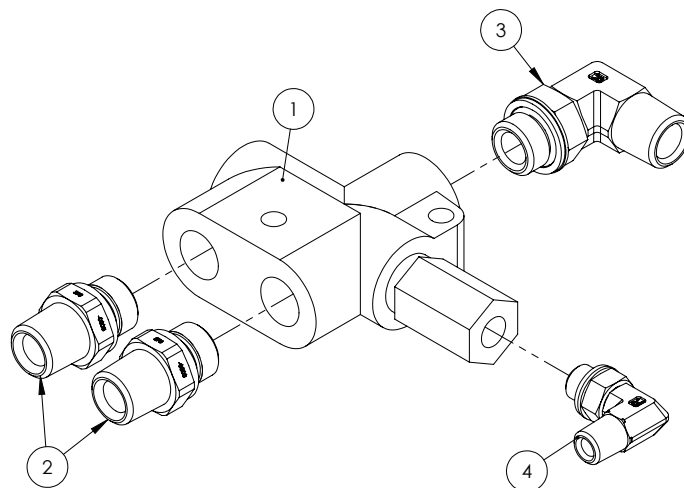
| ITEM NO. | PART NUMBER | DESCRIPTION | QTY. |
|----------|-------------|---|------|
| 1 | GA5016139 | Base plate 1/2" | 1 |
| 2 | GA5047756 | D spool hydraulic solenoid valve | 1 |
| 3 | GA3500310 | Hydraulic adaptor, Nipple, 1/2" BSPT male x 1/2" BSPP male | 2 |
| 4 | GA5054410 | SHCS M5 x 50mm | 4 |
| 5 | GA5003629 | Washer 5mm Spring SS | 4 |
| 6 | GA3500308 | Hydraulic adaptor, Nipple, 1/4" BSPT male x 1/2" BSPP male | 2 |
| 7 | GA3500328 | Hydraulic adaptor, Nipple, 1/4" BSPT male x 1/4" BSPP female swivel | 1 |
| 8 | GA4509365 | Prairie Hydraulic Fill pump mount plate | 1 |
| 9 | GA5006113 | Bolt M10 x 20 ZP Gr8.8 | 2 |
| 10 | GA5000137 | Washer 10mm Spring SS | 2 |
| 11 | GA5000117 | Washer 10mm Flat SS HD | 2 |
| 12 | GA5004073 | Bolt M6 x 25 | 2 |
| 13 | GA5004437 | Washer 6mm Flat SS | 4 |
| 14 | GA5048115 | Nut M6 Nyloc SS | 2 |

Hydraulic Manifold - Return



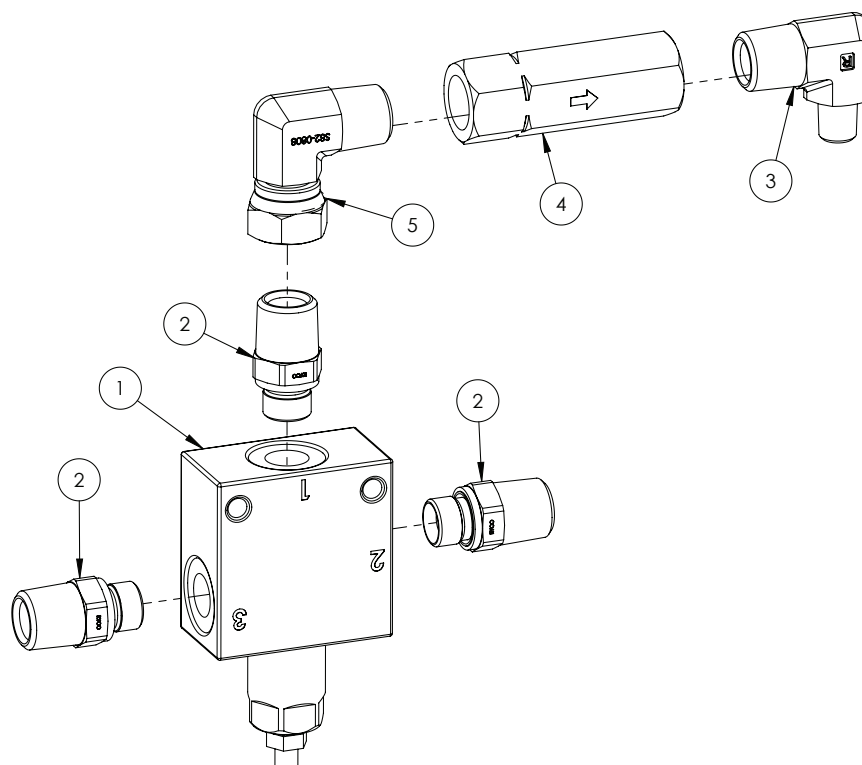
| ITEM NO. | PART NUMBER | DESCRIPTION | QTY. |
|----------|-------------|--|------|
| 1 | L009A | 3 holes 1/2" brass manifold | 1 |
| 2 | GA3500231 | Hydraulic adaptor, Nipple, 1" BSPT male x 1" BSPT male | 2 |
| 3 | GA3500223 | Hydraulic adaptor, Nipple, 1/2" BSPT male x 1/2" BSPT male | 3 |

Hydraulic Priority Valve



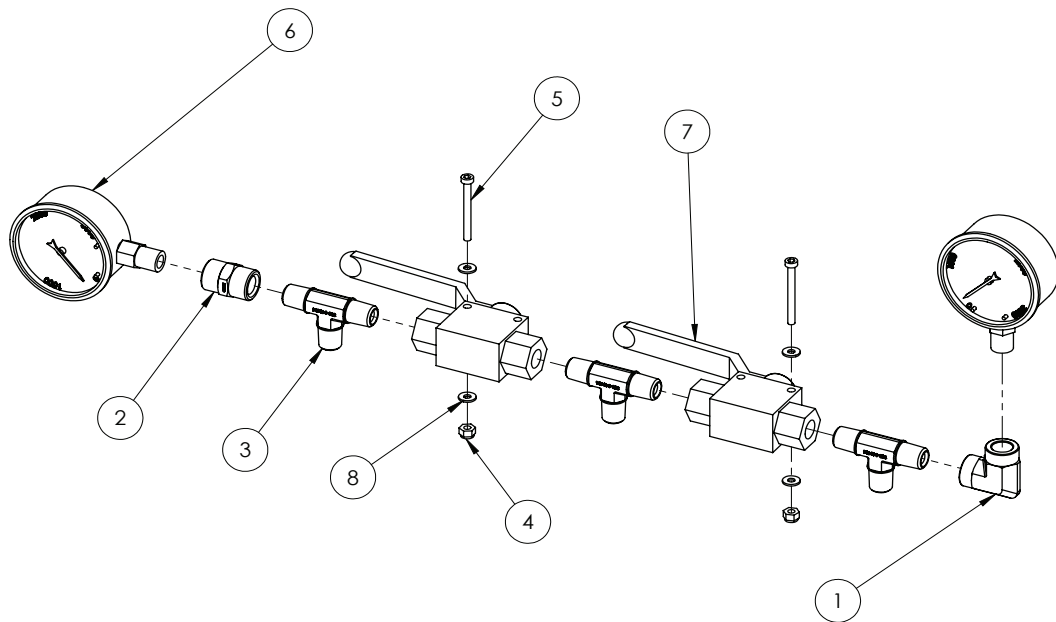
| ITEM NO. | PART NUMBER | DESCRIPTION | QTY. |
|----------|-------------|---|------|
| 1 | GA5010957 | Load sensing priority valve | 1 |
| 2 | GA3500310 | Hydraulic adaptor, Nipple, 1/2" BSPT male x 1/2" BSPP male | 2 |
| 3 | GA3500323 | Hydraulic adaptor, Elbow, 90 degree, 1/2" BSPT male x 1/2" BSPP male O-ring | 1 |
| 4 | GA3500320 | Hydraulic adaptor, Elbow, 90 degree, 1/4" BSPT male x 1/4" BSPP male O-ring | 1 |

Hydraulic Pressure Reducing Valve Assembly



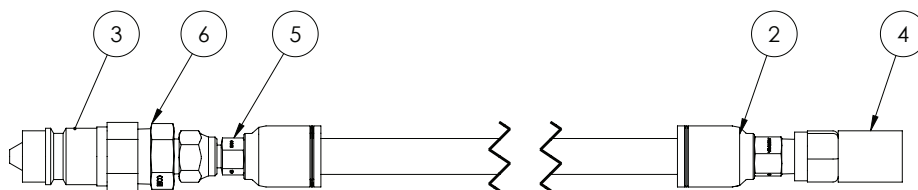
| ITEM NO. | PART NUMBER | DESCRIPTION | QTY. |
|----------|-------------|---|------|
| 1 | GA5047708 | Valve, Pressure reducing, Hydraulic, 10 - 140bar | 1 |
| 2 | GA3500309 | Hydraulic adaptor, Nipple, 1/2" BSPT male x 3/8" BSPP male | 3 |
| 3 | GA3500260 | Hydraulic adaptor, Elbow, 90 degree, 1/2" BSPT male x 1/4" BSPT male | 1 |
| 4 | GA5007060 | Valve, Check, Hydraulic, 1/2 BSPP female inlet & outlet, 45L/min flow, Maximum 320bar | 1 |
| 5 | GA3500333 | Hydraulic adaptor, Elbow, 90 degree, 1/2" BSPT male x 1/2" BSPP female swivel | 1 |

Hydraulic Yaw Control Valve Assembly



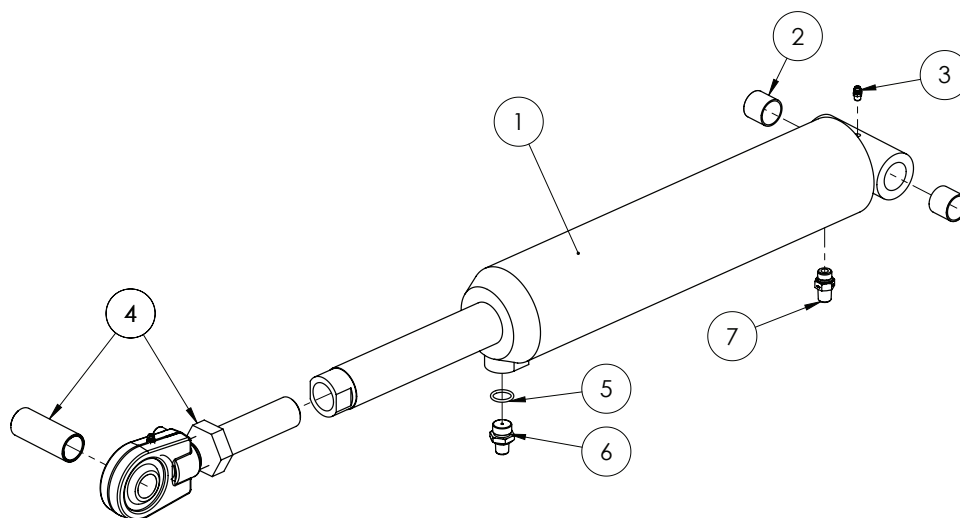
| ITEM NO. | PART NUMBER | DESCRIPTION | QTY. |
|----------|-------------|---|------|
| 1 | GA3500239 | Elbow, 90, Hydraulic, 1/4 BSPT Female x 1/4 BSPT Female | 1 |
| 2 | GA3500211 | Hydraulic adapter, Socket, 1/4" BSPT female x 1/4" BSPT female | 2 |
| 3 | GA3500269 | Hydraulic adaptor, Tee, 1/4" BSP male x 1/4" BSP male x 1/4" BSP male | 3 |
| 4 | GA5049025 | Nut M4 Nyloc SS | 2 |
| 5 | GA5049800 | SHCS M4 x 40 | 2 |
| 6 | GA5021455 | Gauge, Pressure, Small face, 3500psi | 2 |
| 7 | GA5078083 | Valve, Ball, Hydraulic, 1/4" BSP female thread inlet / outlet | 2 |
| 8 | GA5020510 | Washer 4mm Flat HD SS | 4 |

Hydraulic Yaw Charge Line



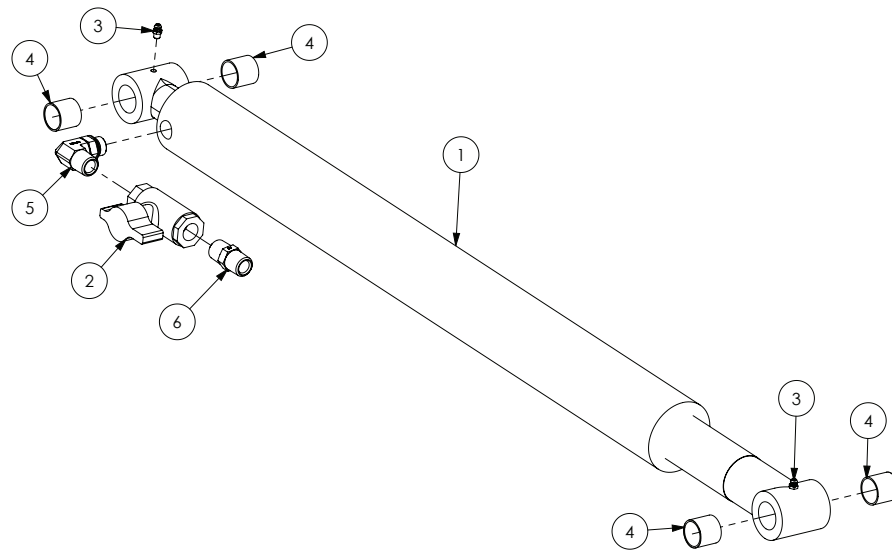
| ITEM NO. | PART NUMBER | DESCRIPTION | QTY. |
|----------|-------------|---|------|
| 1 | GA5049695 | Hydraulic hose 1/4" 2 wire (cut to 3000mm) | 1 |
| 2 | GA3500394 | Hydraulic crimp coupling, Straight, 1/4" hose x 1/4" BSPT male | 1 |
| 3 | GA5078000 | Quick connect fitting, 1/2" male tip x 1/2" female thread | 1 |
| 4 | GA5077350 | Direct gauge coupling 1/4" | 1 |
| 5 | GA3500397 | Hydraulic crimp coupling, Straight, 1/4" hose x 1/4" BSPP female swivel | 1 |
| 6 | GA3500221 | Hydraulic adaptor, Nipple, 1/2" BSPT male x 1/4" BSPT male | 1 |

Hydraulic Cylinder - Boom Tilt



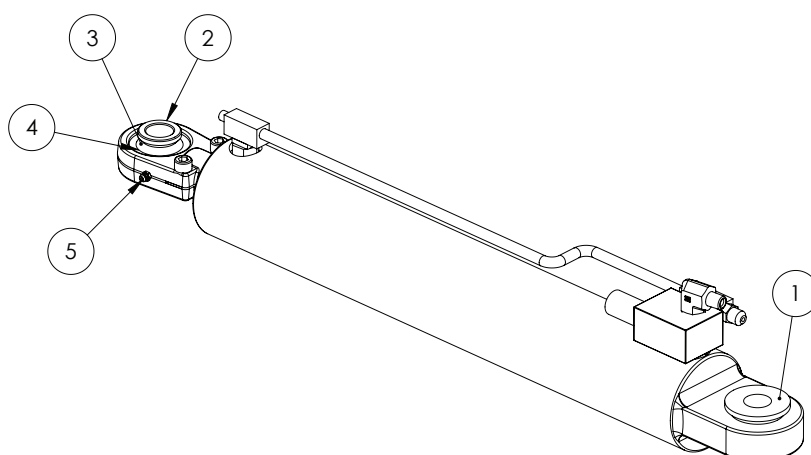
| ITEM NO. | PART NUMBER | DESCRIPTION | QTY. |
|----------|-------------|---|------|
| - | GA5052730 | Seal kit, suit 3 1/2" bore x 1 3/4" Rod | - |
| 1 | GA5065051 | Hydraulic cylinder, 3 1/2" bore x 1 3/4" rod x 5" stroke | 1 |
| 2 | GA5065487 | Glacier Bush 1" ID x 1" long | 2 |
| 3 | GA5012203 | Grease nipple, Short, 1/4" UNF | 2 |
| 4 | GA5052762 | Hydraulic tilt cylinder adjusting rod end, Ball End with nut, suit 3 1/2" x 5" tilt ram GA5065051 | 1 |
| 5 | GA5078121 | O-ring BSPP 1/2" | 1 |
| 6 | L068A | Reducing restrictor nipple, 3/4" UNO x 1/4" BSPT, 1.5mm orifice | 1 |
| 7 | GA3500359 | Hydraulic adaptor, Nipple, 1/4" BSPT male x 3/4" UN male O-ring | 1 |

Hydraulic Cylinder - Boom Lift



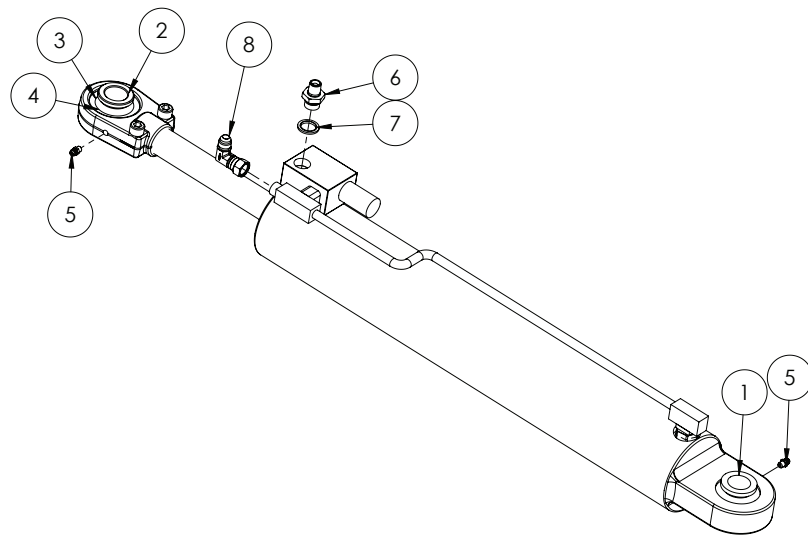
| ITEM NO. | PART NUMBER | DESCRIPTION | QTY. |
|----------|-------------|---|------|
| 1 | GA5070076 | Hydraulic cylinder 2.5" bore x 26" stroke | 1 |
| 2 | GA5000835 | Valve, Ball, Hydraulic, 1/2" female thread inlet / outlet | 1 |
| 3 | GA5012203 | Grease nipple 1/4" UNF short | 2 |
| 4 | GA5065487 | Glacier bush, 1" ID x 1 1/8" OD x 1" long | 4 |
| 5 | GA3500349 | Hydraulic adaptor, Elbow, 90 degree, 1/2" BSPT male x 3/4" UN male O-ring | 1 |
| 6 | GA3500223 | Hydraulic adaptor, Nipple, 1/2" BSPT male x 1/2" BSPT male | 1 |
| - | GA5055510 | Kit, Rod Eye, Weld on, Suit lift cylinder 2007 onward | - |
| - | GA5052740 | Seal kit, to suit 2 1/2" x 20" | - |

Hydraulic Cylinder - Boom Fold LH



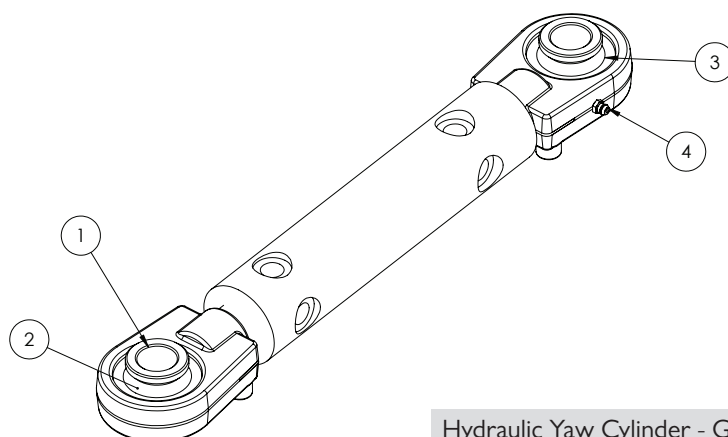
| ITEM NO. | PART NUMBER | DESCRIPTION | QTY. |
|----------|-------------|---|------|
| - | GA5018542 | Hydraulic Cylinder, External phasing, 3 1/4" bore x 1 1/4" rod x 18" stroke | - |
| - | GA5052685 | Seal Kit, suit 3 1/4 " bore x 1 1/4" rod, suit GA5018542 | - |
| - | GA5071245 | Phasing Block Assembly, with pipe, Fold Cylinder, GA5018540 and GA5018542 | - |
| 1 | GA5021930 | Large bearing bush, Suit screw on rose end | 1 |
| 2 | GA5021925 | Small bearing bush, Suit screw on rose end | 3 |
| 3 | GA5067605 | Bearing, suit screw on rose end, GEG 30 ES 2RS | 2 |
| 4 | GA5067610 | Circlip, suit bearing screw on rose end, RTW 55 | 2 |
| 5 | GA5012203 | Grease nipple, Short, 1/4" UNF | 2 |

Hydraulic Cylinder - Boom Fold RH



| ITEM NO. | PART NUMBER | DESCRIPTION | QTY. |
|----------|-------------|---|------|
| - | GA5018540 | Hydraulic cylinder, 3" bore x 1 1/4" rod x 18" stroke (with external phasing valve) | 1 |
| - | GA5052680 | Seal Kit, suit 3" bore x 1 1/4" rod, suit GA5018540 | - |
| - | GA3500098 | Rod, suit Hydraulic Fold Cylinder GA5018538, GA5018540, GA5018542 | - |
| - | GA5071245 | Phasing Block Assembly, with pipe, suit GA5018540 and GA5018542 | - |
| 1 | GA5021930 | Large bearing bush, Suit screw on rose end | 1 |
| 2 | GA5021925 | Small bearing bush, Suit screw on rose end | 3 |
| 3 | GA5067605 | Bearing, suit screw on rose end, GEG 30 ES 2RS | 2 |
| 4 | GA5067610 | Circlip, suit bearing screw on rose end, RTW 55 | 2 |
| 5 | GA5012203 | Grease nipple, Short, 1/4" UNF | 2 |
| 6 | GA4572545 | Restrictor Nipple, 1/4" BSPT to 3/8" UNO 1.5mm orifice | 1 |
| 7 | GA3500005 | Hydraulic Seal, Bonded, 3/8", RL21, BSPP | 1 |
| 8 | GA3500002 | Hydraulic Coupling, Elbow, 90 Degree, 9/16" male JIC, 9/16" Female Swivel JIC | 1 |

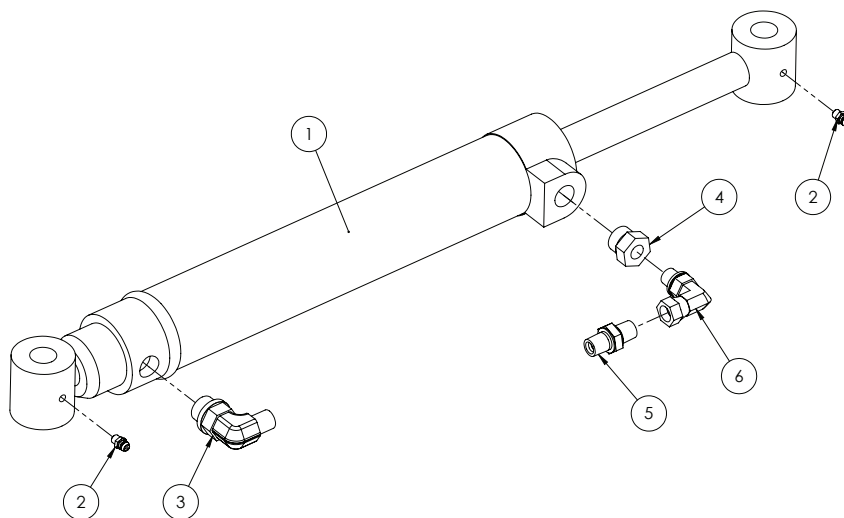
Hydraulic Cylinder - Hydraulic Yaw



Hydraulic Yaw Cylinder - GA5060817

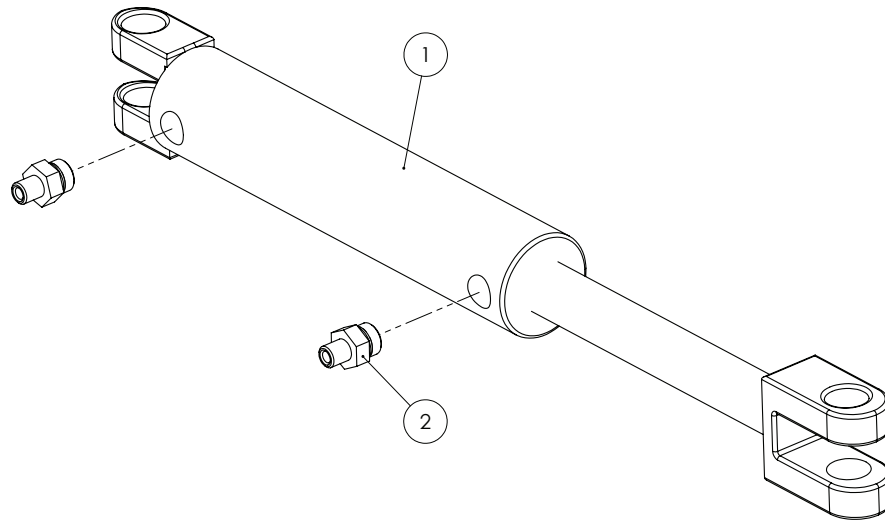
| ITEM NO. | PART NUMBER | DESCRIPTION | QTY. |
|----------|-------------|--|------|
| 1 | GA5021925 | Bearing Bush - Small | 4 |
| 2 | GA5067605 | Bearing GEG 30 ES 2RS | 2 |
| 3 | GA5067610 | Bearing Retaining clip set (2 per set) | 2 |
| 4 | GA5012203 | Grease Nipple 1/4" UNF Short | 2 |
| - | GA5052745 | Cylinder Seal Kit | - |

Hydraulic Cylinder - Bi-Fold



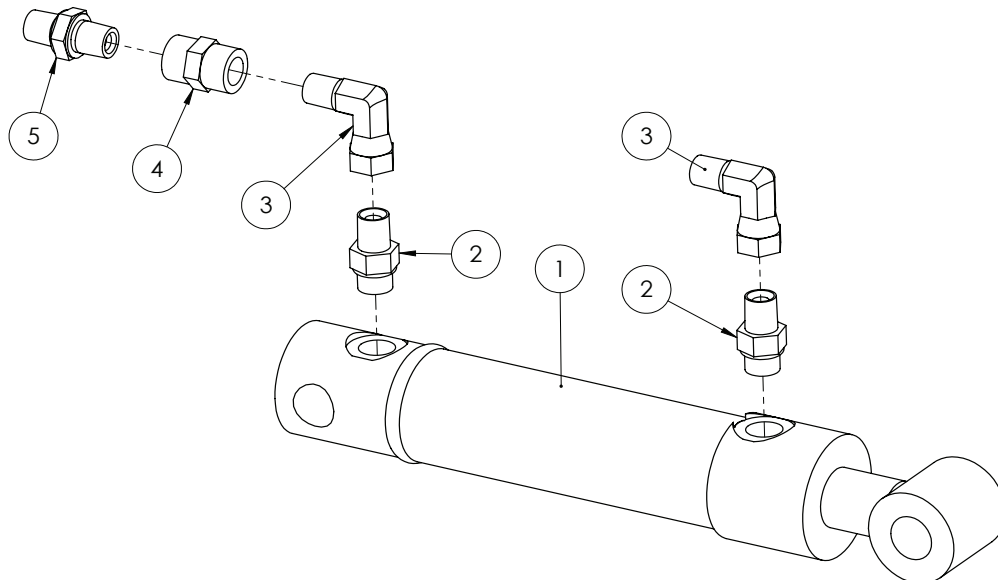
| ITEM NO. | PART NUMBER | DESCRIPTION | QTY. |
|----------|-------------|--|------|
| 1 | GA5021010 | Hydraulic ram suit Bi-fold 254mm stroke | 1 |
| 2 | GA5012203 | Grease Nipple 1/4" UNF Short | 2 |
| 3 | GA3500348 | Hydraulic adaptor, Elbow, 90 degree, 1/4" BSPT male x 3/4" UN male O-ring | 1 |
| 4 | GA3500340 | Hydraulic adaptor, Reducing bush, 1/4" BSPT female x 3/4" UN male O-ring | 1 |
| 5 | GA4562025 | Restrictor nipple 1/4" BSPT 0.5mm orifice | 1 |
| 6 | GA3500195 | Hydraulic adaptor, Elbow, 90 degree, 1/4" BSPP male O-ring x 1/4" BSPP female swivel | 1 |
| - | GA5052755 | Cylinder Seal kit | - |

Hydraulic Cylinder - Boom Rest



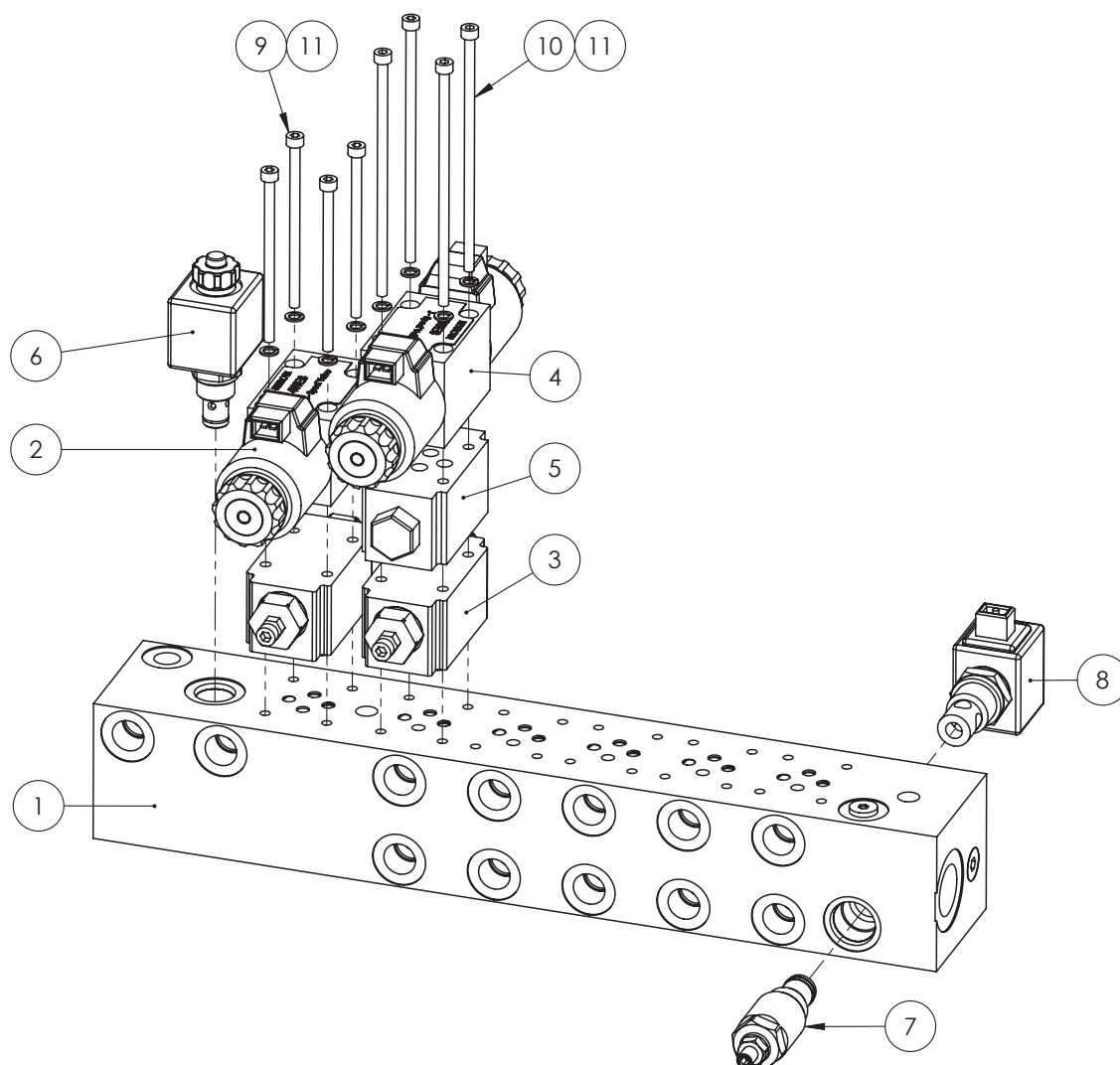
| ITEM NO. | PART NUMBER | DESCRIPTION | QTY. |
|----------|-------------|---|------|
| 1 | GA5069110 | Hydraulic cylinder 2" x 1.25" x 6" stroke | 1 |
| 2 | GA3500359 | Hydraulic adaptor, Nipple, 1/4" BSPT male x 3/4" UN male O-ring | 2 |

Hydraulic Cylinder - Centre Leveling

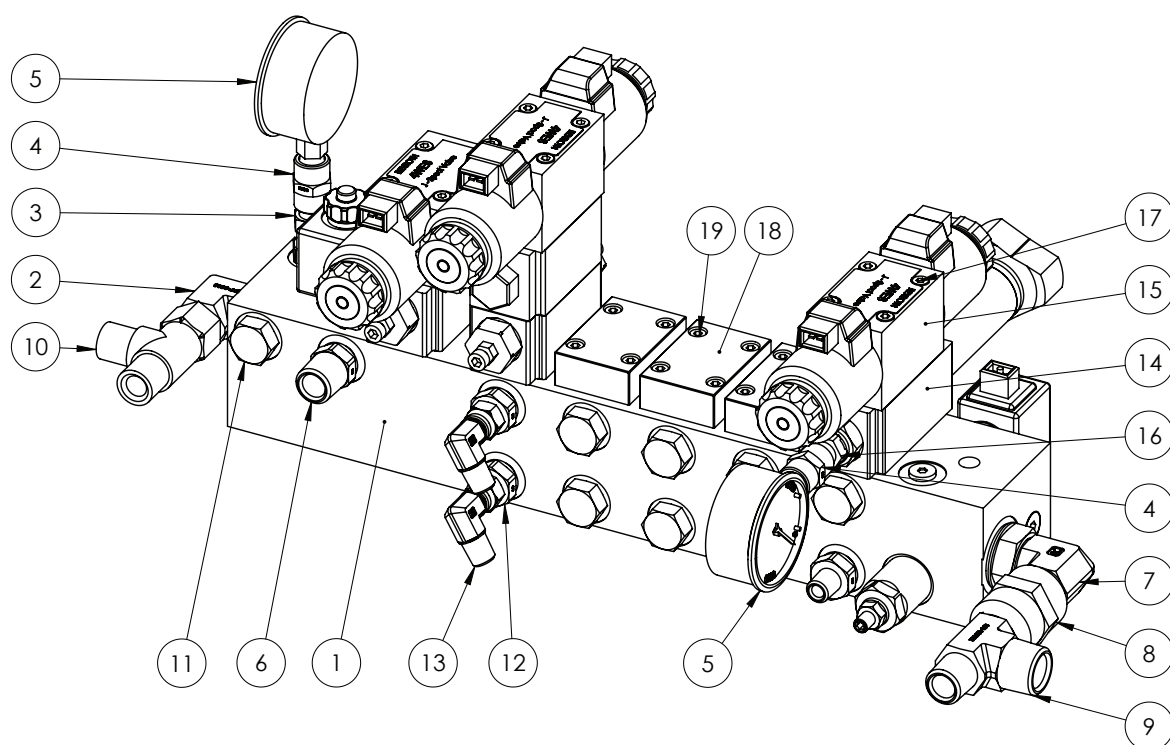


| ITEM NO. | PART NUMBER | DESCRIPTION | QTY. |
|----------|-------------|---|------|
| 1 | GA5016122 | Ram, 1.5" Bore, 1" Rod, 100mm Stroke pin eye ends | 1 |
| 2 | GA3500358 | Hydraulic adaptor, Nipple, 1/4" BSPT male x 9/16" UN male O-ring | 2 |
| 3 | GA3500332 | Hydraulic adaptor, Elbow, 90 degree, 1/4" BSPT male x 1/4" BSPP female swivel | 2 |
| 4 | GA3500211 | Hydraulic adaptor, Socket, 1/4" BSPT female x 1/4" BSPT female | 1 |
| 5 | GA4562025 | Restrictor nipple 1/4" BSPT 0.5mm orifice | 1 |
| - | GA5052750 | Cylinder seal kit - not shown | - |

Spool Block - Parts in Common



| ITEM NO. | PART NUMBER | DESCRIPTION | QTY. |
|----------|-------------|---|------|
| 1 | GA5047500 | Spool valve manifold, 6 station bare | 1 |
| 2 | GA5047727 | Valve Hydraulic, J spool, 12V, Single, 2 pin amp connector | 1 |
| 3 | GA5047581 | Hydraulic Valve, Flow control, NG6 A+B, Suit spool | 2 |
| 4 | GA5047726 | Valve solenoid J spool 12v 2 pin amp connector | 1 |
| 5 | GA5017335 | Valve check modular | 1 |
| 6 | GA5047734 | Valve cart hyd sol poppet 2/2-8-2 cav 12vdc 2 pin amp without manual override, Boom lower | 1 |
| 7 | GA5047645 | Cartridge Valve, Hydraulic Pressure Relief, Pilot Operated | 1 |
| 8 | GA5047738 | Valve cartridge, Hydraulic solenoid, AMP plug, 12V DC, Closed centre | 1 |
| 9 | GA5067050 | SHCS M5 x 90 GR12.9 ZP | 4 |
| 10 | GA5048570 | SHCS M5 x 130 GR12.9 ZP | 4 |
| 11 | GA5003629 | Washer 5mm Spring SS | 8 |



| ITEM NO. | PART NUMBER | DESCRIPTION | QTY. |
|----------|-------------|---|------|
| 1 | GA5047741 | Manifold Assembly Option THREE Normally open Fitted with AMP plug coils | 1 |
| 2 | GA3500324 | Hydraulic adaptor, Elbow, 90 degree, 1/2" BSPT male x 3/4" BSPP male O-ring | 1 |
| 3 | GA3500249 | Hydraulic adaptor, Bulkhead nipple, 1/4" BSPP male x 1/4" BSPP male | 1 |
| 4 | GA3500211 | Hydraulic adaptor, Socket, 1/4" BSPT female x 1/4" BSPT female | 2 |
| 5 | GA5021455 | Gauge, Pressure, 25000kPa, 3500psi | 2 |
| 6 | GA3500309 | Hydraulic adaptor, Nipple, 1/2" BSPT male x 3/8" BSPP male | 1 |
| 7 | GA3500325 | Hydraulic adaptor, Elbow, 90 degree, 3/4" BSPT male x 3/4" BSPP male O-ring | 1 |
| 8 | GA3500213 | Hydraulic adaptor, Socket, 3/4" BSPT female x 3/4" BSPT female | 1 |
| 9 | GA3500272 | Hydraulic adaptor, Tee, 3/4" BSPT male x 1/2" BSPT male x 3/4" BSPT male | 1 |
| 10 | GA3500200 | Hydraulic adaptor, Tee, 1/2" BSPT male x 1/2" BSPT male x 1/2" BSPP female swivel | 1 |
| 11 | GA3500300 | Hydraulic adaptor, Plug, 3/8" BSPP male | 8 |
| 12 | GA3500307 | Hydraulic adaptor, Nipple, 1/4" BSPT male x 3/8" BSPP male | 3 |

Spool Block - Diff Lock

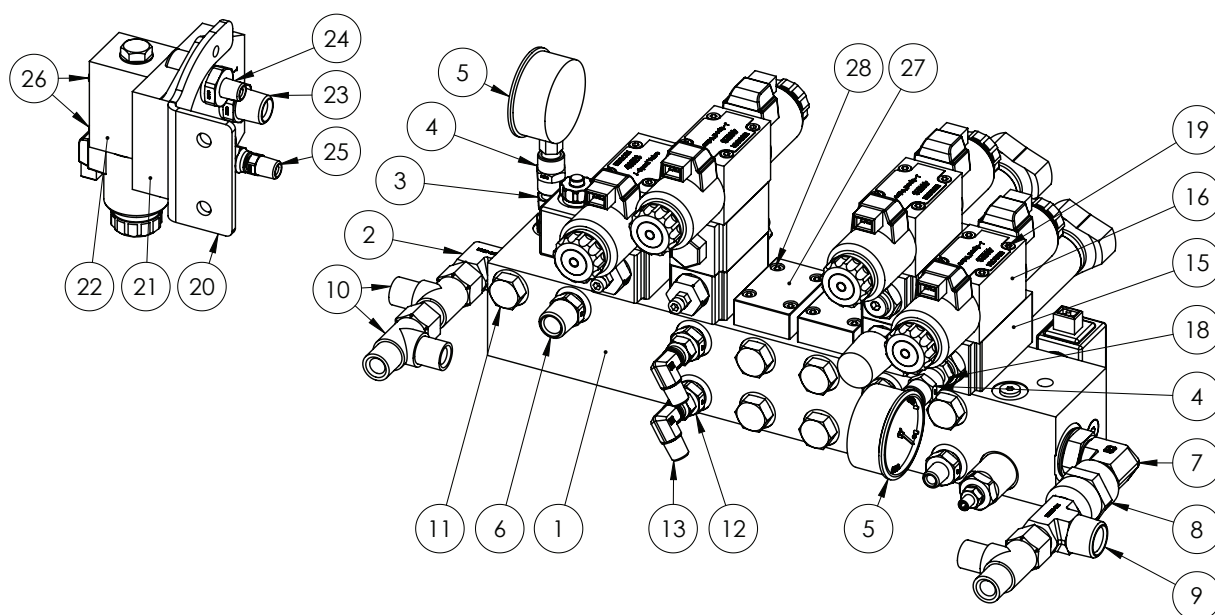
| ITEM NO. | PART NUMBER | DESCRIPTION | QTY. |
|----------|-------------|---|------|
| 13 | GA3500332 | Hydraulic adaptor, Elbow, 90 degree, 1/4" BSPT male x 1/4" BSPP female swivel | 2 |
| 14 | GA5017373 | Valve reducing modular | 1 |
| 15 | GA5047726 | Valve solenoid J spool 12v 2 pin amp connector, Bosch | 1 |
| 16 | GA3500306 | Hydraulic adaptor, Nipple, 1/4" BSPT male x 1/4" BSPP male | 1 |
| 17 | GA5067050 | SHCS M5 x 90 GR12.9 ZP | 4 |
| 18 | GA5047335 | Plate blanking | 3 |
| 19 | GA5003581 | SHCS M5 x 20 SS A2-70 | 12 |

10

Spool Block - Diff Lock, Tilt

| ITEM NO. | PART NUMBER | DESCRIPTION | QTY. |
|----------|-------------|---|------|
| 13 | GA3500332 | Hydraulic adaptor, Elbow, 90 degree, 1/4" BSPT male x 1/4" BSPP female swivel | 6 |
| 14 | GA5017373 | Valve reducing modular | 1 |
| 15 | GA5047726 | Valve solenoid J spool 12v 2 pin amp connector, Bosch | 1 |
| 16 | GA3500306 | Hydraulic adaptor, Nipple, 1/4" BSPT male x 1/4" BSPP male | 1 |
| 17 | GA5067050 | SHCS M5 x 90 GR12.9 ZP | 4 |
| 18 | GA5047335 | Plate blanking | 1 |
| 19 | GA5003581 | SHCS M5 x 20 SS A2-70 | 4 |

Spool Block - Diff Lock, Bi-fold



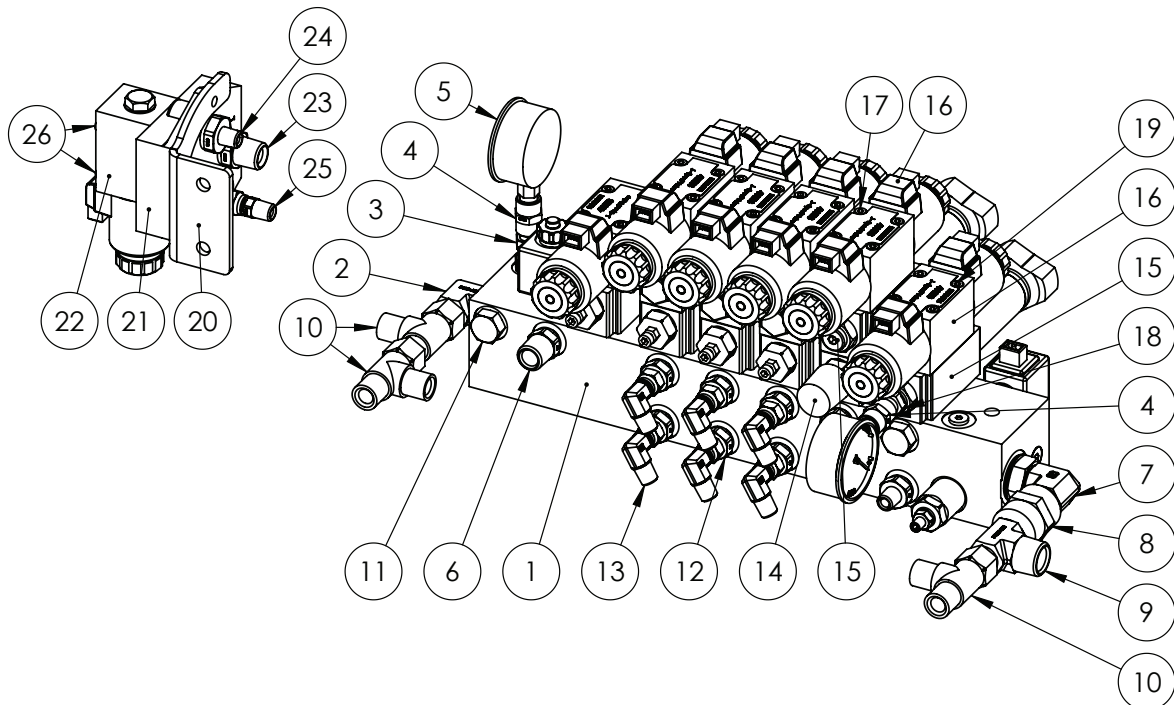
| ITEM NO. | PART NUMBER | DESCRIPTION | QTY. |
|----------|-------------|---|------|
| 1 | GA5047741 | Manifold Assembly Option THREE Normally open Fitted with AMP plug coils | 1 |
| 2 | GA3500324 | Hydraulic adaptor, Elbow, 90 degree, 1/2" BSPT male x 3/4" BSPP male O-ring | 1 |
| 3 | GA3500249 | Hydraulic adaptor, Bulkhead nipple, 1/4" BSPP male x 1/4" BSPP male | 1 |
| 4 | GA3500211 | Hydraulic adaptor, Socket, 1/4" BSPT female x 1/4" BSPT female | 2 |
| 5 | GA5021455 | Gauge, Pressure, 25000kPa, 3500psi | 2 |
| 6 | GA3500309 | Hydraulic adaptor, Nipple, 1/2" BSPT male x 3/8" BSPP male | 1 |
| 7 | GA3500325 | Hydraulic adaptor, Elbow, 90 degree, 3/4" BSPT male x 3/4" BSPP male O-ring | 1 |
| 8 | GA3500213 | Hydraulic adaptor, Socket, 3/4" BSPT female x 3/4" BSPT female | 1 |
| 9 | GA3500272 | Hydraulic adaptor, Tee, 3/4" BSPT male x 1/2" BSPT male x 3/4" BSPT male | 1 |
| 10 | GA3500200 | Hydraulic adaptor, Tee, 1/2" BSPT male x 1/2" BSPT male x 1/2" BSPP female swivel | 3 |
| 11 | GA3500300 | Hydraulic adaptor, Plug, 3/8" BSPP male | 6 |
| 12 | GA3500307 | Hydraulic adaptor, Nipple, 1/4" BSPT male x 3/8" BSPP male | 5 |
| 13 | GA3500332 | Hydraulic adaptor, Elbow, 90 degree, 1/4" BSPT male x 1/4" BSPP female swivel | 2 |
| 14 | GA5047581 | Hydraulic Valve, Flow control, NG6 A+B, Suit spool | 1 |
| 15 | GA5017373 | Valve reducing modular | 2 |

Continued over page

Spool Block - Diff Lock, Bi-fold

| ITEM NO. | PART NUMBER | DESCRIPTION | QTY. |
|----------|-------------|---|------|
| 16 | GA5047726 | Valve solenoid J spool 12v 2 pin amp connector | 2 |
| 17 | GA5048570 | SHCS M5 x 130 GR12.9 ZP | 4 |
| 18 | GA3500306 | Hydraulic adaptor, Nipple, 1/4" BSPT male x 1/4" BSPP male | 1 |
| 19 | GA5067050 | SHCS M5 x 90 GR12.9 ZP | 4 |
| 20 | GA4509365 | Plate, Hydraulic block Mount, Center Lock | 1 |
| 21 | GA5016139 | Hydraulic manifold, Single valve port, 1/2" inlets / outlets | 1 |
| 22 | GA5047756 | Valve, D spool hydraulic solenoid, centre level, 2 pin AMP | 1 |
| 23 | GA3500310 | Hydraulic adaptor, Nipple, 1/2" BSPT male x 1/2" BSPP male | 2 |
| 24 | GA3500308 | Hydraulic adaptor, Nipple, 1/4" BSPT male x 1/2" BSPP male | 2 |
| 25 | GA3500328 | Hydraulic adaptor, Nipple, 1/4" BSPT male x 1/4" BSPP female swivel | 1 |
| 26 | GA5054410 | SHCS M5 x 50 GR12.9 ZP | 4 |
| 27 | GA5047335 | Plate blanking | 2 |
| 28 | GA5003581 | SHCS M5 x 20 SS A2-70 | 8 |

Spool Block - Diff Lock, Bi-fold, Tilt



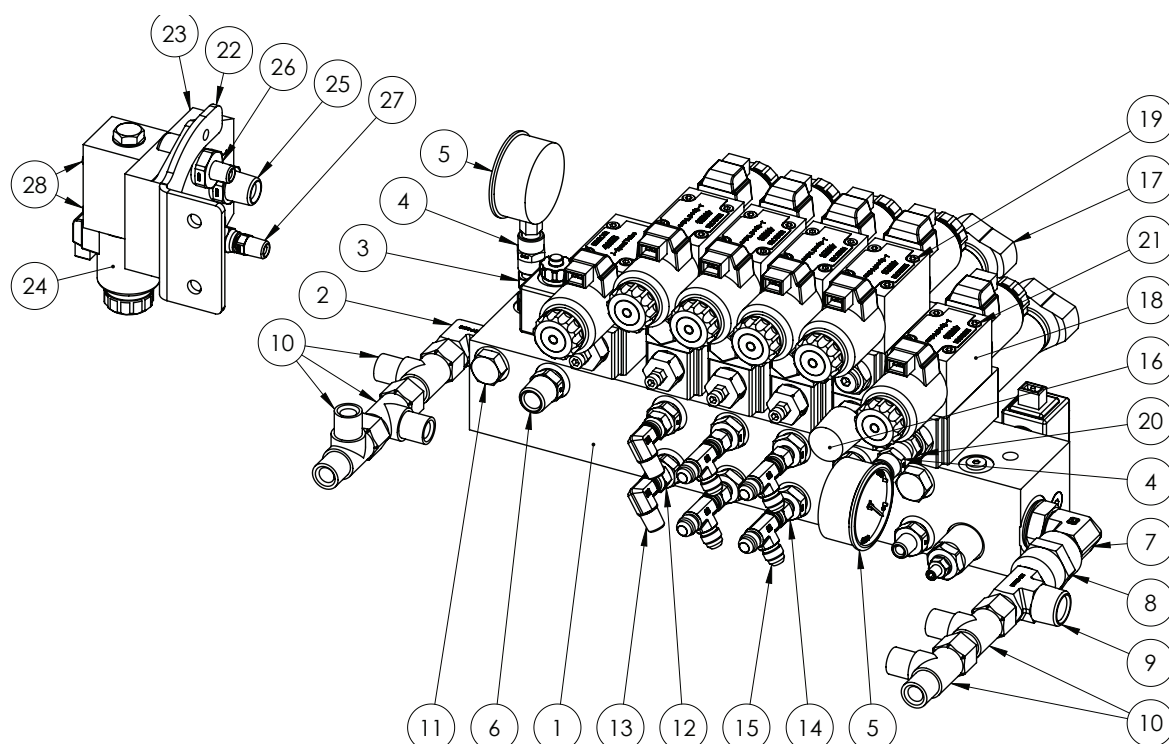
| ITEM NO. | PART NUMBER | DESCRIPTION | QTY. |
|----------|-------------|---|------|
| 1 | GA5047741 | Manifold Assembly Option THREE Normally open Fitted with AMP plug coils | 1 |
| 2 | GA3500324 | Hydraulic adaptor, Elbow, 90 degree, 1/2" BSPT male x 3/4" BSPP male O-ring | 1 |
| 3 | GA3500249 | Hydraulic adaptor, Bulkhead nipple, 1/4" BSPP male x 1/4" BSPP male | 1 |
| 4 | GA3500211 | Hydraulic adaptor, Socket, 1/4" BSPT female x 1/4" BSPT female | 2 |
| 5 | GA5021455 | Gauge, Pressure, 25000kPa, 3500psi | 2 |
| 6 | GA3500309 | Hydraulic adaptor, Nipple, 1/2" BSPT male x 3/8" BSPP male | 1 |
| 7 | GA3500325 | Hydraulic adaptor, Elbow, 90 degree, 3/4" BSPT male x 3/4" BSPP male O-ring | 1 |
| 8 | GA3500213 | Hydraulic adaptor, Socket, 3/4" BSPT female x 3/4" BSPT female | 1 |
| 9 | GA3500272 | Hydraulic adaptor, Tee, 3/4" BSPT male x 1/2" BSPT male x 3/4" BSPT male | 1 |
| 10 | GA3500200 | Hydraulic adaptor, Tee, 1/2" BSPT male x 1/2" BSPT male x 1/2" BSPP female swivel | 3 |
| 11 | GA3500300 | Hydraulic adaptor, Plug, 3/8" BSPP male | 2 |
| 12 | GA3500307 | Hydraulic adaptor, Nipple, 1/4" BSPT male x 3/8" BSPP male | 9 |

Continued over page

Spool Block - Diff Lock, Bi-fold, Tilt

| ITEM NO. | PART NUMBER | DESCRIPTION | QTY. |
|----------|-------------|---|------|
| 13 | GA3500332 | Hydraulic adaptor, Elbow, 90 degree, 1/4" BSPT male x 1/4" BSPP female swivel | 6 |
| 14 | GA5047581 | Hydraulic Valve, Flow control, NG6 A+B, Suit spool | 1 |
| 15 | GA5017373 | Valve reducing modular | 2 |
| 16 | GA5047726 | Valve solenoid J spool 12v 2 pin amp connector | 2 |
| 17 | GA5048570 | SHCS M5 x 130 GR12.9 ZP | 4 |
| 18 | GA3500306 | Hydraulic adaptor, Nipple, 1/4" BSPT male x 1/4" BSPP male | 1 |
| 19 | GA5067050 | SHCS M5 x 90 GR12.9 ZP | 4 |
| 20 | GA4509365 | Plate, Hydraulic block Mount, Center Lock | 1 |
| 21 | GA5016139 | Hydraulic manifold, Single valve port, 1/2" inlets / outlets | 1 |
| 22 | GA5047756 | Valve, D spool hydraulic solenoid, centre level, 2 pin AMP | 1 |
| 23 | GA3500310 | Hydraulic adaptor, Nipple, 1/2" BSPT male x 1/2" BSPP male | 2 |
| 24 | GA3500308 | Hydraulic adaptor, Nipple, 1/4" BSPT male x 1/2" BSPP male | 2 |
| 25 | GA3500328 | Hydraulic adaptor, Nipple, 1/4" BSPT male x 1/4" BSPP female swivel | 1 |
| 26 | GA5054410 | SHCS M5 x 50 GR12.9 ZP | 4 |

Spool Block - Diff Lock, Bi-fold, NORAC Passive



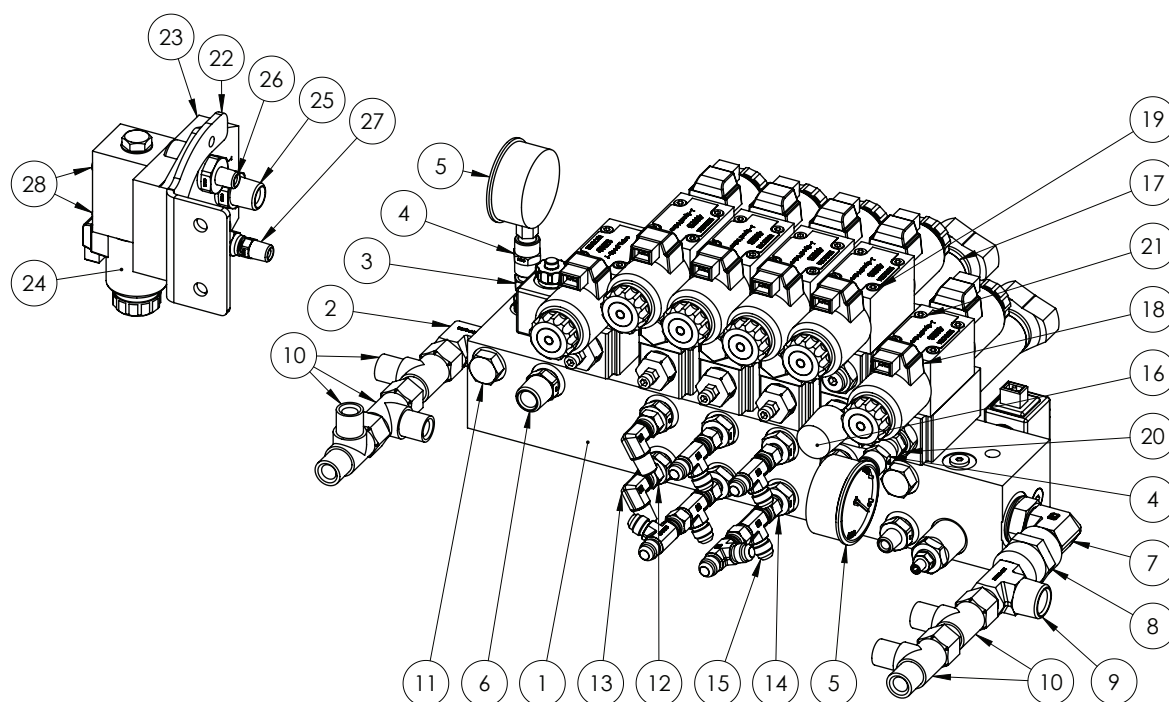
| ITEM NO. | PART NUMBER | DESCRIPTION | QTY. |
|----------|-------------|---|------|
| 1 | GA5047741 | Manifold Assembly Option THREE Normally open Fitted with AMP plug coils | 1 |
| 2 | GA3500324 | Hydraulic adaptor, Elbow, 90 degree, 1/2" BSPT male x 3/4" BSPP male O-ring | 1 |
| 3 | GA3500249 | Hydraulic adaptor, Bulkhead nipple, 1/4" BSPP male x 1/4" BSPP male | 1 |
| 4 | GA3500211 | Hydraulic adaptor, Socket, 1/4" BSPT female x 1/4" BSPT female | 2 |
| 5 | GA5021455 | Gauge, Pressure, 25000kPa, 3500psi | 2 |
| 6 | GA3500309 | Hydraulic adaptor, Nipple, 1/2" BSPT male x 3/8" BSPP male | 1 |
| 7 | GA3500325 | Hydraulic adaptor, Elbow, 90 degree, 3/4" BSPT male x 3/4" BSPP male O-ring | 1 |
| 8 | GA3500213 | Hydraulic adaptor, Socket, 3/4" BSPT female x 3/4" BSPT female | 1 |
| 9 | GA3500272 | Hydraulic adaptor, Tee, 3/4" BSPT male x 1/2" BSPT male x 3/4" BSPT male | 1 |
| 10 | GA3500200 | Hydraulic adaptor, Tee, 1/2" BSPT male x 1/2" BSPT male x 1/2" BSPP female swivel | 5 |
| 11 | GA3500300 | Hydraulic adaptor, Plug, 3/8" BSPP male | 2 |
| 12 | GA3500307 | Hydraulic adaptor, Nipple, 1/4" BSPT male x 3/8" BSPP male | 5 |

Continued over page

Spool Block - Diff Lock, Bi-fold, NORAC Passive

| ITEM NO. | PART NUMBER | DESCRIPTION | QTY. |
|----------|-------------|---|------|
| 13 | GA3500332 | Hydraulic adaptor, Elbow, 90 degree, 1/4" BSPT male x 1/4" BSPP female swivel | 2 |
| 14 | GA3500145 | Hydraulic adaptor, Nipple, 3/8" BSPP male x 9/16" JIC male | 4 |
| 15 | GA3500144 | Hydraulic adaptor, Tee, 9/16" JIC male x 9/16" JIC male x 9/16" JIC female swivel | 4 |
| 16 | GA5047581 | Hydraulic Valve, Flow control, NG6 A+B, Suit spool | 1 |
| 17 | GA5017373 | Valve reducing modular | 2 |
| 18 | GA5047726 | Valve solenoid J spool 12v 2 pin amp connector | 2 |
| 19 | GA5048570 | SHCS M5 x 130 GR12.9 ZP | 4 |
| 20 | GA3500306 | Hydraulic adaptor, Nipple, 1/4" BSPT male x 1/4" BSPP male | 1 |
| 21 | GA5067050 | SHCS M5 x 90 GR12.9 ZP | 4 |
| 22 | GA4509365 | Plate, Hydraulic block Mount, Center Lock | 1 |
| 23 | GA5016139 | Hydraulic manifold, Single valve port, 1/2" inlets / outlets | 1 |
| 24 | GA5047756 | Valve, D spool hydraulic solenoid, centre level, 2 pin AMP | 1 |
| 25 | GA3500310 | Hydraulic adaptor, Nipple, 1/2" BSPT male x 1/2" BSPP male | 2 |
| 26 | GA3500308 | Hydraulic adaptor, Nipple, 1/4" BSPT male x 1/2" BSPP male | 2 |
| 27 | GA3500328 | Hydraulic adaptor, Nipple, 1/4" BSPT male x 1/4" BSPP female swivel | 1 |
| 28 | GA5054410 | SHCS M5 x 50 GR12.9 ZP | 4 |

Spool Block - Diff Lock, Bi-fold, NORAC Active



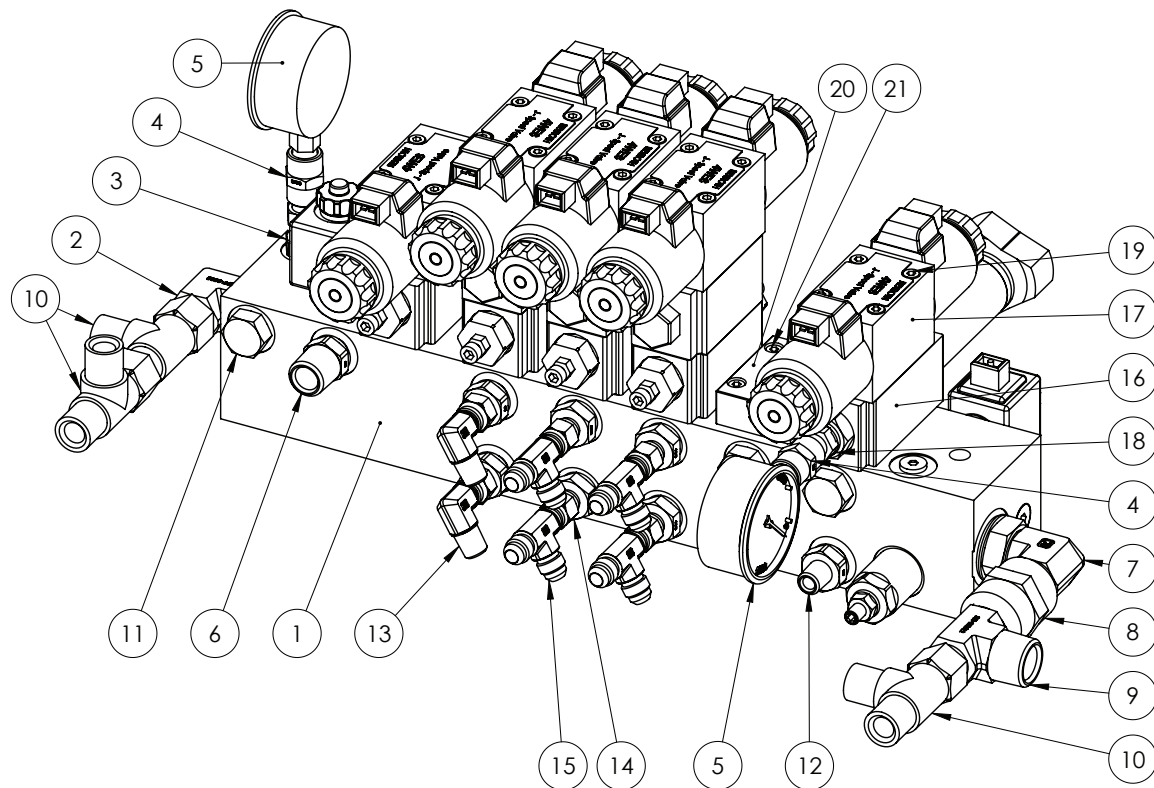
| ITEM NO. | PART NUMBER | DESCRIPTION | QTY. |
|----------|-------------|---|------|
| 1 | GA5047741 | Manifold Assembly Option THREE Normally open Fitted with AMP plug coils | 1 |
| 2 | GA3500324 | Hydraulic adaptor, Elbow, 90 degree, 1/2" BSPT male x 3/4" BSPP male O-ring | 1 |
| 3 | GA3500249 | Hydraulic adaptor, Bulkhead nipple, 1/4" BSPP male x 1/4" BSPP male | 1 |
| 4 | GA3500211 | Hydraulic adaptor, Socket, 1/4" BSPT female x 1/4" BSPT female | 2 |
| 5 | GA5021455 | Gauge, Pressure, 25000kPa, 3500psi | 2 |
| 6 | GA3500309 | Hydraulic adaptor, Nipple, 1/2" BSPT male x 3/8" BSPP male | 1 |
| 7 | GA3500325 | Hydraulic adaptor, Elbow, 90 degree, 3/4" BSPT male x 3/4" BSPP male O-ring | 1 |
| 8 | GA3500213 | Hydraulic adaptor, Socket, 3/4" BSPT female x 3/4" BSPT female | 1 |
| 9 | GA3500272 | Hydraulic adaptor, Tee, 3/4" BSPT male x 1/2" BSPT male x 3/4" BSPT male | 1 |
| 10 | GA3500200 | Hydraulic adaptor, Tee, 1/2" BSPT male x 1/2" BSPT male x 1/2" BSPP female swivel | 5 |
| 11 | GA3500300 | Hydraulic adaptor, Plug, 3/8" BSPP male | 2 |
| 12 | GA3500307 | Hydraulic adaptor, Nipple, 1/4" BSPT male x 3/8" BSPP male | 5 |

Continued over page

Spool Block - Diff Lock, Bi-fold, NORAC Active

| ITEM NO. | PART NUMBER | DESCRIPTION | QTY. |
|----------|-------------|---|------|
| 13 | GA3500332 | Hydraulic adaptor, Elbow, 90 degree, 1/4" BSPT male x 1/4" BSPP female swivel | 2 |
| 14 | GA3500145 | Hydraulic adaptor, Nipple, 3/8" BSPP male x 9/16" JIC male | 4 |
| 15 | GA3500144 | Hydraulic adaptor, Tee, 9/16" JIC male x 9/16" JIC male x 9/16" JIC female swivel | 6 |
| 16 | GA5047581 | Hydraulic Valve, Flow control, NG6 A+B, Suit spool | 1 |
| 17 | GA5017373 | Valve reducing modular | 2 |
| 18 | GA5047726 | Valve solenoid J spool 12v 2 pin amp connector | 2 |
| 19 | GA5048570 | SHCS M5 x 130 GR12.9 ZP | 4 |
| 20 | GA3500306 | Hydraulic adaptor, Nipple, 1/4" BSPT male x 1/4" BSPP male | 1 |
| 21 | GA5067050 | SHCS M5 x 90 GR12.9 ZP | 4 |
| 22 | GA4509365 | Plate, Hydraulic block Mount, Center Lock | 1 |
| 23 | GA5016139 | Hydraulic manifold, Single valve port, 1/2" inlets / outlets | 1 |
| 24 | GA5047756 | Valve, D spool hydraulic solenoid, centre level, 2 pin AMP | 1 |
| 25 | GA3500310 | Hydraulic adaptor, Nipple, 1/2" BSPT male x 1/2" BSPP male | 2 |
| 26 | GA3500308 | Hydraulic adaptor, Nipple, 1/4" BSPT male x 1/2" BSPP male | 2 |
| 27 | GA3500328 | Hydraulic adaptor, Nipple, 1/4" BSPT male x 1/4" BSPP female swivel | 1 |
| 28 | GA5054410 | SHCS M5 x 50 GR12.9 ZP | 4 |

Spool Block - Diff Lock, NORAC, Passive



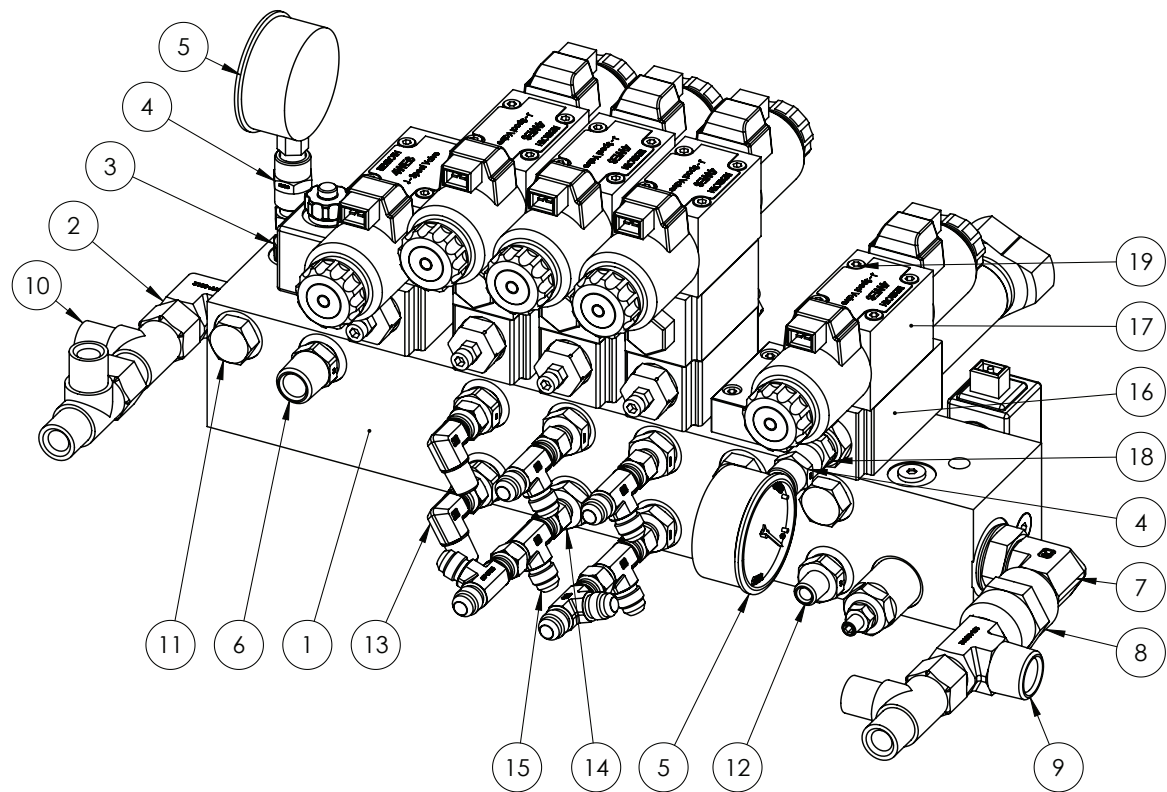
| ITEM NO. | PART NUMBER | DESCRIPTION | QTY. |
|----------|-------------|---|------|
| 1 | GA5047741 | Manifold Assembly Option THREE Normally open Fitted with AMP plug coils | 1 |
| 2 | GA3500324 | Hydraulic adaptor, Elbow, 90 degree, 1/2" BSPT male x 3/4" BSPP male O-ring | 1 |
| 3 | GA3500249 | Hydraulic adaptor, Bulkhead nipple, 1/4" BSPP male x 1/4" BSPP male | 1 |
| 4 | GA3500211 | Hydraulic adaptor, Socket, 1/4" BSPT female x 1/4" BSPT female | 2 |
| 5 | GA5021455 | Gauge, Pressure, 25000kPa, 3500psi | 2 |
| 6 | GA3500309 | Hydraulic adaptor, Nipple, 1/2" BSPT male x 3/8" BSPP male | 1 |
| 7 | GA3500325 | Hydraulic adaptor, Elbow, 90 degree, 3/4" BSPT male x 3/4" BSPP male O-ring | 1 |
| 8 | GA3500213 | Hydraulic adaptor, Socket, 3/4" BSPT female x 3/4" BSPT female | 1 |
| 9 | GA3500272 | Hydraulic adaptor, Tee, 3/4" BSPT male x 1/2" BSPT male x 3/4" BSPT male | 1 |
| 10 | GA3500200 | Hydraulic adaptor, Tee, 1/2" BSPT male x 1/2" BSPT male x 1/2" BSPP female swivel | 3 |
| 11 | GA3500300 | Hydraulic adaptor, Plug, 3/8" BSPP male | 4 |
| 12 | GA3500307 | Hydraulic adaptor, Nipple, 1/4" BSPT male x 3/8" BSPP male | 3 |

Continued over page

Spool Block - Diff Lock, NORAC, Passive

| ITEM NO. | PART NUMBER | DESCRIPTION | QTY. |
|----------|-------------|---|------|
| 13 | GA3500332 | Hydraulic adaptor, Elbow, 90 degree, 1/4" BSPT male x 1/4" BSPP female swivel | 2 |
| 14 | GA3500145 | Hydraulic adaptor, Nipple, 3/8" BSPP male x 9/16" JIC male | 4 |
| 15 | GA3500144 | Hydraulic adaptor, Tee, 9/16" JIC male x 9/16" JIC male x 9/16" JIC female swivel | 4 |
| 16 | GA5017373 | Valve reducing modular | 1 |
| 17 | GA5047726 | Valve solenoid J spool 12v 2 pin amp connector | 1 |
| 18 | GA3500306 | Hydraulic adaptor, Nipple, 1/4" BSPT male x 1/4" BSPP male | 1 |
| 19 | GA5067050 | SHCS M5 x 90 GR12.9 ZP | 4 |
| 20 | GA5047335 | Plate blanking | 1 |
| 21 | GA5003581 | SHCS M5 x 20 SS A2-70 | 4 |

Spool Block - Diff Lock, NORAC, Active



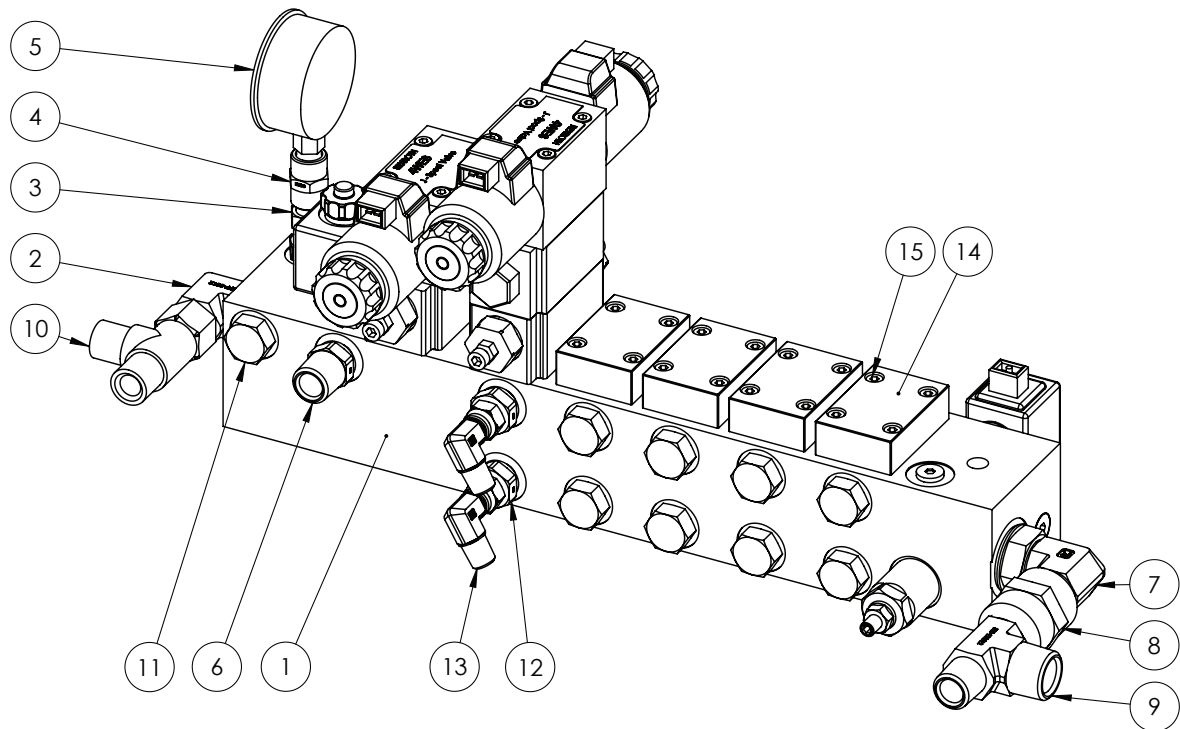
| ITEM NO. | PART NUMBER | DESCRIPTION | QTY. |
|----------|-------------|---|------|
| 1 | GA5047741 | Manifold Assembly Option THREE Normally open Fitted with AMP plug coils | 1 |
| 2 | GA3500324 | Hydraulic adaptor, Elbow, 90 degree, 1/2" BSPT male x 3/4" BSPP male O-ring | 1 |
| 3 | GA3500249 | Hydraulic adaptor, Bulkhead nipple, 1/4" BSPP male x 1/4" BSPP male | 1 |
| 4 | GA3500211 | Hydraulic adaptor, Socket, 1/4" BSPT female x 1/4" BSPT female | 2 |
| 5 | GA5021455 | Gauge, Pressure, 25000kPa, 3500psi | 2 |
| 6 | GA3500309 | Hydraulic adaptor, Nipple, 1/2" BSPT male x 3/8" BSPP male | 1 |
| 7 | GA3500325 | Hydraulic adaptor, Elbow, 90 degree, 3/4" BSPT male x 3/4" BSPP male O-ring | 1 |
| 8 | GA3500213 | Hydraulic adaptor, Socket, 3/4" BSPT female x 3/4" BSPT female | 1 |
| 9 | GA3500272 | Hydraulic adaptor, Tee, 3/4" BSPT male x 1/2" BSPT male x 3/4" BSPT male | 1 |
| 10 | GA3500200 | Hydraulic adaptor, Tee, 1/2" BSPT male x 1/2" BSPT male x 1/2" BSPP female swivel | 3 |
| 11 | GA3500300 | Hydraulic adaptor, Plug, 3/8" BSPP male | 4 |
| 12 | GA3500307 | Hydraulic adaptor, Nipple, 1/4" BSPT male x 3/8" BSPP male | 3 |

Continued over page

Spool Block - Diff Lock, NORAC, Active

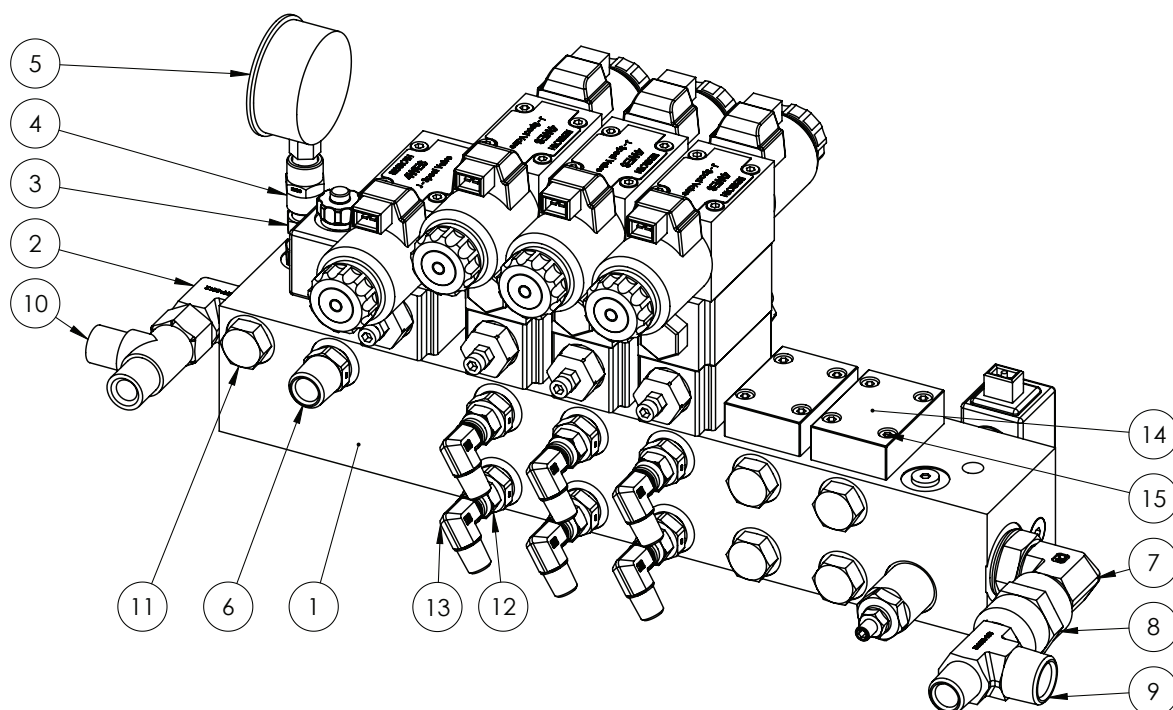
| ITEM NO. | PART NUMBER | DESCRIPTION | QTY. |
|----------|-------------|---|------|
| 13 | GA3500332 | Hydraulic adaptor, Elbow, 90 degree, 1/4" BSPT male x 1/4" BSPP female swivel | 2 |
| 14 | GA3500145 | Hydraulic adaptor, Nipple, 3/8" BSPP male x 9/16" JIC male | 4 |
| 15 | GA3500144 | Hydraulic adaptor, Tee, 9/16" JIC male x 9/16" JIC male x 9/16" JIC female swivel | 6 |
| 16 | GA5017373 | Valve reducing modular | 1 |
| 17 | GA5047726 | Valve solenoid J spool 12v 2 pin amp connector | 1 |
| 18 | GA3500306 | Hydraulic adaptor, Nipple, 1/4" BSPT male x 1/4" BSPP male | 1 |
| 19 | GA5067050 | SHCS M5 x 90 GR12.9 ZP | 4 |
| 20 | GA5047335 | Plate blanking | 1 |
| 21 | GA5003581 | SHCS M5 x 20 SS A2-70 | 4 |

Spool Block - Adj. Axle



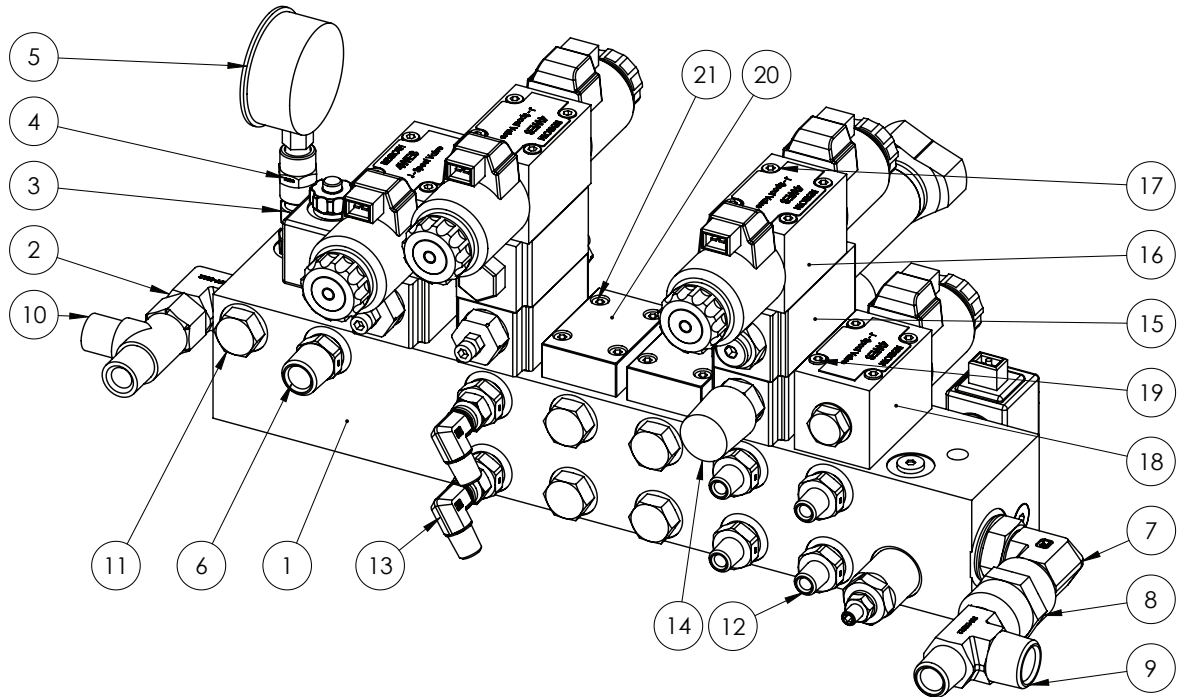
| ITEM NO. | PART NUMBER | DESCRIPTION | QTY. |
|----------|-------------|---|------|
| 1 | GA5047741 | Manifold Assembly Option THREE Normally open Fitted with AMP plug coils | 1 |
| 2 | GA3500324 | Hydraulic adaptor, Elbow, 90 degree, 1/2" BSPT male x 3/4" BSPP male O-ring | 1 |
| 3 | GA3500249 | Hydraulic adaptor, Bulkhead nipple, 1/4" BSPP male x 1/4" BSPP male | 1 |
| 4 | GA3500211 | Hydraulic adaptor, Socket, 1/4" BSPT female x 1/4" BSPT female | 1 |
| 5 | GA5021455 | Gauge, Pressure, 25000kPa, 3500psi | 1 |
| 6 | GA3500309 | Hydraulic adaptor, Nipple, 1/2" BSPT male x 3/8" BSPP male | 1 |
| 7 | GA3500325 | Hydraulic adaptor, Elbow, 90 degree, 3/4" BSPT male x 3/4" BSPP male O-ring | 1 |
| 8 | GA3500213 | Hydraulic adaptor, Socket, 3/4" BSPT female x 3/4" BSPT female | 1 |
| 9 | GA3500272 | Hydraulic adaptor, Tee, 3/4" BSPT male x 1/2" BSPT male x 3/4" BSPT male | 1 |
| 10 | GA3500200 | Hydraulic adaptor, Tee, 1/2" BSPT male x 1/2" BSPT male x 1/2" BSPP female swivel | 1 |
| 11 | GA3500300 | Hydraulic adaptor, Plug, 3/8" BSPP male | 9 |
| 12 | GA3500307 | Hydraulic adaptor, Nipple, 1/4" BSPT male x 3/8" BSPP male | 2 |
| 13 | GA3500332 | Hydraulic adaptor, Elbow, 90 degree, 1/4" BSPT male x 1/4" BSPP female swivel | 2 |
| 14 | GA5047335 | Plate blanking | 4 |
| 15 | GA5003581 | SHCS M5 x 20 SS A2-70 | 16 |

Spool Block - Adj. Axle, Tilt



| ITEM NO. | PART NUMBER | DESCRIPTION | QTY. |
|----------|-------------|---|------|
| 1 | GA5047741 | Manifold Assembly Option THREE Normally open Fitted with AMP plug coils | 1 |
| 2 | GA3500324 | Hydraulic adaptor, Elbow, 90 degree, 1/2" BSPT male x 3/4" BSPP male O-ring | 1 |
| 3 | GA3500249 | Hydraulic adaptor, Bulkhead nipple, 1/4" BSPP male x 1/4" BSPP male | 1 |
| 4 | GA3500211 | Hydraulic adaptor, Socket, 1/4" BSPT female x 1/4" BSPT female | 1 |
| 5 | GA5021455 | Gauge, Pressure, 25000kPa, 3500psi | 1 |
| 6 | GA3500309 | Hydraulic adaptor, Nipple, 1/2" BSPT male x 3/8" BSPP male | 1 |
| 7 | GA3500325 | Hydraulic adaptor, Elbow, 90 degree, 3/4" BSPT male x 3/4" BSPP male O-ring | 1 |
| 8 | GA3500213 | Hydraulic adaptor, Socket, 3/4" BSPT female x 3/4" BSPT female | 1 |
| 9 | GA3500272 | Hydraulic adaptor, Tee, 3/4" BSPT male x 1/2" BSPT male x 3/4" BSPT male | 1 |
| 10 | GA3500200 | Hydraulic adaptor, Tee, 1/2" BSPT male x 1/2" BSPT male x 1/2" BSPP female swivel | 1 |
| 11 | GA3500300 | Hydraulic adaptor, Plug, 3/8" BSPP male | 5 |
| 12 | GA3500307 | Hydraulic adaptor, Nipple, 1/4" BSPT male x 3/8" BSPP male | 6 |
| 13 | GA3500332 | Hydraulic adaptor, Elbow, 90 degree, 1/4" BSPT male x 1/4" BSPP female swivel | 6 |
| 14 | GA5047335 | Plate blanking | 2 |
| 15 | GA5003581 | SHCS M5 x 20 SS A2-70 | 8 |

Spool Block - Adj. Axle, Bi-fold



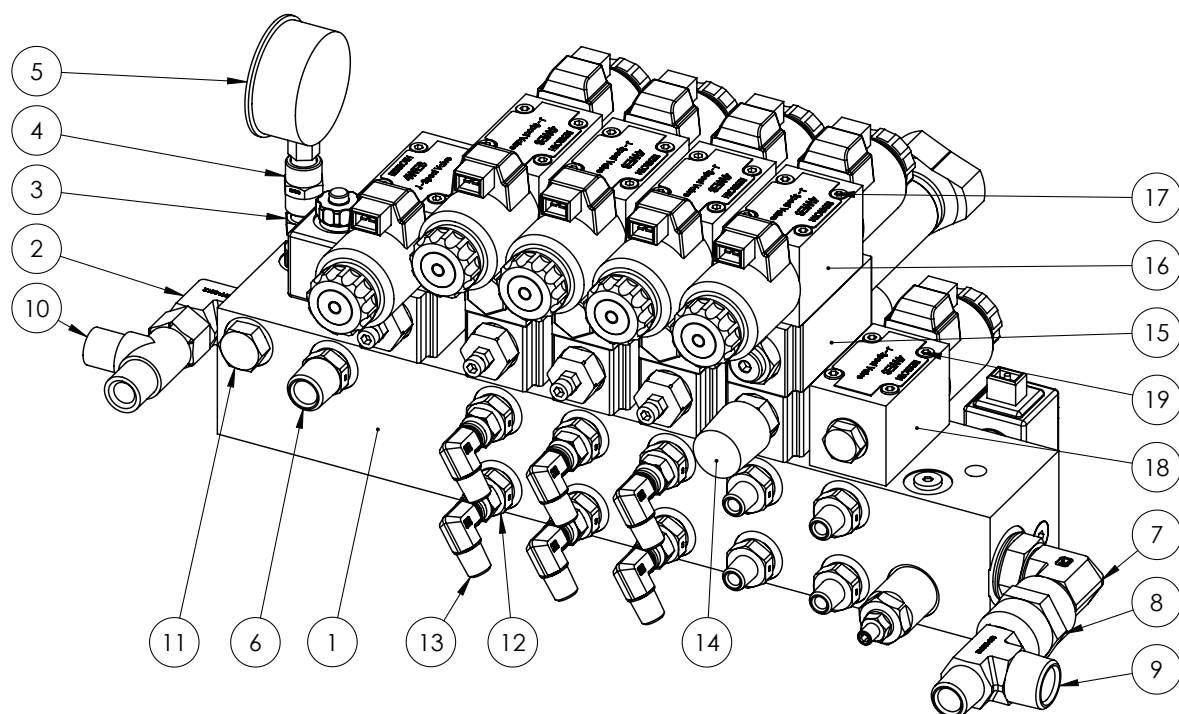
| ITEM NO. | PART NUMBER | DESCRIPTION | QTY. |
|----------|-------------|---|------|
| 1 | GA5047741 | Manifold Assembly Option THREE Normally open Fitted with AMP plug coils | 1 |
| 2 | GA3500324 | Hydraulic adaptor, Elbow, 90 degree, 1/2" BSPT male x 3/4" BSPP male O-ring | 1 |
| 3 | GA3500249 | Hydraulic adaptor, Bulkhead nipple, 1/4" BSPP male x 1/4" BSPP male | 1 |
| 4 | GA3500211 | Hydraulic adaptor, Socket, 1/4" BSPT female x 1/4" BSPT female | 1 |
| 5 | GA5021455 | Gauge, Pressure, 25000kPa, 3500psi | 1 |
| 6 | GA3500309 | Hydraulic adaptor, Nipple, 1/2" BSPT male x 3/8" BSPP male | 1 |
| 7 | GA3500325 | Hydraulic adaptor, Elbow, 90 degree, 3/4" BSPT male x 3/4" BSPP male O-ring | 1 |
| 8 | GA3500213 | Hydraulic adaptor, Socket, 3/4" BSPT female x 3/4" BSPT female | 1 |
| 9 | GA3500272 | Hydraulic adaptor, Tee, 3/4" BSPT male x 1/2" BSPT male x 3/4" BSPT male | 1 |
| 10 | GA3500200 | Hydraulic adaptor, Tee, 1/2" BSPT male x 1/2" BSPT male x 1/2" BSPP female swivel | 1 |
| 11 | GA3500300 | Hydraulic adaptor, Plug, 3/8" BSPP male | 5 |
| 12 | GA3500307 | Hydraulic adaptor, Nipple, 1/4" BSPT male x 3/8" BSPP male | 6 |
| 13 | GA3500332 | Hydraulic adaptor, Elbow, 90 degree, 1/4" BSPT male x 1/4" BSPP female swivel | 2 |

Continued over page

Spool Block - Adj. Axle, Bi-fold

| ITEM NO. | PART NUMBER | DESCRIPTION | QTY. |
|----------|-------------|--|------|
| 14 | GA5047581 | Hydraulic Valve, Flow control, NG6 A+B, Suit spool | 1 |
| 15 | GA5017373 | Valve reducing modular | 1 |
| 16 | GA5047726 | Valve solenoid J spool 12v 2 pin amp connector | 1 |
| 17 | GA5048570 | SHCS M5 x 130 GR12.9 ZP | 4 |
| 18 | GA5047756 | Valve, D spool hydraulic solenoid, centre level, 2 pin AMP | 1 |
| 19 | GA5054410 | SHCS M5 x 50 GR12.9 ZP | 4 |
| 20 | GA5047335 | Plate blanking | 2 |
| 21 | GA5003581 | SHCS M5 x 20 SS A2-70 | 8 |

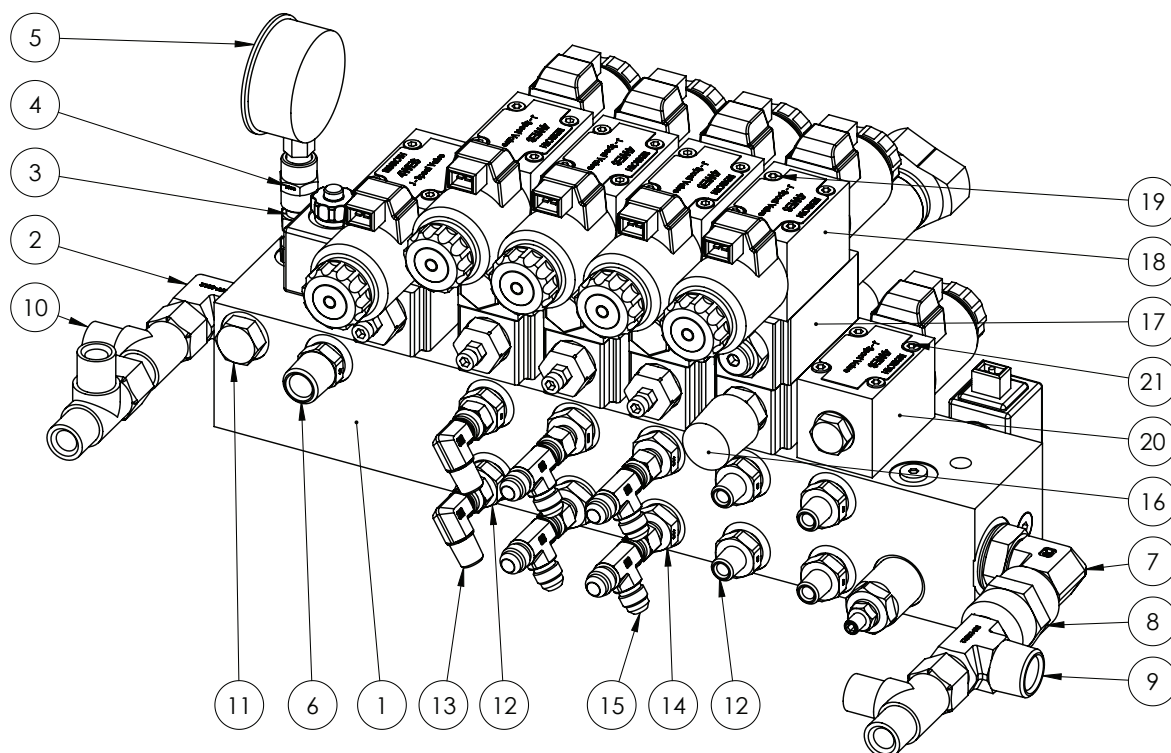
Spool Block - Adj. Axle, Bi-fold, Tilt



| ITEM NO. | PART NUMBER | DESCRIPTION | QTY. |
|----------|-------------|---|------|
| 1 | GA5047741 | Manifold Assembly Option THREE Normally open Fitted with AMP plug coils | 1 |
| 2 | GA3500324 | Hydraulic adaptor, Elbow, 90 degree, 1/2" BSPT male x 3/4" BSPP male O-ring | 1 |
| 3 | GA3500249 | Hydraulic adaptor, Bulkhead nipple, 1/4" BSPP male x 1/4" BSPP male | 1 |
| 4 | GA3500211 | Hydraulic adaptor, Socket, 1/4" BSPT female x 1/4" BSPT female | 1 |
| 5 | GA5021455 | Gauge, Pressure, 25000kPa, 3500psi | 1 |
| 6 | GA3500309 | Hydraulic adaptor, Nipple, 1/2" BSPT male x 3/8" BSPP male | 1 |
| 7 | GA3500325 | Hydraulic adaptor, Elbow, 90 degree, 3/4" BSPT male x 3/4" BSPP male O-ring | 1 |
| 8 | GA3500213 | Hydraulic adaptor, Socket, 3/4" BSPT female x 3/4" BSPT female | 1 |
| 9 | GA3500272 | Hydraulic adaptor, Tee, 3/4" BSPT male x 1/2" BSPT male x 3/4" BSPT male | 1 |
| 10 | GA3500200 | Hydraulic adaptor, Tee, 1/2" BSPT male x 1/2" BSPT male x 1/2" BSPP female swivel | 1 |
| 11 | GA3500300 | Hydraulic adaptor, Plug, 3/8" BSPP male | 1 |
| 12 | GA3500307 | Hydraulic adaptor, Nipple, 1/4" BSPT male x 3/8" BSPP male | 10 |

| ITEM NO. | PART NUMBER | DESCRIPTION | QTY. |
|----------|-------------|---|------|
| 13 | GA3500332 | Hydraulic adaptor, Elbow, 90 degree, 1/4" BSPT male x 1/4" BSPP female swivel | 6 |
| 14 | GA5047581 | Hydraulic Valve, Flow control, NG6 A+B, Suit spool | 1 |
| 15 | GA5017373 | Valve reducing modular | 1 |
| 16 | GA5047726 | Valve solenoid J spool 12v 2 pin amp connector | 1 |
| 17 | GA5048570 | SHCS M5 x 130 GR12.9 ZP | 4 |
| 18 | GA5047756 | Valve, D spool hydraulic solenoid, centre level, 2 pin AMP | 1 |
| 19 | GA5054410 | SHCS M5 x 50 GR12.9 ZP | 4 |

Spool Block - Adj. Axle, Bi-fold, NORAC Passive

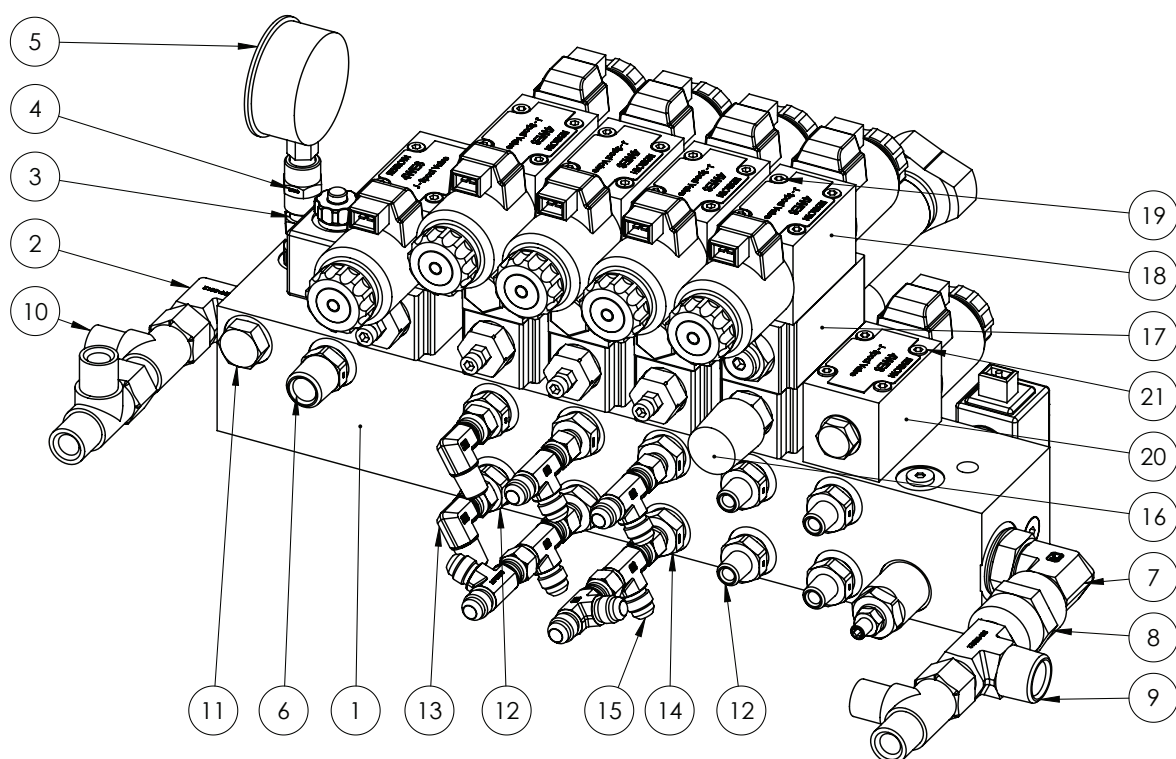


| ITEM NO. | PART NUMBER | DESCRIPTION | QTY. |
|----------|-------------|---|------|
| 1 | GA5047741 | Manifold Assembly Option THREE Normally open Fitted with AMP plug coils | 1 |
| 2 | GA3500324 | Hydraulic adaptor, Elbow, 90 degree, 1/2" BSPT male x 3/4" BSPP male O-ring | 1 |
| 3 | GA3500249 | Hydraulic adaptor, Bulkhead nipple, 1/4" BSPP male x 1/4" BSPP male | 1 |
| 4 | GA3500211 | Hydraulic adaptor, Socket, 1/4" BSPT female x 1/4" BSPT female | 1 |
| 5 | GA5021455 | Gauge, Pressure, 25000kPa, 3500psi | 1 |
| 6 | GA3500309 | Hydraulic adaptor, Nipple, 1/2" BSPT male x 3/8" BSPP male | 1 |
| 7 | GA3500325 | Hydraulic adaptor, Elbow, 90 degree, 3/4" BSPT male x 3/4" BSPP male O-ring | 1 |
| 8 | GA3500213 | Hydraulic adaptor, Socket, 3/4" BSPT female x 3/4" BSPT female | 1 |
| 9 | GA3500272 | Hydraulic adaptor, Tee, 3/4" BSPT male x 1/2" BSPT male x 3/4" BSPT male | 1 |
| 10 | GA3500200 | Hydraulic adaptor, Tee, 1/2" BSPT male x 1/2" BSPT male x 1/2" BSPP female swivel | 3 |
| 11 | GA3500300 | Hydraulic adaptor, Plug, 3/8" BSPP male | 1 |
| 12 | GA3500307 | Hydraulic adaptor, Nipple, 1/4" BSPT male x 3/8" BSPP male | 6 |

Spool Block - Adj. Axle, Bi-fold, NORAC Passive

| ITEM NO. | PART NUMBER | DESCRIPTION | QTY. |
|----------|-------------|---|------|
| 13 | GA3500332 | Hydraulic adaptor, Elbow, 90 degree, 1/4" BSPT male x 1/4" BSPP female swivel | 2 |
| 14 | GA3500145 | Hydraulic adaptor, Nipple, 3/8" BSPP male x 9/16" JIC male | 4 |
| 15 | GA3500144 | Hydraulic adaptor, Tee, 9/16" JIC male x 9/16" JIC male x 9/16" JIC female swivel | 4 |
| 16 | GA5047581 | Hydraulic Valve, Flow control, NG6 A+B, Suit spool | 1 |
| 17 | GA5017373 | Valve reducing modular | 1 |
| 18 | GA5047726 | Valve solenoid J spool 12v 2 pin amp connector | 1 |
| 19 | GA5048570 | SHCS M5 x 130 GR12.9 ZP | 4 |
| 20 | GA5047756 | Valve, D spool hydraulic solenoid, centre level, 2 pin AMP | 1 |
| 21 | GA5054410 | SHCS M5 x 50 GR12.9 ZP | 4 |

Spool Block - Adj. Axle, Bi-fold, NORAC Active



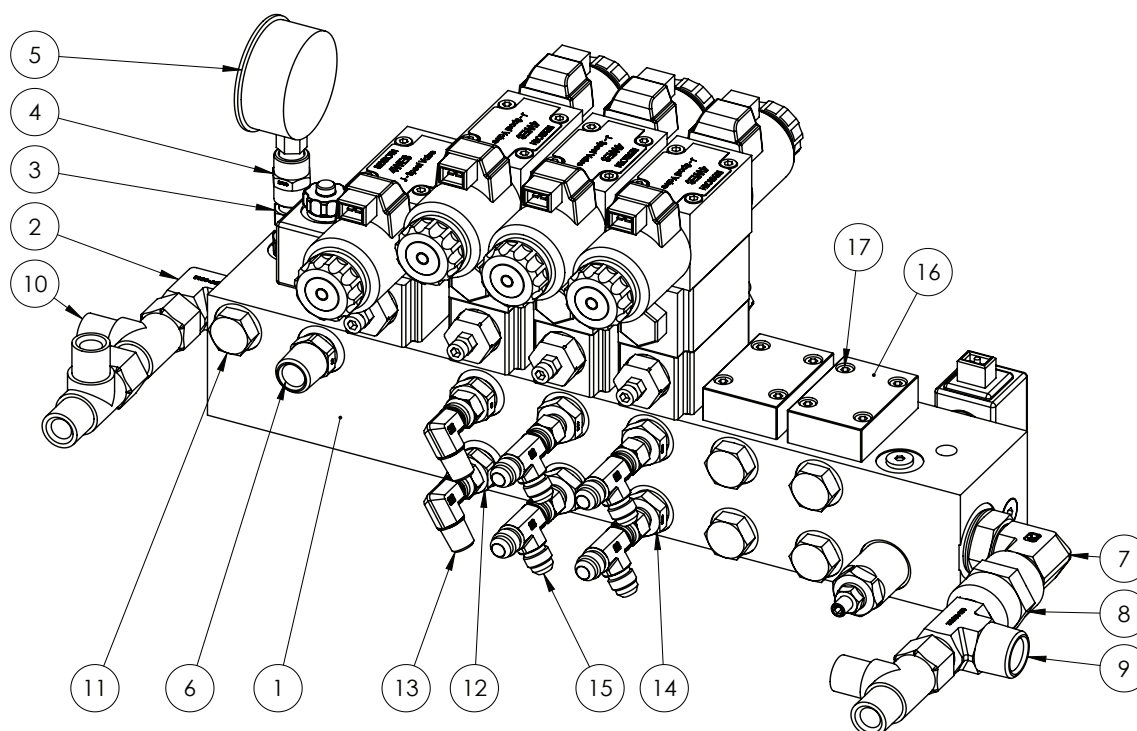
| ITEM NO. | PART NUMBER | DESCRIPTION | QTY. |
|----------|-------------|---|------|
| 1 | GA5047741 | Manifold Assembly Option THREE Normally open Fitted with AMP plug coils | 1 |
| 2 | GA3500324 | Hydraulic adaptor, Elbow, 90 degree, 1/2" BSPT male x 3/4" BSPP male O-ring | 1 |
| 3 | GA3500249 | Hydraulic adaptor, Bulkhead nipple, 1/4" BSPP male x 1/4" BSPP male | 1 |
| 4 | GA3500211 | Hydraulic adaptor, Socket, 1/4" BSPT female x 1/4" BSPT female | 1 |
| 5 | GA5021455 | Gauge, Pressure, 25000kPa, 3500psi | 1 |
| 6 | GA3500309 | Hydraulic adaptor, Nipple, 1/2" BSPT male x 3/8" BSPP male | 1 |
| 7 | GA3500325 | Hydraulic adaptor, Elbow, 90 degree, 3/4" BSPT male x 3/4" BSPP male O-ring | 1 |
| 8 | GA3500213 | Hydraulic adaptor, Socket, 3/4" BSPT female x 3/4" BSPT female | 1 |
| 9 | GA3500272 | Hydraulic adaptor, Tee, 3/4" BSPT male x 1/2" BSPT male x 3/4" BSPT male | 1 |
| 10 | GA3500200 | Hydraulic adaptor, Tee, 1/2" BSPT male x 1/2" BSPT male x 1/2" BSPP female swivel | 3 |
| 11 | GA3500300 | Hydraulic adaptor, Plug, 3/8" BSPP male | 1 |
| 12 | GA3500307 | Hydraulic adaptor, Nipple, 1/4" BSPT male x 3/8" BSPP male | 6 |

Continued over page

Spool Block - Adj. Axle, Bi-fold, NORAC Active

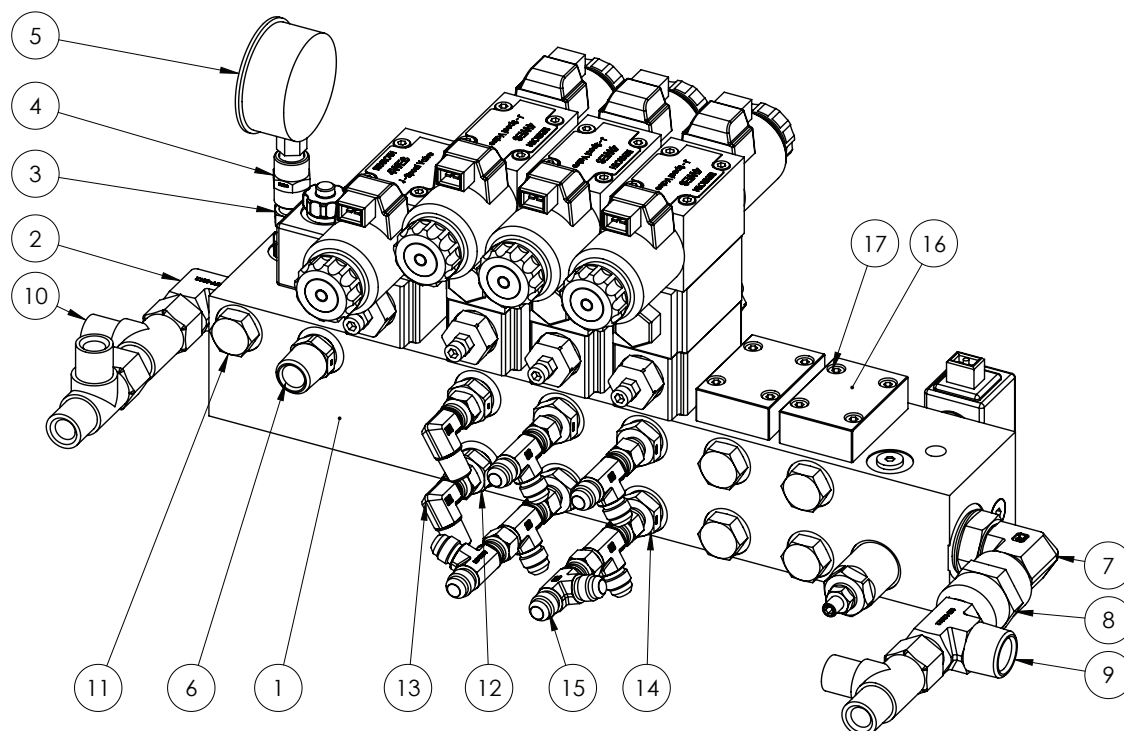
| ITEM NO. | PART NUMBER | DESCRIPTION | QTY. |
|----------|-------------|---|------|
| 13 | GA3500332 | Hydraulic adaptor, Elbow, 90 degree, 1/4" BSPT male x 1/4" BSPP female swivel | 2 |
| 14 | GA3500145 | Hydraulic adaptor, Nipple, 3/8" BSPP male x 9/16" JIC male | 4 |
| 15 | GA3500144 | Hydraulic adaptor, Tee, 9/16" JIC male x 9/16" JIC male x 9/16" JIC female swivel | 6 |
| 16 | GA5047581 | Hydraulic Valve, Flow control, NG6 A+B, Suit spool | 2 |
| 17 | GA5017373 | Valve reducing modular | 8 |
| 18 | GA5047726 | Valve solenoid J spool 12v 2 pin amp connector | 1 |
| 19 | GA5048570 | SHCS M5 x 130 GR12.9 ZP | 4 |
| 20 | GA5047756 | Valve, D spool hydraulic solenoid, centre level, 2 pin AMP | 1 |
| 21 | GA5054410 | SHCS M5 x 50 GR12.9 ZP | 4 |

Spool Block - Adj. Axle, NORAC Passive



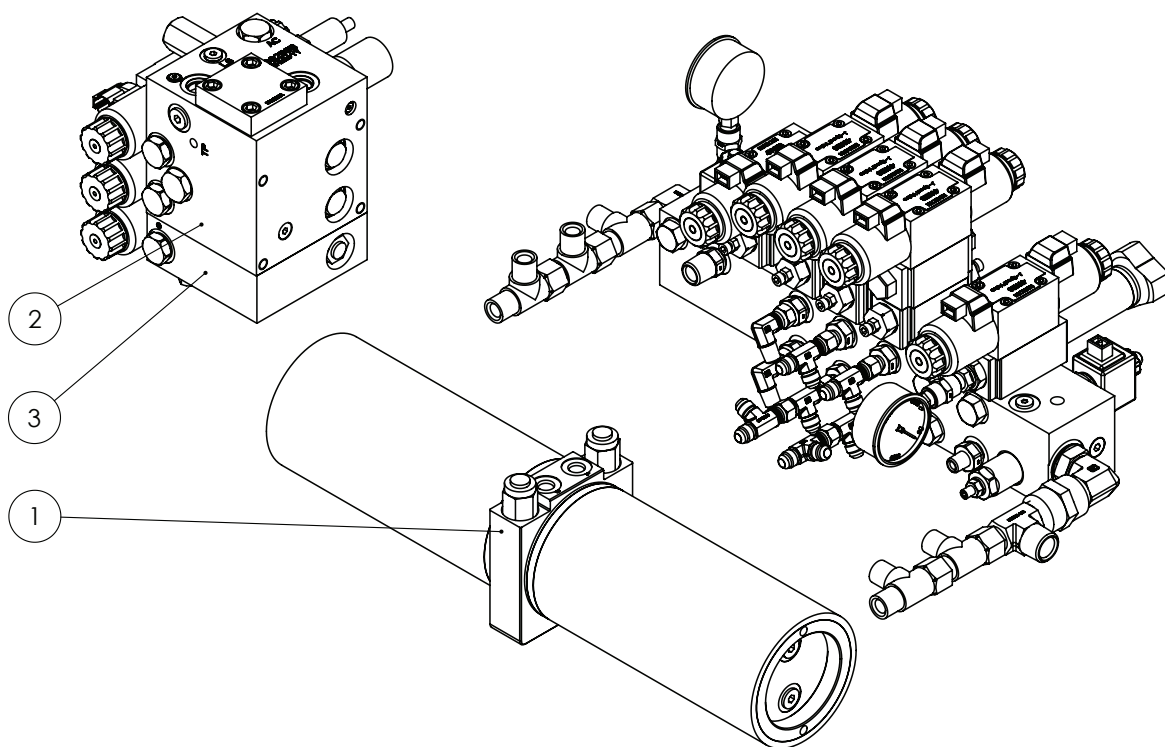
| ITEM NO. | PART NUMBER | DESCRIPTION | QTY. |
|----------|-------------|---|------|
| 1 | GA5047741 | Manifold Assembly Option THREE Normally open Fitted with AMP plug coils | 1 |
| 2 | GA3500324 | Hydraulic adaptor, Elbow, 90 degree, 1/2" BSPT male x 3/4" BSPP male O-ring | 1 |
| 3 | GA3500249 | Hydraulic adaptor, Bulkhead nipple, 1/4" BSPP male x 1/4" BSPP male | 1 |
| 4 | GA3500211 | Hydraulic adaptor, Socket, 1/4" BSPT female x 1/4" BSPT female | 1 |
| 5 | GA5021455 | Gauge, Pressure, 25000kPa, 3500psi | 1 |
| 6 | GA3500309 | Hydraulic adaptor, Nipple, 1/2" BSPT male x 3/8" BSPP male | 1 |
| 7 | GA3500325 | Hydraulic adaptor, Elbow, 90 degree, 3/4" BSPT male x 3/4" BSPP male O-ring | 1 |
| 8 | GA3500213 | Hydraulic adaptor, Socket, 3/4" BSPT female x 3/4" BSPT female | 1 |
| 9 | GA3500272 | Hydraulic adaptor, Tee, 3/4" BSPT male x 1/2" BSPT male x 3/4" BSPT male | 1 |
| 10 | GA3500200 | Hydraulic adaptor, Tee, 1/2" BSPT male x 1/2" BSPT male x 1/2" BSPP female swivel | 3 |
| 11 | GA3500300 | Hydraulic adaptor, Plug, 3/8" BSPP male | 5 |
| 12 | GA3500307 | Hydraulic adaptor, Nipple, 1/4" BSPT male x 3/8" BSPP male | 2 |
| 13 | GA3500332 | Hydraulic adaptor, Elbow, 90 degree, 1/4" BSPT male x 1/4" BSPP female swivel | 2 |
| 14 | GA3500145 | Hydraulic adaptor, Nipple, 3/8" BSPP male x 9/16" JIC male | 4 |
| 15 | GA3500144 | Hydraulic adaptor, Tee, 9/16" JIC male x 9/16" JIC male x 9/16" JIC female swivel | 4 |
| 16 | GA5047335 | Plate blanking | 2 |
| 17 | GA5003581 | SHCS M5 x 20 SS A2-70 | 8 |

Spool Block - Adj. Axle, NORAC Active



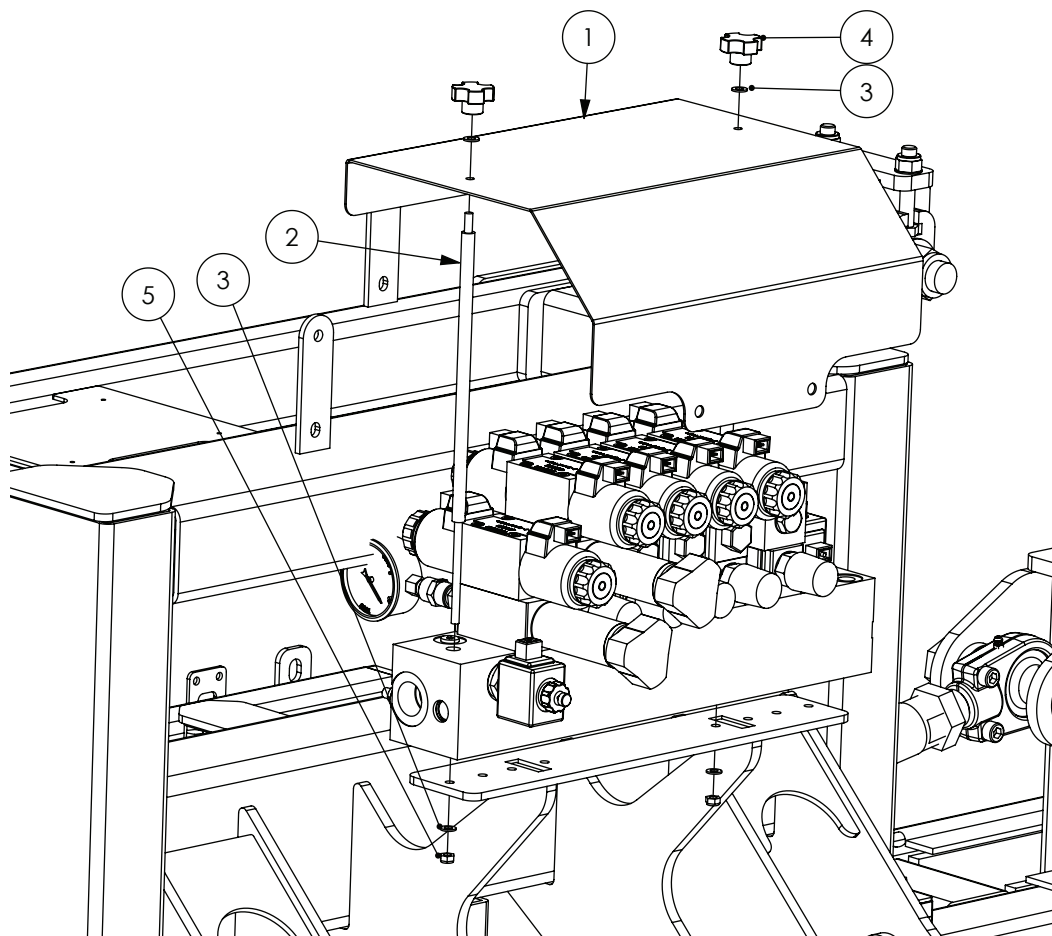
| ITEM NO. | PART NUMBER | DESCRIPTION | QTY. |
|----------|-------------|---|------|
| 1 | GA5047741 | Manifold Assembly Option THREE Normally open Fitted with AMP plug coils | 1 |
| 2 | GA3500324 | Hydraulic adaptor, Elbow, 90 degree, 1/2" BSPT male x 3/4" BSPP male O-ring | 1 |
| 3 | GA3500249 | Hydraulic adaptor, Bulkhead nipple, 1/4" BSPP male x 1/4" BSPP male | 1 |
| 4 | GA3500211 | Hydraulic adaptor, Socket, 1/4" BSPT female x 1/4" BSPT female | 1 |
| 5 | GA5021455 | Gauge, Pressure, 25000kPa, 3500psi | 1 |
| 6 | GA3500309 | Hydraulic adaptor, Nipple, 1/2" BSPT male x 3/8" BSPP male | 1 |
| 7 | GA3500325 | Hydraulic adaptor, Elbow, 90 degree, 3/4" BSPT male x 3/4" BSPP male O-ring | 1 |
| 8 | GA3500213 | Hydraulic adaptor, Socket, 3/4" BSPT female x 3/4" BSPT female | 1 |
| 9 | GA3500272 | Hydraulic adaptor, Tee, 3/4" BSPT male x 1/2" BSPT male x 3/4" BSPT male | 1 |
| 10 | GA3500200 | Hydraulic adaptor, Tee, 1/2" BSPT male x 1/2" BSPT male x 1/2" BSPP female swivel | 3 |
| 11 | GA3500300 | Hydraulic adaptor, Plug, 3/8" BSPP male | 5 |
| 12 | GA3500307 | Hydraulic adaptor, Nipple, 1/4" BSPT male x 3/8" BSPP male | 2 |
| 13 | GA3500332 | Hydraulic adaptor, Elbow, 90 degree, 1/4" BSPT male x 1/4" BSPP female swivel | 2 |
| 14 | GA3500145 | Hydraulic adaptor, Nipple, 3/8" BSPP male x 9/16" JIC male | 4 |
| 15 | GA3500144 | Hydraulic adaptor, Tee, 9/16" JIC male x 9/16" JIC male x 9/16" JIC female swivel | 6 |
| 16 | GA5047335 | Plate blanking | 2 |
| 17 | GA5003581 | SHCS M5 x 20 SS A2-70 | 8 |

Spool Block - NORAC Components



| ITEM NO. | PART NUMBER | DESCRIPTION | QTY. |
|----------|-------------|--|------|
| 1 | GA3500136 | Hydraulic cylinder, Wing roll with position sensor, Norac | 1 |
| 2 | GA3500138 | Valve block, 2 station assembly, Open centre, Proportional, DT 4 Bolt, Norac | 1 |
| 3 | GA3500139 | Valve block, expansion assembly, DPOC PROP DT 4 bolt, Norac | 1 |

Spool Block - Mounting Assembly

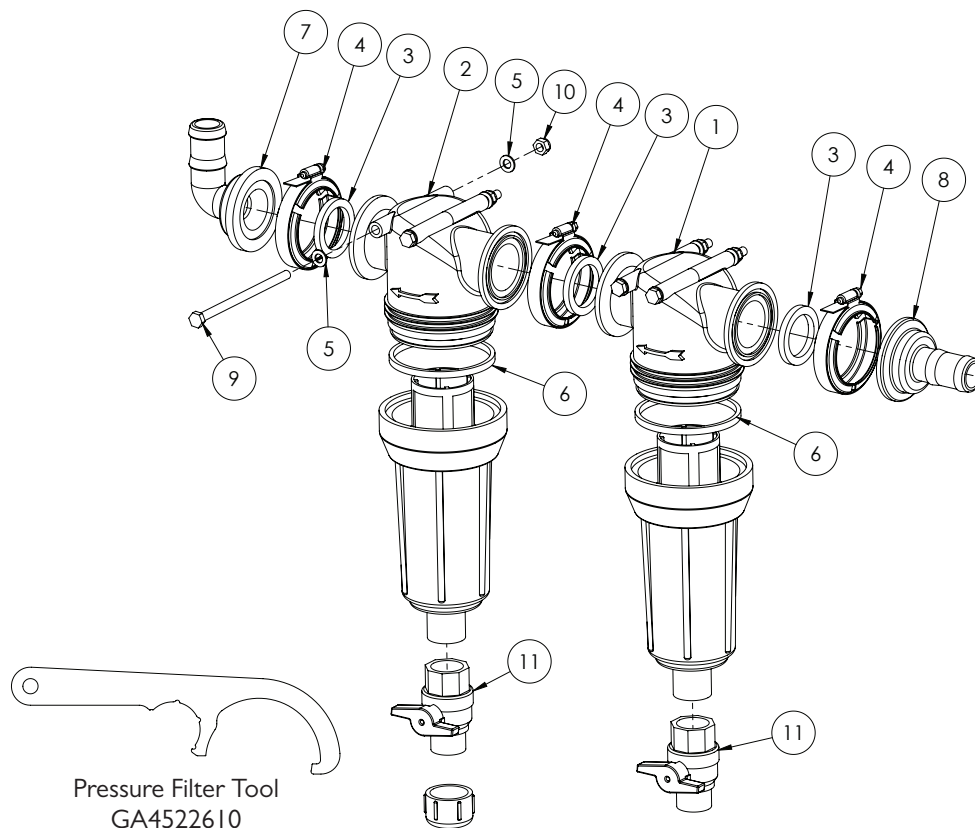


| ITEM NO. | PART NUMBER | DESCRIPTION | QTY. |
|----------|-------------|-----------------------------------|------|
| 1 | COMP0013 | Solenoid cover | 1 |
| 2 | MACH0035 | Retaining bolt for solenoid cover | 2 |
| 3 | GA5004437 | Washer 6mm Flat SS | 4 |
| 4 | GA5069870 | Knob, Star grip M6 x 32 DIA | 2 |
| 5 | GA5048115 | Nut M6 nyloc | 2 |

Chapter 19

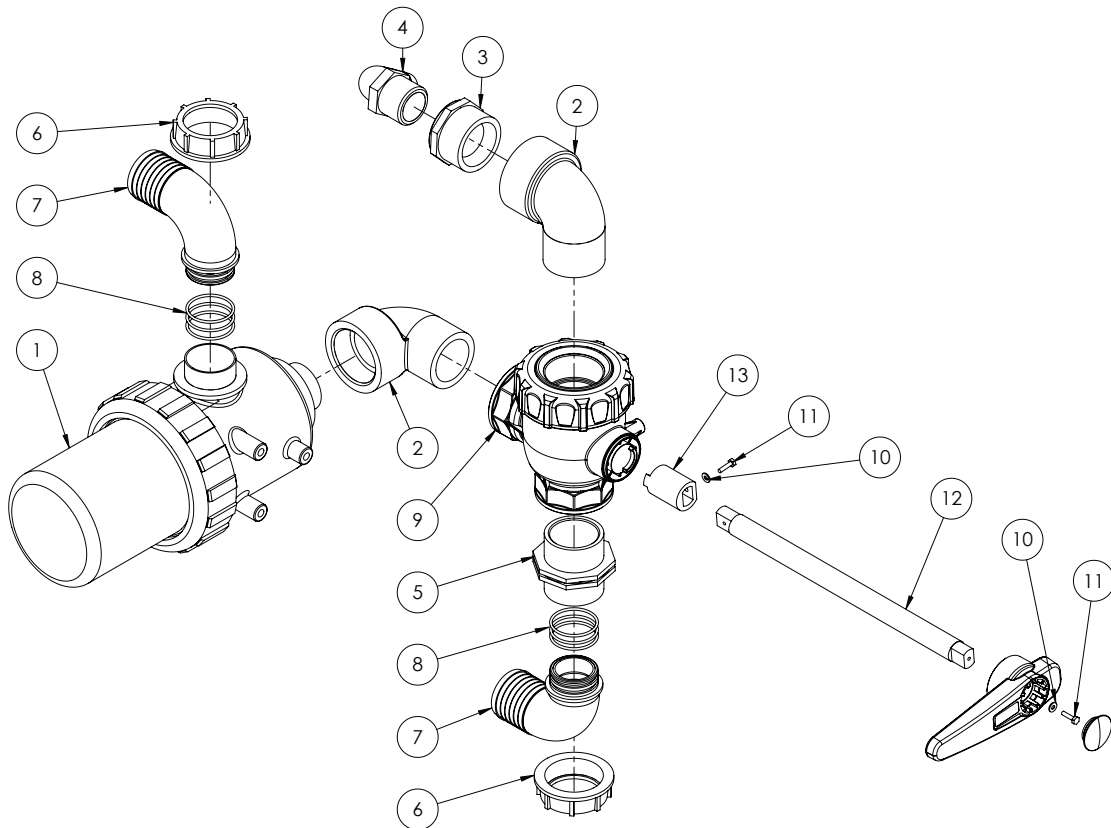
PLUMBING

Dual Pressure Filter Assembly



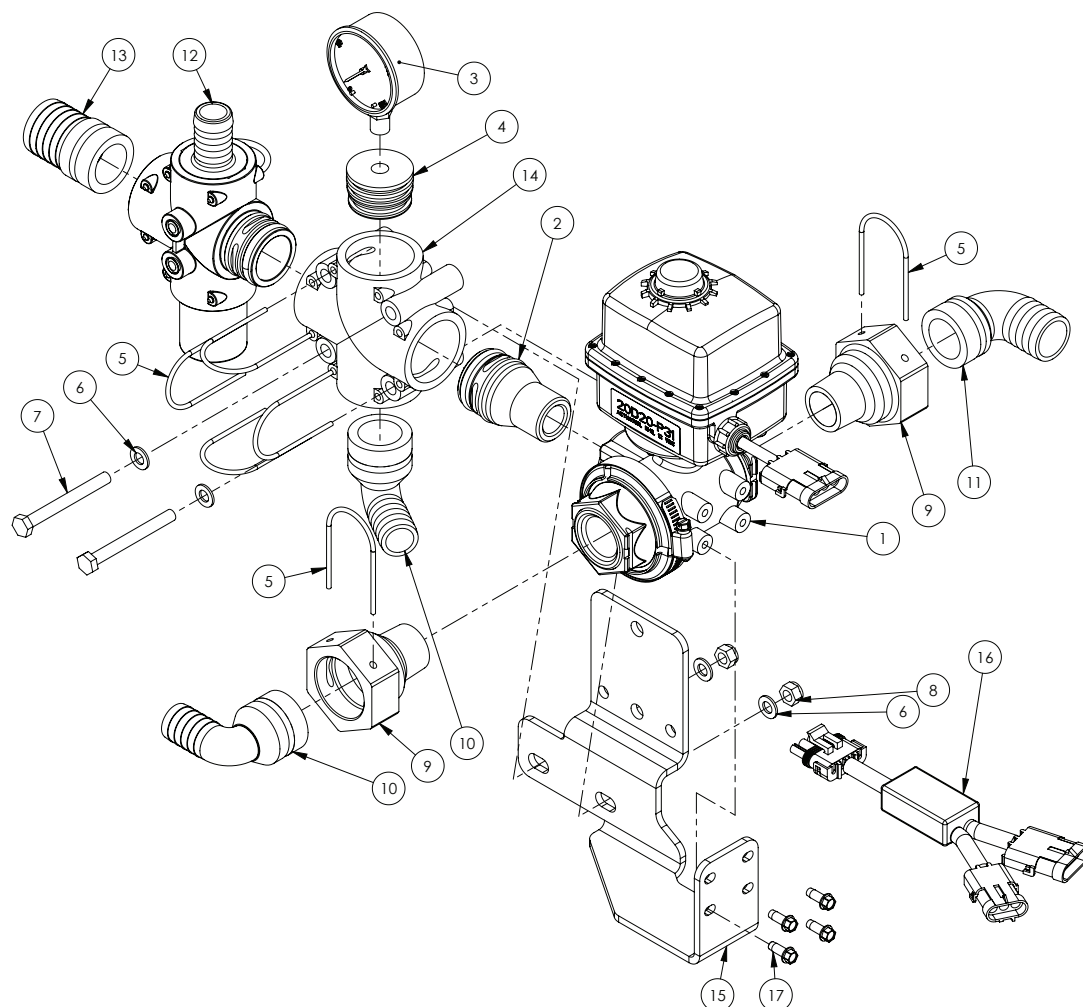
| ITEM NO. | PART NUMBER | DESCRIPTION | QTY. |
|----------|-------------|--|------|
| 1 | GA5077285 | Flange filter with 80 Mesh screen | 1 |
| | GA5077394 | 80 mesh filter screen | 1 |
| | GA5077284 | Flange filter with 100 Mesh screen | 1 |
| 2 | GA5077395 | 100 mesh filter screen | 1 |
| | | | |
| 3 | GA5009335 | Gasket Kamlock Nitrile 1 1/2" FIT 150 | 3 |
| 4 | FC200 | Clamp, Worm screw, Use with 2 standard flange port | 3 |
| 5 | GA5003643 | Washer 8mm SS HD Flat | 8 |
| 6 | CP48656 | Pressure Filter bowl o-ring (square) | 2 |
| 7 | GA5077831 | 2" Manifold x 1 1/4" Barb 90 Degree | 1 |
| 8 | GA5077830 | 1 1/4" Hose barb to flange | 1 |
| 9 | GA5011503 | Bolt M8 x 140mm | 4 |
| 10 | GA5004917 | Nut M8 Nyloc | 4 |
| 11 | GA5067620 | Ball Valve, 1" Male / Female, Tee Handle, Brass | 2 |

Suction Filter Assembly



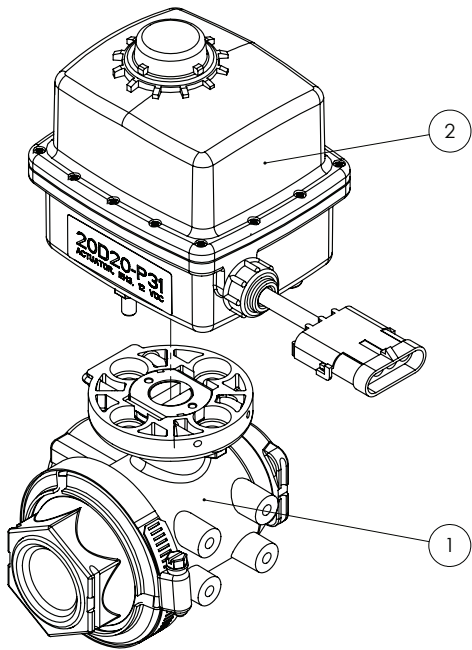
| ITEM NO. | PART NUMBER | DESCRIPTION | QTY. |
|----------|-------------|---|------|
| 1 | GA5076799 | 2" Suction filter | 1 |
| 2 | GA5078142 | Street Elbow 2" | 2 |
| 3 | GA5078022 | Poly Pipe Reducer Bush 2" x 1 1/4" | 1 |
| 4 | GA5077730 | 90 Degree Poly Hose Barb Elbow 1 1/4" | 1 |
| 5 | GA5078410 | Nipple 2" Symmetric (with leadin edge for o-ring) | 1 |
| 6 | GA5076605 | Fly Nut 2" | 2 |
| 7 | GA5076262 | Elbow D.52 for FlyNut 2 | 2 |
| 8 | GA5048385 | O-ring, 42.5mm x 2.62mm, BS131 | 6 |
| 9 | GA5076987 | Valve, Ball, 3 way, 2" female thread inlet & outlet | 1 |
| 10 | GA5020510 | Washer 4mm Flat HD SS | 2 |
| 11 | GA5051040 | Bolt M4 x 16 SS A2-70 | 2 |
| 12 | GA4552250 | Handle Extension Bar | 1 |
| 13 | GA4552255 | Handle Extension Bar Adaptor | 1 |

Flow Control Valve - Raven controller



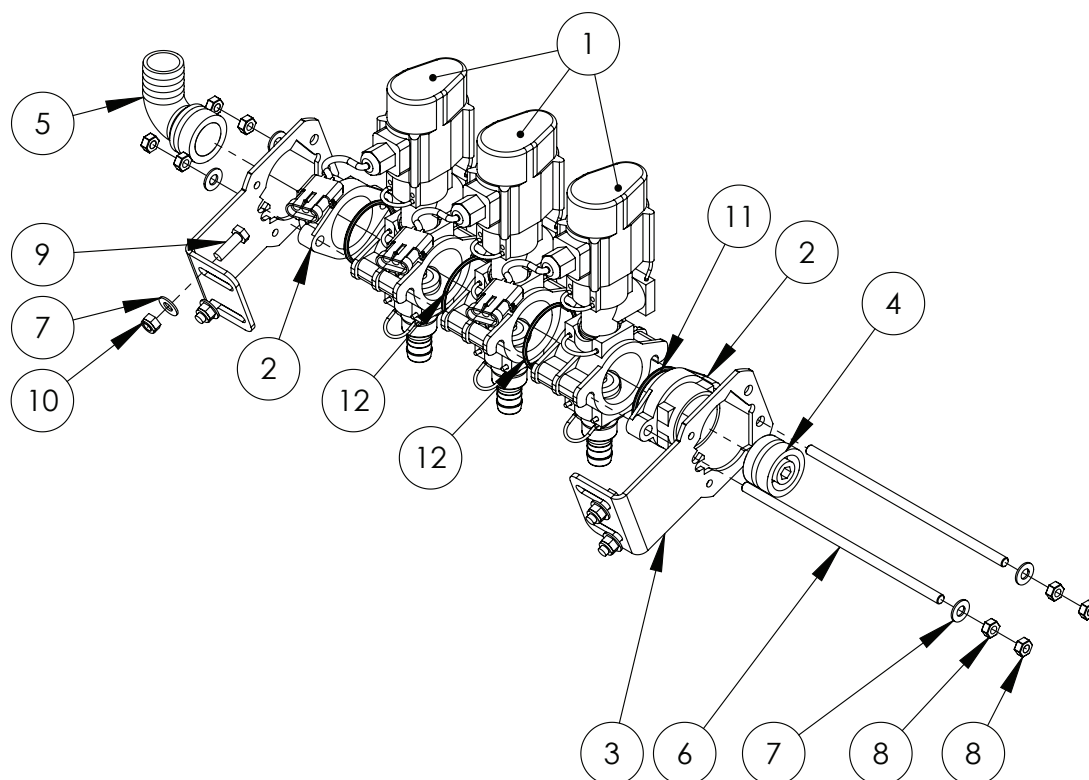
| ITEM NO. | PART NUMBER | DESCRIPTION | QTY. |
|----------|-------------|--|------|
| 1 | GA2000065 | Regulator valve, 1" NPT, full port, 3 way, 0.8 sec 12v, KZ valve | 1 |
| 2 | GA2000077 | Plumbing Fitting, AS40 to 1" NPT Male Thread, Altek | 1 |
| 3 | GA4948470 | Gauge, Pressure, Small face, 160psi | 1 |
| 4 | GA4582160 | Plumbing adaptor, Plug, AS40 male x G1/4" Female Thread, Altek | 1 |
| 5 | GA5065690 | Safety pin, AS40, Altek | 6 |
| 6 | GA5003643 | Washer 8mm Flat SS HD | 4 |
| 7 | GA5052600 | Bolt M8 x 75 SS | 2 |
| 8 | GA5052590 | Nut M8 Nyloc SS | 2 |
| 9 | GA4582385 | Coupling, AS40 female x 1" NPT male thread | 2 |
| 10 | GA5065615 | Hose barb, Elbow 90 degree, AS40 x 25mm, Altek | 2 |
| 11 | GA5065620 | Hose barb, Elbow, 90 degree, AS40 x 33mm hose barb, Altek | 1 |
| 12 | GA5065500 | Relief Valve, pressure control, AS40, 10 bar 145 PSI, Altek | 1 |
| 13 | GA5065590 | Hose barb, Straight, AS40 x 39mm hose, Altek | 1 |
| 14 | GA5065565 | Plumbing coupling, Cross, AS40 female inlets / outlets, Altek | 1 |
| 15 | GA4509460 | Plate, Regulator Valve Assembly Mount | 1 |
| 16 | GA5060059 | Loom Boom Recirc Bypass Module | 1 |
| 17 | GA0500022 | Set Screw, M6 x 16, Self Tapping, Trilobe, ZP | 4 |

KZ Valve



| ITEM NO. | PART NUMBER | DESCRIPTION | QTY. |
|----------|-------------|---|------|
| - | GA2000065 | Regulator valve, KZ valve assembly | 1 |
| 1 | GA2000067 | Regulator valve, valve only, suit GA2000065, KZ valve | 1 |
| 2 | GA2000066 | Regulator valve, Actuator only, 0.8 sec 12v, suit GA2000065, KZ valve | 1 |

Boom Valves Assembly



| ITEM NO. | PART NUMBER | DESCRIPTION | QTY. |
|----------|-------------|--|------|
| 1 | GA5065515 | Boom valve, Single, AS24, 3 wire, 3 pin AMP connector, Altek | 3 |
| 2 | GA5065810 | End cap, Altek boom valve | 2 |
| 3 | GA5065800 | Altek boom valve mounting bracket | 2 |
| 4 | GA5065680 | Plug, AS40 male, Altek | 1 |
| 5 | GA5065620 | Hose barb, Elbow, 90 degree, AS40 x 33mm hose barb, Altek | 1 |
| 6 | GA5065805 | Connecting rod suit 3 bank (303 SS) | 2 |
| 7 | GA5003643 | Washer 8mm Flat SS HD | 12 |
| 8 | GA5011499 | Nut M8 Hex ZP | 8 |
| 9 | GA5004711 | Bolt M8 x 25 ZP GR8.8 | 4 |
| 10 | GA5004917 | Nut M8 Nyloc ZP | 4 |
| 11 | 41214 | O-Ring 42.0 x 3.0mm FPM-75 | 2 |
| 12 | GA5012507 | O-Ring 55.25 x 2.62mm | 2 |

CONNECTING RODS

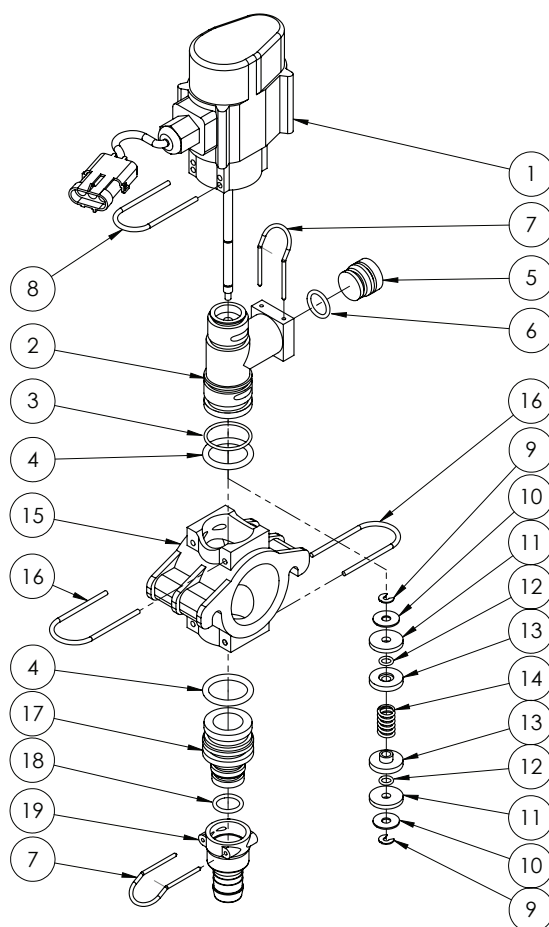
| PART NUMBER | DESCRIPTION |
|-------------|--------------------------|
| GA5065805 | 3 Section connecting rod |
| GA4562055 | 4 Section connecting rod |
| GA4562125 | 5 Section connecting rod |
| GA4562050 | 6 Section connecting rod |
| GA4562045 | 7 Section connecting rod |
| GA4562040 | 8 Section connecting rod |

BOOM VALVES

| PART NUMBER | DESCRIPTION |
|-------------|-----------------------|
| GA5065740 | 3 Section Boom Valves |
| GA5065741 | 4 Section Boom Valves |
| GA5065704 | 5 Section Boom Valves |
| GA5065705 | 6 Section Boom Valves |
| GA5065706 | 7 Section Boom Valves |
| GA5065710 | 8 Section Boom Valves |

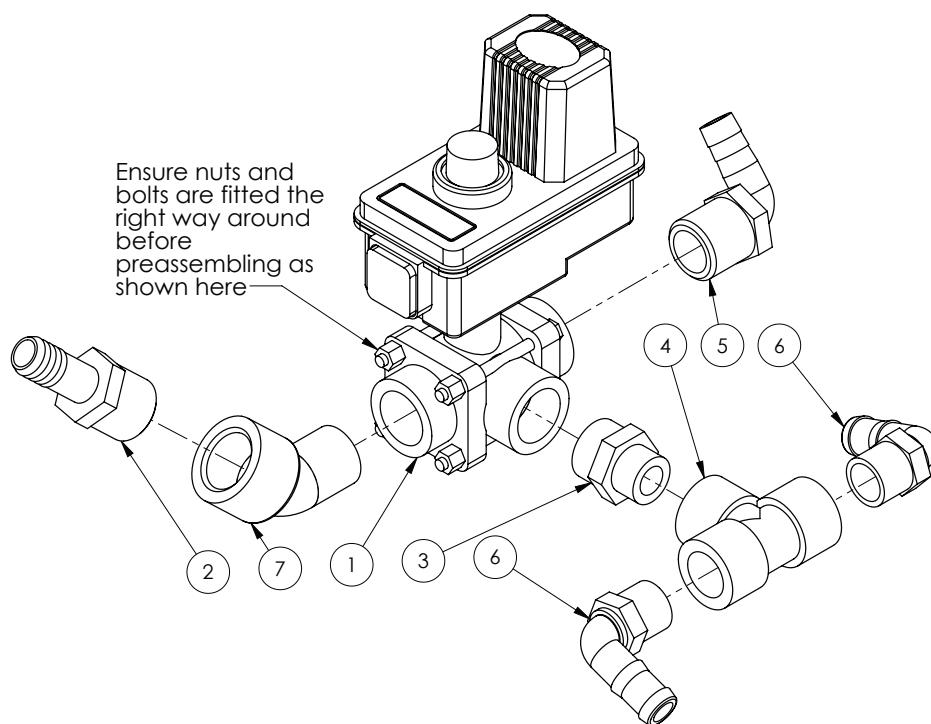
Note: Boom valve assemblies do not come with plumbing fittings.

Boom Valve Unit Assembly



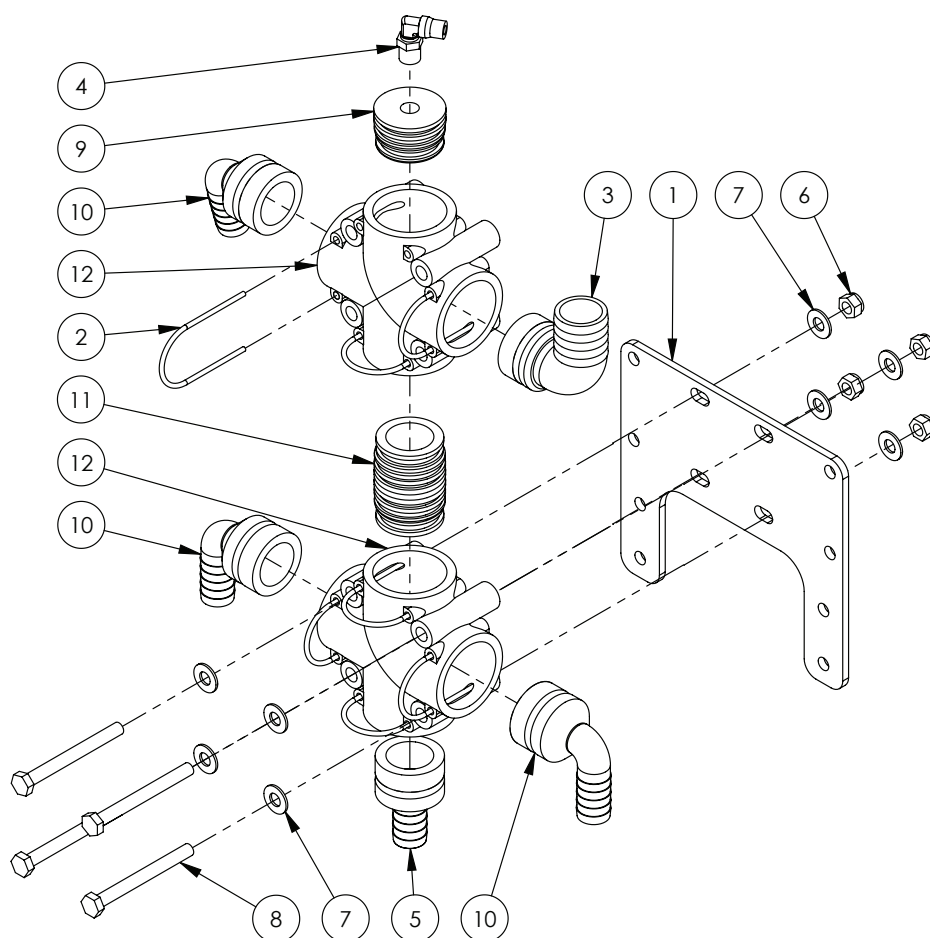
| ITEM NO. | PART NUMBER | DESCRIPTION | QTY. |
|----------|-------------|-------------------------------------|------|
| 1 | - | Valve body | 1 |
| 2 | GA5065515 | Tee body | 1 |
| 3 | GA5053510 | O-ring, 25 x 2.5mm, fmp 75 | 1 |
| 4 | GA5065830 | O-ring, 24.3 x 4.2mm, fmp 75 | 2 |
| 5 | 80376 | Plug | 1 |
| 6 | GA5065840 | O-ring 18 x 2.5mm fmp 75 | 1 |
| 7 | GA5065695 | AS24 Safety Pin | 2 |
| 8 | 47825 | Safety pin | 1 |
| 9 | GA5054650 | C-clip | 2 |
| 10 | GA5054640 | Washer 17.8 x 6.1 x 1mm | 2 |
| 11 | GA5054645 | Rubber Plunger Seal, fpm 90 | 2 |
| 12 | GA5053515 | O-ring, seal, 3.43 x 3.53mm, fmp 75 | 2 |
| 13 | 80005 | Disk spring locator | 2 |
| 14 | 80322 | Spring 25mm | 1 |
| 15 | GA5065825 | Manifold | 1 |
| 16 | GA5065701 | Safety pin AS30 | 2 |
| 17 | GA5065835 | Plug in hose tail AS30/AS24 | 1 |
| 18 | GA5065840 | O-ring 18 x 2.5mm fmp 75 | 1 |
| 19 | GA5065640 | Hose barb, AS24 female x 20mm hose | 1 |

RapidFire - RapidFlow Return Valve



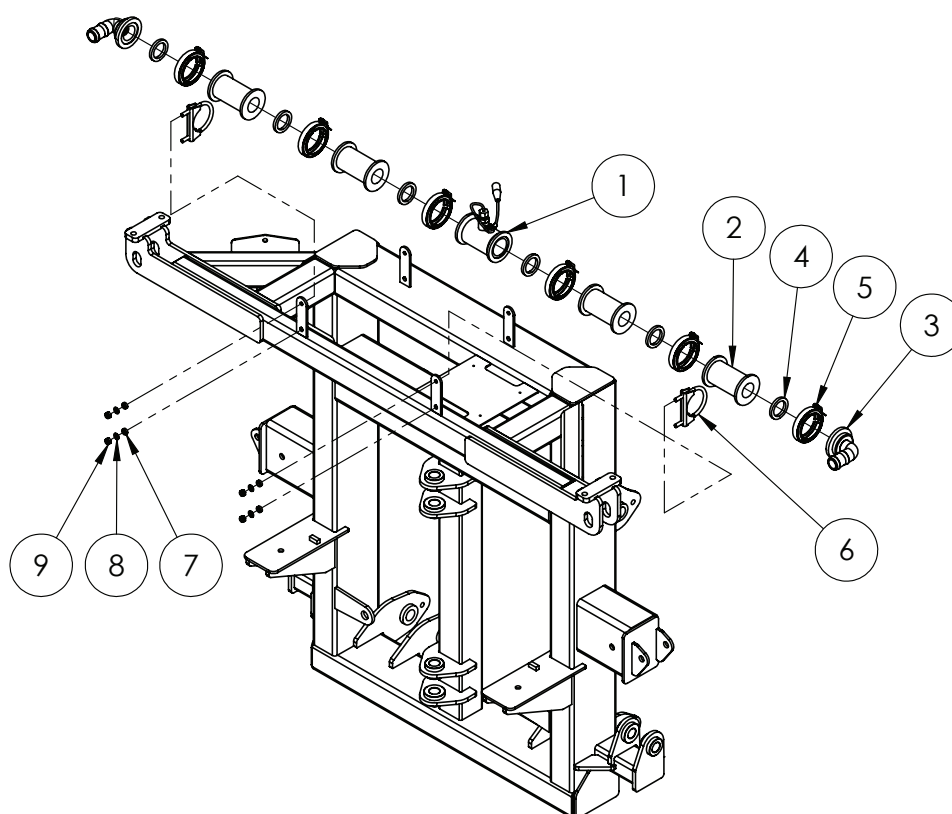
| ITEM NO. | PART NUMBER | DESCRIPTION | QTY. |
|----------|-------------|--|------|
| 1 | GA5077319 | SHUTOFF/BYPASS 1" BSPT 3 way (Yellow indicator) | 1 |
| 2 | GA5077721 | Hose barb, Straight, 1" male thread x 3/4" hose | 1 |
| 3 | GA5078089 | Reducing Nipple, 1" thread x 3/4" thread | 1 |
| 4 | GA5078150 | Tee, Threaded, 3/4" female | 1 |
| 5 | GA5077719 | Hose barb, Elbow, 90 degree, 1" male thread x 3/4" hose | 1 |
| 6 | GA5077717 | Hose barb, Elbow, 90 degree, 3/4" male thread x 3/4" hose | 2 |
| 7 | GA5078136 | Street elbow, 45 degree, 1" male thread x 1" female thread | 1 |

RapidFire - Pressure Flow Distributor



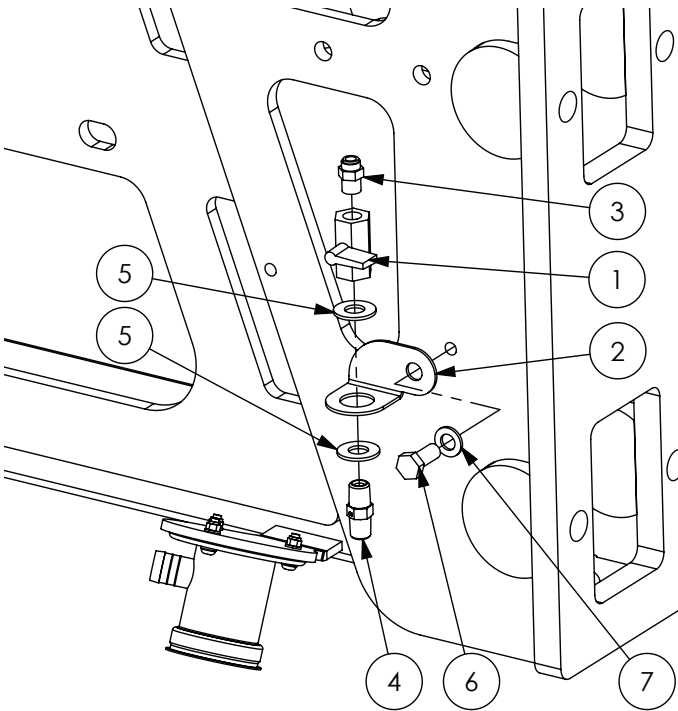
| ITEM NO. | PART NUMBER | DESCRIPTION | QTY. |
|----------|-------------|---|------|
| 1 | GA4522640 | Mount, suit Altek Rear Camera Manifold | 1 |
| 2 | GA5065690 | Safety pin, Suit AS40 plumbing fittings, Altek | 7 |
| 3 | GA5065620 | Hose barb, Elbow, 90 degree, AS40 x 33mm hose barb, Altek | 1 |
| 4 | GA5016233 | Pneumatic fitting, Elbow, 90 degree, 1/4" BSP male x 6mm push type, Metal | 1 |
| 5 | GA5065575 | Hose barb, Straight, AS40 male x 20mm hose, Altek | 1 |
| 6 | GA5004917 | Nut M8 Nyloc ZP | 4 |
| 7 | GA5003643 | Washer 8mm Flat SS HD | 8 |
| 8 | GA5004749 | Bolt M8 x 80 ZP GR8.8 | 4 |
| 9 | GA4582160 | Plumbing adaptor, Plug, AS40 male x G1/4" Female Thread, Altek | 1 |
| 10 | GA5065610 | Hose barb, Elbow, 90 degree, AS40 x 20mm hose, Altek | 3 |
| 11 | GA5065735 | Plumbing adaptor, AS40 male x AS40 male, Altek | 1 |
| 12 | GA5065565 | Plumbing coupling, Cross, AS40 female inlets / outlets, Altek | 2 |
| 13 | GA5065585 | Plug in hose tail AS40/33 | 1 |
| - | GA5004383 | Tube, Nylon, 6mm, Black | - |

Flow Meter - Raven Controller



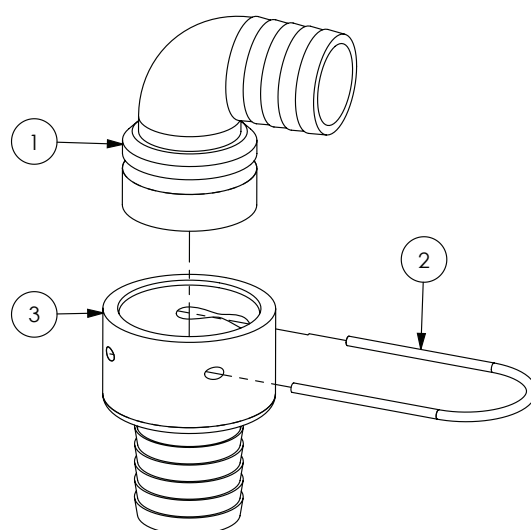
| ITEM NO. | PART NUMBER | DESCRIPTION | QTY. |
|----------|--------------|--|------|
| | GA5075873 | Flowmeter, RFM60P, Raven | 1 |
| 1 | 106-0159-514 | Flow meter body | - |
| | 063-0171-669 | Flow meter sensor | - |
| 2 | GA5077840 | 2" Flanged spacer | 4 |
| 3 | GA5077831 | 2" Manifold x 1 1/4" Barb 90 Degree | 2 |
| 4 | GA5009335 | Gasket Kamlock Nitrile 1 1/2" FIT 150 | 6 |
| 5 | FC200 | Clamp, Worm screw, Use with 2 standard flange port | 6 |
| 6 | GA5006689 | Exhaust clamp - 66mm C12 | 2 |
| 7 | GA4552080 | Crush tube 10.2 x 15 x 5mm | 4 |
| 8 | GA5003643 | Washer 8mm Flat SS HD | 4 |
| 9 | GA5052590 | Nut M8 Nyloc SS 316 | 4 |

Pressure Gauge Drain



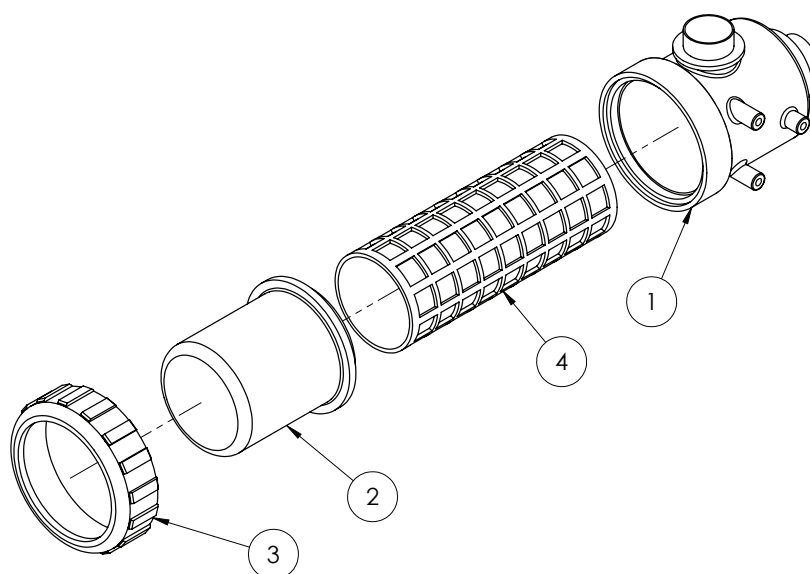
| ITEM NO. | PART NUMBER | DESCRIPTION | QTY. |
|----------|-------------|--|------|
| 1 | GA5018321 | 1/4" Ball valve SS FF | 1 |
| 2 | GA4504980 | Sump Drain Mounting Plate Bent | 1 |
| 3 | GA5045140 | Adapter Brass 1/4" x 6mm BSP | 1 |
| 4 | GA3500218 | Hydraulic adaptor, Nipple, 1/4" BSP x 1/4" BSP | 1 |
| 5 | GA5017661 | Washer 1/2" Flat ZP | 2 |
| 6 | GA5066162 | Bolt M10 x 25 SS | 1 |
| 7 | GA5000117 | Washer 10mm Flat SS HD | 1 |

Elbow - Main Product Line



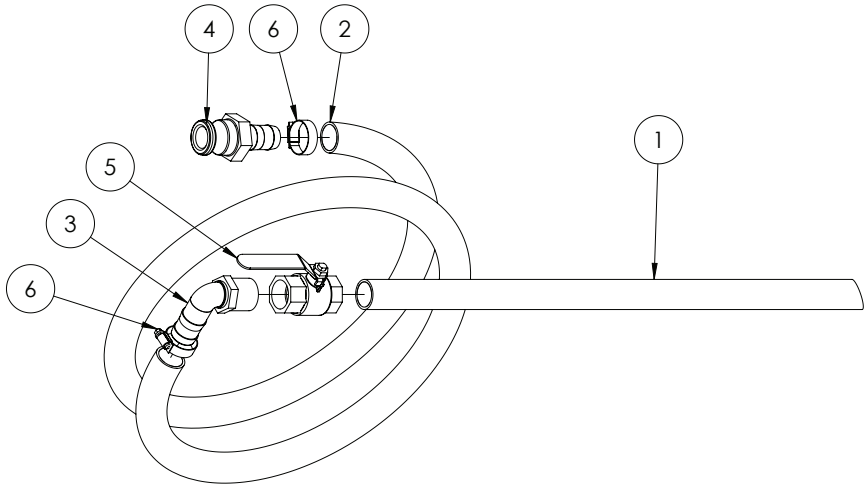
| ITEM NO. | PART NUMBER | DESCRIPTION | QTY. |
|----------|-------------|--|------|
| 1 | GA5065620 | Plug in hose tail AS40/33/90 degree | 1 |
| 2 | GA5065690 | Safety pin AS40 | 1 |
| 3 | GA5065655 | Hose barb, Straight, AS40 female x 33mm hose | 1 |

Suction Filter



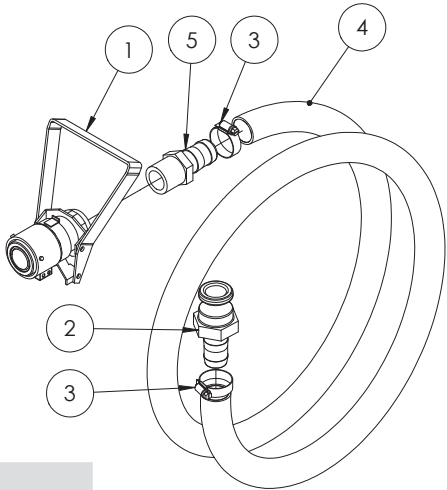
| ITEM NO. | PART NUMBER | DESCRIPTION | QTY. |
|----------|--------------|---|------|
| - | GA5076799 | Filter, Suction, 2" male inlet & outlet, 32 mesh screen | - |
| 1 | 316070.01 | 317 filter body | 1 |
| 2 | 317000.02 | 317 filter bowl | 1 |
| 3 | 316000.04 | 317 filter nut | 1 |
| 4 | GA5076797 | 32 Mesh Screen - Red (standard fitment) | - |
| | GA5076795 | 50 Mesh Screen - Blue | - |
| | 31720035.030 | 80 mesh Screen - Yellow | - |

Chemical Probe



| GA4948250 Complete Kit | | | |
|------------------------|-------------|--|------|
| ITEM NO. | PART NUMBER | DESCRIPTION | QTY. |
| 1 | GA5013603 | Poly Pipe 25 x 650mm | 1 |
| 2 | GA2000220 | Hose, Suction, PVC, 25mm, Black cut to 3.2m | 1 |
| 3 | GA5077723 | Hose barb, Elbow, 90 degree, 1" male x 1" hose, Banjo | 1 |
| 4 | GA5076011 | Cam lever, 1" male coupling x 1" hose barb, Banjo | 1 |
| 5 | GA5018309 | Valve, Ball, 12mm female thread inlet / outlet, Lever handle, SS | 1 |
| 6 | GA5001681 | Hose Clamp, 1" SS (20-32/12W) | 2 |

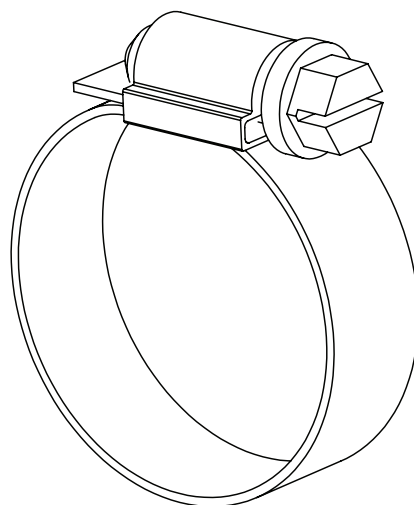
Enviro coupling & hose



| GA5020600 Complete Kit | | | |
|------------------------|-------------|--|------|
| ITEM NO. | PART NUMBER | DESCRIPTION | QTY. |
| - | GA5018799 | Seal kit, Suit micromatic / enviro drum coupling | - |
| 1 | GA5018803 | Micromatic drum valve coupling, 3 pin, Viton seals | 1 |
| 2 | GA5076011 | Cam lever, 1" male coupling x 1" hose barb, Banjo | 1 |
| 3 | GA5001681 | Hose Clamp, 1" SS (20-32/12W) | 2 |
| 4 | GA2000220 | Hose, Suction, PVC, 25mm, Black (cut 2840mm long) | 1 |
| 5 | GA5077718 | Hose barb, Straight, 1" male thread x 1" hose | 1 |

Hose Clamps

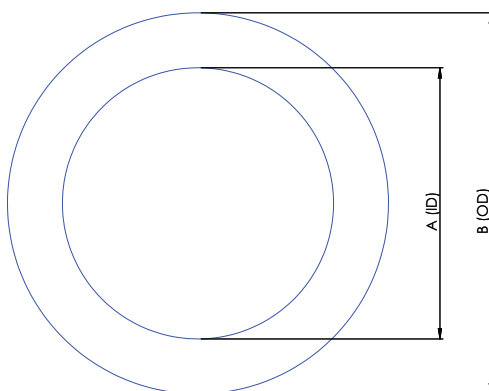
| PART NUMBER | DESCRIPTION |
|-------------|--------------------|
| GA5004865 | 8-16mm Hose Clamp |
| GA5000469 | 12-20mm Hose Clamp |
| GA5000999 | 16-25mm Hose Clamp |
| GA5001681 | 20-32mm Hose Clamp |
| GA5002783 | 30-45mm Hose Clamp |
| GA5002873 | 32-50mm Hose Clamp |
| GA5003325 | 40-60mm Hose Clamp |
| GA5016815 | 50-70mm Hose Clamp |
| GA5004241 | 60-80mm Hose Clamp |



Cable Ties

| PART NUMBER | DESCRIPTION | QTY |
|-------------|-----------------------------|------|
| GA5002173 | Cable Tie, Black, 100x2.5mm | 1000 |
| GA5003517 | Cable Tie, Black, 140x3.5mm | 1000 |
| GA5004455 | Cable Tie, Black, 190x4.5mm | 1000 |
| GA5000685 | Cable Tie, Black, 320x7.5mm | 100 |
| GA5000687 | Cable Tie, Black, 360x4.5mm | 100 |
| GA5021235 | Cable Tie, Black, 540x7.5mm | 100 |

Hoses



Suction Hose

| PART NUMBER | DESCRIPTION | Internal Diameter (A) | Outside Diameter (B) |
|-------------|-------------------|-----------------------|----------------------|
| GA2000218 | 20mm Suction Hose | 20mm | 32mm |
| GA2000222 | 25mm Suction Hose | 25mm | 35mm |
| GA2000224 | 32mm Suction Hose | 32mm | 45mm |
| GA2000226 | 38mm Suction Hose | 38mm | 48mm |
| GA2000229 | 51mm Suction Hose | 51mm | 63mm |
| GA2000230 | 63mm Suction Hose | 63mm | 76mm |
| GA2000232 | 75mm Suction Hose | 75mm | 93mm |

Note: Suction hose can be identified by its external green stripe and wire reinforcement.

Pressure Hose

| PART NUMBER | DESCRIPTION | Internal Diameter (A) | Outside Diameter (B) |
|-------------|--------------------|-----------------------|----------------------|
| GA2000200 | 7mm Pressure Hose | 7mm | 12.5mm |
| GA2000211 | 13mm Pressure Hose | 13mm | 20mm |
| GA2000216 | 20mm Pressure Hose | 20mm | 28mm |
| GA2000219 | 25mm Pressure Hose | 25mm | 34mm |
| GA2000223 | 32mm Pressure Hose | 32mm | 43mm |
| GA2000225 | 38mm Pressure Hose | 38mm | 48mm |

Note: Pressure hose can be identified by its blue internal layer.

PVC Hose

| PART NUMBER | DESCRIPTION | Internal Diameter (A) | Outside Diameter (B) |
|-------------|---------------|-----------------------|----------------------|
| GA2000220 | 25mm PVC Hose | 25mm | 32mm |
| GA2000227 | 40mm PVC Hose | 40mm | 50mm |
| GA2000228 | 50mm PVC Hose | 50mm | 58mm |

Note: PVC Hose can be identified by its ribbed outer surface.

Sight Tube Hose

| PART NUMBER | DESCRIPTION | Internal Diameter (A) | Outside Diameter (B) |
|-------------|--------------------------------------|-----------------------|----------------------|
| GA2000209 | 12mm Clear Sight Tube Hose | | |
| GA2000210 | 12mm Clear Sight Tube Hose with wire | | |

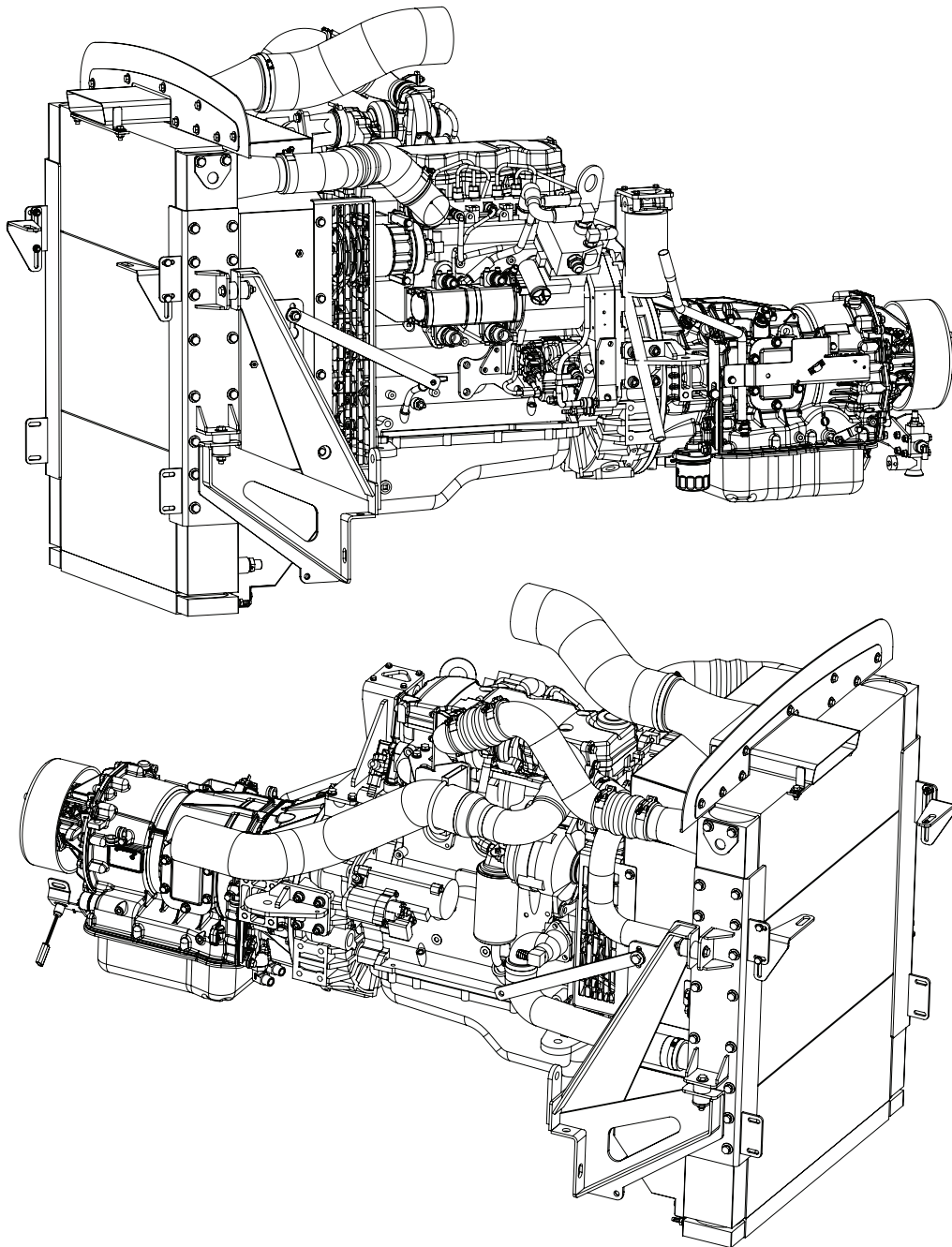
Lay Flat Hose

| PART NUMBER | DESCRIPTION | Internal Diameter (A) | Outside Diameter (B) |
|-------------|-------------------------|-----------------------|----------------------|
| GA5021395 | 50mm Blue Lay flat Hose | | |

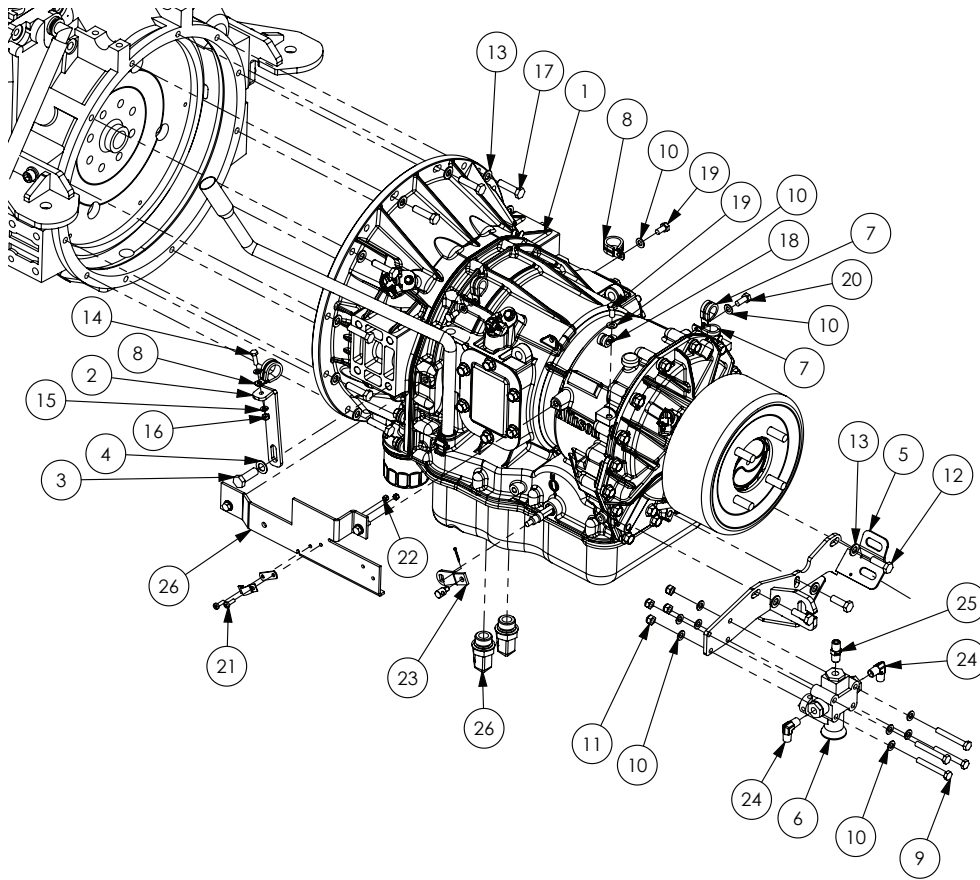
Chapter 20

ENGINE & TRANSMISSION

Cummins Engine / Allison Transmission



Allison Transmission



ALLISON TRANSMISSION SERVICE PARTS

| PART NUMBER | DESCRIPTION |
|-------------|---|
| GA5068650 | Pad Assembly, Park Brake, Allison 2500 Transmission |
| GA5048280 | Filter , Allison - Spin On |
| GA5048285 | Filter , Allison - Internal |
| GA5013769 | Rear main oil seal - Allison transmission |
| GA2700002 | Brake Drum, Park Brake, Allison 2500 Transmission |

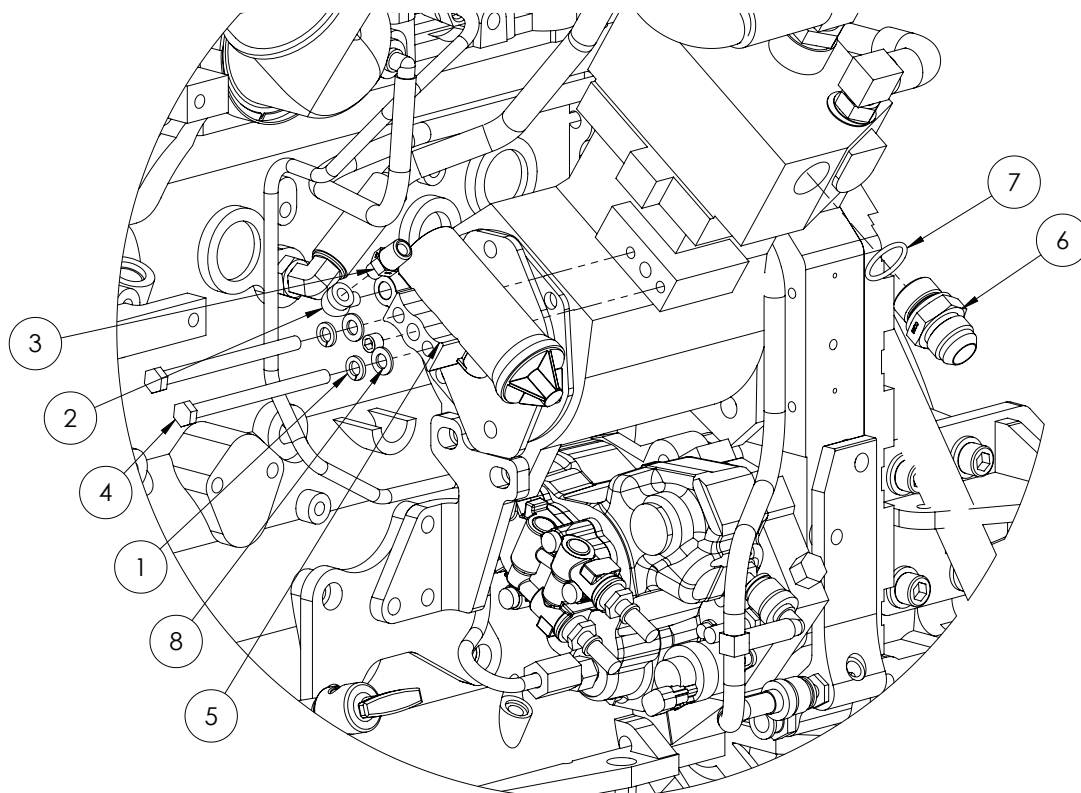
| ITEM NO. | PART NUMBER | DESCRIPTION | QTY. |
|----------|-------------|---|------|
| 1 | GA5071490 | Transmission, 2500 P TC211 kit, Allison, G3 G4 Series | 1 |
| 2 | GA4503735 | Bracket, Trans dip stick SP 2011 | 1 |
| 3 | GA5000311 | Bolt M12 x 35 | 1 |
| 4 | GA5000577 | Washer 12mm Flat SS HD | 1 |
| 5 | GA4658075 | Handbrake cable mount for 2000 series | 1 |
| 6 | GA5010868 | Ride height leveling valve 1/4" (includes lever arms) | 1 |
| 7 | GA5049825 | 21mm Rubber Lined Hose Clamp | 3 |
| 8 | GA5049830 | Clamp P 35mm 56487 | 2 |
| 9 | GA5011489 | Bolt M8 x 60 ZP | 4 |
| 10 | GA5003643 | Washer 8mm Flat SS HD | 12 |

Continued over page

Allison Transmission

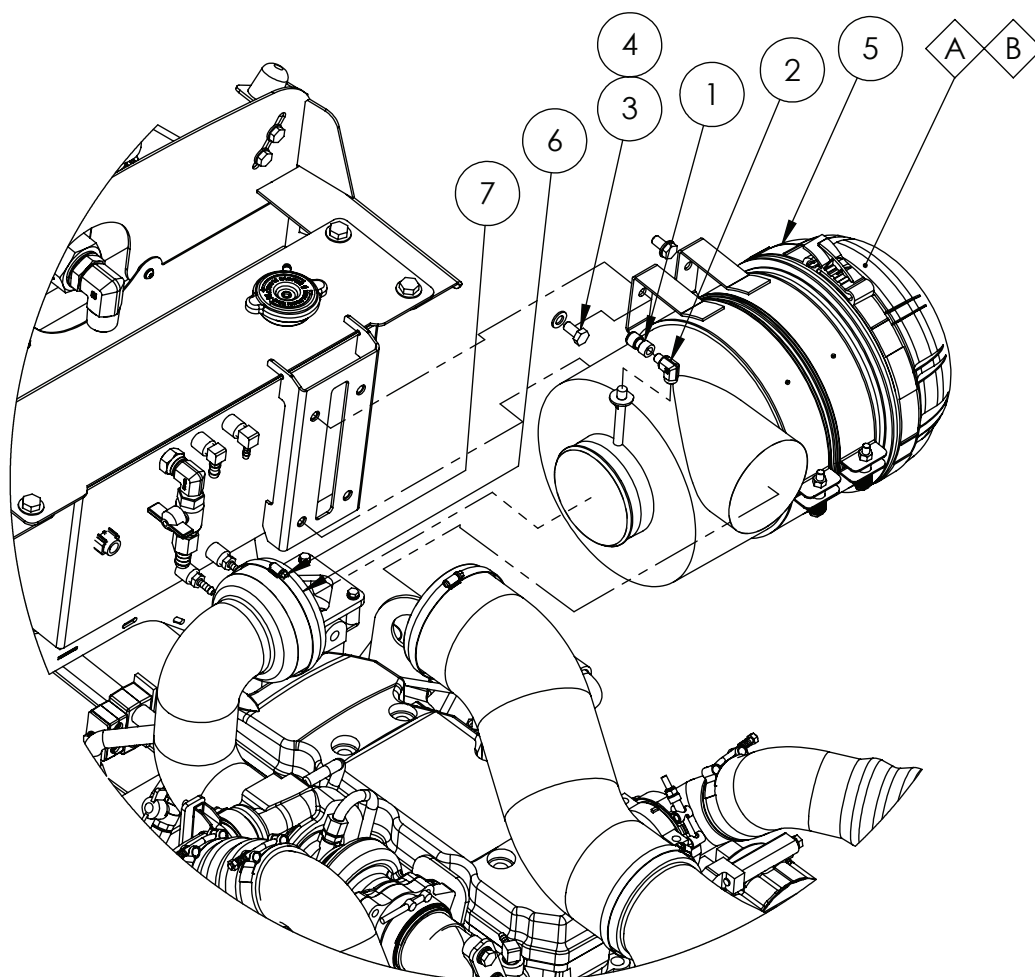
| ITEM NO. | PART NUMBER | DESCRIPTION | QTY. |
|----------|-------------|---|------|
| 11 | GA5052590 | Nut M8 Nyloc SS 316 | 4 |
| 12 | GA5065455 | Bolt M10 x 30 ZP GR8.8 | 3 |
| 13 | GA5000117 | Washer 10mm Flat SS HD | 15 |
| 14 | GA5004065 | Bolt M6 x 20 | 1 |
| 15 | GA5004437 | Washer 6mm Flat SS | 2 |
| 16 | GA5048115 | Nut M6 nyloc | 1 |
| 17 | GA5006071 | Bolt M10 x 40 ZP GR10.9 | 12 |
| 18 | GA5050120 | 10mm Rubber Lined Hose Clamp | 1 |
| 19 | GA5004695 | Bolt M8 x 16mm | 3 |
| 20 | GA5004085 | Bolt M8 x 20mm | 1 |
| 21 | GA5003977 | Bolt M5 x 16mm Pan head Screw | 2 |
| 22 | GA5003975 | Nut M5 Nyloc SS | 2 |
| 23 | GA5007369 | Conn Shift Kit | 1 |
| 24 | GA3500258 | Hydraulic coupling, Elbow, 90 degree, 1/4" BSPT male x 1/4" BSPT male | 2 |
| 25 | GA3500218 | Hydraulic adaptor, Nipple, 1/4" BSP x 1/4" BSP | 1 |
| 26 | GA3500351 | Hydraulic adaptor, 90 Degree Elbow 1/2" -1 1/16" JIC | 2 |

Air Governor



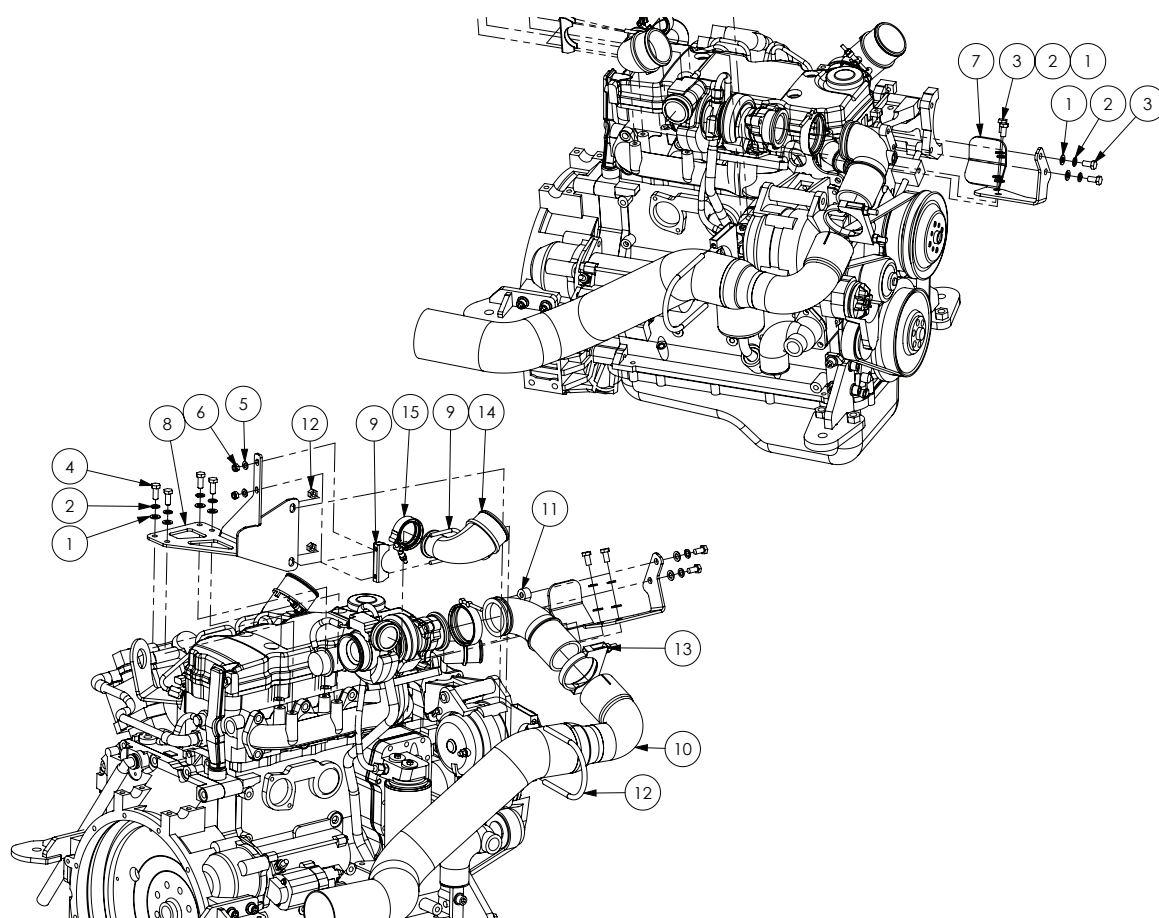
| ITEM NO. | PART NUMBER | DESCRIPTION | QTY. |
|----------|-------------|--|------|
| 1 | GA5004919 | Washer 8mm Spring SS | 2 |
| 2 | GA3500208 | Hydraulic adaptor, Elbow, 90 degree, 1/8" BSP male x 1/8" BSP female | 1 |
| 3 | GA3500217 | Hydraulic adaptor, Nipple, 1/4" BSP x 1/8" BSP | 1 |
| 4 | GA5004933 | Bolt M8 x 110mm ZP GR8.8 | 2 |
| 5 | GA5007623 | Cummins - Air Governor | 1 |
| 6 | GA5077883 | Hydraulic adaptor, Nipple, 1 1/16" JIC thread x M27 x 2.0P thread | 1 |
| 7 | GA5078122 | 3/4" BSPP O-Ring | 1 |
| 8 | GA5003643 | Washer 8mm Flat HD SS | 2 |

Air Cleaner



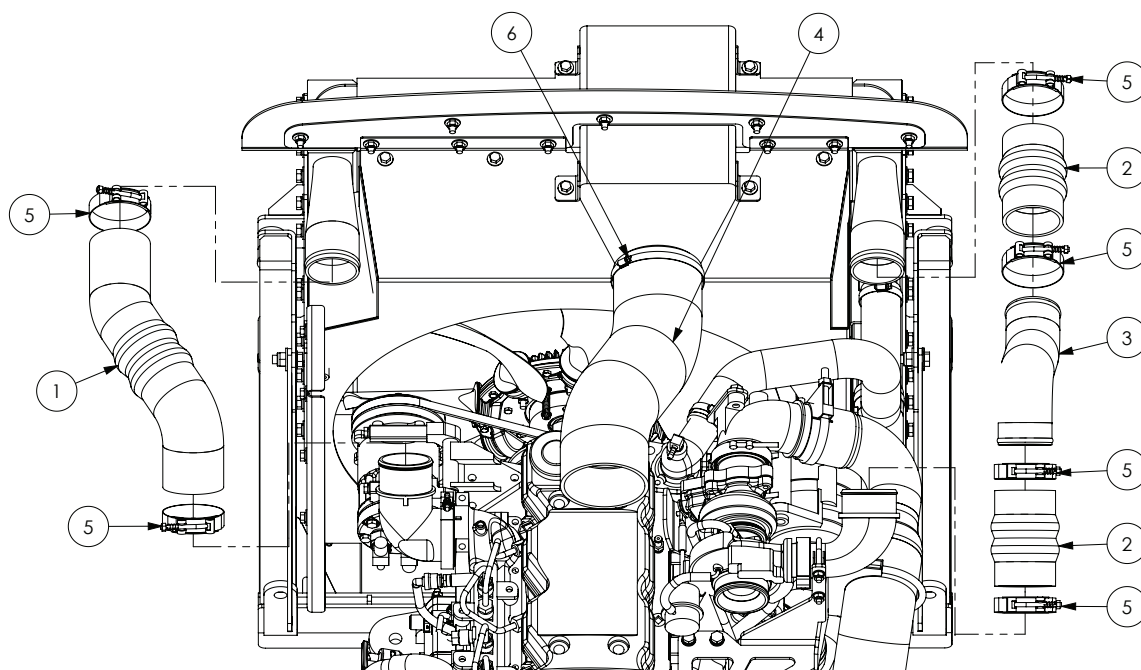
| ITEM NO. | PART NUMBER | DESCRIPTION | QTY. |
|----------|-------------|--|------|
| A | GA5071700 | Filter, Air Cleaner Engine Primary Large AF26120, G3 G4 Series | 1 |
| B | GA5071705 | Filter, Air Cleaner Engine Secondary Small AF26121, G3 G4 Series | 1 |
| 1 | GA5070450 | Female Adaptor Push In 6mm x 1/8 BSP | 1 |
| 2 | GA3500208 | Hydraulic adaptor, Elbow, 90 degree, 1/8" BSPT male x 1/8" BSPT female, S25-0202 | 1 |
| 3 | GA5006113 | Set Screw M10 x 20 GR8.8 ZP | 4 |
| 4 | GA5000117 | Washer M10 Flat SS HD | 4 |
| 5 | GA5025835 | Housing, Air Filter, FleetGuard, AH19479 | 1 |
| 6 | GA2700144 | Hose, Air Filter Outlet, G4, MY14 to MY22 | 1 |
| 7 | GA2700026 | Hose clamp, 110-135mm, G3 G4 | 1 |

Exhaust Pipe Work



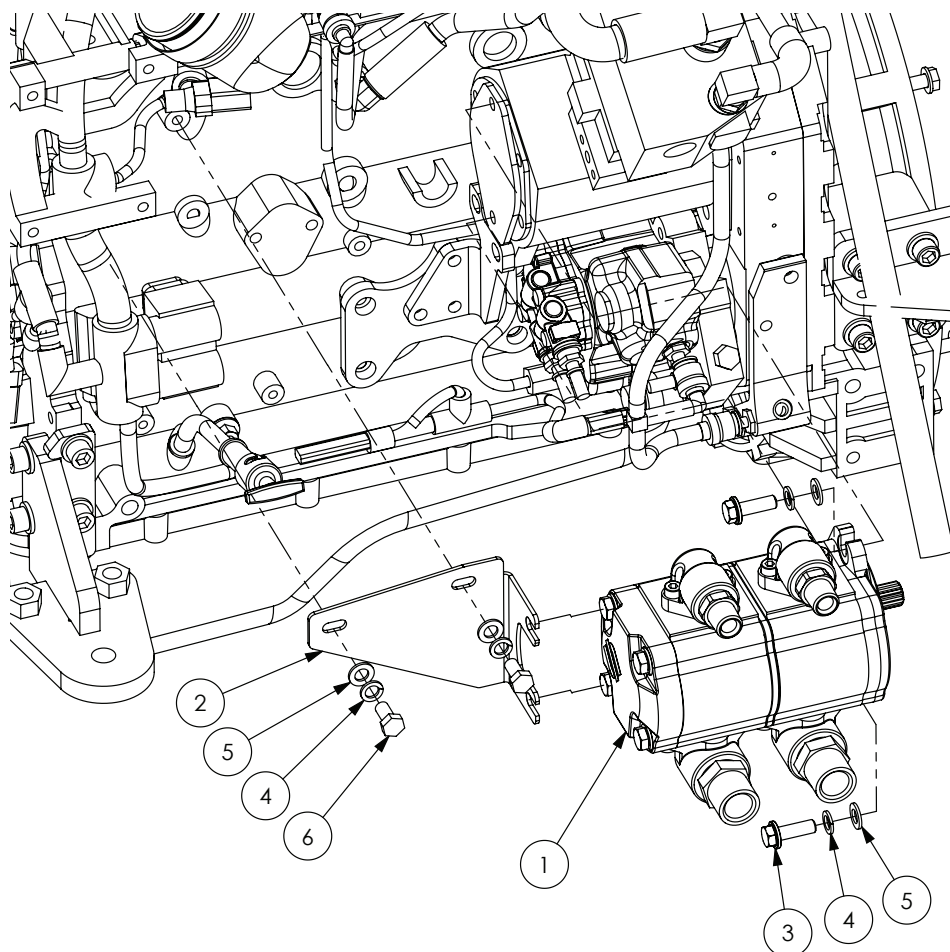
| ITEM NO. | PART NUMBER | DESCRIPTION | QTY. |
|----------|-------------|--|------|
| 1 | GA5000117 | Washer 10mm SS Flat HD | 8 |
| 2 | GA5000137 | Washer 10mm Spring SS | 8 |
| 3 | GA5006113 | Bolt M10 x 20 ZP Gr8.8 | 4 |
| 4 | GA5006161 | Bolt M10 x 25 ZP Gr8.8 | 4 |
| 5 | GA5003643 | Washer 8mm Flat SS HD | 2 |
| 6 | GA5052590 | Nut M8 Nyloc SS 316 | 2 |
| 7 | GA4508145 | Plate, Turbo Exhaust Outlet Mount and Shield QSB4.5 | 1 |
| 8 | GA4660525 | Bracket, Turbo Ancillary Support Cummins QSB4.5 | 1 |
| 9 | GA5006705 | Exhaust Clamp C8 2" | 1 |
| 10 | GA5071595 | Exhaust Pipe Header 3" to 4" | 1 |
| 11 | GA5071684 | Exhaust Turbo Outlet Cast 90 Degree Elbow suit Cummins QSB | 1 |
| 12 | GA5066215 | Exhaust clamp 4 1/8" | 1 |
| 13 | GA5002297 | Exhaust clamp - 79mm (3.125") | 1 |
| 14 | - | Charge air elbow | 1 |
| 15 | 3926702 | Hose clamp - Intercooler pipes | 1 |
| - | GA5053700 | Exhaust heat wrap fibreglass Black 2 x 50' | 1 |
| - | GA5055470 | Cable tie, Stainless steel, 520mm 7.9mm, Heavy duty | 4 |

Charge Air Intake



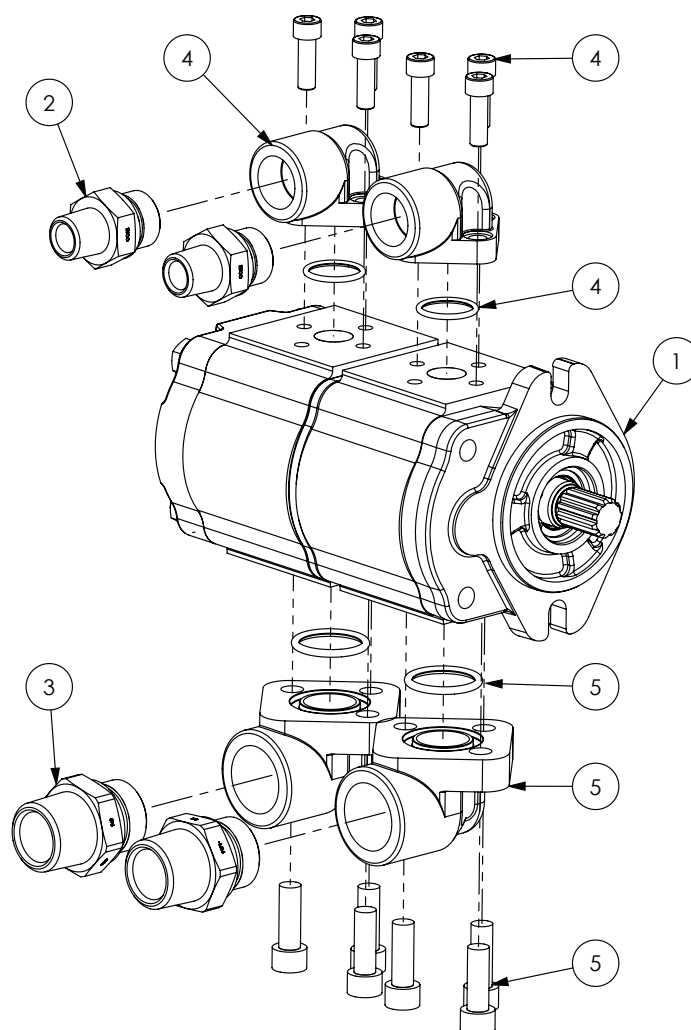
| ITEM NO. | PART NUMBER | DESCRIPTION | QTY. |
|----------|-------------|---|------|
| 1 | GA2700021 | Hose, Diameter 76, Charge air | 1 |
| 2 | GA2700022 | Hose, Hump, 3 Ring, Diameter 89 x 160mm | 1 |
| 3 | GA2700023 | Pipe, Charge air, Diameter 76 | 1 |
| 4 | GA2700024 | Hose, Air filter | 1 |
| 5 | GA2700025 | Hose clamp, Constant tension, 82-90mm | 6 |
| 6 | GA2700026 | Hose clamp, 110-135mm | 1 |

Hydraulic Pump Mounting 22/22cc



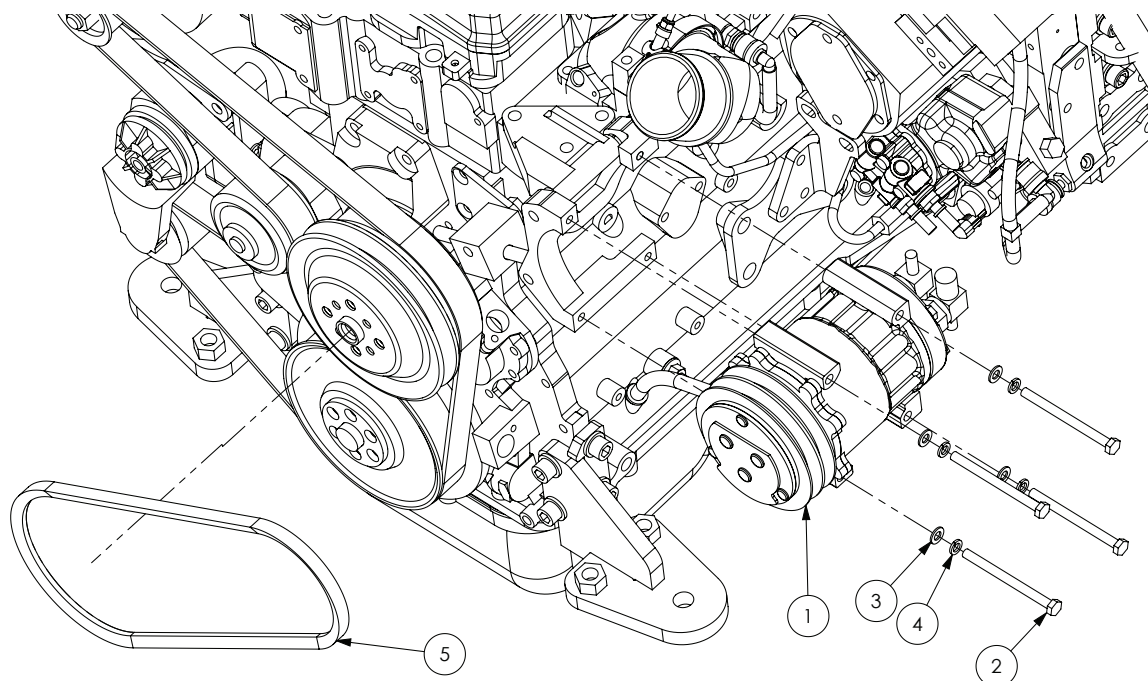
| ITEM NO. | PART NUMBER | DESCRIPTION | QTY. |
|----------|-------------|---|------|
| 1 | GA3500055 | Pump, Hydraulic, 22 + 22 cc, 11 tooth spline, Including port adaptors | 1 |
| 2 | GA4508361 | Bracket, Hydraulic Gear Pump Support, 22cc and 22cc Salami | 1 |
| 3 | GA5068655 | Bolt M10 x 30, Flange head, 1.5mm Pitch, Gr12.9, Black | 2 |
| 4 | GA5000137 | Washer 10mm Spring SS | 4 |
| 5 | GA5000117 | Washer 10mm Flat SS HD | 4 |
| 6 | GA5006113 | Bolt M10 x 20 ZP GR8.8 | 2 |
| - | GA5071790 | Coupling, Hydraulic Gear Pump to Cummins Engine 11 Tooth(Large) | 1 |

Hydraulic Pump 22/22cc



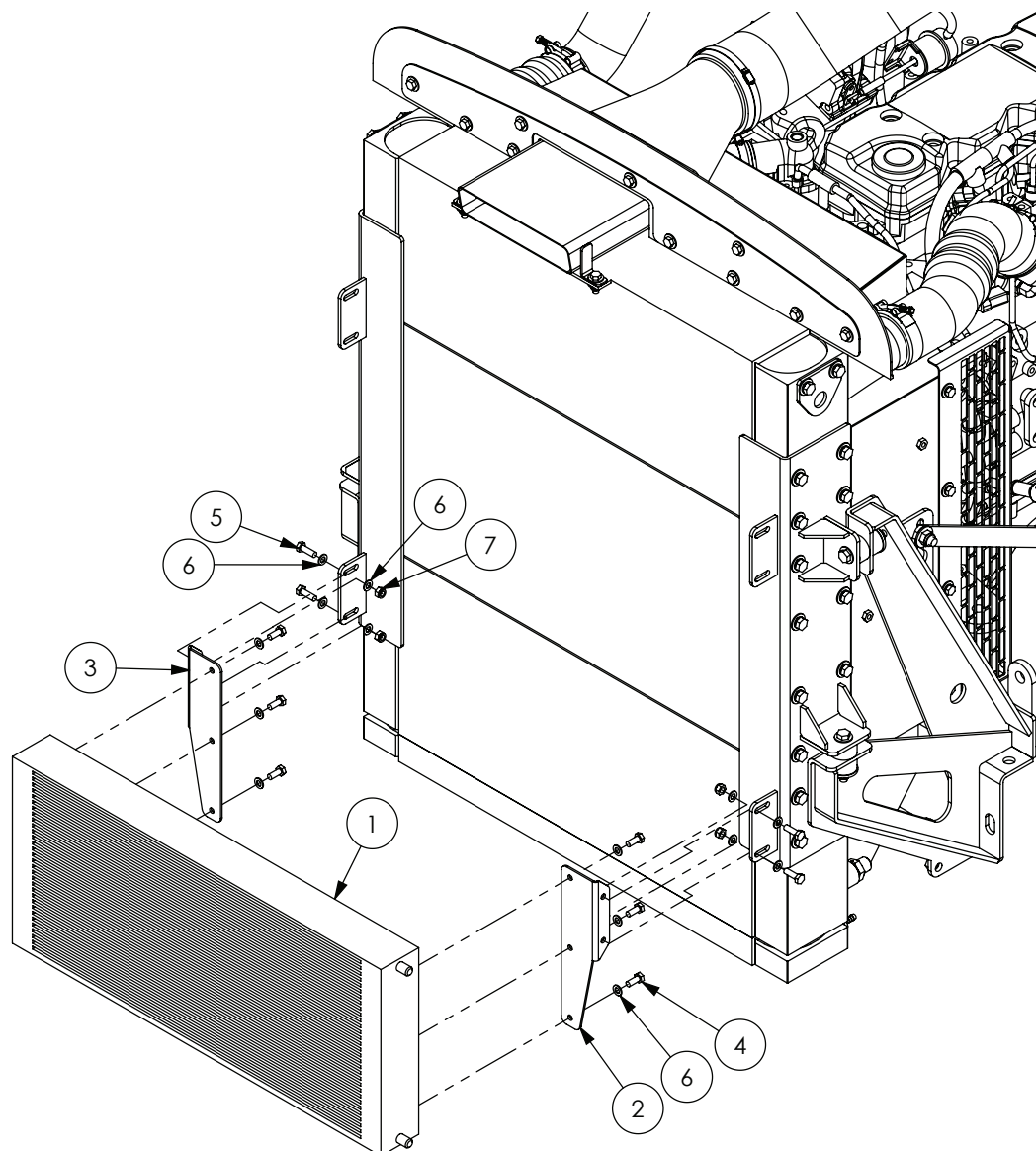
| ITEM NO. | PART NUMBER | DESCRIPTION | QTY. |
|----------|-------------|---|------|
| 1 | GA3500055 | Pump, Hydraulic, 22 + 22 cc, Including port adaptors | 1 |
| 2 | GA3500312 | Hydraulic adaptor, Nipple, 1/2" BSPT Male x 3/4" BSPP Male, includes o-ring | 1 |
| 3 | GA3500317 | Hydraulic adaptor, Nipple, 1" BSPT male x 1" BSPP male, includes o-ring | 2 |
| 4 | GA3500064 | Port Adaptor, Hydraulic, 90 degree, 3/4", suit Salami pump | 2 |
| 5 | GA3500065 | Port Adaptor, Hydraulic, 90 degree, 1", suit Salami pump | 2 |

Air Conditioner Compressor



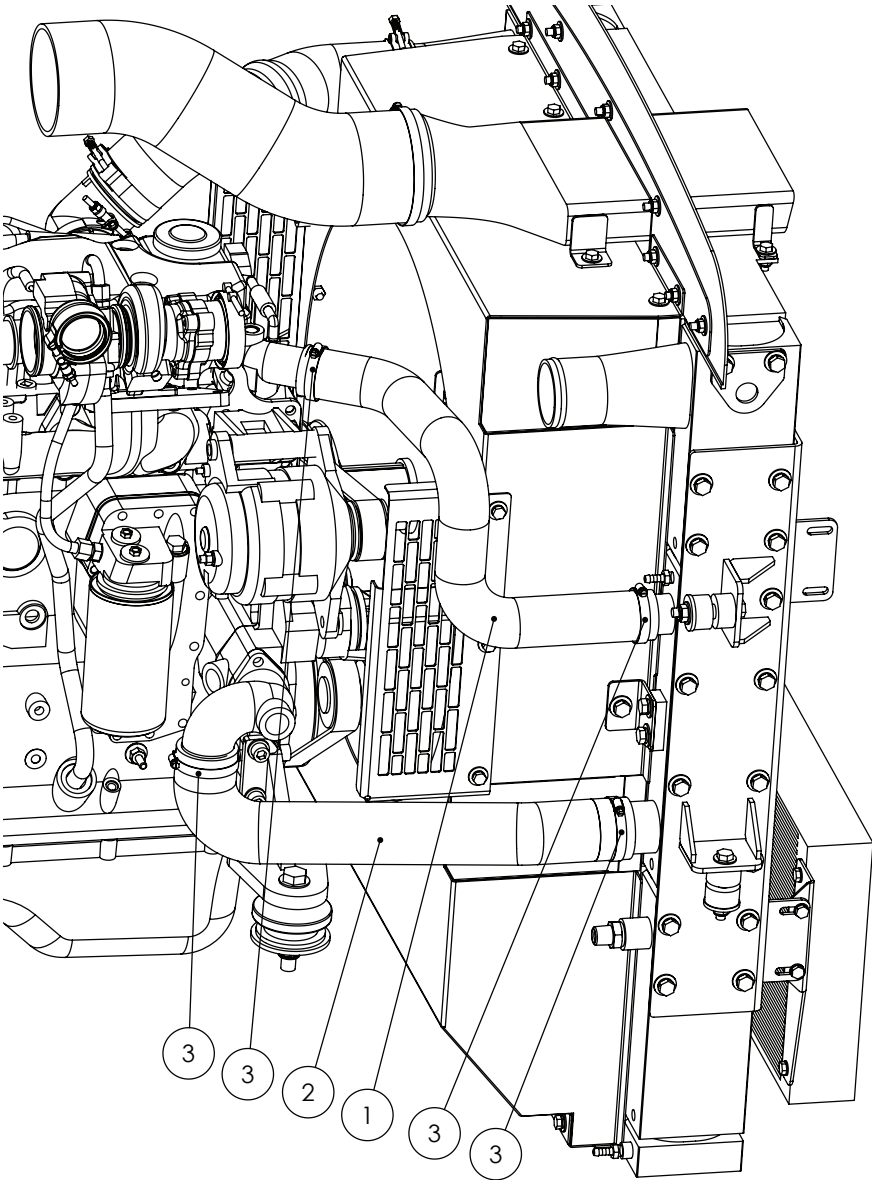
| ITEM NO. | PART NUMBER | DESCRIPTION | QTY. |
|----------|-------------|--|------|
| 1 | GA5071640 | AC Compressor Sanden U4626 | 1 |
| 2 | GA5004681 | Bolt, M8 x 100mm ZP GR8.8 | 4 |
| 3 | GA5003643 | Washer 8mm Flat SS HD | 4 |
| 4 | GA5004919 | Washer 8mm Spring SS | 4 |
| 5 | GA5071435 | V Belt, Air Conditioner Compressor, G3 G4 Series | 1 |

Air Conditioner Condenser



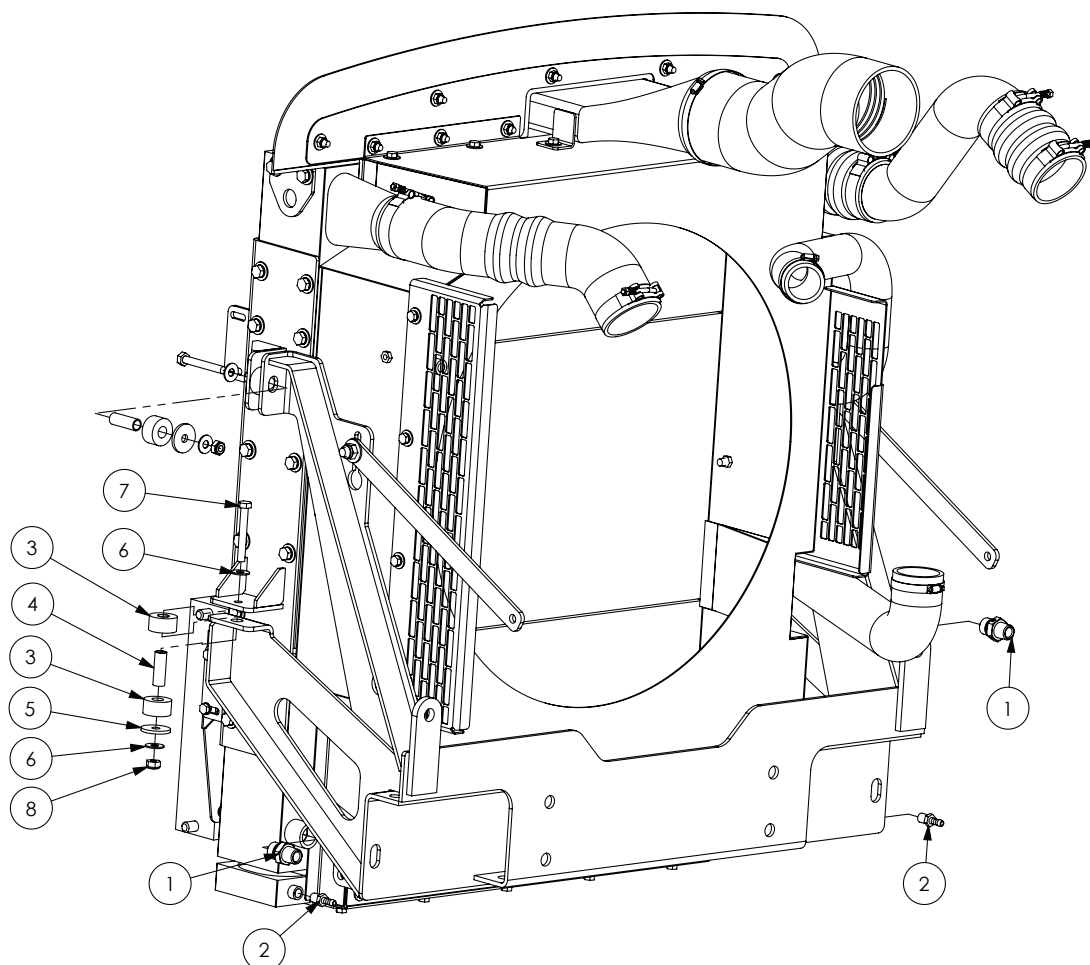
| ITEM NO. | PART NUMBER | DESCRIPTION | QTY. |
|----------|-------------|--|------|
| 1 | GA5007361 | Condenser assy (tube & fin 6 rows 5/16") | 1 |
| 2 | GA4507065 | Bracket AC Condenser Left Hand | 1 |
| 3 | GA4507070 | Bracket AC Condenser Right Hand | 1 |
| 4 | GA5004085 | Bolt M8 x 20 | 6 |
| 5 | GA5004711 | Bolt M8 x 25 | 4 |
| 6 | GA5003643 | Washer 8mm Flat SS HD | 14 |
| 7 | GA5004917 | Nut M8 Nyloc | 4 |

Coolant System Plumbing



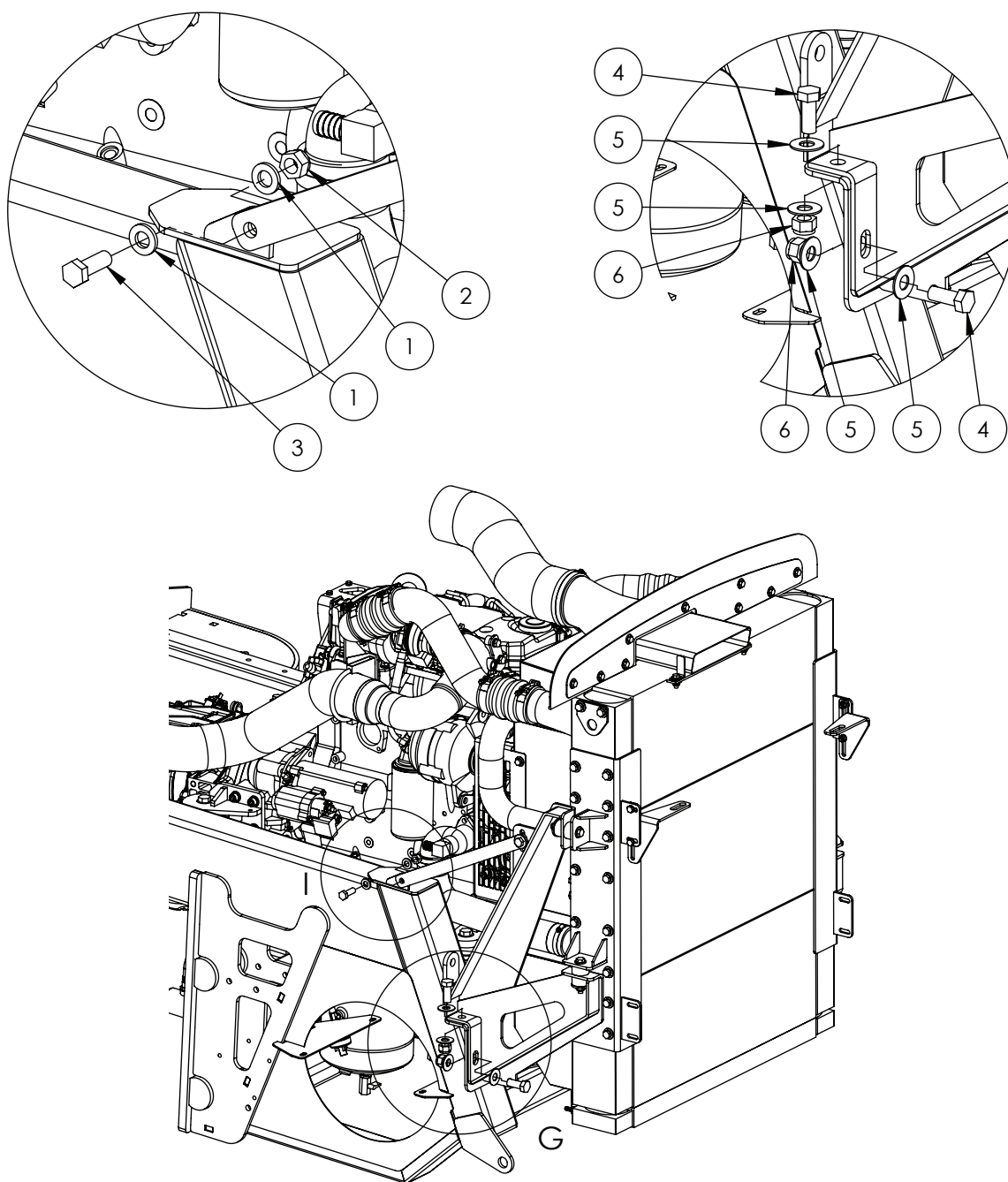
| ITEM NO. | PART NUMBER | DESCRIPTION | QTY. |
|----------|-------------|-------------------------------|------|
| 1 | GA2700019 | Radiator Hose, Diameter 45.mm | 1 |
| 2 | GA2700020 | Radiator Hose, Diameter 58.mm | 1 |
| 3 | GA5016815 | Hose Clamp, 50-70mm SS | 4 |

Combi Cooler



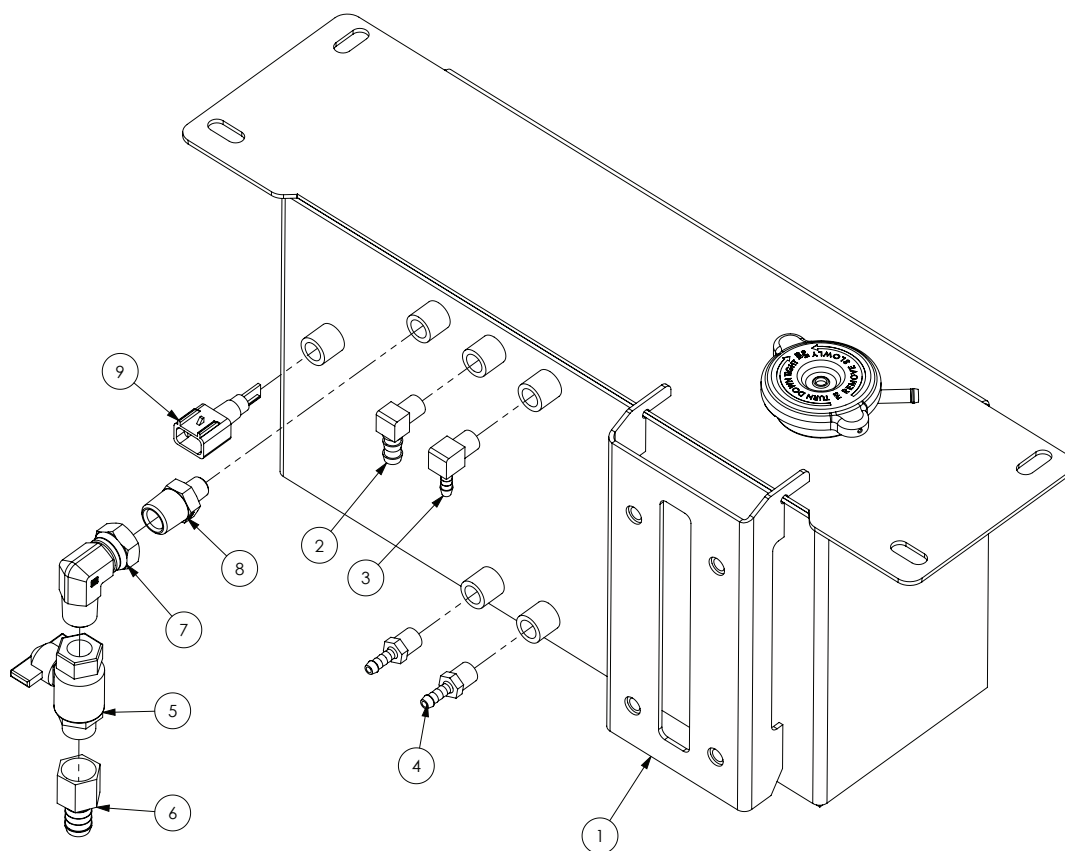
| ITEM NO. | PART NUMBER | DESCRIPTION | QTY. |
|----------|-------------|---|------|
| 1 | GA3500311 | Hydraulic adaptor, 1/2" BSPT x 5/8" BSPP | 2 |
| 2 | GA5068780 | Hose barb, 1/4" BSPT male x 5/16" hose, Brass | 2 |
| 3 | GA2700016 | Bush, Isolator | 8 |
| 4 | GA2700017 | Spacer, Tube | 4 |
| 5 | GA2700018 | Washer, Snubber | 4 |
| 6 | GA5000117 | Washer 10mm Flat SS HD | 8 |
| 7 | GA5006073 | Bolt M10 x 75 ZP | 4 |
| 8 | GA5000141 | Nut M10 Nyloc | 4 |

Combi Cooler Mounting



| ITEM NO. | PART NUMBER | DESCRIPTION | QTY. |
|----------|-------------|--------------------------------|------|
| 1 | GA5000577 | Washer 12mm Flat SS HD | 4 |
| 2 | GA5012461 | Nut M12 Nyloc ZP | 2 |
| 3 | GA5000311 | Bolt M12 x 35 | 2 |
| 4 | GA5011287 | Set screw, M16 x 40, ZP GR 8.8 | 4 |
| 5 | GA5001043 | Washer 16mm Flat SS | 8 |
| 6 | GA5001029 | Nut M16 Nyloc | 4 |

Header Tank Assembly

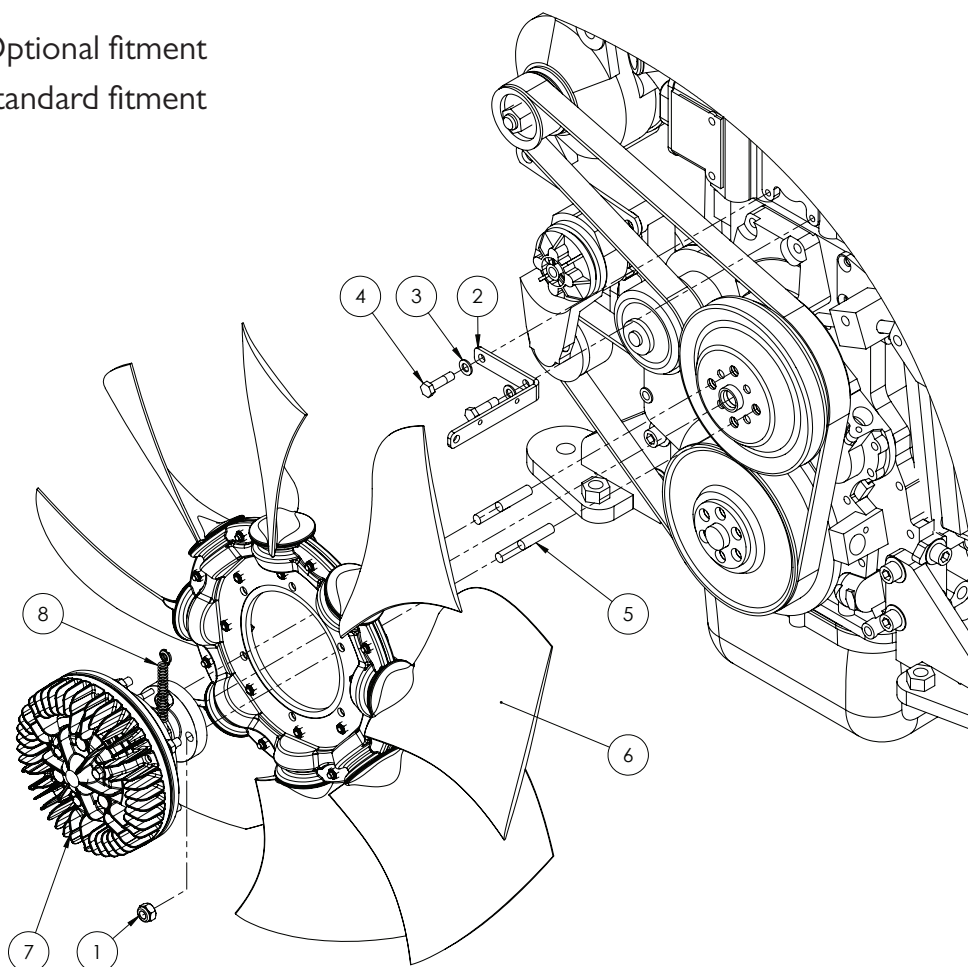


| ITEM NO. | PART NUMBER | DESCRIPTION | QTY. |
|----------|--------------|---|------|
| 1 | PA-130314-03 | Header tank | 1 |
| 2 | GA5049290 | Elbow brass 3/8" x 1/4" | 1 |
| 3 | GA5048340 | 1/4" Brass Elbow | 1 |
| 4 | GA5020540 | 1/4" Brass Hose Barb | 2 |
| 5 | GA5020615 | Valve, Ball, 12mm male / female thread inlet / outlet, Butterfly handle, SS | 1 |
| 6 | GA5003697 | Hose barb, 1/2" BSP Male x 5/8" hose, Brass | 1 |
| 7 | GA3500333 | Hydraulic adapter, Elbow, 90 degree, 1/2" male x 1/2" female swivel | 1 |
| 8 | GA3500221 | Hydraulic adaptor, Nipple, 1/2" BSP x 1/4" BSP | 1 |
| 9 | GA5066280 | Sensor, Low coolant level | 1 |

Fan with Clutch - Up to SN 201674

G3 - Optional fitment

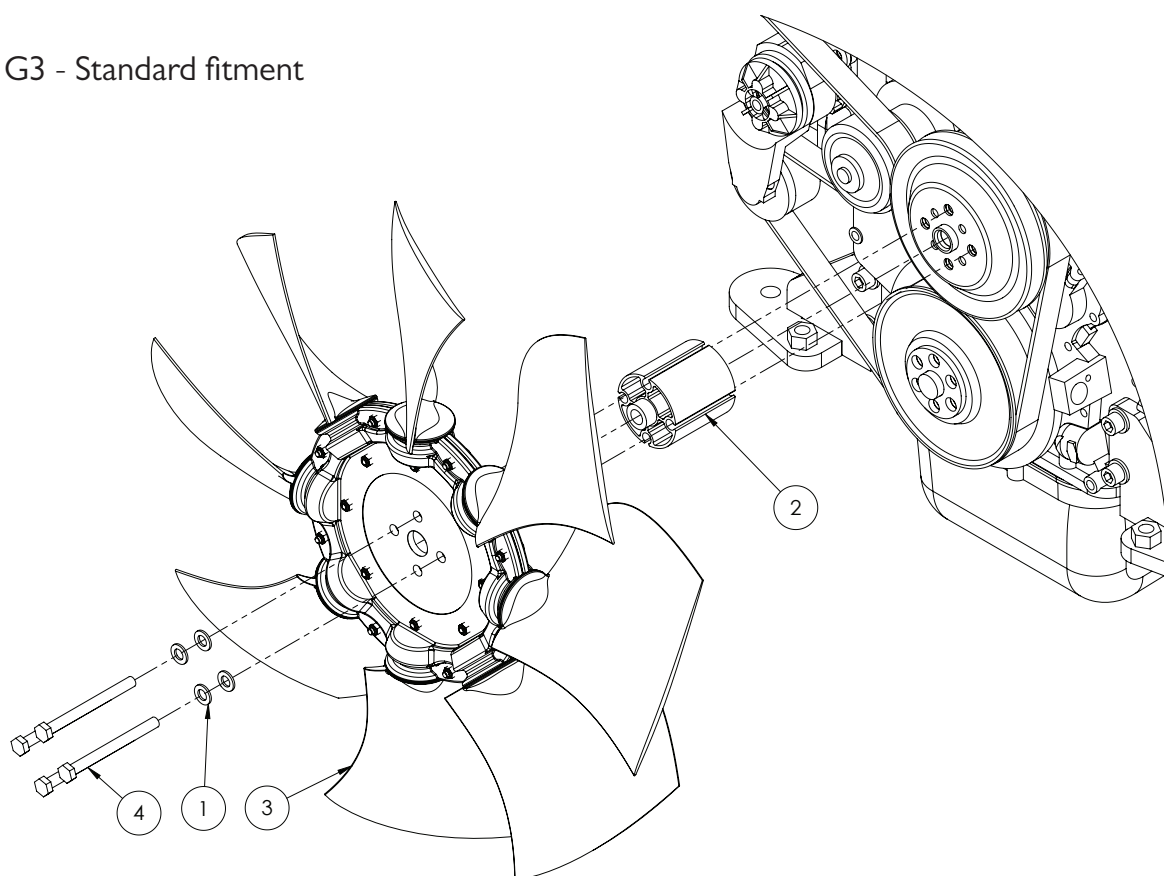
G4 - Standard fitment



| ITEM NO. | PART NUMBER | DESCRIPTION | QTY. |
|----------|-------------|---|------|
| 1 | GA5011665 | M10 Nyloc Nut | 4 |
| 2 | GA4524895 | Plate, Fan Clutch Spring Mount QSB4.5 | 1 |
| 3 | GA5003643 | Washer 8mm Flat SS HD | 2 |
| 4 | GA5011475 | Bolt M8 x 30 GR8.8 ZP | 2 |
| 5 | GA0500024 | Stud, M10 x 50 long Gr8.8 | 4 |
| 6 | GA5071650 | Fan, Engine Cooling Package used with fan clutch | 1 |
| 7 | GA5071660 | Fan Clutch, Two Speed Electromagnetic with Clockwise Eng. Adaptor | 1 |
| 8 | GA2700033 | Spring, Electric Fan Clutch, Support | 1 |

Fan without Clutch - Up to SN 201674

G3 - Standard fitment

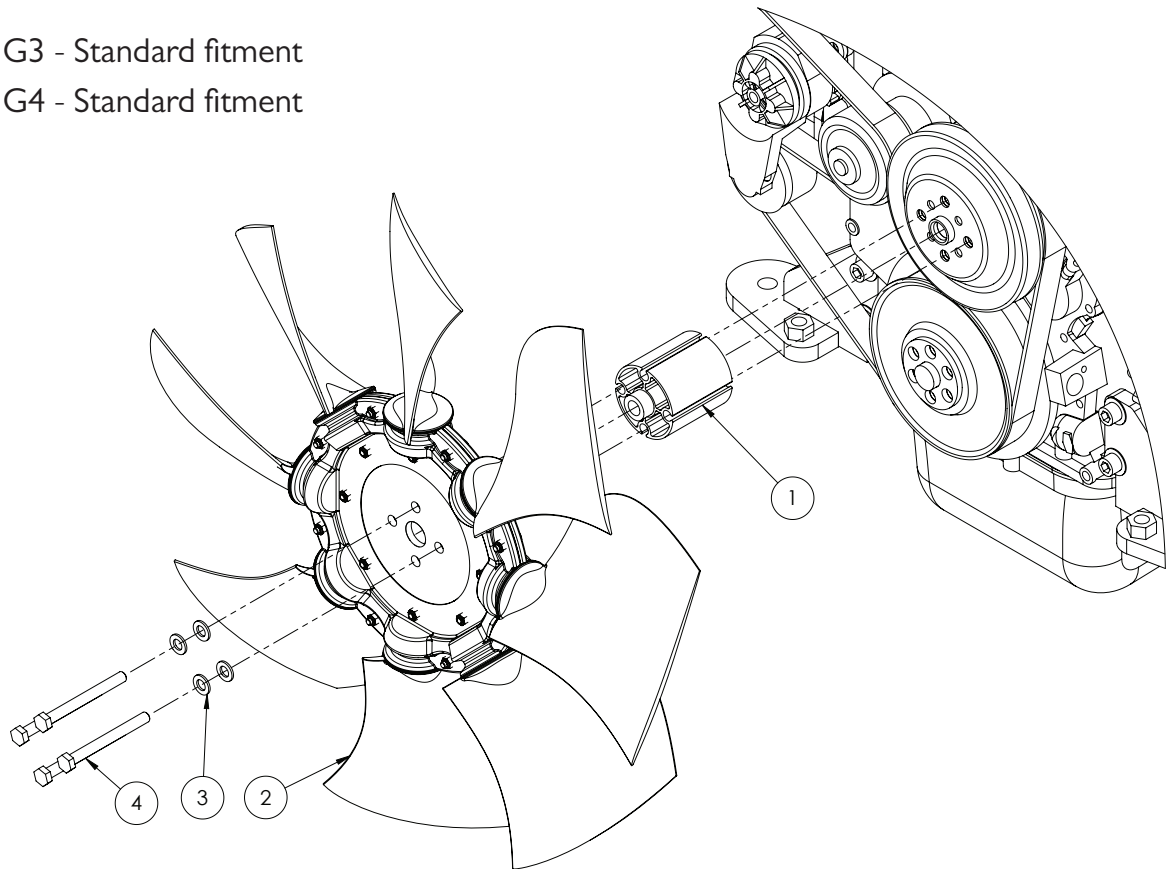


| ITEM NO. | PART NUMBER | DESCRIPTION | QTY. |
|----------|-------------|---|------|
| 1 | GA5000117 | Washer 10mm Flat SS HD | 4 |
| 2 | GA5071665 | Spacer, Fan pilot | 1 |
| 3 | GA5071655 | Fan, Engine Cooling Package, No Fan Clutch type | 1 |
| 4 | GA5006091 | Bolt M10 x 100 ZP Gr8.8 | 4 |

Fan without Clutch - SN 201686 on

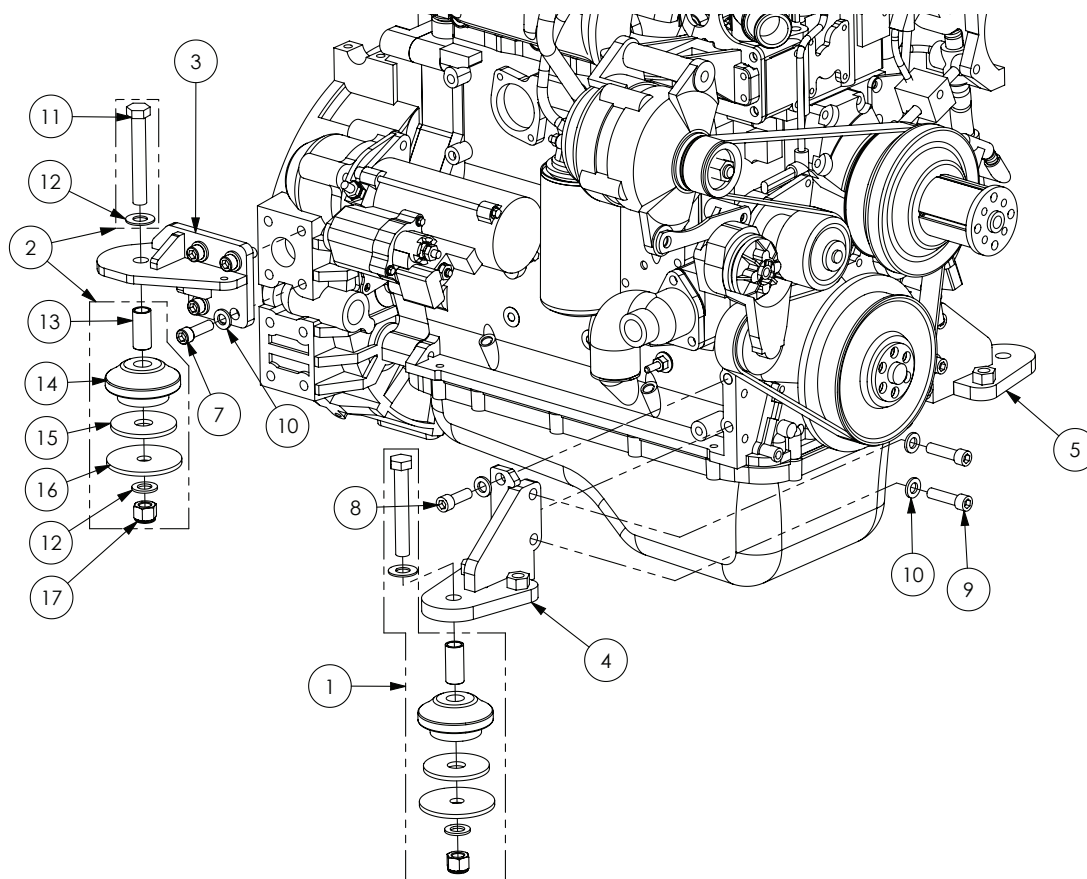
G3 - Standard fitment

G4 - Standard fitment



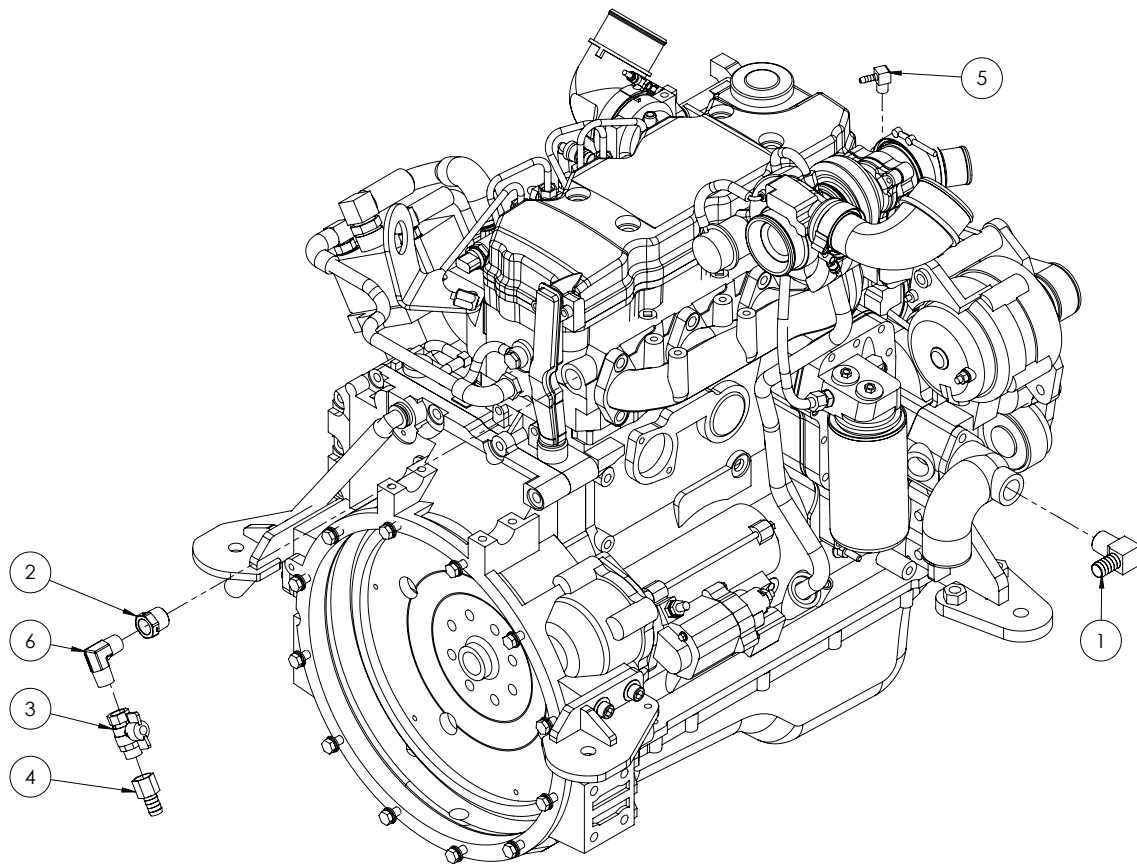
| ITEM NO. | PART NUMBER | DESCRIPTION | QTY. |
|----------|-------------|---|------|
| 1 | GA5071665 | Spacer, Fan pilot coupling, 76mm long, aluminium, Cummins | 1 |
| 2 | GA2700047 | Fan, suit G3 G4, QSB4.5 with 0.96:1 Ratio, Innotherm | 1 |
| 3 | GA5000117 | Washer 10mm Flat SS HD | 4 |
| 4 | GA5006091 | Bolt M10 x 100 GR8.8 ZP | 4 |

Engine Mounts



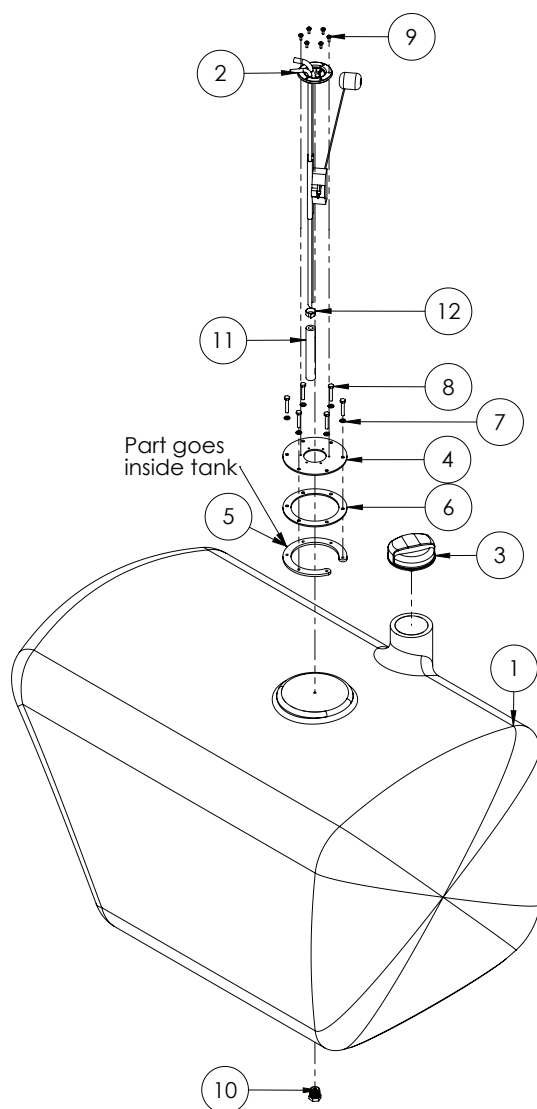
| ITEM NO. | PART NUMBER | DESCRIPTION | QTY. |
|----------|-------------|---|------|
| 1 | GA5055640 | Isolator Kit, 60 Duro, Red, Engine 4.5L | 2 |
| 2 | GA5055635 | Isolator Kit, 70 Duro, Black, Engine 4.5L | 2 |
| 3 | GA4660125 | Rear Right engine mount | 1 |
| 4 | GA4660135 | Front Right engine mount | 1 |
| 5 | GA4660130 | Left Front engine mount | 1 |
| 6 | GA4660120 | Left Rear engine mount (not shown) | 1 |
| 7 | GA5000321 | SHCS M12 x 40 | 8 |
| 8 | GA5000313 | SHCS M12 x 35 | 4 |
| 9 | GA5000325 | SHCS M12 x 45 GR12.9 ZP | 4 |
| 10 | GA5000577 | Washer 12mm Flat SS HD | 16 |
| 11 | GA5000855 | Bolt M16 x 110 ZP GR8.8 (in isolator kit) | - |
| 12 | GA5001043 | Washer 16mm Flat SS HD (in isolator kit) | - |
| 13 | - | Crush Tube (in isolator kit) | - |
| 14 | - | Isolator (in isolator kit) | - |
| 15 | - | Rebound Washer (in isolator kit) | - |
| 16 | - | Bottom Washer (in isolator kit) | - |
| 17 | GA5001029 | Nut M16 Nyloc ZP (in isolator kit) | - |

Heater Hose Fittings



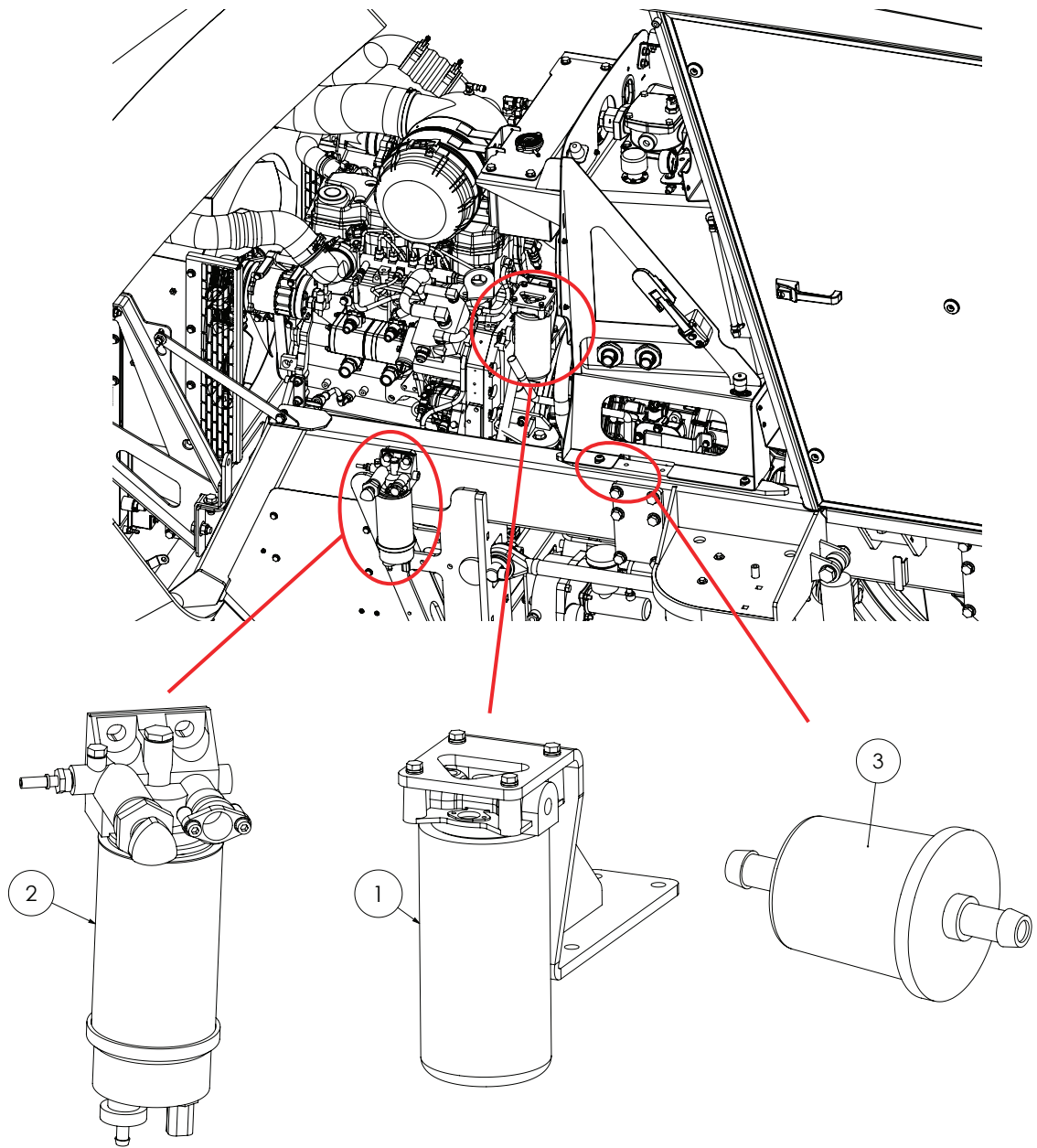
| ITEM NO. | PART NUMBER | DESCRIPTION | QTY. |
|----------|-------------|---|------|
| 1 | GA3500020 | Elbow, 3/4" BSPT Male x 3/4" Barb, Brass | 1 |
| 2 | GA3500204 | Hydraulic reducing bush, 3/4" BSPP x 1/2" BSPP | 1 |
| 3 | GA5020615 | Valve, Ball, 12mm male / female thread inlet / outlet, Butterfly handle | 1 |
| 4 | GA4903350 | Water Restrictor suit QSB engine | 1 |
| 5 | GA5048340 | Elbow, 90 degree, 1/4" male thread x 1/4" hose, Brass | 1 |
| 6 | GA3500262 | Hydraulic coupling, Elbow, 90 degree, 1/2" BSPT male x 1/2" BSPT male | 1 |

Fuel Tank



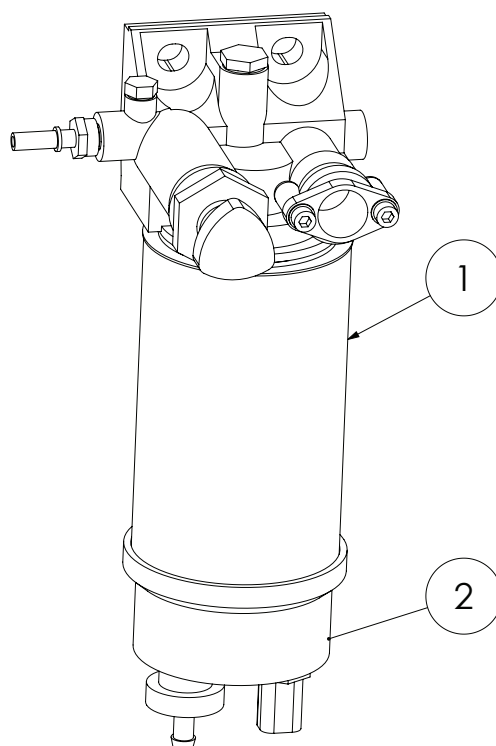
| ITEM NO. | PART NUMBER | DESCRIPTION | QTY. |
|----------|-------------|--|------|
| 1 | GA5071155 | Tank, Fuel, 300L, G3 G4 Series | 1 |
| 2 | GA5070420 | Fuel Sender - Cobo | 1 |
| 3 | GA5069066 | Fuel Cap - Farma | 1 |
| 4 | GA4502550 | Fuel Sender Mounting Plate SS | 1 |
| 5 | GA4502570 | Fuel Sender Mount Retaining Plate | 1 |
| 6 | GA4502635 | Fuel Sender Gasket | 1 |
| 7 | GA5004437 | Washer 6mm Flat SS | 6 |
| 8 | GA5070504 | Set Screw M6 x 35 ZP GR8.8 | 6 |
| 9 | GA5011360 | Bolt M4 x 10 Pan Head SS | 6 |
| 10 | GA5048560 | 1/2" Brass Magnetic Plug | 1 |
| 11 | GA5010211 | Hose, fuel line, 3/8" ID, Black (cut to 130mm) | 1 |
| 12 | GA5007231 | Hose clamp, Cobra type, 1/2" | 1 |

Fuel Filters



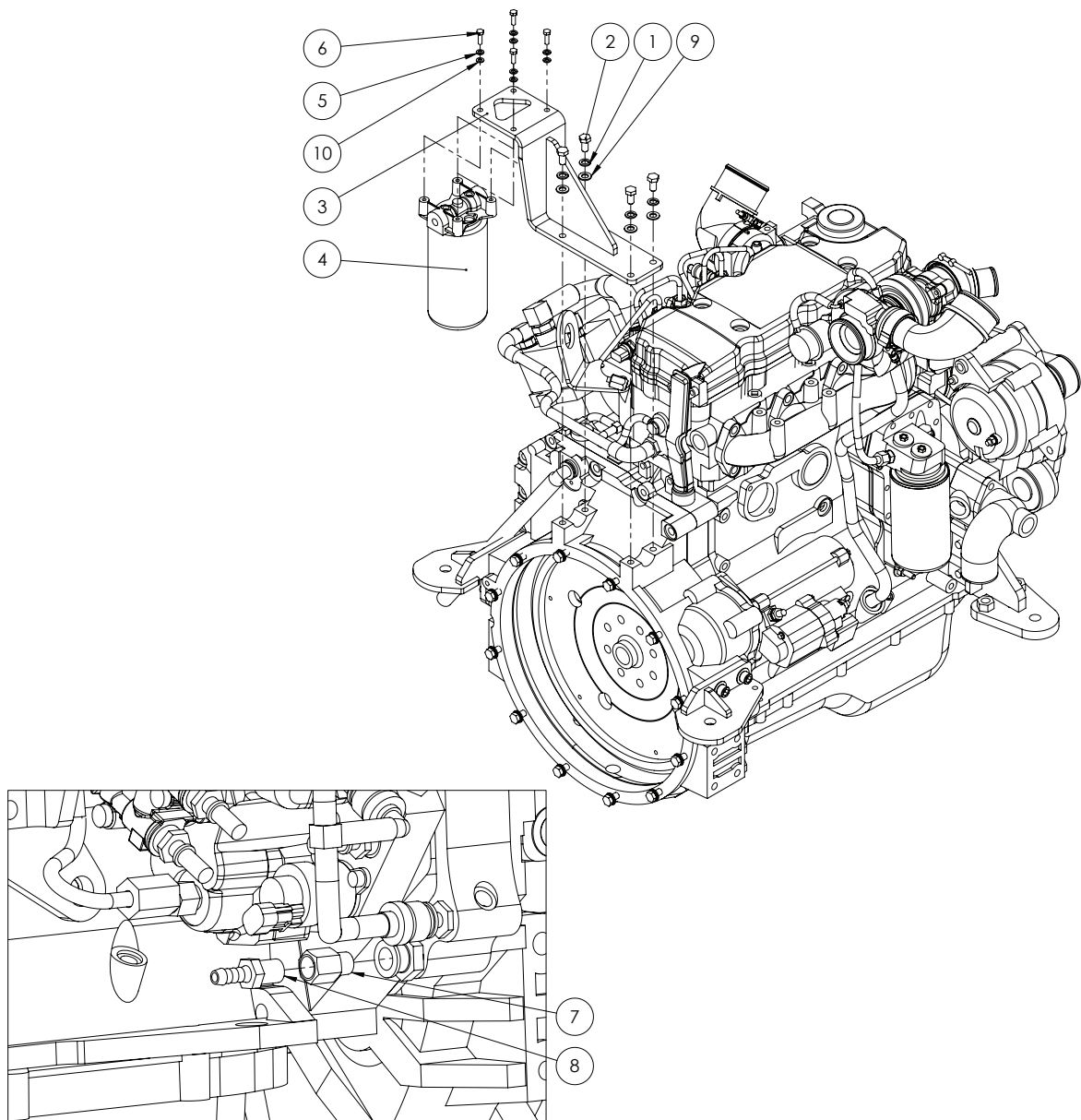
| ITEM NO. | PART NUMBER | DESCRIPTION | QTY. |
|----------|-------------|--|------|
| 1 | GA5051765 | Filter, Fuel, Engine, Suit QSB | 1 |
| 2 | GA5071020 | Filter, Fuel, Primary, Crop Cruiser | 1 |
| 3 | GA5069895 | Filter, Fuel, Inline 3/8" hose barbs (Located on the left hand side of the chassis rail) | 1 |

Fuel Filter - Primary



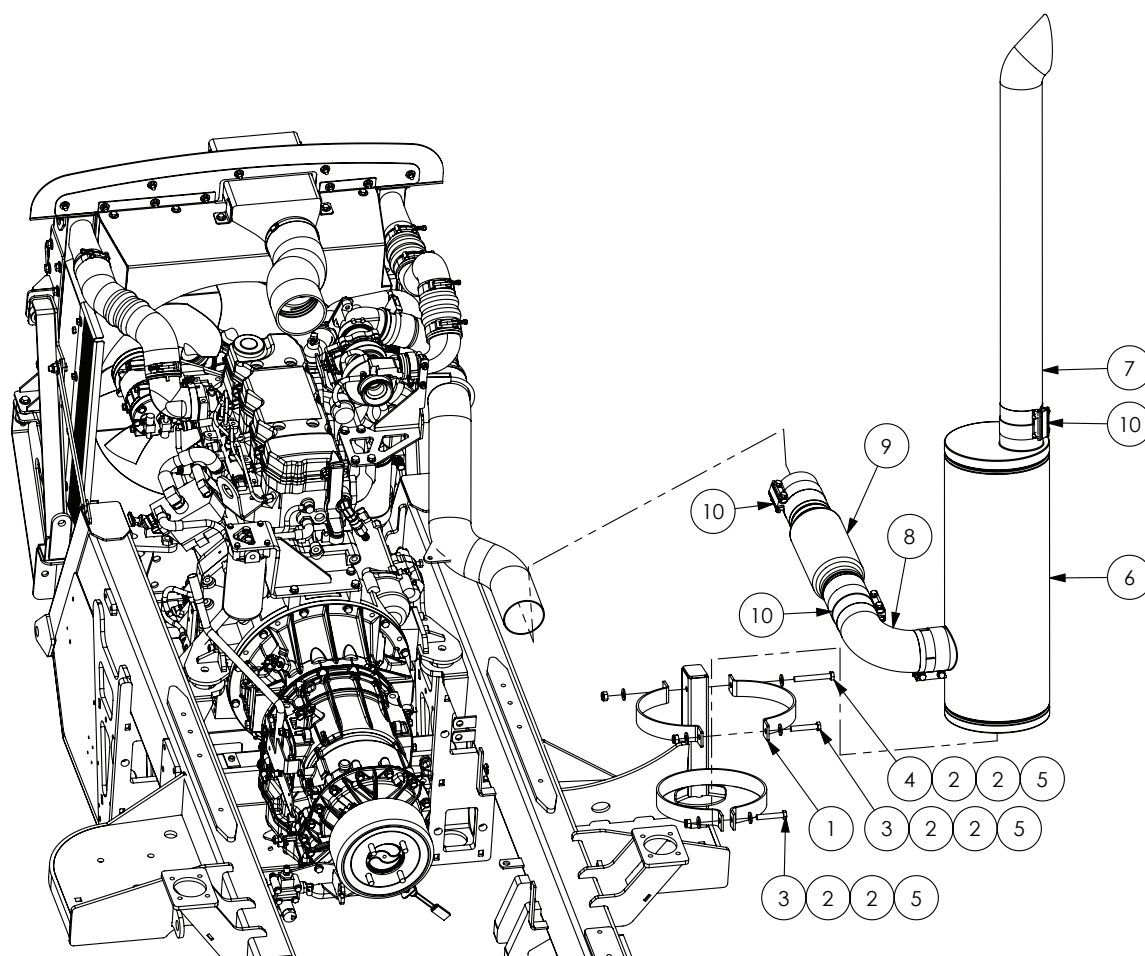
| ITEM NO. | PART NUMBER | DESCRIPTION | QTY. |
|----------|-------------|--|------|
| 1 | GA5051760 | Cartridge, Primary fuel filter | 1 |
| 2 | GA5070560 | Bowl, Clear glass, Primary fuel filter | 1 |

Fuel Filter - Secondary



| ITEM NO. | PART NUMBER | DESCRIPTION | QTY. |
|----------|-------------|---|------|
| 1 | GA5000137 | Washer 10mm Spring SS | 4 |
| 2 | GA5006113 | Bolt M10 x 20 ZP Gr8.8 | 4 |
| 3 | GA4660530 | Bracket, Secondary Fuel Filter Cummins QSB4.5 | 1 |
| 4 | GA5051765 | Filter, Fuel, Engine, Suit QSB | 1 |
| 5 | GA5004447 | Washer 6mm Spring SS | 4 |
| 6 | GA5004065 | Bolt M6 x 20 | 4 |
| 7 | GA2000012 | Thread Adaptor Male M12 x 1.5 to Female 1/4" BSPT Brass | 1 |
| 8 | GA5068780 | Hose barb, 1/4" BSPT male x 5/16" hose, Brass | 1 |
| 9 | GA5000117 | Washer 10mm Flat SS HD | 4 |
| 10 | GA5004437 | Washer 6mm Flat SS | 4 |

Exhaust - Standard

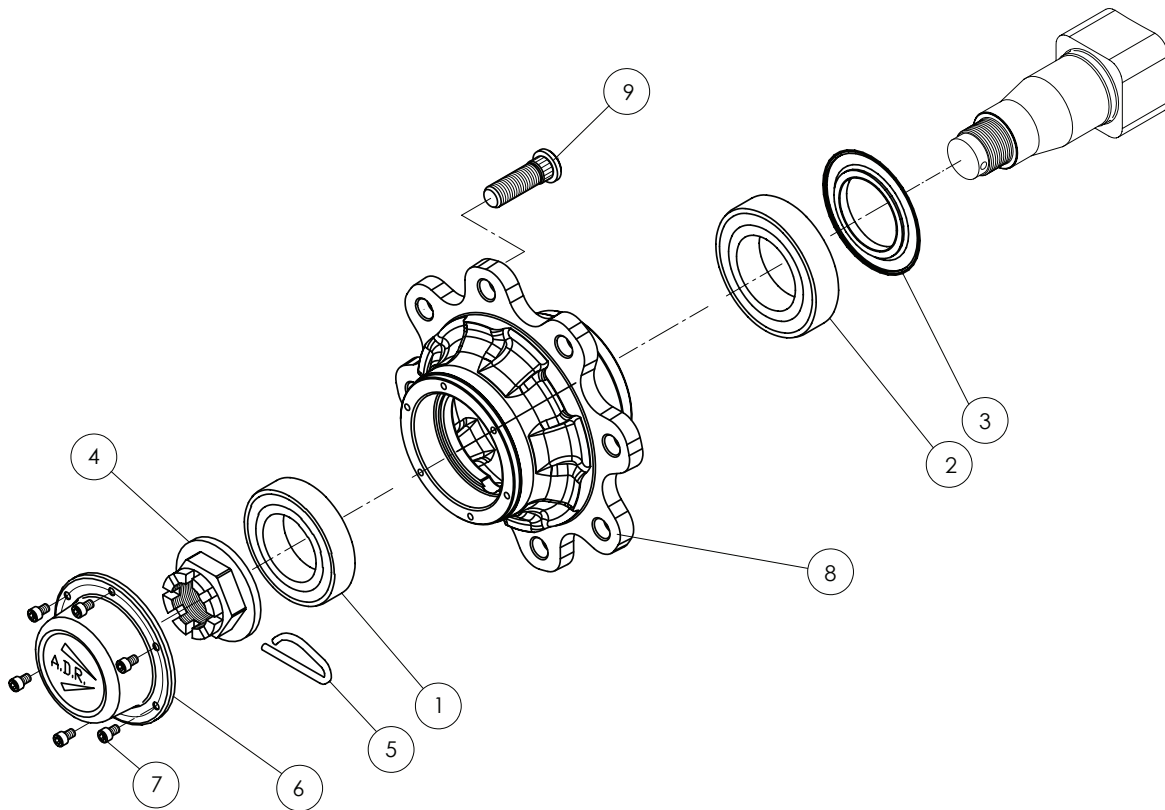


| ITEM NO. | PART NUMBER | DESCRIPTION | QTY. |
|----------|-------------|---|------|
| 1 | GA4508230 | Plate, Exhaust Muffler Clamp Bracket | 2 |
| 2 | GA5000577 | Washer 12mm Flat SS HD | 6 |
| 3 | GA5000339 | Bolt M12 x 65 | 2 |
| 4 | GA5011263 | Bolt M12 x 90 | 1 |
| 5 | GA5012461 | Nut M12 Nyloc ZP | 3 |
| 6 | GA5071590 | Muffler, Exhaust 4" 86148M, G3 G4 Series | 1 |
| 7 | GA5071600 | Pipe, Exhaust 4" x 1200mm Black Deflector Plain | 1 |
| 8 | GA5071685 | Exhaust Pipe, 4" 90 Degree Bend, G3 G4 Series | 1 |
| 9 | GA5068741 | Exhaust Bellow 4" Crop Cruiser | 1 |
| 10 | GA2700015 | 4" Torctite exhaust clamp | 4 |

Chapter 21

DRIVELINE & DIFFERENTIAL

Stub Axle - 90 Series

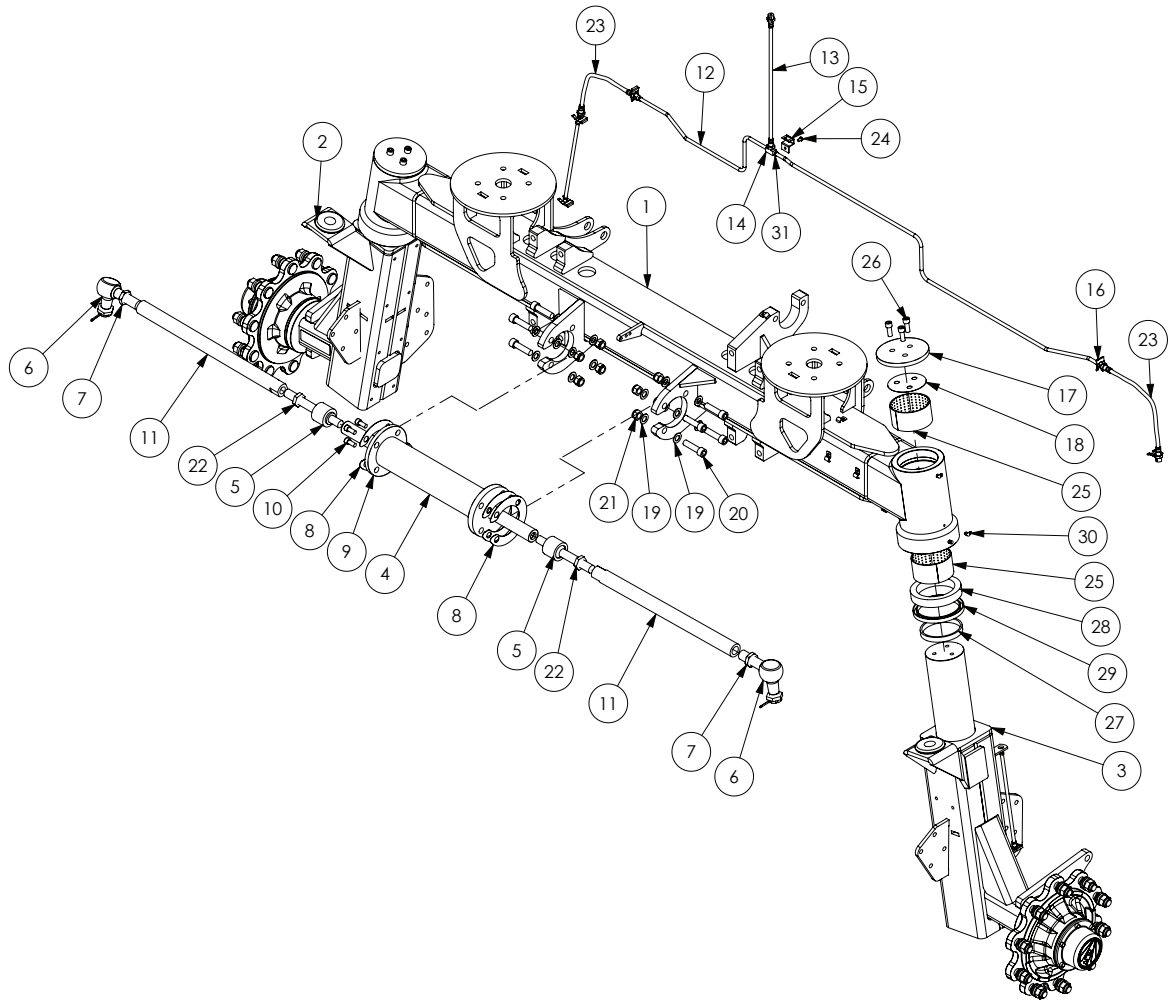


GA5068826 - ADR 90 series hub assembly

| ITEM NO. | PART NUMBER | DESCRIPTION | QTY. |
|----------|-------------|--|------|
| 1 | GA5052200 | Bearing kit - 32213 & 32216 (Qty. 1 each p/kit) | 2 |
| 2 | GA5066405 | Oil Seal | 1 |
| 3 | GA5052190 | Crown Nut & Spring Pin kit (Qty. 2 each p/kit) | 1 |
| 4 | GA5052120 | Cap w/Gasket kit (Qty. 1 p/kit) & SHCS M8 x 1.25P (Qty. 6 p/kit) | 2 |
| 5 | - | Hub, 10 holes 335 PCD | 2 |
| 6 | GA5052205 | 90 Series ADR Stud Kit (Qty. 10 p/kit) | 2 |

Note: Hub supplied as part of GA5068826 assembly

Front Axle & Drop Legs - 3m



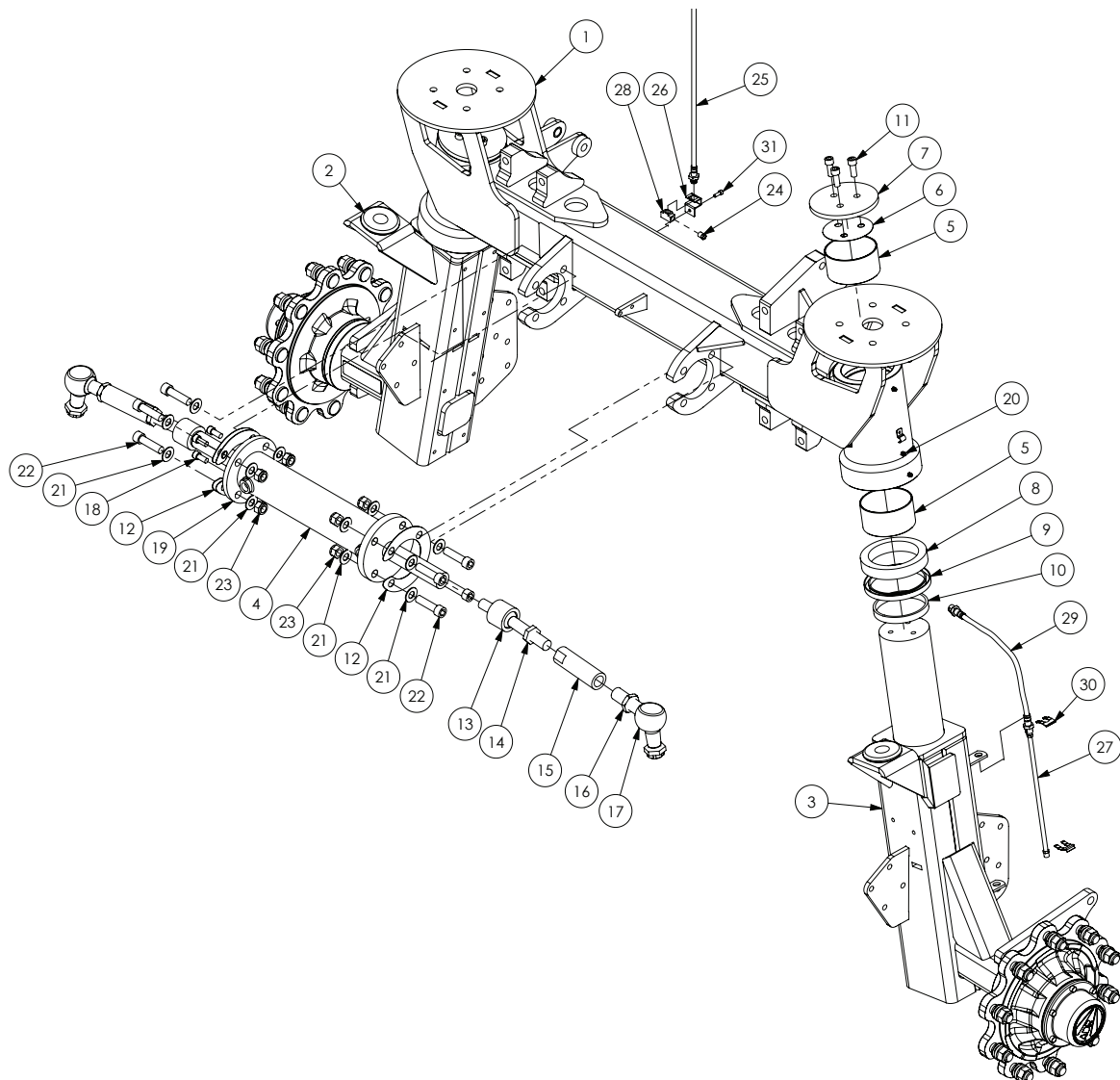
| SEAL KIT | | | |
|-------------|----------------------------|---|------|
| PART NUMBER | DESCRIPTION | | |
| GA5050215 | Steering Cylinder Seal Kit | | |
| ITEM NO. | PART NUMBER | DESCRIPTION | QTY. |
| 1 | GA4660795 | Axle Housing, Front 3m, G3 G4 | 1 |
| 2 | GA4660070 | Drop leg, Front, RH, Standard, G3 G4 | 1 |
| | GA4660080 | Dropleg, Front RH, Suit 38" Wheel, G3 G4 | 1 |
| 3 | GA4660075 | Drop leg, Front, LH, Standard, G3 G4 | 1 |
| | GA4660085 | Dropleg, Front LH, Suit 38" Wheel, G3 G4 | 1 |
| 4 | GA5066586 | Circular flanged end 3" x 7.5" stroke | 1 |
| 5 | GA5065045 | Ball joint, Inline, M24 x 1.5 pitch x M22 x 1.5 pitch | 2 |
| 6 | GA5065041 | Ball joint right angle M28 x 1.5P | 2 |

Continued over page

Front Axle & Drop Legs - 3m

| ITEM NO. | PART NUMBER | DESCRIPTION | QTY. |
|----------|-------------|--|------|
| 7 | GA4572170 | Lock nut, M28 x 1.5P, Suit tie rod end | 2 |
| 8 | GA4514640 | Steering ram shim plate | 3 |
| 9 | GA4514635 | Flange plate for Steering ram | 1 |
| 10 | GA5070250 | SHCS 7/16" UNF x 1" | 4 |
| 11 | GA4552385 | Tie Rod, 3m 2WD, G3 G4 | 2 |
| 12 | GA5006565 | Bundy Tube, Brake Lines 1/4" | 1 |
| 13 | GA5006303 | Brake hose, Chassis to Axle, Standard axle, 470mm long | 1 |
| 14 | GA5008793 | Tee, Flare, 7/16" 24 TPI female thread, Suit 1/4" tube | 1 |
| 15 | HYD002LAS | Hydraulic fitting clamp bracket | 1 |
| 16 | GA5010359 | Clip for brake hose | 6 |
| 17 | 2M-FA011LAS | Top steering cap | 2 |
| 18 | F70544A | Shim plate for 2WD front axles | 2 |
| 19 | GA5001043 | Washer 16mm Flat SS HD | 16 |
| 20 | GA5048680 | SHCS M16 x 60 | 8 |
| 21 | GA5001029 | Nut M16 Nyloc | 8 |
| 22 | GA5011341 | Nut M24 x 1.5 Pitch Hex Lock ZP | 2 |
| 23 | GA5048210 | Brake hose, Axle to front drop leg, 470mm long | 2 |
| 24 | GA5004029 | Bolt M6 x 10 | 1 |
| 25 | GA5009454 | Glacier bush, M liner with dimples, 110 ID x 60mm long | 4 |
| 26 | GA5000307 | SHCS M12 x 30 | 6 |
| 27 | 2MFA004-IGR | Spacer ring, thrust bearing mount for 2WD front axles | 2 |
| 28 | GA5048245 | Bearing, Ball thrust bearing, 110 ID x 145 OD x 25mm thick | 2 |
| 29 | GA5048635 | Oil Seal 145 x 120 x 12mm | 2 |
| 30 | GA5009637 | Grease Nipple 1/4" UNF x 90 degree | 7 |
| 31 | GA5017019 | Tube nut, 7/16" 24 TPI male thread, Suit 1/4" tube | 8 |

Front Axle & Drop Legs - 2m



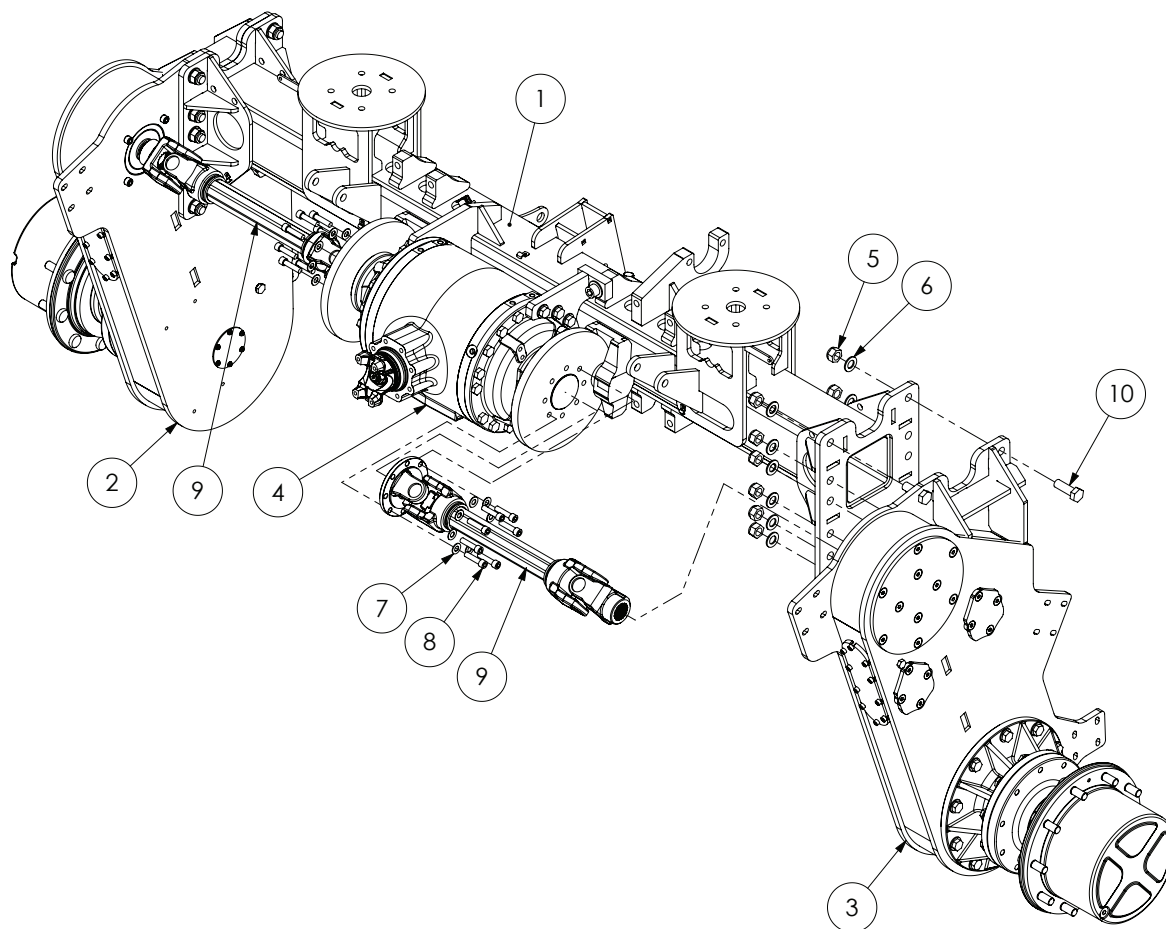
| ITEM NO. | PART NUMBER | DESCRIPTION | QTY. |
|----------|--------------|--|------|
| 1 | GA4660790 | Axle Front 2m G3 G4 | 1 |
| 2 | GA4660070 | Drop leg, Front, RH, Standard, G3 G4 | 1 |
| | GA4660080 | Dropleg, Front RH, Suit 38" Wheel, G3 G4 | 1 |
| 3 | GA4660075 | Drop leg, Front, LH, Standard, G3 G4 | 1 |
| | GA4660085 | Dropleg, Front LH, Suit 38" Wheel, G3 G4 | 1 |
| 4 | GA5066586 | Circular flanged end 3" x 7.5" stroke | 1 |
| 5 | GA5009454 | Glacier bush, M liner with dimples, 1 1/2 ID x 60mm long | 4 |
| 6 | F70544A | Shim plate for 2WD front axles | 2 |
| 7 | 2M-FA01 ILAS | Top steering cap | 2 |
| 8 | GA5048245 | Bearing ball thrust 51 122 | 2 |
| 9 | GA5048635 | Oil Seal 145 x 120 x 12mm | 2 |

Continued over page

Front Axle & Drop Legs - 2m

| ITEM NO. | PART NUMBER | DESCRIPTION | QTY. |
|----------|-------------|--|------|
| 10 | 2MFA004-IGR | Spacer ring, thrust bearing mount for 2WD front axles | 2 |
| 11 | GA5000307 | SHCS M12 x 30 | 6 |
| 12 | GA4514640 | Steering ram shim plate | 3 |
| 13 | GA5065045 | Ball joint, Inline, M24 x 1.5 pitch x M22 x 1.5 pitch | 2 |
| 14 | GA5011341 | Nut M24 x 1.5 Pitch Hex Lock ZP | 2 |
| 15 | GA4572156 | Tie rod for 2m Standard front axle heavy | 2 |
| 16 | GA4572170 | Lock nut, M28 x 1.5, Suit tie rod end | 2 |
| 17 | GA5065041 | Ball Joint right angle M28 x 1.5P | 2 |
| 18 | GA5070250 | SHCS 7/16" UNF x 1" | 4 |
| 19 | GA4514635 | Flange plate for Steering ram | 1 |
| 20 | GA5012203 | Grease Nipple 1/4" UNF Short | 6 |
| 21 | GA5001043 | Washer 16mm Flat SS HD | 16 |
| 22 | GA5048680 | SHCS M16 x 60 | 8 |
| 23 | GA5001029 | Nut M16 Nyloc | 8 |
| 24 | GA5017019 | Tube nut, 7/16" 24 TPI male thread, Suit 1/4" tube | 1 |
| 25 | GA5006303 | Brake hose, Chassis to Axle, Standard axle, 470mm long | 1 |
| 26 | HYD002LAS | Hydraulic fitting clamp bracket | 1 |
| 27 | GA5006565 | Bundy Tube, Brake Lines 1/4" | 1 |
| 28 | GA5008793 | Tee, Flare, 7/16" 24 TPI female thread, Suit 1/4" tube | 1 |
| 29 | GA5048210 | Brake hose, Axle to front drop leg, 470mm long | 2 |
| 30 | GA5010359 | Clip for brake hose | 6 |
| 31 | GA5004049 | SHCS M6 x 16 | 1 |
| - | GA4550160 | Steering Stop, Long, 2m with 520 Tyres, G3 G4 | 1 |
| - | GA4550155 | Steering Stop, Short, 2m with 520 Tyres, G3 G4 | 1 |

Rear Axle - 2m & 3m



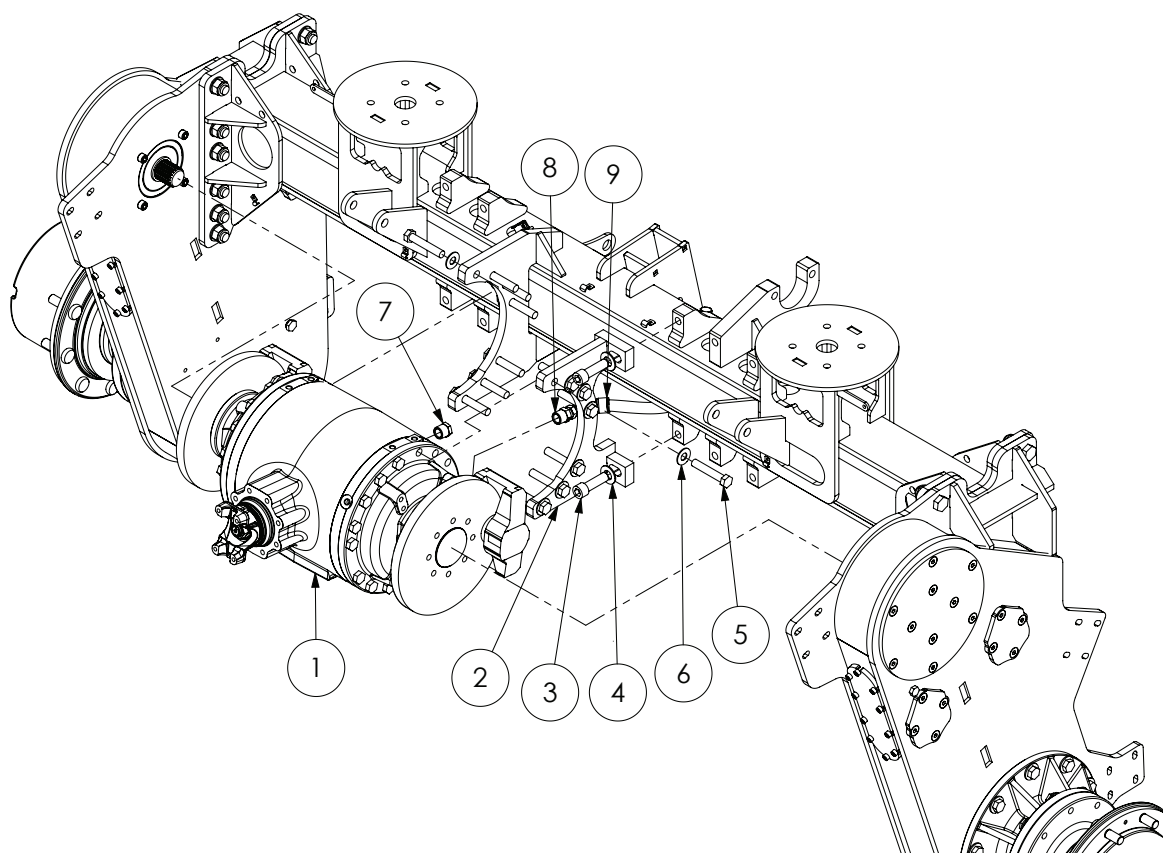
DROP LEG TOE ADJUSTMENT SHIMS

| PART NUMBER | DESCRIPTION |
|-------------|--------------------------|
| GA4537200 | Shim rear drop leg 0.5mm |
| GA4537205 | Shim rear drop leg 1mm |

| ITEM NO. | PART NUMBER | DESCRIPTION | QTY. |
|----------|-------------|---------------------------------------|------|
| 1 | GA4660055 | Rear Axle Housing 3m 2WD, G3 G4 | 1 |
| | GA4660035 | Rear Axle Housing 2m 2WD, G3 G4 | |
| 2 | GA4906345 | Drop Leg Right hand Assembly | 1 |
| 3 | GA4906350 | Drop Leg Left hand Assembly | 1 |
| 4 | * | Rear Axle - Differential Assembly | 1 |
| 5 | GA5048125 | Nut M20 Nyloc | 24 |
| 6 | GA5001741 | Washer 20mm Flat SS HD | 24 |
| 7 | GA5000577 | Washer 12mm Flat SS HD | 16 |
| 8 | GA5051470 | SHCS M12 x 50 ZP GR12.9 | 16 |
| 9 | GA5071740 | Drive Shaft Assembly, Double Yoke, 3m | 2 |
| | GA5071730 | Drive Shaft Assembly, Double Yoke, 2m | |
| 10 | GA5011333 | Bolt M20 x 60 ZP GR8.8 | 24 |

* Sub-assembly shown on following pages

Rear Axle - Differential 2m & 3m



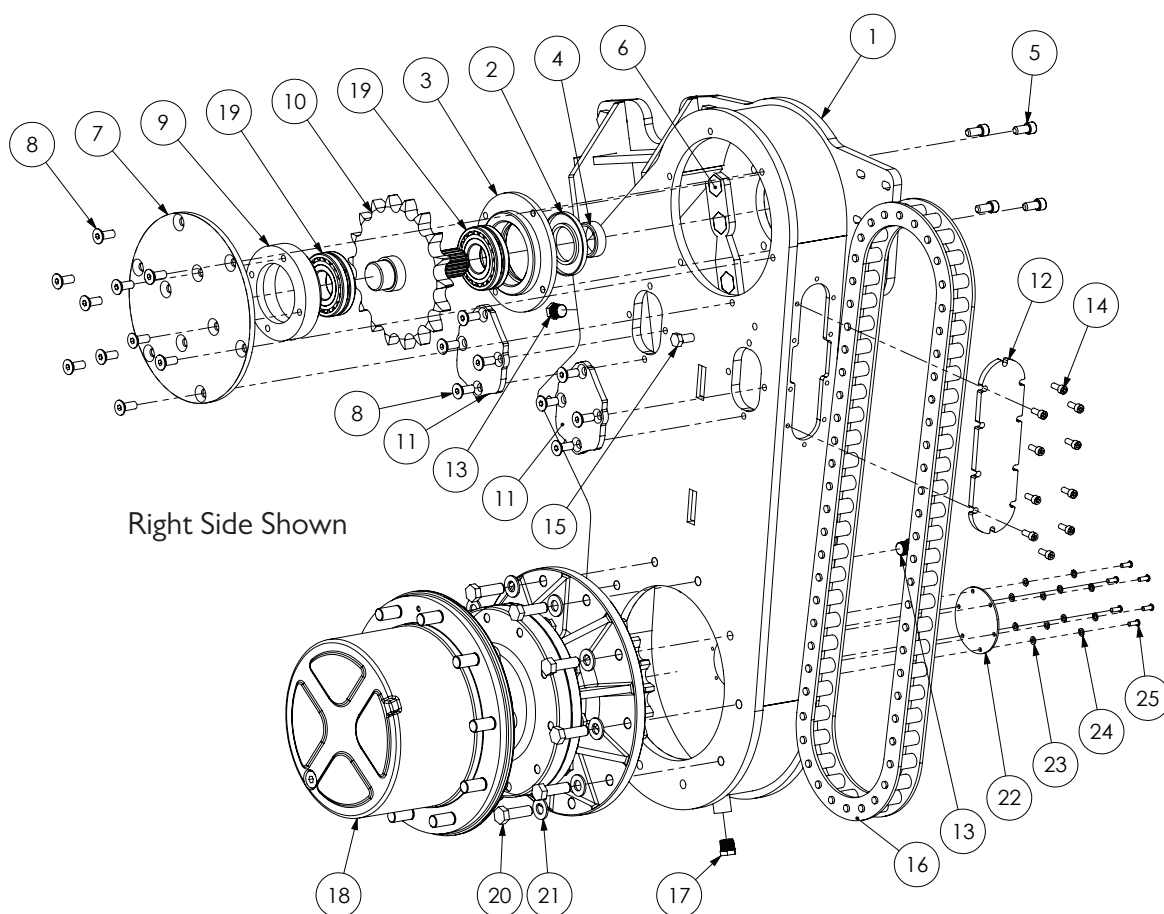
INPUT SHAFT SEAL

| PART NUMBER | DESCRIPTION | | |
|-------------|------------------------------------|--|--|
| GA2700031 | Seal, Input Pinion Shaft, JCB Diff | | |

| ITEM NO. | PART NUMBER | DESCRIPTION | QTY. |
|----------|-------------|--|------|
| 1 | * | Rear Axle - Differential Assembly | 1 |
| 2 | GA4660050 | Diff Support Bracket, G3 G4 2014 | 1 |
| 3 | GA5053145 | SHCS 3/4" UNF x 2 1/2" | 2 |
| 4 | GA5001045 | Washer 3/4" ZP Comm Flat | 2 |
| 5 | GA5011297 | Bolt M16 x 90 | 14 |
| 6 | GA5001043 | Washer 16mm Flat SS HD | 14 |
| 7 | GA3500288 | Hydraulic adaptor, plug, 3/4" BSPT male | 1 |
| 8 | GA3500226 | Hydraulic adaptor, Nipple, 3/4" BSPT male x 1/2 BSPT" male | 1 |
| 9 | GA3500022 | Diff Drain Fill Hose - JCB | 1 |

* Sub-assembly shown on following pages

Drop Leg - Rear



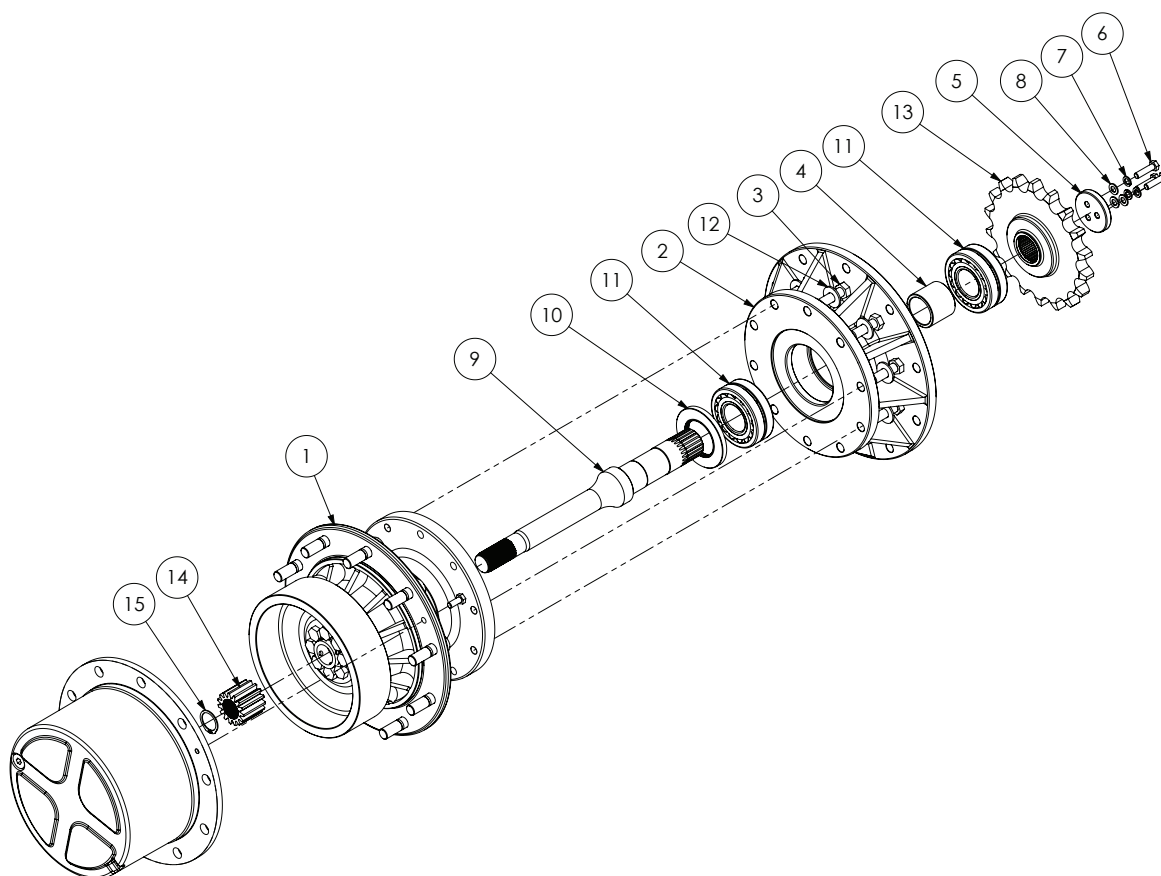
| ITEM NO. | PART NUMBER | DESCRIPTION | QTY. |
|----------|-------------|--|------|
| 1 | GA4660045 | Rear Drop leg Left hand | 1 |
| | GA4660040 | Rear Drop leg Right hand | 1 |
| 2 | GA5070195 | Oil Seal 100 x 55 x 8mm | 1 |
| 3 | GA4552060 | Bearing holder - top inside 45mm | 1 |
| 4 | DL30 | Spacer ring, SP drop leg diff output shaft | 1 |
| 5 | GA5000297 | SHCS M12 x 25 GR12.9 ZP | 4 |
| 6 | GA5011333 | Bolt M20 x 60 GR8.8 ZP | 12 |
| 7 | GA4506110 | Top outside cover plate | 1 |
| 8 | GA5051290 | CSCS M12 x 30 GR12.9 ZP | 18 |
| 9 | GA4553160 | Bearing Holder 45mm | 1 |
| 10 | GA4553165 | 18T Top sprocket & shaft | 1 |
| 11 | F70933A | Upper cover plate | 2 |
| 12 | GA4506115 | Outer Cover | 1 |

Continued over page

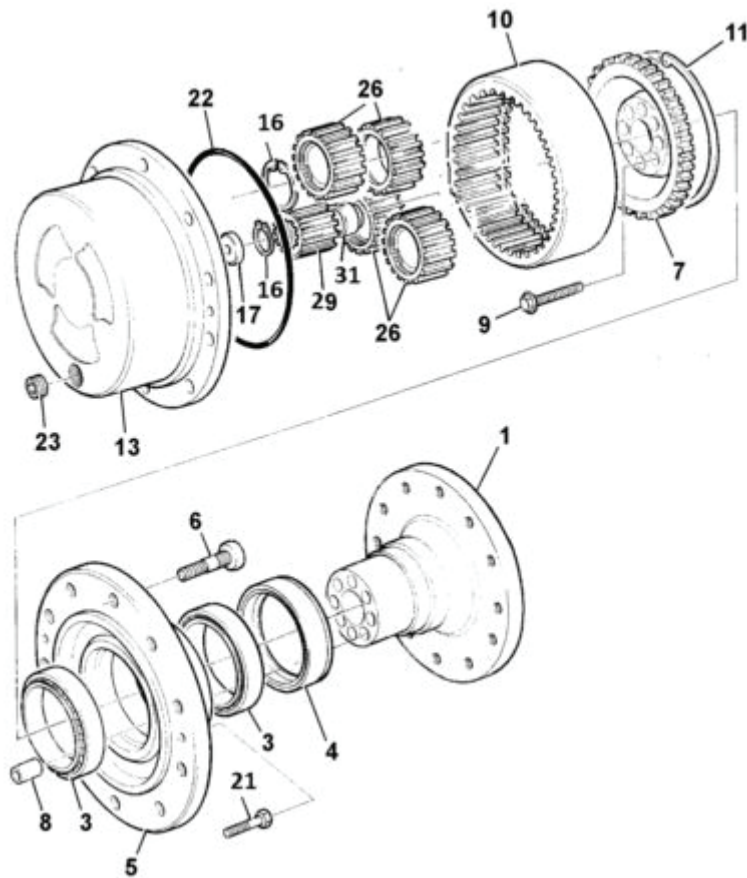
Drop Leg - Rear

| ITEM NO. | PART NUMBER | DESCRIPTION | QTY. |
|----------|-------------|---|------|
| 13 | GA5050670 | 1/2" Brass Plug | 2 |
| 14 | GA5004707 | SHCS M8 x 20 GR12.9 ZP | 10 |
| 15 | GA5015005 | Bolt 0.5" UNF x 1.0" | 1 |
| 16 | GA5075260 | Chain, 120HT, G3 G4 Series, 120HTIN58P | 1 |
| 17 | GA5048560 | 1/2" Brass Magnetic Plug | 1 |
| 18 | GA4906355 | Planet Hub Assembly | 1 |
| 19 | GA5048275 | Bearing, Spherical roller, Self aligning, 45 ID x 100 OD x 25mm thick, 21309E | 2 |
| 20 | GA5000931 | Bolt M16 x 50 GR8.8 ZP | 10 |
| 21 | GA5001043 | Washer 16mm Flat SS HD | 10 |
| 22 | GA4509455 | Plate, Dropleg Inspection Hole, Lower | 1 |
| 23 | GA5004437 | Washer 6mm Flat SS | 6 |
| 24 | GA5004447 | Washer 6mm Spring SS | 6 |
| 25 | GA5004050 | BHCS M6 x 16 SS A2-70 | 6 |

Planet Hub Assembly

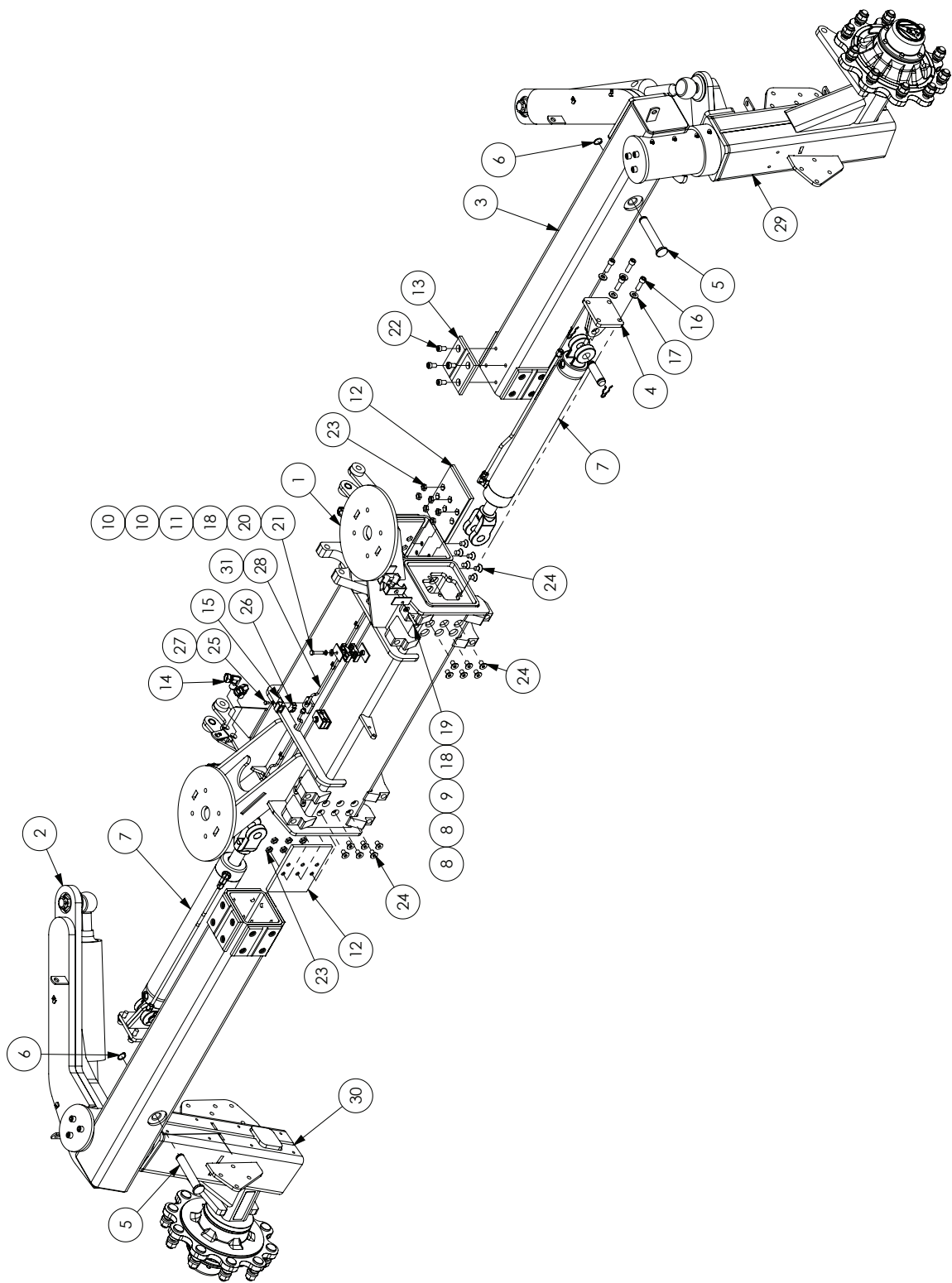


| ITEM NO. | PART NUMBER | DESCRIPTION | QTY. |
|----------|-------------|---|------|
| 1 | GA5071170 | JCB Planet Hub | 1 |
| 2 | GA4553125 | Adaptor Flange - Planet Hub | 1 |
| 3 | GA5000931 | Bolt M16 x 50 | 10 |
| 4 | GA4553155 | Bearing Spacer - Bottom | 1 |
| 5 | GA4553120 | Retainer Plate | 1 |
| 6 | GA5006071 | Bolt M10 x 40 GR10.9 ZP | 3 |
| 7 | GA5000137 | Washer 10mm Spring SS | 3 |
| 8 | GA5000117 | Washer 10mm Flat SS HD | 3 |
| 9 | GA4553100 | Bottom Drive Shaft | 1 |
| 10 | GA5069676 | Seal, Oil, TC 65 ID x 110 OD x 10, Viton | 1 |
| 11 | GA5065000 | Bearing, Double row spherical roller, 50 ID x 110 OD x 40 T | 2 |
| 12 | GA5001043 | Washer 16mm Flat SS HD | 10 |
| 13 | GA4553105 | Bottom Sprocket Hub 18T | 1 |
| 14 | - | Sun Gear - JCB - 454/16405 | 1 |
| 15 | GA0500018 | Circlip, JCB Planet hub | 1 |



| ITEM NO. | PART NUMBER (JCB) | DESCRIPTION | QTY. |
|----------|-------------------|---|------|
| 1 | 454/16402 | Stub axle | 1 |
| 3 | 907/M7473 | Bearing | 2 |
| 4 | 904/M6779 | Seal | 1 |
| 5 | 454/13502 | Carrier wheel bearing | 1 |
| 6 | 826/M5600 | Stud wheel stud | 10 |
| 7 | 454/16407 | Carrier annulus | 1 |
| 8 | 450/12703 | Dowel Hollow | 8 |
| 9 | 826/01060 | Bolt M14 x 70mm long | 8 |
| 10 | 454/16404 | Gear annulus ring. | 1 |
| 11 | 821/00210 | Circlip Internal Square Section | 4 |
| 13 | 458/M4234 | Hub planetary carrier | 1 |
| 16 | 2203/0054 | Circlip 821/00494 | 1 |
| 17 | 450/10208 | Pad Thrust | v1 |
| 21 | 1321/0407Z | Bolt Coated M10 x 25 | 2 |
| 22 | 828/00196 | O'Ring | 1 |
| 23 | 816/M3848 | Plug tapered, magnetic 3/4"BSP 14mm Drive | 1 |
| 26 | 454/16600 | Gear planet & bearing assembly | 4 |
| 29 | 454/16405 | Gear sun 52mm long | 1 |
| 31 | 458/M4315 | Spacer | 1 |

Front Adjustable Axle 2-3m

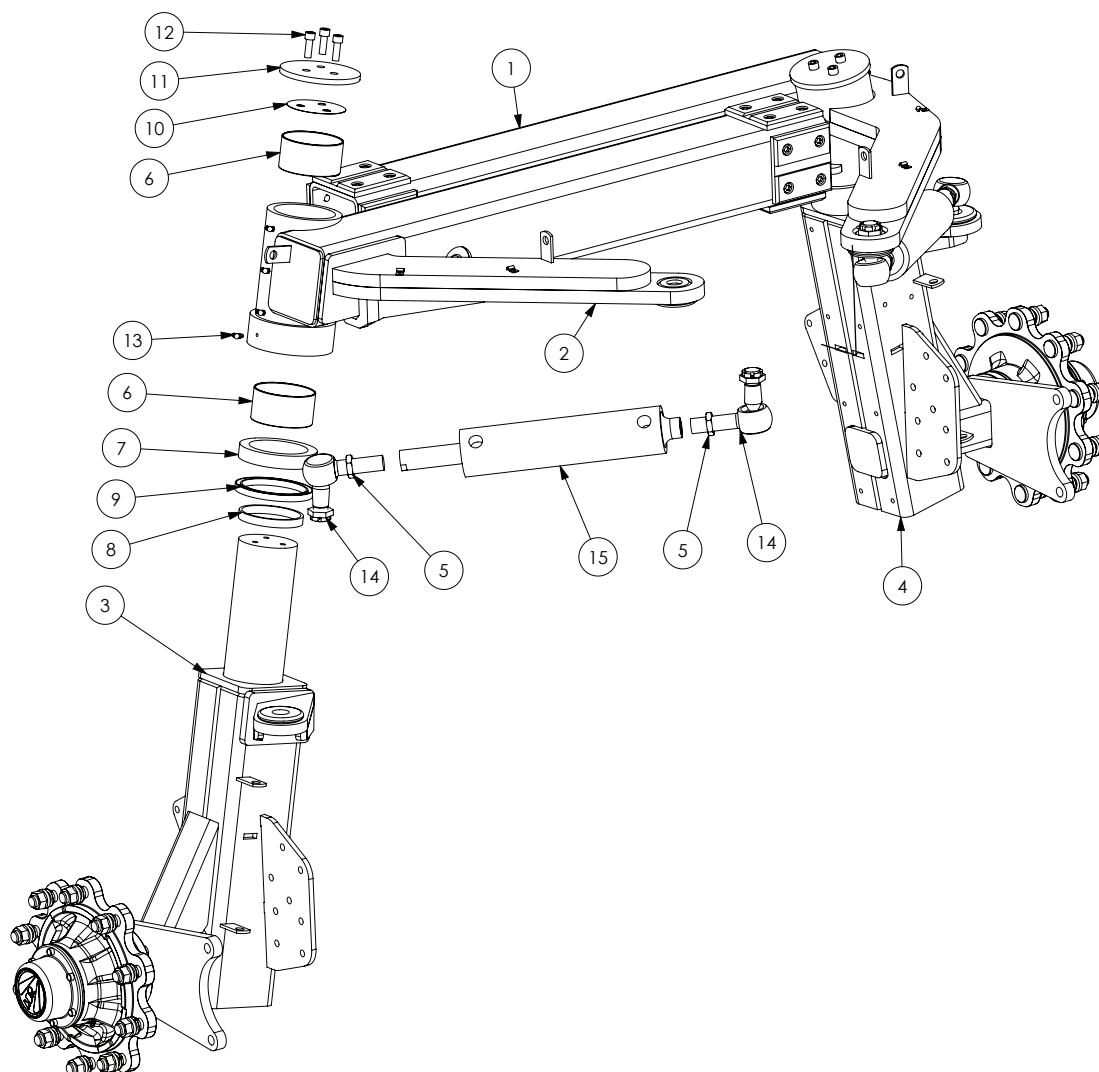


Continued over page

Front Adjustable Axle 2-3m

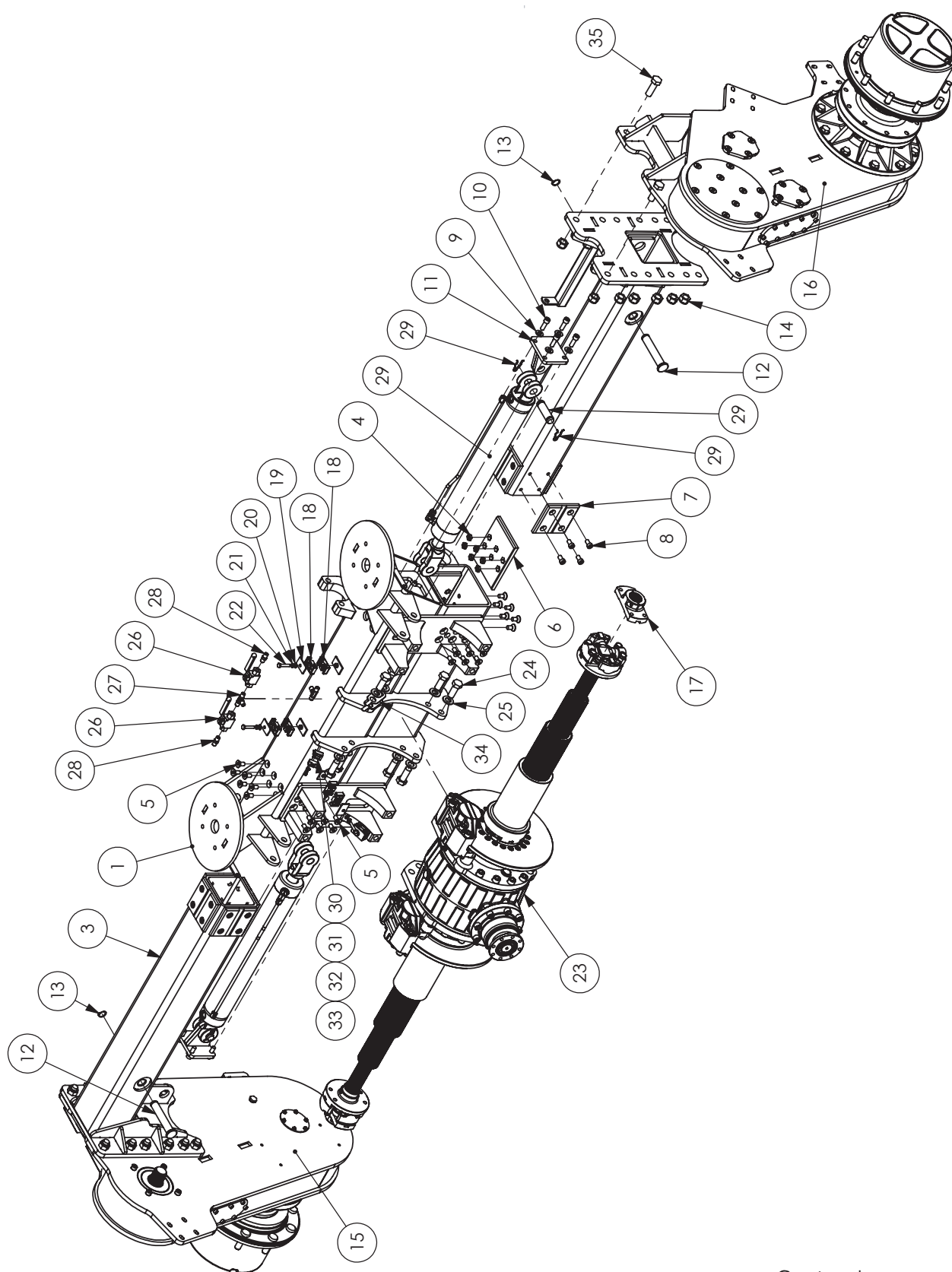
| ITEM NO. | PART NUMBER | DESCRIPTION | QTY. |
|----------|-------------|---|------|
| 1 | GA4660610 | Axle Housing, Front, 2-3m, G3 G4 | 1 |
| 2 | GA4658525 | Front axle inner right 2-3m | 1 |
| 3 | GA4658530 | Front axle inner left 2-3m | 1 |
| 4 | GA4656665 | Axle slider ram mount SP adjustable | 2 |
| 5 | GA4552695 | Pin Adjustable Axle Extension Cylinder | 2 |
| 6 | GA5008519 | Circlip external 25mm | 2 |
| 7 | GA3500108 | Hydraulic Cylinder, Bore 3", Rod 1.5", Stroke 500mm | 2 |
| 8 | GA5078035 | Hose clamp, RCD double jaws, 22mm, Polypropylene, Black | 4 |
| 9 | GA5078046 | Double Clamp Plate Top GR 3 | 2 |
| 10 | GA5078031 | Double Clamp Jaws PP Gr 2 14mm | 4 |
| 11 | GA5078042 | Double Clamp Plate Top GR2 | 2 |
| 12 | GA4583390 | Slider adjustable axle outer | 8 |
| 13 | GA4583385 | Slider adjustable axle inner | 8 |
| 14 | GA3500333 | Hydraulic adapter, Elbow, 90 degree, 1/2" male x 1/2" female swivel | 4 |
| 15 | HYD002LAS | Hydraulic fitting clamp bracket | 1 |
| 16 | GA5000313 | SHCS M12 x 35 | 8 |
| 17 | GA5000577 | Washer 12mm Flat SS HD | 8 |
| 18 | GA5003643 | Washer 8mm Flat HD | 4 |
| 19 | GA5004727 | Bolt M8 x 50 | 2 |
| 20 | GA5004919 | Washer 8mm Spring SS | 2 |
| 21 | GA5048655 | Bolt M8 x 40 | 2 |
| 22 | GA0500015 | SHCS M12 x 20 Low Head, Black | 32 |
| 23 | GA5071280 | Nut M12 Plain Half | 48 |
| 24 | GA5070860 | CSCS M12 x 25 | 48 |
| 25 | GA5004029 | Bolt M6 x 10 | 1 |
| 26 | GA5008793 | Tee, Flare, 7/16" 24 TPI female thread, Suit 1/4" tube | 1 |
| 27 | GA5004437 | Washer 6mm Flat SS | 1 |
| 28 | GA5006565 | Bundy Tube, Brake Lines 1/4" | - |
| 29 | GA4660600 | Drop leg, Front Left hand, 2-3m, G3 G4 | 1 |
| 30 | GA4660595 | Drop leg, Front Right hand, 2-3m, G3 G4 | 1 |
| 31 | GA5017019 | Tube nut, 7/16" 24 TPI male thread, Suit 1/4" tube | 4 |

Front Adjustable Axle 2-3m - Drop Legs



| ITEM NO. | PART NUMBER | DESCRIPTION | QTY. |
|----------|-------------|--|------|
| 1 | GA4658525 | Front axle inner right 2-3m, Crop Cruiser MY14 | 1 |
| 2 | GA4658530 | Front axle inner left 2-3m, Crop Cruiser MY14 | 1 |
| 3 | GA4660600 | Drop leg Front Left hand 2-3m, G3 G4 | 1 |
| 4 | GA4660595 | Drop leg Front Right hand 2-3m, G3 G4 | 1 |
| 5 | GA4572170 | Lock nut, M28 x 1.5, Suit tie rod end | 4 |
| 6 | GA5009454 | Glacier bush, M liner with dimples, 110 ID x 60mm long | 4 |
| 7 | GA5048245 | Bearing, Ball thrust bearing, 110 ID x 145 OD x 25mm thick | 2 |
| 8 | 2MFA004-IGR | Spacer ring/thrust bearing mount for 2WD front axles | 2 |
| 9 | GA5048635 | Oil Seal 145 x 120 x 12mm | 2 |
| 10 | F70544A | Shim plate for 2WD front axles | 2 |
| 11 | 2M-FA011LAS | Top steering cap | 2 |
| 12 | GA5000313 | SHCS M12 x 35 | 6 |
| 13 | GA5009637 | Grease Nipple 1/4" UNF x 90 degree | 7 |
| 14 | GA5065041 | Ball Joint right angle M28 x 1.5P | 4 |
| 15 | GA3500062 | Hydraulic Cylinder, 3" Bore, Phasing, Adjustable Axle, G3 G4 | 2 |

Rear Adjustable Axle 2-3m



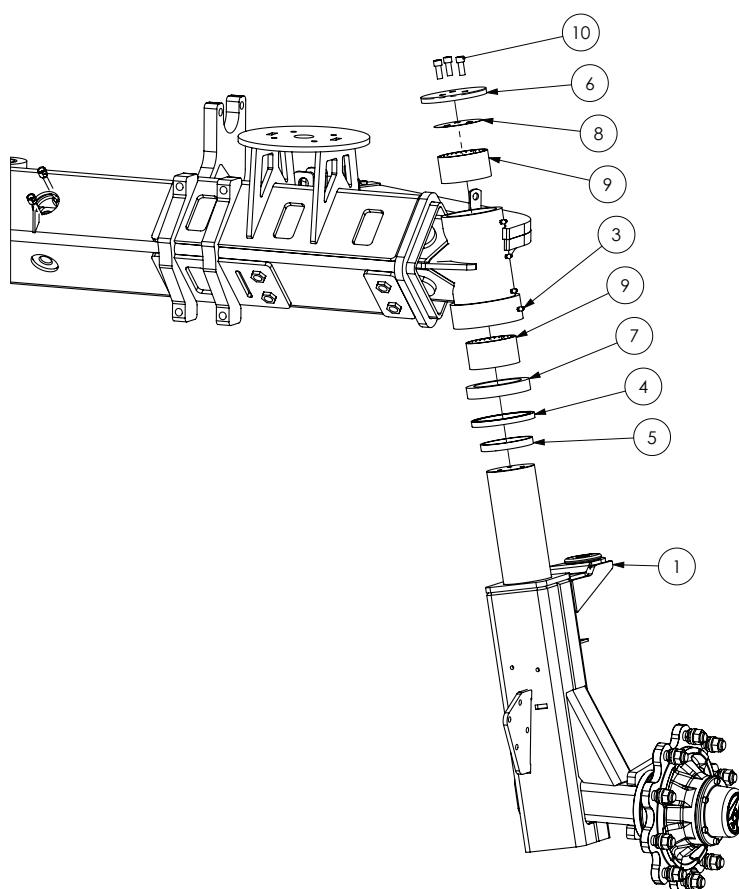
Continued over page

Rear Adjustable Axle 2-3m

| ITEM NO. | PART NUMBER | DESCRIPTION | QTY. |
|----------|-------------|---|------|
| 1 | GA4660725 | Rear axle housing 2-3m | 1 |
| 2 | GA4658580 | Rear axle inner left 2-3m | 1 |
| 3 | GA4658575 | Rear Axle inner right 2-3m | 1 |
| 4 | GA5071280 | M12 Plain nut half | 48 |
| 5 | GA5000289 | CSCS M12 x 25 GR12.9 ZP | 48 |
| 6 | GA4583390 | Slider adjustable axle outer | 8 |
| 7 | GA4583385 | Slider adjustable axle inner | 8 |
| 8 | GA0500015 | SHCS, M12 x 20, Low Head, Black | 32 |
| 9 | GA5000577 | Washer 12mm Flat SS HD | 8 |
| 10 | GA5000313 | SHCS M12 x 35 GR12.9 ZP | 8 |
| 11 | GA4656665 | Axle slider ram mount SP adj | 2 |
| 12 | GA4552695 | Pin Adjustable Axle Extension Cylinder | 2 |
| 13 | GA5008519 | Circlip external 25mm | 2 |
| 14 | GA5048125 | Nut M20 Nyloc Coarse ZP | 24 |
| 15 | GA4906345 | Dropleg RH Assembly | 1 |
| 16 | GA4906350 | Dropleg LH Assembly | 1 |
| 17 | GA4552201 | Drive shaft flange dropleg input adjustable axle | 2 |
| 18 | GA5078031 | Double Clamp Jaws PP Gr 2 14mm | 8 |
| 19 | GA5078042 | Double Clamp Plate Top GR2 | 4 |
| 20 | GA5003643 | Washer 8mm Flat SS HD | 4 |
| 21 | GA5004919 | Washer 8mm Spring SS | 4 |
| 22 | GA5048655 | Bolt M8 x 40 GR8.8 ZP | 4 |
| 23 | GA2700001 | Differential, with adjustable drive shafts and brakes fitted suit 2 to 3m, Dromos | 1 |
| 24 | GA5001515 | M20 x 1.5P x 50 HT Bolt | 8 |
| 25 | GA5001741 | M20 Heavy S.S. Duty Flat Washer | 8 |
| 26 | GA5078083 | Ball valve 1/4" BSPP | 2 |
| 27 | GA3500269 | Hydraulic adapter, Tee, 1/4" female x 1/4" female x 1/4" female | 2 |
| 28 | GA3500218 | Hydraulic adaptor, Nipple, 1/4" BSP x 1/4" BSP | 2 |
| 29 | GA3500108 | Hydraulic Cylinder, 3" bore, 500mm Stroke, Adjustable Axle | 2 |
| 30 | HYD002LAS | Hydraulic fitting clamp bracket | 1 |
| 31 | GA5008793 | Tee, Flare, 7/16" 24 TPI female thread, Suit 1/4" tube | 1 |
| 32 | GA5004437 | Washer 6mm Flat SS | 1 |
| 33 | GA5004025 | SHCS M6 x 10 SS A2-70 | 1 |
| 34 | GA4400275 | Plate, Diff Shim, Dromos 2-3m, 0.5mm | # |
| 35 | GA5011333 | Bolt M20 x 60 GR8.8 ZP | 24 |

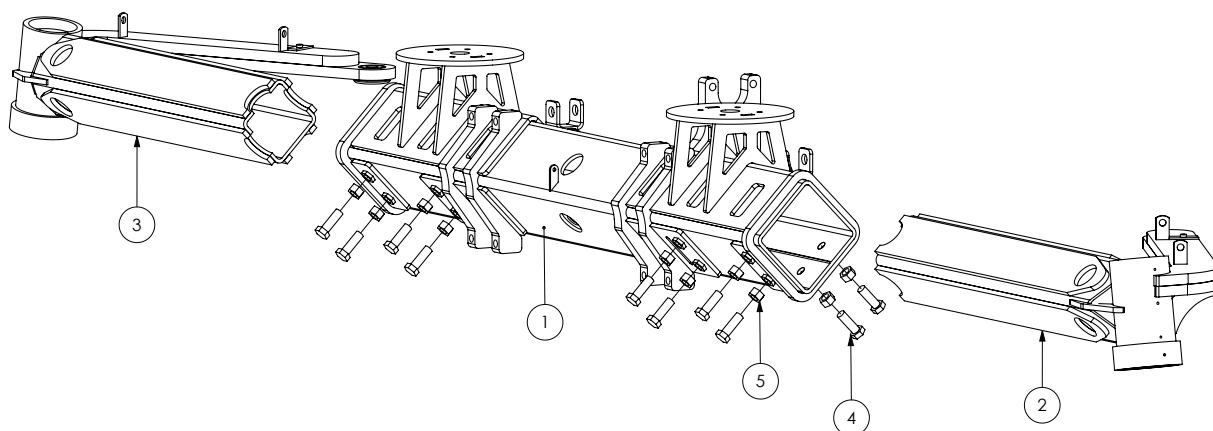
Exact quantity will vary according to amount of adjustment needed.

Front Adjustable Axle 3-4m - Drop Legs



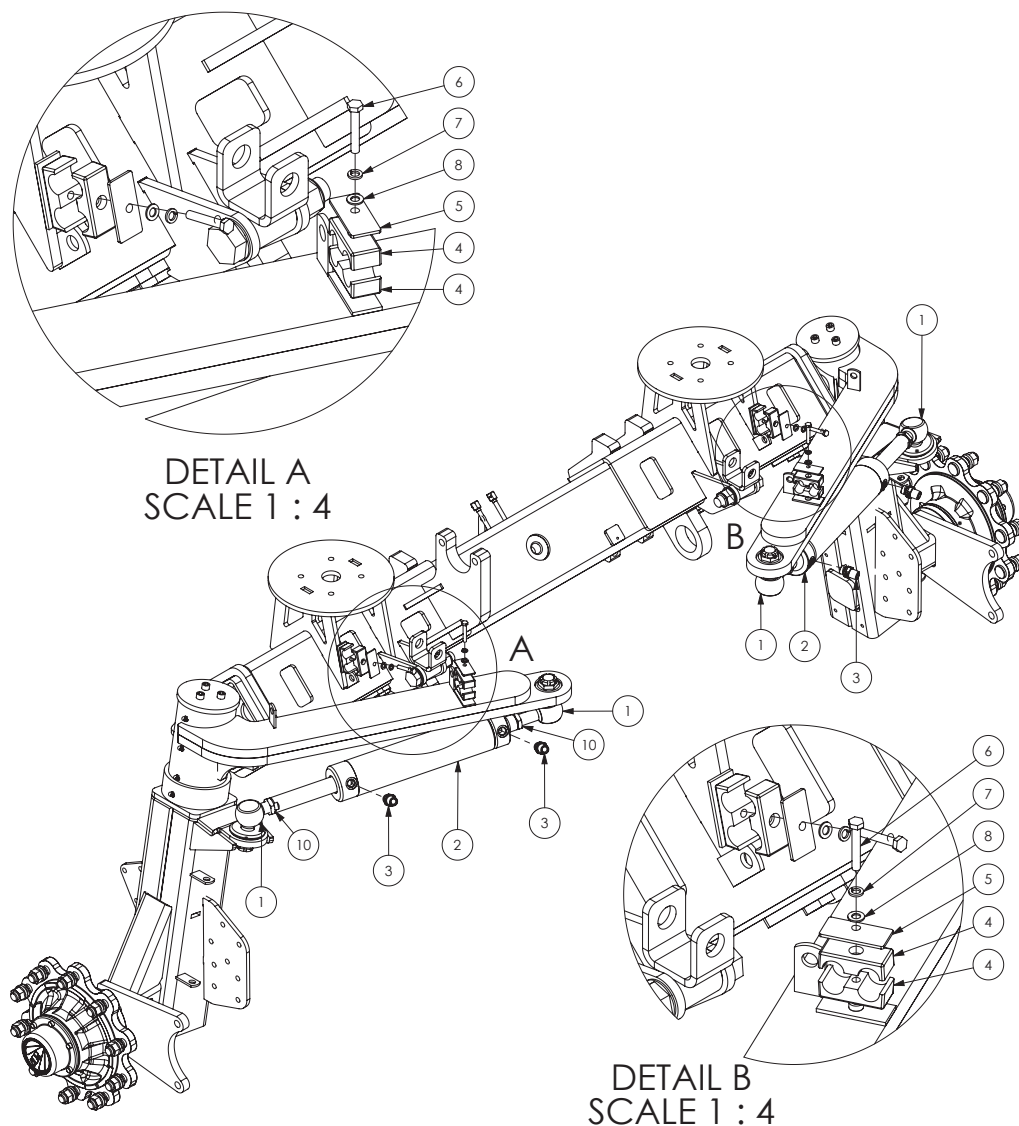
| ITEM NO. | PART NUMBER | DESCRIPTION | QTY. |
|----------|-------------|--|------|
| 1 | GA4661100 | Dropleg, Front LH, 3-4m, G3 G4 | 1 |
| 2 | GA4661095 | Dropleg, Front RH, 3-4m, G3 G4 | 1 |
| 3 | GA5009637 | Grease Nipple 1/4" UNF 90 deg | 8 |
| 4 | GA5048635 | Oil Seal 145mm X 120mm X 12mm | 2 |
| 5 | 2MFA004-IGR | Spacer ring/thrust bearing mount for 2WD front axles | 2 |
| 6 | 2M-FA011LAS | Top steering cap | 2 |
| 7 | GA5048245 | Bearing ball thrust 51122 | 2 |
| 8 | F70544A | Shim plate for 2WD front axles | 2 |
| 9 | GA5009454 | Glacier bush - M liner 110 | 4 |
| 10 | GA5000307 | SHCS M12 x 30 | 6 |

Front Adjustable Axle 3-4m - Housings



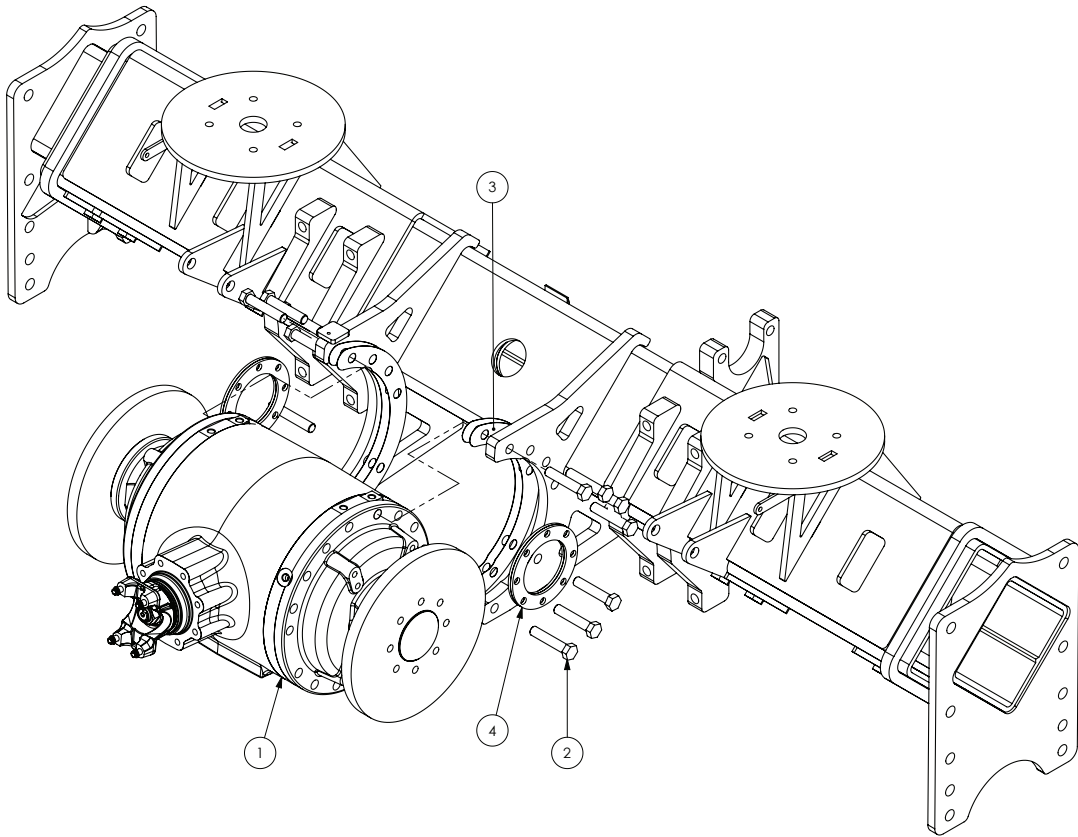
| ITEM NO. | PART NUMBER | DESCRIPTION | QTY. |
|----------|-------------|--|------|
| 1 | GA4661105 | Axle Housing Front, 3-4m Centre, G3 G4 | 1 |
| 2 | GA4661115 | Axle Housing Front, 3-4m LH, G3 G4 | 1 |
| 3 | GA4661110 | Axle Housing Front, 3-4m RH, G3 G4 | 1 |
| 4 | GA5011333 | Bolt M20 x 60 GR8.8 ZP | 16 |
| 5 | GA5001707 | Nut M20 Coarse Black | 16 |

Front Adjustable Axle 3-4m - Steering



| ITEM NO. | PART NUMBER | DESCRIPTION | QTY. |
|----------|-------------|---|------|
| 1 | GA5065041 | Ball Joint right angle M28x1.5 | 4 |
| 2 | GA3500081 | Hydraulic Phasing Cylinder, Steering, 3-4m, G3 G4 | 2 |
| 3 | GA3500310 | Hydraulic nipple, 1/2" BSPT male x 1/2" BSPP male with O-ring | 4 |
| 4 | GA5078035 | Hose clamp, RCD double jaws, 22mm, Polypropylene, Black | 8 |
| 5 | GA5078046 | Double Clamp Plate Top GR 3 | 4 |
| 6 | GA5004727 | Bolt M8 x 50 GR8.8 ZP | 4 |
| 7 | GA5004919 | M8 Spring washer SS | 4 |
| 8 | GA5003643 | Washer 8mm Flat SS HD | 4 |
| 9 | GA3500086 | Hydraulic Cylinder, 3" x 500mm x 500mm, Tandem, 3-4m, G3 G4 | 1 |
| 10 | GA4572170 | Lock nut, M28 x 1.5, Suit tie rod end | 4 |

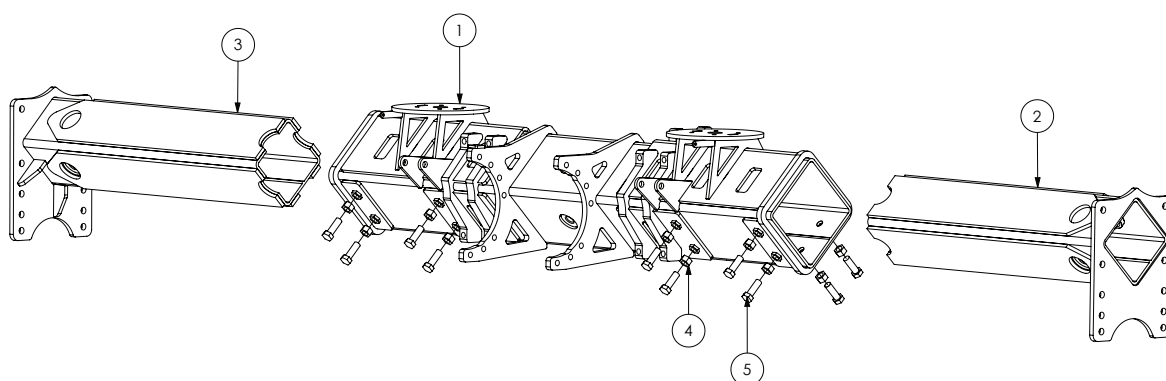
Rear Adjustable Axle 3-4m - Differential



| ITEM NO. | PART NUMBER | DESCRIPTION | QTY. |
|----------|-------------|---------------------------------------|------|
| 1 | * | Rear Axle - Differential Assembly | 1 |
| 2 | GA5011307 | Bolt M16 x 80 GR8.8 ZP | 14 |
| 3 | GA4508960 | Plate, Shim 0.5mm, Diff Centre, G3 G4 | 4 |
| 4 | GA4509800 | Plate, Spacer 5mm, Drive Shaft, G3 G4 | 4 |

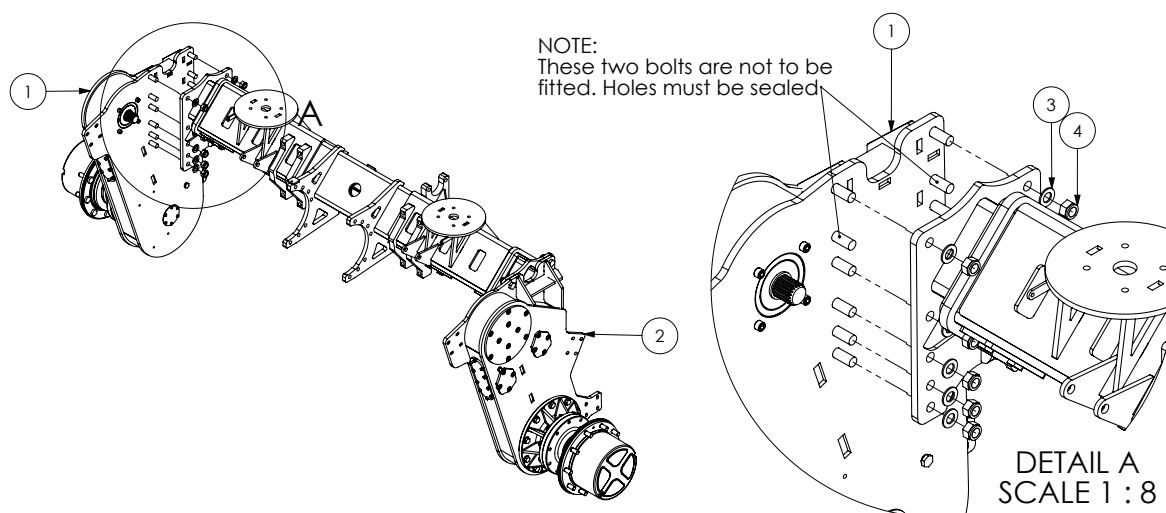
* Sub-assembly shown on following pages

Rear Adjustable Axle 3-4m - Housings



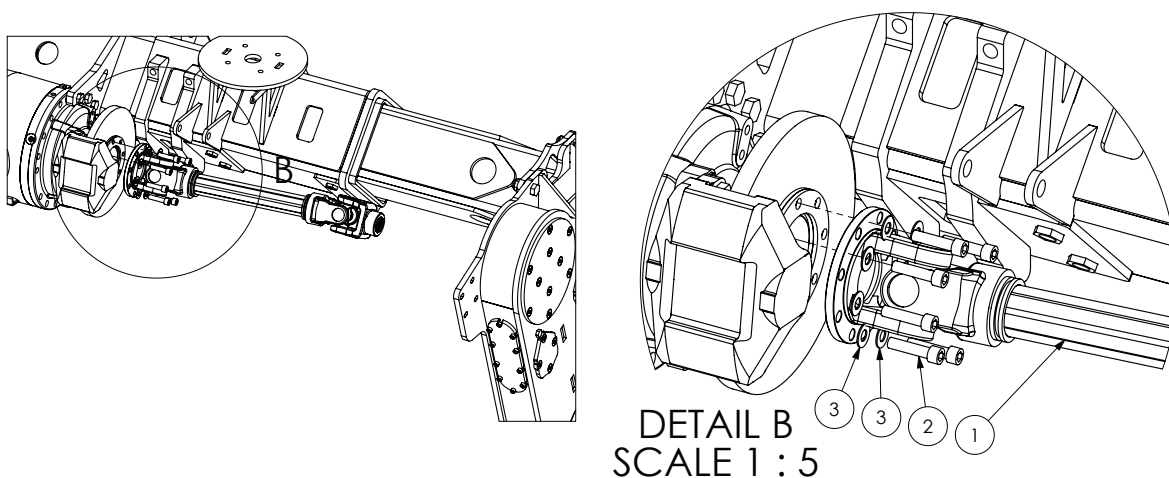
| ITEM NO. | PART NUMBER | DESCRIPTION | QTY. |
|----------|-------------|---------------------------------------|------|
| 1 | GA4661120 | Axle Housing Rear, 3-4m Centre, G3 G4 | 1 |
| 2 | GA4661130 | Axle Housing Rear, 3-4m LH, G3 G4 | 1 |
| 3 | GA4661125 | Axle Housing Rear, 3-4m RH, G3 G4 | 1 |
| 4 | GA5001707 | Nut M20 Coarse Black | 16 |
| 5 | GA5011333 | Bolt M20 x 60 GR8.8 ZP | 16 |

Rear Adjustable Axle 3-4m - Drop Legs



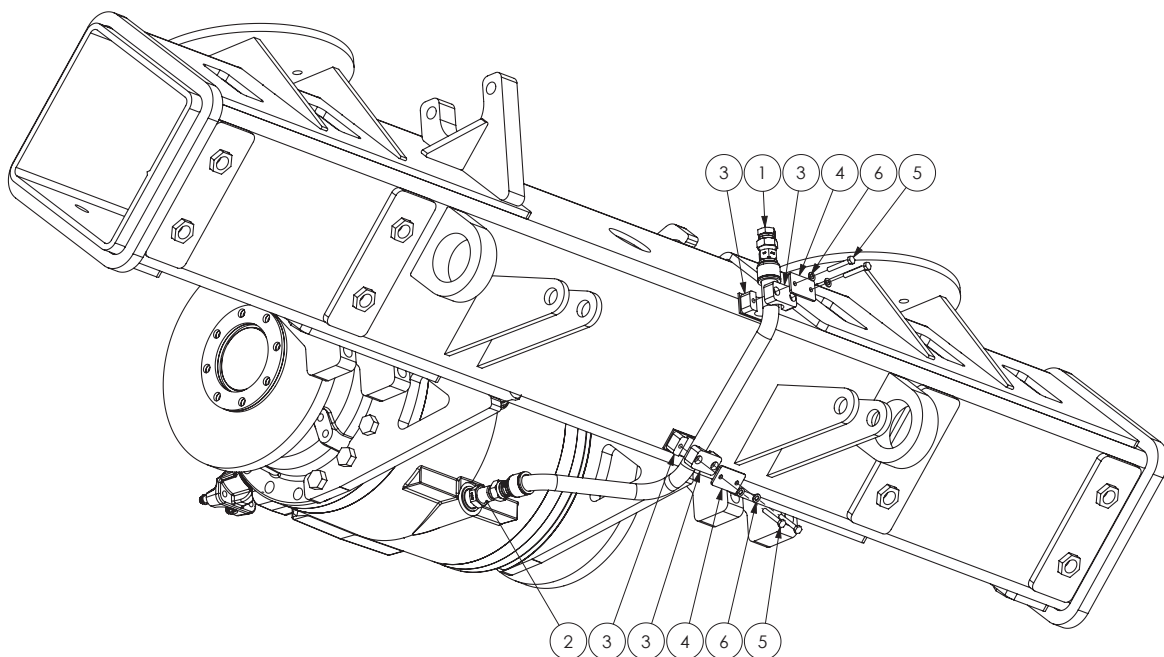
| ITEM NO. | PART NUMBER | DESCRIPTION | QTY. |
|----------|-------------|---------------------------------------|------|
| 1 | GA4906345 | Rear Dropleg RH | 1 |
| 2 | GA4906350 | Rear Dropleg LH | 1 |
| 3 | GA5001741 | Washer 20mm Flat SS HD | 20 |
| 4 | GA5048125 | Nut M20 Nyloc Coarse ZP | 20 |
| 5 | GA4509800 | Plate, Spacer 5mm, Drive Shaft, G3 G4 | 4 |

Rear Adjustable Axle 3-4m - Drive Shafts



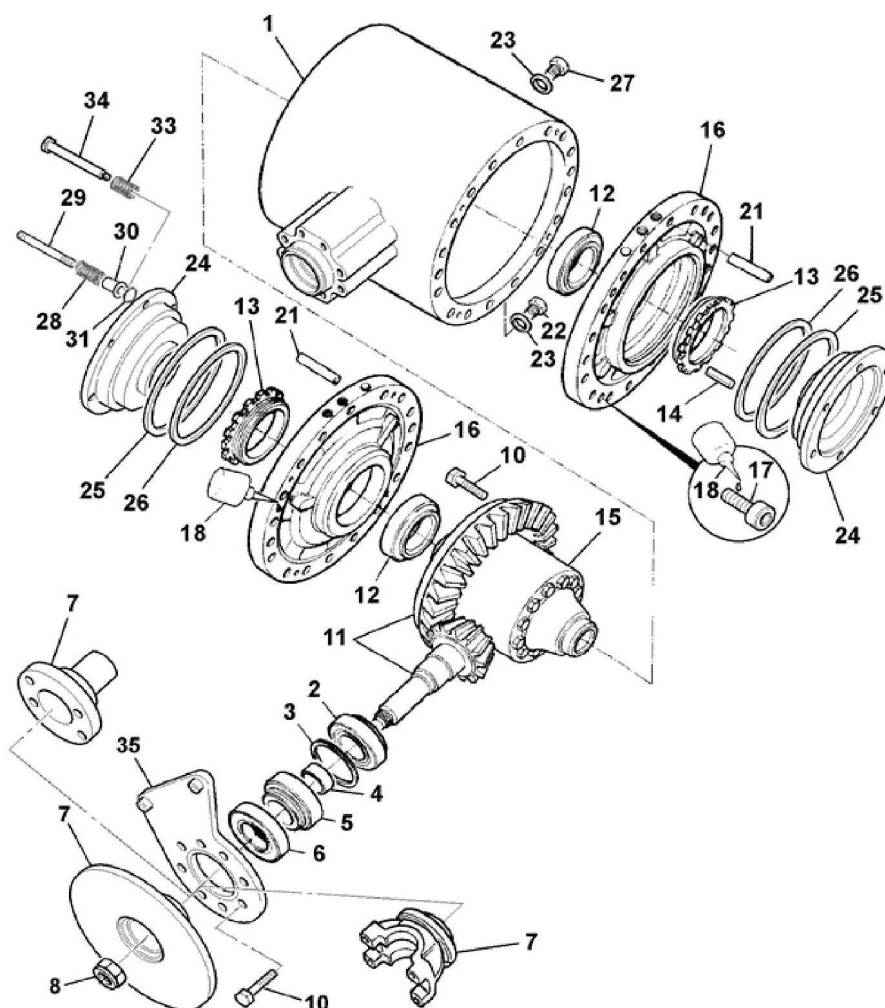
| ITEM NO. | PART NUMBER | DESCRIPTION | QTY. |
|----------|-------------|---|------|
| 1 | GA5071740 | Drive Shaft Assembly, Double Yoke, 3m, G3 G4 Series | 2 |
| 2 | GA5051470 | SHCS M12 x 50 | 16 |
| 3 | GA5000577 | Washer 12mm Flat SS HD | 16 |
| 4 | GA4509800 | Plate, Spacer 5mm, Drive Shaft, G3 G4 | 4 |

Rear Adjustable Axle 3-4m - Differential Drain



| ITEM NO. | PART NUMBER | DESCRIPTION | QTY. |
|----------|-------------|--|------|
| 1 | GA4913290 | Hydraulic Hose, JCB Diff Drain / Fill, 3-4m, G3 G4 | 1 |
| 2 | GA3500226 | Hydraulic adaptor, Nipple, 3/4" BSPT male x 1/2" BSPT male | 1 |
| 3 | GA5078065 | Single Clamp Jaws PP Gr3 22mm | 4 |
| 4 | GA5078072 | Single clamp plate top GR3 | 2 |
| 5 | GA5004081 | Bolt M6 x 40 GR8.8 ZP | 4 |
| 6 | GA5004437 | Washer 6mm Flat SS | 4 |

Rear Axle - Differential Assembly



GA5071175 - Diff Centre, 3.36:1 ratio, soft engage diff, G3
G4

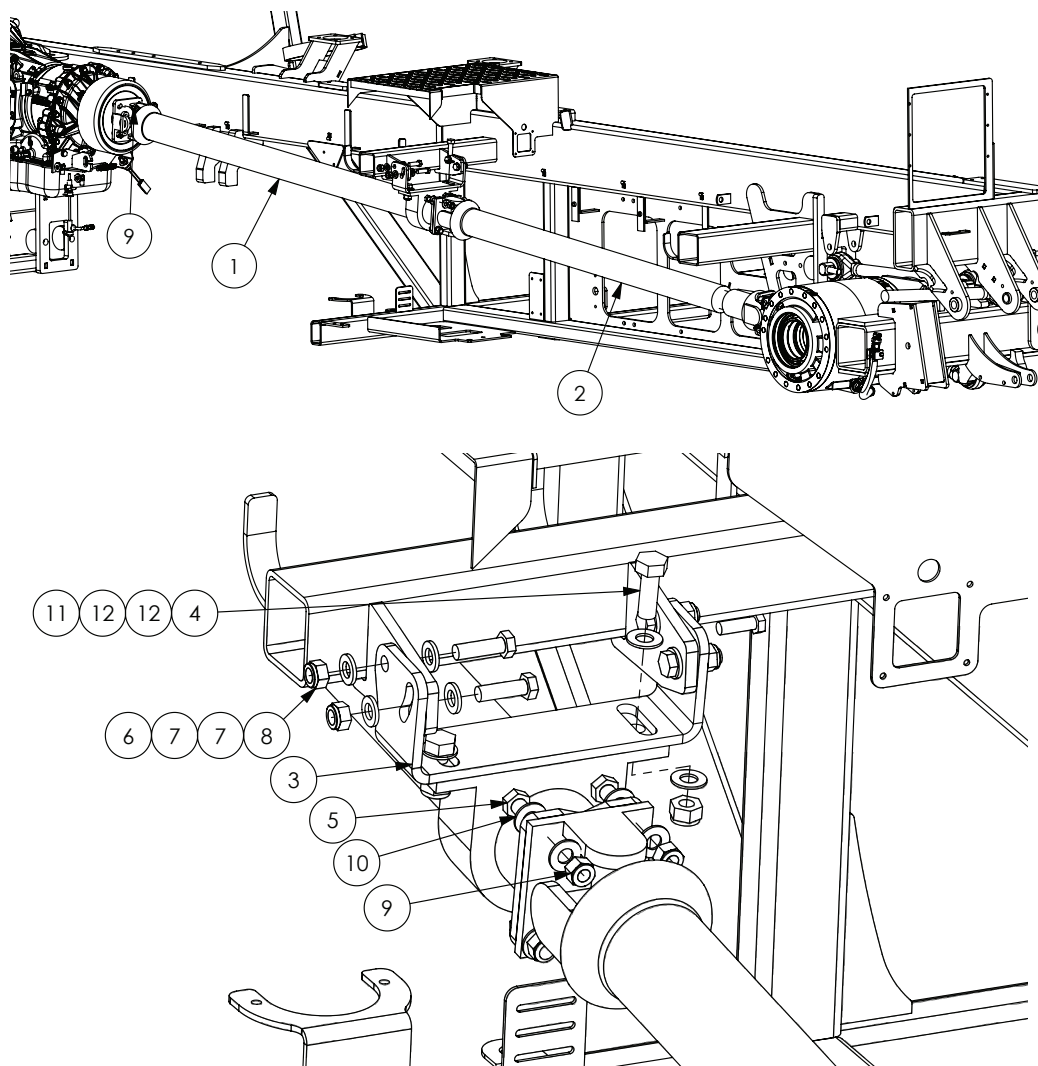
| ITEM NO. | PART NUMBER (JCB) | DESCRIPTION | QTY. |
|----------|----------------------|---|------|
| 1 | 458/20754 | Casing drivehead soft engage difflock | 1 |
| 2 | 907/09000 | Bearing Roller | 1 |
| 3 | 921/01900 | Kit-shim | 1 |
| 4 | 921/53400 | Kit set of spacers From 12.625 To 14.200 Thick | 1 |
| 5 | 907/M5375 | Bearing taper roller | 1 |
| 6 | 904/20172 | Seal Triple Lip, To Suit 55.0/54.81 Shaft Brown | 1 |
| 7 | - | - | - |
| 8 | 826/M7635 | Nut Stake M30 x 2 | 1 |
| 10 | 826/01080 | Bolt | 20 |
| 11 | 458/20672 | Gear crown wheel & pinion 11/37T | 1 |
| 12 | 907/51900 | Bearing | 1 |
| 13 | 458/20336 | Nut side differential | 1 |
| 14 | 826/01784 | Pin tension | 2 |

Continued over page

Rear Axle - Differential

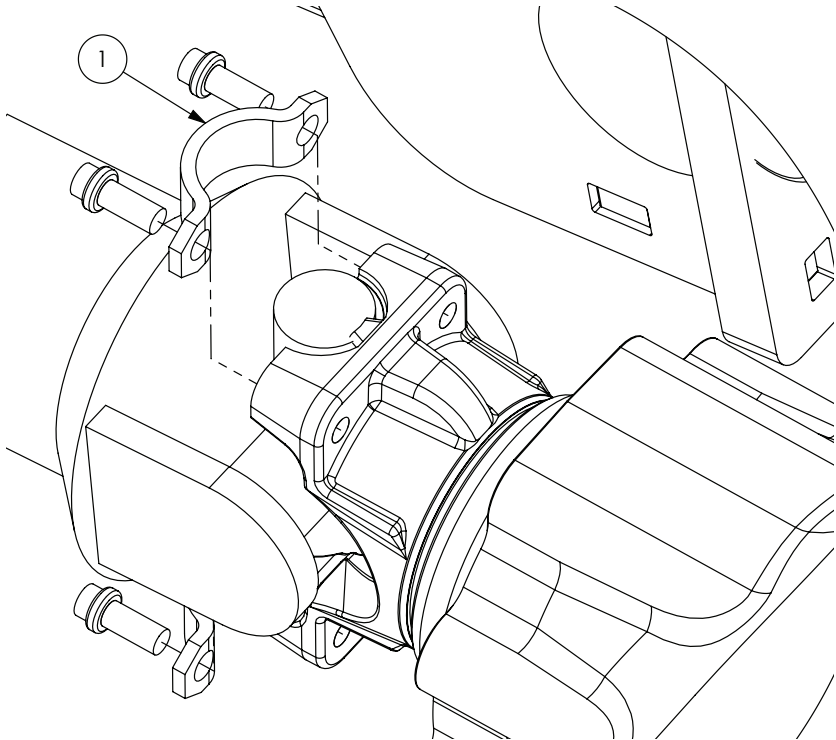
| ITEM NO. | PART NUMBER (JCB) | DESCRIPTION | QTY. |
|----------|----------------------|--|------|
| 15 | 458/10382 | Differential assembly PD70 soft engage | 1 |
| 16 | 458/20342 | Housing brake piston PD70 S-engage difflock | 1 |
| 17 | 1391/3407 | Capscrew M10 x 25mm | 8 |
| 18 | 4102/1200 | Sealant | 1 |
| 21 | 826/00919 | Dowel | 4 |
| 22 | 816/M3848 | Plug tapered, magnetic 3/4"BSP 14mm Drive | 1 |
| 27 | 816/M3849 | Plug tapered 3/4"BSP 14mm Drive | 1 |
| 28 | 907/03800 | Bearing | 1 |
| 29 | 458/20341 | Housing brake piston, PD70 S-engage difflock | 1 |
| 30 | 816/80051 | Plug 1/8" Tapered | 1 |
| 31 | 816/80052 | Plug Taper 1/4" BSP | 2 |
| 32 | 454/09303 | Nut adjusting | 1 |
| 33 | 828/00337 | O Ring | 1 |
| 34 | 828/00338 | O Ring | 1 |
| 35 | 828/00339 | O Ring | 1 |
| 36 | 808/00329 | Washer | 1 |
| 37 | 907/51800 | Bearing cylindrical roller | 1 |
| 38 | 454/09302 | Plate end | 1 |
| 39 | 823/10396 | Sleeve thrust | 1 |
| 40 | 2203/1107 | Circlip | 1 |
| 41 | 458/20536 | Piston | 1 |
| 42 | 814/00421 | Spring | 1 |

Drive Shafts & Brackets



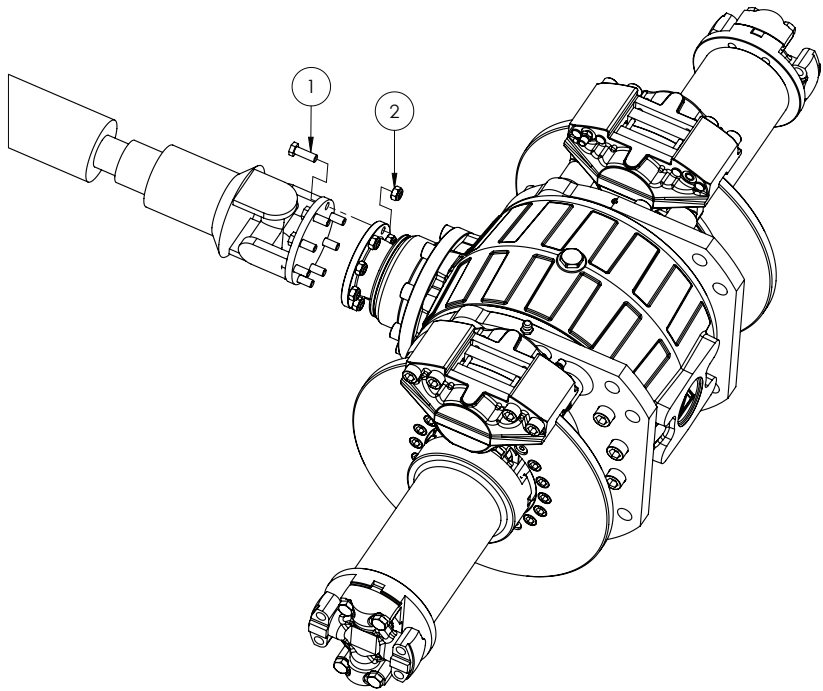
| ITEM NO. | PART NUMBER | DESCRIPTION | QTY. |
|----------|-------------|--|------|
| 1 | GA5070932 | Driveshaft, Centre Bearing Shaft, Allison Transmission | 1 |
| 2 | GA5070933 | Driveshaft, Prop Shaft, Allison Transmission and JCB Diff, G3 G4 | 1 |
| | GA2700032 | Drive Shaft, Centre Bearing to Diff Centre, 2-3m Dromos, G3 G4 | |
| 3 | GA4536225 | Mount, Centre Bearing Plate | 1 |
| 4 | GA5000343 | Bolt M14 x 45 ZP GR8.8 | 2 |
| 5 | GA5051295 | Bolt 1/2" UNF x 2" GR8 ZP | 4 |
| 6 | GA5000319 | Bolt M12 x 40 Gr8.8 ZP | 4 |
| 7 | GA5000577 | Washer 12mm SS HD | 8 |
| 8 | GA5012461 | Nut M12 Nyloc ZP | 4 |
| 9 | GA5049605 | Nut 1/2" UNF Nyloc | 8 |
| 10 | GA5017661 | Washer 1/2" Flat ZP | 8 |
| 11 | GA5012427 | Nut M14 Nyloc | 2 |
| 12 | GA5066235 | Washer 14mm HD ZP | 4 |

Drive Shaft Mounting - JCB Differential



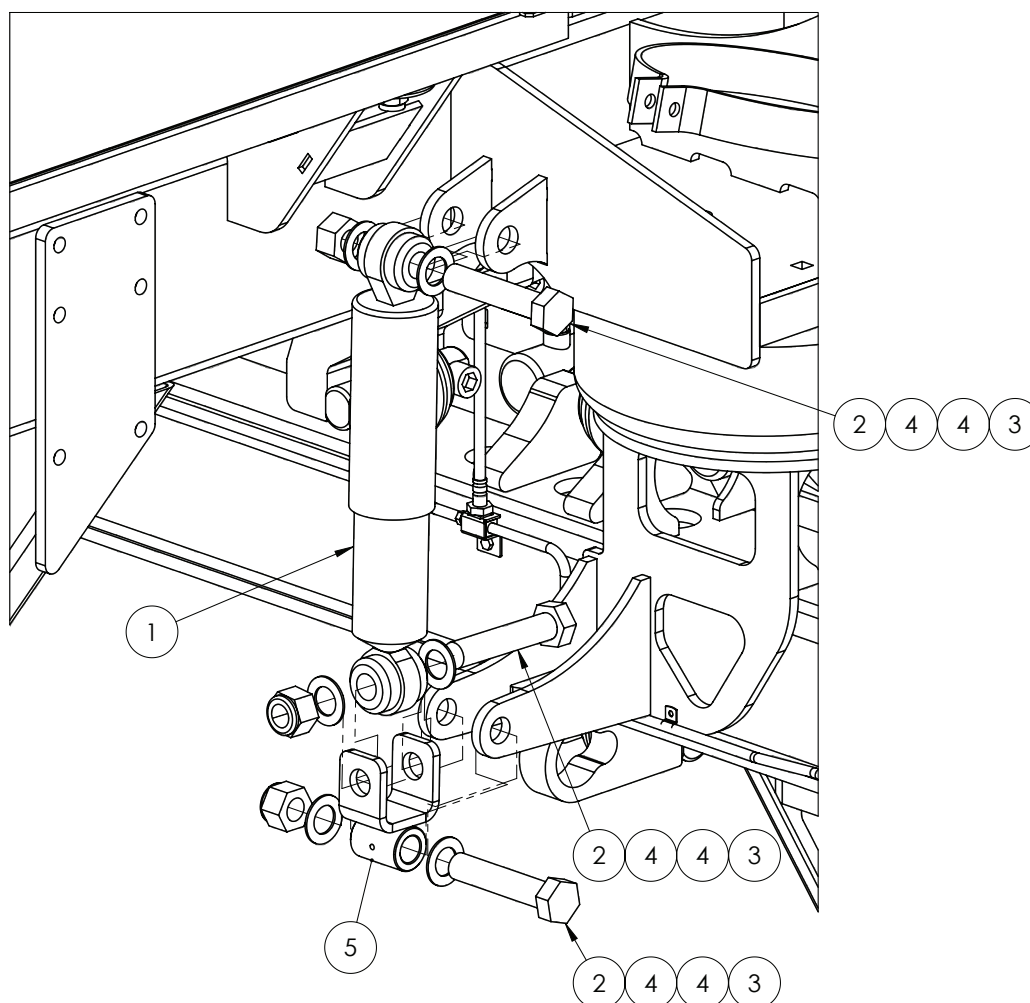
| ITEM NO. | PART NUMBER | DESCRIPTION |
|----------|-------------|---|
| I | GA5072070 | Strap Kit, Drive Shaft Universal Mount, G3 G4 |

Drive Shaft Mounting - Dromos Differential



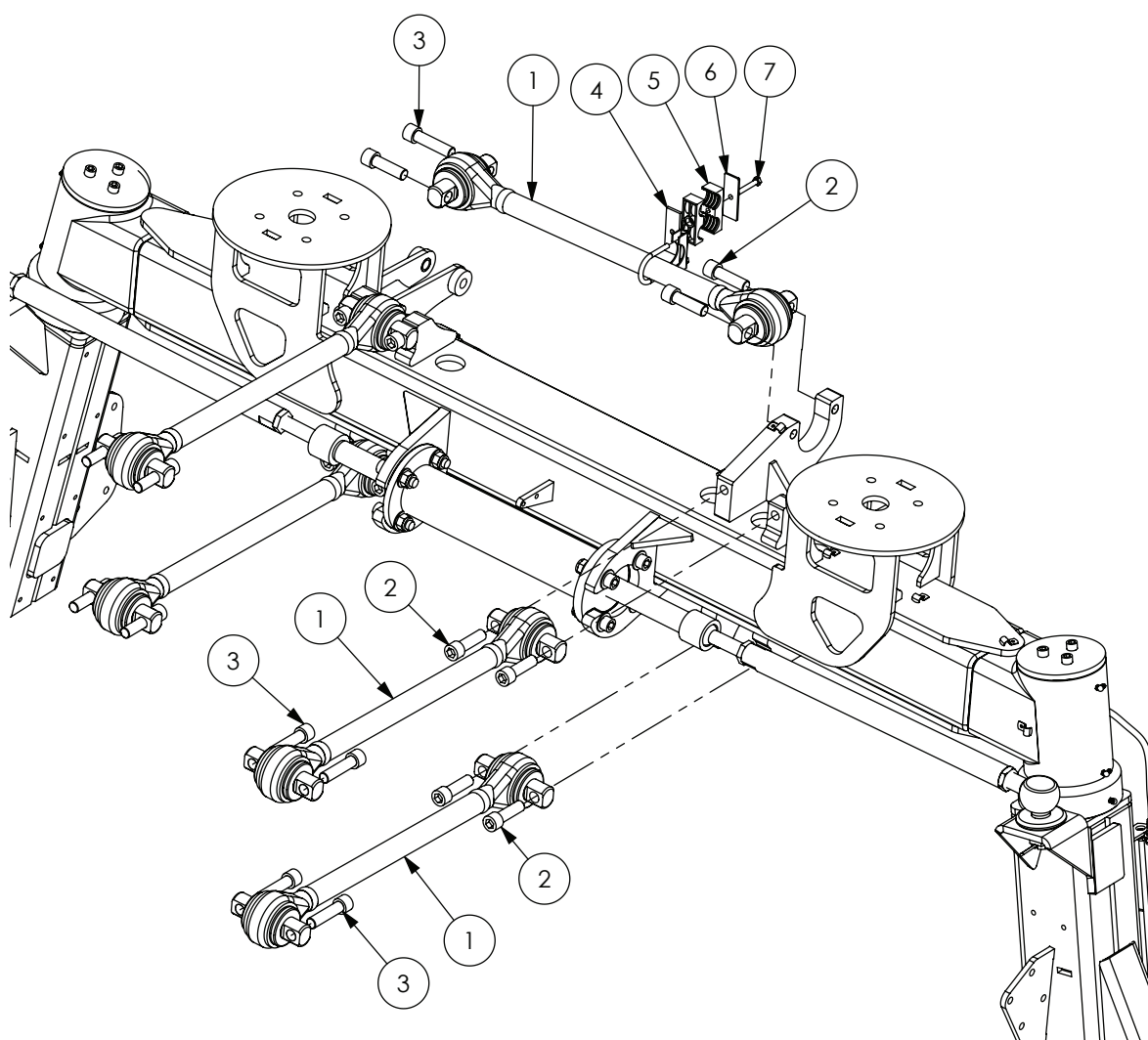
| ITEM NO. | PART NUMBER | DESCRIPTION | QTY. |
|----------|-------------|------------------------|------|
| I | GA5065455 | Bolt M10 x 30 GR8.8 ZP | 8 |
| 2 | GA5000141 | Nut M10 Nyloc ZP | 8 |

Front Suspension - Shock Absorber



| ITEM NO. | PART NUMBER | DESCRIPTION | QTY. |
|----------|-------------|---|------|
| 1 | GA2500000 | Shock Absorber, Double eye, 24mm eye, 80mm OD, Red | 2 |
| 2 | GA5011346 | Bolt M24 x 115 GR8.8 ZP Special 75 to 77mm shank | 6 |
| 3 | GA5012469 | Nut M24 Nyloc ZP | 6 |
| 4 | GA5001891 | Washer 24mm Flat HD SS | 12 |
| 5 | GA4660670 | Shock Absorber Mount, Front Axle, Self Propelled 2015 | 2 |

Front Suspension - Torque Rods



| ITEM NO. | PART NUMBER | DESCRIPTION | QTY. |
|----------|-------------|--|------|
| 1 | GA5068850 | Suspension link, Torque rod, 650mm centre, Hollow | 5 |
| 2 | GA5053145 | SHCS 3/4" UNF x 2 1/2" GR12.9 Blue Zinc Plated | 11 |
| 3 | GA5053150 | SHCS 3/4" UNF x 3" GR12.9 (Blue Zinc) | 9 |
| 4 | GA4659840 | Steering Hose to Panhard Mount | 1 |
| 5 | GA5078038 | Double Clamp Jaws 28mm | 2 |
| 6 | GA5078049 | Hose clamp, Double RCD, Top plate, Grade 4, Suit clamp 28-30 | 1 |
| 7 | GA5004727 | Bolt M8 x 50 | 1 |

Continued over page

Front Suspension - Torque Rods

PANHARD ROD SHIMS

| PART NUMBER | DESCRIPTION |
|-------------|------------------|
| GA4537165 | Panhard shim 1mm |
| GA4537170 | Panhard shim 3mm |
| GA4537175 | Panhard shim 5mm |

TORQUE ROD SHIMS

| PART NUMBER | DESCRIPTION |
|-------------|-------------|
| GA4505076 | Shim 1mm |
| GA4505075 | Shim 5mm |

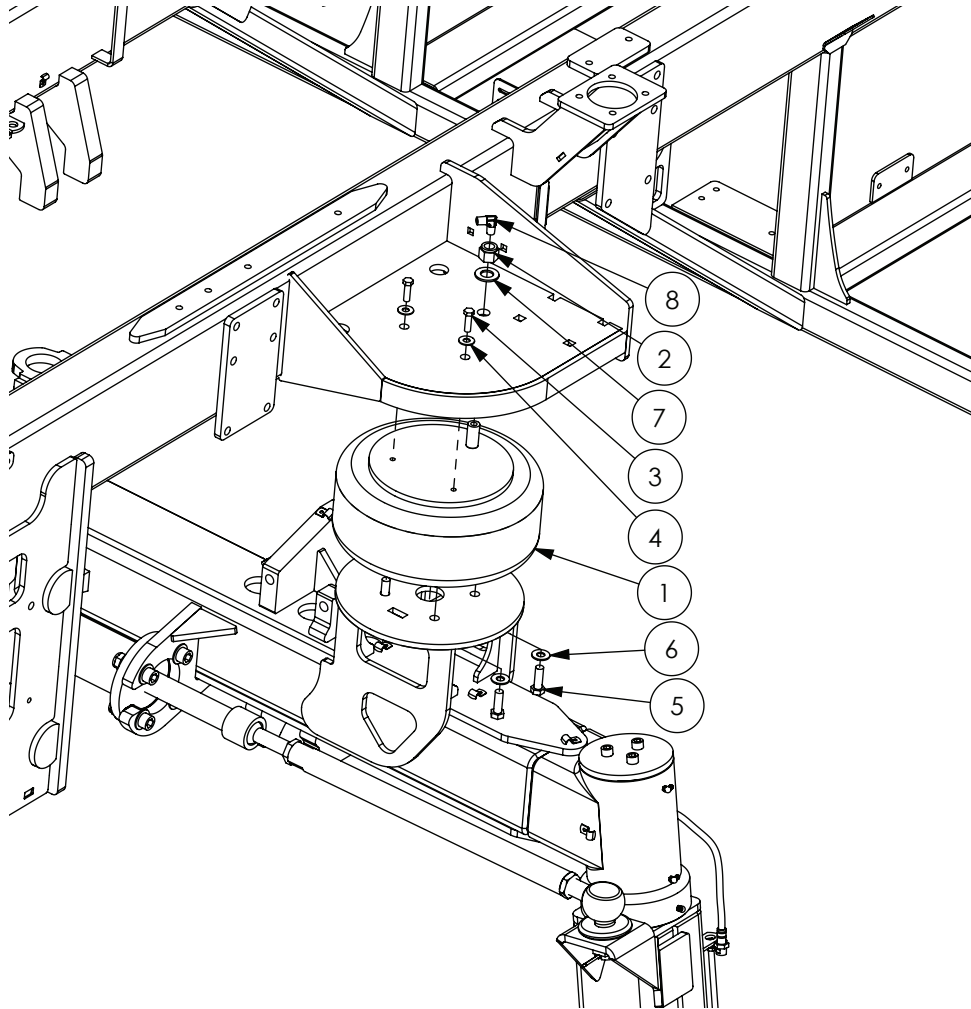
SUSPENSION SPARE PARTS

| PART NUMBER | DESCRIPTION |
|-------------|-------------------------------------|
| GA5069825 | Torque rod replacement bush TS38750 |
| GA5053450 | Rubber insert, suit shock absorber |

BUSH TOOL

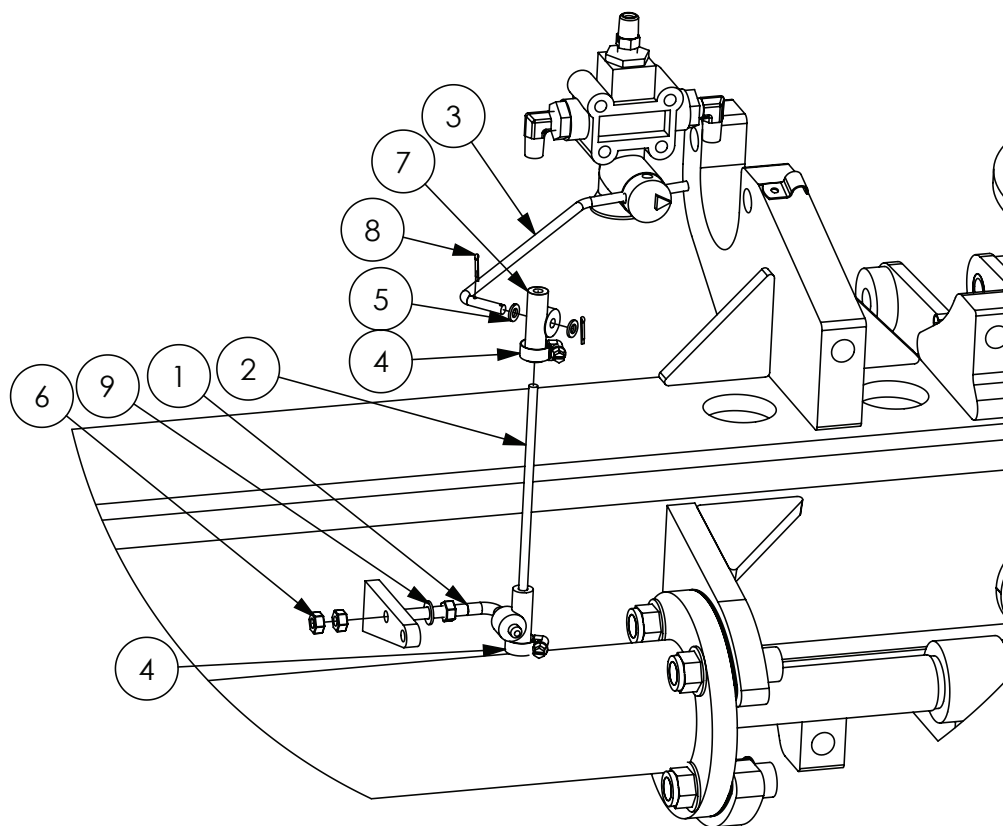
| PART NUMBER | DESCRIPTION |
|-------------------------|----------------|
| PT59-59100 / PT00-52100 | Atro bush tool |

Front Suspension - Air Bag



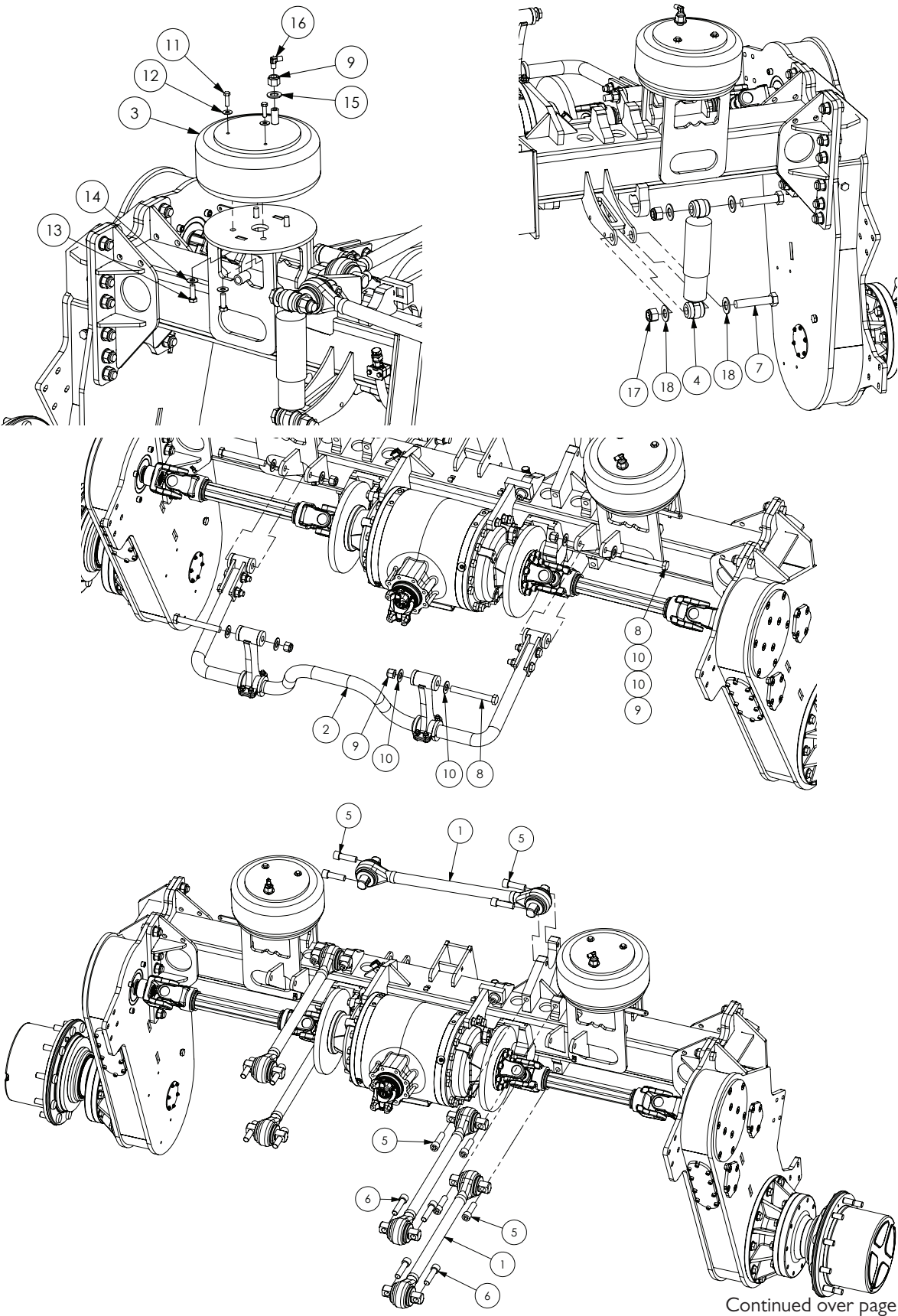
| ITEM NO. | PART NUMBER | DESCRIPTION | QTY. |
|----------|-------------|---|------|
| 1 | GA5005311 | Air spring, HT230 single air stud | 2 |
| 2 | GA5049495 | Nut 3/4" UNF Nyloc | 2 |
| 3 | GA5002599 | Bolt 3/8" UNC x 1 1/4" SS | 4 |
| 4 | GA5002565 | Washer 3/8" x 1" Flat SS | 4 |
| 5 | GA5068715 | Bolt 1/2" UNC x 1 1/2" | 8 |
| 6 | GA5017661 | Washer 1/2" Flat ZP | 8 |
| 7 | GA5001741 | Washer 20mm Flat SS HD | 2 |
| 8 | GA3500258 | Hydraulic coupling, Elbow, 90 degree, 1/4" BSPT male x 1/4" BSPT male | 2 |

Front Suspension - Ride Height Adjustment



| ITEM NO. | PART NUMBER | DESCRIPTION | QTY. |
|----------|-------------|--|------|
| 1 | - | Valve, Ride height levelling | 1 |
| 2 | - | Ride Height Valve Link Rod | 1 |
| 3 | - | Ride Height Valve Link Rod | 1 |
| 4 | GA5004865 | Hose Clamp 8-16mm | 2 |
| 5 | GA5017669 | Washer 1/4" Flat SS | 2 |
| 6 | GA5011499 | Nut M8 Hex ZP | 3 |
| 7 | GA5014651 | Tee, Rubber, Suit ride height levelling valve rods | 2 |
| 8 | - | M2 Split pin | 2 |
| 9 | GA5003643 | Washer 8mm Flat HD SS | 1 |

Rear Suspension



Continued over page

Rear Suspension

| ITEM NO. | PART NUMBER | DESCRIPTION | QTY. |
|----------|-------------|---|------|
| 1 | GA5068850 | Suspension link, Torque rod, 650mm centre, Hollow | 5 |
| 2 | * | Sway Bar assembly | 1 |
| 3 | GA5005311 | Air spring, HT230 single air stud | 2 |
| 4 | GA2500000 | Shock Absorber, Suspension Damper, Yellow, Monroe | 2 |
| 5 | GA5053145 | SHCS 3/4" UNF x 2 1/2" GR12.9 Blue Zinc Plated | 12 |
| 6 | GA5053150 | SHCS 3/4" UNF x 3" GR12.9 (Blue Zinc) | 10 |
| 7 | GA5011346 | Bolt M24 x 115 GR8.8 ZP Special 75 to 77mm shank | 4 |
| 8 | GA5002487 | Bolt 3/4" UNC x 6" | 4 |
| 9 | GA5048430 | Nut 3/4" UNC Nyloc ZP | 6 |
| 10 | GA5001045 | Washer 3/4" ZP Comm Flat | 8 |
| 11 | GA5002599 | Bolt 3/8" UNC x 1 1/4" SS | 4 |
| 12 | GA5002565 | Washer 3/8" x 1" Flat SS | 4 |
| 13 | GA5068715 | Bolt 1/2" UNC x 1 1/2" | 8 |
| 14 | GA5017661 | Washer 1/2" flat ZP | 8 |
| 15 | GA5001741 | Washer 20mm Flat SS HD | 2 |
| 16 | GA3500258 | Hydraulic coupling, Elbow, 90 degree, 1/4" BSPT male x 1/4" BSPT male | 2 |
| 17 | GA5012469 | Nut M24 Nyloc ZP | 4 |
| 18 | GA5017681 | Washer 1" Flat SS | 8 |

* Sub-assembly shown on following pages

PANHARD ROD SHIMS

| PART NUMBER | DESCRIPTION |
|-------------|------------------|
| GA4537165 | Panhard shim 1mm |
| GA4537170 | Panhard shim 3mm |
| GA4537175 | Panhard shim 5mm |

TORQUE ROD SHIMS

| PART NUMBER | DESCRIPTION |
|-------------|-------------|
| GA4505076 | Shim 1mm |
| GA4505075 | Shim 5mm |

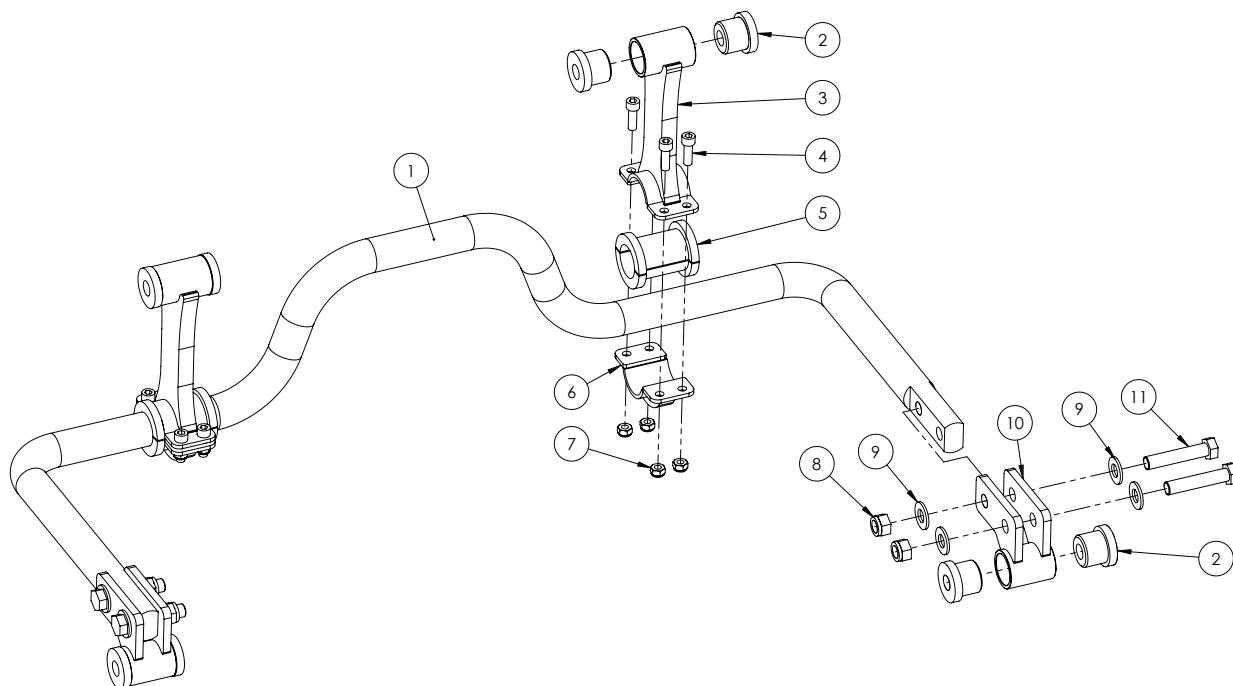
SUSPENSION SPARE PARTS

| PART NUMBER | DESCRIPTION |
|-------------|-------------------------------------|
| GA5069825 | Torque rod replacement bush TS38750 |
| GA5053450 | Rubber insert, suit shock absorber |

BUSH TOOL

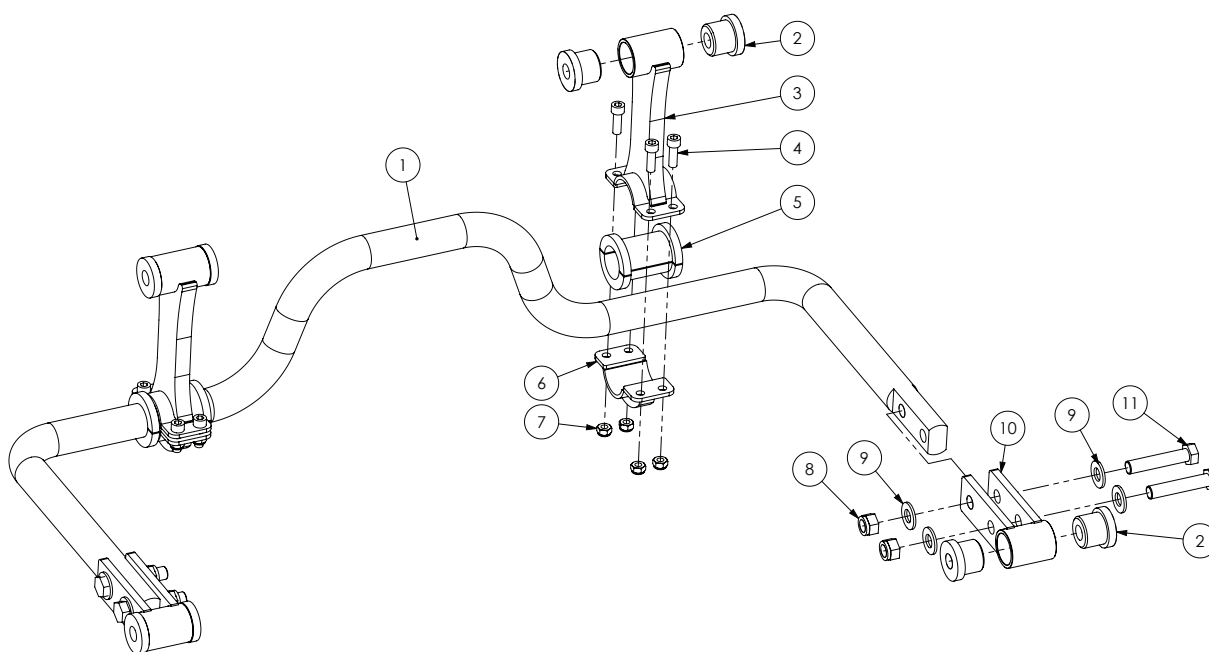
| PART NUMBER | DESCRIPTION |
|-------------------------|----------------|
| PT59-59100 / PT00-52100 | Atro bush tool |

Sway Bar Assembly - 2m



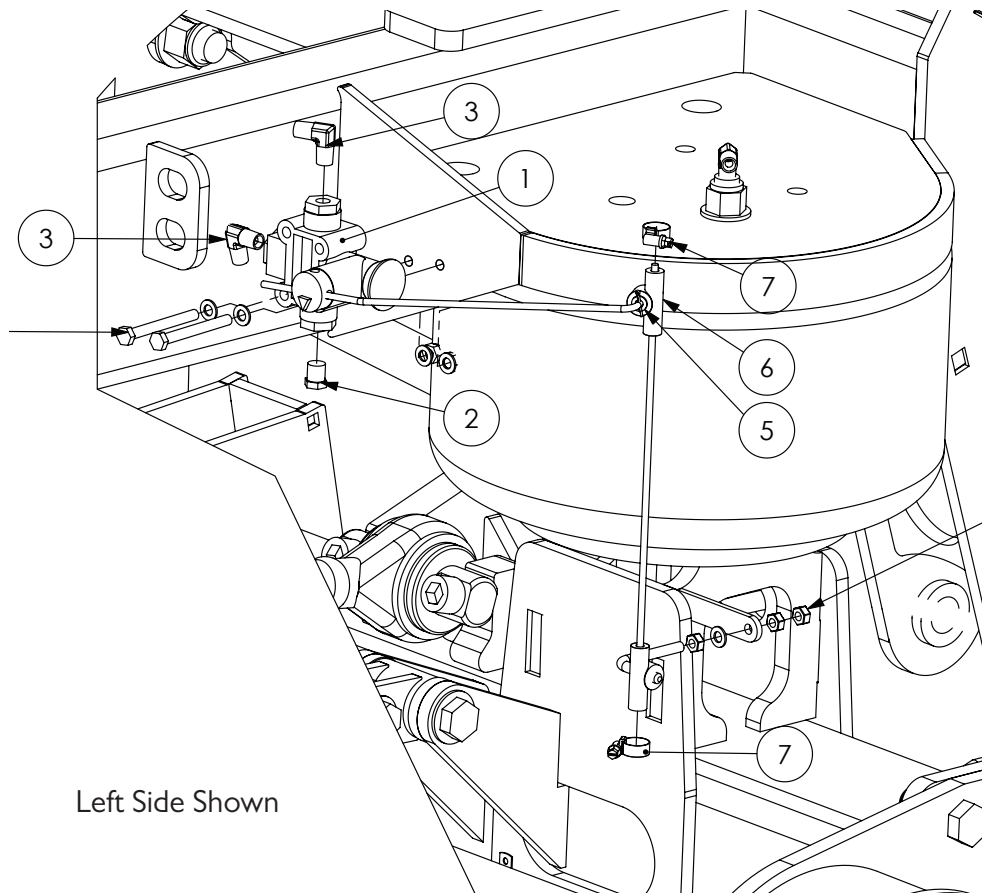
| ITEM NO. | PART NUMBER | DESCRIPTION | QTY. |
|----------|-------------|---|------|
| 1 | GA5016192 | Rear Swaybar, 42mm | 1 |
| 2 | GA5016195 | Bush, Sway bar pivot, Pigthane 90A duro | 8 |
| 3 | GA4654805 | Clamp, Upper, Sway bar, Crop Cruiser | 2 |
| 4 | GA5006129 | SHCS M10 x 30 GR12.9 ZP | 8 |
| 5 | GA4583285 | Nylon Bush for Sway Bar, 42mm (This part comes in two halves) | 2 |
| 6 | GA4654800 | Clamp, Lower, Sway bar, Crop Cruiser | 2 |
| 7 | GA5000141 | Nut M10 Nyloc ZP | 8 |
| 8 | GA5001029 | Nut M16 Nyloc ZP | 4 |
| 9 | GA5001043 | Washer 16mm Flat SS HD | 8 |
| 10 | GA4659295 | Offset Swaybar End | 2 |
| 11 | GA5011307 | Bolt M16 x 80 ZP GR8.8 | 4 |

Sway Bar Assembly - 3m



| ITEM NO. | PART NUMBER | DESCRIPTION | QTY. |
|----------|-------------|---|------|
| 1 | GA5016192 | Rear Swaybar, 42mm | 1 |
| 2 | GA5016195 | Bush, Sway bar pivot, Pigthane 90A duro | 8 |
| 3 | GA4654805 | Clamp, Upper, Sway bar, Crop Cruiser | 2 |
| 4 | GA5006129 | SHCS M10 x 30 GR12.9 ZP | 8 |
| 5 | GA4583285 | Nylon Bush for Sway Bar, 42mm (This part comes in two halves) | 2 |
| 6 | GA4654800 | Clamp, Lower, Sway bar, Crop Cruiser | 2 |
| 7 | GA5000141 | Nut M10 Nyloc ZP | 8 |
| 8 | GA5001029 | Nut M16 Nyloc ZP | 4 |
| 9 | GA5001043 | Washer 16mm Flat SS HD | 8 |
| 10 | GA4654790 | Mounting, swaybar to axle | 2 |
| 11 | GA5011307 | Bolt M16 x 80 ZP GR8.8 | 4 |

Rear Ride Height Valve

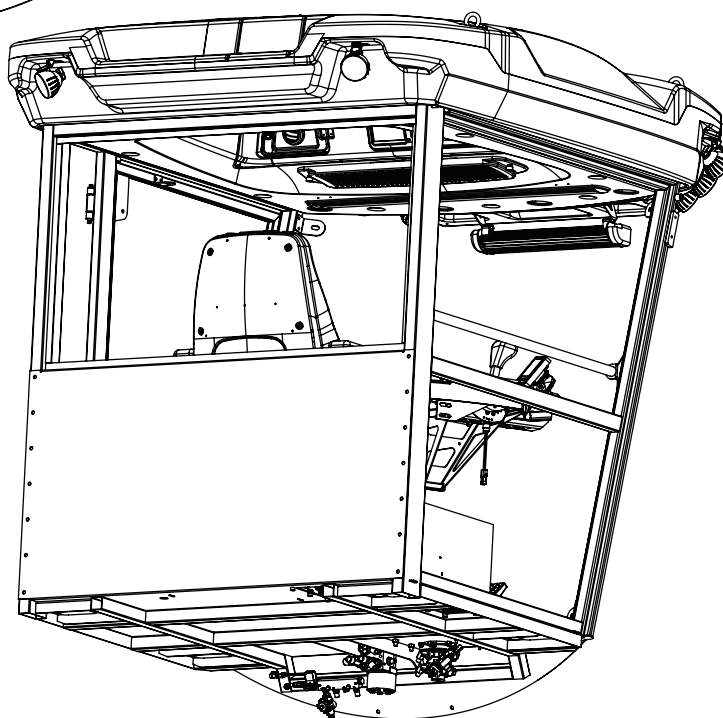
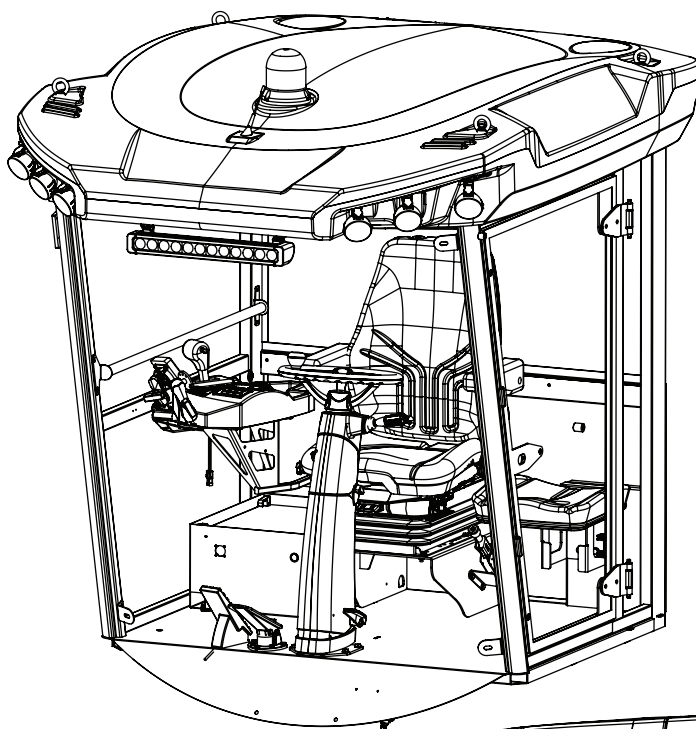


| ITEM NO. | PART NUMBER | DESCRIPTION | QTY. |
|----------|-------------|---|------|
| 1 | GA5010868 | Ride height leveling valve, 1/4" rods | 1 |
| 2 | GA5052600 | Bolt M8 x 75 SS | 2 |
| 3 | GA5003643 | Washer 8mm Flat SS HD | 4 |
| 4 | GA5069335 | Plug 1/4" BSPT Brass | 1 |
| 5 | GA3500258 | Hydraulic coupling, Elbow, 90 degree, 1/4" BSPT male x 1/4" BSPT male | 2 |
| 6 | GA5014651 | Tee, Rubber, Suit ride height levelling valve rods (spare part) | 2 |
| 7 | GA5004865 | Hose Clamp 8-16mm | 2 |
| 8 | GA5052590 | Nut M8 Nyloc SS 316 | 2 |

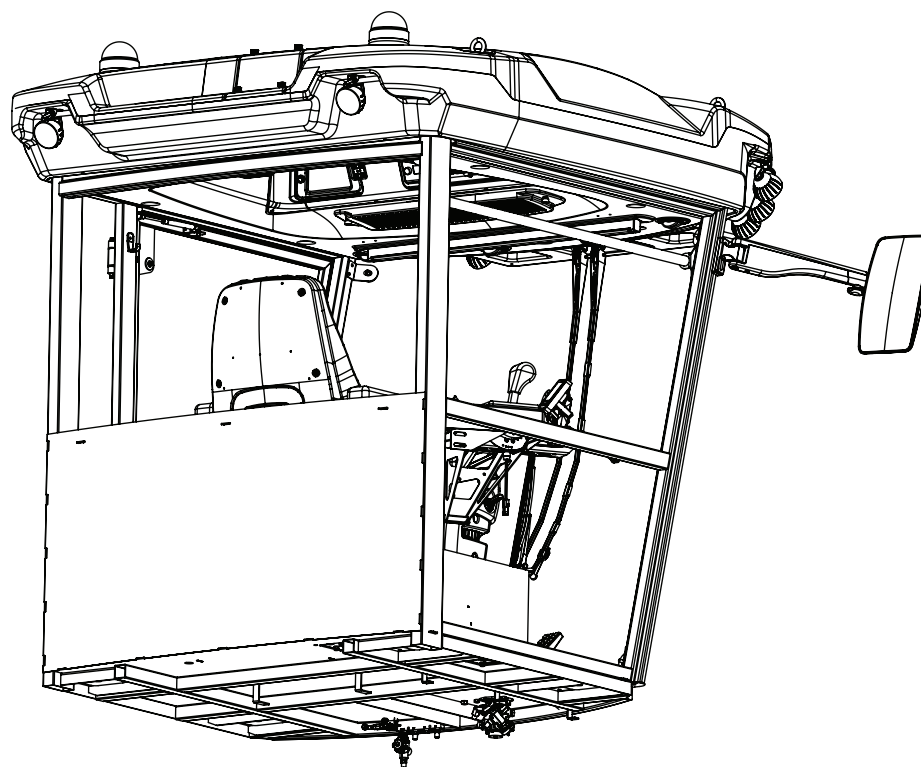
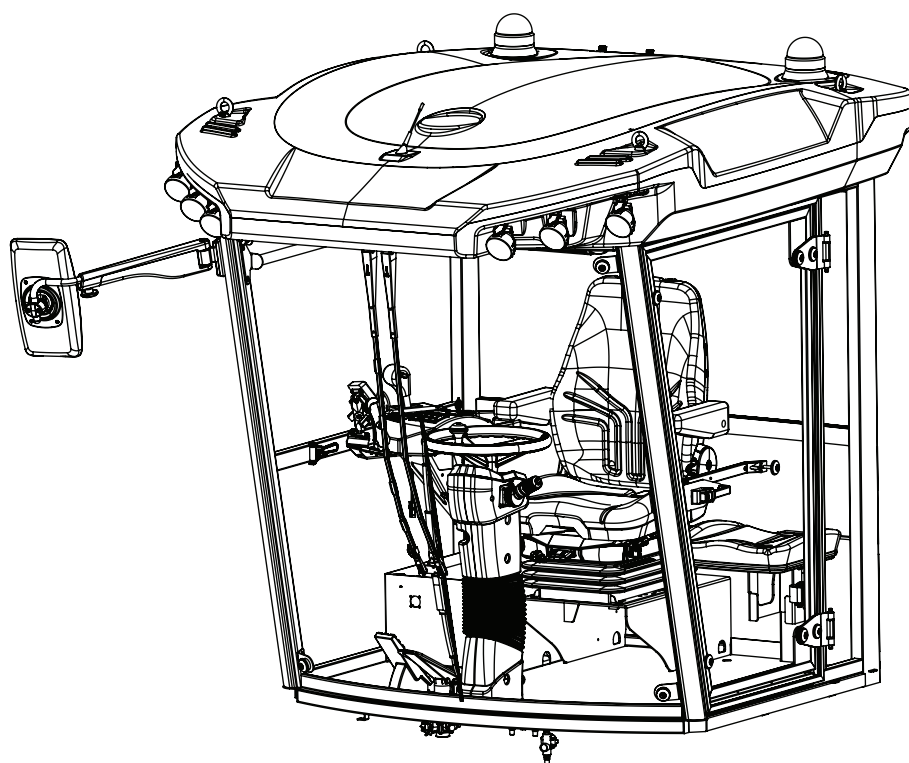
Chapter 22

CAB

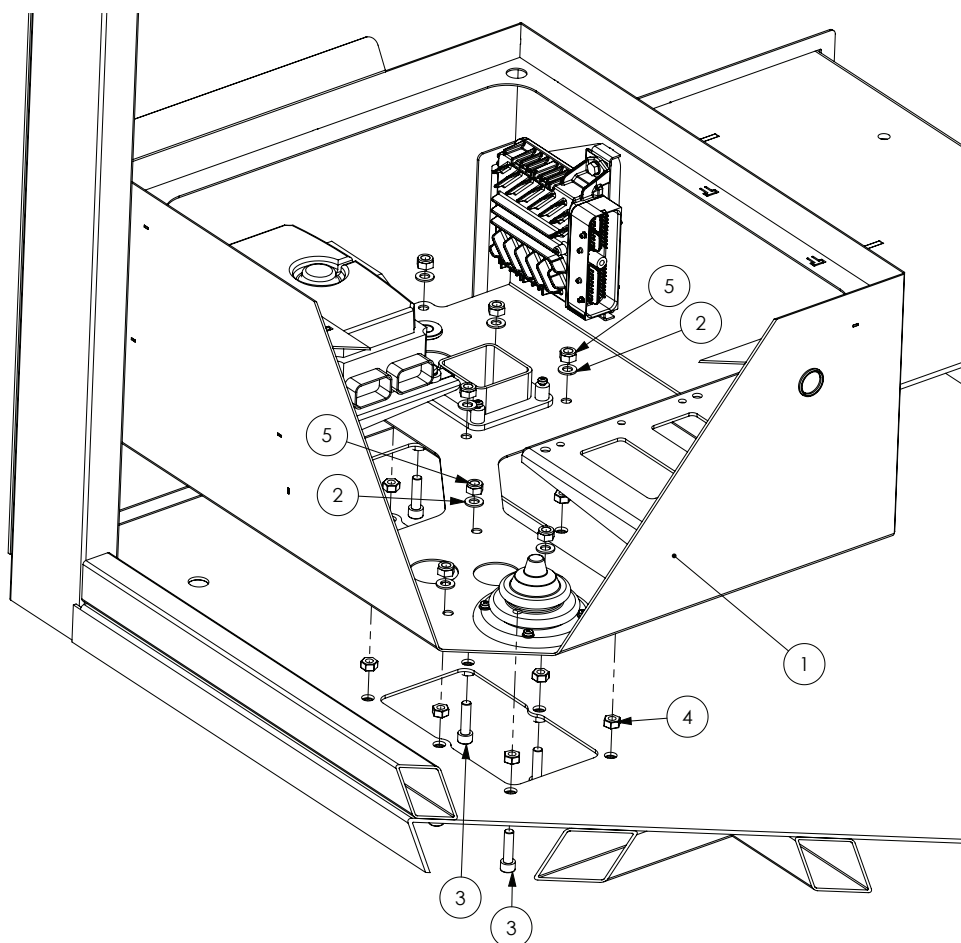
Cab - Assembled - Up to SN 201683



Cab - Assembled - SN 201686 on

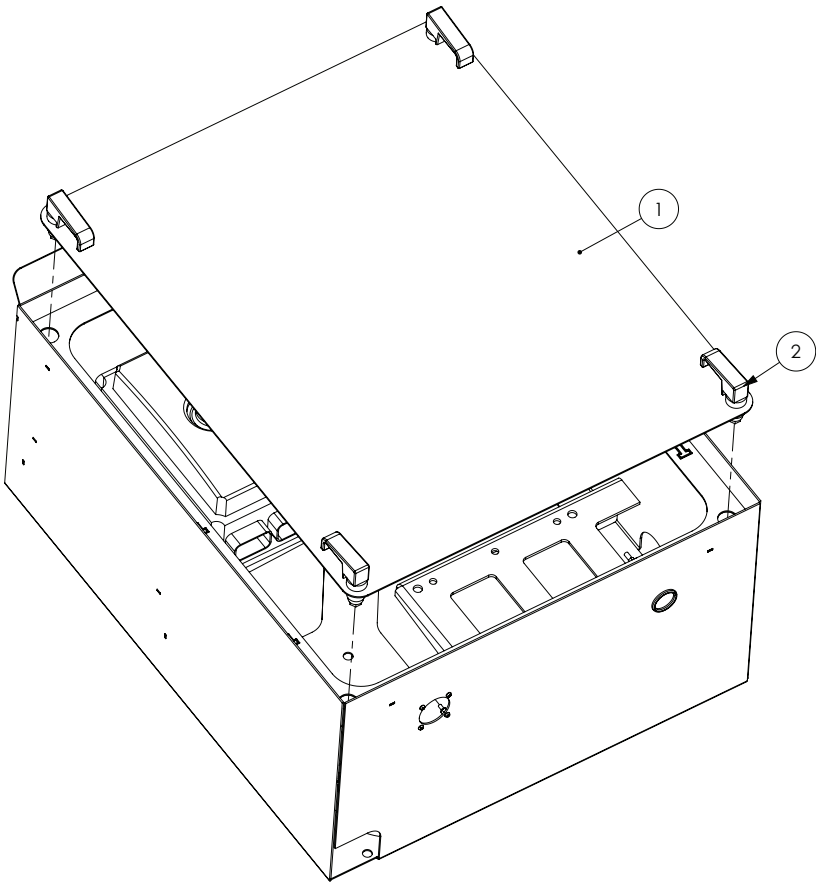


Cab - Fuse Box Mounting



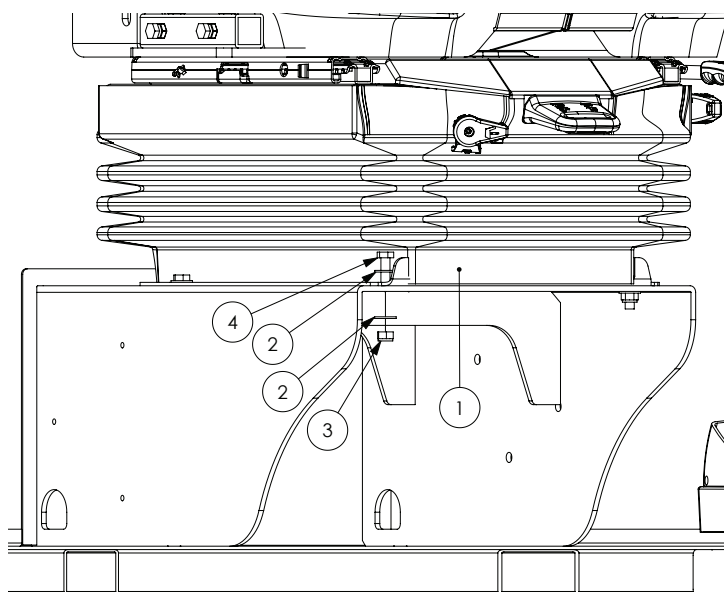
| ITEM NO. | PART NUMBER | DESCRIPTION | QTY. |
|----------|-------------|-----------------------------|------|
| 1 | GA4660305 | Cabin Electrical Box, G3 G4 | 1 |
| 2 | GA5003643 | Washer 8mm Flat SS HD | 12 |
| 3 | GA5070765 | SHCS M8 x 30 | 12 |
| 4 | GA5011499 | Nut M8 Hex ZP | 12 |
| 5 | GA5052590 | Nut M8 Nyloc SS | 12 |

Cab - Fuse Box Lid



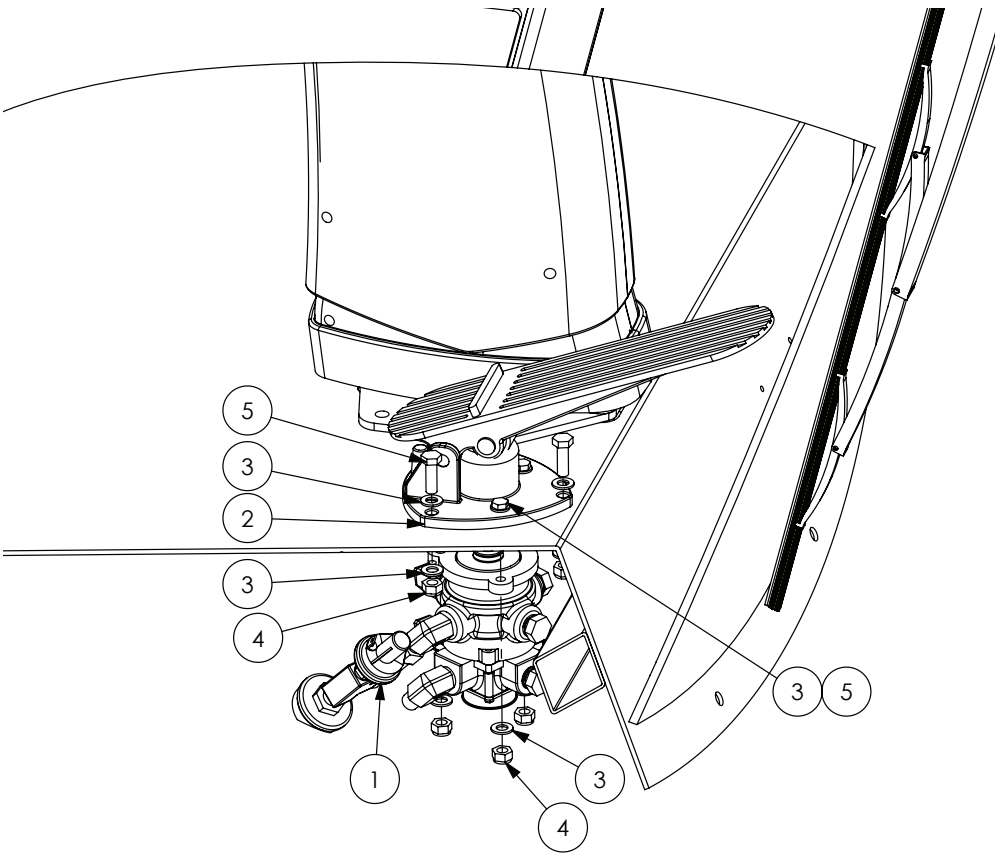
| ITEM NO. | PART NUMBER | DESCRIPTION | QTY. |
|----------|-------------|---|------|
| 1 | GA4507810 | Cover Plate, Box Cabin Electrical, G3 G4 Series | 1 |
| 2 | GA5066600 | Rawl action latch suit Advance pod door | 4 |
| - | GA5044995 | Carpet, Charcoal, Marine Unbacked | |

Cab - Seat Mounting



| ITEM NO. | PART NUMBER | DESCRIPTION | QTY. |
|----------|-------------|----------------------------|------|
| 1 | GA4913255 | Seat Assembly, G3 G4 Cabin | 1 |
| 2 | GA5003643 | Washer 8mm Flat SS HD | 8 |
| 3 | GA5052590 | Nut M8 Nyloc SS 316 | 4 |
| 4 | GA5004711 | Bolt M8 x 25 | 4 |

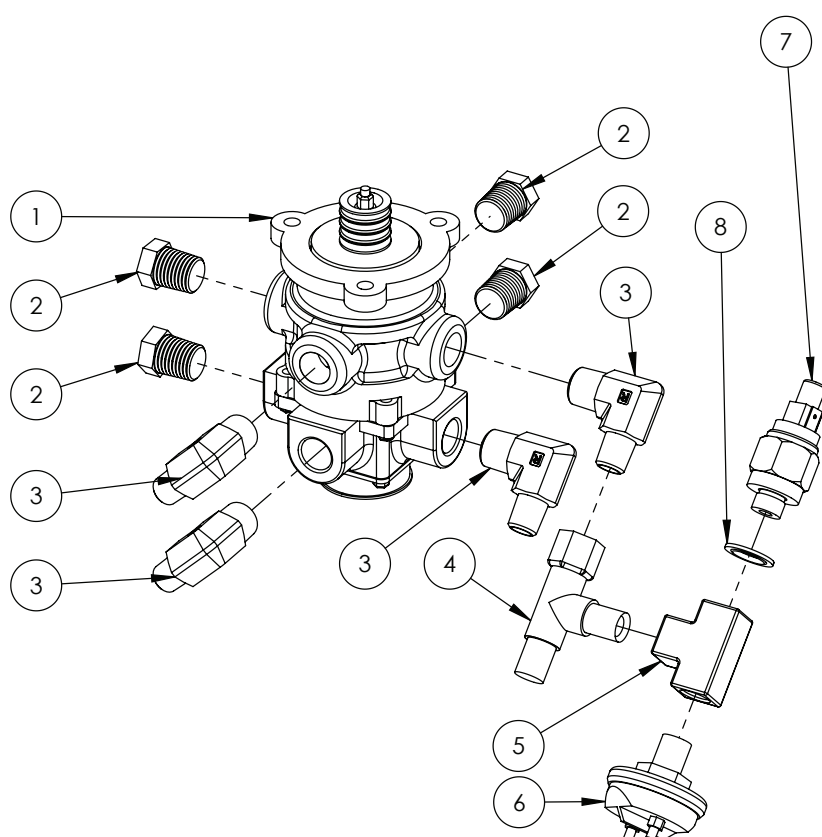
Cab - Brake Pedal



| ITEM NO. | PART NUMBER | DESCRIPTION | QTY. |
|----------|-------------|----------------------------|------|
| 1 | * | Cab - Brake Valve Assembly | 1 |
| 2 | GA5016965 | Brake Pedal | 1 |
| 3 | GA5003643 | Washer 8mm Flat SS HD | 12 |
| 4 | GA5004917 | Nut M8 Nyloc | 6 |
| 5 | GA5004711 | Bolt M8 x 25 | 6 |

* Sub-Assembly shown on following page

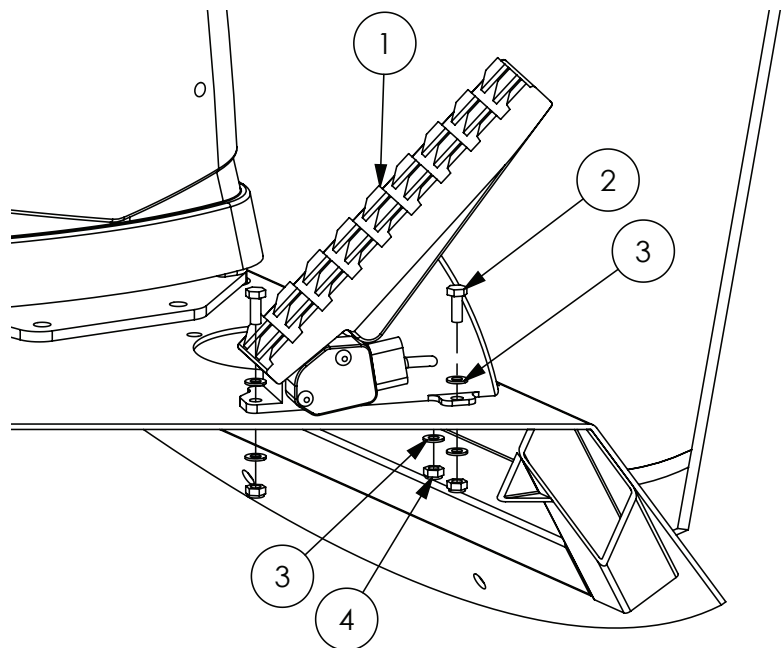
Cab - Brake Valve Assembly



| ITEM NO. | PART NUMBER | DESCRIPTION | QTY. |
|----------|-------------|---|------|
| 1 | GA5005769 | Basic foot valve, Dual circuit | 1 |
| 2 | GA5002575 | 3/8" Brass Plug | 4 |
| 3 | GA3500259 | Hydraulic adaptor, Elbow, 90 degree, 3/8" BSPT male x 1/4" BSPT male | 4 |
| 4 | GA3500199 | Hydraulic adaptor, Tee, 1/4" BSPT male x 1/4" BSPT male x 1/4" BSPP female | 1 |
| 5 | GA5048300 | Tee, 1/4" female thread x 1/4" female thread x 1/4" female thread, Brass | 1 |
| 6 | GA5016081 | Brake switch 13250 | 1 |
| 7 | GA5071770* | Pressure switch, Normally closed, Adjustable, 1/4", 4 psi, suit cruise cancel on G3 G4 series | 1 |
| 8 | GA3500130 | Hydraulic adaptor, Seal, Metal Bonded, M14, MBD-14 | 1 |

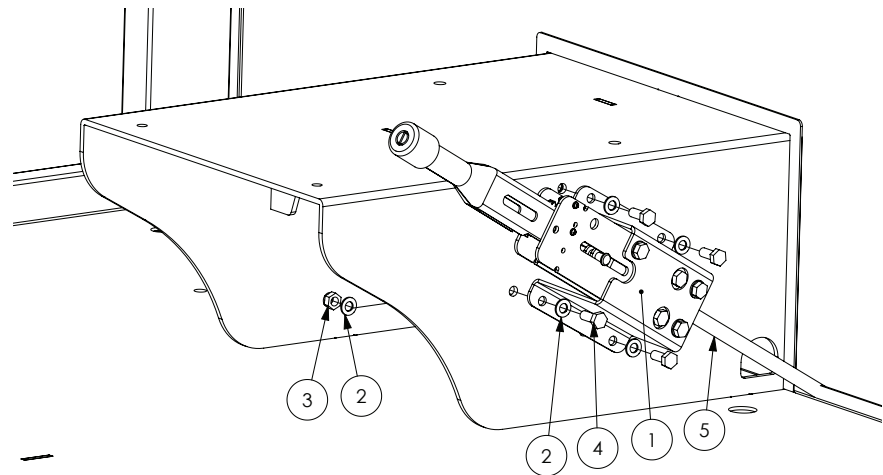
* Note: Item 7 should be preset to 4PSI (Approx 4mm of thread showing).

Cab - Throttle Pedal



| ITEM NO. | PART NUMBER | DESCRIPTION | QTY. |
|----------|-------------|-----------------------------|------|
| 1 | GA5065460 | Throttle Pedal - Electronic | 1 |
| 2 | GA5004041 | Bolt M6 x 16 | 3 |
| 3 | GA5004437 | Washer 6mm SS | 6 |
| 4 | GA5048115 | Nut M6 nyloc | 3 |

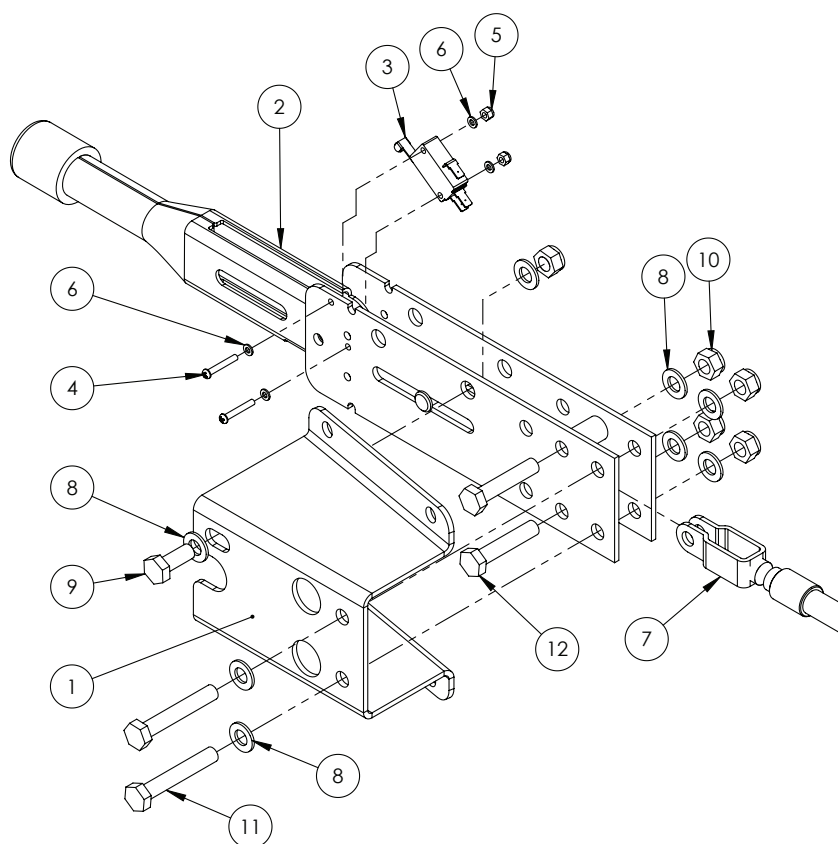
Cab - Park Brake



| ITEM NO. | PART NUMBER | DESCRIPTION | QTY. |
|----------|-------------|---------------------------------|------|
| 1 | * | Cab - Park Brake Lever Assembly | 1 |
| 2 | GA5003643 | Washer 8mm SS HD | 8 |
| 3 | GA5004917 | Nut M8 Nyloc | 4 |
| 4 | GA5004085 | Bolt M8 x 20 | 4 |
| 5 | GA5070245 | Park brake cable | 1 |
| - | GA4535345 | Washer, 50 OD x 14.5 mm ID, SS | 2 |

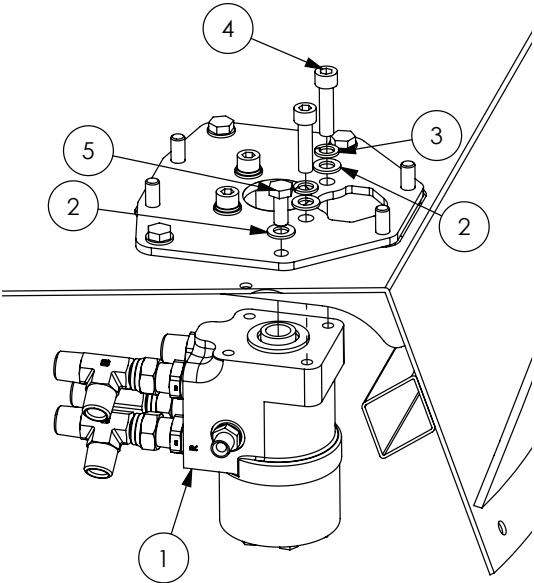
* Sub-Assembly shown on following page

Cab - Park Brake Lever Assembly



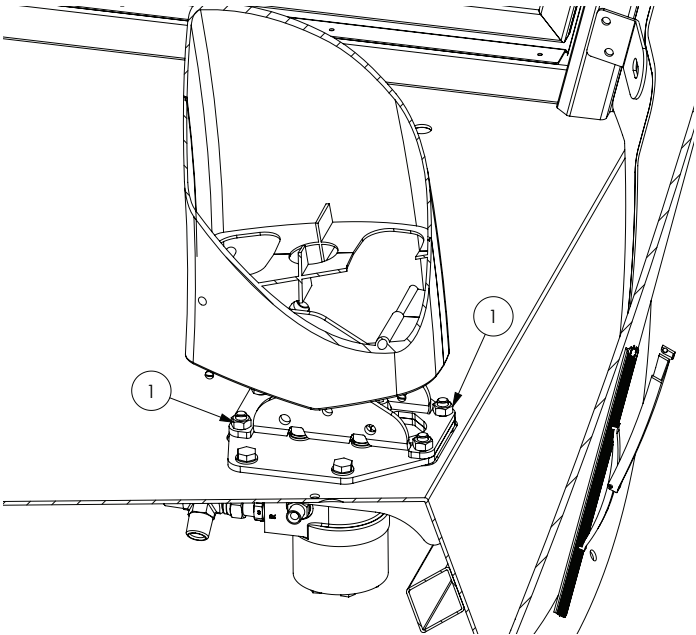
| ITEM NO. | PART NUMBER | DESCRIPTION | QTY. |
|----------|-------------|--|------|
| 1 | GA4524860 | Mount Bracket Plate Handbrake Lever G3 G4 | 1 |
| 2 | GA5010871 | Park Brake Lever | 1 |
| 3 | GA3000028 | Switch, Micro Single Pole Double Throw, 16A, 28mm Lever Roller | 1 |
| 4 | GA0500006 | Pan Head, M3 x 20, ZP | 2 |
| 5 | GA5049465 | Nut M3 Nyloc SS | 2 |
| 6 | GA5011351 | Washer 3mm, Flat, SS | 4 |
| 7 | GA5070245 | SP09 Handbrake cable assy | 1 |
| 8 | GA5003643 | Washer 8mm Flat SS HD | 8 |
| 9 | GA5004085 | Bolt M8 x 20 | 1 |
| 10 | GA5052590 | Nut M8 Nyloc SS | 5 |
| 11 | GA5004727 | Bolt M8 x 50 | 2 |
| 12 | GA5048655 | Bolt M8 x 40 | 2 |

Cab - Steering Orbital



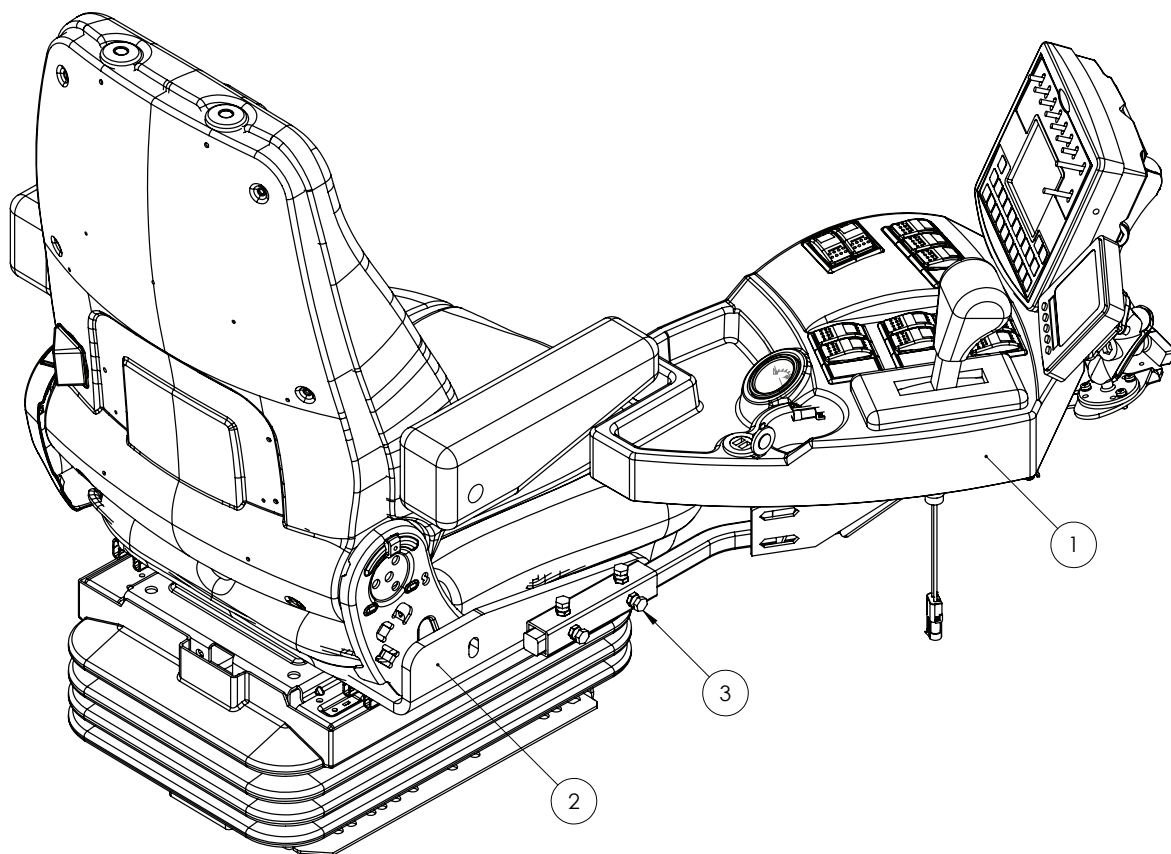
| ITEM NO. | PART NUMBER | DESCRIPTION | QTY. |
|----------|-------------|-------------------------------------|------|
| 1 | GA4913245 | Steering Orbital Assembly, G Series | 1 |
| 2 | GA5000117 | Washer 10mm Flat SS HD | 8 |
| 3 | GA5000137 | Washer 10mm Spring SS | 4 |
| 4 | GA5006141 | SHCS M10 x 40 | 4 |
| 5 | GA5006161 | Bolt M10 x 25 ZP GR8.8 | 4 |

Cab - Steering Column Base



| ITEM NO. | PART NUMBER | DESCRIPTION | QTY. |
|----------|-------------|-------------|------|
| 1 | GA5012459 | Nut M10 hex | 4 |

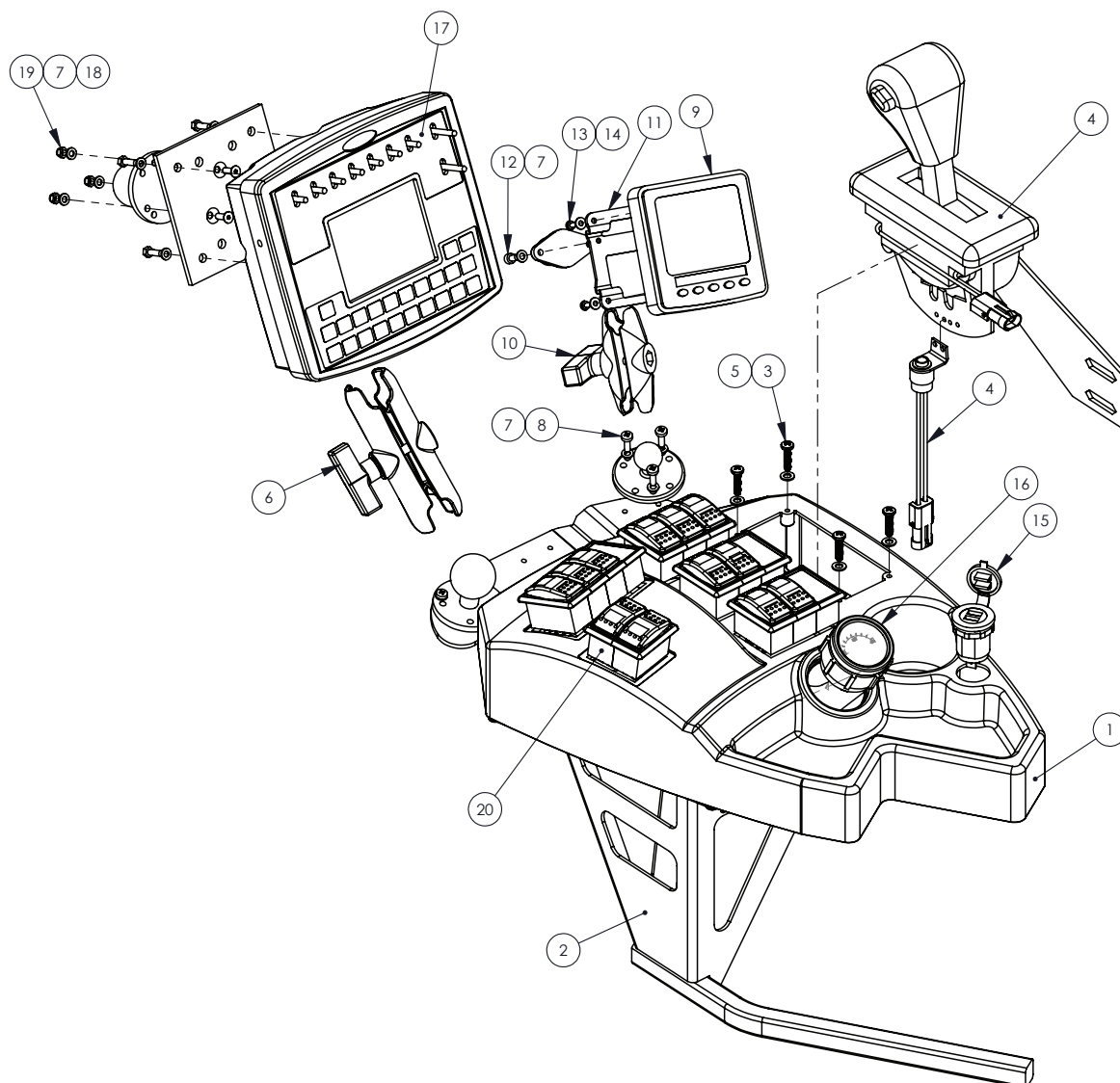
Seat & Side Console



| ITEM NO. | PART NUMBER | DESCRIPTION | QTY. |
|----------|-------------|----------------------------|------|
| 1 | * | Console Assembly Raven | 1 |
| 2 | GA4661135 | Seat Base Console Mount | 1 |
| 3 | GA5004693 | Set Screw M8 x 16 GR8.8 ZP | 4 |

* Sub-assembly shown on following pages

Side Console - Raven SCS 4400



| ITEM NO. | PART NUMBER | DESCRIPTION | QTY. |
|----------|-------------|---------------------------------------|------|
| 1 | GA5072090 | Console, Injection Moulded | 1 |
| 2 | GA4660645 | Console Mount | 1 |
| 3 | GA5000527 | Screw Pan Head 12g x 25mm SS | 8 |
| 4 | GA4905430 | Gear Selector Assembly | 1 |
| 5 | GA5004437 | Washer 6mm Flat SS | 4 |
| 6 | GA5020825 | Ram Mount 101, Large | 1 |
| 7 | GA5003983 | Washer 5mm Flat SS | 11 |
| 8 | GA5003977 | Bolt Pan Head M5 x 16 SS A2-70 | 6 |
| 9 | GA5066210 | CANTRAK 2600 version 3 engine monitor | 1 |
| 10 | GA5068930 | Ram Mount, Small | 1 |
| 11 | GA4509470 | Plate, Cantrak Mount | 1 |
| 12 | GA5069975 | SHCS M5 x 10 SS A2-70 | 2 |
| 13 | GA5011360 | M4 x 10mm Pan Head | 4 |

Continued over page

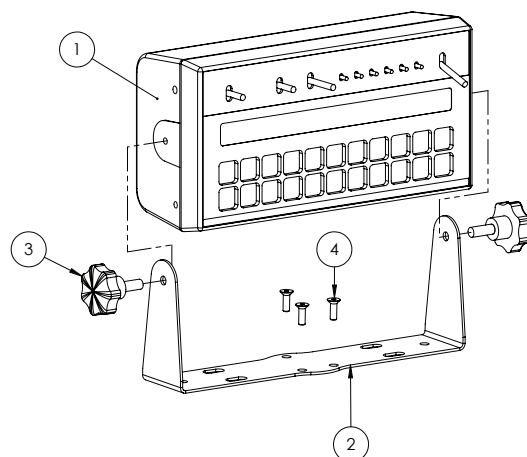
Side Console - Raven SCS 4400

| ITEM NO. | PART NUMBER | DESCRIPTION | QTY. |
|----------|-------------|--|------|
| 14 | GA5020510 | Washer 4mm Flat SS | 4 |
| 15 | GA3000084 | Auxiliary Power Socket, Dual USB, Narva | 1 |
| 16 | GA5069037 | Fuel gauge COBO suit SP 2011 | 1 |
| 17 | GA5075948 | Console, SCS 4400, no flash card reader, Raven | 1 |
| | GA5075872 | Console, SCS 450 Goldacres Dual Boom, Raven | 1 |
| 18 | GA5051230 | CSCS M5 x 16 SS A2-70 | 3 |
| 19 | GA5003975 | Nut M5 Nyloc SS | 3 |
| 20 | * | Switch Panel Assembly - Raven | 1 |

* Sub-assembly shown on following pages

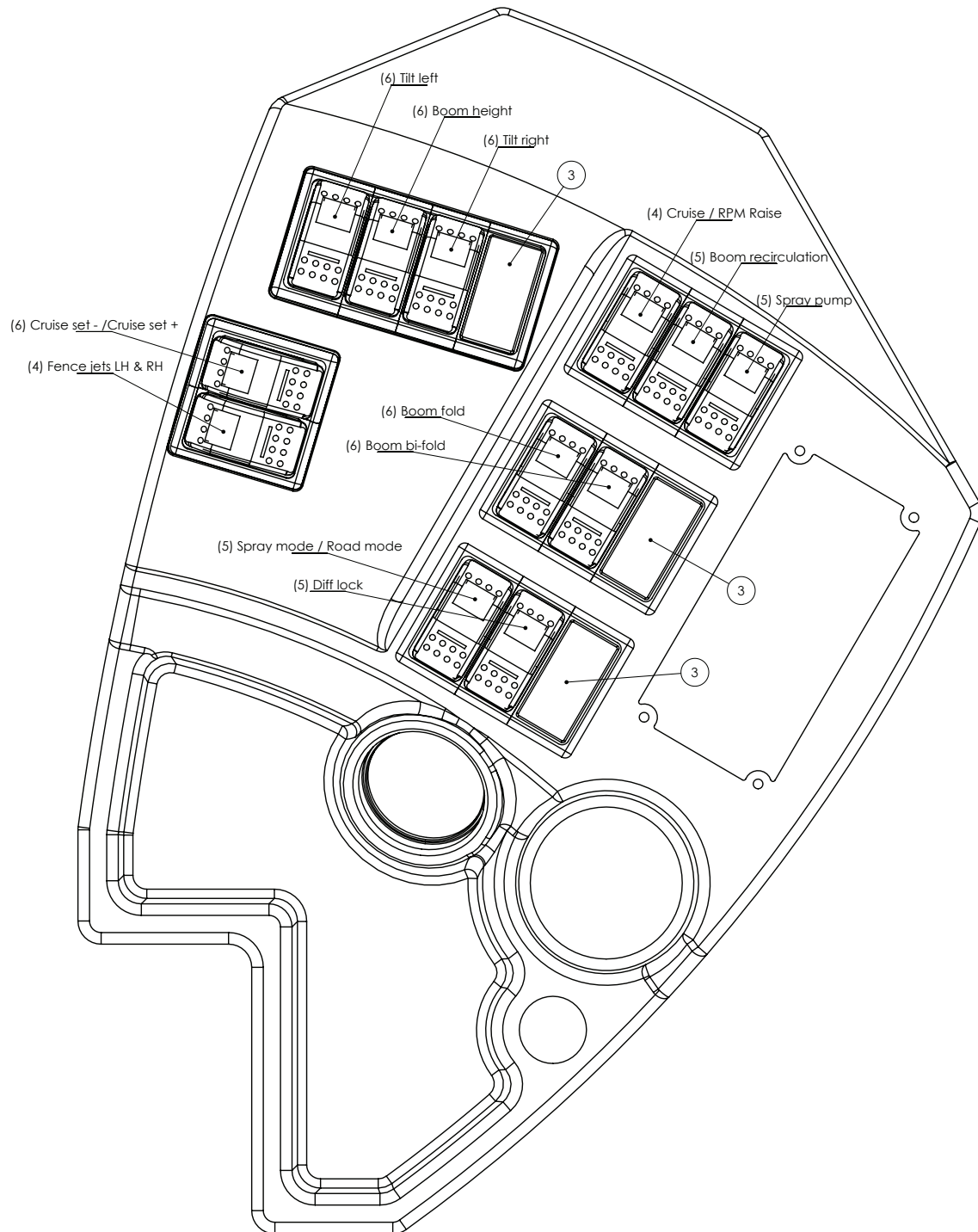
Note: Side console shown with SCS 4400 option fitted.

Side Console - Raven SCS 450



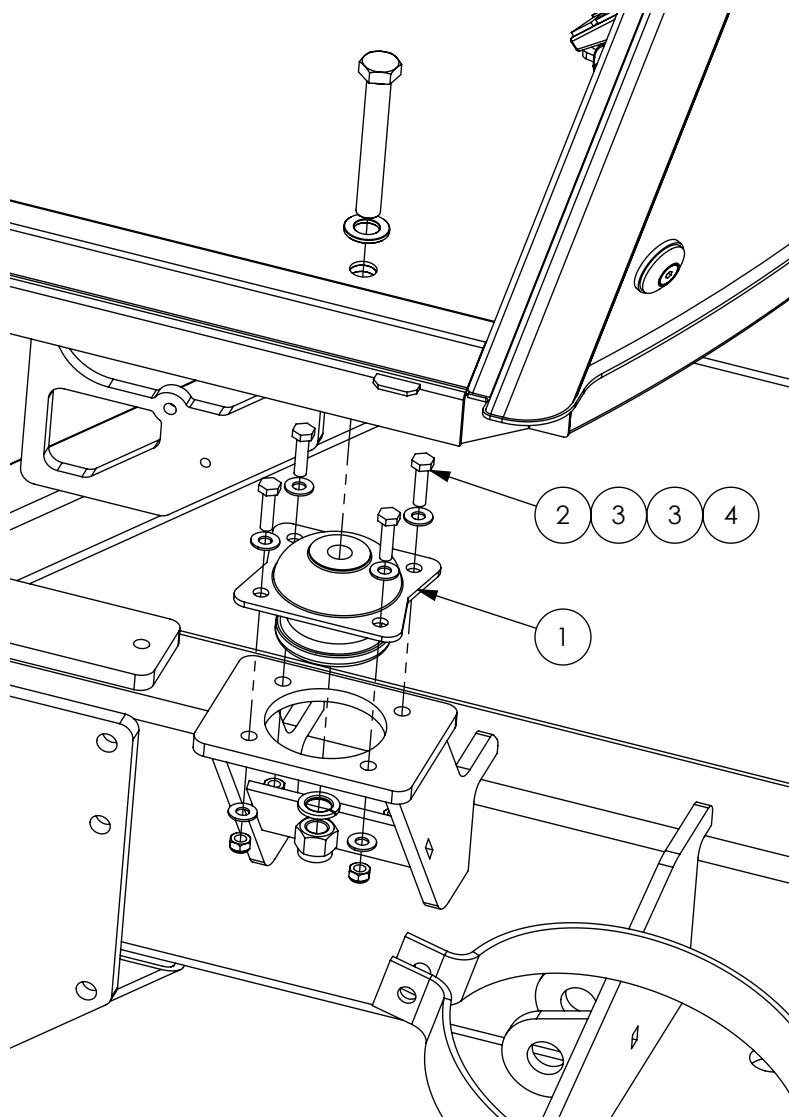
| ITEM NO. | PART NUMBER | DESCRIPTION | QTY. |
|----------|-------------|---|------|
| 1 | GA5071625 | Console, SCS 450 Goldacres Dual Boom, Raven | 1 |
| 2 | GA4522936 | 440 and 450 controller mount bracket | 1 |
| 3 | GA5067080 | M8 x 20mm Plastic Knob Bolt | 2 |
| 4 | GA5051230 | CSCS M5 x 16 SS A2-70 | 3 |

Switch Panel Assembly - Raven



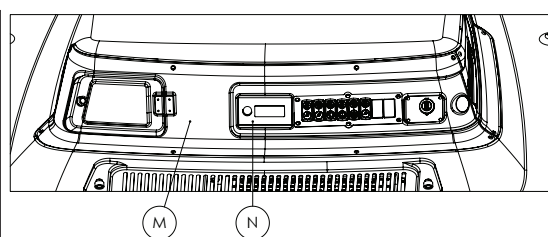
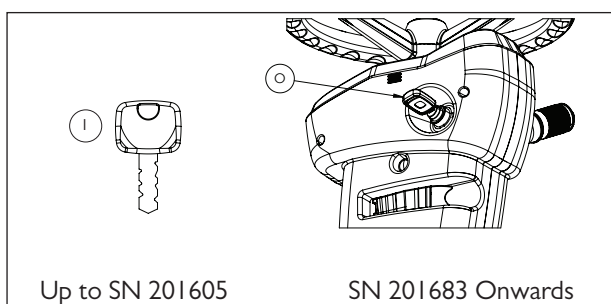
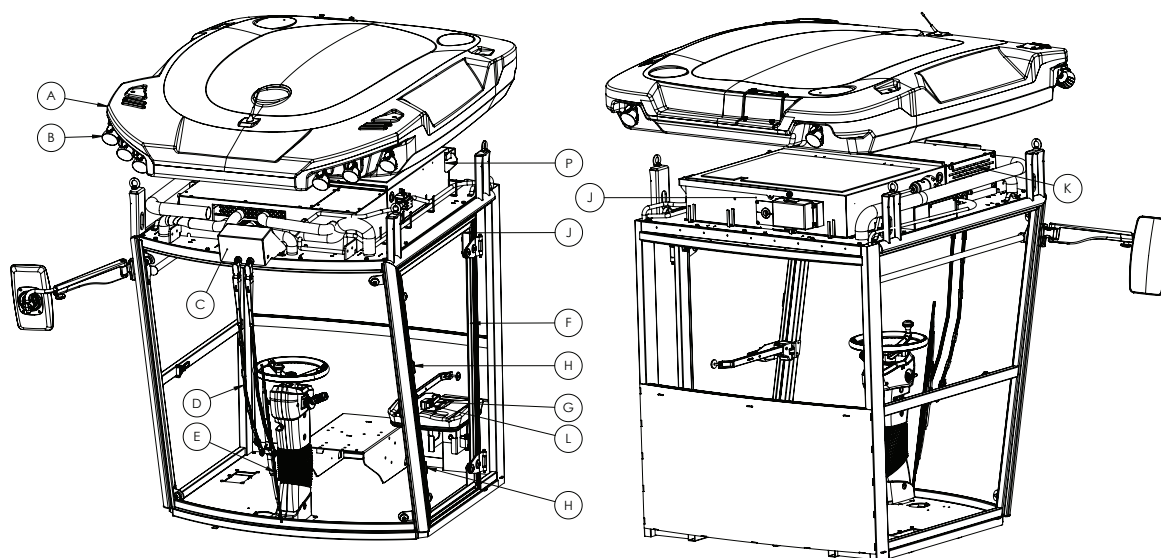
| ITEM NO. | PART NUMBER | DESCRIPTION | QTY. |
|----------|-------------|--|------|
| 1 | GA5006397 | Switch Housing End | 10 |
| 2 | GA5006387 | Switch Housing Centre | 5 |
| 3 | GA5006421 | Switch Blank Hole Panel | 3 |
| 4 | GA5071506 | Switch, Rocker, On / Off / On, DPDT, Blue LED, 12v, Narva | 2 |
| 5 | GA5071505 | Switch, Rocker, On / On, DPDT, Blue LED, 12v, Narva | 4 |
| 6 | GA5071507 | Switch, Rocker, Mom On / Off / Mom On, DPDT, Blue LED, 12v | 6 |

Cabin Isolators



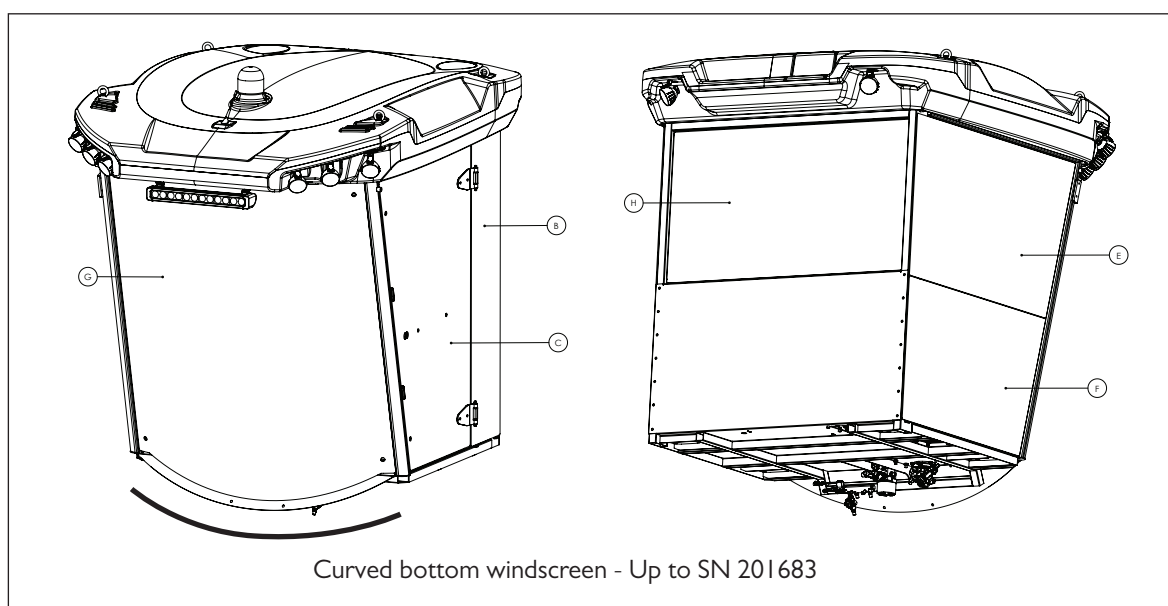
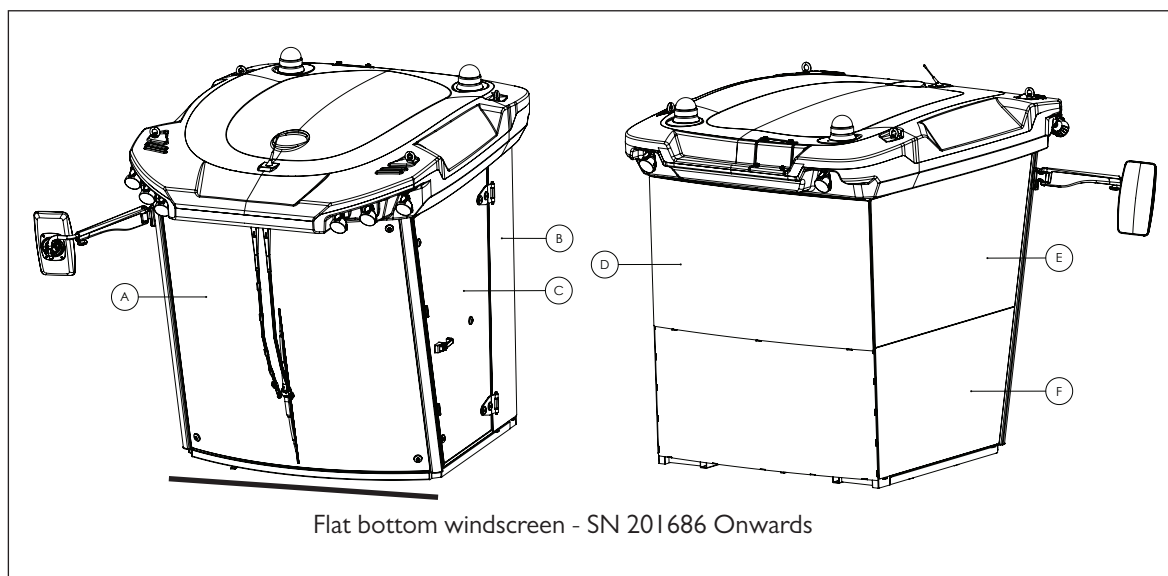
| ITEM NO. | PART NUMBER | DESCRIPTION | QTY. |
|----------|-------------|---|------|
| 1 | GA5071615 | Isolator kit, Euro Cabin, G3 G4 Series | 4 |
| | - | Bolt M16 x 110 (supplied in isolator kit) | 4 |
| | - | Washer 16mm Flat (supplied in isolator kit) | 4 |
| | - | Nut M16 Nyloc (supplied in isolator kit) | 4 |
| | - | Washer 16mm Spring (supplied in isolator kit) | 4 |
| 2 | GA5011475 | Bolt M8 x 30 | 16 |
| 3 | GA5003643 | Washer 8mm Flat HD | 32 |
| 4 | GA5004917 | Nut M8 Nyloc | 16 |

EuroCab Spare Parts - Miscellaneous



| ITEM | PART NUMBER | DESCRIPTION | QTY. |
|------|-------------|--|------|
| A | GA5055800 | Cabin Roof, Moulded Plastic, G3 G4, Eurocab | |
| B | GA5075316 | Work Light, round, 55w, Black suit Euro cab | |
| C | GA5075330 | Wiper motor 12v suit euro cab | |
| | GA5075335 | Wiper motor assembly suit euro cab | |
| D | GA5075340 | Wiper arm suit euro cab | |
| E | GA5075345 | Wiper blade suit euro cab 1200mm long | |
| F | GA5075360 | Door frame painted suit euro cab | |
| | GA5075365 | Door sealing profile 6m suit euro cab | |
| G | GA5075350 | Door handle suit euro cabin | |
| | GA5075355 | Door lock suit euro cabin | |
| H | GA5069745 | Rubber Buffer, Door Stop, Cabin Door | |
| I | GA5054205 | Master Key, suit pre 2016 G4 steering column | |
| J | GA5075325 | Gas strut, black, open length 365mm, 150N, suit Euro cab | |
| K | GA5075310 | Carbon filter replacement suit Euro Cab 102.01 | |
| L | GA5071616 | Master Key, suit Euro Cab Door, G3 and G4 | |
| M | GA5055795 | Roof Panel, Internal Front, G3 G4, Eurocab | |
| N | GA5075320 | AC fan module controller, Horizon basic, suit Euro cab | |
| O | GA5071617 | Master Key, suit Euro cabin, cobo steering column 2016 on, G3 & G4 | |

EuroCab Spare Parts - Window Glass

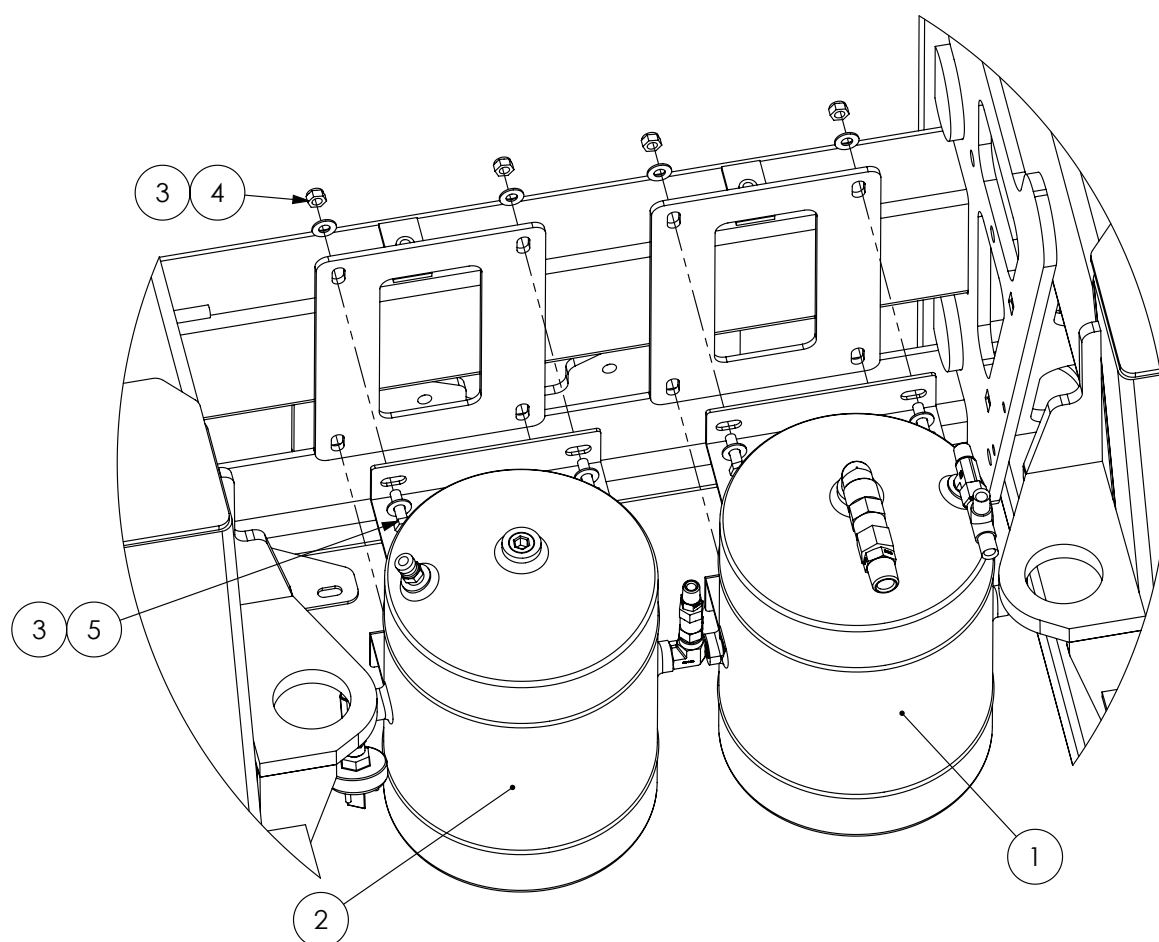


| ITEM | PART NUMBER | DESCRIPTION | QTY. |
|------|-------------|---|------|
| A | GA5075306 | Glass panel, Front Windscreen, Euro Cab with flat floor, 2016 on | |
| B | GA5075375 | Glass panel, rear left, suit Euro cab | |
| C | GA5075370 | Glass panel, door, suit Euro cab | |
| D | GA5075381 | Glass panel, rear, curved, with tint, suit Euro cab, 2016 on | |
| E | GA5075385 | Glass panel, right upper, suit Euro cab | |
| F | GA5075390 | Glass panel, right lower, suit Euro cab | |
| G | GA5075305 | Glass panel, Front Windscreen, Euro Cab with curved floor, pre 2016 | |
| H | GA5075380 | Glass panel, rear, flat, suit Euro cab pre 2016 | |

Chapter 23

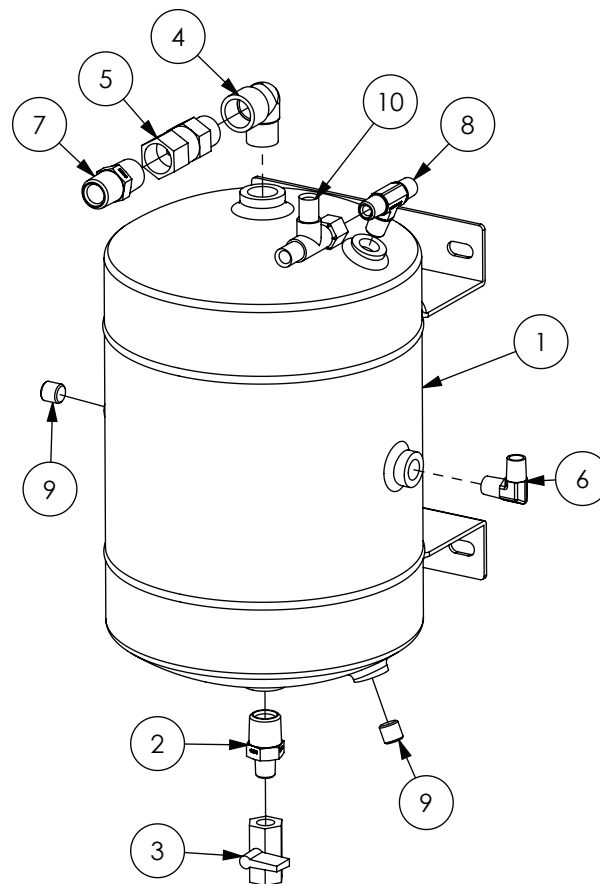
BRAKES

Pneumatic Storage Tanks



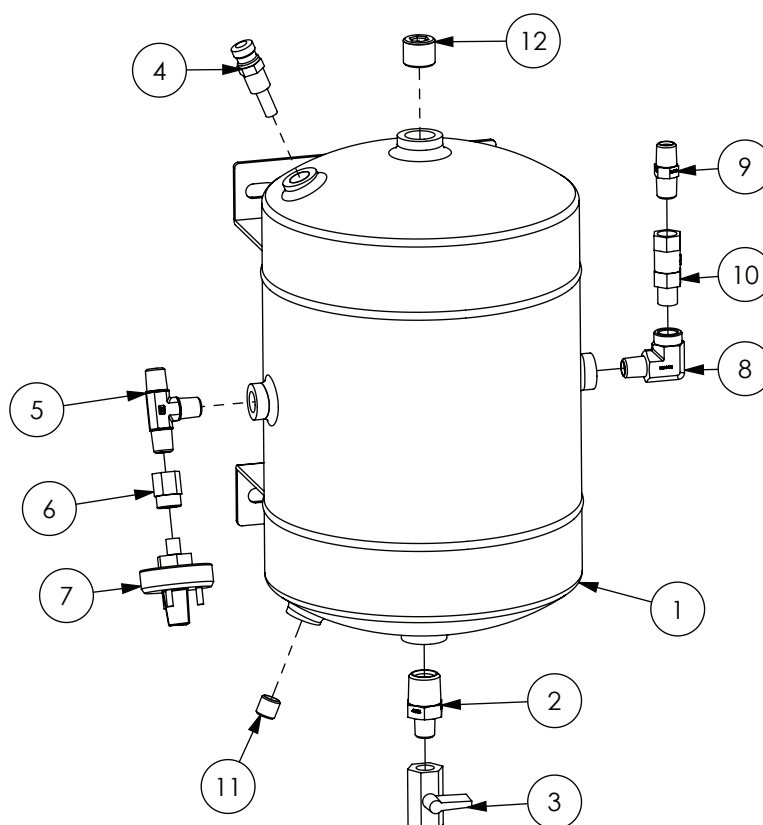
| ITEM NO. | PART NUMBER | DESCRIPTION | QTY. |
|----------|-------------|-----------------------------------|------|
| 1 | GA4906545 | Air Tank 1 Assembly, G3 G4 Series | 1 |
| 2 | GA4906550 | Air Tank 2 Assembly, G3 G4 Series | 1 |
| 3 | GA5003643 | Washer 8mm Flat HD | 16 |
| 4 | GA5004917 | Nut M8 Nyloc ZP | 8 |
| 5 | GA5011475 | Bolt M8 x 30 GR8.8 ZP | 8 |

Pneumatic Tank I



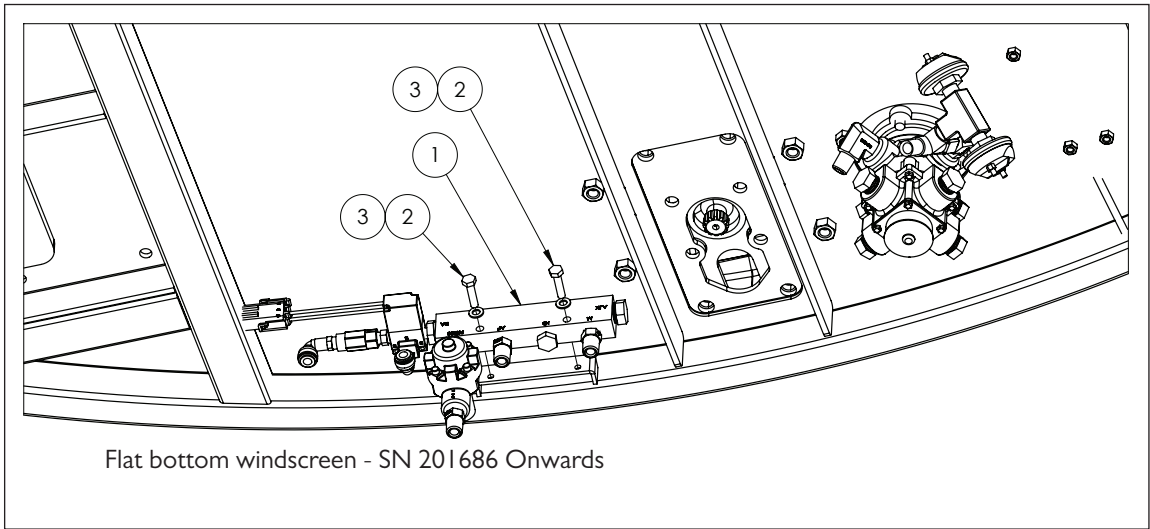
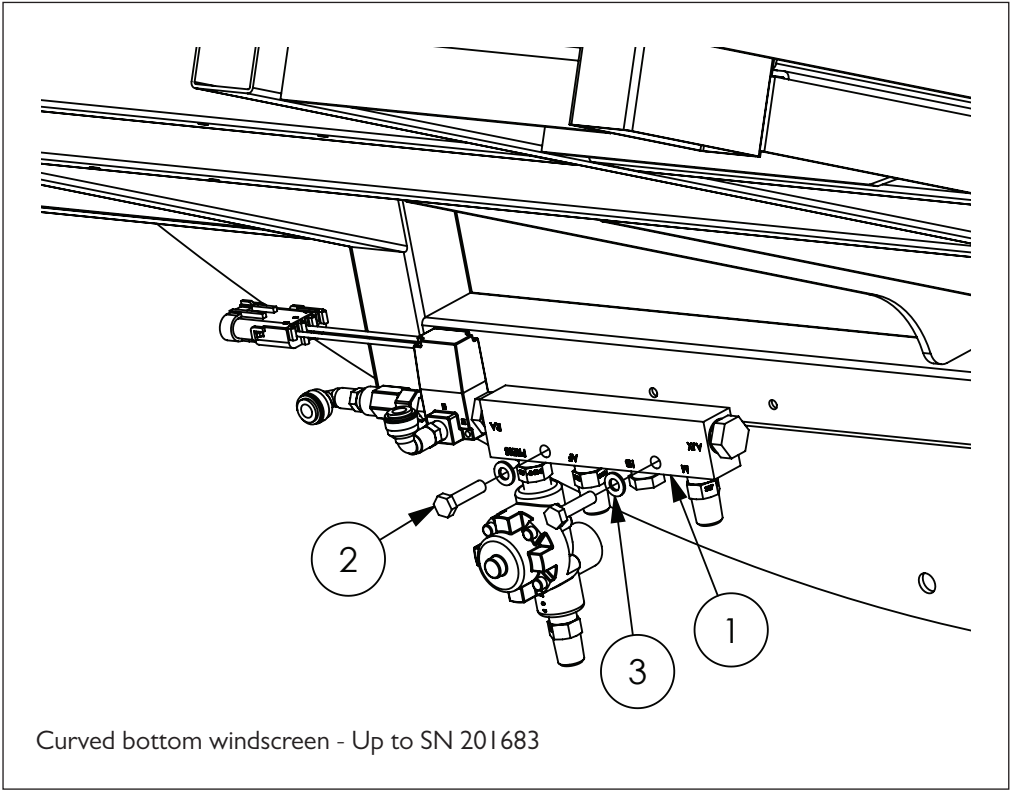
| ITEM NO. | PART NUMBER | DESCRIPTION | QTY. |
|----------|-------------|---|------|
| 1 | GA5070310 | Air tank, Large, Suit Crop Cruiser brake pod | 1 |
| 2 | GA3500221 | Hydraulic adaptor, Nipple, 1/2" BSP x 1/4" BSP | 1 |
| 3 | GA5018321 | Valve, Ball, 1/4" female, Black Lever handle, Chromed | 1 |
| 4 | GA5048150 | Plumbing adaptor, Elbow, 90 degree, 1/2" male thread x 1/2" female thread, Cast | 1 |
| 5 | GA5014795 | SC3 single check valve 1/2" M/F | 1 |
| 6 | GA3500258 | Hydraulic coupling, Elbow, 90 degree, 1/4" BSPT male x 1/4" BSPT male | 1 |
| 7 | GA3500223 | Hydraulic adapter, Nipple, 1/2" BSP male x 1/2" BSP male | 1 |
| 8 | GA3500269 | Hydraulic adapter, Tee, 1/4" female x 1/4" female x 1/4" female | 1 |
| 9 | GA5070300 | Plug-flush fit 1/4" BSPT suit air tanks | 2 |
| 10 | GA3500199 | Hydraulic adaptor, Tee, 1/4" BSPT male x 1/4" BSPT male x 1/4" BSPP female | 1 |

Pneumatic Tank 2



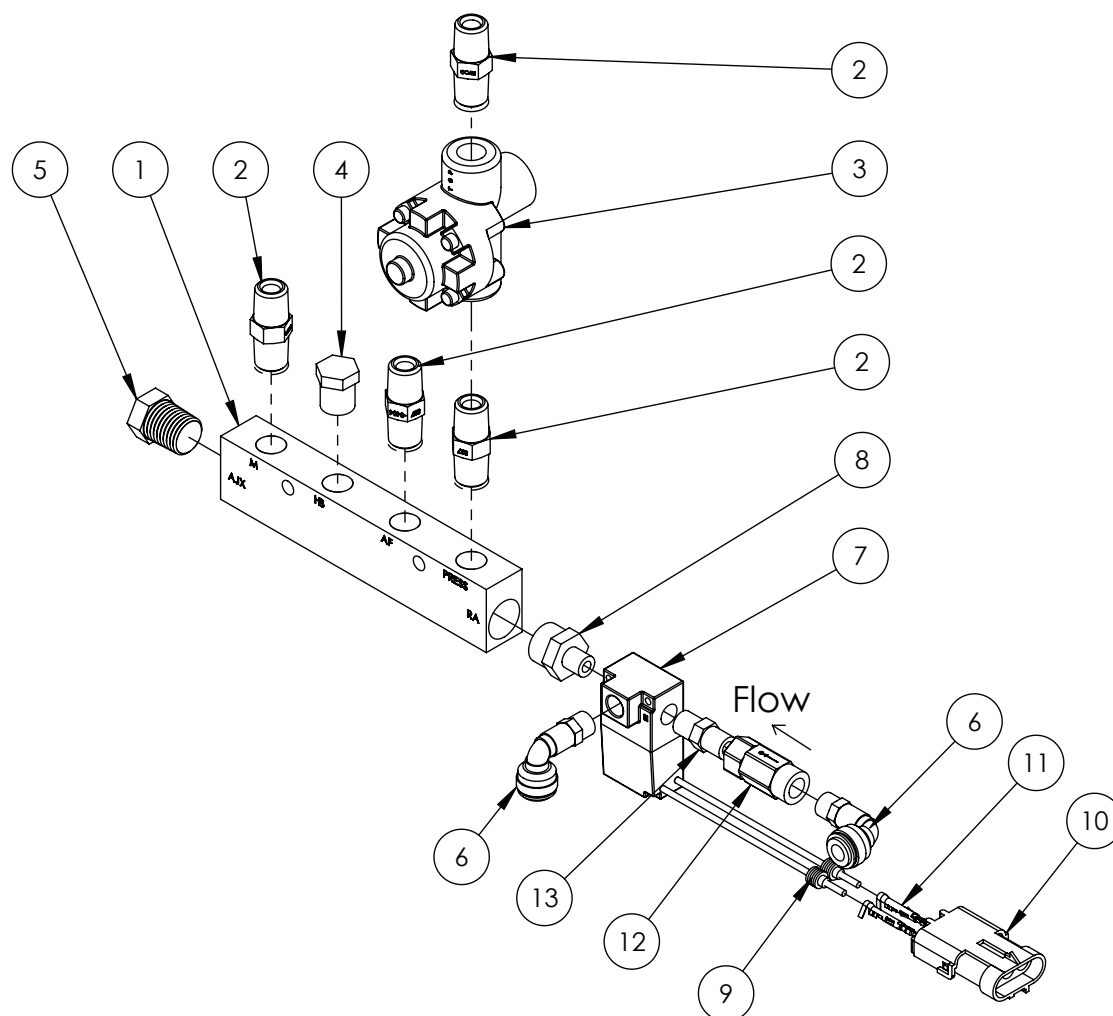
| ITEM NO. | PART NUMBER | DESCRIPTION | QTY. |
|----------|-------------|--|------|
| 1 | GA5070310 | Air tank, Large, Suit Crop Cruiser brake pod | 1 |
| 2 | GA3500221 | Hydraulic adaptor, Nipple, 1/2" BSP x 1/4" BSP | 1 |
| 3 | GA5018321 | Valve, Ball, 1/4" female, Black Lever handle, Chromed | 1 |
| 4 | GA5017369 | Pressure Relief Valve | 1 |
| 5 | GA3500269 | Hydraulic adaptor, Tee, 1/4" BSP male x 1/4" BSP male x 1/4" BSP male | 1 |
| 6 | GA5069925 | 1/4" - 1/8" BSPT Female reducing socket | 1 |
| 7 | GA5011059 | Low Pressure Switch | 1 |
| 8 | GA3500209 | Hydraulic adaptor, Elbow, 90 degree, 1/4" BSPT male x 1/4" BSPT female | 1 |
| 9 | GA3500218 | Hydraulic adaptor, Nipple, 1/4" BSP x 1/4" BSP | 1 |
| 10 | GA5014796 | Valve, Check, Pneumatic, 1/4" thread female inlet & male outlet | 1 |
| 11 | GA5070300 | Plug-flush fit 1/4" BSPT suit air tanks | 1 |
| 12 | GA5070305 | Plug-flush fit 1/2" BSPT suit air tanks | 1 |

Pneumatic Manifold Mounting



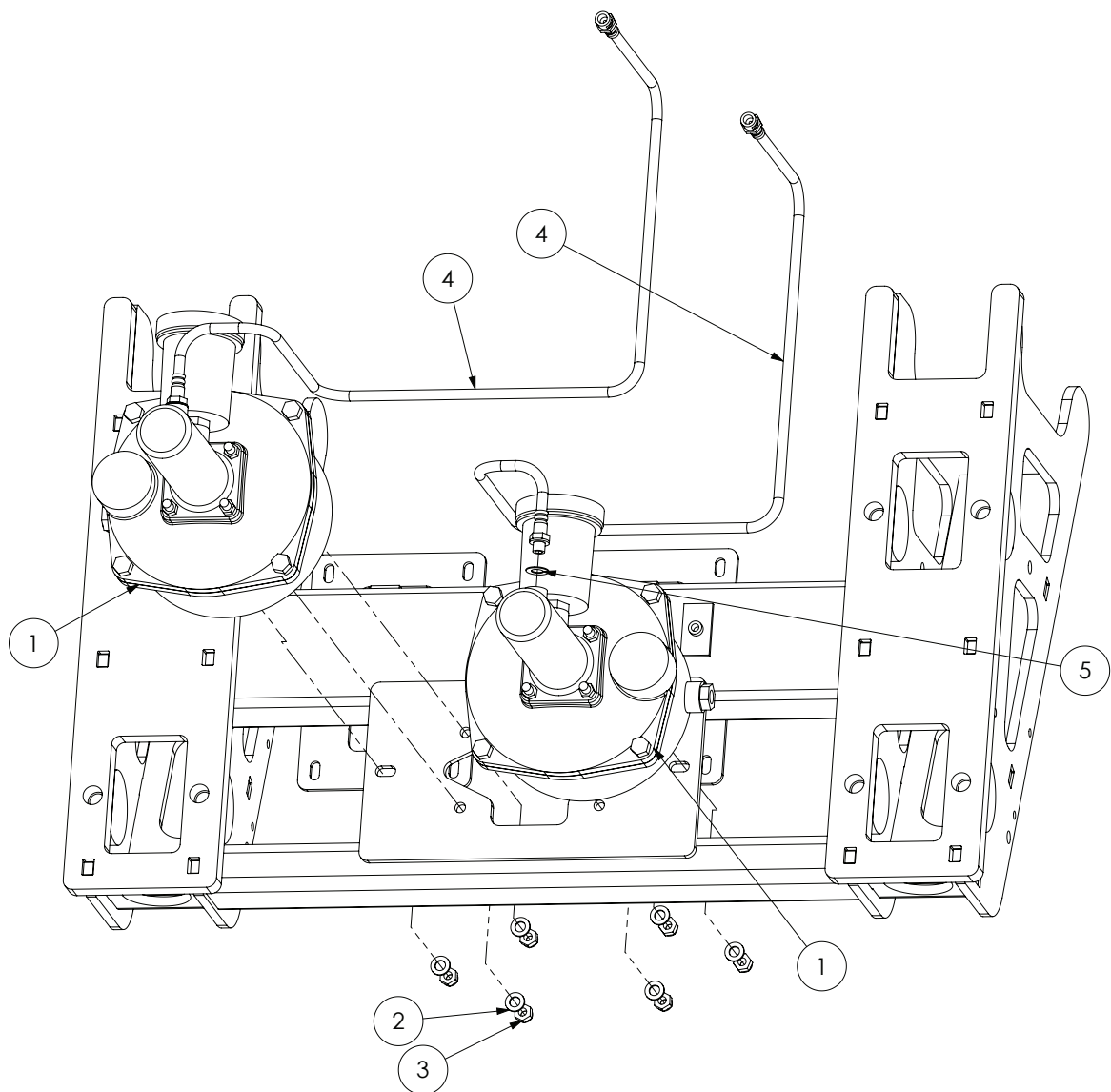
| ITEM NO. | PART NUMBER | DESCRIPTION | QTY. |
|----------|-------------|-----------------------------|------|
| 1 | GA4906540 | Pneumatic Manifold Assembly | 1 |
| 2 | GA5004073 | Bolt M6 x 25 | 2 |
| 3 | GA5004437 | Washer 6mm Flat SS | 2 |

Pneumatic Manifold



| ITEM NO. | PART NUMBER | DESCRIPTION | QTY. |
|----------|-------------|---|------|
| 1 | GA5069195 | Manifold Pneumatic - 3/8" - 1/4" - 2 in - 4 out | 1 |
| 2 | GA3500218 | Hydraulic adaptor, Nipple, 1/4" BSP x 1/4" BSP | 4 |
| 3 | GA5013433 | Pressure Protection Valve | 1 |
| 4 | GA5069335 | Plug 1/4" BSPT Brass | 1 |
| 5 | GA5002575 | 3/8" Brass Plug | 1 |
| 6 | GA5045145 | Elbow 6mm brass male x 1/8" plastic | 2 |
| 7 | GA5071235 | Pneumatic Solenoid Valve MAC 35 Series 1/8" Ports with Flyleads | 1 |
| 8 | GA5020690 | Nipple reducing Brass 1/8" x 3/8" | 1 |
| 9 | GA5014857 | Seal for weather pack connectors (green) | 2 |
| 10 | GA5048550 | Female 3 Pin Connector | 1 |
| 11 | GA5016617 | Male pin suit weatherpack plug | 2 |
| 12 | GA5071190 | Check Valve 1/8" female with 1.5mm Orifice | 1 |
| 13 | GA5066935 | 1/8" x 1/8" Brass Nipple | 1 |

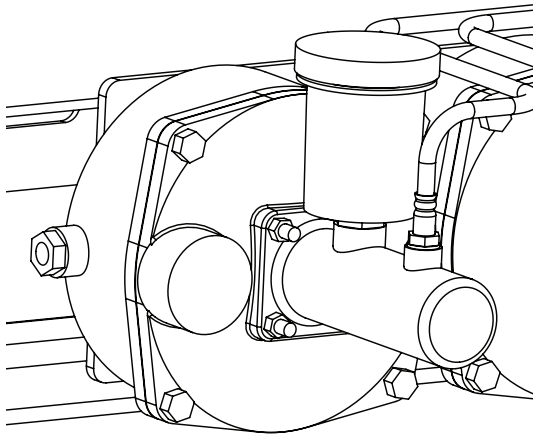
Brake Boosters



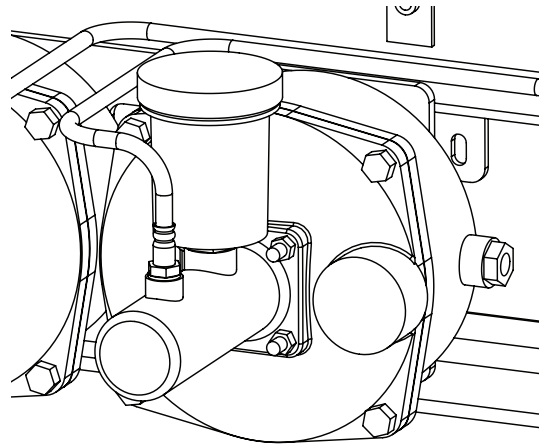
| ITEM NO. | PART NUMBER | DESCRIPTION | QTY. |
|----------|-------------|--|------|
| 1 | GA5070890 | Brake Booster Catai | 2 |
| 2 | GA5000117 | Washer 10mm Flat SS HD | 6 |
| 3 | GA5000141 | Nut M10 Nyloc | 6 |
| 4 | GA5055630 | Brake Hose, Booster to Chassis, 1035mm | 2 |
| 5 | GA5007475 | Washer 12 x 22mm Copper | 2 |

Brake Booster Orientation

Left hand side Brake Booster
Front Brakes

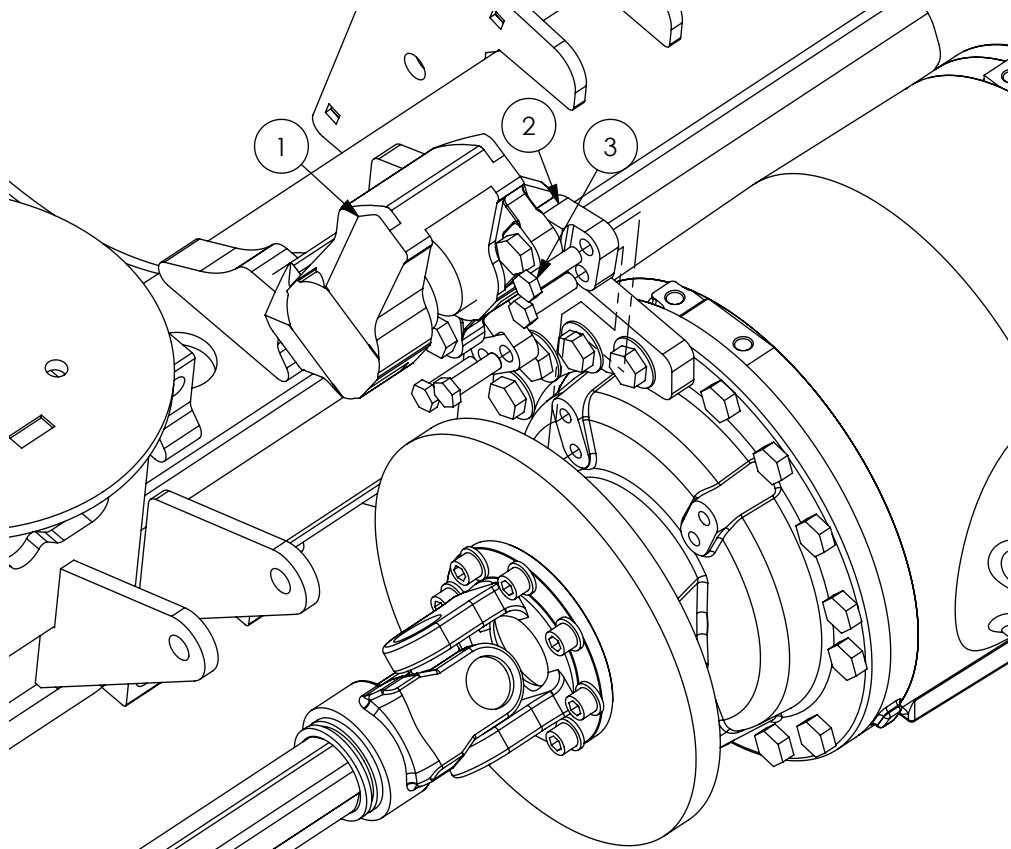


Right hand side Brake Booster
Rear Brakes



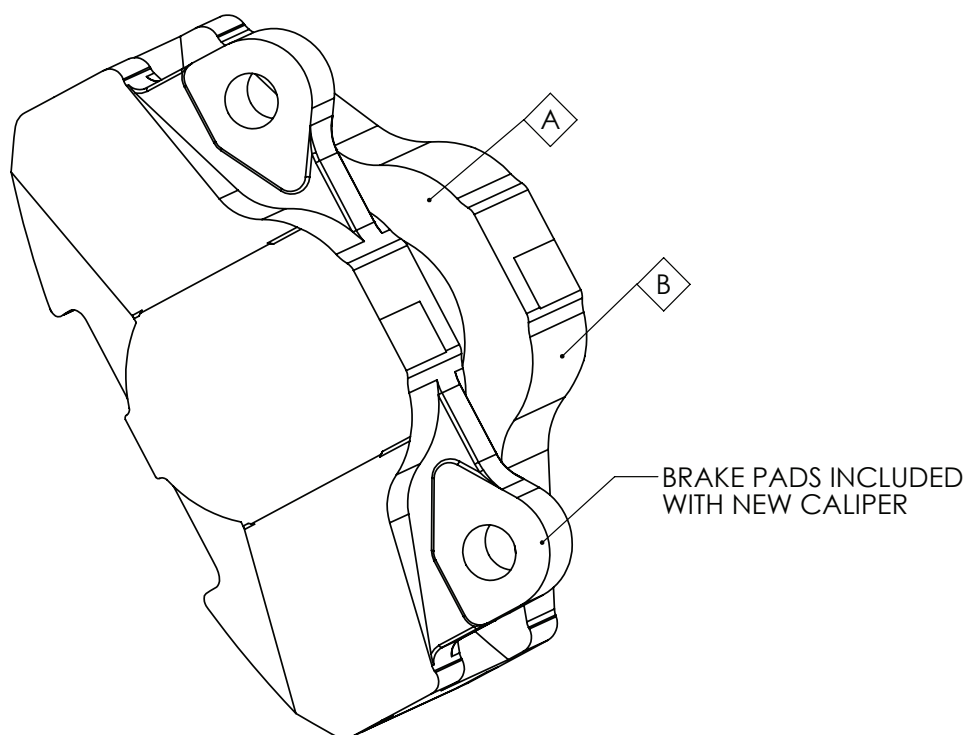
Un-bolt either the 4 M8 nuts or the 4 M8 bolts to re-orientate the master cylinder to suit the left or right configuration as needed.

Brakes - Rear



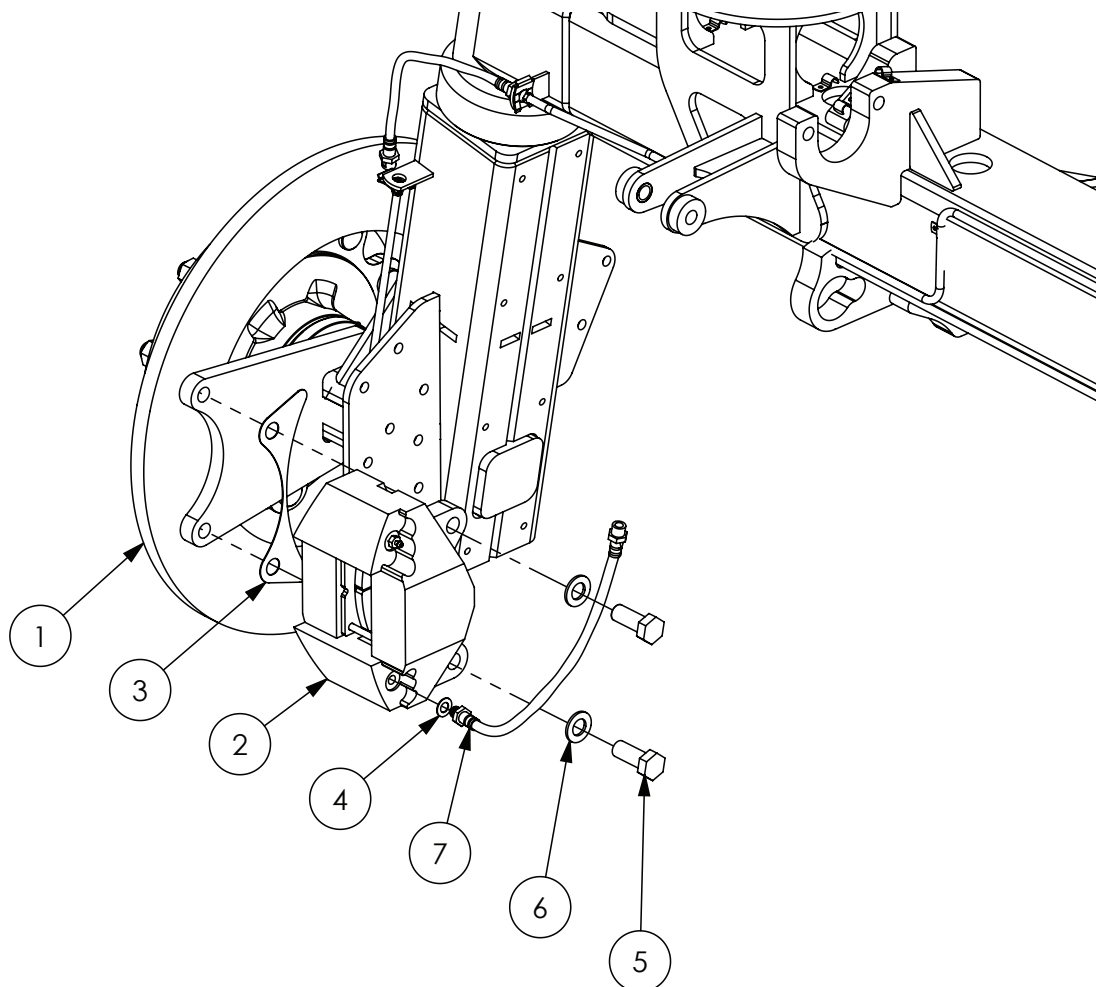
| ITEM NO. | PART NUMBER | DESCRIPTION |
|----------|-------------|--------------------------------|
| 1 | GA2700034 | Brake Caliper, Rear Diff, |
| 2 | - | Spacer block |
| 3 | - | Bolt M12 |
| - | GA5017013 | Tube Nut 1/4" x 12 x 1mm Pitch |
| - | GA5006565 | Bundy Tube Brake Lines 1/4" |

Brakes - Rear Caliper



| ITEM NO. | PART NUMBER | DESCRIPTION |
|----------|-------------|---|
| - | GA2700034 | Brake Caliper, Rear Diff, G3 G4, JCB |
| A | GA5055880 | Brake pad kit, 2 pads only, Rear, Adjustable axle, suits Dromos and JCB Brake caliper G3 G4 |
| B | GA2700036 | Seal Kit, JCB Brake Caliper, G3 G4, Repairs Two Calipers |


Brakes - Front



BRAKE SERVICE PARTS

| PART NUMBER | DESCRIPTION |
|-------------|--|
| GA5006305 | Brake pad set (for 1 caliper) |
| GA5051430 | Pin kit suit Stilfreni caliper (1 set) |
| GA5051435 | Piston kit suit Stilfreni caliper (1 set) |
| GA5055645 | Brake pad backing, anti squeal, self adhesive, pack of 4 |

| ITEM NO. | PART NUMBER | DESCRIPTION | QTY. |
|----------|------------------|---|------|
| 1 | GA5070065 | Disc Rotor to suit Crop Cruiser | 2 |
| 2 | GA5016069 | Stilfreni brake caliper | 2 |
| 3 | JCB-CALIPER-SHIM | JCB caliper shim plate | 2 |
| 4 | GA5007475 | Copper Washer 1/2" x 7/8" | 2 |
| 5 | GA5001515 | Bolt M20 x 1.5P x 50 HT | 4 |
| 6 | GA5001741 | Washer 20mm Flat SS HD | 4 |
| 7 | GA5011093 | Lower brake Hose to suit stillfrini caliper 470mm | 2 |



GOLDACRES

Australia's World Class Sprayers

www.goldacres.com.au