

Super Cruiser G8

Parts Manual MY15



GA8700445 REV 1
SEP 2018
FROM SERIAL #201685



GOLDACRES

For further information about any of the products shown please visit - www.goldacres.com.au.

© Goldacres Trading 2018

This publication and all designs are copyright.

No part, products or designs may be reproduced by any process except in accordance with the Copyright act 1968.

All information in this operator's manual is based on the latest product information available at the time of printing. The policy of Goldacres is one of continuous improvement and as such, Goldacres reserve the right to alter any specifications and designs without notice and without incurring any obligation regarding such changes.

No part of this manual may be reproduced without written permission from Goldacres. All photographs and technical information remain the property of Goldacres.

Goldacres Trading Pty Ltd
3 Morang Crescent
Mitchell Park Vic 3355

Ph: 03 5342 6399

Fax: 03 5342 6308

GOLDACRES - RESELLER TERMS AND CONDITIONS OF SALE
Goldacres Goods are only available for purchase upon the terms and conditions set out below.

Interpretation

1. In terms and conditions:
 - (1) "Goldacres" means Goldacres Trading Pty. Ltd. A.C.N. 061 306 732 trading as Goldacres Agricultural Equipment (its successors and assigns) which is the seller of the Goods;
 - (2) "Purchaser" means the purchaser of the Goods;
 - (3) "Goods" means the products and, if any, the services sold or provided by Goldacres to the Purchaser;
 - (4) "GST Act" and "GST" are given the meanings referred to in a New Tax System (Goods and Services Tax) Act 1999.
 - (5) "PPSA" means the Personal Property Securities Act 2009 (Cth) (as amended);
 - (6) Nothing in these terms and conditions shall be read or applied so as to exclude, restrict or modify or have the effect of excluding, restricting or modifying, any condition, warranty, guarantee, right or remedy implied by law (including the Competition and Consumer Act 2010) and which by law cannot be excluded, restricted or modified.

General

2. (1) The Goods and all other products or services provided by Goldacres are provided subject to these terms and conditions. These terms and conditions and any terms and conditions incorporated herein by virtue of clause 3 hereto shall prevail over all other terms and conditions of the Purchaser or otherwise to the extent of any inconsistency.
- (2) These terms and conditions may not be modified or amended without the expressed written consent of Goldacres endorsed by the Managing Director of Goldacres Trading P/L.

Additional Terms and Conditions

3. From time to time Goldacres may provide additional or extended warranties in respect of certain goods and/or services. Where such additional or extended warranties are provided to a Purchaser in writing they will be incorporated into these terms and conditions provided that in the event of any inconsistency between these terms and conditions and the terms of any additional or extended warranty, the provisions of the additional or extended warranty shall prevail.

Goldacres quotations.

4. Unless previously withdrawn, Goldacres quotations are open for acceptance within the period stated therein or, when no period is stated, with 14 days of the quotation date. Goldacres reserves the right to refuse any order based on any quotation within 7 days of receipt of the order.

Packing

5. The cost of any special packing and packing materials used in relation to the Goods shall be at the Purchaser's expense notwithstanding that such cost may have been omitted from any quotation.

Shortage

6. The Purchaser waives any claim for shortage of any Goods delivered if a claim in respect thereof has not been lodged with Goldacres within (7) seven days from the date of receipt of the Goods by the Purchaser.

Specifications, etc: Catalogues, etc: Quantities

7. All specifications, (including but not limited to: drawings, particulars of weights, volumes, capacities, dimensions, load factors) are approximate only and any deviation shall not be taken to vitiate any contract with Goldacres or form any claim against Goldacres. The descriptions, illustrations, and performances contained in catalogues, price lists and other advertising matter do not form part of the contract of sale of the Goods. Where specifications, drawings or other particulars are supplied by the Purchaser, Goldacres' price is made on estimates of quantities required. Should there be any adjustments in quantities above or below the quantities estimated by Goldacres and set out in a quotation, then on any such increase or decrease shall be adjusted on a unit rate basis according to unit prices set out in the quotation.

Performance, Capacities, Chemicals, Liquids, Application Methods, Environmental Effects

8. Any performance, volumes, and/or capacity figures given by Goldacres are estimates only. Goldacres shall be under no liability for damages for failure to obtain such figures unless specifically guaranteed in writing and any such written guarantee shall be subject to the recognised tolerances applicable to such figures. The suitability of chemicals and other liquids for any application and the application methods and the environmental effects shall be the sole decision and responsibility of the Purchaser and the user of the Goods. Goldacres gives no warranty as to the suitability of any chemicals or other liquids for any application, nor the application methods nor the environmental effects, which may result from the use of the Goods. Goldacres shall be under no liability for damages arising out of the use of any chemicals, liquids, or mixtures in the Goods nor for any application, nor for the application methods nor for the environmental effects, which may result from the use of the Goods.

Delivery/Service Times

9. The delivery times and service times made known to the Purchaser are estimates only and Goldacres shall not be liable for late delivery, non-delivery or delay and under no circumstances shall Goldacres be liable for any loss, damage or delay occasioned by the Purchaser or its customers arising from the late or non-delivery or late installation of the Goods.

Loss or damage in transit

10. Goldacres is not responsible for any loss or damage to Goods in transit. Goldacres shall render the Purchaser such assistance as may be necessary to press claims on carriers provided that the Purchaser shall have notified Goldacres and the carriers immediately the loss or damage is discovered on receipt of Goods and shall lodge a claim on the carrier within three days of the date of receipt of the Goods. Insurance of Goods in transit is the responsibility of the Purchaser.

Limit of Liability

11. (1) Goldacres liability for Goods manufactured by it is limited to:
 - (a) where the law implies consumer guarantees into these terms and conditions pursuant to Part 3.2 Division 1 of Schedule 2 to the Competition and Consumer Act 2010 (Cth) ("consumer guarantees") which cannot be excluded and Goldacres breaches a consumer guarantee, the loss and damage the Purchaser is entitled to at law which cannot be excluded by these terms and conditions; and, in all other cases
 - (i) making good any defects by repairing the same or at Goldacres option by replacement within a period not exceeding either 1000 hours or twelve calendar months, whichever comes first, after the Goods have been dispatched provided that:
 - (i) the defects have arisen solely from faulty materials or workmanship;
 - (ii) the Goods have not received maltreatment inattention or interference;
 - (iii) accessories of any kind used by the Purchaser are manufactured or approved by Goldacres;
 - (iv) where applicable, the seals on the Goods remain unbroken;
 - (v) there has been no improper adjustment, calibration or operation;
 - (vi) the use of accessories including consumables, hardware or software (not manufactured by Goldacres) has been approved in writing by Goldacres;
 - (vii) no contamination or leakage has been caused or induced;
 - (viii) any modification to the Goods have been authorised in writing by Goldacres;
 - (x) there has been no inadequate or incorrect use, storage, handling or application of the Goods;
 - (xi) there has been no use or operation of the Goods outside of the physical, electrical or environmental specifications of the Goods;
 - (xii) there has been no inadequate or incorrect site preparations;
 - (xiii) there has been no inadequate or improper maintenance of the Goods;
 - (xiv) it has not been caused by fair wear and tear; and
 - (xv) firstly the Goods have been thoroughly inspected and any damage (from whatever cause) to the Goods (and in particular – the structure, welding, seams, bolts, booms) has been repaired prior to the Goods being operated, used driven or moved and on each occasion the tanks are filled; and
 - (xvi) there has been no failure to comply with the requirements of all present or future laws or regulations relating to the Goods and/or the use and/or the operation of the Goods; and
 - (xvii) there has been no failure to maintain a record of hours of operation (which record shall contain full details of all inspections, repairs and maintenance) and produce same to Goldacres at the time of the claim;
 - (xviii) the defective Goods or any damaged part of the Goods are promptly returned free of cost to Goldacres or a representative of Goldacres;
 - (xix) all warranty related repairs have been carried out with the prior authorisation of Goldacres;
 - (ii) If Goods or any part thereof are not manufactured by Goldacres, in particular engines, engine accessories, transmissions, transfer cases, differentials, tyres, tubes, batteries, radios and UHF's, the guarantee of the manufacturer thereof shall be accepted by the Purchaser and is the only guarantee given to the Purchaser in respect of the Goods or that part provided always that this clause does not seek to exclude the consumer guarantees;
- (2) In the case of hydraulic systems, Goldacres shall replace defective parts in accordance with clause 11(1) of these conditions, provided that the failure of the part was not related to contamination within the system, Goldacres shall not be liable for labour in the case of repairing hydraulic system defects;
- (3) Goldacres will not accept liability for damage attributed to fair wear and tear including but not limited to fair wear and tear to nozzles, chains, belts, filters, brake pads, polyethylene bushes and liquid pump valves, valve O-rings, diaphragms and seals;
- (4) Goldacres shall not be liable for and the Purchaser releases Goldacres from any claims in respect of faulty or defective design of any Goods supplied unless such a design has been wholly prepared by Goldacres and the responsibility for any claim has been specifically accepted by Goldacres in writing and in any event Goldacres liability hereunder shall be strictly limited to the replacement of defective parts in accordance with paragraph 11(1) of these conditions provided always that this clause does not seek to exclude the consumer guarantees;
- (5) Except as provided herein, all express and implied warranties, guarantees and conditions under statute or general law as to the merchantability, description, quality, suitability or fitness of the Goods for any purpose or as to design, assembly, installation, materials or workmanship or otherwise are hereby expressly excluded and Goldacres shall not be liable for physical or financial injury, loss or damage or for consequential loss or damage of any kind arising out of the supply, layout, assembly, installation or operation of the Goods or arising out of Goldacres negligence or in any other way whatsoever;
- (6) The benefit of any warranty provided under these terms and conditions shall only be available to the Purchaser and shall not be transferable by the Purchaser;
- (7) The warranties provided under these terms and conditions do not extend to second hand or used Goods that may be sold by Goldacres.
- (8) Goldacres liability for breach of a consumer guarantee is hereby limited (in the case of goods and services not used for personal, domestic or household purposes) to:
 - (a) in the case of Goods, any one or more of the following:
 - (i) the replacement of the Goods or the supply of equivalent Goods;
 - (ii) the repair of the Goods;
 - (iii) the payment of the cost of replacing the Goods or acquiring the equivalent Goods;
 - (iv) the payment of having the Goods repaired; or
 - (b) in the case of services;
 - (i) the supplying of the services again; or
 - (ii) the payment of the cost of having the services supplied again.

Prices

13. (1) Unless otherwise stated in writing by Goldacres, all prices quoted by Goldacres are inclusive of GST for supplies within Australia and exclusive of GST for exports outside of Australia. Prices quoted are those ruling at the time of quotation or the date the price is given and are based on rates of freight, insurance, customs, duties, taxes, exchange, shipping expenses, sorting and stacking charges, cartage, cost of materials and other charges affecting the cost of production ruling on that date and any alterations thereto either before acceptance of or during currency of the contract shall be to the Purchaser's account.
- (2) For the purpose of 38-185 of the GST Act, the day upon which the seller gives the invoice for the supply shall be the date of the invoice.

Payment

14. (1) The purchase price in relation to the Goods and the cost of the service shall be payable without deduction and or set off and payment thereof shall be made on or before the thirtieth day of the month following the delivery of the Goods or performance of the services unless other terms of payment are expressly stated in writing.
- (2) A decreasing or increasing adjustment and or the issuing of an adjustment note, pursuant to Division 21 and Division 29-C of the GST Act, shall not, in any way, constitute a release, waiver, or forgiveness of the debt incurred by the Purchaser.

Interest on overdue payments

15. If Goldacres is not paid for any Goods or services on the due date specified in this agreement without prejudice to any other right or remedy, all outstanding money shall bear interest at the rate set, pursuant to the Penalty Interest Rates Act, Victoria, 1986, as such money, together with interest shall be recoverable forthwith from the Purchaser.

Rights in relation to Goods.

16. (1) Title to the Goods supplied by Goldacres to the Purchaser shall remain with Goldacres until the total amount due in respect of the Goods and all monies owing to Goldacres have been paid in full (the "Debts"). Risk in the Goods shall pass to the Purchaser upon delivery.
- (2) The Purchaser shall have the right to resell Goods but only as fiduciary agent and trustee for Goldacres by way of bona fide sale at full market value and in the ordinary course of its business.
- (3) Until all the Debts have been paid in full:
 - (a) the Purchaser shall take custody of the Goods as trustee, fiduciary agent and bailee for Goldacres;
 - (b) the Purchaser shall keep the Goods separate from any other goods and properly marked, stored, protected and insured;
 - (c) the Purchaser must hold all of the money it receives ("Proceeds")
 - (d) from the sale of any property into which Goods supplied have been incorporated; and
 - (e) from the sale of Goods or provision of services including the Goods supplied by the Goldacres as bailee, fiduciary agent and trustee for Goldacres, but the Purchaser need not hold on trust any money exceeding the amount of the Debts at the time the money is received.
- (4) The Purchaser expressly acknowledges that it is bound by the fiduciary obligation created in the preceding paragraph and acknowledges that:
 - (i) it must hold the Proceeds on trust for Goldacres;
 - (ii) it must place the whole of the Proceeds in an account separate from its own moneys (the "Proceeds Account");
 - (iii) it must maintain the Proceeds Account separate from its own moneys at all times.
 - (iv) it must maintain proper records for the Proceeds Account.
 - (v) it must not assign or encumber any book debts arising from sales made in circumstances set out in clauses 16(c)(i) and (ii) or do any other act in derogation of Goldacres' legal or beneficial interests; and
 - (vi) it must account to Goldacres on demand for all moneys standing to the credit of such account.
- (5) For the purposes of identification of different consignments of Goods purchased from Goldacres and receipt of Proceeds, the Purchaser agrees that the principle of "Last In, First Out" shall be applied to any items that cannot be distinguished.
- (6) Goldacres may trace the Proceeds in equity.
- (7) Goldacres may at any time, without notice to the Purchaser and without prejudice to any other rights which it may have against the Purchaser, terminate any contract connected with the Goods and the bailment referred to in clause 16(3) and enter upon any premises owned or occupied by the Purchaser where Goldacres reasonably believes the Goods may be stored, and repossess the Goods without liability for any damage caused, and subsequently dispose of the Goods at Goldacres' discretion if:
 - (a) the Debts are not paid in accordance with these terms and conditions or any other contract or arrangement between Goldacres and the Purchaser; or
 - (b) Goldacres receives notice of or reasonably believes that:
 - (i) a third person may attempt to levy execution against the Goods; or
 - (ii) the Purchaser is insolvent (within the meaning of the Corporations Act 2001) or bankrupt; or
 - (iii) the Purchaser has entered into any arrangement or composition with its creditors, gone into liquidation, or has appointed a receiver, a receiver and manager or administrator.
- (8) If after repossession under clause 16(4) Goldacres sells the Goods, Goldacres shall account to the Purchaser for any proceeds of sale (less expenses of repossession and sale) that exceeds the amount of the outstanding Debts.
- (9) If any Goods belonging to Goldacres are disposed of by the Purchaser or an insurance claim is made in respect of them, Goldacres shall be entitled to trace the sale or insurance proceeds, which proceeds shall be held by the Purchaser in a separate bank account on trust for Goldacres.
- (10) The Purchaser agrees and acknowledges that in the event it sells Goods to a third party on account, it will include in its terms and conditions of sale a provision under which the Purchaser retains title to the Goods until such time that the total amount due in respect of the Goods and all monies owing to the Purchaser have been paid in full by that third party debtor. The Purchaser also agrees and acknowledges that in these instances, it will register its PMSI in accordance with the PPSA in respect of its security interest in the Goods.

PPSA provisions

17. (1) The Purchaser acknowledges that these terms and conditions constitute a security agreement for the purposes of section 20 of the PPSA and that a security interest exists in all Goods (and any associated Proceeds from their sale) previously supplied by Goldacres to the Purchaser (if any) and in all future Goods (and any associated Proceeds from their sale) that may be supplied to the Purchaser by Goldacres.
- (2) The Purchaser acknowledges that Goldacres has a first ranking purchase money security interest ("PMSI") (as defined in section 14 of the PPSA) in the Goods and the Purchaser must not jeopardise such ranking (whether by act or omission).
- (3) The Purchaser acknowledges that it has received value as at the date of first delivery of the Goods and has not agreed to postpone the time for attachment of the security interest (as defined in the PPSA) granted to Goldacres under these terms and conditions.
- (4) The Purchaser will execute documents and do such further acts as may be required by Goldacres to register the security interest granted to Goldacres under these terms and conditions under the PPSA.
- (5) Until ownership of the Goods passes, the Purchaser must not give to Goldacres a written demand or allow any other person to give Goldacres a written demand requiring Goldacres to register a financing change statement under the PPSA in respect of Goldacres' interest in the Goods.
- (6) The Purchaser must indemnify Goldacres and on demand reimburse Goldacres for all costs and expenses incurred by Goldacres in respect of these terms and conditions including but not limited to Goldacres registering its security interest in the Goods, lodging, discharging or amending any financing statement or financing change statement, or otherwise complying with the PPSA.
- (7) The Purchaser agrees (other than as provided in these terms and conditions) not to sell, lease, mortgage, deal with, dispose of or create or attempt to create any other security interest in or affecting the Goods unless and until the Purchaser's Debts have been satisfied.
- (8) The Purchaser waives its rights under the following provisions of Chapter 4 of the PPSA:
 - (a) to receive a notice on enforcement action against liquid assets (section 121(4));
 - (b) to receive a notice to seize collateral (section 123);
 - (c) to receive a notice of disposal of Goods by Goldacres purchasing the Goods (section 129);
 - (d) to receive a notice to dispose of Goods (section 130);
 - (e) to receive a statement of account following disposal of Goods (section 132(2));
 - (f) to receive a statement of account if no disposal of Goods for each 6 month period (section 132(4));
 - (g) to receive notice of any proposal of Goldacres to retain Goods (section 135(2));
 - (h) to object to any proposal of Goldacres to either retain or dispose of Goods (section 137(2));
 - (i) to redeem the Goods (section 142);
 - (j) to reinstate the security agreement (section 143);
 - (k) to receive a notice of any verification statement (section 157(1) and section 157(3));
- (9) The rights Goldacres may have under the PPSA are supplementary and in addition to those set out in these terms and conditions and do not derogate from the rights and remedies of Goldacres under these terms and conditions or under any other statute or under general law.
- (10) The Purchaser must give 10 business days prior written notice of any proposed change in the Purchaser's name or other identifying characteristics and details.

Purchasers property

18. Any property of the Purchaser under Goldacres' custody or control shall be entirely at the Purchaser's risk as regards loss or damage caused to the property or by it.

Storage

19. Goldacres reserves the right to make a reasonable charge for storage if delivery instructions are not provided by the Purchaser within (14) fourteen days of a request by Goldacres for such information.

Returned Goods

20. Goldacres shall not be under any obligation to accept Goods returned by the Purchaser and will do so only on terms to be agreed in writing in each individual case.

Goods sold

21. All Goods to be supplied by Goldacres shall be described on the purchase order agreed by Goldacres and the Purchaser and the description on such purchase order modified as so agreed shall prevail over other descriptions including any Purchaser's specification or enquiry.

Cancellation

22. No order may be cancelled except with the consent in writing and on terms, which will indemnify Goldacres against all losses.

No waiver

23. The failure of any party to enforce the provisions of these terms and conditions or to exercise any rights expressed in these terms and conditions shall not be a waiver of such provisions or rights and shall not affect the enforcement of this agreement. The exercise by any party of any of its rights expressed in this agreement shall not preclude or prejudice such party from exercising the same or any other rights it may have irrespective of any previous action taken by that party.

Force Majeure

24. If by reason of any fact, circumstance, matter or thing beyond the reasonable control of Goldacres is unable to perform in whole or in part any obligation under these terms and conditions then Goldacres shall be relieved of that obligation under these terms and conditions to the extent and for the period that it is so unable to perform and shall not be liable to the Purchaser in respect of such liability.

Passing of risk

25. Risk in the Goods shall pass to the Purchaser upon delivery of the Goods to the Purchaser or collection of the Goods by the Purchaser's agent or carrier as the case may be.

Exclusion of liability

26. To the extent permitted by law Goldacres shall not be liable to the Purchaser in contract or in tort arising out of, or in connection with, or relating to, the performance of the Goods or any breach of these conditions or any fact, matter or thing relating to the Goods or error (whether or not it is negligent or a breach of contract) in information supplied to the Purchaser or a user before or after the date of the Purchaser's or user's use of the Goods and Goldacres shall be under no liability for damages arising out of the use of any chemicals, liquids, or mixtures in the Goods, nor for any application, not for the application methods nor for the environmental effects, which may result therefrom or from the use of the Goods.

Exclusion of representations and arrangements

27. To the extent permitted by law the terms and conditions supersede and exclude all prior and other discussions, representations (contractual or otherwise) and arrangements relating to the supply of the Goods or any part thereof including, but without limiting the generality of the foregoing, those relating to the performance of the Goods or any part thereof or the results that ought to be expected from using the Goods.

Place of contract

28. The contract for sale of the Goods and the provision of the services is made in the State of Victoria and the Purchaser agrees to submit all disputes arising with Goldacres to the courts of such State and any court competent to hear appeals therefrom.

Contents

I CHASSIS	6	LH Pod - Covers	39
Side Platform & Boom Rest - Left Side	6	LH Pod - Mounting.	40
Side Platform & Boom Rest - Left Side	7	2" Tank Fill Hose & 4 Way Valve.	41
Side Platform & Boom Rest - Left Side	8	3" Tank Fill	42
Side Platform & Boom Rest - Left Side	9	Pressure Delivery Manifold	43
Side Platform & Boom Rest - Left Side	10	Tank Fill Manifold - Mounting	44
Side Platform & Boom Rest - Left Side	11	Tank Fill Manifold - Standard 2"	45
Side Platform & Boom Rest - Left Side	12	Tank Fill Manifold - Optional 3" with Fill Pump	46
Side Platform & Boom Rest - Left Side Mounting	13	Tank Rinse/Agitation Manifold - Mounting	47
Boom Rest - Left Side	14	Tank Rinse/Agitation Manifold	47
Boom Rest - Right Side	15	Fill Manifold - Mounting	48
Left Hand Mirror.	16	Fill Manifold Assembly	49
Hand Wash Bottle Assembly	17	Rinse Tank Fill Manifold Assembly	50
Tool Box	18	Gauge Drain	51
Cabin - Shockers	19	RPM Raise, Fill Pump Switch & LED	51
Cabin - Panhard Rod.	20	Quick Fit Valve 2 Way	52
Headstock	21	3" Fast Fill	53
Bonnet	22	Chemical Transfer Meter	54
Cover Plate Lower - LHS	23	Chemical Pump Remote	55
Cover Plate Lower - RHS - Battery Cover	24	Chemical Probe Hose Lance.	56
Cover Plates Under Cabin.	25	Enviro Coupling & Hose	56
Tow Bar	26	Wash Down Gun	57
Air Tank	27		
2 PUMPS	28	6 DIRECT CHEMICAL INJECTION	58
Spray Pump - Zeta 300 Hydraulic Drive.	28	Not Fitted	58
Spray Pump - Zeta 300	29		
Spray Pump - Mounting	30	7 DUAL PRODUCT	60
Hydraulic Fill Pump.	31	Not Fitted	60
Chemical Transfer Pump & Bracket	32		
Chemical Transfer Pump Assembly	33	8 INDUCTION HOPPER	62
3 FLUSH TANK	34	Hopper Tank & Frame	62
Rinse Water Tank & Frame	34	Hopper Tank Assembly	63
Rinse Water Tank & Frame	35	Hopper Tank Assembly	64
4 RH POD	36	Hopper Bottom - 2" Flanged Assembly	65
Not Fitted	36	Hopper Frame Assembly	66
5 LH POD	38	Hopper Frame Assembly	67
LH Pod - Standard	38	9 FOAM MARKER TANK	68
		Not Fitted	68
		10 TRANSCAL	70
		Not Fitted	70

11 MAIN TANK**72**

Tank Assembly - 8000 Litre	72
Tank Assembly - 8000 Litre	73
Tank Cradle - 8000 Litre.	74
Tank Fill - 3" Front Fast Fill.	75
Tank Fill - 3" Top Mount Assembly	76
Tank Fill - 2" Assembly.	76
Tank Fill - Chemical Assembly	77
Tank Fill - Inlet Assembly.	78
Tank Inlet - Boom Recirculation Assembly	79
Tank Rinsing Nozzle - Elbow Assembly	80
Tank Rinsing Nozzle - Tee Assembly	80
Supermix Agitator Assembly	81
Venturi Filler Assembly.	82
Dry Sight Tube - Cap & Tube Assembly.	83
Dry Sight Tube - Float & Guide Assembly.	84
Dry Sight Tube - Locating Cap Assembly	85
Dry Sight Tube - In Tank Float Assembly	86
Dry Sight Tube - Mount	87

12 WHEELS & MUDGUARD**88**

Mud Guards - Front Axle (520/85R46 Tyre)	88
Mud Guards - Rear Axle (520/85R46 Tyre).	89
Wheels & Tyres	89

13 BOOM CENTRE**90**

36-42m Boom Centre - Paralift Assembly.	90
36-42m Boom Centre - Paralift Assembly.	91
36-42m Boom Centre - Delta Links	92
36-42m Boom Pivot	93
36m Boom Centre - Yaw Control.	94
36m Boom Centre - Yaw Control.	95
36m Yaw Accumulator Assembly - Left & Right.	96
36m Boom Centre - Tilt Assembly	97
36m Boom Centre - Tilt Assembly	98
42m Boom Centre - Yaw Control.	99
42m Boom Centre - Yaw Control.	100
42m Yaw Accumulator Assembly - Left	101
42m Yaw Accumulator Assembly - Right	102
42m Boom Centre - Tilt Assembly	103
42m Boom Centre - Tilt Assembly	104
Double Roll Shocker Assembly	105
Oversize Sign Mount.	106
Delta Link Locking Plate Assembly	107

Lower Limit Switch - Raven	108
Centre Leveling Main Pivot	109
Manual Grease Station.	110
Pneumatic Oiler & Dryer	111
RapidFire & RapidFlow.	112
RapidFire 7 Section Solenoid Box Assembly	113
RapidFire 10 Section Solenoid Box	114
RapidFire Solenoid Assembly	115
RapidFire Solenoid Valve.	115
Norac Spare Parts List	116
Norac Spare Parts List	117

14 BOOM WINGS**118**

Fence Line End Protector - Quick Fit	118
36-42m Boom Saddle	119
36-42m Slide Protectors	120
36-42m Boom Stopper	121
36-42m Bumper Assembly.	122
36m First Stage Fold	123
42m First Stage Fold	124
36-42m Second Stage Fold.	125
36-42m Second Stage Fold.	126
36-42m - Bi-fold Boom Catch	127
36-42m - Bi-fold Boom Catch Bracket & Mounting	128
36-42m - Bi-fold Boom Catch Assembly	129
36-42m Aluminium Section Mounting	130
36-42m 3D Breakaway Tip	131
36-42m 3D Breakaway Tip	132
36-42m Breakaway Mechanism	132
36-42m Boom Wings Inner - Steel	133
36-42m Boom Wings Outer - Aluminium.	133
36-42m Breakaway Aluminium Tip	133
36-42m Breakaway Springs	134
36-42m Breakaway Cables.	135
36m Poly Brackets	136
42m Poly Brackets	137
Lower Pivot Assembly.	138
Upper Pivot Assembly.	138
Touch Down Wheel	139
Touch Down Wheel	140
Boom Line Plumbing - RapidFire.	141
Boom Line Plumbing.	142
Teejet Single Nozzle Body	143
Teejet Turret Nozzle Body.	144

Altek Spray Stop Spare Parts	145	Electrical Harnesses & Parts	179
Altek Dual Nozzle Spray Body.	146		
Dual Nozzle Spray Line	147	16 SCHEMATICS	180
Fence Line Nozzle - Manual Operated	148	Hydraulics - Dual Diaphragm Pump	180
Fence Line Nozzle - Solenoid Operated.	149	Hydraulics - General 36m	181
Adjustable Nozzle Bracket.	150	Hydraulics - General 42m	183
Adjustable Nozzle Bracket Kits	150	Hydraulics - Braking System	185
Boom Poly Pipe Clamps	151	Hydraulics - Steering System.	186
Boom Poly - 600mm	152	Hydraulics - Spool Block.	187
Boom Poly - 1100mm	152	Hydraulics - Transmission Lines	188
Boom Poly - 1200mm	152	Hydraulics - General Hose List	189
Boom Poly - 1600mm	153	Hydraulics - General Hose List	190
Boom Poly - 2100mm	154	Hydraulics - General Hose List	191
Boom Poly - 2600mm	155	Norac - Active Wing Roll	192
Boom Poly - 3100mm	155	Norac - Active Wing Roll - Hose List	193
		Norac - Passive Wing Roll	194
15 ELECTRICS	157	Norac - Passive Wing Roll - Hose List.	195
Lighting - Boom Tip LEDs	157	Pneumatics - Schematic	196
Lighting - Headlight & Indicator	158	Plumbing - Schematic	197
Lighting - Tail Lights	158		
Lighting - Cab Front	159	17 DECALS	198
Lighting - Cab Front LED Light Bar - Optional.	159	Decals - Base Kit	198
Lighting - Cab Rear.	160	Decals - Base Kit	199
Lighting - Beacon Lights	160	Decals - Base Kit	200
Lighting - Side deck.	161	Decals - Base Kit	201
Lighting - Tank Cradle	162	Decals - Base Kit	202
Lighting - Night Pro LEDs	163	Decals - Base Kit	203
Cabin - Fuse Boxes.	164	Decals - Base Kit	204
Fuse Box 'A' - Cabin	165	Decals - Base Kit	205
Fuse Box 'B' - Cabin	166	Decals - Base Kit	206
Fuse Box 'C' - Cabin	167	Decals - Base Kit	207
Cabin - Fuse Boxes.	168	Decals - Base Kit	208
Cabin - Fridge - Optional	168	Decals - Tank.	209
Batteries	169	Decals - Bonnet	209
Battery Isolator	170	Decals - Dry Sight Tube	209
Bus Bar.	171	Decals - Cabin Control Panel	210
Reverse Warning Beeper	172		
Horn	172	18 HYDRAULICS	212
Electrical Connectors - AMP.	173	Oil Tank & Frame	212
Electrical Connectors - AMP.	174	Oil Tank & Frame	213
Electrical Connectors - Deutsch.	175	Oil Tank Assembly.	214
Electrical Connectors - Deutsch.	176	Gauge Assembly	215
Electrical Connectors - Weather Pack.	177	Hydraulic Oil Return Filter.	216
Electrical Connectors - Weather Pack.	178	Bulkhead	217

Steering Orbital	218	Cable Ties	255
Brake Pedal Assembly	219	Hoses	256
Manifold - Trimble Auto Steer	220		
Manifold - John Deere Auto Steer	221	20 ENGINE & TRANSMISSION	258
Manifold - Park Brake, Fan Relief	222	Cummins Engine & Allison Transmission	258
Manifold - Hydraulic Return	223	Air Cleaner	259
Hydraulic Load Sense Control Block	223	Air Cleaner	260
Spray Pump Flow Control	224	Air Cleaner - Heat Shield	260
Valves - Pressure Relief & Priority Valve	225	Air Conditioner Compressor	261
Pressure Reducing Valve Assembly	226	Coolant System Plumbing	262
Double Pilot Operated Check Valve - LH & RH	227	Charge Air Intake Pipes	263
Oil Cooler Assembly	228	Sump Drain	264
Hydraulic Cylinder - Boom Rest	229	Air Governor	265
Hydraulic Cylinder - Boom Lift	229	Hydraulic Gear Pumps	266
Hydraulic Cylinder - Yaw 36m	230	Hydraulic Gear Pumps Assembly	267
Hydraulic Cylinder - Yaw 42m	231	Engine Mounts	268
Hydraulic Cylinder - Boom Tilt	232	Engine Vibration Isolators	269
Hydraulic Cylinder - Centre Leveling	233	Fuel Tank	270
Hydraulic Cylinder - First Fold 36m & 42m	234	Fuel Filters	271
Hydraulic Cylinder - Second Fold 36m & 42m	235	Fuel Filter - Primary	272
Boom Rest & Fill Pump Hydraulic Block	236	Fluid Drain Point	272
Boom Rest & Fill Pump Hydraulic Block	237	Header Tank Mounting	273
Spool Valve Block Fittings	238	Header Tank Assembly	274
Spool Valve Block Manifold	239	Combination Cooler	275
Spool Valve Block Manifold	240	Engine Air Divider	276
Spool Valve Block - Mounting	240	Engine Air Divider Assembly	277
Boom Lift Accumulator Lockout - Mounting	241	Oil Cooler	278
Boom Lift Accumulator Lockout	242	Exhaust System - Down Pipe	279
Yaw Control Valve Assembly	243	Exhaust System - Mid Section	280
Yaw Control Charge Line	244	Exhaust System - Rear Section	281
Air Manifold	245	Exhaust System - Muffler	282
		Allison Transmission	283
19 PLUMBING	246	Allison Transmission - Spring	284
Dual Pressure Filter Assembly	246		
Suction Filter Assembly	247	21 DRIVE LINES, TRANSFER CASE &	
Flow Control Valve - Raven Controller	248	DIFFERENTIAL	286
RapidFire - RapidFlow Valve	249	Front Axle - Steering	286
RapidFire Pressure Flow Distributor - ISOBUS	250	Front Axle - Differential	287
RapidFire Pressure Flow Distributor - 4400	251	Front Axle - Differential	288
Flow Meter	252	Front Axle - Brakes	289
Suction Filter Assembly	253	Front Axle - Brakes	290
Chemical Probe Hose Lance	254	Front Axle - Driveshafts	291
Enviro Coupling & Hose	254	Front Axle - Driveshafts	292
Hose Clamps	255	Front Axle - Planetary Hubs	293

Front Axle - Planetry Hubs	294
Rear Axle - Differential	295
Rear Axle - Differential	296
Rear Axle - Brakes	297
Rear Axle - Driveshafts	298
Rear Axle - Planetry Hubs	299
Rear Axle - Planetry Hubs	300
Suspension - Air Bags	301
Suspension - Shock Absorbers.	302
Suspension - Links	303
Suspension - Rear Sway Bar	304
Ride Height Valve - Front	305
Ride Height Valve - Rear.	306
Drive Shafts & Transfer Case	307

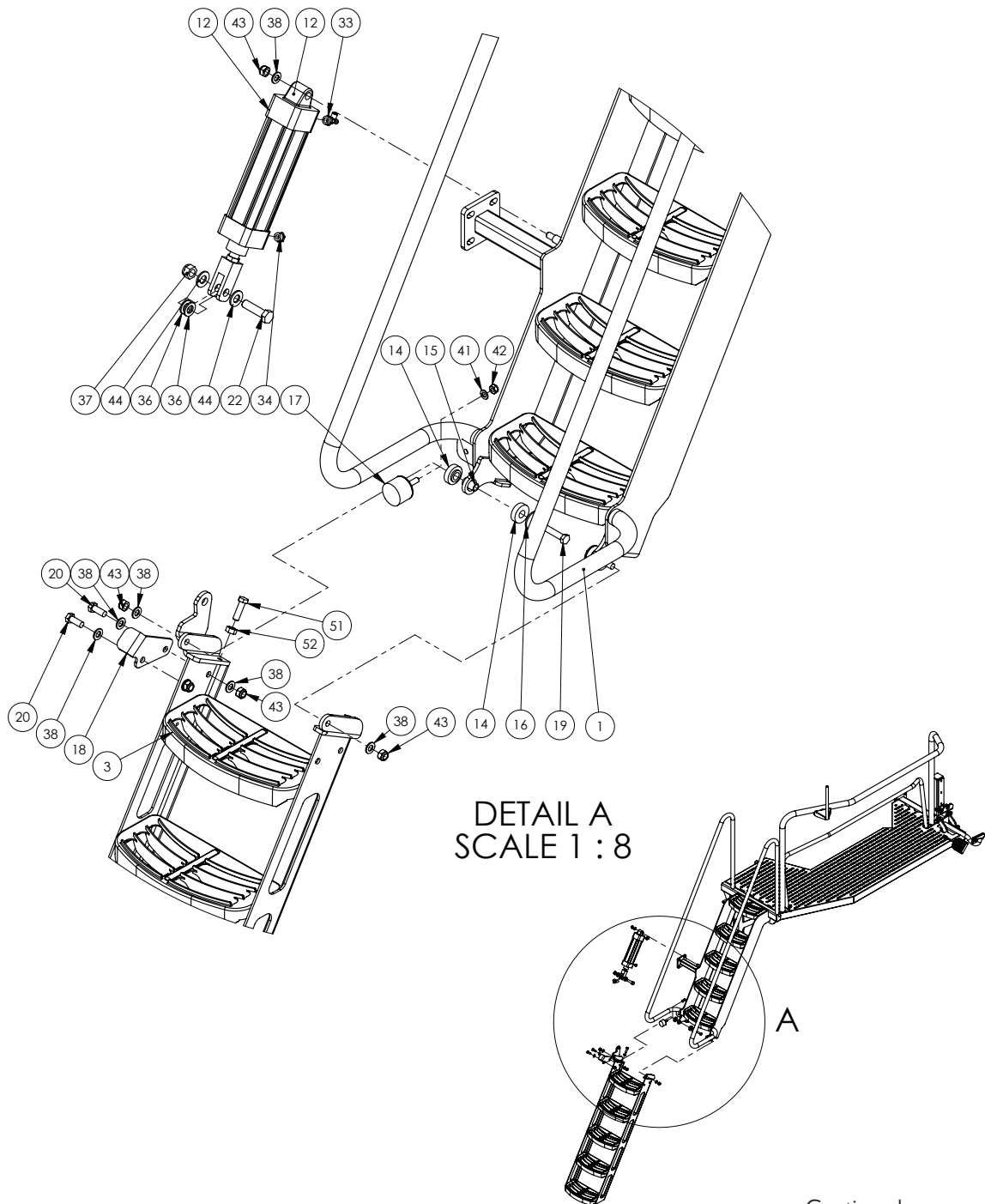
22 CABIN	308
-----------------	------------

Cabin G8.	308
Cabin - Claas.	309
Cabin - Claas.	310
Cabin - Claas.	311
Cabin - Assembled.	312
Cabin - Assembled.	313
Carbon Filter.	314
ISOBUS Raven Plug	315
ISOBUS John Deere Plug	316
John Deere Roof Mount.	317
Right Corner Panel.	318
Radios	318
Left Foot Rest	319
Pedal Assembly	320
GPS Accessories Bar.	321
Seat & Console.	322
Claas Console	323
G Motion Joystick Assembly.	324
Gear Selector Assembly	325
Ram Mount Assembly	326
CANTRAK Assembly	326
Switch Panel Assembly.	327

Chapter I

CHASSIS

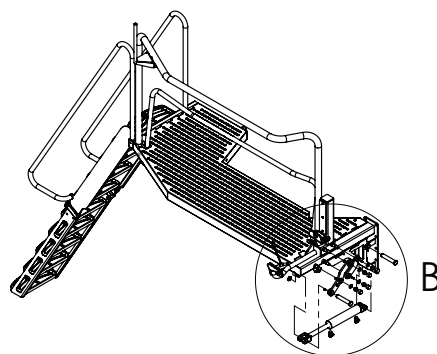
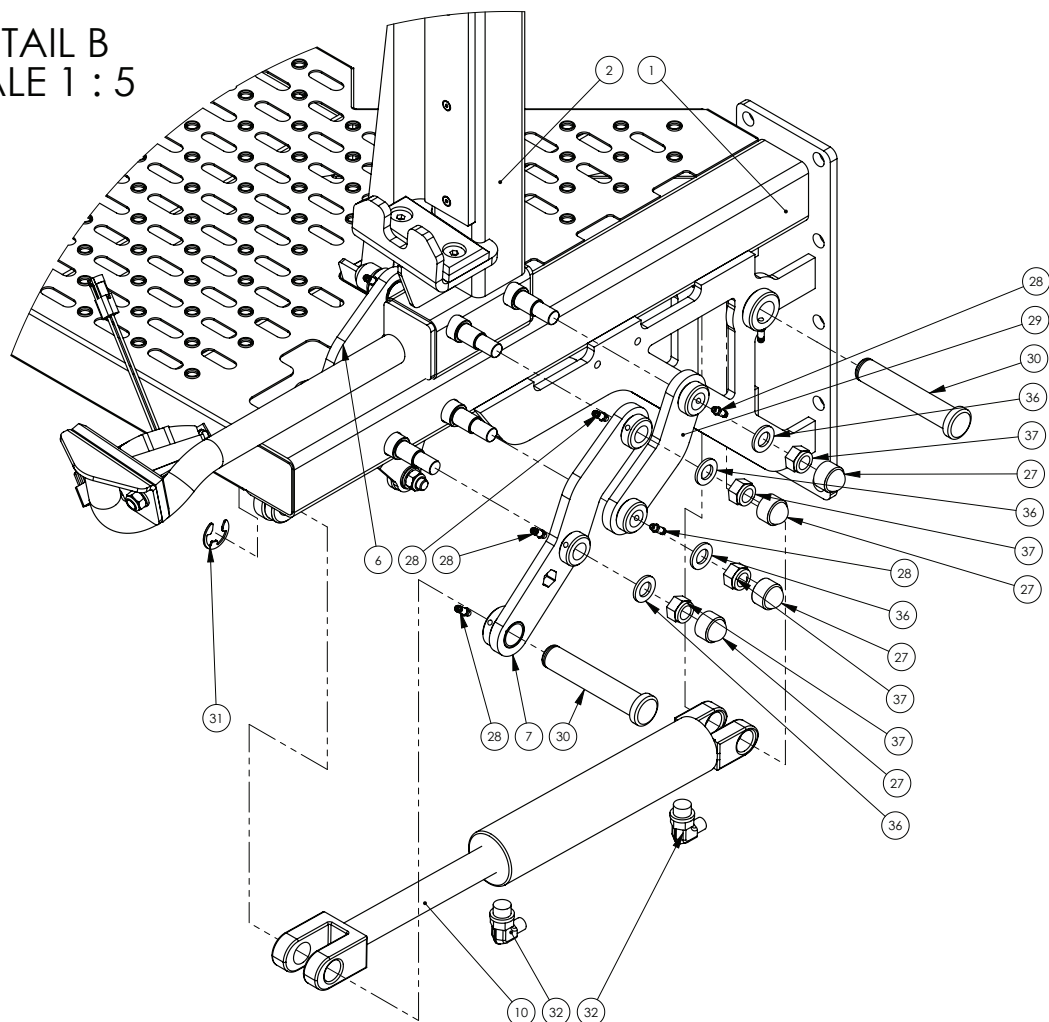
Side Platform & Boom Rest - Left Side



Continued over page

Side Platform & Boom Rest - Left Side

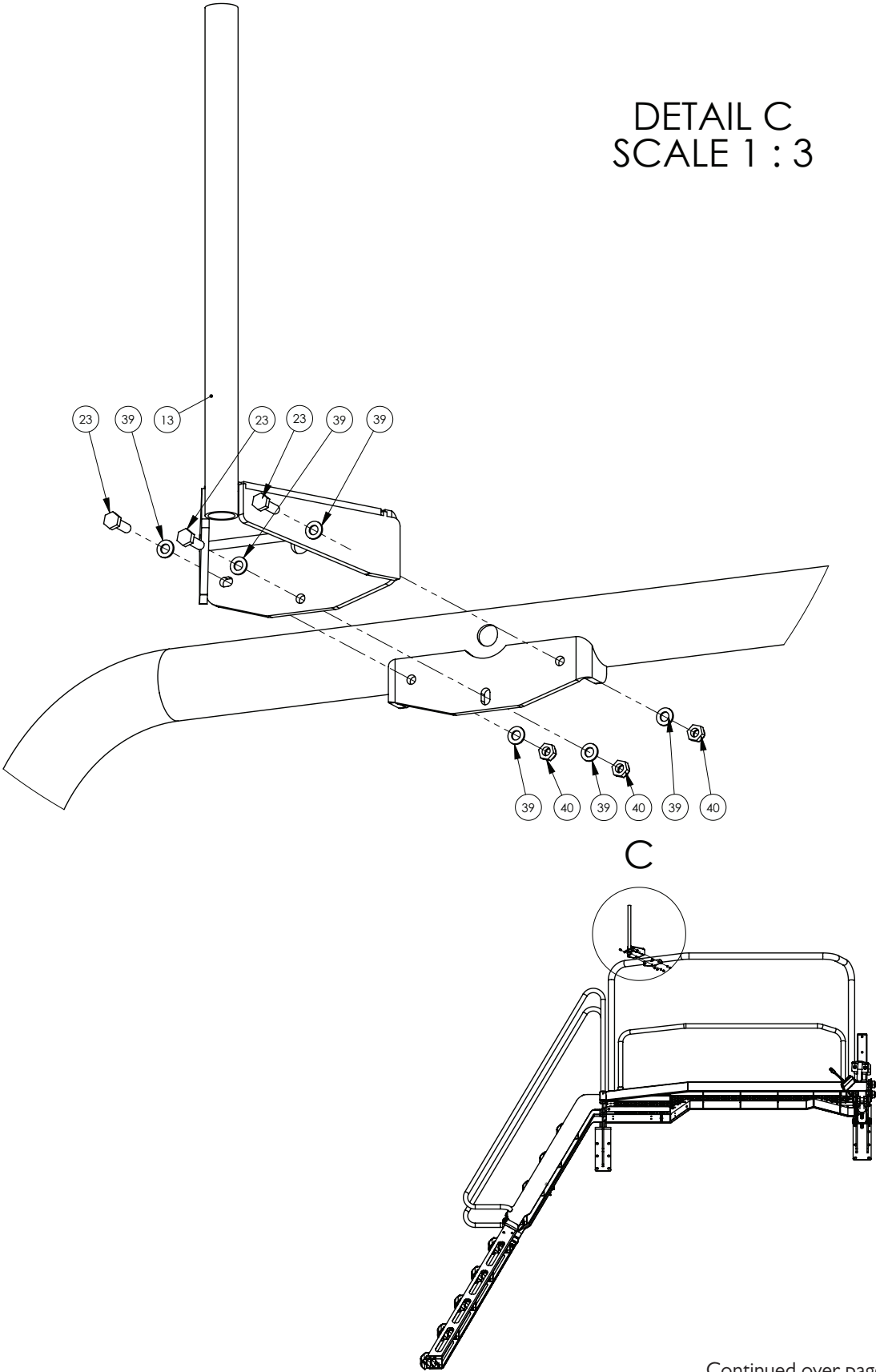
DETAIL B
SCALE 1 : 5



Continued over page

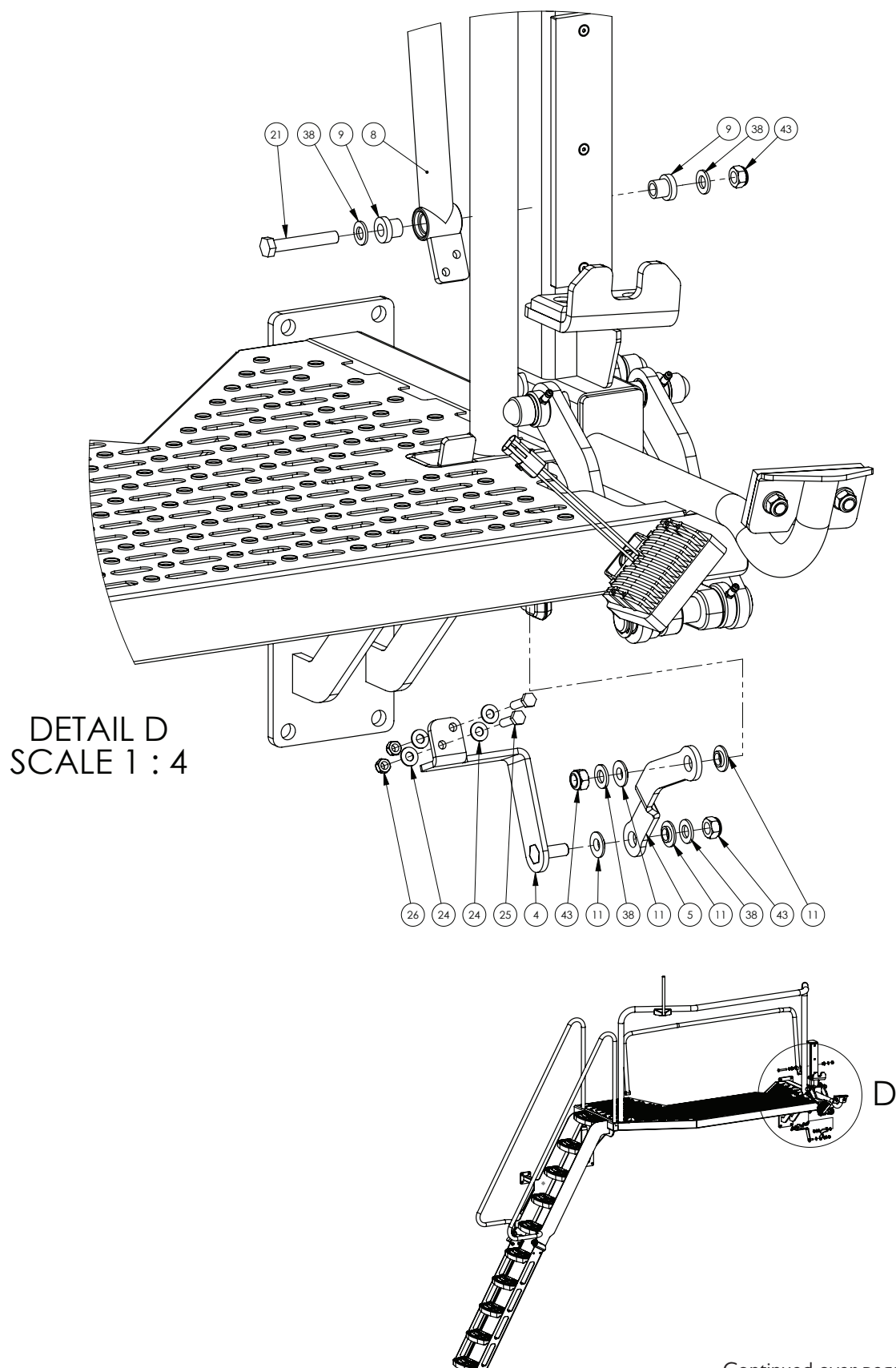
Side Platform & Boom Rest - Left Side

DETAIL C
SCALE 1 : 3



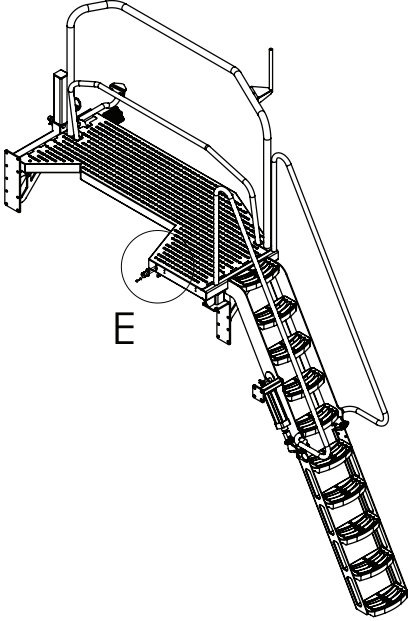
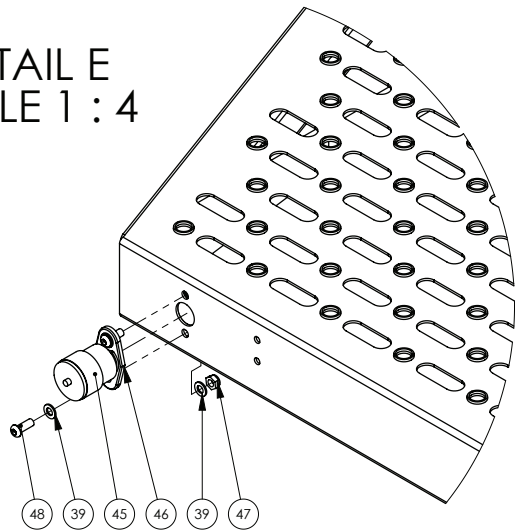
Continued over page

Side Platform & Boom Rest - Left Side

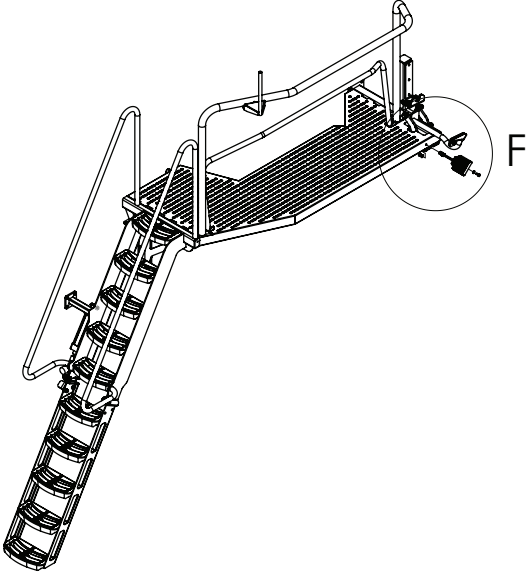
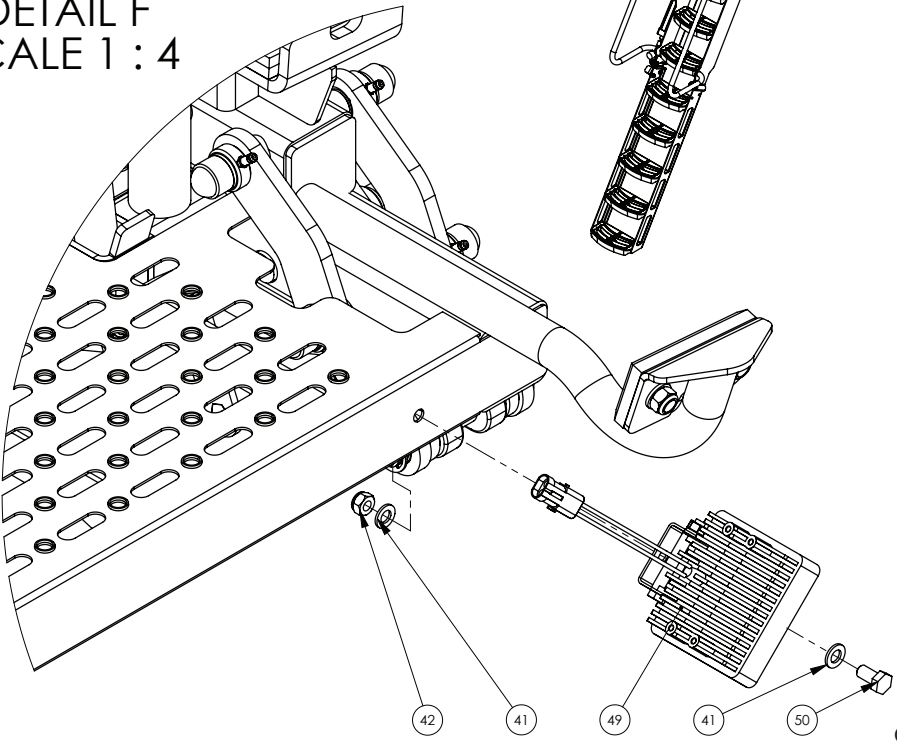


Side Platform & Boom Rest - Left Side

DETAIL E
SCALE 1 : 4



DETAIL F
SCALE 1 : 4



Continued over page

Side Platform & Boom Rest - Left Side

ITEM NO.	PART NUMBER	DESCRIPTION	QTY.
1	GA4661005	Side Platform, Super Cruiser, G8, 2015	1
2	GA4914500	Boom Rest Assembly, LH, G8	1
3	GA4659760	Lower Ladder	1
4	GA4659775	Bracket, Middle Handrail link	1
5	GA4505590	Link Plate Handrail Mid	1
6	GA4658767	Boom Rest Link LH suit Pivoting Mid Handrail	1
7	GA4658765	Boom rest link assy-long link	1
8	GA4661010	Handrail, Middle, Side Platform	1
9	GA4553055	Nylon Bush Mid Handrail	4
10	GA5069110	Hydraulic cylinder 2" x 1.25" x 6" stroke	1
11	GA4553060	Nylon Bush Mid Handrail suit Link Plate	4
12	GA5069674	Pneumatic Cylinder 63mm x 175mm	1
13	GA4658810	Mounting bracket, Left side mirror	1
14	GA4553030	Bush Nylon Ladder Pivot	4
15	GA4553025	Bush Ladder Pivot	2
16	GA4505410	Ladder Pivot Bush Retainer Plate, 12.4mm ID x 40mm OD x 3mm SS	2
17	GA5052815	Rubber Stopper, Diameter 50 x 35mm Long, With M10 x 35 Stud	1
18	GA4507330	Plate, Ladder Fold Stop Access Platform 2014	1
19	GA5000335	Bolt M12 x 60 GR8.8 ZP	2
20	GA5000305	Set Screw M12 x 30 GR8.8 ZP	2
21	GA5000351	Bolt M12 x 75 GR8.8 ZP	2
22	GA5000941	Bolt M16 x 60 GR8.8 ZP	1
23	GA5004063	Bolt M6 x 20 SS A-70	3
24	GA5003643	Washer 8mm Flat SS HD	4
25	GA5011475	Bolt M8 x 30 GR8.8 ZP	2
26	GA5052590	Nut M8 Nyloc SS	2
27	GA5075080	Hex nut protection cap suit M16, Black	6
28	GA5009639	Grease Nipple 1/4" UNF Long	10
29	GA4658770	Boom rest link assy-short link RH	1
30	GA4552835	Pin, Hydraulic cylinder to Boomrest	2
31	GA5001223	19mm E type circlip	2
32	GA3500348	Hydraulic adaptor, Elbow, 90 degree, 1/4" BSPT male x 3/4" UN male O-ring	2
33	GA5015643	Valve, Needle, 6mm push type inlet x 1/4 male BSP thread inlet, Legris	1
34	GA7000001	Breather Silencer, 3/8" BSP, Brass, Flat	1
35	GA7000004	Pneumatic Flow Control Needle Valve, 1 Way, 6mm Push In, Inline	1
36	GA5069810	Washer, Nylon, 16 ID x 30 OD x 3 mm	8
37	GA5001029	Nut M16 Nyloc ZP	7
38	GA5000577	Washer 12mm Flat SS HD	13
39	GA5004437	Washer 6mm Flat SS	6

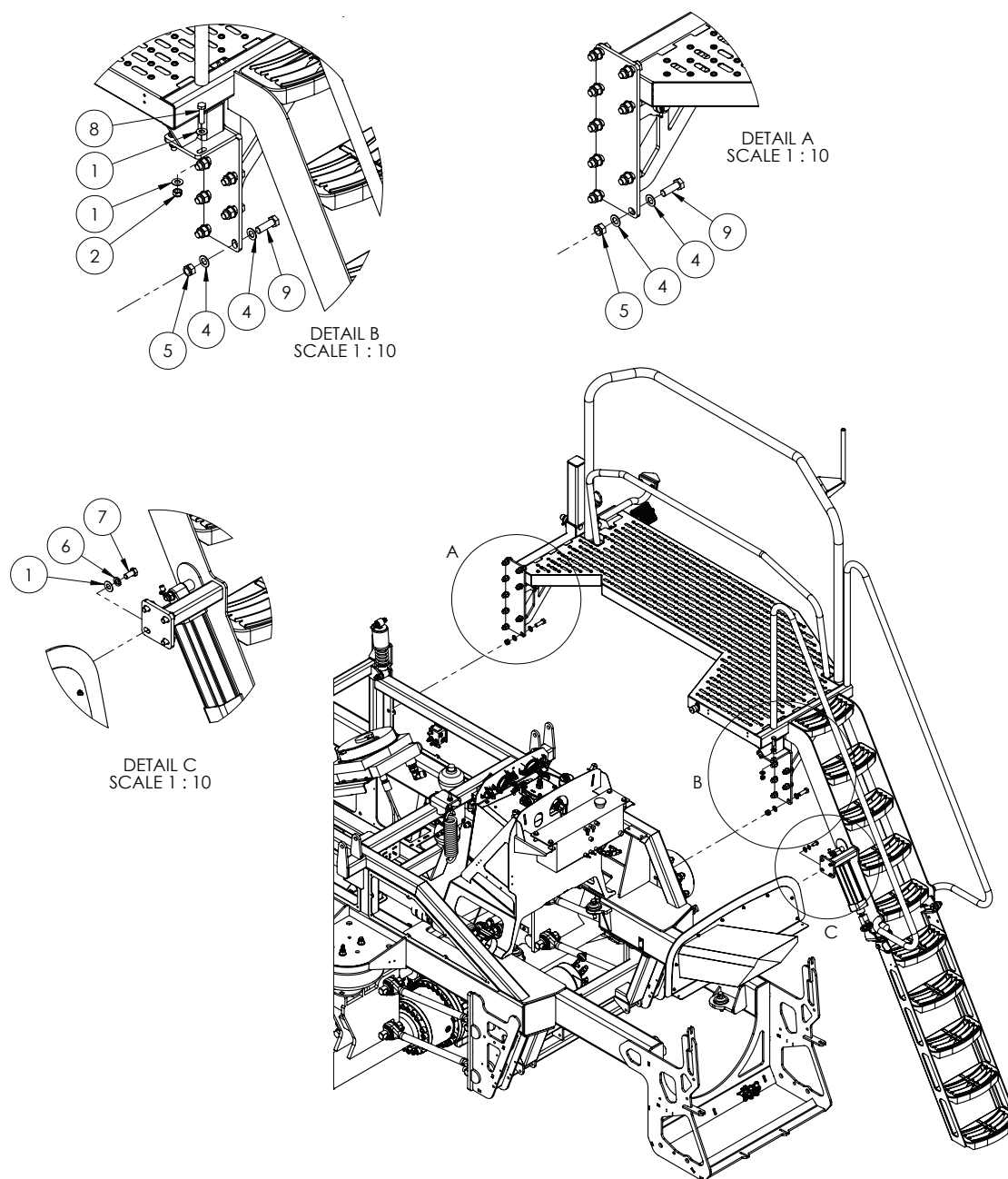
Continued over page

Side Platform & Boom Rest - Left Side

ITEM NO.	PART NUMBER	DESCRIPTION	QTY.
40	GA5048115	Nut M6 Nyloc ZP	3
41	GA5000117	Washer 10mm Flat SS HD	1
42	GA5000141	Nut M10 Nyloc ZP	1
43	GA5012461	Nut M12 Nyloc ZP	9
44	GA5001043	Washer 16mm Flat SS HD	2
45	GA5010525	Service Indicator kit 25	1
46	GA5070470	Mounting Flange Air Cleaner Service Indicator Remote	1
47	GA5048115	Nut M6 Nyloc ZP	2
48	GA5004050	BHCS M6 x 16 SS A2-70	2
49	GA5075500^	Light, LED, Work, Flood beam, bare wires, 12v, 24W	1
50	GA5006113	Bolt M10 x 20 GR8.8 ZP	1
51	GA5000319	Set Screw M12 x 40 GR8.8 ZP	2
52	GA5000559	Nut M12 Hex ZP	2

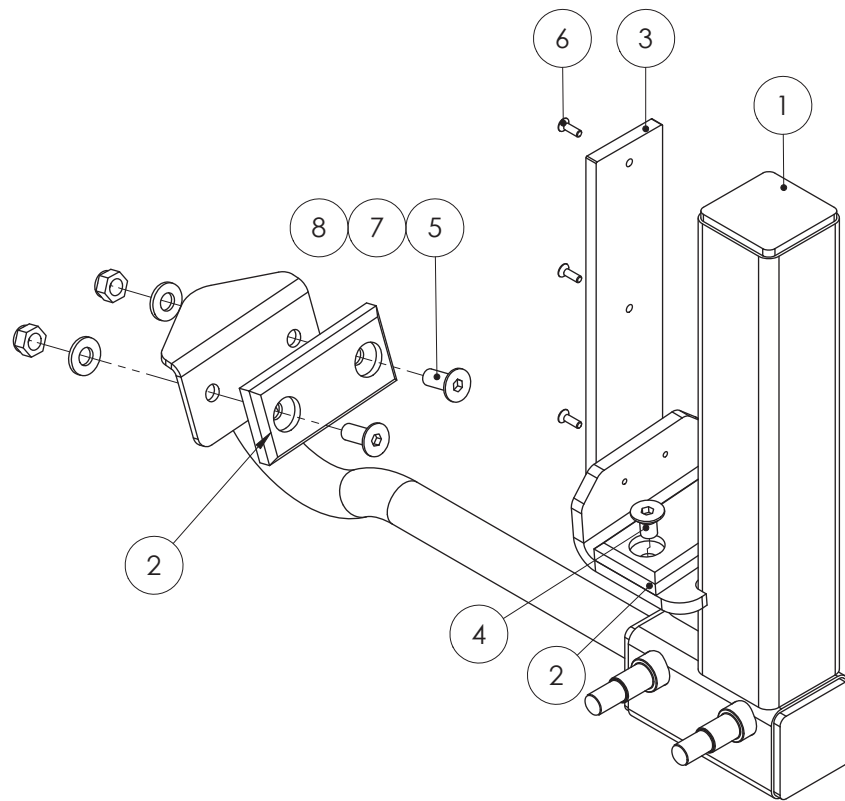
^ See Chapter 15 'Electrics' for more information on machine lighting.

Side Platform & Boom Rest - Left Side Mounting



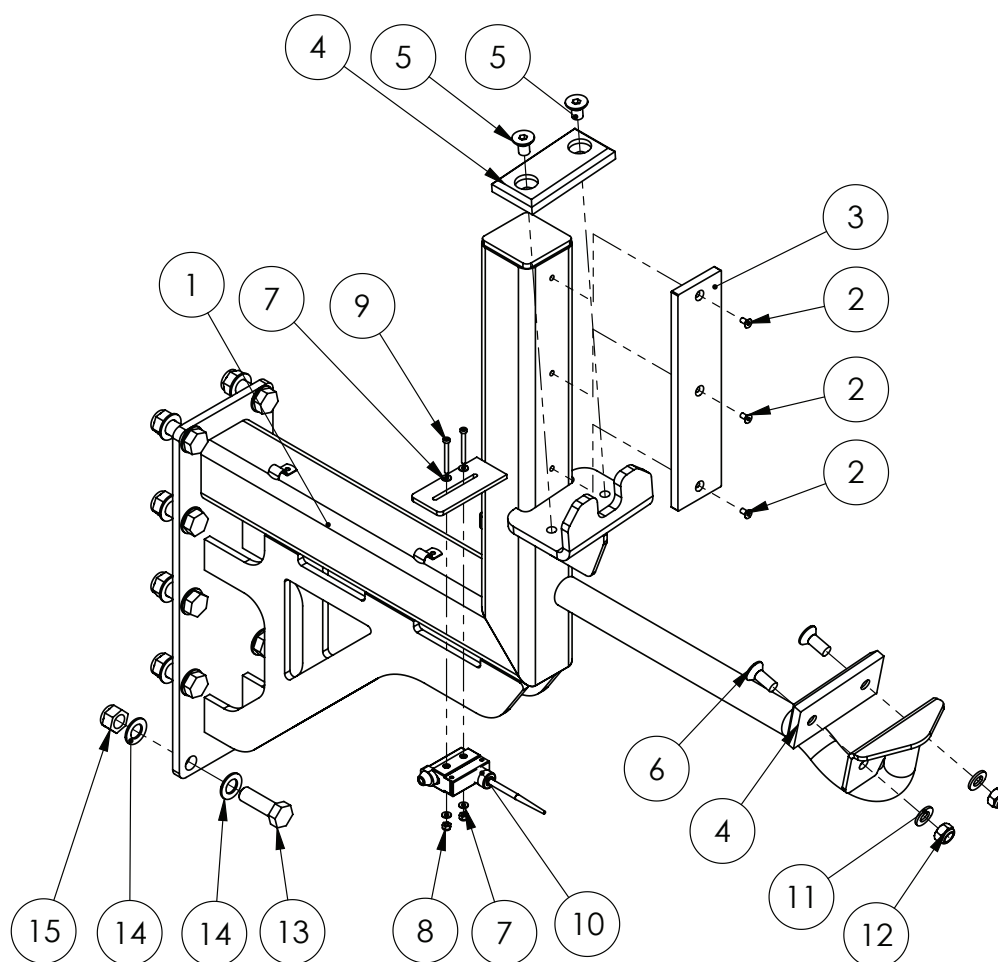
ITEM NO.	PART NUMBER	DESCRIPTION	QTY.
1	GA5000577	Washer 12mm Flat SS HD	8
2	GA5012461	Nut M12 Nyloc ZP	2
3	GA4907100	Side Platform Assembly, Super Cruiser, G8, 2015	1
4	GA5001043	Washer 16mm Flat SS HD	30
5	GA5001029	Nut M16 Nyloc ZP	15
6	GA5000575	Washer 12mm Spring SS	4
7	GA5000297	M12 x 25 ZP Set Screw	4
8	GA5000327	Set Screw M12 x 45 ZP GR8.8	2
9	GA5000931	Bolt M16 x 50 GR8.8 ZP	15

Boom Rest - Left Side



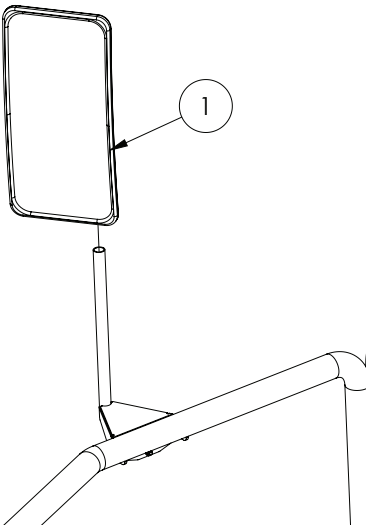
ITEM NO.	PART NUMBER	DESCRIPTION	QTY.
1	GA4660450	Boom Rest Crop Cruiser LH 2015	1
2	GA4550055	Wear Slide Plate Boom Rest Bottom 2015	2
3	GA5071970	Plastic Wear Strip Boom Rest Polystone 7000SR 65 x 280 x 10mm	1
4	GA5070860	CSCS M12 x 20 GR12.9 ZP	2
5	GA5051290	CSCS M12 x 30 GR12.9 ZP	2
6	GA5051230	CSCS M5 x 16 SS A2-70	3
7	GA5000577	Washer 12mm Flat SS HD	2
8	GA5012461	Nut M12 Nyloc ZP	2

Boom Rest - Right Side



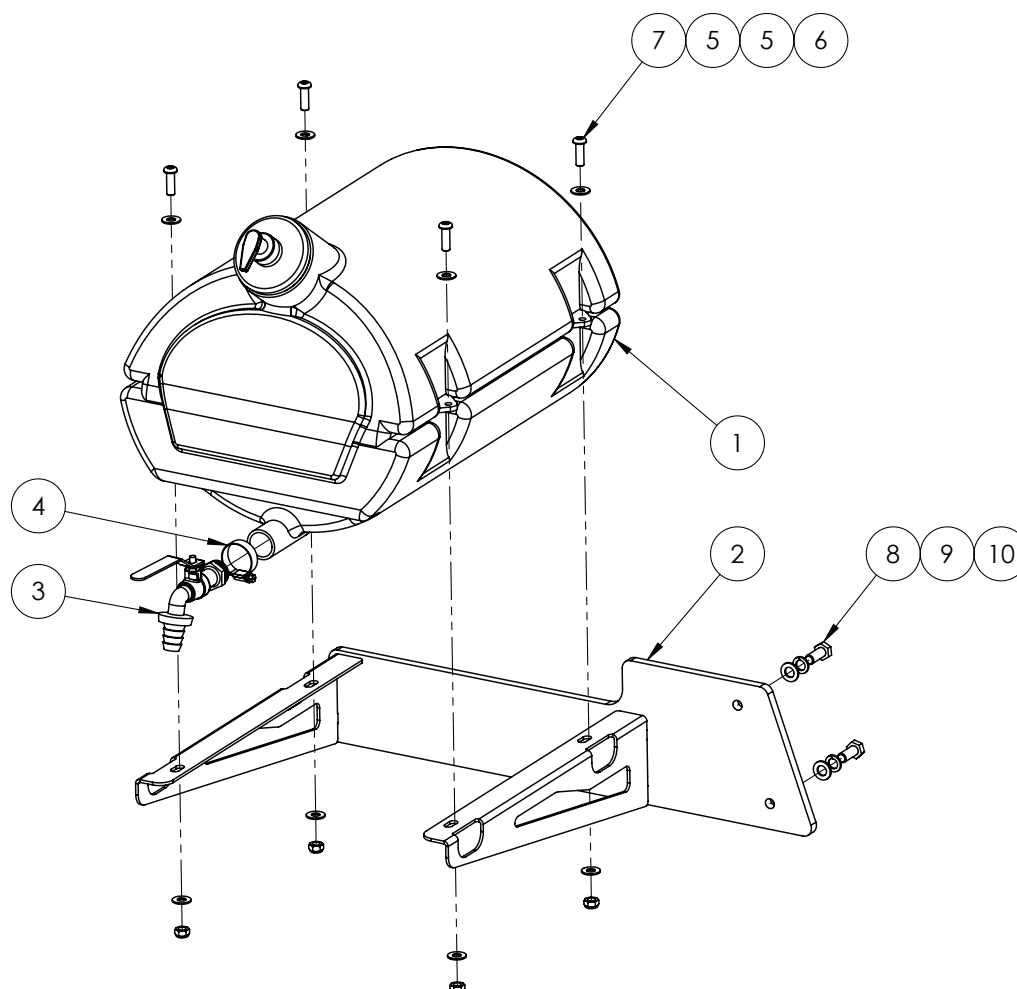
ITEM NO.	PART NUMBER	DESCRIPTION	QTY.
1	GA4661015	Boom Rest, RH, Super Cruiser, G8	1
2	GA5051230	CSCS M5 x 16 SS A2-70	3
3	GA5071970	Plastic Wear Strip Boom Rest Polystone 7000SR 65 x 280 x 10mm	1
4	GA4550055	Wear Slide Plate Boom Rest Bottom 2015	2
5	GA5070860	CSCS M12 x 20 GR12.9 ZP	2
6	GA5051290	CSCS M12 x 30 GR12.9 ZP	2
7	GA5011361	Washer 4mm Flat SS	4
8	GA5049025	Nut M4 Nyloc SS	2
9	GA5049800	SHCS M4 x 40 GR12.9 ZP	2
10	GA5012129	Limit switch, Flexible arm, Micro, IP65, 10 Amp	1
11	GA5000577	Washer 12mm Flat SS HD	2
12	GA5012461	Nut M12 Nyloc ZP	2
13	GA5000931	Bolt M16 x 50 GR8.8 ZP	9
14	GA5001043	Washer 16mm Flat SS HD	18
15	GA5001029	M16 Nyloc nut	9

Left Hand Mirror



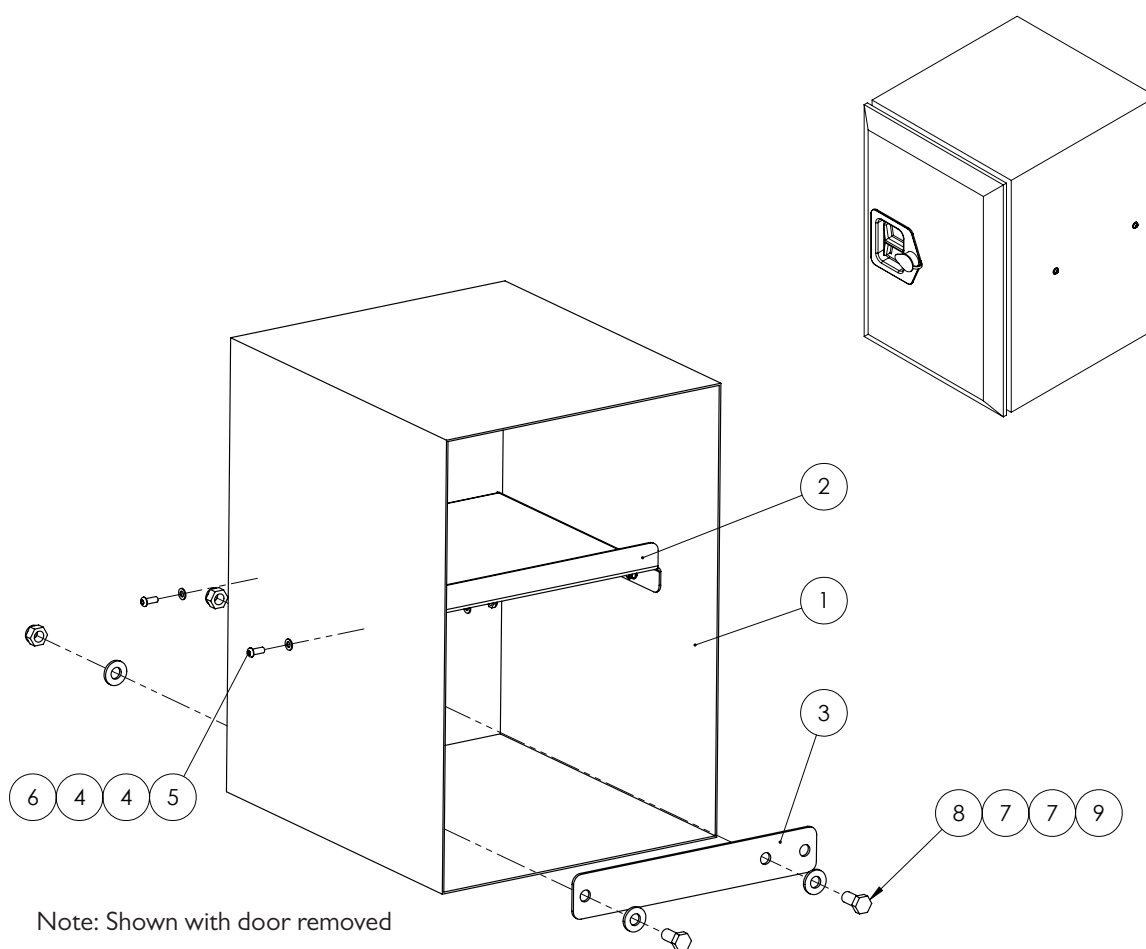
ITEM NO.	PART NUMBER	DESCRIPTION	QTY.
1	GA5054120	Side mirror, Complete assembly, Suit Claas cab	1
	GA5054125	Side mirror glass, Suit Claas cab	-
	GA5054130	Cover Cap Mirror suit Class Cab 2011	-
	GA5069795	Grommet, Rubber, 28 OD x 7 thick, Material up to 2mm thick	-

Hand Wash Bottle Assembly



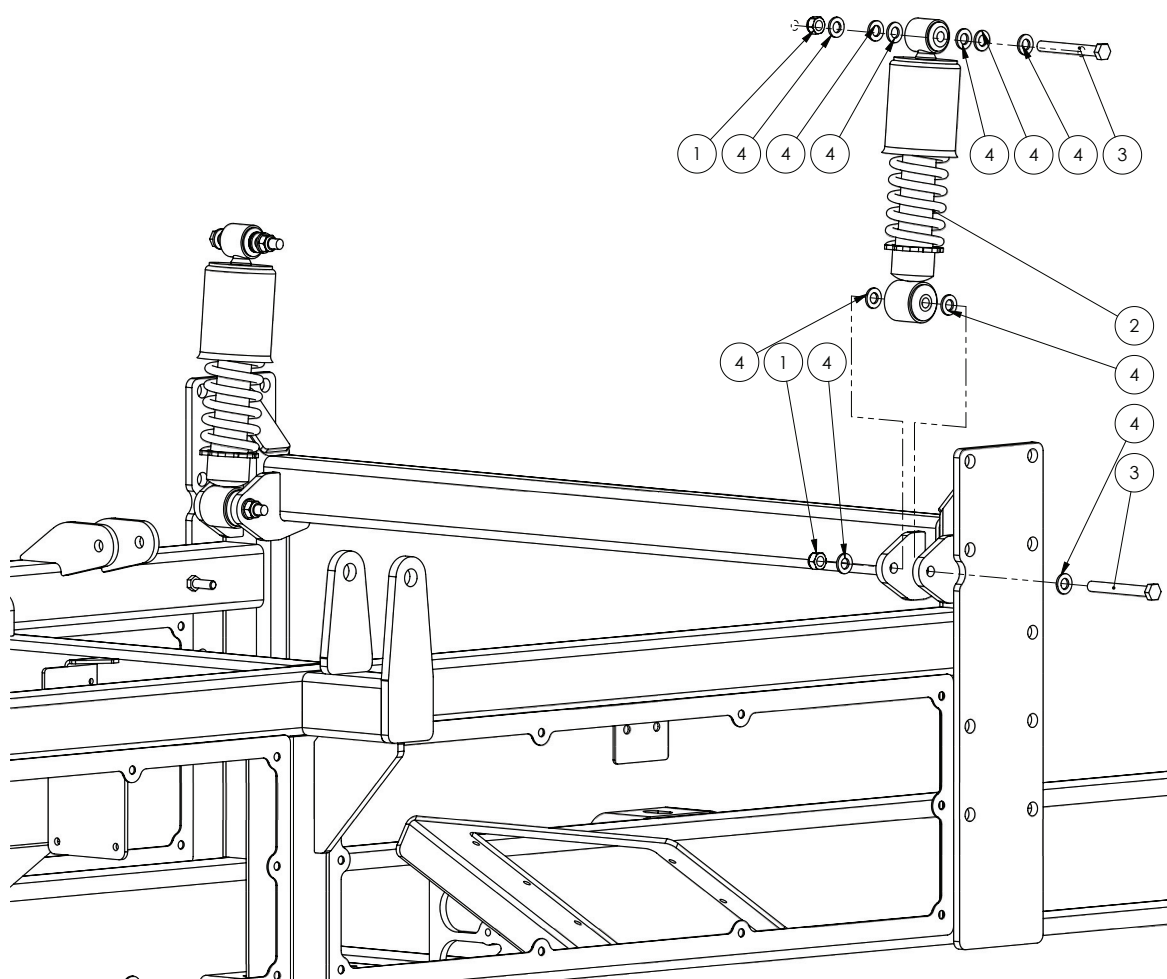
ITEM NO.	PART NUMBER	DESCRIPTION	QTY.
-	GA5051275	Soap dispenser, Suit hand wash bottle	-
1	GA5075110	Water tank, 30L, Black plastic, With soap dispenser, for hand wash	1
2	GA4660815	Hand Wash Bottle Bracket, G8	1
3	GA5070735	Hand wash bottle tap	1
4	GA5001681	Hose Clamp, 1" SS (20-32/12W)	1
5	GA5003643	Washer 8mm Flat SS HD	8
6	GA5052590	Nut M8 Nyloc SS	4
7	GA5011473	M8 x 25 SS A2-70	4
8	GA5066162	Bolt M10 x 25 SS	2
9	GA5000137	Washer 10mm Spring SS	2
10	GA5000117	Washer 10mm Flat SS HD	2

Tool Box



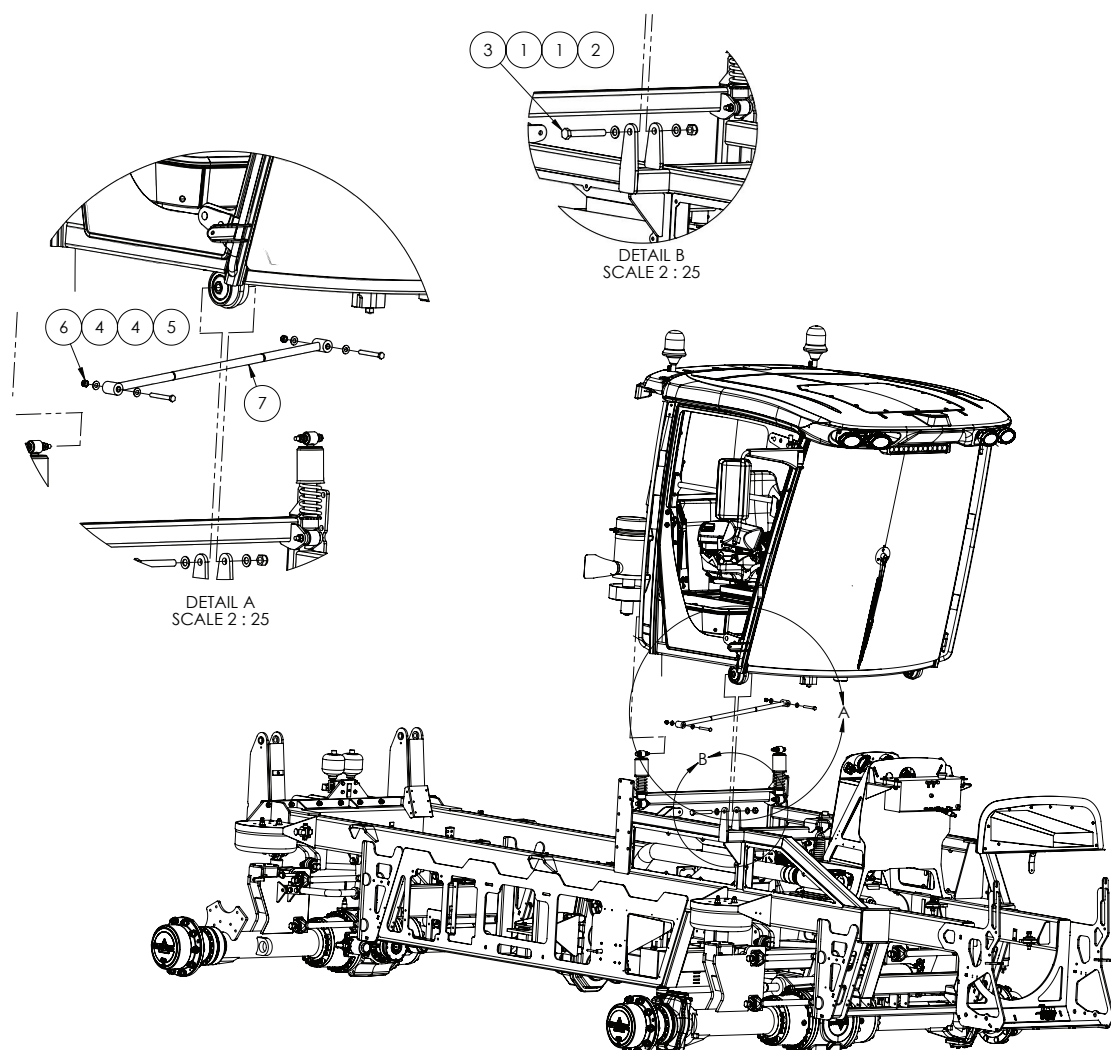
ITEM NO.	PART NUMBER	DESCRIPTION	QTY.
1	GA5068675	Tool box, T handle, Black, w 500 x h 350 x d 400 mm	1
2	GA4502895	Tool box shelf	1
3	GA4503890	Bracket, Tool box mount, inner	2
4	GA5004437	Washer 6mm Flat SS	8
5	GA5004050	BHCS M6 x 16 SS GR8.8	4
6	GA5048115	Nut M6 Nyloc ZP	4
7	GA5000577	Washer 12mm Flat SS HD	8
8	GA5000311	Set screw, M12 x 35, ZP GR 8.8	4
9	GA5012461	Nut M12 Nyloc ZP	4

Cabin - Shockers



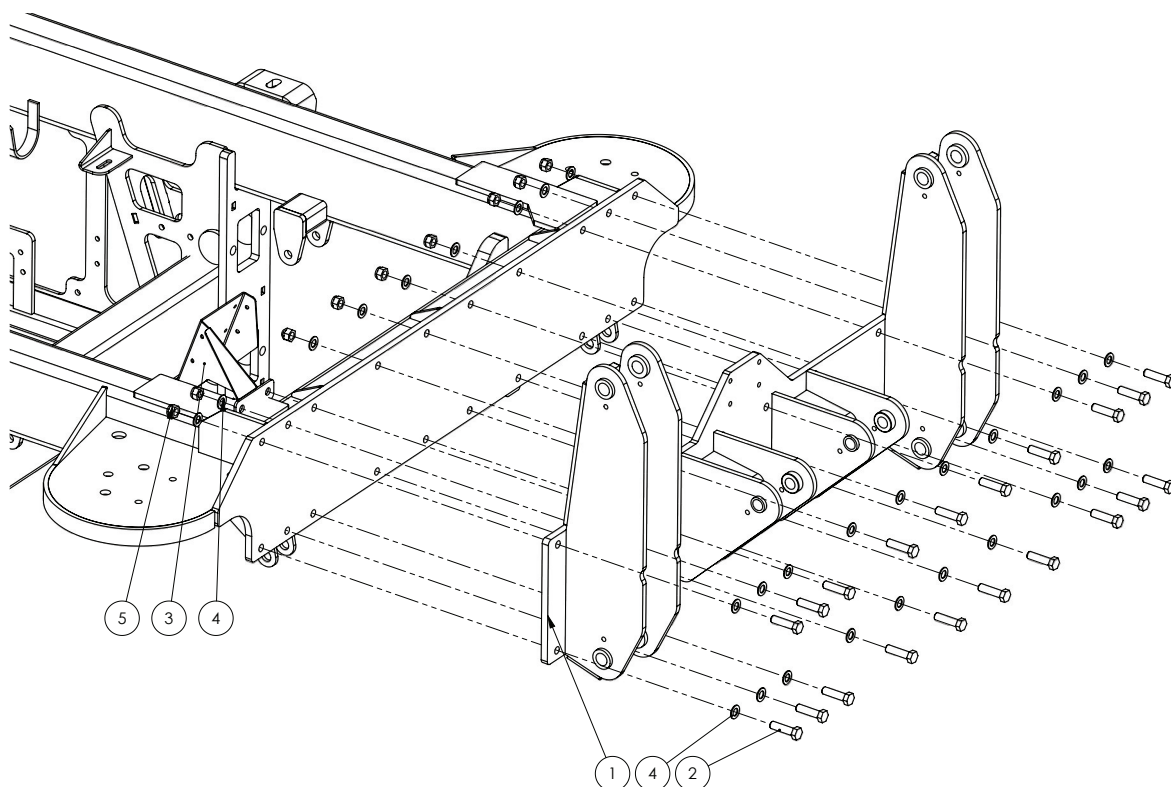
ITEM NO.	PART NUMBER	DESCRIPTION	QTY.
1	GA5012461	Nut M12 Nyloc ZP	4
2	GA5054105	Damper, shock absorber suit Claas Cab	2
3	GA5000259	M12 x 100 Bolt	4
4	GA5000577	Washer 12mm Flat SS HD	20

Cabin - Panhard Rod



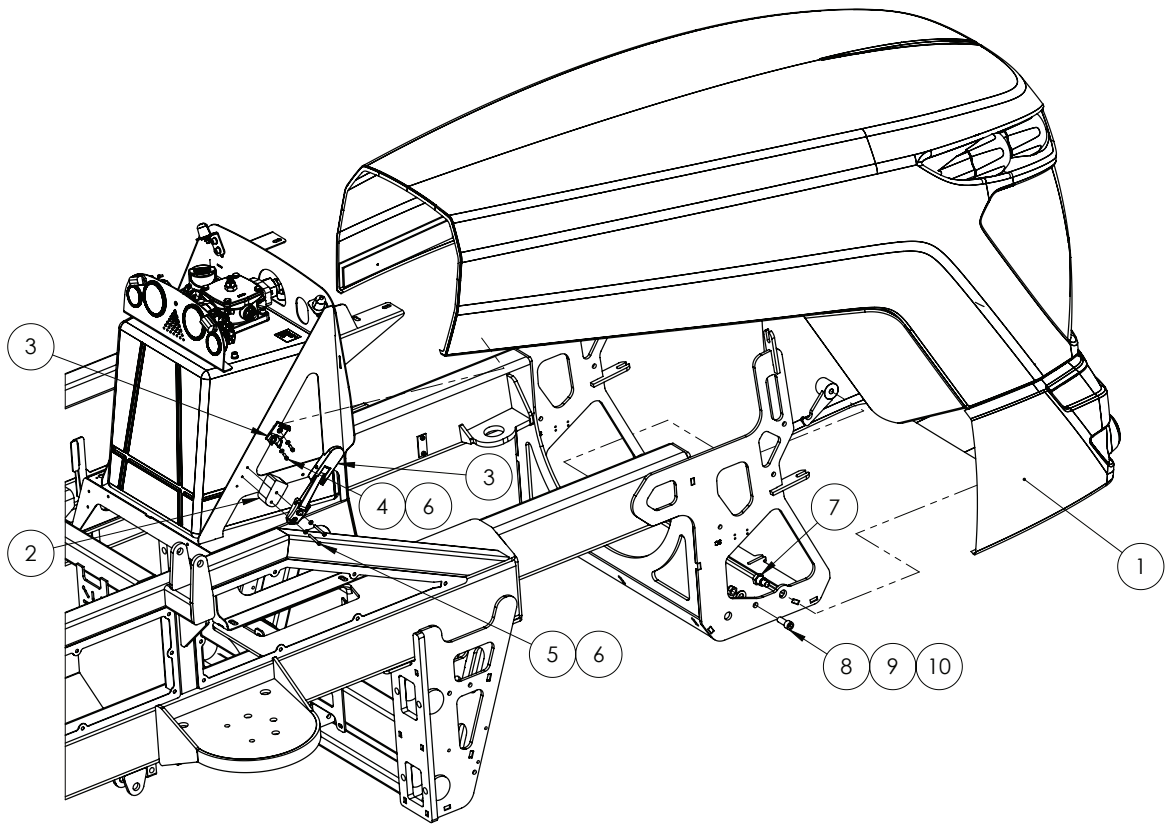
ITEM NO.	PART NUMBER	DESCRIPTION	QTY.
1	GA5001741	Washer 20mm Flat SS HD	4
2	GA5048125	Nut M20 Nyloc Coarse ZP	2
3	GA5001531	Bolt M20 x 150 GR8.8 ZP	2
4	GA5000577	Washer 12mm Flat SS HD	4
5	GA5000259	Bolt M12 x 100 GR8.8 ZP	2
6	GA5012461	Nut M12 Nyloc ZP	2
7	GA4600290	Panhard Rod, 870mm Centres, Super Cruiser, Claas Cabin	1

Headstock



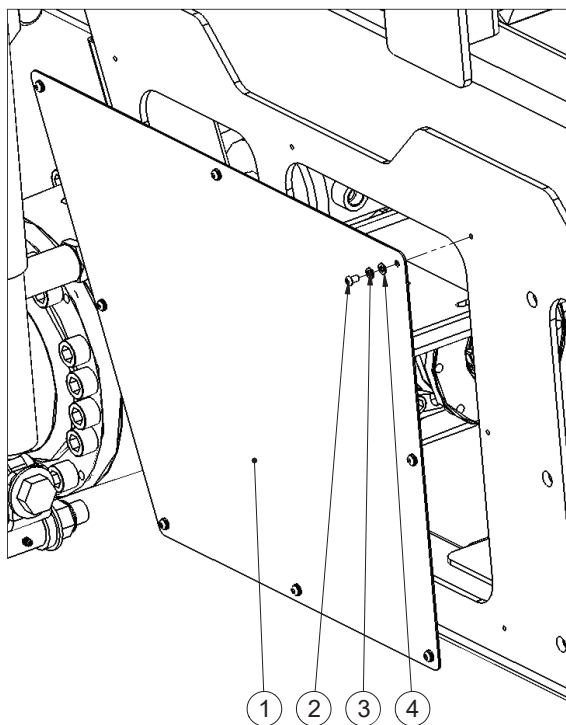
ITEM NO.	PART NUMBER	DESCRIPTION	QTY.
1	GA4661045	Headstock, Super Cruiser, G8	1
2	GA5000941	Bolt M16 x 60 ZP GR8.8	20
3	GA4660835	Heat Shield, Rear Chassis, G8	1
4	GA5001043	Washer 16mm Flat SS HD	40
5	GA5012463	M16 Nyloc nut	20

Bonnet



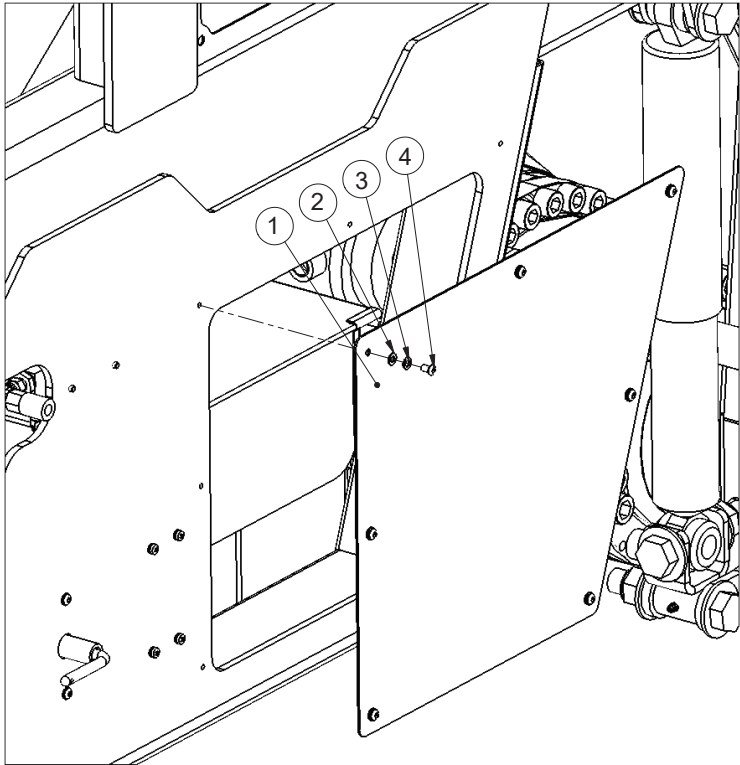
ITEM NO.	PART NUMBER	DESCRIPTION	QTY.
-	GA3000082	Globe, HB3, 12v, 60w, Narva	-
-	GA5075415	Indicator / Running Light Assembly, LED, suit MY15 Bonnet	-
1	GA4913540	Bonnet Assembly, Crop Cruiser	1
2	GA4502630	Spacer block, Bonnet latch, HDPE	2
3	GA5066595	Latch, Suit Crop Cruiser bonnet & ladder	2
4	GA5004055	SHCS M6 x 20 GR12.9 ZP	4
5	GA5070460	SHCS M6 x 60 SS A2-70	4
6	GA5004437	Washer 6mm Flat SS	8
7	GA4552765	Bolt Shoulder	2
8	GA5000925	SHCS M16 x 40 GR12.9 ZP	2
9	GA5001043	Washer 16mm Flat SS HD	2
10	GA5001029	Nut M16 Nyloc ZP	2

Cover Plate Lower - LHS



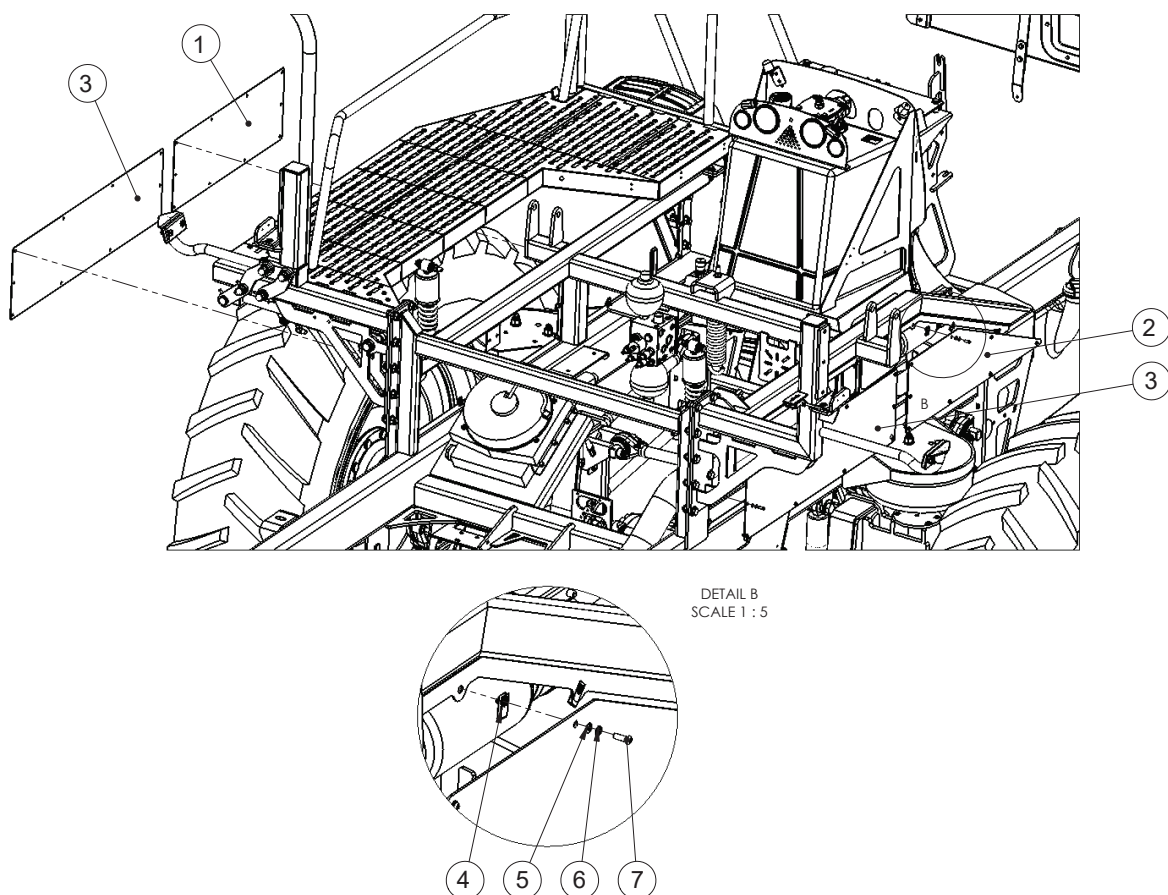
ITEM NO.	PART NUMBER	DESCRIPTION	QTY.
1	GA4509850	Plate, Chassis Cover, LH Lower Section Front, G8	1
2	GA5004023	BHCS M6 x 10 SS A2-70	8
3	GA5004447	Washer 6mm Spring SS	8
4	GA5004437	Washer 6mm Flat SS	8

Cover Plate Lower - RHS - Battery Cover



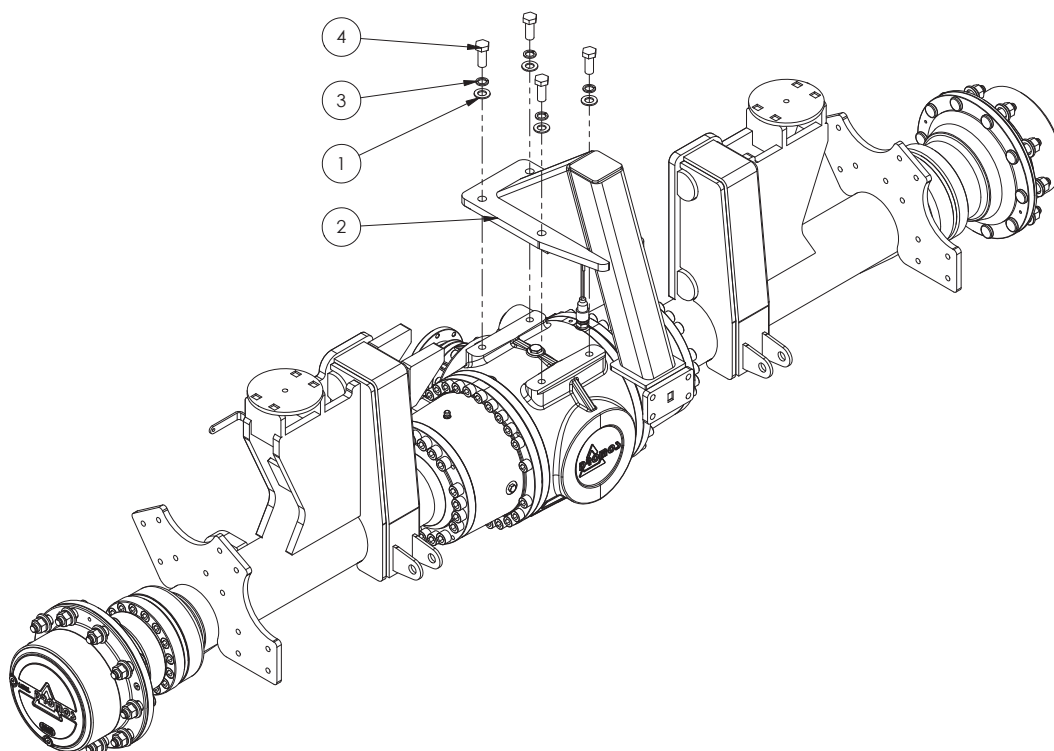
ITEM NO.	PART NUMBER	DESCRIPTION	QTY.
1	GA4509245	Plate, Battery Cover Chassis Side, Super Cruiser, G8	1
2	GA5004023	BHCS M6 x 10 SS A2-70	7
3	GA5004447	Washer 6mm Spring SS	7
4	GA5004437	Washer 6mm Flat SS	7

Cover Plates Under Cabin



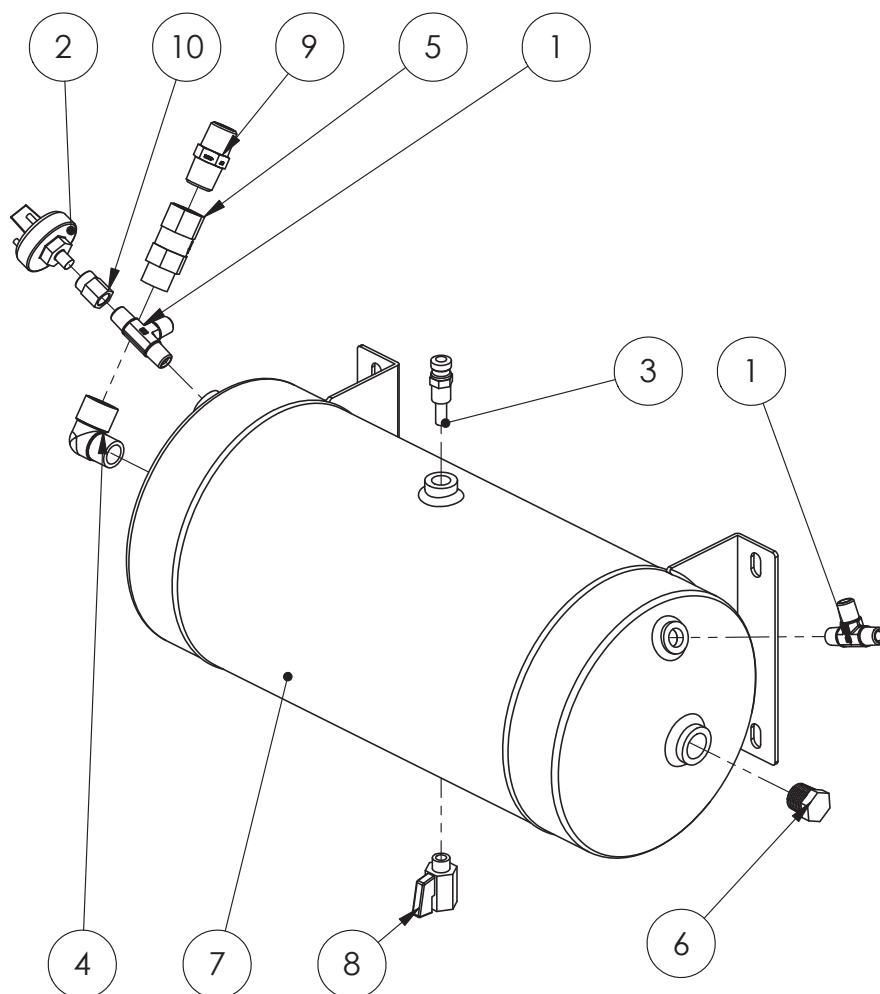
ITEM NO.	PART NUMBER	DESCRIPTION	QTY.
1	GA4509215	Plate, Cover Under Cabin Front LH, Chassis, Super Cruiser, G8	1
2	GA4509220	Plate, Cover Under Cabin Front RH, Chassis, Super Cruiser, G8	1
3	GA4509210	Plate, Cover Under Cabin Rear, Chassis, Super Cruiser, G8	2
4	GA5066830	Speed clip M6	38
5	GA5004447	Washer 6mm Spring SS	38
6	GA5004437	Washer 6mm Flat SS	38
7	GA5004053	BHCS M6 x 20 SS A2-70	38

Tow Bar



ITEM NO.	PART NUMBER	DESCRIPTION	QTY.
1	GA5001741	Washer 20mm Flat SS HD	4
2	GA4661070	Tow Bar Axle Mounted, Super Cruiser, G8	1
3	GA5001721	Washer 20mm Spring SS	4
4	GA5011321	Set Screw M20 Course x 50 GR8.8 ZP	4

Air Tank

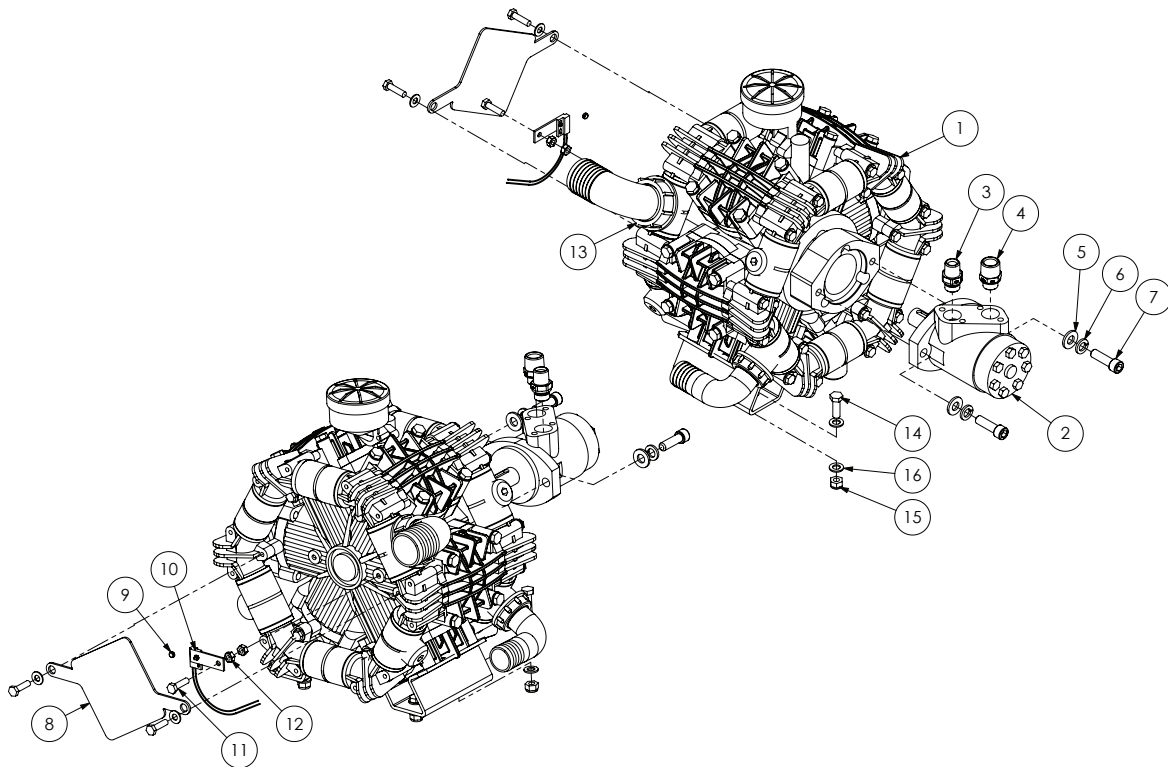


ITEM NO.	PART NUMBER	DESCRIPTION	QTY.
1	GA3500269	Hydraulic adaptor, Tee, 1/4" BSPT male x 1/4" BSPT male x 1/4" BSPT male	2
2	GA5011059	Low Pressure Switch	1
3	GA5017369	Pressure Relief Valve	1
4	GA5048150	Plumbing adaptor, Elbow, 90 degree, 1/2" male thread x 1/2" female thread, Cast	1
5	GA5014795	SC3 single check valve 1/2" M/F	1
6	GA5050670	Plug, Brass, 1/2" BSPT male	1
7	GA5071940	Tank, Air, 14.75L	1
8	GA5018323	Valve, Ball, 1/4 male, female, Black Lever handle, Chromed	1
9	GA3500223	Hydraulic adaptor, Nipple, 1/2" BSPT male x 1/2" BSPT male	1
10	GA5069925	1/4" - 1/8" BSPT female reducing socket	1

Chapter 2

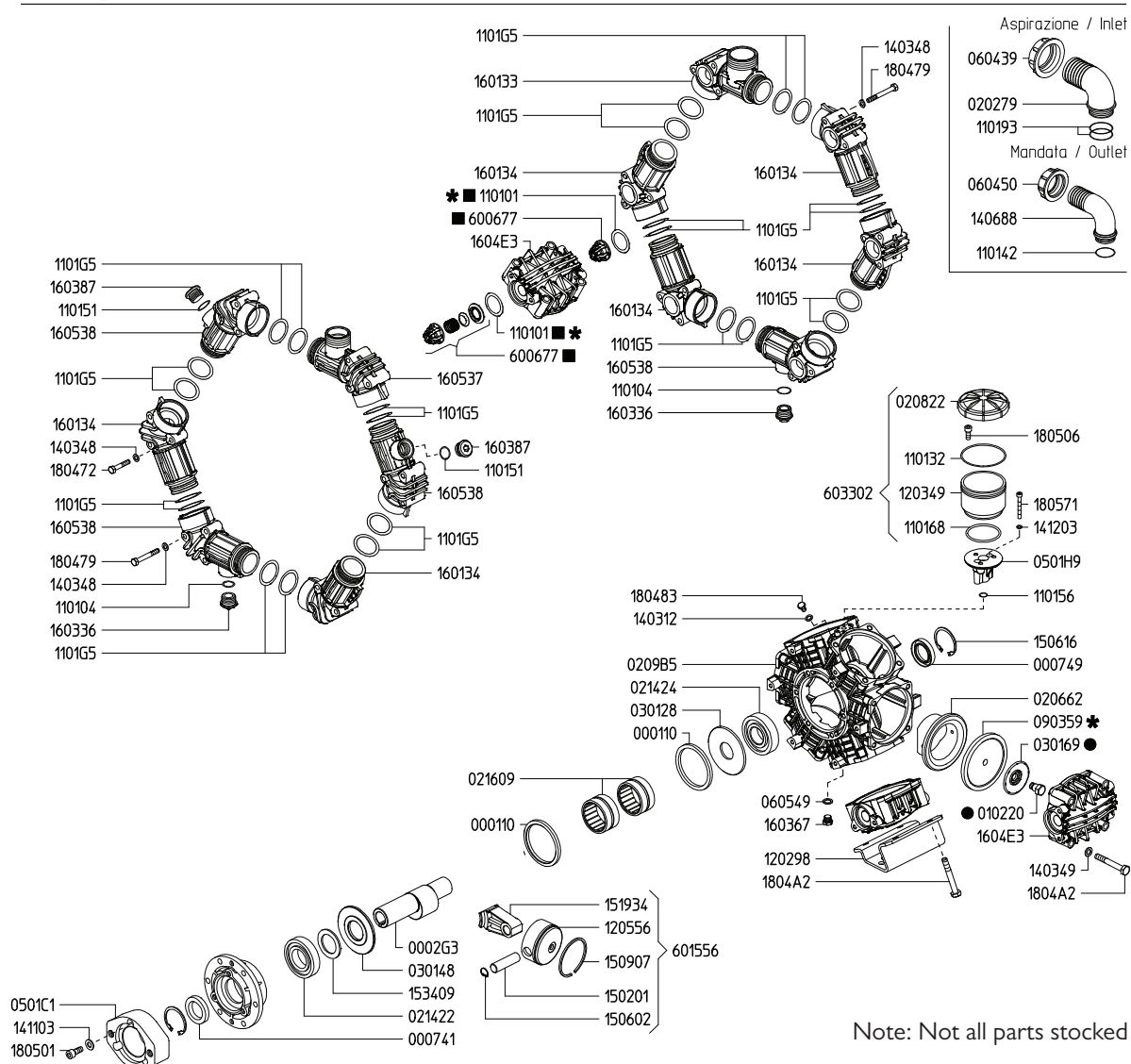
PUMPS

Spray Pump - Zeta 300 Hydraulic Drive



ITEM NO.	PART NUMBER	DESCRIPTION	QTY.
1	GA5054520	Pump Zeta 300 MI-25	1
2	GA5020210	Hydraulic Motor, 80cc 25.0mm, 8mm keyway, MP80CD/4	1
3	GA3500310	Hydraulic adaptor, Nipple, 1/2" BSPT male x 1/2" BSPP male	1
4	GA3500313	Hydraulic adaptor, Nipple, 3/4" BSPT male x 1/2" BSPP male	1
5	GA5000577	Washer 12mm Flat SS HD	2
6	GA5000575	Washer 12mm Spring SS	2
7	GA5000321	SHCS M12 x 40 ZP GR12.9	2
8	pumpcover250	Plate, Rear Pump Shaft Cover, RO250, Zeta 260 and 300	1
9	GA5016169	Magnet, High strength, 12mm diameter x 1.5mm thick	1
10	GA5076307	Sensor, Spray pump RPM, suit 4400 / 4070, Raven	1
11	GA5048655	Bolt M8 x 40 ZP GR8.8	1
12	GA5011499	Nut M8 Hex ZP	2
13	GA5048385	O-ring, 42.5 x 2.62mm, BS131, suit 2" hose barb	3
14	GA5065455	Bolt M10 x 30 ZP GR8.8t	4
15	GA5000141	Nut M10 Nyloc ZP	4
16	GA5000117	Washer 10mm Flat SS HD	8

Spray Pump - Zeta 300



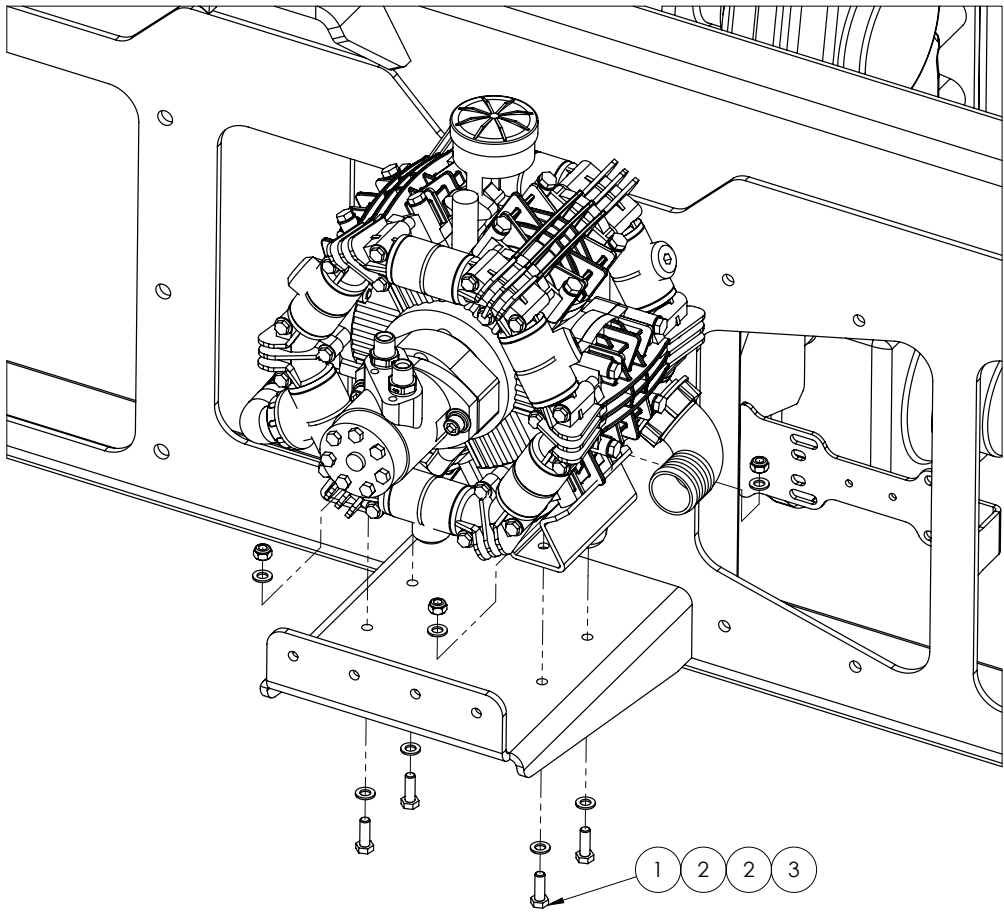
PUMP ASSEMBLY

PART NUMBER	DESCRIPTION	QTY.
GA5054520	Pump Zeta 300 MI-25	1

PUMP SERVICE PARTS

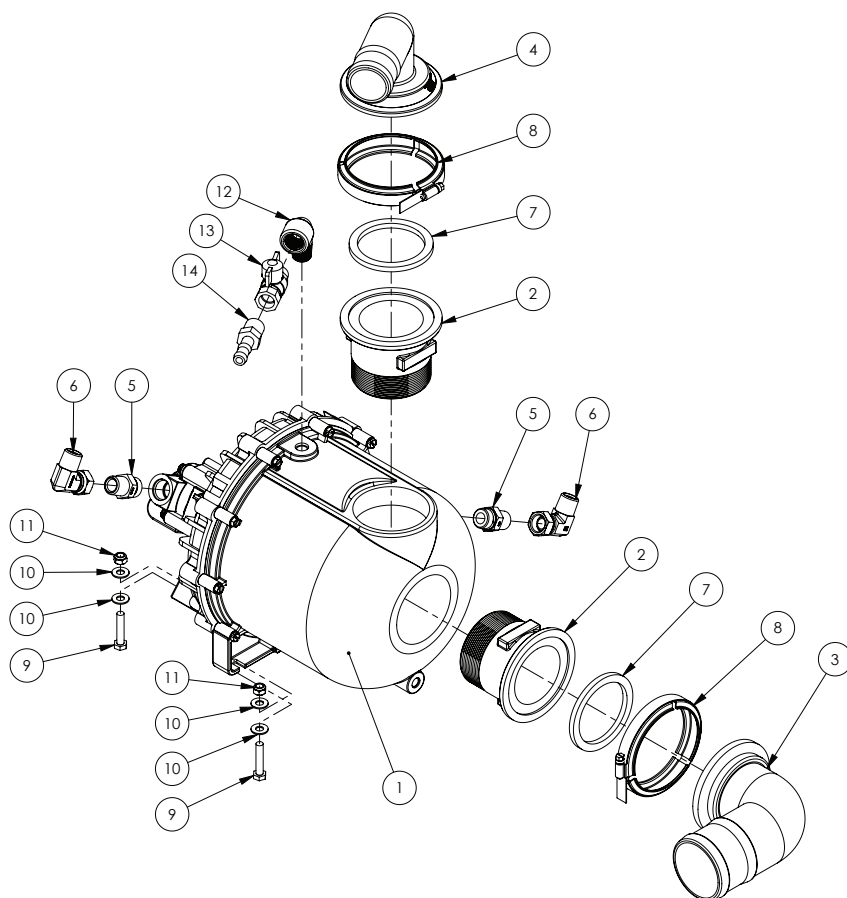
PART NUMBER	DESCRIPTION
GA5077793	Pump Diaphragm Kit suit Zeta 300 Pumps
GA5077792	Pump rebuild kit, includes diaphragms, seals & valves, Zeta 300
GA5023115	Seal kit, 60cc & 80cc hydraulic motor, GA5009525 and GA5047515

Spray Pump - Mounting



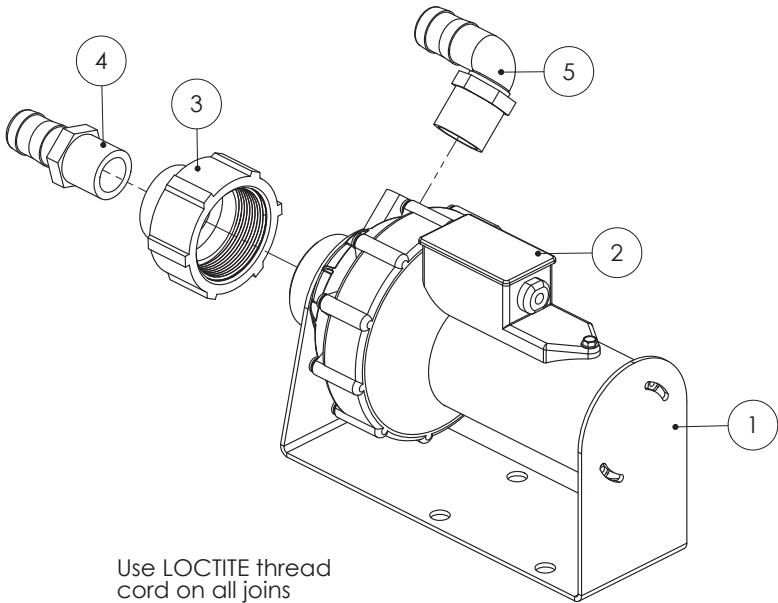
ITEM NO.	PART NUMBER	DESCRIPTION	QTY.
1	GA5065455	Bolt M10 x 30 ZP GR8.8	4
2	GA5000117	Washer 10mm Flat SS HD	8
3	GA5000141	Nut M10 Nyloc ZP	4

Hydraulic Fill Pump



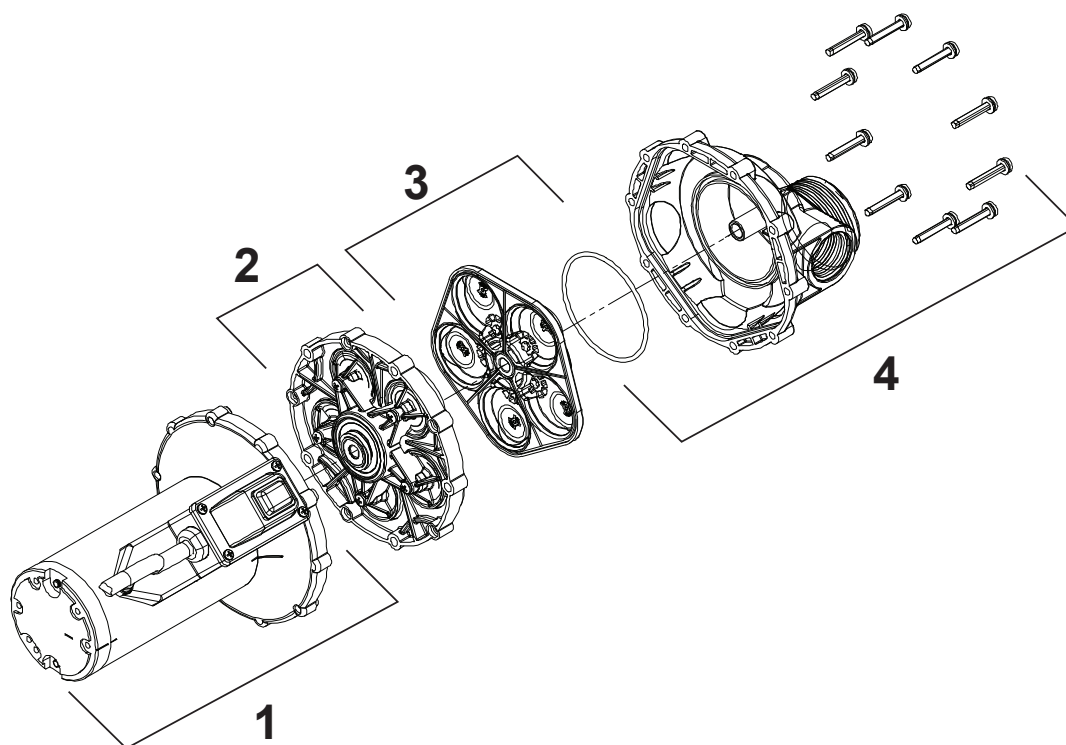
ITEM NO.	PART NUMBER	DESCRIPTION	QTY.
-	GA5072075	Seal kit, Pump, Poly 3" BSP, Complete rebuild, suit GA5072085	-
1	GA5072085	Pump, Poly 3" BSP, Transfer, Viton, Hydraulic drive	1
2	GA5077876	Plumbing Fitting, 3" Flange to 3" BSP Thread, Banjo	2
3	GA5077875	Hose barb, Elbow, 90 degree, 3" flange x 3" hose, Banjo	1
4	GA5077871	Hose barb, Elbow, 90 degree, 3" flange x 2" hose barb, Banjo	1
5	GA3500364	Hydraulic adaptor, Nipple, 1/2" BSPT male x 7/8" UN male O-ring	2
6	GA3500333	Hydraulic adapter, Elbow, 90 degree, 1/2" male x 1/2" female swivel	2
7	GA5076723	Seal, EPDM, Suit 3" flange fitting, Banjo	2
8	FC300	Hose clamp, Worm screw, 3"	2
9	GA5048655	Bolt M8 x 40 ZP GR8.8	4
10	GA5003643	Washer 8mm Flat SS HD	8
11	GA5052590	Nut M8 Nyloc SS	4
12	GA5078133	Street elbow, 90 degree, 1/2" female thread x 1/2" male thread	1
13	GA5020615	Valve, Ball, 12mm, 1/2" Male, Female Butterfly, Brass	1
14	GA5077702	Hose barb, Straight, 1/2" male thread x 1/2" hose	1

Chemical Transfer Pump & Bracket



ITEM NO.	PART NUMBER	DESCRIPTION
1	GA4510405	Plate, Chemical Trasfer Pump Mount
2	GA2000030	Pump, Diaphragm, Chemical transfer 12v, Viton SHURflo
3	GA2000032	Reducing coupling, 2" female NPT to 1" female NPT, SHURflo
4	GA5077718	Hose barb, Straight, 1 male thread x 1 hose, Banjo, HB100
5	GA5077723	Hose barb, Elbow, 90 degree, 1 male x 1 hose, Banjo, HB100-90

Chemical Transfer Pump Assembly



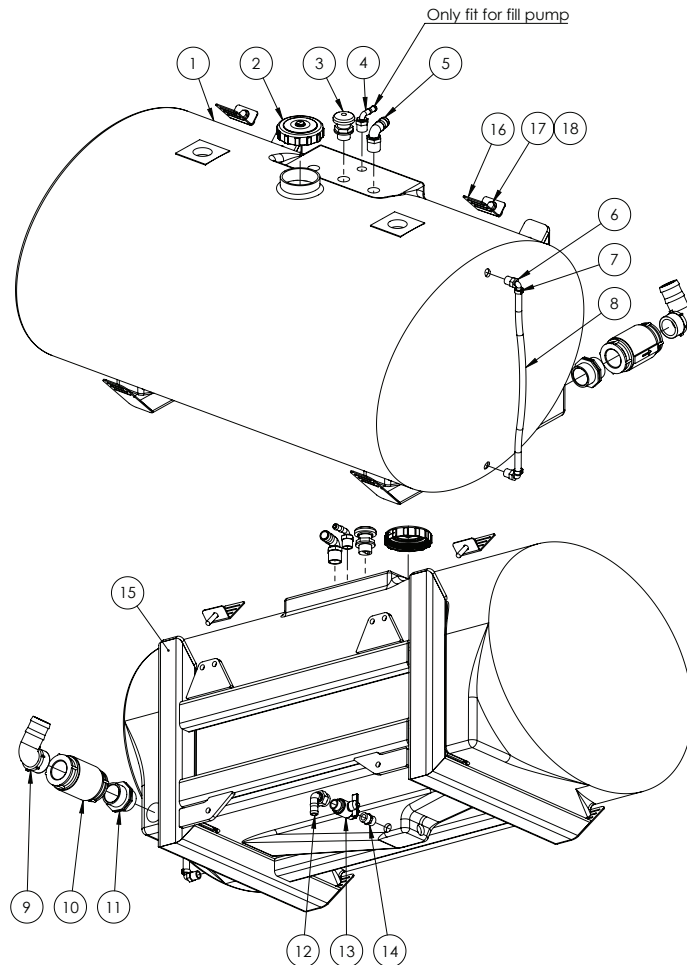
ITEM NO.	PART NUMBER	DESCRIPTION
-	GA2000030	Pump, Diaphragm, Chemical transfer I2v, Viton SHURflo
1	-	Motor Assembly Kit
2	GA2000033	Diaphragm, Drive Assembly Kit, Housing, replacement, SHURflo
3	GA2000034	Valve Housing Kit, Viton, replacement, SHURflo
4	-	Upper Housing Assembly Kit

Note: Not all parts stocked

Chapter 3

FLUSH TANK

Rinse Water Tank & Frame



ITEM NO.	PART NUMBER	DESCRIPTION	QTY.
1	GA5078087	Reducing nipple, 3/4" male thread x 1/2" male thread, Banjo	1
2	GA2000210	Hose, 12mm, Clear, Wire reinforced	1
3	GA5077723	Hose barb, Elbow, 90 degree, 1" male x 1" hose, Banjo	1
4	GA5077710	Hose barb, Elbow, 90 degree, 3/4" male thread x 1/2" hose, Banjo	1
5	GA5077740	Hose barb, Elbow, 90 degree, 2" male thread x 2" hose, Banjo	1
6	GA5007231	Hose clamp, Cobra type, 1/2"	2
7	GA5076885	Lid, Diameter 113mm, With breather	1
8	GA5078410	Plumbing fitting, Nipple, 2"	1

Continued over page

Rinse Water Tank & Frame

ITEM NO.	PART NUMBER	DESCRIPTION	QTY.
9	GA5077913	Nipple, 3/4" male x 3/4" male, Short, Banjo	1
10	GA5069961	Tank, 520L, Fresh Water SP Black, Bare	1
11	GA5018315	Valve, Ball, 20mm, 3/4" male, female, Black Butterfly handle, Brass	1
12	GA2000111	Valve, Check, 2" Female Thread Inlet and Outlet	1
13	GA5077045	Breather valve, Labyrinth type, 1" male thread	1
14	GA4658936	Fresh Water Tank Frame 520L	1
15	F70127A	Bracket, Tank strap, 50mm	2
16	GA5011239	Bolt M12 x 50 GR 8.8 ZP	2
17	GA5000577	Washer 12mm Flat SS HD	2

Chapter 4

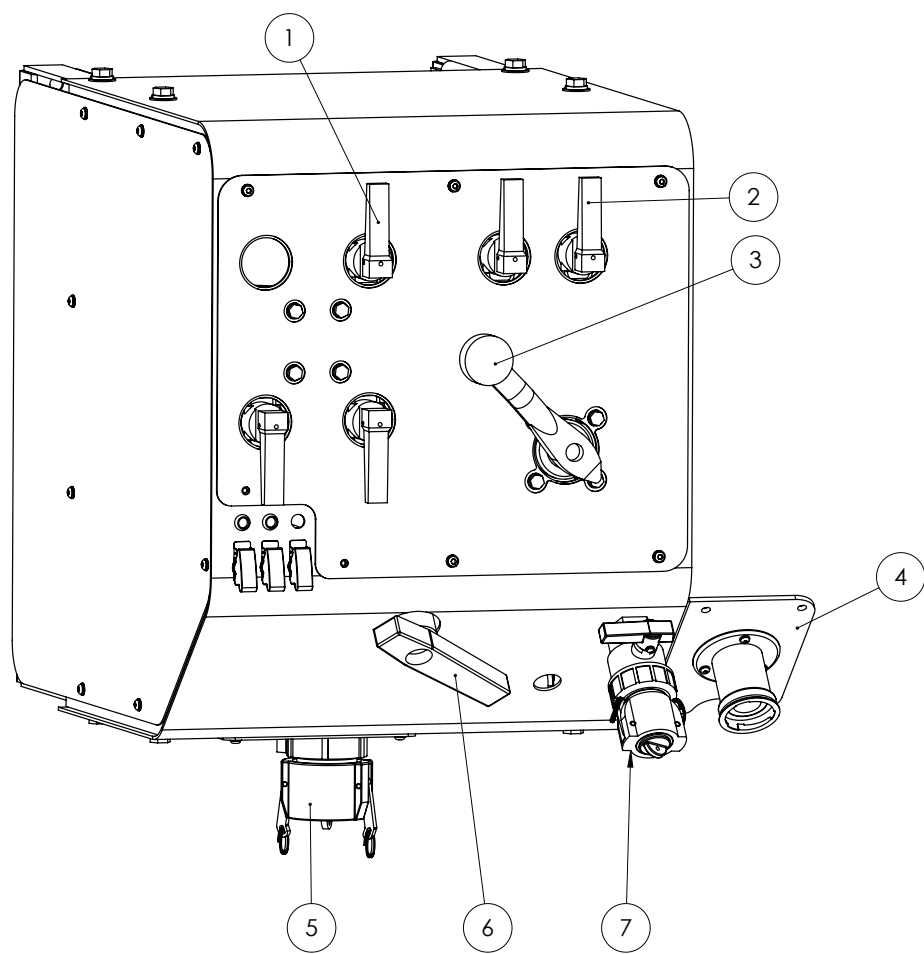
RH POD

Not Fitted

Chapter 5

LH POD

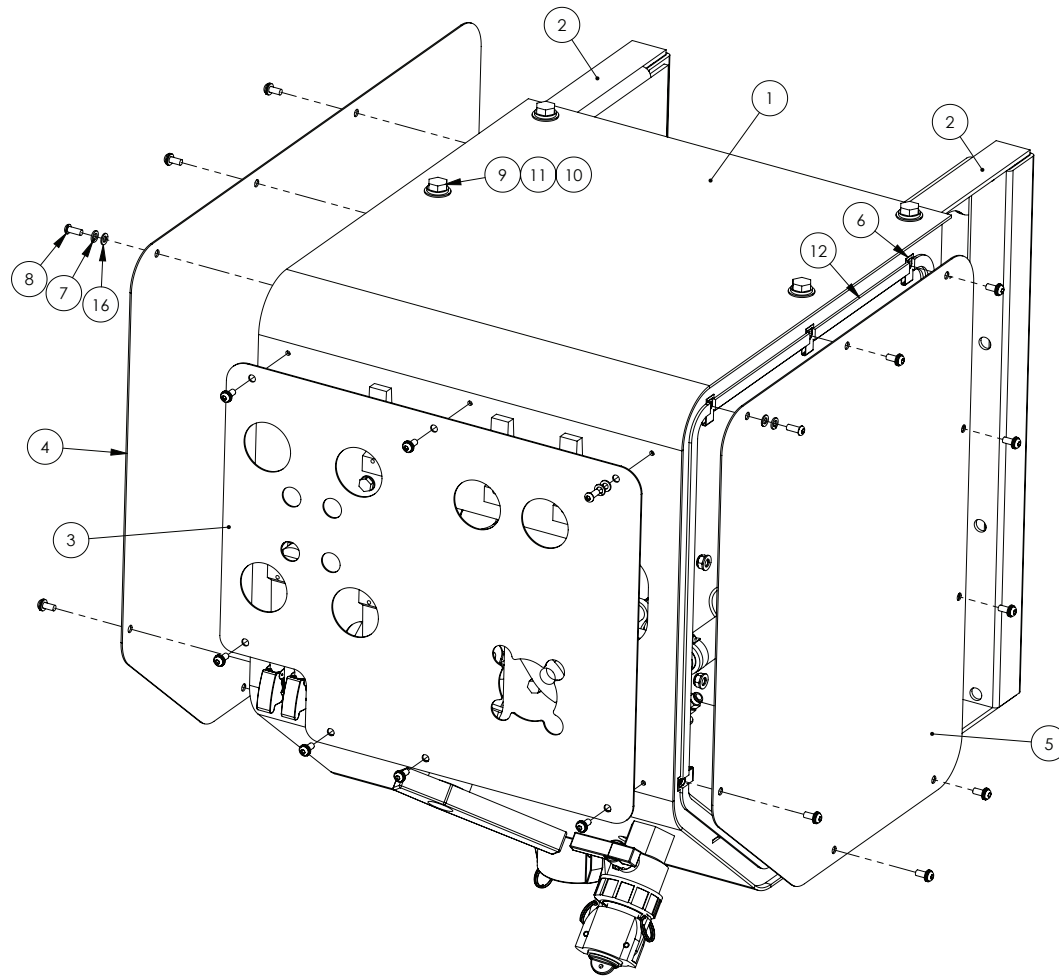
LH Pod - Standard



ITEM NO.	PART NUMBER	DESCRIPTION
1	*	Fill Manifold, with Micromatic, LH POD, Crop Cruiser
2	*	Rinse, Agitation Valve Manifold, LH POD, Crop Cruiser
3	*	Pressure Delivery Manifold, Raven, LH POD, Crop Cruiser
4	*	Micro rinse socket SP MY I I
5	*	2" or 3" Main Tank Fill
6	*	Tank Fill Valve Manifold 2", LH POD, Crop Cruiser
7	*	Rinse Tank Drain, POD, Crop Cruiser
8	*	Chem Probe, POD, Crop Cruiser

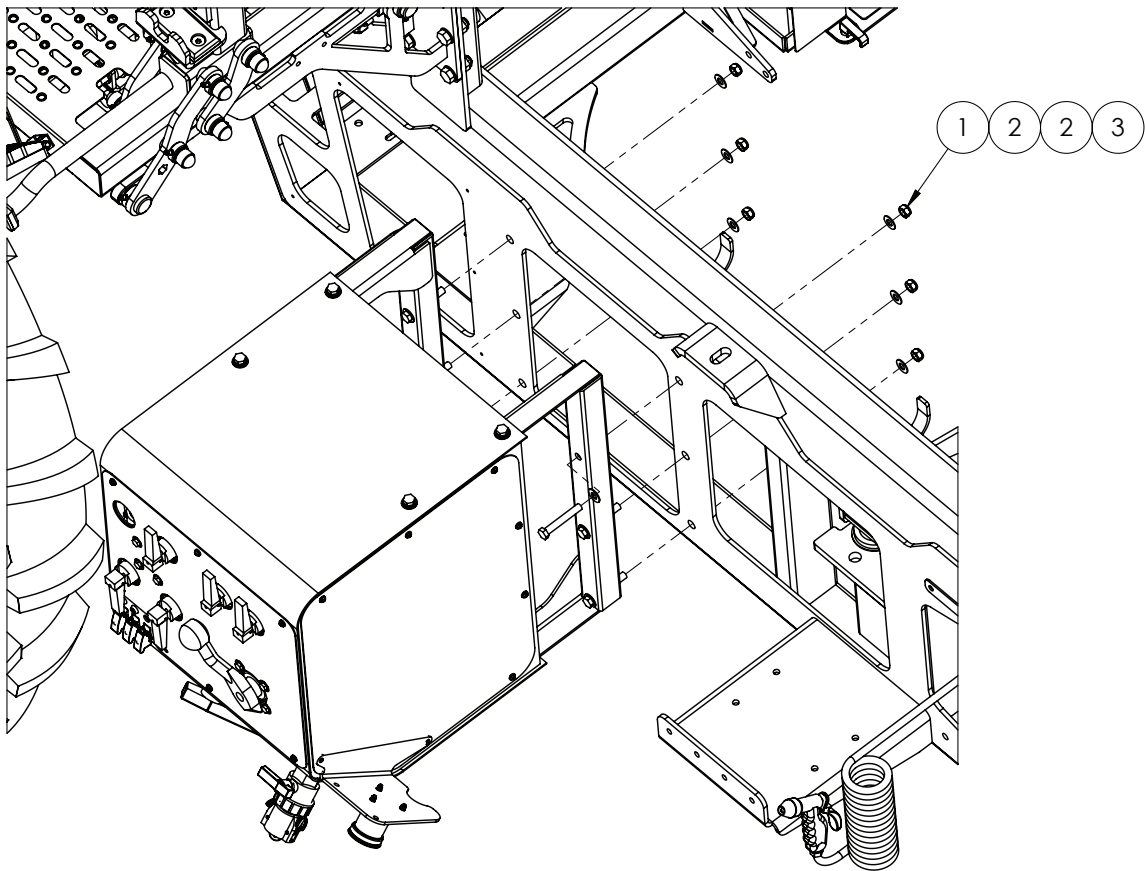
* Sub-assembly on following pages

LH Pod - Covers



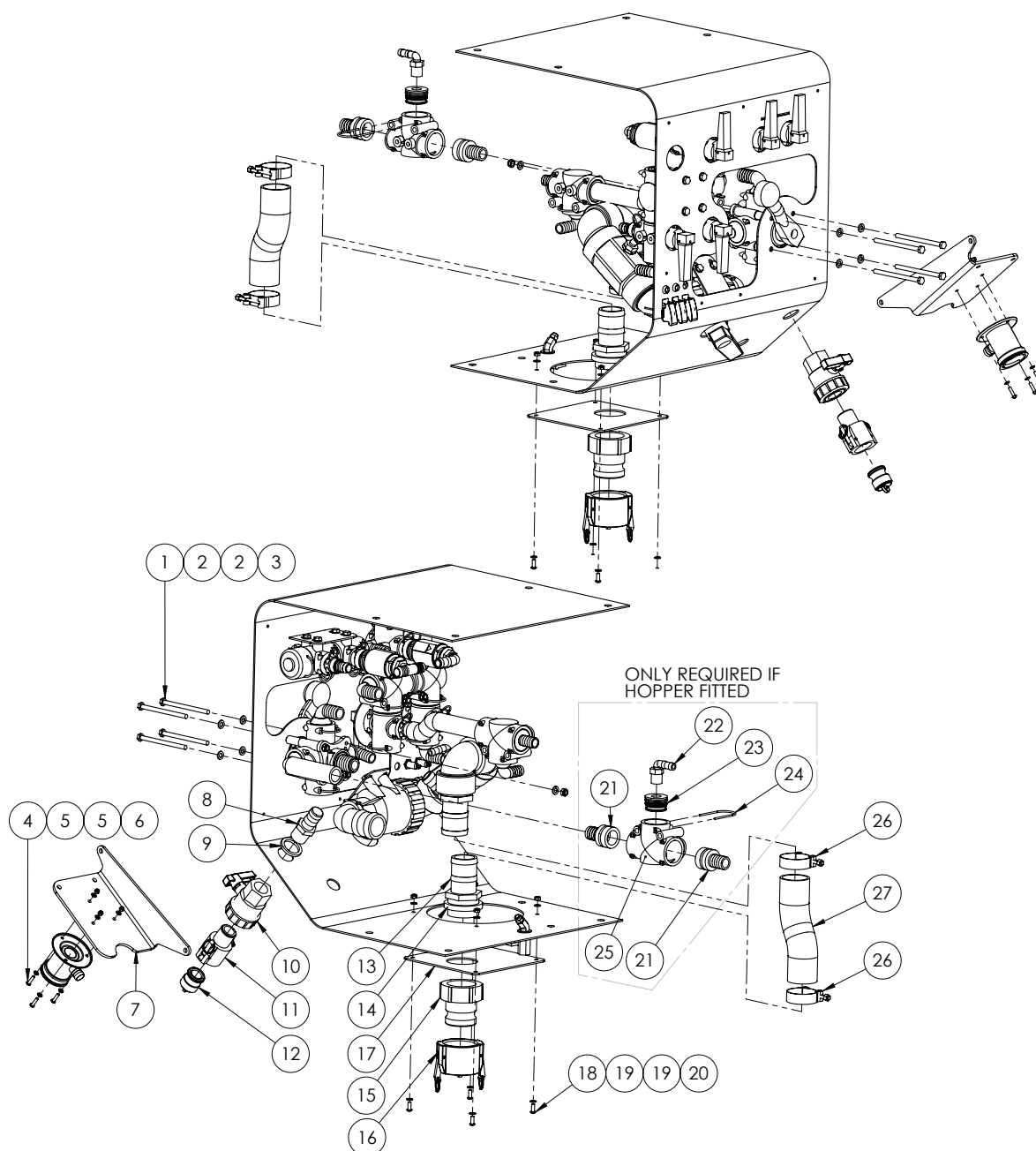
ITEM NO.	PART NUMBER	DESCRIPTION	QTY.
1	GA4658800	Pod plumbing suit Crop Cruiser	1
2	GA4658805	Mounting bracket U shape suit pod	2
3	GA4514580	Front cover plate fill and pressure station	1
4	GA4514573	End cover pod full cover	1
5	GA4514570	End cover Pod	1
6	GA5066830	Speed clip M6	14
7	GA5004447	Washer 6mm Spring SS	23
8	GA5004050	BHCS M6 x 16 SS A2-70	23
9	GA5051720	Bolt M12 x 1.5P x 25 ZP GR8.8	8
10	GA5000577	Washer 12mm Flat SS HD	8
11	GA5000575	Washer 12mm Spring SS	8
12	GA5070480	Foam Sealant Tape 12 x 5mm	2
13	GA5018321	Valve, Ball, 1/4" female, Black Lever handle, Chromed	1
14	GA5045140	Pneumatic fitting, Nipple, Brass, 1/4" BSPT male x 6mm push type	1
15	GA5049405	Elbow, Brass, 45 degree, 1/4"	1
16	GA5004437	Washer 6mm Flat SS	27

LH Pod - Mounting



ITEM NO.	PART NUMBER	DESCRIPTION	QTY.
1	GA5012461	Nut M12 Nyloc ZP	6
2	GA5000577	Washer 12mm Flat SS HD	12
3	GA5000355	Bolt M12 x 80 ZP GR8.8	6

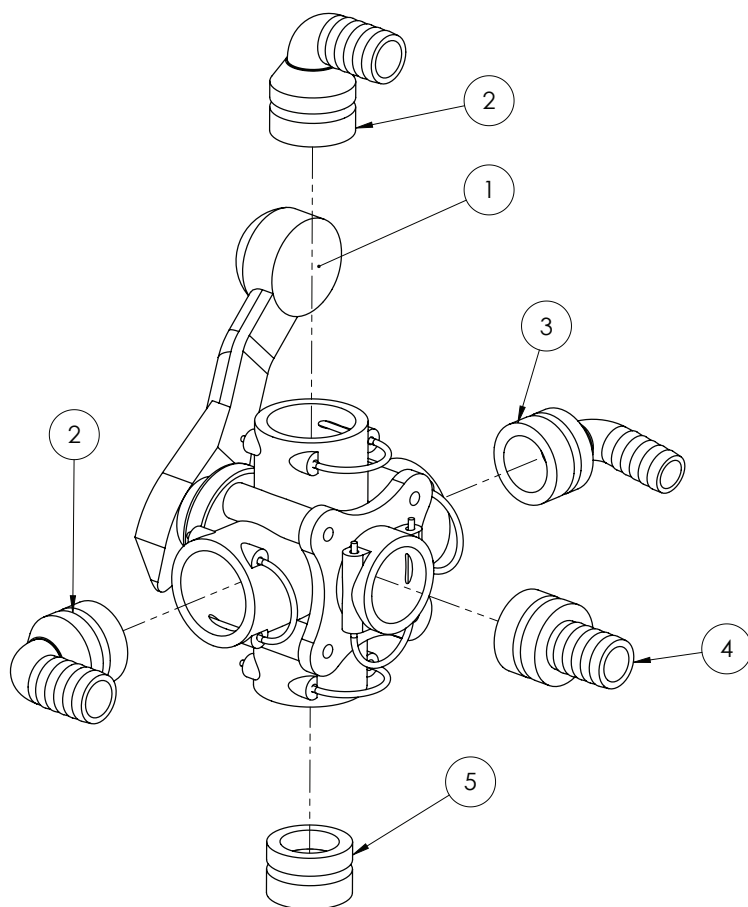
2" Tank Fill Hose & 4 Way Valve



ITEM NO.	PART NUMBER	DESCRIPTION	QTY.
1	GA5011501	Bolt M8 x 120 ZP GR8.8	4
2	GA5003643	Washer 8mm Flat SS HD	8
3	GA5052590	Nut M8 Nyloc SS	4
4	-	BHCS M5 x 16 (Not stocked)	3
5	GA5003983	Washer 5mm Flat SS	6
6	GA5003974	Nut M5 Nyloc ZP	3
7	GA4537156	Mounting bracket, Micromatic rinse socket, Crop cruiser	1
8	GA5077718	Hose barb, Straight, 1" male thread x 1" hose, Banjo	1
9	GA4552865	Spacer, Ring, 34mm, POD fill point fitting	1

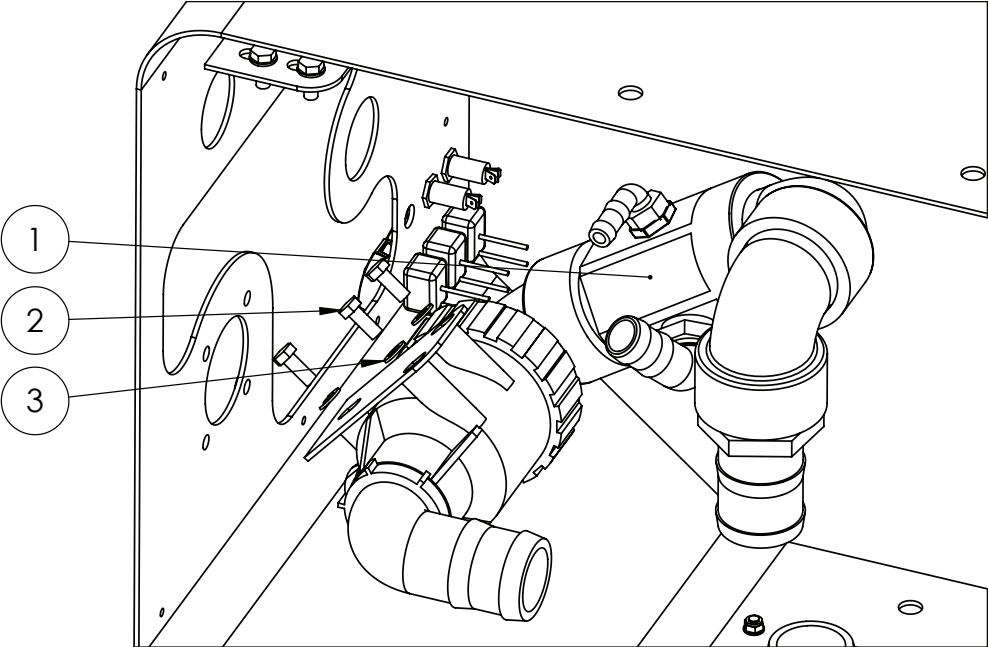
Continued over page

Pressure Delivery Manifold



ITEM NO.	PART NUMBER	DESCRIPTION	QTY.
1	GA5065530	Valve,Ball, 5 x AS40 female inlet / outlets, Lever handle, Altek	1
2	GA5065615	Hose barb, Elbow 90 degree, AS40 x 25mm, Altek	2
3	GA5065610	Hose barb, Elbow, 90 degree, AS40 x 20mm hose, Altek	1
4	GA5065580	Plug in hose tail AS40/25	1
5	GA5065680	Plug, AS40 male, Altek	1

Tank Fill Manifold - Mounting

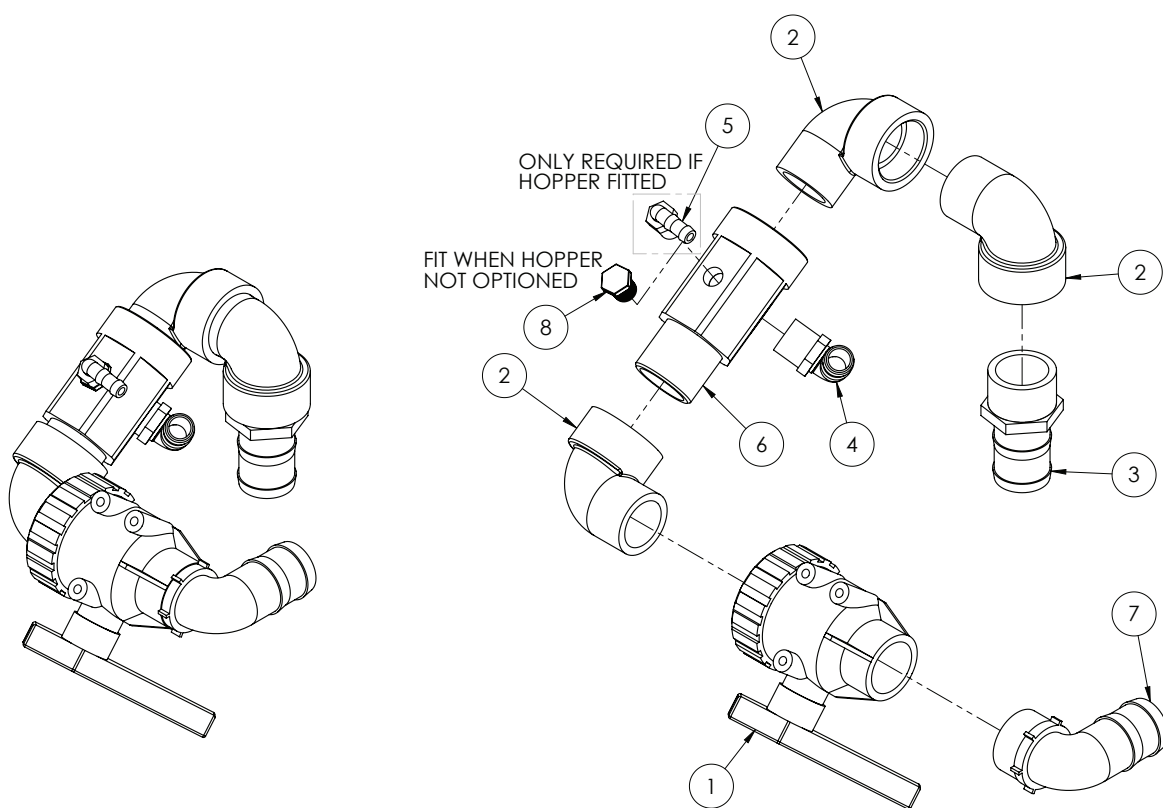


Standard shown

ITEM NO.	PART NUMBER	DESCRIPTION	QTY.
1	*	Tank Fill Manifold 2" - Standard	1
	*	Tank Fill Manifold 3" - Hydraulic	
2	GA5004085	Bolt M8 x 20 ZP GR8.8	3
3	GA5003643	Washer 8mm Flat SS HD	3

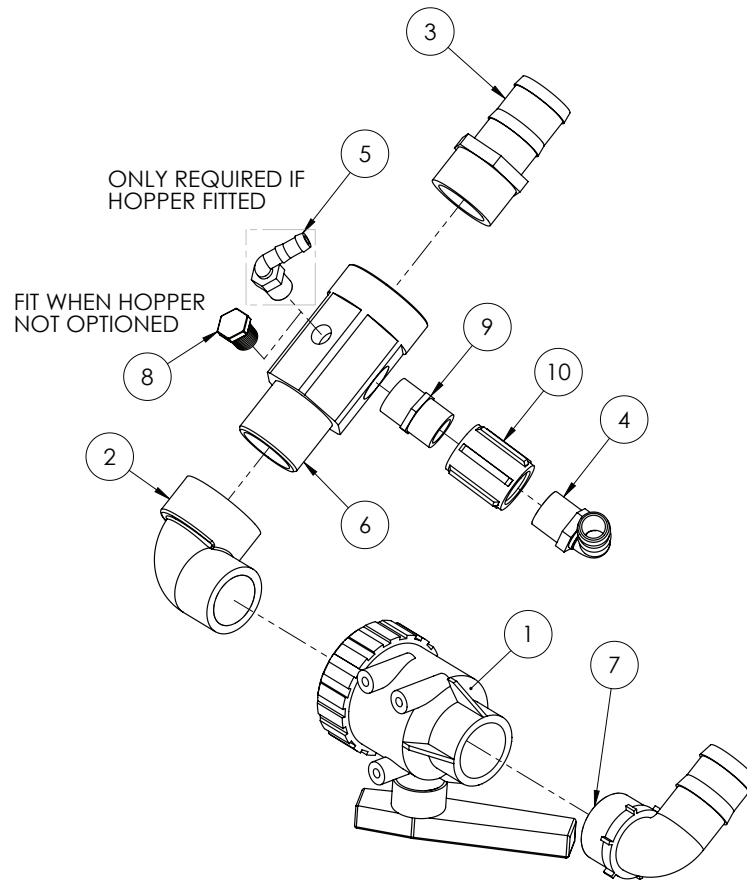
* Sub-assembly on following pages

Tank Fill Manifold - Standard 2"



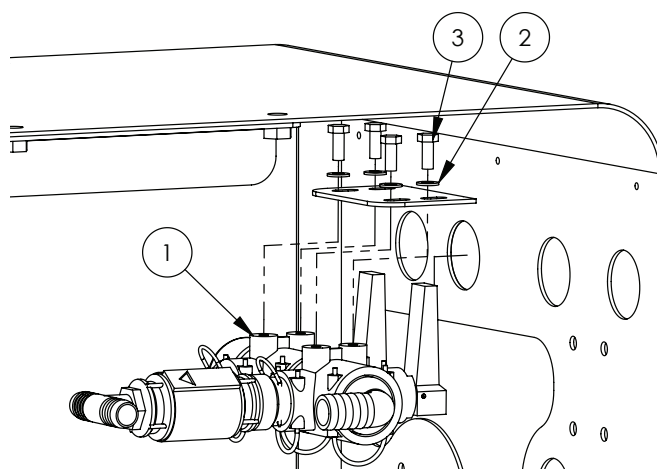
ITEM NO.	PART NUMBER	DESCRIPTION	QTY.
1	GA5076981	Valve, Ball, 2 way, 2" female thread inlet / outlet, Assembly with handle	1
	GA5024280	Handle, Red, Suit Ball Valve DN40 - Handle only	-
2	GA5078142	Street elbow, 90 degree, 2" male thread x 2" female thread, Banjo	3
3	GA5077737	Hose barb, Straight, 2" male thread x 2" hose, Banjo	1
4	GA5077723	Hose barb, Elbow, 90 degree, 1" male x 1" hose, Banjo	1
5	GA5077708	Hose barb, Elbow, 90 degree, 1/2" male thread x 1/2" hose	1
6	MACH0311	Poly fitting, suit fresh water fill 2" male - 2" female - 1" female	1
7	GA5077740	Hose barb, Elbow, 90 degree, 2" male thread x 2" hose, Banjo	1
8	GA5077943	Plug, 1/2" male thread, Banjo	1

Tank Fill Manifold - Optional 3" with Fill Pump



ITEM NO.	PART NUMBER	DESCRIPTION	QTY.
1	GA5076981	Valve, Ball, 2 way, 2" female thread inlet / outlet, Assembly with handle	1
	GA5024280	Handle, Red, Suit Ball Valve DN40 - Handle only	-
3	GA5077737	Hose barb, Straight, 2" male thread x 2" hose, Banjo	1
4	GA5077723	Hose barb, Elbow, 90 degree, 1" male x 1" hose, Banjo	1
5	GA5077708	Hose barb, Elbow, 90 degree, 1/2" male thread x 1/2" hose, Banjo	1
6	MACH0311	Poly fitting suit fresh water fill 2" male - 2" female - 1" female	1
7	GA5077740	Hose barb, Elbow, 90 degree, 2" male thread x 2" hose, Banjo	1
8	GA5077943	Plug, 1/2" male thread, Banjo	1
9	GA5077914	Nipple, Short, 1" male thread x 1" male thread, Banjo	1
10	GA5077638	Coupling, socket, 1" female thread, Banjo	1

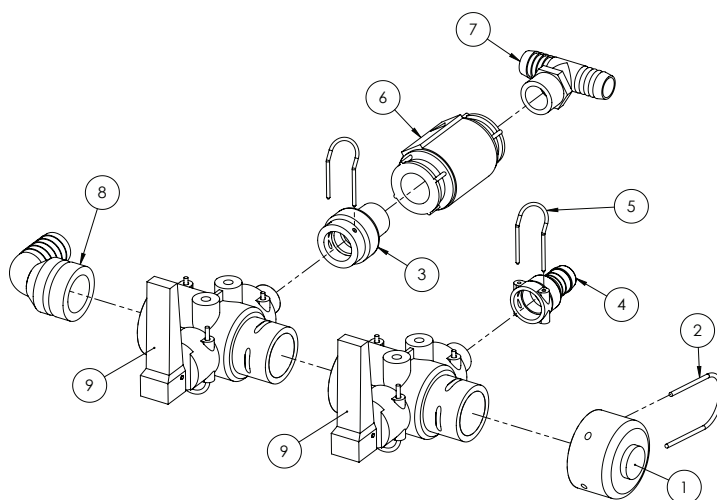
Tank Rinse/Agitation Manifold - Mounting



ITEM NO.	PART NUMBER	DESCRIPTION	QTY.
1	*	Tank Rinse/Agitation Manifold Assembly	1
2	GA5003643	Washer 8mm Flat SS HD	4
3	GA5004085	Bolt M8 x 20 ZP GR8.8	4

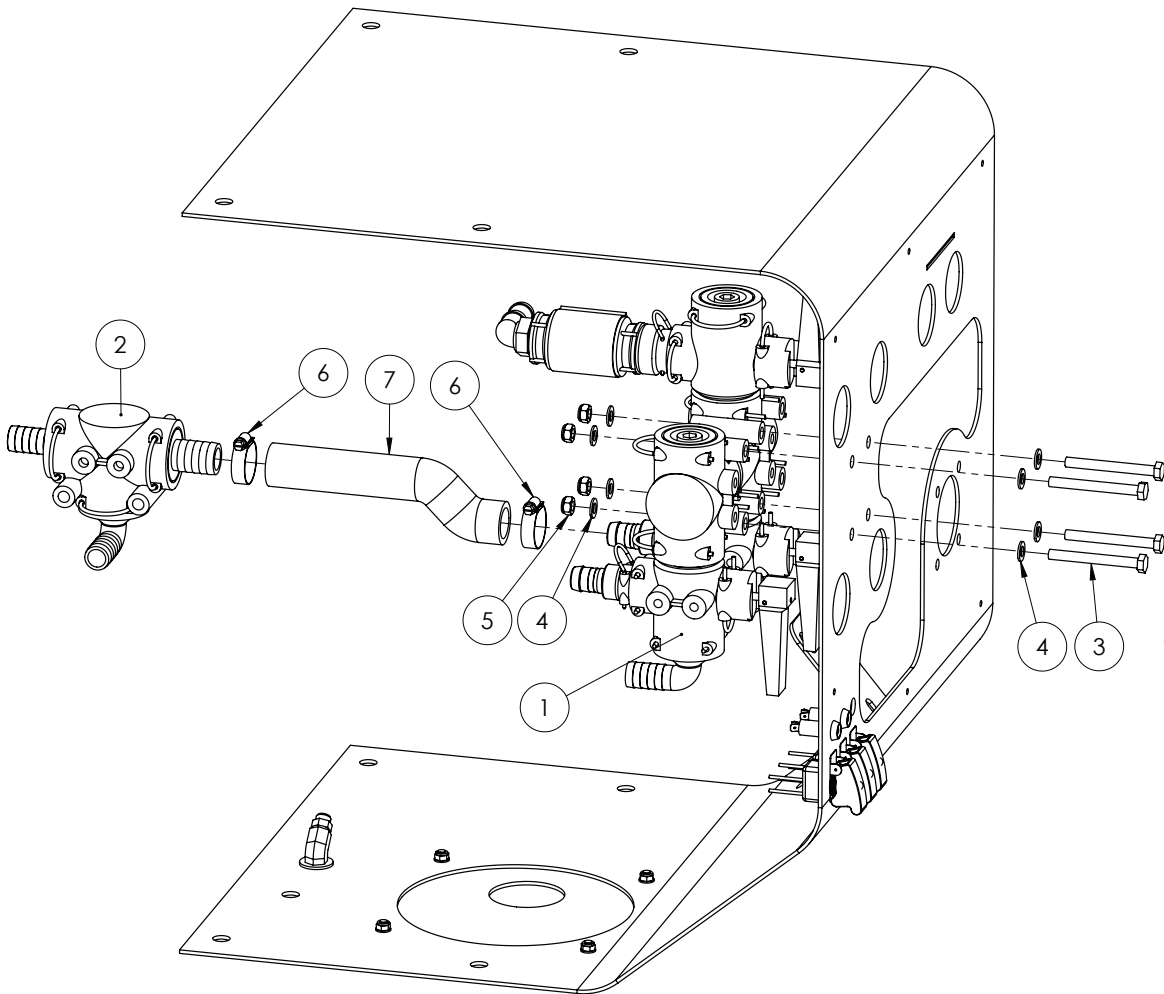
* Sub-assembly shown below

Tank Rinse/Agitation Manifold



ITEM NO.	PART NUMBER	DESCRIPTION	QTY.
1	GA4582395	Cap Altek AS40 (Delron)	1
2	GA5065690	Safety pin, Suit AS40 plumbing fittings, Altek	1
3	GA4582415	Plumbing adaptor, AS24 female x 3/4" BSPT male, Delrin	1
4	GA5065640	Hose barb, AS24 female x 20mm hose	1
5	GA5065695	Safety pin AS24	2
6	GA5002473	Valve non-return 3/4"	1
7	GA3500431	Hose barb, Tee, 3/4" hose barb x 3/4" hose barb x 3/4" male thread	1
8	GA5065615	Hose barb, Elbow 90 degree, AS40 x 25mm, Altek	1
9	GA5065545	Valve, Quick fit flip top, 2 way, AS40 male x AS24 female x AS40 female, Altek	2

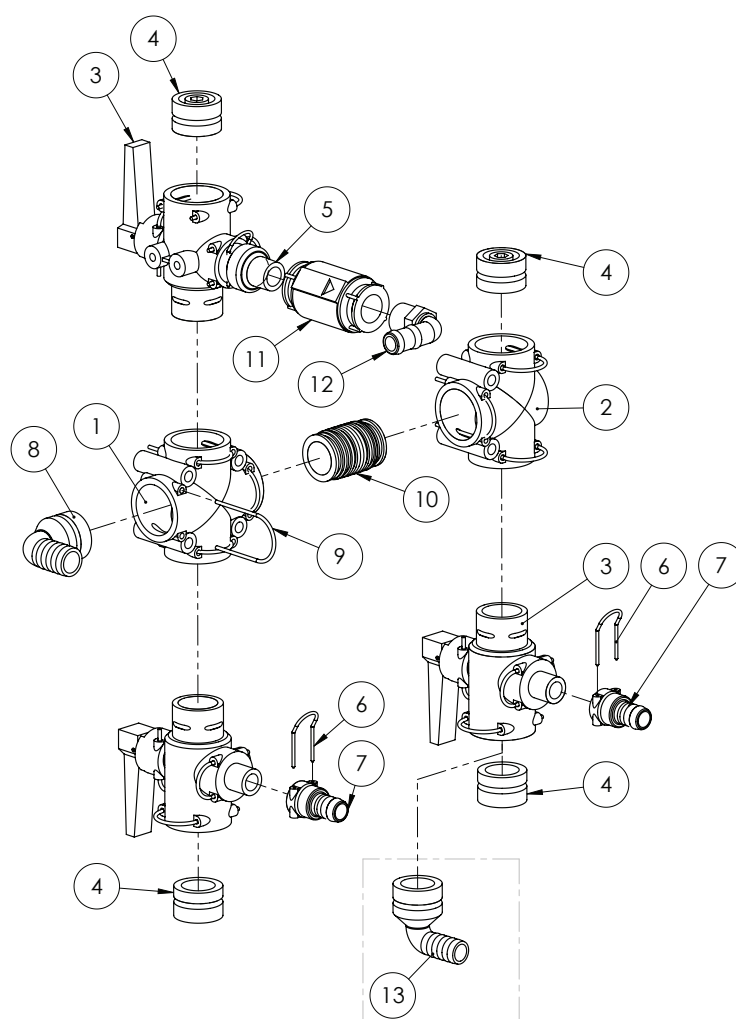
Fill Manifold - Mounting



ITEM NO.	PART NUMBER	DESCRIPTION	QTY.
1	*	Fill Manifold Assembly	1
2	*	Rinse tank fill Manifold Assembly	1
3	GA5052600	Bolt M8 x 75 SS A2-70	4
4	GA5003643	Washer 8mm Flat SS HD	7
5	GA5052590	Nut M8 Nyloc SS	4
6	GA5001681	Hose Clamp, 1" SS (20-32/12W)	2
7	GA2000219	Hose, Pressure, 25mm, Black 250psi	1

* Sub-assembly on following pages

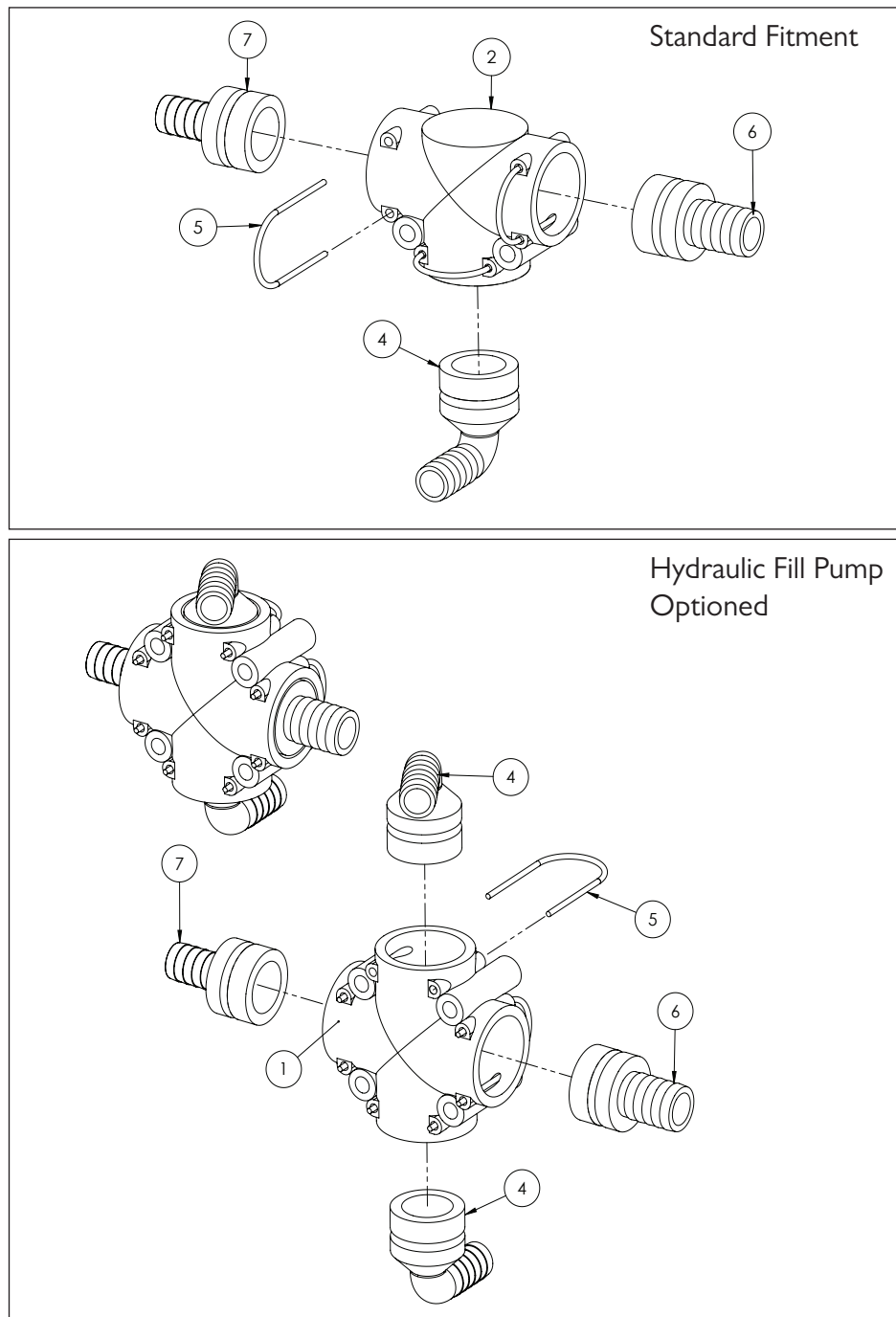
Fill Manifold Assembly



ONLY REQUIRED IF
MICROMATIC RINSE
FITTED

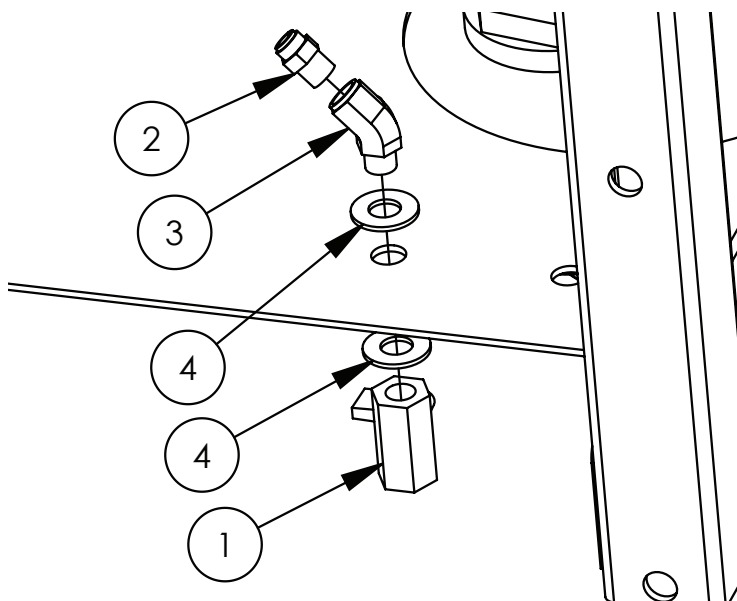
ITEM NO.	PART NUMBER	DESCRIPTION	QTY.
1	GA5065565	Plumbing coupling, Cross, AS40 female inlets / outlets, Altek	1
2	GA5065555	Tee, AS40 female, no M8 inserts, Altek	1
3	GA5065545	Valve, Quick fit flip top, 2 way, AS40 male x AS24 female x AS40 female, Altek	3
4	GA5065680	Plug, AS40 male, Altek	4
5	GA4582415	Plumbing adaptor, AS24 female x 3/4" BSPT male, Delrin	1
6	GA5065695	Safety pin AS24	4
7	GA5065640	Hose barb, AS24 female x 20mm hose	1
8	GA5065615	Hose barb, Elbow 90 degree, AS40 x 25mm, Altek	1
9	GA5065690	Safety pin, Suit AS40 plumbing fittings, Altek	7
10	GA5065735	Plumbing adaptor, AS40 male x AS40 male, Altek	1
11	GA5002473	Valve non-return 3/4"	1
12	GA5077717	Hose barb, Elbow, 90 degree, 3/4" male thread x 3/4" hose, Banjo	1
13	GA5065610	Hose barb, Elbow, 90 degree, AS40 x 20mm hose, Altek	1

Rinse Tank Fill Manifold Assembly



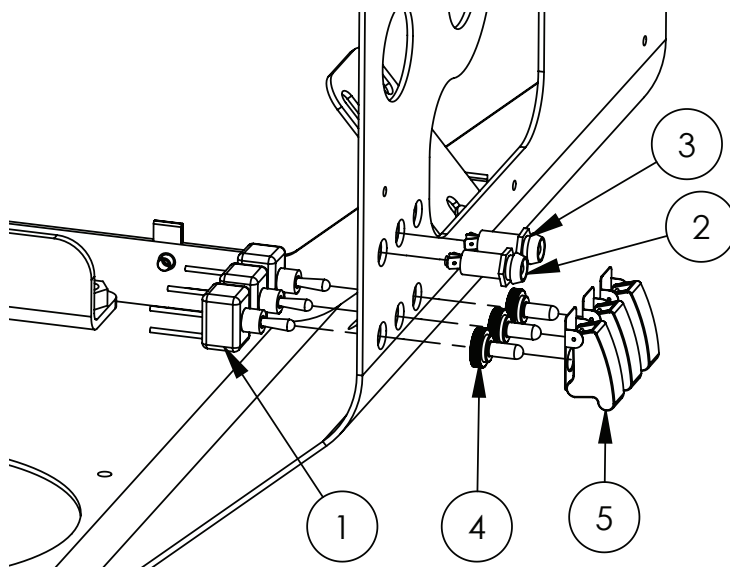
ITEM NO.	PART NUMBER	DESCRIPTION	QTY.
1	GA5065565	Plumbing coupling, Cross, AS40 female inlets / outlets, Altek	1
2	GA5065555	Tee, AS40 female, no M8 inserts, Altek	1
3	GA5065735	Plumbing adaptor, AS40 male x AS40 male, Altek	1
4	GA5065610	Hose barb, Elbow, 90 degree, AS40 x 20mm hose, Altek	3
5	GA5065690	Safety pin, Suit AS40 plumbing fittings, Altek	7
6	GA5065580	Plug in hose tail AS40/25	1
7	GA5065575	Hose barb, Straight, AS40 male x 20mm hose, Altek	1

Gauge Drain



ITEM NO.	PART NUMBER	DESCRIPTION	QTY.
1	GA5018321	Valve, Ball, 1/4" female thread inlet / outlet, Lever handle, SS	1
2	GA5045140	Pneumatic fitting, Nipple, 1/4" BSPT male x 6mm push type, Brass	1
3	GA5049405	Elbow, Brass, 45 degree, 1/4"	1
4	GA5017673	Washer 1/2" High Tensile	2

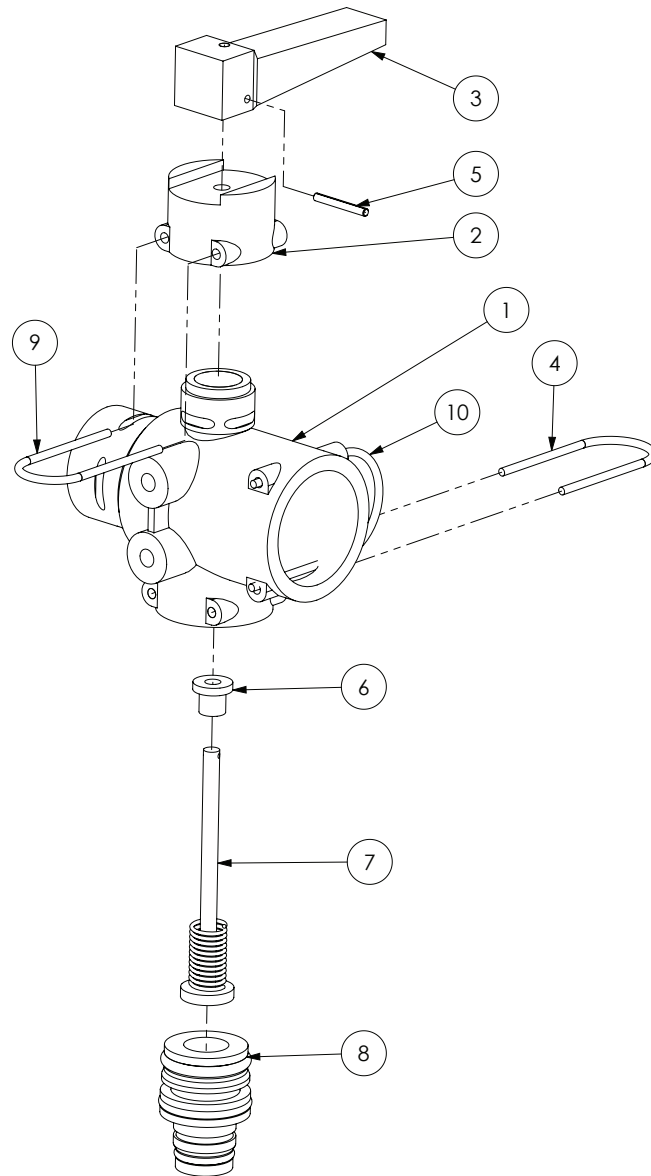
RPM Raise, Fill Pump Switch & LED



ITEM NO.	PART NUMBER	DESCRIPTION	QTY.
1	GA5060064	Switch, Fill Pump, Pre Assembled Loom with connector	3
2	GA5009647	Green LED warning light	1
3	GA5013799	Red LED warning light	1
4	GA5012175	Cover, Toggle switch, Waterproof	3
5	GA5016753	Toggle switch cover	3

Note: Quantities will vary depending on options fitted.

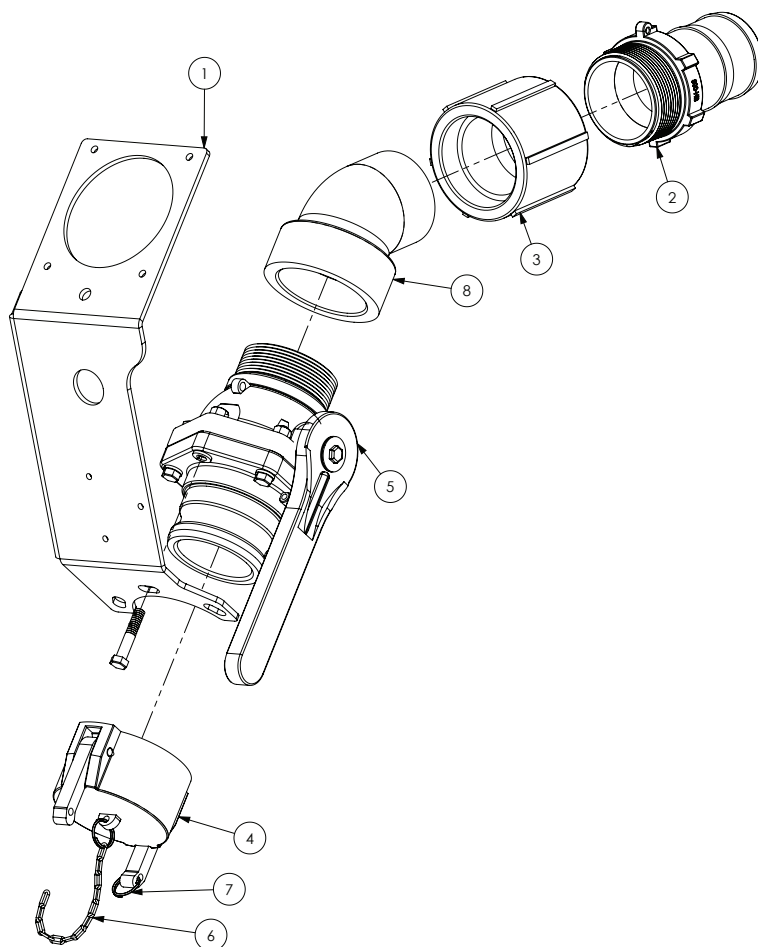
Quick Fit Valve 2 Way



ITEM NO.	PART NUMBER	DESCRIPTION	QTY.
-	GA5065545	Valve, Quick fit flip top, 2 way, AS40 male x AS24 female x AS40 female, Altek	-
1	80487	Body	1
2	80856	Lever cap	1
3	80851	Lever	1
4	GA5065701	Safety pin AS30	1
5	80859	Handle split pin	1
6	81524	Seal	1
7	80858	Plunger	1
8	GA5065835	Plug in adapter, AS30 x AS24, Altek	1
9	47825	Safety pin	1
10	GA5065690	Safety pin AS40	1

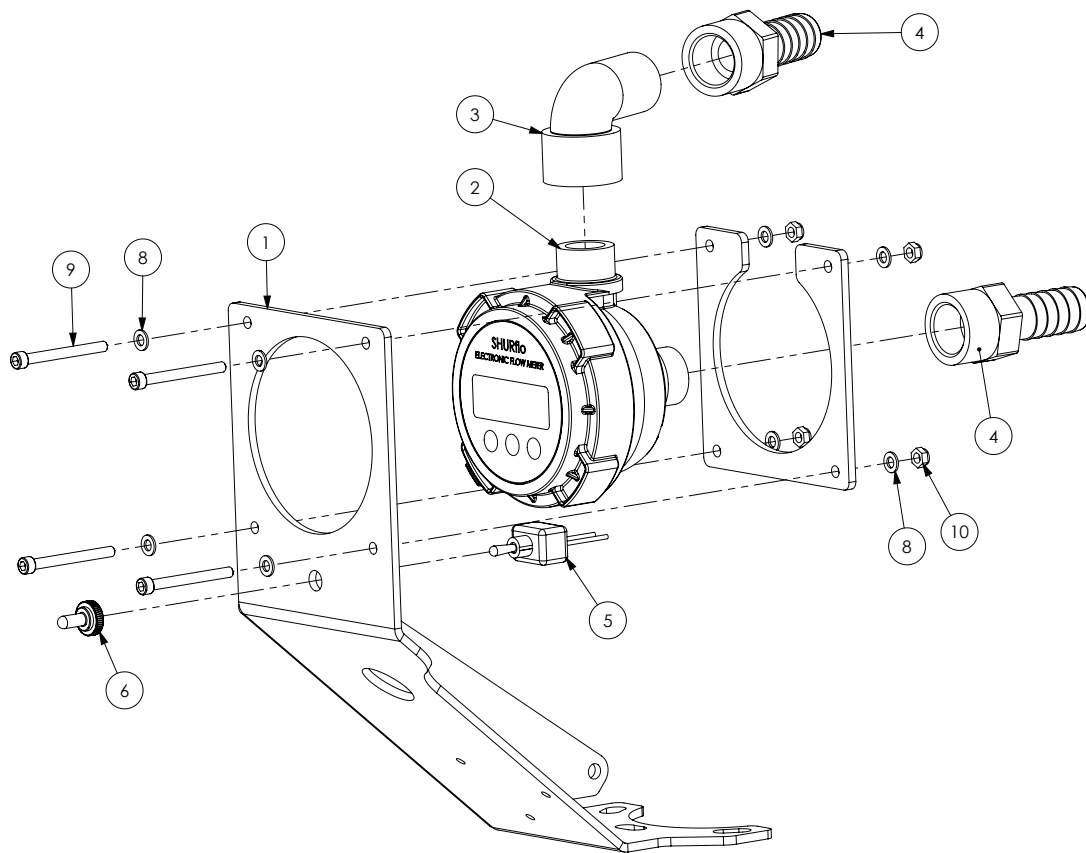
Note: Not all parts stocked

3" Fast Fill



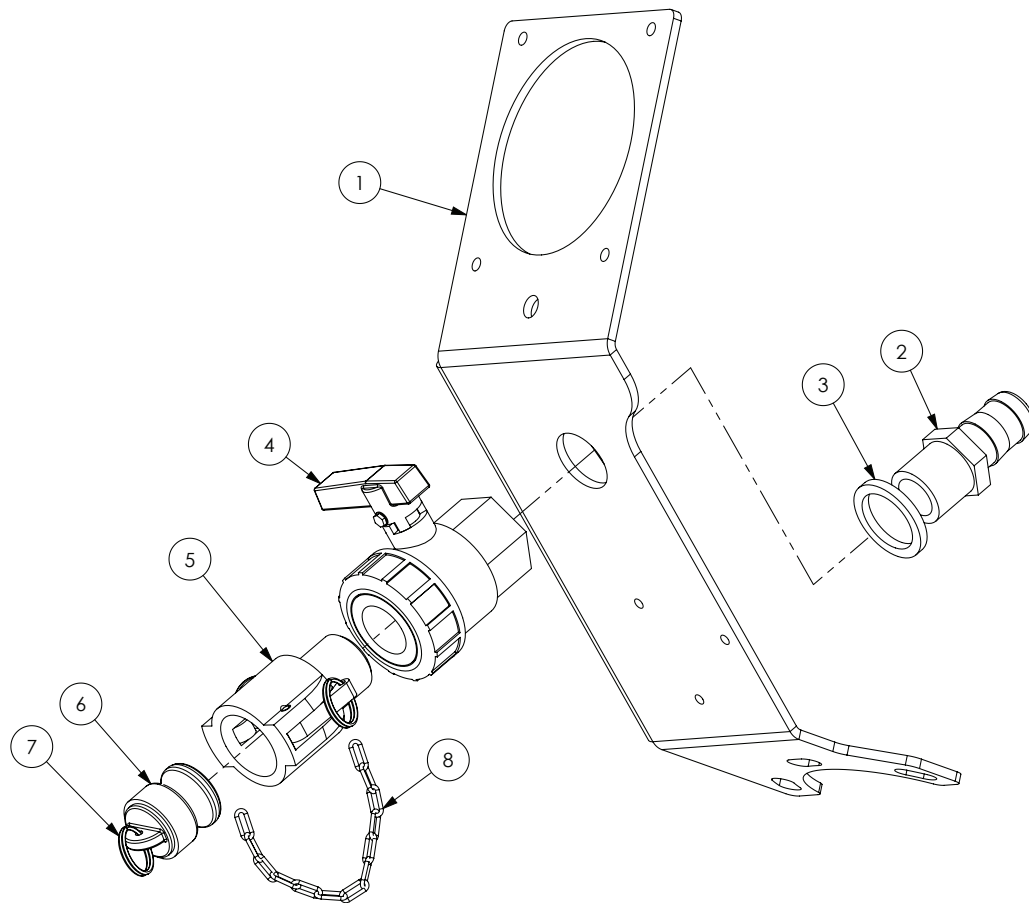
ITEM NO.	PART NUMBER	DESCRIPTION	QTY.
1	GA4509970	Plate, Mount, Chemical Probe, Shurflo Flow Meter, 3" Fill	1
2	GA5077741	Hose barb, Straight, 3" male thread x 3" hose	1
3	GA5077642	Coupling, socket, 3" female thread	1
4	GA5076719	Cam lever, Female cap, 3"	1
5	GA5078204	3" NPT Male x 3" Male Adaptor Long Handle	1
6	GA5001491	Chain 2mm x 20 SS (cut 150 Long)	1
7	GA5002077	Key ring, 25mm, SS	2
8	GA5078143	Street elbow, 45 degree, 3" male x 3" female	1

Chemical Transfer Meter



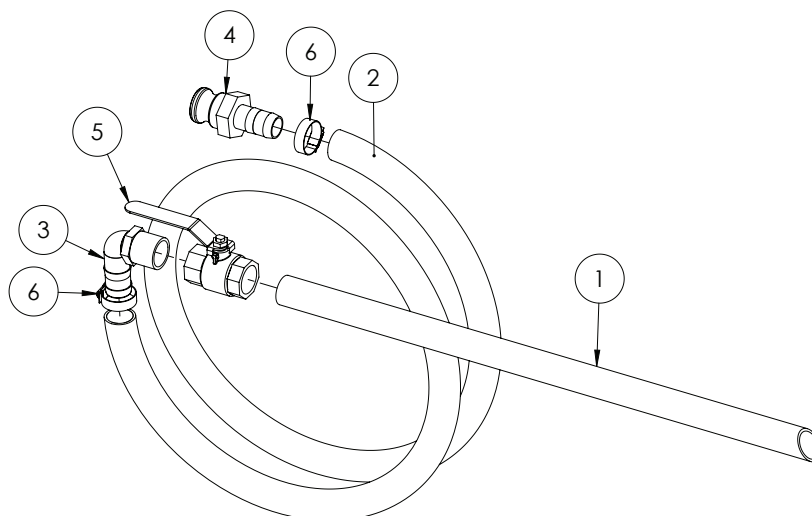
ITEM NO.	PART NUMBER	DESCRIPTION	QTY.
1	GA4509970	Plate, Mount, Chemical Probe, Shurflo Flow Meter, 3" Fill	1
2	GA2000031	Flow meter, Chemical transfer, 90 degree, Shurflo	1
3	GA5078137	Street elbow, 90 degree, 1" male x 1" female	1
4	GA5077747	Hose barb, Straight, 1" female thread x 1" hose	2
5	GA5016749	Switch, Toggle, On / Off, Water proof, pvc coated, 25 amp	1
6	GA5012175	Cover, Toggle switch, Waterproof	1
7	GA4509975	Plate, Shurflo Flow Meter Clamp	1
8	GA5078136	Street elbow, 45 degree, 1" male thread x 1" female thread	1
9	GA5004437	Washer 6mm Flat SS	8
10	GA5070460	SHCS M6 x 60 SS	4
11	GA5048115	Nut M6 Nyloc ZP	4

Chemical Pump Remote



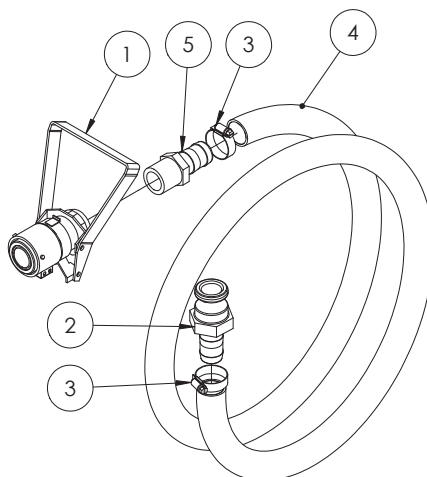
ITEM NO.	PART NUMBER	DESCRIPTION	QTY.
1	GA4509970	Plate, Mount, Chemical Probe, Shurflo Flow Meter, 3" Fill	1
2	GA5077718	Hose barb, Straight, 1" male thread x 1" hose, Banjo	1
3	GA4552865	Spacer, Ring, 34mm , POD fill point fitting	1
4	GA5078164	Valve, Ball, 1" female thread inlet / outlet, Full port, Lever handle	1
5	GA5076007	Cam lever, 1" female coupler, 1" male thread	1
6	GA5076005	Cam lever, Male plug, Suits 1" & 1 1/4" couplings	1
7	GA5002077	Key ring, 25mm, SS	1
8	GA5001491	Chain 2mm x 20 SS (cut 150 Long)	1

Chemical Probe Hose Lance



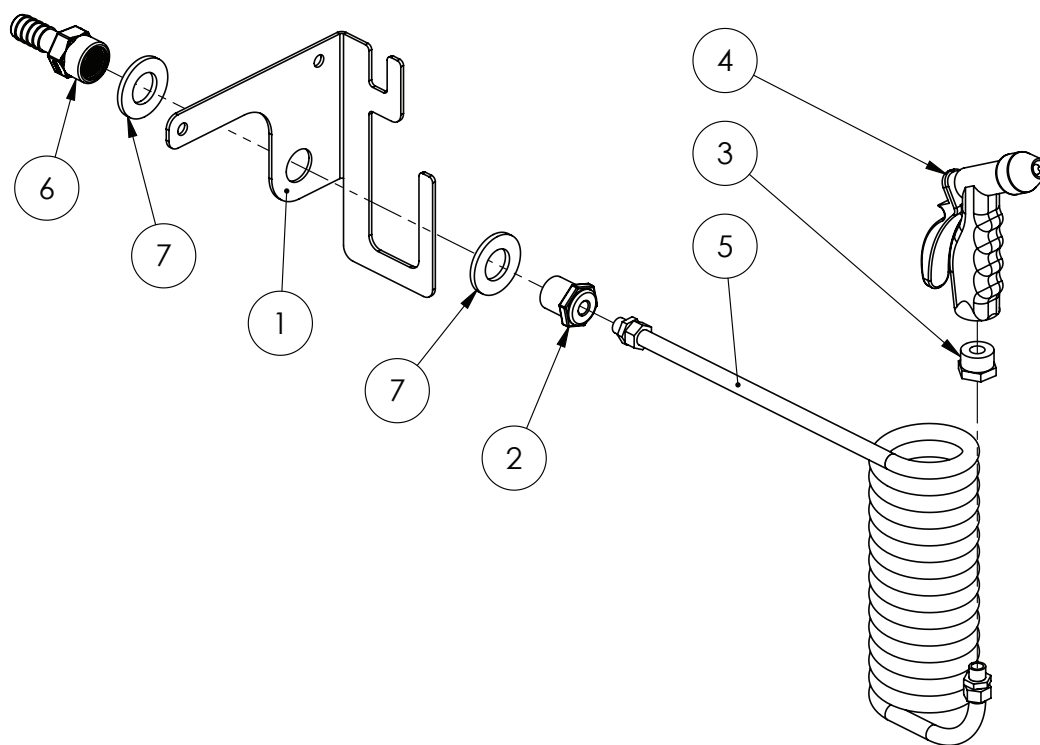
ITEM NO.	PART NUMBER	DESCRIPTION	QTY.
-	GA4948250	Chemical suction probe, Assembled, Inc. Lance, valve, hose & fittings	-
1	GA5013603	Poly Pipe 25 (cut 630mm long)	1
2	GA2000220	Hose, Suction, PVC, 25mm, Black (cut 3200mm long)	1
3	GA5077723	Hose barb, Elbow, 90 degree, 1" male x 1" hose, Banjo	1
4	GA5076011	Cam lever, 1" male coupling x 1" hose barb, Banjo	1
5	GA5018319	Valve, Ball, 25mm female thread inlet / outlet, Lever handle, SS	1
6	GA5001681	Hose Clamp, 1" SS (20-32/12W)	2

Enviro Coupling & Hose



ITEM NO.	PART NUMBER	DESCRIPTION	QTY.
-	GA5020600	Enviro drum / micromatic coupling with suction hose Assembly	-
1	GA5018803	Micromatic drum valve coupling, 3 pin, Viton seals	1
2	GA5076011	Cam lever, 1" male coupling x 1" hose barb, Banjo	1
3	GA5001681	Hose Clamp, 1" SS (20-32/12W)	2
4	GA2000220	Hose, Suction, PVC, 25mm, Black (cut 2840mm long)	1
5	GA5077718	Hose barb, Straight, 1" male thread x 1" hose	1

Wash Down Gun



ITEM NO.	PART NUMBER	DESCRIPTION	QTY.
1	GA4510620	Plate, Wash Down Gun Mount, G8	1
2	GA5078008	Reducing bush, 3/4" male thread x 1/4" female thread, Banjo	1
3	GA5049701	Bush, Brass reducing 3/4" x 1/4"	1
4	GA5051390	Wash down gun, Suit EF / Advance / Evolution	1
5	GA5051455	Suzi coil 12 x 8 x 5m (1/4" male swivel ends with springs)	1
6	GA5077743	Hose barb, Straight, 3/4" female x 3/4" hose, Banjo	1
7	GA5017681	Washer 1" x 2" 7g Flat Thin SS	2

Chapter 6

DIRECT CHEMICAL INJECTION

Not Fitted

Chapter 7

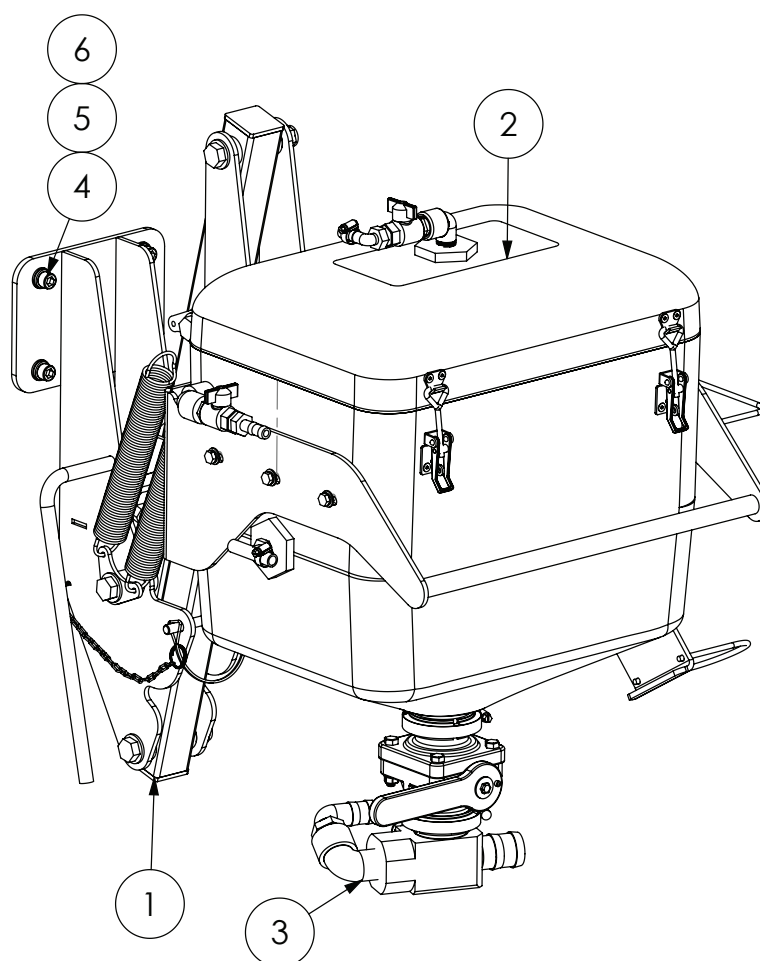
DUAL PRODUCT

Not Fitted

Continued over page

INDUCTION HOPPER

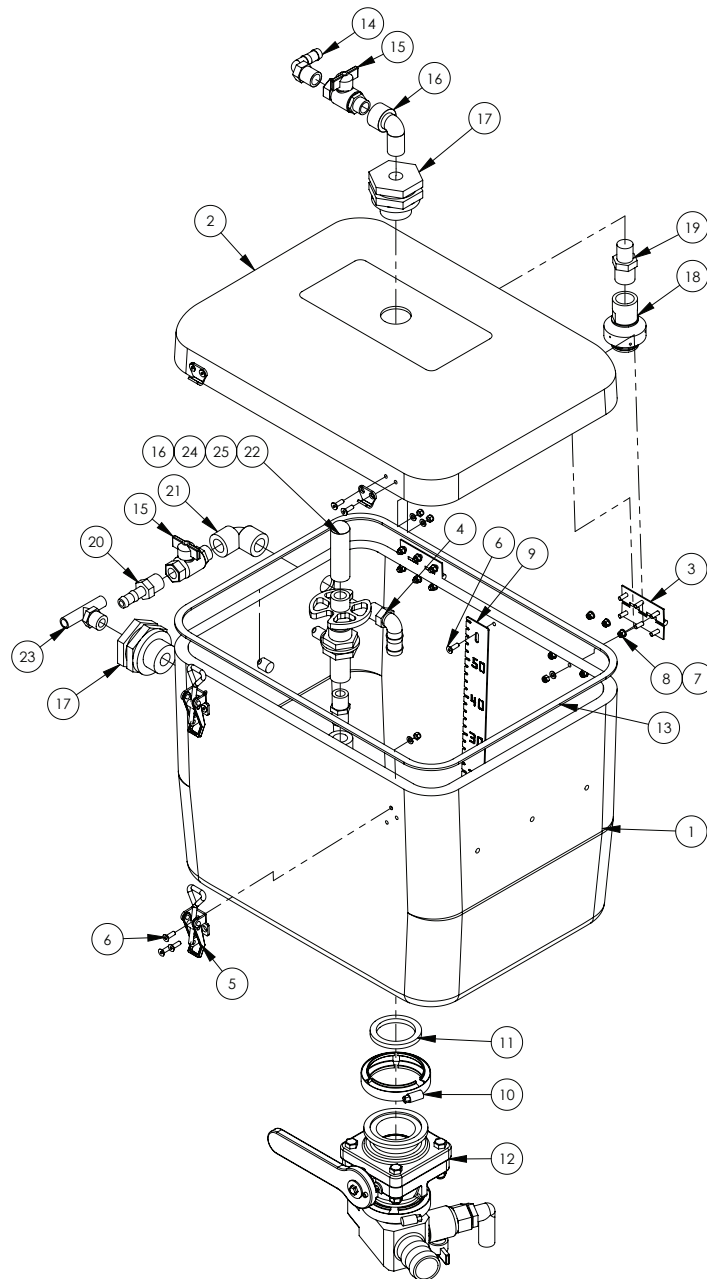
Hopper Tank & Frame



ITEM NO.	PART NUMBER	DESCRIPTION	QTY.
-	GA4524985	Plate, Hopper Mount Adaptor, Offset, Self Propelled (optional)	-
1	*	Hopper Frame Assembly	1
2	*	Hopper Tank Assembly	1
3	*	Hopper Bottom 2" Flanged Assembly	1
4	GA5000577	Washer 12mm Flat SS HD	4
5	GA5000575	Washer 12mm Spring SS	4
6	GA5000297	SHCS M12 x 25 ZP GR12.9	4

* Sub-assembly on following pages

Hopper Tank Assembly



ITEM NO.	PART NUMBER	DESCRIPTION	QTY.
1	GA5071208	Tank, Induction Hopper, 60L with Flange to suit Banjo 220 Valve	1
2	GA5070045	Hopper lid - 07 Advance 65L	1
3	GA5006661	Hinge, Butt, 70 long x 50 wide x 1.5mm, SS	2
4	GA5077704	Hose barb, Elbow, 90 degree, 1/2" male thread x 3/4" hose, Banjo	1
5	GA5007071	Latch, Adjustable, Induction Hopper Lid	2
6	GA5051230	CSCS M5 x 16 Countersink SS	23
7	GA5003983	Washer 5mm Flat SS	23
8	GA5003975	Nut M5 Nyloc SS	23
9	GA4522296	Level indicator, 60L induction hopper	1

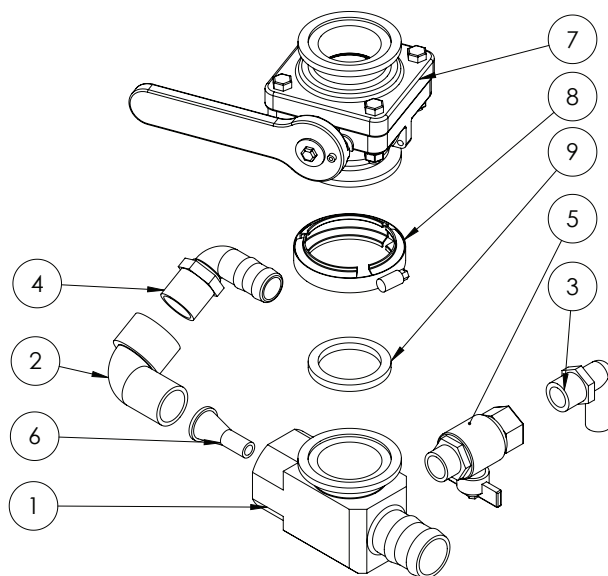
Continued over page

Hopper Tank Assembly

ITEM NO.	PART NUMBER	DESCRIPTION	QTY.
10	FC220	2" Full Port Worm Screw Clamp	1
11	GA5076615	Seal, EPDM, Suit 2" flange fitting, Banjo	1
12	*	Hopper Bottom 2" Flanged Assembly	1
13	GA5016473	Tape PM foam 6.4 x 18mm L/Density	1
14	GA5077708	Hose barb, Elbow, 90 degree, 1/2" male thread x 1/2" hose	1
15	GA5020615	Valve, Ball, 12mm, female thread, male thread, Butterfly handle, SS	2
16	GA5078133	Street elbow, 90 degree, 1/2" female thread x 1/2" male thread	2
17	GA5078156	1/2" Poly Tank Flange	2
18	GA5077336	Nozzle, Tank rinsing, 3/4" BSPT female inlet, Teejet	1
19	GA5078087	Reducing nipple, 3/4" male thread x 1/2" male thread, Banjo	1
20	GA5077702	Hose barb, Straight, 1/2" male thread x 1/2" hose, Banjo	1
21	GA5077652	Poly Pipe, Elbow, 90 Degree, 1/2"	1
22	GA5077063	Nozzle, Drum & container rinsing, ARAG	1
23	GA3500391	Tee, Threaded, 1/2" male x 1/2" hose	1
24	GA5077911	Nipple, Short, 1/2" male thread x 1/2" male thread, Banjo	1
25	GA5077062	Valve, Drum & container rinsing nozzle, ARAG	1

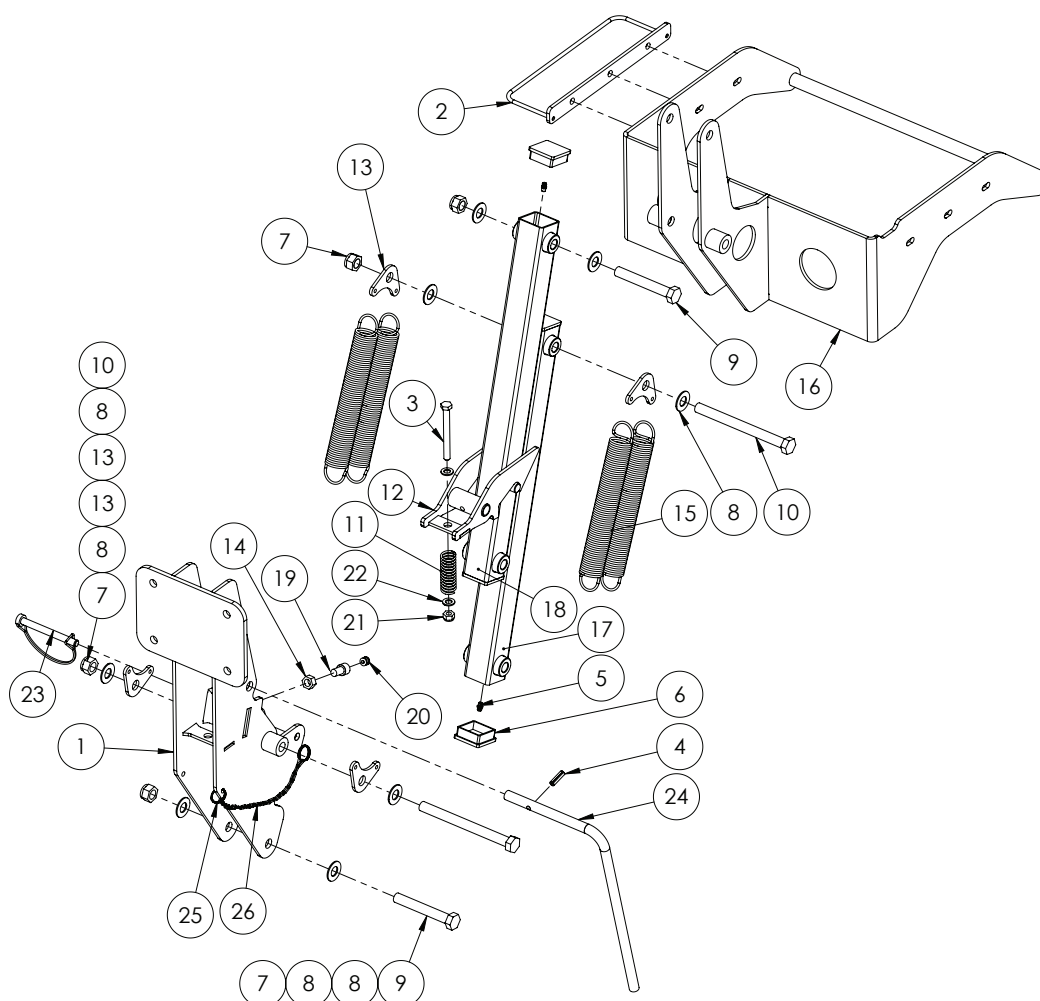
* Sub-assembly on following pages

Hopper Bottom - 2" Flanged Assembly



ITEM NO.	PART NUMBER	DESCRIPTION	QTY.
-	GA4906645	Pre-assembled 60L Hopper Bottom 2" Flanged	-
1	GA4552240	Hopper Bottom Venturi Housing with 2" Flange MY14	1
2	GA5078137	Street elbow, 90 degree, 1" male x 1" female, Banjo	1
3	GA5077717	Hose barb, Elbow, 90 degree, 3/4" male thread x 3/4" hose, Banjo	1
4	GA5077723	Hose barb, Elbow, 90 degree, 1" male x 1" hose, Banjo	1
5	GA5018315	Valve, Ball, 20mm male & female thread, Black Butterfly handle	1
6	L057A	Venturi, 9mm outlet, Suit Induction Hopper	1
7	GA5077908	Ball valve, 2" Full port , 4 Bolt Flanged, short, Banjo	1
8	FC220	2" Full Port Worm Screw Clamp	1
9	GA5076615	Seal, EPDM, Suit 2" flange fitting, Banjo	1

Hopper Frame Assembly



ITEM NO.	PART NUMBER	DESCRIPTION	QTY.
1	GA4657560	CCSP Hopper Mounting Assembly	1
2	GA4659155	Hose guide bracket SP Hopper 2011	1
3	GA5006091	Bolt M10 x 100 GR8.8 ZP	1
4	GA5075130	Roll pin M8 x 30mm coated	1
5	GA5012203	Grease nipple, Short, 1/4" UNF	4
6	GA5003783	End cap, Insert, Black, Plastic, 50 x 50 mm	4
7	GA5001029	Nut M16 Nyloc ZP	4
8	GA5001043	Washer 16mm Flat SS HD	8
9	GA5000855	Bolt M16 x 110 ZP GR8.8	2
10	GA5000879	Bolt M16 x 180 ZP GR8.8	2
11	GA5007329	Spring compression, 76.2mm x 25.4 x 3.15mm, gold	1
12	GA4653490	Induction Hopper latch Advance	1
13	GA4522294	Mounting plate, Double Induction Hopper spring	4
14	GA5000559	Nut M12 Hex ZP	1
15	GA5007073	Spring, Tension, 38.2 OD x 284.3 long x 3.55mm, Induction Hopper	4

Continued over page

Hopper Frame Assembly

ITEM NO.	PART NUMBER	DESCRIPTION	QTY.
16	GA4656855	Induction Hopper, tank support 60L	1
17	GA4657570	CCSP Lower Hopper Arm	1
18	GA4657565	CCSP Upper Hopper Arm	1
19	GA5050330	SHCS M12 x 20 ZP GR12.9	1
20	GA5052905	Insert, suit 12mm Hole, Black, plastic	1
21	GA5000141	Nut M10 Nyloc ZP	1
22	GA5000117	Washer 10mm Flat SS HD	2
23	GA5048380	Pin, 11mm OD shaft, Spring Steel wire loop lock, Yellow zinc	1
24	GA4699435	Handle, Induction Hopper Latch arm	1
25	GA5002077	Key ring, 25mm, SS	2
26	GA5001491	Chain 2mm x 20mm SS - (Cut to 600 mm)	1

Chapter 9

FOAM MARKER TANK

Not Fitted

Chapter 10

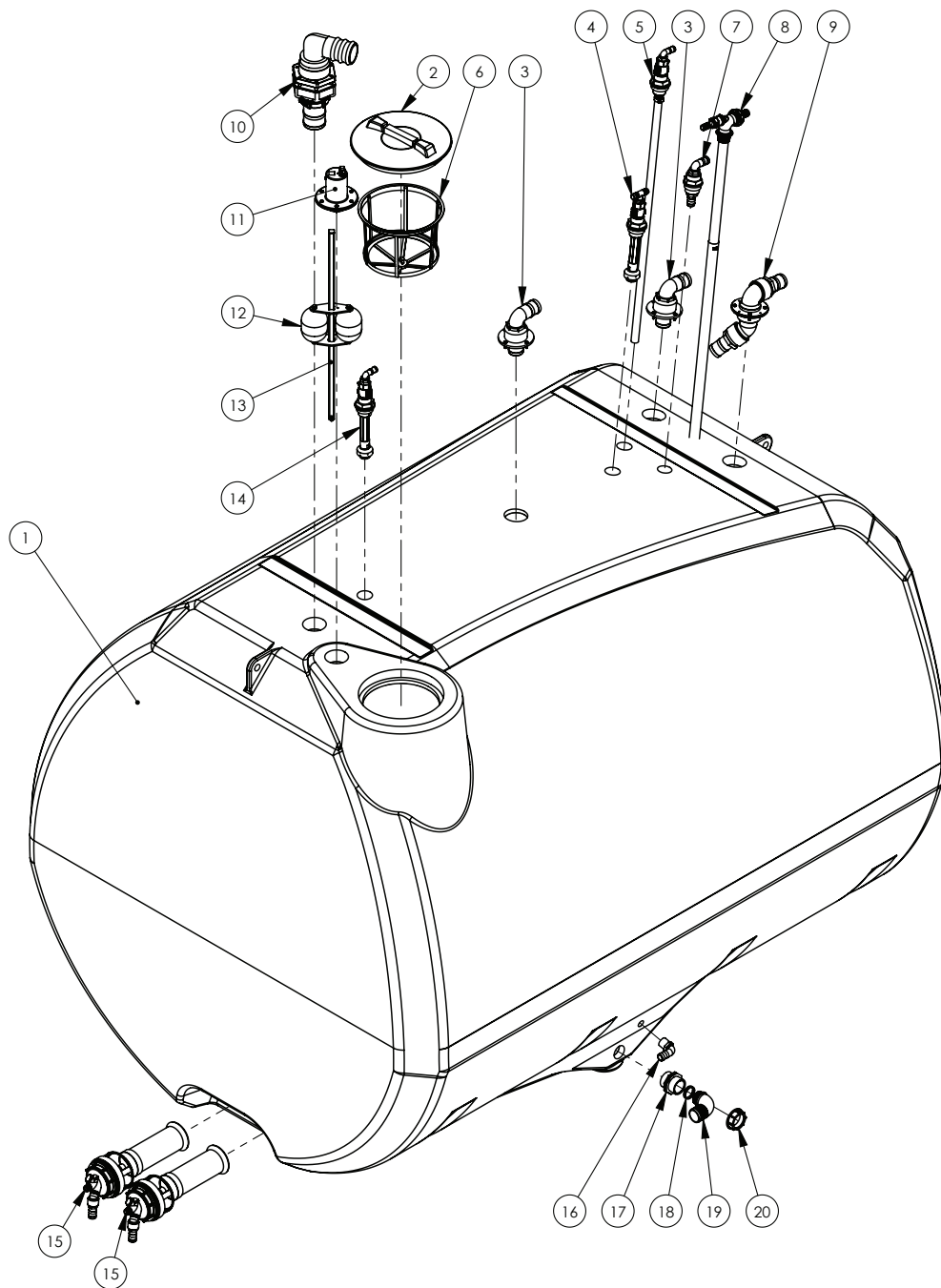
TRANSCAL

Not Fitted

Chapter 11

MAIN TANK

Tank Assembly - 8000 Litre



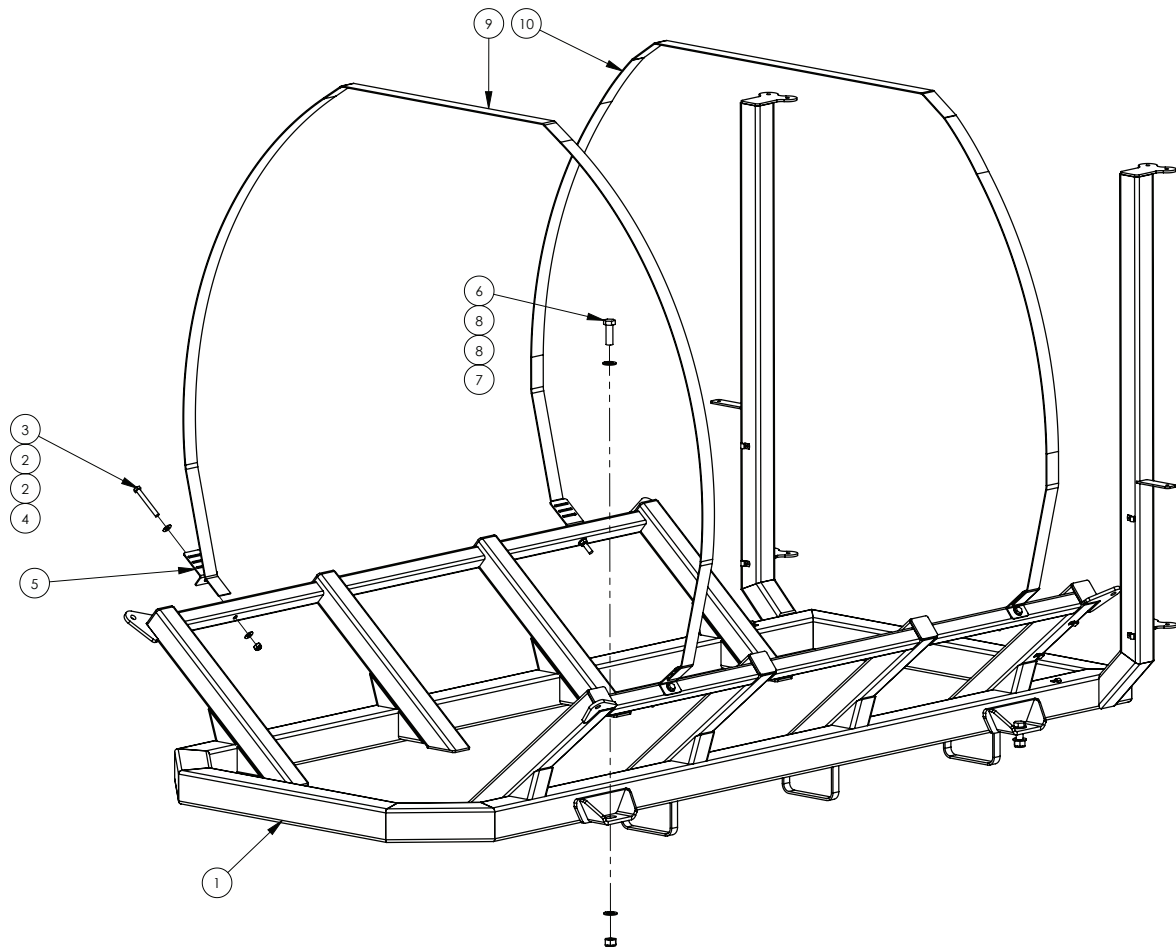
Continued over page

Tank Assembly - 8000 Litre

ITEM NO.	PART NUMBER	DESCRIPTION	QTY.
1	GA5071965	Tank, 8000L, Plastic, Green, Super Cruiser, G8	1
2	GA5076880	Lid, Black, Without breather, Medium, Diameter 355 mm	1
3	*	Tank Fill - 2" Assembly	2
4	*	Tank Rinsing Nozzle - Tee Assembly	1
5	*	Tank Fill - Boom Recirculation Assembly	1
6	GA5076714	Filter, Basket type, Diameter 305 x 245mm deep, Suit main spray tank	1
7	*	Tank Fill - Chemical Assembly	1
8	*	Venturi Filler Assembly	1
9	*	Tank Fill - Inlet Assembly	1
10	*	Tank Fill - 3" Top Mount Assembly	1
11	*	Sight Tube Locating Cap Assembly	1
12	*	Dry Sight Tube - Float & Guide Assembly	1
13	*	Dry Sight Tube - In Tank Float Assembly	1
14	*	Tank Rinsing Nozzle - Elbow Assembly	1
15	*	Super mix agitator Assembly	2
16	GA5077723	Hose barb 90 degree 1" Banjo	1
17	GA5078410	Nipple, 2" male thread x 2" male thread	1
18	GA5048385	O-ring, 42.5 x 2.62mm, BS131, suit 2" hose barb	2
19	GA5076262	Hose barb, Elbow, 90 degree, 2" fly nut end x 52 mm hose	1
20	GA5076605	Fly nut, 2"	1

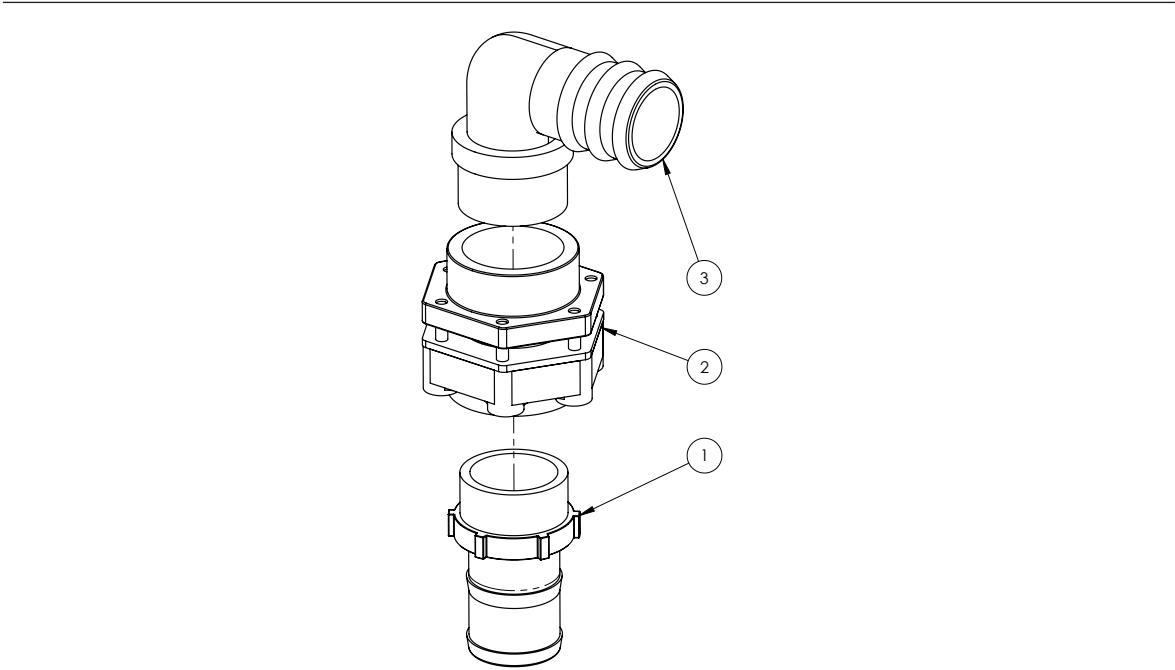
* Sub-assembly on following pages

Tank Cradle - 8000 Litre



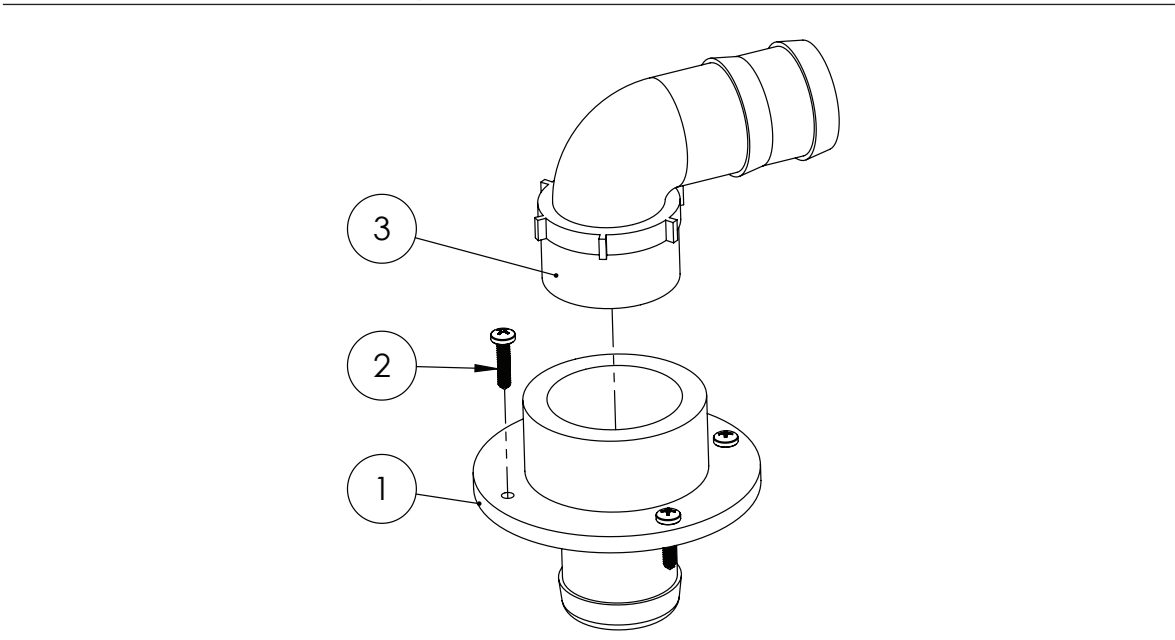
ITEM NO.	PART NUMBER	DESCRIPTION	QTY.
1	GA4661075	Tank Cradle, 8000L, Super Cruiser, G8	1
2	GA5000577	Washer 12mm Flat SS HD	8
3	GA5000259	Bolt M12 x 100 GR8.8 ZP	4
4	GA5012461	Nut M12 Nyloc ZP	4
5	F70127A	50mm Tank Strap Bracket	4
6	GA5011333	Bolt M20 x 60 GR8.8 ZP	4
7	GA5048125	Nut M20 Nyloc Coarse ZP	4
8	GA5001741	Washer 20mm Flat SS HD	8
		Strap, Tank, 50mm, Goldacres branded, (price is per meter)	See below.
9 & 10	GA5003859	Front Tank Strap 50mm	4600mm
		Rear Tank Strap 50mm	4470mm

Tank Fill - 3" Top Mount Assembly



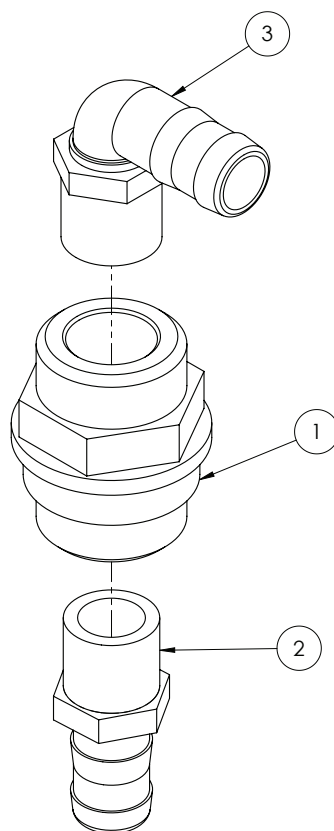
ITEM NO.	PART NUMBER	DESCRIPTION	QTY.
1	GA5077741	Hose barb, Straight, 3" male thread x 3" hose	1
2	GA5077343	Bolted Flange, 3", Tank Fill	1
3	GA5077742	Hose barb, Elbow, 90 degree, 3" male thread x 3" hose	1

Tank Fill - 2" Assembly



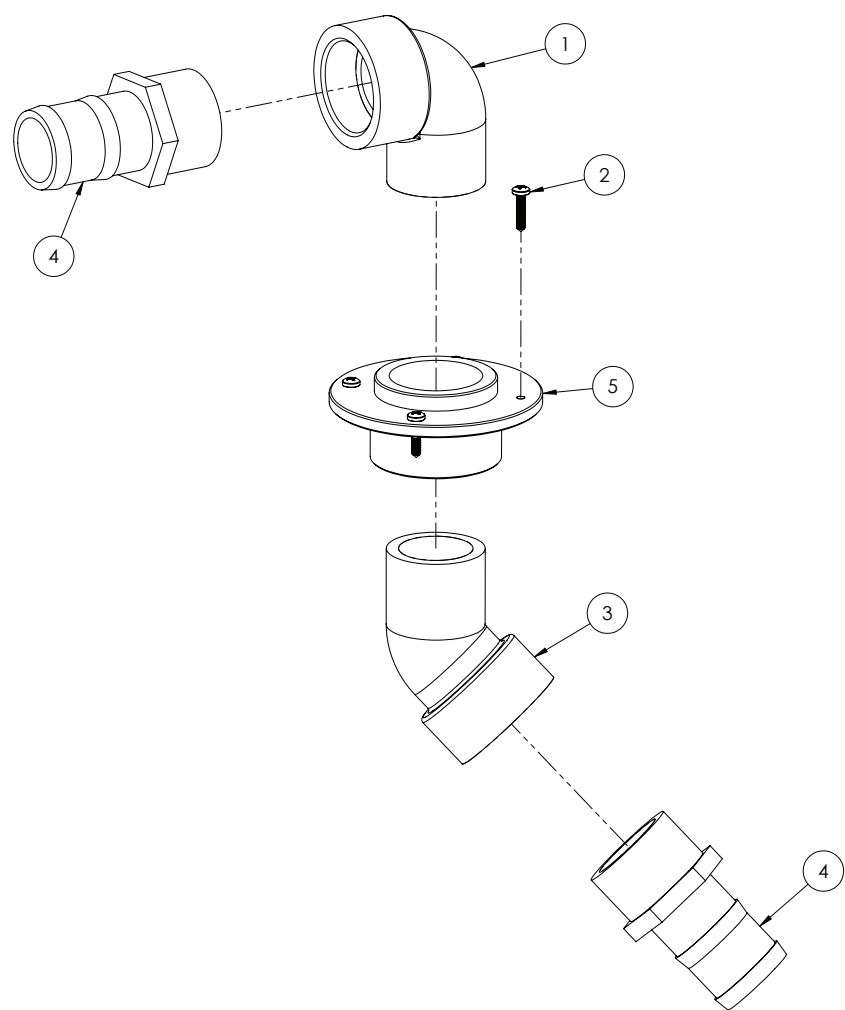
ITEM NO.	PART NUMBER	DESCRIPTION	QTY.
1	L026A	Barb to suit tank fill top	2
2	GA5000527	Screw, Pan head, 12G x 25mm, SS	8
3	GA5077740	Hose barb, Elbow, 90 degree, 2" male thread x 2" hose, Banjo	2

Tank Fill - Chemical Assembly



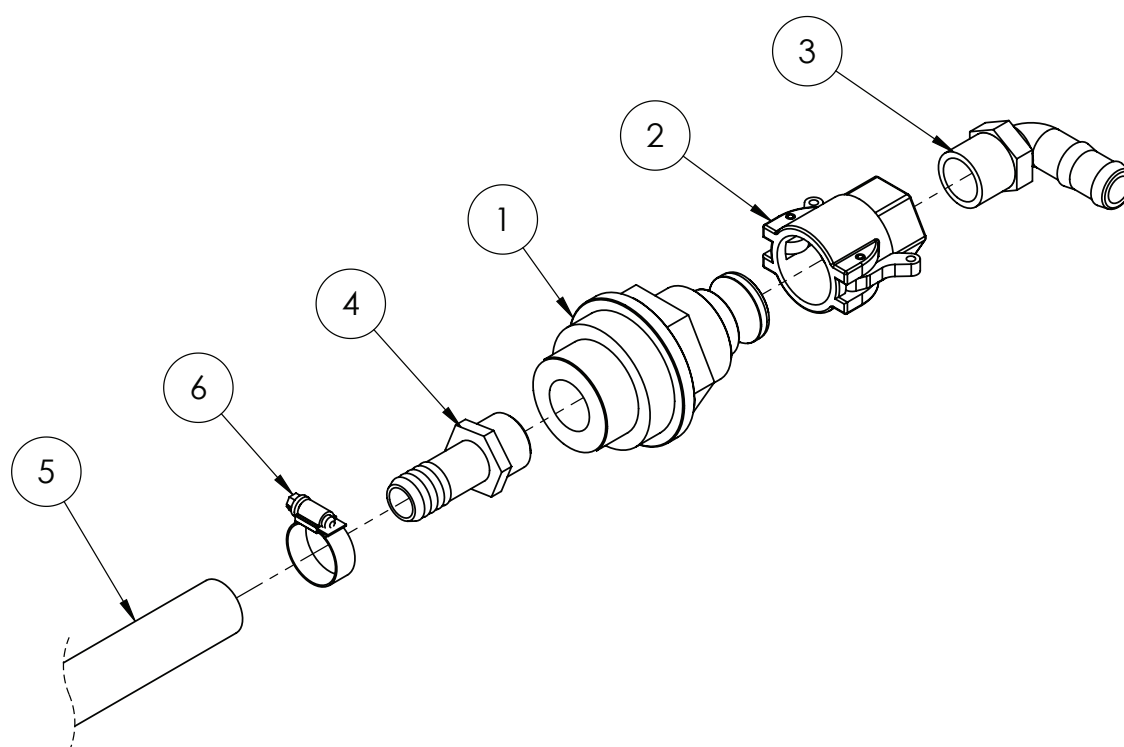
ITEM NO.	PART NUMBER	DESCRIPTION	QTY.
1	GA4572395	Main tank line return fitting 1"	1
2	GA5077718	Hose barb, Straight, 1" male thread x 1" hose, Banjo	1
3	GA5077723	Hose barb, Elbow, 90 degree, 1" male x 1" hose, Banjo	1

Tank Fill - Inlet Assembly



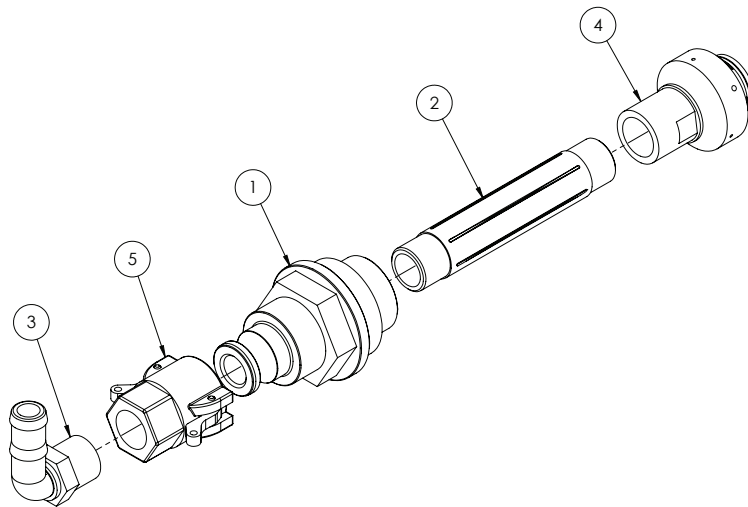
ITEM NO.	PART NUMBER	DESCRIPTION	QTY.
1	GA5078142	Street elbow, 90 degree, 2" male thread x 2" female thread, Banjo	1
2	GA5000527	Screw, Pan head, 12G x 25mm, SS	4
3	GA5078141	Street elbow, 45 degree, 2" male thread x 2" female thread, Banjo	1
4	GA5077737	Hose barb, Straight, 2" male thread x 2" hose, Banjo	2
5	GA4583370	Threaded Tank Flange 2"	1

Tank Inlet - Boom Recirculation Assembly



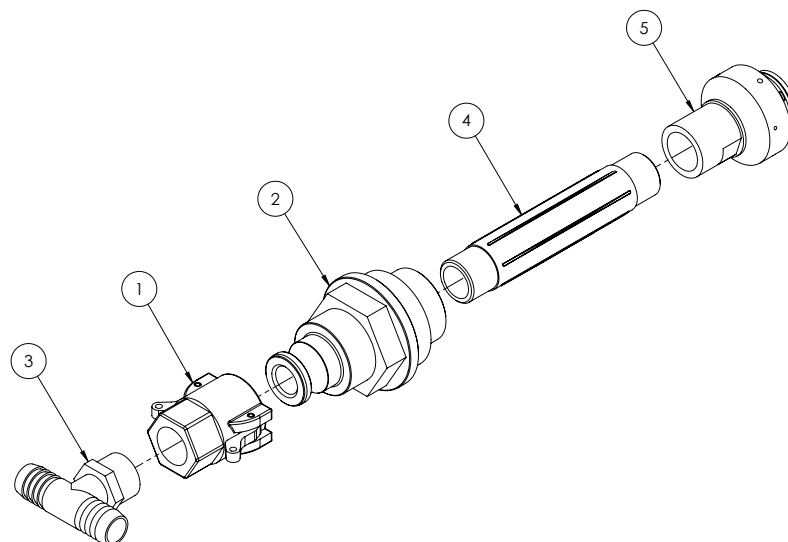
ITEM NO.	PART NUMBER	DESCRIPTION	QTY.
1	GA4572015	Tank rinse adaptor with cam lock	1
2	GA5077132	Cam lever, 3/4" female coupling x 3/4" hose barb, Banjo	1
3	GA5077717	Hose barb, Elbow, 90 degree, 3/4" male thread x 3/4" hose, Banjo	1
4	GA5077709	Hose barb, Straight, 3/4" male thread x 3/4" hose, Banjo	1
5	GA2000216	Hose, Pressure, 20mm, Black 250psi - 1000mm long	1
6	GA5000999	Hose Clamp, 3/4", SS (16-27/12W)	1

Tank Rinsing Nozzle - Elbow Assembly



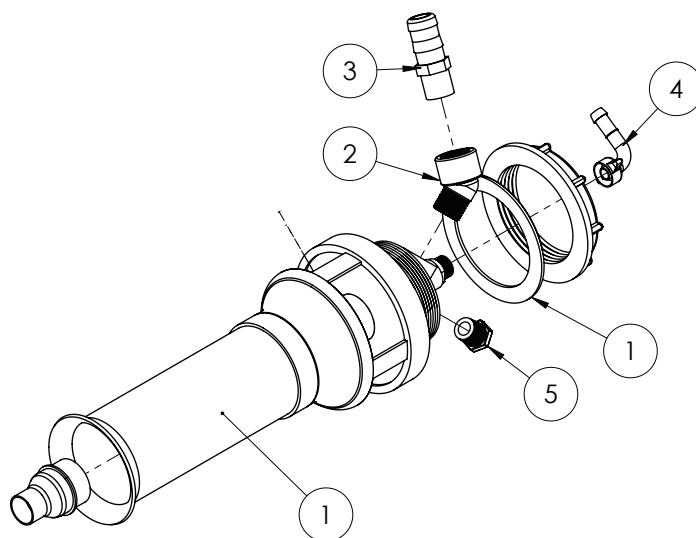
ITEM NO.	PART NUMBER	DESCRIPTION	QTY.
1	GA4572015	Tank rinse adaptor with cam lock	1
2	GA5077912	Nipple, 6" long, 3/4" male thread, Banjo	1
3	GA5077717	Hose barb, Elbow, 90 degree, 3/4" male thread x 3/4" hose, Banjo	1
4	GA5077336	Nozzle, Tank rinsing, 3/4" BSPT female inlet, Teejet	1
5	GA5077132	Cam lever, 3/4" female coupling x 3/4" hose barb, Banjo	1

Tank Rinsing Nozzle - Tee Assembly



ITEM NO.	PART NUMBER	DESCRIPTION	QTY.
1	GA5077132	Cam lever, 3/4" female coupling x 3/4" hose barb, Banjo	1
2	GA4572015	Tank rinse adaptor with cam lock	1
3	GA3500431	Hose barb, Tee, 3/4" hose barb x 3/4" hose barb x 3/4" male thread	1
4	GA5077912	Nipple, 6" long, 3/4" male thread, Banjo	1
5	GA5077336	Nozzle, Tank rinsing, 3/4" BSPT female inlet, Teejet	1

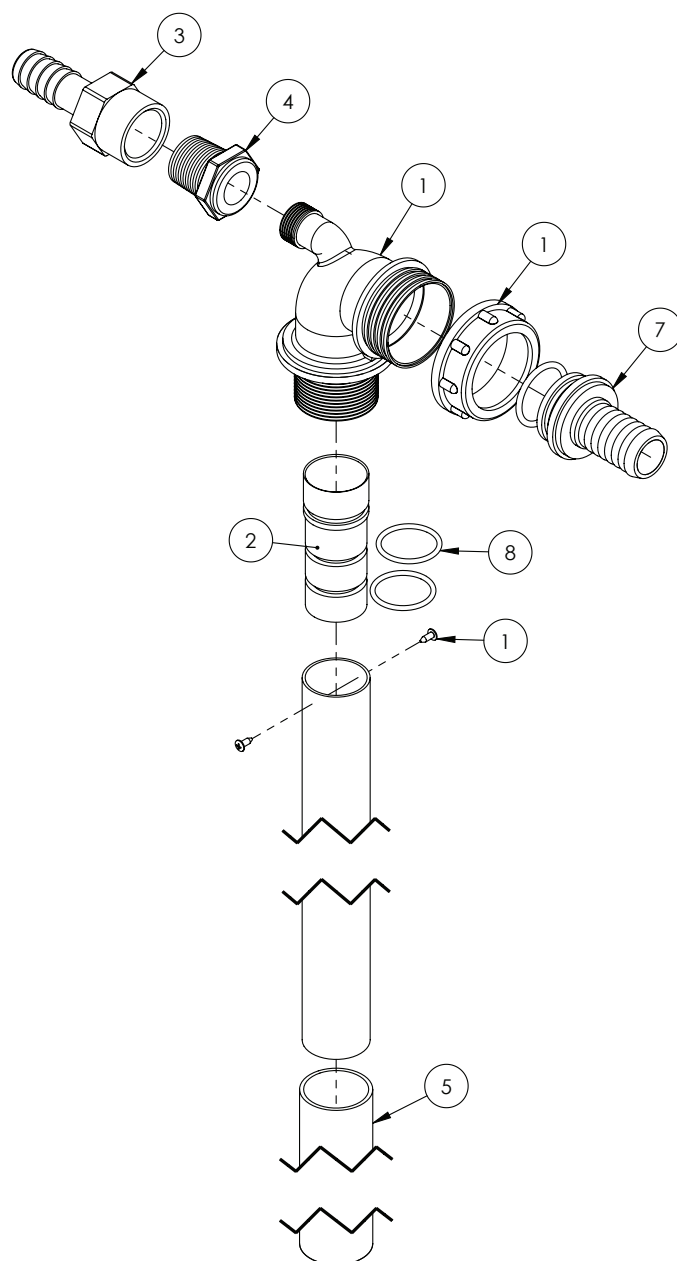
Supermix Agitator Assembly



Note: Sikaflex 227 used when installing supermix agitator.

ITEM NO.	PART NUMBER	DESCRIPTION	QTY.
1	GA5077038	Agitator, Super mix, 3mm jet, Arag	1
2	GA5078134	Street elbow, 45 degree, 3/4" male thread x 3/4" female thread	1
3	GA5077715	Hose barb, Straight, 3/4" male thread x 1" hose barb, Banjo	1
4	GA5075657	Hose barb, Elbow, 90 degree, 13mm hose, including 1/2" fly nut and seal, Brass, Arag	1
5	GA5077943	Plug, 1/2" male thread, Banjo	1

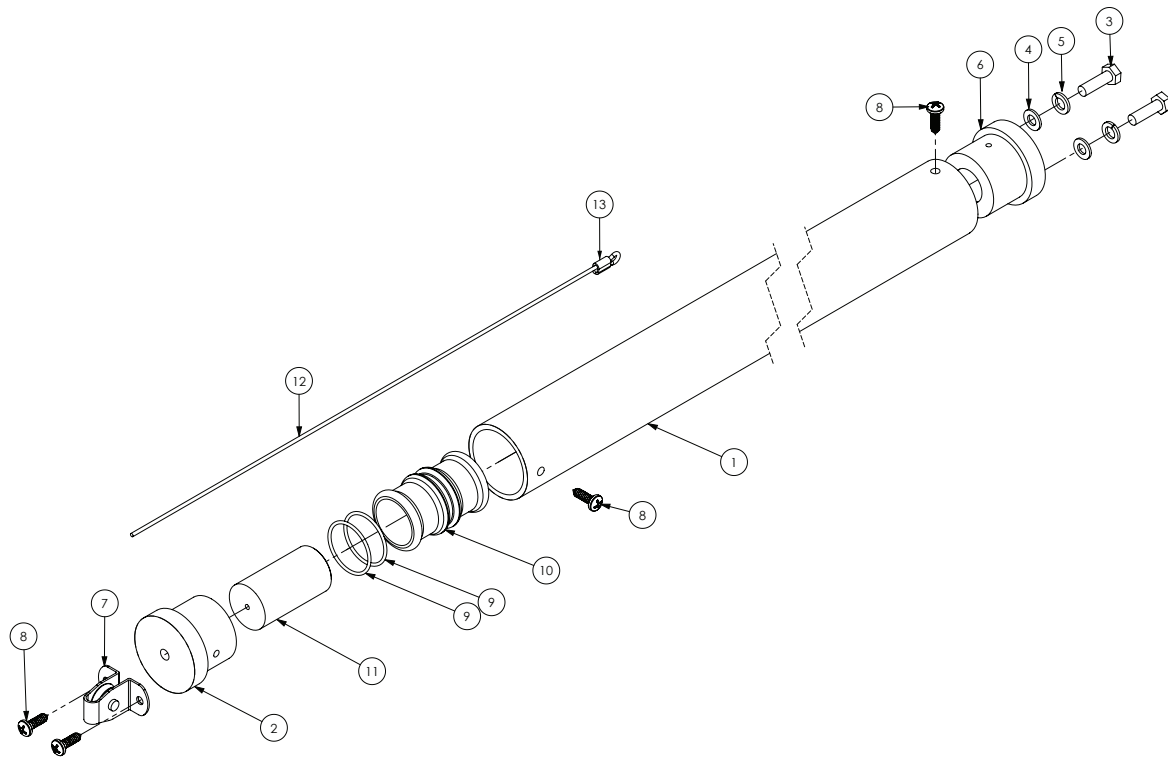
Venturi Filler Assembly



ITEM NO.	PART NUMBER	DESCRIPTION	QTY.
-	GA5007235	Hose clamp, Cobra type, 1 1/2"	1
1	GA5077035	Venturi Filler, not assembled	1
2	MACH0022	Jet for Arag venturi	1
3	GA5077743	Hose barb female 3/4"	1
4	GA5078010	Poly Pipe Reducer Bush 3/4" x 1/2"	1
5	GA5050205	Hose Lay flat Blue, 32mm, cut 405mm long	1
6	GA5077679	O-ring 29 x 3mm	1
7	GA5076036	Hosetail D.25 for FlyNut 1 1/2"	1
8	GA5049125	O-ring, 23.4 x 3.53mm, BS213	2

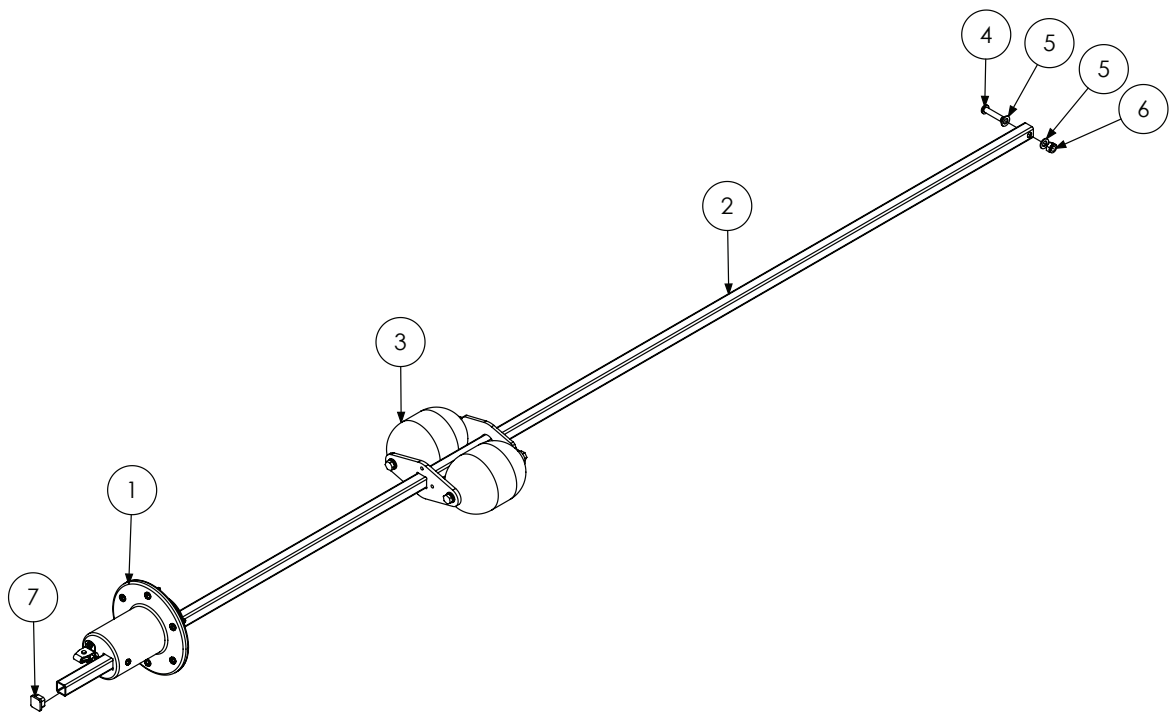
Note: Not all parts supplied with kit 500232 are used in this assembly.

Dry Sight Tube - Cap & Tube Assembly



ITEM NO.	PART NUMBER	DESCRIPTION	QTY.
-	GA8700361	Decal, Dry sight tube, 8000L, G8, MY15	-
1	GA5002979	Sight tube, Clear, 38 ID x 44 OD x 2000mm long, Polycarbonate	1
2	MACH0306	Remote sight tube end cap (Blk Poly)	1
3	GA5004065	Bolt M6 x 20 ZP GR8.8	2
4	GA5004437	Washer 6mm Flat SS	2
5	GA5004447	M6 Spring washer SS	2
6	MACH0316	Tube End Cap with Light Attachment	1
7	GA5015221	Pulley, Upright, 19mm, Suit sight tube cable roller	1
8	GA5014817	Screw 10G x 5/8" Pan Head SS	4
9	GA5012529	O-ring, 34.65 x 1.78mm, BS024	2
10	MACH0307	Remote sight tube level indicator	1
11	MACH0317	Level Indicator Insert	1
12	GA5017873	Cable, 5m, Suit Dry Sight Tube Float	1
13	GA5008643	Ferrule, Hand swage, Nickle plated copper, suits GA5017873 cable	2

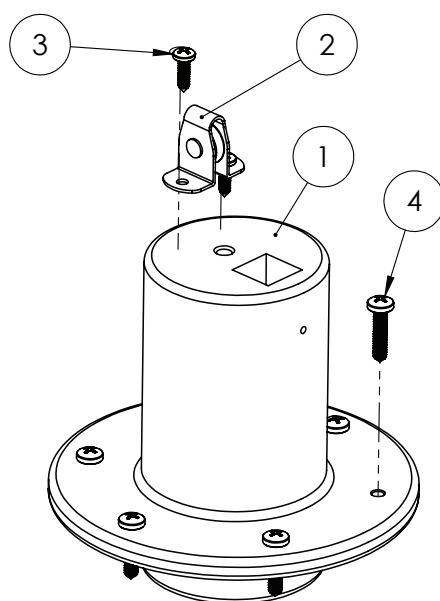
Dry Sight Tube - Float & Guide Assembly



ITEM NO.	PART NUMBER	DESCRIPTION	QTY.
1	*	Dry Sight Tube - Locating Cap Assembly	1
2	GA5046955	19 x 19 x 1.6mm SS RHS - cut 2150mm	1
3	*	Dry Sight Tube - In Tank Float Assembly	1
4	GA5051370	BHCS M8 x 35mm SS	1
5	GA5003643	Washer 8mm SS HD	2
6	GA5052590	Nut M8 Nyloc SS	1
7	GA5001101	Square tube Insert 19 x 19mm, Black	1

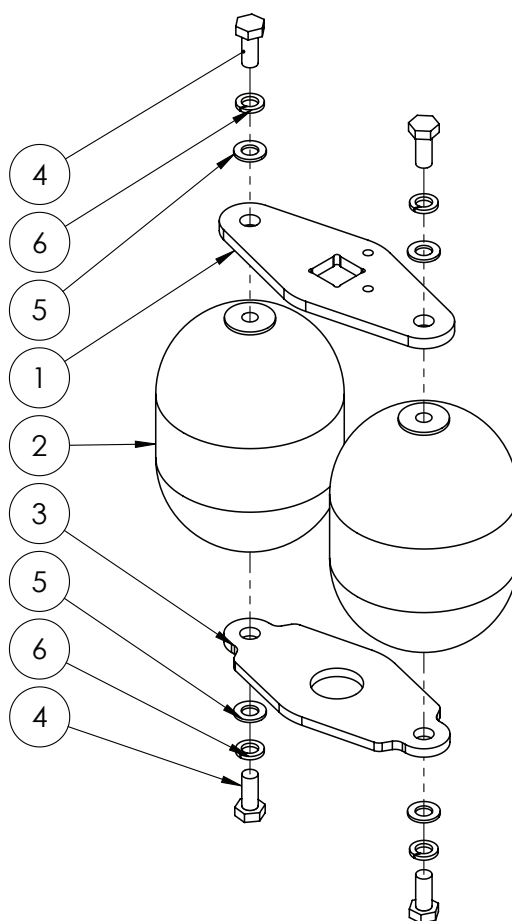
* Sub-assembly on following pages

Dry Sight Tube - Locating Cap Assembly



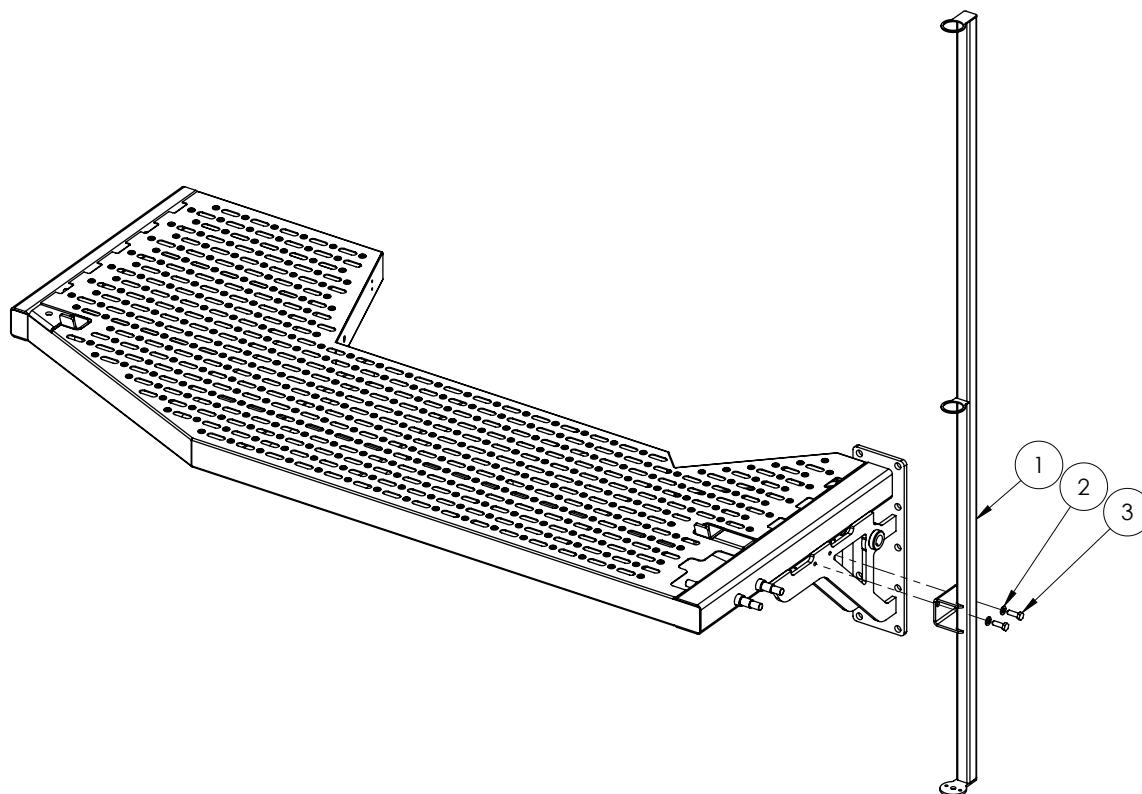
ITEM NO.	PART NUMBER	DESCRIPTION	QTY.
1	MACH0308	Float tube locating cap (Blk Poly)	1
2	GA5015221	Pulley, Upright, 19mm	1
3	GA5014817	Screw 10G x 5/8" Pan Head SS	2
4	GA5000527	Screw, Pan head, 12G x 25mm, SS	6

Dry Sight Tube - In Tank Float Assembly



ITEM NO.	PART NUMBER	DESCRIPTION	QTY.
1	GA5070910	Float Plate Dry Sight Tube	1
2	GA5070911	Ball Float 4" Plastic 5/16" Whitworth Threads	2
3	GA4505300	Float Plate Dry Sight Tube SS Bottom Plate	1
4	GA5048485	Set Screw, 5/16" x 3/4" BSW, SS GR8	4
5	GA5003643	Washer 8mm Flat SS HD	4
6	GA5004919	Washer 8mm Spring SS	4

Dry Sight Tube - Mount

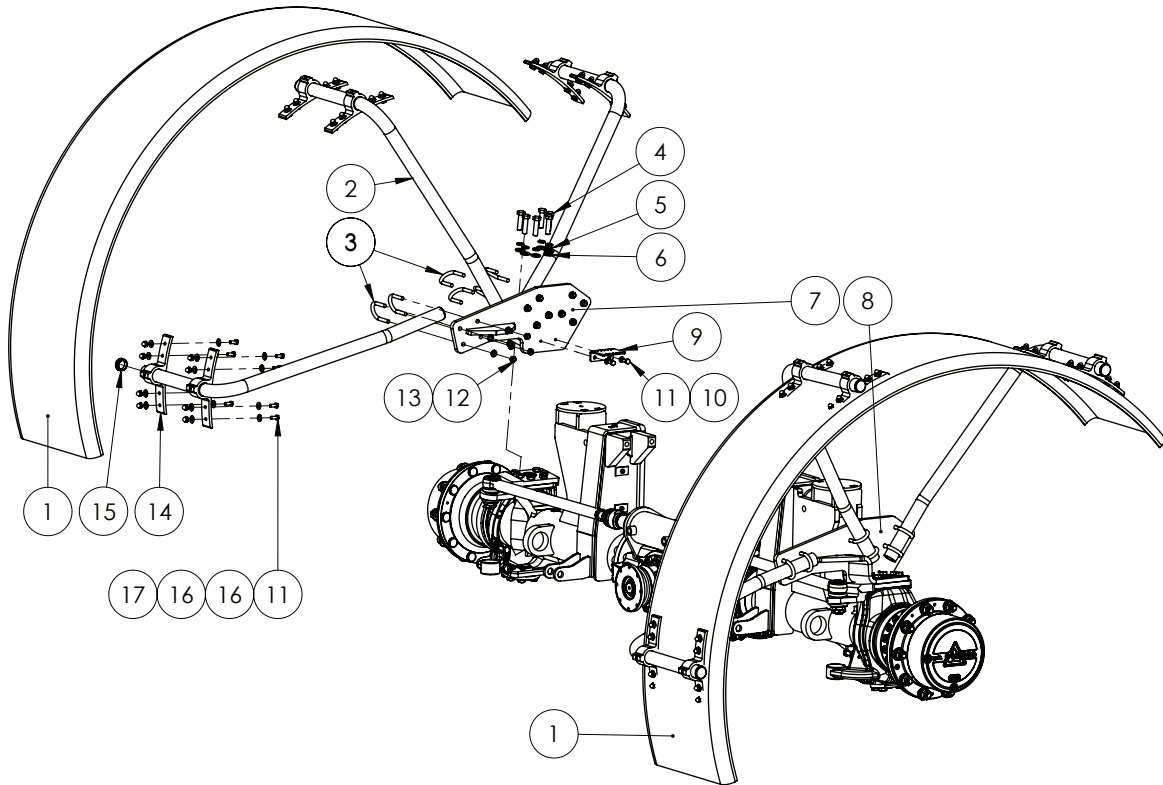


ITEM NO.	PART NUMBER	DESCRIPTION	QTY.
1	GA4661080	Dry Sight Tube Mount	1
2	GA5000117	Washer 10mm Flat SS HD	2
3	GA5006145	Bolt M10 x 30 SS A2-70	2

Chapter 12

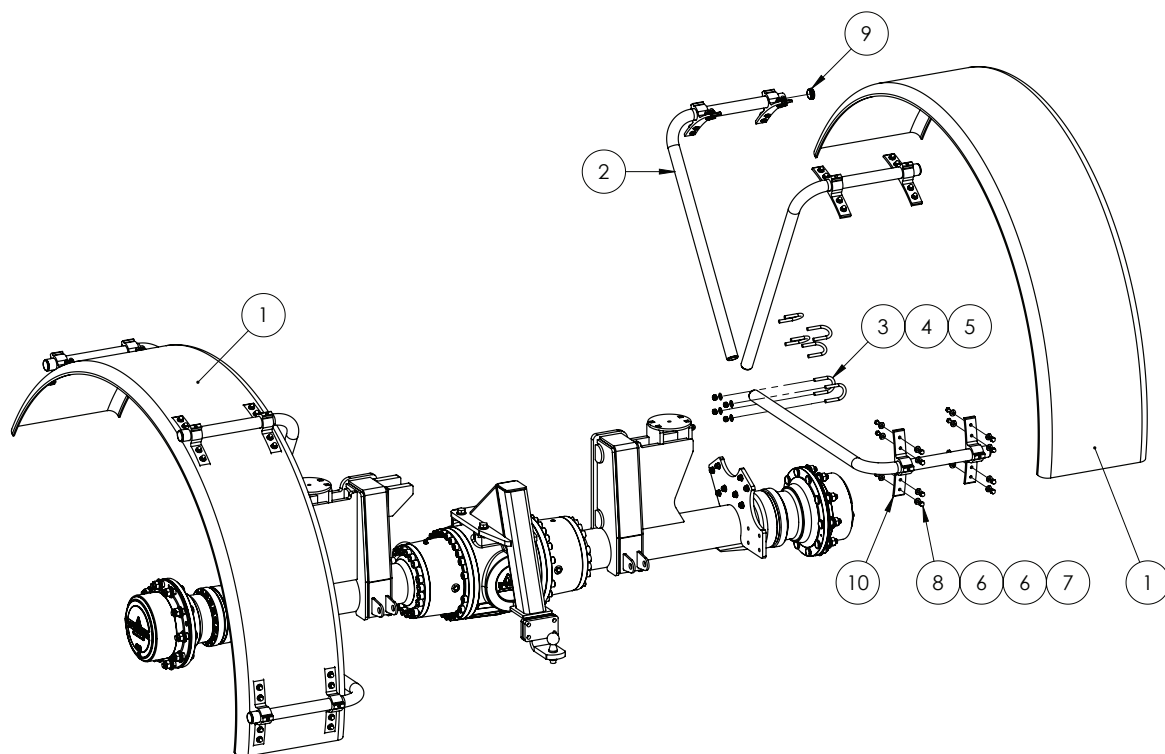
WHEELS & MUDGUARD

Mud Guards - Front Axle (520/85R46 Tyre)



ITEM NO.	PART NUMBER	DESCRIPTION	QTY.
1	GA5003825	Mudguard, Black plastic, 500 wide x 1000mm radius	2
2	GA5071955	Pipe, Mudguard Mount, Front Axle, Super Cruiser, G8	6
3	GA5071209	U Bolt, round top, M12 x 91L x 50W	12
4	GA5000941	Bolt M16 x 60 GR8.8 ZP	12
5	GA5001051	Washer 16mm Spring SS	12
6	GA5001043	Washer 16mm Flat SS HD	12
7	GA4661050	Mudguard Mount, Front, LH, Super Cruiser, G8, 2015	1
8	GA4661055	Mudguard Mount, Front, RH, Super Cruiser, G8, 2015	1
9	GA4506600	Plate Trimble Giro Mount	1
10	GA5000117	Washer 10mm Flat SS HD	2
11	GA5066162	Bolt M10 x 25 SS	50
12	GA5012461	Nut M12 Nyloc ZP	24
13	GA5000577	Washer 12mm Flat SS HD	24
14	GA5020450	Bracket, Plastic, Black, Mudguard mounting	12
15	GA5003925	End cap, 45 mm round, Black plastic	9
16	GA5002565	Washer 3/8" ID x 1" OD Flat SS	96
17	GA5011133	Nut M10 Dome nut SS	48

Mud Guards - Rear Axle (520/85R46 Tyre)



ITEM NO.	PART NUMBER	DESCRIPTION	QTY.
1	GA5003825	Mudguard W500 x R1000mm	2
2	GA5071960	Pipe, Mudguard Mount, Rear Axle, Super Cruiser, G8	6
3	GA5071209	U-bolt, round top, M12 x 91L x 50W	12
4	GA5000577	Washer 12mm Flat SS HD	24
5	GA5012461	Nut M12 Nyloc ZP	24
6	GA5002565	Washer 3/8" ID x 1" OD Flat SS	48
7	GA5066162	Bolt M10 x 25 SS	24
8	GA5011133	Nut M10 Dome nut SS	24
9	GA5003925	Insert round 45mm x 0.8 - 3.0mm	12
10	GA5020450	Bracket, Plastic, Black, Mudguard mounting	12

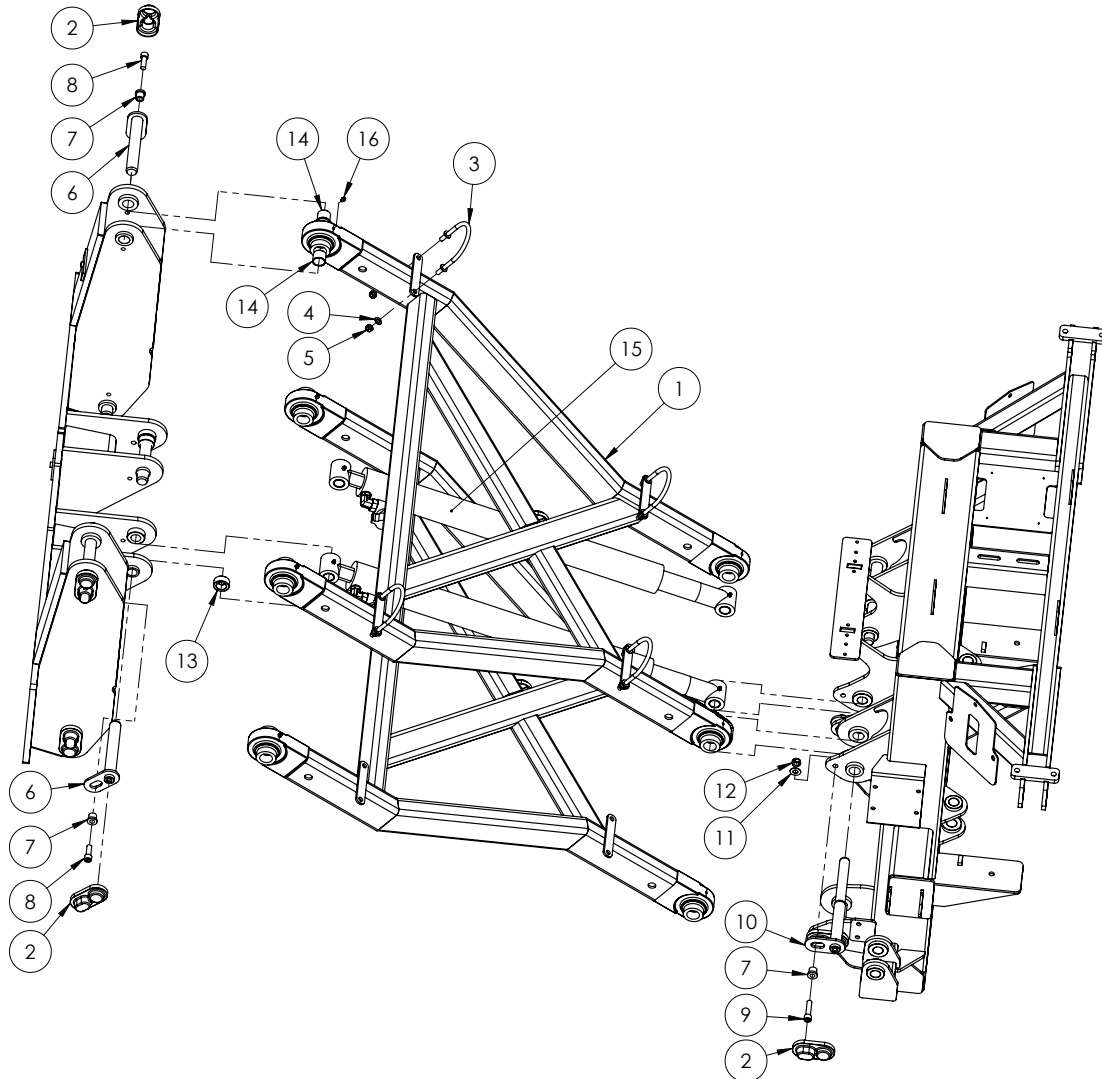
Wheels & Tyres

PART NUMBER	DESCRIPTION
GA1500004	Wheel, DD16 x 46, Zero Offset, G3 G4 series
GA1500024	Tyre, 520/85R46, X-Load 173A8/169D, Harvest
GA1500009	Tyre, 520/85R46 158A8, BKT, Agrimax
GA5018892	Wheel nut, M22 x 1.5mm, ZP
GA5070815	Hex Nut Cap Suit M22 Crop Cruiser Stud

Chapter 13

BOOM CENTRE

36-42m Boom Centre - Paralift Assembly



ITEM NO.	PART NUMBER	DESCRIPTION	QTY.
-	GA5066673~	Pin kit suit paralift	1
1	GA4658750	Paralift Arm	2
2	GA5067885	Pin cover, Black, clip on, plastic	10
3	GA5070905	U-bolt, Round top, M10 x 118 x 115mm, with stopper washers, ZP	4
4	GA5000117	Washer 10mm Flat SS HD	8

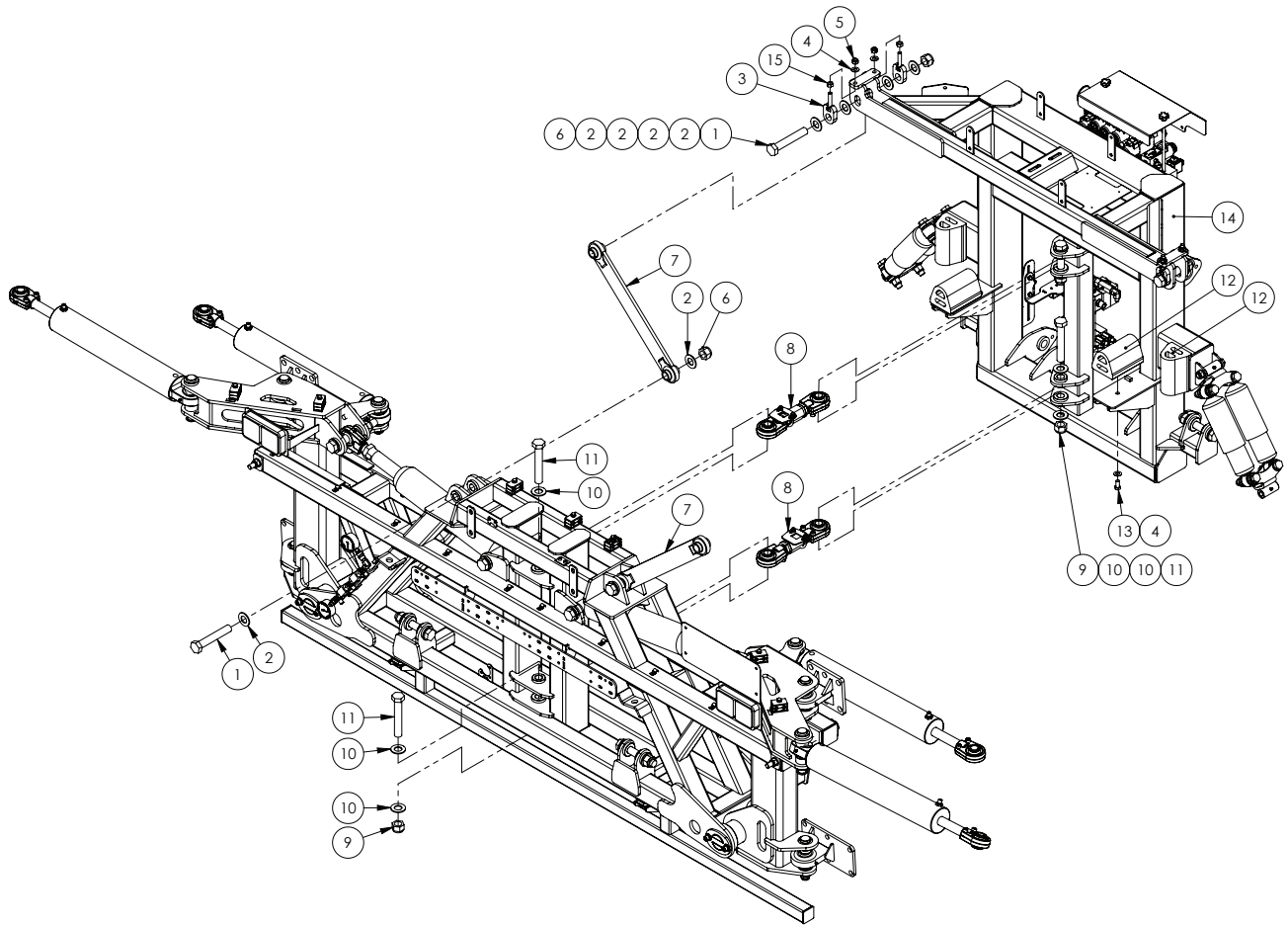
Continued over page

36-42m Boom Centre - Paralift Assembly

ITEM NO.	PART NUMBER	DESCRIPTION	QTY.
5	GA5000141	Nut M10 Nyloc ZP	8
6	GA5066655	Pin with retaining plate, 28.575mm OD x 180mm long, paralift arm	8
7	MACH0152	Bush with shoulder, 12.3mm ID x 25mm OD x 21mm long	10
8	GA5000313	SHCS M12 x 35 GR12.9 ZP	6
9	GA5051470	SHCS M12 x 50 GR12.9 ZP	4
10	GA5066675	Pin with retaining plate, Stepped, 294mm Long	2
11	GA5000577	Washer 12mm Flat SS HD	4
12	GA5012461	Nut M12 Nyloc ZP	4
13	GA4562190	Spacer bush, 40mm OD x 26mm ID x 17.5mm long, Paralift arms	2
14	GA5065486	Glacier bush 1 1/8" x 1" long	16
15	GA5070076	Hydraulic Cylinder, 2 1/2" Bore x 2" Rod x 26" Stroke	2
16	GA5012203	Grease nipple, Short, 1/4" UNF	4

~ Note: 2 pins in this kit will require cutting down to match the length of Item no. 6 before fitment.

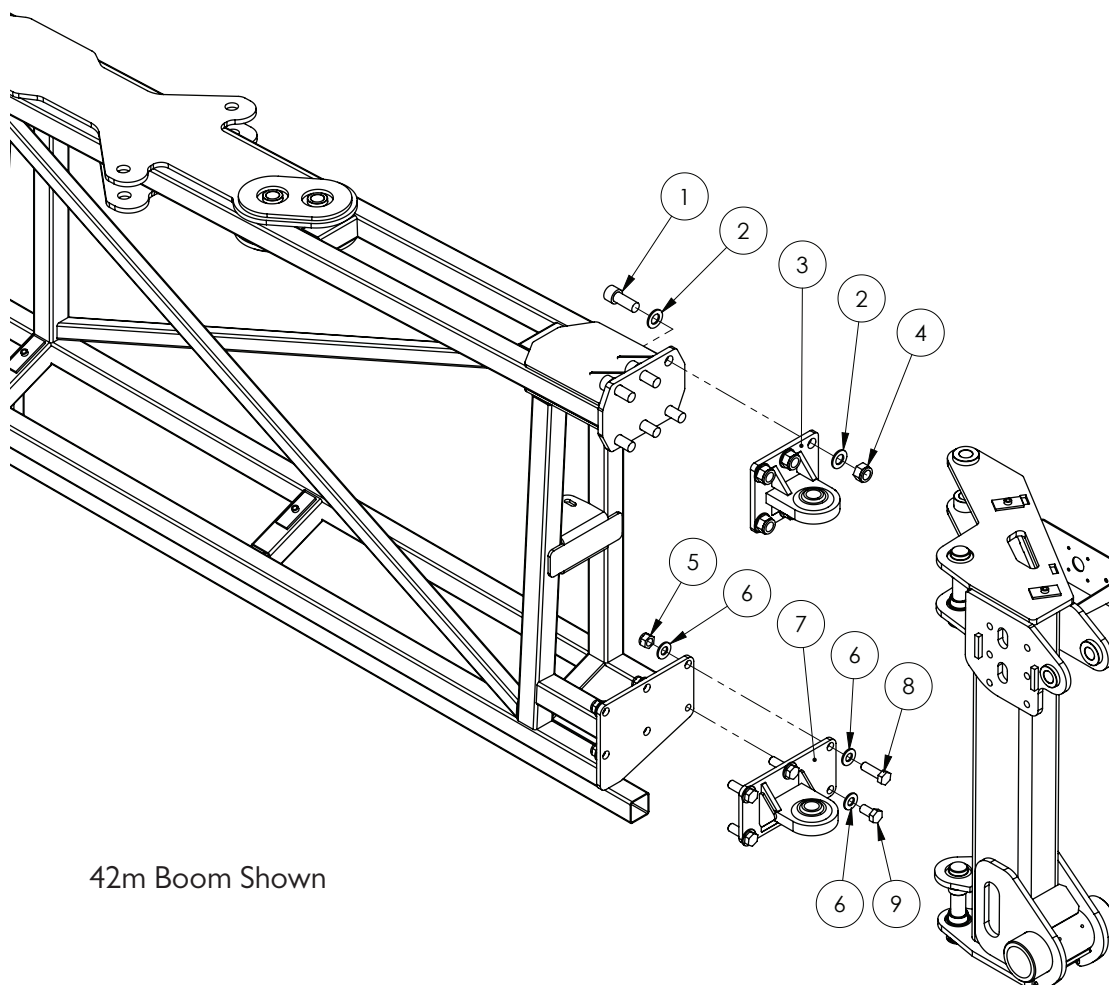
36-42m Boom Centre - Delta Links



ITEM NO.	PART NUMBER	DESCRIPTION	QTY.
1	GA4683145	Bolt, 1" UNC x 6", cut down from 7"	4
2	GA5017681	Washer 1" x 2" x 7g Flat Thin SS	24
3	GA4656260	Adjuster bolt, Delta link hanger	4
4	GA5000577	Washer 12mm Flat SS HD	8
5	GA5012461	Nut M12 Nyloc ZP	4
6	GA5012439	Nut, Nyloc, 1" UNC, ZP	4
7	GA4656240	Delta link, Long	2
8	GA4656260*	Delta link, short, heavy duty, adjustable	2
9	GA5006043	Bolt 1" UNF 14 TPI x 6" ZP GR8	4
10	GA5017681	Washer 1" x 2" x 7g Flat Thin SS	20
11	GA5006043	Bolt 1" UNF 14 TPI x 6" ZP GR8	4
12	GA5075240	Bump Stop Rubber with threaded insert	4
13	GA5011229	Bolt M12 x 25 ZP GR8.8	2
14	GA4658135	Paralift Rear	1
15	GA5000559	Nut M12 Hex ZP	4

* Delta Link Locking Plate Assembly shown on following pages

36-42m Boom Pivot



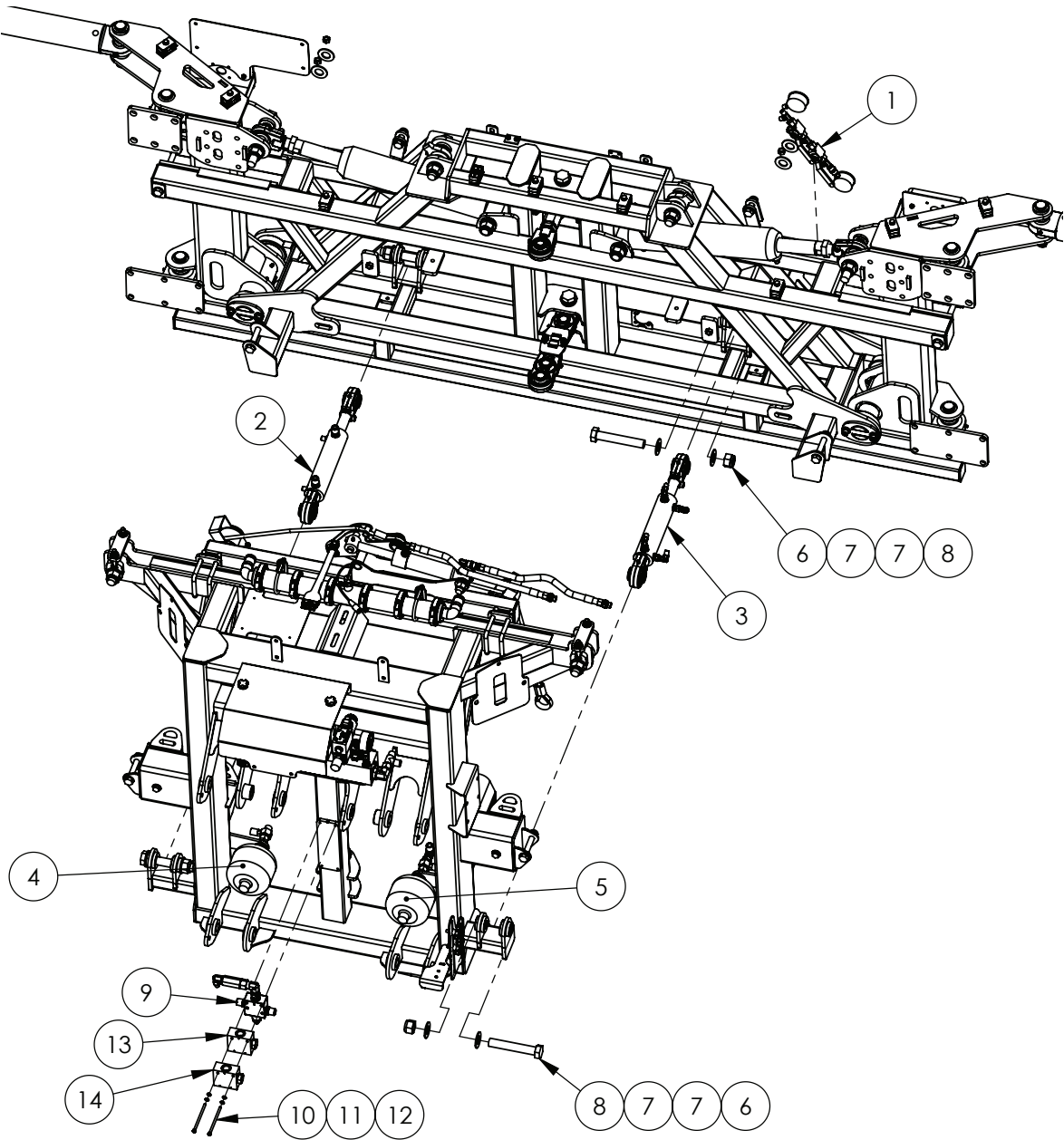
42m Boom Shown

Quantities shown are per side.

ITEM NO.	PART NUMBER	DESCRIPTION	QTY.
-	GA4537795*	Shim lower rose end, 1mm, 42m Boom	-
1	GA0500028	SHCS, M20 x 50, ZP Gr12.9	6
2	GA5001741	Washer 20mm Flat SS HD	12
3	GA4660915	Top Rose End Large Tritech	1
4	GA5048125	Nut M20 Nyloc Coarse ZP	6
5	GA5012463	Nut M16 Nyloc SS	5
6	GA5001043	Washer 16mm Flat SS HD	11
7	GA4659220	Bottom Rose End Large Tritech	1
8	GA5000931	Bolt M16 x 50 GR8.8 ZP	5
9	GA5000913	Set Screw M16 x 30 GR8.8 ZP	1

* Note: Quantity will vary depending on adjustments needed.

36m Boom Centre - Yaw Control



Continued over page

36m Boom Centre - Yaw Control

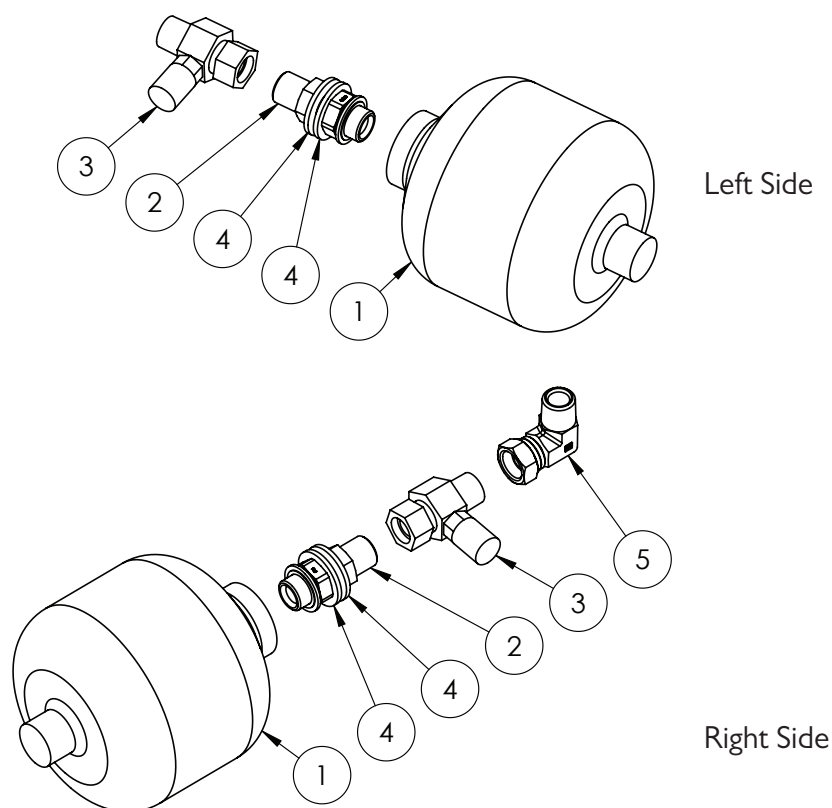
ITEM NO.	PART NUMBER	DESCRIPTION	QTY.
1	^	Yaw Control Valve Assembly	1
2	^	Hydraulic cylinder - Yaw - Right 36m	1
3	^	Hydraulic cylinder - Yaw - Left 36m	1
4	*	36m Yaw Accumulator Assembly - Right	1
5	*	36m Yaw Accumulator Assembly - Left	1
6	GA5012445	Nut 1" UNF 14 TPI Nyloc ZP	4
7	GA5017681	Washer 1" x 2" 7g Flat Thin SS	8
8	GA5006043	Bolt 1" UNF 14 TPI x 6" ZP GR8	4
9	^	Pressure Reducer Valve Assembly	1
10	GA5051525 ~	SHCS M6 x 130 GR12.9 ZP	2
11	GA5004447	Washer, 6mm, Spring, SS	4
12	GA5004437	Washer 6mm Flat SS	4
13	GA3500106	Hydraulic Valve, Flow Divider, 1 - 3 l/min	1
14	GA3500120	Hydraulic Valve, Flow Divider, 5 - 13 l/min	1

^ Sub-assembly shown in 'Hydraulics' Chapter 18

* Sub-assembly on following pages

~ Must be cut down to 115mm long

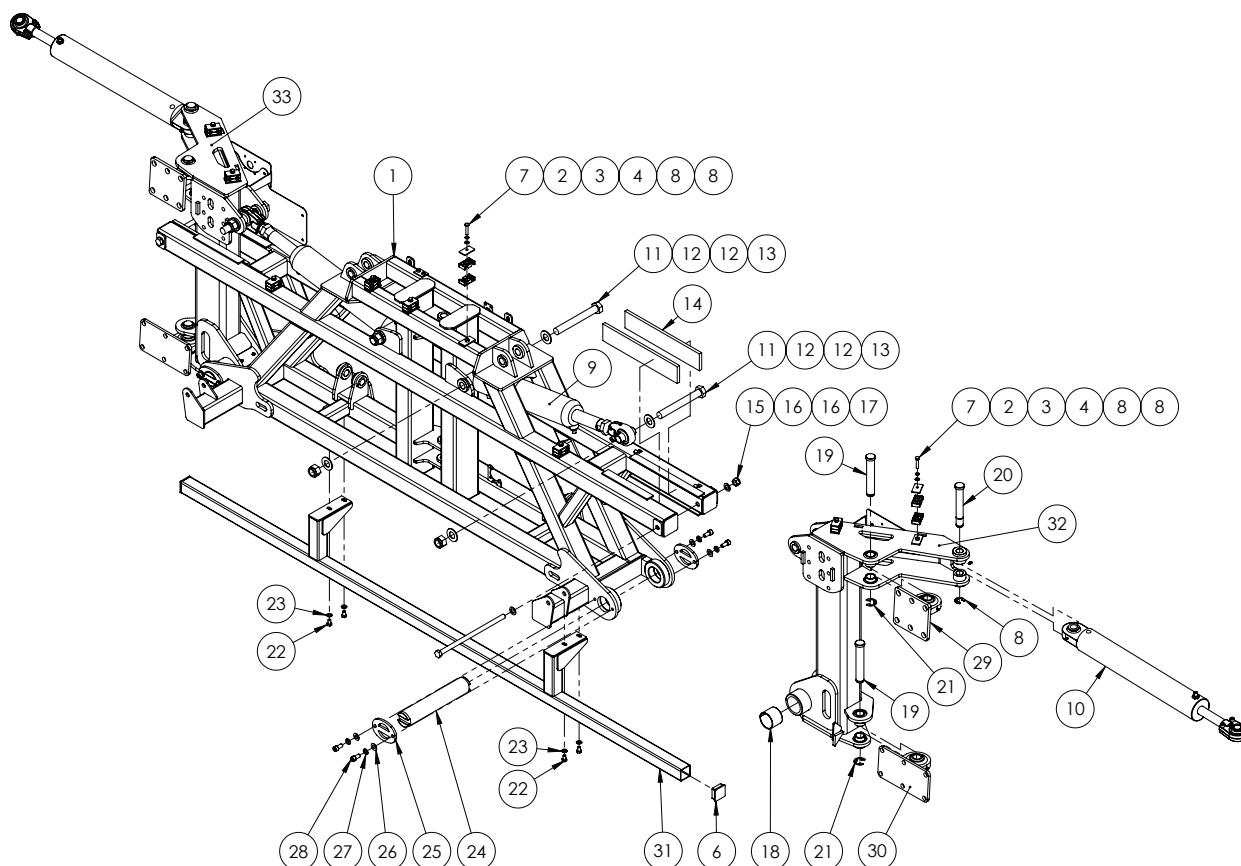
36m Yaw Accumulator Assembly - Left & Right



Quantities shown are per side.

ITEM NO.	PART NUMBER	DESCRIPTION	QTY.
1	GA5007787	Accumulator 1.0L Precharge 70 Bar	1
2	GAS99-603	Hydraulic adaptor, Nipple, 1/2" BSP male x 1/2" BSP male	1
3	GA3500198	Hydraulic adaptor, Inline test point, 1/2" BSPP female swivel x 1/2" BSPT male x M16 x 2.0 test port	1
4	GA5001741	Washer 20mm Flat SS HD	2
5	GA3500333	Hydraulic adaptor, Elbow, 90 degree, 1/2" BSPT male x 1/2" BSPP female swivel	1

36m Boom Centre - Tilt Assembly



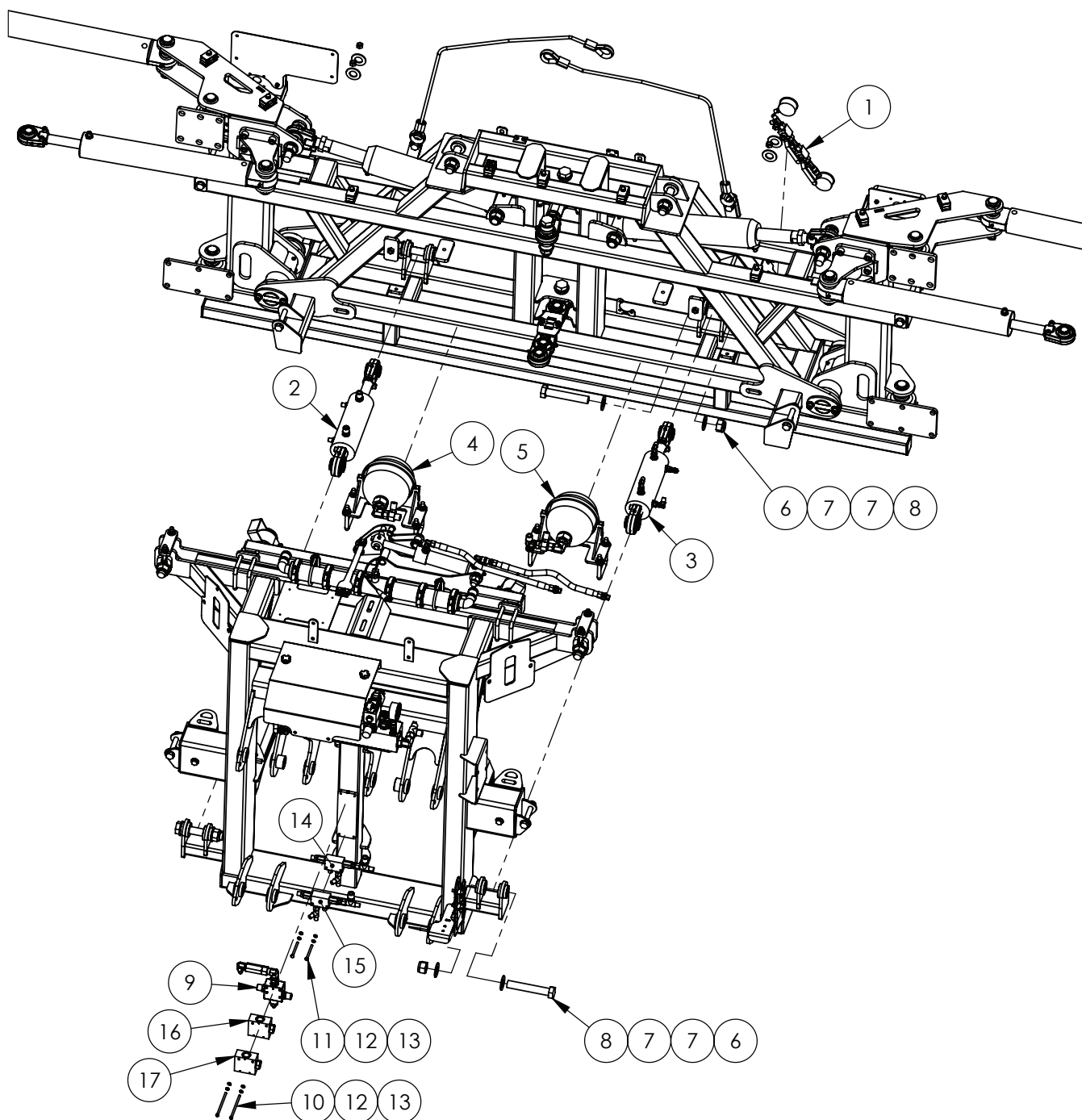
ITEM NO.	PART NUMBER	DESCRIPTION	QTY.
1	GA4658120	Centre Section, TriTech	1
2	GA5004919	Washer 8mm Spring SS	9
3	GA5003643	Washer 8mm Flat SS HD	9
4	GA5078031	Mounting clamp, Double type, Jaw, Pair, Group 2, 14mm	18
5	GA5078042	Mounting clamp, Double type, Plate, Top, Group 2	9
6	GA5003783	End cap, Insert, Black, Plastic, 50 x 50 mm	2
7	GA5048655	Bolt M8 x 40 GR8.8 ZP	9
8	GA5001223	Circlip, 19mm, E type, zinc plated	2
9	GA5065051	Hydraulic cylinder, 3 1/2" bore x 1 3/4" rod x 5" stroke, adjustable end, TriTech tilt cylinder	2
10	GA5018538	Hydraulic cylinder, 3" bore x 1 1/4" rod x 18" stroke, external phasing (single phase only)	4
11	GA5006151	Bolt 1" UNF 12 TPI x 8" ZP GR8	4
12	GA5017681	Washer 1" x 2" 7g Flat Thin SS	8
13	GA5012446	Nut 1" UNF 12 TPI Nyloc ZP	4
14	GA5075090	Wear pad, 380 x 74 x 12mm, Polystone	4
15	GA5001029	Nut M16 Nyloc ZP	2
16	GA5001043	Washer 16mm Flat SS HD	4
17	GA5075125	Bolt M16 x 325, 60 mm of thread, GR4.4 ZP	2

Continued over page

36m Boom Centre - Tilt Assembly

ITEM NO.	PART NUMBER	DESCRIPTION	QTY.
18	GA5075060	Glacier Bush 60mm ID x 50mm long	4
19	L003A	Pin, 1 1/8" x 170mm, with circlip groove	4
20	L002A	Pin, 1" x 180mm, Double circlip groove	2
21	GA5001883	Circlip, E type, 24mm, zinc plated	4
22	GA5006143	Bolt M10 x 16 GR8.8 ZP	4
23	GA5000117	Washer 10mm Flat SS HD	4
24	GA4572365	Tilt pin, suit MY11 centre section	2
25	GA4502280	Pin retainer	4
26	GA5000577	Washer 12mm Flat SS HD	8
27	GA5000575	Washer 12mm Spring SS	8
28	GA5000297	SHCS M12 x 25 ZP GR12.9	8
29	GA4660915	Top Rose End Large Trittech	2
30	GA4659220	Bottom Rose End Large Trittech	2
31	GA4660330	Spray Bar Trittech Centre Section	1
32	GA4660440	Tilt Arm Centre Section Trittech LH	1
33	GA4660445	Tilt Arm Centre Section Trittech RH	1

42m Boom Centre - Yaw Control



Continued over page

42m Boom Centre - Yaw Control

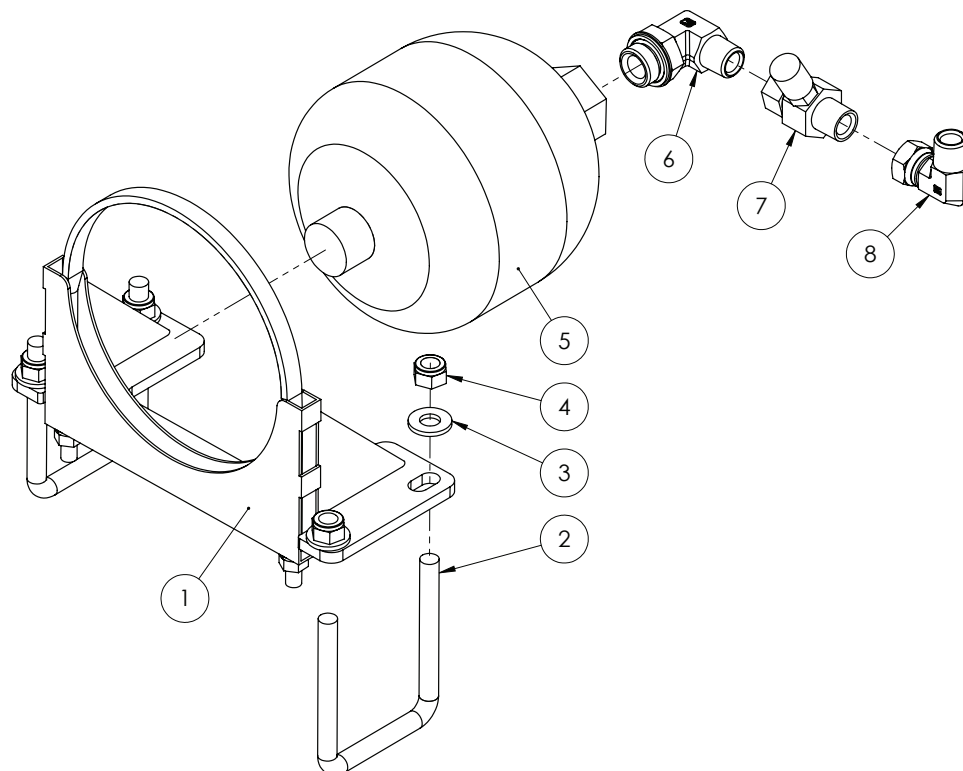
ITEM NO.	PART NUMBER	DESCRIPTION	QTY.
1	^	Yaw Control Valve Assembly	1
2	^	Hydraulic cylinder - Yaw - Right 42m	1
3	^	Hydraulic cylinder - Yaw - Left 42m	1
4	*	42m Yaw Accumulator Assembly - Right	1
5	*	42m Yaw Accumulator Assembly - Left	1
6	GA5012445	Nut 1" UNF 14 TPI Nyloc ZP	4
7	GA5017681	Washer 1" x 2" 7g Flat Thin SS	8
8	GA5006043	Bolt 1" UNF 14 TPI x 6" ZP GR8	4
9	^	Pressure Reducer Valve Assembly	1
10	GA5051525 ~	SHCS M6 x 130 GR12.9 ZP	2
11	GA5004105	Bolt M6 x 70 SS A2-70	2
12	GA5004447	Washer, 6mm, Spring, SS	4
13	GA5004437	Washer 6mm Flat SS	4
14	^	Double Pilot Operated Check Valve, RH	1
15	^	Double Pilot Operated Check Valve, LH	1
16	GA3500106	Hydraulic Valve, Flow Divider, 1 - 3 l/min	1
17	GA3500120	Hydraulic Valve, Flow Divider, 5 - 13 l/min	1

^ See chapter 18 'Hydraulics' for sub-assembly

* Sub-assembly on following pages

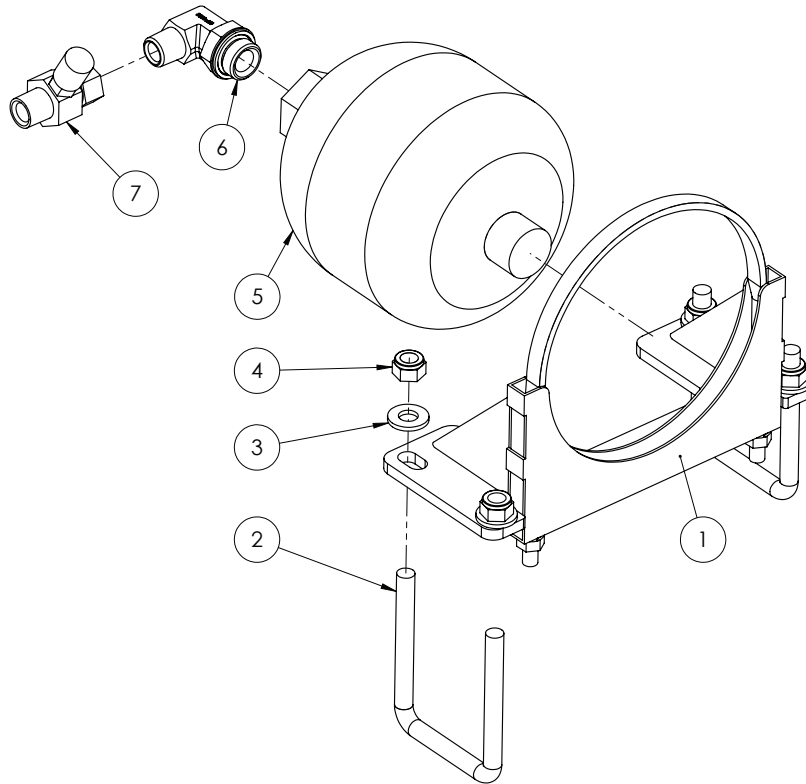
~ Must be cut down to 115mm long

42m Yaw Accumulator Assembly - Left



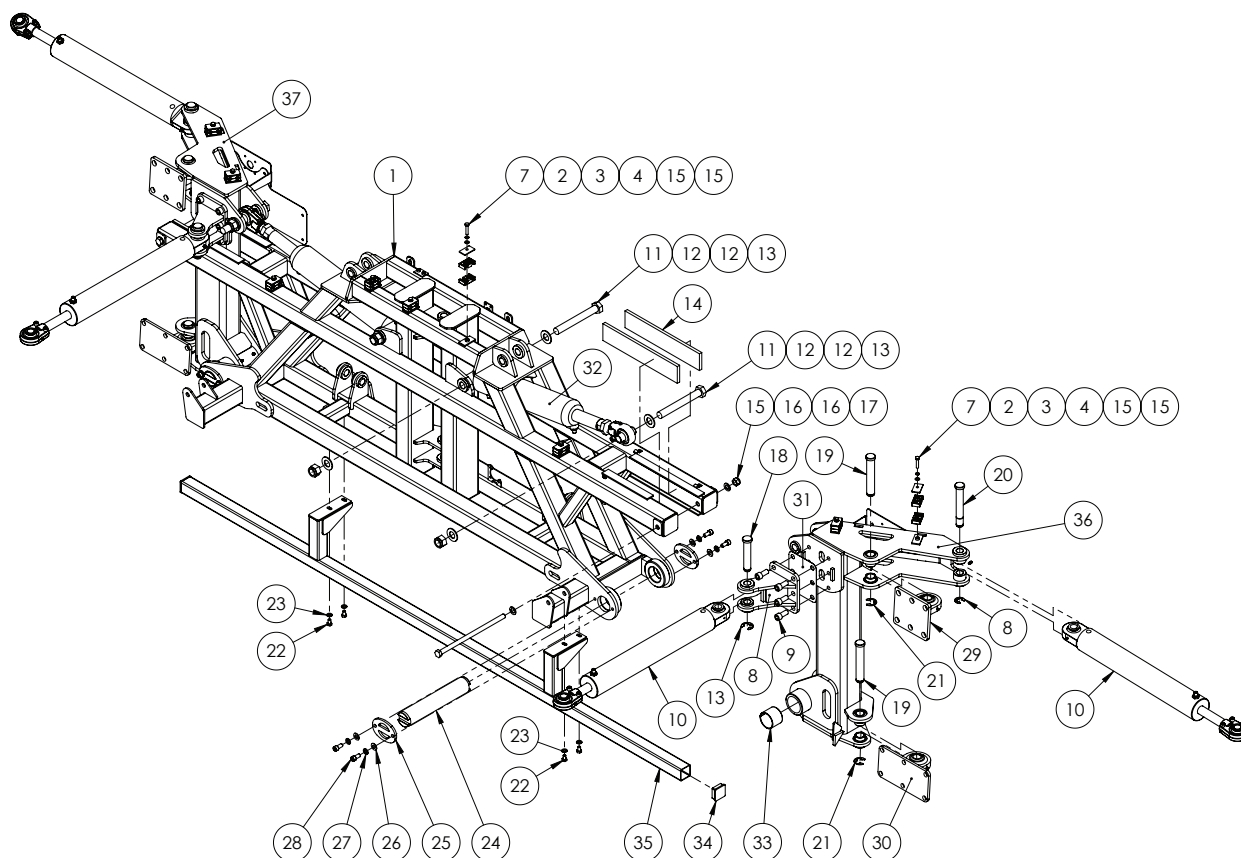
ITEM NO.	PART NUMBER	DESCRIPTION	QTY.
1	GA4659720	Mounting Bracket 2L Accumulator	1
2	GA5011259	U Bolt, Square top, M12 x 76mm x 110mm	2
3	GA5000577	Washer 12mm Flat SS HD	4
4	GA5012461	Nut M12 Nyloc ZP	4
5	GA3500021	Accumulator, Hydraulic, 2L, 90 Bar pre charge	1
6	GA3500324	Hydraulic adaptor, Elbow, 90 degree, 1/2" BSPT male x 3/4" BSPP male O-ring	1
7	GA3500198	Hydraulic adaptor, Inline test point, 1/2" BSPP female swivel x 1/2" BSPT male x M16 x 2.0 test port	1
8	GA3500333	Hydraulic adaptor, Elbow, 90 degree, 1/2" BSPT male x 1/2" BSPP female swivel	1

42m Yaw Accumulator Assembly - Right



ITEM NO.	PART NUMBER	DESCRIPTION	QTY.
1	GA4659720	Mounting Bracket 2L Accumulator	1
2	GA5011259	U Bolt, Square top, M12 x 76mm x 110mm	2
3	GA5000577	Washer 12mm Flat SS HD	4
4	GA5012461	Nut M12 Nyloc ZP	4
5	GA3500021	Accumulator, Hydraulic, 2L, 90 Bar pre charge	1
6	GA3500324	Hydraulic adaptor, Elbow, 90 degree, 1/2" BSPT male x 3/4" BSPP male O-ring	1
7	GA3500198	Hydraulic adaptor, Inline test point, 1/2" BSPP female swivel x 1/2" BSPT male x M16 x 2.0 test port	1

42m Boom Centre - Tilt Assembly



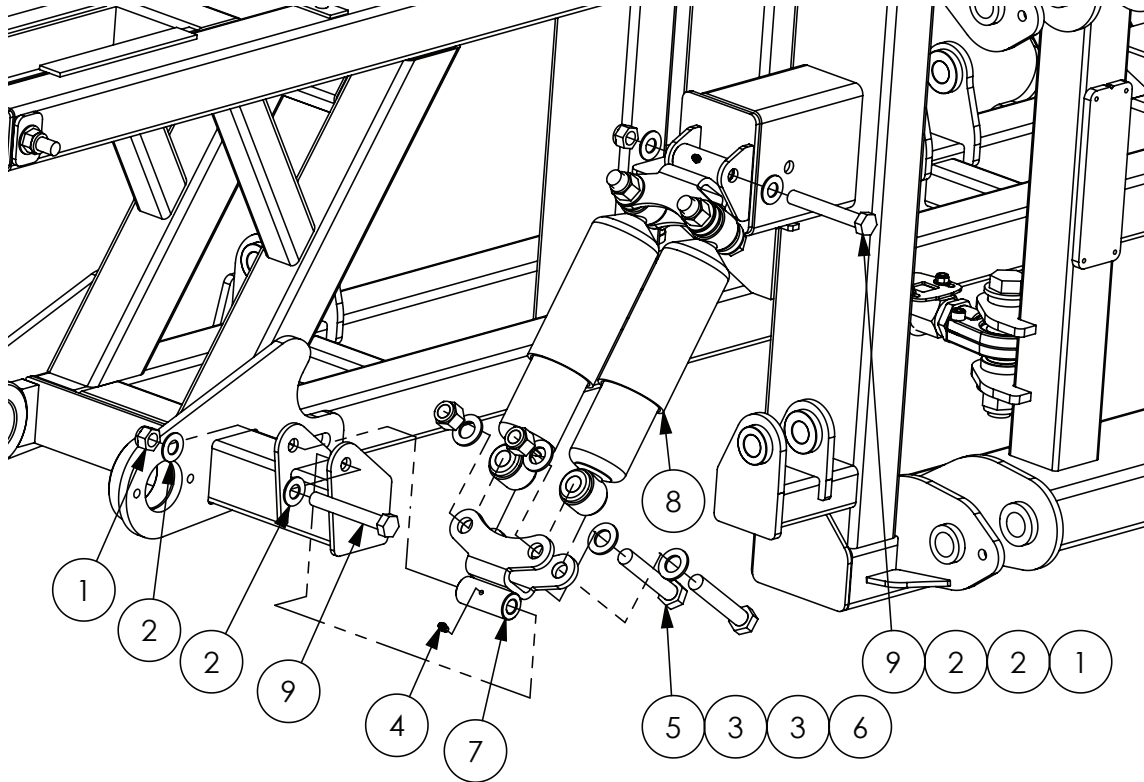
ITEM NO.	PART NUMBER	DESCRIPTION	QTY.
1	GA4658120	Centre Section, Tritech	1
2	GA5004919	Washer 8mm Spring SS	9
3	GA5003643	Washer 8mm Flat SS HD	9
4	GA5078031	Mounting clamp, Double type, Jaw, Pair, Group 2, 14mm	18
5	GA5078042	Mounting clamp, Double type, Plate, Top, Group 2	9
6	GA4658875	Mount, Fold cylinder, Flat fold suit self propelled	2
7	GA5048655	Bolt M8 x 40 GR8.8 ZP	9
8	GA5001223	Circlip, 19mm, E type, zinc plated	2
9	GA5000923	SHCS M16 x 35 GR12.9 ZP	12
10	GA5018538	Hydraulic cylinder, 3" bore x 1 1/4" rod x 18" stroke, external phasing (single phase only)	4
11	GA5006151	Bolt 1" UNF 12 TPI x 8" ZP GR8	4
12	GA5017681	Washer 1" x 2" 7g Flat Thin SS	8
13	GA5012446	Nut 1" UNF 12 TPI Nyloc ZP	4
14	GA5075090	Wear pad, 380 x 74 x 12mm, Polystone	4
15	GA5001029	Nut M16 Nyloc ZP	2
16	GA5001043	Washer 16mm Flat SS HD	4
17	GA5075125	Bolt M16 x 325, 60 mm of thread, GR4.4 ZP	2
18	GA4572200	Pin, 1" diameter x 132.4mm long, With shoulder and circlip groove	2

Continued over page

42m Boom Centre - Tilt Assembly

ITEM NO.	PART NUMBER	DESCRIPTION	QTY.
19	L003A	Pin, 1 1/8" x 170mm, with circlip groove	4
20	L002A	Pin, 1" x 180mm, Double circlip groove	2
21	GA5001883	Circlip, E type, 24mm, zinc plated	4
22	GA5006143	Bolt M10 x 16 GR8.8 ZP	4
23	GA5000117	Washer 10mm Flat SS HD	4
24	GA4572365	Tilt pin	2
25	GA4502280	Pin retainer	4
26	GA5000577	Washer 12mm Flat SS HD	8
27	GA5000575	Washer 12mm Spring SS	8
28	GA5000297	SHCS M12 x 25 ZP GR12.9	8
29	GA4660915	Top Rose End Large Trittech	2
30	GA4659220	Bottom Rose End Large Trittech	2
31	GA4513055	Shim, TriTech Fold ram, 1mm SS, Suit 4 and 6 bolt	2
32	GA5065051	Hydraulic cylinder, 3 1/2" bore x 1 3/4" rod x 5" stroke, adjustable end, TriTech tilt cylinder	2
33	GA5075060	Glacier Bush 60mm ID x 50mm long	4
34	GA5003783	End cap, Insert, Black, Plastic, 50 x 50 mm	2
35	GA4660330	Spray Bar Trittech Centre Section	1
36	GA4660440	Tilt Arm Centre Section Trittech LH	1
37	GA4660445	Tilt Arm Centre Section Trittech RH	1

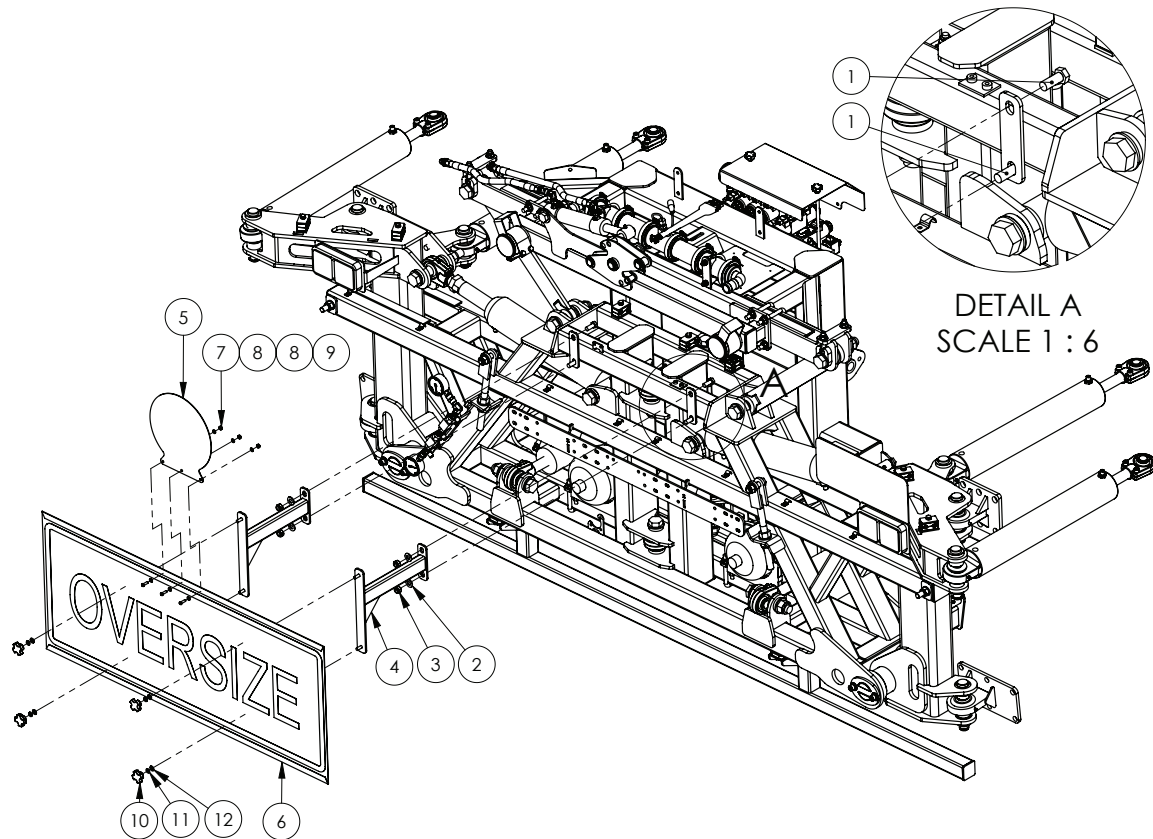
Double Roll Shocker Assembly



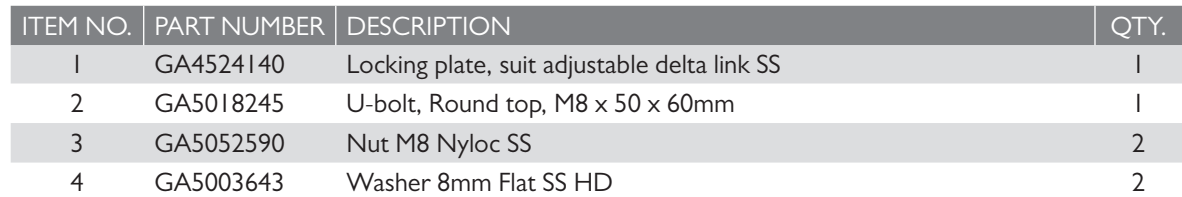
Quantities shown are per side.

ITEM NO.	PART NUMBER	DESCRIPTION	QTY.
1	GA5001029	Nut M16 Nyloc ZP	2
2	GA5001043	Washer 16mm Flat SS HD	4
3	GA5001741	Washer 20mm Flat SS HD	8
4	GA5012203	Grease nipple, Short, 1/4" UNF	2
5	GA5049490	Bolt 3/4" UNC x 4" ZP GR8	4
6	GA5048430	Nut, Nyloc, 3/4" UNC, ZP	4
7	GA4659360	Mounting bracket, Dual roll shock absorber	2
8	GA5015139	Shock Absorber, Double eye, 19mm eye, 82mm OD, Black	2
9	GA5000855	Bolt M16 x 110 ZP GR8.8	2

Oversize Sign Mount

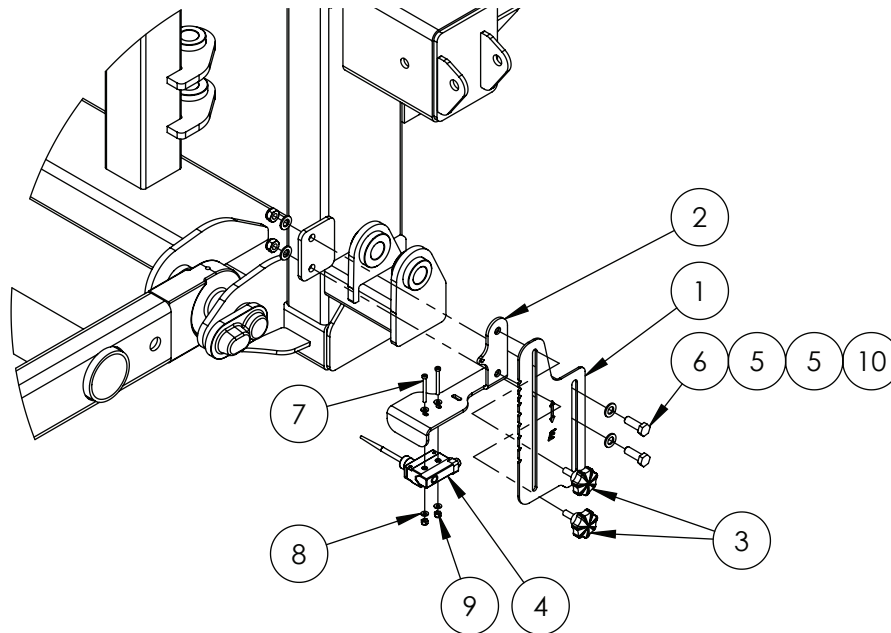


ITEM NO.	PART NUMBER	DESCRIPTION	QTY.
1	GA5000305	Set Screw M12 x 30 ZP GR8.8	4
2	GA5000577	Washer 12mm Flat SS HD	4
3	GA5012461	Nut M12 Nyloc ZP	4
4	GA4658150	Bracket, Oversize sign mount arm, Bolt on	2
5	F70906A	Speed sticker holder plate 1.6mm SS	1
6	GA5009613	Oversize sign, Yellow, Reflective with folded edges	1
7	GA5048115	Nut M6 Nyloc ZP	3
8	GA5004437	Washer 6mm Flat SS	6
9	GA5004053	BHCS M6 x 20 SS	3
10	GA5069875	Knob Star grip nut M8 x 40mm	4
11	GA5004919	Washer 8mm Spring SS	4
12	GA5003643	Washer 8mm Flat SS HD	4



ITEM NO.	PART NUMBER	DESCRIPTION	QTY.
1	GA4524140	Locking plate, suit adjustable delta link SS	1
2	GA5018245	U-bolt, Round top, M8 x 50 x 60mm	1
3	GA5052590	Nut M8 Nyloc SS	2
4	GA5003643	Washer 8mm Flat SS HD	2

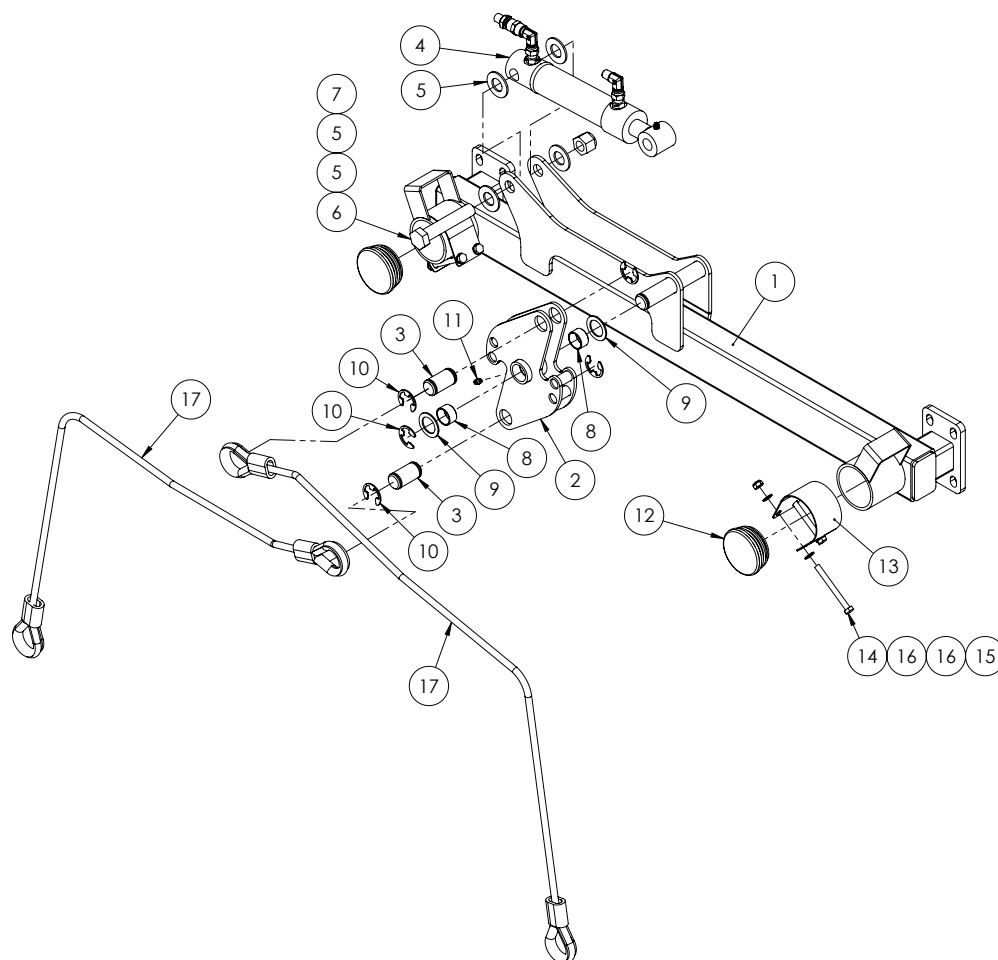
Lower Limit Switch - Raven



ITEM NO.	PART NUMBER	DESCRIPTION	QTY.
1	GA4523965	Boom Height adjustment bracket	1
2	GA4654161	Paralift switch bracket	1
3	GA5067080	M8 x 20 Plastic Knob Bolt	2
4	GA5012129~	Limit switch, Flexible arm, Micro, IP65, 10 Amp	1
5	GA5000117	Washer 10mm Flat SS HD	4
6	GA5065455	Bolt M10 x 30 GR8.8 ZP	2
7	GA5049800	SHCS M4 x 40 GR12.9 ZP	2
8	GA5020510	Washer 4mm Flat SS	4
9	GA5049025	Nut M4 Nyloc SS	2
10	GA5000141	Nut M10 Nyloc ZP	2

~ Note: Nuts, bolts & washers come included with GA5012129

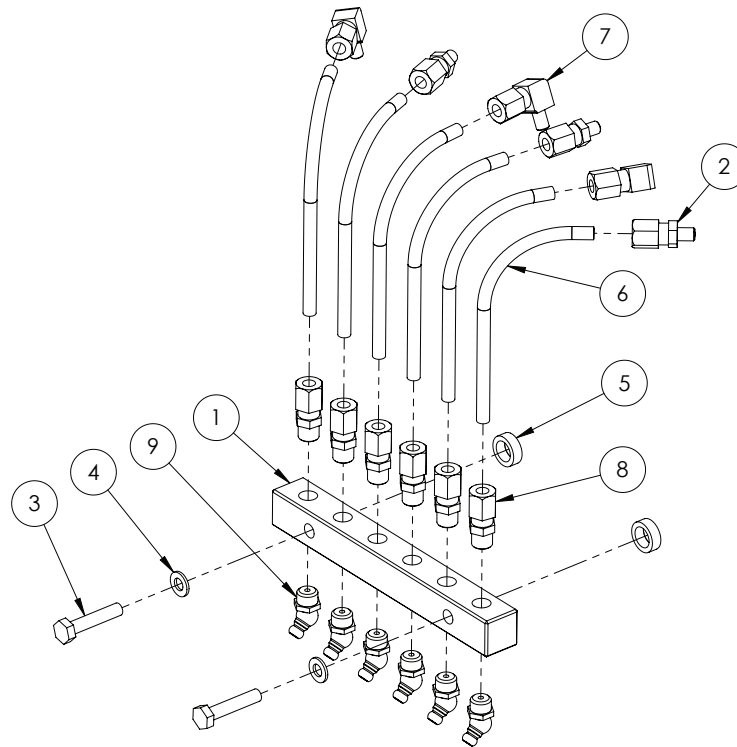
Centre Leveling Main Pivot



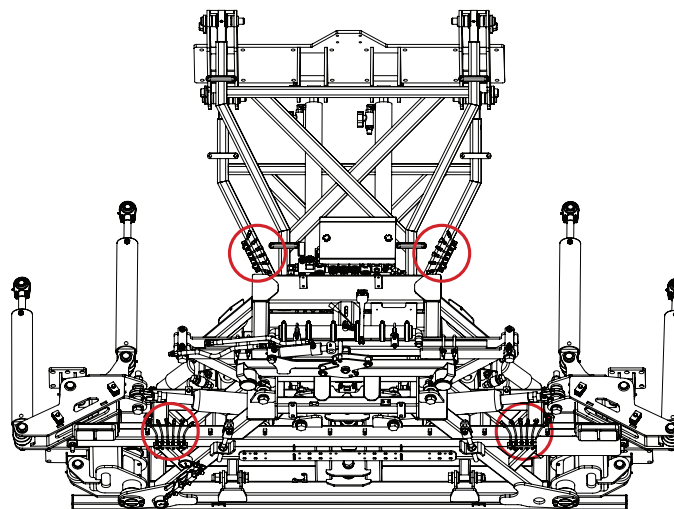
ITEM NO.	PART NUMBER	DESCRIPTION	QTY.
1	GA4658142	Centre leveling main pivot assem	1
2	GA4658141	Centre leveling wheel assembly	1
3	GA4572420	Cable mount pin suit centre levelling	2
4	^	Hydraulic Cylinder - Centre Leveling	1
5	GA5001045	Washer 3/4" Flat ZP	4
6	GA5049490	Bolt 3/4" UNC x 4" HT ZP	1
7	GA5048430	Nut 3/4" UNC Nyloc ZP	1
8	GA5009463	Glacier Bush 25mm ID x 15 Long	2
9	GA4522315	Washer, general spacer	2
10	GA5001223	19mm E type circlip	5
11	GA5012203	Grease Nipple 1/4" UNF Short	1
12	GA5050355	Insert to suit 65NB Tube	2
13	GA4506750	Wear Strip SS for Centre Leveling Cables	2
14	GA5004749	Bolt M8 x 80 GR8.8 ZP	4
15	GA5052590	Nut M8 Nyloc SS	4
16	GA5003643	Washer 8mm Flat SS HD	8
17	GA4905185	Cable assembly, Suit boom centre lock kit	1

^ See Chapter 18 'Hydraulics' for Sub-Assembly

Manual Grease Station

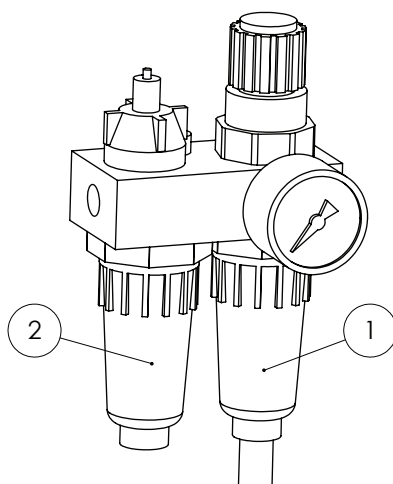


ITEM NO.	PART NUMBER	DESCRIPTION	QTY.
1	GA5070000	Grease Fitting Header Block	1
2	GA5069985	Grease fitting, Line connector, Straight 6mm	3
3	GA5004079	Set Screw M6 x 30 ZP GR8.8	2
4	GA5004437	Washer 6mm Flat SS	2
5	GA4552080	Crush tube, 10.2 ID x 15 OD x 5mm long	2
6	GA5070005	Grease line 6mm pre filled	6
7	GA5069995	Grease fitting, Elbow 90 degree, Line connector 6mm	3
8	GA5055225	Pneumatic fitting, Straight adaptor, 1/8" BSP male thread x Nut retainer suit 6mm tube	6
9	GA5055125	Grease Nipple 45 degree 1/8" gas thread ZP	6



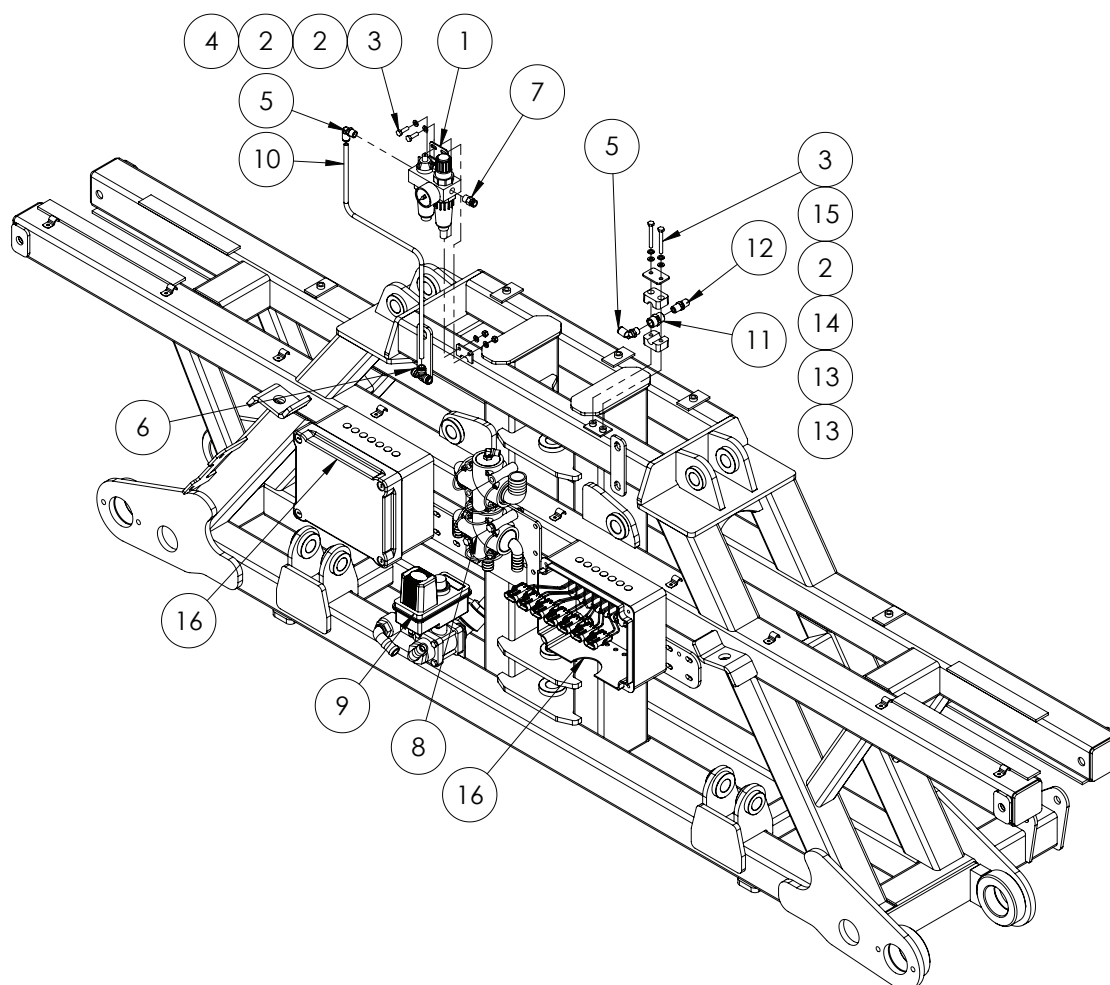
Manual grease station locations

Pneumatic Oiler & Dryer



ITEM NO.	PART NUMBER	DESCRIPTION	QTY.
-	GA5071805	O-Ring Seal, 33 x 2mm, Suits GA5068806 Pneumatic Air Line Oiler Reservoir	-
1	GA5054620	Bowl, suit air dryer / oiler GA5068806	1
2	GA5054625	Bowl Lubricator, suit air dryer / oiler GA5068806	1

RapidFire & RapidFlow

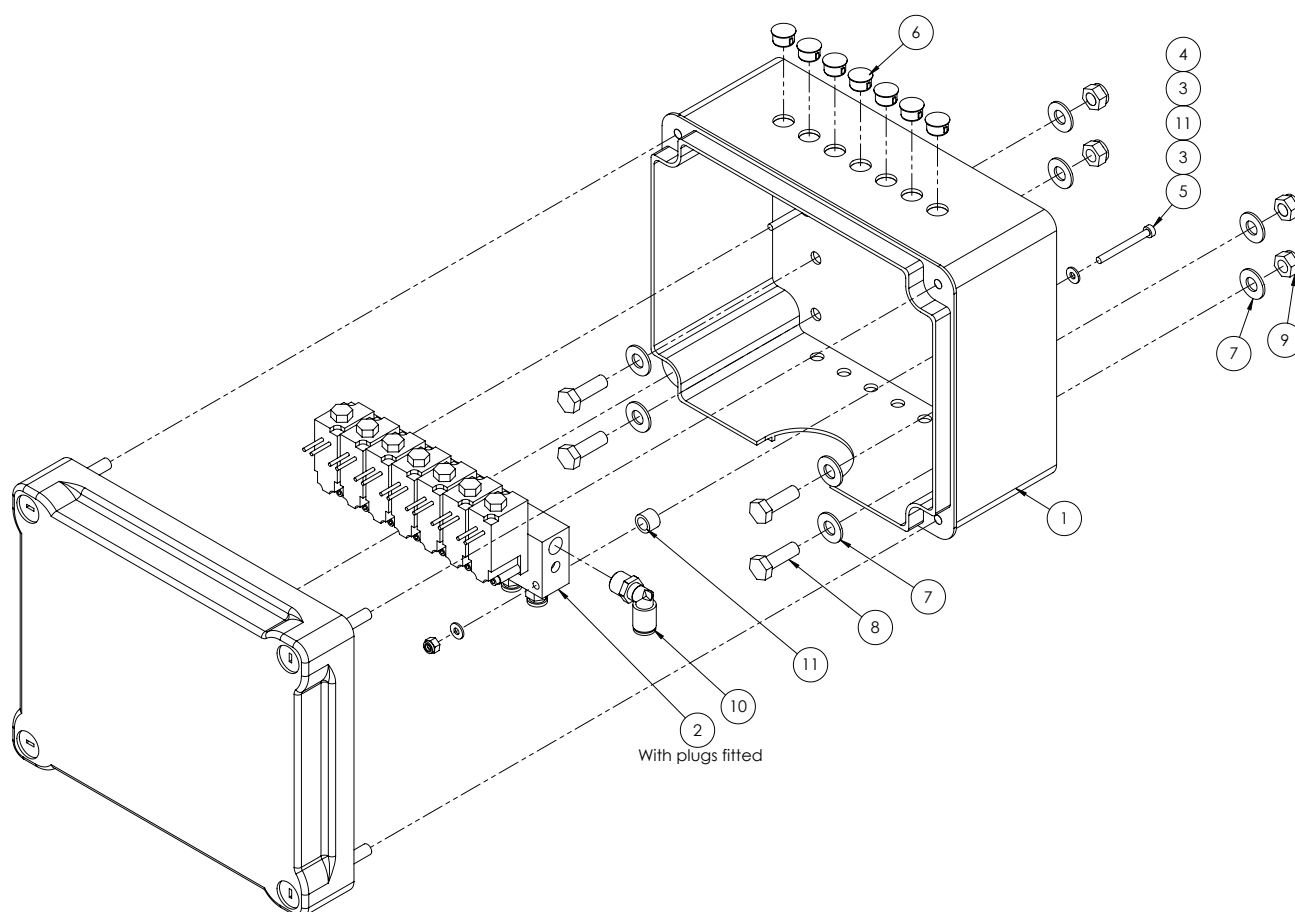


ITEM NO.	PART NUMBER	DESCRIPTION	QTY.
1	GA5068806	Pneumatic Mini Filter Oiler and Regulator	1
2	GA5004437	Washer 6mm Flat SS	6
3	GA5011419	Bolt M6 x 50 SS	4
4	GA5048115	Nut M6 Nyloc ZP	2
5	GA5052690	Elbow Swivel push in 8mm x 1/4" BSP	2
6	GA5067010	Equal Tee push in 8mm	1
7	GA5052695	Straight Adaptor, Push in, 8mm x 1/4" BSP	1
8	^	RapidFire Pressure Flow Distributer Assembly	1
9	^	RapidFire - Rapidflow Return Valve	1
10	GA5004382	Tube, Nylon, 8mm, Black	1
11	GA3500211	Hydraulic adaptor, Socket, 1/4" BSPT female x 1/4" BSPT female	1
12	GA3500218	Hydraulic adaptor, Nipple, 1/4" BSPT male x 1/4" BSPT male	1
13	GA5078031	Mounting clamp, Double type, Jaw, Pair, Group 2, 14mm	2
14	GA5078068	Mounting Clamp, Single type, Plate, Top, Group 2	1
15	GA5004447	Washer, 6mm, Spring, SS	2
16	*	RapidFire 7 section solenoid box Assembly	2

* Sub-assembly on following pages

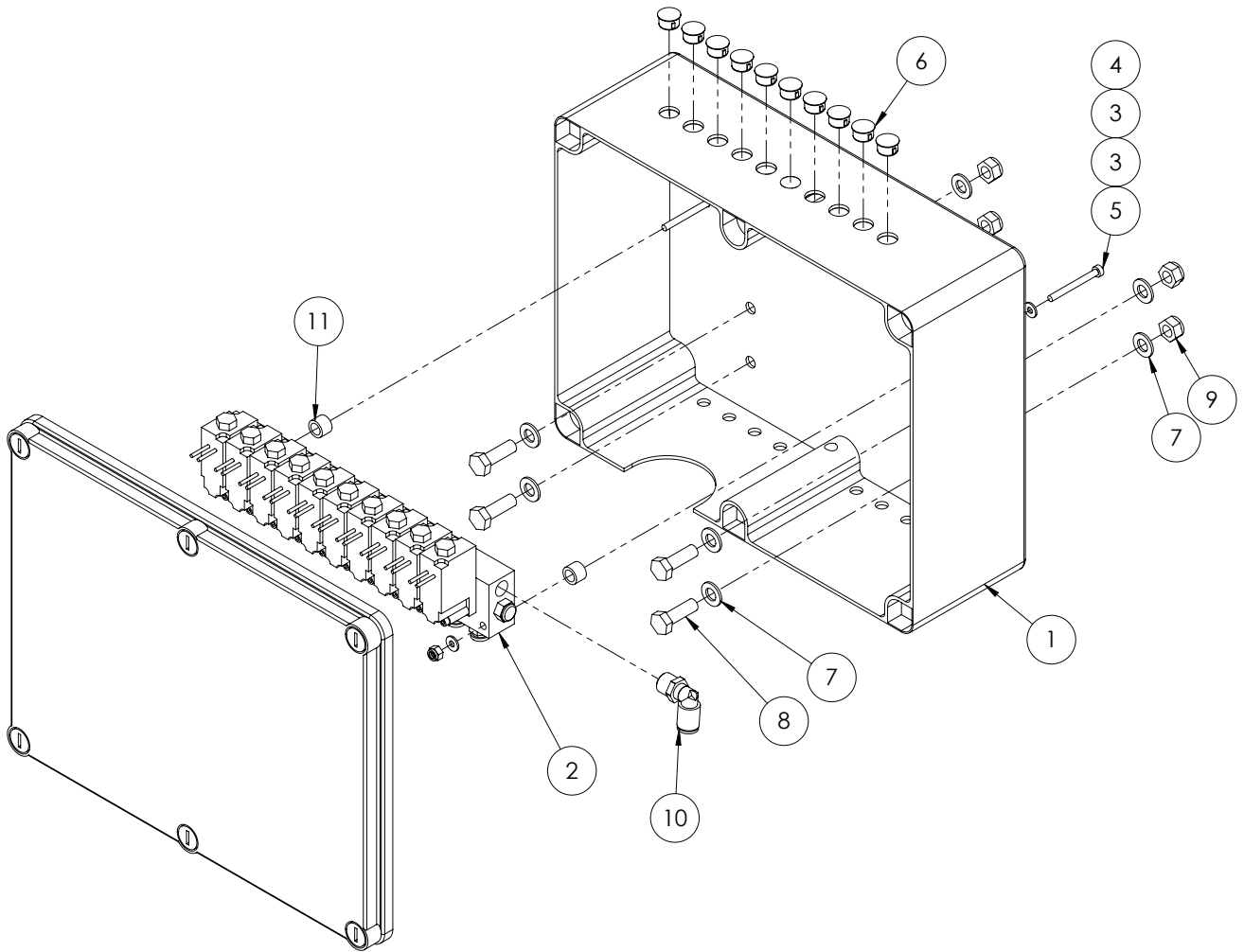
^ See Chapter 19 'Plumbing' for Sub-assembly

RapidFire 7 Section Solenoid Box Assembly



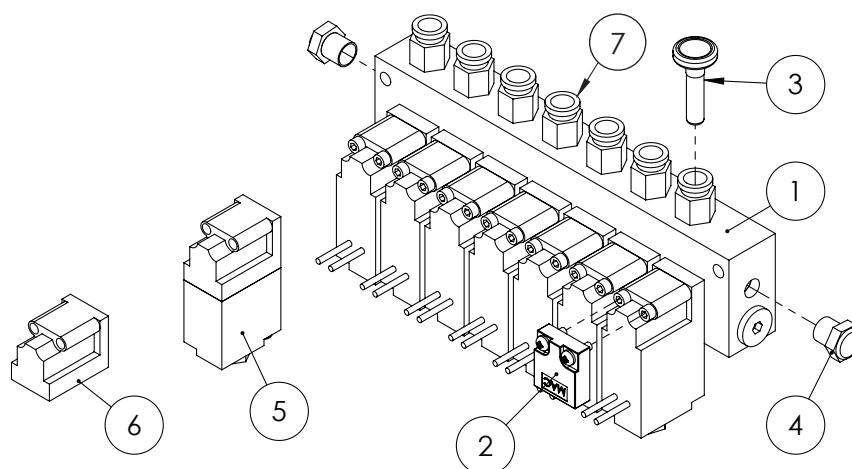
ITEM NO.	PART NUMBER	DESCRIPTION	QTY.
1	GA5054085	Box plastic electrical, 241 x 194 x 127mm	1
2	GA5068805	Valve, Pneumatic solenoid, 7 section bank, Suit rapid fire, bare wires, 6mm outlets, 8mm inlet, MAC	1
	GA5068807	Valve, Pneumatic solenoid, 7 section bank, Suit rapid fire, with weatherpack plugs, 6mm outlets, 8mm inlet, MAC	1
3	GA5020510	Washer 4mm Flat SS	4
4	GA5049025	Nut M4 Nyloc SS	2
5	GA5049800	SHCS M4 x 40 ZP GR12.9	2
6	GA5048780	Dome plug 12mm	7
7	GA5003643	Washer 8mm Flat SS HD	8
8	GA5004711	Bolt M8 x 25 ZP GR8.8	4
9	GA5052590	Nut M8 Nyloc SS	4
10	GA5018339	Pneumatic fitting, Elbow, 90 degree, 8mm push type fitting x 1/8' male thread	1
11	GA4572280	Crush tube, 11.8 OD x 8 ID x 8.5mm long	2

RapidFire 10 Section Solenoid Box



ITEM NO.	PART NUMBER	DESCRIPTION	QTY.
1	GA5054090	Box plastic electrical 310 x 240 x 110mm	1
2	GA5070630	Valve, pneumatic solenoid bank 10 section, bare wires, 6mm outlets, 8mm inlet	1
3	GA5020510	Washer 4mm Flat SS	4
4	GA5049025	Nut M4 Nyloc SS	2
5	GA5049800	SHCS M4 x 40 ZP GR12.9	2
6	GA5048780	Dome plug 12mm	7
7	GA5003643	Washer 8mm Flat SS HD	8
8	GA5004711	Bolt M8 x 25 ZP GR8.8	4
9	GA5052590	Nut M8 Nyloc SS	4
10	GA5018339	Pneumatic fitting, Elbow, 90 degree, 8mm push type fitting x 1/8' male thread	1
11	GA4572280	Crush tube, 11.8 OD x 8 ID x 8.5mm long	2

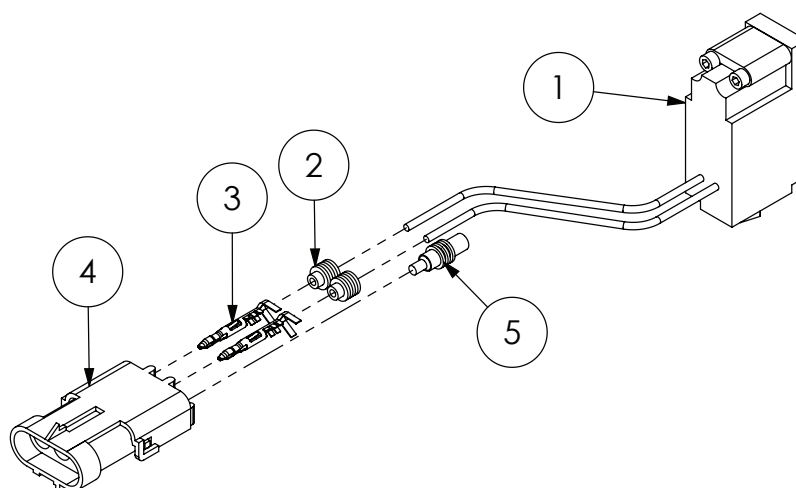
RapidFire Solenoid Assembly



ITEM NO.	PART NUMBER	DESCRIPTION	QTY.
1	GA5068805	Valve, Pneumatic solenoid, 7 section bank, bare wires, 6mm outlets, 8mm inlet, MAC	1
2	GA5054440	MAC Blanking Plate Manifold	1
3	GA5004405	Plug, Push in, 6mm	1
4	GA5054435	MAC 1/8" BSP Flat Silencer	2
5	GA5054430	Solenoid valve, MAC 3/2 pneumatic, Viton seals, 12V, Bare wires	1
6	GA5054431	Valve, MAC 35A replacement valve only no solenoid, includes bolts and viton seal, blue	1
7	GA5071195	Straight Adaptor Push in 6mm x 1/8" Male thread	7

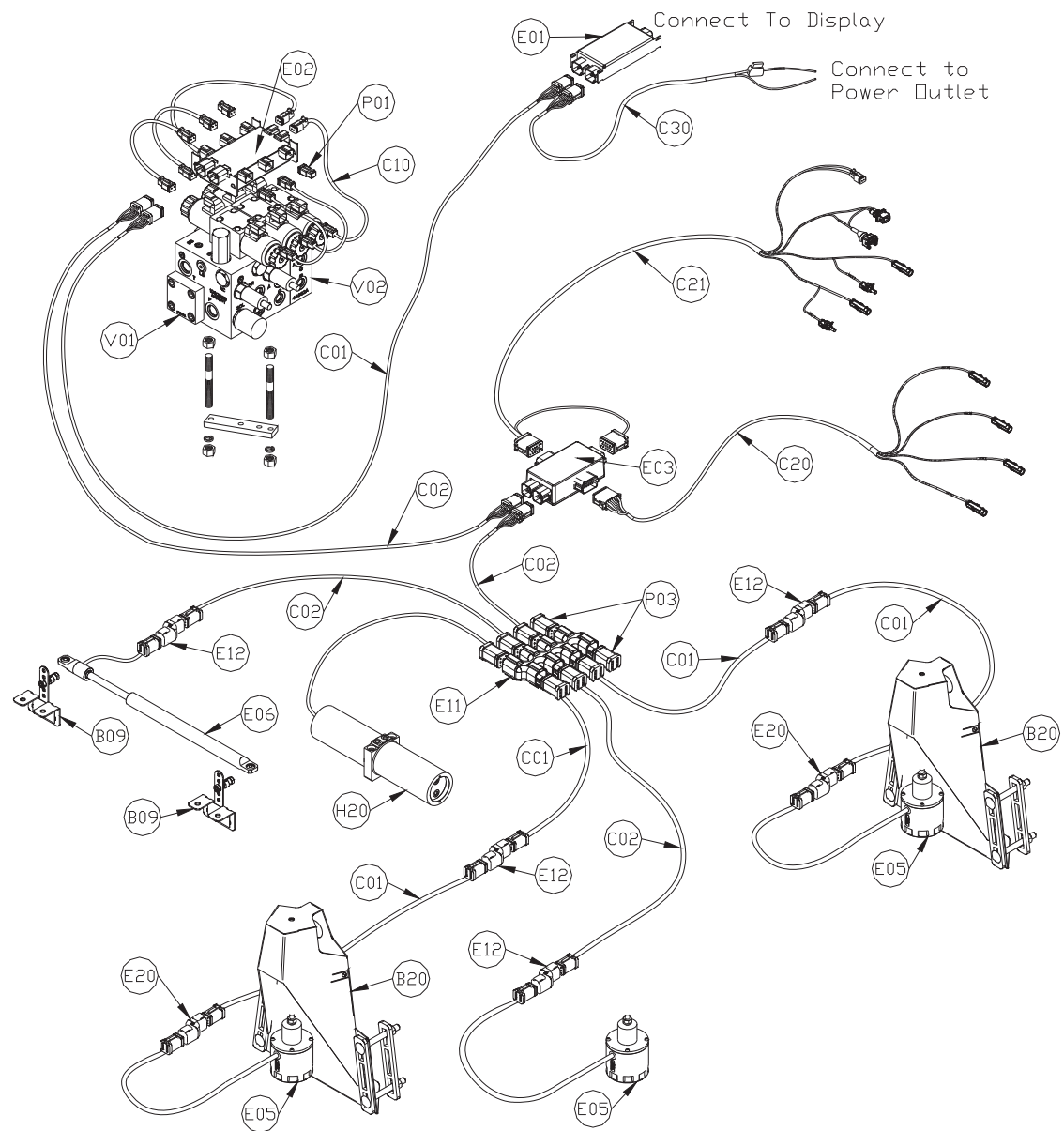
*Note: Quantities will vary depending on number of sections optioned.

RapidFire Solenoid Valve



ITEM NO.	PART NUMBER	DESCRIPTION	QTY.
1	GA5054430	Solenoid valve, MAC 3/2 pneumatic, Viton seals, 12V, Bare wires	1
2	GA5014857	Seal, Green, Weather pack connector, Wire from 2.03 - 2.85mm	2
3	GA5016617	Pin, Male, Sealed, Weather pack, Wire 1.0 - 2.0mm	2
4	GA5048550	Connector, Female, 3 Pin, Weather pack	1
5	GA5050245	Seal, Cavity blanking plug, Weather pack connector	1

Norac Spare Parts List



ITEM NO.	PART NUMBER	DESCRIPTION	QTY.
1 (B20)	GA5075490	Mounting bracket, suit ultra sonic sensor, low profile, Norac	2
2 (B90)	GA5075480	Bracket, Linear position sensor mount, Norac	2
3 (C01)	GA3000117	Electrical Harness, UC5 Network, 10M, 14 AWG, Norac	5
4 (C02)	GA3000116	Electrical Harness, UC5 Network, 1M, 14 AWG, Norac	3
5 (C10)	GA3000120	Electrical Harness, UC5 Valve 2 pin DT, Norac	6

Continued over page

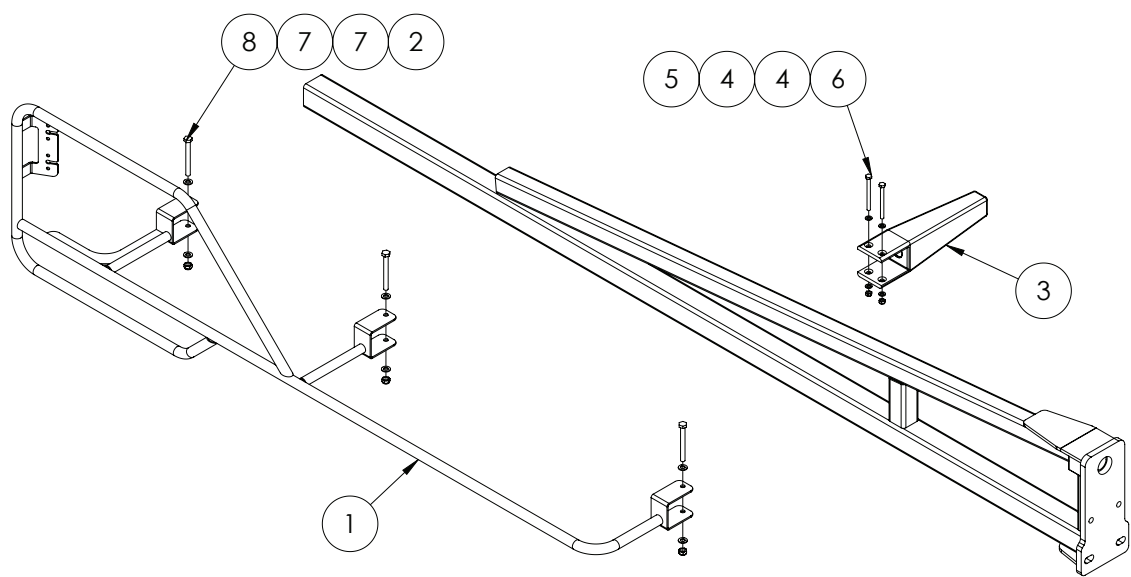
Norac Spare Parts List

ITEM NO.	PART NUMBER	DESCRIPTION	QTY.
6 (C20)	GA3000122	Electrical Harness, UC5, Tilt Interface Goldacres, Norac	1
7 (C21)	GA3000121	Electrical Harness, UC5, Main Interface Goldacres, Norac	1
8 (C30)	GA3000114	Electrical Harness, UC5 Battery feed fused, Norac	1
9 (E01)	GA3000113	Controller module, UC5, CAN Bus, Norac	1
10 (E02)	GA3000112	Controller module, UC5 Valve, Norac	1
11 (E03)	GA3000111	Controller module, UC5 Input pass through, Norac	1
12 (E05)	GA3000128	Ultrasonic sensor, UC5, Norac	3
13 (E06)	GA3000127	Sensor, Linear position NF, UC5, Norac	1
14 (E11)	GA3000126	Network Coupler, UC5, 8 way, Norac	1
15 (E12)	GA3000123	Network Coupler, UC5, 2 way, Black, Norac	3
16 (E20)	GA3000124	Network Coupler, UC5, 2 way, white, terminator, Norac	2
17 (H10)	GA3500137	Hydraulic fitting kit, 12 parts, GNI, Norac	1
18 (H20)	GA3500136	Hydraulic cylinder, Wing roll with position sensor, Norac	1
19 (M02)	GA8700394	Manual, installation, UC5 Goldacres active wing roll, Norac	1
20 (P03)	GA3000129	Connector, Plug, UC5 Network, 6 Pin, Norac	2
21 (P01)	GA3000130	Connector, Plug, UC5 Network, 2 Pin, Norac	2
22 (V01)	GA3500138	Valve block, 2 station assembly, Open centre, Proportional, DT 4 Bolt, Norac	1
23 (V02)	GA3500139	Valve block, expansion assembly, DPOC PROP DT 4 bolt, Norac	1
24	GA3000131	Connector, Plug, UC5 Network, 12 Pin, Norac	
25	GA3000110	Console, UC5 Pulse, Display panel, screen, Norac	
26	GA3000115	Electrical Harness, UC5 Main CAN Interface, ISO bus 4 pin DT	
27	GA3000118	Electrical Harness, UC5 Network, 10M, 18 AWG, Norac	
28	GA3000119	Electrical Harness, UC5 Network, 20M, 18 AWG, Norac	
29	GA3500363	Hydraulic adapter, Nipple, 1/2" BSPT male x 3/4" UN male O-ring	
30	GA3500200	Hydraulic adapter, Tee, 1/2" BSPT male x 1/2" BSPT male x 1/2" BSPP female swivel	
31	GA3500145	Hydraulic Adaptor, 3/8" BSPOM, 9/16" JICM, Nipple, S74-0609	
32	GA3500147	Hydraulic Adaptor, 9/16" JICM, 3/4" UNOM, S90-0912, Ryco	
33	GA3500146	Hydraulic Adaptor, 9/16" JICM, 9/16" UNOM, S90-0909, Ryco	
34	GA3500144	Hydraulic Adaptor, Tee, 9/16" JICM, 9/16" JICFS, 9/16" JICM, S67-090909, Ryco	
35	GA8700392	Manual, Installation UC5 AND UC4.5 Severe terrain option, Norac	
36	GA8700393	Manual, Installation, UC5 Goldacres active wing roll upgrade Norac	
37	GA8700395	Manual, installation, UC5 Goldacres passive roll, Norac	
38	GA8700396	Manual, UC5 operators, Norac	
39	GA8700397	Manual, UC5 Pulse display kit Self Propelled, Norac	
40	GA5075485	Mounting bracket, main lift sensor UC4 Plus, Norac	
41	GA3000125	Network Coupler, UC5, 3 way, Norac	
42	GA4510595	Plate, Mount, Norac Ultrasonic Sensor, Centre Section	
43	GA5075495	Spacer, 2" square tubing 8" long, Black, Norac	
44	GA5011259	U Bolt Square top M12 x 76mm x 110mm	

Chapter 14

BOOM WINGS

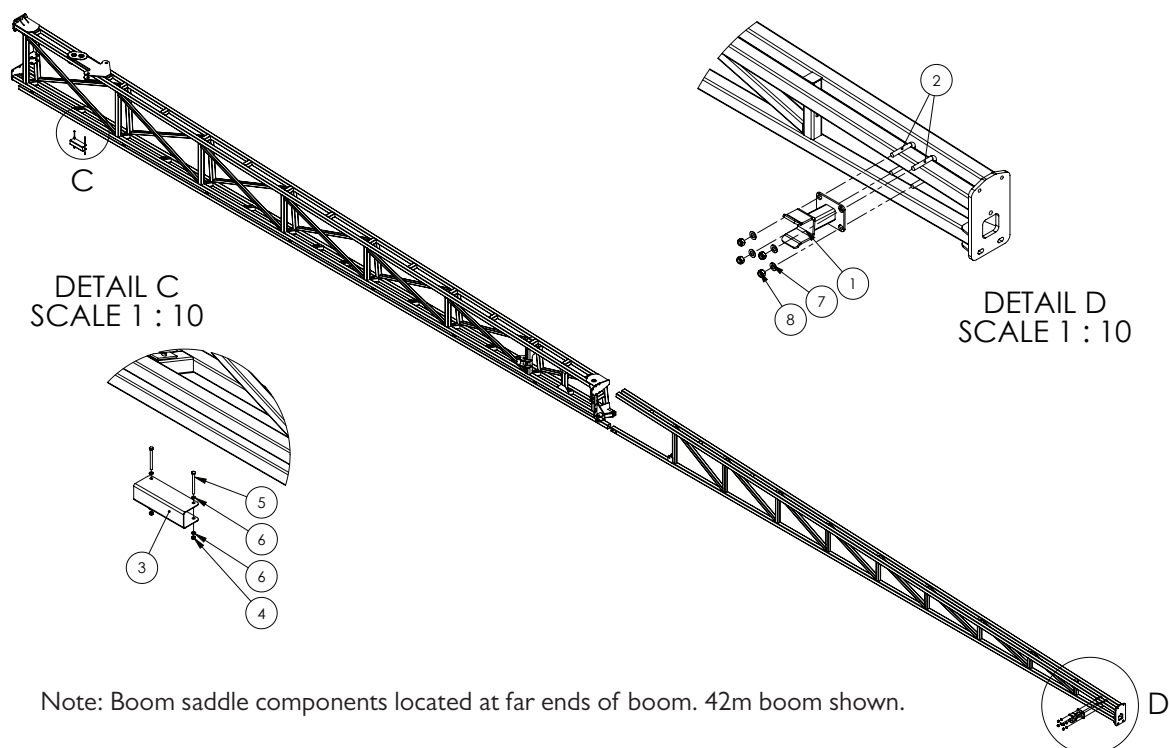
Fence Line End Protector - Quick Fit



Quantities shown are per side.

ITEM NO.	PART NUMBER	DESCRIPTION	QTY.
1	GA4656316	Boom End Protector easy fit, Right Hand	1
	GA4656317	Boom End Protector easy fit, Left Hand	
2	GA5004917	Nut M8 Nyloc ZP	3
3	GA5006226	Boom stopper, Rubber, 210mm bumper, Suits 50 x 50mm RHS	1
4	GA5004437	Washer 6mm Flat SS	4
5	GA5048115	Nut M6 Nyloc ZP	2
6	GA5004107	Bolt M6 x 70 ZP GR8.8	2
7	GA5003643	Washer 8mm Flat SS HD	6
8	GA5052600	Bolt M8 x 75 SS A2-70	3

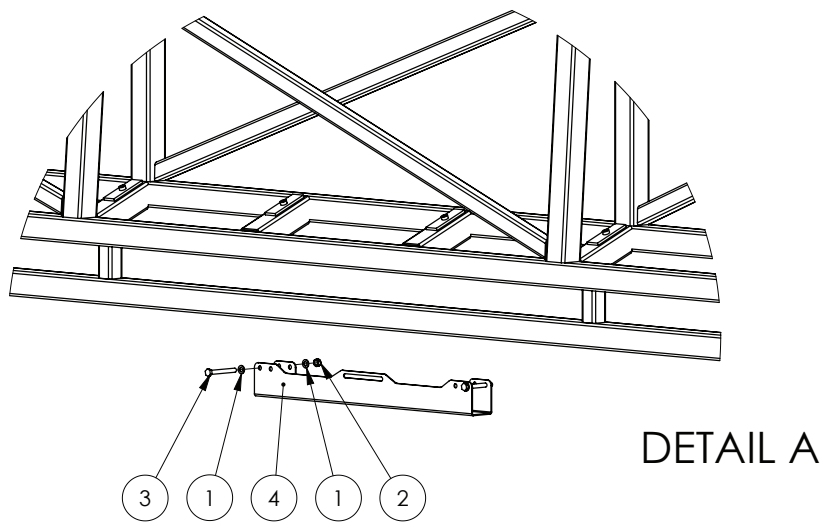
36-42m Boom Saddle



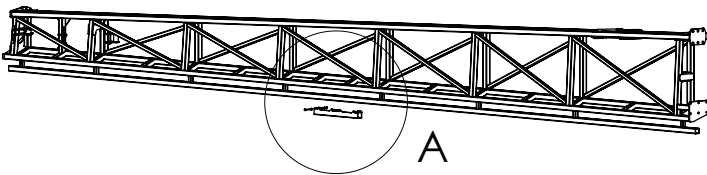
Quantities shown are per side.

ITEM NO.	PART NUMBER	DESCRIPTION	QTY.
1	GA4661160	Boom Support Bracket Saddle, Tritech	1
2	GA5011251	U-Bolt Square top M12 x 52mm x 80mm	2
3	F70294A	Boom wing protector Suit 50mm x 50mm x 200mm long	1
4	GA5048115	Nut M6 Nyloc ZP	2
5	GA5004107	Bolt M6 x 70 GR8.8 ZP	2
6	GA5004437	Washer 6mm Flat SS	4
7	GA5000577	Washer 12mm Flat SS HD	4
8	GA5012461	Nut M12 Nyloc ZP	4

36-42m Slide Protectors



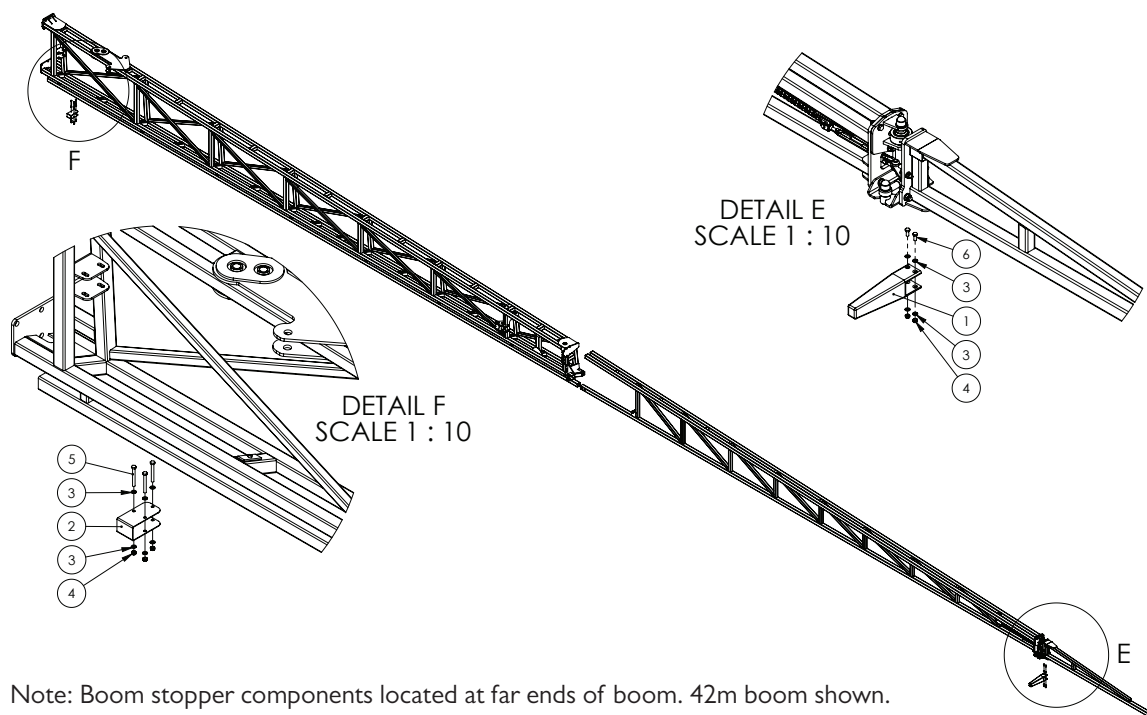
Note: Slide protector components located in middle of boom inner wing. 42m boom wing shown.



Quantities shown are per side.

ITEM NO.	PART NUMBER	DESCRIPTION	QTY.
1	GA5003651	Washer 8mm Flat SS	4
2	GA5052590	Nut M8 Nyloc SS	2
3	GA5004737	Bolt M8 x 70 SS A2-70	2
4	GA4505005	Boom Slide Protector SS with cutout	1

36-42m Boom Stopper

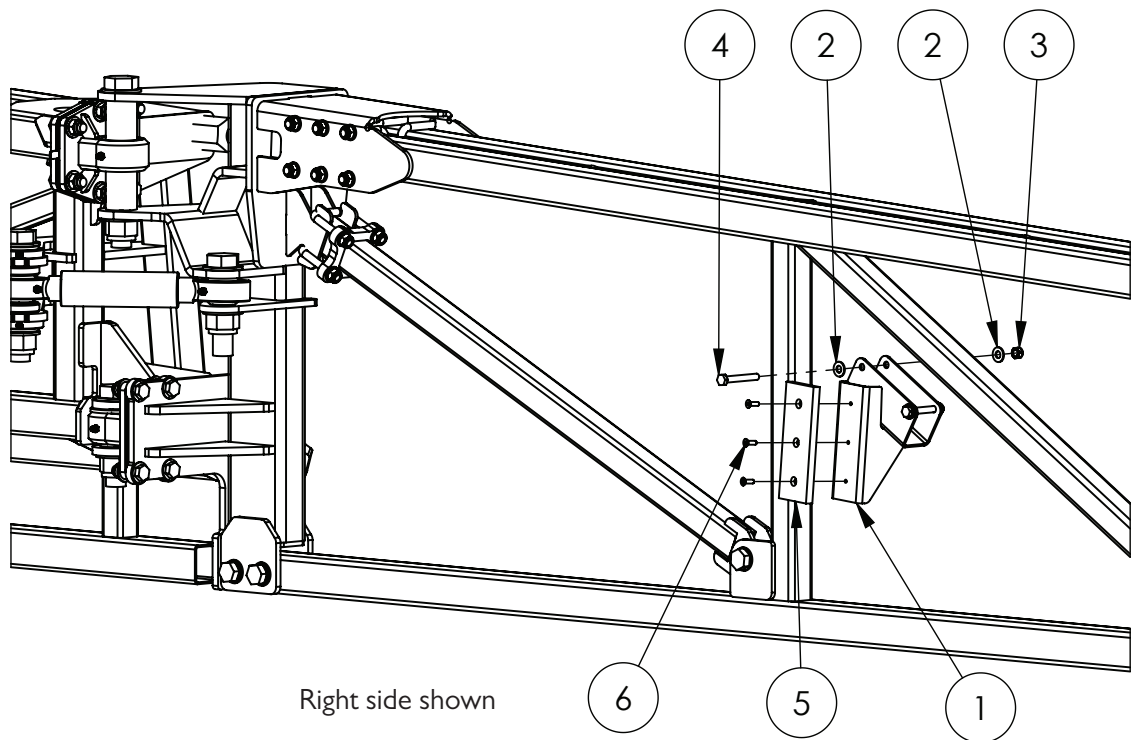


Note: Boom stopper components located at far ends of boom. 42m boom shown.

Quantities shown are per side.

ITEM NO.	PART NUMBER	DESCRIPTION	QTY.
1	GA5006226	Boom stopper, Rubber, 210mm bumper, Suits 50mm x 50mm RHS	1
2	GA4522995	Extension bracket Rubber bump stop	1
3	GA5003651	Washer 8mm Flat SS	10
4	GA5052590	Nut M8 Nyloc SS	5
5	GA5004737	Bolt M8 x 70 SS A2-70	3
6	GA5004085	Bolt M8 x 20 GR8.8 ZP	2

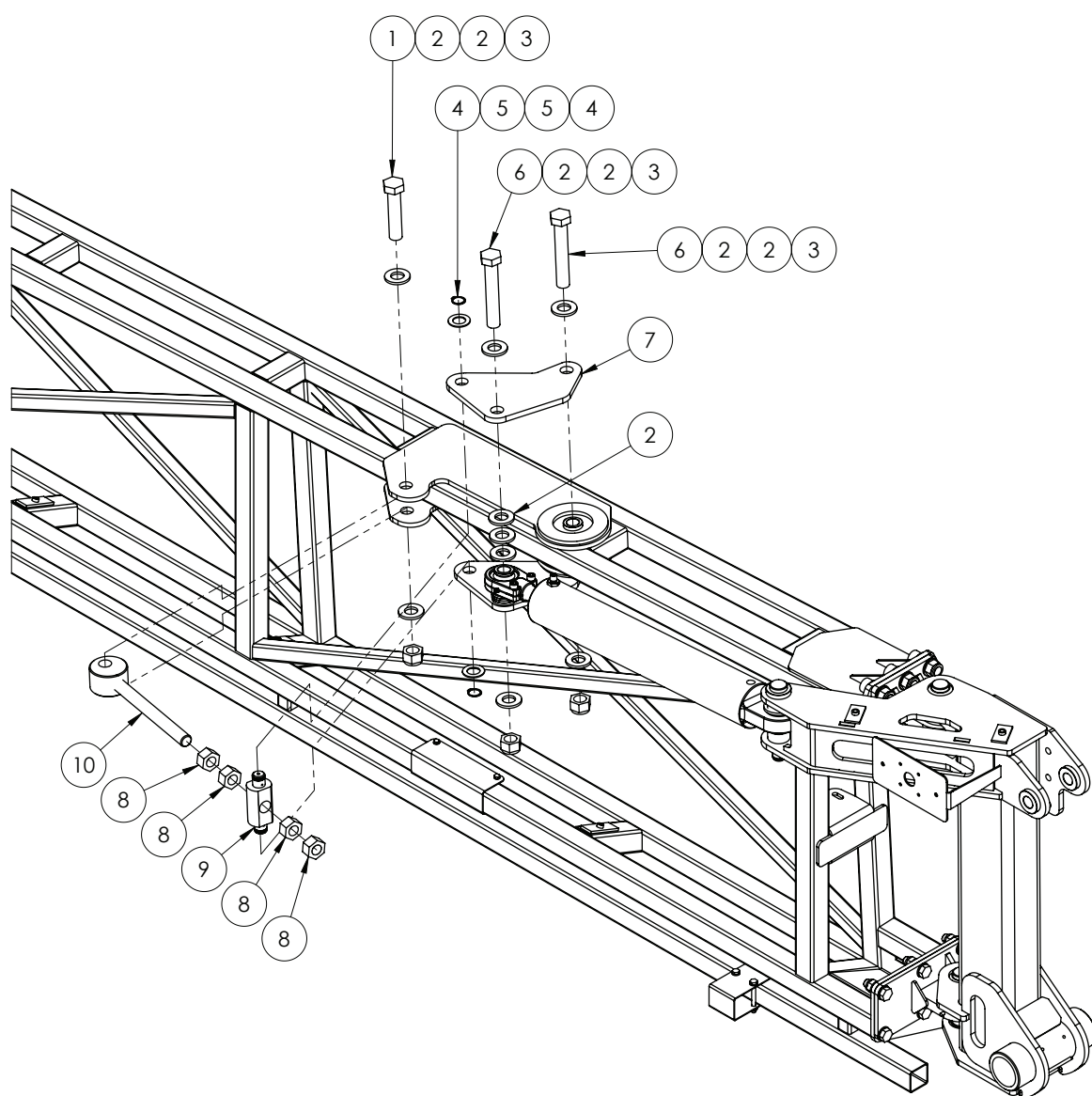
36-42m Bumper Assembly



Quantities shown are per side.

ITEM NO.	PART NUMBER	DESCRIPTION	QTY.
1	GA4661165	Breakaway Bumper, LH, Tritech	1
	GA4661170	Breakaway Bumper, RH, Tritech	1
2	GA5003643	Washer 8mm HD	8
3	GA5011489	Bolt M8 x 60 GR8.8 ZP	4
4	GA5004917	Nut M8 Nyloc ZP	4
5	GA5072310	Pad, Plastic, Breakaway Bumper, Tritech (Suits LH & RH)	2
6	GA5051230	CSCS M5 x 16 SS A2-70	6

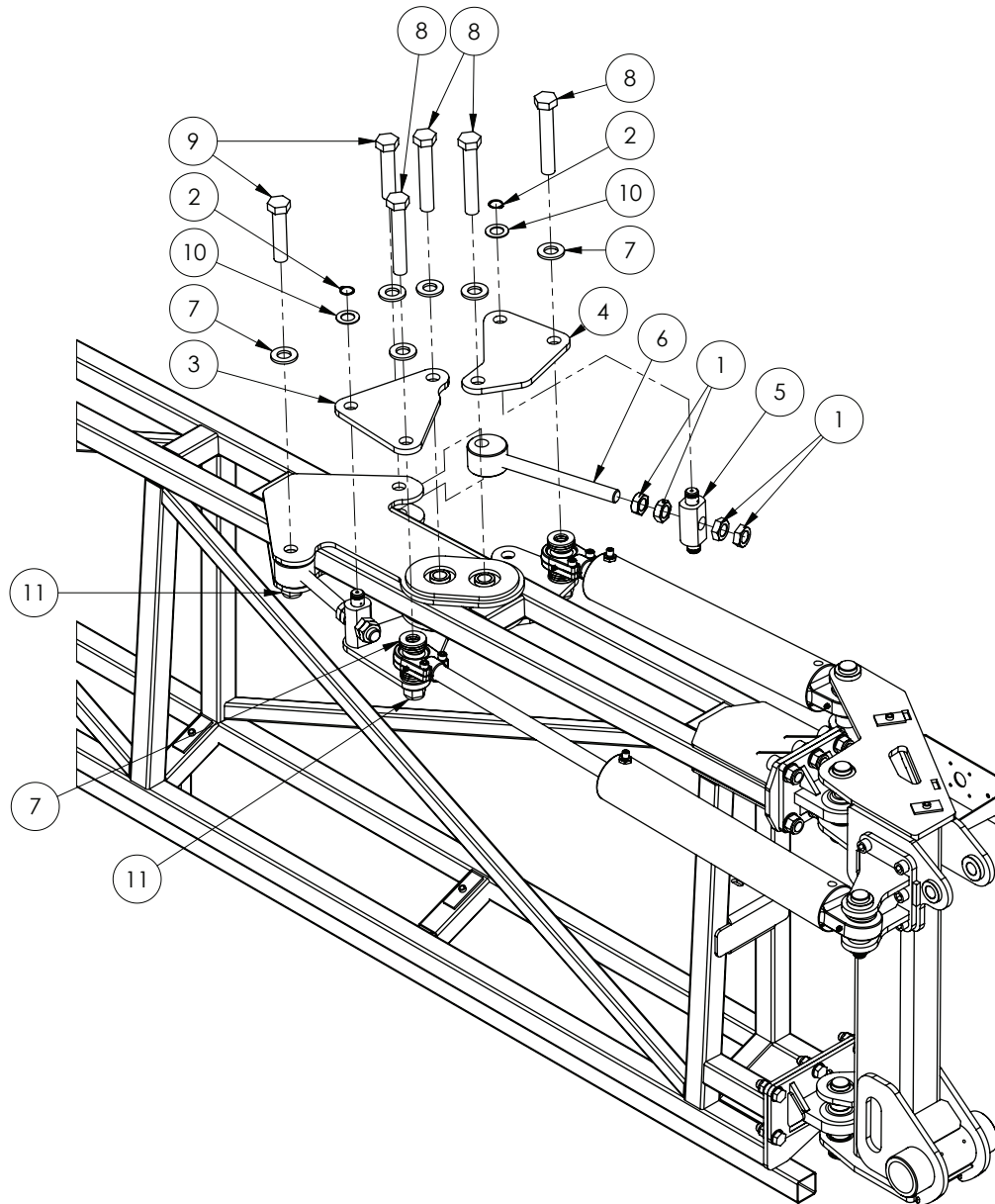
36m First Stage Fold



Quantities shown are per side.

ITEM NO.	PART NUMBER	DESCRIPTION	QTY.
1	GA5006039	Bolt 1" UNF 14 TPI x 4 1/2" GR8 ZP	1
2	GA5017659	Washer 1" Flat ZP HD (5mm thick)	13
3	GA5012446	Nut 1" UNF 12 TPI Nyloc ZP	3
4	GA5008519	Circlip external 25mm	2
5	GA5001893	Washer 24mm X 2mm Thick Flat ZP	2
6	GA5006043	Bolt 1" UNF 12 TPI x 8 GR8 ZP	2
7	GA4506970	Fold Adjuster Plate Rear 42m Dual Fold Cylinder	2
8	GA5010991	Nut 1" x 12 TPI ZP UNF	4
9	24mk4DB006	Bush / pin, Fold ram adjuster nut and bolt retainer	1
10	GA5070775	Boom fold adjuster HD	1

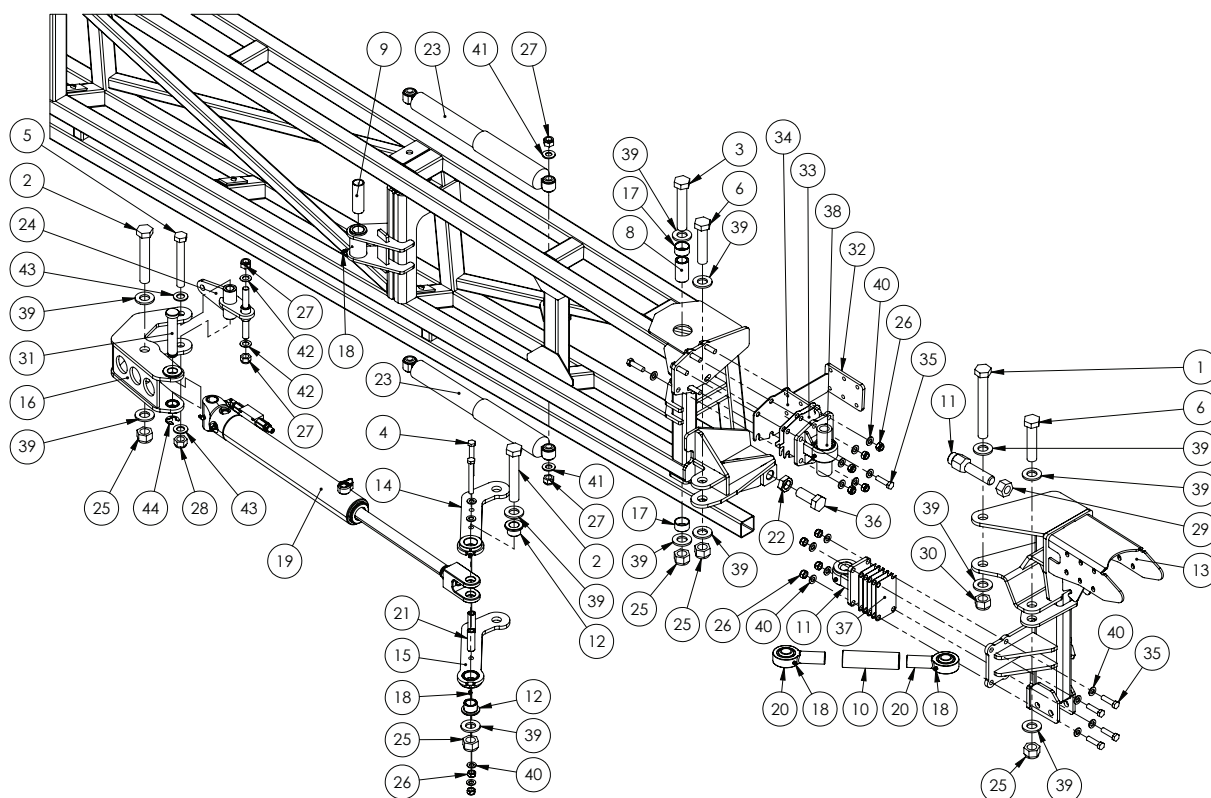
42m First Stage Fold



Quantities shown are per side.

ITEM NO.	PART NUMBER	DESCRIPTION	QTY.
1	GA0500048	Lock Nut, 1" UNF 12 TPI, ZP	8
2	GA5008519	Circlip external 25mm	4
3	GA4506965	Fold Adjuster Plate Front 42m Dual Fold Cylinder	2
4	GA4506970	Fold Adjuster Plate Rear 42m Dual Fold Cylinder	2
5	24mk4DB006	Bush / pin, Fold ram adjuster nut and bolt retainer	2
6	GA5070775	Boom fold adjuster HD	2
7	GA5017659	Washer 1" Flat ZP HD (5mm thick)	26
8	GA5006043	Bolt 1" UNF 12 TPI x 8" GR8 ZP	4
9	GA5006039	Bolt 1" UNF 14 TPI x 4 1/2" GR8 ZP	2
10	GA5001893	Washer 24mm X 2mm Thick Flat ZP	4
11	GA5012446	Nut 1" UNF 12 TPI Nyloc ZP	6

36-42m Second Stage Fold



Quantities shown are per side.

ITEM NO.	PART NUMBER	DESCRIPTION	QTY.
1	GA5006151	Bolt 1" UNF 12TPI x 8" GR8 ZP	1
2	GA5006043	Bolt 1 UNF 14 TPI x 6 GR8 ZP	2
3	GA5006041	Bolt 1" UNF 14TPI x 5 1/2" GR8 ZP	1
4	GA5000259	Bolt M12 x 100 GR8.8 ZP	2
5	GA5001531	Bolt M20 x 150 GR8.8 ZP	1
6	GA5006039	Bolt 1" UNF 14TPI x 4 1/2" GR8 ZP	2
7	GA4572495	Bolt, 1" UNF, 12 TPI, Boom drum stopper	1
8	GA4550210	Bush, Fold Link Boom End	1
9	GA4550220	Bush, Fold Link Centre Pivot	1
10	GA4550230	Bush, Rose End Link, 1 1/4"UNF, 150mm Long, Tritech Boom 2015	1
11	GA4932343	Cable drum Bearing pivot kit, lower, Suit Tritech boom	1
12	GA4550205	Flange Bush, Rod End Pivot	2
13	GA4610025	Fold Hinge, RH, TriTech Boom	1
14	GA4601005	Fold Link, Top, Rod End	1
15	GA4601010	Fold Link, Bottom, Rod End	1
16	GA4601015	Fold Link, Main Mount	1
17	GA5055650	Glacier Bush, ID 35 x OD 39 x 20 long	2
18	GA5012203	Grease Nipple, Short, 1/4 UNF, MACH0207	7
19	GA4907625	Hydraulic Cylinder Sub Assembly, Second Stage Fold, LH, Tritech, 2016	1

Continued over page

36-42m Second Stage Fold

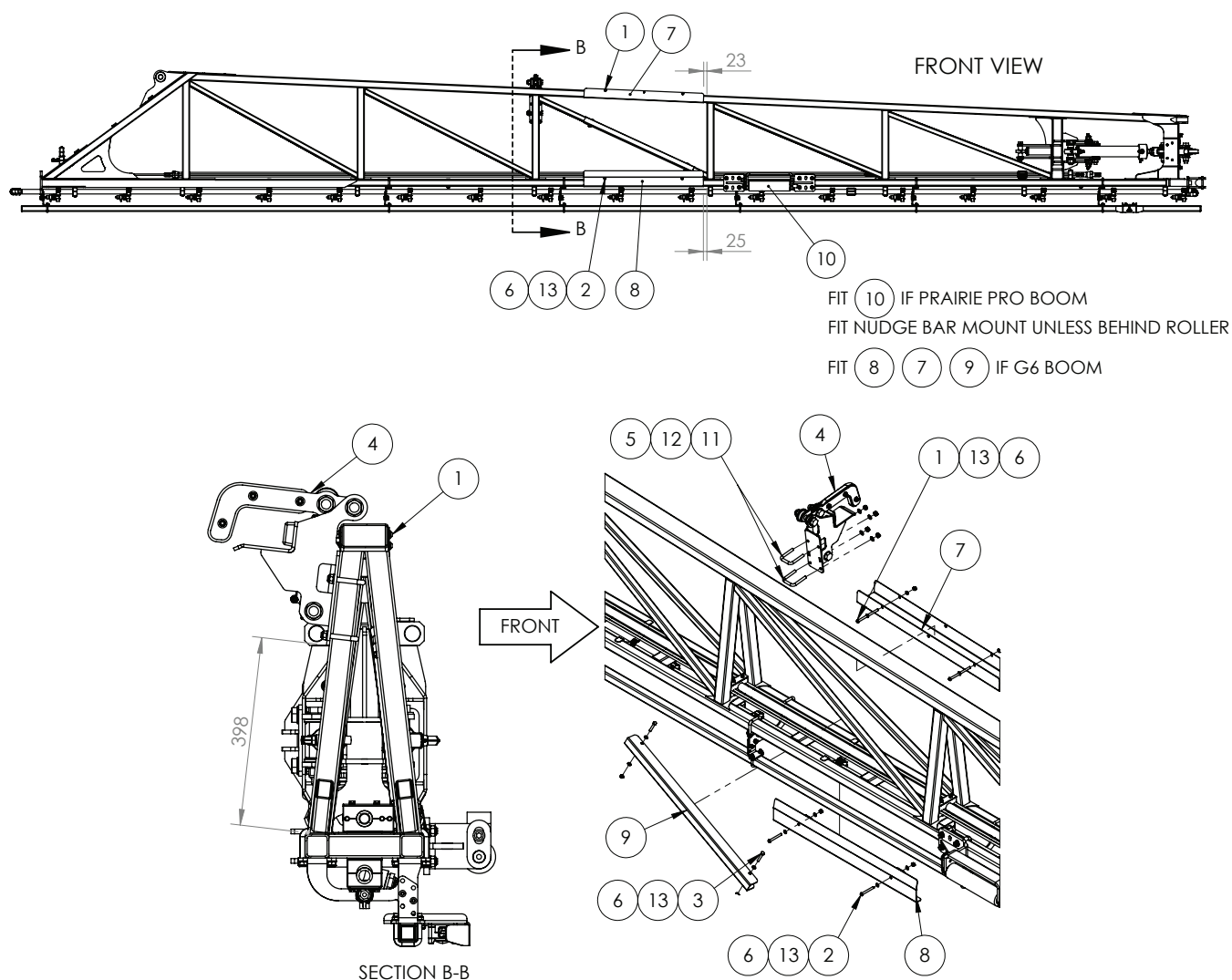
ITEM NO.	PART NUMBER	DESCRIPTION	QTY.
20	GA5070530	Rose End 1 x 1 1/4 male UNF thread BB074-VM16	2
21	GA4550215	Link Spacer	2
22	GA0500048	Lock Nut, 1" UNF 12 TPI, ZP	1
23	GA5075115	Shock absorber, Heavy duty, Eye ends 15 ID, Suit Tri Tech spring yaw	2
24	GA4601020	Spring, Shocker Mount Pivot	1
25	GA5012445	Nut 1" Nyloc UNF 14 ZP	5
26	GA5012461	Nut M12 Nyloc ZP	12
27	GA5001029	Nut M16 Nyloc ZP	4
28	GA5048125	Nut M20 Nyloc ZP	1
29	GA5010991	Nut 1" Hex UNF 12 TPI ZP	1
30	GA5012446	Nut 1" Nyloc UNF 12 ZP	1
31	GA4572200	Pin, 1" diameter x 132.4 mm long, With shoulder and circlip groove, Suit centre section fold ram	1
32	GA4404735	Plate, Boom Clamp, Outer Support	2
33	GA4510165	Plate, Shim, Top Second Pivot, Boom, 2015	2
34	GA4510170	Plate, Top Stopper Wear Plate, Boom Hinge, 2015	1
35	GA5000327	Set Screw M12 x 45 GR8.8 ZP	10
36	GA0500027	Set Screw 1" UNF 12TPI x 2 1/2" GR8 ZP	1
37	DB-ADJ-16LAS	Shim, cable drum pivot, SS, 1mm, DB-ADJ-16LAS	5
38	GA4906950	Upper bearing Pivot Kit suit Trittech Drum Hinge 2015	1
39	GA5017659	Washer 1" Flat ZP HT Yellow	12
40	GA5000577	Washer M12 Flat SS HD	24
41	GA5001043	Washer M16 Flat SS HD	2
42	GA5001055	Washer 16mm Flat SS	2
43	GA5001741	Washer M20 Flat SS HD	2
44	GA5001223	Circlip, 19mm, E type, zinc plated	1

* Sub-assembly on following pages

Quantities shown are per side.

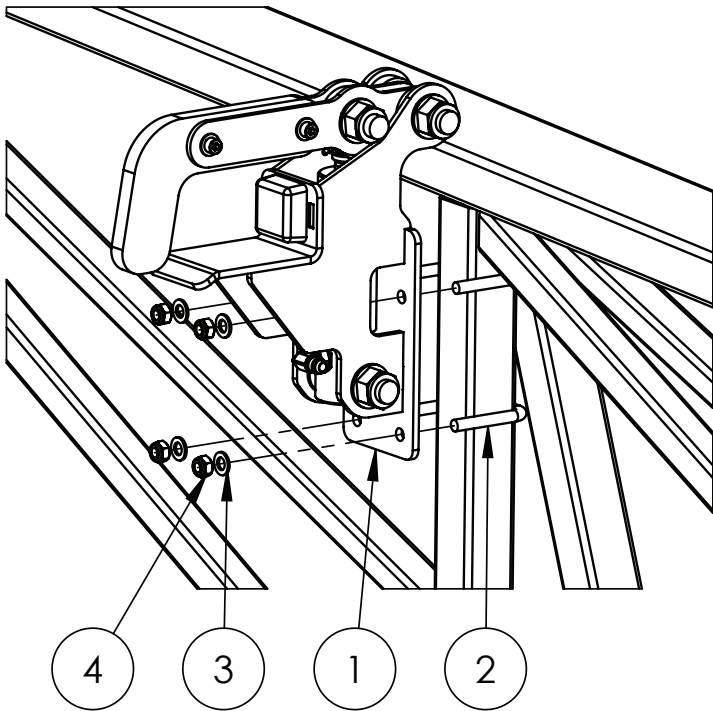
~ See Chapter 18 'Hydraulics' for sub-assembly

36-42m - Bi-fold Boom Catch



ITEM NO.	PART NUMBER	DESCRIPTION	QTY.
1	GA0500187	Bhcs M8 X 120 Ss A2-70	2
2	GA5078889	Bhcs M8 X 70 Ss A2-70	2
3	GA5004727	Bolt M8 X 50 Gr8.8 Zp	2
4	GA4949740	Boom Bifold Catch Assembly, My20	1
5	GA5051445	Nut M10 Nyloc Ss	4
6	GA5052590	Nut M8 Nyloc Ss	6
7	GA4408155	Protector, Boom Cord, Suit 100 X 50, 600mm, Ss	1
8	GA4402215	Protector, Boom Cord, Suit 50 X 50, Extended Guide, Ss	1
9	GA4000242	Protector, Boom Diagonal Brace, Suit 35 X 35, 300mm, Ss	1
10	GA4951165	Sub Assembly, Boom Rest, Rivx Roller, 2021	1
11	GA5053645	U Bolt Square Top M10 X 52 X 75	2
12	GA5000117	Washer 10mm Flat Ss Hd	4
13	GA5003643	Washer 8mm Flat Ss Hd	12

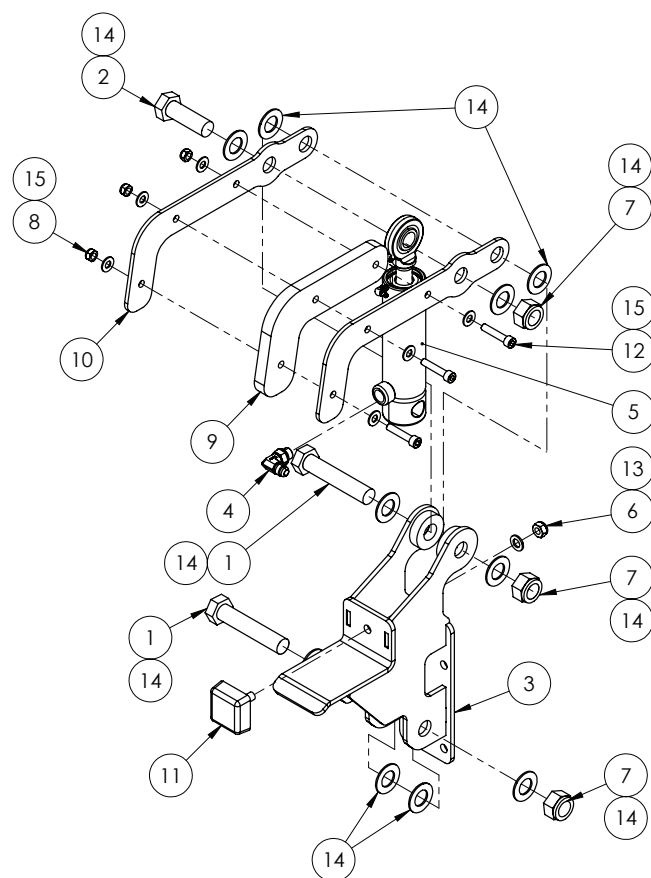
36-42m - Bi-fold Boom Catch Bracket & Mounting



ITEM NO.	PART NUMBER	DESCRIPTION	QTY.
1	GA4602690	Boom Bifold Catch Bracket, My20	1
2	GA5053645	U Bolt Square Top M10 X 52 X 75	2
3	GA5000117	Washer 10mm Flat Ss Hd	4
4	GA5051445	Nut M10 Nyloc Ss	4

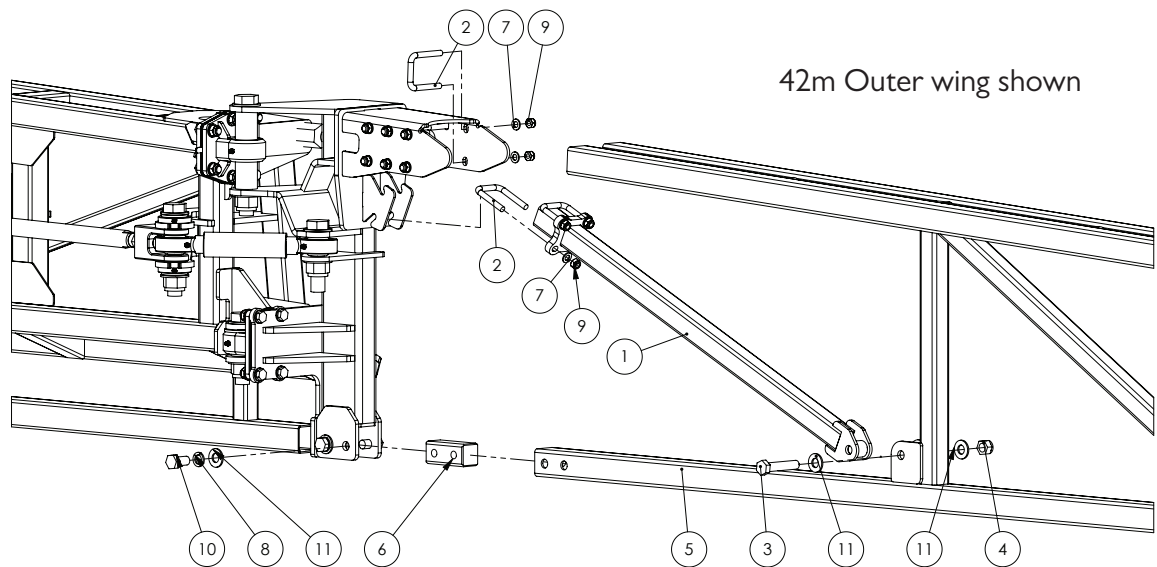
* Sub-assembly on following pages

36-42m - Bi-fold Boom Catch Assembly



ITEM NO.	PART NUMBER	DESCRIPTION	QTY.
1	GA5048355	Bolt M20 X 100 Gr8.8 Zp	2
2	GA5011333	Bolt M20 X 60 Gr8.8 Zp	1
3	GA4602690	Boom Bifold Catch Bracket, My20	1
4	GA3500716	Hydraulic adaptor, Elbow, 90 degree, 9/16" JIC male x 9/16" UN male O-ring, S91-0909	1
5	GA3500480	Hydraulic Cylinder, Bore 1.5", Rod 0.75", Stroke 28mm, Displacement, Spring Return	1
6	GA5000141	Nut M10 Nyloc ZP	1
7	GA5048125	Nut M20 Nyloc ZP	3
8	GA5052590	Nut M8 Nyloc SS	1
9	GA5078598	Plastic Boom Bifold Catch Hook, MY20	1
10	GA4403556	Plate, Latch Bracket, Boom Latch, Rivex Boom	2
11	GA5078569	Rubber Buffer, 50 x 50 x 20mm Square, M10 x 28mm Male Thread	1
12	GA5011487	SHCS M8 x 40 GR 12.9 ZP	3
13	GA5000117	Washer M10 Flat SS HD	1
14	GA5001742	Washer M20 Flat SS 2.0mm	10
15	GA5003643	Washer M8 Flat SS HD	6

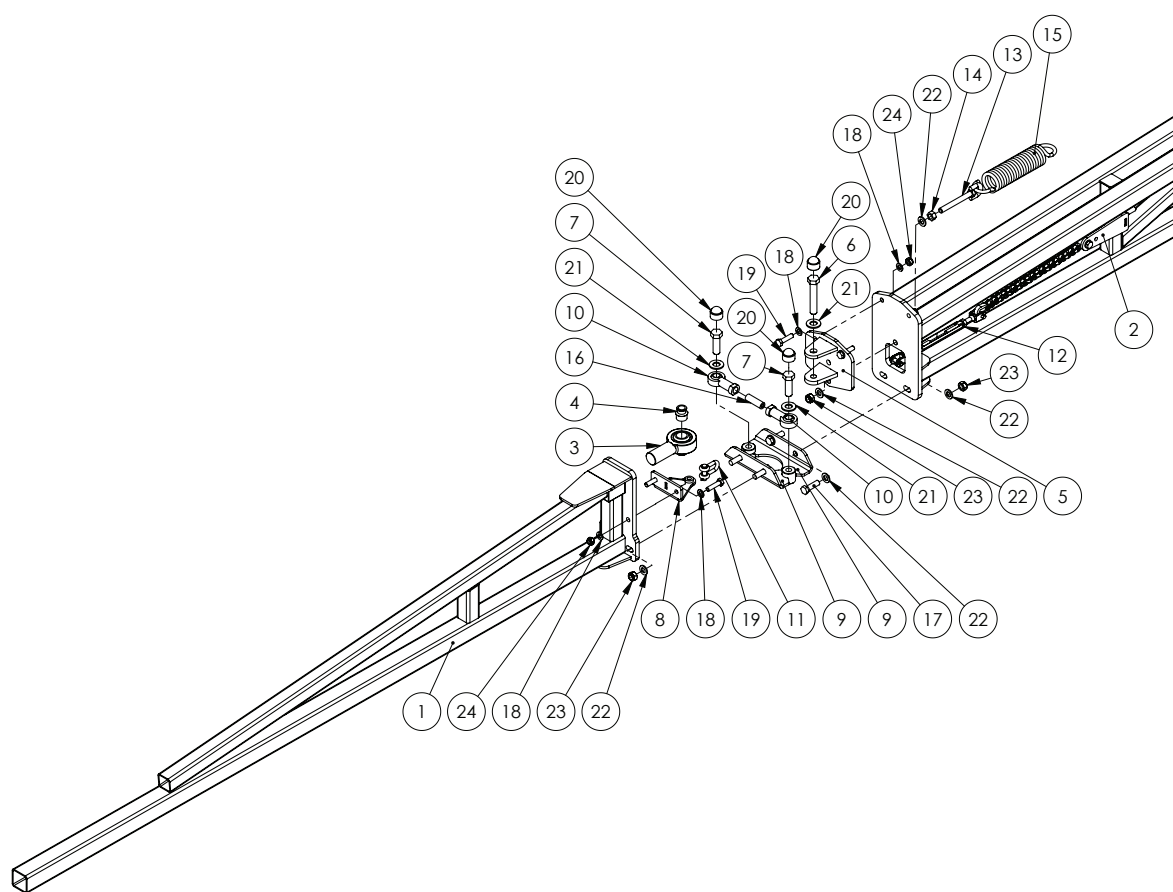
36-42m Aluminium Section Mounting



Quantities shown are per side.

ITEM NO.	PART NUMBER	DESCRIPTION	QTY.
1	GA4660750	Brace Bar, Aluminium Boom	1
2	GA5053645	U-bolt Square top M10 x 52 x 75mm	8
3	GA5011307	Bolt M16 x 80 GR8.8 ZP	1
4	GA5001029	M16 Nyloc nut	1
5	GA4660920	Boom Outer 42m Aluminium	1
	GA4660470	Boom Outer 36m Aluminium	1
6	GA4550031	Threaded Steel Insert Block suit 50mm x 50mm x 4mm Aluminium Boom Bottom Chord	1
7	GA5000117	Washer 10mm Flat SS HD	16
8	GA5000961	Washer 16mm Spring ZP	4
9	GA5000141	Nut M10 Nyloc ZP	16
10	GA5000913	Bolt M16 x 30 GR8.8 ZP	4
11	GA5001043	Washer 16mm Flat SS HD	6

36-42m 3D Breakaway Tip



Quantities shown are per side.

ITEM NO.	PART NUMBER	DESCRIPTION	QTY.
1	GA4656123	Alum Breakaway 2m, Suit 3D breakaway 2.0	1
2	*	Breakaway Mechanism	1
3	GA5070530	Rose End 1" x 1 1/4" male UNF thread	1
4	GA4552225	Spacer bush, Rose end, Suit breakaway 3D 2.0	2
5	GA4656131	Rose End Clevis, Breakaway	1
6	GA5011297	Bolt M16 x 90 GR8.8 ZP	1
7	GA5000931	Bolt M16 x 50 GR8.8 ZP	2
8	GA4659810	Breakaway Hinge Bracket	1
9	GA4659336	Lower Pivot Bracket	2
10	GA5014469	Rod end, Ball 16mm ID, M16 female thread	2
11	GA5071060	Utility Clevis 10mm	1
12	GA5070505	Turnbuckle / rigging screw, 10mm, SS, Clevis ends	1
13	GA5075150	Eye Bolt 12mm x 100mm Short	1
14	GA5000559	Nut M12 Hex ZP	1
15	GA5016605	Spring, tension, 51.5mm OD x 260mm Long x 8mm, Breakaway	1
16	GA5071105	Grub Screw M16 x 50	1

Continued over page

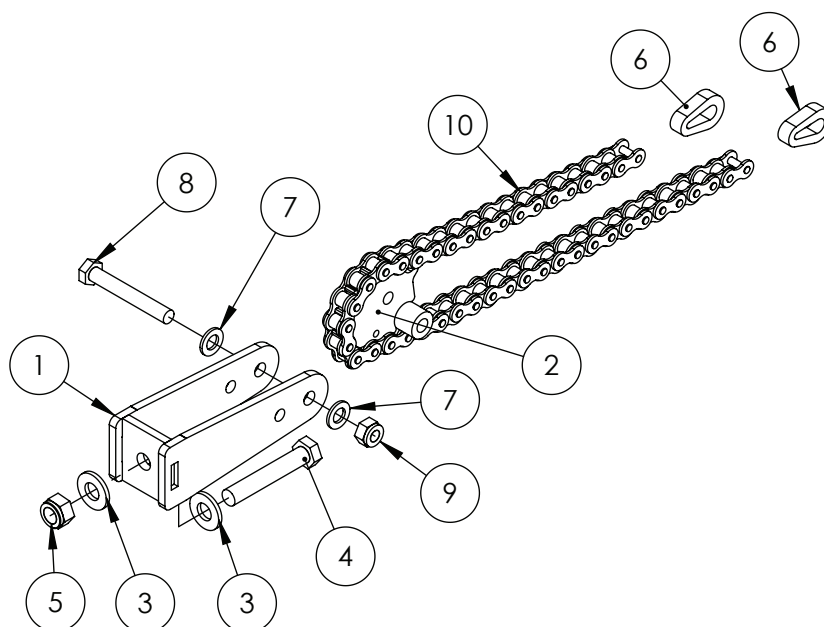
36-42m 3D Breakaway Tip

ITEM NO.	PART NUMBER	DESCRIPTION	QTY.
17	GA5000319	Set Screw M12 x 40 GR8.8 ZP	4
18	GA5000117	Washer 10mm Flat SS HD	8
19	GA5006071	Bolt M10 x 40 GR10.9 ZP	4
20	GA5075080	Hex nut protection cap suit M16 black	3
21	GA5001043	Washer 16mm Flat SS HD	3
22	GA5000577	Washer 12mm Flat SS HD	10
23	GA5012461	Nut M12 Nyloc ZP	5
24	GA5000141	Nut M10 Nyloc ZP	4

* Sub-assembly on following pages

Quantities shown are per side.

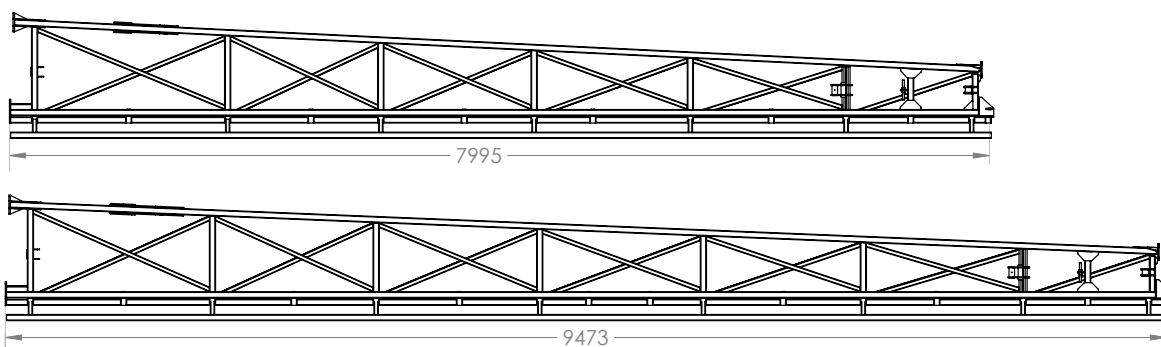
36-42m Breakaway Mechanism



Quantities shown are per side.

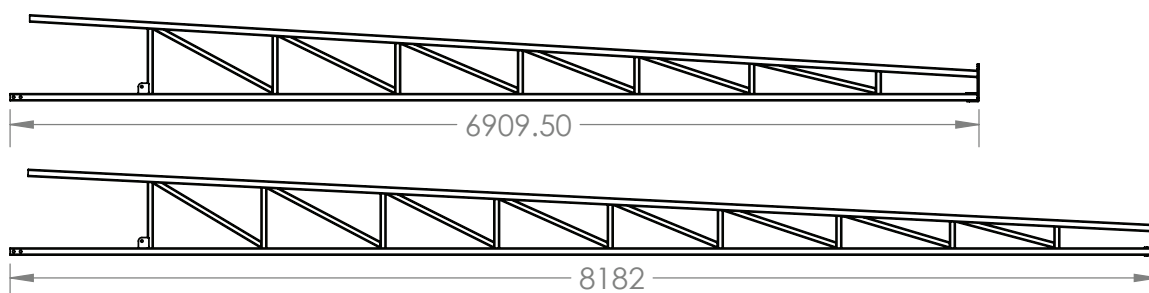
ITEM NO.	PART NUMBER	DESCRIPTION	QTY
1	GA4659805	Breakaway Mount	1
2	GA4659800	Breakaway Centre Pivot Fab Assembly	1
3	GA5000577	Washer 12mm Flat SS HD	2
4	GA5000347	Bolt M12 x 70 ZP GR8.8	1
5	GA5012461	Nut M12 Nyloc ZP	1
6	GA4505695	Link Plate Chain End, suit breakaway	2
7	GA5000117	Washer 10mm Flat SS HD	2
8	GA5011163	Bolt M10 x 70 ZP GR8.8	1
9	GA5000141	Nut M10 Nyloc ZP	1
10	GA5068985	Chain, 5/8", 41 Pitch Breakaway Hinge, inc 2 Joining Links, 43 rollers total	1

36-42m Boom Wings Inner - Steel



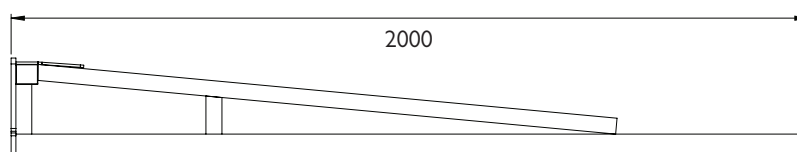
PART NUMBER	DESCRIPTION
GA4660405	Boom Inner 36m RH - 7995mm
GA4660400	Boom Inner 36m LH - 7995mm
GA4660705	Boom Inner 42m RH - 9473mm
GA4660700	Boom Inner 42m LH - 9473mm

36-42m Boom Wings Outer - Aluminium



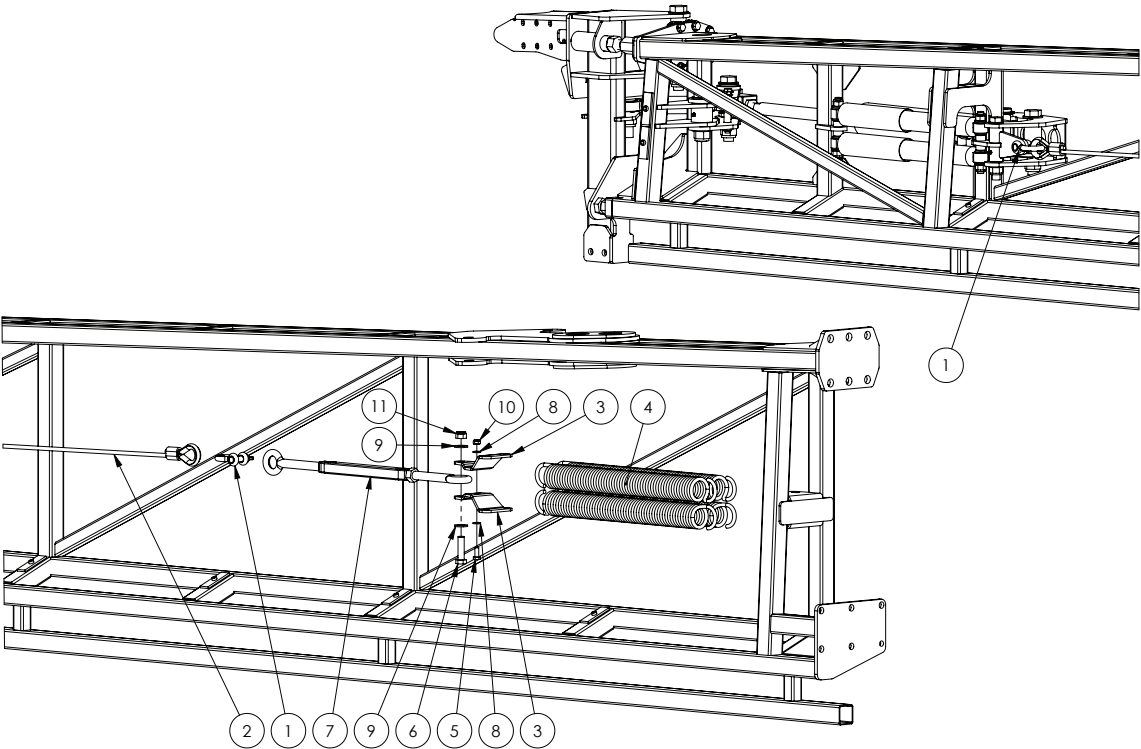
PART NUMBER	DESCRIPTION
GA4660470	Boom Outer, 36m Aluminium LH & RH - 6910mm
GA4660920	Boom Outer, 42m Aluminium LH & RH - 8182mm

36-42m Breakaway Aluminium Tip



PART NUMBER	DESCRIPTION
GA4656123	Alum Breakaway 2m, Suit 3D breakaway 2.0

36-42m Breakaway Springs



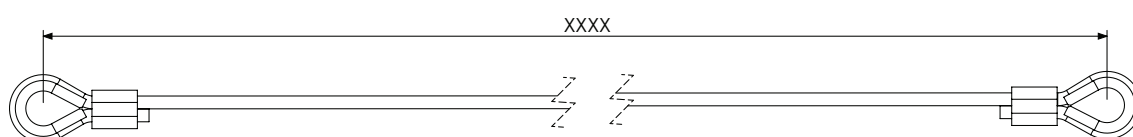
Quantities shown are per side.

ITEM NO.	PART NUMBER	DESCRIPTION	QTY.
1	GA5075230	Bow Shackle 13mm WLL 3.25T Black	2
2	*	Breakaway cable	1
3	GA4510390	Plate, Spring Link Bracket, Boom, Tritech, 2016	2
4	GA5072315	Spring, Tension, 65 OD, 57 Turns, 9.5mm Wire, L 662mm, 8.4 N/mm	4
5	GA5066162	Bolt M10 x 25 SS	1
6	GA5000941	Bolt M16 x 60 GR8.8 ZP	1
7	GA5017061	Turnbuckle, Eye ends, M22 thread & lock nut, Galvanised	1
8	GA5000117	Washer 10mm Flat SS HD	2
9	GA5001009	Washer 16mm Flat ZP HD	2
10	GA5000141	Nut M10 Nyloc ZP	1
11	GA5001029	Nut M16 Nyloc ZP	1

* Sub-assembly on following pages

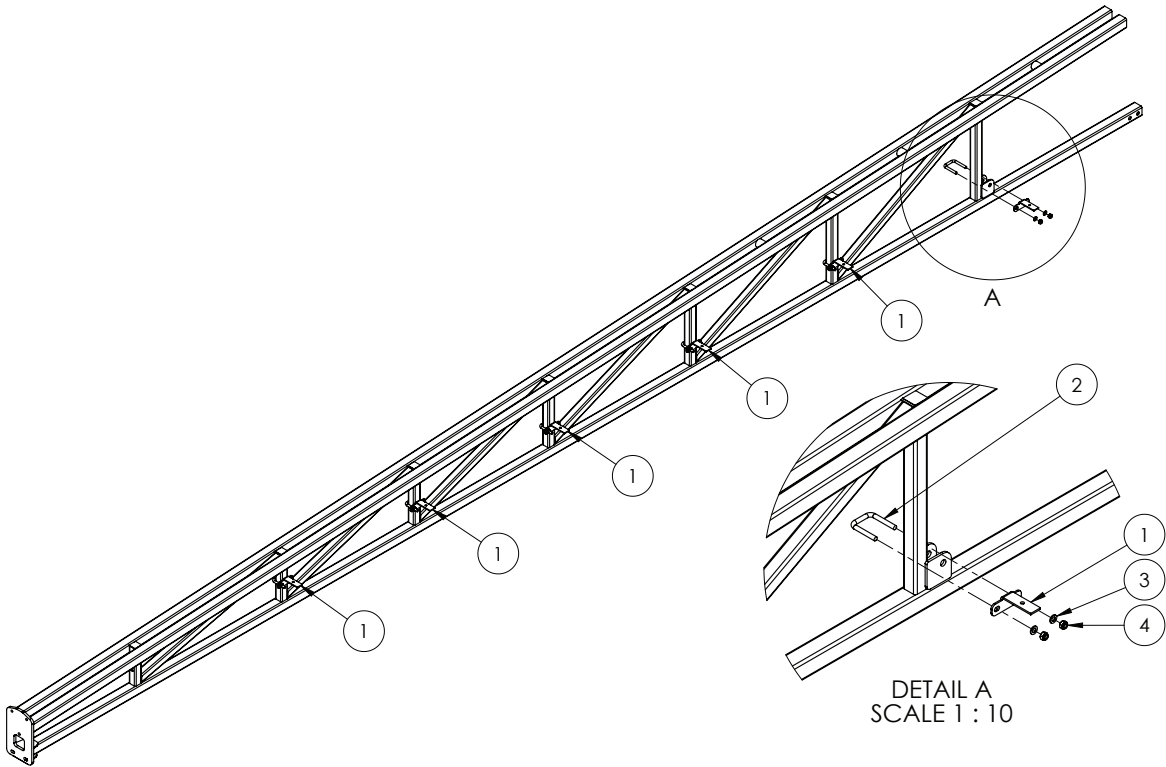
36-42m Breakaway Cables

PART NUMBER	DESCRIPTION	QTY.
GA5000073	Cable, 10mm, Solid core, Heavy duty, Galvanised	See below.
	36m Breakaway cable cut length (Eye to eye length 5120 mm)	4690mm (x2)
	42m Breakaway cable cut length (Eye to eye length 6220mm per side)	6600mm (x2)
GA5000215	Thimble, Cable, suit 11 - 12mm	4
GA5005391	Ferrule, Aluminium, 40 long x 4.5 wall, Code 11	4
GA5001965	Heat Shrink 25.4mm Black x 120mm long	4



Note: Cable cut lengths are 380 mm longer than eye to eye measurement.

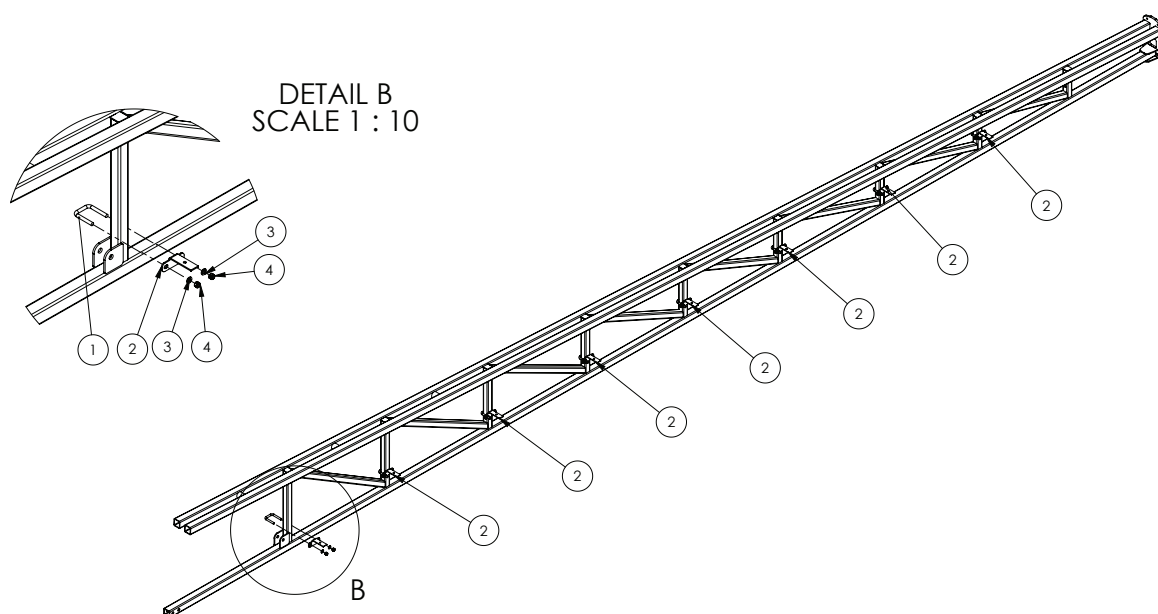
36m Poly Brackets



Quantities shown are per side.

ITEM NO.	PART NUMBER	DESCRIPTION	QTY.
1	GA4509725	Plate, Boom Line Mount, Outer Boom	6
2	GA5053645	U-Bolt Square top M10 x 52mm x 75mm	6
3	GA5000117	Washer 10mm Flat SS HD	12
4	GA5000141	Nut M10 Nyloc ZP	12

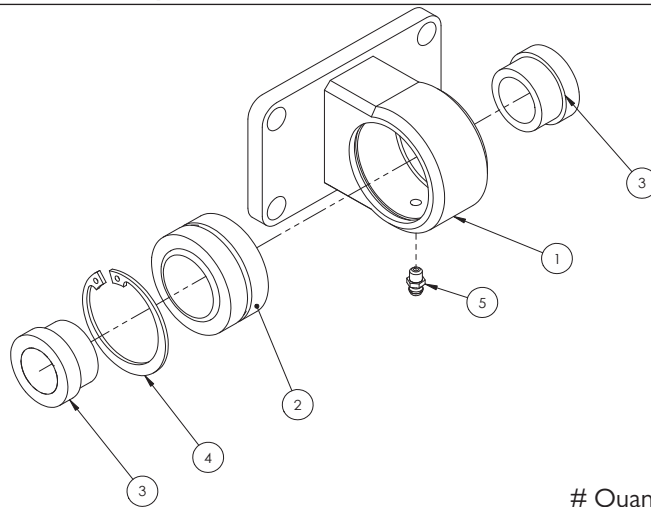
42m Poly Brackets



Quantities shown are per side.

ITEM NO.	PART NUMBER	DESCRIPTION	QTY.
1	GA5053645	U-Bolt Square top M10 x 52mm x 75mm	8
2	GA4509725	Plate, Boom Line Mount, Outer Boom	8
3	GA5000117	Washer 10mm Flat SS HD	16
4	GA5000141	Nut M10 Nyloc ZP	16

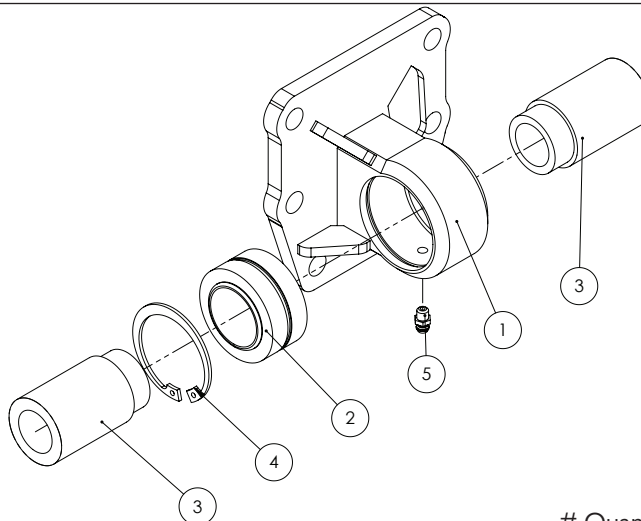
Lower Pivot Assembly



Quantities shown are per side.

ITEM NO.	PART NUMBER	DESCRIPTION	QTY.
-	GA4932343	Lower pivot assembly	-
1	GA4656190	Boom hinge bearing Mount 24+	1
2	GA5015659	Bearing, Spherical bush, 35.0mm ID x 55.7mm OD x 30.2mm thick	1
3	DB-ADJ-02	Bush, Short, 40 OD x 25.5 ID x 23.75mm long	2
4	GA5010573	Circlip, Internal, 55mm bore	1
5	GA5012203	Grease nipple, Short, 1/4" UNF	1

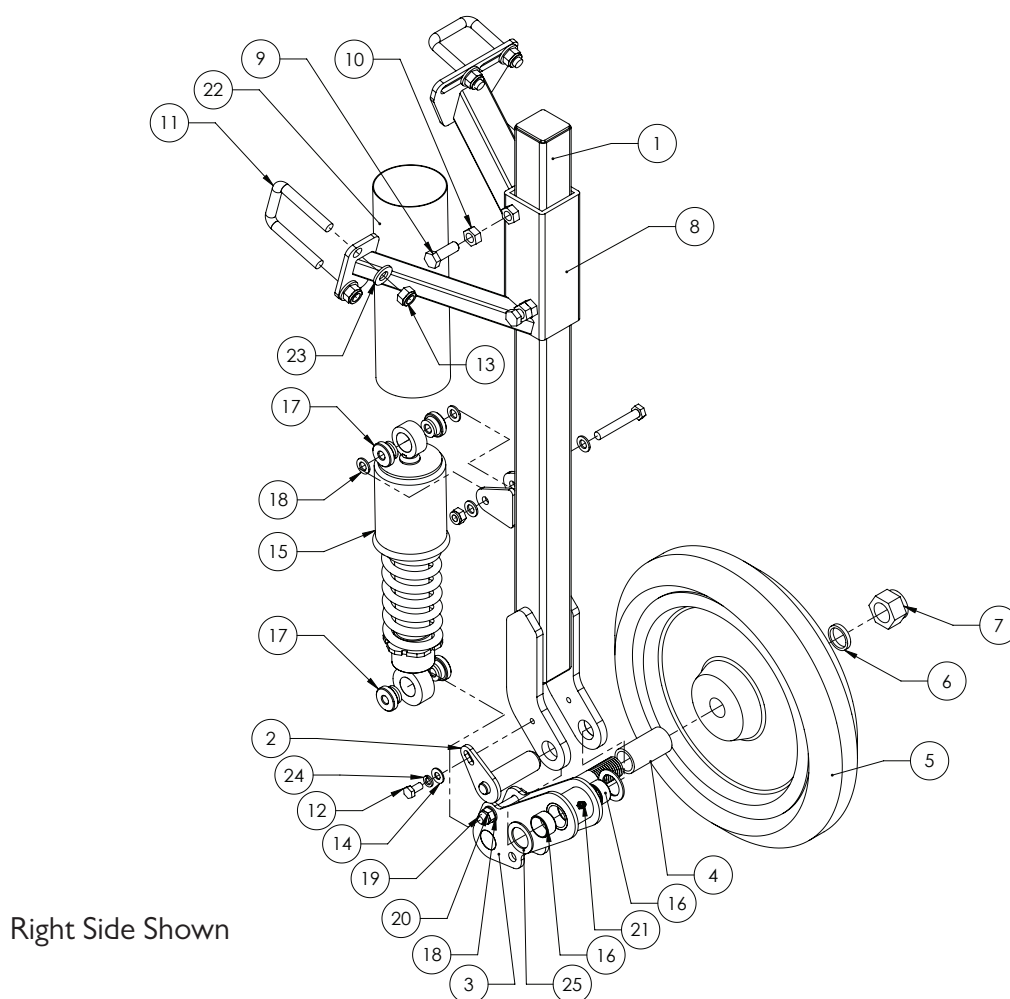
Upper Pivot Assembly



Quantities shown are per side.

ITEM NO.	PART NUMBER	DESCRIPTION	QTY.
-	GA4906950	Upper bearing Pivot Kit	-
1	GA4660460	Boom Top Hinge 36m	1
2	GA5015659	Bearing, Spherical bush, 35.0mm ID x 55.7mm OD x 30.2mm thick	1
3	DB-ADJ-13	Bush, Stepped, 25.5mm ID x 40mm OD x 69.75mm long, Used on bearing pivot	2
4	GA5010573	Circlip, Internal, Suit 55mm bore	1
5	GA5012203	Grease nipple, Short, 1/4" UNF	1

Touch Down Wheel



Quantities shown are per side.

ITEM NO.	PART NUMBER	DESCRIPTION	QTY
-	GA4902492	Touch down wheel LH Assembly	-
-	GA4902491	Touch down wheel RH Assembly	-
1	GA4657650	Boom Touch Down Wheel Arm	1
2	GA4657645	Pivot Pin, suit Boom Touch Down Wheel Swing Arm	1
3	GA4657655	Swing Arm Boom Touch Down Wheel	1
4	GA4583030	Spacer Touch Down Wheel	1
5	GA5052275	Press Wheel 15" with sealed bearings	1
6	GA4535115	Bearing Washer, suit Touch Down Wheel	1
7	GA5012446	Nut 1" UNF 12 TPI Nyloc ZP	1
8	GA4657640	Mount Boom touch down wheel	1
9	GA5000311	Set screw, M12 x 35, ZP GR 8.8	2
10	GA5000559	Nut M12 Hex ZP	2
11	GA5011251	U bolt, Square top, M12 x 52mm x 80mm	3
12	GA5011465	Bolt M8 x 16 ZP GR8.8	1
13	GA5012461	Nut M12 Nyloc ZP	6
14	GA5003643	Washer 8mm Flat SS HD	1

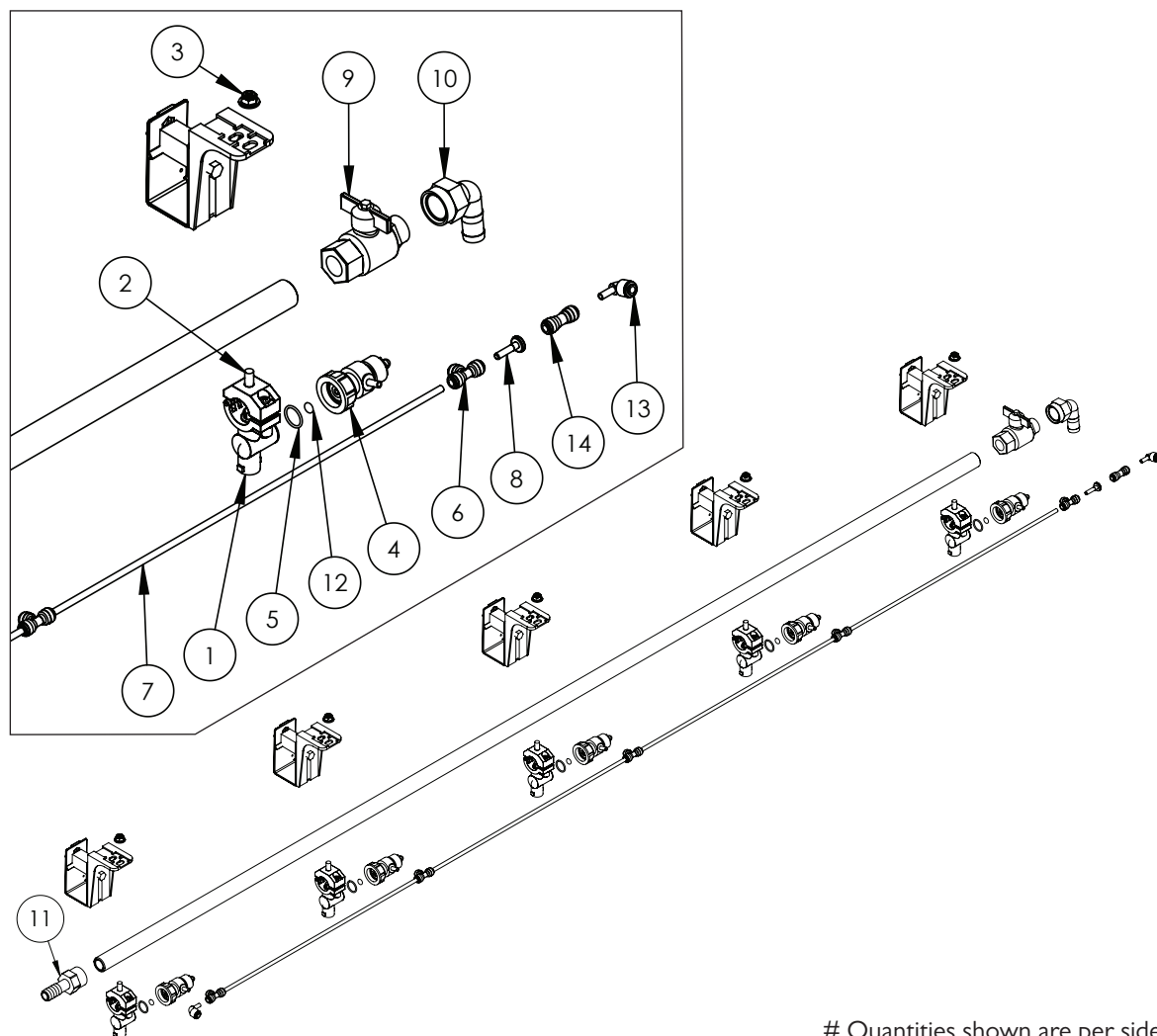
Continued over page

Touch Down Wheel

ITEM NO.	PART NUMBER	DESCRIPTION	QTY
15	GA5067085	Shocker, Universal, 320mm eye to eye	1
16	GA5009463	Glacier Bush, ID 25 x 15mm long	2
17	GA4583100	Bush, Black nylon, 30 OD x 10 ID x 16.5mm	4
18	GA5000117	Washer 10mm Flat SS HD	6
19	GA5006101	Bolt M10 x 65 ZP GR8.8	2
20	GA5000141	Nut M10 Nyloc ZP	2
21	GA5012203	Grease nipple, Short, 1/4" UNF	1
22	GA5052375	Hose Lay Flat 63mm Blue (cut 270mm long)	1
23	GA5000577	Washer 12mm Flat SS HD	6
24	GA5004919	Washer 8mm Spring SS	1
25	GA4522315	Washer, 27 ID x 40 OD x 2mm thick, SS	2

Quantities shown are per side.

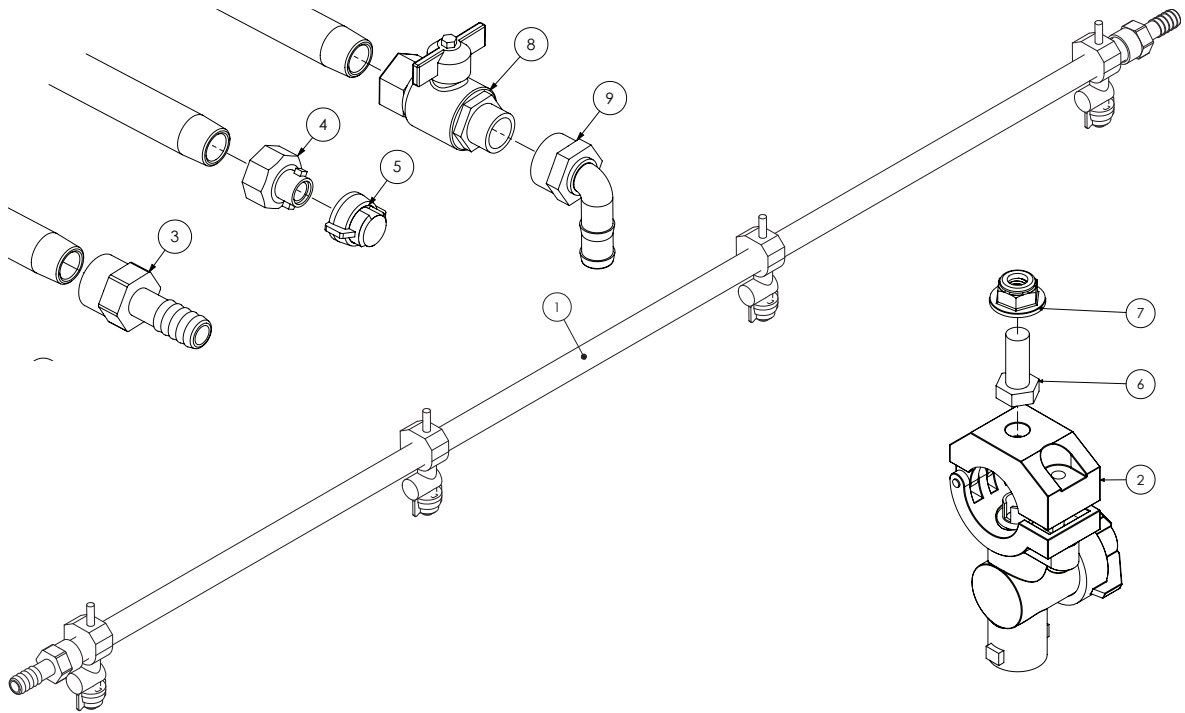
Boom Line Plumbing - RapidFire



Quantities shown are per side.

ITEM NO.	PART NUMBER	DESCRIPTION	QTY.
1	GA5077964	Nozzle body, Single, 3/4"	5
2	GA5052595	Bolt M8 x 20 SS A270	5
3	GA5070710	Nut with flange, Plastic, M8 x 1.25P	5
4	GA5065520	Spray Stop, RapidFire, Suit Teejet nozzle body, Altek	5
5	GA5053135	O-ring, 18 x 2mm, Viton, Suit spray stop body	5
6	GA5016245	Tee, Equal, 6mm push in type, Black plastic	5
7	GA5004383	Tube, Nylon, 6mm, Black	4
	GA5004385	Tube, Nylon, 6mm, Blue	-
	GA5070585	Tube, Nylon, Green, 6mm	-
8	GA5004405	Plug, Push in, 6mm	1
9	GA5018315	Valve, Ball, 20mm male & female thread, Black Butterfly handle	1
10	GA5077746	Hose barb, Elbow, 90 degree, 3/4" female thread x 3/4" hose	1
11	GA5077743	Hose barb, Straight, 3/4" female x 3/4" hose	1
12	GA5065521	O-ring, 6.02 x 2.62mm, Suits spray stop inner	5
13	GA5071215	Stem Elbow, suit 6mm air line, push in	1
14	GA5066991	Pneumatic fitting, Push in, Joiner, 6mm	1

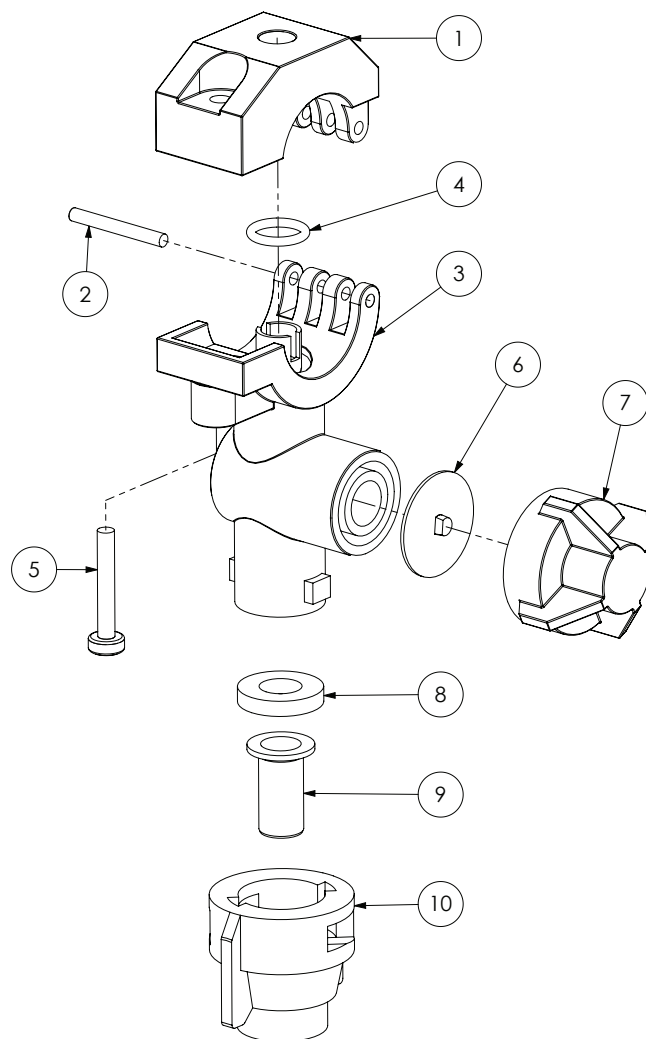
Boom Line Plumbing



ITEM NO.	PART NUMBER	DESCRIPTION	QTY
1	GA5018273	Boom line, Poly, 3/4", 1600mm long, No holes	#
	GA5018275	Boom line, Poly, 3/4", 2100mm long, No holes	#
	GA5018279	Boom line, Poly, 3/4", 2600mm long, No holes	#
	GA5018281	Boom line, Poly, 3/4", 3100mm long, No holes	#
2	GA5077964	Nozzle body, Single, 3/4", Teejet	#
3	GA5077743	Hose barb, Straight, 3/4" female x 3/4" hose	#
4	GA5076904	Adapter, Boom flush, 3/4" female quick fitting	#
5	GA5076594	Nozzle shut off cap & washer, Teejet	#
6	GA5052595	Bolt M8 x 20 SS A270	#
7	GA5070710	Nut with flange, Plastic, M8 x 1.25P	#
8	GA5018315	Valve, Ball, 20mm male & female thread, Black Butterfly handle	#
9	GA5077746	Hose barb, Elbow, 90 degree, 3/4" female thread x 3/4" hose	#

Quantities vary

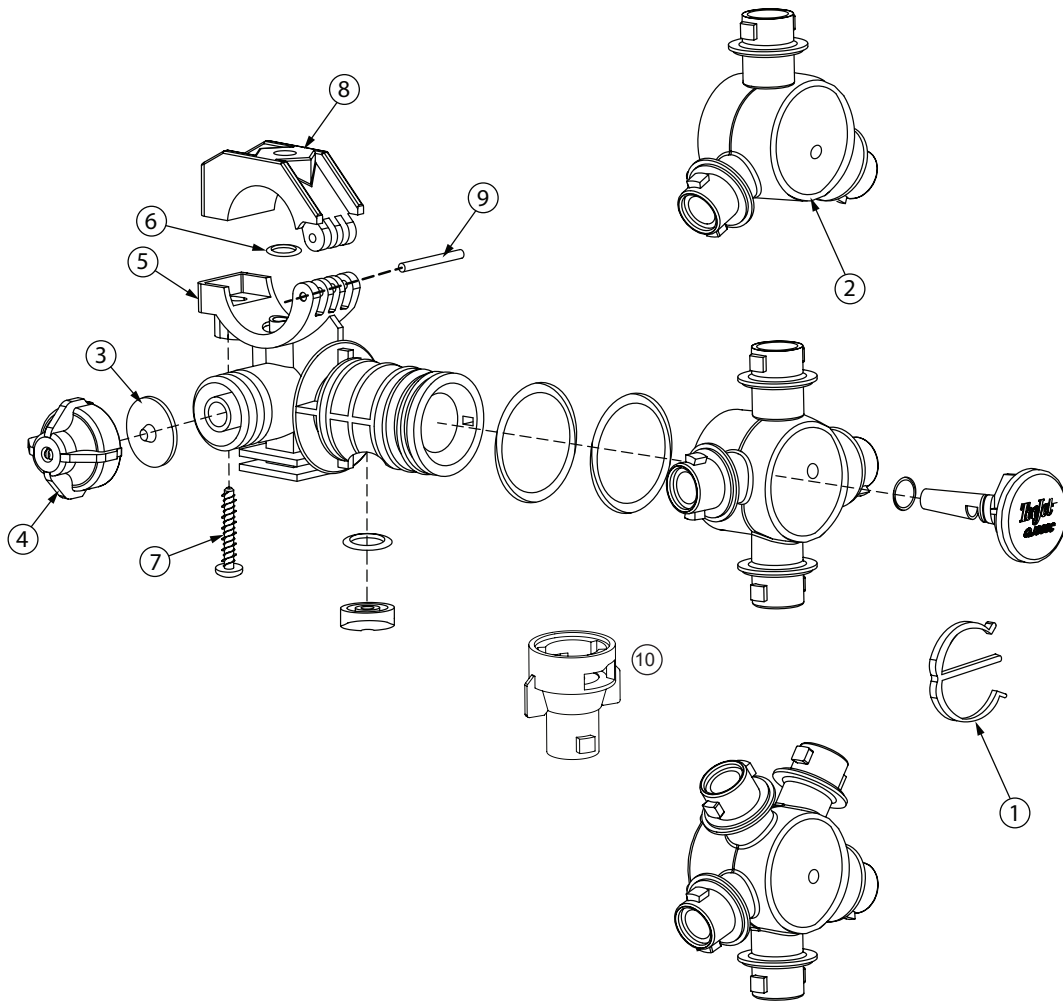
Teejet Single Nozzle Body



ITEM NO.	PART NUMBER	DESCRIPTION	QTY.
1	GA5077532	Clamp, Nozzle body, 3/4", Teejet	1
2	GA5077537	Pin, Nozzle body clamp, Teejet	1
3	GA5077538	3/4" Q.T.BODY with Clamp	1
4	GA5077596	O-ring, 14.5 x 2.5mm, Buna	1
	GA5077597	O-ring, Viton	
5	GA5077536	Screw, 13/16" x 1 1/4", SS	1
6	GA5077439	Chemsaver, Diaphragm, Teejet	1
	GA5077440	Diaphragm, Viton, Nozzle body check valve, Teejet	
7	GA5076670	Chemsaver, 10psi, Black, Teejet	1
8	GA5055245	Washer, Nozzle cap seal, Rubber, 19 OD x 9mm ID	1
9	GA5077159	Filter, Nozzle tip, Red, 50 mesh, Polypropylene & SS, Teejet	1
	GA5077160	Nozzle filter screen, Blue 80 mesh, Polypropylene / SS, Teejet	
10	GA8100464	Nozzle cap, Nylon, Black, Teejet	1

Note: Only parts that are available through Goldacres are listed for the nozzle above. For a full parts listing, see the Teejet/Lechler website.

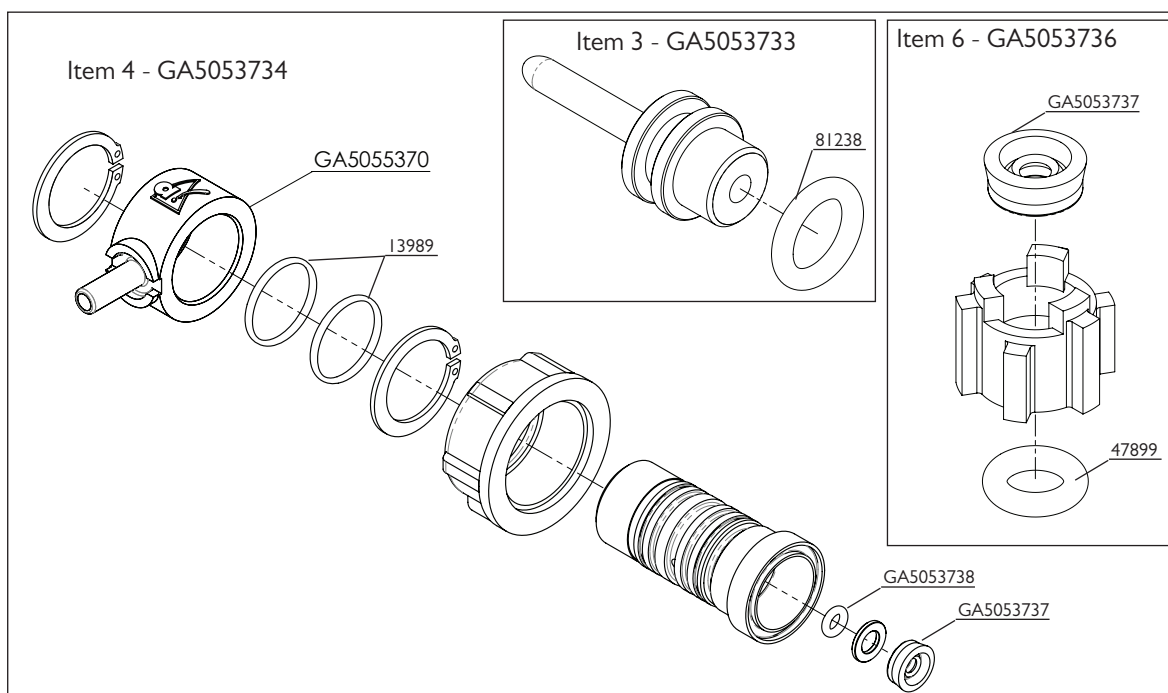
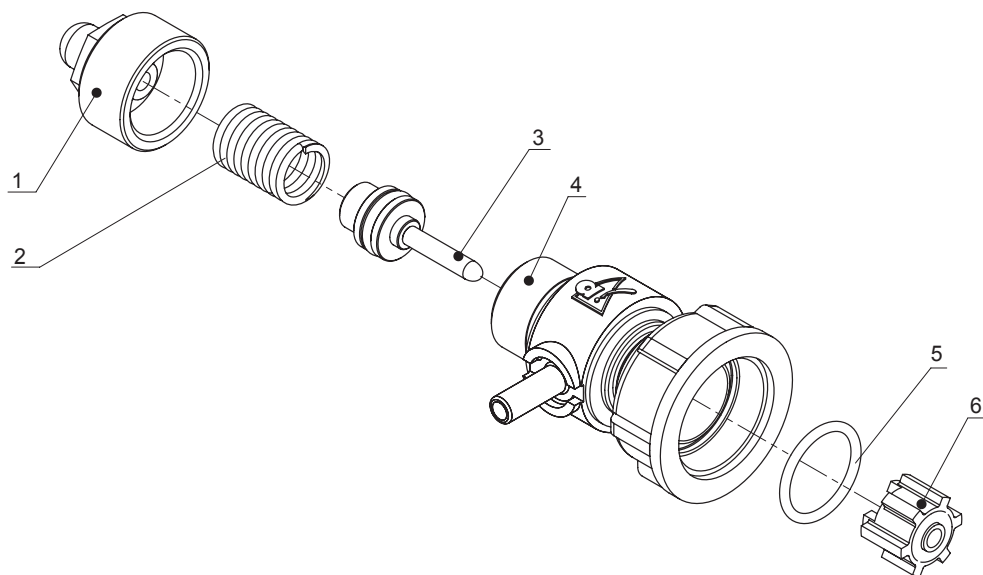
Teejet Turret Nozzle Body



ITEM NO.	PART NUMBER	DESCRIPTION	QTY.
1	GA5077496	E clip, Nozzle body, Teejet	1
2	GA5077491	Nozzle body turret, 3 outlet clockface style, Teejet	1
3	GA5077974	Nozzle body, Quad, Clockface, 3/4, Teejet	1
4	GA5077977	Nozzle body, Clockface, 5 outlet, 3/4, Teejet	1
5	GA5077439	Chemsaver, Diaphragm, Teejet	1
6	GA5077440	Diaphragm, Viton, Nozzle body check valve, Teejet	1
7	GA5076670	Chemsaver, 10psi, Black, Teejet	1
8	GA5077493	3/4" 360C Body, Nylon	1
9	GA5077596	O-ring, 14.5 x 2.5mm, Buna	1
10	GA5077597	O-ring, Viton	1
	GA5077536	Screw, 13/16" x 1 1/4", SS	1
	GA5077532	Clamp, Nozzle body, 3/4", Teejet	1
	GA5077537	Pin, Nozzle body clamp, Teejet	1
	GA5077057	Nozzle body extension, Quick Teejet type, 1" long, Black, Teejet	1

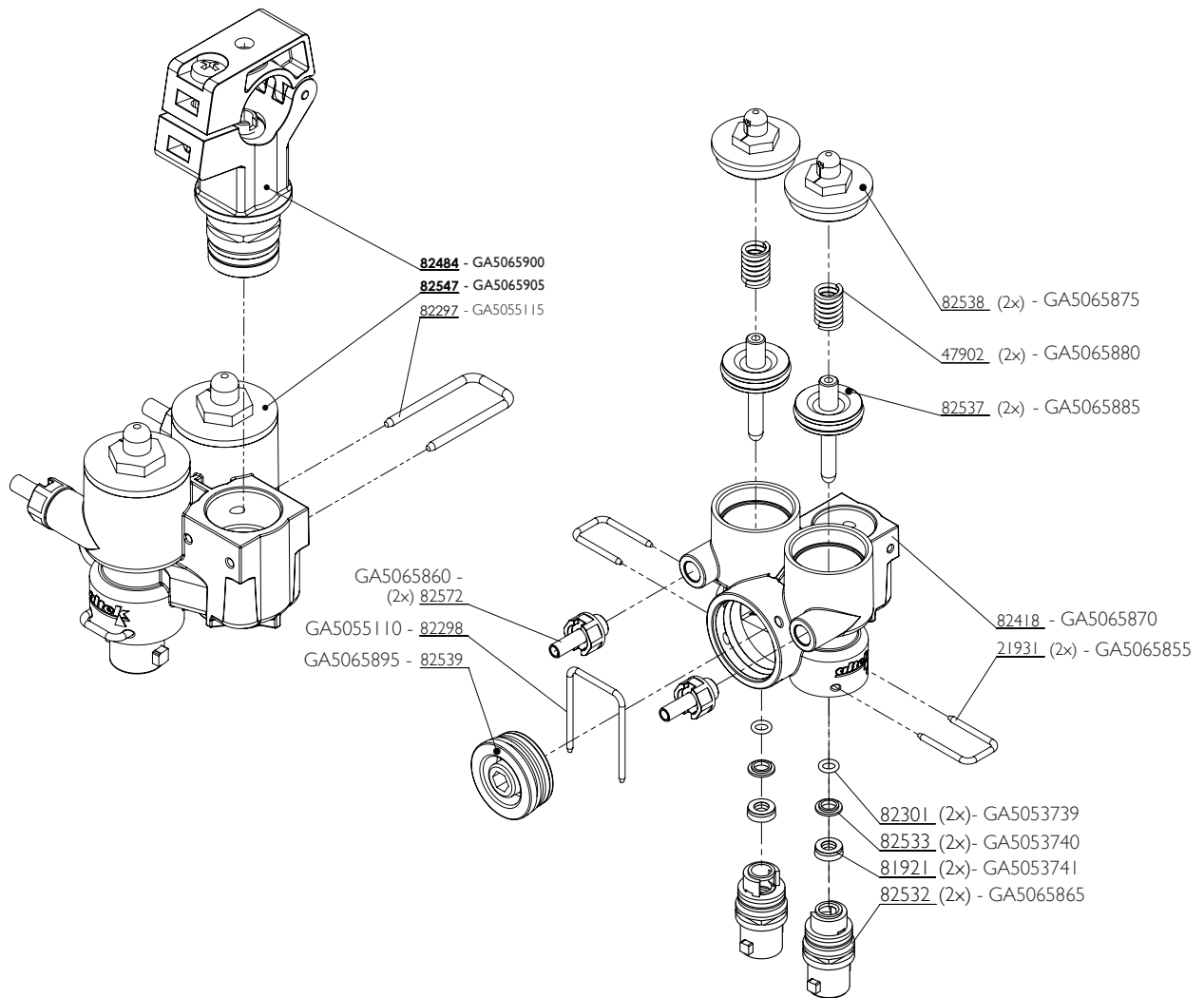
Note: Only parts that are available through Goldacres are listed for the nozzle above. For a full parts listing, see the Teejet website.

Altek Spray Stop Spare Parts



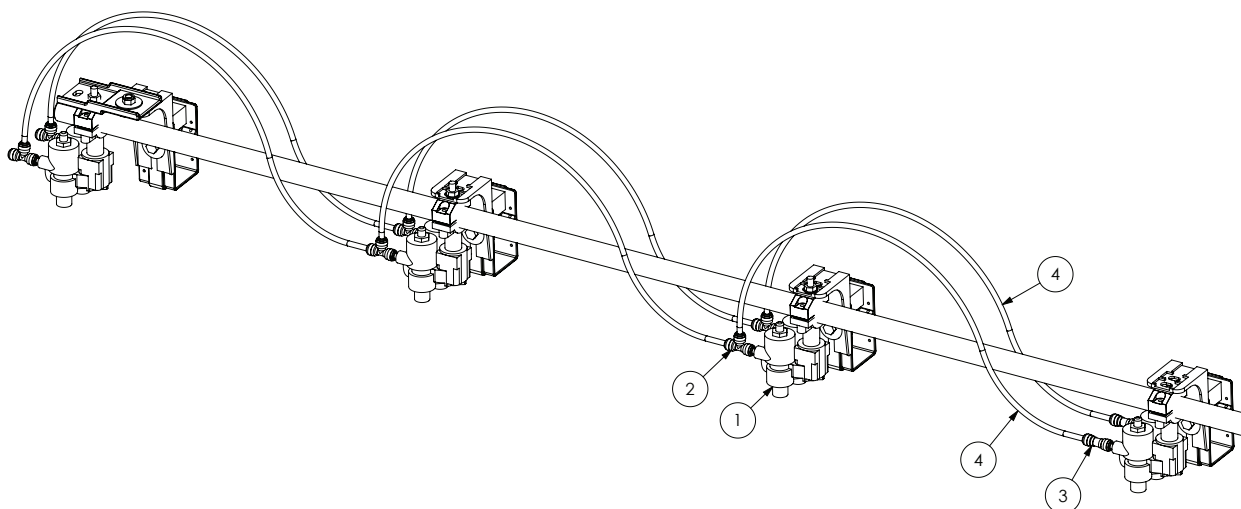
ITEM NO.	PART NUMBER	DESCRIPTION	QTY.
-	GA5065520	Spray Stop, RapidFire, Suit Teejet nozzle body, Altek	-
1	GA5053731	End Cap with Breather, Altek	1
2	GA5053732	Spring, 10 Bar, Altek	1
3	GA5053733	Piston, Altek	1
4	GA5053734	Valve Body, Altek	1
5	GA5053735	O-ring external, Altek	1
6	GA5053736	Plunger, Altek	1

Altek Dual Nozzle Spray Body



PART NUMBER	DESCRIPTION	QTY.
GA5065845	Nozzle body, Twin, dual, Air shut off, 3/4", Altek	-
GA5065900	Nozzle body clamp, 3/4", Altek	1
GA5065905	Lower body, Multi spray, Altek	1
GA5055115	U-clip, 20 x 40 x 3mm	1
GA5065875	Top cap	2
GA5065880	Spring	2
GA5065885	Plunger	2
GA5065870	Outer body	1
GA5065855	U-clip suit Altek nozzle body	2
GA5065865	Outlet, Valve inner, Nozzle body, Altek	2
GA5065860	Hose barb, Air fitting, 6mm hose, male thread, includes seal	2
GA5055110	U-clip 30 x 41 x 2.5mm	1
GA5065895	Shutoff Plug	1
GA5053739	O-ring, 5.6mm x 1.8mm FMP, suit GA5065845, Altek	2
GA5053740	Retaining disk, 11.8mm x 6.8mm x 2mm, suit GA5065845, Altek	2
GA5053741	Lip seal, 6mm x 12mm x 4.2mm FMP, suit GA5065845, Altek	2

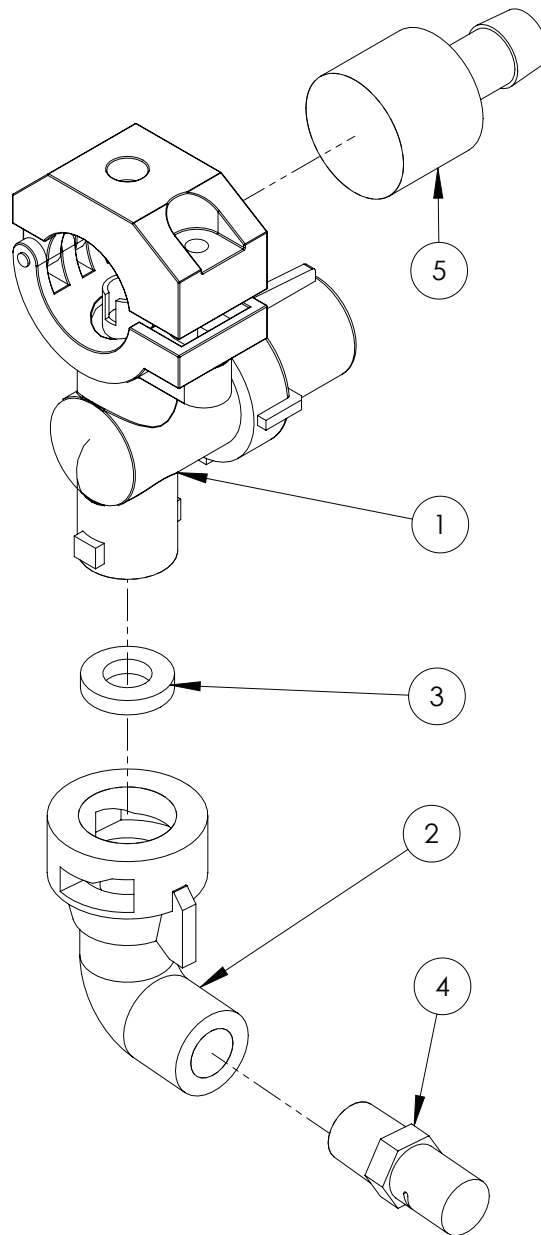
Dual Nozzle Spray Line



ITEM NO.	PART NUMBER	DESCRIPTION	QTY.
1	GA5065845	Nozzle body, Twin, dual, Air shut off, 3/4", Altek	#
2	GA5016245	Tee, Equal, 6mm push in type, Black plastic	#
3	GA5066991	Pneumatic fitting, Push in, Joiner, 6mm	#
4	GA5004385	Tube, Nylon, 6mm, Blue	#
	GA5070585	Tube, Nylon, Green, 6mm	#
	GA5004383	Tube, Nylon, 6mm, Black	#
	GA7000002	Tube, Nylon, 6mm, Red	#

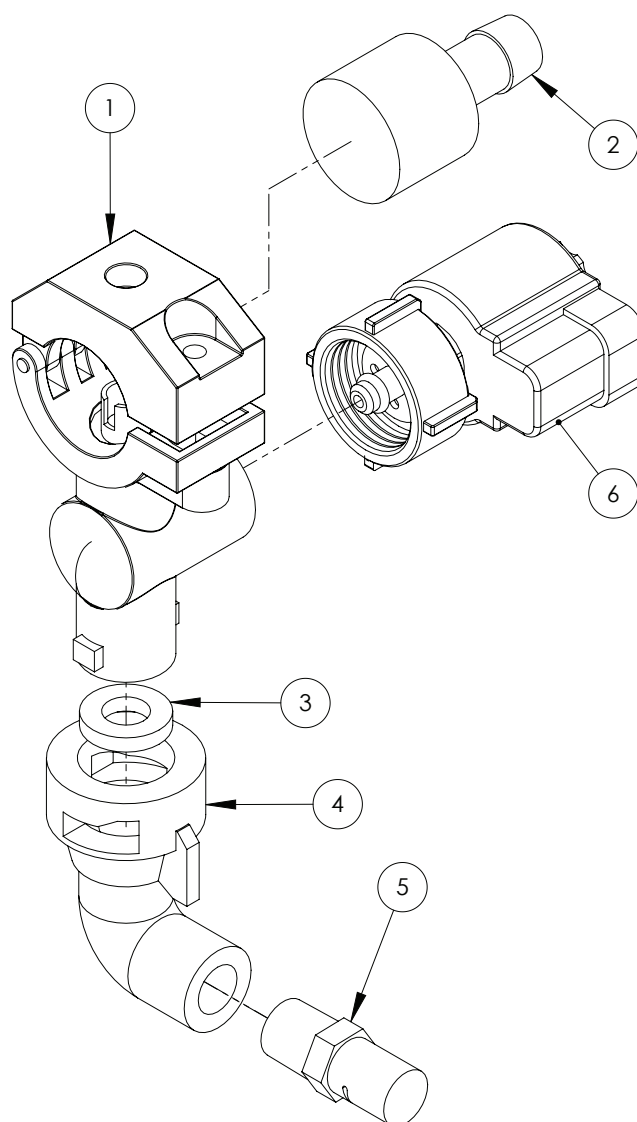
Quantities vary

Fence Line Nozzle - Manual Operated



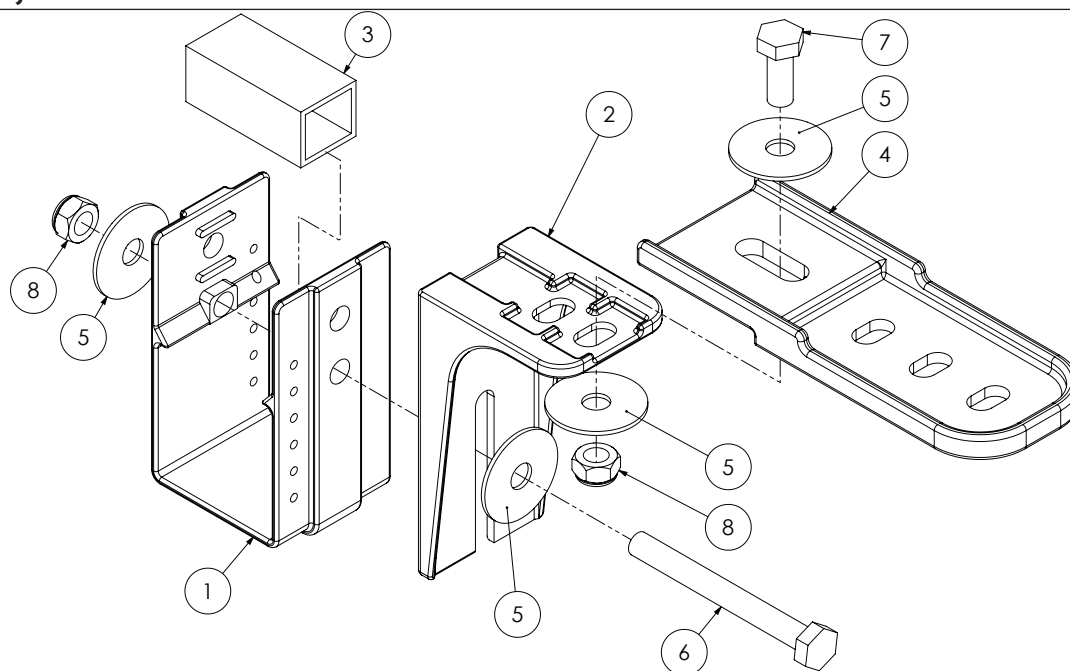
ITEM NO.	PART NUMBER	DESCRIPTION	QTY.
1	GA5077074	Chemsaver, Manual shutoff, Maximum 150psi pressure, Teejet	1
2	GA5077986	Nozzle cap & washer, 90 degree cap, 1/4" NPT female outlet	1
3	GA5055245	Washer, Nozzle cap seal, Rubber, 19 OD x 9mm ID	1
	GA8100339	Nozzle, Fence line, Orange, Polymer, Left side, 1/4" NPT, Teejet	1
4	GA8100340	Nozzle, Fence line, Orange, Polymer, Right side, 1/4" NPT, Teejet	1
5	GA5077497	Hose barb suit nozzle body, Single 1/2", Nylon, Teejet	1

Fence Line Nozzle - Solenoid Operated



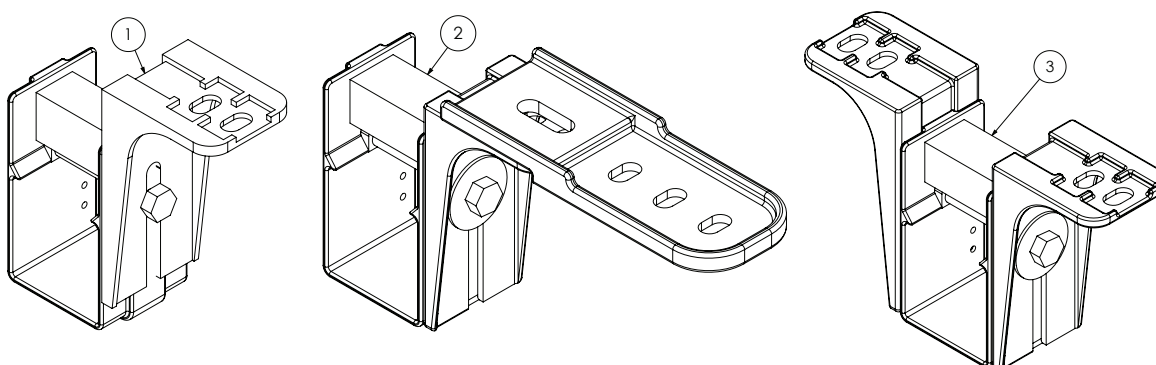
ITEM NO.	PART NUMBER	DESCRIPTION	QTY.
1	GA5077074	Chemsaver, Manual shutoff, Maximum 150psi pressure, Teejet	1
2	GA5077497	Hose barb suit nozzle body, Single 1/2", Nylon, Teejet	1
3	GA5055245	Washer, Nozzle cap seal, Rubber, 19 OD x 9mm ID	1
4	GA5077986	Nozzle cap & washer, 90 degree cap, 1/4" NPT female outlet	1
5	GA8100339	Nozzle, Fence line, Orange, Polymer, Left side, 1/4" NPT	1
	GA8100340	Nozzle, Fence line, Orange, Polymer, Right side, 1/4" NPT	1
6	GA5071785	Solenoid, e-Chemsaver suit 2 Pin Metri-pack, Fence Line	1

Adjustable Nozzle Bracket



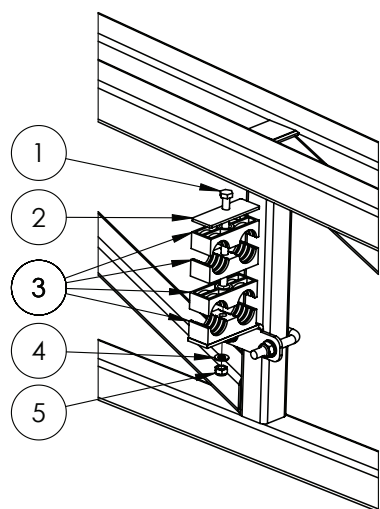
ITEM NO.	PART NUMBER	DESCRIPTION	QTY
1	GA5018259	Nozzle bracket, plastic, U shape	1
2	GA5018257	Nozzle bracket, plastic, L shape, short	1
	GA5018258	Nozzle bracket, plastic, L shape, long	1
3	GA5066965	Spacer suit nozzle brackets	1
4	GA5018255	Bracket, Nozzle extension, Plastic	1
5	GA5003645	Washer 5/16" ID x 1 1/4" OD Flat SS	4
6	GA5004741	Bolt M8 x 75 GR8.8 ZP	1
7	GA5004085	Bolt M8 x 20 GR8.8 ZP	1
8	GA5004917	Nut M8 Nyloc ZP	2

Adjustable Nozzle Bracket Kits

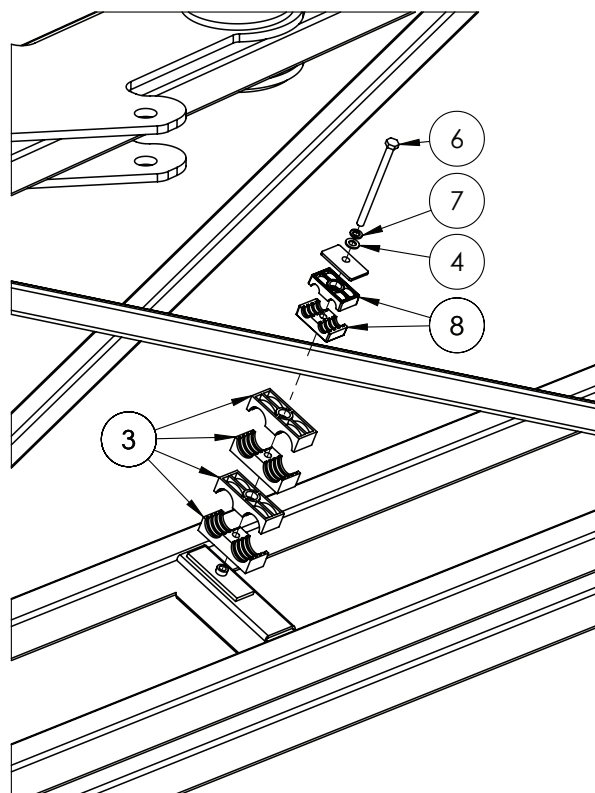


ITEM NO.	PART NUMBER	DESCRIPTION
1	GA4948675	Nozzle bracket kit, Single line, Suit 50mm RHS
2	GA4948695	Nozzle bracket kit, Single line with extension, Suit 50mm RHS
3	GA4948685	Nozzle bracket kit, Dual line, Suit 50mm RHS

Boom Poly Pipe Clamps



Aluminium Outer Wing

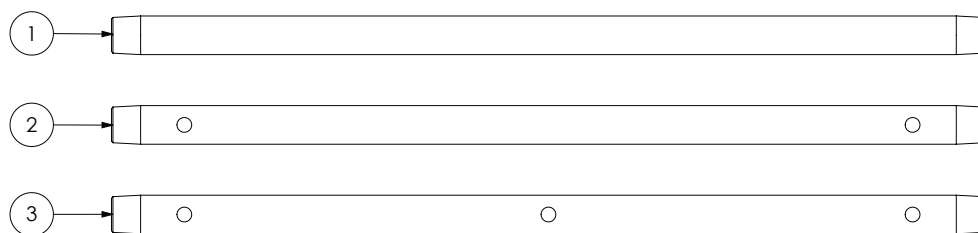


Steel Inner Wing

ITEM NO.	PART NUMBER	DESCRIPTION	QTY.
1	GA5004933	Bolt M8 x 110 GR8.8 ZP	#
2	GA5078049	Mounting Clamp, Double type, Plate, Top, Group 4	#
3	GA5078038	Mounting clamp, Double type, Jaw, Pair, Group 4, 28mm	#
4	GA5003643	Washer 8mm Flat SS HD	#
5	GA5052590	Nut M8 Nyloc SS	#
6	GA5011501	Bolt M8 x 120 GR8.8 ZP	#
7	GA5004919	Washer 8mm Spring SS	#
8	GA5078031	Mounting clamp, Double type, Jaw, Pair, Group 2, 14mm	#

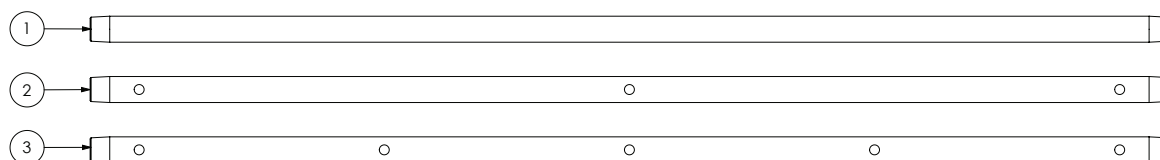
Quantities vary

Boom Poly - 600mm



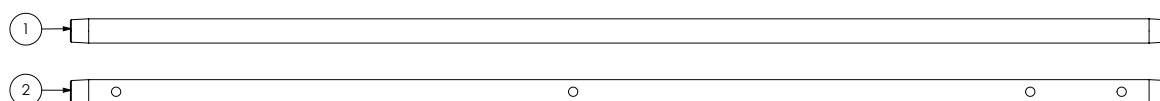
ITEM NO.	PART NUMBER	DESCRIPTION	QTY.
1	GA5018287	Boom line, Poly, 3/4", 600mm long, No holes	1
2	GA2000510	Boom line, Poly, 3/4", 600mm long, 2 holes, 500mm spacing	1
3	GA2000511	Boom line, Poly, 3/4", 600mm long, 3 holes, 250mm spacing	1

Boom Poly - 1100mm




ITEM NO.	PART NUMBER	DESCRIPTION	QTY.
1	GA5018269	Boom line, Poly, 3/4", 1100mm long, No holes	1
2	GA2000506	Boom line, Poly, 3/4", 1100mm long, 3 holes, 500mm spacing	1
3	GA2000507	Boom line, Poly, 3/4", 1100mm long, 5 holes, 250mm spacing	1

Boom Poly - 1200mm



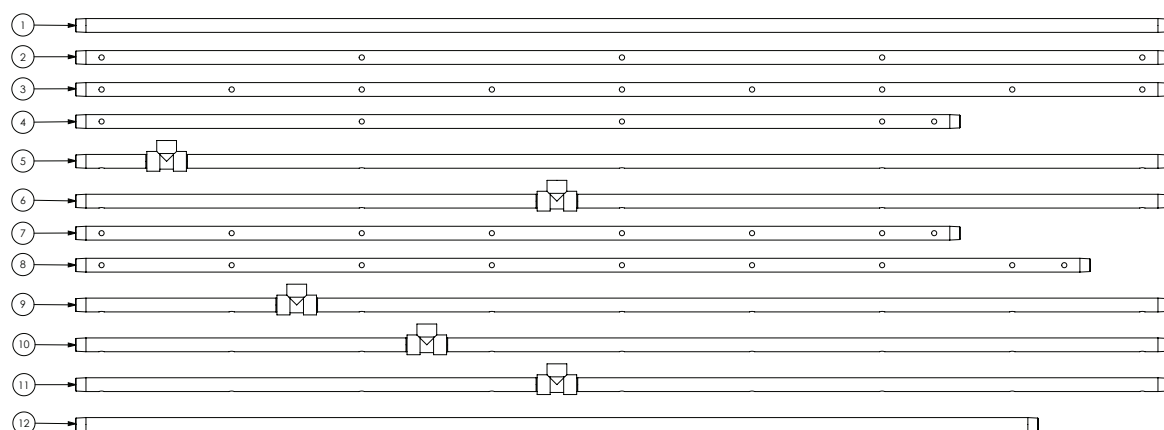
ITEM NO.	PART NUMBER	DESCRIPTION	QTY.
1	GA5018271	Boom line, Poly, 3/4", 1200mm long, No holes	1
2	GA2000515	Boom line, Poly, 3/4", 1200mm long, 3 holes plus fenceline, 500mm spacing	1

Boom Poly - 1600mm



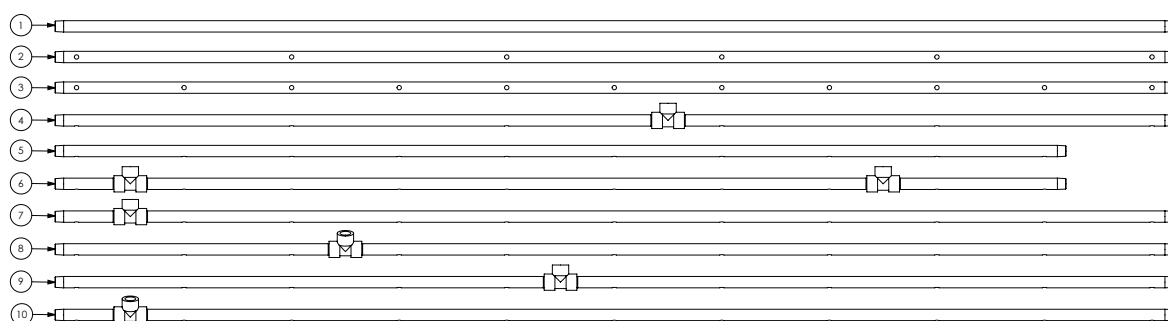
ITEM NO.	PART NUMBER	DESCRIPTION	QTY.
1	GA5018273	Boom line, Poly, 3/4", 1600mm long, No holes	1
2	GA2000500	Boom line, Poly, 3/4", 1600mm long, 4 holes, 500mm spacing	1
3	GA2000501	Boom line, Poly, 3/4", 1600mm long, 7 holes, 250mm spacing	1
4	GA2000520	Boom line, Poly, 3/4", 1600mm long, 4 holes, 500mm spacing, Tee 175mm	1
5	GA2000521	Boom line, Poly, 3/4", 1600mm long, 7 holes, 250mm spacing, Tee 175mm	1
6	GA2000522	Boom line, Poly, 3/4", 1600mm long, 4 holes, 500mm spacing, Tee 675mm 90 Degree	1
7	GA2000523	Boom line, Poly, 3/4", 1600mm long, 7 holes, 250mm spacing, Tee 675mm 90 Degree	1

Boom Poly - 2100mm



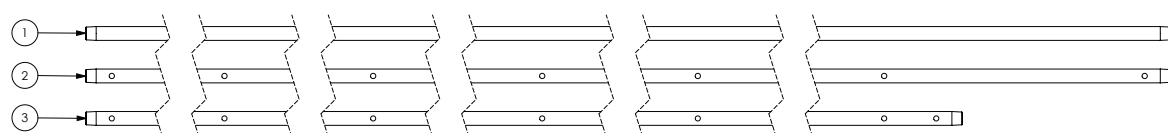
ITEM NO.	PART NUMBER	DESCRIPTION	QTY.
1	GA5018275	Boom line, Poly, 3/4", 2100mm long, No holes	1
2	GA2000502	Boom line, Poly, 3/4", 2100mm long, 5 holes, 500mm spacing	1
3	GA2000503	Boom line, Poly, 3/4", 2100mm long, 9 holes, 250mm spacing	1
4	GA2000525	Boom line, Poly, 3/4", 1700mm long, 4 holes plus fenceline, 500mm spacing	1
5	GA2000526	Boom line, Poly, 3/4", 2100mm long, 5 holes, 500mm spacing, Tee 175mm	1
6	GA2000527	Boom line, Poly, 3/4", 2100mm long, 5 holes, 500mm spacing, Tee 900mm	1
7	GA2000530	Boom line, Poly, 3/4", 1700mm long, 7 holes plus fenceline, 250mm spacing	1
8	GA2000531	Boom line, Poly, 3/4", 1950mm long, 8 holes plus fenceline, 250mm spacing	1
9	GA2000532	Boom line, Poly, 3/4", 2100mm long, 9 holes, 250mm spacing, Tee 425mm	1
10	GA2000533	Boom line, Poly, 3/4", 2100mm long, 9 holes, 250mm spacing, Tee 675mm	1
11	GA2000534	Boom line, Poly, 3/4", 2100mm long, 9 holes, 250mm spacing, Tee 925mm	1
12	GA2000535	Boom line, Poly, 3/4", 1850mm long, 8 holes, 250mm spacing	1

Boom Poly - 2600mm



ITEM NO.	PART NUMBER	DESCRIPTION	QTY.
1	GA5018279	Boom line, Poly, 3/4", 2600mm long, No holes	1
2	GA2000504	Boom line, Poly, 3/4", 2600mm long, 6 holes, 500mm spacing	1
3	GA2000505	Boom line, Poly, 3/4", 2600mm long, 11 holes, 250mm spacing	1
4	GA2000540	Boom line, Poly, 3/4", 2600mm long, 6 holes, 500mm spacing, Tee 1175mm	1
5	GA2000541	Boom line, Poly, 3/4", 2350mm long, 10 holes, 250mm spacing	1
6	GA2000542	Boom line, Poly, 3/4", 2600mm long, 10 holes, 250mm spacing, Tee 175mm & 1925mm	1
7	GA2000543	Boom line, Poly, 3/4", 2600mm long, 11 holes, 250mm spacing, Tee 175mm	1
8	GA2000544	Boom line, Poly, 3/4", 2600mm long, 11 holes, 250mm spacing, Tee 675mm angled	1
9	GA2000545	Boom line, Poly, 3/4", 2600mm long, 11 holes, 250mm spacing, Tee 1175mm	1
10	GA2000546	Boom line, Poly, 3/4", 2600mm long, 11 holes, 250mm spacing, Tee 175mm angled	1

Boom Poly - 3100mm

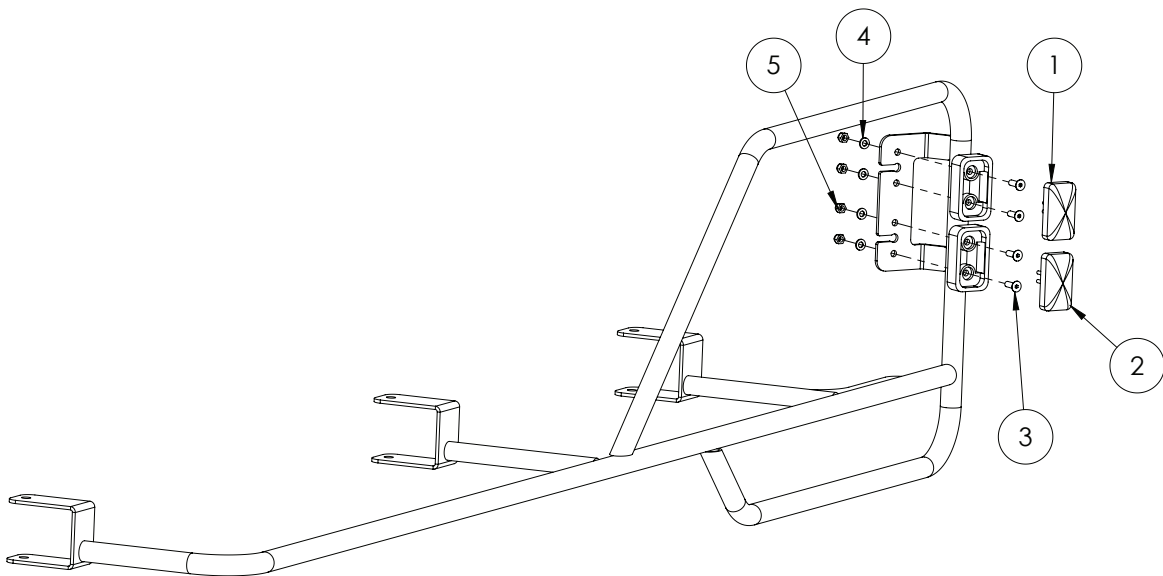


ITEM NO.	PART NUMBER	DESCRIPTION	QTY.
1	GA5018281	Boom line, Poly, 3/4", 3100mm long, No holes	1
2	GA2000508	Boom line, Poly, 3/4", 3100mm long, 7 holes, 500mm spacing	1
3	GA2000550	Boom line, Poly, 3/4", 2700mm long, 6 holes, 500mm spacing	1

Chapter 15

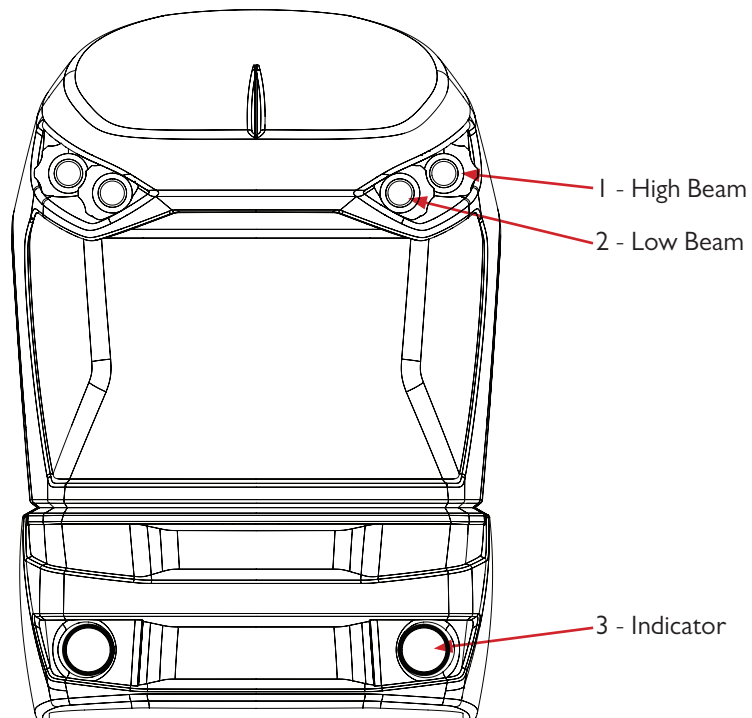
ELECTRICS

Lighting - Boom Tip LEDs



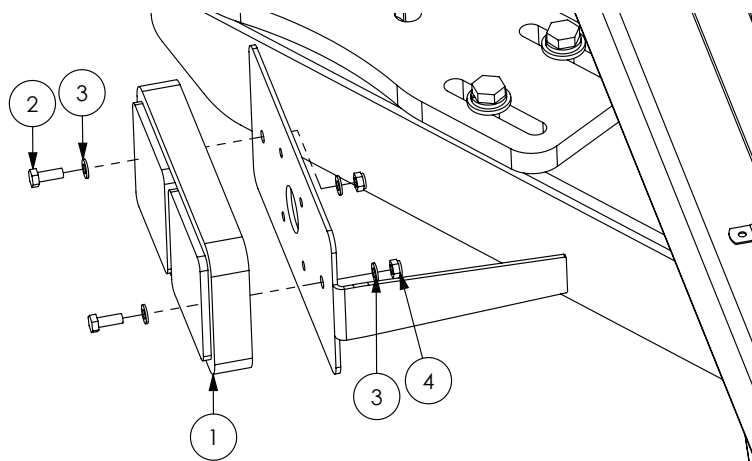
ITEM NO.	PART NUMBER	DESCRIPTION	QTY.
1	GA5060057	Clearance light with connector, Orange LED	1
2	GA5060056	Clearance light with connector, Red LED	1
3	GA5051230	CSCS M5 x 16 SS	4
4	GA5003983	Washer 5mm Flat SS	4
5	GA5003975	Nut M5 Nyloc SS	4

Lighting - Headlight & Indicator



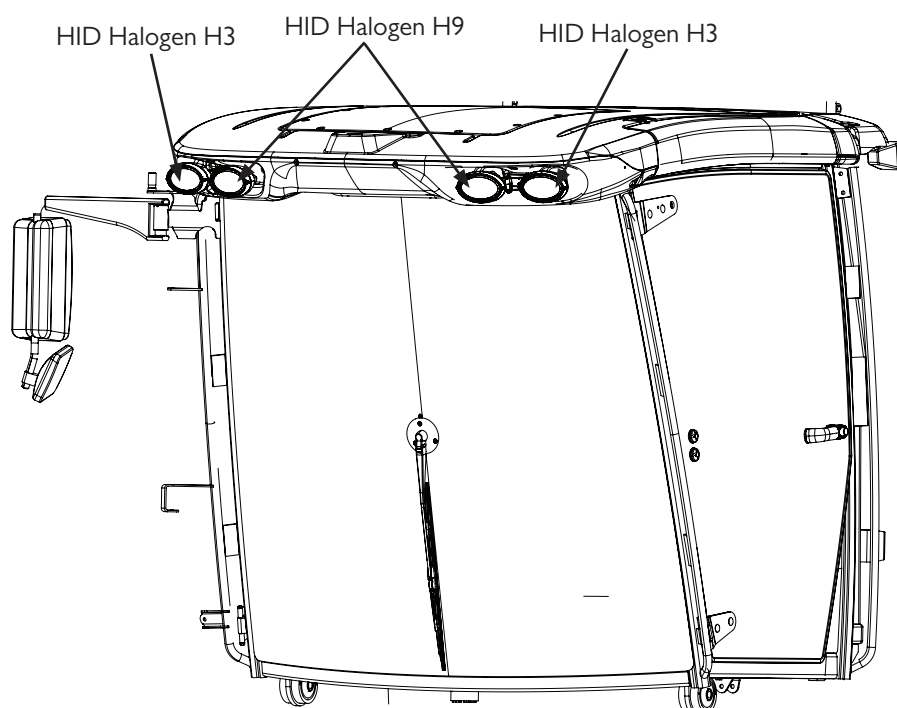
ITEM NO.	PART NUMBER	DESCRIPTION	QTY.
-	GA3000082	HB3 12V 60w Globe - High and low beam	-
1	GA5075410	Headlight Assembly, High Beam, 12v, 60w, Projector	-
2	GA5075405	Headlight Assembly, Low Beam, 12v, 60w, Projector	-
3	GA5075415	Indicator / Running Light Assembly, LED	-

Lighting - Tail Lights



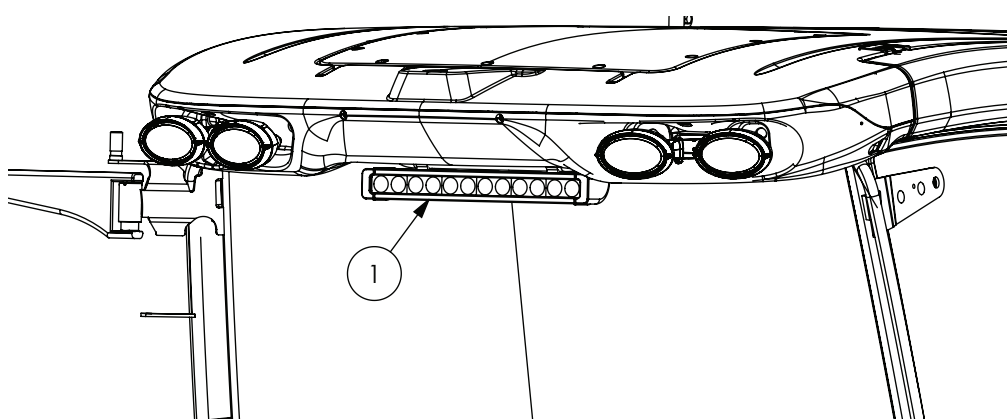
ITEM NO.	PART NUMBER	DESCRIPTION	QTY.
1	GA5018786	Lamp, LED, 12V, Brake / tail light / indicator, 190 x 100mm	2
2	GA5011395	Bolt M6 x 16 SS A2-70	4
3	GA5004437	Washer 6mm Flat SS	8
4	GA5048115	Nut M6 Nyloc ZP	4

Lighting - Cab Front



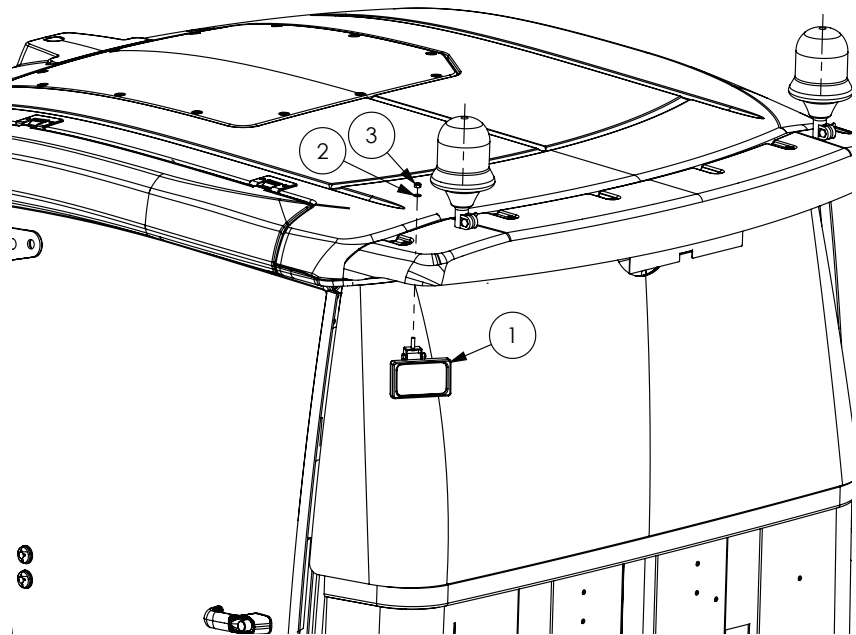
ITEM NO.	PART NUMBER	DESCRIPTION	QTY.
1	GA5052776	HID Light kit, Slim line, H9, 55w 6000k	2
2	GA5052780	HID Light kit, Slim line, H3, 55w 6000K	2

Lighting - Cab Front LED Light Bar - Optional



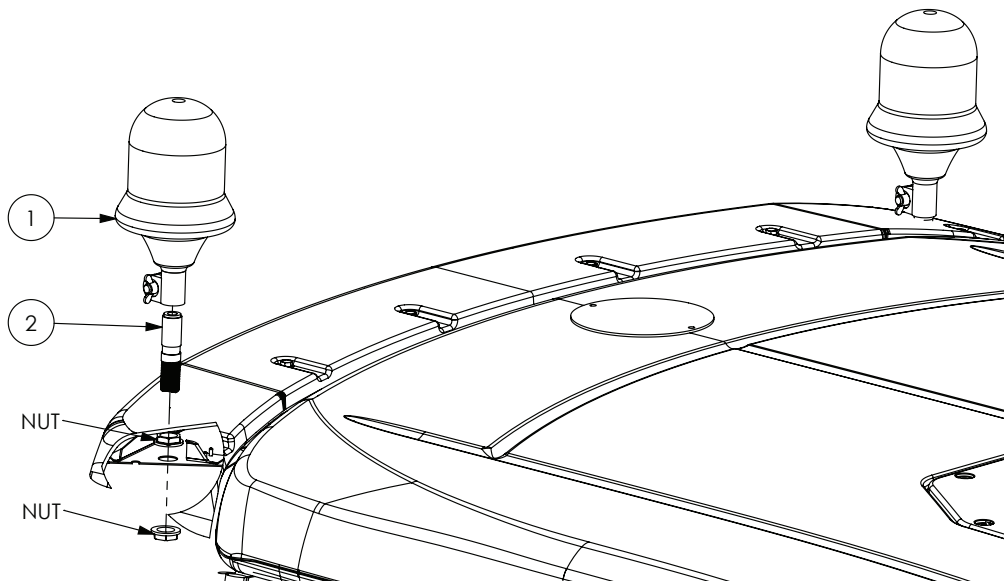
ITEM NO.	PART NUMBER	DESCRIPTION	QTY.
1	GA5075505	Light, LED, Bar, Spot & Flood beam, 120W	1
	GA5004105	Bolt M6 x 70 SS A2-70	2
	GA5004437	Washer 6mm SS	2
	GA5048115	Nut M6 Nyloc ZP	2

Lighting - Cab Rear



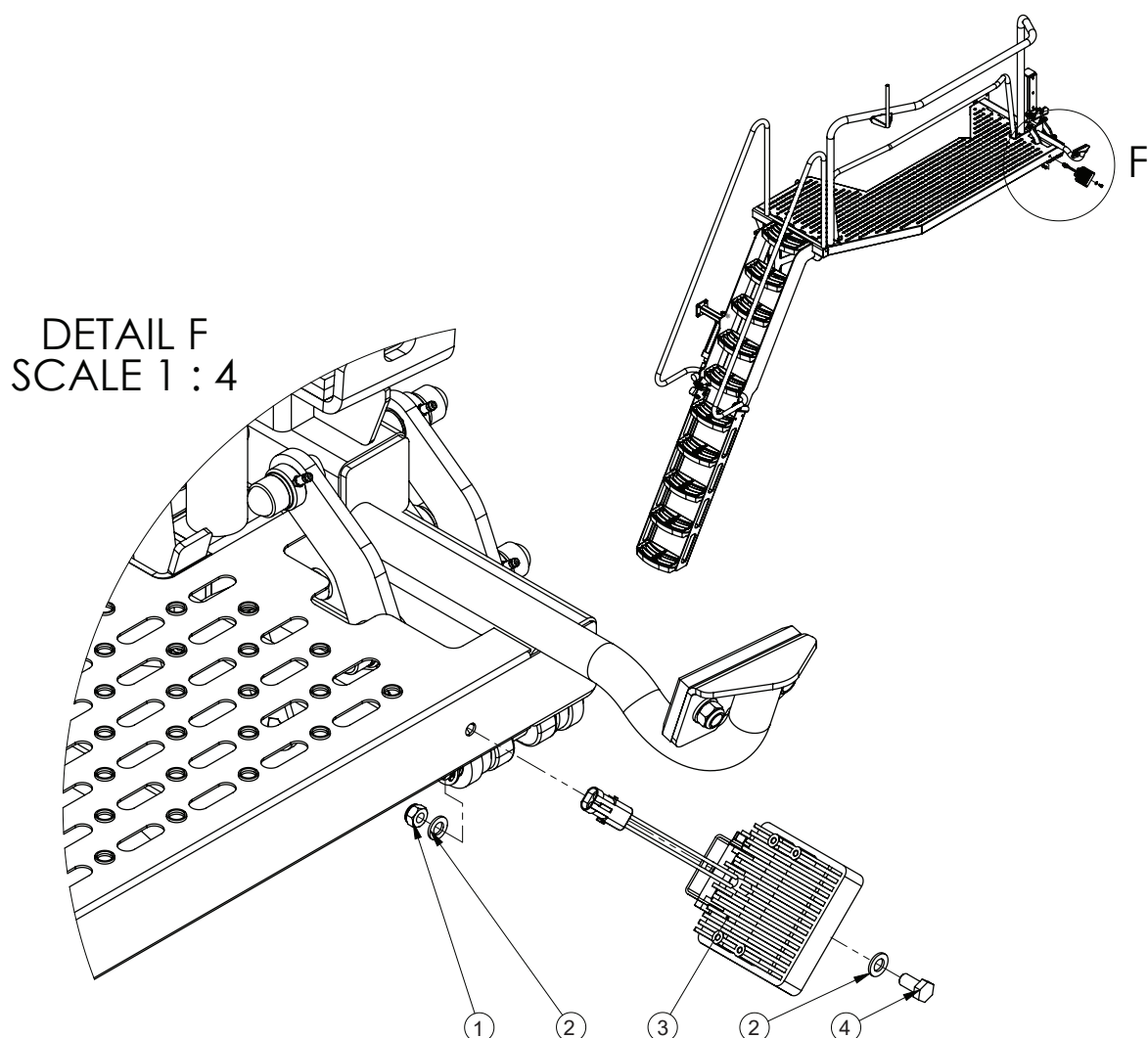
ITEM NO.	PART NUMBER	DESCRIPTION	QTY.
1	GA3000020	Light, work, flood stingray, with connector	2
	GA5052780	Light kit, HID slim line, H3, 55w 6000K (not shown)	2
2	GA5003643	Washer 8mm Flat SS HD	2
3	GA5052590	Nut M8 Nyloc SS	2

Lighting - Beacon Lights



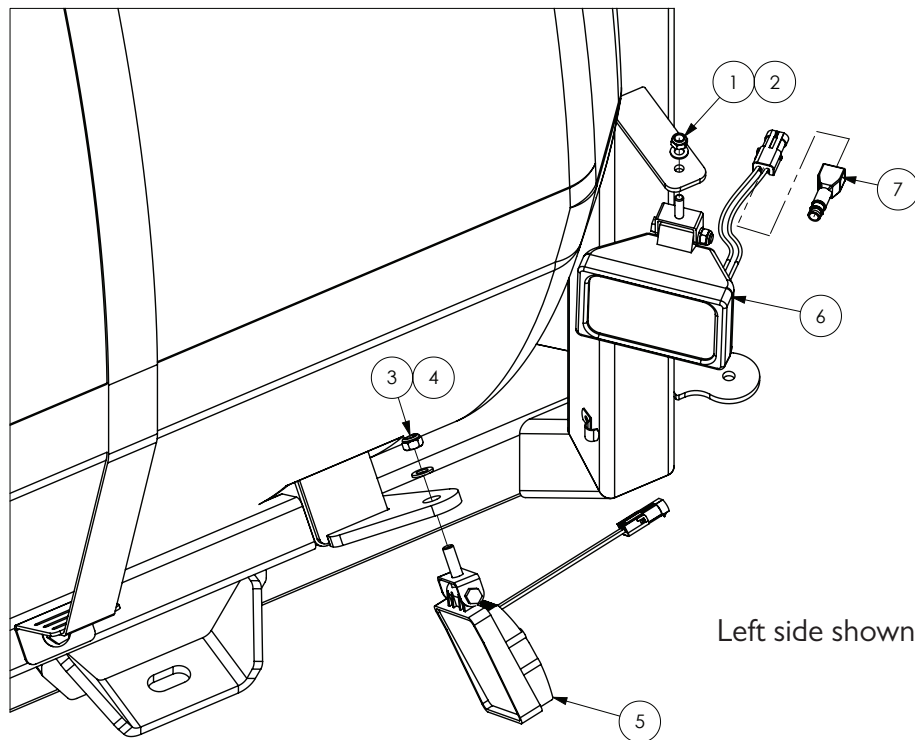
ITEM NO.	PART NUMBER	DESCRIPTION	QTY.
1	GA5048975	Beacon, Rotating, Amber, DIN A pole mount, H1 globe	2
2	GA5020411	Beacon insert screw in	2

Lighting - Side deck



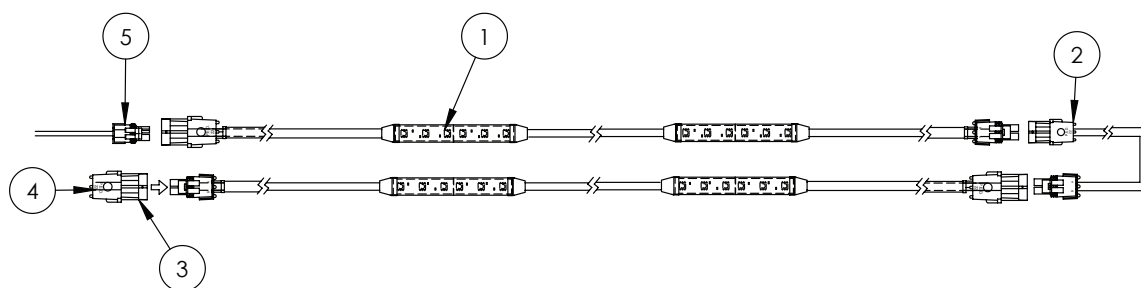
ITEM NO.	PART NUMBER	DESCRIPTION	QTY.
1	GA5004917	Nut M8 Nyloc ZP	1
2	GA5003643	Washer 8mm Flat SS HD	2
3	GA5075500	Light, LED, Work, Flood beam, 15W	1
4	GA5006113	Bolt M10 x 20 GR8.8 ZP	1
5	GA5007381	Connector, 2 pin, Female, Weather pack	1
	GA5016617	Pin, Male, Sealed, Weather pack, Wire 1.0 - 2.0mm	2
	GA5014857	Seal, Green, Weather pack connector, Wire from 2.03 - 2.85mm	2

Lighting - Tank Cradle



ITEM NO.	PART NUMBER	DESCRIPTION	QTY.
1	GA5004917	Nut M8 Nyloc ZP	2
2	GA5003643	Washer 8mm Flat SS HD	2
3	GA5000141	Nut M10 Nyloc ZP	2
4	GA5000117	Washer 10mm Flat SS HD	2
5	GA5075500	Light, LED, Work, Flood beam, 15W	2
6	GA5050105	Light, work, flood stringray 138 X 82mm, bare wires	2
7	GA5049685	Boot, Weather pack, Suit 2 pin connector	2
	GA5007381	Connector, 2 pin, Female, Weather pack	4
8	GA5016617	Pin, Male, Sealed, Weather pack, Wire 1.0 - 2.0mm	8
	GA5014857	Seal, Green, Weather pack connector, Wire from 2.03 - 2.85mm	8

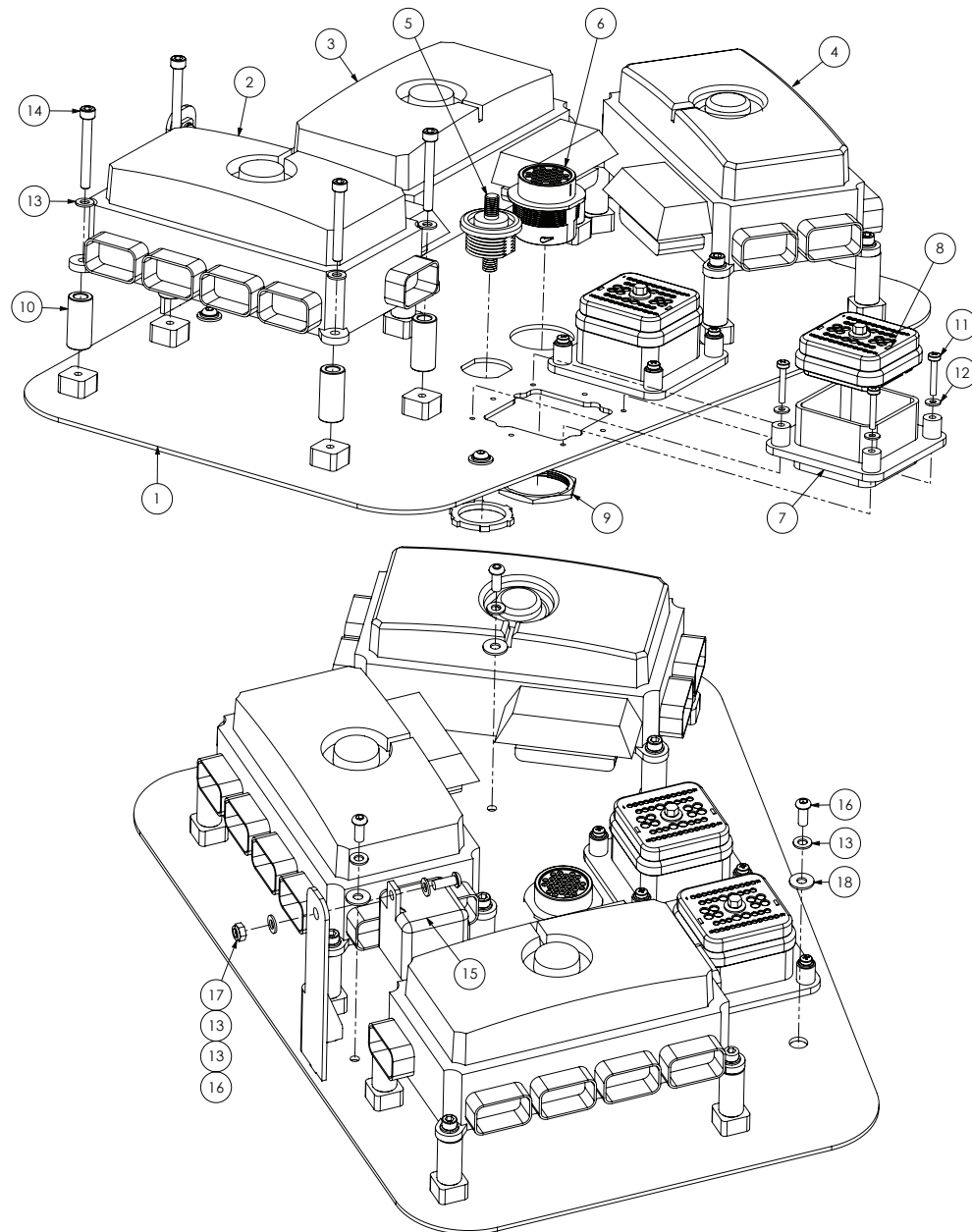
Lighting - Night Pro LEDs



ITEM NO.	PART NUMBER	DESCRIPTION	QTY.
1	GA5060136	Harness, Boom Light 2 LED Strip, 12v 0.24Amp	36
2	GA5060137	Harness, Pivot Extension 2000mm	4
	GA5060138	Harness, Pivot Extension 5000mm	2
3	GA5007381	Connector, 2 pin, Female, Weather pack	4
4	GA5050245	Seal, Cavity blanking plug, Weather pack connector	8
5	GA3000016	Harness, Quad splitter, suit night pro power supply	1

Note: The quantity shown is for a full 36 meter boom

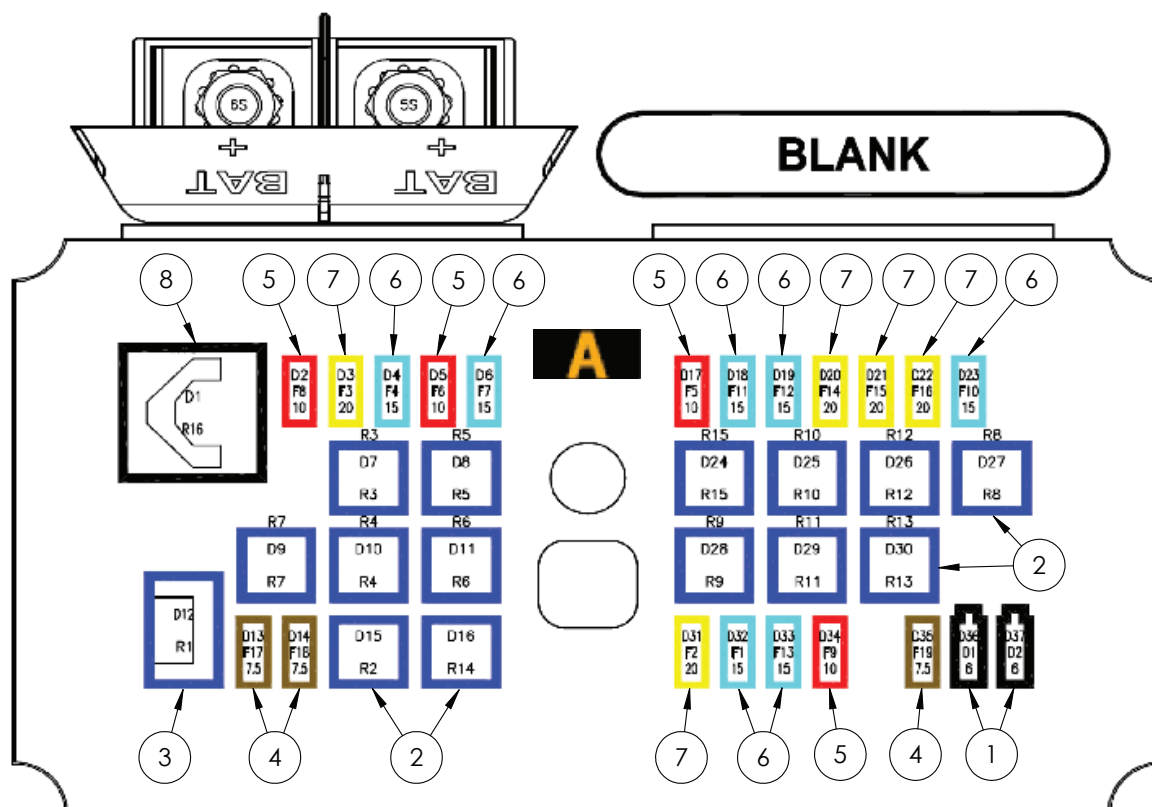
Cabin - Fuse Boxes



ITEM NO.	PART NUMBER	DESCRIPTION	QTY.
1	GA4658690	Cabin Fuse Box, Mounting Plate Assembly	1
2	GA5060025	Fuse box, Auxiliary B, Cabin, Crop Cruiser 2011	1
3	GA5060326	Fuse box, Joystick C, Cabin, Crop Cruiser 2011	1
4	GA5060033	Fuse box, Main control A, Cabin, Crop Cruiser 2011	1
5	GA5006379	Stud, insulated, Battery power Feed Stud	1
6	GA5061790	Receptacle, 31 pin, HPD series, Deutsch	1
7	GA5061195	Deutsch Connector DRB Bulk Head suit 48 pin	2
8	GA5060440	Plug, 48 Pin suits Pins, DRB series, Deutsch	2

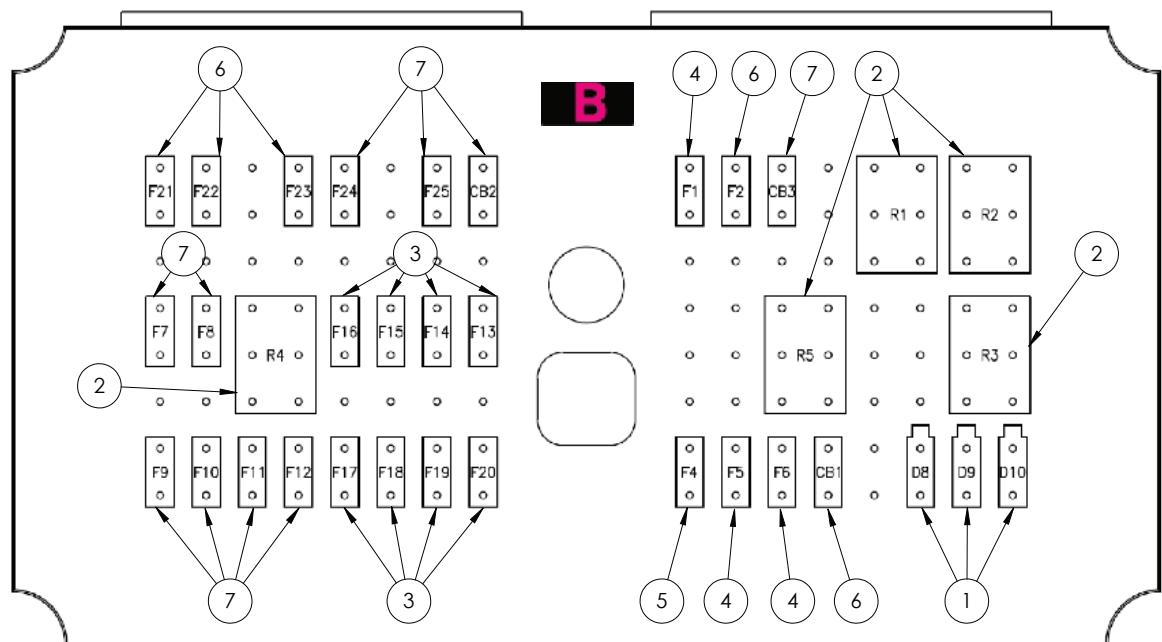
Continued over page

Fuse Box 'A' - Cabin



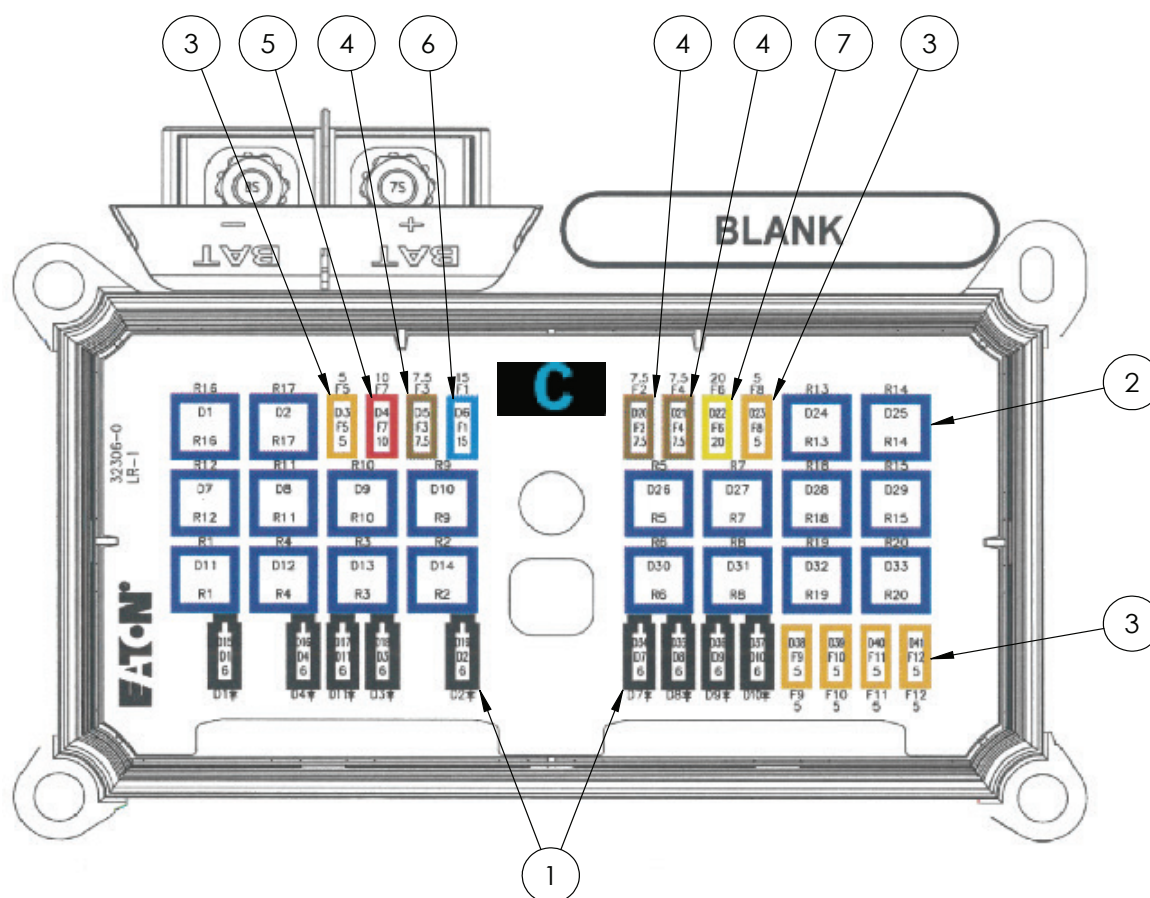
ITEM NO.	PART NUMBER	DESCRIPTION	QTY.
1	GA5075040	Diode, 6 Amp, With Wing Key, Suit Crop Cruiser 2009	2
2	GA5075035	Relay, Ultra Micro Iso280, 4 Pin Square, Spst, 12v 20a	14
3	GA5075030	Relay, Ultra Micro Iso280, 5 Pin, Spst, 12v 20a	1
4	GA5054840	Mini Blade Fuses 7.5amp	3
5	GA5054845	Mini Blade Fuses 10 Amp	4
6	GA5054850	Mini Blade Fuses 15 Amp	7
7	GA5054855	Mini Blade Fuses 20 Amp	5
8	GA5075055	Flasher Relay, Suit Sp Micro Fuse Box, Blinker, Indicator, 3 Pin Iso, Led 12v	1

Fuse Box 'B' - Cabin



ITEM NO.	PART NUMBER	DESCRIPTION	QTY.
1	GA5075040	Diode, 6 Amp, With Wing Key, Suit Crop Cruiser 2009	3
2	GA5075035	Relay, Ultra Micro Iso280, 4 Pin Square, Spst, 12v 20a	5
3	GA3000396	Fuse, Mini Blade, 5 Amp, 52705	8
4	GA5054845	Mini Blade Fuses 10 Amp	3
5	GA5054850	Mini Blade Fuses 15 Amp	1
6	GA5054855	Mini Blade Fuses 20 Amp	6
7	GA5054865	Fuse Mini Blade 30 Amp (52730)	10

Fuse Box 'C' - Cabin

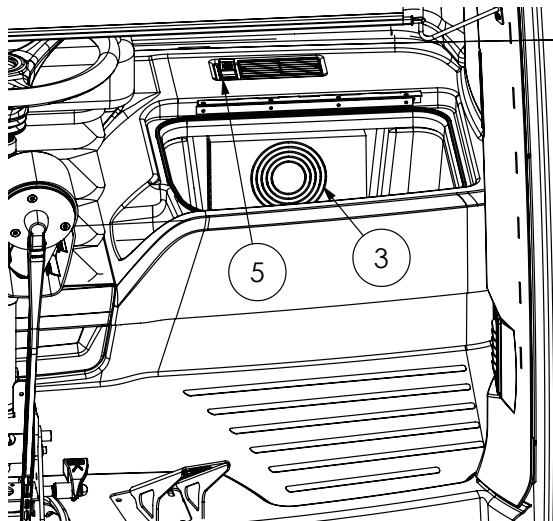


ITEM NO.	PART NUMBER	DESCRIPTION	QTY.
1	GA5075040	Diode, 6 Amp, With Wing Key, Suit Crop Cruiser 2009	9
2	GA5075035	Relay, Ultra Micro Iso280, 4 Pin Square, Spst, 12v 20a	20
3	GA3000396	Fuse, Mini Blade, 5 Amp, 52705	6
4	GA5054840	Mini Blade Fuses 7.5amp	3
5	GA5054845	Mini Blade Fuses 10 Amp	1
6	GA5054850	Mini Blade Fuses 15 Amp	1
7	GA5054855	Mini Blade Fuses 20 Amp	1

Cabin - Fuse Boxes

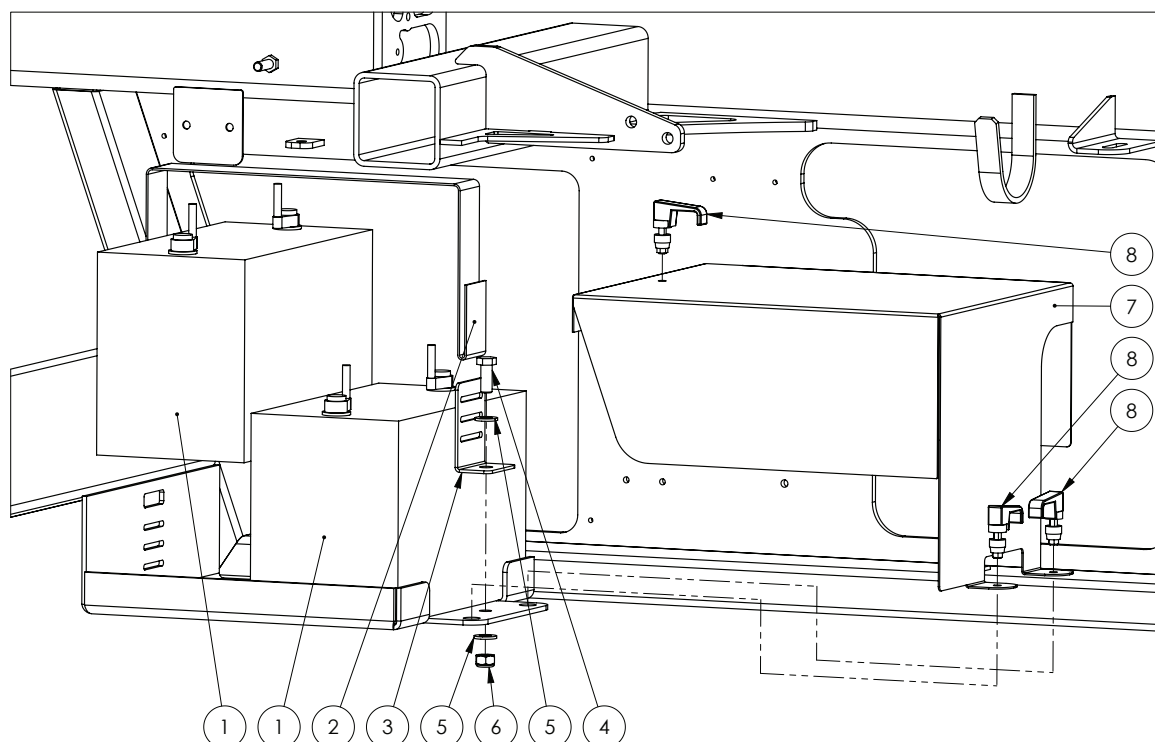
ITEM NO.	PART NUMBER	DESCRIPTION	QTY.
9	GA5012399	Nut, For connector, 24 shell, Deutsch	1
10	GA4552135	Spacer for Altek rotary valve	12
11	GA5049020	Bolt M4 x 25 Pan Head SS	8
12	GA5020510	Washer 4mm Flat SS	8
13	GA5004437	Washer 6mm Flat SS	17
14	GA5011421	SHCS M6 x 50 ZP GR12.9	12
15	GA5048640	Relay, 12V, 180 Amp Peak, 100 Amp continuous, 4 pin, Normally open	1
16	GA5004050	BHCS M6 x 16 SS GR8.8	4
17	GA5004429	Nut M6 Nyloc SS	1
18	GA5017643	Washer, 1/4" ID x 5/8" OD x 18g, Flat SS	3
-	GA5075040	Diode, 6 amp, With wing key	1

Cabin - Fridge - Optional



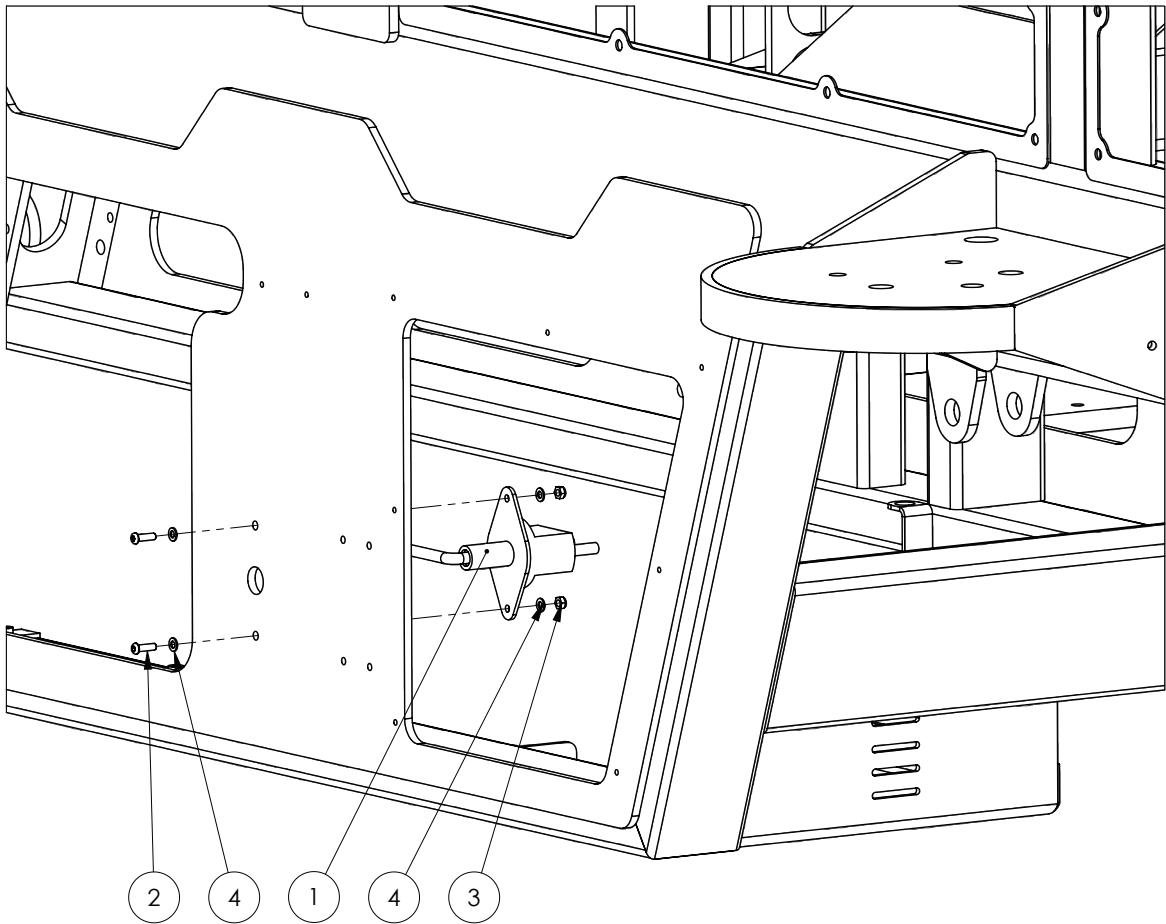
ITEM NO.	PART NUMBER	DESCRIPTION	QTY.
1	GA5060061	Electrical Harness, Cooler Cabin Fridge, suit GATMC	
2	GA5060062	Electrical harness, Cooler Cabin Fridge, suit Raven	
3	GA5070395	Fridge Cooling Module, suit Claas Cabin	
4	GA5070396	Loom Fridge Claas Cabin	
5	GA5070397	Rocker Switch, Claas Fridge Cooler	

Batteries



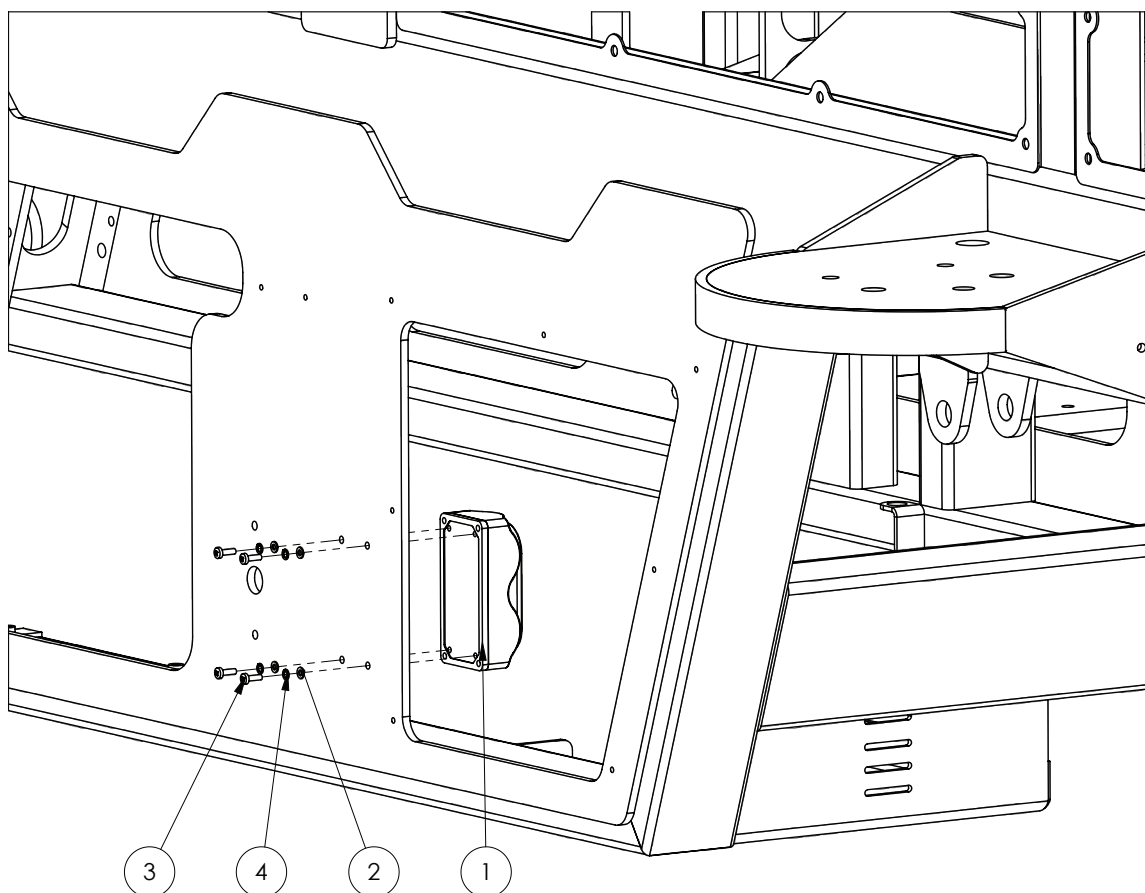
ITEM NO.	PART NUMBER	DESCRIPTION	QTY.
1	GA5066240	Battery, Delkor 31-900, 900 CCA, Suit SP	2
2	GA5003859	Strap, Tank, 50mm, Goldacres branded (cut to 1000 mm)	1
3	F70127A	Bracket, Tank strap, 50mm	1
4	GA5000305	Set Screw M12 x 30 GR8.8 ZP	1
5	GA5000577	Washer 12mm Flat SS HD	2
6	GA5012461	Nut M12 Nyloc ZP	1
7	GA4510395	Plate, Battery Cover	1
8	GA5066600	Rawl action latch	3

Battery Isolator



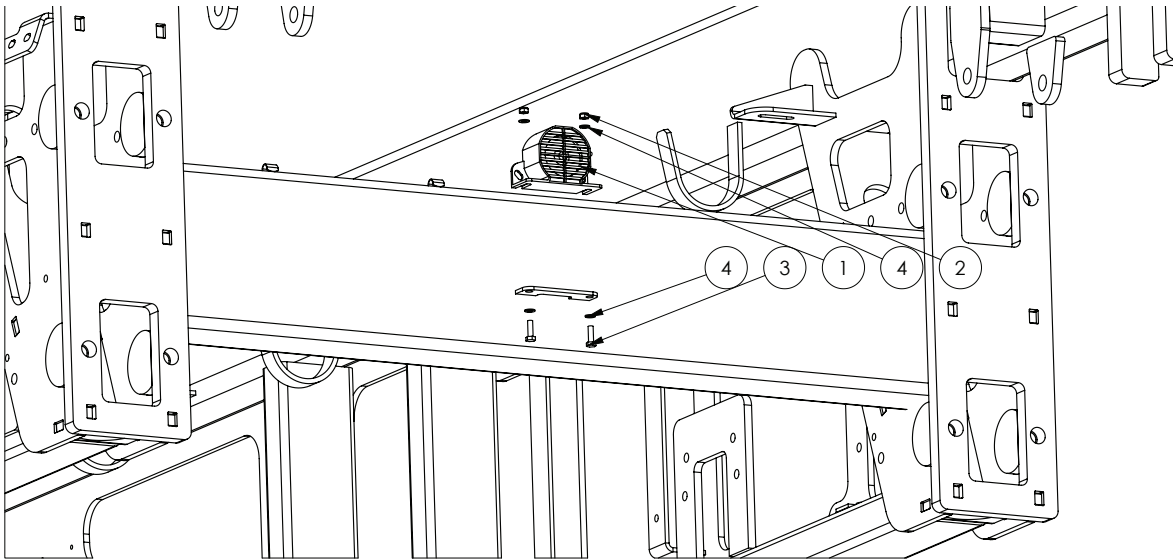
ITEM NO.	PART NUMBER	DESCRIPTION	QTY.
1	GA5005787	Battery isolator switch, large with removable key	1
2	GA5004053	BHCS M6 x 20 SS A2-70	2
3	GA5048115	Nut M6 Nyloc ZP	2
4	GA5004437	Washer 6mm Flat SS	4

Bus Bar



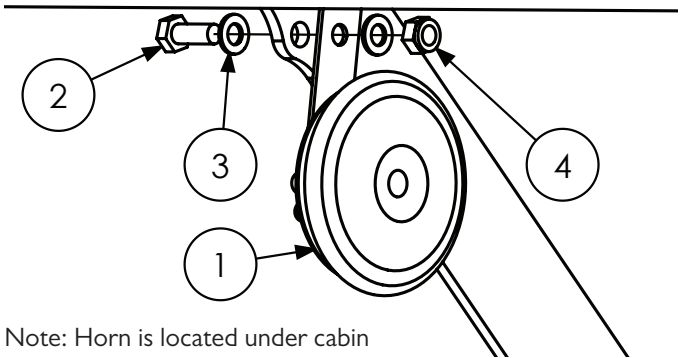
ITEM NO.	PART NUMBER	DESCRIPTION	QTY.
1	GA5050630	Bus Bar 300 amp	1
2	GA5003983	Washer 5mm Flat SS	4
3	GA5003977	Bolt Pan Head M5 x 16 SS A2-70	4
4	GA5003629	Washer 5mm Spring SS	4

Reverse Warning Beeper



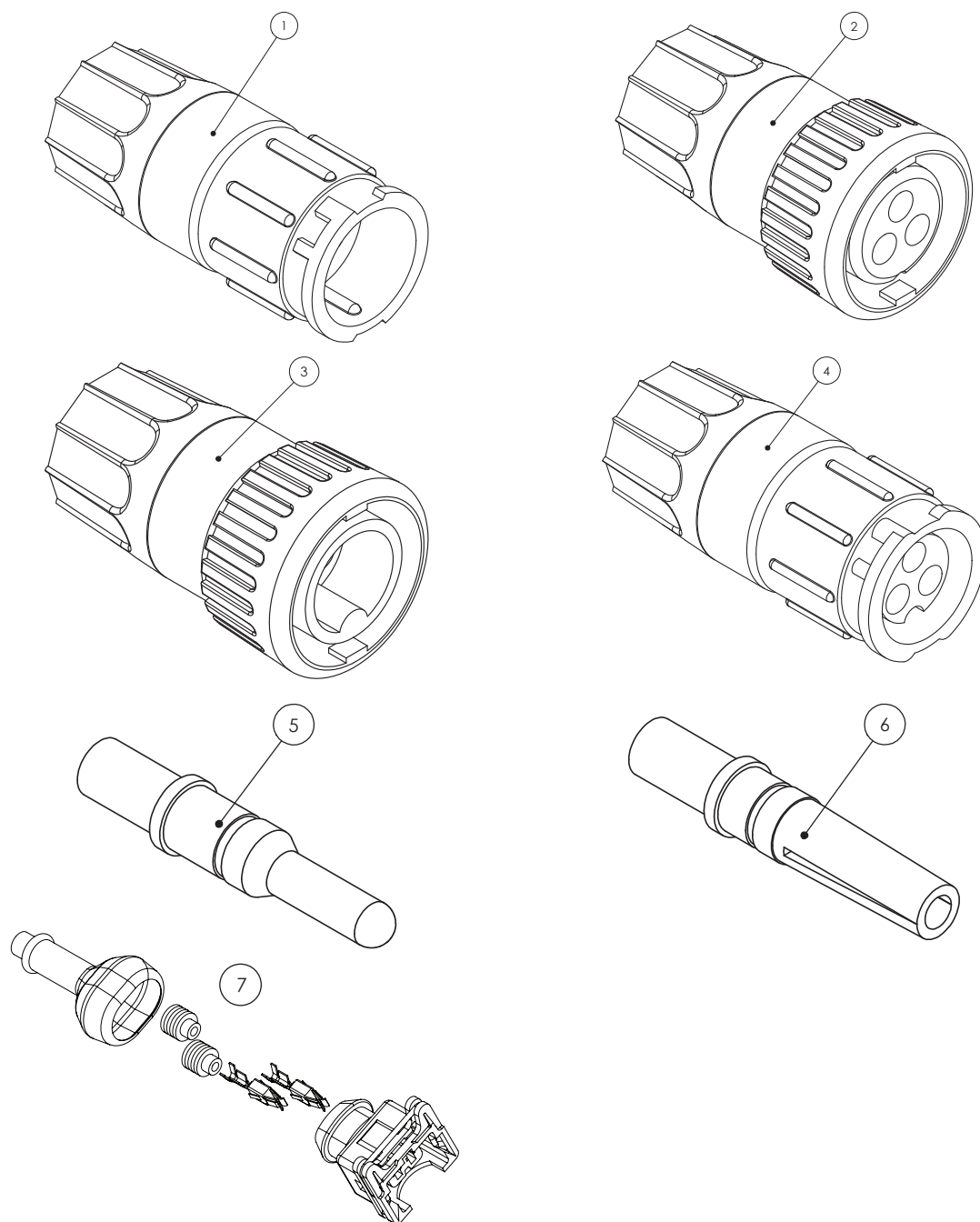
ITEM NO.	PART NUMBER	DESCRIPTION	QTY.
1	GA5011985	Reverse beeper, 12v 102db alarm	1
2	GA5048115	Nut M6 Nyloc ZP	2
3	GA5004065	Bolt M6 x 20 GR8.8 ZP	2
4	GA5004437	Washer 6mm Flat SS	4

Horn



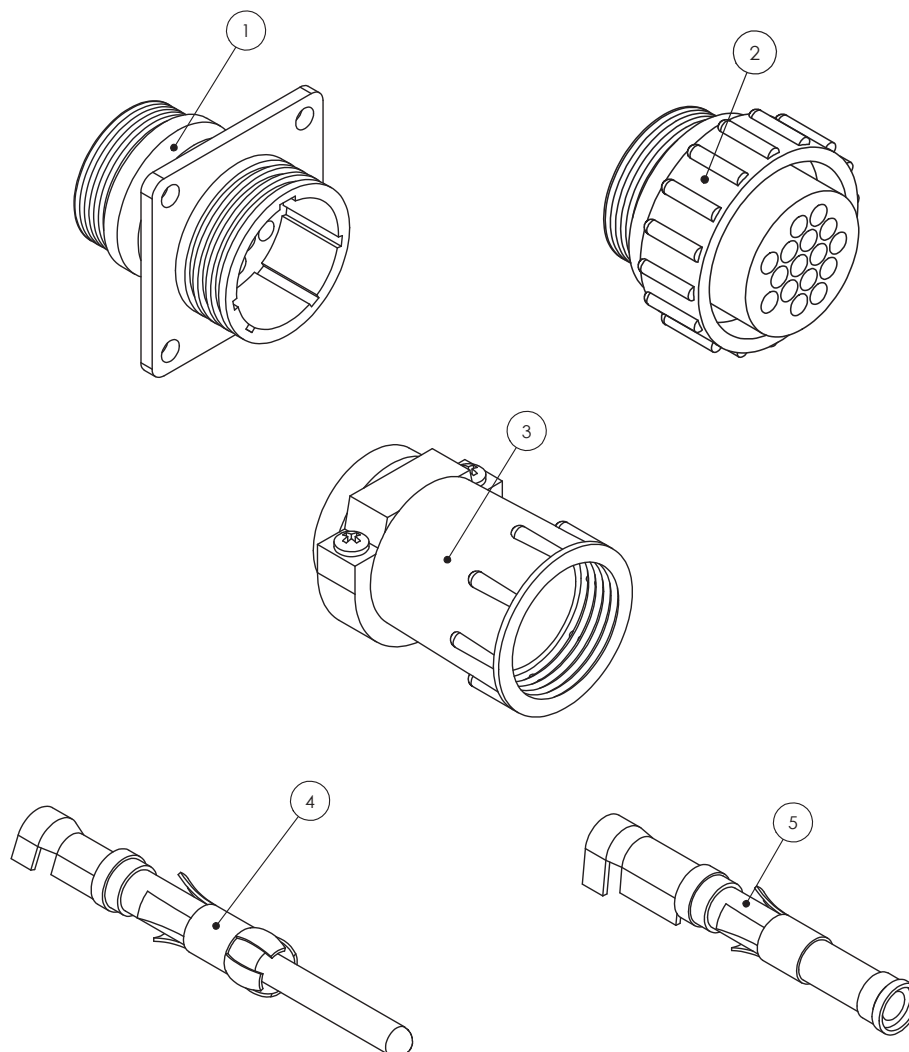
ITEM NO.	PART NUMBER	DESCRIPTION	QTY.
1	GA5011983	Disc horn, high tone, 12V	1
2	GA5004085	Bolt M8 x 20 ZP GR8.8	1
3	GA5003643	Washer 8mm Flat SS Heavy Duty	2
4	GA5052590	Nut M8 Nyloc SS	1

Electrical Connectors - AMP



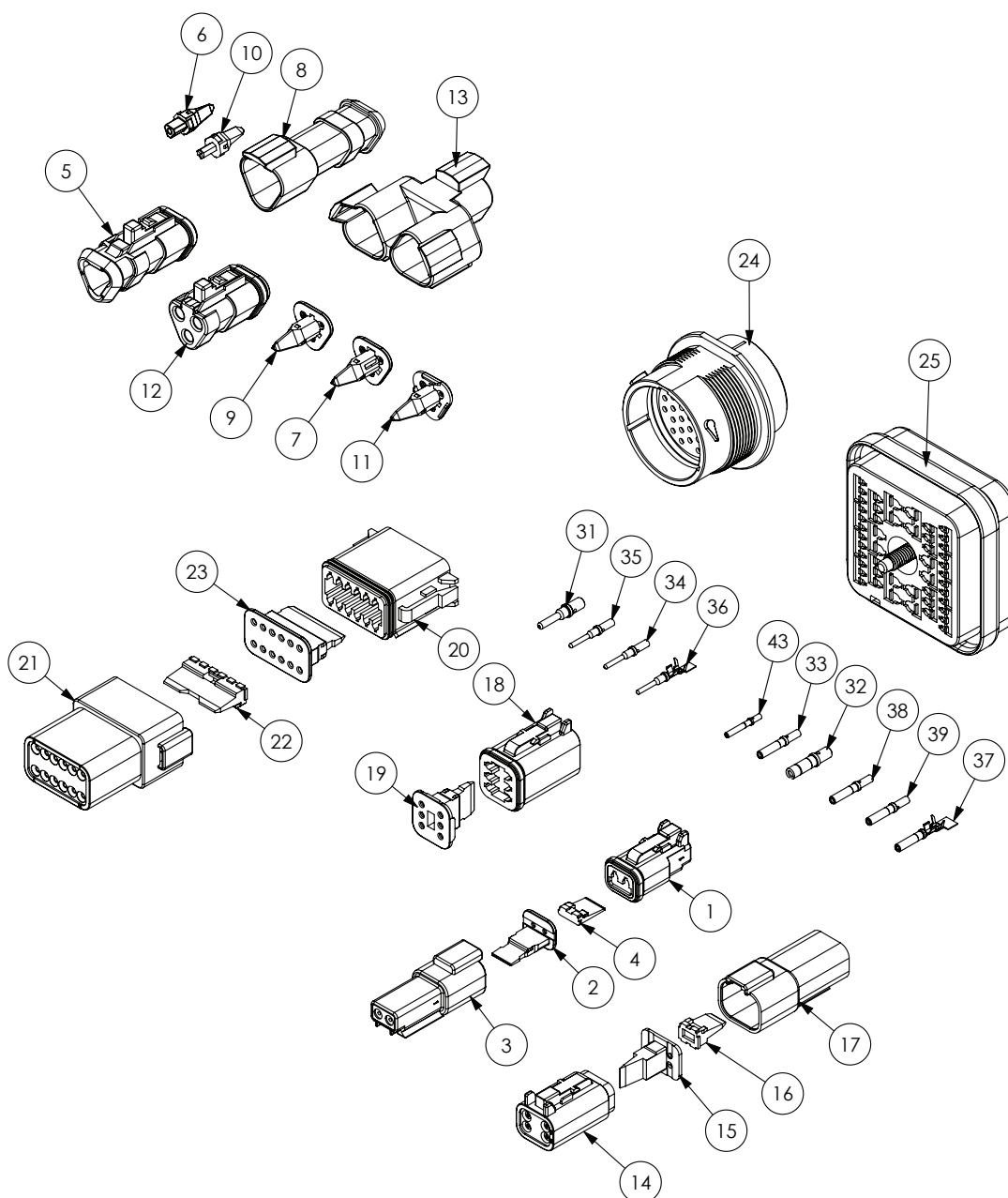
ITEM NO.	PART NUMBER	DESCRIPTION
1	GA5076921	Male Flow Meter Connector
2	GA5076922	Female Flow Meter Connector
3	GA5076920	Male Speed Sensor Connector
4	GA5076923	Female Speed Sensor Connector
5	GA5076927	Male Pin for Flow Meter & Speed Sensor Connectors
6	GA5076928	Female socket for Flow Meter & Speed Sensor Connectors
7	GA5047728	Plug, 2 pin, Black, fuel injector connector, IP65K, AMP
-	GA5068945	Connector, 3 Pin AMP super seal waterproof male

Electrical Connectors - AMP



ITEM NO.	PART NUMBER	DESCRIPTION
1	GA5076924	Connector, 16 Pin AMP, Square Flange, Suit Male Pins, Raven
2	GA5076925	Connector, 16 Pin AMP, Suit Female Pins, Raven
3	GA5049175	Connector, Backing Shell, Suit 16 Pin AMP, Raven
4	GA5048905	Pin, 14-18 Gauge Gold, Male, Suit 16 Pin AMP
5	GA5048900	Pin, 14-18 Gauge Gold, Female, Suit 16 Pin AMP
-	GA5020785	Connector, 37 Pin AMP, Male, Raven
-	GA5020780	Connector, 37 Pin AMP, Female
-	GA5020560	Connector, Backing Shell 23, Suit 37 Pin AMP, Standard size
-	GA5020559	Connector, Backing Shell 23, Suit 37 Pin AMP, Large size
-	GA5020561	Connector Dust Cap, 37 Pin AMP, Male, Raven
-	GA5020575	Dust Cap, 16 Pin AMP Connector, Male
-	GA5075848	Dust Cap, 16 Pin AMP Connector, Female
-	GA5075927	DustCap 37 Pin Series 23 (4000 series Connector Dust Cap, 37 Pin AMP, Series 23, Raven

Electrical Connectors - Deutsch



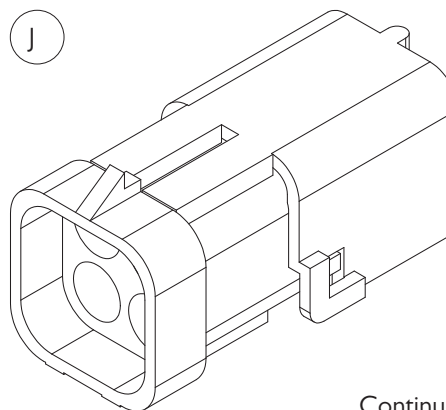
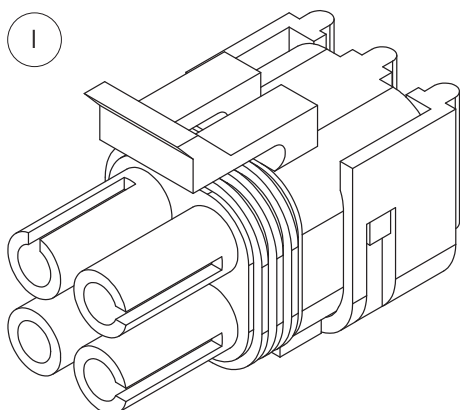
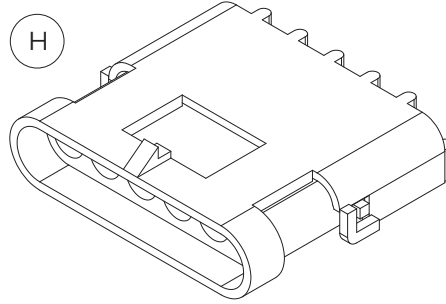
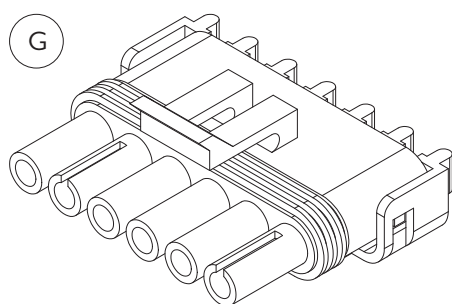
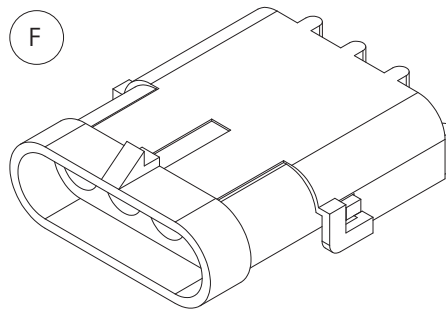
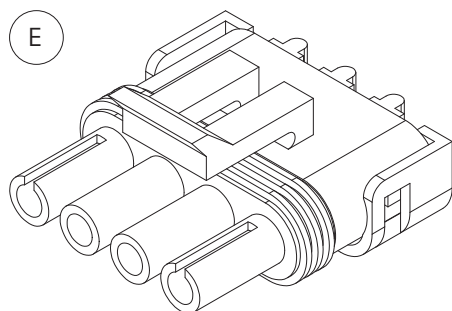
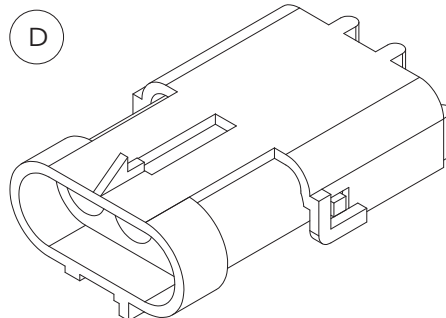
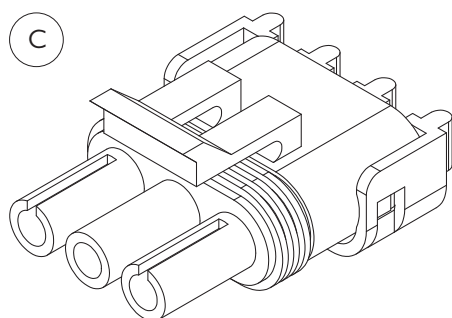
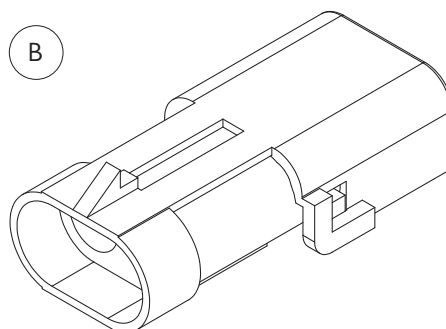
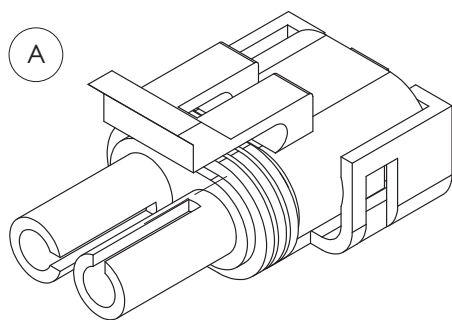
ITEM NO.	PART NUMBER	DESCRIPTION
1	GA5052820	Plug, 2 way, socket, DT series, Deutsch
2	GA5052825	Wedge Lock, 2 Way, sockets, DT series, Deutsch
3	GA5052830	Receptacle, 2 way, pins, DT series, Deutsch
4	GA5052835	Wedge Lock, 2 way, DT series, Deutsch
5	GA5011831	Plug, 3 way sockets, shrink boot adapter, Deutsch
6	GA5017719	Wedge lock, blue, 3 pin, suit terminator, Deutsch
7	GA5017721	Wedge lock, blue, 3 socket, Deutsch
8	GA5050740	Receptical, 3 pin, shrink boot, Deutsch
9	GA5050750	Wedge Lock, orange, 3 socket, Deutsch

Continued over page

Electrical Connectors - Deutsch

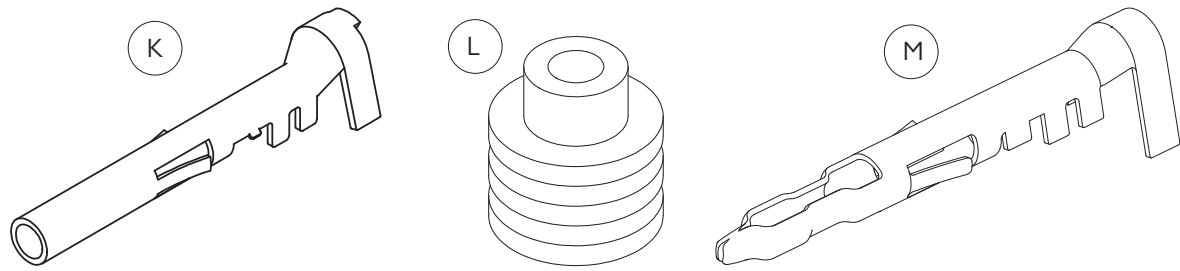
ITEM NO.	PART NUMBER	DESCRIPTION
10	GA5050760	Wedge Lock, Green, 3 pin, Deutsch
11	GA5050761	Wedge Lock, Green, 3 socket, Deutsch
12	GA5054350	Plug, grey, 120 ohm resistor terminator, Deutsch
13	GA5054365	Receptacle, 3 way 3 Pin, Y splitter, Deutsch
14	GA5050840	Plug, 4 way socket, DT series, Deutsch
15	GA5050845	Wedge Lock, orange, 4 way sockets, Deutsch
16	GA5050765	Wedge Lock, Green, 4 Way pins, Deutsch
17	GA5013783	Receptacle, 4 way, pins, DT series Deutsch
18	GA5050960	Plug, 6 way Socket, DT series, Deutsch
19	GA5050965	Wedge Lock, orange, 6 way sockets, DT series, Deutsch
20	GA5061780	Plug, 12 way sockets, DT series, Deutsch
21	GA5061785	Receptacle, 12 way suit pins, DT series, Deutsch
22	GA5070590	Wedge lock, green, 12 way suit pins, Deutsch
23	GA5070595	Wedge lock, Green, 12 way sockets, Deutsch
24	GA5061790	Receptacle, 31 pin, HPD series, Deutsch
25	GA5060440	Plug, 48 Pin suits Pins, DRB series, Deutsch
26	GA5060445	Wedge lock, 48 way suits Pins, DRB series, Deutsch
27	GA5060450	Flange connector, 48 way suits DRB series, Deutsch
28	GA5060455	Wedge lock, 48 way suit, Sockets, DRB series, Deutsch
29	GA5060460	Plug, 48 Pin suits Sockets, DRB series, Deutsch
30	GA5061170	Rubber boot, suit 48 pin DRB series, Deutsch
31	GA5061260	Pin, Male, Solid, nickel, Number 12, Deutsch
32	GA5061270	Socket, Female, Solid, Nickel, Number 12, Deutsch
33	GA5053235	Socket, Female, Nickel, number 14, Green Band, Deutsch
34	GA5061220	Pin, Male, Gold, Number 16, Deutsch
35	GA5061240	Pin, Male, solid, nickel, Number 16, Green band, AWG 14, Deutsch
36	GA5075255	Pin, Male, Nickel, Crimp style, Number 16, Deutsch
37	GA3000022	Socket, Female, Nickel, Crimp style, Number 16, Deutsch
38	GA5061225	Socket, Female, solid gold, number 16, Deutsch
39	GA5061230	Socket, Female, solid, Nickel, Number 16, Deutsch
40	GA5061235	Socket, solid gold, number 16, 16-20 AWG, Deutsch
41	GA5061200	Pin, Male, Solid, nickel, Number 20, Deutsch
42	GA5061205	Pin, Male, Solid, gold, Number 20, Deutsch
43	GA5061210	Socket, Female, Solid, nickel, Number 20, Deutsch
44	GA5061215	Socket, Female, Solid, gold, Number 20, Deutsch
45	GA5052840	Sealing plug, White, size 12 - 16, Deutsch

Electrical Connectors - Weather Pack



Continued over page

Electrical Connectors - Weather Pack



ITEM NO.	PART NUMBER	DESCRIPTION
-	GA5049685	Boot, Weather pack, Suit 2 pin connector
-	GA5049690	Boot, Weather pack, Suit 3 pin connector
A	GA5001351	Connector, Male, 2 Pin, Weather pack
B	GA5007381	Connector, 2 pin, Female, Weather pack
C	GA5002211	Connector, Male, 3 pin, Weather pack
D	GA5048550	Connector, Female, 3 Pin, Weather pack
E	GA5007385	Connector, Male, 4 pin, Weather pack
F	GA5007383	Connector, Female, 4 pin, Flat, Weather pack
G	GA5004009	Connector, Male, 6 pin, Weather pack
H	GA5048510	Connector, Female, 6 pin, Weather pack
I	GA5049000	Connector, Female, 4 pin, Square, Weather pack
J	GA5050805	Connector, Male, 4 pin, Square, Weather pack
K	GA5016619	Pin, Female, Sealed, Weather pack, Wire 1.0 - 2.0mm
L	GA5014857	Seal, Green, Weather pack connector, Wire from 2.03 - 2.85mm
M	GA5016617	Pin, Male, Sealed, Weather pack, Wire 1.0 - 2.0mm

Electrical Harnesses & Parts

Chassis

PART NUMBER	DESCRIPTION
GA3000080	Electrical harness, Main chassis
GA3000098	Electrical harness, extension kit suit GA3000080, G8 and G10S
GA3000075	Electrical Harness, Chassis, Spray
GA3000097	Electrical harness, Battery lead kit
GA5060043	Electrical Harness, Boom suspension lockout for transport
GA5060066	Electrical harness, Tail light connection

Cabin

PART NUMBER	DESCRIPTION
GA5060046	Electrical harness, Main cabin Claas
GA3000078	Electrical harness, Main side console, Raven
GA3000072	Electrical harness, Claas Joystick aux functions, Raven side dash
GA3000083	Electrical harness, Claas seat power adaptor
GA5060044	Electrical harness, Engine monitor CAN
GA5060042	Electrical harness, Power lead kit side console, Raven
GA3000086	Electrical Harness, Clarion Stereo Head Unit 15 Pin to ISO 16 Pin

Cabin - Optional

PART NUMBER	DESCRIPTION
GA5060061	Electrical Harness, Cooler Cabin Fridge

RAVEN 4400 System - Optional

PART NUMBER	DESCRIPTION
GA3000027	Electrical harness, Spray Raven 4400 with FCV
GA5076204	Electrical Harness, Console SCS 4400 13.5', Raven

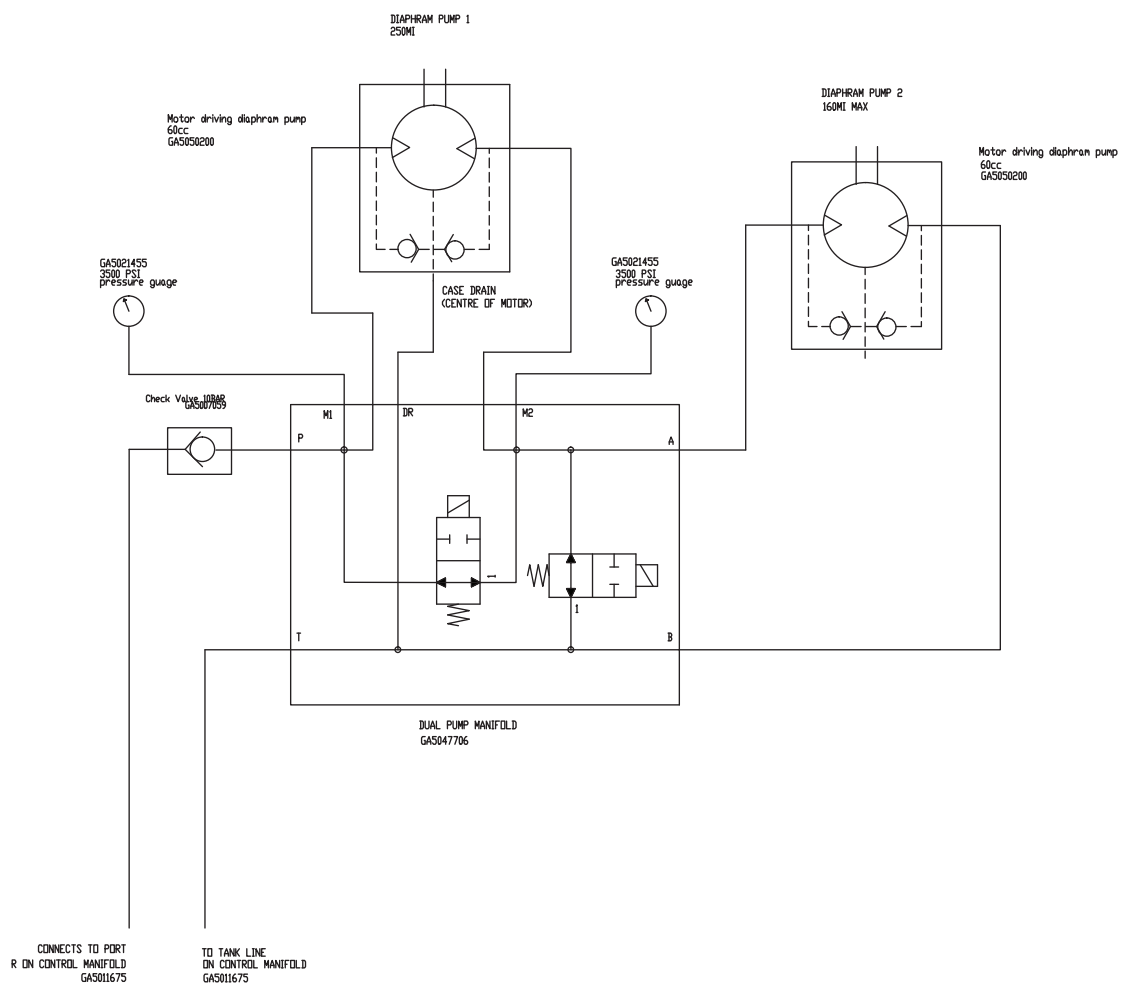
ISO BUS System

PART NUMBER	DESCRIPTION
GA5071390	Electrical harness, ISO hitch cable to suit Raven ISO ECU 14'
GA5071350	Electrical harness, Can Power ISO switch box suit JD, Raven
GA5076953	Pressure Transducer, 0-250PSI, Sealed, Raven
GA3000030	Terminator, CAN, active, suit ISO bus, Raven
GA3000031	Electrical harness, Raven ISO to CAN active terminator, Raven
GA3000032	Electrical harness, Foot switch assembly, ISO bus, Raven
GA3000033	Electrical harness, Foot switch extension, ISO bus, Raven
GA3000043	Electrical harness, 4400 chassis to ISO bus node, Raven
GA5071315	Electrical Harness, ISO bus, cabin to drawbar, suit non ISO tractor, Raven
GA3000062	Electrical harness, Raven ISO to Trimble FMX/FM1000 display
GA3000040	Electrical harness, Raven ISO bus extension tee 24', Raven
GA3000036	Electrical harness, Ultraglide Auto boom XT node to valve, ISO bus, Raven
GA5071375	Electrical harness, Ultraglide XT, Auxiliary sensors
GA5071380	Node, ECU ISO BUS CAN, Product controller, Raven

Chapter 16

SCHEMATICS

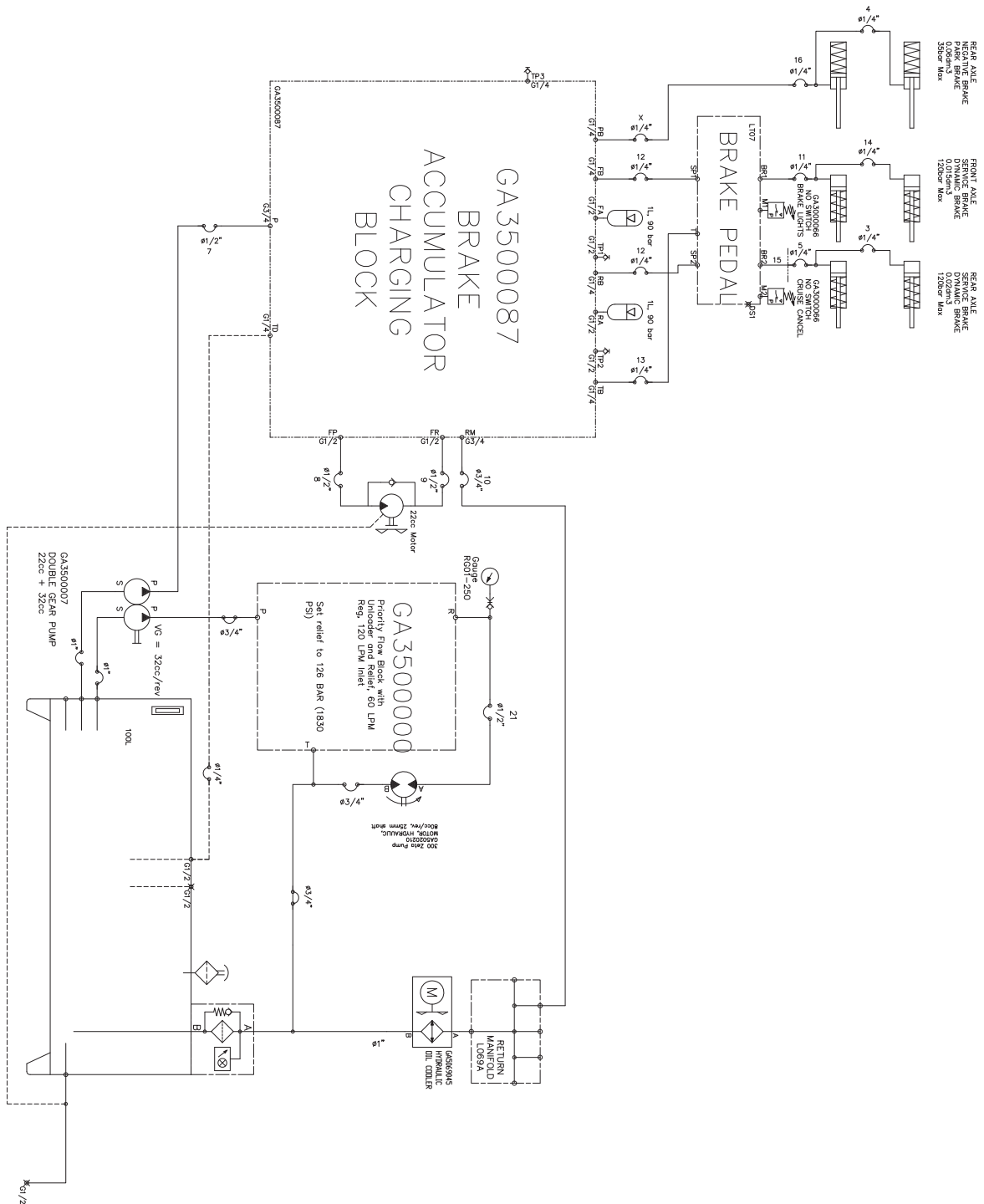
Hydraulics - Dual Diaphragm Pump





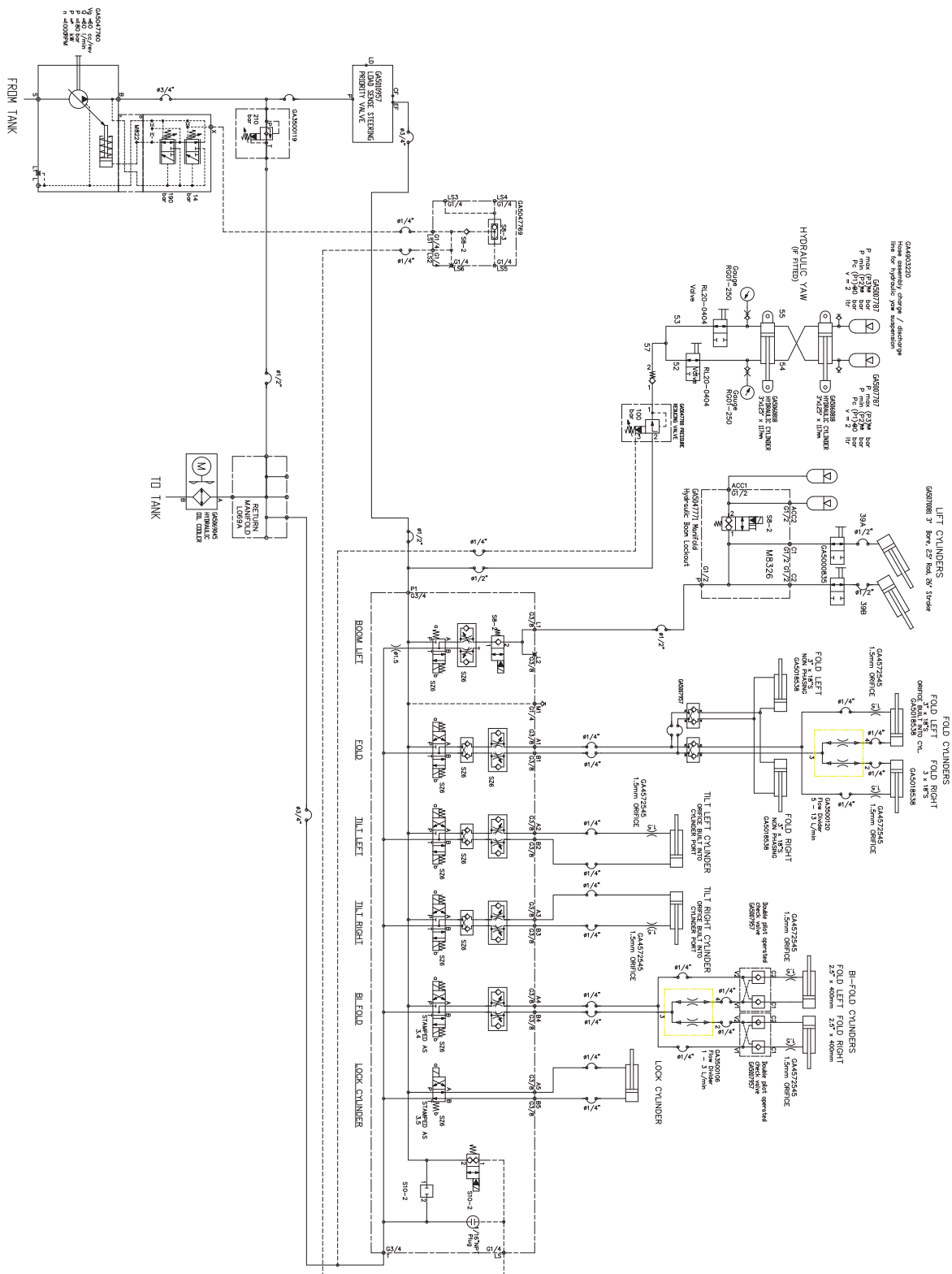


Hydraulics - Braking System

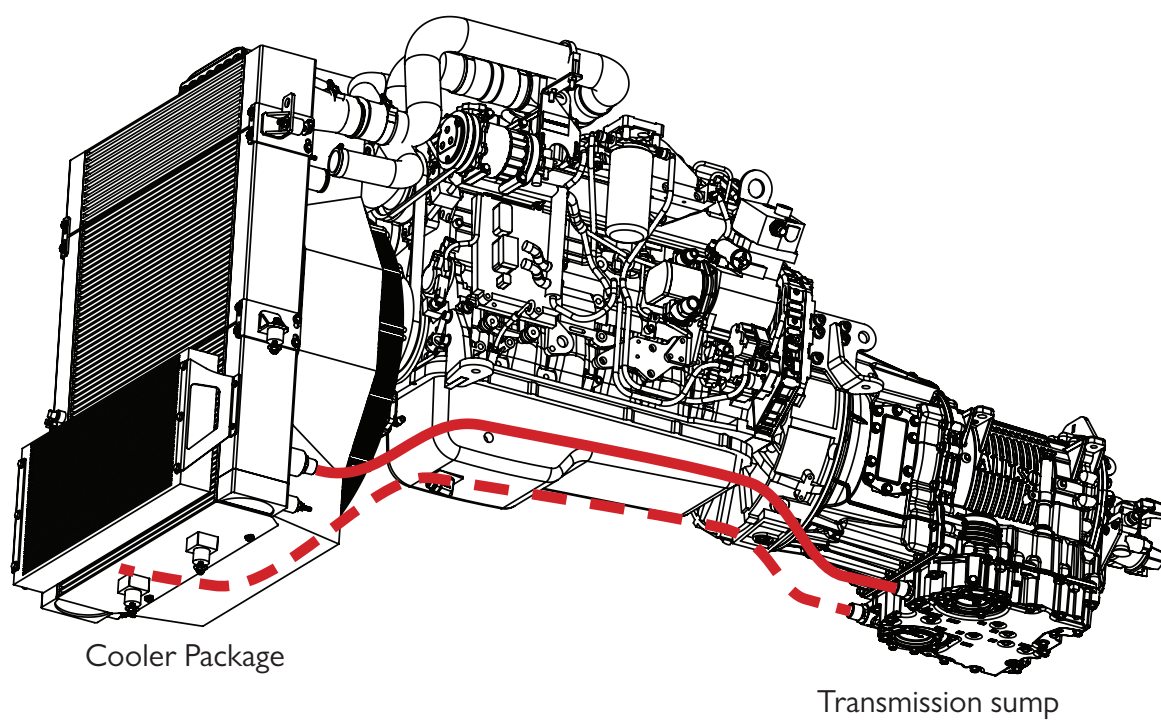




Hydraulics - Spool Block



Hydraulics - Transmission Lines



Hydraulics - General Hose List

HOSE NO.	HOSE SIZE	LENGTH	END FITTING 1	END FITTING 2	DESCRIPTION	QTY.
1	1/4" Black	1040mm	T205-0404	T202-0404	Brake/Fan Manifold TD to Tee Hydraulic Tank Drain	1
2	1/4" Black	8130mm	T202-0404	T202-0404	Rear Hydraulic Manifold to Load Sense Manifold LS2	1
3	1/4" Black	935mm	T205-0404	T202-0404	Rear Brake Crossover Hose	1
4	1/4" Black	960mm	T205-0404	T202-0404	Park Brake Crossover Hose	1
5	1/4" Black	2800mm	T205-0404	T202-0404	Rear Brake to Chassis Bulkhead fitting	1
6	1/4" Black	2825mm	T205-0404 (1B)	T202-0404 (1B)	Park Brake to Chassis Bulkhead fitting	1
7	1/4" Black	2600mm	T205-0404	T202-0404	Brake Pedal Valve to Front Axle	1
8	1/4" Black	600mm	T202-0404	T202-0404	Brake Pedal Valve Port SP2 to Brake Accumulator Charger Port RB	1
9	1/4" Black	700mm	T202-0404	T202-0404	Brake Pedal Valve to Fan & Brake Manifold Return	1
10	1/4" Black	875mm	T205-0404	T202-0404	Front Brake Crossover Hose	1
11	1/4" Black	5240mm	T202-0404	T202-0404	Brake Pedal Valve to Rear Chassis Bulkhead Fitting	1
12	1/4" Black	4625mm	T205-0404 (1B)	T202-0404 (1B)	Fan & Brake Manifold to Rear Chassis Bulkhead Fitting (Park Brake)	1
13	1/4" Black	800mm	T205-0404	T202-0404	Priority Valve to Load Sense Manifold LS3	1
14	1/4" Black	960mm	T204-0409	T202-0404	Trimble LS2 to Load Sense Manifold LS4	1
15	1/4" Black	2100mm	T202-0404	T202-0404	Hydraulic Pump Load Sense to Load Sense Manifold LS1	1
16	1/4" Black	2110mm	T226-0404	T202-0404	Pump Speed Control Manifold to Load Sense Block LS5	1
17	1/4" Black	1640mm	T204-0409	T202-0404	Steering Orbital Load Sense to Trimble LS1	1
18	1/4" Black	10950mm	T202-0404	T202-0404	42m Boom Bifold Cylinders	4
19	1/4" Black	400mm	T205-0404	T202-0404	Bifold Cylinder Rod End to Check Valve	2
50	1/4" Black	260mm	T205-0404	T202-0404	Fan Motor Relief to Drain	1

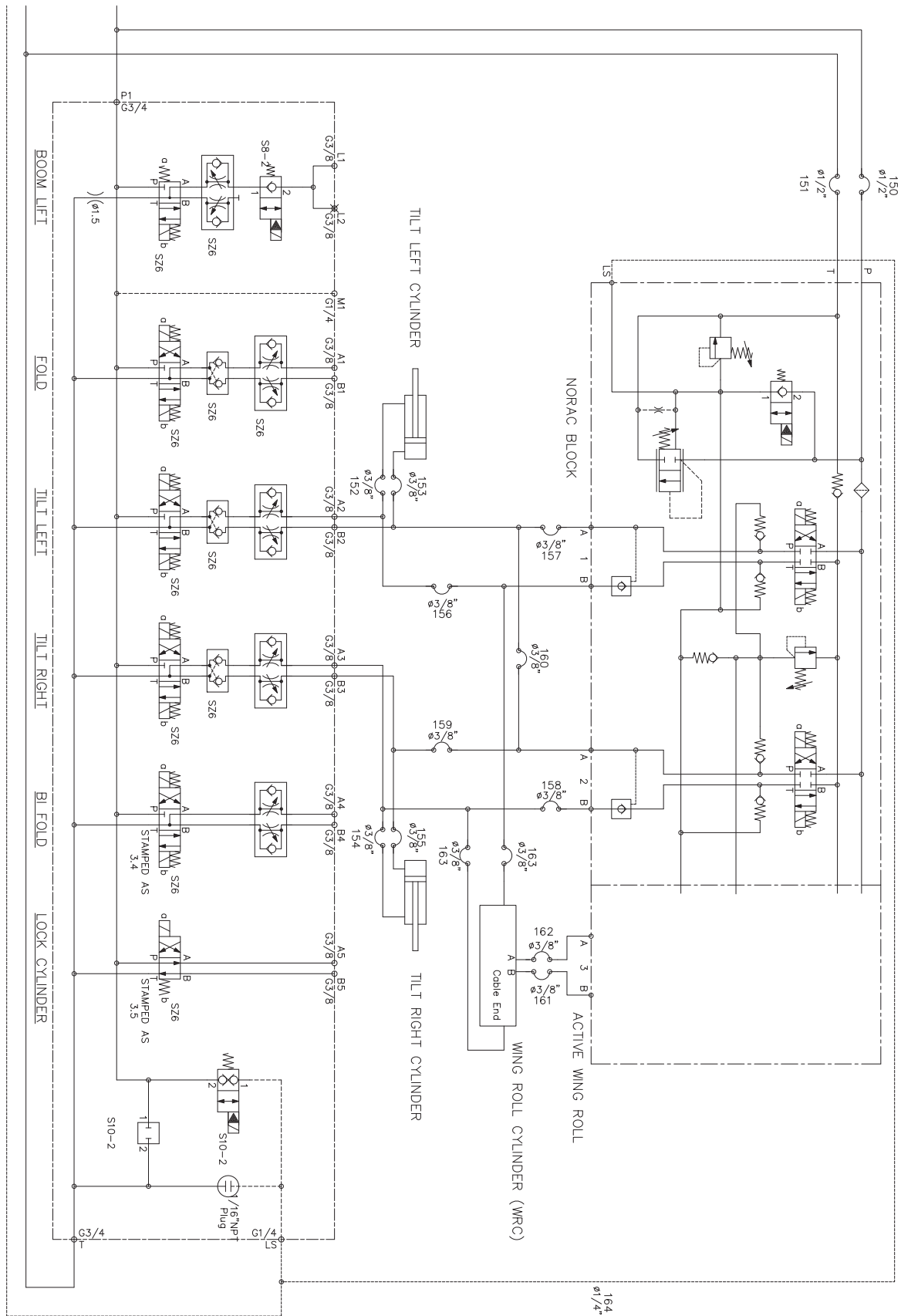
Hydraulics - General Hose List

HOSE NO.	HOSE SIZE	LENGTH	END FITTING 1	END FITTING 2	DESCRIPTION	QTY.
55	1/4" Black	1240mm	T205-0404	T202-0404	Boom Rest / Fill Pump Manifold to Boom Rest Cylinder Base	1
56	1/4" Black	1475mm	T205-0404	T202-0404	Boom Rest / Fill Pump Manifold to Boom Rest Cylinder Rod	1
57	1/4" Black	1640mm	T205-0404	T202-0404	Steering Orbital Load Sense to Load Sense Block LS4 (NO AUTO STEER)	1
58	1/4" Black	600mm	T202-0404	T202-0404	Brake Pedal Valve Port SPI to Brake Accumulator Charger Port FB	1
20	1/2" Black	420mm	T205-0808	T202-0808	Priority Valve to Steering Orbital	1
21	1/2" Black	1160mm	T205-0808	T202-0808	Steering Orbital to Return Manifold	1
22	1/2" Black	2000mm	T202-0808 (1B)	T202-0808 (1B)	Steering Orbital Left Port to Steering Cylinder	1
23	1/2" Black	2140mm	T202-0808	T202-0808	Steering Orbital Right Port to Steering Cylinder	1
24	1/2" Black	920mm	T202-0808	T202-0808	Steering Orbital Pressure to Relief Valve	1
25	1/2" Black	700mm	T205-0808	T202-0808	Trimble Tank Port to Return Manifold	1
26	1/2" Black	710mm	T205-0808	T202-0808	Trimble Pressure Port to Relief Manifold	1
27	1/2" Black	1480mm	T205-0808	T202-0808	Steering Orbital R Port to Trimble B Port	1
28	1/2" Black	1520mm	T205-0808	T202-0808	Steering Orbital L Port to Trimble A Port	1
29	1/2" Black	500mm	T205-0808	T202-0808	Priority Valve Tee to Sub Manifold Pressure	1
30	1/2" Black	1050mm	T205-0808	T202-0808	Relief Valve to Return Manifold	1
31	1/2" Black	440mm	T205-0808	T202-0808	Sub Manifold Tank to Return Manifold	1
32	1/2" Black	1260mm	T205-0808	T202-0808	Hydraulic Pump Case Drain to Oil Tank Drain	1
33	1/2" Black	5580mm	T205-0808	T202-0808	Pump Speed Control Manifold to Rear Hydraulic Manifold	1
34	1/2" Black	3050mm	T227-0808	T202-0808	Boom Lockout Manifold to Rear Manifold	1

Hydraulics - General Hose List

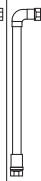








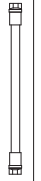



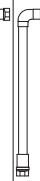
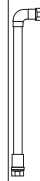
HOSE NO.	HOSE SIZE	LENGTH	END FITTING 1	END FITTING 2	DESCRIPTION	QTY.
35	1/2" Black	1410mm	T205-0808	T202-0808	Sub Manifold A Port to Fill Pump	1
36	1/2" Black	1270mm	T205-0808	T202-0808	Sub Manifold B Port to Fill Pump	1
37	1/2" Black	1600mm	T202-0808	T202-0808	Boom Lockout Manifold to Paralift Cylinder	2
38	1/2" Black	2400mm	T205-0808	T202-0808	Gear Pump Pressure to Fan & Brake Manifold	1
39	1/2" Black	2850mm	T205-0808	T202-0808	Fan & Brake Manifold to Fan Motor Pressure	1
40	1/2" Black	2750mm	T205-0808	T202-0808	Fan & Brake Manifold to Fan Motor Return	1
41	1/2" Black	560mm	T205-0808	T202-0808	Fan & Brake Manifold to Return Manifold	1
51	1/2" Black	555mm	T202-0808	T202-0808	Engine Sump Drain	1
52	1/2" Black	2050mm	T227-0808	T202-0808	Hydraulic Oil Tank Drain	1
42	3/4" Black	2820mm	T226-1212	T202-1212	Priority Valve EF to Pump Speed Control Manifold	1
43	3/4" Black	4920mm	T226-1212	T202-1212	Pump Speed Control Manifold to Return Filter	1
44	3/4" Black	930mm	T717-1216	T202-1212	Hydraulic Pump to Priority Valve Pressure	1
45	3/4" Black	7570mm	T202-1212	T202-1212	Rear Hydraulic Manifold to Return Manifold	1
46	1" Black	2180mm	T202-1616	T227-1616	Transmission To Combi Cooler LH	1
47	1" Black	2000mm	T202-1616	T227-1616	Transmission To Combi Cooler RH	1
48	1" Black	2540mm	T202-1616	T227-1616	Hydraulic Oil Cooler to Return Filter	1
49	1" Black	460mm	T205-1616	T205-1616	Oil Tank to Gear Pump (Elbows Same Direction)	1
50	1" Black	710mm	T205-1616	T202-1616	Return Manifold to Hydraulic Oil Cooler	1
54	2" Black	800mm	2" BSPP 90	2" Code 61 90	Pump Suction Hose	1

Norac - Active Wing Roll

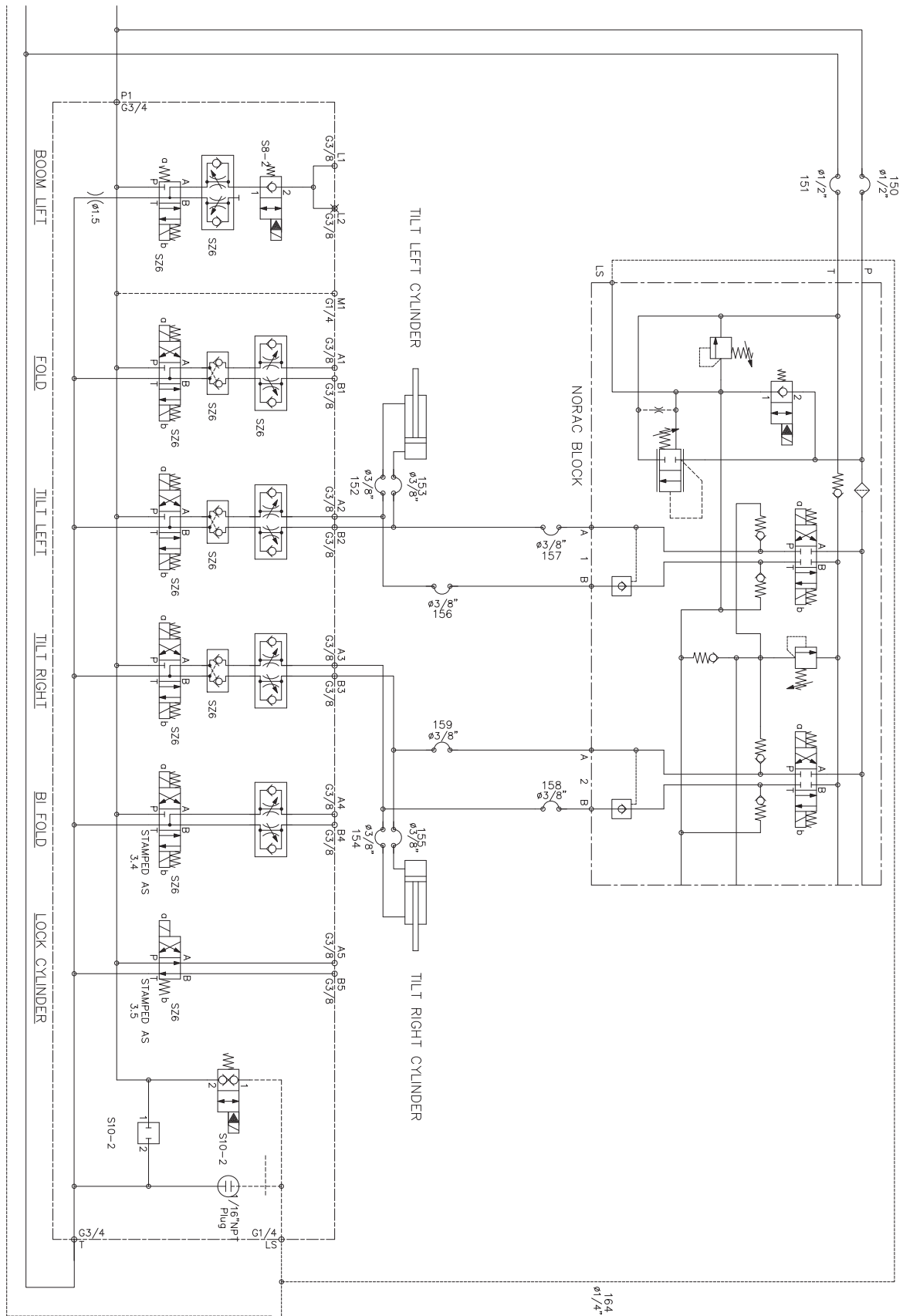


Norac - Active Wing Roll - Hose List

Crop Cruiser G8 Norac Active Roll Hose List









NORAC	HOSE SIZE	HOSE LENGTH	COUPLING 1	COUPLING 2	DESCRIPTION	ORIENTATION	QTY	Hose P./No.	TIE
150	1/2" HDSE	370mm	ELBDW (T205-0808)	STRAIGHT (T202-0808)	Pressure to Norac block		1	GA3500445.	1R
151	1/2" HDSE	1010mm	ELBDW (T205-0808)	STRAIGHT (T202-0808)	Tank to Norac block		1	GA3500446	2R
152	3/8" HDSE	1480mm	ELBDW (T207-0609)	STRAIGHT (T204-0609)	Tilt cylinder LH rod end		1	GA3500447	1Y
153	3/8" HDSE	1140mm	STRAIGHT (T204-0609)	STRAIGHT (T204-0609)	Tilt cylinder LH base end		1	GA3500448.	2Y
154	3/8" HDSE	1400mm	ELBDW (T207-0609)	STRAIGHT (T204-0609)	Tilt cylinder RH rod end		1	GA3500449	1B
155	3/8" HDSE	1030mm	STRAIGHT (T204-0609)	STRAIGHT (T204-0609)	Tilt cylinder RH base end		1	GA3500450	2B
156	3/8" HDSE	1300mm	STRAIGHT (T204-0609)	STRAIGHT (T204-0609)	Norac block (1B) to Spool Block LH A		1	GA3500451	1B+1R
157	3/8" HDSE	1350mm	STRAIGHT (T204-0609)	STRAIGHT (T204-0609)	Norac block (1A) to Spool Block LH B		1	GA3500452	1B+2R
158	3/8" HDSE	1420mm	STRAIGHT (T204-0609)	STRAIGHT (T204-0609)	Norac block (2B) to Spool Block RH A		1	GA3500453	1Y+1R
159	3/8" HDSE	1455mm	STRAIGHT (T204-0609)	STRAIGHT (T204-0609)	Norac block (2A) to Spool Block RH B		1	GA3500454	1Y+2R
160	3/8" HDSE	280mm	ELBDW (T207-0609)	ELBDW (T207-0609)	Tilt cylinder base link		1	GA3500455	1B+2R
161	3/8" HDSE	1330mm	ELBDW (T207-0609)	STRAIGHT (T204-0609)	Norac block (3B) to top of WRC B		1	GA3500456	1Y+1B
162	3/8" HDSE	1370mm	ELBDW (T207-0609)	STRAIGHT (T204-0609)	Norac block (3A) to top of WRC A		1	GA3500457	1Y+2B
163	3/8" HDSE	800mm	STRAIGHT (T204-0609)	STRAIGHT (T204-0609)	Norac block to end of WRC		2	GA3500458	2Y+1B
164	1/4" HDSE	1110mm	STRAIGHT (T202-0404)	STRAIGHT (T202-0404)	Rear Hydraulic Manifold to Norac Load Sense Manifold		1	GA3500460	

Norac - Passive Wing Roll

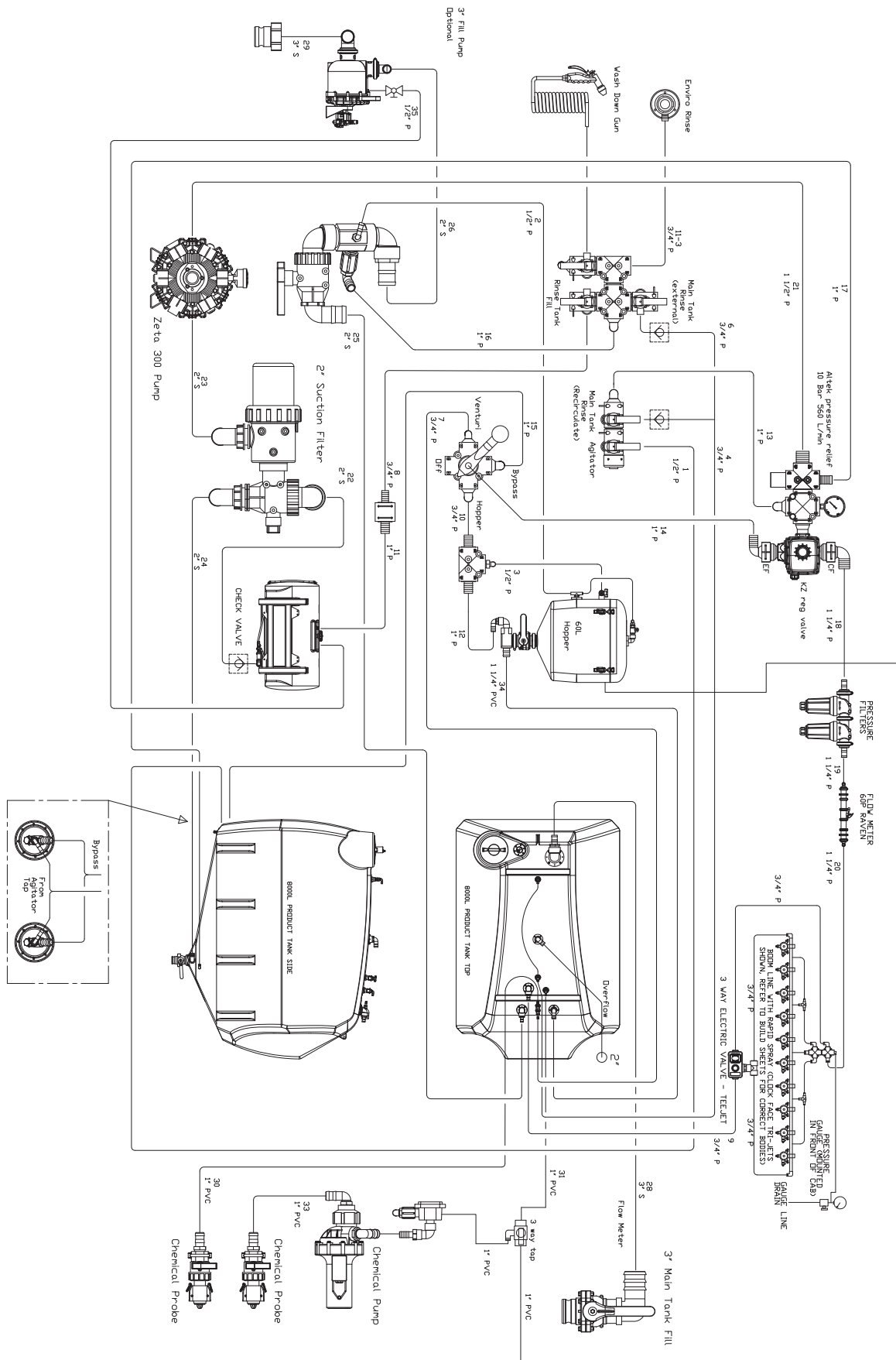


Norac - Passive Wing Roll - Hose List

Crop Cruiser G8 Norac Passive Roll Hose List

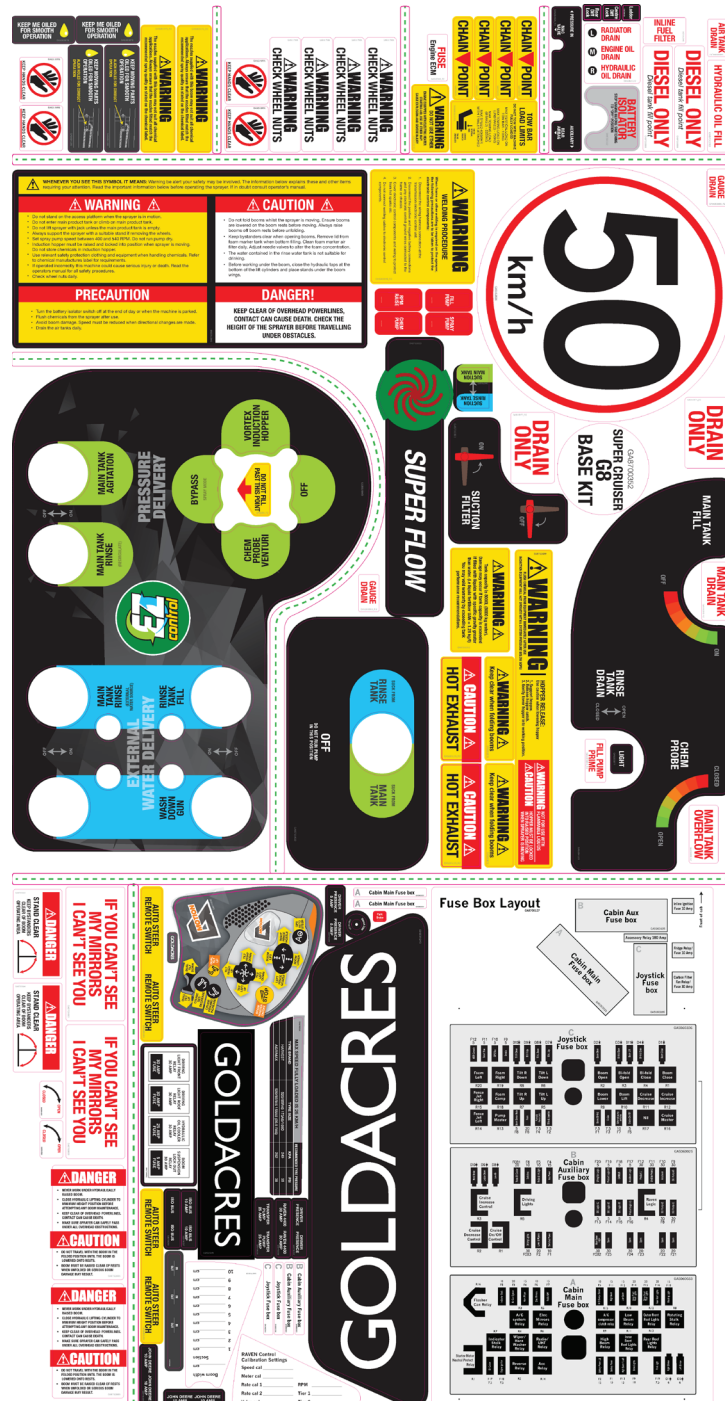
NORAC	HOSE SIZE	HOSE LENGTH	COUPLING 1	COUPLING 2	DESCRIPTION	ORIENTATION	QTY	Hose P/No.	TIE
150	1/2" HOSE	370mm	ELBDW (T205-0808)	STRAIGHT (T202-0808)	Pressure to Norac block		1	GA3500445	1R
151	1/2" HOSE	1010mm	ELBDW (T205-0808)	STRAIGHT (T202-0808)	Tank to Norac block		1	GA3500446	2R
152	3/8" HOSE	1480mm	ELBDW (T207-0609)	STRAIGHT (T204-0609)	Tilt cylinder LH rod end		1	GA3500447	1Y
153	3/8" HOSE	1140mm	STRAIGHT (T204-0609)	STRAIGHT (T204-0609)	Tilt cylinder LH base end		1	GA3500448	2Y
154	3/8" HOSE	1400mm	ELBDW (T207-0609)	STRAIGHT (T204-0609)	Tilt cylinder RH rod end		1	GA3500449	1B
155	3/8" HOSE	1030mm	STRAIGHT (T204-0609)	STRAIGHT (T204-0609)	Tilt cylinder RH base end		1	GA3500450	2B
156	3/8" HOSE	1300mm	STRAIGHT (T204-0609)	STRAIGHT (T204-0609)	Norac block (1B) to Spool Block LH A		1	GA3500451	1B+1R
157	3/8" HOSE	1350mm	STRAIGHT (T204-0609)	STRAIGHT (T204-0609)	Norac block (1A) to Spool Block LH B		1	GA3500452	1B+2R
158	3/8" HOSE	1420mm	STRAIGHT (T204-0609)	STRAIGHT (T204-0609)	Norac block (2B) to Spool Block RH A		1	GA3500453	1Y+1R
159	3/8" HOSE	1455mm	STRAIGHT (T204-0609)	STRAIGHT (T204-0609)	Norac block (2A) to Spool Block RH B		1	GA3500454	1Y+2R
164	1/4" HOSE	1110mm	STRAIGHT (T202-0404)	STRAIGHT (T202-0404)	Rear Hydraulic Manifold to Norac Load Sense Manifold		1	GA3500460	

Plumbing - Schematic



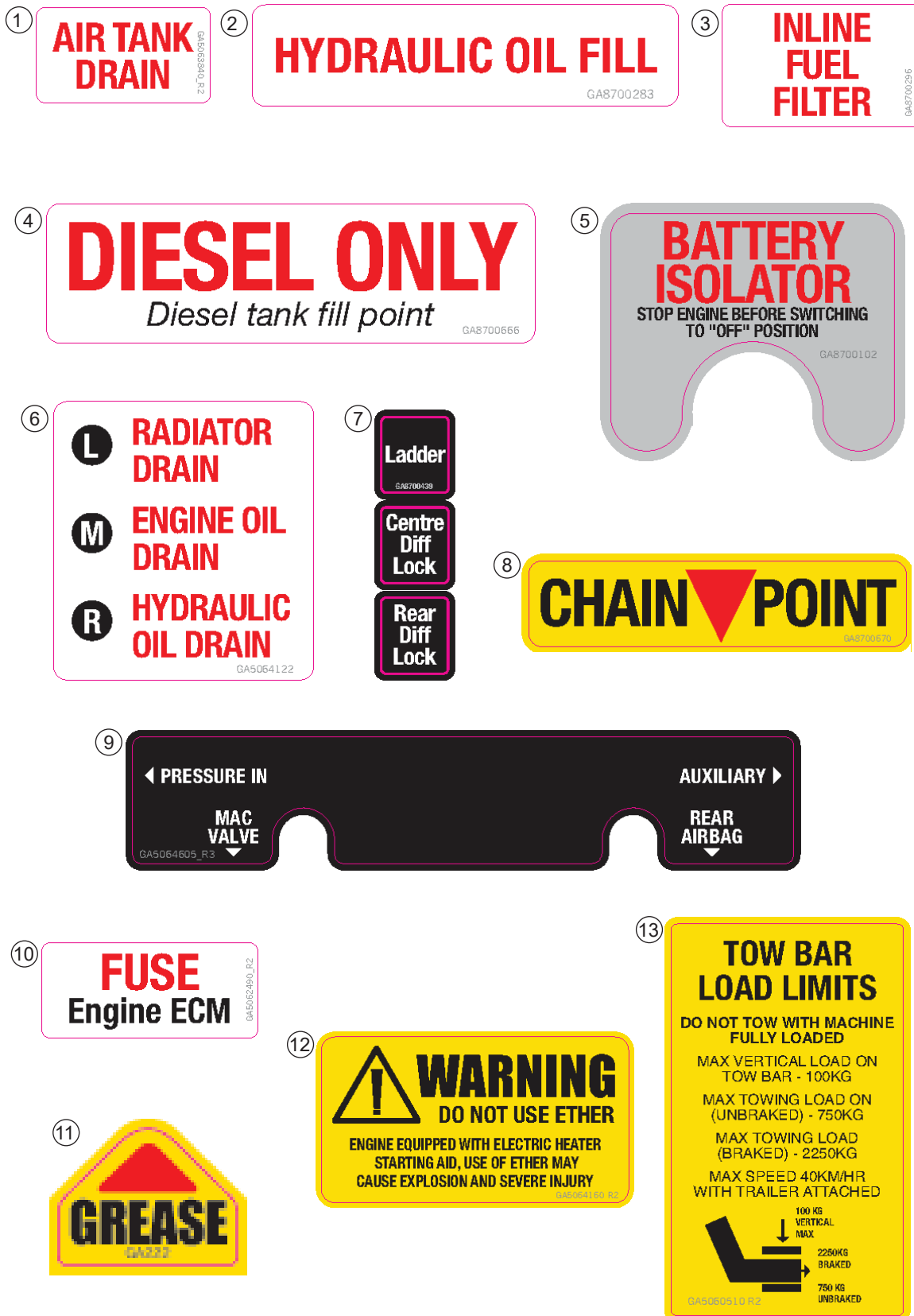
DECALS

Decals - Base Kit



PART NUMBER	DESCRIPTION
GA8700352	Decal, Base Kit G8 Sprayer

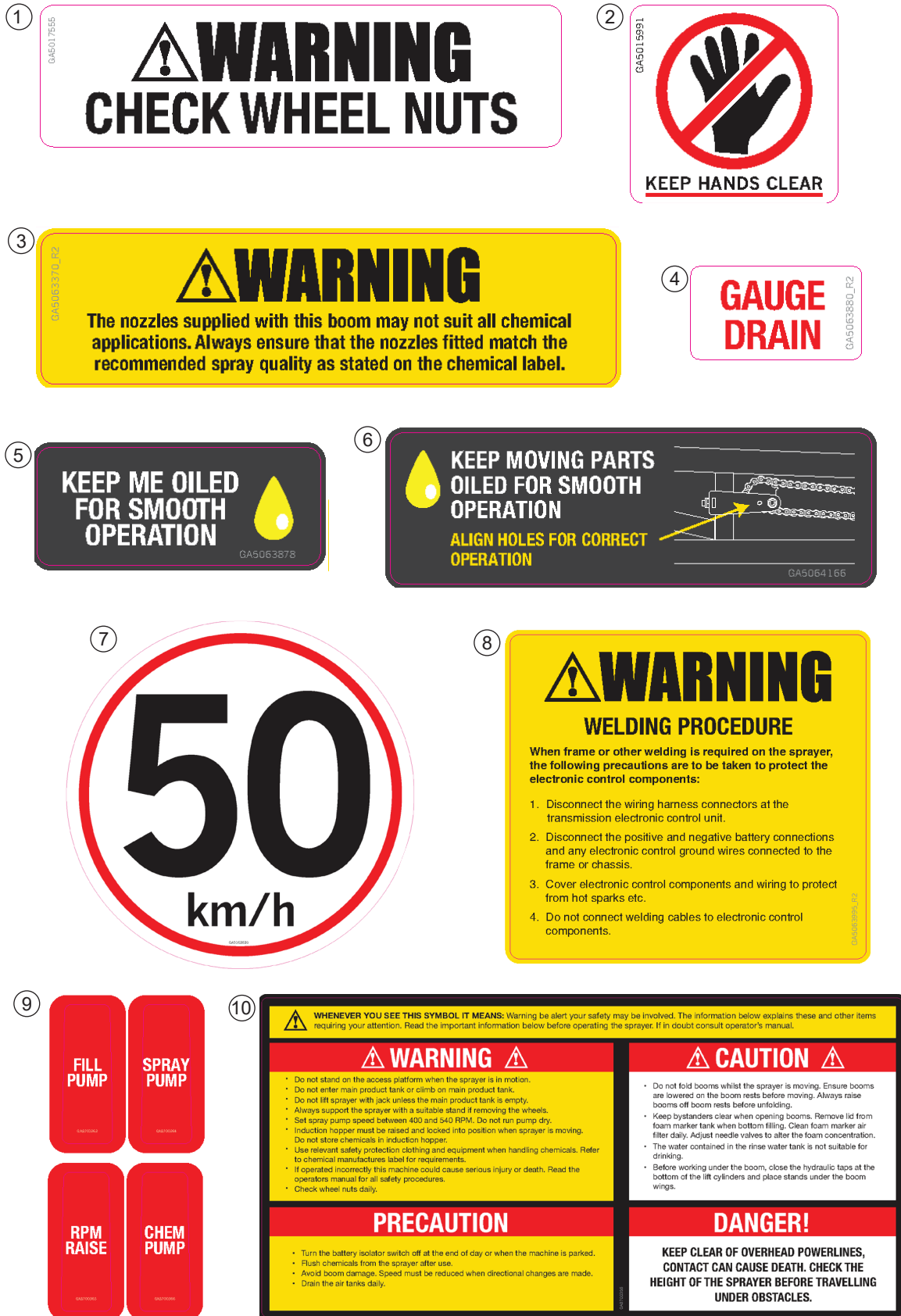
Decals - Base Kit



Decals - Base Kit

ITEM NO.	PART NUMBER	DESCRIPTION	QTY.
1	GA5063840	Air Tank Drain	1
2	GA8700283	Hydraulic Oil Fill	1
3	GA8700296	Inline Fuel Filter	1
4	GASP004	Diesel Only	2
5	GA8700102	Battery Isolator	1
6	GA5064122	Radiator Drain, Engine Oil Drain, Hydraulic Oil Drain	1
7	GA8700439	Ladder, Centre Diff Lock, Rear Diff Lock	1
8	GASP001	Chain Point	4
9	GA5064605	Air Manifold	1
10	GA5062490	Fuse Engine ECM	1
11	GA222EVO	Grease	64
12	GA5064160	Warning Do Not Use Ether	1
13	GA5060510	Tow Bar Load Limits	1

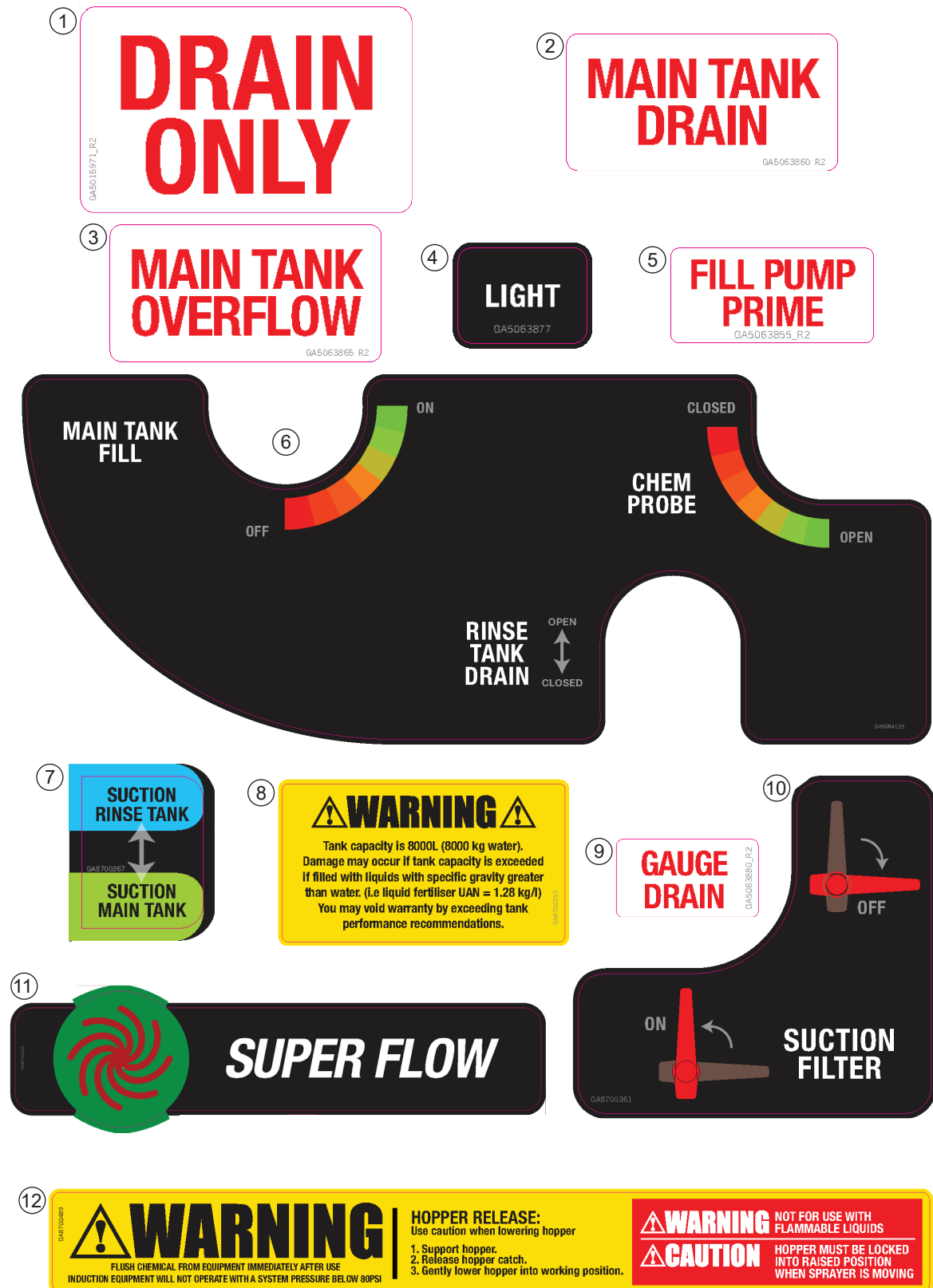
Decals - Base Kit



Decals - Base Kit

ITEM NO.	PART NUMBER	DESCRIPTION	QTY.
1	GA006EVO	Warning Check Wheel Nuts	4
2	GA5015991EVO	Keep Hands Clear	4
3	GA5063370	Warning Boom Nozzles	2
4	GA5063880	Gauge Drain	1
5	GA5053878	Keep Me Oiled For Smooth Operation	2
6	GA5064166	Keep Moving Parts Oiled For Smooth Operation	2
7	GA5063830	50 Km/H	1
8	GA5063995	Warning Welding Procedure	1
9	GA8700363	Fill Pump	1
	GA8700364	Spray Pump	1
	GA8700365	RPM Raise	1
	GA8700366	Chem Pump	1
10	GASPI10	Warning, Caution, Precaution, Danger	1

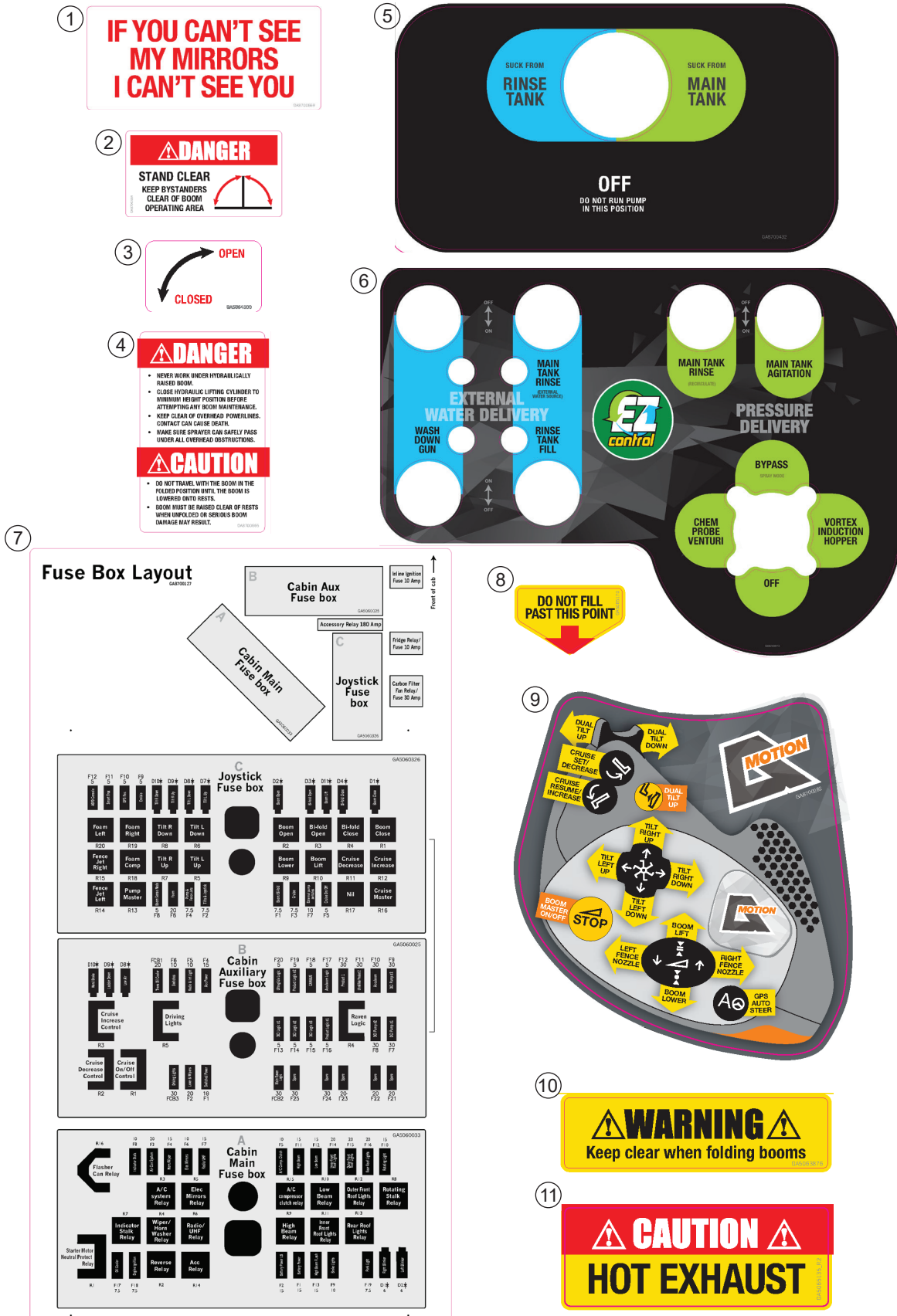
Decals - Base Kit



Decals - Base Kit

ITEM NO.	PART NUMBER	DESCRIPTION	QTY.
1	GA5015971	Drain Only	2
2	GA5063860	Main Tank Drain	1
3	GA5063865	Main Tank Overflow	1
4	GA5063877	Light	1
5	GA5063855	Fill Pump Prime	1
6	GA5064123	Main Tank Fill, Rinse Tank Drain, Chem Probe	1
7	GA8700367	Suction Rinse Tank, Suction Main Tank	1
8	GA8700353	Warning Tank Capacity	1
9	GA5063880	Gauge Drain	2
10	GA8700361	Suction Filter	1
11	GA8700003	Super Flow	1
12	GA208EVO	Warning Hopper Release	1

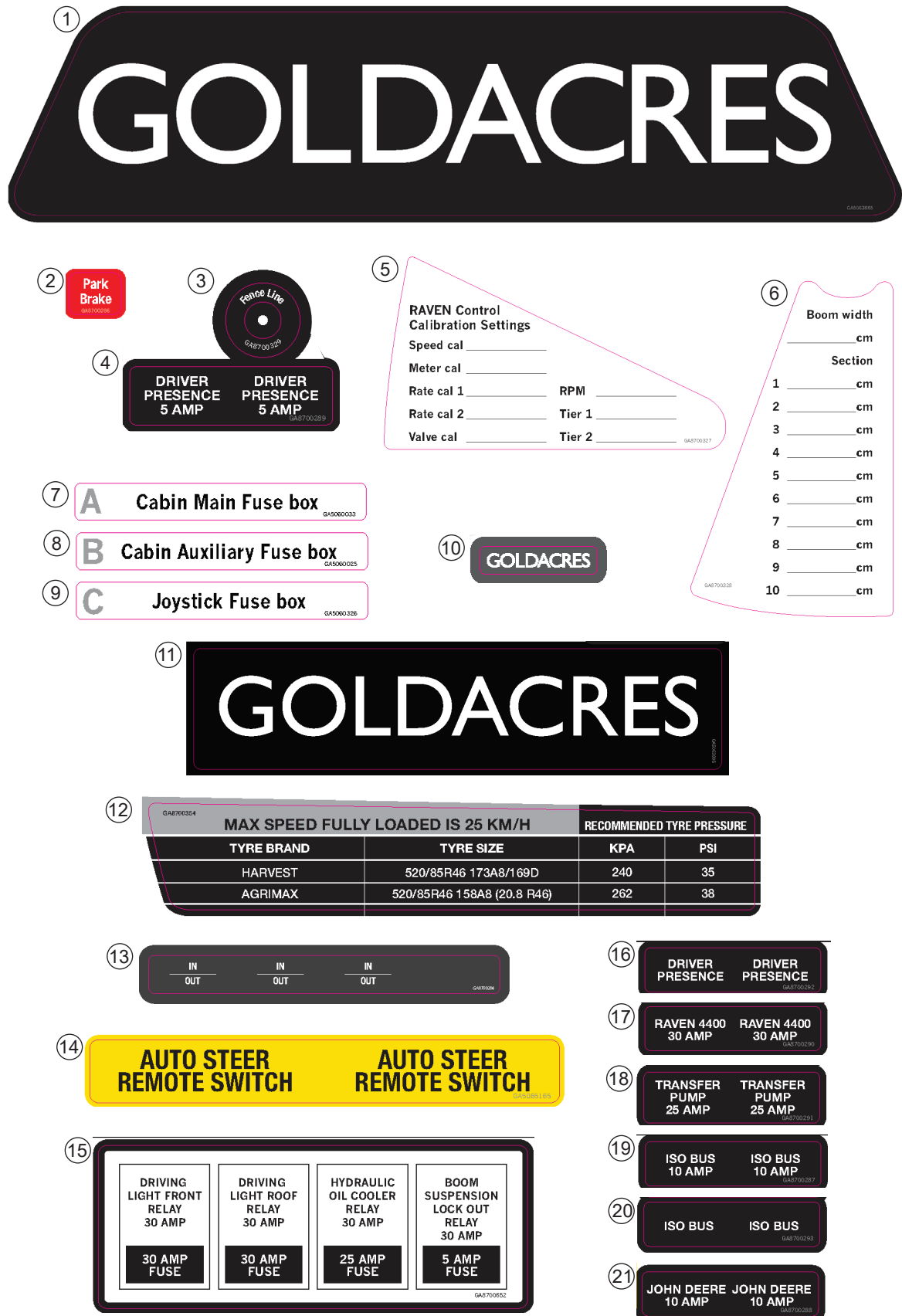
Decals - Base Kit



Decals - Base Kit

ITEM NO.	PART NUMBER	DESCRIPTION	QTY.
1	GA079	If You Can't See My Mirrors I Can't See You	
2	GA5013EVO	Danger Stand Clear	
3	GA5064500	Open, Closed	
4	GA209EVO	Danger, Caution	
5	GA8700432	Suck From Rinse Tank, Suck From Main Tank	
6	GA8700273	EZ Control	
7	GA8700127	Fuse Box Layout	
8	GA5065170	Do Not Fill Past This Point	
9	GA8700282	G Motion	
10	GA5063876	Warning Keep Clear When Folding Booms	
11	GA5065135	Caution Hot Exhaust	

Decals - Base Kit



Decals - Base Kit


ITEM NO.	PART NUMBER	DESCRIPTION	QTY.
1	GA5063885	Goldacres - Cabin Roof Front	1
2	GA8700286	Park Brake	1
3	GA8700329	Fence Line	1
4	GA8700289	Driver Presence 5 Amp	1
5	GA8700327	Raven Control Calibration Settings	1
6	GA8700328	Boom Width	1
7	GA5060033	Cabin Main Fuse Box	2
8	GA5060025	Cabin Auxiliary Fuse Box	2
9	GA5060326	Joystick Fuse Box	2
10	-	Goldacres - Overhead Radio Panel	1
11	GA5063895	Goldacres - Cabin Roof Rear	1
12	GA8700354	Decal G8 Tyre Pressure	1
13	GA8700284	In, Out	1
14	GA5065165	Auto Steer Remote Switch	2
15	GA8700285	Driving Light Front, Driving Light Roof, Hydraulic Oil Cooler	1
16	GA8700292	Driver Presence	1
17	GA8700290	Raven 4400 30 Amp	1
18	GA8700291	Transfer Pump 25 Amp	1
19	GA8700287	ISOBUS 10 Amp	1
20	GA8700293	ISOBUS	1
21	GA8700288	John Deere 10 Amp	2

Decals - Tank



ITEM NO.	PART NUMBER	DESCRIPTION	QTY.
-	GA8700440	Decal, Tank, 8036, Left and Right, Goldacres G8, MY15	1
-	GA8700333	Decal, Tank, 8042, Left and Right, Goldacres G8, MY15	1

Decals - Bonnet

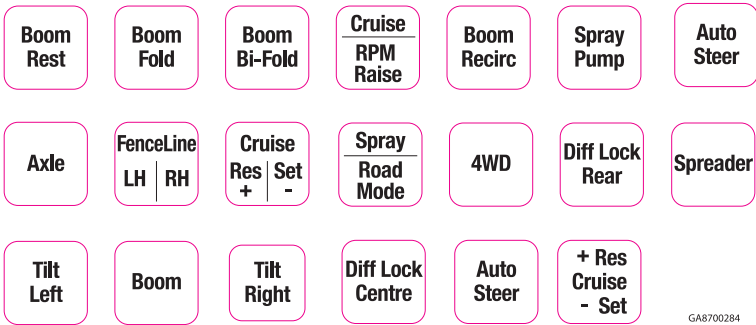


ITEM NO.	PART NUMBER	DESCRIPTION	QTY.
-	GA8700332	Decal, Bonnet G8	1

Decals - Dry Sight Tube

GA8700361 G8 8000L DRY	0	2800	6000
	400	3000	6200
	600	3200	6400
	800	3400	6600
	1000	3600	6800
	1200	4000	7000
	1400	4200	7200
	1600	4400	7400
	1800	4600	7600
	2000	4800	7800
	2200	5000	7900
	2400	5200	
	2600	5400	
		5600	
		5800	
ITEM NO.	PART NUMBER	DESCRIPTION	QTY.
-	GA8700361	Decal, Dry sight tube, 8000L, G8, MY15	1

Decals - Cabin Control Panel

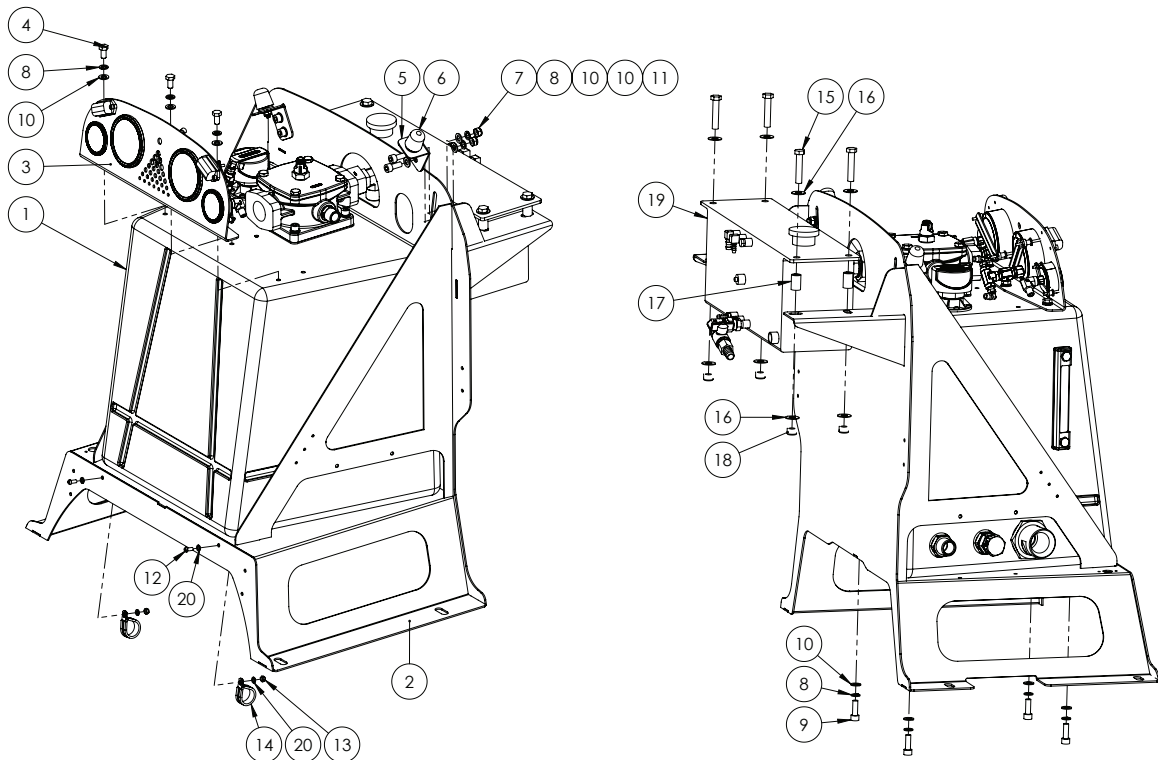


ITEM NO.	PART NUMBER	DESCRIPTION	QTY.
-	GA8700284	Decal, Cabin Control Panel, G6, MY15	1

Chapter 18

HYDRAULICS

Oil Tank & Frame



ITEM NO.	PART NUMBER	DESCRIPTION	QTY.
1	*	Oil Tank Assembly	1
2	-	Oil Tank Support Frame MY15	1
3	*	Gauge Assembly	1
4	GA5006113	Bolt M10 x 20 GR8.8 ZP	3
5	2352824	Steel Bumper Bracket	2
6	GA5075600	Buffer, Isolator, Suit Claas cabin door and Oil tank frame	2
7	GA5051445	Nut M10 Nyloc SS	4
8	GA5000137	Washer 10mm Spring SS	15
9	GA5020115	SHCS M10 x 30 ZP GR12.9	8
10	GA5000117	Washer 10mm Flat SS HD	19
11	GA5071085	SHCS M10 x 25 GR12.9 ZP	4
12	GA5004050	BHCS M6 x 16 SS GR8.8	2

Continued over page

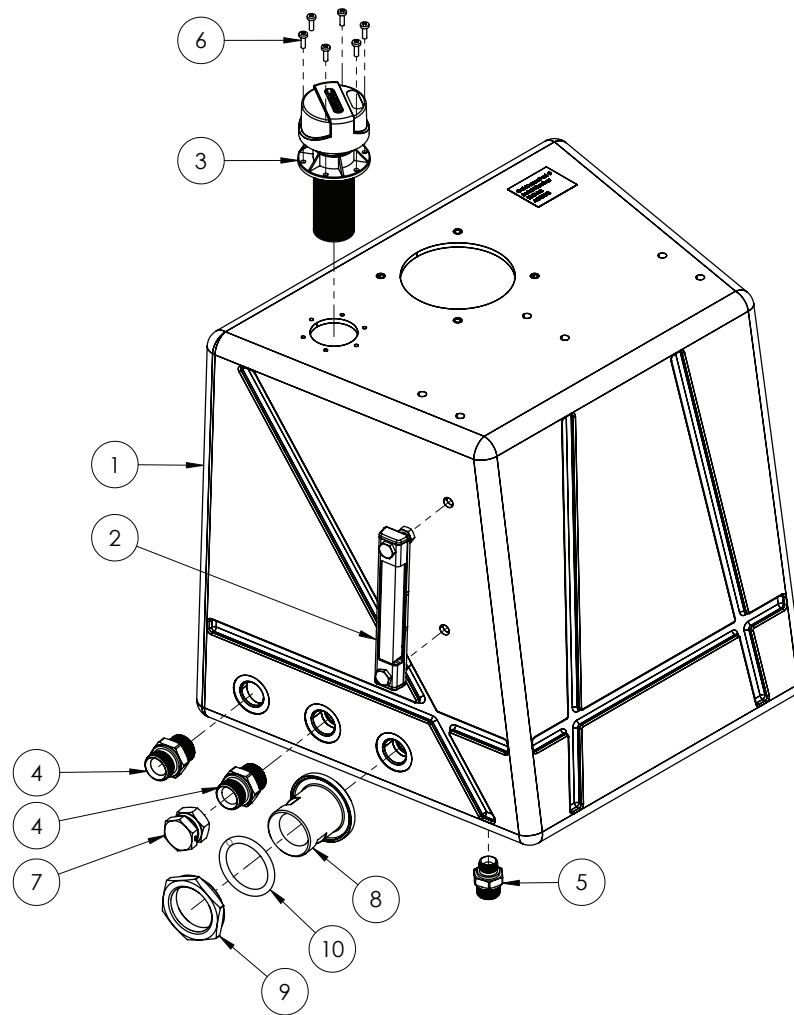
Oil Tank & Frame

ITEM NO.	PART NUMBER	DESCRIPTION	QTY.
13	GA5048115	Nut M6 Nyloc ZP	2
14	GA5048090	Clamp, P, 35mm 56487	2
15	GA5000335	Bolt M12 x 60 GR8.8 ZP	4
16	GA5000577	Washer 12mm Flat SS HD	8
17	GA4552860	Crush tube, 12.5mm ID x 19mm OD x 30mm long	4
18	GA5012461	Nut M12 Nyloc ZP	4
19	~	Header tank Assembly	1
20	GA5004437	Washer 6mm Flat SS	6

* Sub-assembly on following pages

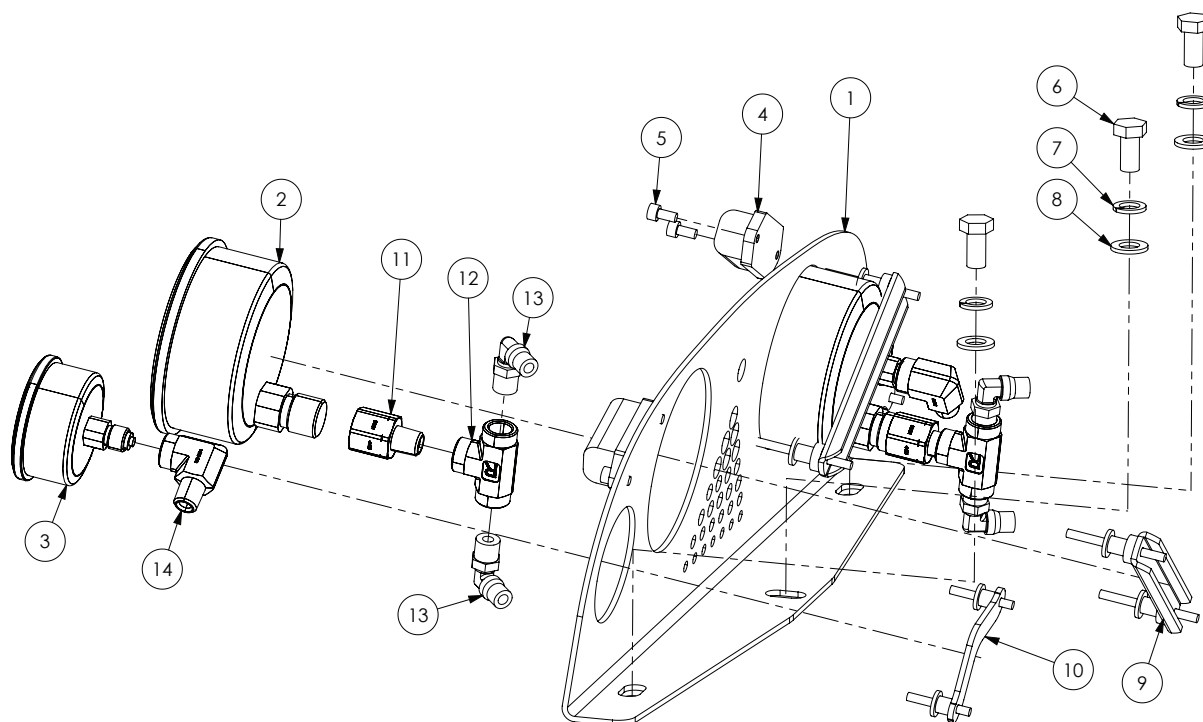
~ See Chapter 20 'Engine & Transmission'

Oil Tank Assembly



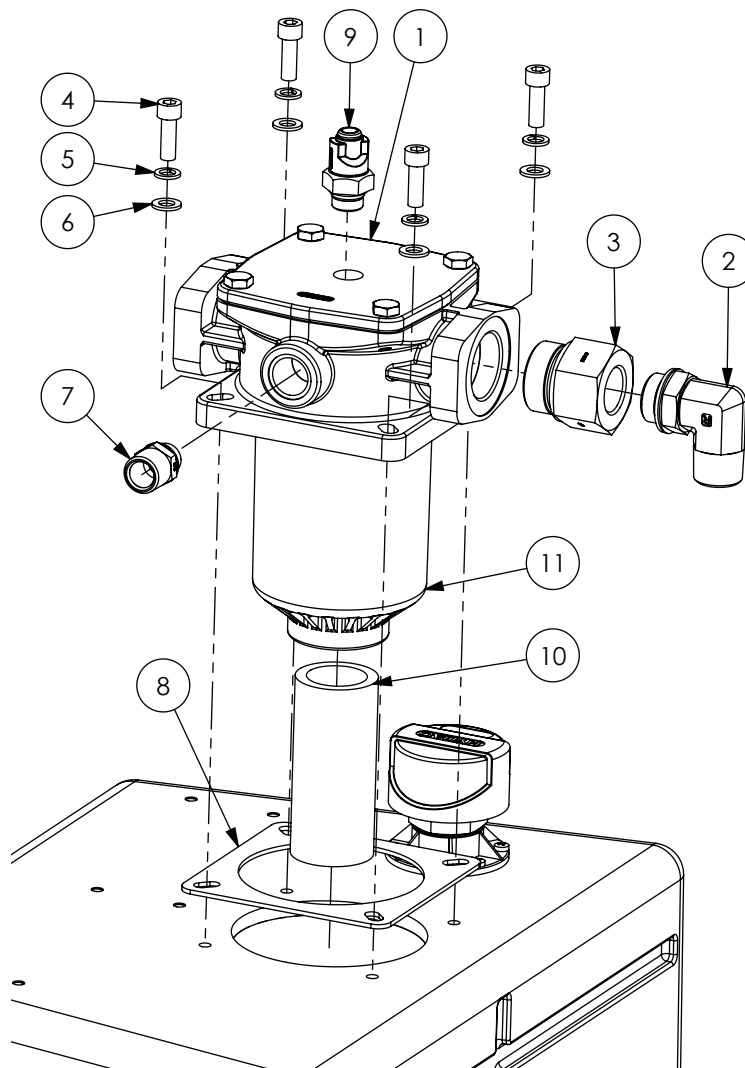
ITEM NO.	PART NUMBER	DESCRIPTION	QTY.
1	GA5072110	Oil Tank Plastic, Bare, Black, Suit SP 2015	1
2	GA5075435	Level Gauge, Thermometer, Oil Reservoir	1
3	GA5075450	Breather Cap, Oil Reservoir Filler	1
4	GA5075440	Nipple, 1" BSPT x 1" BSPP O-ring	3
5	GA5075445	Nipple, 3/4" BSPP x 1/2" BSPT	1
6	GA5003977	Bolt Pan Head M5 x 16 SS A2-70	6
7	S59-16	Cap, Swivel, 1" BSPP Female	1
8	GA4550345	Bulkhead, 2" BSPP suit Hydraulic Fitting	1
9	GA4550350	Nut, Bulkhead, 2" BSPP suit Hydraulic Fitting	1
10	GA5072365	O-ring, 60 x 8mm, Rubber	1

Gauge Assembly



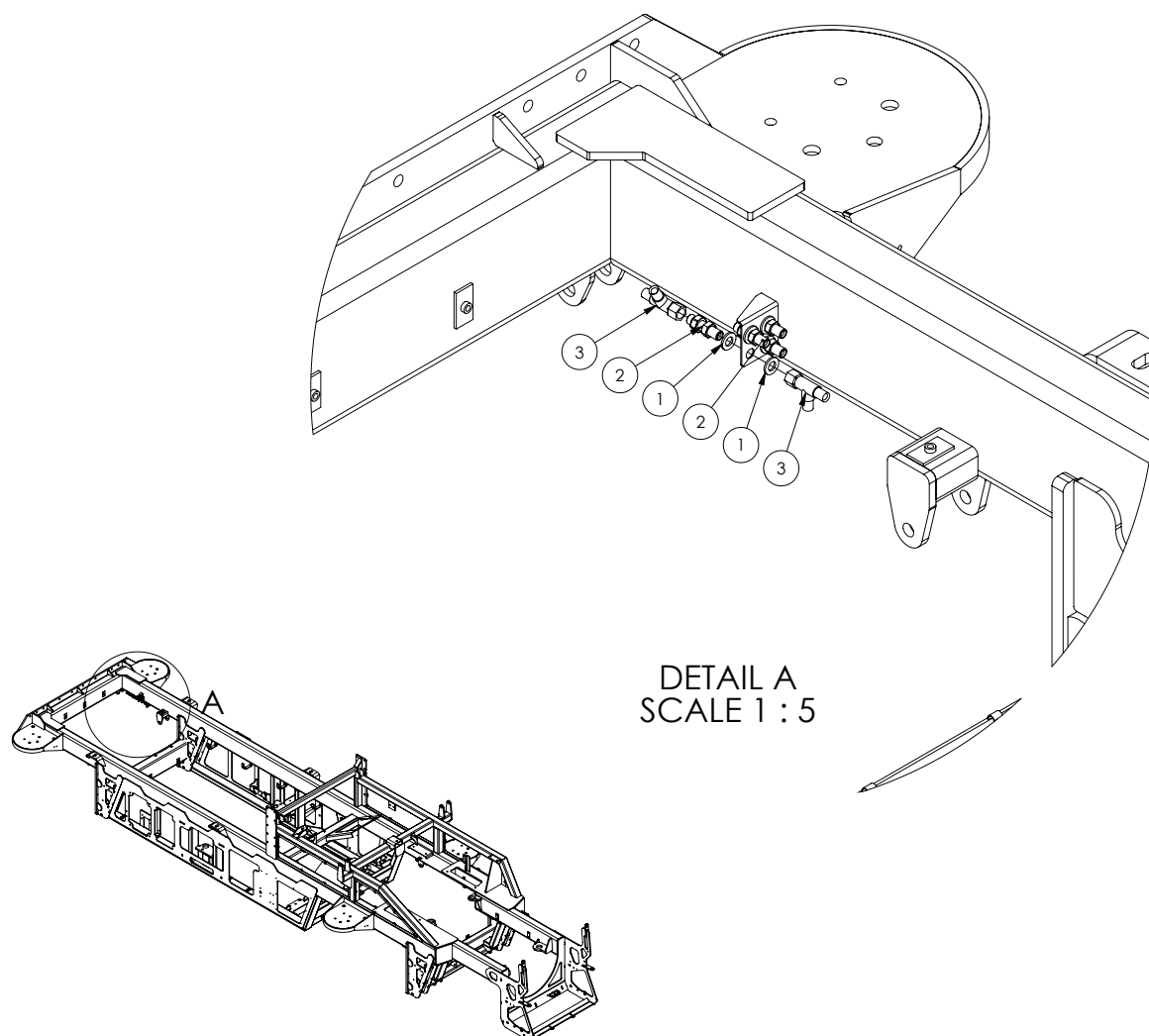
ITEM NO.	PART NUMBER	DESCRIPTION	QTY.
1	-	Steel Gauge Pane	1
2	GA5075420	Gauge, 100mm, 3/8" BSP Rear Port, Large	2
3	GA5075425	Gauge, 63mm, 1/4" BSP Rear Port, Small	2
4	GA5075430	Light, LED, Gauge Light, Oil Reservoir	2
5	GA5069975	SHCS M5 x 10 SS	4
6	GA5006113	Bolt M10 x 20 ZP GR8.8	3
7	GA5000137	Washer 10mm Spring SS	3
8	GA5000117	Washer 10mm Flat SS HD	3
9	GA5075460	Gauge Retainer, Mounting Bracket, 100mm Gauge	2
10	GA5075455	Gauge Retainer, Mounting Bracket, 63mm Gauge	2
11	S72-0406	Hydraulic adaptor, 1/4" BSPT male x 3/8" BSPT female	2
12	GA3500242	Hydraulic adaptor, Tee, 1/4" BSPT female x 1/4" BSPT female x 1/4" BSPT female	2
13	GA5016233	Pneumatic fitting, Elbow, 90 degree, 1/4" BSP male x 6mm push type, Metal	4
14	GA3500209	Hydraulic adaptor, Elbow, 90 degree, 1/4" BSPT male x 1/4" BSPT female	2

Hydraulic Oil Return Filter



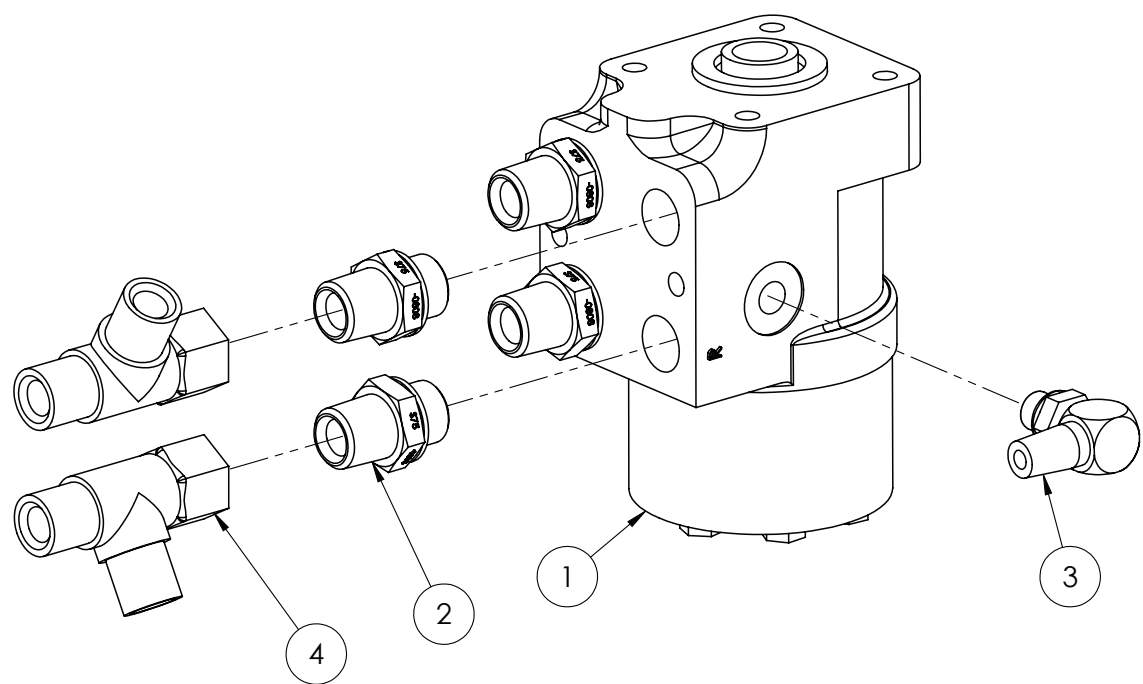
ITEM NO.	PART NUMBER	DESCRIPTION	QTY.
1	GA5069055	Filter, Hydraulic Return, Tank top, RMF BN/HC 330	1
2	GA3500327	Hydraulic adaptor, Elbow, 90 degree, 1" BSPT male x 1" BSPP male O-ring	1
3	GA3500191	Hydraulic adaptor, Reducing bush, 1 1/2" BSPP male x 1" BSPP female	1
4	GA5020115	SHCS M10 x 30 ZP GR12.9	4
5	GA5000137	Washer 10mm Spring SS	4
6	GA5000117	Washer 10mm Flat SS HD	4
7	GA3500313	Hydraulic adaptor, Nipple, 3/4" BSPT male x 1/2" BSPP male	1
8	GA5070580	Gasket Hydraulic Oil Return Filter Housing	1
9	GA5070780	Clogging Service Indicator Oil Return	1
10	GA5069910	Pipe Black Steel riser 2" x 150mm, 2" BSPT male thread one end	1
11	GA5069056	Filter element, suit tank mounted filter GA5069055, Hydac	1

Bulkhead



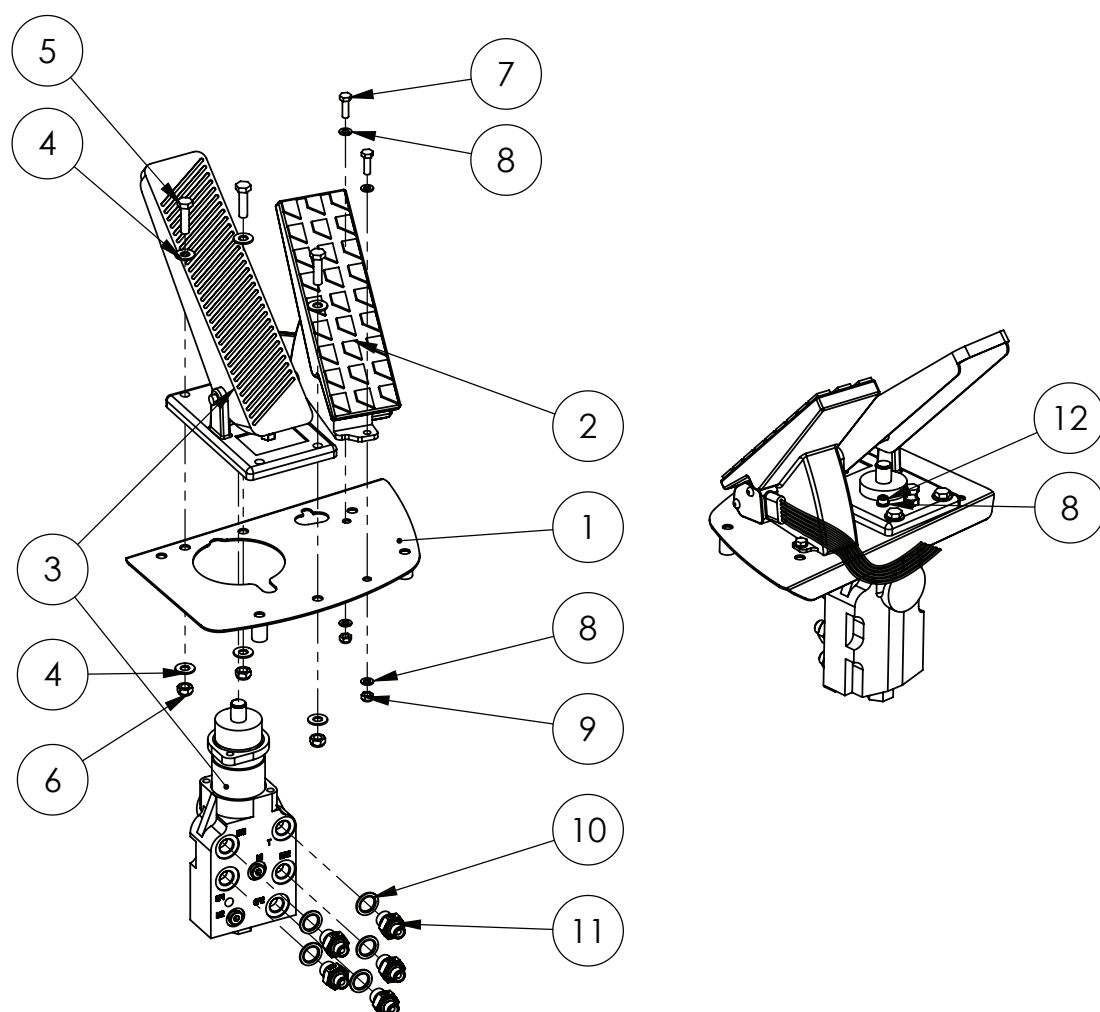
ITEM NO.	PART NUMBER	DESCRIPTION	QTY.
1	GA5000577	Washer 12mm Flat SS HD	8
2	GA3500249	Hydraulic adaptor, Bulkhead nipple, 1/4" BSPP male x 1/4" BSPP male	4
3	GA3500199	Hydraulic adaptor, Tee, 1/4 BSPT male x 1/4 BSPT male x 1/4 BSPP female	2

Steering Orbital



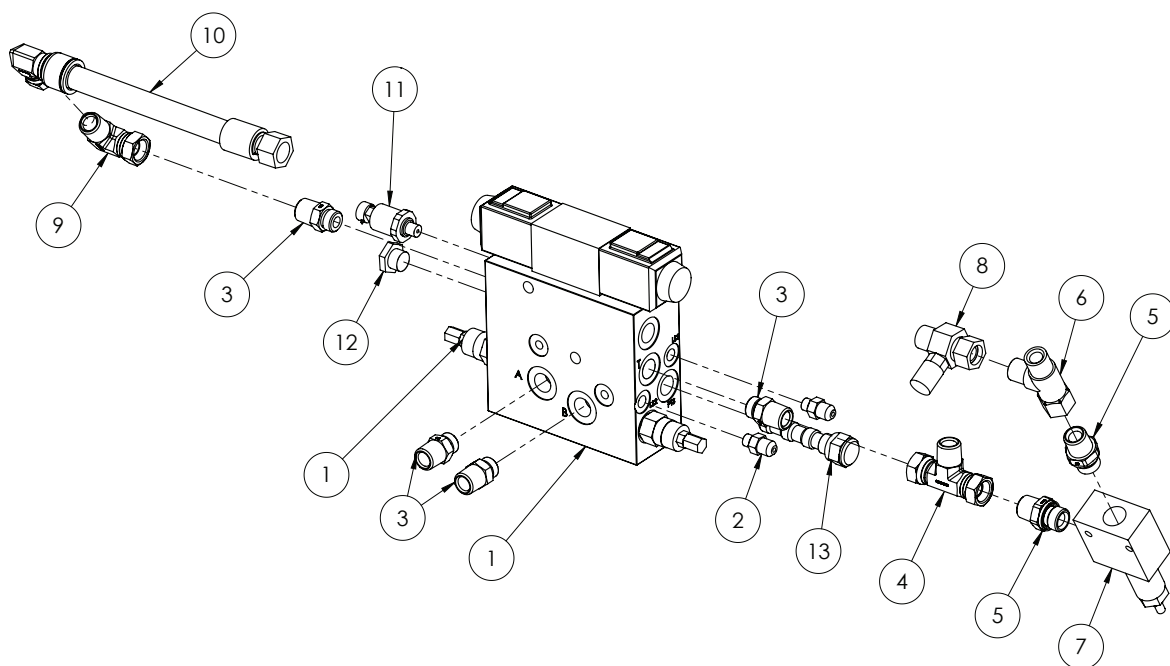
ITEM NO.	PART NUMBER	DESCRIPTION	QTY.
1	GA5000031	Steering unit orbital 102M203	1
2	GA3500310	Hydraulic adaptor, Nipple, 1/2" BSPT male x 1/2" BSPP male	4
3	GA3500320	Hydraulic adaptor, Elbow, 90 degree, 1/4" BSPT male x 1/4" BSPP male O-ring	1
4	GA3500200	Hydraulic adaptor, Tee, 1/2" BSPT male x 1/2" BSPT male x 1/2" BSPP female swivel	2

Brake Pedal Assembly



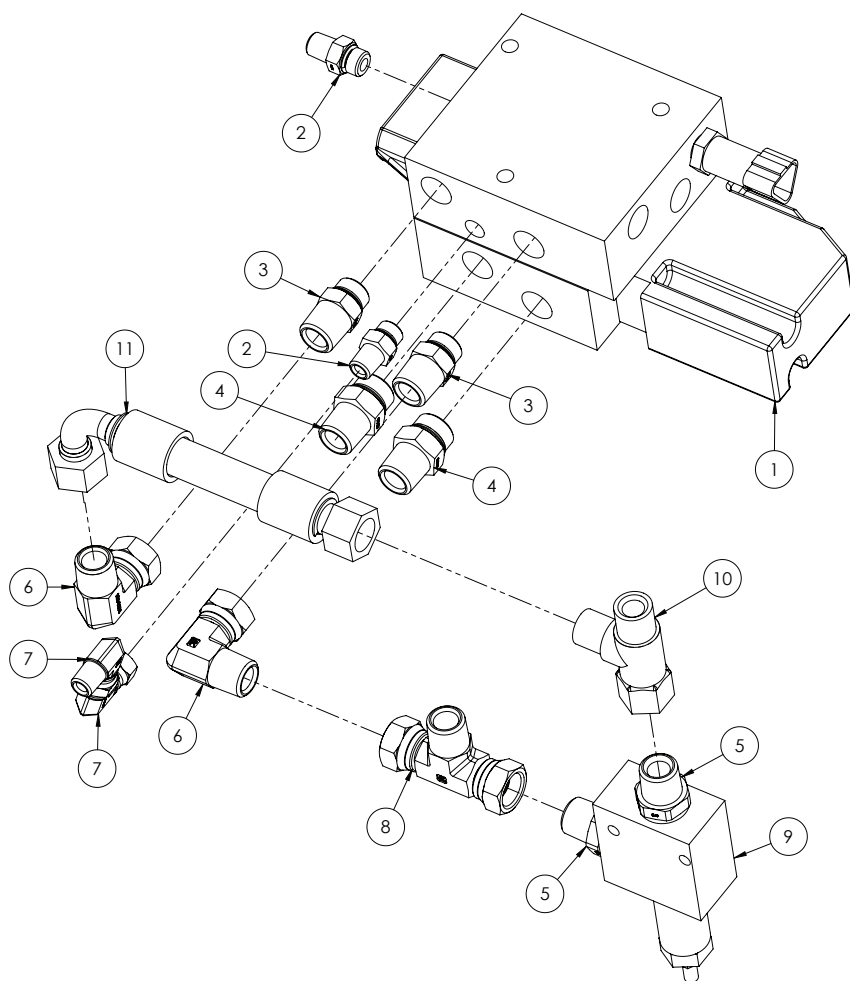
ITEM NO.	PART NUMBER	DESCRIPTION	QTY.
1	GA4600270	Accelerator and Brake Pedal Mount, G8	1
2	GA5065460	Throttle Pedal Electronic, with idle validation	1
3	GA3500088	Hydraulic Valve, Brake, Dual, including foot pedal and rubber cover	1
4	GA5003643	Washer 8mm HD	6
5	GA5011475	Bolt M8 x 30 GR8.8 ZP	3
6	GA5052590	Nut M8 Nyloc SS	3
7	GA5004063	M6 x 20 SS Bolt	2
8	GA5004437	Washer 6mm Flat SS	6
9	GA5048115	Nut M6 Nyloc ZP	2
10	GA3500129	Hydraulic Adaptor, Seal, Metal Bonded, suit M16 Male Thread, MBD-16, Ryco	5
11	GA3500128	Hydraulic Adaptor, M16 x 1.5 Metric Male Thread to 1/4" BSPP Mate Thread, M75SI604, Ryco	5
12	GA5004061	SHCS M6 x 25 SS A2-70	2

Manifold - Trimble Auto Steer



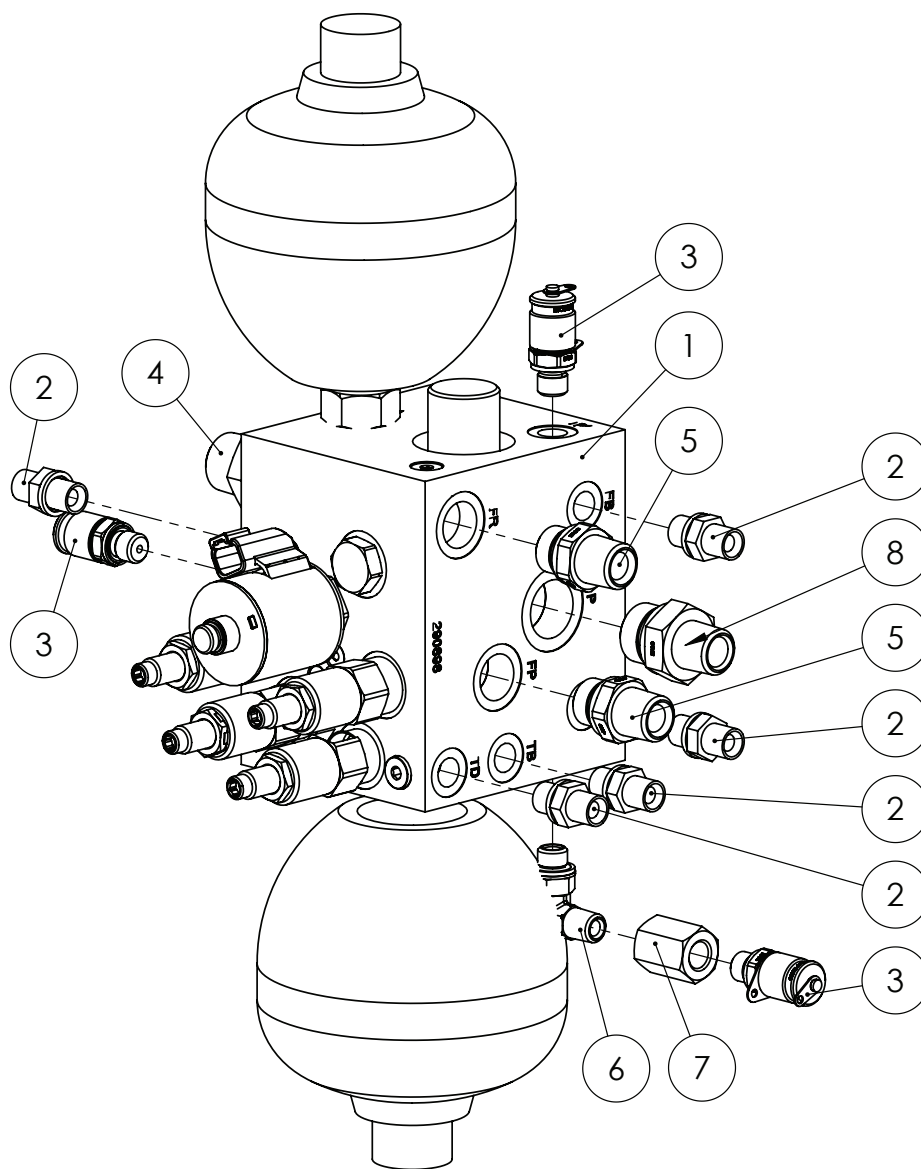
ITEM NO.	PART NUMBER	DESCRIPTION	QTY.
1	GA5069860	Trimble auto steer platform kit	1
2	GA3500354	Hydraulic adaptor, Nipple, 9/16\" JIC male x 7/16\" UN male O-ring	2
3	GA3500363	Hydraulic adaptor, Nipple, 1/2\" BSPT male x 3/4\" UN male O-ring	4
4	GA3500336	Hydraulic adaptor, Tee, 1/2\" BSPP female swivel x 1/2\" BSPT male x 1/2\" BSPP female swivel	1
5	GA3500310	Hydraulic adaptor, Nipple, 1/2\" BSPT male x 1/2\" BSPP male	2
6	GA3500200	Hydraulic adaptor, Tee, 1/2\" BSPT male x 1/2\" BSPT male x 1/2\" BSPP female swivel	1
7	GA5006933	Hydraulic pressure relief (CartReliefDIR.OP.BI Directional)	1
8	GA3500198	Hydraulic adaptor, Inline test point, 1/2\" BSPP female swivel x 1/2\" BSPT male x M16 x 2.0 test port	1
9	GA3500333	Hydraulic adaptor, Elbow, 90 degree, 1/2\" BSPT male x 1/2\" BSPP female swivel	1
10	GA4904895	Hydraulic hose assembly	1
11	-	Pressure Sensor - Trimble P/No 49669	1
12	-	P Comp - Trimble P/No 56907	1
13	GA5069865	Trimble valve cartridge PTS 40 - Trimble P/No 56904	1

Manifold - John Deere Auto Steer



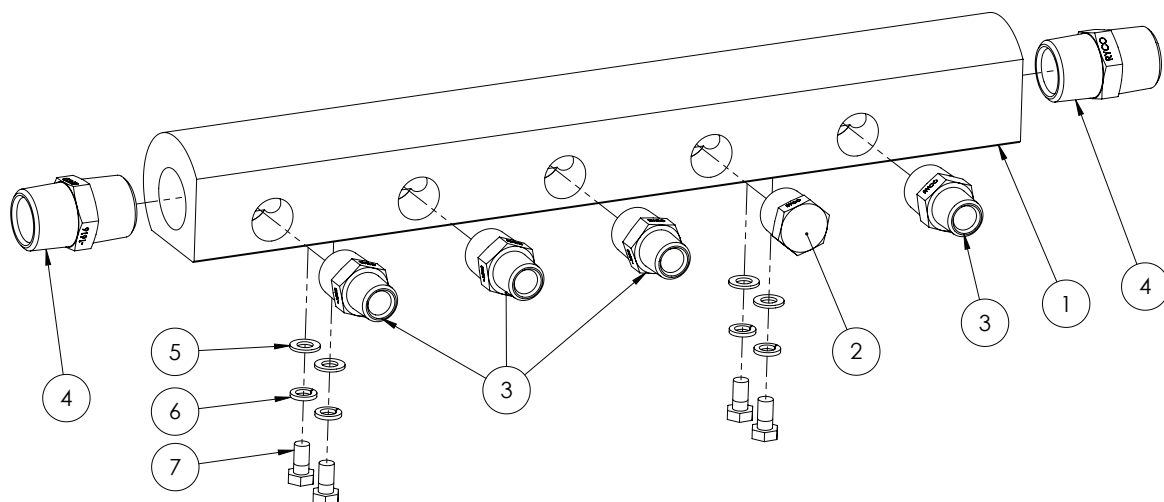
ITEM NO.	PART NUMBER	DESCRIPTION	QTY.
1	11340003088	John Deere Steering Block	1
2	GA3500358	Hydraulic adapter, Nipple, 1/4" BSPT male x 9/16" UN male O-ring	2
3	GA3500363	Hydraulic adapter, Nipple, 1/2" BSPT male x 3/4" UN male O-ring	2
4	GA3500364	Hydraulic adaptor, Nipple, 1/2" BSPT male x 7/8" UN male O-ring	2
5	GA3500310	Hydraulic adaptor, Nipple, 1/2" BSPT male x 1/2" BSPP male	2
6	GA3500333	Hydraulic adapter, Elbow, 90 degree, 1/2" BSPT male x 1/2" BSPP female swivel	2
7	GA3500332	Hydraulic adapter, Elbow, 90 degree, 1/4" BSPT male x 1/4" BSPP female swivel	2
8	GA3500336	Hydraulic adaptor, Tee, 1/2" BSPP female swivel x 1/2 BSPP" female swivel x 1/2" BSPT male	1
9	GA5006933	Hydraulic pressure relief (CartReliefDIR.OP.BI Directional)	1
10	GA3500200	Hydraulic adapter, Tee, 1/2" BSPT male x 1/2" BSPT male x 1/2" BSPP female swivel	1
11	GA5067971	Hydraulic Hose Assembly, John Deere Auto Steer, H123	1

Manifold - Park Brake, Fan Relief



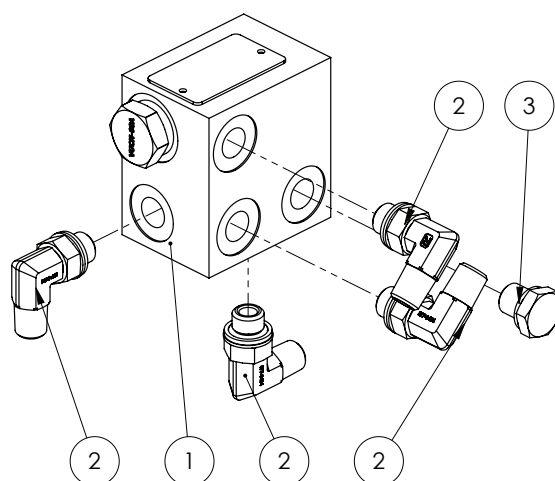
ITEM NO.	PART NUMBER	DESCRIPTION	QTY.
1	GA3500087	Hydraulic Manifold, Park Brake Valve, Accumulators, Fan Relief, Assembly	1
2	GA3500306	Hydraulic adaptor, Nipple, 1/4" BSPT male x 1/4" BSPP male	5
3	GA3500133	Hydraulic Coupling, Easy Test Point, 1/4" BSPP	3
4	GA3500314	Hydraulic adaptor, Nipple, 3/4" BSPT male x 3/4" BSPP male	1
5	GA3500310	Hydraulic adaptor, Nipple, 1/2" BSPT male x 1/2" BSPP male	2
6	GA3500320	Hydraulic adaptor, Elbow, 90 degree, 1/4" BSPT male x 1/4" BSPP male O-ring	1
7	GA5015469	Socket 1/4" Stainless	1
8	GA3500312	Hydraulic adaptor, Nipple, 1/2" BSPT male x 3/4" BSPP male	1

Manifold - Hydraulic Return



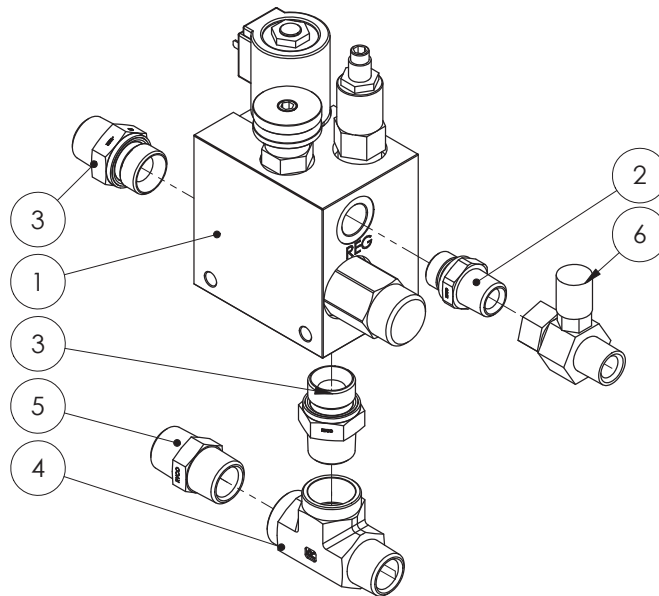
ITEM NO.	PART NUMBER	DESCRIPTION	QTY.
1	L069A	Manifold - 480mm Long	1
2	GA3500288	Hydraulic adaptor, Plug, 3/4" BSPT male	1
3	GA3500226	Hydraulic adaptor, Nipple, 3/4" BSPT male x 1/2" BSPT male	4
4	GA3500231	Hydraulic adaptor, Nipple, 1" BSPT male x 1" BSPT male	2
5	GA5003643	Washer 8mm HD SS	4
6	GA5004919	Washer 8mm Spring SS	4
7	GA5011465	Bolt M8 x 16 ZP	4

Hydraulic Load Sense Control Block



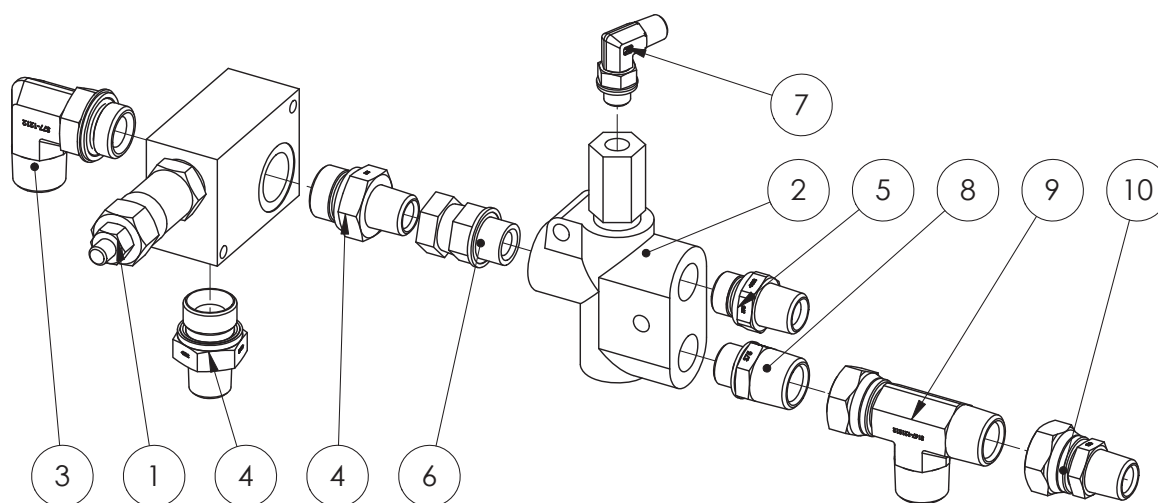
ITEM NO.	PART NUMBER	DESCRIPTION	QTY.
1	GA5047769	Hydraulic valve, Load sense flow control block	1
2	GA3500320	Hydraulic adaptor, Elbow, 90 degree, 1/4" BSPT male x 1/4" BSPP male O-ring	4
3	GA3500299	Hydraulic adaptor, Plug, 1/4" BSPP male	1

Spray Pump Flow Control



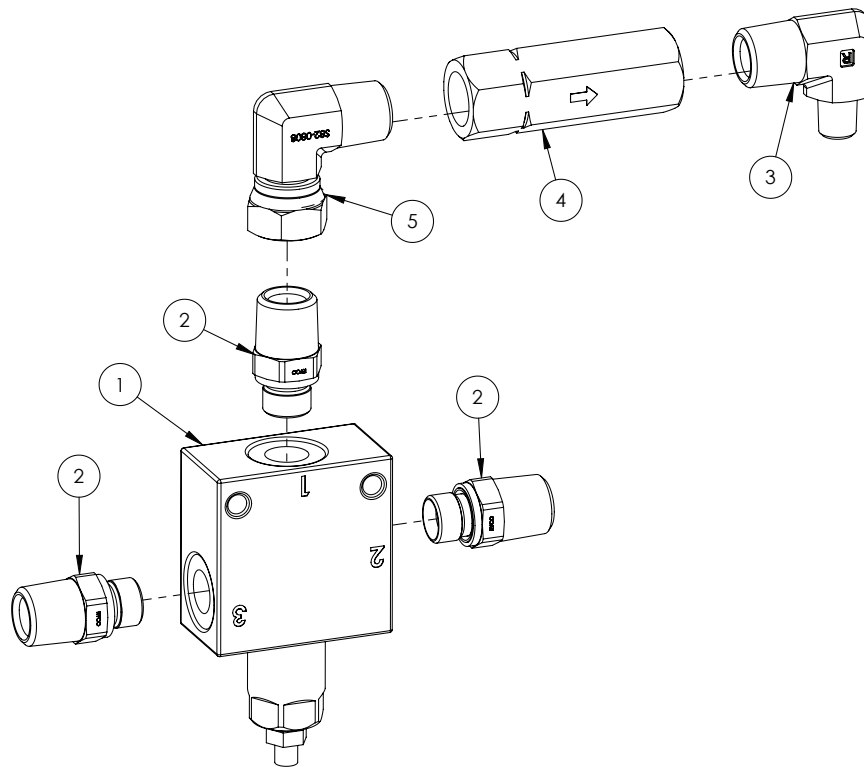
ITEM NO.	PART NUMBER	DESCRIPTION	QTY.
1	GA3500000	Priority Flow Block with Unloader and Relief, 60 LPM Reg, 120 LPM Inlet	1
2	GA3500310	Hydraulic adaptor, Nipple, 1/2" BSPT male x 1/2" BSPP male	1
3	GA3500314	Hydraulic adaptor, Nipple, 3/4" BSPT male x 3/4" BSPP male	2
4	GA3500255	Hydraulic adaptor, Tee, 3/4" BSPT male x 3/4" BSPT female x 3/4" BSPT female	1
5	GA3500227	Hydraulic adaptor, Nipple, 3/4" BSPT male x 3/4" BSPT male	1
6	GA3500198	Hydraulic adaptor, Inline test point, 1/2" BSPP female swivel x 1/2" BSPT male x M16 x 2.0 test port	1

Valves - Pressure Relief & Priority Valve



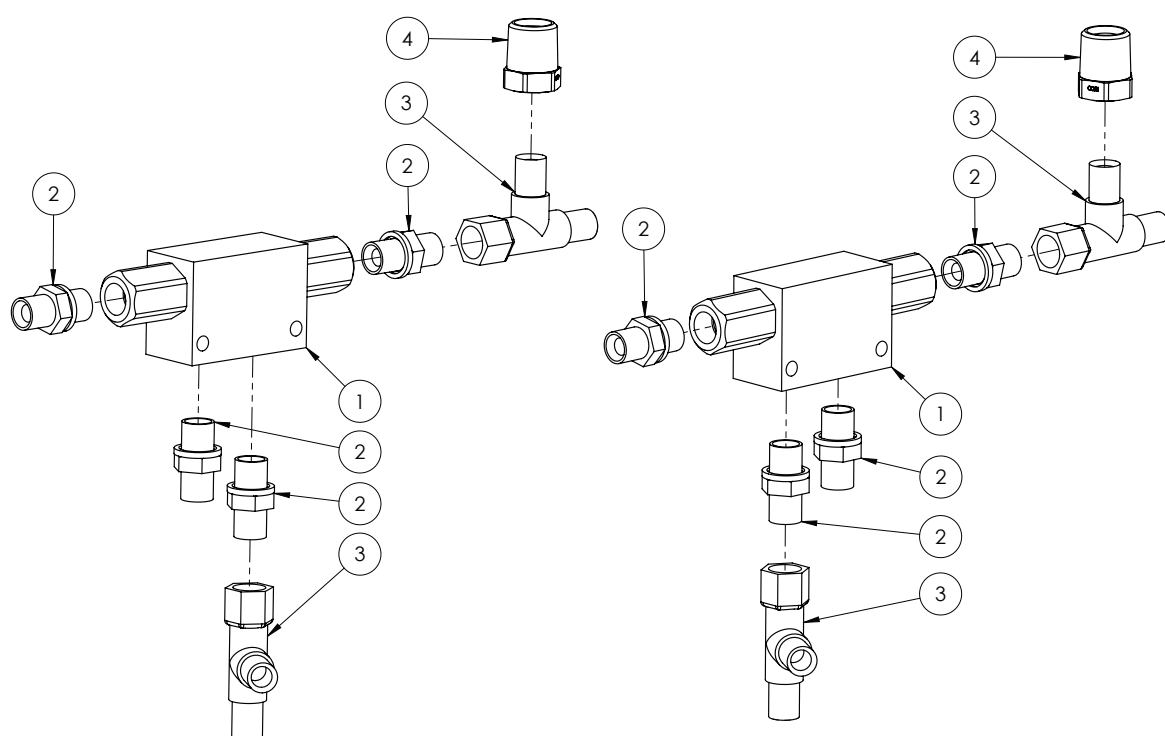
ITEM NO.	PART NUMBER	DESCRIPTION	QTY.
1	GA3500091	Hydraulic Valve, Relief, Inline, Catridge in Manifold, Bosch Rexroth	1
2	GA5010957	Load sensing priority valve	1
3	GA3500325	Hydraulic adaptor, Elbow, 90 degree, 3/4" BSPT male x 3/4" BSPP male O-ring	1
4	GA3500312	Hydraulic adaptor, Nipple, 1/2" BSPT male x 3/4" BSPP male	2
5	GA3500310	Hydraulic adaptor, Nipple, 1/2" BSPT male x 1/2" BSPP male	1
6	GA3500248	Hydraulic adaptor, Nipple, 1/2" BSPP male x 1/2" BSPP female swivel	1
7	GA3500320	Hydraulic adaptor, Elbow, 90 degree, 1/4" BSPT male x 1/4" BSPP male O-ring	1
8	GA3500313	Hydraulic adaptor, Nipple, 3/4" BSPT male x 1/2" BSPP male	1
9	GA3500160	Hydraulic adaptor, Tee, 3/4" BSPT male x 3/4" BSPT male x 3/4" BSPP female swivel	1
10	GA3500161	Hydraulic adaptor, Nipple, 1/2" BSPT male x 3/4" BSPP female swivel	1

Pressure Reducing Valve Assembly



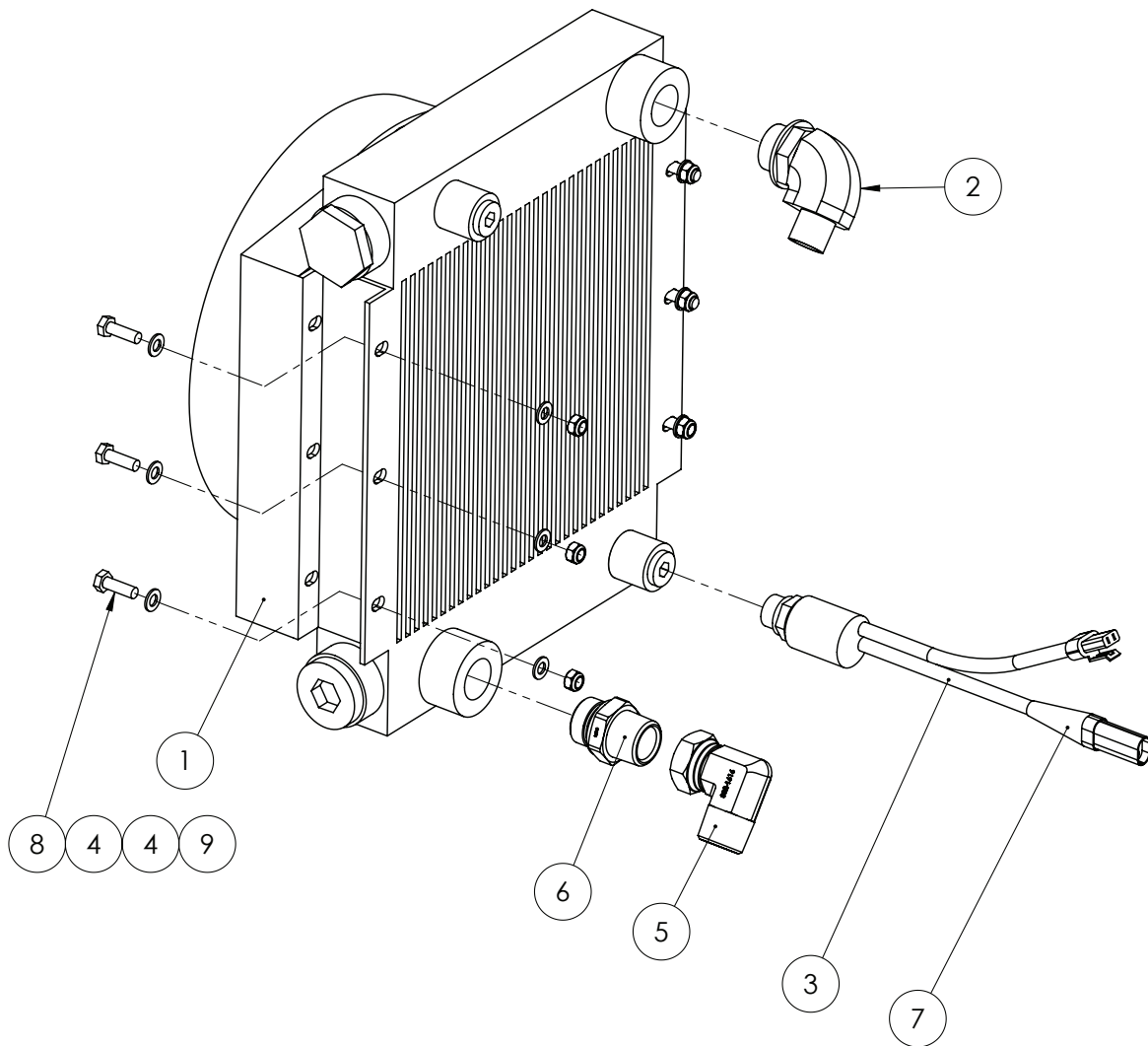
ITEM NO.	PART NUMBER	DESCRIPTION	QTY.
1	GA5047708	Valve, Pressure reducing, Hydraulic, 10 - 140bar	1
2	GA3500309	Hydraulic adaptor, Nipple, 1/2" BSPT male x 3/8" BSPP male	3
3	GA3500260	Hydraulic adaptor, Elbow, 90 degree, 1/2" BSPT male x 1/4" BSPT male	1
4	GA5007060	Valve, Check, Hydraulic, 1/2 BSPP female inlet & outlet, 45L/min flow, Maximum 320bar	1
5	GA3500333	Hydraulic adaptor, Elbow, 90 degree, 1/2" BSPT male x 1/2" BSPP female swivel	1

Double Pilot Operated Check Valve - LH & RH



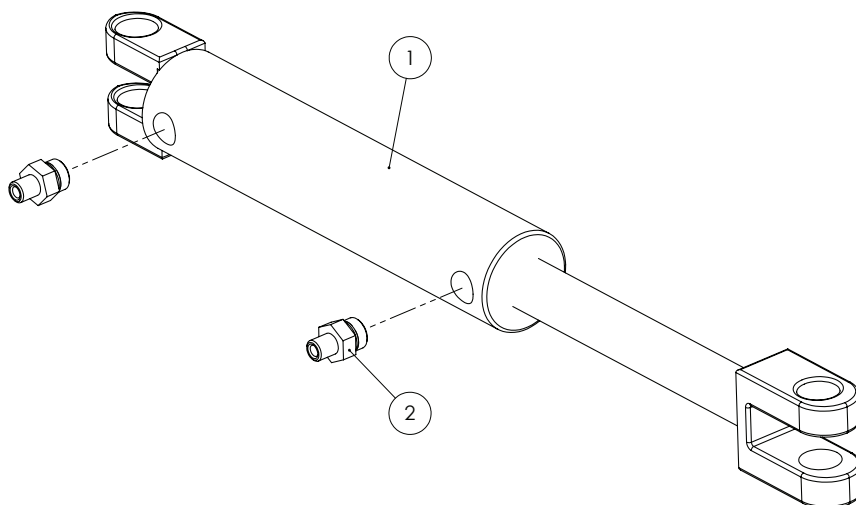
ITEM NO.	PART NUMBER	DESCRIPTION	QTY.
1	GA5007957	Double pilot check (RA) 12LPM 1/4" BSPP	1
2	GA3500306	Hydraulic adaptor, Nipple, 1/4" BSPT male x 1/4" BSPP male	4
3	GA3500199	Hydraulic adaptor, Tee, 1/4 BSPT male x 1/4 BSPT male x 1/4 BSPP female	2
4	GA3500203	Hydraulic adaptor, Reducing bush, 1/2" BSPT male x 1/4" BSPT female	1

Oil Cooler Assembly



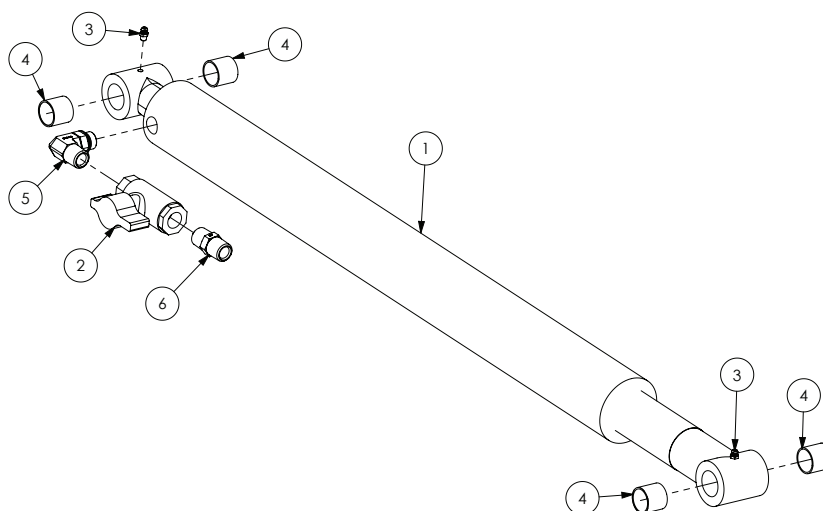
ITEM NO.	PART NUMBER	DESCRIPTION	QTY.
-	GA5071855	Fan, Hydraulic Oil Cooler, Hydac	-
-	GA5071860	Core, Hydraulic Oil Cooler, Hydac	-
1	GA5069045	Oil cooler, Hydac OK-ELD3H size 3	1
2	GA3500326	Hydraulic adaptor, Elbow, 90 degree, 3/4" BSPT male x 1" BSPP male O-ring	1
3	GA5069050	Thermostat, Suit Oil cooler, Hydac	1
4	GA5003643	Washer 8mm Flat SS HD	12
5	GA5071200	90deg elbow 1" male / 1" Female nut	1
6	GA3500317	Hydraulic adaptor, Nipple, 1" BSPT male x 1" BSPP male	1
7	GA5048957	Heat shrink, With glue, 24 - 8mm - (60mm long)	1
8	GA5004711	Bolt M8 x 25 GR8.8 ZP	6
9	GA5052590	Nut M8 Nyloc SS	6

Hydraulic Cylinder - Boom Rest



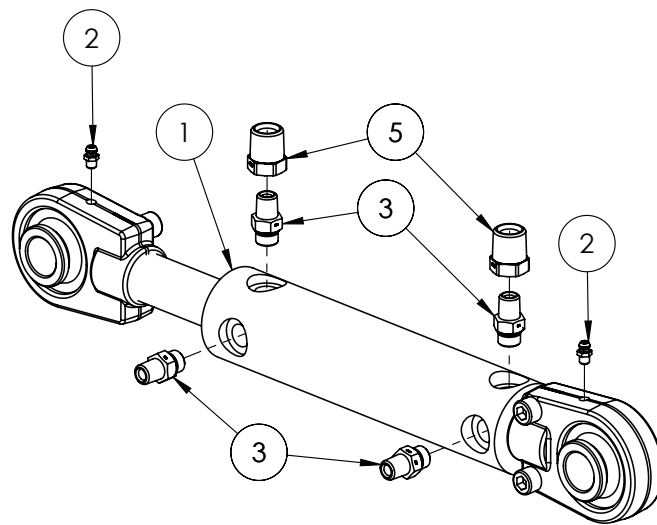
ITEM NO.	PART NUMBER	DESCRIPTION	QTY.
-	GA5052734	Seal kit, suit 2" bore x 1.25" rod, suit GA5069110	-
1	GA5069110	Hydraulic cylinder, Boom rest, 2" bore x 6" stroke, std F clevis	1
2	GA3500359	Hydraulic adaptor, Nipple, 1/4" BSPT male x 3/4" UN male O-ring	2

Hydraulic Cylinder - Boom Lift

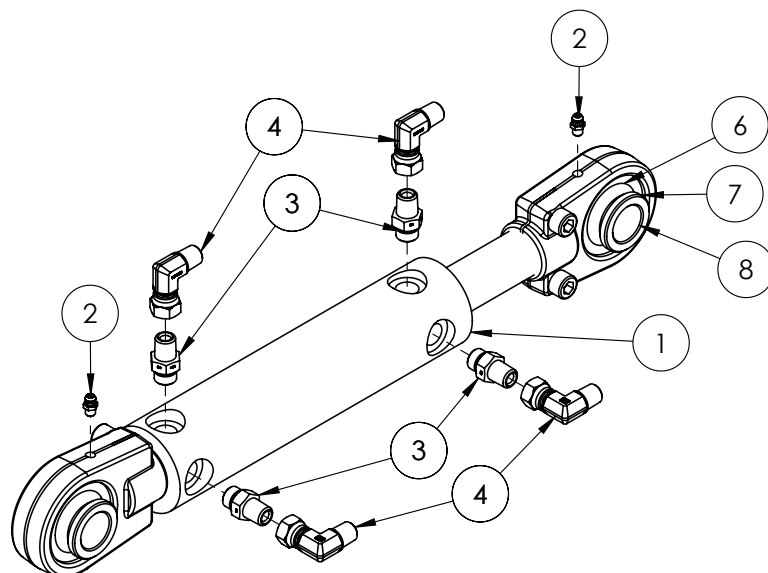


ITEM NO.	PART NUMBER	DESCRIPTION	QTY.
-	GA5055510	Kit, Rod Eye, Weld on	-
-	GA5052731	Seal kit, suit 3" bore x 2 1/2" rod	-
1	GA5070081	Hydraulic cylinder, 3" bore, 2 1/2" rod, 26" stroke, pin eye ends with glacier bushes and grease nipples	1
2	GA5000835	Valve, Ball, Hydraulic, 1/2" female thread inlet / outlet	1
3	GA5012203	Grease nipple, Short, 1/4" UNF	2
4	GA5065487	Glacier Bush 1" ID x 1" long	4
5	GA3500349	Hydraulic adaptor, Elbow, 90 degree, 1/2" BSPT male x 3/4" UN male O-ring	1
6	GA3500223	Hydraulic adaptor, Nipple, 1/2" BSPT male x 1/2" BSPT male	1

Hydraulic Cylinder - Yaw 36m



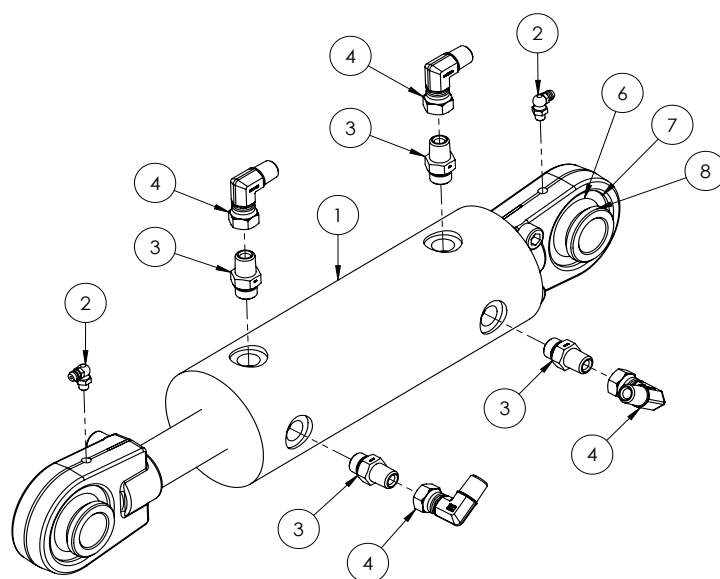
Left Side



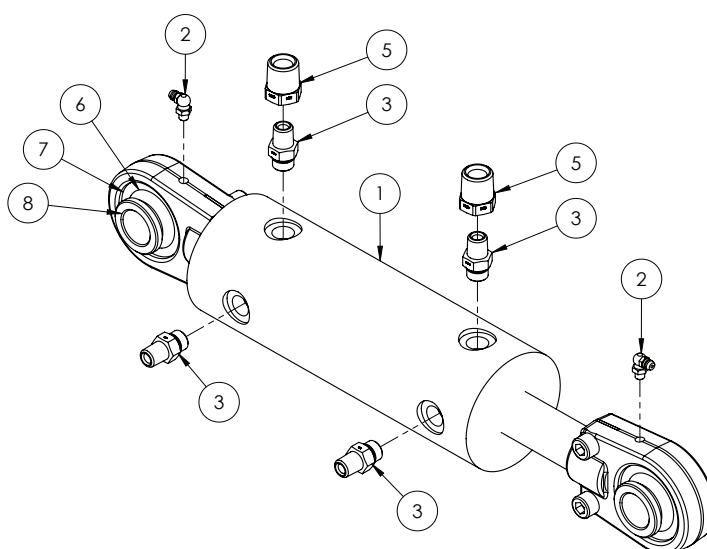
Right Side

ITEM NO.	PART NUMBER	DESCRIPTION	QTY.
-	GA5052745	Seal Kit, suit 2" bore x 1 1/4" rod, suit GA5060816, GA5060817	-
1	GA5060817	Hydraulic cylinder, 2" bore x 1 1/4" rod x 117.5mm stroke, Spherical bearing ends, Suit yaw	1
2	GA5009637	Grease nipple, Elbow, 90 degree, 1/4" UNF male	2
3	GA3500358	Hydraulic adaptor, Nipple, 1/4" BSPT male x 9/16" UN male O-ring	4
4	GA3500332	Hydraulic adaptor, Elbow, 90 degree, 1/4" BSPT male x 1/4" BSPP female swivel	4
5	GA3500203	Hydraulic adaptor, Reducing bush, 1/2" BSPT male x 1/4" BSPT female	2
6	GA5067605	Bearing, suit screw on rose end, GEG 30 ES 2RS	2
7	GA5067610	Circlip, suit bearing screw on rose end, RTW 55	2
8	GA5021925	Small bearing bush, Suit screw on rose end	2

Hydraulic Cylinder - Yaw 42m



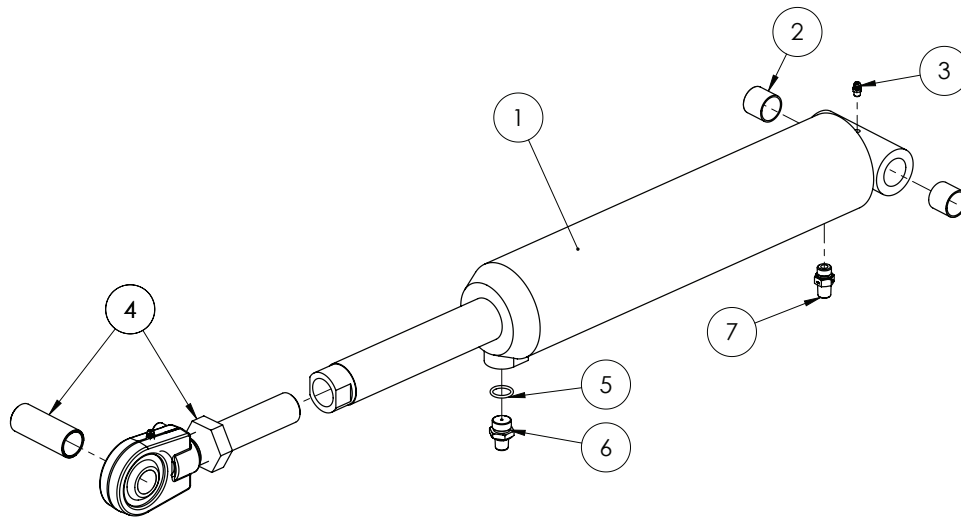
Left Side



Right Side

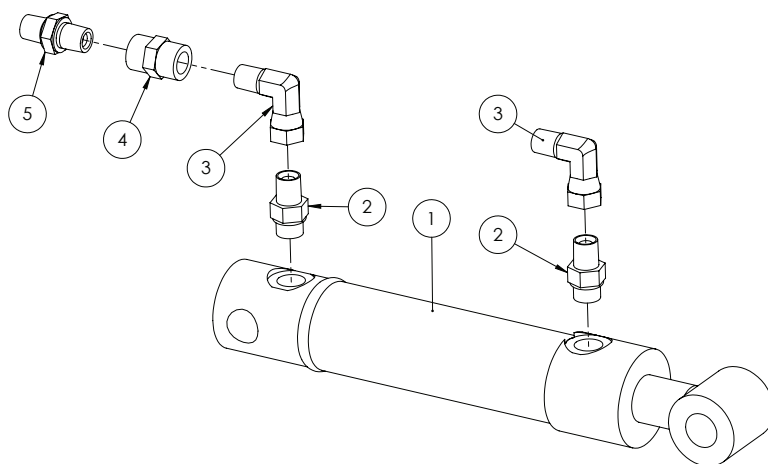
ITEM NO.	PART NUMBER	DESCRIPTION	QTY.
-	GA5052732	Seal kit, suit 3" bore x 1 1/4" rod, suit GA5060818	-
1	GA5060818	Hydraulic cylinder, 3" bore x 1 1/4" rod x 117.5mm stroke, with bearing ends	1
2	GA5009637	Grease nipple, Elbow, 90 degree, 1/4" UNF male	2
3	GA3500358	Hydraulic adaptor, Nipple, 1/4" BSPT male x 9/16" UN male O-ring	4
4	GA3500332	Hydraulic adaptor, Elbow, 90 degree, 1/4" BSPT male x 1/4" BSPP female swivel	4
5	GA3500203	Hydraulic adaptor, Reducing bush, 1/2" BSPT male x 1/4" BSPT female	2
6	GA5067605	Bearing, suit screw on rose end, GEG 30 ES 2RS	2
7	GA5067610	Circlip, suit bearing screw on rose end, RTW 55	2
8	GA5021925	Small bearing bush, Suit screw on rose end	2

Hydraulic Cylinder - Boom Tilt



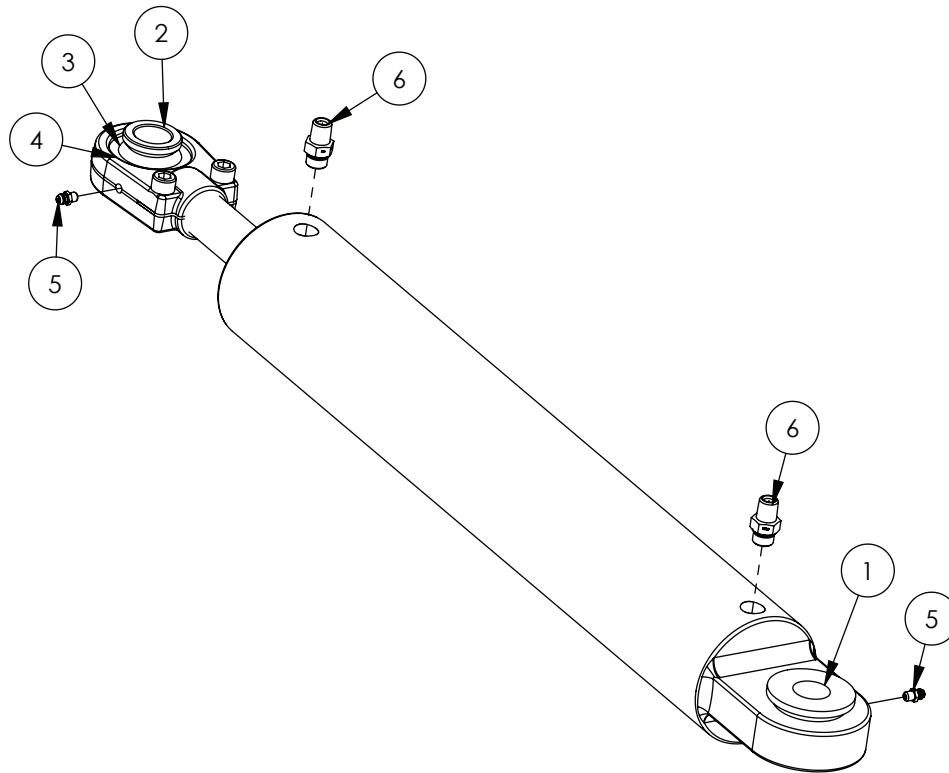
ITEM NO.	PART NUMBER	DESCRIPTION	QTY.
-	GA5052730	Seal kit, suit 3 1/2" bore x 1 3/4" Rod	-
1	GA5065051	Hydraulic cylinder, 3 1/2" bore x 1 3/4" rod x 5" stroke	1
2	GA5065487	Glacier Bush 1" ID x 1" long	2
3	GA5012203	Grease nipple, Short, 1/4" UNF	2
4	GA5052762	Hydraulic tilt cylinder adjusting rod end, Ball End with nut, suit 3 1/2" x 5" tilt ram GA5065051	1
	GA5052965	Bearing, screw on rose end, inc bushes, clips	-
5	GA5078121	O-ring BSPP 1/2"	1
6	L068A	Reducing restrictor nipple, 3/4" UNO x 1/4" BSPT, 1.5mm orifice	1
7	GA3500359	Hydraulic adaptor, Nipple, 1/4" BSPT male x 3/4" UN male O-ring	1

Hydraulic Cylinder - Centre Leveling



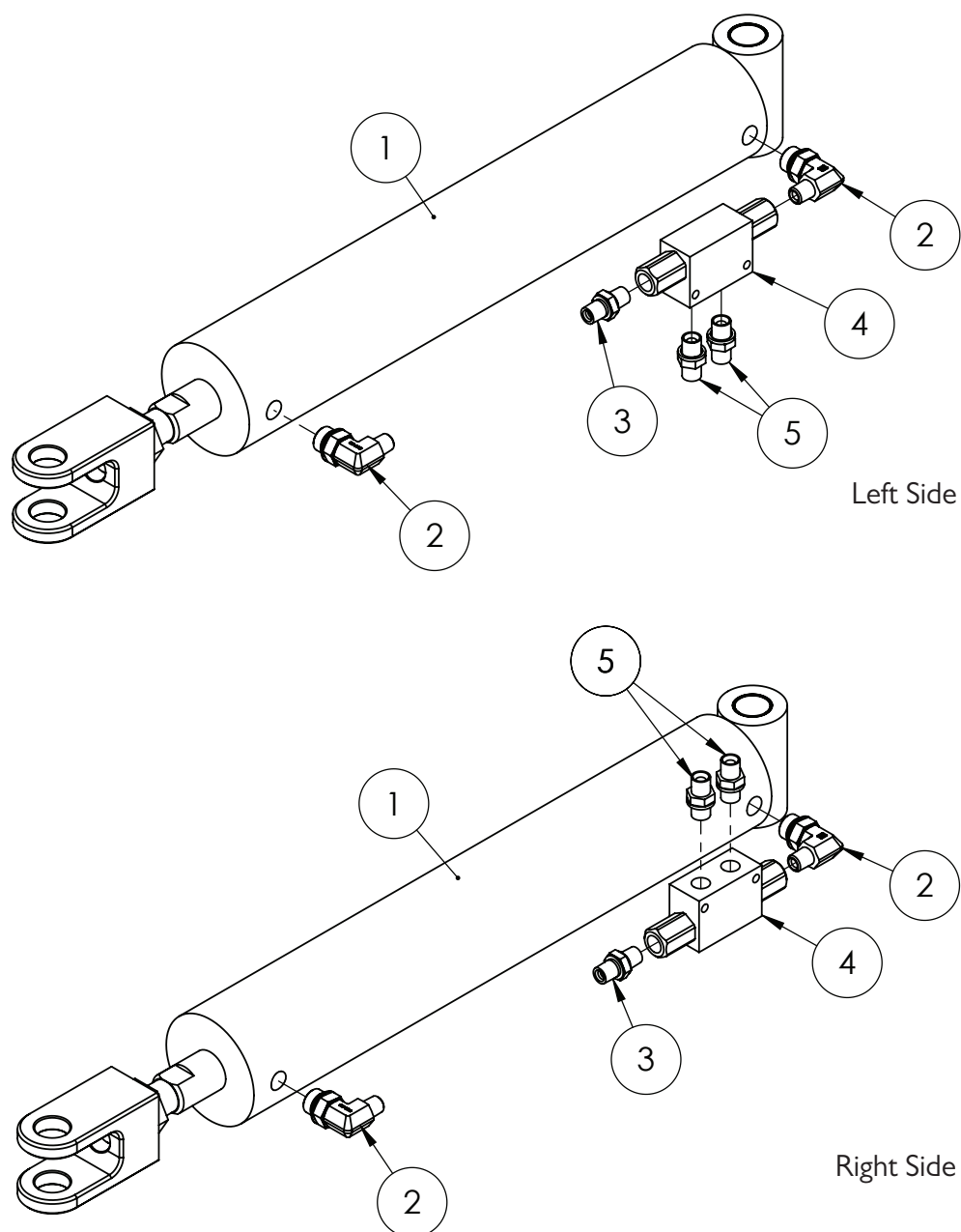
ITEM NO.	PART NUMBER	DESCRIPTION	QTY.
-	GA5052750	Seal Kit, suit 1 1/2" bore x 1" rod, suit GA5016121, GA5016122	-
1	GA5016122	Hydraulic Ram, 1 1/2" Bore x 1" rod, 100mm stroke, pin eye ends, double acting	1
2	GA3500358	Hydraulic adaptor, Nipple, 1/4" BSPT male x 9/16" UN male O-ring	2
3	GA3500332	Hydraulic adaptor, Elbow, 90 degree, 1/4" BSPT male x 1/4" BSPP female swivel	2
4	GA3500211	Hydraulic adaptor, Socket, 1/4" BSPT female x 1/4" BSPT female	1
5	GA4562025	Restrictor nipple 1/4" BSPT 0.5mm orifice	1

Hydraulic Cylinder - First Fold 36m & 42m



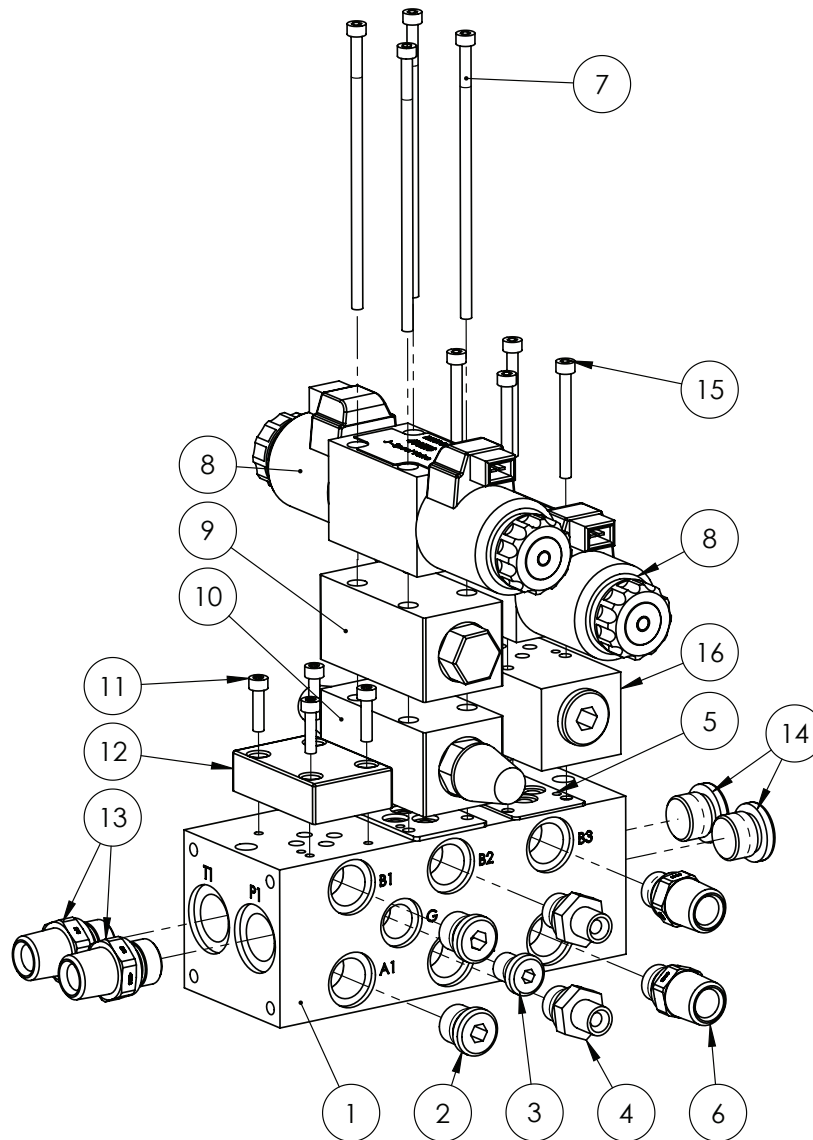
ITEM NO.	PART NUMBER	DESCRIPTION	QTY.
-	GA5018538	Hydraulic cylinder, 3" bore x 1 1/4" rod x 18" stroke, external phasing (single phase only)	-
-	GA5052680	Seal Kit, suit 3" bore x 1 1/4" rod, suit cylinder GA5018538, GA5018540	-
-	GA3500098	Rod, suit Hydraulic Fold Cylinder GA5018538, GA5018540, GA5018542	-
1	GA5021930	Large bearing bush, Suit screw on rose end	1
2	GA5021925	Small bearing bush, Suit screw on rose end	3
3	GA5067605	Bearing, suit screw on rose end, GEG 30 ES 2RS	2
4	GA5067610	Circlip, suit bearing screw on rose end, RTW 55	2
5	GA5012203	Grease nipple, Short, 1/4" UNF	2
6	GA3500359	Hydraulic adaptor, Nipple, 1/4" BSPT male x 3/4" UN male O-ring	2

Hydraulic Cylinder - Second Fold 36m & 42m



ITEM NO.	PART NUMBER	DESCRIPTION	QTY.
1	GA3500060	Hydraulic Cylinder, 2.5" bore, 1.25" rod, 400mm stroke	1
2	GA3500348	Hydraulic adaptor, Elbow, 90 degree, 1/4" BSPT male x 3/4" UN male O-ring	2
3	GA4562025	Restrictor nipple 1/4" BSPT 0.5mm orifice	1
4	GA5007957	Double pilot check (RA) 12LPM 1/4" BSPP	1
5	GA3500306	Hydraulic adaptor, Nipple, 1/4" BSPT male x 1/4" BSPP male	2

Boom Rest & Fill Pump Hydraulic Block



ITEM NO.	PART NUMBER	DESCRIPTION	QTY.
-	GA5047627	Seal kit, O-ring, viton, suit cee top 3, Bosch	-
1	GA5047622	Manifold - option I normally closed	1
2	GA3500300	Hydraulic adaptor, Plug, 3/8" BSPP male	2
3	GA3500299	Hydraulic adaptor, Plug, 1/4" BSPP male	1
4	GA3500307	Hydraulic adaptor, Nipple, 1/4" BSPT male x 3/8" BSPP male	2
5	GA5047615	O-Ring retaining plate	1
6	GA3500309	Hydraulic adaptor, Nipple, 1/2" BSPT male x 3/8" BSPP male	2
7	GA5048570	SHCS M5 x 130 GR12.9 ZP	4
8	GA5047726	Valve solenoid J spool 12v 2 pin amp connector, Bosch	2
9	GA5017335	Valve check modular	1
10	GA5047581	Hydraulic Valve, Flow control, NG6 A+B, Suit spool	2

NOTE: Fitting quantity and fitting types will depend on machine options.

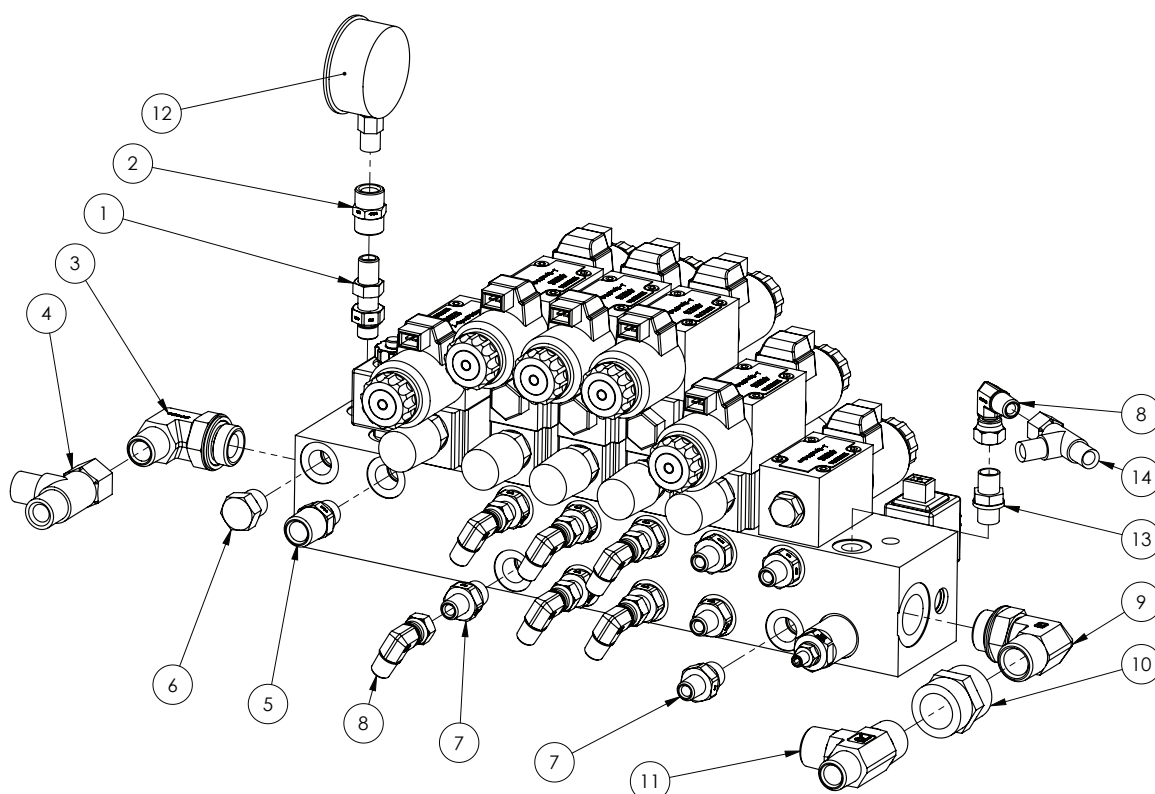
Continued over page

Boom Rest & Fill Pump Hydraulic Block

ITEM NO.	PART NUMBER	DESCRIPTION	QTY.
-	GA5047627	Seal kit, O-ring, viton, suit cee top 3, Bosch	-
1	GA5047622	Manifold - option 1 normally closed	1
2	GA3500300	Hydraulic adaptor, Plug, 3/8" BSPP male	2
3	GA3500299	Hydraulic adaptor, Plug, 1/4" BSPP male	1
4	GA3500307	Hydraulic adaptor, Nipple, 1/4" BSPT male x 3/8" BSPP male	2
5	GA5047615	O-Ring retaining plate	1
6	GA3500309	Hydraulic adaptor, Nipple, 1/2" BSPT male x 3/8" BSPP male	2
7	GA5048570	SHCS M5 x 130 GR12.9 ZP	4
8	GA5047726	Valve solenoid J spool 12v 2 pin amp connector, Bosch	2
9	GA5017335	Valve check modular	1
10	GA5047581	Hydraulic Valve, Flow control, NG6 A+B, Suit spool	2
11	GA5020520	Bolt M5 x 20 ZP GR8.8	4
12	GA5047335	Plate blanking MS-P6/314128680	1
13	GA3500310	Hydraulic adaptor, Nipple, 1/2" BSPT male x 1/2" BSPP male	2
14	GA3500301	Hydraulic adaptor, Plug, 1/2" BSPP male	2
15	GA5054410	SHCS M5 x 50 GR12.9 ZP	4

Note: Fitting quantity and fitting types will depend on machine options.

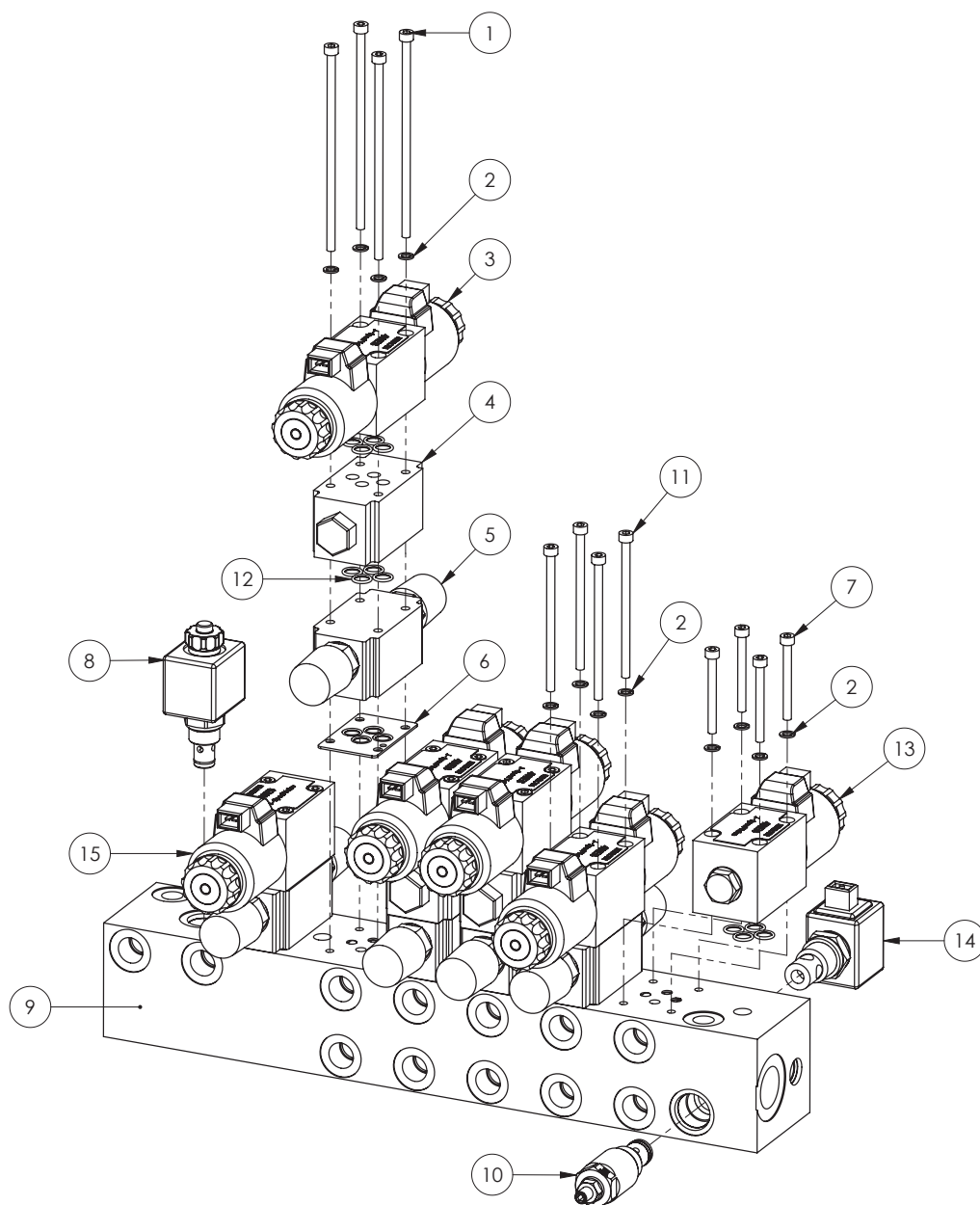
Spool Valve Block Fittings



ITEM NO.	PART NUMBER	DESCRIPTION	QTY.
1	GA3500249	Hydraulic adaptor, Bulkhead nipple, 1/4" BSPP male x 1/4" BSPP male	1
2	GA3500211	Hydraulic adaptor, Socket, 1/4" BSPT female x 1/4" BSPT female	1
3	GA3500324	Hydraulic adaptor, Elbow, 90 degree, 1/2" BSPT male x 3/4" BSPP male O-ring	1
4	GA3500200	Hydraulic adaptor, Tee, 1/2" BSPT male x 1/2" BSPT male x 1/2" BSPP female swivel	1
5	GA3500309	Hydraulic adaptor, Nipple, 1/2" BSPT male x 3/8" BSPP male	1
6	GA3500300	Hydraulic adaptor, Plug, 3/8" BSPP male	1
7	GA3500307	Hydraulic adaptor, Nipple, 1/4" BSPT male x 3/8" BSPP male	10
8	GA3500332	Hydraulic adaptor, Elbow, 90 degree, 1/4" BSPT male x 1/4" BSPP female swivel	7
9	GA3500325	Hydraulic adaptor, Elbow, 90 degree, 3/4" BSPT male x 3/4" BSPP male O-ring	1
10	GA3500213	Hydraulic adaptor, Socket, 1/2 BSPT female x 1/2 BSPT female	1
11	GA3500272	Hydraulic adaptor, Tee, 3/4" BSPT male x 1/2" BSPT male x 3/4" BSPT male	1
12	GA5021455	Gauge, Pressure, Small face, 3500psi	1
13	GA3500306	Hydraulic adaptor, Nipple, 1/4" BSPT male x 1/4" BSPP male	1
14	GA3500199	Hydraulic adaptor, Tee, 1/4 BSPT male x 1/4 BSPT male x 1/4 BSPP female	1

Note: Fitting quantity and fitting types will depend on machine options.

Spool Valve Block Manifold



ITEM NO.	PART NUMBER	DESCRIPTION	QTY.
1	GA5048570	SHCS M5 x 130 ZP GR12.9	12
2	GA5003629	Washer 5mm Spring SS	24
3	GA5047726	Valve solenoid J spool 12v 2 pin amp connector	4
4	GA5017335	Valve check modular	3
5	GA5047581	Hydraulic Valve, Flow control, NG6 A+B, Suit spool	5
6	GA5047615	Plate Z2FS6 O-ring	-
7	GA5054410	SHCS M5 x 50 ZP GR12.9	4

Note: Fitting quantity and fitting types will depend on machine options.

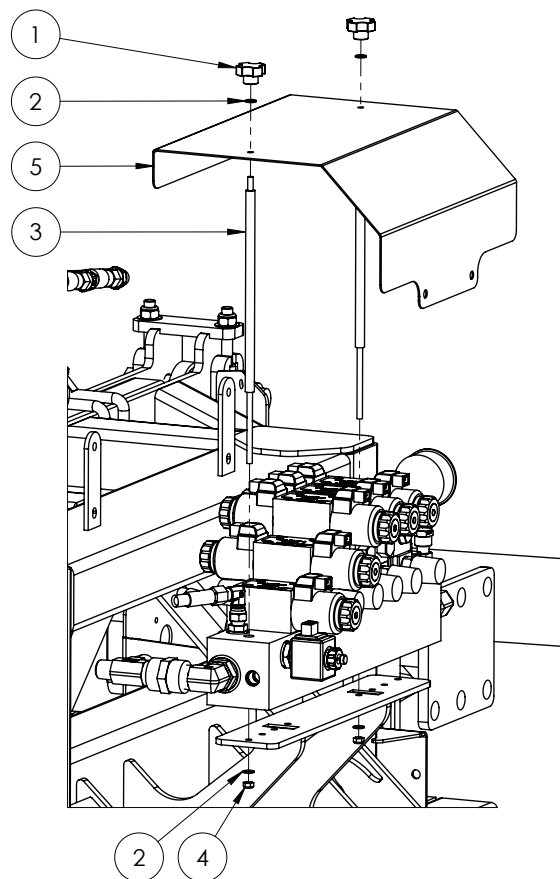
Continued over page

Spool Valve Block Manifold

ITEM NO.	PART NUMBER	DESCRIPTION	QTY.
8	GA5047734	Valve cart hyd sol poppet 2/2-8-2 cav 12vdc 2 pin amp without manual override, Boom lower	1
9	GA5047759	Manifold, Blank, 6 Station spool, Bare	1
10	GA5047645	Cartridge Valve, Hydraulic Pressure Relief, Pilot Operated	1
11	GA5067050	SHCS M5 x 90 ZP GR12.9	4
12	GA5047627	Seal kit, Viton, suit Cetop	9
13	GA5047756	Valve, D spool hydraulic solenoid, centre level, 2 pin AMP	1
14	GA5047737	Valve cartridge, Hydraulic solenoid, AMP plug, 12V DC, Open centre	1
15	GA5047727	Valve Hydraulic, J spool, 12V, Single, 2 pin amp connector	1

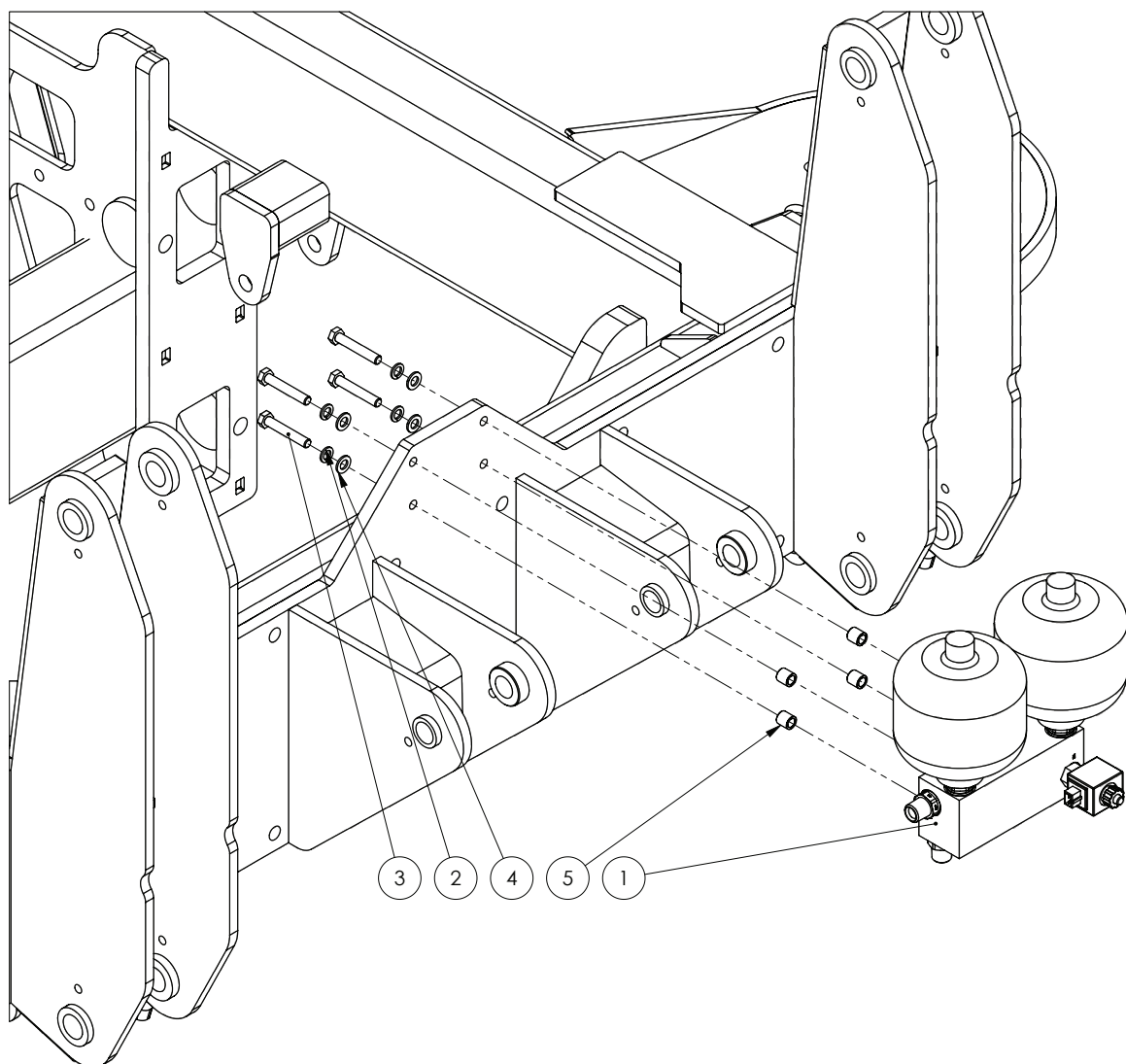
Spool Valve Block - Mounting

Note: Fitting quantity and fitting types will depend on machine options.



ITEM NO.	PART NUMBER	DESCRIPTION	QTY.
1	GA5069870	Knob, Star grip, M6 x 32 DIA	2
2	GA5004437	Washer 6mm Flat SS	4
3	MACH0035	Mounting Bolts, for solenoid cover	2
4	GA5048115	Nut M6 Nyloc ZP	2
5	COMP0013	Spool valve cover	1

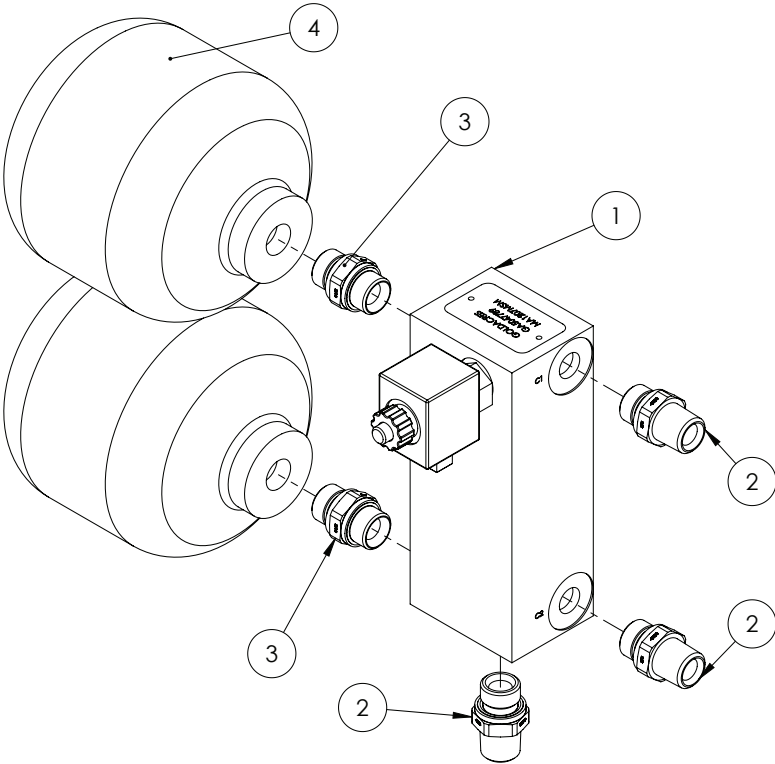
Boom Lift Accumulator Lockout - Mounting



ITEM NO.	PART NUMBER	DESCRIPTION	QTY.
1	*	Boom Lift Accumulator Lockout Assembly	-
2	GA5000137	Washer 10mm Spring SS	4
3	GA5011175	Bolt M10 x 60 GR8.8 ZP	4
4	GA5000117	Washer 10mm Flat SS HD	4
5	GA4552075	Crush tube, 10.2mm ID x 15mm OD x 15mm long	4

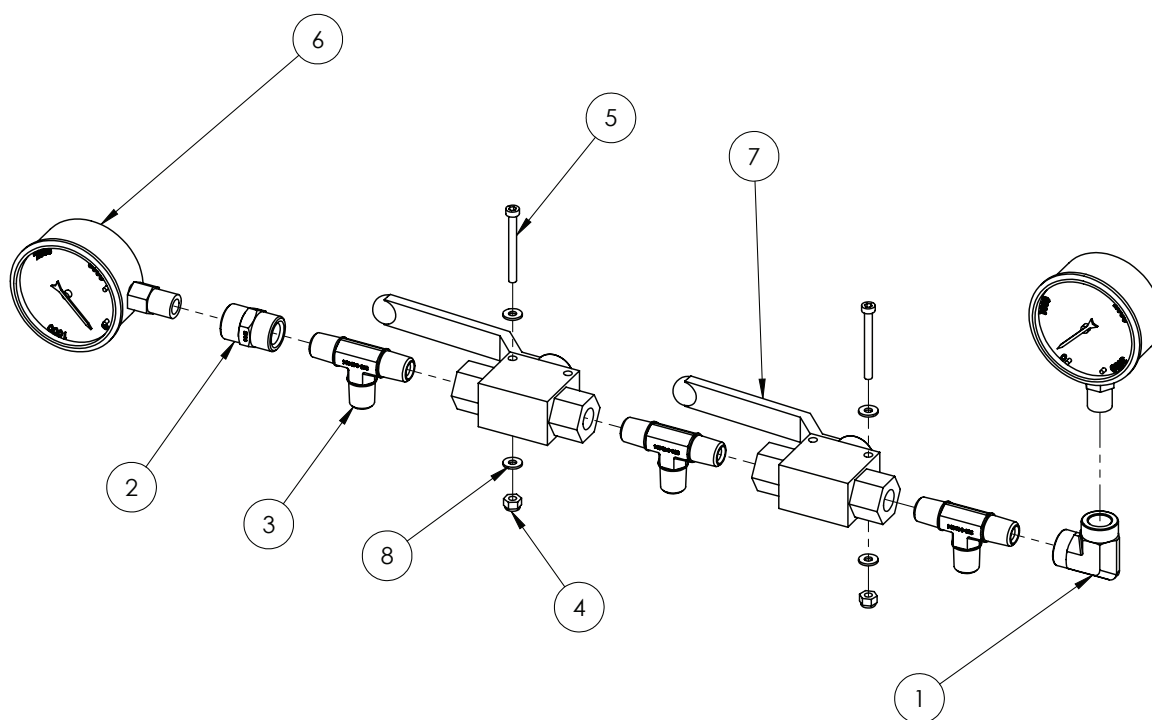
* Sub-assembly on following page

Boom Lift Accumulator Lockout



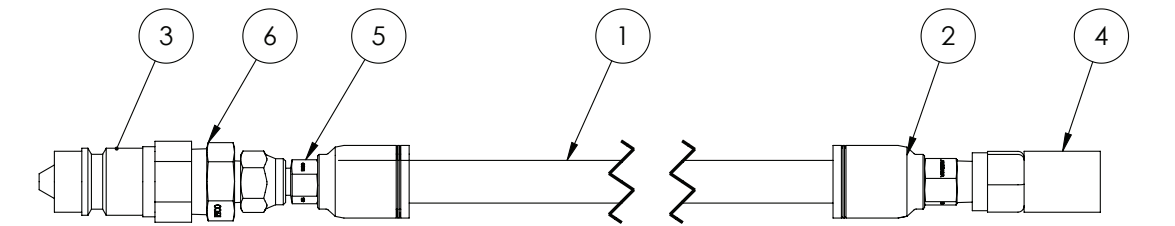
ITEM NO.	PART NUMBER	DESCRIPTION	QTY.
-	GA5047730	Valve cartridge hyd sol poppet NC-12V with override plus body	-
1	GA5047789	Manifold, Hydraulic, Accumulator Lockout MY14	1
2	GA3500310	Hydraulic adaptor, Nipple, 1/2" BSPT male x 1/2" BSPP male	3
3	GA3500253	Hydraulic adaptor, Nipple, 1/2" BSPP male x 1/2" BSPP male	2
4	GA5007787	Accumulator, Hydraulic, 1L, precharged to 70 bar	2

Yaw Control Valve Assembly



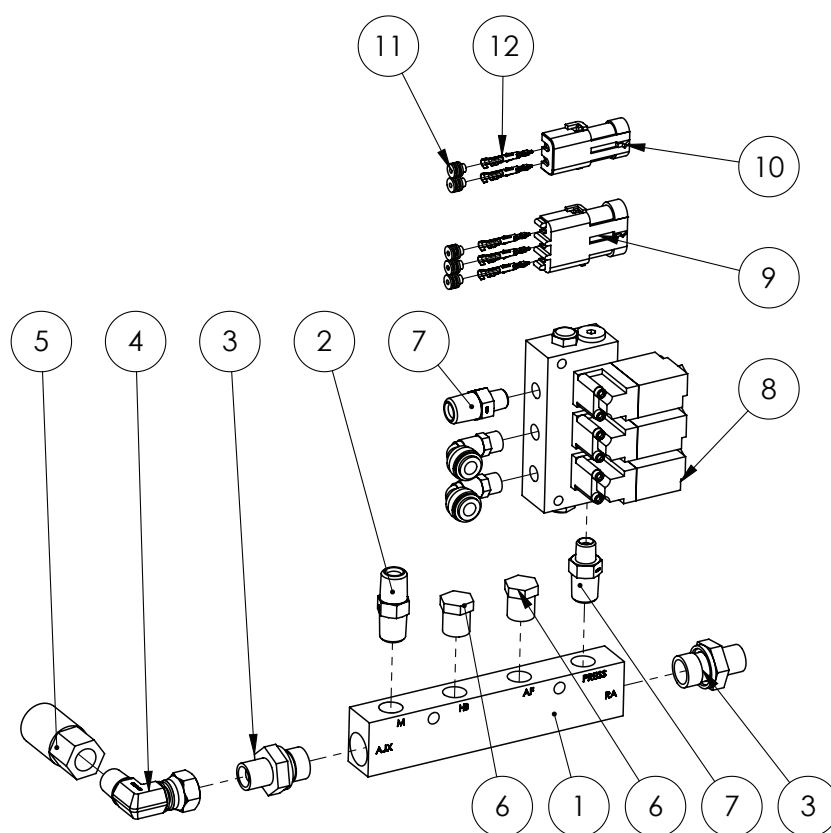
ITEM NO.	PART NUMBER	DESCRIPTION	QTY.
1	GA3500239	Elbow, 90, Hydraulic, 1/4 BSPT Female x 1/4 BSPT Female	1
2	GA3500211	Hydraulic adapter, Socket, 1/4" BSPT female x 1/4" BSPT female	2
3	GA3500269	Hydraulic adaptor, Tee, 1/4" BSP male x 1/4" BSP male x 1/4" BSP male	3
4	GA5049025	Nut M4 Nyloc SS	2
5	GA5049800	SHCS M4 x 40	2
6	GA5021455	Gauge, Pressure, Small face, 3500psi	2
7	GA5078083	Valve, Ball, Hydraulic, 1/4" BSP female thread inlet / outlet	2
8	GA5020510	Washer 4mm Flat HD SS	4

Yaw Control Charge Line



ITEM NO.	PART NUMBER	DESCRIPTION	QTY.
1	GA5049695	Hose, Hydraulic, 1/4", 2 wire, Black	1
2	GA3500394	Hydraulic crimp coupling, Straight, 1/4" hose x 1/4" BSPT male	1
3	GA5078000	Quick connect fitting, 1/2" male tip x 1/2" female thread	1
4	GA5077350	Adaptor, Direct Gauge, M16 x 2.0 female x 1/4" BSPP female	1
5	GA3500397	Hydraulic crimp coupling, Straight, 1/4" hose x 1/4" BSPP female swivel	1
6	GA3500221	Hydraulic adaptor, Nipple, 1/2" BSPT male x 1/4" BSPT male	1

Air Manifold

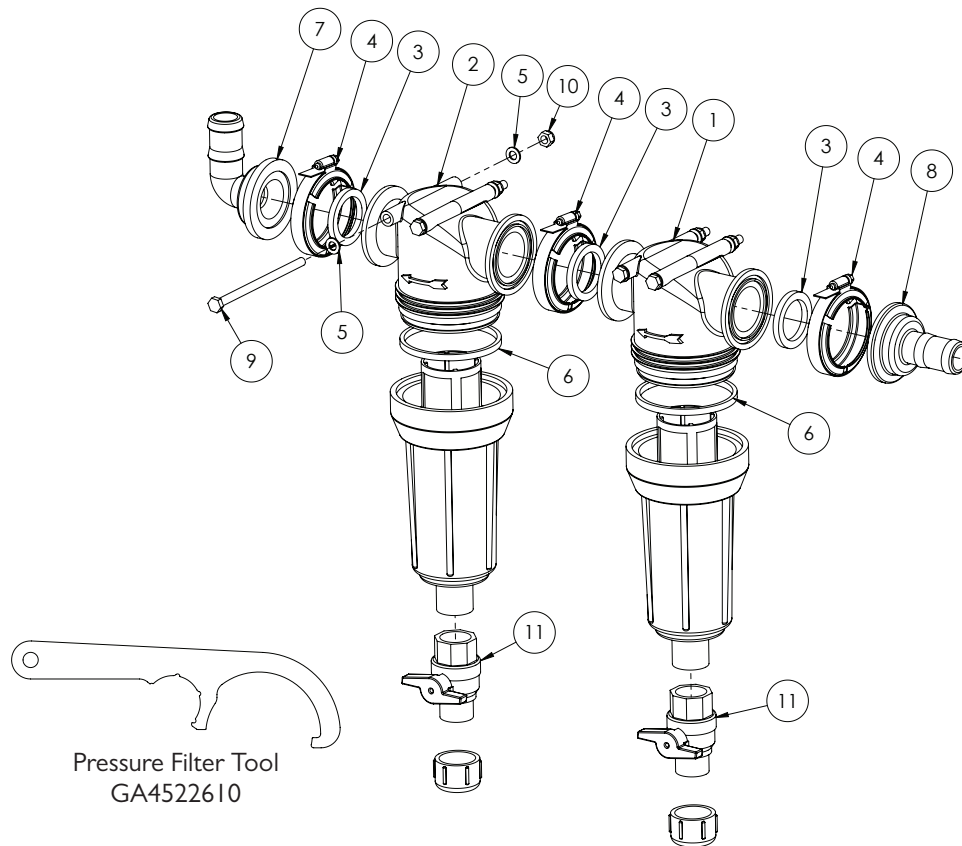


ITEM NO.	PART NUMBER	DESCRIPTION	QTY.
1	GA5069195	Manifold Pneumatic, 3/8"-1/4", 2 in 4 out	1
2	GA3500218	Hydraulic adaptor, Nipple, 1/4" BSPT male x 1/4" BSPT male	1
3	GA3500307	Hydraulic adaptor, Nipple, 1/4" BSPT male x 3/8" BSPP male	2
4	GA3500332	Hydraulic adaptor, Elbow, 90 degree, 1/4" BSPT male x 1/4" BSPP female swivel	1
5	GA5076620	Coupling, Air, 1/4" BSPP female x female	1
6	GA5069335	Plug, 1/4" BSPT male thread, Brass	2
7	GA3500217	Hydraulic adaptor, Nipple, 1/4" BSPT male x 1/8" BSPT male	2
8	GA7000003	Valve, Pneumatic solenoid, 3 section bank, Suit rapid fire, bare wires, 6mm outlets, 8mm inlet, MAC	1
9	GA5048550	Connector, Female, 3 Pin, Weather pack	1
10	GA5007381	Connector, Female, 2 Pin, Weather pack	1
11	GA5014857	Seal, Green, Weather pack connector, Wire from 2.03 - 2.85mm	5
12	GA5016617	Pin, Male, Sealed, Weather pack, Wire 1.0 - 2.0mm	5

Chapter 19

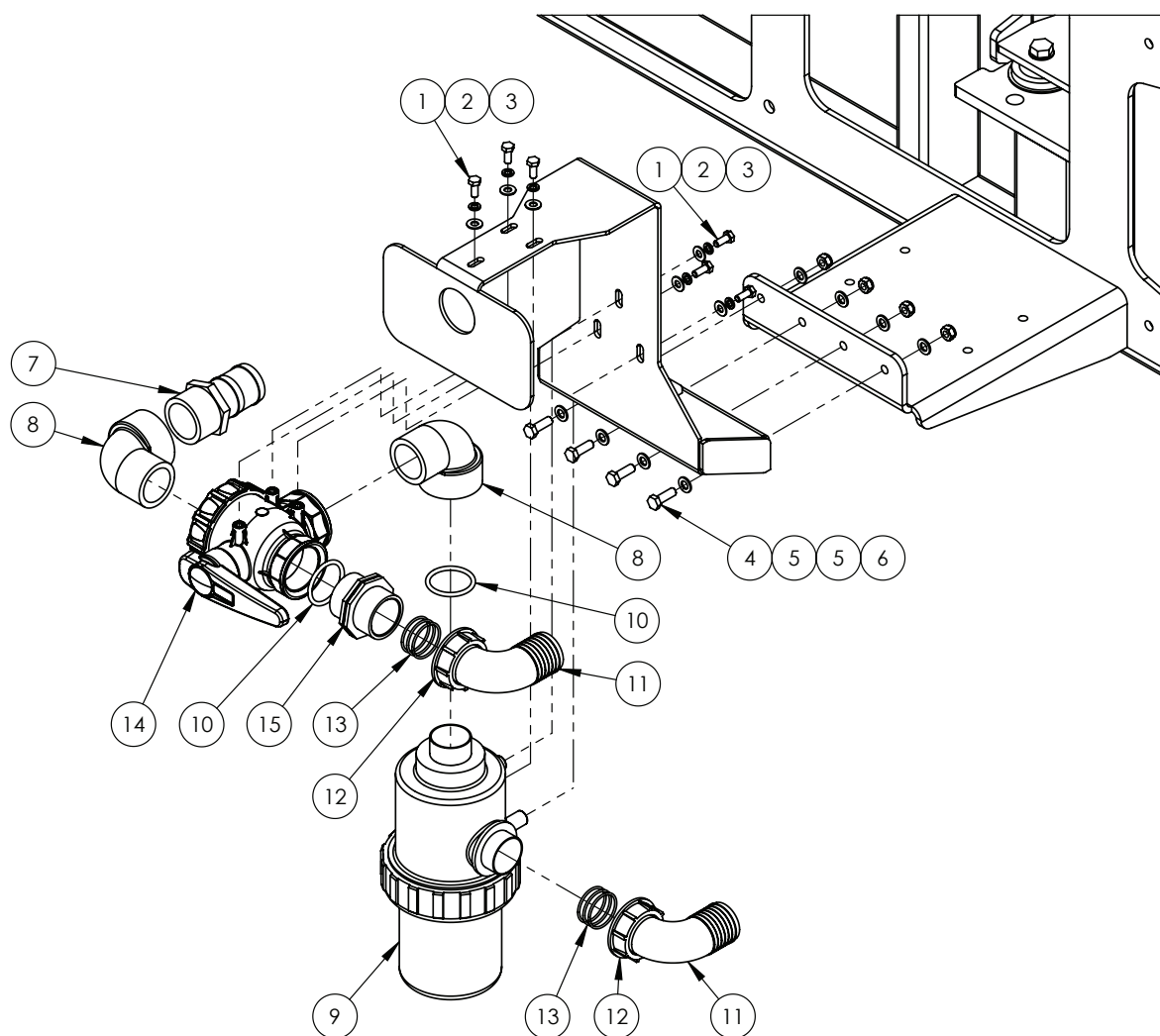
PLUMBING

Dual Pressure Filter Assembly



ITEM NO.	PART NUMBER	DESCRIPTION	QTY.
1	GA5077285	Filter, 75 series flange inlet & outlet, 80 mesh	1
	GA5077394	Filter, 80 mesh, SS & polypropylene	
	GA5077284	Filter, 75 series flange inlet & outlet, 100 mesh	
2	GA5077395	Filter screen, 100 mesh, SS & polypropylene	1
3	GA5009335	Seal, 41.5 ID x 55 OD x 6.5mm thick, EPDM, suit 1 1/2" flange	3
4	FC200	Clamp, Worm screw, Use with 2" standard flange port, Banjo	3
5	GA5003643	Washer 8mm Flat SS HD	8
6	GA5077541	Seal, 98 OD x 91 ID x 7mm thick	2
7	GA5077831	Hose barb, Elbow, 90 degree, 2" flange x 1 1/4" hose, Banjo	1
8	GA5077830	Hose barb, Flanged, Straight, 2" flange x 1 1/4" barb, Banjo	1
9	GA5011503	Bolt M8 x 140 ZP GR8.8	4
10	GA5004917	Nut M8 Nyloc ZP	4
11	GA5067620	Ball Valve, 1" Male / Female, Tee Handle, Brass	2

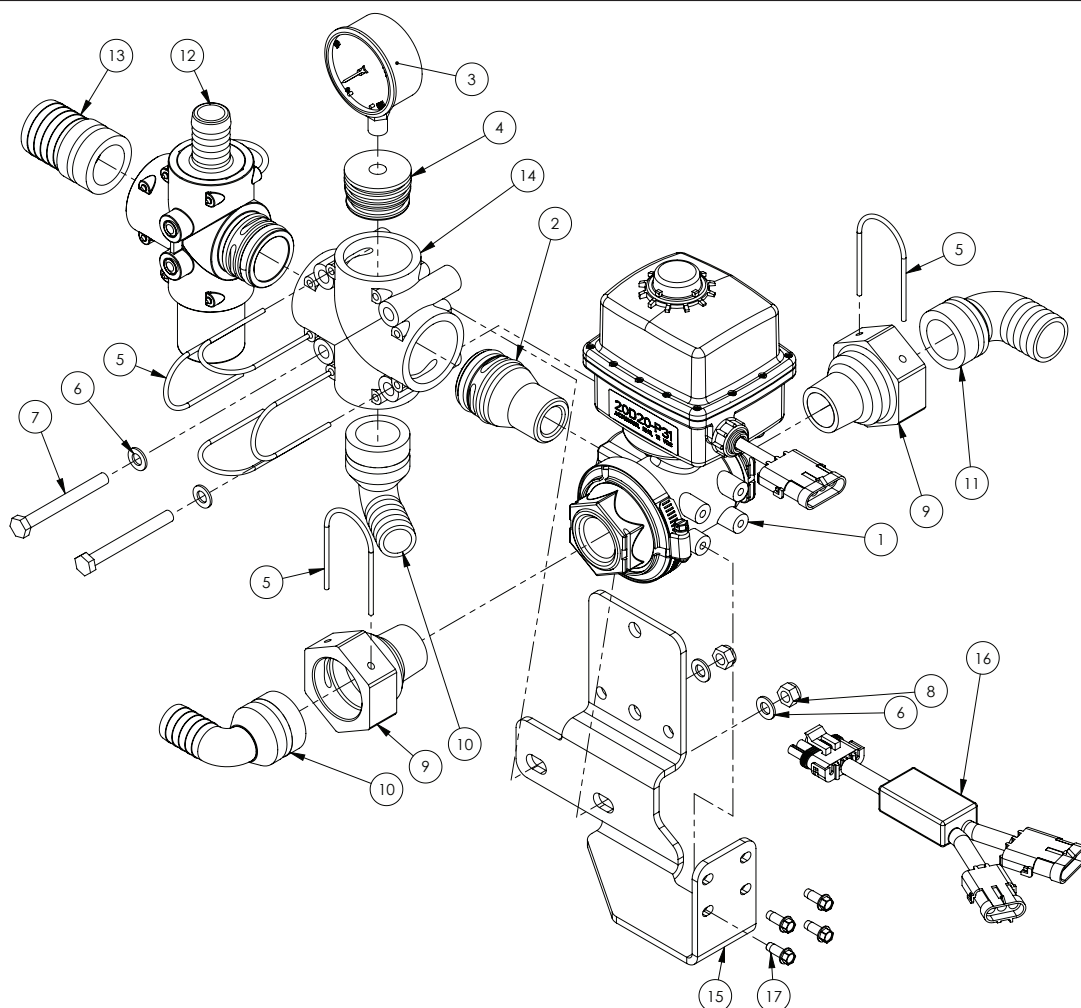
Suction Filter Assembly



ITEM NO.	PART NUMBER	DESCRIPTION	QTY.
1	GA5004085	Bolt M8 x 20 GR8.8 ZP	6
2	GA5004919	Washer 8mm Spring SS	6
3	GA5003643	Washer 8mm Flat SS HD	6
4	GA5065455	Bolt M10 x 30 GR8.8 ZP	4
5	GA5000117	Washer 10mm Flat SS HD	8
6	GA5000141	Nut M10 Nyloc ZP	4
7	GA5077737	Hose barb, Straight, 2" male thread x 2" hose, Banjo	1
8	GA5078142	Street elbow, 90 degree, 2" male thread x 2" female thread, Banjo	1
9	*	Suction Filter Assembly	1
10	GA5009187	O-ring, 60 x 5.5mm	2
11	GA5076262	Hose barb, Elbow, 90 degree, 2" fly nut end x 52 mm hose, Arag	2
12	GA5076605	Fly nut, 2", Arag	2
13	GA5048385	O-ring, 42.5 x 2.62mm, BSI 31	6
14	GA5076987	Valve, Ball, 3 way, 2 female thread inlet & outlet, Arag	1
15	GA5078410	Plumbing fitting, Nipple, 2"	1

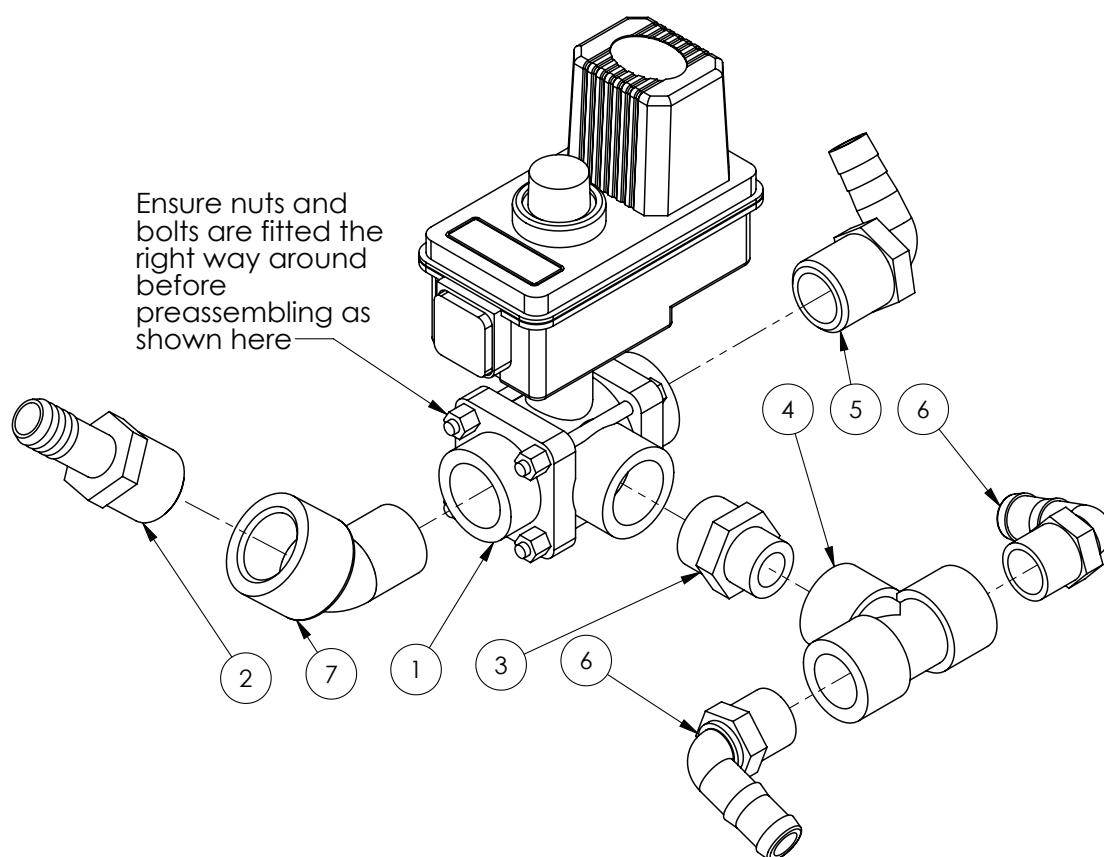
* Sub-assembly on following pages

Flow Control Valve - Raven Controller



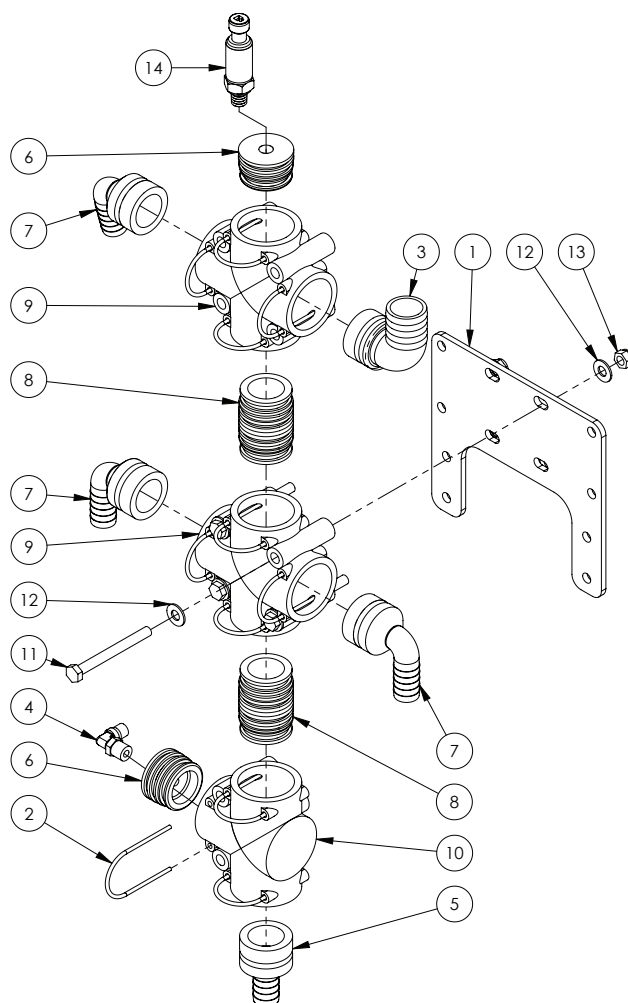
ITEM NO.	PART NUMBER	DESCRIPTION	QTY.
1	GA2000065	Regulator valve, 1" NPT, full port, 3 way, 0.8 sec 12v, KZ valve	1
2	GA2000077	Plumbing Fitting, AS40 to 1" NPT Male Thread, Altek	1
3	GA4948470	Gauge, Pressure, Small face, 160psi	1
4	GA4582160	Plumbing adaptor, Plug, AS40 male x G1/4" Female Thread, Altek	1
5	GA5065690	Safety pin, AS40, Altek	6
6	GA5003643	Washer 8mm Flat SS HD	4
7	GA5052600	Bolt M8 x 75 SS	2
8	GA5052590	Nut M8 Nyloc SS	2
9	GA4582385	Coupling, AS40 female x 1" NPT male thread	2
10	GA5065615	Hose barb, Elbow 90 degree, AS40 x 25mm, Altek	2
11	GA5065620	Hose barb, Elbow, 90 degree, AS40 x 33mm hose barb, Altek	1
12	GA5065500	Relief Valve, pressure control, AS40, 10 bar 145 PSI, Altek	1
13	GA5065590	Hose barb, Straight, AS40 x 39mm hose, Altek	1
14	GA5065565	Plumbing coupling, Cross, AS40 female inlets / outlets, Altek	1
15	GA4509460	Plate, Regulator Valve Assembly Mount	1
16	GA5060059	Loom Boom Recirc Bypass Module	1
17	GA0500022	Set Screw, M6 x 16, Self Tapping, Trilobe, ZP	4

RapidFire - RapidFlow Valve



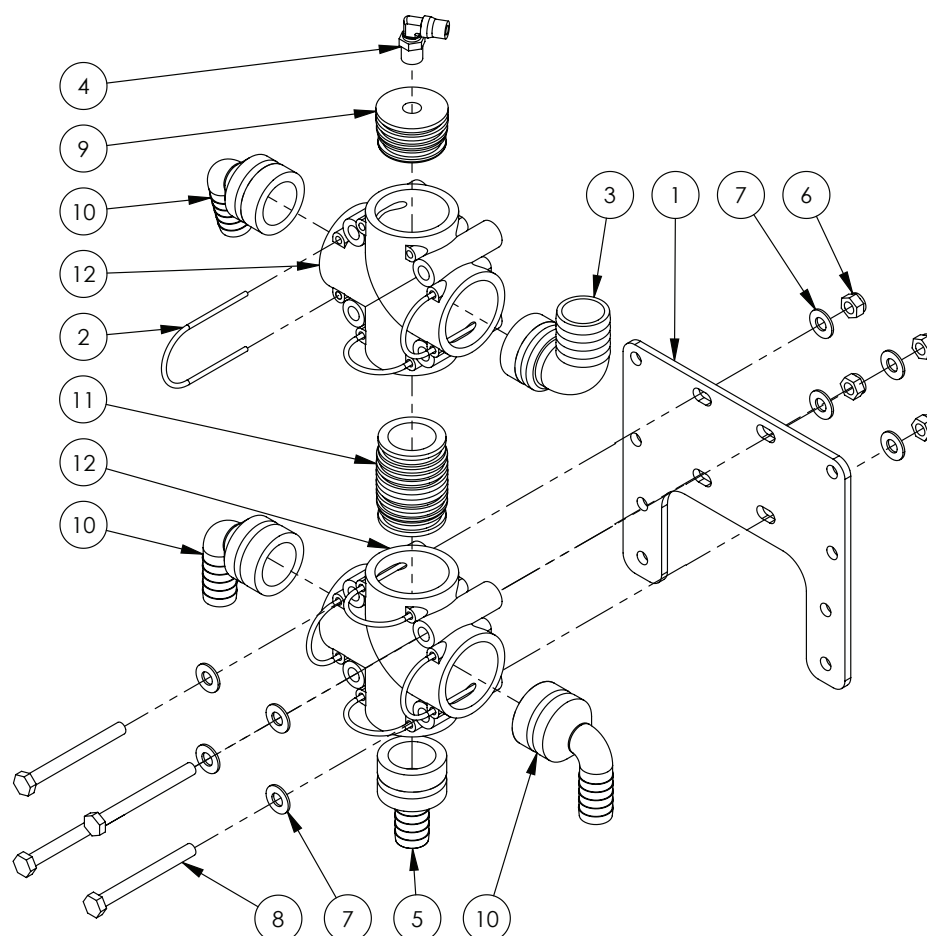
ITEM NO.	PART NUMBER	DESCRIPTION	QTY.
1	GA5077319	SHUTOFF/BYPASS 1" BSPT 3 way (Yellow indicator)	1
2	GA5077721	Hose barb, Straight, 1" male x 3/4" hose	1
3	GA5078089	Reducing Nipple, 1" thread x 3/4" thread	1
4	GA5078150	Tee, Threaded, 3/4" female	1
5	GA5077719	Hose barb, Elbow, 90 degree, 1" male thread x 3/4" hose	1
6	GA5077717	Hose barb, Elbow, 90 degree, 3/4" male thread x 3/4" hose	2
7	GA5078136	Street elbow, 45 degree, 1" male thread x 1" female thread	1

RapidFire Pressure Flow Distributor - ISOBUS



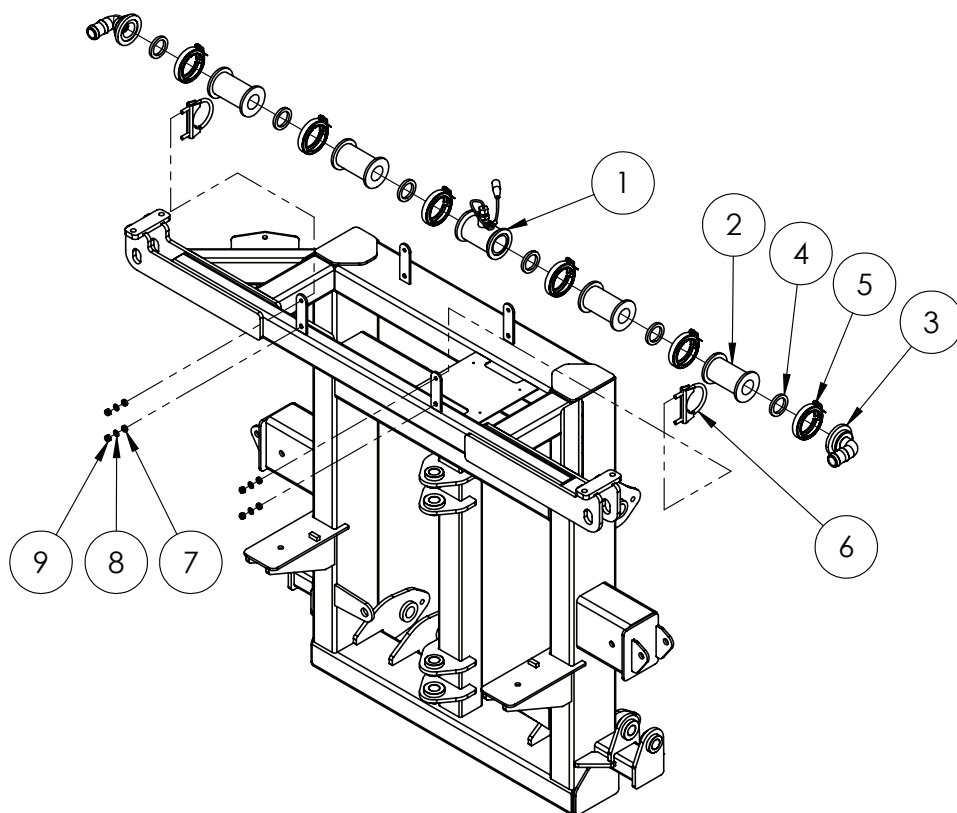
ITEM NO.	PART NUMBER	DESCRIPTION	QTY.
-	GA5004383	Tube, Nylon, 6mm, Black	-
1	GA4522640	Mount to suit Altek Rear Camera Manifold	1
2	GA5065690	Safety pin, Suit AS40 plumbing fittings, Altek	11
3	GA5065620	Hose barb, Elbow, 90 degree, AS40 x 33mm hose barb, Altek	1
4	GA5016233	Pneumatic fitting, Elbow, 90 degree, 1/4" BSP male x 6mm push type, Metal	1
5	GA5065575	Hose barb, Straight, AS40 male x 20mm hose, Altek	1
6	GA4582160	Plumbing adaptor, Plug, AS40 male x G1/4" Female Thread, Altek	2
7	GA5065610	Hose barb, Elbow, 90 degree, AS40 x 20mm hose, Altek	3
8	GA5065735	Plumbing adaptor, AS40 male x AS40 male, Altek	2
9	GA5065565	Plumbing coupling, Cross, AS40 female inlets / outlets, Altek	2
10	GA5065560	Tee, AS40 female, M8 inserts, Altek	1
11	GA5004749	Bolt M8 x 80 ZP GR8.8	4
12	GA5003643	Washer 8mm Flat SS HD	8
13	GA5004917	Nut M8 Nyloc ZP	4
14	GA5076953	Pressure Transducer, 0-250 PSI, Sealed, Raven	1

RapidFire Pressure Flow Distributor - 4400



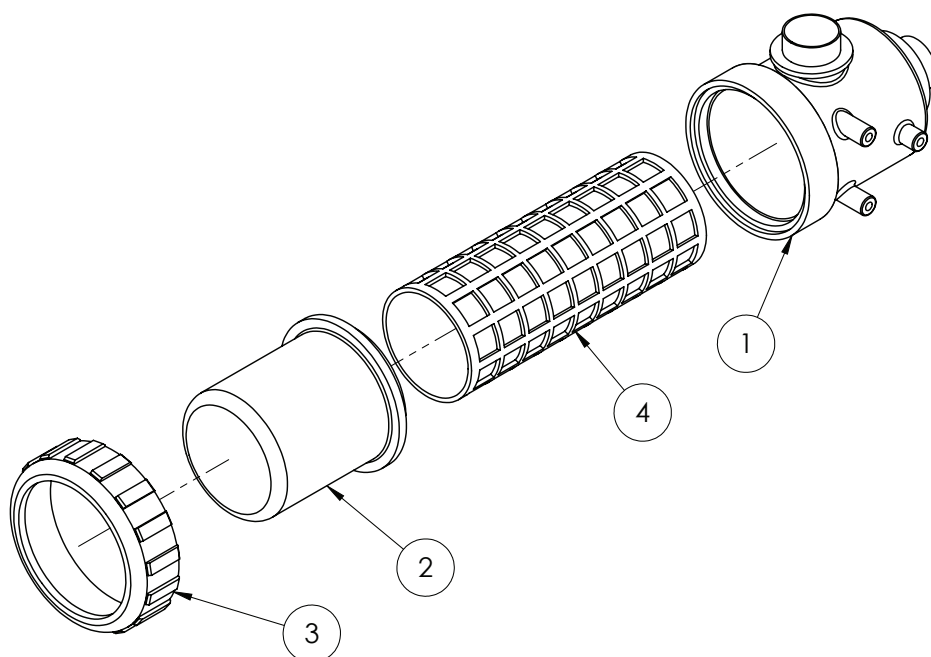
ITEM NO.	PART NUMBER	DESCRIPTION	QTY.
-	GA5004383	Tube, Nylon, 6mm, Black	-
1	GA4522640	Mount, suit Altek Rear Camera Manifold	1
2	GA5065690	Safety pin, Suit AS40 plumbing fittings, Altek	7
3	GA5065620	Hose barb, Elbow, 90 degree, AS40 x 33mm hose barb, Altek	1
4	GA5016233	Pneumatic fitting, Elbow, 90 degree, 1/4" BSP male x 6mm push type, Metal	1
5	GA5065575	Hose barb, Straight, AS40 male x 20mm hose, Altek	1
6	GA5004917	Nut M8 Nyloc ZP	4
7	GA5003643	Washer 8mm Flat SS HD	8
8	GA5004749	Bolt M8 x 80 ZP GR8.8	4
9	GA4582160	Plumbing adaptor, Plug, AS40 male x 1/4" Female Thread, Altek	1
10	GA5065610	Hose barb, Elbow, 90 degree, AS40 x 20mm hose, Altek	3
11	GA5065735	Plumbing adaptor, AS40 male x AS40 male, Altek	1
12	GA5065565	Plumbing coupling, Cross, AS40 female inlets / outlets, Altek	2
13	GA5065585	Plug in hose tail AS40/33	1

Flow Meter



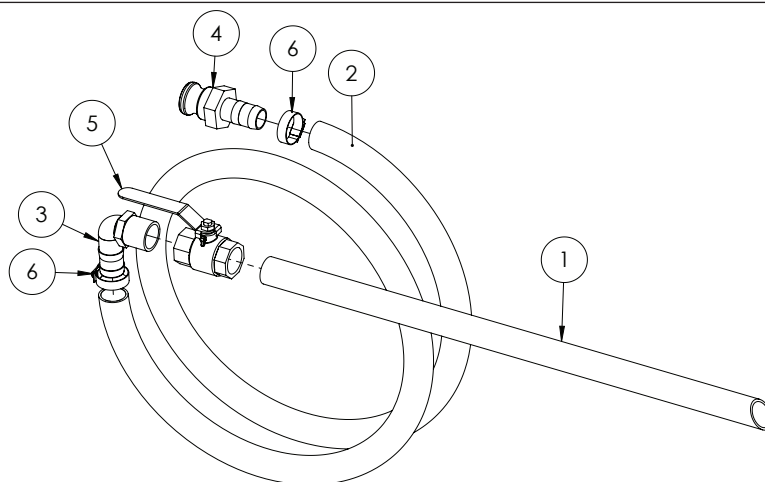
ITEM NO.	PART NUMBER	DESCRIPTION	QTY.
1	GA5075873	Flowmeter, RFM60P, Raven	1
	1060159514	Body, Molded RFM60P Flowmeter	-
	GA5075868	Sensor, External Flow Meter, Raven	-
2	GA5077840	Plumbing coupling, Straight, 2" flange x 2" flange x 4 1/2" long, Banjo	4
3	GA5077831	Hose barb, Elbow, 90 degree, 2" flange x 1 1/4" hose, Banjo	2
4	GA5009335	Seal, 41.5 ID x 55 OD x 6.5mm thick, EPDM, suit 1 1/2" flange	6
5	FC200	Clamp, Worm screw, Use with 2" standard flange port, Banjo	6
6	GA5006689	Clamp Exhaust 2 5/8" (C12)	2
7	GA4552080	Crush tube, 10.2 ID x 15 OD x 5mm long	4
8	GA5003643	Washer 8mm Flat SS HD	4
9	GA5052590	Nut M8 Nyloc SS	4

Suction Filter Assembly



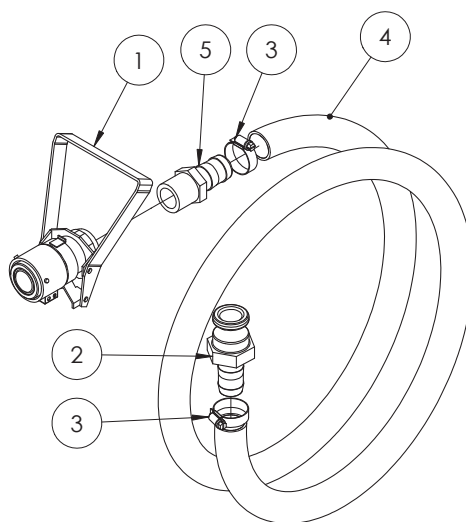
ITEM NO.	PART NUMBER	DESCRIPTION	QTY.
-	GA5076799	Filter, Suction, 2 male inlet & outlet, 32 mesh screen	-
1	3162070.010	Filter Body, 317, 2", Inlet Outlet thread	1
2	3172000.020	317 Suction Filter Bowl	1
3	GA5076778	Nut, Plastic, Suit 316 suction filter, 8 Threads	1
4	GA5076794	32 mesh filter - Red	1
	GA5076795	50 mesh filter - Blue	1
	GA5076798	80 mesh filter - Yellow	1

Chemical Probe Hose Lance



ITEM NO.	PART NUMBER	DESCRIPTION	QTY.
-	GA4948250	Chemical suction probe, Assembled, Inc. Lance, valve, hose & fittings	-
1	GA5013603	Poly Pipe 25 (cut 630mm long)	1
2	GA2000220	Hose, Suction, PVC, 25mm, Black (cut 3200mm long)	1
3	GA5077723	Hose barb, Elbow, 90 degree, 1" male x 1" hose, Banjo	1
4	GA5076011	Cam lever, 1" male coupling x 1" hose barb, Banjo	1
5	GA5018319	Valve, Ball, 25mm female thread inlet / outlet, Lever handle, SS	1
6	GA5001681	Hose Clamp, 1" SS (20-32/12W)	2

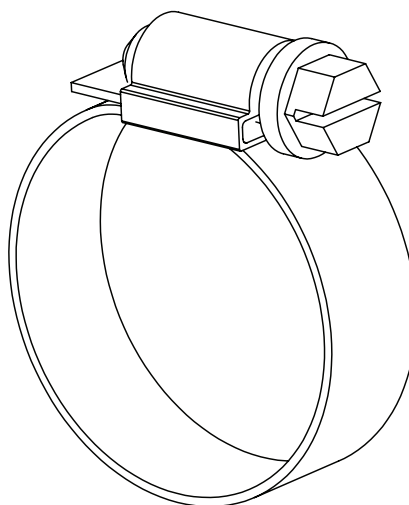
Enviro Coupling & Hose



ITEM NO.	PART NUMBER	DESCRIPTION	QTY.
-	GA5020600	Enviro drum / micromatic coupling with suction hose Assembly	-
1	GA5018803	Micromatic drum valve coupling, 3 pin, Viton seals	1
2	GA5076011	Cam lever, 1" male coupling x 1" hose barb, Banjo	1
3	GA5001681	Hose Clamp, 1" SS (20-32/12W)	2
4	GA2000220	Hose, Suction, PVC, 25mm, Black (cut 2840mm long)	1
5	GA5077718	Hose barb, Straight, 1" male thread x 1" hose	1

Hose Clamps

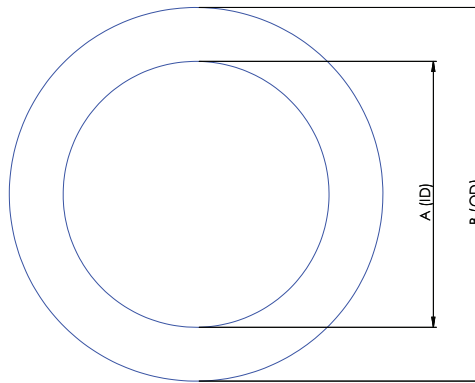
PART NUMBER	DESCRIPTION
GA5004865	8-16mm Hose Clamp
GA5000469	12-20mm Hose Clamp
GA5000999	16-25mm Hose Clamp
GA5001681	20-32mm Hose Clamp
GA5002783	30-45mm Hose Clamp
GA5002873	32-50mm Hose Clamp
GA5003325	40-60mm Hose Clamp
GA5016815	50-70mm Hose Clamp
GA5004241	60-80mm Hose Clamp



Cable Ties

PART NUMBER	DESCRIPTION	QTY
GA5002173	Cable Tie, Black, 100 x 2.5mm	1
GA5003517	Cable Tie, Black, 140 x 3.5mm	1
GA5004455	Cable Tie, Black, 190 x 4.5mm	1
GA5000685	Cable Tie, Black, 320 x 7.5mm	1
GA5000687	Cable Tie, Black, 360 x 4.5mm	1
GA5021235	Cable Tie, Black, 540 x 7.5mm	1

Hoses



Suction Hose

PART NUMBER	DESCRIPTION	Internal Diameter (A)	Outside Diameter (B)
GA2000218	20mm Suction Hose	20mm	32mm
GA2000222	25mm Suction Hose	25mm	35mm
GA2000224	32mm Suction Hose	32mm	45mm
GA2000226	38mm Suction Hose	38mm	48mm
GA2000229	51mm Suction Hose	51mm	63mm
GA2000230	63mm Suction Hose	63mm	76mm
GA2000232	75mm Suction Hose	75mm	93mm

Note: Suction hose can be identified by its external green stripe and wire reinforcement.

Pressure Hose

PART NUMBER	DESCRIPTION	Internal Diameter (A)	Outside Diameter (B)
GA2000200	7mm Pressure Hose	7mm	12.5mm
GA2000211	13mm Pressure Hose	13mm	20mm
GA2000216	20mm Pressure Hose	20mm	28mm
GA2000219	25mm Pressure Hose	25mm	34mm
GA2000223	32mm Pressure Hose	32mm	43mm
GA2000225	38mm Pressure Hose	38mm	48mm

Note: Pressure hose can be identified by its blue internal layer.

PVC Hose

PART NUMBER	DESCRIPTION	Internal Diameter (A)	Outside Diameter (B)
GA2000220	25mm PVC Hose	25mm	32mm
GA2000227	40mm PVC Hose	40mm	50mm
GA2000228	50mm PVC Hose	50mm	58mm

Note: PVC Hose can be identified by its ribbed outer surface.

Sight Tube Hose

PART NUMBER	DESCRIPTION	Internal Diameter (A)	Outside Diameter (B)
GA2000209	12mm Clear Sight Tube Hose		
GA2000210	12mm Clear Sight Tube Hose with wire		

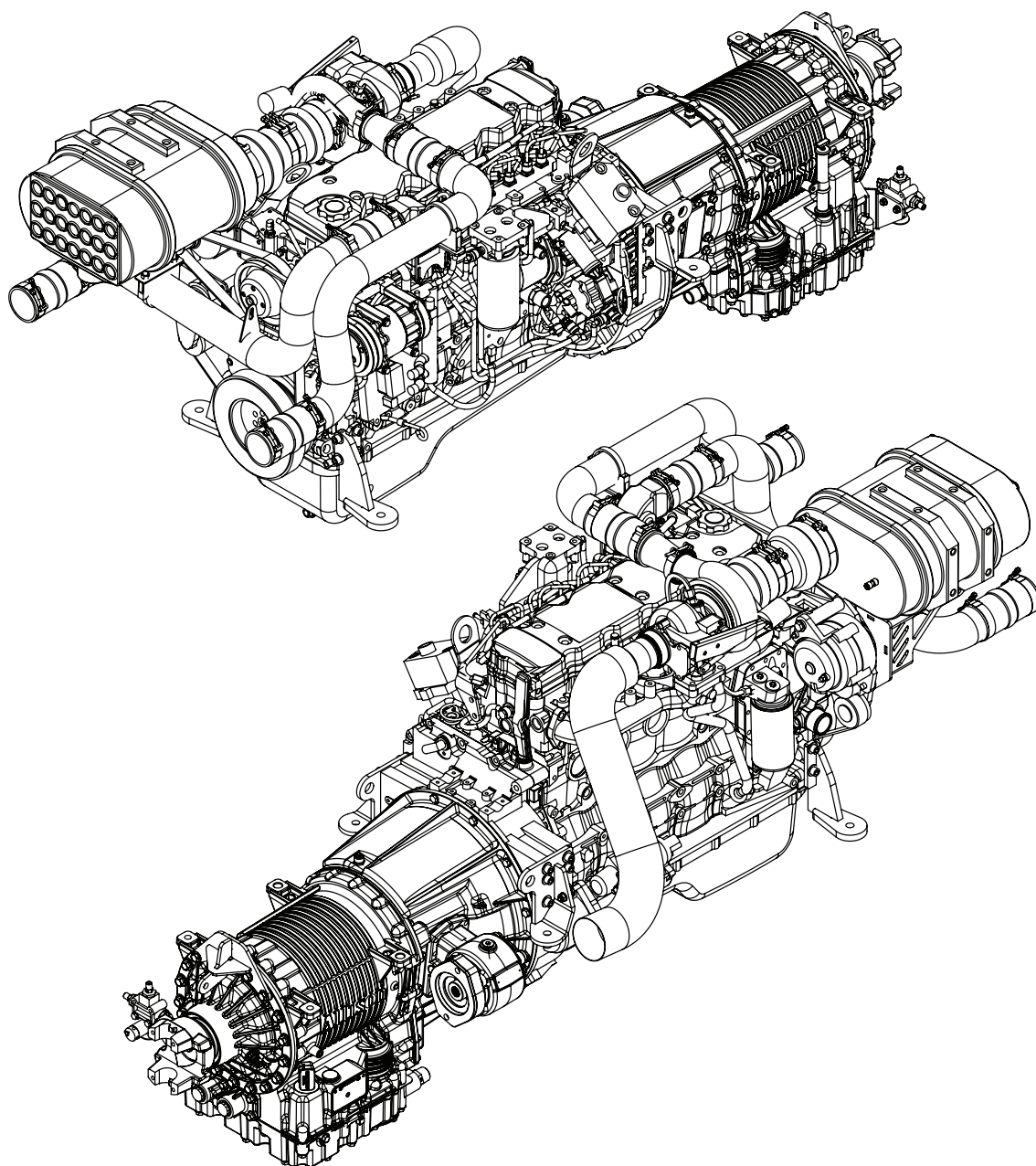
Lay Flat Hose

PART NUMBER	DESCRIPTION	Internal Diameter (A)	Outside Diameter (B)
GA5021395	50mm Blue Lay flat Hose		

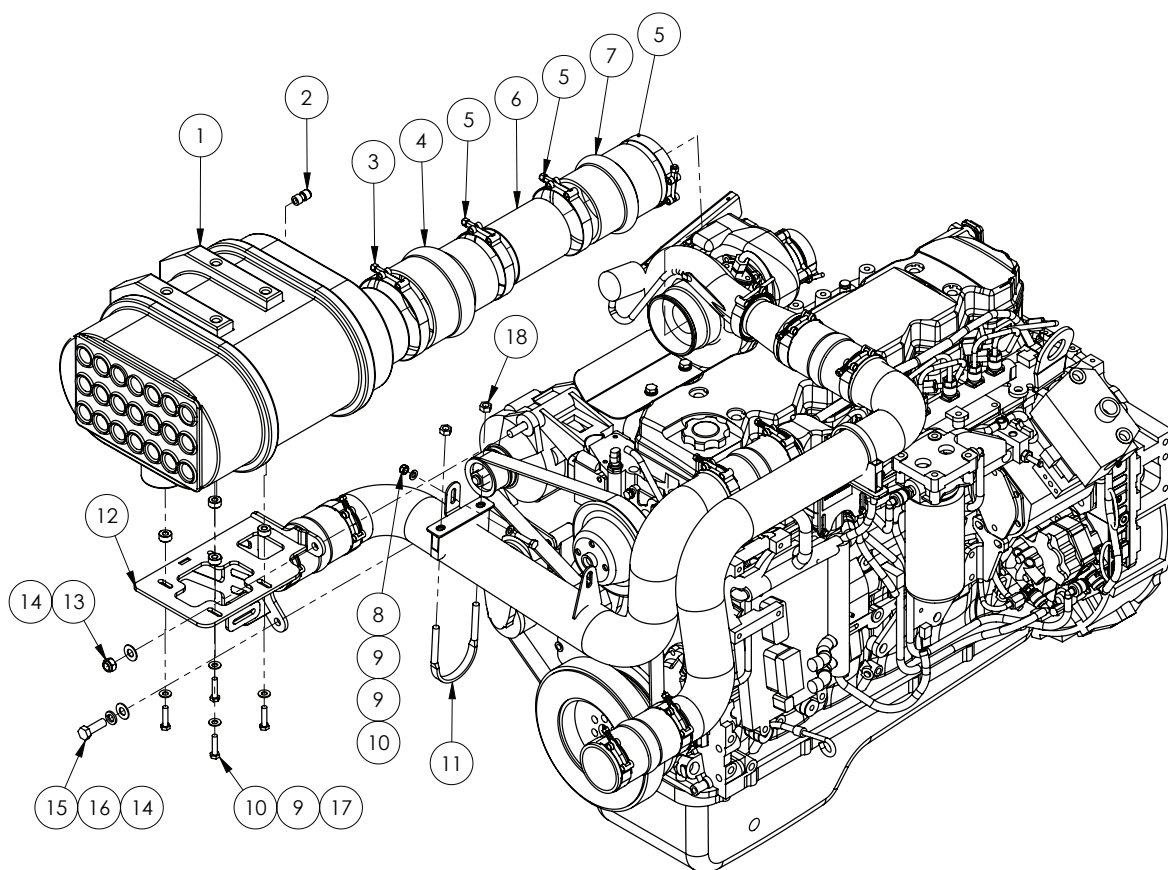
Chapter 20

ENGINE & TRANSMISSION

Cummins Engine & Allison Transmission



Air Cleaner



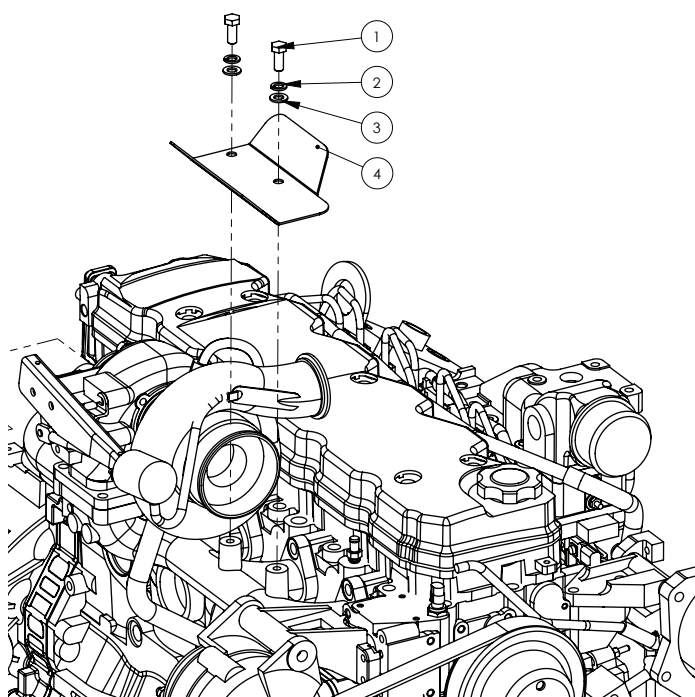
ITEM NO.	PART NUMBER	DESCRIPTION	QTY.
-	GA5069031	Air cleaner primary element, suit GA5069030, Donaldson	-
-	GA5069032	Air cleaner safety element, suit GA5069030, Donaldson	-
1	GA5069030	Air cleaner, Powercore suit QSB 6.7L, includes elements, Donaldson	1
2	GA5070450	Female Adaptor Push In 6mm x 1/8" BSP	1
3	GA5010201	Hose Clamp 5" T-bolt	1
4	GA5010347	Hump Reducer 5" x 4"	1
5	GA5010197	Hose Clamp 4" T-bolt	3
6	GA4699415	Pipe- Adaptor Air cleaner	1
7	GA5066526	Rubber hump joiner 4"	1
8	GA5052590	Nut M8 Nyloc SS	1
9	GA5003643	Washer 8mm Flat SS HD	6
10	GA5011481	Bolt M8 x 35 GR8.8 ZP	5
11	GA5002297	Clamp Exhaust 3 1/8"	1
12	GA4661085	Air Cleaner Bracket, QSB6.7 Alternator Mounted, Super Cruiser, G8	1

Continued over page

Air Cleaner

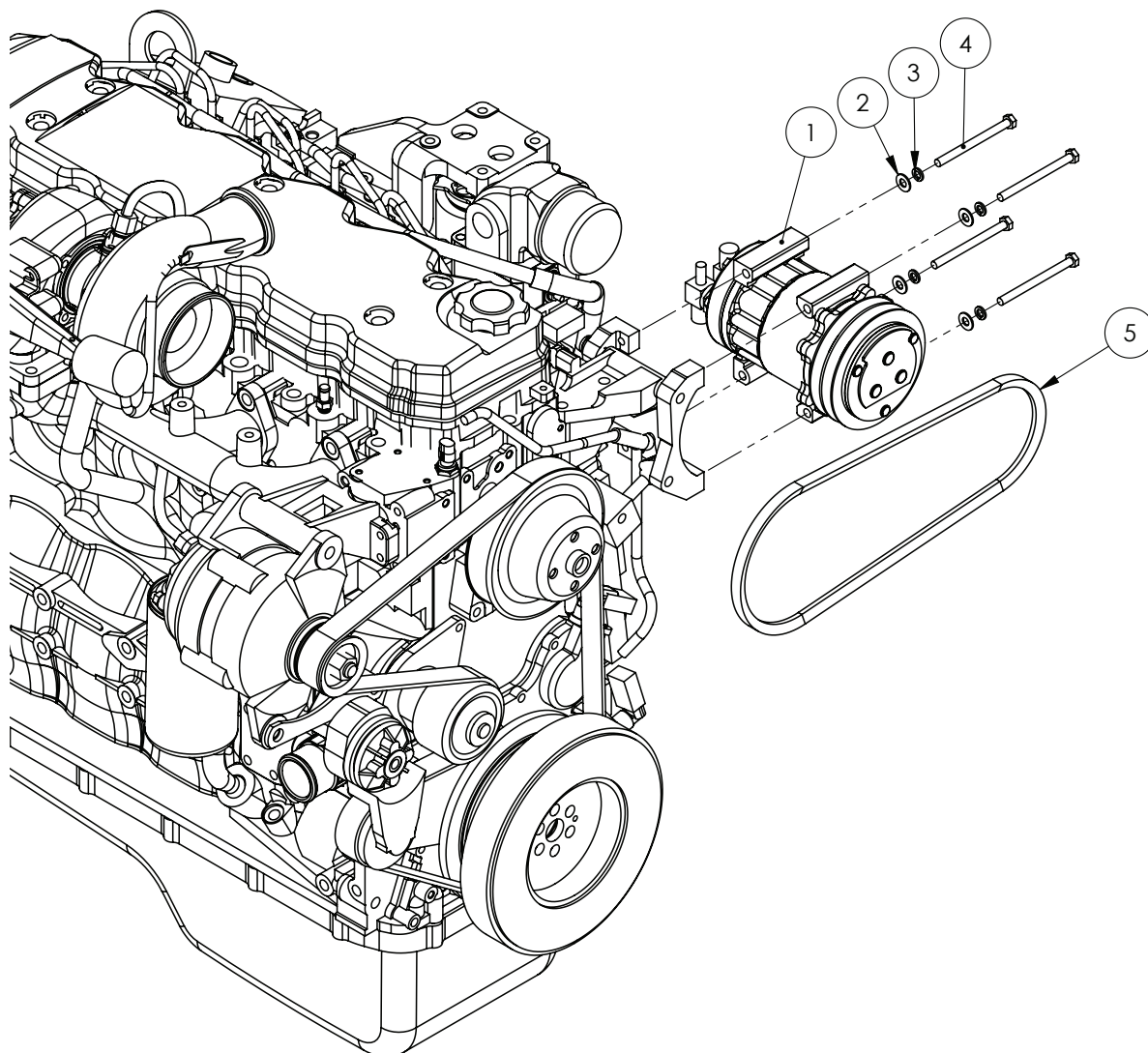
ITEM NO.	PART NUMBER	DESCRIPTION	QTY.
13	GA5012461	Nut M12 Nyloc ZP	1
14	GA5000577	Washer 12mm Flat SS HD	3
15	GA5006167	Bolt 1/2" UNC x 1 1/2" GR8 ZP	1
16	GA5000575	Washer 12mm Spring SS	1
17	GA4552830	Spacer	4
18	GA5012459	Nut M10 Hex ZP	2

Air Cleaner - Heat Shield



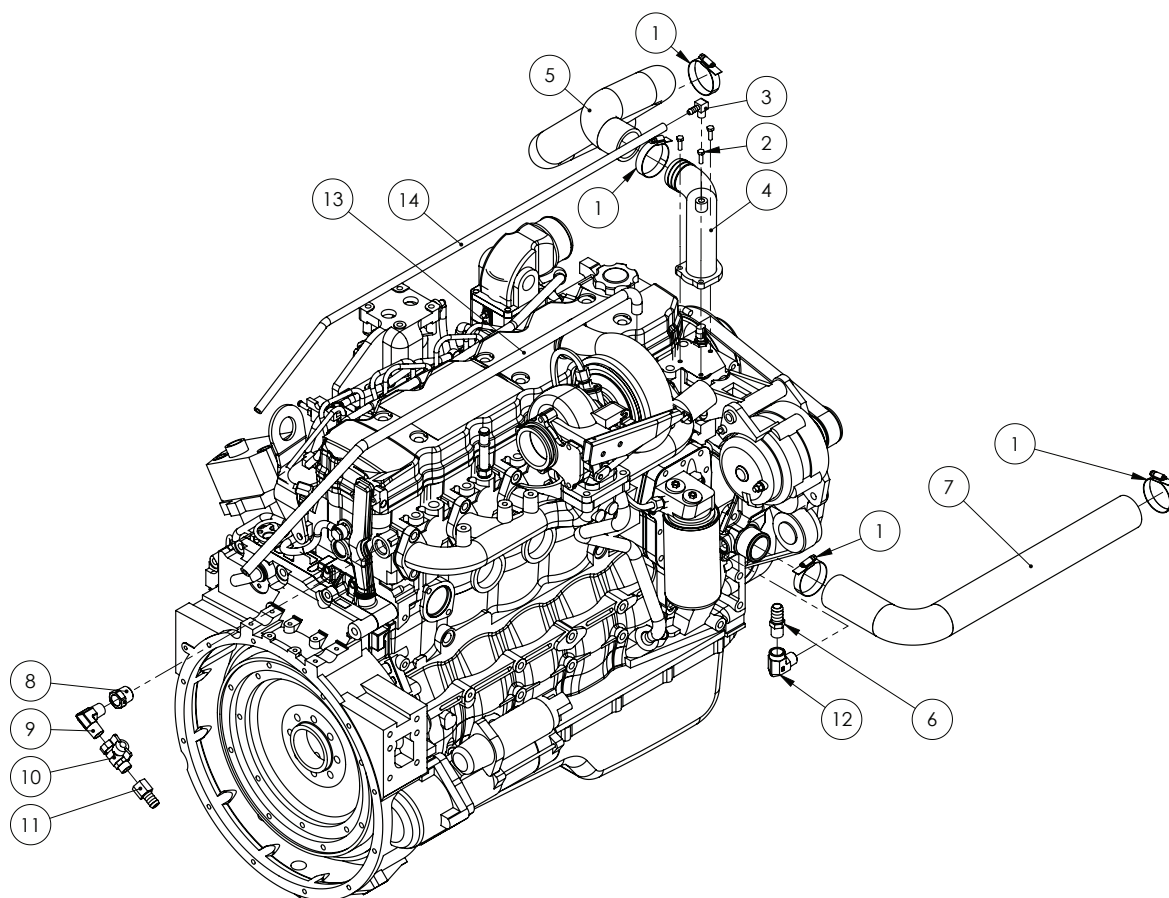
ITEM NO.	PART NUMBER	DESCRIPTION	QTY.
1	GA5066162	Bolt M10 x 25 ZP GR8.8	2
2	GA5000137	Washer 10mm Spring SS	2
3	GA5000117	Washer 10mm Flat SS HD	2
4	GA4503765	Heat Shield-Air Cleaner SS	1

Air Conditioner Compressor



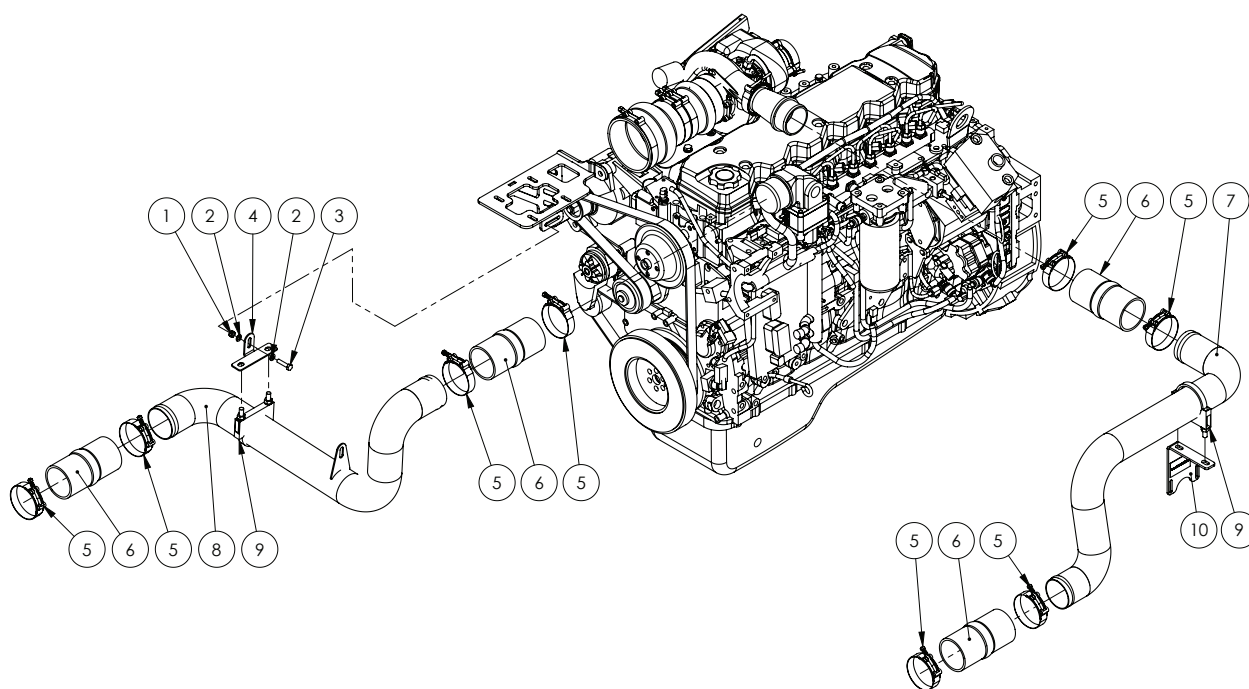
ITEM NO.	PART NUMBER	DESCRIPTION	QTY.
1	GA5071641	Air Conditioner Compressor, Pad Mount	1
2	GA5003643	Washer 8mm Flat SS HD	4
3	GA5004919	M8 Spring washer SS	4
4	GA5004681	Bolt M8 x 100 GR8.8 ZP	4
5	GA5071435	V Belt, Air Conditioner, 13A1080	1

Coolant System Plumbing



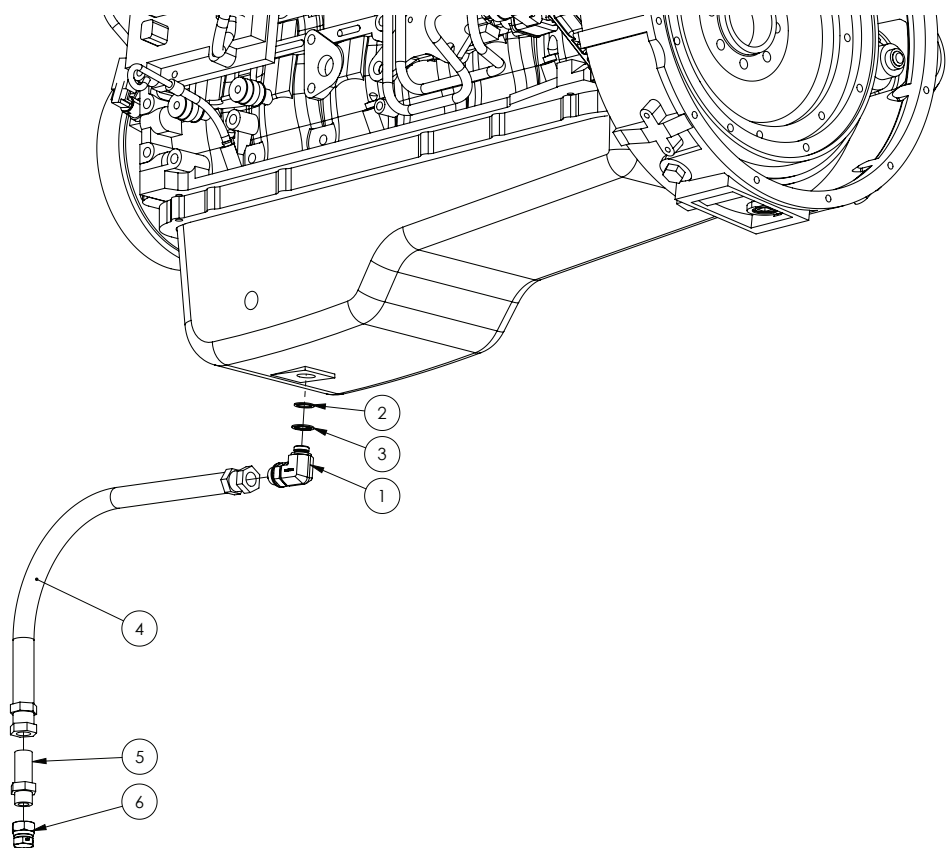
ITEM NO.	PART NUMBER	DESCRIPTION	QTY.
1	GA5016815	2 1/2" Hose Clamp SS	4
2	GA5004053	BHCS M6 x 20 SS A2-70	3
3	GA5048565	Hose barb, brass, elbow, 1/4" male x 5/16" barb	1
4	GA4657280	Thermostat Housing Elbow 304 Stainless Steel	1
5	GA5070485	Radiator hose, Upper, Green silicone	1
6	GA5069720	Hose barb, brass, straight, 1/2" BSPT male x 3/4" barb	1
7	GA5070486	Radiator hose, Lower right hand side, Green silicone	1
8	GA3500204	Hydraulic adaptor, Reducing bush, 3/4" BSPT male x 1/2" BSPT female	1
9	GA3500262	Hydraulic adaptor, Elbow, 90 degree, 1/2" BSPT male x 1/2" BSPT male	1
10	GA5020615	Valve, Ball, 12mm, 1/2" Male, Female Butterfly, Brass	1
11	GA4903350	Water Restrictor suit QSB engine	1
12	GA3500210	Hydraulic adaptor, Elbow, 90 degree, 1/2" BSPT male x 1/2" BSPT female	1
13	GA5010211	Hose, fuel line, 3/8" ID, Black (cut to 1000mm)	1
14	GA5077825	Hose, fuel line, 5/16" ID, Black (cut to 1000mm)	1

Charge Air Intake Pipes



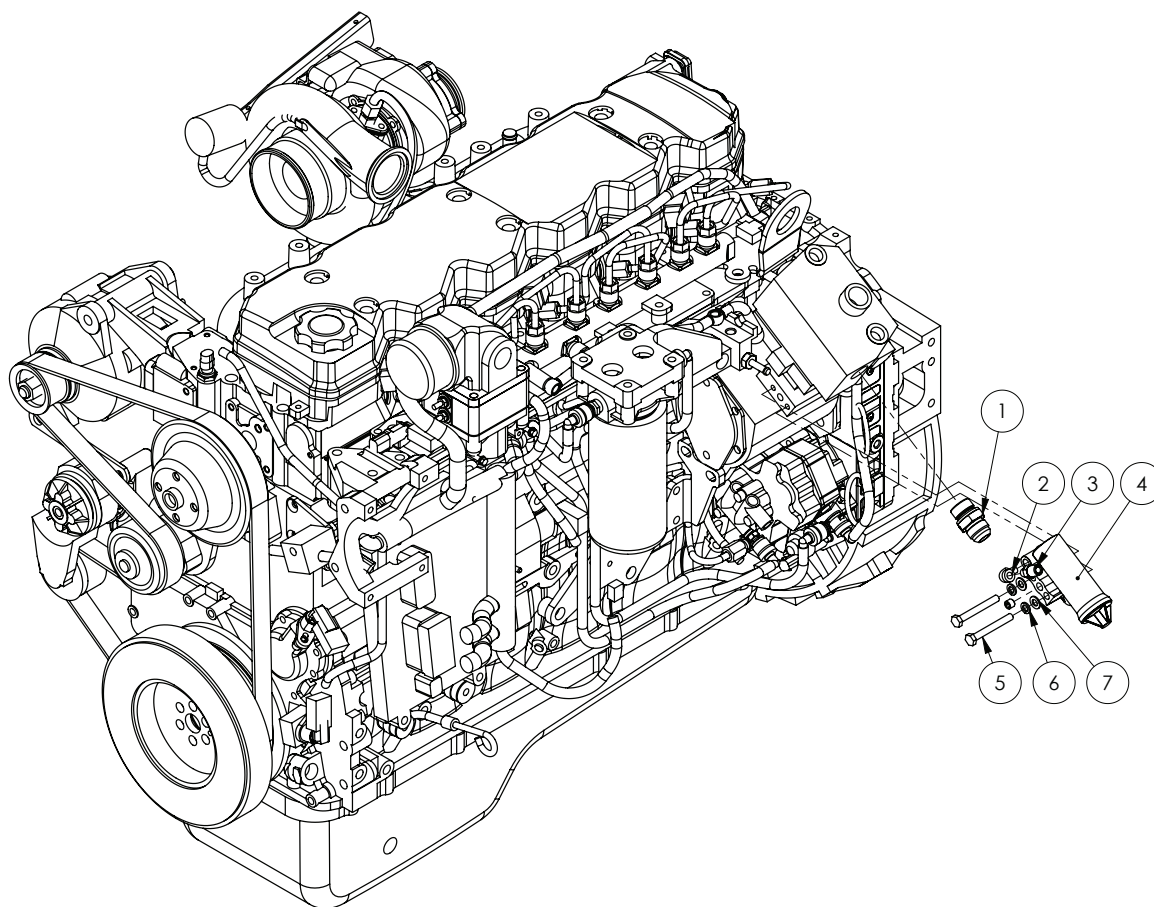
ITEM NO.	PART NUMBER	DESCRIPTION	QTY.
1	GA5004917	Nut M8 Nyloc ZP	1
2	GA5003643	Washer 8mm Flat SS HD	2
3	GA5011481	Bolt M8 x 35 GR8.8 ZP	1
4	GA4510055	Plate, Charge Air Pipe Mount Bracket, G8	1
5	-	Hose Clamp, Intercooler Pipes	8
6	-	Hump Hose, Cummins	4
7	GA5069235	Pipe-Charge air LH suit SP 201 I	1
8	GA5069230	Pipe charge air C/W weld on tab SP 201 I	1
9	GA5002297	Clamp Exhaust 3 1/8"	2
10	GA4503755	Bracket-Charge air pipe to throttle body mount	1

Sump Drain



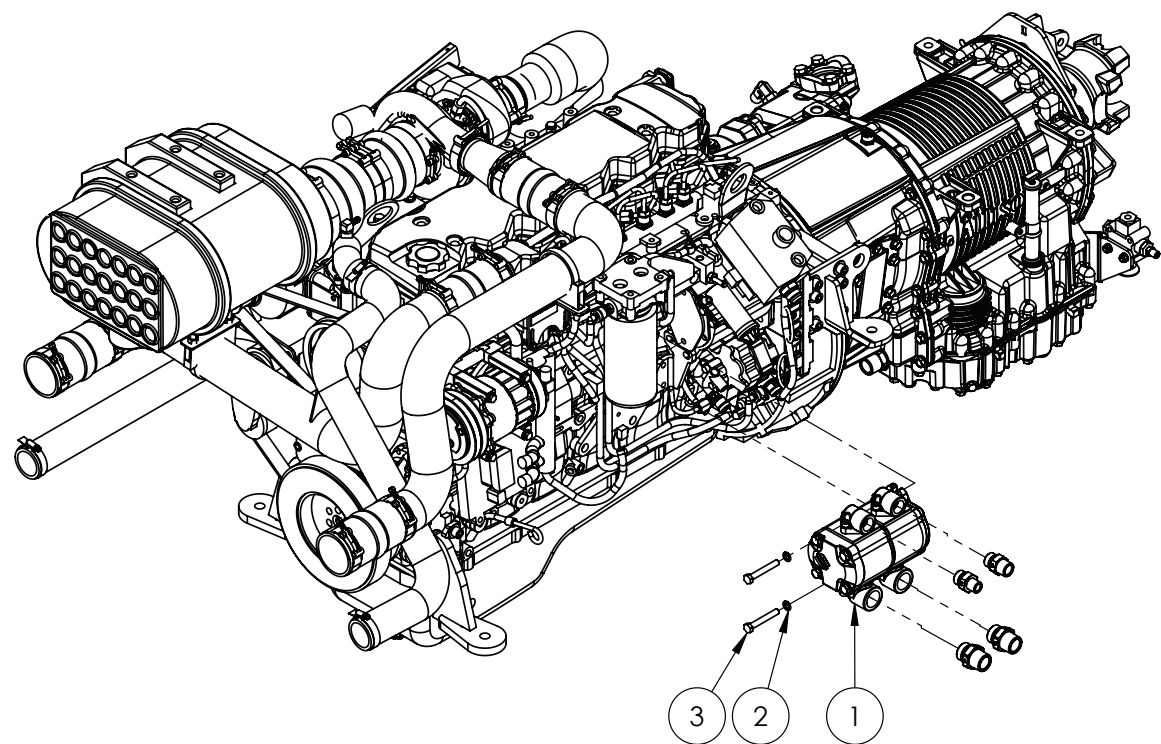
ITEM NO.	PART NUMBER	DESCRIPTION	QTY.
1	GA5077884	Hydraulic adaptor, 90 Degree elbow, M18 x 1.5 male x 1/2" BSPP male O-ring	1
2	GA5070725	Copper Washer 18mm x 1.5mm	1
3	GA5077886	Hydraulic Seal, Metal bonded, M18	1
4	GA4905000	Hydraulic Hose Assembly	1
5	GAS44R-0808	Hydraulic adaptor, Bulkhead nipple, 1/2" BSP male x 1/2" BSP male	1
6	GA3500278	Cap, Swivel, 1/2" BSPP female	1

Air Governor



ITEM NO.	PART NUMBER	DESCRIPTION	QTY.
1	GA5077883	Hydraulic adaptor, Nipple, 1 1/16" JIC male x M27 x 2.0 male	1
2	GA3500208	Hydraulic adaptor, Elbow, 90 degree, 1/8" BSPT male x 1/8" BSPT female	1
3	GA3500217	Hydraulic adaptor, Nipple, 1/4" BSPT male x 1/8" BSPT male	1
4	GA5007623	Cummins - Air Governor	1
5	GA5052710	Bolt M8 x 65 GR 8.8 ZP	2
6	GA5004919	M8 Spring washer SS	2
7	GA5003643	Washer 8mm Flat SS HD	2

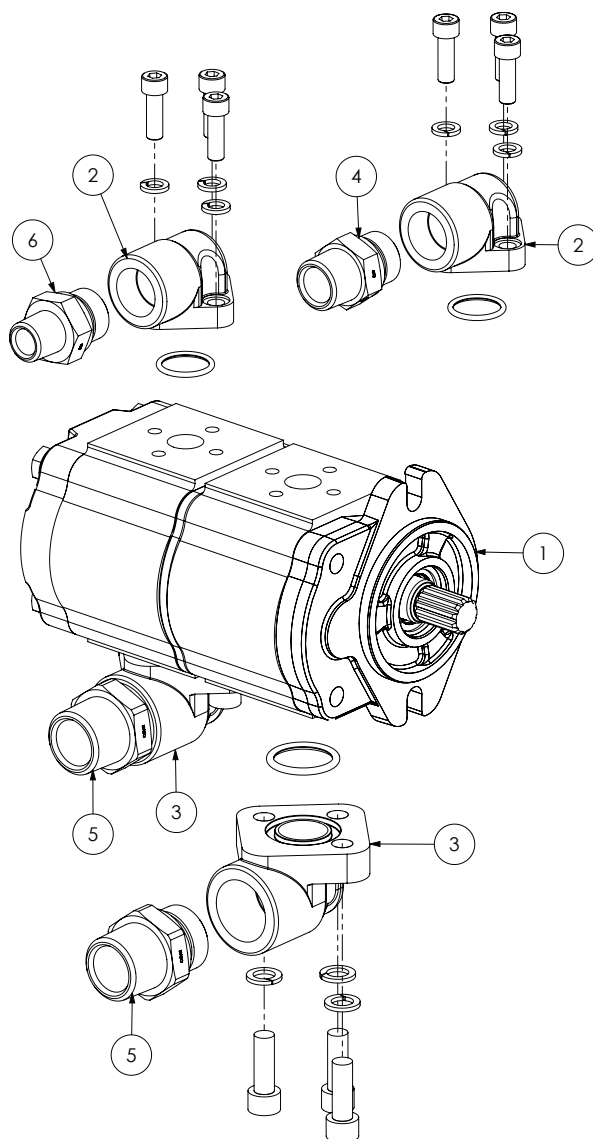
Hydraulic Gear Pumps



ITEM NO.	PART NUMBER	DESCRIPTION	QTY.
1	*	Hydraulics Pumps Assembly	1
2	GA5000137	Washer 10mm Spring SS	2
3	GA5011163	Bolt M10 x 70 GR8.8 ZP	2

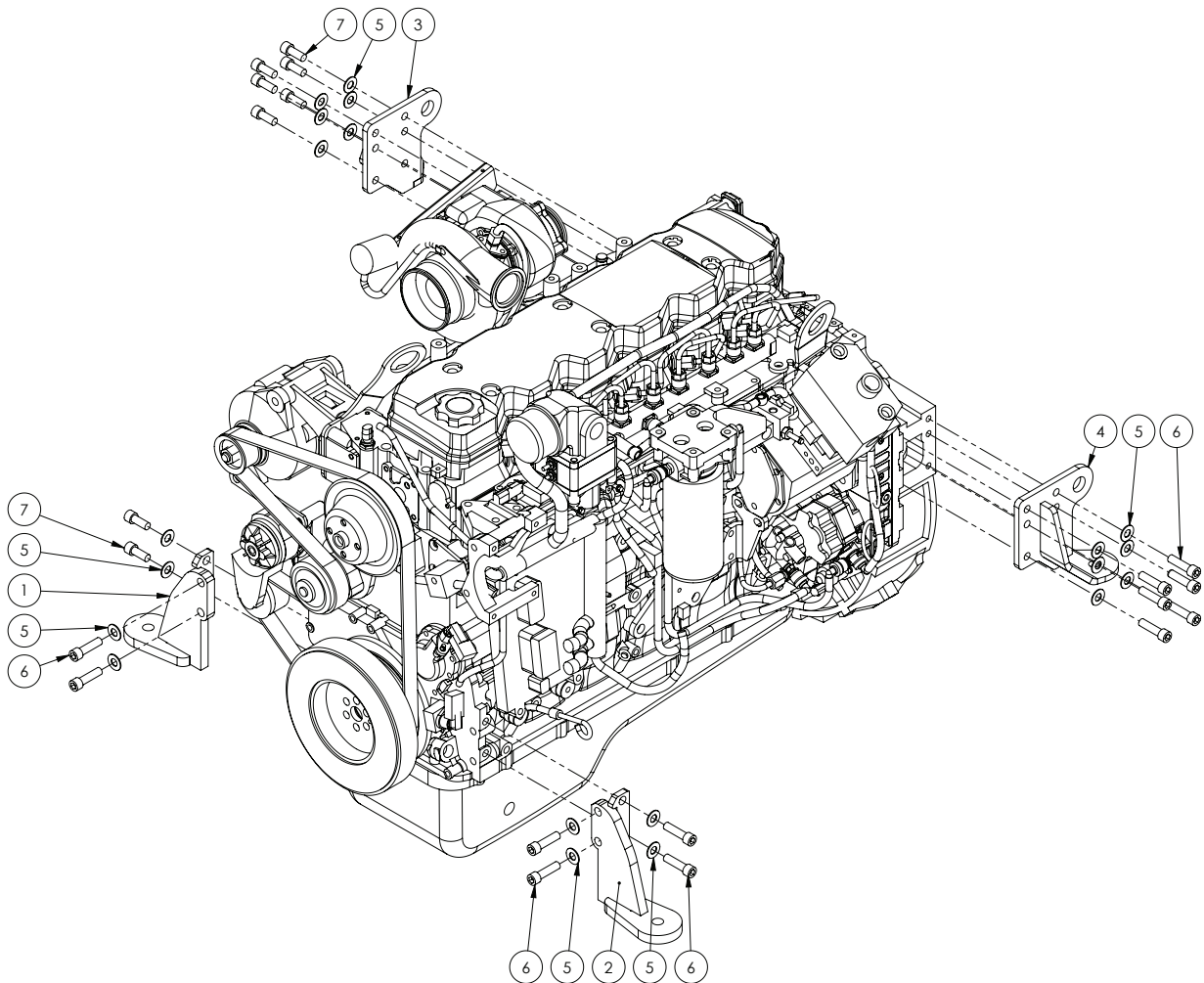
* Sub-assembly on following pages

Hydraulic Gear Pumps Assembly



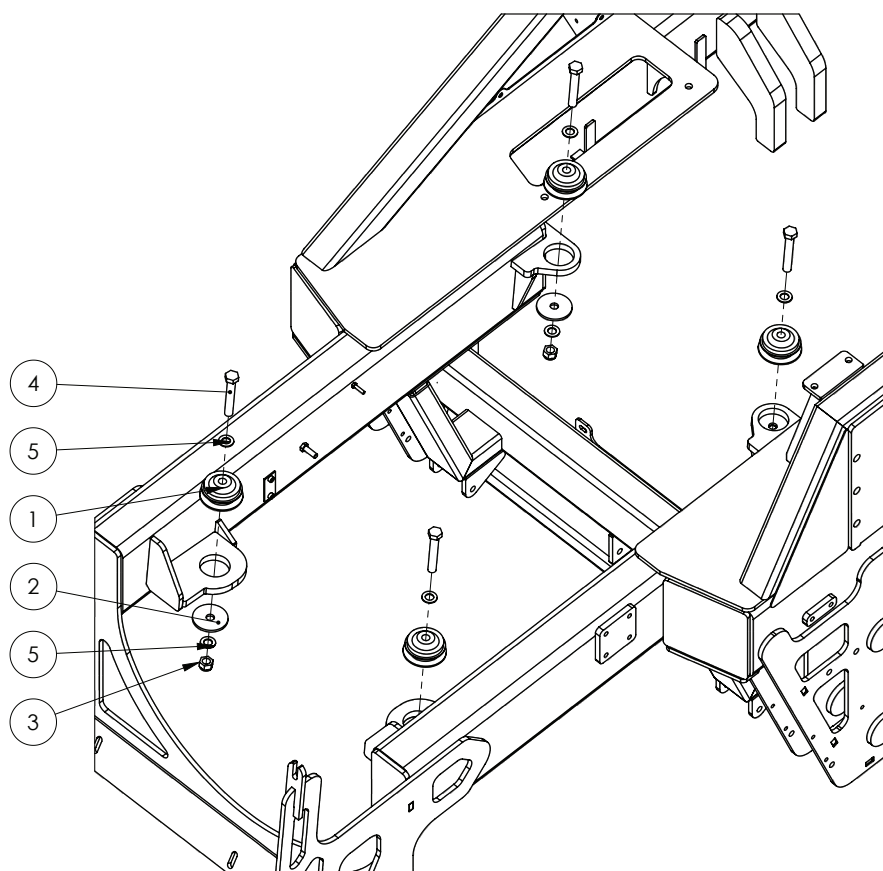
ITEM NO.	PART NUMBER	DESCRIPTION	QTY.
-	GA3500121	Seal kit, Hydraulic pump, Single only (2 required per pump)	-
1	GA3500007	Pump, Hydraulic, 22+32cc, 11 tooth spline, Including port adaptors	1
2	GA3500064	Port Adaptor, Hydraulic, 90 degree, 3/4", suit Salami pump	2
3	GA3500065	Port Adaptor, Hydraulic, 90 degree, 1", suit Salami pump	2
4	GA3500314	Hydraulic adaptor, Nipple, 3/4" BSPT male x 3/4" BSPP male	1
5	GA3500317	Hydraulic adaptor, Nipple, 1" BSPT male x 1" BSPP male	2
6	GA3500312	Hydraulic adaptor, Nipple, 1/2" BSPT male x 3/4" BSPP male	1

Engine Mounts



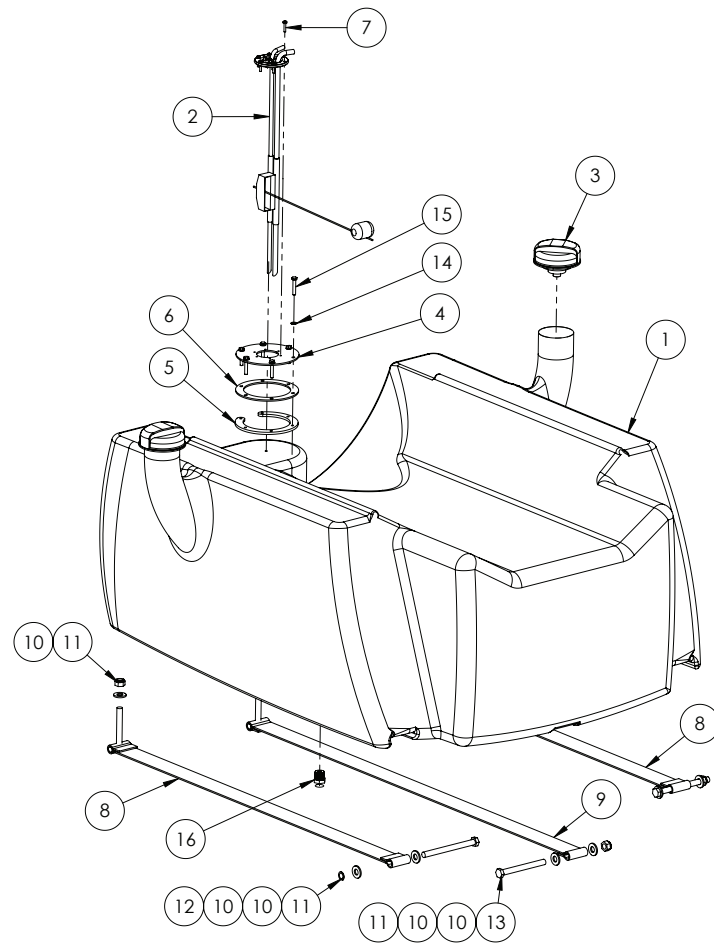
ITEM NO.	PART NUMBER	DESCRIPTION	QTY.
1	GA4656610	Engine Mount SCSP Front RH	1
2	GA4656611	Engine Mount SCSP Front LH	1
3	GA4661065	Engine Mount Bracket, Rear, RH, Cummins QSB6.7, Super Cruiser, G8	1
4	GA4661060	Engine Mount Bracket, Rear, LH, Cummins QSB6.7, Super Cruiser, G8	1
5	GA5000577	Washer 12mm Flat SS HD	20
6	GA5000325	SHCS M12 x 45 ZP GR12.9	12
7	GA5000307	SHCS M12 x 30 ZP GR12.9	8

Engine Vibration Isolators



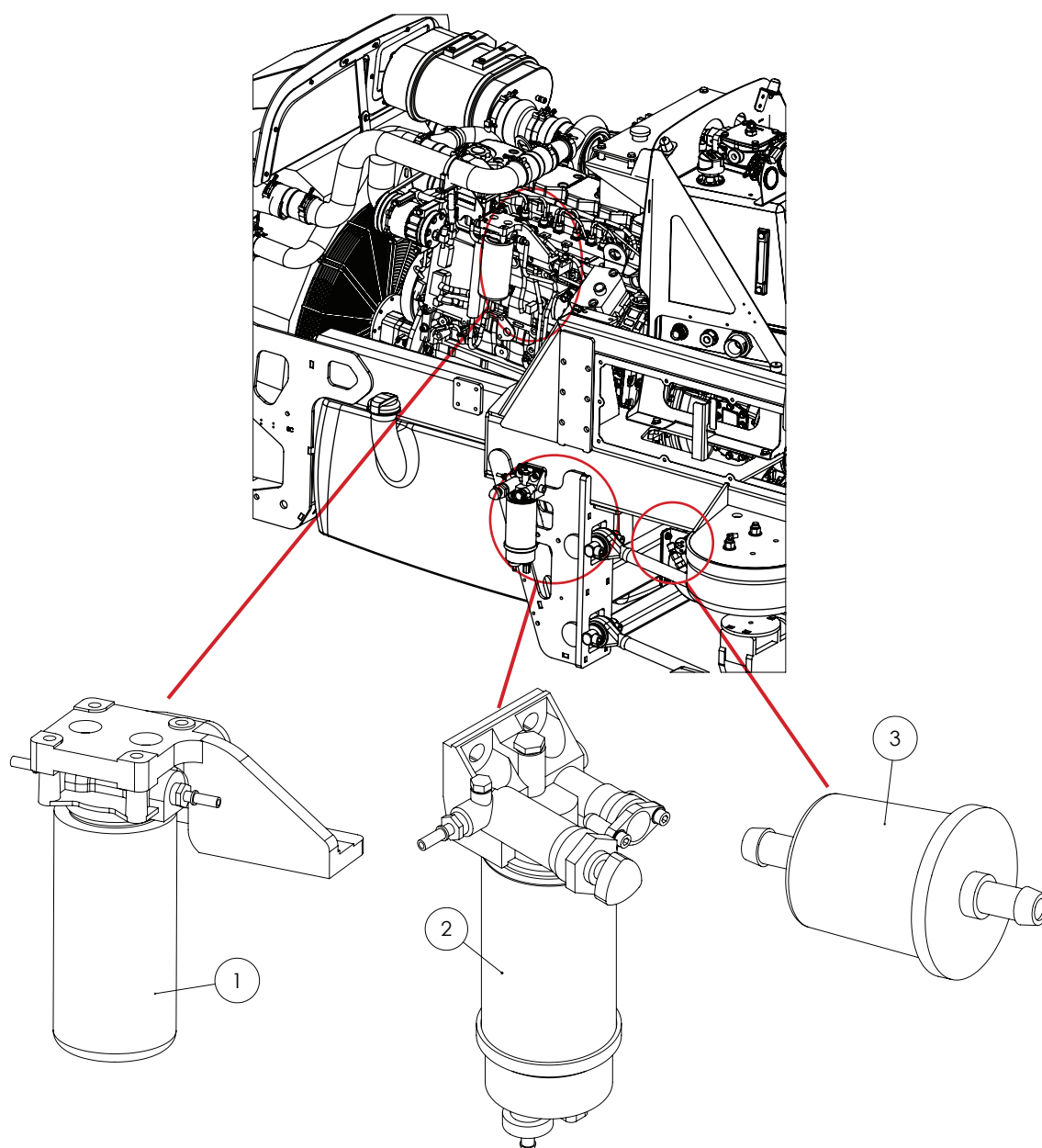
ITEM NO.	PART NUMBER	DESCRIPTION	QTY.
1	GA5070020	Vibration Isolator - 80mm	4
2	GA4502820	Washer, 70mm OD x 16.5mm ID x 5mm thick	4
3	GA5001029	Nut M16 Nyloc ZP	4
4	GA5011269	Bolt M16 x 100 GR8.8 ZP	4
5	GA5001043	Washer 16mm Flat SS HD	8

Fuel Tank



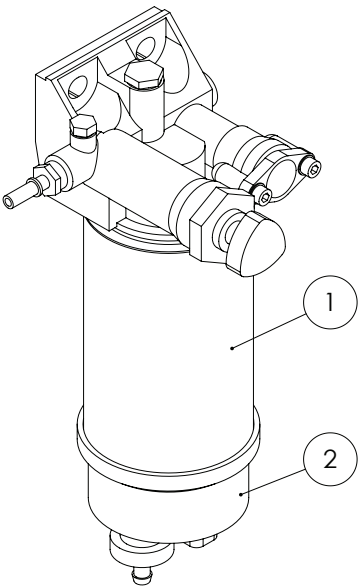
ITEM NO.	PART NUMBER	DESCRIPTION	QTY.
1	GA5069065	Tank, Diesel, 300L, Bare	1
2	GA5070420	Fuel sender assembly, Suction & return tubes, adjustable float arm	1
3	GA5069066	Fuel tank cap, Farma brand	2
4	GA4502550	Fuel Sender Mounting Plate SS	1
5	GA4502570	Fuel Sender Mount Retaining Plate	1
6	GA4502635	Fuel Sender Gasket Cork	1
7	GA5020525	Bolt Pan Head M4 x 20 SS	6
8	GA5069120	Tank Strap, Outer come with Rubber SP201 I Fuel Tank	2
9	GA5069125	Tank Strap, Centre, comes with Rubber SP201 I Fuel Tank	1
10	GA5000577	Washer 12mm Flat SS HD	9
11	GA5012461	Nut M12 Nyloc ZP	6
12	GA5000271	Bolt M12 x 140 ZP GR8.8	2
13	GA5000265	Bolt M12 x 120 ZP GR8.8	1
14	GA5004437	Washer 6mm Flat SS	6
15	GA5070504	Set Screw M6 x 35 ZP GR8.8	6
16	GA5048560	Plug male 1/2" BSPT Magnetic	1

Fuel Filters



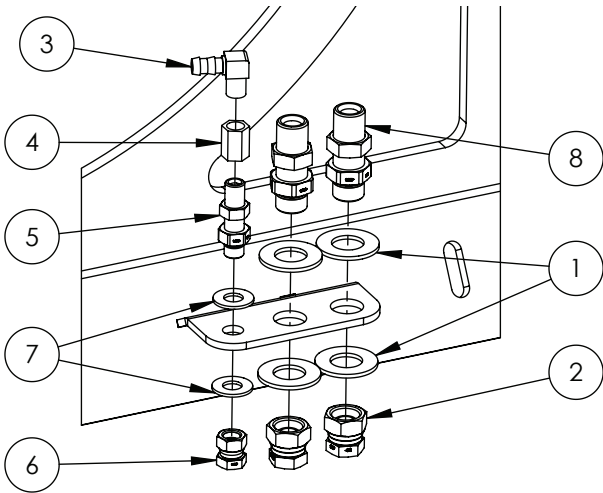
ITEM NO.	PART NUMBER	DESCRIPTION	QTY.
1	GA5051765	Filter, Fuel, Engine, suit QSB	1
2	GA5071020	Fuel Filter Assembly, Primary, Includes Pump Head, Filter Element and Glass Bowl	1
3	GA5069895	Fuel filter, Inline, 3/8" male hose barbs	1

Fuel Filter - Primary



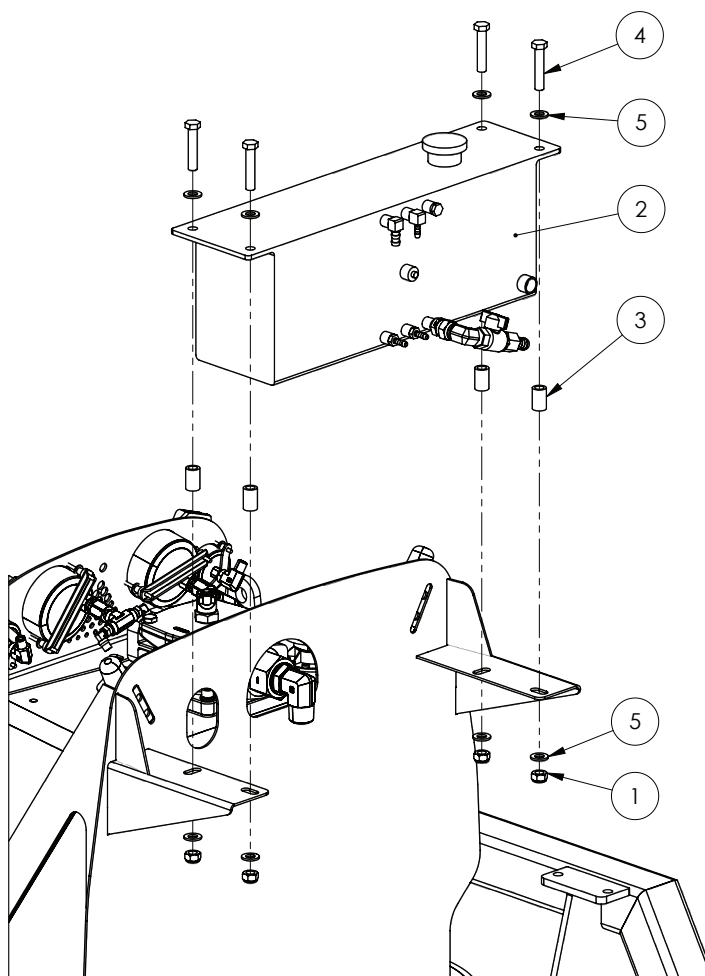
ITEM NO.	PART NUMBER	DESCRIPTION	QTY.
1	GA5051760	Filter cartridge, Suit primary fuel filter on self propelled with QSB	1
2	GA5070560	Fuel Filter Bowl Clear Glass Suit Primary, without WIF sensor	1

Fluid Drain Point



ITEM NO.	PART NUMBER	DESCRIPTION	QTY.
1	GA5001045	Washer, 3/4", Flat ZP	4
2	GA3500278	Cap, Swivel, 1/2" BSPP female	2
3	GA5049290	Elbow 1/4" male thread x 3/8" barb brass	1
4	GA5066940	Socket, 1/4" female thread, Hex, Brass	1
5	GA3500249	Hydraulic adaptor, Bulkhead nipple, 1/4" BSPP male x 1/4" BSPP male	1
6	GA3500277	Cap, Swivel, 1/4" BSPP female	1
7	GA5017673	Washer 1/2" High Tensile	2
8	GAS99-603	Hydraulic adaptor, Bulkhead nipple, 1/2" BSP male x 1/2" BSP male	2

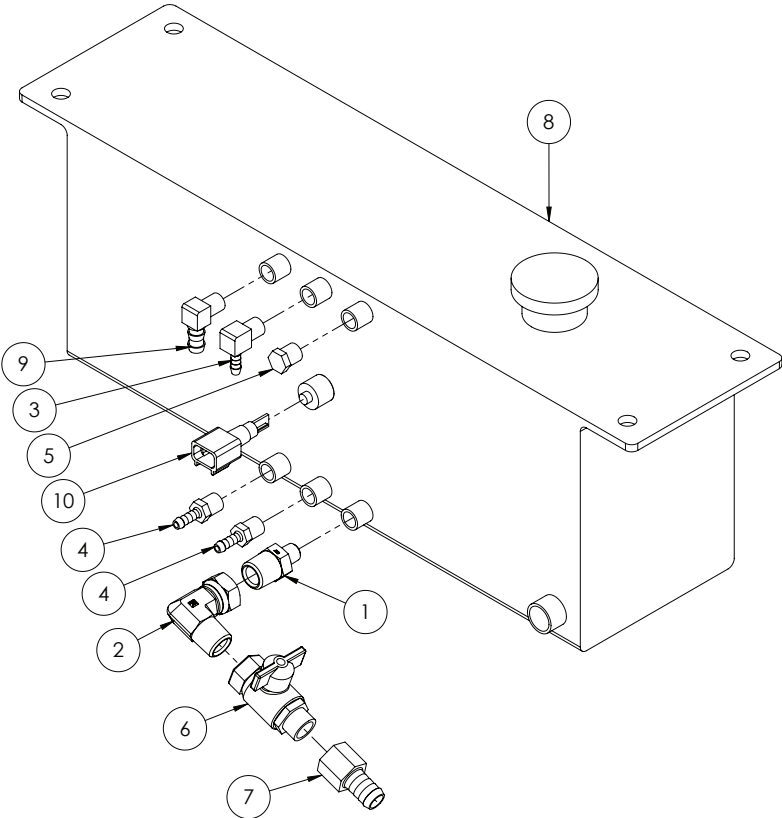
Header Tank Mounting



ITEM NO.	PART NUMBER	DESCRIPTION	QTY.
1	GA5012461	Nut M12 Nyloc ZP	4
2	*	Header Tank Assembly	1
3	GA4552860	Crush tube, 12.5mm ID x 19mm OD x 30mm long	4
4	GA5000335	Bolt M12 x 60 GR8.8 ZP	4
5	GA5000577	Washer 12mm Flat SS HD	8

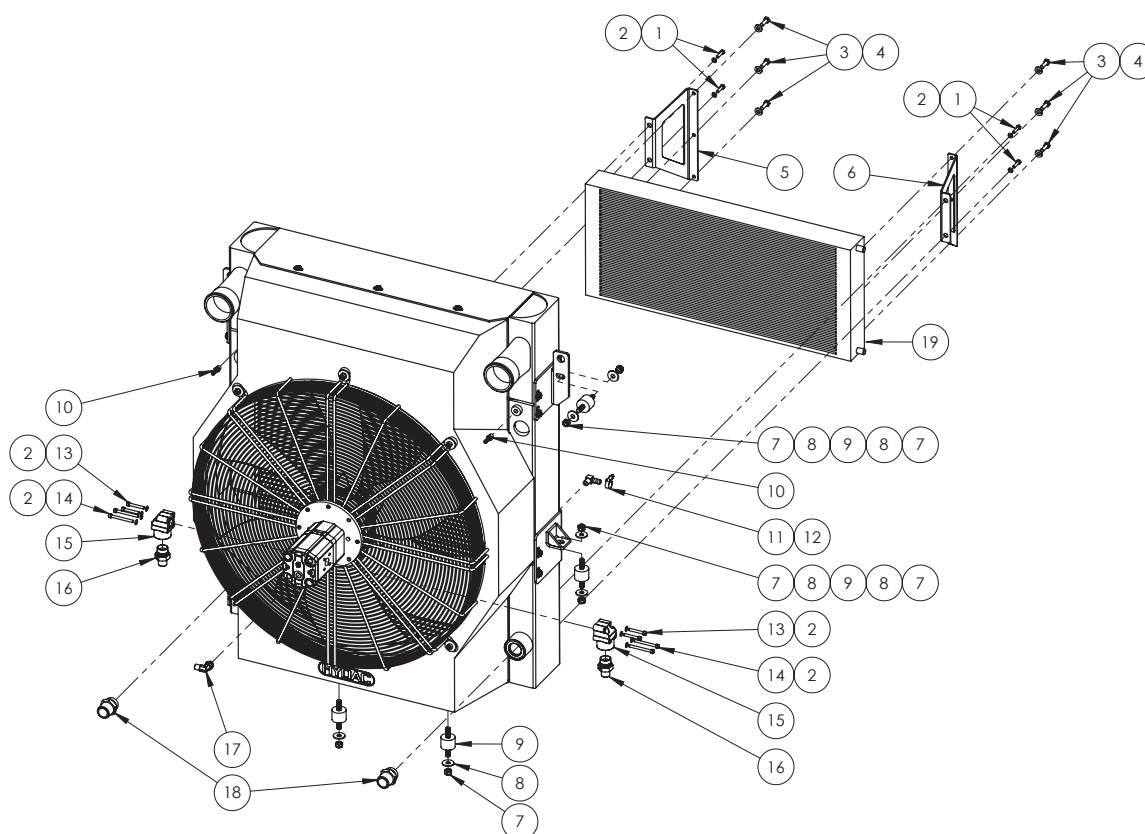
* Sub-assembly on following page

Header Tank Assembly



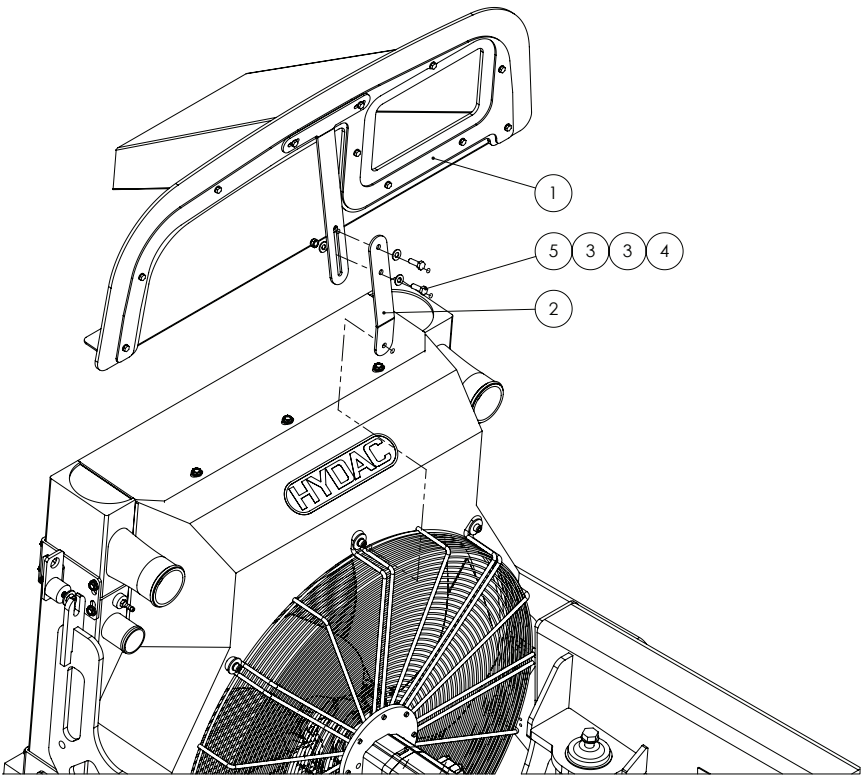
ITEM NO.	PART NUMBER	DESCRIPTION	QTY.
1	GA3500221	Hydraulic adaptor, Nipple, 1/2" BSPT male x 1/4" BSPT male	1
2	GA3500333	Hydraulic adaptor, Elbow, 90 degree, 1/2" BSPT male x 1/2" BSPP female swivel	1
3	GA5048340	Elbow, 90 degree, 1/4" male thread x 1/4" hose, Brass	1
4	GA5020540	Hose barb, Straight, 1/4" male thread x 1/4" hose, Brass	2
5	GA5069335	Plug, 1/4" BSPT male thread, Brass	1
6	GA5020615	Valve, Ball, 12mm, 1/2" Male, Female Butterfly, Brass	1
7	GA5003697	Hose barb, 1/2" BSP female x 5/8" hose, Brass	1
8	GA5069041	Header tank	1
9	GA5049290	Elbow 1/4" male thread x 3/8" barb brass	1
10	GA5066280	Sensor low coolant level	1

Combination Cooler



ITEM NO.	PART NUMBER	DESCRIPTION	QTY.
1	GA5004073	Bolt M6 x 25 GR8.8 ZP	4
2	GA5004437	Washer 6mm Flat SS	12
3	GA5004711	Bolt M8 x 25 GR8.8 ZP	6
4	GA5003643	Washer 8mm Flat ZP HD	6
5	GA4501015	Plate, Bracket, AC Condensor, LH, Super Cruiser	1
6	GA4501020	Plate, Bracket, AC Condensor, RH, Super Cruiser	1
7	GA5000141	Nut M10 Nyloc ZP	10
8	GA5002627	Washer 3/8" ID x 1 1/8" OD High Tensile	10
9	GA5069130	Isolator, Sandwich mount, 28 mm long x 40 mm OD, M10 x 25	6
10	GA5020695	Hose Tail Brass 1/4" x 1/8"	2
11	GA5004865	Hose Clamp 8-16mm	1
12	GA5049290	Elbow 1/4" male thread x 3/8" barb brass	1
13	GA5011411	SHCS M6 x 40 GR12.9 ZP	4
14	GA5070460	SHCS M6 x 60 SS A2-70	4
15	GA5013231	Port Adaptor 90 degree 3/4"	2
16	GA3500312	Hydraulic adaptor, Nipple, 1/2" BSPT male x 3/4" BSPP male	2
17	GA3500320	Hydraulic adaptor, Elbow, 90 deg, 1/4" BSPT M x 1/4" BSPP M O-ring	1
18	GA3500126	Hydraulic adaptor, Nipple, 1" BSPT male x 1 5/16" UN male O-ring	2

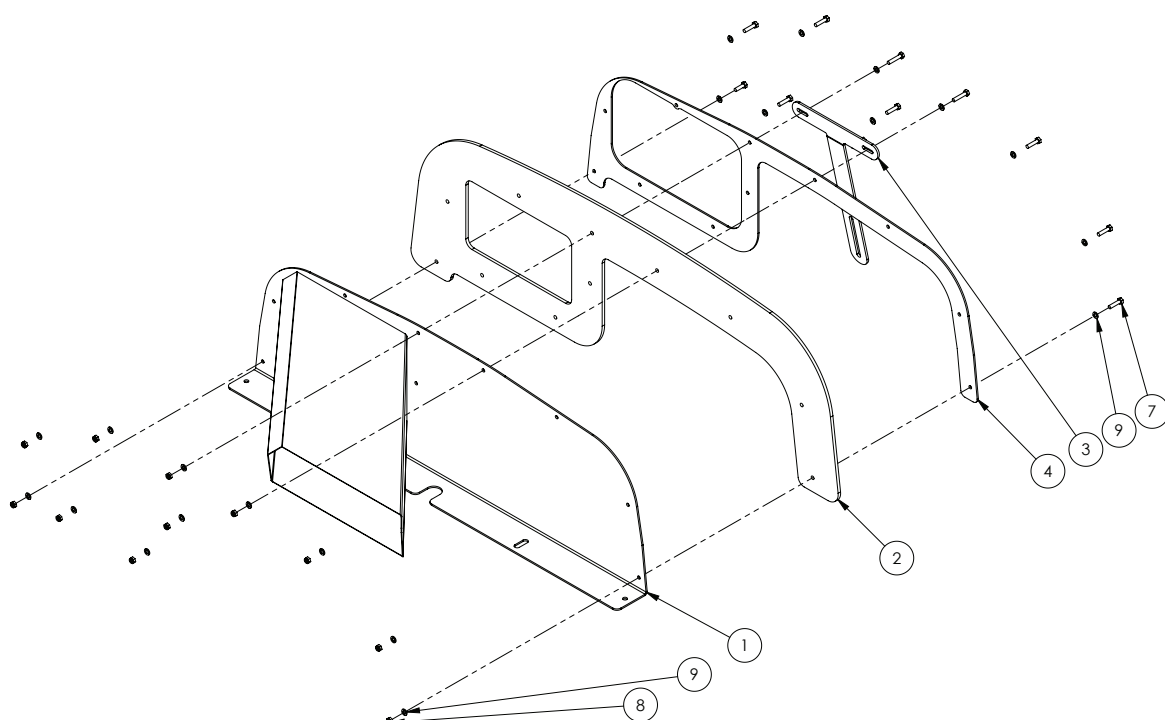
Engine Air Divider



ITEM NO.	PART NUMBER	DESCRIPTION	QTY.
1	*	Engine Air Divider Assembly	1
2	GA4502760	Radiator Infill Panel Lower Support Bracket	1
3	GA5003643	Washer 8mm HD	4
4	GA5004917	Nut M8 Nyloc ZP	2
5	GA5004713	Bolt M8 x 25 SS A2-70	2

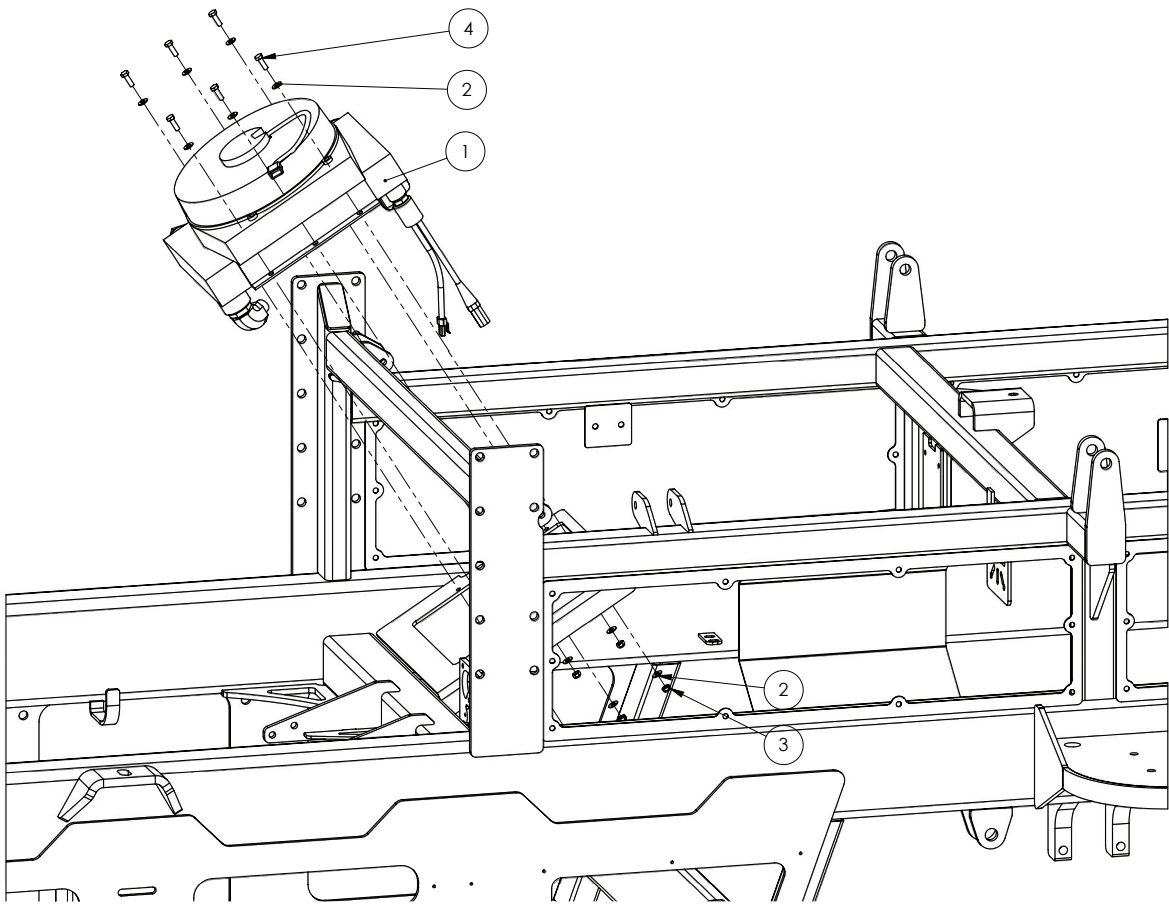
* Sub-assembly on following pages

Engine Air Divider Assembly



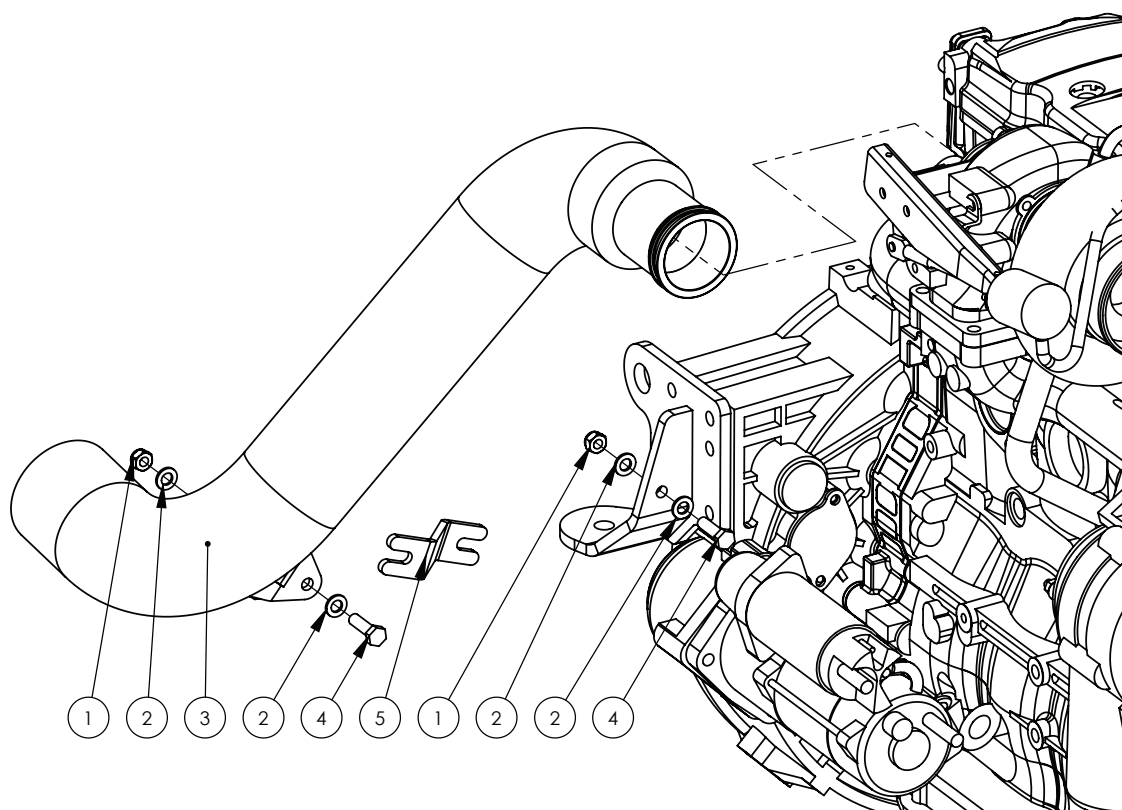
ITEM NO.	PART NUMBER	DESCRIPTION	QTY.
1	GA4660745	Radiator Infill Baffle and Intake	1
2	GA4502586	Seal, Rubber, Radiator infill panel	1
3	GA4502765	Radiator Infill Panel Upper Support Bracket	1
4	GA4502626	Plate, Infill Panel Clamp	1
5	GA5004065	Bolt M6 x 20 GR8.8 ZP	1
6	GA5004077	Bolt M6 x 30 GR8.8 ZP	2
7	GA5004073	Bolt M6 x 25 GR8.8 ZP	8
8	GA5048115	Nut M6 Nyloc ZP	11
9	GA5004437	Washer 6mm Flat SS	22

Oil Cooler



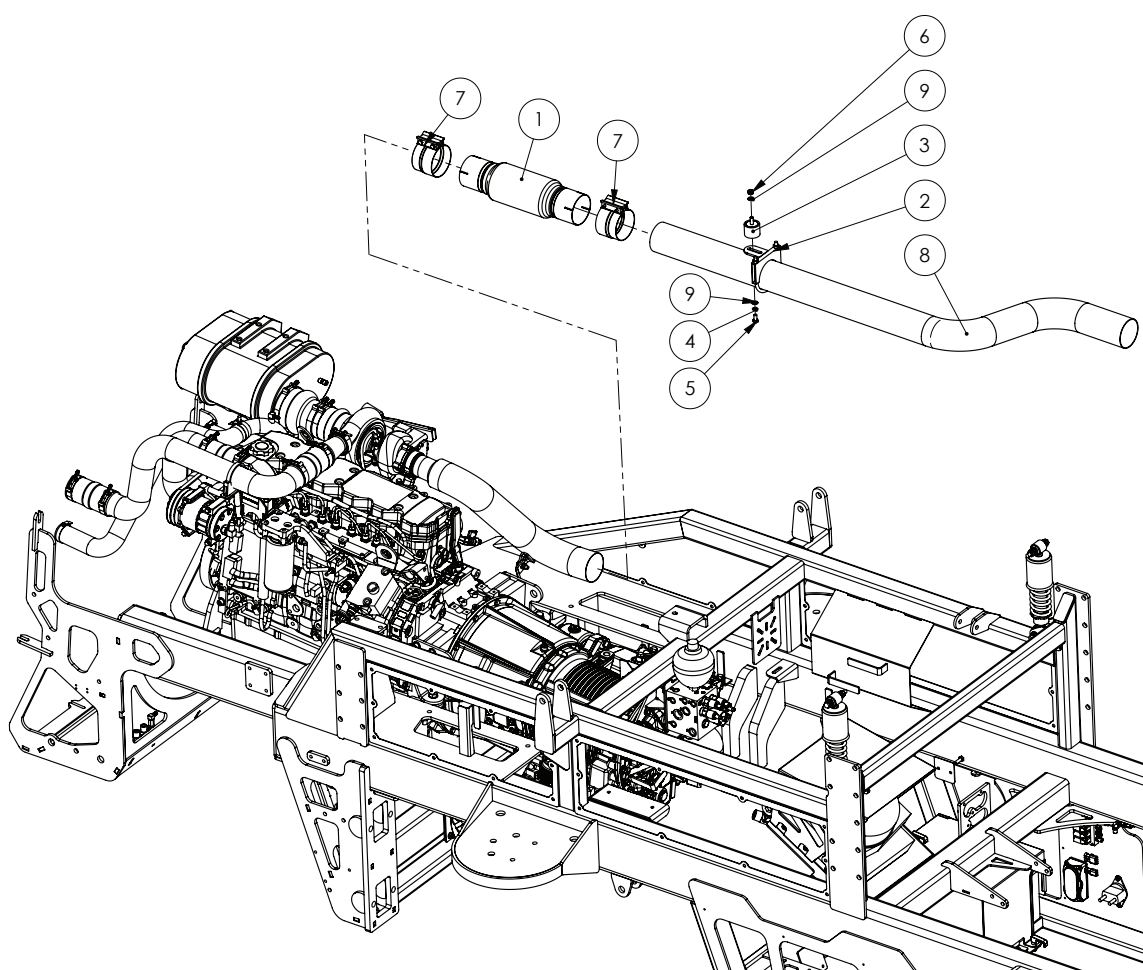
ITEM NO.	PART NUMBER	DESCRIPTION	QTY.
1	GA4903743	Oil Cooler, Assembly	1
2	GA5003643	Washer 8mm Flat SS HD	12
3	GA5004917	Nut M8 Nyloc ZP	6
4	GA5004711	Bolt M8 x 25 GR8.8 ZP	6

Exhaust System - Down Pipe



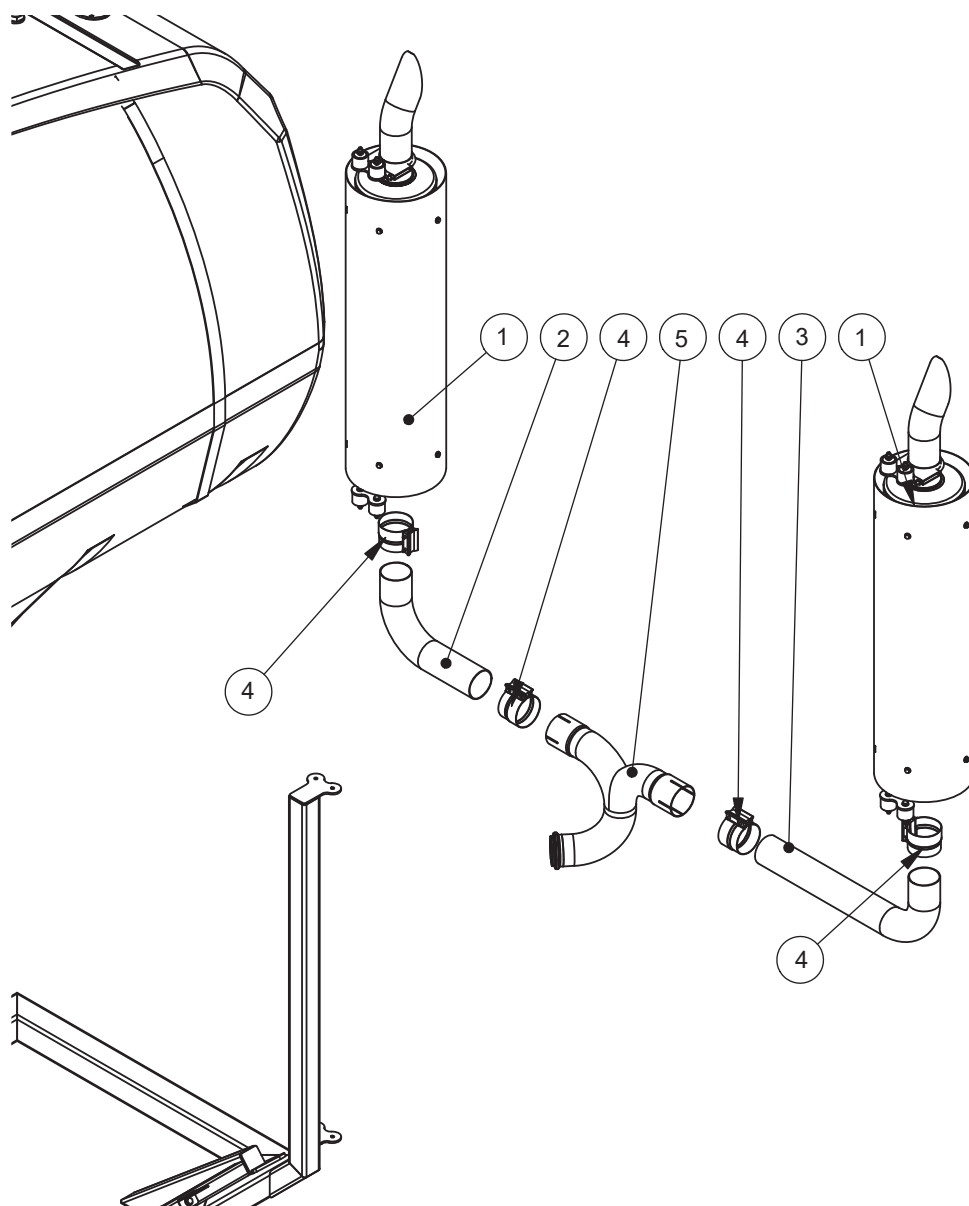
ITEM NO.	PART NUMBER	DESCRIPTION	QTY.
-	GA5053700	Exhaust heat wrap fibreglass Black, Sold per roll	1
-	GA5055470	Tie Cable SS 520mm SS316	-
1	GA5000141	Nut M10 Nyloc ZP	2
2	GA5000117	Washer 10mm Flat SS HD	4
3	GA5062501	Exhaust pipe, Turbo 3" to flexible bellows 4", with mount	1
4	GA5006111	Bolt M10 x 35 ZP GR8.8	2
5	GA4509335	Plate, Exhaust Support Bracket, Super Cruiser, G8	1

Exhaust System - Mid Section



ITEM NO.	PART NUMBER	DESCRIPTION	QTY.
1	GA5068741	Exhaust Bellow 4" Crop Cruiser	1
2	GA4658835	Exhaust Clamp/Buffer bracket-single SP2011	1
3	GA5014609	Rubber multicushion	1
4	GA5000137	Washer 10mm Spring SS	1
5	GA5006113	Bolt M10 x 20 ZP GR8.8	1
6	GA2700015	4" Torctite exhaust clamp	2
7	GA2700043	Exhaust Pipe, Bellow to Muffler, Cab Chassis for Spreader, G8	1
8	GA5000117	Washer 10mm Flat SS HD	2
9	GA5000141	Nut M10 Nyloc ZP	1

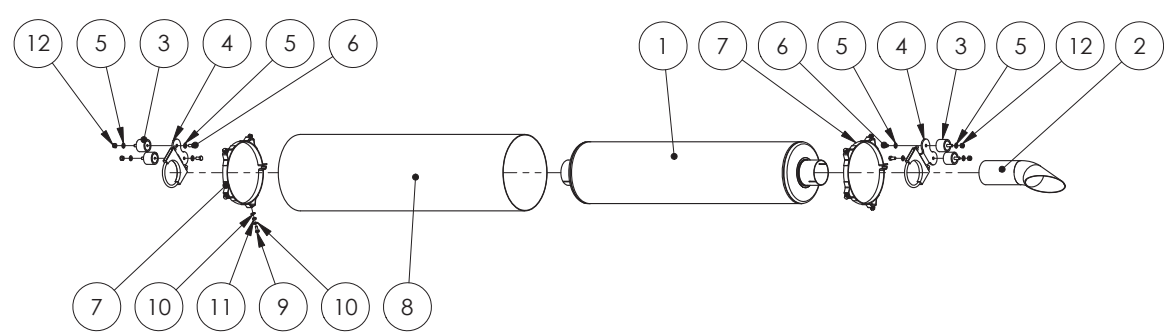
Exhaust System - Rear Section



ITEM NO.	PART NUMBER	DESCRIPTION	QTY.
1	*	Exhaust System - Muffler	2
2	GA2700007	Exhaust Pipe, RH Muffler to Tee, 4", Super Cruiser, G8	1
3	GA2700006	Exhaust Pipe, LH Muffler to Tee, 4", Super Cruiser, G8	1
4	GA2700015	Exhaust Clamp, 4" Torctite	4
5	GA2700008	Exhaust Pipe, Tee, 4", Super Cruiser, G8	1

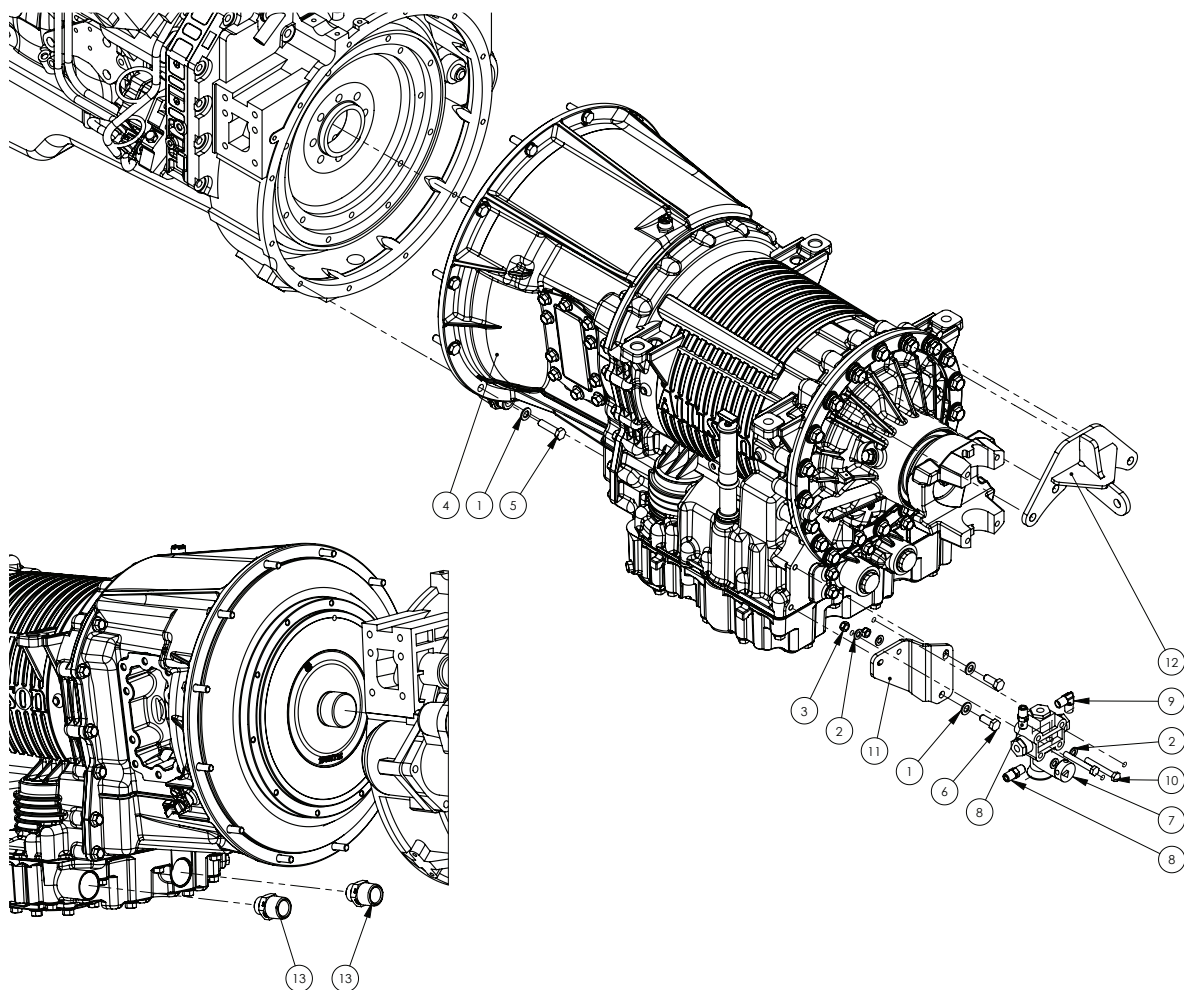
* Sub-assembly on following page

Exhaust System - Muffler



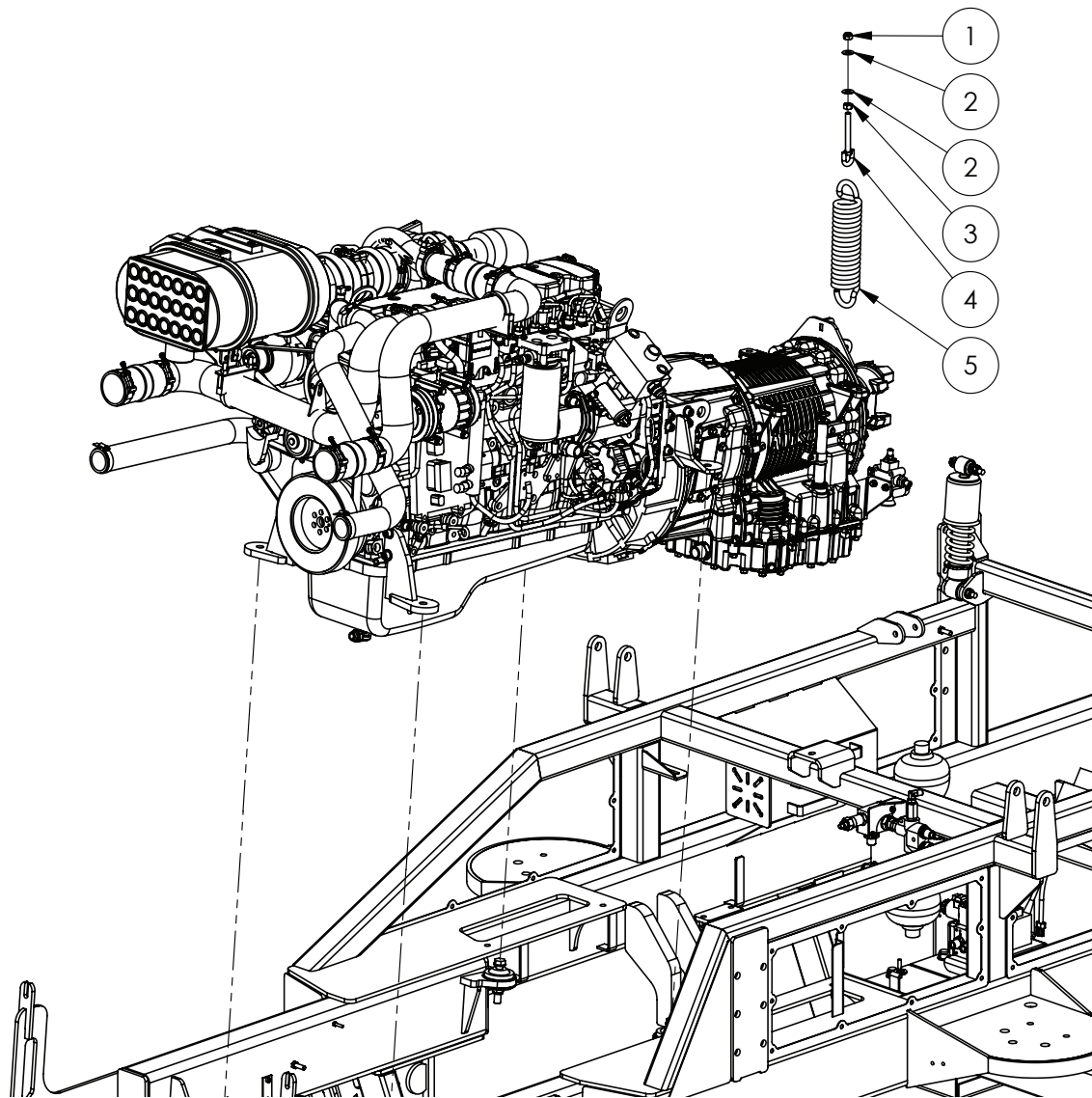
ITEM NO.	PART NUMBER	DESCRIPTION	QTY.
1	GA5069240	Muffler Exhaust, 4"	2
2	GA2700010	Exhaust Pipe, Chrome Deflector Tip, 4", 600mm	2
3	GA5014609	Rubber Buffer, 50mm Dia x 40mm Long, M10 x 25 Male x M10 Female	8
4	GA4658830	Exhaust clamp / buffer bracket Double	4
5	GA5000117	Washer 10mm Flat SS HD	16
6	GA5006113	Bolt M10 x 20 GR8.8 ZP	8
7	GA5071980	Mount Bracket Kit, Exhaust Muffler Heat Shield (inc. 2x brackets)	4
8	GA4505985	Heat Shield Exhaust 360deg	2
9	GA5048485	Set Screw 5/16" BSW x 3/4" SS A2-70	16
10	GA5003631	Washer 5/16" Flat SS	32
11	GA4552080	Crush tube, 10.2mm ID x 15mm OD x 5mm long	16
12	GA5000141	Nut M10 Nyloc ZP	8

Allison Transmission



ITEM NO.	PART NUMBER	DESCRIPTION	QTY.
-	GA3500140	Filter kit, Allison 3000 Transmission, Filter and seals included	-
1	GA5000117	Washer 10mm Flat SS HD	14
2	GA5003643	Washer 8mm Flat SS HD	4
3	GA5004917	Nut M8 Nyloc ZP	2
4	GA2700004	Transmission, 3000 series, Allison, G8	1
5	GA5006071	Bolt M10 x 40 GR10.9 ZP	12
6	GA5006161	Bolt M10 x 25 GR8.8 ZP	2
7	GA5010868	Ride height valve, 1/4" connecting rods	1
8	GA3500218	Hydraulic adaptor, Nipple, 1/4" BSPT male x 1/4" BSPT male	2
9	GA3500258	Hydraulic coupling, Elbow, 90 degree, 1/4" BSPT male x 1/4" BSPT male	1
10	GA5011489	Bolt M8 x 60 GR8.8 ZP	2
11	GA4509345	Plate, Bracket, Ride Height Valve, Front, Transmission Mounted	1
12	GA4661090	Mount Bracket, Spring Support, Allison Transmission 3000	1
13	GA3500371	Hydraulic adaptor, Nipple, 1" BSPT male x 1 1/16" UN male O-ring	2

Allison Transmission - Spring

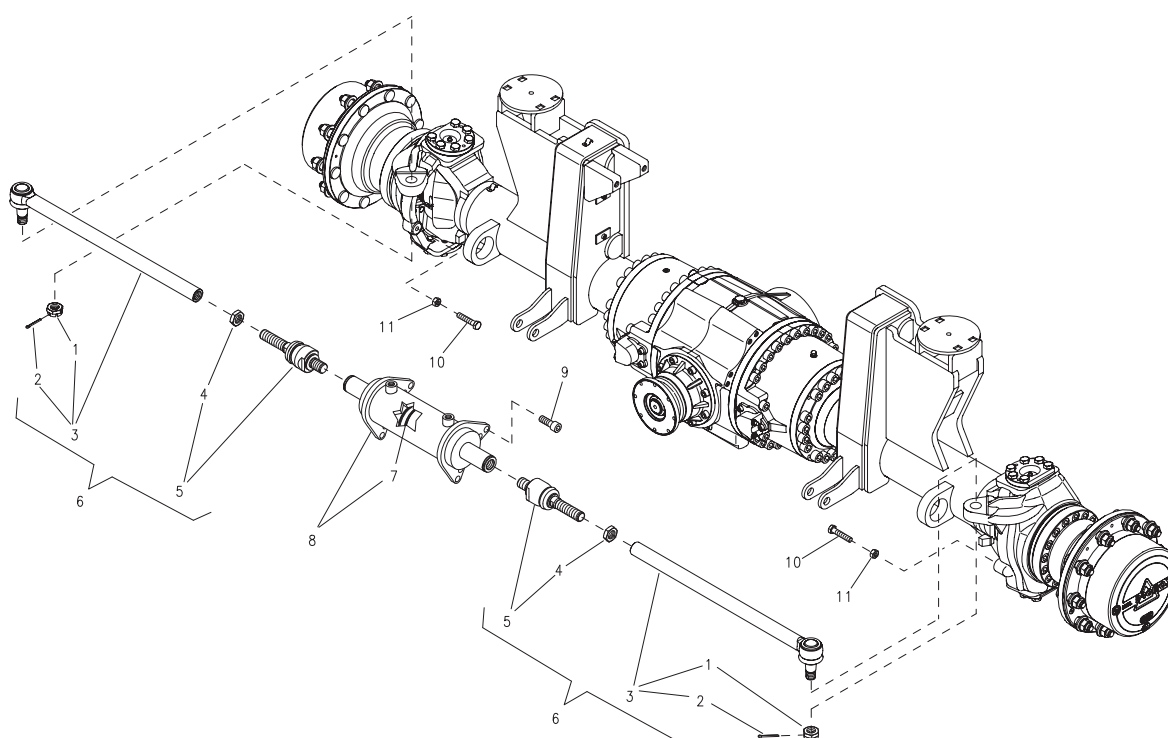


ITEM NO.	PART NUMBER	DESCRIPTION	QTY.
1	GA5012461	Nut M12 Nyloc ZP	1
2	GA5000577	Washer 12mm Flat SS HD	2
3	GA5000559	Nut M12 Hex ZP	1
4	GA5075150	Eye Bolt 12mm x 100mm Short	1
5	GA5010793	Spring, tension, 70mm OD x 329mm long x 12mm, large, suit delta boom yaw / cable	1

Chapter 21

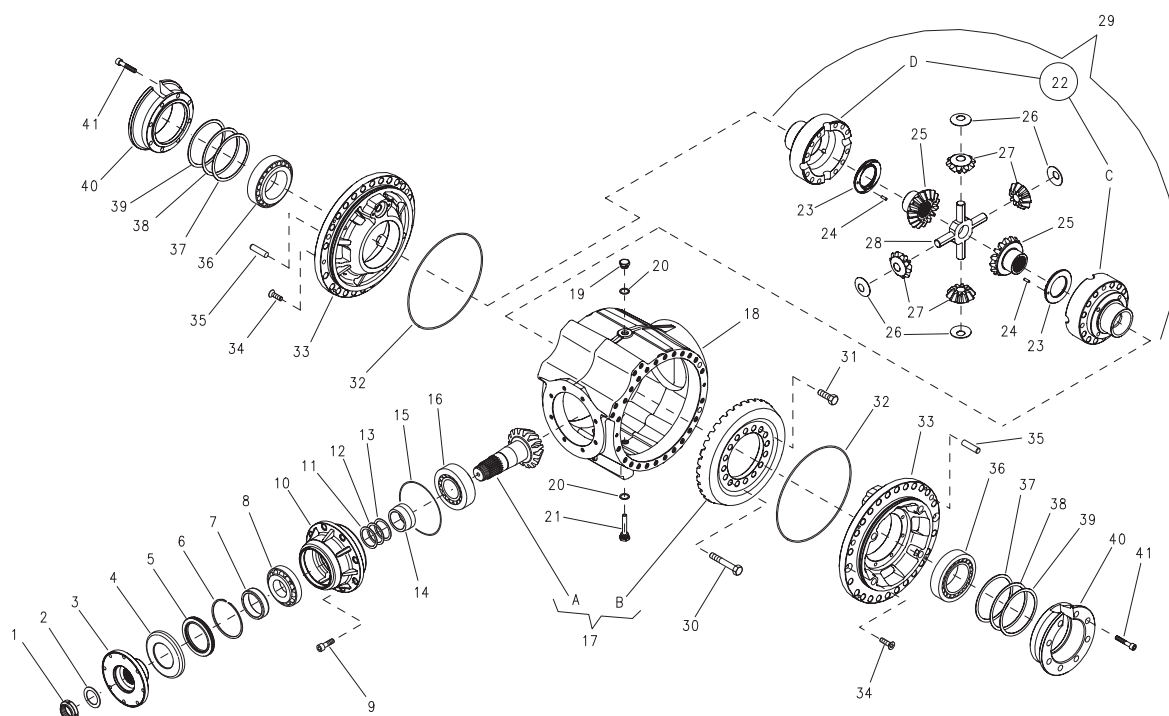
DRIVE LINES, TRANSFER CASE & DIFFERENTIAL

Front Axle - Steering



ITEM NO.	PART NUMBER	DESCRIPTION	QTY.
1	001.110.0530.0	Nut M27x1,5 Uni 5594 Cl.8	2
2	001.142.0060.0	Split Pin 5x45 Uni 1336	2
3	001.412.0160.0	Ball Head	2
4	012.010.7700.1	Nut M28x1,5 Dx Ref.: Dromos	2
5	001.410.0060.0	Axial Joint	2
6	001.411.0160.0	Complete Control Rod	2
7	707.980.0300.0	Gaskets Kit	1
	012.600.0620.1	Double-Acting Cylinder	1
8	GA3500323	Hydraulic adaptor, Elbow, 90 degree, 1/2" BSPT male x 1/2" BSPP male O-ring (Not shown)	2
9	001.091.0240.0	Hexagon Socket Head Cap Screw M18x50 Uni 5931 12.9	8
10	001.090.0850.0	Hexagon Head Cap Screw M14x70 Uni 5739 8.8 Zincata	2
11	001.110.0100.0	Nut M14 Uni 5588 Cl.8	2

Front Axle - Differential



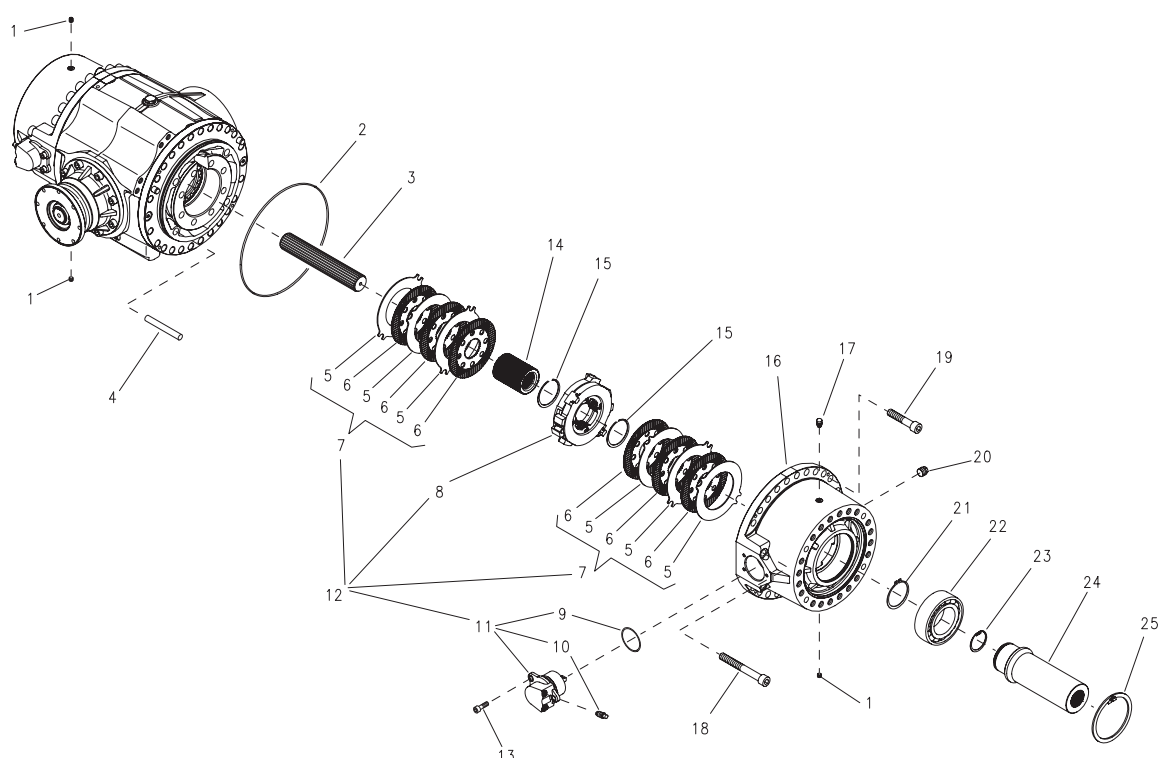
ITEM NO.	PART NUMBER	DESCRIPTION	QTY.
-	GA9000000	Differential assembly - no driveshafts, Front, G8 Super Cruiser, Dromos, Customer exchange	-
1	012.450.0080.1	Ring Nut	1
2	001.031.0020.0	Thrust Washer 45x65x1 Cod. As4565 Ref.: Torrington	1
3	012.230.1270.1	Transmission Flange	1
4	012.370.0060.1	Oil Seal Protection	1
5	GA5072790	Oil Seal Baum6slx7 90x120x12 Fkm Ref.: Simrit	1
6	001.081.0280.0	Shoulder Ring Br 120 Ref.: Torrington	1
7	GA5072945	Oil Seal Ring Race	1
8	GA1700019	Tapered Bearing 31311 Ref.: Timken	1
9	001.091.0020.0	Hexagon Socket Head Cap Screw M14x40 Uni 5931 12.9	8
10	012.140.0460.1	Bearing Support Bush	1
11	012.310.0160.1	Shim	2
12	012.310.0150.1	Shim	4
13	012.310.0140.1	Shim	2
14	012.320.1220.1	Spacer	1
15	GA5072805	O-Ring 2-260 - 164,69x3,53 Nbr 70 Ref.: Parker	1
16	GA1700021	Tapered Bearing 32312 C Ref.: Ntn	1
17	808.010.0990.0	Bevel Gear And Pinion	1
18	012.120.2340.1	Central Casing	1
19	001.151.0050.0	Filling Plug Hexagonal Head M22x1,5 Cod. Tc5m Ref.: Mintor	1
20	001.159.0040.0	Copper Gasket 22x28x1,5	2

Continued over page

Front Axle - Differential

ITEM NO.	PART NUMBER	DESCRIPTION	QTY.
21	002.156.0010.1	Magnetic Drain Plug With Rod M22x1,5-75 Cod. Fmc4m Ref.: Mintor	1
22	808.020.0010.0	Differential Unit	1
23	012.300.0410.1	Crown Wheel Support Ring	2
24	001.132.0150.0	Parallel Pin A 6x20 Uni En Iso 8734	2
25	012.262.0160.1	Bevel Planetary Gear	2
26	012.300.0400.1	Differential Planetary Support Ring	4
27	012.262.0170.1	Bevel Planetary Gear	4
28	012.271.0040.1	Cross	1
29	GA5072980	Differential Unit	1
30	001.090.0510.0	Hexagon Head Cap Screw M16x1,5x110 Uni 5738 10.9	12
31	001.090.0520.0	Hexagon Head Cap Screw M16x1,5x50 Uni 5740 10.9	4
32	GA5072800	O-Ring 2-278 - 304,39x3,53 Nbr 70 Ref.: Parker	2
33	012.120.2310.1	Differential Support	2
34	001.092.0080.0	Hexag. Socket CS Flat Head Cap Screw M12x40 Uni 5933 10.9	4
35	001.132.0370.0	Parallel Pin A 16x60 Uni En Iso 8734	2
36	GA5068835	Tapered Bearing 33118 Ref.: Timken	2
37	012.310.0360.1	Shim	5
38	012.310.0370.1	Shim	5
39	012.310.0380.1	Shim	5
40	012.320.2970.1	Adjustment Spacer	2
41	001.091.0690.0	Hexagon Socket Head Cap Screw M12x55 Uni 5931 12.9	16

Front Axle - Brakes



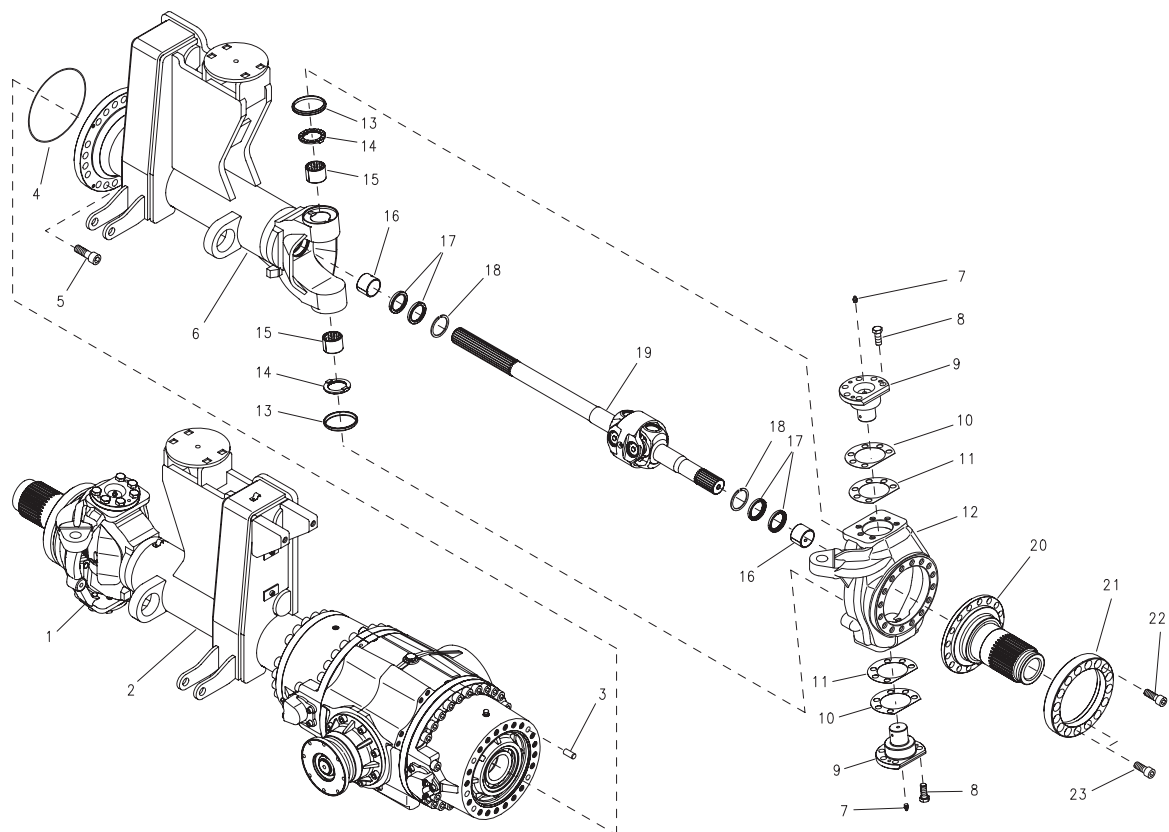
ITEM NO.	PART NUMBER	DESCRIPTION	QTY.
1	001.150.0020.0	Conical Plug Hexagon Socket Head Cap M10x1 Din 906 5.8	3
2	001.061.0340.0	O-Ring 2-275 - 266,29x3,53 Nbr 70 Ref.: Parker	2
3	012.180.0670.1	Drive Shaft	2
4	001.132.0220.0	Parallel Pin A 20x140 Uni En Iso 8734	8
5	012.081.0050.1	Intermediate Disc	12
6	012.082.0050.1	Clutch Disk	12
7	707.970.0050.0	Brake Discs Kit	2
8	707.960.0080.0	Brake Casing	2
9	001.061.0940.0	O-Ring 64,00x4,00 Nbr 70 Ref.: Dichtomatik	2
10	003.010.0220.1	Bleeder Valve M14x1,5 Cod. 45554.02 Ref.: Knott	2
11	001.430.0150.0	Brake Actuation Cylinder	2
12	707.950.0040.0	Disc Brake	2
13	001.091.0210.0	Hexagon Socket Head Cap Screw M10x30 Uni 5931 12.9	6
14	012.231.2440.1	Sleeve For Disc Brake	2
15	001.080.0130.0	Shoulder Ring Wr 75 Ref.: Torrington	4
16	012.030.1660.1	Casing	2
17	001.155.0010.0	Conical Breather Plug With Valve M10x1 Cod. 130400058 - Mod. 33a Ref.: Nostrali	1
18	001.091.1370.0	Hexagon Socket Head Cap Screw M18x150 Uni 5931 12.9	4

Continued over page

Front Axle - Brakes

ITEM NO.	PART NUMBER	DESCRIPTION	QTY.
19	001.091.1360.0	Hexagon Socket Head Cap Screw M18x90 Uni 5931 12.9	44
20	001.150.0010.0	Conical Plug Hexagonal Head M22x1,5 Din 909 5.8	2
21	001.070.0200.0	Retaining Ring E 80 Uni 7435	2
22	001.004.0020.0	Double Row Angular Contact Ball Bearing 3216 A Ref.: Skf	2
23	001.071.0060.0	Retaining Ring I 45 Uni 7437	2
24	012.231.2410.1	Sleeve	2
25	001.071.0430.0	Retaining Ring I 140 Uni 7437	2

Front Axle - Driveshafts



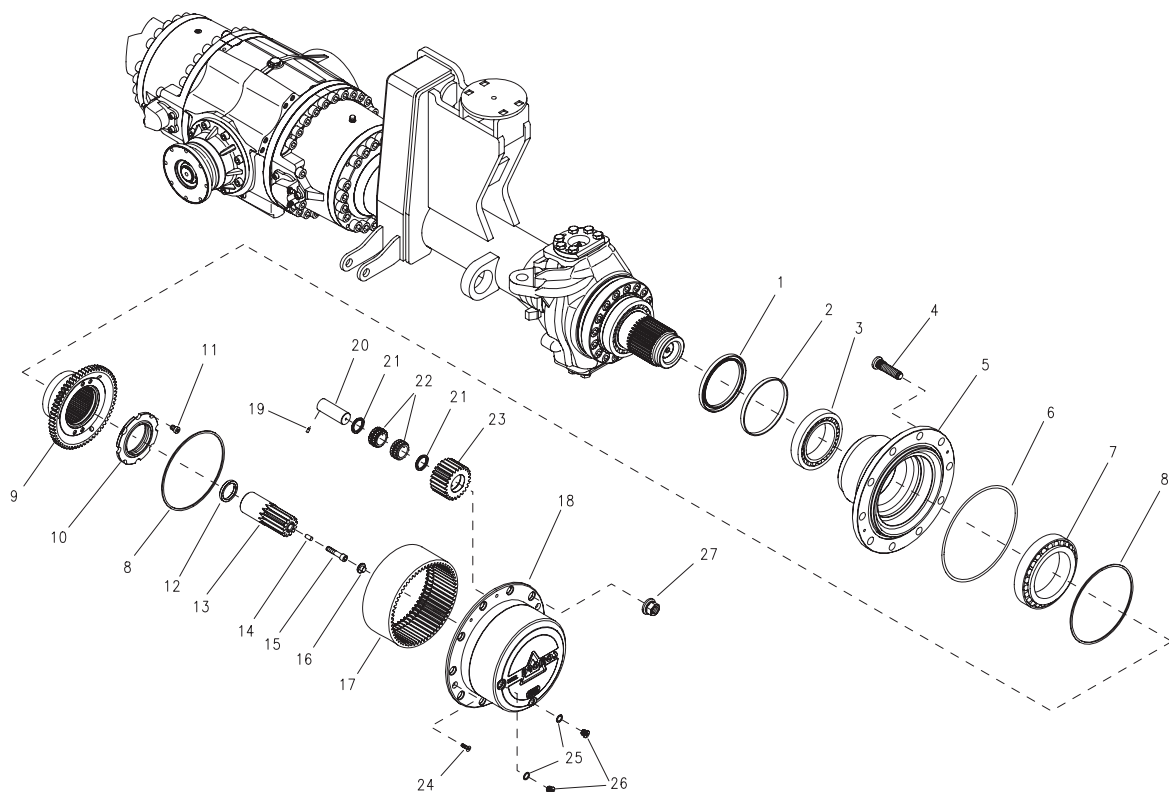
ITEM NO.	PART NUMBER	DESCRIPTION	QTY.
1	012.160.0960.1	External Left Half Articulation	1
2	012.120.2760.1	Steering Side Casing	1
3	001.132.0230.0	Parallel Pin A 16x35 Uni En Iso 8734	2
4	001.061.1410.0	O-Ring 2-269 - 221,84x3,53 Nbr 70 Ref.: Parker	2
5	001.091.0730.0	Hexagon Socket Head Cap Screw M20x60 Uni 5931 12.9	40
6	012.120.2750.1	Steering Side Casing	1
7	001.180.0020.0	Straight Lubricator M10x1 Uni 7663 Mod. A 5.8	4
8	001.090.0020.0	Hexagon Head Cap Screw M16x40 Uni 5739 8.8	24
9	012.270.0740.1	Articulation Pin	4
10	012.312.0350.1	Shim	10
11	012.312.0360.1	Shim	10
12	012.160.0950.1	External Right Half Articulation	1
13	001.062.0110.0	Wiper Ring Au As 85x95x10/7 Ref.: Simrit	4
14	012.540.0020.1	Thrust Washer	4
15	001.040.0230.0	Bushing Sb-30 - 50x55x40 Ref.: Fp - Sliding Bearings	4
16	001.040.0010.0	Bushing 50x55x40 C Sb-20 Ref.: Fp - Sliding Bearings	4
17	001.060.0030.0	Oil Seal Bau3slx2 50x65x8 Nbr Ref.: Simrit	8
18	001.071.0010.0	Retaining Ring J 65x2,5 V	4

Continued over page

Front Axle - Driveshafts

ITEM NO.	PART NUMBER	DESCRIPTION	QTY.
19	012.190.0510.1	Universal Joint With Drive Shafts Cod. 3442019 Ref.: Sorem Trasm. Meccaniche	2
20	012.240.0410.1	Spindle	2
21	012.010.7690.1	Wiper Ring	2
22	001.091.0490.0	Hexagon Socket Head Cap Screw M18x55 Uni 593I 12.9	28
23	001.091.0240.0	Hexagon Socket Head Cap Screw M18x50 Uni 593I 12.9	4

Front Axle - Planetary Hubs



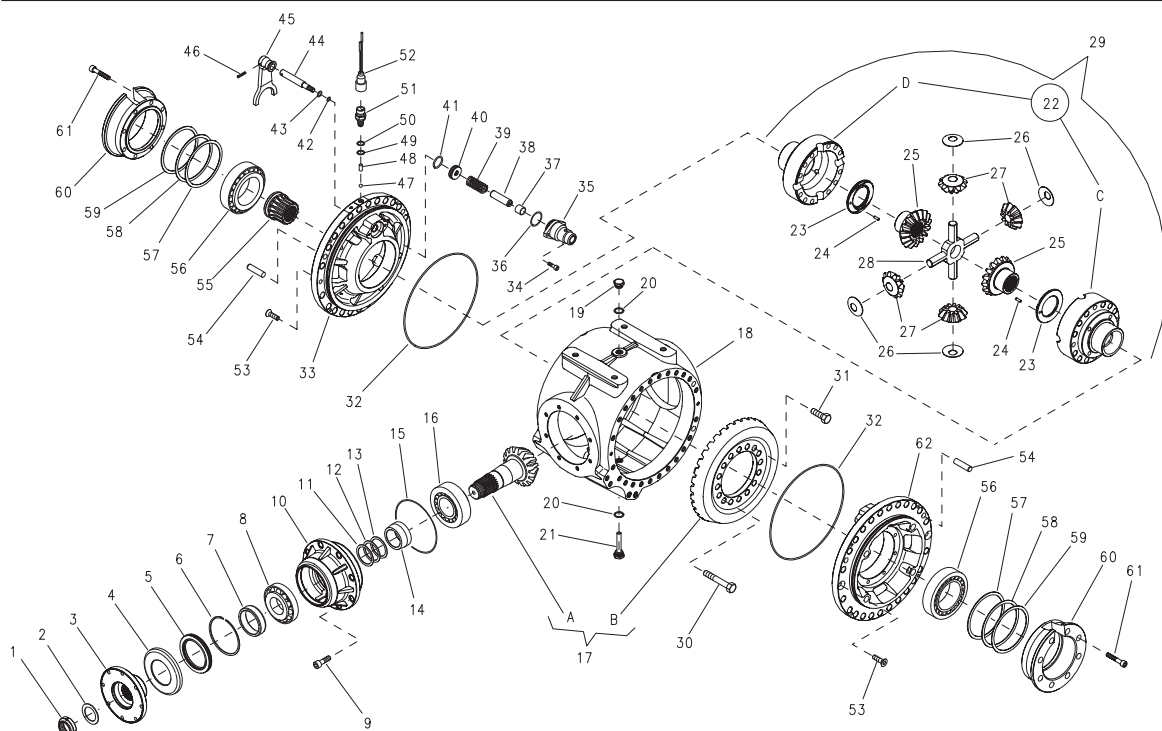
ITEM NO.	PART NUMBER	DESCRIPTION	QTY.
1	001.060.0090.0	Oil Seal Basl 140x170x12 Nbr Ref.: Simrit	2
2	012.320.1410.1	Spacer	2
3	001.013.0040.0	Tapered Bearing 32022 X Ref.: Timken	2
4	012.360.0120.1	Stud M22x1,5x85 Cl. 010.9	20
5	012.101.0390.1	Wheel Hub	2
6	001.061.0050.0	O-Ring 2-379 - 278,77x5,33 Nbr 70 Ref.: Parker	2
7	001.013.0330.0	Tapered Bearing 32028 X Ref.: Timken	2
8	001.081.0230.0	Shoulder Ring Br 240 Ref.: Torrington	4
9	012.250.4940.1	Hub For Planetary Annulus Gear	2
10	012.450.0270.1	Ring Nut	2
11	001.091.1340.0	Hexagon Socket Head Cap Screw M12x16 Uni 9327 8.8	4
12	012.320.2920.1	Spacer	2
13	012.250.4920.1	Sun Gear	2
14	002.132.0020.1	Parallel Pin 10x20 Ref.: Dromos	2
15	002.091.0050.1	Hexagon Socket Head Cap Screw M12x56 12.9 Ref.: Dromos	2
16	012.280.0010.1	Small Block	2
17	012.251.0370.1	Annular Gear	2
18	012.111.0270.1	Spider	2

Continued over page

Front Axle - Planetary Hubs

ITEM NO.	PART NUMBER	DESCRIPTION	QTY.
19	001.093.0440.0	Hexagon Socket Screw Without Head Cap M6x12 Uni 5925 45 H	8
20	012.270.0730.1	Planetary Gear Pin	8
21	012.320.2910.1	Spacer	16
22	001.010.0520.0	Cylindrical Roller Bearing Double Row Cod. 2488 Ref.: Cp	16
23	012.250.4930.1	Sun Gear	8
24	001.092.0010.0	Hex Socket Countersunk Flat Head Cap Screw M8x25 Uni 5933 10.9	4
25	001.159.0010.0	Copper Gasket 16x22x1,5	4
26	001.151.0010.0	Cylindrical Head Plug With Hexagon Slot M16x1,5 Din 908 5.8	4
27	001.115.0040.0	Stud Nut M22x1,5 P Din 74361/H Cl. 10	20

Rear Axle - Differential



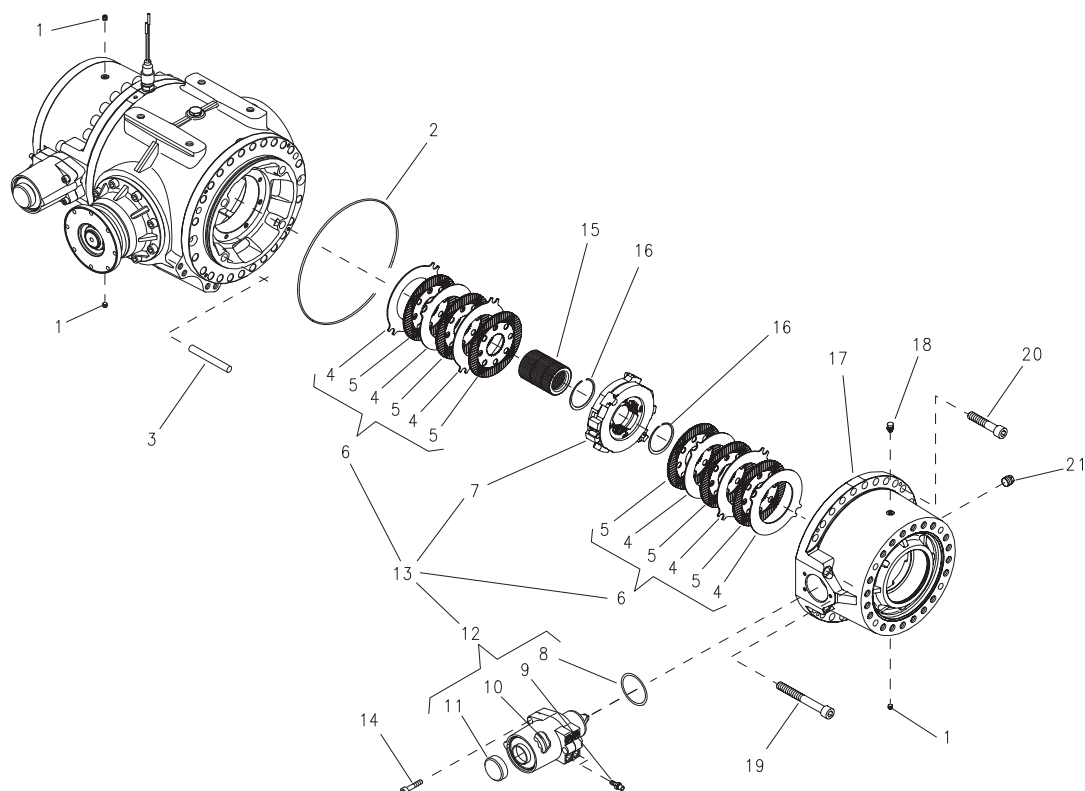
ITEM NO.	PART NUMBER	DESCRIPTION	QTY.
-	GA9000001	Differential assembly - no driveshafts, Rear, G8 Super Cruiser, Dromos, Customer exchange	-
1	012.450.0080.1	Ring Nut	1
2	001.031.0020.0	Thrust Washer 45x65x1 Cod. As4565 Ref.: Torrington	1
3	012.230.1270.1	Transmission Flange	1
4	012.370.0060.1	Oil Seal Protection	1
5	GA5072790	Oil Seal Baum6slx7 90x120x12 Fkm Ref.: Simrit	1
6	001.081.0280.0	Shoulder Ring Br 120 Ref.: Torrington	1
7	GA5072945	Oil Seal Ring Race	1
8	GA1700019	Tapered Bearing 31311 Ref.: Timken	1
9	001.091.0020.0	Hexagon Socket Head Cap Screw M14x40 Uni 5931 12.9	8
10	GA5072855	Bearing Support Bush	1
11	012.310.0140.1	Shim	2
12	012.310.0150.1	Shim	4
13	012.310.0160.1	Shim	2
14	012.320.1220.1	Spacer	1
15	001.061.0310.0	O-Ring 2-260 - 164,69x3,53 Nbr 70 Ref.: Parker	1
16	001.013.0420.0	Tapered Bearing 32312 C Ref.: Ntn	1
17	808.010.1000.0	Bevel Gear And Pinion	1
18	012.120.2340.1	Central Casing	1
19	001.151.0050.0	Filling Plug Hexagonal Head M22x1,5 Cod. Tc5m Ref.: Mintor	1
20	GA5073435	Copper Gasket 22x28x1,5	2

Continued over page

Rear Axle - Differential

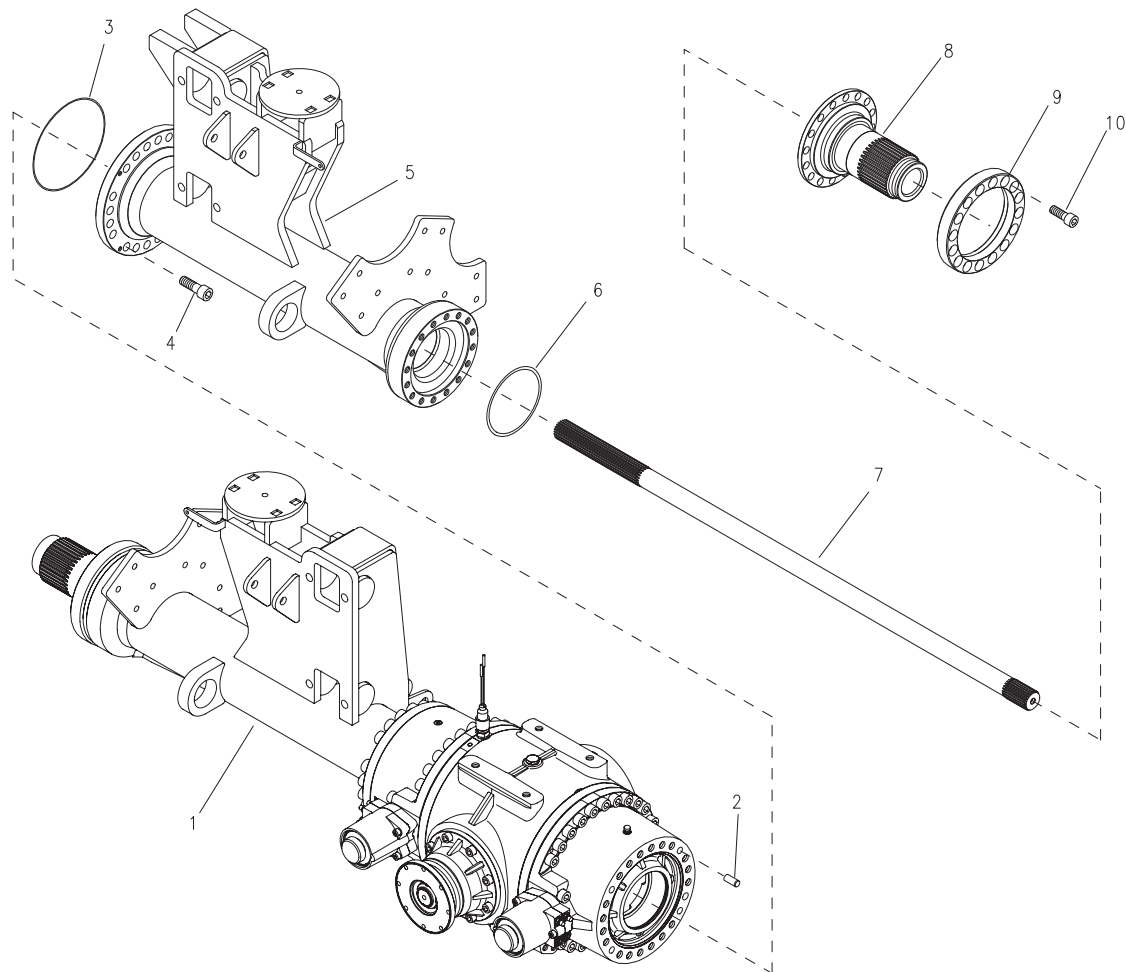
ITEM NO.	PART NUMBER	DESCRIPTION	QTY.
21	002.156.0010.1	Magnetic Drain Plug With Rod M22x1,5-75 Cod. Fmc4m Ref.: Mintor	1
22	808.020.0150.0	Differential Unit	1
23	012.300.0410.1	Crown Wheel Support Ring	2
24	001.132.0150.0	Parallel Pin A 6x20 Uni En Iso 8734	2
25	012.262.0160.1	Bevel Planetary Gear	2
26	012.300.0400.1	Differential Planetary Support Ring	4
27	012.262.0170.1	Bevel Planetary Gear	4
28	012.271.0040.1	Cross	1
29	GA5072985	Differential Locking Control	1
30	001.090.0510.0	Hexagon Head Cap Screw M16x1,5x110 Uni 5738 10.9	12
31	001.090.0520.0	Hexagon Head Cap Screw M16x1,5x50 Uni 5740 10.9	4
32	001.061.0140.0	O-Ring 2-278 - 304,39x3,53 Nbr 70 Ref.: Parker	2
33	012.120.2600.1	Differential Support	1
34	001.091.0140.0	Hexagon Socket Head Cap Screw M8x25 Uni 5931 12.9	2
35	012.010.7950.1	Locking Cylinder Casing	1
36	001.061.0020.0	O-Ring 2-133 - 45,69x2,62 Nbr 70 Ref.: Parker	1
37	001.040.0130.0	Bushing 20x23x20 C Sb-20 Ref.: Fp - Sliding Bearings	1
38	012.010.7610.1	Rod Extension	1
39	012.490.0310.1	Spring Cod. D13390 Ref.: Meter - Spec	1
40	012.010.7940.1	Piston	1
41	001.061.0330.0	O-Ring 2-219 - 32,92x3,53 Nbr 70 Ref.: Parker	1
42	001.061.0630.0	O-Ring 2-015 - 14,00x1,78 Nbr 70 Ref.: Parker	1
43	001.061.0390.0	O-Ring 5-256 - 17,96x2,62 Nbr 70 Ref.: Parker	1
44	012.272.0680.1	Fork Rod	1
45	012.351.0670.1	Fork	1
46	001.133.0080.0	Spiral Dowel Pin Heavy Duty 6x30 Din 7344	1
47	001.033.0010.0	Ball Diam.3/8" 9,525 G40 - Aisi 52100 Ref.: Tridella	1
48	002.132.0060.1	Parallel Pin 10x19 Ref.: Dromos	1
49	012.310.0340.1	Shim	5
50	012.310.0680.1	Shim	5
51	001.440.0250.0	Switch Cod. 330.460 Ref.: Era	1
52	001.490.0060.0	Cable Connector	1
53	001.092.0080.0	Hexag. Socket CS Flat Head Cap Screw M12x40 Uni 5933 10.9	4
54	001.132.0370.0	Parallel Pin A 16x60 Uni En Iso 8734	2
55	012.231.2400.1	Clutch Sleeve	1
56	GA5068835	Tapered Bearing 33118 Ref.: Timken	2
57	012.310.0360.1	Shim	5
58	012.310.0370.1	Shim	5
59	012.310.0380.1	Shim	5
60	012.320.2970.1	Adjustment Spacer	2
61	001.091.0690.0	Hexagon Socket Head Cap Screw M12x55 Uni 5931 12.9	16
62	012.120.2310.1	Differential Support	1

Rear Axle - Brakes



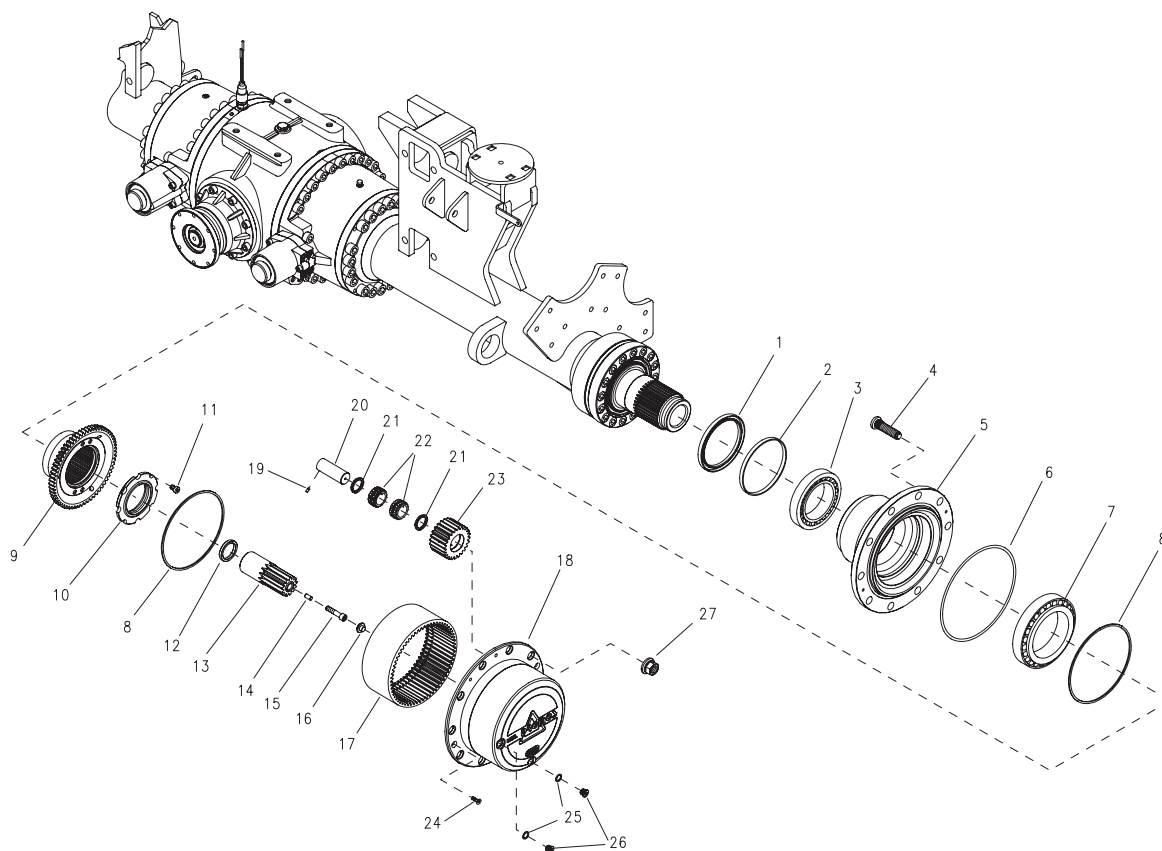
ITEM NO.	PART NUMBER	DESCRIPTION	QTY.
1	001.150.0020.0	Conical Plug Hexagon Socket Head Cap M10x1 Din 906 5.8	3
2	001.061.0340.0	O-Ring 2-275 - 266,29x3,53 Nbr 70 Ref.: Parker	2
3	001.132.0220.0	Parallel Pin A 20x140 Uni En Iso 8734	8
4	012.081.0050.1	Intermediate Disc	12
5	012.082.0050.1	Clutch Disk	12
6	707.970.0050.0	Brake Discs Kit	2
7	707.960.0080.0	Brake Casing	2
8	001.061.0940.0	O-Ring 64,00x4,00 Nbr 70 Ref.: Dichtomatik	2
9	003.010.0220.1	Bleeder Valve M14x1,5 Cod. 45554.02 Ref.: Knott	4
10	707.980.0160.0	Gaskets Kit	2
11	003.010.0210.1	Plug Cod. 45987 Ref.: Knott	2
12	001.430.0240.0	Brake Actuat. Cylinder With Spring	2
13	707.950.0080.0	Disc Brake	2
14	001.091.0210.0	Hexagon Socket Head Cap Screw M10x30 Uni 593I 12.9	6
15	012.231.2440.1	Sleeve For Disc Brake	2
16	001.080.0130.0	Shoulder Ring Wr 75 Ref.: Torrington	4
17	012.030.1660.1	Casing	2
18	001.155.0010.0	Conical Breather Plug With Valve M10x1 Cod. 130400058 - Mod. 33a	1
19	001.091.1370.0	Hexagon Socket Head Cap Screw M18x150 Uni 593I 12.9	4
20	001.091.1360.0	Hexagon Socket Head Cap Screw M18x90 Uni 593I 12.9	44
21	001.150.0010.0	Conical Plug Hexagonal Head M22x1,5 Din 909 5.8	2

Rear Axle - Driveshafts



ITEM NO.	PART NUMBER	DESCRIPTION	QTY.
1	012.120.2780.1	Rigid Side Casing	1
2	001.132.0230.0	Parallel Pin A 16x35 Uni En Iso 8734	2
3	001.061.1410.0	O-Ring 2-269 - 221,84x3,53 Nbr 70 Ref.: Parker	2
4	001.091.0730.0	Hexagon Socket Head Cap Screw M20x60 Uni 593I 12.9	40
5	012.120.2770.1	Rigid Side Casing	1
6	001.061.0660.0	O-Ring 2-261 - 171,04x3,53 Nbr 70 Ref.: Parker	2
7	012.180.0680.1	Drive Shaft	2
8	012.240.0410.1	Spindle	2
9	012.010.7690.1	Wiper Ring	2
10	001.091.0500.0	Hexagon Socket Head Cap Screw M18x60 Uni 593I 12.9	32

Rear Axle - Planetary Hubs



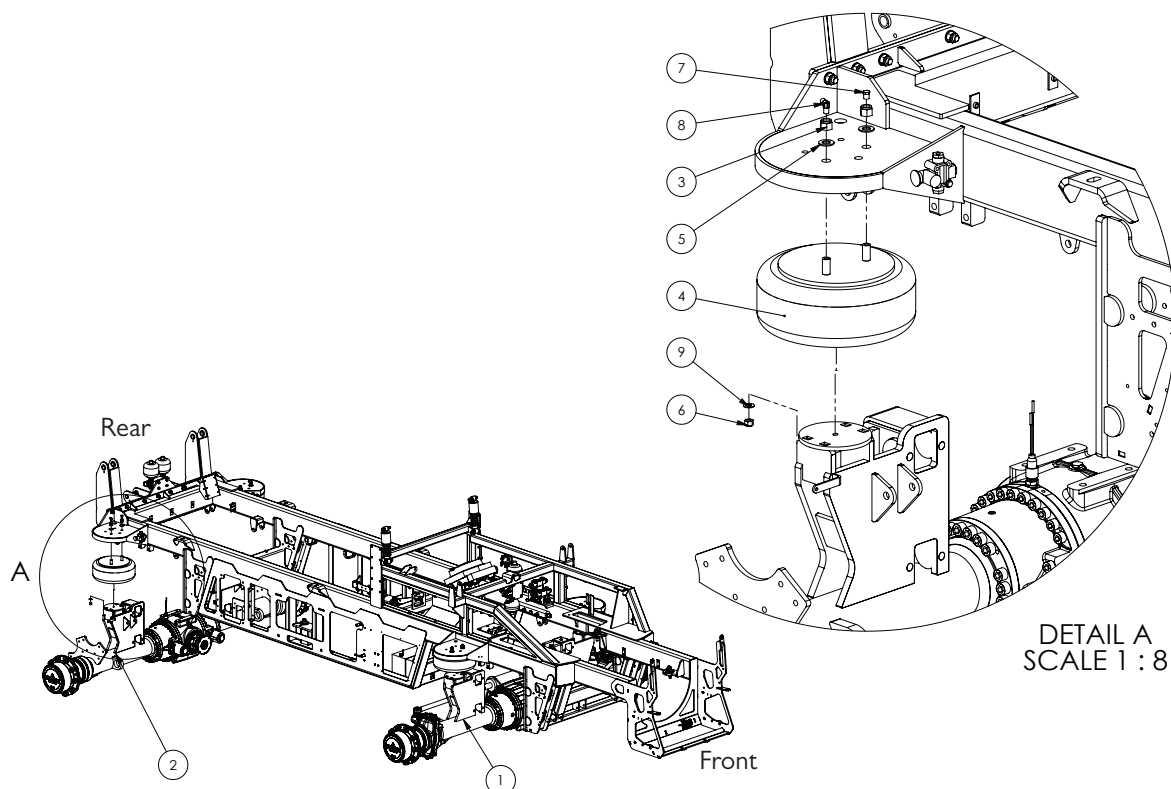
ITEM NO.	PART NUMBER	DESCRIPTION	QTY.
1	001.060.0090.0	Oil Seal Basl 140x170x12 Nbr Ref.: Simrit	2
2	012.320.1410.1	Spacer	2
3	001.013.0040.0	Tapered Bearing 32022 X Ref.: Timken	2
4	012.360.0120.1	Stud M22x1,5x85 Cl. 010.9	20
5	012.101.0390.1	Wheel Hub	2
6	001.061.0050.0	O-Ring 2-379 - 278,77x5,33 Nbr 70 Ref.: Parker	2
7	001.013.0330.0	Tapered Bearing 32028 X Ref.: Timken	2
8	001.081.0230.0	Shoulder Ring Br 240 Ref.: Torrington	4
9	012.250.4940.1	Hub For Planetary Annulus Gear	2
10	012.450.0270.1	Ring Nut	2
11	001.091.1340.0	Hexagon Socket Head Cap Screw M12x16 Uni 9327 8.8	4
12	012.320.2920.1	Spacer	2
13	012.250.4920.1	Sun Gear	2
14	002.132.0020.1	Parallel Pin 10x20 Ref.: Dromos	2
15	002.091.0050.1	Hexagon Socket Head Cap Screw M12x56 12.9 Ref.: Dromos	2
16	012.280.0010.1	Small Block	2
17	012.251.0370.1	Annular Gear	2
18	012.111.0270.1	Spider	2
19	001.093.0440.0	Hexagon Socket Screw Without Head Cap M6x12 Uni 5925 45 H	8
20	012.270.0730.1	Planetary Gear Pin	8

Continued over page

Rear Axle - Planetry Hubs

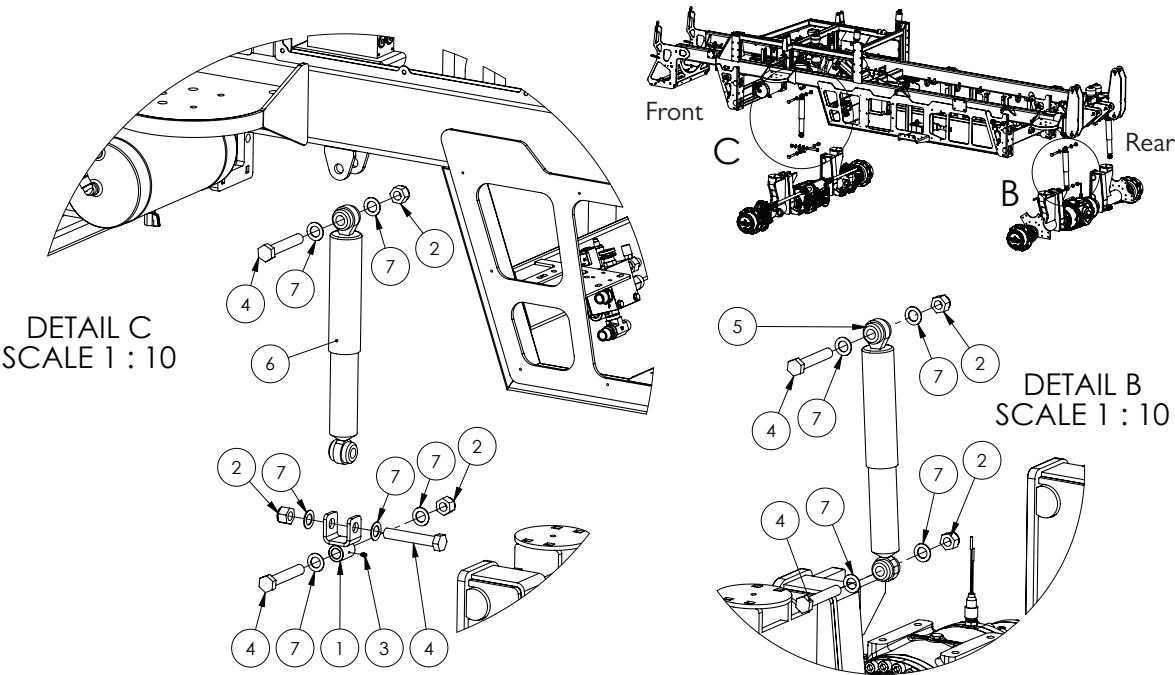
ITEM NO.	PART NUMBER	DESCRIPTION	QTY.
21	012.320.2910.1	Spacer	16
22	001.010.0520.0	Cylindrical Roller Bearing Double Row Cod. 2488 Ref.: Cpm	16
23	012.250.4930.1	Sun Gear	8
24	001.092.0010.0	Hex Socket CS Flat Head Cap Screw M8x25 Uni 5933 10.9	4
25	001.159.0010.0	Copper Gasket 16x22x1,5	4
26	001.151.0010.0	Cylindrical Head Plug With Hexagon Slot M16x1,5 Din 908 5.8	4
27	001.115.0040.0	Stud Nut M22x1,5 P Din 74361 /H Cl. 10	20

Suspension - Air Bags



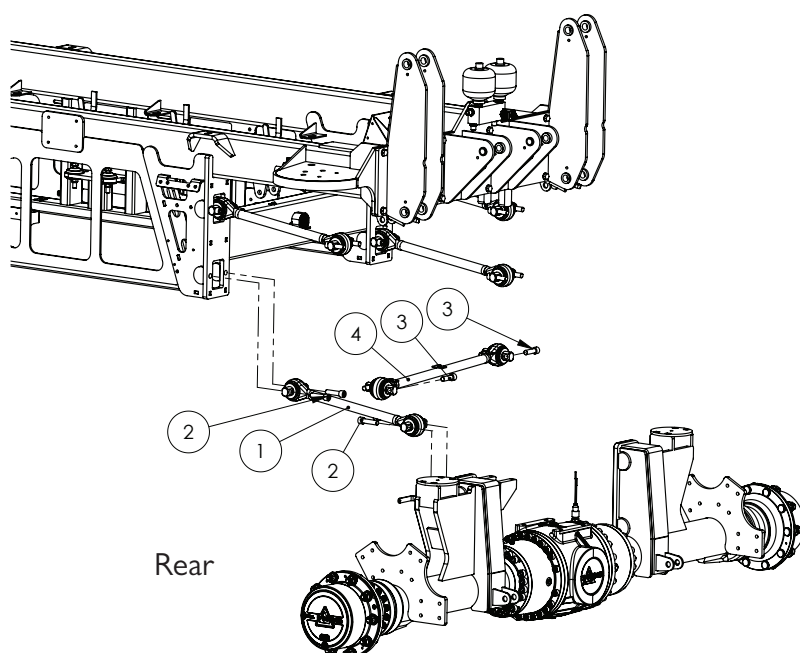
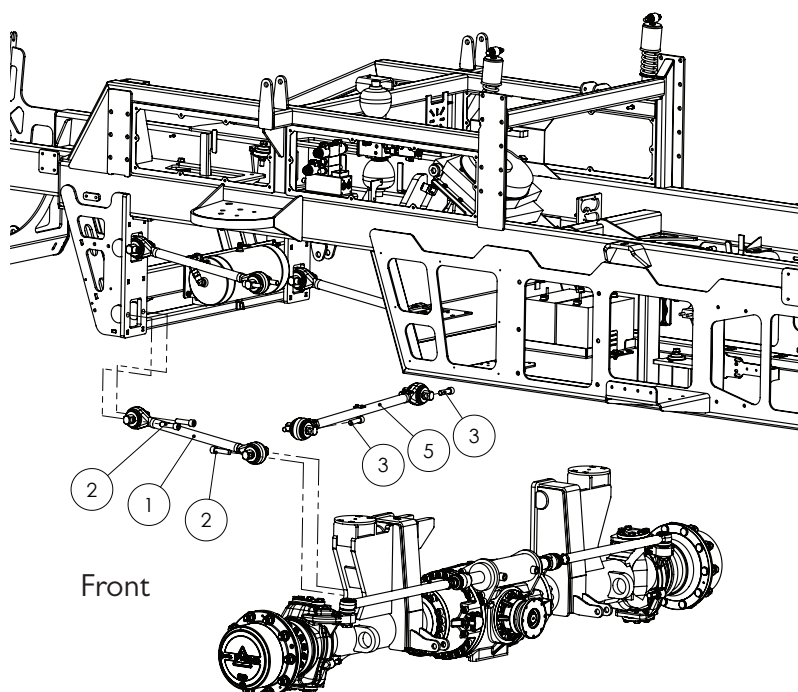
ITEM NO.	PART NUMBER	DESCRIPTION	QTY.
1	GA4661020	Front Axle, Super Cruiser, G8, 2015	1
2	GA4661025	Rear Axle, Super Cruiser, G8, 2015	1
3	GA5048430	3/4" UNC Nyloc Nut	8
4	GA5005115	Air Spring dual air stud	4
5	GA5001741	Washer 20mm Flat SS HD	8
6	GA5050580	Nut 1/2" UNC Nyloc ZP	4
7	GA5069335	Plug 1/4" BSPT Brass	4
8	GA3500258	Hydraulic coupling, Elbow, 90 degree, 1/4" BSPT male x 1/4" BSPT male	4
9	GA5017673	Washer 1/2" Flat ZP HD	4

Suspension - Shock Absorbers



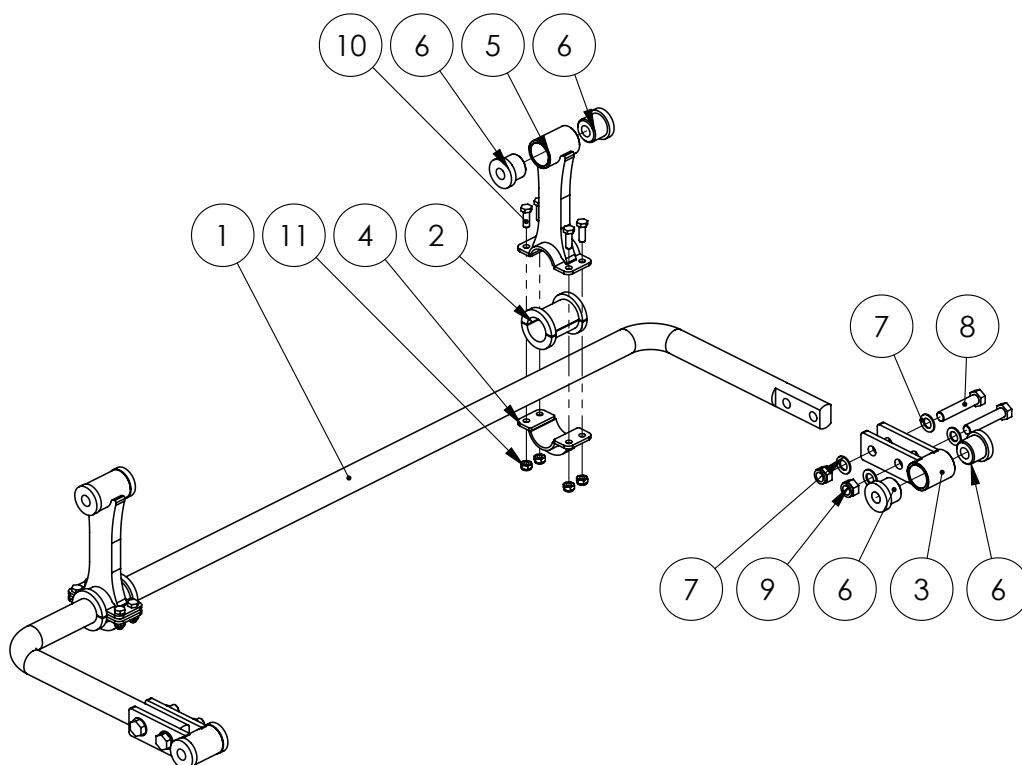
ITEM NO.	PART NUMBER	DESCRIPTION	QTY.
1	GA4660670	Shock Absorber Mount, Front Axle, MY15	2
2	GA5012469	Nut M24 Nyloc ZP	10
3	GA5050450	Grease nipple 6mm	2
4	GA5070380	Bolt, M24 x 140, ZP GR8.8	10
5, 6	GA2500001	Shock Absorber, Damper, 267mm Stroke, F5007, Monroe	4
7	GA5001893	Washer 24mm X 2mm Thick Flat ZP	20

Suspension - Links



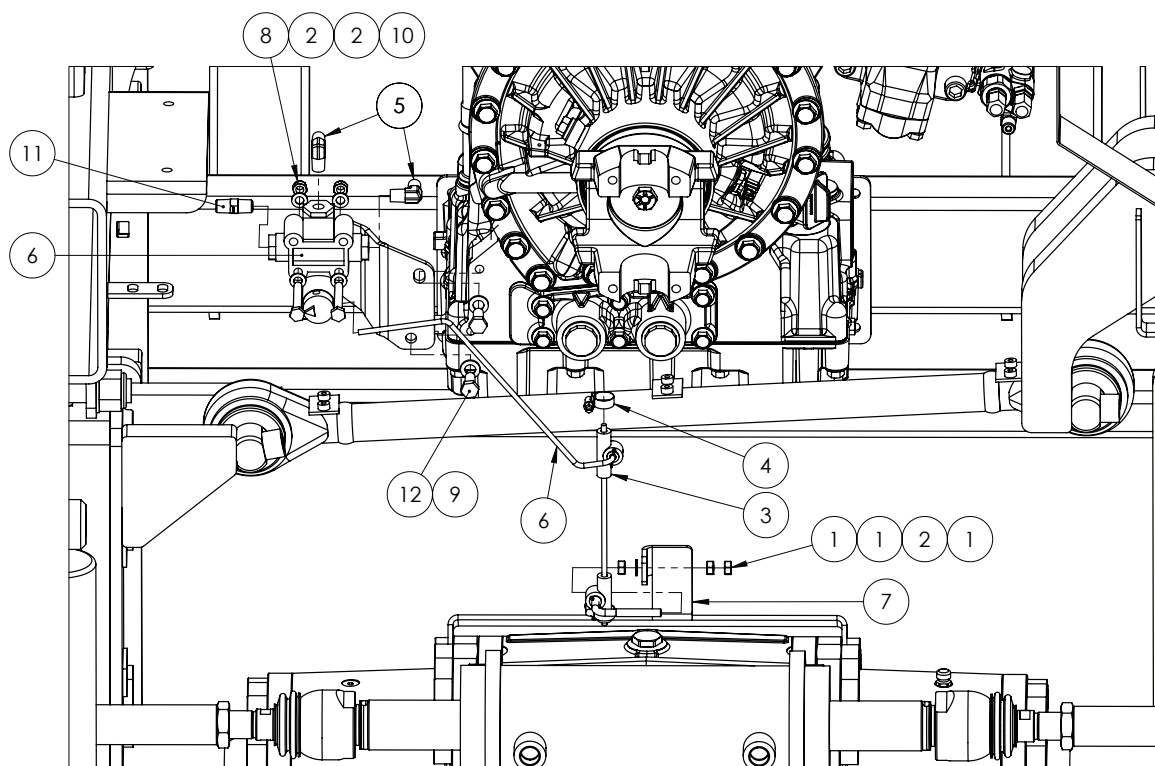
ITEM NO.	PART NUMBER	DESCRIPTION	QTY.
1	GA5068850	Suspension link, Torque rod, 650mm centre, Hollow, ATRO	8
2	GA5053150	SHCS 3/4" UNF x 3" GR12.9 ZP Blue	32
3	GA5053145	SHCS 3/4" UNF x 2 1/2" GR12.9 ZP Blue	8
4	GA4660900	Panhard Bar, Rear, with Double Hose Clamp Mounts, Super Cruiser	1
5	GA4660895	Panhard Bar, Front, with Single Hose Clamp Mounts, Super Cruiser	1

Suspension - Rear Sway Bar



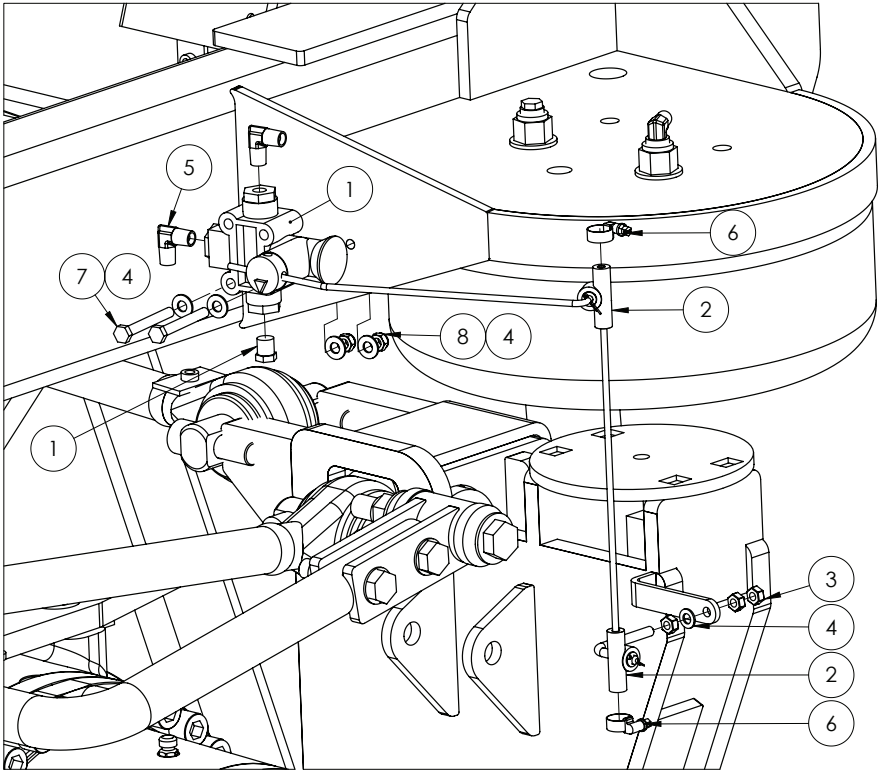
ITEM NO.	PART NUMBER	DESCRIPTION	QTY.
1	GA5071910	Sway Bar, Super Cruiser, G8	1
2	GA4583285	Nylon Bush for Sway Bar, 42mm, Part comes in two halves	2
3	GA4654790	Mounting swaybar to axle	2
4	GA4654800	Clamp, Lower, Sway bar, Crop Cruiser	2
5	GA4654805	Clamp, Upper, Sway bar, Crop Cruiser	2
6	GA5016195	Bush, Sway bar pivot, Pigthane 90A duro	8
7	GA5001043	Washer 16mm Flat SS HD	8
8	GA5011307	Bolt M16 x 80 GR8.8 ZP	4
9	GA5001029	M16 Nyloc nut	4
10	GA5065455	Bolt M10 x 30 GR8.8 ZP	8
11	GA5000141	Nut M10 Nyloc ZP	8

Ride Height Valve - Front



ITEM NO.	PART NUMBER	DESCRIPTION	QTY.
1	GA5011499	Nut M8 ZP	3
2	GA5003643	Washer 8mm Flat SS HD	6
3	GA5014651	Tee, Rubber, Suit ride height levelling valve rods	2
4	GA5004865	Hose Clamp, 3/8", SS (8-16/9W)	2
5	GA3500218	Hydraulic adaptor, Nipple, 1/4" BSPT male x 1/4" BSPT male	2
6	GA5010868	Ride height valve, 1/4" connecting rods	1
7	GA4509340	Plate, Bracket, Ride Height Valve, Front, Axle Mounted	1
8	GA5052590	Nut M8 Nyloc SS	2
9	GA5000117	Washer 10mm Flat SS HD	2
10	GA5011489	Bolt M8 x 60 GR8.8 ZP	2
11	GA3500258	Hydraulic coupling, Elbow, 90 degree, 1/4" BSPT male x 1/4" BSPT male	1
12	GA5006161	Bolt M10 x 25 GR8.8 ZP	2

Ride Height Valve - Rear



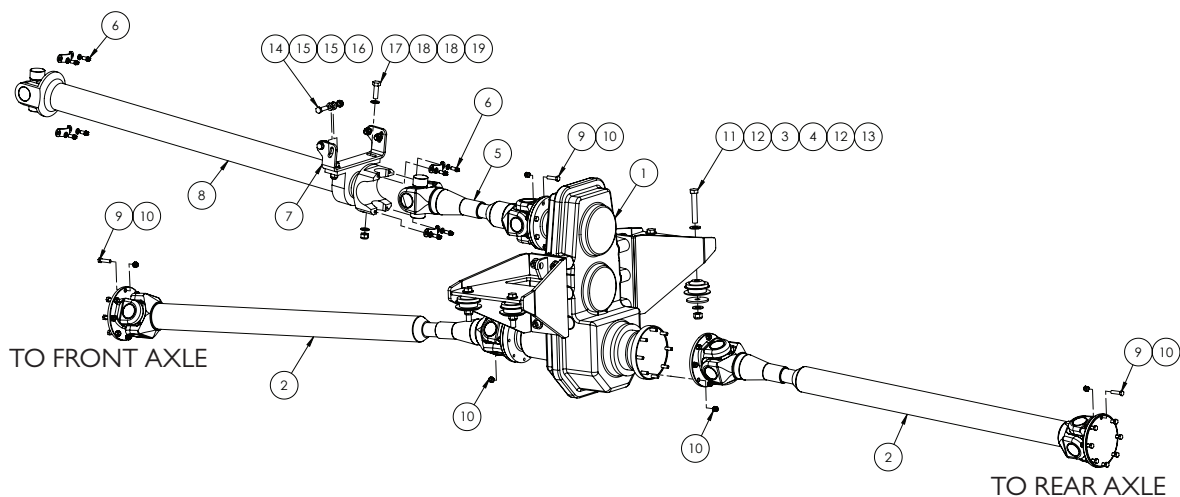
Left hand side shown

Quantities shown are per side.

ITEM NO.	PART NUMBER	DESCRIPTION	QTY.
1	GA5010868	Ride height valve, 1/4" connecting rods	1
2	GA5014651	Tee, Rubber, Suit ride height levelling valve rods	2
3	GA5011499	Nut M8 ZP	3
4	GA5003643	Washer 8mm Flat SS HD	5
5	GA3500258	Hydraulic coupling, Elbow, 90 degree, 1/4" BSPT male x 1/4" BSPT male	2
6	GA5004865	Hose Clamp, 3/8",SS (8-16/9W)	2
7	GA5052710	Bolt M8 x 65 GR 8.8 ZP	2
8	GA5052590	Nut M8 Nyloc SS	2

Drive Shafts & Transfer Case

FROM TRANSMISSION

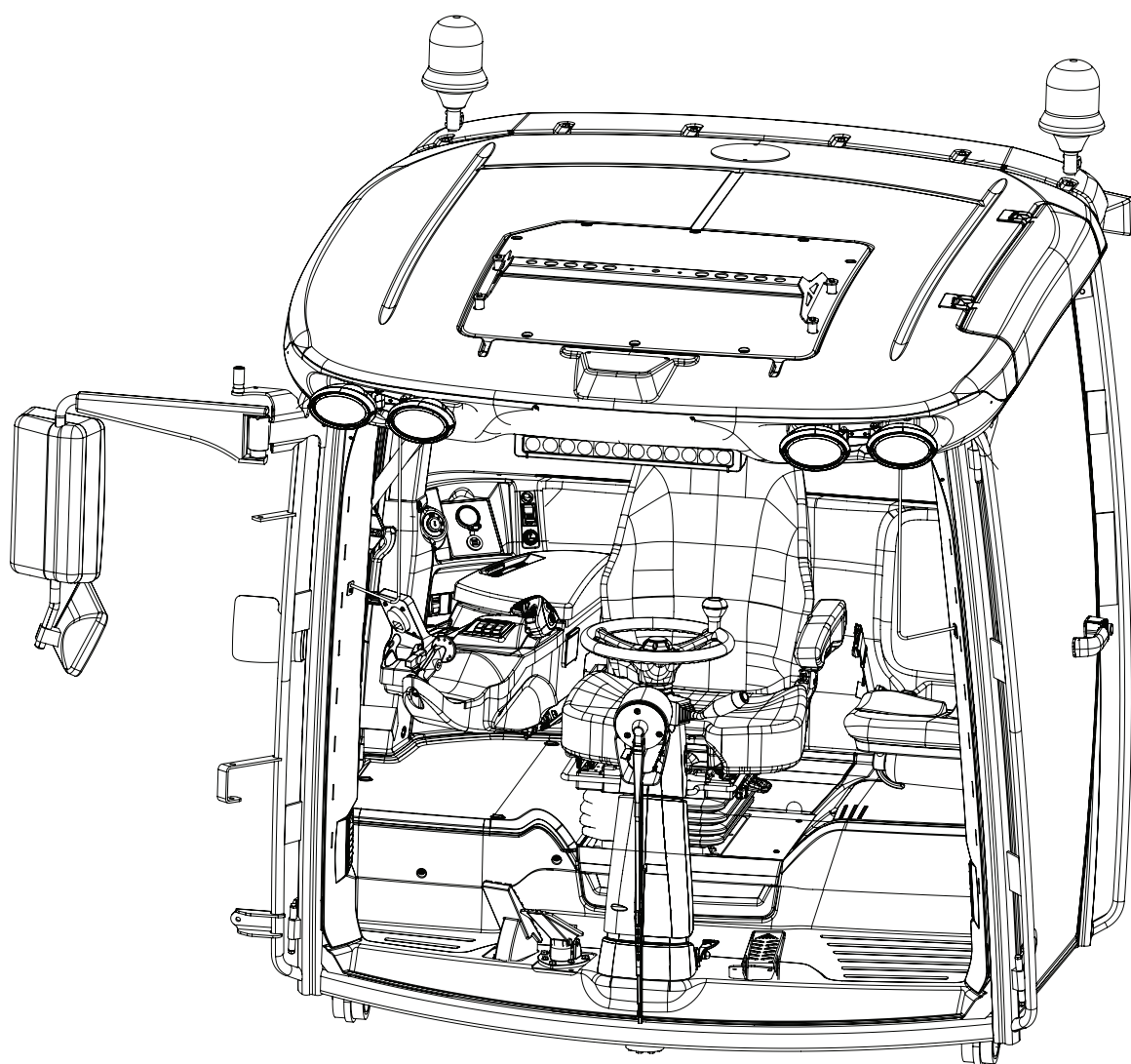


ITEM NO.	PART NUMBER	DESCRIPTION	QTY.
-	GA2700084	Universal Joint Cross, I610 Series	7
1	GA2700013	Transfer Case. Differential with Lock, 1.42308:1 Ratio, Dromos	1
2	GA2700040	Drive Shaft, Transfer Case to Axle, G8	2
3	GA5070020	Vibration Isolator - 80mm	4
4	GA4502820	Washer, 70mm OD x 16.5mm ID x 5mm thick	4
5	GA2700041	Drive Shaft, Transfer Case to Centre Bearing Shaft, G8	1
6	5-70-28X	Driveshaft retainer kit	2
7	GA4504345	Plate, Centre Bearing Mount, SWB G8	1
8	GA2700030	Drive Shaft, Transmission to Centre Bearing, G8	1
9	GA0500032	Bolt 3/8" x 1 1/2" UNF, ZP, Gr8	24
10	GA0500026	Nut 3/8", Nyloc, ZP, UNF	40
11	GA5011269	Set Screw M16 x 100 GR8.8 ZP	4
12	GA5001043	Washer 16mm Flat SS HD	8
13	GA5001029	Nut M16 Nyloc ZP	4
14	GA5000319	Set Screw M12 x 40 GR8.8 ZP	4
15	GA5000577	Washer 12mm Flat SS HD	8
16	GA5012461	Nut M12 Nyloc ZP	4
17	GA5000343	Bolt M14 x 45 GR8.8 ZP	2
18	GA5050325	Washer 14mm Flat SS	4
19	GA5012427	Nut M14 Nyloc ZP	2

Chapter 22

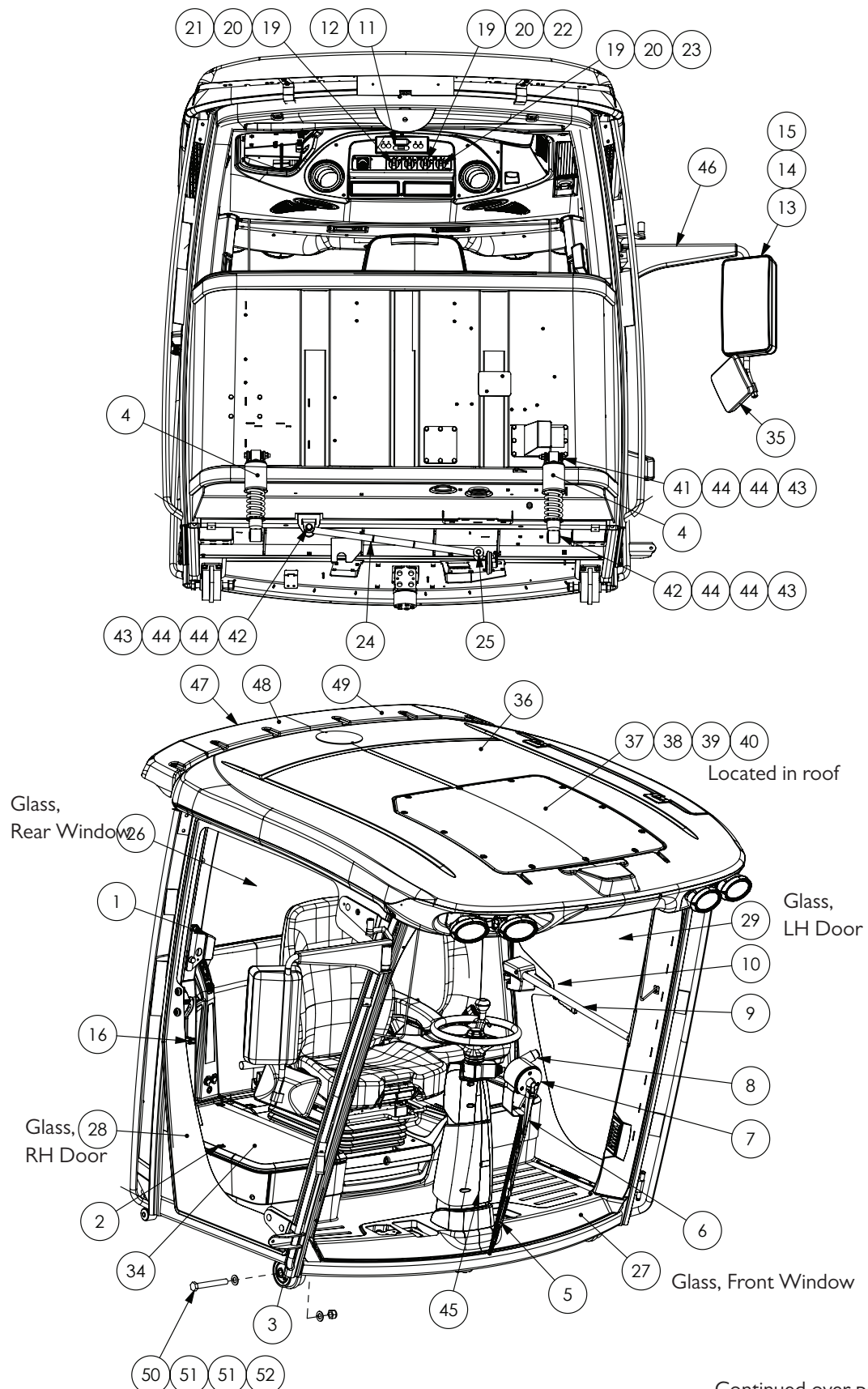
CABIN

Cabin G8



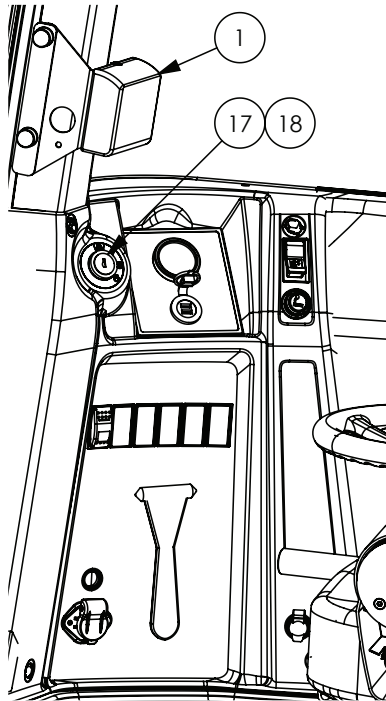
Continued over page

Cabin - Claas



Continued over page

Cabin - Claas



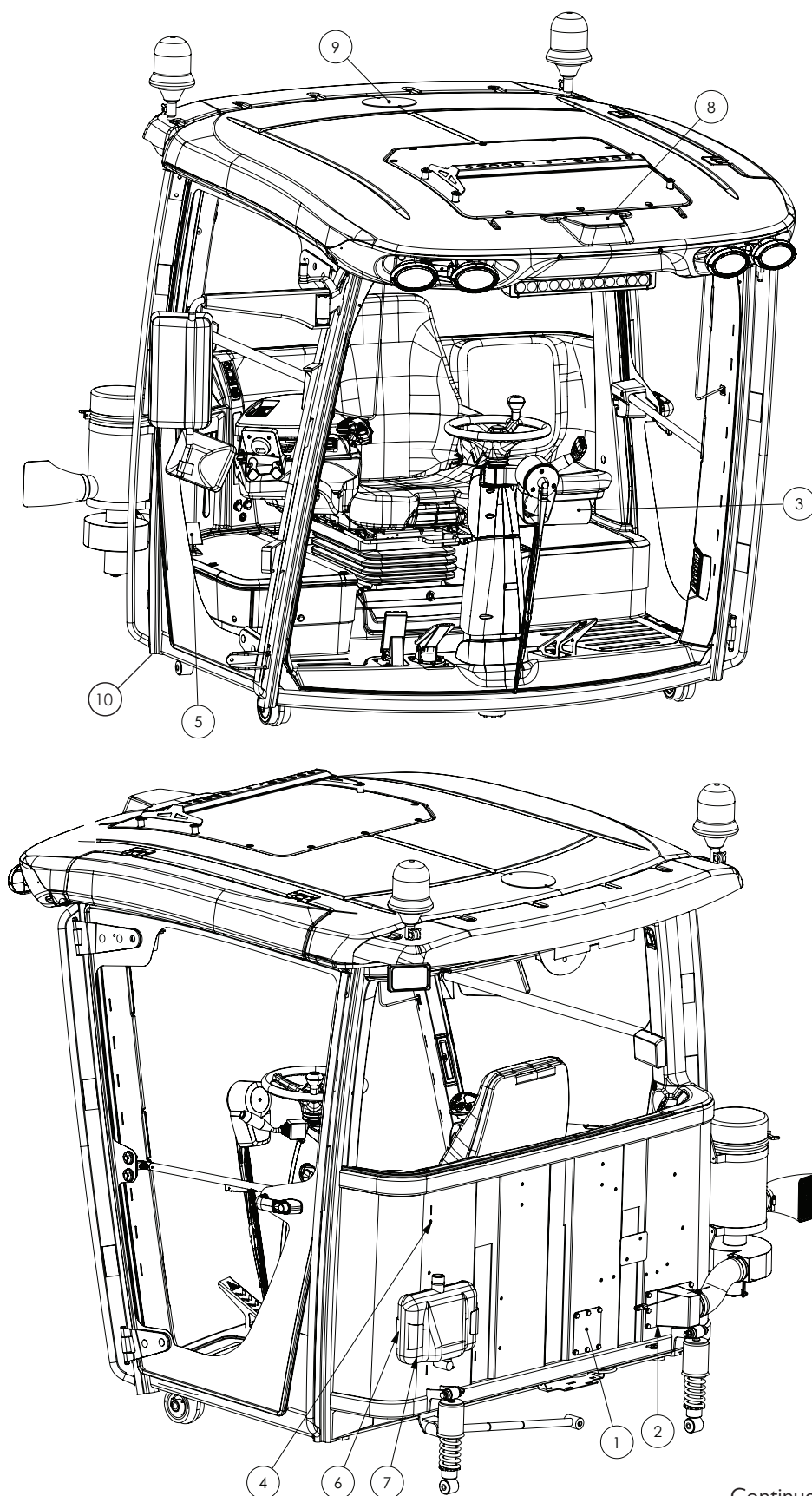
ITEM NO.	PART NUMBER	DESCRIPTION	QTY.
1	GA5054100	Cup holder	1
2	GA5054160	Locking knob, RHS panel	1
3	GA5054110	Bushing	1
4	GA5054105	Damper, shock absorber	2
5	GA5054155	Wiper Blade	1
6	GA5054150	Wiper Arm	1
7	GA5078441	Motor, Windscreen Wiper, Claas Cabin, Serial Number X1003708 On	1
8	GA5054195	Indicator Stalk	1
9	GA5054175	Door Lock	1
10	GA5054180	Handle Exterior	1
11	GA5054285	A/C - Heater Control Unit	1
12	GA5054280	Sender Temperature	3
13	GA5054125	Side mirror glass, Suit Claas cab	1
14	GA5054130	Cover Cap Mirror	1
15	GA5054120	Side mirror, Complete assembly, Suit Claas cab	1
16	GA5054135	Handle Internal RHS	1
17	GA5054200	Starter Switch	1
18	GA5054205	Master Key	1
19	GA5054250	Rotary Knob, for light	3
20	GA5054270	Switch Insert, for Lighting Knob	3
21	GA5054210	Switch Light, LHS	1

Continued over page

Cabin - Claas

ITEM NO.	PART NUMBER	DESCRIPTION	QTY.
22	GA5054215	Switch Light, Middle	1
23	GA5054095	Switch Light, RHS	1
24	GA4600290	Panhard Rod, 870mm Centres, Super Cruiser, Claas Cabin	1
25	GA5054535	Bearing bush, for pan hard	2
26	GA5065481	Glass, Rear	1
27	GA5065482	Glass, front	1
	GA5065488	Glass, Front Windscreen, laminated, wiper motor adaptor	
28	GA5065483	Glass, door right	1
29	GA5065484	Glass, door left	1
30	GA5054470	Sunshade Rear	1
31	GA5065463	Side blind, LH	1
32	GA5065462	Side blind, RH	1
33	GA5065461	Seal door	2
34	GA5070404	Cover Panel Fuse Boxin	1
35	GA5070330	Mirror, Convex, Lower, manual adjust	1
36	GA5054530	Cabin Roof	1
37	GA5054275	Fan Blower Assembly	1
38	GA5054185	Evaporator coil	1
39	GA5054115	Heater Exchange / core suit	1
40	GA5054190	Expansion Valve	1
41	GA5011263	Bolt M12 x 90 ZP GR8.8	2
42	GA5000259	Bolt M12 x 100 ZP GR8.8	4
43	GA5012461	Nut M12 Nyloc ZP	6
44	GA5000577	Washer 12mm Flat SS HD	24
45	GA5055540	Gas Strut, Steering Column Lower	1
46	GA5075270	Mirror Bracket, Adjustable, Claas	1
47	GA5066805	Roof Panel, Rear Roof, Claas Cabin	1
48	GA5054255	Antenna Aerial Radio AM FM GME with Base and Lead	1
49	GA5054265	Aerial, UHF, AE409L GME (includes Base & Lead)	1
50	GA5001531	Bolt M20 x 150 GR8.8 ZP	2
51	GA5001741	Washer 20mm Flat SS HD	4
52	GA5048125	Nut M20 Nyloc Coarse ZP	2

Cabin - Assembled



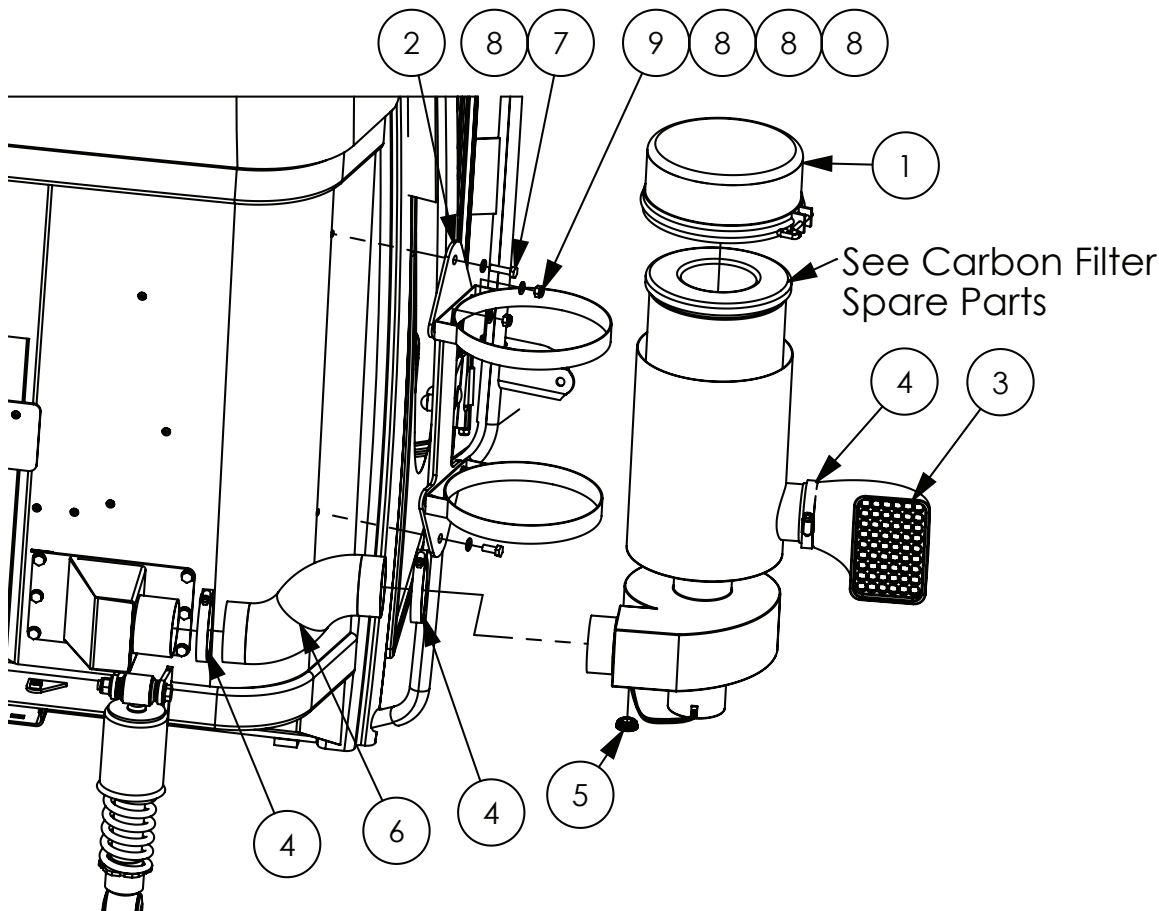
Continued over page

Cabin - Assembled

ITEM NO.	PART NUMBER	DESCRIPTION	QTY.
1	GA4536285	Cover Plate Back of SP Cabin Small	1
	*	ISOBUS Raven Plug	1
	*	ISOBUS John Deere Plug	1
2	GA4658850	Carbon Filter Air Intake	1
3	GA5007099	Extinguisher, Fire B&E Flameguard 1Kg ABE	1
4	GA5017909	Xmas Tree Clip, Black, 16mm Head, 27mm Length	17
5	GA4504390	Cover plate, Access port, Right side door jam, Claas cabin	1
6	GA4505035	Mounting Bracket Washer Bottle	1
7	GA5070785	Windscreen Washer Bottle 5.8L	1
8	GA4503820	Plate Receiver Mount Rear Claas Cabin	1
9	GA4503815	Plate Receiver Mount Front Claas Cabin	1
10	GA5069905	Fitting Brass 5/8" - 5/8" straight hose barb (Heater hose joiner)	2
-	GA4504105	Plate, Round, Aluminium, Steering Wheel Centre, Claas Cabin	1
-	GA5011465	Bolt M8 x 16 ZP GR8.8	16
-	GA5003643	Washer 8mm Flat SS HD	16

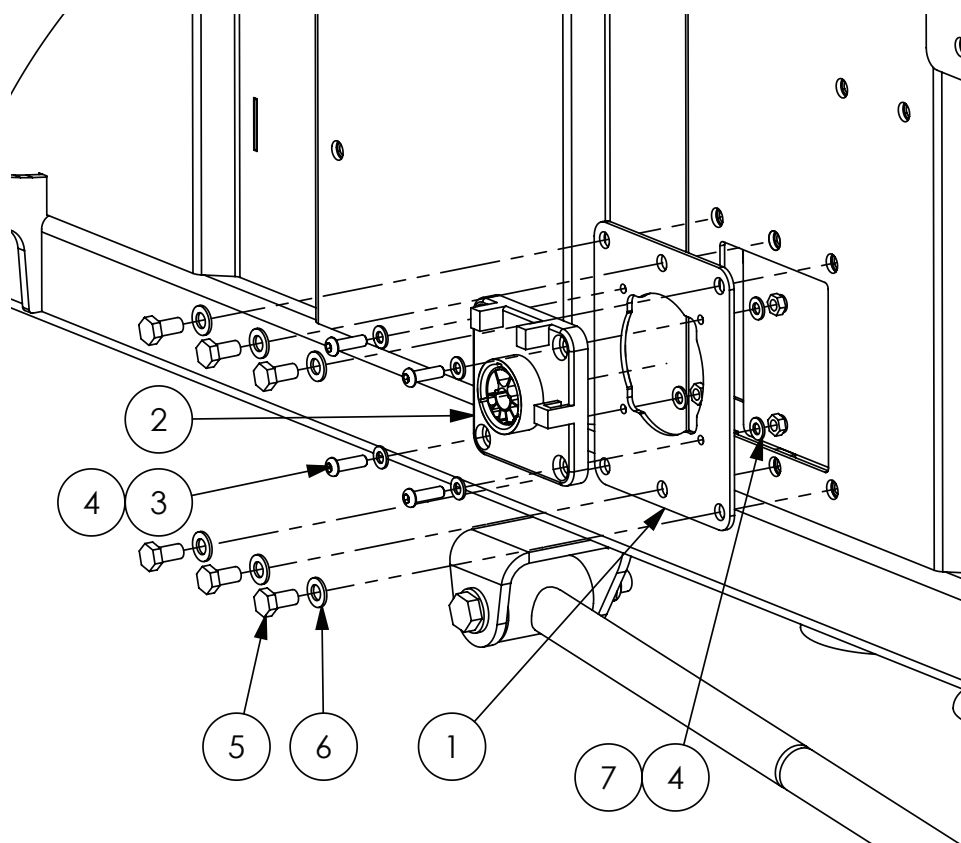
* Sub-assembly on following pages

Carbon Filter



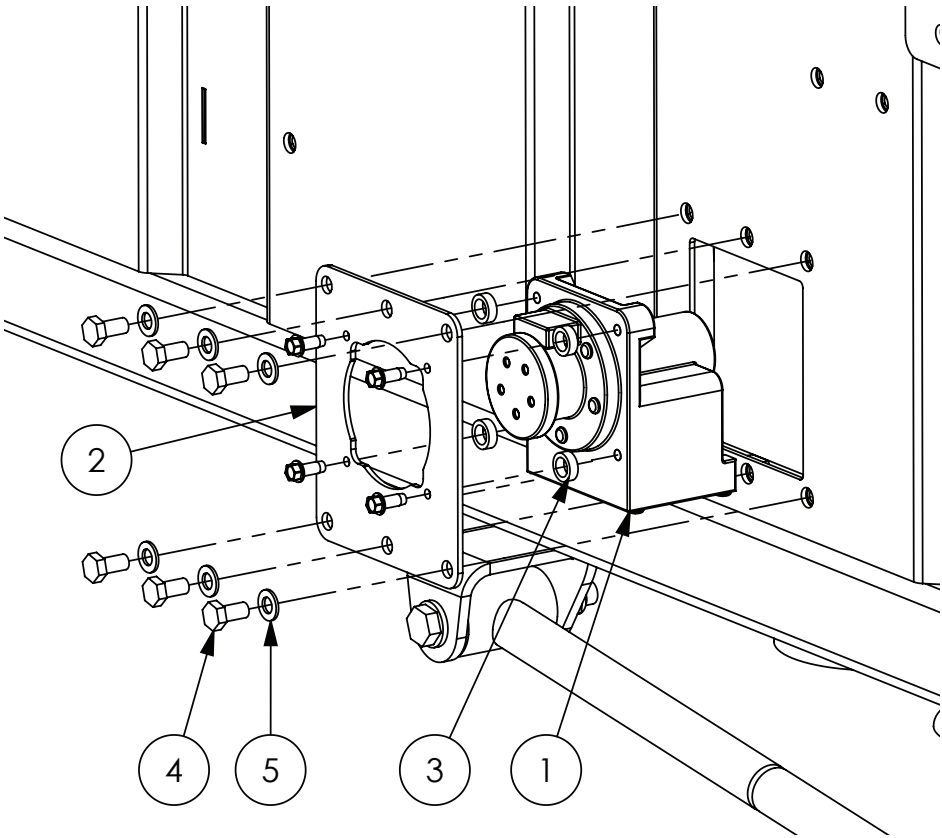
ITEM NO.	PART NUMBER	DESCRIPTION	QTY.
-	GA5066740	Carbon filter, Replacement insert suit Donaldson	-
1	GA5066741	External mount 12V Ultrguard carbon filter	1
2	GA4658845	Carbon Filter Mounting Bracket	1
3	GA5002179	Air Ram 3 inlet	1
4	GA5004241	Hose Clamp 60-80mm (3 1/2") SS	3
5	GA5012199	Neop Grommet 29mm OD	1
6	GA5016849	Duct 3" TPRDS - (Cut to 300 mm)	1
7	GA5004085	Bolt M8 x 20 ZP GR8.8	2
8	GA5003643	Washer 8mm Flat SS HD	14
9	GA5004917	Nut M8 Nyloc ZP	4

ISOBUS Raven Plug



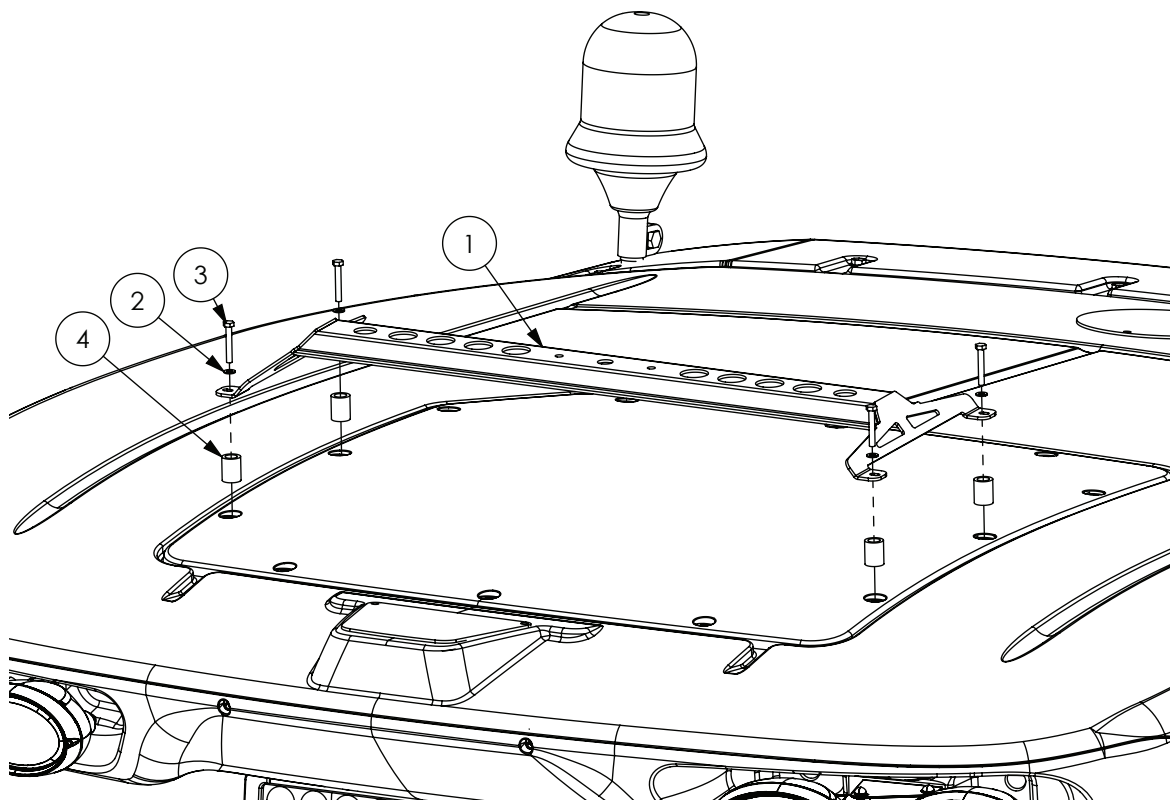
ITEM NO.	PART NUMBER	DESCRIPTION	QTY.
1	GA4509350	Plate, Iso Connector Mount, Cabin Rear, Crop Cruiser	1
2	-	ISOBUS Raven Plug Mount	1
3	GA5004053	BHCS M6 x 20 SS	4
4	GA5004437	Washer 6mm Flat SS	8
5	GA5011465	Bolt M8 x 16 GR8.8 ZP	6
6	GA5003651	Washer 8mm Flat SS	6
7	GA5004429	Nut M6 Nyloc SS	4

ISOBUS John Deere Plug




ITEM NO.	PART NUMBER	DESCRIPTION	QTY.
1	-	ISOBUS John Deere Plug Mount	1
2	GA4509350	Plate, ISO Connector Mount, Cabin Rear, Crop Cruiser	1
3	GA4552080	Crush tube, 10.2 ID x 15 OD x 5mm long	4
4	GA5011465	Bolt M8 x 16 GR8.8 ZP	6
5	GA5003651	Washer 8mm Flat SS	6

John Deere Roof Mount



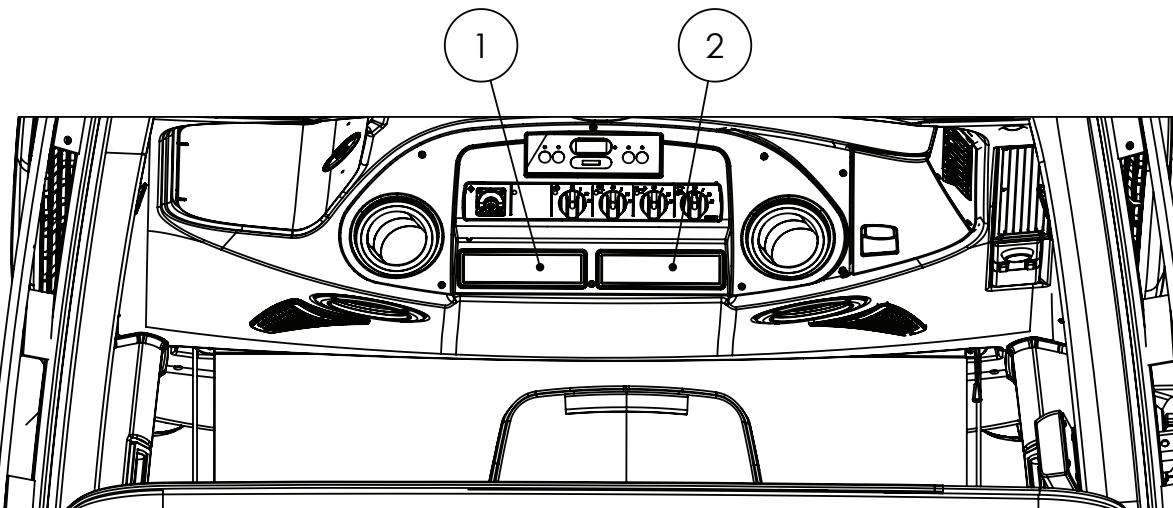
ITEM NO.	PART NUMBER	DESCRIPTION	QTY.
1	GA4660140	Receiver Mount Universal John Deere	1
2	GA5004437	Washer 6mm Flat SS	4
3	GA5004081	Bolt M6 x 40 ZP GR8.8	4
4	24MK3CS011M	Crush tube	4

Right Corner Panel



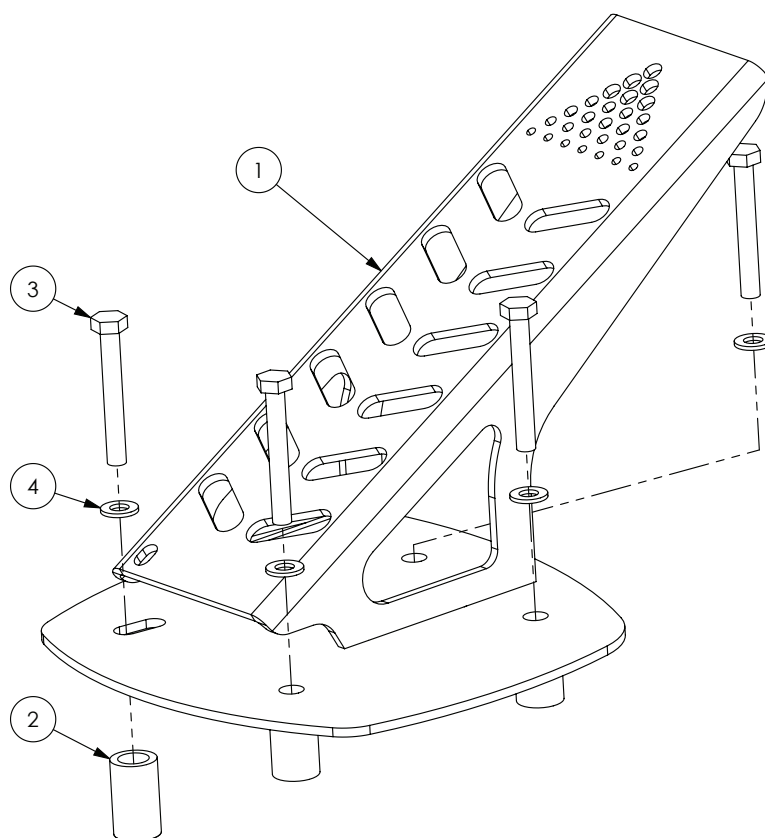
ITEM NO.	PART NUMBER	DESCRIPTION	QTY.
1	GA5069037	Fuel gauge, COBO	1
2	GA3000084	Auxiliary Power Socket, Dual USB	1
3	GA5069290	SWF switch ON/OFF 12v	1
	GA5069276	SWF switch insert FAN	1
4	GA5053425	Emergency Exit Hammer	1

Radios



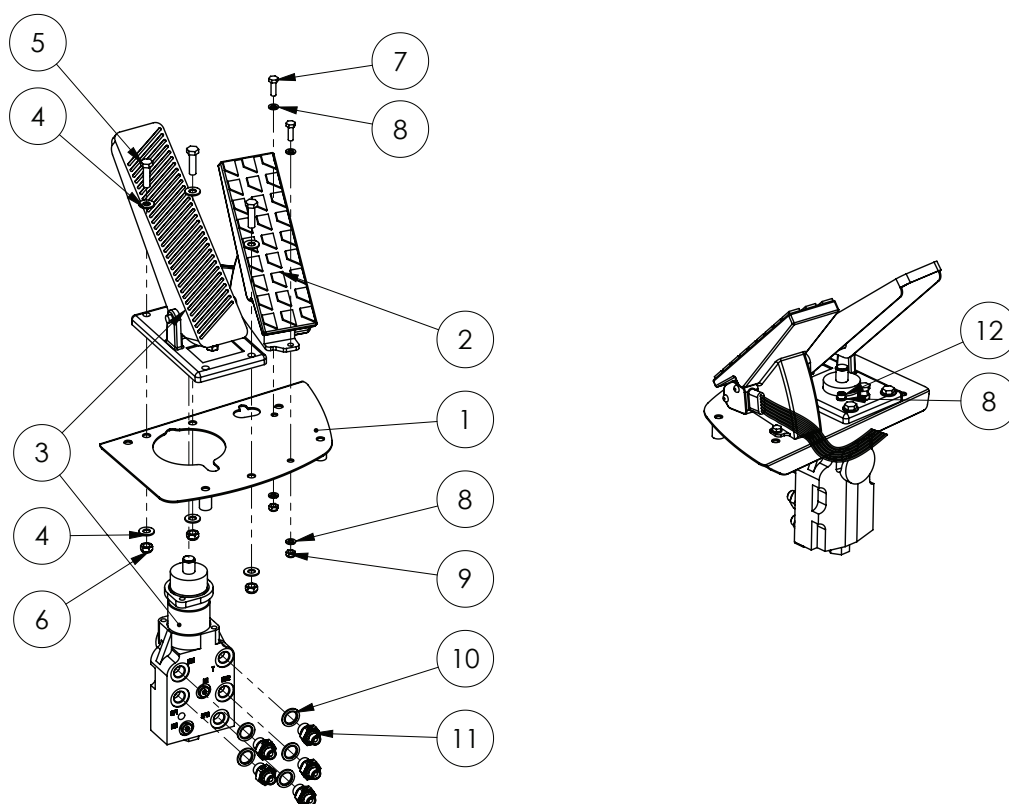
ITEM NO.	PART NUMBER	DESCRIPTION	QTY.
1	GA5017409	Audio head unit, CD/MP3/WMA AM/FM Radio, Bluetooth, iPod Control & Remote	1
2	GA5017131	UHF 477 MHz CB radio, DIN size	1

Left Foot Rest



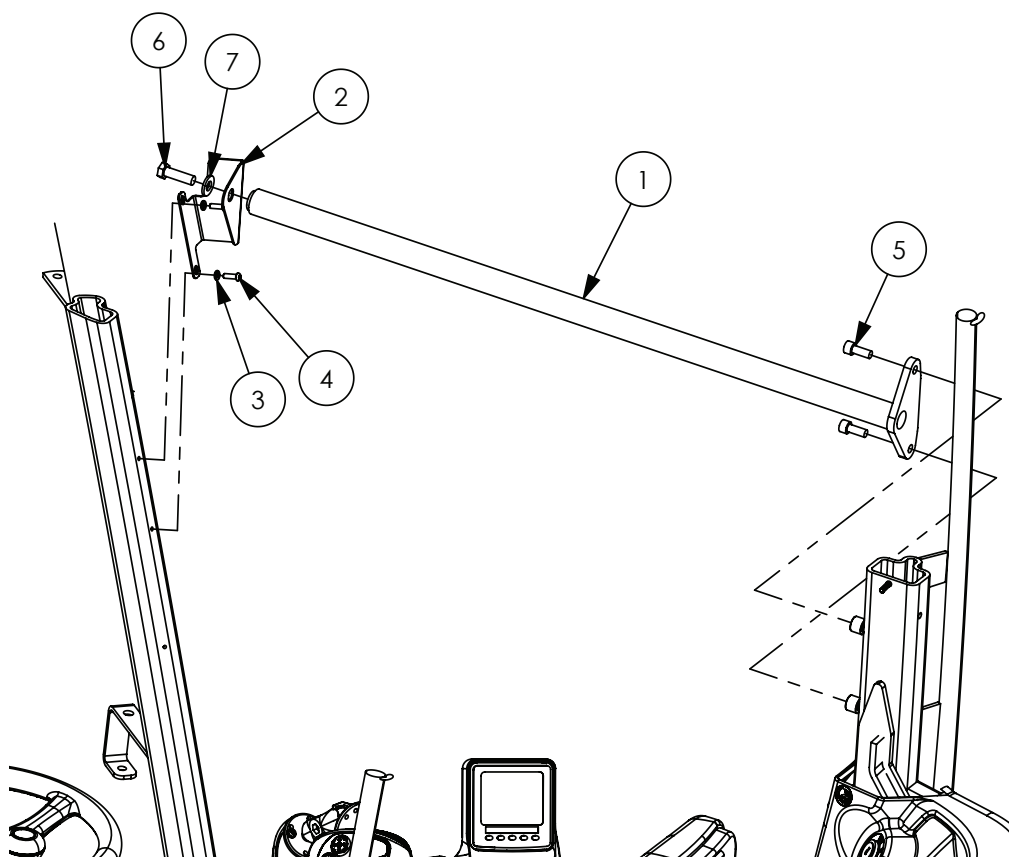
ITEM NO.	PART NUMBER	DESCRIPTION	QTY.
1	GA4658680	Cabin Left Foot Rest	1
2	GA4583150	Crush Tube, 15 OD x 10 ID x 25mm long	1
3	GA5011449	Bolt M6 x 45 ZP GR8.8	3
4	GA5004437	Washer 6mm Flat SS	3

Pedal Assembly



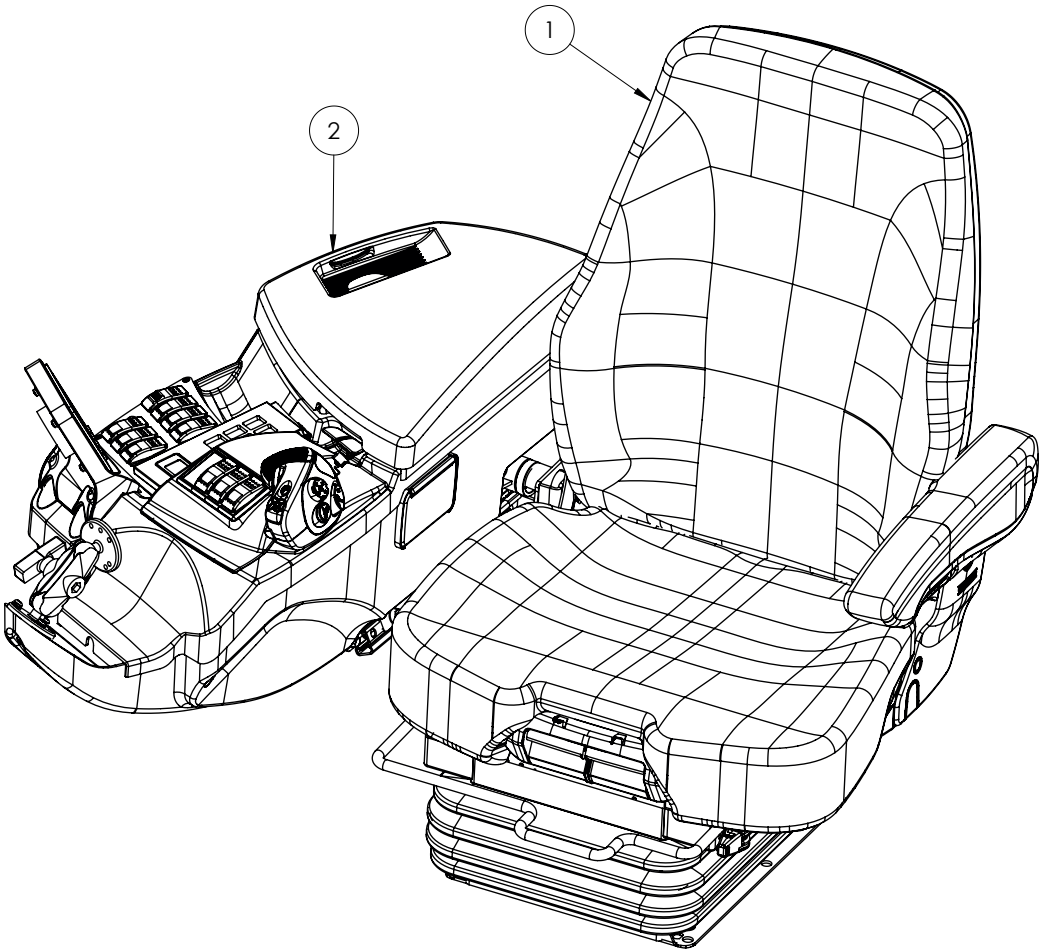
ITEM NO.	PART NUMBER	DESCRIPTION	QTY.
1	GA4600270	Accelerator and Brake Pedal Mount, G8	1
2	GA5065460	Throttle Pedal - Electronic	1
3	GA3500088	Hydraulic Valve, Dual, Brake, foot pedal, G8	1
4	GA5003643	Washer 8mm Flat SS HD	6
5	GA5011475	Bolt M8 x 30 GR8.8 ZP	3
6	GA5052590	Nut M8 Nyloc SS	3
7	GA5004063	Bolt M6 x 20 SS A-70	2
8	GA5004437	Washer 6mm Flat SS	6
9	GA5048115	Nut M6 Nyloc ZP	2
10	GA3500129	Hydraulic Adaptor, Seal, Metal Bonded, suit M16 Male Thread, MBD-16, Ryco	5
11	GA3500128	Hydraulic Adaptor, M16 x 1.5 Metric Male Thread to 1/4" BSPP Mate Thread, M75S1604, Ryco	5
12	GA5004061	SHCS M6 x 25 SS A2-70	2

GPS Accessories Bar



ITEM NO.	PART NUMBER	DESCRIPTION	QTY.
1	GA4660680	Accessory Rail Bar, Straight, Cabin, Crop Cruiser, 2015	1
2	GA4509450	Plate, Bent, Console Rail Mount Front, Claas Cabin	1
3	GA5004437	Washer 6mm Flat SS	2
4	GA5004053	BHCS M6 x 20 SS	2
5	GA5071085	SHCS M10 x 25 ZP GR12.9	2
6	GA5000319	Set Screw M12 x 40 ZP GR8.8	1
7	GA5000577	Washer 12mm Flat SS HD	1

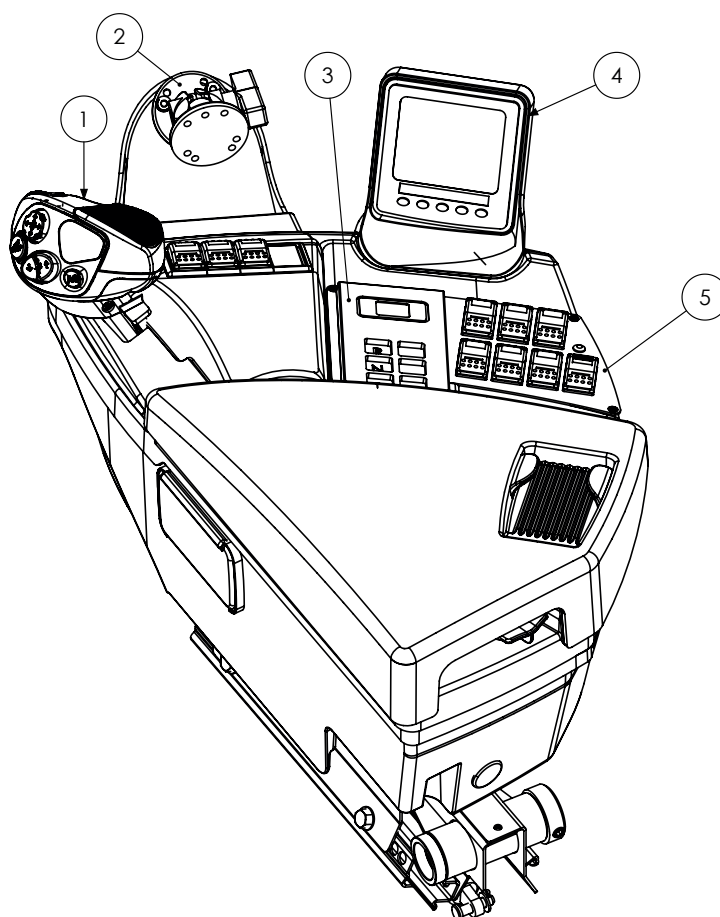
Seat & Console



ITEM NO.	PART NUMBER	DESCRIPTION	QTY.
-	GA5071930	Seat Cover, Driver and Training Seat, Suit Claas Seat, G5 G6 MY15	-
1	GA5070385	Claas Cabin Seat Assembly with Air Suspension	1
2	*	Claas Console	1

* Sub-assembly on following pages

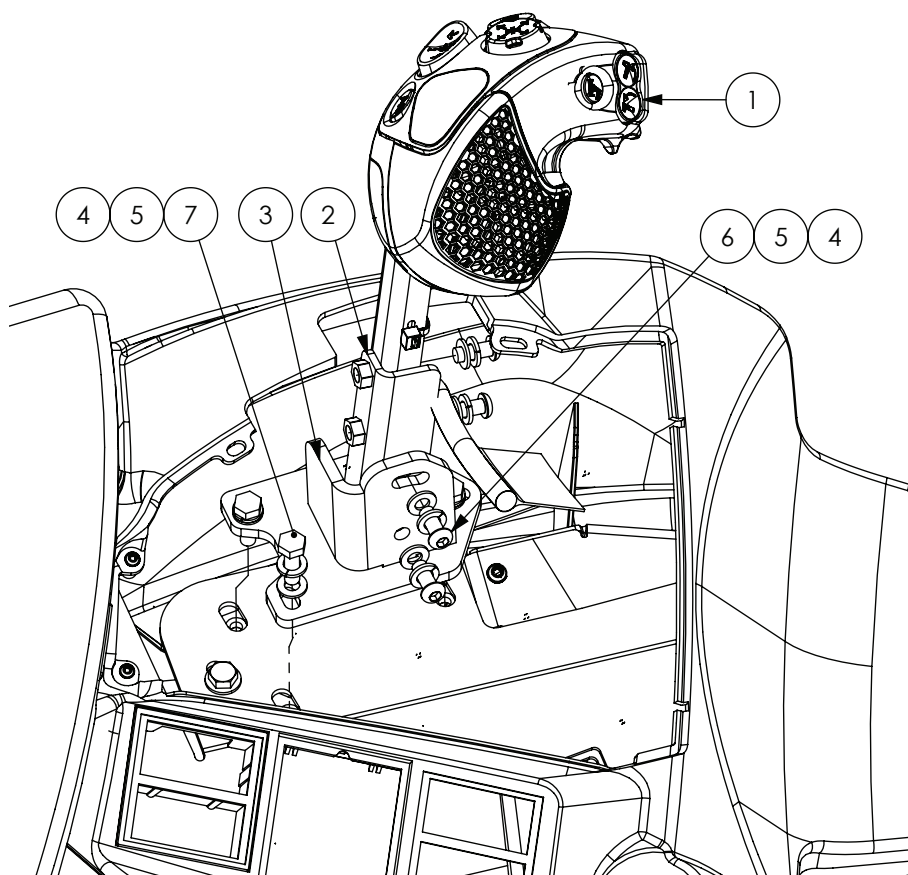
Claas Console



ITEM NO.	PART NUMBER	DESCRIPTION	QTY.
1	*	G Motion Joystick Assembly	
2	*	Ram Mount Assembly	
3	*	Gear Selector Assembly	
4	*	CANTRAK Assembly	
5	*	Switch Panel Assembly	

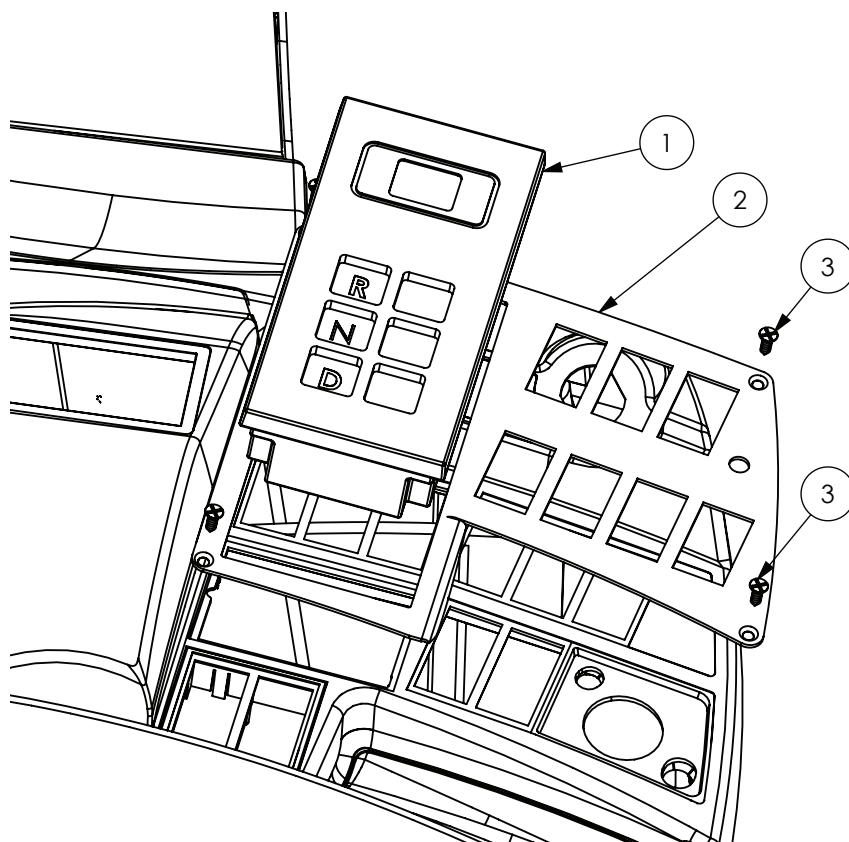
* Sub-assembly on following pages

G Motion Joystick Assembly



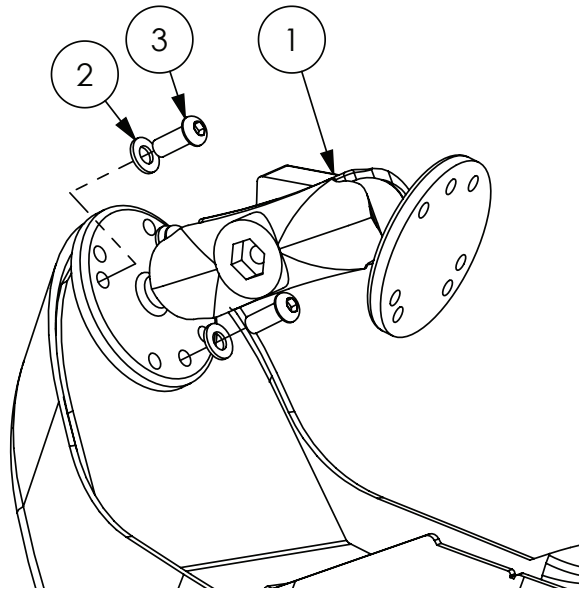
ITEM NO.	PART NUMBER	DESCRIPTION	QTY.
1	GA3000071	Joystick, multi function, ergonomic, Claas	1
2	GA4660660	Mount Bracket, Angle Adjuster, Claas Joystick, Crop Cruiser, 2015	1
3	GA4660655	Mount Bracket, Base, Claas Joystick, Crop Cruiser, 2015	1
4	GA5004437	Washer 6mm Flat SS	7
5	GA5004447	Washer, 6mm, Spring, SS	7
6	GA5004050	BHCS M6 x 16 SS GR8.8	4
7	GA5004065	Bolt M6 x 20 ZP GR8.8	3

Gear Selector Assembly



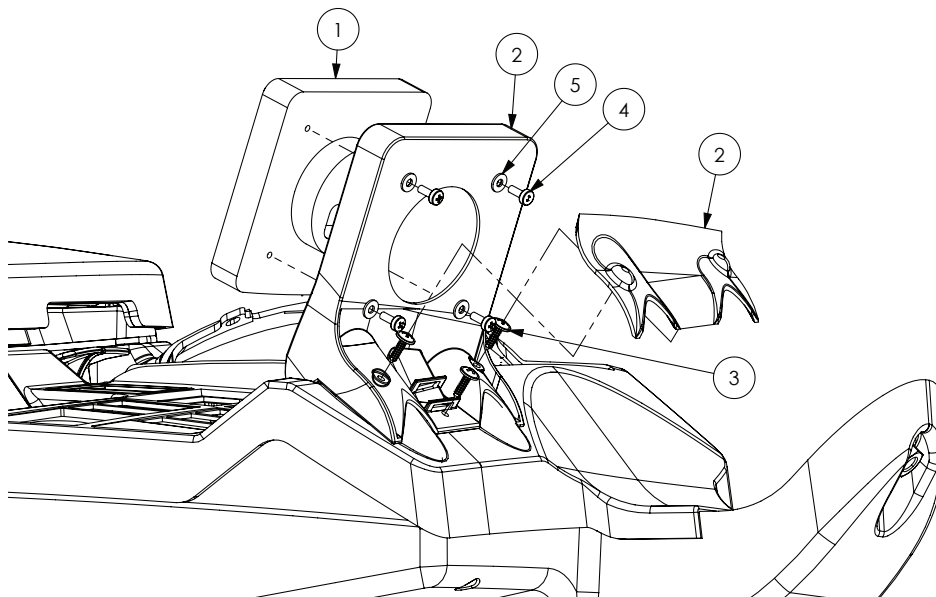
ITEM NO.	PART NUMBER	DESCRIPTION	QTY.
1	GA3000106	Gear selector, Electronic Push button, suit 3000 series, Allison	1
2	GA4504630	Plate, Gear Selector Switch Mount, G5 G6 G8	1
3	GA0500019	Screw, 8G x 1/2", Self Tapping, Countersunk Phillips, Black	4

Ram Mount Assembly



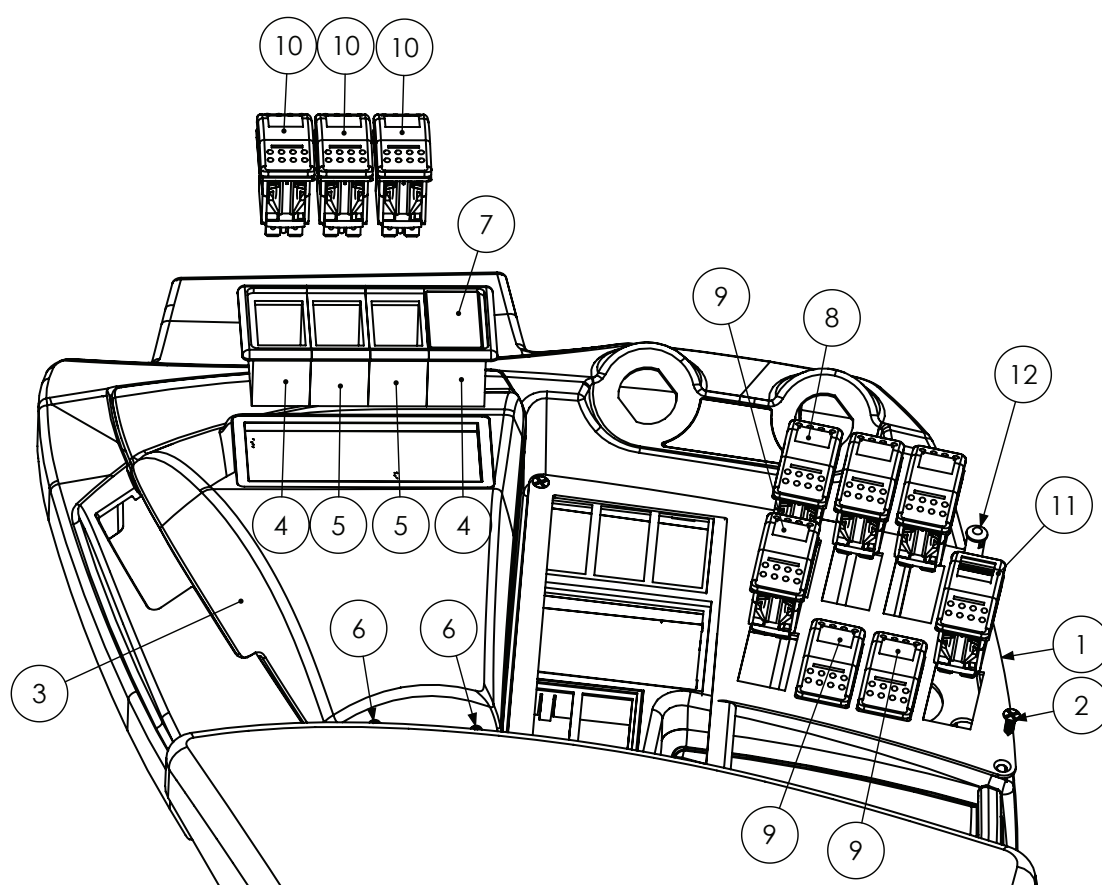
ITEM NO.	PART NUMBER	DESCRIPTION	QTY.
1	GA5020825	RAM Mount, Universal, Adjustable kit I01U	1
2	GA5004437	Washer 6mm Flat SS	3
3	GA5004050	BHCS M6 x 16 SS GR8.8	3

CANTRAK Assembly




ITEM NO.	PART NUMBER	DESCRIPTION	QTY.
1	GA5066210	Engine monitor, CANtrak, Kantrak, 2700, IP 67, 3.8"	1
2	GA5072065	Monitor Mount, CANTRAK, Claas Console	1
3	GA5054395	Screw Mushroom Head 4.2 x 16mm Black Self Tapper	3
4	GA5011360	Bolt M4 x 10 Pan Head SS	4
5	GA5020510	Washer 4mm Flat SS	4

Switch Panel Assembly



ITEM NO.	PART NUMBER	DESCRIPTION	QTY.
1	GA4504630	Plate, Gear Selector Switch Mount, G5 G6 G8, MY15	1
2	GA0500019	Screw, 8G x 1/2", Self Tapping, Countersunk Phillips, Black	4
3	GA5072140	Switch Panel, Side Console, G5 G6 G8, Claas Console	1
4	GA5006397	Switch Housing End	2
5	GA5006387	Switch Housing Centre	2
6	GA0500023	Screw, 4G x 1/2", Self Tapping, Phillips Head, SS	2
7	GA5006421	Switch Blank Hole Panel	1
8	GA5071506	Switch, Rocker, On / Off / On, DPDT, Blue LED, 12v, Narva	1
9	GA5071505	Switch, Rocker, On / On, DPDT, Blue LED, 12v, Narva	5
10	GA5071507	Switch, Rocker, Mom On / Off / Mom On, DPDT, Blue LED, 12v, Narva	3
11	GA5071508	Switch, Rocker, On / On DPDT, Locking, Orange LED 12v	1
12	GA3000074	Light, LED Pilot Lamp, Red, Narva	1



GOLDACRES

www.goldacres.com.au