

# G4.7 G5 G6

## Parts Manual MY17



GA8700766 REV 7  
OCT 2019  
FROM SERIAL #201820



# GOLDACRES

For further information about any of the products shown please visit: [www.goldacres.com.au](http://www.goldacres.com.au)

© Goldacres Trading 2019

This publication and all designs are copyright.

No part, products or designs may be reproduced by any process except in accordance with the Copyright act 1968.

All information in this operator's manual is based on the latest product information available at the time of printing. The policy of Goldacres is one of continuous improvement and as such, Goldacres reserve the right to alter any specifications and designs without notice and without incurring any obligation regarding such changes.

No part of this manual may be reproduced without written permission from Goldacres. All photographs and technical information remain the property of Goldacres.

Goldacres Trading Pty Ltd  
3 Morang Crescent  
Mitchell Park Vic 3355

Ph: 03 5342 6399

Fax: 03 5342 6308



**GOLDACRES - RESELLER TERMS AND CONDITIONS OF SALE**  
Goldacres Goods are only available for purchase upon the terms and conditions set out below.

**Interpretation**

1. In terms and conditions:
  - (1) "Goldacres" means Goldacres Trading Pty. Ltd. A.C.N. 061 306 732 trading as Goldacres Agricultural Equipment (its successors and assigns) which is the seller of the Goods;
  - (2) "Purchaser" means the purchaser of the Goods;
  - (3) "Goods" means the products and, if any, the services sold or provided by Goldacres to the Purchaser;
  - (4) "GST Act" and "GST" are given the meanings referred to in a New Tax System (Goods and Services Tax) Act 1999.
  - (5) "PPSA" means the Personal Property Securities Act 2009 (Cth) (as amended);
  - (6) Nothing in these terms and conditions shall be read or applied so as to exclude, restrict or modify or have the effect of excluding, restricting or modifying, any condition, warranty, guarantee, right or remedy implied by law (including the Competition and Consumer Act 2010) and which by law cannot be excluded, restricted or modified.

**General**

2. (1) The Goods and all other products or services provided by Goldacres are provided subject to these terms and conditions. These terms and conditions and any terms and conditions incorporated herein by virtue of clause 3 hereto shall prevail over all other terms and conditions of the Purchaser or otherwise to the extent of any inconsistency.
- (2) These terms and conditions may not be modified or amended without the expressed written consent of Goldacres endorsed by the Managing Director of Goldacres Trading P/L.

**Additional Terms and Conditions**

3. From time to time Goldacres may provide additional or extended warranties in respect of certain goods and/or services. Where such additional or extended warranties are provided to a Purchaser in writing they will be incorporated into these terms and conditions provided that in the event of any inconsistency between these terms and conditions and the terms of any additional or extended warranty, the provisions of the additional or extended warranty shall prevail.

**Goldacres quotations.**

4. Unless previously withdrawn, Goldacres quotations are open for acceptance within the period stated therein or, when no period is stated, with 14 days of the quotation date. Goldacres reserves the right to refuse any order based on any quotation within 7 days of receipt of the order.

**Packing**

5. The cost of any special packing and packing materials used in relation to the Goods shall be at the Purchaser's expense notwithstanding that such cost may have been omitted from any quotation.

**Shortage**

6. The Purchaser waives any claim for shortage of any Goods delivered if a claim in respect thereof has not been lodged with Goldacres within (7) seven days from the date of receipt of the Goods by the Purchaser.

**Specifications, etc: Catalogues, etc: Quantities**

7. All specifications, (including but not limited to: drawings, particulars of weights, volumes, capacities, dimensions, load factors) are approximate only and any deviation shall not be taken to vitiate any contract with Goldacres or form any claim against Goldacres. The descriptions, illustrations, and performances contained in catalogues, price lists and other advertising matter do not form part of the contract of sale of the Goods. Where specifications, drawings or other particulars are supplied by the Purchaser, Goldacres' price is made on estimates of quantities required. Should there be any adjustments in quantities above or below the quantities estimated by Goldacres and set out in a quotation, then on any such increase or decrease shall be adjusted on a unit rate basis according to unit prices set out in the quotation.

**Performance, Capacities, Chemicals, Liquids, Application Methods, Environmental Effects**

8. Any performance, volumes, and/or capacity figures given by Goldacres are estimates only. Goldacres shall be under no liability for damages for failure to obtain such figures unless specifically guaranteed in writing and any such written guarantee shall be subject to the recognised tolerances applicable to such figures. The suitability of chemicals and other liquids for any application and the application methods and the environmental effects shall be the sole decision and responsibility of the Purchaser and the user of the Goods. Goldacres gives no warranty as to the suitability of any chemicals or other liquids for any application, nor the application methods nor the environmental effects, which may result from the use of the Goods. Goldacres shall be under no liability for damages arising out of the use of any chemicals, liquids, or mixtures in the Goods nor for any application, nor for the application methods nor for the environmental effects, which may result from the use of the Goods.

**Delivery/Service Times**

9. The delivery times and service times made known to the Purchaser are estimates only and Goldacres shall not be liable for late delivery, non-delivery or delay and under no circumstances shall Goldacres be liable for any loss, damage or delay occasioned by the Purchaser or its customers arising from the late or non-delivery or late installation of the Goods.

**Loss or damage in transit**

10. Goldacres is not responsible for any loss or damage to Goods in transit. Goldacres shall render the Purchaser such assistance as may be necessary to press claims on carriers provided that the Purchaser shall have notified Goldacres and the carriers immediately the loss or damage is discovered on receipt of Goods and shall lodge a claim on the carrier within three days of the date of receipt of the Goods. Insurance of Goods in transit is the responsibility of the Purchaser.

**Limit of Liability**

11. (1) Goldacres liability for Goods manufactured by it is limited to:
  - (a) where the law implies consumer guarantees into these terms and conditions pursuant to Part 3.2 Division 1 of Schedule 2 to the Competition and Consumer Act 2010 (Cth) ("consumer guarantees") which cannot be excluded and Goldacres breaches a consumer guarantee, the loss and damage the Purchaser is entitled to at law which cannot be excluded by these terms and conditions; and, in all other cases
    - (i) making good any defects by repairing the same or at Goldacres option by replacement within a period not exceeding either 1000 hours or twelve calendar months, whichever comes first, after the Goods have been dispatched provided that:
      - (i) the defects have arisen solely from faulty materials or workmanship;
      - (ii) the Goods have not received maltreatment inattention or interference;
      - (iii) accessories of any kind used by the Purchaser are manufactured or approved by Goldacres;
      - (iv) where applicable, the seals on the Goods remain unbroken;
      - (v) there has been no improper adjustment, calibration or operation;
      - (vi) the use of accessories including consumables, hardware or software (not manufactured by Goldacres) has been approved in writing by Goldacres;
      - (vii) no contamination or leakage has been caused or induced;
      - (viii) any modification to the Goods have been authorised in writing by Goldacres;
    - (x) there has been no inadequate or incorrect use, storage, handling or application of the Goods;
    - (xi) there has been no use or operation of the Goods outside of the physical, electrical or environmental specifications of the Goods;
    - (xii) there has been no inadequate or incorrect site preparations;
    - (xiii) there has been no inadequate or improper maintenance of the Goods;
    - (xiv) it has not been caused by fair wear and tear; and
    - (xv) firstly the Goods have been thoroughly inspected and any damage (from whatever cause) to the Goods (and in particular – the structure, welding, seams, bolts, booms) has been repaired prior to the Goods being operated, used driven or moved and on each occasion the tanks are filled; and
    - (xvi) there has been no failure to comply with the requirements of all present or future laws or regulations relating to the Goods and/or the use and/or the operation of the Goods; and
    - (xvii) there has been no failure to maintain a record of hours of operation (which record shall contain full details of all inspections, repairs and maintenance) and produce same to Goldacres at the time of the claim;
    - (xviii) the defective Goods or any damaged part of the Goods are promptly returned free of cost to Goldacres or a representative of Goldacres;
    - (xix) all warranty related repairs have been carried out with the prior authorisation of Goldacres;
  - (ii) If Goods or any part thereof are not manufactured by Goldacres, in particular engines, engine accessories, transmissions, transfer cases, differentials, tyres, tubes, batteries, radios and UHF's, the guarantee of the manufacturer thereof shall be accepted by the Purchaser and is the only guarantee given to the Purchaser in respect of the Goods or that part provided always that this clause does not seek to exclude the consumer guarantees;
- (2) In the case of hydraulic systems, Goldacres shall replace defective parts in accordance with clause 11(1) of these conditions, provided that the failure of the part was not related to contamination within the system, Goldacres shall not be liable for labour in the case of repairing hydraulic system defects;
- (3) Goldacres will not accept liability for damage attributed to fair wear and tear including but not limited to fair wear and tear to nozzles, chains, belts, filters, brake pads, polyethylene bushes and liquid pump valves, valve O-rings, diaphragms and seals;
- (4) Goldacres shall not be liable for and the Purchaser releases Goldacres from any claims in respect of faulty or defective design of any Goods supplied unless such a design has been wholly prepared by Goldacres and the responsibility for any claim has been specifically accepted by Goldacres in writing and in any event Goldacres liability hereunder shall be strictly limited to the replacement of defective parts in accordance with paragraph 11(1) of these conditions provided always that this clause does not seek to exclude the consumer guarantees;
- (5) Except as provided herein, all express and implied warranties, guarantees and conditions under statute or general law as to the merchantability, description, quality, suitability or fitness of the Goods for any purpose or as to design, assembly, installation, materials or workmanship or otherwise are hereby expressly excluded and Goldacres shall not be liable for physical or financial injury, loss or damage or for consequential loss or damage of any kind arising out of the supply, layout, assembly, installation or operation of the Goods or arising out of Goldacres negligence or in any other way whatsoever;
- (6) The benefit of any warranty provided under these terms and conditions shall only be available to the Purchaser and shall not be transferable by the Purchaser;
- (7) The warranties provided under these terms and conditions do not extend to second hand or used Goods that may be sold by Goldacres.
- (8) Goldacres liability for breach of a consumer guarantee is hereby limited (in the case of goods and services not used for personal, domestic or household purposes) to:
  - (a) in the case of Goods, any one or more of the following:
    - (i) the replacement of the Goods or the supply of equivalent Goods;
    - (ii) the repair of the Goods;
    - (iii) the payment of the cost of replacing the Goods or acquiring the equivalent Goods;
    - (iv) the payment of having the Goods repaired; or
  - (b) in the case of services;
    - (i) the supplying of the services again; or
    - (ii) the payment of the cost of having the services supplied again.

**Prices**

13. (1) Unless otherwise stated in writing by Goldacres, all prices quoted by Goldacres are inclusive of GST for supplies within Australia and exclusive of GST for exports outside of Australia. Prices quoted are those ruling at the time of quotation or the date the price is given and are based on rates of freight, insurance, customs, duties, taxes, exchange, shipping expenses, sorting and stacking charges, cartage, cost of materials and other charges affecting the cost of production ruling on that date and any alterations thereto either before acceptance of or during currency of the contract shall be to the Purchaser's account.
- (2) For the purpose of 38-185 of the GST Act, the day upon which the seller gives the invoice for the supply shall be the date of the invoice.

**Payment**

14. (1) The purchase price in relation to the Goods and the cost of the service shall be payable without deduction and or set off and payment thereof shall be made on or before the thirtieth day of the month following the delivery of the Goods or performance of the services unless other terms of payment are expressly stated in writing.
- (2) A decreasing or increasing adjustment and or the issuing of an adjustment note, pursuant to Division 21 and Division 29-C of the GST Act, shall not, in any way, constitute a release, waiver, or forgiveness of the debt incurred by the Purchaser.

**Interest on overdue payments**

15. If Goldacres is not paid for any Goods or services on the due date specified in this agreement without prejudice to any other right or remedy, all outstanding money shall bear interest at the rate set, pursuant to the Penalty Interest Rates Act, Victoria, 1986, as such money, together with interest shall be recoverable forthwith from the Purchaser.

**Rights in relation to Goods.**

16. (1) Title to the Goods supplied by Goldacres to the Purchaser shall remain with Goldacres until the total amount due in respect of the Goods and all monies owing to Goldacres have been paid in full (the "Debts"). Risk in the Goods shall pass to the Purchaser upon delivery.
- (2) The Purchaser shall have the right to resell Goods but only as fiduciary agent and trustee for Goldacres by way of bona fide sale at full market value and in the ordinary course of its business.
- (3) Until all the Debts have been paid in full:
  - (a) the Purchaser shall take custody of the Goods as trustee, fiduciary agent and bailee for Goldacres;
  - (b) the Purchaser shall keep the Goods separate from any other goods and properly marked, stored, protected and insured;
  - (c) the Purchaser must hold all of the money it receives ("Proceeds")
  - (d) from the sale of any property into which Goods supplied have been incorporated; and
  - (e) from the sale of Goods or provision of services including the Goods supplied by the Goldacres as bailee, fiduciary agent and trustee for Goldacres, but the Purchaser need not hold on trust any money exceeding the amount of the Debts at the time the money is received.
- (4) The Purchaser expressly acknowledges that it is bound by the fiduciary obligation created in the preceding paragraph and acknowledges that:
  - (i) it must hold the Proceeds on trust for Goldacres;
  - (ii) it must place the whole of the Proceeds in an account separate from its own moneys (the "Proceeds Account");
  - (iii) it must maintain the Proceeds Account separate from its own moneys at all times.
  - (iv) it must maintain proper records for the Proceeds Account.
  - (v) it must not assign or encumber any book debts arising from sales made in circumstances set out in clauses 16(c)(i) and (ii) or do any other act in derogation of Goldacres' legal or beneficial interests; and
  - (vi) it must account to Goldacres on demand for all moneys standing to the credit of such account.
- (5) For the purposes of identification of different consignments of Goods purchased from Goldacres and receipt of Proceeds, the Purchaser agrees that the principle of "Last In, First Out" shall be applied to any items that cannot be distinguished.
- (6) Goldacres may trace the Proceeds in equity.
- (7) Goldacres may at any time, without notice to the Purchaser and without prejudice to any other rights which it may have against the Purchaser, terminate any contract connected with the Goods and the bailment referred to in clause 16(3) and enter upon any premises owned or occupied by the Purchaser where Goldacres reasonably believes the Goods may be stored, and repossess the Goods without liability for any damaged caused, and subsequently dispose of the Goods at Goldacres' discretion if:
  - (a) the Debts are not paid in accordance with these terms and conditions or any other contract or arrangement between Goldacres and the Purchaser; or
  - (b) Goldacres receives notice of or reasonably believes that:
    - (i) a third person may attempt to levy execution against the Goods; or
    - (ii) the Purchaser is insolvent (within the meaning of the Corporations Act 2001) or bankrupt; or
    - (iii) the Purchaser has entered into any arrangement or composition with its creditors, gone into liquidation, or has appointed a receiver, a receiver and manager or administrator.
- (8) If after repossession under clause 16(4) Goldacres sells the Goods, Goldacres shall account to the Purchaser for any proceeds of sale (less expenses of repossession and sale) that exceeds the amount of the outstanding Debts.
- (9) If any Goods belonging to Goldacres are disposed of by the Purchaser or an insurance claim is made in respect of them, Goldacres shall be entitled to trace the sale or insurance proceeds, which proceeds shall be held by the Purchaser in a separate bank account on trust for Goldacres.
- (10) The Purchaser agrees and acknowledges that in the event it sells Goods to a third party on account, it will include in its terms and conditions of sale a provision under which the Purchaser retains title to the Goods until such time that the total amount due in respect of the Goods and all monies owing to the Purchaser have been paid in full by that third party debtor. The Purchaser also agrees and acknowledges that in these instances, it will register its PMSI in accordance with the PPSA in respect of its security interest in the Goods.

**PPSA provisions**

17. (1) The Purchaser acknowledges that these terms and conditions constitute a security agreement for the purposes of section 20 of the PPSA and that a security interest exists in all Goods (and any associated Proceeds from their sale) previously supplied by Goldacres to the Purchaser (if any) and in all future Goods (and any associated Proceeds from their sale) that may be supplied to the Purchaser by Goldacres.
- (2) The Purchaser acknowledges that Goldacres has a first ranking purchase money security interest ("PMSI") (as defined in section 14 of the PPSA) in the Goods and the Purchaser must not jeopardise such ranking (whether by act or omission).
- (3) The Purchaser acknowledges that it has received value as at the date of first delivery of the Goods and has not agreed to postpone the time for attachment of the security interest (as defined in the PPSA) granted to Goldacres under these terms and conditions.
- (4) The Purchaser will execute documents and do such further acts as may be required by Goldacres to register the security interest granted to Goldacres under these terms and conditions under the PPSA.
- (5) Until ownership of the Goods passes, the Purchaser must not give to Goldacres a written demand or allow any other person to give Goldacres a written demand requiring Goldacres to register a financing change statement under the PPSA in respect of Goldacres' interest in the Goods.
- (6) The Purchaser must indemnify Goldacres and on demand reimburse Goldacres for all costs and expenses incurred by Goldacres in respect of these terms and conditions including but not limited to Goldacres registering its security interest in the Goods, lodging, discharging or amending any financing statement or financing change statement, or otherwise complying with the PPSA.
- (7) The Purchaser agrees (other than as provided in these terms and conditions) not to sell, lease, mortgage, deal with, dispose of or create or attempt to create any other security interest in or affecting the Goods unless and until the Purchaser's Debts have been satisfied.
- (8) The Purchaser waives its rights under the following provisions of Chapter 4 of the PPSA:
  - (a) to receive a notice on enforcement action against liquid assets (section 121(4));
  - (b) to receive a notice to seize collateral (section 123);
  - (c) to receive a notice of disposal of Goods by Goldacres purchasing the Goods (section 129);
  - (d) to receive a notice to dispose of Goods (section 130);
  - (e) to receive a statement of account following disposal of Goods (section 132(2));
  - (f) to receive a statement of account if no disposal of Goods for each 6 month period (section 132(4));
  - (g) to receive notice of any proposal of Goldacres to retain Goods (section 135(2));
  - (h) to object to any proposal of Goldacres to either retain or dispose of Goods (section 137(2));
  - (i) to redeem the Goods (section 142);
  - (j) to reinstate the security agreement (section 143);
  - (k) to receive a notice of any verification statement (section 157(1) and section 157(3));
- (9) The rights Goldacres may have under the PPSA are supplementary and in addition to those set out in these terms and conditions and do not derogate from the rights and remedies of Goldacres under these terms and conditions or under any other statute or under general law.
- (10) The Purchaser must give 10 business days prior written notice of any proposed change in the Purchaser's name or other identifying characteristics and details.

**Purchasers property**

18. Any property of the Purchaser under Goldacres' custody or control shall be entirely at the Purchaser's risk as regards loss or damage caused to the property or by it.

**Storage**

19. Goldacres reserves the right to make a reasonable charge for storage if delivery instructions are not provided by the Purchaser within (14) fourteen days of a request by Goldacres for such information.

**Returned Goods**

20. Goldacres shall not be under any obligation to accept Goods returned by the Purchaser and will do so only on terms to be agreed in writing in each individual case.

**Goods sold**

21. All Goods to be supplied by Goldacres shall be described on the purchase order agreed by Goldacres and the Purchaser and the description on such purchase order modified as so agreed shall prevail over other descriptions including any Purchaser's specification or enquiry.

**Cancellation**

22. No order may be cancelled except with the consent in writing and on terms, which will indemnify Goldacres against all losses.

**No waiver**

23. The failure of any party to enforce the provisions of these terms and conditions or to exercise any rights expressed in these terms and conditions shall not be a waiver of such provisions or rights and shall not affect the enforcement of this agreement. The exercise by any party of any of its rights expressed in this agreement shall not preclude or prejudice such party from exercising the same or any other rights it may have irrespective of any previous action taken by that party.

**Force Majeure**

24. If by reason of any fact, circumstance, matter or thing beyond the reasonable control of Goldacres is unable to perform in whole or in part any obligation under these terms and conditions then Goldacres shall be relieved of that obligation under these terms and conditions to the extent and for the period that it is so unable to perform and shall not be liable to the Purchaser in respect of such inability.

**Passing of risk**

25. Risk in the Goods shall pass to the Purchaser upon delivery of the Goods to the Purchaser or collection of the Goods by the Purchaser's agent or carrier as the case may be.

**Exclusion of liability**

26. To the extent permitted by law Goldacres shall not be liable to the Purchaser in contract or in tort arising out of, or in connection with, or relating to, the performance of the Goods or any breach of these conditions or any fact, matter or thing relating to the Goods or error (whether or not it is negligent or a breach of contract) in information supplied to the Purchaser or a user before or after the date of the Purchaser's or user's use of the Goods and Goldacres shall be under no liability for damages arising out of the use of any chemicals, liquids, or mixtures in the Goods, nor for any application, not for the application methods nor for the environmental effects, which may result therefrom or from the use of the Goods.

**Exclusion of representations and arrangements**

27. To the extent permitted by law the terms and conditions supersede and exclude all prior and other discussions, representations (contractual or otherwise) and arrangements relating to the supply of the Goods or any part thereof including, but without limiting the generality of the foregoing, those relating to the performance of the Goods or any part thereof or the results that ought to be expected from using the Goods.

**Place of contract**

28. The contract for sale of the Goods and the provision of the services is made in the State of Victoria and the Purchaser agrees to submit all disputes arising with Goldacres to the courts of such State and any court competent to hear appeals therefrom.



# Contents

## I CHASSIS

Chassis - 4700-6000L . . . . .	8
Access Platform & Boom Rest - Left Side . . . . .	9
Access Platform & Boom Rest - Left Side . . . . .	10
Access Platform & Boom Rest - Left Side . . . . .	11
Access Platform & Boom Rest - Left Side . . . . .	12
Access Platform - Right Side . . . . .	13
Access Platform - Right Side . . . . .	14
Boom Rest - Left Side . . . . .	15
Boom Rest - Right Side . . . . .	16
Centre Platform 5200L . . . . .	17
Centre Platform 6000L . . . . .	18
Hand Wash Bottle Assembly . . . . .	19
Tool Box . . . . .	20
Job Computer Cover - ISOBUS Node . . . . .	21
Job Computer Cover Assembly . . . . .	22
Bonnet . . . . .	23
Bolt-in Crossmember . . . . .	24
Fan Pump Guard . . . . .	24
Tow Bar . . . . .	25
Left Hand Mirror . . . . .	26

## 2 PUMPS

Spray Pump - Zeta 170 . . . . .	28
Spray Pump - Zeta 260 . . . . .	29
Spray Pump - Zeta 260 - Hydraulic Drive . . . . .	30
Spray Pump - Zeta 300 . . . . .	31
Spray Pump - Zeta 300 - Hydraulic Drive . . . . .	32
Spray Pump & Suction Filter Mount . . . . .	33
Hydraulic Fill Pump 5200L . . . . .	34
Hydraulic Fill Pump 5200L . . . . .	35
Hydraulic Fill Pump 6000L . . . . .	36
Hydraulic Fill Pump 6000L . . . . .	37
Chemical Transfer Pump . . . . .	38
Chemical Transfer Pump Assembly . . . . .	39
Low Volume DCI Pump . . . . .	40
Low Volume DCI Pump . . . . .	41
High Volume DCI Pump . . . . .	42
High Volume DCI Pump . . . . .	43

## 3 FLUSH TANK

8	Flush Tank & DCI Frame - G5 . . . . .	44
	Flush Tank & DCI Frame - G5 . . . . .	45
	Flush Tank & Frame - G6. . . . .	46
	Flush Tank - Check Valve Assembly - G6 . . . . .	47

## 4 RH POD

48

Brake Booster & Battery Pod - Catai Booster . . . . .	48
Brake Booster & Battery Pod - Catai Booster . . . . .	49
Brake Booster & Battery Pod - Catai Booster . . . . .	50
Brake Booster & Battery Pod - PBR Booster . . . . .	51
Brake Booster & Battery Pod - Mounting . . . . .	52
Pneumatic Manifold - 2WD . . . . .	53
Pneumatic Manifold - 4WD . . . . .	54

## 5 LH POD

56

LH Pod - Mounting. . . . .	56
LH Pod - Base . . . . .	57
LH Pod - Base . . . . .	58
LH Pod - 2" Fill - Standard. . . . .	59
LH Pod - 3" Fill - Hydraulic Pump . . . . .	60
LH Pod - 3" Fill - Direct . . . . .	61
LH Pod - Chemical Pump . . . . .	62
LH Pod - Rinse Tank Drain - G5 . . . . .	63
LH Pod - Micromatic Rinse . . . . .	64
Ball Valve - 3-Way - Main Tank/Hopper . . . . .	65
Pressure Delivery Manifold . . . . .	66
Pressure Delivery Manifold . . . . .	67
Tank Fill Manifold. . . . .	68
Hopper Manifold. . . . .	68
Main Tank Rinse/Rinse Tank Fill Manifold . . . . .	69
Main Tank Rinse/Agitation Manifold. . . . .	70
Valve - Quick Fit 2 Way Assembly. . . . .	71
Rinse Tank Fill Manifold Assemblies . . . . .	72
Rinse Tank Fill Manifold Assemblies . . . . .	73
Wash Down Gun Assembly . . . . .	73
Chemical Flow Meter . . . . .	74
Chemical Probe Hose Lance. . . . .	75
Enviro Coupling & Hose . . . . .	75

## 6 DIRECT CHEMICAL INJECTION

76

DCI Pod - Single . . . . .	76
DCI Pod - Single . . . . .	77

DCI Pod - Double . . . . .	78	Tank Assembly - 6000L . . . . .	117
DCI Pod - Double . . . . .	79	Tank Rinsing Nozzle, Elbow - Assembly . . . . .	118
DCI Pod - Triple . . . . .	80	Tank Rinsing Nozzle, Tee - Assembly . . . . .	118
DCI Pod - Triple . . . . .	81	Venturi Filler . . . . .	119
Valve Sub Assembly . . . . .	82	Supermix Agitator . . . . .	120
Chemical Pump Suction Valve . . . . .	83	Inlet - Tank Fill 1" - Chemical Pump . . . . .	120
Tank Rinse Ball Valve. . . . .	84	Inlet - Tank Fill 2" - Straight . . . . .	121
Injection Pump . . . . .	85	Inlet - Tank Fill 2" - Angled . . . . .	121
Mixing Chamber . . . . .	86	Inlet - Hopper Fill 2"- Straight . . . . .	122
DCI Tank. . . . .	87	Inlet - Hopper Tank 2" - Angled . . . . .	122
DCI Tank - Breather . . . . .	88	Inlet - Boom Recirculation (RapidFlow only) . . . . .	123
Bulk DCI Tank & Frame . . . . .	89	Inlet - Tank Fill 3". . . . .	123
Bulk DCI Tank Assembly . . . . .	90	Outlet - Tank Overflow 2". . . . .	124
<b>7 DUAL PRODUCT</b>	<b>92</b>	Outlet - Tank Overflow 3". . . . .	124
Dual Product Pod . . . . .	92	Breather Valve Assembly . . . . .	125
Dual Product Pod . . . . .	93	Tank Drain Handle - 5200L . . . . .	126
Dual Product Pod . . . . .	94	Dry Sight Tube - Cap & Tube Assembly. . . . .	127
Chemical Probe Assembly. . . . .	95	Dry Sight Tube - Float & Guide . . . . .	128
Pressure Delivery Valve Assembly. . . . .	96	Dry Sight Tube - Locating Cap Assembly . . . . .	129
<b>8 INDUCTION HOPPER</b>	<b>98</b>	Dry Sight Tube - Float Assembly . . . . .	129
Induction Hopper - 60L . . . . .	98	Dry Sight Tube - Mount - G4.7 & G5 . . . . .	130
Induction Hopper - Tank Assembly . . . . .	99	Dry Sight Tube - Mount - G6 . . . . .	131
Induction Hopper - Tank Assembly . . . . .	100	Tank Cradle - 3500L Tank / Dual Product . . . . .	132
Induction Hopper - Frame Assembly . . . . .	101	Tank Cradle - 5200 Litre Tank . . . . .	133
Induction Hopper - Frame Assembly . . . . .	102	Tank Cradle - 6000 Litre Tank . . . . .	134
Hopper Bottom - 2" Flanged . . . . .	103	<b>12 WHEELS &amp; MUDGUARD</b>	<b>136</b>
<b>9 FOAM MARKER TANK</b>	<b>104</b>	Mud Guards - Front Axle - 2WD - 380-480 Tyre . . . . .	136
Not Fitted . . . . .	104	Mud Guards - Front Axle - 2WD - 520-620 Tyre . . . . .	137
<b>10 TRANSCAL</b>	<b>106</b>	Mud Guards - Front Axle - 4WD - 380-620 Tyre . . . . .	138
Not Fitted . . . . .	106	Mud Guards - Rear Axle - 380-620 Tyre . . . . .	139
<b>11 MAIN TANK</b>	<b>108</b>	Crop Deflectors - Front Axle - 2WD . . . . .	140
Tank Assembly - Dual Product - 1250L . . . . .	108	Crop Deflectors - Front Axle - 4WD . . . . .	141
Tank Assembly - Dual Product - 1250L . . . . .	109	Crop Deflectors - Rear Axle - 2WD & 4WD. . . . .	141
Tank Assembly - Dual Product - 3500L . . . . .	110	Tyres & Rims . . . . .	142
Tank Assembly - Dual Product - 3500L . . . . .	111	<b>13 BOOM CENTRE</b>	<b>144</b>
Tank Assembly - 5200L . . . . .	112	Paralift Arms & Paralift Rear . . . . .	144
Tank Assembly - 5200L . . . . .	113	Boom Centre - Base Assembly . . . . .	145
Tank Assembly - 6000L . . . . .	114	Boom Centre - Base Assembly . . . . .	146
Tank Assembly - 6000L . . . . .	115	Boom Centre - Tilt Assembly - 30-36m . . . . .	147
Tank Assembly - 6000L . . . . .	116	Boom Centre - Tilt Assembly - 30-36m . . . . .	148
		Boom Centre - Tilt Assembly - 42m. . . . .	149
		Boom Centre - Tilt Assembly - 42m. . . . .	150

Boom Centre - Yaw Assembly - 30-36m . . . . .	151	Upper Pivot Assembly . . . . .	188
Boom Centre - Yaw Assembly - 30-36m . . . . .	152	Lower Pivot Assembly . . . . .	188
Boom Centre - Yaw Assembly - 42m . . . . .	153	Steel Inner Wings . . . . .	189
Boom Centre - Yaw Assembly - 42m . . . . .	154	Aluminium Outer Assembly 36-42m . . . . .	190
Boom Centre - Flow Dividers & Check Valves . . .	155	Aluminium Outer Wings. . . . .	191
Boom Centre - Centre Level . . . . .	156	Aluminium Break Away Tip . . . . .	191
Cable Mount Rear . . . . .	157	Touch Down Wheel . . . . .	192
Oversize Sign Mount. . . . .	158	Touch Down Wheel . . . . .	193
Double Roll Shocker Assembly . . . . .	159		
Delta Link . . . . .	160	<b>15 ELECTRICS</b>	<b>194</b>
Lower Limit Switch - Raven . . . . .	161	Lighting - Boom Tip LEDs . . . . .	194
Manual Grease Station . . . . .	162	Lighting - Headlights & Indicator. . . . .	195
RapidFire Components . . . . .	163	Lighting - Rear Indicator & Brake Lights . . . . .	195
RapidFire 7 Section Solenoid Box . . . . .	164	Lighting - Beacon Lights . . . . .	196
RapidFire 10 Section Solenoid Box . . . . .	165	Lighting - Cab Front . . . . .	197
RapidFire 12 Section Solenoid Box . . . . .	166	Lighting - Cab Front LED Light Bar - Optional. . . .	197
RapidFire Solenoid Assembly . . . . .	167	Lighting - Cab Lights Rear . . . . .	198
RapidFire Solenoid Valve. . . . .	167	Lighting - Service Lights . . . . .	198
Norac System . . . . .	168	Lighting - Boom Work Lights . . . . .	199
Norac System . . . . .	169	Lighting - Night Pro LEDs . . . . .	199
Norac Spare Parts List . . . . .	170	Reverse Warning Beeper . . . . .	200
Norac Spare Parts List . . . . .	171	Horn . . . . .	200
		3TS - Smart Box . . . . .	201
<b>14 BOOM WING</b>	<b>172</b>	Cabin - Fridge . . . . .	201
Boom Pivots - 30-36m. . . . .	172	Cabin - 12 Section ISOBUS Switch Box . . . . .	202
Boom Pivots - 42m . . . . .	173	Cabin - Fuse Boxes. . . . .	203
Boom Fold Adjuster - 30-36m. . . . .	174	Cabin - Fuse Boxes. . . . .	204
Boom Fold Adjuster - 42m . . . . .	175	Fuse Box 'A' - Cabin . . . . .	205
Cable Drum - 30-36m . . . . .	176	Fuse Box 'B' - Cabin . . . . .	206
Cable Drum - 30-36m . . . . .	177	Fuse Box 'C' - Cabin . . . . .	207
Cable Drum - 42m. . . . .	178	Electrical Connectors - AMP. . . . .	208
Cable Drum - 42m. . . . .	179	Electrical Connectors - AMP. . . . .	209
Mid Wing - 42m . . . . .	179	Electrical Connectors - Deutsch. . . . .	210
Bi-Fold - 30-42m. . . . .	180	Electrical Connectors - Deutsch. . . . .	211
3D Breakaway 2.0 . . . . .	181	Electrical Connectors - Weather Pack. . . . .	212
3D Breakaway 2.0 . . . . .	182	Electrical Connectors - Weather Pack. . . . .	213
3D Breakaway 2.0 - Mechanism . . . . .	182	Electrical Connectors - Din Hirschmann . . . . .	213
Boom Protector Assembly - Outer . . . . .	183	Electrical Harnesses & Components. . . . .	214
Boom Protector Assembly - Inner. . . . .	183	Electrical Harnesses & Components. . . . .	215
Fence Line End Protector - Quick Fit . . . . .	184		
Boom Cables - 24-36m . . . . .	185	<b>16 SCHEMATICS</b>	<b>217</b>
Boom Cables - 42m . . . . .	186	Plumbing Schematic - 5200L Raven . . . . .	217
Boom Cable Springs - 30-36m. . . . .	187	Plumbing Schematic - 6000L Raven . . . . .	218
Boom Cable Springs - 42m . . . . .	187	Plumbing Schematic - 6000L Raven . . . . .	219



Plumbing Schematic - Dual Product Raven . . . . .	220	Decals - Bonnet . . . . .	263
Plumbing Schematic - Dual Product Raven . . . . .	221	Decals - Tank. . . . .	263
Plumbing Schematic DCI 500 + 165. . . . .	222	Decals - Dry Sight Tube . . . . .	264
Plumbing Schematic DCI 500 + 300. . . . .	223		
Plumbing Schematic DCI Triple . . . . .	224	<b>18 HYDRAULICS</b>	<b>265</b>
Pneumatic Schematic 2WD . . . . .	225	Hydraulic Oil Tank & Frame . . . . .	265
Pneumatic Schematic 4WD . . . . .	226	Hydraulic Oil Tank & Frame . . . . .	266
Hydraulic Schematic - Transmission . . . . .	227	Hydraulic Oil Tank Assembly . . . . .	267
Hydraulic Schematic - 30-36m Booms. . . . .	228	Hydraulic Oil Tank - Steel Gauge Pane . . . . .	268
Hydraulic Schematic - 30-36m Booms. . . . .	229	Hydraulic Oil Tank - Return Filter . . . . .	269
Hydraulic Schematic - 30-36m Booms. . . . .	230	Hydraulic Oil Cooler Assembly . . . . .	270
Hydraulic Schematic - 30-36m Booms. . . . .	231	Steering Orbital . . . . .	271
Hydraulic Schematic - 42m Booms . . . . .	232	Auto Steer - Trimble Manifold. . . . .	272
Hydraulic Schematic - 42m Booms . . . . .	233	Auto Steer - John Deere Manifold. . . . .	273
Hydraulic Schematic - 42m Booms . . . . .	234	Pump Flow Control Manifold . . . . .	274
Hydraulic Schematic - 42m Booms . . . . .	235	Priority Valve & Pressure Filter . . . . .	275
Hydraulic Schematic - John Deere Steering . . . . .	236	Boom Rest/Fill Pump Hydraulic Block. . . . .	276
Hydraulic Schematic - John Deere Steering . . . . .	237	Boom Rest/Fill Pump Hydraulic Block. . . . .	277
Hydraulic Schematic - John Deere Steering . . . . .	238	Pressure Relief - Radiator Fan . . . . .	278
Hydraulic Schematic - John Deere Steering . . . . .	239	Hydraulic Return Manifold. . . . .	278
Hydraulic Schematic - Norac Active. . . . .	240	Boom Lift Accumulator Lockout. . . . .	279
Hydraulic Schematic - Norac Active - Hose List . . . . .	241	Pressure Reducing Valve Assembly . . . . .	280
Hydraulic Schematic - Norac Passive . . . . .	242	Double Pilot Operated Check Valves - 42m . . . . .	281
Hydraulic Schematic - Norac Passive - Hose List . . . . .	243	Double Pilot Operated Check Valves - Bi-fold . . . . .	282
Hydraulic Schematic - Dual Diaphragm Pump. . . . .	244	Flow Dividers . . . . .	283
Hydraulic Schematic - Adjustable Axle Steering. . . . .	245	Yaw Control Valve Assembly . . . . .	283
Hydraulic Schematic - Adjustable Axles . . . . .	246	Hydraulic Cylinder - Boom Lift . . . . .	284
Hydraulic Hoses - Crop Cruiser. . . . .	247	Hydraulic Cylinder - Yaw 30-36m . . . . .	285
Hydraulic Hoses - Crop Cruiser. . . . .	248	Hydraulic Cylinder - Yaw 42m. . . . .	286
Hydraulic Hoses - Crop Cruiser. . . . .	249	Hydraulic Cylinder - Yaw Charge Line. . . . .	287
		Hydraulic Cylinder - Boom Tilt . . . . .	288
<b>17 DECALS</b>	<b>251</b>	Hydraulic Cylinder - Fold . . . . .	289
Decals - Base Kit . . . . .	251	Hydraulic Cylinder - Bi-fold . . . . .	290
Decals - Base Kit . . . . .	252	Hydraulic Cylinder - Boom Rest. . . . .	290
Decals - Base Kit . . . . .	253	Hydraulic Cylinder - Centre Leveling . . . . .	291
Decals - Base Kit . . . . .	254	Cylinder Rose End - Spare Parts . . . . .	291
Decals - Base Kit . . . . .	255	NORAC Assembly & Spool Block. . . . .	292
Decals - Base Kit . . . . .	256	NORAC Assembly & Spool Block. . . . .	292
Decals - Base Kit . . . . .	257	NORAC Valve Block. . . . .	293
Decals - Base Kit . . . . .	258	Spool Block - Parts in Common . . . . .	294
Decals - Base Kit . . . . .	259	Spool Block - 30-36m - Base Assembly . . . . .	295
Decals - Plumbing Controls . . . . .	260	Spool Block - 30-36m - NORAC Passive . . . . .	296
Decals - Plumbing Controls . . . . .	261	Spool Block - 30-36m - NORAC Active. . . . .	297
Decals - Cabin & Miscellaneous . . . . .	262	Spool Block - 30-36m - Bi-fold. . . . .	298

Spool Block - 30-36m - Bi-fold & NORAC Passive . . . . .	299	Plumbing Lines - Nozzle Brackets . . . . .	337
Spool Block - 30-36m - Bi-fold & NORAC Active . . . . .	300	Plumbing Lines - Nozzle Bracket Kits . . . . .	337
Spool Block - 42m - Base Assembly . . . . .	301	Nozzles - Mid Breakaway Assembly . . . . .	338
Spool Block - 42m - NORAC Passive . . . . .	302	Nozzles - Mid Breakaway Assembly . . . . .	339
Spool Block - 42m - NORAC Active . . . . .	303	Boom Poly - Pipe Clamps - Singles . . . . .	340
Spool Block - 42m - Bi-fold . . . . .	304	Boom Poly - Pipe Clamps - Multi . . . . .	341
Spool Block - 42m - Bi-fold & NORAC Passive . . . . .	305	Boom Poly - 3/4" - 600mm . . . . .	342
Spool Block - 42m - Bi-fold & NORAC Active . . . . .	306	Boom Poly - 3/4" - 1100mm . . . . .	342
Spool Valve Mounting Assembly . . . . .	307	Boom Poly - 3/4" - 1200mm . . . . .	342
<b>19 PLUMBING</b>	<b>309</b>	Boom Poly - 3/4" - 1600mm . . . . .	343
Dual Pressure Filter Assembly . . . . .	309	Boom Poly - 3/4" - 2100mm . . . . .	343
Dual Pressure Filter Assembly . . . . .	310	Boom Poly - 2600mm . . . . .	344
Suction Filter Assembly . . . . .	311	Boom Poly - 3100mm . . . . .	344
Suction Filter Assembly - Dual Product . . . . .	312	Hoses . . . . .	345
Suction Filter Bowl Assembly . . . . .	313	Hose Clamps . . . . .	346
3" Direct Fill - Front Mount Option . . . . .	314	Cable Ties . . . . .	346
Fill Flow Meter - Teejet . . . . .	315	Spiral Guard . . . . .	346
Fill Flow Meter - Teejet & Shut Off Valve . . . . .	315	Chemical Probe Hose Lance . . . . .	347
Flow Control Valve - Raven controller . . . . .	316	Enviro Coupling & Hose . . . . .	347
Flow Control Valve - Diaphragm Pump . . . . .	317	<b>20 ENGINE &amp; TRANSMISSION</b>	<b>349</b>
Flow Control Valve - Diaphragm Pump . . . . .	318	Cummins Engine / Allison Transmission . . . . .	349
Flow Meter - Raven Controller - Flange Clamps . . . . .	319	Allison Transmission . . . . .	350
Flow Meter - Raven Controller - Flange Clamps . . . . .	320	Allison Transmission . . . . .	351
Flow Meter - Raven Controller - Metal Clamps . . . . .	321	Air Governor - Air Pump Fitting . . . . .	351
Flow Meter Assembly . . . . .	322	Air Cleaner . . . . .	352
RapidFire - RapidFlow Return Valve . . . . .	323	Charge Air Intake Pipes . . . . .	353
RapidFire - Pressure Flow Distributor - 4400 . . . . .	324	Hydraulic Pumps - Fan & Main . . . . .	354
RapidFire - Pressure Flow Distributor - ISOBUS . . . . .	325	Hydraulic Pumps - Fan & Main . . . . .	355
Boom Valves Assembly . . . . .	326	Hydraulic Pumps - 32cc/22cc . . . . .	355
Boom Valve Unit Assembly . . . . .	327	Hydraulic Pumps - Fan . . . . .	356
Nozzles - Teejet Single Body . . . . .	328	Air Conditioner Compressor & Belts . . . . .	357
Nozzles - Teejet Clock Face Body . . . . .	329	Coolant System Plumbing . . . . .	358
Nozzles - Altek Dual Spray Body . . . . .	330	Combi Cooler . . . . .	359
Nozzles - Altek Spray Stop Assembly . . . . .	331	Combi Cooler . . . . .	360
Nozzles - Fence Line - Manual Operated . . . . .	332	Header Tank Assembly . . . . .	361
Nozzles - Fence Line - Solenoid Operated . . . . .	333	Engine Mounts . . . . .	362
Nozzles - Tip Strainers . . . . .	334	Sump Drain . . . . .	363
Nozzles - IDK - Cap . . . . .	334	Heat Shield . . . . .	364
Nozzles - IDK - Tips . . . . .	334	Engine Air Divider . . . . .	365
Nozzles - ID3 - Cap . . . . .	335	Fuel Tank . . . . .	366
Nozzles - ID3 - Tips . . . . .	335	Fuel Filters . . . . .	367
Nozzles - AIXR - Tips . . . . .	335	Fuel Filter - Primary Assembly . . . . .	368
Plumbing Lines - Miscellaneous . . . . .	336	Fluid Drain Point . . . . .	369

Exhaust - Turbo Pipe. . . . .	370	Adjustable Axle 3-4m Front - Slider Assembly LH . . . . .	407
Exhaust - Turbo Pipe. . . . .	371	Adjustable Axle 3-4m Front - Slider Assembly RH . . . . .	408
Exhaust - 5200L . . . . .	372	Adjustable Axle 3-4m Front - Wear Pads . . . . .	409
Exhaust - 5200L . . . . .	373	Adjustable Axle 3-4m Front - Drop Legs . . . . .	410
Exhaust - 6000L . . . . .	373	Adjustable Axle 3-4m Rear - Drive Shaft Assembly . . . . .	411
Exhaust - 6000L . . . . .	374	Adjustable Axle 3-4m Rear - Differential Assembly . . . . .	412
Exhaust Stack - 5200L . . . . .	375	Adjustable Axle 3-4m Rear - Wear Pads . . . . .	413
Exhaust Stack - 6000L . . . . .	376	Adjustable Axle 3-4m Rear - Hydraulic Isolators . . . . .	414
Exhaust - Dual Product . . . . .	377	Adjustable Axle 3-4m Rear - Hydraulic Cylinders . . . . .	415

## 21 DRIVE LINE, TRANSFER CASE &

### DIFFERENTIAL

**378**

Front Axle - 2WD - Drop Leg. . . . .	378
Front Axle - 2WD - Hub . . . . .	379
Front Axle - 2WD 3m - King Pin Assembly . . . . .	380
Front Axle - 2WD 3m - Steering Cylinder. . . . .	381
Front Axle - 4WD 3m - Steering . . . . .	382
Front Axle - 4WD 3m - Steering . . . . .	383
Front Axle - 4WD 3m - Drive Shafts . . . . .	384
Front Axle - 4WD 3m - Drive Shafts . . . . .	385
Front Axle - 4WD 3m - Drop Leg Mounting . . . . .	386
Front Axle - 4WD - Drop Leg. . . . .	387
Front Axle - 4WD - Drop Leg. . . . .	388
Front Axle - 4WD - Idler Sprocket & Shaft . . . . .	389
Front Axle - 4WD - Lower Drive Hub Assembly. . . . .	390
Front Axle - 4WD - Lower Drive Hub Caliper Mount . . . . .	390
Rear Axle - Fabricated Differential Assembly . . . . .	391
Rear Axle - Cast Differential Assembly . . . . .	392
Rear Axle - Drive Shaft, Diff to Drop Leg. . . . .	393
Rear Axle - Differential . . . . .	394
Rear Axle - Drop Leg Mounting . . . . .	395
Drop Leg - Rear Lower Assembly. . . . .	396
Drop Leg - Rear Lower Assembly. . . . .	397
Drop Leg - Rear Upper Assembly. . . . .	397
Drop Leg - Rear Upper Assembly. . . . .	398
Adjustable Axle 2-3m Front - Assembly. . . . .	399
Adjustable Axle 2-3m Front - Assembly. . . . .	400
Adjustable Axle 2-3m Front - Drop Leg. . . . .	401
Adjustable Axle 2-3m Rear . . . . .	402
Adjustable Axle 2-3m Rear . . . . .	403
Adjustable Axle 2-3m Rear - Diff Output Shaft . . . . .	404
Adjustable Axle 3-4m Front - Housing . . . . .	405
Adjustable Axle 3-4m Front - Hydraulic Cylinders . . . . .	406

Remote Breathers - Front Drop Legs . . . . .	417
Suspension - Front . . . . .	418
Suspension - Front . . . . .	419
Suspension - Rear . . . . .	420
Suspension - Rear Sway Bar - 3m 2WD & 4WD . . . . .	421
Suspension - Front & Rear - Miscellaneous . . . . .	422
Ride Height Valve - Front . . . . .	423
Ride Height Valve - Rear. . . . .	424
Drive Shafts - 2WD . . . . .	425
Drive Shafts - 4WD . . . . .	426
Transfer Case - 4WD . . . . .	427
Drive Shafts & Transfer Case - 4WD . . . . .	428
Drive Shafts & Transfer Case - 4WD . . . . .	429
Transfer Case - 4WD - Rear Housing. . . . .	430
Transfer Case - 4WD - Power Take Off . . . . .	431
Transfer Case - 4WD - Input Shaft . . . . .	432
Transfer Case - 4WD - Output Shaft. . . . .	433

## 22 CABIN

**434**

Cabin G4.7, G5, G6 . . . . .	434
Cabin - Claas. . . . .	435
Cabin - Claas. . . . .	436
Cabin - Claas. . . . .	437
Cabin - Claas. . . . .	438
Cabin - Assembled. . . . .	439
Cabin - Assembled. . . . .	440
Cabin - Overhead Components. . . . .	440
Cabin - Right Corner Panel . . . . .	441
Fuel Gauge . . . . .	441
GPS Accessories Bar. . . . .	442
Fuse Box Cover Mount . . . . .	443
Seat & Console. . . . .	444
Seat - Upper Section. . . . .	445
Seat - Lower Section. . . . .	446

Claas Console . . . . .	447
CANTRAK Assembly . . . . .	448
Ram Mount Assembly . . . . .	448
G Motion Joystick Assembly . . . . .	449
Gear Selector Assembly . . . . .	450
Switch Panel Assembly. . . . .	451
Left Foot Rest . . . . .	452
Pedal Assembly . . . . .	453
Pneumatic Foot Valve . . . . .	454
Cabin - Carbon Filter . . . . .	455
ISOBUS John Deere Plug . . . . .	456
ISOBUS Raven Plug . . . . .	457
John Deere Roof Mount. . . . .	458

## **23 BRAKES 459**

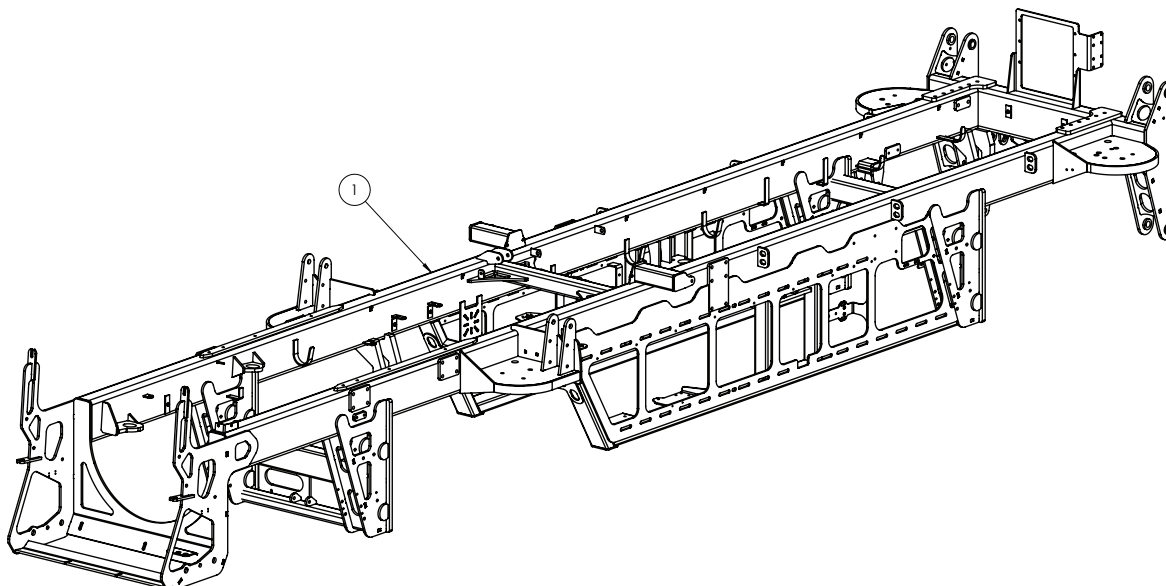
---

Brakes - Front . . . . .	459
Brakes - Rear. . . . .	460
Brakes - Rear - Lines . . . . .	461
Brakes - Service Parts - Front & Rear . . . . .	462
Hand Brake Actuator Assembly . . . . .	462
Hand Brake Actuator Assembly . . . . .	463

# Chapter I

## CHASSIS

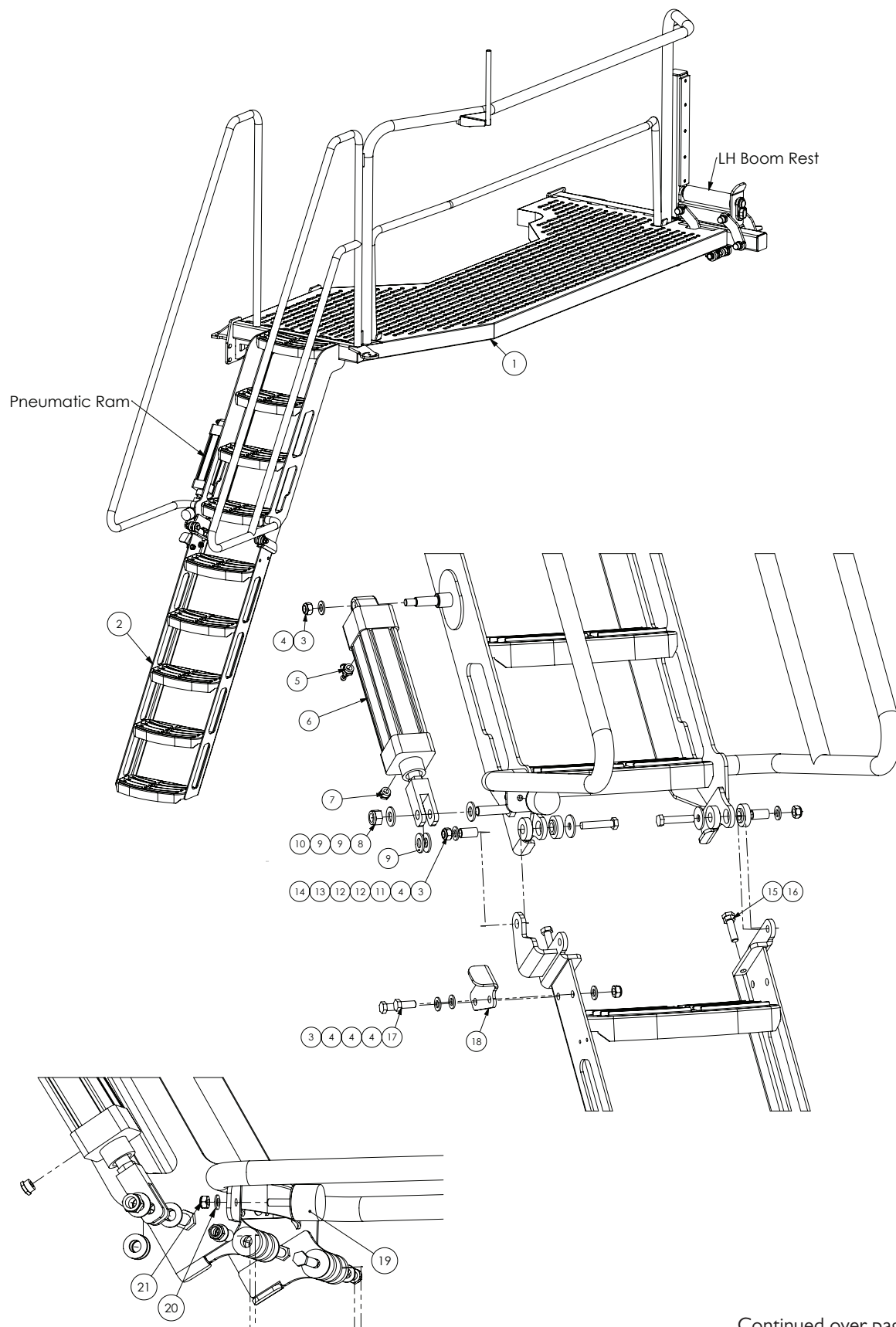
### Chassis - 4700-6000L



ITEM NO.	PART NUMBER	DESCRIPTION	QTY.
1	GA4659845	Chassis	1
	GA4659846	Chassis - suit adjustable axle option	

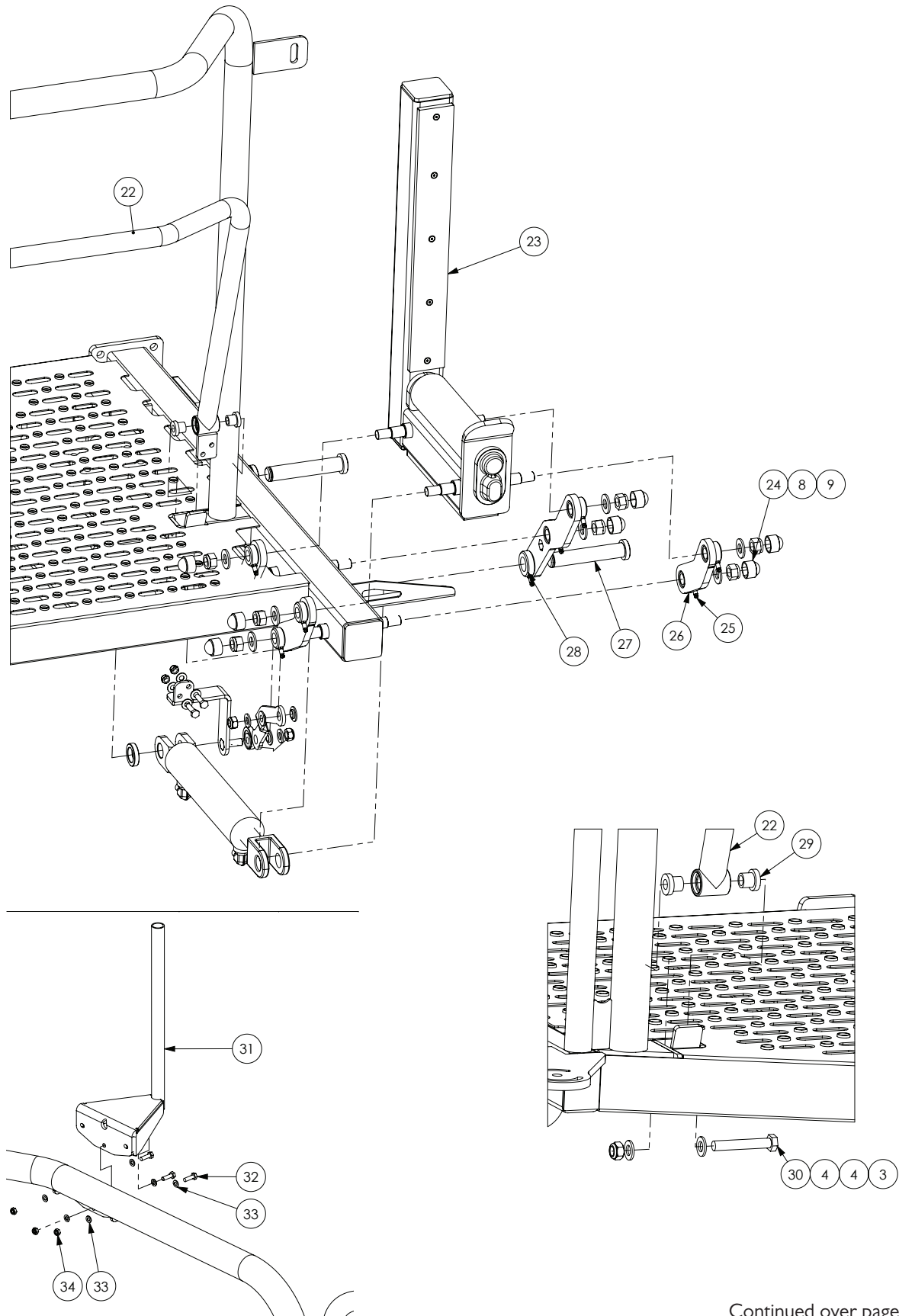


## Access Platform & Boom Rest - Left Side



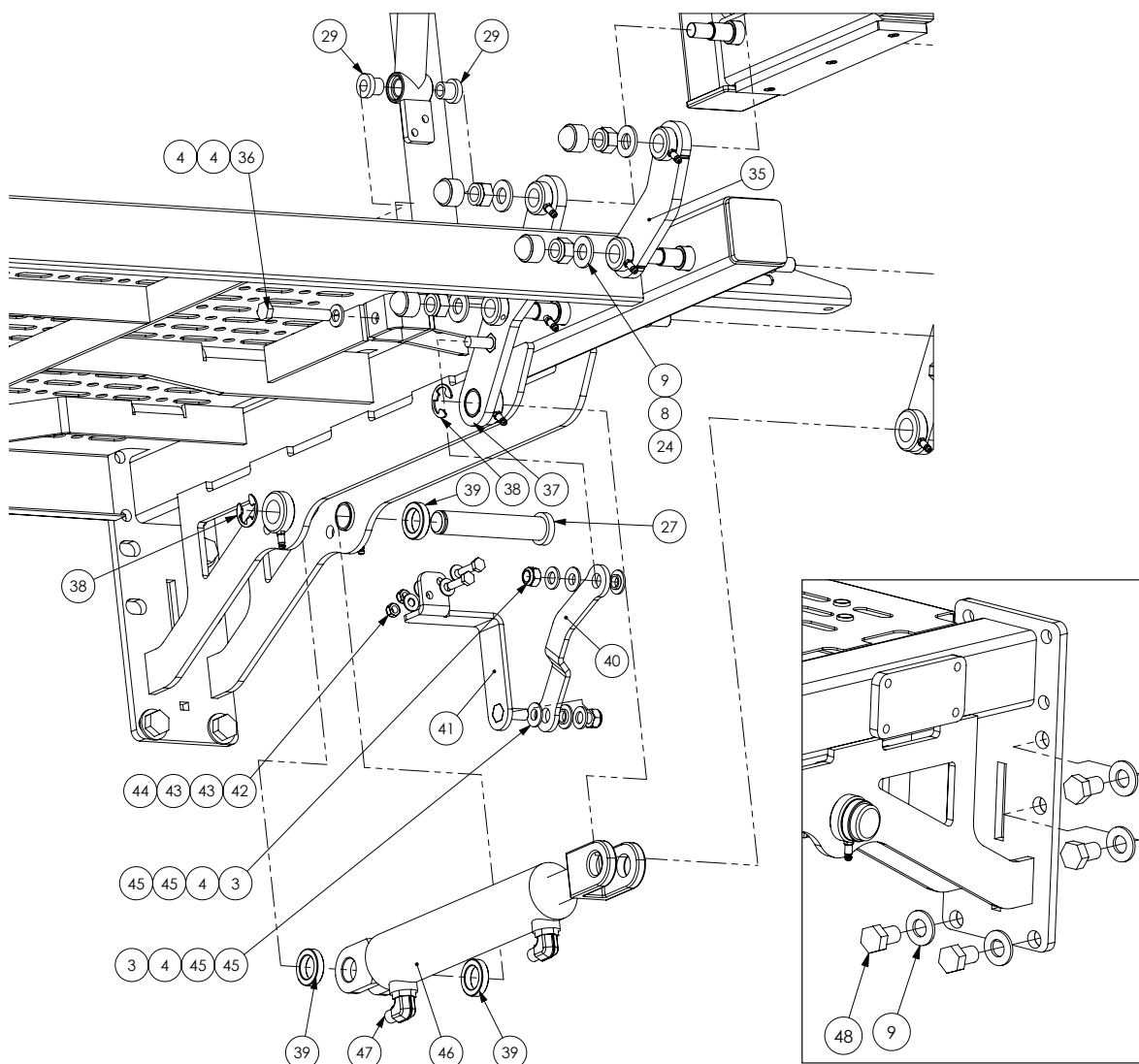
Continued over page

# Access Platform & Boom Rest - Left Side



Continued over page

## Access Platform & Boom Rest - Left Side



ITEM NO.	PART NUMBER	DESCRIPTION	QTY.
1	GA4659765	Access Platform Main	1
2	GA4659760	Lower Ladder	1
3	GA5012461	Nut M12 Nyloc ZP	9
4	GA5000577	Washer 12mm Flat SS HD	13
5	GA5015643	Valve, Needle, 6mm push type inlet x 1/4" male BSP thread inlet, Legris	1
6	GA5069674	Pneumatic Cylinder, 63 x 175 mm, 3/8" ports, aluminium	1
7	GA7000001	Brass Breather Silencer 3/8" BSP Flat	1
8	GA5001029	Nut M16 Nyloc ZP	9
9	GA5001043	Washer 16mm Flat SS HD	16
10	GA5000941	Bolt M16 x 60 GR8.8 ZP	1
11	GA4553025	Bush Ladder Pivot	2
12	GA4553030	Bush Nylon Ladder Pivot	4
13	GA4505410	Ladder Pivot Bush Retainer Plate, 12.4 ID x 40 OD x 3mm SS	2

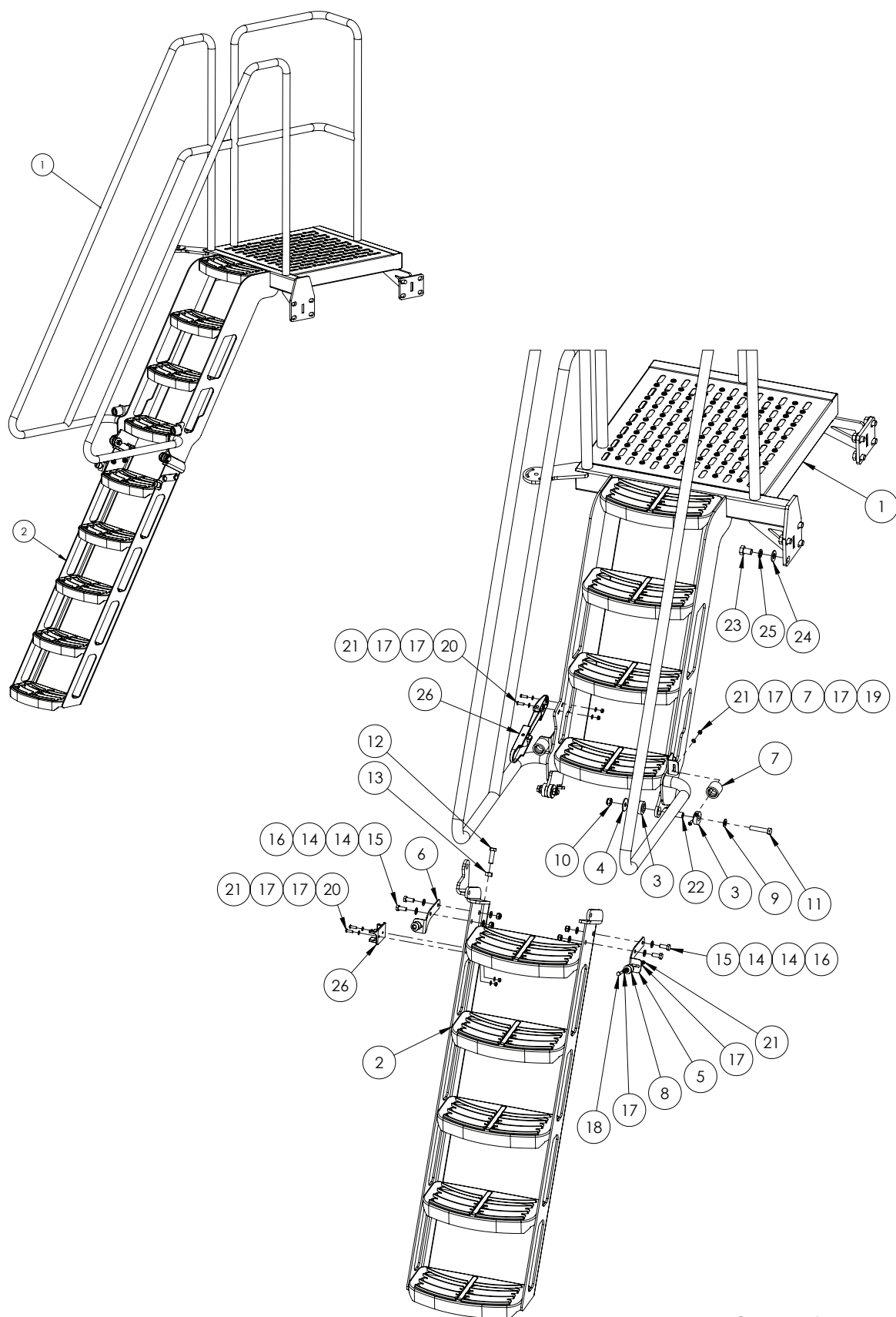
Continued over page

## Access Platform & Boom Rest - Left Side

ITEM NO.	PART NUMBER	DESCRIPTION	QTY.
14	GA5000335	Bolt M12 x 60 GR8.8 ZP	2
15	GA4656180	Set Screw M12 x 40 GR8.8 ZP	2
16	GA5071280	Nut, M12 Half Lock Nut, ZP	2
17	GA5000305	Set Screw M12 x 30 GR8.8 ZP	2
18	GA4507330	Plate, Ladder Fold Stop Access Platform	1
19	GA5052815	Rubber Stopper, Diameter 50 x 35 mm Long, With M10 x 35 Stud	1
20	GA5000117	Washer 10mm Flat SS HD	1
21	GA5000141	Nut M10 Nyloc ZP	1
22	GA4659780	Handrail Mid	1
23	GA4912550	Boom rest top, Left side, Sub assembly	1
24	GA5075080	Hex nut protection cap suit M16, Black	8
25	GA5009639	Grease Nipple 1/4" UNF Long	12
26	GA4658771	Boom rest link assy-short link LH	1
27	GA4552835	Pin, Hydraulic cylinder to Boomrest	2
28	GA4658765	Boom rest link assy-long link RH	1
29	GA4553055	Nylon Bush Mid Handrail	4
30	GA5000351	Bolt M12 x 75 GR8.8 ZP	1
31	GA4658810	Mounting bracket, Left side mirror	1
32	GA5004063	Bolt M6 x 20 SS A-70	3
33	GA5004437	Washer 6mm Flat SS	6
34	GA5048115	Nut M6 Nyloc ZP	3
35	GA4658770	Boom rest link assembly - short link RH	1
36	GA5000355	Bolt M12 x 80 GR8.8 ZP	1
37	GA4658767	Boom Rest Link LH suit Pivoting Mid Handrail	1
38	GA5001223	19mm E type circlip	2
39	GA4572135	Paralift spacer bush	3
40	GA4505590	Link Plate Handrail Mid	1
41	GA4659775	Bracket, Middle Handrail link	1
42	GA5052590	Nut M8 Nyloc SS	2
43	GA5003643	Washer 8mm Flat ZP HD	4
44	GA5011475	Bolt M8 x 30 GR8.8 ZP	2
45	GA4553060	Nylon Bush Mid Handrail suit Link Plate	4
46	GA5069110	Hydraulic Cylinder, Bore 2", Rod 1.25", Stroke 6"	1
47	GA3500348	Hydraulic adaptor, Elbow, 90 degree, 1/4" BSPT male x 3/4" UN male O-ring	2
48	GA5000903	Bolt M16 x 25 GR8.8 ZP	4

\* Sub-assembly on following pages

## Access Platform - Right Side



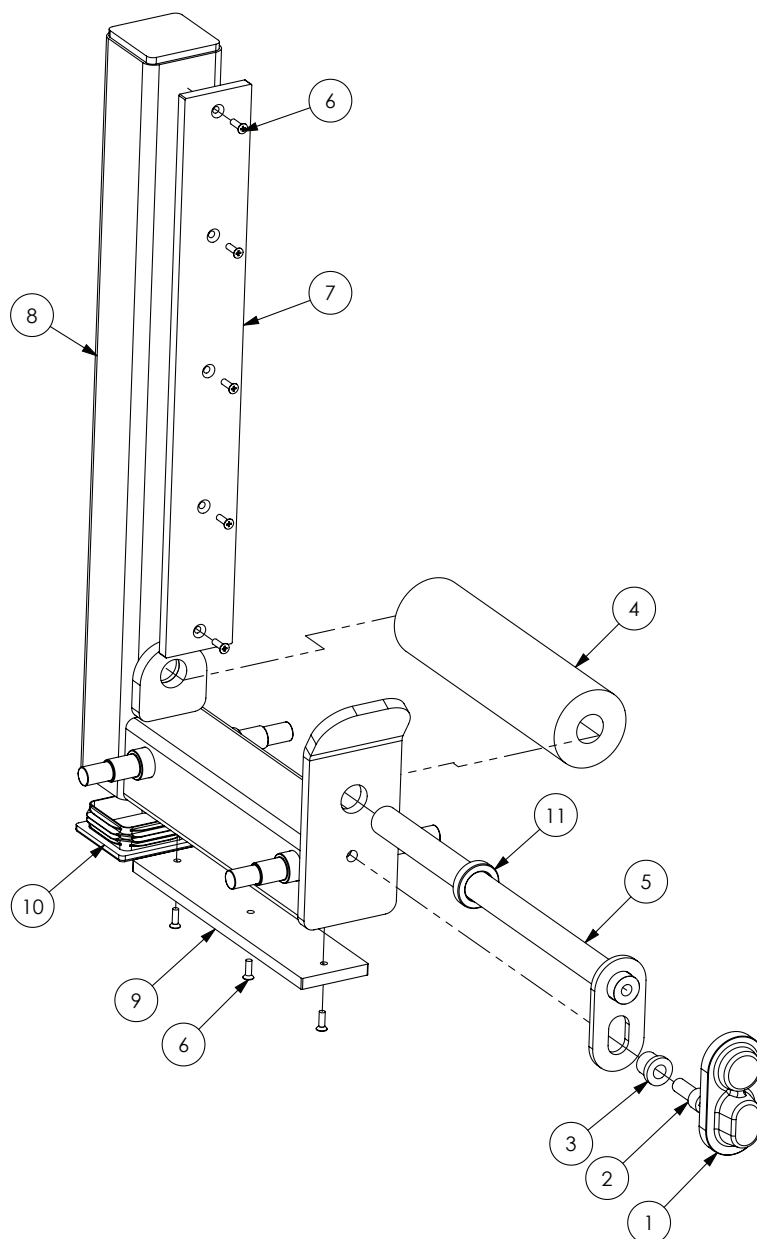
Continued over page



## Access Platform - Right Side

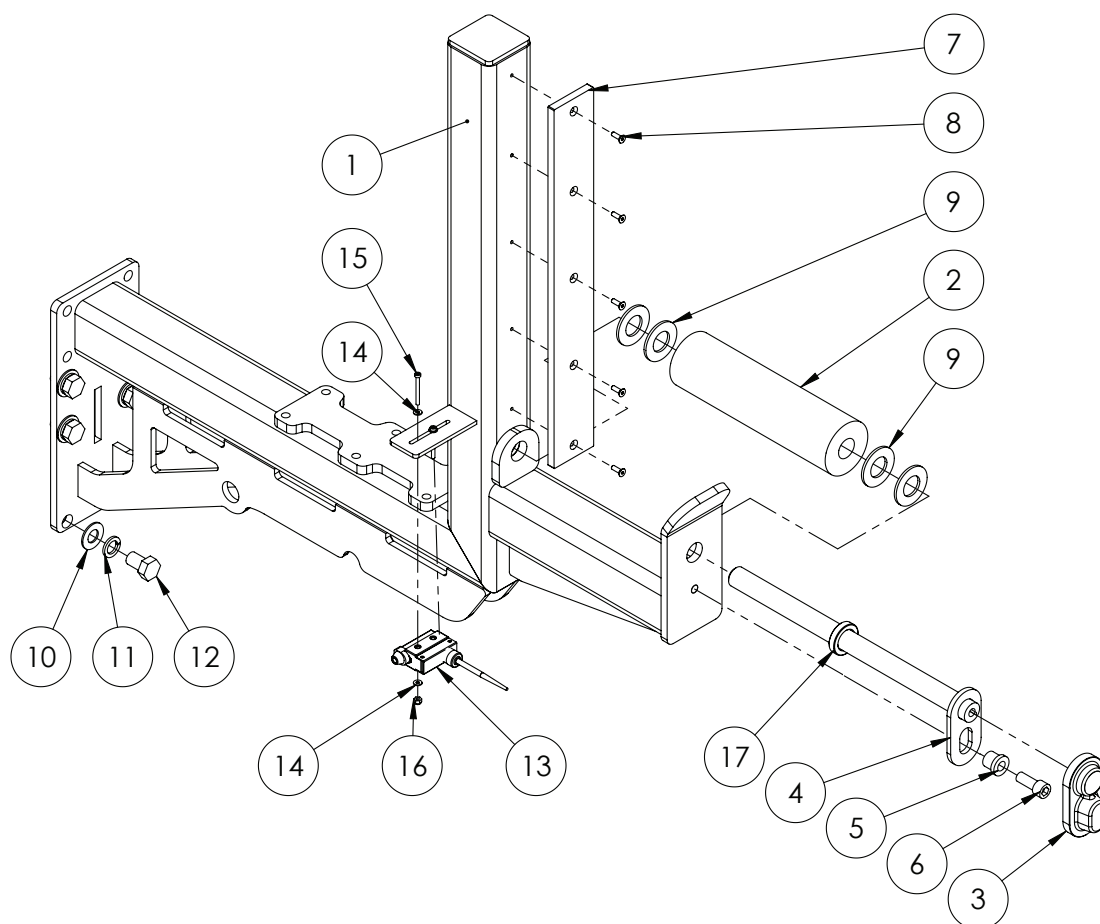
ITEM NO.	PART NUMBER	DESCRIPTION	QTY.
1	GA4659795	Access Platform RH	1
2	GA4659760	Lower Ladder	1
3	GA4553030	Bush Nylon Ladder Pivot	4
4	GA4505410	Ladder Pivot Bush Retainer Plate SS	2
5	GA4507250	Mount Plate Lower Ladder LH Rubber Holder RH Platform	1
6	GA4507255	Mount Plate Lower Ladder RH Rubber Holder RH Platform	1
7	GA5008629	Door holder, Female, Rubber, Black	2
8	GA5011607	Door holder, Male, Rubber, Black	2
9	GA5000577	Washer 12mm Flat SS HD	2
10	GA5012461	Nut M12 Nyloc ZP	2
11	GA5000335	Bolt M12 x 60 GR8.8 ZP	2
12	GA5000319	Set Screw M12 x 40 GR8.8 ZP	2
13	GA5000559	Nut M12 Hex ZP	2
14	GA5000117	Washer 10mm Flat SS HD	8
15	GA5006161	Bolt M10 x 25 GR8.8 ZP	4
16	GA5000141	Nut M10 Nyloc ZP	4
17	GA5004437	Washer 6mm Flat SS	16
18	GA5004077	Bolt M6 x 30 GR8.8 ZP	2
19	GA5004050	BHCS M6 x 16 SS A2-70	2
20	GA5004053	BHCS M6 x 20 SS A2-70	4
21	GA5048115	Nut M6 Nyloc ZP	8
22	GA4553025	Bush Ladder Pivot	2
23	GA5000903	Bolt M16 x 25 GR8.8 ZP	8
24	GA5001009	Washer 16mm Flat ZP HD	8
25	GA5001051	Washer 16mm Spring SS	8
26	GA5066595	Latch, Suit Crop Cruiser bonnet & ladder	1

## Boom Rest - Left Side



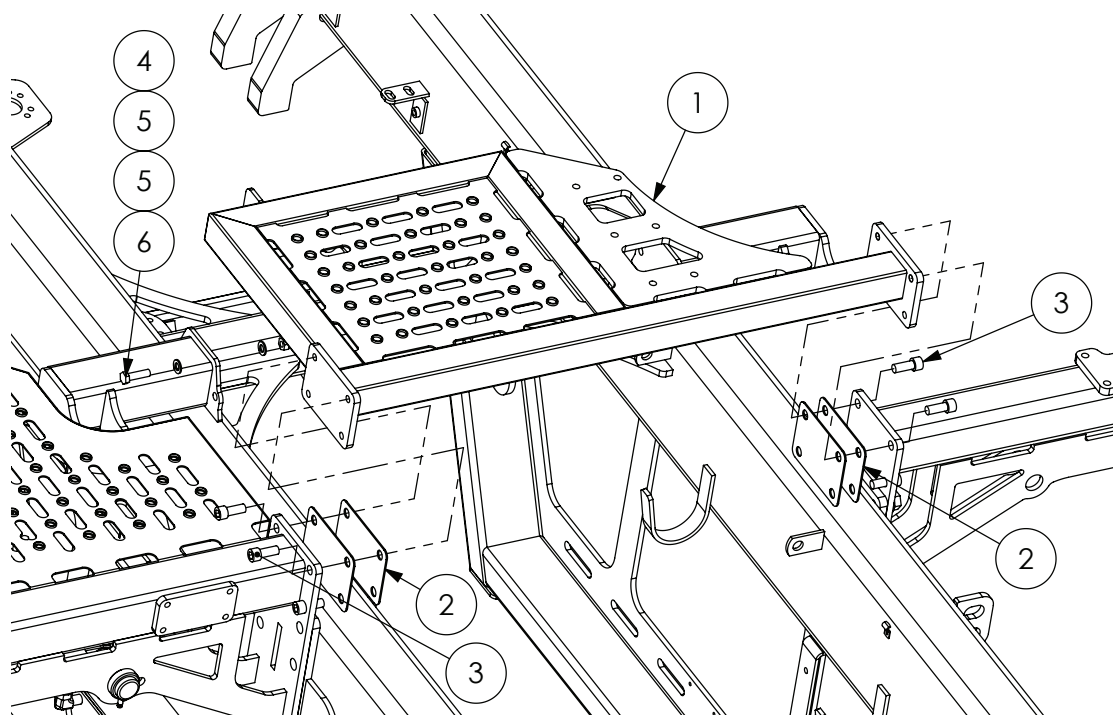
ITEM NO.	PART NUMBER	DESCRIPTION	QTY.
1	GA5067885	Pin cover, Black, clip on, plastic	1
2	GA5000307	SHCS M12 x 30 ZP GR12.9	1
3	MACH0152	Bush with shoulder, 12.3 ID x 25 OD x 21 mm long	1
4	GA5069105	Roller suit Boom rest SP 2011	1
5	GA4658745	Pin suit Boom rest roller	1
6	GA5051230	CSCS M5 x 16 Countersink SS	8
7	GA5070980	Plastic wear strip polystone 7000SR 65 x 510 x 10mm	1
8	GA4658721	Boom rest top sub assembly	1
9	GA5071225	Plastic wear strip 65 x 270 x 10mm	1
10	GA5052345	End cap, Insert, 75 x 75 mm, black, plastic	1
11	GA4572135	Spacer bush, 40 OD x 25.8 ID x 9 mm thick	1

## Boom Rest - Right Side



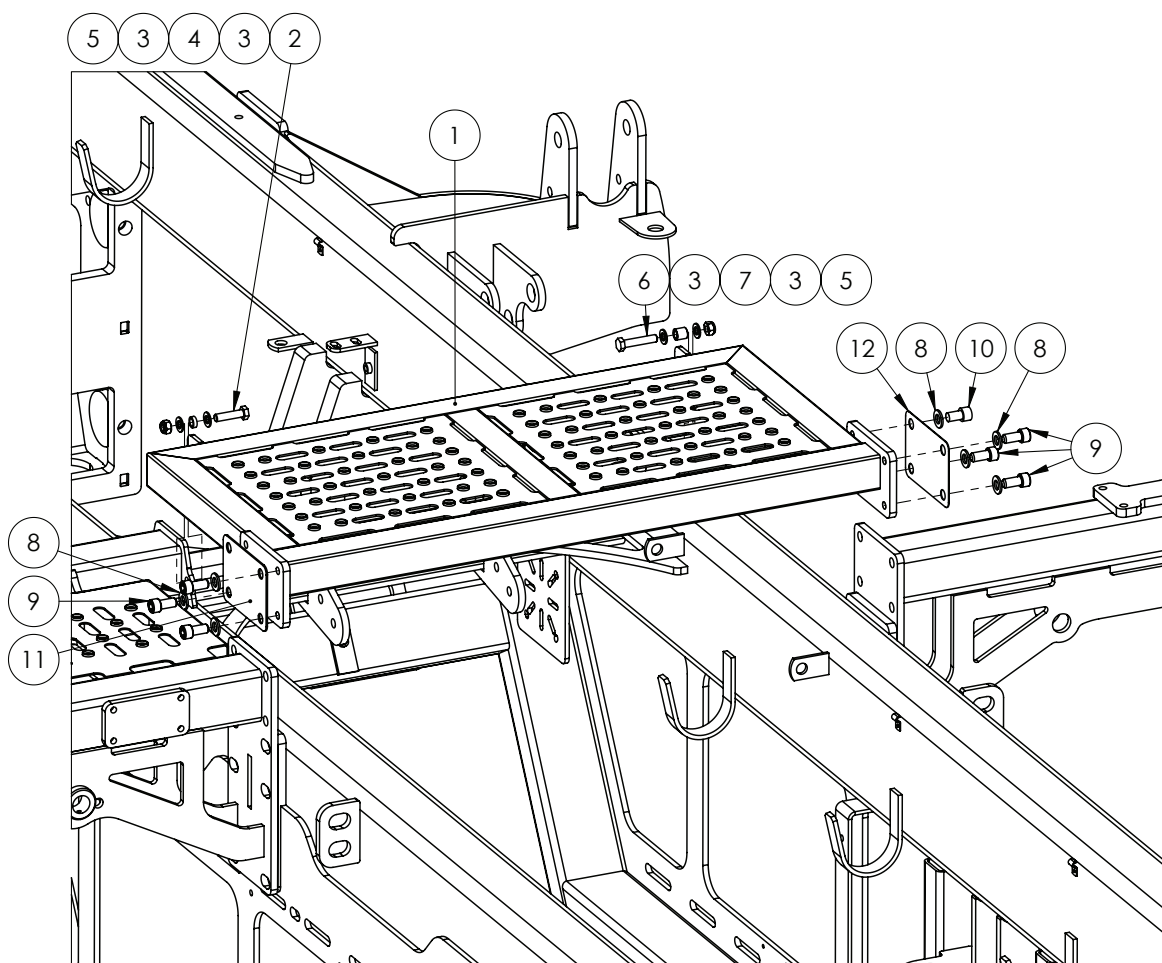
ITEM NO.	PART NUMBER	DESCRIPTION	QTY.
1	GA4659975	Boom Rest RH, Crop Cruiser	1
2	GA5069105	Roller suit Boom rest	1
3	GA5067885	Pin cover, Black, clip on, plastic	1
4	GA4658745	Pin suit Boom rest roller	1
5	MACH0152	Bush with shoulder, 12.3 ID x 25 OD x 21 mm long	1
6	GA5000307	SHCS M12 x 30 ZP GR12.9	1
7	GA5070980	Plastic wear strip polystone 7000SR 65 x 510 x 10mm	1
8	GA5051230	CSCS M5 x 16 Countersink SS	5
9	GA5017681	Washer 1" x 2" 7g Flat Thin SS	4
10	GA5001043	Washer 16mm Flat SS HD	6
11	GA5000961	Washer 16mm Spring ZP	6
12	GA5000903	Bolt M16 x 25 ZP GR8.8	6
13	GA5012129	Limit switch, Flexible arm, Micro, IP65, 10 Amp	1
14	GA5020510	Washer 4mm Flat SS	4
15	GA5049800	SHCS M4 x 40 ZP GR12.9	2
16	GA5049025	Nut M4 Nyloc SS	2
17	GA4572135	Spacer bush, 40 OD x 25.8 ID x 9 mm thick	1

## Centre Platform 5200L



ITEM NO.	PART NUMBER	DESCRIPTION	QTY.
1	GA4658726	Platform rear Cab, includes Muffler mount	1
2	GA4503567	Shim, Rear platform	4
	GA4503566	Shim, 1 mm Rear platform	4
3	GA5000307	SHCS M12 x 30 ZP GR12.9	8
4	GA5000141	Nut M10 Nyloc ZP	1
5	GA5000117	Washer 10mm Flat SS HD	2
6	GA5006111	Bolt M10 x 35 ZP GR8.8	1

## Centre Platform 6000L

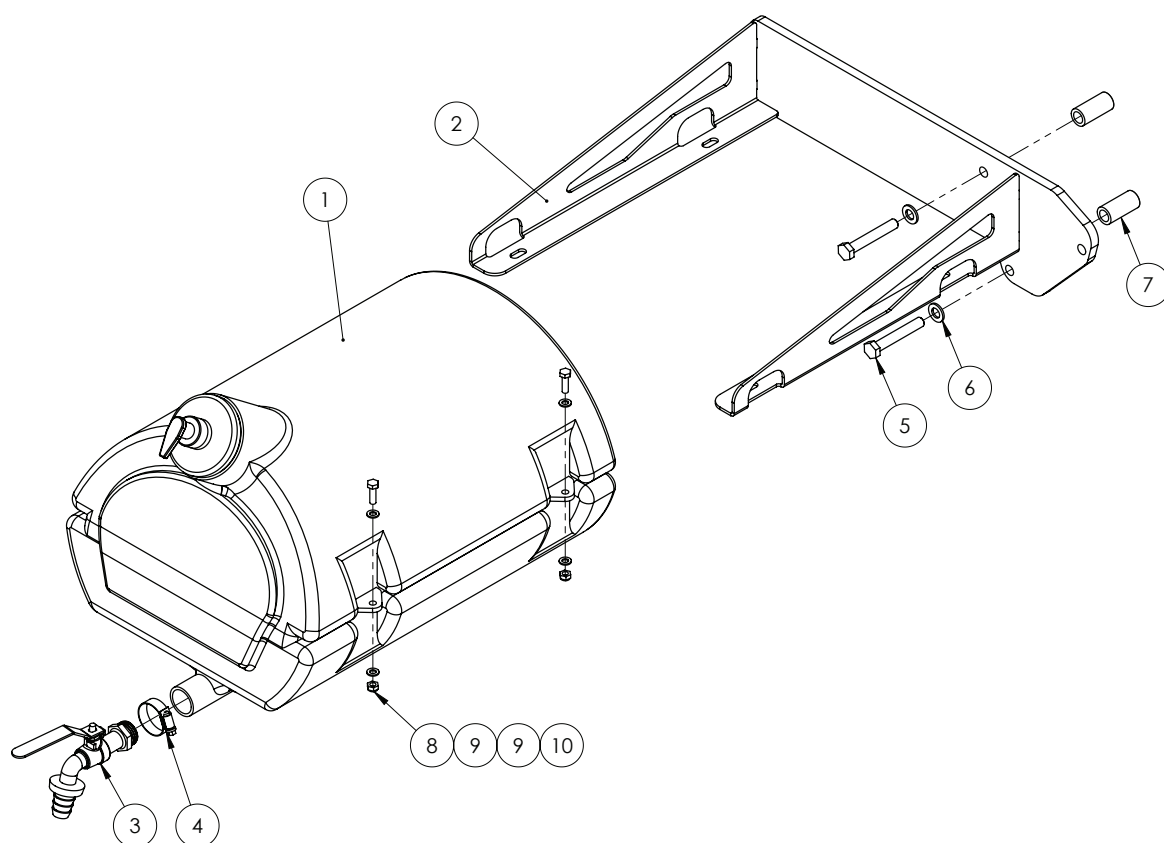


ITEM NO.	PART NUMBER	DESCRIPTION	QTY.
1	GA4659860	Platform Rear Cabin 6000L	1
2	GA5011161	Set Screw M10 x 40 GR8.8 ZP	1
3	GA5000117	Washer 10mm Flat SS HD	4
4	GA4552080	Crush tube, 10.2 ID x 15 OD x 5 mm long	1
5	GA5000141	Nut M10 Nyloc ZP	2
6	GA5011171	Set Screw M10 x 50 SS A2-70	1
7	GA4552075	Crush tube, 10.2 ID x 15 OD x 15 mm long	1
8	GA5000577	Washer 12mm Flat SS HD	7
9	GA5000297	SHCS M12 x 25 GR12.9 ZP	6
10	GA5050330	SHCS M12 x 20 GR12.9 ZP	1
11	GA4503567*	Shim, 2 mm, Flange plate, Rear platform	-
12	GA4503566*	Shim, 1 mm, Flange plate, Rear platform	-

\* NOTE: Exact shim width and quantity required will vary on individual basis.



## Hand Wash Bottle Assembly

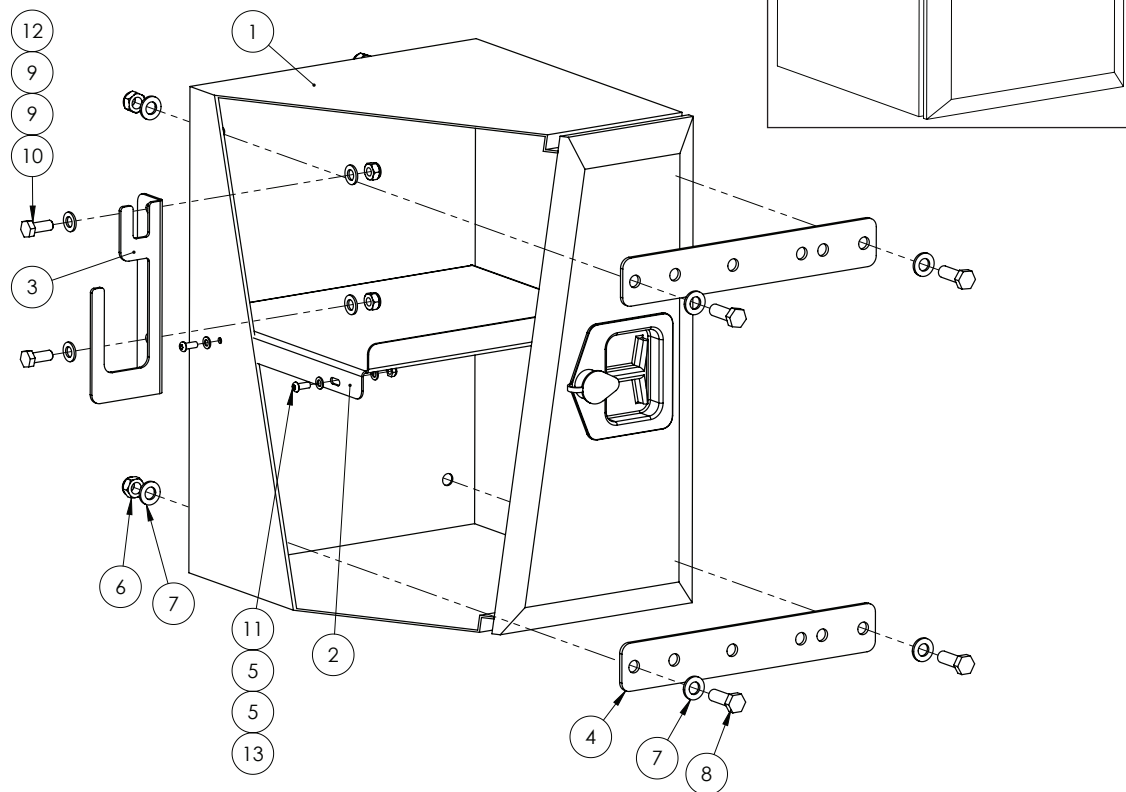


ITEM NO.	PART NUMBER	DESCRIPTION	QTY.
1	GA5075110	Water tank, 30L, Black plastic, With soap dispenser	1
	GA5051275	Soap dispenser, Suit hand wash tank GA5075110	-
2	GA4659146	Bracket Hand Wash Platform Mounted	1
3	GA5070735	Hand wash bottle tap	1
4	GA5001681	Hose Clamp, 1" SS (20-32/12W)	1
5	GA5006101	Bolt M10 x 65 GR8.8 ZP	2
6	GA5000117	Washer 10mm Flat SS HD	2
7	GA4552920	Bush fresh water bottle mount	2
8	GA5048115	Nut M6 Nyloc ZP	4
9	GA5004437	Washer 6mm Flat SS	8
10	GA5004065	Bolt M6 x 20 GR8.8 ZP	4

## Tool Box

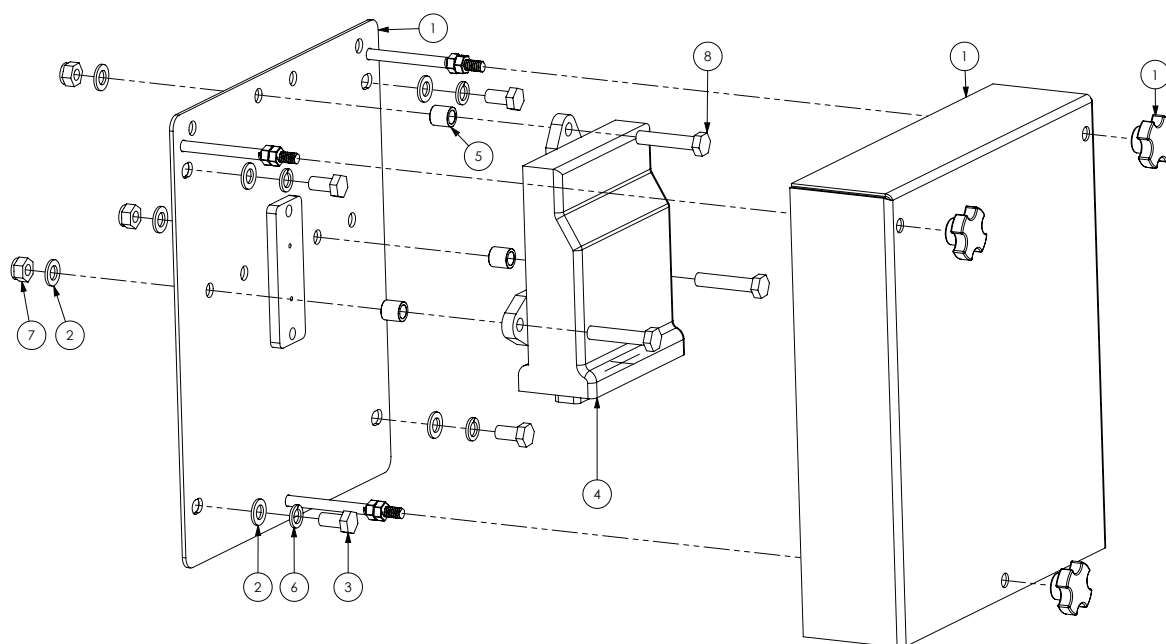
TOOL BOX SHOWN WITHOUT OPTIONAL CHEMICAL FLOW METER MOUNTED.

SEE CHAPTER 5 'LEFT HAND POD' FOR CHEMICAL FLOW METER DETAILS.



ITEM NO.	PART NUMBER	DESCRIPTION	QTY.
1	GA5068675	Tool box, T handle, Black, w 500 x h 350 x d 400 mm	1
2	GA4502895	Tool box shelf	1
3	GA4504470	Bracket-Suzi coil holder, bolt on L/H	1
4	GA4503890	Bracket, Tool box mount, inner	2
5	GA5004437	Washer 6mm Flat SS	8
6	GA5012461	Nut M12 Nyloc ZP	4
7	GA5000577	Washer 12mm Flat SS HD	8
8	GA5000311	Set screw, M12 x 35, ZP GR 8.8	4
9	GA5000117	Washer 10mm Flat SS HD	4
10	GA5006161	Bolt M10 x 25 GR8.8 ZP	2
11	GA5004050	BHCS M6 x 16 SS GR8.8	4
12	GA5000141	Nut M10 Nyloc ZP	2
13	GA5048115	Nut M6 Nyloc ZP	4

## Job Computer Cover - ISOBUS Node

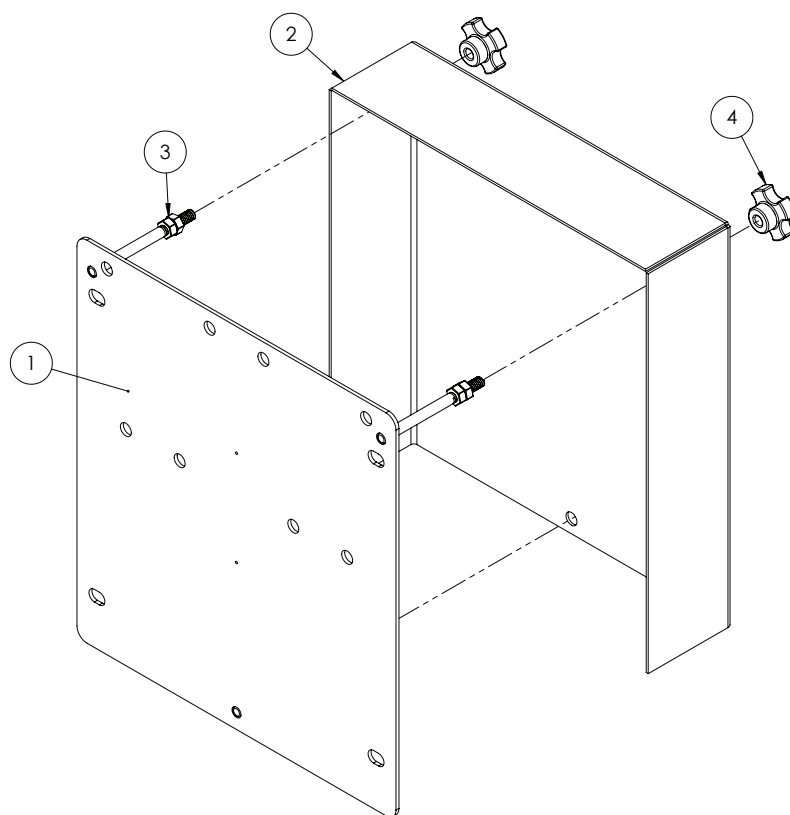


ITEM NO.	PART NUMBER	DESCRIPTION	QTY.
1	*	Job Computer Cover Assembly	1
2	GA5000117	Washer 10mm Flat SS HD	7
3	GA5006113	Bolt M10 x 20 ZP GR8.8	4
4	GA5071380	Node, ECU ISOBUS CAN, Product controller, Raven	1
5	GA4552075	Crush tube, 10.2 ID x 15 OD x 15mm long	3
6	GA5000137	Washer 10mm Spring SS	4
7	GA5051445	Nut M10 Nyloc SS	3
8	GA5006057	Bolt M10 x 50 ZP GR8.8	3

\* Sub-assembly on following pages

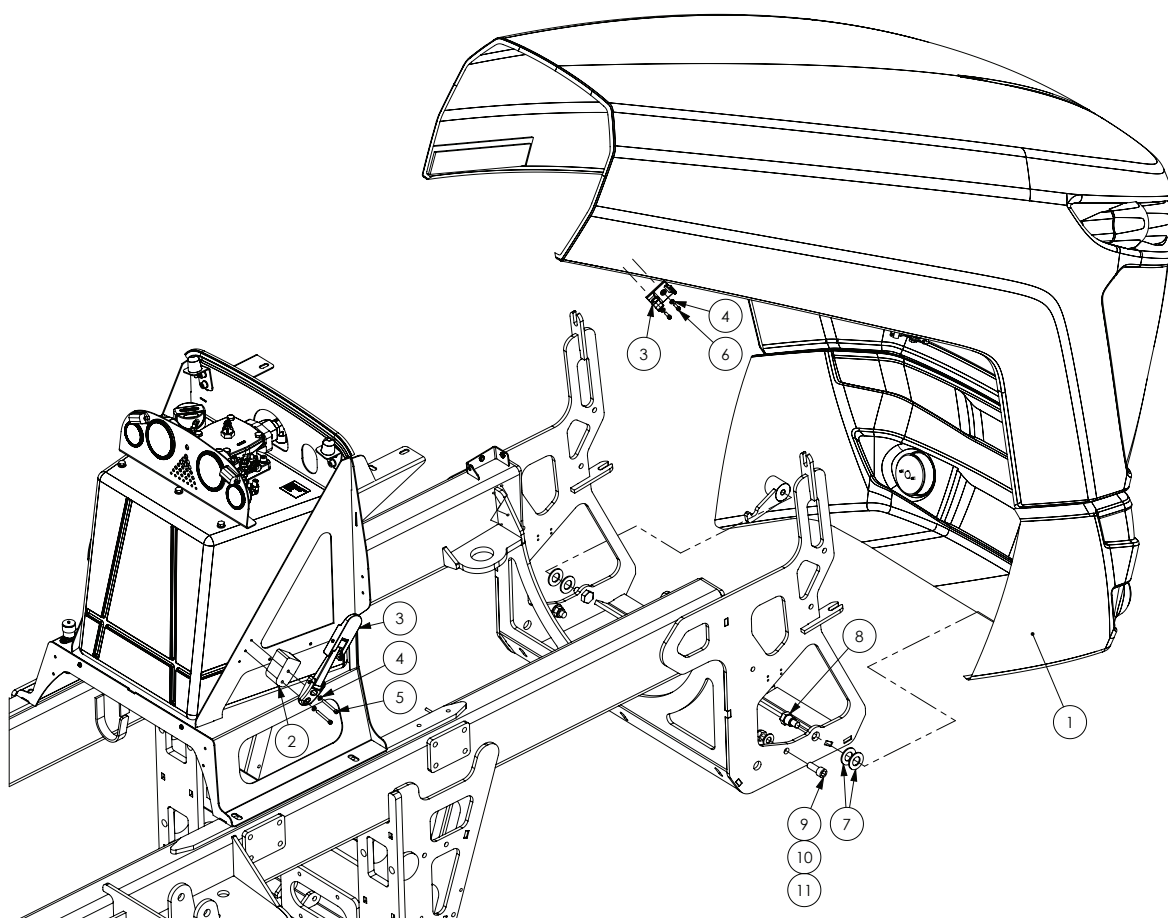
## Job Computer Cover Assembly

---



ITEM NO.	PART NUMBER	DESCRIPTION	QTY.
1	GA4659170	Mount plate Job computer	1
2	GA4504165	Cover for Job computer	1
3	GA5011499	Nut M8 Hex ZP	6
4	GA5069875	Knob Star grip nut M8 x 40 DIA	3

## Bonnet

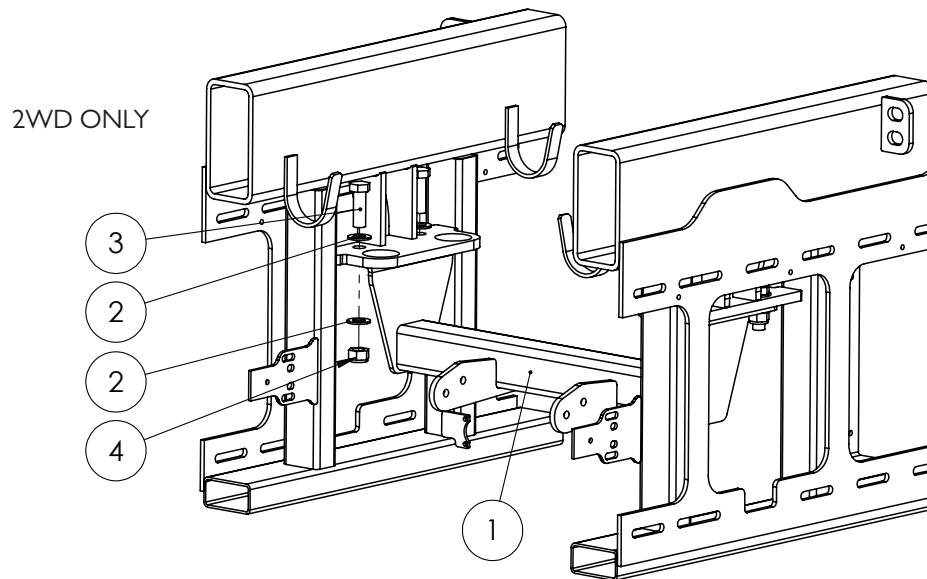


### BONNET SPARE PARTS

PART NUMBER	DESCRIPTION
GA3000082	Globe, HB3, 12v, 60w, Narva
GA5075415	Indicator / Running Light Assembly, LED
GA5072720	Bonnet Grill Mesh, suit GA5072135 and GA5072145, 2015 - 2019 design, no center support (one piece front mesh)

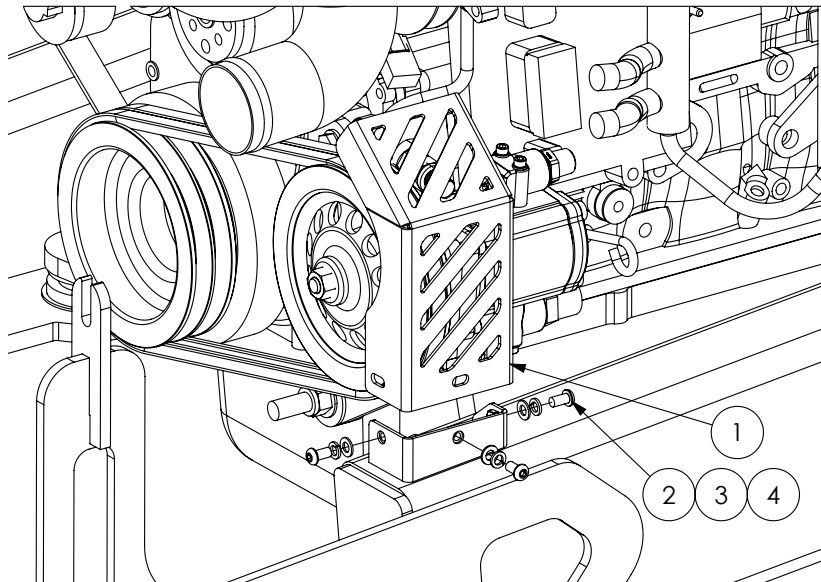
ITEM NO.	PART NUMBER	DESCRIPTION	QTY.
1	GA5072135	Bonnet, Crop Cruiser, G5 G6	1
2	GA4502630	Spacer block, Bonnet latch, HDPE	2
3	GA5066595	Latch, Suit Crop Cruiser bonnet & ladder	2
4	GA5004437	Washer 6mm Flat SS	8
5	GA5070460	SHCS M6 x 60 SS A2-70	4
6	GA5004055	SHCS M6 x 20 GR12.9 ZP	4
7	GA0500078	Washer, 1" ID x 1 7/8" OD x 1/8" Thick, Nylon	4
8	GA4552765	Bolt Shoulder, suit SP Bonnet	2
9	GA5000925	SHCS M16 x 40 GR12.9 ZP	2
10	GA5001043	Washer 16mm Flat SS HD	2
11	GA5001029	Nut M16 Nyloc ZP	2

## Bolt-in Crossmember



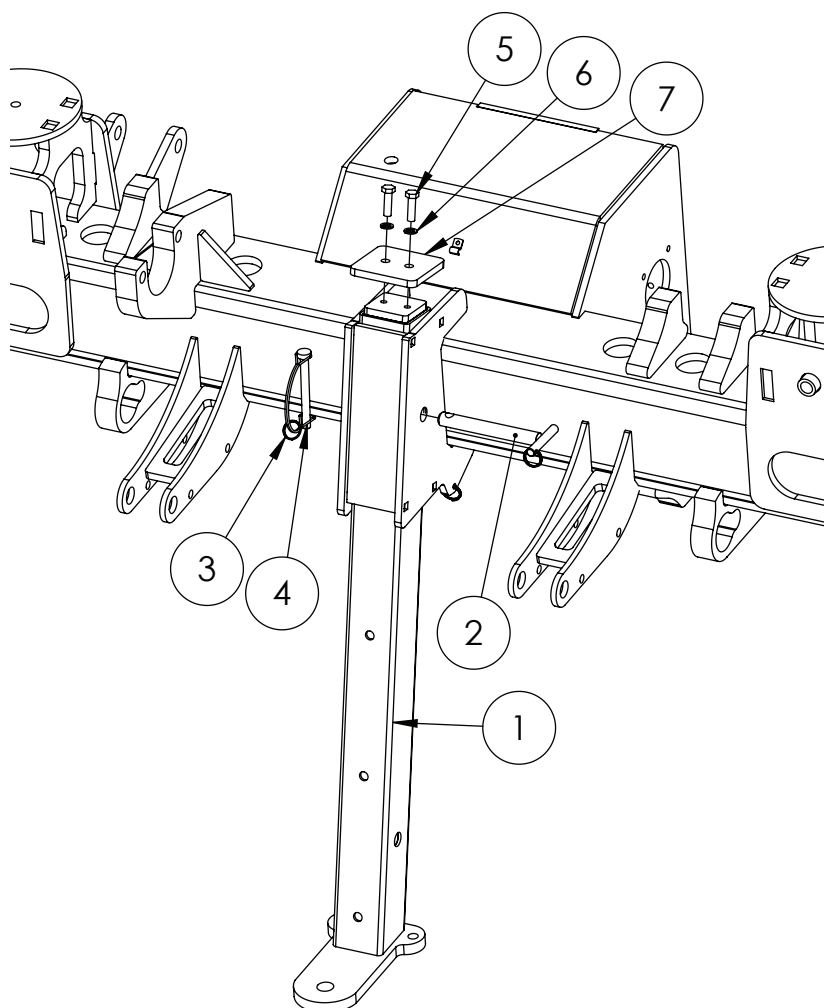
ITEM NO.	PART NUMBER	DESCRIPTION	QTY.
1	GA4658415	Cross Member Bolt In	1
2	GA5001741	Washer 20mm Flat SS Heavy Duty	8
3	GA5011333	Bolt M20 x 60 ZP GR8.8	4
4	GA5048125	Nut M20 Nyloc Coarse ZP	4

## Fan Pump Guard



ITEM NO.	PART NUMBER	DESCRIPTION	QTY.
1	GA4507145	Fan Pump Pulley Guard Plate	1
2	GA5004696	BHCS M8 x 16 SS	3
3	GA5004919	Washer 8mm Spring SS	3
4	GA5003643	Washer 8mm Flat SS Heavy Duty	3

## Tow Bar

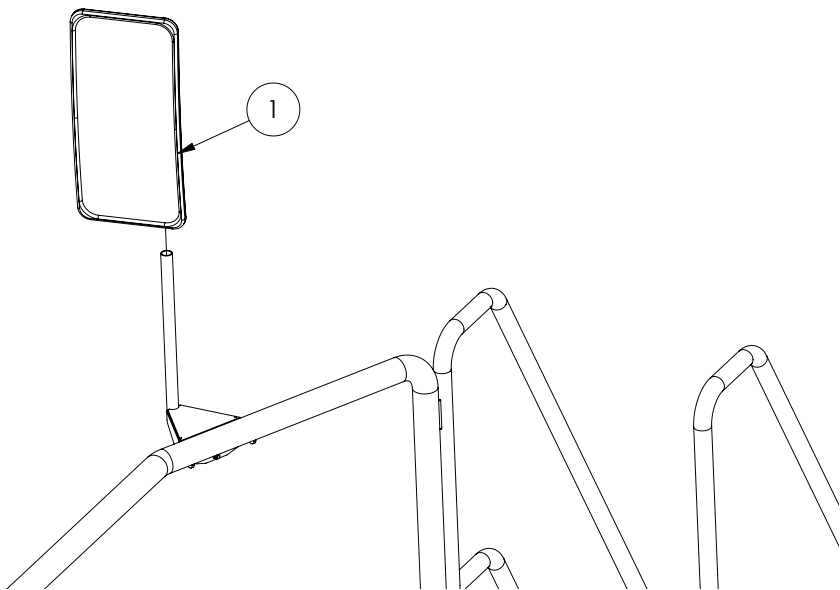


ITEM NO.	PART NUMBER	DESCRIPTION	QTY.
1	GA4659180	Towbar assembly	1
2	GA4659185	Pin assembly Tow bar	1
3	GA5002077	Key ring, 25mm, SS	4
4	GA5010905	Linch pin, 7/16" OD x 45mm long	1
5	GA5006111	Bolt M10 x 35 ZP GR8.8	2
6	GA5000137	Washer 10mm Spring SS	2
7	GA4504175	Plate, Top keeper Tow bar	1
-	GA5001491	Chain 2mm x 20 SS, 20 links	1



# Left Hand Mirror

---



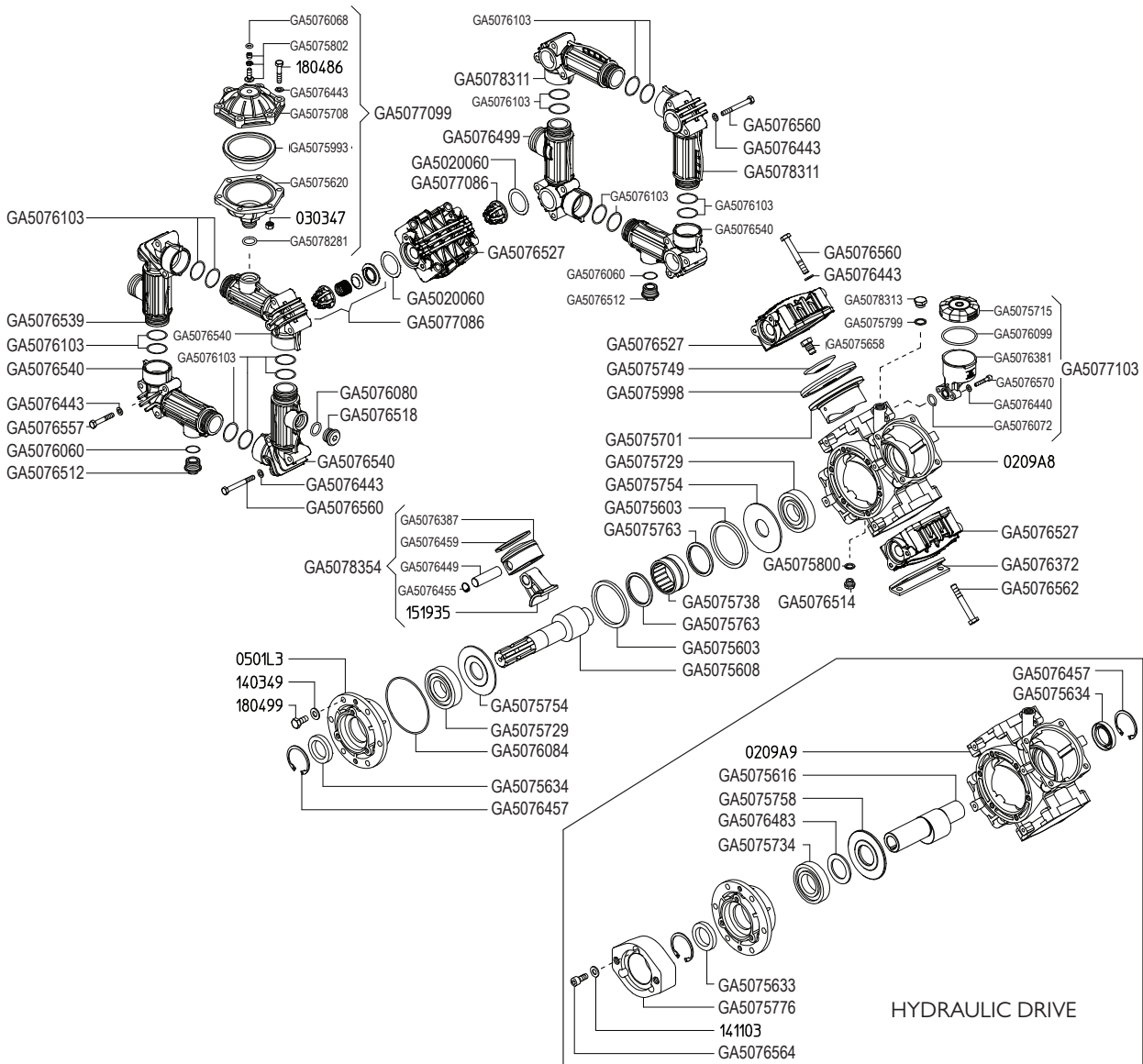
ITEM NO.	PART NUMBER	DESCRIPTION	QTY.
I	GA5054I20	Side mirror, Complete assembly, Suit Claas cab	I
-	GA5054I25	Side mirror glass, Suit Claas cab	-
-	GA5054I30	Cover Cap Mirror suit Class Cab 201 I	-
-	GA5069795	Grommet, Rubber, 28 OD x 7 thick, Material up to 2mm thick	-



# Chapter 2

## PUMPS

### Spray Pump - Zeta I 70



#### PUMP ASSEMBLY

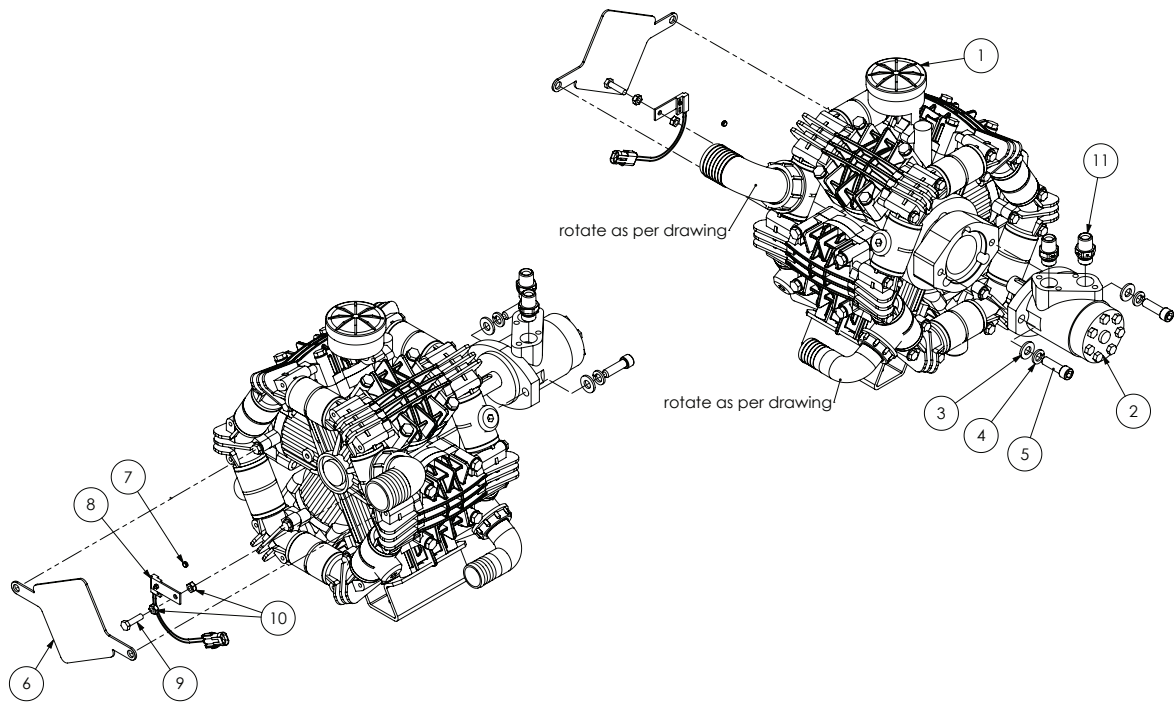
PART NUMBER	DESCRIPTION	QTY.
GA5054510	Pump Zeta I 70 MI-I - Hydraulic drive	1

#### PUMP SERVICE PARTS

PART NUMBER	DESCRIPTION
GA5077791	Pump Diaphragm Kit suit Zeta I 70 and RO I 60 Udor Pumps
GA5077790	Pump rebuild kit, includes diaphragms, seals & valves, suits both Zeta I 70 and RO I 60 Udor Pumps



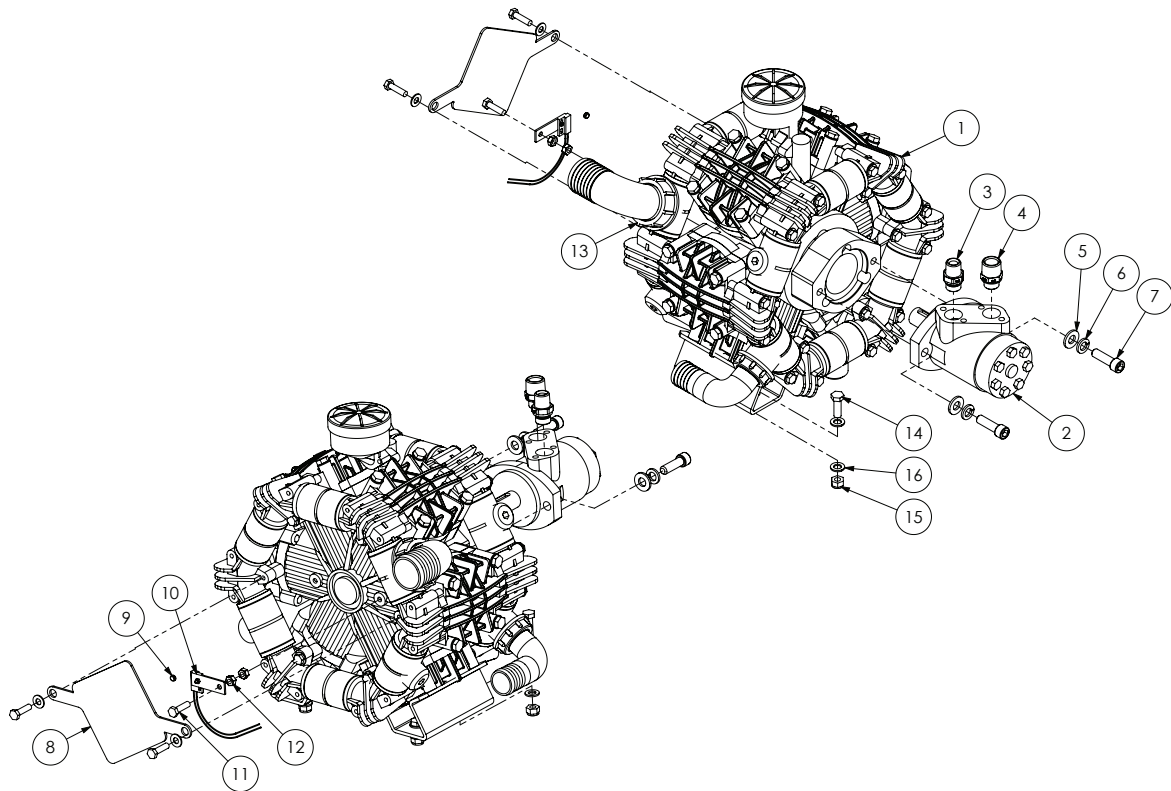
## Spray Pump - Zeta 260 - Hydraulic Drive



ITEM NO.	PART NUMBER	DESCRIPTION	QTY.
1	GA5054500	Pump Zeta 260 MI-I	1
2	GA5047515	Motor, hydraulic, 80cc/rev, 25.4mm shaft, Suit spray pump drive	1
3	GA5000577	Washer 12mm Flat SS HD	2
4	GA5000575	Washer 12mm Spring SS	2
5	GA5000321	SHCS M12 x 40 ZP GR12.9	2
6	pumpcover250	Plate, Rear Pump Shaft Cover, RO250, Zeta 260 and 300	1
7	GA5016169	Magnet, High strength, 12mm diameter x 1.5mm thick	1
8	GA5076307	Sensor, Spray pump RPM, suit 4400 / 4070, Raven	1
9	GA5048655	Bolt M8 x 40 GR8.8 ZP	1
10	GA5011499	Nut M8 ZP	2
11	GA3500310	Hydraulic adaptor, Nipple, 1/2" BSPT male x 1/2" BSPP male	2



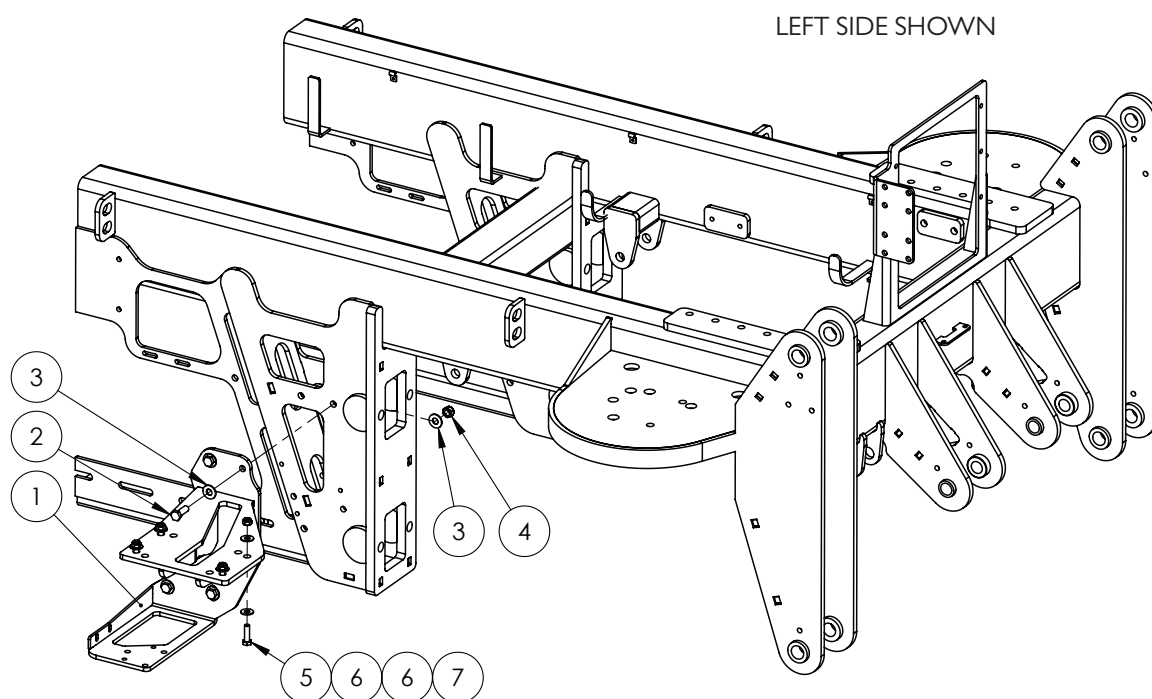
## Spray Pump - Zeta 300 - Hydraulic Drive



ITEM NO.	PART NUMBER	DESCRIPTION	QTY.
1	GA5054520	Pump Zeta 300 MI-25	1
2	GA5020210	Hydraulic Motor, 80cc 25.0mm, 8mm keyway, MP80CD/4	1
3	GA3500310	Hydraulic adaptor, Nipple, 1/2" BSPT male x 1/2" BSPP male	1
4	GA3500313	Hydraulic adaptor, Nipple, 3/4" BSPT male x 1/2" BSPP male	1
5	GA5000577	Washer 12mm Flat SS HD	2
6	GA5000575	Washer 12mm Spring SS	2
7	GA5000321	SHCS M12 x 40 ZP GR12.9	2
8	pumpcover250	Plate, Rear Pump Shaft Cover, RO250, Zeta 260 and 300	1
9	GA5016169	Magnet, High strength, 12mm diameter x 1.5mm thick	1
10	GA5076307	Sensor, Spray pump RPM, suit 4400 / 4070, Raven	1
11	GA5048655	Bolt M8 x 40 ZP GR8.8	1
12	GA5011499	Nut M8 Hex ZP	2
13	GA5048385	O-ring, 42.5 x 2.62mm, BS131, suit 2" hose barb	3
14	GA5065455	Bolt M10 x 30 ZP GR8.8	4
15	GA5000141	Nut M10 Nyloc ZP	4
16	GA5000117	Washer 10mm Flat SS HD	8

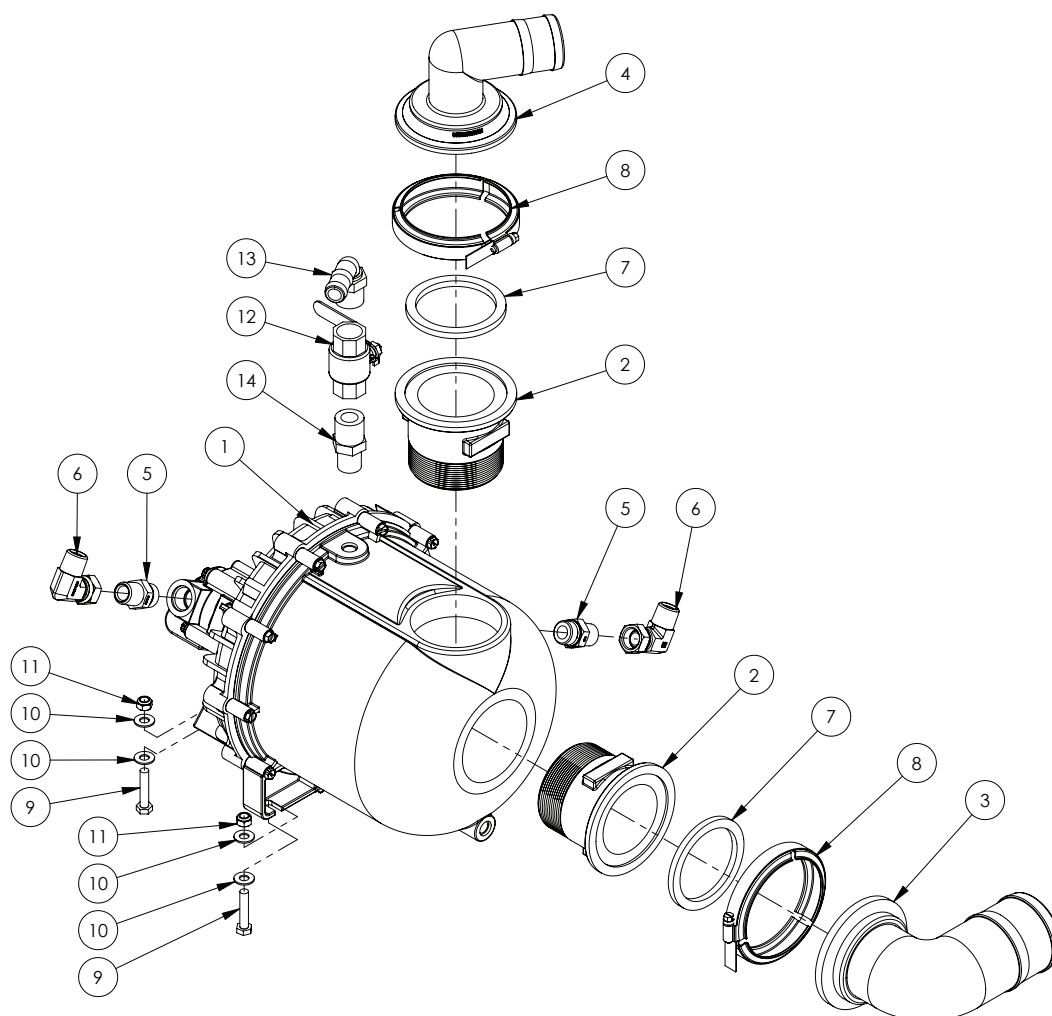


## Spray Pump & Suction Filter Mount



ITEM NO.	PART NUMBER	DESCRIPTION	QTY.
1	GA4659140	Pump Mount Bracket, Crop Cruiser LH	1
	GA4659141	Pump Mount Bracket, Crop Cruiser RH	1
2	GA5000311	Set screw, M12 x 35, ZP GR 8.8	4
3	GA5017655	Washer 1/2 Flat SS	8
4	GA5012461	Nut M12 Nyloc ZP	4
5	GA5006111	Bolt M10 x 35 ZP GR8.8	4
6	GA5002565	Washer, 3/8" ID x 1" OD, Flat SS	8
7	GA5000141	Nut M10 Nyloc ZP	4

## Hydraulic Fill Pump 5200L



### SPARE PARTS

PART NUMBER	DESCRIPTION
GA5072631	Pump casing, Rear, Poly 3" BSP, Transfer, Viton, Hydraulic drive, GA5072085
GA5072605	Shaft seals, Carbon ceramic, Pump, Poly 3" BSP, Transfer, Viton, Hydraulic drive
GA5072610	Impeller, High volume, Pump, Poly 3" BSP, Transfer, Viton, Hydraulic drive
GA5072620	Drain plug, Pump, Poly 3" BSP, Transfer, Viton, Hydraulic drive
GA5072625	Filler plug, Pump, Poly 3" BSP, Transfer, Viton, Hydraulic drive
GA5072630	Pump casing, Front, Poly 3" BSP, Transfer, Viton, Hydraulic drive
GA5072600	Seal conversion kit, Pump, Poly 3" BSP, Transfer, Viton, Hydraulic drive
GA5072075	Seal kit, Pump, Poly 3" BSP, Service Kit, No Mech Seal

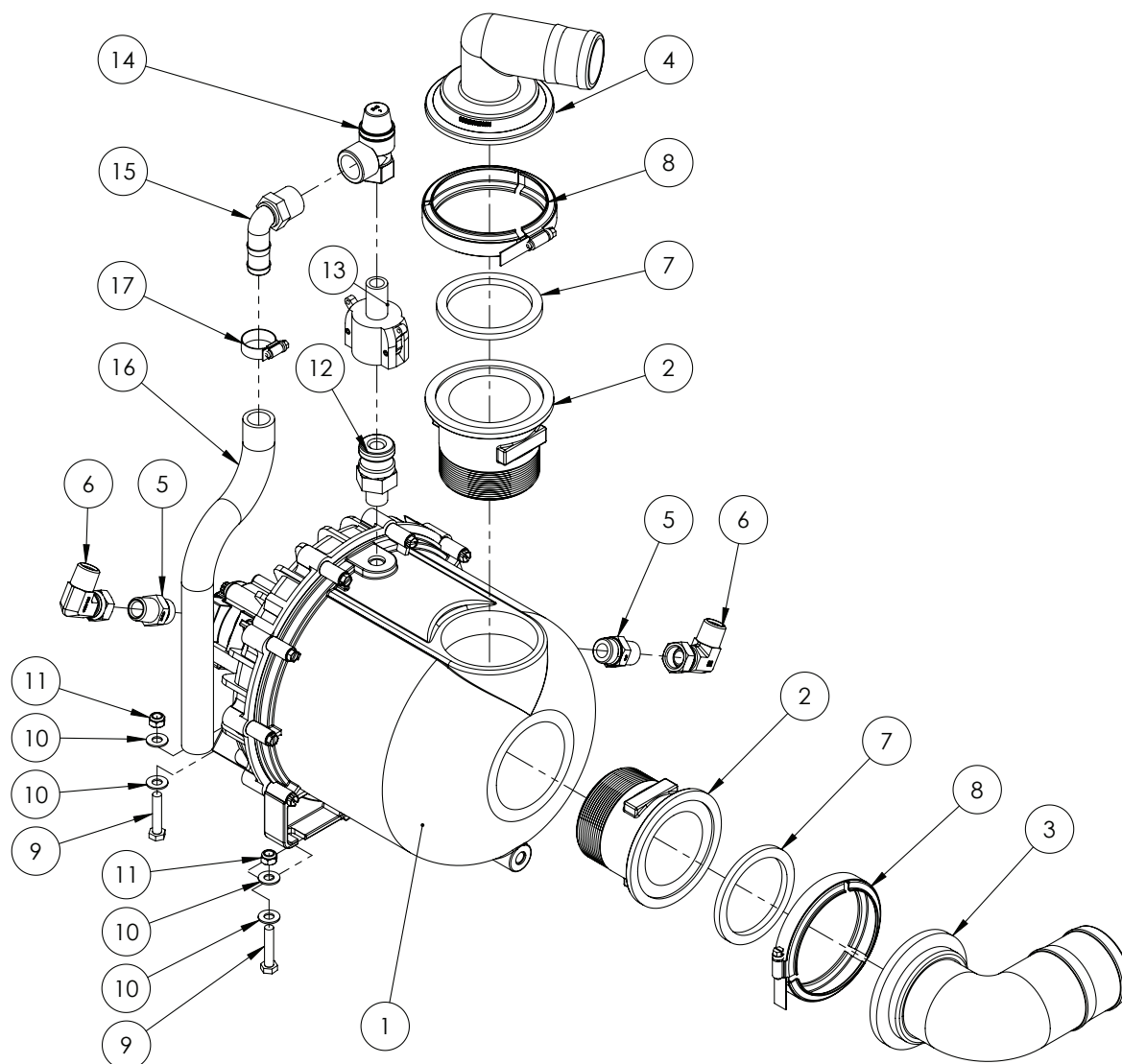
ITEM NO.	PART NUMBER	DESCRIPTION	QTY.
-	GA5072075	Seal kit, Pump, Poly 3" BSP, Complete rebuild, suit GA5072085	-
1	GA5072085	Pump, Poly 3" BSP, Transfer, Viton, Hydraulic drive	1
2	GA5077876	Plumbing Fitting, 3" Flange to 3" BSP Thread	2
3	GA5077875	Hose barb, Elbow, 90 degree, 3" flange x 3" hose	1
4	GA5077871	Hose barb, Elbow, 90 degree, 3" flange x 2" hose barb	1

Continued over page

## Hydraulic Fill Pump 5200L

ITEM NO.	PART NUMBER	DESCRIPTION	QTY.
5	GA3500364	Hydraulic adaptor, Nipple, 1/2" BSPT male x 7/8" UN male O-ring	2
6	GA3500333	Hydraulic adaptor, Elbow, 90 degree, 1/2" BSPT male x 1/2" BSPP female swivel	2
7	GA5076723	Seal, EPDM, Suit 3" flange fitting	2
8	FC300	Hose clamp, Worm screw, 3"	2
9	GA5048655	Bolt M8 x 40 ZP GR8.8	4
10	GA5003643	Washer 8mm Flat SS HD	8
11	GA5052590	Nut M8 Nyloc SS	4
12	GA5018313	Valve, Ball, 20mm, 3/4" female, Lever handle, Brass	1
13	GA5077717	Hose barb, Elbow, 90 degree, 3/4" male thread x 3/4" hose	1
14	GA5078087	Reducing nipple, 3/4" male thread x 1/2" male thread	1

## Hydraulic Fill Pump 6000L



### SPARE PARTS

PART NUMBER	DESCRIPTION
GA5072631	Pump casing, Rear, Poly 3" BSP, Transfer, Viton, Hydraulic drive, GA5072085
GA5072605	Shaft seals, Carbon ceramic, Pump, Poly 3" BSP, Transfer, Viton, Hydraulic drive
GA5072610	Impeller, High volume, Pump, Poly 3" BSP, Transfer, Viton, Hydraulic drive
GA5072620	Drain plug, Pump, Poly 3" BSP, Transfer, Viton, Hydraulic drive
GA5072625	Filler plug, Pump, Poly 3" BSP, Transfer, Viton, Hydraulic drive
GA5072630	Pump casing, Front, Poly 3" BSP, Transfer, Viton, Hydraulic drive
GA5072600	Seal conversion kit, Pump, Poly 3" BSP, Transfer, Viton, Hydraulic drive
GA5072075	Seal kit, Pump, Poly 3" BSP, Service Kit, No Mech Seal

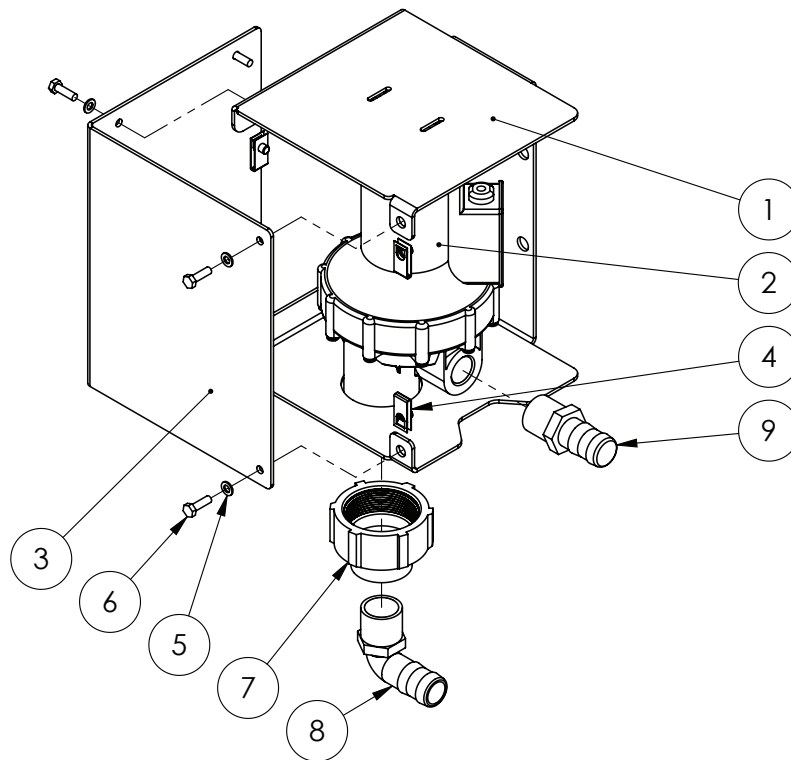
ITEM NO.	PART NUMBER	DESCRIPTION	QTY.
-	GA5072075	Seal kit, Pump, Poly 3" BSP, Complete rebuild, suit GA5072085	-
1	GA5072085	Pump, Poly 3" BSP, Transfer, Viton, Hydraulic drive	1
2	GA5077876	Plumbing Fitting, 3" Flange to 3" BSP Thread	2

Continued over page

## Hydraulic Fill Pump 6000L

ITEM NO.	PART NUMBER	DESCRIPTION	QTY.
3	GA5077875	Hose barb, Elbow, 90 degree, 3" flange x 3" hose	1
4	GA5077871	Hose barb, Elbow, 90 degree, 3" flange x 2" hose barb	1
5	GA3500364	Hydraulic adaptor, Nipple, 1/2" BSPT male x 7/8" UN male O-ring	2
6	GA3500333	Hydraulic adaptor, Elbow, 90 degree, 1/2" BSPT male x 1/2" BSPP female swivel	2
7	GA5076723	Seal, EPDM, Suit 3" flange fitting	2
8	FC300	Hose clamp, Worm screw, 3"	2
9	GA5048655	Bolt M8 x 40 ZP GR8.8	4
10	GA5003643	Washer 8mm Flat SS HD	8
11	GA5052590	Nut M8 Nyloc SS	4
12	GA5075782	Cam lever, 3/4" male coupling x 1/2" male thread	1
13	GA5077128	Cam lever, 3/4" female coupling x 1/2" male thread	1
14	GA2000131	Pressure relief valve, Spike, 4 Bar, 1/2" in, 3/4" out, Brass	1
15	GA5077717	Hose barb, Elbow, 90 degree, 3/4" male thread x 3/4" hose	1
16	GA2000216	Hose, Pressure, 20mm, Black 250psi	1
17	GA5000999	Hose Clamp, 3/4", SS	1

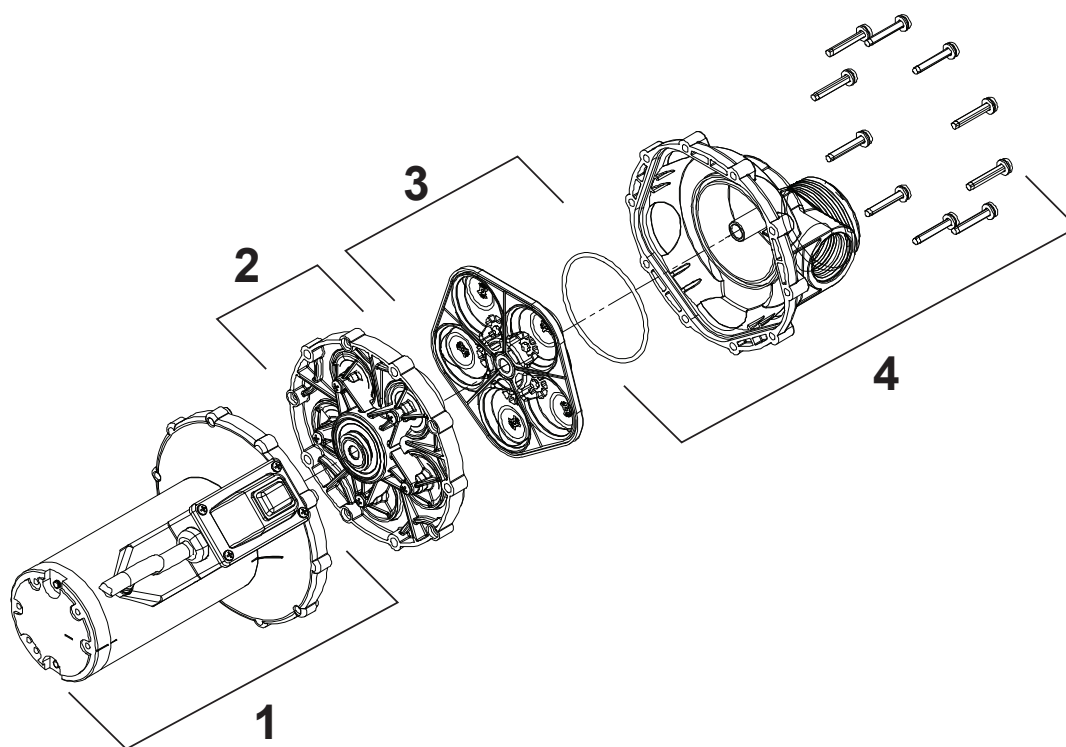
## Chemical Transfer Pump



ITEM NO.	PART NUMBER	DESCRIPTION	QTY.
1	GA4508500	Plate, Mount Shurflo Pump Crop Cruiser	1
2	GA2000030*	Pump, Diaphragm, Chemical transfer 12v, Viton SHURflo	1
3	GA4508505	Plate, Cover Shurflo Pump Crop Cruiser	1
4	GA5066830	Speed clip M6	6
5	GA5004437	Washer 6mm Flat SS	6
6	GA5004063	Bolt M6 x 20 SS A-70	6
7	GA2000032	Reducing coupling, 2" female NPT to 1" female NPT	1
8	GA5077723	Hose barb, Elbow, 90 degree, 1" male x 1" hose	1
9	GA5077718	Hose barb, Straight, 1" male thread x 1" hose	1

\* Sub-assembly on following pages

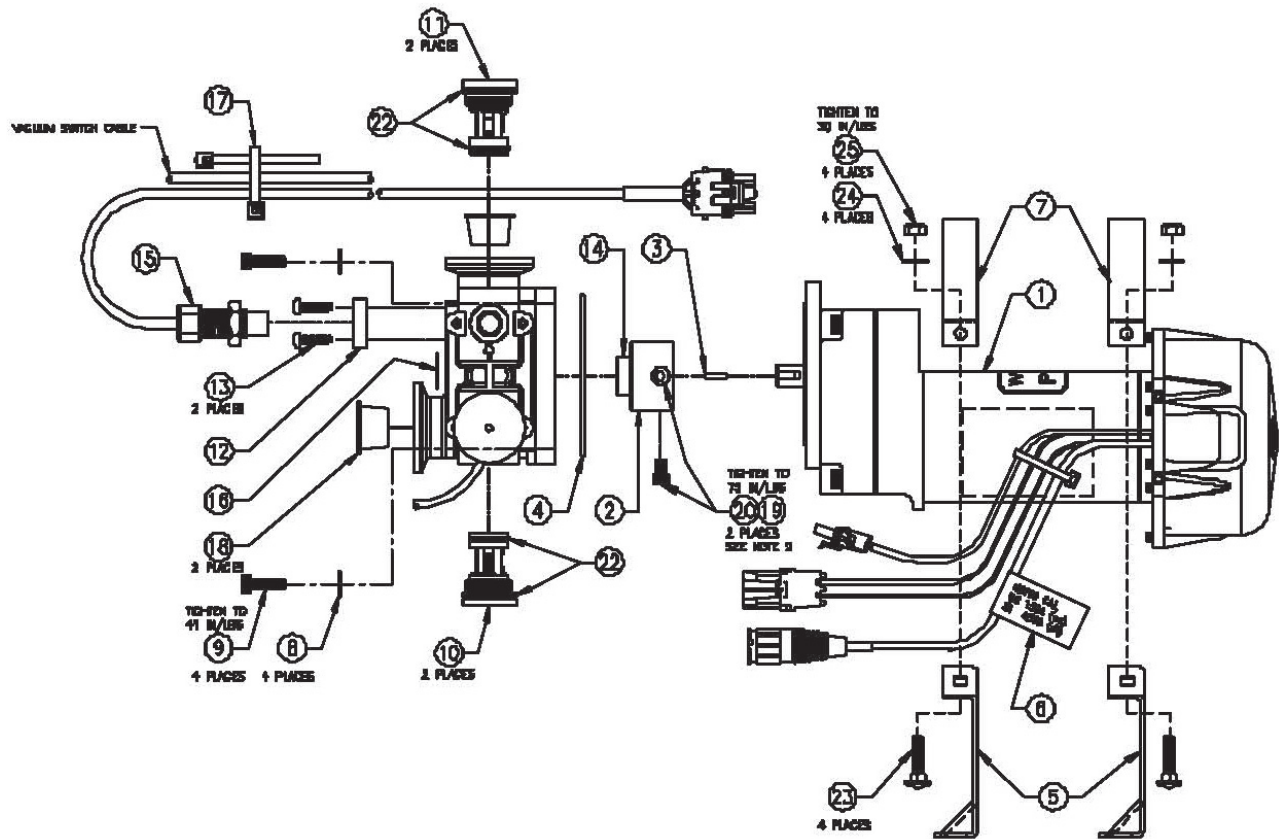
## Chemical Transfer Pump Assembly



ITEM NO.	PART NUMBER	DESCRIPTION
-	GA2000030	Pump, Diaphragm, Chemical transfer 12v, Viton SHURflo
1	-	Motor Assembly Kit
2	GA2000033	Diaphragm, Drive Assembly Kit, Housing, replacement, SHURflo
3	GA2000034	Valve Housing Kit, Viton, replacement, SHURflo
4	-	Upper Housing Assembly Kit

NOTE: Not all parts stocked.

## Low Volume DCI Pump



### LOW VOLUME DCI PUMP ASSEMBLY

PART NUMBER	DESCRIPTION
GA5075924	Low Volume DCI Pump

### LOW VOLUME DCI PUMP SEAL KIT

PART NUMBER	DESCRIPTION
GA5076312	Raven Pump Seal Kit

ITEM NO.	PART NUMBER	DESCRIPTION
1	0630172527	Motor/Tach Assembly
2	GA5075921	Bearing Assembly
3	GA5076055	Key
4	GA5076659	O-Ring
5	1070171599	Bracket, Mounting, Pump/Motor
6	0410159720	Label, Meter Cal
7	1070171600	Strap
8	3133000017	Washer, Internal Tooth, Lock 1/4" SS
9	3110073066	Screw, Socket Head, Cap 1/4"-20 x 3/4"
10	GA5075922	Cartridge, Intake
11	GA5075923	Cartridge, Exhaust
12	1060159539	Bracket, Sensor
13	3110004040	Screw

Continue Over Page

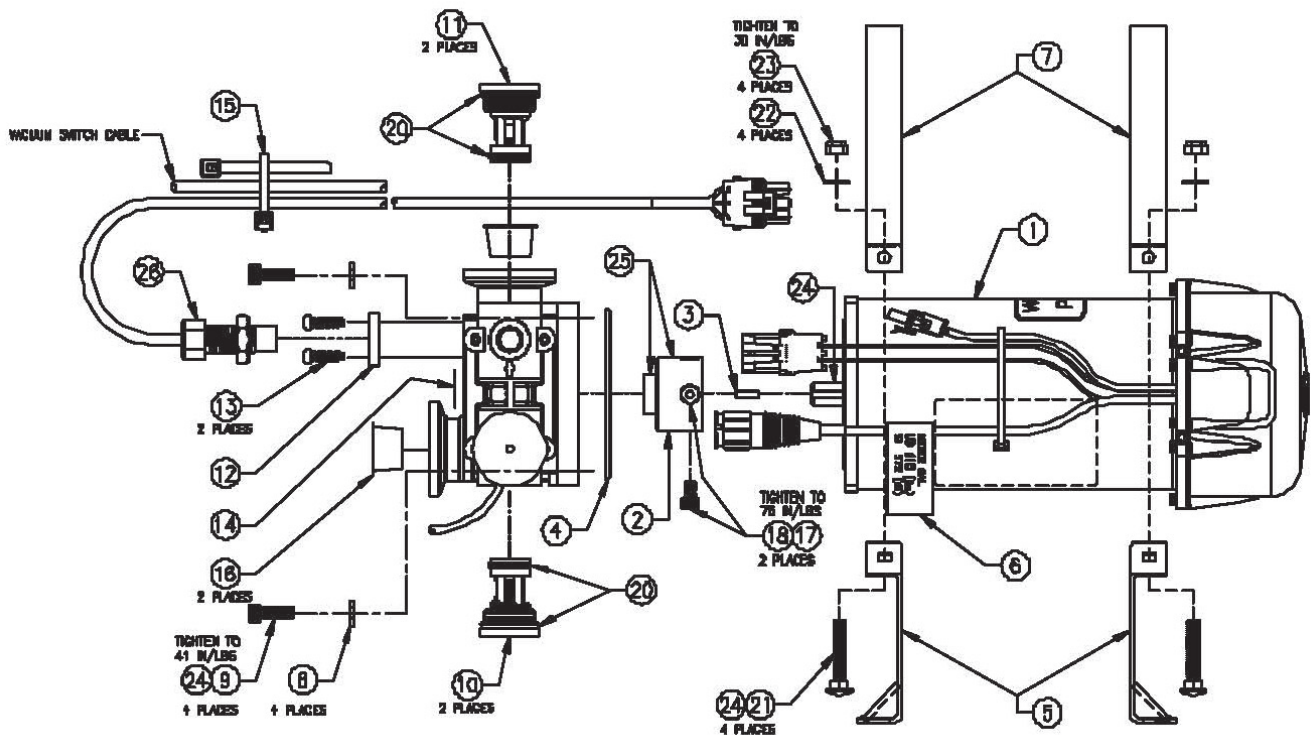


## Low Volume DCI Pump

ITEM NO.	PART NUMBER	DESCRIPTION
14	2221001114	Grease
15	GA5075926	Sensor, Universal, Flowmeter
16	0410159721	Label, Serial
17	4351000003	Tie, Cable
18	1180159041	Cap, Tapered
19	2221001029	Thread Sealant Loctite #242
20	GA5076736	Screw, Cap, Hex Socket Head 1/4"-20 x 1/4"
21	GA5075673	Manual (Not Shown)
22	2220000002	Grease, Lubricating, Versilube
23	3110069004	Bolt, 1/4"-20 x 1"
24	3132300009	Washer
25	3124000057	Nut

NOTE: Not all parts stocked.

# High Volume DCI Pump



## HIGH VOLUME DCI PUMP ASSEMBLY

PART NUMBER	DESCRIPTION	QTY.
GA5075914	High Volume DCI Pump	-

## HIGH VOLUME DCI PUMP SEAL KIT

PART NUMBER	DESCRIPTION	QTY.
GA5076312	Raven Pump Seal Kit	-

ITEM NO.	PART NUMBER	DESCRIPTION
1	0630172500	Motor/Tach Assembly
2	GA5075921	Bearing Assembly
3	GA5076055	Key
4	GA5076659	O-Ring
5	1070171589	Bracket, Mounting, Pump/Motor
6	0410159718	Label, Meter Cal
7	1070171594	Strap
8	3133000017	Washer, Internal Tooth, Lock 1/4" SS
9	3110073066	Screw, Socket Head, Cap 1/4"-20 x 3/4"
10	GA5075922	Cartridge, Intake
11	GA5075923	Cartridge, Discharge
12	1060159539	Bracket, Sensor
13	3110004040	Screw
14	0410159710	Label, Serial
15	4351000003	Tie, Cable

Continue Over Page

## High Volume DCI Pump

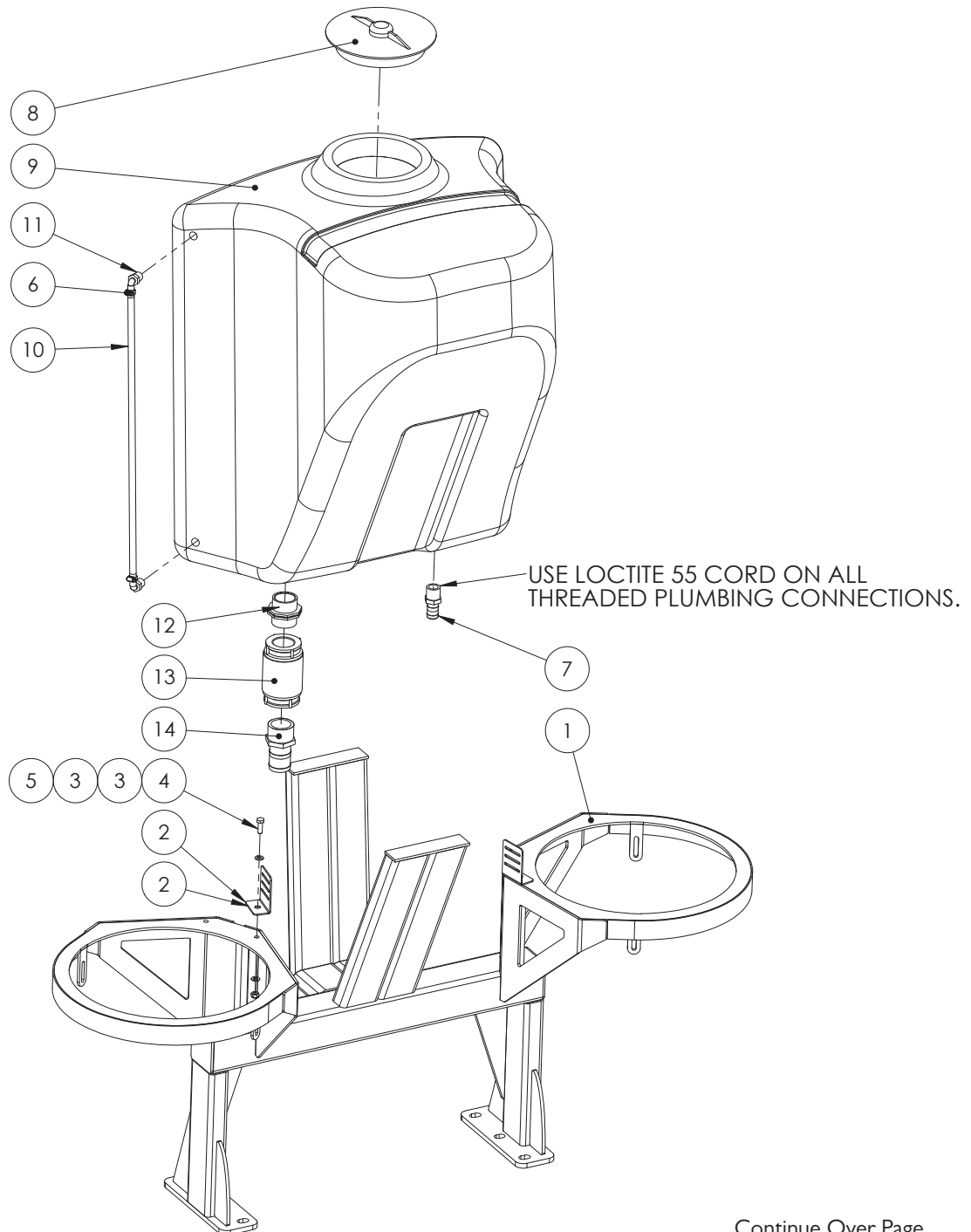
ITEM NO.	PART NUMBER	DESCRIPTION
16	1180159041	Cap, Tapered
17	2221001029	Thread Sealant Loctite #242
18	GA5076736	Screw, Cap, Hex Socket Head 1/4"-20 x 1/4"
19	GA5075673	Manual (Not Shown)
20	2220000002	Grease, Lubricating, Versilube
21	3110069004	Bolt, 1/4"-20 x 1"
22	3132300009	Washer
23	3124000057	Nut
24	2221001079	Anti-Sieze Compound, Nickel
25	2221001114	Grease
26	GA5075926	Sensor, Universal, Flowmonitor

NOTE: Not all parts stocked.

# Chapter 3

## FLUSH TANK

### Flush Tank & DCI Frame - G5

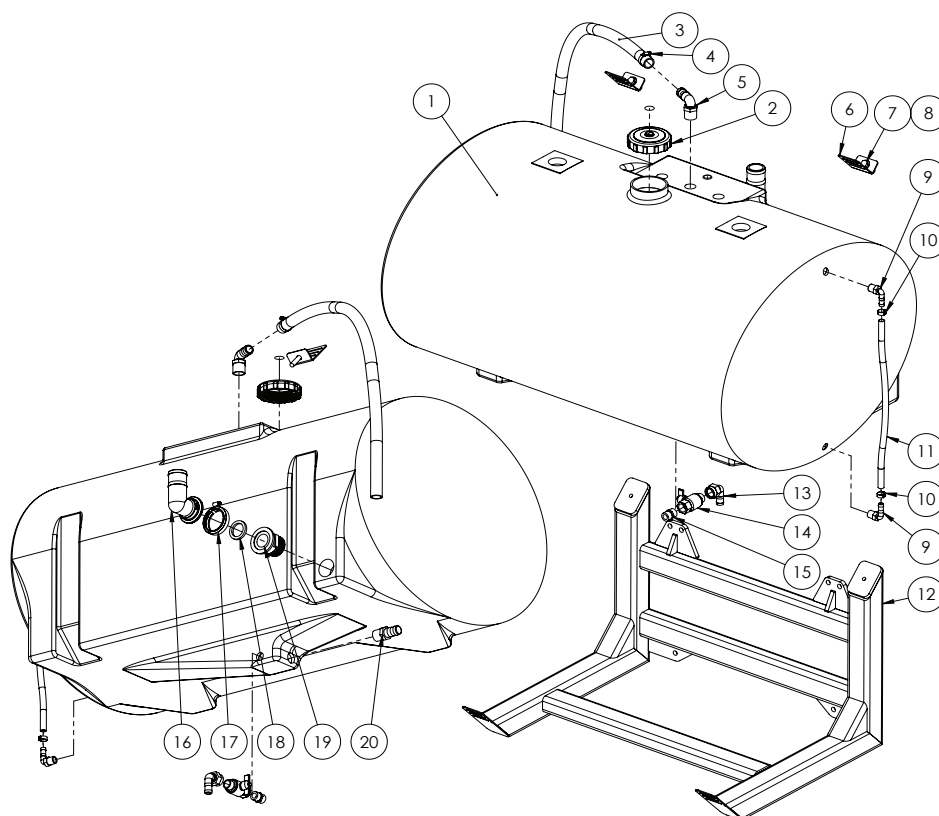


Continue Over Page

## Flush Tank & DCI Frame - G5

ITEM NO.	PART NUMBER	DESCRIPTION	QTY.
1	GA4654370	Rinse tank and DCI frame	1
2	F70127A	Bracket, Tank strap, 50mm	2
3	GA5000117	Washer 10mm Flat SS HD	4
4	GA5065455	Bolt M10 x 30 GR8.8 ZP	2
5	GA5000141	Nut M10 Nyloc ZP	2
6	GA5000469	Hose clamp, 1/2", SS, 12-20/9W3	2
7	GA5077718	Hose barb, Straight, 1" male thread x 1" hose	1
8	352022	Small lid, Diameter 255mm, With breather, ARAG	1
9	GA5070015	Tank, 300L, fresh water crop cruiser, Bare	1
10	GA2000210	Hose, 12mm, Clear, Wire reinforced	1
11	HB050-90	Hose barb, Elbow, 90 degree, 1/2" male thread x 1/2" hose	2
12	GA5078410	Plumbing fitting, Nipple, 2"	1
13	GA2000111	Valve, Check, 2" Female Thread Inlet and Outlet	1
14	GA5077737	Hose barb, Straight, 2" male thread x 2" hose	1

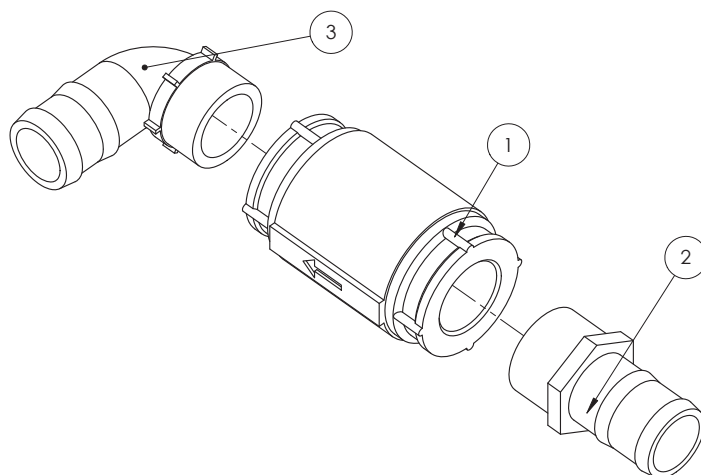
## Flush Tank & Frame - G6



ITEM NO.	PART NUMBER	DESCRIPTION	QTY.
1	GA5069961	Tank, 520L, Fresh Water SP Black, Bare	1
2	GA5076885	Lid, Diameter 113mm, With breather	1
3	GA2000220	Hose, Suction, PVC, 25mm, Black - Cut to 1120 mm	1
4	GA5001681	Hose Clamp, 1 SS (20-32/12W)	1
5	GA5077723	Hose barb, Elbow, 90 degree, 1" male x 1" hose	1
6	F70127A	Bracket, Tank strap, 50 mm	2
7	GA5011239	Bolt M12 x 50 GR 8.8 ZP	2
8	GA5007475	Washer 12 x 22mm Copper	2
9	GA5077708	Hose barb, Elbow, 90 degree, 1/2" male thread x 1/2" hose	2
10	GA5007231	Hose clamp, Cobra type, 1/2"	2
11	GA2000209	Hose, Clear, 12mm, Sight tube	1
12	GA4658936	Fresh Water Tank Frame 520L	1
13	GA5077746	Hose barb, Elbow, 90 degree, 3/4" female thread x 3/4" hose	1
14	GA5018315	Valve, Ball, 20mm, 3/4" male, female, Black Butterfly handle, Brass	1
15	GA5077913	Nipple, 3/4" male x 3/4" male, Short	1
16	GA5077838	Hose barb, Elbow, 90 degree, 2" flange x 2" hose	1
17	FC200	Clamp, Worm screw, Use with 2" standard flange port	1
18	GA5009335	Seal, 41.5 ID x 55 OD x 6.5 mm thick, EPDM, suit 1 1/2" flange	1
19	GA5077839	Connector, Manifold, 2", Male, M200BSP	1
20	GA5077718	Hose barb, Straight, 1" male thread x 1" hose	1

## Flush Tank - Check Valve Assembly - G6

---

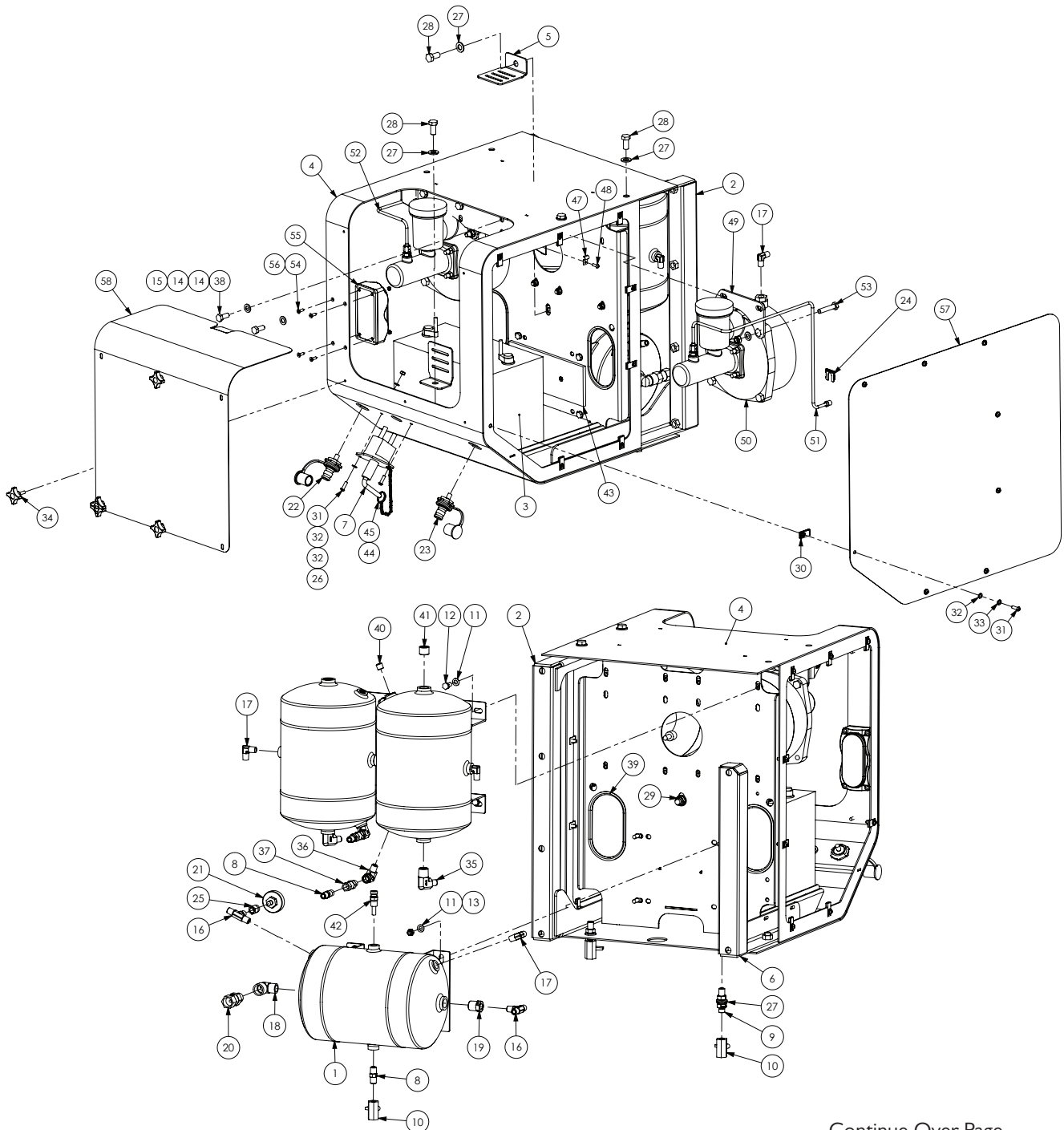


ITEM NO.	PART NUMBER	DESCRIPTION	QTY.
1	GA2000111	Valve, Check, 2" Female Thread Inlet and Outlet	1
2	GA5077737	Hose barb, Straight, 2" male thread x 2" hose	1
3	GA5077740	Hose barb, Elbow, 90 degree, 2" male thread x 2" hose	1

# Chapter 4

## RH POD

### Brake Booster & Battery Pod - Catai Booster



Continue Over Page



## Brake Booster & Battery Pod - Catai Booster

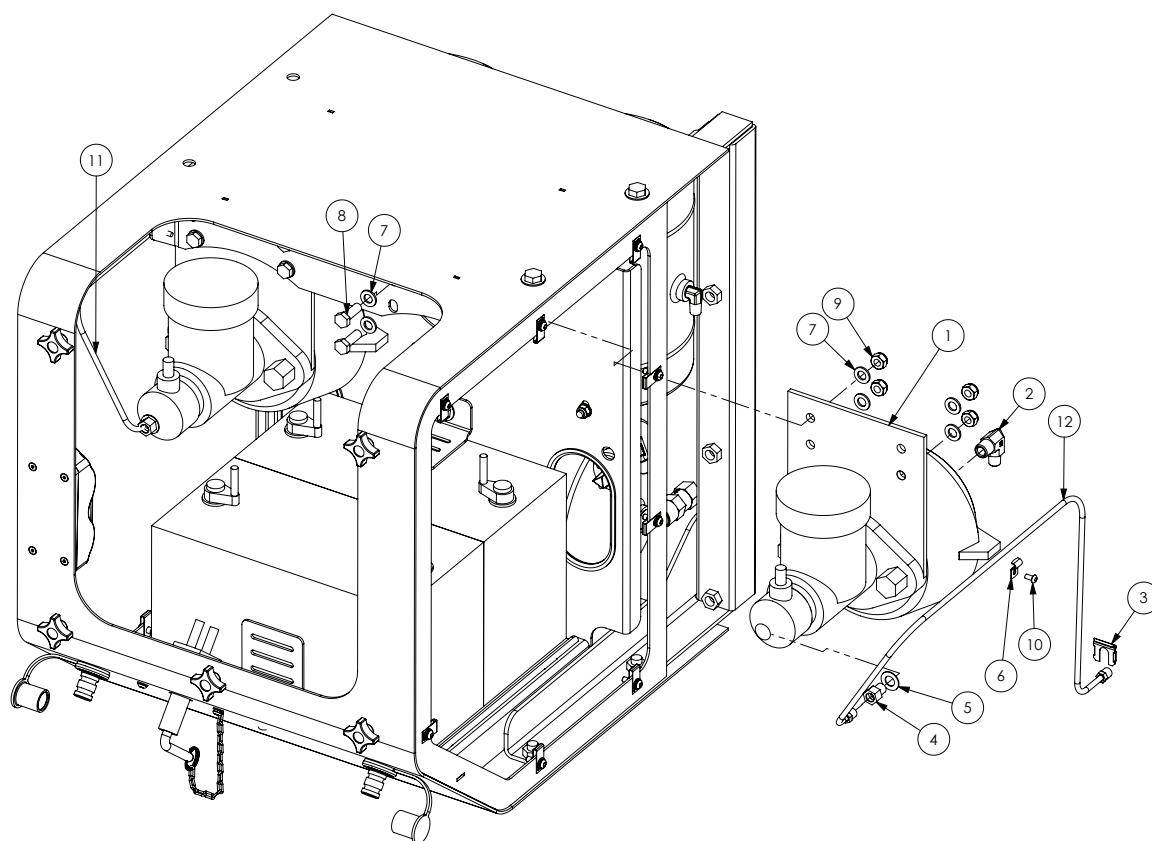
ITEM NO.	PART NUMBER	DESCRIPTION	QTY.
1	GA5070310	Air tank, Large	3
2	GA4658806	Brake pod support arm	1
3	GA5066240	Battery, Delkor 31-900, 900 CCA	2
4	GA4658080	Pod frame, Brake and Air tanks	1
5	F70127A	Bracket, Tank strap, 50mm	2
6	GA4658085	Mount arm, Brake Pod boom rest side	1
7	GA5005787	Battery isolator switch large	1
	GA5005788	Battery isolator replacement key, suit GA5005787	-
8	GA3500218	Hydraulic adaptor, Nipple, 1/4" BSP x 1/4" BSP	3
9	GA3500249	Hydraulic adaptor, Bulkhead nipple, 1/4" BSP male x 1/4" BSP male	2
10	GA5018321	Valve, Ball, 1/4" female thread inlet / outlet, Lever handle, SS	3
11	GA5003643	Washer 8mm Flat SS HD	24
12	GA5004085	Bolt M8 x 20 ZP GR8.8	12
13	GA5004917	Nut M8 Nyloc ZP	12
14	GA5000117	Washer 10mm Flat SS HD	8
15	GA5000141	Nut M10 Nyloc ZP	4
16	GA3500269	Hydraulic adaptor, Tee, 1/4" BSP male x 1/4" BSP male x 1/4" BSP male	2
17	GA3500258	Hydraulic coupling, Elbow, 90 degree, 1/4" BSPT male x 1/4" BSPT male	5
18	GA5048150	Plumbing adaptor, Elbow, 90 degree, 1/2" male thread x 1/2" female thread, Cast	1
19	GA3500203	Hydraulic adaptor, Reducing bush, 1/2" BSPT male x 1/4" BSPT female	1
20	GA5014795	SC3 single check valve 1/2" M/F	1
21	GA5011059	Pressure switch, Low air, 55 PSI actuation, SPDT, 1/8"	1
22	GA5006383	Battery Jumper Stud Positive	1
23	GA5006381	Battery Jumper Stud Negative	1
24	GA5010359	Clip for brake hose	2
25	GA5069925	1/4" - 1/8" BSPT female reducing socket	1
26	GA5048115	Nut M6 Nyloc ZP	2
27	GA5000577	Washer 12mm Flat SS HD	13
28	GA5011229	Bolt M12 x 25 ZP GR8.8	8
29	GA5012461	Nut M12 Nyloc ZP	1
30	GA5066830	Speed clip M6	16
31	GA5004053	BHCS M6 x 20 SS	18
32	GA5004437	Washer 6mm Flat SS	20
33	GA5004447	Washer 6mm Spring SS	16

Continue Over Page

## Brake Booster & Battery Pod - Catai Booster

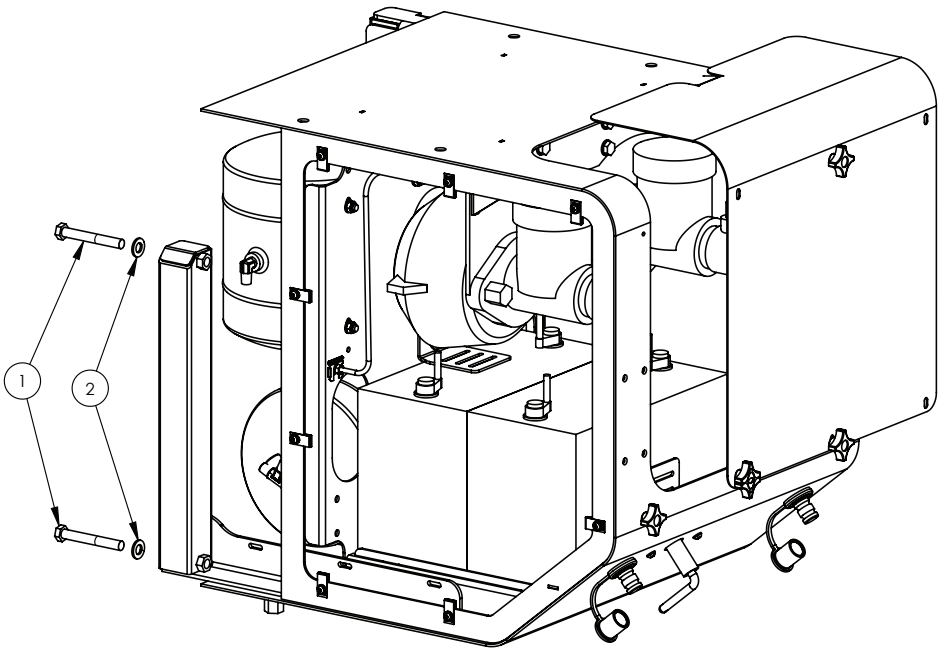
ITEM NO.	PART NUMBER	DESCRIPTION	QTY.
34	GA5069965	Star Knob 40 OD x M6 x 20mm	5
35	GA3500260	Hydraulic adaptor, Elbow, 90 degree, 1/2" BSPT male x 1/4" BSPT male	2
36	GA3500209	Hydraulic adaptor, Elbow, 90 degree, 1/4" BSPT male x 1/4" BSPT female	2
37	GA5014796	Valve, Check, Pneumatic, 1/4" thread female inlet & male outlet	2
38	GA5006161	Bolt M10 x 25 ZP GR8.8	4
39	GA5012989	Pinchweld, Small Black S/Bulb 10mm x 16mm (cut 380mm)	2
40	GA5070300	Plug - Flush fit 1/4" BSPT	4
41	GA5070305	Plug - Flush fit 1/2" BSPT	2
42	GA5017369	Valve Pressure Relief	1
43	GA5069915	Nylon spacer Battery box	1
44	GA5001491	Chain 2mm x 20 SS	1
45	GA5002077	Key ring, 25mm, SS	1
46	GA5003859	Strap, Tank, 50mm, Goldacres branded - (Cut 670mm Long)	1
47	GA5007205	Clip for brake line 3/16"	2
48	GA0500004	BHCS M5 x 20, SS	2
49	GA4505910	Mounting Plate Brake Booster Catai	2
	GA5070890	Brake Booster Catai 2013 Crop Cruiser	2
50	GA5071750	Seal Kit, Brake Booster Pump, Master Cylinder, Catai. suit GA5070890 - 1 kit needed per cylinder (includes 2 seals)	-
51	GA4905480	Brake Tube Assembly 1 Catai Booster	1
52	GA4905481	Brake Tube Assembly 2 Catai Booster	1
53	GA5006057	Bolt M10 x 50 ZP GR8.8	4
54	GA5051230	CSCS M5 x 16 Countersink SS	6
55	GA5050630	Buss Bar, 300 amp	1
56	GA5069695	Nut M5 Plain ZP	4
57	GA4514573	End cover 09 Cropcruiser DCI pod full cover	2
58	GA4503490	Cover - POD shell Brake / Air Pod	1

## Brake Booster & Battery Pod - PBR Booster



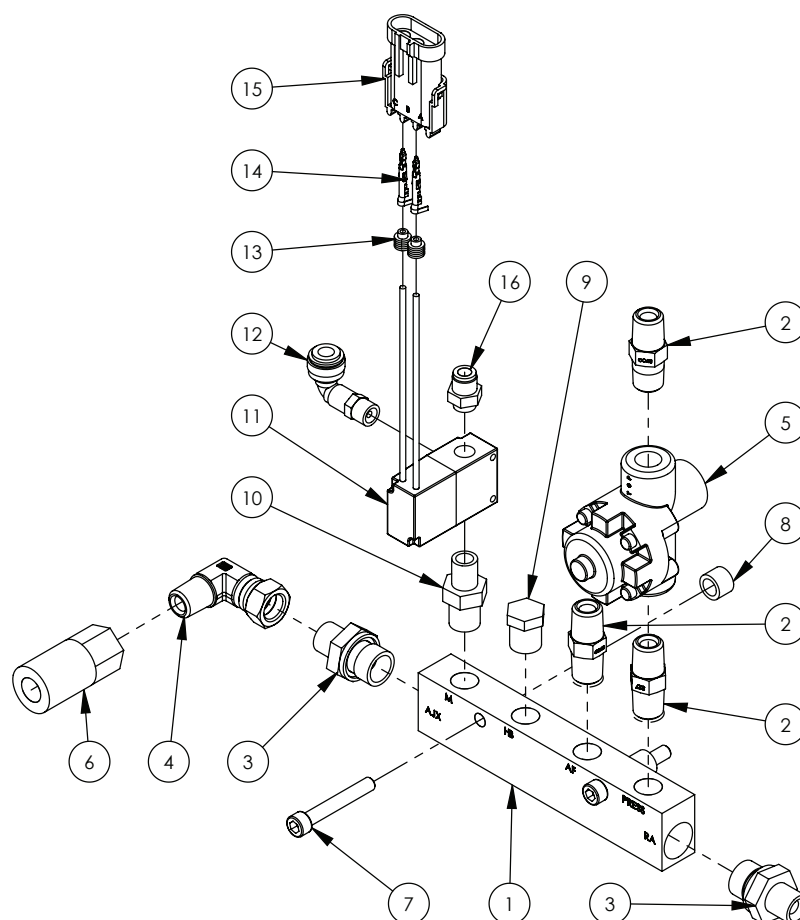
ITEM NO.	PART NUMBER	DESCRIPTION	QTY.
1	GA5006711	Brake booster, CA14 Master Cylinder Unit	2
	GA5020000	Seal kit, suit CA14 Master Cylinder GA5006711 - 1 kit needed per cylinder	-
2	GA3500259	Hydraulic adaptor, Elbow, 90 degree, 3/8" BSPT male x 1/4" BSPT male	2
3	GA5010359	Clip for brake hose	2
4	GA5012999	Pipe Adapter	2
5	GA5007475	Washer 12 x 22mm Copper	2
6	GA5007205	Clip for brake line 3/16"	2
7	GA5000117	Washer 10mm Flat SS HD	16
8	GA5065455	Bolt M10 x 30 ZP GR8.8	8
9	GA5000141	Nut M10 Nyloc ZP	8
10	GA0500004	BHCS M5 x 20, SS	2
11	GA4905135	Brake Line Pod - Rear Master	1
12	GA4905130	Brake Line Pod - Front Master	1

# Brake Booster & Battery Pod - Mounting



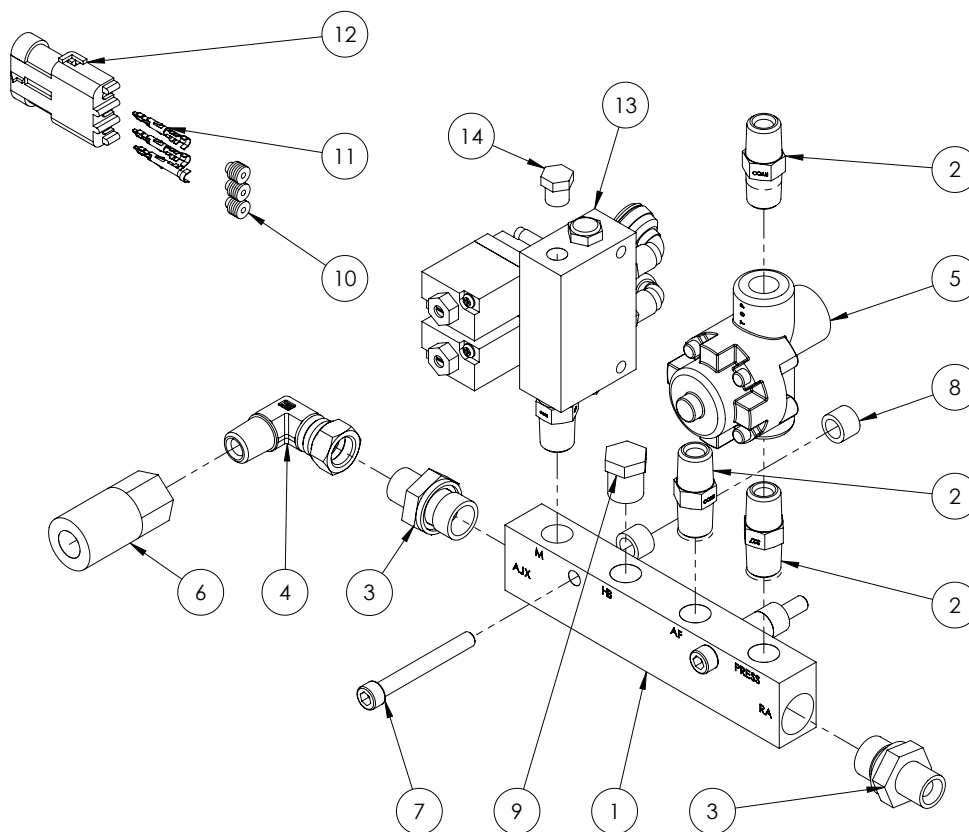
ITEM NO.	PART NUMBER	DESCRIPTION	QTY.
1	GA5011263	Bolt M12 x 90 ZP GR8.8	4
2	GA5000577	Washer 12mm Flat SS HD	4

## Pneumatic Manifold - 2WD



ITEM NO.	PART NUMBER	DESCRIPTION	QTY.
1	GA5069195	Manifold Pneumatic, 3/8"- 1/4", 2 in 4 out	1
2	GA3500218	Hydraulic adaptor, Nipple, 1/4" BSPT male x 1/4" BSPT male	3
3	GA3500307	Hydraulic adaptor, Nipple, 1/4" BSPT male x 3/8" BSPP male	2
4	GA3500332	Hydraulic adaptor, Elbow, 90 degree, 1/4" BSPT male x 1/4" BSPP female swivel	1
5	GA5013433	Pressure Protection Valve	1
6	GA5076620	Coupling, Air, 1/4" BSPP female x female	1
7	GA5011411	SHCS M6 x 40 ZP GR12.9	2
8	GA4572280	Crush tube, 11.8 OD x 8 ID x 8.5mm long	2
9	GA5069335	Plug, 1/4" BSPT male thread, Brass	1
10	GA5013809	Reducing Nipple 1/4" x 1/8"	1
11	GA5071235	Pneumatic Solenoid Valve MAC 35 Series 1/8" Ports with Fly leads	1
12	GA5045145	Elbow, swivel, push in 6mm, Brass 1/8" BSP	1
13	GA5014857	Seal, Green, Weather pack connector, Wire from 2.03 - 2.85mm	2
14	GA5016617	Pin, Male, Sealed, Weather pack, Wire 1.0 - 2.0mm	2
15	GA5048550	Connector, Female, 3 Pin, Weather pack	1
16	GA5050210	Pneumatic fitting, Nipple, 1/8" BSPP male x 6mm push type	1

## Pneumatic Manifold - 4WD



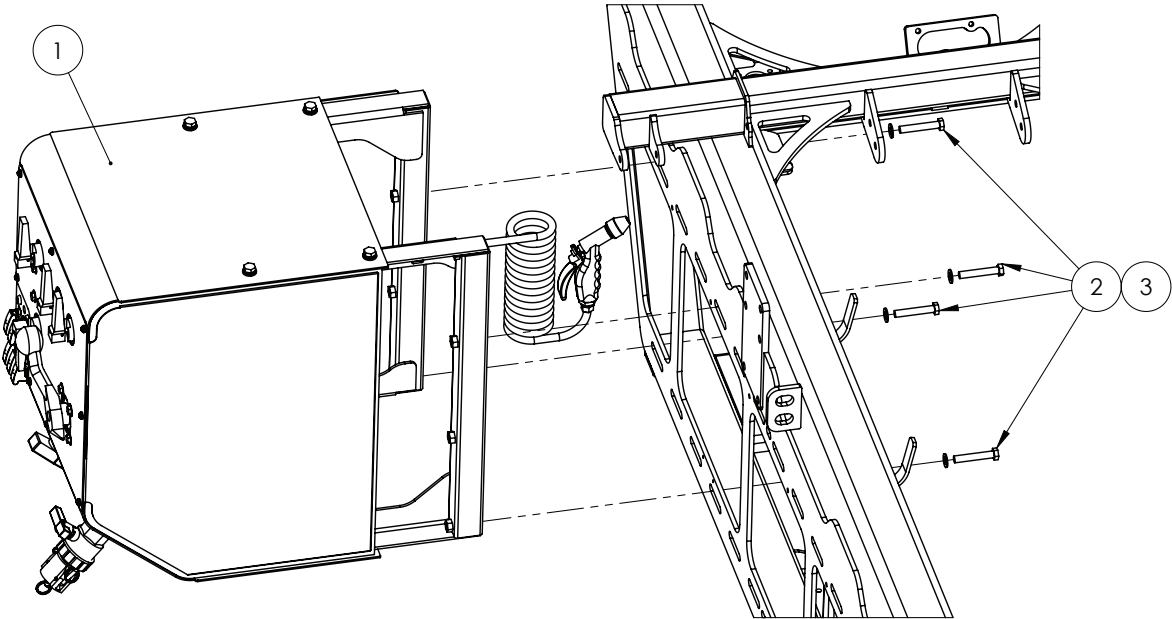
ITEM NO.	PART NUMBER	DESCRIPTION	QTY.
1	GA5069195	Manifold Pneumatic, 3/8" - 1/4", 2 in 4 out	1
2	GA3500218	Hydraulic adaptor, Nipple, 1/4" BSPT male x 1/4" BSPT male	3
3	GA3500307	Hydraulic adaptor, Nipple, 1/4" BSPT male x 3/8" BSPP male	2
4	GA3500332	Hydraulic adapter, Elbow, 90 degree, 1/4" BSP male x 1/4" BSP female swivel	1
5	GA5013433	Pressure protection valve	1
6	GA5076620	Coupling, Air, 1/4" BSPP female x female	1
7	GA5011421	SHCS M6 x 50 ZP GR12.9	2
8	GA4572280	Crush tube, 11.8 OD x 8 ID x 8.5mm long	4
9	GA5069335	Plug, 1/4" BSPT male thread, Brass	1
10	GA5014857	Seal, Green, Weather pack connector, Wire from 2.03 - 2.85mm	3
11	GA5016617	Pin, Male, Sealed, Weather pack, Wire 1.0 - 2.0mm	3
12	GA5048550	Connector, Female, 3 Pin, Weather pack	1
13	GA5068804	Pneumatic valve bank 2 section with manual override	1
14	GA5055720	Plug, Brass, 1/8" BSPT	1



# Chapter 5

## LH POD

### LH Pod - Mounting

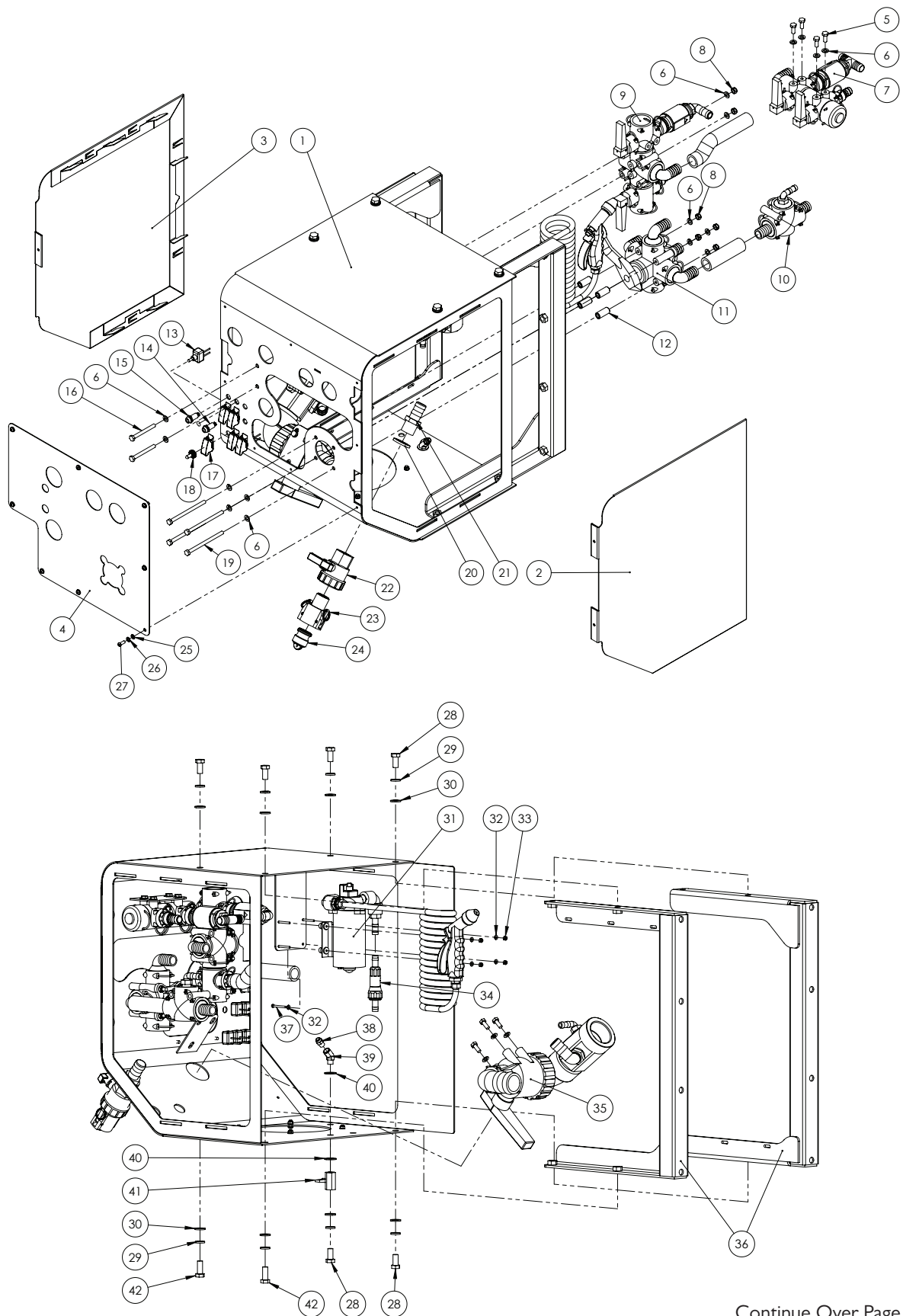


ITEM NO.	PART NUMBER	DESCRIPTION	QTY.
1	*	LH Pod	1
2	GA5000347	Bolt M12 x 70 ZP GR8.8	4
3	GA5000577	Washer 12mm Flat SS HD	4

\* Sub-assembly on following pages



# LH Pod - Base



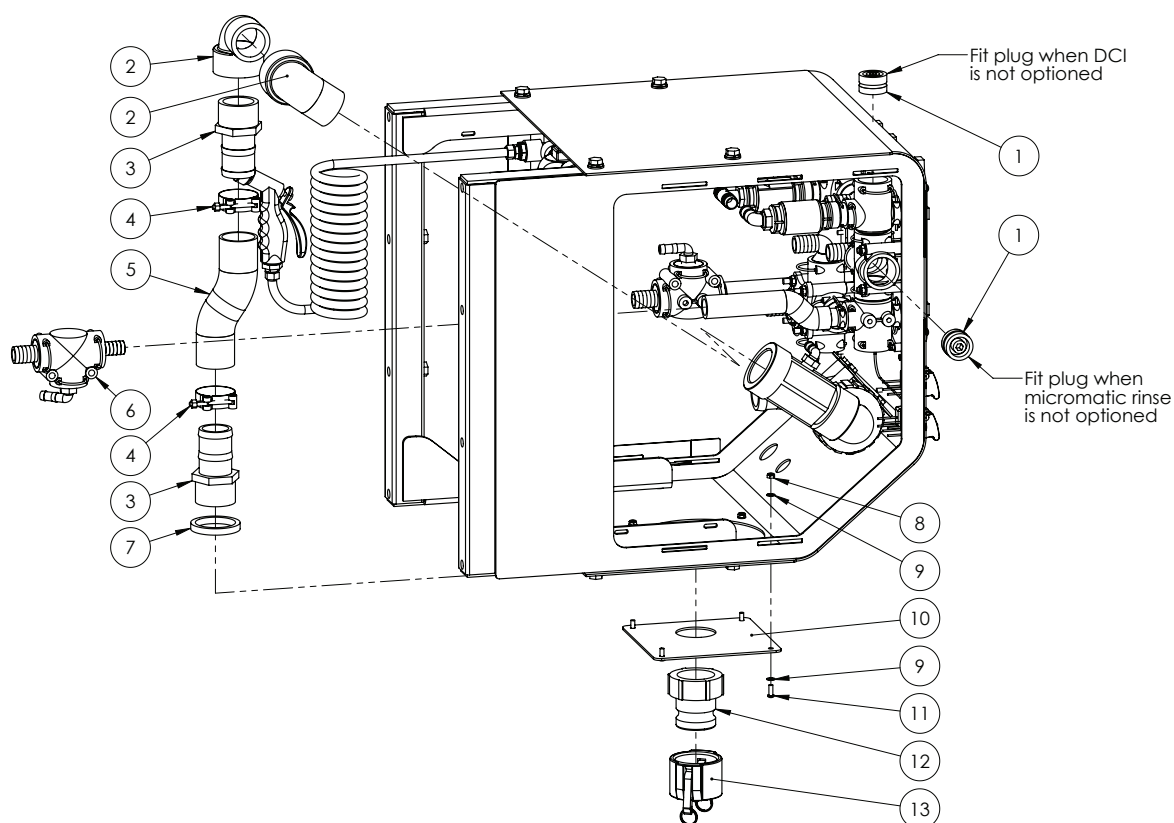
Continue Over Page

## LH Pod - Base

ITEM NO.	PART NUMBER	DESCRIPTION	QTY.
1	GA4600865	Plumbing Control Pod Frame	1
2	GA4401560	Plate, Side Cover B, Plumbing Pod	1
3	GA4401555	Plate, Side Cover A, Plumbing Pod	1
4	GA4401545	Plate, Decal Plumbing Pod	1
5	GA5004085	Bolt M8 x 20 GR8.8 ZP	7
6	GA5003643	Washer 8mm Flat SS HD	19
7	*	Main Tank Rinse/Agitation Manifold	1
8	GA5052590	Nut M8 Nyloc SS	6
9	*	Main Tank Rinse/Rinse Tank Fill Manifold	1
10	*	Hopper Manifold	1
11	GA4902240*	Rotary Tap Sub Assembly, Plumbing Pod	1
12	GA4552135	Spacer for Altek rotary valve	4
13	GA5016749	Switch, Toggle, On / Off, Water proof, pvc coated, 25 amp	5
14	GA5013799	Red LED warning light	1
15	GA5009647	Green LED warning light	1
16	GA5052600	Bolt M8 x 75 SS A2-70	2
17	GA5016753	Toggle switch cover (narva)	5
18	GA5012175	Cover, Toggle switch, Waterproof	5
19	GA5011501	Bolt M8 x 120 GR8.8 ZP	4
20	GA4552865	Spacer, POD fill point fitting 3/ 4"	1
21	GA5077718	Hose barb, Straight, 1" male thread x 1" hose	1
22	UVI00FP	Valve, Ball, 1" female thread inlet / outlet, Full port, Lever handle	1
23	GA5076007	Cam lever, 1" female coupler, 1" male thread	1
24	GA5076013	Cam lever, Male plug, 1"	1
25	GA5004437	Washer 6mm Flat SS	16
26	GA5004447	Washer 6mm Spring SS	8
27	GA5004050	BHCS M6 x 16 SS A2-70	12
28	GA5011229	Bolt M12 x 25 GR8.8 ZP	6
29	GA5000575	Washer 12mm Spring SS	8
30	GA5000577	Washer 12mm Flat SS HD	8
31	*	Wash Down Gun Assembly	1
32	GA5011361	Washer 4mm Flat SS	8
33	GA5003501	Nut M4 Nyloc ZP	4
34	GA5008745	Filter, Inline, 1/ 2" hose barbs	1
35	*	Tank Fill Manifold Assembly	1
36	GA4658805	Mounting bracket U shape	2
37	GA5049800	SHCS M4 x 40 GR12.9 ZP	4
38	GA5045140	Pneumatic fitting, Nipple, 1/ 4" BSPT male x 6mm push type, Brass	1
39	GA5049405	Elbow, 1/ 4" BSPT Male x 1/ 4" BSPT Female, 45 Deg	1
40	GA5017673	Washer 1/ 2" High Tensile	2
41	GA5018321	Valve, Ball, 1/ 4" female, Black Lever handle, Chromed	1
42	GA5000305	Set Screw M12 x 30 GR8.8 ZP	2

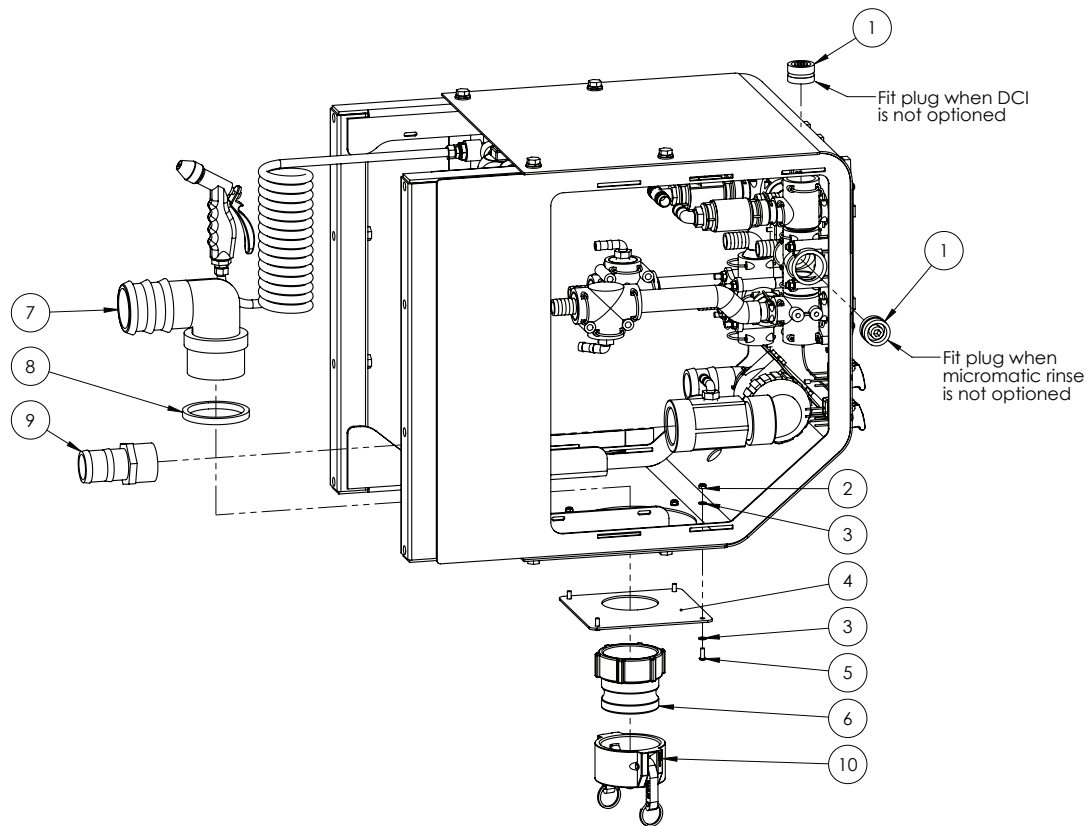
\* Sub-assembly on following pages

## LH Pod - 2" Fill - Standard



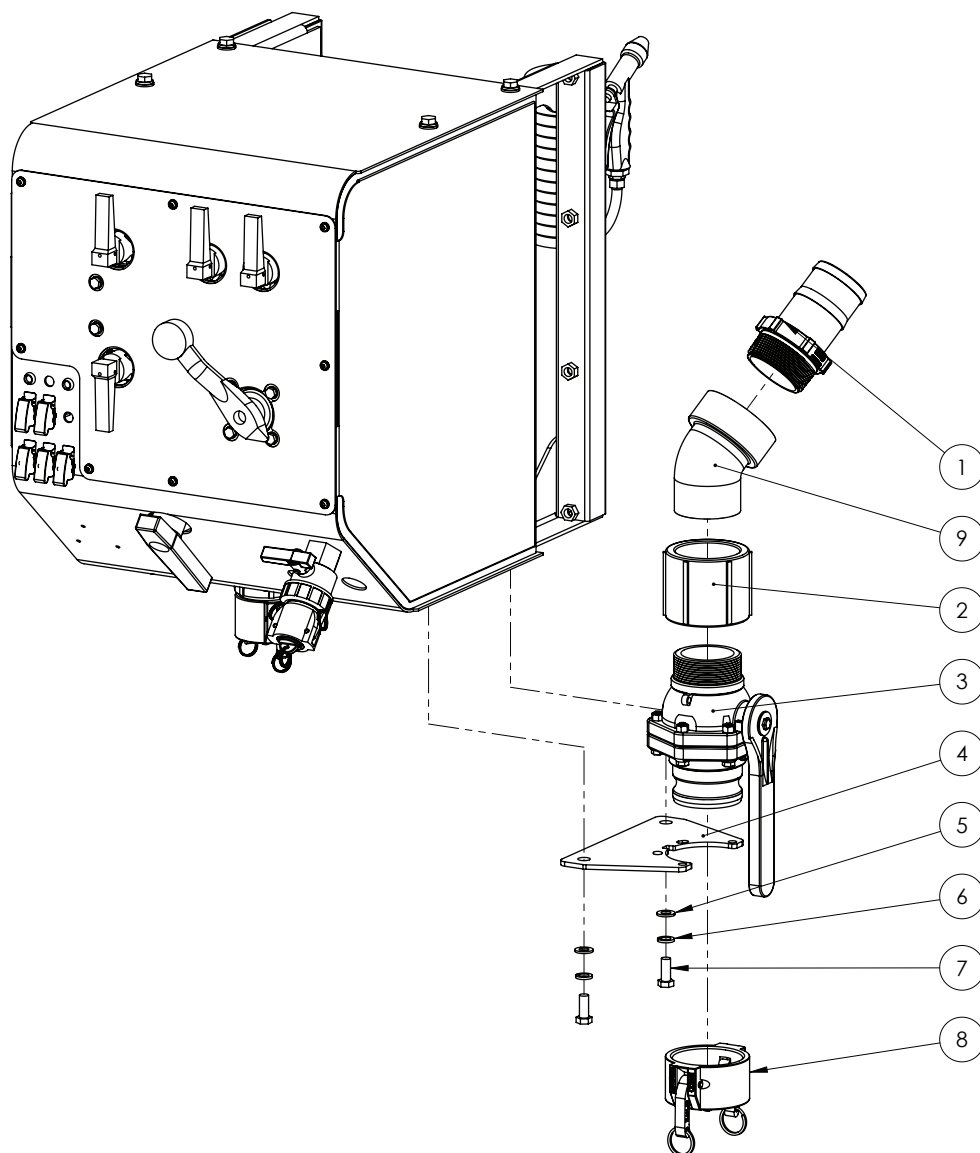
ITEM NO.	PART NUMBER	DESCRIPTION	QTY.
1	GA5065680	Plug, AS40 male	2
2	GA5078142	Street elbow, 90 degree, 2 male thread x 2 female thread	2
3	GA5077737	Hose barb, Straight, 2" male thread x 2" hose	2
4	GA5010193	Hose Clamp 2 1/4"	2
5	GA2000229	Hose, Suction, 51mm, Wire reinforced - Cut to 180 mm	1
6	*	Rinse Tank Fill Manifold Assemblies	1
7	GA4552870	Spacer, Ring, 61mm, POD fill point fitting	1
8	GA5048115	Nut M6 Nyloc ZP	4
9	GA5004437	Washer 6mm Flat SS	8
10	GA4504380	Plate, 2" Fill insert-Spray pod	1
11	GA5004050	BHCS M6 x 16 SS A2-70	4
12	GA5076606	Cam lever, 2" male coupler x 2" female thread	1
13	GA5076609	Cam lever, 2" female cap	1

## LH Pod - 3" Fill - Hydraulic Pump



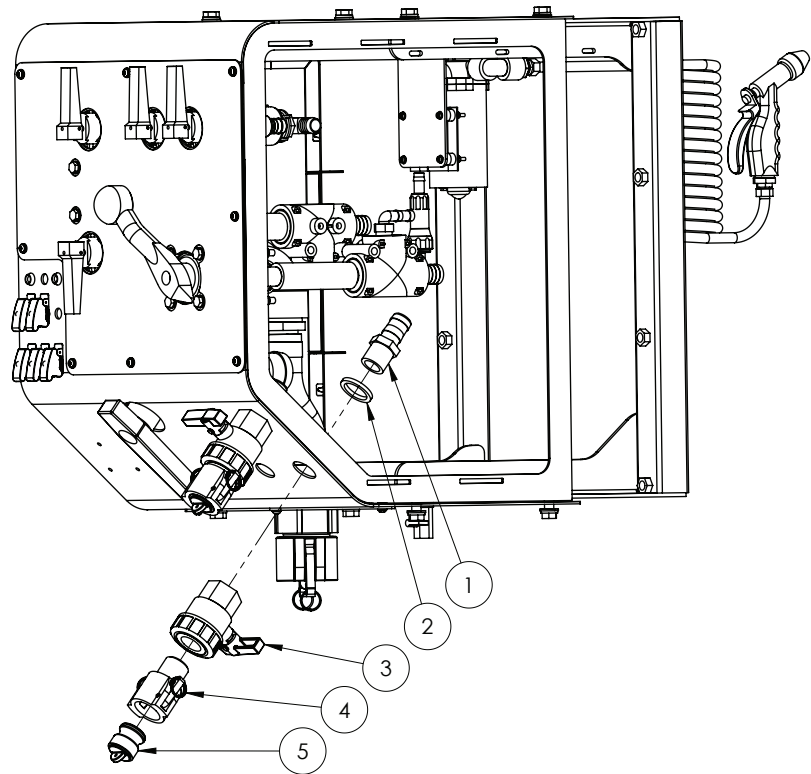
ITEM NO.	PART NUMBER	DESCRIPTION	QTY.
1	GA5065680	Plug, AS40 male	2
2	GA5048115	Nut M6 Nyloc ZP	4
3	GA5004437	Washer 6mm Flat SS	8
4	GA4504375	Plate Fill Mount 3"	1
5	GA5004050	BHCS M6 x 16 SS A2-70	4
6	GA5076716	Cam lever, 3" male coupling x 3" female thread	1
7	GA5077742	Hose barb, Elbow, 90 degree, 3" male thread x 3" hose	1
8	GA4552875	Spacer-POD fill point fitting 89	1
9	GA5077737	Hose barb, Straight, 2" male thread x 2" hose	1
10	GA5076719	Cam lever, Female cap, 3"	1

## LH Pod - 3" Fill - Direct



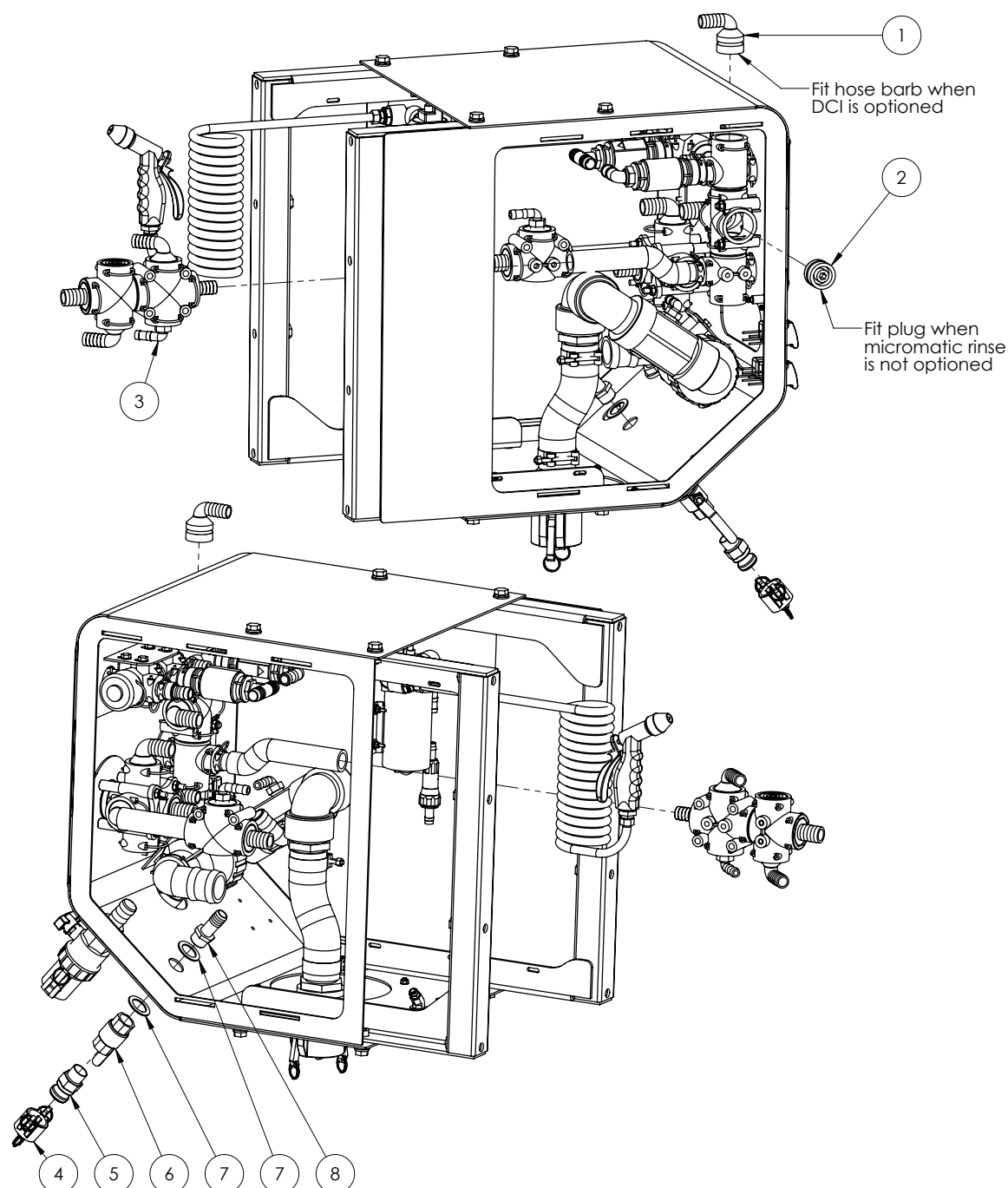
ITEM NO.	PART NUMBER	DESCRIPTION	QTY.
1	GA5077741	Hose barb, Straight, 3" male thread x 3" hose	1
2	GA5077642	Coupling, socket, 3" female thread	1
3	GA5078204	Valve, Ball, 3", Male NPT, Male Cam lock, stubby, long handle	1
4	GA4401565	Plate, 3 Inch Side Fill Mount, Pod	1
5	GA5000577	Washer 12mm Flat SS HD	2
6	GA5000575	Washer 12mm Spring SS	2
7	GA5000305	Set Screw M12 x 30 GR8.8 ZP	2
8	GA5076719	Cam lever, Female cap, 3"	1
9	GA5078143	Street elbow, 45 degree, 3" male x 3" female	1

# LH Pod - Chemical Pump



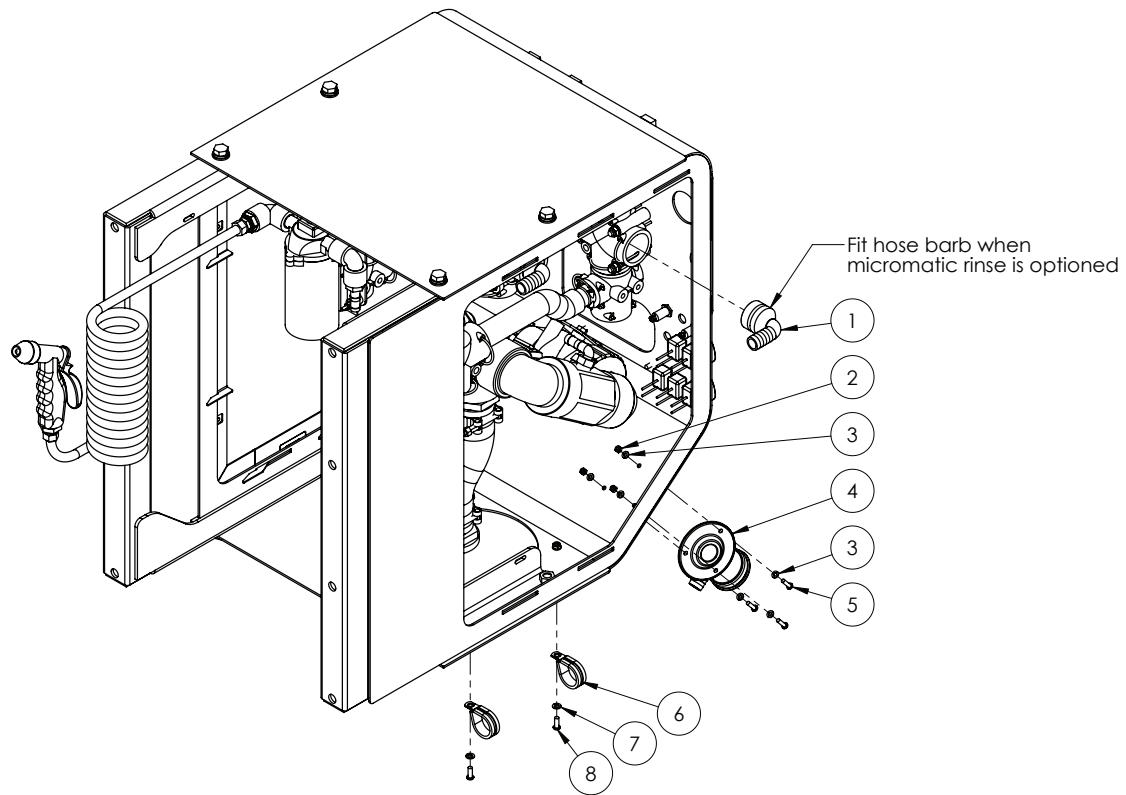
ITEM NO.	PART NUMBER	DESCRIPTION	QTY.
1	GA5077718	Hose barb, Straight, 1" male thread x 1" hose	1
2	GA4552865	Spacer, POD fill point fitting 3/4"	1
3	GA5078164	Valve, Ball, 1" female thread inlet / outlet, Full port, Lever handle	1
4	GA5076007	Cam lever, 1" female coupler, 1" male thread	1
5	GA5076013	Cam lever, Male plug, 1"	1

## LH Pod - Rinse Tank Drain - G5



ITEM NO.	PART NUMBER	DESCRIPTION	QTY.
1	GA5065610	Hose barb, Elbow, 90 degree, AS40 x 20 mm hose	1
2	GA5065680	Plug, AS40 male	1
3	*	Rinse Tank Fill Manifold Assemblies	1
4	GA5077131	Cam lever, Female cap, 3/4"	1
5	GA5077134	Cam lever, 3/4" male coupling x 3/4" male thread	1
6	GA5018313	Valve, Ball, 20mm, 3/4" female, Lever handle, Brass	1
7	GA4522315	Washer 27 ID x 40 OD x 2 mm thick SS	2
8	GA5077709	Hose barb, Straight, 3/4" male thread x 3/4" hose	1

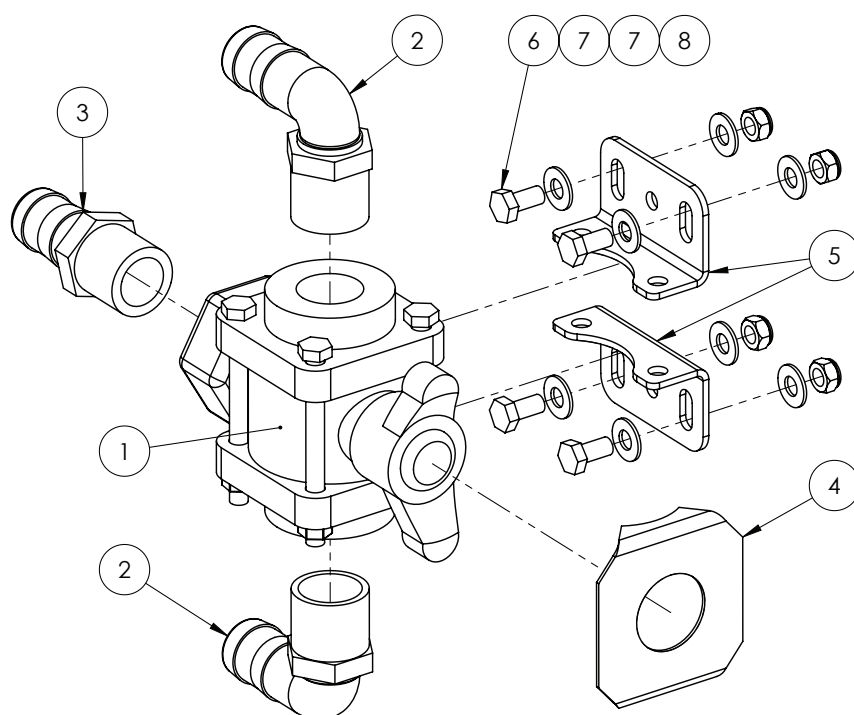
## LH Pod - Micromatic Rinse



ITEM NO.	PART NUMBER	DESCRIPTION	QTY.
1	GA5065610	Hose barb, Elbow, 90 degree, AS40 x 20mm hose	1
2	GA5003974	Nut M5 Nyloc ZP	3
3	GA5003983	Washer 5mm Flat SS	6
4	GA5018800	Rinsing socket, 3 pin, Micromatic / Enviro drum coupling	1
5	GA0500004	BHCS M5 x 20 SS A2-70	3
6	GA5048090	Clamp, P-type, 35mm	2
7	GA5004437	Washer 6mm Flat SS	2
8	GA5004050	BHCS M6 x 16 SS A2-70	2



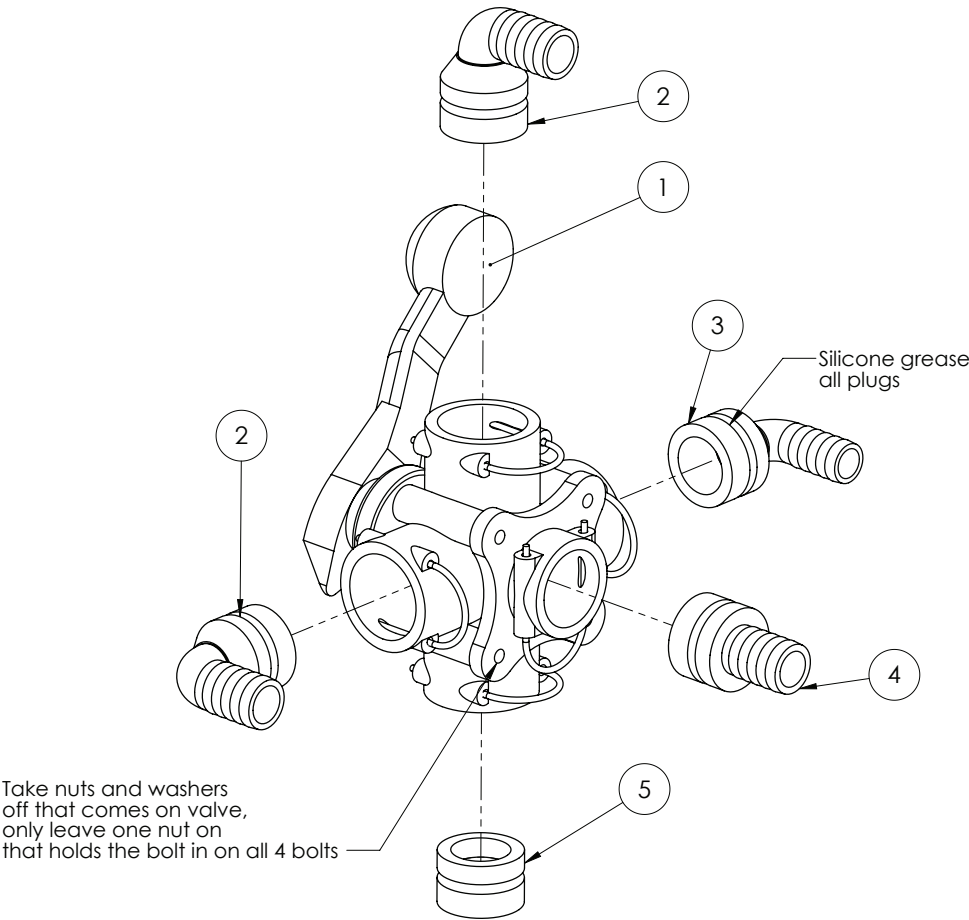
## Ball Valve - 3-Way - Main Tank/Hopper



ITEM NO.	PART NUMBER	DESCRIPTION	QTY.
1	GA5078177	Valve, Ball, 3 way, 1" female thread inlet / outlet, Bottom port, Butterfly handle	1
2	GA5077723	Hose barb, Elbow, 90 degree, 1" male x 1" hose	2
3	GA5077718	Hose barb, Straight, 1" male thread x 1" hose	1
4	F70146A	Decal plate, suit 1" banjo tap V-100, sticker mount	1
5	GA4502210	Mounting plate, to suit ball valve	2
6	GA5011465	Bolt M8 x 16 GR8.8 ZP	4
7	GA5003643	Washer 8mm Flat SS HD	8
8	GA5004917	Nut M8 Nyloc ZP	4

# Pressure Delivery Manifold

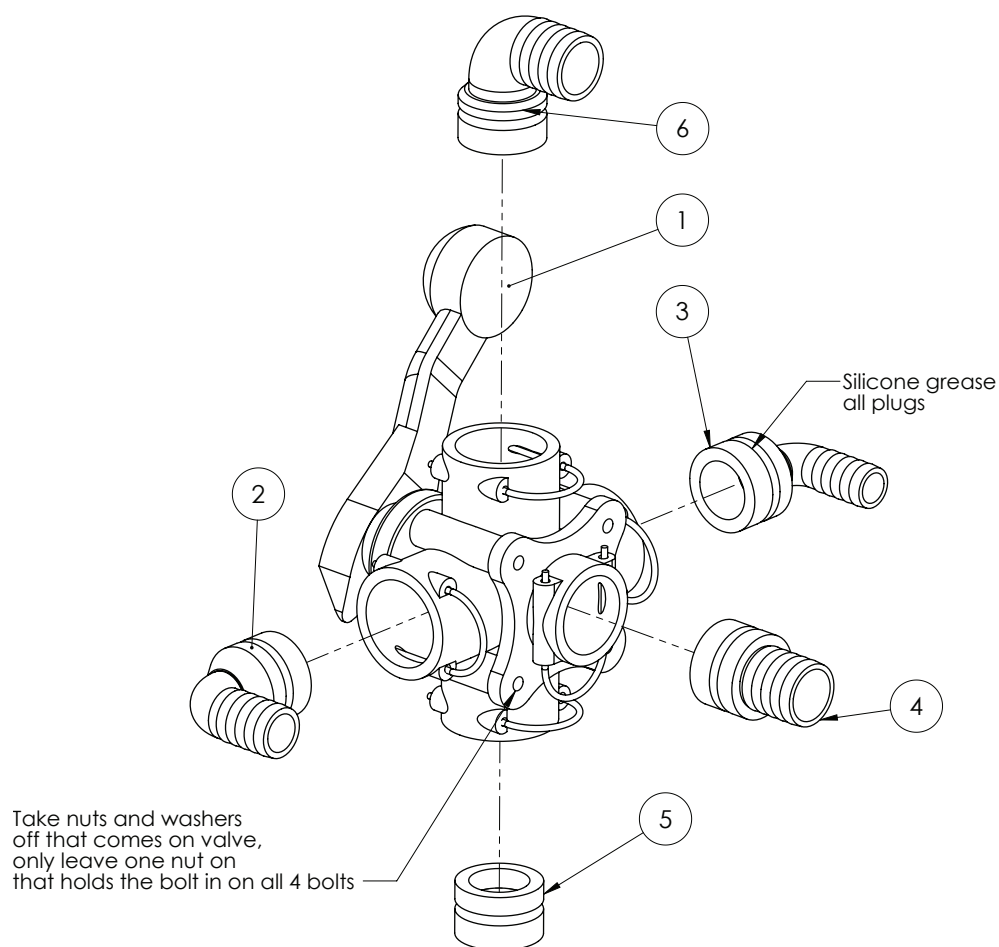
FROM SERIAL #201820 TO #201971



ITEM NO.	PART NUMBER	DESCRIPTION	QTY.
1	GA5065530	Valve,Ball, 5 x AS40 female inlet / outlets, Lever handle	1
2	GA5065615	Hose barb, Elbow 90 degree, AS40 x 25mm	2
3	GA5065610	Hose barb, Elbow, 90 degree, AS40 x 20mm hose	1
4	GA5065580	Plug in hose tail AS40/25	1
5	GA5065680	Plug, AS40 male	1

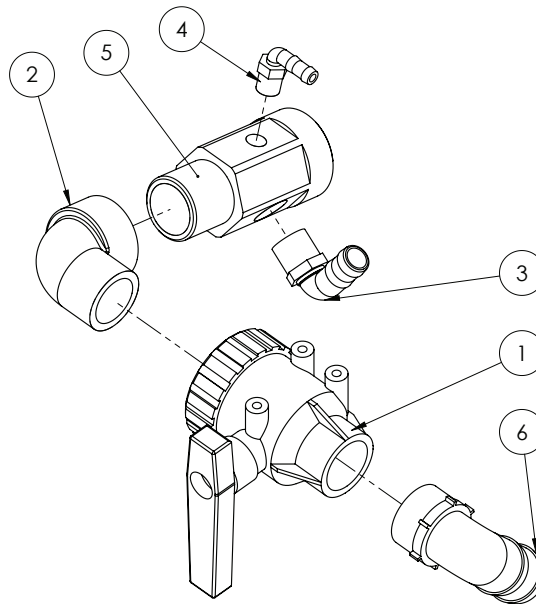
# Pressure Delivery Manifold

FROM #201974 ONWARDS



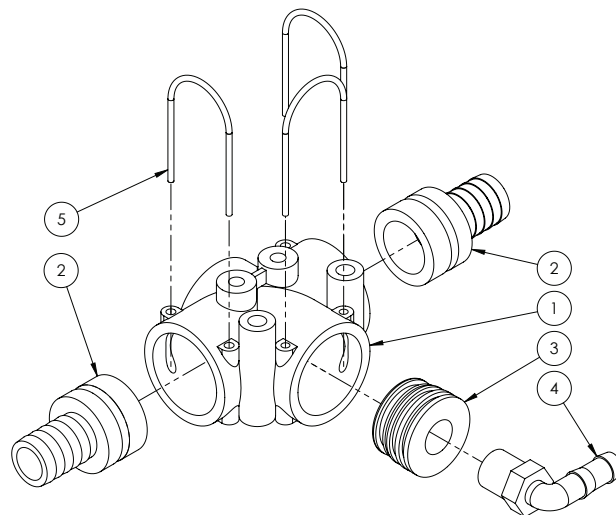
ITEM NO.	PART NUMBER	DESCRIPTION	QTY.
1	GA5065530	Valve,Ball, 5 x AS40 female inlet / outlets, Lever handle	1
2	GA5065615	Hose barb, Elbow 90 degree, AS40 x 25mm	1
3	GA5065610	Hose barb, Elbow, 90 degree, AS40 x 20mm hose, Altek	1
4	GA5065585	Hose barb, Straight, AS40, 33mm hose, Altek	1
5	GA5065680	Plug, AS40 male, Altek	1
6	GA5065620	Hose barb, Elbow, 90 degree, AS40 x 33mm hose barb, Altek	1

## Tank Fill Manifold



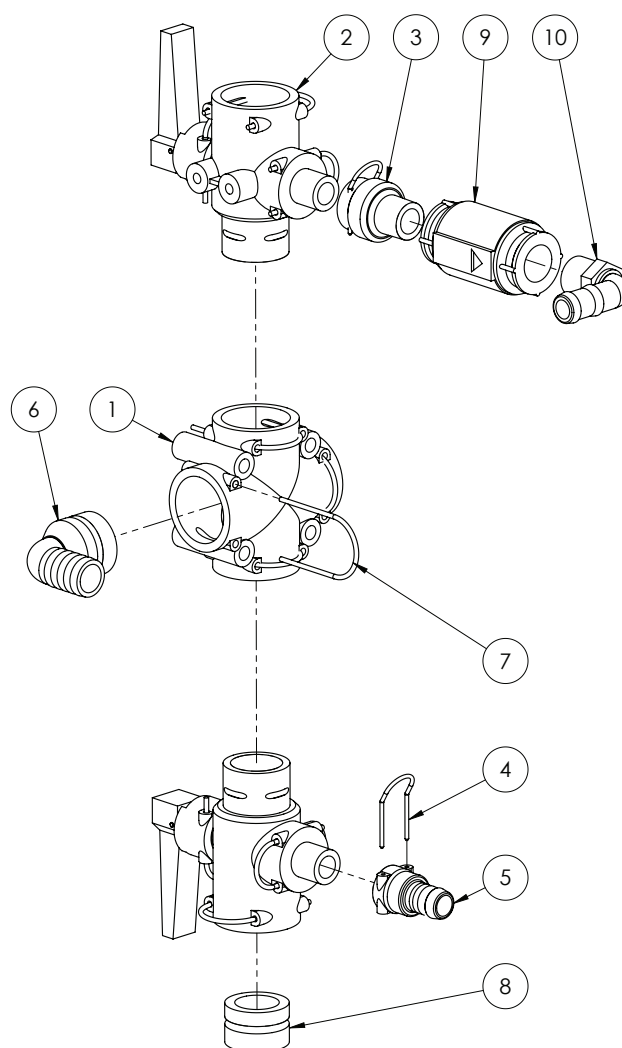
ITEM NO.	PART NUMBER	DESCRIPTION	QTY.
1	GA5076981	Valve, Ball, 2" way, 2" female thread inlet / outlet, Lever handle	1
2	GA5078142	Street elbow, 90 degree, 2" male thread x 2" female thread	1
3	GA5077723	Hose barb, Elbow, 90 degree, 1" male x 1" hose	1
4	GA5077708	Hose barb, Elbow, 90 degree, 1/2" male thread x 1/2" hose	1
5	MACH0311	Poly fitting suit fresh water fill 2" male - 2" female - 1" female	1
6	GA5077740	Hose barb, Elbow, 90 degree, 2" male thread x 2" hose	1

## Hopper Manifold



ITEM NO.	PART NUMBER	DESCRIPTION	QTY.
1	GA5065555	Tee, AS40 female, no M8 inserts	1
2	GA5065580	Plug in hose tail AS40/25	2
3	GA4582345	Dummy plug AS40 GI / 2" female (45mm Delron)	1
4	GA5077708	Hose barb, Elbow, 90 degree, 1 / 2" male thread x 1 / 2" hose	1
5	GA5065690	Safety pin, Suit AS40 plumbing fittings	3

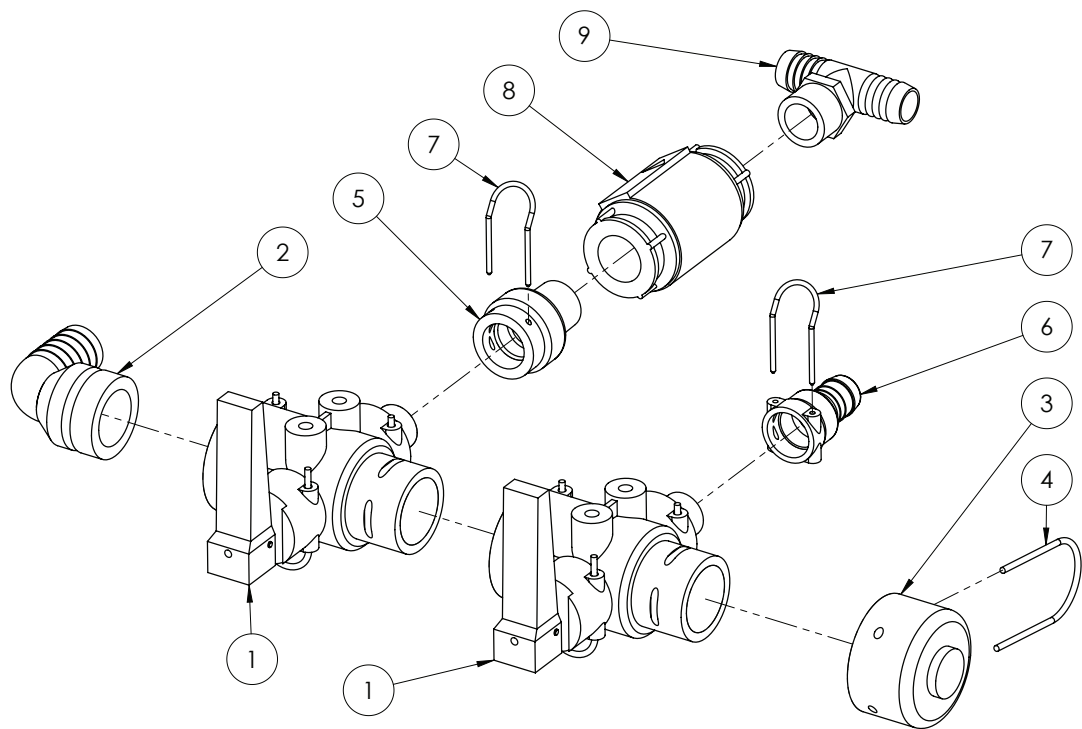
## Main Tank Rinse/Rinse Tank Fill Manifold



ITEM NO.	PART NUMBER	DESCRIPTION	QTY.
1	GA5065565	Plumbing coupling, Cross, AS40 female inlets / outlets	1
2	GA5065545*	Valve, Quick fit flip top, 2 way, AS40 male x AS24 female x AS40 Female	2
3	GA4582415	Plumbing adaptor, AS24 female x 3/4" BSPT male	1
4	GA5065695	Safety pin AS24	2
5	GA5065640	Hose barb, AS24 female x 20mm hose	1
6	GA5065615	Hose barb, Elbow 90 degree, AS40 x 25mm	1
7	GA5065690	Safety pin, Suit AS40 plumbing fittings	4
8	GA5065680	Plug, AS40 male	1
9	GA5002473	Valve nonreturn, check 3/4"	1
10	GA5077717	Hose barb, Elbow, 90 degree, 3/4" male thread x 3/4" hose	1

\* Sub-assembly on following pages

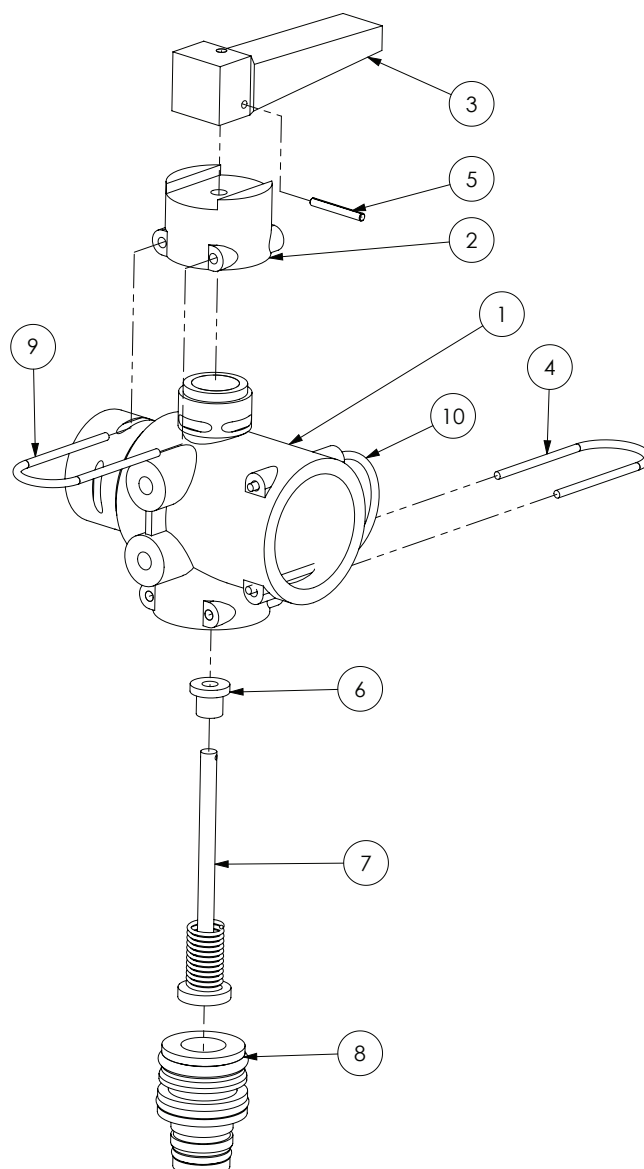
## Main Tank Rinse/Agitation Manifold



ITEM NO.	PART NUMBER	DESCRIPTION	QTY.
1	GA5065545*	Valve, Quick fit flip top, 2 way, AS40 male x AS24 female x AS40 female	2
2	GA5065615	Hose barb, Elbow 90 degree, AS40 x 25mm	1
3	GA4582395	Plumbing Fitting, Cap, AS40	1
4	GA5065690	Safety pin, Suit AS40 plumbing fittings	1
5	GA4582415	Plumbing adaptor, AS24 female x 3/4" BSPT male	1
6	GA5065640	Hose barb, AS24 female x 20mm hose	1
7	GA5065695	Safety pin AS24	2
8	GA5002473	Valve non-return, check 3/4"	1
9	GA3500431	Hose barb, Tee, 3/4" hose barb x 3/4" hose barb x 3/4" male thread	1

\* Sub-assembly on following pages

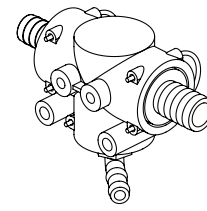
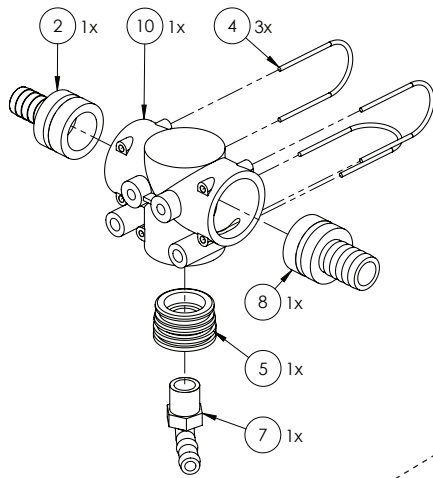
## Valve - Quick Fit 2 Way Assembly



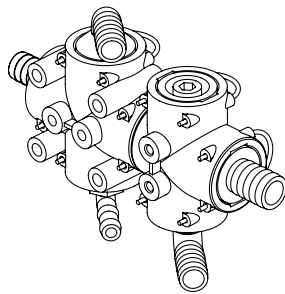
ITEM NO.	PART NUMBER	DESCRIPTION	QTY.
-	GA5065545	Valve, Quick fit flip top, 2 way, AS40 male x AS24 female x AS40 female, Altek	-
1	80487	Body	1
2	80856	Lever cap	1
3	80851	Lever	1
4	GA5065701	Safety pin AS30	1
5	80859	Handle split pin	1
6	81524	Seal	1
7	80858	Plunger	1
8	GA5065835	Plug in adapter, AS30 x AS24, Altek	1
9	47825	Safety pin	1
10	GA5065690	Safety pin AS40	1

NOTE: Not all parts stocked

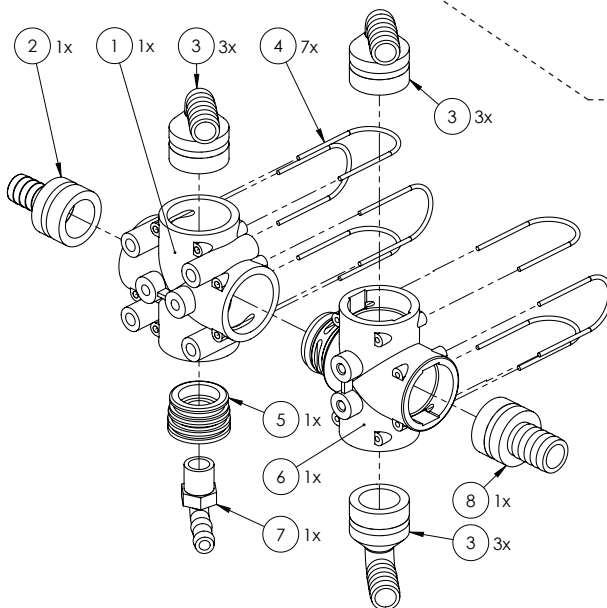
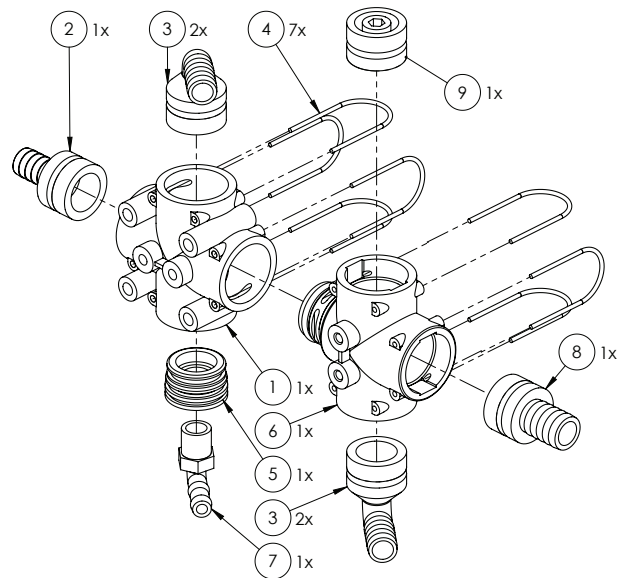
# Rinse Tank Fill Manifold Assemblies



G6 - non-DCI



G5 - DCI



G5 - DCI & Hydraulic Fill Pump

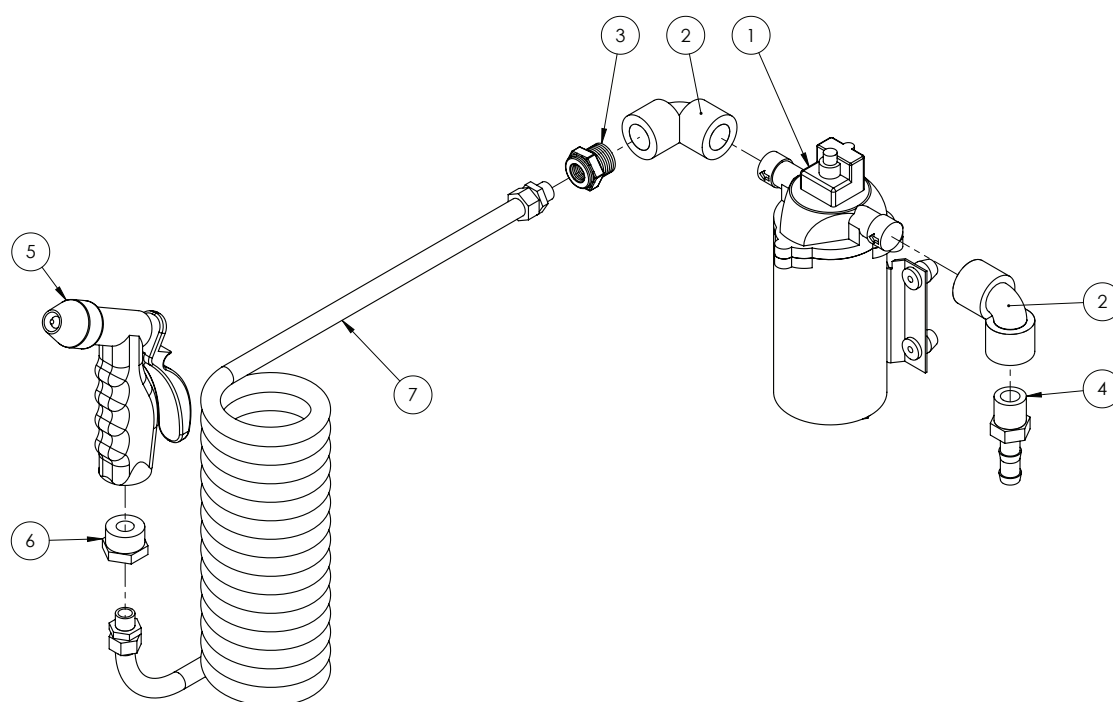
Continue Over Page



## Rinse Tank Fill Manifold Assemblies

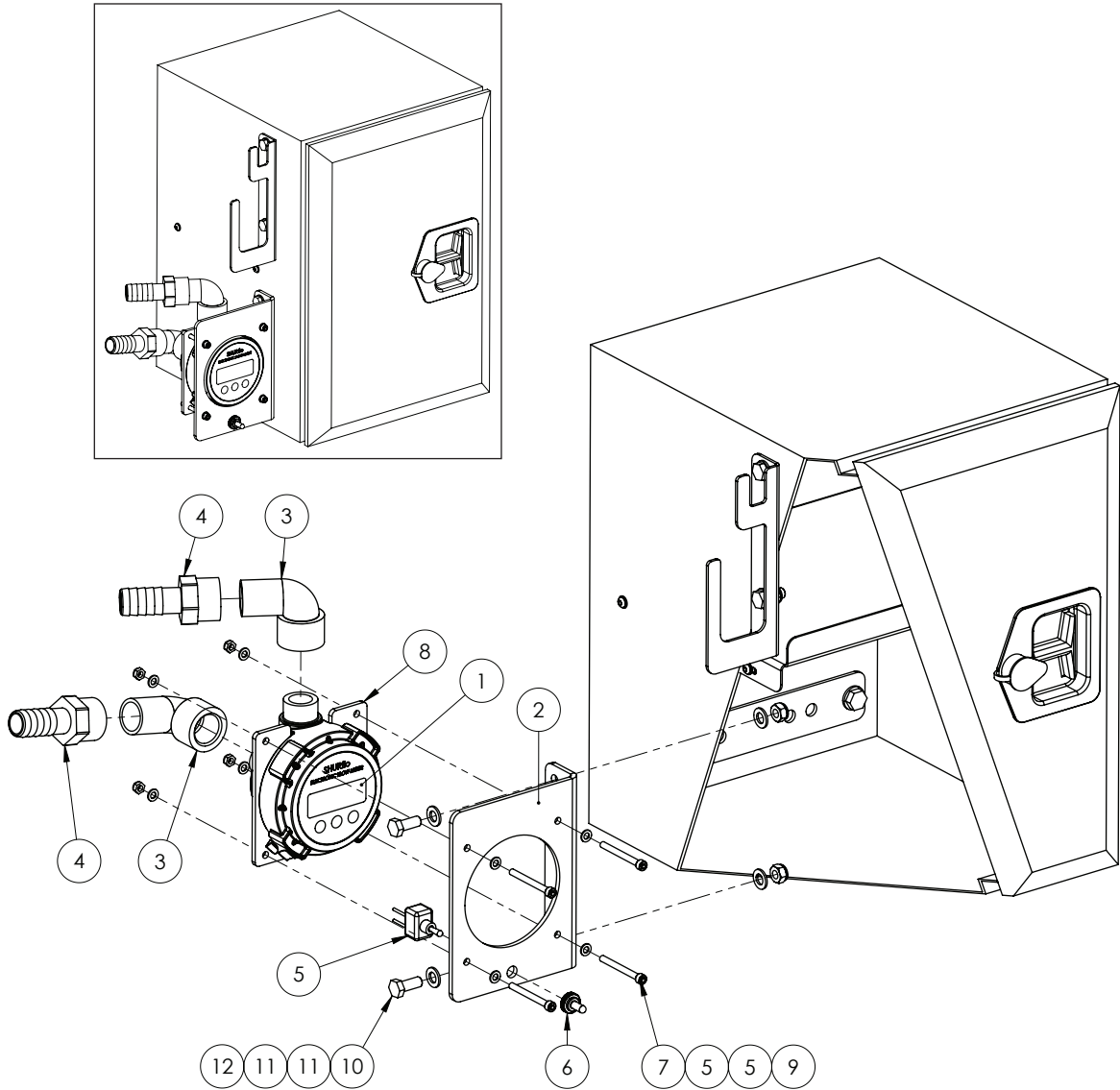
ITEM NO.	PART NUMBER	DESCRIPTION
1	GA5065565	Plumbing coupling, Cross, AS40 female inlets / outlets
2	GA5065575	Hose barb, Straight, AS40 male x 20mm hose
3	GA5065610	Hose barb, Elbow, 90 degree, AS40 x 20mm hose
4	GA5065690	Safety pin AS40
5	GA4582345	Dummy plug AS40 G1/2 female (45mm Delron)
6	GA2000082	Plumbing Fitting, Cross, AS40, 3x Female 1x Male, 2x M8 Inserts, No O-Rings
7	GA5077708	Hose barb, Elbow, 90 degree, 1/2" male thread x 1/2" hose
8	GA5065580	Plug in hose tail AS40/25
9	GA5065680	Plug, AS40 male
10	GA5065560	Tee, AS40 female, M8 inserts

## Wash Down Gun Assembly



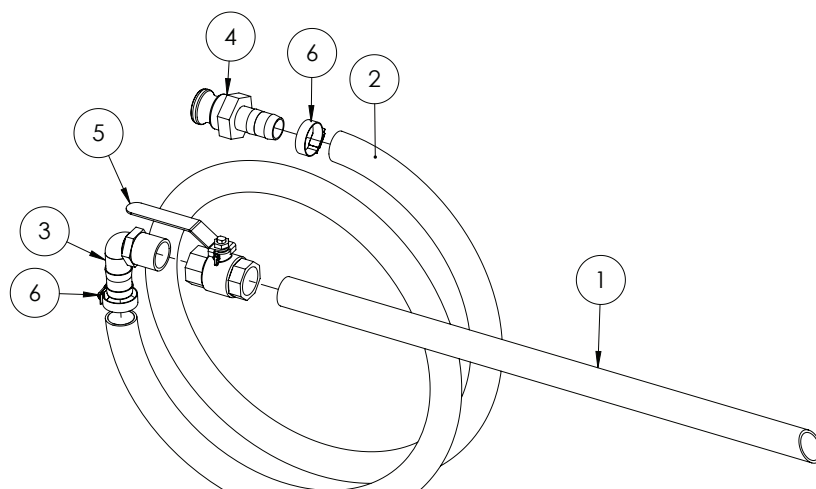
ITEM NO.	PART NUMBER	DESCRIPTION	QTY.
1	GA5023400	Pump, 12 Volt , 6.8lt/min Max 100 psi, Male ports - Complete	1
	GA5071545	Pressure Switch, suit GA5023400	1
	GA5071550	Valve Assembly Kit, Viton, suit GA5023400	1
	GA5071555	Diaphragm Assembly Kit, Santoprene, suit GA5023400	1
	GA5071560	Check Valve Kit, suit GA5023400	1
2	GA5077652	Street elbow, 90 degree, 1/2" female thread	2
3	GA5078005	Reducing bush, 1/2" male thread x 1/4" female thread	1
4	GA5077702	Hose barb, Straight, 1/2" male thread x 1/2" hose	1
5	GA5051390	Wash down gun, Suit EF / Advance / Evolution	1
6	GA5049701	Bush Brass reducing 3/4" x 1/4"	1
7	GA5051455	Suzi coil 12x8 x 5m (1/4 male swivel ends with springs)	1

# Chemical Flow Meter



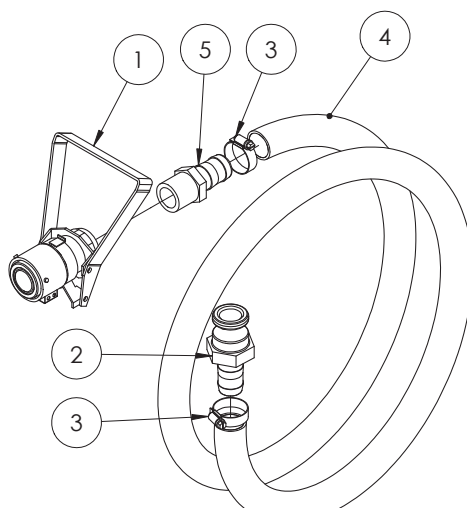
ITEM NO.	PART NUMBER	DESCRIPTION	QTY.
1	GA2000031	Flow meter, Chemical transfer, 90 degree, Shurflo	1
2	GA4401485	Plate, Flow Meter Mount, Shurflo, Plumbing Pod	1
3	GA5078137	Street elbow, 90 degree, 1" male x 1" female	2
4	GA5077747	Hose barb, Straight, 1" female thread x 1" hose	2
5	GA5004437	Washer 6mm Flat SS	8
6	GA5012175	Cover, Toggle switch, Waterproof, Narva	1
7	GA5070460	SHCS M6 x 60 SS A2-70	4
8	GA4509975	Plate, Shurflo Flow Meter Clamp	1
9	GA5048115	Nut M6 Nyloc ZP	4
10	GA5065455	Bolt M10 x 30 GR8.8 ZP	2
11	GA5000117	Washer 10mm Flat SS HD	4
12	GA5000141	Nut M10 Nyloc ZP	2

## Chemical Probe Hose Lance



ITEM NO.	PART NUMBER	DESCRIPTION	QTY.
-	GA4948250	Chemical suction probe, Assembled	-
1	GA5013603	Poly Pipe 25 (cut 630mm long)	1
2	GA2000220	Hose, Suction, PVC, 25mm, Black - cut 3200 mm long	1
3	GA5077723	Hose barb, Elbow, 90 degree, 1" male x 1" hose, Banjo	1
4	GA5076011	Cam lever, 1" male coupling x 1" hose barb, Banjo	1
5	GA5018319	Valve, Ball, 25mm female thread inlet / outlet, Lever handle, SS	1
6	GA5001681	Hose Clamp, 1" SS (20-32/12W)	2

## Enviro Coupling & Hose



ITEM NO.	PART NUMBER	DESCRIPTION	QTY.
-	GA5020600	Enviro drum / micromatic coupling with suction hose	-
1	GA5018803	Micromatic drum valve coupling, 3 pin, Viton seals	1
	GA5018799	Seal kit, Suit micromatic / enviro drum coupling GA5018803	-
2	GA5076011	Cam lever, 1" male coupling x 1" hose barb, Banjo	1
3	GA5001681	Hose Clamp, 1" SS (20-32/12W)	2
4	GA2000220	Hose, Suction, PVC, 25mm, Black - cut 2840mm long	1
5	GA5077718	Hose barb, Straight, 1" male thread x 1" hose	1

## DIRECT CHEMICAL INJECTION

This exploded view diagram illustrates the assembly of a mechanical unit. The central component is a rectangular frame (1) with internal structural elements (2, 3, 4, 5, 6, 7, 10, 11, 12, 13, 14, 15, 16, 17, 18, 19, 20, 21, 22, 23, 24, 25, 26, 27, 28, 29, 30, 31, 32, 33, 34, 35, 36, 37, 38, 39, 40, 41, 42, 43). The assembly includes various panels (11, 12, 13, 26, 27, 28, 29, 30, 31, 32, 33, 34, 35, 36, 37, 38, 39, 40, 41, 42, 43), a motor (18), a pump (19), and various fasteners (17, 18, 19, 20, 21, 22, 23, 24, 25, 26, 27, 28, 29, 30, 31, 32, 33, 34, 35, 36, 37, 38, 39, 40, 41, 42, 43). The diagram shows the relative positions and assembly sequence of these components.

ITEM NO.	PART NUMBER	DESCRIPTION	QTY.
1	GA4657266	DCI double pod frame suit CC MY I I	1
2	GA4657270	CCSP Double DCI Pod Top Pump Mounting Panel	1
3	GA4535540	CCSP Double DCI Decal Plate for Single Unit	1

Chapter 6 - DCI - 76

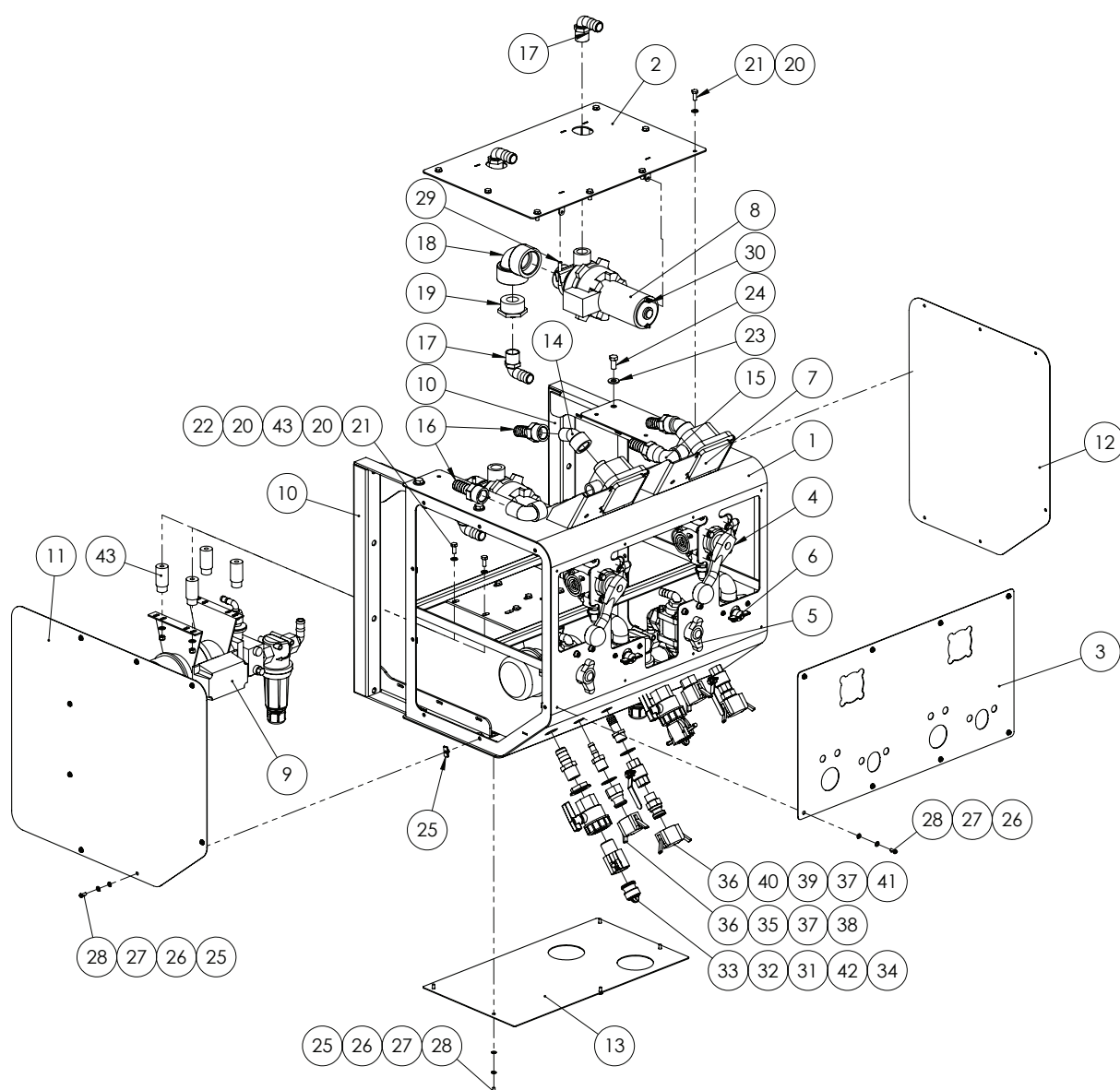
## DCI Pod - Single

ITEM NO.	PART NUMBER	DESCRIPTION	QTY.
4	*	Ball valve, Sub-assembly, Suit Crop Cruiser DCI	1
5	*	Chem pump suction valve sub-assembly	1
6	*	Tank rinse ball valve sub-assembly	1
7	GA5068485	Flow meter, Flow serve SEM10, suit PH6 pump	1
8	GA5068480	Pump, Diaphragm, 12V, Flowserve PH6, Pump only	1
9	*	DCI High volume pump assembly	1
10	GA4658805	Mounting bracket U shape suit pod MY11	2
11	GA4514570	End cover DCI pod, suit 09 Crop Cruiser	1
12	GA4514573	End cover 09 Crop Cruiser DCI pod full cover	1
13	GA4503965	Bottom cover suit CC DCI MY11	1
14	GA5078136	Street elbow, 45 degree, 1" male thread x 1" female thread	1
15	GA5078137	Street elbow, 90 degree, 1" male x 1" female	1
16	GA5077747	Hose barb, Straight, 1" female thread x 1" hose	2
17	GA5077723	Hose barb, Elbow, 90 degree, 1" male x 1" hose	2
18	GA5077659	Street elbow, 90 degree, 2" female thread x 2" female thread	1
19	GA5078021	Reducing bush, 2" male thread x 1" female thread	1
20	GA5003643	Washer 8mm Flat SS HD	24
21	GA5004085	Bolt M8 x 20 ZP GR8.8	12
22	GA5004917	Nut M8 Nyloc ZP	12
23	GA5000577	Washer 12mm Flat SS HD	8
24	GA5000295	Set Screw M12 x 25 ZP GR8.8	8
25	GA5066830	Speed clip M6	20
26	GA5004437	Washer 6mm Flat SS	32
27	GA5004447	Washer, 6mm, Spring, SS	26
28	GA5004050	BHCS M6 x 16 SS GR8.8	29
29	GA5006689	Clamp Exhaust 2 5/8" (C12)	1
30	GA5003975	Nut M5 Nyloc SS	1
31	GA5078164	Valve, Ball, 1" female thread inlet / outlet, Full port, Lever handle	1
32	GA5076007	Cam lever, 1" female coupler, 1" male thread	1
33	GA5076013	Cam lever, Male plug, 1"	1
34	GA5077718	Hose barb, Straight, 1" male thread x 1" hose	1
35	GA5077124	Cam lever, 3/4" male coupling x 3/4" female thread	1
36	GA5077351	Cap, Poly pipe, 3/4"	2
37	GA4522315	Washer, 27 ID x 40 OD x 2mm thick, SS	2
38	GA5077713	Hose barb, Straight, 3/4" male thread x 1/2" hose	1
39	GA5018309	Valve, Ball, 12mm, 1/2" female, Lever handle, Brass	1
40	GA5077134	Cam lever, 3/4" male coupling x 3/4" male thread	1
41	GA5077709	Hose barb, Straight, 3/4" male thread x 3/4" hose	1
42	GA5076630	Back Nut 1"	1
43	GA4583090~	Spacer Short Hydraulic Yaw Cylinder	-

\* Sub-assembly on following pages

~ Item no. 43 only fitted if Low volume DCI is optioned. 4 used per low volume DCI pump.

## DCI Pod - Double



ITEM NO.	PART NUMBER	DESCRIPTION	QTY.
1	GA4657266	DCI double pod frame suit CC MY11	1
2	GA4657270	CCSP Double DCI Pod Top Pump Mounting Panel	1
3	GA4535535	CCSP Double DCI Decal Plate	1
4	*	Ball valve, Sub-assembly, Suit Crop Cruiser DCI	2
5	*	Chem pump suction valve sub-assembly	2
6	*	Tank rinse ball valve sub-assembly	2
7	GA5068485	Flow meter, Flow serve SEM10 suit PH6 pump	2
8	GA5068480	Pump, Diaphragm, 12V, Flowserve PH6, Pump only	2
9	*	DCI High volume pump assembly	2
10	GA4658805	Mounting bracket U shape suit pod MY11	2
11	GA4514573	End cover 09 Cropcruiser DCI pod full cover	1

Continued over page

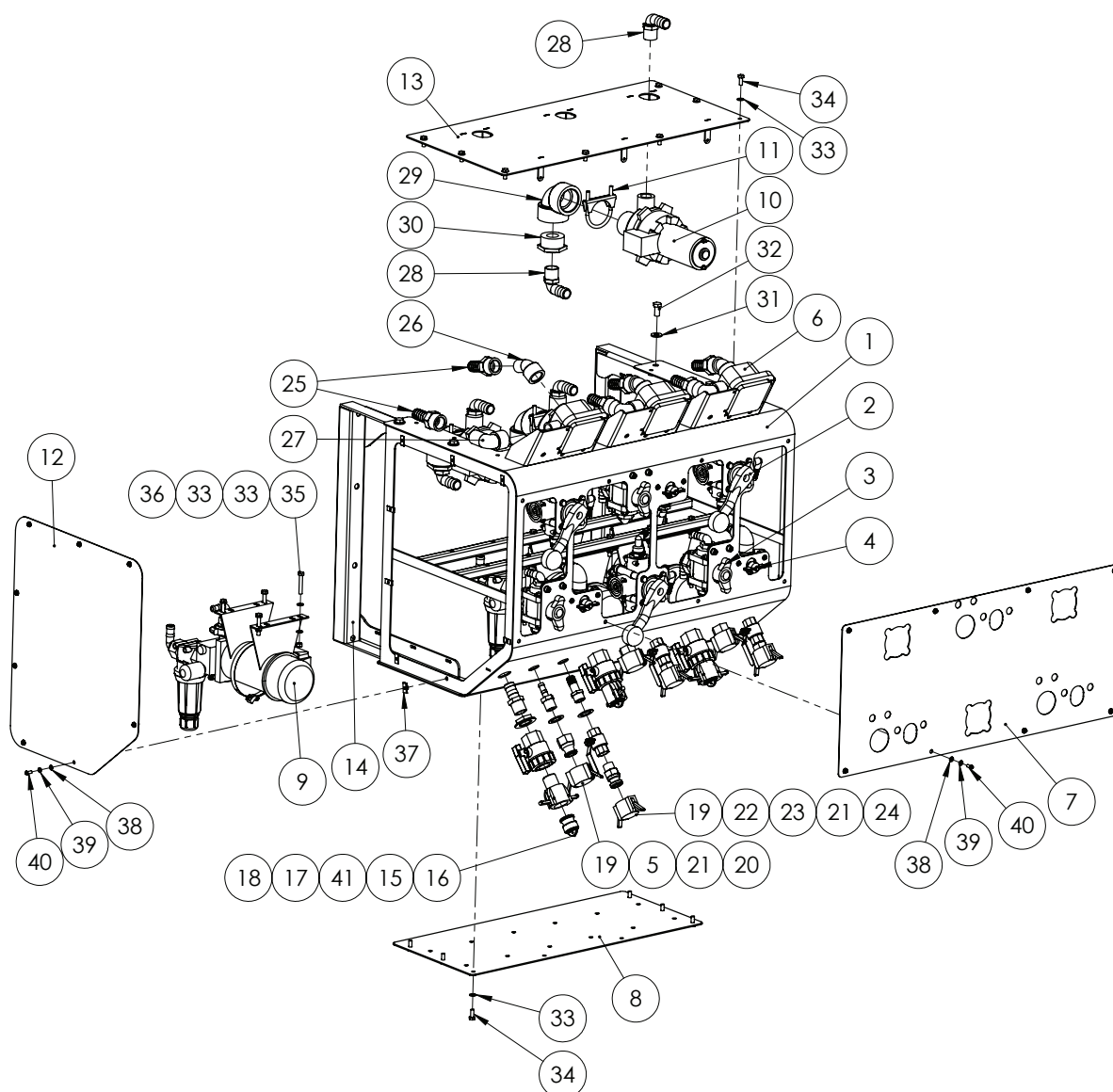
## DCI Pod - Double

ITEM NO.	PART NUMBER	DESCRIPTION	QTY.
12	GA4514570	End cover DCI pod	1
13	GA4503965	Bottom cover	1
14	GA5078136	Street elbow, 45 degree, 1" male thread x 1" female thread	2
15	GA5078137	Street elbow, 90 degree, 1" male x 1" female	2
16	GA5077747	Hose barb, Straight, 1" female thread x 1" hose	4
17	GA5077723	Hose barb, Elbow, 90 degree, 1" male x 1" hose	4
18	GA5077659	Street elbow, 90 degree, 2" female thread x 2" female thread	2
19	GA5078021	Reducing bush, 2" male thread x 1" female thread	2
20	GA5003643	Washer 8mm Flat SS HD	32
21	GA5004085	Bolt M8 x 20 ZP GR8.8	16
22	GA5004917	Nut M8 Nyloc ZP	16
23	GA5000577	Washer 12mm Flat SS HD	8
24	GA5000295	Set Screw M12 x 25 ZP GR8.8	8
25	GA5066830	Speed clip M6	18
26	GA5004437	Washer 6mm Flat SS	30
27	GA5004447	Washer, 6mm, Spring, SS	24
28	GA5004050	BHCS M6 x 16 SS GR8.8	27
29	GA5006689	Clamp Exhaust 2 5/8" (C12)	2
30	GA5003975	Nut M5 Nyloc SS	2
31	GA5078164	Valve, Ball, 1" female thread inlet / outlet, Full port, Lever handle	2
32	GA5076007	Cam lever, 1" female coupler, 1" male thread	2
33	GA5076013	Cam lever, Male plug, 1"	2
34	GA5077718	Hose barb, Straight, 1" male thread x 1" hose	2
35	GA5077124	Cam lever, 3/4" male coupling x 3/4" female thread	2
36	GA5077351	Cap, Poly pipe, 3/4"	4
37	GA4522315	Washer, 27 ID x 40 OD x 2mm thick, SS	4
38	GA5077713	Hose barb, Straight, 3/4" male thread x 1/2" hose	2
39	GA5018309	Valve, Ball, 12mm, 1/2" female, Lever handle, Brass	2
40	GA5077134	Cam lever, 3/4" male coupling x 3/4" male thread	2
41	GA5077709	Hose barb, Straight, 3/4" male thread x 3/4" hose	2
42	GA5076630	Back Nut 1"	1
43	GA4583090~	Spacer Short Hydraulic Yaw Cylinder	-

\* Sub-assembly on following pages

~ Item no. 43 only fitted if Low volume DCI is optional. 4 used per low volume DCI pump.

## DCI Pod - Triple



ITEM NO.	PART NUMBER	DESCRIPTION	QTY.
1	GA4657255	CCSP Triple DCI Pod Frame	1
2	*	Ball valve, Sub-assembly, Suit Crop Cruiser DCI	3
3	*	Chem pump suction valve sub-assembly	3
4	*	Tank rinse ball valve sub-assembly	3
5	GA5077124	Cam lever, 3/4" male coupling x 3/4" female thread	3
6	GA5068485	Flow meter, Flow serve SEM10, suit PH6 pump	3
7	GA4535295	CCSP Triple DCI Pod Decal Plate	1
8	GA4535300	CCSP Triple DCI Bottom Pump Panel	1
9	*	DCI High volume pump assembly	3
10	GA5068480	Pump, Diaphragm, 12V, Flowserve PH6, Pump only	3

Continued over page

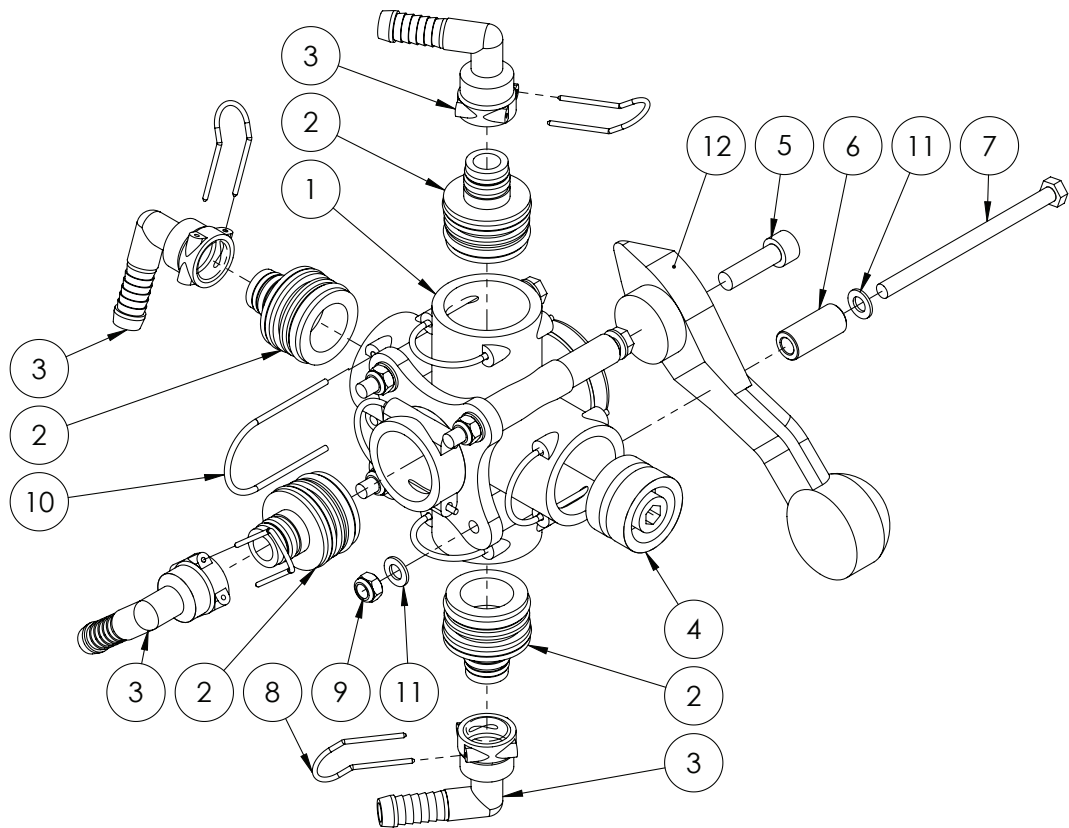


## DCI Pod - Triple

ITEM NO.	PART NUMBER	DESCRIPTION	QTY.
11	GA5006689	Clamp Exhaust 2 5/8" (C12)	3
12	GA4514570	End cover DCI pod	2
13	GA4657260	CCSP Triple DCI Pod Top Pump Plate	1
14	GA4658805	Mounting bracket U shape	2
15	GA5076007	Cam lever, 1" female coupler, 1" male thread	3
16	GA5076013	Cam lever, Male plug, 1"	3
17	GA5076630	Back Nut 1"	3
18	GA5077718	Hose barb, Straight, 1" male thread x 1" hose	3
19	GA5077351	Cap, Poly pipe, 3/4"	6
20	GA5077713	Hose barb, Straight, 3/4" male thread x 1/2" hose	3
21	GA4522315	Washer, 27 ID x 40 OD x 2mm thick, SS	6
22	GA5077134	Cam lever, 3/4" male coupling x 3/4" male thread	3
23	GA5018309	Valve, Ball, 12mm female thread inlet / outlet, Lever handle, SS	3
24	GA5077709	Hose barb, Straight, 3/4" male thread x 3/4" hose	3
25	GA5077747	Hose barb, Straight, 1" female thread x 1" hose	6
26	GA5078136	Street elbow, 45 degree, 1" male thread x 1" female thread	3
27	GA5078137	Street elbow, 90 degree, 1" male x 1" female	3
28	GA5077723	Hose barb, Elbow, 90 degree, 1" male x 1" hose	6
29	GA5077659	Street elbow, 90 degree, 2" female thread x 2" female thread	3
30	GA5078021	Reducing bush, 2" male thread x 1" female thread	3
31	GA5000577	Washer 12mm Flat SS HD	8
32	GA5000295	Set Screw M12 x 25 ZP GR8.8	8
33	GA5003643	Washer 8mm Flat SS HD	50
34	GA5004085	Bolt M8 x 20 ZP GR8.8	14
35	GA5004727	Bolt M8 x 50 ZP GR8.8	12
36	GA5004917	Nut M8 Nyloc ZP	24
37	GA5066830	Speed clip M6	16
38	GA5004437	Washer 6mm Flat SS	24
39	GA5004447	Washer, 6mm, Spring, SS	24
40	GA5004050	BHCS M6 x 16 SS GR8.8	24
41	GA5078164	Valve, Ball, 1" female thread inlet / outlet, Full port, Lever handle	3

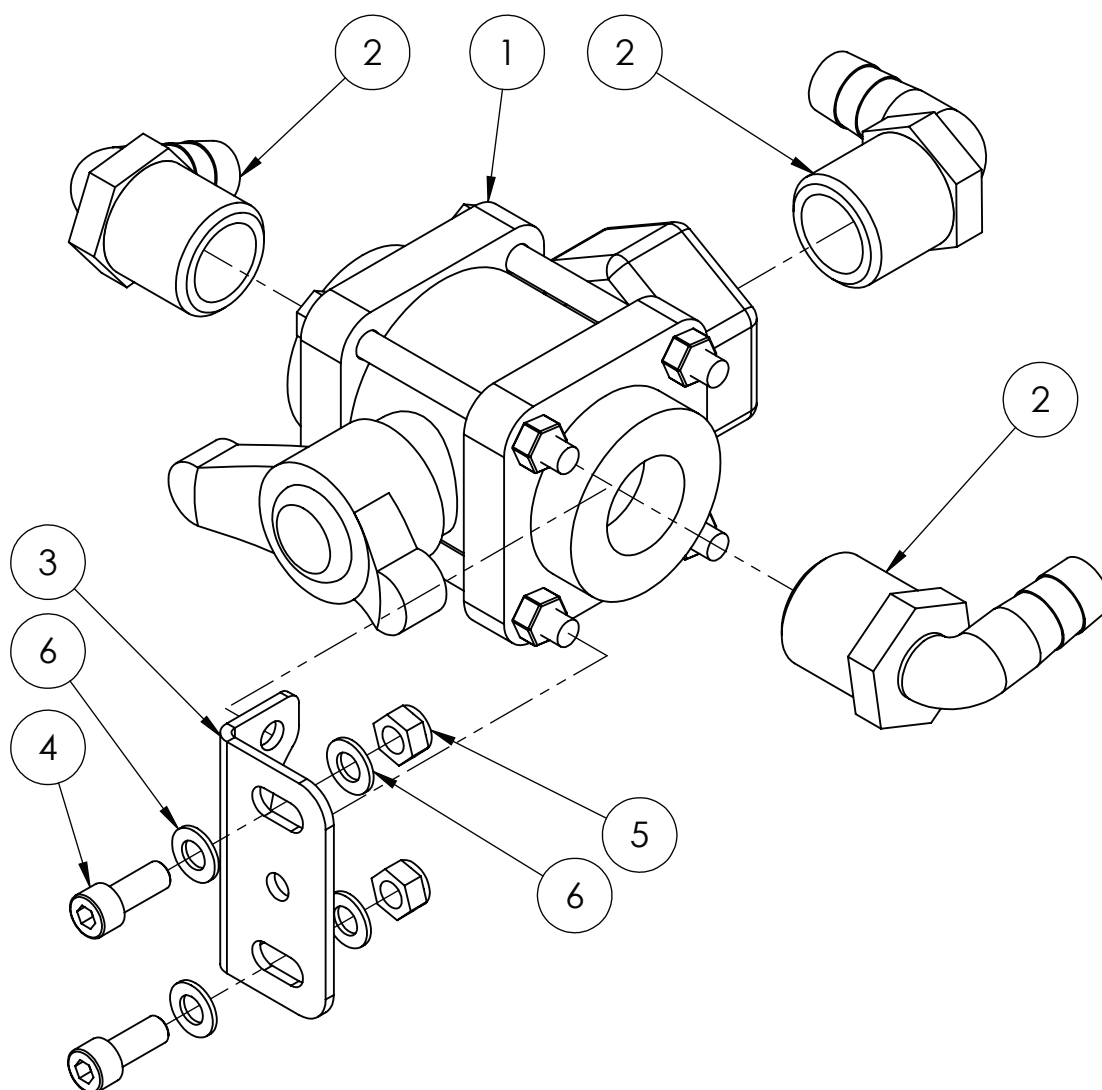
\* Sub-assembly on following pages

## Valve Sub Assembly



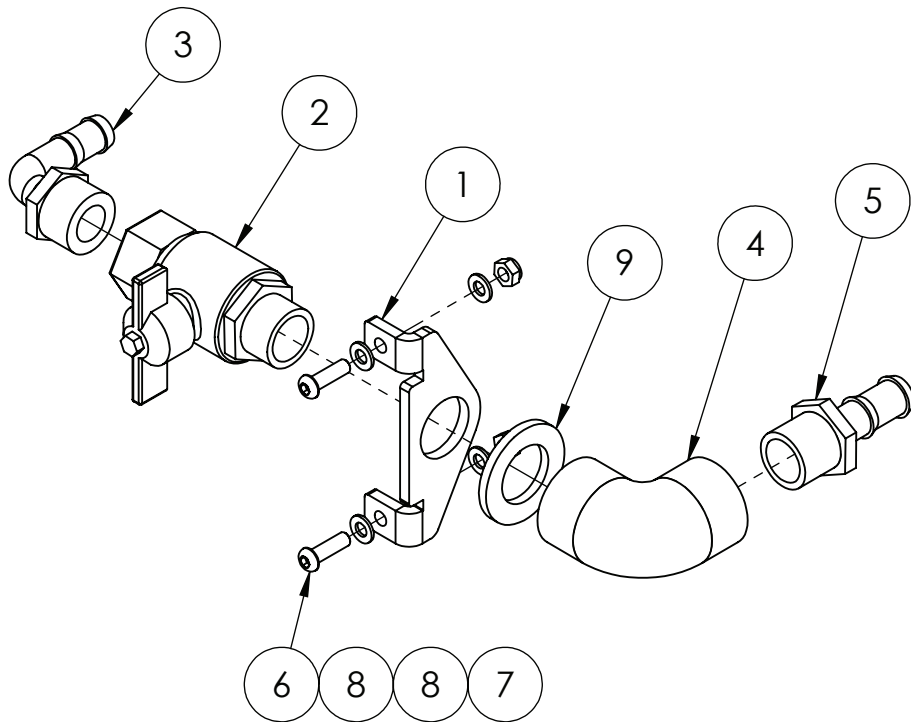
ITEM NO.	PART NUMBER	DESCRIPTION	QTY.
1	GA5065530	Valve,Ball, 5 x AS40 female inlet / outlets, Lever handle	1
2	GA5065605	Plug in adapter, AS40 x AS24	4
3	GA5065750	Hose barb, Elbow, 90 degree, AS24 female x 15mm hose	4
4	GA5065680	Plug, AS40 male	1
5	GA5022482	SHCS M10 x 35 GR 12.9 ZP	1
6	GA4552135	Spacer for Altek rotary valve	4
7	GA5011501	Bolt M8 x 120 GR8.8 ZP	4
8	GA5065695	Safety pin AS24	4
9	GA5004917	Nut M8 Nyloc ZP	4
10	GA5065690	Safety pin, Suit AS40 plumbing fittings	1
11	GA5003643	Washer 8mm Flat SS HD	8
12	GA5065531	Handle, Red plastic, Suit 5 way ball valve	1

## Chemical Pump Suction Valve



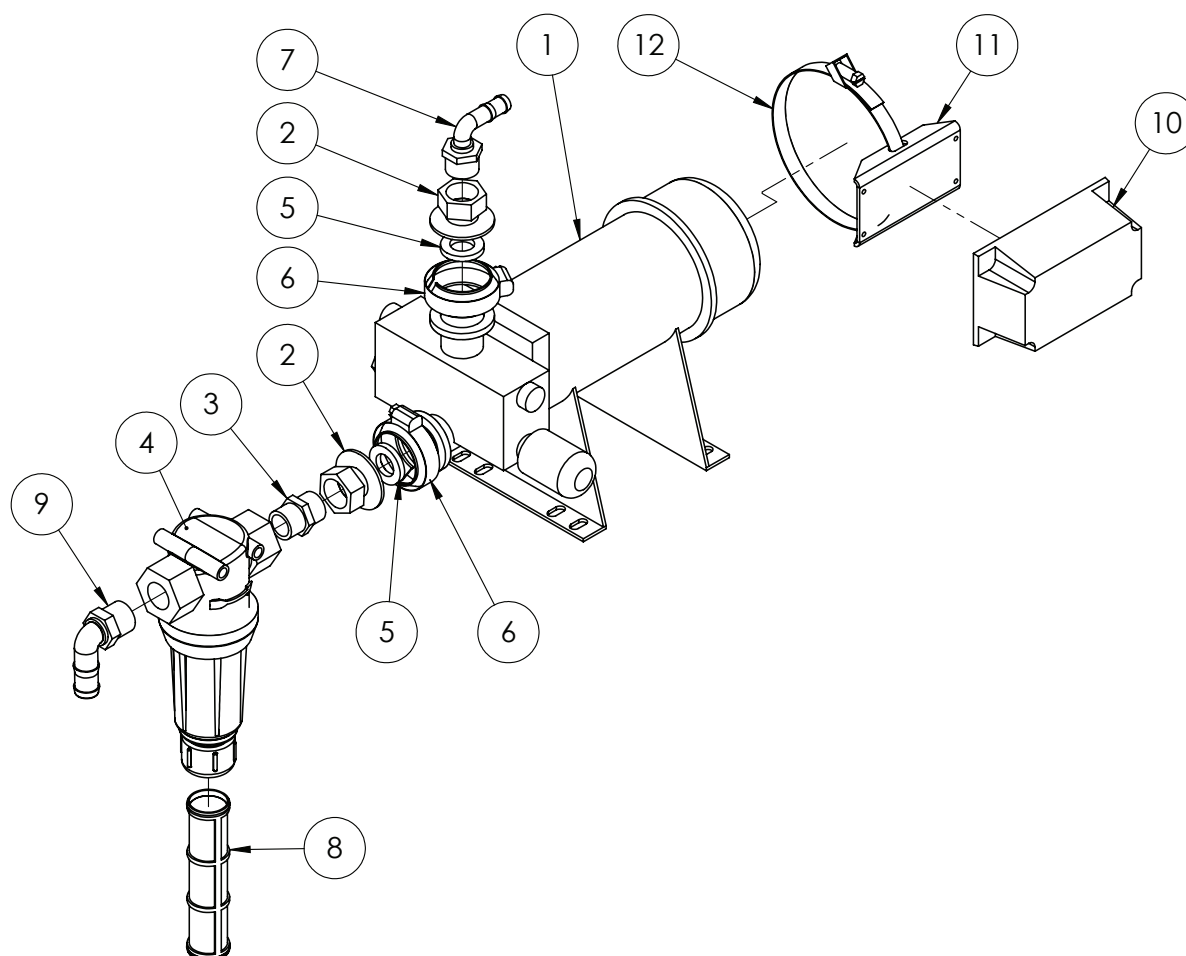
ITEM NO.	PART NUMBER	DESCRIPTION	QTY.
1	GA5078177	Valve, Ball, 3 way, 1" female thread inlet / outlet, Bottom port, Butterfly handle	1
2	GA5077719	Hose barb, Elbow, 90 degree, 1" male thread x 3/4" hose	3
3	GA4502210	Mounting plate, to suit ball valve	1
4	GA5011473	BHCS M8 x 25 SS	2
5	GA5004917	Nut M8 Nyloc ZP	2
6	GA5003643	Washer 8mm Flat SS HD	4

## Tank Rinse Ball Valve



ITEM NO.	PART NUMBER	DESCRIPTION	QTY.
1	F70648A	Tap mounting plate	1
2	GA5018315	Valve, Ball, 20mm male & female thread, Black Butterfly handle	1
3	GA5077710	Hose barb, Elbow, 90 degree, 3/4" male thread x 1/2" hose	1
4	GA5077653	Street elbow, 90 degree, 3/4" female thread	1
5	GA5077713	Hose barb, Straight, 3/4" male thread x 1/2" hose	1
6	GA5004053	BHCS M6 x 20 SS	2
7	GA5048115	Nut M6 Nyloc ZP	2
8	GA5004437	Washer 6mm Flat SS	4
9	GA5001893	Washer 1" x 1 7/8" x 14G	1

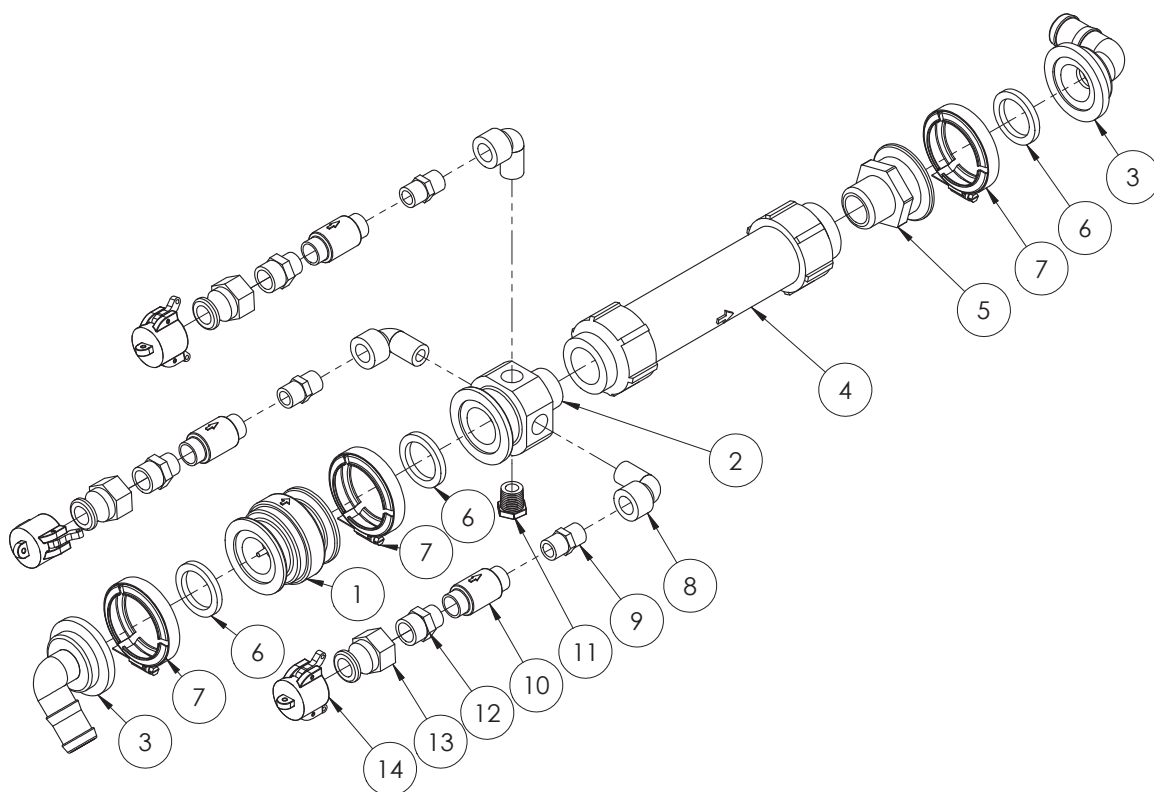
## Injection Pump



ITEM NO.	PART NUMBER	DESCRIPTION	QTY.
1	GA5075914	Pump, DCI Injection, 5-200 oz/min (high vol), 3/4", Raven	1
	GA5075924	Pump, DCI Injection, 1-40 oz/min (low vol), 3/4", Raven	1
2	GA5077804	Coupling, 1" flange x 3/4" female thread	2
3	GA5077913	Nipple, 3/4" male x 3/4" male, Short	1
4	GA5077270	Filter, 3/4" female thread inlet / outlet, Orange 200 mesh screen	1
5	GA5077818	Seal, Suit 1" manifold fitting, Rubber EPDM	2
6	FC100	Clamp, Worm screw, Use with 1" standard flange port	2
7	GA5077710	Hose barb, Elbow, 90 degree, 3/4" male thread x 1/2" hose	1
8	GA5077400	Filter screen, 30 mesh, Yellow, Polypropylene & SS, Teejet	1
9	GA5077717	Hose barb, Elbow, 90 degree, 3/4" male thread x 3/4" hose	1
10	GA5075919	Node, DCI Pump, CAN, Raven	1
11	GA4537345	Bracket, CAN node mount suit DCI pump, Raven	1
12	GA5053945	Hose Clamp Quick release 51mm - 130mm (PK 10)	1
13	GA4583090~	Spacer Short Hydraulic Yaw Cylinder	4

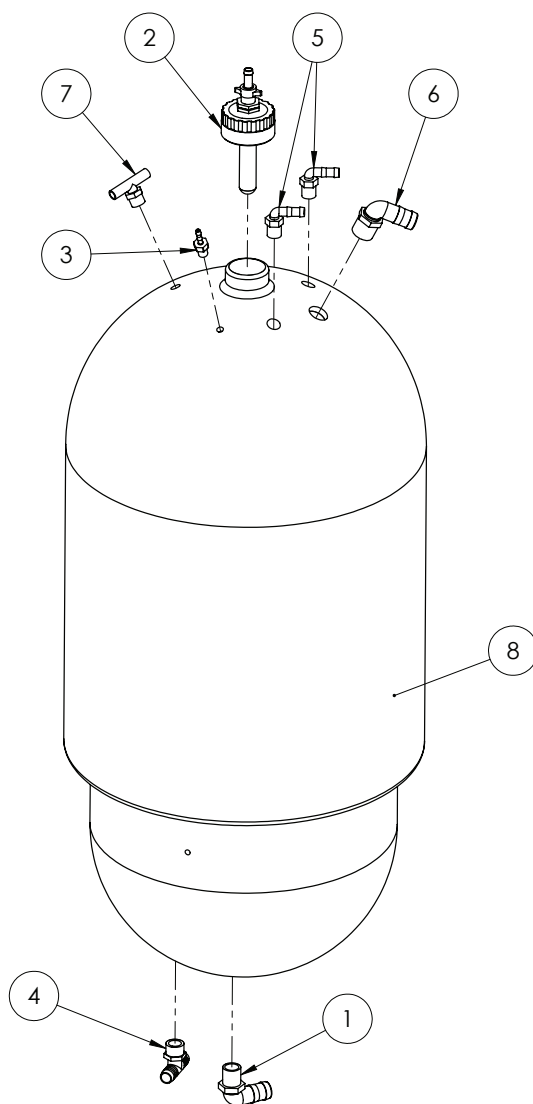
~ Item no. 13 only required if low volume injection pump is fitted.

## Mixing Chamber



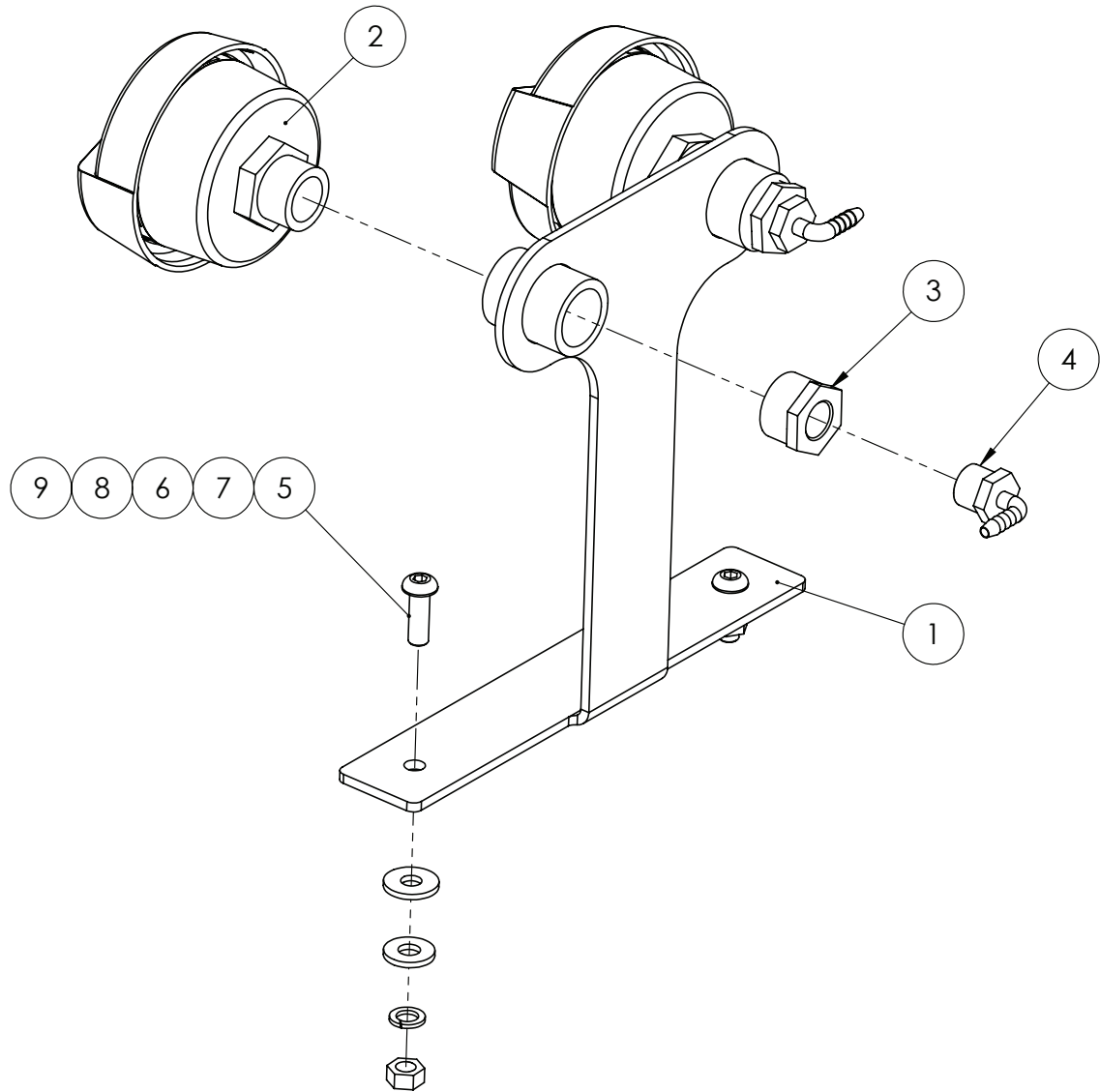
ITEM NO.	PART NUMBER	DESCRIPTION	QTY.
-	GA4903101	Single chemical mixer	-
-	GA4903102	Double chemical mixer	-
-	GA4903103	Triple chemical mixer (shown)	-
1	GA5077890	Check Valve, 2" Manifold Flange	1
2	GA4572025	Manifold, 2" flange x 1 1/4" male thread x 1/2" female thread	1
3	GA5077831	Hose barb, Elbow, 90 degree, 2" flange x 1 1/4" hose	2
4	GA5075831	Mixer, Flow Assembly suit DCI 1 1/4" NPT, Raven	1
5	GA5077832	Plumbing adaptor, 2" flange x 1 1/4" male thread	1
6	GA5009335	Seal, 41.5 ID x 55 OD x 6.5mm thick, EPDM, suit 1 1/2" flange	3
7	FC200	Clamp, Worm screw, Use with 2" standard flange port	3
8	GA5078133	Street elbow, 90 degree, 1/2" female thread x 1/2" male thread	3
9	GA5048310	Nipple, 1/2" thread x 1/2" thread, Brass	3
10	3330011088	Check Valve 1/2" 8GPM	3
11	GA5077943	Plug, 1/2" male thread	1
12	GA5077124	Cam lever, 3/4" male coupling x 3/4" female thread	3
13	GA5077131	Cam lever, Female cap, 3/4"	3
14	GA5078087	Reducing nipple, 3/4" male thread x 1/2" male thread	3

## DCI Tank



ITEM NO.	PART NUMBER	DESCRIPTION	QTY.
1	GA5077723	Hose barb, Elbow, 90 degree, 1" male x 1" hose	1
2	GA4903050	Cap, Pre-assembled with rinse nozzle, Suit Transcal and DCI	1
3	GA5077691	Hose barb, Straight, 1/4" male thread x 1/4" hose	1
4	GA3500431	Hose barb, Tee, 3/4" hose barb x 3/4" hose barb x 3/4" male thread	1
5	GA5077708	Hose barb, Elbow, 90 degree, 1/2" male thread x 1/2" hose	2
6	GA5077723	Hose barb, Elbow, 90 degree, 1" male x 1" hose	1
7	GA3500391	Tee, Threaded, 1/2" male x 1/2" hose	1
8	GA5018495	Tank 165 L, Natural, Direct Injection	1

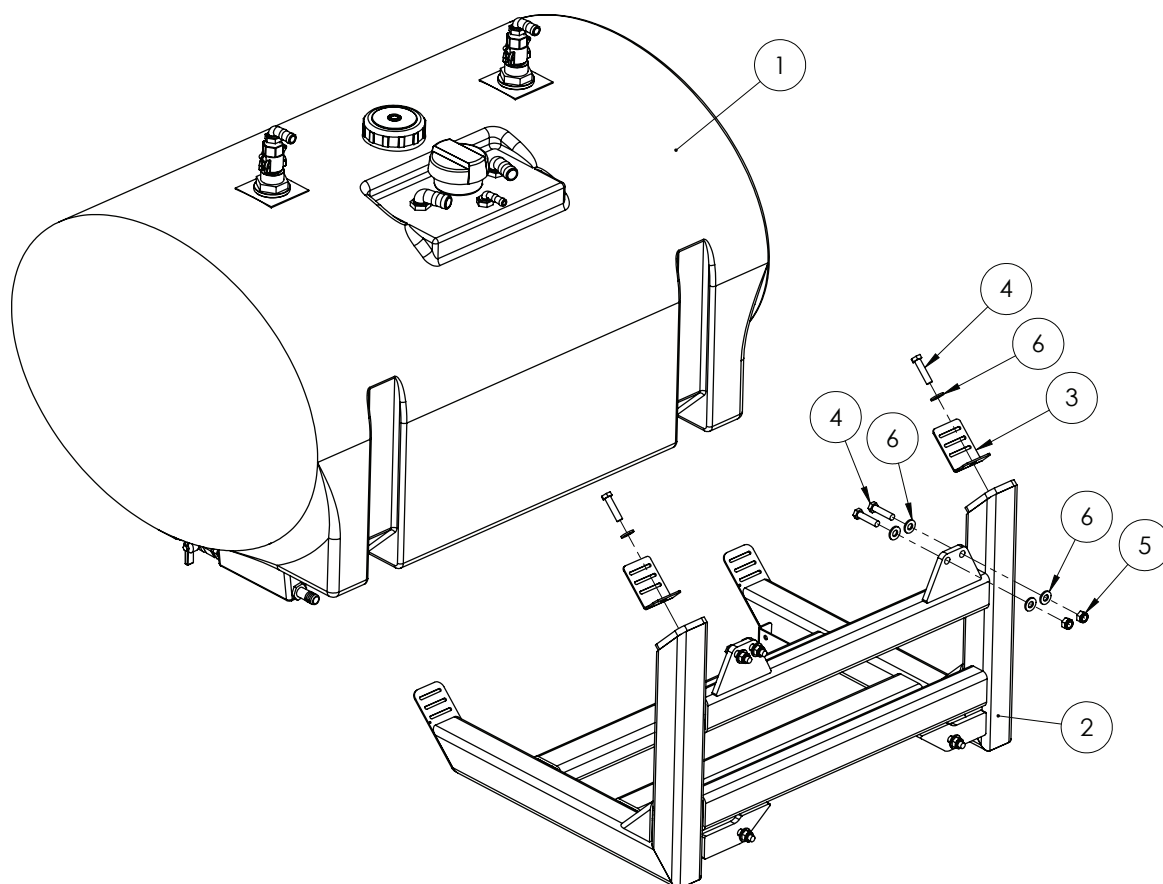
# DCI Tank - Breather



ITEM NO.	PART NUMBER	DESCRIPTION	QTY.
1	GA4657275	Mount Air Filter CCSP DCI	1
2	GA5005259	Air filter, 1" BSP male thread	2
3	GA5078013	Reducer bush, 1" male thread x 1/2" female thread	2
4	GA5077656	Hose barb, Elbow, 90 degree, 1/2" male thread x 1/4" hose	2
5	GA5048120	BHCS M10 x 30 SS GR8.8	2
6	GA5000117	Washer 10mm Flat SS Heavy Duty	2
7	GA5002627	Washer, 3/8" ID x 1 1/8" OD, High Tensile	2
8	GA5000137	Washer 10mm Spring SS	2
9	GA5000119	Nut M10 Hex SS	2



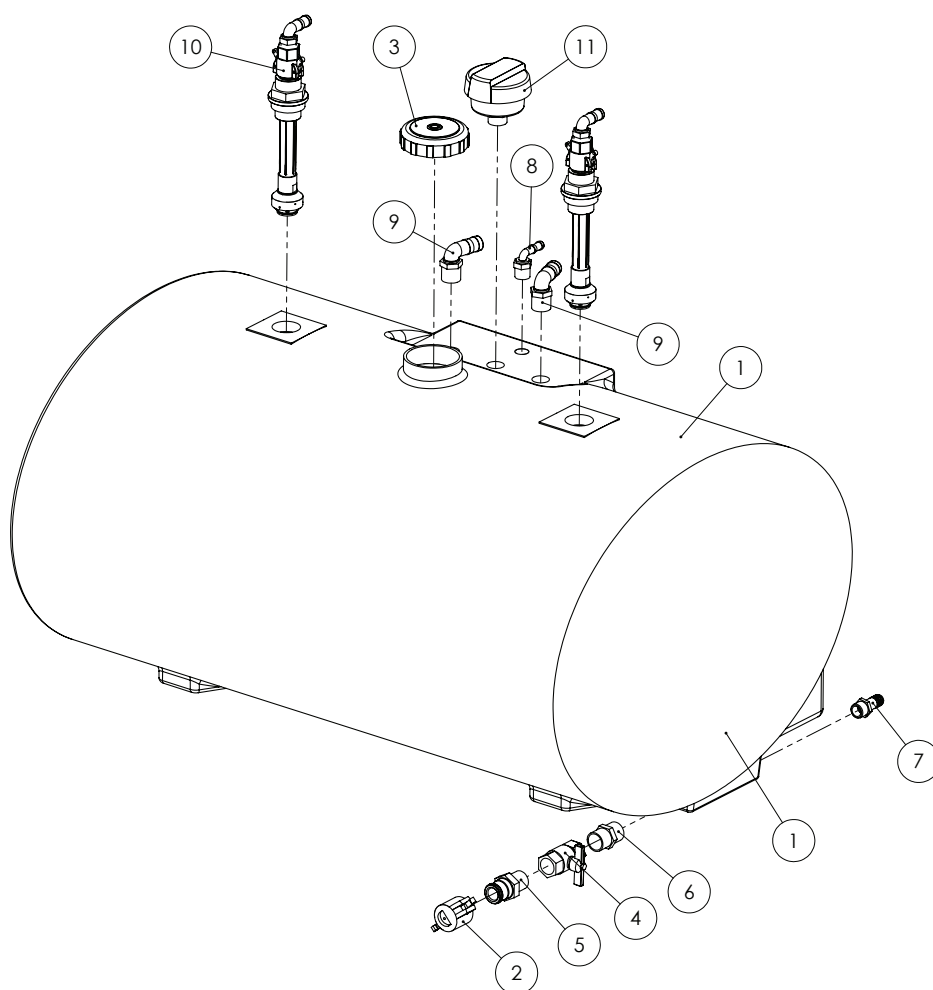
## Bulk DCI Tank & Frame



ITEM NO.	PART NUMBER	DESCRIPTION	QTY.
1	*	Bulk DCI Tank Assembly - 520 Litre	1
2	GA4658935	Tank Cradle Bulk DCI 520L	1
3	F70127A	Bracket, Tank strap, 50mm	2
4	GA5011239	Bolt, M12 x 50, ZP GR 8.8	8
5	GA5012461	Nut M12 Nyloc ZP	6
6	GA5000577	Washer 12mm Flat SS HD	14

\* Sub-assembly on following pages

## Bulk DCI Tank Assembly



ITEM NO.	PART NUMBER	DESCRIPTION	QTY.
1	GA5069960	Tank 520L bulk DCI, Green, Crop Cruiser MY11, Bare	1
2	GA5076009	Cam lever, 1" female cap	1
3	GA5076885	Lid, Diameter 113mm, With breather	1
4	GA5020970	Valve, Ball, 25mm thread inlet / outlet, Butterfly handle, SS	1
5	GA5076012	Cam lever, 1" male coupling x 1" male thread	1
6	GA5077914	Nipple, Short, 1" male thread x 1" male thread	1
7	GA5077709	Hose barb, Straight, 3/4" male thread x 3/4" hose	1
8	GA5077710	Hose barb, Elbow, 90 degree, 3/4" male thread x 1/2" hose	1
9	GA5077723	Hose barb, Elbow, 90 degree, 1" male x 1" hose	2
10	^	Tank Rinsing Nozzle, Elbow - Assembly	2
11	GA5005259	Air filter, 1" BSP male thread	1

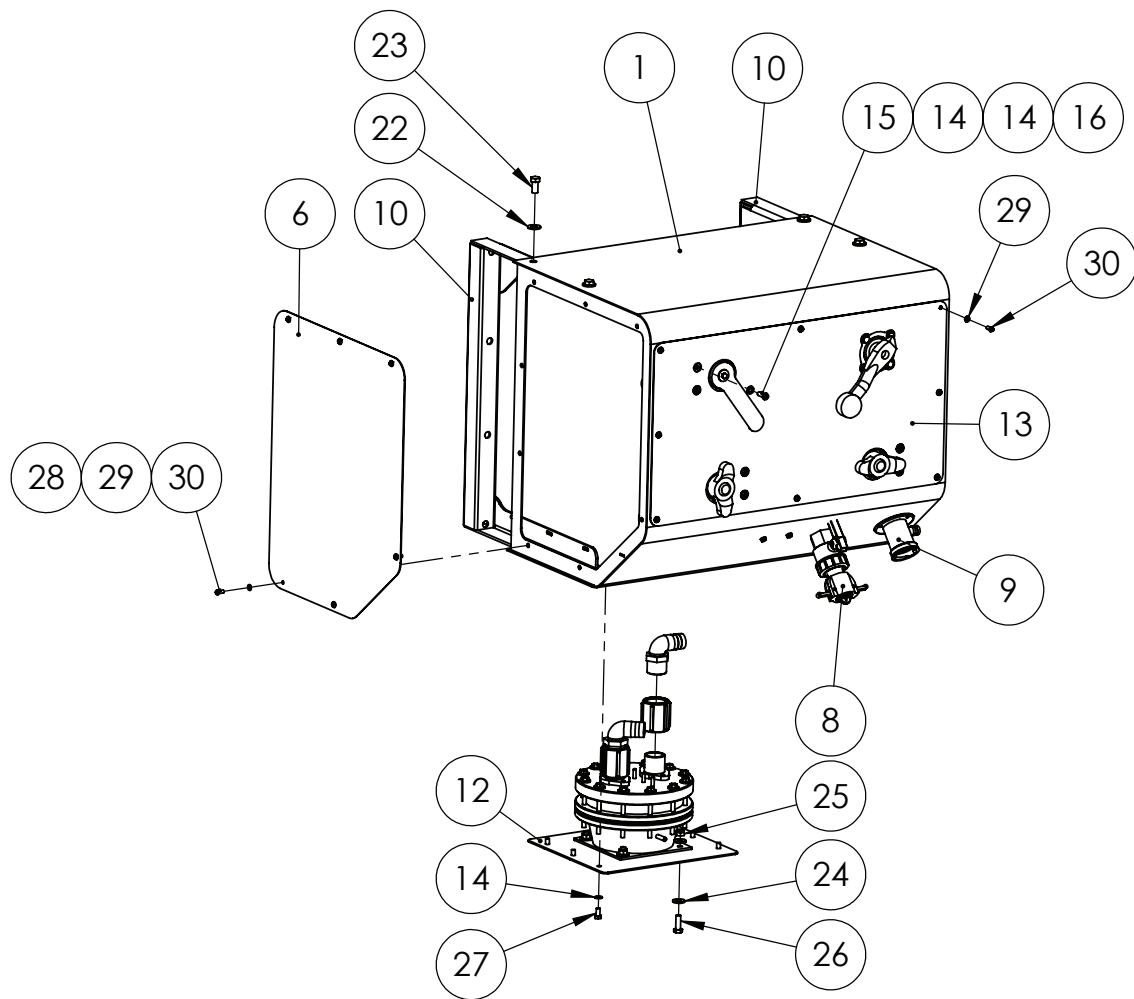
^ See chapter 11 'Main Tank' for sub-assembly.



# Chapter 7

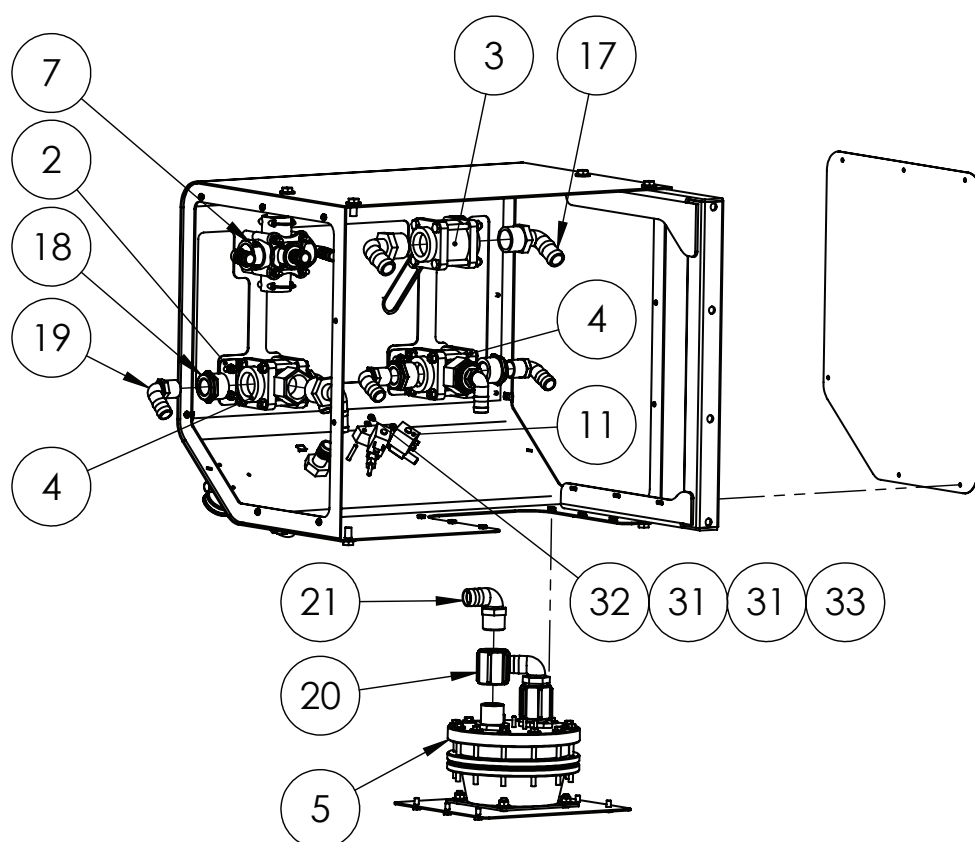
## DUAL PRODUCT

### Dual Product Pod



Continued over page

## Dual Product Pod



### DUAL PRODUCT POD SPARE PARTS

PART NUMBER	DESCRIPTION	QTY.
GA5061045	Diaphragm kit - Suit Ramsay valve	-

ITEM NO.	PART NUMBER	DESCRIPTION	QTY.
1	GA4657089	Dual product POD, suits Ramsey valve	1
2	GA4522715	Mounting bracket, VI50 ball valve	3
3	GA5078185	Valve, Ball, 1 1/2" female threaded inlet/outlet, Full port, Lever handle	1
4	GA5078186	Valve, Ball, 3 Way, Bottom Load, 1 1/2" NPT Female	2
5	GA5010315	Valve, Pressure regulating, High pressure 1 1/4", Viton seals, Ramsay Nocton	1
6	GA4514570	End cover DCI pod suit 09 Cropcruiser	2
7	*	Pressure Delivery Valve Assembly	1
8	*	Chemical Probe Assembly	1
9	GA5018800	Rinsing socket, 3 pin, Micromatic / Enviro drum coupling	1
10	GA4658805	Mounting bracket U shape suit pod	2
11	GA5061055	Ramsay twin solenoid valve assembly	1
12	GA4504335	Plate, Ramsey mount, suit dual product	1
13	GA4504336	Plate, Ramsey POD Decal, suit dual product	1
14	GA5003643	Washer 8mm Flat SS HD	18

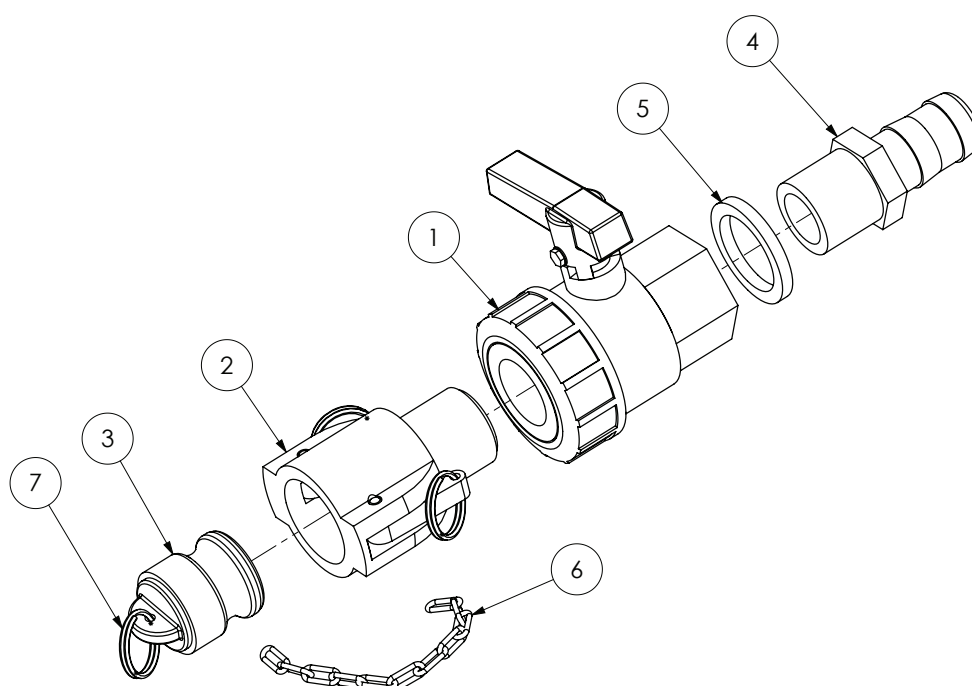
Continued over page

## Dual Product Pod

ITEM NO.	PART NUMBER	DESCRIPTION	QTY.
15	GA5011473	BHCS M8 x 25 SS	6
16	GA5052590	Nut M8 Nyloc SS	6
17	GA5077732	Hose barb, Elbow, 90 degree, 1 1/2" male thread x 1 1/4" hose	3
18	GA5078018	Reducing bush, 1 1/2" male thread x 1" female thread, Banjo	5
19	GA5077723	Hose barb, Elbow, 90 degree, 1" male x 1" hose, Banjo	5
20	GA5077639	Coupling, socket, 1 1/4" female thread, Banjo	2
21	GA5077730	Hose barb, Elbow, 90 degree, 1 1/4" male thread x 1 1/4" hose	2
22	GA5000577	Washer 12mm Flat SS HD	8
23	GA5000295	Set Screw M12 x 25 ZP GR8.8	8
24	GA5000117	Washer 10mm Flat SS HD	8
25	GA5000141	Nut M10 Nyloc ZP	4
26	GA5065455	Bolt M10 x 30 ZP GR8.8	4
27	GA5011465	Bolt M8 x 16 ZP GR8.8	6
28	GA5066830	Speed clip M6	12
29	GA5004447	Washer, 6mm, Spring, SS	20
30	GA5004050	BHCS M6 x 16 SS GR8.8	20
31	GA5004437	Washer 6mm Flat SS	4
32	GA5048115	Nut M6 Nyloc ZP	2
33	GA5004081	Bolt M6 x 40 ZP GR8.8	2

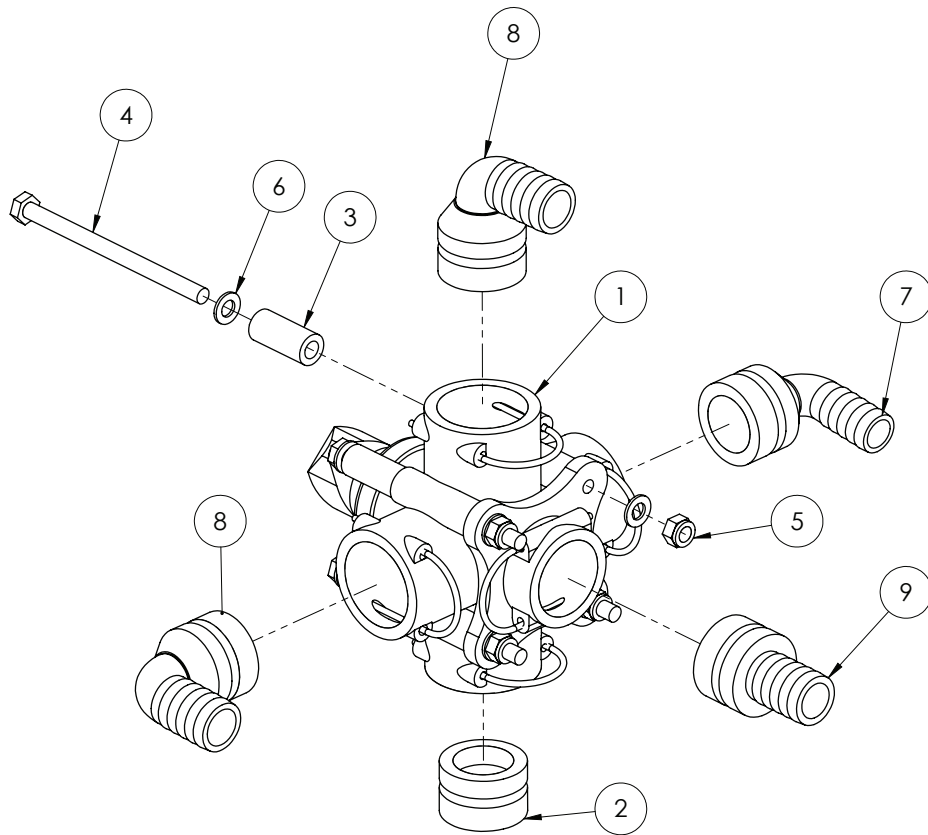
\* Sub-assembly on following pages

## Chemical Probe Assembly



ITEM NO.	PART NUMBER	DESCRIPTION	QTY.
1	GA5078164	Valve, Ball, 1" female thread inlet / outlet, Full port, Lever handle	1
2	GA5076007	Cam lever, 1" female coupler, 1" male thread, Banjo	1
3	GA5076005	Cam lever, Male plug, Suits 1" & 1 1/4" couplings, Banjo	1
4	GA5077718	Hose barb, Straight, 1" male thread x 1" hose, Banjo	1
5	GA4552865	Spacer, POD fill point fitting 34	1
6	GA5001491	Chain 2mm x 20 SS (cut 150 mm Long)	1
7	GA5002077	Key ring, 25mm, SS	2

## Pressure Delivery Valve Assembly



ITEM NO.	PART NUMBER	DESCRIPTION	QTY.
1	GA5065530	Valve,Ball, 5 x AS40 female inlet / outlets, Lever handle, Altek	1
2	GA5065680	Plug, AS40 male, Altek	1
3	GA4552135	Spacer for Altek rotary valve	4
4	GA5011501	Bolt M8 x 120 ZP GR8.8	4
5	GA5004917	Nut M8 Nyloc ZP	4
6	GA5003643	Washer 8mm Flat SS HD	8
7	GA5065610	Hose barb, Elbow, 90 degree, AS40 x 20mm hose, Altek	1
8	GA5065615	Hose barb, Elbow 90 degree, AS40 x 25mm, Altek	2
9	GA5065580	Plug in hose tail AS40/25	1

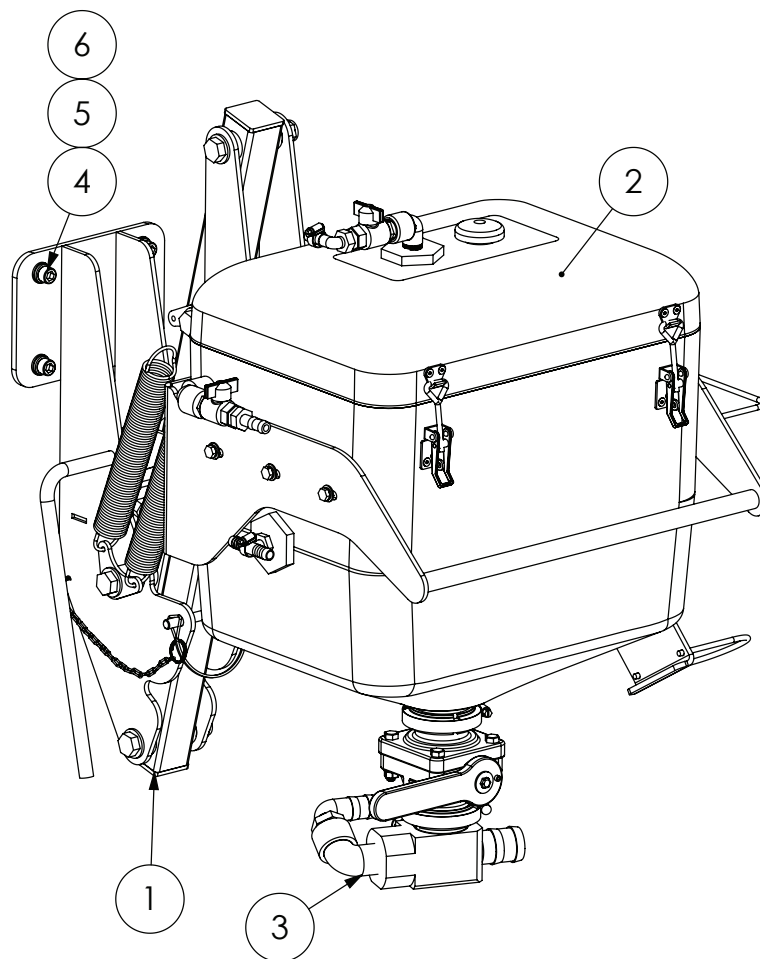




## Chapter 8

# INDUCTION HOPPER

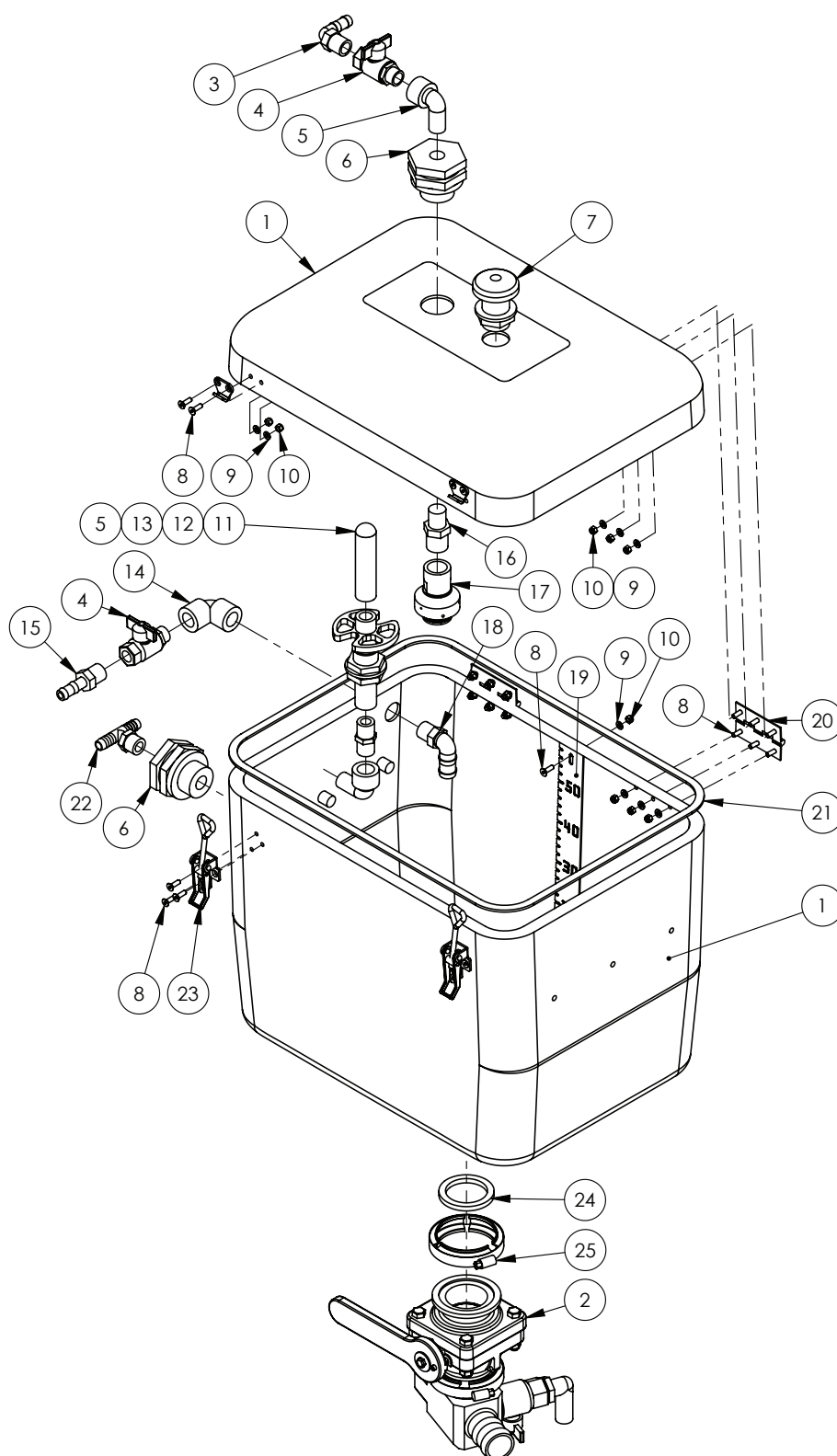
## Induction Hopper - 60L



ITEM NO.	PART NUMBER	DESCRIPTION	QTY.
-	GA4524985	Plate, Hopper Mount Adaptor, Offset, Self Propelled (optional)	-
1	*	Induction Hopper - Frame	1
2	*	Induction Hopper - Tank Assembly	1
3	*	Hopper Bottom 2" Flanged	1
4	GA5000577	Washer 12mm Flat SS HD	4
5	GA5000575	Washer 12mm Spring SS	4
6	GA5000297	SHCS M12 x 25 ZP GR12.9	4

\* Sub-assembly on following pages

## Induction Hopper - Tank Assembly



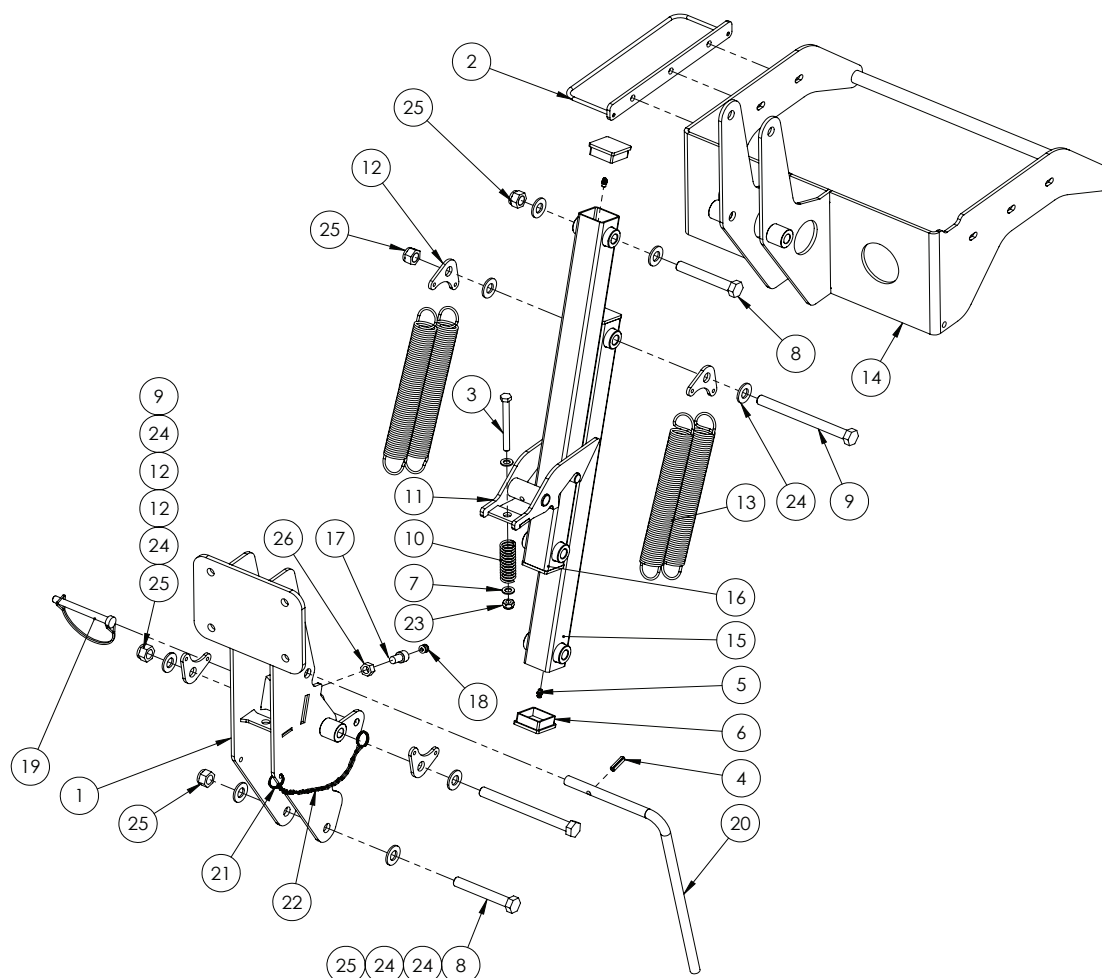
Continued over page

## Induction Hopper - Tank Assembly

ITEM NO.	PART NUMBER	DESCRIPTION	QTY.
1	GA5071208	Tank, Induction Hopper, 60L with Flange, includes lid	1
2	*	Pre-assembled 60L Hopper Bottom 2" Flanged	1
3	GA5077708	Hose barb, Elbow, 90 degree, 1/2" male thread x 1/2" hose	1
4	GA5020615	Valve, Ball, 12mm, 1/2" Male, Female Butterfly, Brass	2
5	GA5078133	Street elbow, 90 degree, 1/2" female thread x 1/2" male thread	2
6	GA5078156	Tank flange, 1/2" female threads	2
7	GA5077045	Breather valve, Labyrinth type, 1" male thread	1
8	GA5051230	CSCS M5 x 16 SS A2-70	23
9	GA5003983	Washer 5mm Flat SS	23
10	GA5003975	Nut M5 Nyloc SS	23
11	GA5077063	Nozzle, Drum & container rinsing	1
12	GA5077062	Valve, Drum & container rinsing nozzle	1
13	GA5077911	Nipple, Short, 1/2" male thread x 1/2" male thread	1
14	GA5077652	Street elbow, 90 degree, 1/2" female thread	1
15	GA5077702	Hose barb, Straight, 1/2" male thread x 1/2" hose	1
16	RN075050	Reducing nipple, 3/4" male thread x 1/2" male thread	1
17	GA5077336	Nozzle, Tank rinsing, 3/4" BSPT female inlet	1
18	GA5077704	Hose barb, Elbow, 90 degree, 1/2" male thread x 3/4" hose	1
19	GA4522296	Level indicator, 60L induction hopper	1
20	GA5006661	Hinge, Butt, 70 long x 50 wide x 1.5, SS	2
21	GA5016473	Tape PM foam 6.4 x 18 L/Density	1
22	GA3500391	Tee, Threaded, 1/2" male x 1/2" hose, T12T	1
23	GA5007071	Latch, Adjustable, Induction Hopper Lid	2
24	GA5076615	Seal, EPDM, Suit 2" flange fitting	1
25	FC220	2" Full Port Worm Screw Clamp	1

\* Sub-assembly on following pages

## Induction Hopper - Frame Assembly



GA4903049-60CC Frame, Induction hopper, Assembly

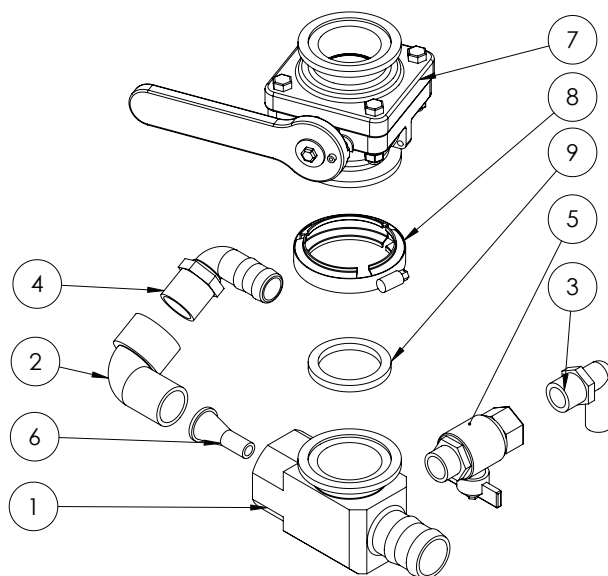
ITEM NO.	PART NUMBER	DESCRIPTION	QTY.
1	GA4657560	CCSP Hopper Mounting Assembly	1
2	GA4659155	Hose guide bracket	1
3	GA5006091	Bolt M10 x 100 GR8.8 ZP	1
4	GA5075130	Roll pin M8 x 30mm coated	1
5	GA5012203	Grease nipple, Short, 1/4" UNF	4
6	GA5003783	End cap, Plastic, Black, Insert, RHS. 50 x 50, 0.8 - 2.5mm wall	4
7	GA5000117	Washer 10mm Flat SS HD	2
8	GA5000855	Bolt M16 x 110 GR8.8 ZP	2
9	GA5000879	Bolt M16 x 180 GR8.8 ZP	2
10	GA5007329	Spring compression, 76.2mm x 25.4 x 3.15 mm, gold	1
11	GA4653490	Induction hopper latch	1
12	GA4522294	Mounting plate, Double spring	4
13	GA5007073	Spring, Tension, 38.2 OD x 284.3 long x 3.55mm	4
14	GA4656855	Induction hopper tank support 60L	1
15	GA4657570	CCSP Lower Hopper Arm	1
16	GA4657565	CCSP Upper Hopper Arm	1

Continued over page

## Induction Hopper - Frame Assembly

ITEM NO.	PART NUMBER	DESCRIPTION	QTY.
17	GA5050330	SHCS M12 x 20 GR12.9 ZP	1
18	GA5052905	End cap, Plastic, Black, Insert, Round. 10mm, 0.8 - 1.5mm wall	1
19	GA5048380	Pin, 11mm OD shaft, Spring Steel wire loop lock, Yellow zinc	1
20	GA4699435	Handle, Induction Hopper Latch arm	1
21	GA5002077	Key ring, 25mm, SS	2
22	GA5001491	Chain 2 x 20 mm SS 316 - Cut to 600 mm	1
23	GA5000141	Nut M10 Nyloc ZP	1
24	GA5001043	Washer 16mm Flat SS HD	8
25	GA5001029	M16 Nyloc Nut	4
26	GA5000559	Nut M12 Hex ZP	1

## Hopper Bottom - 2" Flanged



ITEM NO.	PART NUMBER	DESCRIPTION	QTY.
1	GA4552240	Hopper Bottom Venturi Housing with 2" Flange MY14	1
2	GA5078137	Street elbow, 90 degree, 1" male x 1" female, Banjo	1
3	GA5077717	Hose barb, Elbow, 90 degree, 3/4" male thread x 3/4" hose, Banjo	1
4	GA5077723	Hose barb, Elbow, 90 degree, 1" male x 1" hose, Banjo	1
5	GA5018315	Valve, Ball, 20mm male & female thread, Black Butterfly handle	1
6	L057A	Venturi, 9mm outlet, Suit Induction Hopper	1
7	GA5077908	Ball valve, 2" Full port , 4 Bolt Flanged, short, Banjo	1
8	FC220	2" Full Port Worm Screw Clamp	1
9	GA5076615	Seal, EPDM, Suit 2" flange fitting, Banjo	1

## Chapter 9

---

### FOAM MARKER TANK

Not Fitted

---





## Chapter 10

---

TRANSCAL

Not Fitted

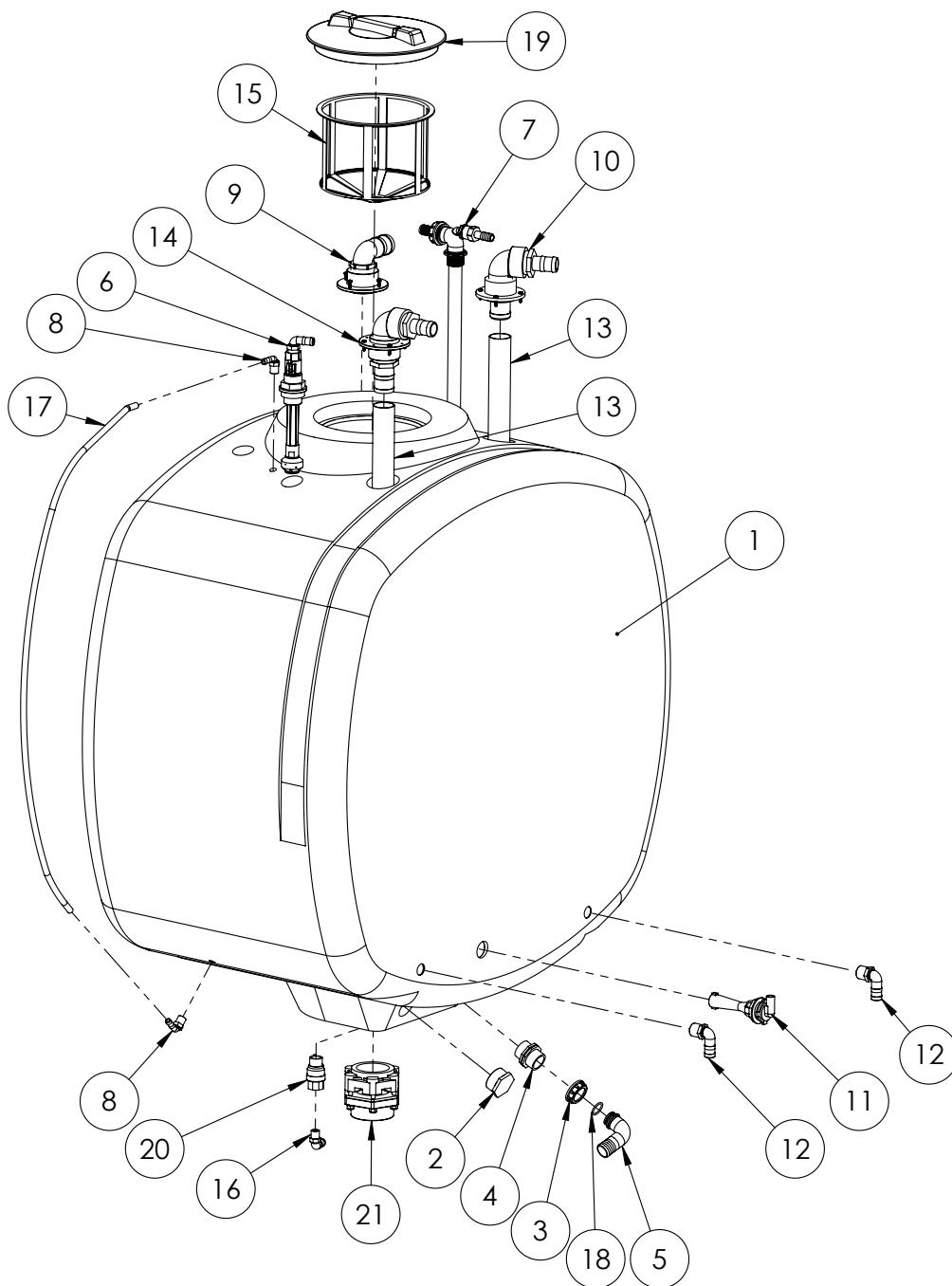
---



# Chapter II

## MAIN TANK

### Tank Assembly - Dual Product - 1250L



Continued over page

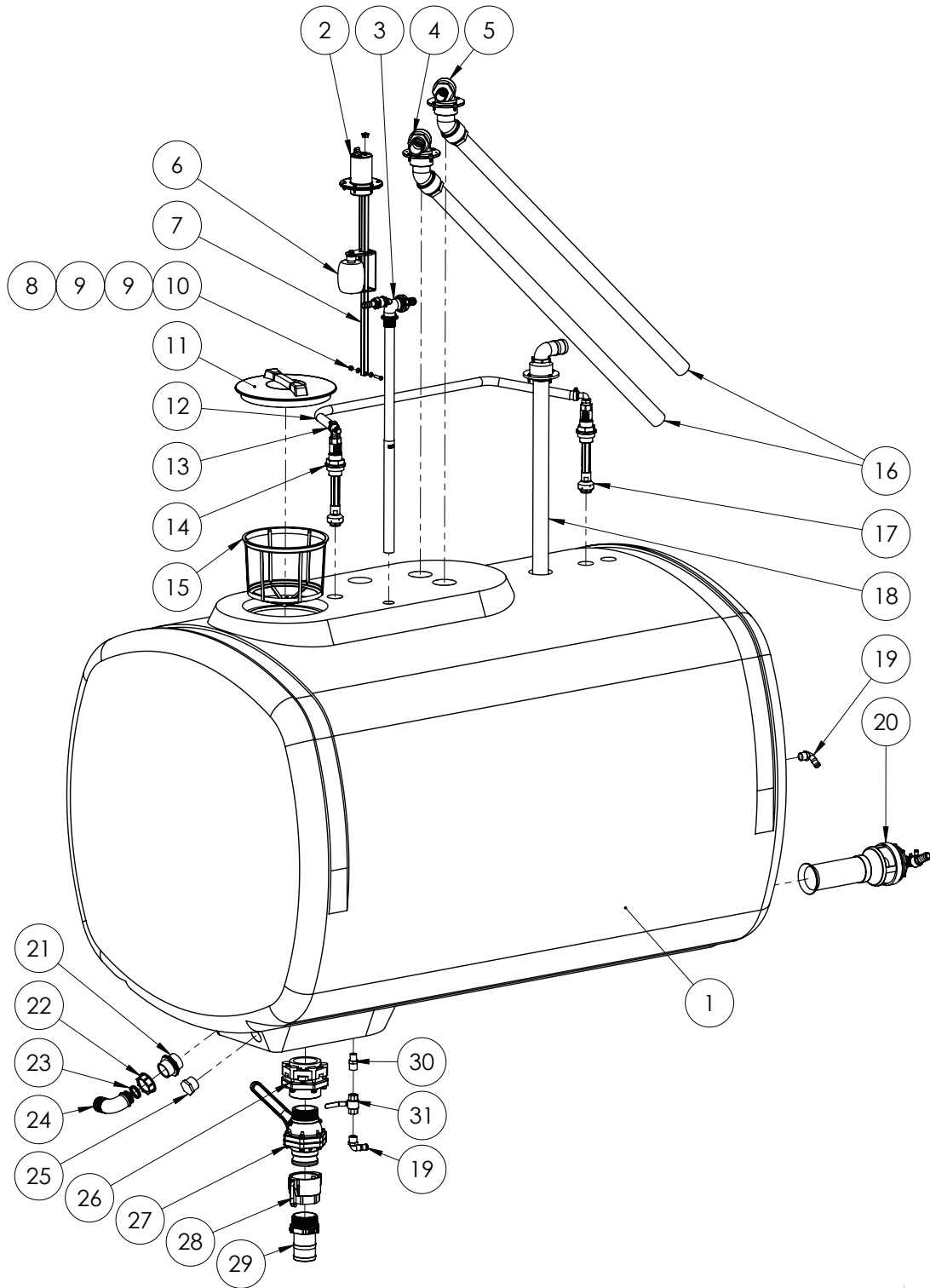
## Tank Assembly - Dual Product - I250L

ITEM NO.	PART NUMBER	DESCRIPTION	QTY.
1	GA5069940	Tank I250L Dual product SP 2011, bare	1
2	GA5077948	Plug, 2" male thread, Banjo	1
3	GA5076604	Fly nut, 1 1/2", Arag	1
4	2502060	Nipple, 1 1/2" male thread x 1 1/2" male thread, Arag	1
5	GA5076260	Hose barb, Elbow, 90 degree, 1 1/2" fly nut end x 40mm hose	1
6	*	Tank flushing nozzle elbow, Sub-assembly	1
7	*	Venturi filler, Sub-assembly	1
8	GA5077708	Hose barb, Elbow, 90 degree, 1/2" male thread x 1/2" hose, Banjo	2
9	*	Tank Overflow Outlet, Sub-assembly	1
10	*	Tank induction hopper inlet, Sub-assembly	1
11	GA5010405	Hydrojet agitator D004001	1
12	GA5077723	Hose barb, Elbow, 90 degree, 1" male x 1" hose, Banjo	2
13	GA2000228	Hose, PVC, 50mm, Black	2
14	*	Tank Inlet Flange, Tank Fill - Straight, Sub-assembly	1
15	GA5076714	Filter, Basket type, Diameter 305 x 245mm deep	1
16	GA5077704	Hose barb, Elbow, 90 degree, 1/2" male thread x 3/4" hose, Banjo	1
17	GA2000209	Hose, Clear, 12mm, Sight tube	1
18	GA5076063	O-ring, 34.52 x 3.53mm	1
19	GA5076880	Lid, Black, Without breather, Medium, Diameter 355mm, Arag	1
20	GA5020620	Valve, Ball, 12 mm, male female, Lever handle, SS	1
21	GA5077344	Bolted Flange, 3", Bottom Drain, Banjo	1

\* Sub-assembly on following pages

NOTE: Parts fitted to machine may vary to what is shown above dependant on options fitted.

## Tank Assembly - Dual Product - 3500L



Continued over page

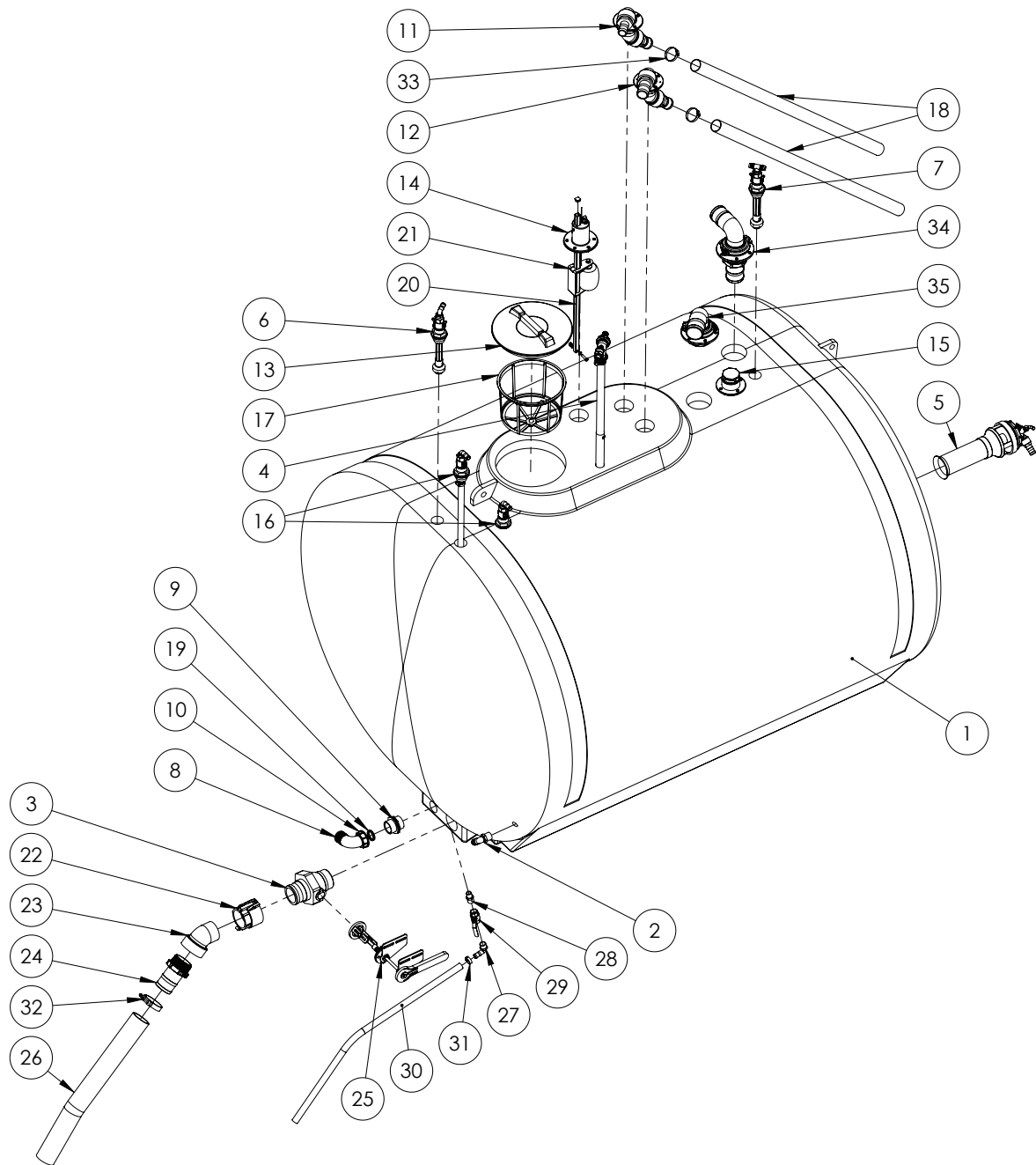
## Tank Assembly - Dual Product - 3500L

ITEM NO.	PART NUMBER	DESCRIPTION	QTY.
1	GA5018523	Tank 3500L short suit SP, Bare	1
2	*	Dry sight tube - Locating Cap Assembly	1
3	*	Venturi filler, Sub-assembly	1
4	*	Tank Inlet Flange, Tank Fill, 45 degree Elbow, Sub-assembly	1
5	*	Tank Inlet Flange, Hopper, 45 degree Elbow, Sub-assembly	1
6	*	Dry sight tube - Float Assembly	1
7	GA5046955	RHS	1
8	GA5051370	BHCS M8 x 35 SS GR8.8	1
9	GA5003643	Washer 8mm Flat SS HD	2
10	GA5004917	Nut M8 Nyloc ZP	1
11	GA5076880	Lid, Black, Without breather, Medium, Diameter 355 mm	1
12	GA2000216	Hose, Pressure, 20mm, Black 250psi	1
13	GA5001681	Hose Clamp, 1" SS (20-32/12W)	2
14	*	Tank rinsing nozzle tee, Sub-assembly	1
15	GA5076714	Filter, Basket type, Diameter 305 x 245mm deep	1
16	GA2000228	Hose, PVC, 50mm, Black	2
17	*	Tank Inlet Flange, Tank Fill, 45 degree Elbow, Sub-assembly	1
18	*	Outlet - Tank Overflow 2", Sub-assembly	1
19	GA5077717	Hose barb, Elbow, 90 degree, 3/4" male thread x 3/4" hose, Banjo	2
20	*	Super mix agitator, angled barb, Sub-assembly	1
21	GA5078410	Nipple, 2" male thread x 2" male thread, Arag	1
22	GA5076605	Fly nut, 2", ARAG	1
23	GA5076097	O-ring, 42.52 x 2.62mm	2
24	GA5076262	Hose barb, Elbow, 90 degree, 2" fly nut end x 52mm hose, Arag	1
25	GA5077947	Plug, 1 1/2" male thread, Banjo	1
26	GA5077344	Bolted Flange, 3", Bottom Drain, Banjo	1
27	GA5078204	3" NPT male x 3" male adaptor long handle	1
28	GA5076720	Cam lever, 3" female coupling x 3" female thread, NSPT thread	1
29	GA5077741	Hose barb, Straight, 3" male thread x 3" hose, Banjo	1
30	GA5078087	Reducing nipple, 3/4" male thread x 1/2" male thread, Banjo	1
31	GA5018313	Valve, Ball, 20mm, female, Lever handle, SS	1

\* Sub-assembly on following pages

NOTE: Parts fitted to machine may vary dependant on options fitted.

## Tank Assembly - 5200L



ITEM NO.	PART NUMBER	DESCRIPTION	QTY.
1	GA5069205	Tank, 5200L, Green, Bare	1
2	GA5077723	Hose barb, Elbow, 90 degree, 1" male x 1" hose	1
3	GA5078204	3" NPT Male x 3" Male Adaptor Long Handle	1
4	*	Venturi Filler, Sub-assembly	1
5	*	Super mix agitator, angled barb, Sub-assembly	1
6	*	Tank Rinsing Nozzle, Elbow - Assembly	1
7	*	Tank Rinsing Nozzle, Tee - Assembly	1
8	GA5076262	Hose barb, Elbow, 90 degree, 2" fly nut end x 52 mm hose, Arag	1

Continued over page



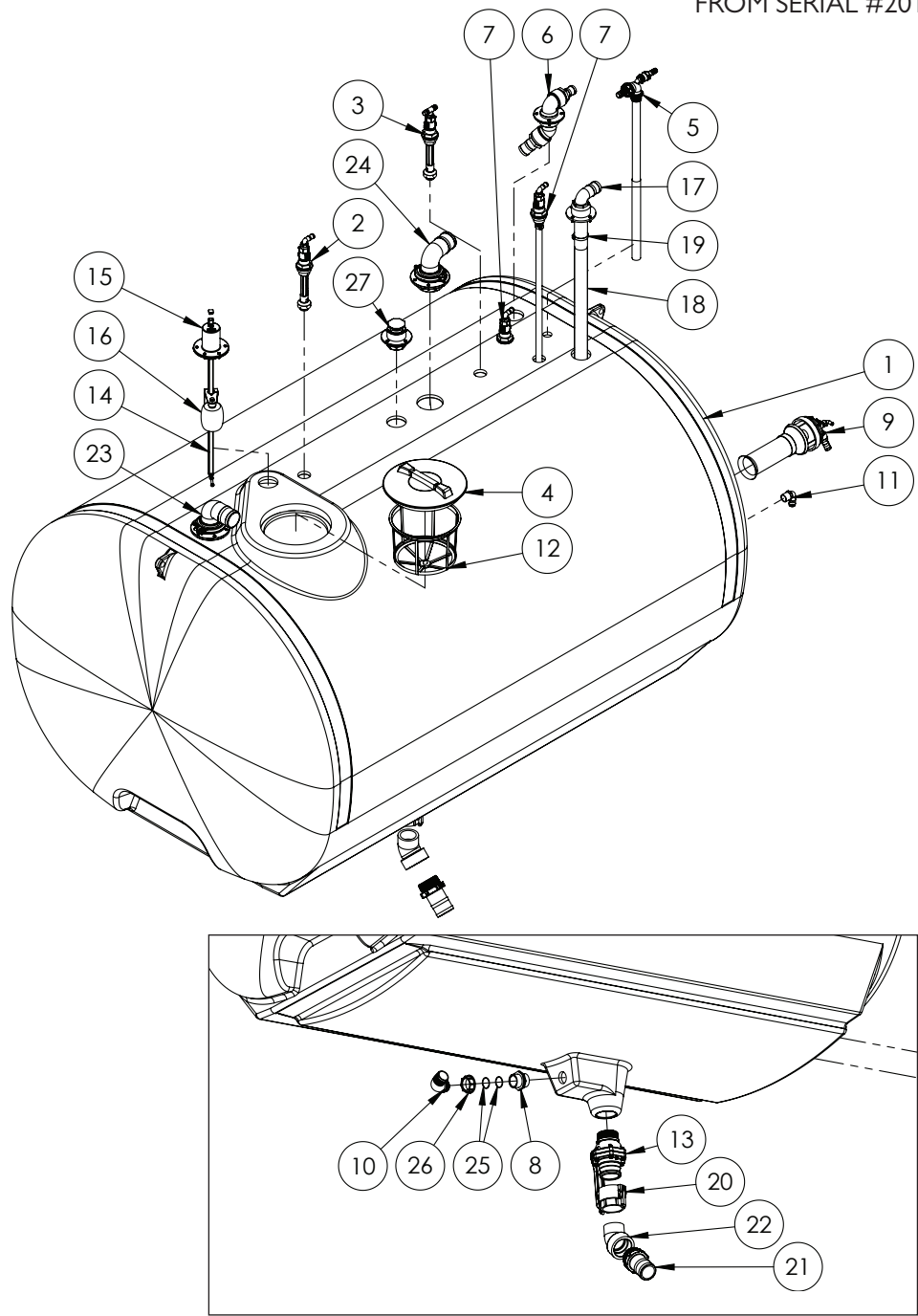
## Tank Assembly - 5200L

ITEM NO.	PART NUMBER	DESCRIPTION	QTY.
9	2502070	Nipple, 2" male thread x 2" male thread, Arag	1
10	GA5076605	Fly nut, 2", ARAG	1
11	*	Tank Inlet Flange, Hopper, 45 degree Elbow, Sub-assembly	1
12	*	Tank Inlet Flange, Tank Fill, 45 degree Elbow, Sub-assembly	1
13	GA5076880	Lid, Black, Without breather, Medium, Diameter 355mm, Arag	1
14	*	Dry sight tube - Locating Cap Assembly	1
15	*	Breather Valve Assembly	1
16	*	Inlet - Boom Recirculation, Sub-assembly	2
17	GA5076714	Filter, Basket type, Diameter 305 x 245mm deep	1
18	GA2000228	Hose, PVC, 50mm, Black - cut 1500 mm	2
19	GA5076097	O-ring D42.52 x 2.62mm	2
20	GA5046955	RHS, 19 x 19 x 1.6mm, SS - cut 2150 mm	1
21	*	Dry sight tube - Float Assembly	1
22	GA5076720	Cam lever, 3" female coupling x 3" female thread - NSPT thread	1
23	GA5078143	Street elbow, 45 degree, 3" male x 3" female	1
24	GA5077741	Hose barb, Straight, 3" male thread x 3" hose	1
25	*	Tank Drain Handle Assembly	1
26	GA2000228	Hose, PVC, 50mm, Black - Cut 770 long	1
27	GA5077717	Hose barb, Elbow, 90 degree, 3/4" male thread x 3/4" hose	1
28	GA5078087	Reducing nipple, 3/4" male thread x 1/2" male thread	1
29	GA5018313	Valve, Ball, 20mm, 3/4" female, Lever handle, Brass	1
30	GA2000216	Hose, Pressure, 20mm, Black 250psi - Cut 1140 Long	1
31	GA5000999	Hose Clamp, 3/4", SS (16-27/12W)	1
32	GA5054715	Clamp, T Bolt, 86-91mm, suits 75mm (3") Suction, TRIDON	1
33	GA5003325	Hose clamp, 2" SS, (40-60/12W)	2
34	*	Inlet - Tank Fill 3", Sub-assembly	1
35	*	Outlet - Tank Overflow 3", Sub-assembly	1

\* Sub-assembly on following pages

# Tank Assembly - 6000L

FROM SERIAL #201820 TO #201971



ITEM NO.	PART NUMBER	DESCRIPTION	QTY.
1	GA5070915	Tank, 6000L, Crop Cruiser, Bare	1
2	*	Tank Rinsing Nozzle, Elbow - Assembly	1
3	*	Tank Rinsing Nozzle, Tee - Assembly	1
4	GA5076880	Lid, Black, Without breather, Medium, Diameter 355, Arag	1
5	*	Venturi filler, Sub-assembly	1
6	*	Inlet - Tank Fill 2" - Angled, Sub-assembly	1

Continued over page

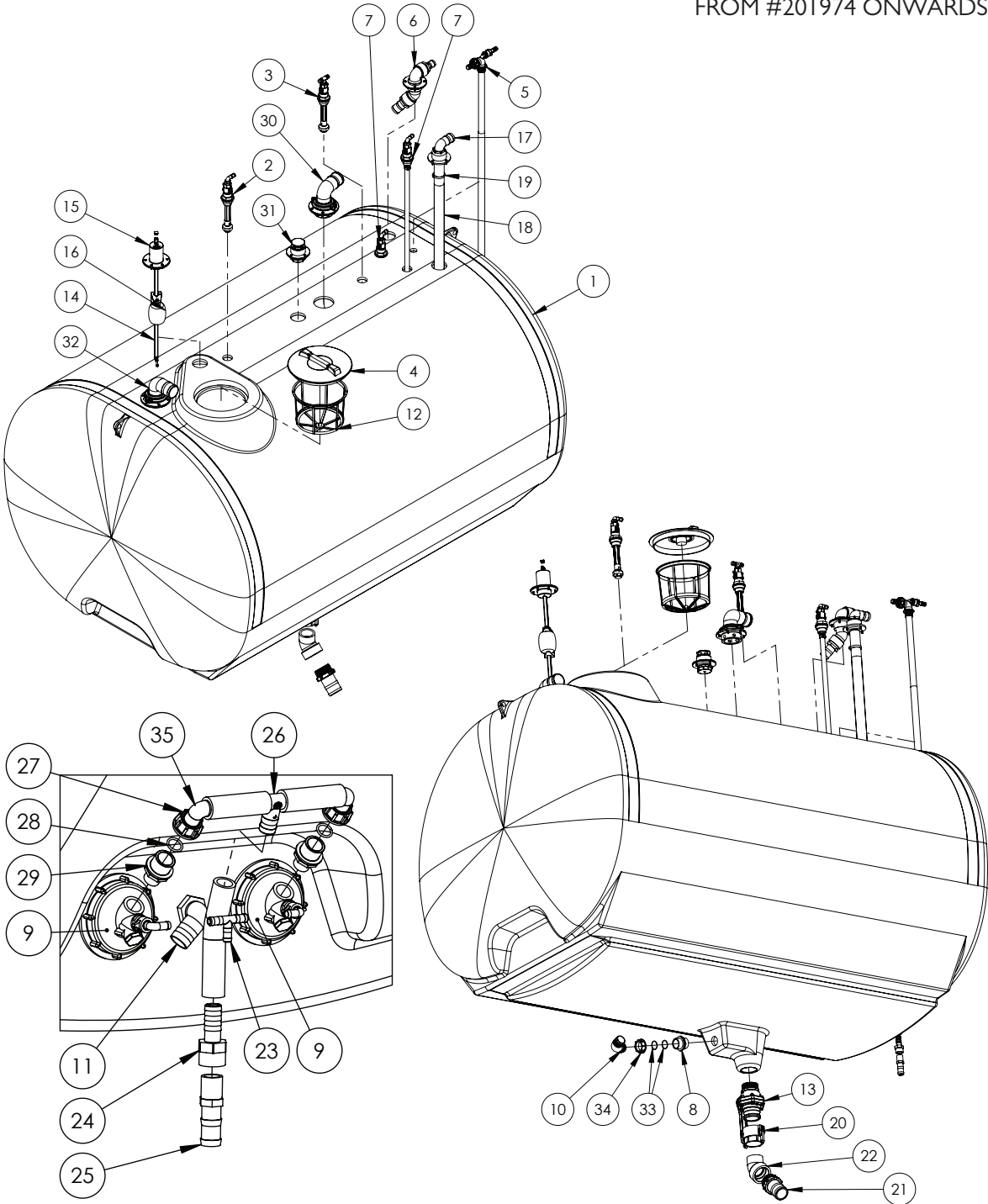
## Tank Assembly - 6000L

ITEM NO.	PART NUMBER	DESCRIPTION	QTY.
7	*	Inlet - Boom Recirculation, Sub-assembly	2
8	2502070	Nipple, 2" male thread x 2" male thread, Arag	1
9	*	Super mix agitator, angled barb, Sub-assembly	1
10	GA5076262	Hose barb, Elbow, 90 degree, 2" fly nut end x 52 mm hose, Arag	1
11	GA5077723	Hose barb, Elbow, 90 degree, 1" male x 1" hose	1
12	GA5076714	Filter, Basket type, Diameter 305 x 245mm deep	1
13	GA5078204	3" NPT Male x 3" Male Adaptor Long Handle	1
14	GA5046955	RHS, 19 x 19 x 1.6mm, SS - cut 2150mm	1
15	*	Dry sight tube - Locating Cap Assembly	1
16	*	Dry sight tube - Float Assembly	1
17	*	Inlet - Tank Fill 2" - Straight, Sub-assembly	1
18	GA2000228	Hose, PVC, 50mm, Black - cut 1550 mm	1
19	GA5003325	Hose Clamp 2" SS (40-60/12W)	1
20	GA5076720	Cam lever, 3" female coupling x 3" female thread, NSPT thread	1
21	GA5077741	Hose barb, Straight, 3" male thread x 3" hose	1
22	GA5078143	Street elbow, 45 degree, 3" male x 3" female	1
23	*	Inlet - Tank Fill 3", Sub-assembly	1
24	*	Outlet - Tank Overflow 3", Sub-assembly	1
25	GA5076097	O-ring D42.52 x 2.62 mm	2
26	GA5076605	Fly nut, 2", ARAG	1
27	*	Breather Valve Assembly	1

\* Sub-assembly on following pages

# Tank Assembly - 6000L

FROM #201974 ONWARDS



ITEM NO.	PART NUMBER	DESCRIPTION	QTY.
1	GA5070915	Tank, 6000L, Crop Cruiser, Bare	1
2	*	Tank Rinsing Nozzle, Elbow - Assembly	1
3	*	Tank Rinsing Nozzle, Tee - Assembly	1
4	GA5076880	Lid, Black, Without breather, Medium, Diameter 355, Arag	1
5	*	Venturi filler, Sub-assembly	1

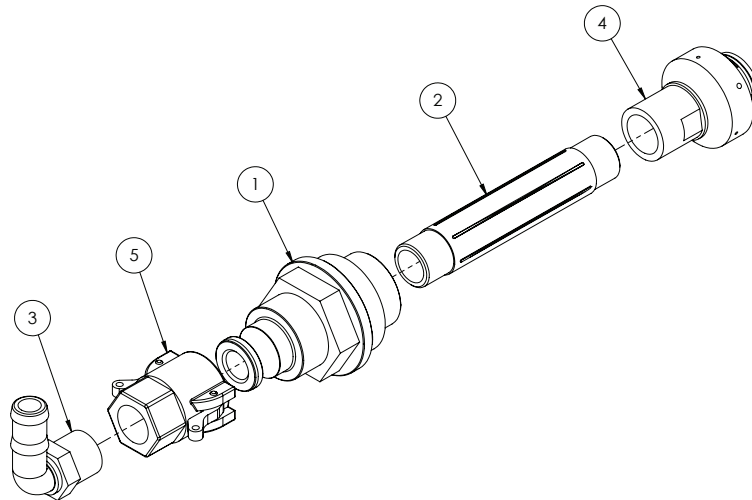
Continued over page

## Tank Assembly - 6000L

ITEM NO.	PART NUMBER	DESCRIPTION	QTY.
6	*	Inlet - Tank Fill 2" - Angled, Sub-assembly	1
7	*	Inlet - Boom Recirculation, Sub-assembly	2
8	GA5078410	Nipple, 2" male thread x 2" male thread, Arag	1
9	*	Super mix agitator, Sub-assembly	2
10	GA5076262	Hose barb, Elbow, 90 degree, 2" fly nut end x 52 mm hose, Arag	1
11	GA5077730	Hose barb, Elbow, 90 degree, 1 1/4" male thread x 1 1/4" hose	1
12	GA5076714	Filter, Basket type, Diameter 305 x 245mm deep	1
13	GA5078204	3" NPT Male x 3" Male Adaptor Long Handle	1
14	GA5046955	RHS, 19 x 19 x 1.6mm, SS - cut 2150mm	1
15	*	Dry sight tube - Locating Cap Assembly	1
16	*	Dry sight tube - Float Assembly	1
17	*	Inlet - Tank Fill 2" - Straight, Sub-assembly	1
18	GA2000228	Hose, PVC, 50mm, Black - cut 1550 mm	1
19	GA5003325	Hose Clamp 2" SS (40-60/12W)	1
20	GA5076720	Cam lever, 3" female coupling x 3" female thread, NSPT thread	1
21	GA5077741	Hose barb, Straight, 3" male thread x 3" hose	1
22	GA5078143	Street elbow, 45 degree, 3" male x 3" female	1
23	GA5077751	Tee, Hose barb, 1/2"	1
24	GA5077747	Hose barb, Straight, 1 female thread x 1 hose	1
25	GA5077722	Hose barb, Straight, 1 male thread x 1 1/4 hose	1
26	GA5077755	Hose barb, Tee, 1 hose	1
27	GA5076602	Fly nut, 1"	2
28	GA5077675	O ring, 20.24 x 2.62, EPDM, G10041	2
29	GA5078324	Reduction M-M 1-3/4"	2
30	*	Outlet - Tank Overflow 3", Sub-assembly	1
31	*	Breather Valve Assembly	1
32	*	Inlet - Tank Fill 3", Sub-assembly	1
33	GA5076097	O ring, 42.52 x 2.62 mm	2
34	GA5076605	Fly nut, 2"	1
35	GA5078296	Elbow D.25 for fly-nut 1"	2

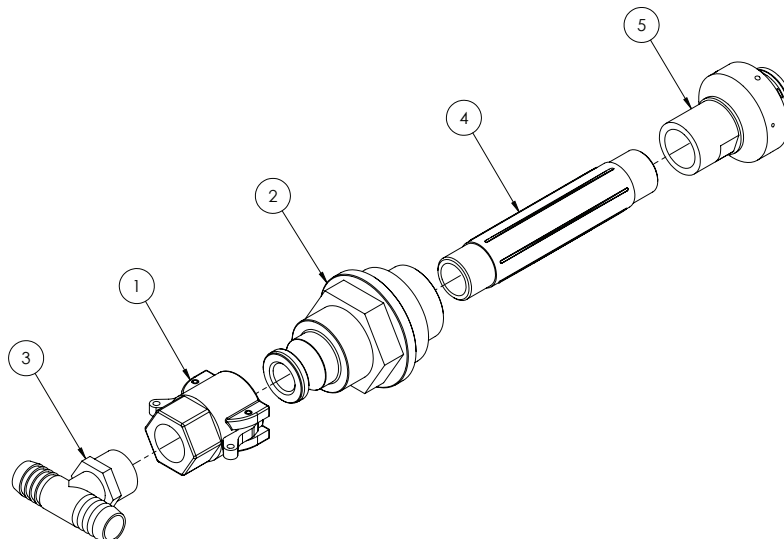
\* Sub-assembly on following pages

## Tank Rinsing Nozzle, Elbow - Assembly



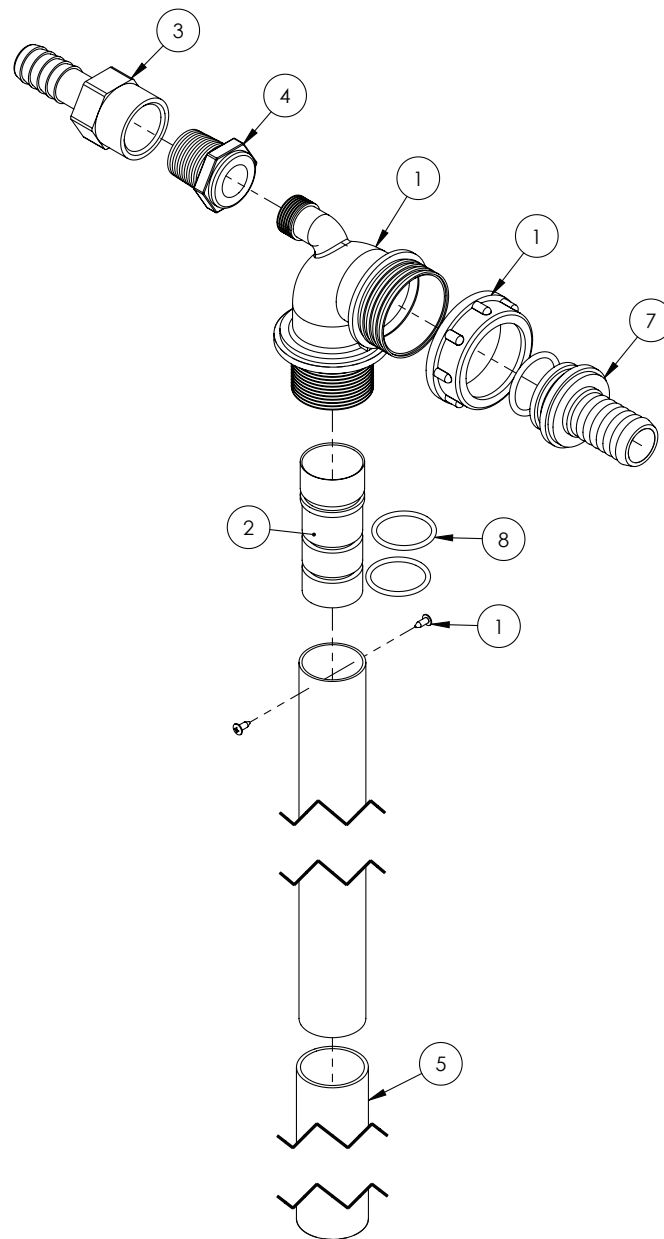
ITEM NO.	PART NUMBER	DESCRIPTION	QTY.
-	GA4901285-1	Tank rinsing nozzle, Elbow, Complete	-
1	GA4572015	Tank rinse adaptor with cam lock	1
2	GA5077912	Nipple, 6" long, 3/4" male thread, Banjo	1
3	GA5077717	Hose barb, Elbow, 90 degree, 3/4" male thread x 3/4" hose, Banjo	1
4	GA5077336	Nozzle, Tank rinsing, 3/4" BSPT female inlet, Teejet	1
5	GA5077132	Cam lever, 3/4" female coupling x 3/4" hose barb, Banjo	1

## Tank Rinsing Nozzle, Tee - Assembly



ITEM NO.	PART NUMBER	DESCRIPTION	QTY.
-	GA4901285-2	Tank rinsing nozzle, Tee, Complete	-
1	GA5077132	Cam lever, 3/4" female coupling x 3/4" hose barb, Banjo	1
2	GA4572015	Tank rinse adaptor with cam lock	1
3	GA3500431	Hose barb, Tee, 3/4" hose barb x 3/4" hose barb x 3/4" male thread	1
4	GA5077912	Nipple, 6" long, 3/4" male thread, Banjo	1
5	GA5077336	Nozzle, Tank rinsing, 3/4" BSPT female inlet, Teejet	1

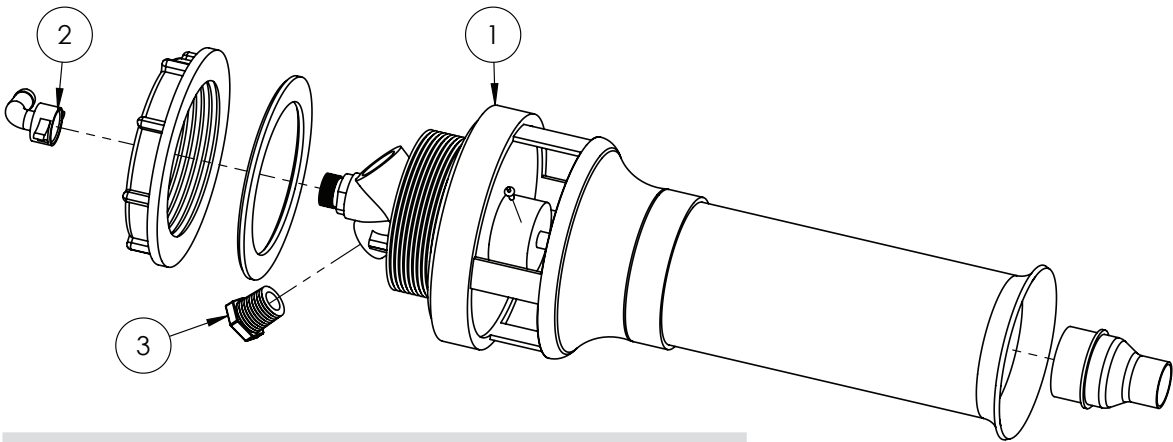
## Venturi Filler



ITEM NO.	PART NUMBER	DESCRIPTION	QTY.
-	GA4903086	Venturi filler - Complete assembly	-
-	GA5007235	Hose clamp, Cobra type, 1 1/2"	1
1	GA5077035	Venturi, Top of tank, 32mm OD outlet	1
2	MACH0022	Jet for Arag venturi	1
3	GA5077743	Hose barb female 3/4"	1
4	GA5078010	Poly Pipe Reducer Bush 3/4" x 1/2"	1
5	GA5050205	Hose Lay flat Blue, 32mm - Cut 405mm long	1
6	GA5077679	O-ring 30 x 3mm	1
7	GA5076036	Hose barb, Straight, 1 1/2" fly nut end x 1" hose barb	1
8	GA5049125	O-ring, 23.4 x 3.53mm, BS213	2

NOTE: Not all parts supplied with kit 500232 are used in this assembly.

# Supermix Agitator

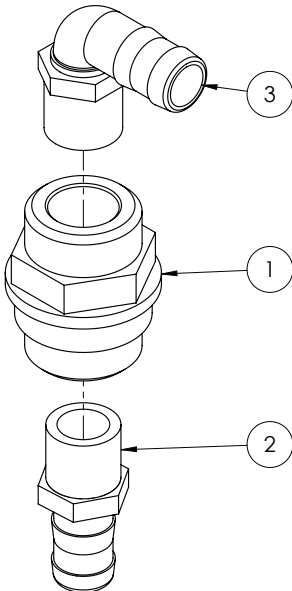


GA4908705 Super Mix Agitator Assembly, with Fittings, No Bypass

ITEM NO.	PART NUMBER	DESCRIPTION	QTY.
1	GA5077038	Agitator, Super mix, 3mm jet, Arag	1
2	GA5075657	Hose barb, Elbow, 90 degree, 13mm hose, including 1/2" fly nut and seal, Brass, Arag	1
3	GA5077943	Plug, 1/2" male thread, Banjo	1

NOTE: Sikaflex 227 used when installing supermix agitator.

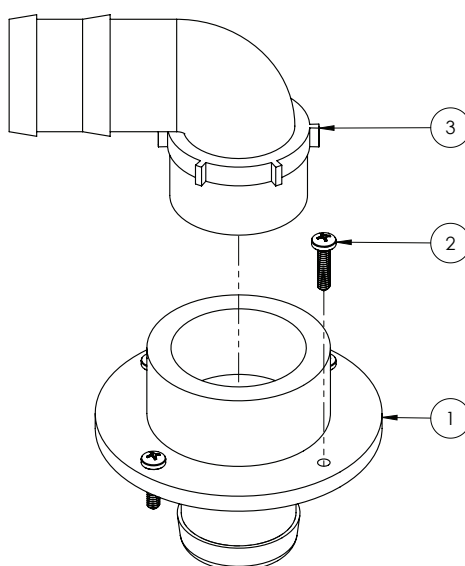
# Inlet - Tank Fill 1" - Chemical Pump



ITEM NO.	PART NUMBER	DESCRIPTION	QTY.
1	GA4572395	Main tank line return fitting 1"	1
2	GA5077718	Hose barb, Straight, 1" male thread x 1" hose	1
3	GA5077723	Hose barb, Elbow, 90 degree, 1" male x 1" hose	1

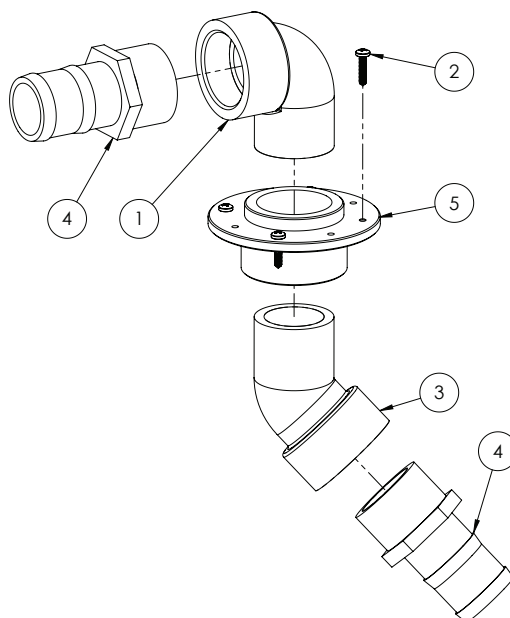


## Inlet - Tank Fill 2" - Straight



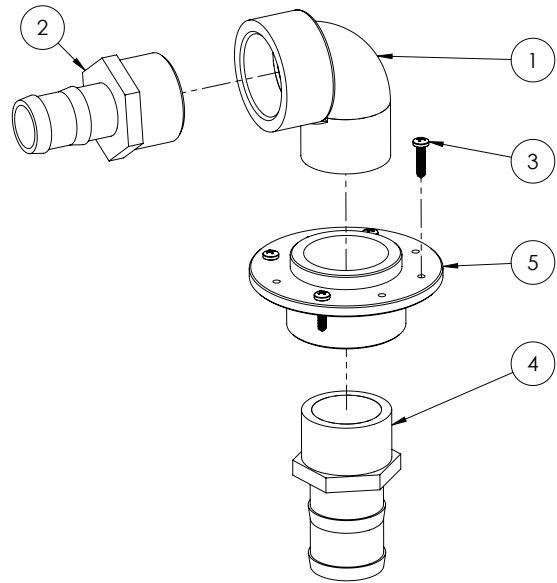
ITEM NO.	PART NUMBER	DESCRIPTION	QTY.
1	GA5077740	Hose barb, Elbow, 90 degree, 2" male thread x 2" hose	1
2	GA5000527	Screw, Pan head, 12G x 25mm, SS	4
3	L026A	Barb to suit tank fill top	1

## Inlet - Tank Fill 2" - Angled



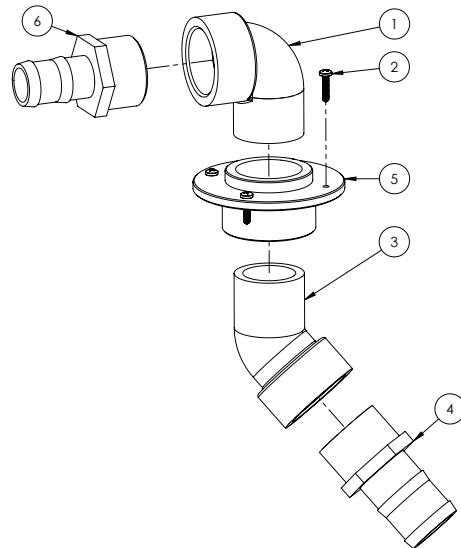
ITEM NO.	PART NUMBER	DESCRIPTION	QTY.
1	GA5078142	Street elbow, 90 degree, 2" male thread x 2" female thread, Banjo	1
2	GA5000527	Screw, Pan head, 12G x 25mm, SS	4
3	GA5078141	Street elbow, 45 degree, 2" male thread x 2" female thread, Banjo	1
4	GA5077737	Hose barb, Straight, 2" male thread x 2" hose, Banjo	2
5	GA4583370	Threaded Tank Flange 2"	1

# Inlet - Hopper Fill 2" - Straight



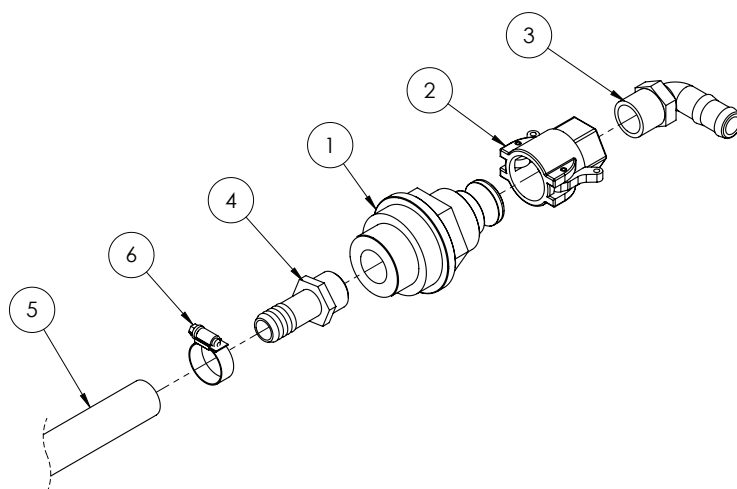
ITEM NO.	PART NUMBER	DESCRIPTION	QTY.
1	GA5078142	Street elbow, 90 degree, 2" male thread x 2" female thread, Banjo	1
2	GA5077739	Hose barb, Straight, 2" male thread x 1 1/2" hose, Banjo	1
3	GA5000527	Screw, Pan head, 12G x 25mm, SS	4
4	GA5077737	Hose barb, Straight, 2" male thread x 2" hose, Banjo	1
5	GA4583370	Threaded Tank Flange 2"	1

# Inlet - Hopper Tank 2" - Angled



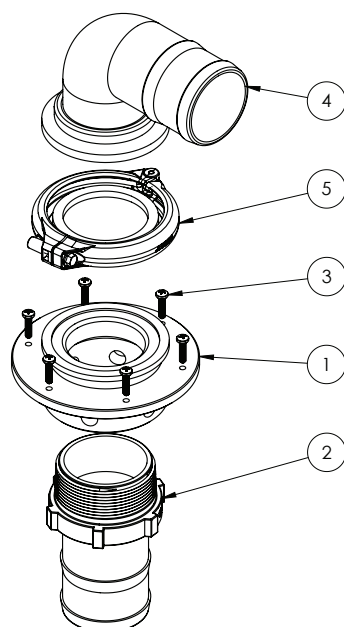
ITEM NO.	PART NUMBER	DESCRIPTION	QTY.
1	GA5078142	Street elbow, 90 degree, 2" male thread x 2" female thread, Banjo	1
2	GA5077739	Hose barb, Straight, 2" male thread x 1 1/2" hose, Banjo	1
3	GA5000527	Screw, Pan head, 12G x 25mm, SS	4
4	GA5078141	Street elbow, 45 degree, 2" male thread x 2" female thread, Banjo	1
5	GA5077737	Hose barb, Straight, 2" male thread x 2" hose, Banjo	1
6	GA4583370	Threaded Tank Flange 2"	1

## Inlet - Boom Recirculation (RapidFlow only)



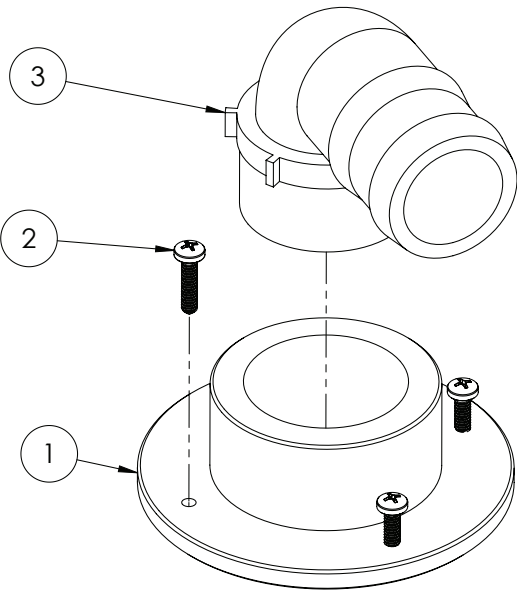
ITEM NO.	PART NUMBER	DESCRIPTION	QTY.
1	GA4572015	Tank rinse adaptor with cam lock	1
2	GA5077132	Cam lever, 3/4" female coupling x 3/4" hose barb, Banjo	1
3	GA5077717	Hose barb, Elbow, 90 degree, 3/4" male thread x 3/4" hose, Banjo	1
4	GA5077709	Hose barb, Straight, 3/4" male thread x 3/4" hose, Banjo	1
5	GA2000216	Hose, Pressure, 20mm, Black 250psi (cut 1300 mm)	1
6	GA5000999	Hose Clamp, 3/4", SS (16-27/12W)	1

## Inlet - Tank Fill 3"



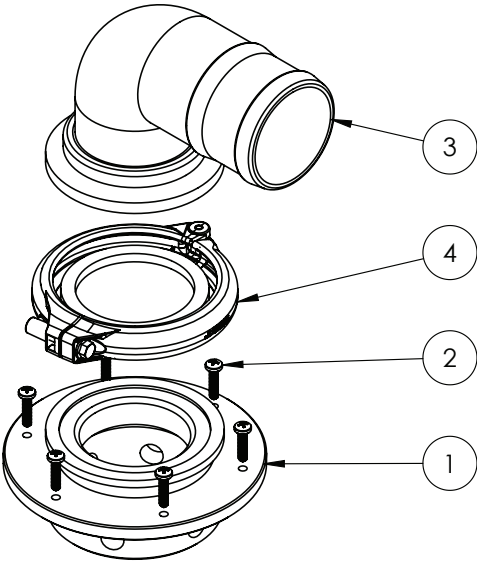
ITEM NO.	PART NUMBER	DESCRIPTION	QTY.
1	GA4550590	Tank Top Inlet Fitting, 3" Flange and 3" NPT Female Thread	1
2	GA5077741	Hose barb, Straight, 3" male thread x 3" hose	1
3	GA5000527	Screw, Pan head, 12G x 25mm, SS	6
4	GA5077875	Hose barb, Elbow, 90 degree, 3" flange x 3" hose	1
5	GA2000116	Flange Clamp, and Gasket, 3"	1

# Outlet - Tank Overflow 2"



ITEM NO.	PART NUMBER	DESCRIPTION	QTY.
1	GA4583370	Threaded Tank Flange 2"	1
2	GA5000527	Screw, Pan head, 12G x 25mm, SS	1
3	GA5077740	Hose barb, Elbow, 90 degree, 2" male thread x 2" hose, Banjo	1

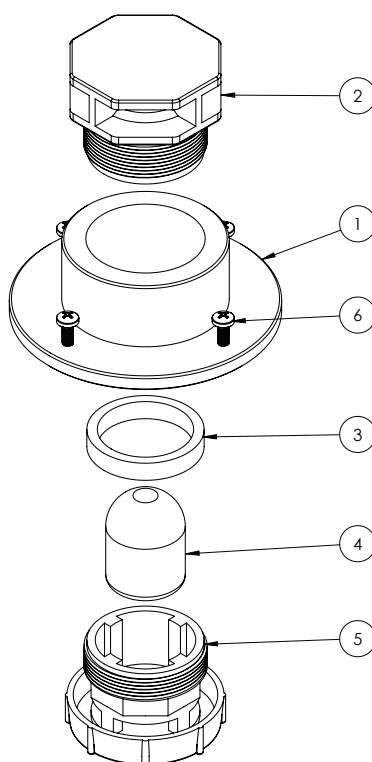
# Outlet - Tank Overflow 3"



ITEM NO.	PART NUMBER	DESCRIPTION	QTY.
1	GA4550590	Tank Top Inlet Fitting, 3" Flange and 3" NPT Female Thread	1
2	GA5000527	Screw, Pan head, 12G x 25mm, SS	6
3	GA5077875	Hose barb, Elbow, 90 degree, 3" flange x 3" hose	1
4	GA2000116	Flange Clamp, and Gasket, 3"	1

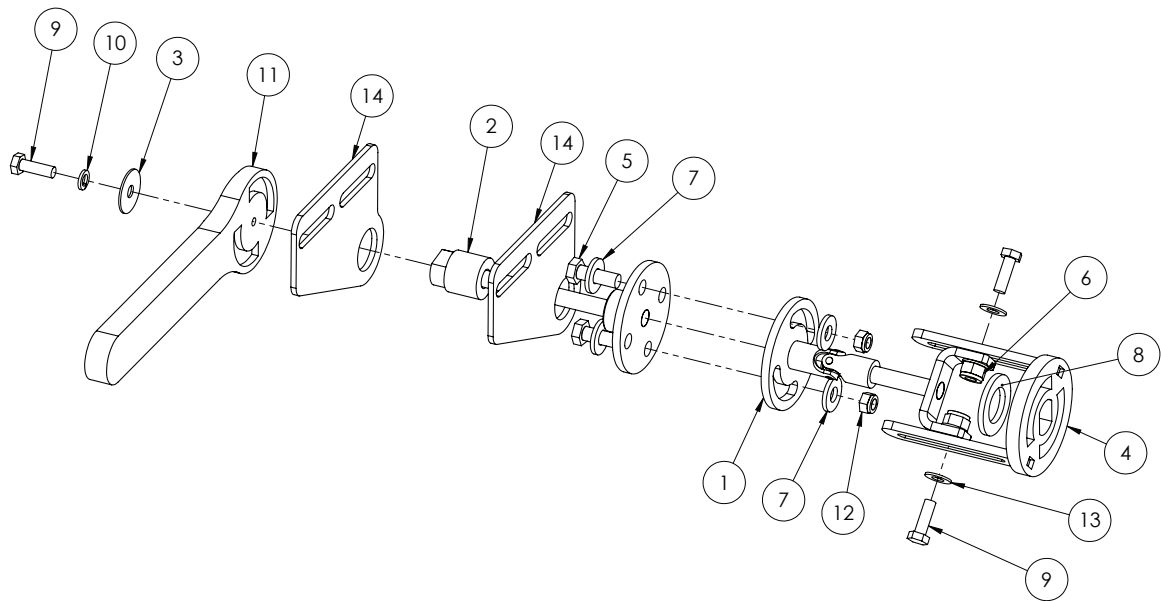
## Breather Valve Assembly

---



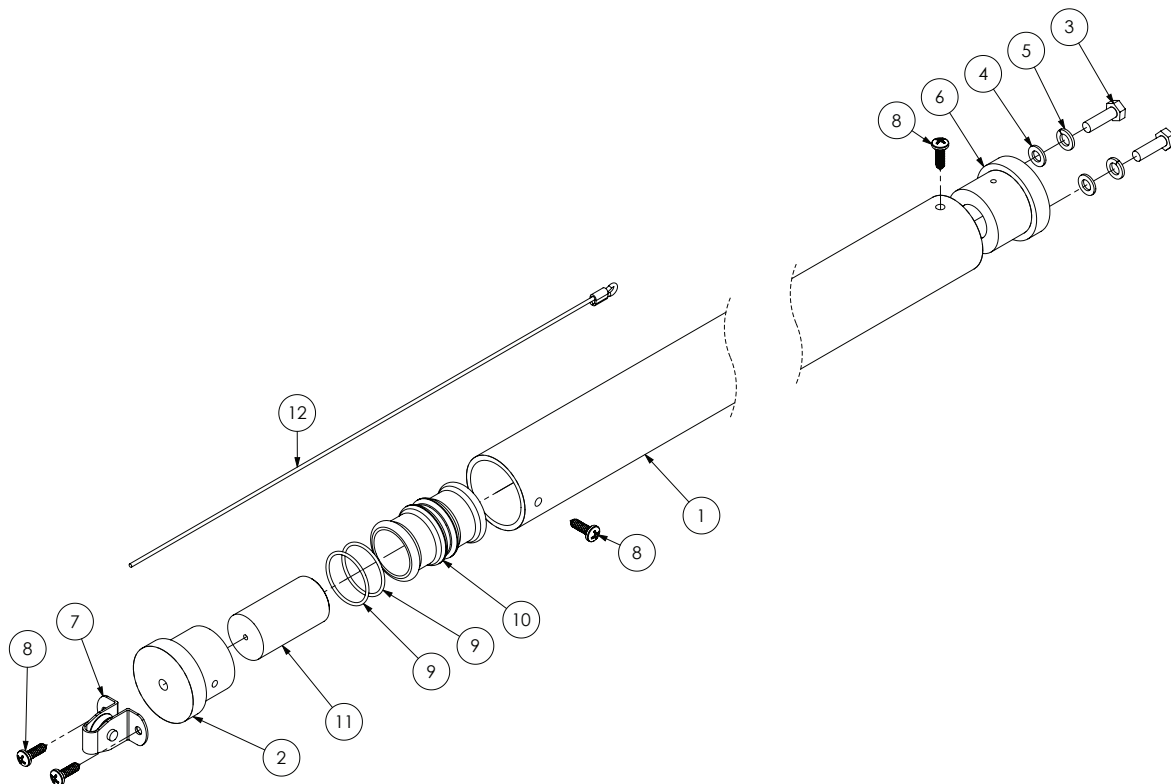
ITEM NO.	PART NUMBER	DESCRIPTION	QTY.
1	GA4583370	Threaded Tank Flange 2"	1
2	GA5000527	Screw, Pan head, 12G x 25mm, SS	1
3	GA4551975	Spacer, 56mm OD, 5mm wall, 10mm Uniboard Poly	1
4,5,6	GA5077046	Valve, Breather, Single Floating Ball	1

## Tank Drain Handle - 5200L



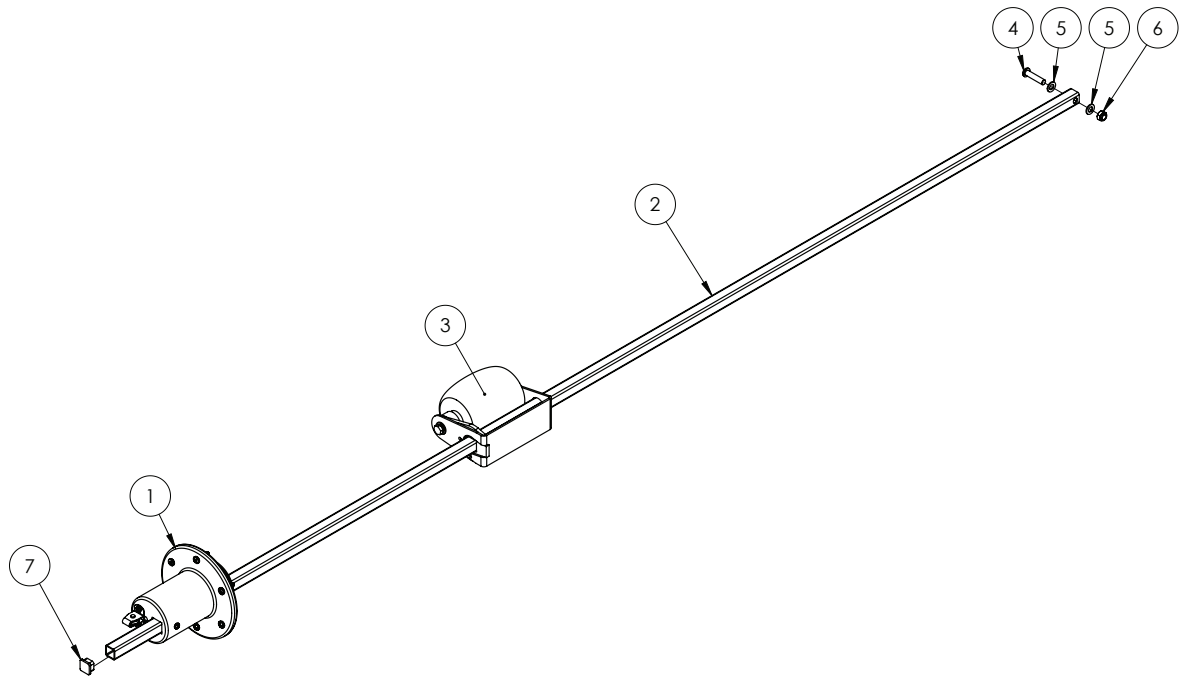
ITEM NO.	PART NUMBER	DESCRIPTION	QTY.
1	GA4658910	Drive coupling, Tank drain inner	1
2	GA4658905	Drive coupling, Tap tank drain outer	1
3	GA5003645	Washer, 5/16" ID x 1 1/4" OD, Flat SS	1
4	GA4653656	Drive flange, suit Sump ball valve	1
5	GA5065455	Bolt M10 x 30 ZP GR8.8	2
6	GA5000141	Nut M10 Nyloc ZP	2
7	GA5000117	Washer 10mm Flat SS HD	4
8	GA5001893	Washer 1" x 1 7/8" x 14G	1
9	GA5004711	Bolt M8 x 25 ZP GR8.8	3
10	GA5004919	Washer 8mm Spring SS	1
11	GA5078195	Valve Handle, for 2-3 & 4 FP	1
12	GA5004917	Nut M8 Nyloc ZP	2
13	GA5003643	Washer 8mm Flat SS HD	4
14	GA4504245	Plate, side/chassis Tank drain	2

## Dry Sight Tube - Cap & Tube Assembly



ITEM NO.	PART NUMBER	DESCRIPTION	QTY.
-	GA5065075	Decal, Dry sight tube, 6000L, Crop Cruiser	-
1	GA5002979	Sight tube, Clear, 38 ID x 44 OD x 2000 mm long, Polycarbonate	1
2	MACH0306	Remote sight tube end cap (Blk Poly)	1
3	GA5004065	Bolt M6 x 20 ZP GR8.8	2
4	GA5004437	Washer 6mm Flat SS	2
5	GA5004447	M6 Spring washer SS	2
6	MACH0316	Tube End Cap with Light Attachment	1
7	GA5015221	Pulley, Upright, 19 mm, Suit sight tube cable roller	1
8	GA5014817	Screw 10G x 5/8" Pan Head SS	4
9	GA5012529	O-ring, 34.65 x 1.78 mm, BS024	2
10	MACH0307	Remote sight tube level indicator	1
11	MACH0317	Level Indicator Insert	1
12	GA4902149	Cable, Pre assembly, 5m - Includes cable and ferrules	-
	GA5017873	Cable, Wire rope, 1.6 mm, 7x19 core, 316 SS, suit sight tube - Cut to 5 metres	1
	GA5008643	Ferrule, Hand swage, Nickle plated copper, suits GA5017873 cable	2

## Dry Sight Tube - Float & Guide

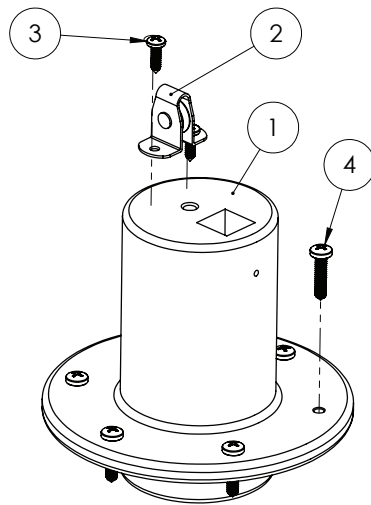


ITEM NO.	PART NUMBER	DESCRIPTION	QTY.
1	*	Dry Sight Tube - Locating Cap Assembly	1
2	GA5046955	19 x 19 x 1.6mm SS RHS - cut 2150 mm	1
3	*	Dry Sight Tube - Float Assembly	1
4	GA5051370	BHCS M8 x 35mm SS	1
5	GA5003643	Washer 8mm SS HD	2
6	GA5052590	Nut M8 Nyloc SS	1
7	GA5001101	Square tube Insert 19 x 19mm, Black	1

\* Sub-assembly on following pages

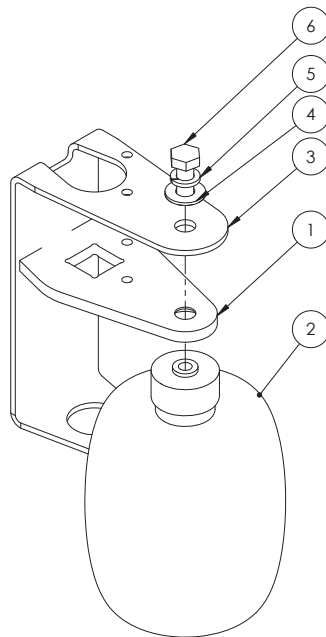


## Dry Sight Tube - Locating Cap Assembly



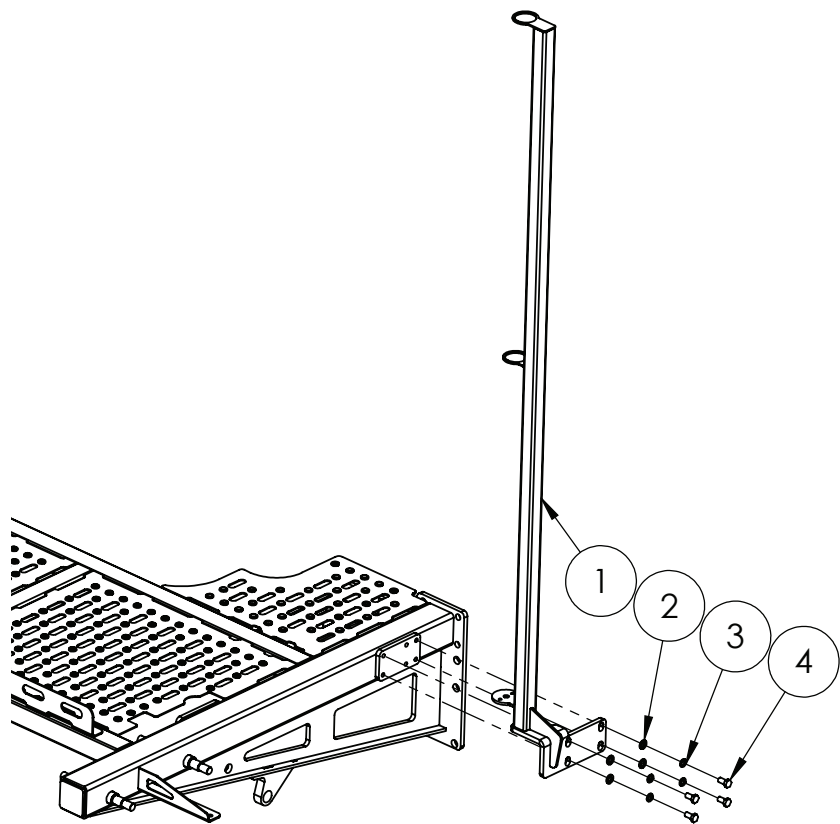
ITEM NO.	PART NUMBER	DESCRIPTION	QTY.
1	MACH0308	Float tube locating cap (Blk Poly)	1
2	GA5015221	Pulley, Upright, 19mm	1
3	GA5014817	Screw 10G x 5/8" Pan Head SS	2
4	GA5000527	Screw, Pan head, 12G x 25mm, SS	6

## Dry Sight Tube - Float Assembly



ITEM NO.	PART NUMBER	DESCRIPTION	QTY.
1	GA5072660	Float Plate Dry Sight Tube	1
2	GA5072665	Ball Float 4" Plastic 5/16" Whitworth Threads	1
3	GA4401610	Plate, Float, Dry Sight Tube	1
4	GA5003643	Washer 8mm Flat SS HD	1
5	GA5004919	Washer 8mm Spring SS	1
6	GA5048485	Set Screw, 5/16" x 3/4" BSW, SS GR8	1

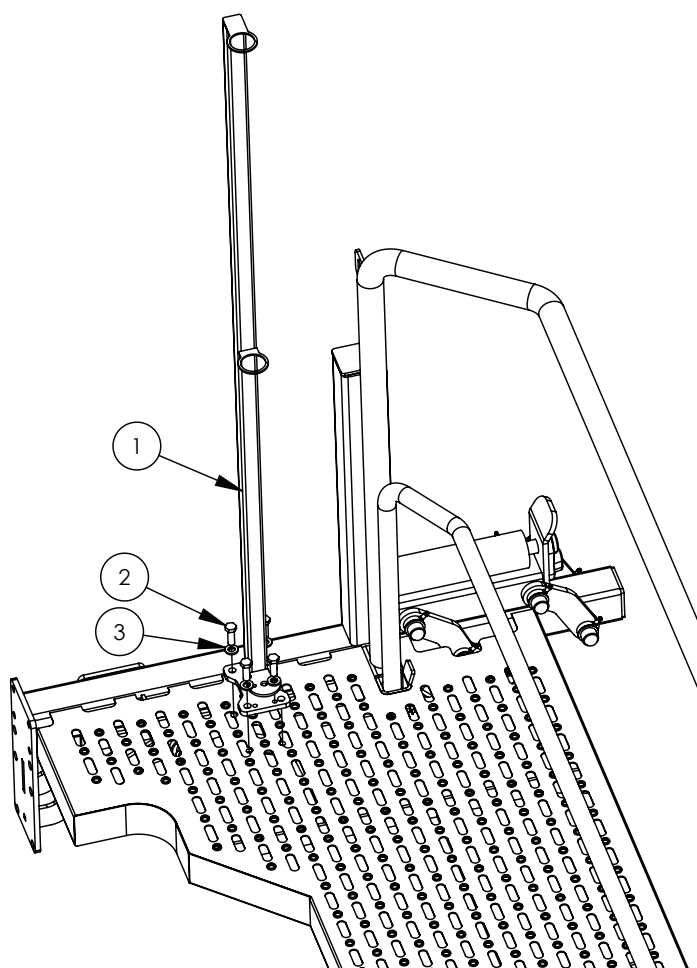
# Dry Sight Tube - Mount - G4.7 & G5



ITEM NO.	PART NUMBER	DESCRIPTION	QTY.
1	GA4658871	Dry Sight Tube Mount 5200L and Dual product	1
2	GA5000117	Washer 10mm Flat SS HD	4
3	GA5000137	Washer 10mm Spring SS	4
4	GA5006113	Bolt M10 x 20 ZP GR8.8	4

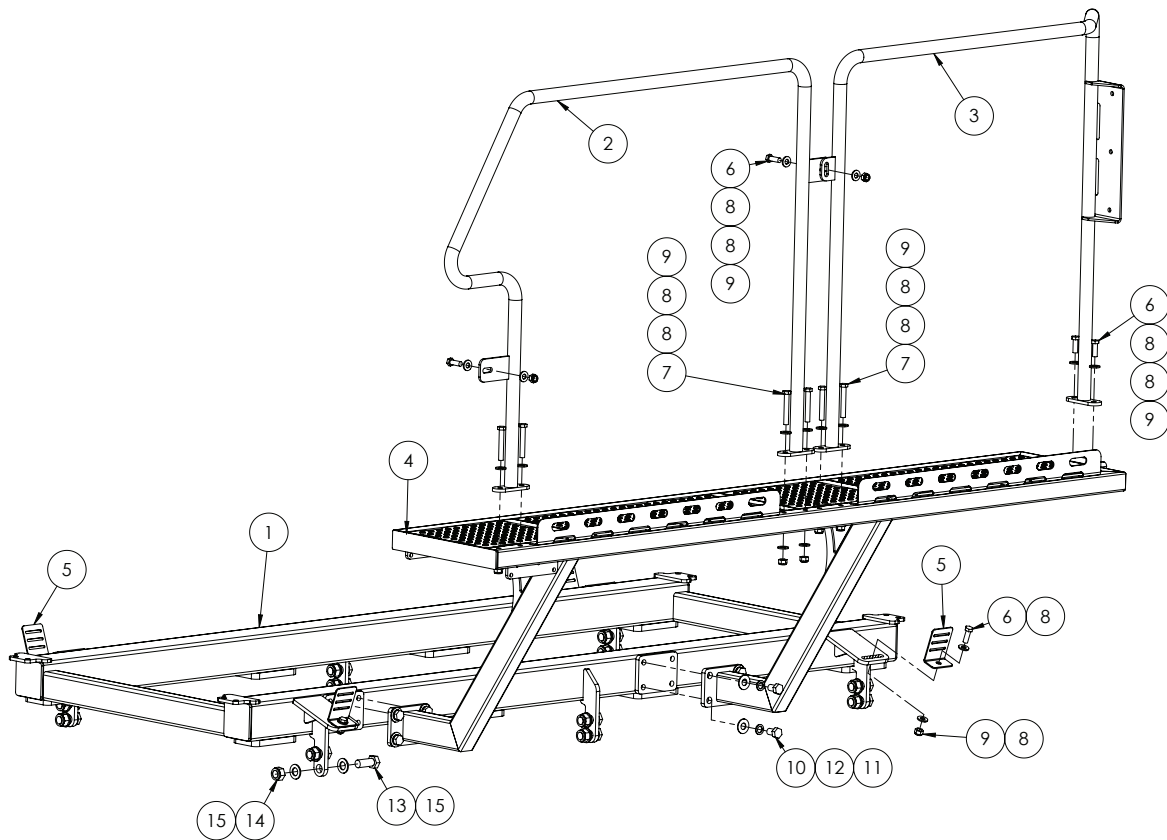
## Dry Sight Tube - Mount - G6

---



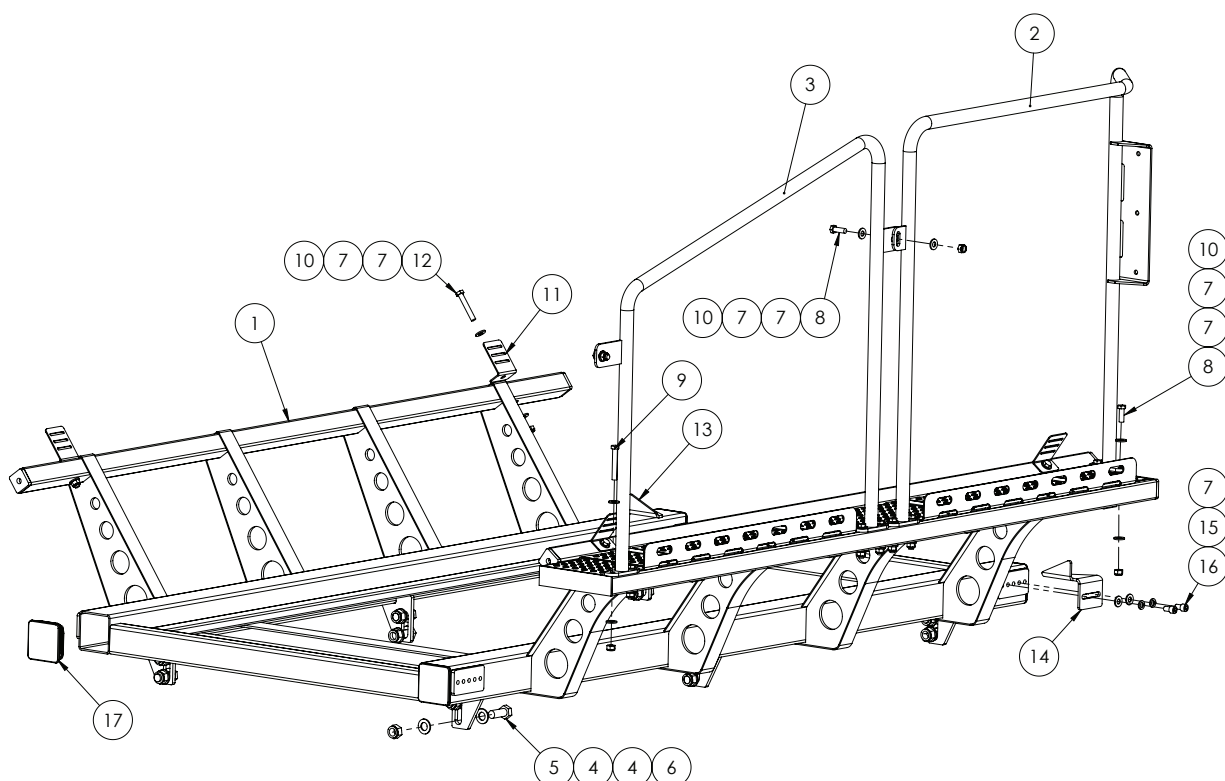
ITEM NO.	PART NUMBER	DESCRIPTION	QTY.
1	GA4659830	Dry Sight Tube Mount 6000L	1
2	GA5000311	Set screw, M12 x 35, ZP GR 8.8	4
3	GA5000577	Washer 12mm Flat SS HD	4

## Tank Cradle - 3500L Tank / Dual Product



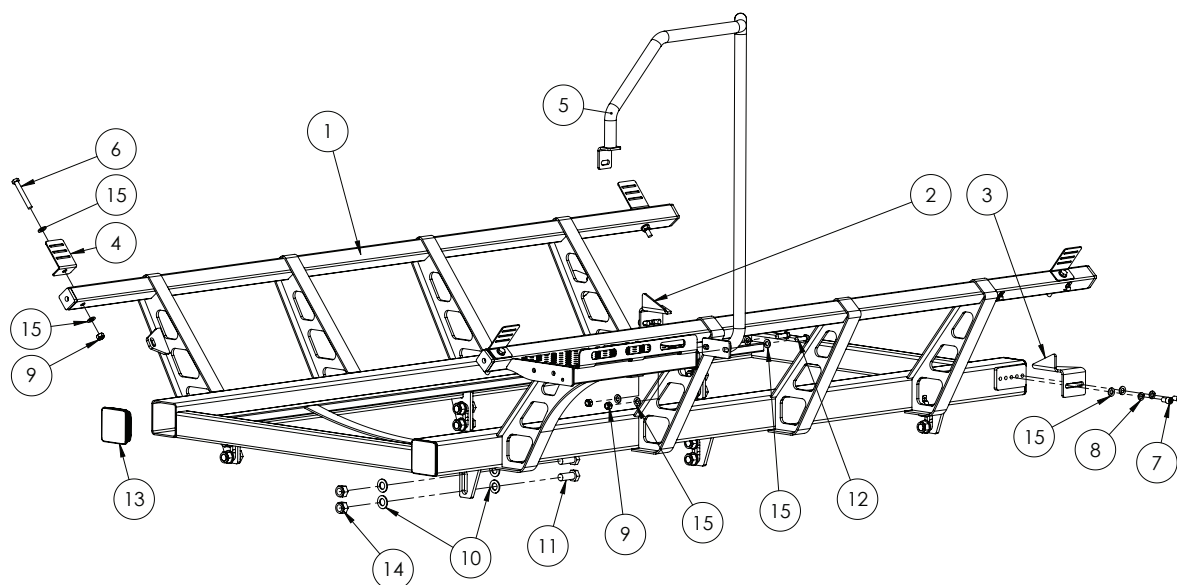
ITEM NO.	PART NUMBER	DESCRIPTION	QTY.
-	GA5003859	50mm Tank Strap - Cut 4900mm long - 1250L Tank	1
-	GA5003859	50mm Tank Strap - Cut 4900mm long - 3500L Tank	2
-	GA4522510	Front tank stop LHS	1
-	GA4522515	Front tank stop RHS	1
1	GA4658930	Tank Cradle 3500L SP	1
	GA4658920	Tank Cradle, to suit Dual Product	1
2	GA4658781	Handrail, Rear platform, Suit 3500L & dual product Crop Cruiser	1
3	GA4658775	Handrail, rear platform with return	1
4	GA4658925	Access Platform	1
5	F70127A	Bracket, Tank strap, 50mm	4
6	GA5000311	Set screw, M12 x 35, ZP GR 8.8	8
7	GA5000355	Bolt M12 x 80 ZP GR8.8	6
8	GA5000577	Washer 12mm Flat SS HD	28
9	GA5012461	Nut M12 Nyloc ZP	14
10	GA5000903	Bolt M16 x 25 ZP GR8.8	8
11	GA5001043	Washer 16mm Flat SS HD	8
12	GA5001051	Washer 16mm Spring SS	8
13	GA5011321	Set Screw M20 x 50 Course ZP GR8.8	12
14	GA5048125	Nut M20 Nyloc Coarse ZP	12
15	GA5001741	Washer 20mm Flat SS HD	24

## Tank Cradle - 5200 Litre Tank



ITEM NO.	PART NUMBER	DESCRIPTION	QTY.
-	GA5003859	50mm Tank Strap - Cut 4000mm long	2
1	GA4658760	Tank Cradle, 5200 SP with Platform	1
2	GA4658775	Handrail, rear platform with return	1
3	GA4658780	Handrail, Rear Platform Angled	1
4	GA5001741	Washer 20mm Flat SS HD	24
5	GA5011321	Set Screw M20 Course x 50 GR8.8 ZP	12
6	GA5048125	Nut M20 Nyloc Coarse ZP	12
7	GA5000577	Washer 12mm Flat SS HD	28
8	GA5000311	Set screw, M12 x 35, ZP GR 8.8	4
9	GA5000355	Bolt M12 x 80 ZP GR8.8	6
10	GA5012461	Nut M12 Nyloc ZP	14
11	F70127A	Bracket, Tank strap, 50mm	4
12	GA5000351	Bolt M12 x 75 ZP GR8.8	4
13	GA4509520	Tank Stop, 5200L Rear RH	1
14	GA4509521	Tank Stop, 5200L Rear LH	1
15	GA5000575	Washer 12mm Spring SS	4
16	GA5050330	SHCS M12 x 20 ZP GR12.9	4
17	GA5071430	End Cap Insert, 100 x 100 x 4-6.3mm, Plastic Black	4

## Tank Cradle - 6000 Litre Tank



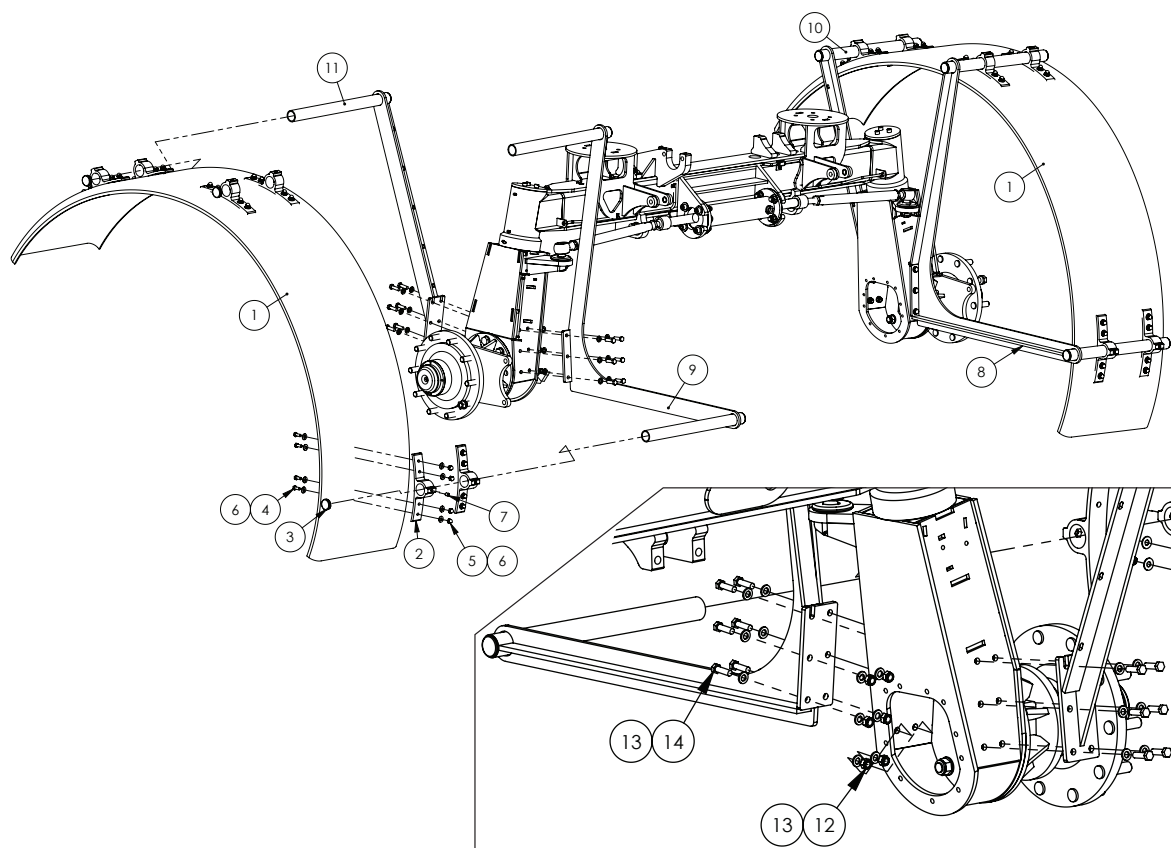
ITEM NO.	PART NUMBER	DESCRIPTION	QTY.
-	GA5003859	50mm Tank Strap - Cut 4200mm long	2
1	GA4659770	6000L Tank Cradle	1
2	GA4509520	Tank Stop, Rear RH	1
3	GA4509521	Tank Stop, Rear LH	1
4	F70127A	Bracket, Tank strap, 50mm	4
5	GA4659790	Handrail Tank Cradle 6000L	1
6	GA5011263	Bolt M12 x 90 GR8.8 ZP	4
7	GA5050330	SHCS M12 x 20 GR12.9 ZP	4
8	GA5000575	Washer 12mm Spring SS	4
9	GA5012461	Nut M12 Nyloc ZP	6
10	GA5001741	Washer 20mm Flat SS HD	24
11	GA5011321	Bolt M20 x 50 ZP	12
12	GA5000311	Set Screw M12 x 35 GR 8.8 ZP	2
13	GA5071430	End Cap Insert, 100 x 100 x 4-6.3mm, Plastic Black	4
14	GA5048125	Nut M20 Nyloc Coarse ZP	12
15	GA5000577	Washer 12mm Flat SS HD	16



# Chapter 12

## WHEELS & MUDGUARD

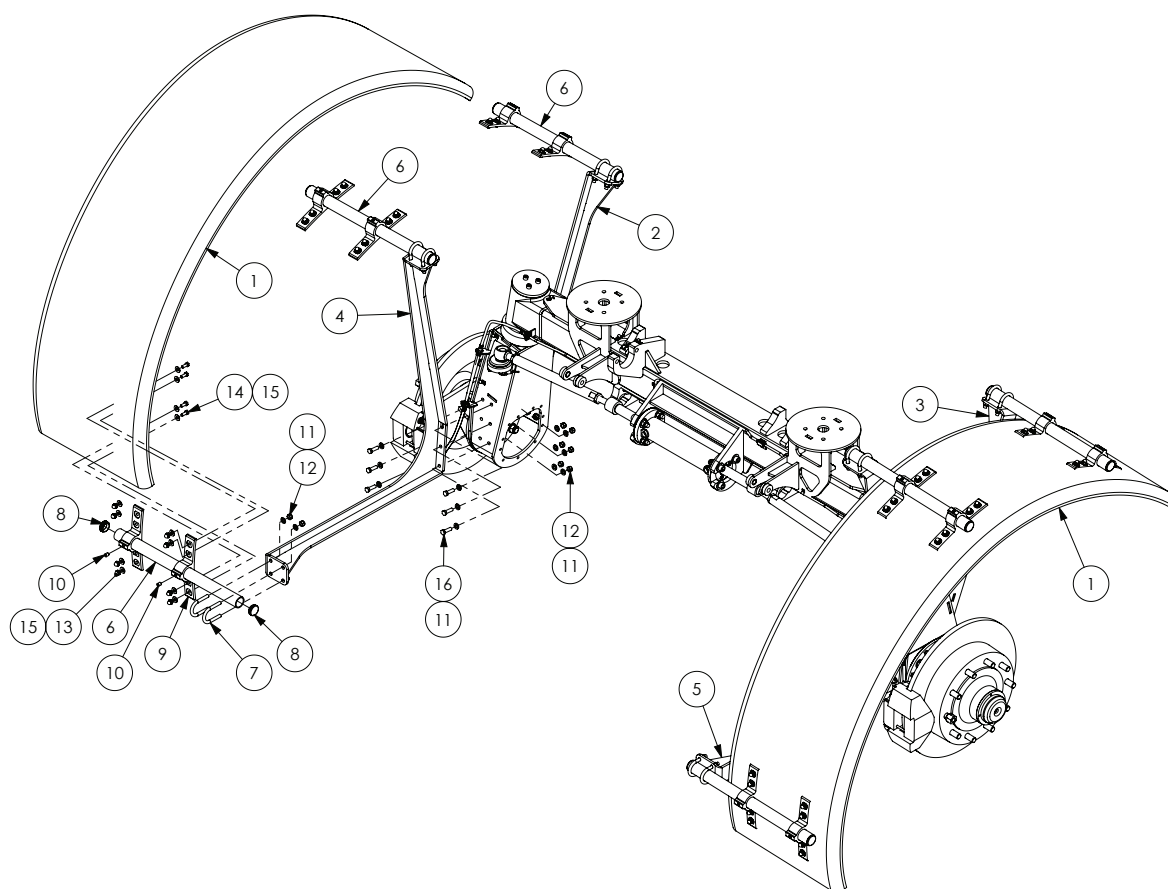
### Mud Guards - Front Axle - 2WD - 380-480 Tyre



ITEM NO.	PART NUMBER	DESCRIPTION	QTY.
1	GA5003825	Mudguard, Black plastic, 500 wide x 1000mm radius	2
2	GA5020450	Bracket, Plastic, Black, Mudguard mounting, BK-P300BK1	12
3	GA5003925	End cap, 45 mm round, Black plastic	12
4	GA5066162	Bolt M10 x 25 SS	48
5	GA5011133	Nut M10 Dome nut SS	48
6	GA5002565	Washer, 3/8" ID x 1" OD, Flat SS	96
7	GA5050675	Grub Screw M12 x 16 SS	12
8	GA4655136	Mudguard Bracket, Lower, 2WD FRH suit 18.4R46	1
	GA4655138	Mudguard Bracket, Lower, 2WD FRH suit 2 mtr 14.6R46	1
9	GA4655137	Mudguard Bracket, Lower, 2WD FLH suit 18.4R46	1
	GA4655139	Mudguard Bracket, Lower, 2WD FLH suit 2 mtr 14.6R46	1
10	GA4655186	Mudguard Bracket, Front, 2WD 2WS FRH 18.4R46	1
11	GA4655187	Mudguard bracket, Front, 2WD 2WS FLH 18.4R46	1
12	GA5012461	Nut M12 Nyloc ZP	24
13	GA5000577	Washer 12mm Flat SS HD	48
14	GA5000319	Set Screw M12 x 40 ZP GR8.8	24

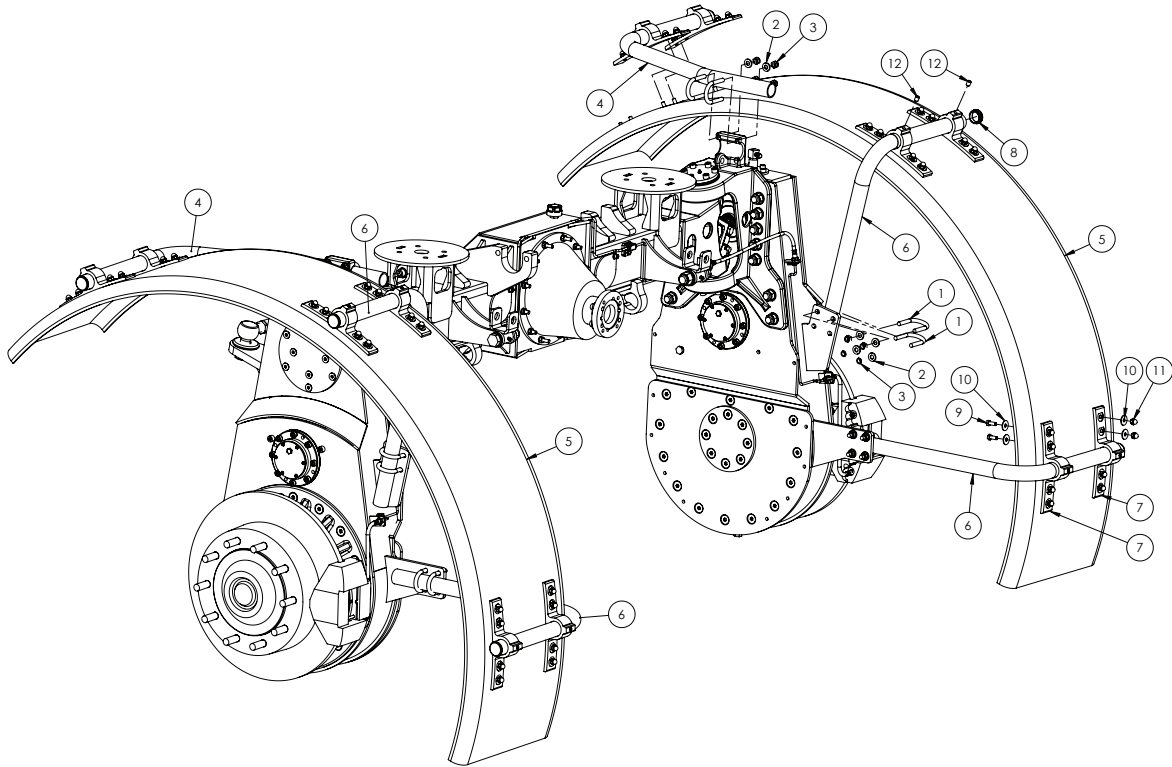


## Mud Guards - Front Axle - 2WD - 520-620 Tyre



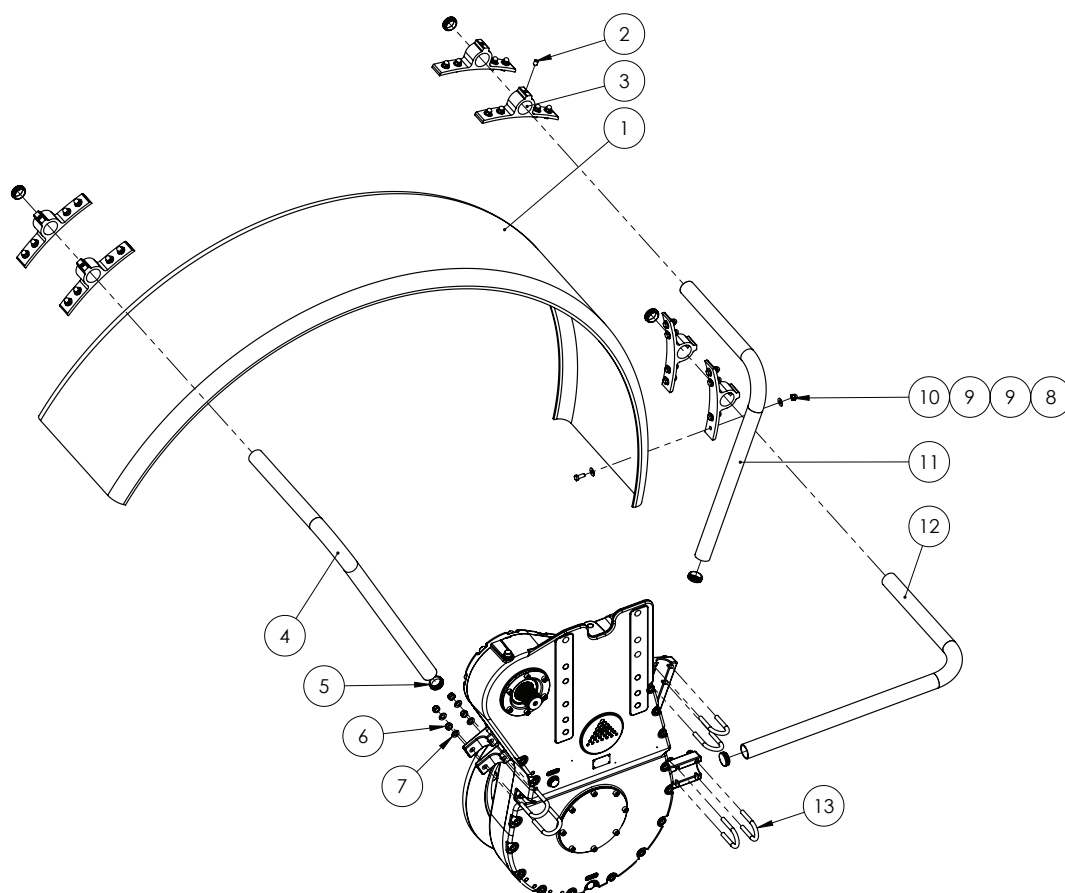
ITEM NO.	PART NUMBER	DESCRIPTION	QTY.
1	GA5003825	380-480 Tyre - Mudguard, Black plastic, 500 wide x 1000 mm radius	2
	GA5066975	520-620 Tyre - Mudguard, Black plastic, 600 wide x 1150 mm radius	2
2	GA4660550	Mudguard Bracket, Front Dropleg Left Front, 620R42	1
3	GA4660555	Mudguard Bracket, Front Dropleg Right Front, 620R42	1
4	GA4660560	Mudguard Bracket, Front Dropleg Left Rear, 620R42	1
5	GA4660565	Mudguard Bracket, Front Dropleg Right Rear, 620R42	1
6	GA4667910	Pipe 40H, Mudguard Mount, Suit 620 Wheels	6
7	GA5071209	U Bolt, round top, M12 x 91L x 50W	12
8	GA5003925	End cap, 45 mm round, Black plastic	12
9	GA5020450	Bracket, Plastic, Black, Mudguard mounting	12
10	GA5050675	Grub Screw M12 x 16 SS	12
11	GA5000577	Washer 12mm Flat SS HD	72
12	GA5012461	Nut M12 Nyloc ZP	48
13	GA5011133	Nut M10 Dome nut SS	48
14	GA5066162	Bolt M10 x 25 SS	48
15	GA5002565	Washer, 3/8" ID x 1" OD, Flat SS	96
16	GA5000319	Set Screw M12 x 40 ZP GR8.8	24

## Mud Guards - Front Axle - 4WD - 380-620 Tyre



ITEM NO.	PART NUMBER	DESCRIPTION	QTY.
1	GA5071209	U Bolt, round top, M12 x 91L x 50mmW	12
2	GA5000577	Washer 12mm Flat SS HD	24
3	GA5012461	Nut M12 Nyloc ZP	24
4	GA5072330	Mudguard Pipe, Front Upper, 4WD Front, MY16	2
5	GA5003825	380-480 Tyre - Mudguard, Black plastic, 500 wide x 1000 mm radius	2
	GA5066975	520-620 Tyre - Mudguard, Black plastic, 600 wide x 1150 mm radius	2
6	GA5072335	Pipe, Mudguard Front Lower, Rear Lower, MY16	4
7	GA5020450	Bracket, Plastic, Black, Mudguard mounting	12
8	GA5003925	End cap, 45 mm round, Black plastic	6
9	GA5066162	Bolt M10 x 25 SS	48
10	GA5002565	Washer, 3/8" ID x 1" OD, Flat SS	96
11	GA5011133	Nut M10 Dome nut SS	48
12	GA5050675	Grub Screw M12 x 16 SS	12

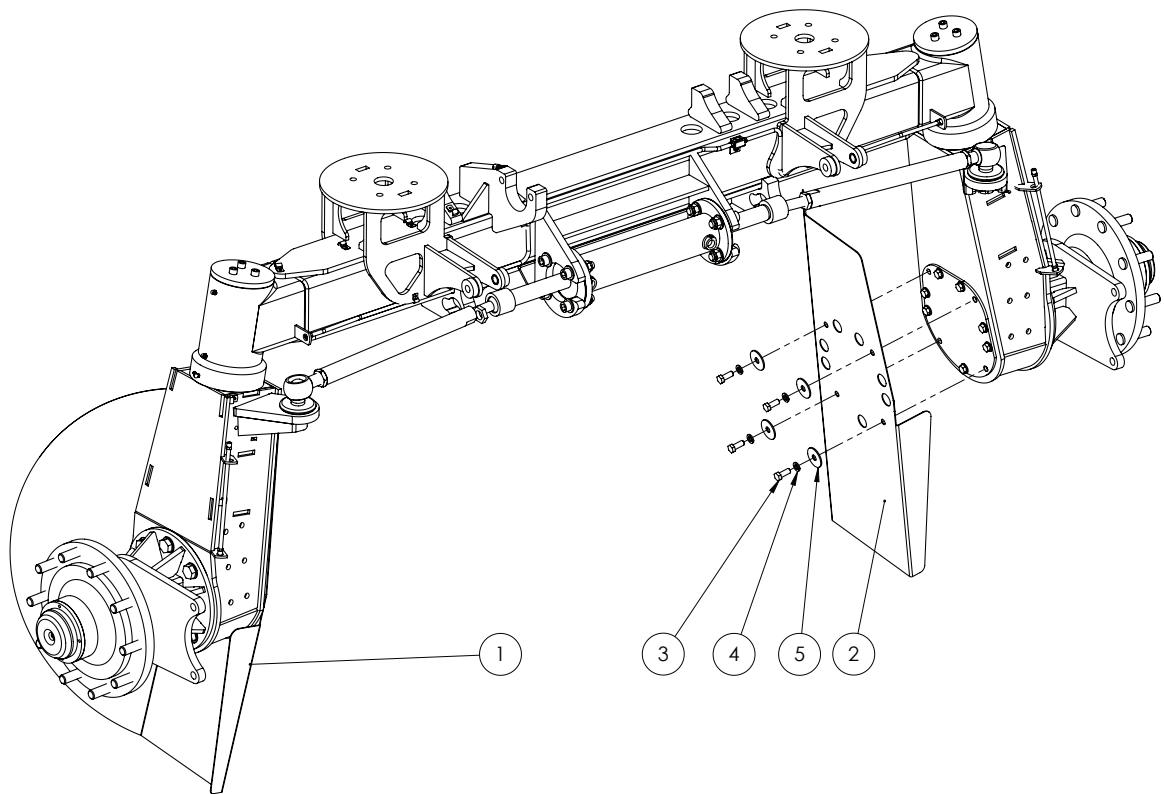
## Mud Guards - Rear Axle - 380-620 Tyre



# Quantities shown are per side.

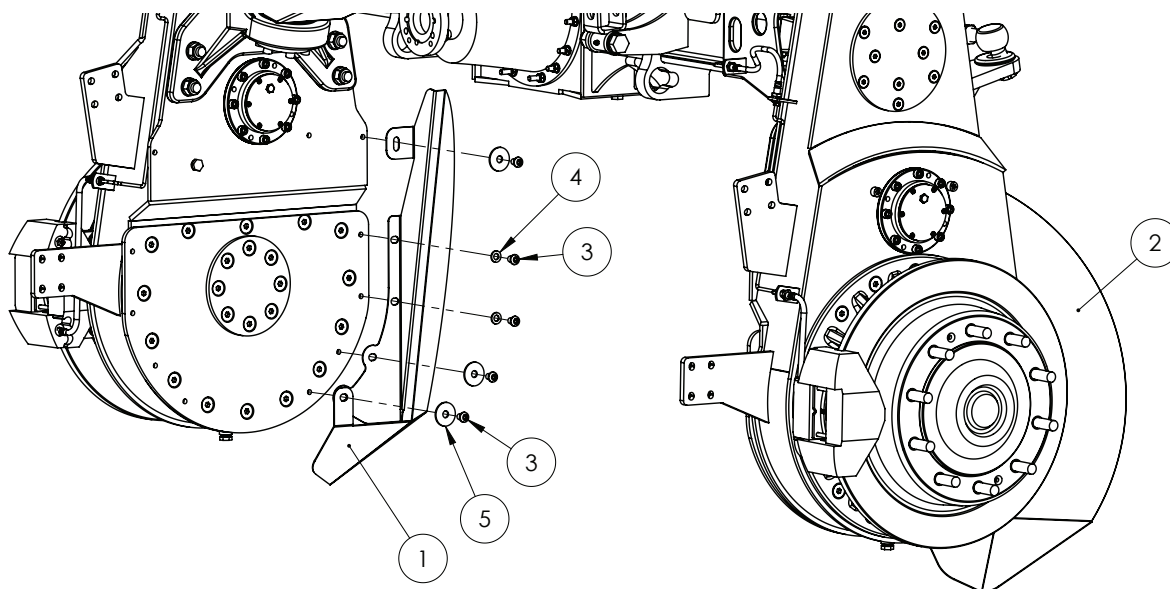
ITEM NO.	PART NUMBER	DESCRIPTION	QTY.
1	GA5003825	380-520 Tyre - Mudguard, Black plastic, 500 wide x 1000 mm radius	1
	GA5066975	620 Tyre - Mudguard, Black plastic, 600 wide x 1150 mm radius	1
2	GA5050675	Grub Screw M12 x 16 SS	6
3	GA5020450	Bracket, Plastic, Black, Mudguard mounting, BK-P300BK1	6
4	GA5072570	Pipe, Mudguard, Rear Axle Dropleg, Front	1
5	GA5003925	End cap, 45 mm round, Black plastic	6
6	GA5012461	Nut M12 Nyloc ZP	12
7	GA5000577	Washer 12mm Flat SS HD	12
8	GA5066162	Bolt M10 x 25 SS	24
9	GA5002565	Washer 3/8" ID x 1" OD Flat SS	48
10	GA5011133	Nut M10 Dome nut SS	24
11	GA5072575	Pipe, Mudguard, Rear Axle Dropleg, Middle	1
12	GA5072580	Pipe, Mudguard, Rear Axle Dropleg, Rear	1
13	GA5071209	U Bolt, round top, M12 x 91L x 50W	6

# Crop Deflectors - Front Axle - 2WD



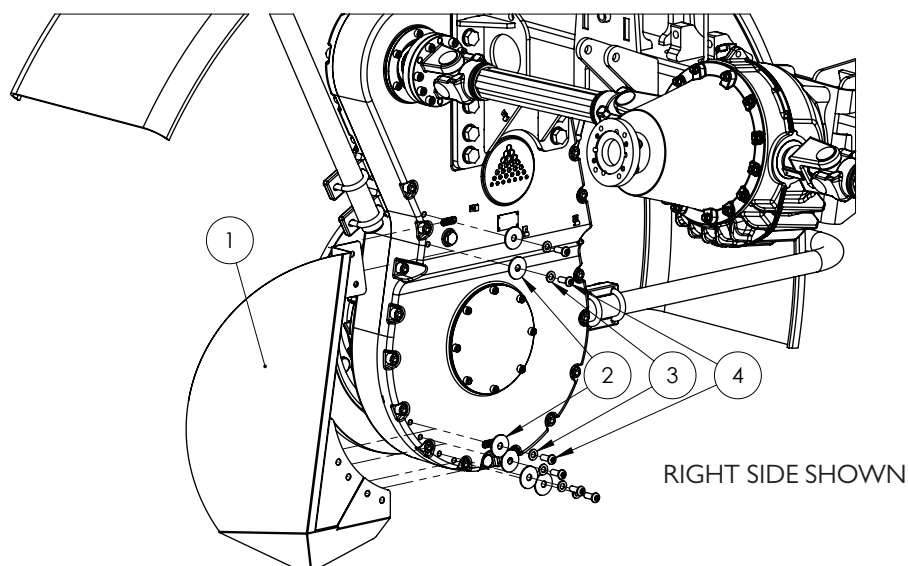
ITEM NO.	PART NUMBER	DESCRIPTION	QTY.
1	GA4503390	Crop deflector, LH front 2WD, Crop Cruiser	1
2	GA4503395	Crop deflector, RH front 2WD, Crop Cruiser	1
3	GA5000305	Set Screw M12 x 30 GR8.8 ZP	8
4	GA5000575	Washer 12mm Spring SS	8
5	GA4535345	Washer, 50mm OD x 14.5mm ID, SS	8

## Crop Deflectors - Front Axle - 4WD



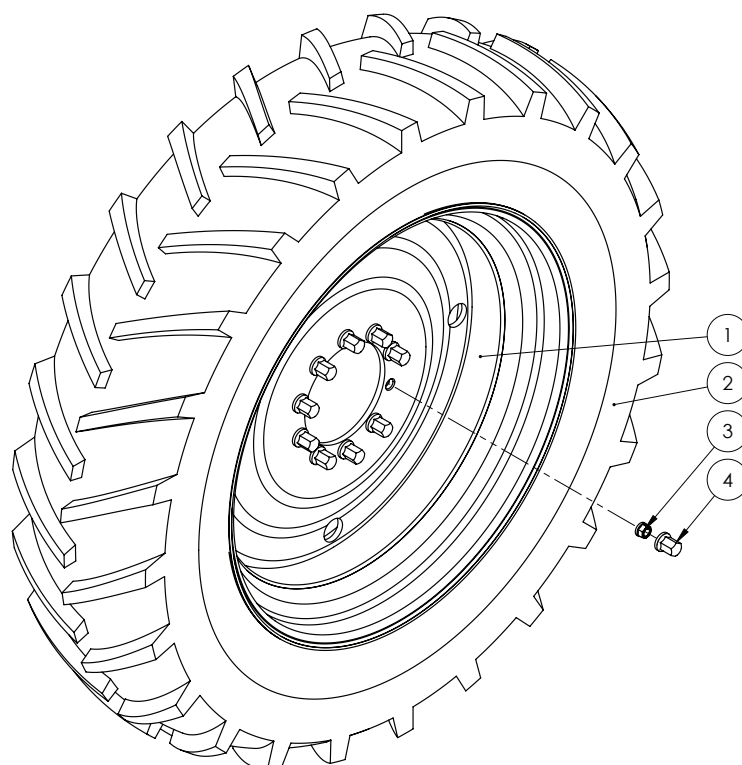
ITEM NO.	PART NUMBER	DESCRIPTION	QTY.
1	GA4507855	Crop Deflector, Front 4WD LH, Crop Cruiser	1
2	GA4507860	Crop Deflector, Front 4WD RH, Crop Cruiser	1
3	GA5069890	BHCS M12 x 16 ZP GR12.9	10
4	GA5000577	Washer 12mm Flat SS HD	4
5	GA4535345	Washer, 50 OD x 14.5mm ID, SS	6

## Crop Deflectors - Rear Axle - 2WD & 4WD



ITEM NO.	PART NUMBER	DESCRIPTION	QTY.
1	GA4401535	Crop Deflector, Rear, LH	1
	GA4401540	Crop Deflector, Rear, RH	1
2	GA4535345	Washer, 50 OD x 14.5mm ID, SS	12
3	GA5000577	Washer 12mm Flat SS HD	12
4	GA5051530	BHCS M12 x 30 SS A2-70	12

## Tyres & Rims



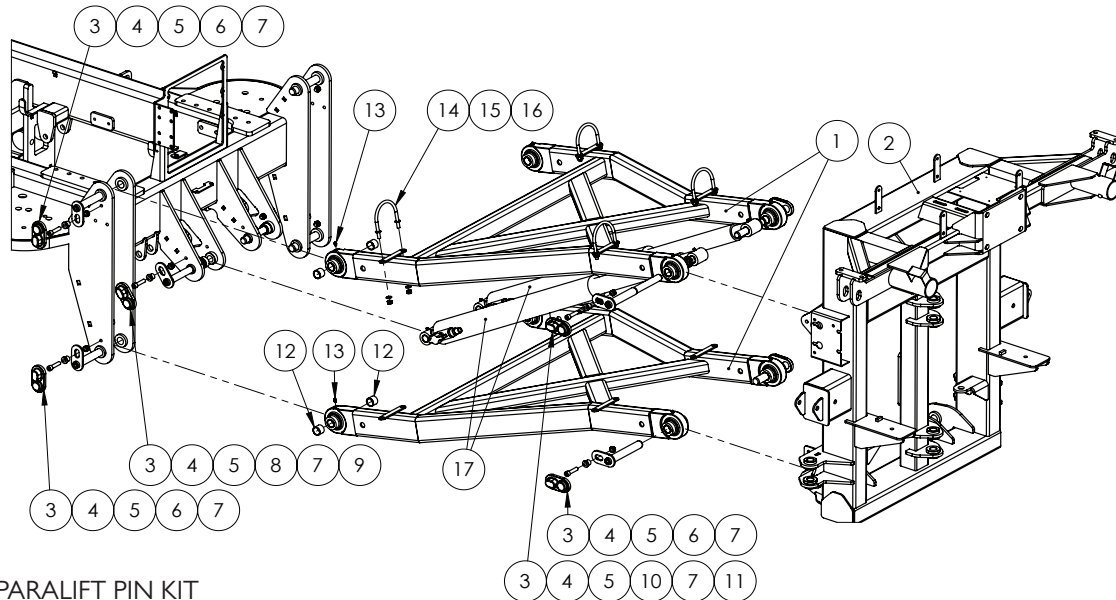
COMBO.	ITEM NO.	PART NUMBER	DESCRIPTION
A	1	GA5066228	Rim - DD13 x 46, 10 stud on 335 PCD, +52.5 offset
	2	GA5067025	Tyre - 380/90R R46 (14.9 R46 156 A8) - Harvest
B	1	GA1500004	Rim - DD16 x 46, 0mm Offset, 10 stud 335 PCD
	2	GA5066230	Tyre - 480/80 R46 (18.4 R46 158 A8) - Agrimax/Tanli/ Harvest
C	1	GA1500008	Rim - DD16 x 46, 10 stud on 335 PCD, - 20mm Offset
	2	GA1500024	Tyre - 520/85R46, X-Load 173A8/169D, Harvest
D	1	GA1500007	Rim - DW20 x 42, 10 stud on 335 PCD, - 65mm Offset
	2	GA1500002	Tyre - 620/70 R42, HR45 AT - Harvest
A-D	3	GA5018892	Wheel nut, M22 x 1.5mm, ZP
A-D	4	GA5070815	Hex Nut Cap Suit M22 Crop Cruiser Stud



# Chapter 13

## BOOM CENTRE

### Paralift Arms & Paralift Rear



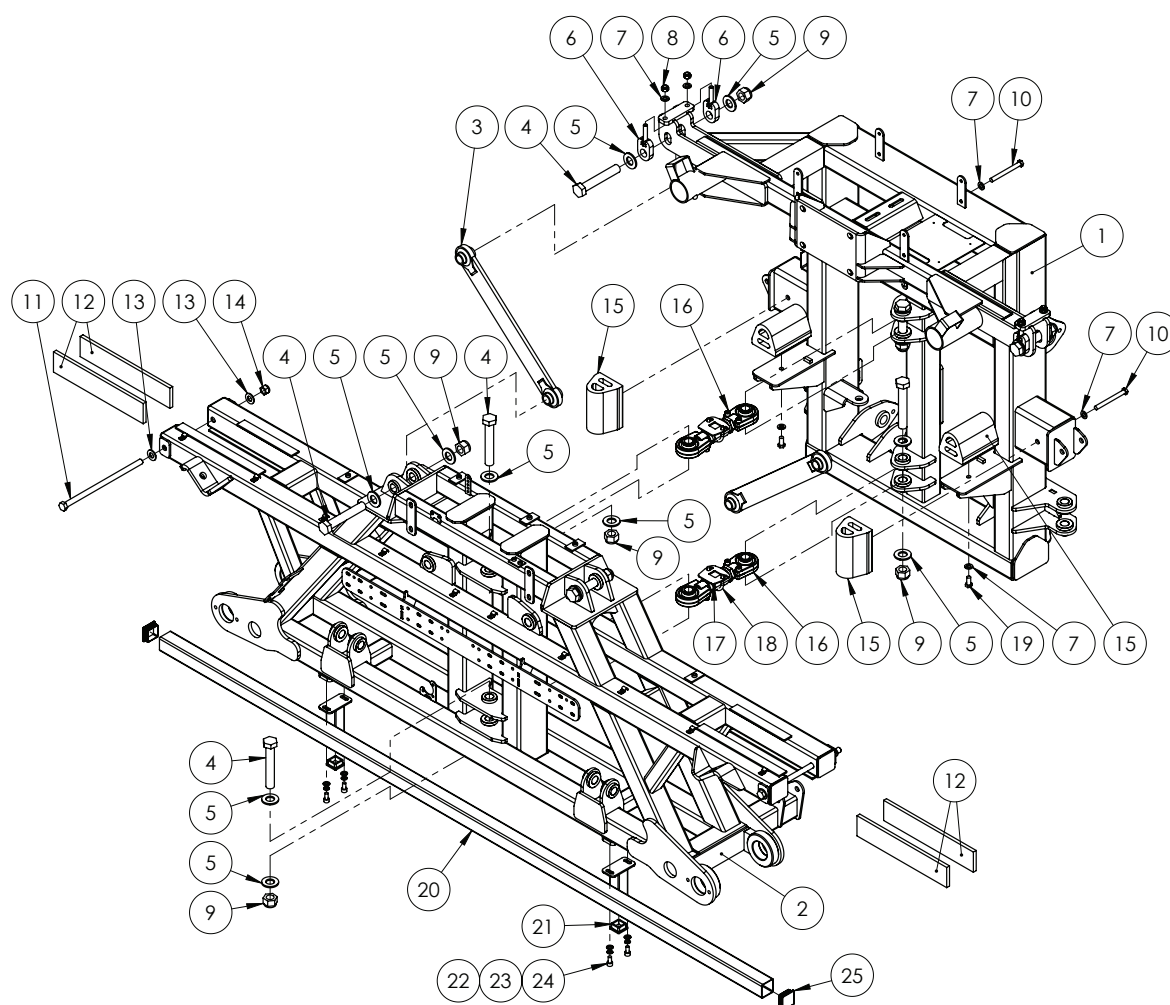
#### PARALIFT PIN KIT

PART NUMBER	DESCRIPTION		NOTE: This kit requires GA5066645 to be cut down to make GA5066646 for fitment.
GA5066673	Pin kit suit paralift		
ITEM NO.	PART NUMBER	DESCRIPTION	QTY.
1	GA4658750	Paralift arm	2
	GA5066192	Weld on end, Paralift arm, Solid bush insert - Suit field repair	-
2	GA4658138	Paralift Rear, Tritech, 24m to 42m Boom	1
3	GA5067885	Pin cover, Black, clip on, plastic	10
4	GA5051470	SHCS M12 x 50 GR12.9 ZP	10
5	MACH0152	Bush w/shoulder, 12.3 ID x 25 OD x 21 long, Suit paralift pin bolts	10
6	GA5066655	Pin w/retaining plate, 28.575 OD x 180 mm long	6
7	GA5012461	Nut M12 Nyloc ZP	13
8	GA5066646	Pin with retainer, 1" OD x 180 mm long, Crop Cruiser lift arm base	2
9	GA4562190	Spacer bush, 40 OD x 26 ID x 17.5 long, Paralift arms	2
10	GA5066675	Pin w/retaining plate, Stepped, 294mm Long, Suit paralift ram & arm	2
11	GA4572135	Spacer bush, 40 OD x 25.8 ID x 9 thick, Paralift arm spacer	2
12	GA5065486	Glacier bush 1 1/8" x 1" long	16
13	GA5050450	Grease nipple 6mm	8
14	GA5070905	U bolt, Round top, M10 x 118 x 115mm, with stopper washers, ZP	4
15	GA5000117	Washer 10mm Flat SS HD	8
16	GA5000141	Nut M10 Nyloc ZP	5
17	GA5070081^	Hydraulic Cylinder, Bore 3", Rod 2.5", Stroke 26"	2

^ See Chapter 18 'Hydraulics' for sub-assembly



## Boom Centre - Base Assembly



ITEM NO.	PART NUMBER	DESCRIPTION	QTY.
1	GA4658138	Paralift Rear, Tritech, 24m to 42m Boom	1
2	GA4658122	Centre Section, Tritech, 24m - 42m	1
3	GA4656240	Delta link, Long	2
4	GA4683145	Bolt 1" UNC x 6" cut down from 7"	8
5	GA5017681	Washer 1" x 2" 7g Flat Thin SS	16
6	GA4656260	Boom Delta hanger adjuster bolt	4
7	GA5000577	Washer 12mm Flat SS HD	8
8	GA5012461	Nut M12 Nyloc ZP	4
9	GA5012439	1" Nyloc Nut UNC ZP	8
10	GA5000265	Bolt M12 x 120 GR8.8 ZP	2
11	GA5075125	M16 x 325 GR4.4 ZP 60mm Thread	2
12	GA5075090	Wear pad, 380 x 74 x 12 mm, Polystone, Suit Tri Tech tilt arm	4
13	GA5001009	Washer 16mm Flat ZP HD	4

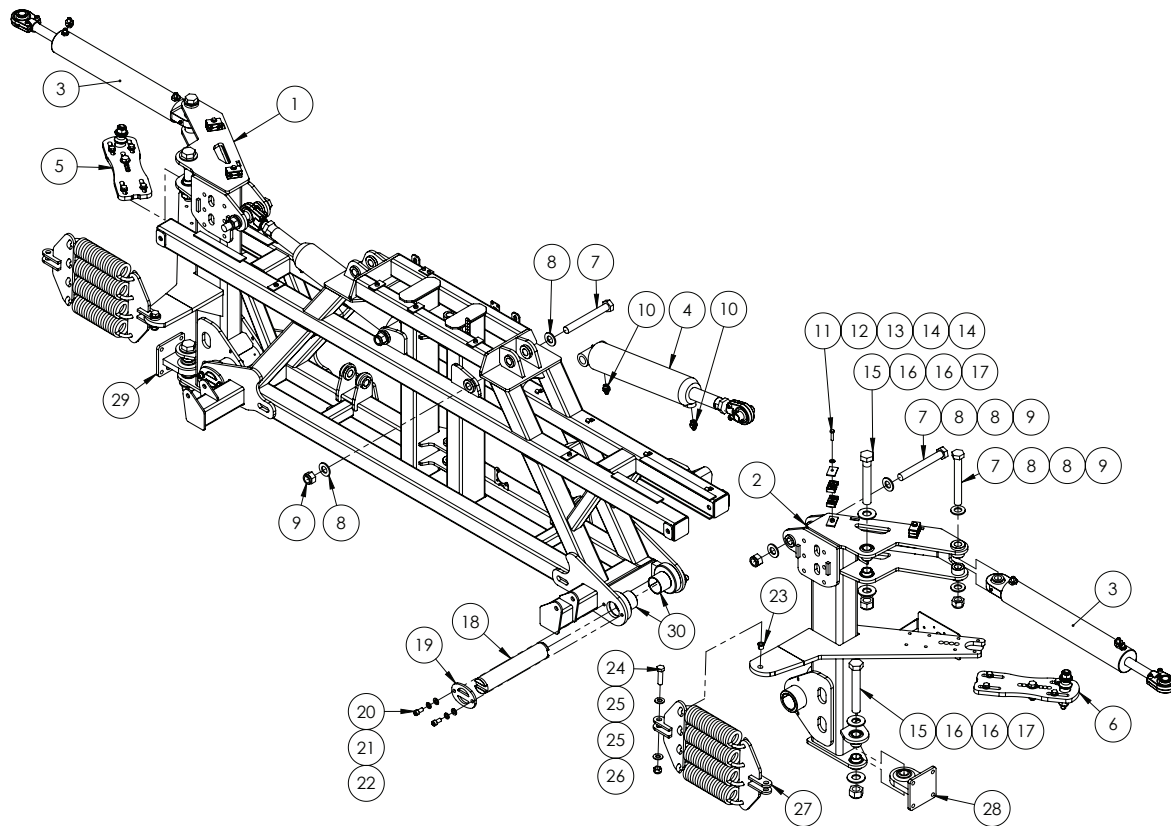
Continued over page

## Boom Centre - Base Assembly

ITEM NO.	PART NUMBER	DESCRIPTION	QTY.
14	GA5012463	Nut M16 Nyloc SS	2
15	GA5075240	Bump Stop Rubber with threaded insert	4
16	DELTA-LINKSA*	Short Adjustable delta link	2
17	GA4524140	Locking plate suit adjustable delta link	2
18	GA5018245	U bolt, Round top, M8 x 50 x 60 mm	2
19	GA5011229	Bolt M12 x 25 GR8.8 ZP	2
20	GA4658145	Spray bar suit 2011 center section	1
21	GA5002963	End cap, Plastic, Black, Insert, RHS. 38 x 38, 1.0 - 3.5mm wall	2
22	GA5000117	Washer 10mm Flat SS HD	4
23	GA5000137	Washer 10mm Spring SS	4
24	GA5011153	SHCS M10 x 20 GR12.9 ZP	4
25	GA5003783	End cap, Plastic, Black, Insert, RHS. 50 x 50, 0.8 - 2.5mm wall	2

\* Sub-assembly on following pages

## Boom Centre - Tilt Assembly - 30-36m



ITEM NO.	PART NUMBER	DESCRIPTION	QTY.
1	GA4660190	Tilt Arm Tritech 42m Dual Fold Cylinder Right Hand	1
2	GA4660185	Tilt Arm Tritech 42m Dual Fold Cylinder Left Hand	1
3	GA5018538^	Hydraulic Cylinder, Bore 3", Rod 1.25", Stroke 18"	2
4	GA5065051^	Hydraulic Cylinder, Bore 3.5", Rod 1.75", Stroke 5"	2
5	GA4922221*	Cable Mount Rear, Flat fold RH	1
6	GA4922226*	Cable Mount Rear, Flat fold LH	1
7	GA5006151	Bolt 1" UNF 12 TPI x 8 GR8 ZP	6
8	GA5017681	Washer 1" x 2" 7g Flat Thin SS	12
9	GA5012446	Nut, 1", UNF, 12 TPI, Nyloc ZP	6
10	GA3500147	Hydraulic adaptor, Nipple, 9/16" JIC male x 3/4" UN male O-ring	4
11	GA5011481	Bolt M8 x 35 GR8.8 ZP	4
12	GA5003643	Washer 8mm Flat SS HD	4
13	GA5078042	Mounting clamp, Double type, Plate, Top, Group 2	4
14	GA5078031	Mounting clamp, Double type, Jaw, Pair, Group 2, 14mm	8
15	GA0500053	Bolt, 1 1/8" x 7 1/2" UNC, ZP, Gr8	4
16	GA5017653	Washer 1 1/8" x 2 1/2" x 7g Flat SS	8
17	GA0500054	Nut 1 1/8", Nyloc, ZP, UNC	4
18	GA4572365	Tilt pin suit wide centre	2
19	GA4502280	Pin retainer	4
20	GA5000297	SHCS M12 x 25 GR12.9 ZP	8

Continued over page

## Boom Centre - Tilt Assembly - 30-36m

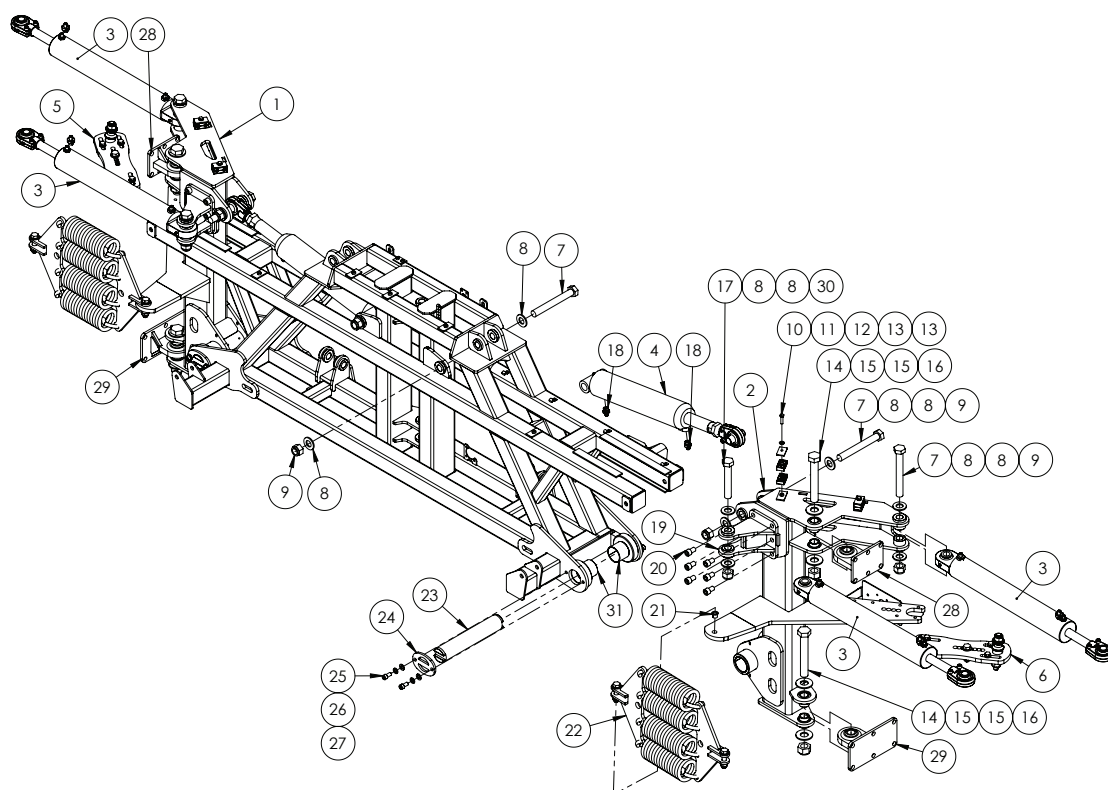
ITEM NO.	PART NUMBER	DESCRIPTION	QTY.
21	GA5000575	Washer 12mm Spring SS	8
22	GA5000577	Washer 12mm Flat SS HD	8
23	GA5075220	Glacier bush flanged 16mm suit boom cable pivot	2
24	GA5000941	Bolt M16 x 60 GR8.8 ZP	2
25	GA5001009	Washer 16mm Flat ZP HD	4
26	GA5012463	Nut M16 Nyloc SS	2
27	GA4905665~	30-36m Cable damper assembly	2
28	GA4656201	Rose end, Bolt on, LH, Suit 24 - 36m boom	1
29	GA4656200	Rose end, Bolt on, RH, Suit 24 - 36m boom	1
30	GA5075060	Glacier bush 60mm ID 50mm long	4

\* Sub-assembly on following pages

~ See Chapter 14 'Boom Wing' for sub-assembly

^ See Chapter 18 'Hydraulics' for sub-assembly

## Boom Centre - Tilt Assembly - 42m



ITEM NO.	PART NUMBER	DESCRIPTION	QTY.
1	GA4660190	Tilt Arm Trittech 42m Dual Fold Cylinder Right Hand	1
2	GA4660185	Tilt Arm Trittech 42m Dual Fold Cylinder Left Hand	1
3	GA5018538^	Hydraulic Cylinder, Bore 3", Rod 1.25", Stroke 18"	4
4	GA5065051^	Hydraulic Cylinder, Bore 3.5", Rod 1.75", Stroke 5"	2
5	GA4922221*	Cable Mount Rear, Flat fold RH	1
6	GA4922226*	Cable Mount Rear, Flat fold LH	1
7	GA5006151	Bolt 1 UNF 12 TPI x 8 GR8 ZP	6
8	GA5017681	Washer 1" x 2" 7g Flat Thin SS	16
9	GA5012446	Nut, 1", UNF, 12 TPI, Nyloc ZP	6
10	GA5011481	Bolt M8 x 35 GR8.8 ZP	4
11	GA5003643	Washer 8mm Flat SS HD	4
12	GA5078042	Double Clamp Plate Top GR2	4
13	GA5078031	Mounting clamp, Double type, Jaw, Pair, Group 2, 14mm, RCD-14J	8
14	GA0500053	Bolt, 1 1/8" x 7 1/2" UNC, ZP, Gr8	4
15	GA5017653	Washer 1 1/8 x 2 1/2 x 7g Flat SS	8
16	GA0500054	1 1/8" Nyloc Nut UNC ZP	4
17	GA4683145	Bolt 1" UNC x 6" cut down from 7"	2
18	GA3500147	Hydraulic adaptor, Nipple, 9/16" JIC male x 3/4" UN male O-ring	4
19	GA4658875	Fold cylinder mount SP flat fold	2

Continued over page

## Boom Centre - Tilt Assembly - 42m

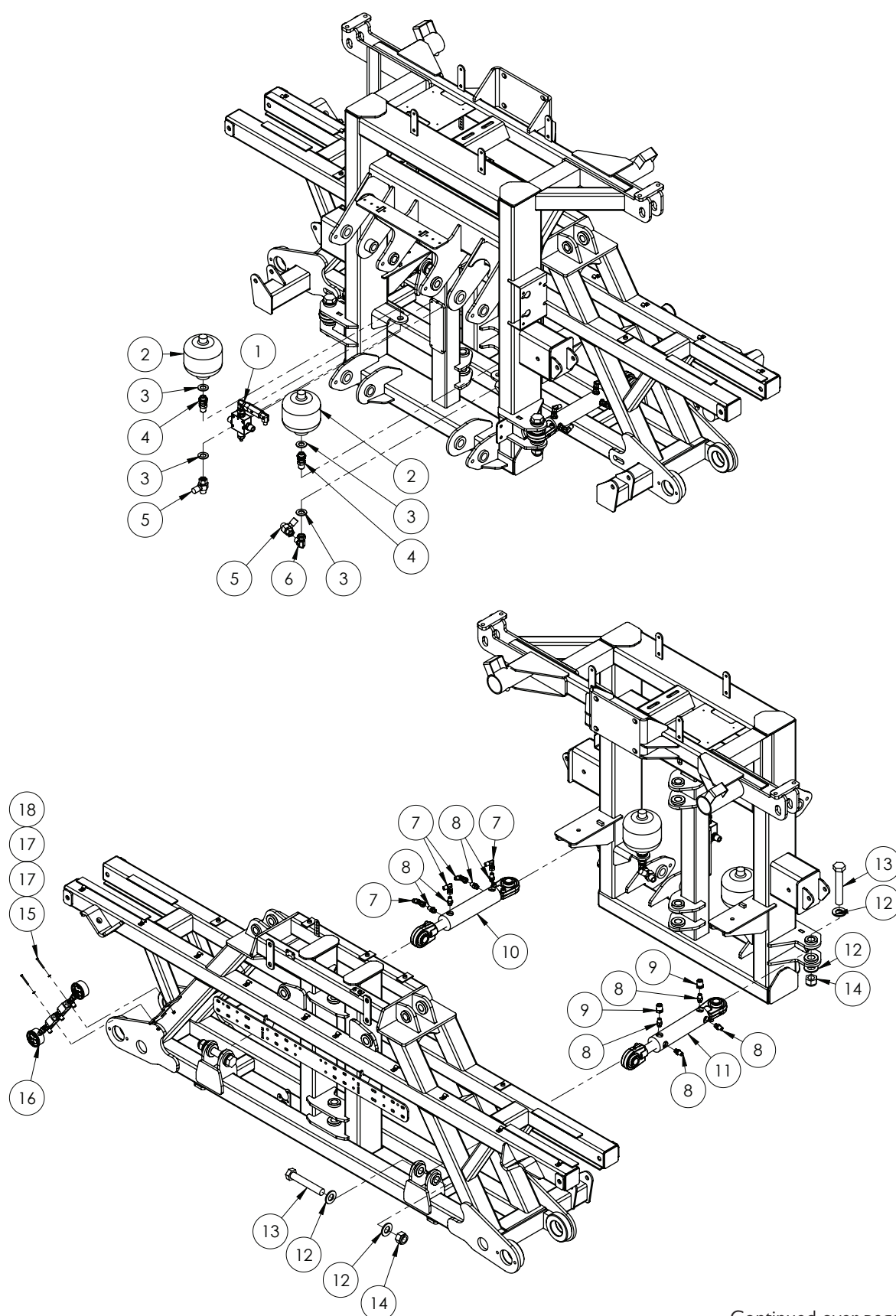
ITEM NO.	PART NUMBER	DESCRIPTION	QTY.
20	GA5000905	SHCS M16 x 25 GR12.9 ZP	12
21	GA5075220	Glacier bush flanged 16mm suit boom cable pivot	2
22	GA4912493~	Mount, Boom cable spring, Trittech 42m	2
23	GA4572365	Tilt pin	2
24	GA4502280	Pin retainer	4
25	GA5000297	SHCS M12 x 25 GR12.9 ZP	8
26	GA5000575	Washer 12mm Spring SS	8
27	GA5000577	Washer 12mm Flat SS HD	8
28	GA4659215	Top Rose End Large Trittech SP	2
29	GA4659220	Bottom Rose End Large Trittech	2
30	GA5012439	1" Nyloc Nut UNC ZP	2
31	GA5075060	Glacier bush 60mm ID 50mm long	4

\* Sub-assembly on following pages

~ See Chapter 14 'Boom Wing' for sub-assembly

^ See Chapter 18 'Hydraulics' for sub-assembly

## Boom Centre - Yaw Assembly - 30-36m



Continued over page

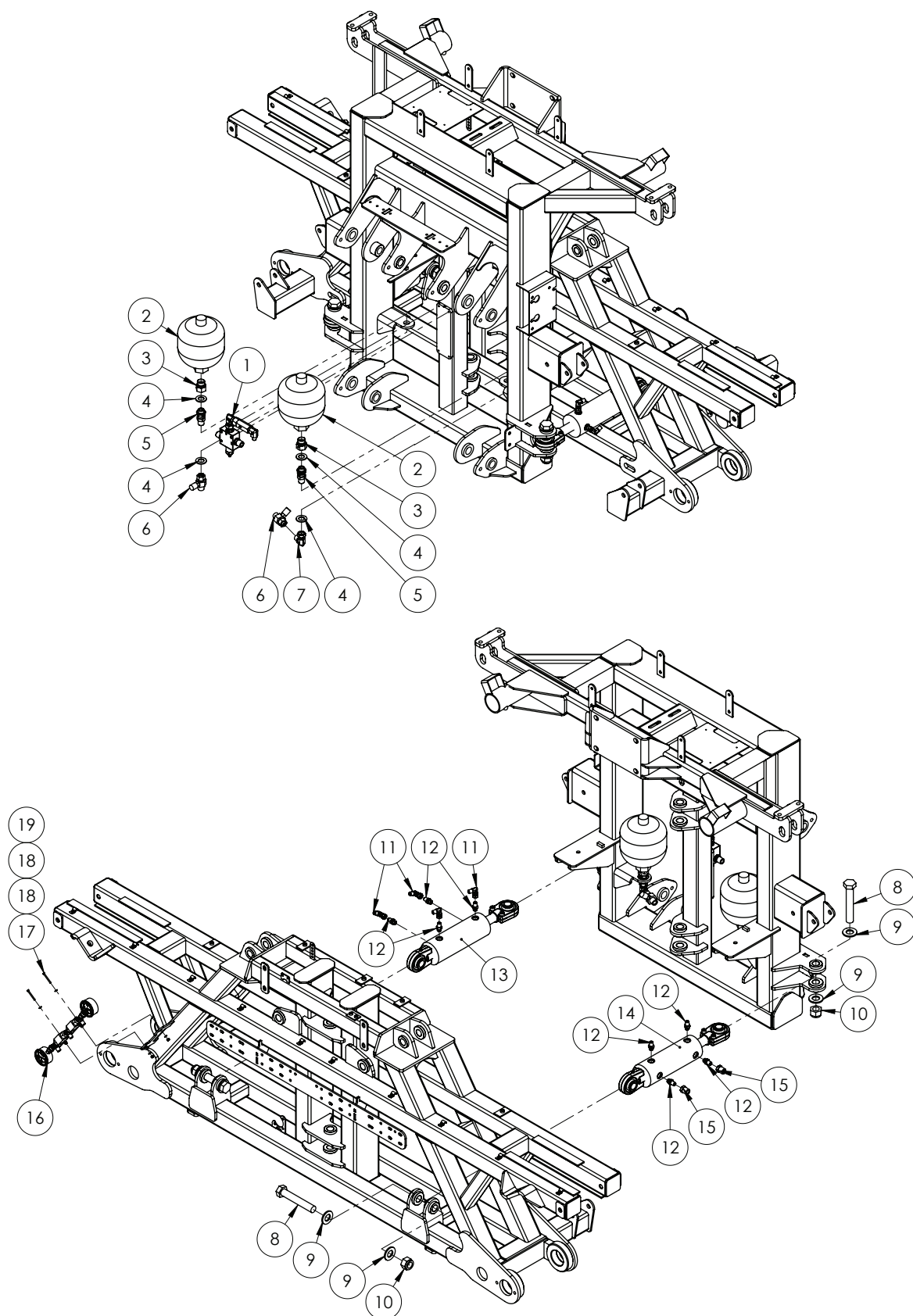
## Boom Centre - Yaw Assembly - 30-36m

ITEM NO.	PART NUMBER	DESCRIPTION	QTY.
1	^	Pressure Reducer Valve Assembly	1
2	GA5007787	Accumulator, Hydraulic, 1L, precharged to 70 bar	2
3	GA5001741	Washer 20mm Flat SS HD	4
4	GAS99-603	Hydraulic adaptor, Bulkhead nipple, 1/2 BSP male x 1/2 BSP male	2
5	GA3500198	Hydraulic adaptor, Inline test point, 1/2" BSPP female swivel x 1/2" BSPT male x M16 x 2.0 test port	2
6	GA3500333	Hydraulic adaptor, Elbow, 90 degree, 1/2" BSPT male x 1/2" BSPP female swivel	1
7	GA3500332	Hydraulic adaptor, Elbow, 90 degree, 1/4" BSPT male x 1/4" BSPP female swivel	4
8	GA3500358	Hydraulic adaptor, Nipple, 1/4" BSPT male x 9/16" UN male O-ring	8
9	GA3500203	Hydraulic adaptor, Reducing bush, 1/2" BSPT male x 1/4" BSPT female	2
10	^	Hydraulic Cylinder - Yaw Left side	1
11	^	Hydraulic Cylinder - Yaw Right side	1
12	GA5017681	Washer 1" x 2" 7g Flat Thin SS	8
13	GA4683145	Bolt 1" UNC x 6" cut down from 7"	4
14	GA5012439	1" Nyloc Nut UNC ZP	4
15	GA5049800	SHCS M4 x 40 GR12.9 ZP	2
16	^	Yaw Control Valve Assembly	1
17	GA5011361	Washer 4mm Flat ZP	4
18	GA5049025	Nut M4 Nyloc SS	2

^ See Chapter 18 'Hydraulics' for sub-assembly



## Boom Centre - Yaw Assembly - 42m



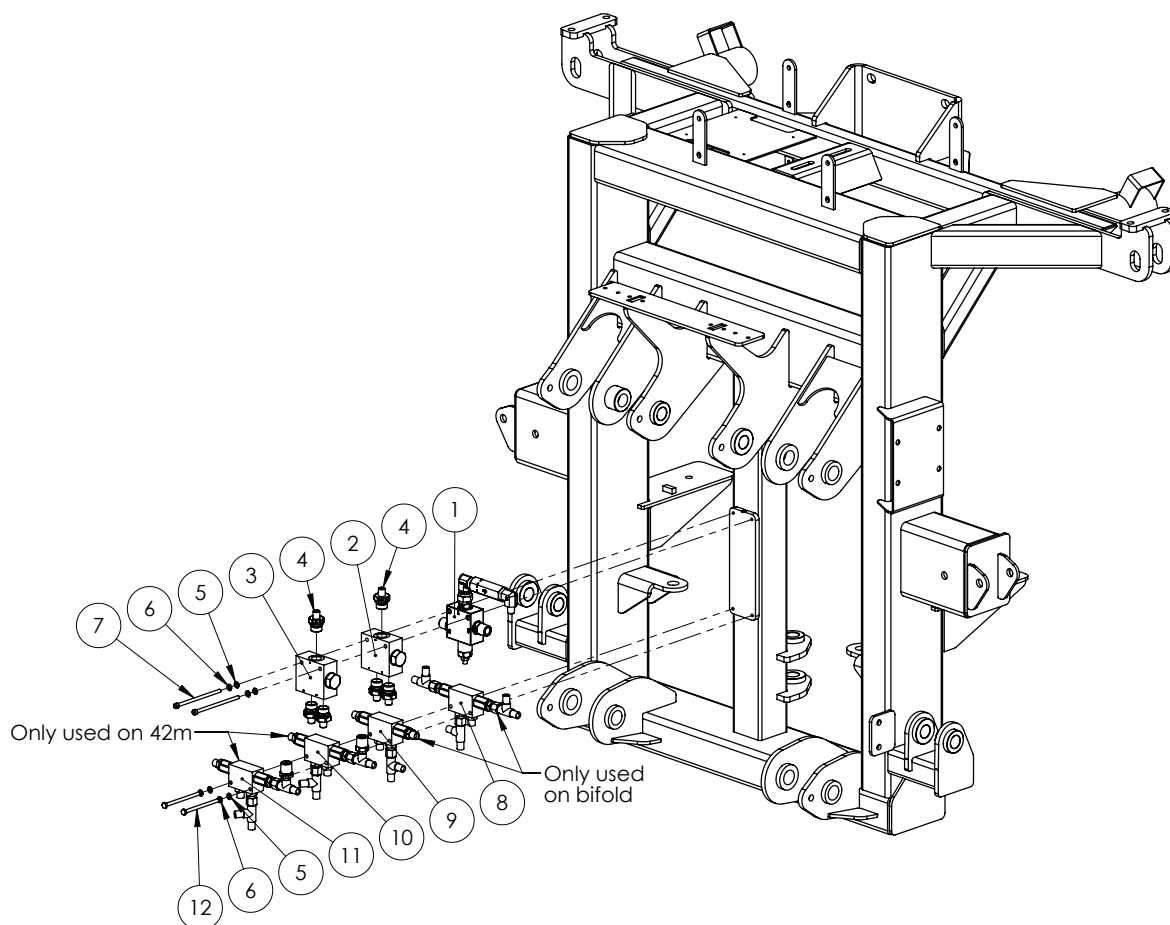
Continued over page

## Boom Centre - Yaw Assembly - 42m

ITEM NO.	PART NUMBER	DESCRIPTION	QTY.
1	^	Pressure Reducer Valve Assembly	1
2	GA3500021	Accumulator, Hydraulic, 2L, 90 Bar pre charge, suit 42m yaw	2
3	GA3500483	Hydraulic Adaptor, 3/4" BSPP to 1/2" BSPP Reducing Bush	2
4	GA5001741	Washer 20mm Flat SS HD	4
5	GAS99-603	Hydraulic adaptor, Bulkhead nipple, 1/2" BSP male x 1/2" BSP male	2
6	GA3500198	Hydraulic adaptor, Inline test point, 1/2" BSPP female swivel x 1/2" BSPT male x M16 x 2.0 test port	2
7	GA3500333	Hydraulic adaptor, Elbow, 90 degree, 1/2" BSPT male x 1/2" BSPP female swivel	1
8	GA4683145	Bolt 1" UNC x 6" cut down from 7"	4
9	GA5017681	Washer 1" x 2" 7g Flat Thin SS	8
10	GA5012439	1" Nyloc Nut UNC ZP	4
11	GA3500332	Hydraulic adaptor, Elbow, 90 degree, 1/4" BSPT male x 1/4" BSPP female swivel	4
12	GA3500358	Hydraulic adaptor, Nipple, 1/4" BSPT male x 9/16" UN male O-ring	8
13	^	Hydraulic Cylinder - Yaw Left side	1
14	^	Hydraulic Cylinder - Yaw Right side	1
15	GA3500203	Hydraulic adaptor, Reducing bush, 1/2" BSPT male x 1/4" BSPT female	2
16	^	Yaw Control Valve Assembly	1
17	GA5049800	SHCS M4 x 40 GR12.9 ZP	2
18	GA5011361	Washer 4mm Flat SS	4
19	GA5049025	Nut M4 Nyloc SS	2

^ See Chapter 18 'Hydraulics' for sub-assembly

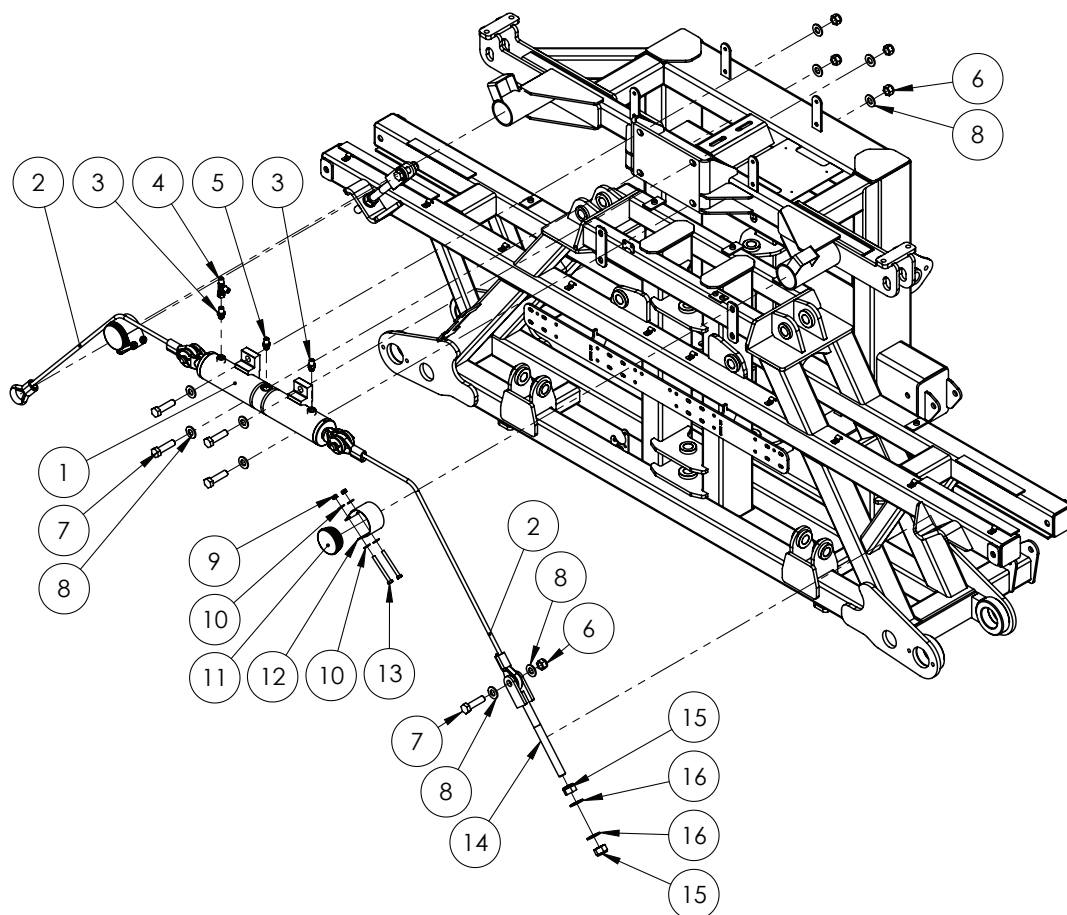
## Boom Centre - Flow Dividers & Check Valves



ITEM NO.	PART NUMBER	DESCRIPTION	QTY.
1	^	Pressure Reducer Valve Assembly, Crop Cruiser & Prairie	1
2	GA3500106^	Hydraulic Valve, Flow Divider, 1 - 3 l/min	1
3	GA3500120^	Hydraulic Valve, Flow Divider, 5 - 13 l/min	1
4	GA3500308	Hydraulic adaptor, Nipple, 1/4" BSPT male x 1/2" BSPP male	6
5	GA5004437	Washer 6mm Flat SS	4
6	GA5004447	Washer 6mm Spring SS	4
7	GA5011441	SHCS M6 x 80 GR12.9 ZP - standard	2
	GA5051525	SHCS M6 x 130 GR12.9 ZP - Bi-fold only - Cut to 115 mm	2
8	^	Double Pilot Check Valve - Bi-fold only	1
9	^	Double Pilot Check Valve - Bi-fold only	1
10	^	Double Pilot Check Valve - RH - 42m only	1
11	^	Double Pilot Check Valve - LH - 42m only	1
12	GA5004107	Bolt M6 x 70 GR8.8 ZP - Either bi-fold or 42 m boom optioned	2
	GA5051525	SHCS M6 x 130 GR12.9 ZP - Fully optioned	2

^ See Chapter 18 'Hydraulics' for sub-assembly

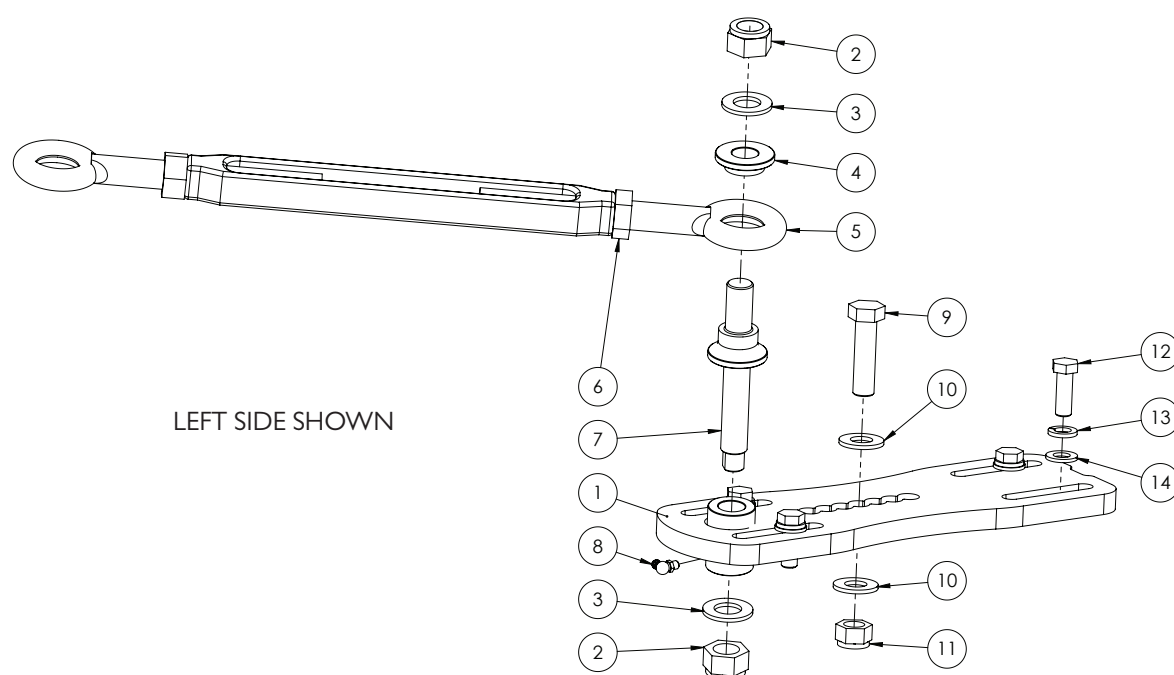
## Boom Centre - Centre Level



ITEM NO.	PART NUMBER	DESCRIPTION	QTY.
1	GA3500477^	Hydraulic Cylinder, Bore 2.5", Rod 1", Stroke 110mm, Back to Back	1
2	GA4907856	Cable Assembly, 12mm with Thimbles and Ferrules, Centre Level, 850mm eye to eye	2
3	GA3500358	Hydraulic adaptor, Nipple, 1/4" BSPT male x 9/16" UN male O-ring	2
4	GA3500199	Hydraulic adaptor, Tee, 1/4" BSPT male x 1/4" BSPT male x 1/4" BSPP female	1
5	GA3500359	Hydraulic adaptor, Nipple, 1/4" BSPT male x 3/4" UN male O-ring	1
6	GA5001029	Nut M16 Nyloc ZP	6
7	GA5000941	Bolt M16 x 60 GR8.8 ZP	6
8	GA5001009	Washer 16mm Flat ZP HD	12
9	GA5052590	Nut M8 Nyloc SS	4
10	GA5003643	Washer 8mm Flat ZP HD	8
11	GA5050355	End cap, 76.1 mm round, suit 65 NB pipe, Black plastic	2
12	GA4506750	Wear Strip SS for Centre Leveling Cables	2
13	GA5022480	Bolt M8 x 100 SS A2-70	4
14	GA5020320	Cable Adjuster, threaded, M20	2
15	GA5048125	Nut M20 Nyloc Coarse ZP	4
16	GA5001741	Washer 20mm Flat SS HD	4

^ See Chapter 18 'Hydraulics' for sub-assembly

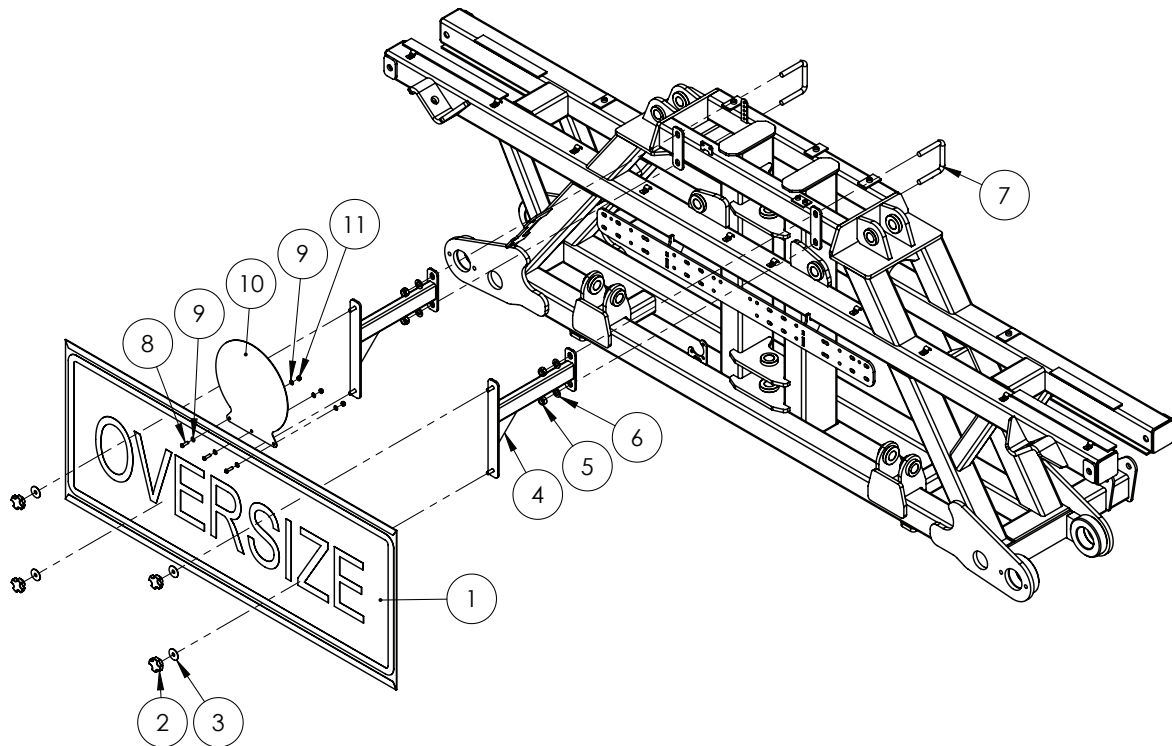
## Cable Mount Rear



# Quantities shown are per side.

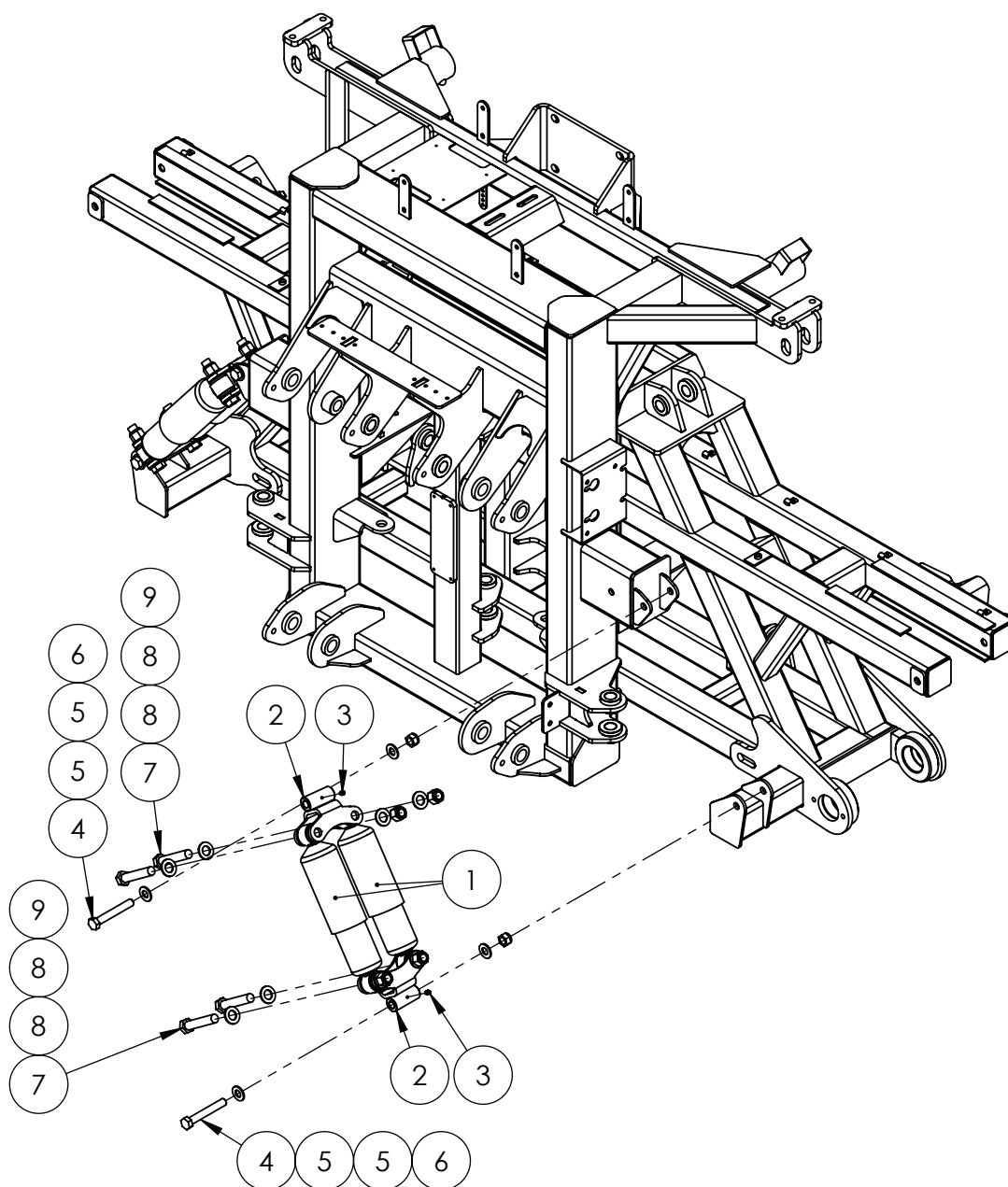
ITEM NO.	PART NUMBER	DESCRIPTION	QTY.
1	GA4656256	Boom cable tension adjust flat SP LH	1
	GA4656251	Boom cable tension adjust flat SP RH	
2	GA5048125	Nut M20 Nyloc Coarse ZP	2
3	GA5001741	Washer 20mm Flat SS HD	2
4	GA4572515	Boom cable retainer, Pivot pin	1
5	GA5017061	Turnbuckle, Eye ends, M22 thread & lock nut, Galvanised	1
6	GA5070430	Nut M22 Lock Nut ZP LH Thread	1
7	GA4572510	Pivot pin, Boom cable	1
8	GA5009637	Grease nipple, Elbow, 90 degree, 1/4" UNF male	1
9	GA5000941	Bolt M16 x 60 GR8.8 ZP	1
10	GA5001043	Washer 16mm Flat SS HD	2
11	GA5001029	Nut M16 Nyloc ZP	1
12	GA5000311	Set Screw M12 x 35 GR 8.8 ZP	4
13	GA5000575	Washer 12mm Spring SS	4
14	GA5000577	Washer 12mm Flat SS HD	4

## Oversize Sign Mount



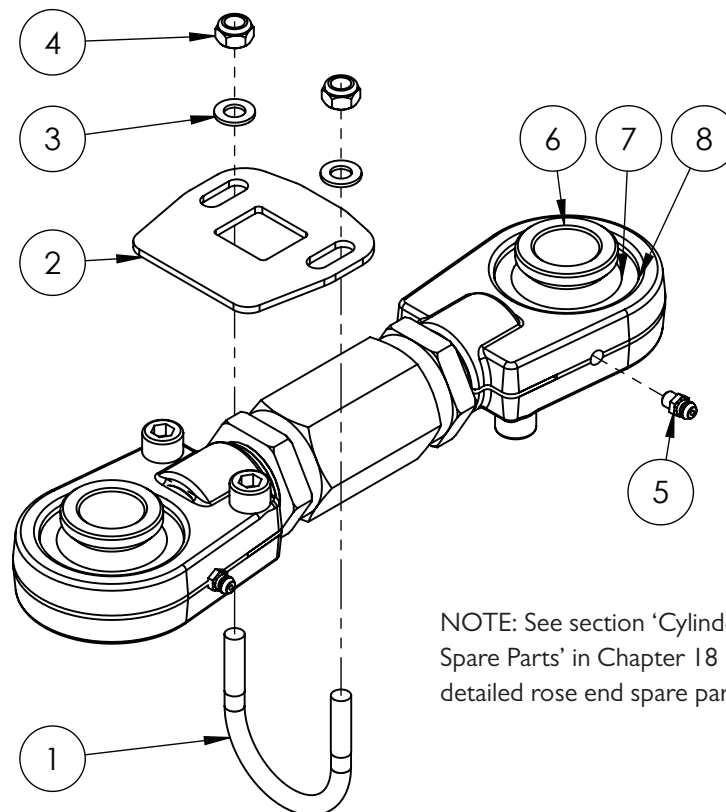
ITEM NO.	PART NUMBER	DESCRIPTION	QTY.
1	GA5009613	Oversize sign, Yellow, Reflective with folded edges	1
2	GA5069875	Knob, Star grip nut M8 x 40 diameter	4
3	GA5003645	Washer 5/16 ID x 1 1/4 OD Flat SS	4
4	GA4658150	Bracket, Oversize sign mount arm, Bolt on	2
5	GA5012461	Nut M12 Nyloc ZP	4
6	GA5000577	Washer 12mm Flat SS HD	4
7	GA5075160	U bolt, Square top M12 x 76 x 80	2
8	GA5004053	BHCS M6 x 20 SS A2-70	3
9	GA5004437	Washer 6mm Flat SS	6
10	F70906A	Plate, Maximum road Speed warning sticker	1
11	GA5004429	Nut M6 Nyloc SS	3

## Double Roll Shocker Assembly



ITEM NO.	PART NUMBER	DESCRIPTION	QTY.
1	GA5015139	Shock Absorber, Double eye, 19mm eye, 82mm OD, Black	4
2	GA4659360	Mounting bracket, Dual roll shock absorber	4
3	GA5012203	Grease nipple, Short, 1/4" UNF	4
4	GA5000855	Bolt M16 x 110 GR8.8 ZP	4
5	GA5001009	Washer 16mm Flat ZP HD	8
6	GA5012463	Nut M16 Nyloc SS	4
7	GA5049490	Bolt 3/4" UNC x 4" HT ZP	8
8	GA5001741	Washer 20mm Flat SS HD	16
9	GA5048430	Nut 3/4" UNC Nyloc ZP	8

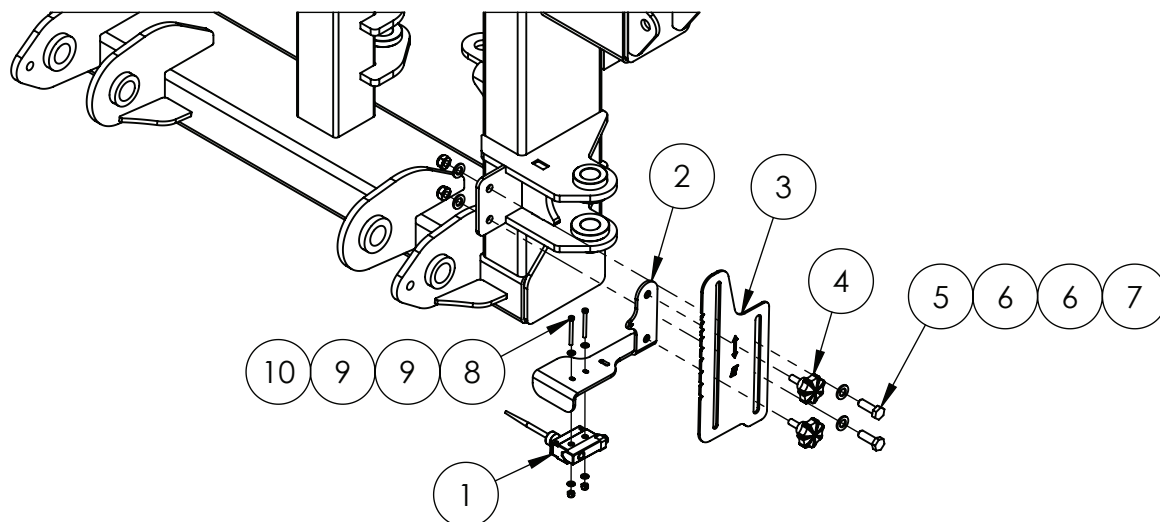
## Delta Link



ITEM NO.	PART NUMBER	DESCRIPTION	QTY.
-	DELTA-LINKSA	Delta link, short, heavy duty, adjustable - Locking plate not included	-
1	GA4524140	Locking plate, suit adjustable delta link SS	1
2	GA5018245	U bolt, Round top, M8 x 50 x 60mm	1
3	GA5052590	Nut M8 Nyloc SS	2
4	GA5003643	Washer 8mm Flat SS HD	2
5	GA5012203	Grease nipple, Short, 1/4" UNF	2
6	GA5021925	Small bearing bush, Suit screw on rose end	4
7	GA5067605	Bearing, suit screw on rose end	2
8	GA5067610	Circlip, suit bearing screw on rose end	2

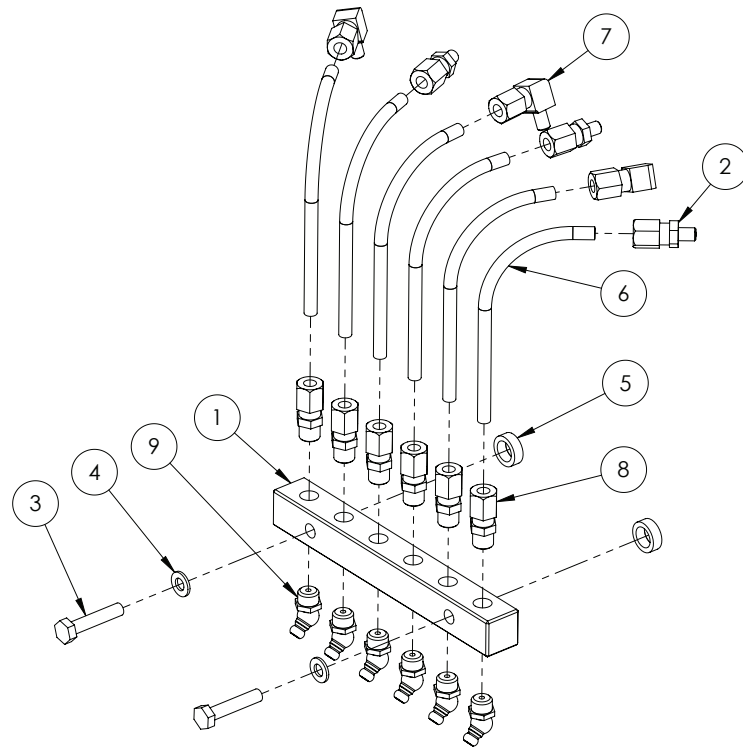


## Lower Limit Switch - Raven

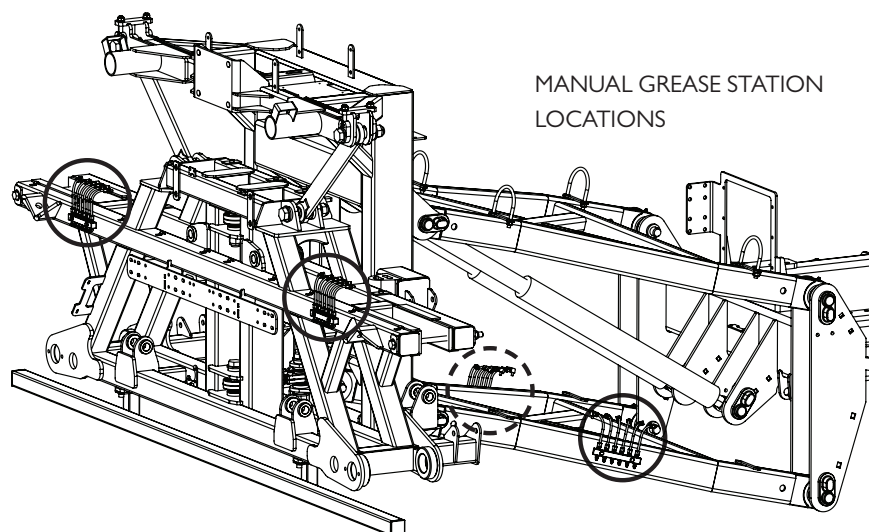


ITEM NO.	PART NUMBER	DESCRIPTION	QTY.
1	GA5012129	Limit switch, Flexible arm, Micro, IP65, 10 Amp	1
2	GA4654161	Bracket mount Paralift Switch	1
3	GA4523965	Boom Height Adjustment Bracket	1
4	GA5067080	Knob Bolt M8 x 20	2
5	GA5065455	Bolt M10 x 30 GR8.8 ZP	2
6	GA5000117	Washer 10mm Flat SS HD	4
7	GA5051445	Nut M10 Nyloc SS	2
8	GA5049800	SHCS M4 x 40 GR12.9 ZP	2
9	GA5011361	Washer 4mm Flat SS	4
10	GA5049025	Nut M4 Nyloc SS	2

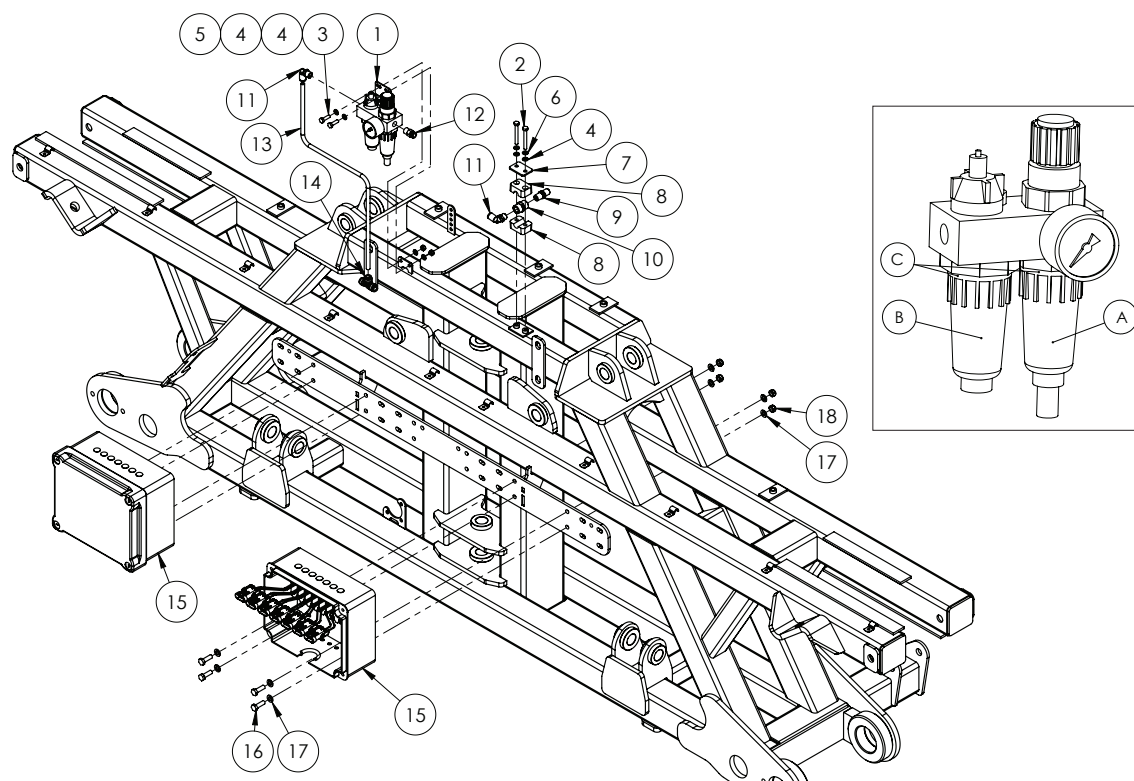
## Manual Grease Station



ITEM NO.	PART NUMBER	DESCRIPTION	QTY.
1	GA5070000	Grease Fitting Assembly - Includes GA5069995 & GA5055125	1
2	GA5069985	Grease fitting, Line connector, Straight 6mm	3
3	GA5004079	Set Screw M6 x 30 ZP GR8.8	2
4	GA5004437	Washer 6mm Flat SS	2
5	GA4552080	Crush tube, 10.2 ID x 15 OD x 5mm long	2
6	GA5070005	Grease line 6mm pre filled	6
7	GA5069995	Grease fitting, Elbow 90 degree, Line connector 6mm	3
8	GA5055225	Pneumatic fitting, Straight adaptor, 1/8" BSP male thread x Nut retainer suit 6mm tube	6
9	GA5055125	Grease Nipple 45 degree 1/8" gas thread ZP	6



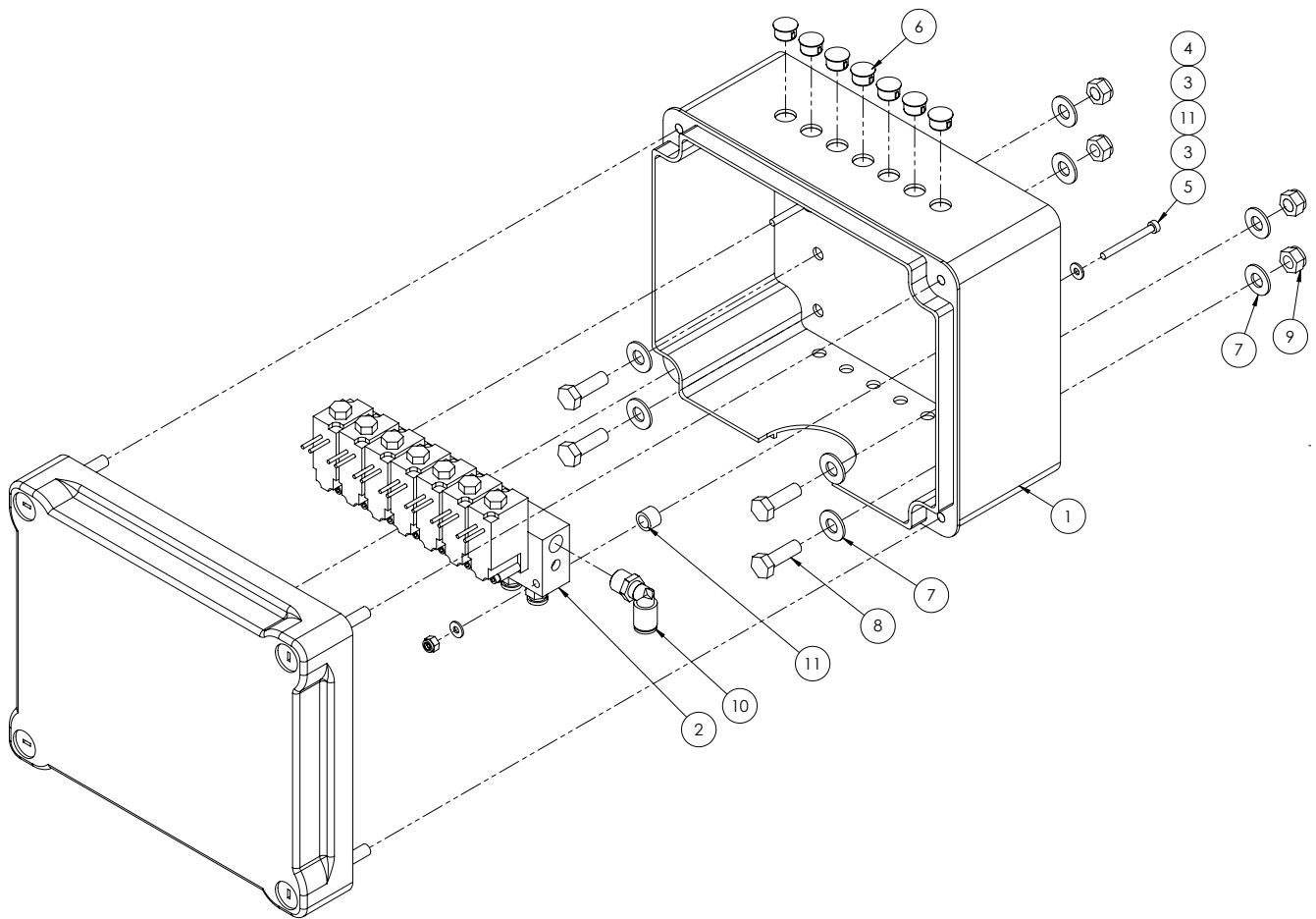
## RapidFire Components



ITEM NO.	PART NUMBER	DESCRIPTION	QTY.
A	GA5054620	Bowl, suit air dryer / oiler GA5068806	1
B	GA5054625	Bowl Lubricator, suit air dryer / oiler GA5068806	1
C	GA5071805	O-Ring Seal, 33x2mm, Suits GA5068806 Pneumatic Air Line Oiler Reservoir	-
1	GA5068806	Pneumatic Mini Filter Oiler and Regulator	1
2	GA5004065	Bolt M6 x 20 GR8.8 ZP	2
3	GA5004437	Washer 6mm Flat SS	6
4	GA5048115	Nut M6 Nyloc ZP	2
5	GA5004091	Bolt M6 x 50 GR8.8 ZP	2
6	GA5004447	Washer 6mm Spring SS	2
7	GA5078068	Mounting clamp, Single type, Plate, Top, Group 2	1
8	GA5078058	Mounting clamp, Single type, Jaw, Pair, Group 3, 14mm	2
9	GA3500218	Hydraulic adaptor, Nipple, 1/4" BSPT male x 1/4" BSPT male	1
10	GA3500211	Hydraulic adaptor, Socket, 1/4" BSPT female x 1/4" BSPT female	1
11	GA5052690	Elbow Swivel push in 8 mm x 1/4" BSP	2
12	GA5052695	Straight Adaptor, Push in, 8 mm x 1/4" BSP	1
13	GA5004382	Tube, Nylon, 8mm, Black - Specify length required	1
14	GA5067010	Equal Tee push in 8mm	1
15	*	Rapidfire 7-12 Section Solenoid Box	2
16	GA5004711	Bolt M8 x 25 GR8.8 ZP	8
17	GA5003643	Washer 8mm Flat SS HD	16
18	GA5052590	Nut M8 Nyloc SS	8

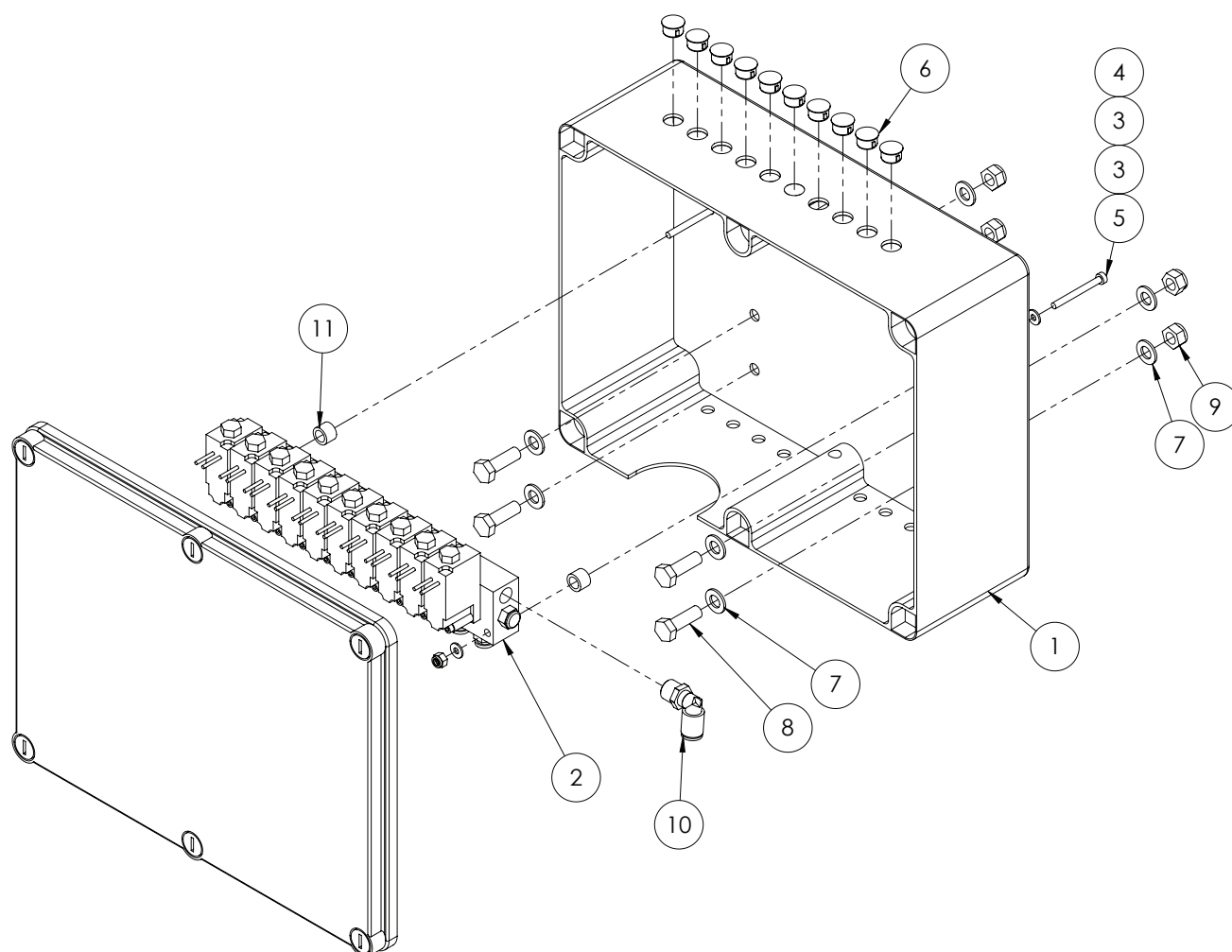
\* Sub-assembly on following pages

## RapidFire 7 Section Solenoid Box



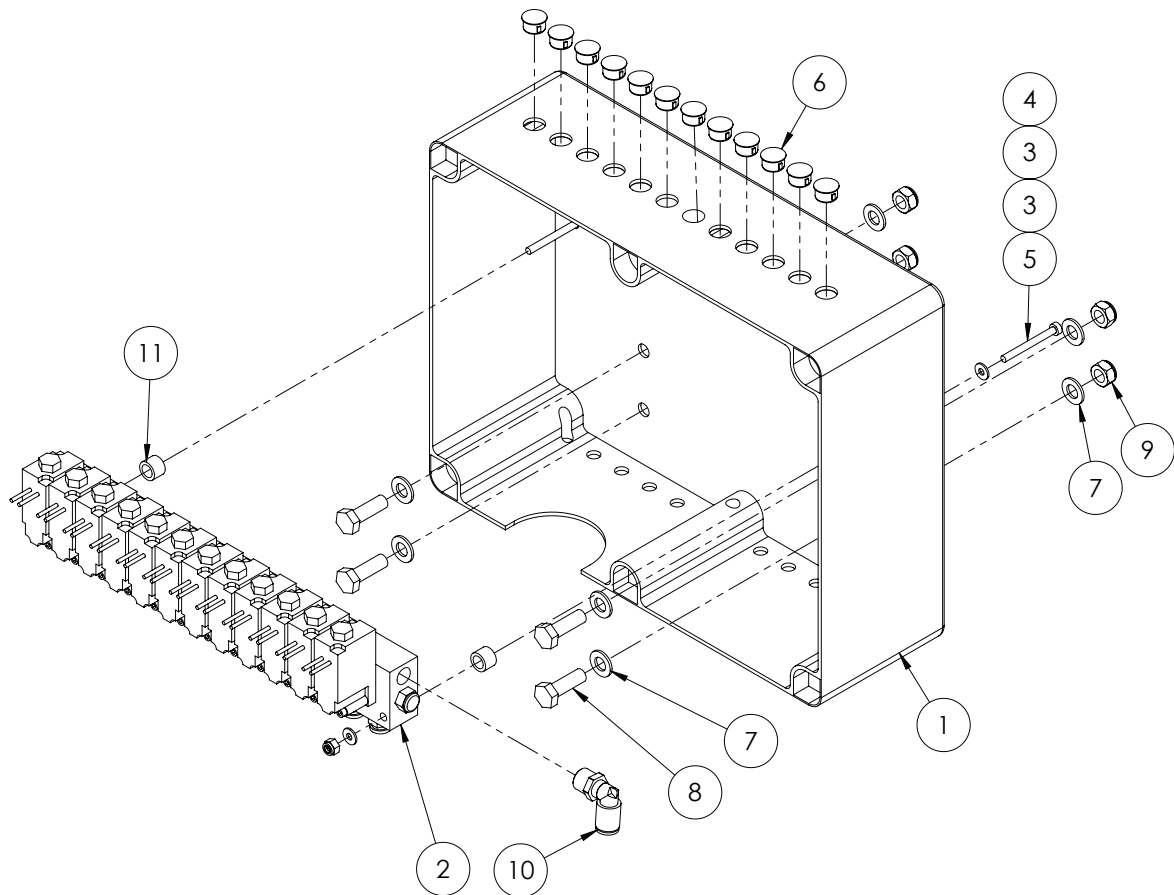
ITEM NO.	PART NUMBER	DESCRIPTION	QTY.
1	GA5054085	Box plastic electrical, 241 x 194 x 127mm	1
2	GA5068805	Valve, Pneumatic solenoid, 7 section bank, bare wires, 6mm outlets, 8mm inlet	1
3	GA5020510	Washer 4mm Flat SS	4
4	GA5049025	Nut M4 Nyloc SS	2
5	GA5049800	SHCS M4 x 40 ZP GR12.9	2
6	GA5048780	Dome plug 12mm	7
7	GA5003643	Washer 8mm Flat SS HD	8
8	GA5004711	Bolt M8 x 25 ZP GR8.8	4
9	GA5052590	Nut M8 Nyloc SS	4
10	GA5018339	Pneumatic fitting, Elbow, 90 degree, 8mm push type fitting x 1/8' male thread	1
11	GA4572280	Crush tube, 11.8 OD x 8 ID x 8.5mm long	2

## RapidFire 10 Section Solenoid Box



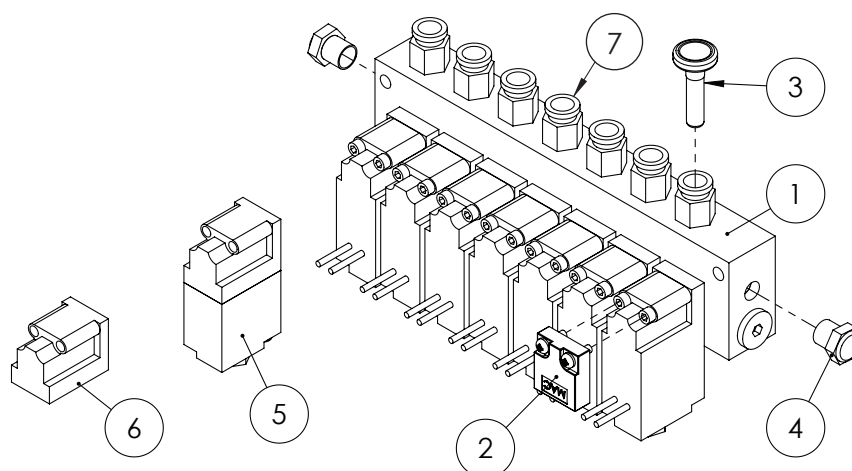
ITEM NO.	PART NUMBER	DESCRIPTION	QTY.
1	GA5054090	Box plastic electrical 310 x 240 x 110mm	1
2	GA5070630	Valve, pneumatic solenoid bank 10 section, bare wires, 6mm outlets, 8mm inlet	1
3	GA5020510	Washer 4mm Flat SS	4
4	GA5049025	Nut M4 Nyloc SS	2
5	GA5049800	SHCS M4 x 40 ZP GR12.9	2
6	GA5048780	Dome plug 12mm	7
7	GA5003643	Washer 8mm Flat SS HD	8
8	GA5004711	Bolt M8 x 25 ZP GR8.8	4
9	GA5052590	Nut M8 Nyloc SS	4
10	GA5018339	Pneumatic fitting, Elbow, 90 degree, 8mm push type fitting x 1/8' male thread	1
11	GA4572280	Crush tube, 11.8 OD x 8 ID x 8.5mm long	2

## RapidFire 12 Section Solenoid Box



ITEM NO.	PART NUMBER	DESCRIPTION	QTY.
1	GA5054090	Box plastic electrical 310 x 240 x 110mm	1
2	GA5070631	Valve, pneumatic solenoid bank 12 section, bare wires, 6mm outlets, 8mm inlet	1
3	GA5020510	Washer 4mm Flat SS	4
4	GA5049025	Nut M4 Nyloc SS	2
5	GA5049800	SHCS M4 x 40 ZP GR12.9	2
6	GA5048780	Dome plug 12mm	7
7	GA5003643	Washer 8mm Flat SS HD	8
8	GA5004711	Bolt M8 x 25 ZP GR8.8	4
9	GA5052590	Nut M8 Nyloc SS	4
10	GA5018339	Pneumatic fitting, Elbow, 90 degree, 8mm push type fitting x 1/8' male thread	1
11	GA4572280	Crush tube, 11.8 OD x 8 ID x 8.5mm long	2

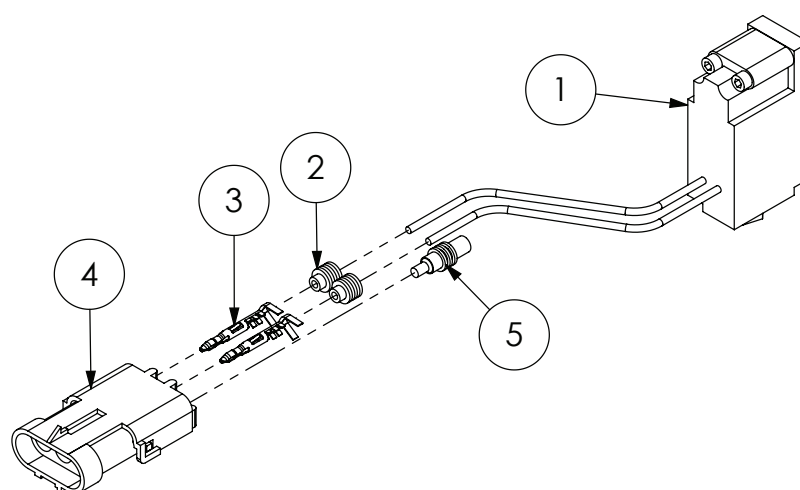
## RapidFire Solenoid Assembly



ITEM NO.	PART NUMBER	DESCRIPTION	QTY.
1	GA5068805	Valve, Pneumatic solenoid, 7 section bank, bare wires, 6mm outlets, 8mm inlet, MAC	1
2	GA5054440	MAC Blanking Plate Manifold	1
3	GA5004405	Plug, Push in, 6mm	1
4	GA5054435	MAC 1/8" BSP Flat Silencer	2
5	GA5054430	Solenoid valve, MAC 3/2 pneumatic, Viton seals, 12V, Bare wires	1
6	GA5054431	Valve, MAC 35A replacement valve only no solenoid, includes bolts and viton seal, blue	1
7	GA5071195	Straight Adaptor Push in 6mm x 1/8" Male thread	7

NOTE: Quantities will vary depending on number of sections optioned.

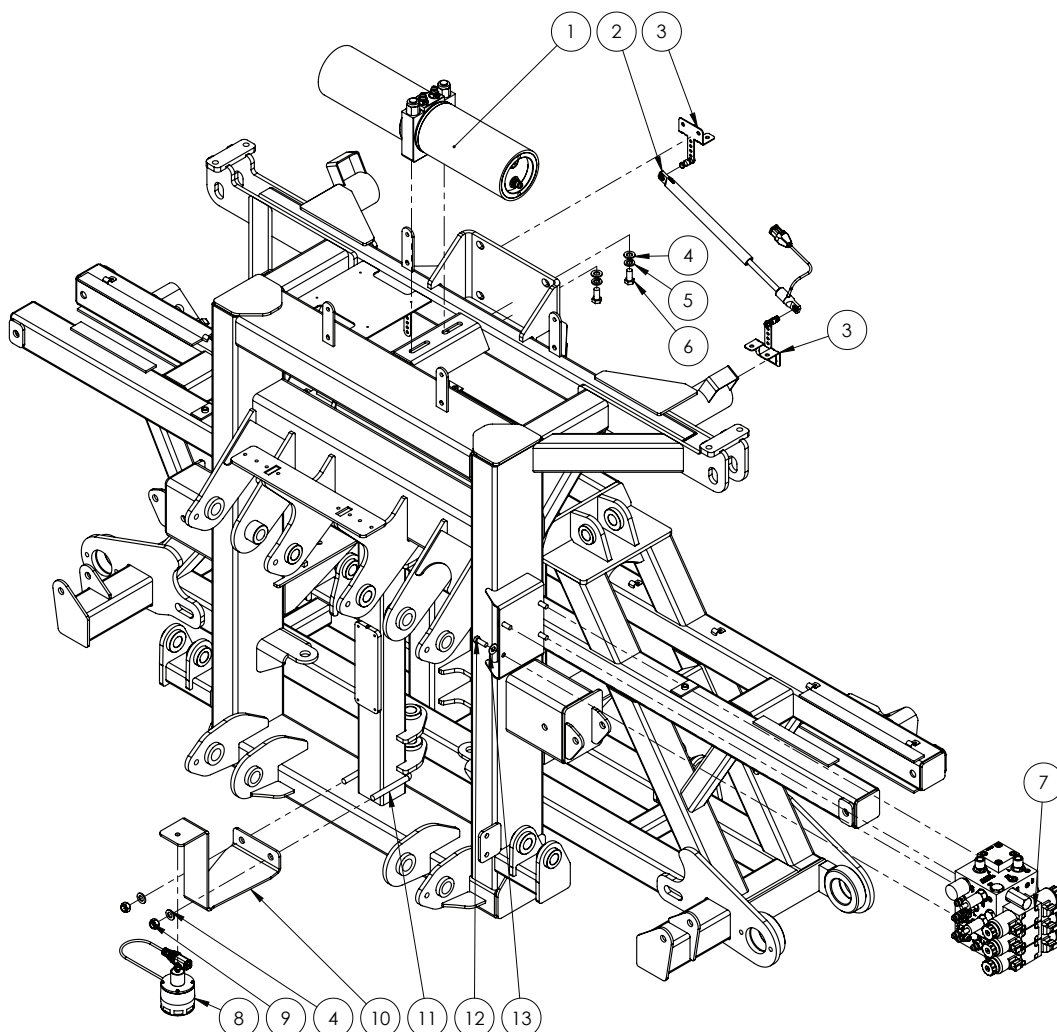
## RapidFire Solenoid Valve



ITEM NO.	PART NUMBER	DESCRIPTION	QTY.
1	GA5054430	Solenoid valve, MAC 3/2 pneumatic, Viton seals, 12V, Bare wires	1
2	GA5014857	Seal, Green, Weather pack connector, Wire from 2.03 - 2.85mm	2
3	GA5016617	Pin, Male, Sealed, Weather pack, Wire 1.0 - 2.0mm	2
4	GA5048550	Connector, Female, 3 Pin, Weather pack	1
5	GA5050245	Seal, Cavity blanking plug, Weather pack connector	1

# Norac System

SERIAL #201820 TO #201854



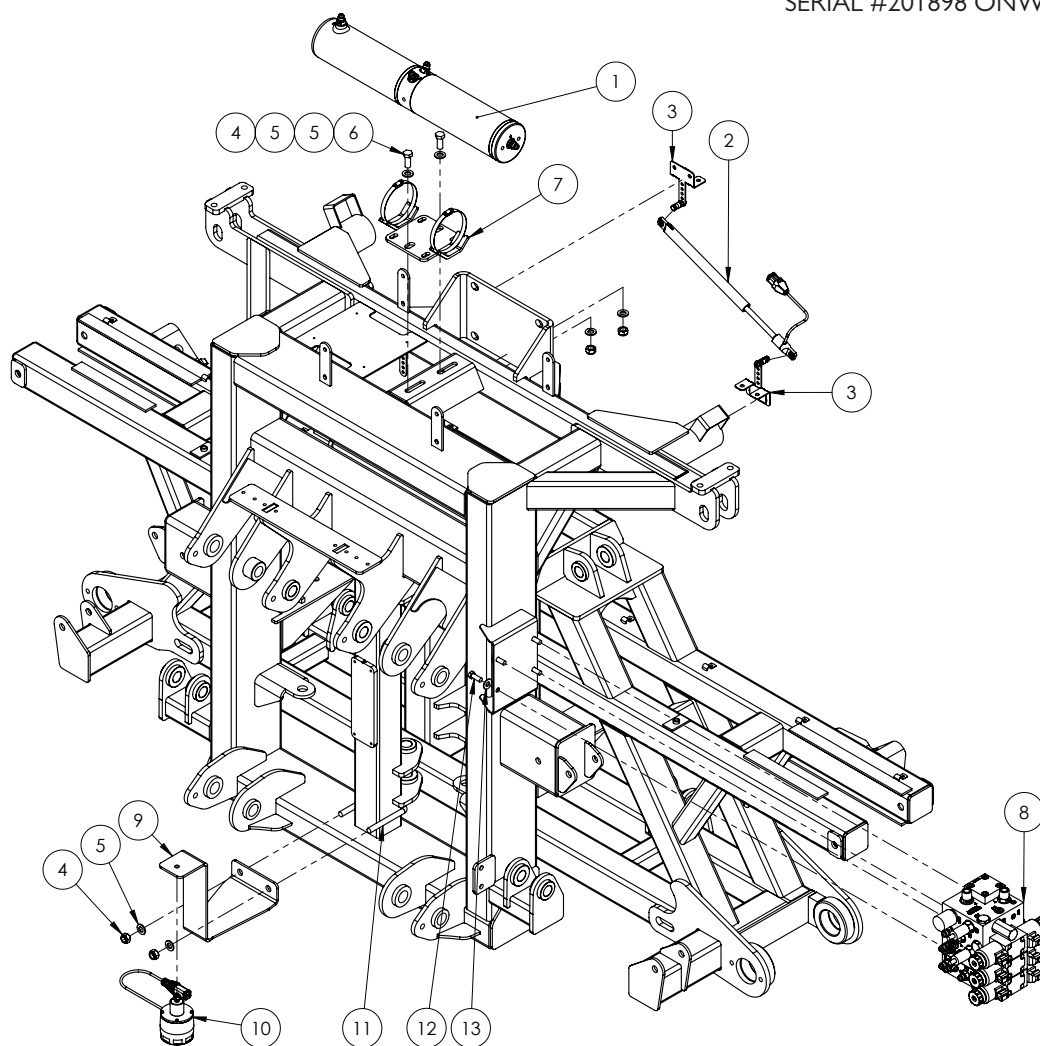
ITEM NO.	PART NUMBER	DESCRIPTION	QTY.
1	GA3500136	Hydraulic cylinder, Wing roll with position sensor, Norac	1
	GA3500146	Hydraulic adaptor, Nipple, 9/16" JIC male x 9/16" UN male O-ring	4
2	GA3000127	Sensor, Linear position NF, UC5, Norac	1
3	GA5075480	Bracket, Linear position sensor mount, Norac	2
4	GA5000577	Washer 12mm Flat SS HD	4
5	GA5000575	Washer 12mm Spring SS	2
6	GA5011229	Bolt M12 x 25 GR8.8 ZP	2
7	^	Norac Valve Block	1
8	GA3000128	Ultrasonic sensor, UC5, Norac	1
9	GA5012461	Nut M12 Nyloc ZP	2
10	GA4510595	Plate, Mount, Norac Ultrasonic Sensor, Centre Section	1
11	GA5011259	U Bolt Square top M12 x 76mm x 110mm	1
12	GA5002601	Bolt 3/8" UNC x 1" GR8 ZP Yellow	4
13	GA5017623	Washer 3/8" Flat ZP HD	4

^ See Chapter 18 'Hydraulics' for sub-assembly.



# Norac System

SERIAL #201898 ONWARDS



ITEM NO.	PART NUMBER	DESCRIPTION	QTY.
1	GA3500136	Hydraulic cylinder, Wing roll with position sensor, Norac	1
	GA3500146	Hydraulic adaptor, Nipple, 9/16" JIC male x 9/16" UN male O-ring	4
2	GA3000127	Sensor, Linear position NF, UC5, Norac	1
3	GA5075480	Bracket, Linear position sensor mount (one bracket is welded)	1
4	GA5012461	Nut M12 Nyloc ZP	4
5	GA5000577	Washer 12mm Flat SS HD	6
6	GA5000305	Set Screw M12 x 30 GR8.8 ZP	2
7	GA5075495	Mounting bracket suit 2017 on AWR Cylinder, with clamps, Black	1
8	^	Norac Valve Block	1
9	GA4510595	Plate, Mount, Norac Ultrasonic Sensor, Centre Section	1
10	GA3000128	Ultrasonic sensor, UC5	1
11	GA5011259	U Bolt Square top M12 x 76mm x 110mm	1
12	GA5002601	Bolt 3/8" UNC x 1" GR8 ZP Yellow	4
13	GA5017623	Washer 3/8" Flat ZP HD	4

^ See Chapter 18 'Hydraulics' for sub-assembly.

## Norac Spare Parts List

ITEM NO.	PART NUMBER	DESCRIPTION
1	GA3000110	Console, UC5 Pulse, Display panel, screen, Norac
2	GA3000111	Controller module, UC5 Input pass through, Norac
3	GA3000112	Controller module, UC5 Valve, Norac
4	GA3000113	Controller module, UC5, CAN Bus, Norac
5	GA3000114	Electrical Harness, UC5 Battery feed fused, Norac
6	GA3000115	Electrical Harness, UC5 Main CAN Interface, ISO bus 4 pin DT
7	GA3000116	Electrical Harness, UC5 Network, 1M, 14 AWG, Norac
8	GA3000117	Electrical Harness, UC5 Network, 10M, 14 AWG, Norac
9	GA3000118	Electrical Harness, UC5 Network, 10M, 18 AWG, Norac
10	GA3000119	Electrical Harness, UC5 Network, 20M, 18 AWG, Norac
11	GA3000120	Electrical Harness, UC5 Valve 2 pin DT, Norac
12	GA3000121	Electrical Harness, UC5, Main Interface Goldacres, Norac
13	GA3000122	Electrical Harness, UC5, Tilt Interface Goldacres, Norac
14	GA3000123	Network Coupler, UC5, 2 way, Black, Norac
15	GA3000124	Network Coupler, UC5, 2 way, white, terminator, Norac
16	GA3000125	Network Coupler, UC5, 3 way, Norac
17	GA3000126	Network Coupler, UC5, 8 way, Norac
18	GA3000127	Sensor, Linear position NF, UC5, Norac
19	GA3000128	Ultrasonic sensor, UC5, Norac
20	GA3000129	Connector, Plug, UC5 Network, 6 Pin, Norac
21	GA3000130	Connector, Plug, UC5 Network, 2 Pin, Norac
22	GA3000131	Connector, Plug, UC5 Network, 12 Pin, Norac
23	GA3500136	Hydraulic cylinder, Wing roll with position sensor, Norac
24	GA3500137	Hydraulic fitting kit, 12 parts, GNI, Norac
25	GA3500138	Valve block, 2 station assembly, Open centre LS Proportional, DT 4 Bolt
26	GA3500139	Valve block, expansion assembly, DPOC PROP DT 4 bolt, Norac
27	GA8700392	Manual, Installation UC5 AND UC4.5 Severe terrain option, Norac
28	GA8700393	Manual, Installation, UC5 Goldacres active wing roll upgrade Norac
29	GA8700394	Manual, installation, UC5 Goldacres active wing roll, Norac
30	GA8700395	Manual, installation, UC5 Goldacres passive roll, Norac
31	GA8700396	Manual, UC5 operators, Norac
32	GA8700397	Manual, UC5 Pulse display kit Self Propelled, Norac
33	GA5075480	Bracket, Linear position sensor mount, Norac
34	GA5075485	Mounting bracket, main lift sensor UC4 Plus, Norac
35	GA5075490	Mounting bracket, suit ultra sonic sensor, low profile, Norac
36	GA5075495	Spacer, 2" square tubing 8" long, Black, Norac
37	GA4510595	Plate, Mount, Norac Ultrasonic Sensor, Centre Section
38	GA5011259	U Bolt Square top M12 x 76mm x 110mm
39	GA3500363	Hydraulic adapter, Nipple, 1/2" BSPT male x 3/4" UN male O-ring
40	GA3500146	Hydraulic adaptor, Nipple, 9/16" JIC male x 9/16" UN male O-ring

Continued over page

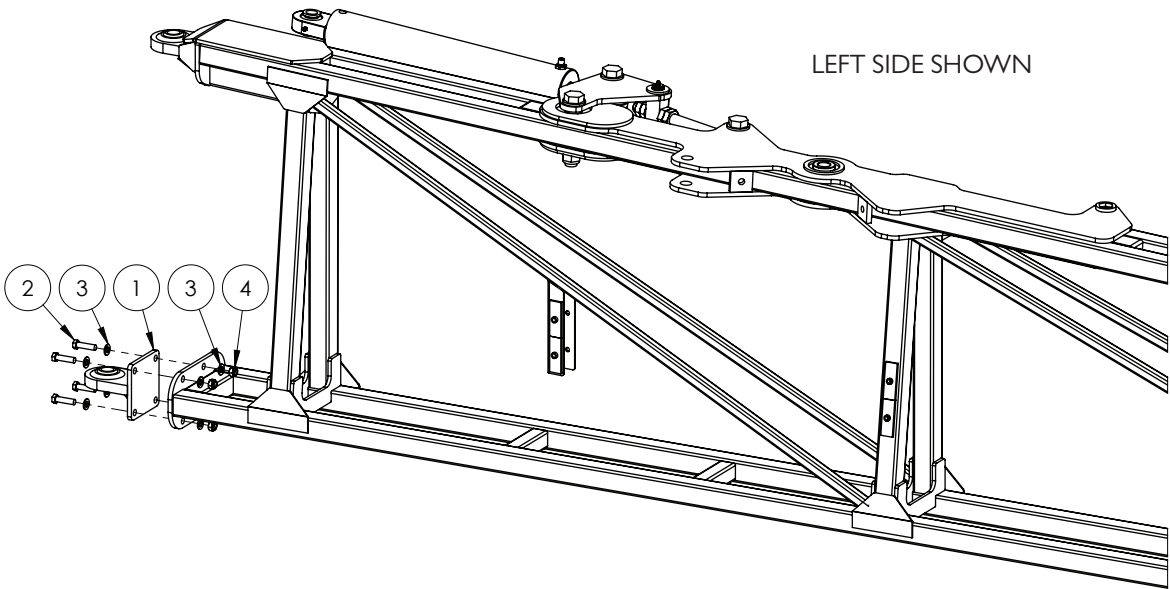
## Norac Spare Parts List

ITEM NO.	PART NUMBER	DESCRIPTION
41	GA3500144	Hydraulic adaptor, Tee, 9/16" JIC male x 9/16" JIC male x 9/16" JIC female swivel
42	GA3500145	Hydraulic adaptor, Nipple, 3/8" BSPP male x 9/16" JIC male
43	GA3500147	Hydraulic adaptor, Nipple, 9/16" JIC male x 3/4" UN male O-ring
44	GA3500200	Hydraulic adaptor, Tee, 1/2" BSPT male x 1/2" BSPT male x 1/2" BSPP female swivel

# Chapter 14

## BOOM WING

### Boom Pivots - 30-36m

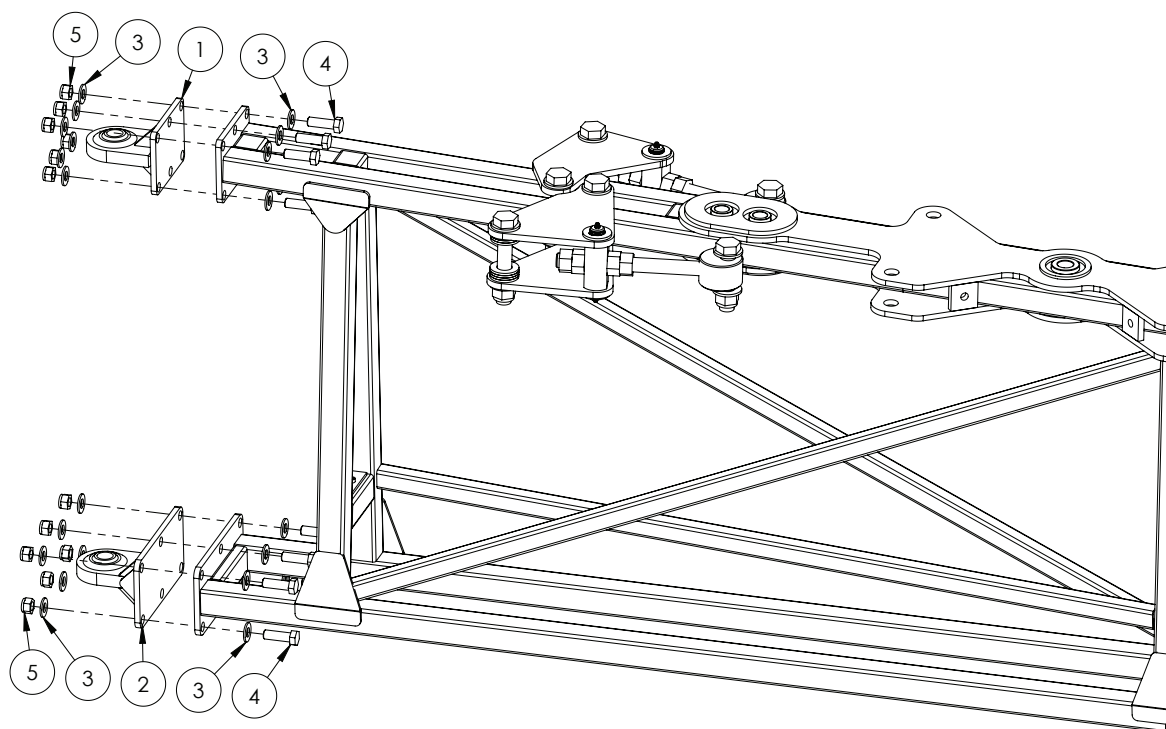


# Quantities shown are per side.

ITEM NO.	PART NUMBER	DESCRIPTION	QTY.
-	GA4535285*	Shim, 1mm, Lower rose end	-
	GA4535355*	Shim, 3mm, Lower rose end	
	GA4535360*	Shim, 5mm, Lower rose end	
1	GA4656200	Rose end, Bolt on, RH, Suit 24 - 36m boom	1
	GA4656201	Rose end, Bolt on, LH, Suit 24 - 36m boom	
2	GA5000327	Set Screw M12 x 45 GR8.8 ZP	4
3	GA5000577	Washer 12mm Flat SS HD	8
4	GA5012461	Nut M12 Nyloc ZP	4

\* NOTE: Quantity will vary depending on adjustments needed.

## Boom Pivots - 42m

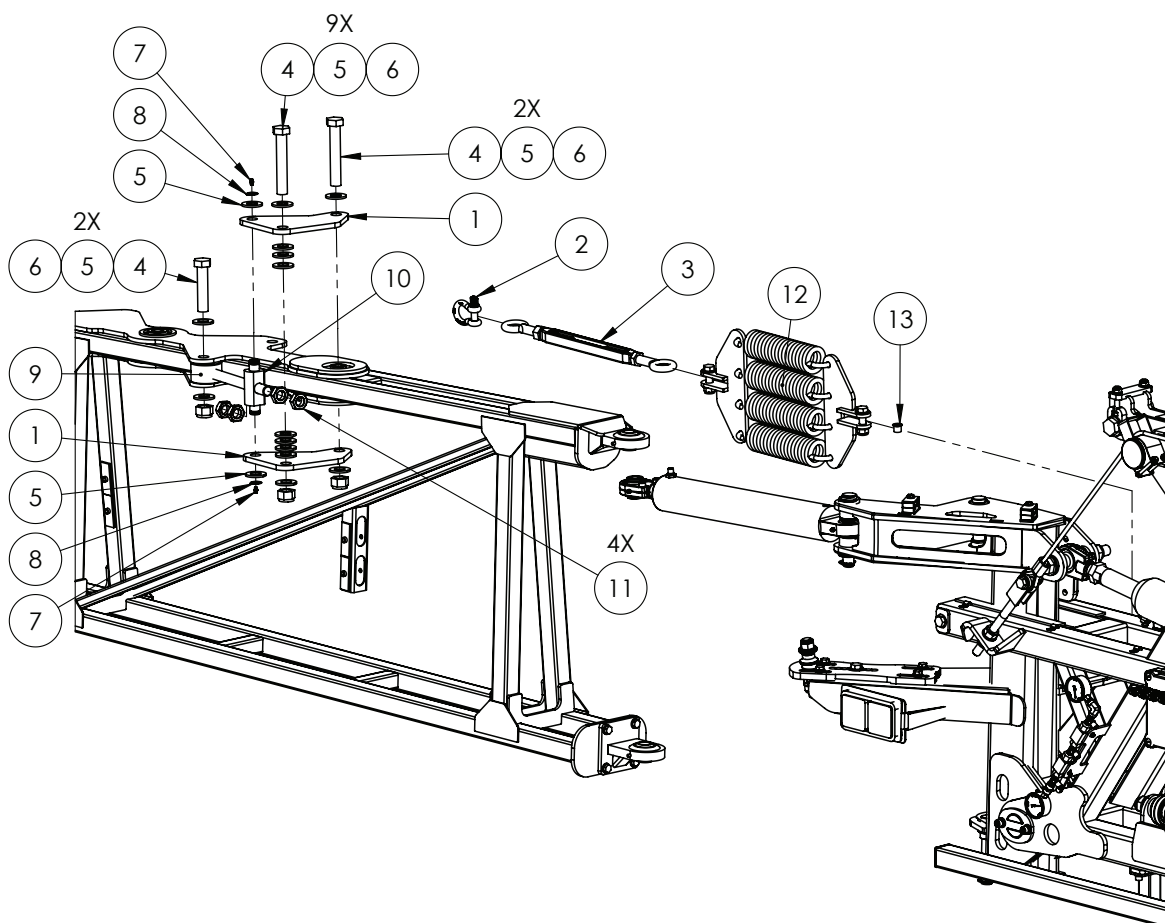


# Quantities shown are per side.

ITEM NO.	PART NUMBER	DESCRIPTION	QTY.
-	GA4537795*	Shim lower rose end, 1mm, 42m Boom	-
1	GA4659215	Top Rose End Large	1
2	GA4659220	Bottom Rose End Large	1
3	GA5001043	Washer 16mm Flat SS HD	24
4	GA5000931	Bolt M16 x 50 ZP GR8.8	12
5	GA5001029	Nut M16 Nyloc ZP	12

\* NOTE: Quantity will vary depending on adjustments needed.

## Boom Fold Adjuster - 30-36m

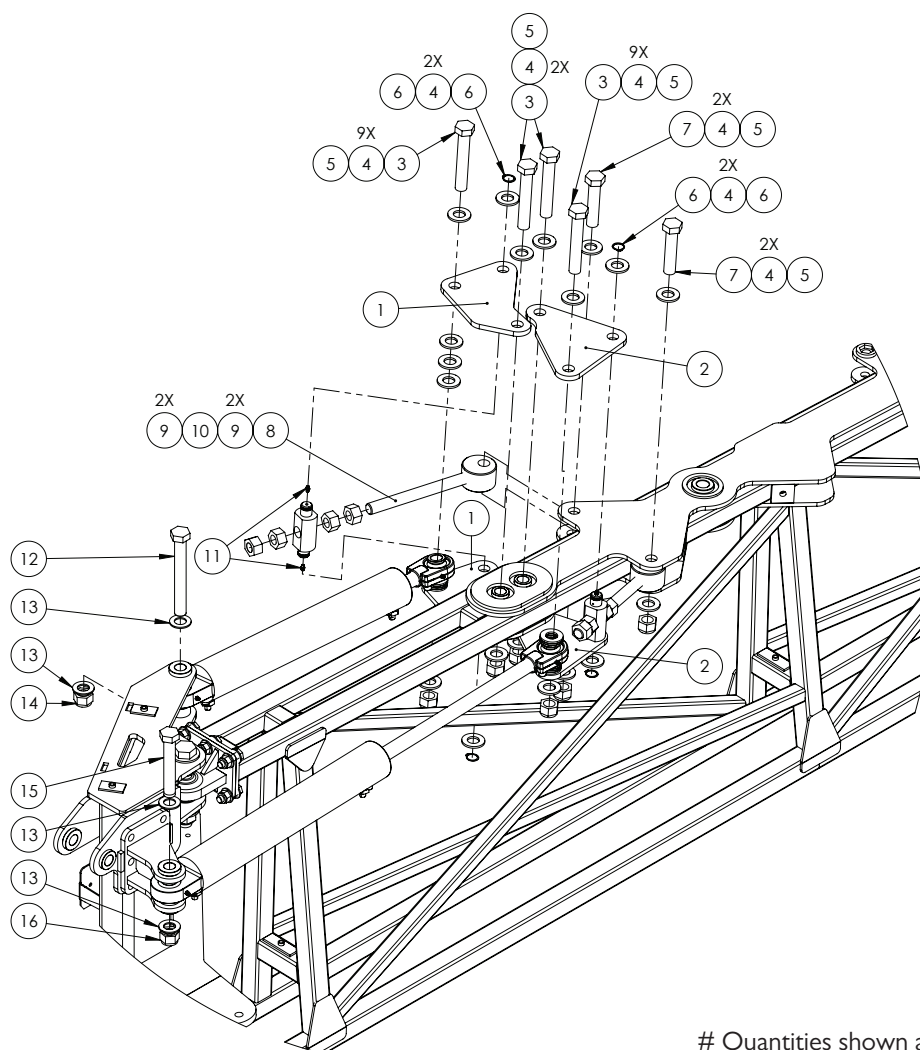


# Quantities shown are per side.

ITEM NO.	PART NUMBER	DESCRIPTION	QTY.
1	GA4506970	Fold Adjuster Plate, Rear, 42m Dual Fold Cylinder	4
2	GA5075230	Bow Shackle 13mm WLL 3.25T Black	1
3	GA5017061	Turnbuckle, Eye ends, M22 thread & lock nut, Galvanised	1
4	GA5006039	Bolt, 1" UNF, 14 TPI x 4 1/2", GR8 ZP	6
5	GA5017681	Washer 1 x 2 7g Flat Thin SS	23
6	GA5012446	Nut 1" UNF 12 TPI Nyloc ZP	6
7	GA5012203	Grease nipple, Short, 1/4" UNF	4
8	GA5008519	Circlip, External, 25mm	4
9	GA5070775	Boom fold adjuster eyelet bolt, HD	2
10	24MK4DB006	Bush / pin, Fold ram adjuster nut and bolt retainer	2
11	GA0500048	Lock Nut, 1" UNF 12 TPI, ZP	8
12	*	Boom Cable Springs	1
13	GA5075220	Glacier bush flanged 16mm suit boom cable pivot	1

\* Sub-assembly on following pages

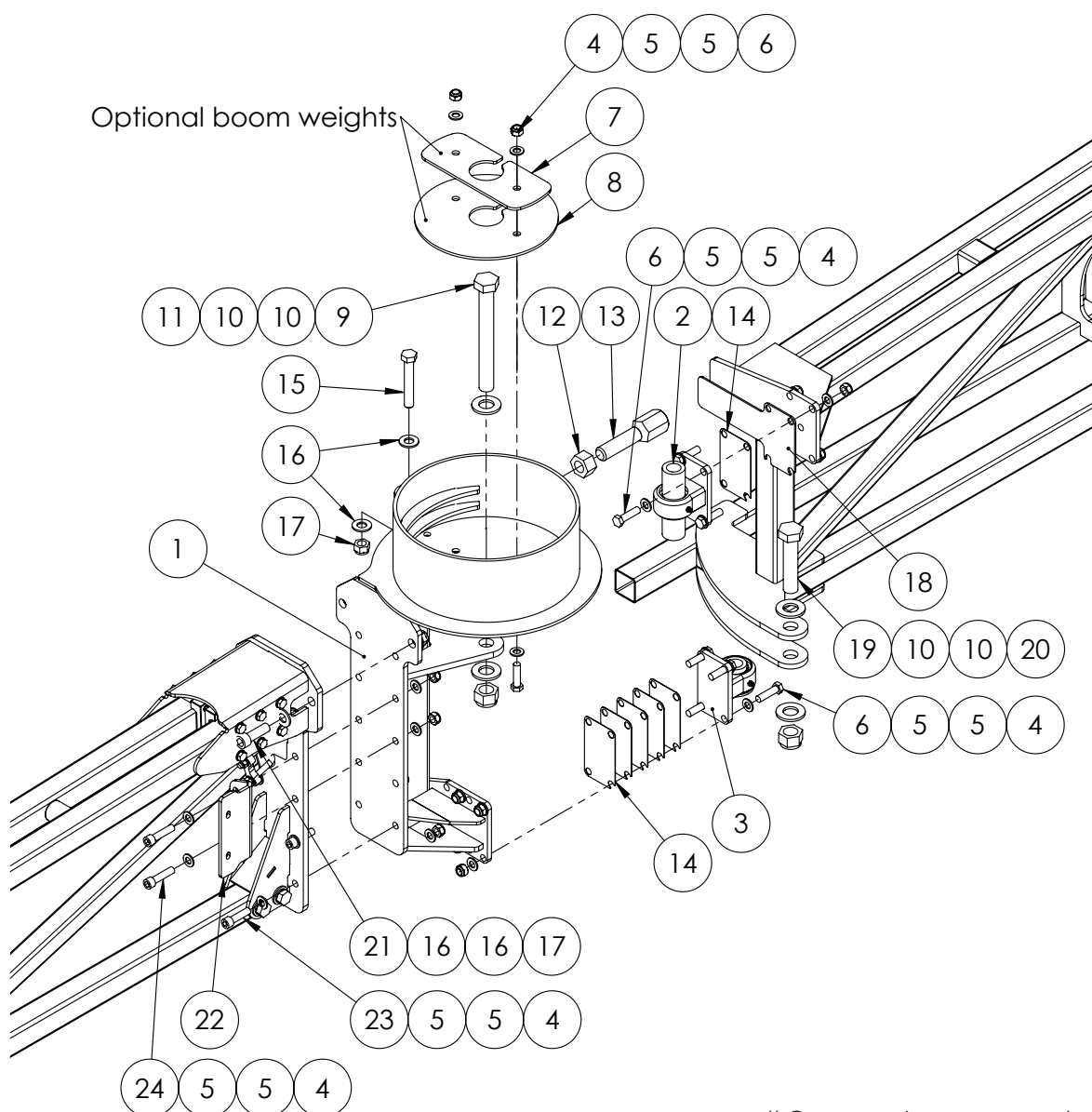
## Boom Fold Adjuster - 42m



# Quantities shown are per side.

ITEM NO.	PART NUMBER	DESCRIPTION	QTY.
1	GA4506970	Fold Adjuster Plate, Rear, 42m Dual Fold Cylinder	2
2	GA4506965	Fold Adjuster Plate, Front, 42m Dual Fold Cylinder	2
3	GA5006043	Bolt 1 UNF 14 TPI x 6 GR8 ZP	4
4	GA5017681	Washer 1" x 2" 7g Flat Thin SS	30
5	GA5012445	Nut 1" UNF 14 TPI Nyloc ZP	6
6	GA5008519	Circlip, External, 25mm	4
7	GA5006039	Bolt, 1" UNF, 14 TPI x 4 1/2", GR8 ZP	2
8	GA5070775	Boom fold adjuster eyelet bolt, HD	2
9	GA5010991	Nut, 1" UNF, 12 TPI, ZP	8
10	24MK4DB006	Bush / pin, Fold ram adjuster nut and bolt retainer	2
11	GA5012203	Grease nipple, Short, 1/4" UNF	4
12	GA5006151	Bolt 1 UNF 12 TPI x 8 GR8 ZP	1
13	GA5001893	Washer 1" x 1 7/8" x 14g	4
14	GA0500036	Nut, 1", UNF, 12 TPI, Conelock ZP	1
15	GA4683145	Bolt 1" UNC x 6" cut down from 7"	1
16	GA5012439	1" Nyloc Nut UNC ZP	1

## Cable Drum - 30-36m



# Quantities shown are per side.

ITEM NO.	PART NUMBER	DESCRIPTION	QTY.
1	GA4659580	Cable drum, Boom hinge, Right side, TriTech	1
	GA4659585	Cable drum, Boom hinge, Left side, TriTech	1
	GA4659600	Boom drum hinge OFFSET 24+ RH	1
	GA4659605	Boom drum hinge OFFSET 24+ LH	1
2	*	Upper Pivot Assembly	1
3	*	Lower Pivot Assembly	1
4	GA5012461	Nut M12 Nyloc ZP	20
5	GA5000577	Washer 12mm Flat SS HD	40
6	GA5000327	Set Screw M12 x 45 ZP GR8.8	10
7	GA4504535	Boom weight, Cable drum disc, 0.806 kg	1
8	GA4504530	Boom weight, Cable drum disc, 1.792 kg	1

Continued over page



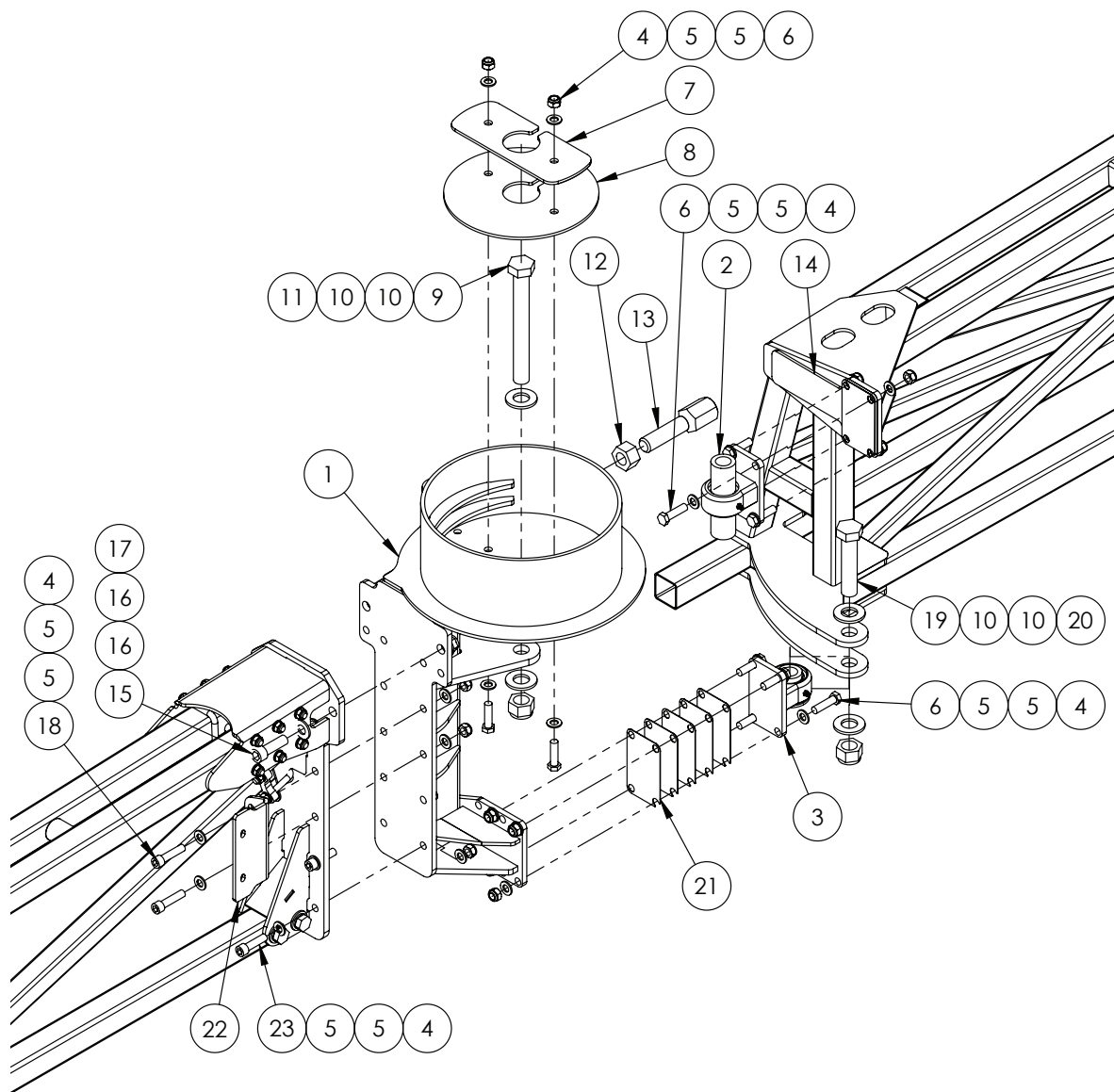
## Cable Drum - 30-36m

ITEM NO.	PART NUMBER	DESCRIPTION	QTY.
9	GA0500025	Bolt 1" UNF 12 TPI x 8 1/2" GR8 ZP	1
10	GA5017681	Washer 1" x 2" 7g Flat Thin SS	4
11	GA0500036	Nut, 1", UNF, 12 TPI, Conelock ZP	1
12	GA5010991	Nut, 1" UNF, 12 TPI, ZP	1
13	GA4572495	Bolt 1" UNF 12 TPI Boom drum stopper	1
14	DB-ADJ-16LAS	Shim, cable drum pivot, SS, 1mm	6
15	GA5011269	Bolt M16 x 100 GR8.8 ZP	1
16	GA5001043	Washer 16mm Flat SS HD	6
17	GA5001029	Nut M16 Nyloc ZP	3
18	GA4524690	Wear plate Upper boom top SS	1
19	GA5006039	Bolt, 1" UNF, 14 TPI x 4 1/2", GR8 ZP	1
20	GA5012445	Nut 1" UNF 14 TPI Nyloc ZP	1
21	GA5000935	SHCS M16 x 50 GR12.9 ZP	2
22	GA4522725	Boom hose holder plate outer	1
23	GA5000325	SHCS M12 x 45 GR12.9 ZP	8
24	GA5051470	SHCS M12 x 50 GR12.9 ZP	2

\* Sub-assembly on following pages

# Quantities shown are per side.

## Cable Drum - 42m



# Quantities shown are per side.

ITEM NO.	PART NUMBER	DESCRIPTION	QTY.
1	GA4659275	Cable Drums to suit 42m+ Left Hand	1
	GA4659270	Cable Drums to suit 42m+ Right Hand	1
2	*	Upper Pivot Assembly	1
3	*	Lower Pivot Assembly	1
4	GA5012461	Nut M12 Nyloc ZP	20
5	GA5000577	Washer 12mm Flat SS HD	40
6	GA5000327	Set Screw M12 x 45 ZP GR8.8	10
7	GA4504535	Boom weight, Cable drum disc, 0.806 kg	1
8	GA4504530	Boom weight, Cable drum disc, 1.792 kg	1
9	GA0500025	Bolt, 1" UNF, 12 TPI x 8 1/2", GR8 ZP	1

Continued over page

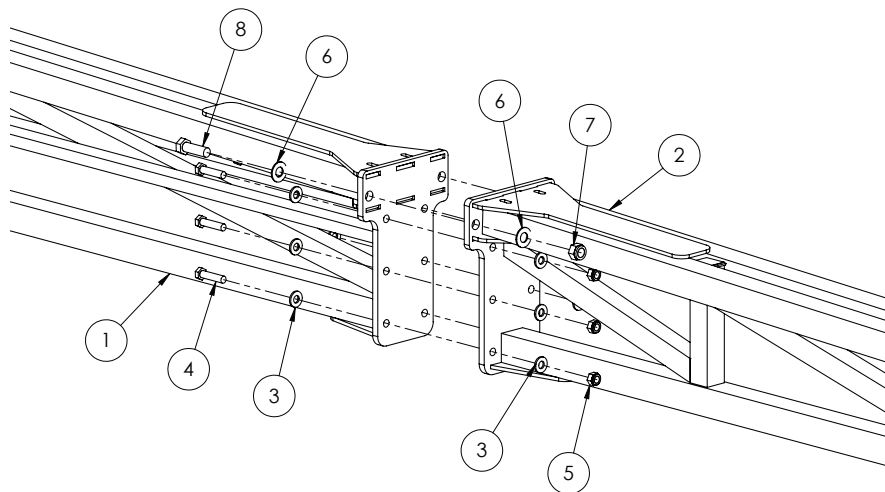
## Cable Drum - 42m

ITEM NO.	PART NUMBER	DESCRIPTION	QTY.
10	GA5017681	Washer 1" x 2" 7g Flat Thin SS	4
11	GA5012446	Nut, 1", UNF, 12 TPI, Conelock ZP	1
12	GA5010991	Nut, 1", UNF, 12 TPI, ZP	1
13	GA4572495	Bolt, 1", UNF, 12 TPI, Boom drum stopper	1
14	GA4524690	Wear plate Upper boom top	1
15	GA5000935	SHCS M16 x 50 GR12.9 ZP	2
16	GA5001043	Washer 16mm Flat SS HD	4
17	GA5001029	Nut M16 Nyloc ZP	2
18	GA0500052	SHCS, M12 x 50, Gr10.9, ZP	2
19	GA5006039	Bolt 1" UNF 14 TPI x 4 1/2 GR8 ZP	1
20	GA5012445	Nut 1" UNF 14 TPI Nyloc ZP	1
21	DB-ADJ-16LAS	Shim, cable drum pivot, SS, 1mm	6
22	GA4522725	Boom hose mount plate outer	1
23	GA5000325	SHCS M12 x 45 GR12.9 ZP	8

\* Sub-assembly on following pages

# Quantities shown are per side.

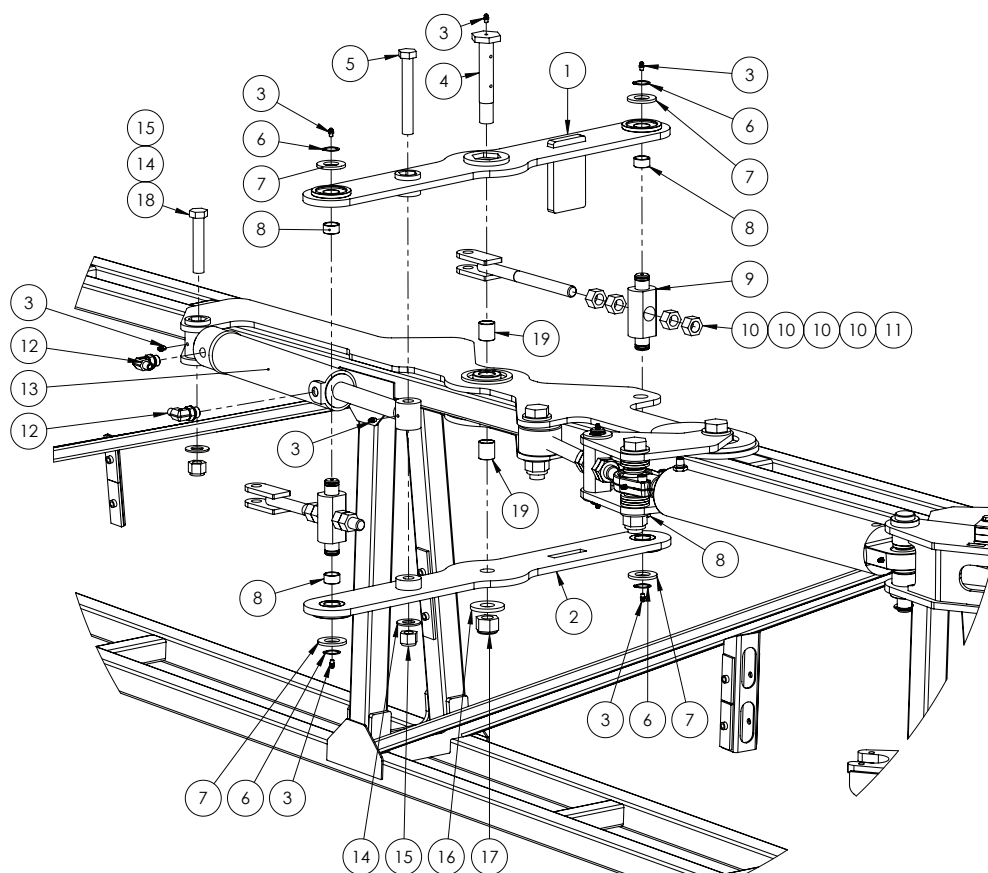
## Mid Wing - 42m



# Quantities shown are per side.

ITEM NO.	PART NUMBER	DESCRIPTION	QTY.
1	-	Outer Wing Inner Section 42m	1
2	-	Outer Wing Outer Section 42m	1
3	GA5000577	Washer 12mm Flat SS HD	12
4	GA5011239	Bolt, M12 x 50, ZP GR 8.8	6
5	GA5012461	Nut M12 Nyloc ZP	6
6	GA5001043	Washer 16mm Flat SS HD	4
7	GA5001029	Nut M16 Nyloc ZP	2
8	GA5000931	Bolt M16 x 50 ZP GR8.8	2

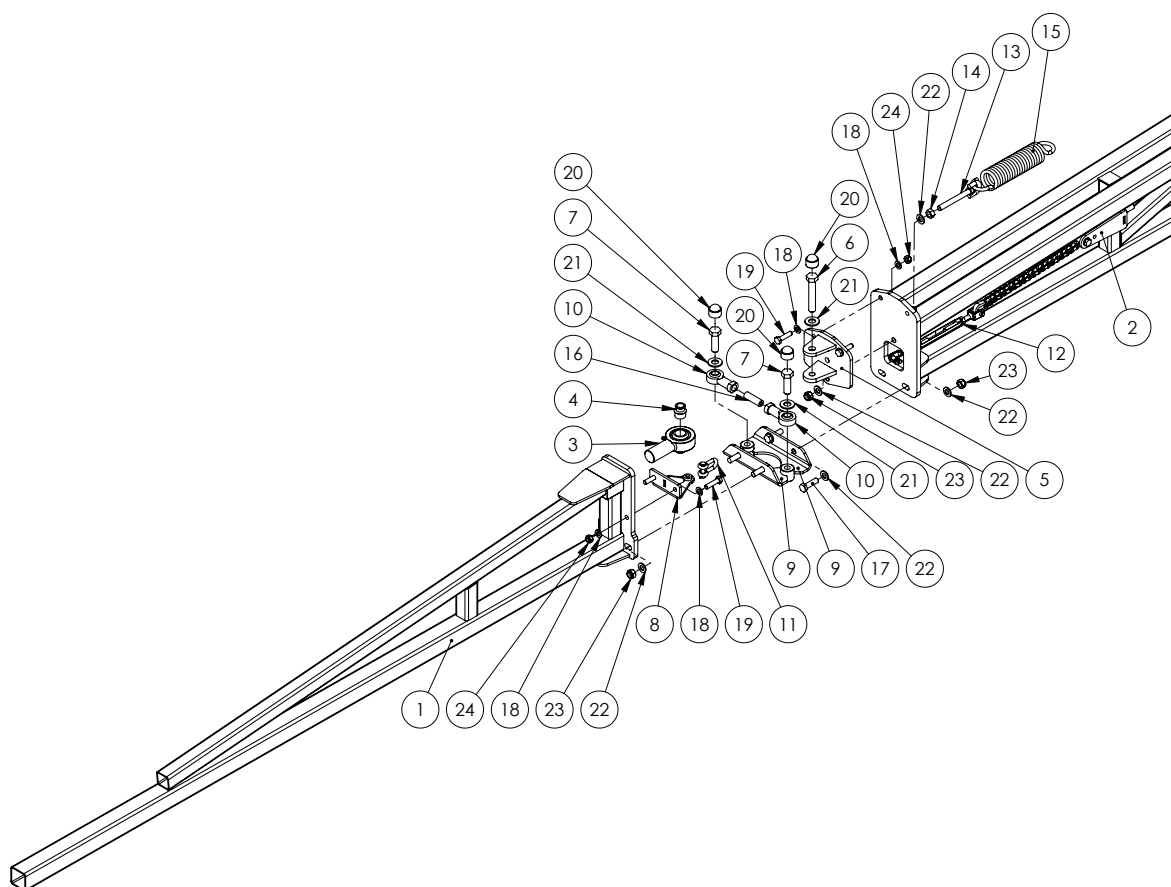
## Bi-Fold - 30-42m



ITEM NO.	PART NUMBER	DESCRIPTION	QTY.
1	GA4659725	Boom Bi-fold Top Bracket	2
2	GA4659730	Boom Bi-fold Bottom Bracket	2
3	GA5012203	Grease nipple, Short, 1/4" UNF	14
4	2SF-007	Pivot pin	2
5	GA5070335	Bolt 3/4" UNC x 5 1/2" GR8, zinc HT	2
6	GA5008519	Circlip, External, 25mm	8
7	GA5017681	Washer 1" x 2" 7g Flat Thin SS	8
8	GA5009463	Glacier Bush, ID 25 x 15 mm long	8
9	24MK4DB006	Bush / pin, Fold ram adjuster nut and bolt retainer	4
10	GA5001709	Nut M20 Coarse ZP	16
11	GA5020320	Cable Adjuster, threaded, M20	4
12	GA3500348	Hydraulic adaptor, Elbow, 90 degree, 1/4" BSPT male x 3/4" UN male O-ring	4
13	GA5070845	Hydraulic Cylinder, Bore 2.5", Rod 1.25", Stroke 293mm	2
14	GA5001045	Washer 3/4" Flat ZP	4
15	GA5048430	Nut 3/4" UNC Nyloc ZP	4
16	2SF-003LAS	2nd Stage fold pivot washer 6mm FMS 60 OD 25.3mm ID	2
17	GA5012469	Nut M24 Nyloc ZP	2
18	GA5049490	Bolt 3/4" UNC x 4" ZP GR8	2
19	GA5009467	Glacier Bush ID 25 x 30 mm long	4

^ See Chapter 18 'Hydraulics' for sub-assembly

## 3D Breakaway 2.0



# Quantities shown are per side.

ITEM NO.	PART NUMBER	DESCRIPTION	QTY.
1	GA4656123	Alum Breakaway 2m, Suit 3D breakaway 2.0	1
2	*	Breakaway Mechanism	1
3	GA5070530	Rose End 1" x 1 1/4" male UNF thread	1
4	GA4552225	Spacer bush, Rose end, Suit breakaway 3D 2.0	2
5	GA4656131	Rose End Clevis, Breakaway	1
6	GA5011297	Bolt M16 x 90 GR8.8 ZP	1
7	GA5000931	Bolt M16 x 50 GR8.8 ZP	2
8	GA4659810	Breakaway Hinge Bracket	1
9	GA4659336	Lower Pivot Bracket	2
10	GA5014469	Rod end, Ball 16 mm ID, M16 female thread	2
11	GA5071060	Utility Clevis 10 mm	1
12	GA5070505	Turnbuckle / rigging screw, 10mm, SS, Clevis ends	1
13	GA5075150	Eye Bolt 12mm x 100mm Short	1
14	GA5000559	Nut M12 Hex ZP	1
15	GA5016605	Spring, tension, 51.5 OD x 260 Long x 8mm, Breakaway	1
16	GA5071105	Grub Screw M16 x 50	1
17	GA5000319	Set Screw M12 x 40 GR8.8 ZP	4
18	GA5000117	Washer 10mm Flat SS HD	8

Continue over page

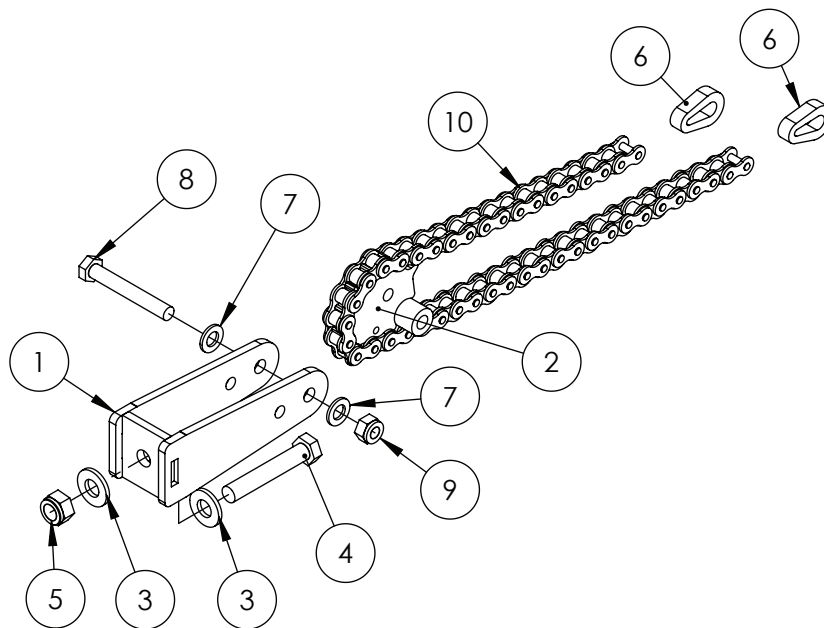
## 3D Breakaway 2.0

ITEM NO.	PART NUMBER	DESCRIPTION	QTY.
19	GA5011161	Set Screw M10 x 40 GR8.8 ZP	4
20	GA5075080	End cap, Plastic, Black, Cover, Hex. Dome, M16	3
21	GA5001043	Washer 16mm Flat SS HD	3
22	GA5000577	Washer 12mm Flat SS HD	10
23	GA5012461	Nut M12 Nyloc ZP	5
24	GA5000141	Nut M10 Nyloc ZP	4

\* Sub-assembly on following pages

# Quantities shown are per side.

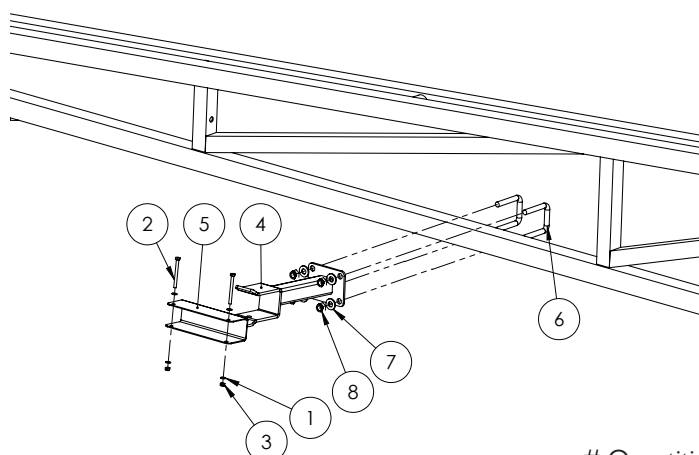
## 3D Breakaway 2.0 - Mechanism



# Quantities shown are per side.

ITEM NO.	PART NUMBER	DESCRIPTION	QTY.
1	GA4659805	Breakaway Mount	1
2	GA4659800	Breakaway Centre Pivot Fab Assembly	1
3	GA5000577	Washer 12mm Flat SS HD	2
4	GA5000347	Bolt M12 x 70 ZP GR8.8	1
5	GA5012461	Nut M12 Nyloc ZP	1
6	GA4505695	Link Plate Chain End, suit breakaway	2
7	GA5000117	Washer 10mm Flat SS HD	2
8	GA5011163	Bolt M10 x 70 ZP GR8.8	1
9	GA5000141	Nut M10 Nyloc ZP	1
10	GA5068985	Chain, 5/8", 41 Pitch Breakaway Hinge, inc 2 Joining Links, 43 rollers total	1

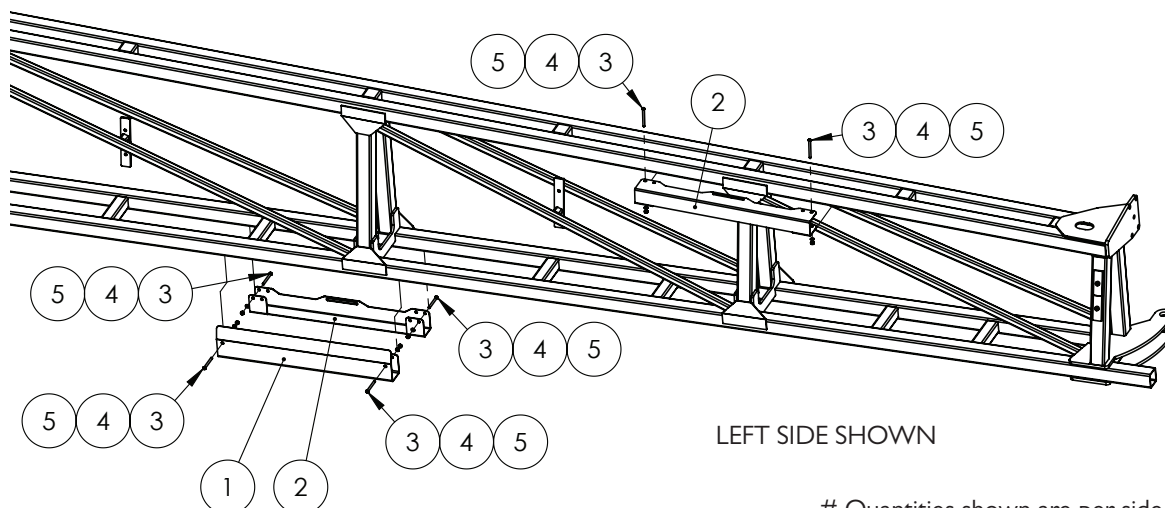
## Boom Protector Assembly - Outer



# Quantities shown are per side.

ITEM NO.	PART NUMBER	DESCRIPTION	QTY.
1	GA5004437	Washer 6mm Flat SS	4
2	GA5004107	Bolt M6 x 70 ZP GR8.8	2
3	GA5048115	Nut M6 Nyloc ZP	2
4	GA4656277	Support bracket, Folded wing, Tri Tech	1
	GA4600360	Support bracket, Folded wing, Tri Tech, suit Trijet clock face nozzles	1
5	F70294A	Boom wing protector, Suit 50 x 50 x 200mm long (2mm SS)	1
6	GA5011251	U bolt, Square top, M12 x 52mm x 80mm	2
7	GA5000577	Washer 12mm Flat SS HD	4
8	GA5012461	Nut M12 Nyloc ZP	4

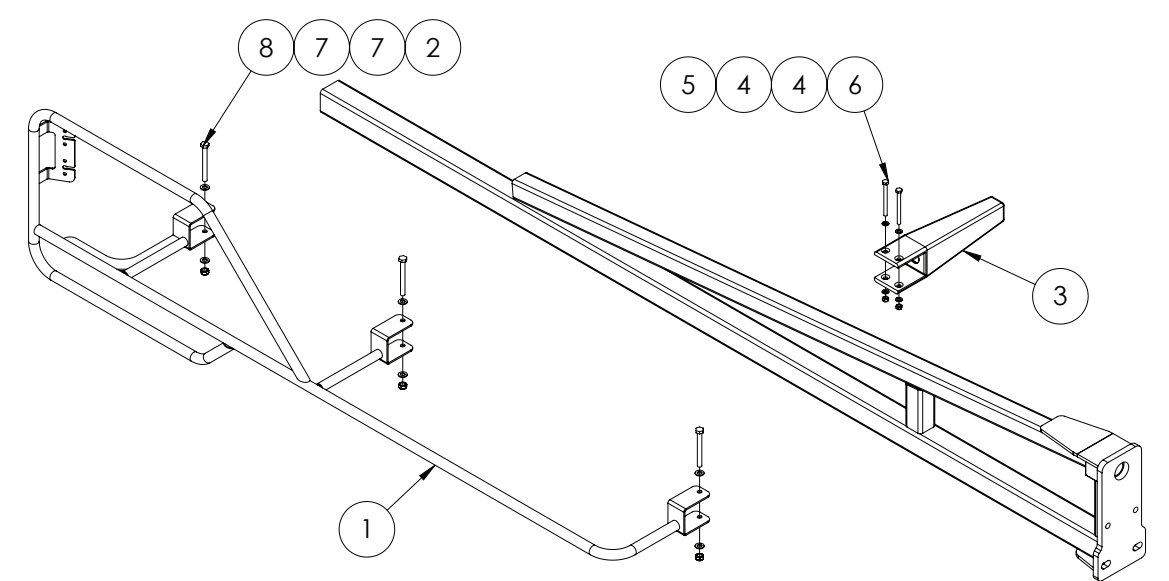
## Boom Protector Assembly - Inner



# Quantities shown are per side.

ITEM NO.	PART NUMBER	DESCRIPTION	QTY.
1	GA4402215	Boom Protector SS Fits Over Gusset	1
2	GA4505005	Boom Slide Protector SS with cutout	2
3	GA0500067	BHCS M6 x 65 GR12.9 ZP	6
4	GA5004437	Washer 6mm Flat SS	12
5	GA5048115	Nut M6 Nyloc ZP	6

# Fence Line End Protector - Quick Fit



# Quantities shown are per side.

ITEM NO.	PART NUMBER	DESCRIPTION	QTY.
1	GA4656316	Boom End Protector easy fit, Right Hand	1
	GA4656317	Boom End Protector easy fit, Left Hand	
2	GA5004917	Nut M8 Nyloc ZP	3
3	GA5006226	Boom stopper, Rubber, 210mm bumper, Suits 50 x 50mm RHS	1
4	GA5004437	Washer 6mm Flat SS	4
5	GA5048115	Nut M6 Nyloc ZP	2
6	GA5004107	Bolt M6 x 70 ZP GR8.8	2
7	GA5003643	Washer 8mm Flat SS HD	6
8	GA5052600	Bolt M8 x 75 SS	3

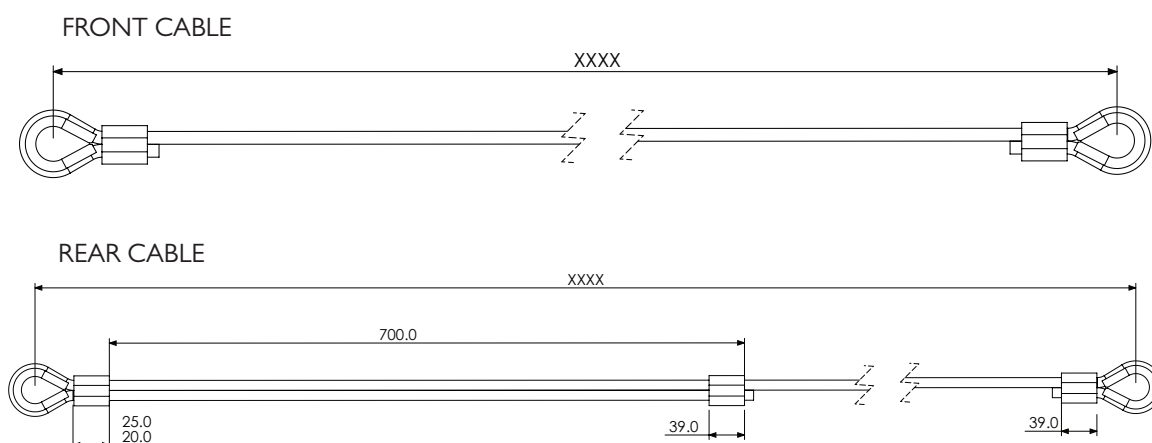


## Boom Cables - 24-36m

### INDIVIDUAL PART FORM - SPECIFIC FITMENT 30-36M

PART NUMBER	DESCRIPTION	QTY.
	Cable, 10mm, Solid core, Heavy duty, Galvanised	See below.
	30-36m - Front - Cable cut length (Eye to eye length 6610mm)	7200mm
GA5000073	30-36m - Rear - Cable cut length (Eye to eye length 7230mm)	8530mm
	30-36m - Bi-fold Front - Cable cut length (Eye to eye length 6220mm)	6830mm
	30-36m - Bi-fold Rear - Cable cut length (Eye to eye length 6230mm)	7530mm
GA5000215	Thimble, Cable, suit 11 - 12mm	4
GA5005391	Ferrule, Aluminium, 40 long x 4.5 wall, Code 11	4
GA5001965	Heat Shrink 25.4mm Black x 120mm long	8

NOTE: Cable cut lengths are longer than eye to eye measurement.



### PRE-MADE FORM - SPECIFIC FITMENT 24-36M

PART NUMBER	DESCRIPTION	QTY.
GA4932680	Cable Front, Boom Bi-fold, TriTech 24-36m	2
GA4933640	Cable Front, Boom, TriTech 24 - 36m	2
GA4932685	Cable Rear, Boom Bi-fold, TriTech 24-36m	2
GA4933645	Cable Rear, Boom, TriTech 24	2

### SALES KIT FORM - UNIVERSAL FITMENT 24-36M

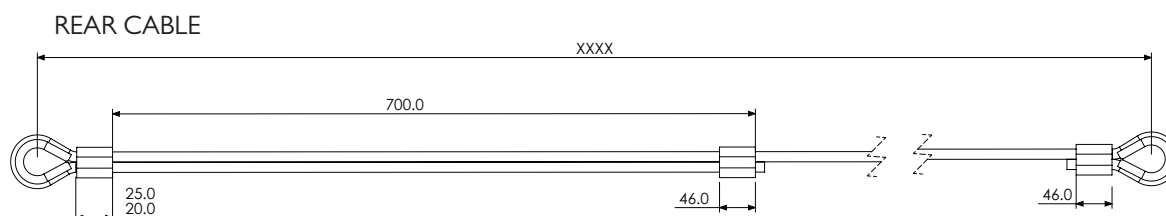
PART NUMBER	DESCRIPTION	QTY.
GAI100033	Boom Cable Kit - Front	2
GAI100034	Boom Cable Kit - Rear	2
GAI100037	Boom Cable Kit - Centre Level	2

## Boom Cables - 42m

### INDIVIDUAL PART FORM - SPECIFIC FITMENT 42M

PART NUMBER	DESCRIPTION	QTY.
	Wire Rope, 12mm 6x25 1770 Galvanised MBL: 98.5kN	See below.
	42m - Front - Cable cut length (Eye to eye length 8280mm)	8645mm
GA5071480	42m - Rear - Cable cut length (Eye to eye length 8970mm)	10035mm
	42m - Bi-fold Front - Cable cut length (Eye to eye length 7870mm)	8220mm
	42m - Bi-fold Rear - Cable cut length (Eye to eye length 7830mm)	8885mm
GA5000215	Thimble, Cable, suit 11 - 12mm	4
GA5005391	Ferrule, Aluminium, 40 long x 4.5 wall, Code 11	4
GA5001965	Heat Shrink 25.4mm Black x 120mm long	8

NOTE: Cable cut lengths are longer than eye to eye measurement.



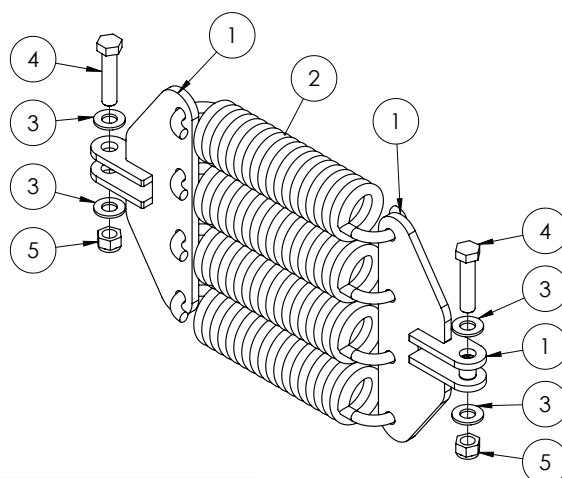
### PRE-MADE FORM - SPECIFIC FITMENT 42M

ITEM NO.	PART NUMBER	DESCRIPTION	QTY.
1	GA4932690	Cable Front, Boom Bi-fold, TriTech 42m MY17	2
2	GA4932695	Cable Rear, Boom Bi-fold, TriTech 42m MY17	2
3	GA4932690	Cable Front, Boom Bi-fold, TriTech 42m MY17	2
4	GA4932695	Cable Rear, Boom Bi-fold, TriTech 42m MY17	2

### SALES KIT FORM - UNIVERSAL FITMENT 42M

ITEM NO.	PART NUMBER	DESCRIPTION	QTY.
1	GAI100037	Boom Cable Kit - Centre Level	2

## Boom Cable Springs - 30-36m

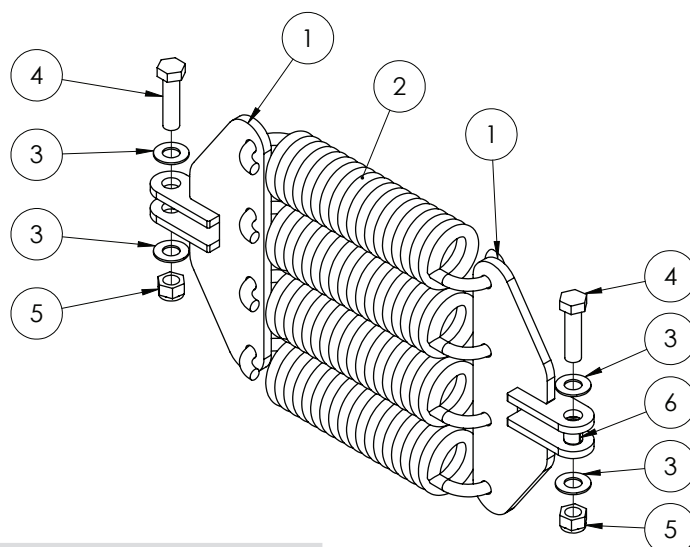


GA4905665 30-36m cable damper assembly

# Quantities shown are per side.

ITEM NO.	PART NUMBER	DESCRIPTION	QTY.
1	GA4659710	Cable Spring-Shocker Mount Component	2
2	GA5010793	Spring, tension, 70 OD x 329 long x 12mm, large	4
3	GA5001043	Washer 16mm Flat SS HD	4
4	GA5000949	Bolt M16 x 70 GR8.8 ZP	2
5	GA5001029	Nut M16 Nyloc ZP	2
6	GA5075220	Glacier bush flanged 16mm suit boom cable pivot	1

## Boom Cable Springs - 42m

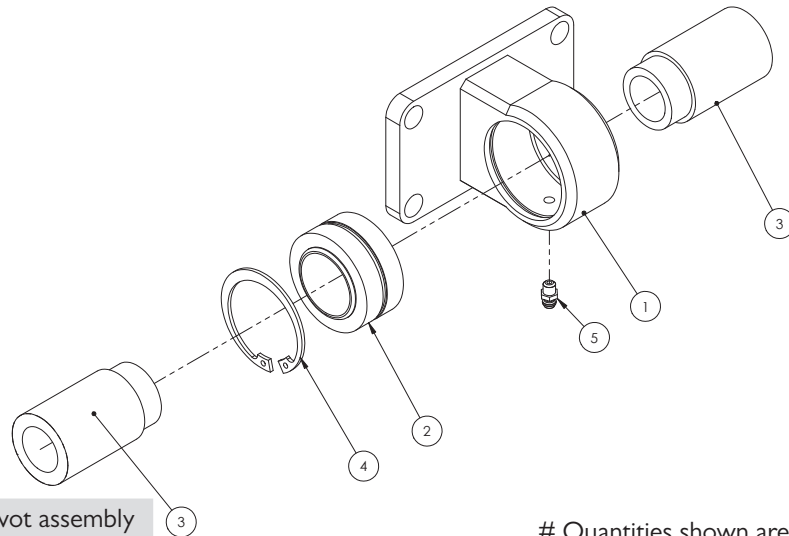


GA4912493 42m cable damper assembly

# Quantities shown are per side.

ITEM NO.	PART NUMBER	DESCRIPTION	QTY.
1	GA4659290	Mount, Boom cable spring, Suit 42 meter TriTech boom	2
2	GA5075095	Spring, Tension, 95 OD x 330 long x 14mm	4
3	GA5001043	Washer 16mm Flat SS HD	4
4	GA5000949	Bolt M16 x 70 GR8.8 ZP	2
5	GA5001029	Nut M16 Nyloc ZP	2
6	GA5075220	Glacier bush flanged 16mm suit boom cable pivot	1

## Upper Pivot Assembly

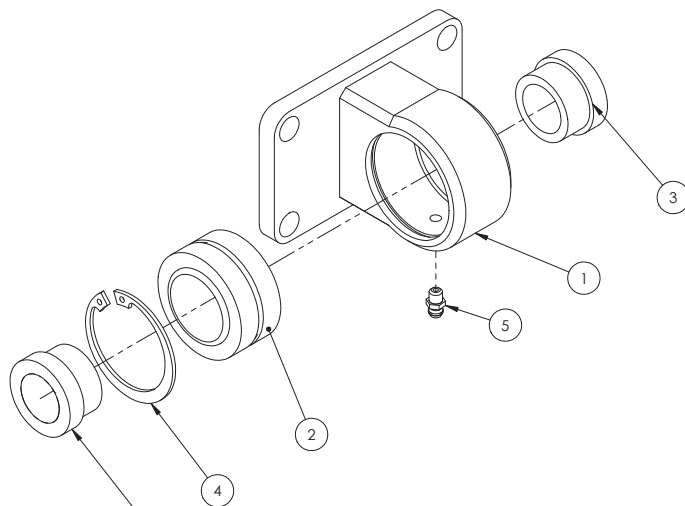


GA4932342 Upper pivot assembly

# Quantities shown are per side.

ITEM NO.	PART NUMBER	DESCRIPTION	QTY.
1	GA4656190	Boom hinge bearing Mount 24+	1
2	GA5015659	Bearing, Spherical bush, 34.925 ID x 55.663 OD x 30.150mm thick, GEZ34ES2RS	1
3	DB-ADJ-13	Bush, Stepped, 25.5 ID x 40 OD x 69.75mm long	2
4	GA5010573	Circlip, Internal, 55mm bore	1
5	GA5012203	Grease nipple, Short, 1/4" UNF	1

## Lower Pivot Assembly

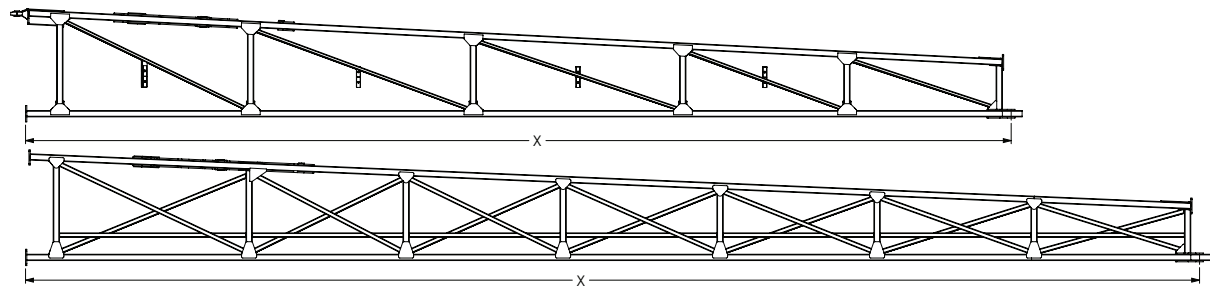


GA4932343 Lower pivot assembly

# Quantities shown are per side.

ITEM NO.	PART NUMBER	DESCRIPTION	QTY.
1	GA4656190	Boom hinge bearing Mount 24+	1
2	GA5015659	Bearing, Spherical bush, 34.925 ID x 55.663 OD x 30.150mm thick, GEZ34ES2RS	1
3	DB-ADJ-02	Bush, Short, 40 OD x 25.5 ID x 23.75mm long	2
4	GA5010573	Circlip, Internal, 55mm bore	1
5	GA5012203	Grease nipple, Short, 1/4" UNF	1

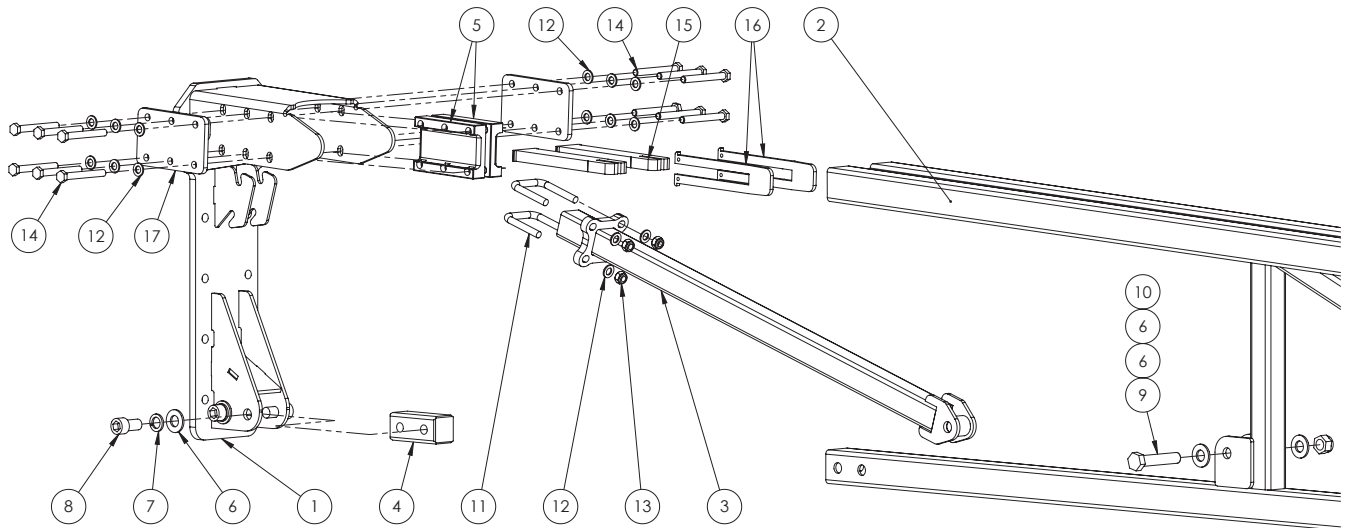
## Steel Inner Wings



PART NUMBER	DESCRIPTION
GA4656822	Inner Wing 36m RH - 7848mm
GA4656827	Inner Wing 36m LH - 7848mm
GA4660180	42m Boom inner flat fold RH - 9348mm
GA4660175	42m Boom inner flat fold LH - 9348mm

NOTE: Steel inner wings are unique to the Crop Cruiser and will not fit other sprayers.

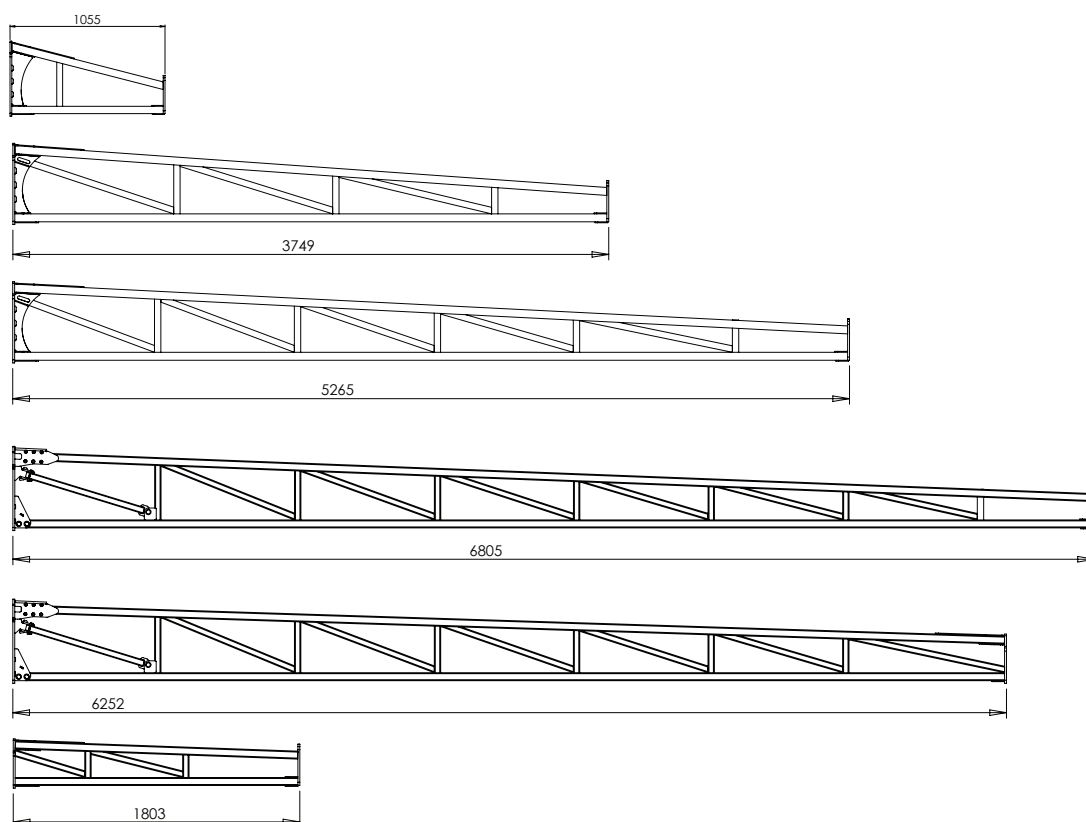
## Aluminium Outer Assembly 36-42m



# Quantities shown are per side.

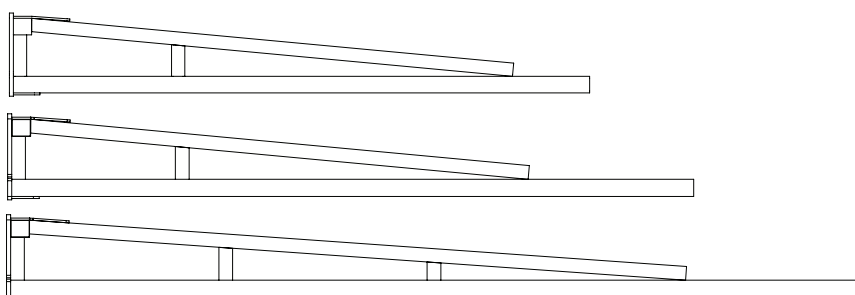
ITEM NO.	PART NUMBER	DESCRIPTION	QTY.
1	GA4660376	Mount Bracket, for Aluminium Boom	1
2	GA4660390	Boom Section, 36m Aluminium, U Bolt Mounted	1
3	GA4660740	Brace Bar, Aluminium Boom	1
4	GA4550031	Threaded Steel Insert Block suit 50x50x4 mm, Bottom Chord	1
5	GA4550740	Clamp Block, Aluminium Boom Mount	2
6	GA5001043	Washer 16mm Flat SS HD	6
7	GA5001051	Washer 16mm Spring SS	4
8	GA5000915	SHCS M16 x 30 GR12.9 ZP	4
9	GA5011307	Bolt M16 x 80 GR8.8 ZP	1
10	GA5001029	M16 Nyloc Nut	1
11	GA5053645	U bolt Square top M10 x 52 x 75 mm	2
12	GA5000117	Washer 10mm Flat SS HD	16
13	GA5000141	Nut M10 Nyloc ZP	4
14	GA5011182	Bolt M10 x 85 GR8.8 ZP	12
15	GA4403910	Spacer Insert, Aluminium Boom RHS Chord	2
16	GA4403915	Locating Plate, Spacer Insert, Aluminium Boom RHS Chord	2
17	GA4404735	Plate, Boom Clamp, Outer Support	2

## Aluminium Outer Wings



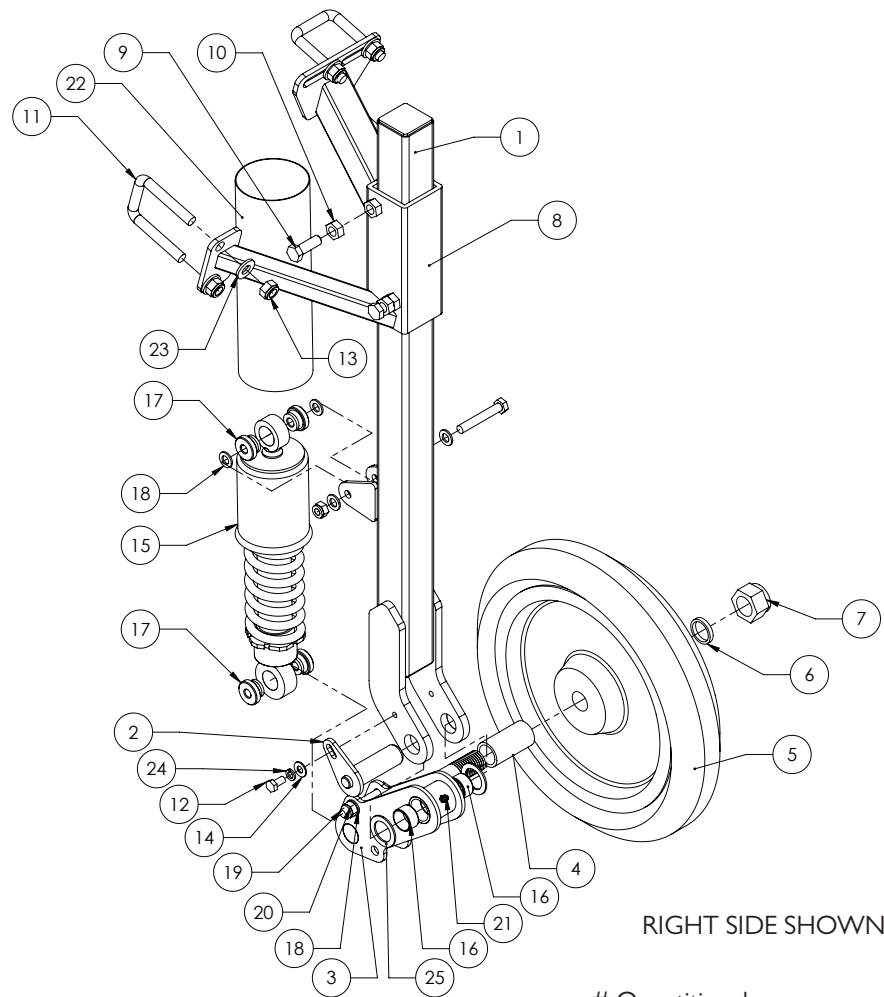
PART NUMBER	DESCRIPTION
GA4659820	24m Outer boom section (1055mm Long)
GA4659925	30m Outer boom section (3749mm Long)
GA4656067	33m Outer boom section (5265mm Long)
GA4660390	36m Outer boom section, Aluminium, U Bolt Mounted
GA4907345	36m Outer boom section (6805mm Long) - Complete with brace
GA4660650	42m Outer boom section, Aluminium, U Bolt Mounted
GA4907220	42m Outer boom inner section (6252mm long) - Complete with brace
GA4659287	42m Outer boom outer section (1803mm long)

## Aluminium Break Away Tip



PART NUMBER	DESCRIPTION
GA4656640	Boom breakaway end - 1.75 m
GA4656123	Boom breakaway end - 2.0 m
GA4656124	Boom breakaway end - 2.5 m

## Touch Down Wheel



# Quantities shown are per side.

ITEM NO.	PART NUMBER	DESCRIPTION	QTY.
-	GA4902492	Touch down wheel LH	-
-	GA4902491	Touch down wheel RH	-
1	GA4657650	Boom Touch Down Wheel Arm	1
2	GA4657645	Pivot Pin, suit Boom Touch Down Wheel Swing Arm	1
3	GA4657655	Swing Arm Boom Touch Down Wheel	1
4	GA4583030	Spacer Touch Down Wheel	1
5	GA5052275	Press Wheel 15" with sealed bearings	1
6	GA4535115	Bearing Washer, suit Touch Down Wheel	1
7	GA5012446	Nut 1" UNF 12 TPI Nyloc ZP	1
8	GA4657640	Mount Boom touch down wheel	1
9	GA5000311	Set screw, M12 x 35, ZP GR 8.8	2
10	GA5000559	Nut M12 Hex ZP	2
11	GA5011251	U bolt, Square top, M12 x 52mm x 80mm	3
12	GA5011465	Bolt M8 x 16 ZP GR8.8	1
13	GA5012461	Nut M12 Nyloc ZP	6
14	GA5003643	Washer 8mm Flat SS HD	1

Continue over page



## Touch Down Wheel

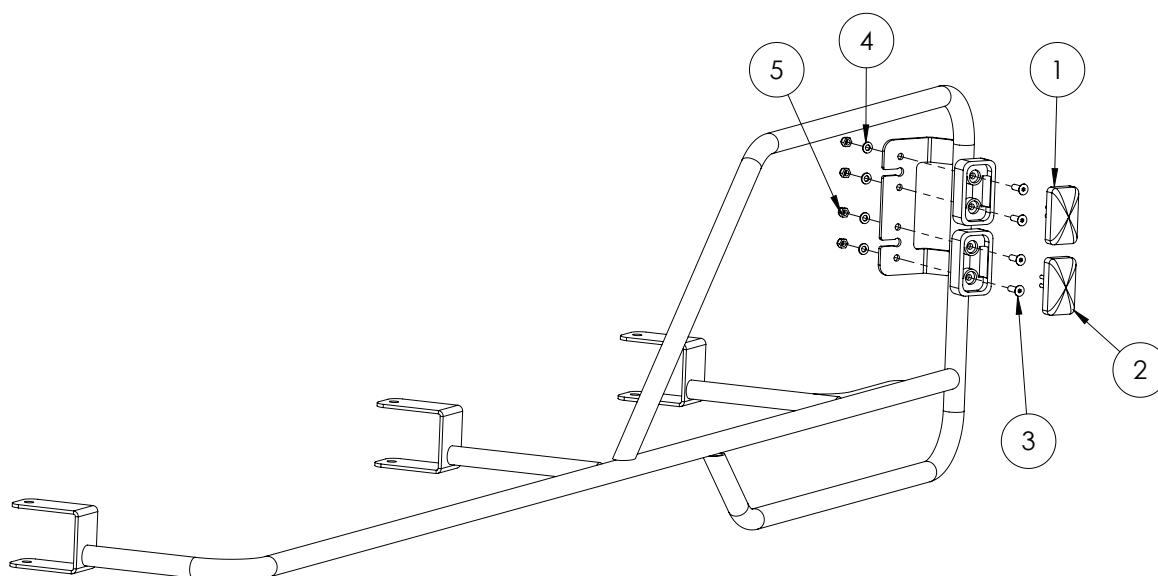
ITEM NO.	PART NUMBER	DESCRIPTION	QTY.
15	GA5067085	Universal shocker 320 eye-eye	1
16	GA5009463	Glacier Bush, ID 25 x 15mm long	2
17	GA4583100	Bush, Black nylon, 30 OD x 10 ID x 16.5mm	4
18	GA5000117	Washer 10mm Flat SS HD	6
19	GA5006101	Bolt M10 x 65 ZP GR8.8	2
20	GA5000141	Nut M10 Nyloc ZP	2
21	GA5012203	Grease nipple, Short, 1/4" UNF	1
22	GA5052375	Hose Lay Flat 63mm Blue (cut 270mm long)	1
23	GA5000577	Washer 12mm Flat SS HD	6
24	GA5004919	Washer 8mm Spring SS	1
25	GA4522315	Washer, 27 ID x 40 OD x 2mm thick, SS	2

# Quantities shown are per side.

## Chapter 15

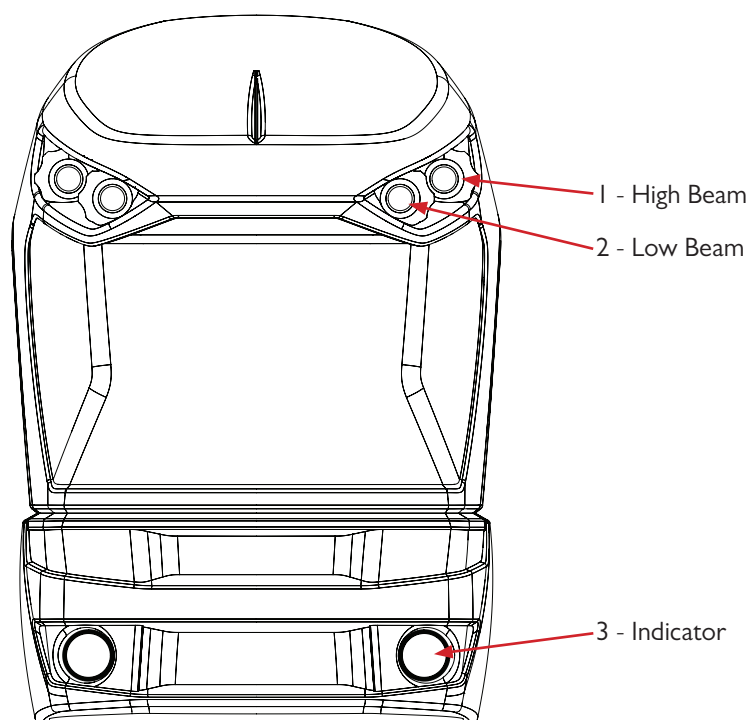
### ELECTRICS

#### Lighting - Boom Tip LEDs



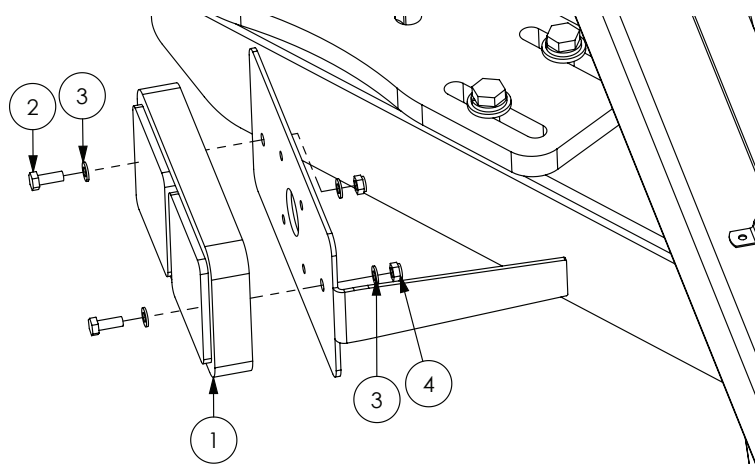
ITEM NO.	PART NUMBER	DESCRIPTION	QTY.
1	GA5060057	Clearance light with connector, Orange LED	1
2	GA5060056	Clearance light with connector, Red LED	1
3	GA5051230	CSCS M5 x 16 SS	4
4	GA5003983	Washer 5mm Flat SS	4
5	GA5003975	Nut M5 Nyloc SS	4

## Lighting - Headlights & Indicator



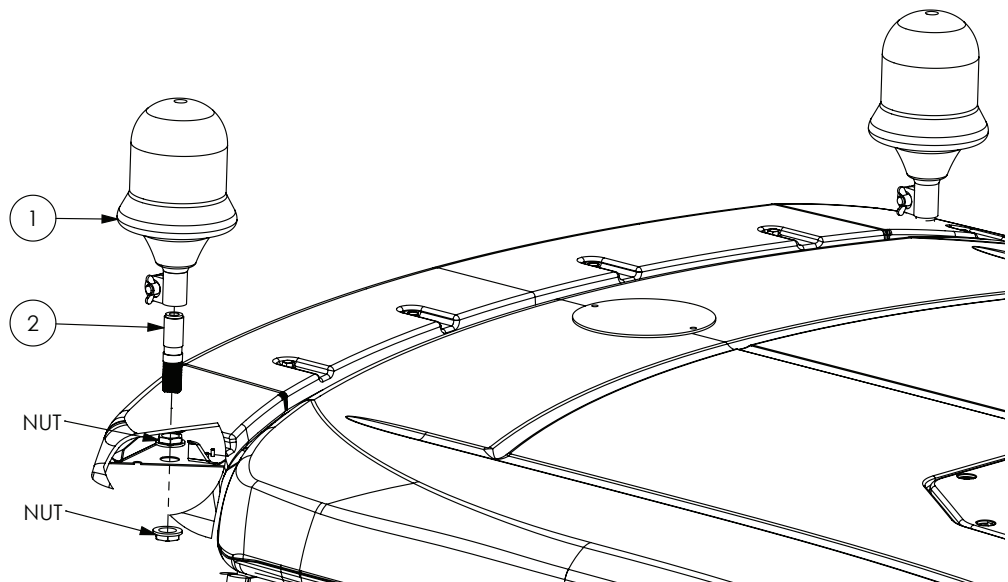
ITEM NO.	PART NUMBER	DESCRIPTION	QTY.
-	GA3000082	HB3 12V 60w Globe - High and low beam	-
1	GA5075410	Headlight Assembly, High Beam, 12v, 60w, Projector	-
2	GA5075405	Headlight Assembly, Low Beam, 12v, 60w, Projector	-
3	GA5075415	Indicator / Running Light Assembly, LED	-

## Lighting - Rear Indicator & Brake Lights



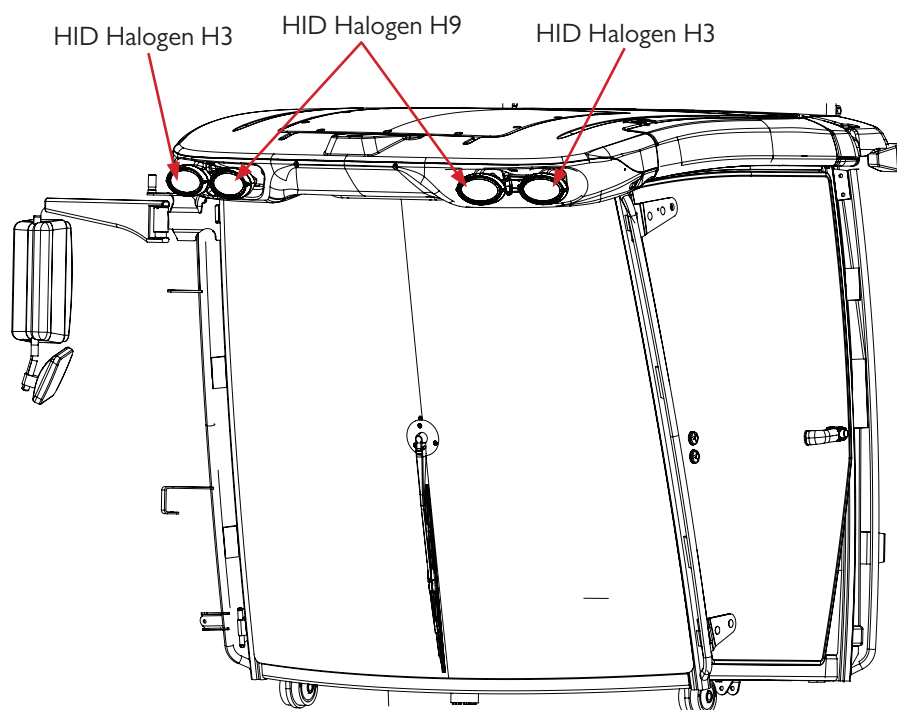
ITEM NO.	PART NUMBER	DESCRIPTION	QTY.
1	GA5018786	Lamp, LED, 12V, Brake / tail light / indicator, 190 x 100mm	2
2	GA5011395	Bolt M6 x 16 SS	4
3	GA5004437	Washer 6mm Flat SS	8
4	GA5048115	Nut M6 Nyloc ZP	4

# Lighting - Beacon Lights



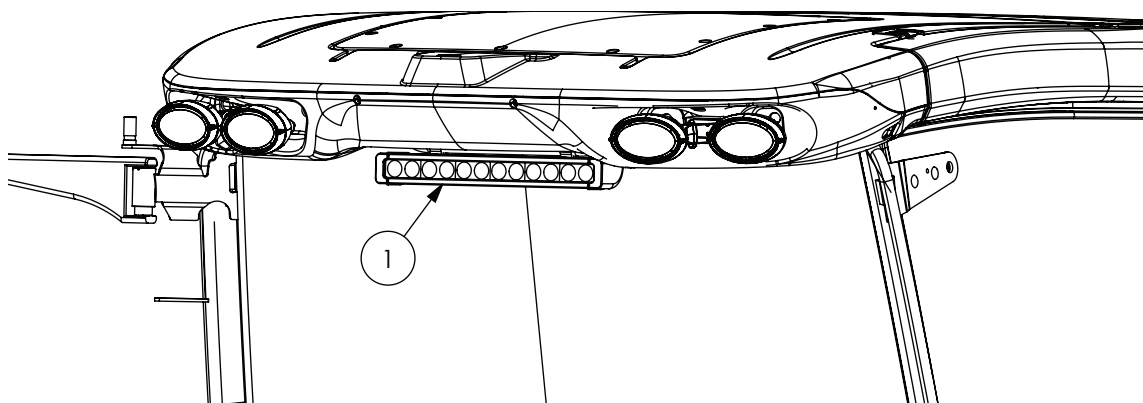
ITEM NO.	PART NUMBER	DESCRIPTION	QTY.
1	GA5048975	Beacon, Rotating, Amber, DIN A pole mount, H1 globe	2
2	GA5020411	Beacon insert screw in	2

## Lighting - Cab Front



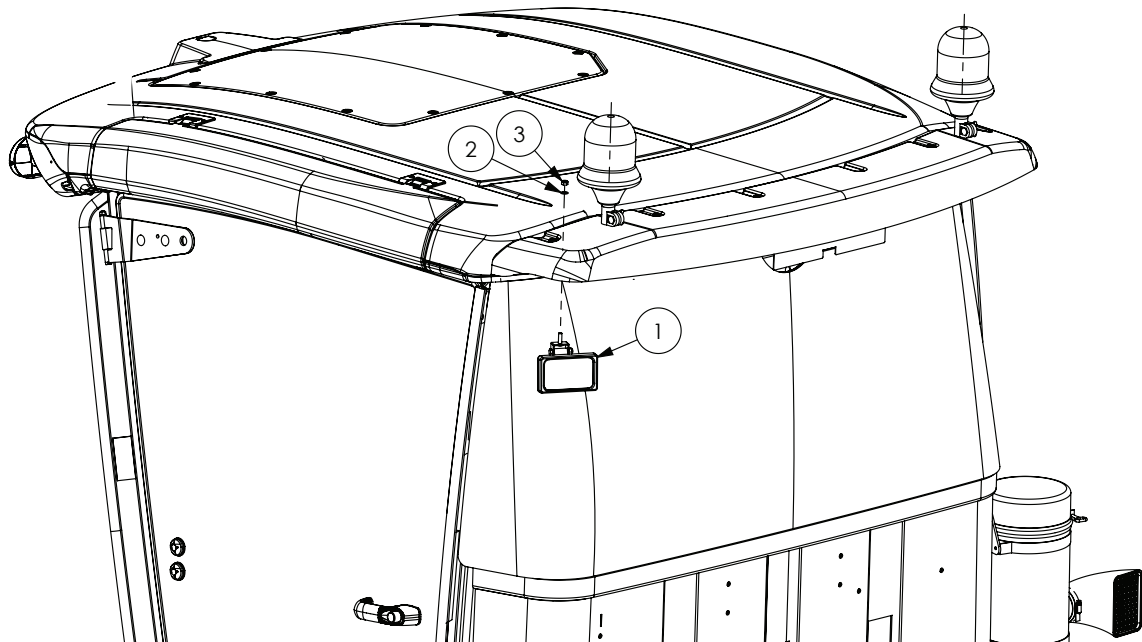
ITEM NO.	PART NUMBER	DESCRIPTION	QTY.
1	GA5052776	HID Light kit, Slim line, H9, 55w 6000k	2
2	GA5052780	HID Light kit, Slim line, H3, 55w 6000K	2

## Lighting - Cab Front LED Light Bar - Optional




ITEM NO.	PART NUMBER	DESCRIPTION	QTY.
1	GA5075505	Light, LED, Bar, Spot & Flood beam, 120W	1
-	GA5004105	Bolt M6 x 70 SS	2
-	GA5004437	Washer 6mm SS	2
-	GA5048115	Nut M6 Nyloc ZP	2

## Lighting - Cab Lights Rear



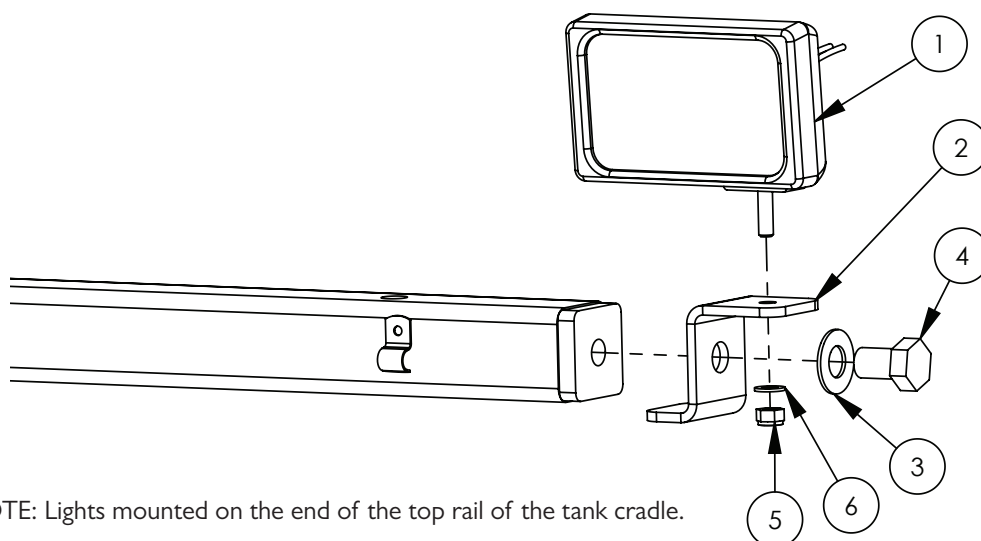
ITEM NO.	PART NUMBER	DESCRIPTION	QTY.
-	GA5052780	Light kit, HID slim line, H3, 55w 6000K (Not shown)	2
1	GA3000020	Light, work, flood stingray, with connector	2
2	GA5003643	Washer 8mm Flat SS HD	2
3	GA5052590	Nut M8 Nyloc SS	2

## Lighting - Service Lights



ITEM NO.	PART NUMBER	DESCRIPTION	QTY.
-	GA5075500	Light, LED, Work, Flood beam, bare wires, 12v, 24W	1
-	GA5007381	Connector, 2 pin, Female, Weather pack	1
-	GA5016617	Pin, Male, Sealed, Weather pack, Wire 1.0 - 2.0mm	2
-	GA5014857	Seal, Green, Weather pack connector, Wire from 2.03 - 2.85mm	2

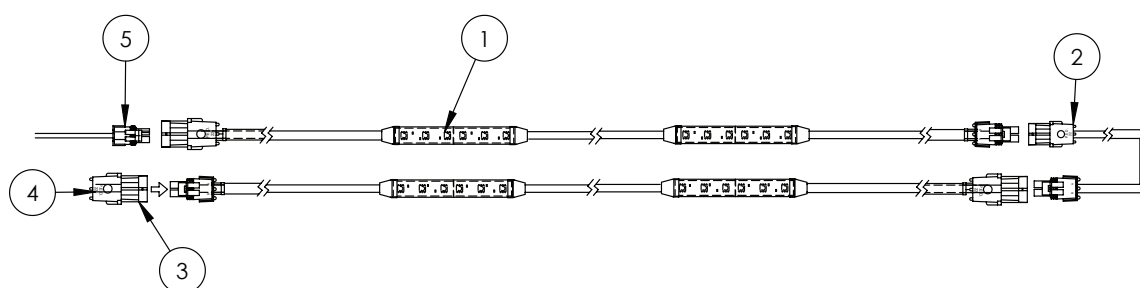
## Lighting - Boom Work Lights



NOTE: Lights mounted on the end of the top rail of the tank cradle.

ITEM NO.	PART NUMBER	DESCRIPTION	QTY.
1	GA3000020	Light, work, flood stingray, with connector	2
2	GA4507285	Mount Bracket, Work Light on Tank Cradle	2
3	GA5001043	Washer 16mm Flat SS HD	2
4	GA5000903	Bolt M16 x 25 ZP GR8.8	2
5	GA5052590	Nut M8 Nyloc SS	2
6	GA5003643	Washer 8mm Flat SS HD	2

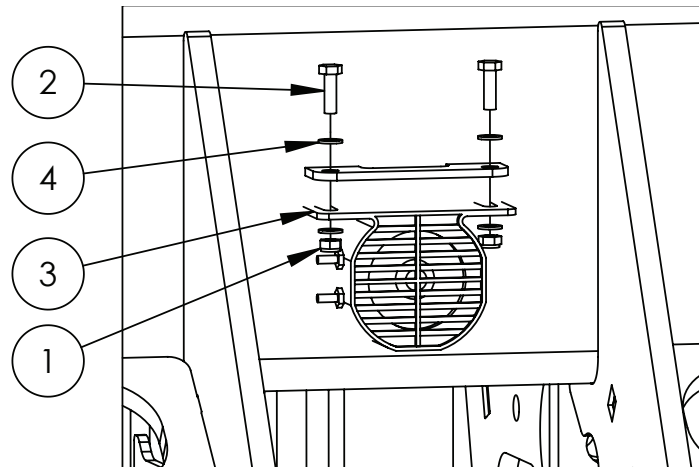
## Lighting - Night Pro LEDs



ITEM NO.	PART NUMBER	DESCRIPTION	QTY.
1	GA5060136	Harness, Boom Light 2 LED Strip, 12v 0.24Amp	36
2	GA5060137	Harness, Pivot Extension 2000mm	4
	GA5060138	Harness, Pivot Extension 5000mm	2
3	GA5007381	Connector, 2 pin, Female, Weather pack	4
4	GA5050245	Seal, Cavity blanking plug, Weather pack connector	8
5	GA3000016	Harness, Quad splitter, suit night pro power supply	1

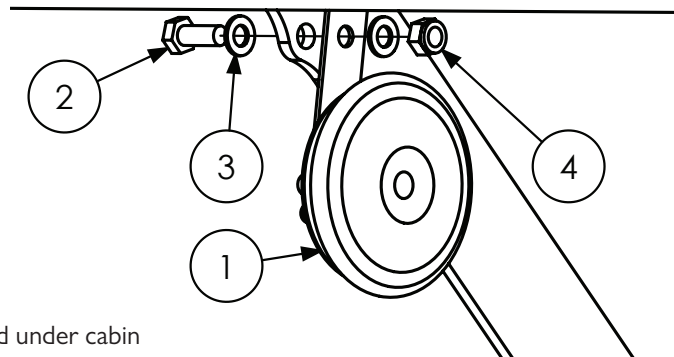
NOTE: The quantity shown is for a full 36 meter boom

## Reverse Warning Beeper



ITEM NO.	PART NUMBER	DESCRIPTION	QTY.
1	GA5048115	Nut M6 Nyloc ZP	2
2	GA5004065	Bolt M6 x 20 ZP GR8.8	2
3	GA5011985	Reverse beeper, 12v 102db alarm	1
4	GA5004437	Washer 6mm Flat SS	4

## Horn

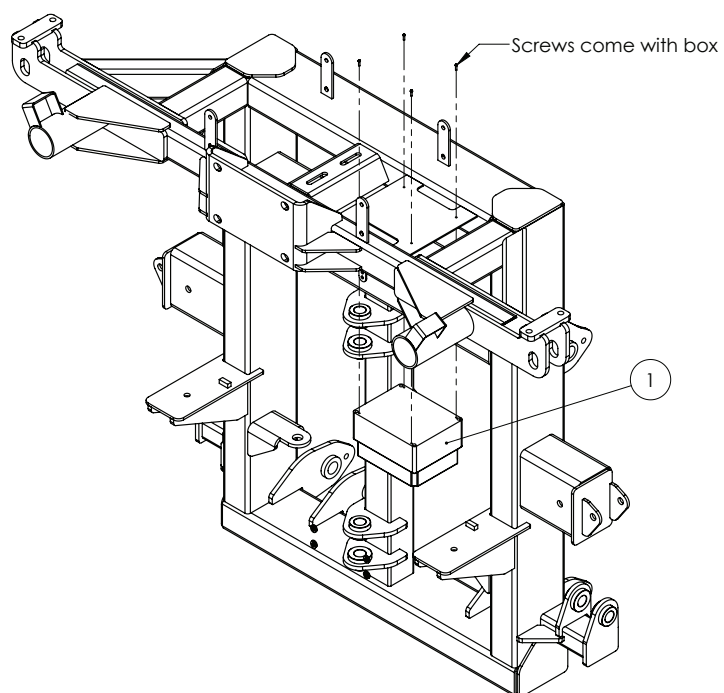


NOTE: Horn is located under cabin

ITEM NO.	PART NUMBER	DESCRIPTION	QTY.
1	GA5011983	12 volt, disc horn, high tone	1
2	GA5004085	Bolt M8 x 20 ZP GR8.8	1
3	GA5003643	Washer 8mm Flat SS HD	2
4	GA5052590	Nut M8 Nyloc SS	1

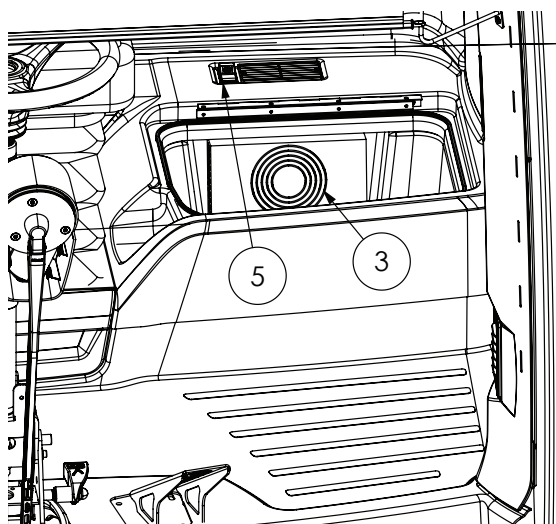


## 3TS - Smart Box



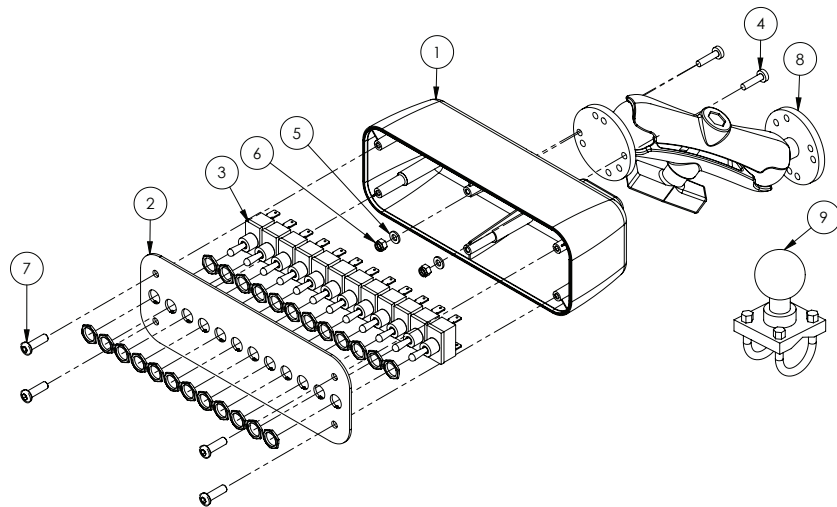
ITEM NO.	PART NUMBER	DESCRIPTION	QTY.
1	GA4948781	Smart Box, Suit 3TS 1 to 10 section	1

## Cabin - Fridge



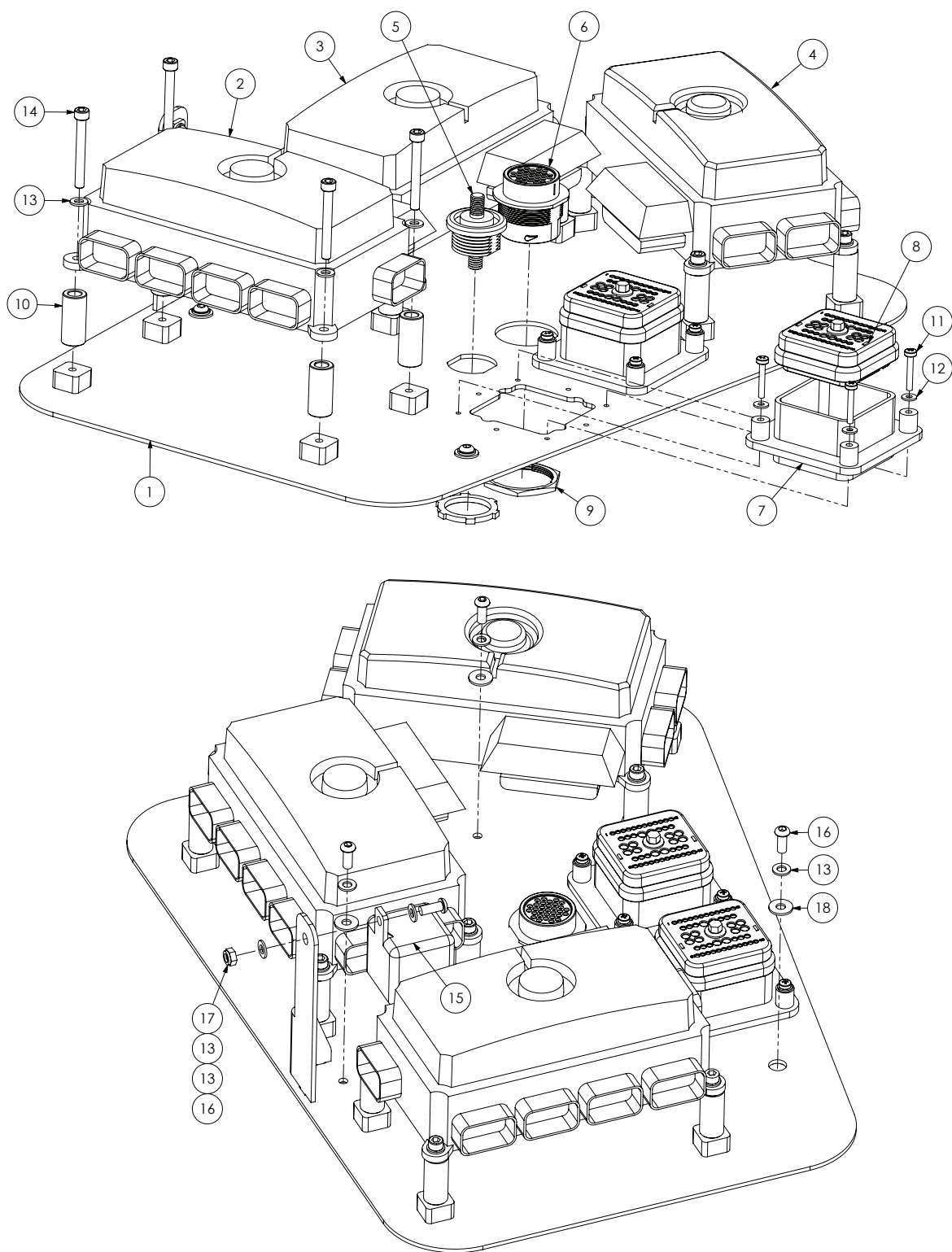
ITEM NO.	PART NUMBER	DESCRIPTION	QTY.
1	GA5060061	Electrical Harness, Cooler Cabin Fridge, suit GATMC	
2	GA5060062	Electrical harness, Cooler Cabin Fridge, suit Raven	
3	GA5070395	Fridge Cooling Module, suit Claas Cabin	
4	GA5070396	Loom Fridge Claas Cabin	
5	GA5070397	Rocker Switch, Claas Fridge Cooler	

## Cabin - I2 Section ISOBUS Switch Box



ITEM NO.	PART NUMBER	DESCRIPTION	QTY.
1	GA5075100	Switch box 2011 Base	1
2	GA4524945	Plate, I2 switch box front, suit GA5075100	1
3	GA5012667	On/Off Switch ST25B	12
4	GA5003976	Bolt Pan Head M5 x 20 SS	2
5	GA5003983	Washer 5mm Flat SS	2
6	GA5003975	Nut M5 Nyloc SS	2
7	GA5004053	BHCS M6 x 20 SS	4
8	GA5020825	Ram Mount I01, Large	1
9	GA5054425	Ram Mount, U Bolt base, 1.5" ball, suit 1" to 1.25" rail	1
10	GA3000090	Node, Boom sense, Speed, ECU, ISO CAN, Raven	1
11	GA3000091	Electrical harness, Boom sense and Speed node connection	1

## Cabin - Fuse Boxes

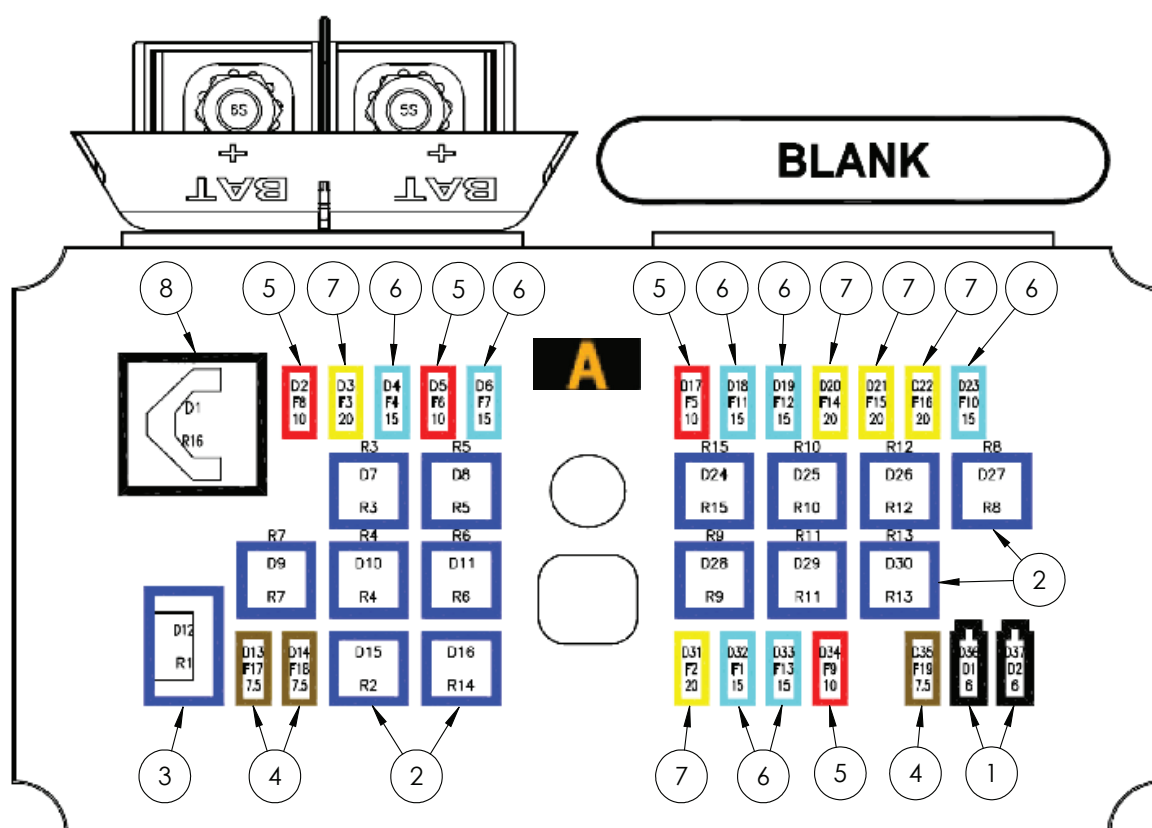


Continued over page

## Cabin - Fuse Boxes

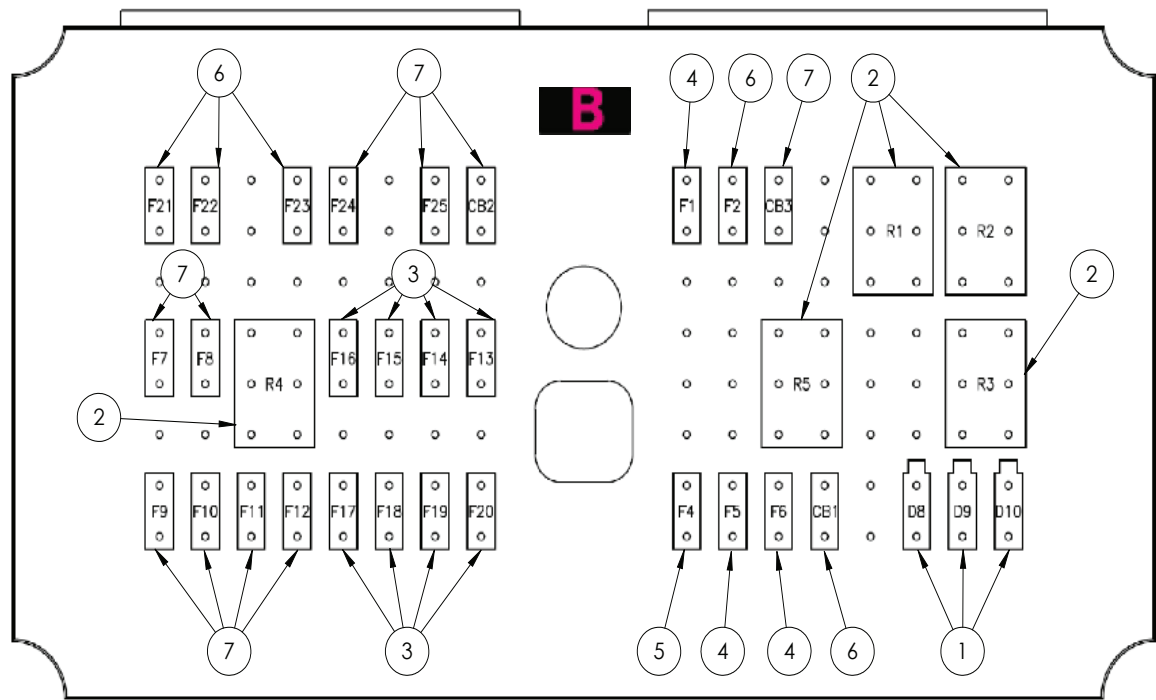
ITEM NO.	PART NUMBER	DESCRIPTION	QTY.
-	GA5075040	Diode, 6 amp, With wing key	1
1	GA4658690	Cabin Fuse Box, Mounting Plate Assembly	1
2	GA5060025	Fuse box, Auxiliary B, Cabin	1
3	GA5060326	Fuse box, Joystick C, Cabin	1
4	GA5060033	Fuse box, Main control A, Cabin	1
5	GA5006379	Stud, insulated, Battery power Feed Stud	1
6	GA5061790	Receptacle, 31 pin, HPD series, Deutsch	1
7	GA5061195	Deutsch Connector DRB Bulk Head suit 48 pin	2
8	GA5060440	Plug, 48 Pin suits Pins, DRB series, Deutsch	2
9	GA5012399	Nut, For connector, 24 shell, Deutsch	1
10	GA4552135	Spacer for Altek rotary valve	12
11	GA5049020	Bolt M4 x 25 Pan Head SS	8
12	GA5020510	Washer 4mm Flat SS	8
13	GA5004437	Washer 6mm Flat SS	17
14	GA5011421	SHCS M6 x 50 ZP GR12.9	12
15	GA5048640	Relay, 12V, 180 Amp Peak, 100 Amp continuous, 4 pin, Normally open	1
16	GA5004050	BHCS M6 x 16 SS GR8.8	4
17	GA5004429	Nut M6 Nyloc SS	1
18	GA5017643	Washer, 1/4" ID x 5/8" OD x 18g, Flat SS	3

## Fuse Box 'A' - Cabin

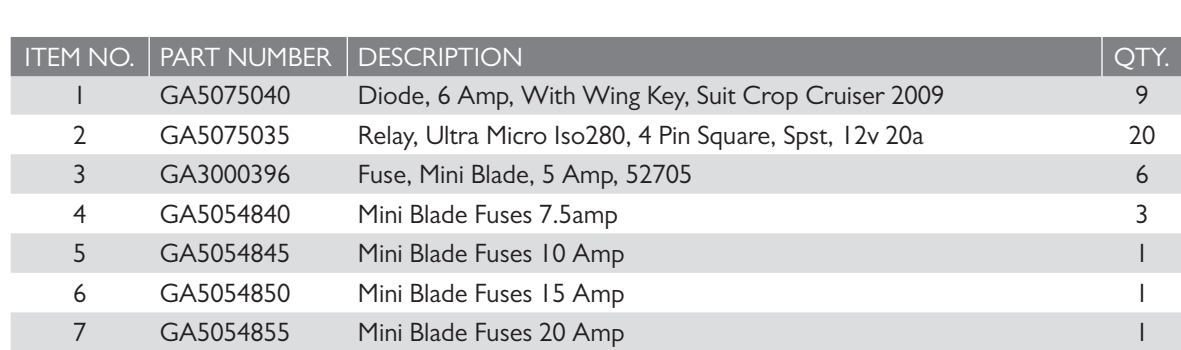


ITEM NO.	PART NUMBER	DESCRIPTION	QTY.
1	GA5075040	Diode, 6 Amp, With Wing Key, Suit Crop Cruiser 2009	2
2	GA5075035	Relay, Ultra Micro Iso280, 4 Pin Square, Spst, 12v 20a	14
3	GA5075030	Relay, Ultra Micro Iso280, 5 Pin, Spst, 12v 20a	1
4	GA5054840	Mini Blade Fuses 7.5amp	3
5	GA5054845	Mini Blade Fuses 10 Amp	4
6	GA5054850	Mini Blade Fuses 15 Amp	7
7	GA5054855	Mini Blade Fuses 20 Amp	5
8	GA5075055	Flasher Relay, Suit Sp Micro Fuse Box, Blinker, Indicator, 3 Pin Iso, Led 12v	1

# Fuse Box 'B' - Cabin

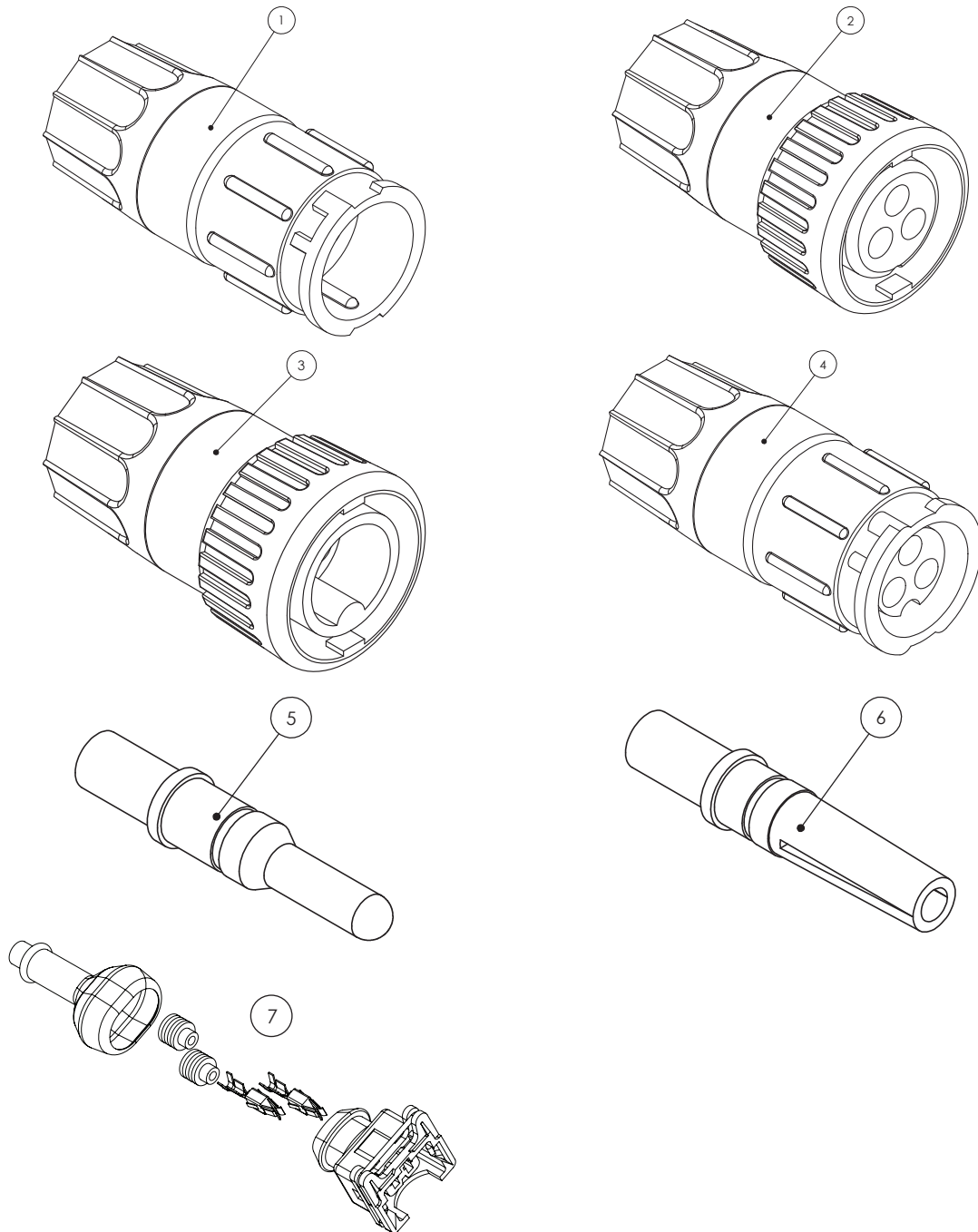


ITEM NO.	PART NUMBER	DESCRIPTION	QTY.
1	GA5075040	Diode, 6 Amp, With Wing Key, Suit Crop Cruiser 2009	3
2	GA5075035	Relay, Ultra Micro Iso280, 4 Pin Square, Spst, 12v 20a	5
3	GA3000396	Fuse, Mini Blade, 5 Amp, 52705	8
4	GA5054845	Mini Blade Fuses 10 Amp	3
5	GA5054850	Mini Blade Fuses 15 Amp	1
6	GA5054855	Mini Blade Fuses 20 Amp	6
7	GA5054865	Fuse Mini Blade 30 Amp (52730)	10



ITEM NO.	PART NUMBER	DESCRIPTION	QTY.
1	GA5075040	Diode, 6 Amp, With Wing Key, Suit Crop Cruiser 2009	9
2	GA5075035	Relay, Ultra Micro Iso280, 4 Pin Square, Spst, 12v 20a	20
3	GA3000396	Fuse, Mini Blade, 5 Amp, 52705	6
4	GA5054840	Mini Blade Fuses 7.5amp	3
5	GA5054845	Mini Blade Fuses 10 Amp	1
6	GA5054850	Mini Blade Fuses 15 Amp	1
7	GA5054855	Mini Blade Fuses 20 Amp	1

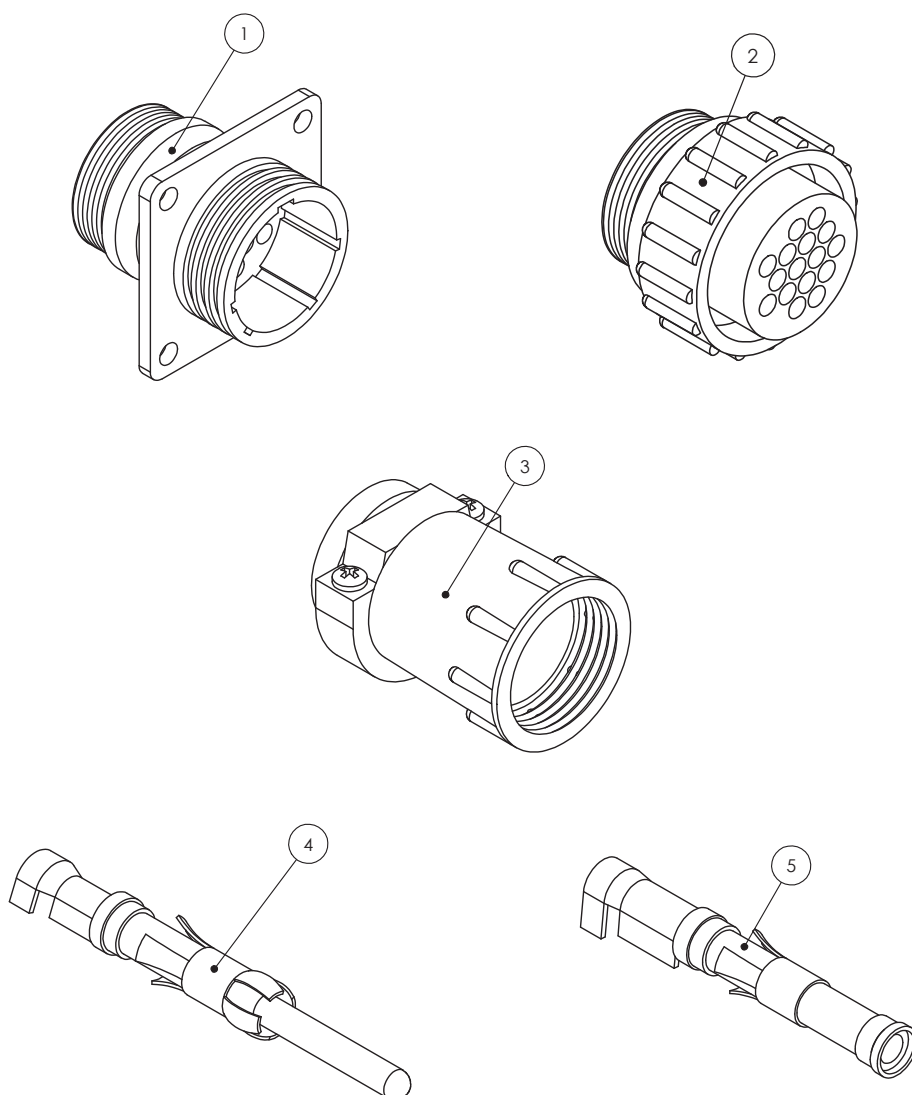
## Electrical Connectors - AMP



ITEM NO.	PART NUMBER	DESCRIPTION
1	4084001014	Connector, 3 Pin kit, Flow Meter, Including Male Pins, Raven
2	4084001015	Connector, 3 Pin kit, Flow Meter, Including Female Pins, Raven
3	4084001010	Connector, 3 Pin Kit, Speed Sensor, including Male Pins, Raven
4	4084001016	Connector, 3 Pin kit, Speed Sensor, Including Female Pins, Raven
5	4084001062	Pin, 16-20 Gauge, Male, Suit Speed Sensor - Flow Meter, Raven
6	4084001063	Pin, 16-20 Gauge, Female, Suit Speed Sensor - Flow Meter, Raven
7	GA5047728	Plug, 2 pin, Black, fuel injector connector, IP65K, AMP
-	GA5068945	Connector, 3 Pin AMP super seal waterproof male

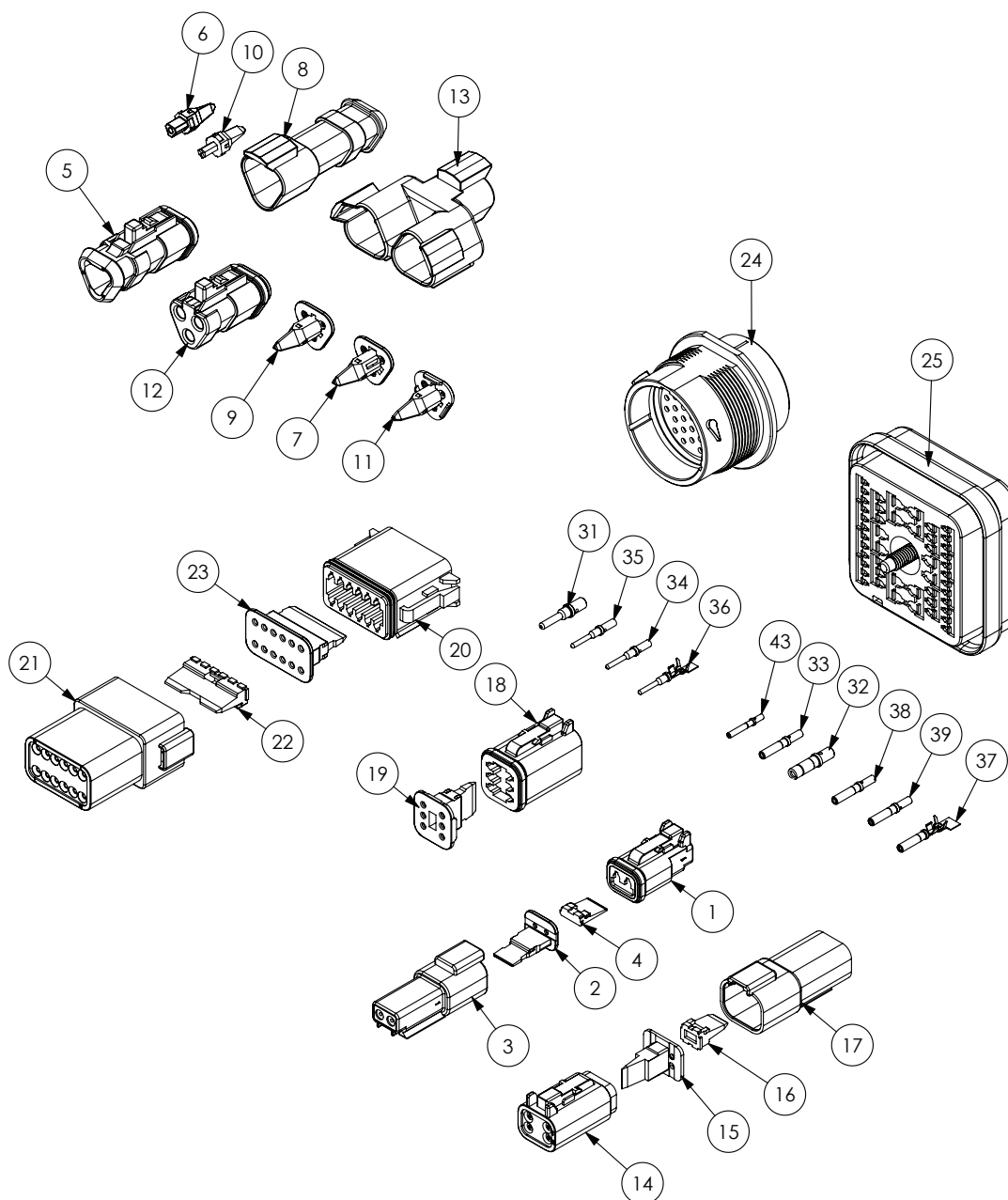


## Electrical Connectors - AMP



ITEM NO.	PART NUMBER	DESCRIPTION
1	4084001017	Connector, 16 Pin AMP, Square Flange, Suit Male Pins, Raven
2	4084001018	Connector, 16 Pin AMP, Suit Female Pins, Raven
3	GA5049175	Connector, Backing Shell, Suit 16 Pin AMP, Raven
4	GA5048905	Pin, 14-18 Gauge Gold, Male, Suit 16 Pin AMP
5	GA5048900	Pin, 14-18 Gauge Gold, Female, Suit 16 Pin AMP
-	GA5020785	Connector, 37 Pin AMP, Male, Raven
-	GA5020780	Connector, 37 Pin AMP, Female
-	GA5020560	Connector, Backing Shell 23, Suit 37 Pin AMP, Standard size
-	GA5020559	Connector, Backing Shell 23, Suit 37 Pin AMP, Large size
-	GA5020561	Connector Dust Cap, 37 Pin AMP, Male, Raven
-	GA5020575	Dust Cap, 16 Pin AMP Connector, Male
-	0630171042-E	Dust Cap, 16 Pin AMP Connector, Female
-	0630172526-B	DustCap 37 Pin Series 23 (4000 series Connector Dust Cap, 37 Pin AMP, Series 23, Raven

## Electrical Connectors - Deutsch



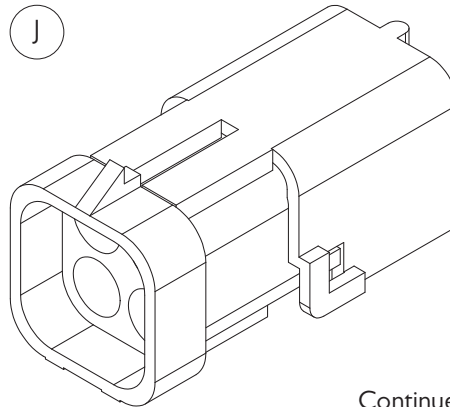
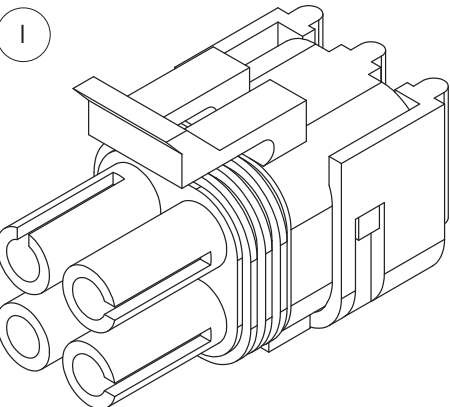
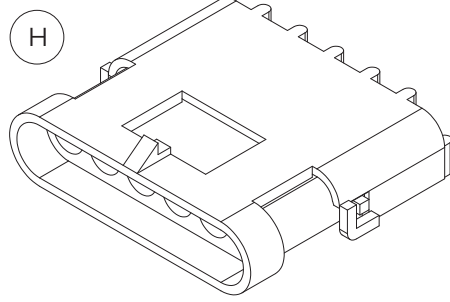
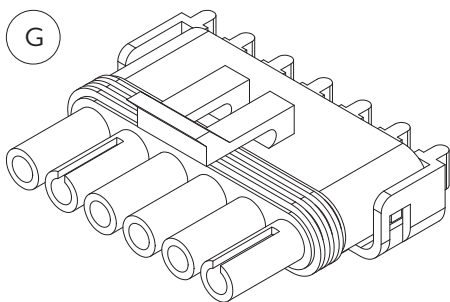
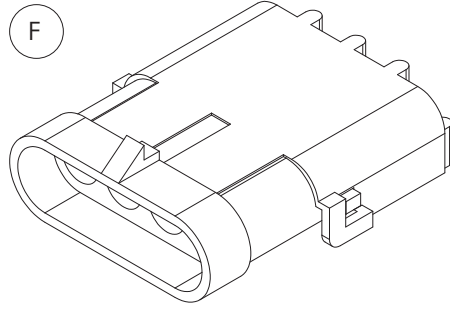
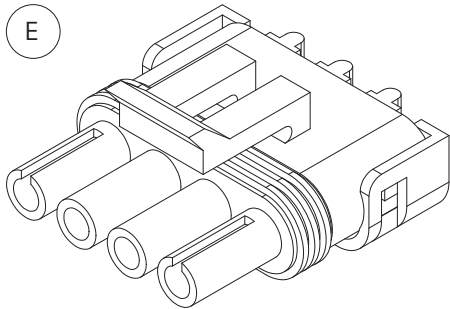
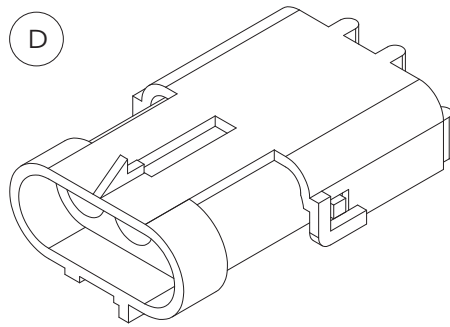
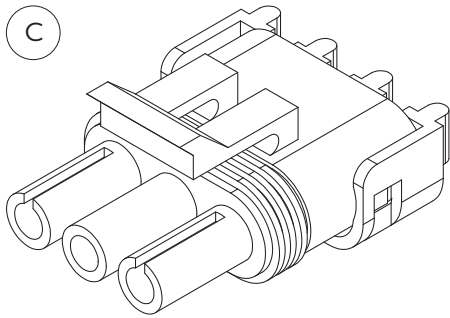
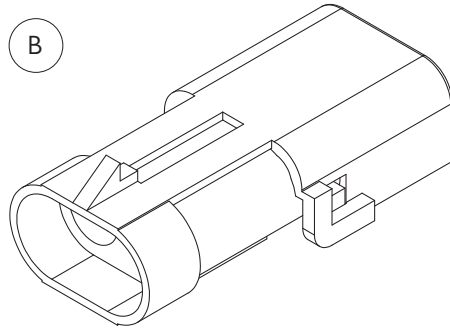
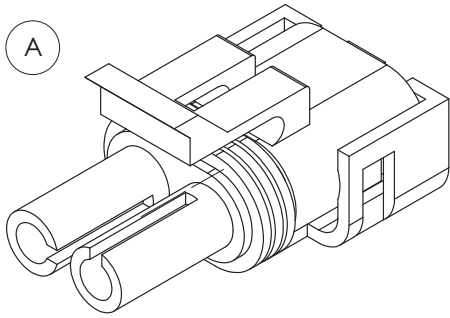
ITEM NO.	PART NUMBER	DESCRIPTION
1	GA5052820	Plug, 2 way, socket, DT series, Deutsch
2	GA5052825	Wedge Lock, 2 Way, sockets, DT series, Deutsch
3	GA5052830	Receptacle, 2 way, pins, DT series, Deutsch
4	GA5052835	Wedge Lock, 2 way, DT series, Deutsch
5	GA5011831	Plug, 3 way sockets, shrink boot adapter, Deutsch
6	GA5017719	Wedge lock, blue, 3 pin, suit terminator, Deutsch
7	GA5017721	Wedge lock, blue, 3 socket, Deutsch
8	GA5050740	Receptical, 3 pin, shrink boot, Deutsch
9	GA5050750	Wedge Lock, orange, 3 socket, Deutsch

Continued over page

## Electrical Connectors - Deutsch

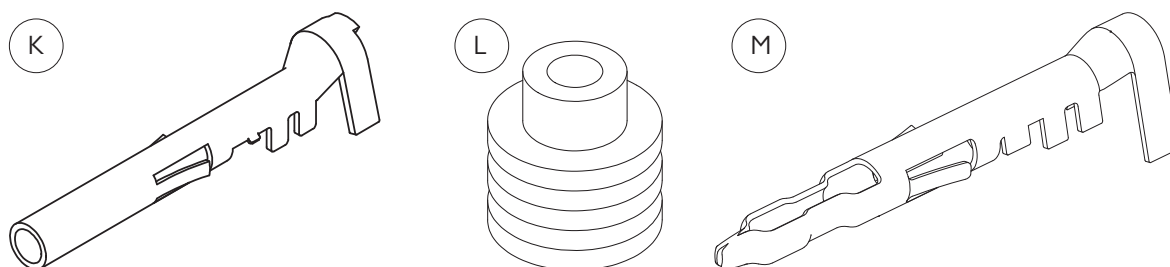
ITEM NO.	PART NUMBER	DESCRIPTION
10	GA5050760	Wedge Lock, Green, 3 pin, Deutsch
11	GA5050761	Wedge Lock, Green, 3 socket, Deutsch
12	GA5054350	Plug, grey, 120 ohm resistor terminator, Deutsch
13	GA5054365	Receptacle, 3 way 3 Pin, Y splitter, Deutsch
14	GA5050840	Plug, 4 way socket, DT series, Deutsch
15	GA5050845	Wedge Lock, orange, 4 way sockets, Deutsch
16	GA5050765	Wedge Lock, Green, 4 Way pins, Deutsch
17	GA5013783	Receptacle, 4 way, pins, DT series Deutsch
18	GA5050960	Plug, 6 way Socket, DT series, Deutsch
19	GA5050965	Wedge Lock, orange, 6 way sockets, DT series, Deutsch
20	GA5061780	Plug, 12 way sockets, DT series, Deutsch
21	GA5061785	Receptacle, 12 way suit pins, DT series, Deutsch
22	GA5070590	Wedge lock, green, 12 way suit pins, Deutsch
23	GA5070595	Wedge lock, Green, 12 way sockets, Deutsch
24	GA5061790	Receptacle, 31 pin, HPD series, Deutsch
25	GA5060440	Plug, 48 Pin suits Pins, DRB series, Deutsch
26	GA5060445	Wedge lock, 48 way suits Pins, DRB series, Deutsch
27	GA5060450	Flange connector, 48 way suits DRB series, Deutsch
28	GA5060455	Wedge lock, 48 way suit, Sockets, DRB series, Deutsch
29	GA5060460	Plug, 48 Pin suits Sockets, DRB series, Deutsch
30	GA5061170	Rubber boot, suit 48 pin DRB series, Deutsch
31	GA5061260	Pin, Male, Solid, nickel, Number 12, Deutsch
32	GA5061270	Socket, Female, Solid, Nickel, Number 12, Deutsch
33	GA5053235	Socket, Female, Nickel, number 14, Green Band, Deutsch
34	GA5061220	Pin, Male, Gold, Number 16, Deutsch
35	GA5061240	Pin, Male, solid, nickel, Number 16, Green band, AWG 14, Deutsch
36	GA5075255	Pin, Male, Nickel, Crimp style, Number 16, Deutsch
37	GA3000022	Socket, Female, Nickel, Crimp style, Number 16, Deutsch
38	GA5061225	Socket, Female, solid gold, number 16, Deutsch
39	GA5061230	Socket, Female, solid, Nickel, Number 16, Deutsch
40	GA5061235	Socket, solid gold, number 16, 16-20 AWG, Deutsch
41	GA5061200	Pin, Male, Solid, nickel, Number 20, Deutsch
42	GA5061205	Pin, Male, Solid, gold, Number 20, Deutsch
43	GA5061210	Socket, Female, Solid, nickel, Number 20, Deutsch
44	GA5061215	Socket, Female, Solid, gold, Number 20, Deutsch
45	GA5052840	Sealing plug, White, size 12 - 16, Deutsch

# Electrical Connectors - Weather Pack




Continued over page

## Electrical Connectors - Weather Pack



ITEM NO.	PART NUMBER	DESCRIPTION
-	GA5049685	Boot, Weather pack, Suit 2 pin connector
-	GA5049690	Boot, Weather pack, Suit 3 pin connector
A	GA5001351	Connector, Male, 2 Pin, Weather pack
B	GA5007381	Connector, 2 pin, Female, Weather pack
C	GA5002211	Connector, Male, 3 pin, Weather pack
D	GA5048550	Connector, Female, 3 Pin, Weather pack
E	GA5007385	Connector, Male, 4 pin, Weather pack
F	GA5007383	Connector, Female, 4 pin, Flat, Weather pack
G	GA5004009	Connector, Male, 6 pin, Weather pack
H	GA5048510	Connector, Female, 6 pin, Weather pack
I	GA5049000	Connector, Female, 4 pin, Square, Weather pack
J	GA5050805	Connector, Male, 4 pin, Square, Weather pack
K	GA5016619	Pin, Female, Sealed, Weather pack, Wire 1.0 - 2.0mm
L	GA5014857	Seal, Green, Weather pack connector, Wire from 2.03 - 2.85mm
M	GA5016617	Pin, Male, Sealed, Weather pack, Wire 1.0 - 2.0mm

## Electrical Connectors - Din Hirschmann



ITEM NO.	PART NUMBER	DESCRIPTION
1	GA5048580	Din Hirschmann Connector K4LI2 LED.
2	GA5010039	Din Hirschmann Connector Std Black suit CeTop 3

## Electrical Harnesses & Components

### RAVEN BASE SYSTEM

PART NUMBER	DESCRIPTION
GA3000080	Electrical harness, Main chassis
GA3000078	Electrical harness, Main side console, Raven
GA3000075	Electrical Harness, Chassis, spray
GA3000072	Electrical harness, Claas Joystick aux functions, Raven side dash
GA3000083	Electrical harness, Claas seat power adaptor
GA5060066	Electrical harness, Tail light connection
GA3000073	Electrical Harness, Arens push button selector
GA3000081	Electrical harness, Engine monitor CAN
GA5060046	Electrical harness, Main cabin Claas
GA5060037	Electrical harness, Battery Lead Kit
GA5060042	Electrical harness, Power lead kit side console
GA3000086	Electrical Harness, Clarion Stereo Head Unit 15 Pin to ISO 16 Pin
GA5060061	Electrical Harness, Cooler Cabin Fridge
GA3000048	Electrical harness, Boom recirculation add in module suit Trimble

### RAVEN 4400 SYSTEM

PART NUMBER	DESCRIPTION
GA3000027	Electrical harness, Spray Raven 4400 with FCV
GA5076204	Electrical Harness, Console SCS 4400 13.5', Raven

### ISOBUS SYSTEM

PART NUMBER	DESCRIPTION
GA3000139	Electrical harness, ISO hitch cable to suit ISO ECU 6', Raven
GA3000030	Terminator, CAN, active, suit ISO bus, Raven
GA3000031	Electrical harness, Raven ISO to CAN active terminator, Raven
GA3000043	Electrical harness, 4400 chassis to ISO bus node, Raven
GA5071380	Node, ECU ISO BUS CAN, Product controller, Raven
GA3000062	Electrical harness, Raven ISO to Trimble FMX/FM1000 display
GA3000138	Electrical harness, main ISO side console armrest
GA3000142	Electrical harness, Roof cable extension
GA8700070	Manual, Raven ISO product control
GA4905120	Job computer box / cover assembly

### JOHN DEERE SYSTEM

PART NUMBER	DESCRIPTION
GA3000141	Electrical harness, steering valve cable
GA3000147	Electrical harness, JD autotrack node
GA3000148	Electrical harness, JD Starfire roof adapter
GA3000156	Electrical harness, JD Greenstar cable
GA3000144	Sensor, Linear non contact, Steering, 250mm
GA3000145	Rose end, M10 suit GA3000144
GA3000146	Stud end, M10 suit GA3000144

## Electrical Harnesses & Components

---

### TRIMBLE SYSTEM

PART NUMBER	DESCRIPTION
GA3000027	Electrical harness, Spray Raven 4400 with FCV
GA5076204	Electrical Harness, Console SCS 4400 13.5', Raven

### NORAC SYSTEM

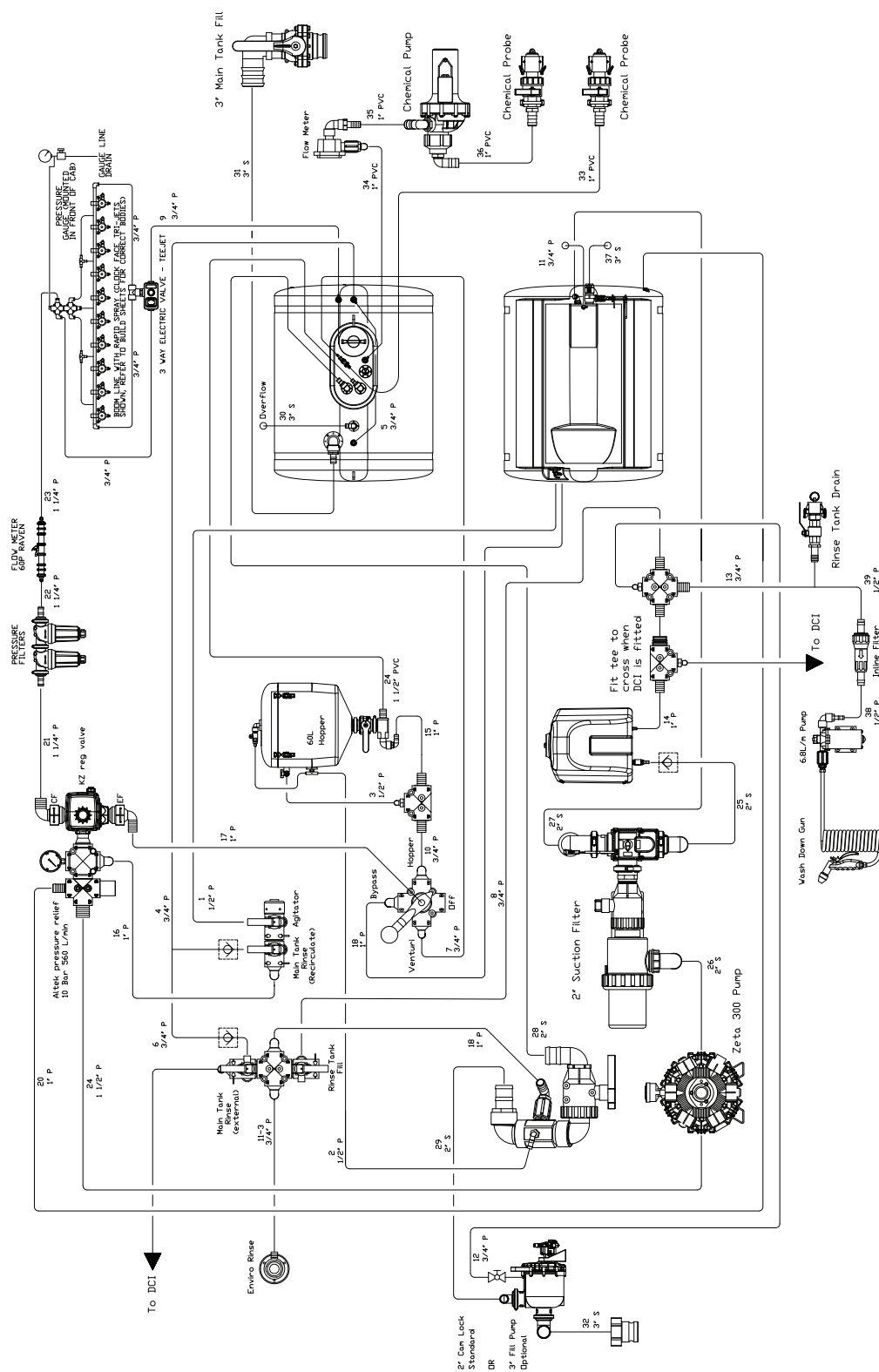
PART NUMBER	DESCRIPTION
GA3000129	Connector, Plug, UC5 Network, 6 Pin, Norac
GA3000130	Connector, Plug, UC5 Network, 2 Pin, Norac
GA3000116	Electrical Harness, UC5 Network, 1M, 14 AWG, Norac
GA3000117	Electrical Harness, UC5 Network, 10M, 14 AWG, Norac
GA3000120	Electrical Harness, UC5 Valve 2 pin DT, Norac
GA3000113	Controller module, UC5, CAN Bus, Norac
GA3000112	Controller module, UC5 Valve, Norac
GA3000111	Controller module, UC5 Input pass through, Norac
GA3000128	Ultrasonic sensor, UC5, Norac
GA3000123	Network Coupler, UC5, 2 way, Black, Norac
GA3000124	Network Coupler, UC5, 2 way, white, terminator, Norac
GA3000126	Network Coupler, UC5, 8 way, Norac
GA3500137	Hydraulic fitting kit, 12 parts, GNI, Norac





## SCHEMATICS

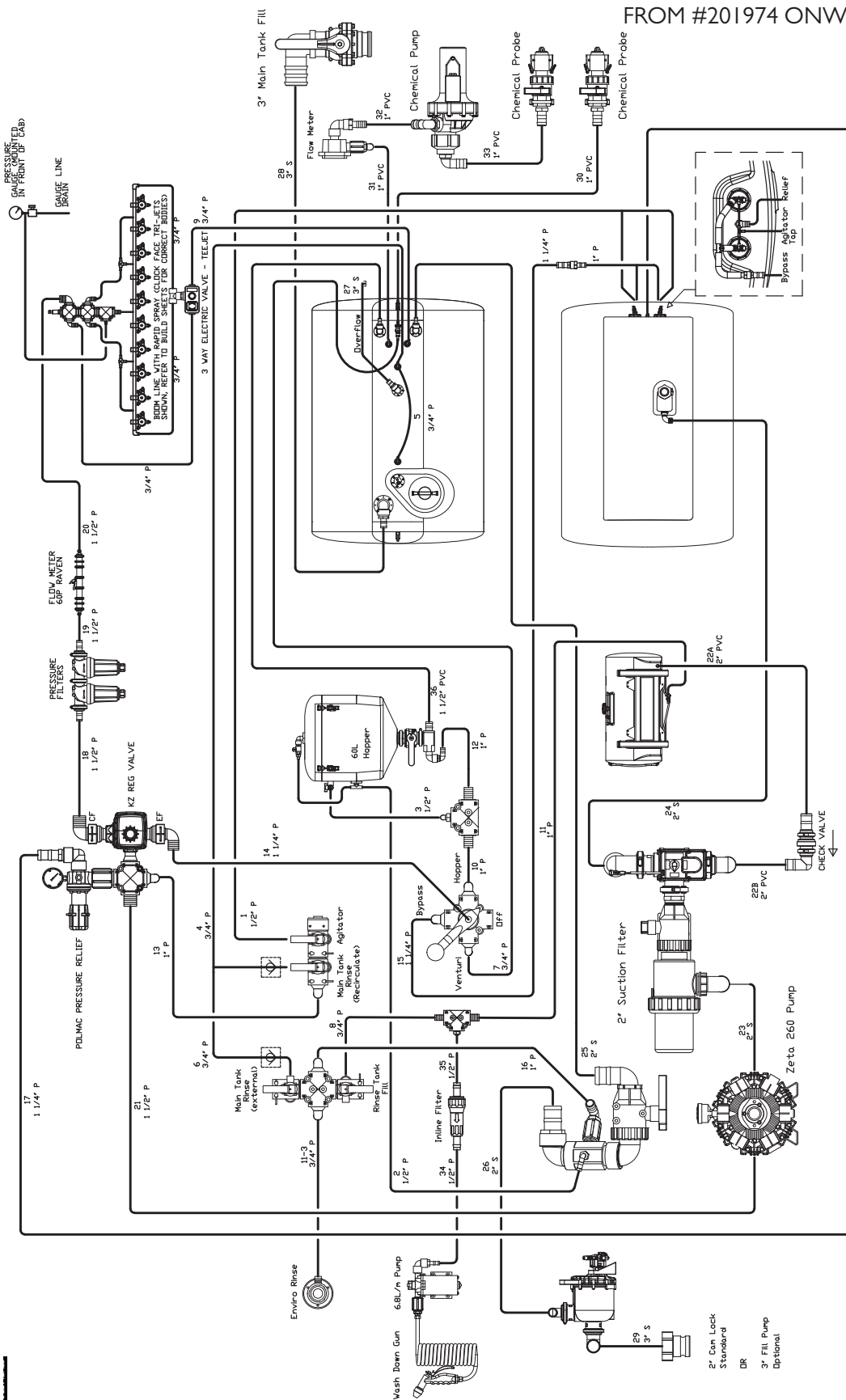
## Plumbing Schematic - 5200L Raven



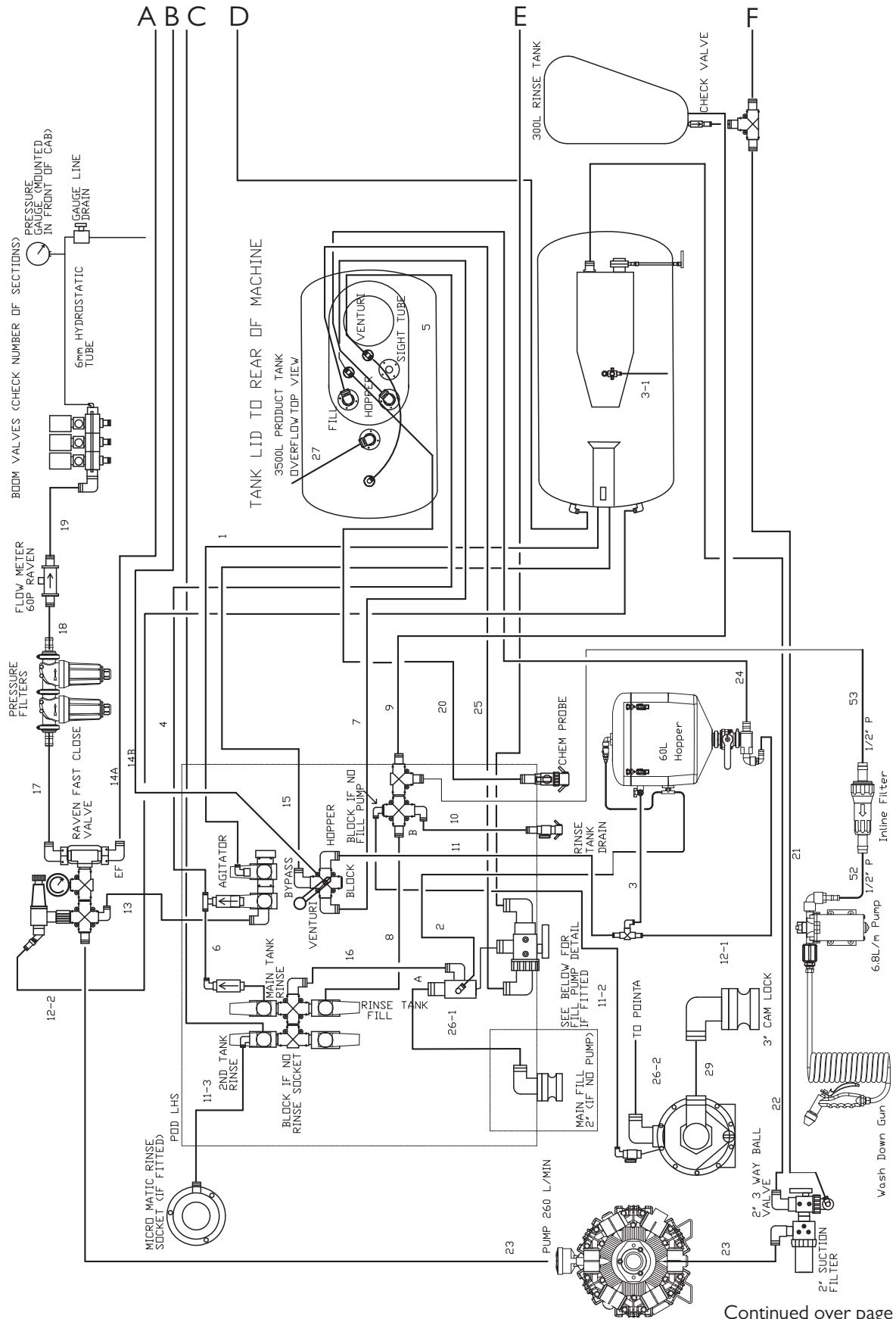


## Plumbing Schematic - 6000L Raven

FROM #201974 ONWARDS

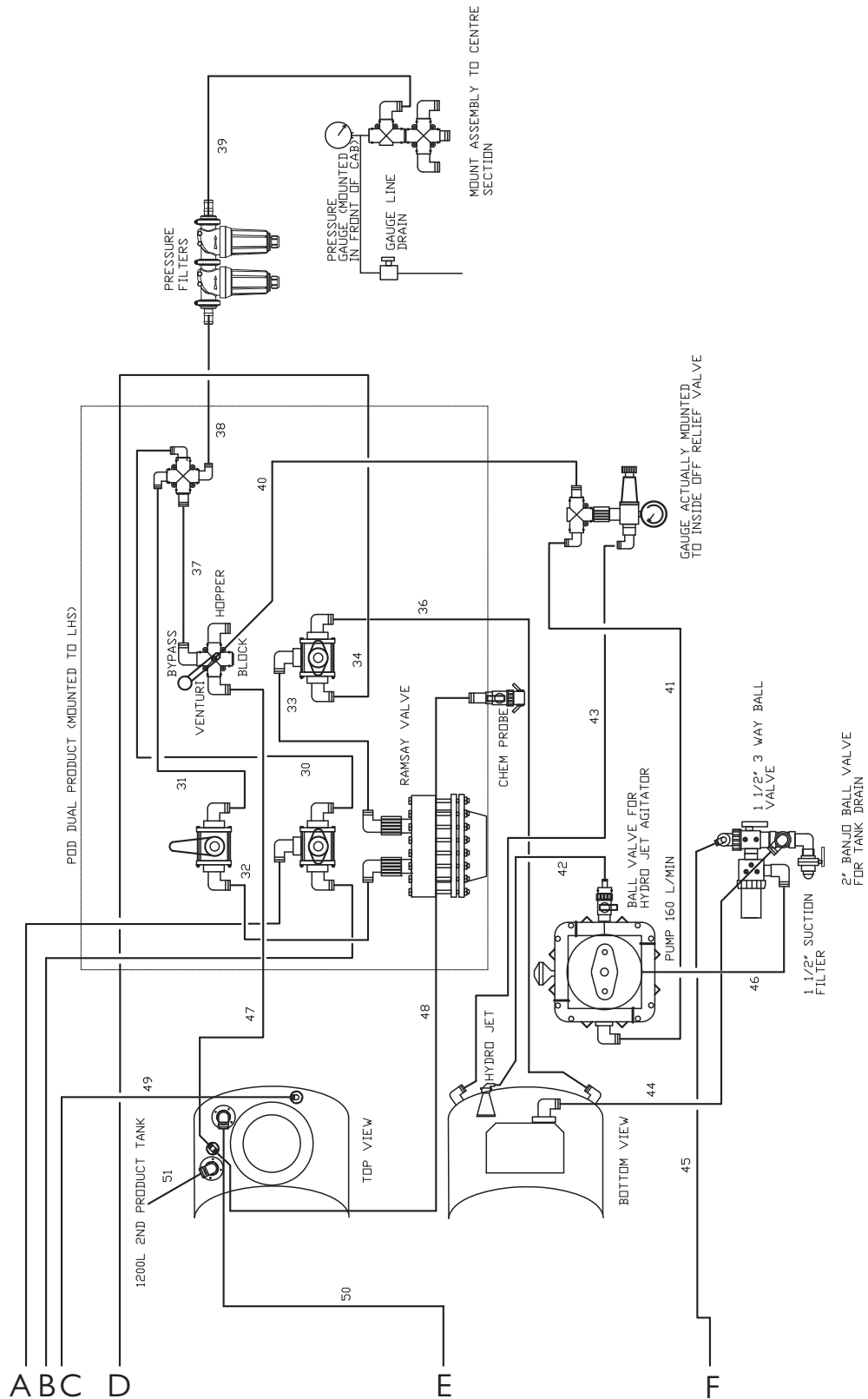


# Plumbing Schematic - Dual Product Raven

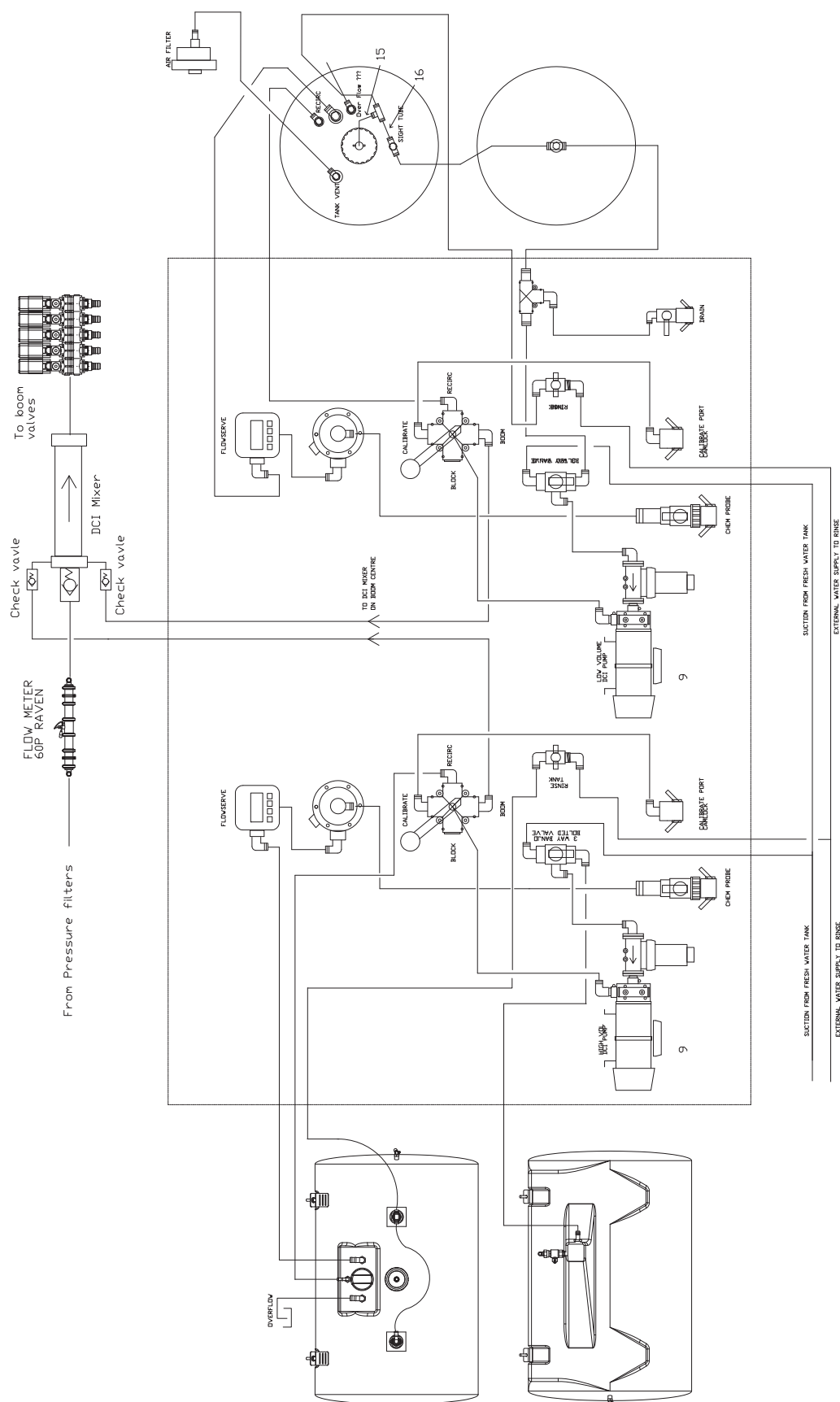


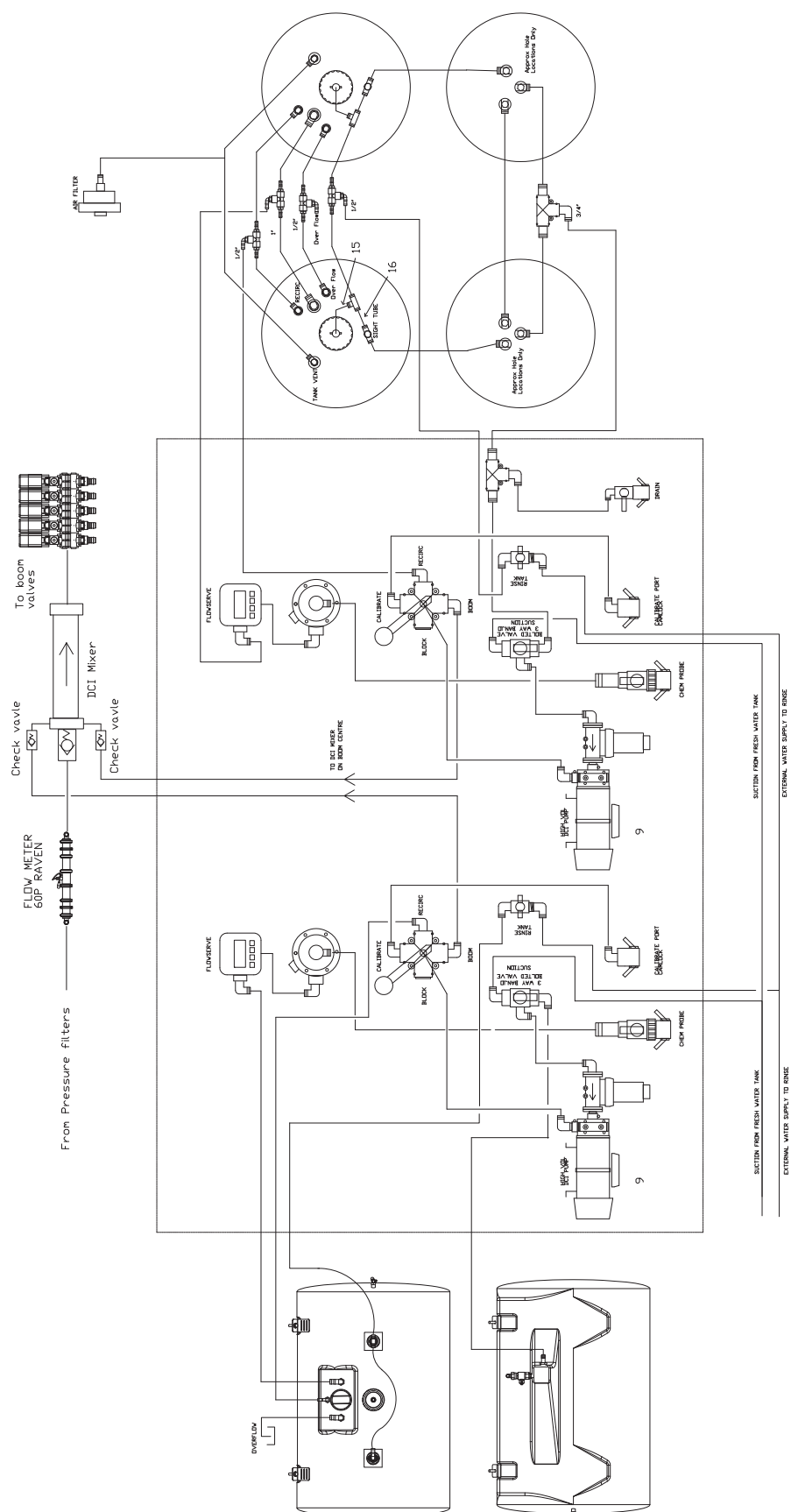
Continued over page

# Plumbing Schematic - Dual Product Raven

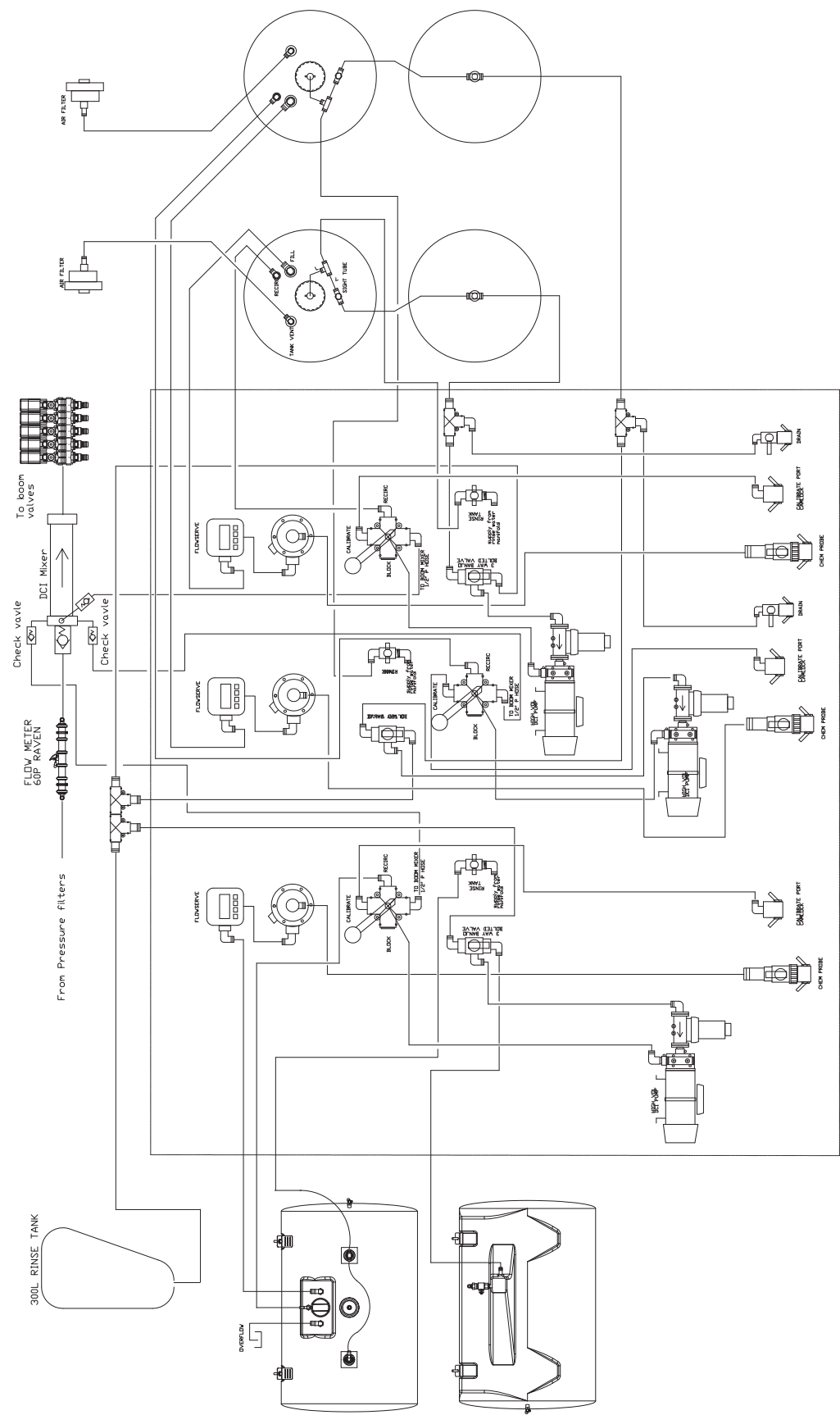


# Plumbing Schematic DCI 500 + I 65

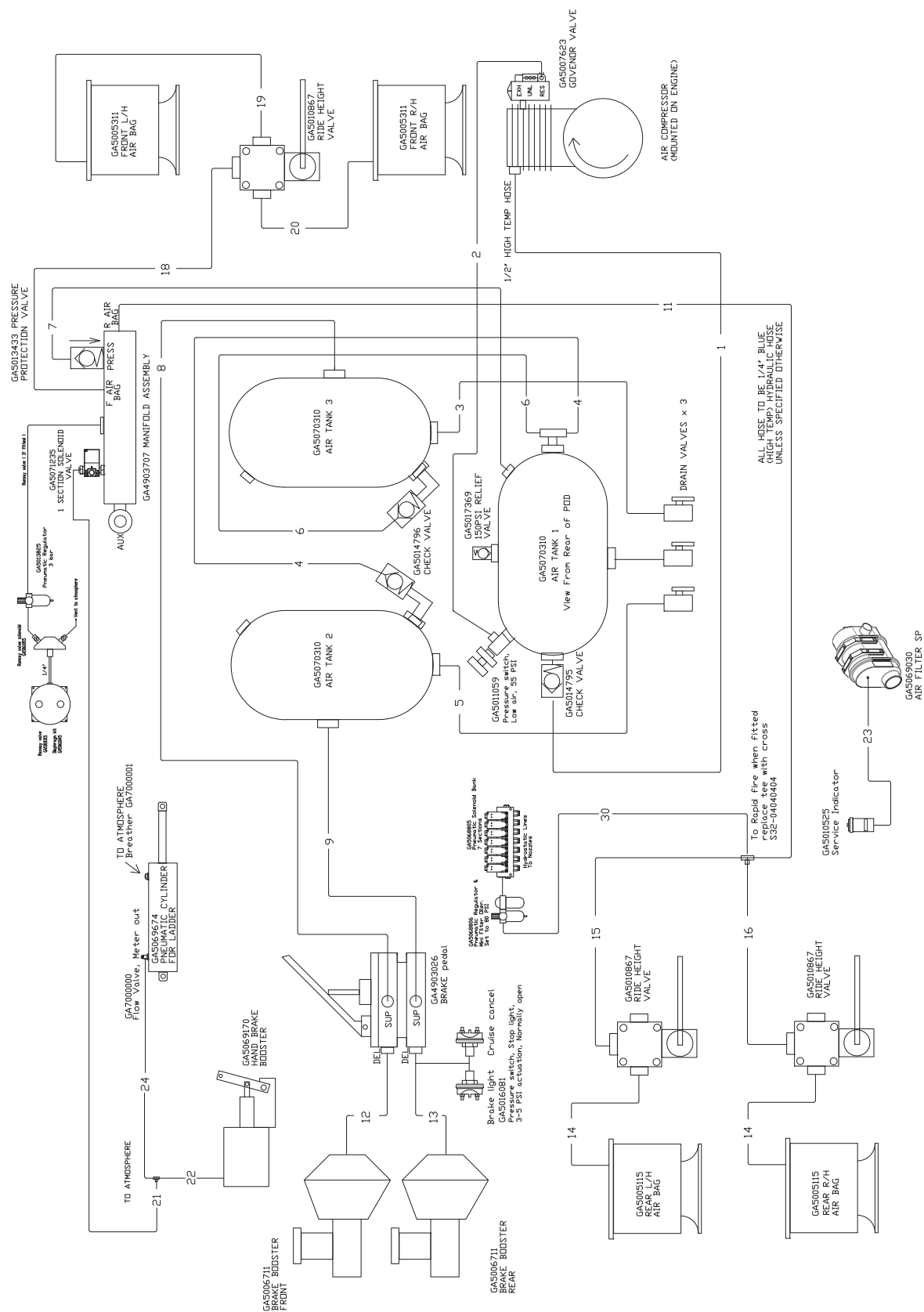




# Plumbing Schematic DCI Triple



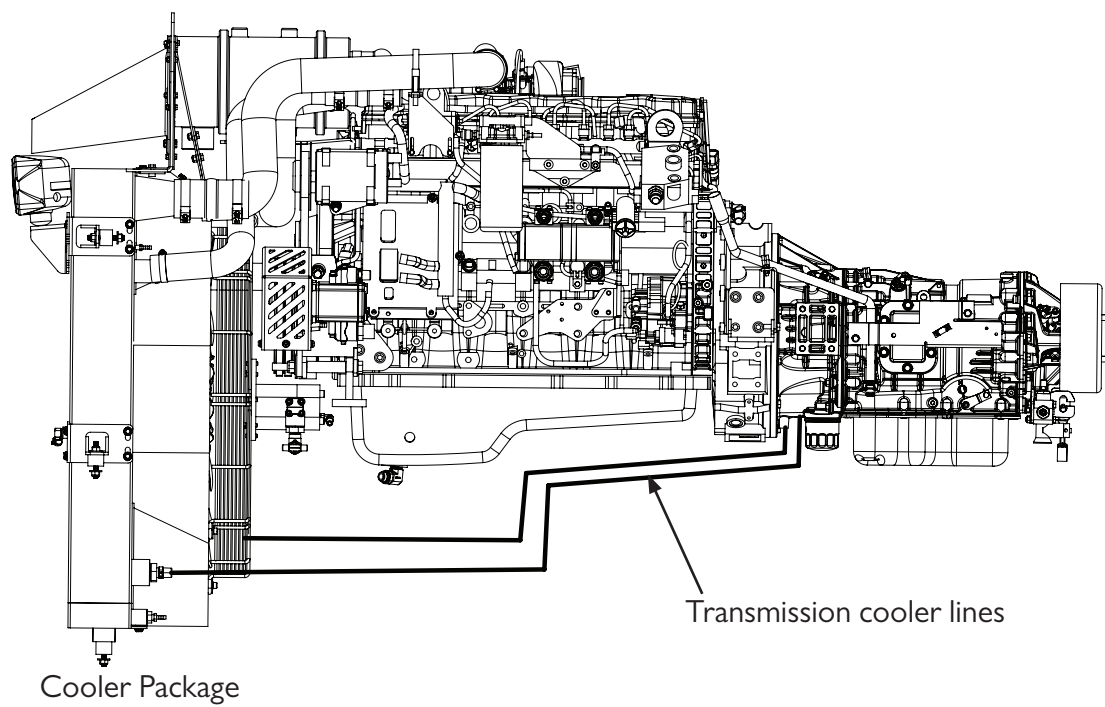




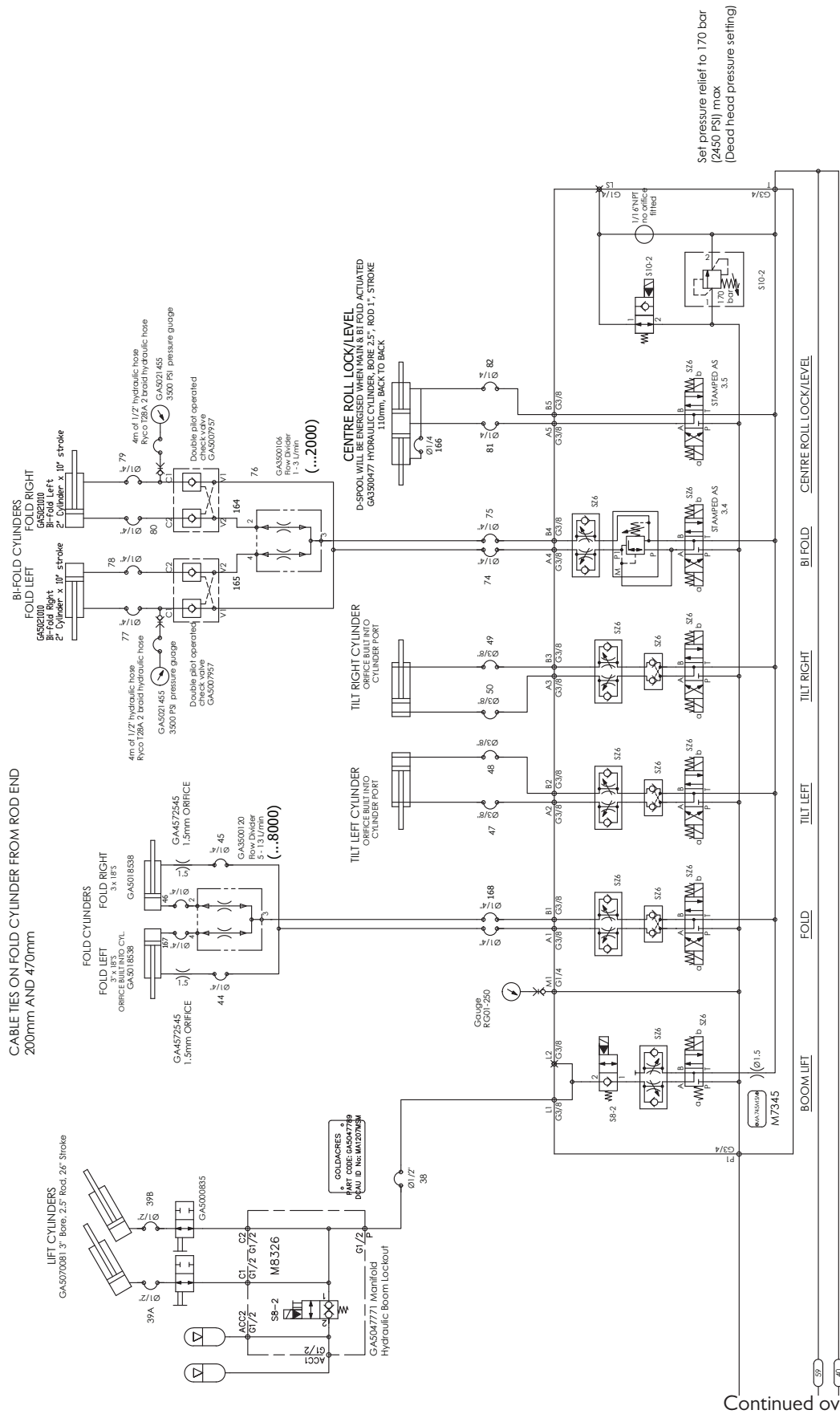


## Hydraulic Schematic - Transmission

---

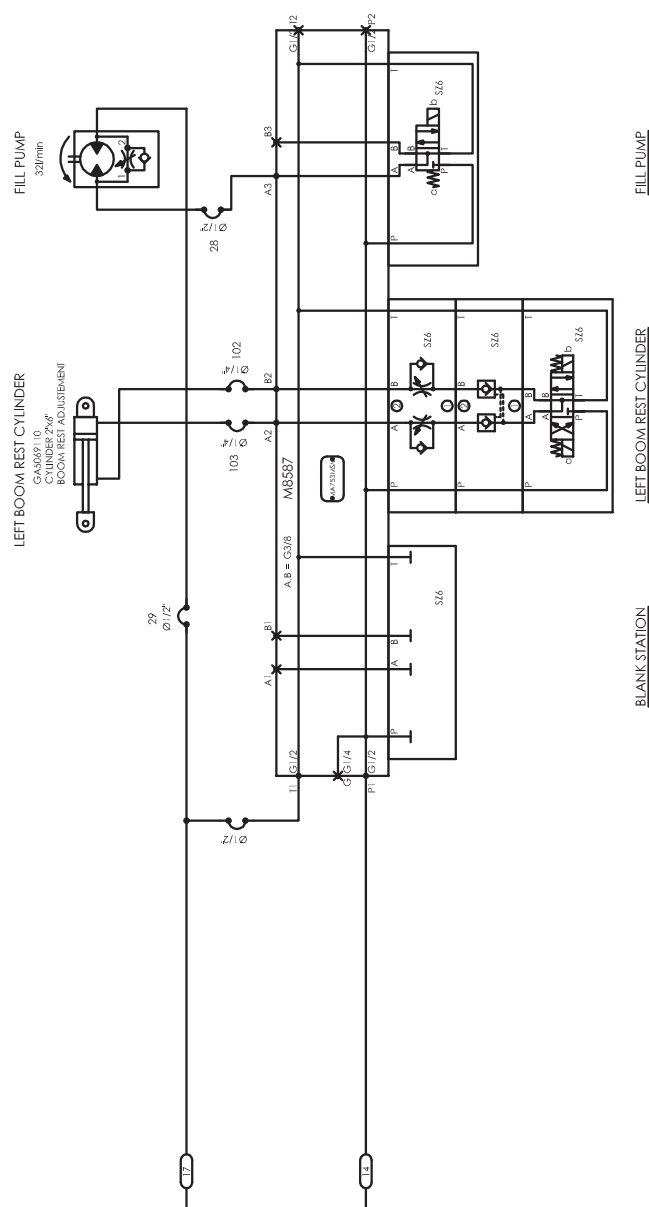


## Hydraulic Schematic - 30-36m Booms



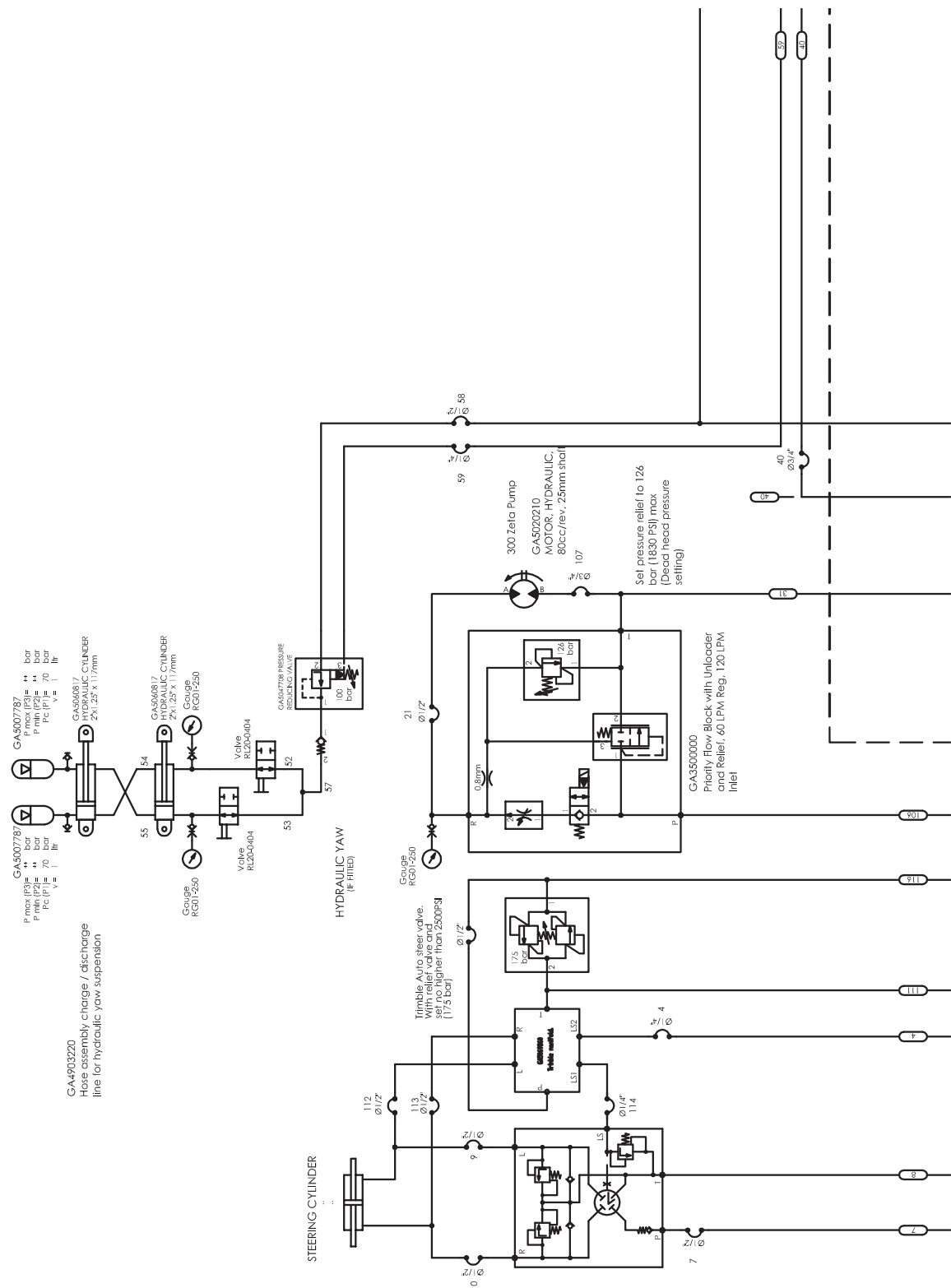
Continued over page

## Hydraulic Schematic - 30-36m Booms

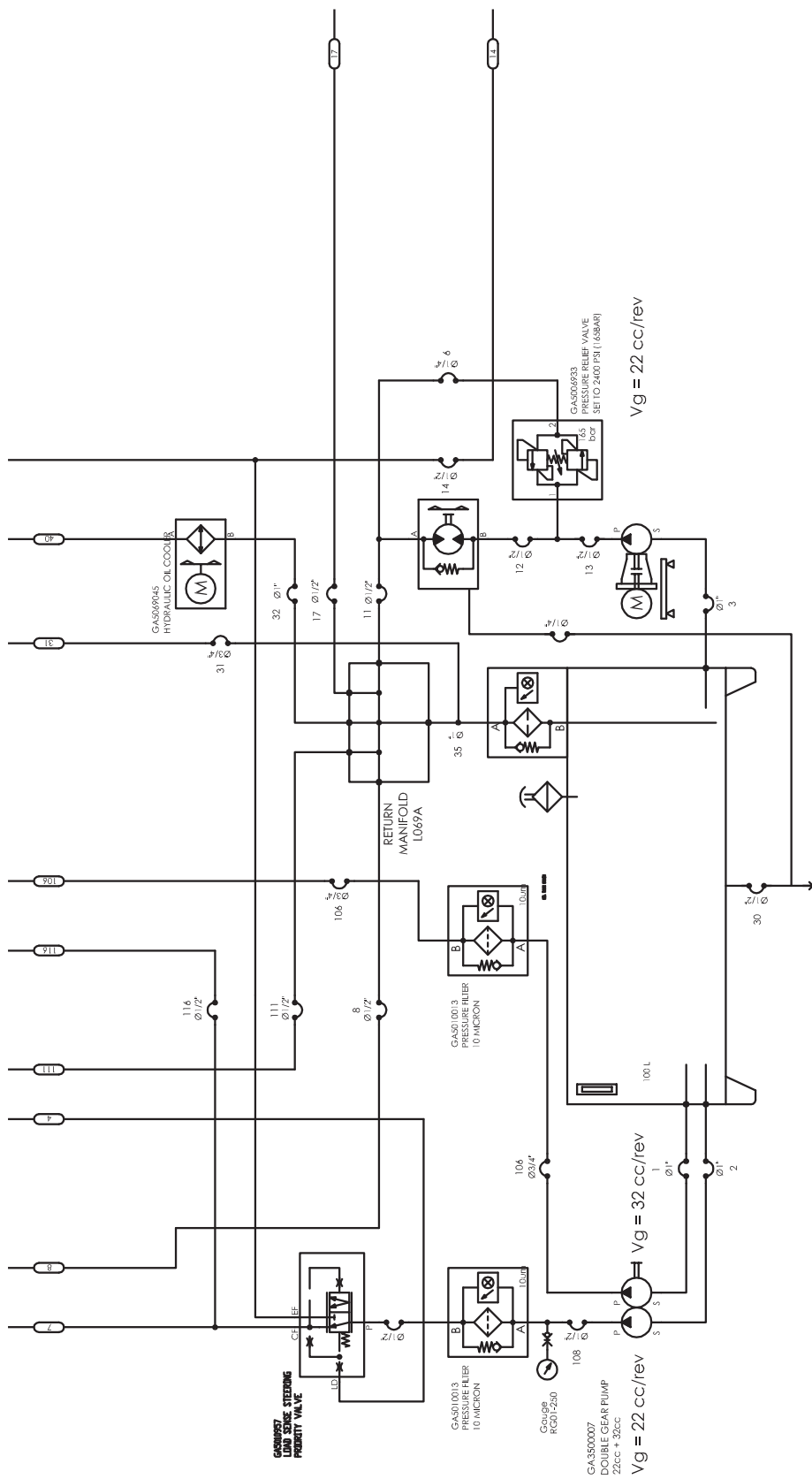


Continued over page

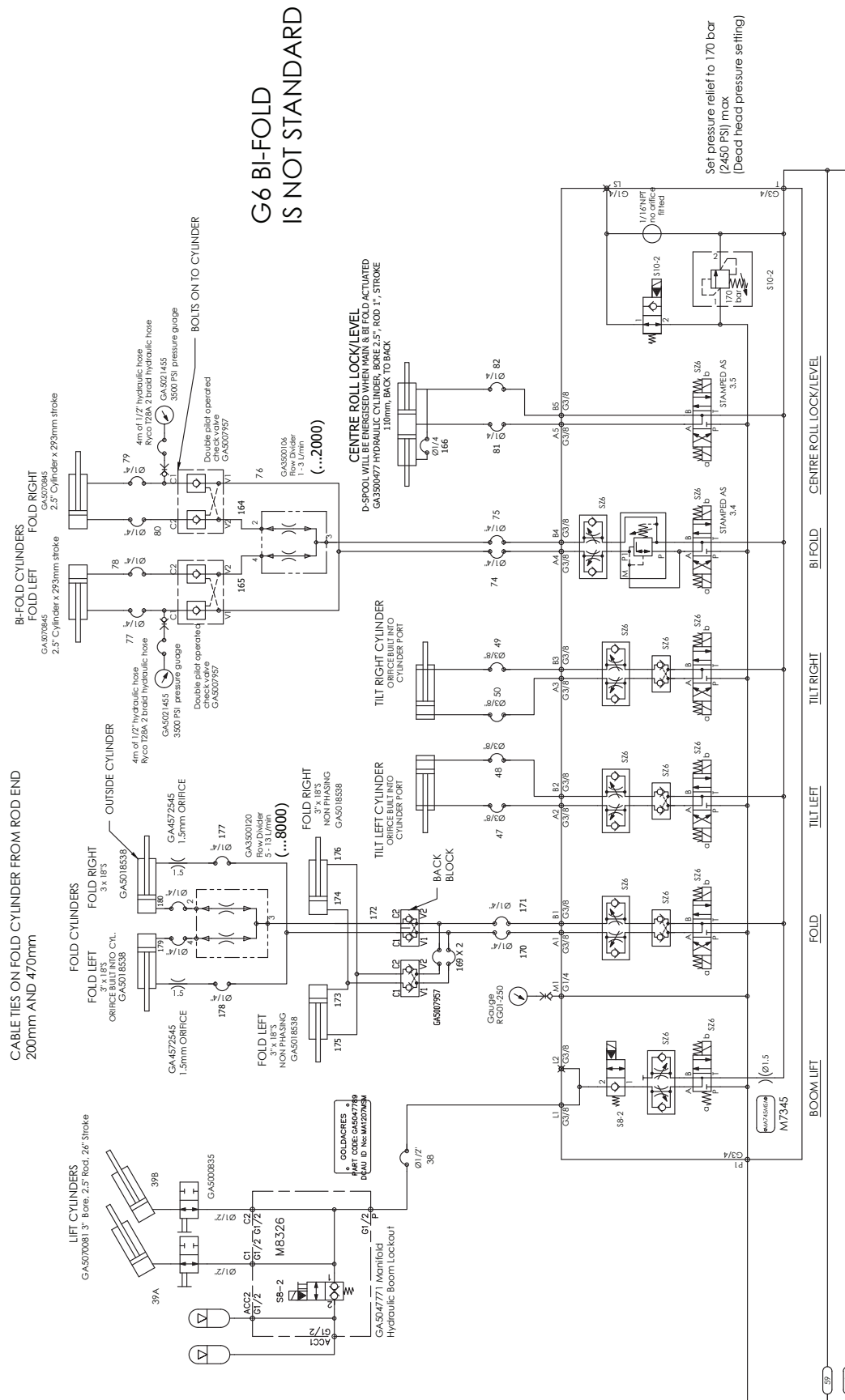
## Hydraulic Schematic - 30-36m Booms



Continued over page

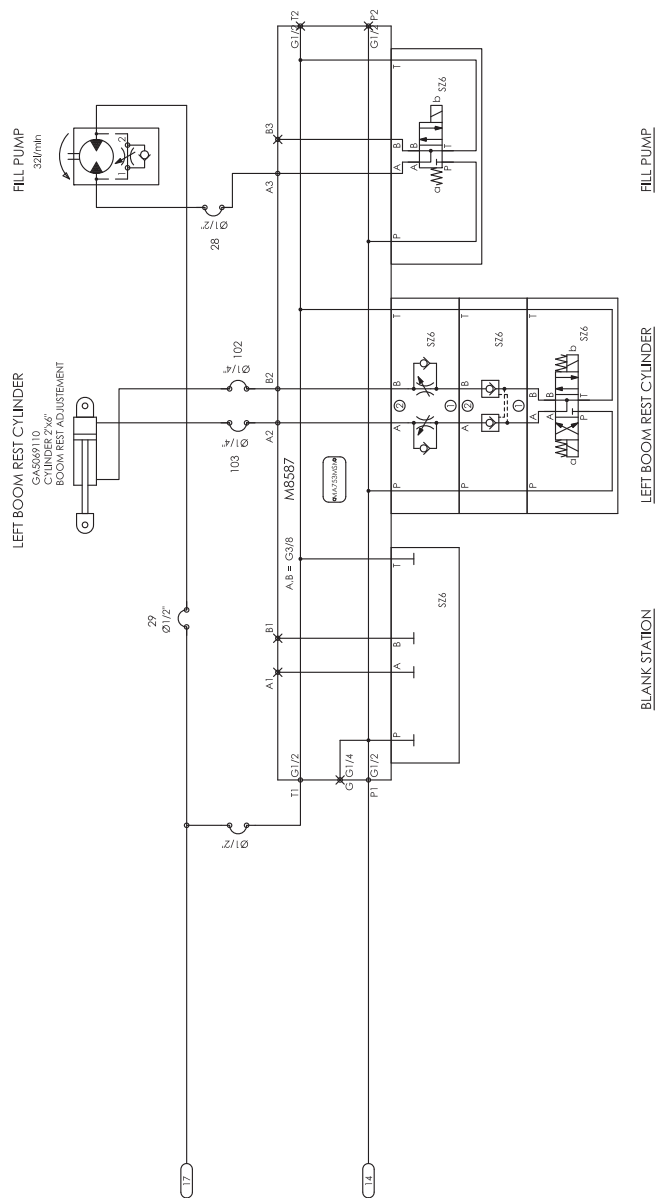


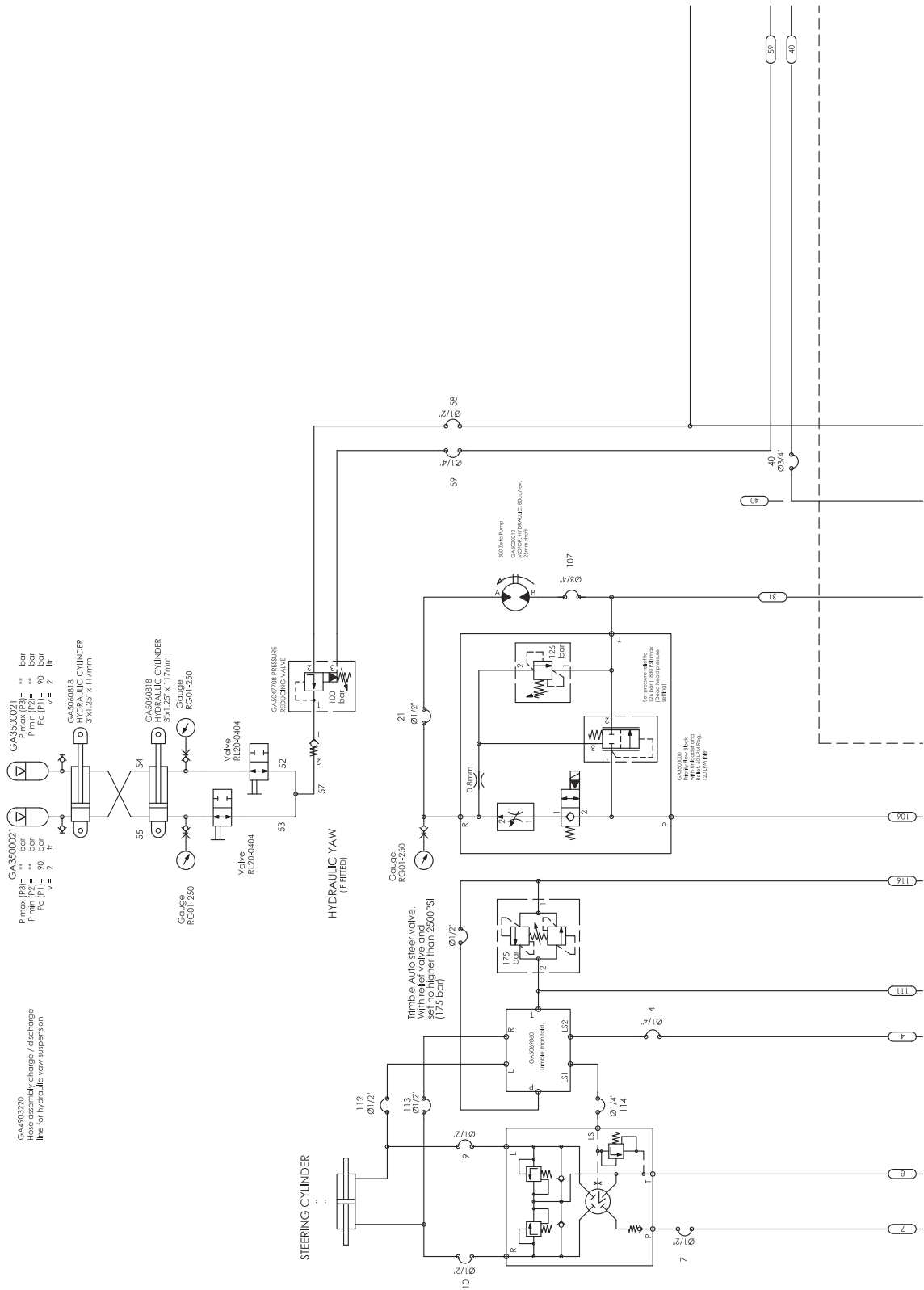
## Hydraulic Schematic - 42m Booms



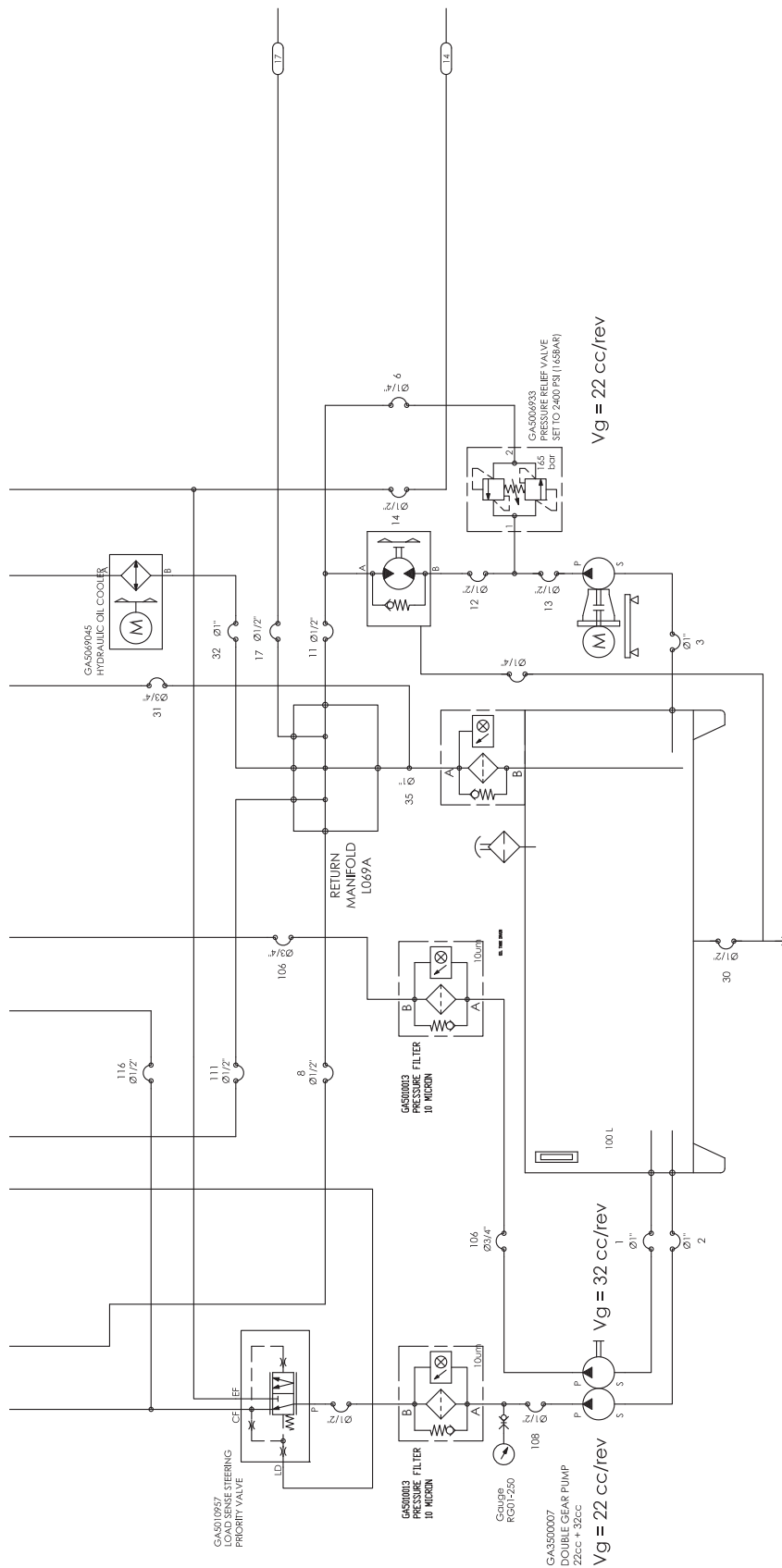


# Hydraulic Schematic - 42m Booms

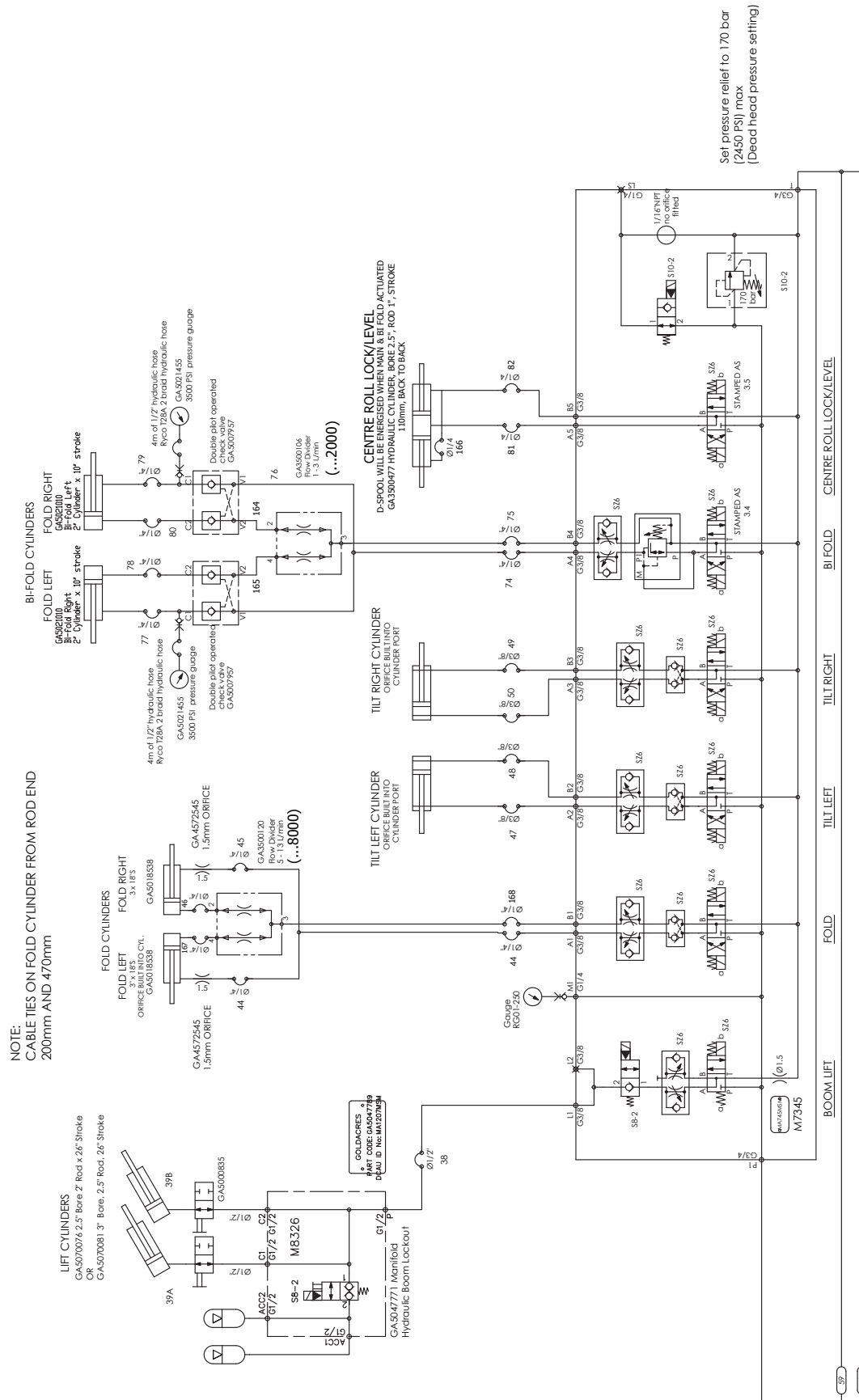




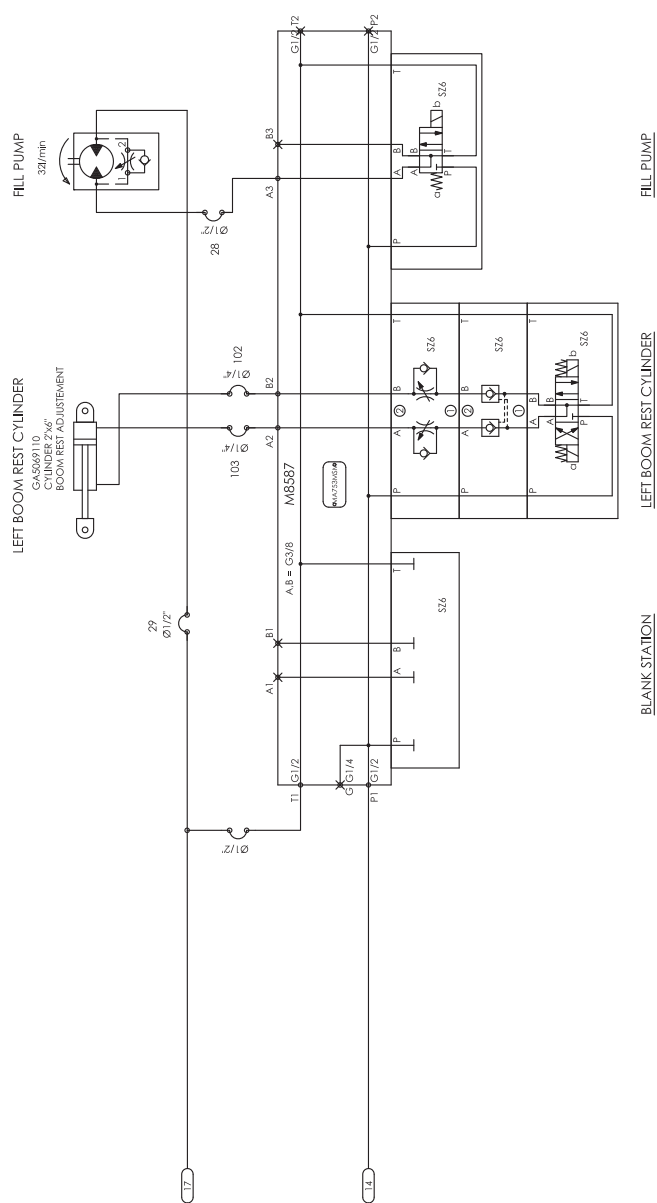
# Hydraulic Schematic - 42m Booms

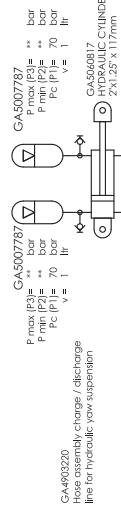


## Hydraulic Schematic - John Deere Steering



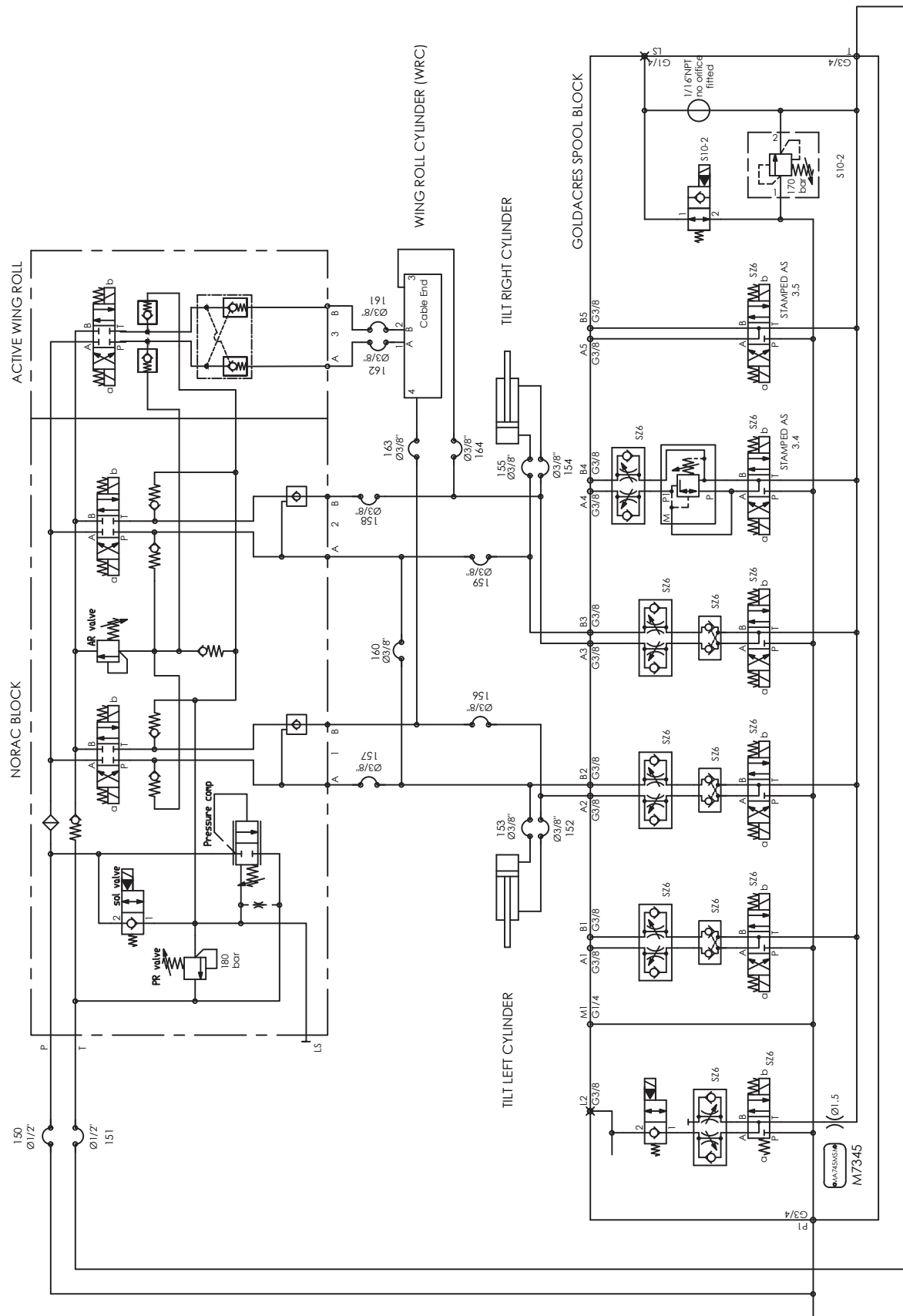
## Hydraulic Schematic - John Deere Steering






















# Hydraulic Schematic - Norac Active















## Hydraulic Schematic - Norac Active - Hose List

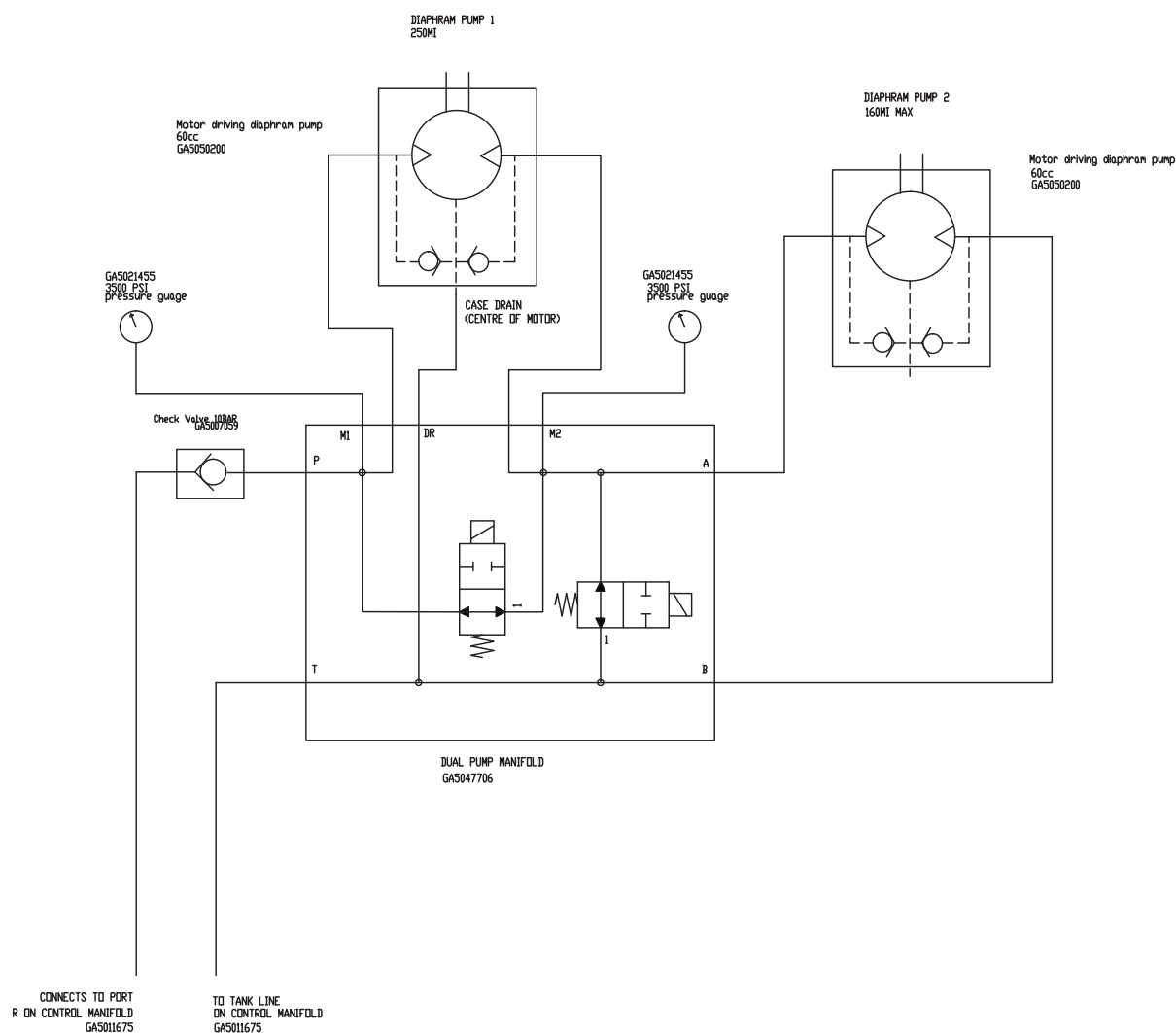
GA3500649-REV00_HYDRAULIC HOSE KIT, G6, MY17, NORAC ACTIVE ROLL, KIT-14_30072					
PART No	HOSE No	DESCRIPTION	HOSE SIZE/TYPE	ORIENTATION	ZIP TIE BOTH ENDS
GA3500445	150	HYDRAULIC HOSE, PRESSURE TO NORAC BLOCK	1/2"		1R
GA3500446	151	HYDRAULIC HOSE, TANK TO NORAC BLOCK	1/2"		2R
GA3500447	152	HYDRAULIC HOSE, TILT CYLINDER LH ROD END	3/8"		1Y
GA3500448	153	HYDRAULIC HOSE, TILT CYLINDER LH BASE END	3/8"		2Y
GA3500449	154	HYDRAULIC HOSE, TILT CYLINDER RH ROD END	3/8"		1B
GA3500450	155	HYDRAULIC HOSE, TILT CYLINDER RH BASE END	3/8"		2B
GA3500451	156	HYDRAULIC HOSE, NORAC BLOCK, 1B TO SPOOL BLOCK LH A	3/8"		1B, 1R
GA3500452	157	HYDRAULIC HOSE, NORAC BLOCK, 1A TO SPOOL BLOCK LH B	3/8"		1B, 2R
GA3500453	158	HYDRAULIC HOSE, NORAC BLOCK, 2B TO SPOOL BLOCK RH A	3/8"		1Y, 1R
GA3500454	159	HYDRAULIC HOSE, NORAC BLOCK, 2A TO SPOOL BLOCK RH B	3/8"		1Y, 2R
GA3500455	160	HYDRAULIC HOSE, TILT CYLINDER BASE LINK	3/8"		1B, 3R
GA3500456	161	HYDRAULIC HOSE, NORAC BLOCK, 3B TO TOP OF WRC 2	3/8"		1Y, 1B
GA3500457	162	HYDRAULIC HOSE, NORAC BLOCK, 3A TO TOP OF WRC 1	3/8"		1Y, 2B
GA3500458	163	HYDRAULIC HOSE, LEFT END OF WRC TO LEFT A	3/8"		2Y, 1B
GA3500594	164	HYDRAULIC HOSE, RIGHT END OF WRC TO RIGHT A	3/8"		2Y, 2B

The diagram illustrates a complex hydraulic circuit. On the left, the **NORAC BLOCK** features a pressure compensator set at 180 bar, a 2 sol valve, and two PR valves. The main pressure line is at 180 bar. The system is divided into two main sections: **TILT LEFT CYLINDER** and **TILT RIGHT CYLINDER**. Each cylinder is connected to a **GOLDACRES SPOOL BLOCK** via 1/2" and 3/8" ports. The spool block contains 16 solenoid valves (SZ6) and 16 pressure-reducing valves (SZ6). The system is powered by a 180 bar pressure source and includes a 170 bar relief valve and a 1/16 NPT no office fitted valve.

## Hydraulic Schematic - Norac Passive - Hose List

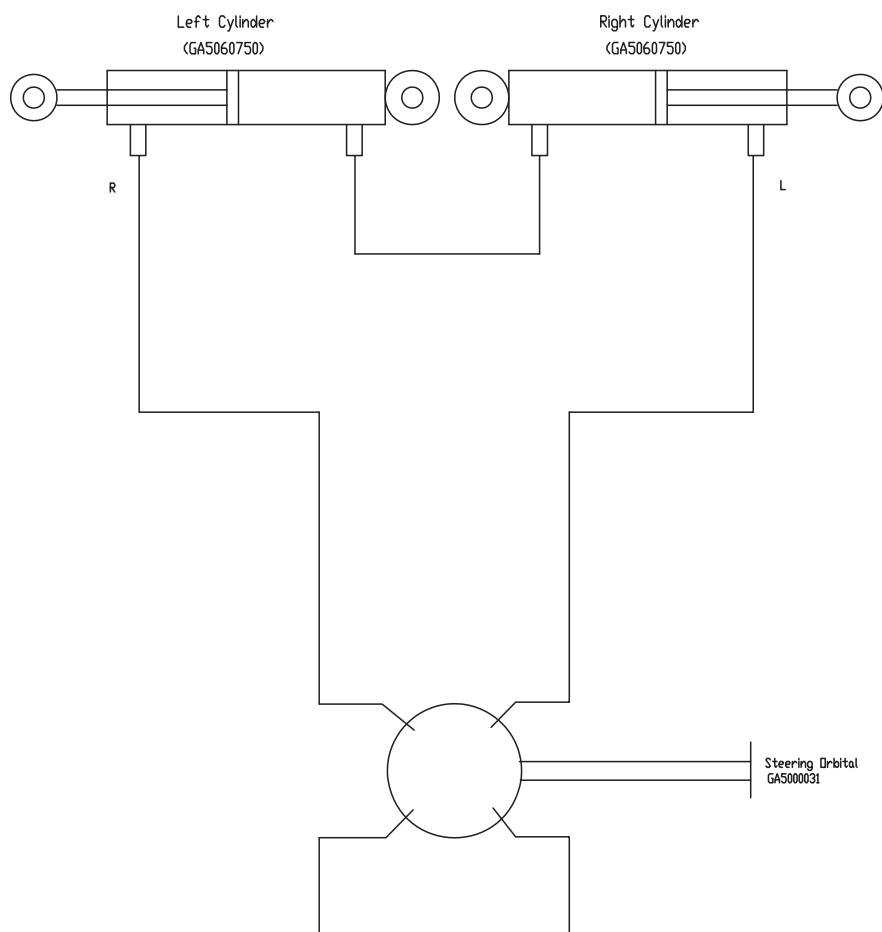
GA3500650-REV00_HYDRAULIC HOSE KIT, G6, MY17, NORAC PASSIVE ROLL, KIT-15_30071					
PART No	HOSE No	DESCRIPTION	HOSE SIZE/TYPE	ORIENTATION	ZIP TIE BOTH ENDS
GA3500445	150	HYDRAULIC HOSE, PRESSURE TO NORAC BLOCK	1/2"		1R
GA3500446	151	HYDRAULIC HOSE, TANK TO NORAC BLOCK	1/2"		2R
GA3500447	152	HYDRAULIC HOSE, TILT CYLINDER LH ROD END	3/8"		1Y
GA3500448	153	HYDRAULIC HOSE, TILT CYLINDER LH BASE END	3/8"		2Y
GA3500449	154	HYDRAULIC HOSE, TILT CYLINDER RH ROD END	3/8"		1B
GA3500450	155	HYDRAULIC HOSE, TILT CYLINDER RH BASE END	3/8"		2B
GA3500451	156	HYDRAULIC HOSE, NORAC BLOCK, 1B TO SPOOL BLOCK LH A	3/8"		1B, 1R
GA3500452	157	HYDRAULIC HOSE, NORAC BLOCK, 1A TO SPOOL BLOCK LH B	3/8"		1B, 2R
GA3500453	158	HYDRAULIC HOSE, NORAC BLOCK, 2B TO SPOOL BLOCK RH A	3/8"		1Y, 1R
GA3500454	159	HYDRAULIC HOSE, NORAC BLOCK, 2A TO SPOOL BLOCK RH B	3/8"		1Y, 2R

# Hydraulic Schematic - Dual Diaphragm Pump

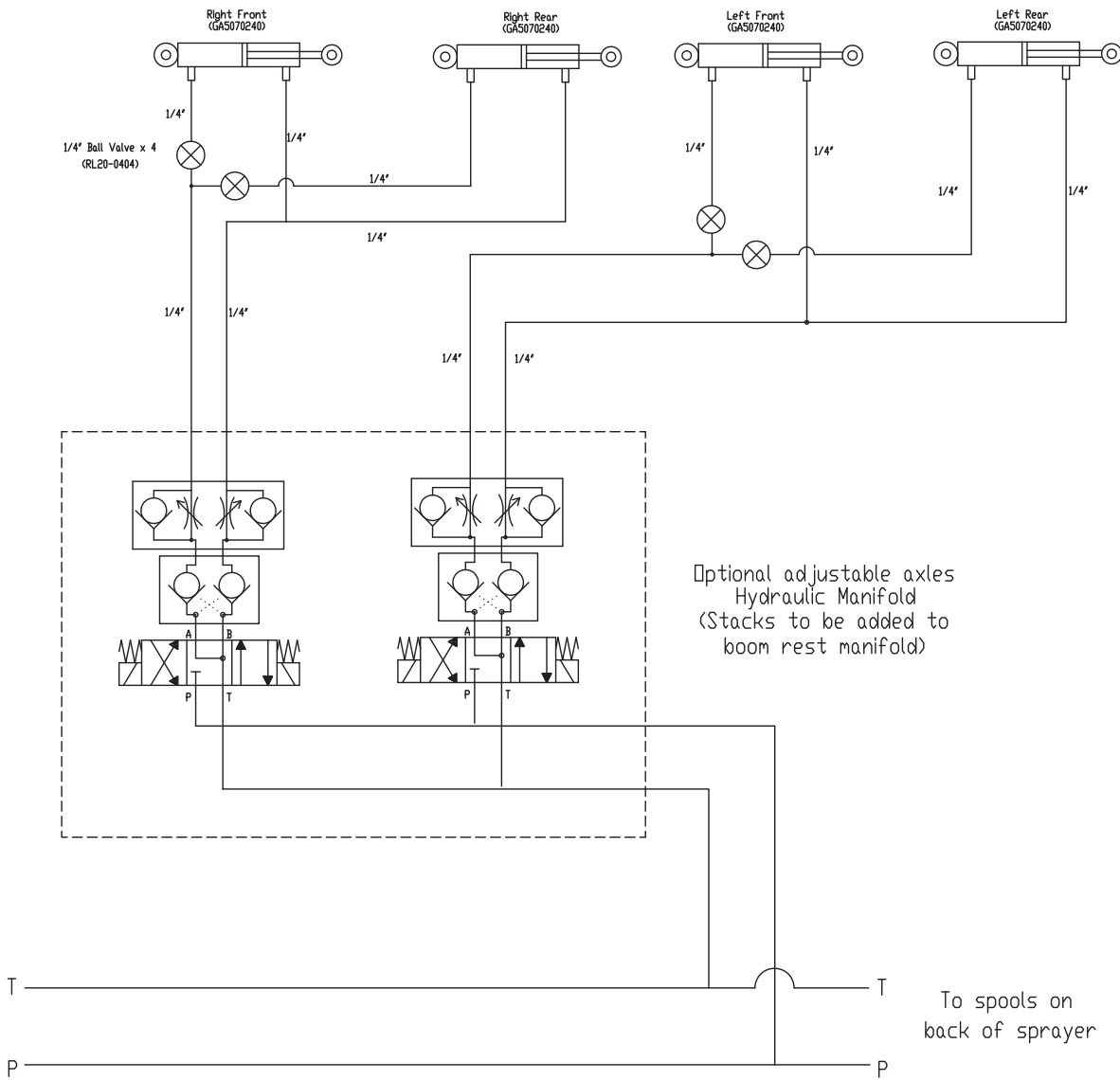


## Hydraulic Schematic - Adjustable Axle Steering
























---

























# Hydraulic Schematic - Adjustable Axles





# Hydraulic Hoses - Crop Cruiser






GA3500638-REV00_HYDRAULIC HOSE KIT, G6, MY17, STAGE 2, KIT-01					
PART No	HOSE No	DESCRIPTION	HOSE SIZE/TYPE	ORIENTATION	ZIP TIE BOTH ENDS
GA3500112	5	HYDRAULIC HOSE, FAN MOTOR CASE DRAIN	1/4"		
GA3500113	6	HYDRAULIC HOSE, FAN MOTOR RELIEF TO DRAIN	1/4"		
GA4905083	102	HYDRAULIC HOSE, BOOM REST LEFT TO SUB BLOCK	1/4"		
GA4905084	103	HYDRAULIC HOSE, BOOM REST LEFT TO SUB BLOCK	1/4"		
GA4904955	11	HYDRAULIC HOSE, FAN MOTOR TO RETURN MANIFOLD	1/2"		
GA3500114	12	HYDRAULIC HOSE, RELIEF VALVE TO FAN MOTOR PRESSURE	1/2"		
GA3500117	13	HYDRAULIC HOSE, FAN PUMP PRESSURE TO RELIEF VALVE	1/2"		
GA4904970	14	HYDRAULIC HOSE, SUB MANIFOLD TO RETURN MANIFOLD	1/2"		270'
GA4904985	17	HYDRAULIC HOSE, PRESSURE TO SUB MANIFOLD	1/2"		
GA4904990	18	HYDRAULIC HOSE, TRANSMISSION TO TRANS COOLER	1/2"		
GA4904995	19	HYDRAULIC HOSE, TRANSMISSION TO TRANS COOLER	1/2"		
GA4908095	20	HYDRAULIC HOSE, HYDRAULIC HOSE, SUMP, DRAIN, ENGINE	1/2"		
GA4905005	21	HYDRAULIC HOSE, SPEED CONTROL, R TO DIAPHRAM PUMP	1/2"		
GA4905050	30	HYDRAULIC HOSE, OIL TANK DRAIN	1/2"		
GA3500085	108	HYDRAULIC HOSE, 22cc PUMP TO PRESSURE FILTER	1/2"		
GA4905055	31	HYDRAULIC HOSE, SPEED CONTROL TO RETURN FILTER	3/4"		
GA3500083	106	HYDRAULIC HOSE, 32CC PUMP TO PRESSURE FILTER	3/4"		
GA3500084	107	HYDRAULIC HOSE, DIAPHRAM PUMP TO RETURN TEE (I)	3/4"		
GA3500101	1	HYDRAULIC HOSE, 1" SUCTION, MIDDLE PORT TO 32cc	1"		0'
GA3500102	2	HYDRAULIC HOSE, 1" SUCTION, FRONT PORT TO 22cc	1"		0'
GA3500103	3	HYDRAULIC HOSE, 1" SUCTION, REAR PORT TO FAN PUMP	1"		
GA4905060	32	HYDRAULIC HOSE, OIL COOLER TO RETURN MANIFOLD	1"		
GA4905075	35	HYDRAULIC HOSE, TANK RETURN TO RETURN MANIFOLD	1"		

GA3500639-REV00_HYDRAULIC HOSE KIT, G6, MY17, STAGE 3, KIT-02					
PART No	HOSE No	DESCRIPTION	HOSE SIZE/TYPE	ORIENTATION	ZIP TIE BOTH ENDS
GA4904930	7	HYDRAULIC HOSE, PRIORITY VALVE TO ORBITAL	1/2"		
GA4904935	8	HYDRAULIC HOSE, STEERING ORBITAL TO RETURN MANIFOLD	1/2"		
GA5067277	37	HYDRAULIC HOSE, PRESSURE TO SPOOL VALVES	1/2"		
GA4905076	38	HYDRAULIC HOSE, SPOOL VALVE TO ACCUMULATOR	1/2"		
GA4905077	39A	HYDRAULIC HOSE, ACCUMULATOR TO LIFT CYLINDER	1/2"		
GA4905078	39B	HYDRAULIC HOSE, ACCUMULATOR TO LIFT CYLINDER	1/2"		1B
GA5067281	40	HYDRAULIC HOSE, RETURN HOSE FROM SPOOL VALVE	3/4"		

GA3500640-REV01_HYDRAULIC HOSE KIT, G6, MY17, CENTRE SECTION, KIT-03					
PART No	HOSE No	DESCRIPTION	HOSE SIZE/TYPE	ORIENTATION	ZIP TIE BOTH ENDS
CENTRE					
GA3500570	81	HYDRAULIC HOSE, SPOOL BLOCK A, CYLINDER CENTRE PORT	1/4"		1Y
GA4905082	82	HYDRAULIC HOSE, SPOOL BLOCK B, CYLINDER ROD END	1/4"		
GA3500571	166	HYDRAULIC HOSE, LINK HOSE	1/4"		
TIL					
GA3500447	47	HYDRAULIC HOSE, LEFT TILT 1, TILT CYLINDER LH ROD END	3/8"		1Y
GA3500448	48	HYDRAULIC HOSE, LEFT TILT 2, TILT CYLINDER LH BASE END	3/8"		2Y
GA3500449	49	HYDRAULIC HOSE, RIGHT TILT 1, TILT CYLINDER RH ROD END	3/8"		1B
GA3500450	50	HYDRAULIC HOSE, RIGHT TILT 2, TILT CYLINDER RH BASE END	3/8"		2B
YAW					
GA5067285	51	HYDRAULIC HOSE, YAW HOSE 1	1/4"		1Y
GA5067133	52	HYDRAULIC HOSE, YAW HOSE 2	1/4"		2Y
GA5067134	53	HYDRAULIC HOSE, YAW HOSE 3	1/4"		1B
GA5067132	54	HYDRAULIC HOSE, YAW HOSE 4	1/4"		2B
GA4903200	55	HYDRAULIC HOSE, YAW HOSE 5	1/4"		1R
GA5067136	56	HYDRAULIC HOSE, YAW HOSE 6	1/4"		
GA5067137	57	HYDRAULIC HOSE, YAW HOSE 7	1/4"		
GA3500116	59	HYDRAULIC HOSE, TANK TO YAW BLOCK	1/4"		2B, 2R














GA3500115-REV00_G6, MY17, YAW HOSE WITHOUT BOOM HEIGHT CONTROL (NORAC)					
PART No	HOSE No	DESCRIPTION	HOSE SIZE/TYPE	ORIENTATION	ZIP TIE BOTH ENDS
GA3500115	58	HYDRAULIC HOSE, PRESSURE TO YAW BLOCK	1/4"		2B, 1R














GA3500623-REV00_G6, MY17, YAW HOSES WITH BOOM HEIGHT CONTROL (NORAC)_30071 OR 30072					
PART No	HOSE No	DESCRIPTION	HOSE SIZE/TYPE	ORIENTATION	ZIP TIE BOTH ENDS
GA3500623	58B	HYDRAULIC HOSE, PRESSURE TO YAW BLOCK	1/4"		2B, 1R



GA3500641-REV00_HYDRAULIC HOSE KIT, G6, MY17, 30 TO 36m BOOMS, KIT-04_10174, 10177, 10180					
PART No	HOSE No	DESCRIPTION	HOSE SIZE/TYPE	ORIENTATION	ZIP TIE BOTH ENDS
Fold Hoses					
GA3500572	44	HYDRAULIC HOSE, SPOOL BLOCK A, RIGHT FOLD CYLINDER ROD END	1/4"		1R
GA3500573	45	HYDRAULIC HOSE, SPOOL BLOCK A, LEFT FOLD CYLINDER ROD END	1/4"		2R
GA3500574	46	HYDRAULIC HOSE, FLOW DIVIDER 2, RIGHT FOLD CYLINDER BASE END	1/4"		3R
GA3500575	167	HYDRAULIC HOSE, FLOW DIVIDER 4, LEFT FOLD CYLINDER BASE END	1/4"		4R
GA3500576	168	HYDRAULIC HOSE, SPOOL BLOCK B, FLOW DIVIDER 3, FOLD CYLINDERS	1/4"		1B



Continued over page


# Hydraulic Hoses - Crop Cruiser








GA3500642-REV00_HYD. HOSE KIT, G6, MY17, 42m BOOMS AND 36m BOOMS WITH 42m INNERS, KIT-05_10188					
PART No	HOSE No	DESCRIPTION	HOSE SIZE/TYPE	ORIENTATION	ZIP TIE BOTH ENDS
DUAL FOLD CYLINDERS					
GA5067131	169	HYDRAULIC HOSE, FOLD LINK HOSE	1/4"		
GA5067131	169	HYDRAULIC HOSE, FOLD LINK HOSE	1/4"		
GA3500016	170	HYDRAULIC HOSE, SPOOL PORT A, DOUBLE PILOT CHECK VALVE PORT V1	1/4"		1B, 1Y, 1R
GA3500017	171	HYDRAULIC HOSE, SPOOL PORT B, DOUBLE PILOT CHECK VALVE PORT V2	1/4"		2B, 1Y, 1R
GA3500624	172	HYD HOSE, DOUBLE PILOT CHECK VALVE PORT C2 TO MAIN FOLD FLOW DIVIDER PORT 3	1/4"		1Y
GA3500625	173	HYD HOSE, DOUBLE PILOT CHECK VALVE PORT C1 TO LH INSIDE CYLINDER BASE END	1/4"		1R
GA3500626	174	HYD HOSE, DOUBLE PILOT CHECK VALVE PORT C1 TO RH INSIDE CYLINDER BASE END	1/4"		2R
GA3500627	175	HYD HOSE, DOUBLE PILOT CHECK VALVE PORT C2 TO LH INSIDE CYLINDER ROD END	1/4"		1B
GA3500628	176	HYD HOSE, DOUBLE PILOT CHECK VALVE PORT C2 TO RH INSIDE CYLINDER ROD END	1/4"		2B
GA3500629	177	HYD HOSE, DOUBLE PILOT CHECK VALVE PORT C1 TO RH OUTSIDE CYLINDER ROD END	1/4"		2Y
GA3500630	178	HYD HOSE, DOUBLE PILOT CHECK VALVE PORT C1 TO LH OUTSIDE CYLINDER ROD END	1/4"		3Y
GA3500631	179	HYD HOSE, MAIN FOLD FLOW DIVIDER PORT 4 TO LH OUTSIDE CYLINDER BASE END	1/4"		1R, 1Y
GA3500632	180	HYD HOSE, MAIN FOLD FLOW DIVIDER PORT 2 TO RH OUTSIDE CYLINDER BASE END	1/4"		2R, 1Y








HYDRAULIC HOSE KIT, G6, MY17, BIFOLD, KITS					
PART No	HOSE No	DESCRIPTION	HOSE SIZE/TYPE	ORIENTATION	ZIP TIE BOTH ENDS
GA3500643-REV00_HYDRAULIC HOSE KIT, G6, MY17, BIFOLD, CHASSIS, KIT-06_30080					
GA5067274	70	HYDRAULIC HOSE, BI FOLD HOSE	1/4"		
GA5067273	71	HYDRAULIC HOSE, BI FOLD HOSE	1/4"		1B
GA5067272	72	HYDRAULIC HOSE, BIFOLD RIGHT HAND GAUGE	1/2"		1B
GA5067272	73	HYDRAULIC HOSE, BIFOLD LEFT HAND GAUGE	1/2"		
GA3500651-REV00_HYDRAULIC HOSE KIT, G6, MY17, BIFOLD, HYDRAULICS, KIT-07_30080					
GA3500566	74	HYDRAULIC HOSE, SPOOL VALVE A, DOUBLE PILOT CHECK VALVE V1	1/4"		270° 1B, 1Y
GA3500567	75	HYDRAULIC HOSE, SPOOL VALVE B, FLOW DIVIDER 3, BI-FOLD	1/4"		270° 2B, 1Y
GA5067131	76	HYDRAULIC HOSE, BI-FOLD LINK HOSE	1/4"		
GA3500568	164	HYDRAULIC HOSE, FLOW DIVIDER 2, FRONT DOUBLE PILOT CHECK VALVE V2, BI-FOLD	1/4"		180° 1B, 1R
GA3500569	165	HYDRAULIC HOSE, FLOW DIVIDER 4, BACK DOUBLE PILOT CHECK VALVE V2, BI-FOLD	1/4"		180° 2B, 1R
GA3500652-REV00_HYDRAULIC HOSE KIT, G6, MY17, BIFOLD, BOOMS, KIT-08_30080					
GA3500634	77	HYDRAULIC HOSE, BI-FOLD RV1	1/4"		1Y
GA3500635	78	HYDRAULIC HOSE, BI-FOLD RV2	1/4"		2Y
GA3500636	79	HYDRAULIC HOSE, BI-FOLD LV1	1/4"		1B
GA3500637	80	HYDRAULIC HOSE, BI-FOLD LV2	1/4"		2B



GA3500644-REV00_HYDRAULIC HOSE KIT, G6, MY17, 2WD, 3m AXLES, STAGE 3, KIT-09_40084					
PART No	HOSE No	DESCRIPTION	HOSE SIZE/TYPE	ORIENTATION	ZIP TIE BOTH ENDS
GA4904950	9B	HYDRAULIC HOSE, ORBITAL TO STEERING CYLINDER, 2WD 3M AXLE	1/2"		
GA4904945	10	HYDRAULIC HOSE, ORBITAL TO STEERING CYLINDER, 2 AND 4WD	1/2"		

GA3500645-REV00_HYDRAULIC HOSE KIT, G6, MY17, 4WD, STAGE 3, KIT-10_40086					
PART No	HOSE No	DESCRIPTION	HOSE SIZE/TYPE	ORIENTATION	ZIP TIE BOTH ENDS
GA4904940	9A	HYDRAULIC HOSE, ORBITAL TO STEERING CYLINDER, 4WD	1/2"		
GA4904945	10	HYDRAULIC HOSE, ORBITAL TO STEERING CYLINDER, 2 AND 4WD	1/2"		

GA4904915-REV00_G6, MY17, NO AUTO STEER OPTIONED_60101					
PART No	HOSE No	DESCRIPTION	HOSE SIZE/TYPE	ORIENTATION	ZIP TIE BOTH ENDS
GA4904915	4	HYDRAULIC HOSE, LOAD SENSE PRIORITY VALVE TO ORBITAL	1/4"		

GA3500646-REV00_HYDRAULIC HOSE KIT, G6, MY17, TRIMBLE AUTO STEER, STAGE 3, KIT-11_60100					
PART No	HOSE No	DESCRIPTION	HOSE SIZE/TYPE	ORIENTATION	ZIP TIE BOTH ENDS
GA4904885	114	HYDRAULIC HOSE, STEERING ORBITAL TO BLOCK	1/4"		
GA4904890	115	HYDRAULIC HOSE, PRIORITY VALVE TO BLOCK	1/4"		
GA4904865	110	HYDRAULIC HOSE, PRESSURE HOSE	1/2"		90°
GA4904870	111	HYDRAULIC HOSE, RETURN HOSE	1/2"		0°
GA4904875	112	HYDRAULIC HOSE, LEFT TO A ON BLOCK	1/2"		
GA4904880	113	HYDRAULIC HOSE, RIGHT TO B ON BLOCK	1/2"		
GA3500633	116	HYDRAULIC HOSE, BLOCK TO RELIEF VALVE	1/2"		


GA3500647-REV00_HYDRAULIC HOSE KIT, G6, MY17, JOHN DEERE AUTO STEER, STAGE 3, KIT-12_60110					
PART No	HOSE No	DESCRIPTION	HOSE SIZE/TYPE	ORIENTATION	ZIP TIE BOTH ENDS
GA5067969	121	HYDRAULIC HOSE, STEERING ORBITAL TO BLOCK	1/4"		
GA5067970	122	HYDRAULIC HOSE, PRIORITY VALVE TO BLOCK	1/4"		
GA5067965	117	HYDRAULIC HOSE, PRESSURE HOSE	1/2"		90°
GA5067966	118	HYDRAULIC HOSE, RETURN HOSE	1/2"		0°
GA5067967	119	HYDRAULIC HOSE, LEFT TO A ON BLOCK	1/2"		
GA5067968	120	HYDRAULIC HOSE, RIGHT TO B ON BLOCK	1/2"		
GA5067971	123	HYDRAULIC HOSE, BLOCK TO RELIEF VALVE	1/2"		




















GA3500648-REV00_HYDRAULIC HOSE KIT, G6, MY17, 3" FILL PUMP, KIT-13_50055					
PART No	HOSE No	DESCRIPTION	HOSE SIZE/TYPE	ORIENTATION	ZIP TIE BOTH ENDS
GA4905040	28	HYDRAULIC HOSE, SUB MANIFOLD TO BANJO PUMP PRESS	1/2"		
GA4905045	29	HYDRAULIC HOSE, SUB MANIFOLD TO BANJO PUMP RETURN	1/2"		
















Continued over page













# Hydraulic Hoses - Crop Cruiser

G6 - 2WD, 2m AXLE, STAGE 3_40087					
PART No	HOSE No	DESCRIPTION	HOSE SIZE/TYPE	ORIENTATION	ZIP TIE BOTH ENDS
GA4905019	9C	HYDRAULIC HOSE, ORBITAL TO STEERING CYLINDER, 2WD, 2M AXLE	1/2"		

PART No	HOSE No	DESCRIPTION	HOSE SIZE/TYPE	ORIENTATION	ZIP TIE BOTH ENDS
ADJUSTABLE AXLE HOSES - 1 BLUE = ROD END - 1 RED = SOLID END - TO TAP					
GA4906480	83	HYDRAULIC HOSE, REAR AXLE - LEFT HAND SIDE	1/4"		1R
GA4906481	84	HYDRAULIC HOSE, REAR AXLE - LEFT HAND SIDE	1/4"		1B
GA4906482	85	HYDRAULIC HOSE, REAR AXLE - RIGHT HAND SIDE	1/4"		1R
GA4906483	86	HYDRAULIC HOSE, REAR AXLE - RIGHT HAND SIDE	1/4"		1B
ADJUSTABLE AXLE HOSES - 1 BLUE = ROD END - 1 RED = SOLID END - TO TAP					
GA4906484	87	HYDRAULIC HOSE, FRONT AXLE - LEFT HAND SIDE	1/4"		1R
GA4906485	88	HYDRAULIC HOSE, FRONT AXLE - LEFT HAND SIDE	1/4"		1B
GA4906486	89	HYDRAULIC HOSE, FRONT AXLE - RIGHT HAND SIDE	1/4"		1R
GA4906487	90	HYDRAULIC HOSE, FRONT AXLE - RIGHT HAND SIDE	1/4"		1B
ADJUSTABLE AXLE HOSES - 1 BLUE = ROD END - 1 RED = SOLID END - TO TAP					
GA4906488	91	HYDRAULIC HOSE, FRONT AXLE TO A ON SUB MANIFOLD	1/4"		1R
GA4906489	92	HYDRAULIC HOSE, FRONT AXLE TO B ON SUB MANIFOLD	1/4"		1B
GA4906490	93	HYDRAULIC HOSE, REAR AXLE TO A ON SUB MANIFOLD	1/4"		1R
GA4906491	94	HYDRAULIC HOSE, REAR AXLE TO B ON SUB MANIFOLD	1/4"		1B
ADJUSTABLE AXLE HOSES - STEERING					
GA4906492	95	HYDRAULIC HOSE, STEERING RIGHT HAND SIDE	1/2"		0°
GA4906493	96	HYDRAULIC HOSE, STEERING RIGHT HAND SIDE	1/2"		0°
GA4906494	97	HYDRAULIC HOSE, STEERING LEFT HAND SIDE	1/2"		0°
GA4906495	98	HYDRAULIC HOSE, STEERING LEFT HAND SIDE	1/2"		0°
GA4906496	99	HYDRAULIC HOSE, CROSSOVER HOSE	1/2"		
GA4906497	100	HYDRAULIC HOSE, ORBITAL L TO LEFT	1/2"		
GA4906498	101	HYDRAULIC HOSE, ORBITAL R TO RIGHT	1/2"		

GA3500649-REV00_HYDRAULIC HOSE KIT, G6, MY17, NORAC ACTIVE ROLL, KIT-14_30072					
PART No	HOSE No	DESCRIPTION	HOSE SIZE/TYPE	ORIENTATION	ZIP TIE BOTH ENDS
GA3500445	150	HYDRAULIC HOSE, PRESSURE TO NORAC BLOCK	1/2"		1R
GA3500446	151	HYDRAULIC HOSE, TANK TO NORAC BLOCK	1/2"		2R
GA3500447	152	HYDRAULIC HOSE, TILT CYLINDER LH ROD END	3/8"		1Y
GA3500448	153	HYDRAULIC HOSE, TILT CYLINDER LH BASE END	3/8"		2Y
GA3500449	154	HYDRAULIC HOSE, TILT CYLINDER RH ROD END	3/8"		1B
GA3500450	155	HYDRAULIC HOSE, TILT CYLINDER RH BASE END	3/8"		2B
GA3500451	156	HYDRAULIC HOSE, NORAC BLOCK, 1B TO SPOOL BLOCK LH A	3/8"		1B, 1R
GA3500452	157	HYDRAULIC HOSE, NORAC BLOCK, 1A TO SPOOL BLOCK LH B	3/8"		1B, 2R
GA3500453	158	HYDRAULIC HOSE, NORAC BLOCK, 2B TO SPOOL BLOCK RH A	3/8"		1Y, 1R
GA3500454	159	HYDRAULIC HOSE, NORAC BLOCK, 2A TO SPOOL BLOCK RH B	3/8"		1Y, 2R
GA3500455	160	HYDRAULIC HOSE, TILT CYLINDER BASE LINK	3/8"		1B, 3R
GA3500456	161	HYDRAULIC HOSE, NORAC BLOCK, 3B TO TOP OF WRC 2	3/8"		1Y, 1B
GA3500457	162	HYDRAULIC HOSE, NORAC BLOCK, 3A TO TOP OF WRC 1	3/8"		1Y, 2B
GA3500458	163	HYDRAULIC HOSE, LEFT END OF WRC TO LEFT A	3/8"		2Y, 1B
GA3500594	164	HYDRAULIC HOSE, RIGHT END OF WRC TO RIGHT A	3/8"		2Y, 2B


GA3500650-REV00_HYDRAULIC HOSE KIT, G6, MY17, NORAC PASSIVE ROLL, KIT-15_30071					
PART No	HOSE No	DESCRIPTION	HOSE SIZE/TYPE	ORIENTATION	ZIP TIE BOTH ENDS
GA3500445	150	HYDRAULIC HOSE, PRESSURE TO NORAC BLOCK	1/2"		1R
GA3500446	151	HYDRAULIC HOSE, TANK TO NORAC BLOCK	1/2"		2R
GA3500447	152	HYDRAULIC HOSE, TILT CYLINDER LH ROD END	3/8"		1Y
GA3500448	153	HYDRAULIC HOSE, TILT CYLINDER LH BASE END	3/8"		2Y
GA3500449	154	HYDRAULIC HOSE, TILT CYLINDER RH ROD END	3/8"		1B
GA3500450	155	HYDRAULIC HOSE, TILT CYLINDER RH BASE END	3/8"		2B
GA3500451	156	HYDRAULIC HOSE, NORAC BLOCK, 1B TO SPOOL BLOCK LH A	3/8"		1B, 1R
GA3500452	157	HYDRAULIC HOSE, NORAC BLOCK, 1A TO SPOOL BLOCK LH B	3/8"		1B, 2R
GA3500453	158	HYDRAULIC HOSE, NORAC BLOCK, 2B TO SPOOL BLOCK RH A	3/8"		1Y, 1R
GA3500454	159	HYDRAULIC HOSE, NORAC BLOCK, 2A TO SPOOL BLOCK RH B	3/8"		1Y, 2R

Continued over page

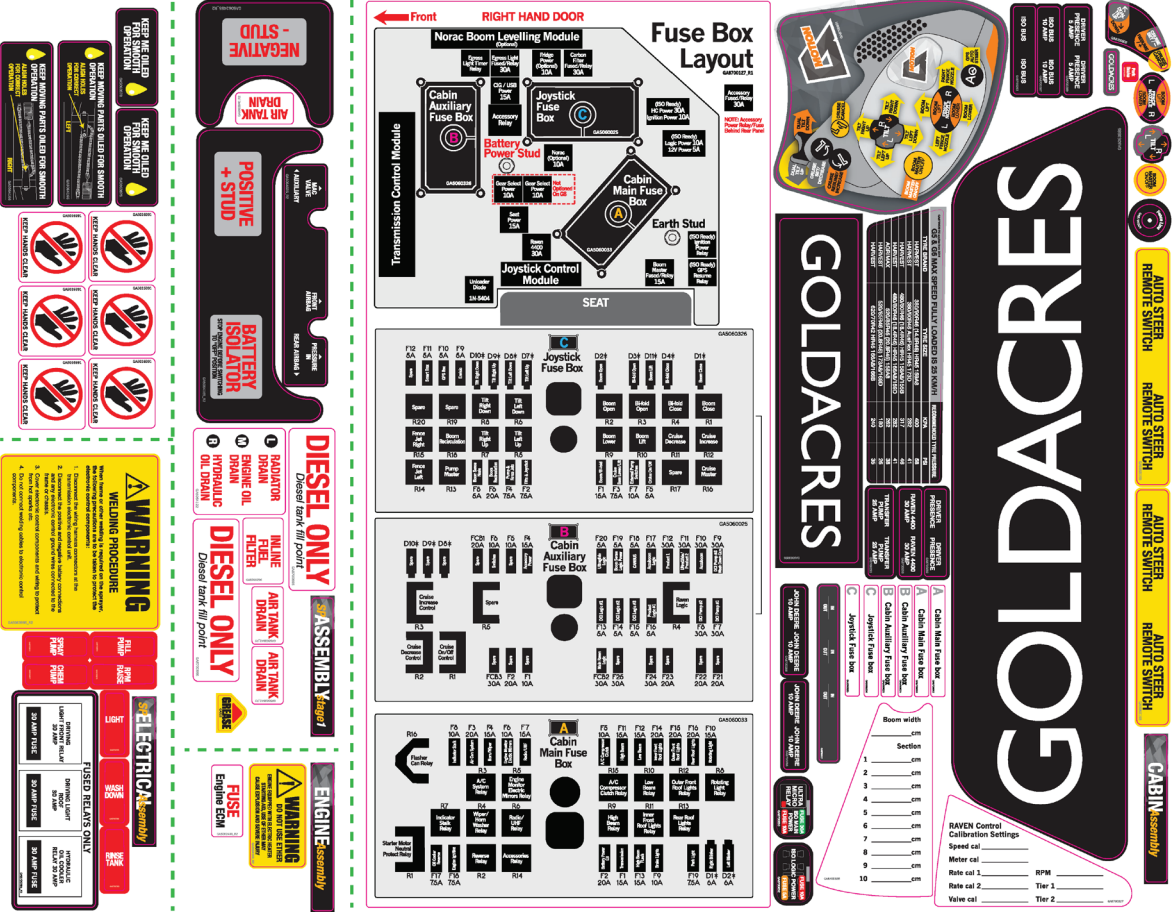


## DECALS

## Decals - Base Kit



Decals - Base Kit



PART NUMBER	DESCRIPTION	QTY.
GA8700787	Decal, Base Kit, Goldacres G4.7 / G5 / G6 MY17	1

## Decals - Base Kit



ITEM NO.	PART NUMBER	DESCRIPTION	QTY.
1	GA5064166	3D Breakaway adjustment - Left / Right	2
2	GA5063878	Keep me oiled	2
3	GA5063370	Warning nozzle	2
4	GA5015991	Keep hands clear	16
5	GA8700670	Chain point	4
6	GA5060510	Tow bar load limits	1
7	GA5064122	Radiator drain / Engine oil drain / Hydraulic oil drain	1
8	GA8700296	Inline fuel filter	1
9	GA5063840	Air tank drain	2
10	GA8700666	Diesel only	2
11	GA8700283	Hydraulic oil fill	1

## Decals - Base Kit



ITEM NO.	PART NUMBER	DESCRIPTION	QTY.
1	GA8700668	Spray pump 2 / Light	1
2	GA8700871	Caution hot exhaust	2
3	GA8700124	Main tank drain - Open / Closed - 6000 L	1
4	GA8700661	Main tank drain - Open / Closed - 5200 L	1
5	GA5063855	Fill pump prime	1
6	GA5063860	Main tank drain	1
7	GA5063880	Gauge drain	2
8	GA5064160	Warning - Do not use ether	1
9	GA5062455	Negative stud	1
10	GA5062490	Fuse - Engine ECM	1
11	GA5063865	Main tank overflow	1

## Decals - Base Kit



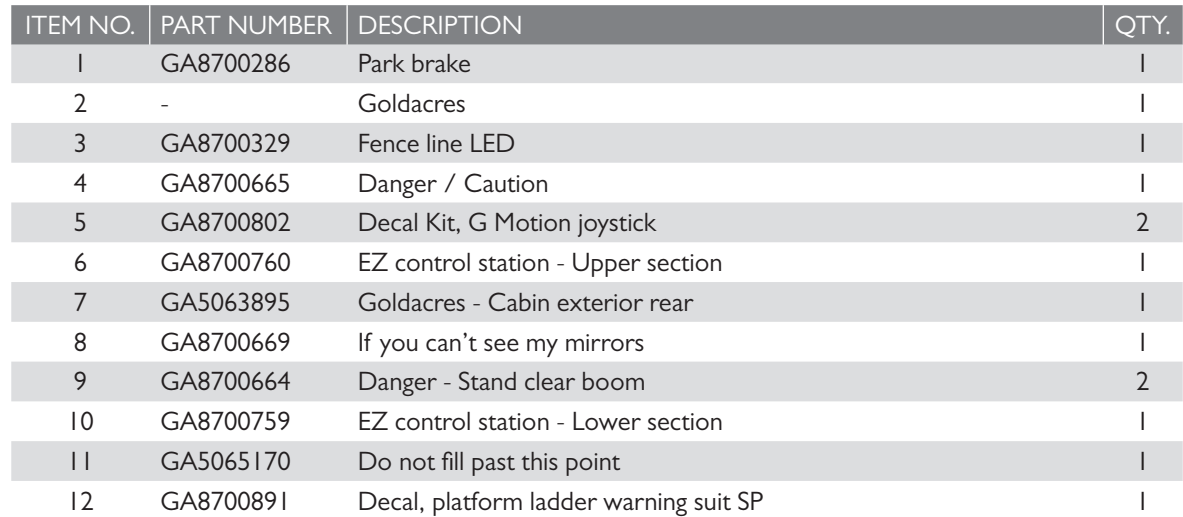
ITEM NO.	PART NUMBER	DESCRIPTION	QTY.
1	GA5063876	Warning - Keep clear when folding booms	2
2	GA5063995	Warning - Welding procedure	1
3	GA5015971	Drain only	1
4	GA5054605	Pneumatic manifold	1
5	GA8700872	Warning - Tank capacity	1
6	GA5017555	Warning - Check wheel nuts	4
7	GA5064165	Positive stud / Battery isolator	1

# Decals - Base Kit

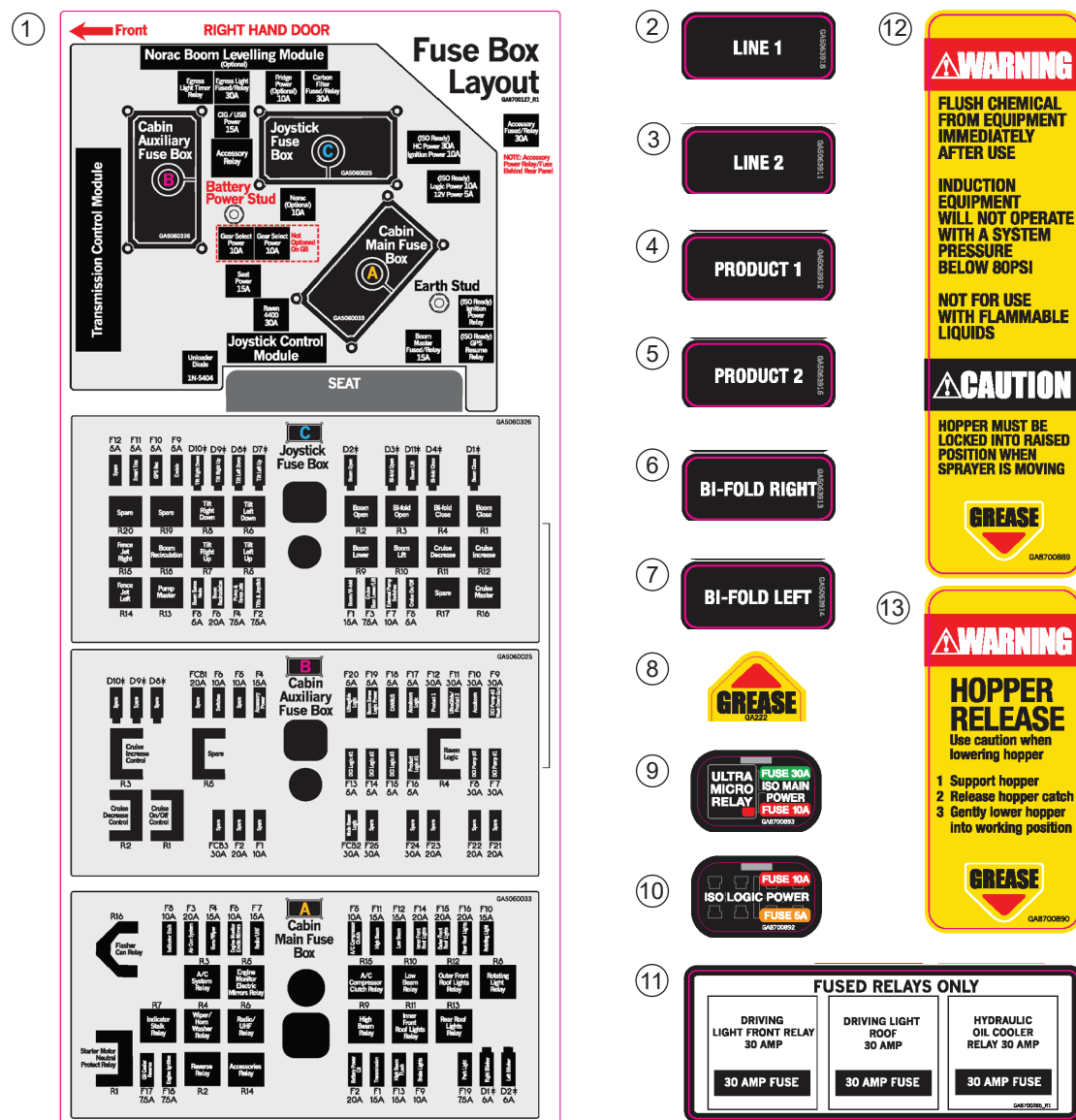


ITEM NO.	PART NUMBER	DESCRIPTION	QTY.
1	GA8700761	Light	1
2	GA8700762	Wash down	1
3	GA8700763	Rinse tank	1
4	GA8700874	Fill pump	1
5	GA8700875	Spray pump	1
6	GA8700876	RPM raise	1
7	GA8700877	Chemical pump	1
8	GA5064500	Open / Closed	2
9	GA5068330	50 km/h	1
10	GA8700003	Super flow	1
11	GA5063885	Goldacres - Cabin exterior front	1



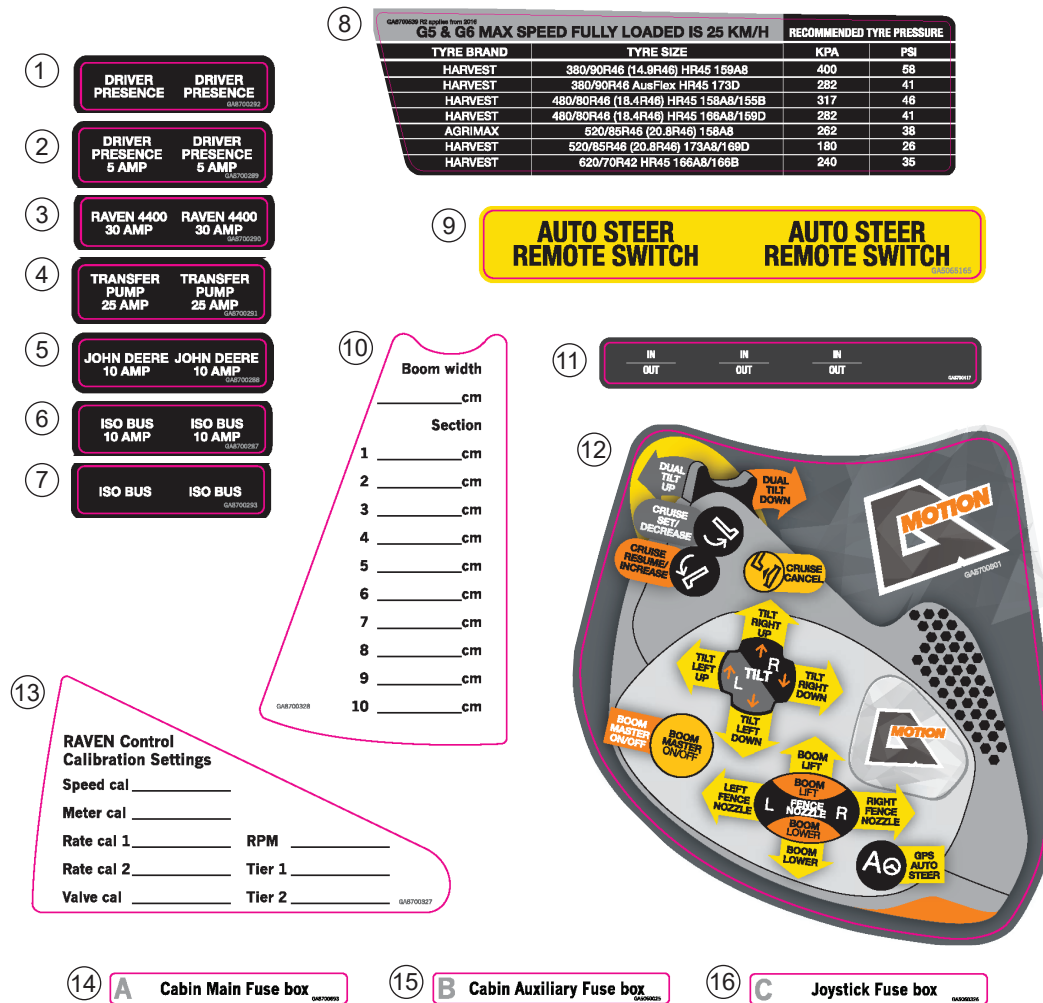


## Decals - Base Kit



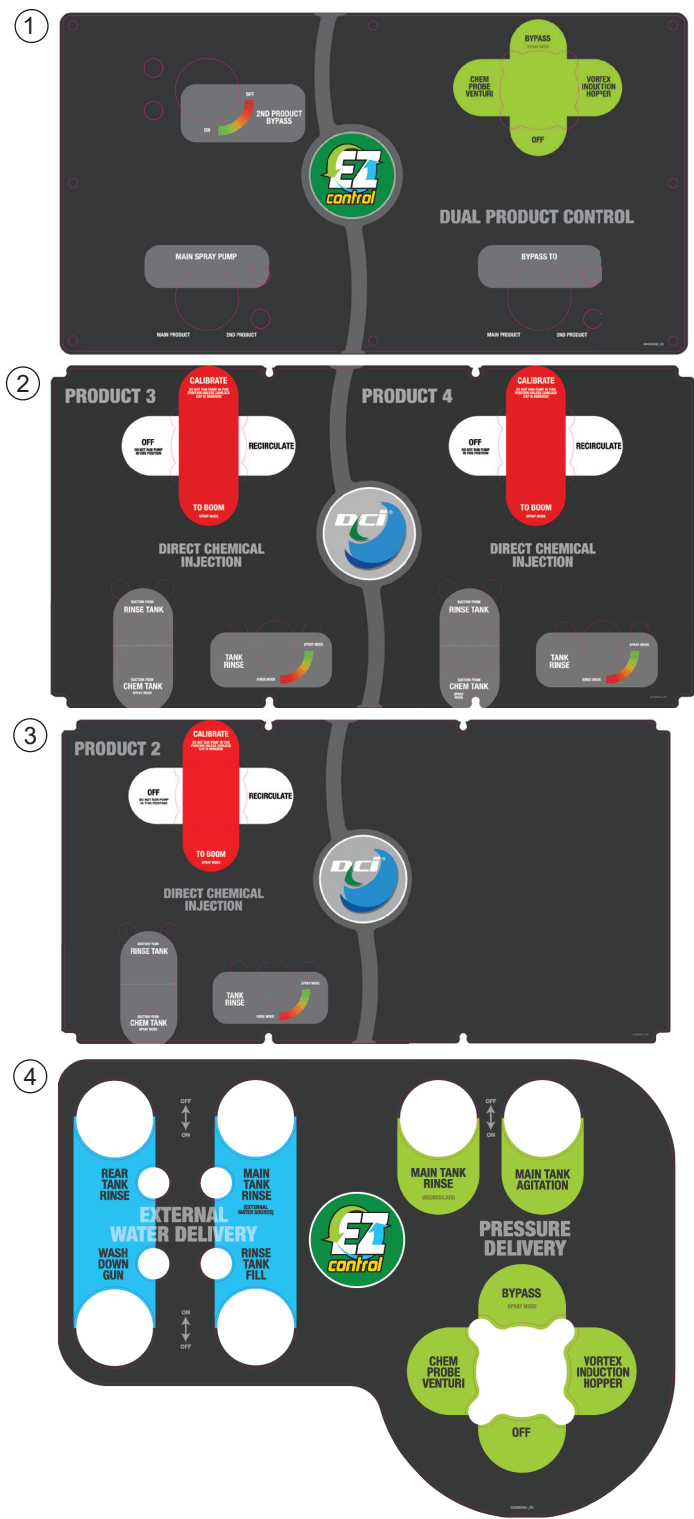
ITEM NO.	PART NUMBER	DESCRIPTION	QTY.
1	GA8700127	Fuse box layout	1
2	GA5063918	Line 1	1
3	GA5063911	Line 2	1
4	GA5063912	Product 1	2
5	GA5063915	Product 2	2
6	GA5063914	Bi-fold Left	2
7	GA5063913	Bi-fold Right	2
8	GA222	Grease point	1
9	GA8700893	Decal, ISO Main Power	1
10	GA8700892	Decal, ISO Logic Power	1
11	GA8700285	Decal, Fuse Layout/Relay	1
12	GA8700889	Decal, Induction hopper warning, Arm	1
13	GA8700890	Decal, Induction hopper warning, Catch release, SP	1

## Decals - Base Kit



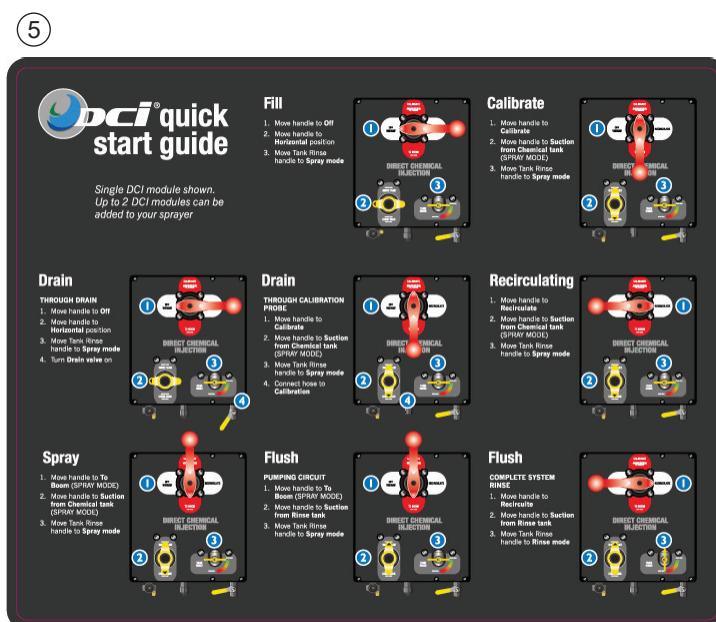
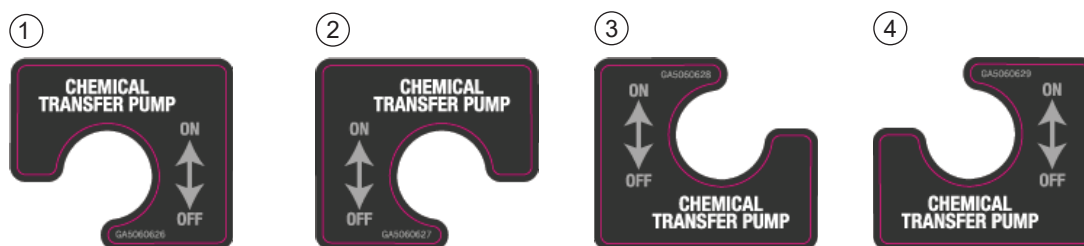
ITEM NO.	PART NUMBER	DESCRIPTION	QTY.
1	GA8700292	Driver presence	1
2	GA8700289	Driver presence - 5 AMP	1
3	GA8700290	Raven 4400 - 30 AMP	1
4	GA8700291	Transfer Pump - 25 AMP	1
5	GA8700288	John Deere - 10 AMP	1
6	GA8700287	ISOBUS - 10 AMP	1
7	GA8700293	ISOBUS	1
8	GA8700539	Tyre pressure guide	1
9	GA506165	Auto steer switch	2
10	GA8700328	Boom width calibration chart	1
11	GA8700417	Switch bank - IN / OUT	1
12	GA8700801	G motion control guide	1
13	GA8700327	Raven control calibration chart	1
14	GA8700693	Cabin main fuse box A	2
15	GA5060025	Cabin auxiliary fuse box B	2
16	GA5060326	Joystick fuse box C	2

# Decals - Plumbing Controls



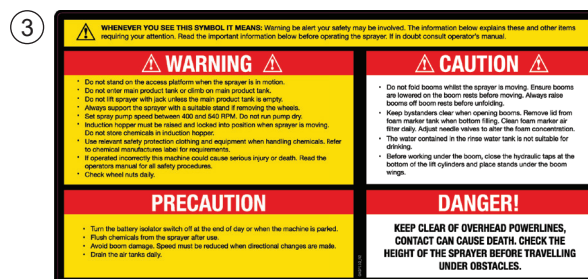

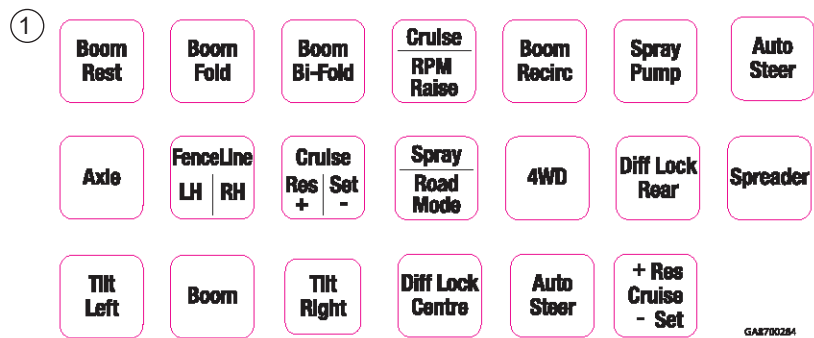
ITEM NO.	PART NUMBER	DESCRIPTION	QTY.
1	GA4504330	Dual Product Pod Decal	1
2	GA5064022	Double DCI Decal	1
3	GA5064021	Single DCI Decal	1
4	GA5062341	Fill & Pressure station - suit dual product	1

## Decals - Plumbing Controls



ITEM NO.	PART NUMBER	DESCRIPTION	QTY.
1	GA5060626	DCI Chem transfer switch on/off bottom left	1
2	GA5060627	DCI Chem transfer switch on/off bottom right	1
3	GA5060628	DCI Chem transfer switch on/off top right	1
4	GA5060629	DCI Chem transfer switch on/off top left	1
5	-	DCI Quick Start Guide	1
6	GA8700886	Crop Cruiser DCI Probe/Calibrate/1200L Fill	1
7	GA5060611	Crop Cruiser DCI Probe/Calibrate/Drain connection points	1


# Decals - Cabin & Miscellaneous



ITEM NO.	PART NUMBER	DESCRIPTION	QTY.
1	GA8700284	Decal, Cabin Control Panel, G6	1
2	GA8700331	Decal, Booms control, 12 Section Switch box	1
3	GA8700356	Warning / Caution / Precaution / Danger	1
4	GA8700852	Decal, Rapid fire air solenoid and air line ID kit	1



## Decals - Bonnet



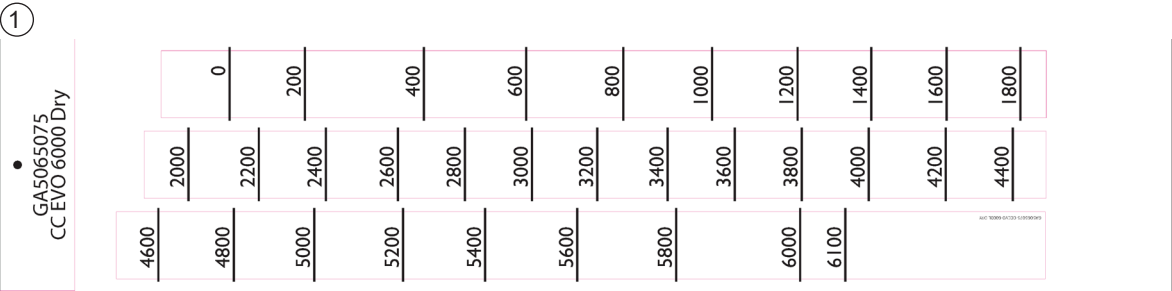
ITEM NO.	PART NUMBER	DESCRIPTION	QTY.
I	GA8700377	Decal, Bonnet G4.7	I
	GA8700343	Decal, Bonnet G5	I
	GA8700307	Decal, Crop Cruiser G6, Bonnet, Left and Right	I

## Decals - Tank



ITEM NO.	PART NUMBER	DESCRIPTION	QTY.
I	GA8700205	Decal, Tank, 5230, Left and Right, Goldacres G5	I
	GA8700206	Decal, Tank, 5233, Left and Right, Goldacres G5	I
	GA8700207	Decal, Tank, 5236, Left and Right, Goldacres G5	I
	GA8700208	Decal, Tank, 5242, Left and Right, Goldacres G6	I
	GA8700209	Decal, Tank, 6030, Left and Right, Goldacres G6	I
	GA8700210	Decal, Tank, 6033, Left and Right, Goldacres G6	I
	GA8700211	Decal, Tank, 6036, Left and Right, Goldacres G6	I
	GA8700212	Decal, Tank, 6042, Left and Right, Goldacres G4.7	I
	GA8700213	Decal, Tank, 4730, Left and Right, Goldacres G4.7	I
	GA8700214	Decal, Tank, 4733, Left and Right, Goldacres G4.7	I
	GA8700215	Decal, Tank, 4736, Left and Right, Goldacres G4.7	I
	GA8700216	Decal, Tank, 4742, Left and Right, Goldacres G4.7	I

# Decals - Dry Sight Tube



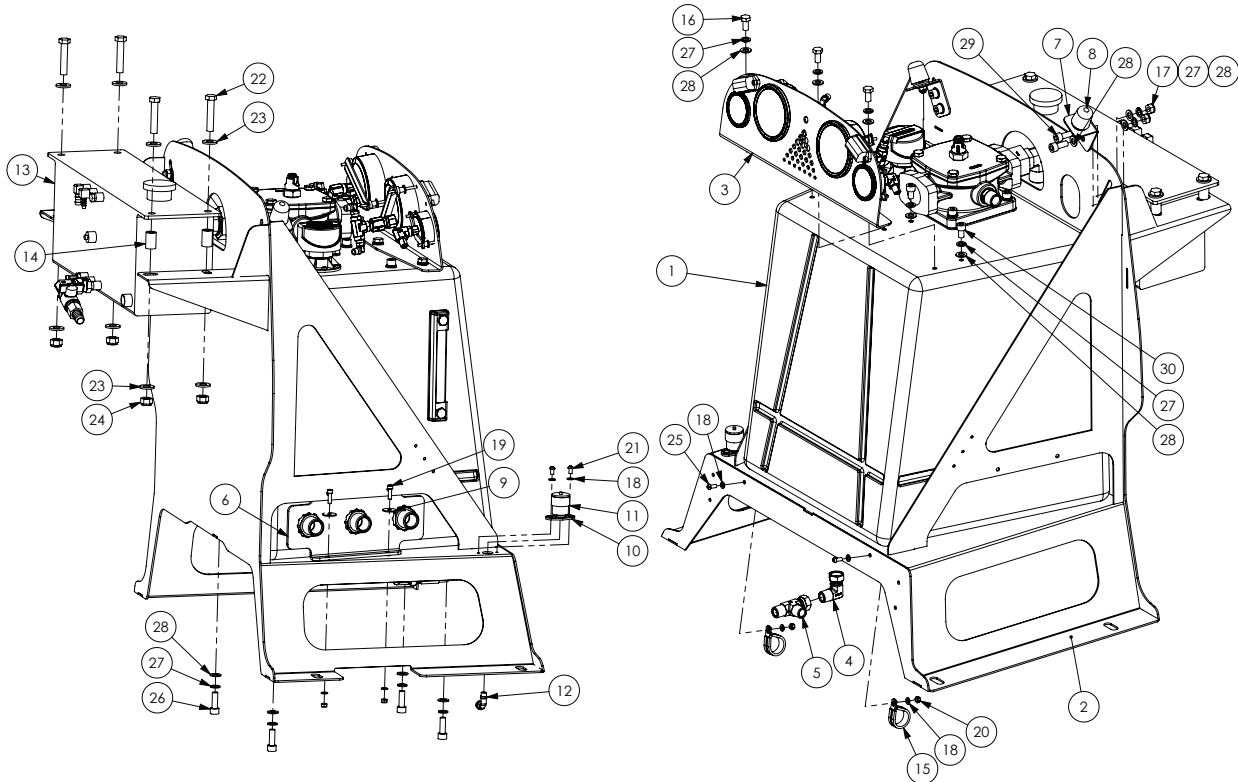
ITEM NO.	PART NUMBER	DESCRIPTION	QTY.
I	GA5064170	Dry sight tube decal - 1250L tank	1
	GA5062660	Dry sight tube decal - 3500L tank	1
	GA5063955	Dry sight tube decal - 5200L tank	1
	GA5065075	Dry sight tube decal - 6000L tank	1



# Chapter 18

## HYDRAULICS

### Hydraulic Oil Tank & Frame



ITEM NO.	PART NUMBER	DESCRIPTION	QTY.
-	GA5072700	Pinchweld, Top Blister, 16.3mm x 30mm - Cut 660 mm length	1
1	*	Oil Tank Assembly	1
2	-	Oil Tank Support Frame	1
3	*	Steel Gauge Pane Assembly	1
4	GA3500333	Hydraulic adapter, Elbow, 90 degree, 1/2" male x 1/2" female swivel	1
5	GA3500200	Hydraulic adapter, Tee, 1/2" male BSP x 1/2" male BSP x 1/2" female swivel	1
6	-	Port Retaining Plate	1
7	-	Steel Bumper Bracket	2
8	GA5075600	Buffer, Isolator, Suit Claas cabin door and Oil tank frame	2
9	-	Washer 6mm Large	2
10	GA5070470	Mounting Flange Donaldson Air Cleaner Service Indicator Remote	1
11	GA5010525	Service Indicator kit 25	1

Continued over page

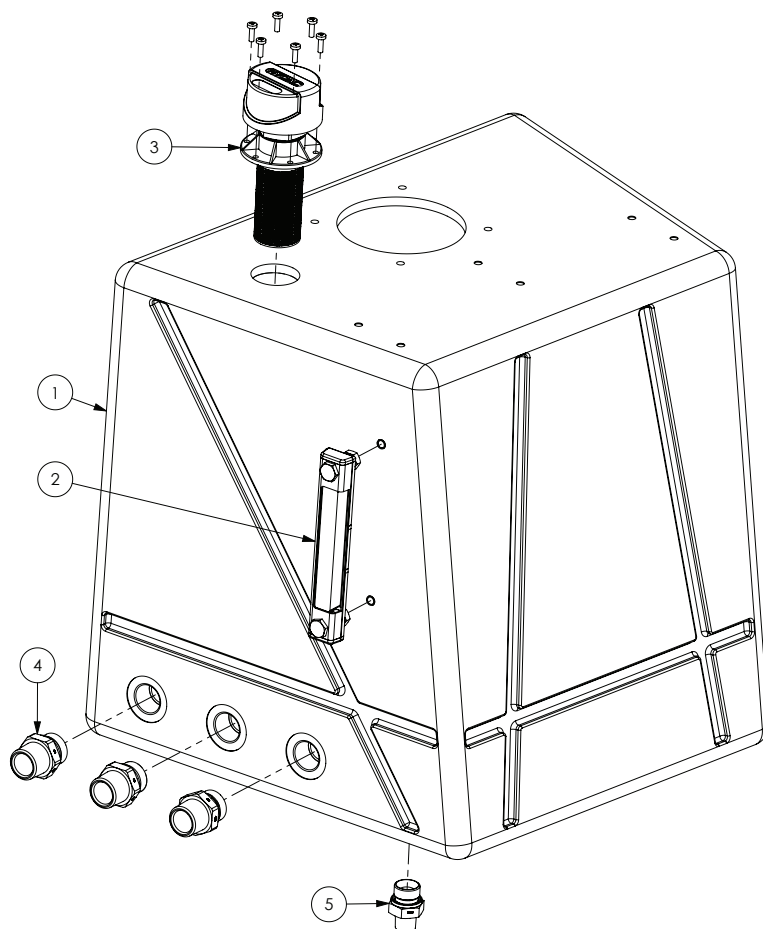
## Hydraulic Oil Tank & Frame

ITEM NO.	PART NUMBER	DESCRIPTION	QTY.
12	GA5045145	Elbow, swivel, push in 6mm, Brass 1/8" BSP	1
13	^	Header tank Assembly	1
14	GA4552860	Crush tube, 12.5 ID x 19 OD x 30 mm long	4
15	GA5048090	Clamp P 35mm 56487	2
16	GA5006113	Bolt M10 x 20 ZP GR8.8	3
17	GA5051445	Nut M10 Nyloc SS	4
18	GA5004437	Washer 6mm Flat SS	8
19	GA5004055	SHCS M6 x 20 ZP GR12.9	2
20	GA5048115	Nut M6 Nyloc ZP	4
21	GA5004023	BHCS M6 x 10 SS GR8.8	2
22	GA5000335	Bolt M12 x 60 ZP GR8.8	4
23	GA5000577	Washer 12mm Flat SS HD	8
24	GA5012461	Nut M12 Nyloc ZP	4
25	GA5004050	BHCS M6 x 16 SS GR8.8	2
26	GA5020115	SHCS M10 x 30 ZP GR12.9	8
27	GA5000137	Washer 10mm Spring SS	18
28	GA5000117	Washer 10mm Flat SS HD	22
29	GA5071085	SHCS M10 x 25 ZP GR12.9	4
30	GA5020495	SHCS M10 x 16 SS GR12.9	3

\* Sub-assembly on following pages

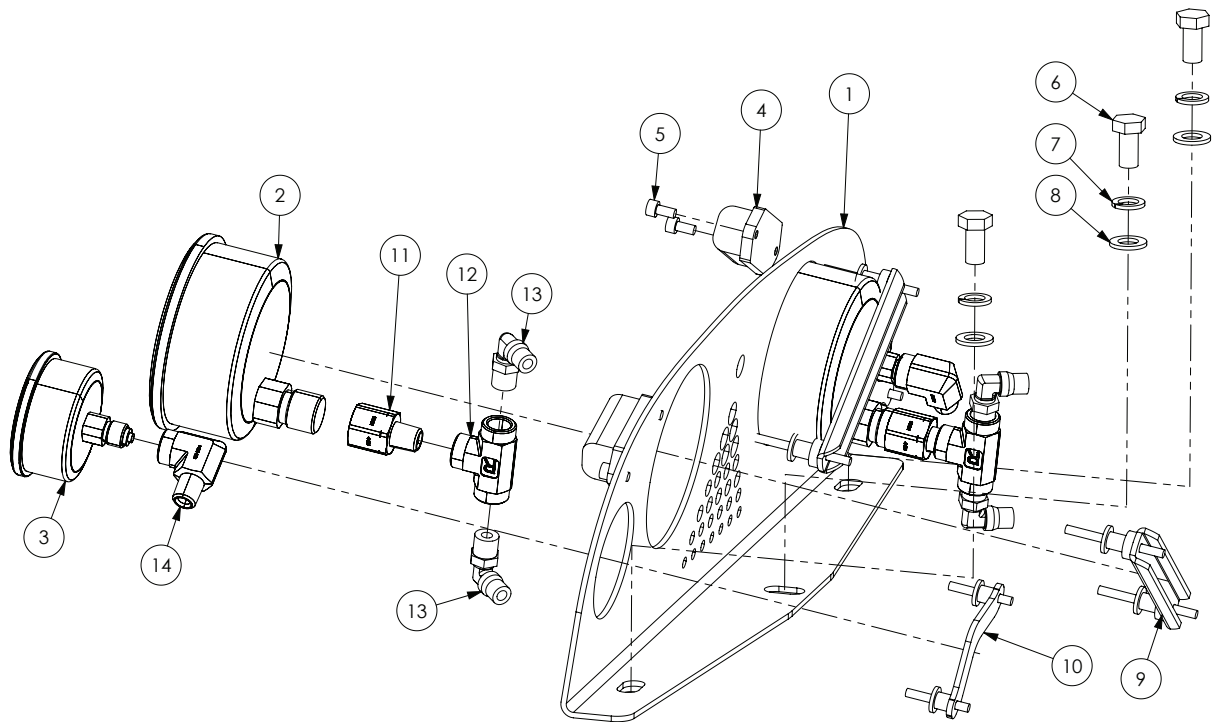
^ See Chapter 20 'Engine & Transmission'

## Hydraulic Oil Tank Assembly



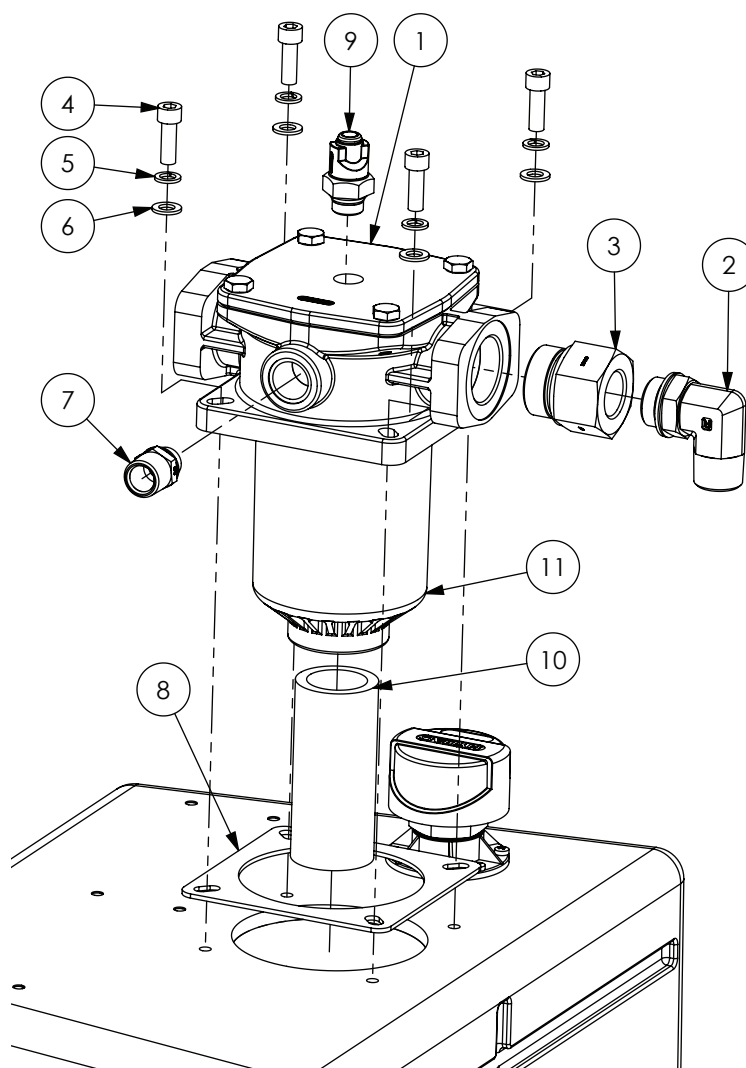
ITEM NO.	PART NUMBER	DESCRIPTION	QTY.
1	GA5072110	Hydraulic Oil Reservoir Assembly	1
2	GA5075435	Level Gauge, Thermometer, Oil Reservoir	1
3	GA5075450	Breather Cap, Oil Reservoir Filler	1
4	GA5075440	Nipple, 1" BSPT x 1" BSPP O-ring	3
5	GA5075445	Nipple, 3/4" BSPP x 1/2" BSPT	1

## Hydraulic Oil Tank - Steel Gauge Pane



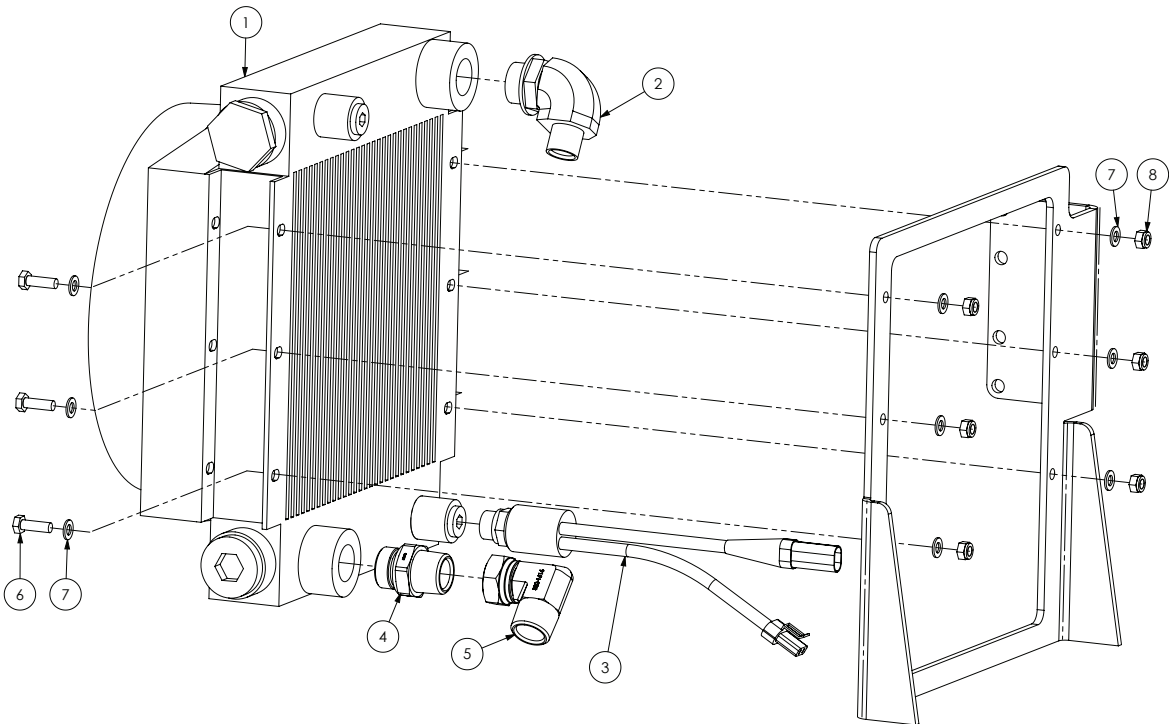
ITEM NO.	PART NUMBER	DESCRIPTION	QTY.
1	-	Steel Gauge Pane	1
2	GA5075420	Gauge, 100mm, 3/8" BSP Rear Port, Large	2
3	GA5075425	Gauge, 63mm, 1/4" BSP Rear Port, Small	2
4	GA5075430	Light, LED, Gauge Light, Oil Reservoir	2
5	GA5069975	SHCS M5 x 10 SS	4
6	GA5006113	Bolt M10 x 20 ZP GR8.8	3
7	GA5000137	Washer 10mm Spring SS	3
8	GA5000117	Washer 10mm Flat SS HD	3
9	GA5075460	Gauge Retainer, Mounting Bracket, 100mm Gauge	2
10	GA5075455	Gauge Retainer, Mounting Bracket, 63mm Gauge	2
11	S72-0406	Hydraulic adaptor, 1/4" BSPT male x 3/8" BSPT female	2
12	GA3500242	Hydraulic adaptor, Tee, 1/4" female BSPT x 1/4" female BSPT x 1/4" BSPT female	2
13	GA5016233	Pneumatic fitting, Elbow, 90 degree, 1/4" BSP male x 6mm push type, Metal	4
14	GA3500209	Hydraulic adaptor, Elbow, 90 degree, 1/4" BSPT male x 1/4" BSPT female	2

## Hydraulic Oil Tank - Return Filter



ITEM NO.	PART NUMBER	DESCRIPTION	QTY.
1	GA5069055	Filter, Hydraulic Return, Tank top, RMF BN/HC 330	1
2	GA3500327	Hydraulic adaptor, Elbow, 90 degree, 1" BSPT male x 1" BSPP male O-ring	1
3	GA3500191	Hydraulic adaptor, Reducing bush, 1 1/2" BSPP male x 1" BSPP female	1
4	GA5020115	SHCS M10 x 30 ZP GR12.9	4
5	GA5000137	Washer 10mm Spring SS	4
6	GA5000117	Washer 10mm Flat SS HD	4
7	GA3500313	Hydraulic adaptor, Nipple, 3/4" BSPT male x 1/2" BSPP male	1
8	GA5070580	Gasket Hydraulic Oil Return Filter Housing	1
9	GA5070780	Clogging Service Indicator Oil Return	1
10	GA5069910	Pipe Black Steel riser 2" x 150mm, 2" BSPT male thread one end	1
11	GA5069056	Filter element, suit tank mounted filter GA5069055, Hydac	1

# Hydraulic Oil Cooler Assembly

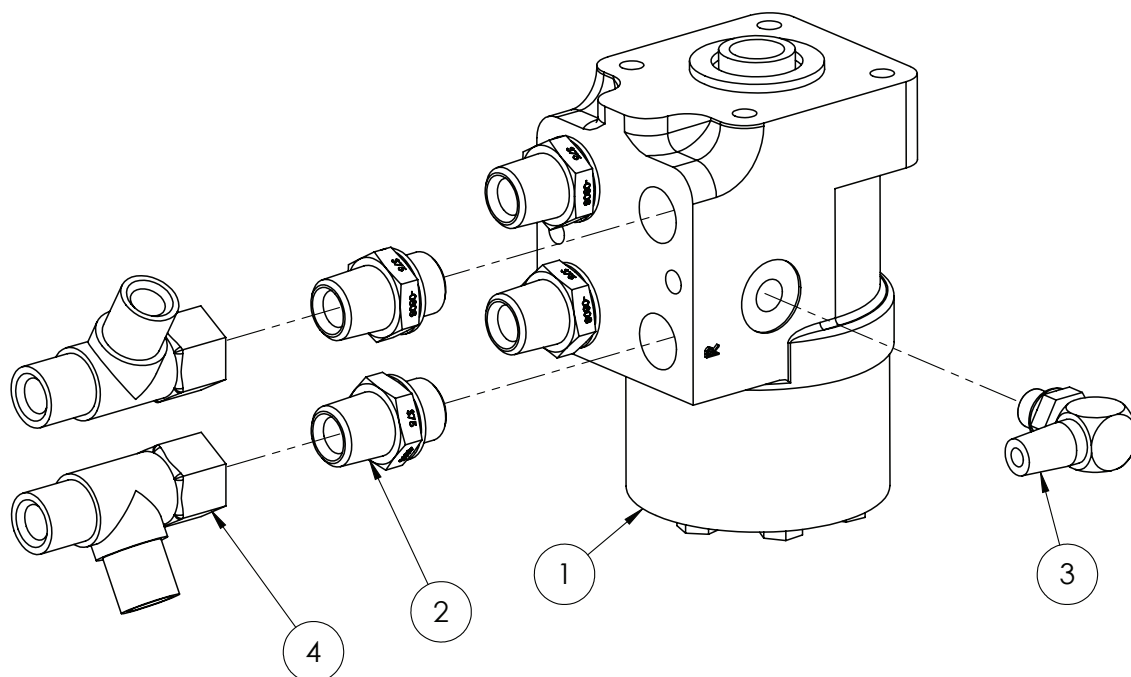


## FAN SPARE PARTS

PART NUMBER	DESCRIPTION
GA5071855	Fan shroud, Complete including motor & connector, Hydraulic Oil Cooler, Hydac
GA5071860	Core, Bare with no fittings, Hydraulic Oil Cooler, Hydac

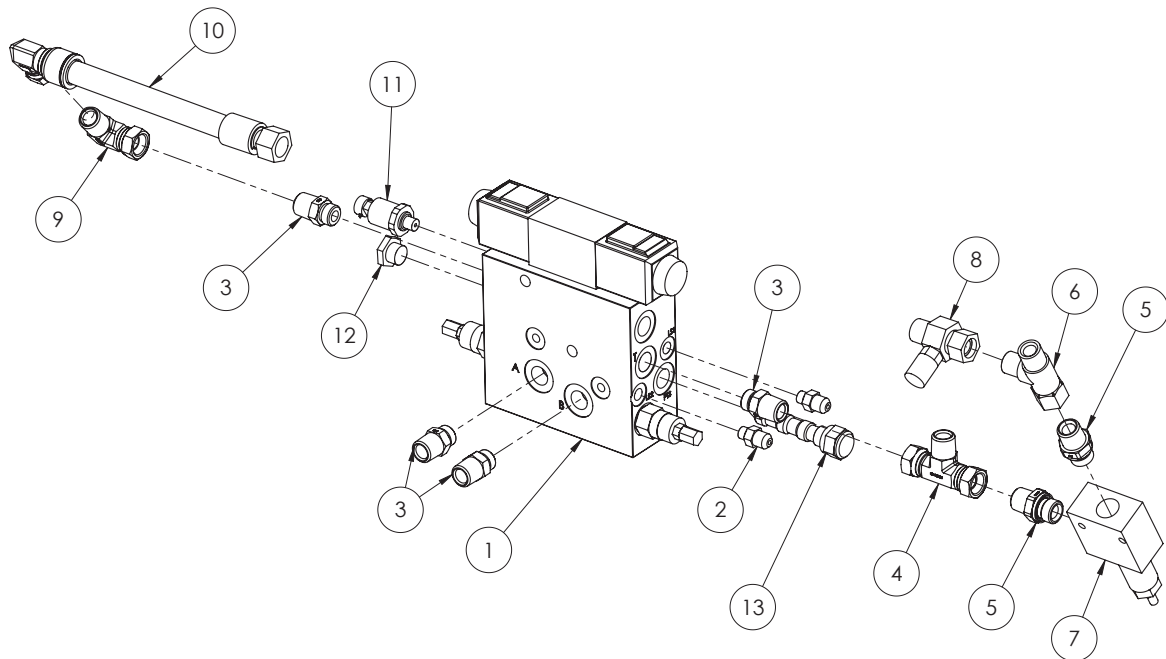
ITEM NO.	PART NUMBER	DESCRIPTION	QTY.
1	GA5069045	Oil cooler, Hydac OK-ELD3H size 3	1
2	GA3500326	Hydraulic adaptor, Elbow, 90 degree, 3/4" BSPT male x 1" BSPP male O-ring	1
3	GA5069050	Thermostat, Suit Oil cooler, Hydac	1
4	GA3500317	Hydraulic adaptor, Nipple, 1" BSPT male x 1" BSPP male	1
5	GA5071200	Hydraulic Elbow 1" male / female nut	1
6	GA5004711	Bolt M8 x 25 ZP GR8.8	6
7	GA5003643	Washer 8mm Flat SS HD	12
8	GA5052590	Nut M8 Nyloc SS	6

## Steering Orbital



ITEM NO.	PART NUMBER	DESCRIPTION	QTY.
1	GA5000031	Steering Orbital , 250cc, Load Sensing	1
2	GA3500310	Hydraulic adaptor, Nipple, 1/2" BSPT male x 1/2" BSPP male	4
3	GA3500320	Hydraulic adaptor, Elbow, 90 degree, 1/4" BSPT male x 1/4" BSPP male O-ring	1
4	GA3500200	Hydraulic adaptor, Tee, 1/2" BSPT male x 1/2" BSPT male x 1/2" BSPP female swivel	2

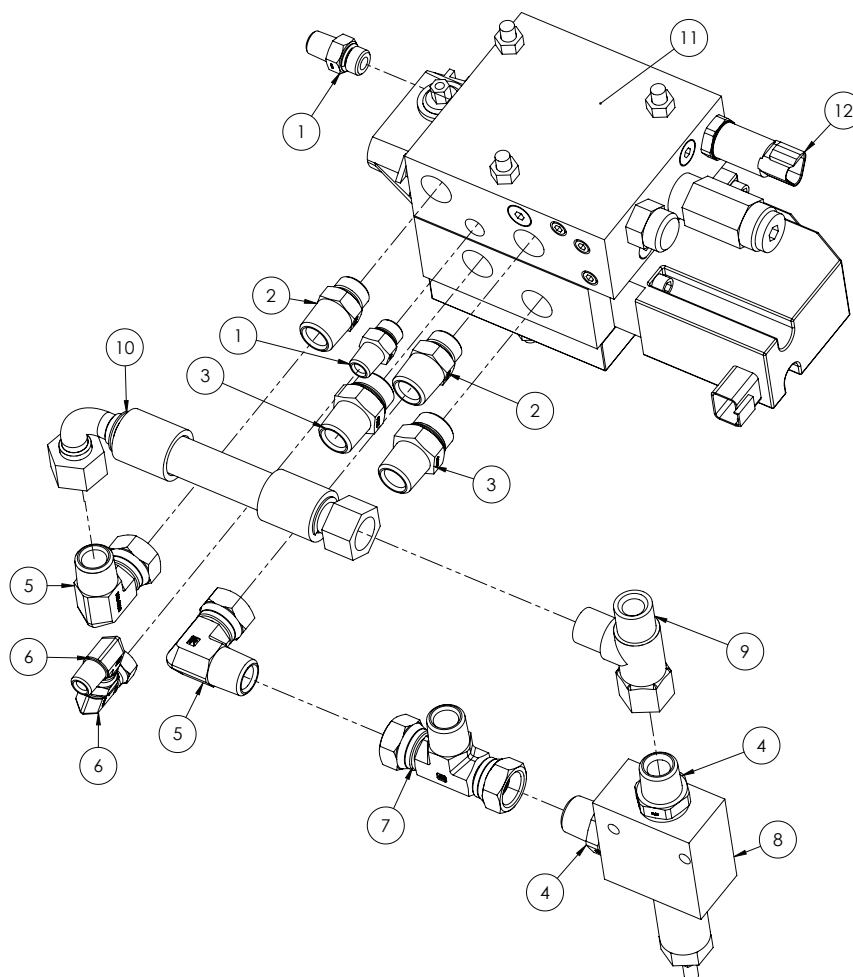
## Auto Steer - Trimble Manifold



ITEM NO.	PART NUMBER	DESCRIPTION	QTY.
1	GA5069860	Trimble auto steer platform kit	1
2	GA3500354	Hydraulic adaptor, Nipple, 9/16" JIC male x 7/16" UN male O-ring	2
3	GA3500363	Hydraulic adaptor, Nipple, 1/2" BSPT male x 3/4" UN male O-ring	4
4	GA3500336	Hydraulic adaptor, Tee, 1/2" BSPP female swivel x 1/2" BSPT male x 1/2" BSPP female swivel	1
5	GA3500310	Hydraulic adaptor, Nipple, 1/2" BSPT male x 1/2" BSPP male	2
6	GA3500200	Hydraulic adaptor, Tee, 1/2" BSPT male x 1/2" BSPT male x 1/2" BSPP female swivel	1
7	GA5006933	Hydraulic pressure relief (CartReliefDIR.OP.BI Directional)	1
8	GA3500198	Hydraulic adaptor, Inline test point, 1/2" BSPP female swivel x 1/2" BSPT male x M16 x 2.0 test port	1
9	GA3500333	Hydraulic adaptor, Elbow, 90 degree, 1/2" BSPT male x 1/2" BSPP female swivel	1
10	GA4904895	Hydraulic hose assembly	1
11	GA5070350	Pressure Sensor - Trimble P/No 49669	1
12	-	P Comp - Trimble P/No 56907	1
13	GA5069865	Trimble valve cartridge PTS 40 - Trimble P/No 56904	1



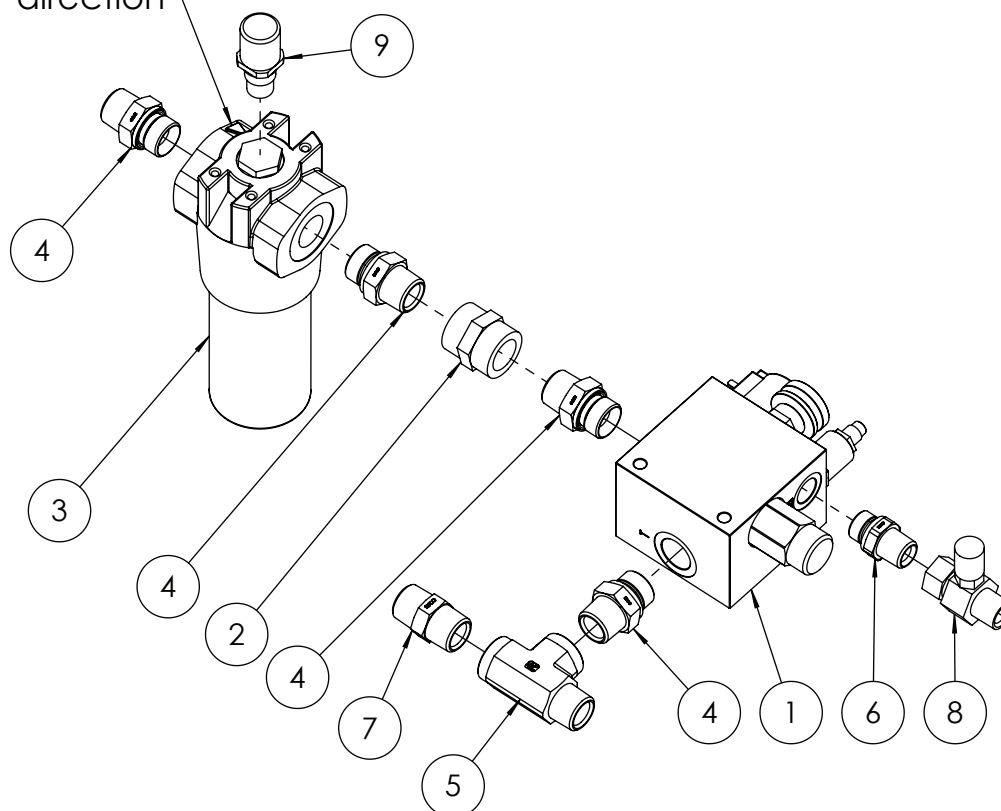
## Auto Steer - John Deere Manifold



ITEM NO.	PART NUMBER	DESCRIPTION	QTY.
1	GA3500358	Hydraulic adaptor, Nipple, 1/4" BSPT male x 9/16" UN male O-ring	2
2	GA3500363	Hydraulic adaptor, Nipple, 1/2" BSPT male x 3/4" UN male O-ring	2
3	GA3500364	Hydraulic adaptor, Nipple, 1/2" BSPT male x 7/8" UN male O-ring	2
4	GA3500310	Hydraulic adaptor, Nipple, 1/2" BSPT male x 1/2" BSPP male	2
5	GA3500333	Hydraulic adaptor, Elbow, 90 degree, 1/2" BSPT male x 1/2" BSPP female swivel	2
6	GA3500332	Hydraulic adaptor, Elbow, 90 degree, 1/4" BSPT male x 1/4" BSPP female swivel	2
7	GA3500336	Hydraulic adaptor, Tee, 1/2" BSPP female swivel x 1/2" BSPT male x 1/2" BSPP female swivel	1
8	GA5006933	Hydraulic pressure relief (CartReliefDIR.OP.BI Directional)	1
9	GA3500200	Hydraulic adaptor, Tee, 1/2" BSPT male x 1/2" BSPT male x 1/2" BSPP female swivel	1
10	GA5067971	Hydraulic Hose Assembly, John Deere Auto Steer, H123	1
11	GA3000143	Hydraulic valve block, Steering, JD, Raven	1
12	GA5076952	Pressure Transducer, sensor, 0-3000 PSI, 4-20mA, Raven	1

## Pump Flow Control Manifold

Note:- Arrow on filter denotes direction



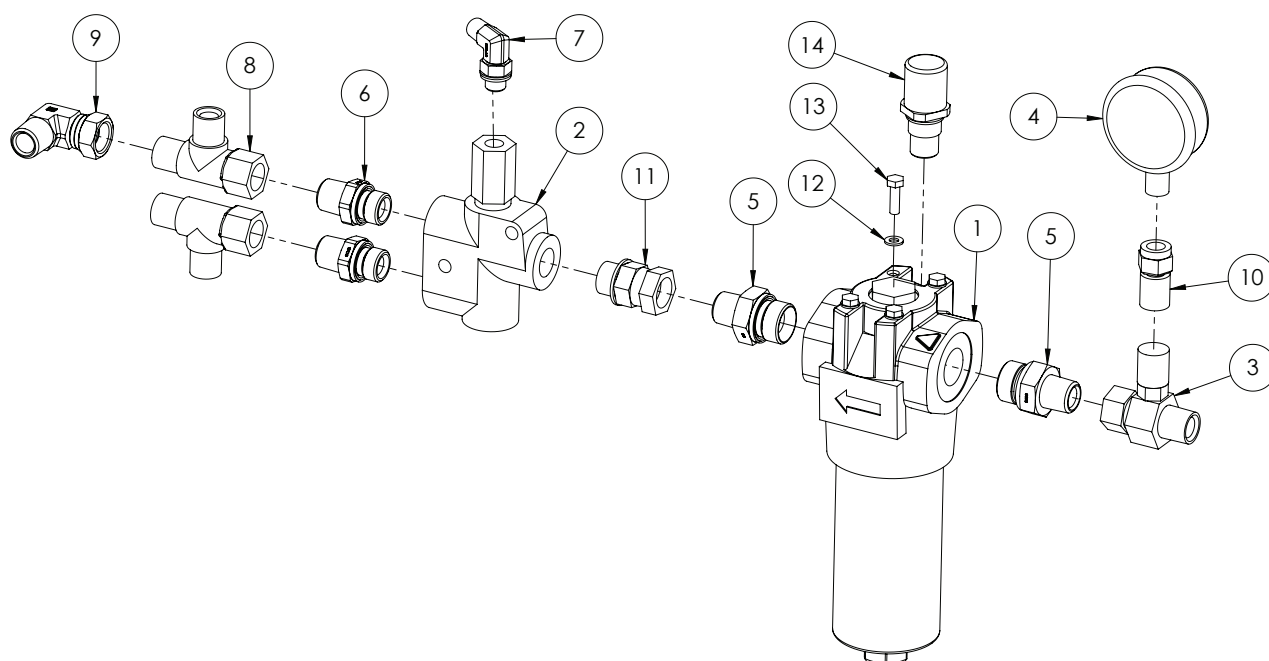
### FILTER SERVICE PARTS

PART NUMBER	DESCRIPTION
GA5008721	Filter screen, Hydraulic pressure, 10 micron, suit GA5010013
GA5052870	Filter repair kit, suit GA5010013

ITEM NO.	PART NUMBER	DESCRIPTION	QTY.
1	GA3500000	Priority Flow Block with Unloader and Relief, 60 LPM Reg, 120 LPM Inlet	1
2	GA3500213	Hydraulic adaptor, Socket, 3/4" BSPT female x 3/4" BSPT female	1
3	GA5010013	Hydraulic pressure filter 10 micron	1
4	GA3500314	Hydraulic adaptor, Nipple, 3/4" BSPT male x 3/4" BSPP male	4
5	GA3500255	Hydraulic adaptor, Tee, 3/4" BSPT male x 3/4" BSPT female x 3/4" BSPT female	1
6	GA3500310	Hydraulic adaptor, Nipple, 1/2" BSPT male x 1/2" BSPP male	1
7	GA3500227	Hydraulic adaptor, Nipple, 3/4" BSPT male x 3/4" BSPT male	1
8	GA3500198	Hydraulic adaptor, Inline test point, 1/2" BSP female swivel x 1/2" BSP male x M16 x 2.0p test port	1
9	GA3501944	Sensor, Clogging Indicator, VD 5 B.I, Hydac, Suit, Hydraulic Pressure Filter, GA5010013	1

## Priority Valve & Pressure Filter

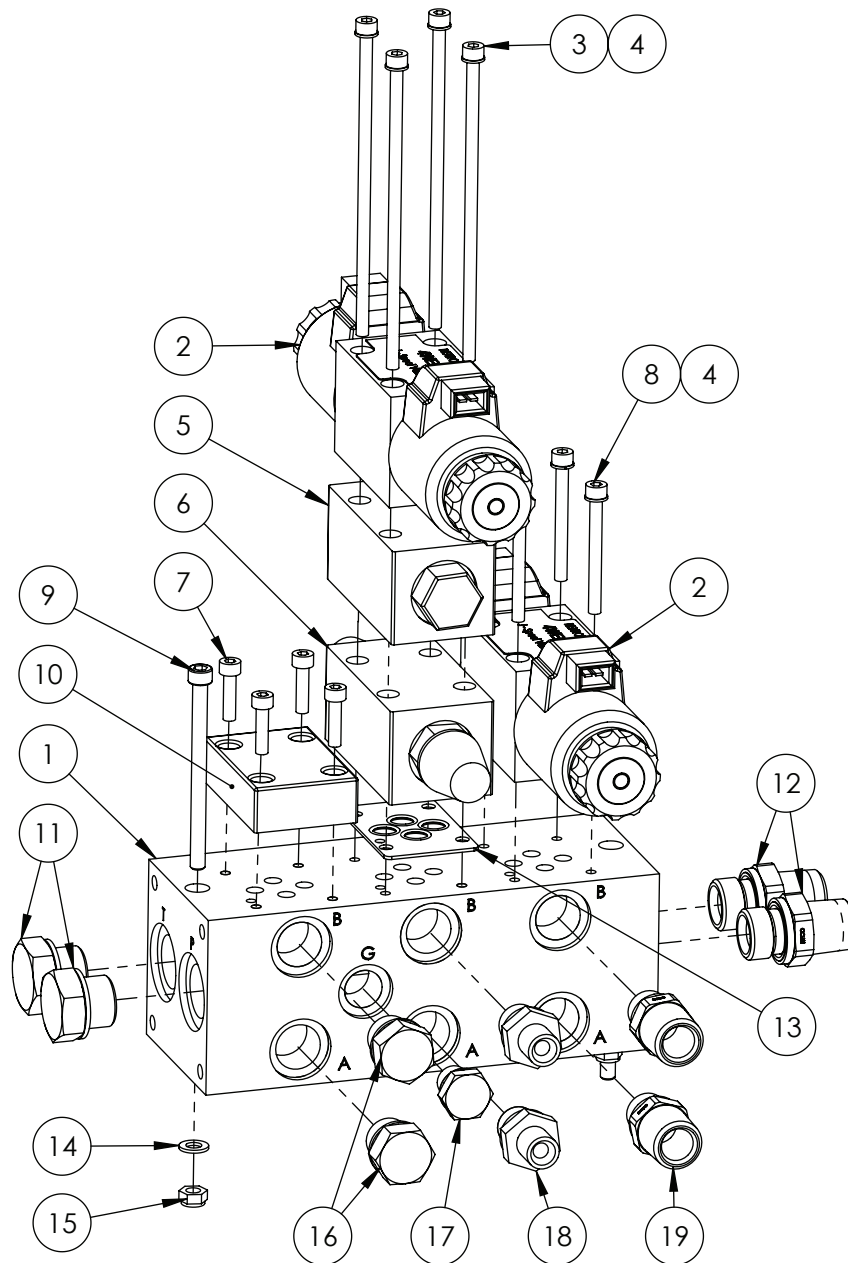


### FILTER SERVICE PARTS

PART NUMBER	DESCRIPTION
GA500872I	Filter screen, Hydraulic pressure, 10 micron, suit GA5010013
GA5052870	Filter repair kit, suit GA5010013

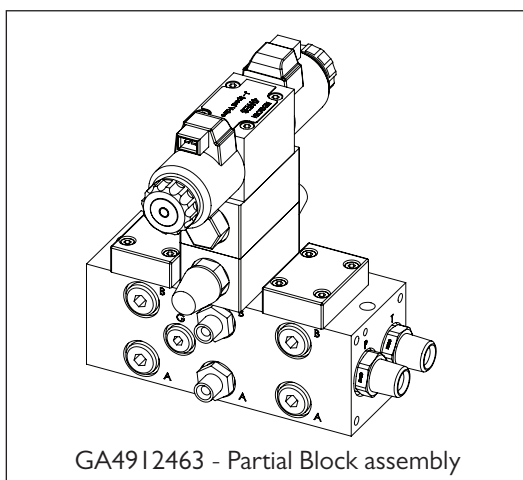
ITEM NO.	PART NUMBER	DESCRIPTION	QTY.
1	GA5010013	Hydraulic pressure filter 10 micron	1
2	GA5010957	Load sensing priority valve	1
3	GA3500198	Inline test point 1/2" BSP	1
4	GA5078076	Gauge, Pressure, 250 bar	1
5	GA3500312	Hydraulic adaptor, Nipple, 1/2" BSPT male x 3/4" BSPP male	2
6	GA3500310	Hydraulic adaptor, Nipple, 1/2" BSPT male x 1/2" BSPP male	2
7	GA3500320	Hydraulic adaptor, Elbow, 90 degree, 1/4" BSPT male x 1/4" BSPP male O-ring	1
8	GA3500200	Hydraulic adaptor, Tee, 1/2" BSPT male x 1/2" BSPT male x 1/2" BSPP female swivel	2
9	GA3500333	Hydraulic adaptor, Elbow, 90 degree, 1/2" BSPT male x 1/2" BSPP female swivel	1
10	GA5077350	Adaptor, Direct Gauge, M16 x 2.0 female x 1/4" BSPP female	1
11	GA3500248	Hydraulic adaptor, Nipple, 1/2" BSPP male x 1/2" BSPP female swivel	1
12	GA5004437	Washer 6mm Flat SS	4
13	GA5004065	Bolt M6 x 20 ZP GR8.8	4
14	-	Pressure Filter Service Indicator (Indicator supplied with Item 1)	

# Boom Rest/Fill Pump Hydraulic Block

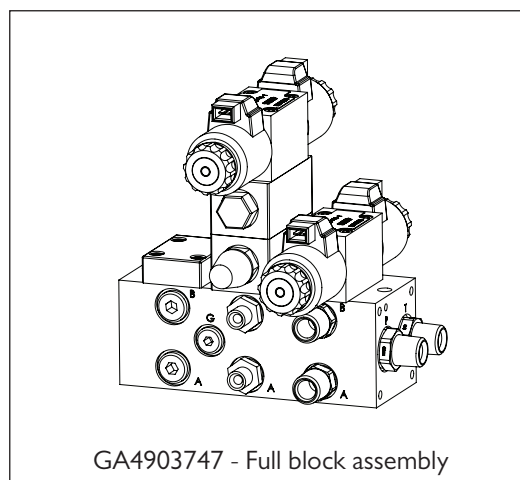


Continued over page

## Boom Rest/Fill Pump Hydraulic Block



GA4912463 - Partial Block assembly

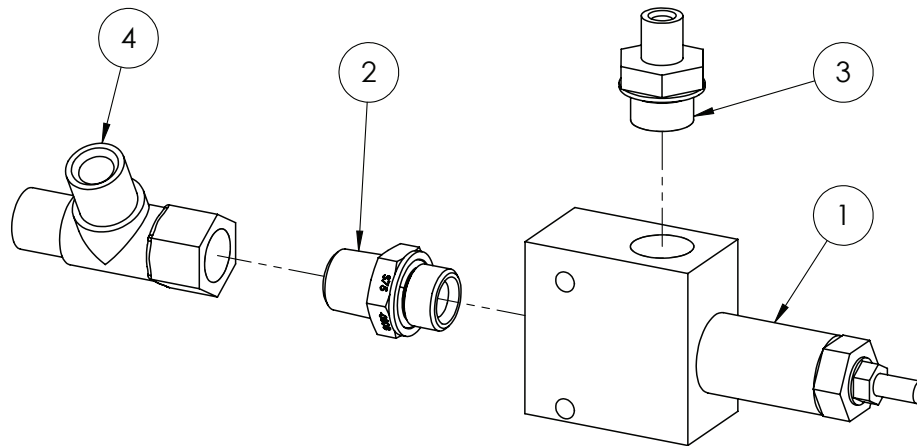


GA4903747 - Full block assembly

ITEM NO.	PART NUMBER	DESCRIPTION	QTY.
1	GA5047622	Manifold - option 1 normally closed	1
2	GA5047726	Valve solenoid J spool 12v 2 pin amp connector	2
	GA5047750	Solenoid coil, 12V DC, Slip on, 2 pin AMP	-
3	GA5048570	SHCS M5 x 130 GR12.9 ZP	4
4	GA5003629	Washer 5mm Spring SS	8
5	GA5017335	Valve check modular	1
6	GA5047581	Hydraulic Valve, Flow control, NG6 A+B, Suit spool	1
7	GA5020520	M5 x 20mm SHCS	4
8	GA5054410	SHCS M5 x 50 GR12.9 ZP	4
9	GA5011441	SHCS M6 x 80 GR12.9 ZP	2
10	GA5047335	Plate blanking, Spool valve NG6	1
11	GA3500301	Hydraulic adaptor, Plug, 1/2" BSPP male	2
12	GA3500310	Hydraulic adaptor, Nipple, 1/2" BSPT male x 1/2" BSPP male	2
13	GA5047615	Plate, O-ring	1
14	GA5004437	Washer 6mm Flat SS	2
15	GA5048115	Nut M6 Nyloc ZP	2
16	GA3500300	Hydraulic adaptor, Plug, 3/8" BSPP male	2
17	GA3500299	Hydraulic adaptor, Plug, 1/4" BSPP male	1
18	GA3500307	Hydraulic adaptor, Nipple, 1/4" BSPT male x 3/8" BSPP male	2
19	GA3500309	Hydraulic adaptor, Nipple, 1/2" BSPT male x 3/8" BSPP male	2

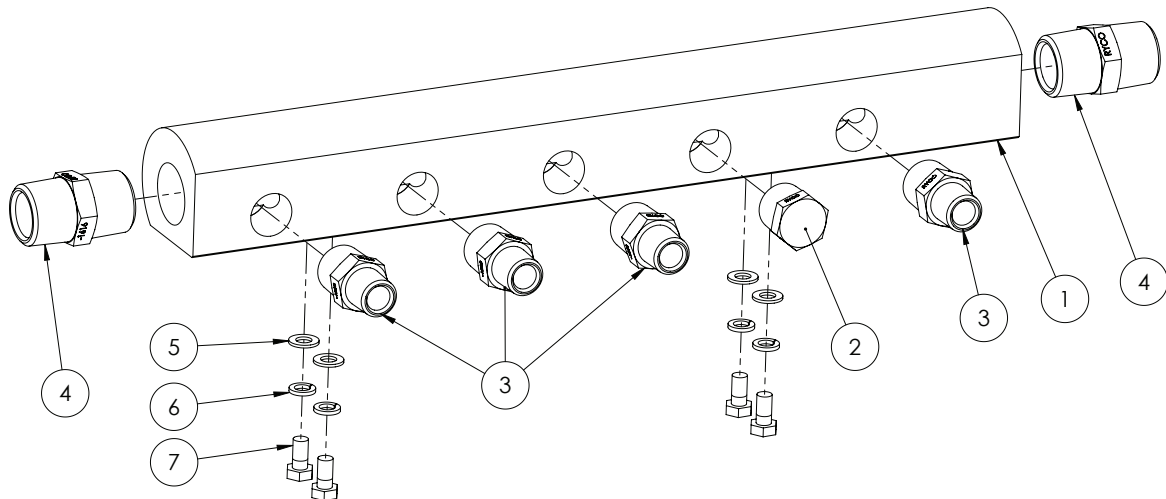
NOTE: Fitting quantity and fitting types will depend on machine options.

## Pressure Relief - Radiator Fan



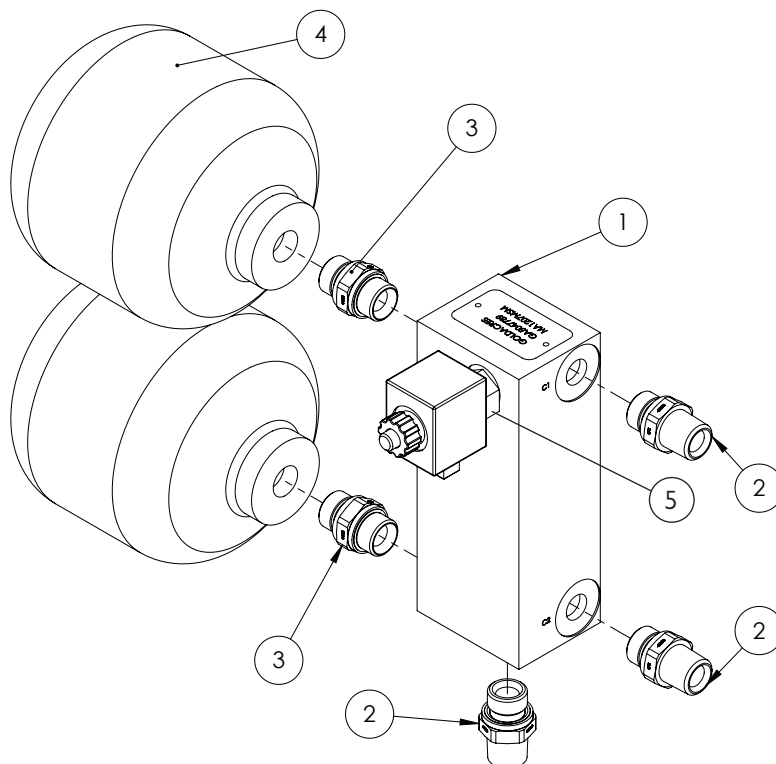
ITEM NO.	PART NUMBER	DESCRIPTION	QTY.
1	GA5006933	Hydraulic pressure relief (CartReliefDIR.OP.BI Directional)	1
2	GA3500310	Hydraulic adaptor, Nipple, 1/2" BSPT male x 1/2" BSPP male	1
3	GA3500308	Hydraulic adaptor, Nipple, 1/4" BSPT male x 1/2" BSPP male	1
4	GA3500200	Hydraulic adaptor, Tee, 1/2" BSPT male x 1/2" BSPT male x 1/2" BSPP female swivel	1

## Hydraulic Return Manifold



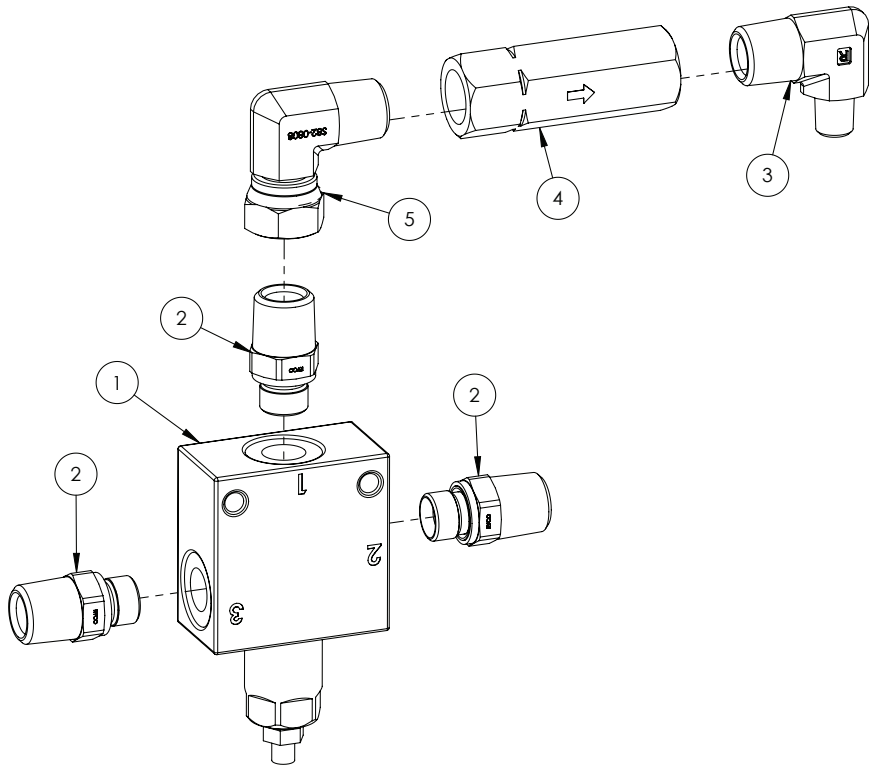
ITEM NO.	PART NUMBER	DESCRIPTION	QTY.
1	L069A	Manifold - 480mm Long	1
2	GA3500288	Hydraulic adaptor, Plug, 3/4" BSPT male	1
3	GA3500226	Hydraulic adaptor, Nipple, 3/4" BSPT male x 1/2" BSPT male	4
4	GA3500231	Hydraulic adaptor, Nipple, 1" BSPT male x 1" BSPT male	2
5	GA5003643	Washer 8mm HD SS	4
6	GA5004919	Washer 8mm Spring SS	4
7	GA5011465	Bolt M8 x 16 ZP	4

## Boom Lift Accumulator Lockout



ITEM NO.	PART NUMBER	DESCRIPTION	QTY.
1	GA5047789	Manifold, Hydraulic, Accumulator Lockout MY14	1
2	GA3500310	Hydraulic adaptor, Nipple, 1/2" BSPT male x 1/2" BSPP male	3
3	GA3500253	Hydraulic adaptor, Nipple, 1/2" BSPP male x 1/2" BSPP male	2
4	GA5007787	Accumulator 1.0L Precharge 70 Bar	2
5	GA5047730	Valve cartridge hyd sol poppet NC-12V with override plus body	1

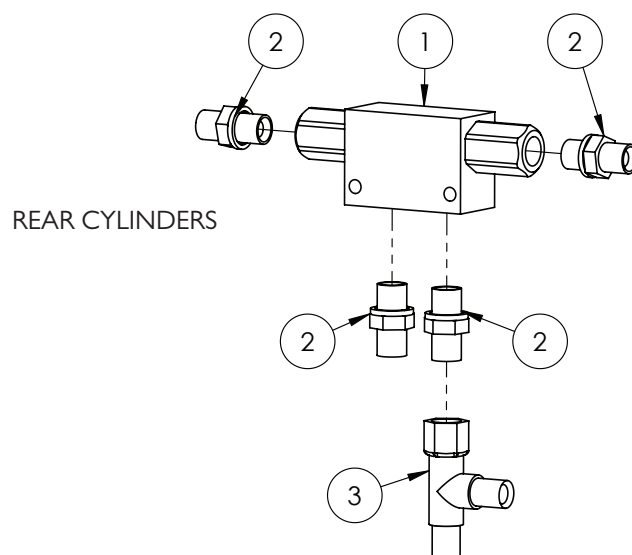
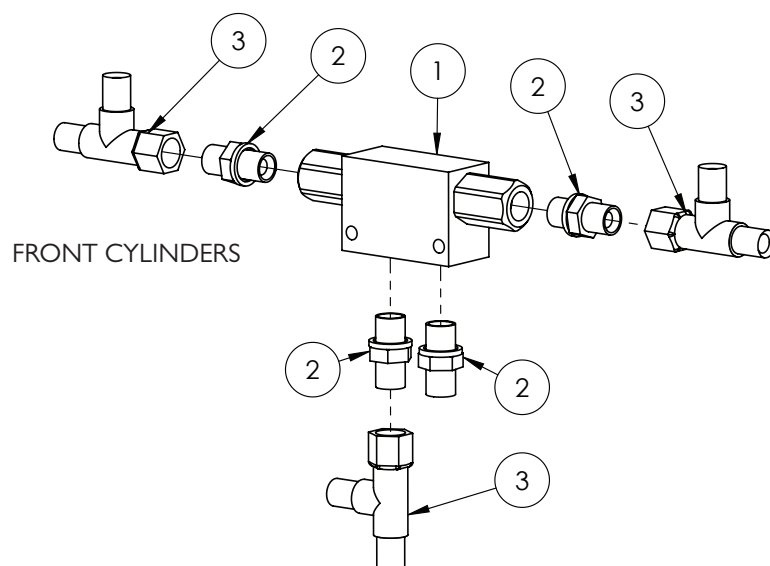
# Pressure Reducing Valve Assembly



ITEM NO.	PART NUMBER	DESCRIPTION	QTY.
1	GA5047708	Valve, Pressure reducing, Hydraulic, 10 - 140bar	1
2	GA3500309	Hydraulic adaptor, Nipple, 1/2" BSPT male x 3/8" BSPP male	3
3	GA3500260	Hydraulic adaptor, Elbow, 90 degree, 1/2" BSPT male x 1/4" BSPT male	1
4	GA5007060	Valve, Check, Hydraulic, 1/2 BSPP female inlet & outlet, 45L/min flow, Maximum 320bar	1
5	GA3500333	Hydraulic adapter, Elbow, 90 degree, 1/2" BSPT male x 1/2" BSPP female swivel	1

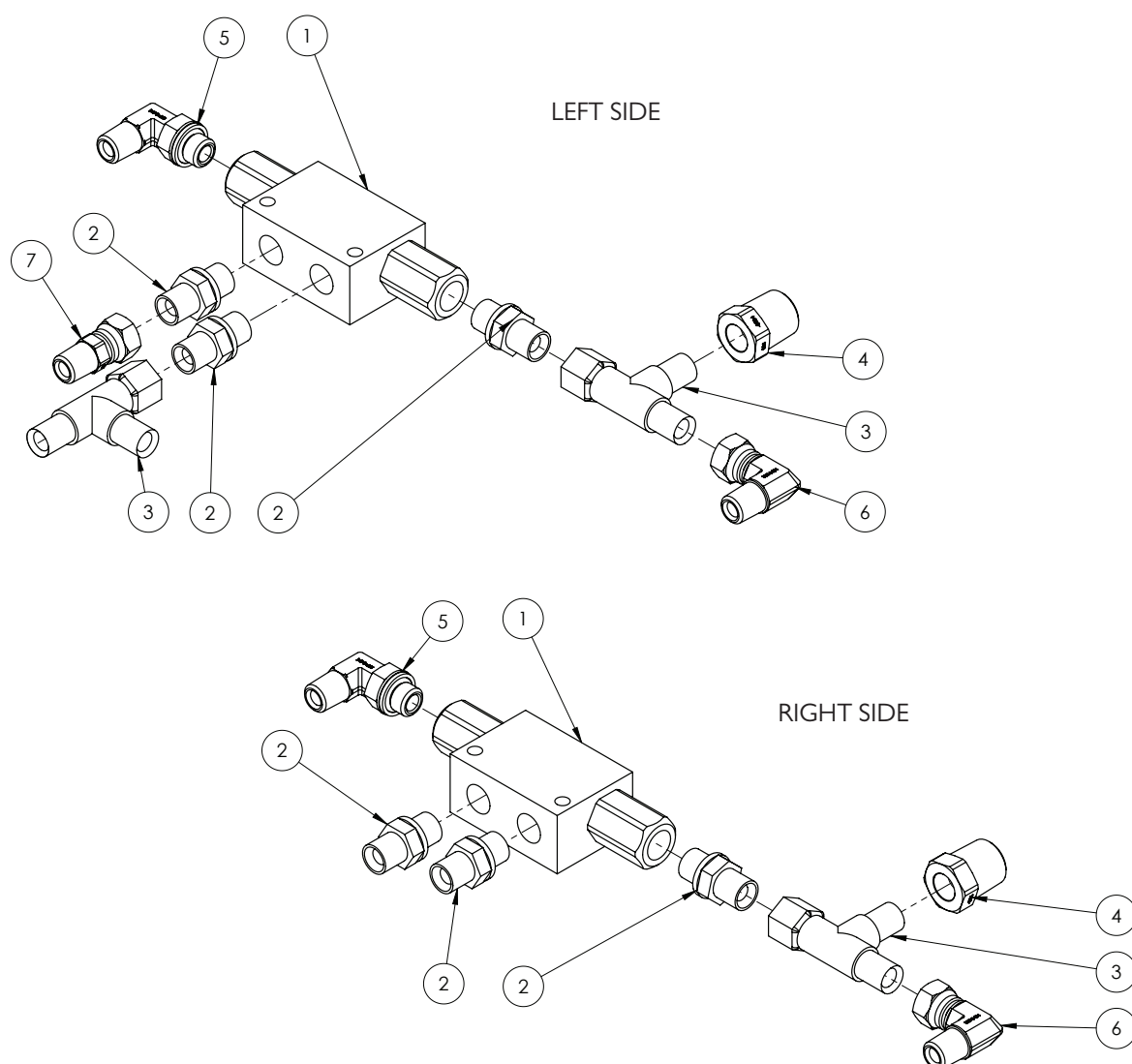


## Double Pilot Operated Check Valves - 42m



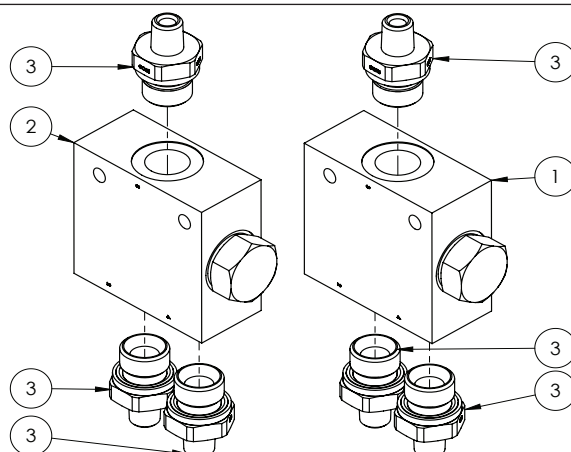
ITEM NO.	PART NUMBER	DESCRIPTION	QTY.
1	GA5007957	Double pilot check (RA) 12LPM 1/4" BSPP	2
2	GA3500306	Hydraulic adaptor, Nipple, 1/4" BSPT male x 1/4" BSPP male	8
3	GA3500199	Hydraulic adaptor, Tee, 1/4" BSPT male x 1/4" BSPT male x 1/4" BSPP female	4

## Double Pilot Operated Check Valves - Bi-fold



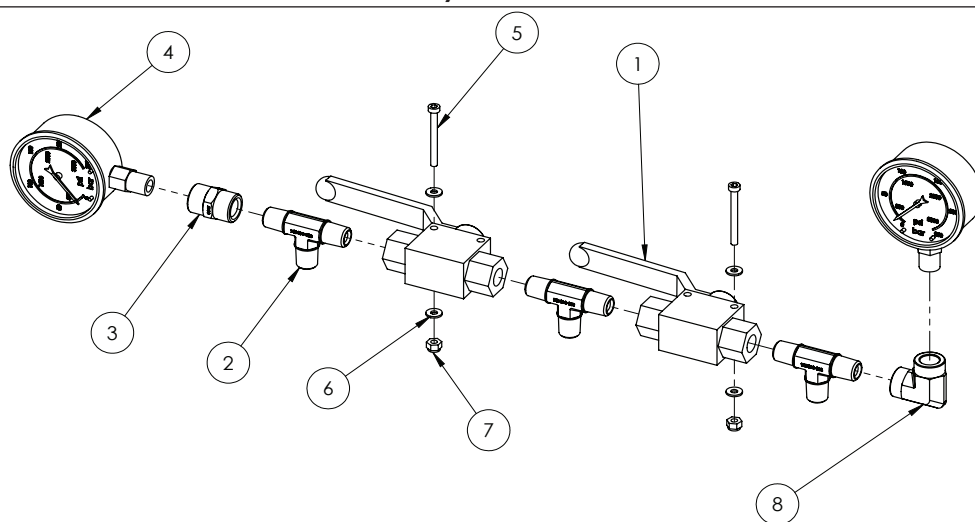
ITEM NO.	PART NUMBER	DESCRIPTION	QTY.
1	GA5007957	Double pilot check (RA) 12LPM 1/4" BSPP	1
2	GA3500306	Hydraulic adaptor, Nipple, 1/4" BSPT male x 1/4" BSPP male	3
3	GA3500199	Hydraulic adaptor, Tee, 1/4" BSPT male x 1/4" BSPT male x 1/4" BSPP female - Left Side	2
		Hydraulic adaptor, Tee, 1/4" BSPT male x 1/4" BSPT male x 1/4" BSPP female - Right Side	1
4	GA3500203	Hydraulic adaptor, Reducing bush, 1/2" BSPT male x 1/4" BSPT female	1
5	GA3500320	Hydraulic adaptor, Elbow, 90 degree, 1/4" BSPT male x 1/4" BSPP male O-ring	1
6	GA3500332	Hydraulic adaptor, Elbow, 90 degree, 1/4" BSPT male x 1/4" BSPP female swivel	1
7	GA3500328	Hydraulic adaptor, Nipple, 1/4" BSPT male x 1/4" BSPP female swivel	1

## Flow Dividers



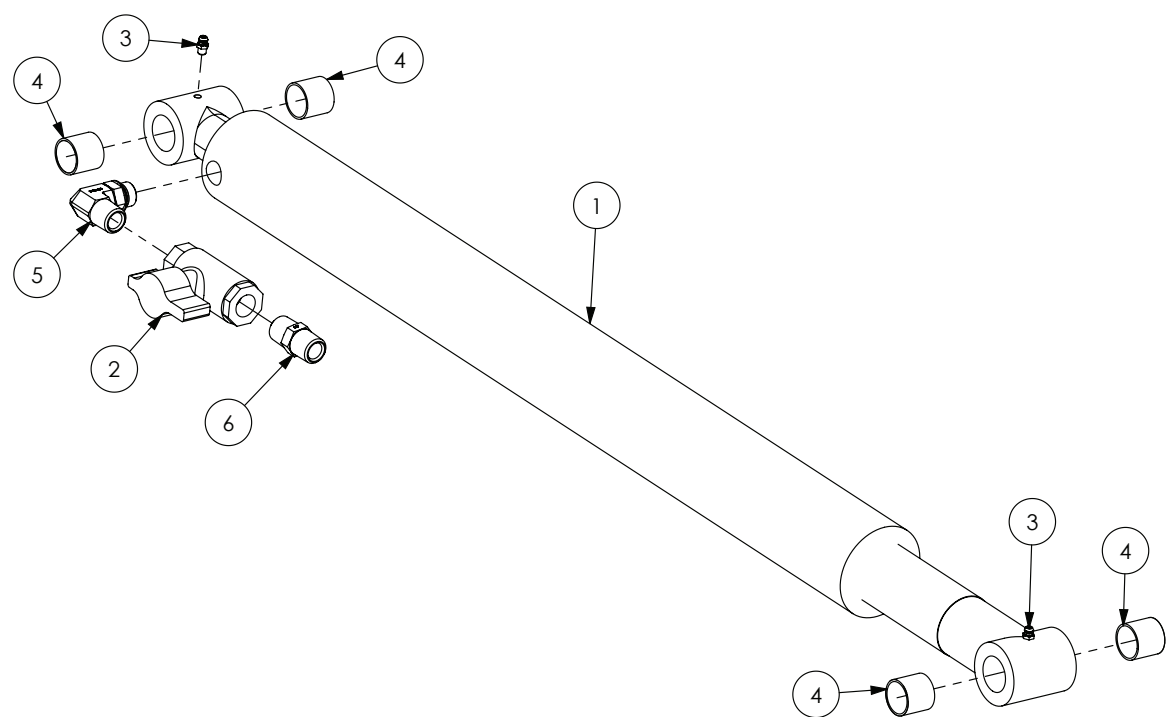
ITEM NO.	PART NUMBER	DESCRIPTION	QTY.
1	GA3500106	Hydraulic Valve, Flow Divider, 1 - 3 l/min - Bi-fold	1
	GA5078462	Cartridge, Flow Divider, 1 - 3 l/min, Suit GA3500106	1
2	GA3500120	Hydraulic Valve, Flow Divider, 5 - 13 l/min - First stage fold	1
	GA5078463	Cartridge, Flow Divider, 5 - 13 l/min, Suit GA3500120	1
3	GA3500308	Hydraulic adaptor, Nipple, 1/4" BSPT male x 1/2" BSPP male	6

## Yaw Control Valve Assembly



ITEM NO.	PART NUMBER	DESCRIPTION	QTY.
1	GA5078083	Valve, Ball, Hydraulic, 1/4" BSPP female ports	2
2	GA3500269	Hydraulic adaptor, Tee, 1/4" BSP male x 1/4" BSP male x 1/4" BSP male	3
3	GA3500269	Hydraulic adaptor, Tee, 1/4" BSP male x 1/4" BSP male x 1/4" BSP male	1
4	GA5078076	Gauge, Pressure, 250 bar, 3500psi	2
5	GA5049800	SHCS M4 x 40	2
6	GA5020510	Washer 4mm Flat HD SS	4
7	GA5049025	Nut M4 Nyloc SS	2
8	GA3500239	Elbow, 90, Hydraulic, 1/4" BSPT Female x 1/4" BSPT Female	1

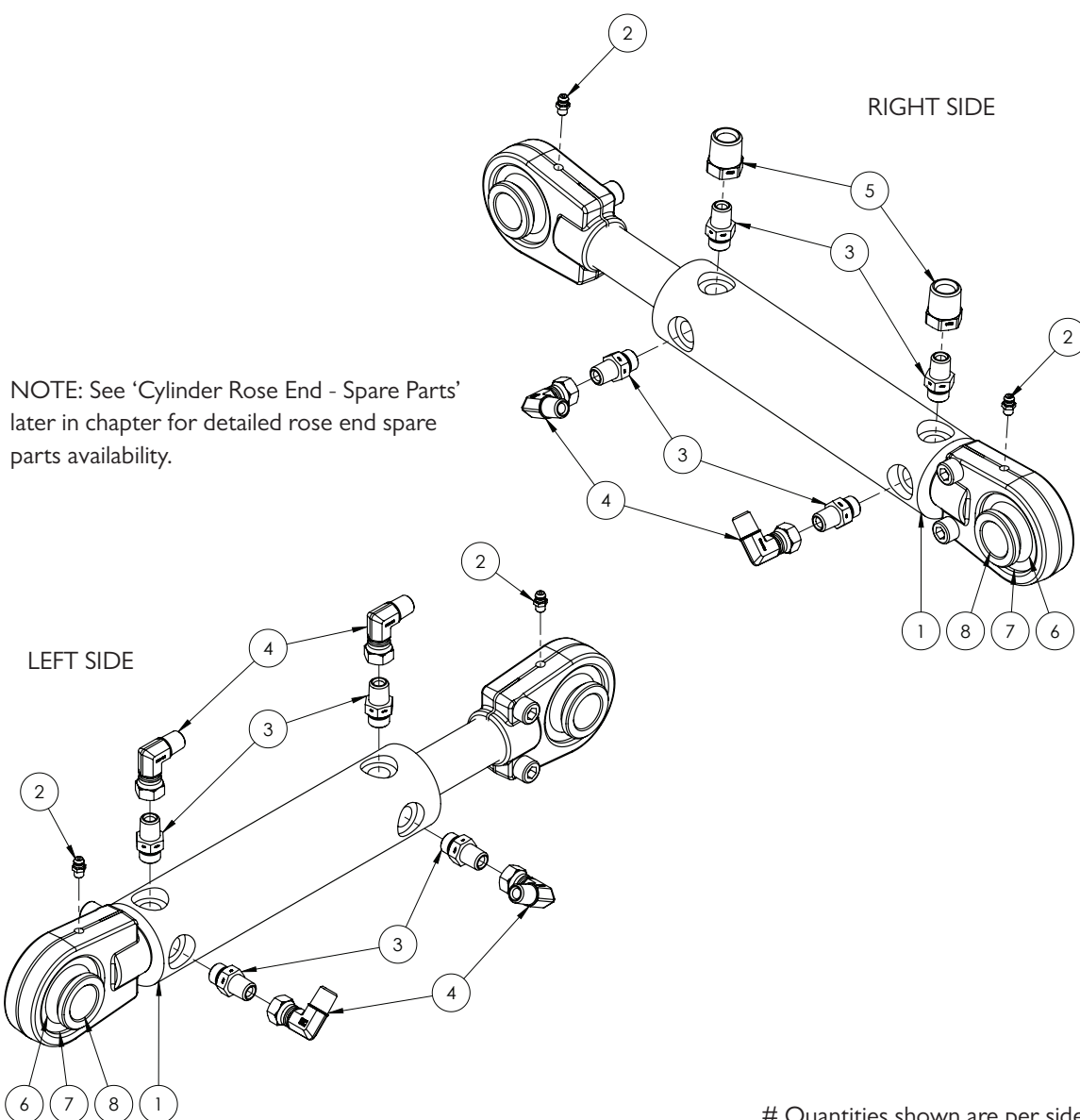
# Hydraulic Cylinder - Boom Lift



# Quantities shown are per side.

ITEM NO.	PART NUMBER	DESCRIPTION	QTY.
-	GA5055510	Kit, Rod Eye, Weld on	-
-	GA5052731	Seal kit, suit 3" bore x 2 1/2" rod	-
1	GA5070081	Hydraulic cylinder, 3" bore, 2 1/2" rod, 26" stroke, pin eye ends with glacier bushes and grease nipples	1
2	GA5000835	Valve, Ball, Hydraulic, 1/2" female thread inlet / outlet	1
3	GA5012203	Grease nipple, Short, 1/4" UNF	2
4	GA5065487	Glacier Bush 1" ID x 1" long	4
5	GA3500349	Hydraulic adaptor, Elbow, 90 degree, 1/2" BSPT male x 3/4" UN male O-ring	1
6	GA3500223	Hydraulic adaptor, Nipple, 1/2" BSPT male x 1/2" BSPT male	1

## Hydraulic Cylinder - Yaw 30-36m

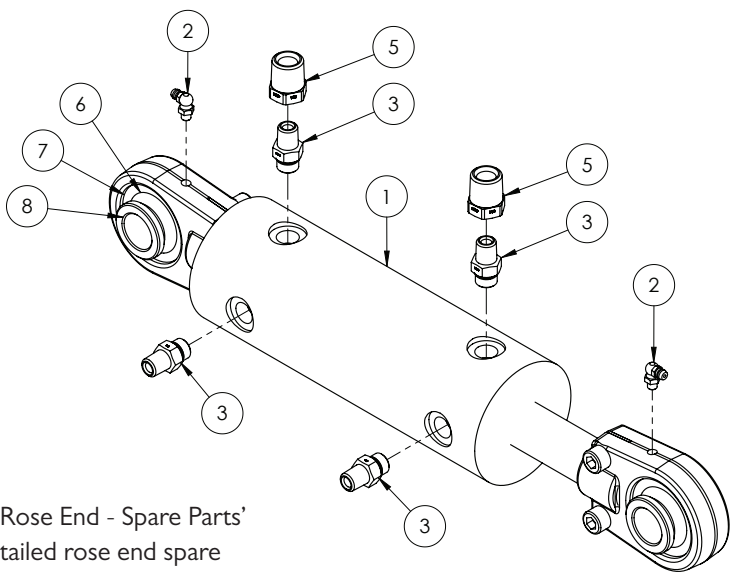


# Quantities shown are per side.

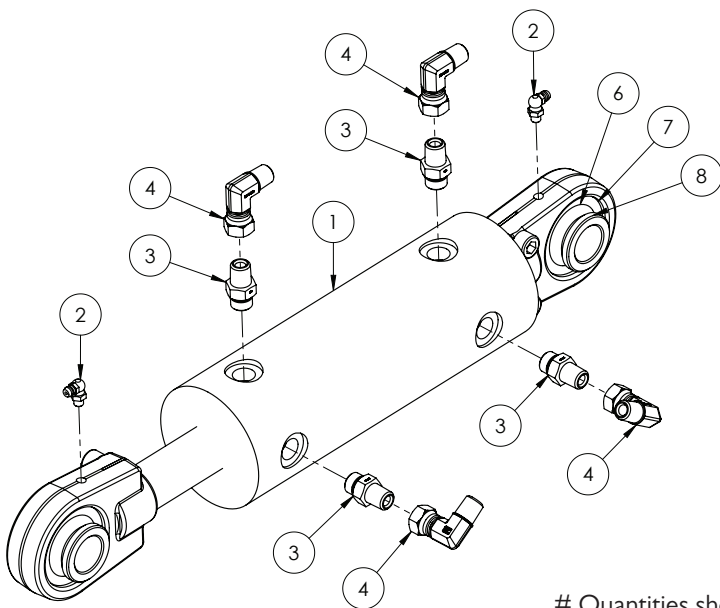
ITEM NO.	PART NUMBER	DESCRIPTION	QTY.
-	GA5052745	Seal Kit, suit 2" bore x 1 1/4" rod, suit GA5060817	-
1	GA5060817	Hydraulic cylinder, 2" bore x 1 1/4" rod x 117.5mm stroke, Spherical bearing ends	1
2	GA5012203	Grease nipple, Short, 1/4" UNF	2
3	GA3500358	Hydraulic adaptor, Nipple, 1/4" BSPT male x 9/16" UN male O-ring	4
4	GA3500332	Hydraulic adaptor, Elbow, 90 degree, 1/4" BSPT male x 1/4" BSPP female swivel	4
5	GA3500203	Hydraulic adaptor, Reducing bush, 1/2" BSPT male x 1/4" BSPT female	2
6	GA5067605	Bearing, suit screw on rose end	2
7	GA5067610	Circlip, suit bearing screw on rose end	2
8	GA5021925	Small bearing bush, Suit screw on rose end	2

# Hydraulic Cylinder - Yaw 42m

RIGHT SIDE

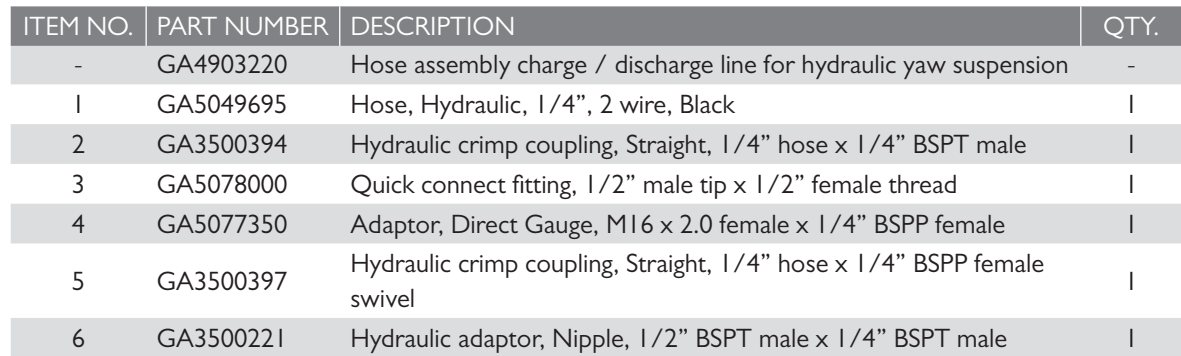


LEFT SIDE

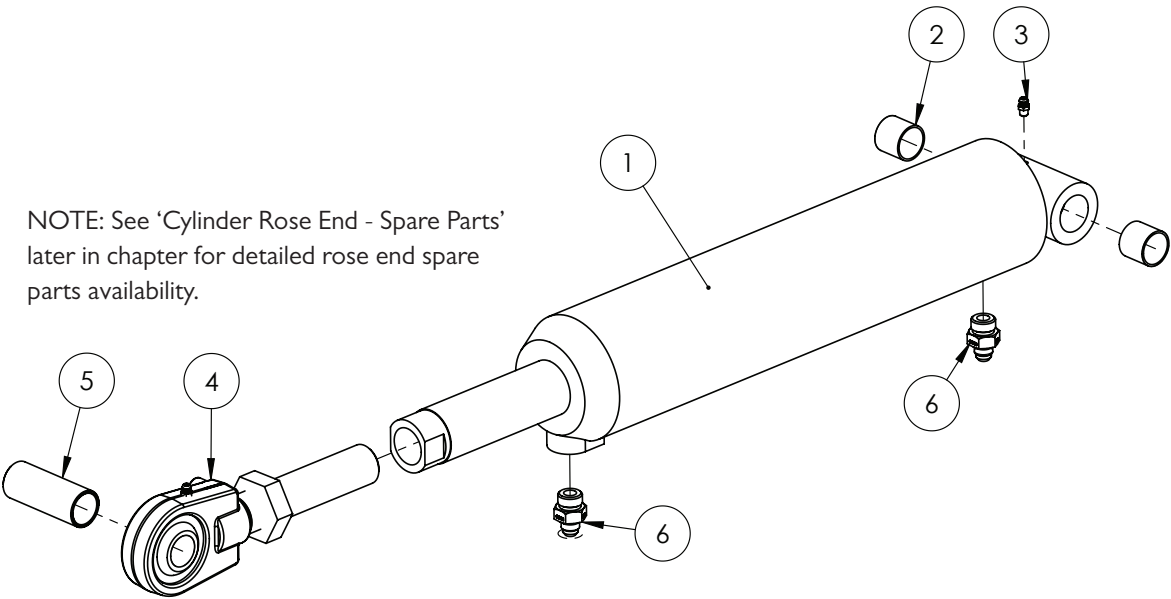


# Quantities shown are per side.

ITEM NO.	PART NUMBER	DESCRIPTION	QTY.
-	GA5052732	Seal kit, suit 3" bore x 1 1/4" rod, suit GA5060818	-
1	GA5060818	Hydraulic cylinder, 3" bore x 1 1/4" rod x 117.5mm stroke, with bearing ends	1
2	GA5009637	Grease nipple, Elbow, 90 degree, 1/4" UNF male	2
3	GA3500358	Hydraulic adaptor, Nipple, 1/4" BSPT male x 9/16" UN male O-ring	4
4	GA3500332	Hydraulic adaptor, Elbow, 90 degree, 1/4" BSPT male x 1/4" BSPP female swivel	4
5	GA3500203	Hydraulic adaptor, Reducing bush, 1/2" BSPT male x 1/4" BSPT female	2
6	GA5067605	Bearing, suit screw on rose end	2
7	GA5067610	Circlip, suit bearing screw on rose end	2
8	GA5021925	Small bearing bush, Suit screw on rose end	2



# Hydraulic Cylinder - Boom Tilt

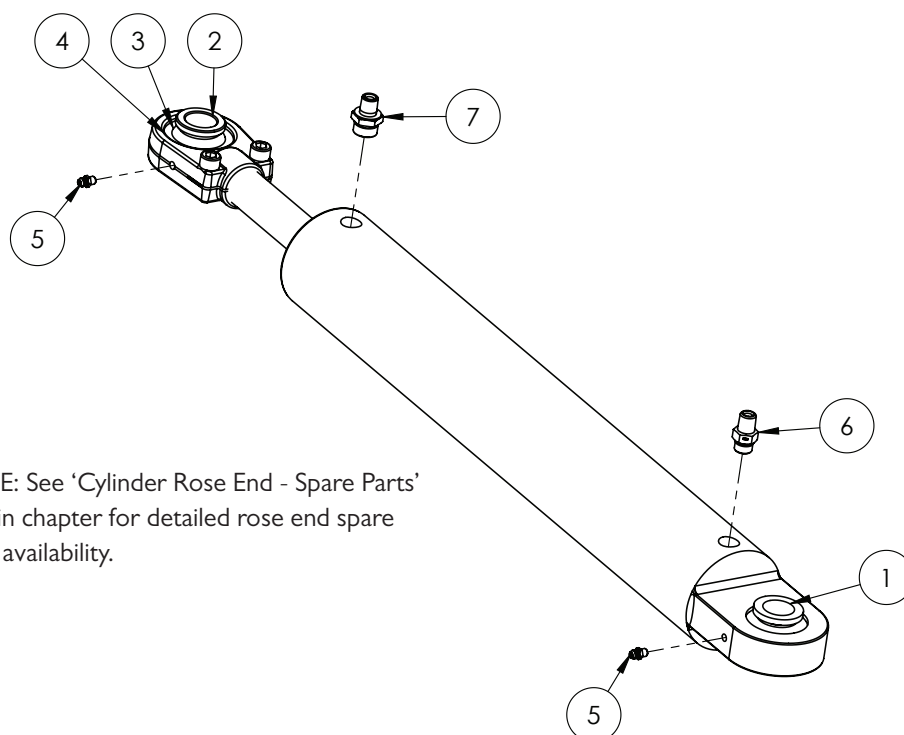


# Quantities shown are per side.

ITEM NO.	PART NUMBER	DESCRIPTION	QTY.
-	GA5052730	Seal kit, suit 3 1/2" bore x 1 3/4" Rod	-
1	GA5065051	Hydraulic cylinder, 3 1/2" bore x 1 3/4" rod x 5" stroke	1
2	GA5065487	Glacier Bush 1" ID x 1" long	2
3	GA5012203	Grease nipple, Short, 1/4" UNF	2
4	GA5052762	Hydraulic tilt cylinder adjusting rod end, Ball End with nut, suit 3 1/2" x 5" tilt ram GA5065051	1
	GA5067605	Bearing, suit screw on rose end, GEG 30 ES 2RS	-
	GA5067610	Circlip, suit bearing screw on rose end, RTW 55	-
5	GA4572535	Bush, Rose end pivot wide suit tilt ram	1
6	GA3500147	Hydraulic adaptor, Nipple, 9/16" JIC male x 3/4" UN male O-ring	2



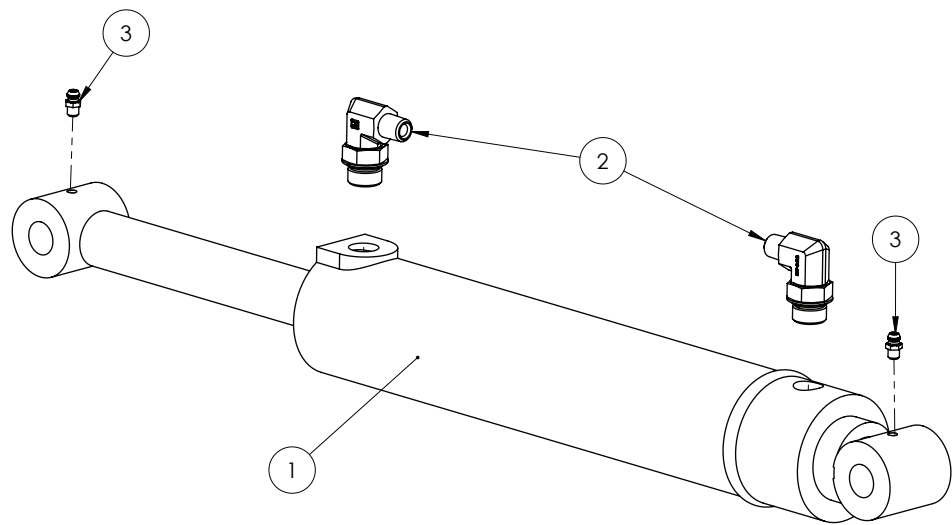
## Hydraulic Cylinder - Fold



# Quantities shown are per side.

ITEM NO.	PART NUMBER	DESCRIPTION	QTY.
-	GA5018538	30-36 m - Hydraulic cylinder, 3" bore x 1 1/4" rod x 18" stroke	1
-	GA5018538	42 m - Hydraulic cylinder, 3" bore x 1 1/4" rod x 18" stroke	2
-	GA5052680	Seal Kit, suit 3" bore x 1 1/4" rod, suit cylinder GA5018538, GA5018540	-
-	GA3500098	Rod, suit Hydraulic Fold Cylinder GA5018538, GA5018540, GA5018542	-
1	GA5021930	Large bearing bush, Suit screw on rose end	2
2	GA5021925	Small bearing bush, Suit screw on rose end	2
3	GA5067605	Bearing, suit screw on rose end, GEG 30 ES 2RS	2
4	GA5067610	Circlip, suit bearing screw on rose end, RTW 55	2
5	GA5012203	Grease nipple, Short, 1/4" UNF	2
6	GA3500359	Hydraulic adaptor, Nipple, 1/4" BSPT male x 3/4" UN male O-ring	1
7	L068A	Reducing restrictor nipple, 3/4" UNO x 1/4" BSPT, 1.5mm orifice	1

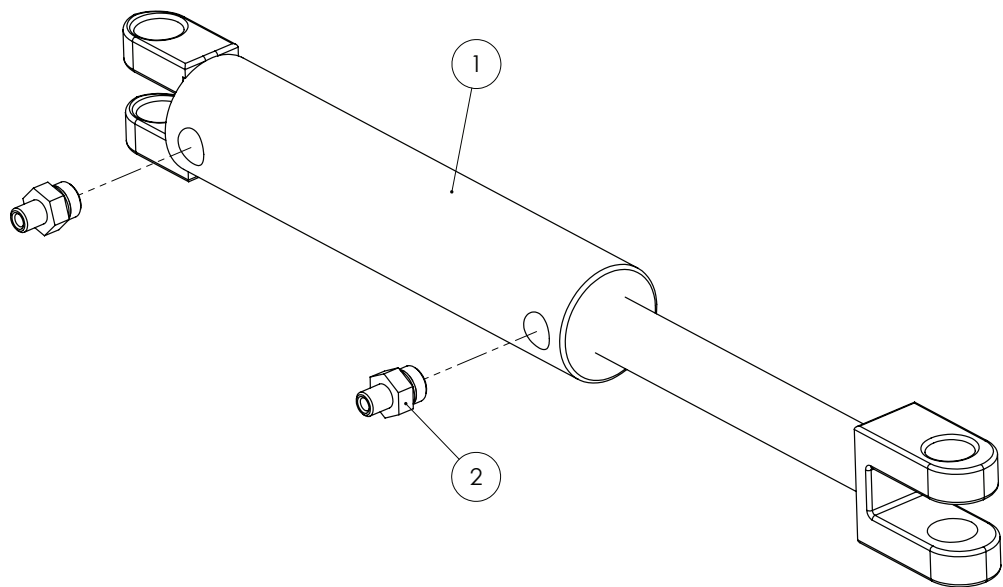
# Hydraulic Cylinder - Bi-fold



# Quantities shown are per side.

ITEM NO.	PART NUMBER	DESCRIPTION	QTY.
-	GA5052733	Seal kit, suit 2 1/2" bore x 1 1/4" rod, suit GA5070845	-
1	GA5070845	Hydraulic Cylinder, 293mm stroke, 2 1/2" Bore, 1 1/4" Rod	1
2	GA3500348	Hydraulic adaptor, Elbow, 90 degree, 1/4" BSPT male x 3/4" UN male O-ring	2
3	GA5012203	Grease nipple, Short, 1/4" UNF	2

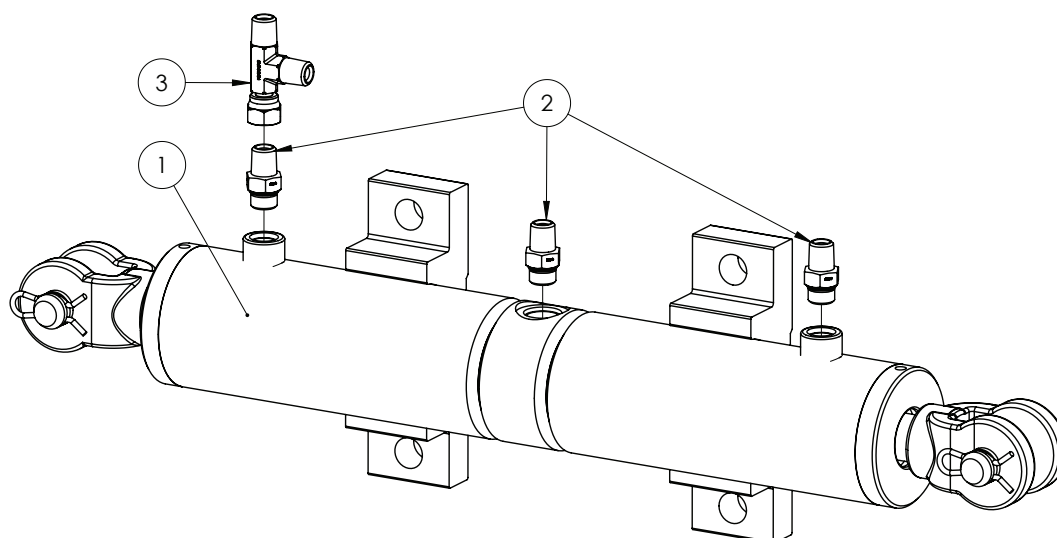
# Hydraulic Cylinder - Boom Rest



# Quantities shown are per side.

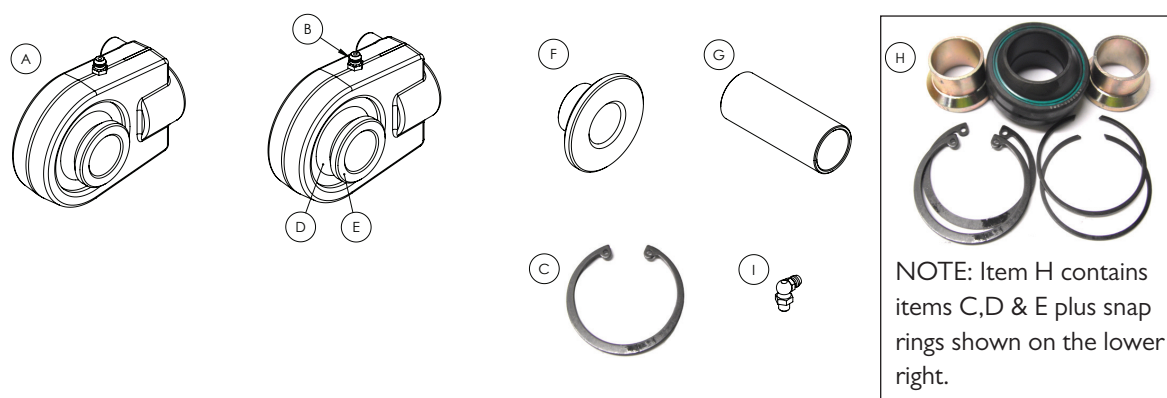
ITEM NO.	PART NUMBER	DESCRIPTION	QTY.
1	GA5069110	Hydraulic cylinder, Boom rest, 2" bore x 6" stroke, std F clevis	1
2	GA3500359	Hydraulic adaptor, Nipple, 1/4" BSPT male x 3/4" UN male O-ring	2
-	GA5052734	Seal kit, suit 2" bore x 1.25" rod, suit GA5069110	-

## Hydraulic Cylinder - Centre Leveling



ITEM NO.	PART NUMBER	DESCRIPTION	QTY.
1	GA3500477	Hydraulic Cylinder, Centre Level	1
2	GA3500359	Hydraulic adaptor, Nipple, 1/4" BSPT male x 3/4" UN male O-ring	3
3	GA3500199	Hydraulic adaptor, Tee, 1/4" BSPT male x 1/4" BSPT male x 1/4" BSPP female	1

## Cylinder Rose End - Spare Parts

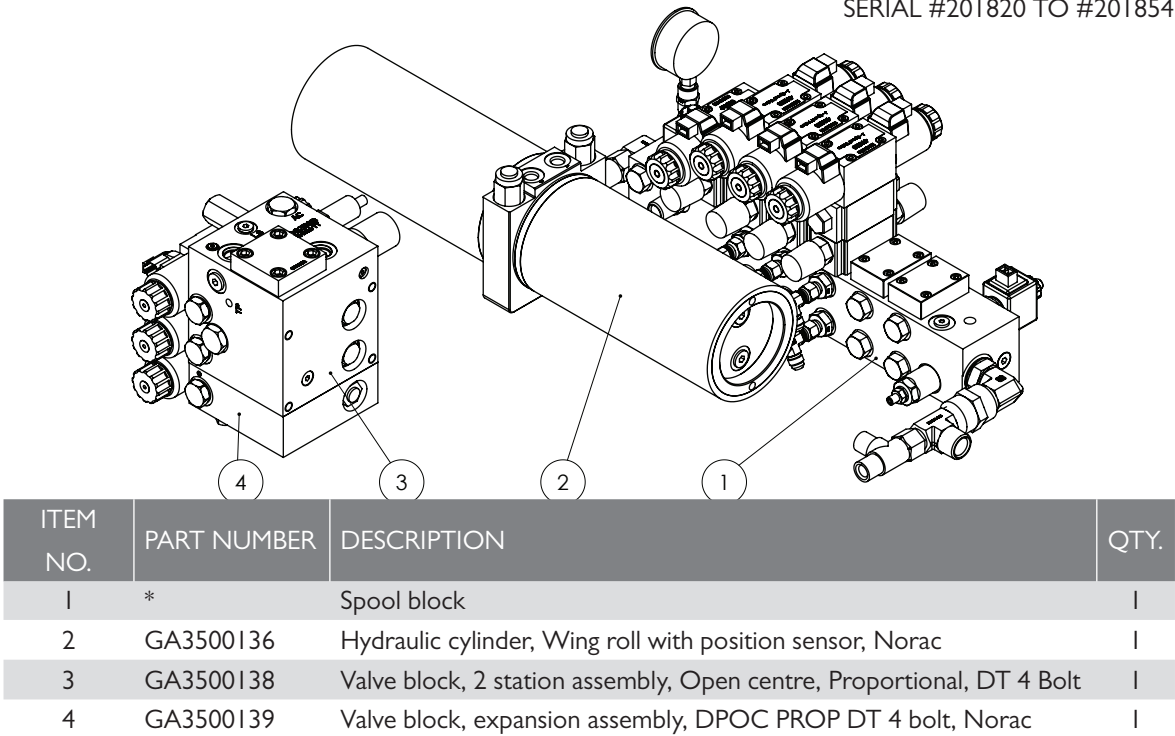


ITEM NO.	PART NUMBER	DESCRIPTION	QTY.
A	GA5052965	Complete Rose end, M28 Screw on, suit Hydraulic cylinder & Delta link, including Bushes (Item E)	1
B	GA5012203	Grease nipple, Short, 1/4" UNF	1
C	GA5067610	Circlip, suit bearing screw on rose end, RTW 55	2
D	GA5067605	Bearing, suit screw on rose end, GEG 30 ES 2RS	1
E	GA5021925	Small bearing bush, Suit screw on rose end, Hypower, R-10424	2
F	GA5021930	Large bearing bush, Suit screw on rose end, Hypower, R-10429	2
G	GA4572535	Bush, Rose end pivot wide suit tilt ram	1
H	GA5052966	Bearing Kit, suit screw on rose end, cylinders and delta links	1
I	GA5009637	Grease nipple, Elbow, 90 degree, 1/4" UNF male	1

NOTE: Quantities shown represent the number of parts needed per rose end and depend on your configuration e.g. the rose end will have either 2x Item E or 2x Item F but not both.

# NORAC Assembly & Spool Block

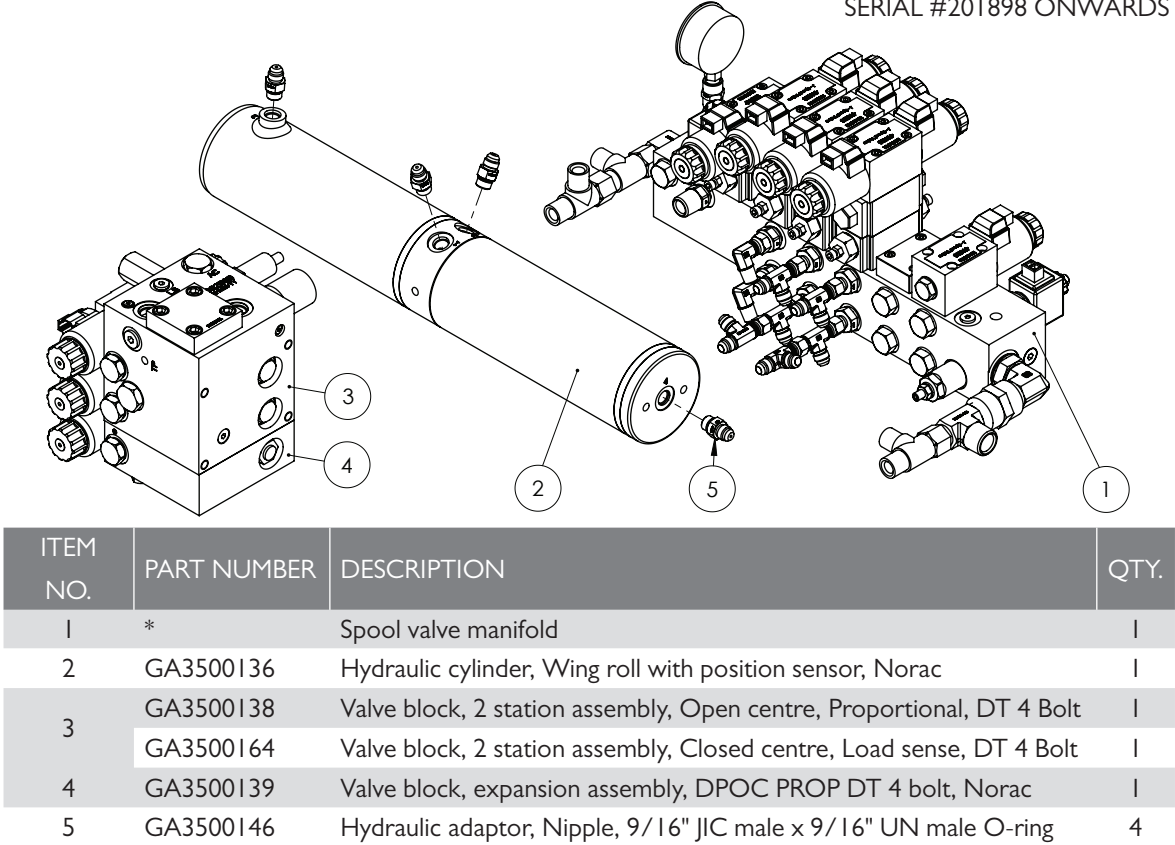
SERIAL #201820 TO #201854



\* Sub-assembly on following pages

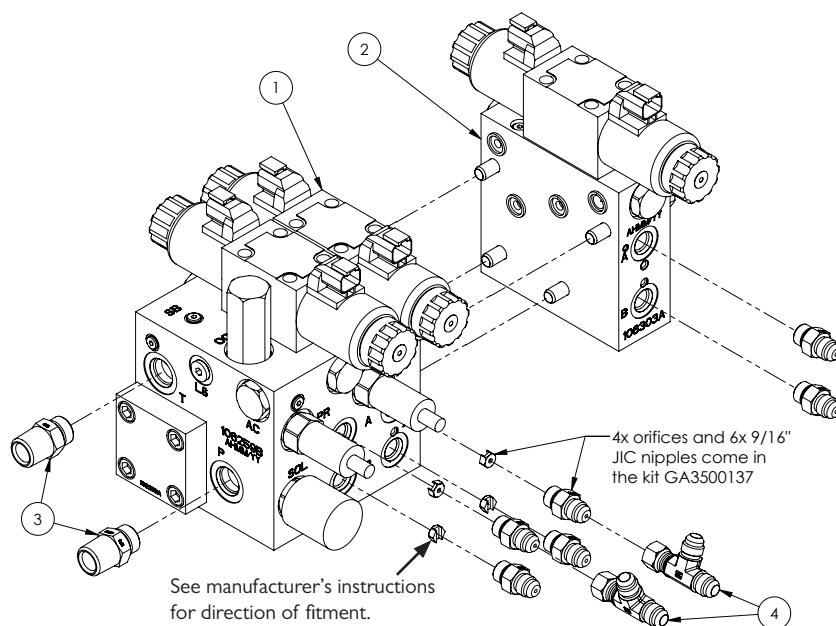
# NORAC Assembly & Spool Block

SERIAL #201898 ONWARDS



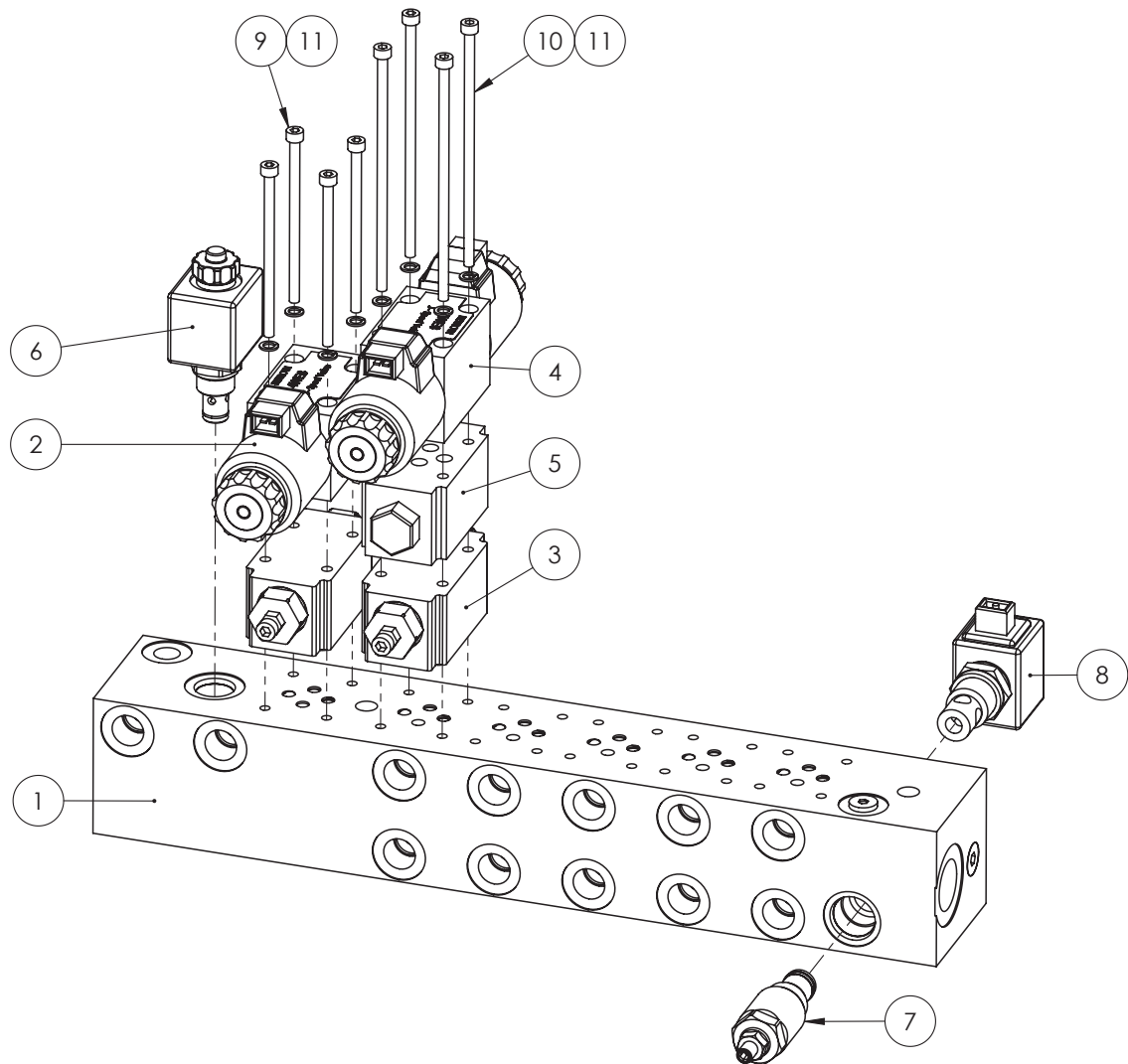
\* Sub-assembly on following pages

## NORAC Valve Block



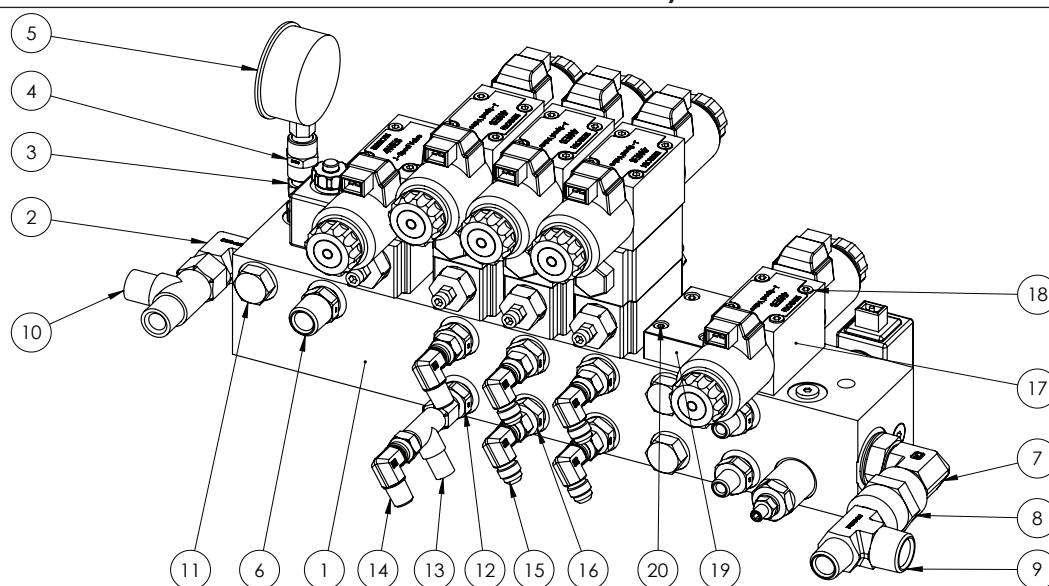
ITEM NO.	PART NUMBER	DESCRIPTION	QTY.
-	GA3500137	Hydraulic fitting kit, 12 parts, GNI, Norac	-
1	GA3500138	Valve block, 2 station assembly, Open centre, Proportional, DT 4 Bolt	1
2	GA3500139	Valve block, expansion assembly, DPOC PROP DT 4 bolt, Norac	1
3	GA3500363	Hydraulic adaptor, Nipple, 1/2\" BSPT male x 3/4\" UN male O-ring	1
4	GA3500144	Hydraulic adaptor, Tee, 9/16\" JIC male x 9/16\" JIC male x 9/16\" JIC female swivel	1

## Spool Block - Parts in Common



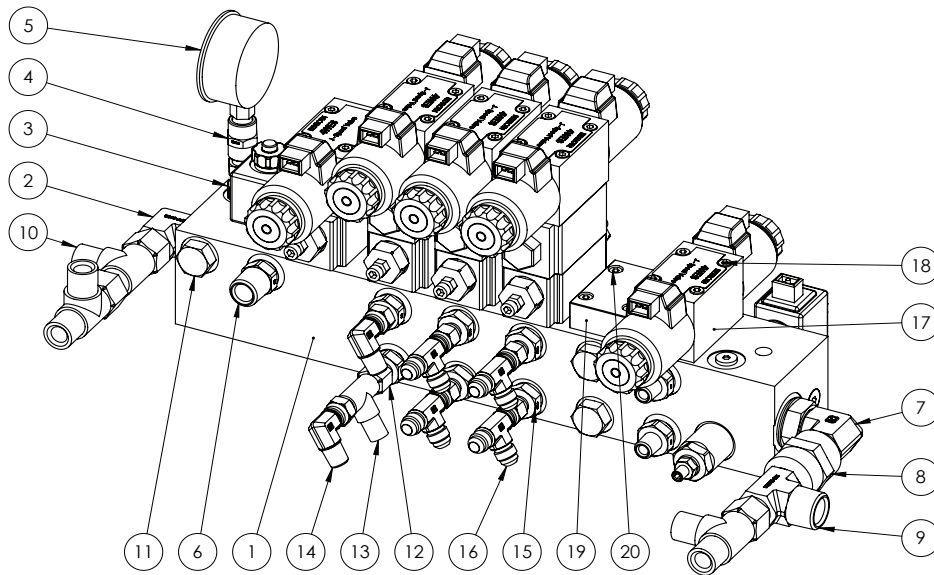
ITEM NO.	PART NUMBER	DESCRIPTION	QTY.
-	GA5047750	Solenoid coil, 12V DC, Slip on, 2 pin AMP	-
1	GA5047500	Spool valve manifold, 6 station bare	1
2	GA5047727	Valve Hydraulic, J spool, 12V, Single, 2 pin amp connector	1
3	GA5047581	Hydraulic Valve, Flow control, NG6 A+B, Suit spool	2
4	GA5047726	Valve solenoid J spool 12v 2 pin amp connector	1
5	GA5017335	Valve check modular	1
6	GA5047734	Valve cart hyd sol poppet 2/2-8-2 cav 12vdc 2 pin amp without manual override, Boom lower	1
7	GA5047645	Cartridge Valve, Hydraulic Pressure Relief, Pilot Operated	1
8	GA5047737	Valve Cartridge, Hydraulic, Poppet, Solenoid, AMP Plug, 12V DC, Normally Open (Used for Open Centre System)	1
9	GA5067050	SHCS M5 x 90 GR12.9 ZP	4
10	GA5048570	SHCS M5 x 130 GR12.9 ZP	4
11	GA5003629	Washer 5mm Spring SS	8

## Spool Block - 30-36m - Base Assembly



ITEM NO.	PART NUMBER	DESCRIPTION	QTY.
1	GA5047741	Manifold Assembly Option THREE Normally open Fitted with AMP plug coils	1
2	GA3500324	Hydraulic adaptor, Elbow, 90 degree, 1/2" BSPT male x 3/4" BSPP male O-ring	1
3	-	Gauge fitment no longer requires adaptor	-
4	-	Gauge fitment no longer requires adaptor	-
5	GA5078076	Gauge, Pressure, 250 bar, 3500psi	1
6	GA3500309	Hydraulic adaptor, Nipple, 1/2" BSPT male x 3/8" BSPP male	1
7	GA3500325	Hydraulic adaptor, Elbow, 90 degree, 3/4" BSPT male x 3/4" BSPP male O-ring	1
8	GA3500213	Hydraulic adaptor, Socket, 3/4" BSPT female x 3/4" BSPT female	1
9	GA3500272	Hydraulic adaptor, Tee, 3/4" BSPT male x 1/2" BSPT male x 3/4" BSPT male	1
10	GA3500200	Hydraulic adaptor, Tee, 1/2" BSPT male x 1/2" BSPT male x 1/2" BSPP female swivel	1
11	GA3500300	Hydraulic adaptor, Plug, 3/8" BSPP male	3
12	GA3500307	Hydraulic adaptor, Nipple, 1/4" BSPT male x 3/8" BSPP male	4
13	GA3500199	Hydraulic adaptor, Tee, 1/4 BSPT male x 1/4 BSPT male x 1/4 BSPP female	1
14	GA3500332	Hydraulic adaptor, Elbow, 90 degree, 1/4" BSPT male x 1/4" BSPP female swivel	2
15	GA3500002	Hydraulic Adaptor Elbow, 90 Degree, 9/16" male JIC, 9/16" Female Swivel JIC	4
16	GA3500145	Hydraulic adaptor, Nipple, 3/8" BSPP male x 9/16" JIC male	4
17	GA5047726	Valve solenoid J spool 12v 2 pin amp connector	1
18	GA5054410	SHCS M5 x 50 GR12.9 ZP	4
19	GA5047335	Plate blanking, Spool valve NG6	1
20	GA5003581	SHCS M5 x 20 SS A2-70	4

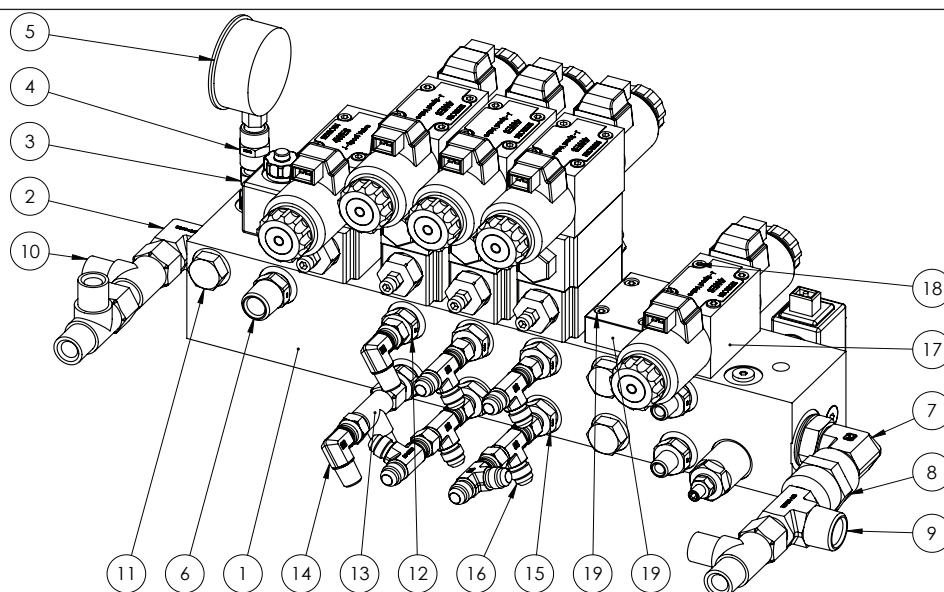
## Spool Block - 30-36m - NORAC Passive



ITEM NO.	PART NUMBER	DESCRIPTION	QTY.
1	GA5047741	Manifold Assembly Option THREE Normally open Fitted with AMP plug coils	1
2	GA3500324	Hydraulic adaptor, Elbow, 90 degree, 1/2" BSPT male x 3/4" BSPP male O-ring	1
3	-	Gauge fitment no longer requires adaptor	-
4	-	Gauge fitment no longer requires adaptor	-
5	GA5078076	Gauge, Pressure, 250 bar, 3500psi	1
6	GA3500309	Hydraulic adaptor, Nipple, 1/2" BSPT male x 3/8" BSPP male	1
7	GA3500325	Hydraulic adaptor, Elbow, 90 degree, 3/4" BSPT male x 3/4" BSPP male O-ring	1
8	GA3500213	Hydraulic adaptor, Socket, 3/4" BSPT female x 3/4" BSPT female	1
9	GA3500272	Hydraulic adaptor, Tee, 3/4" BSPT male x 1/2" BSPT male x 3/4" BSPT male	1
10	GA3500200	Hydraulic adaptor, Tee, 1/2" BSPT male x 1/2" BSPT male x 1/2" BSPP female swivel	3
11	GA3500300	Hydraulic adaptor, Plug, 3/8" BSPP male	3
12	GA3500307	Hydraulic adaptor, Nipple, 1/4" BSPT male x 3/8" BSPP male	4
13	GA3500199	Hydraulic adaptor, Tee, 1/4 BSPT male x 1/4 BSPT male x 1/4 BSPP female	1
14	GA3500332	Hydraulic adaptor, Elbow, 90 degree, 1/4" BSPT male x 1/4" BSPP female swivel	2
15	GA3500145	Hydraulic adaptor, Nipple, 3/8" BSPP male x 9/16" JIC male	4
16	GA3500144	Hydraulic adaptor, Tee, 9/16" JIC male x 9/16" JIC male x 9/16" JIC female swivel	4
17	GA5047726	Valve solenoid J spool 12v 2 pin amp connector	1
18	GA5054410	SHCS M5 x 50 GR12.9 ZP	4
19	GA5047335	Plate blanking, Spool valve NG6	1
20	GA5003581	SHCS M5 x 20 SS A2-70	4

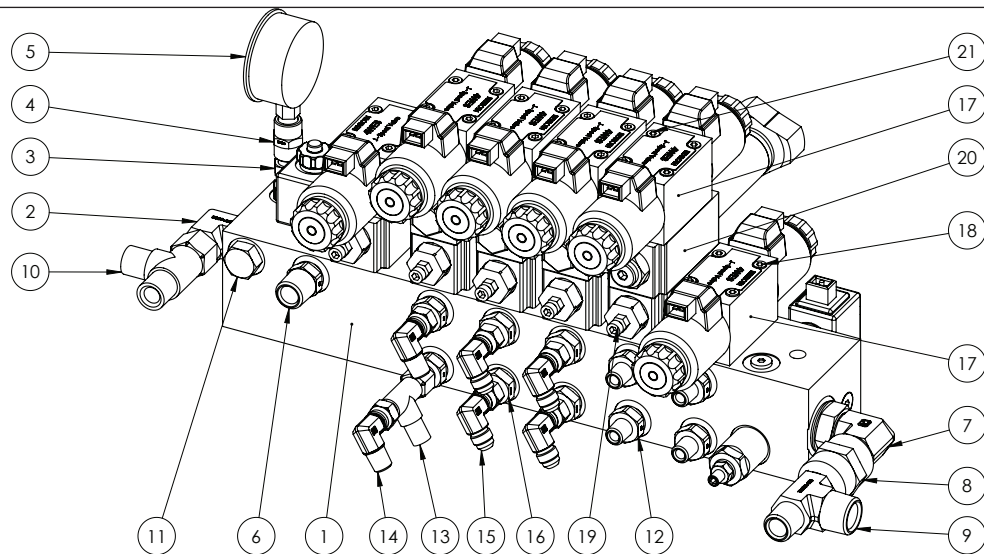


## Spool Block - 30-36m - NORAC Active



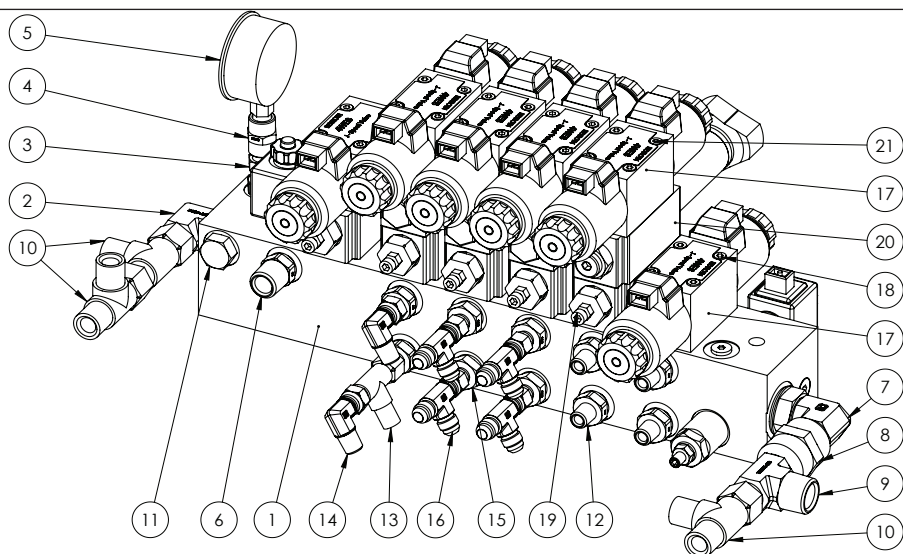
ITEM NO.	PART NUMBER	DESCRIPTION	QTY.
1	GA5047741	Manifold Assembly Option THREE Normally open Fitted with AMP plug coils	1
2	GA3500324	Hydraulic adaptor, Elbow, 90 degree, 1/2" BSPT male x 3/4" BSPP male O-ring	1
3	-	Gauge fitment no longer requires adaptor	-
4	-	Gauge fitment no longer requires adaptor	-
5	GA5078076	Gauge, Pressure, 250 bar, 3500psi	1
6	GA3500309	Hydraulic adaptor, Nipple, 1/2" BSPT male x 3/8" BSPP male	1
7	GA3500325	Hydraulic adaptor, Elbow, 90 degree, 3/4" BSPT male x 3/4" BSPP male O-ring	1
8	GA3500213	Hydraulic adaptor, Socket, 3/4" BSPT female x 3/4" BSPT female	1
9	GA3500272	Hydraulic adaptor, Tee, 3/4" BSPT male x 1/2" BSPT male x 3/4" BSPT male	1
10	GA3500200	Hydraulic adaptor, Tee, 1/2" BSPT male x 1/2" BSPT male x 1/2" BSPP female swivel	3
11	GA3500300	Hydraulic adaptor, Plug, 3/8" BSPP male	3
12	GA3500307	Hydraulic adaptor, Nipple, 1/4" BSPT male x 3/8" BSPP male	4
13	GA3500199	Hydraulic adaptor, Tee, 1/4 BSPT male x 1/4 BSPT male x 1/4 BSPP female	1
14	GA3500332	Hydraulic adaptor, Elbow, 90 degree, 1/4" BSPT male x 1/4" BSPP female swivel	2
15	GA3500145	Hydraulic adaptor, Nipple, 3/8" BSPP male x 9/16" JIC male	4
16	GA3500144	Hydraulic adaptor, Tee, 9/16" JIC male x 9/16" JIC male x 9/16" JIC female swivel	6
17	GA5047726	Valve solenoid J spool 12v 2 pin amp connector	1
18	GA5054410	SHCS M5 x 50 GR12.9 ZP	4
19	GA5047335	Plate blanking, Spool valve NG6	1
20	GA5003581	SHCS M5 x 20 SS A2-70	4

## Spool Block - 30-36m - Bi-fold



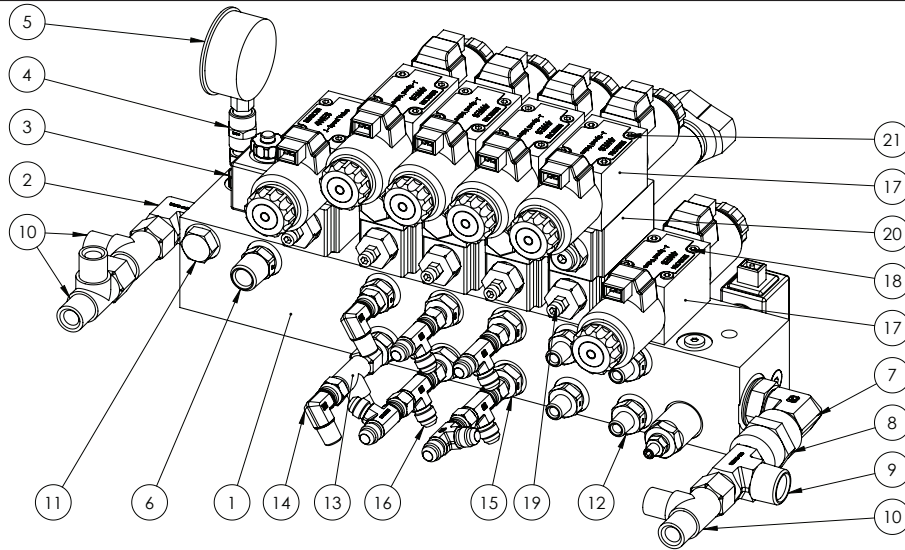
ITEM NO.	PART NUMBER	DESCRIPTION	QTY.
1	GA5047741	Manifold Assembly Option THREE Normally open Fitted with AMP plug coils	1
2	GA3500324	Hydraulic adaptor, Elbow, 90 degree, 1/2" BSPT male x 3/4" BSPP male O-ring	1
3	-	Gauge fitment no longer requires adaptor	-
4	-	Gauge fitment no longer requires adaptor	-
5	GA5078076	Gauge, Pressure, 250 bar, 3500psi	1
6	GA3500309	Hydraulic adaptor, Nipple, 1/2" BSPT male x 3/8" BSPP male	1
7	GA3500325	Hydraulic adaptor, Elbow, 90 degree, 3/4" BSPT male x 3/4" BSPP male O-ring	1
8	GA3500213	Hydraulic adaptor, Socket, 3/4" BSPT female x 3/4" BSPT female	1
9	GA3500272	Hydraulic adaptor, Tee, 3/4" BSPT male x 1/2" BSPT male x 3/4" BSPT male	1
10	GA3500200	Hydraulic adaptor, Tee, 1/2" BSPT male x 1/2" BSPT male x 1/2" BSPP female swivel	1
11	GA3500300	Hydraulic adaptor, Plug, 3/8" BSPP male	1
12	GA3500307	Hydraulic adaptor, Nipple, 1/4" BSPT male x 3/8" BSPP male	6
13	GA3500199	Hydraulic adaptor, Tee, 1/4 BSPT male x 1/4 BSPT male x 1/4 BSPP female	1
14	GA3500332	Hydraulic adaptor, Elbow, 90 degree, 1/4" BSPT male x 1/4" BSPP female swivel	2
15	GA3500002	Hydraulic Adaptor Elbow, 90 Degree, 9/16" male JIC, 9/16" Female Swivel JIC	4
16	GA3500145	Hydraulic adaptor, Nipple, 3/8" BSPP male x 9/16" JIC male	4
17	GA5047726	Valve solenoid J spool 12v 2 pin amp connector	2
18	GA5054410	SHCS M5 x 50 GR12.9 ZP	4
19	GA5047581	Hydraulic Valve, Flow control, NG6 A+B, Suit spool	1
20	GA5017373	Valve reducing modular	1
21	GA5048570	SHCS M5 x 130 GR12.9 ZP	4

## Spool Block - 30-36m - Bi-fold & NORAC Passive



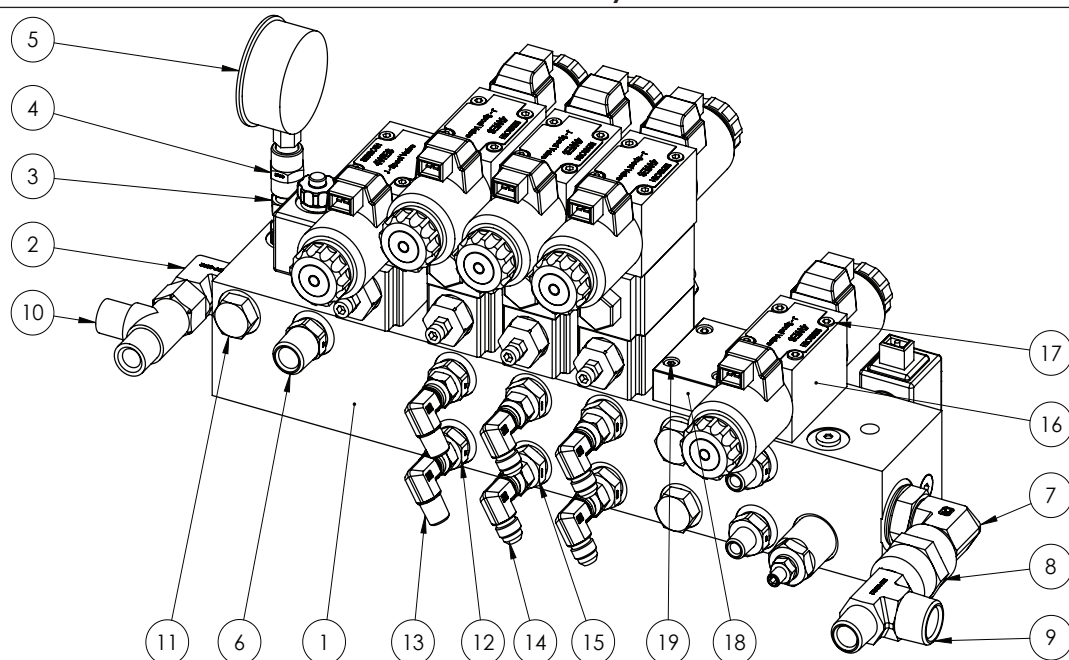
ITEM NO.	PART NUMBER	DESCRIPTION	QTY.
1	GA5047741	Manifold Assembly Option THREE Normally open Fitted with AMP plug coils	1
2	GA3500324	Hydraulic adaptor, Elbow, 90 degree, 1/2" BSPT male x 3/4" BSPP male O-ring	1
3	-	Gauge fitment no longer requires adaptor	-
4	-	Gauge fitment no longer requires adaptor	-
5	GA5078076	Gauge, Pressure, 250 bar, 3500psi	1
6	GA3500309	Hydraulic adaptor, Nipple, 1/2" BSPT male x 3/8" BSPP male	1
7	GA3500325	Hydraulic adaptor, Elbow, 90 degree, 3/4" BSPT male x 3/4" BSPP male O-ring	1
8	GA3500213	Hydraulic adaptor, Socket, 3/4" BSPT female x 3/4" BSPT female	1
9	GA3500272	Hydraulic adaptor, Tee, 3/4" BSPT male x 1/2" BSPT male x 3/4" BSPT male	1
10	GA3500200	Hydraulic adaptor, Tee, 1/2" BSPT male x 1/2" BSPT male x 1/2" BSPP female swivel	3
11	GA3500300	Hydraulic adaptor, Plug, 3/8" BSPP male	1
12	GA3500307	Hydraulic adaptor, Nipple, 1/4" BSPT male x 3/8" BSPP male	6
13	GA3500199	Hydraulic adaptor, Tee, 1/4 BSPT male x 1/4 BSPT male x 1/4 BSPP female	1
14	GA3500332	Hydraulic adaptor, Elbow, 90 degree, 1/4" BSPT male x 1/4" BSPP female swivel	2
15	GA3500145	Hydraulic adaptor, Nipple, 3/8" BSPP male x 9/16" JIC male	4
16	GA3500144	Hydraulic adaptor, Tee, 9/16" JIC male x 9/16" JIC male x 9/16" JIC female swivel	4
17	GA5047726	Valve solenoid J spool 12v 2 pin amp connector	2
18	GA5054410	SHCS M5 x 50 GR12.9 ZP	4
19	GA5047581	Hydraulic Valve, Flow control, NG6 A+B, Suit spool	1
20	GA5017373	Valve reducing modular	1
21	GA5048570	SHCS M5 x 130 GR12.9 ZP	4

## Spool Block - 30-36m - Bi-fold & NORAC Active



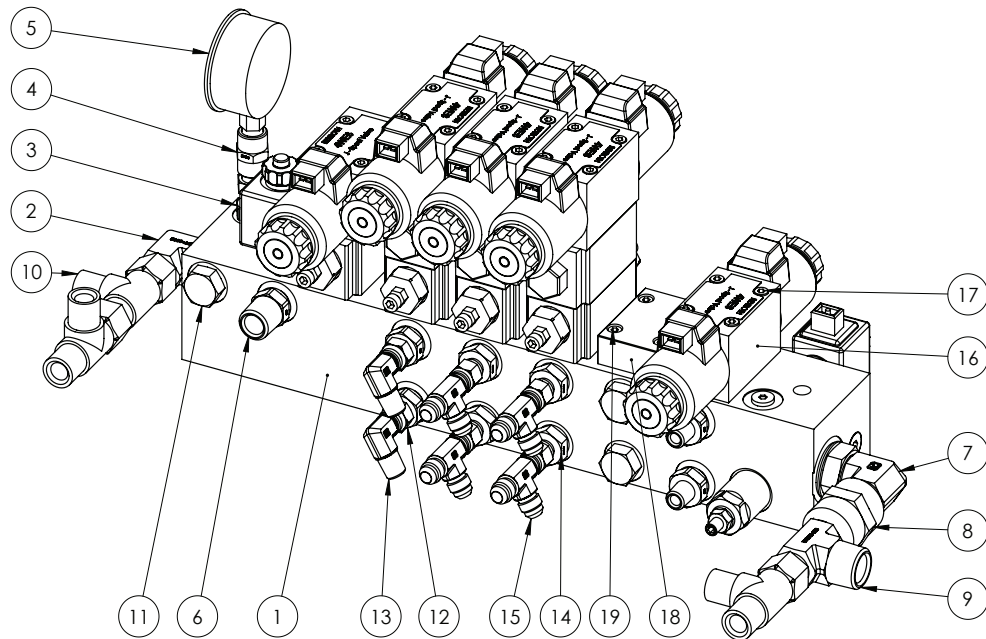
ITEM NO.	PART NUMBER	DESCRIPTION	QTY.
1	GA5047741	Manifold Assembly Option THREE Normally open Fitted with AMP plug coils	1
2	GA3500324	Hydraulic adaptor, Elbow, 90 degree, 1/2" BSPT male x 3/4" BSPP male O-ring	1
3	-	Gauge fitment no longer requires adaptor	-
4	-	Gauge fitment no longer requires adaptor	-
5	GA5078076	Gauge, Pressure, 250 bar, 3500psi	1
6	GA3500309	Hydraulic adaptor, Nipple, 1/2" BSPT male x 3/8" BSPP male	1
7	GA3500325	Hydraulic adaptor, Elbow, 90 degree, 3/4" BSPT male x 3/4" BSPP male O-ring	1
8	GA3500213	Hydraulic adaptor, Socket, 3/4" BSPT female x 3/4" BSPT female	1
9	GA3500272	Hydraulic adaptor, Tee, 3/4" BSPT male x 1/2" BSPT male x 3/4" BSPT male	1
10	GA3500200	Hydraulic adaptor, Tee, 1/2" BSPT male x 1/2" BSPT male x 1/2" BSPP female swivel	3
11	GA3500300	Hydraulic adaptor, Plug, 3/8" BSPP male	1
12	GA3500307	Hydraulic adaptor, Nipple, 1/4" BSPT male x 3/8" BSPP male	6
13	GA3500199	Hydraulic adaptor, Tee, 1/4 BSPT male x 1/4 BSPT male x 1/4 BSPP female	1
14	GA3500332	Hydraulic adaptor, Elbow, 90 degree, 1/4" BSPT male x 1/4" BSPP female swivel	2
15	GA3500145	Hydraulic adaptor, Nipple, 3/8" BSPP male x 9/16" JIC male	4
16	GA3500144	Hydraulic adaptor, Tee, 9/16" JIC male x 9/16" JIC male x 9/16" JIC female swivel	6
17	GA5047726	Valve solenoid J spool 12v 2 pin amp connector	2
18	GA5054410	SHCS M5 x 50 GR12.9 ZP	4
19	GA5047581	Hydraulic Valve, Flow control, NG6 A+B, Suit spool	1
20	GA5017373	Valve reducing modular	1
21	GA5048570	SHCS M5 x 130 GR12.9 ZP	4

## Spool Block - 42m - Base Assembly



ITEM NO.	PART NUMBER	DESCRIPTION	QTY.
1	GA5047741	Manifold Assembly Option THREE Normally open Fitted with AMP plug coils	1
2	GA3500324	Hydraulic adaptor, Elbow, 90 degree, 1/2" BSPT male x 3/4" BSPP male O-ring	1
3	-	Gauge fitment no longer requires adaptor	-
4	-	Gauge fitment no longer requires adaptor	-
5	GA5078076	Gauge, Pressure, 250 bar, 3500psi	1
6	GA3500309	Hydraulic adaptor, Nipple, 1/2" BSPT male x 3/8" BSPP male	1
7	GA3500325	Hydraulic adaptor, Elbow, 90 degree, 3/4" BSPT male x 3/4" BSPP male O-ring	1
8	GA3500213	Hydraulic adaptor, Socket, 3/4" BSPT female x 3/4" BSPT female	1
9	GA3500272	Hydraulic adaptor, Tee, 3/4" BSPT male x 1/2" BSPT male x 3/4" BSPT male	1
10	GA3500200	Hydraulic adaptor, Tee, 1/2" BSPT male x 1/2" BSPT male x 1/2" BSPP female swivel	1
11	GA3500300	Hydraulic adaptor, Plug, 3/8" BSPP male	3
12	GA3500307	Hydraulic adaptor, Nipple, 1/4" BSPT male x 3/8" BSPP male	4
13	GA3500332	Hydraulic adaptor, Elbow, 90 degree, 1/4" BSPT male x 1/4" BSPP female swivel	2
14	GA3500002	Hydraulic Adaptor Elbow, 90 Degree, 9/16" male JIC, 9/16" Female Swivel JIC	4
15	GA3500145	Hydraulic adaptor, Nipple, 3/8" BSPP male x 9/16" JIC male	4
16	GA5047726	Valve solenoid J spool 12v 2 pin amp connector	1
17	GA5054410	SHCS M5 x 50 GR12.9 ZP	4
18	GA5047335	Plate blanking, Spool valve NG6	1
19	GA5003581	SHCS M5 x 20 SS A2-70	4

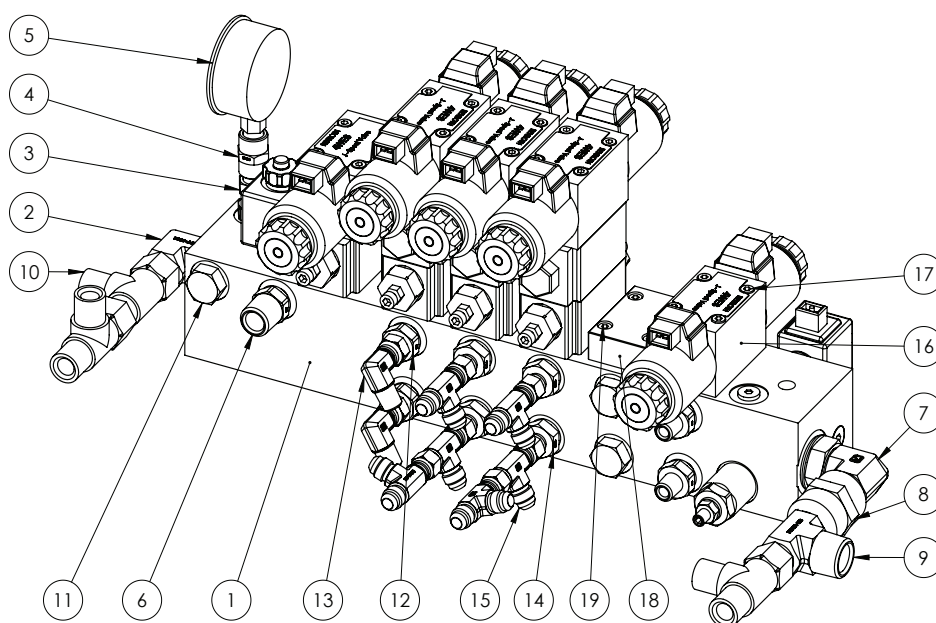
## Spool Block - 42m - NORAC Passive



ITEM NO.	PART NUMBER	DESCRIPTION	QTY.
1	GA5047741	Manifold Assembly Option THREE Normally open Fitted with AMP plug coils	1
2	GA3500324	Hydraulic adaptor, Elbow, 90 degree, 1/2" BSPT male x 3/4" BSPP male O-ring	1
3	-	Gauge fitment no longer requires adaptor	-
4	-	Gauge fitment no longer requires adaptor	-
5	GA5078076	Gauge, Pressure, 250 bar, 3500psi	1
6	GA3500309	Hydraulic adaptor, Nipple, 1/2" BSPT male x 3/8" BSPP male	1
7	GA3500325	Hydraulic adaptor, Elbow, 90 degree, 3/4" BSPT male x 3/4" BSPP male O-ring	1
8	GA3500213	Hydraulic adaptor, Socket, 3/4" BSPT female x 3/4" BSPT female	1
9	GA3500272	Hydraulic adaptor, Tee, 3/4" BSPT male x 1/2" BSPT male x 3/4" BSPT male	1
10	GA3500200	Hydraulic adaptor, Tee, 1/2" BSPT male x 1/2" BSPT male x 1/2" BSPP female swivel	3
11	GA3500300	Hydraulic adaptor, Plug, 3/8" BSPP male	3
12	GA3500307	Hydraulic adaptor, Nipple, 1/4" BSPT male x 3/8" BSPP male	4
13	GA3500332	Hydraulic adaptor, Elbow, 90 degree, 1/4" BSPT male x 1/4" BSPP female swivel	2
14	GA3500145	Hydraulic adaptor, Nipple, 3/8" BSPP male x 9/16" JIC male	4
15	GA3500144	Hydraulic adaptor, Tee, 9/16" JIC male x 9/16" JIC male x 9/16" JIC female swivel	4
16	GA5047726	Valve solenoid J spool 12v 2 pin amp connector	1
17	GA5054410	SHCS M5 x 50 GR12.9 ZP	4
18	GA5047335	Plate blanking, Spool valve NG6	1
19	GA5003581	SHCS M5 x 20 SS A2-70	4

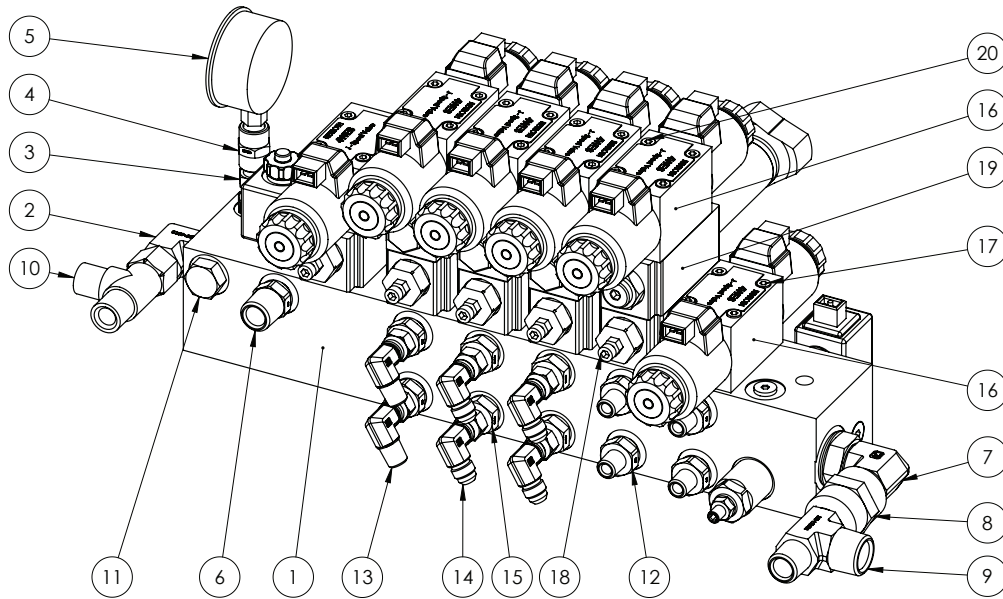


## Spool Block - 42m - NORAC Active



ITEM NO.	PART NUMBER	DESCRIPTION	QTY.
1	GA5047741	Manifold Assembly Option THREE Normally open Fitted with AMP plug coils	1
2	GA3500324	Hydraulic adaptor, Elbow, 90 degree, 1/2" BSPT male x 3/4" BSPP male O-ring	1
3	-	Gauge fitment no longer requires adaptor	-
4	-	Gauge fitment no longer requires adaptor	-
5	GA5078076	Gauge, Pressure, 250 bar, 3500psi	1
6	GA3500309	Hydraulic adaptor, Nipple, 1/2" BSPT male x 3/8" BSPP male	1
7	GA3500325	Hydraulic adaptor, Elbow, 90 degree, 3/4" BSPT male x 3/4" BSPP male O-ring	1
8	GA3500213	Hydraulic adaptor, Socket, 3/4" BSPT female x 3/4" BSPT female	1
9	GA3500272	Hydraulic adaptor, Tee, 3/4" BSPT male x 1/2" BSPT male x 3/4" BSPT male	1
10	GA3500200	Hydraulic adaptor, Tee, 1/2" BSPT male x 1/2" BSPT male x 1/2" BSPP female swivel	3
11	GA3500300	Hydraulic adaptor, Plug, 3/8" BSPP male	3
12	GA3500307	Hydraulic adaptor, Nipple, 1/4" BSPT male x 3/8" BSPP male	4
13	GA3500332	Hydraulic adaptor, Elbow, 90 degree, 1/4" BSPT male x 1/4" BSPP female swivel	2
14	GA3500145	Hydraulic adaptor, Nipple, 3/8" BSPP male x 9/16" JIC male	4
15	GA3500144	Hydraulic adaptor, Tee, 9/16" JIC male x 9/16" JIC male x 9/16" JIC female swivel	6
16	GA5047726	Valve solenoid J spool 12v 2 pin amp connector	1
17	GA5054410	SHCS M5 x 50 GR12.9 ZP	4
18	GA5047335	Plate blanking, Spool valve NG6	1
19	GA5003581	SHCS M5 x 20 SS A2-70	4

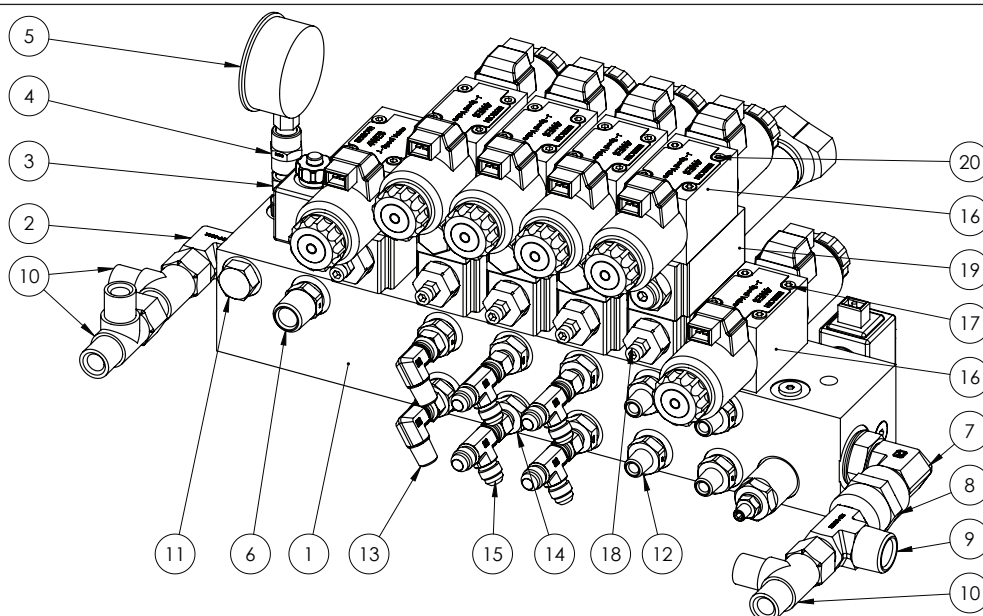
## Spool Block - 42m - Bi-fold



ITEM NO.	PART NUMBER	DESCRIPTION	QTY.
1	GA5047741	Manifold Assembly Option THREE Normally open Fitted with AMP plug coils	1
2	GA3500324	Hydraulic adaptor, Elbow, 90 degree, 1/2" BSPT male x 3/4" BSPP male O-ring	1
3	-	Gauge fitment no longer requires adaptor	-
4	-	Gauge fitment no longer requires adaptor	-
5	GA5078076	Gauge, Pressure, 250 bar, 3500psi	1
6	GA3500309	Hydraulic adaptor, Nipple, 1/2" BSPT male x 3/8" BSPP male	1
7	GA3500325	Hydraulic adaptor, Elbow, 90 degree, 3/4" BSPT male x 3/4" BSPP male O-ring	1
8	GA3500213	Hydraulic adaptor, Socket, 3/4" BSPT female x 3/4" BSPT female	1
9	GA3500272	Hydraulic adaptor, Tee, 3/4" BSPT male x 1/2" BSPT male x 3/4" BSPT male	1
10	GA3500200	Hydraulic adaptor, Tee, 1/2" BSPT male x 1/2" BSPT male x 1/2" BSPP female swivel	1
11	GA3500300	Hydraulic adaptor, Plug, 3/8" BSPP male	1
12	GA3500307	Hydraulic adaptor, Nipple, 1/4" BSPT male x 3/8" BSPP male	6
13	GA3500332	Hydraulic adaptor, Elbow, 90 degree, 1/4" BSPT male x 1/4" BSPP female swivel	2
14	GA3500002	Hydraulic Adaptor Elbow, 90 Degree, 9/16" male JIC, 9/16" Female Swivel JIC	4
15	GA3500145	Hydraulic adaptor, Nipple, 3/8" BSPP male x 9/16" JIC male	4
16	GA5047726	Valve solenoid J spool 12v 2 pin amp connector	2
17	GA5054410	SHCS M5 x 50 GR12.9 ZP	4
18	GA5047581	Hydraulic Valve, Flow control, NG6 A+B, Suit spool	1
19	GA5017373	Valve reducing modular	1
20	GA5048570	SHCS M5 x 130 GR12.9 ZP	4

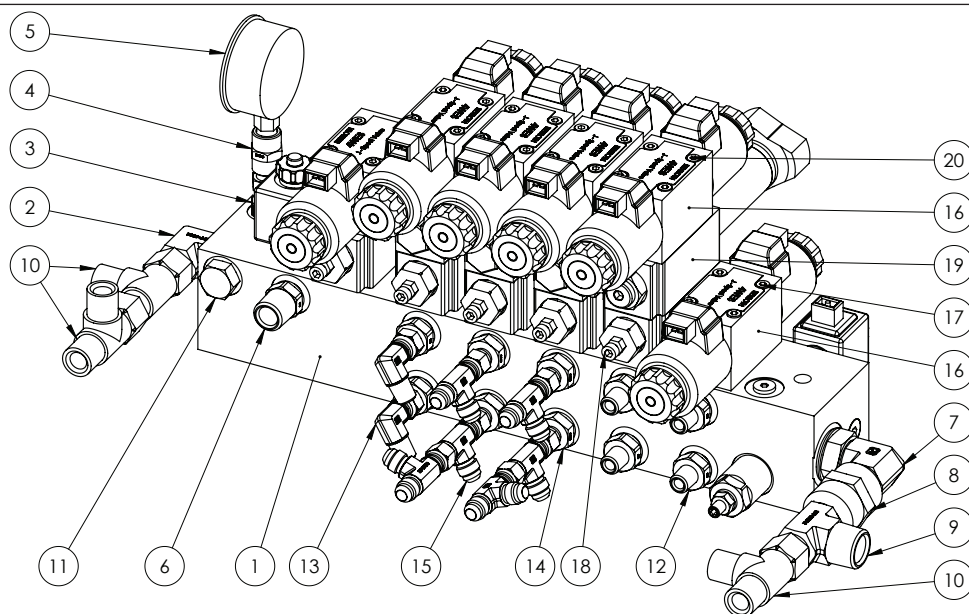


## Spool Block - 42m - Bi-fold & NORAC Passive



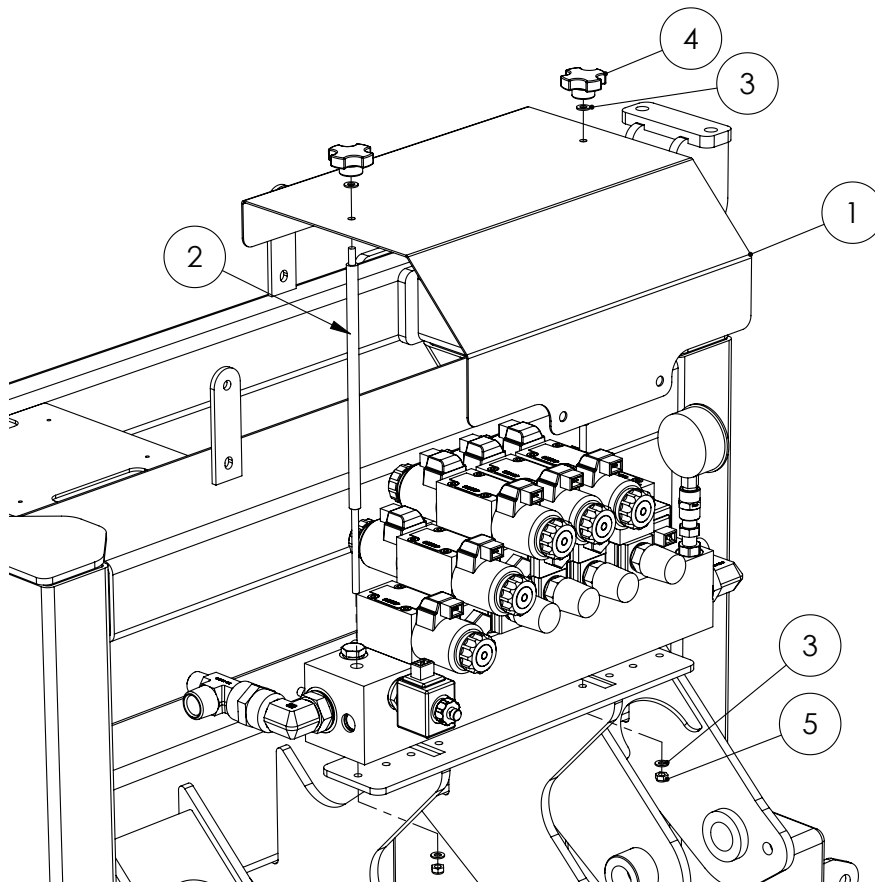
ITEM NO.	PART NUMBER	DESCRIPTION	QTY.
1	GA5047741	Manifold Assembly Option THREE Normally open Fitted with AMP plug coils	1
2	GA3500324	Hydraulic adaptor, Elbow, 90 degree, 1/2" BSPT male x 3/4" BSPP male O-ring	1
3	-	Gauge fitment no longer requires adaptor	-
4	-	Gauge fitment no longer requires adaptor	-
5	GA5078076	Gauge, Pressure, 250 bar, 3500psi	1
6	GA3500309	Hydraulic adaptor, Nipple, 1/2" BSPT male x 3/8" BSPP male	1
7	GA3500325	Hydraulic adaptor, Elbow, 90 degree, 3/4" BSPT male x 3/4" BSPP male O-ring	1
8	GA3500213	Hydraulic adaptor, Socket, 3/4" BSPT female x 3/4" BSPT female	1
9	GA3500272	Hydraulic adaptor, Tee, 3/4" BSPT male x 1/2" BSPT male x 3/4" BSPT male	1
10	GA3500200	Hydraulic adaptor, Tee, 1/2" BSPT male x 1/2" BSPT male x 1/2" BSPP female swivel	3
11	GA3500300	Hydraulic adaptor, Plug, 3/8" BSPP male	1
12	GA3500307	Hydraulic adaptor, Nipple, 1/4" BSPT male x 3/8" BSPP male	6
13	GA3500332	Hydraulic adaptor, Elbow, 90 degree, 1/4" BSPT male x 1/4" BSPP female swivel	2
14	GA3500145	Hydraulic adaptor, Nipple, 3/8" BSPP male x 9/16" JIC male	4
15	GA3500144	Hydraulic adaptor, Tee, 9/16" JIC male x 9/16" JIC male x 9/16" JIC female swivel	4
16	GA5047726	Valve solenoid J spool 12v 2 pin amp connector	2
17	GA5054410	SHCS M5 x 50 GR12.9 ZP	4
18	GA5047581	Hydraulic Valve, Flow control, NG6 A+B, Suit spool	1
19	GA5017373	Valve reducing modular	1
20	GA5048570	SHCS M5 x 130 GR12.9 ZP	4

## Spool Block - 42m - Bi-fold & NORAC Active



ITEM NO.	PART NUMBER	DESCRIPTION	QTY.
1	GA5047741	Manifold Assembly Option THREE Normally open Fitted with AMP plug coils	1
2	GA3500324	Hydraulic adaptor, Elbow, 90 degree, 1/2" BSPT male x 3/4" BSPP male O-ring	1
3	-	Gauge fitment no longer requires adaptor	-
4	-	Gauge fitment no longer requires adaptor	-
5	GA5078076	Gauge, Pressure, 250 bar, 3500psi	1
6	GA3500309	Hydraulic adaptor, Nipple, 1/2" BSPT male x 3/8" BSPP male	1
7	GA3500325	Hydraulic adaptor, Elbow, 90 degree, 3/4" BSPT male x 3/4" BSPP male O-ring	1
8	GA3500213	Hydraulic adaptor, Socket, 3/4" BSPT female x 3/4" BSPT female	1
9	GA3500272	Hydraulic adaptor, Tee, 3/4" BSPT male x 1/2" BSPT male x 3/4" BSPT male	1
10	GA3500200	Hydraulic adaptor, Tee, 1/2" BSPT male x 1/2" BSPT male x 1/2" BSPP female swivel	3
11	GA3500300	Hydraulic adaptor, Plug, 3/8" BSPP male	1
12	GA3500307	Hydraulic adaptor, Nipple, 1/4" BSPT male x 3/8" BSPP male	6
13	GA3500332	Hydraulic adaptor, Elbow, 90 degree, 1/4" BSPT male x 1/4" BSPP female swivel	2
14	GA3500145	Hydraulic adaptor, Nipple, 3/8" BSPP male x 9/16" JIC male	4
15	GA3500144	Hydraulic adaptor, Tee, 9/16" JIC male x 9/16" JIC male x 9/16" JIC female swivel	6
16	GA5047726	Valve solenoid J spool 12v 2 pin amp connector	2
17	GA5054410	SHCS M5 x 50 GR12.9 ZP	4
18	GA5047581	Hydraulic Valve, Flow control, NG6 A+B, Suit spool	1
19	GA5017373	Valve reducing modular	1
20	GA5048570	SHCS M5 x 130 GR12.9 ZP	4

## Spool Valve Mounting Assembly



ITEM NO.	PART NUMBER	DESCRIPTION	QTY.
1	COMP0013	Spool valve cover	1
2	MACH0035	Mounting Bolts, for solenoid cover	2
3	GA5004437	Washer 6mm Flat SS	4
4	GA5069870	Knob, Star grip, M6 x 32 DIA	2
5	GA5048115	Nut M6 Nyloc ZP	2

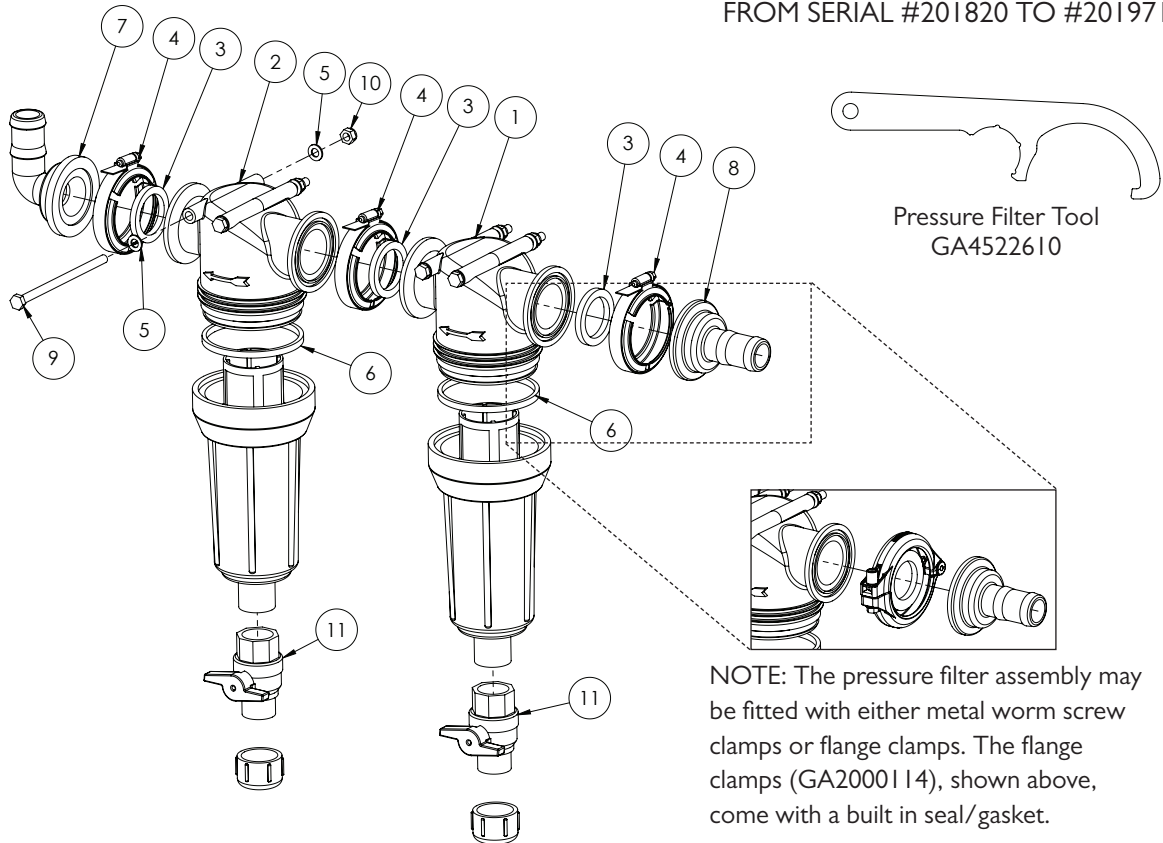


# Chapter 19

## PLUMBING

### Dual Pressure Filter Assembly

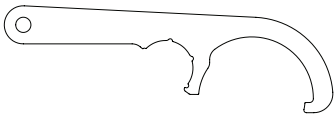
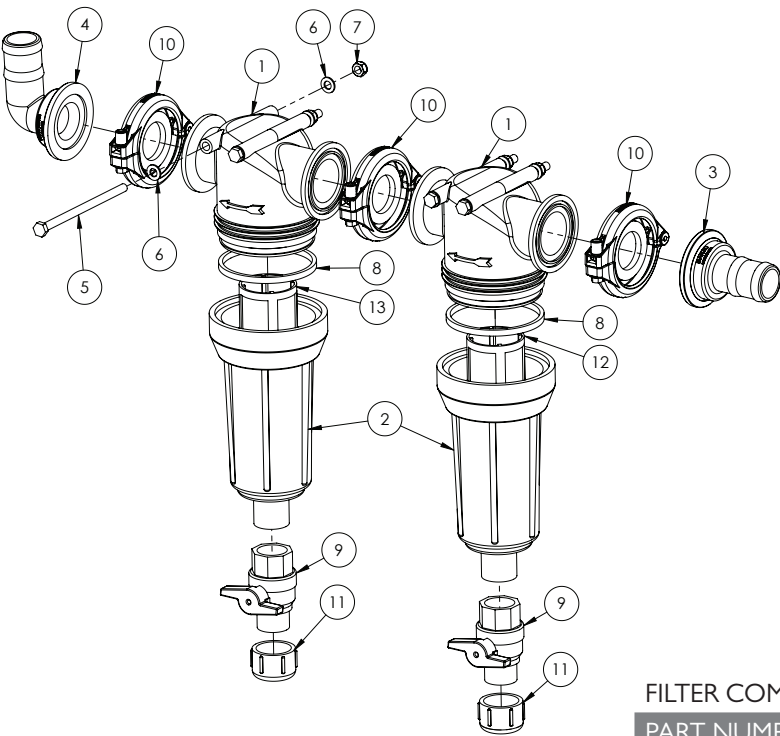
FROM SERIAL #201820 TO #201971



ITEM NO.	PART NUMBER	DESCRIPTION	QTY.
1	GA5077285	Filter, 75 series flange inlet & outlet, 80 mesh (Blue screen)	1
	GA5077394	Filter screen, 80 mesh, Blue, SS & polypropylene, Teejet	-
2	GA5077284	Filter, 75 series flange inlet & outlet, 100 mesh (Green screen)	1
	GA5077395	Filter screen, 100 mesh, Green, SS & polymer	-
3	GA5009335	Seal, 41.5 ID x 55 OD x 6.5mm thick, EPDM, suit 1 1/2" flange	3
4	FC200	Clamp, Worm screw, Use with 2" standard flange port, Banjo	3
	GA2000114	Flange Clamp, and Gasket, 1.5", series 200, Hypro	3
5	GA5003643	Washer 8mm Flat SS HD	8
6	GA5077541	Seal, 98 OD x 91 ID x 7mm thick	2
7	GA5077831	Hose barb, Elbow, 90 degree, 2" flange x 1 1/4" hose, Banjo	1
8	GA5077830	Hose barb, Flanged, Straight, 2" flange x 1 1/4" barb, Banjo	1
9	GA5011503	Bolt M8 x 140 ZP GR8.8	4
10	GA5004917	Nut M8 Nyloc ZP	4
11	GA5067620	Ball Valve, 1" Male / Female, Tee Handle, Brass	2

# Dual Pressure Filter Assembly

FROM #201974 ONWARDS



Pressure Filter Tool  
GA4522610

**FILTER MESH ALTERNATES**

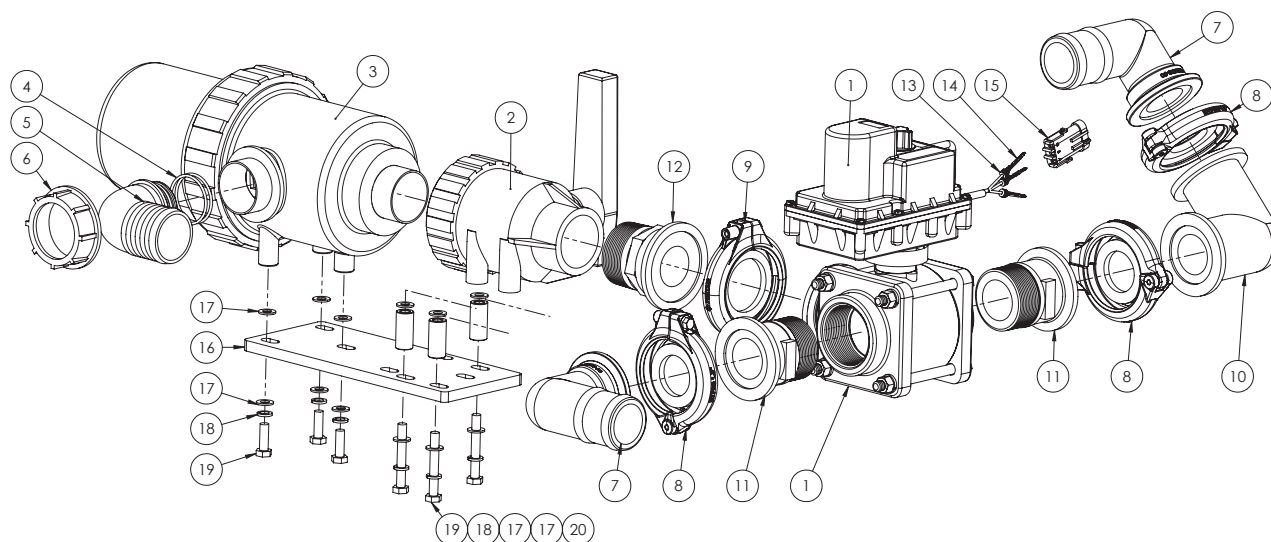
PART NUMBER	DESCRIPTION
GA5077391	16 mesh
GA5077392	32 mesh
GA5077393	50 mesh
GA5077394	80 mesh
GA5077395	100 mesh
GA5077396	120 mesh

**FILTER COMPLETE**

PART NUMBER	DESCRIPTION
GA5077285	Filter, 75 series flange inlet & outlet, with 80 mesh, Blue
GA5077284	Filter, 75 series flange inlet & outlet, with 100 mesh,

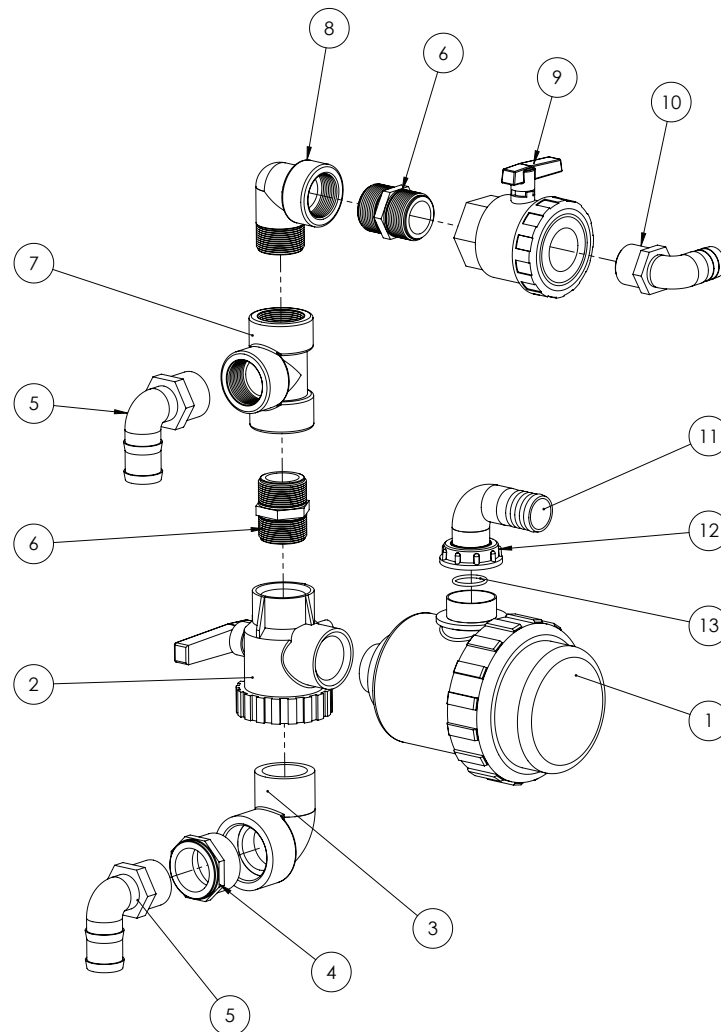
ITEM NO.	PART NUMBER	DESCRIPTION	QTY.
1	GA5078386	Strainer head, 1 1/2" inlet / outlets	2
2	GA5077539	Filter bowl	2
3	GA5077833	Hose barb, Flange, Straight, 2" flange x 1 1/2" hose	1
4	GA5077834	Hose barb, Elbow, 90 degree, 2" flange x 1 1/2" hose	1
5	GA5011503	Bolt M8 x 140 ZP GR8.8	4
6	GA5003643	Washer 8mm Flat SS HD	8
7	GA5004917	Nut M8 Nyloc ZP	4
8	GA5077541	Seal, 98 OD x 91 ID x 7mm thick, EPDM type - Alternate	2
	GA5077542	Seal, 98 OD x 91 ID x 7mm thick, VITON type - Alternate	
9	GA5067620	Ball Valve, 1" Male / Female, Tee Handle, Brass	2
10	GA2000114	Flange Clamp, and Gasket, 1.5", series 200, Hypro	3
	GA5077540	Filter bowl cap, AA126, Polypropylene	
11	GA5077564	Seal, suit GA5077540, EPDM type - Alternate	2
	GA5077565	Seal, suit GA5077540, VITON type - Alternate	
12	GA5077394	Filter screen, 80 mesh, Blue, SS & polypropylene	1
13	GA5077395	Filter screen, 100 mesh, Green, SS & polymer	1

## Suction Filter Assembly



ITEM NO.	PART NUMBER	DESCRIPTION	QTY.
1	GA2000018	Ball Valve, Electric 3 way, 2" Full Port	1
2	GA5076981	Valve, Ball, 2 way, 2" female thread inlet / outlet, Lever handle	1
3	GA5076799	Filter, Suction, 317, 2" BSP male inlet and outlet, 32 mesh screen	1
4	GA5048385	O ring, 42.5 x 2.62 mm, BS131, suit 2" hose barb	2
5	GA5076262	Hose barb, Elbow, 90 degree, 2" fly nut end x 52 mm hose	1
6	GA5076605	Fly nut, 2"	1
7	GA5077838	Hose barb, Elbow, 90 degree, 2" flange x 2" hose	2
8	GA2000114	Flange Clamp, with Gasket, 1.5"	3
9	GA2000115	Flange Clamp, with Gasket, 2"	1
10	GA5077842	Elbow, 90 degree, 2" flange x 2" flange	1
11	GA5077839	Connector, Manifold, 2", Male	2
12	GA2000022	Flange Adaptor, 2" Full Port, 2" BSP Male	1
13	GA5014857	Seal, Green, Weather pack connector, Wire from 2.03 - 2.85mm	3
14	GA5016617	Pin, Male, Sealed, Weather pack, Wire 1.0 - 2.0mm	3
15	GA5048550	Connector, Female, 3 Pin, Weather pack	1
16	GA4507315	Plate Filter Mount Suit Electric Suction Valve	1
17	GA5003643	Washer 8mm Flat SS HD	12
18	GA5004919	Washer 8mm Spring SS	6
19	GA5011489	Bolt M8 x 60 GR8.8 ZP	6
20	GA4552135	Spacer for Altek Rotary valve	3

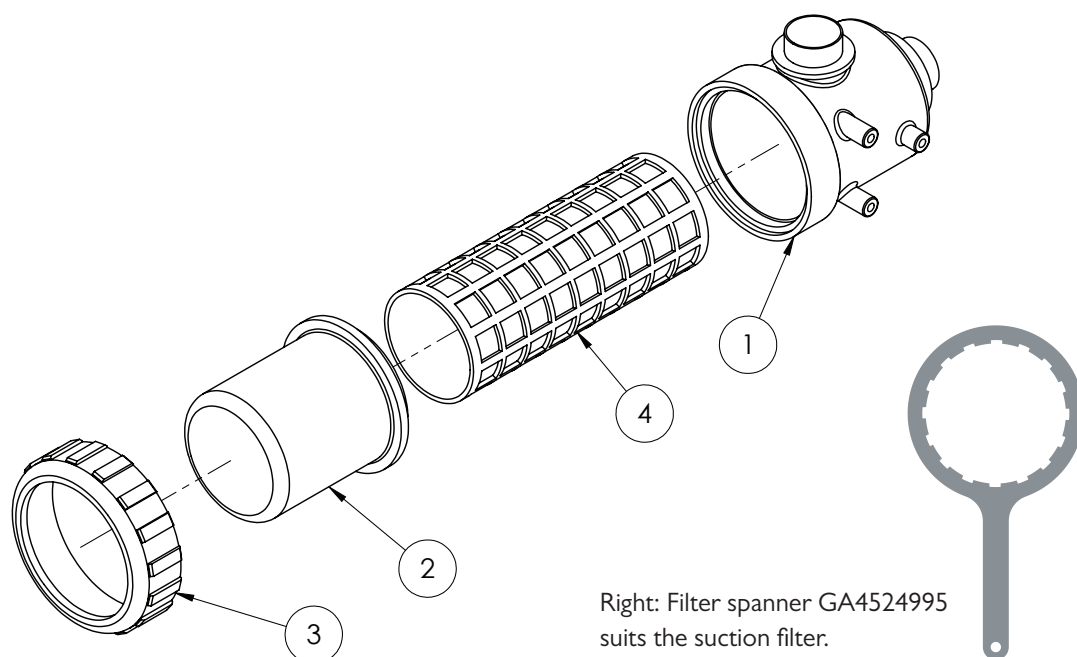
## Suction Filter Assembly - Dual Product



ITEM NO.	PART NUMBER	DESCRIPTION	QTY.
1	GA5076782	Suction Filter 1 1/2" S.T. 50 Mesh	1
2	GA5076985	Valve, Ball, 3 way, 1 1/2" female thread inlet / outlet, Arag	1
3	GA5078142	Street elbow, 90 degree, 2" male thread x 2" female thread, Banjo	1
4	GA5078023	Reducing bush, 2" male thread x 1 1/2" female thread, Banjo	1
5	GA5077736	Hose barb, Elbow, 90 degree, 1 1/2" male thread x 1 1/2" hose	2
6	GA5077916	Nipple, Short, 1 1/2" thread x 1 1/2" thread, Banjo	2
7	GA5078153	Tee, Threaded, 1 1/2" female x 1 1/2" female x 1 1/2" female, Banjo	1
8	GA5078140	Street elbow, 90 degree, 1 1/2" female thread x 1 1/2" male thread	1
9	GA5078167	Valve, Ball, 1 1/2" female thread inlet / outlet, Full port, Lever handle	1
10	GA5077730	Hose barb, Elbow, 90 degree, 1 1/4" male thread x 1 1/4" hose	1
11	GA5076260	Hose barb, Elbow, 90 degree, 1 1/2" fly nut end x 40mm hose	1
12	GA5076604	Fly nut, 1 1/2", Arag	1
13	GA5077679	O-ring, 30 x 3mm	1

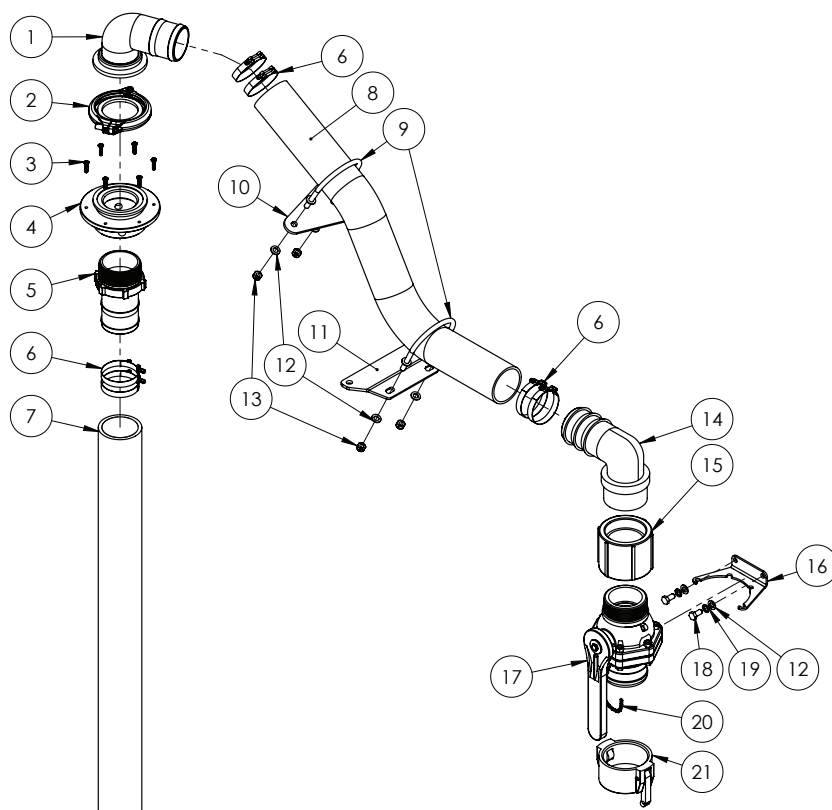


## Suction Filter Bowl Assembly



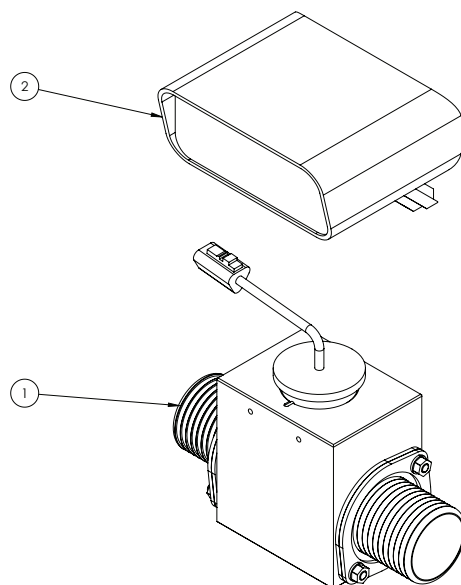
ITEM NO.	PART NUMBER	DESCRIPTION	QTY.
-	GA5076799	Suction filter, 317, 2" BSP male inlet / outlet, 32 mesh - Complete	-
1	GA5076773	Filter Body, 317, "2", Inlet Outlet thread	1
	GA5076793	317 Suction Filter Bowl	1
2	GA5076769	O Ring 126.4 x 7 mm, suit 317 filter bowl, BS429 - Alternate	1
	GA5076770	O Ring 126.4 x 7 mm, suit 317 filter bowl, Viton - Alternate	1
3	GA5076768	Nut, Plastic, Suit 317 suction filter, 8 Threads	1
	GA5076797	32 Mesh Screen - Red - Standard fitment	
	GA5076795	50 Mesh Screen - Blue - Alternate	1
4	GA5076798	80 mesh Screen - Yellow - Alternate	
	GA5077684	O ring, 2.62 x 94.92, EPDM, GI 1046, suits Arag 317, 316, 335, 333 filters	2

## 3" Direct Fill - Front Mount Option



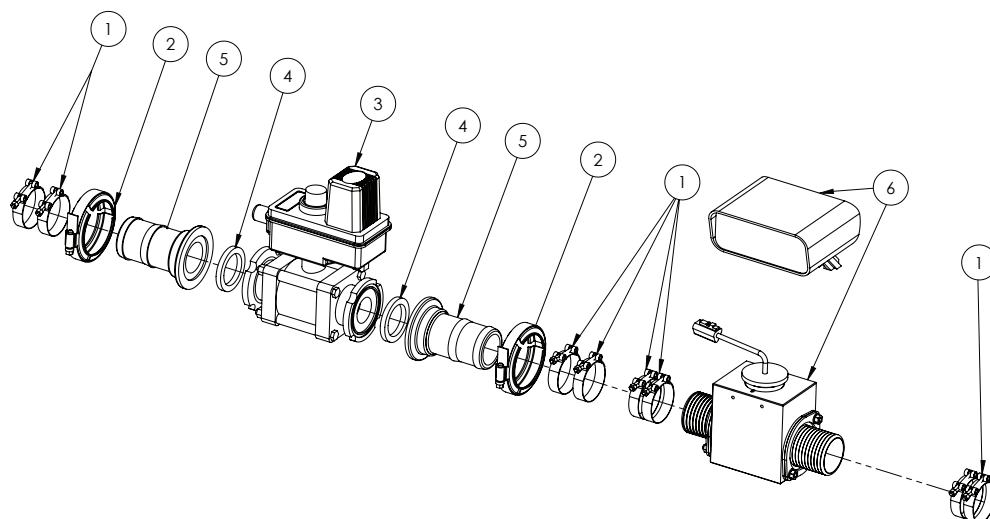
ITEM NO.	PART NUMBER	DESCRIPTION	QTY.
1	GA5077875	Hose barb, Elbow, 90 degree, 3" flange x 3" hose	1
2	GA2000116	Flange Clamp, and Gasket, 3"	1
3	GA5000527	Screw Pan Head 12g x 25mm SS	6
4	GA4550590	Tank Top Inlet Fitting, 3" Banjo Flange and 3" NPT Female Thread	1
5	GA5077741	Hose barb, Straight, 3" male thread x 3" hose	1
6	GA5003835	Hose Clamp 3" S/Steel (70-90/12w3)	6
7	GA2000231	Hose, Suction, PVC, 75mm, Black	1
8	GA2000232	Hose, Suction, 75mm, Wire reinforced	1
9	GA5070905	U bolt, Round top, M10 x 118 x 115mm, with stopper washers, ZP	2
10	GA4509820	Plate, U-bolt Mount, 3" Fill Hose	1
11	GA4509825	Plate, U bolt Mount, Boom Rest Mount, 3" Fill Hose	1
12	GA5000117	Washer 10mm Flat SS HD	6
13	GA5000141	Nut M10 Nyloc ZP	4
14	GA5077742	Hose barb, Elbow, 90 degree, 3" male thread x 3" hose	1
15	GA5077642	Coupling, socket, 3" female thread	1
16	GA4509400	Plate, Ball Valve Mount 3"	1
17	GA5078204	3" NPT Male x 3" Male Adaptor Long Handle	1
18	GA5006113	Bolt M10 x 20 ZP GR8.8	2
19	GA5000137	Washer 10mm Spring SS	2
20	GA5001491	Chain 2mm x 20 SS 316 (cut 150mm long)	13
21	GA5076719	Cam lever, Female cap, 3"	1

## Fill Flow Meter - Teejet



ITEM NO.	PART NUMBER	DESCRIPTION	QTY.
1	GA5077191	Kit, Flowmeter 40D2 Hose Barbs	1
2	75-30018	Console, Fill flow, Metric	1

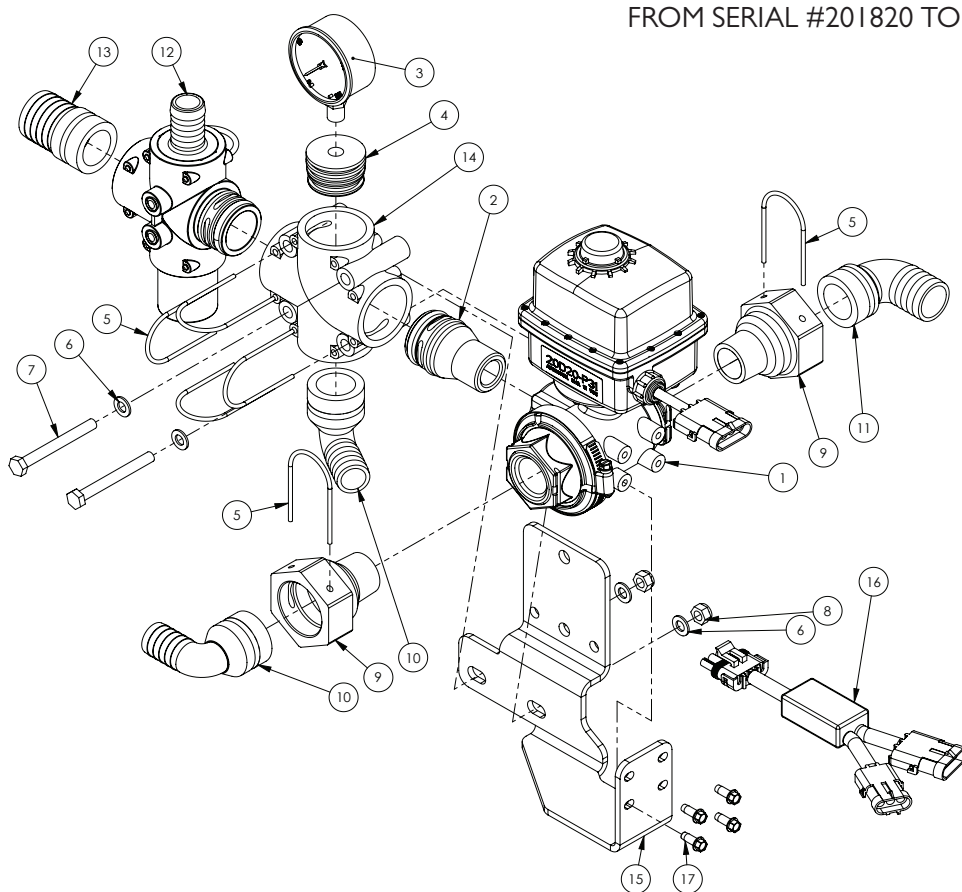
## Fill Flow Meter - Teejet & Shut Off Valve



ITEM NO.	PART NUMBER	DESCRIPTION	QTY.
1	GA5010191	Hose Clamp 2" T-bolt SS	8
2	FC200	Clamp, Worm screw, Use with 2" standard flange port	2
3	GA5076868	Ball Valve Electric 2 way 2" flange	1
	GA5077048	Motor, Replacement only, 346 Style, 25RPM, Bare wires, Teejet	-
4	GA5009335	Seal, 41.5 ID x 55 OD x 6.5 mm thick, EPDM, suit 1 1/2" flange	2
5	GA5077837	Hose barb, Straight, 2" flange x 2" hose	2
6	GA5077193	Kit, Fill Flow, 40D F.m.metric, 70 Series Monitor	1

## Flow Control Valve - Raven controller

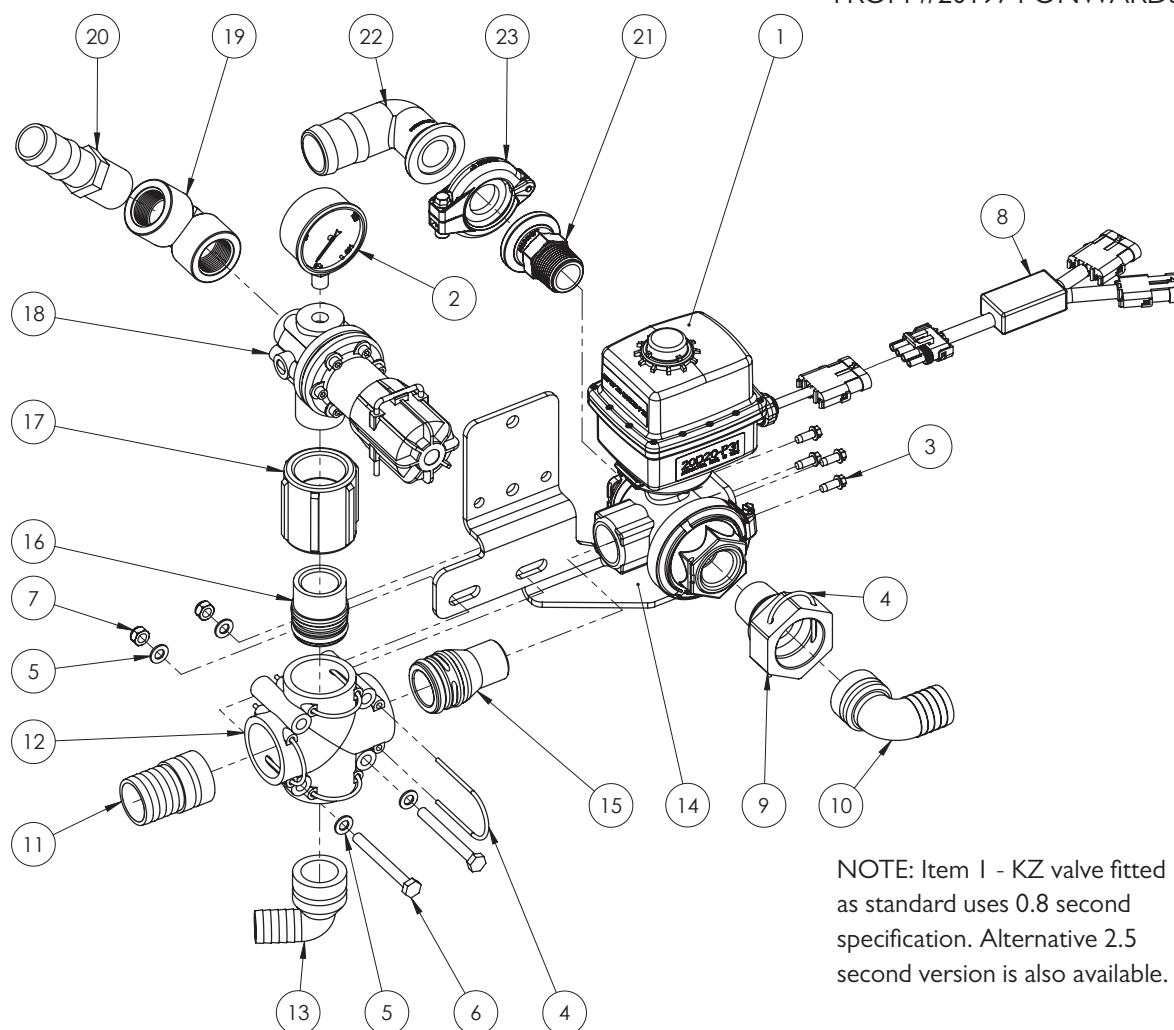
FROM SERIAL #201820 TO #201971



ITEM NO.	PART NUMBER	DESCRIPTION	QTY.
1	GA2000065	Regulator valve, 1" NPT, full port, 3 way, 0.8 sec 12v, KZ valve	1
	GA2000067	Regulator valve, valve only, suit GA2000065, KZ valve	-
	GA2000066	Regulator valve, Actuator only, 0.8 sec 12v, suit GA2000065, KZ valve	-
2	GA2000077	Plumbing Fitting, AS40 to 1" NPT Male Thread, Altek	1
3	GA4948470	Gauge, Pressure, Small face, 160psi	1
4	GA4582160	Plumbing adaptor, Plug, AS40 male x G1/4" Female Thread, Altek	1
5	GA5065690	Safety pin, AS40, Altek	6
6	GA5003643	Washer 8mm Flat SS HD	4
7	GA5052600	Bolt M8 x 75 SS	2
8	GA5052590	Nut M8 Nyloc SS	2
9	GA4582385	Coupling, AS40 female x 1" NPT male thread	2
10	GA5065615	Hose barb, Elbow 90 degree, AS40 x 25mm, Altek	2
11	GA5065620	Hose barb, Elbow, 90 degree, AS40 x 33mm hose barb, Altek	1
12	GA5065500	Relief Valve, pressure control, AS40, 10 bar 145 PSI, Altek	1
13	GA5065590	Hose barb, Straight, AS40 x 39mm hose, Altek	1
14	GA5065565	Plumbing coupling, Cross, AS40 female inlets / outlets, Altek	1
15	GA4509460	Plate, Regulator Valve Assembly Mount	1
16	GA5060059	Loom Boom Recirc Bypass Module	1
17	GA0500022	Set Screw, M6 x 16, Self Tapping, Trilobe, ZP	4

## Flow Control Valve - Diaphragm Pump

FROM #201974 ONWARDS



ITEM NO.	PART NUMBER	DESCRIPTION	QTY.
1	GA2000065	Regulator valve, 1" NPT, full port, 3 way, 0.8 sec 12v, KZ valve	1
	GA2000066	Regulator valve, Actuator only, 0.8 sec 12v, suit GA2000065, KZ valve	-
	GA2000067	Regulator valve, valve only, suit GA2000065 GA2000069, KZ valve	-
	GA2000068	Regulator valve, Actuator only, 2.5 sec 12v, suit GA2000069, KZ valve	-
	GA2000069	Regulator valve, 1" NPT, full port, 3 way, 2.5 sec 12v, KZ valve	-
2	GA4948470	Gauge, Pressure, Small face, 160 psi	1
3	GA0500022	Set Screw Self Tapping Trilobe M6 x 16 ZP	4
4	GA5065690	Safety pin, Suit AS40 plumbing fittings, Altek	5
5	GA5003643	Washer 8mm Flat SS HD	4
6	GA5052600	Bolt M8 x 75 SS A2-70	2
7	GA5052590	Nut M8 Nyloc SS	2
8	GA5060059	Loom Boom Recirc Bypass Module	1

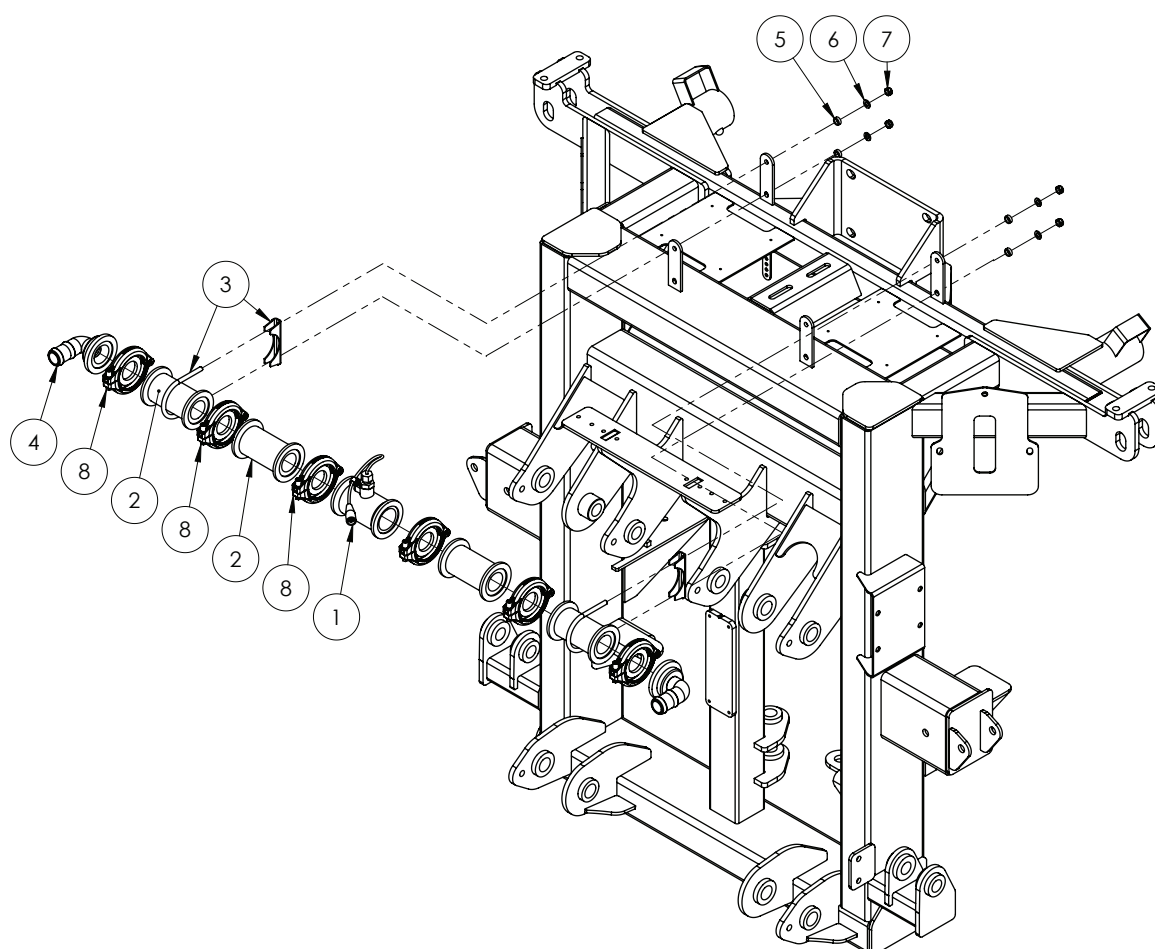
Continued over page

## Flow Control Valve - Diaphragm Pump

ITEM NO.	PART NUMBER	DESCRIPTION	QTY.
9	GA4582385	Coupling, AS40 female x 1" NPT male thread	1
10	GA5065620	Hose barb, Elbow, 90 degree, AS40 x 33mm hose barb, Altek	1
11	GA5065590	Hose barb, Straight, AS40 x 39mm hose, Altek	1
12	GA5065565	Plumbing coupling, Cross, AS40 female inlets / outlets, Altek	1
13	GA5065615	Hose barb, Elbow 90 degree, AS40 x 25mm, Altek	1
14	GA4509460	Plate, Regulator Valve Assembly Mount	1
15	GA2000077	Plumbing Fitting, AS40 to 1" NPT Male Thread, Altek	1
16	GA5065595	Plumbing adaptor, AS40 1-1/4" male thread	1
17	GA5077639	Coupling, socket, 1 1/4" female thread	1
18	GA5075640	Valve, Pressure relief, 15 bar, 1" male thread inlet x 1 1/4" male thread outlet, Polmac	1
19	GA5077655	Street elbow, 90 degree, 1" female thread x 1" female thread	1
20	GA5077722	Hose barb, Straight, 1 male thread x 1 1/4" hose	1
21	GA5077820	Coupling, Flanged, 1 flange x 1 male thread	1
22	GA2000138	Hose barb, Elbow, 90 Degree, 1" Flange, x 1 1/2" Hose	1
23	GA2000113	Flange Clamp, and Gasket, 1", series	1

## Flow Meter - Raven Controller - Flange Clamps

FROM SERIAL #201820 TO #201971



ITEM NO.	PART NUMBER	DESCRIPTION	QTY.
1	GA5075890*	Flowmeter, RFM60P High Pulse, Raven	1
2	GA5077840	Plumbing coupling, Straight, 2" flange x " flange x 4 1/2" long, Banjo	4
3	GA5006689	Exhaust clamp - 66mm C12	2
4	GA5077831	Hose barb, Elbow, 90 degree, 2" flange x 1 1/4" hose, Banjo	2
5	GA4552080	Crush tube, 10.2 ID x 15 OD x 5 mm	4
6	GA5003643	Washer 8mm Flat SS HD	4
7	GA5052590	Nut M8 Nyloc SS	4
8	GA2000114	Flange Clamp, and Gasket, 1.5", series 200, Hypro	6

\* Sub-assembly on following pages

NOTE: The flow meter may be fitted with either flange clamps or metal worm screw clamps. The flange clamps come with a built in seal/gasket. See previous section for other version.

FROM #201974 ONWARDS

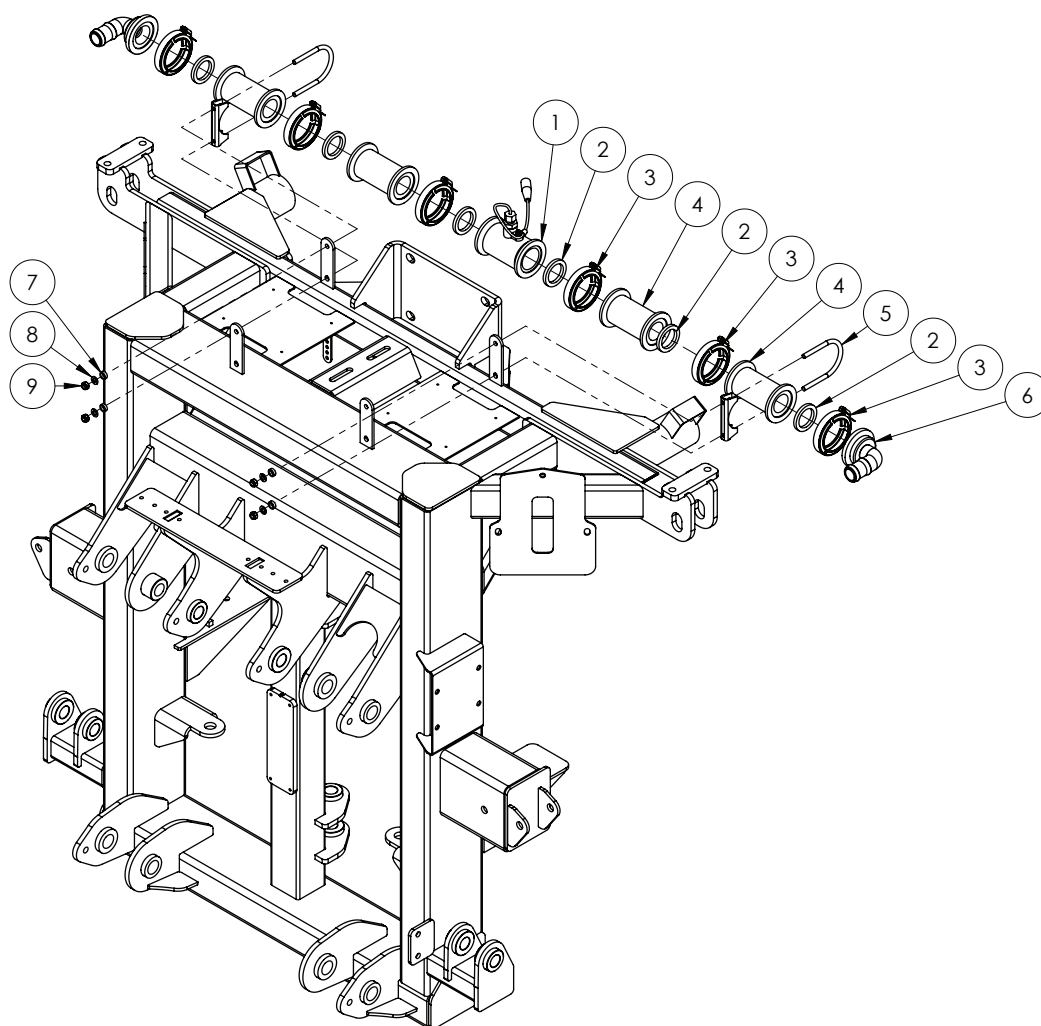
\* Sub-assembly on following pages

320 - Chapter 19 - Plumbing



## Flow Meter - Raven Controller - Metal Clamps

FROM SERIAL #201820 TO #201971

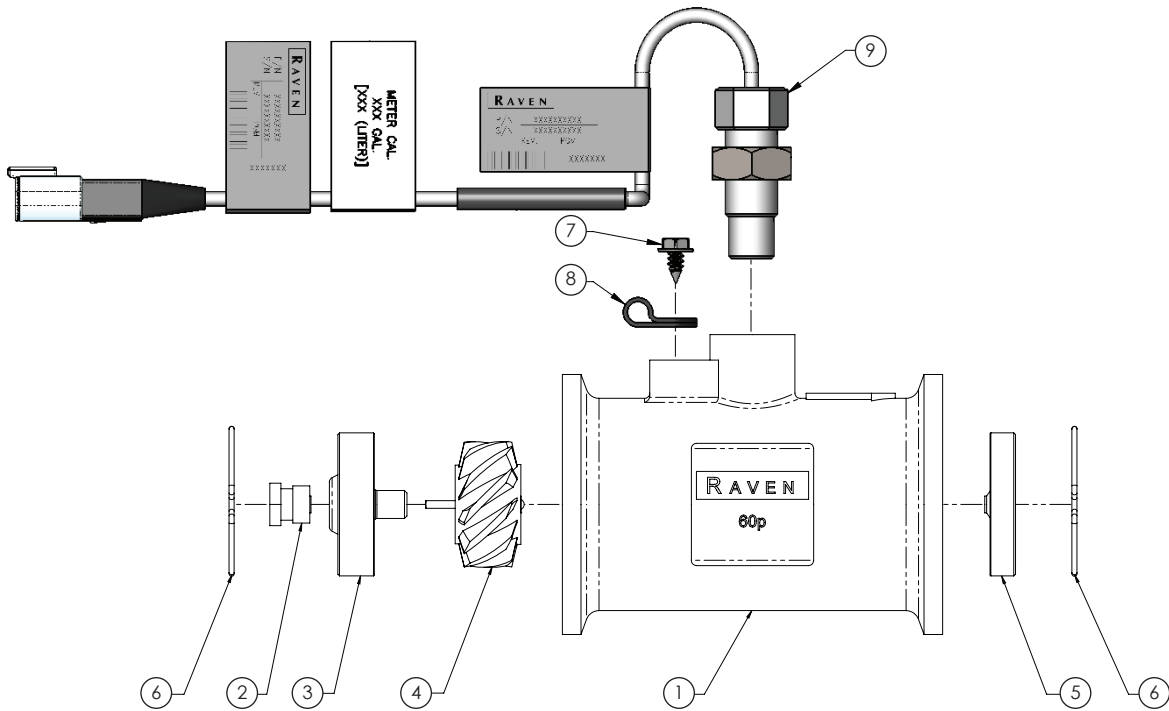


ITEM NO.	PART NUMBER	DESCRIPTION	QTY.
1	GA5075890*	Flowmeter, RFM60P High Pulse, Raven	1
2	GA5009335	Seal, 41.5 ID x 55 OD x 6.5 mm thick, EPDM, suit 1 1/2" flange	6
3	FC200	Clamp, Worm screw, Use with 2 standard flange port	6
4	GA5077840	Plumbing coupling, Straight, 2" flange x 2" flange x 4 1/2" long	4
5	GA5006689	Clamp, Exhaust, 2 5/8"	2
6	GA5077831	Hose barb, Elbow, 90 degree, 2" flange x 1 1/4" hose	2
7	GA4552080	Crush tube, 10.2 ID x 15 OD x 5 mm long	4
8	GA5003643	Washer 8mm Flat SS HD	4
9	GA5052590	Nut M8 Nyloc SS	4

\* Sub-assembly on following pages

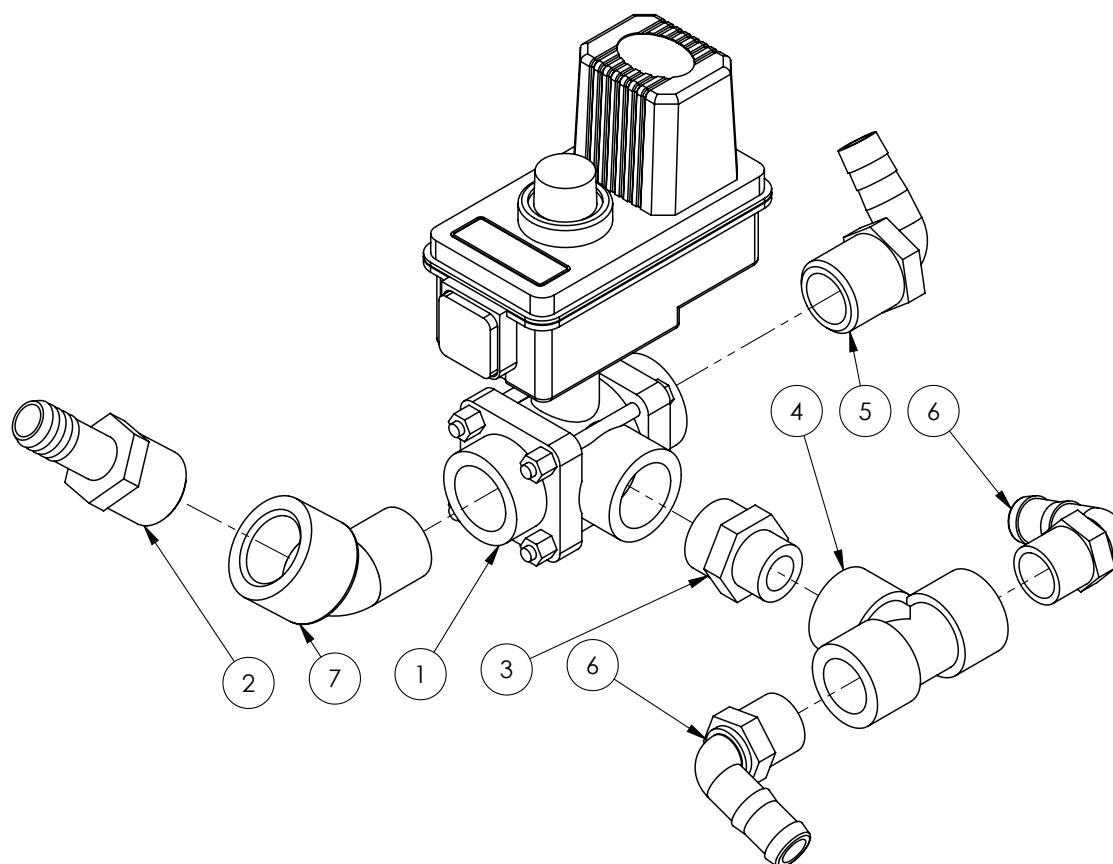
NOTE: The flow meter may be fitted with either flange clamps or metal worm screw clamps. The flange clamps come with a built in seal/gasket. See next section for other version.

# Flow Meter Assembly



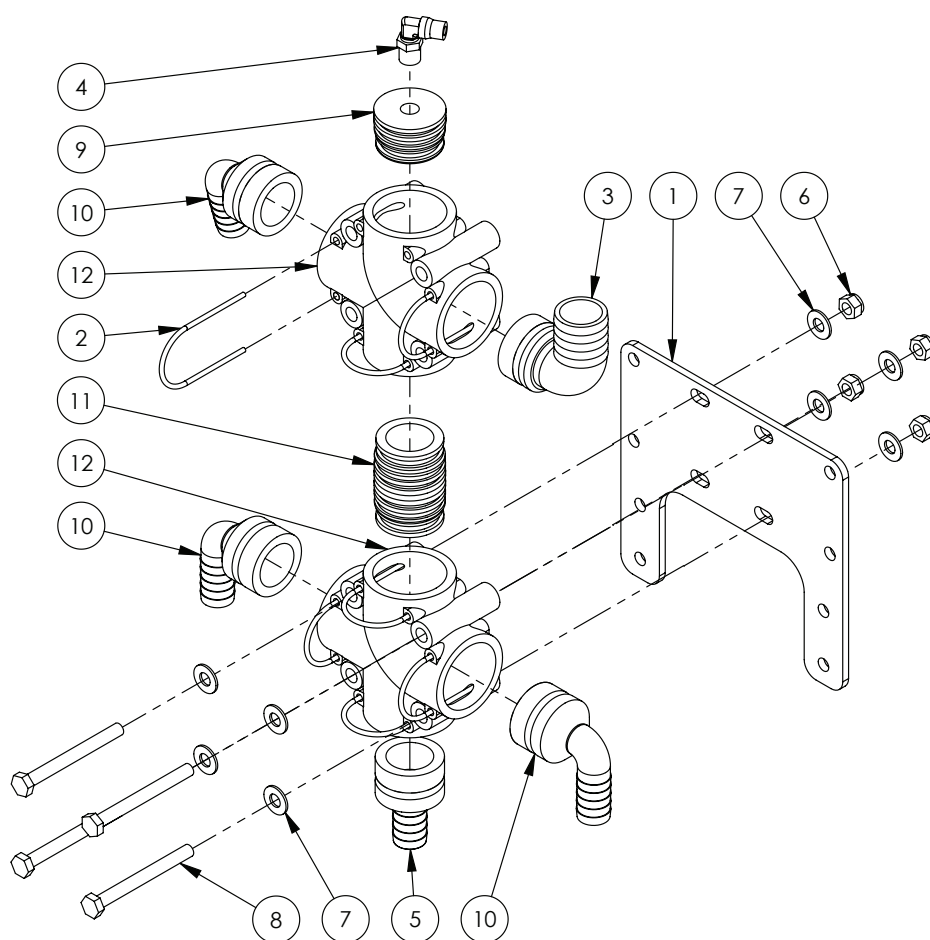
ITEM NO.	PART NUMBER	DESCRIPTION	QTY.
-	GA5075890	Flowmeter, RFM60P High Pulse, Raven - Complete Assembly	-
1	-	Body, Moulded, Flowmeter RFM-60, 1060159514	1
2	0630173062F	Turbine, Stud, Poly, Flowmeter RFM-60	2
3	GA5075870	Hub/Bearing Assembly, Upstream, Flowmeter RFM-60	1
4	GA5075869	Rotor/Magnet Assembly RFM-60	1
5	GA5075871	Bearing, Down Stream End Bearing suit RFM-60	1
6	-	Retaining ring, Wireform, Flowmeter RFM-60, 3350003200	2
7	GA5076734	Screw 10-16 x 3/8" Slt'd Hex	1
8	GA5076966	Clamp Cable Plastic 1/4" x 1/2"	1
9	GA3000195	Sensor, External Flow Meter, High Pulse, suit 15P and 60P, Raven	1

## RapidFire - RapidFlow Return Valve



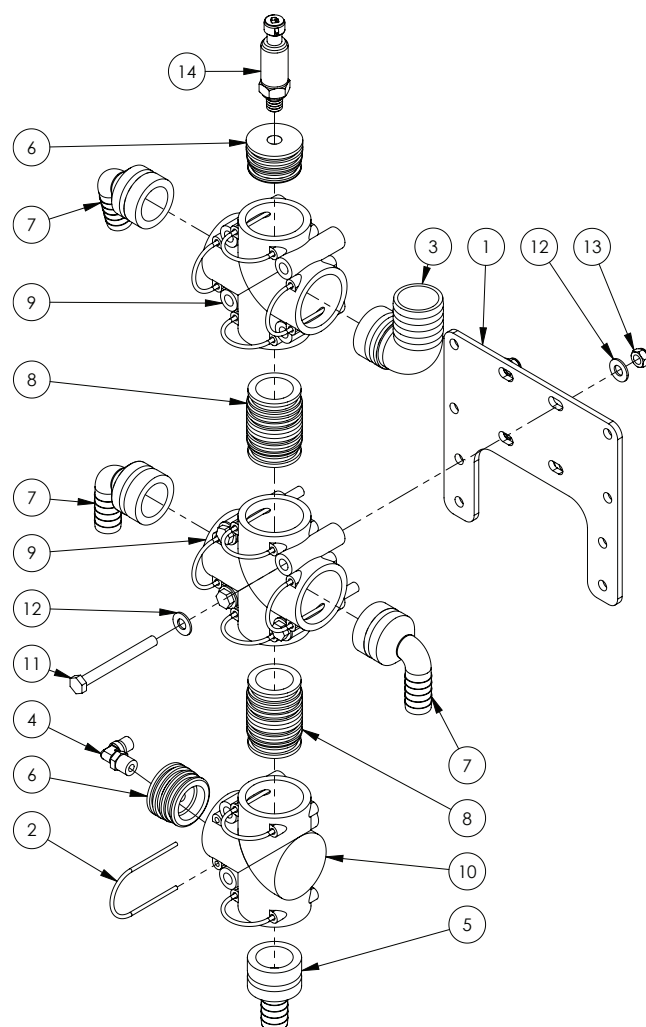
ITEM NO.	PART NUMBER	DESCRIPTION	QTY.
1	GA5077319	Valve, Electric ball 3 way, Shutoff/Bypass, 1" - Complete unit	1
	GA5077047	Replacement 12v motor, suit Teejet valve GA5077319, bare wires	-
2	GA5077721	Hose barb, Straight, 1" male thread x 3/4" hose	1
3	GA5078089	Reducing Nipple, 1" thread x 3/4" thread	1
4	GA5078150	Tee, Threaded, 3/4" female	1
5	GA5077719	Hose barb, Elbow, 90 degree, 1" male thread x 3/4" hose	1
6	GA5077717	Hose barb, Elbow, 90 degree, 3/4" male thread x 3/4" hose	2
7	GA5078136	Street elbow, 45 degree, 1" male thread x 1" female thread	1

## RapidFire - Pressure Flow Distributor - 4400



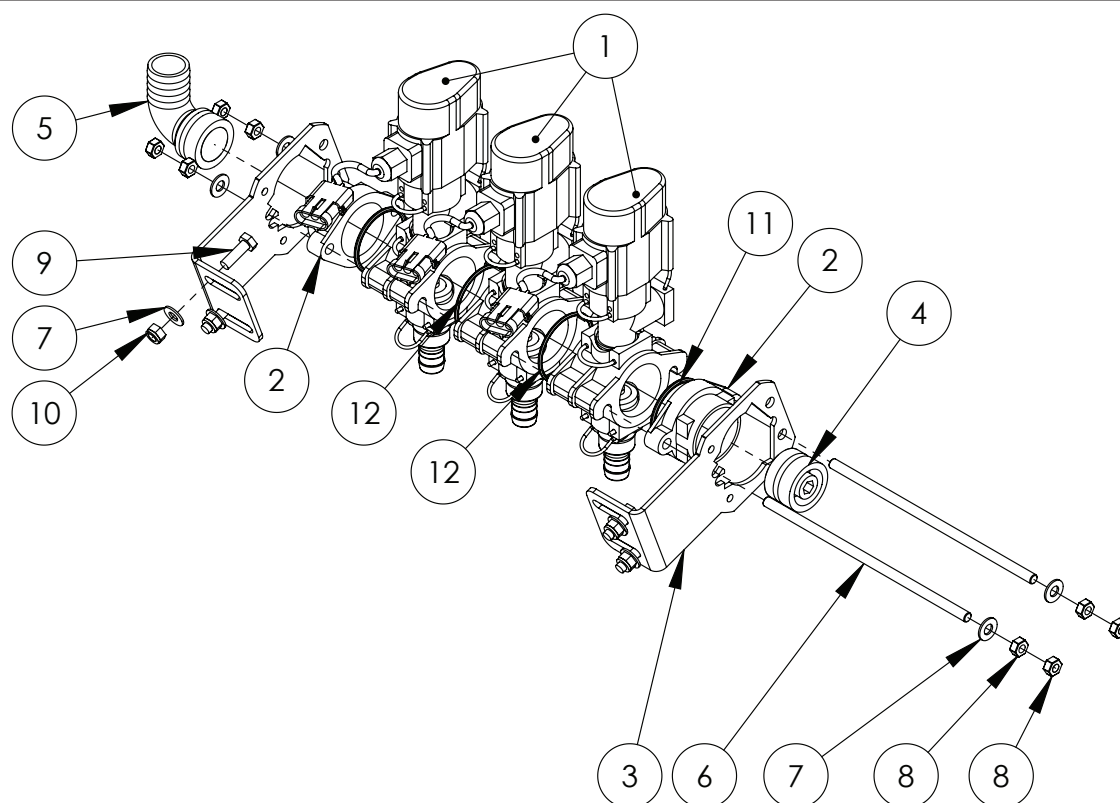
ITEM NO.	PART NUMBER	DESCRIPTION	QTY.
-	GA5004383	Tube, Nylon, 6mm, Black	-
1	GA4522640	Mount, suit Altek Rear Camera Manifold	1
2	GA5065690	Safety pin, Suit AS40 plumbing fittings, Altek	7
3	GA5065620	Hose barb, Elbow, 90 degree, AS40 x 33mm hose barb, Altek	1
4	GA5016233	Pneumatic fitting, Elbow, 90 degree, 1/4" BSP male x 6mm push type, Metal	1
5	GA5065575	Hose barb, Straight, AS40 male x 20mm hose, Altek	1
6	GA5004917	Nut M8 Nyloc ZP	4
7	GA5003643	Washer 8mm Flat SS HD	8
8	GA5004749	Bolt M8 x 80 ZP GR8.8	4
9	GA4582160	Plumbing adaptor, Plug, AS40 male x G1/4" Female Thread, Altek	1
10	GA5065610	Hose barb, Elbow, 90 degree, AS40 x 20mm hose, Altek	3
11	GA5065735	Plumbing adaptor, AS40 male x AS40 male, Altek	1
12	GA5065565	Plumbing coupling, Cross, AS40 female inlets / outlets, Altek	2
13	GA5065585	Plug in hose tail AS40/33	1

## RapidFire - Pressure Flow Distributor - ISOBUS



ITEM NO.	PART NUMBER	DESCRIPTION	QTY.
-	GA5004383	Tube, Nylon, 6mm, Black	-
1	GA4522640	Mount to suit Altek Rear Camera Manifold	1
2	GA5065690	Safety pin, Suit AS40 plumbing fittings, Altek	11
3	GA5065620	Hose barb, Elbow, 90 degree, AS40 x 33mm hose barb, Altek	1
4	GA5016233	Pneumatic fitting, Elbow, 90 degree, 1/4" BSP male x 6mm push type, Metal	1
5	GA5065575	Hose barb, Straight, AS40 male x 20mm hose, Altek	1
6	GA4582160	Plumbing adaptor, Plug, AS40 male x G1/4" Female Thread, Altek	2
7	GA5065610	Hose barb, Elbow, 90 degree, AS40 x 20mm hose, Altek	3
8	GA5065735	Plumbing adaptor, AS40 male x AS40 male, Altek	2
9	GA5065565	Plumbing coupling, Cross, AS40 female inlets / outlets, Altek	2
10	GA5065560	Tee, AS40 female, M8 inserts, Altek	1
11	GA5004749	Bolt M8 x 80 ZP GR8.8	4
12	GA5003643	Washer 8mm Flat SS HD	8
13	GA5004917	Nut M8 Nyloc ZP	4
14	GA5076953	Pressure Transducer, 0-250 PSI, Sealed, Raven	1

## Boom Valves Assembly



ITEM NO	PART NUMBER	DESCRIPTION	QTY.
1	GA5065515*	Boom valve, Single, AS24, 3 wire, 3 pin AMP connector, Altek	3
2	GA5065810	End cap, Altek boom valve	2
3	GA5065800	Altek boom valve mounting bracket	2
4	GA4582160	Plumbing adaptor, AS40 male x 1/4" female thread, Delrin	1
5	GA5065620	Hose barb, Elbow, 90 degree, AS40 x 33mm hose barb, Altek	1
6	GA5065805	Connecting rod suit 3 bank SS	2
7	GA5003643	Washer 8mm Flat SS HD	12
8	GA5011499	Nut M8 Hex ZP	8
9	GA5004711	Bolt M8 x 25 ZP GR8.8	4
10	GA5004917	Nut M8 Nyloc ZP	4
11	GA5048385	O ring, 42.5 x 2.62 mm, BS131, suit 2" hose barb	2
12	GA5012507	O-Ring 55.25 x 2.62 mm (suit Altek boom valve)	2

\* Sub-assembly on following pages

### CONNECTING RODS

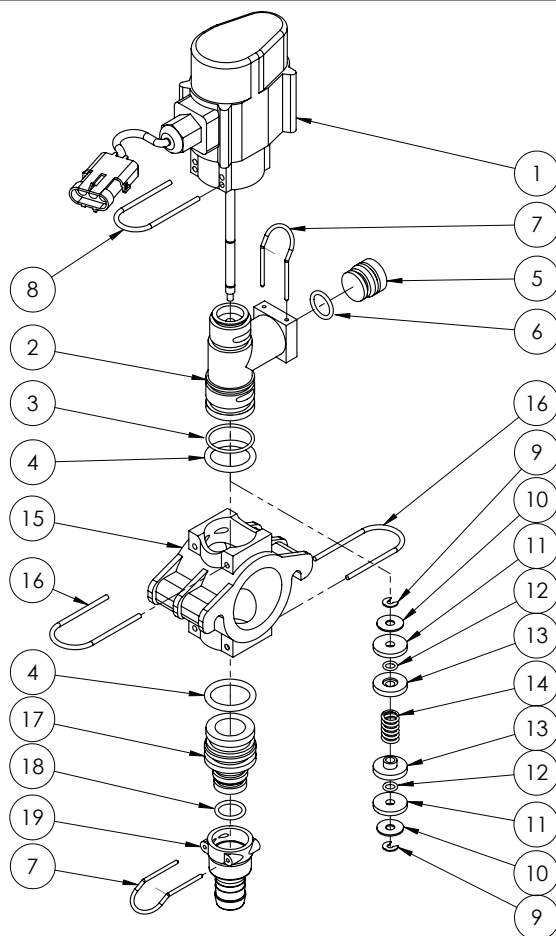
PART NUMBER	DESCRIPTION
GA5065805	3 Section connecting rod
GA4562055	4 Section connecting rod
GA4562125	5 Section connecting rod
GA4562050	6 Section connecting rod
GA4562045	7 Section connecting rod
GA4562040	8 Section connecting rod

### BOOM VALVES

PART NUMBER	DESCRIPTION
GA5065740	3 Section Boom Valves
GA5065741	4 Section Boom Valves
GA5065704	5 Section Boom Valves
GA5065705	6 Section Boom Valves
GA5065706	7 Section Boom Valves
GA5065710	8 Section Boom Valves

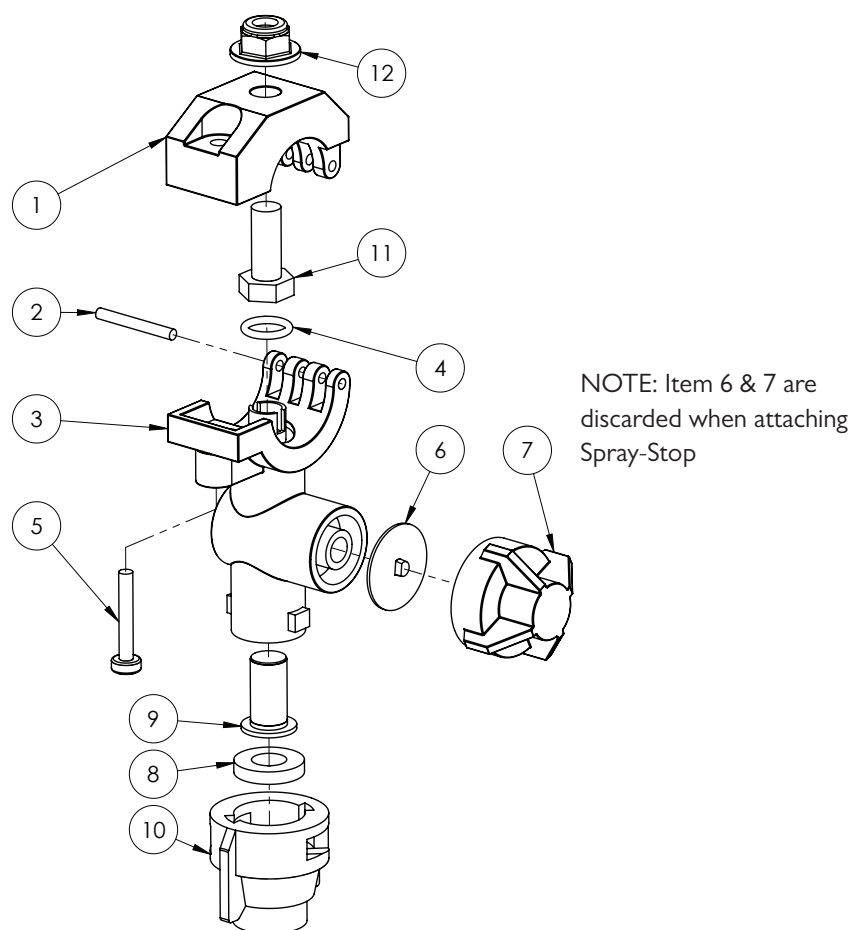
NOTE: Boom valve assemblies do not come with plumbing fittings.

## Boom Valve Unit Assembly



ITEM NO.	PART NUMBER	DESCRIPTION	QTY.
1	-	Valve body	1
2	GA5065515	Tee body	1
3	GA5053510	O-ring, 25 x 2.5mm, fmp 75	1
4	GA5065830	O-ring, 24.3 x 4.2mm, fmp 75	2
5	80376	Plug	1
6	GA5065840	O-ring 18 x 2.5mm fmp 75	1
7	GA5065695	Retaining pin AS24	2
8	47825	Retaining pin	1
9	GA5054650	C-clip	2
10	GA5054640	Washer 17.8 x 6.1 x 1mm	2
11	GA5054645	Rubber Plunger Seal, fpm 90	2
12	GA5053515	O-ring, seal, 3.43 x 3.53mm, fmp 75	2
13	80005	Disk spring locator	2
14	80322	Spring 25mm	1
15	GA5065825	Manifold	1
16	GA5065701	Retaining pin AS30	2
17	GA5065835	Plug in hose tail AS30/AS24	1
18	GA5065840	O-ring 18 x 2.5mm fmp 75	1
19	GA5065640	Hose barb, AS24 female x 20mm hose	1

## Nozzles - Teejet Single Body

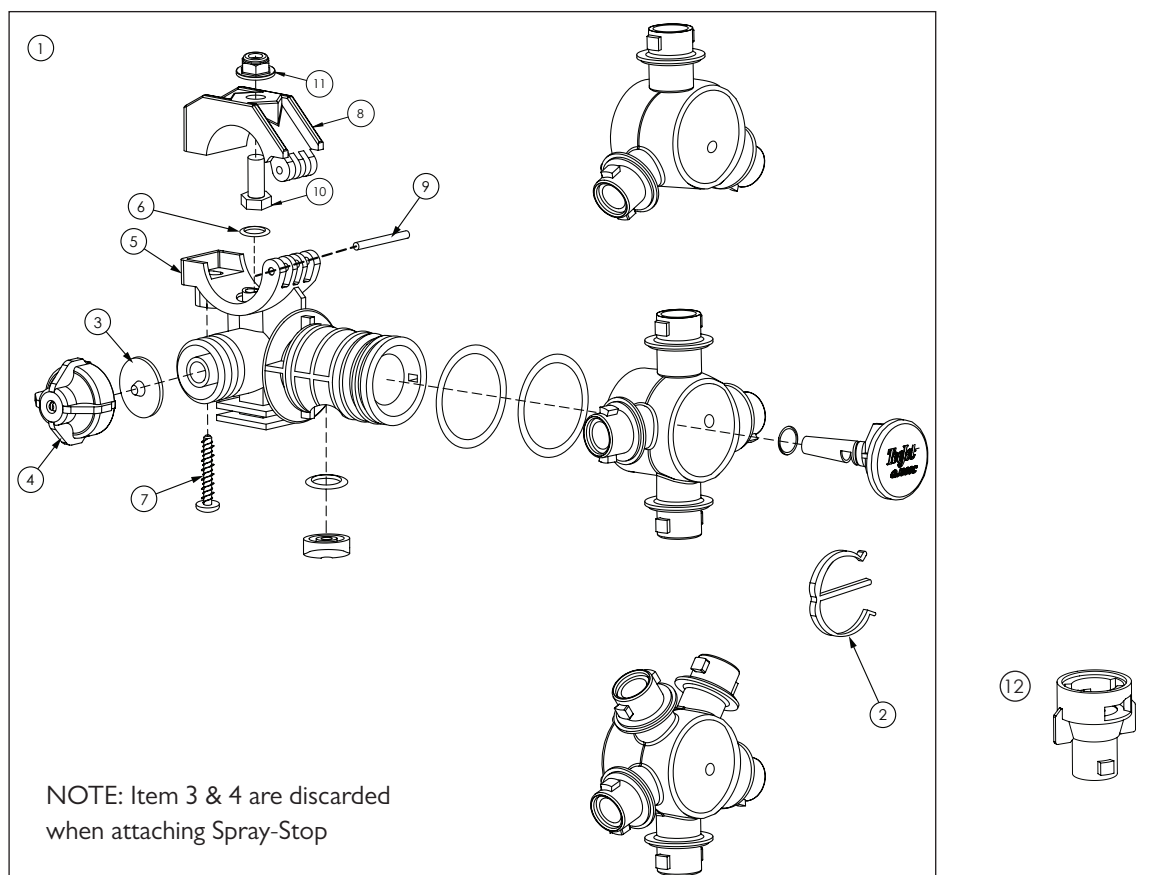


ITEM NO.	PART NUMBER	DESCRIPTION	QTY.
-	GA5077964	Nozzle body, Single, 3/4", Teejet	-
1	GA5077532	Nozzle body clamp, Upper, 3/4", Teejet	1
2	GA5077537	Pin, Nozzle body clamp, Teejet	1
3	GA5077538	3/4" Nylon body	1
4	GA5077596	O-ring, 14.5 x 2.5mm, Buna	1
	GA5077597	O-ring, Viton	1
5	GA5077536	Screw, suit Teejet Nozzle bodies, 1-1/4" long, SS	1
6	GA5077439	Chemsaver, Diaphragm, Teejet	1
	GA5077440	Diaphragm, Viton, Nozzle body check valve, Teejet	1
7	GA5076670	Chemsaver, 10psi, Black, Teejet	1
8	GA5055245	Washer, Nozzle cap seal, Rubber, 19 OD x 9mm ID	1
9	GA5077159	Filter, Nozzle tip, Red, 50 mesh, Polypropylene & SS, Teejet	1
	GA5077160	Nozzle filter screen, Blue 80 mesh, Polypropylene / SS, Teejet	1
10	GA8100464	Nozzle cap, Black, Teejet, Suit flat spray smaller capacity nozzles (up to 08)	1
	GA8100059	Nozzle Cap, 10mm across flats, Black, Lechler	1
11	GA5004085	Bolt M8 x 20 GR8.8 ZP	1
12	GA5070710	Nut Flange Plastic M8 x 1.25	1

NOTE: See nozzle tip strainer, cap and nozzle sections on following pages for more detailed nozzle parts guide.



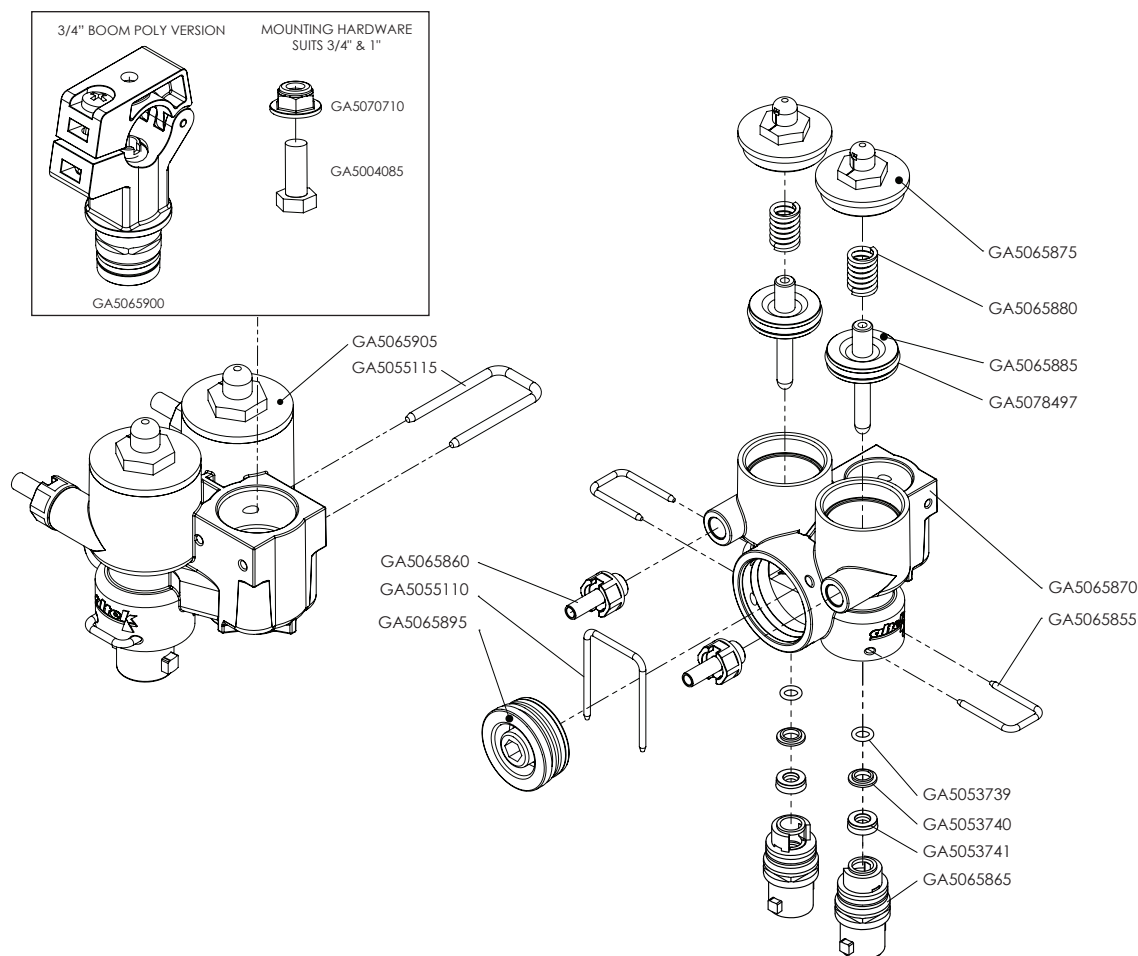
## Nozzles - Teejet Clock Face Body



ITEM NO.	PART NUMBER	DESCRIPTION	QTY.
1	GA5077972	Nozzle body assembly, Clock face, 3 outlet, 3/4", Teejet	-
	GA5077974	Nozzle body assembly, Clock face, 4 outlet, 3/4", Teejet	-
	GA5077977	Nozzle body assembly, Clock face, 5 outlet, 3/4", Teejet	-
	GA5077970	Nozzle body, Triple, Trijet, Clock face, 1", Teejet	-
2	GA5077496	E clip, Nozzle body, Teejet	1
3	GA5077439	Chemsaver, Diaphragm, Teejet	1
	GA5077440	Diaphragm, Viton, Nozzle body check valve, Teejet	1
4	GA5076670	Chemsaver, 10psi, Black, Teejet	1
5	GA5077493	Body, 360 series 3/4", Teejet	1
	GA5077494	Body, 360 series 1", Teejet	1
6	GA5077596	O-ring, 14.5 x 2.5mm, Buna	1
	GA5077597	O-ring, Viton	1
7	GA5077536	Screw, suit Teejet Nozzle bodies, 1-1/4" long, SS	1
8	GA5077532	Nozzle body clamp, Upper, 3/4", Teejet	1
	GA5077533	Nozzle body clamp, Upper, 1", Teejet	1
9	GA5077537	Pin, Nozzle body clamp, Teejet	1
10	GA5004085	Bolt M8 x 20 GR8.8 ZP	1
11	GA5070710	Nut Flange Plastic M8 x 1.25	1
12	GA5077057	Nozzle body extension, Quick Teejet type, 1" long, Black, Teejet	1

NOTE: See nozzle tip strainer, cap and nozzle sections on following pages for more detailed nozzle parts guide.

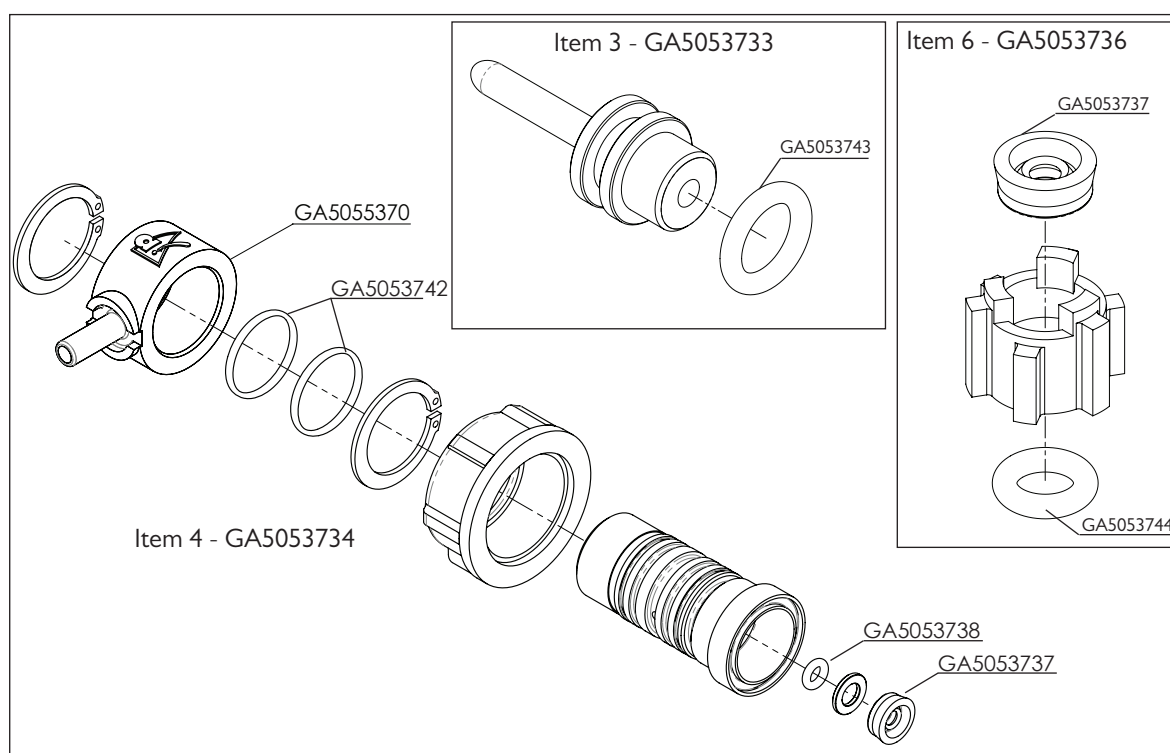
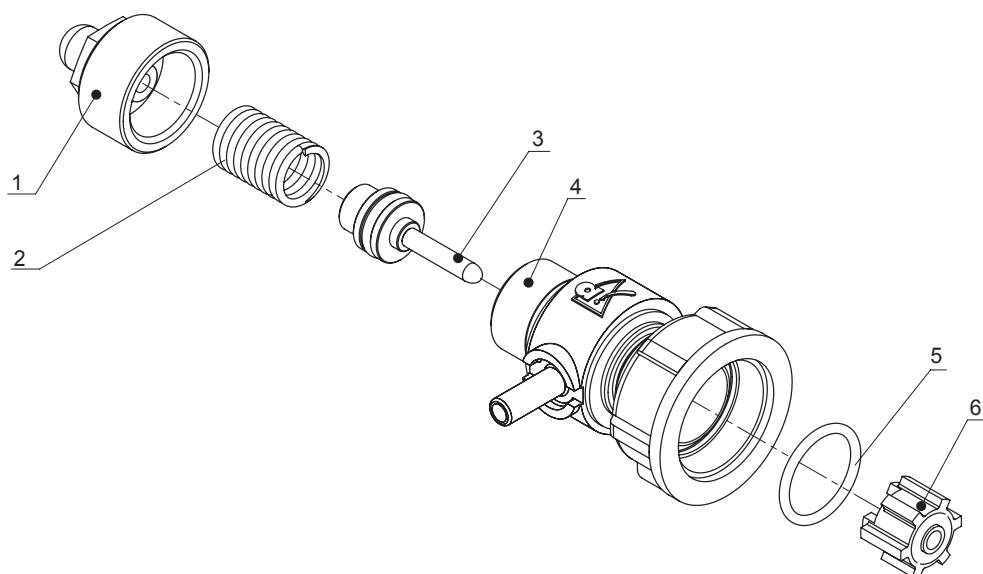
## Nozzles - Altek Dual Spray Body



GA5065845 Nozzle body, Twin, dual, Air shut off, 3/4", Altek

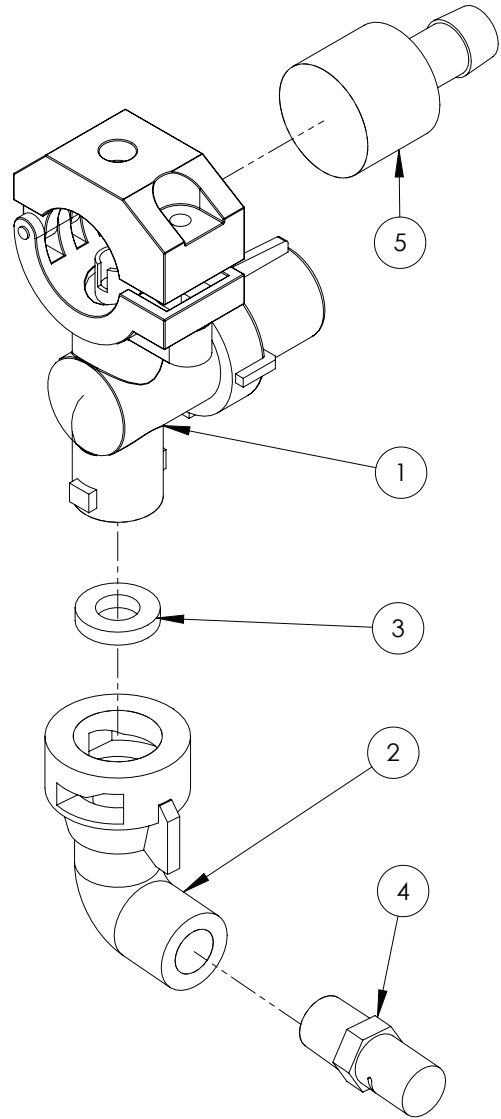
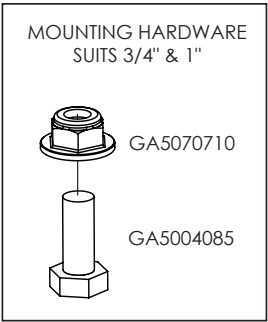
PART NUMBER	DESCRIPTION	QTY.
GA5070710	Nut Flange Plastic M8 x 1.25	1
GA5004085	Bolt M8 x 20 GR8.8 ZP	1
GA5065900	Nozzle body clamp, suit 3/4" Boom poly, Includes Screw, Nut and O-ring	1
GA5065905	Lower body, Multi spray, Altek	1
GA5055115	U clip, 20 x 40 x 3mm	1
GA5065875	Top cap	2
GA5065880	Spring	2
GA5065885	Plunger	2
GA5065870	Outer body	1
GA5065855	U-Clip	2
GA5065865	Outlet, Valve inner, Nozzle body, Altek	2
GA5065860	Hose barb, Air fitting, 6mm hose, male thread, includes seal	2
GA5055110	U Clip 30 x 41 x 2.5mm	1
GA5065895	Shutoff Plug	1
GA5053739	O-ring, 5.6mm x 1.8mm FMP, suit GA5065845, Altek	2
GA5053740	Retaining disk, 11.8mm x 6.8mm x 2mm, suit GA5065845, Altek	2
GA5053741	Lip seal, 6mm x 12mm x 4.2mm FMP, suit GA5065845, Altek	2

## Nozzles - Altek Spray Stop Assembly



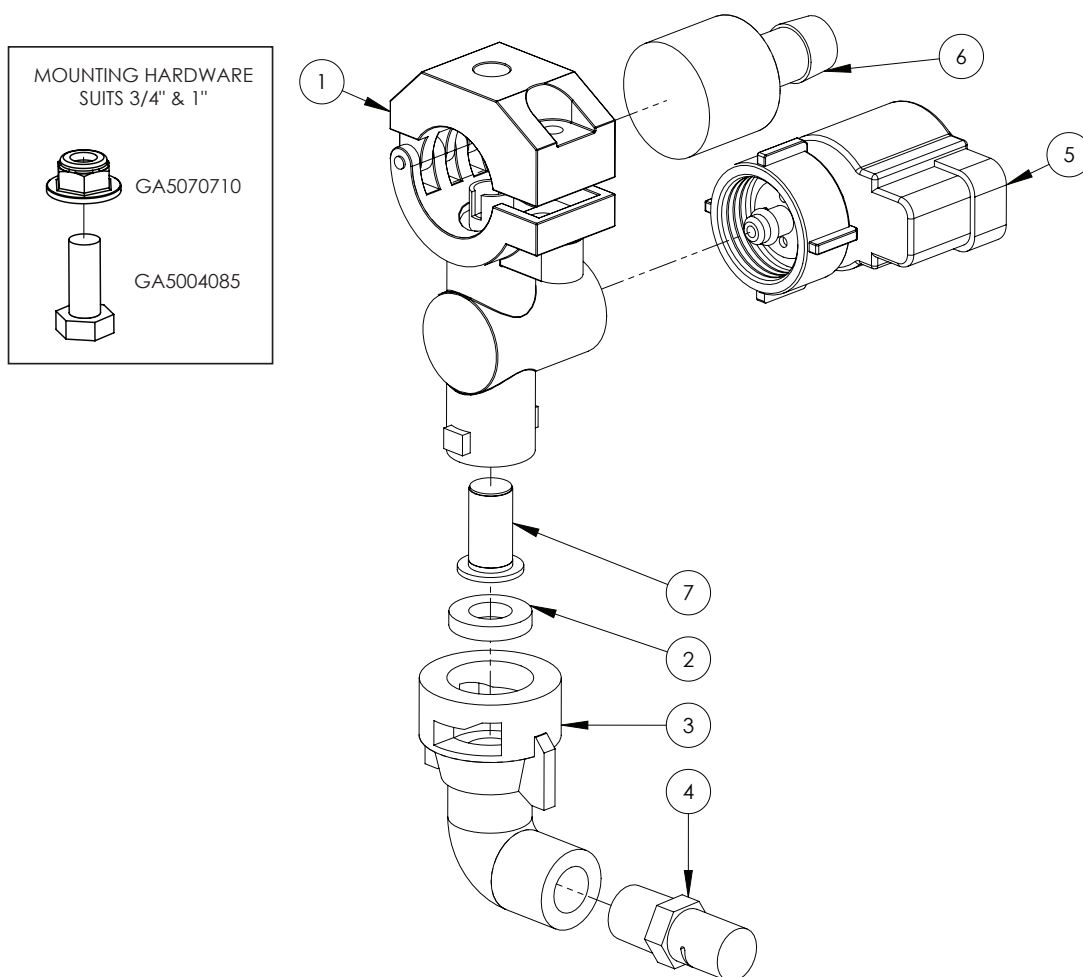
ITEM NO.	PART NUMBER	DESCRIPTION	QTY.
-	GA5065520	Spray Stop, RapidFire, Suit Teejet nozzle body, Altek	-
1	GA5053731	End Cap with Breather	1
2	GA5053732	Spring, 10 Bar	1
3	GA5053733	Piston	1
4	GA5053734	Valve Body	1
5	GA5053735	O-ring external	1
6	GA5053736	Plunger	1

# Nozzles - Fence Line - Manual Operated



ITEM NO.	PART NUMBER	DESCRIPTION	QTY.
-	GA5076947	Check valve & filter screen, Nozzle tip, 5psi valve, 50 mesh	1
1	GA5077964	Nozzle body, Single, 3/4", Teejet	1
2	GA5077986	Nozzle cap & washer, 90 degree cap, 1/4" NPT female outlet	1
3	GA5055245	Washer, Nozzle cap seal, Rubber, 19 OD x 9mm ID	1
4	GA8100339	Nozzle, Fence line, Orange, Polymer, Left side, 1/4" NPT, Teejet	1
	GA8100340	Nozzle, Fence line, Orange, Polymer, Right side, 1/4" NPT, Teejet	1
5	GA5077497	Hose barb suit nozzle body, Single 1/2", Nylon, Teejet	1

## Nozzles - Fence Line - Solenoid Operated



ITEM NO.	PART NUMBER	DESCRIPTION	QTY.
1	GA5077964	Nozzle body, Single, 3/4", Teejet	1
	GA5077988	Nozzle body, Single, 1", Teejet	1
	GA5070710	Nut Flange Plastic M8 x 1.25	1
	GA5004085	Bolt M8 x 20 GR8.8 ZP	1
2	GA5055245	Washer, Nozzle cap seal, Rubber, 19 OD x 9mm ID	1
3	GA5077986	Nozzle cap & washer, 90 degree cap, 1/4" NPT female outlet	1
4	GA8100339	Nozzle, Fence line, Orange, Polymer, Left side, 1/4" NPT, Teejet	1
	GA8100340	Nozzle, Fence line, Orange, Polymer, Right side, 1/4" NPT, Teejet	1
5	GA5071785	Solenoid, e-Chemsaver suit 2 Pin Metri-pack, Fence Line	1
6	GA5077497	Hose barb suit nozzle body, Single 1/2", Nylon, Teejet	1
7	GA5076947	Check valve & filter screen, Nozzle tip, 5psi valve, 50 mesh	1

## Nozzles - Tip Strainers

PART NUMBER	DESCRIPTION
GA5076947	Tip strainer, Check valve, 5 PSI, Polypropylene / Stainless steel, 50 mesh, Teejet
GA5077158	Tip strainer, Polypropylene / Stainless steel, 24 mesh, Teejet
GA5077159	Tip strainer, Polypropylene / Stainless steel, 50 mesh, Teejet
GA5077160	Tip strainer, Polypropylene / Stainless steel, 80 mesh, Teejet
GA5077156	Tip strainer, Polypropylene / Stainless steel, 100 mesh, Teejet
GA5077157	Tip strainer, Polypropylene / Stainless steel, 200 mesh, Teejet

## Nozzles - IDK - Cap

PART NUMBER	DESCRIPTION
GA8100059	Cap to suit IDK nozzle
GA5055245	Cap washer, IDK nozzle

## Nozzles - IDK - Tips

PART NUMBER	DESCRIPTION	STRAINER
GA8100018	IDK I20-01, Orange, Lechler	80 mesh
GA8100019	IDK I20-015, Green, Lechler	50 mesh
GA8100020	IDK I20-02, Yellow, Lechler	50 mesh
GA8100021	IDK I20-025, Purple, Lechler	50 mesh
GA8100022	IDK I20-03, Blue, Lechler	50 mesh
GA8100023	IDK I20-04, Red, Lechler	50 mesh
GA8100024	IDK I20-05, Brown, Lechler	24 mesh
GA8100025	IDK I20-06, Grey, Lechler	24 mesh
GA8100026	IDK I20-08, White, Lechler	24 mesh

## Nozzles - ID3 - Cap

PART NUMBER	DESCRIPTION
GA8100059	Cap to suit ID3 nozzle
GA5055245	Cap washer, ID3 nozzle

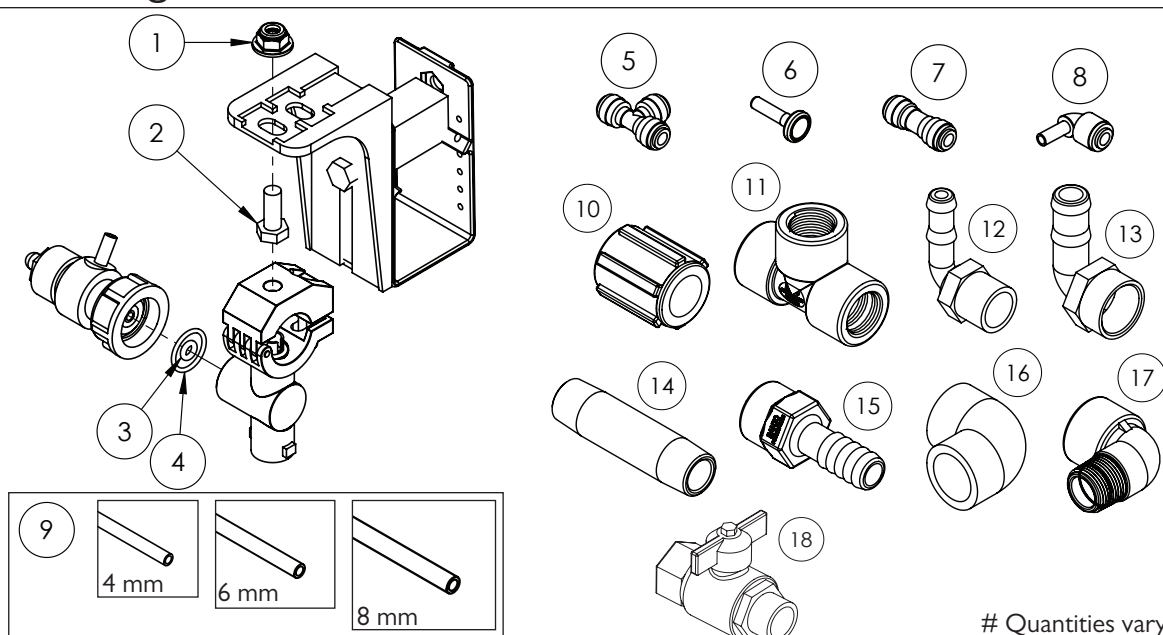
## Nozzles - ID3 - Tips

PART NUMBER	DESCRIPTION	STRAINER
GA8100000	ID3 120-01, Orange, Lechler	80 mesh
GA8100001	ID3 120-015, Green, Lechler	50 mesh
GA8100002	ID3 120-02, Yellow, Lechler	50 mesh
GA8100003	ID3 120-025, Purple, Lechler	50 mesh
GA8100004	ID3 120-03, Blue, Lechler	50 mesh
GA8100005	ID3 120-04, Red, Lechler	50 mesh
GA8100006	ID3 120-05, Brown, Lechler	24 mesh
GA8100007	ID3 120-06, Grey, Lechler	24 mesh
GA8100008	ID3 120-08, White, Lechler	24 mesh

## Nozzles - AIXR - Tips

PART NUMBER	DESCRIPTION	STRAINER
GA8100429	AIXRI 10015VP, Green 015, Polymer, Teejet	100 mesh
GA8100430	AIXRI 10025VP, Violet 025, Polymer, Teejet	50 mesh
GA8100431	AIXRI 1002VP, Yellow 02, Polymer, Teejet	50 mesh
GA8100432	AIXRI 1003VP, Blue 03, Polymer, Teejet	50 mesh
GA8100433	AIXRI 1004VP, Red 04, Polymer, Teejet	50 mesh
GA8100434	AIXRI 1005VP, Brown 05, Polymer, Teejet	50 mesh
GA8100435	AIXRI 1006VP, Grey 06, Polymer, Teejet	50 mesh

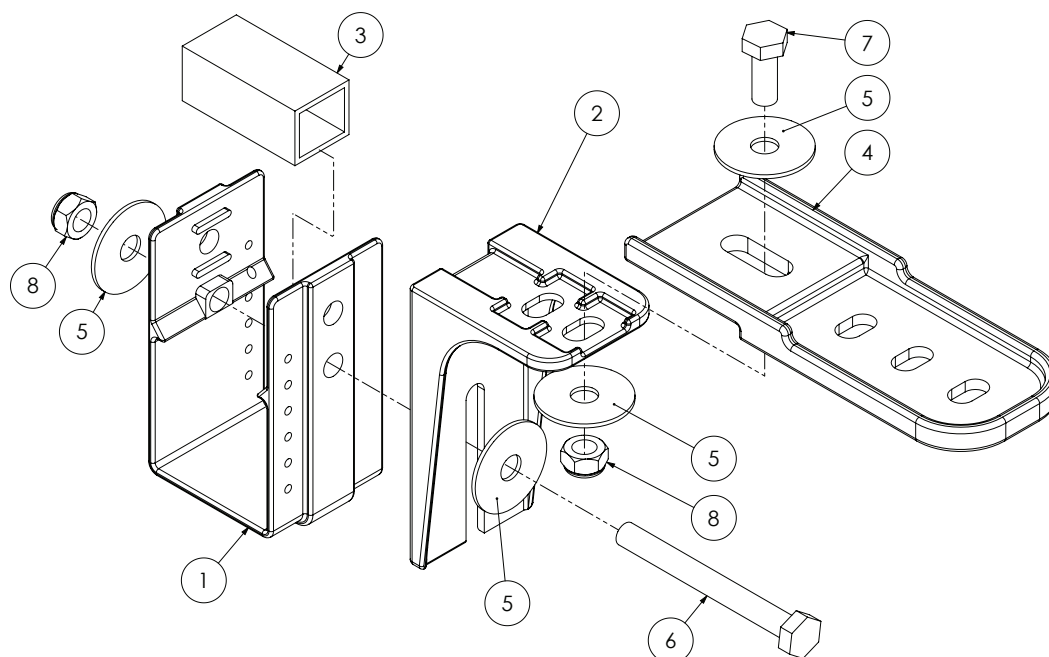
## Plumbing Lines - Miscellaneous



ITEM NO.	PART NUMBER	DESCRIPTION	QTY.
1	GA5070710	Nut with flange, Plastic, M8 x 1.25P	#
2	GA5004085	Bolt M8 x 20 GR8.8 ZP	#
3	GA5065521	O ring, 6.02 x 2.62 mm, Suits spray stop inner	#
4	GA5053135	O ring, 18 x 2 mm, Suit spray stop outer	#
5	GA5016245	Tee, Equal, 6mm push in type, Black plastic	#
	GA5067010	Tee, Equal, 8mm push in type, Black plastic	#
6	GA5004405	Plug, Push in, 6mm	#
7	GA5066991	Pneumatic fitting, Push in, Joiner, 6mm	#
	GA5054600	Push in fitting, reducer, straight, 6mm to 4mm	#
	GA5065175	Push in fitting, reducer, straight, 8mm to 6mm	#
8	GA5071215	Stem Elbow, suit 6mm air line, push in	#
9	GA5004384	Tube, Nylon, 4mm, Black	#
	GA5004386	Tube, Nylon, 4mm, Blue	#
	GA5004383	Tube, Nylon, 6mm, Black	#
	GA5004385	Tube, Nylon, 6mm, Blue	#
	GA7000002	Tube, Nylon, 6mm, Red	#
	GA5004382	Tube, Nylon, 8mm, Black	#
10	GA5077637	Coupling, socket, 3/4" female thread	#
11	GA5078150	Tee, Threaded, 3/4" female	#
12	GA5077710	Hose barb, Elbow, 90 degree, 3/4" male thread x 1/2" hose	#
13	GA5077746	Hose barb, Elbow, 90 degree, 3/4" female thread x 3/4" hose	#
14	GA5049090	BSP Riser 3/4" x 100 mm	#
15	GA5077743	Hose barb, Straight, 3/4" female x 3/4" hose	#
16	GA5077653	Street elbow, 90 degree, 3/4" female thread	#
17	GA5078135	Street elbow, 90 degree, 3/4" female thread x 3/4" male thread	#
18	GA5018315	Valve, Ball, 20mm male & female thread, Black Butterfly handle	#

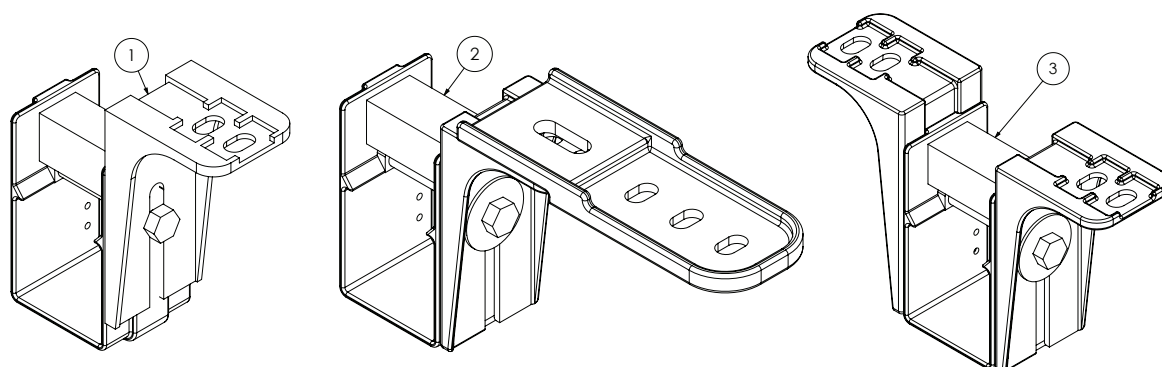


## Plumbing Lines - Nozzle Brackets



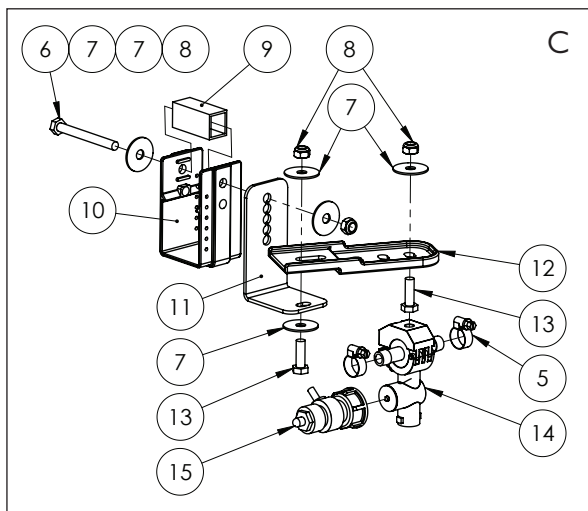
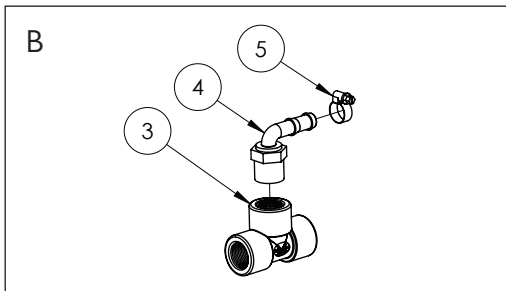
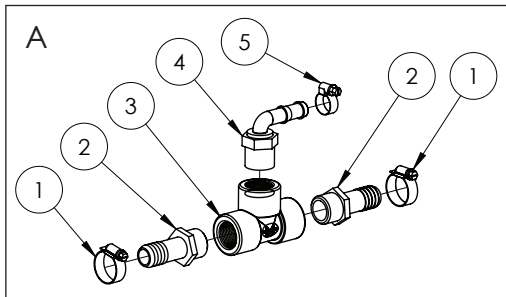
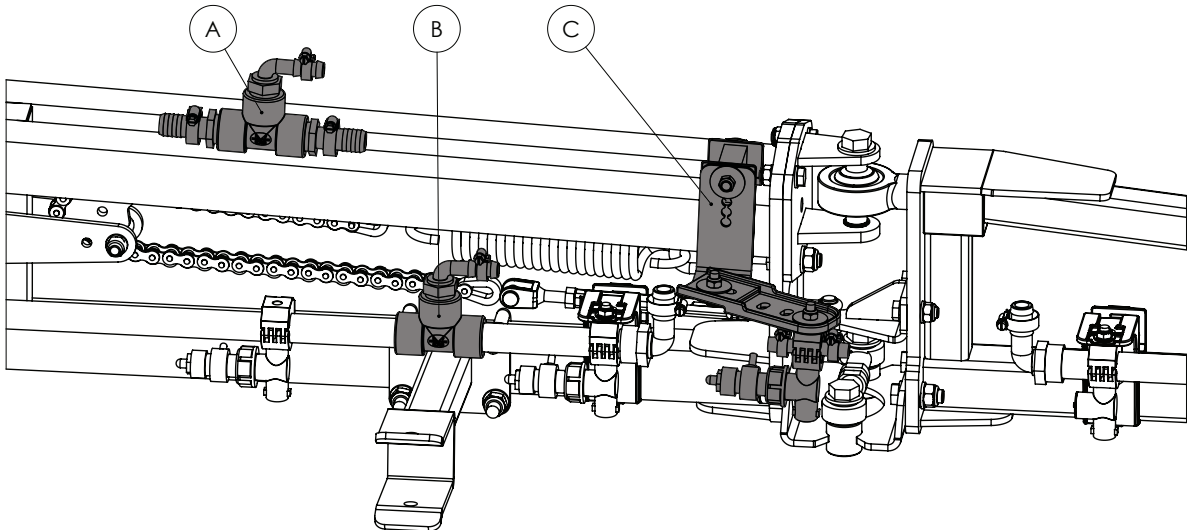
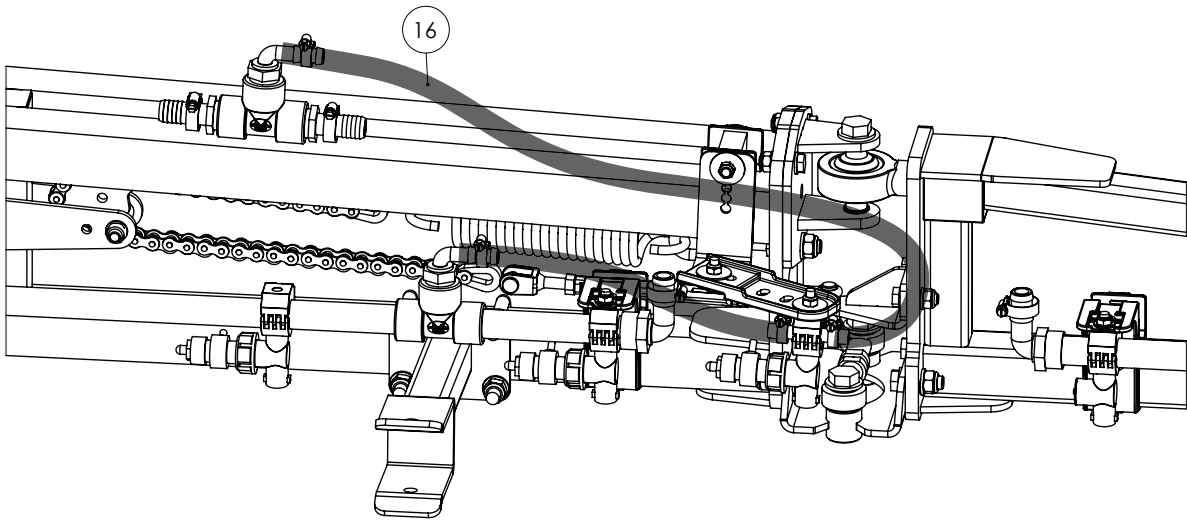
ITEM NO.	PART NUMBER	DESCRIPTION	QTY
1	GA5018259	Nozzle bracket, plastic, U shape	1
2	GA5018257	Nozzle bracket, plastic, L shape, short	1
	GA5018258	Nozzle bracket, plastic, L shape, long	1
3	GA5066965	Spacer suit nozzle brackets	1
4	GA5018255	Bracket, Nozzle extension, Plastic	1
5	GA5003645	Washer 5/16" ID x 1 1/4" OD Flat SS	4
6	GA5004741	Bolt M8 x 75 GR8.8 ZP	1
7	GA5004085	Bolt M8 x 20 GR8.8 ZP	1
8	GA5004917	Nut M8 Nyloc ZP	2

## Plumbing Lines - Nozzle Bracket Kits



ITEM NO.	PART NUMBER	DESCRIPTION
1	GA4948675-SK	Nozzle bracket kit, Single line, Suit 50mm RHS
2	GA4948695-SK	Nozzle bracket kit, Single line with extension, Suit 50mm RHS
3	GA4948685-SK	Nozzle bracket kit, Dual line, Suit 50mm RHS

# Nozzles - Mid Breakaway Assembly



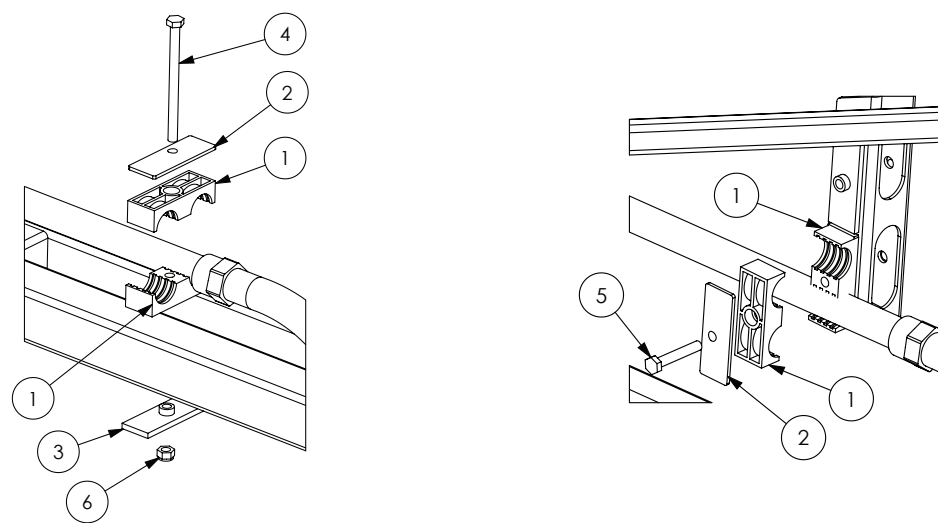
Continued over page

## Nozzles - Mid Breakaway Assembly

ITEM NO.	PART NUMBER	DESCRIPTION	QTY.
1	GA5000999	Hose Clamp, 3/4", SS (16-27/12W)	2
2	GA5077709	Hose barb, Straight, 3/4" male thread x 3/4" hose	2
3	GA5078150	Tee, Threaded, 3/4" female	2
4	GA5077710	Hose barb, Elbow, 90 degree, 3/4" male thread x 1/2" hose	2
5	GA5004865	Hose Clamp, 3/8", SS (8-16/9W)	4
6	GA5052600	Bolt M8 x 75 SS A2-70	2
7	GA5003645	Washer 5/16" ID x 1 1/4" OD Flat SS	5
8	GA5004917	Nut M8 Nyloc ZP	3
9	GA5066965	Spacer, square, plastic, 21 x 24 x 50 mm, suits nozzle brackets	1
10	GA5018259	Nozzle bracket, plastic, U shape	3
11	GA4537810	Nozzle bracket Long SS	1
12	GA5018255	Bracket, Nozzle extension, Plastic	1
13	GA5004713	Bolt M8 x 25 SS A2-70	2
14	GA5023620	Teejet Nozzle Body Inline Manifold Assembly 1/2"	1
15	GA5065520	Spray Stop, 6mm, Rapidfire, Suit Teejet nozzle body, Altek	1
16	GA2000211	Hose, Pressure, 12mm, Black, 250psi, HOS13P - Cut to 1000 mm	1

# Quantities shown are per side.

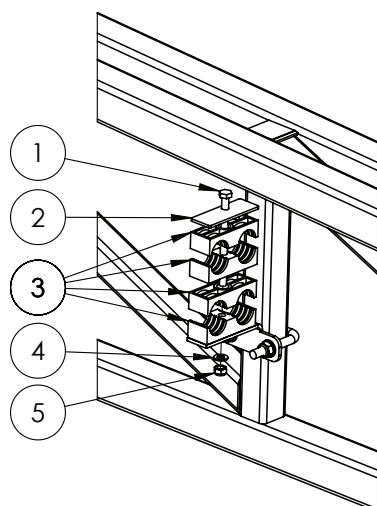
# Boom Poly - Pipe Clamps - Singles



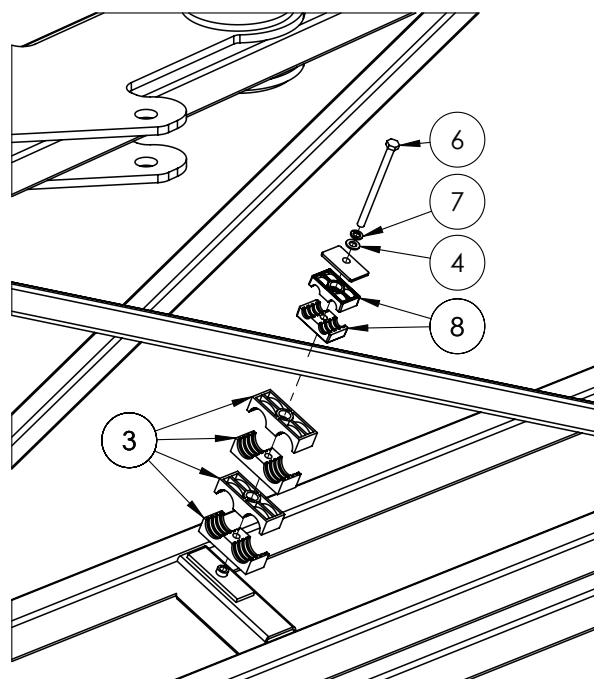
# Quantities vary

ITEM NO.	PART NUMBER	DESCRIPTION	QTY.
1	GA5078038	RCD clamp jaws, Double 28mm hose, Black polypropylene	#
2	GA5078049	Hose clamp, Double RCD, Top plate, Grade 4, Suit clamp 28-30	#
3	GA5078048	Double Clamp Plate Bottom Gr4	#
4	GA5004933	Bolt M8 x 110 ZP GR8.8	#
5	GA5004727	Bolt M8 x 50 ZP GR8.8	#
6	GA5052590	Nut M8 Nyloc SS	#

## Boom Poly - Pipe Clamps - Multi



ALUMINIUM OUTER WING

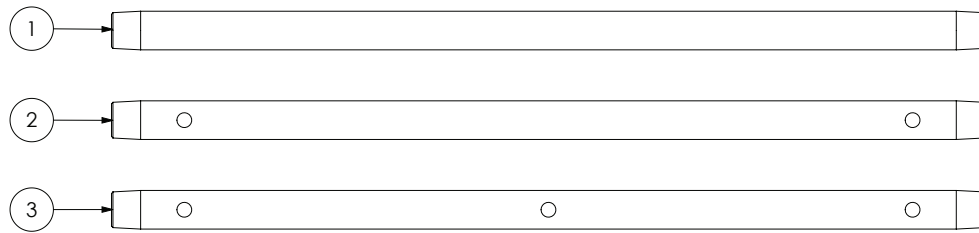


STEEL INNER WING

# Quantities vary

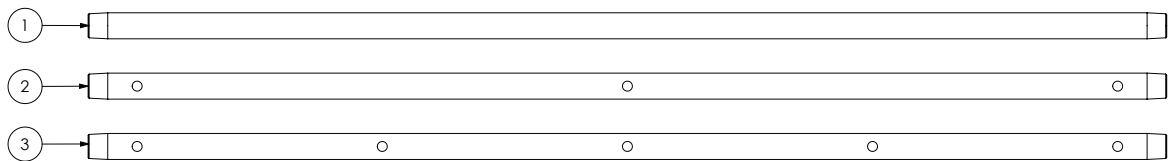
ITEM NO.	PART NUMBER	DESCRIPTION	QTY.
1	GA5004933	Bolt M8 x 110 GR8.8 ZP	#
2	GA5078049	Mounting Clamp, Double type, Plate, Top, Group 4	#
3	GA5078038	Mounting clamp, Double type, Jaw, Pair, Group 4, 28mm	#
4	GA5003643	Washer 8mm Flat SS HD	#
5	GA5052590	Nut M8 Nyloc SS	#
6	GA5011501	Bolt M8 x 120 GR8.8 ZP	#
7	GA5004919	Washer 8mm Spring SS	#
8	GA5078031	Mounting clamp, Double type, Jaw, Pair, Group 2, 14mm	#

## Boom Poly - 3/4"- 600mm



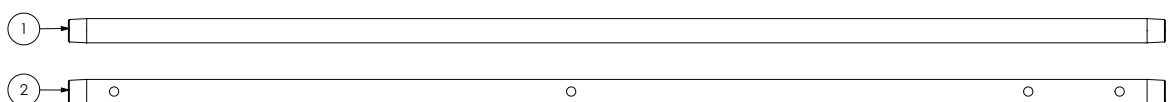
ITEM NO.	PART NUMBER	DESCRIPTION
1	GA5018287	Boom line, Poly, 3/4", 600 long, No holes
2	GA2000510	Boom line, Poly, 3/4", 600 long, 2 holes, 500mm spacing
3	GA2000511	Boom line, Poly, 3/4", 600 long, 3 holes, 250mm spacing

## Boom Poly - 3/4"- 1100mm



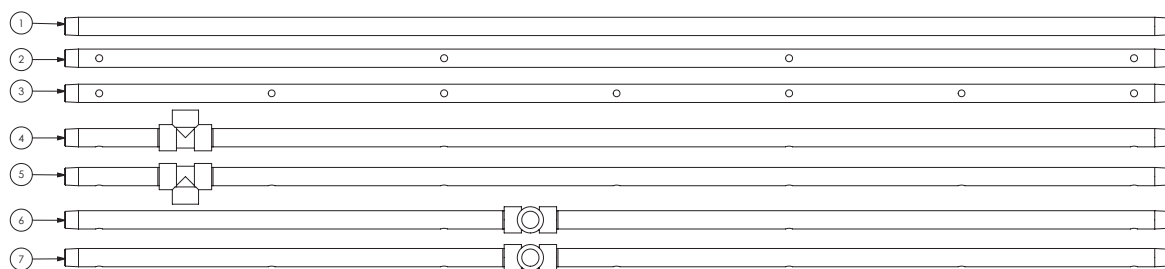
ITEM NO.	PART NUMBER	DESCRIPTION
1	GA5018269	Boom line, Poly, 3/4", 1100 long, No holes
2	GA2000506	Boom line, Poly, 3/4", 1100 long, 3 holes, 500mm spacing
3	GA2000507	Boom line, Poly, 3/4", 1100 long, 5 holes, 250mm spacing

## Boom Poly - 3/4"- 1200mm



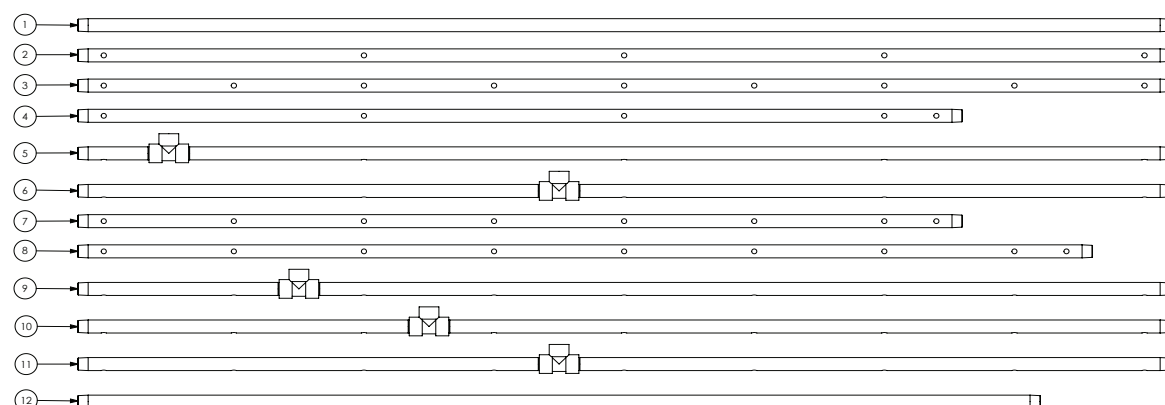
ITEM NO.	PART NUMBER	DESCRIPTION
1	GA5018271	Boom line, Poly, 3/4", 1200 long, No holes
2	GA2000515	Boom line, Poly, 3/4", 1200 long, 3 holes plus fenceline, 500mm spacing

## Boom Poly - 3/4" - 1600mm



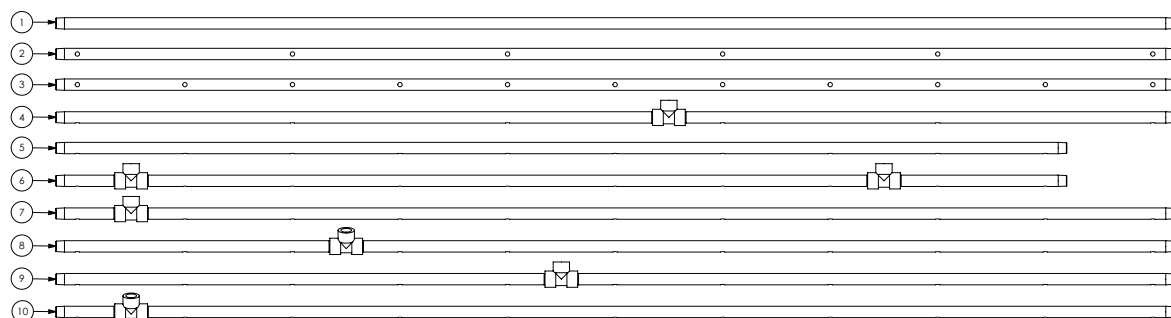
ITEM NO.	PART NUMBER	DESCRIPTION
1	GA5018273	Boom line, Poly, 3/4", 1600 long, No holes
2	GA2000500	Boom line, Poly, 3/4", 1600 long, 4 holes, 500mm spacing
3	GA2000501	Boom line, Poly, 3/4", 1600 long, 7 holes, 250mm spacing
4	GA2000520	Boom line, Poly, 3/4", 1600 long, 4 holes, 500mm spacing, Tee 175mm
5	GA2000521	Boom line, Poly, 3/4", 1600 long, 7 holes, 250mm spacing, Tee 175mm
6	GA2000522	Boom line, Poly, 3/4", 1600 long, 4 holes, 500mm spacing, Tee 675mm 90 Deg.
7	GA2000523	Boom line, Poly, 3/4", 1600 long, 7 holes, 250mm spacing, Tee 675mm 90 Deg.

## Boom Poly - 3/4" - 2100mm



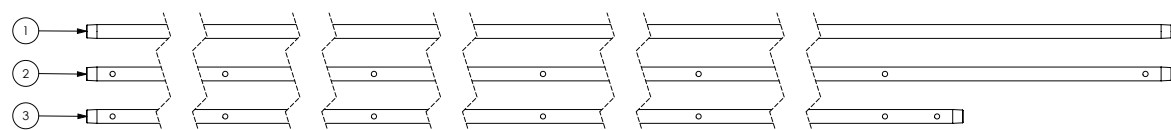
ITEM NO.	PART NUMBER	DESCRIPTION
1	GA5018275	Boom line, Poly, 3/4", 2100 long, No holes
2	GA2000502	Boom line, Poly, 3/4", 2100 long, 5 holes, 500mm spacing
3	GA2000503	Boom line, Poly, 3/4", 2100 long, 9 holes, 250mm spacing
4	GA2000525	Boom line, Poly, 3/4", 1700 long, 4 holes plus fenceline, 500mm spacing
5	GA2000526	Boom line, Poly, 3/4", 2100 long, 5 holes, 500mm spacing, Tee 175mm
6	GA2000527	Boom line, Poly, 3/4", 2100 long, 5 holes, 500mm spacing, Tee 925mm
7	GA2000530	Boom line, Poly, 3/4", 1700 long, 7 holes plus fenceline, 250mm spacing
8	GA2000531	Boom line, Poly, 3/4", 1950 long, 8 holes plus fenceline, 250mm spacing
9	GA2000532	Boom line, Poly, 3/4", 2100 long, 9 holes, 250mm spacing, Tee 425mm
10	GA2000533	Boom line, Poly, 3/4", 2100 long, 9 holes, 250mm spacing, Tee 675mm
11	GA2000534	Boom line, Poly, 3/4", 2100 long, 9 holes, 250mm spacing, Tee 925mm
12	GA2000535	Boom line, Poly, 3/4, 1850 long, 8 holes, 250mm spacing

## Boom Poly - 2600mm



ITEM NO.	PART NUMBER	DESCRIPTION
1	GA5018279	Boom line, Poly, 3/4", 2600 long, No holes
2	GA2000504	Boom line, Poly, 3/4", 2600 long, 6 holes, 500mm spacing
3	GA2000505	Boom line, Poly, 3/4", 2600 long, 11 holes, 250mm spacing
4	GA2000540	Boom line, Poly, 3/4", 2600 long, 6 holes, 500mm spacing, Tee 1175mm
5	GA2000541	Boom line, Poly, 3/4", 2350 long, 10 holes, 250mm spacing
6	GA2000542	Boom line, Poly, 3/4", 2600 long, 10 holes, 250mm spacing, Tee 175mm & 1925mm
7	GA2000543	Boom line, Poly, 3/4", 2600 long, 11 holes, 250mm spacing, Tee 175mm
8	GA2000544	Boom line, Poly, 3/4", 2600 long, 11 holes, 250mm spacing, Tee 675mm angled
9	GA2000545	Boom line, Poly, 3/4", 2600 long, 11 holes, 250mm spacing, Tee 1175mm
10	GA2000546	Boom line, Poly, 3/4", 2600 long, 11 holes, 250mm spacing, Tee 175mm angled

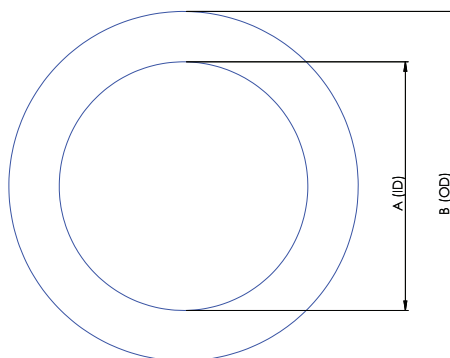
## Boom Poly - 3100mm



ITEM NO.	PART NUMBER	DESCRIPTION
1	GA5018281	Boom line, Poly, 3/4", 3100 long, No holes
2	GA2000508	Boom line, Poly, 3/4", 3100 long, 7 holes, 500mm spacing
3	GA2000550	Boom line, Poly, 3/4", 2700 long, 6 holes, 500mm spacing



# Hoses



## SUCTION HOSE

PART NUMBER	DESCRIPTION	INTERNAL DIAMETER (A)	OUTSIDE DIAMETER (B)
GA2000218	20mm Suction Hose	20mm	32mm
GA2000222	25mm Suction Hose	25mm	35mm
GA2000224	32mm Suction Hose	32mm	45mm
GA2000226	38mm Suction Hose	38mm	48mm
GA2000229	51mm Suction Hose	51mm	63mm
GA2000230	63mm Suction Hose	63mm	76mm
GA2000232	75mm Suction Hose	75mm	93mm

NOTE: Suction hose can be identified by its external green stripe and wire reinforcement.

## PRESSURE HOSE

PART NUMBER	DESCRIPTION	INTERNAL DIAMETER (A)	OUTSIDE DIAMETER (B)
GA2000200	7mm Pressure Hose	7mm	12.5mm
GA2000211	13mm Pressure Hose	13mm	20mm
GA2000216	20mm Pressure Hose	20mm	28mm
GA2000219	25mm Pressure Hose	25mm	34mm
GA2000223	32mm Pressure Hose	32mm	43mm
GA2000225	38mm Pressure Hose	38mm	48mm

NOTE: Pressure hose can be identified by its blue internal layer.

## PVC HOSE

PART NUMBER	DESCRIPTION	INTERNAL DIAMETER (A)	OUTSIDE DIAMETER (B)
GA2000220	25mm PVC Hose	25mm	32mm
GA2000227	40mm PVC Hose	40mm	50mm
GA2000228	50mm PVC Hose	50mm	58mm

NOTE: PVC Hose can be identified by its ribbed outer surface.

## SIGHT TUBE HOSE

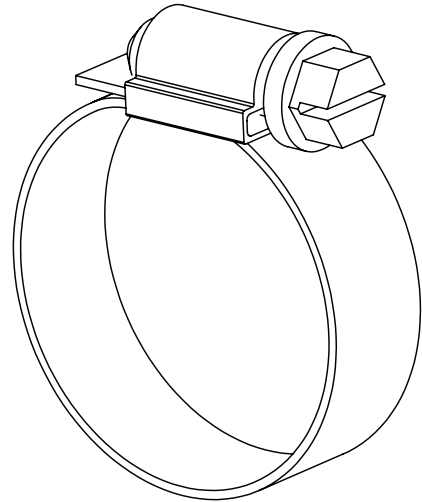
PART NUMBER	DESCRIPTION	INTERNAL DIAMETER (A)	OUTSIDE DIAMETER (B)
GA2000209	12mm Clear Sight Tube Hose	12mm	-
GA2000210	12mm Clear Sight Tube Hose with wire	12mm	-

## LAY FLAT HOSE

PART NUMBER	DESCRIPTION	INTERNAL DIAMETER (A)	OUTSIDE DIAMETER (B)
GA2000220	25mm PVC Hose	25mm	32mm

## Hose Clamps

PART NUMBER	DESCRIPTION
GA5004865	8-16mm Hose Clamp
GA5000469	12-20mm Hose Clamp
GA5000999	16-25mm Hose Clamp
GA5001681	20-32mm Hose Clamp
GA5016813	25-40mm Hose Clamp
GA5002783	30-45mm Hose Clamp
GA5002873	32-50mm Hose Clamp
GA5003325	40-60mm Hose Clamp
GA5016815	50-70mm Hose Clamp
GA5004241	60-80mm Hose Clamp



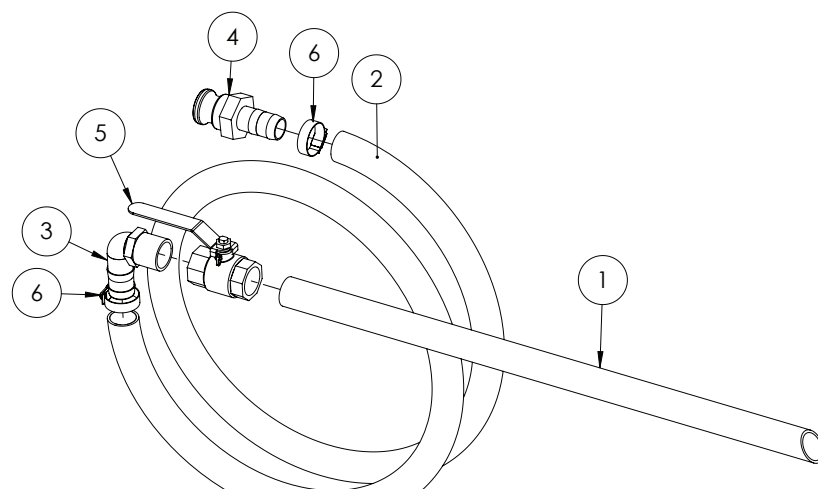
## Cable Ties

PART NUMBER	DESCRIPTION
GA5002173	Cable Tie, Black, 100 x 2.5mm
GA5003517	Cable Tie, Black, 140 x 3.5mm
GA5004455	Cable Tie, Black, 190 x 4.5mm
GA5000685	Cable Tie, Black, 320 x 7.5mm
GA5000687	Cable Tie, Black, 360 x 4.5mm
GA5021235	Cable Tie, Black, 540 x 7.5mm

## Spiral Guard

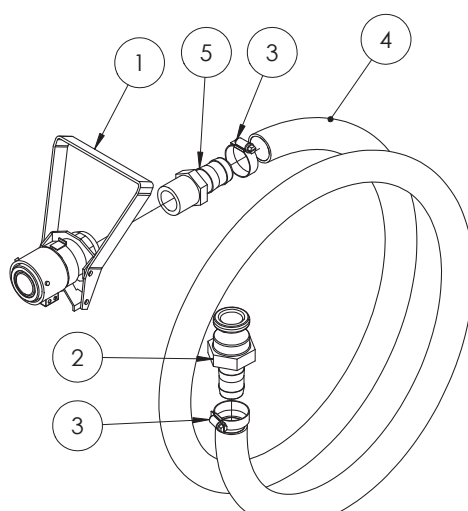
PART NUMBER	DESCRIPTION
GA5015669	Spiral guard, Black

## Chemical Probe Hose Lance



ITEM NO.	PART NUMBER	DESCRIPTION	QTY.
-	GA4948250	Chemical suction probe, Assembled	-
1	GA5013603	Poly Pipe 25 (cut 630mm long)	1
2	GA2000220	Hose, Suction, PVC, 25mm, Black - cut 3200 mm long	1
3	GA5077723	Hose barb, Elbow, 90 degree, 1" male x 1" hose, Banjo	1
4	GA5076011	Cam lever, 1" male coupling x 1" hose barb, Banjo	1
5	GA5018319	Valve, Ball, 25mm female thread inlet / outlet, Lever handle, SS	1
6	GA5001681	Hose Clamp, 1" SS (20-32/12W)	2

## Enviro Coupling & Hose



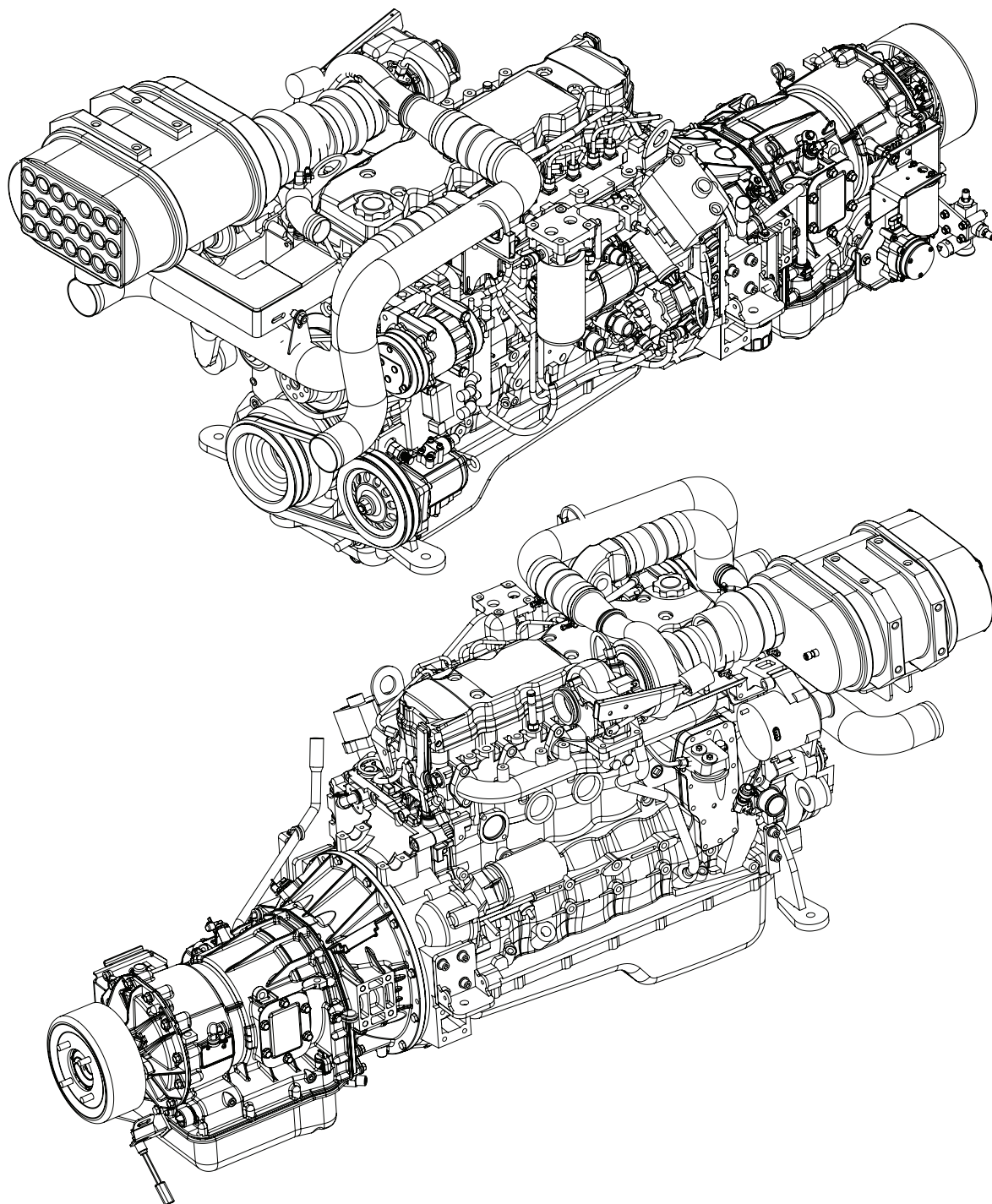
ITEM NO.	PART NUMBER	DESCRIPTION	QTY.
-	GA5020600	Enviro drum / micromatic coupling with suction hose	-
1	GA5018803	Micromatic drum valve coupling, 3 pin, Viton seals	1
	GA5018799	Seal kit, Suit micromatic / enviro drum coupling GA5018803	-
2	GA5076011	Cam lever, 1" male coupling x 1" hose barb, Banjo	1
3	GA5001681	Hose Clamp, 1" SS (20-32/12W)	2
4	GA2000220	Hose, Suction, PVC, 25mm, Black - cut 2840mm long	1
5	GA5077718	Hose barb, Straight, 1" male thread x 1" hose	1



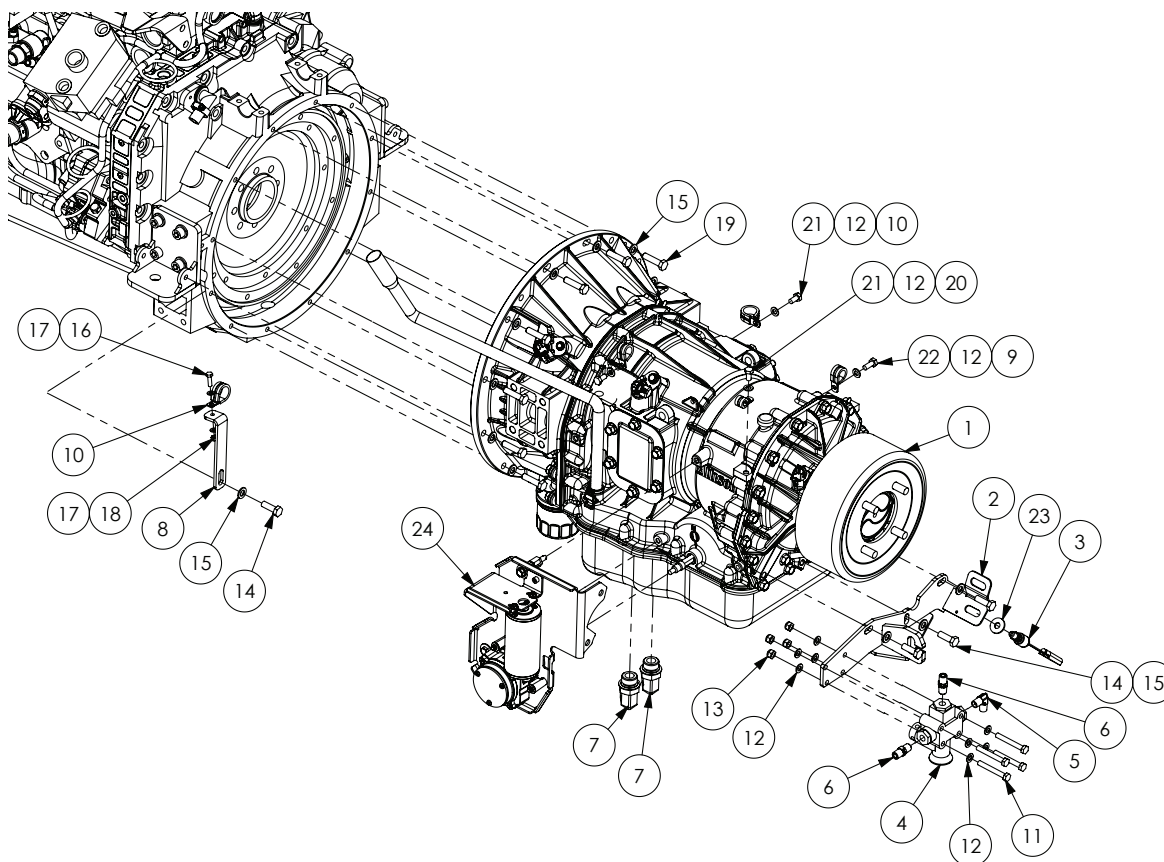
## Chapter 20

# ENGINE & TRANSMISSION

Cummins Engine / Allison Transmission



# Allison Transmission



## ALLISON TRANSMISSION SERVICE PARTS

PART NUMBER	DESCRIPTION
GA5048280	Filter , Allison - Spin On
GA5048285	Filter , Allison - Internal
GA5013769	Rear main oil seal - Allison transmission
GA5068650	Pad Assembly, Park Brake, Allison 2500 Transmission
GA2700002	Brake Drum, Park Brake, Allison 2500 Transmission

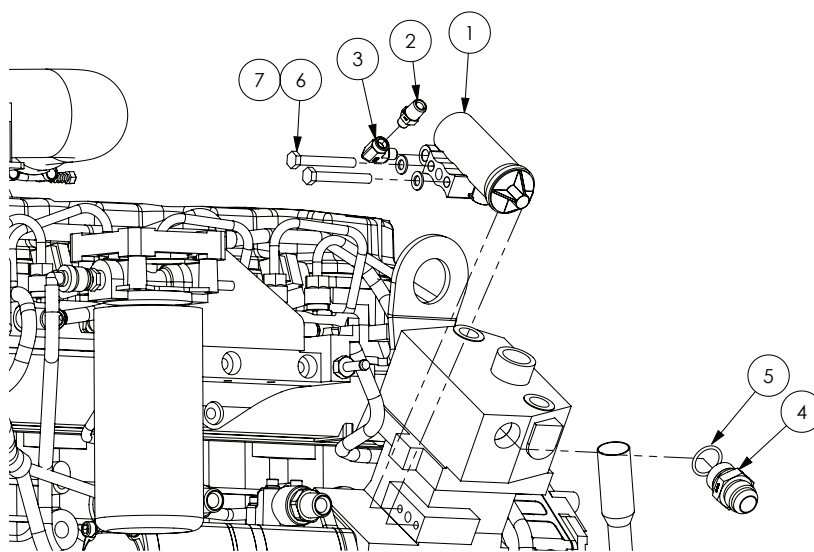
ITEM NO.	PART NUMBER	DESCRIPTION	QTY.
1	GA5005350	Automatic transmission, Allison 2500 series suit CC QSB6.7L engine	1
2	GA4658075	Handbrake mount	1
3	GA5016079	Switch, 10A, 12V SPST 2 leads, 10mm Shank, Push for ON, suit Stop Lamp, no connector	1
	GA5016080	Switch, 10A, 12V SPST 2 leads, 10mm Shank, Push for ON, suit Stop Lamp, with 2 pin connector	
4	GA5010868	Ride height valve, 1/4" connecting rods	1
5	GA3500258	Hydraulic coupling, Elbow, 90 degree, 1/4" BSPT male x 1/4" BSPT male	1
6	GA3500218	Hydraulic adaptor, Nipple, 1/4" BSP x 1/4" BSP	2
7	GA3500351	Hydraulic adaptor, Elbow, 90 degree, 1/2" BSPT male x 1 1/16" UN male O-ring	2

Continued over page

## Allison Transmission

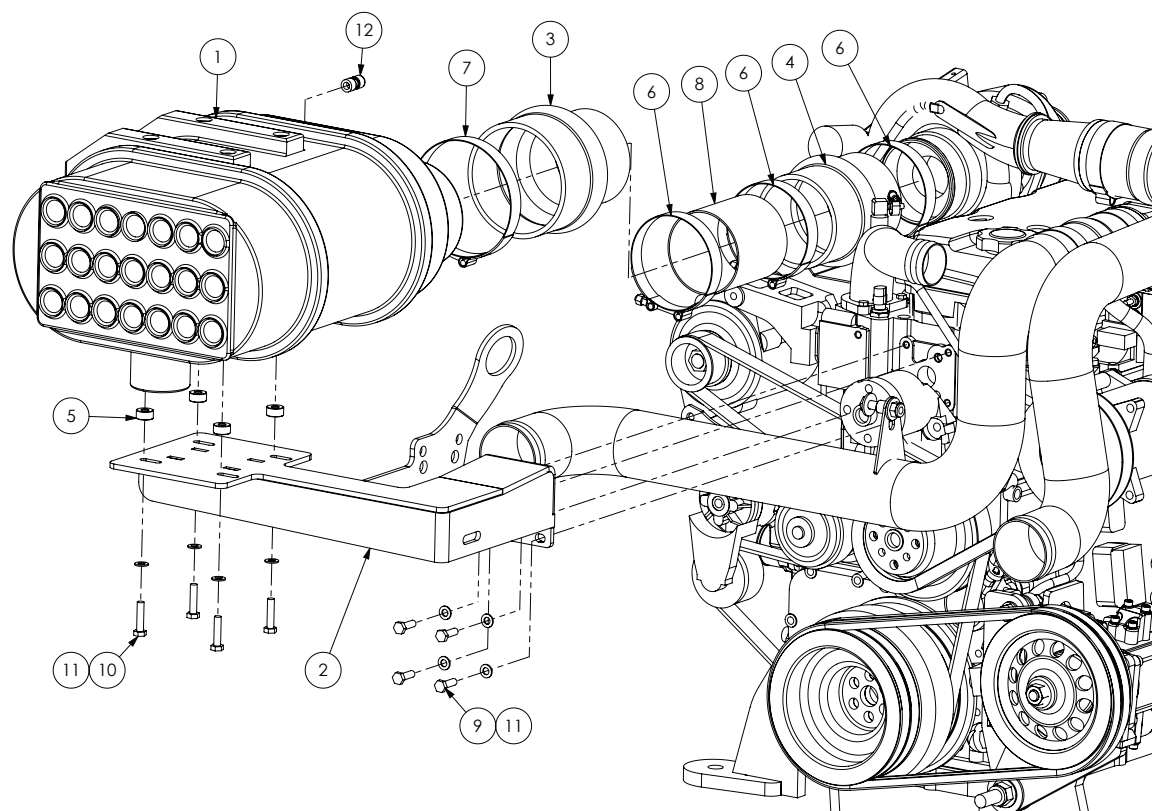
ITEM NO.	PART NUMBER	DESCRIPTION	QTY.
8	GA4503735	Bracket, Trans dip stick	1
9	GA5049825	Clamp P 19 mm 56483	3
10	GA5049830	Clamp P 27 mm 56485	2
11	GA5011489	Bolt M8 x 60 ZP GR8.8	4
12	GA5003643	Washer 8mm Flat SS HD	12
13	GA5052590	Nut M8 Nyloc SS	4
14	GA5065455	Bolt M10 x 30 ZP GR8.8	4
15	GA5000117	Washer 10mm Flat SS HD	16
16	GA5004065	Bolt M6 x 20 ZP GR8.8	1
17	GA5004437	Washer 6mm Flat SS	2
18	GA5048115	Nut M6 Nyloc ZP	1
19	GA5006071	Bolt M10 x 40 ZP GR10.9	12
20	GA5050120	Clamp P 10 mm -56840	1
21	GA5011465	Bolt M8 x 16 ZP GR8.8	3
22	GA5004085	Bolt M8 x 20 ZP GR8.8	1
23	GA5002627	Washer, 3/8" ID x 1 1/8" OD, High Tensile	1
24	GA3000077	Actuator, drive motor assembly, push button gear selector, Arens	1

## Air Governor - Air Pump Fitting



ITEM NO.	PART NUMBER	DESCRIPTION	QTY.
1	GA5007623	D2 Governor Valve	1
2	GA3500217	Hydraulic adaptor, Nipple, 1/4" BSP male x 1/8" BSP male	1
3	GA3500208	Hydraulic adaptor, Elbow, 90 degree, 1/8" BSPT male x 1/8" BSPT female	1
4	GA5077883	Hydraulic adaptor, Nipple, 1 1/16" JIC thread x M27 x 2.0p thread	1
5	GA5078122	O-Ring BSPP 3/4"	1
6	GA5011489	Bolt M8 x 60 ZP GR8.8	2
7	GA5003643	Washer 8mm Flat SS HD	2

## Air Cleaner



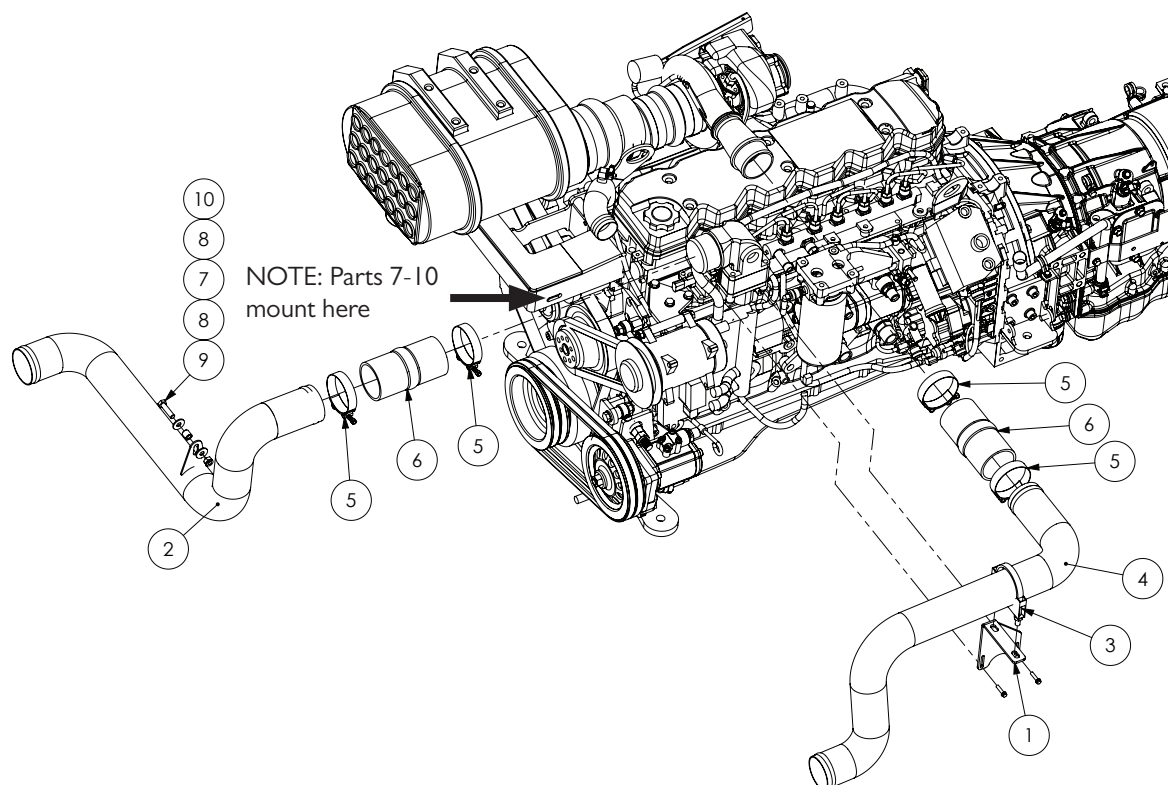
### AIR FILTER SERVICE PARTS

PART NUMBER	DESCRIPTION
GA5069031	Air cleaner primary element, suit GA5069030, Donaldson
GA5069032	Air cleaner safety element, suit GA5069030, Donaldson

ITEM NO.	PART NUMBER	DESCRIPTION	QTY.
1	GA5069030	Air cleaner Donaldson PDS10-0072	1
2	GA4658940	Mount, Air cleaner, Crop Cruiser QSB 2012	1
3	GA5010347	Hump Reducer 5" x 4"	1
4	GA5066526	Rubber hump joiner 4"	1
5	GA4552830	Spacer, Seat base	4
6	GA5010197	Hose Clamp 4" T-bolt	3
7	GA5010201	Hose Clamp 5" T-bolt	1
8	GA5065171	Exhaust tube, stainless steel 4", 100mm long	1
9	GA5004711	Bolt M8 x 25 ZP GR8.8	4
10	GA5011481	Bolt M8 x 35 ZP GR8.8	4
11	GA5003643	Washer 8mm Flat SS HD	8
12	GA5070450	Female Adaptor Push In 6mm x 1/8" BSP	1

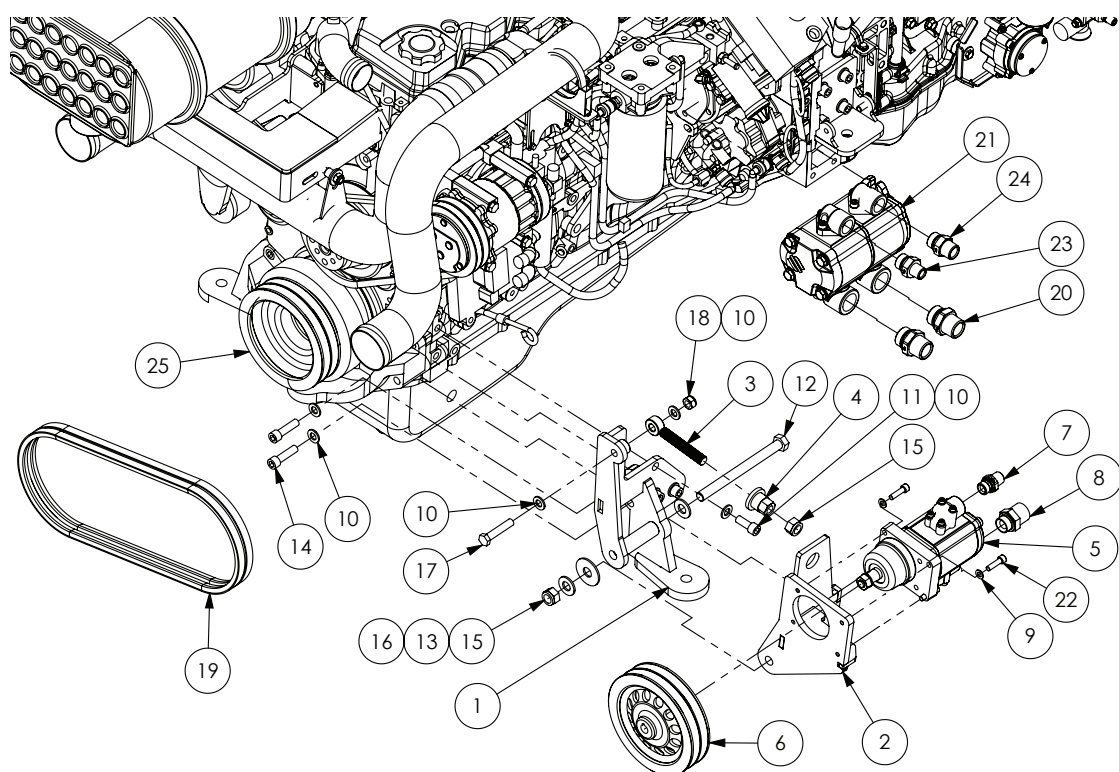


## Charge Air Intake Pipes



ITEM NO.	PART NUMBER	DESCRIPTION	QTY.
1	GA4503755	Bracket, Charge air pipe to throttle body mount	1
2	GA5069230	Pipe, charge air, includes weld on tab SP 201 I	1
3	GA5002297	Clamp Exhaust 3 1/8"	1
4	GA5069235	Pipe, Charge air, LH suit SP 201 I	1
5	-	Hose Clamp, Intercooler Pipes	4
6	-	Hump Hose, Cummins	2
7	GA4552830	Spacer, Seat base	1
8	GA5003643	Washer 8mm Flat SS HD	2
9	GA5011481	Bolt M8 x 35 ZP GR8.8	1
10	GA5000141	Nut M10 Nyloc ZP	1

## Hydraulic Pumps - Fan & Main



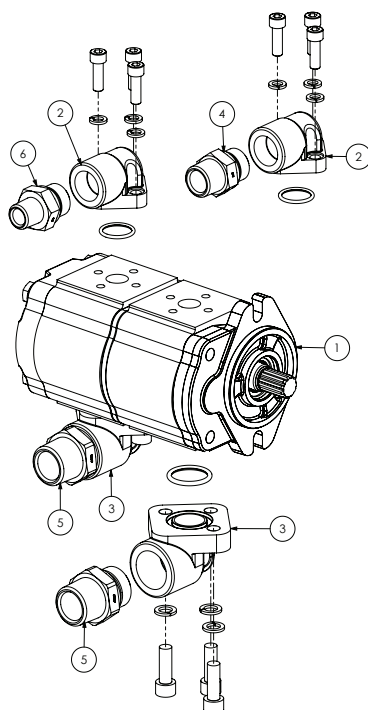
ITEM NO.	PART NUMBER	DESCRIPTION	QTY.
1	GA4659456	Engine mount, Front left hand, Includes fan pump mount	1
2	GA4659455	Bracket, Hydraulic fan pump, Pump mounting side	1
3	GA4659350	Adjuster bolt, M16, Crop Cruiser fan drive pump belt tension	1
4	GA4552881	Nut, Suit fan drive pump adjuster, M16 x 2mm pitch	1
5	GA5047765	Pump, Hydraulic, 22cc / rev, Radiator Fan MY14	1
6	GA4553170	Pulley, Fan Pump Suit Bosch Rexroth Pump, MY14 On	1
7	GA3500310	Hydraulic adaptor, Nipple, 1/2" BSPT male x 1/2" BSPP male	1
8	GA3500316	Hydraulic adaptor, Nipple, 1" BSPT male x 3/4" BSPP male	1
9	GA5003643	Washer 8mm Flat SS HD	4
10	GA5000577	Washer 12mm Flat SS HD	7
11	GA5000307	SHCS M12 x 30 ZP GR12.9	3
12	GA5051090	Bolt M16 x 190 ZP GR8.8	1
13	GA5001043	Washer 16mm Flat SS HD	2
14	GA5000325	SHCS M12 x 45 ZP GR12.9	2
15	GA5001029	Nut M16 Nyloc ZP	2
16	GA5003705	Washer 5/8" Flat ZP Large Heavy Duty	1
17	GA5000335	Bolt M12 x 60 ZP GR8.8	1
18	GA5012461	Nut M12 Nyloc ZP	1

Continued over page

## Hydraulic Pumps - Fan & Main

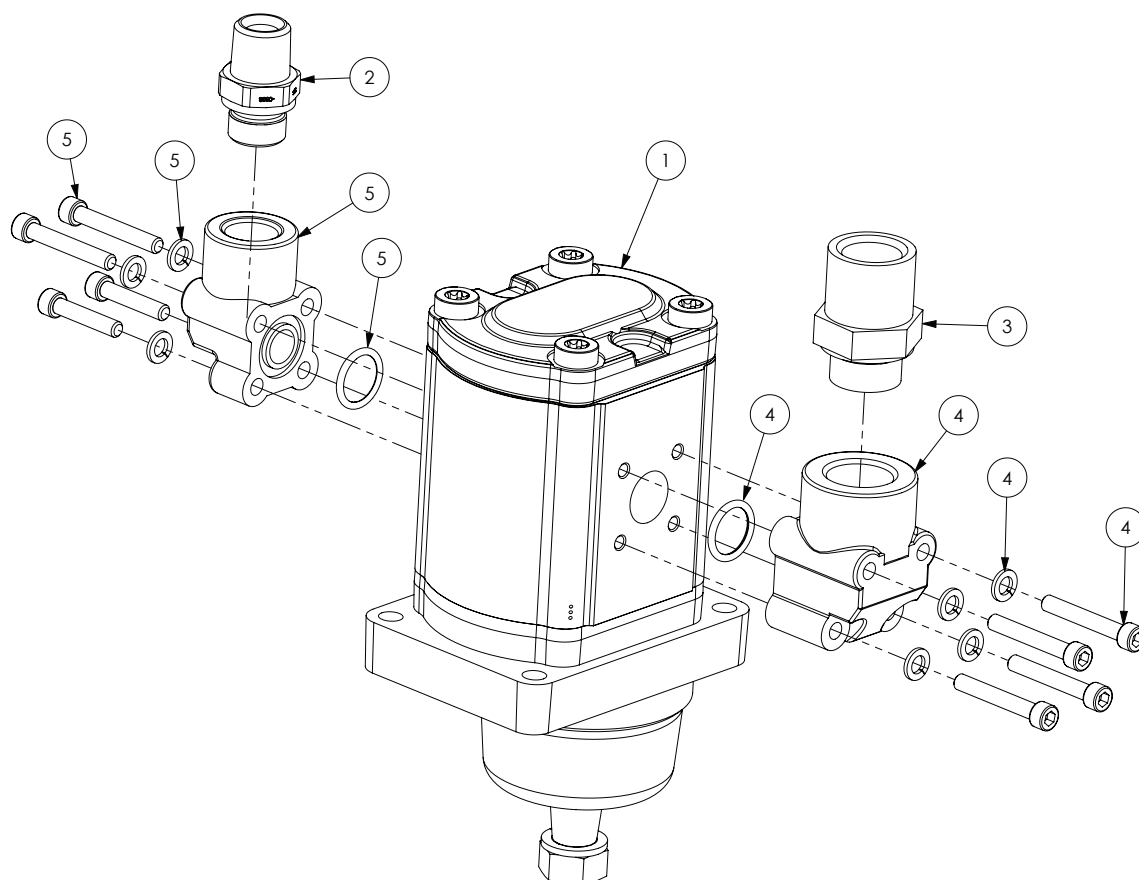
ITEM NO.	PART NUMBER	DESCRIPTION	QTY.
19	GA5068927	V belt, Notched, suit remote mounted hydraulic fan pump	2
20	GA5070765	SHCS M8 x 30 ZP GR 12.9	4
21	*	Hydraulic Pumps - 32cc/22cc	1
22	GA3500312	Hydraulic adaptor, Nipple, 1/2" BSPT male x 3/4" BSPP male	1
23	GA3500314	Hydraulic adaptor, Nipple, 3/4" BSPT male x 3/4" BSPP male	1
24	GA3500317	Hydraulic adaptor, Nipple, 1" BSPT male x 1" BSPP male	2
25	GA4552735	Pulley, Belt drive	1

## Hydraulic Pumps - 32cc/22cc



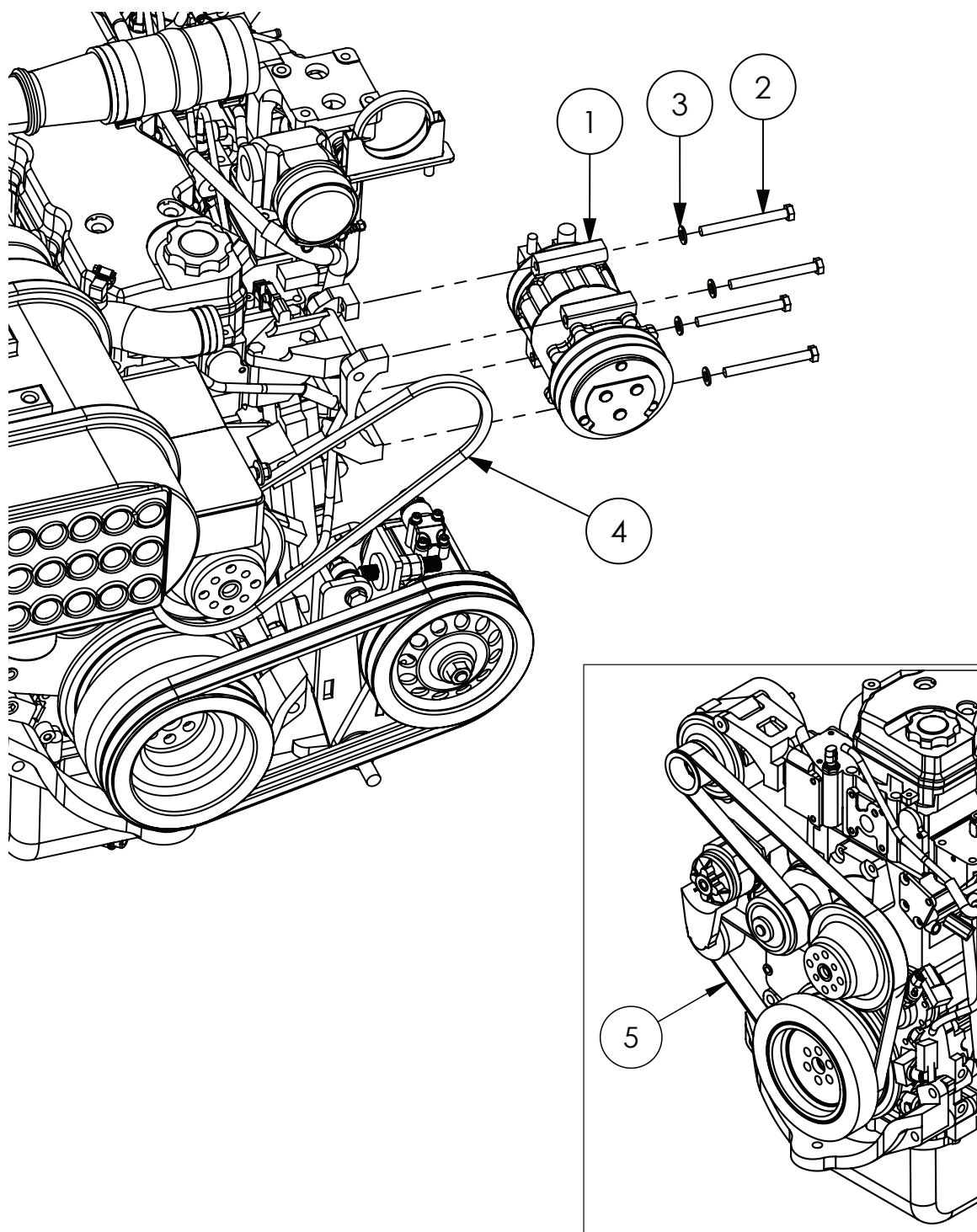
ITEM NO.	PART NUMBER	DESCRIPTION	QTY.
-	GA3500121	Seal kit, Hydraulic pump, Single only, suit GA3500055 and GA3500007 (2 required per pump)	-
1	GA3500007	Pump, Hydraulic, 22+32cc, 11 tooth spline, Including port adaptors	1
2	GA3500064	Port adaptor inc. O-ring, Hydraulic, 90 degree, 3/4", suit Salami pump	2
	GA5071850	O-Ring, 2.62 x 22.2mm, Nitrile, Suit 3/4" Port Adaptor	-
3	GA3500065	Port adaptor inc. O-ring, Hydraulic, 90 degree, 1", suit Salami pump	2
	GA5076059	O ring, 29.75 x 3.53 mm, Nitrile, Suit 1" Port Adaptor	-
4	GA3500314	Hydraulic adaptor, Nipple, 3/4" BSPT male x 3/4" BSPP male	1
5	GA3500317	Hydraulic adaptor, Nipple, 1" BSPT male x 1" BSPP male	2
6	GA3500312	Hydraulic adaptor, Nipple, 1/2" BSPT male x 3/4" BSPP male	1

## Hydraulic Pumps - Fan



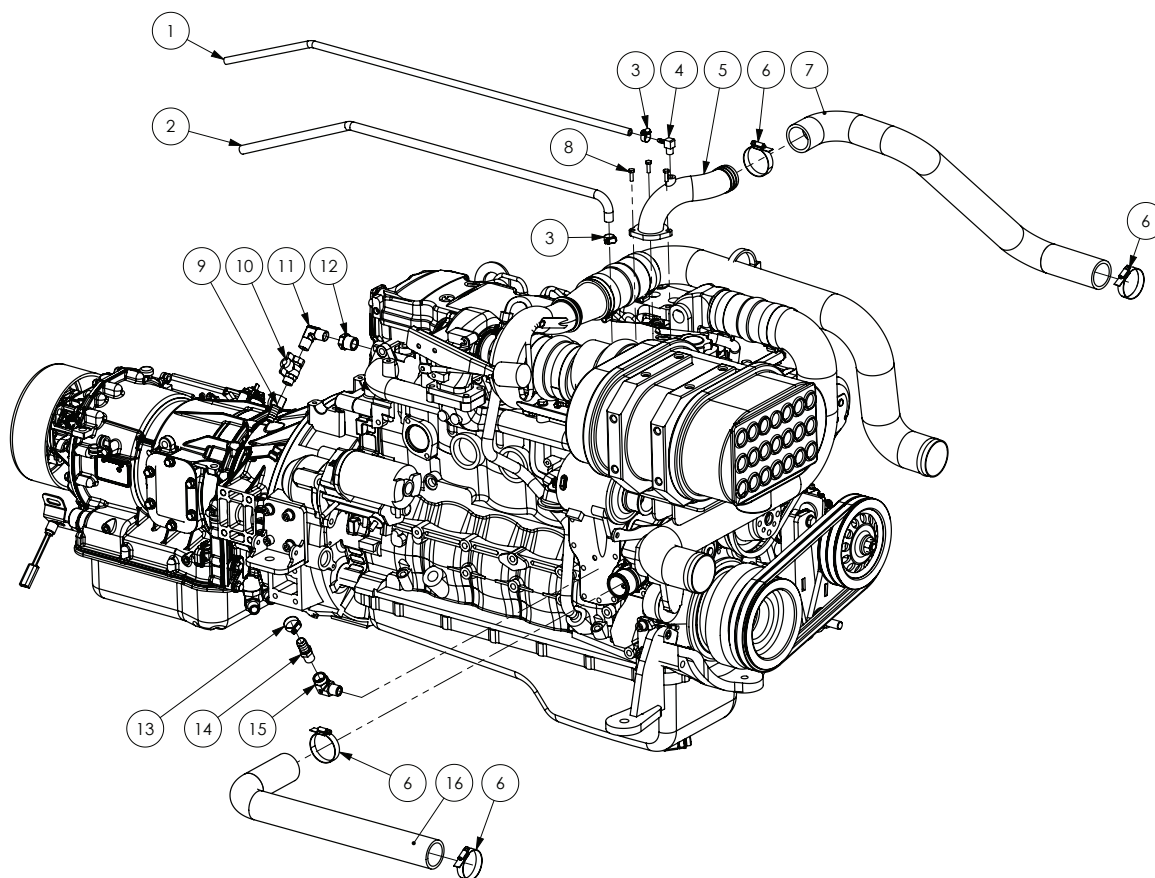
ITEM NO.	PART NUMBER	DESCRIPTION	QTY.
1	GA5047765	Pump, Hydraulic, 22cc / rev, Radiator Fan	1
2	GA3500310	Hydraulic adaptor, Nipple, 1/2" BSPT male x 1/2" BSPP male	1
3	GA3500316	Hydraulic adaptor, Nipple, 1" BSPT male x 3/4" BSPP male	1
4	GA5013231	Port Adaptor, 90 degree, 3/4"	1
5	GA5005193	Port Adaptor, 90 degree, 1/2"	1

## Air Conditioner Compressor & Belts



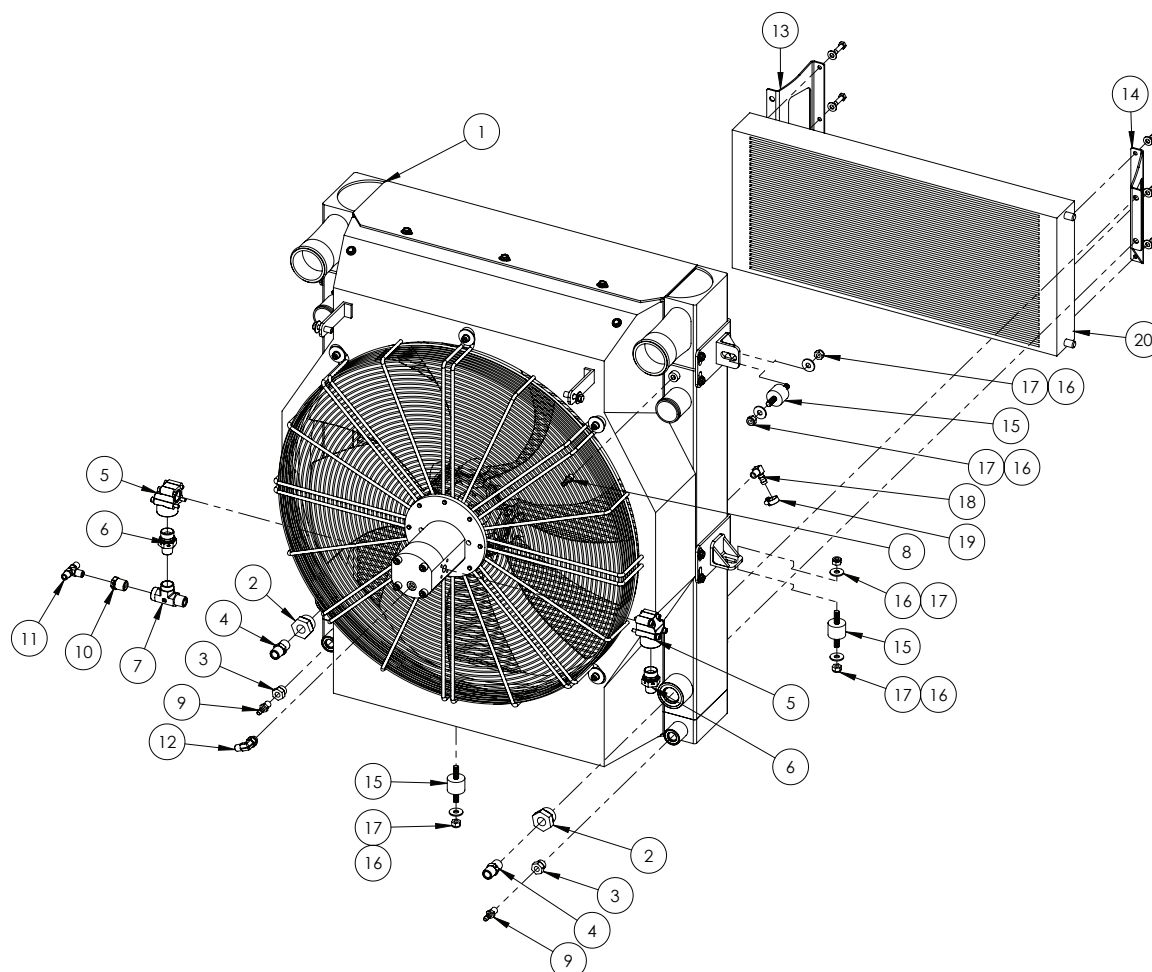
ITEM NO.	PART NUMBER	DESCRIPTION	QTY.
1	GA5071641	Air Conditioner Compressor, Pad Mount	1
2	GA5006091	Bolt M10 x 100 ZP GR8.8	4
3	GA5000117	Washer 10mm Flat SS HD	4
4	GA5071435	V Belt, Air Conditioner, 13A1080	1
5	GA5075275	Belt, Serpentine, Water Pump Alternator	1

## Coolant System Plumbing



ITEM NO.	PART NUMBER	DESCRIPTION	QTY.
1	GA5077825	Hose, fuel line, 5/16" ID, Black (cut to 1000mm)	1
2	GA5010211	Hose, fuel line, 3/8" ID, Black (cut to 1000mm)	1
3	GA5000469	Hose clamp, 1/2", SS	2
4	GA5048340	Elbow, 90 degree, 1/4" male thread x 1/4" hose, Brass	1
5	GA4657280	Thermostat Housing Elbow 304 Stainless Steel	1
6	GA5016815	Torro Hose Clamp	4
7	GA5070485	Radiator hose, Upper, Green silicone, HYDAC	1
8	GA5004053	BHCS M6 x 20 SS A2-70	3
9	GA4903350	Water Restrictor suit QSB engine	1
10	GA5020615	Valve, Ball, 12mm, 1/2" Male, Female Butterfly, Brass	1
11	GA3500262	Hydraulic adaptor, Elbow, 90 degree, 1/2" BSPT male x 1/2" BSPT male	1
12	GA3500204	Hydraulic adaptor, Reducing bush, 3/4" BSPT male x 1/2" BSPT female	1
13	GA5000999	Hose Clamp, 3/4", SS	2
14	GA5022070	Hosetail brass 1/2" thread x 3/4" barb	1
15	GA3500210	Hydraulic adaptor, Elbow, 90 degree, 1/2" BSPT male x 1/2" BSPT female	1
16	GA5070486	Radiator hose, Lower right hand side, Green silicone, Hydac	1

## Combi Cooler



### MOTOR & SEALS

PART NUMBER	DESCRIPTION
GA5070840	Gear Motor, Hydraulic, GR2 Fan Drive
GA5078412	Seal kit, suit GA5070840, Combi cooler hydraulic motor, HYDAC, Exc. shaft seal
GA3500844	Seal, Motor Shaft, Hydraulic Fan Drive Motor GA5070840, G6 & G8

ITEM NO.	PART NUMBER	DESCRIPTION	QTY.
1	GA5069040	Radiator, Combi cooler kit suit G6 including header tank & hydraulic fan	1
2	GA3500343	Hydraulic adaptor, Reducing bush, 1/2" BSPT female x 1 5/16" UN male O-ring	2
3	GA3500340	Hydraulic adaptor, Reducing bush, 1/4" BSPT female x 3/4" UN male O-ring	2
4	GA3500223	Hydraulic adapter, Nipple, 1/2" BSP male x 1/2" BSP male	2
5	GA5013231	Port Adaptor, 90 degree, 3/4"	2
6	GA3500312	Hydraulic adaptor, Nipple, 1/2" BSPT male x 3/4" BSPP male	2

Continued over page

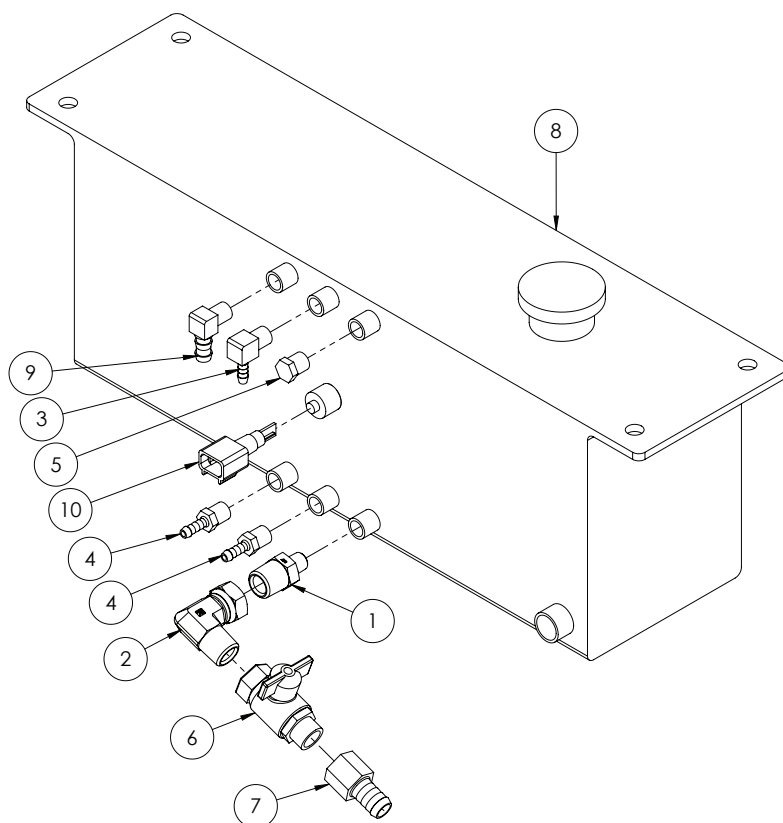


## Combi Cooler

ITEM NO.	PART NUMBER	DESCRIPTION	QTY.
7	GA3500254	Hydraulic adaptor, Tee, 1/2" BSPT female x 1/2" BSPT female x 1/2" BSPT male	1
8	GA5020695	Hosetail (brass) 1/4" x 1/8" Male Thread	2
9	GA5068780	Hose barb, 1/4" BSPT male x 5/16" hose, Brass	2
10	GA3500203	Hydraulic adaptor, Reducing bush, 1/2" BSPT male x 1/4" BSPT female	1
11	GA3500269	Hydraulic adaptor, Tee, 1/4" BSPT male x 1/4" BSPT male x 1/4" BSPT male	1
12	GA3500320	Hydraulic adaptor, Elbow, 90 degree, 1/4" BSPT male x 1/4" BSPP male O-ring	1
13	GA4503655	Bracket, LH AC mount to Radiator	1
14	GA4503660	Bracket, RH AC mount to Radiator	1
15	GA5069130	Isolator, Sandwich mount, 28 long x 40mm OD, M10 x 25	6
16	GA5002627	Washer, 3/8" ID x 1 1/8" OD, High Tensile	10
17	GA5000141	Nut M10 Nyloc ZP	10
18	GA5049290	Elbow 1/4" male thread x 3/8" barb brass	1
19	GA5004865	Hose Clamp, 3/8",SS (8-16/9W)	1
20	GA5007361	Condensor assembly (tube & fin 6 rows 5/16")	1

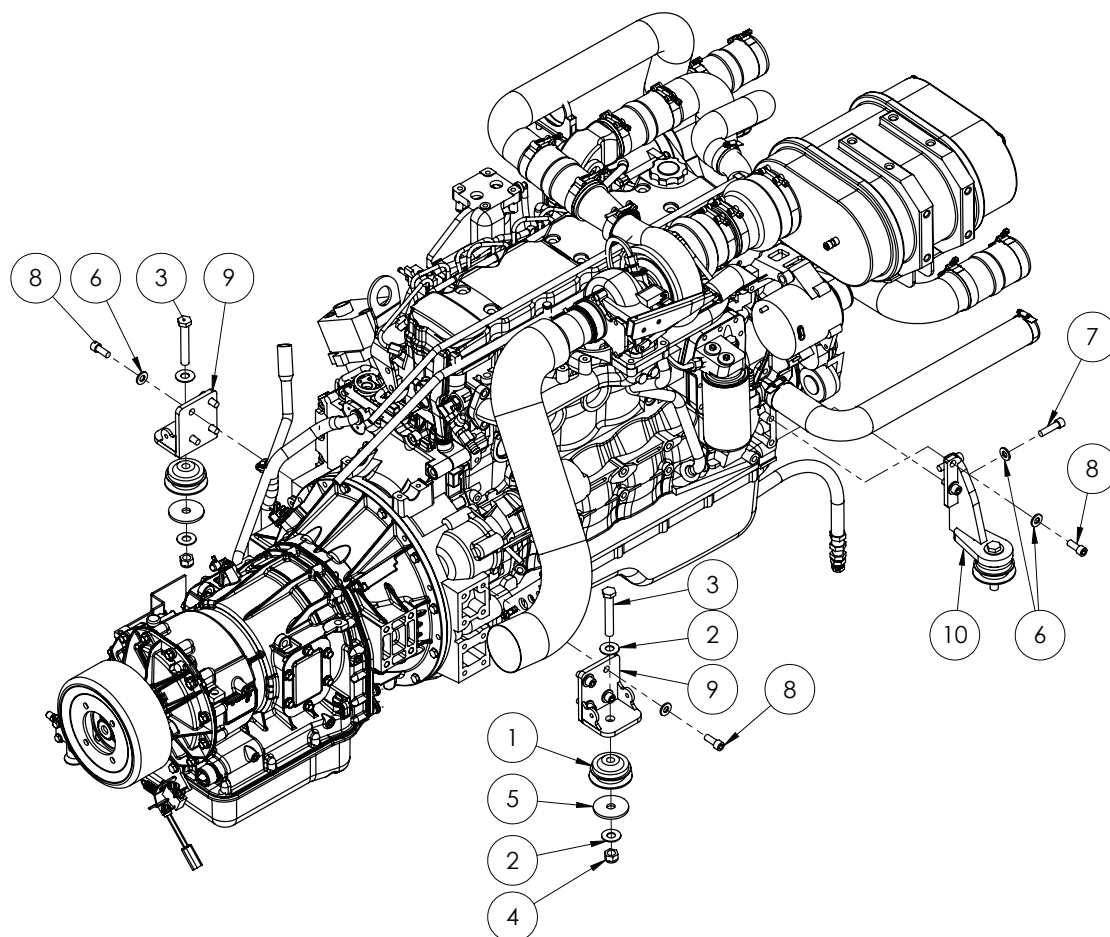


## Header Tank Assembly



ITEM NO.	PART NUMBER	DESCRIPTION	QTY.
-	GA5025150	Radiator cap, 1.2 bar	-
1	GA3500221	Hydraulic adaptor, Nipple, 1/2" BSPT male x 1/4" BSPT male	1
2	GA3500333	Hydraulic adaptor, Elbow, 90 degree, 1/2" BSPT male x 1/2" BSPP female swivel	1
3	GA5048340	Elbow, 90 degree, 1/4" male thread x 1/4" hose, Brass	1
4	GA5020540	Hose barb, Straight, 1/4" male thread x 1/4" hose, Brass	2
5	GA5069335	Plug, 1/4" BSPT male thread, Brass	1
6	GA5020615	Valve, Ball, 12mm, 1/2" Male, Female Butterfly, Brass	1
7	GA5003697	Hose barb, 1/2" BSP female x 5/8" hose, Brass	1
8	GA5069041	Header tank - Includes cap	1
	GA5025150	Radiator cap, 1.2 bar, G6 G8, Hydac	-
9	GA5049290	Elbow 1/4" male thread x 3/8" barb brass	1
10	GA5066280	Sensor low coolant level	1

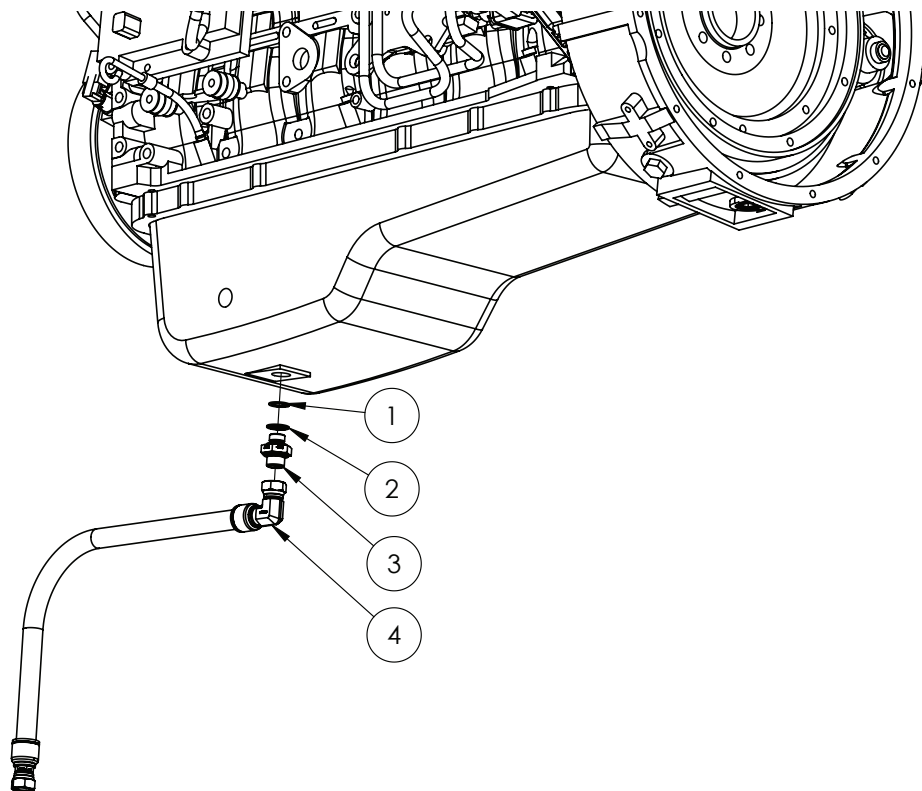
## Engine Mounts



ITEM NO.	PART NUMBER	DESCRIPTION	QTY.
-	GA4659456	Engine mount, Front left hand, Includes fan pump mount	1
1	GA5070020	Vibration Isolator, 80mm	4
2	GA5001043	Washer 16mm Flat SS HD	8
3	GA5011269	Bolt M16 x 100 ZP GR8.8	4
4	GA5001029	Nut M16 Nyloc ZP	4
5	GA4502820	Washer, 70mm OD x 16.5mm ID x 5mm thick	4
6	GA5000577	Washer 12mm Flat SS HD	12
7	GA5000325	SHCS M12 x 45 ZP GR12.9	2
8	GA5000307	SHCS M12 x 30 ZP GR12.9	10
9	GA4654971	Engine mount, CCSP Rear	2
10	GA4656610	Engine mount, CCSP front RH	1

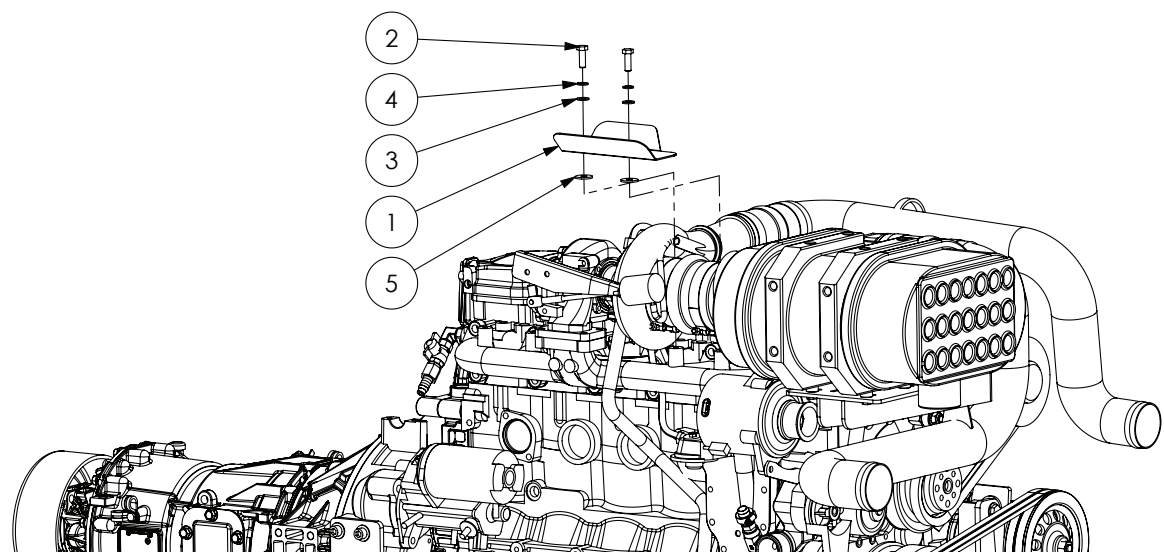
## Sump Drain

---



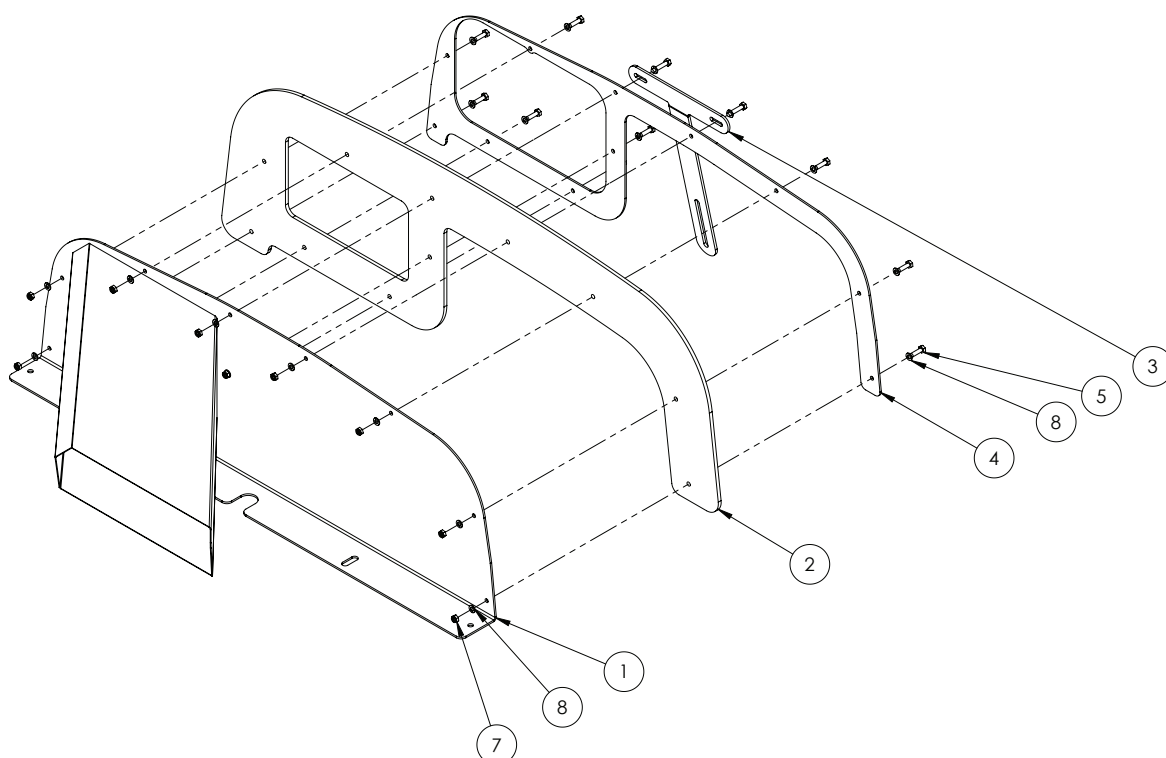
ITEM NO.	PART NUMBER	DESCRIPTION	QTY.
1	GA5070725	Copper Washer 18 mm x 1.5	1
2	GA5077886	Hydraulic Seal, Metal bonded, M18	1
3	GA3500484	Hydraulic Adaptor Nipple, M18 x 1/2" BSPP	1
4	GA4908095	Hydraulic Hose, Hydraulic Hose, Sump, Drain, Engine	1

# Heat Shield



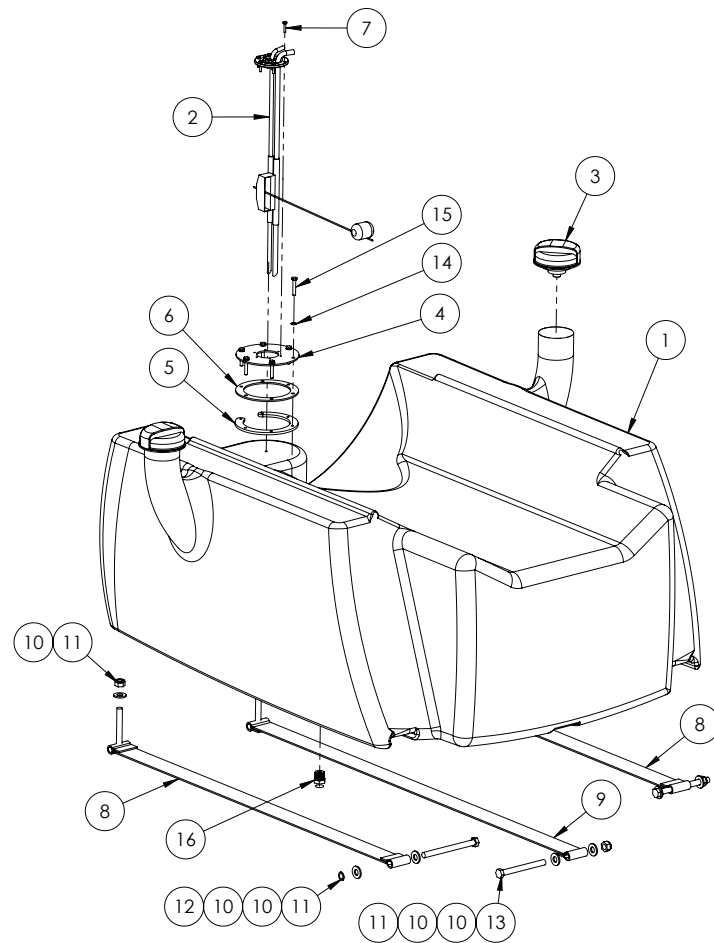
ITEM NO.	PART NUMBER	DESCRIPTION	QTY.
1	GA4503765	Heat Shield, Air Cleaner SS	1
2	GA5006161	Bolt M10 x 25 GR8.8 ZP	2
3	GA5000117	Washer 10mm Flat SS HD	2
4	GA5000137	Washer 10mm Spring SS	2
5	GA5002627	Washer 3/8" ID x 1 1/8" OD High Tensile	2

## Engine Air Divider



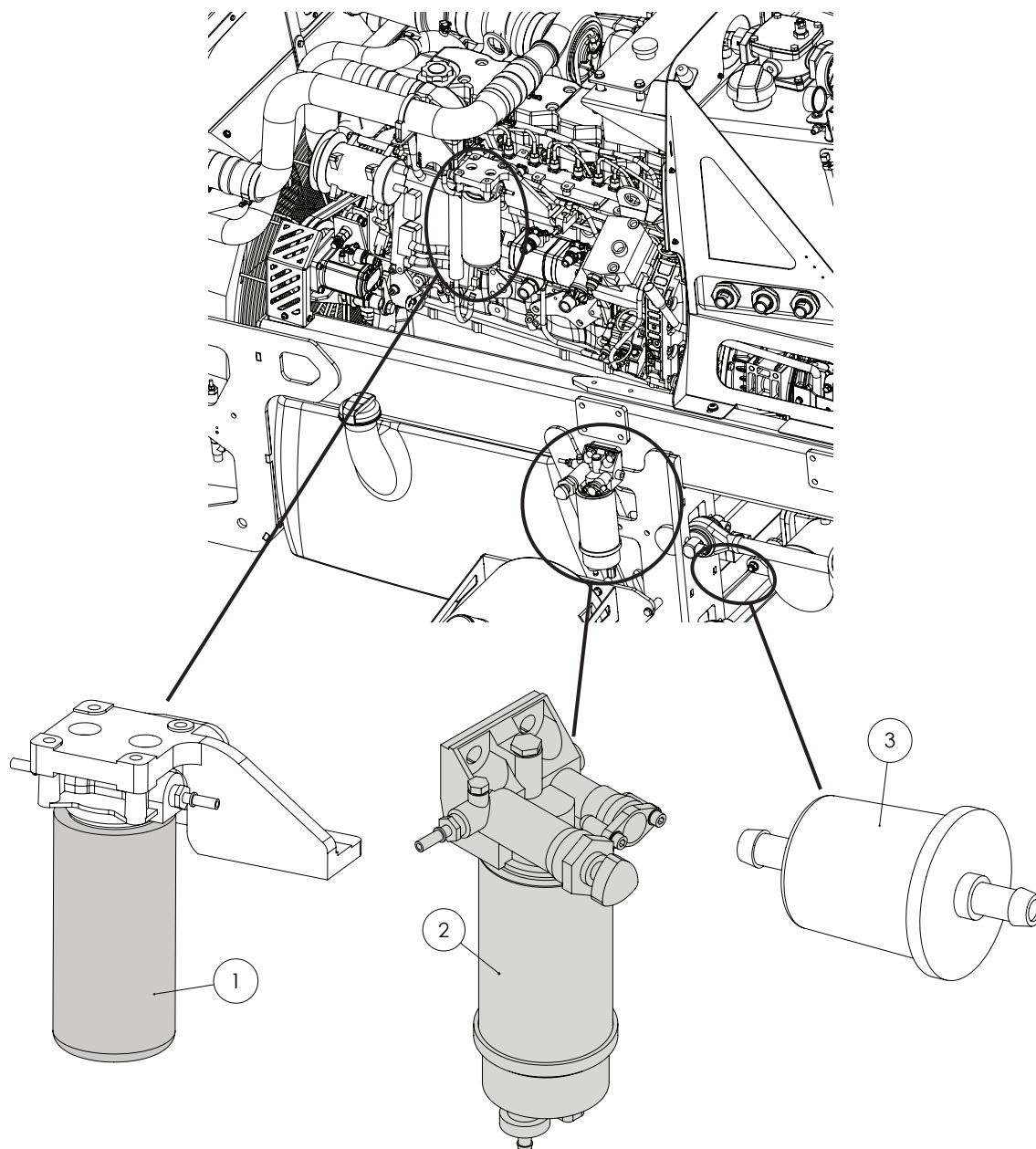
ITEM NO.	PART NUMBER	DESCRIPTION	QTY.
1	GA4660745	Radiator Infill Baffle and Intake	1
2	GA4502586	Seal, Rubber, Radiator infill panel	1
3	GA4502765	Bracket Upper Support Radiator Infill Panel	1
4	GA4502626	Plate, Infill Panel Clamp	1
5	GA5004065	Bolt M6 x 20 GR8.8 ZP	9
6	GA5004077	Bolt M6 x 30 GR8.8 ZP	2
7	GA5048115	Nut M6 Nyloc ZP	11
8	GA5004437	Washer 6mm Flat SS	22

## Fuel Tank



ITEM NO.	PART NUMBER	DESCRIPTION	QTY.
1	GA5069065	Tank, Diesel, 300L, Bare	1
2	GA5070420	Fuel sender assembly, Suction & return tubes, adjustable float arm	1
3	GA5069066	Fuel tank cap	2
4	GA4502550	Fuel Sender Mounting Plate SS	1
5	GA4502570	Fuel Sender Mount Retaining Plate	1
6	GA4502635	Fuel Sender Gasket Cork	1
7	GA5020525	Screw M4 x 20 Phillips Head SS	6
8	GA5069120	Tank Strap, Outer come with Rubber Fuel Tank	2
9	GA5069125	Tank Strap, Centre, comes with Rubber Fuel Tank	1
10	GA5000577	Washer 12mm Flat SS HD	9
11	GA5012461	Nut M12 Nyloc ZP	6
12	GA5000271	Bolt M12 x 140 ZP GR8.8	2
13	GA5000265	Bolt M12 x 120 ZP GR8.8	1
14	GA5004437	Washer 6mm Flat SS	6
15	GA5070504	Set Screw M6 x 35 ZP GR8.8	6
16	GA5048560	Plug male 1/2" BSPT Magnetic	1

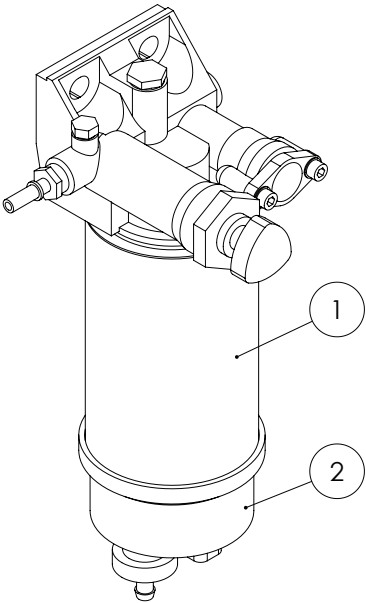
## Fuel Filters



ITEM NO.	PART NUMBER	DESCRIPTION	QTY.
1	GA5051765	Fuel Filter, Spin on, suit QSB Engine	1
2	GA5071020*	Fuel Filter Assembly, Primary, Includes Pump Head, Filter Element and Glass Bowl	1
3	GA5069895	Fuel filter, Inline, 3/8" male hose barbs	1

\* Sub-assembly on following pages

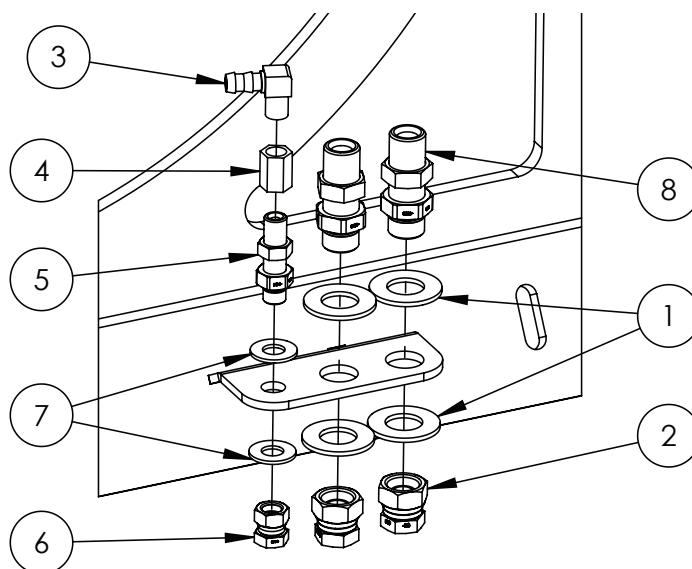
# Fuel Filter - Primary Assembly



ITEM NO.	PART NUMBER	DESCRIPTION	QTY.
1	GA5051760	Filter cartridge, Suit primary fuel filter on self propelled with QSB	1
2	GA5070560	Fuel Filter Bowl Clear Glass Suit Primary, with sensor	1
-	GA5066275	Sensor, Water in Fuel, Suit Primary Fuel Filter With Glass Bowl, Deutsch, 3911940S	1



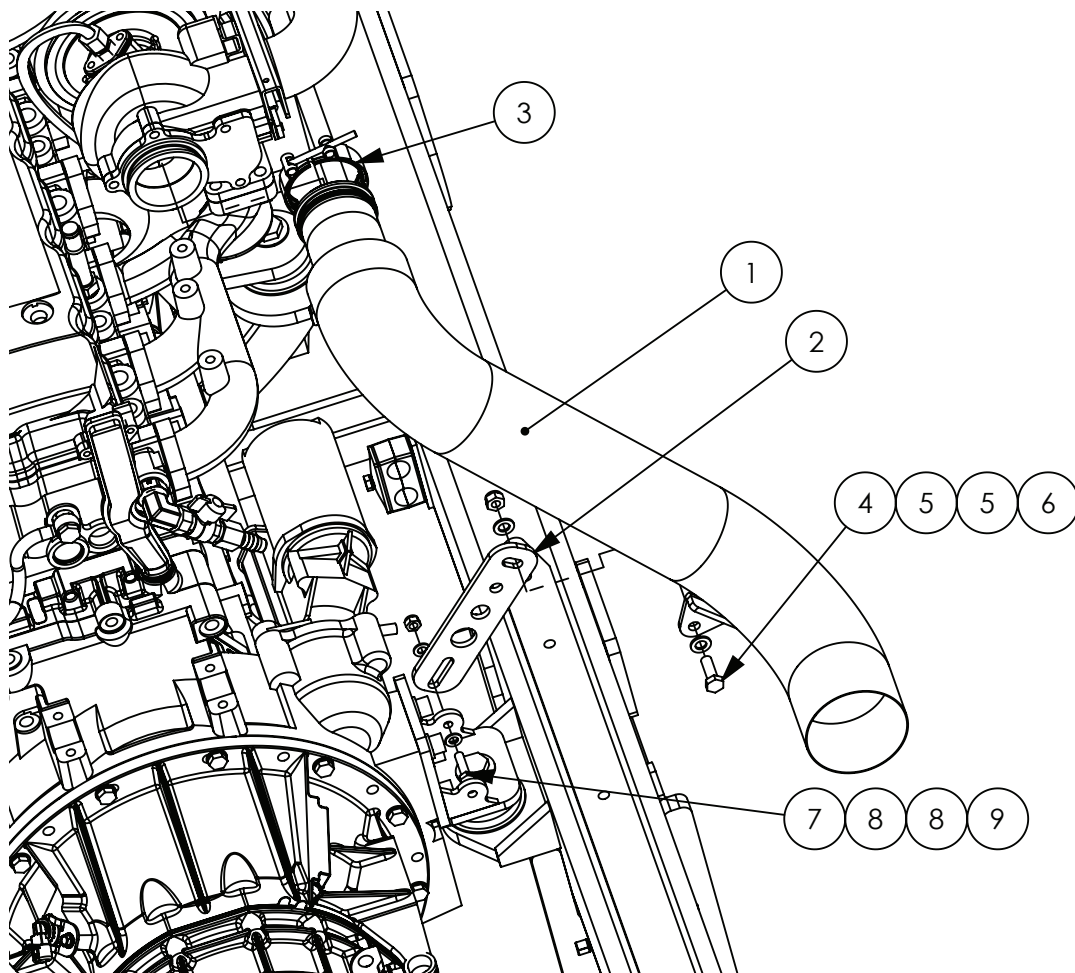
## Fluid Drain Point



ITEM NO.	PART NUMBER	DESCRIPTION	QTY.
1	GA5001045	Washer, 3/4", Flat ZP	4
2	GA3500278	Cap, Swivel, 1/2" BSPP female	2
3	GA5049290	Elbow 1/4" male thread x 3/8" barb brass	1
4	GA5066940	Socket, 1/4" female thread, Hex, Brass	1
5	GA3500249	Hydraulic adaptor, Bulkhead nipple, 1/4" BSPP male x 1/4" BSPP male	1
6	GA3500277	Cap, Swivel, 1/4" BSPP female	1
7	GA5017673	Washer 1/2" High Tensile	2
8	GAS99-603	Hydraulic adaptor, Bulkhead nipple, 1/2" BSP male x 1/2" BSP male	2

## Exhaust - Turbo Pipe

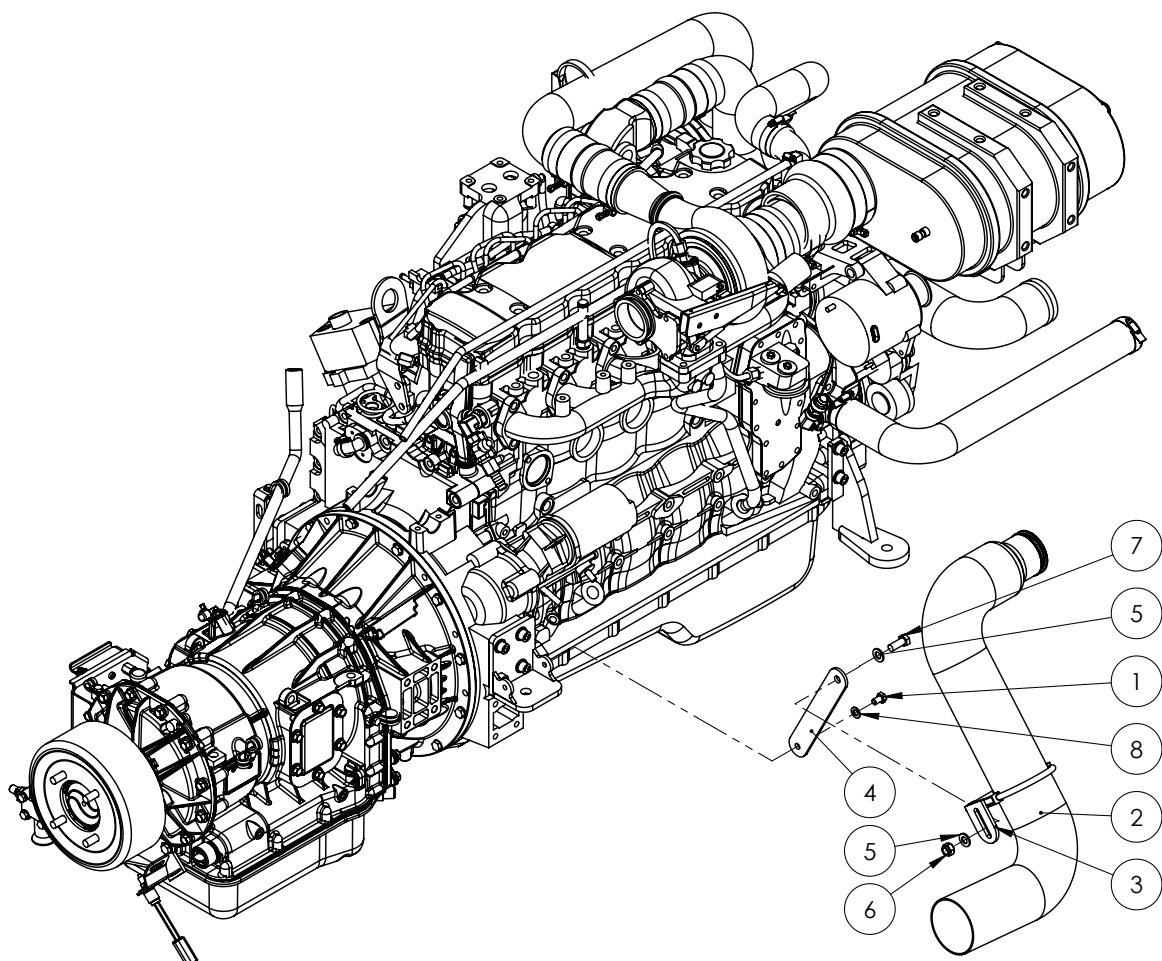
SERIAL #201820 TO #201943



ITEM NO.	PART NUMBER	DESCRIPTION	QTY.
-	GA5053700	Exhaust heat wrap fibreglass Black, Sold per roll	1
-	GA5055470	Tie Cable SS 520mm SS316	-
1	GA5062501	CCSP Exhaust, suit RH platform option	1
2	GA4503685	Exhaust mount, Engine mount	1
3	-	Turbo Exhaust Clamp	1
4	GA5065455	Bolt M10 x 30 ZP GR8.8	1
5	GA5000117	Washer 10mm Flat SS HD	2
6	GA5000141	Nut M10 Nyloc ZP	1
7	GA5011475	Bolt M8 x 30 ZP GR8.8	1
8	GA5003643	Washer 8mm Flat SS HD	2
9	GA5004917	Nut M8 Nyloc ZP	1

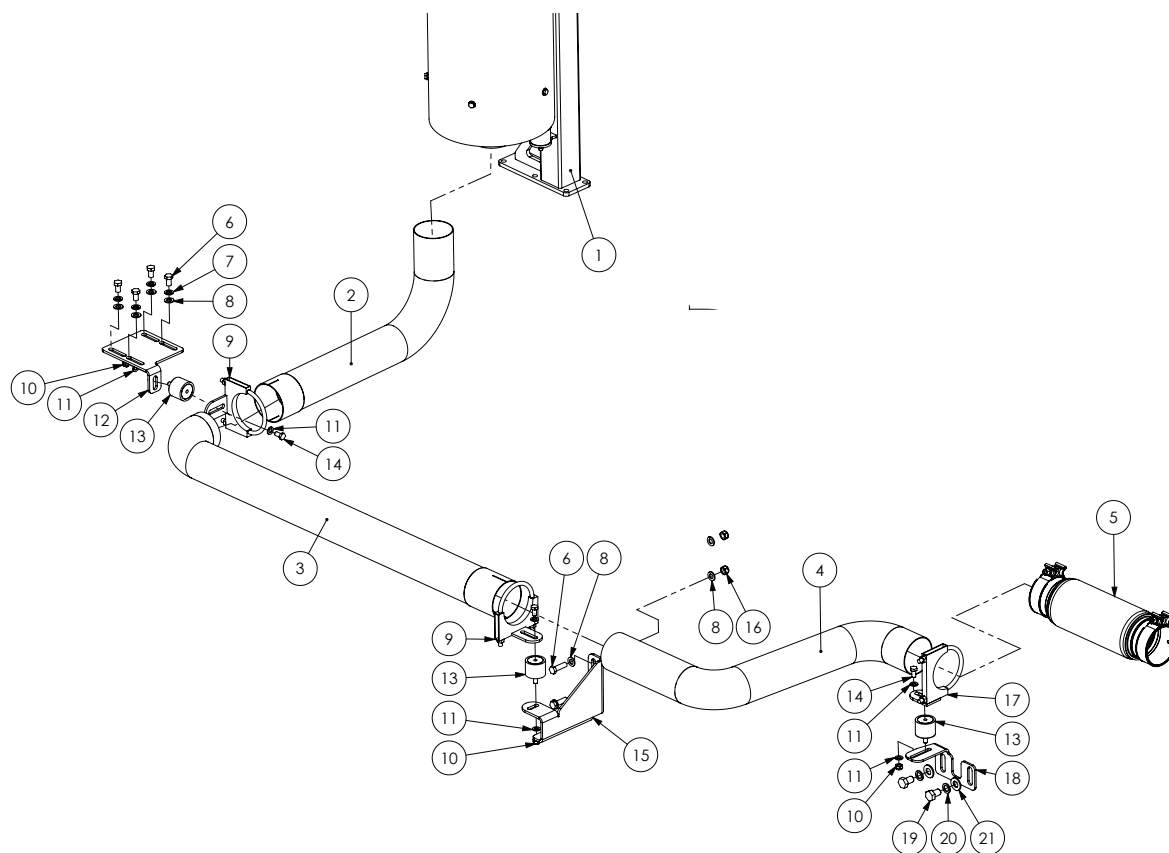
## Exhaust - Turbo Pipe

SERIAL #201948 ONWARDS



ITEM NO.	PART NUMBER	DESCRIPTION	QTY.
-	GA5053700	Exhaust heat wrap fibreglass Black, Sold per roll	1
-	GA5055470	Tie Cable SS 520mm SS316	-
1	GA5006143	Bolt M10 x 16 GR8.8 ZP	1
2	GA5062502	Exhaust Pipe, Turbo to Bellow	1
3	GA4658836	Exhaust clamp bracket 'S' bend pipe	1
4	GA4402135	Plate, Exhaust Support Bracket	1
5	GA5000577	Washer 12mm Flat SS HD	2
6	GA5012461	Nut M12 Nyloc ZP	1
7	GA5000305	Set Screw M12 x 30 GR8.8 ZP	1
8	GA5000117	Washer 10mm Flat SS HD	1

## Exhaust - 5200L



ITEM NO.	PART NUMBER	DESCRIPTION	QTY.
-	GA4505080	Plate Spacer Exhaust Mount Bracket (not shown)	1
1	*	Exhaust Stack, 5200L	1
2	GA5069900	Elbow, 4" exhaust tube 90 degree, Flared, long end	1
3	GA4656572	Exhaust 4" Tight 90-Long leg	1
4	GA5068955	Exhaust Pipe S Shape suit RH Access Platform	1
5	GA5068741	Exhaust Bellow, 4" ID, 16.6" long, Heavy duty, braided, with clamps	1
6	GA5011227	Bolt M12 x 20 GR8.8 ZP	6
7	GA5000575	Washer 12mm Spring SS	4
8	GA5000577	Washer 12mm Flat SS HD	8
9	GA4658835	Exhaust clamp / buffer bracket Single	2
10	GA5051445	Nut M10 Nyloc SS	3
11	GA5000117	Washer 10mm Flat SS HD	6
12	GA4537270	Exhaust tip mount side pipe	1
13	GA5014609	Rubber Buffer, 50mm Dia x 40mm Long, M10 x 25 male x M10 Female	3
14	GA5006113	Bolt M10 x 20 GR8.8 ZP	3
15	GA4503855	Mounting bracket, Exhaust to air bag bracket	1

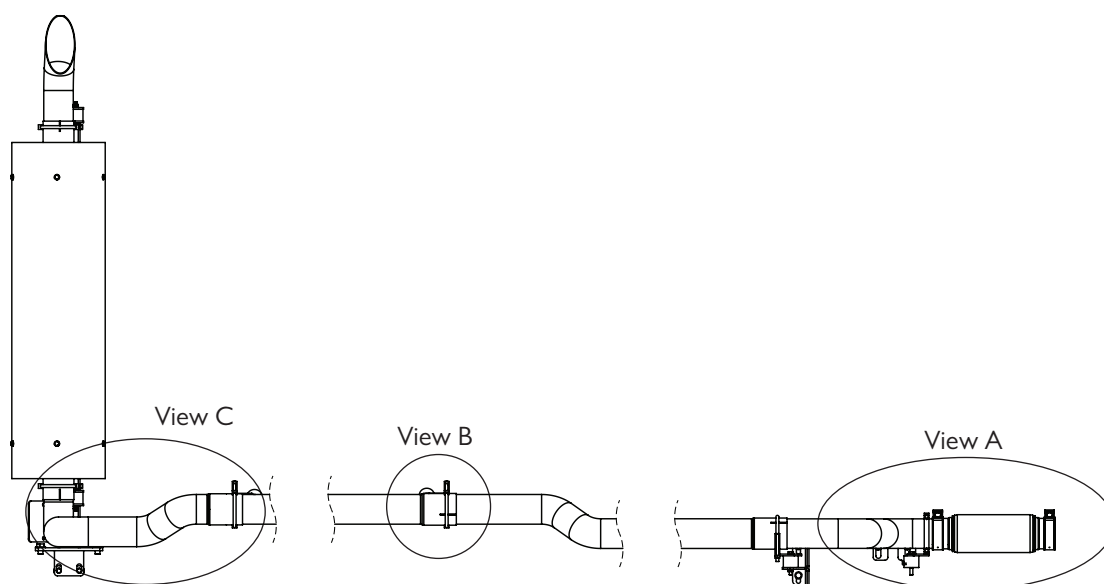
Continued over page

## Exhaust - 5200L

ITEM NO.	PART NUMBER	DESCRIPTION	QTY.
16	GA5012461	Nut M12 Nyloc ZP	2
17	GA4658836	Exhaust clamp bracket 'S' bend pipe	1
18	GA4504420	Mounting bracket, Exhaust to chassis	1
19	GA5000903	Bolt M16 x 25 GR8.8 ZP	2
20	GA5001051	Washer 16mm Spring SS	2
21	GA5001043	Washer 16mm Flat SS HD	2

\* Sub-assembly on following pages

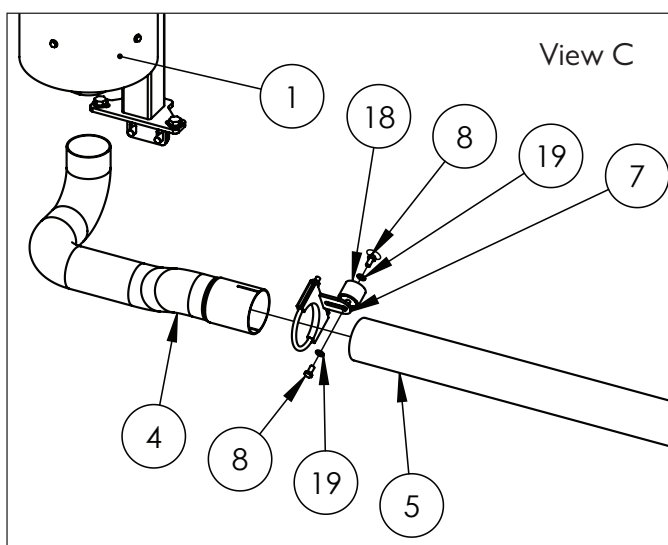
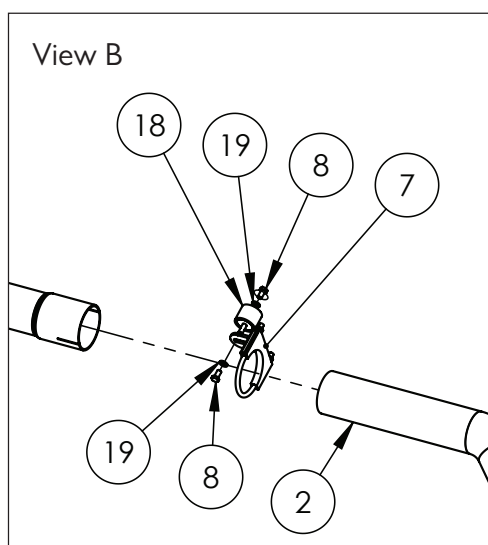
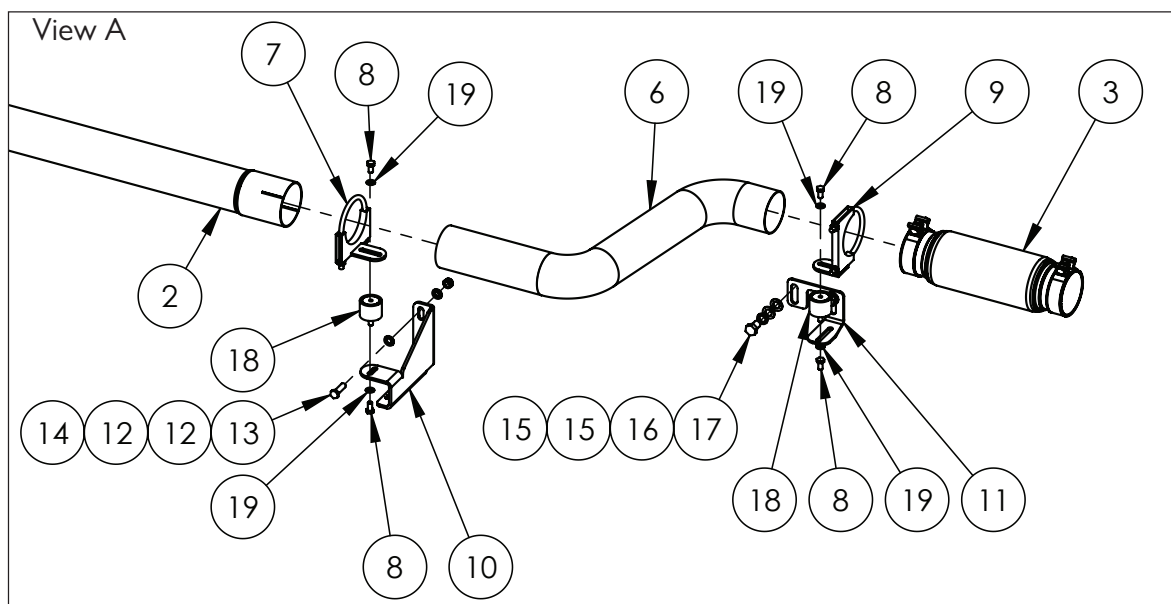
## Exhaust - 6000L



ITEM NO.	PART NUMBER	DESCRIPTION	QTY.
-	GA4505080	Plate Spacer Exhaust Mount Bracket (not shown)	1
1	*	Exhaust stack, 6000L	1
2	GA5070995	Exhaust Pipe Section C, Suit 6000L	1
3	GA5068741	Exhaust Bellow, 4" ID, 16.6" long, Heavy duty, braided, with clamps	1
4	GA5070985	Exhaust Pipe Section A, Suit 6000L	1
5	GA5070990	Exhaust Pipe Section B, Suit 6000L	1
6	GA5068955	Exhaust Pipe S Shape, suit RH Access Platform	1
7	GA4658835	Exhaust clamp / buffer bracket Single	3
8	GA5006113	Bolt M10 x 20 ZP GR8.8	8
9	GA4658836	Exhaust clamp bracket 'S' bend pipe	1
10	GA4503855	Mounting bracket, Exhaust to air bag bracket	1
11	GA4504420	Mounting bracket, Exhaust to chassis	1
12	GA5000577	Washer 12mm Flat SS HD	4

Continued over page

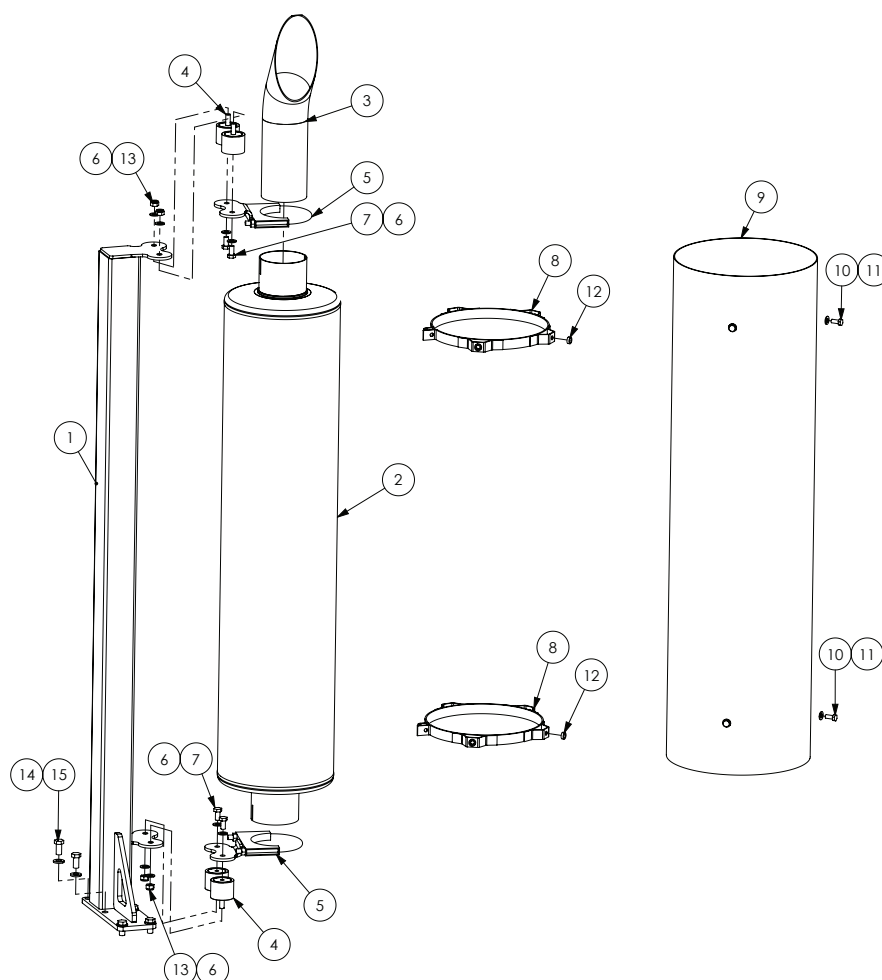
## Exhaust - 6000L



ITEM NO.	PART NUMBER	DESCRIPTION	QTY.
13	GA5000319	Set Screw M12 x 40 ZP GR8.8	2
14	GA5012461	Nut M12 Nyloc ZP	2
15	GA5001043	Washer 16mm Flat SS HD	4
16	GA5000961	Washer 16mm Spring ZP	2
17	GA5000903	Bolt M16 x 25 ZP GR8.8	2
18	GA5014609	Rubber buffer	4
19	GA5000117	Washer 10mm Flat SS HD	8

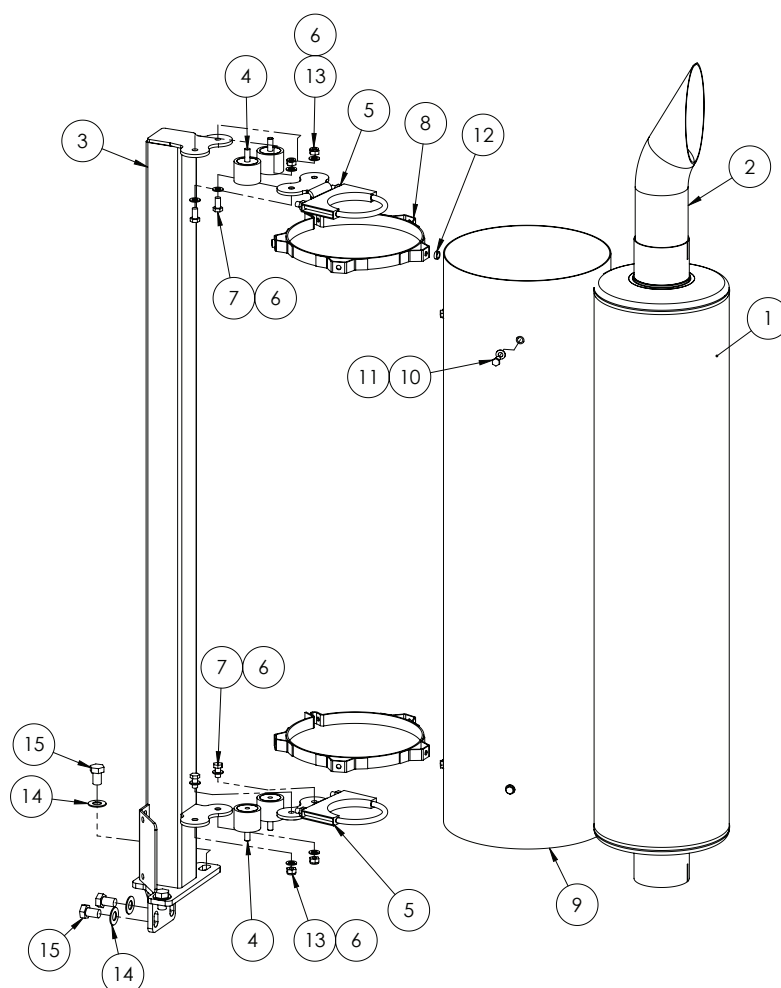
\* Sub-assembly on following pages

## Exhaust Stack - 5200L



ITEM NO.	PART NUMBER	DESCRIPTION	QTY.
1	GA4658740	Stack / exhaust post, Access platform	1
2	GA5069240	Muffler Exhaust, 4"	1
3	GA2700010	Exhaust Pipe, Chrome Deflector Tip, 4", 600mm	1
4	GA5014609	Rubber buffer	4
5	GA4658830	Exhaust clamp / buffer bracket Double	2
6	GA5000117	Washer 10mm Flat SS HD	8
7	GA5006113	Bolt M10 x 20 ZP GR8.8	4
8	-	Mount Bracket Exhaust Heat Shield	2
9	GA4505985	Heat Shield Exhaust 360 degree	1
10	GA5048485	Set Screw, 5/16" BSW x 3/4", SS GR8	8
11	GA5003631	Washer 5/16" Flat SS	8
12	GA4552080	Crush tube, 10.2 ID x 15 OD x 5mm long	8
13	GA5000141	Nut M10 Nyloc ZP	4
14	GA5000577	Washer 12mm Flat SS HD	6
15	GA5011229	Bolt M12 x 25 ZP GR8.8	6

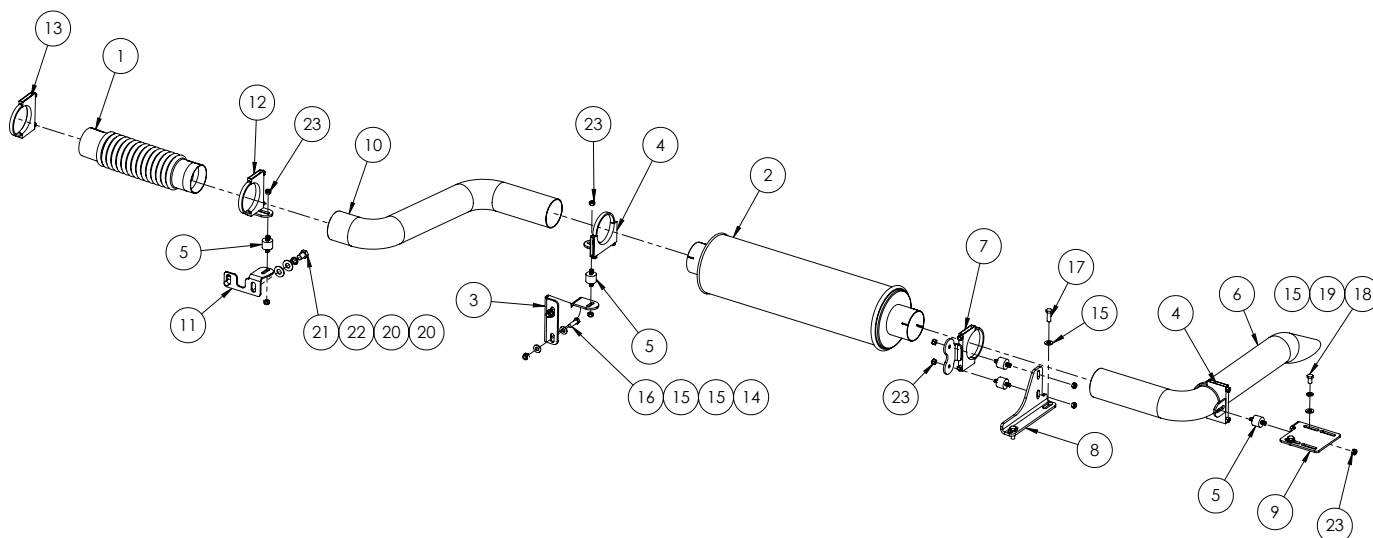
## Exhaust Stack - 6000L



ITEM NO.	PART NUMBER	DESCRIPTION	QTY.
1	GA5069240	Muffler Exhaust, 4"	1
2	GA2700010	Exhaust Pipe, Chrome Deflector Tip, 4", 600mm	1
3	GA4659785	Exhaust Stack Stand Rear Mounted	1
4	GA5014609	Rubber buffer	4
5	GA4658830	Exhaust clamp / buffer bracket Double	2
6	GA5000117	Washer 10mm Flat SS HD	8
7	GA5006113	Bolt M10 x 20 ZP GR8.8	4
8	-	Mount Bracket Exhaust Heat Shield	2
9	GA4505985	Heat Shield Exhaust 360 degree	1
10	GA5048485	Set Screw, 5/16" BSW x 3/4", SS GR8	8
11	GA5003631	Washer 5/16" Flat SS	8
12	GA4552080	Crush tube, 10.2 ID x 15 OD x 5mm long	8
13	GA5000141	Nut M10 Nyloc ZP	4
14	GA5001043	Washer 16mm Flat SS HD	4
15	GA5000903	Bolt M16 x 25 ZP GR8.8	4



## Exhaust - Dual Product

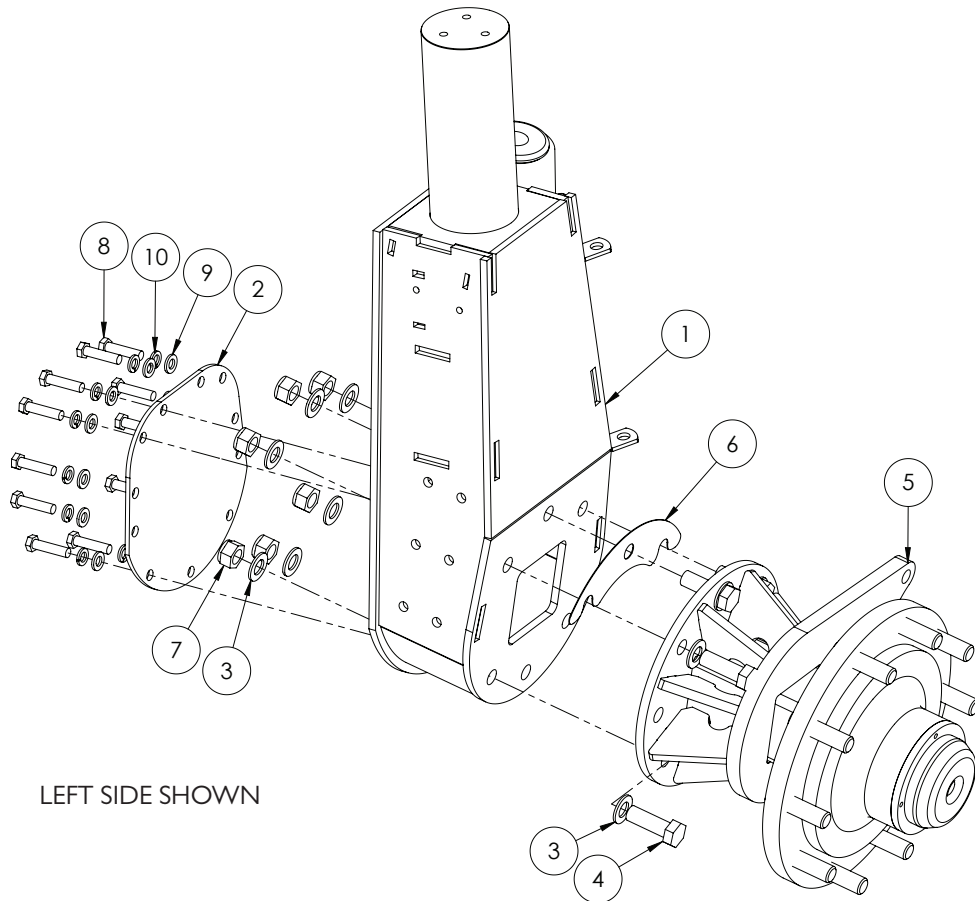


ITEM NO.	PART NUMBER	DESCRIPTION	QTY.
-	GA4505080	Plate Spacer Exhaust Mount Bracket	1
1	GA5068741	Exhaust Bellow, 4" ID, 16.6" long, Heavy duty, braided, with clamps	1
2	GA5065135	Muffler Exhaust, 4", SWB and Dual Product, Crop Cruiser	1
3	GA4503855	Mounting bracket, Exhaust to air bag bracket	1
4	GA4658835	Exhaust clamp / buffer bracket Single	2
5	GA5069130	Isolator, Sandwich mount, 28 long x 40mm OD, M10 x 25	5
6	GA5068950	Exhaust pipe, outer, suit Short/Dual product	1
7	GA4658830	Exhaust clamp / buffer bracket Double	1
8	GA4537265	Muffler Mount Side Pipe	1
9	GA4537270	Exhaust tip mount side pipe	1
10	GA5068955	Exhaust Pipe 'S' Shape, suit RH Access Platform	1
11	GA4504420	Mounting bracket, Exhaust to chassis	1
12	GA4658836	Exhaust clamp bracket 'S' bend pipe	1
13	GA5066215	Exhaust Clamp 4 1/8"	1
14	GA5012461	Nut M12 Nyloc ZP	2
15	GA5000577	Washer 12mm Flat SS HD	8
16	GA5066895	Bolt M12 x 40 ZP GR8.8	2
17	GA5000311	Set screw, M12 x 35, ZP GR 8.8	2
18	GA5011227	Bolt M12 x 20 ZP GR8.8	2
19	GA5000575	Washer 12mm Spring SS	2
20	GA5001043	Washer 16mm Flat SS HD	4
21	GA5000903	Bolt M16 x 25 ZP GR8.8	2
22	GA5000961	Washer 16mm Spring ZP	2
23	GA5000141	Nut M10 Nyloc ZP	10

## Chapter 21

# DRIVE LINE, TRANSFER CASE & DIFFERENTIAL

## Front Axle - 2WD - Drop Leg

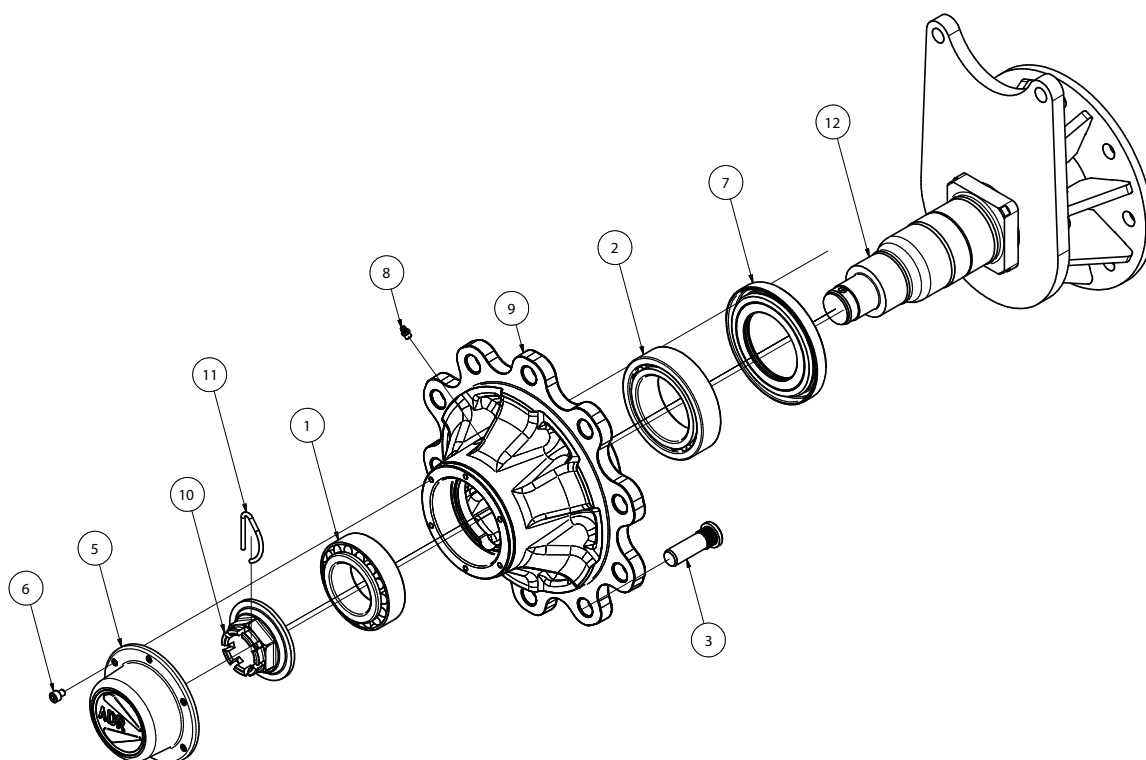


ITEM NO.	PART NUMBER	DESCRIPTION	QTY.
1	GA4652541	Drop leg, fabricated, Front 2WD Left Hand	1
	GA4652546	Drop leg, fabricated, Front 2WD Right Hand	1
2	2AFA013LAS	Access plate	1
3	GA5001741	Washer 20mm Flat SS HD	12
4	GA5069220	Bolt M20 x 1.5 pitch x 60 long, Gr8.8 ZP	6
5	GA4652800*	Hub, Front Axle, 2WD	1
6	GA4507085	Shim, 2mm Stainless	1
7	GA5001513	Nut M20 x 1.5 Pitch Nyloc ZP	6
8	GA5000305	Set Screw M12 x 30 GR8.8 ZP	11
9	GA5000577	Washer 12mm Flat SS HD	11
10	GA5000575	Washer 12mm Spring SS	11

\* Sub-assembly on following pages

# Quantities shown are per side.

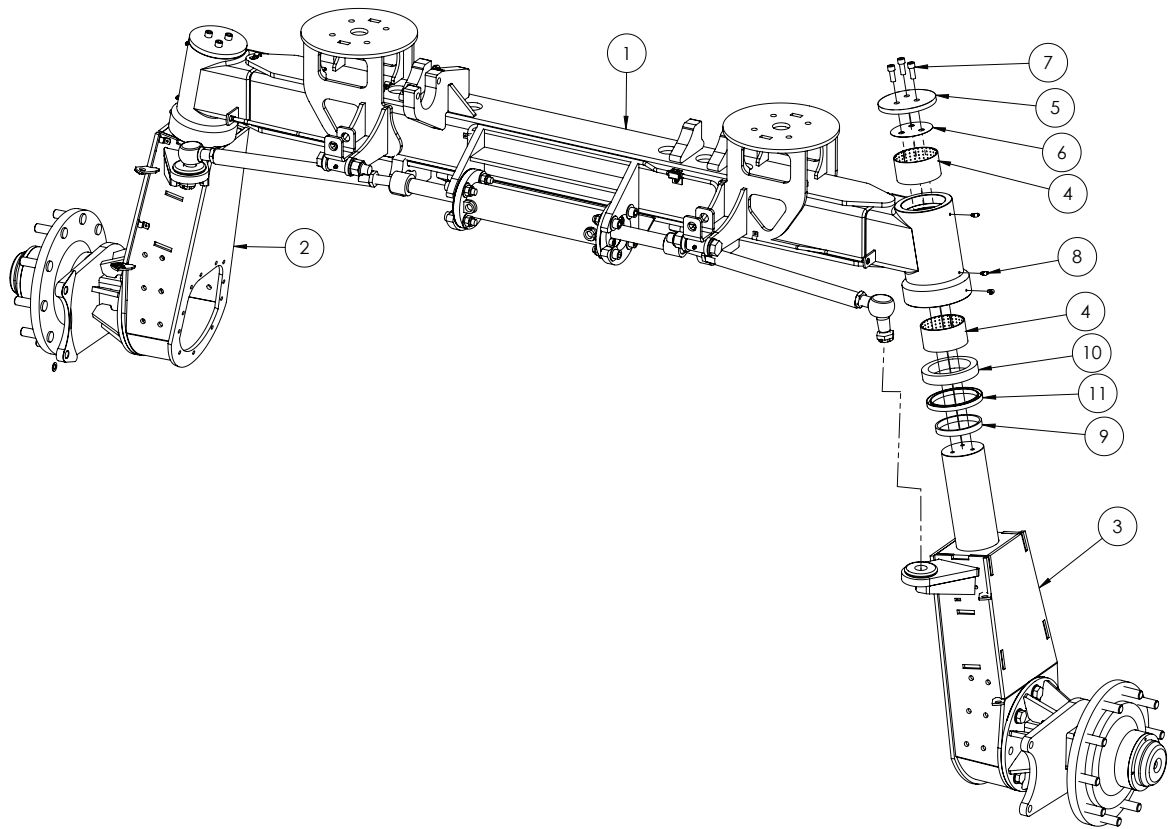
## Front Axle - 2WD - Hub



# Quantities shown are per side.

ITEM NO.	PART NUMBER	DESCRIPTION	QTY
-	GA4652800	Hub, Front Axle, 2WD, Self Propelled	-
1	GA5024080	Bearing, 33114, 70 x 120 x 37, 100 Series, ADR	1
2	GA5024081	Bearing, 33018, 90 x 140 x 39, 100 Series, ADR	1
3	GA5052205	Stud Wheel Kit, M22 x 1.5, 90, 100, 110 Series, ADR (set of 10)	10
4	GA5018892	Wheel nut (not shown)	10
5	GA5024083	Cap, with gasket, 100 Series, ADR	1
6	GA5024084	SHCS M8 x 1.25P, 100 Series, ADR	6
7	GA5024085	Seal, Oil, steel housing, 100 Series, ADR	1
8	GA5024086	Grease Nipple, M8 Straight, 100 Series, ADR	1
9	GA5024087	Wheel Hub, 10 stud, 335.mm PCD, 100 Series, ADR	1
10	GA5024088	Crown Nut, 100 Series, ADR	1
11	GA5024089	Spring Pin, 100 Series, ADR	1
12	GA5024090	Stub Axle Body, Mount flange, 100 series, ADR	1

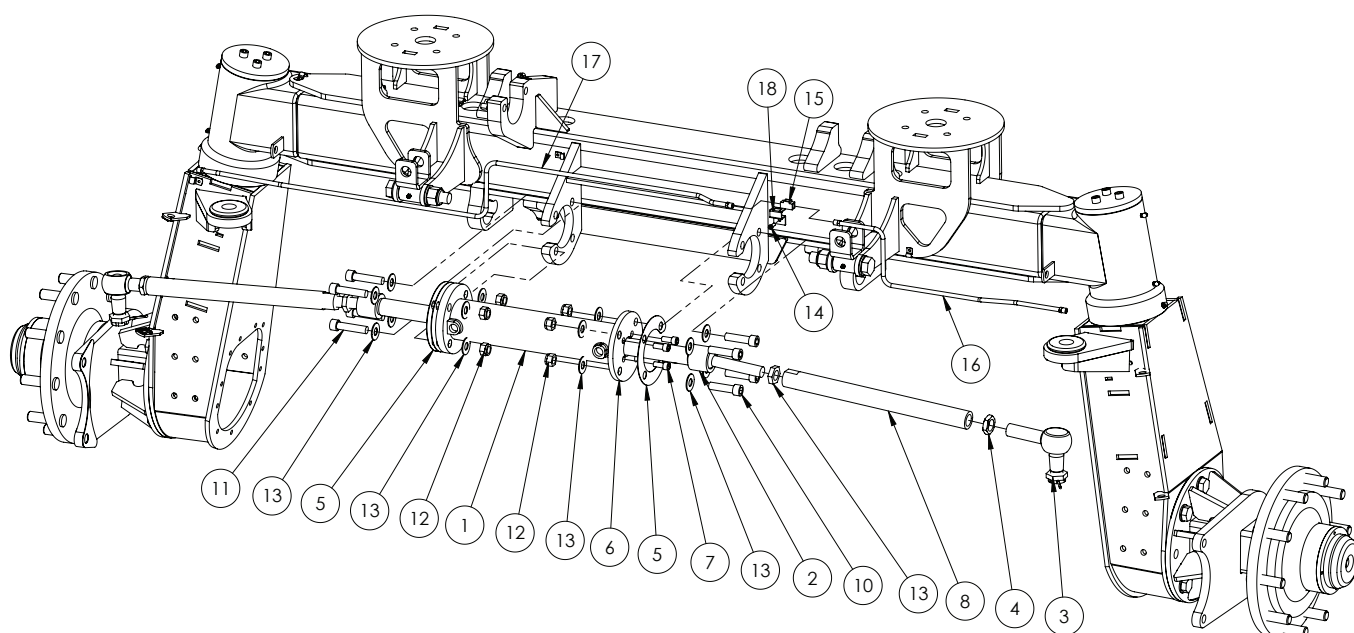
## Front Axle - 2WD 3m - King Pin Assembly



ITEM NO.	PART NUMBER	DESCRIPTION	QTY.
1	GA4660785	Axle Housing, Front 3m, 2WD	1
2	*	Drop leg, Front assembly, 2WD 2WS LHS	1
3	*	Drop leg, Front assembly, 2WD 2WS RHS	1
4	GA5009454	Glacier bush, M liner with dimples, 110 ID x 60mm long	4
5	2M-FA01 ILAS	King pin retaining cap, bolt on	2
6	F70544A	Shim, 0.5mm thick	2
7	GA5000307	SHCS M12 x 30 ZP GR12.9	6
8	GA5009637	Grease nipple, Elbow, 90 degree, 1/4" UNF male	6
9	2MFA004-IGR	Thrust ring	2
10	GA5048245	Bearing, Ball thrust bearing, 110 ID x 145 OD x 25mm thick	2
11	GA5048635	Oil seal, 120 ID x 145 OD x 12mm thick	2

\* Sub-assembly on following pages

## Front Axle - 2WD 3m - Steering Cylinder



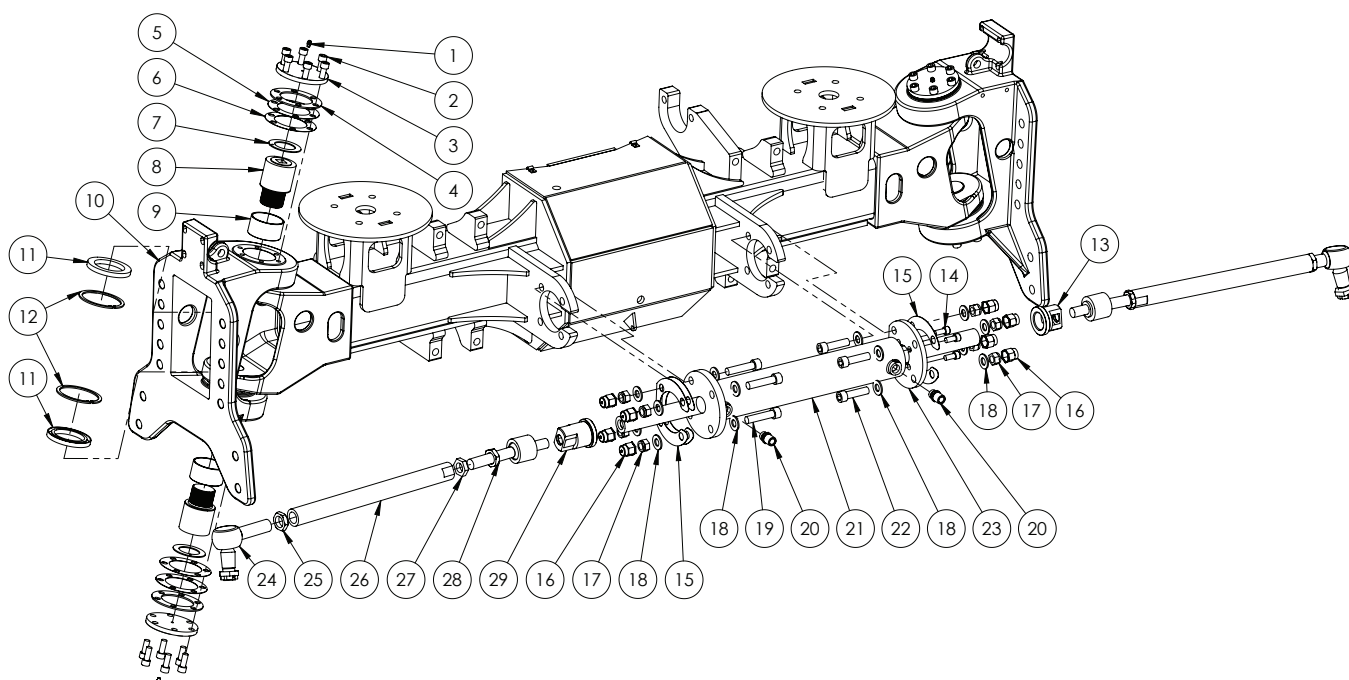
### STEERING SERVICE PART

PART NUMBER	DESCRIPTION	
GA5050215	Seal kit, to suit 3" steering cylinder GA5066585, GA5066586, Hypower	

ITEM NO.	PART NUMBER	DESCRIPTION	QTY.
1	GA5066586	Hydraulic Cylinder, Bore 3", Rod 1.5", Stroke 7.5", Steering	1
2	GA5048680	SHCS M16 x 60 GR12.9 ZP	4
3	GA5001009	Washer 16mm Flat ZP HD	16
4	GA4514635	Flange plate for Steering ram	1
5	GA4514640	Steering ram shim plate	3
6	GA5070250	SHCS 7/16" UNF x 1" GR12.9 ZP	4
7	GA5001029	Nut M16 Nyloc ZP	8
8	GA5054685	M16 Nut Cover	8
13	GA5011341	Nut M24 x 1.5P Lock ZP	2
10	GA4583135	Tie Rod 3m (450mm Long)	2
11	GA4572170	Lock nut, M28 x 1.5, Suit tie rod end	2
12	GA5065041	Ball Joint right angle M28x1.5	2
13	GA5011305	SHCS M16 x 70 GR12.9 ZP	4
14	GA5065045	Ball joint, Inline, M24 x 1.5 pitch x M22 x 1.5 pitch	2
15	GA4912497	Brake line, Front axle, Left side, 2WD 3m	1
16	HYD002LAS	Clamp bracket, Hydraulic fitting	1
17	GA5008793	Tee, Flare, 7/16" 24 TPI female thread, Suit 1/4" tube	1
18	GA5004049	SHCS M6 x 16 GR12.9 ZP	1
19	GA4912498	Brake line, Front axle, Right side, 2WD 3m	1

## Front Axle - 4WD 3m - Steering



### STEERING SERVICE PART

PART NUMBER	DESCRIPTION
GA5050215	Seal kit, suit 3" steering cylinder

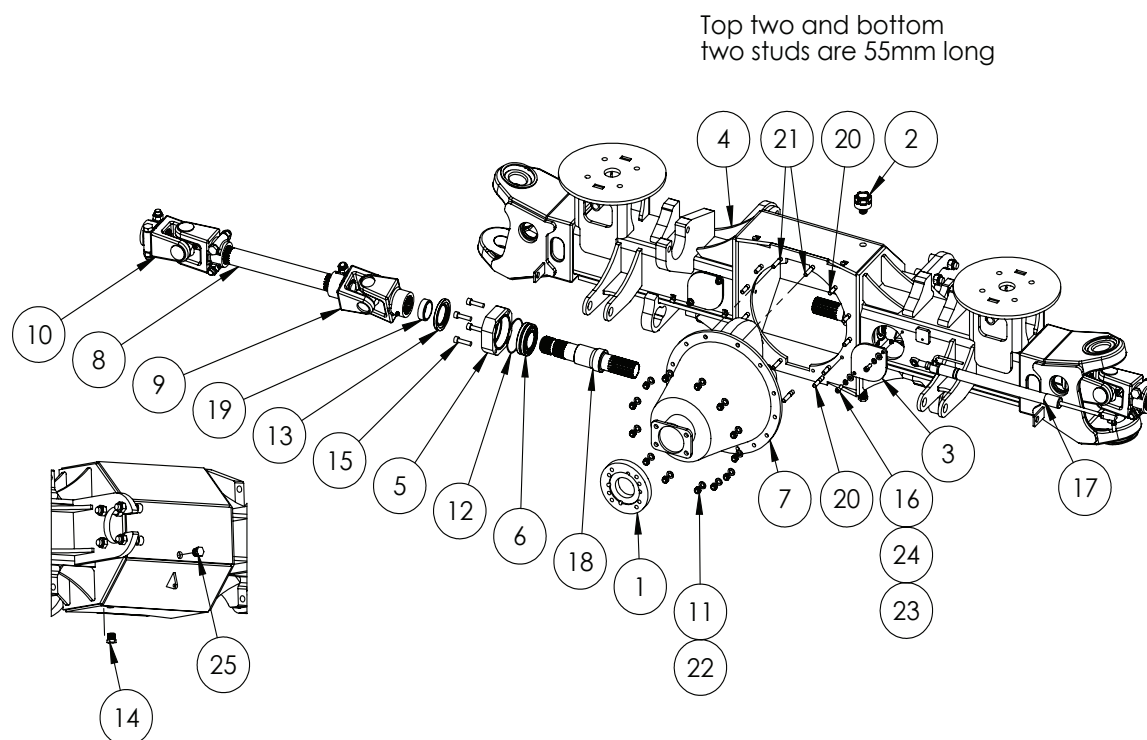
ITEM NO.	PART NUMBER	DESCRIPTION	QTY.
1	GA5012203	Grease Nipple 1/4" UNF Short	4
2	GA5000307	SHCS M12 x 30 GR12.9 ZP	24
3	DL24	Steering assembly top cap (10mm FMS)	4
4	STEERSHIM-MK2-3MM	Steer shim, 3 mm	4
5	STEERSHIM-MK2-1MM	Steer shim, 1 mm	4
6	STEERSHIM-MK2-0.5MM	Steer shim, 0.5 mm	4
7	GA5009489	Washer, Glacier, 48 ID x 74 mm OD	4
8	MACH0039	King pin, suit 4WD axle	4
9	GA5009481	Glacier bush, 70 ID x 75 OD x 40 mm long	4
10	GA4550300	Kingpin Housing, Cast Outer, 4WD Front	2
11	GA5018907	Seal, 70 ID x 100 OD x 10 mm	4
12	GA5070210	Circlip, 100mm Metric, Internal	4
13	GA4583275	Steering stop, Short	1
14	GA5070250	SHCS 7/16" UNF x 1" GR12.9 ZP	4
15	GA4514640	Steering ram shim plate	3
16	GA5054685	End cap, Plastic, Black, Cover, Hex. Hose End, M16	8

Continued over page

## Front Axle - 4WD 3m - Steering

ITEM NO.	PART NUMBER	DESCRIPTION	QTY.
17	GA5001029	Nut M16 Nyloc ZP	8
18	GA5001043	Washer 16mm Flat SS HD	16
19	GA5011305	SHCS M16 x 70 GR12.9 ZP	4
20	GA3500363	Hydraulic adaptor, Nipple, 1/2" BSPT male x 3/4" UN male O-ring	2
21	GA5066587	Hydraulic Cylinder, Bore 3", Rod 1.5", Stroke 331.6mm, Steering	1
22	GA5048680	SHCS M16 x 60 GR12.9 ZP	4
23	GA4514635	Flange plate for Steering ram	1
24	GA5065041	Ball joint, Right angle, M27 x 1.5 thread	2
25	GA4572170	Lock nut, M28 x 1.5, Suit tie rod end	2
26	GA4583135	Tie Rod 3m MY11 (450mm Long)	2
27	GA5011341	Nut M24 x 1.5P Lock ZP	2
28	GA5065045	Ball joint, Inline, M24 x 1.5 pitch x M22 x 1.5 pitch	2
29	GA4583280	Steering Stop, Long	1

## Front Axle - 4WD 3m - Drive Shafts



### 4WD FRONT AXLE SERVICE PARTS

PART NUMBER		DESCRIPTION	
GA5051595		Uni Cross, suit 2600 series	
ITEM NO.	PART NUMBER	DESCRIPTION	QTY.
1	I480-ISUZU	Adapter, I480 drive shaft yoke to Isuzu diff	1
2	GA5066770	Air breather, Screw in style, 1/2"	1
3	GA4536100	Axle cover plate, drive shaft bolts, 4WS 4WD	2
4	GA4660735	Axle Housing, 4WD Front, MY15	1
5	MACH0027	Bearing housing, 85mm, Bolt on, suit Diff output shaft on fabricated housing	2
6	GA5007959	Bearing, Double Row Barrel Roller, Diff output shaft. 22209E	2
7	GA5010609	Diff centre Isuzu 5.125:1 ratio 41/8 tooth count 8-97174098-0	1
8	GA5010576	Drive Shaft, Diff to Dropleg, 456mm, 4WD Front, MY2011 on, (Joint Assembly's not included)	2
9	GA5010651	Joint Assembly 2500 series	2
10	GA5010653	Joint Assembly 2600 series	2
11	GA5051445	Nut M10 Nyloc SS	13
12	GA5010501	O ring, 89 x 2.5mm, Diff Output Shaft	2
13	GA5048455	Oil Seal, 55 ID x 85 OD x 8 thick	2
14	GA5048560	Plug, Magnetic, 1/2" BSPT male	1
15	GA5006141	SHCS M10 x 40 GR12.9 ZP	8
16	GA5006141	SHCS M10 x 40 GR12.9 ZP	4

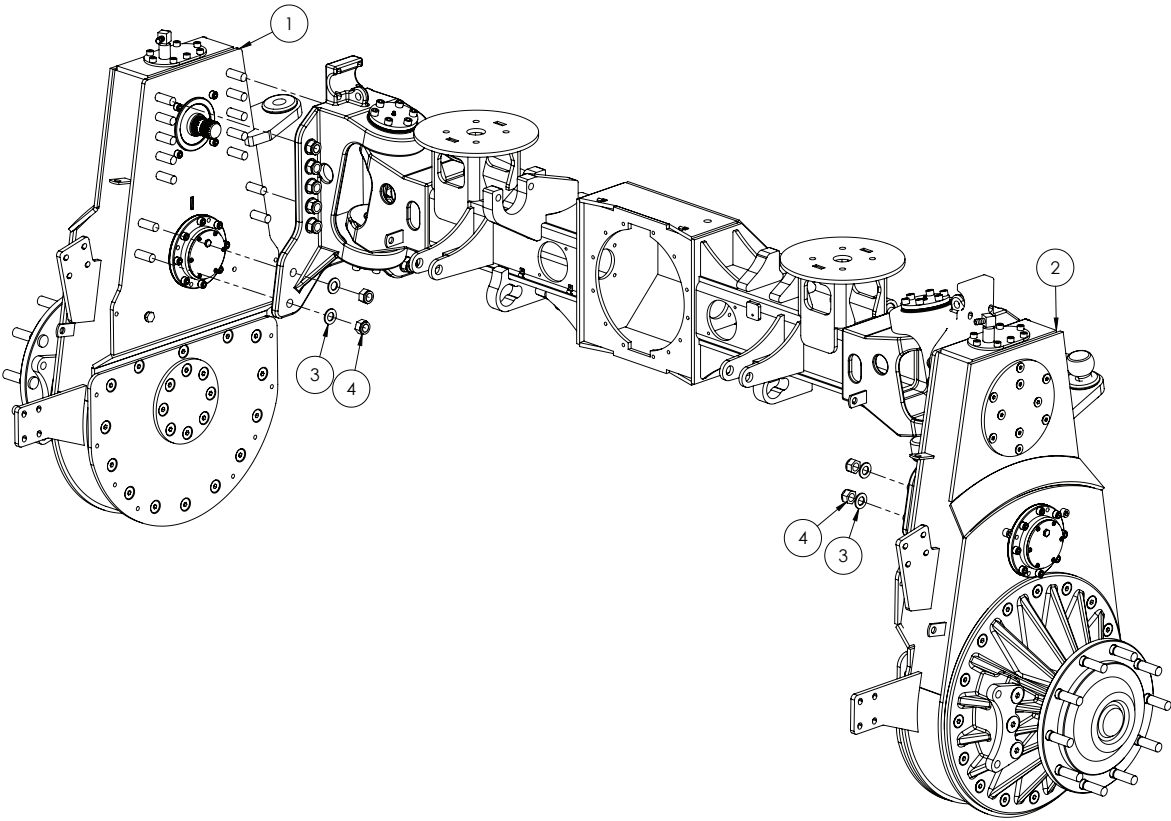
Continued over page



## Front Axle - 4WD 3m - Drive Shafts

ITEM NO.	PART NUMBER	DESCRIPTION	QTY.
17	0630181017	Sensor, Linear, 250mm Non-Contact, Raven - John Deere	1
18	GA5015157	Shaft, Diff output, With spacer, 294.10 long, Spline each end	2
19	DL30	Spacer ring, Self propelled drop leg and diff output	2
20	GA0500024	Stud, M10 x 50 long Gr8.8	9
21	GA5011177	Stud, M10 x 55 long	4
22	GA5000117	Washer 10mm Flat SS HD	13
23	GA5003643	Washer 8mm Flat SS HD	4
24	GA5004919	Washer 8mm Spring SS	4
25	GA5050670	Plug, Brass, 1/2" BSPT male	1

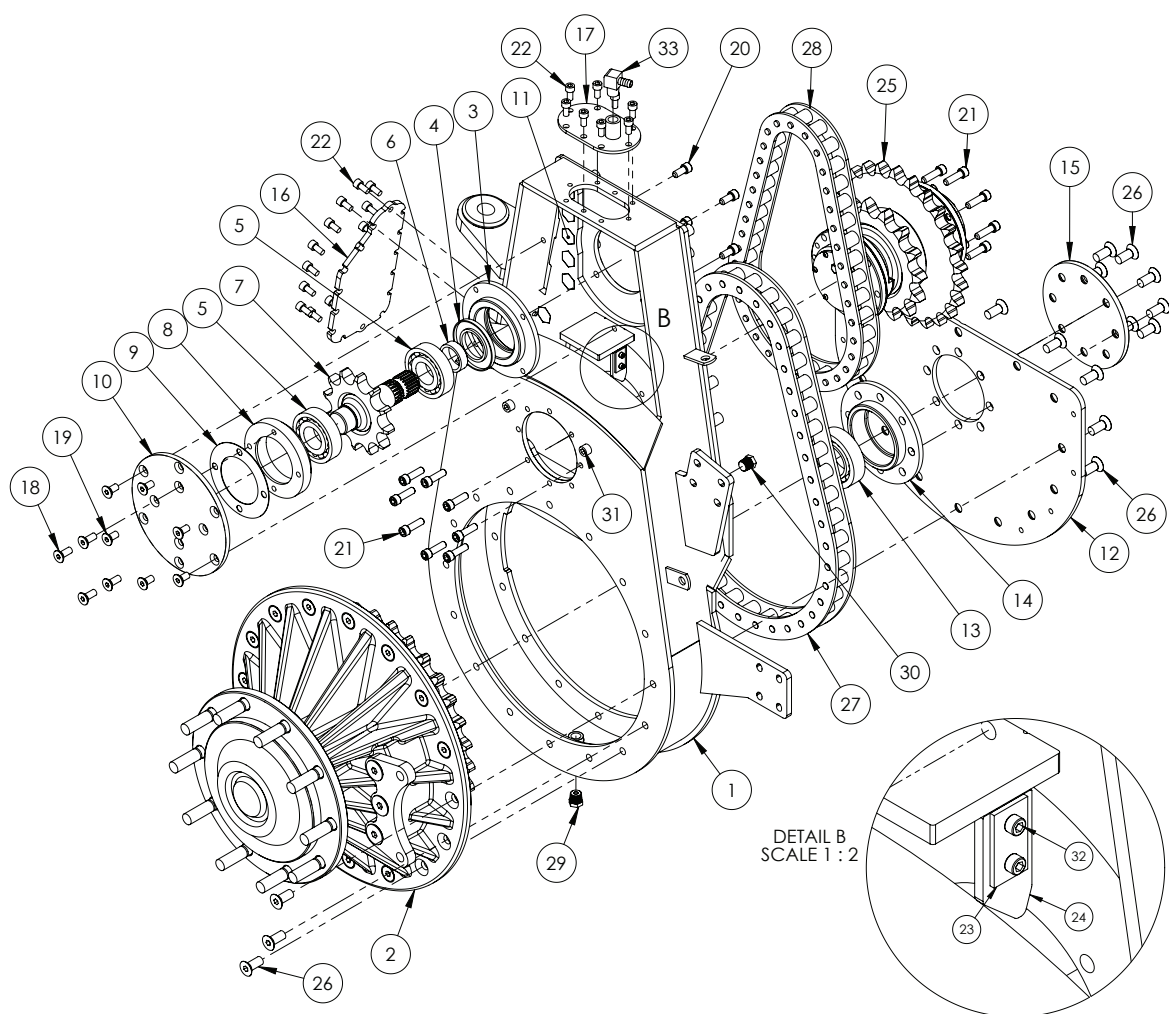
# Front Axle - 4WD 3m - Drop Leg Mounting



ITEM NO.	PART NUMBER	DESCRIPTION	QTY.
1	*	Drop leg Assembly, Front 4WD LH, G5 G6	1
2	*	Drop leg Assembly, Front 4WD RH, G5 G6	1
3	GA5001741	Washer 20mm Flat SS HD	28
4	GA5048125	Nut M20 Nyloc Coarse ZP	28

\* Sub-assembly on following pages

## Front Axle - 4WD - Drop Leg



GA4907655 Complete Assembly Left Side

GA4907660 Complete Assembly Right Side

### CHAIN LINK SPARE PARTS

PART NUMBER	DESCRIPTION
GA5007373	Connecting Link, Chain Joining Link, 120HT, Tsubaki
GA5048350	Connecting Link, Chain Joining Link, 140HT, Tsubaki

# Quantities shown are per side.

ITEM NO.	PART NUMBER	DESCRIPTION	QTY.
1	GA4661175	Drop leg Housing, Front 4WD LH	1
	GA4661180	Drop leg Housing, Front 4WD RH	
2	*	Front Axle - 4WD - Lower Drive Hub Assembly	1
3	GA4552060	Bearing holder, Inside, Top idler shaft, Drop leg	1
4	GA5070195	Oil seal, 55 ID x 100 OD x 8mm thick	1
5	GA5048275	Bearing, Spherical roller, Self aligning, 45 ID x 100 OD x 25mm	2
6	DL30	Spacer ring, Self propelled drop leg and diff output	1

Continued over page

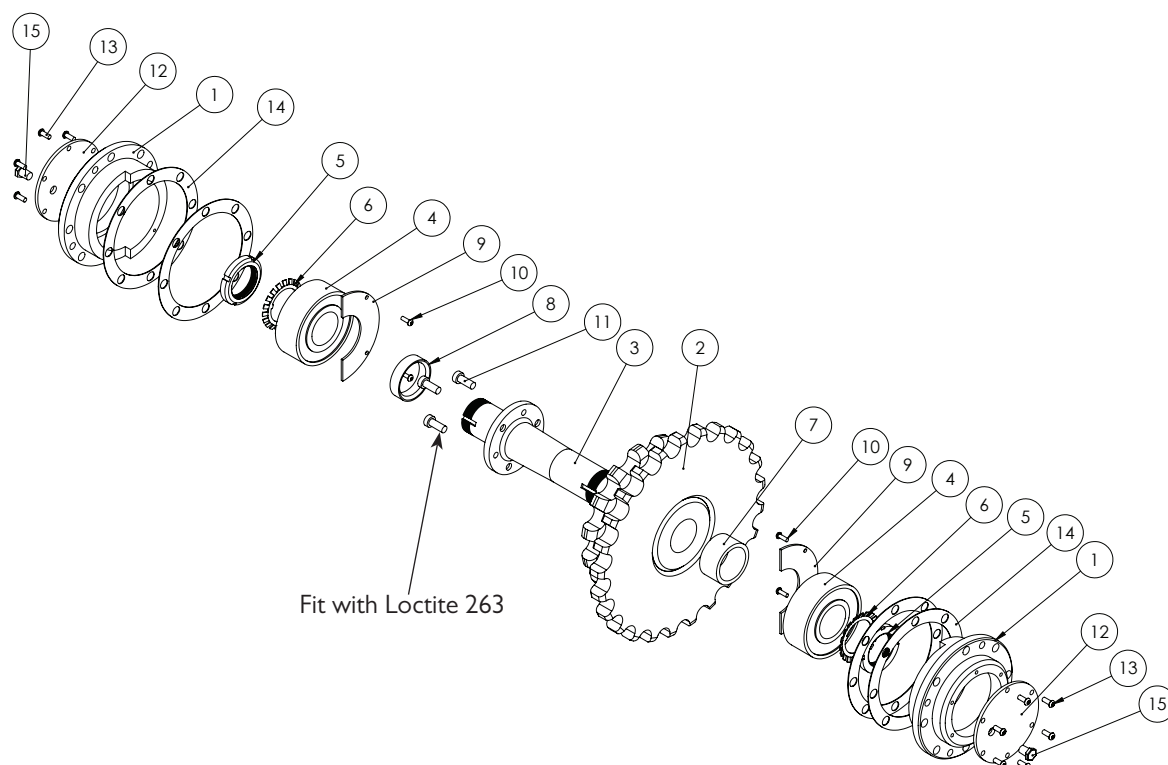
## Front Axle - 4WD - Drop Leg

ITEM NO.	PART NUMBER	DESCRIPTION	QTY.
7	GA5016795	Shaft, Rear Dropleg Input, 20 Tooth 45mm Spline, 12 Tooth Sprocket, Pre MY14	1
8	GA4552055	Bearing holder, Outside, Top idler shaft, Drop leg	1
9	DL15-shim-01LAS	Shim, 1mm, Drop leg top shaft bearing, External fitment	1
10	DL14	Top, outside bearing mount, OD 240mm (10mm FMS)	1
11	GA5069220	Bolt M20 x 60 Fine 1.5 pitch Gr8.8 ZP	14
12	GA4502006	Cover plate, Lower, Driven drop legs	1
13	GA5015665	Bearing, Double row spherical roller, 60 ID x 110 OD x 28mm	1
14	60BRGHOLD	Bearing Holder Bottom 60mm	1
15	GA4504340	Plate, 60brghold outer	1
16	GA4502000	Plate, drop leg cover, Front 4WD	1
17	GA4656465	Cover Drop leg upper 4400	1
18	GA5051290	CSCS M12 x 30 ZP GR12.9	4
19	GA5000289	CSCS M12 x 25 ZP GR8.8	6
20	GA5000297	SHCS M12 x 25 ZP GR12.9	4
21	GA5000321	SHCS M12 x 40 ZP GR12.9	16
22	GA5011153	SHCS M10 x 20 ZP GR12.9	23
23	GA4503060	Scraper keeper, suit Drop leg	1
24	GA4503065	Scraper, Teflon, suit Drop leg	1
25	*	Front Axle - 4WD - Idler Sprocket & Shaft assembly	1
26	GA5069920	CSCS M16 x 2 x 40 ZP GR12.9	38
27	GA5059995	Chain, Super 140HT, Tsubaki, No joining link, Lower drop leg	1
28	GA5015259	Chain, Super 120HT, Tsubaki, No joining link (17 Link), Front upper drop leg, 4WD	1
29	GA5048560	Plug male 1/2" BSPT Magnetic	1
30	GA5050670	Plug male brass 1/2" BSPT	1
31	GA5049340	SHCS 1/2" UNF x 1" ZP GR12.9	2
32	GA5004055	SHCS M6 x 20 ZP GR12.9	2
33	GA5012753	P6 1/2" x 1/2" Male Elbow	1

\* Sub-assembly on following pages

# Quantities shown are per side.

## Front Axle - 4WD - Idler Sprocket & Shaft



### IDLER SPROCKET SHIMS

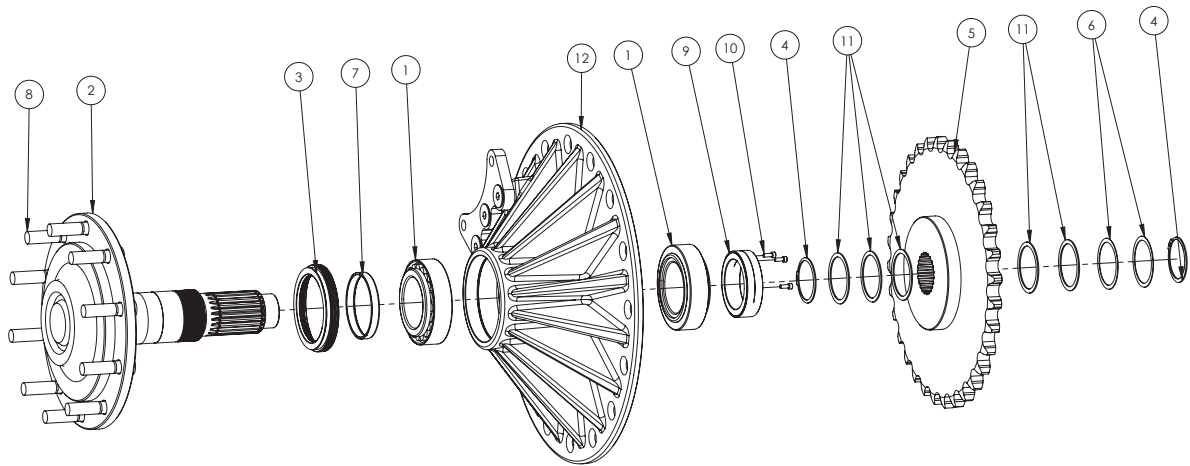
PART NUMBER	DESCRIPTION	
GA4513120	Shim, idler shaft 06 Drop leg, 1mm, OD 62mm x ID 50.2mm	

ITEM NO.	PART NUMBER	DESCRIPTION	QTY.
1	GA4552015	Housing idler bearing	2
2	GA4652005	Idler sprocket assembly	1
3	GA4552020	Idle shaft, suit Drop leg	1
4	GA5065000	Bearing, Double row spherical roller, 50 ID x 110 OD x 40mm thick	2
5	GA5065005	Locknut M50 x 1.5, KM10	2
6	GA5065010	Tab washer 50mm, MB10	2
7	GA4552011	Spacer, Idler shaft assembly	1
8	GA4552005	Idler Spacer	1
9	F70930A	End Plate Oil Reservoir	2
10	GA5003977	Bolt M5 x 16 Pan Head SS	4
11	GA5006127	SHCS M10 x 25, Low head, Black GR12.9	3
12	F70932A	Cover plate, for idler bearing	2
13	GA5004050	BHCS M6 x 16 SS GR8.8	12
14	GA4502050	Shim, 1mm, Drop Leg Idler Bearing	4
15	GA5069335	Plug, 1/4" BSPT male thread, Brass	2

# Quantities shown are per side.

## Front Axle - 4WD - Lower Drive Hub Assembly

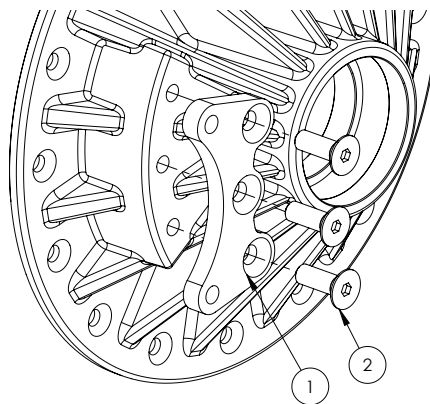


ITEM NO.	PART NUMBER	DESCRIPTION	QTY.
1	GA5068835	Bearing, Taper roller, 90 ID x 150 OD x 45 mm thick	2
2	GA5068830	Stub Axle, Drive, Self Propelled	1
3	GA1700024	Seal, Cassette	1
4	GA5008521	Circlip, External, 75 nominal ID x 2.5 mm thick	2
5	GA4659385	Lower sprocket assembly, One piece	1
6	DL27LAS	Shim washer, 1mm, Suit drop leg bottom sprocket	2
7	GA4550880	Spacer Ring, Inner, ScotSeal, Drop Leg Output Shaft	1
8	MACH0138	Wheel stud, M22 x 1.5 pitch x 90 mm long	10
9	GA4552900	Lock nut M90 x 2mm - Suit SP bottom drive axle GA5068830, includes 3 x SHCS	1
10	GA5004049	SHCS M6 x 16 GR12.9 ZP	3
11	GA4505140	Shim for bottom axle 2mm	5
12	GA4550910*	Lower Hub, Cast, inc Caliper Mount and Bolts, Machined to suit Cassette Seal	1

\* Sub-assembly on following pages

# Quantities shown are per side.

## Front Axle - 4WD - Lower Drive Hub Caliper Mount

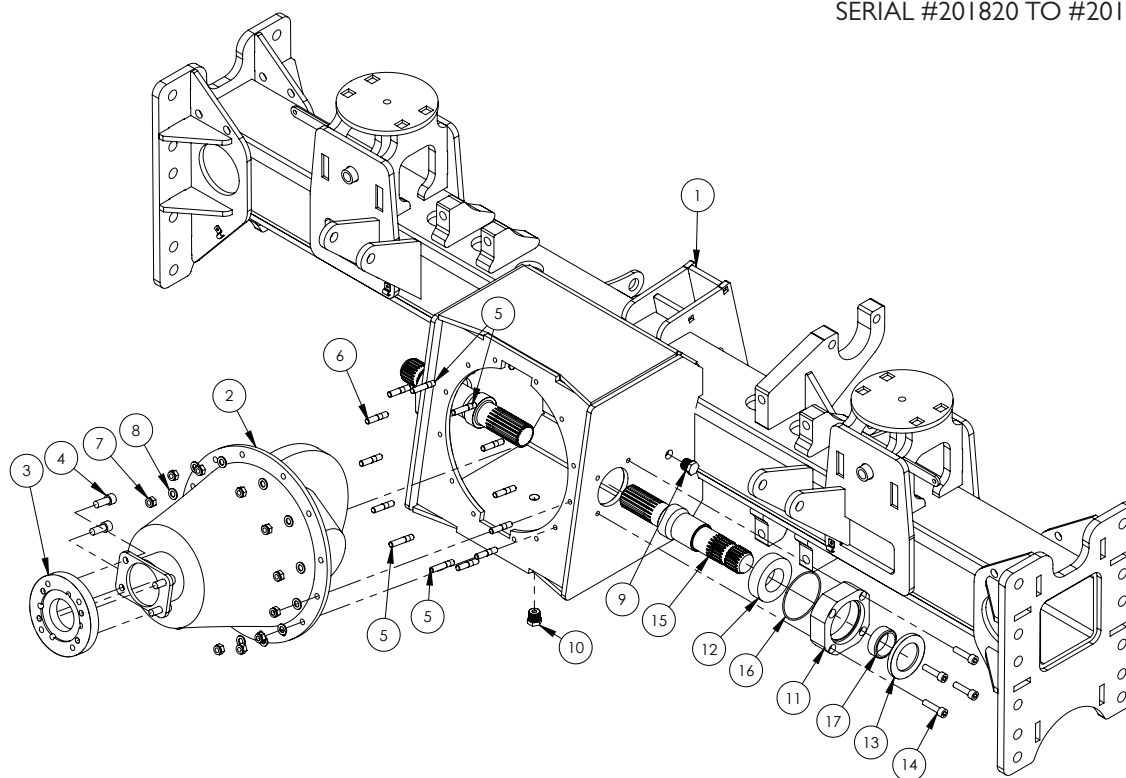


# Quantities shown are per side.

ITEM NO.	PART NUMBER	DESCRIPTION	QTY.
1	GA4505990	Caliper Mounting Plate, Suit Cast Hub	1
2	GA5069115	CSCS M20 x 60 ZP GR12.9	3

# Rear Axle - Fabricated Differential Assembly

SERIAL #201820 TO #201943



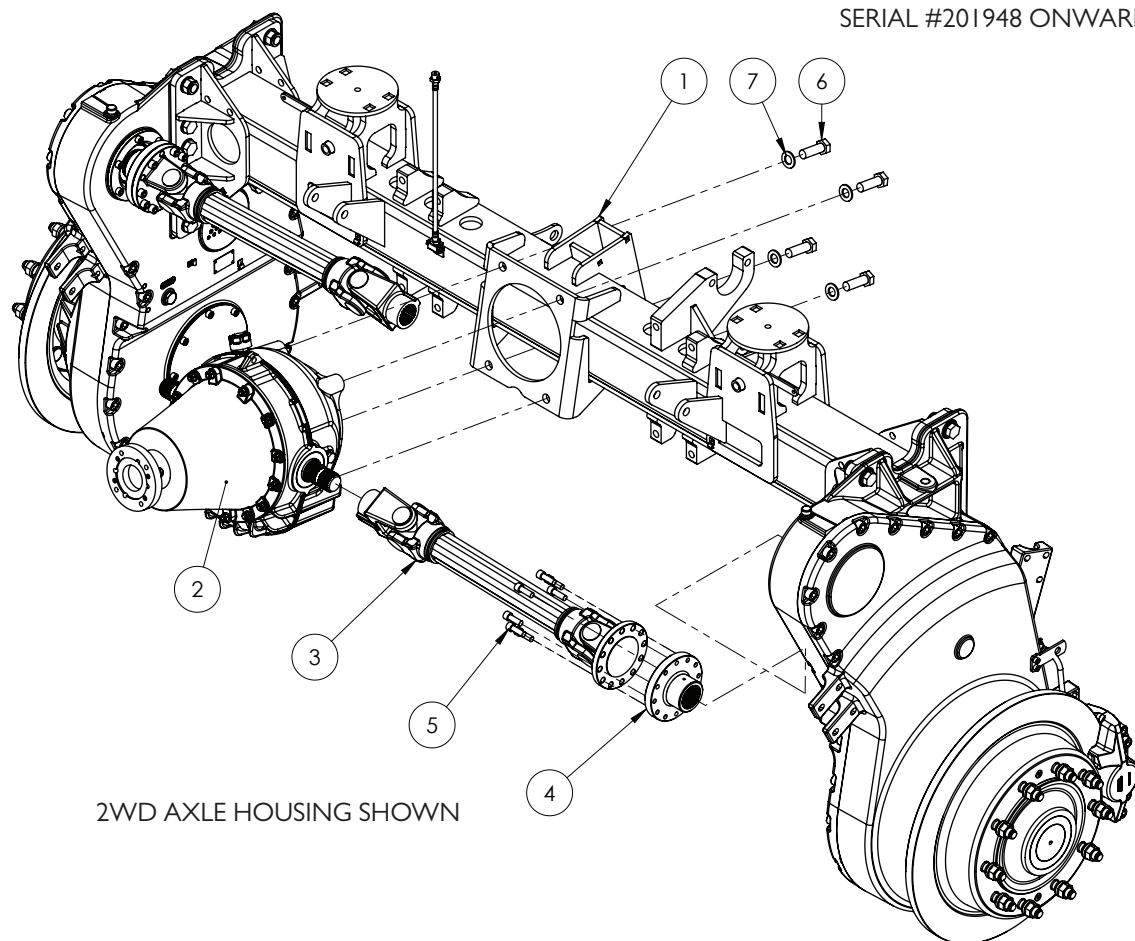
## REAR AXLE SPARE PARTS

PART NUMBER	DESCRIPTION
GA5007831	Diff Pinion Seal
GA5069085	Yoke - suit Isuzu diff

ITEM NO.	PART NUMBER	DESCRIPTION	QTY.
1	GA4658551	Rear Axle Housing 3m Crop Cruiser	1
	GA4658561	Rear Axle Housing 3m 4WD 2WS Crop Cruiser	
2	GA5010609	Diff centre Isuzu 5.125:1 ratio 41/8 tooth count	1
3	I480-ISUZU	Adapter, I480 drive shaft yoke to Isuzu diff	1
4	GA5070440	SHCS M12 x 25 machined head diameter GR8.8	4
5	GA5011177	Stud, M10 x 55 long Gr8.8	4
6	GA0500024	Stud, M10 x 50 long Gr8.8	9
7	GA5000141	Nut M10 Nyloc ZP	13
8	GA5000117	Washer 10mm Flat SS HD	13
9	GA5050670	Plug male brass 1/2" BSPT	2
10	GA5048560	Plug male 1/2" BSPT Magnetic	1
11	MACH0027	Bearing holder	2
12	GA5007959	Bearing, Double Row Barrel Roller	2
13	GA5048455	Oil Seal, 55 ID x 85 OD x 8mm thick	2
14	GA5006141	SHCS M10 x 40 ZP GR12.9	8
15	GA5015157	Shaft, Diff output, with spacer, 294.10mm long, Spline each end	2
16	GA5010501	O-ring, 89 x 2.5mm	2
17	DL30	Spacer ring	2

## Rear Axle - Cast Differential Assembly

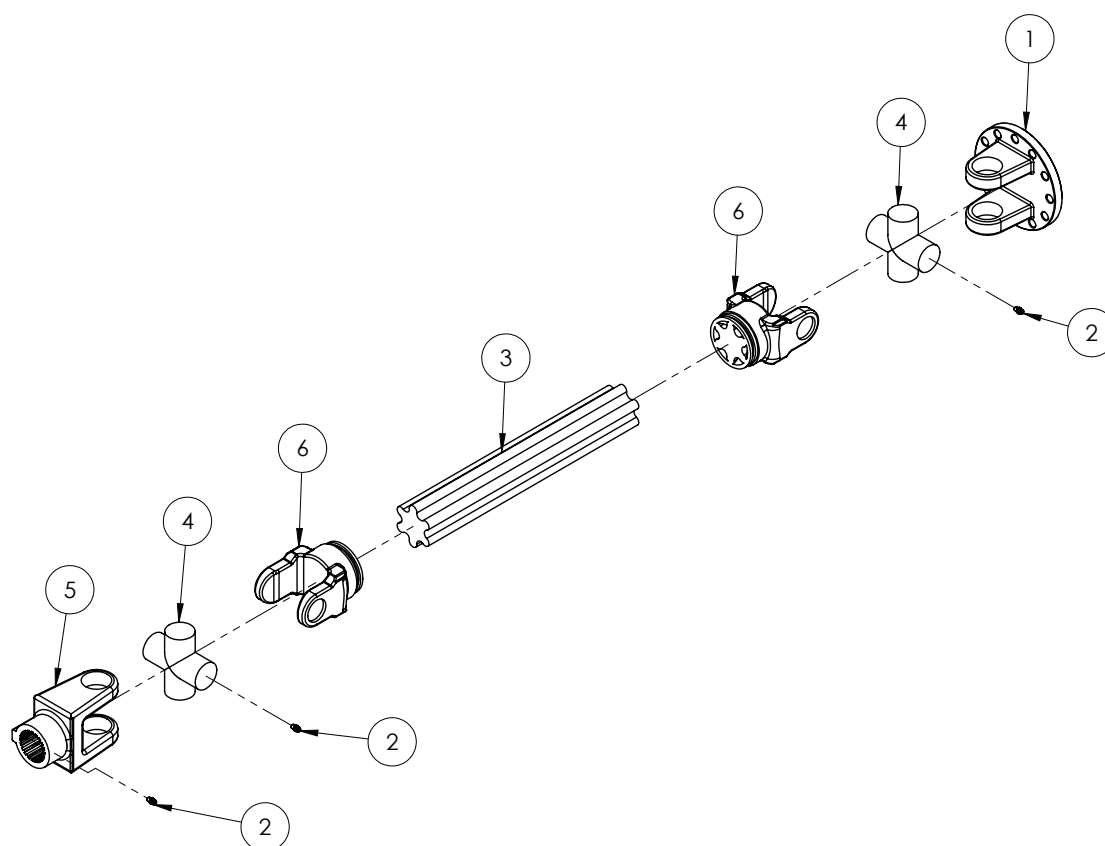
SERIAL #201948 ONWARDS



ITEM NO.	PART NUMBER	DESCRIPTION	QTY.
1	GA4600925	Rear Axle Housing, 3m, 2WD, G4.7, G5, G6	1
	GA4600930	Rear Axle Housing, 3m, 4WD, G4.7, G5, G6	1
2	*	Differential Assembly	1
3	GA2700065	Drive Shaft, Diff to Drop Leg, 2600 Series UJ, 789mm Long, Black	1
4	GA4550150	Drive Flange Rear Dropleg 2600 Series with 55mm Spline	1
5	GA5000313	SHCS M12 x 35 GR12.9 ZP	4
6	GA5069220	Bolt M20 x 1.5P x 60 GR8.8 ZP	4
7	GA5001741	Washer 20mm Flat SS HD	4



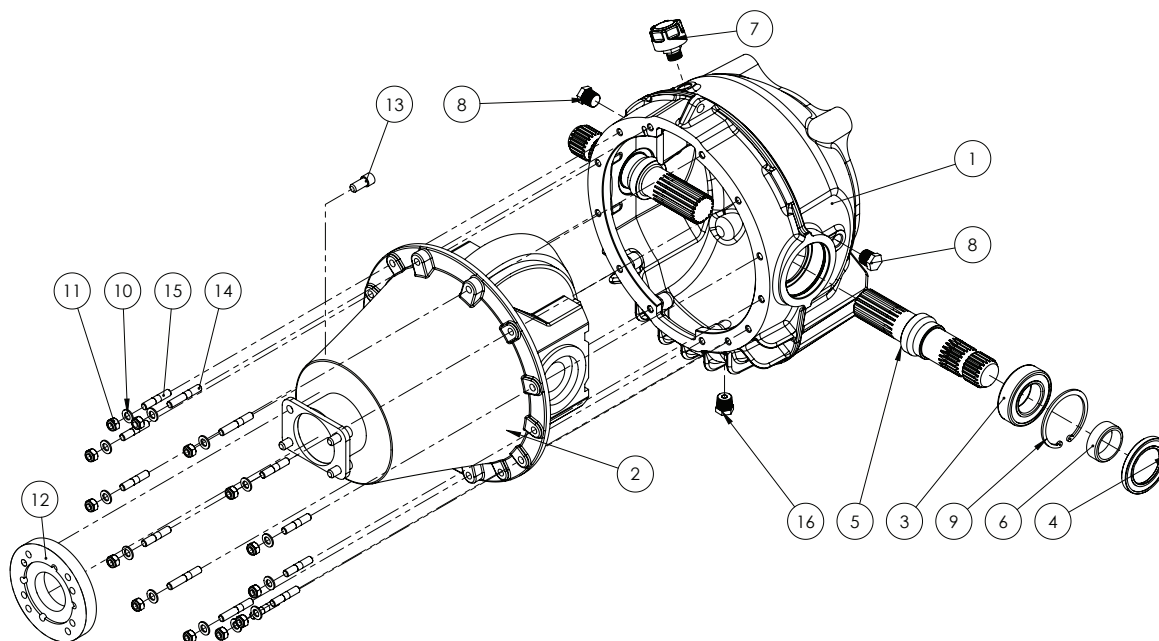
## Rear Axle - Drive Shaft, Diff to Drop Leg



ITEM NO.	PART NUMBER	DESCRIPTION	QTY.
1	GA2700127	Flange, Drive Shaft, 12 Bolt Flange To 2600 Uni	1
2	GA5012203	Grease Nipple, Short, 1/4 Unf, Mach0207	3
3	GA2700131	Tube, Star S6, 3m Rear, G6	1
4	GA2700128	Universal Joint, 2600	2
5	GA2700130	Yoke, 2600 Uni To 1 3/4" 20 Tooth Female Spline	1
6	GA2700129	Yoke, 2600 Uni To S6 Star Tube	2

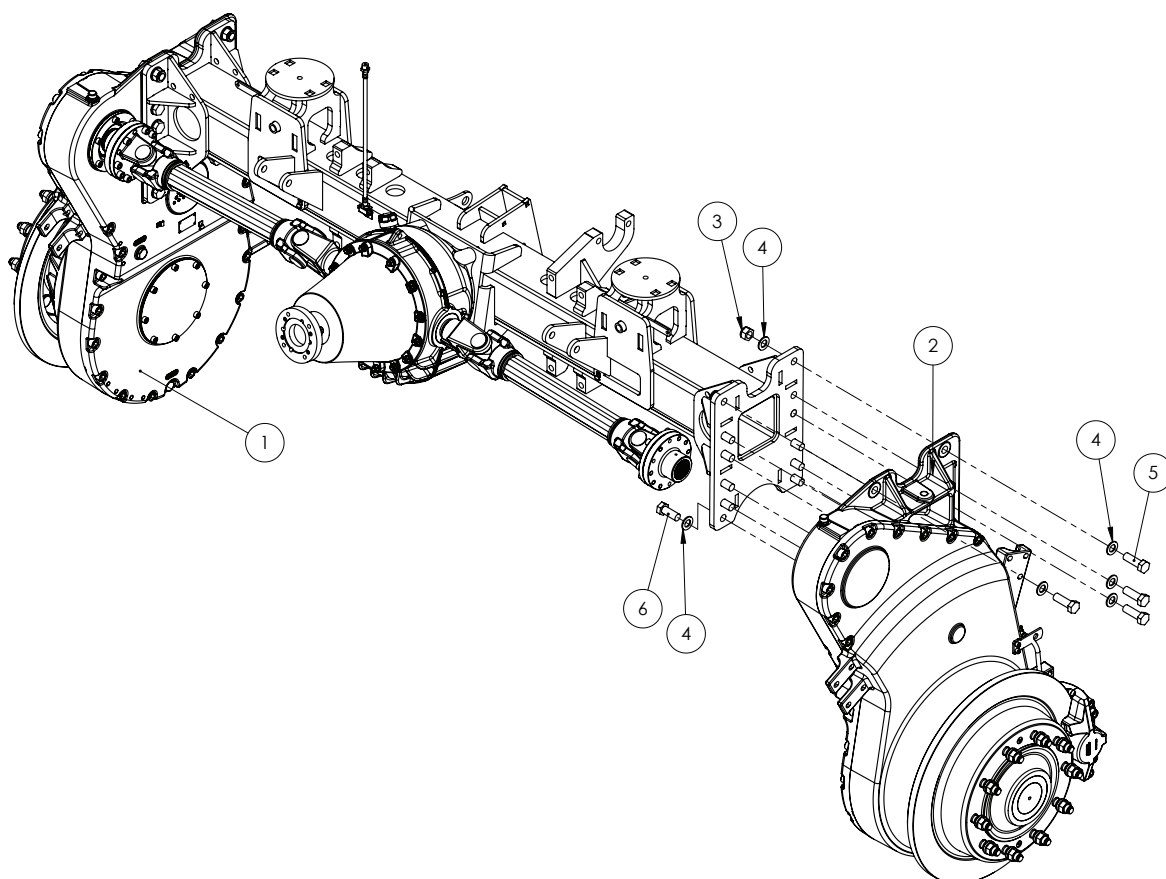
## Rear Axle - Differential

SERIAL #201952 ONWARDS



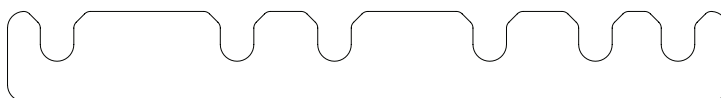
ITEM NO.	PART NUMBER	DESCRIPTION	QTY.
1	GA2700063	Differential Housing suit Isuzu Centre, Cast Aluminium	1
2	GA5010610	Diff centre, 5.125:1 ratio 41/8 tooth count, LSD, Isuzu	1
3	GA5007959	Bearing, Double Row Barrel Roller, Diff output shaft	2
4	GA5048455	Oil Seal, 55 ID x 85 OD x 8 mm thick	2
5	GA4550620	Shaft, Diff Output, Spline	2
6	DL30	Spacer ring, Self propelled drop leg and diff output	2
7	GA5066770	Air breather screw in style 1/2"	1
8	GA5050670	Plug male brass 1/2" BSPT	2
9	GA5072635	Circlip, Internal, suit 85mm Bore, 3mm Thick	2
10	GA5000117	Washer 10mm Flat SS HD	13
11	GA5000141	Nut M10 Nyloc ZP	13
12	1480-ISUZU	Adapter, 1480 drive shaft yoke to Isuzu diff	1
13	GA5070440	SHCS M12 x 25, machined head diameter 16mm , suit Isuzu diff input, GR12.9	4
14	GA0500050	Stud, M10 x 60 with 20mm long Tap End	4
15	GA0500049	Stud, M10 x 50 with 20mm long Tap End	9
16	GA5048560	1/2" Brass Magnetic Plug	1

## Rear Axle - Drop Leg Mounting



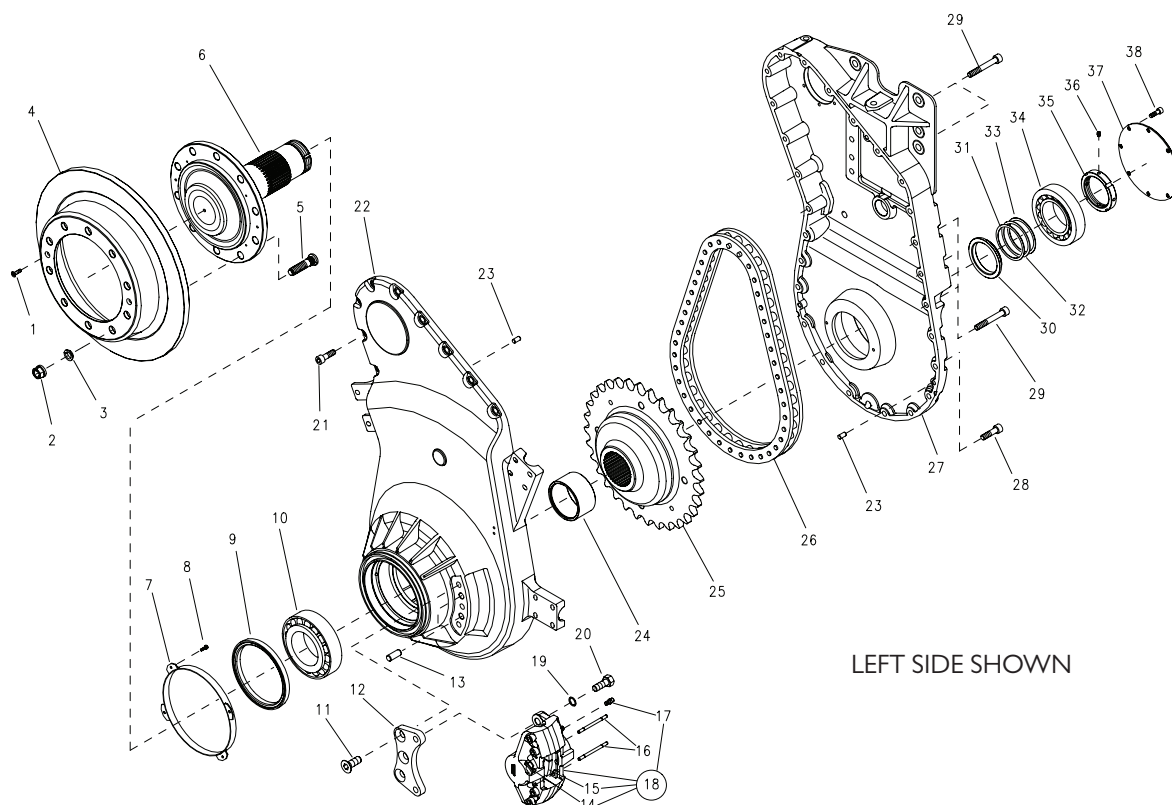
### DROP LEG TOE ADJUSTMENT SHIMS

PART NUMBER	DESCRIPTION
GA4537200	Shim rear drop leg 0.5mm
GA4537205	Shim rear drop leg 1mm



ITEM NO.	PART NUMBER	DESCRIPTION	QTY.
1	*	Drop leg RH	1
2	*	Drop leg LH	1
3	GA5048125	Nut M20 Nyloc Coarse ZP	8
4	GA5001741	Washer 20mm Flat SS HD	32
5	GA5011333	Bolt M20 x 60 GR8.8 ZP	8
6	GA5011319	Bolt M20 x 50 GR8.8 ZP	16

## Drop Leg - Rear Lower Assembly



# Quantities shown are per side.

ITEM NO.	PART NUMBER	DESCRIPTION	QTY.
1	GA5073260	CSCS, M8 x 25 Gr10.9	2
2	GA5073265	Wheel Nut, M22 x 1.5	10
3	-	Not used	-
4	GA5070065	Brake Disc, Drop Leg	1
5	GA5073275	Stud, M22 x 1.5 x 90 Gr10.9, Drop Leg, Rear	10
6	GA5073280	Shaft, Output, with Wheel Hub, Drop Leg, Rear	1
7	GA5073285	Output shaft Seal Protection Ring, Drop Leg, Rear	1
8	GA5073290	SHCS, M6 x 14, Gr8.8	4
9	GA5073295	Seal, Oil, Cassette, T3 190x220x16/18 NBR, Drop Leg, Rear	1
10	GA1700002	Bearing, Taper Roller 110 ID, 200 OD, SKF 32222 J2	1
11	GA0500051	CSCS, M20 x 50, ZP Gr10.9	3
12	GA5073300	Plate, Brake Caliper Mount, Drop Leg, Rear	1
13	GA5073305	Dowel Pin, M18 x 40	2
14	GA5055645	Brake pad backing, anti squeal, self adhesive, pack of 4	1
15	GA5006305	Brake pads, Suit JCB & Stilfreni caliper, 2 pads = 1 set	1
16	GA5051430	Pin kit t/s Stilfreni caliper (1 set)	1
17	GA5073310	Bleeder Valve, M10x1, Brake Caliper, Stilfreni	1
18	GA5016069	Stilfreni brake caliper for SP	1
19	GA5073315	Washer, Flat, 21 x 37 x 3 mm, ZP	2
20	GA5073320	SHCS, M20 x 50, Fine Thread 1.5P, Gr10.9	2

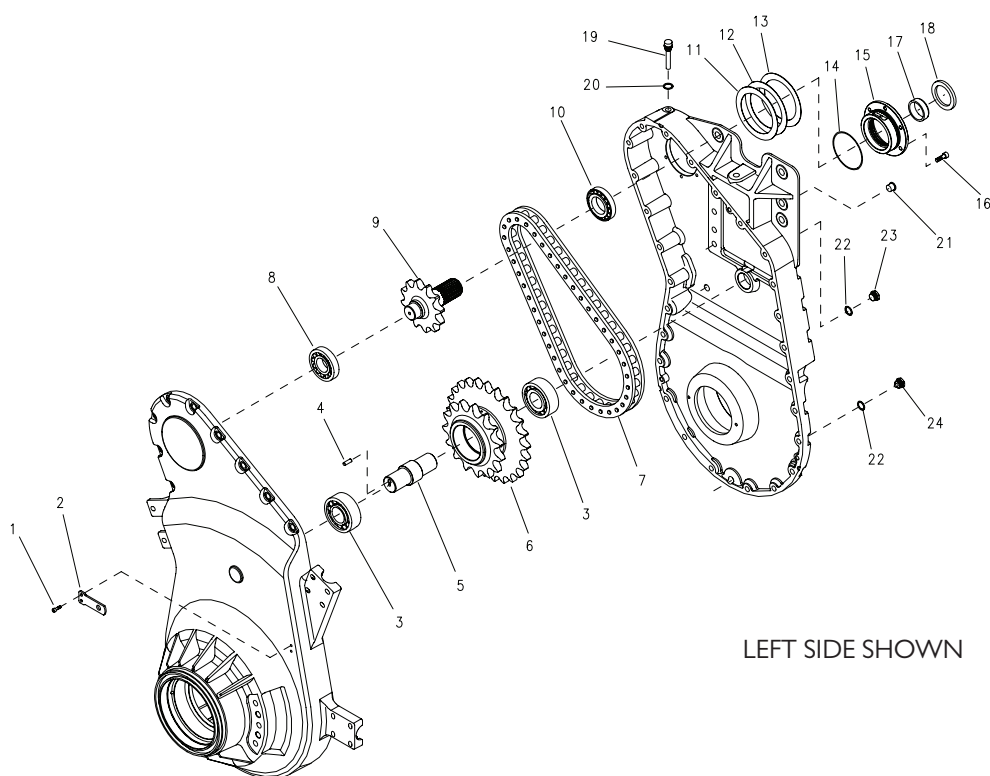
Continued over page

## Drop Leg - Rear Lower Assembly

ITEM NO.	PART NUMBER	DESCRIPTION	QTY.
21	GA5000925	SHCS M16 x 40 GR12.9 ZP	9
22	-	Outer casing	1
23	GA5073325	Dowel Pin, M12 x 24	3
24	GA5073330	Spacer Ring, Long, Output Shaft, Drop Leg, Rear	1
25	GA5073335	Sprocket, with Splined Hub, 32 Tooth, Drop Leg, Rear	1
26	GA5059995	Chain, Super 140HT, Tsubaki, No joining link, Lower drop leg (14 link)	1
27	-	Inner casing	1
28	GA5000935	SHCS M16 x 50 GR12.9 ZP	12
29	GA5073340	SHCS M16 x 110 GR12.9 ZP	5
30	GA5073345	Spacer Ring, Short, Output Shaft, Drop Leg, Rear	1
31	GA5073350	SHIM, Output Shaft, 0.15mm, Drop Leg, Rear	2
32	GA5073355	SHIM, Output Shaft, 0.xxmm, Drop Leg, Rear	4
33	GA5073360	SHIM, Output Shaft, 0.30mm, Drop Leg, Rear	2
34	GA1700006	Bearing, Taper Roller 100 ID, 180 OD, SKF 32220 J2	1
35	GA5073365	Ring Nut, Drop Leg, Rear	1
36	GA5073370	Grub Screw, M10 x 16	1
37	GA5073375	Plate, Cover, Output Shaft, Drop Leg, Rear	1
38	GA5071085	SHCS M10 x 25 GR12.9 ZP	8

# Quantities shown are per side.

## Drop Leg - Rear Upper Assembly



Continued over page

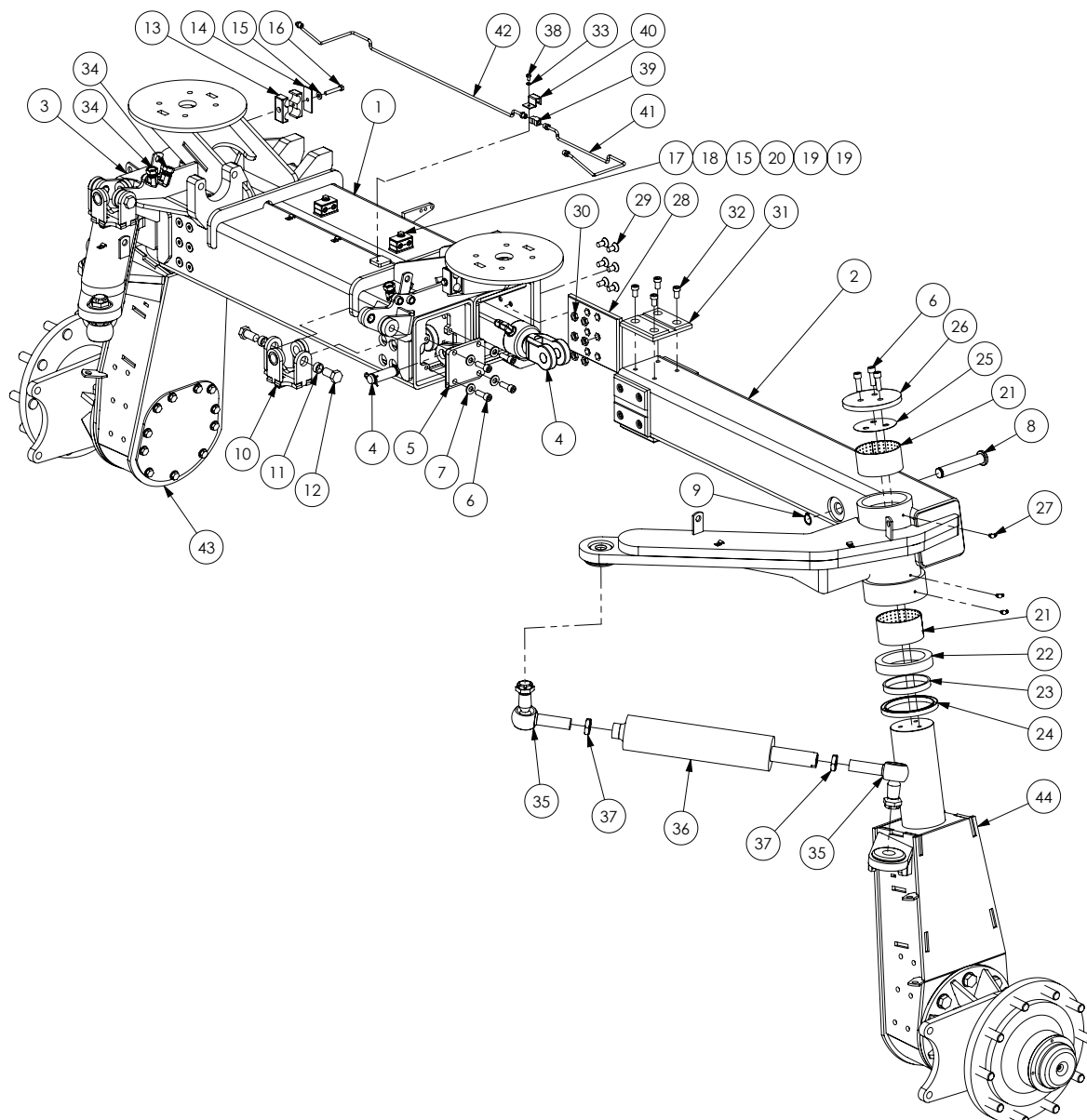
## Drop Leg - Rear Upper Assembly

# Quantities shown are per side.

ITEM NO.	PART NUMBER	DESCRIPTION	QTY.
1	GA5050690	SHCS M8 x 16 GR12.9 ZP	2
2	GA5073380	Plate, Brake Hose Fixing, Drop Leg, Rear	1
3	GA1700003	Bearing, Single Row Cylindrical Roller ID 50 OD 110 NJ 2310 ECP	2
4	GA0500009	M10 x 20 Dowel Pin	1
5	GA5073385	Idler Shaft, Drop Leg, Rear, G5 G6, Dromos	1
6	GA4660490	15-25 Tooth Idler Sprocket Drop Leg 2015	1
7	GA5014599	Chain, Super 120HT, Tsubaki, No joining link, Upper drop leg (19 link)	1
8	GA1700004	Bearing, Taper Roller 45 ID, 100 OD, SKF 30309 J2Q	1
9	GA4552945	Shaft Rear Dropleg Input 25 Tooth Spline	1
10	GA1700005	Bearing, Taper Roller 55 ID, 100 OD, SKF 30211 J2Q	1
11	GA5073390	SHIM, Input Shaft Bearing Holder, 0.15mm, Drop Leg, Rear	2
12	GA5073395	SHIM, Input Shaft Bearing Holder, 0.20mm, Drop Leg, Rear	4
13	GA5073400	SHIM, Input Shaft Bearing Holder, 0.30mm, Drop Leg, Rear	2
14	GA5073405	O-Ring, 2-158 - 120.32 x 2.62 NBR 70	1
15	GA5073410	Bearing Holder, Input Shaft, Drop Leg, Rear	1
16	GA5071085	SHCS M10 x 25 GR12.9 ZP	6
17	GA5073415	Ring Race, Oil Seal , Input Shaft, Drop Leg, Rear	1
18	GA5073420	Oil Seal, 65 x 90 x 7, Input Shaft, Drop Leg, Rear	1
19	GA5073425	Breather Plug without Valve with tube M18 x 1.5, Drop Leg, Rear	1
20	GA5073430	Washer, Copper Gasket, 18 x 24 x 1.5 mm	1
21	-	Temporary Plastic Plug - Not needed	1
22	GA5073435	Washer, Copper Gasket, 22 x 28 x 1.5 mm	2
23	GA5073440	Plug, Drain, Not Magnetic, M22 x 1.5, Drop Leg, Rear	1
24	GA5073445	Plug, Drain, Magnetic, M22 x 1.5, Drop Leg, Rear	1

# Quantities shown are per side.

## Adjustable Axle 2-3m Front - Assembly



ITEM NO.	PART NUMBER	DESCRIPTION	QTY.
1	GA4658520	Front axle housing 2-3m	1
2	GA4658525	Front Axle Inner Right 2-3m Adjustable	1
3	GA4658530	Front Axle Inner Left 2-3m Adjustable	1
4	GA3500108	Hydraulic Cylinder, Bore 3", Rod 1.5", Stroke 500mm	2
5	GA4656665	Axle slider ram mount, adjustable	2
6	GA5000313	SHCS M12 x 35 ZP GR12.9	14
7	GA5000577	Washer 12mm Flat SS HD	8
8	GA4552695	Pin Adjustable Axle Extension Cylinder	2
9	GA5008519	Circlip, External, 25mm	2
10	GA4654900	Mount, Lower, Front shock absorber	2
11	MACH0205	Crush tube, 19.1 ID x 25.5 OD x 11mm	4

Continued over page

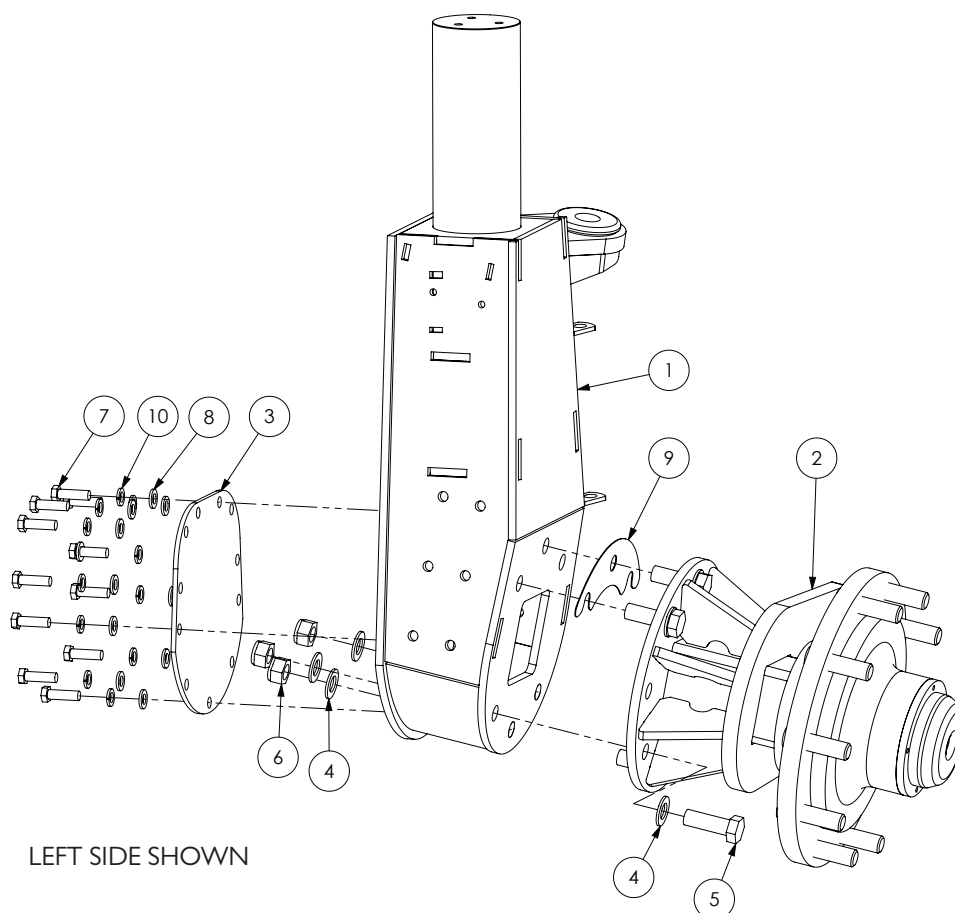
## Adjustable Axle 2-3m Front - Assembly

ITEM NO.	PART NUMBER	DESCRIPTION	QTY.
12	GA5002541	Bolt, 3/4" UNF x 1 1/2", ZP GR8	4
13	GA5078035	Hose clamp, RCD double jaws, 22mm, Polypropylene, Black	4
14	GA5078046	Double Clamp Plate Top Gr 3	2
15	GA5003643	Washer 8mm Flat SS HD	4
16	GA5004727	Bolt M8 x 50 ZP GR8.8	2
17	GA5048655	Bolt M8 x 40 ZP GR8.8	2
18	GA5004919	Washer 8mm Spring SS	2
19	GA5078031	Mounting clamp, Double type, Jaw, Pair, Group 2, 14mm	4
20	GA5078042	Mounting clamp, Double type, Plate, Top, Group 2	2
21	GA5009454	Glacier bush, M liner with dimples, 110 ID x 60mm long	4
22	GA5048245	Bearing, Ball thrust bearing, 110 ID x 145 OD x 25mm thick	2
23	2MFA004-IGR	Thrust ring	2
24	GA5048635	Oil seal, 120 ID x 145 OD x 12mm thick	2
25	F70544A	Shim, 0.5mm thick	2
26	2M-FA011LAS	King pin retaining cap, bolt on	2
27	GA5009637	Grease nipple, Elbow, 90 degree, 1/4" UNF male	7
28	GA4583390	Slider adjustable axle outer	8
29	GA5000289	CSCS M12 x 25 ZP GR8.8	48
30	GA5071280	Nut, M12 Half Lock Nut, ZP	48
31	GA4583385	Slider adjustable axle inner	8
32	GA0500015	SHCS, M12 x 20, Low Head Black	32
33	GA5004437	Washer 6mm Flat SS	1
34	GA3500333	Hydraulic adaptor, Elbow, 90 degree, 1/2" BSPT male x 1/2" BSPP female swivel	4
35	GA5065041	Ball joint, Right angle, M28 x 1.5P thread	4
36	GA5060750	Ram, hydraulic, double acting 3" bore x 8" stroke Female thread ends	2
37	GA4572170	Lock nut, M28 x 1.5P	4
38	GA5004029	Bolt M6 x 10 ZP GR8.8	1
39	GA5008793	Tee, Flare, 7/16" 24 TPI female thread, Suit 1/4" tube	1
40	HYD002LAS	Clamp bracket Hydraulic fitting	1
41	GA4933600	Brake Line, Front Left Adjustable Axle 2-3m	1
42	GA4933605	Brake Line, Front Right Adjustable Axle 2-3m	1
43	*	Adjustable Axle 2-3m Front - Drop Leg LH	1
44	*	Adjustable Axle 2-3m Front - Drop Leg RH	1

\* Sub-assembly on following pages



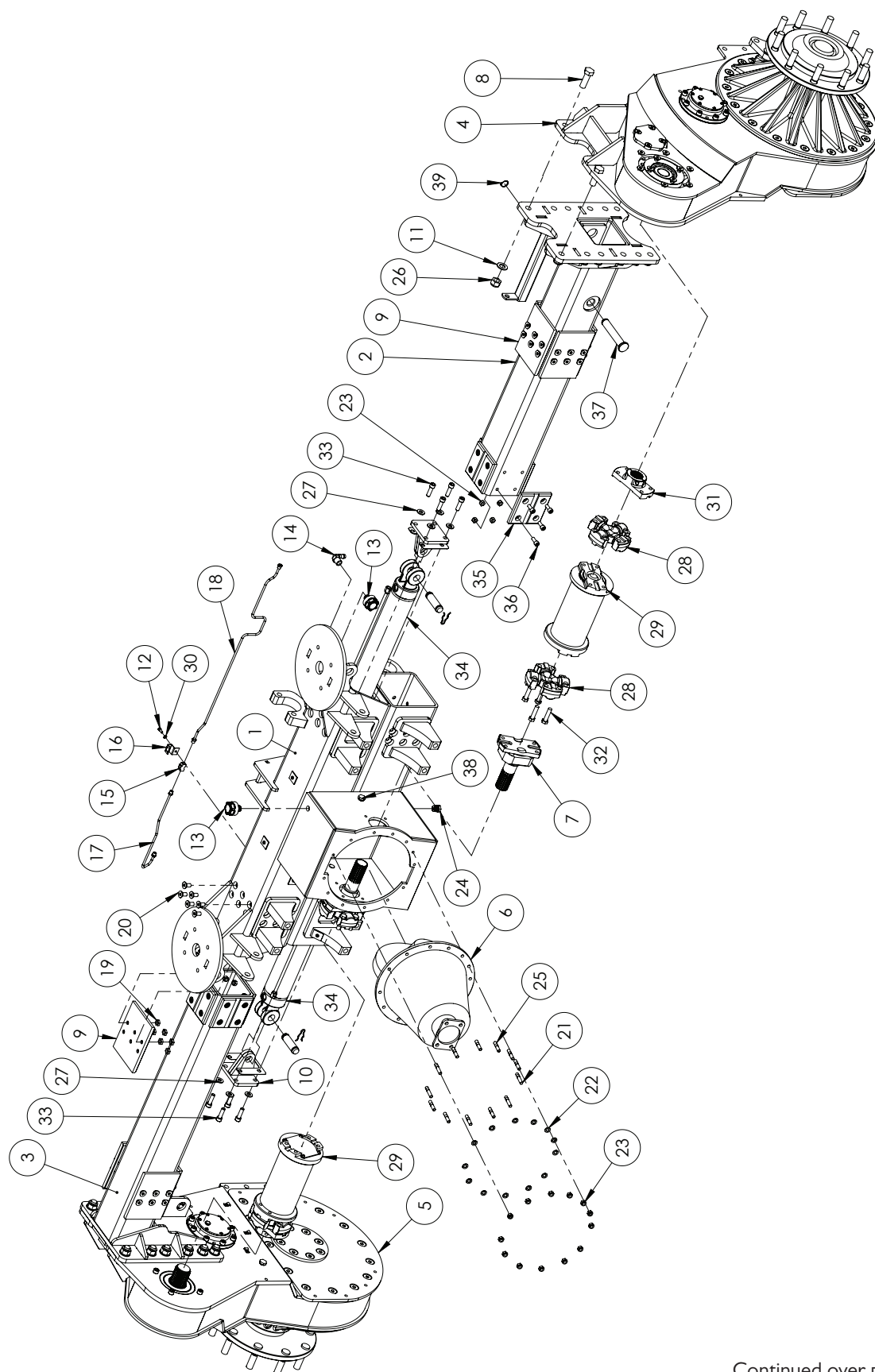
## Adjustable Axle 2-3m Front - Drop Leg



# Quantities shown are per side.

ITEM NO.	PART NUMBER	DESCRIPTION	QTY.
1	GA4659465	Drop leg, Front assembly, 2WD 2WS LHS	1
	GA4659470	Drop leg, Front assembly, 2WD 2WS RHS	
2	GA4652800	Hub, Front Axle, 2WD, Self Propelled	1
3	2AFA013LAS	Access plate	1
4	GA5001741	Washer 20mm Flat SS HD	12
5	GA5069220	Bolt M20 x 1.5 pitch x 60 long Gr8.8 ZP	6
6	GA5001513	Nut M20 x 1.5 Pitch Nyloc ZP	6
7	GA5000305	Set Screw M12 x 30 GR8.8 ZP	11
8	GA5000577	Washer 12mm Flat SS HD	11
9	GA4507085	Shim, 2mm Stainless, Front Hub 2WD	1
10	GA5000575	Washer 12mm Spring SS	11

## Adjustable Axle 2-3m Rear



Continued over page

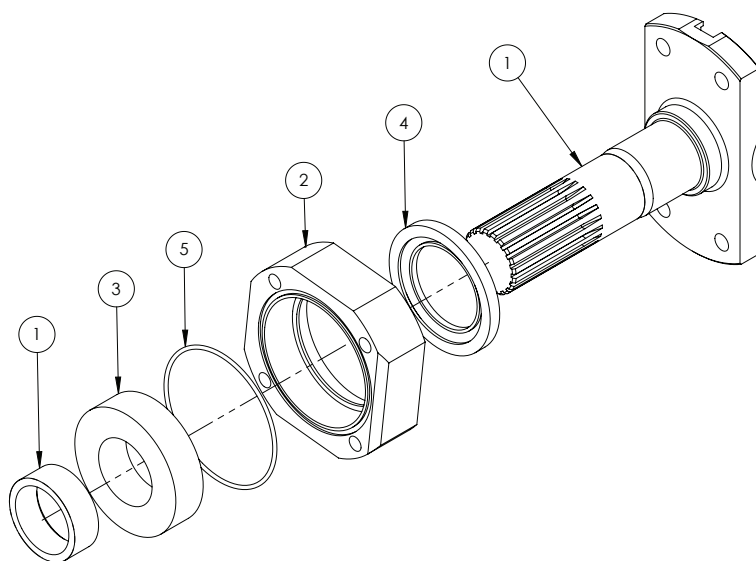
## Adjustable Axle 2-3m Rear

ITEM NO.	PART NUMBER	DESCRIPTION	QTY.
-	GA4537835	Shim inner adjustable axle SS (not shown)	#
-	GA4537840	Shim outer adjustable axle (not shown)	#
1	GA4658570	Rear Axle Housing 2-3m Adjustable Axle	1
2	GA4658580	Rear Axle Inner Left 2-3m Adjustable	1
3	GA4658575	Rear Axle Inner Right 2-3m Adjustable	1
4	*	Drop leg Assembly, Rear Left Hand	1
5	*	Drop leg Assembly, Rear Right Hand	1
6	GA5010609	Diff centre Isuzu 5.125:1 ratio 41/8 tooth count	1
7	*	Diff Output Shaft Assembly, Adjustable Axle 2-3m	2
8	GA5069220	Bolt M20 x .5 pitch x 60 long Gr8.8 ZP	8
9	GA4583390	Slider adjustable axle outer	8
10	GA4656665	Axle slider ram mount SP adjustable	2
11	GA5001741	Washer 20mm Flat SS HD	24
12	GA5004055	SHCS M6 x 20 ZP GR12.9	1
13	GA5066770	Air breather screw in style 1/2"	3
14	GA5077708	Hose barb, Elbow, 90 degree, 1/2" male thread x 1/2" hose	2
15	GA5008793	Tee, Flare, 7/16" 24 TPI female thread, Suit 1/4" tube	1
16	HYD002LAS	Clamp bracket Hydraulic fitting	1
17	GA4933610	Brake Line Rear, Adjustable Axle 2-3m	1
18	GA4933615	Brake Line Rear, Adjustable Axle 2-3m	1
19	GA5071280	Nut, M12 Half Lock Nut, ZP	48
20	GA5000289	CSCS M12 x 25 ZP GR8.8	48
21	GA5011177	Stud M10 x 55, Gr8.8	4
22	GA5000117	Washer 10mm Flat SS HD	13
23	GA5000141	Nut M10 Nyloc ZP	45
24	GA5048560	Plug male 1/2" BSPT Magnetic	1
25	GA0500024	Stud, M10 x 50 long, Gr8.8	9
26	GA5001513	Nut M20 x 1.5 Pitch Nyloc ZP	24
27	GA5000577	Washer 12mm Flat SS HD	8
28	GA5070290	Universal Joint Mechanics Type 7C	4
29	GA5070275	Adjustable drive shaft to suit 2-3m Axles	2
30	GA5004437	Washer 6mm Flat SS	1
31	GA4552201	Drive Shaft Flange Drop leg Input Adjustable Axle	2
32	GA5051295	Bolt 1/2" UNF x 2" ZP GR8	8
33	GA5000321	SHCS M12 x 40 ZP GR12.9	8
34	GA3500108	Hydraulic Cylinder, 3" bore x 500mm Stroke	2
35	GA4583385	Slider adjustable axle inner	8
36	GA5071085	SHCS M10 x 25 ZP GR12.9	32
37	GA4552695	Pin Adjustable Axle Extension Cylinder	2
38	GA5050670	Plug male brass 1/2" BSPT	2
39	GA5008519	Circlip, External, 25mm	2

\* Sub-assembly on following pages

# Quantity will vary depending on assembly

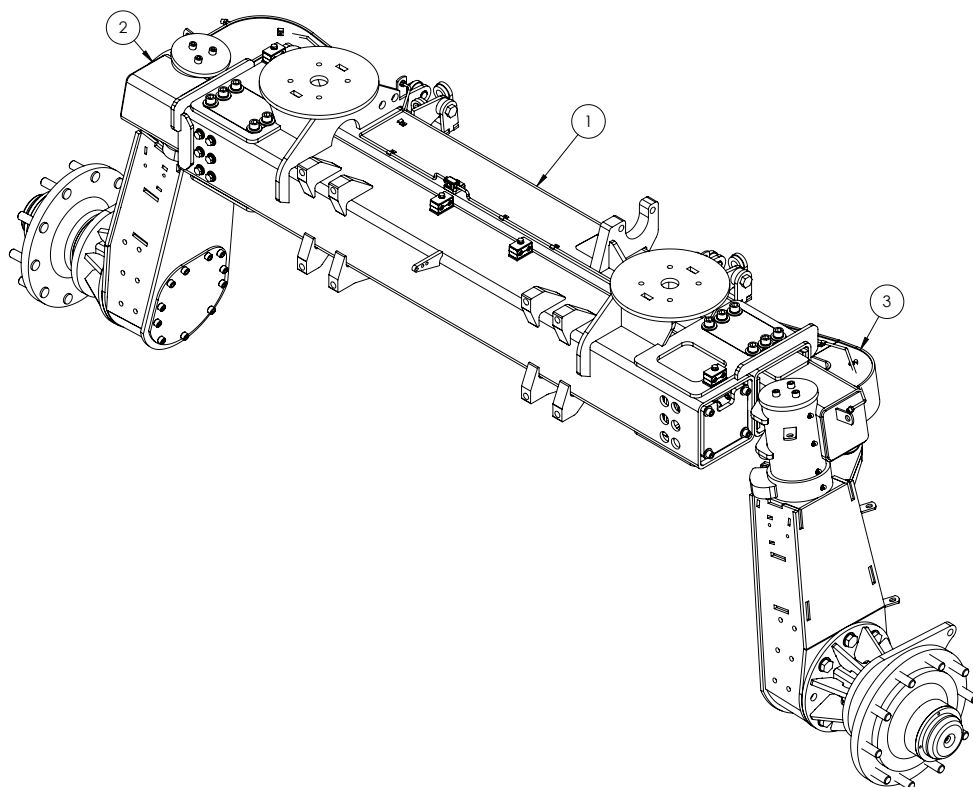
## Adjustable Axle 2-3m Rear - Diff Output Shaft



# Quantities shown are per side.

ITEM NO.	PART NUMBER	DESCRIPTION	QTY.
1	GA4552166	Diff output shaft with snap ring	1
2	MACH0027	Bearing holder, for diff output shaft	1
3	GA5007959	Bearing, Double Row Barrel Roller, Diff output shaft	1
4	GA5048455	Oil Seal, 55 ID x 85 OD x 8mm thick	1
5	GA5010501	O-ring, 89 x 2.5mm	1

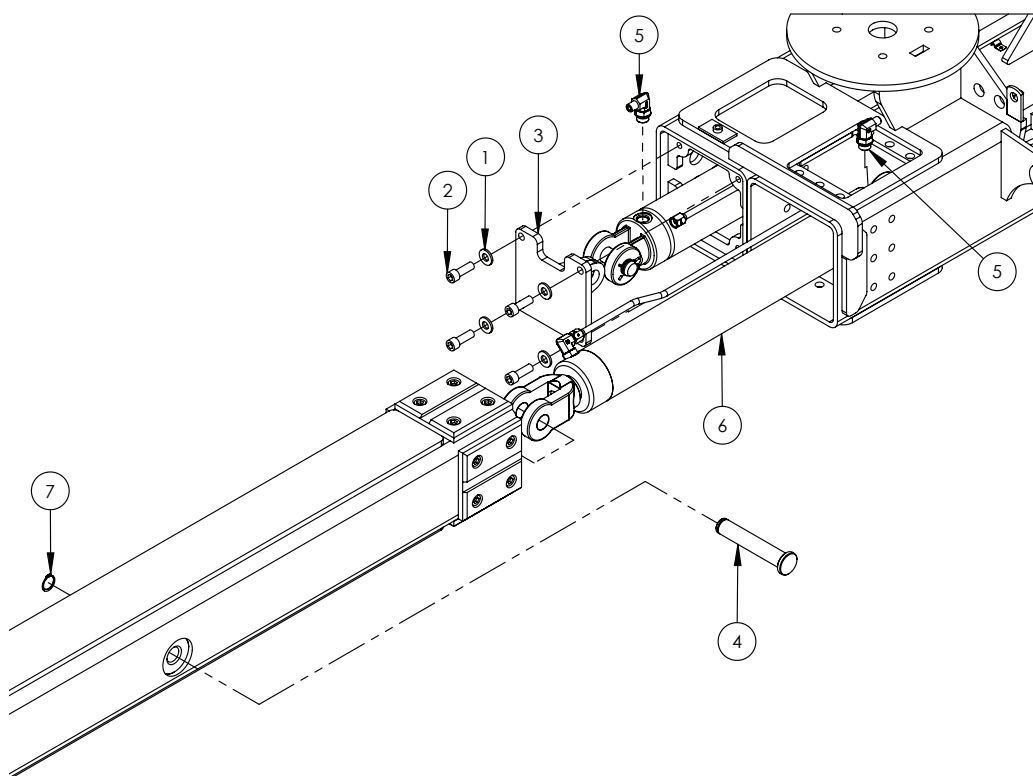
## Adjustable Axle 3-4m Front - Housing



ITEM NO.	PART NUMBER	DESCRIPTION	QTY.
1	GA4660145	Front Axle Housing 3-4m	1
2	*	Slider Assembly Right Hand	1
3	*	Slider Assembly Left Hand	1

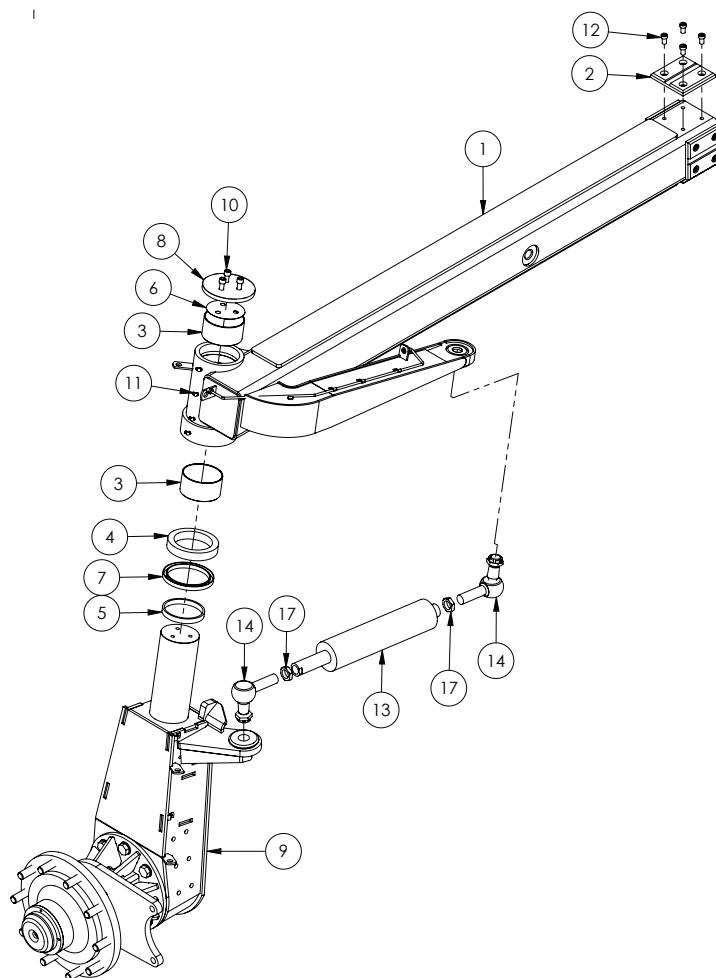
\* Sub-assembly on following pages

## Adjustable Axle 3-4m Front - Hydraulic Cylinders



ITEM NO.	PART NUMBER	DESCRIPTION	QTY.
1	GA5000577	Washer 12mm Flat SS HD	8
2	GA5000313	SHCS M12 x 35 ZP GR12.9	8
3	GA4660170	Cylinder Mount, 3-4m Extension	2
4	GA4552695	Pin Adjustable Axle Extension Cylinder	2
5	GA3500348	Hydraulic adaptor, Elbow, 90 degree, 1/4" BSPT male x 3/4" UN male O-ring	2
6	GA3500108	Hydraulic Cylinder, Bore 3", Rod 1.5", Stroke 500mm	2
7	GA5008519	Circlip, External, 25mm	2

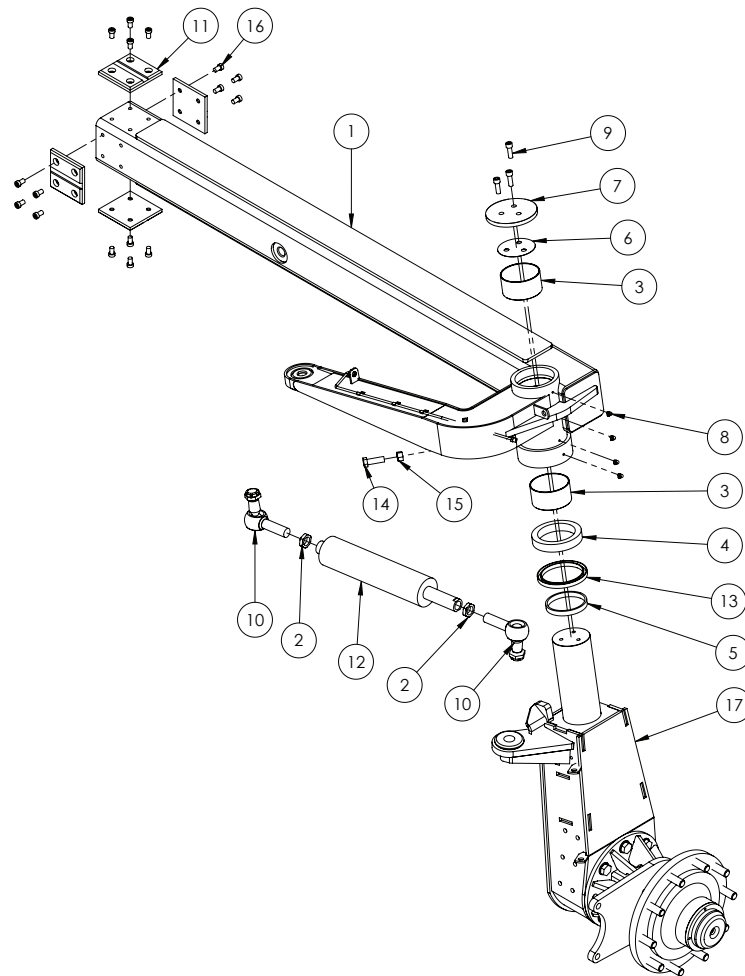
## Adjustable Axle 3-4m Front - Slider Assembly LH



ITEM NO.	PART NUMBER	DESCRIPTION	QTY.
1	GA4660150	Front Axle Inner Left 3-4m	1
2	GA4583385	Slider adjustable axle inner	4
3	GA5009454	Glacier bush, M liner with dimples, 110 ID x 60mm long	2
4	GA5048245	Bearing, Ball thrust bearing, 110 ID x 145 OD x 25mm thick	1
5	2MFA004-IGR	Thrust ring	1
6	F70544A	Shim, 0.5mm thick	1
7	GA5048635	Oil seal, 120 ID x 145 OD x 12mm thick	1
8	2M-FA011LAS	King pin retaining cap, bolt on	1
9	*	Drop leg Assembly, LH 3-4m	1
10	GA5000313	SHCS M12 x 35 ZP GR12.9	3
11	GA5009637	Grease nipple, Elbow, 90 degree, 1/4" UNF male	4
12	GA0500015	SHCS, M12 x 20, Low Head Black	16
13	GA5060750	Hydraulic Cylinder, Bore 3", Rod 1.5", Stroke 8"	1
14	GA5065041	Ball joint, Right angle, M28 x 1.5P thread	2
15	GA5000931	Bolt M16 x 50 ZP GR8.8	1
16	GA5012385	Nut M16 Hex ZP	1
17	GA4572170	Lock nut, M28 x 1.5P	2

\* Sub-assembly on following pages

## Adjustable Axle 3-4m Front - Slider Assembly RH

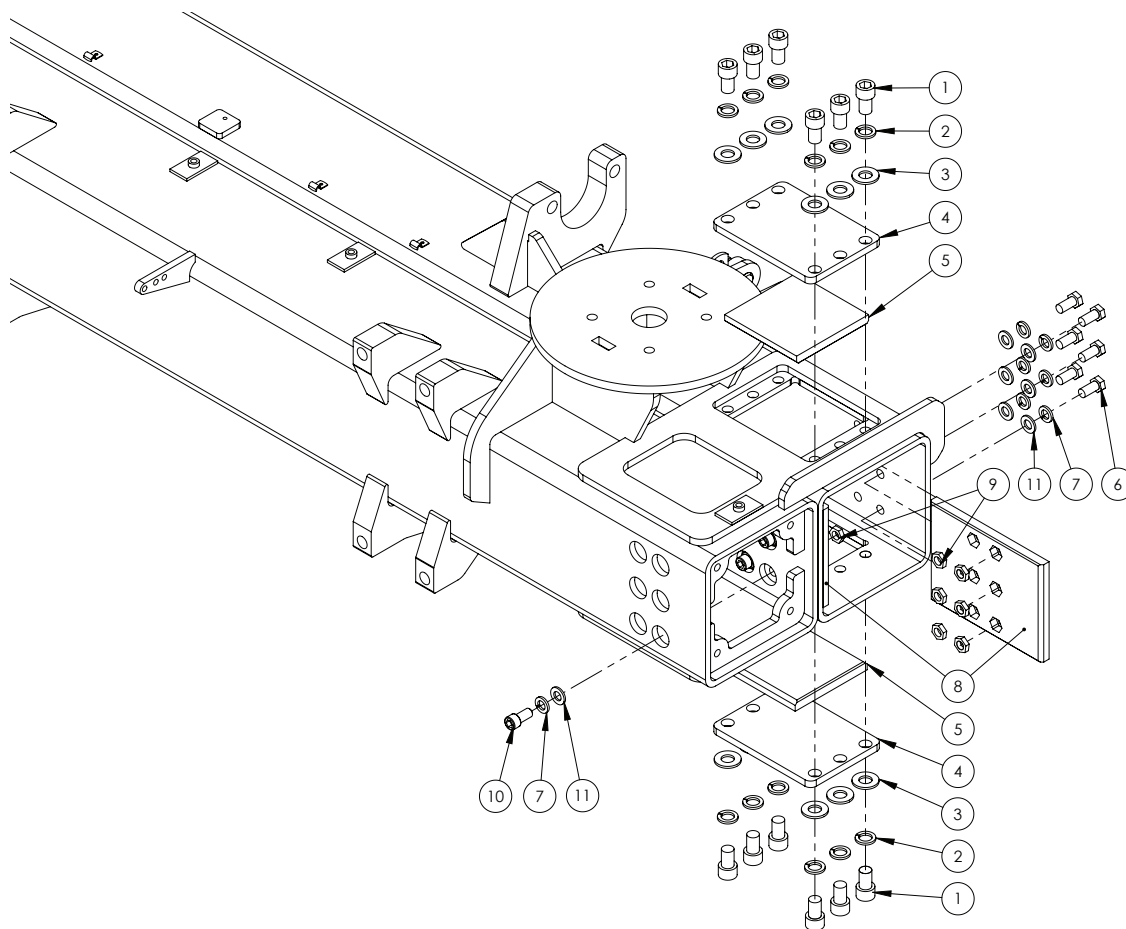


ITEM NO.	PART NUMBER	DESCRIPTION	QTY.
1	GA4660155	Front Axle Inner Right 3-4m	1
2	GA4572170	Lock nut, M28 x 1.5P	2
3	GA5009454	Glacier bush, M liner with dimples, 110 ID x 60mm long	2
4	GA5048245	Bearing, Ball thrust bearing, 110 ID x 145 OD x 25mm thick	1
5	2MFA004-IGR	Thrust ring	1
6	F70544A	Shim, 0.5mm thick	1
7	2M-FA011LAS	King pin retaining cap, bolt on	1
8	GA5009637	Grease nipple, Elbow, 90 degree, 1/4" UNF male	4
9	GA5000313	SHCS M12 x 35 ZP GR12.9	3
10	GA5065041	Ball joint, Right angle, M28 x 1.5P thread	2
11	GA4583385	Slider adjustable axle inner	4
12	GA5060750	Hydraulic Cylinder, Bore 3", Rod 1.5", Stroke 8"	1
13	GA5048635	Oil seal, 120 ID x 145 OD x 12mm thick	1
14	GA5000931	Bolt M16 x 50 ZP GR8.8	1
15	GA5012385	Nut M16 Hex ZP	1
16	GA0500015	SHCS, M12 x 20, Low Head Black	16
17	*	Drop leg Assembly, RH 3-4m	1

\* Sub-assembly on following pages

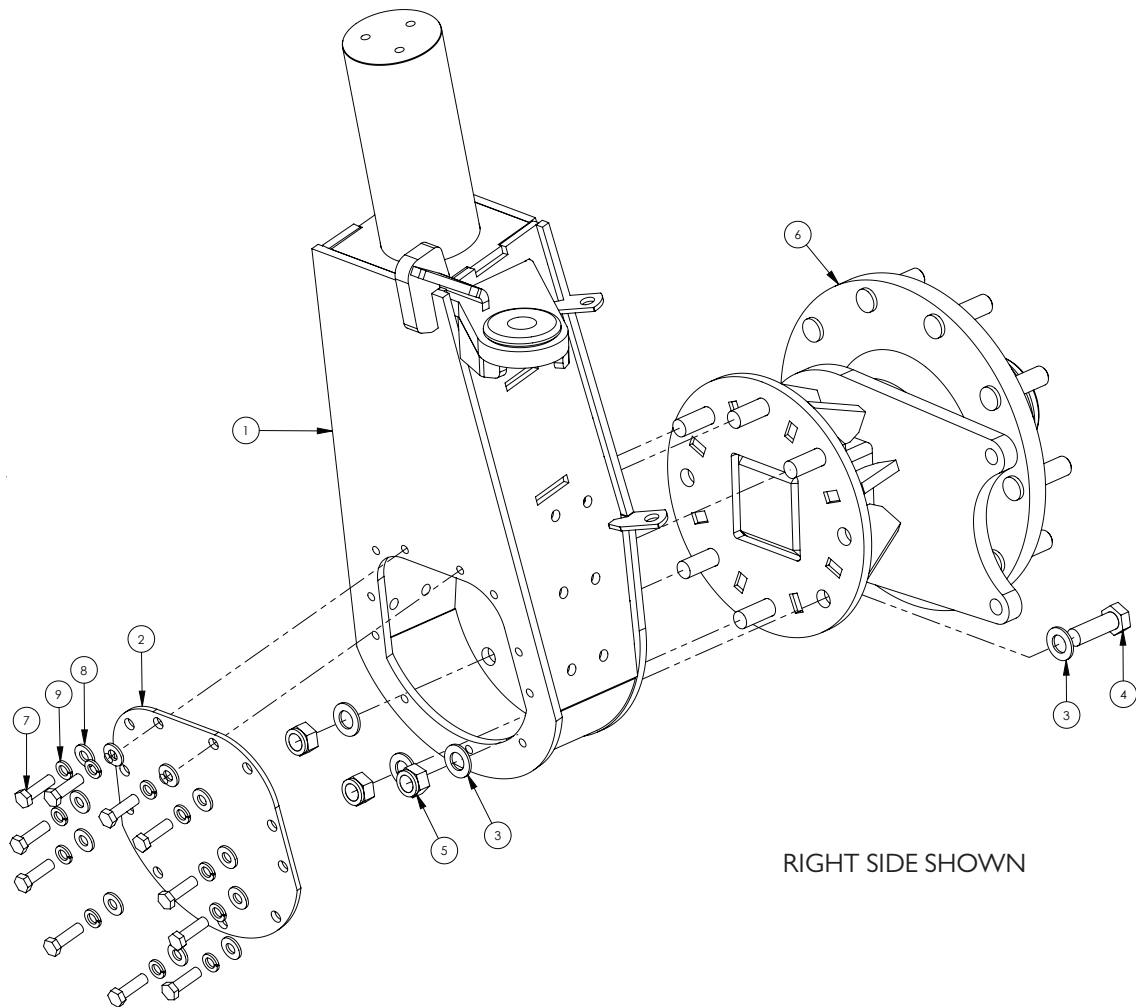


## Adjustable Axle 3-4m Front - Wear Pads



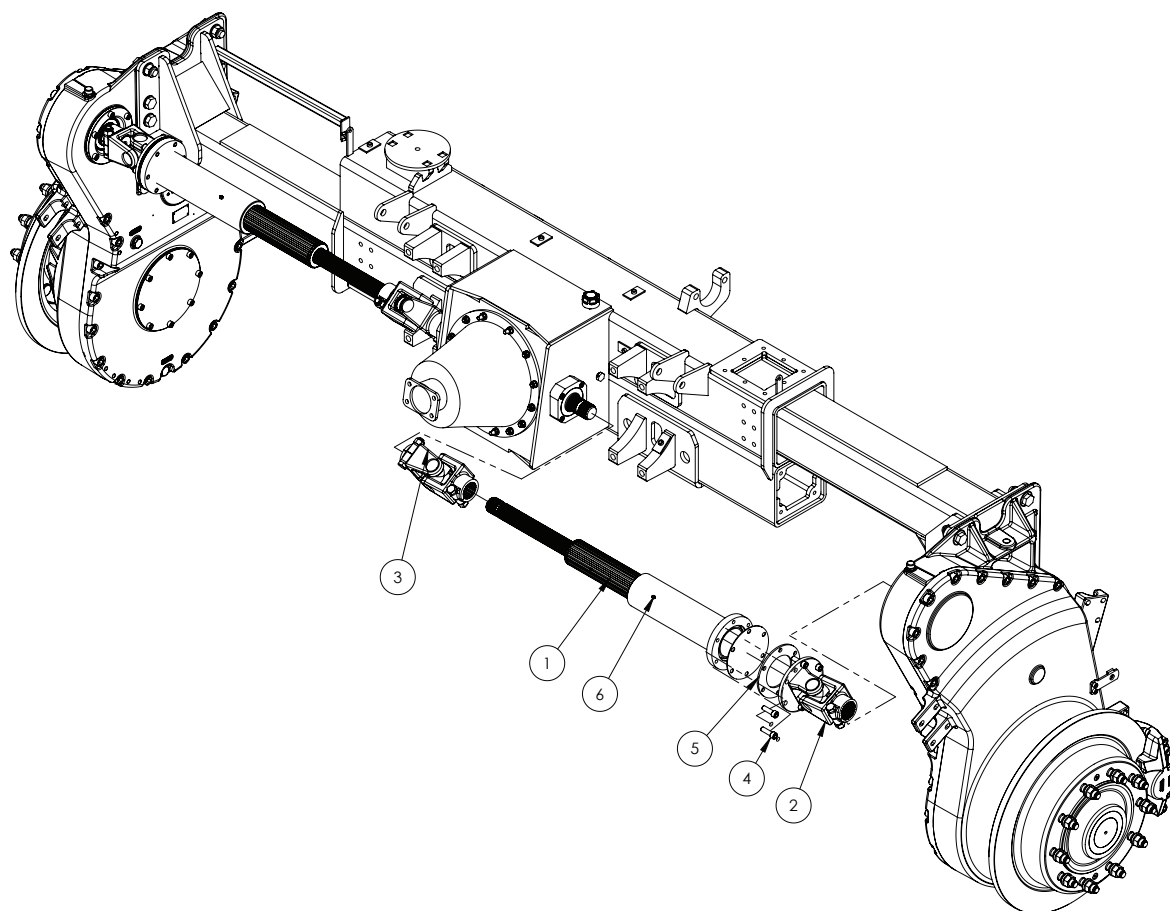
ITEM NO.	PART NUMBER	DESCRIPTION	QTY.
1	GA5000905	SHCS M16 x 25 ZP GR8.8	24
2	GA5001051	Washer 16mm Spring SS	24
3	GA5001043	Washer 16mm Flat SS HD	24
4	GA4506825	Retaining Plate Wear Pad 3-4m Axle	4
5	GA4552280	Slider Adjustable Axle Outer Top And Bottom	4
6	GA5011229	Bolt M12 x 25 ZP GR8.8	12
7	GA5000575	Washer 12mm Spring SS	24
8	GA4583390	Slider adjustable axle outer	4
9	GA5071280	Nut, M12 Half Lock Nut, ZP	24
10	GA5000297	SHCS M12 x 25 ZP GR12.9	12
11	GA5000577	Washer 12mm Flat SS HD	24

## Adjustable Axle 3-4m Front - Drop Legs



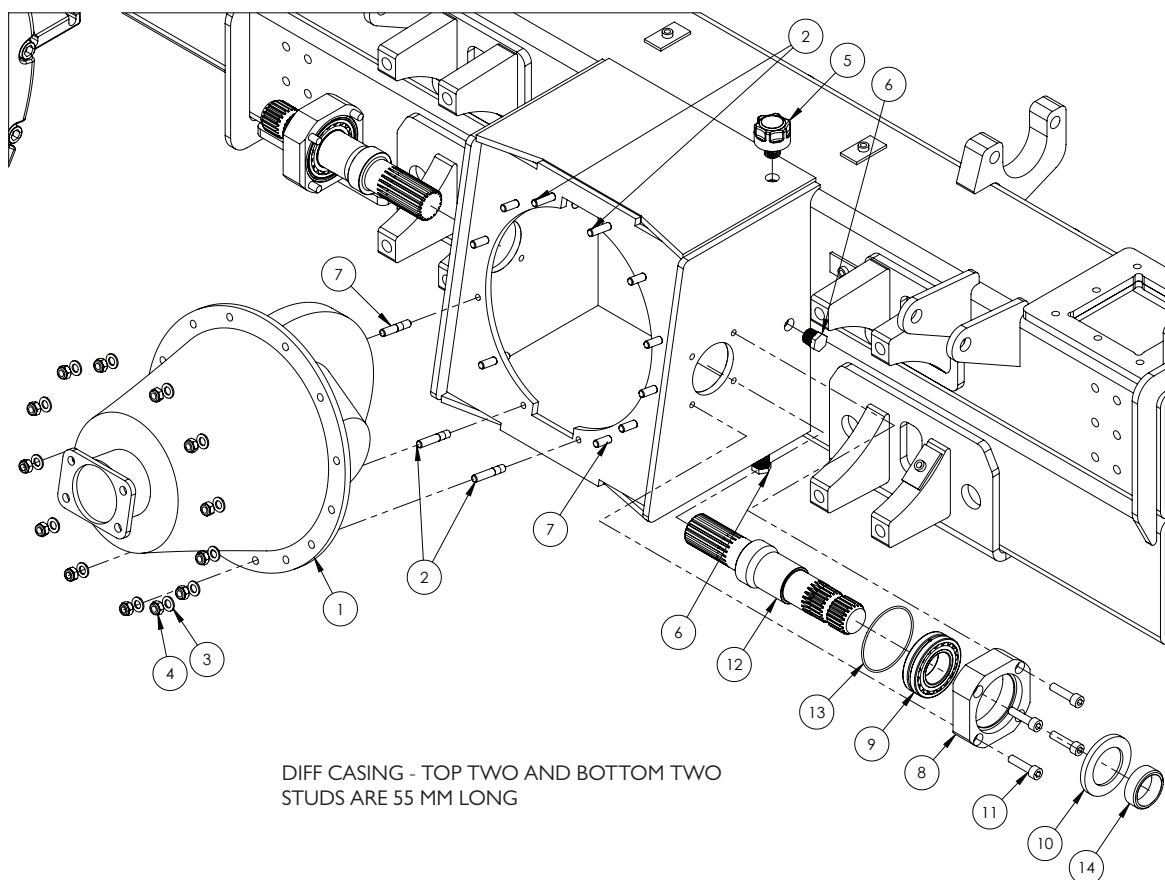
ITEM NO.	PART NUMBER	DESCRIPTION	QTY.
1	GA4660165	Front Drop leg Housing RH 3-4m Adjustable	1
	GA4660160	Front Drop leg Housing LH 3-4m Adjustable	1
2	2AFA013LAS	Access plate for axle carrier Bolts	1
3	GA5001741	Washer 20mm Flat SS HD	12
4	GA5069220	Bolt M20 x 1.5 pitch x 60 long, Gr8.8 ZP	6
5	GA5001513	Nut M20 x 1.5 Pitch Nyloc ZP	6
6	GA4652800	Hub, Front Axle, 2WD - RH	1
	GA4652800	Hub, Front Axle, 2WD - LH	1
7	GA5000319	Set Screw M12 x 40 ZP GR8.8	11
8	GA5000577	Washer 12mm Flat SS HD	11
9	GA5000575	Washer 12mm Spring SS	11

## Adjustable Axle 3-4m Rear - Drive Shaft Assembly



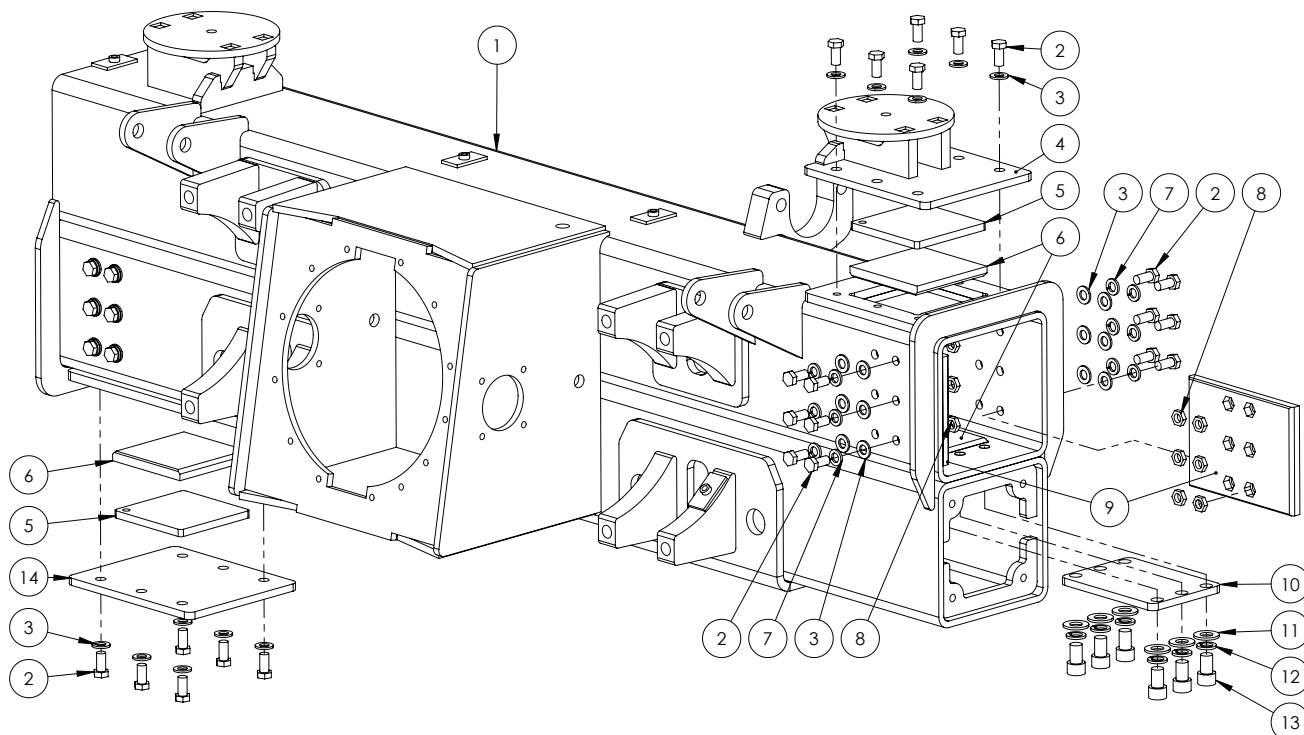
ITEM NO.	PART NUMBER	DESCRIPTION	QTY.
1	GA5070635	Drive Shaft Adjustable 3-4 m	2
2	GA5069837	Universal Joint Assembly 2500, 6 Bolt Flange to 55mm Spline, 3-4m	2
3	GA5069838	Universal Joint 2500 Clamps both ends	2
4	GA5000321	SHCS M12 x 40 GR12.9 ZP	12
5	GA4552275	Plate Spacer 3-4 mm Drive Shaft	2
6	GA5050450	Grease nipple 6 mm	4

## Adjustable Axle 3-4m Rear - Differential Assembly



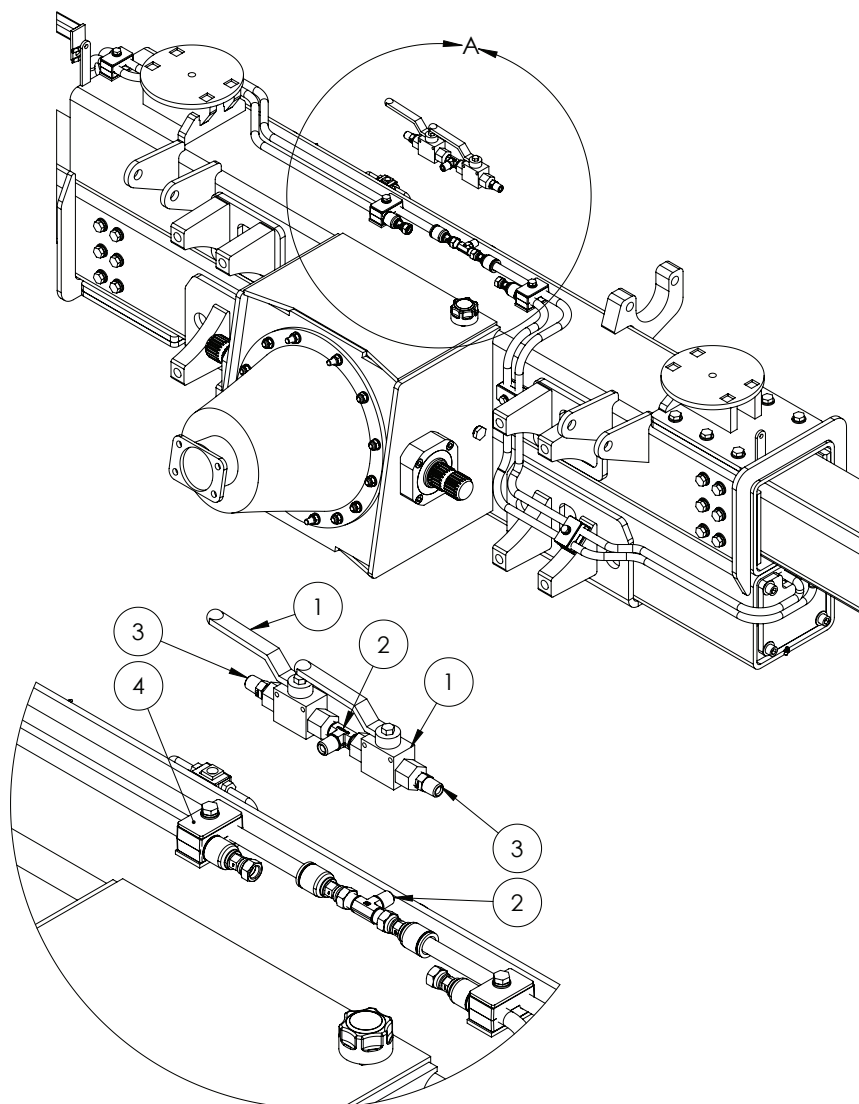
ITEM NO.	PART NUMBER	DESCRIPTION	QTY.
1	GA5010609	Diff centre Isuzu 5.125:1 ratio 41/8 tooth count	1
2	GA5011177	Stud M10 x 55	4
3	GA5000117	Washer 10mm Flat SS HD	15
4	GA5000141	Nut M10 Nyloc ZP	15
5	GA5066770	Air breather screw in style 1/2"	1
6	GA5050670	Plug male brass 1/2" BSPT	3
7	GA0500024	Stud, M10 x 50 long Gr8.8	9
8	MACH0027	Bearing holder for diff	2
9	GA5007959	Bearing, Double Row Barrel Roller, Diff output shaft	2
10	GA5048455	Oil Seal, 55 ID x 85 OD x 8 mm thick	2
11	GA5006141	SHCS M10 x 40 GR12.9 ZP	8
12	GA5015157	Shaft, Diff output, With spacer, 294.10 long, Spline each end	2
13	GA5010501	O ring, 89 x 2.5mm, Diff Output Shaft	2
14	DL30	Spacer ring, Self propelled drop leg and diff output	2

## Adjustable Axle 3-4m Rear - Wear Pads



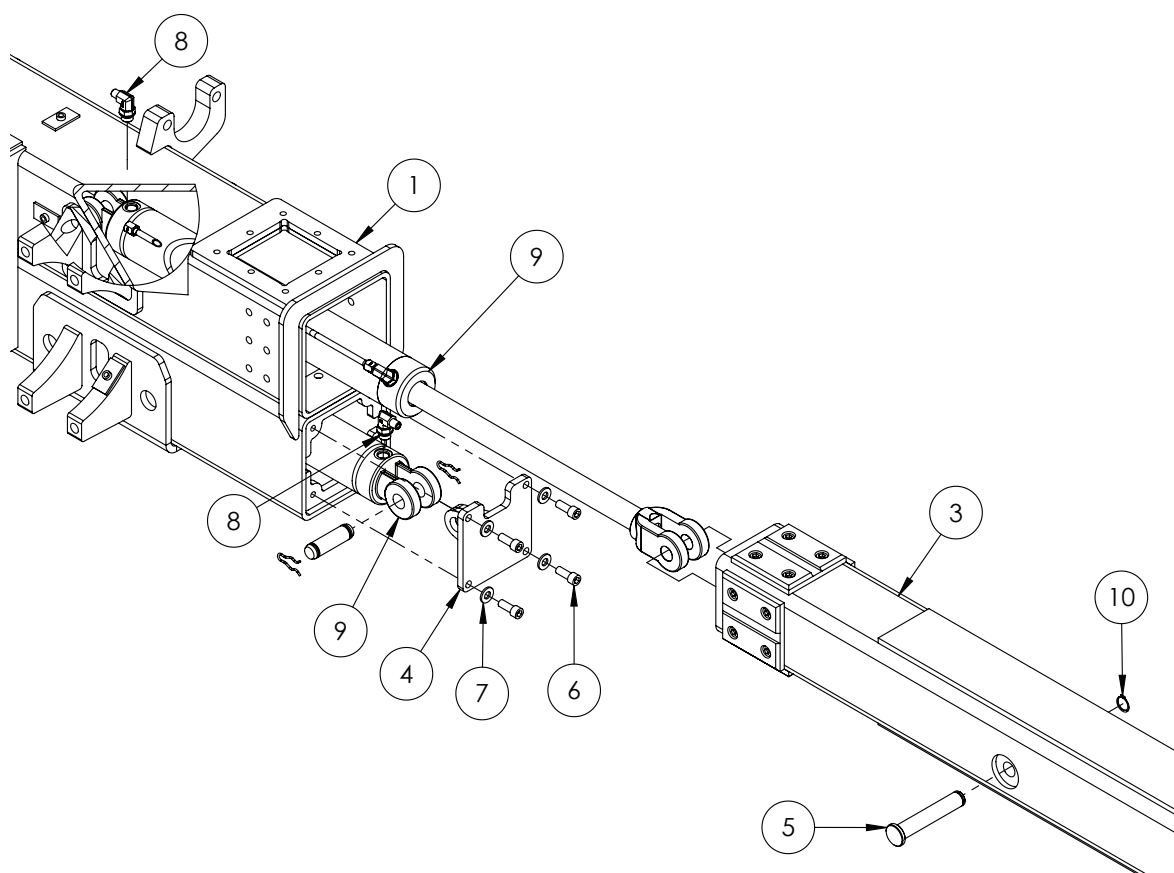
ITEM NO.	PART NUMBER	DESCRIPTION	QTY.
1	GA4659875	Axle Rear 3-4m Adjustable	1
2	GA5011229	Bolt M12 x 25 ZP GR8.8	36
3	GA5000577	Washer 12mm Flat SS HD	36
4	GA4660195	Airbag Mount, 3-4m Rear	1
5	GA4506735	Plate Wear Pad Spacer 3-4m Adjustable Axle	2
6	GA4552280	Slider Adjustable Axle Outer Top And Bottom	4
7	GA5000575	Washer 12mm Spring SS	24
8	GA5071280	Nut, M12 Half Lock Nut, ZP	24
9	GA4583390	Wear Pad, Adjustable Axle Slider, Outer, Cast Nylon Green	4
10	GA4506825	Retaining Plate Wear Pad 3-4m Axle	2
11	GA5001009	Washer 16mm Flat ZP HD	12
12	GA5001051	Washer 16mm Spring SS	12
13	GA5000905	SHCS M16 x 25 GR12.9 ZP	12
14	GA4506740	Plate Wear Pad Mount 3-4m Adjustable Axle	1

## Adjustable Axle 3-4m Rear - Hydraulic Isolators



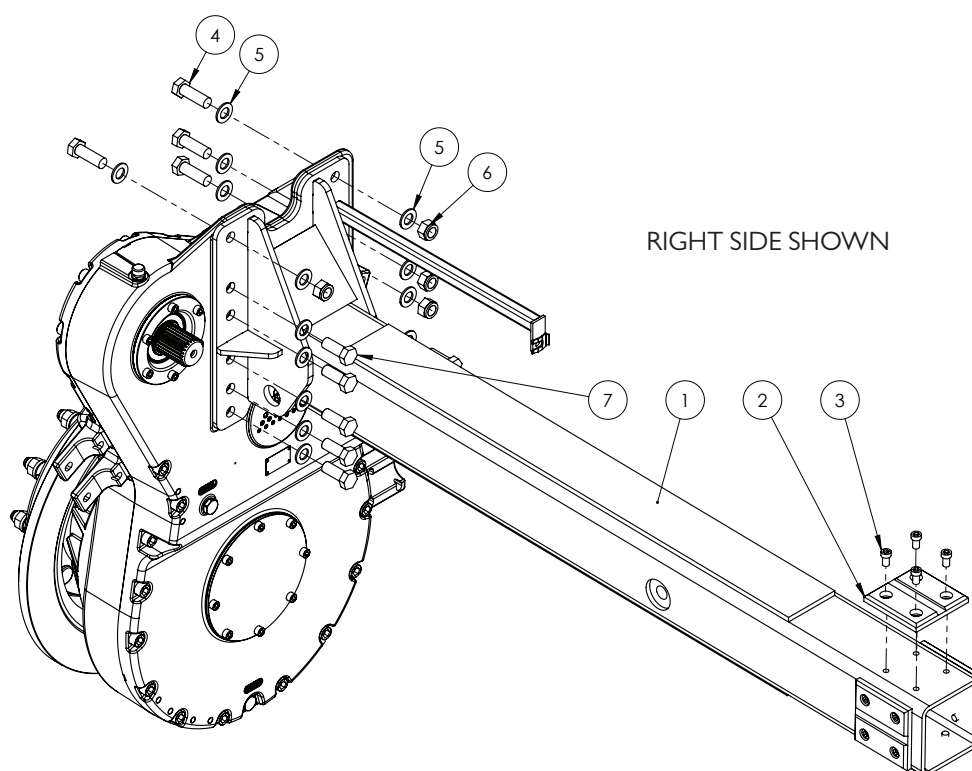
ITEM NO.	PART NUMBER	DESCRIPTION	QTY.
1	GA5078083	Valve, Ball, Hydraulic, 1/4" BSPP female ports	2
2	GA3500269	Hydraulic adaptor, Tee, 1/4" BSPT male x 1/4" BSPT male x 1/4" BSPT male	2
3	GA3500218	Hydraulic adaptor, Nipple, 1/4" BSPT male x 1/4" BSPT male	2
4	GA5078042	Mounting clamp, Double type, Plate, Top, Group 2	5
	GA5078031	Mounting clamp, Double type, Jaw, Pair, Group 2, 14mm, RCD-14J	5

## Adjustable Axle 3-4m Rear - Hydraulic Cylinders



ITEM NO.	PART NUMBER	DESCRIPTION	QTY.
1	GA4659875	Axle Rear 3-4m Adjustable	1
2	GA4659880	Axle Rear 3-4m Adjustable Inner RH	1
3	GA4659885	Axle Rear 3-4m Adjustable Inner LH	1
4	GA4660170	Cylinder Mount, 3-4m Extension, Crop Cruiser	2
5	GA4552695	Pin Adjustable Axle Extension Cylinder	2
6	GA5000307	SHCS M12 x 30 ZP GR12.9	8
7	GA5000577	Washer 12mm Flat SS HD	8
8	GA3500348	Hydraulic adaptor, Elbow, 90 degree, 1/4" BSPT male x 3/4" UN male O-ring	2
9	GA3500108	Hydraulic Cylinder, 3" bore x 500mm Stroke	2
10	GA5008519	Circlip, External, 25mm	2

## Adjustable Axle 3-4m Rear - Slide Assembly

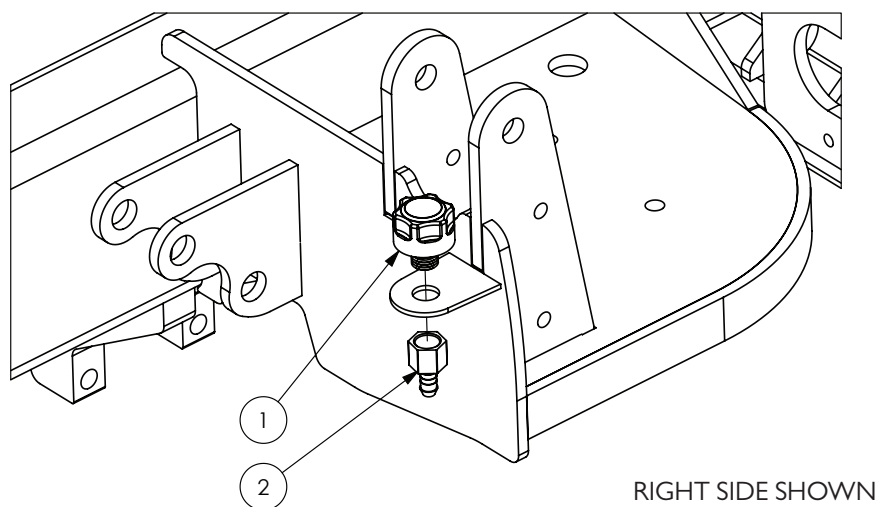


ITEM NO.	PART NUMBER	DESCRIPTION	QTY.
1	GA4659880	Axle Rear 3-4m Adjustable Inner RH	1
	GA4659885	Axle Rear 3-4m Adjustable Inner LH	1
2	GA4583385	Wear Pad, Adjustable Axle Slider, Inner, Cast Nylon Green	4
3	GA0500015	SHCS, M12 x 20, Low Head Black	16
4	GA5069220	Bolt M20 x 1.5P x 60 GR8.8 ZP	4
5	GA5001741	Washer 20mm Flat SS HD	16
6	GA5001513	Nut M20 x 1.5P Nyloc ZP	4
7	GA5001515	Set Screw M20 x 1.5P x 50 GR8.8 ZP	8



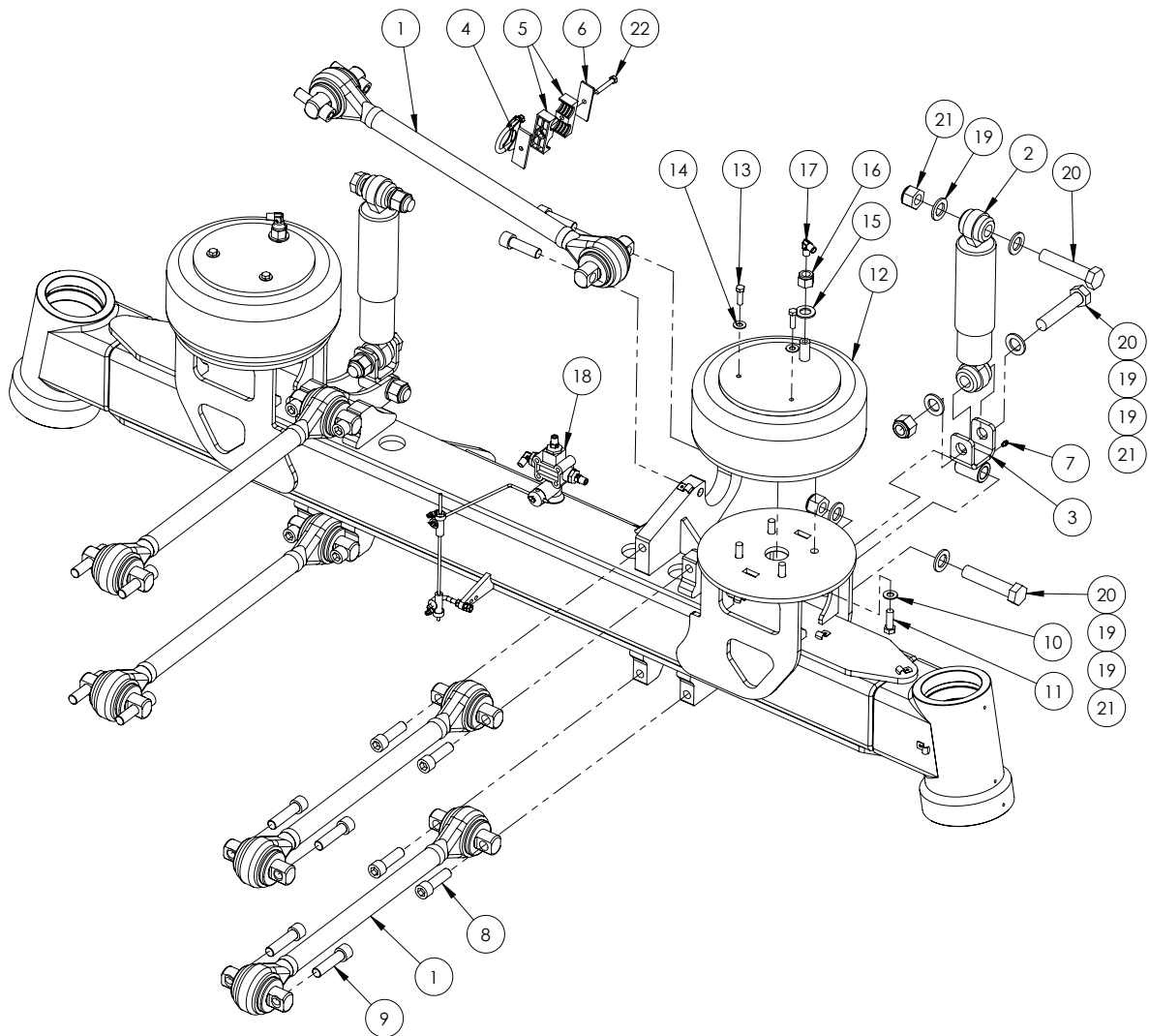
## Remote Breathers - Front Drop Legs

---



ITEM NO.	PART NUMBER	DESCRIPTION	QTY.
1	GA5066770	Air Breather screw in style 1/2"	2
2	GA5052700	Hose barb, 1/2" BSP Female x 1/2" hose, Brass	2

## Suspension - Front



ITEM NO.	PART NUMBER	DESCRIPTION	QTY.
1	GA5068850~	Suspension link, Torque rod, 650mm centre, Hollow	1
	GA5068851~	Suspension link, Torque rod, 650mm centre, Solid	4
2	GA2500000	Shock Absorber, Suspension Damper, Yellow, Monroe	2
3	GA4660670	Shock Absorber Mount, Front Axle	2
4	GA4659840	Mount Steering Hose to Panhard	1
5	GA5078038	Mounting clamp, Double type, Jaw, Pair, Group 4, 28mm	2
6	GA5078049	Mounting clamp, Double type, Plate, Top, Group 4	1
7	GA5050450	Grease nipple 6mm	2
8	GA5053145	SHCS 3/4" UNF x 2 1/2" GR12.9 Blue Zinc Plated	12
9	GA5053150	SHCS 3/4" UNF x 3" GR12.9 (Blue Zinc)	8
10	GA5017673	Washer 1/2" High Tensile	8
11	GA5006167	Bolt, 1/2" UNC x 1 1/2", ZP GR8	8
12	GA5005311	Air spring HT230 single air stud	2

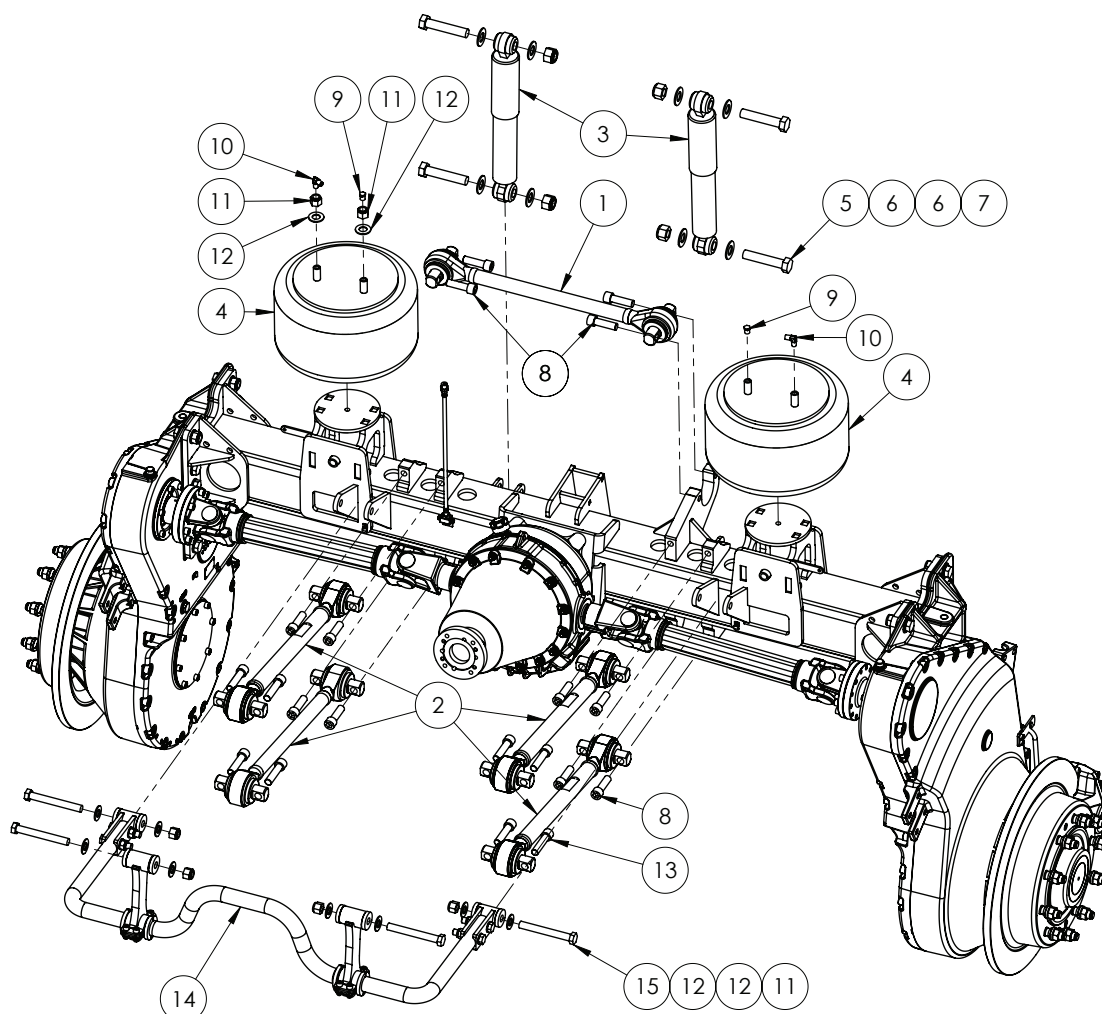
Continued over page

## Suspension - Front

ITEM NO.	PART NUMBER	DESCRIPTION	QTY.
13	GA5002599	Set screw, 3/8" UNC x 1 1/4", SS	4
14	GA5017623	Washer 3/8" Flat ZP Heavy Duty	4
15	GA5001741	Washer 20mm Flat SS HD	2
16	GA5048430	Nut, Nyloc, 3/4" UNC, ZP	2
17	GA3500258	Hydraulic coupling, Elbow, 90 degree, 1/4" BSPT male x 1/4" BSPT male	2
18	GA5010868	Ride height valve, 1/4" connecting rods	1
19	GA5001893	Washer 1" x 1 7/8" x 14G	12
20	GA5011346	Bolt M24 x 115, special 75 to 77mm shank, ZP, GR8.8	6
21	GA5012469	Nut M24 Nyloc ZP	6
22	GA5004727	Bolt M8 x 50 ZP GR8.8	1

~ NOTE: Fit 1x GA5068850 (Panhard postion) and 4x GA5068851 (axle position).

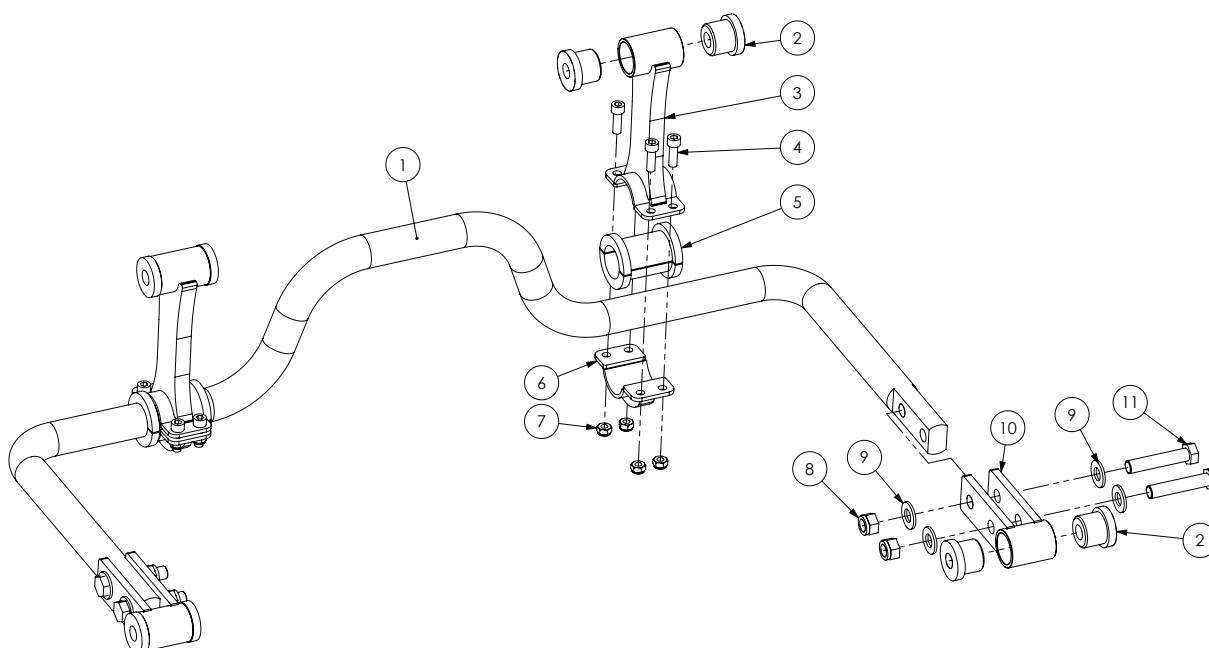
## Suspension - Rear



ITEM NO.	PART NUMBER	DESCRIPTION	QTY.
1	GA5068850	Suspension link, Torque rod, 650mm centre, Hollow	1
2	GA5068851	Suspension link, Torque rod, 650mm centre, Solid	4
3	GA2500000	Shock Absorber, Suspension Damper, Yellow, Monroe	2
4	GA5005115	Air Spring AA300 dual air stud	2
5	GA5012469	Nut M24 Nyloc ZP	4
6	GA5017681	Washer 1" x 2", 7g Flat Thin SS	8
7	GA5011341	Nut M24 x 1.5P Lock ZP	4
8	GA5053145	SHCS 3/4" UNF x 2 1/2" GR12.9 ZP Blue	12
9	GA5069335	Plug, 1/4" BSPT male thread, Brass	2
10	GA3500258	Hydraulic coupling, Elbow, 90 degree, 1/4" BSPT male x 1/4" BSPT male	2
11	GA5048430	Nut 3/4" UNC Nyloc ZP	6
12	GA5001045	Washer 3/4" Flat ZP	10
13	GA5053150	SHCS 3/4" UNF x 3" GR12.9 ZP Blue	8
14	*	Rear Sway Bar - 3m 2WD & 4WD	1
15	GA5002487	Bolt 3/4" UNC x 6" GR8 ZP	4

\* Sub-assembly on following pages

## Suspension - Rear Sway Bar - 3m 2WD & 4WD

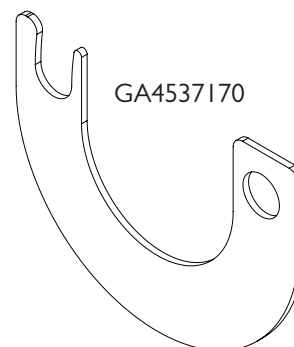


ITEM NO.	PART NUMBER	DESCRIPTION	QTY.
1	GA5016192	Rear Swaybar, 42mm	1
2	GA5016195	Bush, Sway bar pivot, Pigthane 90A duro	8
3	GA4654805	Clamp, Upper, Sway bar, Crop Cruiser	2
4	GA5006129	SHCS M10 x 30 GR12.9 ZP	8
5	GA4583285	Nylon Bush for Sway Bar, 42mm (This part comes in two halves)	2
6	GA4654800	Clamp, Lower, Sway bar, Crop Cruiser	2
7	GA5000141	Nut M10 Nyloc ZP	8
8	GA5001029	Nut M16 Nyloc ZP	4
9	GA5001043	Washer 16mm Flat SS HD	8
10	GA4654790	Mounting, swaybar to axle	2
11	GA5011307	Bolt M16 x 80 ZP GR8.8	4

## Suspension - Front & Rear - Miscellaneous

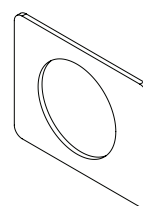
### PANHARD ROD SHIMS

PART NUMBER	DESCRIPTION
GA4537165	Panhard shim 1mm
GA4537170	Panhard shim 3mm
GA4537175	Panhard shim 5mm



### TORQUE ROD SHIMS

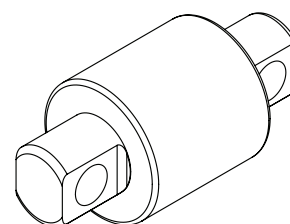
PART NUMBER	DESCRIPTION
GA4505076	Shim, Spacer Block Torque Rod Suspension Arm, 1mm
GA4505075	Shim, Spacer Block Torque Rod Suspension Arm, 5mm



GA4505076

### FRONT SUSPENSION SERVICE PARTS

PART NUMBER	DESCRIPTION
GA5069825	Bush, Suspension link end replacement, 3/4" bolt holes, TS38750, ATRO



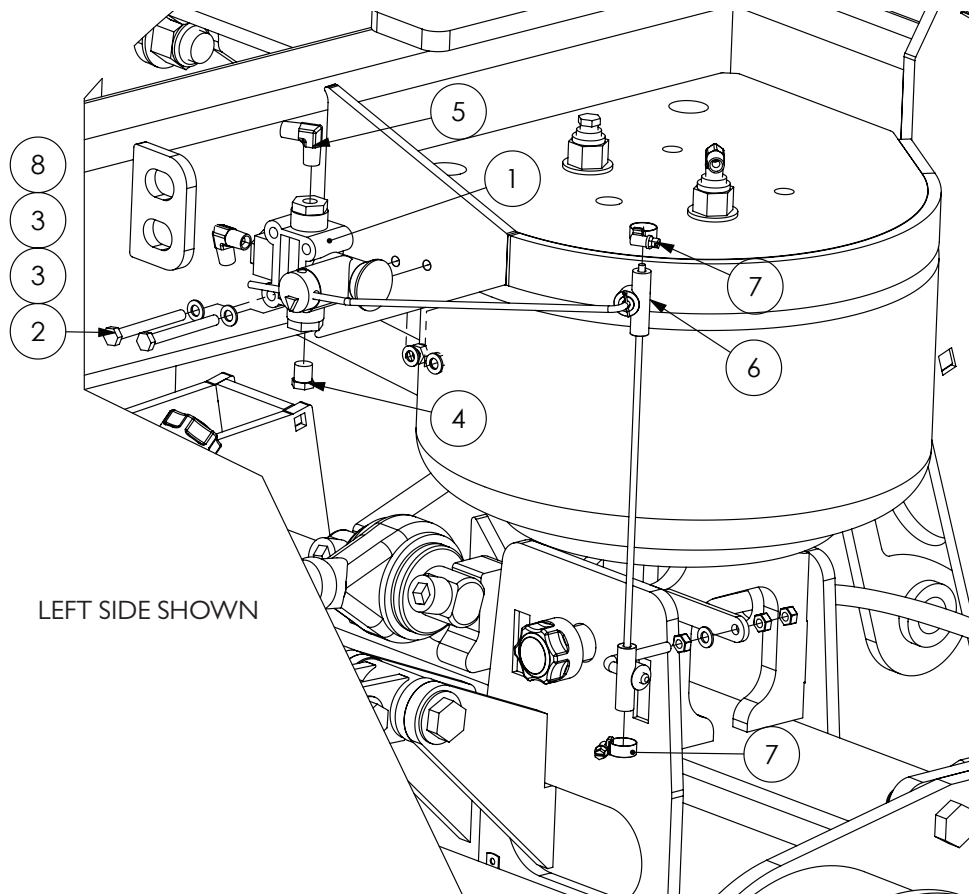
GA5069825

### REAR SUSPENSION TOOL

PART NUMBER	DESCRIPTION
PT59-59100 / PT00-52100	Atro bush tool

ITEM NO.	PART NUMBER	DESCRIPTION	QTY.
1	GA5010868	Ride height valve, 1/4" connecting rods	1
2	GA5004865	Hose Clamp, 3/8", SS (8-16/9W)	2
3	GA5014651	Tee, Rubber, Suit ride height levelling valve rods	2
4	GA5011499	Nut M8 Hex ZP	3
5	GA5004919	Washer 8mm Spring SS	1
6	GA5004437	Washer 6mm Flat SS	2
7	-	M2 Split pin	1
8	GA5003643	Washer 8mm Flat SS HD	8
9	GA5052590	Nut M8 Nyloc SS	4
10	GA5011489	Bolt M8 x 60 ZP GR8.8	4
11	GA3500258	Hydraulic coupling, Elbow, 90 degree, 1/4" BSPT male x 1/4" BSPT male	1
12	GA3500218	Hydraulic adaptor, Nipple, 1/4" BSPT male x 1/4" BSPT male	2

## Ride Height Valve - Rear

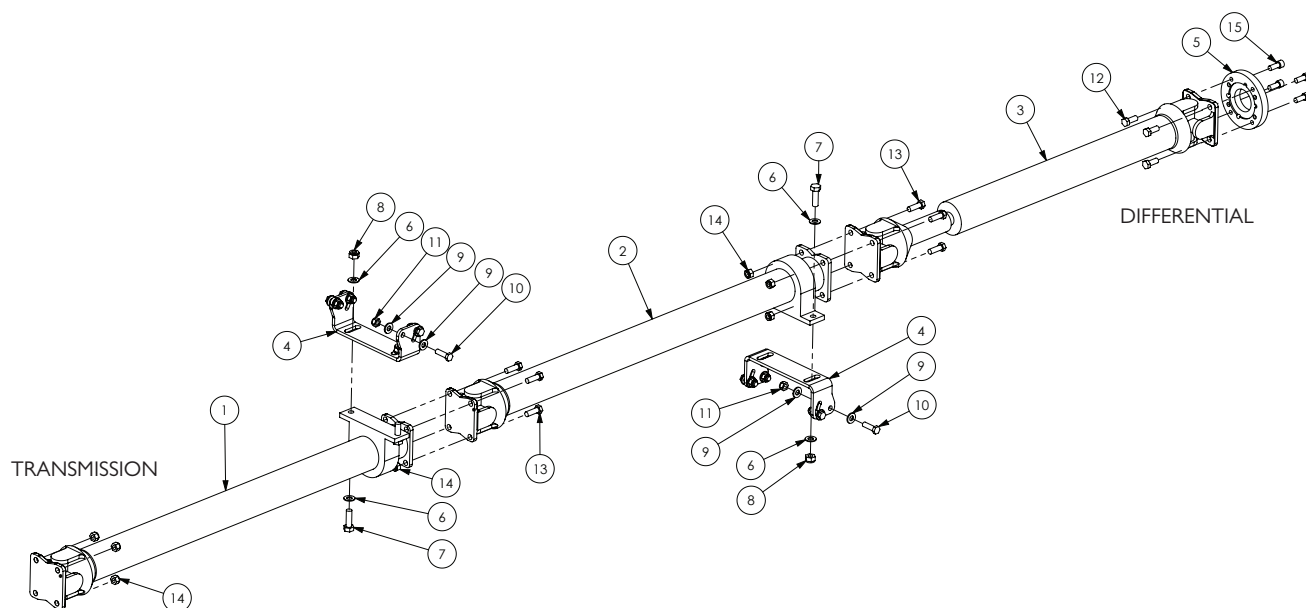


ITEM NO.	PART NUMBER	DESCRIPTION	QTY.
1	GA5010868	Ride height valve, 1/4" connecting rods	1
2	GA5052600	Bolt M8 x 75 SS	2
3	GA5003643	Washer 8mm Flat SS HD	4
4	GA5069335	Plug, 1/4" BSPT male thread, Brass	1
5	GA3500258	Hydraulic coupling, Elbow, 90 degree, 1/4" BSPT male x 1/4" BSPT male	2
6	GA5014651	Tee, Rubber, Suit ride height levelling valve rods	2
7	GA5004865	Hose Clamp, 3/8", SS (8-16/9W)	2
8	GA5052590	Nut M8 Nyloc SS	2

# Quantities shown are per side.



## Drive Shafts - 2WD



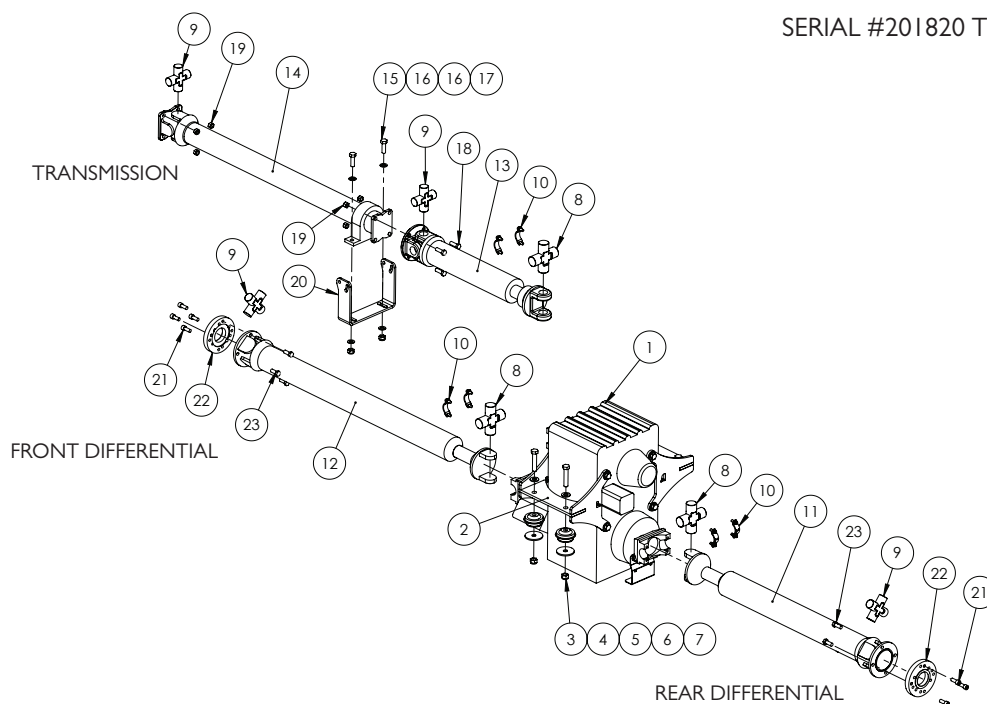
### 2WD DRIVE SHAFT SPARE PARTS

PART NUMBER	DESCRIPTION
GA5017113	Uni Joint kit I480 series
GA5007003	Centre bearing assembly 40mm e/yoke

ITEM NO.	PART NUMBER	DESCRIPTION	QTY.
1	GA5048226	Drive shaft 2WD Front	1
2	GA5048227	Drive shaft 2WD middle	1
3	GA5048228	Drive shaft 2WD rear	1
4	GA4536225	Mount Centre Bearing Plate	2
5	I480-ISUZU	Adapter, I480 drive shaft yoke to Isuzu diff	1
6	GA5066235	Washer 14mm ZP Heavy Duty	8
7	GA5000343	Bolt M14 x 45 ZP GR8.8	4
8	GA5012427	Nut M14 Nyloc ZP	4
9	GA5000577	Washer 12mm Flat SS HD	16
10	GA5000319	Set Screw M12 x 40 GR8.8 ZP	8
11	GA5012461	Nut M12 Nyloc ZP	8
12	GA5006045	Bolt, 1/2" UNF x 1 1/4" ZP GR8	4
13	GA5006167	Bolt, 1/2" UNC x 1 1/2", ZP GR8	8
14	GA5049605	Nut 1/2" UNF Nyloc ZP	12
15	GA5000307	SHCS M12 x 30 ZP GR12.9	4

## Drive Shafts - 4WD

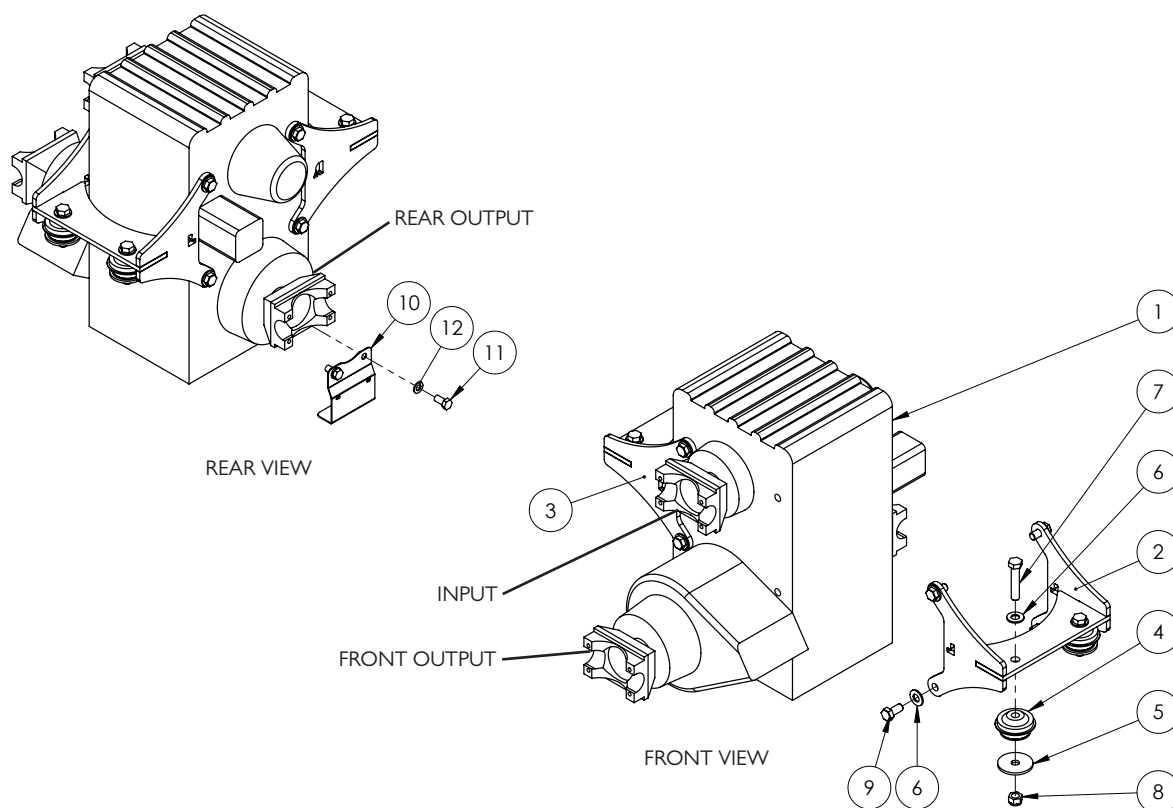
SERIAL #201820 TO #202032



ITEM NO.	PART NUMBER	DESCRIPTION	QTY.
1	*	Transfer Case - 4WD	1
2	GA4536205	Mount Transfer Case Base Plate	2
3	GA5001029	Nut M16 Nyloc ZP	4
4	GA4502820	Washer, 70mm OD x 16.5mm ID x 5mm thick	4
5	GA5070020	Vibration Isolator - 80mm	4
6	GA5001043	Washer 16mm Flat SS HD	12
7	GA5011307	Bolt M16 x 80 GR8.8 ZP	4
8	GA2700070	Universal Joint Kit, SPL 90	3
9	GA5017113	Uni Joint kit 1480 series	4
10	GA5069360	Strap kit, SPL90 Universal, Crop Cruiser	6
11	GA5066423	Drive shaft crop cruiser Fabco transfer case to rear	1
12	GA5066422	Drive shaft crop cruiser Fabco transfer case to front	1
13	GA2700068	Drive Shaft, Centre Bearing to Transfer Case, G4.7, G5, G6	1
14	GA5048226	Drive shaft Front	1
15	GA5000343	Bolt M14 x 45 GR8.8 ZP	2
16	GA5066235	Washer 14mm HD ZP Yellow	4
17	GA5012427	Nut M14 Nyloc ZP	2
18	GA5009781	Bolt 1/2" UNF x 1 1/2" GR8 ZP	4
19	GA5049605	Nut 1/2" UNF Nyloc ZP	8
20	GA4501035	Plate, Centre Bearing Mount, 4WD, G4.7, G5, G6	1
21	GA5000307	SHCS M12 x 30 GR12.9 ZP	8
22	1480-ISUZU	Adapter, 1480 drive shaft yoke to Isuzu diff	2
23	GA5006045	Bolt 1/2" UNF x 1 1/4" GR8 ZP	8

\* Sub-assembly on following pages

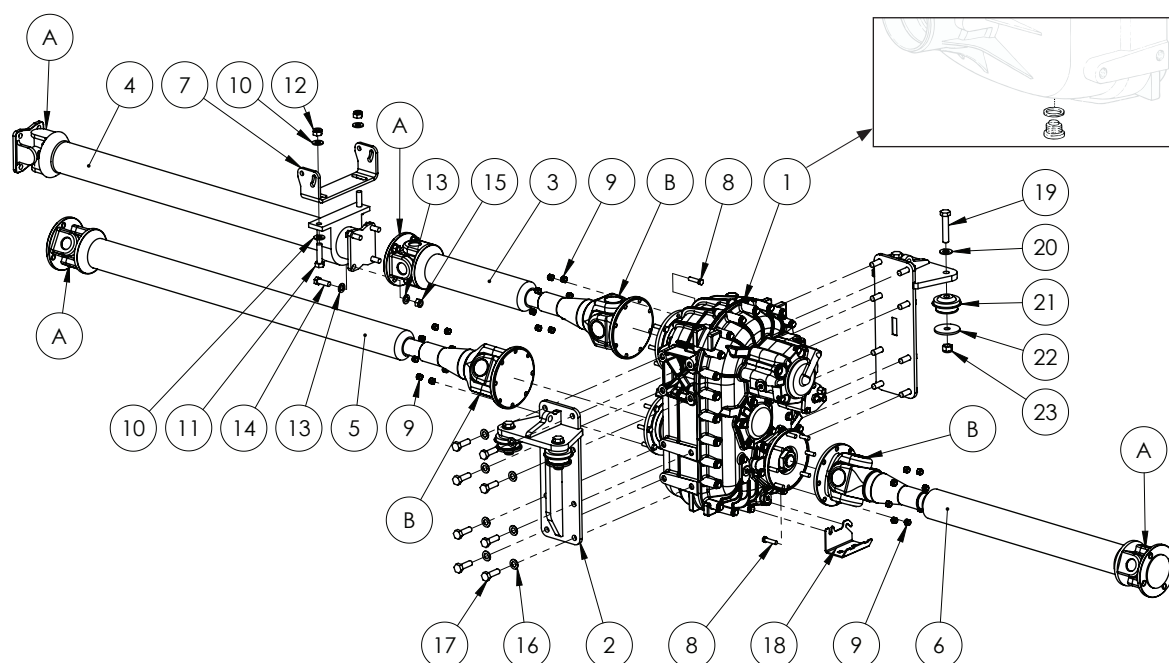
## Transfer Case - 4WD



ITEM NO.	PART NUMBER	DESCRIPTION	QTY.
-	GA5024505	Seal, Oil, Input, Transfer Case, Fabco	1
-	GA5024500	Seal, Oil, Front Output, Transfer Case, Fabco	1
-	GA5055660	Seal, Oil, Rear Output, Transfer Case, Fabco	1
1	GA5068860	Transfer Case, Assembly	1
2	GA4658405	Mount Transfer Case Left	1
3	GA4658410	Mount Transfer Case Right	1
4	GA5070020	Vibration Isolator - 80mm	4
5	GA4502820	Large washer - eng mount SP09	4
6	GA5001043	Washer 16mm Flat SS HD	12
7	GA5011307	Bolt M16 x 80 GR8.8 ZP	4
8	GA5001029	Nut M16 Nyloc ZP	4
9	GA5015009	Set Screw 5/8" x UNC 1 1/4" GR8 ZP	8
10	GA4504585	Plate, Hose Support, Transfer Case	1
11	GA5014999	Set Screw 1/2" x 1" GR8 ZP	2
12	GA5000577	Washer 12mm Flat SS HD	2

## Drive Shafts & Transfer Case - 4WD

SERIAL #202029 ONWARDS



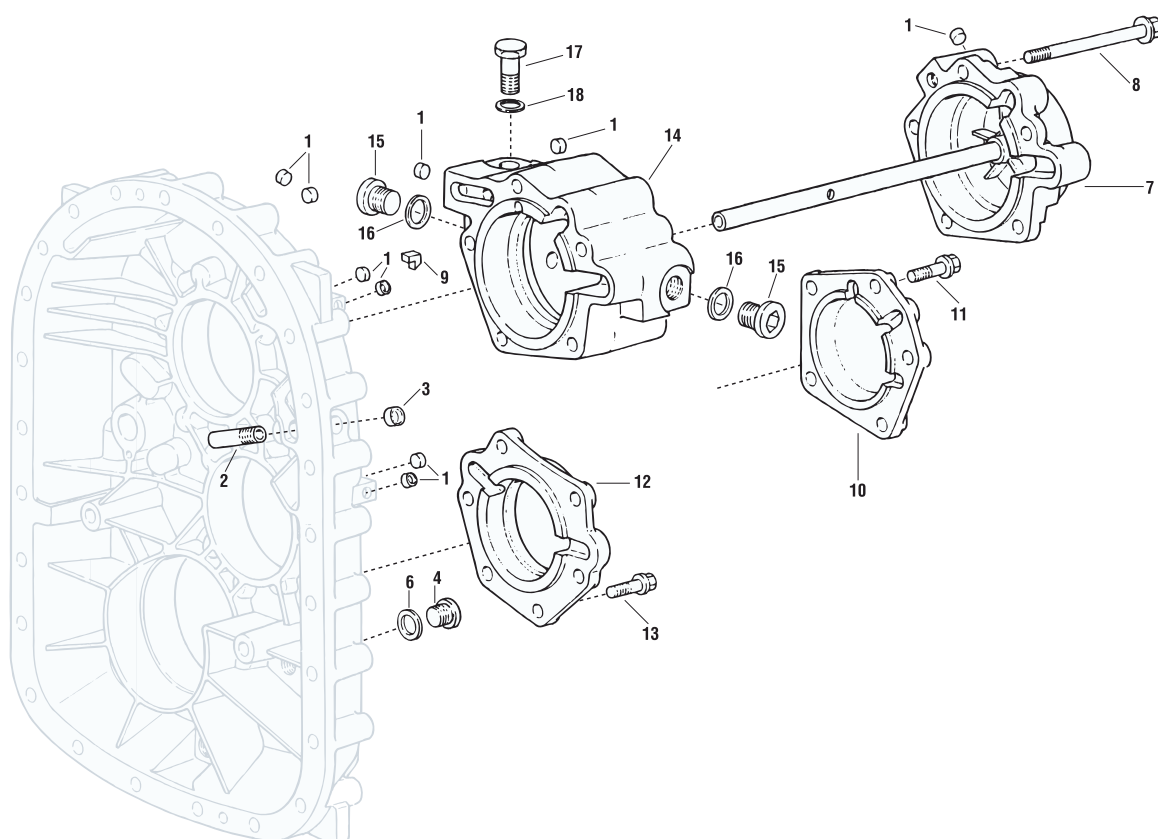
ITEM NO.	PART NUMBER	DESCRIPTION	QTY.
A	GA5017113	Universal Joint Cross, 1480 series	4
B	GA2700084	Universal Joint Cross, 1610 Series	3
1	GA2700072	Transfer Case, Full Time 4WD with Variable Differential (33:67) and Lock, SAE 1600 Flanges, G4.7 G5 G6, Marmon Herrington	1
	GA5078531	Sealing ring, Plug, Transfer case	-
	GA5078532	Drain plug no seal ring, Transfer case	-
2	GA4661820	Plate, Transfer Case Bracket Isolator Mount	2
3	GA2700073	Drive Shaft, Centre Bearing to Marmon Herrington Transfer Case	1
4	GA5048226	Drive Shaft, Transmission to Centre Bearing	1
5	GA2700075	Drive Shaft, Front Axle to Marmon Herrington Transfer Case	1
6	GA2700074	Drive Shaft, Rear Axle to Marmon Herrington Transfer Case	1
7	GA4536225	Mount Centre Bearing Plate	1
8	GA0500032	Bolt 3/8" x 1 1/2, UNF, ZP, Gr8	24
9	GA0500026	Nut 3/8", Nyloc, ZP, UNF	24
10	GA5066235	Washer 14mm HD ZP Yellow	4
11	GA5073685	Bolt, M14 x 55, ZP GR8.8	2
12	GA5012427	Nut M14 Nyloc ZP	2
13	GA5017655	Washer 1/2" Flat SS	8
14	GA5006167	Bolt 1/2" UNC x 1 1/2" GR8 ZP	4
15	GA5050580	Nut 1/2" UNC Nyloc ZP	4
16	GA5050325	Washer 14mm Flat SS	16
17	GA5000343	Bolt M14 x 45 GR8.8 ZP	16

Continued over page

## Drive Shafts & Transfer Case - 4WD

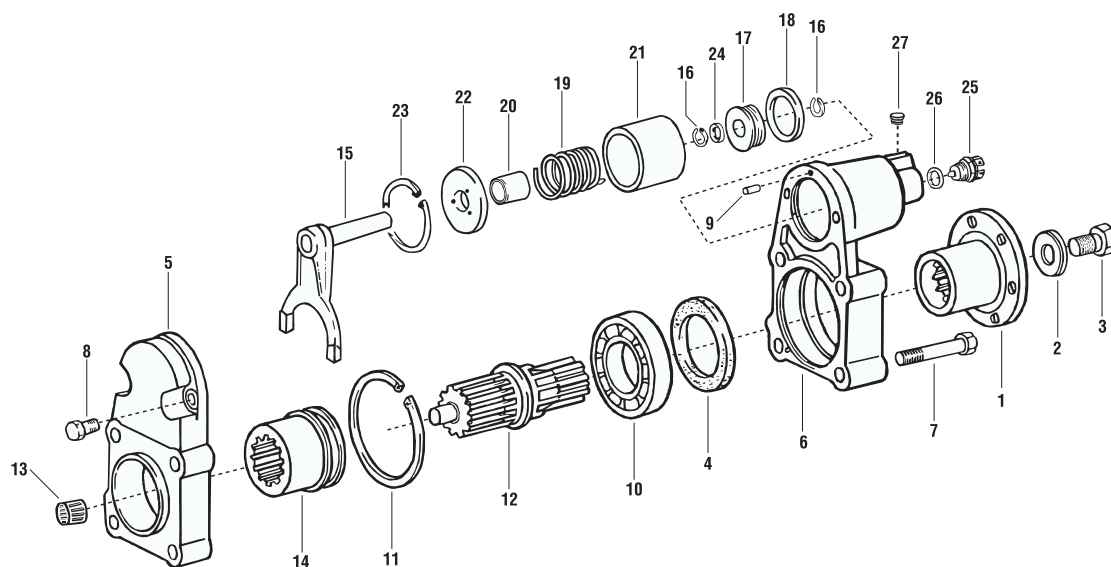
ITEM NO.	PART NUMBER	DESCRIPTION	QTY.
18	GA4403935	Plate, Hose Support Bracket, 4WD Transfer Case	1
19	GA5011307	Bolt M16 x 80 GR8.8 ZP	4
20	GA5001043	Washer 16mm Flat SS HD	4
21	GA5070020	Vibration Isolator - 80mm	4
22	GA4502820	Large washer - eng mount SP09	4
23	GA5001029	Nut M16 Nyloc ZP	4

## Transfer Case - 4WD - Rear Housing



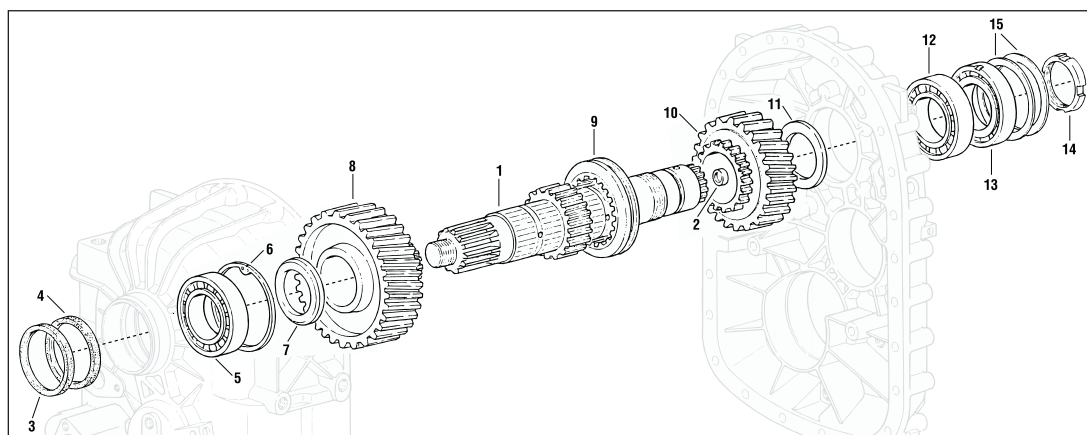
ITEM NO.	PART NUMBER	DESCRIPTION	QTY.
1	MVG751009	Core Hole Plug	7
2	MVG751010	Oil Tube	1
3	MVG751011	Core Hole Plug	1
4	MVG751012	Fill Plug	1
5	-	-	-
6	GA5078531	Sealing ring, Plug, Transfer case	1
7	MVG751014	Closing Cover	1
8	11504610	M10x125 Hexagon Head Bolt	5
9	MVG751015	Key	1
10	MVG751016	Bearing Cover	1
11	11500878	M10x35 Hexagon Head Bolt	5
12	MVG751018	Bearing Cover	1
13	11500878	M10x35 Hexagon Head Bolt	6
14	MVG751020	Bearing Housing	1
15	GA5078533	Plug, Bearing housing, Transfer case	2
16	GA5078531	Sealing ring, Plug, Transfer case	2
17	MVG751023	Hexagon Head Screw	1
18	MVG751024	Sealing Ring	1

## Transfer Case - 4WD - Power Take Off



ITEM NO.	PART NUMBER	DESCRIPTION	QTY.
1	MVG121153	Flange 1410	1
2	MVG121163	Washer	1
3	11500731	M12x35 Bolt	1
4	GA5078535	Oil seal, Power take off, Transfer case	1
5	MVG121151	Housing Front	1
6	MVG121150	Housing Rear	1
7	11500796	M12x100 Bolt	4
8	11500713	M8x20 Bolt	2
9	MVG121154	Pin	2
10	MVG121155	Bearing Shaft	1
11	MVG121156	Snap Ring	1
12	MVG121157	Output Shaft	1
13	MVG121158	Needle Bearing Caged	1
14	MVG121159	Shifting Sleeve	1
15	MVG121160	Shifting Fork	1
16	MVG121001	Snap Ring	2
17	MVG121037	Piston	1
18	MVG121038	Gasket	1
19	MVG121033	Spring	1
20	MVG121032	Distance Sleeve	1
21	MVG121034	Bushing	1
22	MVG121031	Washer	1
23	MVG121161	Snap Ring	1
24	MVG121036	O-Ring	1
25	MVG751127	Pressure Switch	1
26	MVG121040	Gasket	1
27	MVG121162	Plug	1

## Transfer Case - 4WD - Input Shaft

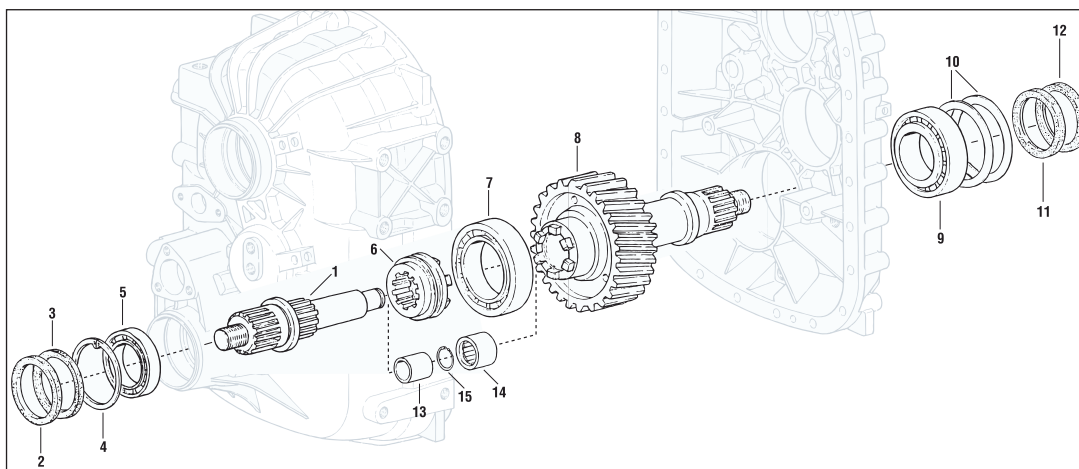


ITEM NO.	PART NUMBER	DESCRIPTION	QTY.
1	MVG751046	Input Shaft	1
2	MVG751047	Baffle Washer	1
3	GA5078537	Oil seal outer, Input/output shaft, Transfer case	1
4	GA5078538	Oil seal inner, Input/output shaft, Transfer case	1
5	MVG751050	Roller Bearing	1
6	MVG751051	Retaining Ring	1
7	MVG751052	Thrust Washer	1
8	MVG751053	Drive Gear	1
9	MVG751054	Shifting Sleeve	1
10	MVG751055	Drive Gear	1
11	MVG751056	Thrust Washer	1
12	MVG751050	Roller Bearing	1
13	MVG751058	Angular Ball Bearing	1
14	MVG751059	Plain Nut	1
15	MVG121017A	Shim .10mm	#
	MVG121017B	Shim .20mm	#
	MVG121017C	Shim .50mm	#
	MVG121017D	Shim .15mm	#

# Quantities vary.



## Transfer Case - 4WD - Output Shaft



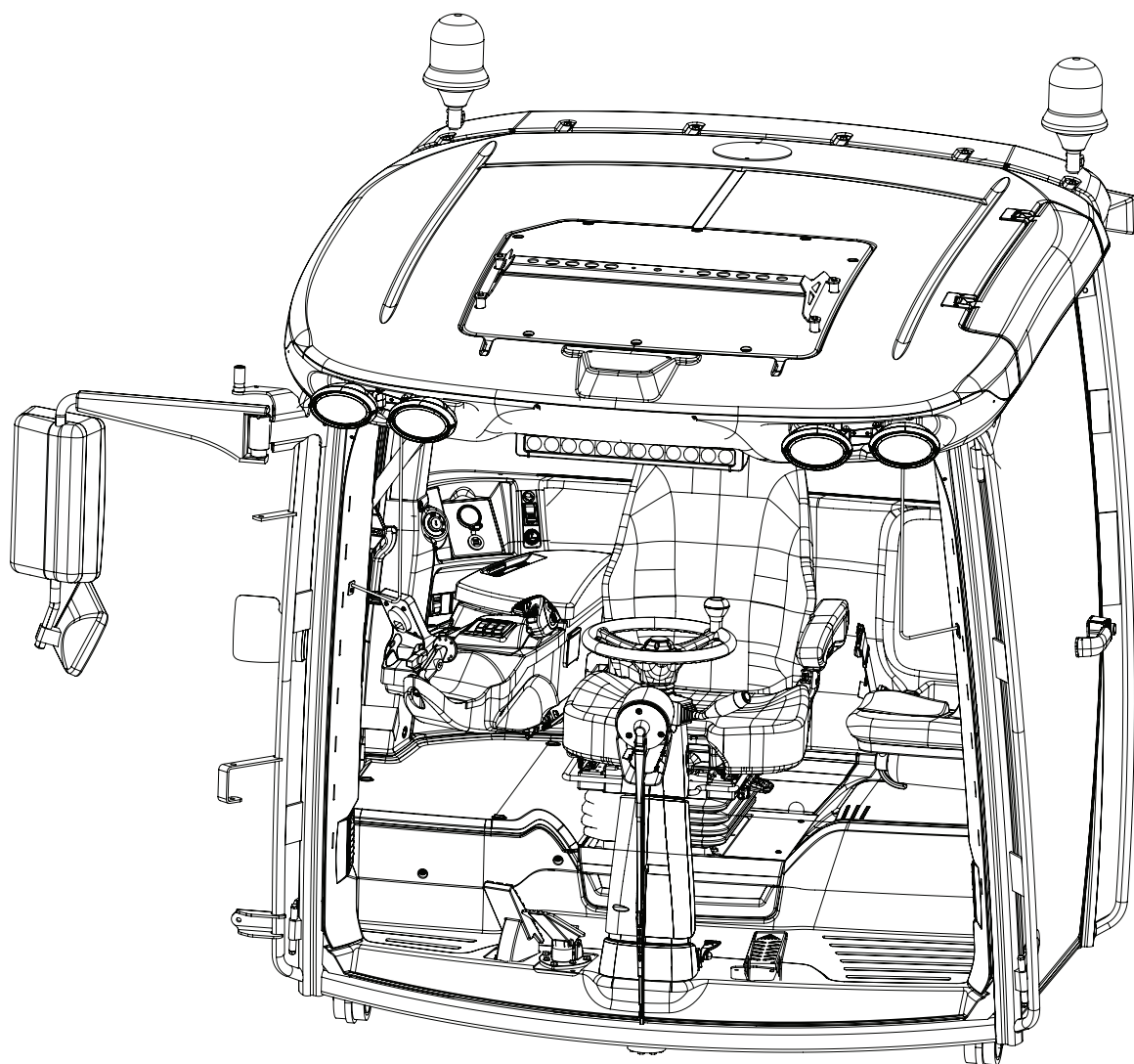
ITEM NO.	PART NUMBER	DESCRIPTION	QTY.
1	MVG751078	Front Output Shaft	1
2	GA5078537	Oil seal outer, Input/output shaft, Transfer case	1
3	GA5078538	Oil seal inner, Input/output shaft, Transfer case	1
4	MVG751070	Retaining Ring	1
5	MVG751071	Ball Bearing	1
6	MVG751072	Shifting Sleeve	1
7	MVG751073	Roller Bearing	1
8	MVG751079	Rear Output Shaft	1
9	MVG751075	Roller Bearing	1
	MVG201046A	Shim .60mm	#
	MVG201046B	Shim .80mm	#
	MVG201046C	Shim 1.0mm	#
10	MVG121064A	Shim .10mm	#
	MVG121064B	Shim .20mm	#
	MVG121064C	Shim .40mm	#
	MVG121064D	Shim .15mm	#
11	GA5078538	Oil seal inner, Input/output shaft, Transfer case	1
12	GA5078537	Oil seal outer, Input/output shaft, Transfer case	1
13	MVG751080	Inside Ring	1
14	MVG751081	Needle Sleeve	1
15	MVG751082	Retaining Ring	1

# Quantities vary.

## Chapter 22

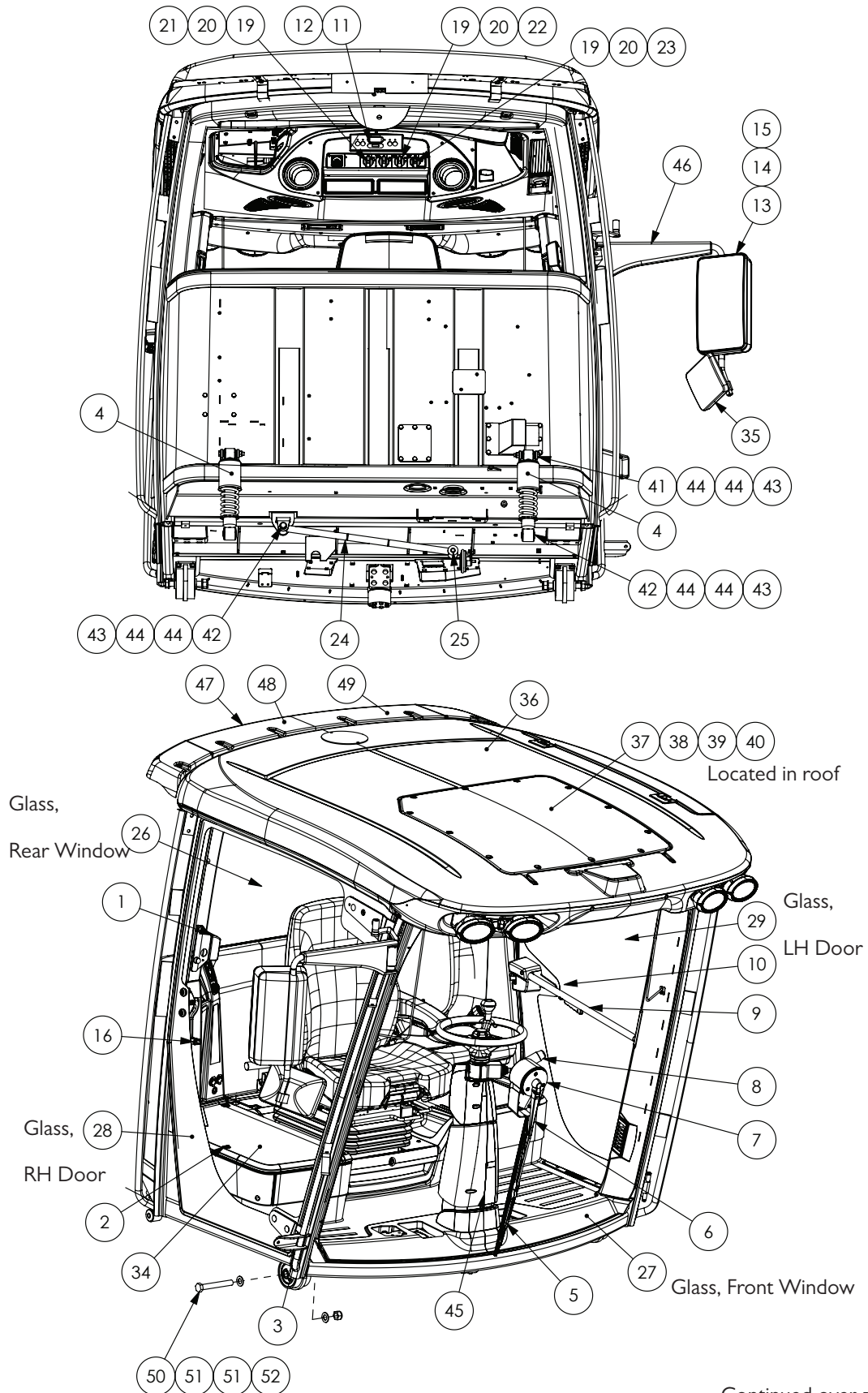
### CABIN

#### Cabin G4.7, G5, G6



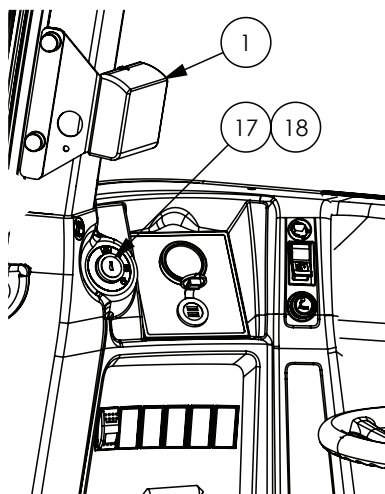
Continued over page

## Cabin - Claas



Continued over page

## Cabin - Claas



ITEM NO.	PART NUMBER	DESCRIPTION	QTY.
1	GA5054100	Cup holder	1
2	GA5054160	Locking knob, RHS panel	1
3	GA5054110	Bushing	1
4	GA5054105	Damper, shock absorber	2
5	GA5054155	Wiper Blade	1
6	GA5054150	Wiper Arm	1
7	GA5054145	Wiper Motor	1
8	GA5054195	Indicator Stalk	1
9	GA5054175	Door Lock, suit Claas Cab 2011 to 2017 - Up to serial #201807	1
	GA5054665	Door Lock, suit Claas Cab 2017 on - Serial #201823 on	1
10	GA5054180	Handle Exterior	1
11	GA5054285	A/C - Heater Control Unit	1
12	GA5054280	Sender Temperature	3
13	GA5054125	Side mirror glass	1
14	GA5054130	Cover Cap Mirror	1
15	GA5054120	Side mirror, Complete assembly	1
16	GA5054135	Handle Internal RHS	1
17	GA5054200**	Starter Switch, suit Claas Cab 2011 to 2017 - Up to serial #201807	1
	GA5054635	Locking Cylinder, suit Claas Cab 2017 on - Serial #201823 on	1
18	GA5054205	Master Key, suit Claas Cab 2011 to 2017 - Up to serial #201807	1
	GA5054206	Master Key, suit Claas Cab 2017 on - Serial #201823 on	1
19	GA5054250	Rotary Knob, for light	3
20	GA5054270	Switch Insert, for Lighting Knob	3
21	GA5054210	Switch Light, LHS	1
22	GA5054215	Switch Light, Middle	1
23	GA5054095	Switch Light, RHS	1
24	GA4659380	Panhard Rod, 655mm Centres, Crop Cruiser, Claas Cabin	1

Continued over page

## Cabin - Claas

ITEM NO.	PART NUMBER	DESCRIPTION	QTY.
25	GA5054535	Bearing bush, for pan hard, suit Claas cab 2011	2
26	GA5065481	Glass, Claas cab, Rear	1
	GA5065482~	Glass, Front Windscreen, non-laminated - up to cabin S/N X1002435	
27	GA5065488~	Glass, Front Windscreen, laminated, inc. wiper motor adaptor - cabin S/N X1002436 to S/N X1003707	1
	GA5065489~	Glass, Front Windscreen, laminated, suits new style wiper and motor assembly - cabin S/N X1003708 onwards (Not compatible with earlier serial number cabins)	
28	GA5065483	Glass, suit Claas cab, door right	1
29	GA5065484	Glass, suit Claas cab, door left	1
30	GA5054470	Sunshade Rear	1
31	GA5065463	Side blind, LH	1
32	GA5065462	Side blind, RH	1
33	GA5065461	Seal, suit Claas cab door	2
34	GA5070404	Cover Panel Fuse Box	1
35	GA5070330	Mirror, Convex, Lower, manual adjust	1
36	GA5054530	Cabin Roof	1
37	GA5054275	Fan Blower Assembly, Suit Claas Cabin, MY11 - On	1
38	GA5054185	Evaporator coil	1
39	GA5054115	Heater Exchange / core	1
40	GA5054190	Expansion Valve	1
41	GA5011263	Bolt M12 x 90 ZP GR8.8	2
42	GA5000259	Bolt M12 x 100 ZP GR8.8	4
43	GA5012461	Nut M12 Nyloc ZP	6
44	GA5000577	Washer 12mm Flat SS HD	24
45	GA5055540	Gas Strut, Steering Column Lower, Claas	1
46	GA5075270	Mirror Bracket, Adjustable, Claas	1
47	GA5066805	Roof Panel, Rear Roof, Plastic, Claas Cabin	1
	GA5071950	Roof Support Panel, Rear Roof, Steel, Claas Cabin	1
48	GA5054255	Antenna Aerial Radio AM FM GME with Base and Lead	1
49	GA5054265	Aerial, UHF, AE409L GME (includes Base & Lead)	1
50	GA5001531	Bolt M20 x 150 GR8.8 ZP	2
51	GA5001741	Washer 20mm Flat SS HD	4
52	GA5048125	Nut M20 Nyloc Coarse ZP	2

\*\* NOTE: The starter switch assembly is used on all year models, but requires an additional locking barrel change to be compatible with 2017 onwards model's master keys.

Continued over page

## Cabin - Claas

---

~ NOTE: There are 3 different part numbers for the Claas cabin front windscreen. This is because of a production change at Claas to make the windscreens more resistant to breakage, however the price of the laminated windscreens is much more expensive. All windscreen styles will continue to be offered as a spare part for suitably serial numbered cabins.

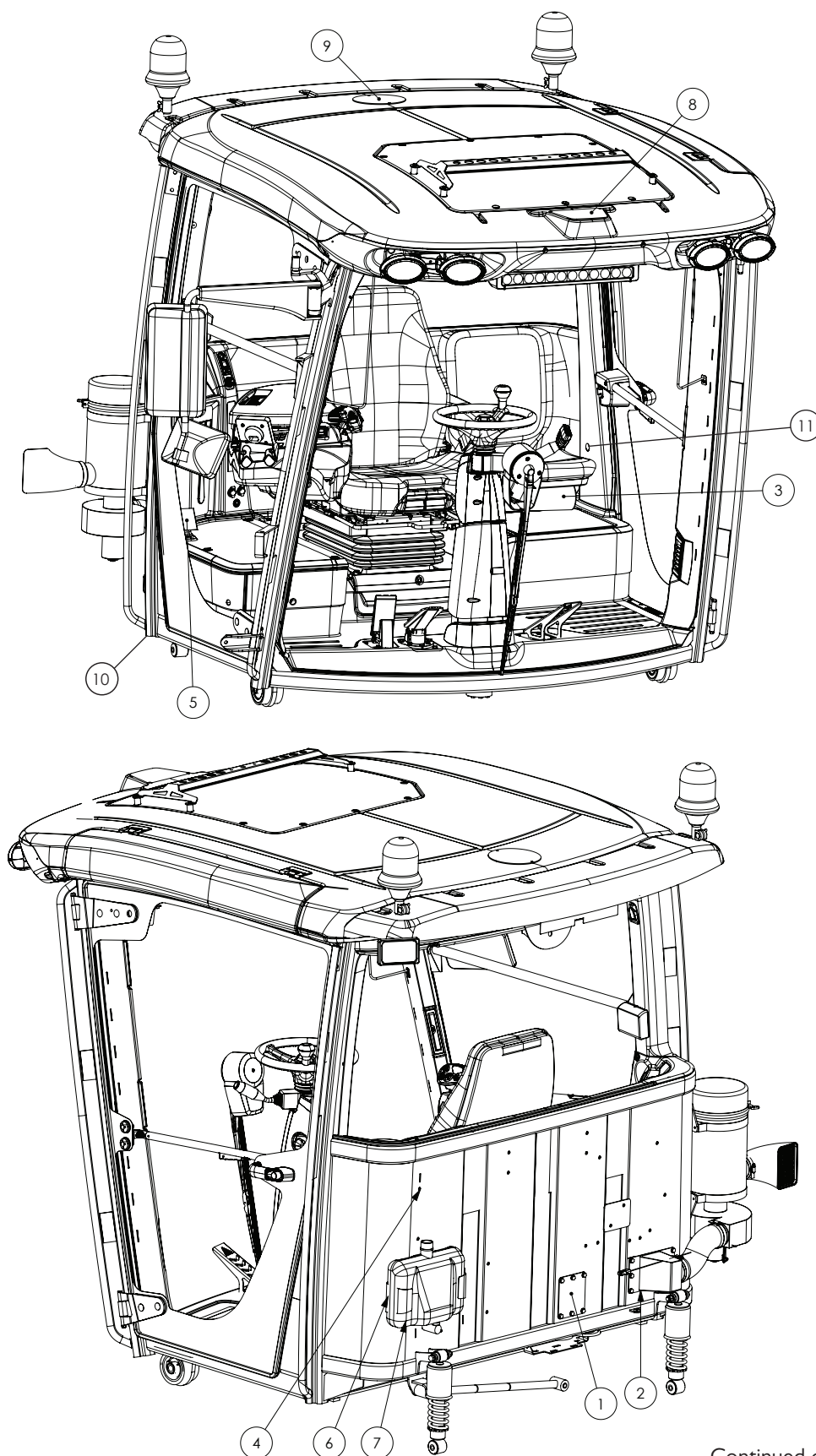
Fitting laminated windscreen (GA5065488) requires fitment of a windscreen motor adaptor which is included in the part number for this part.

The most recently revised laminated windscreen (GA5065489) is not compatible with cabin serial numbers lower than X1003708 due to a redesigned wiper and motor assembly being used.

Continued over page

## Cabin - Assembled

---



Continued over page

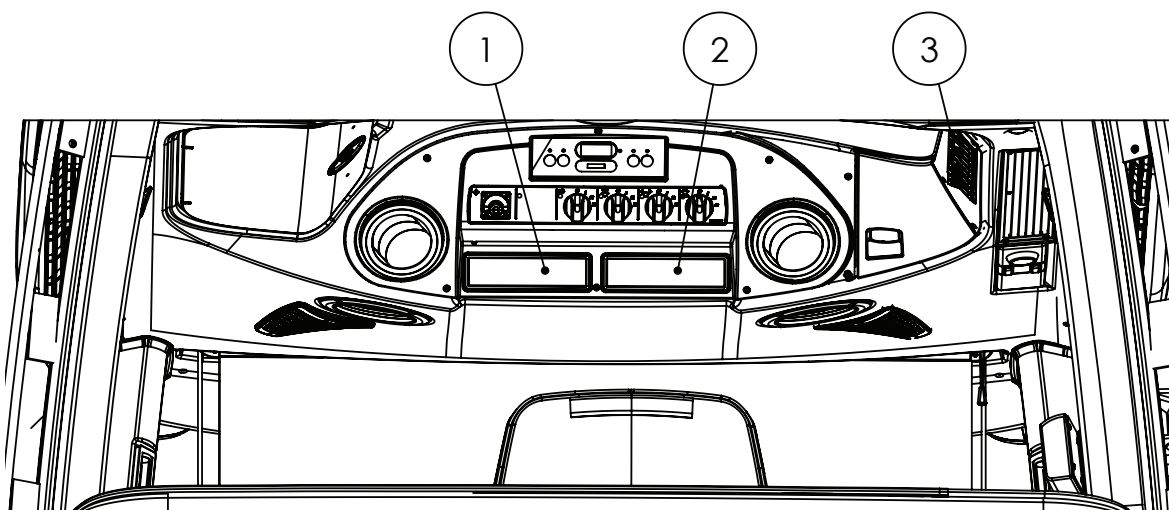


## Cabin - Assembled

ITEM NO.	PART NUMBER	DESCRIPTION	QTY.
1	GA4536285	Cover Plate Back of SP Cabin Small	1
	*	ISOBUS Raven Plug	1
	*	ISOBUS John Deere Plug	1
2	GA4658850	Carbon Filter Air Intake	1
3	GA5007099	Extinguisher, Fire B&E Flameguard 1Kg ABE	1
4	GA5017909	Xmas Tree Clip, Black, 16mm Head, 27mm Length	17
5	GA4504390	Cover plate, Access port, Right side door jam	1
6	GA4505035	Mounting Bracket Washer Bottle	1
7	GA5070785	Windscreen Washer Bottle 5.8L	1
8	GA4503820	Plate Receiver Mount Rear Claas Cabin	1
9	GA4503815	Plate Receiver Mount Front Claas Cabin	1
10	GA5069905	Fitting Brass 5/8" - 5/8" straight hose barb (Heater hose joiner)	2
11	GA5054170	Cover Cap for screws	1
-	GA4504105	Plate, Round, Aluminium, Steering Wheel Centre	1
-	GA5011465	Bolt M8 x 16 ZP GR8.8	16
-	GA5003643	Washer 8mm Flat SS HD	16

\* Sub-assembly on following pages

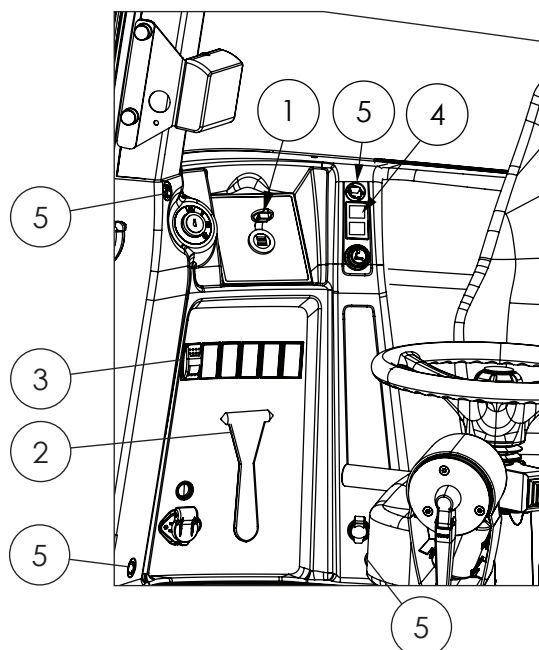
## Cabin - Overhead Components



ITEM NO.	PART NUMBER	DESCRIPTION	QTY.
1	GA5017409	Audio head unit, CD/MP3/WMA AM/FM Radio, Bluetooth, iPod Control & Remote	1
2	GA5017131	UHF 477 MHz CB radio, DIN size	1
3	GA5069290	SWF switch ON/OFF 12v	1
	GA5069277	SWF switch insert, Beacon	1

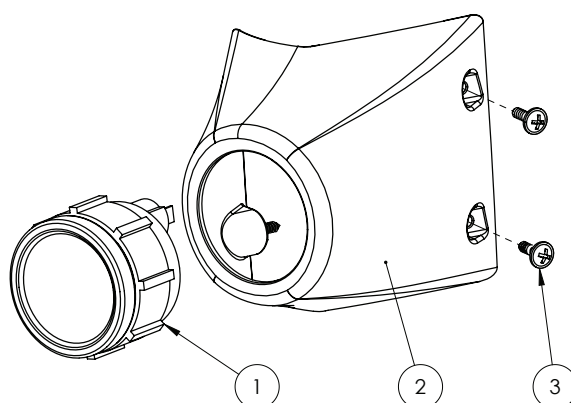


## Cabin - Right Corner Panel



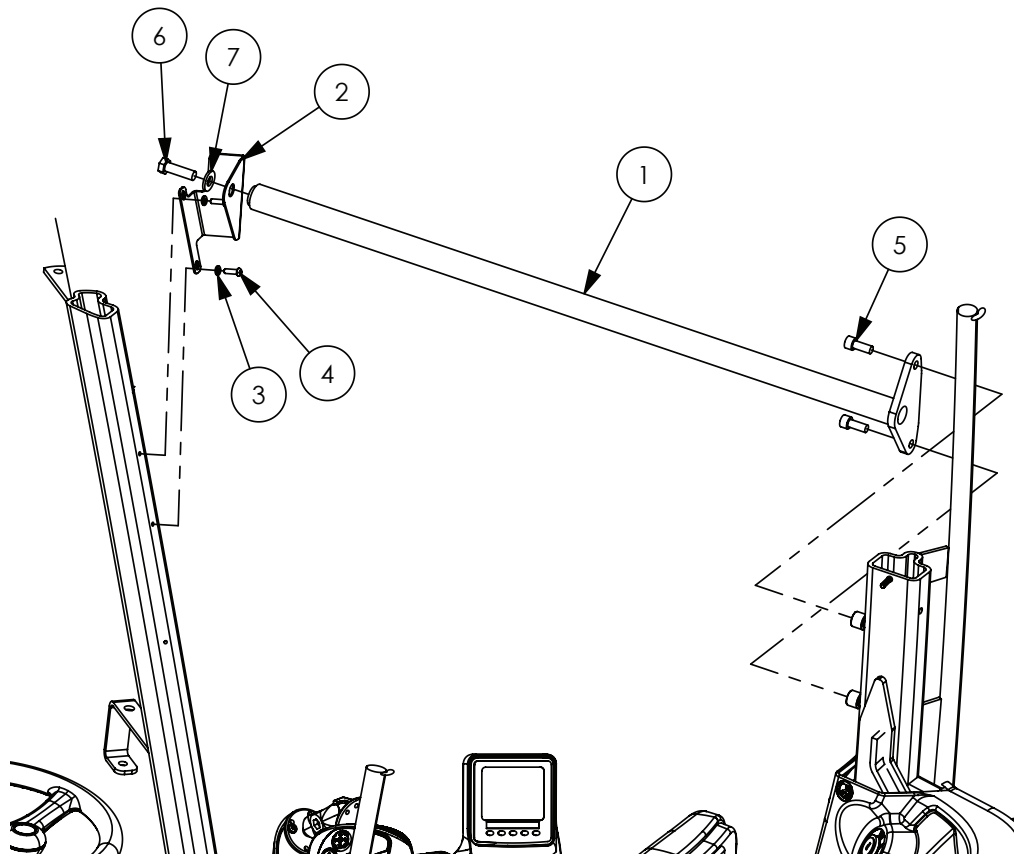
ITEM NO.	PART NUMBER	DESCRIPTION	QTY.
1	GA3000084	Auxiliary Power Socket, Dual USB	1
2	GA5053425	Emergency Exit Hammer	1
3	GA5069290	SWF switch ON/OFF 12v	1
	GA5069276	SWF switch insert, Fan	1
	GA5069295	SWF Dual warning lamp 12v	1
4	GA5069285	SWF switch insert, Pneumatic suspension	1
	GA5069275	SWF switch insert, Park brake	1
5	GA5054170	Cover Cap for screws	4

## Fuel Gauge



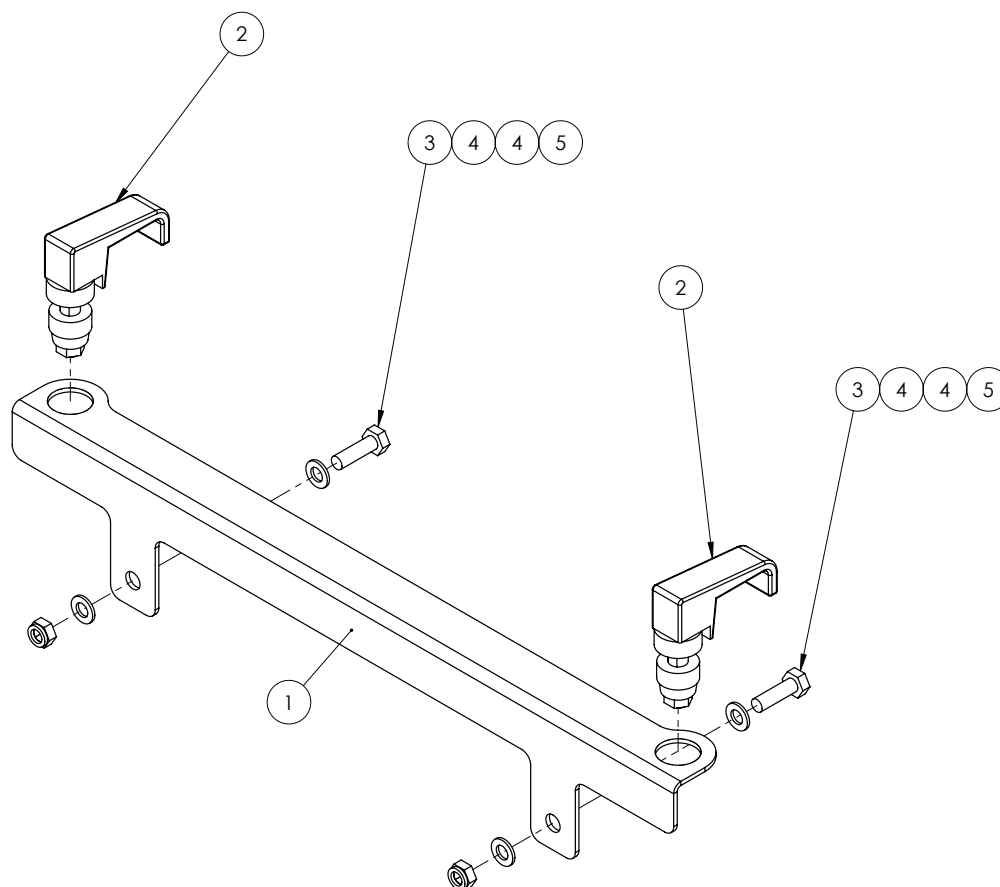
ITEM NO.	PART NUMBER	DESCRIPTION	QTY.
1	GA5069037	Fuel gauge, COBO	1
2	GA5072515	Fuel Gauge Mount, suit Claas Cabin RH Pillar	1
3	GA5054395	Screw Mushroom Head 4.2 x 16mm Black Self Tapper	4

## GPS Accessories Bar



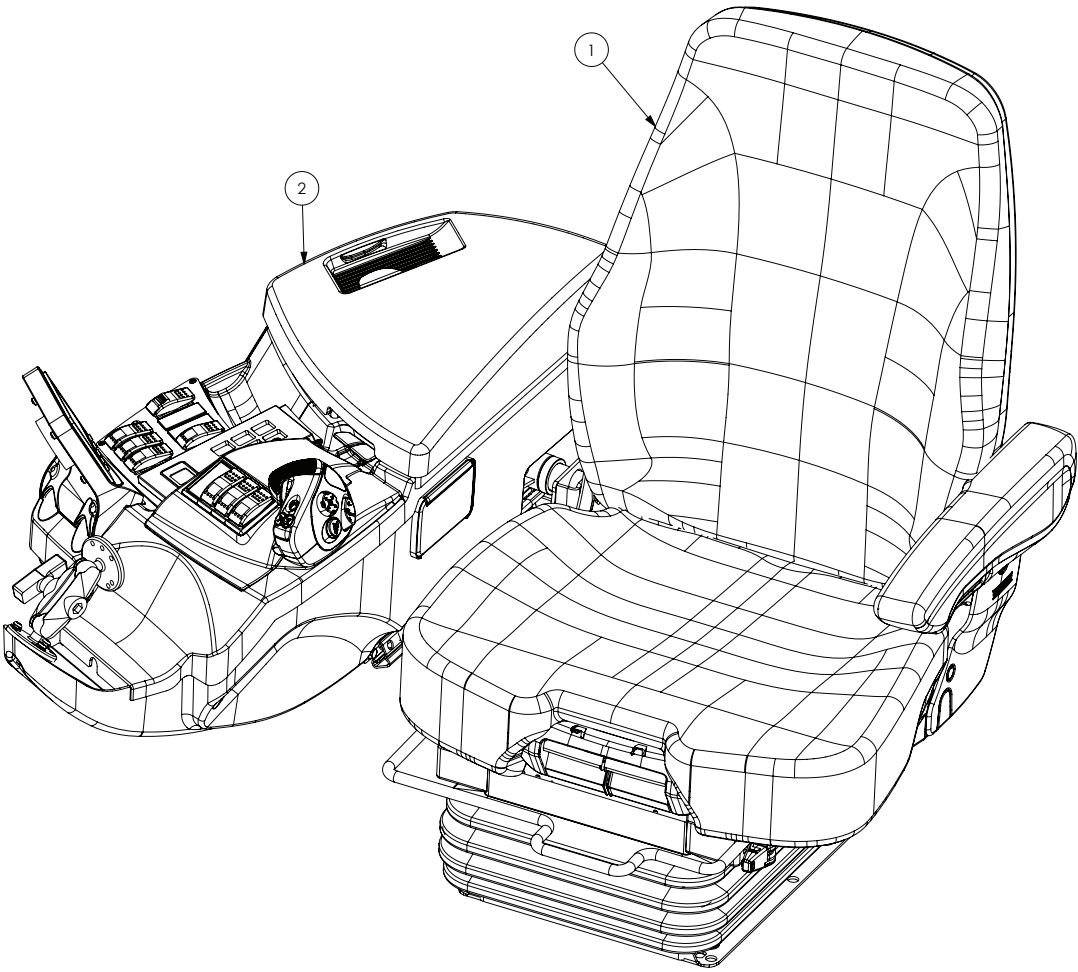
ITEM NO.	PART NUMBER	DESCRIPTION	QTY.
1	GA4660680	Accessory Rail Bar, Straight, Cabin	1
2	GA4509450	Plate, Bent, Console Rail Mount Front, Claas Cabin	1
3	GA5004437	Washer 6mm Flat SS	2
4	GA5004053	BHCS M6 x 20 SS	2
5	GA5071085	SHCS M10 x 25 ZP GR12.9	2
6	GA5000319	Set Screw M12 x 40 ZP GR8.8	1
7	GA5000577	Washer 12mm Flat SS HD	1

## Fuse Box Cover Mount



ITEM NO.	PART NUMBER	DESCRIPTION	QTY.
1	GA4402220	Plate, fuse box lid mount suit claas cabin	1
2	GA5066600	Rawl action latch suit Advance pod door	2
3	GA5004065	Bolt M6 x 20 GR8.8 ZP	2
4	GA5004437	Washer 6mm Flat SS	4
5	GA5048115	Nut M6 Nyloc ZP	2

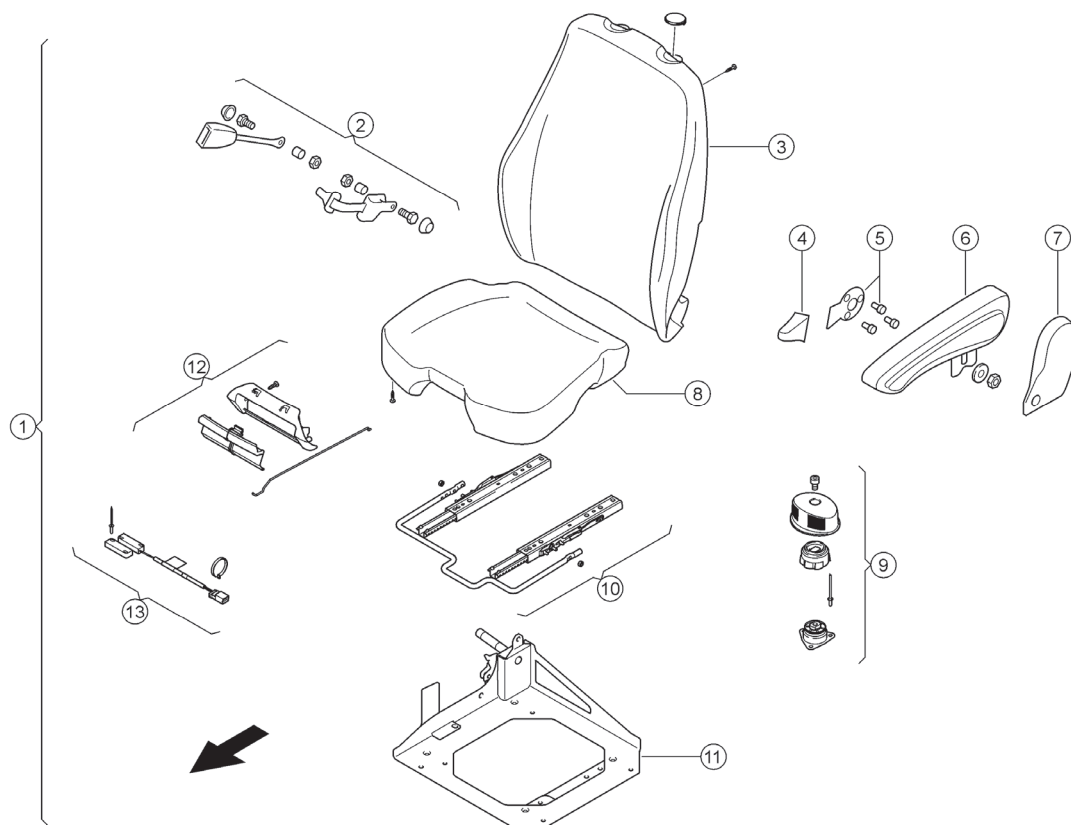
# Seat & Console



ITEM NO.	PART NUMBER	DESCRIPTION	QTY.
-	GA5071930	Seat Cover, Driver and Training Seat, Suit Claas Seat	-
1	GA5070385	Claas Cabin Seat Assembly with Air Suspension	1
2	*	Claas Console	1

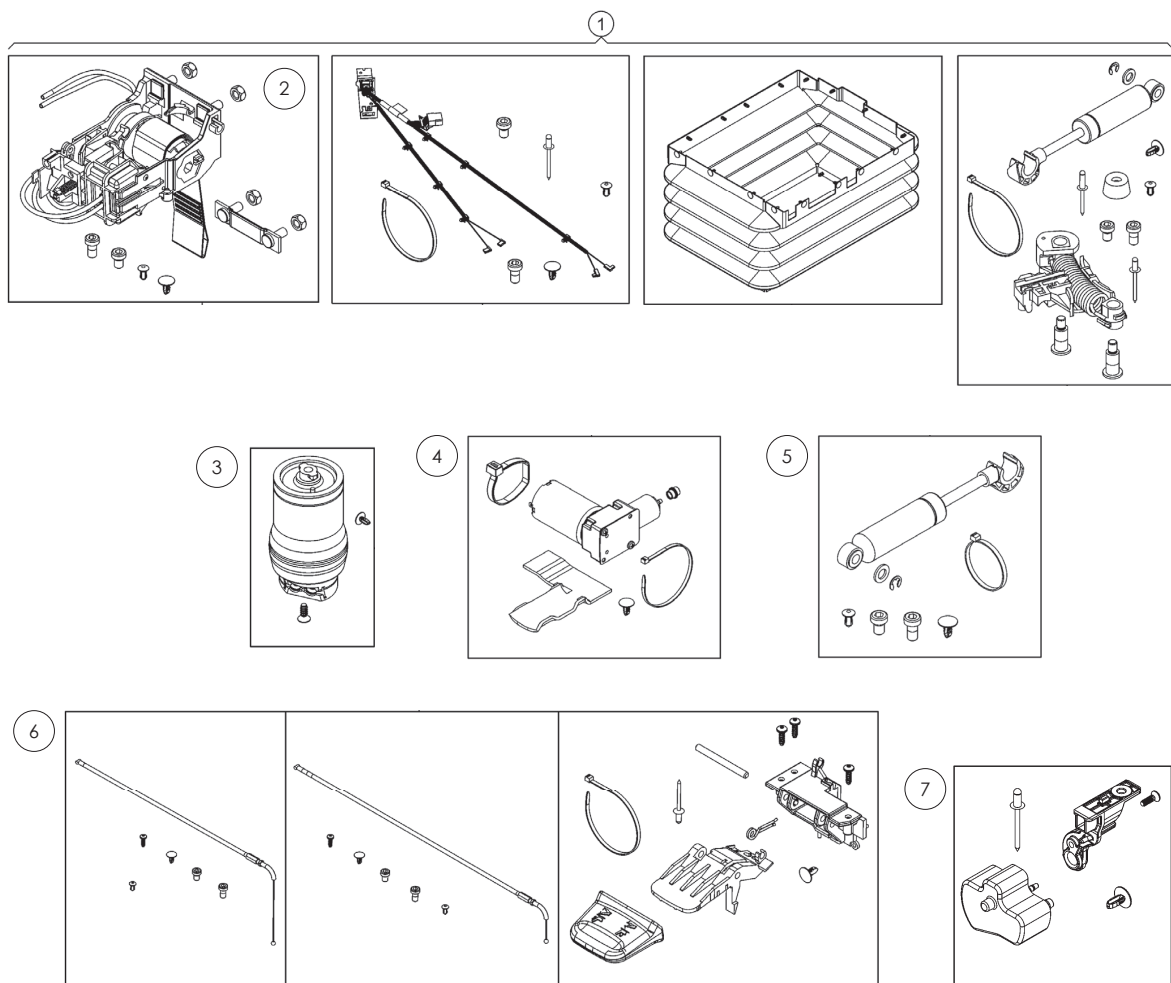
\* Sub-assembly on following pages

## Seat - Upper Section



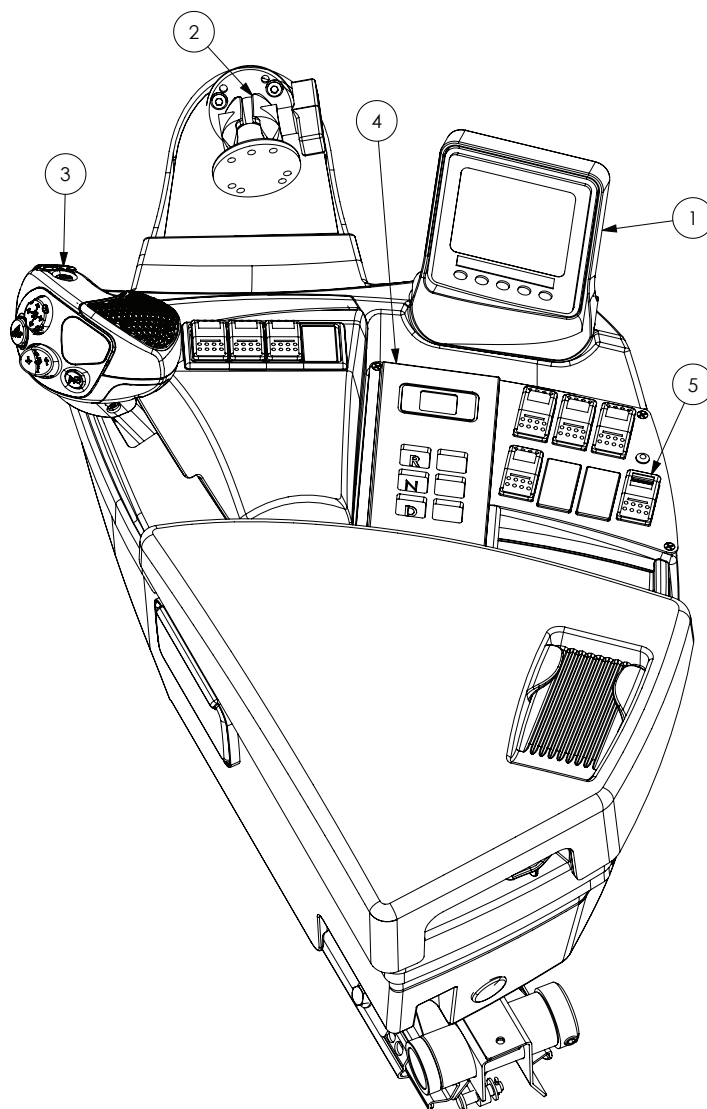
ITEM NO.	PART NUMBER	DESCRIPTION	QTY.
1	-	Seat assembly, no suspension	-
2	GA5078556	Seat belt buckle	1
3	-	Seat back	1
4	-	Seat back adjustment handle	1
5	-	Seat back adapter plate	1
6	-	Arm rest	1
7	-	Arm rest cover	1
8	-	Seat base	1
9	-	Lever	1
10	-	Seat rail sliders	1
11	-	Seat base adapter	1
12	GA5078557	Handle, front adjustment	1
13	GA5078558	Seat switch	1

# Seat - Lower Section



ITEM NO.	PART NUMBER	DESCRIPTION	QTY.
1	GA5078559	Suspension kit - Includes item 2	1
2	GA5078560	Level control mechanism	1
3	GA5078561	Air spring	1
4	GA5078562	Air compressor	1
5	GA5078563	Shock absorber	1
6	GA5078564	Swivel handle kit	1
7	GA5078565	Air outlet panel	1

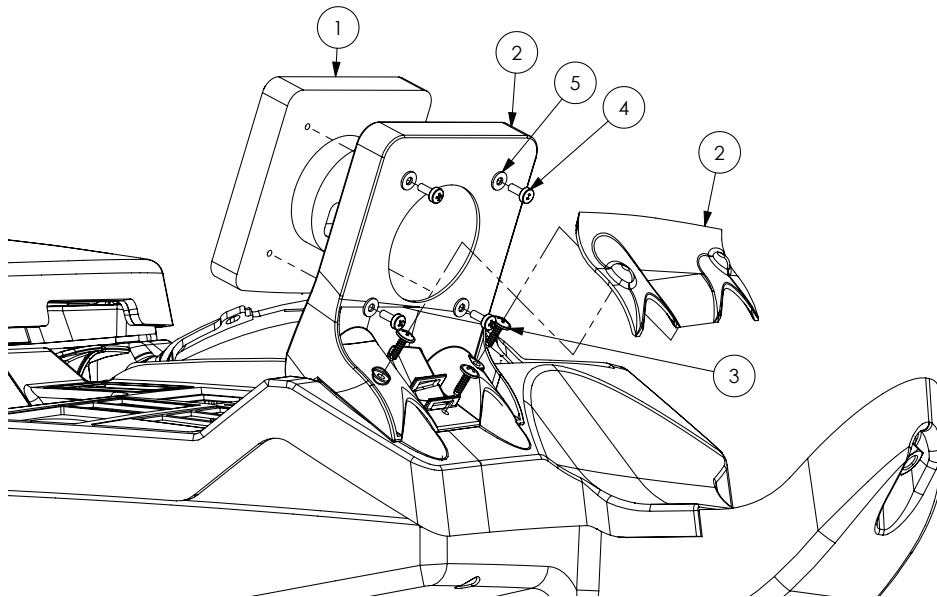
## Claas Console



ITEM NO.	PART NUMBER	DESCRIPTION	QTY.
1	*	CANTRAK Assembly	-
2	*	Ram Mount Assembly	-
3	*	G Motion Joystick Assembly	-
4	*	Gear Selector Assembly	-
5	*	Switch Panel Assembly	-

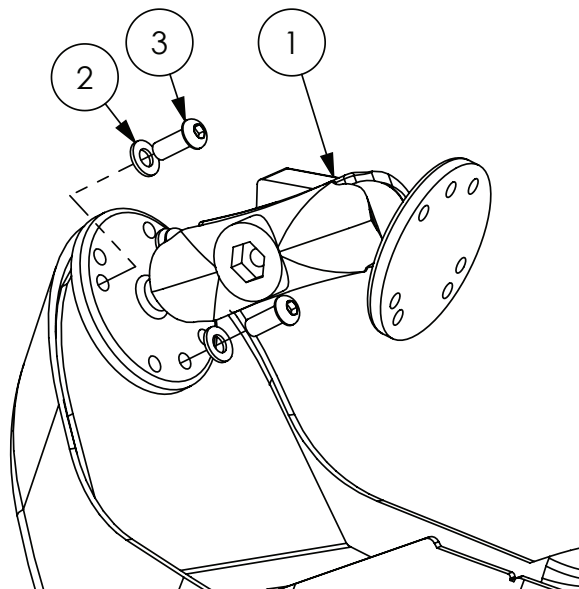
\* Sub-assembly on following pages

## CANTRAK Assembly



ITEM NO.	PART NUMBER	DESCRIPTION	QTY.
1	GA5066210	Engine monitor, CANtrak, Kantrak, 2700, IP 67, 3.8"	1
2	GA5072065	Monitor Mount, CANTRAK, Claas Console	1
3	GA5054395	Screw Mushroom Head 4.2 x 16mm Black Self Tapper	3
4	GA5011360	Bolt M4 x 10 Pan Head SS	4
5	GA5020510	Washer 4mm Flat SS	4

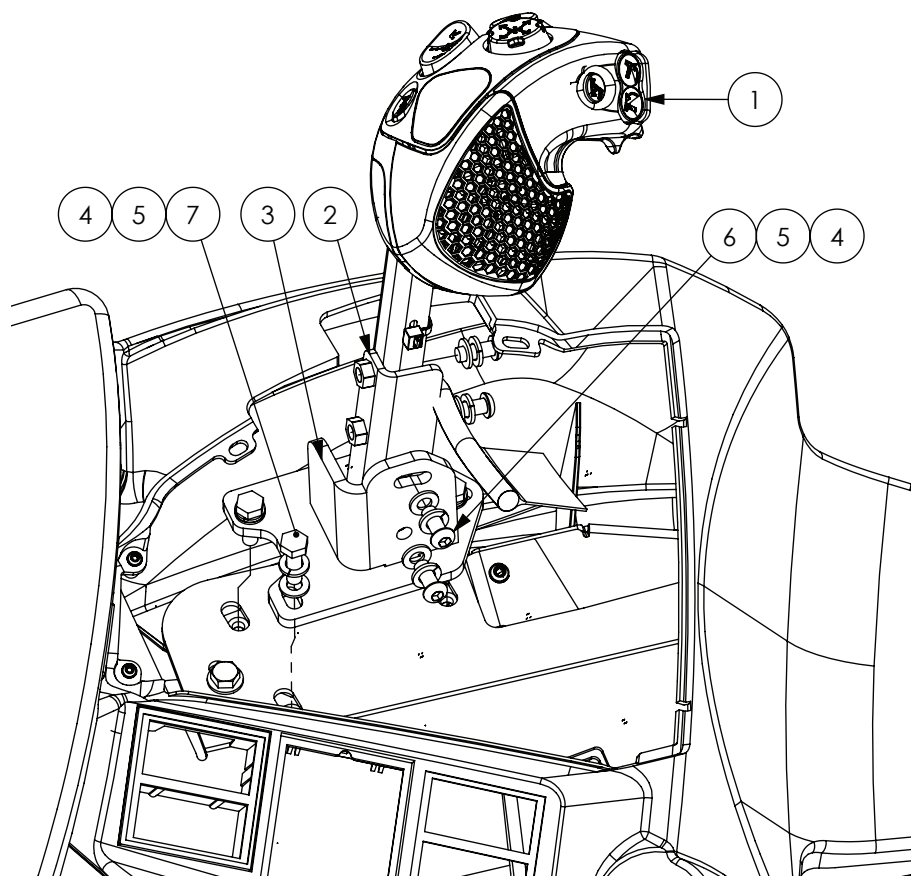
## Ram Mount Assembly



ITEM NO.	PART NUMBER	DESCRIPTION	QTY.
1	GA5020825	RAM Mount, Universal, Adjustable kit 101U	1
2	GA5004437	Washer 6mm Flat SS	3
3	GA5004050	BHCS M6 x 16 SS GR8.8	3

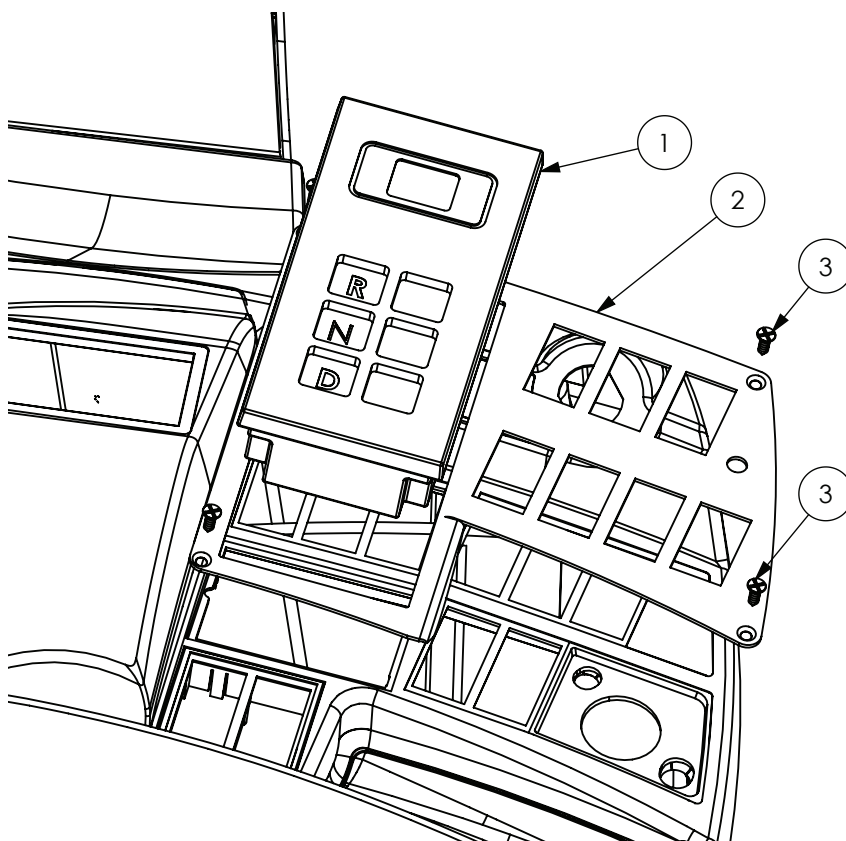


## G Motion Joystick Assembly



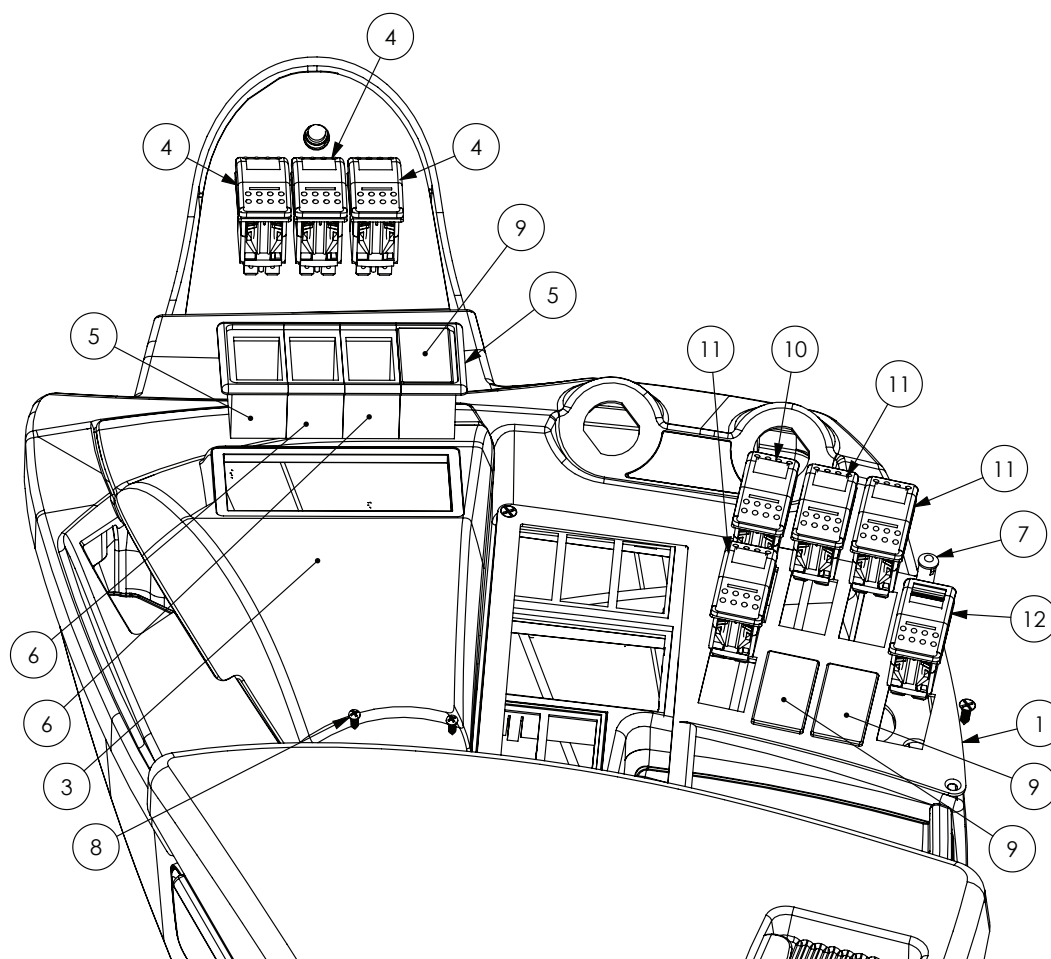
ITEM NO.	PART NUMBER	DESCRIPTION	QTY.
1	GA3000071	Joystick, multi function, ergonomic, Claas	1
2	GA4660660	Mount Bracket, Angle Adjuster, Claas Joystick	1
3	GA4660655	Mount Bracket, Base, Claas Joystick	1
4	GA5004437	Washer 6mm Flat SS	7
5	GA5004447	Washer, 6mm, Spring, SS	7
6	GA5004050	BHCS M6 x 16 SS GR8.8	4
7	GA5004065	Bolt M6 x 20 ZP GR8.8	3

## Gear Selector Assembly



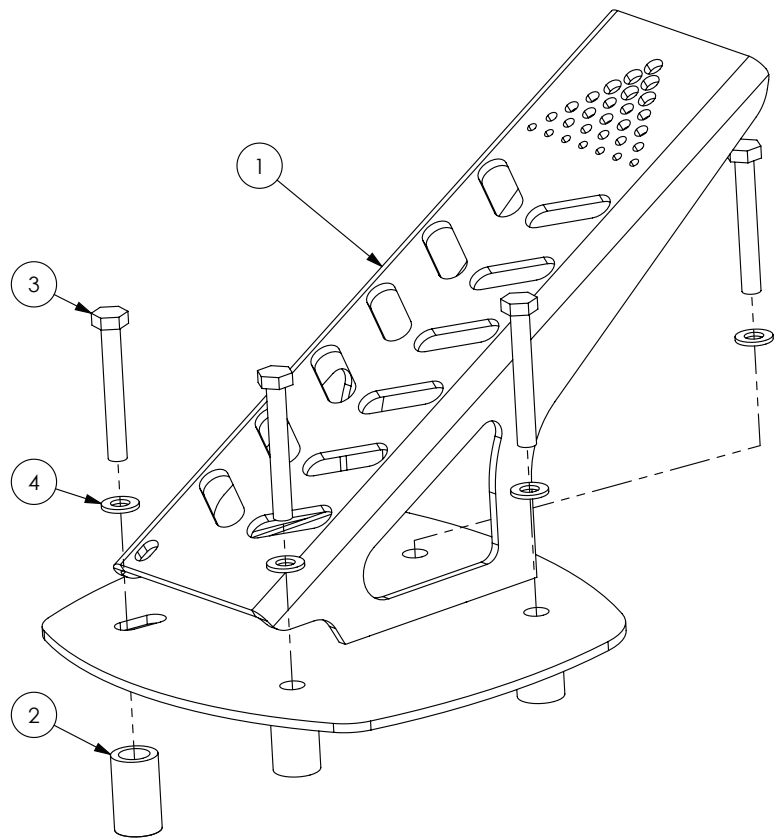
ITEM NO.	PART NUMBER	DESCRIPTION	QTY.
1	GA3000076	Push button gear selector controller, programmed, Arens	1
2	GA4504630	Plate, Gear Selector Switch Mount	1
3	GA0500019	Screw, 8G x 1/2", Self Tapping, Countersunk Phillips, Black	4

## Switch Panel Assembly



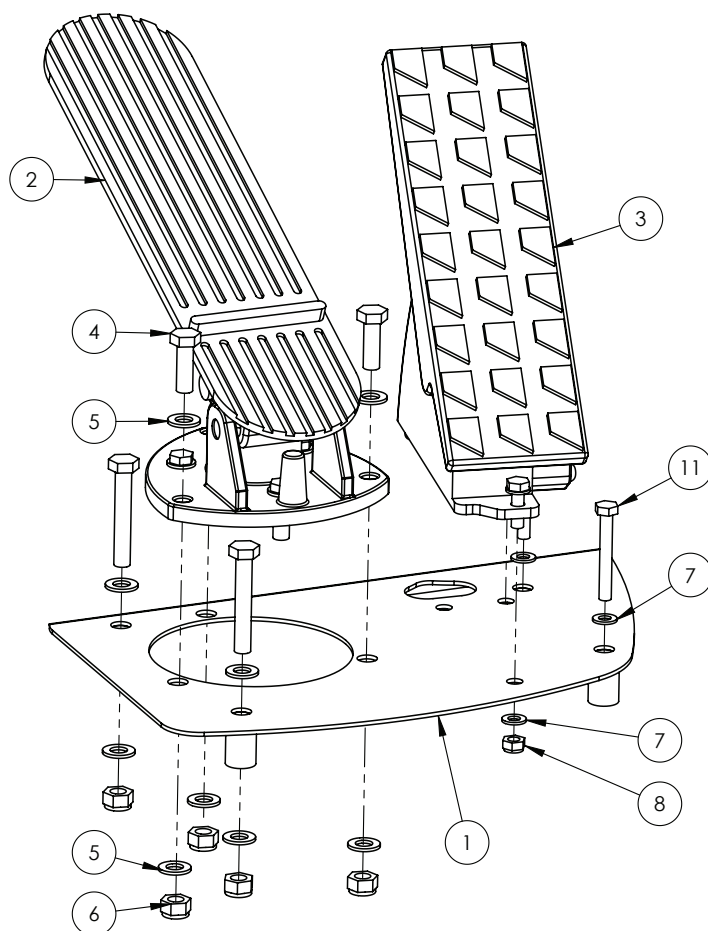
ITEM NO.	PART NUMBER	DESCRIPTION	QTY.
1	GA4504630	Plate, Gear Selector Switch Mount	1
2	GA0500019	Screw, 8G x 1/2", Self Tapping, Countersunk Phillips, Black	4
3	GA5072140	Switch Panel, Side Console, G5 G6 G8, Claas Console	1
4	GA5071507	Switch, Rocker, (On) / Off / (On) momentary, DPDT, Blue LED 12v	3
5	GA5006397	Mounting bracket, Rocker, End switch	2
6	GA5006387	Mounting bracket, Rocker switch, Centre	2
7	GA3000074	Light, LED Pilot Lamp, Red	1
8	GA0500023	Screw, 4G x 1/2", Self Tapping, Phillips Head, SS	2
9	GA5006421	Carling Switch Blank Hole Panel Plug (black)	3
10	GA5071506	Switch, Rocker, On / Off / On DPDT, Blue LED 12v	1
11	GA5071505	Switch, Rocker, On / On DPDT, Blue LED 12v	3
12	GA5071508	Switch, Rocker, On / On DPDT, Locking, Orange LED 12v	1

# Left Foot Rest



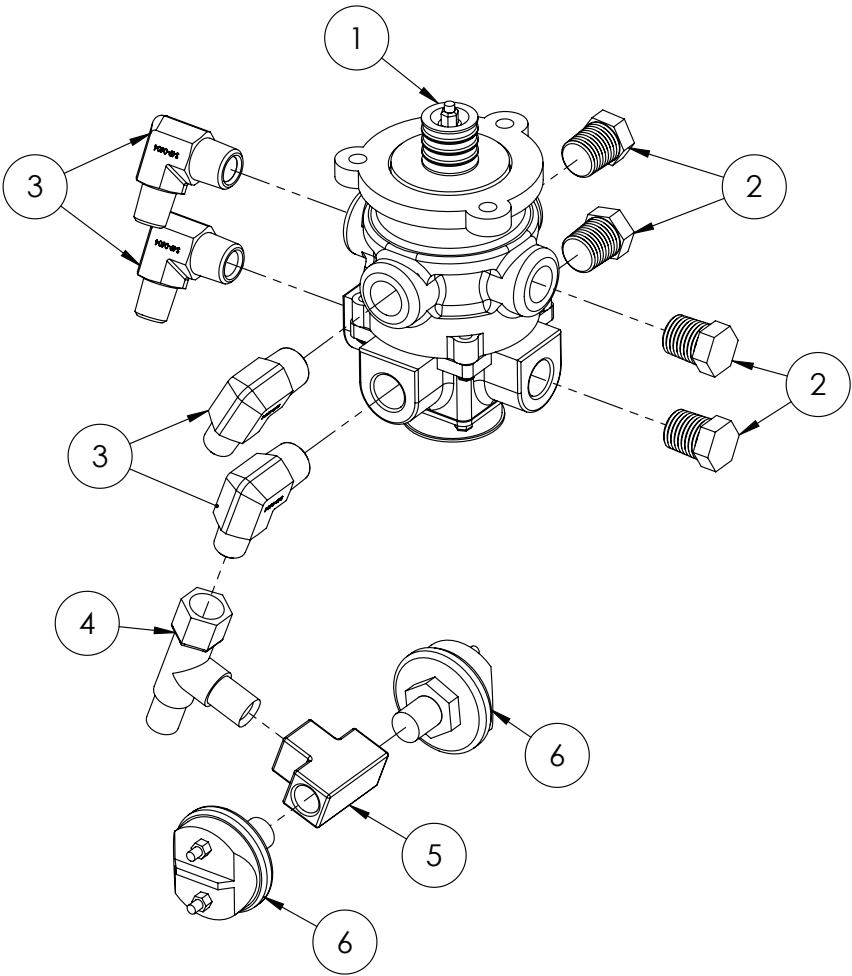
ITEM NO.	PART NUMBER	DESCRIPTION	QTY.
1	GA4658680	Cabin Left Foot Rest	1
2	GA4583150	Crush Tube, 15 OD x 10 ID x 25mm long	1
3	GA5004081	Bolt M6 x 40 GR8.8 ZP	3
4	GA5004437	Washer 6mm Flat SS	3

## Pedal Assembly



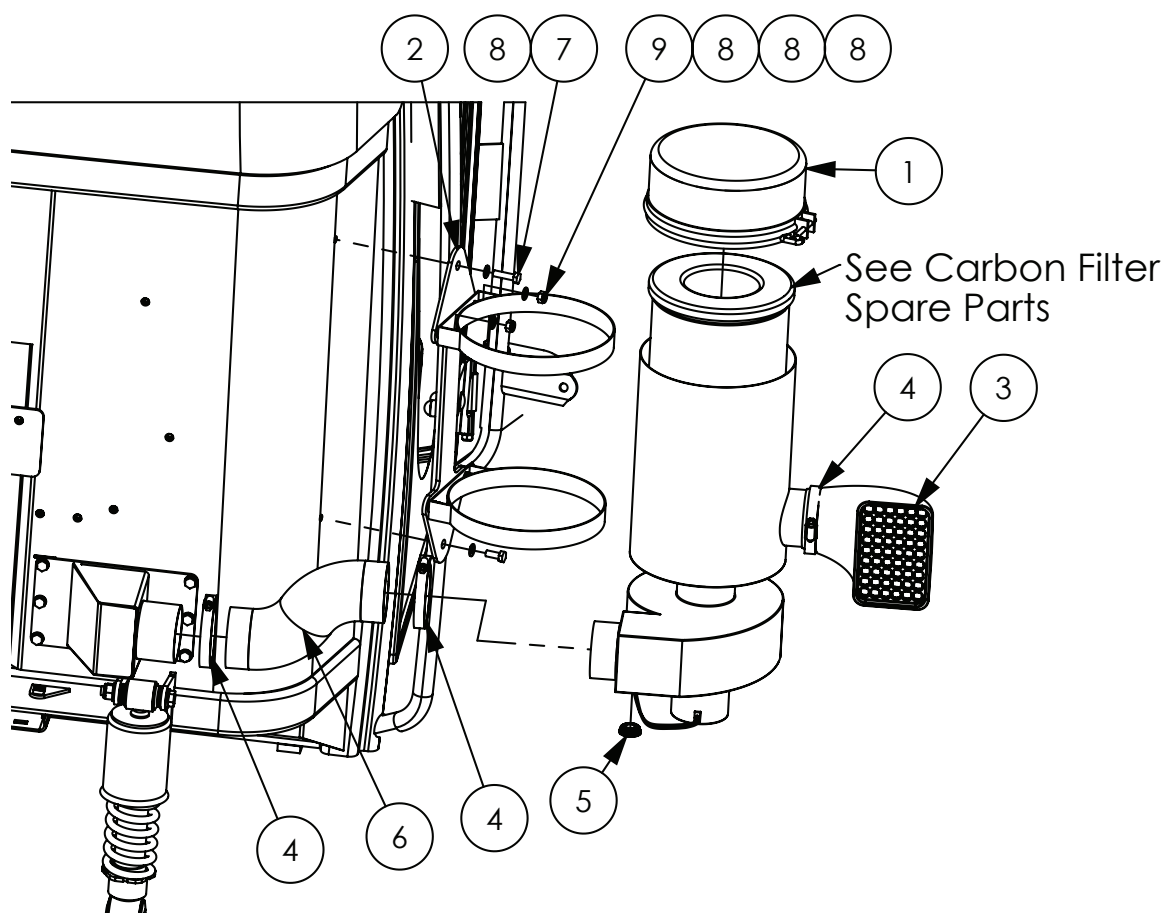
ITEM NO.	PART NUMBER	DESCRIPTION	QTY.
1	GA4658681	Brake throttle pedal mount	1
2	GA5016965	Treadle assembly, Brake Pedal, air	1
3	GA5065460	Throttle Pedal Electronic, with idle validation	1
4	GA5004711	Bolt M8 x 25 ZP GR8.8	3
5	GA5003643	Washer 8mm Flat SS HD	10
6	GA5004917	Nut M8 Nyloc ZP	5
7	GA5004437	Washer 6mm Flat SS	8
8	GA5048115	Nut M6 Nyloc ZP	3
9	GA5004065	Bolt M6 x 20 ZP GR8.8	3
10	GA5004727	Bolt M8 x 50 ZP GR8.8	2
11	GA5004081	Bolt M6 x 40 GR8.8 ZP	2

# Pneumatic Foot Valve



ITEM NO.	PART NUMBER	DESCRIPTION	QTY.
1	GA5005769	Basic Foot Valve, Dual Circuit	1
2	GA5002575	Plug, 3/8" NPT male taper, brass	4
3	GA3500259	Hydraulic adaptor, Elbow, 90 degree, 3/8" BSPT male x 1/4" BSPT male	4
4	GA3500199	Hydraulic adaptor, Tee, 1/4" BSPT male x 1/4" BSPT male x 1/4" BSPP female	1
5	GA5048300	Tee, 1/4" female thread x 1/4" female thread x 1/4" female thread, Brass	1
6	GA5016081	Pressure switch, Stop light, 3-5 PSI actuation, Normally open, SPST, 1/4"	2

## Cabin - Carbon Filter



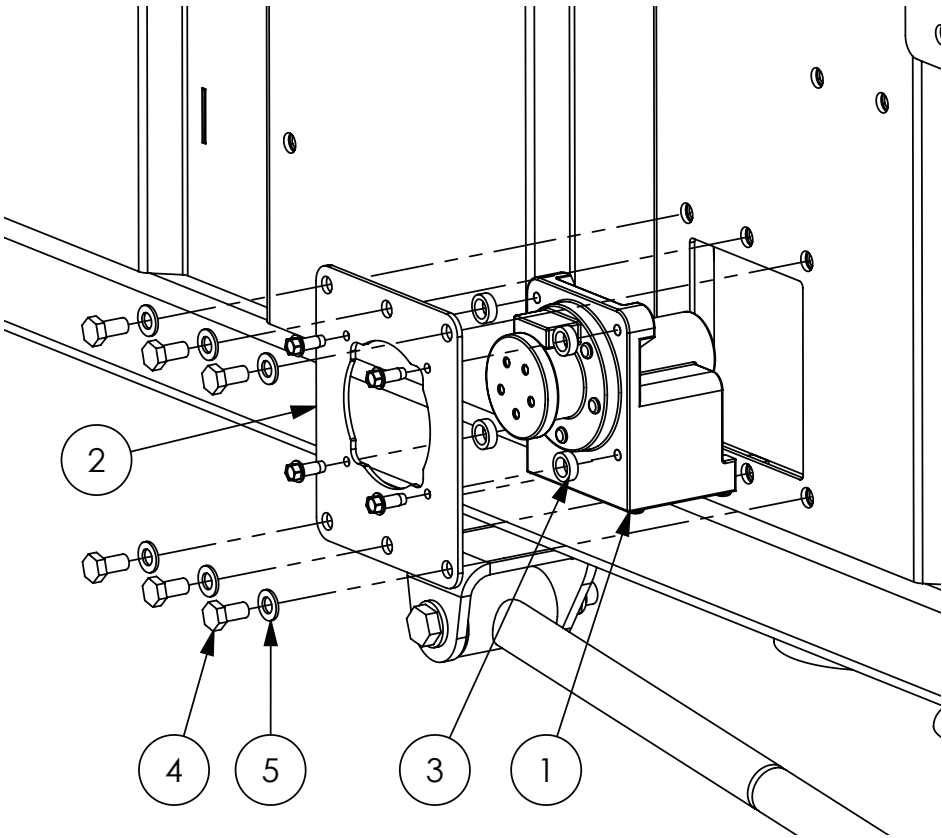
### CARBON FILTER SERVICE PART

PART NUMBER	DESCRIPTION	
GA5066740	Carbon filter, Replacement insert suit Donaldson	

ITEM NO.	PART NUMBER	DESCRIPTION	QTY.
1	GA5066741	Carbon filter, External mount, 12V, Ultraguard	1
2	GA4658845	Carbon Filter Mounting Bracket	1
3	GA5002179	Air Ram 3 inlet	1
4	GA5004241	Hose Clamp 60-80mm (3 1/2") SS	3
5	GA5012199	Neop Grommet 29mm OD	1
6	GA5016849	Duct 3" TPRDS - (Cut to 300 mm)	1
7	GA5004085	Bolt M8 x 20 ZP GR8.8	2
8	GA5003643	Washer 8mm Flat SS HD	14
9	GA5004917	Nut M8 Nyloc ZP	4

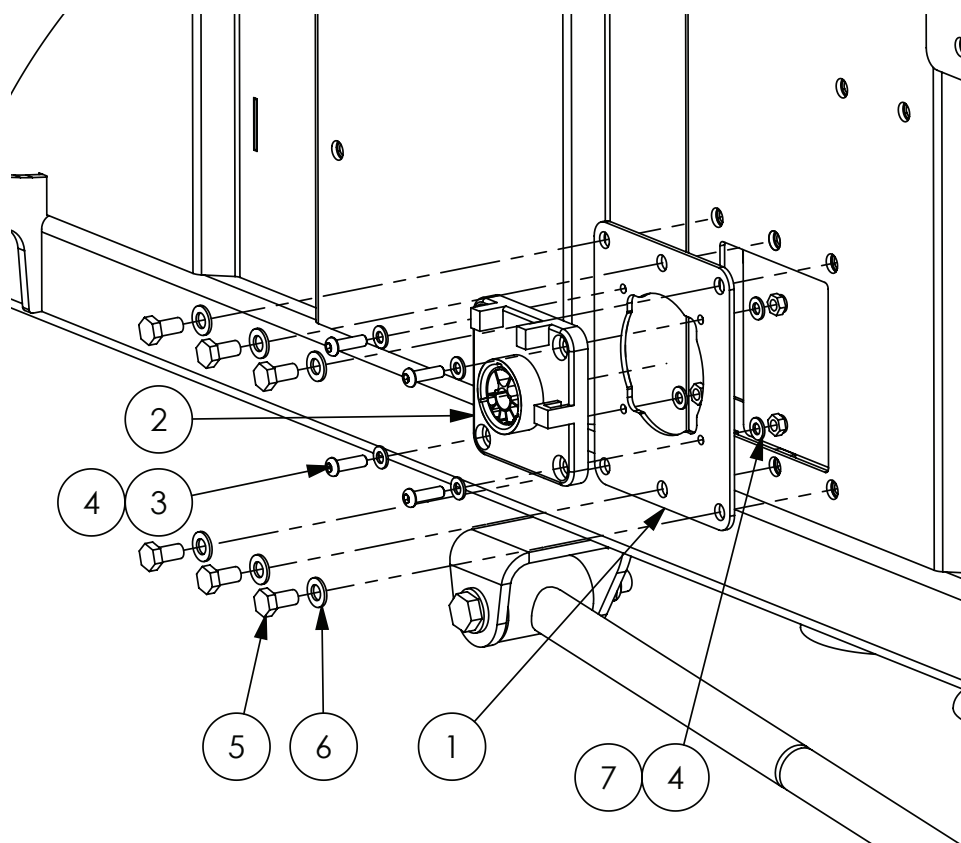
# ISOBUS John Deere Plug



ITEM NO.	PART NUMBER	DESCRIPTION	QTY.
1	-	ISOBUS John Deere Plug Mount	1
2	GA4509350	Plate, ISO Connector Mount, Cabin Rear, Crop Cruiser	1
3	GA4552080	Crush tube, 10.2 ID x 15 OD x 5mm long	4
4	GA5011465	Bolt M8 x 16 GR8.8 ZP	6
5	GA5003651	Washer 8mm Flat SS	6

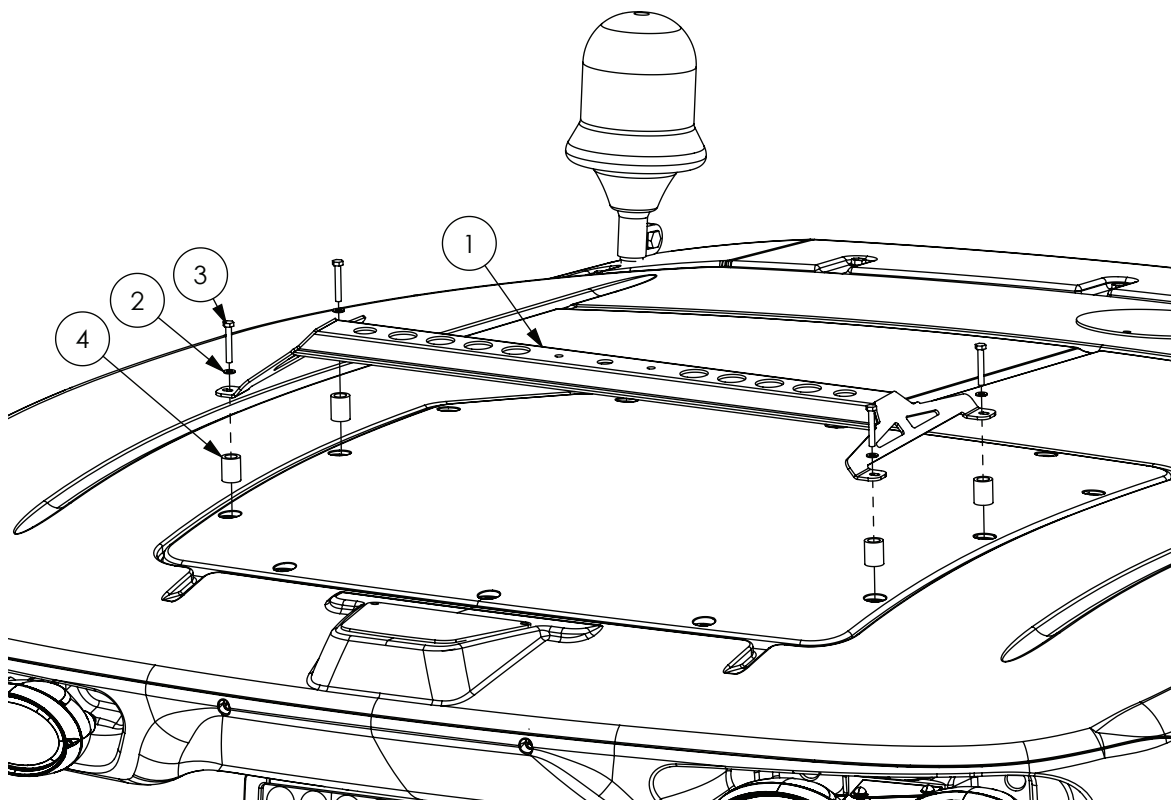


## ISOBUS Raven Plug



ITEM NO.	PART NUMBER	DESCRIPTION	QTY.
1	GA4509350	Plate, Iso Connector Mount, Cabin Rear, Crop Cruiser	1
2	-	ISOBUS Raven Plug Mount	1
3	GA5004053	BHCS M6 x 20 SS	4
4	GA5004437	Washer 6mm Flat SS	8
5	GA5011465	Bolt M8 x 16 GR8.8 ZP	6
6	GA5003651	Washer 8mm Flat SS	6
7	GA5004429	Nut M6 Nyloc SS	4

# John Deere Roof Mount



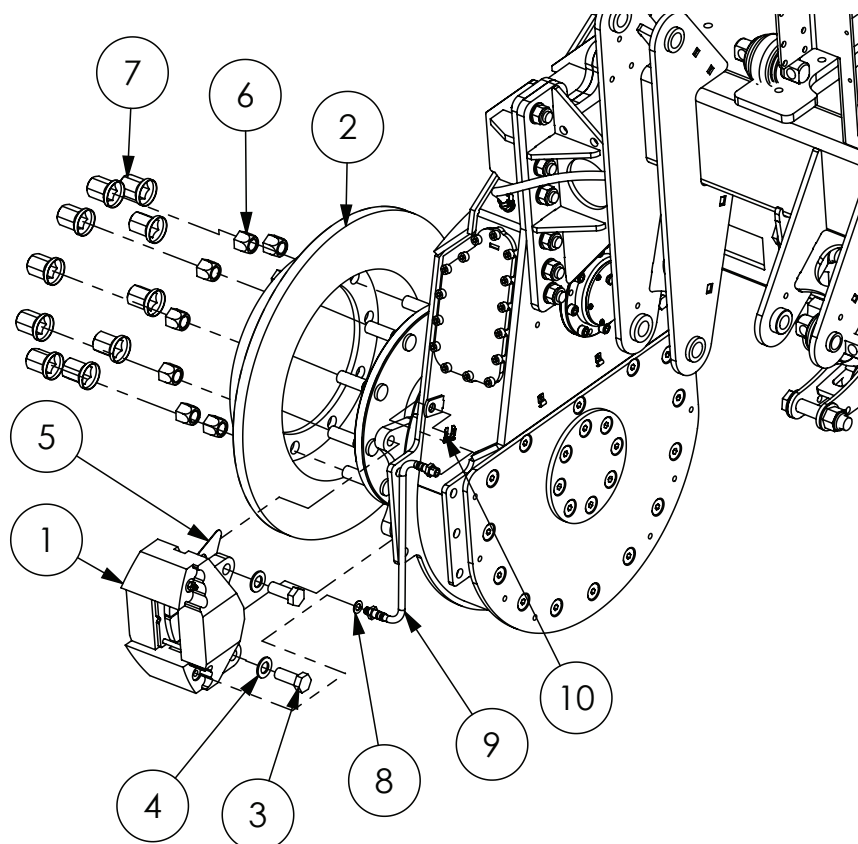
ITEM NO.	PART NUMBER	DESCRIPTION	QTY.
1	GA4660140	Receiver Mount Universal John Deere	1
2	GA5004437	Washer 6mm Flat SS	4
3	GA5004081	Bolt M6 x 40 ZP GR8.8	4
4	GA4552075	Crush tube, 10.2 ID x 15 OD x 15 long	4

## BRAKES

[illegible]

ITEM NO.	PART NUMBER	DESCRIPTION	QTY.
1	GA5070065	Brake Disc Rotor, Cast	1
2	GA5016069	Stilfreni brake caliper	1
3	GA5048210	Brake Hose, Front axle to dropleg, 470mm long	1
4	GA4912496	Brake line, Drop leg, Front, 2wd, Crop Cruiser	1
5	GA5010359	Clip for brake hose	2
6	JCB-CALIPER-SHIM	JCBcaliper shim 1mm FMS 5/9/03	1
7	GA5011093	Lower brake Hose, Steel line to caliper, 470mm long Self propelled	1
8	GA5001741	Washer 20mm Flat SS HD	3
9	GA5001515	Set Screw M20 x 1.5P x 50 GR8.8 ZP	2
10	GA5007475	Washer 12 x 22mm Copper	1

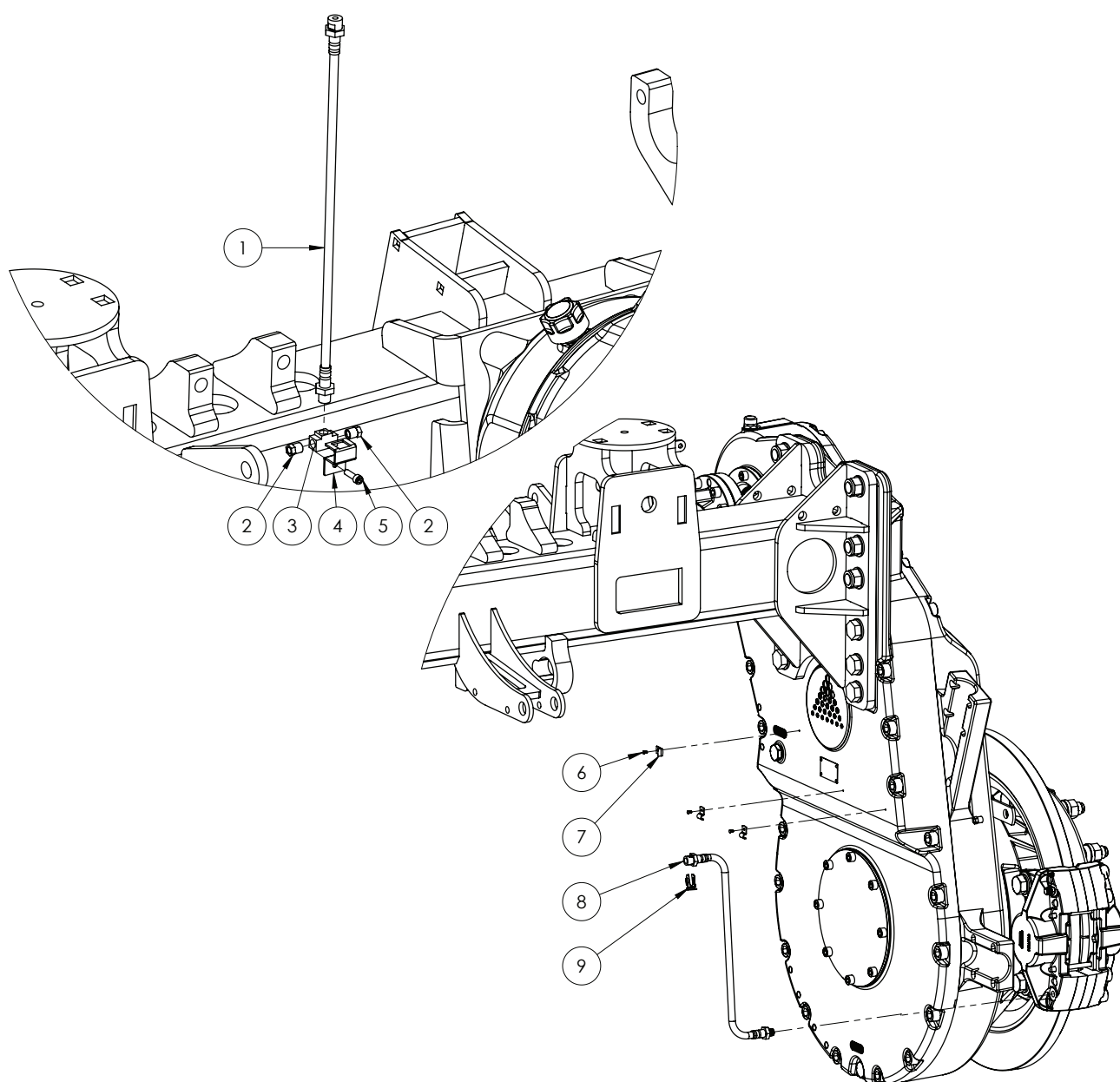
## Brakes - Rear



# Quantities shown are per side.

ITEM NO.	PART NUMBER	DESCRIPTION	QTY.
1	GA5016069	Stilfreni brake caliper	1
2	GA5070065	Brake Disc Rotor, Cast	1
3	GA5069220	Bolt M20 x 1.5 pitch x 60 long, Gr8.8 ZP	2
4	GA5001741	Washer 20mm Flat SS HD	2
5	JCB-Caliper-shim	JCB caliper shim 1mm	1
6	GA5018892	Wheel nut, M22 x 1.5mm Pitch, ZP	10
7	GA5070815	Hex Nut Cap, Suit M22 wheel nut	10
8	GA5007475	Washer 12 x 22mm Copper	1
9	GA5011093	Lower brake Hose, Steel line to caliper, 470mm long	1
10	GA5010359	Clip for brake hose	1

## Brakes - Rear - Lines

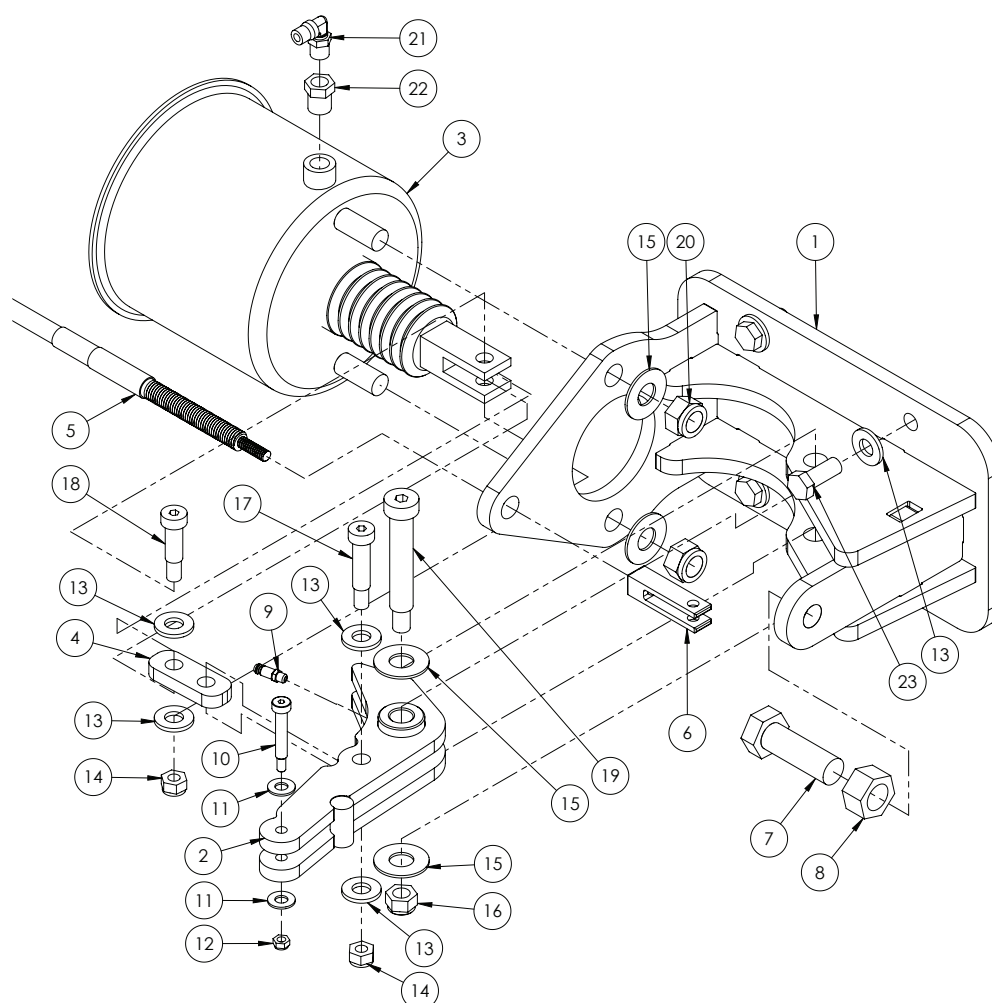


ITEM NO.	PART NUMBER	DESCRIPTION	QTY.
1	GA5006303	Brake hose, Chassis to Axle, STD axle, 470mm long	1
2	GA5017019	Tube nut 1/4" 24 TPI male thread, Suit 7/16" tube	2
3	GA5008793	Tee, Flare, 7/16" 24 TPI female thread, Suit 1/4" tube	1
4	HYD002LAS	Clamp bracket Hydraulic fitting	1
5	GA5004055	SHCS M6 x 20 GR12.9 ZP	1
6	GA5011360	Bolt Pan Head M4 x 10 SS	6
7	GA5007205	Clip for brake line 3/16"	6
8	GA5011093	Lower brake Hose, Steel line to caliper, 470mm long	2
9	GA5010359	Clip for brake hose	2

## Brakes - Service Parts - Front & Rear

PART NUMBER	DESCRIPTION
GA5006305	Brake pads, Suit JCB & Stilfreni caliper, 2 pads = 1 set
GA5051430	Pin kit, suit Stilfreni caliper (1 set)
GA5051435	Piston kit, suit Stilfreni caliper (1 set)
GA5051440	Seal kit, Suit Stilfreni brake caliper (1 set)
GA5055645	Brake pad backing, anti squeal, self adhesive, pack of 4

## Hand Brake Actuator Assembly




ITEM NO.	PART NUMBER	DESCRIPTION	QTY.
1	GA4658420	Handbrake Actuator Mounting Bracket	1
2	GA4658425	Handbrake Actuator Pivot Arm	1
3	GA5069170	Handbrake Actuator (JA184)	1
4	GA4536565	Actuator Link Handbrake Assembly	1
5	GA5069750	Cable, Park brake complete including rod ends	1
6	GA5069140	Clevis, Cable, Park brake	1
7	GA5001557	Set Screw M20 x 60 ZP GR8.8	1

Continued over page

## Hand Brake Actuator Assembly

ITEM NO.	PART NUMBER	DESCRIPTION	QTY.
8	GA5001709	Nut M20 Coarse Hex ZP	1
9	GA5009639	Grease nipple, Long, 1/4" UNF male thread, 1 1/8" long	1
10	GA5069150	Bolt Shoulder SHCS M8 x 40 ZP	1
11	GA5003643	Washer 8mm Flat SS HD	2
12	GA5048115	Nut M6 Nyloc ZP	1
13	GA5000577	Washer 12mm Flat SS HD	8
14	GA5000141	Nut M10 Nyloc ZP	2
15	GA5001043	Washer 16mm Flat SS HD	4
16	GA5012461	Nut M12 Nyloc ZP	1
17	GA5069160	Bolt Shoulder SHCS M12 x 40 ZP	1
18	GA5069155	Bolt Shoulder SHCS M12 x 30 ZP	1
19	GA5069165	Bolt Shoulder SHCS M16 x 80 ZP	1
20	GA5069145	Nut M16 x 1.5 pitch Nyloc ZP	2
21	GA5016233	Pneumatic fitting, Elbow, 90 degree, 1/4" BSP male x 6mm push type, Metal	1
22	GA5049700	Reducing bush, 3/8" male thread x 1/4" female thread, Brass	1
23	GA5000305	Set Screw M12 x 30 ZP GR8.8	4



**GOLDACRES**

[www.goldacres.com.au](http://www.goldacres.com.au)