


G3 G4

Parts Manual MY17



GA8700767 REV 4
XXX 2018
FROM SERIAL #201822



GOLDACRES

For further information about any of the products shown please visit: www.goldacres.com.au

© Goldacres Trading 2018

This publication and all designs are copyright.

No part, products or designs may be reproduced by any process except in accordance with the Copyright act 1968.

All information in this operator's manual is based on the latest product information available at the time of printing. The policy of Goldacres is one of continuous improvement and as such, Goldacres reserve the right to alter any specifications and designs without notice and without incurring any obligation regarding such changes.

No part of this manual may be reproduced without written permission from Goldacres. All photographs and technical information remain the property of Goldacres.

Goldacres Trading Pty Ltd
3 Morang Crescent
Mitchell Park Vic 3355

Ph: 03 5342 6399

Fax: 03 5342 6308

GOLDACRES - RESELLER TERMS AND CONDITIONS OF SALE
Goldacres Goods are only available for purchase upon the terms and conditions set out below.

- Interpretation
1. In terms and conditions:
 - (1) "Goldacres" means Goldacres Trading Pty. Ltd. A.C.N. 061 306 732 trading as Goldacres Agricultural Equipment (its successors and assigns) which is the seller of the Goods;
 - (2) "Purchaser" means the purchaser of the Goods;
 - (3) "Goods" means the products and, if any, the services sold or provided by Goldacres to the Purchaser;
 - (4) "GST Act" and "GST" are given the meanings referred to in a New Tax System (Goods and Services Tax) Act 1999.
 - (5) "PPSA" means the Personal Property Securities Act 2009 (Cth) (as amended);
 - (6) Nothing in these terms and conditions shall be read or applied so as to exclude, restrict or modify or have the effect of excluding, restricting or modifying, any condition, warranty, guarantee, right or remedy implied by law (including the Competition and Consumer Act 2010) and which by law cannot be excluded, restricted or modified.
- General
2. (1) The Goods and all other products or services provided by Goldacres are provided subject to these terms and conditions. These terms and conditions and any terms and conditions incorporated herein by virtue of clause 3 hereto shall prevail over all other terms and conditions of the Purchaser or otherwise to the extent of any inconsistency.
 - (2) These terms and conditions may not be modified or amended without the expressed written consent of Goldacres endorsed by the Managing Director of Goldacres Trading P/L.
- Additional Terms and Conditions
3. From time to time Goldacres may provide additional or extended warranties in respect of certain goods and/or services. Where such additional or extended warranties are provided to a Purchaser in writing they will be incorporated into these terms and conditions provided that in the event of any inconsistency between these terms and conditions and the terms of any additional or extended warranty, the provisions of the additional or extended warranty shall prevail.
- Goldacres quotations.
4. Unless previously withdrawn, Goldacres quotations are open for acceptance within the period stated therein or, when no period is stated, with 14 days of the quotation date. Goldacres reserves the right to refuse any order based on any quotation within 7 days of receipt of the order.
- Packing
5. The cost of any special packing and packing materials used in relation to the Goods shall be at the Purchaser's expense notwithstanding that such cost may have been omitted from any quotation.
- Shortage
6. The Purchaser waives any claim for shortage of any Goods delivered if a claim in respect thereof has not been lodged with Goldacres within (7) seven days from the date of receipt of the Goods by the Purchaser.
- Specifications, etc: Catalogues, etc: Quantities
7. All specifications, (including but not limited to: drawings, particulars of weights, volumes, capacities, dimensions, load factors) are approximate only and any deviation shall not be taken to vitiate any contract with Goldacres or form any claim against Goldacres. The descriptions, illustrations, and performances contained in catalogues, price lists and other advertising matter do not form part of the contract of sale of the Goods. Where specifications, drawings or other particulars are supplied by the Purchaser, Goldacres' price is made on estimates of quantities required. Should there be any adjustments in quantities above or below the quantities estimated by Goldacres and set out in a quotation, then on any such increase or decrease shall be adjusted on a unit rate basis according to unit prices set out in the quotation.
- Performance, Capacities, Chemicals, Liquids, Application Methods, Environmental Effects
8. Any performance, volumes, and/or capacity figures given by Goldacres are estimates only. Goldacres shall be under no liability for damages for failure to obtain such figures unless specifically guaranteed in writing and any such written guarantee shall be subject to the recognised tolerances applicable to such figures. The suitability of chemicals and other liquids for any application and the application methods and the environmental effects shall be the sole decision and responsibility of the Purchaser and the user of the Goods. Goldacres gives no warranty as to the suitability of any chemicals or other liquids for any application, nor the application methods nor the environmental effects, which may result from the use of the Goods. Goldacres shall be under no liability for damages arising out of the use of any chemicals, liquids, or mixtures in the Goods nor for any application, nor for the application methods nor for the environmental effects, which may result from the use of the Goods.
- Delivery/Service Times
9. The delivery times and service times made known to the Purchaser are estimates only and Goldacres shall not be liable for late delivery, non-delivery or delay and under no circumstances shall Goldacres be liable for any loss, damage or delay occasioned by the Purchaser or its customers arising from the late or non-delivery or late installation of the Goods.
- Loss or damage in transit
10. Goldacres is not responsible for any loss or damage to Goods in transit. Goldacres shall render the Purchaser such assistance as may be necessary to press claims on carriers provided that the Purchaser shall have notified Goldacres and the carriers immediately the loss or damage is discovered on receipt of Goods and shall lodge a claim on the carrier within three days of the date of receipt of the Goods. Insurance of Goods in transit is the responsibility of the Purchaser.
- Limit of Liability
11. (1) Goldacres liability for Goods manufactured by it is limited to:
 - (a) where the law implies consumer guarantees into these terms and conditions pursuant to Part 3.2 Division 1 of Schedule 2 to the Competition and Consumer Act 2010 (Cth) ("consumer guarantees") which cannot be excluded and Goldacres breaches a consumer guarantee, the loss and damage the Purchaser is entitled to at law which cannot be excluded by these terms and conditions; and, in all other cases
 - (b) making good any defects by repairing the same or at Goldacres option by replacement within a period not exceeding either 1000 hours or twelve calendar months, whichever comes first, after the Goods have been dispatched provided that:
 - (i) the defects have arisen solely from faulty materials or workmanship;
 - (ii) the Goods have not received maltreatment inattention or interference;
 - (iii) accessories of any kind used by the Purchaser are manufactured or approved by Goldacres;
 - (iv) where applicable, the seals on the Goods remain unbroken;
 - (v) there has been no improper adjustment, calibration or operation;
 - (vi) the use of accessories including consumables, hardware or software (not manufactured by Goldacres) has been approved in writing by Goldacres;
 - (vii) no contamination or leakage has been caused or induced;
 - (viii) any modification to the Goods have been authorised in writing by Goldacres;
 - (ix) there has been no inadequate or incorrect use, storage, handling or application of the Goods;
 - (x) there has been no use or operation of the Goods outside of the physical, electrical or environmental specifications of the Goods;
 - (xi) there has been no inadequate or incorrect site preparations;
 - (xii) there has been no inadequate or improper maintenance of the Goods;
 - (xiii) it has not been caused by fair wear and tear; and
 - (xiv) firstly the Goods have been thoroughly inspected and any damage (from whatever cause) to the Goods (and in particular – the structure, welding, seams, bolts, booms) has been repaired prior to the Goods being operated, used driven or moved and on each occasion the tanks are filled; and
 - (xv) there has been no failure to comply with the requirements of all present or future laws or regulations relating to the Goods and/or the use and/or the operation of the Goods; and
 - (xvi) there has been no failure to maintain a record of hours of operation (which record shall contain full details of all inspections, repairs and maintenance) and produce same to Goldacres at the time of the claim;
 - (xvii) the defective Goods or any damaged part of the Goods are promptly returned free of cost to Goldacres or a representative of Goldacres;
 - (xviii) all warranty related repairs have been carried out with the prior authorisation of Goldacres;
 - (ix) If Goods or any part thereof are not manufactured by Goldacres, in particular engines, engine accessories, transmissions, transfer cases, differentials, tyres, tubes, batteries, radios and UHF's, the guarantee of the manufacturer thereof shall be accepted by the Purchaser and is the only guarantee given to the Purchaser in respect of the Goods or that part provided always that this clause does not seek to exclude the consumer guarantees;
- (3) In the case of hydraulic systems, Goldacres shall replace defective parts in accordance with clause 11(1) of these conditions, provided that the failure of the part was not related to contamination within the system, Goldacres shall not be liable for labour in the case of repairing hydraulic system defects;
 - (4) Goldacres will not accept liability for damage attributed to fair wear and tear including but not limited to fair wear and tear to nozzles, chains, belts, filters, brake pads, polyethylene bushes and liquid pump valves, valve O-rings, diaphragms and seals;
 - (5) Goldacres shall not be liable for and the Purchaser releases Goldacres from any claims in respect of faulty or defective design of any Goods supplied unless such a design has been wholly prepared by Goldacres and the responsibility for any claim has been specifically accepted by Goldacres in writing and in any event Goldacres liability hereunder shall be strictly limited to the replacement of defective parts in accordance with paragraph 11(1) of these conditions provided always that this clause does not seek to exclude the consumer guarantees;
 - (6) Except as provided herein, all express and implied warranties, guarantees and conditions under statute or general law as to the merchantability, description, quality, suitability or fitness of the Goods for any purpose or as to design, assembly, installation, materials or workmanship or otherwise are hereby expressly excluded and Goldacres shall not be liable for physical or financial injury, loss or damage or for consequential loss or damage of any kind arising out of the supply, layout, assembly, installation or operation of the Goods or arising out of Goldacres negligence or in any other way whatsoever;
 - (7) The benefit of any warranty provided under these terms and conditions shall only be available to the Purchaser and shall not be transferable by the Purchaser;
 - (8) The warranties provided under these terms and conditions do not extend to second hand or used Goods that may be sold by Goldacres.
 12. Goldacres liability for breach of a consumer guarantee is hereby limited (in the case of goods and services not used for personal, domestic or household purposes) to:
 - (1) in the case of Goods, any one or more of the following:
 - (a) the replacement of the Goods or the supply of equivalent Goods;
 - (b) the repair of the Goods;
 - (c) the payment of the cost of replacing the Goods or acquiring the equivalent Goods;
 - (d) the payment of having the Goods repaired; or
 - (2) in the case of services;
 - (a) the supplying of the services again; or
 - (b) the payment of the cost of having the services supplied again.
- Prices
13. (1) Unless otherwise stated in writing by Goldacres, all prices quoted by Goldacres are inclusive of GST for supplies within Australia and exclusive of GST for exports outside of Australia. Prices quoted are those ruling at the time of quotation or the date the price is given and are based on rates of freight, insurance, customs, duties, taxes, exchange, shipping expenses, sorting and stacking charges, cartage, cost of materials and other charges affecting the cost of production ruling on that date and any alterations thereto either before acceptance of or during currency of the contract shall be to the Purchaser's account.
 - (2) For the purpose of 38-185 of the GST Act, the day upon which the seller gives the invoice for the supply shall be the date of the invoice.
- Payment
14. (1) The purchase price in relation to the Goods and the cost of the service shall be payable without deduction and or set off and payment thereof shall be made on or before the thirtieth day of the month following the delivery of the Goods or performance of the services unless other terms of payment are expressly stated in writing.
 - (2) A decreasing or increasing adjustment and or the issuing of an adjustment note, pursuant to Division 21 and Division 29-C of the GST Act, shall not, in any way, constitute a release, waiver, or forgiveness of the debt incurred by the Purchaser.
- Interest on overdue payments
15. If Goldacres is not paid for any Goods or services on the due date specified in this agreement without prejudice to any other right or remedy, all outstanding money shall bear interest at the rate set, pursuant to the Penalty Interest Rates Act, Victoria, 1986, as such money, together with interest shall be recoverable forthwith from the Purchaser.
- Rights in relation to Goods.
16. (1) Title to the Goods supplied by Goldacres to the Purchaser shall remain with Goldacres until the total amount due in respect of the Goods and all monies owing to Goldacres have been paid in full (the "Debts"). Risk in the Goods shall pass to the Purchaser upon delivery.
 - (2) The Purchaser shall have the right to resell Goods but only as fiduciary agent and trustee for Goldacres by way of bona fide sale at full market value and in the ordinary course of its business.
 - (3) Until all the Debts have been paid in full:
 - (a) the Purchaser shall take custody of the Goods as trustee, fiduciary agent and bailee for Goldacres;
 - (b) the Purchaser shall keep the Goods separate from any other goods and properly marked, stored, protected and insured;
 - (c) the Purchaser must hold all of the money it receives ("Proceeds")
 - (d) from the sale of any property into which Goods supplied have been incorporated; and
 - (e) from the sale of Goods or provision of services including the Goods supplied by the Goldacres as bailee, fiduciary agent and trustee for Goldacres, but the Purchaser need not hold on trust any money exceeding the amount of the Debts at the time the money is received.
 - (4) The Purchaser expressly acknowledges that it is bound by the fiduciary obligation created in the preceding paragraph and acknowledges that:
 - (i) it must hold the Proceeds on trust for Goldacres;
 - (ii) it must place the whole of the Proceeds in an account separate from its own moneys (the "Proceeds Account");
 - (iii) it must maintain the Proceeds Account separate from its own moneys at all times.
 - (iv) it must maintain proper records for the Proceeds Account.
 - (v) it must not assign or encumber any book debts arising from sales made in circumstances set out in clauses 16(c)(i) and (ii) or do any other act in derogation of Goldacres' legal or beneficial interests; and
 - (vi) it must account to Goldacres on demand for all moneys standing to the credit of such account.
 - (7) For the purposes of identification of different consignments of Goods purchased from Goldacres and receipt of Proceeds, the Purchaser agrees that the principle of "Last In, First Out" shall be applied to any items that cannot be distinguished.
 - (f) Goldacres may trace the Proceeds in equity.
 - (4) Goldacres may at any time, without notice to the Purchaser and without prejudice to any other rights which it may have against the Purchaser, terminate any contract connected with the Goods and the bailment referred to in clause 16(3) and enter upon any premises owned or occupied by the Purchaser where Goldacres reasonably believes the Goods may be stored, and repossess the Goods without liability for any damaged caused, and subsequently dispose of the Goods at Goldacres' discretion if:
 - (a) the Debts are not paid in accordance with these terms and conditions or any other contract or arrangement between Goldacres and the Purchaser; or
 - (b) Goldacres receives notice of or reasonably believes that:
 - (i) a third person may attempt to levy execution against the Goods; or
 - (ii) the Purchaser is insolvent (within the meaning of the Corporations Act 2001) or bankrupt; or
 - (iii) the Purchaser has entered into any arrangement or composition with its creditors, gone into liquidation, or has appointed a receiver, a receiver and manager or administrator.
 - (5) If after repossession under clause 16(4) Goldacres sells the Goods, Goldacres shall account to the Purchaser for any proceeds of sale (less expenses of repossession and sale) that exceeds the amount of the outstanding Debts.
 - (6) If any Goods belonging to Goldacres are disposed of by the Purchaser or an insurance claim is made in respect of them, Goldacres shall be entitled to trace the sale or insurance proceeds, which proceeds shall be held by the Purchaser in a separate bank account on trust for Goldacres.
 - (7) The Purchaser agrees and acknowledges that in the event it sells Goods to a third party on account, it will include in its terms and conditions of sale a provision under which the Purchaser retains title to the Goods until such time that the total amount due in respect of the Goods and all monies owing to the Purchaser have been paid in full by that third party debtor. The Purchaser also agrees and acknowledges that in these instances, it will register its PMSI in accordance with the PPSA in respect of its security interest in the Goods.
- PPSA provisions
17. (1) The Purchaser acknowledges that these terms and conditions constitute a security agreement for the purposes of section 20 of the PPSA and that a security interest exists in all Goods (and any associated Proceeds from their sale) previously supplied by Goldacres to the Purchaser (if any) and in all future Goods (and any associated Proceeds from their sale) that may be supplied to the Purchaser by Goldacres.
 - (2) The Purchaser acknowledges that Goldacres has a first ranking purchase money security interest ("PMSI") (as defined in section 14 of the PPSA) in the Goods and the Purchaser must not jeopardise such ranking (whether by act or omission).
 - (3) The Purchaser acknowledges that it has received value as at the date of first delivery of the Goods and has not agreed to postpone the time for attachment of the security interest (as defined in the PPSA) granted to Goldacres under these terms and conditions.
 - (4) The Purchaser will execute documents and do such further acts as may be required by Goldacres to register the security interest granted to Goldacres under these terms and conditions under the PPSA.
 - (5) Until ownership of the Goods passes, the Purchaser must not give to Goldacres a written demand or allow any other person to give Goldacres a written demand requiring Goldacres to register a financing change statement under the PPSA in respect of Goldacres' interest in the Goods.
 - (6) The Purchaser must indemnify Goldacres and on demand reimburse Goldacres for all costs and expenses incurred by Goldacres in respect of these terms and conditions including but not limited to Goldacres registering its security interest in the Goods, lodging, discharging or amending any financing statement or financing change statement, or otherwise complying with the PPSA.
 - (7) The Purchaser agrees (other than as provided in these terms and conditions) not to sell, lease, mortgage, deal with, dispose of or create or attempt to create any other security interest in or affecting the Goods unless and until the Purchaser's Debts have been satisfied.
 - (8) The Purchaser waives its rights under the following provisions of Chapter 4 of the PPSA:
 - (a) to receive a notice on enforcement action against liquid assets (section 121(4));
 - (b) to receive a notice to seize collateral (section 123);
 - (c) to receive a notice of disposal of Goods by Goldacres purchasing the Goods (section 129);
 - (d) to receive a notice to dispose of Goods (section 130);
 - (e) to receive a statement of account following disposal of Goods (section 132(2));
 - (f) to receive a statement of account if no disposal of Goods for each 6 month period (section 132(4));
 - (g) to receive notice of any proposal of Goldacres to retain Goods (section 135(2));
 - (h) to object to any proposal of Goldacres to either retain or dispose of Goods (section 137(2));
 - (i) to redeem the Goods (section 142);
 - (j) to reinstate the security agreement (section 143);
 - (k) to receive a notice of any verification statement (section 157(1) and section 157(3));
 - (9) The rights Goldacres may have under the PPSA are supplementary and in addition to those set out in these terms and conditions and do not derogate from the rights and remedies of Goldacres under these terms and conditions or under any other statute or under general law.
 - (10) The Purchaser must give 10 business days prior written notice of any proposed change in the Purchaser's name or other identifying characteristics and details.
- Purchasers property
18. Any property of the Purchaser under Goldacres' custody or control shall be entirely at the Purchaser's risk as regards loss or damage caused to the property or by it.
- Storage
19. Goldacres reserves the right to make a reasonable charge for storage if delivery instructions are not provided by the Purchaser within (14) fourteen days of a request by Goldacres for such information.
- Returned Goods
20. Goldacres shall not be under any obligation to accept Goods returned by the Purchaser and will do so only on terms to be agreed in writing in each individual case.
- Goods sold
21. All Goods to be supplied by Goldacres shall be described on the purchase order agreed by Goldacres and the Purchaser and the description on such purchase order modified as so agreed shall prevail over other descriptions including any Purchaser's specification or enquiry.
- Cancellation
22. No order may be cancelled except with the consent in writing and on terms, which will indemnify Goldacres against all losses.
- No waiver
23. The failure of any party to enforce the provisions of these terms and conditions or to exercise any rights expressed in these terms and conditions shall not be a waiver of such provisions or rights and shall not affect the enforcement of this agreement. The exercise by any party of any of its rights expressed in this agreement shall not preclude or prejudice such party from exercising the same or any other rights it may have irrespective of any previous action taken by that party.
- Force Majeure
24. If by reason of any fact, circumstance, matter or thing beyond the reasonable control of Goldacres is unable to perform in whole or in part any obligation under these terms and conditions then Goldacres shall be relieved of that obligation under these terms and conditions to the extent and for the period that it is so unable to perform and shall not be liable to the Purchaser in respect of such inability.
- Passing of risk
25. Risk in the Goods shall pass to the Purchaser upon delivery of the Goods to the Purchaser or collection of the Goods by the Purchaser's agent or carrier as the case may be.
- Exclusion of liability
26. To the extent permitted by law Goldacres shall not be liable to the Purchaser in contract or in tort arising out of, or in connection with, or relating to, the performance of the Goods or any breach of these conditions or any fact, matter or thing relating to the Goods or error (whether or not it is negligent or a breach of contract) in information supplied to the Purchaser or a user before or after the date of the Purchaser's or user's use of the Goods and Goldacres shall be under no liability for damages arising out of the use of any chemicals, liquids, or mixtures in the Goods, nor for any application, not for the application methods nor for the environmental effects, which may result therefrom or from the use of the Goods.
- Exclusion of representations and arrangements
27. To the extent permitted by law the terms and conditions supersede and exclude all prior and other discussions, representations (contractual or otherwise) and arrangements relating to the supply of the Goods or any part thereof including, but without limiting the generality of the foregoing, those relating to the performance of the Goods or any part thereof or the results that ought to be expected from using the Goods.
- Place of contract
28. The contract for sale of the Goods and the provision of the services is made in the State of Victoria and the Purchaser agrees to submit all disputes arising with Goldacres to the courts of such State and any court competent to hear appeals therefrom.

Contents

I CHASSIS	7	Agitator Control - Venturi	42
Chassis - 3000-4000L	7	Agitator Control - Venturi - no Hopper	43
Access Platform Left Side & Boom Rest	8	Rinse Control - Fresh Water Fill	44
Access Platform Left Side & Boom Rest	9	Rinse Control - Fresh Water Fill - no Hopper	45
Access Platform Left Side & Boom Rest	10	Hopper Tee Assembly	46
Hand Rail - Right Rear	11	Valve - Quick Fit 2 Way Assembly	47
Boom Rest - Right	12	Bypass Valve Assembly	48
Hand Wash Bottle Assembly	13	Bypass Valve Assembly	49
Tool Box	14	6 DCI	51
Bonnet	15	Not Fitted	51
Window Washer Bottle & ECU	16	7 DUAL PRODUCT	53
Pneumatic Storage Tanks	17	Not Fitted	53
Pneumatic Tank 1	18	8 INDUCTION HOPPER	55
Pneumatic Tank 2	19	Hopper Tank & Frame	55
Fuel Tank Ladder	20	Hopper Tank	56
Tow Bar	21	Hopper Tank	57
2 PUMPS	23	Hopper Bottom - 2" Flanged	58
Spray Pump - Zeta 170	23	Hopper Frame	59
Spray Pump - Zeta 170 - Hydraulic Drive	24	Hopper Frame	60
Spray Pump - Zeta 260	25	9 FOAM MARKER TANK	61
Spray Pump - Zeta 260 - Hydraulic Drive	26	Not Fitted	61
Hydraulic Fill Pump	27	10 TRANSCAL	63
Hydraulic Fill Pump	28	Not Fitted	63
3 FLUSH TANK	29	11 MAIN TANK	65
Flush Tank Mounting	29	3000 Litre Tank Assembly	65
Flush Tank Assembly	30	3000 Litre Tank Assembly	66
Flush Tank - Check Valve Assembly	31	4000 Litre Tank Assembly	67
4 RH POD	33	4000 Litre Tank Assembly	68
Not Fitted	33	Venturi Filler Assembly	69
5 LH POD	35	Tank Fill - 3" Front Fill Assembly	70
EZ Control Station - Mounting	35	Tank Fill - 3" Side Fill Assembly	71
EZ Control Station - Assembly	36	Tank Rinsing Nozzle - Elbow Assembly	72
EZ Control Station - Hopper Tee	37	Inlet - Boom Recirculation - RapidFlow	72
EZ Control Station - 3" Fill Point	38	Inlet - Tank Fill 1" - Chemical Pump	73
EZ Control Station - Chemical Probe	39	Inlet - Tank Fill 3" - Main & Side	73
EZ Control Station - Micromatic Rinse	40	Inlet - Tank Fill 3" - Front	74
EZ Control Station - Switches	41		

Inlet - Hopper Tank 2" - Angled	75	RapidFire Solenoid Assembly	113
Outlet - Tank Overflow 3"	75	RapidFire Solenoid Valve.	113
Tank Fill - Front - 3" Valve Assembly	76	RapidFire Pneumatic Oiler & Dryer	114
Tank Fill - Side - 3" Valve Assembly	77	Norac System	115
Breather Valve Assembly	78	Norac System	116
Supermix Agitator	78	Norac Spare Parts List	117
Dry Sight Tube - Float & Guide	79	Norac Spare Parts List	118
Dry Sight Tube - Locating Cap Assembly	79		
Dry Sight Tube - Float Assembly	80	14 BOOM WING	120
Dry Sight Tube - Cap & Tube Assembly	81	Boom Pivots - 24-36m.	120
Dry Sight Tube - Mount	82	Boom Fold Adjuster - 24-36m.	121
3000L Tank Stops	83	Cable Drum - 24-36m	122
4000L Tank Stops	84	Cable Drum - 24-36m	123
		Bi-Fold - 24-36m	124
12 WHEELS & MUDGUARD	86	3D Breakaway 2.0	125
Mud Guards - Front Axle - 2m & 3m	86	3D Breakaway 2.0	126
Mud Guards - Rear Axle - 2m & 3m.	87	3D Breakaway 2.0 - Mechanism	126
Mud Guards - Pipes	88	Boom Protector Assembly - Outer	127
Crop Deflectors - Front Axle	89	Boom Protector Assembly - Inner.	127
Crop Deflectors - Rear Axle.	90	Fence Line End Protector - Quick Fit	128
Rear Wheel Mounting	91	Boom Cables - 24-36m	129
Front Wheel Mounting.	92	Boom Cable Springs - 24-36m.	130
Tyres and Rims	93	Upper Pivot Assembly	131
		Lower Pivot Assembly	131
13 BOOM CENTRE	94	Steel Inner Wings	132
Paralift Arms & Paralift Rear	94	Aluminium Outer Wings.	132
Paralift Arms & Paralift Rear	95	Aluminium Break Away Tip	132
Base Assembly - 30-36m.	96	Aluminium Outer Assembly 36m	133
Base Assembly - 30-36m.	97	Touch Down Wheel	134
Flow Dividers & Check Valves	98	Touch Down Wheel	135
Tilt Assembly.	99		
Tilt Assembly.	100	15 ELECTRICS	136
Yaw Assembly	101	Lighting - Boom Tip LEDs	136
Yaw Assembly	102	Lighting - Headlights & Indicator	137
Cable Mount Rear	103	Lighting - Cab Lights - Front	138
Double Roll Shocker Assembly	104	Lighting - Cab Lights - Rear	138
Centre Level	105	Lighting - Rear Tail Lights.	139
Oversize Sign Mount.	106	Lighting - Night Pro LEDs	139
Delta Link	107	Lighting - Rotating Beacon - Screw Mount.	140
Lower Limit Switch - Raven	108	Lighting - Rotating Beacon - Pole Mount.	140
Manual Grease Station	109	Lighting - Work Lights	141
RapidFire System Assembly	110	Lighting - Boom Work Light	142
RapidFire 7 Section Solenoid Box	111	Reverse Warning Beeper	142
RapidFire 10 Section Solenoid Box	112	Horn	143

Buss Bar & Switch	144	Oil Tank - Gauge Assembly	182
Battery	145	Oil Tank - Oil Return Filter	183
Cabin Fuse Box	146	Oil Cooler Assembly	184
Fuse Box 'A' - Cabin	147	Steering Orbital	185
Electrical Connectors - AMP.	148	Auto Steer - Trimble Manifold.	186
Electrical Connectors - AMP.	149	Auto Steer - John Deere Manifold.	187
Electrical Connectors - Deutsch.	150	Hydraulic Manifold - Pump Flow Control Assembly	188
Electrical Connectors - Deutsch.	151	Hydraulic Manifold - Pump Flow Control	189
Electrical Connectors - Weather Pack.	152	Hydraulic Manifold - Accumulator Lockout	190
Electrical Connectors - Weather Pack.	153	Hydraulic Manifold - Fill Pump.	191
Electrical Harnesses	154	Hydraulic Manifold - Adjustable axle	192
16 SCHEMATICS	155	Hydraulic Manifold - Centre Lock	193
Plumbing - Boom Valves Optioned	155	Hydraulic Manifold - Return	194
Plumbing - RapidFire Optioned	156	Hydraulic Priority Valve	194
Plumbing - RapidFire Optioned	157	Pressure Reducing Valve Assembly	195
Hydraulics - Trimble AutoSteer	158	Flow Divider Assembly	195
Hydraulics - Trimble AutoSteer	159	Double Pilot Operated Check Valves - Bi-fold	196
Hydraulics - Trimble AutoSteer - Adjustable Axle .	160	Yaw Control Valve Assembly	197
Hydraulics - Trimble AutoSteer - Adjustable Axle .	161	Hydraulic Yaw Charge Line	197
Hydraulics - John Deere Steering	162	Hydraulic Cylinder - Boom Tilt	198
Hydraulics - John Deere Steering	163	Hydraulic Cylinder - Boom Lift	199
Hydraulic Hoses - Cab Chassis	164	Hydraulic Cylinder - Yaw 30-36m	200
Hydraulic Hoses - Cab Chassis	165	Hydraulic Cylinder - Fold	201
Hydraulic Hoses - Sprayer	166	Hydraulic Cylinder - Centre Leveling	201
Hydraulic Hoses - Sprayer	167	Hydraulic Cylinder - Bi-fold	202
Hydraulic Transmission Cooler Lines	168	NORAC Assembly.	202
Pneumatics	169	NORAC Assembly.	203
17 DECALS	171	NORAC Valve Block Assembly	203
Decals - Base Kit	171	Spool Block - Parts in Common	204
Decals - Base Kit	172	Spool Block - Diff Lock	205
Decals - Base Kit	173	Spool Block - Diff Lock	206
Decals - Base Kit	174	Spool Block - Diff Lock, Tilt	207
Decals - Base Kit	175	Spool Block - Diff Lock, Tilt	208
Decals - Base Kit	176	Spool Block - Diff Lock, Bi-fold	209
Decals - Bonnet	177	Spool Block - Diff Lock, Bi-fold	210
Decals - Tank.	177	Spool Block - Diff Lock, Bi-fold, Tilt.	211
Decals - Dry Sight Tube	178	Spool Block - Diff Lock, Bi-fold, Tilt.	212
18 HYDRAULICS	179	Spool Block - Diff Lock, Bi-fold, NORAC Passive. .	213
Oil Tank & Frame	179	Spool Block - Diff Lock, Bi-fold, NORAC Passive. .	214
Oil Tank & Frame	180	Spool Block - Diff Lock, Bi-fold, NORAC Active . .	215
Oil Tank Assembly.	181	Spool Block - Diff Lock, Bi-fold, NORAC Active . .	216
		Spool Block - Diff Lock, NORAC, Passive	217
		Spool Block - Diff Lock, NORAC, Passive	218
		Spool Block - Diff Lock, NORAC, Active	219

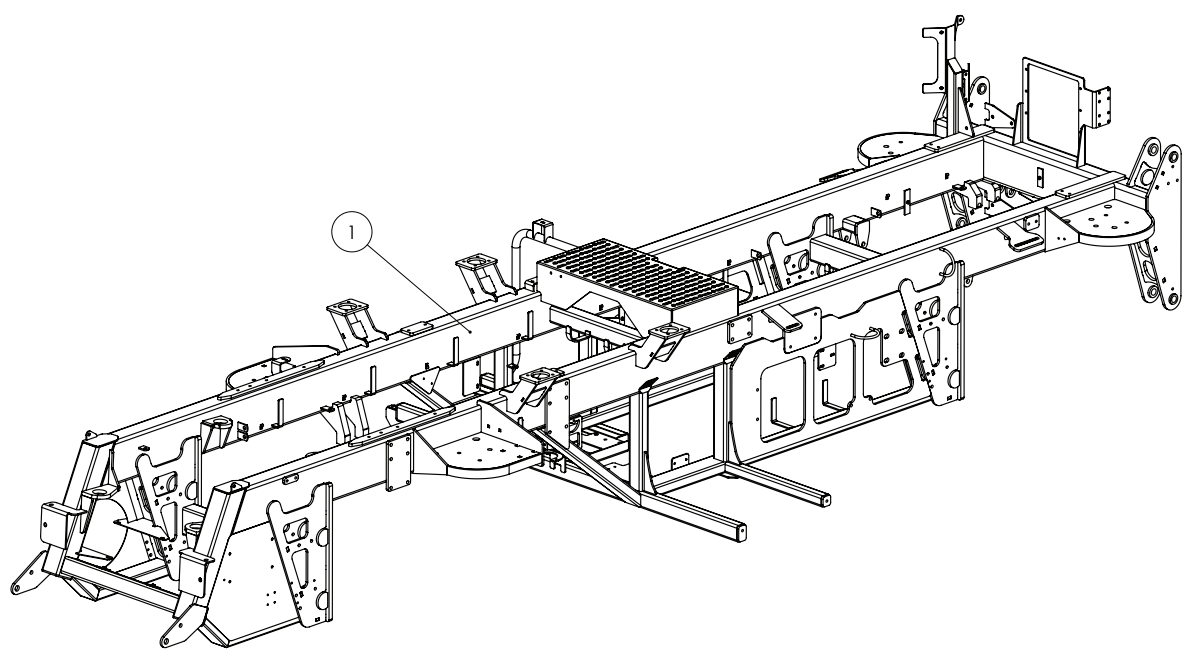
Spool Block - Diff Lock, NORAC, Active	220	Nozzles - IDK - Tips	260
Spool Block - Adj. Axle	221	Nozzles - ID3 - Cap	260
Spool Block - Adj. Axle, Tilt	222	Nozzles - ID3 - Tips	260
Spool Block - Adj. Axle, Bi-fold	223	Nozzles - AIXR - Tips	260
Spool Block - Adj. Axle, Bi-fold	224	Nozzles - Adjustable Brackets	261
Spool Block - Adj. Axle, Bi-fold, Tilt	225	Nozzles - Bracket Kits	261
Spool Block - Adj. Axle, Bi-fold, Tilt	226	Nozzles - Mid Breakaway Assembly	262
Spool Block - Adj. Axle, Bi-fold, NORAC Passive	227	Nozzles - Mid Breakaway Assembly	263
Spool Block - Adj. Axle, Bi-fold, NORAC Passive	228	Boom Poly - Pipe Clamps	264
Spool Block - Adj. Axle, Bi-fold, NORAC Active	229	Boom Poly - 600mm	264
Spool Block - Adj. Axle, Bi-fold, NORAC Active	230	Boom Poly - 1100mm	265
Spool Block - Adj. Axle, NORAC Passive	231	Boom Poly - 1200mm	265
Spool Block - Adj. Axle, NORAC Active	232	Boom Poly - 1600mm	265
Spool Block - Mounting Assembly	233	Boom Poly - 2100mm	266
19 PLUMBING	235	Boom Poly - 2600mm	267
Dual Pressure Filter Assembly	235	Boom Poly - 3100mm	267
Dual Pressure Filter Assembly	236	Hoses	268
Suction Filter Assembly	237	Hose Clamps.	269
Suction Filter - 2".	238	Cable Ties	269
Elbow - Main Product Line.	238	Chemical Probe Hose Lance.	270
Flow Control Valve - Raven controller	239	Enviro Coupling & Hose	270
Flow Control Valve - Raven controller	240	20 ENGINE & TRANSMISSION	271
Flow Control Valve - Raven controller	241	Cummins Engine / Allison Transmission.	271
Flow Meter - Raven Controller - Flange Clamps	242	Allison Transmission	272
Flow Meter - Raven Controller - Metal Clamps	243	Allison Transmission	273
Flow Meter - Raven Controller - Flange Clamps	244	Air Governor.	274
Flow Meter Assembly	245	Air Cleaner.	275
RapidFire - RapidFlow Return Valve	246	Exhaust Pipe Work	276
RapidFire - Pressure Flow Distributor - 4400	247	Charge Air Intake	277
RapidFire - Pressure Flow Distributor - ISOBUS	248	Hydraulic Pump Mounting 22/22cc	278
Boom Valves Assembly	249	Hydraulic Pump 22/22cc	279
Boom Valve Unit Assembly	250	Air Conditioner Compressor & Belts	280
Boom Lines - RapidFire Plumbing	251	Air Conditioner Condenser	281
Boom Lines - Plumbing	252	Coolant System Plumbing	282
Nozzles - Teejet Single Body.	253	Combi Cooler	283
Nozzles - Teejet Clock Face Body.	254	Combi Cooler Mounting.	284
Nozzles - Altek Dual Spray Body	255	Combi Cooler Fan	285
Nozzles - Altek Spray Stop Assembly	256	Engine Mounts	286
Nozzles - Dual Spray Line	257	Heater Hose Fittings.	287
Nozzles - Fence Line - Manual Operated	258	Header Tank Assembly	288
Nozzles - Fence Line - Solenoid Operated	259	Fuel Tank.	289
Nozzles - Tip Strainers.	259	Fuel Filters	290
Nozzles - IDK - Cap	260	Fuel Filter - Primary	291

Fuel Filter - Secondary	292	Suspension Rear - Sway Bar Assembly - 2m.	332
Exhaust.	293	Suspension Rear - Sway Bar Assembly - 3m.	333
21 DRIVELINE & DIFFERENTIAL	295	Suspension - Ride Height Valve - Front	334
Front Axle - Stub Axle	295	Suspension - Ride Height Valve - Front	335
Front Axle - 2m	296	Suspension - Ride Height Valve - Front	336
Front Axle - 2m	297	Suspension - Ride Height Valves - Rear	337
Front Axle - 3m	298	22 CAB	339
Front Axle - 3m	299	Cab - Assembled.	339
Rear Axle - 2m & 3m	300	Fuse Box Mounting.	340
Rear Axle - Differential Mounting	301	Fuse Box Lid	341
Rear Axle - Drop Leg	302	Seat Mounting	342
Rear Axle - Drop Leg	303	Pneumatic Manifold Mounting	343
Rear Axle - Hub & Shaft Assembly	304	Pneumatic Manifold Assembly	344
Rear Axle - Planetary Hub	305	Brake Pedal Assembly	345
Adjustable Axle 2-3m Front	306	Brake Valve Assembly	346
Adjustable Axle 2-3m Front	307	Throttle Pedal	347
Adjustable Axle 2-3m Front - Drop Legs	308	Park Brake	347
Adjustable Axle 2-3m Rear	309	Park Brake Lever Assembly	348
Adjustable Axle 2-3m Rear	310	Steering Orbitrol - Plate Mount	349
Adjustable Axle 3-4m Front - Housings	311	Steering Column - Plate Mount	349
Adjustable Axle 3-4m Front - Drop Legs	312	Steering Column & Orbitrol - Direct Mount	350
Adjustable Axle 3-4m Front - Steering.	313	Seat & Side Console	351
Adjustable Axle 3-4m Rear - Differential	314	Side Console - Raven SCS 4400	352
Adjustable Axle 3-4m Rear - Housings	315	Side Console - Raven SCS 4400	353
Adjustable Axle 3-4m Rear - Drop Legs.	315	Switch Panel Assembly - Raven	354
Adjustable Axle 3-4m Rear - Drive Shafts.	316	Cabin Isolators.	355
Adjustable Axle 3-4m Rear - Differential Drain	316	EuroCab Spare Parts - Miscellaneous	356
Rear Axle - Differential Assembly - JCB	317	EuroCab Spare Parts - Miscellaneous	357
Rear Axle - Differential Assembly - JCB	318	EuroCab Spare Parts - Miscellaneous	358
Axle Rear - Driveshaft Assembly - Dromos.	319	EuroCab Spare Parts - Miscellaneous	359
Axle Rear - Differential Assembly - Dromos	320	EuroCab Spare Parts - Window Glass.	360
Axle Rear - Differential Assembly - Dromos	321	23 BRAKES	361
Propeller Shafts & Mount - 2WD	322	Brake Boosters.	361
Rear Axle - Propeller Shaft Mounting - JCB	323	Brake Booster Orientation	362
Rear Axle - Propeller Shaft Mounting - Dromos	323	Brakes - Front - Caliper & Disc	363
Suspension Front - Shock Absorber - Fixed & 3-4m	324	Brakes - Front - Axle Mounted Lines	364
Suspension Front - Shock Absorber - 2-3m	325	Brakes - Front - Axle Mounted Lines	365
Suspension Front - Torque Rods - Fixed Axle	326	Brakes - Rear.	366
Suspension Front - Torque Rods - Adjustable Axle	327		
Suspension Front - Torque Rods - Parts & Tool	328		
Suspension Front - Air Bag.	329		
Suspension Rear	330		
Suspension Rear	331		

Chapter I

CHASSIS

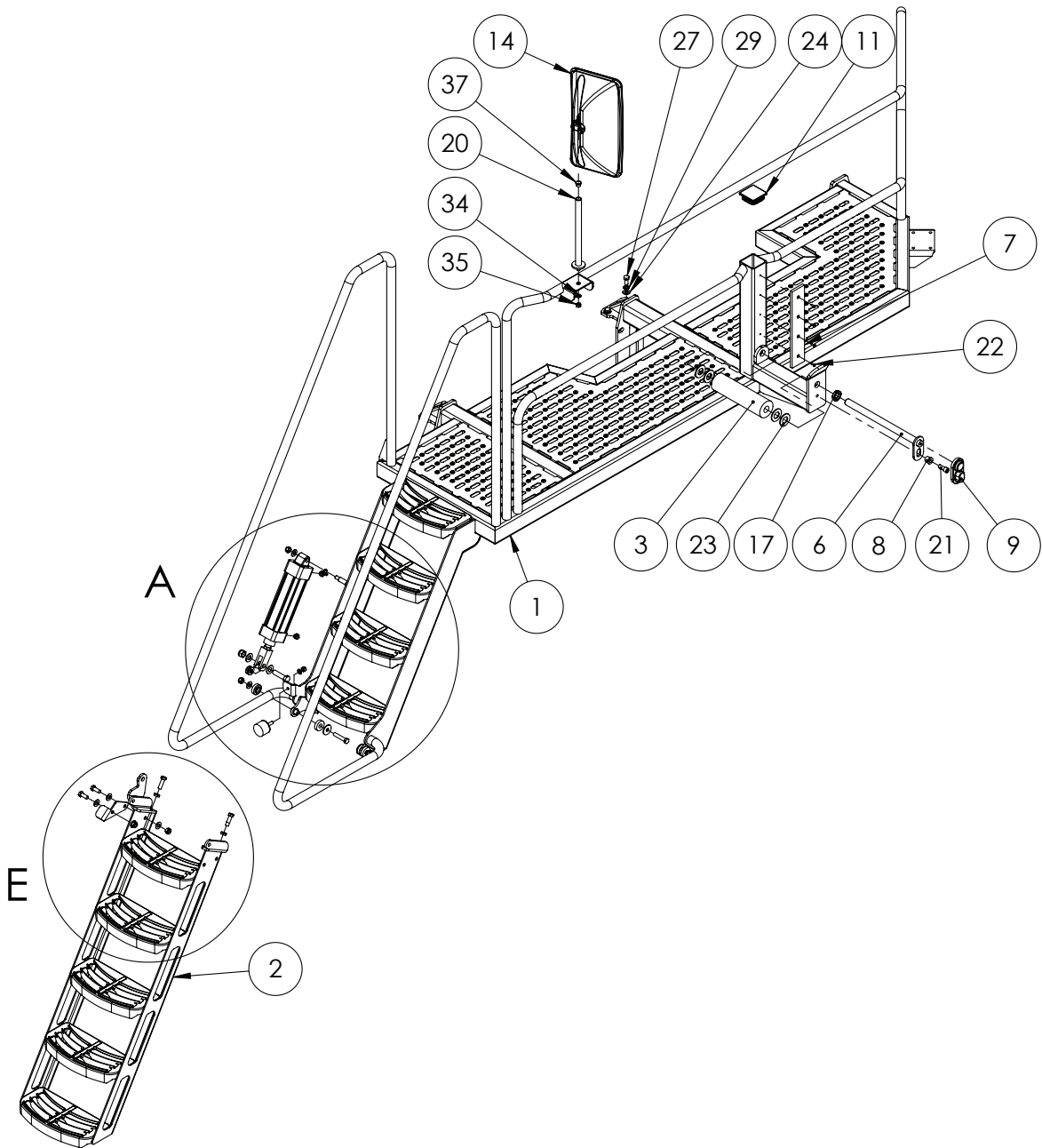
Chassis - 3000-4000L



ITEM NO.	PART NUMBER	DESCRIPTION	QTY.
1	GA4660002	Chassis	1

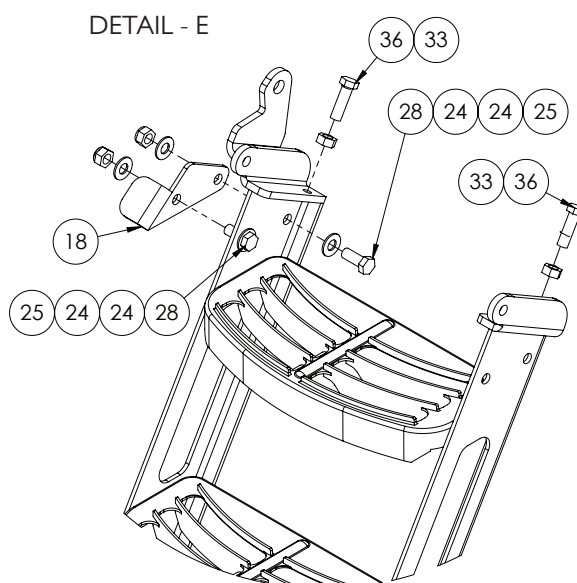
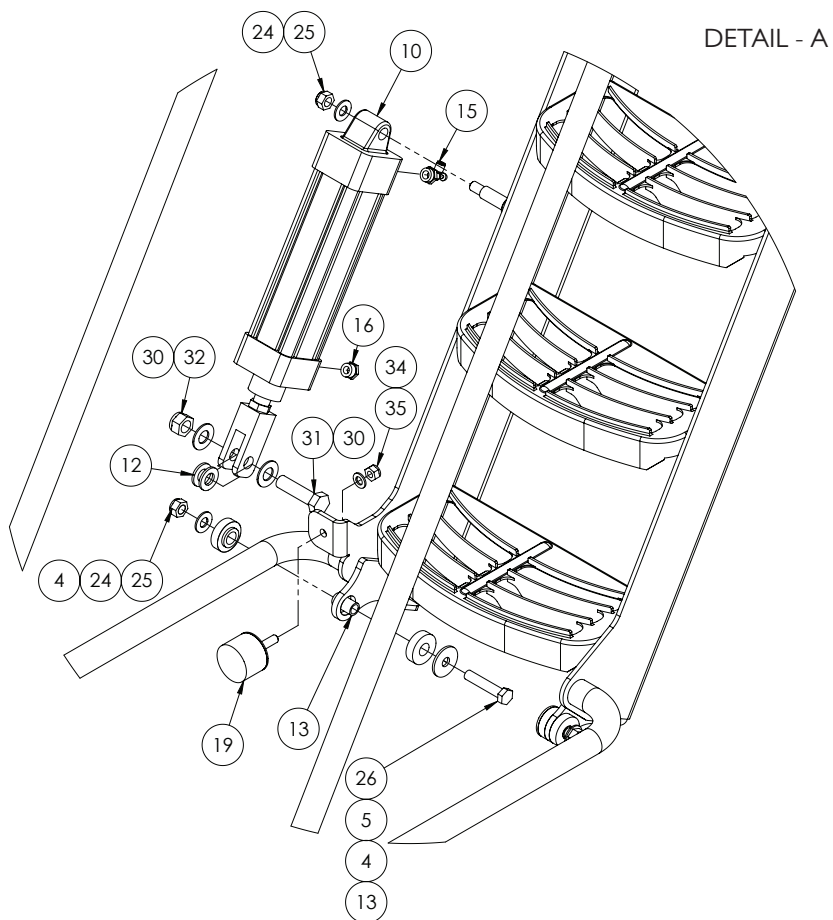
Continued over page

Access Platform Left Side & Boom Rest



Continued over page

Access Platform Left Side & Boom Rest

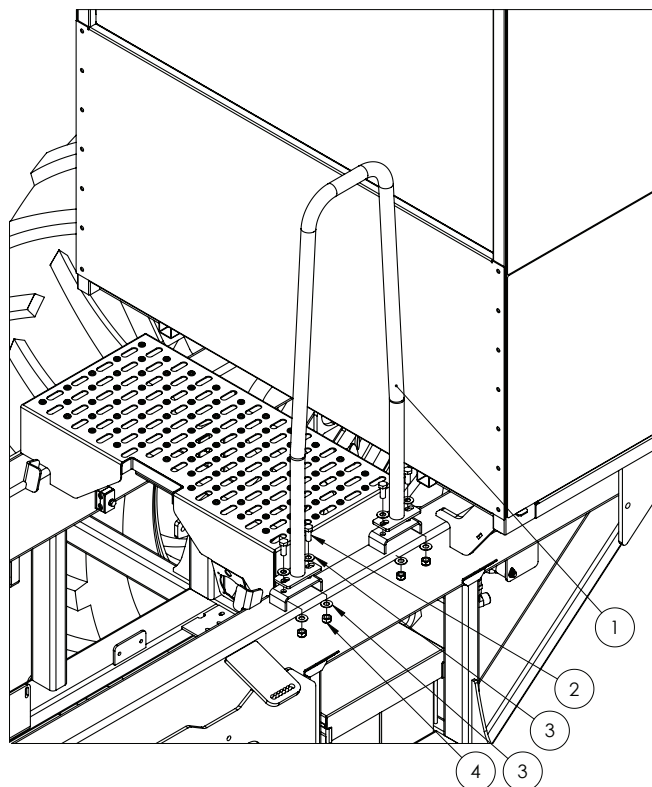


Continued over page

Access Platform Left Side & Boom Rest

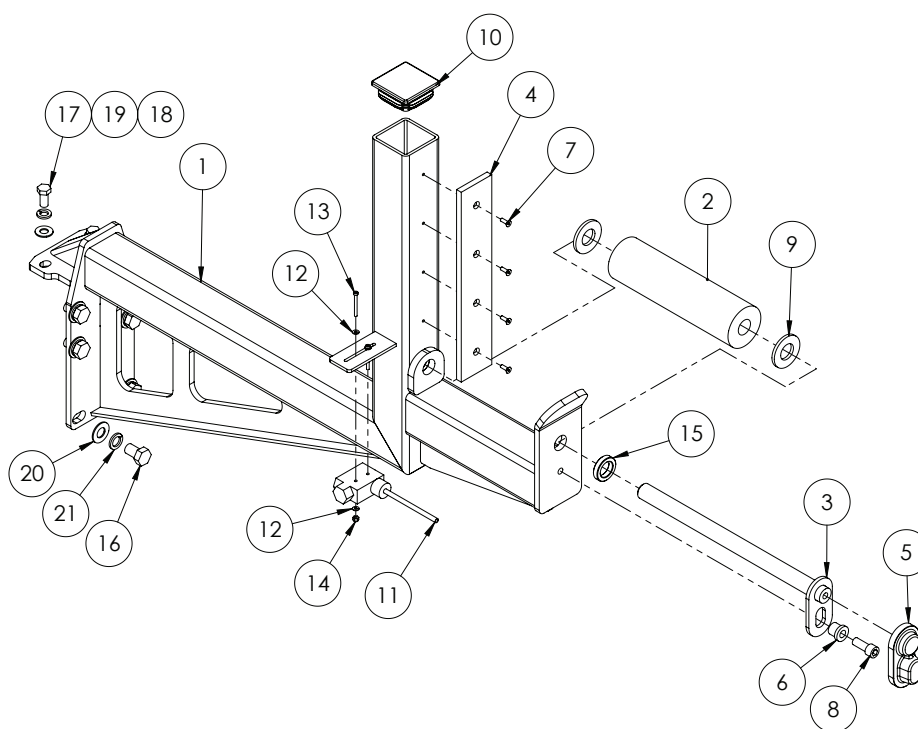
ITEM NO.	PART NUMBER	DESCRIPTION	QTY.
1	GA4660005	Side Access Platform	1
2	GA4659760	Lower Ladder	1
3	GA5069105	Roller, Boom rest	1
4	GA4553030	Bush Nylon Ladder Pivot	4
5	GA4505410	Ladder Pivot Bush Retainer Plate SS	2
6	GA4658745	Pin, suit boom rest roller	1
7	GA5071205	Boom Rest Wear Strip	1
8	MACH0152	12mm Bolt Bush suit para lift pins	1
9	GA5067885	Pin cover - plastic	1
10	GA5069674	Pneumatic Cylinder 63 x 175mm	1
11	GA5052345	Insert - Plastic 75 x 75	1
12	GA5069810	Nylon Washer - 16 ID x 30 OD x 3mm	2
13	GA4553025	Bush Ladder Pivot	2
14	GA5005048	Mirror 440 x 200mm	1
15	GA7000000	Pneumatic Flow Control Needle Valve, meter out, 6mm x 3/8" BSP	1
16	GA7000001	Brass Breather Silencer 3/8" BSP Flat	1
17	GA4572135	Paralift spacer bush	1
18	GA4507865	Plate, Ladder Fold Stop Access Platform	1
19	GA5052815	Boom Stopper	1
20	GA4660315	Mirror Post	1
21	GA5000307	SHCS M12 x 30 GR12.9 ZP	1
22	GA5051230	FHCS M5 x 16mm SS	4
23	GA5017681	Washer 1" x 2" 7g Flat Thin SS	4
24	GA5000577	Washer 12mm Flat SS HD	11
25	GA5012461	Nut M12 Nyloc ZP	5
26	GA5000335	Bolt M12 x 60 HT	2
27	GA5011229	Set screw M12 x 25 HT	4
28	GA5000305	Bolt M12 x 30	2
29	GA5000575	Washer 12mm Spring SS	4
30	GA5001043	Washer 16mm Flat SS HD	2
31	GA5000939	Bolt M16 x 60	1
32	GA5001029	Nut M16 Nyloc	1
33	GA5000559	Nut M12 Hex ZP	2
34	GA5000117	Washer 10mm Flat SS HD	2
35	GA5000141	Nut M10 Nyloc	2
36	GA5000319	Bolt M12 x 40 Gr8.8 ZP	2
37	GA5052910	Insert t/s 16 mm Hole	1

Hand Rail - Right Rear



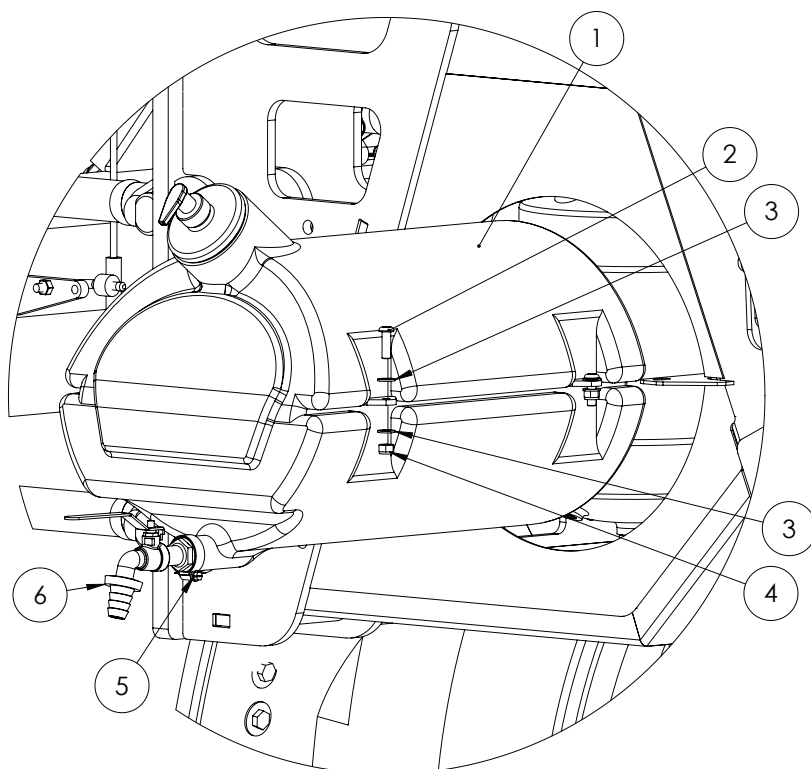
ITEM NO.	PART NUMBER	DESCRIPTION	QTY.
1	GA4660110	Rear Handrail	1
2	GA5000305	Set Screw M12 x 30 GR8.8 ZP	4
3	GA5000577	Washer 12mm Flat SS HD	8
4	GA5012461	Nut M12 Nyloc ZP	4

Boom Rest - Right



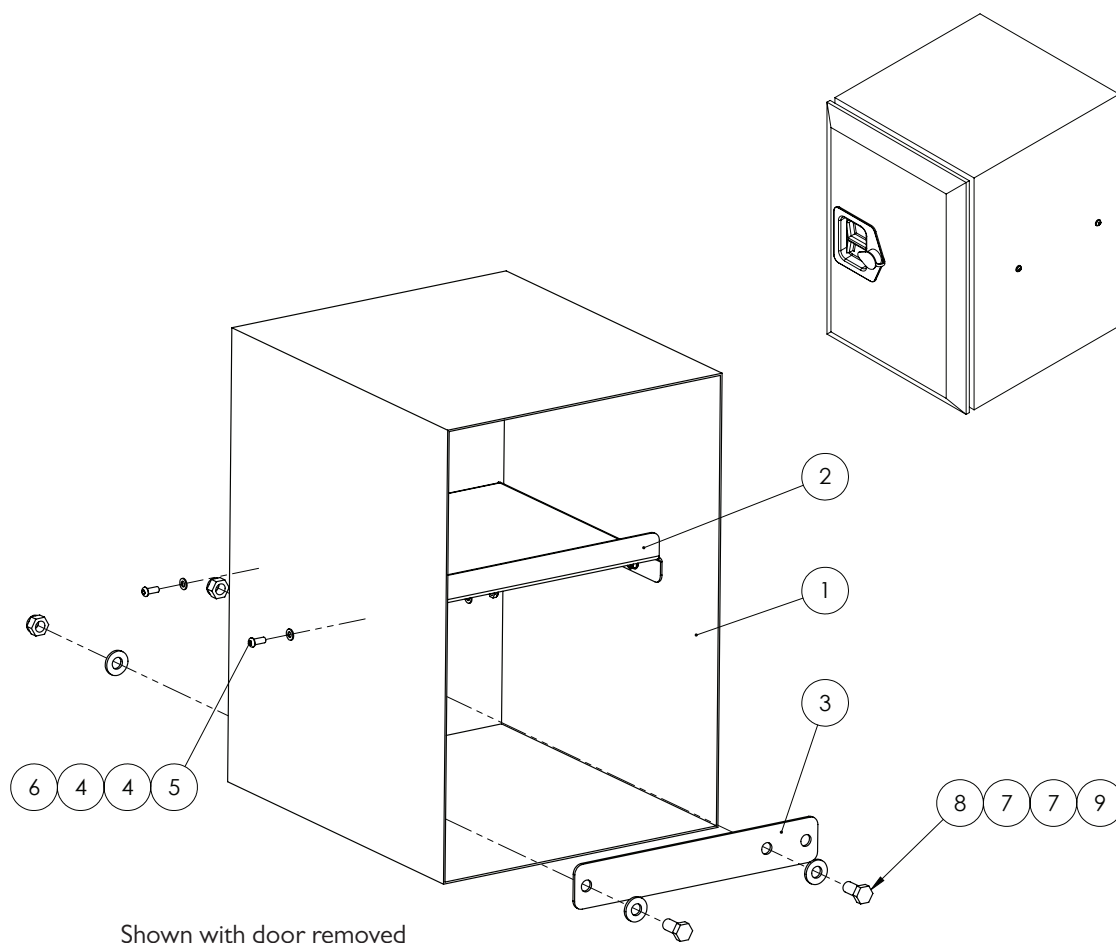
ITEM NO.	PART NUMBER	DESCRIPTION	QTY.
1	GA4660010	Boom Rest RH	1
2	GA5069105	Roller, Boom rest	1
3	GA4658745	Pin - suit boom rest roller	1
4	GA5071205	Boom Rest Wear Strip	1
5	GA5067885	Pin cover - plastic	1
6	MACH0152	12mm Bolt Bush suit paralift pins	1
7	GA5051230	FHCS M5 x 16mm SS	4
8	GA5000307	SHCS M12 x 30 GR12.9 ZP	1
9	GA5017659	Washer, 1", Flat, ZP, Heavy duty (5mm thick)	2
10	GA5052345	Insert - Plastic 75 x 75mm	1
11	GA5012129	Limit switch, Flexible arm, Micro, IP65, 10 Amp	1
12	GA5020510	Washer M4 Flat Heavy duty SS	4
13	GA5049800	SHCS M4 x 40	2
14	GA5049025	Nut M4 Nyloc SS	2
15	GA4572135	Paralift spacer bush	1
16	GA5000903	Bolt M16 x 25	6
17	GA5011229	Set screw M12 x 25 HT	2
18	GA5000577	Washer 12mm Flat SS HD	2
19	GA5000575	Washer 12mm Spring SS	2
20	GA5001009	Washer 16mm Flat Zinc	6
21	GA5000961	Washer 16mm Spring ZP	6

Hand Wash Bottle Assembly



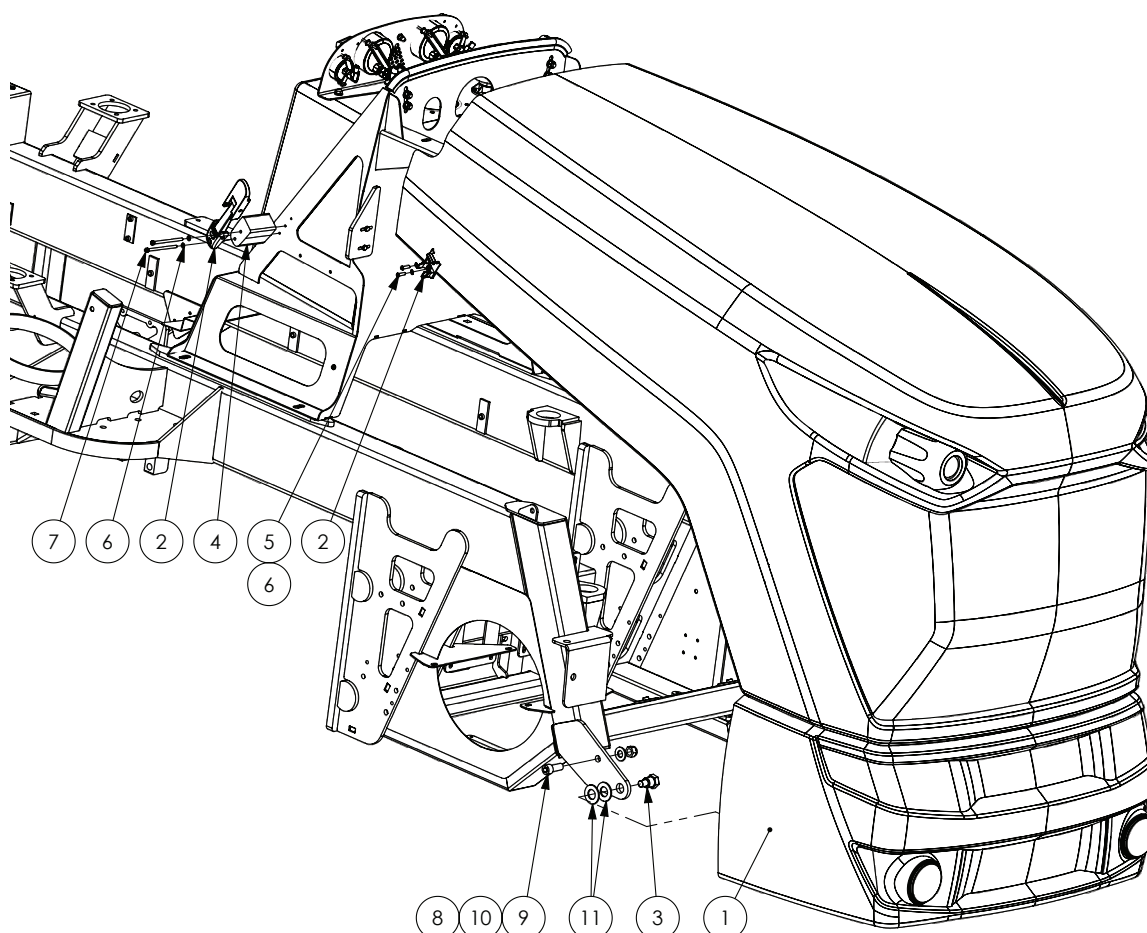
ITEM NO.	PART NUMBER	DESCRIPTION	QTY.
-	GA5051275	Replacement soap bottle	-
1	GA5075110	Plastic water tank 30L black with soap holder	1
2	GA5011473	BHCS M8 x 25 SS	4
3	GA5003643	Washer 8mm Flat HD SS	8
4	GA5052590	Nut M8 Nyloc SS	4
5	GA5001681	1" SS hose clamp	1
6	GA5070735	Hand wash bottle tap	1

Tool Box



ITEM NO.	PART NUMBER	DESCRIPTION	QTY.
1	GA5068675	Tool box suit	1
2	GA4502895	Tool box shelf	1
3	GA4503890	Bracket - Tool box mount - inner	2
4	GA5004437	Washer 6mm Flat SS	8
5	GA5004050	BHCS M6 x 16mm SS	4
6	GA5048115	Nut nyloc M6	4
7	GA5000577	Washer 12mm Flat SS HD	8
8	GA5000295	Set screw M12 x 25 HT	4
9	GA5012461	Nut M12 Nyloc ZP	4

Bonnet

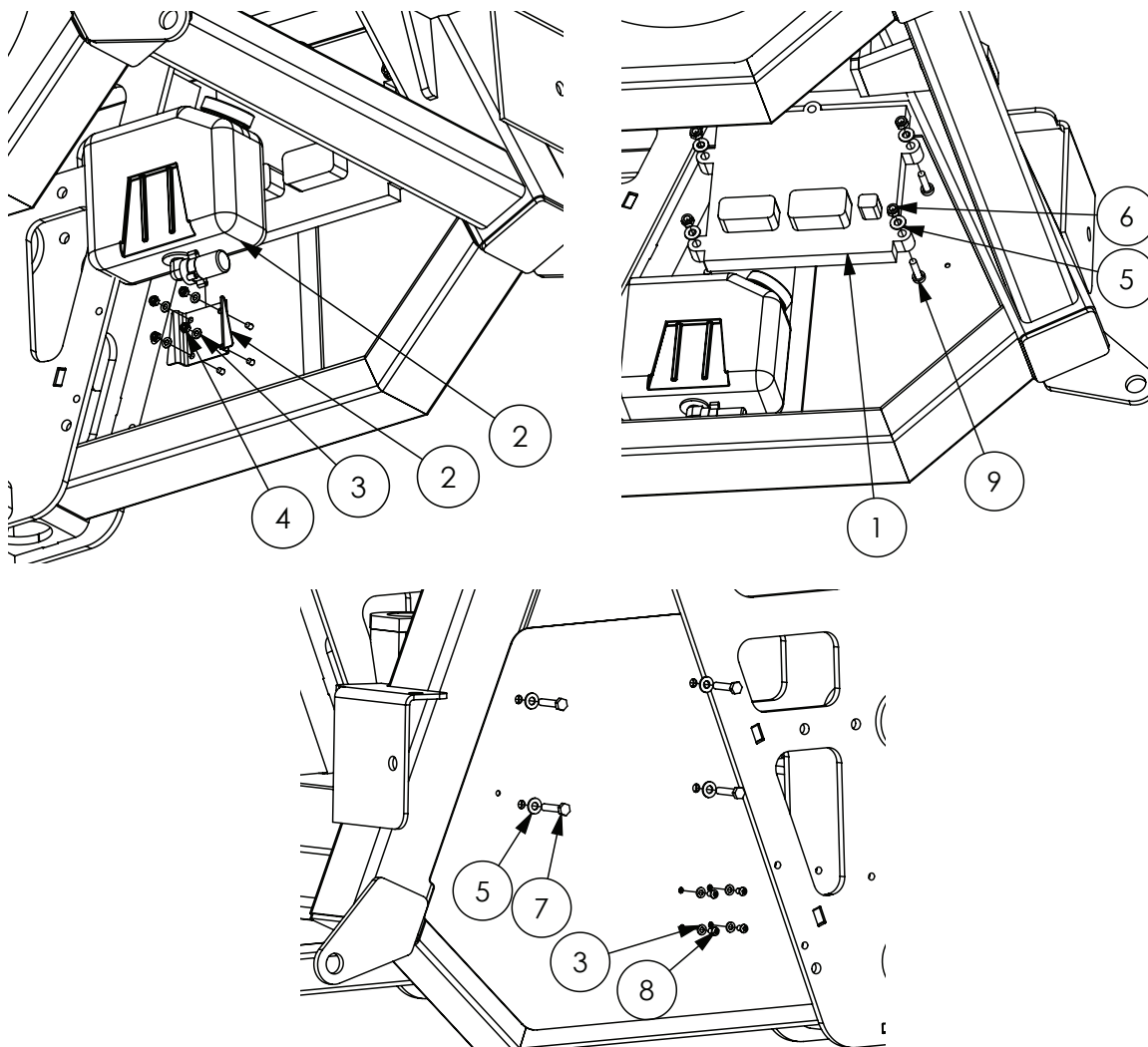


BONNET SPARE PARTS

PART NUMBER	DESCRIPTION
GA3000082	Globe, HB3, 12v, 60w, Narva
GA5075415	Indicator / Running Light Assembly, LED

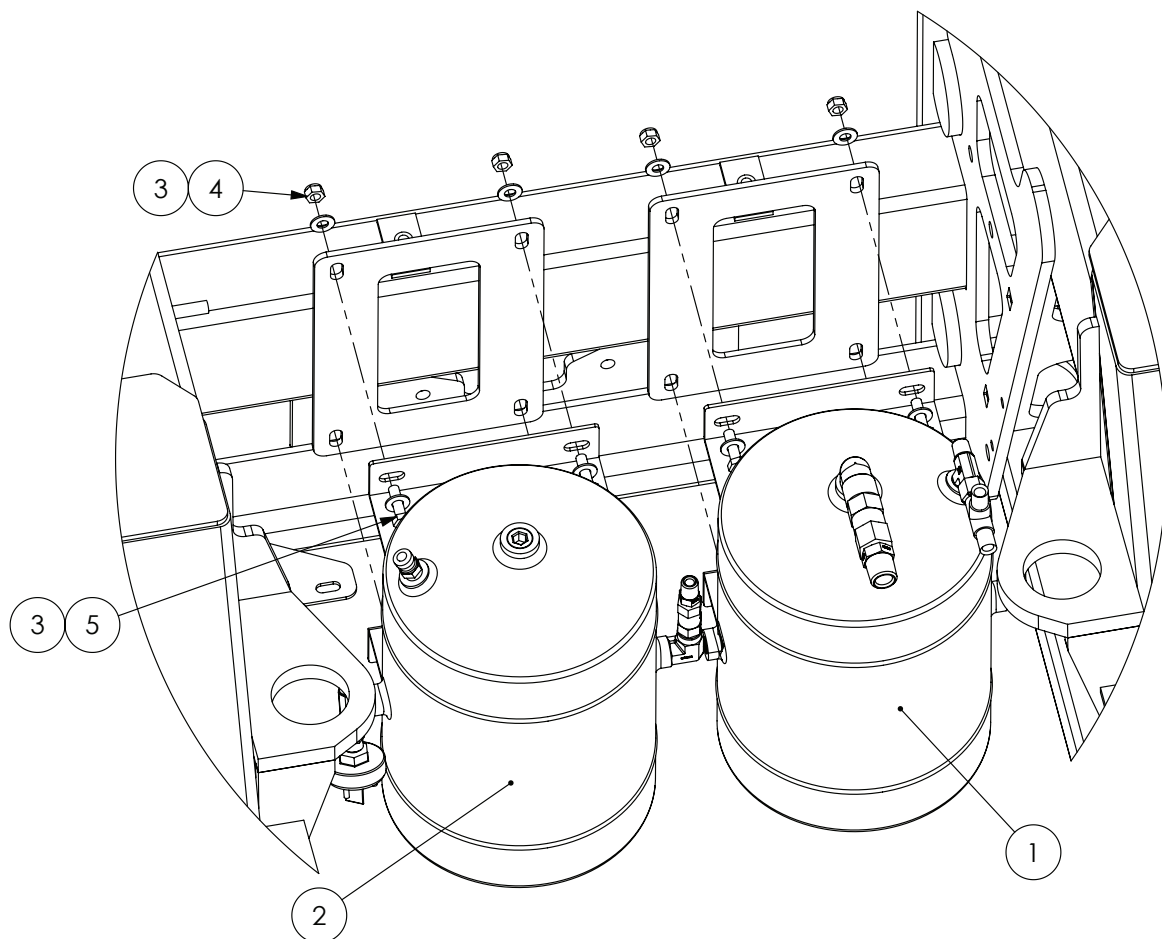
ITEM NO.	PART NUMBER	DESCRIPTION	QTY.
1	GA5072145	Bonnet Assembly	1
	GA5072720	Bonnet Grill Mesh, Upper, suit GA5072135 and GA5072145	-
2	GA5066595	Bonnet Latch	2
3	GA4552765	Shoulder bolt	2
4	GA4502630	Bonnet Latch Spacer Block	2
5	GA5004053	BHCS M6 x 20 SS A2-70	4
6	GA5004437	Washer 6mm Flat SS	9
7	GA5070460	SHCS M6 x 60 SS A2-70	4
8	GA5012463	M16 Nyloc nut	2
9	GA5000925	M16x40 unbrako	2
10	GA5001043	M16 Washer SS	4
11	GA0500078	Washer, 1" ID x 1 7/8" OD x 1/8" Thick, Nylon	4

Window Washer Bottle & ECU



ITEM NO.	PART NUMBER	DESCRIPTION	QTY.
1	-	Engine ECU QSB 4.5L	1
2	GA5071645	Washer Bottle, Windscreen	1
3	GA5004437	Washer 6mm Flat SS	8
4	GA5048115	Nut nyloc M6	4
5	GA5003643	Washer 8mm Flat HD	8
6	GA5004917	Nut M8 Nyloc	4
7	GA5004727	Bolt M8 x 50	4
8	GA5004050	BHCS M6 x 16 SS	4
9	GA4552080	Crush tube 10.2 x 15 x 5mm	4

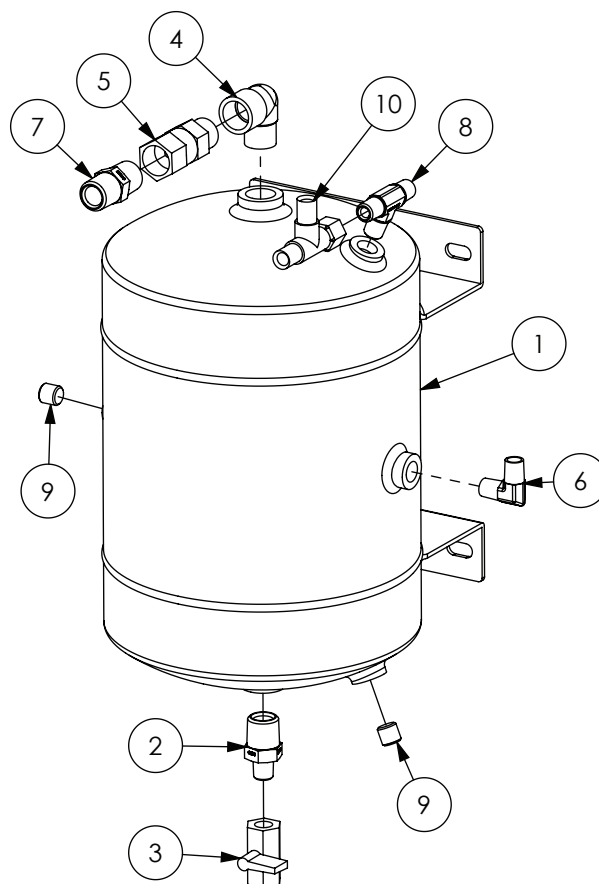
Pneumatic Storage Tanks



ITEM NO.	PART NUMBER	DESCRIPTION	QTY.
1	*	Pneumatic Tank 1	1
2	*	Pneumatic Tank 2	1
3	GA5003643	Washer 8mm Flat HD	16
4	GA5004917	Nut M8 Nyloc ZP	8
5	GA5011475	Bolt M8 x 30 GR8.8 ZP	8

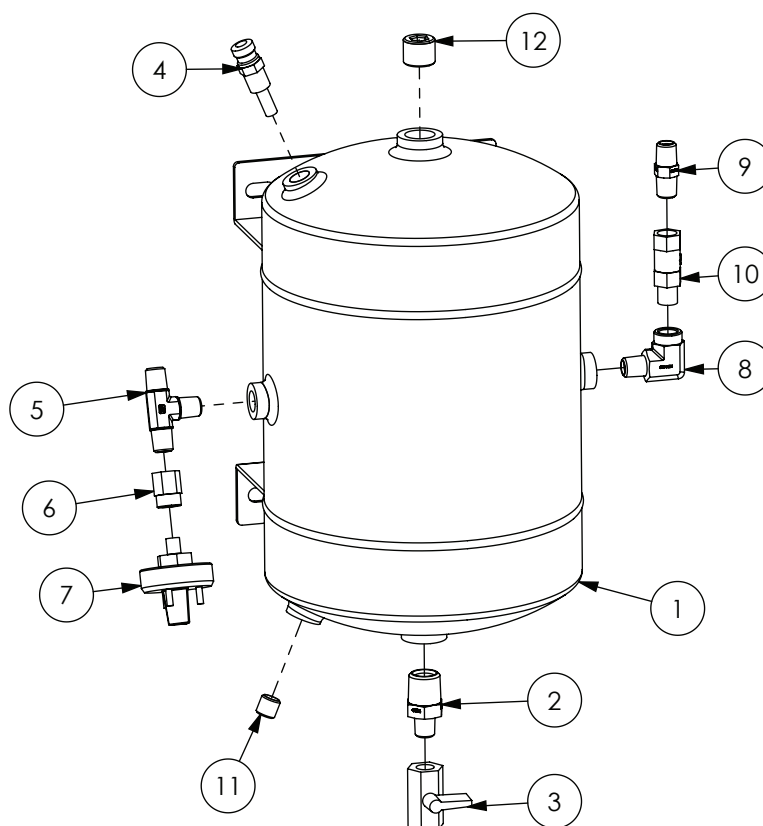
* Sub-assembly on following pages

Pneumatic Tank I



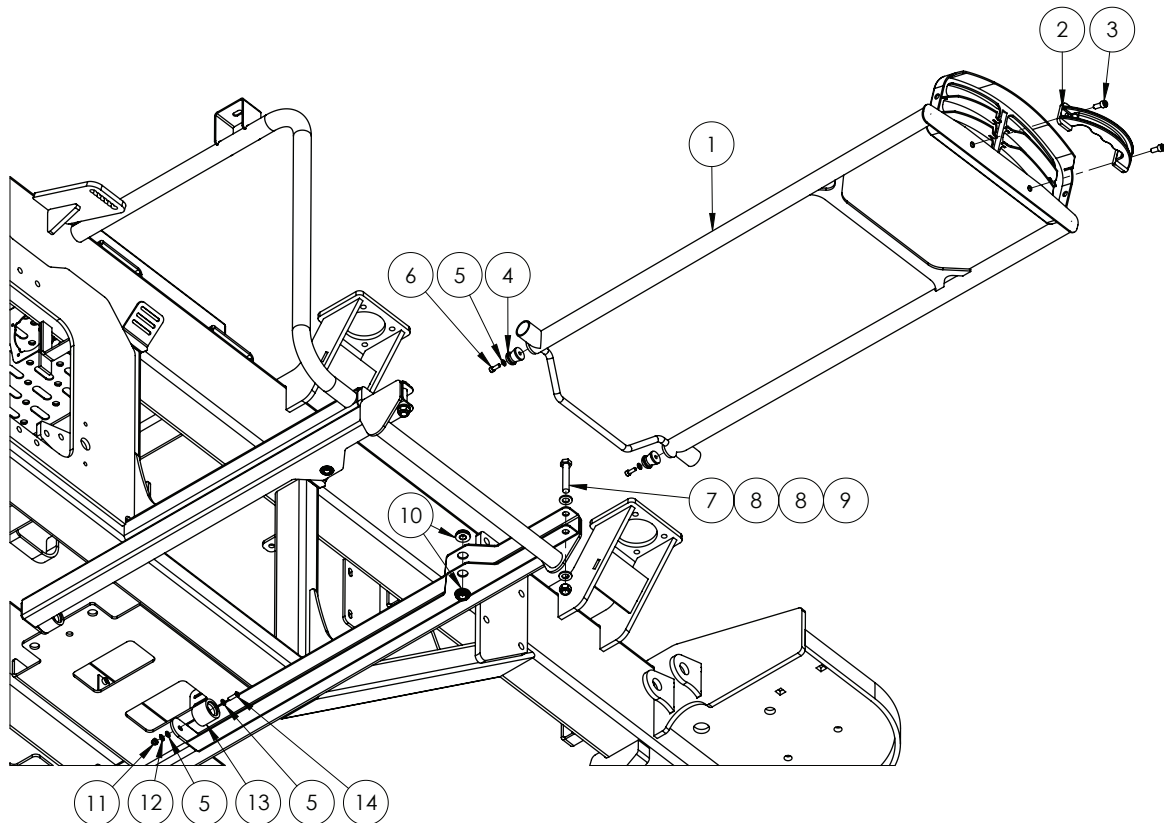
ITEM NO.	PART NUMBER	DESCRIPTION	QTY.
1	GA5070310	Air tank, Large, Suit Crop Cruiser brake pod	1
2	GA3500221	Hydraulic adaptor, Nipple, 1/2" BSPT male x 1/4" BSPT male	1
3	GA5018321	Valve, Ball, 1/4 female, Black Lever handle, Chromed	1
4	GA5048150	Plumbing adaptor, Elbow, 90 degree, 1/2" male thread x 1/2" female thread, Cast	1
5	GA5014795	SC3 single check valve 1/2" M/F	1
6	GA3500258	Hydraulic coupling, Elbow, 90 degree, 1/4" BSPT male x 1/4" BSPT male	1
7	GA3500223	Hydraulic adaptor, Nipple, 1/2" BSPT male x 1/2" BSPT male	1
8	GA3500269	Hydraulic adaptor, Tee, 1/4" BSPT male x 1/4" BSPT male x 1/4" BSPT male	1
9	GA5070300	Plug-flush fit 1/4" BSPT suit air tanks	2
10	GA3500199	Hydraulic adaptor, Tee, 1/4" BSPT male x 1/4" BSPT male x 1/4" BSPP female	1

Pneumatic Tank 2



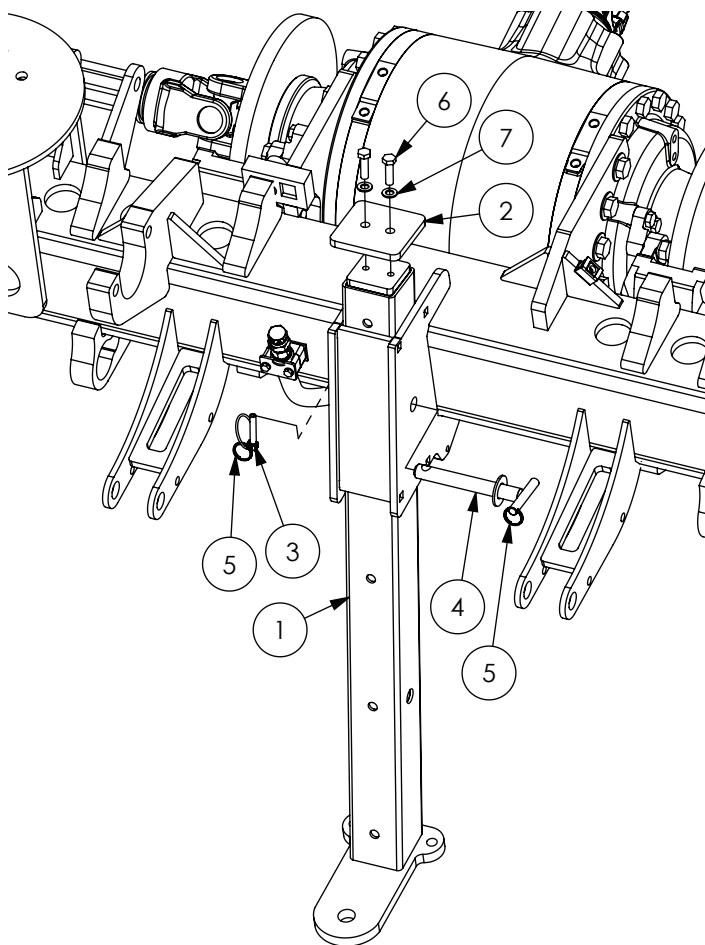
ITEM NO.	PART NUMBER	DESCRIPTION	QTY.
1	GA5070310	Air tank, Large, Suit Crop Cruiser brake pod	1
2	GA3500221	Hydraulic adaptor, Nipple, 1/2" BSPT male x 1/4" BSPT male	1
3	GA5018321	Valve, Ball, 1/4" female, Black Lever handle, Chromed	1
4	GA5017369	Pressure Relief Valve	1
5	GA3500269	Hydraulic adaptor, Tee, 1/4" BSPT male x 1/4" BSPT male x 1/4" BSPT male	1
6	GA5069925	1/4" - 1/8" BSPT Female reducing socket	1
7	GA5011059	Pressure switch, Low air, 55 PSI actuation, SPDT, 1/8"	1
8	GA3500209	Hydraulic adaptor, Elbow, 90 degree, 1/4" BSPT male x 1/4" BSPT female	1
9	GA3500218	Hydraulic adaptor, Nipple, 1/4" BSPT male x 1/4" BSPT male	1
10	GA5014796	Valve, Check, Pneumatic, 1/4" thread female inlet & male outlet	1
11	GA5070300	Plug-flush fit 1/4" BSPT suit air tanks	1
12	GA5070305	Plug-flush fit 1/2" BSPT suit air tanks	1

Fuel Tank Ladder



ITEM NO.	PART NUMBER	DESCRIPTION	QTY.
1	GA4600790	Ladder, Fuel Tank	1
2	GA5009841	Handle, Black, Heavy duty, Polyethylene	1
3	GA5004707	SHCS M8 x 20 GR12.9 ZP	2
4	GA5011607	Male rubber door holder	2
5	GA5004437	Washer 6mm Flat SS	6
6	GA5048480	SHCS M6 x 16 SS A2-70	2
7	GA5000339	Bolt M12 x 65 GR8.8 ZP	2
8	GA5000577	Washer 12mm Flat SS HD	4
9	GA5012461	Nut M12 Nyloc ZP	2
10	GA5012199	29mm Neoprene Grommet	4
11	GA5048465	M6 Dome Nut ZP	2
12	GA5004447	Washer 6mm Spring SS	2
13	GA5008629	Female rubber door holder (black)	2
14	GA5004053	BHCS M6 x 20 SS A2-70	2

Tow Bar

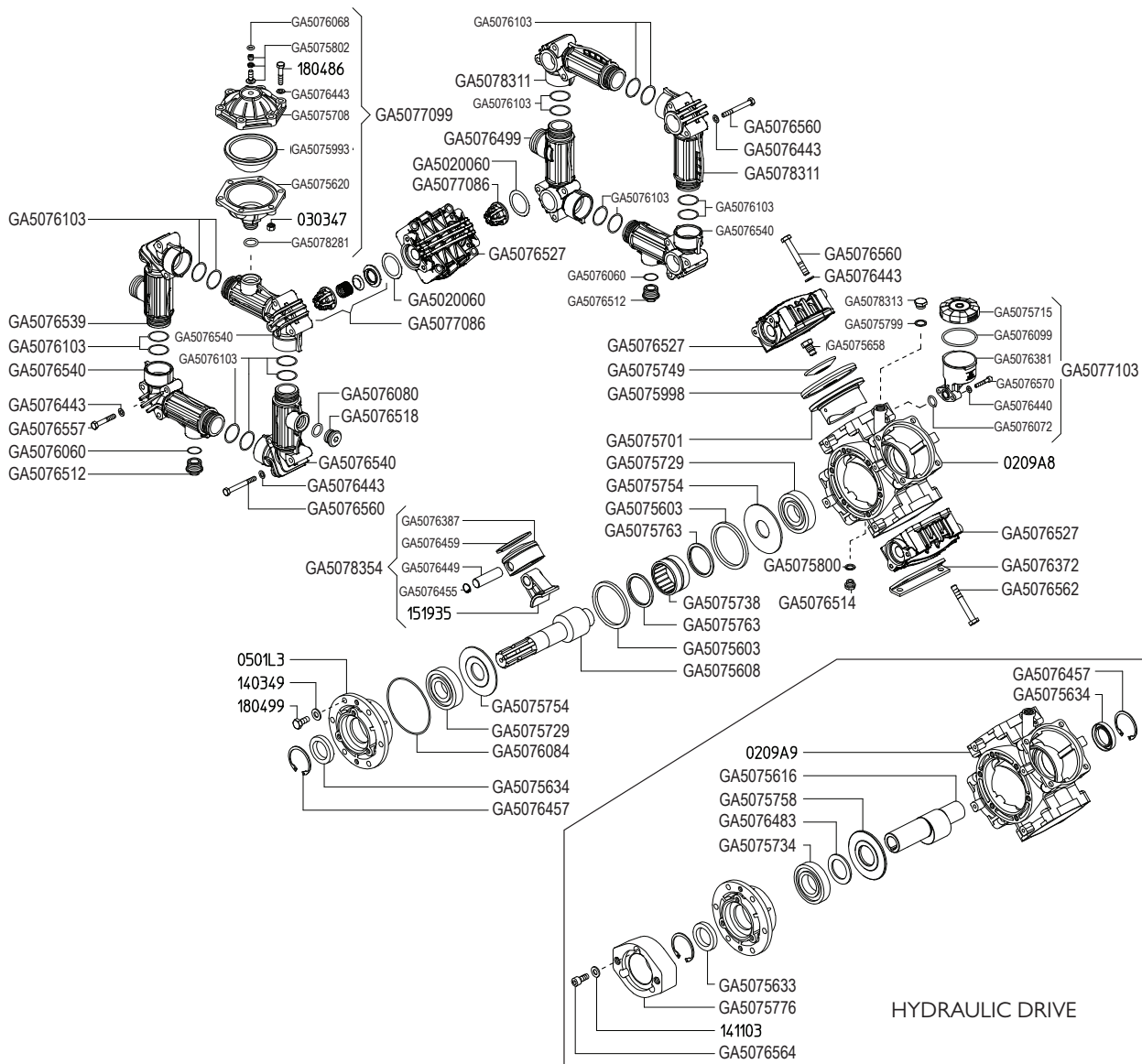


ITEM NO.	PART NUMBER	DESCRIPTION	QTY.
1	GA4660665	Tow Bar, Rear Axle	1
2	GA4504175	Plate - Top keeper, Tow bar	1
3	GA5010905	Linch pin, 7/16" OD x 45 mm long	1
4	GA4659185	Pin, Tow Bar, Self Propelled	1
5	GA5002077	25mm Key Ring SS	2
6	GA5006111	Bolt M10 x 35 Gr8.8	2
7	GA5000117	Washer 10mm Flat SS HD	2
8	GA5001491	Chain 2mm x 20 SS 316 x 20 links (not shown)	0.25

Chapter 2

PUMPS

Spray Pump - Zeta I 70



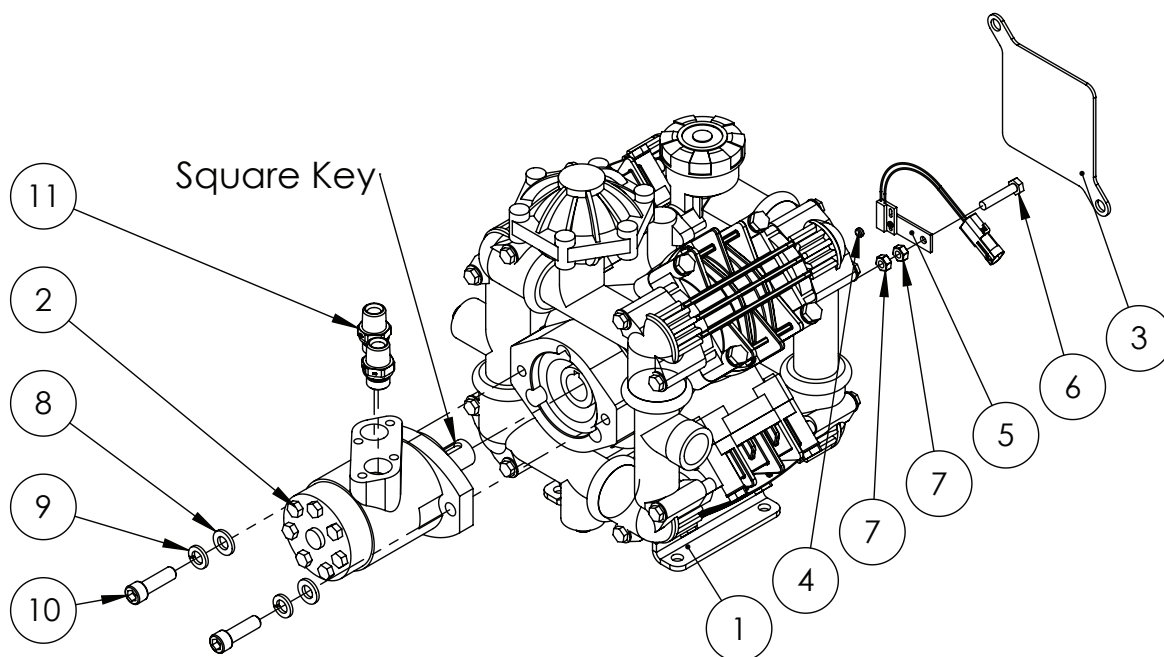
PUMP ASSEMBLY

PART NUMBER	DESCRIPTION	QTY.
GA5054510	Pump Zeta I 70 MI-I - Hydraulic drive	1

PUMP SERVICE PARTS

PART NUMBER	DESCRIPTION
GA5077791	Pump Diaphragm Kit suit Zeta I 70 and RO I 60 Udor Pumps
GA5077790	Pump rebuild kit, includes diaphragms, seals & valves, suits both Zeta I 70 and RO I 60 Udor Pumps

Spray Pump - Zeta 170 - Hydraulic Drive



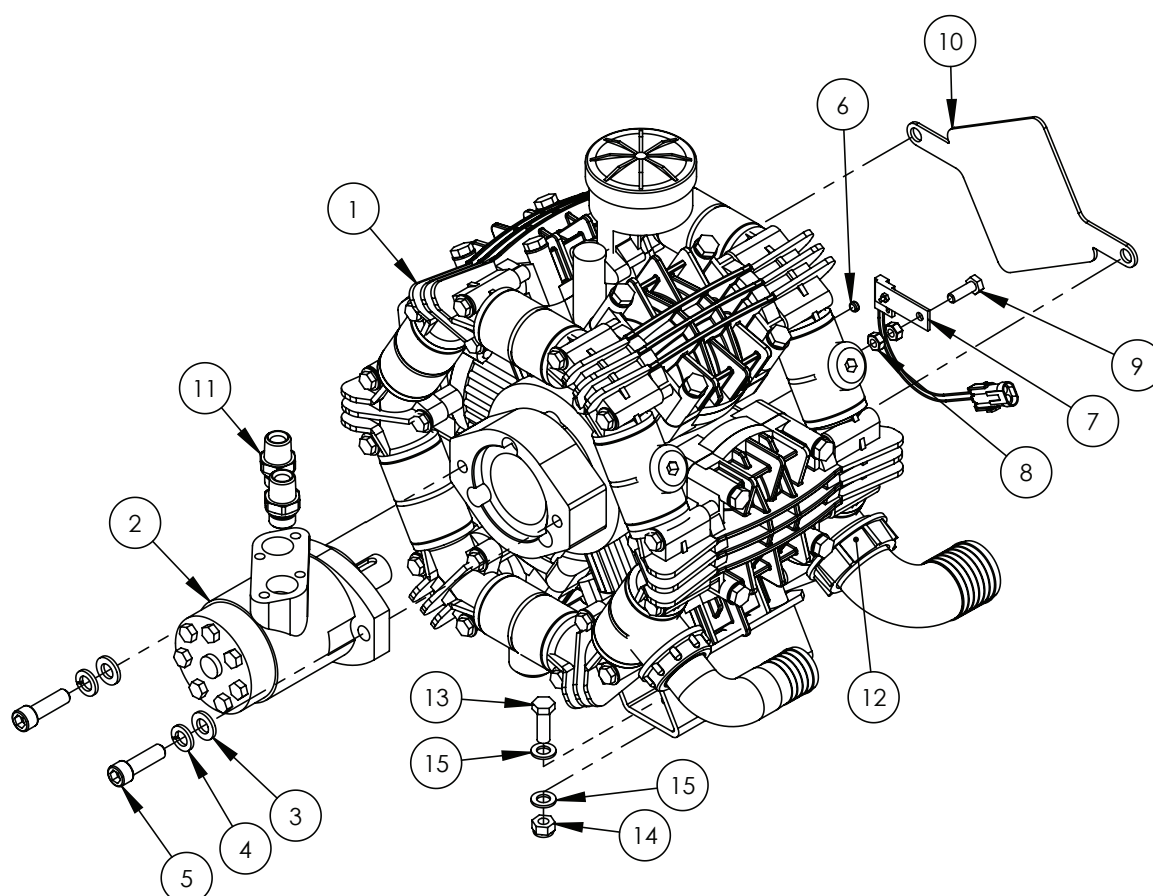
ITEM NO.	PART NUMBER	DESCRIPTION	QTY.
1	GA5054510	Pump Zeta 170 MI-I	1
2	GA5009525	Motor, Hydraulic, 60cc/rev, 25.4mm shaft, Suit SP spray pump drive.	1
3	GA4504800	Pump Cover Zeta 170 rpm sensor	1
4	GA5016169	Super Magnet	1
5	GA5076307	Sensor, Spray pump RPM, suit 4400 / 4070, Raven	1
6	GA5048655	Bolt M8 x 40	1
7	GA5011499	Nut M8 Hex ZP	2
8	GA5000577	Washer 12mm SS HD Flat	2
9	GA5000575	Washer 12mm Spring SS	2
10	GA5000321	SHCS M12 x 40	2
11	GA3500310	Hydraulic adaptor, Nipple, 1/2" BSPT male x 1/2" BSPP male with O-ring	2



PUMP SERVICE PARTS

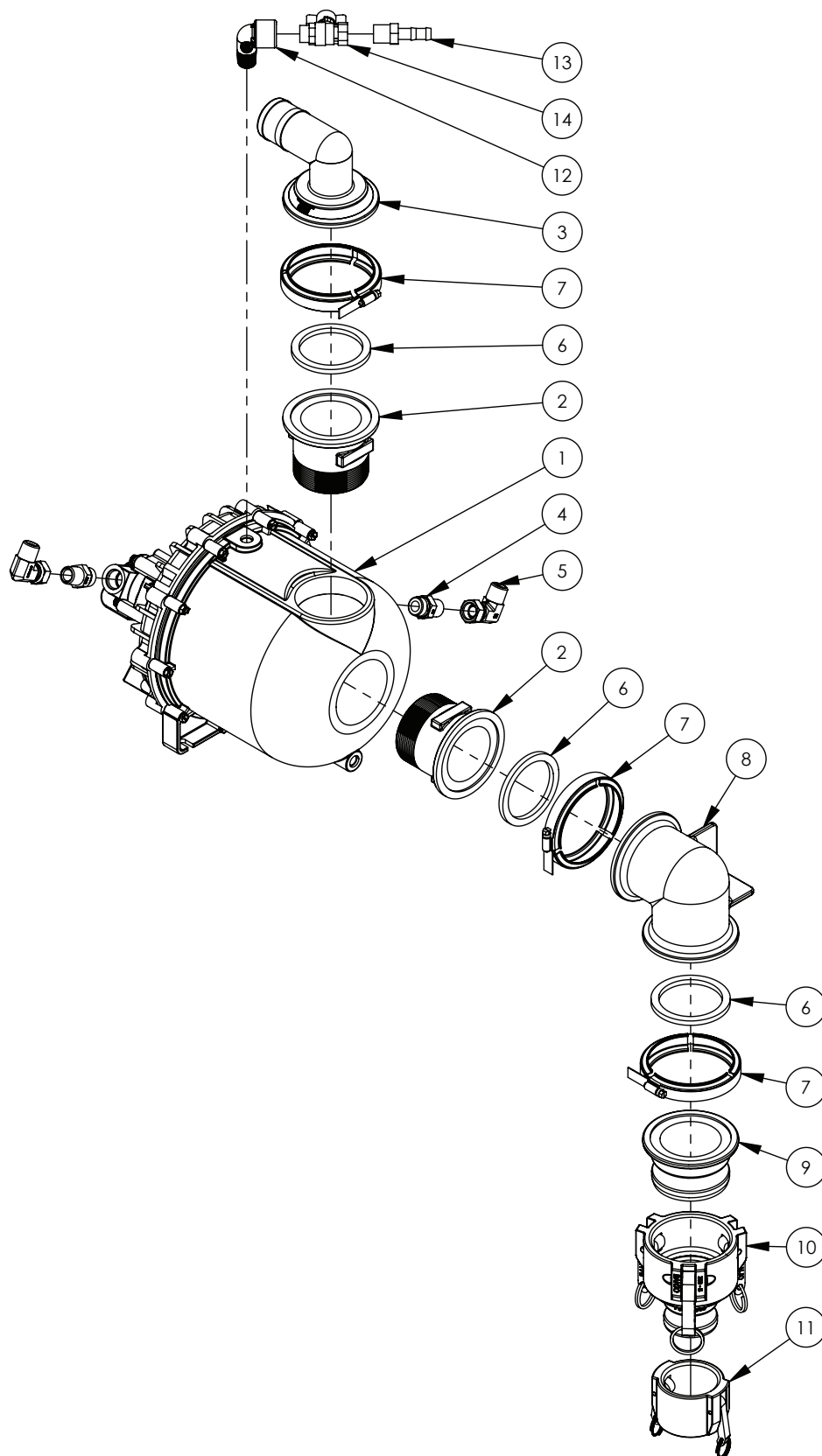
Chapter 2 - Pumps - 25

Spray Pump - Zeta 260 - Hydraulic Drive



ITEM NO.	PART NUMBER	DESCRIPTION	QTY.
1	GA5054500	Pump Zeta 260 MI-I	1
2	GA5009525	Motor, Hydraulic, 60cc/rev, 25.4mm shaft, Suit SP spray pump drive.	1
3	GA5000577	Washer 12mm SS Flat HD	2
4	GA5000575	Washer 12mm Spring SS	2
5	GA5000321	SHCS M12 x 40	2
6	GA5016169	Super Magnet	1
7	GA5076307	Pump RPM sensor with Connector suit 4400/4070	1
8	GA5011499	Nut M8 Hex ZP	2
9	GA5048655	Bolt M8 x 40	1
10	PUMPCOVER250	Safety cover over RO 250 pump	1
11	GA3500310	Hydraulic adaptor, Nipple, 1/2" BSPT male x 1/2" BSPP male with o-ring	2
12	GA5048385	BS131 Imperial O-Ring	1
13	GA5065455	Bolt M10 x 30 Gr8.8	4
14	GA5000141	Nut M10 Nyloc	4
15	GA5000117	Washer 10mm Flat SS HD	8

Hydraulic Fill Pump



Continued over page

Hydraulic Fill Pump

SPARE PARTS

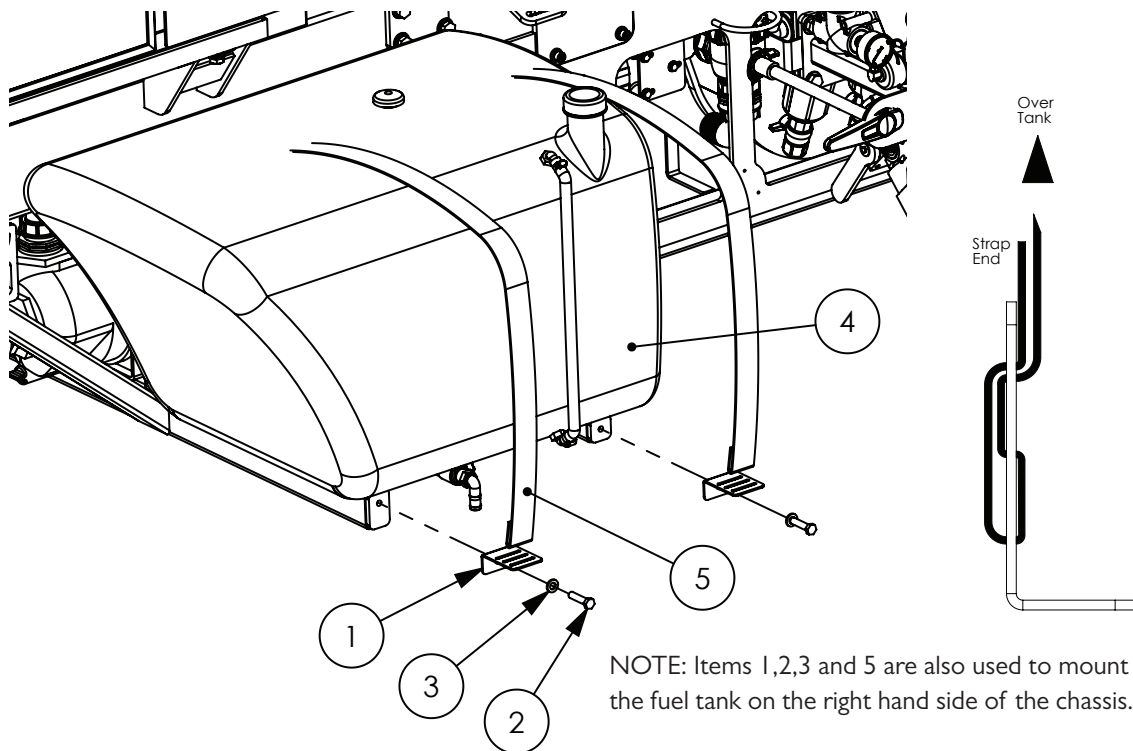
PART NUMBER	DESCRIPTION
GA5072631	Pump casing, Rear, Poly 3" BSP, Transfer, Viton, Hydraulic drive, GA5072085
GA5072605	Shaft seals, Carbon ceramic, Pump, Poly 3" BSP, Transfer, Viton, Hydraulic drive
GA5072610	Impeller, High volume, Pump, Poly 3" BSP, Transfer, Viton, Hydraulic drive
GA5072620	Drain plug, Pump, Poly 3" BSP, Transfer, Viton, Hydraulic drive
GA5072625	Filler plug, Pump, Poly 3" BSP, Transfer, Viton, Hydraulic drive
GA5072630	Pump casing, Front, Poly 3" BSP, Transfer, Viton, Hydraulic drive
GA5072600	Seal conversion kit, Pump, Poly 3" BSP, Transfer, Viton, Hydraulic drive
GA5072075	Seal kit, Pump, Poly 3" BSP, Service Kit, No Mech Seal

ITEM NO.	PART NUMBER	DESCRIPTION	QTY.
1	GA5072085	Pump, Poly 3" BSP, transfer, Viton, Hydraulic drive	1
2	GA5077876	Plumbing Fitting, 3" Flange to 3" BSP Thread, Banjo	2
3	GA5077871	Hose barb, Elbow, 90 degree, 3" flange x 2" hose barb, Banjo	1
4	GA3500364	Hydraulic adaptor, Nipple, 1/2" BSPT male x 7/8" UN male O-ring	2
5	GA3500333	Hydraulic adapter, Elbow, 90 degree, 1/2" male x 1/2" female swivel	2
6	GA5076723	Seal, EPDM, Suit 3 flange fitting, Banjo	3
7	FC300	Clamp, 3" Flange Manifold, Banjo	3
8	GA5077877	3" Flange X 3" Flange-90 Degree	1
9	GA5077873	3" Male Adapter X 3" Manifold	1
10	GA5076728	Cam lever, 3 female coupling x 2 male coupling, Banjo	1
11	GA5076609	Cam lever, 2 female cap, Banjo	1
12	GA5078133	Street elbow, 90 degree, 1/2 female thread x 1/2 male thread, Banjo	1
13	GA5077702	Hose barb, Straight, 1/2 male thread x 1/2 hose, Banjo	1
14	GA5020615	Valve, Ball, 12mm, 1/2" Male, Female Butterfly, Brass	1

Chapter 3

FLUSH TANK

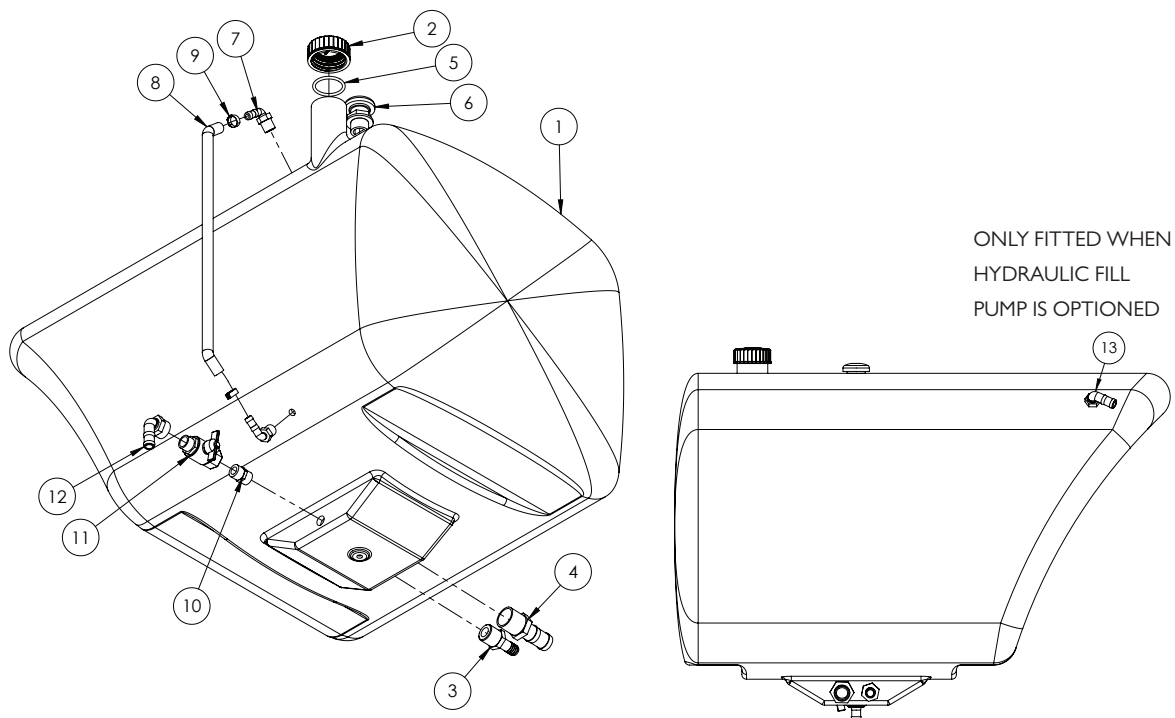
Flush Tank Mounting



ITEM NO.	PART NUMBER	DESCRIPTION	QTY.
1	F70127A	Bracket, Tank strap, 50mm	2
2	GA5011239	Bolt, M12 x 50, ZP GR 8.8	2
3	GA5000577	Washer 12mm Flat SS HD	2
4	*	Flush Tank Assembly	1
5	GA5003859	Strap, Tank, 50mm, Goldacres branded - Cut 1500mm	2

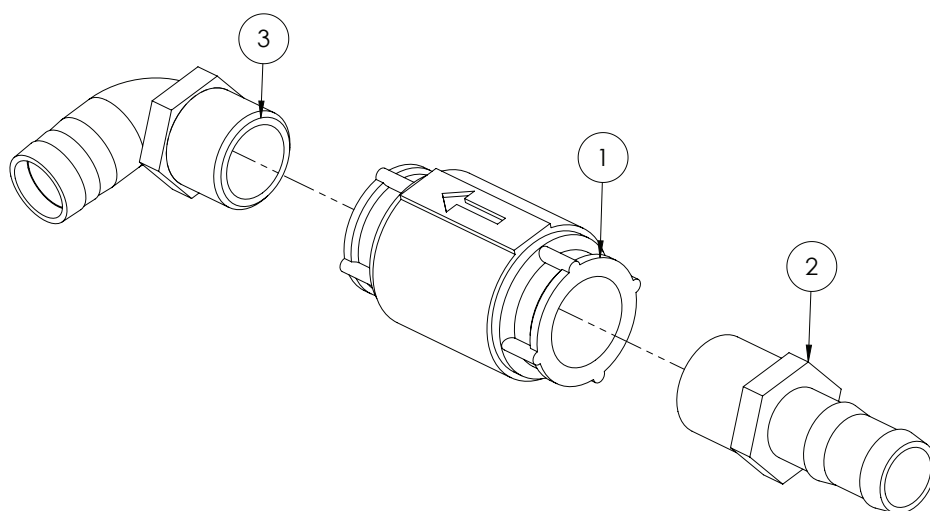
* Sub-assembly on following pages

Flush Tank Assembly



ITEM NO.	PART NUMBER	DESCRIPTION	QTY.
1	GA5071160	Tank, Fresh Water, 300L, G3 G4 Series, Bare	1
2	GA5075400	Cap, Tank, Plastic, Lid, M65.5 x 8 Thread, Black, Goldacres Logo, O-Ring Not Included	1
3	GA5077721	Hose barb, Straight, 1" male thread x 3/4" hose, Banjo	1
4	GA5077724	Hose barb, Straight, 1 1/4" male thread x 1 1/4" hose, Banjo	1
5	GA5009187	O ring, 60 x 5.5mm, suits exacta tank cap	1
6	GA5077045	Breather valve, Labyrinth type, 1" male thread, Arag	1
7	GA5077708	Hose barb, Elbow, 90 degree, 1/2" male thread x 1/2" hose, Banjo	2
8	GA2000209	Hose, Clear, 12mm, Sight tube - Cut 600 mm	1
9	GA5007231	Hose clamp, Cobra type, 1/2"	2
10	GA5077913	Nipple, 3/4" male x 3/4" male, Short, Banjo	1
11	GA5018315	Valve, Ball, 20mm, 3/4" male, female, Black Butterfly handle, Brass	1
12	GA5077746	Hose barb, Elbow, 90 degree, 3/4" female thread x 3/4" hose, Banjo	1
13	GA5077717	Hose barb, Elbow, 90 degree, 3/4" male thread x 3/4" hose, Banjo	1

Flush Tank - Check Valve Assembly



ITEM NO.	PART NUMBER	DESCRIPTION	QTY.
1	GA5017361	Non return valve 1 1/4"	1
2	GA5077724	1 1/4" MPT x 1 1/4" Hose Shank	1
3	GA5077730	90 degree Poly Hose Barb Elbow 1 1/4"	1

Chapter 4

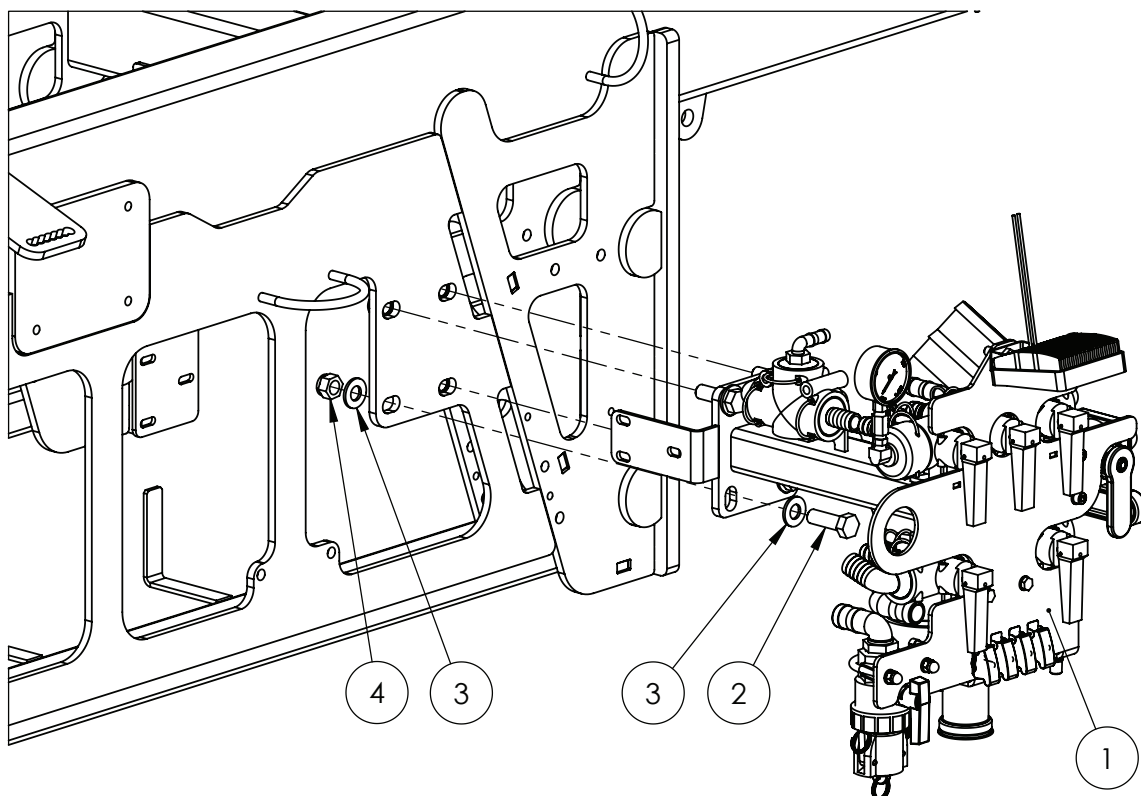
RH POD

Not Fitted

Chapter 5

LH POD

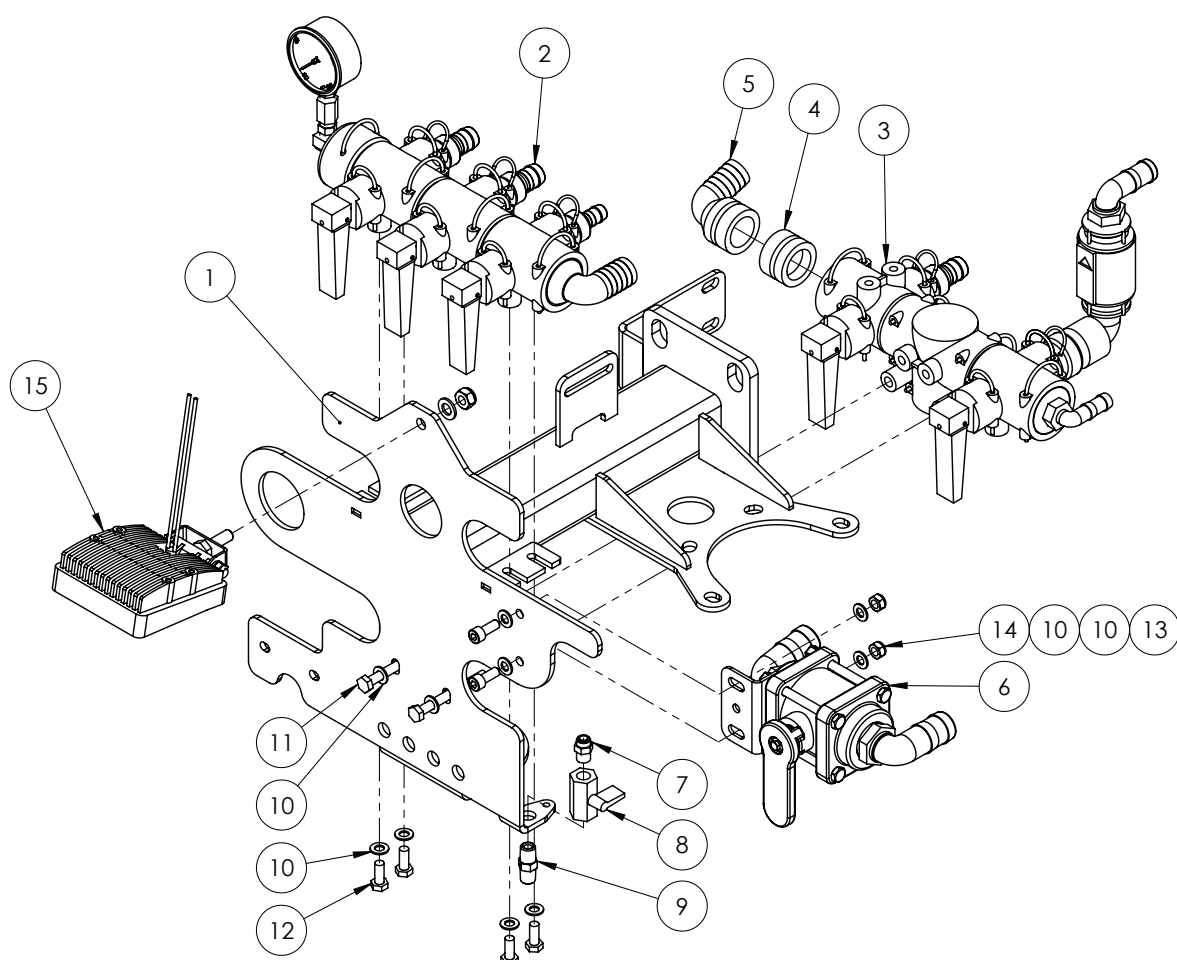
EZ Control Station - Mounting



ITEM NO.	PART NUMBER	DESCRIPTION	QTY.
1	*	EZ Control Station Assembly	1
2	GA5000931	Bolt M16 x 50 GR8.8 ZP	4
3	GA5001043	Washer 16mm Flat SS HD	8
4	GA5001029	Nut M16 Nyloc ZP	4

* Sub-assembly on following pages

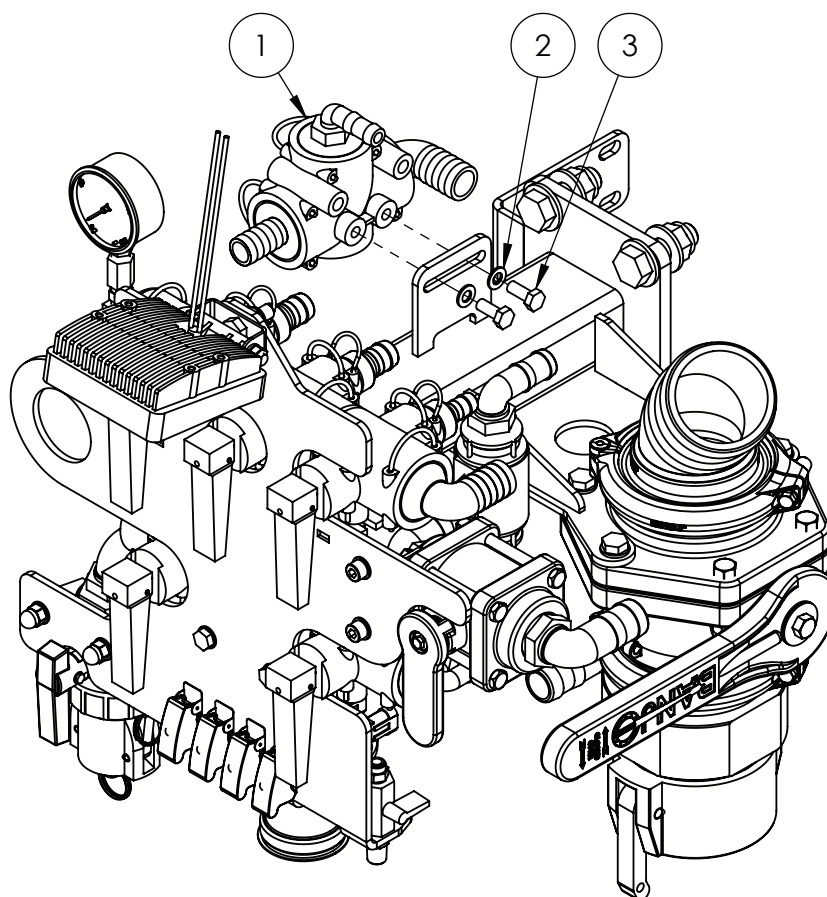
EZ Control Station - Assembly



ITEM NO.	PART NUMBER	DESCRIPTION	QTY.
1	GA4600795	Plumbing Control Pod Frame	1
2	*	Agitator Control - Venturi	1
3	*	Rinse Control - Fresh Water Fill	1
4	GA5065680	Plug, AS40 male	1
5	GA5065615	Hose barb, Elbow 90 degree, AS40 x 25mm	2
6	*	Bypass Tap	1
7	GA5045140	Pneumatic fitting, Nipple, 1/4" BSPT male x 6mm push type, Brass	1
8	GA5018321	Valve, Ball, 1/4" female, Black Lever handle, Chromed	1
9	GA3500218	Hydraulic adaptor, Nipple, 1/4" BSPT male x 1/4" BSPT male	1
10	GA5003643	Washer 8mm Flat SS HD	8
11	GA5004749	Bolt M8 x 80 GR8.8 ZP	2
12	GA5004085	Bolt M8 x 20 GR8.8 ZP	2
13	GA5004707	SHCS M8 x 20 GR12.9 ZP	2
14	GA5052590	Nut M8 Nyloc SS	2
15	GA5075500	Light, LED, Work, Flood beam, bare wires, 12v, 24W -inc. nut & bolt	1

* Sub-assembly on following pages

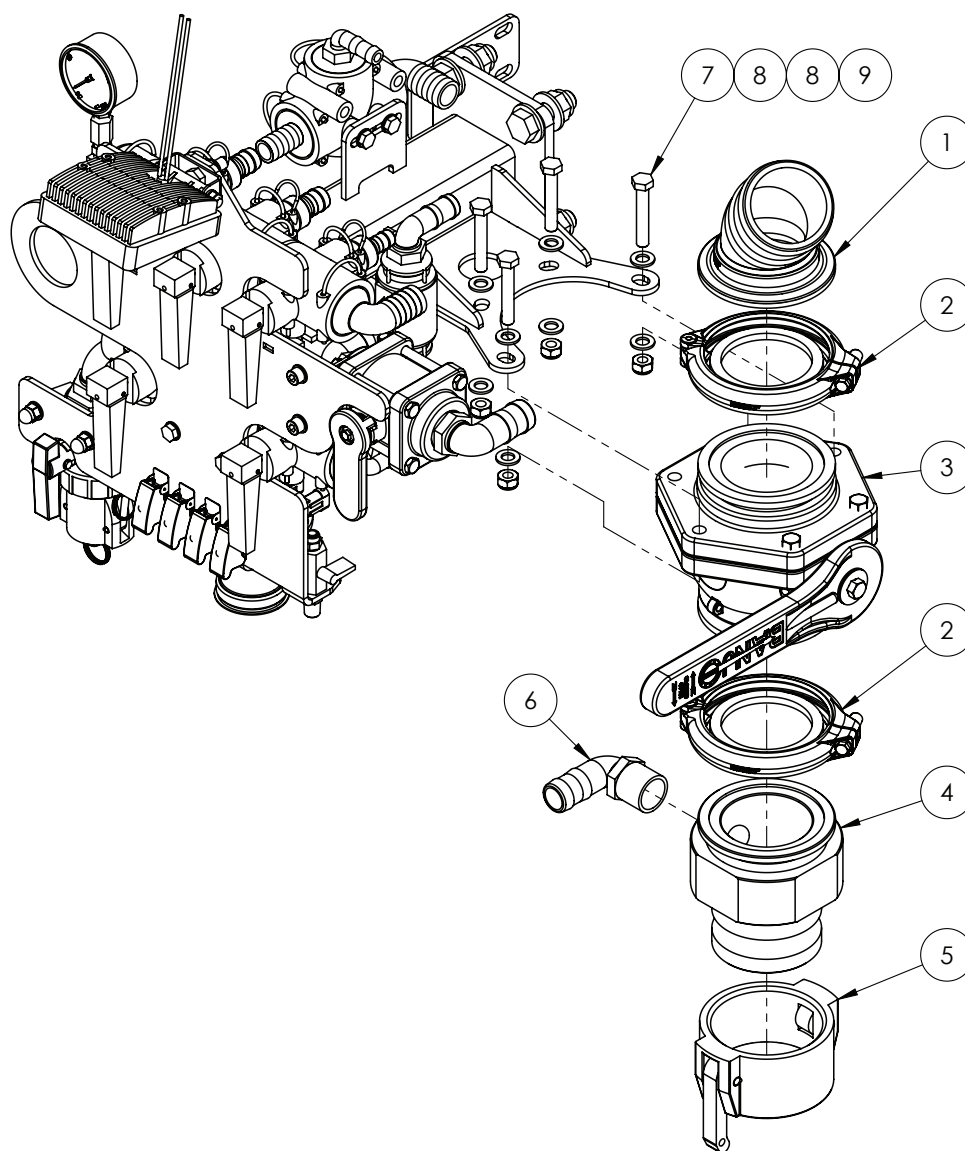
EZ Control Station - Hopper Tee



ITEM NO.	PART NUMBER	DESCRIPTION	QTY.
1	*	Hopper Tee Assembly	1
2	GA5003643	Washer 8mm Flat SS HD	2
3	GA5004085	Bolt M8 x 20 GR8.8 ZP	2

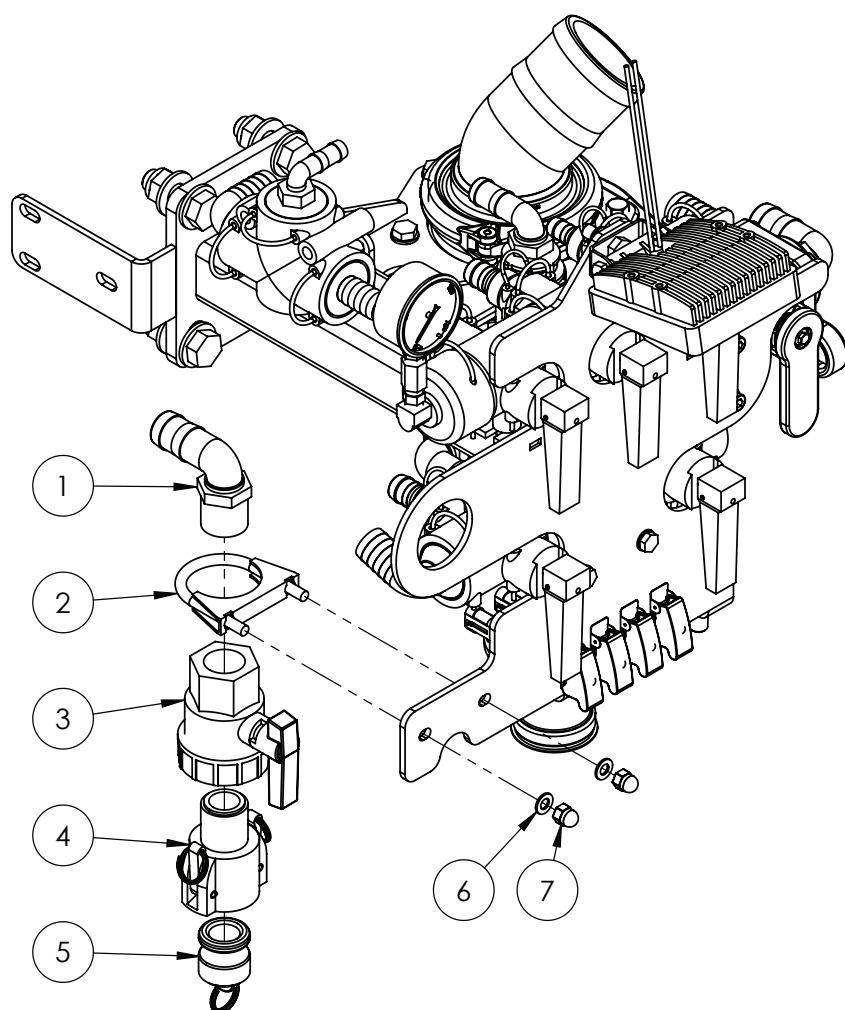
* Sub-assembly on following pages

EZ Control Station - 3" Fill Point



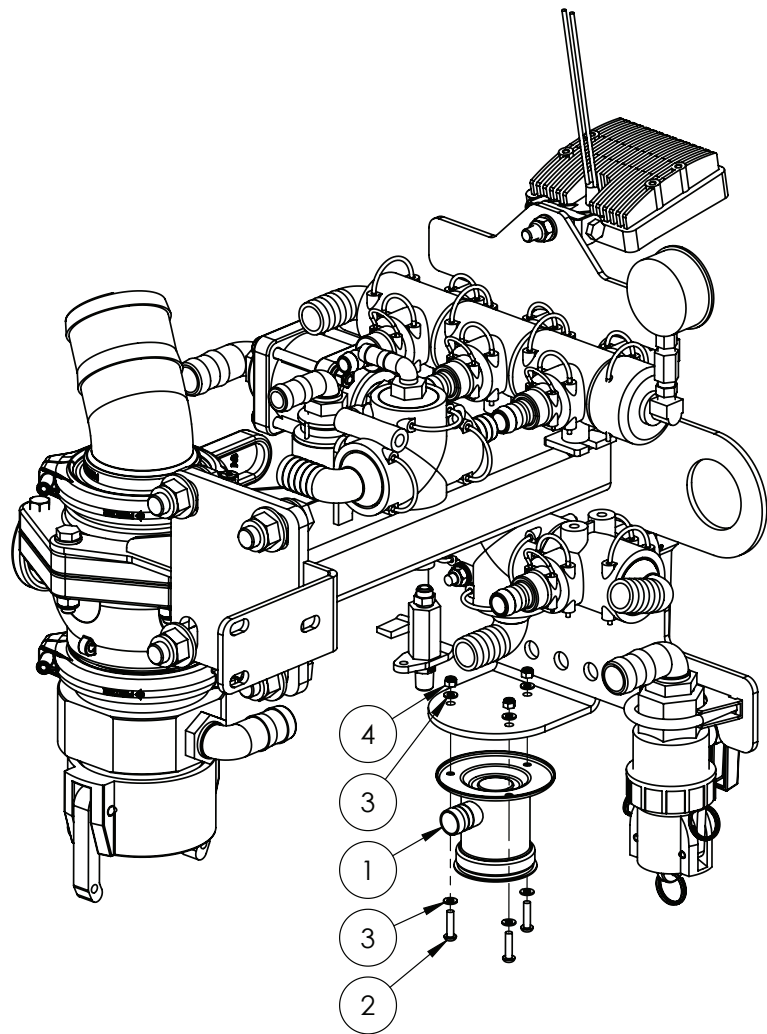
ITEM NO.	PART NUMBER	DESCRIPTION	QTY.
1	GA5077874	3" Manifold Hose Barb x 45 Degree	1
2	GA2000116	Flange Clamp, and Gasket, 3"	2
3	GA2000119	Valve, Ball, 3" Manifold Flange Both Ends, Stubby	1
4	GA4550630	3" Cam Lock Inlet, Plumbing Pod	1
5	GA5076719	Cam lever, Female cap, 3"	1
6	GA5077723	Hose barb, Elbow, 90 degree, 1" male x 1" hose	2
7	GA5065455	Bolt M10 x 30 GR8.8 ZP	5
8	GA5000117	Washer 10mm Flat SS HD	9
9	GA5000141	Nut M10 Nyloc ZP	5

EZ Control Station - Chemical Probe



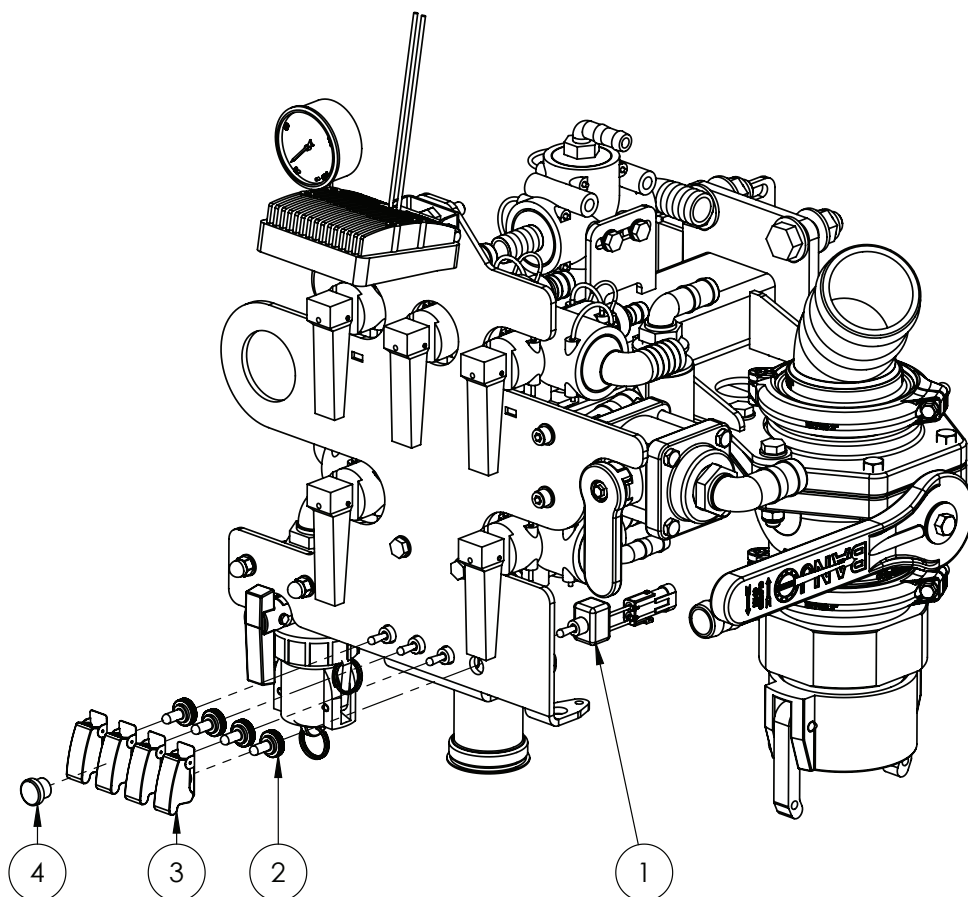
ITEM NO.	PART NUMBER	DESCRIPTION	QTY.
1	GA5077723	Hose barb, Elbow, 90 degree, 1" male x 1" hose	1
2	GA5006705	Clamp, 2"	1
3	GA5078164	Valve, Ball, 1" female thread inlet / outlet, Full port, Lever handle	1
4	GA5076007	Cam lever, 1" female coupler, 1" male thread	1
5	GA5076005	Cam lever, Male plug, Suits 1" & 1 1/4" couplings	1
6	GA5003643	Washer 8mm Flat SS HD	2
7	GA5011457	Nut M8 Dome Nut SS	2

EZ Control Station - Micromatic Rinse



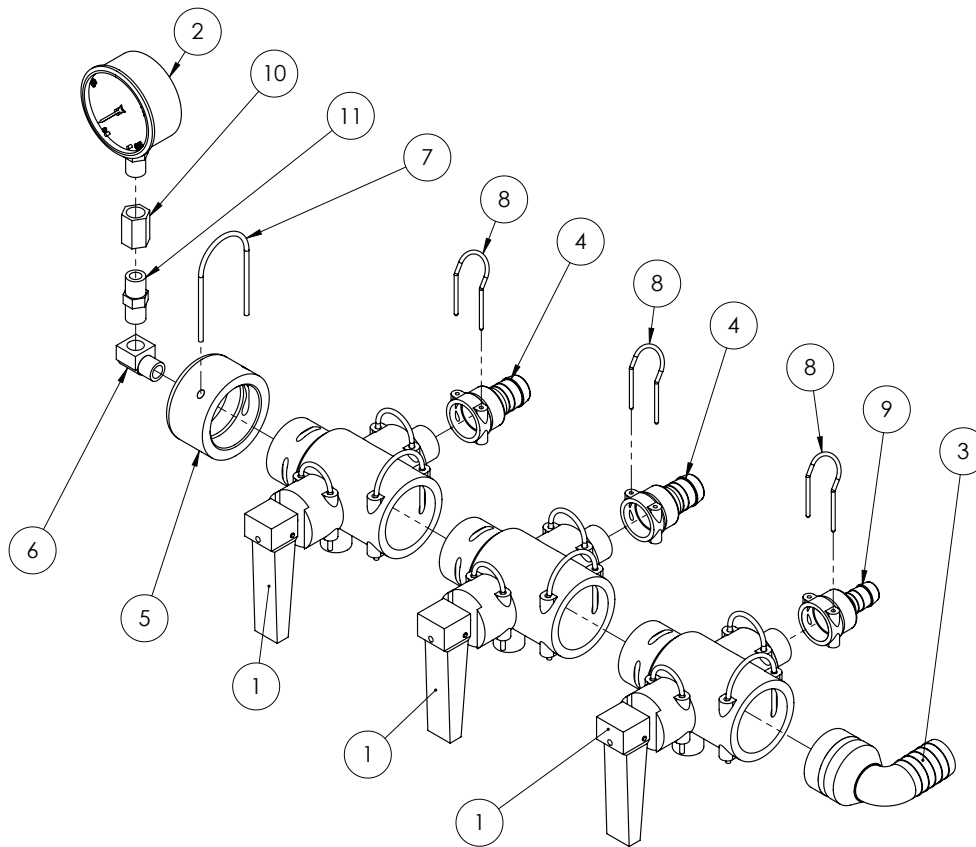
ITEM NO.	PART NUMBER	DESCRIPTION	QTY.
1	GA5018800	Rinsing socket, 3 pin, Micromatic / Enviro drum coupling	1
2	GA0500004	BHCS M5 x 20 SS A2-70	3
3	GA5003983	Washer 5mm Flat SS	6
4	GA5003975	Nut M5 Nyloc SS	3

EZ Control Station - Switches



ITEM NO.	PART NUMBER	DESCRIPTION	QTY.
1	GA5060064	Switch, Fill Pump, Pre Assembled Loom with connector	4
2	GA5012175	Cover, Toggle switch, Waterproof	4
3	GA5016753	Toggle switch cover	4
4	GA5052910	Insert, suit 16 mm Hole	1

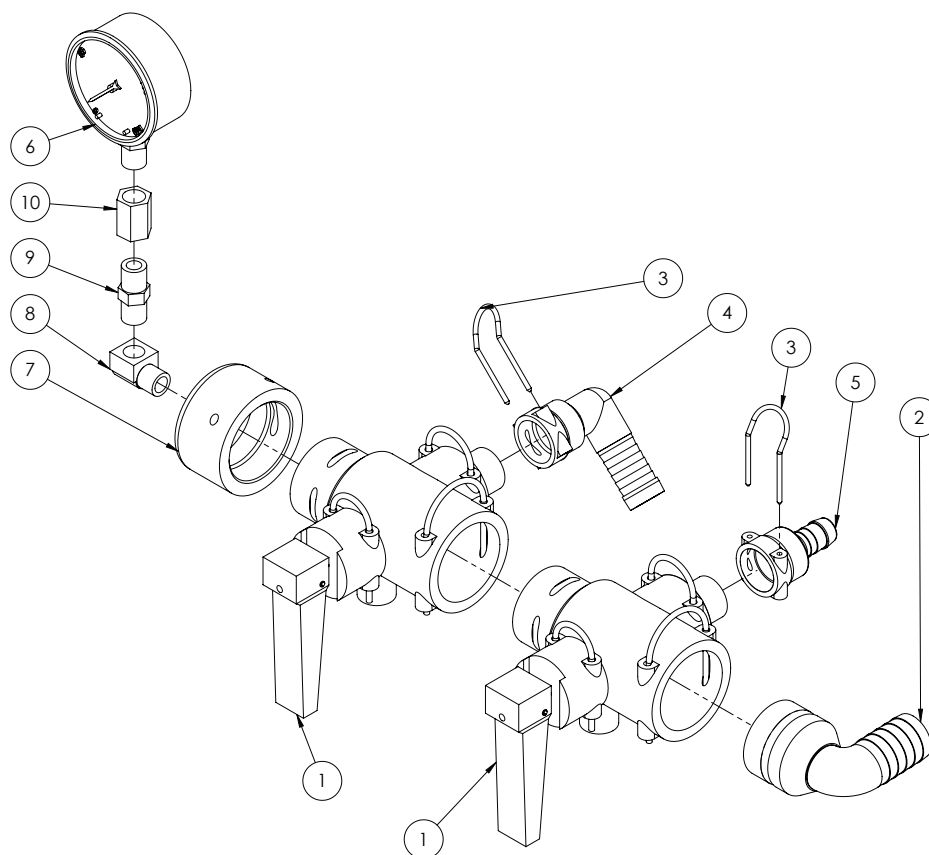
Agitator Control - Venturi



ITEM NO.	PART NUMBER	DESCRIPTION	QTY.
1	GA5065545*	Quick Fit Valve 2 Way Assembly	3
2	GA4948470	Gauge, Pressure, Small face, 160psi	1
3	GA5065615	Hose barb, Elbow 90 degree, AS40 x 25mm, Altek	1
4	GA5065640	Hose barb, AS24 female x 20mm hose	2
5	GA4582400	Cap Altek AS40 with 1/4" BSP Female Thread (Delron)	1
6	GA5048305	Elbow, 90 degree, 1/4" BSP male x 1/4" BSP female, Brass	1
7	GA5065690	Safety pin, Suit AS40 plumbing fittings, Altek	1
8	GA5065695	Safety pin AS24	3
9	GA5065745	Hose barb, Straight, AS24 female x 15mm hose, Altek	1
10	GA5066940	Socket, 1/4" female thread, Hex, Brass	1
11	GA5050285	Nipple, 1/4" male thread x 1/4" male thread, Brass	1

* Sub-assembly on following pages

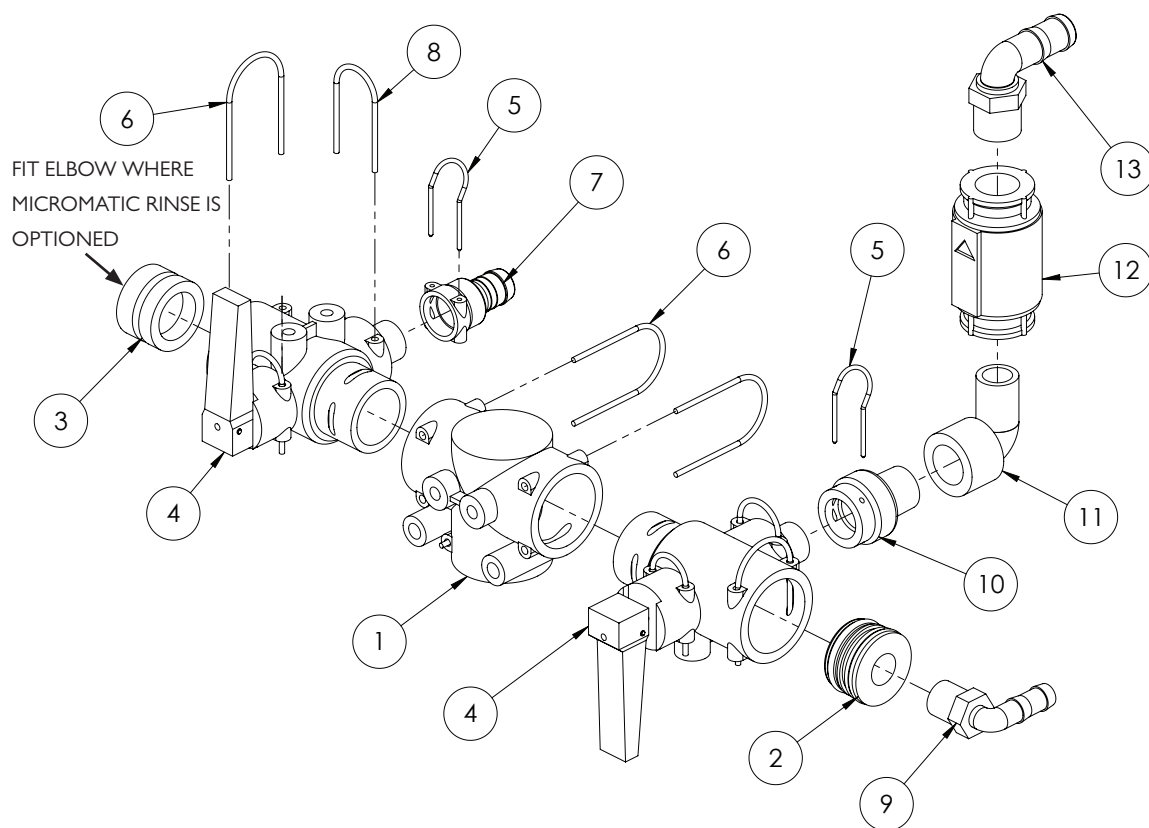
Agitator Control - Venturi - no Hopper



ITEM NO.	PART NUMBER	DESCRIPTION	QTY.
1	GA5065545*	Quick Fit Valve 2 Way Assembly	2
2	GA5065615	Hose barb, Elbow 90 degree, AS40 x 25mm, Altek	1
3	GA5065695	Safety pin AS24	2
4	GA5065675	Hose barb, Elbow, 90 degree, AS24 female x 20mm hose, Altek	1
5	GA5065745	Hose barb, Straight, AS24 female x 15mm hose, Altek	1
6	GA4948470	Gauge, Pressure, Small face, 160psi	1
7	GA4582400	Cap Altek AS40 with 1/4" BSPP Female Thread (Delron)	1
8	GA5048305	Elbow, 90 degree, 1/4" BSP male x 1/4" BSP female, Brass	1
9	GA5050285	Nipple, 1/4" male thread x 1/4" male thread, Brass	1
10	GA5066940	Socket, 1/4" female thread, Hex, Brass	1

* Sub-assembly on following pages

Rinse Control - Fresh Water Fill

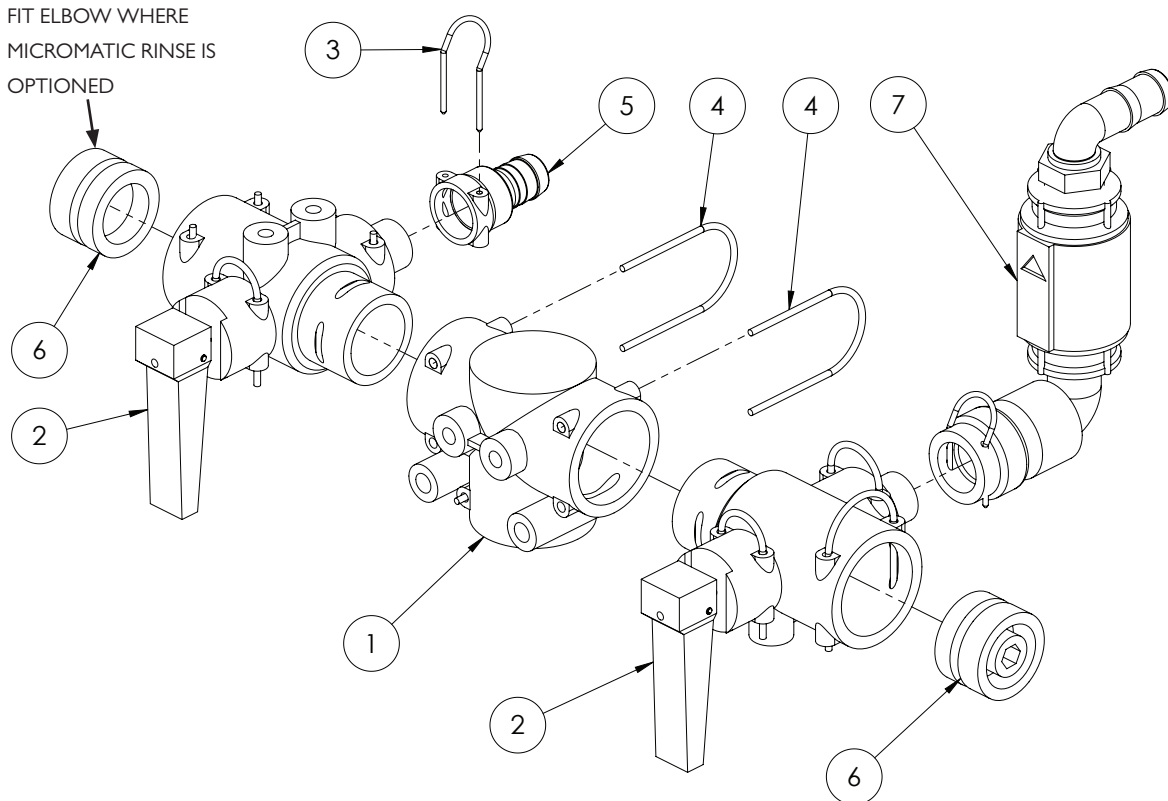


ITEM NO.	PART NUMBER	DESCRIPTION	QTY.
1	GA5065560	Tee, AS40 female, M8 inserts, Altek	1
2	GA4582345	Dummy plug AS40 G1/2" female (45mm Delron)	1
3	GA5065680	Blind cap Plug AS40	1
	GA5065610	Hose barb, Elbow, 90 degree, AS40 x 20mm hose, Altek	1
4	GA5065545*	Quick Fit Valve 2 Way Assembly	2
5	GA5065695	Safety pin AS24	1
6	GA5065690	Safety pin AS40	5
7	GA5065640	Hose barb, AS24 female x 20mm hose	1
8	GA5065701	Safety pin suit AS30	2
9	GA5077708	Hose barb, Straight, 1/2" male thread x 1/2" hose, Banjo	1
10	GA4582415	Plumbing adaptor, AS24 female x 3/4" BSPT male, Delrin	1
11	GA5078135	Street elbow, 90 degree, 3/4" female thread x 3/4" male thread	1
12	GA5002473	Valve non-return 3/4"	1
13	GA5077717	Hose barb, Elbow, 90 degree, 3/4" male thread x 3/4" hose, Banjo	1

* Sub-assembly on following pages

Rinse Control - Fresh Water Fill - no Hopper

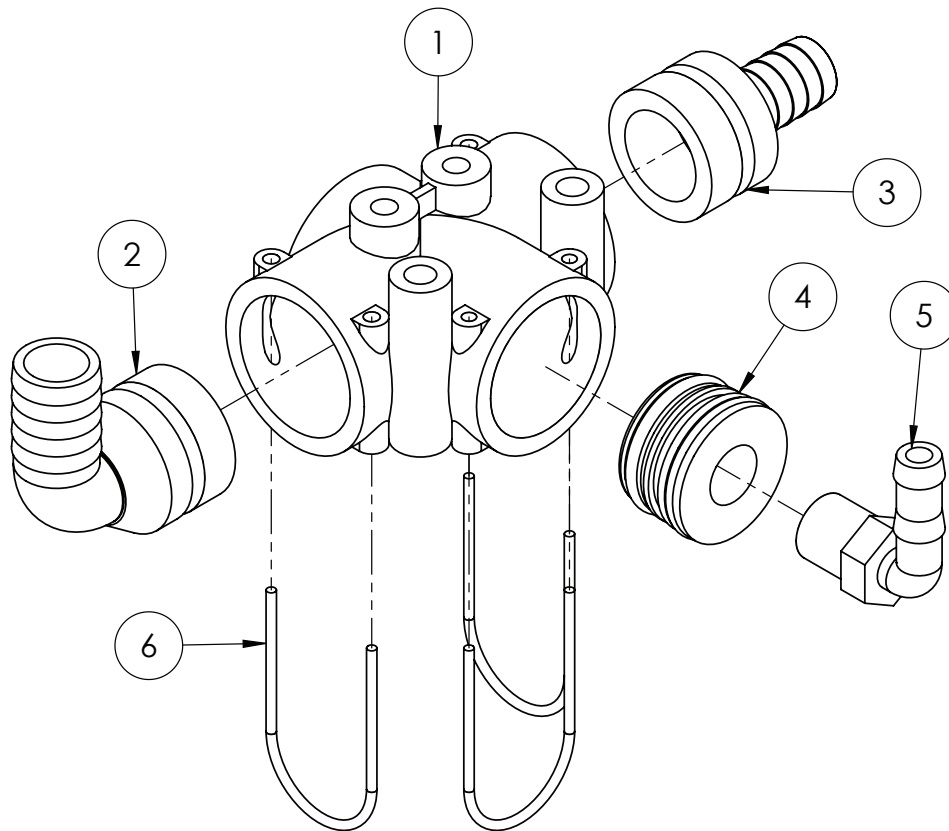
FIT ELBOW WHERE
MICROMATIC RINSE IS
OPTIONED



ITEM NO.	PART NUMBER	DESCRIPTION	QTY.
1	GA5065560	Tee, AS40 female, M8 inserts, Altek	1
2	GA5065545*	Quick Fit Valve 2 Way Assembly	2
3	GA5065695	Safety pin AS24	1
4	GA5065690	Safety pin, Suit AS40 plumbing fittings, Altek	4
5	GA5065640	Hose barb, AS24 female x 20mm hose	1
6	GA5065680	Plug, AS40 male, Altek	2
	GA5065610	Hose barb, Elbow, 90 degree, AS40 x 20mm hose, Altek	1
7	GA4903148-19	Pod LH Sub Assembly Non Return Valve Fresh water	1

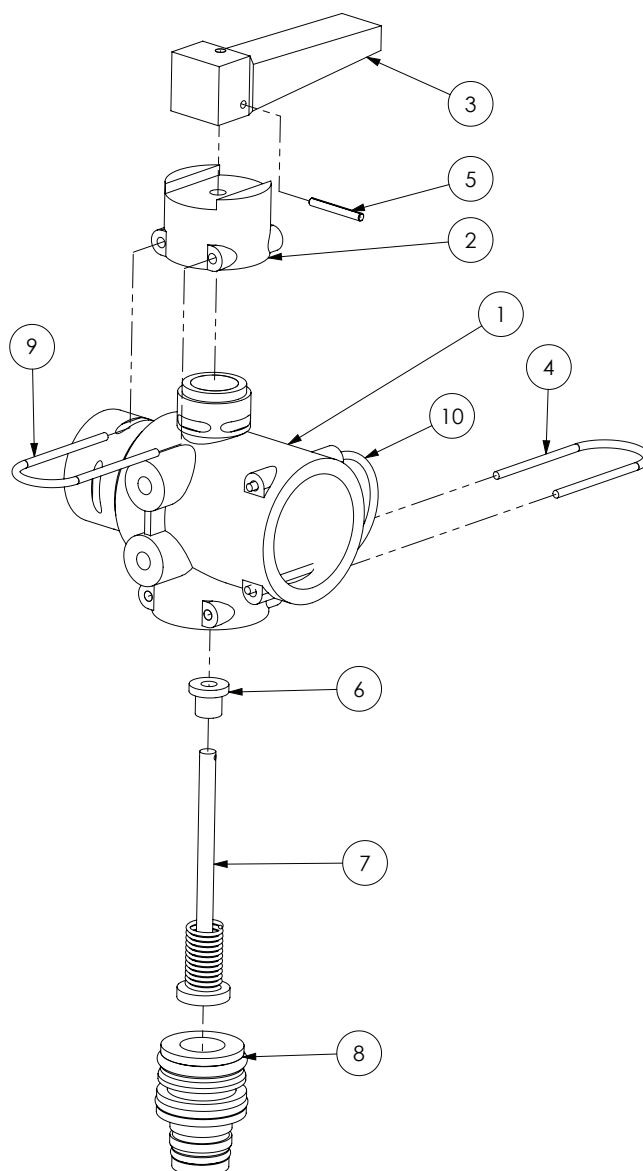
* Sub-assembly on following pages

Hopper Tee Assembly



ITEM NO.	PART NUMBER	DESCRIPTION	QTY.
1	GA5065560	Tee, AS40 female, M8 inserts, Altek	1
2	GA5065615	Hose barb, Elbow 90 degree, AS40 x 25mm, Altek	1
3	GA5065575	Hose barb, Straight, AS40 male x 20mm hose, Altek	1
4	GA4582345	Dummy plug AS40 G1/2" female (45mm Delron)	1
5	GA5077708	Hose barb, Elbow, 90 degree, 1/2" male thread x 1/2" hose, Banjo	1
6	GA5065690	Safety pin, Suit AS40 plumbing fittings, Altek	3

Valve - Quick Fit 2 Way Assembly

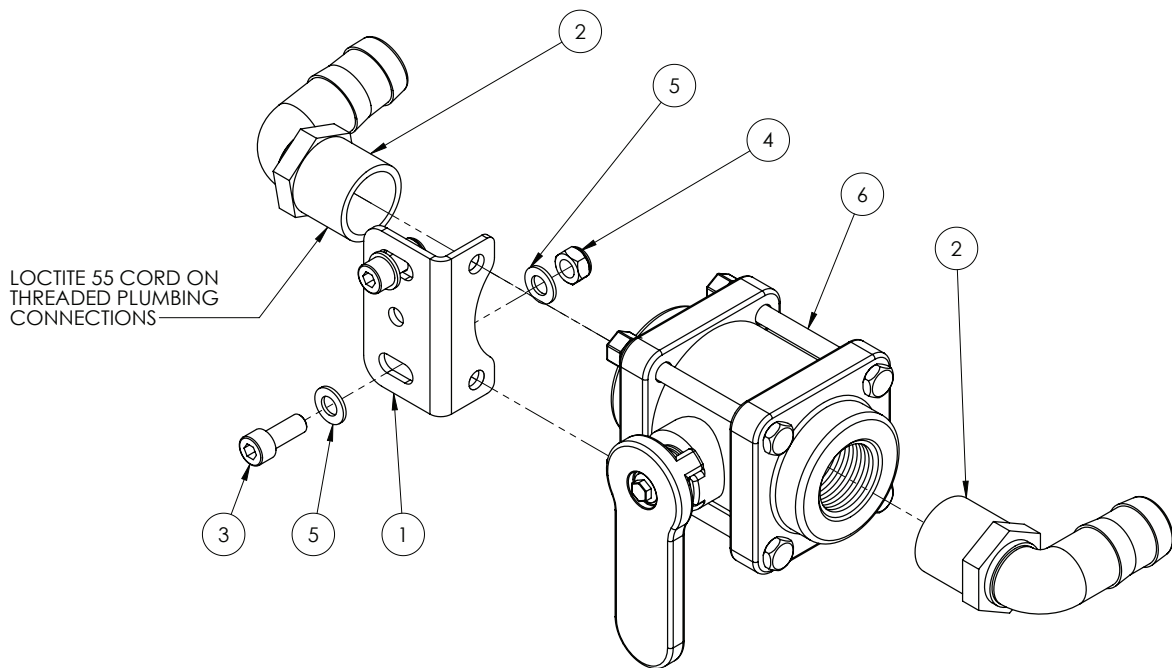


ITEM NO.	PART NUMBER	DESCRIPTION	QTY.
-	GA5065545	Valve, Quick fit flip top, 2 way, AS40 male x AS24 female x AS40 female, Altek	-
1	80487	Body	1
2	80856	Lever cap	1
3	80851	Lever	1
4	GA5065701	Safety pin AS30	1
5	80859	Handle split pin	1
6	81524	Seal	1
7	80858	Plunger	1
8	GA5065835	Plug in adapter, AS30 x AS24, Altek	1
9	47825	Safety pin	1
10	GA5065690	Safety pin AS40	1

NOTE: Not all parts stocked

Bypass Valve Assembly

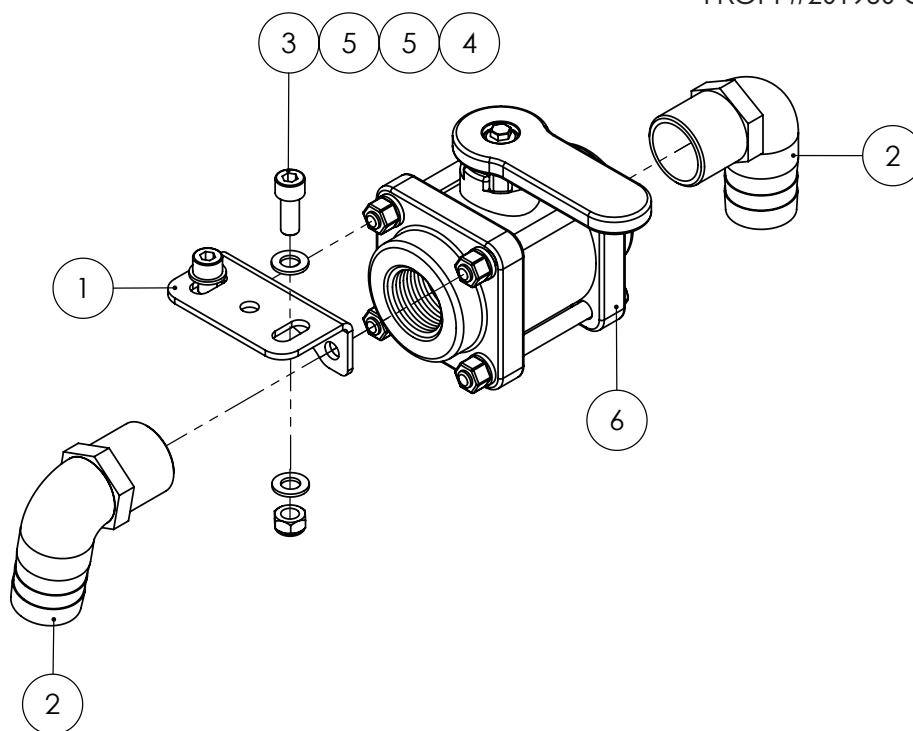
FROM SERIAL #201822 TO #201965



ITEM NO.	PART NUMBER	DESCRIPTION	QTY.
1	GA4502210	Mounting plate, to suit ball valve	1
2	GA5077723	Hose barb, Elbow, 90 degree, 1" male x 1" hose	2
3	GA5004707	SHCS M8 x 20 GR12.9 ZP	2
4	GA5052590	Nut M8 Nyloc SS	2
5	GA5003643	Washer 8mm Flat SS HD	4
6	GA5078178	1" FPT x 1" Port Poly Valve, VI00FP	1

Bypass Valve Assembly

FROM #201980 ONWARDS



ITEM NO.	PART NUMBER	DESCRIPTION	QTY.
1	GA4502210	Mounting plate, to suit ball valve	1
2	GA5077720	Hose barb, Elbow, 90 degree, 1" male thread x 1 1/4" hose	2
3	GA5004707	SHCS M8 x 20 GR12.9 ZP	2
4	GA5052590	Nut M8 Nyloc SS	2
5	GA5003643	Washer 8mm Flat SS HD	4
6	GA5078178	1" FPT x 1" Port Poly Valve, V100FP	1

Chapter 6

DCI

Not Fitted

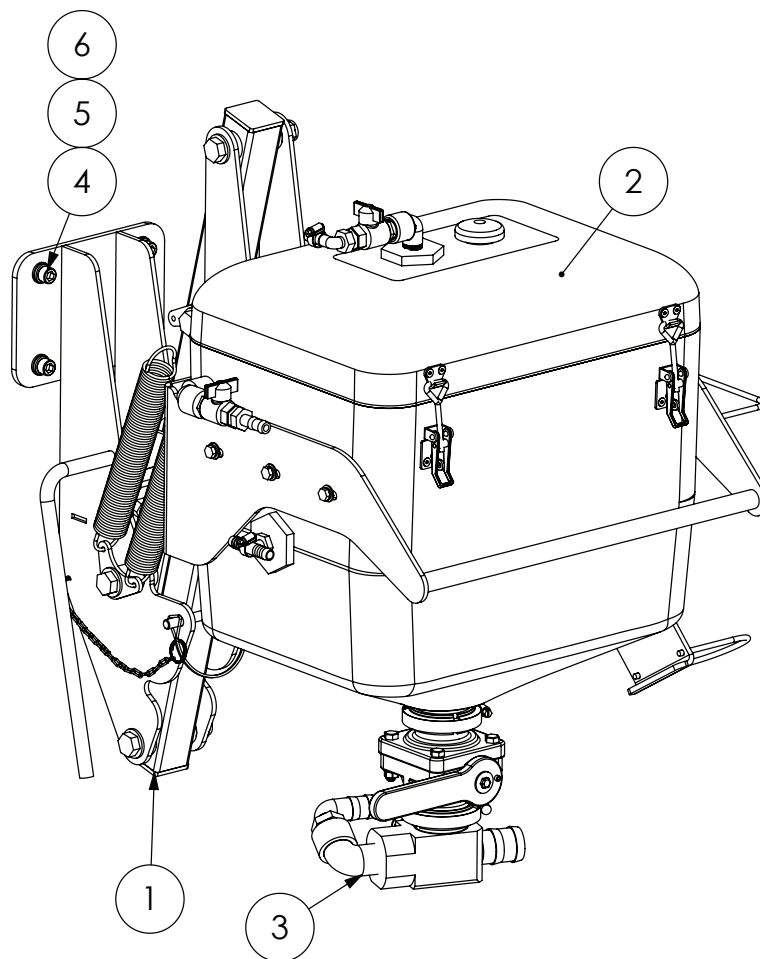
DUAL PRODUCT

Not Fitted

Chapter 8

INDUCTION HOPPER

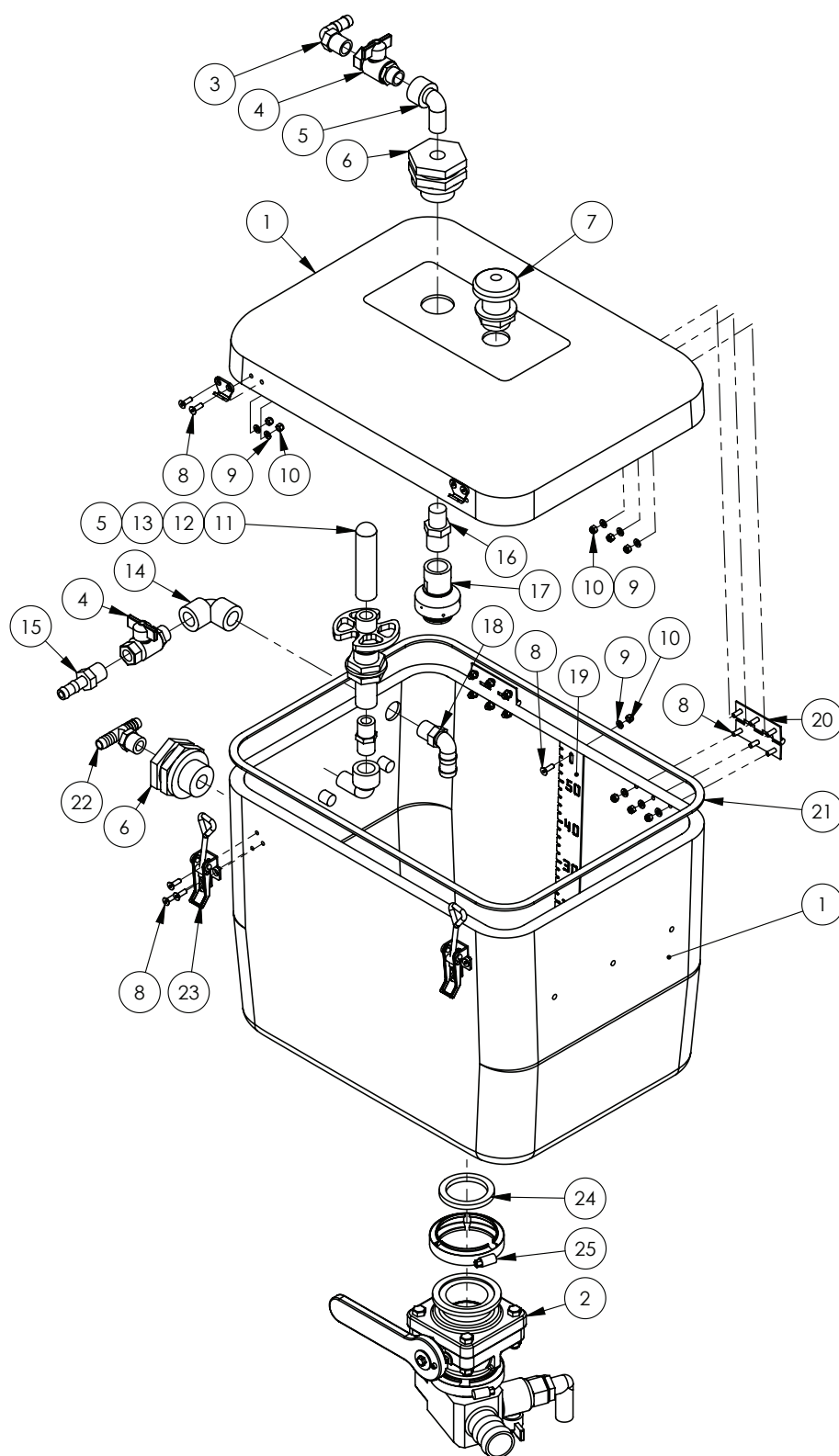
Hopper Tank & Frame



ITEM NO.	PART NUMBER	DESCRIPTION	QTY.
-	GA4524985	Plate, Hopper Mount Adaptor, Offset, Self Propelled (optional)	-
1	*	Frame, Induction hopper, Pre-assembled, Suit self propelled	1
2	*	Hopper, Pre-assembled 60L with Flange (rectangle) Hopper Tank	1
3	*	Hopper Bottom 2" Flanged	1
4	GA5000577	Washer 12mm Flat SS HD	4
5	GA5000575	Washer 12mm Spring SS	4
6	GA5000297	SHCS M12 x 25 ZP GR12.9	4

* Sub-assembly on following pages

Hopper Tank



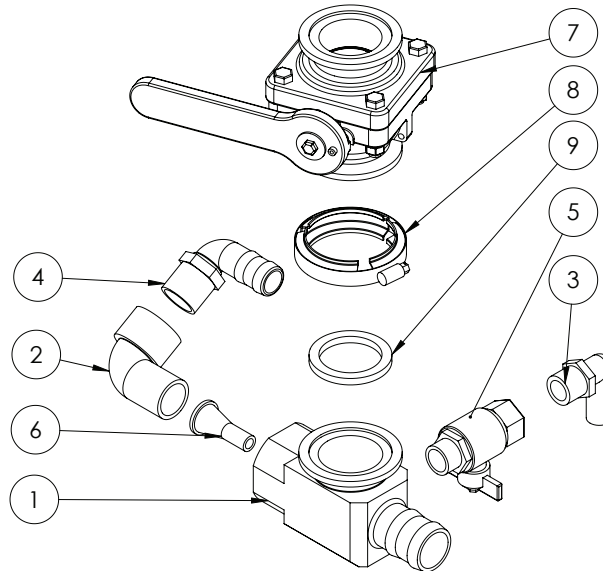
Continued over page

Hopper Tank

ITEM NO.	PART NUMBER	DESCRIPTION	QTY.
1	GA5071208	Tank, Induction Hopper, 60L with Flange, includes lid	1
2	*	Pre-assembled 60L Hopper Bottom 2" Flanged	1
3	GA5077708	Hose barb, Elbow, 90 degree, 1/2" male thread x 1/2" hose	1
4	GA5020615	Valve, Ball, 12mm, 1/2" Male, Female Butterfly, Brass	2
5	GA5078133	Street elbow, 90 degree, 1/2" female thread x 1/2" male thread	2
6	GA5078156	Tank flange, 1/2" female threads	2
7	GA5077045	Breather valve, Labyrinth type, 1" male thread	1
8	GA5051230	CSCS M5 x 16 SS A2-70	23
9	GA5003983	Washer 5mm Flat SS	23
10	GA5003974	Nut M5 Nyloc ZP	23
11	GA5077063	Nozzle, Drum & container rinsing	1
12	GA5077062	Valve, Drum & container rinsing nozzle	1
13	GA5077911	Nipple, Short, 1/2" male thread x 1/2" male thread	1
14	GA5077652	Street elbow, 90 degree, 1/2" female thread	1
15	GA5077702	Hose barb, Straight, 1/2" male thread x 1/2" hose	1
16	RN075050	Reducing nipple, 3/4" male thread x 1/2" male thread	1
17	GA5077336	Nozzle, Tank rinsing, 3/4" BSPT female inlet	1
18	GA5077704	Hose barb, Elbow, 90 degree, 1/2" male thread x 3/4" hose	1
19	GA4522296	Level indicator, 60L induction hopper	1
20	GA5006661	Hinge, Butt, 70 long x 50 wide x 1.5, SS	2
21	GA5016473	Tape PM foam 6.4 x 18 L/Density	1
22	GA3500391	Tee, Threaded, 1/2" male x 1/2" hose, T12T	1
23	GA5007071	Latch, Adjustable, Induction Hopper Lid	2
24	GA5076615	Seal, EPDM, Suit 2" flange fitting	1
25	FC220	2" Full Port Worm Screw Clamp	1

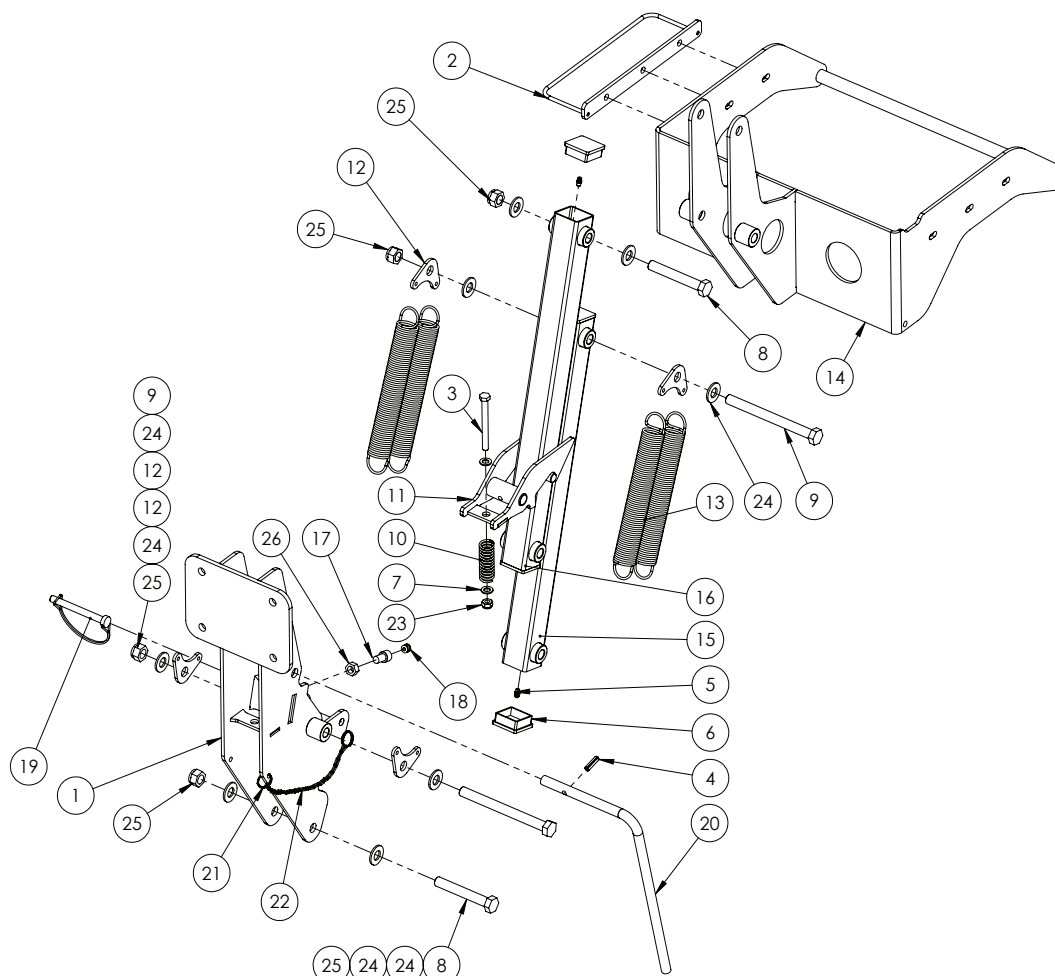
* Sub-assembly on following pages

Hopper Bottom - 2" Flanged



ITEM NO.	PART NUMBER	DESCRIPTION	QTY.
1	GA4552240	Hopper Bottom Venturi Housing with 2" Flange MY14	1
2	GA5078137	Street elbow, 90 degree, 1" male x 1" female, Banjo	1
3	GA5077717	Hose barb, Elbow, 90 degree, 3/4" male thread x 3/4" hose, Banjo	1
4	GA5077723	Hose barb, Elbow, 90 degree, 1" male x 1" hose, Banjo	1
5	GA5018315	Valve, Ball, 20mm male & female thread, Black Butterfly handle	1
6	L057A	Venturi, 9mm outlet, Suit Induction Hopper	1
7	GA5077908	Ball valve, 2" Full port , 4 Bolt Flanged, short, Banjo	1
8	FC220	2" Full Port Worm Screw Clamp	1
9	GA5076615	Seal, EPDM, Suit 2" flange fitting, Banjo	1

Hopper Frame



GA4903049-60CC Frame, Induction hopper, Assembly

ITEM NO.	PART NUMBER	DESCRIPTION	QTY.
1	GA4657560	CCSP Hopper Mounting Assembly	1
2	GA4659155	Hose guide bracket	1
3	GA5006091	Bolt M10 x 100 GR8.8 ZP	1
4	GA5075130	Roll pin M8 x 30mm coated	1
5	GA5012203	Grease nipple, Short, 1/4" UNF	4
6	GA5003783	End cap, Plastic, Black, Insert, RHS. 50 x 50, 0.8 - 2.5mm wall	4
7	GA5000117	Washer 10mm Flat SS HD	2
8	GA5000855	Bolt M16 x 110 GR8.8 ZP	2
9	GA5000879	Bolt M16 x 180 GR8.8 ZP	2
10	GA5007329	Spring compression, 76.2mm x 25.4 x 3.15 mm, gold	1
11	GA4653490	Induction hopper latch	1
12	GA4522294	Mounting plate, Double spring	4
13	GA5007073	Spring, Tension, 38.2 OD x 284.3 long x 3.55mm	4
14	GA4656855	Induction hopper tank support 60L	1
15	GA4657570	CCSP Lower Hopper Arm	1
16	GA4657565	CCSP Upper Hopper Arm	1

Continued over page

Hopper Frame

ITEM NO.	PART NUMBER	DESCRIPTION	QTY.
17	GA5050330	SHCS M12 x 20 GR12.9 ZP	1
18	GA5052905	End cap, Plastic, Black, Insert, Round. 10mm, 0.8 - 1.5mm wall	1
19	GA5048380	Pin, 11mm OD shaft, Spring Steel wire loop lock, Yellow zinc	1
20	GA4699435	Handle, Induction Hopper Latch arm	1
21	GA5002077	Key ring, 25mm, SS	2
22	GA5001491	Chain 2 x 20 mm SS 316 - Cut to 600 mm	1
23	GA5000141	Nut M10 Nyloc ZP	1
24	GA5001043	Washer 16mm Flat SS HD	8
25	GA5001029	M16 Nyloc Nut	4
26	GA5000559	Nut M12 Hex ZP	1

Chapter 9

FOAM MARKER TANK

Not Fitted

Chapter 10

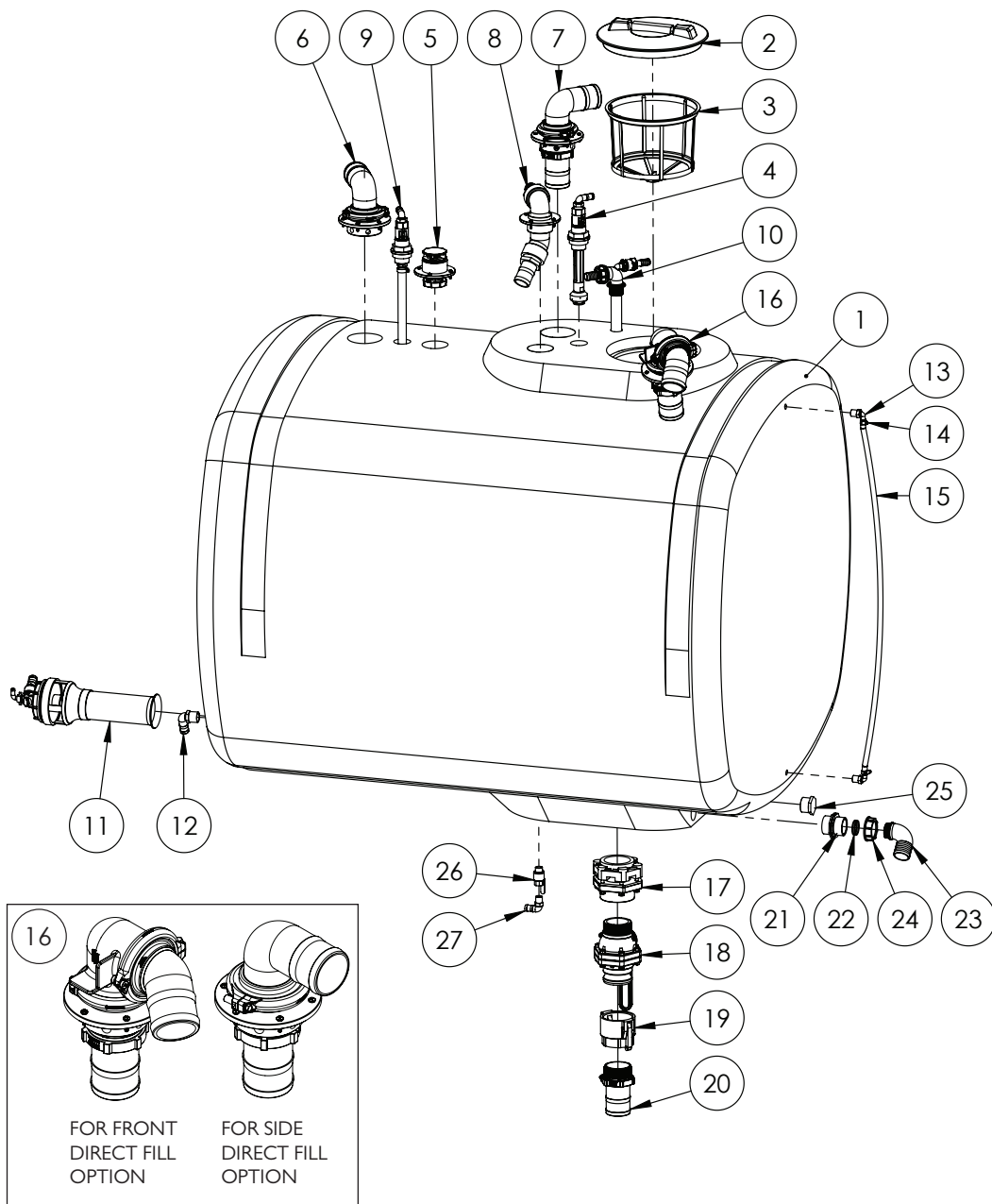
TRANSCAL

Not Fitted

Chapter 11

MAIN TANK

3000 Litre Tank Assembly



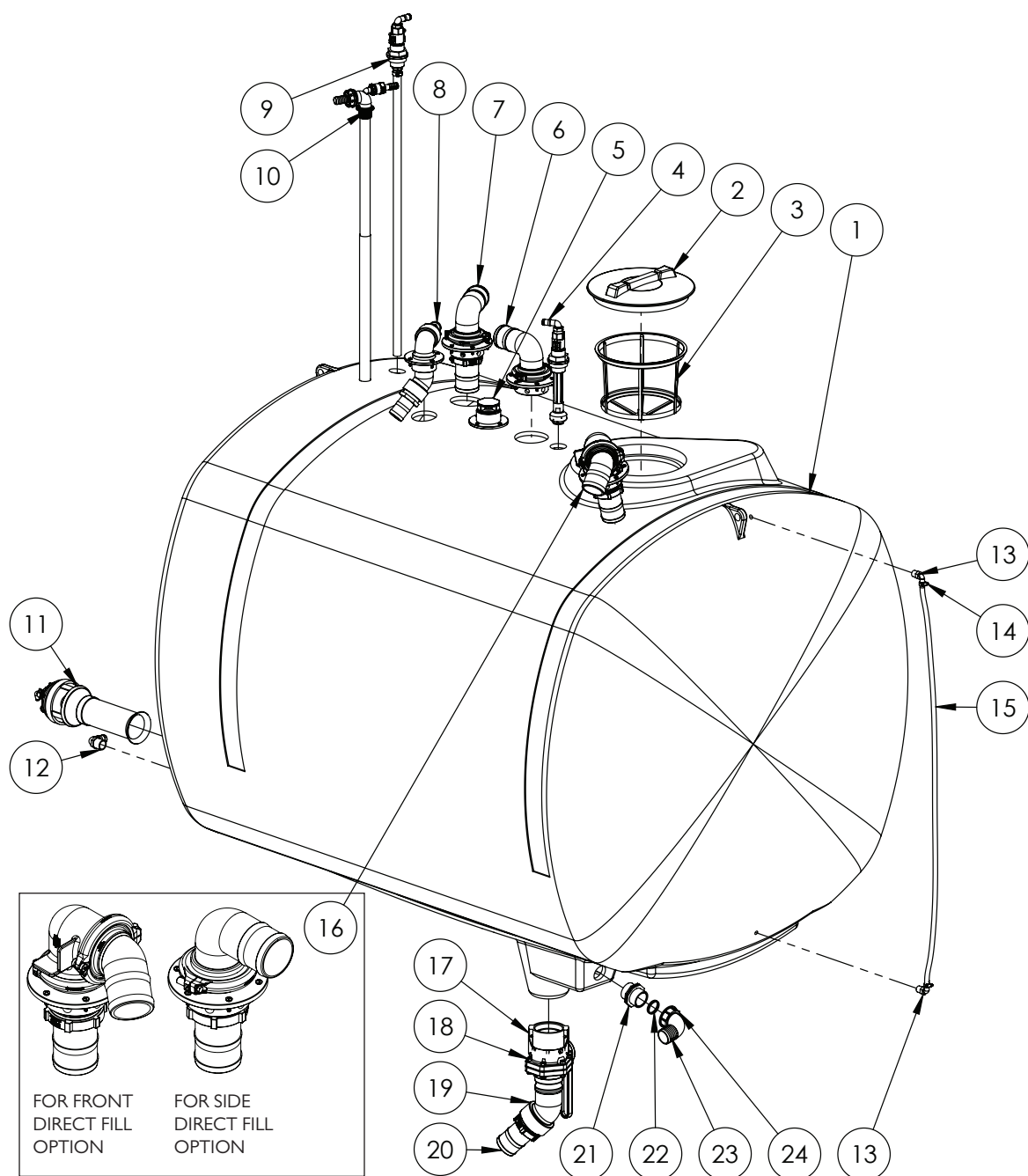
Continued over page

3000 Litre Tank Assembly

ITEM NO.	PART NUMBER	DESCRIPTION	QTY.
1	GA5018513	3000L SP Tank	1
2	GA5076880	Lid, Black, Without breather, Medium, Diameter 355 mm	1
3	GA5076714	Filter, Basket type, Diameter 305 x 245mm deep	1
4	*	Tank Rinsing Nozzle - Elbow Assembly	1
5	*	Tank Breather Assembly	1
6	*	Tank Overflow Outlet	1
7	*	Tank Fill - Inlet Assembly	1
8	*	Tank Fill - Hopper Inlet Assembly	1
9	*	Tank Fill - Boom Recirculation Assembly	1
10	*	Venturi Filler Assembly	1
11	*	Super mix agitator Assembly	1
12	GA5077723	Hose barb, Elbow, 90 degree, 1" male x 1" hose	1
13	GA5077708	Hose barb, Elbow, 90 degree, 1/2" male thread x 1/2" hose	2
14	GA5000469	Hose clamp, 1/2", SS, 12-20/9W3	2
15	GA2000209	Hose, Clear, 12mm, Sight tube	1
16	*	Tank Direct Fill 3" - Inlet Assembly - Side Mount	1
	*	Tank Direct Fill 3" - Inlet Assembly - Front Mount	1
17	GA5077344	Bolted Flange, 3", Bottom Drain	1
18	GA5078204	Valve, Ball, 3", Male NPT, Male Cam lock, stubbly, long handle	1
19	GA5076720	Cam lever, 3" female coupling x 3" female NSPT thread	1
20	GA5077741	Hose barb, Straight, 3" male thread x 3" hose	1
21	GA5078410	Plumbing fitting, Nipple, 2"	1
22	GA5076097	O ring, 42.52 x 2.62 mm	2
23	GA5076262	Hose barb, Elbow, 90 degree, 2" fly nut end x 52 mm hose	1
24	GA5076605	Fly nut, 2"	1
25	GA5077947	Plug, 1 1/2" male thread	1
26	GA5020620	Valve, Ball, 12 mm, 1/2" male female, Lever handle, Brass	1
27	GA5077704	Hose barb, Elbow, 90 degree, 1/2" male thread x 3/4" hose	1

* Sub-assembly on following pages

4000 Litre Tank Assembly



ITEM NO.	PART NUMBER	DESCRIPTION	QTY.
1	GA5071165	Tank 4000L SP	1
2	GA5076880	Lid, Black, Without breather, Medium, Diameter 355 mm	1
3	GA5076714	Filter, Basket type, Diameter 305 x 245mm deep	1
4	*	Tank Rinsing Nozzle - Elbow Assembly	1
5	*	Tank Breather Assembly	1
6	*	Tank Overflow Outlet	1
7	*	Tank Fill - Inlet Assembly	1

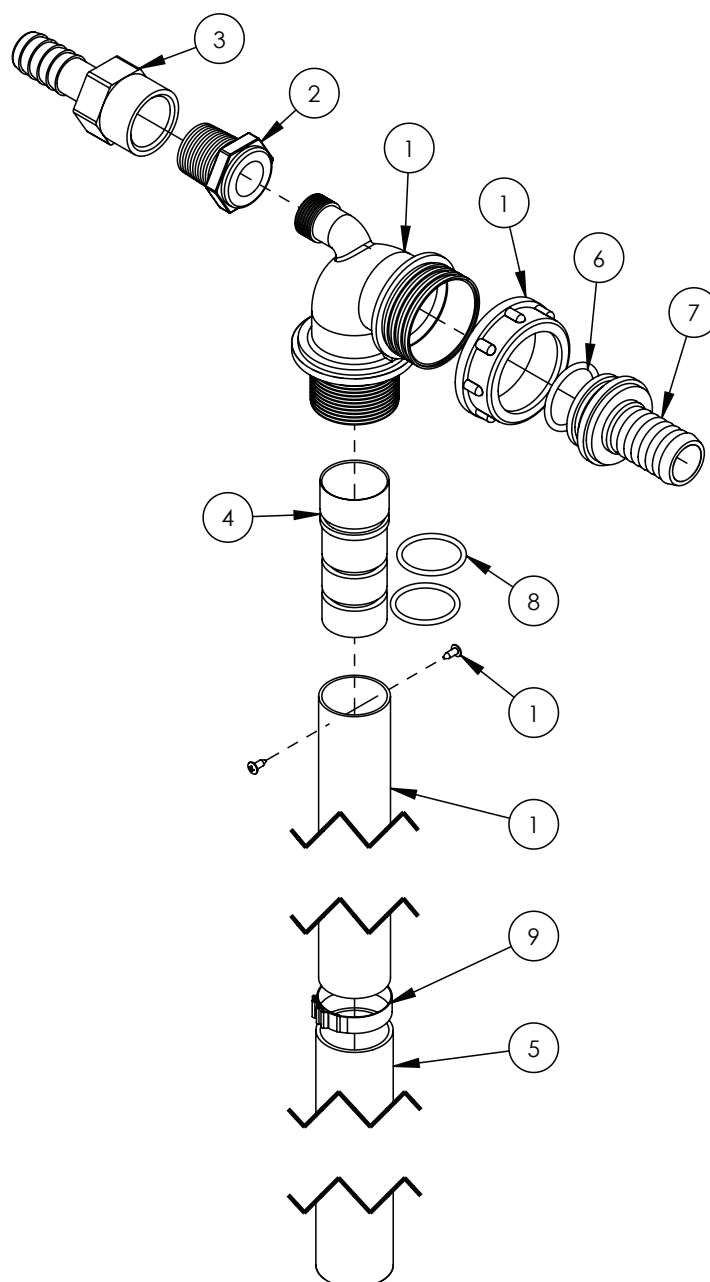
Continued over page

4000 Litre Tank Assembly

ITEM NO.	PART NUMBER	DESCRIPTION	QTY.
8	*	Tank Fill - Hopper Inlet Assembly	1
9	*	Tank Fill - Boom Recirculation Assembly	1
10	*	Venturi Filler Assembly	1
11	*	Super mix agitator Assembly	1
12	GA5077723	Hose barb, Elbow, 90 degree, 1" male x 1" hose	1
13	GA5077708	Hose barb, Elbow, 90 degree, 1/2" male thread x 1/2" hose	2
14	GA5000469	Hose clamp, 1/2", SS, 12-20/9W3	2
15	GA2000209	Hose, Clear, 12mm, Sight tube	1
16	*	Tank Direct Fill 3" - Inlet Assembly - Side Mount	1
	*	Tank Direct Fill 3" - Inlet Assembly - Front Mount	1
17	GA5076720	Cam lever, 3" female coupling x 3" female thread, Banjo - NSPT thread	1
18	GA5078204	Valve, Ball, 3", Male NPT, Male Cam lock, stubbly, long handle	1
19	GA5078143	Street elbow, 45 degree, 3" male x 3" female	1
20	GA5077741	Hose barb, Straight, 3" male thread x 3" hose	1
21	GA5078410	Plumbing fitting, Nipple, 2"	1
22	GA5076097	O ring, 42.52 x 2.62 mm	2
23	GA5076262	Hose barb, Elbow, 90 degree, 2" fly nut end x 52 mm hose	1
24	GA5076605	Fly nut, 2", ARAG	1

* Sub-assembly on following pages

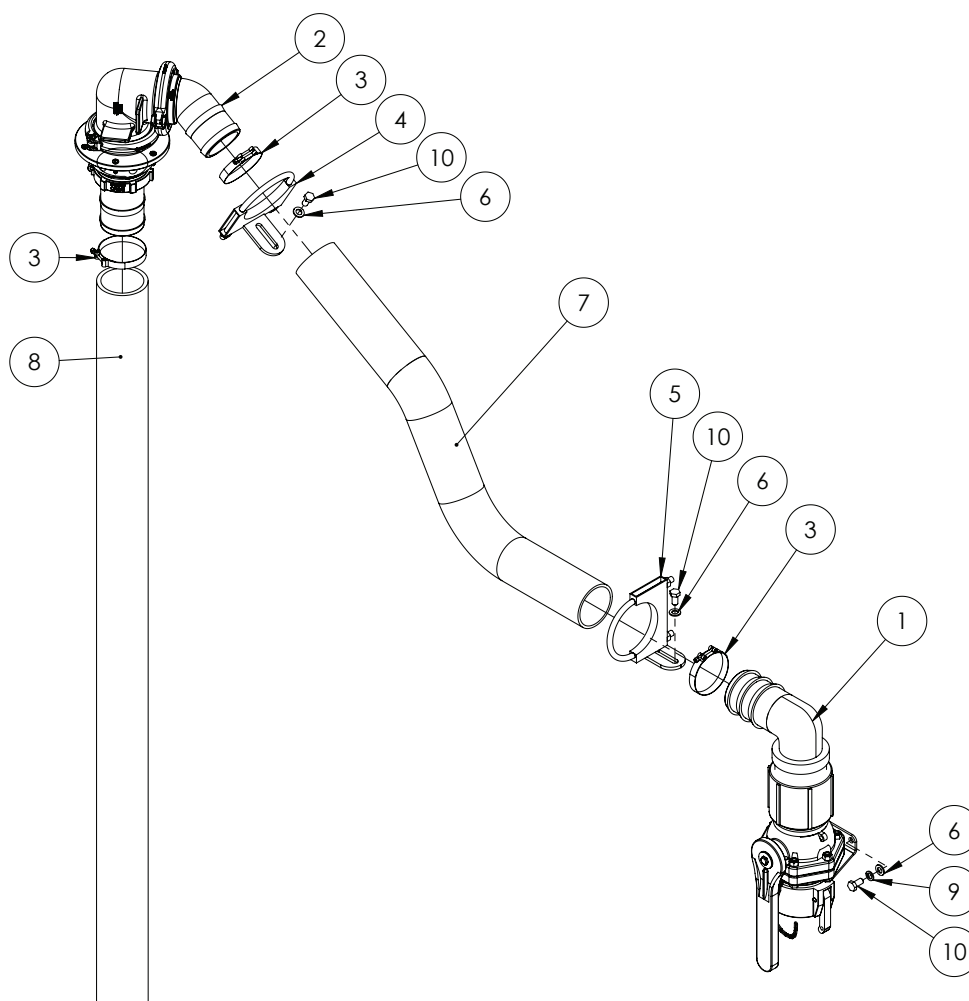
Venturi Filler Assembly



ITEM NO.	PART NUMBER	DESCRIPTION	QTY.
1	GA5077035	Venturi, Top of tank, 32mm OD outlet, Arag	1
2	GA5078010	Reducing bush, 3/4" male thread x 1/2" female thread, Banjo	1
3	GA5077743	Hose barb, Straight, 3/4" female x 3/4" hose, Banjo	1
4	MACH0022	Jet for Arag venturi	1
5	GA5050205	Hose Lay flat Blue - 32mm cut 1000mm	1
6	GA5077679	O-ring, 30 x 3mm	1
7	GA5076036	Hose barb, Straight, 1 1/2" fly nut end x 1" hose barb, Udor	1
8	GA5049125	O-ring, 23.4 x 3.53mm, BS213	2
9	GA5007235	Hose clamp, Cobra type, 1 1/2"	1

NOTE: Not all parts supplied with kit 500232 are used in this assembly.

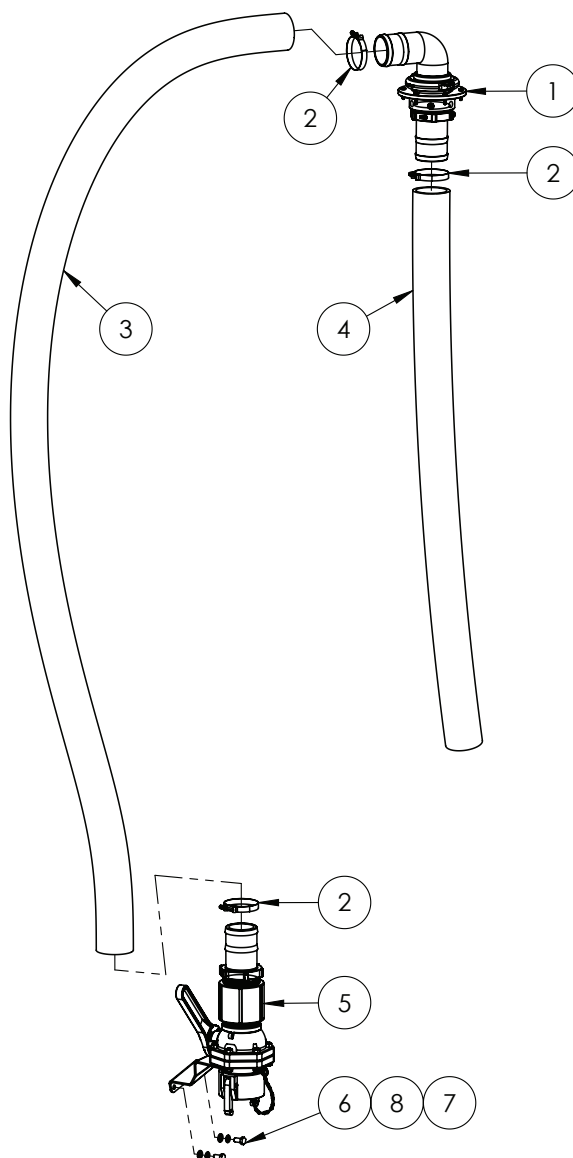
Tank Fill - 3" Front Fill Assembly



ITEM NO.	PART NUMBER	DESCRIPTION	QTY.
1	*	Tank Fill - Front - 3" Valve Assembly	1
2	*	Inlet - Tank Fill 3" - Front	1
3	GA5010195	Hose Clamp, 3", T Bolt	3
4	GA4658835	Exhaust clamp / buffer bracket single	1
5	GA4658836	Exhaust clamp bracket 'S' bend pipe	1
6	GA5000117	Washer 10mm Flat SS HD	4
7	GA2000232	Hose, Suction, 75mm, Wire reinforced - Cut to 6500 mm	1
8	GA2000231	Hose, Suction, PVC, 75mm, Black - Cut to 1400 mm	1
9	GA5000137	Washer 10mm Spring SS	2
10	GA5006113	Bolt M10 x 20 GR8.8 ZP	4

* Sub-assembly on following pages

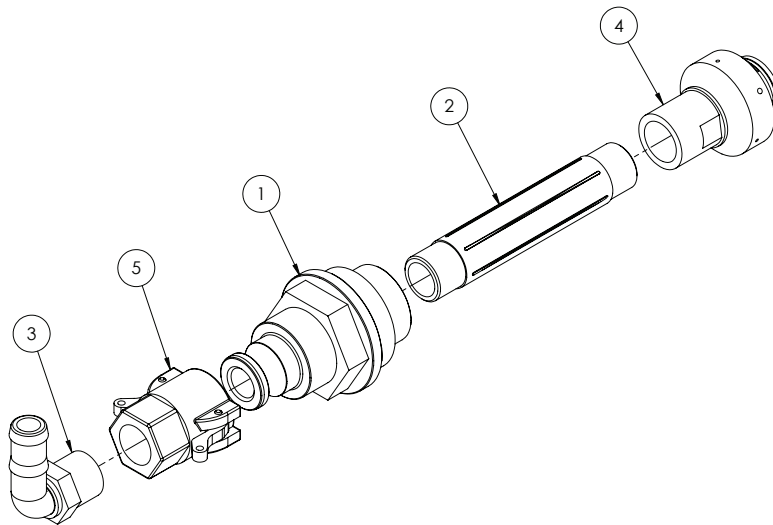
Tank Fill - 3" Side Fill Assembly



ITEM NO.	PART NUMBER	DESCRIPTION	QTY.
1	*	Inlet - Tank Fill 3" - Side	1
2	GA5010195	Hose Clamp, 3", T Bolt	3
3	GA2000232	Hose, Suction, 75mm, Wire reinforced - Cut to 3000 mm	1
4	GA2000231	Hose, Suction, PVC, 75mm, Black - Cut to 1400 mm	1
5	*	Tank Fill - Side - 3" Valve Assembly	1
6	GA5006113	Bolt M10 x 20 GR8.8 ZP	2
7	GA5000117	Washer 10mm Flat SS HD	2
8	GA5000137	Washer 10mm Spring SS	2

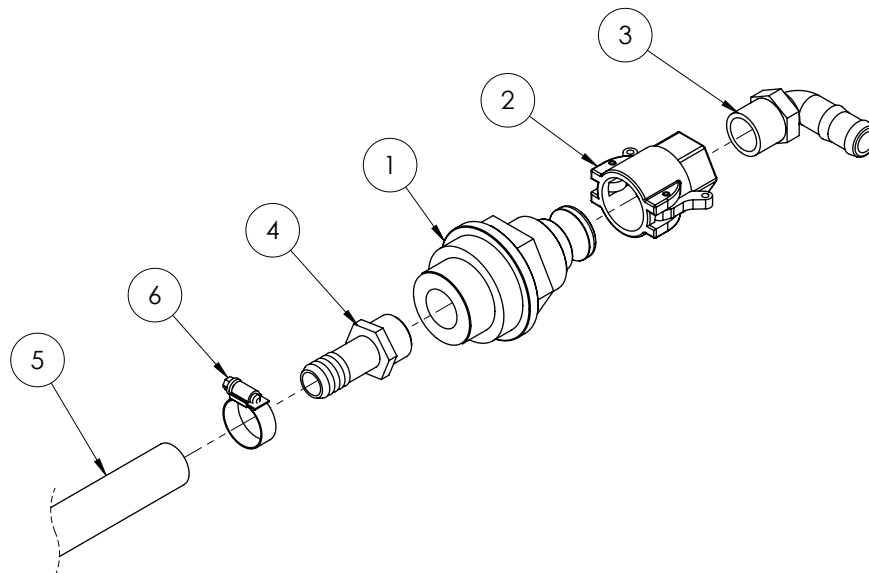
* Sub-assembly on following pages

Tank Rinsing Nozzle - Elbow Assembly



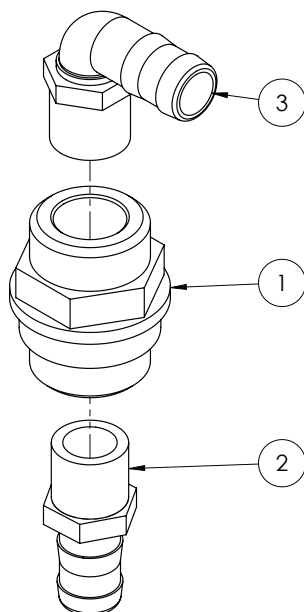
ITEM NO.	PART NUMBER	DESCRIPTION	QTY.
1	GA4572015	Tank rinse adaptor with cam lock	1
2	GA5077912	Nipple, 6" long, 3/4" male thread, Banjo	1
3	GA5077717	Hose barb, Elbow, 90 degree, 3/4" male thread x 3/4" hose, Banjo	1
4	GA5077336	Nozzle, Tank rinsing, 3/4" BSPT female inlet, Teejet	1
5	GA5077132	Cam lever, 3/4" female coupling x 3/4" female thread, Banjo	1

Inlet - Boom Recirculation - RapidFlow



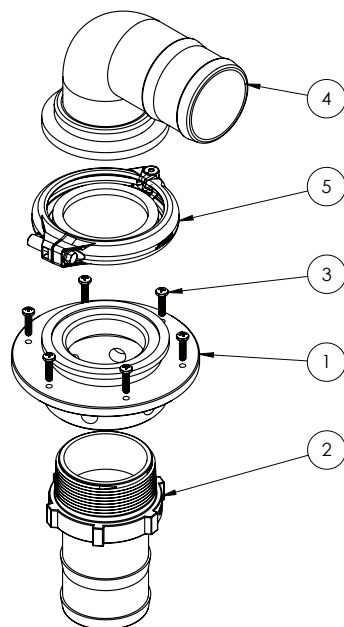
ITEM NO.	PART NUMBER	DESCRIPTION	QTY.
1	GA4572015	Tank rinse adaptor with cam lock	1
2	GA5077132	Cam lever, 3/4" female coupling x 3/4" female thread, Banjo	1
3	GA5077717	Hose barb, Elbow, 90 degree, 3/4" male thread x 3/4" hose, Banjo	1
4	GA5077709	Hose barb, Straight, 3/4" male thread x 3/4" hose, Banjo	1
5	GA2000216	Hose, Pressure, 20mm, Black 250psi	1.3
6	GA5000999	Hose Clamp, 3/4", SS (16-27/12W)	1

Inlet - Tank Fill 1" - Chemical Pump



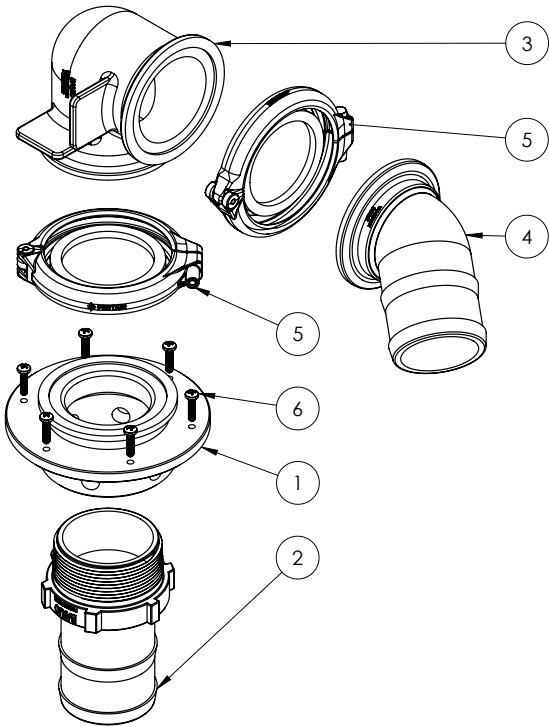
ITEM NO.	PART NUMBER	DESCRIPTION	QTY.
1	GA4572395	Main tank line return fitting 1"	1
2	GA5077718	Hose barb, Straight, 1" male thread x 1" hose	1
3	GA5077723	Hose barb, Elbow, 90 degree, 1" male x 1" hose	1

Inlet - Tank Fill 3" - Main & Side



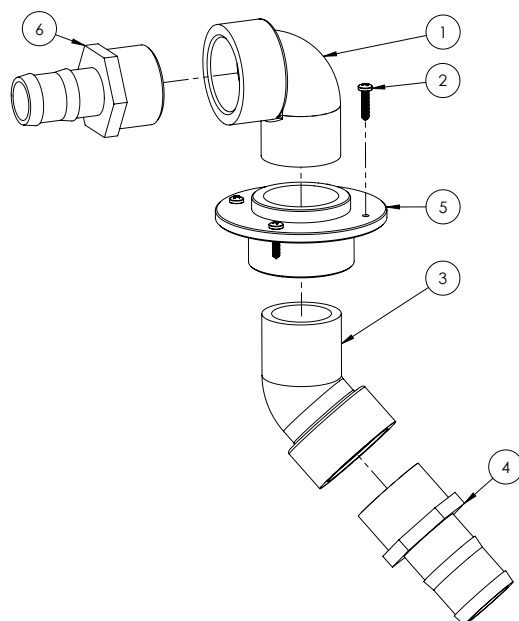
ITEM NO.	PART NUMBER	DESCRIPTION	QTY.
1	GA4550590	Tank Top Inlet Fitting, 3" Flange and 3" NPT Female Thread	1
2	GA5077741	Hose barb, Straight, 3" male thread x 3" hose	1
3	GA5000527	Screw, Pan head, 12G x 25mm, SS	6
4	GA5077875	Hose barb, Elbow, 90 degree, 3" flange x 3" hose	1
5	GA2000116	Flange Clamp, and Gasket, 3"	1

Inlet - Tank Fill 3" - Front



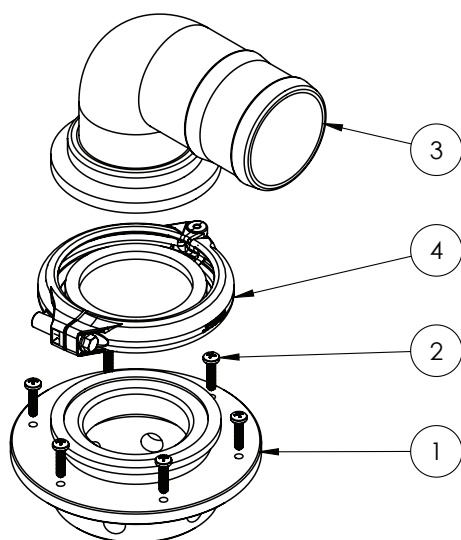
ITEM NO.	PART NUMBER	DESCRIPTION	QTY.
1	GA4550590	Tank Top Inlet Fitting, 3" Flange and 3" NPT Female Thread	1
2	GA5077741	Hose barb, Straight, 3" male thread x 3" hose	1
3	GA5077877	3" Flange X 3" Flange 90 Degree	1
4	GA5077874	3" Manifold Hose Barb 45 Degree	1
5	GA2000116	Flange Clamp, and Gasket, 3"	2
6	GA5000527	Screw, Pan head, 12G x 25mm, SS	6

Inlet - Hopper Tank 2" - Angled



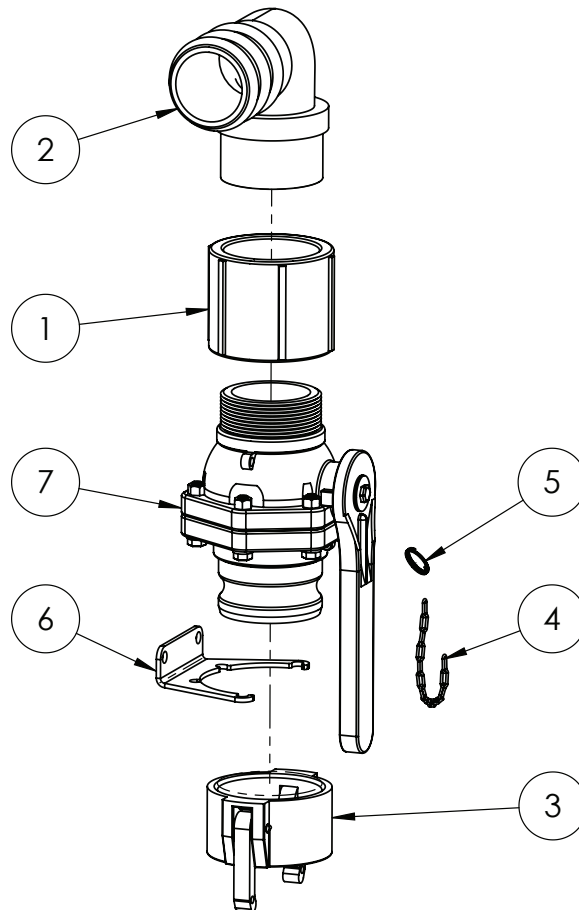
ITEM NO.	PART NUMBER	DESCRIPTION	QTY.
1	GA5078142	Street elbow, 90 degree, 2" male thread x 2" female thread, Banjo	1
2	GA5077739	Hose barb, Straight, 2" male thread x 1 1/2" hose, Banjo	1
3	GA5000527	Screw, Pan head, 12G x 25mm, SS	4
4	GA5078141	Street elbow, 45 degree, 2" male thread x 2" female thread, Banjo	1
5	GA5077737	Hose barb, Straight, 2" male thread x 2" hose, Banjo	1
6	GA4583370	Threaded Tank Flange 2"	1

Outlet - Tank Overflow 3"



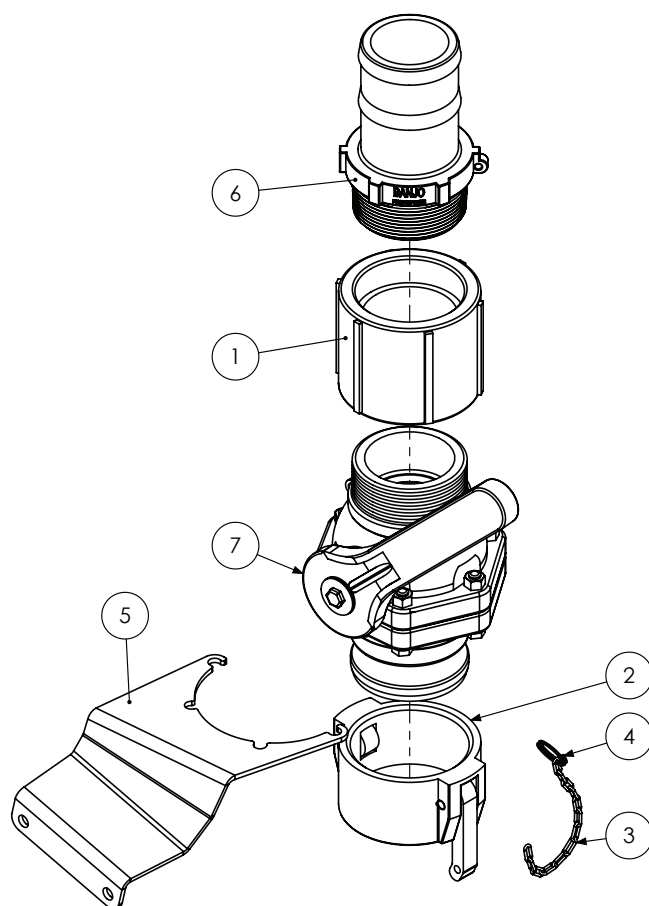
ITEM NO.	PART NUMBER	DESCRIPTION	QTY.
1	GA4550590	Tank Top Inlet Fitting, 3" Flange and 3" NPT Female Thread	1
2	GA5000527	Screw, Pan head, 12G x 25mm, SS	6
3	GA5077875	Hose barb, Elbow, 90 degree, 3" flange x 3" hose	1
4	GA2000116	Flange Clamp, and Gasket, 3"	1

Tank Fill - Front - 3" Valve Assembly



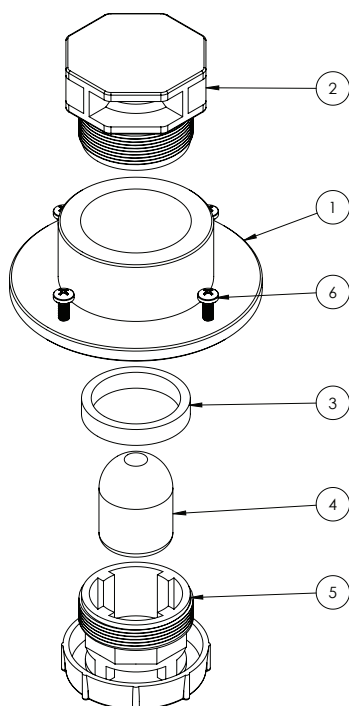
ITEM NO.	PART NUMBER	DESCRIPTION	QTY.
1	GA5077642	Coupling, socket, 3" female thread, Banjo	1
2	GA5077742	Hose barb, Elbow, 90 degree, 3" male thread x 3" hose, Banjo	1
3	GA5076719	Cam lever, Female cap, 3", Banjo	1
4	GA5001491	Chain 2mm x 20 SS 316 - Cut 150mm long	1
5	GA5002077	Key ring, 25mm, SS	1
6	GA4509400	Plate, Ball Valve Mount, 3" Banjo	1
7	GA5078204	3" NPT Male x 3" Male Adaptor Long Handle	1

Tank Fill - Side - 3" Valve Assembly



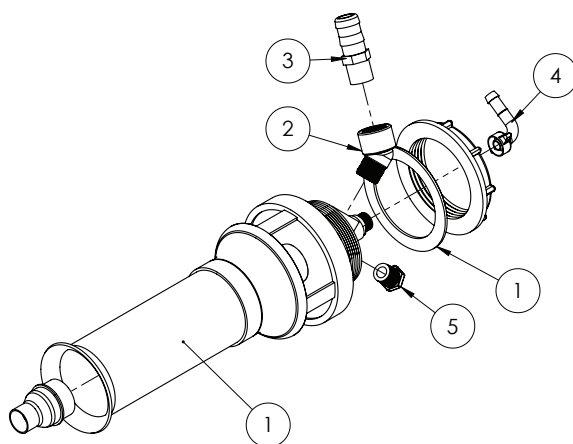
ITEM NO.	PART NUMBER	DESCRIPTION	QTY.
1	GA5077642	Coupling, socket, 3" female thread, Banjo	1
2	GA5076719	Cam lever, Female cap, 3", Banjo	1
3	GA5001491	Chain 2mm x 20 SS 316 - Cut 150mm long	1
4	GA5002077	Key ring, 25mm, SS	1
5	GA4509890	Plate, Valve Mount, 3" Side Fill	1
6	GA5077741	Hose barb, Straight, 3" male thread x 3" hose	1
7	GA5078204	3" NPT Male x 3" Male Adaptor Long Handle	1

Breather Valve Assembly



ITEM NO.	PART NUMBER	DESCRIPTION	QTY.
1	GA4583370	Threaded Tank Flange 2"	1
2	GA5000527	Screw, Pan head, 12G x 25mm, SS	1
3	GA4551975	Spacer, 56mm OD, 5mm wall, 10mm Uniboard Poly	1
4,5,6	GA5077046	Valve, Breather, Single Floating Ball	1

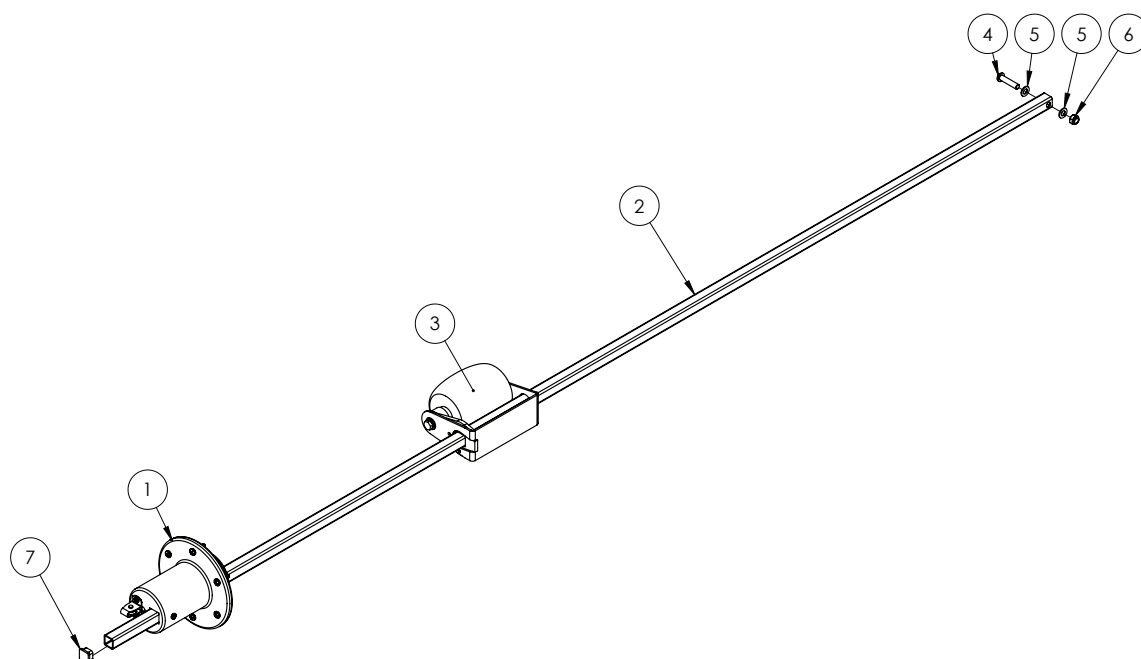
Supermix Agitator



ITEM NO.	PART NUMBER	DESCRIPTION	QTY.
1	GA5077038	Agitator, Super mix, 3mm jet, Arag	1
2	GA5078134	Street elbow, 45 degree, 3/4" male thread x 3/4" female thread	1
3	GA5077715	Hose barb, Straight, 3/4" male thread x 1" hose barb, Banjo	1
4	GA5075657	Hose barb, Elbow, 90 degree, 13mm hose, including 1/2" fly nut and seal, Brass, Arag	1
5	GA5077943	Plug, 1/2" male thread, Banjo	1

NOTE: Sikaflex 227 used when installing supermix agitator.

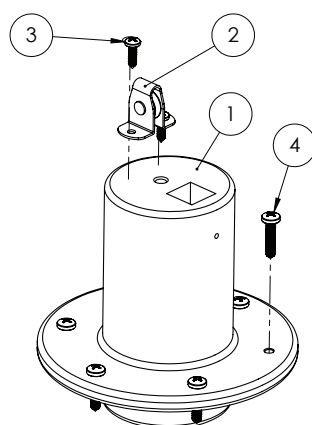
Dry Sight Tube - Float & Guide



ITEM NO.	PART NUMBER	DESCRIPTION	QTY.
1	*	Dry Sight Tube - Locating Cap Assembly	1
2	GA5046955	19 x 19 x 1.6mm SS RHS - cut 2150 mm	1
3	*	Dry Sight Tube - Float Assembly	1
4	GA5051370	BHCS M8 x 35mm SS	1
5	GA5003643	Washer 8mm SS HD	2
6	GA5052590	Nut M8 Nyloc SS	1
7	GA5001101	Square tube Insert 19 x 19mm, Black	1

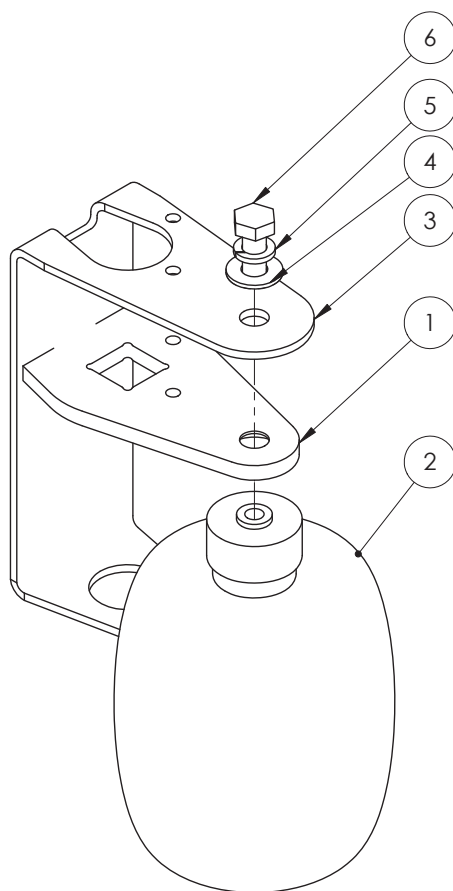
* Sub-assembly on following pages

Dry Sight Tube - Locating Cap Assembly



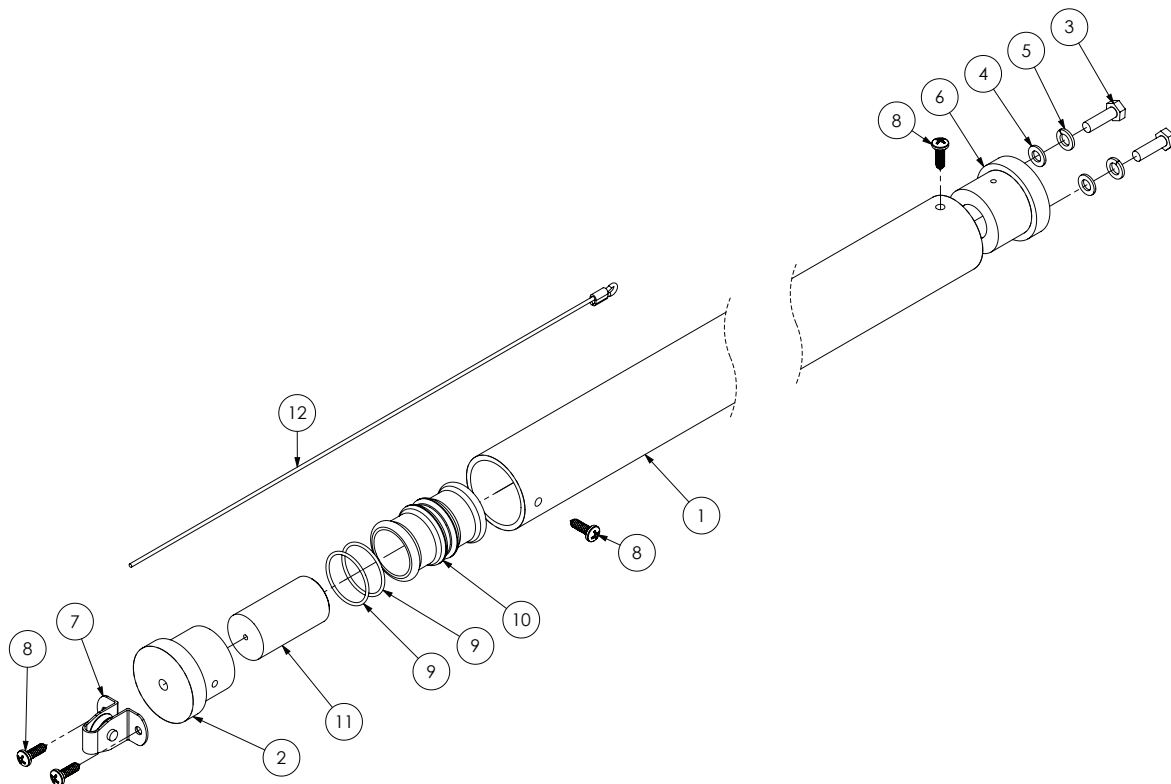
ITEM NO.	PART NUMBER	DESCRIPTION	QTY.
1	MACH0308	Float tube locating cap (Blk Poly)	1
2	GA5015221	Pulley, Upright, 19mm, Suit sight tube cable roller	1
3	GA5014817	Screw 10G x 5/8" Pan Head SS	2
4	GA5000527	Screw, Pan head, 12G x 25mm, SS	6

Dry Sight Tube - Float Assembly



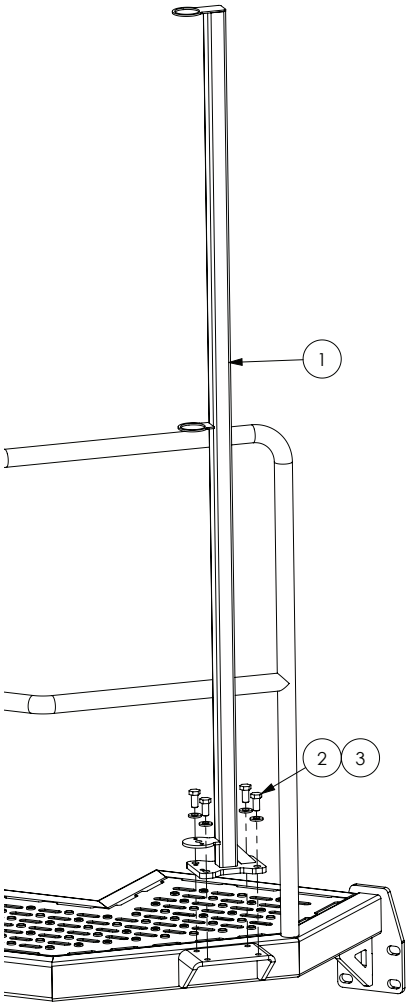
ITEM NO.	PART NUMBER	DESCRIPTION	QTY.
1	GA5072660	Float Plate Dry Sight Tube	1
2	GA5072665	Ball Float 4" Plastic 5/16" Whitworth Threads	1
3	GA4401610	Plate, Float, Dry Sight Tube	1
4	GA5003643	Washer 8mm Flat SS HD	1
5	GA5004919	Washer 8mm Spring SS	1
6	GA5048485	Set Screw, 5/16" x 3/4" BSW, SS GR8	1

Dry Sight Tube - Cap & Tube Assembly



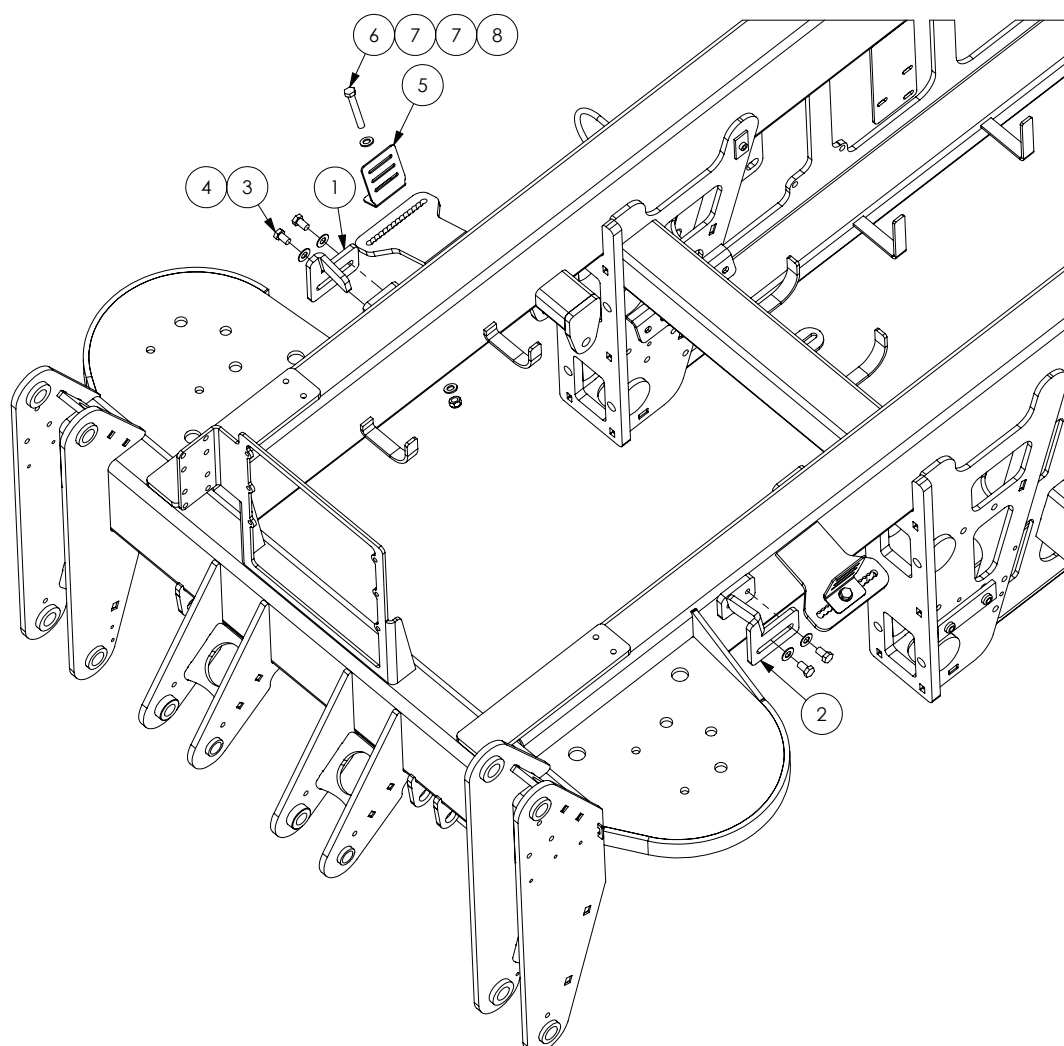
ITEM NO.	PART NUMBER	DESCRIPTION	QTY.
-	GA8700128	Decal, Dry Sight Tube, 4000L, Crop Cruiser G4	1
1	GA5002979	Sight tube, Clear, 38 ID x 44 OD x 2000 mm long, Polycarbonate	1
2	MACH0306	Remote sight tube end cap (Blk Poly)	1
3	GA5004065	Bolt M6 x 20 ZP GR8.8	2
4	GA5004437	Washer 6mm Flat SS	2
5	GA5004447	M6 Spring washer SS	2
6	MACH0316	Tube End Cap with Light Attachment	1
7	GA5015221	Pulley, Upright, 19mm, Suit sight tube cable roller	1
8	GA5014817	Screw 10G x 5/8" Pan Head SS	4
9	GA5012529	O-ring, 34.65 x 1.78mm, BS024	2
10	MACH0307	Remote sight tube level indicator	1
11	MACH0317	Level Indicator Insert	1
12	GA5017873	Cable, 5m, Suit Dry Sight Tube Float	1
	GA5008643	Ferrule, Hand swage, Nickle plated copper, suits GA5017873 cable	2

Dry Sight Tube - Mount



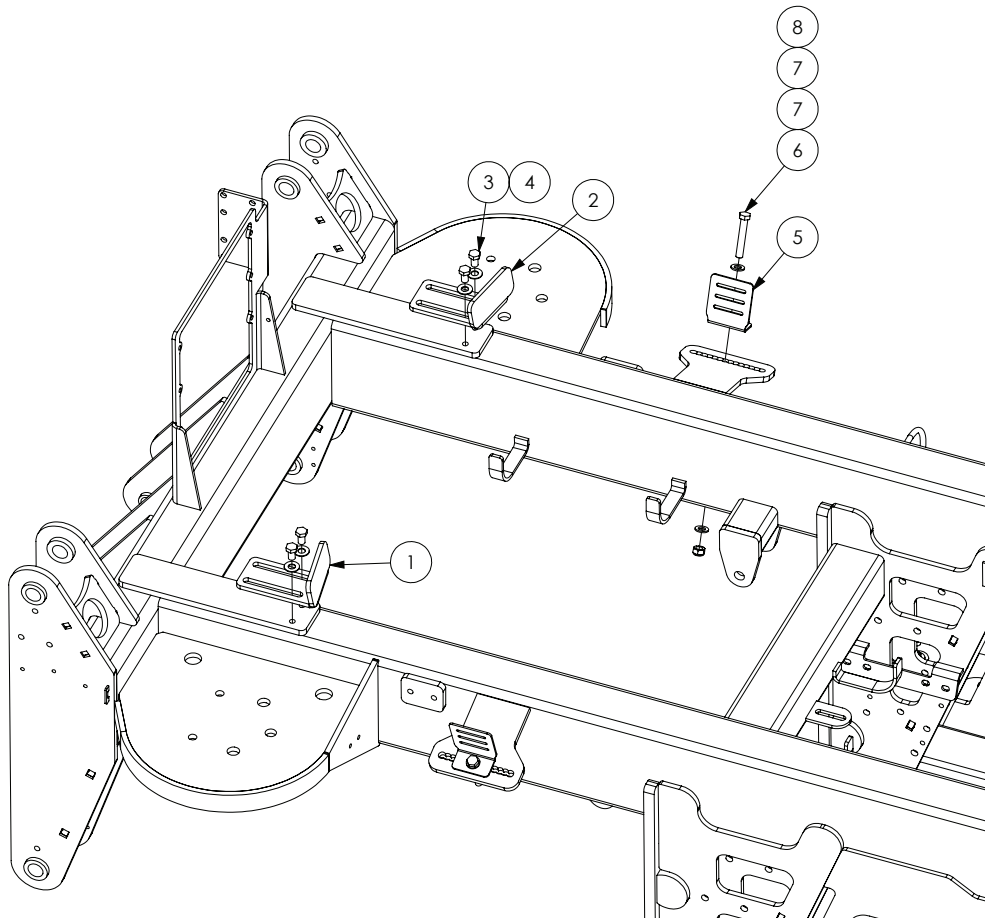
ITEM NO.	PART NUMBER	DESCRIPTION	QTY.
1	GA4659830	Dry Sight Tube Mount	1
2	GA5011229	Bolt M12 x 25 GR8.8 ZP	4
3	GA5000577	Washer 12mm SS Flat HD	4

3000L Tank Stops



ITEM NO.	PART NUMBER	DESCRIPTION	QTY.
-	GA5003859	Strap, Tank, 50mm, Goldacres branded	-
1	GA4524870	Plate, Tank Stop 3000L LH Gx	1
2	GA4524875	Plate, Tank Stop 3000L RH Gx	1
3	GA5011227	Bolt M12 x 20 ZP GR8.8	4
4	GA5000577	Washer 12mm SS Flat HD	4
5	F70127A	Bracket, Tank strap, 50mm	4
6	GA5000351	Bolt M12 x 75 GR8.8 ZP	4
7	GA5000577	Washer M12 Flat SS HD	8
8	GA5012461	Nut M12 Nyloc ZP	4

4000L Tank Stops

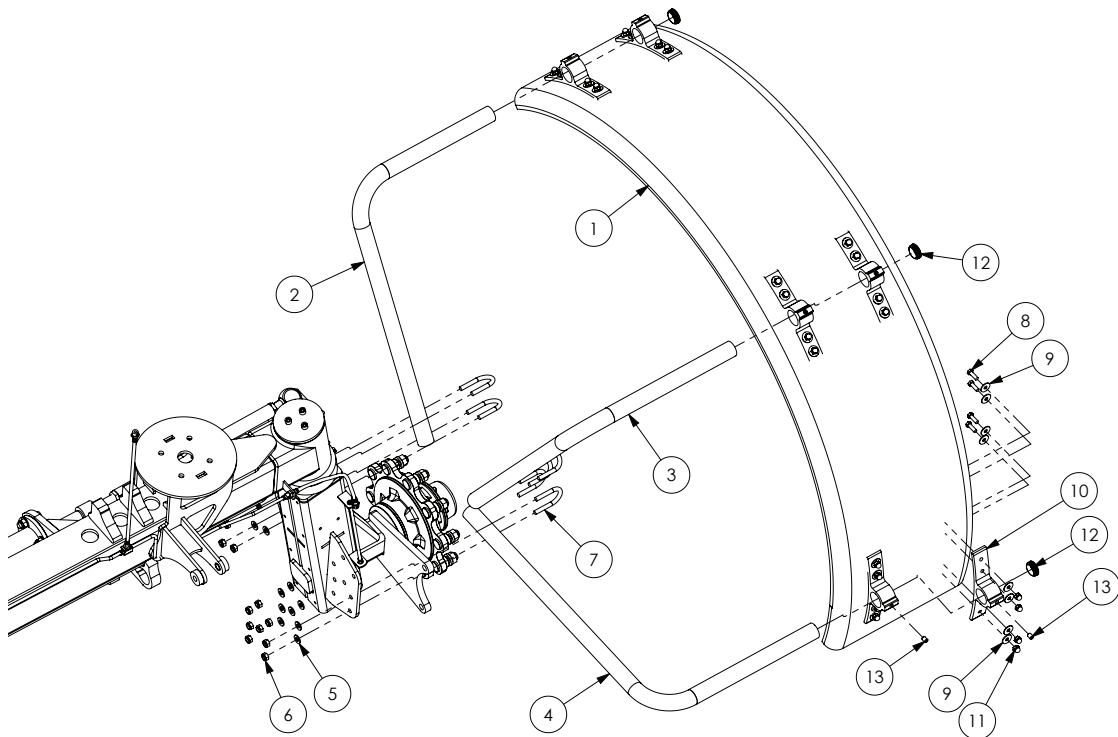


ITEM NO.	PART NUMBER	DESCRIPTION	QTY.
-	GA5003859	Strap, Tank, 50mm, Goldacres branded	-
1	GA4522515	Front tank stop 8mm Plate RHS	1
2	GA4522510	Front tank stop 8mm Plate LHS	1
3	GA5011227	Bolt M12 x 20 GR8.8 ZP	4
4	GA5000577	Washer M12 Flat SS HD	4
5	F70127A	Bracket, Tank strap, 50mm	4
6	GA5000351	Bolt M12 x 75 GR8.8 ZP	4
7	GA5000577	Washer M12 Flat SS HD	8
8	GA5012461	Nut M12 Nyloc ZP	4

Chapter 12

WHEELS & MUDGUARD

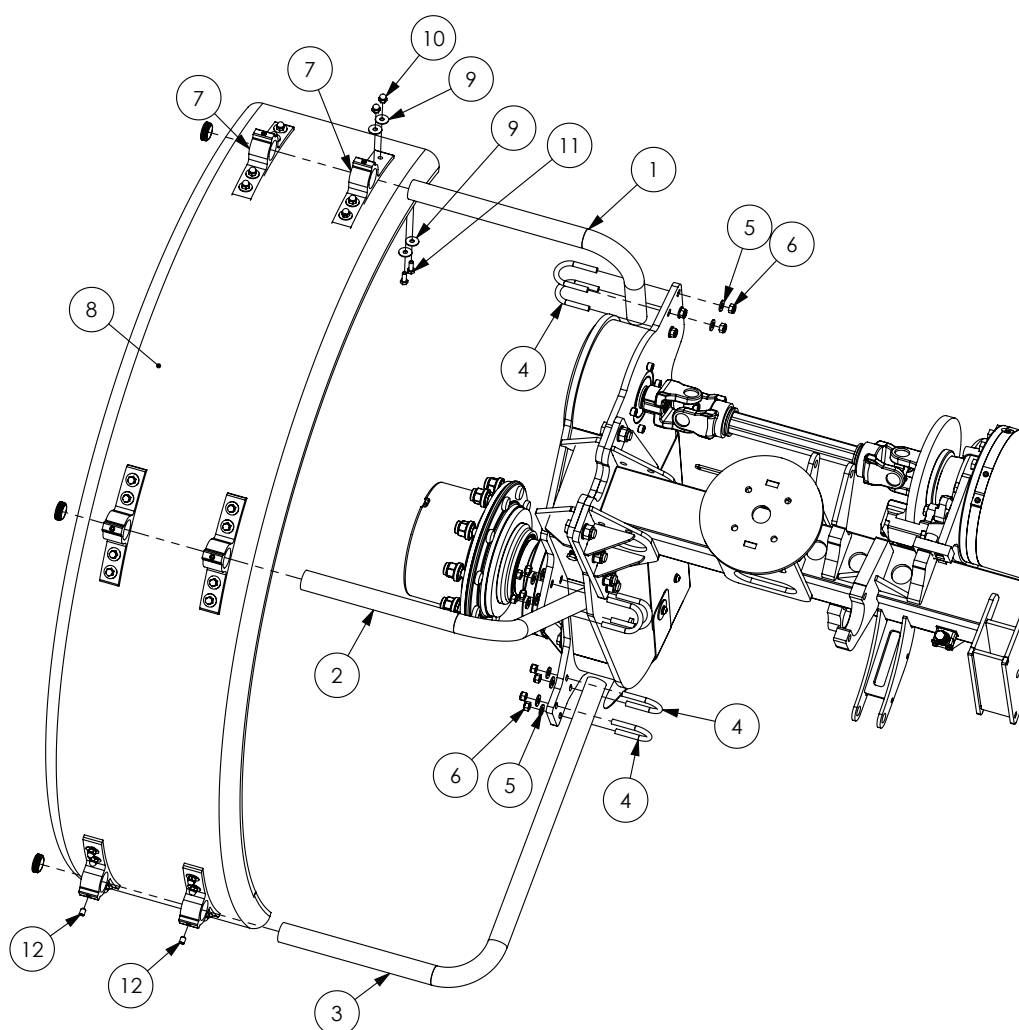
Mud Guards - Front Axle - 2m & 3m



ITEM NO.	PART NUMBER	DESCRIPTION	QTY.
1	GA5003323	Mudguard 400W x R1000	2
	GA5003825	Mudguard 500W x R1000	
2	*	Pipe, Mudguard Front Wheel Front Pipe	2
3	*	Pipe, Mudguard Front Wheel Middle Pipe	2
4	*	Pipe, Mudguard Front Wheel Rear Pipe	2
5	GA5000577	Washer 12mm Flat SS HD	24
6	GA5012461	Nut M12 Nyloc ZP	24
7	GA5071209	U Bolt M12 x 91L x 50W RT G/P	12
8	GA5066162	Bolt M10 x 25 SS	48
9	GA5002565	Washer, 3/8 ID x 1 OD, Flat SS	96
10	GA5020450	Mudguard Bracket Plastic Black BK-P300BK1	12
11	GA5011133	Nut M10 Dome nut SS	48
12	GA5003925	Insert round 45mm x 0.8 - 3.0mm	6
13	GA5050675	Grub Screw M12 x 16 SS	12

* See Mudguard Pipe Tables on following pages for details.

Mud Guards - Rear Axle - 2m & 3m



ITEM NO.	PART NUMBER	DESCRIPTION	QTY.
1	*	Pipe, Mudguard Rear Wheel Front Pipe	1
2	*	Pipe, Mudguard Rear Wheel Middle Pipe	1
3	*	Pipe, Mudguard Rear Wheel Rear Pipe	1
4	GA5071209	U Bolt M12 x 91L x 50W RT G/P	12
5	GA5000577	Washer 12mm Flat SS HD	24
6	GA5012461	Nut M12 Nyloc ZP	24
7	GA5020450	Mudguard Bracket Plastic Black BK-P300BK1	12
8	GA5003323	Mudguard 400W x R1000	2
	GA5003825	Mudguard 500W x R1000	
9	GA5002565	Washer, 3/8" ID x 1" OD, Flat SS	96
10	GA5011133	Nut M10 Dome SS	48
11	GA5066162	Bolt M10 x 25 SS	48
12	GA5050675	Grub Screw M12 x 16 SS	12

* See Mud Guard Pipe Tables on following pages for details.

Mud Guards - Pipes

FIXED AXLE - FRONT

ITEM NO.	PART NUMBER	DESCRIPTION	QTY.
2	GA5071670	Pipe, Mudguard Front Wheel R38 Front Pipe	2
	GA5071673	Pipe, Mudguard Front Wheel R46 Front Pipe	
3	GA5071671	Pipe, Mudguard Front Wheel R38 Middle Pipe	2
	GA5071674	Pipe, Mudguard Front Wheel R46 Middle Pipe	
4	GA5071672	Pipe, Mudguard Front Wheel R38 Rear Pipe	2
	GA5071675	Pipe, Mudguard Front Wheel R46 Rear Pipe	

FIXED AXLE - REAR

ITEM NO.	PART NUMBER	DESCRIPTION	QTY.
1	GA5071681	Pipe, Mudguard Rear Wheel R46 Front Pipe	2
	GA5071678	Pipe, Mudguard Rear Wheel R38 Front Pipe	
2	GA5071682	Pipe, Mudguard Rear Wheel R46 Middle Pipe	2
	GA5071679	Pipe, Mudguard Rear Wheel R38 Middle Pipe	
3	GA5071683	Pipe, Mudguard Rear Wheel R46 Rear Pipe	2
	GA5071680	Pipe, Mudguard Rear Wheel R38 Rear Pipe	

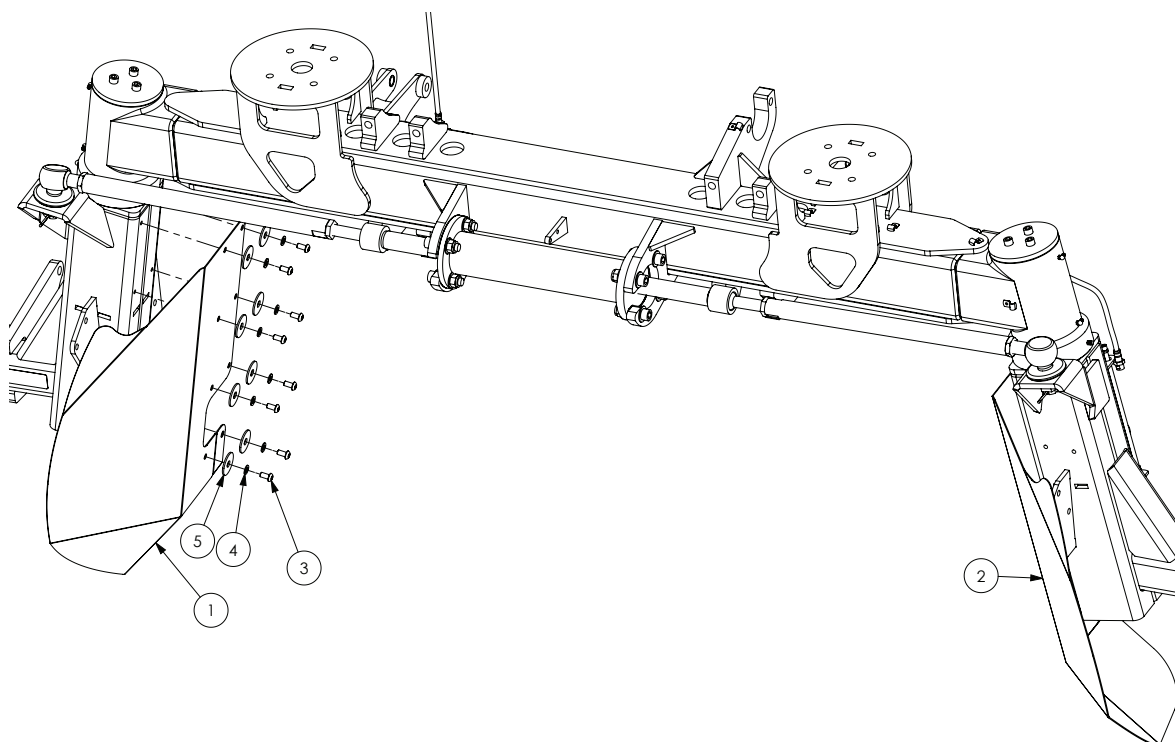
ADJUSTABLE AXLE 2-3M & 3-4M - FRONT

ITEM NO.	PART NUMBER	DESCRIPTION	QTY.
2	GA5071670	Pipe, Mudguard Front Wheel R38 Front Pipe	2
	GA5071673	Pipe, Mudguard Front Wheel R46 Front Pipe	
3	GA5071985	Pipe, Mudguard Front Wheel Middle Pipe	2
4	GA5071672	Pipe, Mudguard Front Wheel R38 Rear Pipe	2
	GA5071675	Pipe, Mudguard Front Wheel R46 Rear Pipe	

ADJUSTABLE AXLE 2-3M & 3-4M - REAR

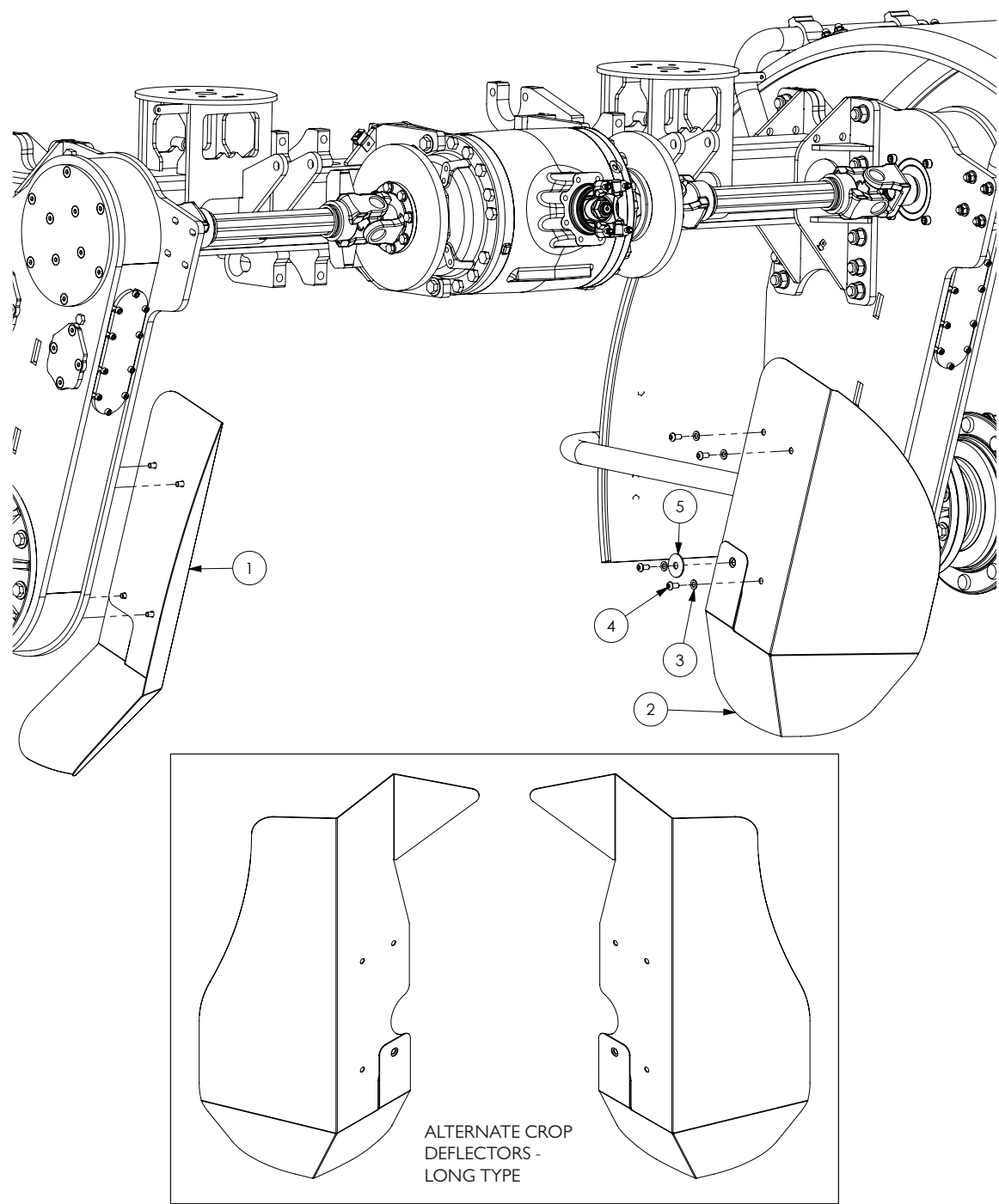
ITEM NO.	PART NUMBER	DESCRIPTION	QTY.
1	GA5071681	Pipe, Mudguard Rear Wheel R46 Front Pipe	2
	GA5071678	Pipe, Mudguard Rear Wheel R38 Front Pipe	
2	GA5071682	Pipe, Mudguard Rear Wheel R46 Middle Pipe	2
	GA5071679	Pipe, Mudguard Rear Wheel R38 Middle Pipe	
3	GA5071683	Pipe, Mudguard Rear Wheel R46 Rear Pipe	2
	GA5071680	Pipe, Mudguard Rear Wheel R38 Rear Pipe	

Crop Deflectors - Front Axle



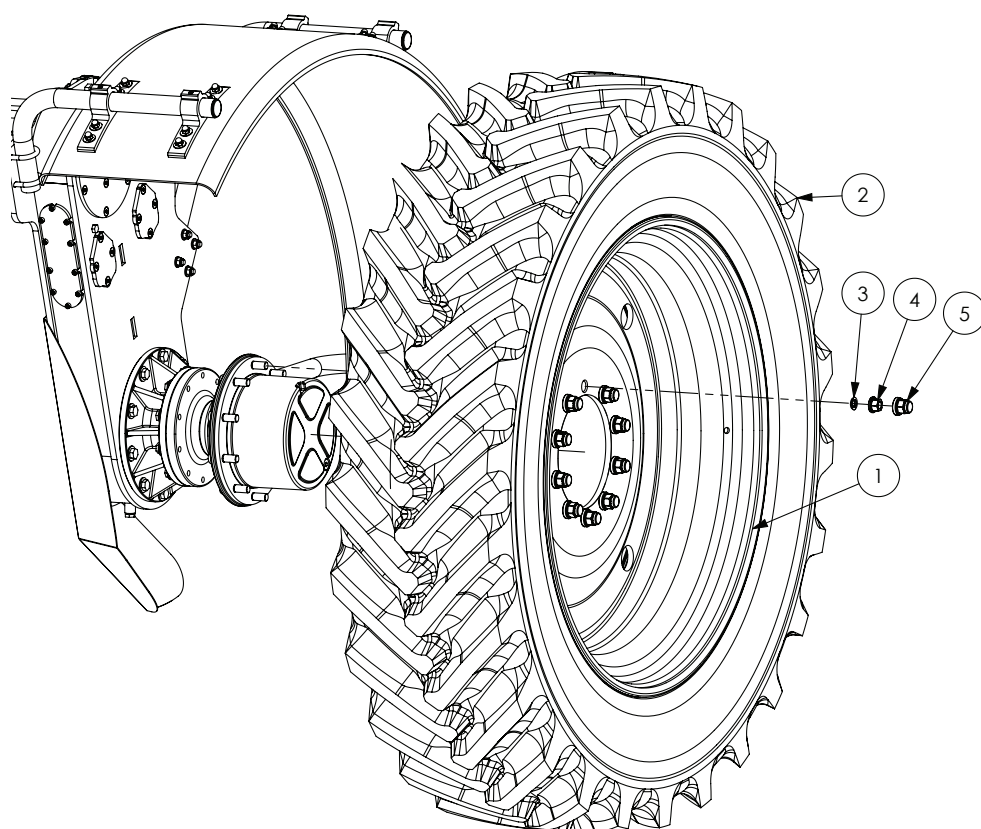
ITEM NO.	PART NUMBER	DESCRIPTION	QTY.
1	GA4507510	Crop Deflector Front RH	1
2	GA4507515	Crop Deflector Front LH	1
3	GA0500004	BHCS M10 x 40mm	16
4	GA5000117	Washer 10mm Flat SS HD	16
5	GA4535345	Washer, 50 OD x 14.5 ID, SS	16

Crop Deflectors - Rear Axle



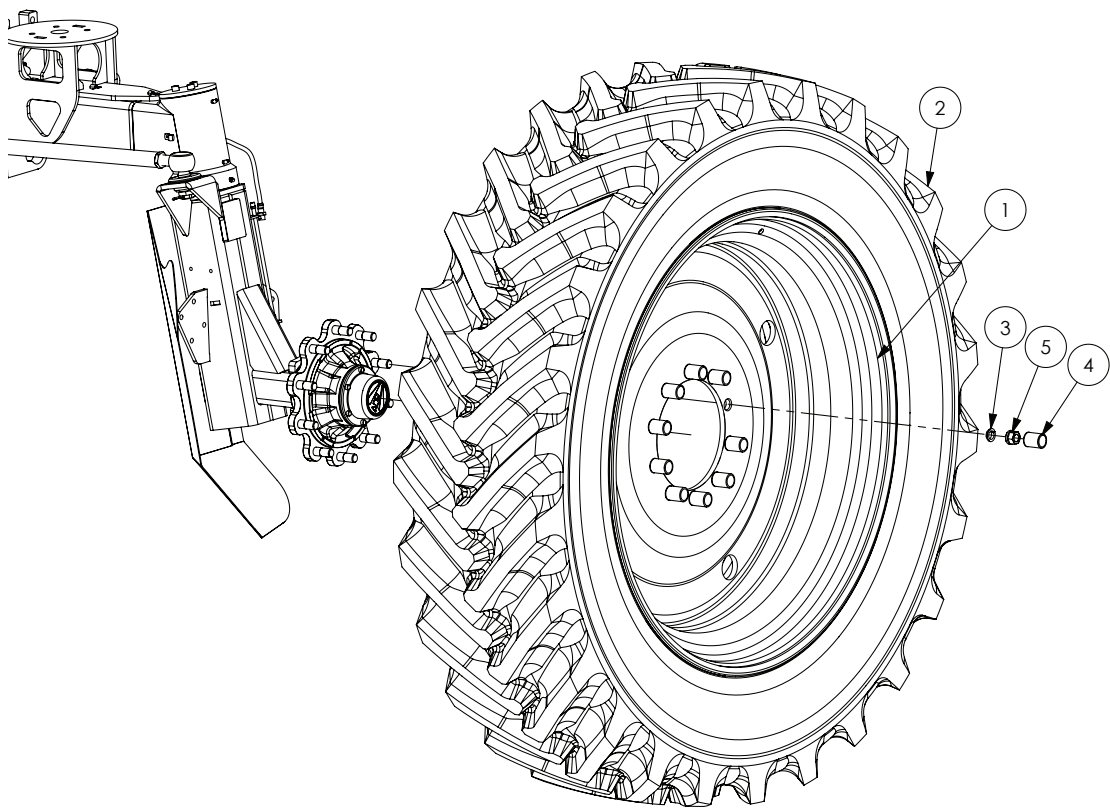
ITEM NO.	PART NUMBER	DESCRIPTION	QTY.
1	GA4507225	Crop Deflector Rear RH - Medium type	1
	GA4500320	Crop Deflector Rear RH - Long type	1
2	GA4507230	Crop Deflector Rear LH - Medium type	1
	GA4500325	Crop Deflector Rear LH - Long type	1
3	GA5000117	Washer 10mm Flat SS HD	8
4	GA0500004	BHCS M10 x 40mm	8
5	GA4535345	Washer, 50 OD x 14.5 ID, SS	2

Rear Wheel Mounting



ITEM NO.	PART NUMBER	DESCRIPTION	QTY.
1	*	See 'Tyres and Rims' Section	2
2	*		2
3	GA4553180	Wheel Washer, Rear	20
4	GA0500012	Wheel Nut, 3/4" UNF, G3 G4 Rear	20
5	GA5071810	Wheel Nut Cover, suits 3/4" UNF Wheel Nut, Black Plastic	20

Front Wheel Mounting



ITEM NO.	PART NUMBER	DESCRIPTION	QTY.
1	*	See 'Tyres and Rims' Section	2
2	*		2
3	GA5018900	Tapered spring Washers suit M22 wheel stud (329F003)	20
4	GA5054675	Cap M20 hex Wheel nut cover	20
5	-	Wheel nut	20
-	GA5052165	Wheel nut kit, ADR (Pack of 10 nuts & 10 washers)	-

ALTERNATIVE WHEEL NUT

PART NUMBER	DESCRIPTION
GA5018892	Wheel nut, M22 X 1.5mm, ZP (Tapered nut requires no washer)

NOTE: Alternative wheel nut shown above can be purchased individually and requires no washer.

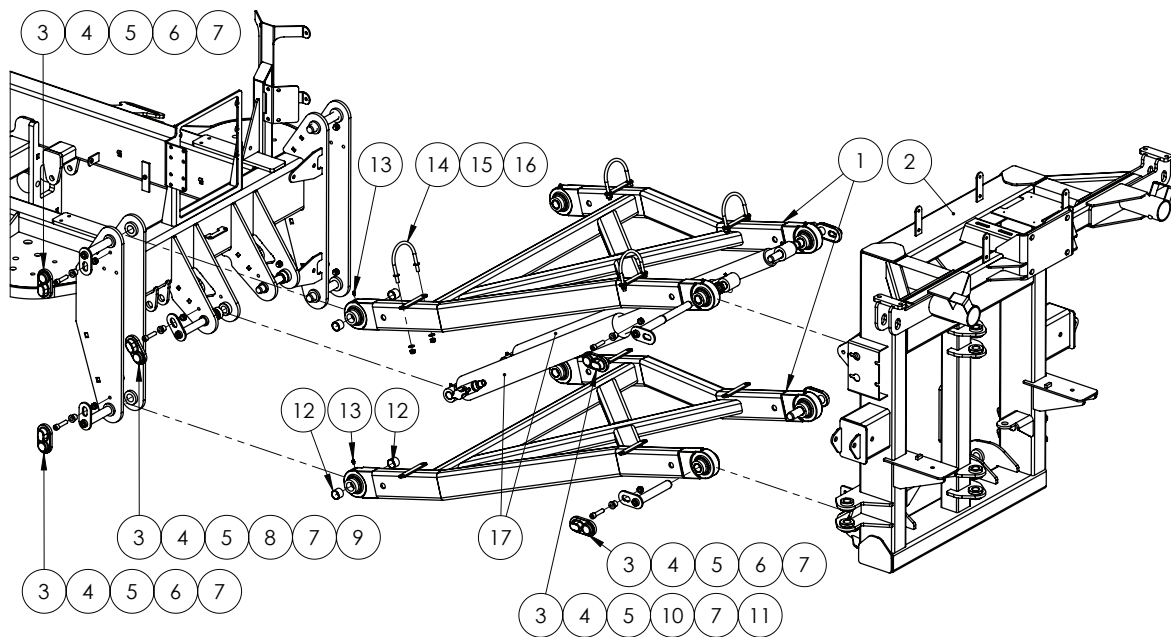
Tyres and Rims

PART NUMBER	DESCRIPTION
GA1500010	Wheel, DW16 x 38, -20mm Offset, G Series
GA1500011	Tyre, 520/85R38, Harvest
GA5071281	Wheel, DW12 x 38, +52.5mm Offset, G Series
GA1500012	Tyre 380/90R38
GA5071285	Wheel, DW13 x 46, +52.5mm Offset, G Series
GA5067025	Tyre, 380/90R46 156 A8/B
GA1500004	Wheel, DD16 x 46, Zero Offset, G series
GA5066230	Tyre 480/80R46
GA5066233	Wheel, DD13 x 46, Zero Offset, G Series
GA5067025	Tyre, 380/90R46 156 A8/B
GA1500003	Wheel, DW16 x 38, Zero Offset, G Series
GA5001108	Tyre 18.4 x 38 (16 Ply)

Chapter 13

BOOM CENTRE

Paralift Arms & Paralift Rear



PARALIFT PIN KIT

PART NUMBER	DESCRIPTION	NOTE: This kit requires GA5066645 to be cut down to make GA5066646 for fitment.	
GA5066673	Pin kit suit paralift		
ITEM NO.	PART NUMBER	DESCRIPTION	QTY.
1	GA4658750	Paralift Arm	2
2	GA4658138	Paralift Rear, Tritech, 24m to 36m Boom	1
3	GA5067885	Pin cover, Black, clip on, plastic	10
4	GA5051470	SHCS M12 x 50 GR12.9 ZP	10
5	MACH0152	Bush w/shoulder, 12.3 ID x 25 OD x 21 mm long, Paralift pin bolts	10
6	GA5066655	Pin w/retaining plate, 28.575 OD x 180 mm long	6
7	GA5012461	Nut M12 Nyloc ZP	13
8	GA5066646	Pin with retainer, 1" OD x 180 long, Crop Cruiser lift arm base	2
9	GA4562190	Spacer bush, 40 OD x 26 ID x 17.5 mm long, Paralift arms	2
10	GA5066675	Pin w/retaining plate, Stepped, 294mm Long, Suit paralift ram & arm	2

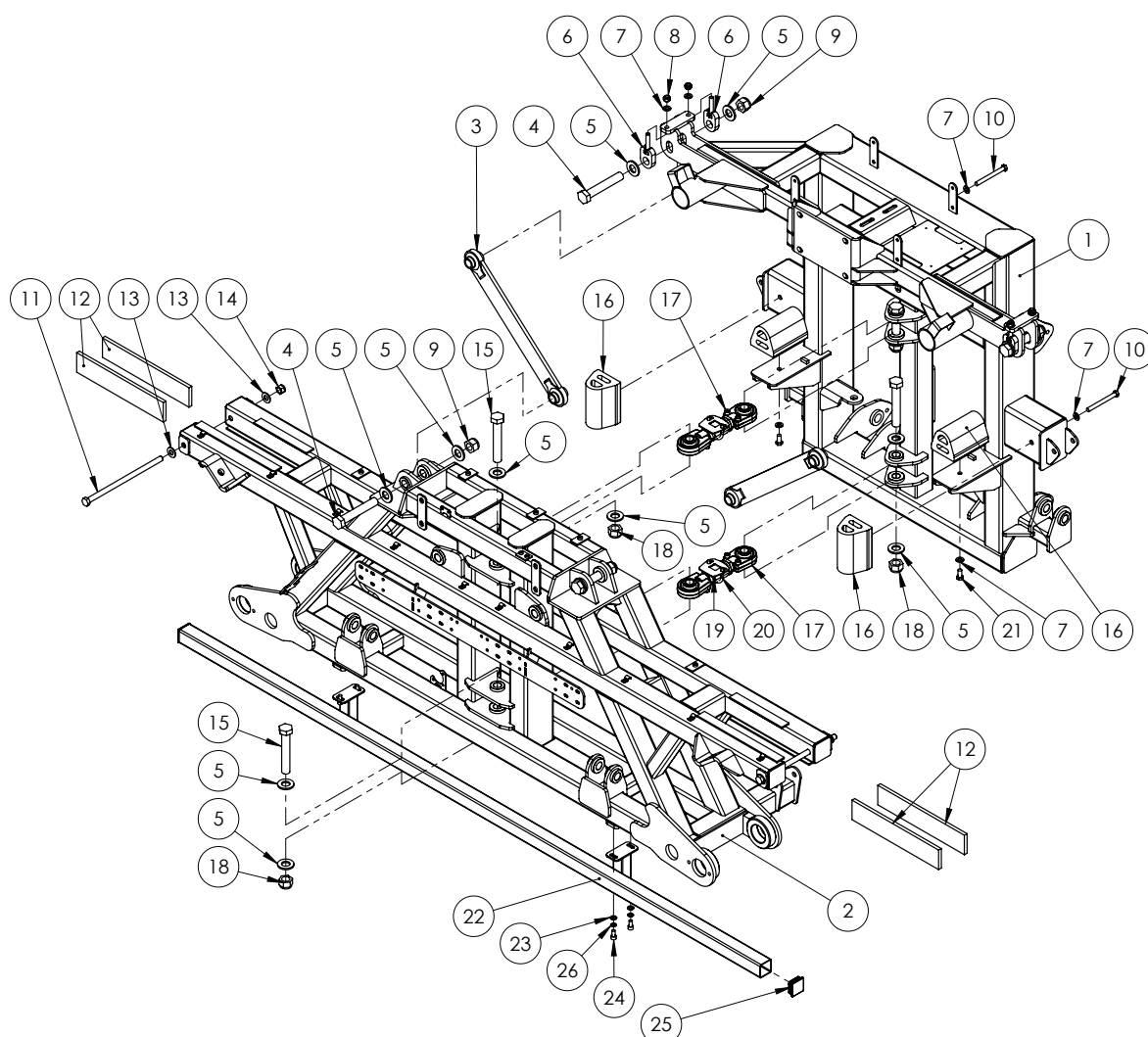
Continued over page

Paralift Arms & Paralift Rear

ITEM NO.	PART NUMBER	DESCRIPTION	QTY.
11	GA4572135	Spacer bush, 40 OD x 25.8 ID x 9 mm thick, Paralift arm spacer	2
12	GA5065486	Glacier bush 1 1/8" x 1" long	16
13	GA5050450	Grease nipple 6mm	8
14	GA5070905	U bolt, Round top, M10 x 118 x 115mm, with stopper washers, ZP	4
15	GA5000117	Washer 10mm Flat SS HD	8
16	GA5000141	Nut M10 Nyloc ZP	5
17	GA5070081^	Hydraulic Cylinder, Bore 3", Rod 2.5", Stroke 26" , suit TriTech Boom	2

^ See Chapter 18 'Hydraulics' for sub-assembly

Base Assembly - 30-36m



ITEM NO.	PART NUMBER	DESCRIPTION	QTY.
1	GA4658138	Paralift Rear, Trittech, 24m to 42m Boom	1
2	GA4658122	Centre Section, Trittech, 24m - 42m	1
3	GA4656240	Delta link, Long	2
4	GA4683145	Bolt 1" UNC x 6" cut down from 7"	4
5	GA5017659	Washer 1" Flat ZP HD (5mm thick)	16
6	GA4656260	Adjuster bolt, Delta link hanger	4
7	GA5000577	Washer 12mm Flat SS HD	8
8	GA5012461	Nut M12 Nyloc ZP	4
9	GA5012439	Nut 1" UNC Nyloc ZP	4
10	GA5000265	Bolt M12 x 120 GR8.8 ZP	2
11	GA5075125	Bolt M16 x 325 GR4.4 ZP 60 mm of thread	2
12	GA5075090	Wear pad, 380 x 74 x 12 mm, Polystone, Suit Tri Tech tilt arm	4
13	GA5001009	Washer 16mm Flat ZP HD	4

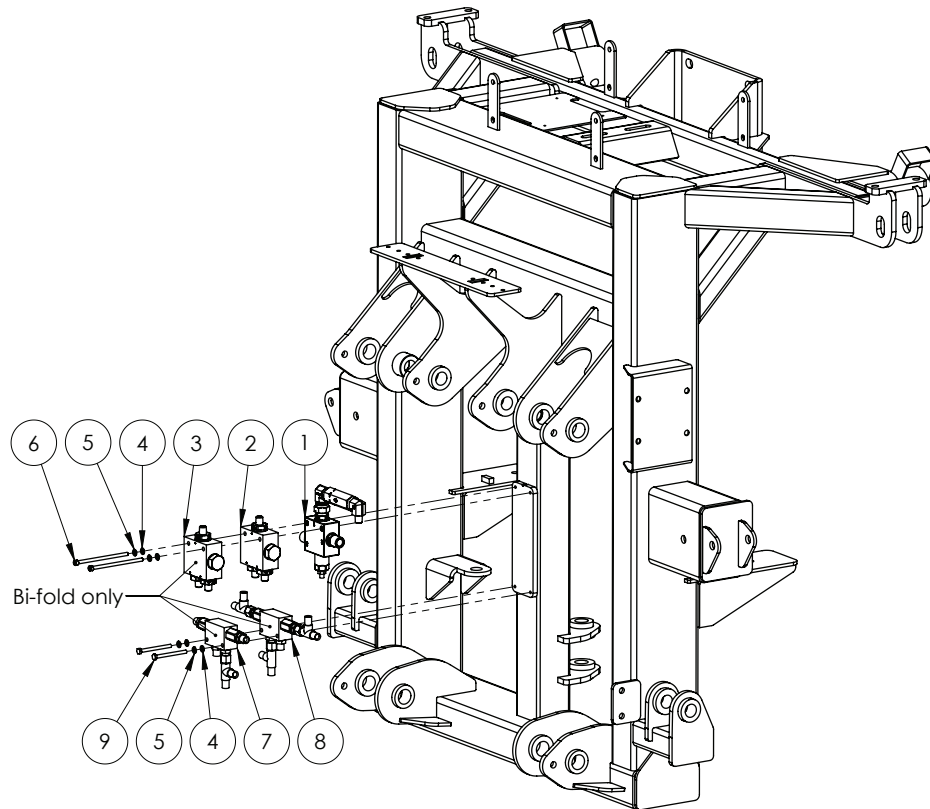
Continued over page

Base Assembly - 30-36m

ITEM NO.	PART NUMBER	DESCRIPTION	QTY.
14	GA5012463	Nut M16 Nyloc SS	2
15	GA5006043	Bolt 1" UNF 14 TPI x 6" GR8 ZP	4
16	GA5075240	Bump Stop Rubber with threaded insert	4
17	*	Delta Link	2
18	GA5012445	Nut, 1" UNF, 14 TPI, Nyloc, ZP	4
19	GA4524140	Locking plate suit adjustable delta link SS	2
20	GA5018245	U bolt, Round top, M8 x 50 x 60 mm	2
21	GA5011229	Bolt M12 x 25 GR8.8 ZP	2
22	GA4658145	Spray bar suit center section	1
23	GA5000117	Washer 10mm Flat SS HD	4
24	GA5011153	SHCS M10 x 20 GR12.9 ZP	4
25	GA5003783	End cap, Insert, Black, Plastic, 50 x 50 mm	2
26	GA5000137	Washer 10mm Spring SS	4

* Sub-assembly on following pages

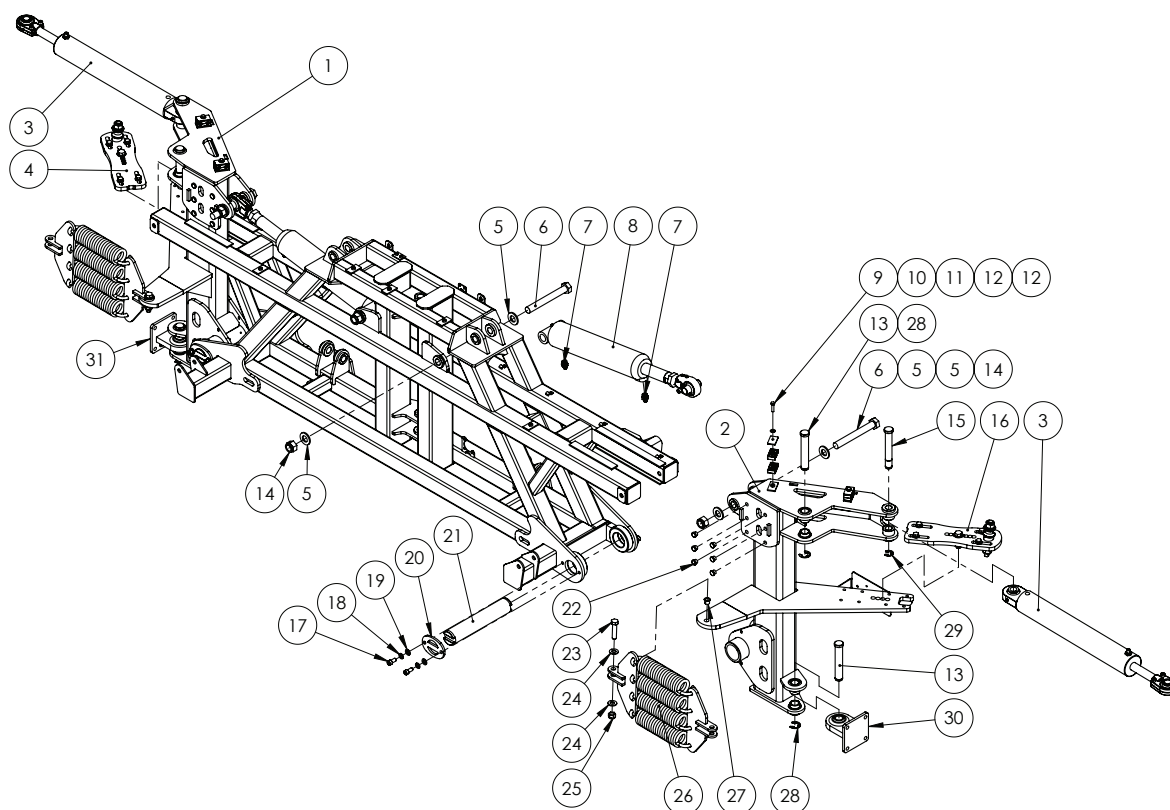
Flow Dividers & Check Valves



ITEM NO.	PART NUMBER	DESCRIPTION	QTY.
1	^	Pressure Reducing Valve Assembly	1
2	^	Flow Divider Assembly - Fold Cylinders	1
3	^	Flow Divider Assembly - Bi-fold Cylinders	1
4	GA5004437	Washer 6mm Flat SS	4
5	GA5004447	Washer 6mm Spring SS	4
6	GA5011441	SHCS M6 x 80 GR12.9 ZP - standard	2
	GA5051525	SHCS M6 x 130 GR12.9 ZP - Bi-fold only - Cut to 115 mm	2
7	^	Double Pilot Check Valve - Bi-fold Cylinders	1
8	^	Double Pilot Check Valve - Bi-fold Cylinders	1
9	GA5004107	Bolt M6 x 70 GR8.8 ZP	2

^ See Chapter 18 'Hydraulics' for sub-assembly

Tilt Assembly



ITEM NO.	PART NUMBER	DESCRIPTION	QTY.
1	GA4660190	Tilt Arm Trittech 42m Dual Fold Cylinder Right Hand	1
2	GA4660185	Tilt Arm Trittech 42m Dual Fold Cylinder Left Hand	1
3	GA5018538^	Hydraulic Cylinder, Bore 3", Rod 1.25", Stroke 18"	2
4	GA4922221*	Cable Mount Rear, Flat fold, 24-36m RH	1
5	GA5017659	Washer 1 Flat ZP HD (5mm thick)	8
6	GA5006151	Bolt 1 UNF 12 TPI x 8 GR8 ZP	4
7	GA3500147	Hydraulic adaptor, Nipple, 9/16" JIC male x 3/4" UN male O-ring	4
8	GA5065051^	Hydraulic Cylinder, Bore 3.5", Rod 1.75", Stroke 5"	2
9	GA5011481	Bolt M8 x 35 GR8.8 ZP	4
10	GA5003643	Washer 8mm Flat ZP HD	4
11	RCD-2PT	Mounting clamp, Double type, Plate, Top, Group 2	4
12	GA5078031	Mounting clamp, Double type, Jaw, Pair, Group 2, 14mm	8
13	L003A	Pin, 1 1/8" x 170mm, with circlip groove	4
14	GA5012445	Nut, 1" UNF, 14 TPI, Nyloc, ZP	4
15	L002A	Pin, 1" x 180mm, Double circlip groove	2
16	GA4922226*	Cable Mount Rear, Flat fold, 24-36m LH	1
17	GA5000297	SHCS M12 x 25 GR12.9 ZP	8
18	GA5000575	Washer 12mm Spring SS	8
19	GA5000577	Washer 12mm Flat SS HD	8
20	GA4502280	Pin retainer	4

Continued over page

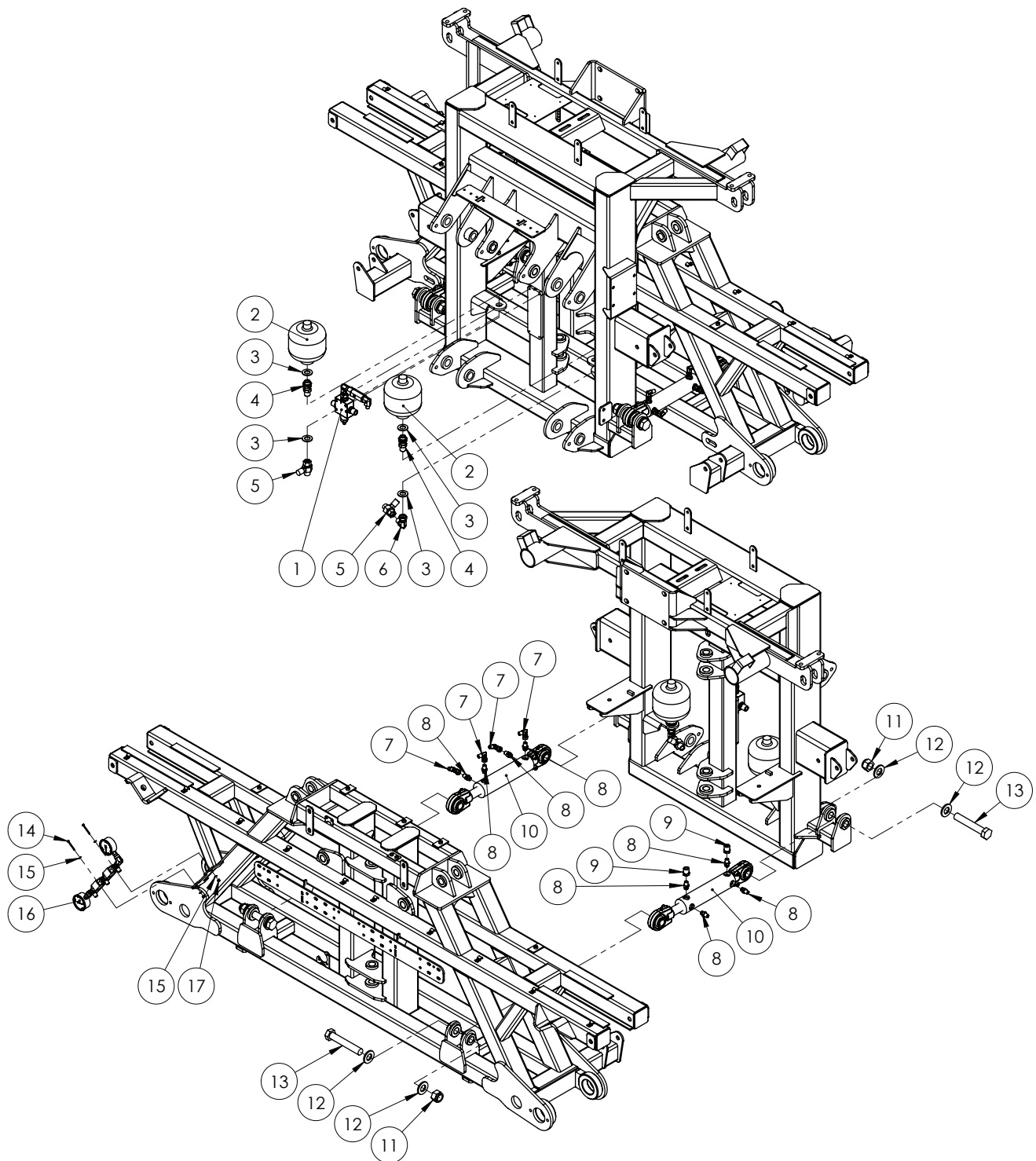
Tilt Assembly

ITEM NO.	PART NUMBER	DESCRIPTION	QTY.
21	GA4572365	Tilt pin suit centre section	2
22	GA5052910	Insert t/s 16 mm Hole	12
23	GA5000941	Bolt M16 x 60 GR8.8 ZP	2
24	GA5001009	Washer 16mm Flat ZP HD	4
25	GA5012463	Nut M16 Nyloc SS	2
26	GA4905665	Cable Spring Mount 36m	2
27	GA5075220	Glacier bush flanged 16mm suit boom cable pivot	2
28	GA5001883	Circlip, E type, 24mm, Zinc plated	4
29	GA5001223	Circlip, 19mm, E type, zinc plated	2
30	GA4656201	Rose end, Bolt on, LH, Suit 24 - 36m boom	1
31	GA4656200	Rose end, Bolt on, RH, Suit 24 - 36m boom	1

* Sub-assembly on following pages

^ See Chapter 18 'Hydraulics' for sub-assembly

Yaw Assembly



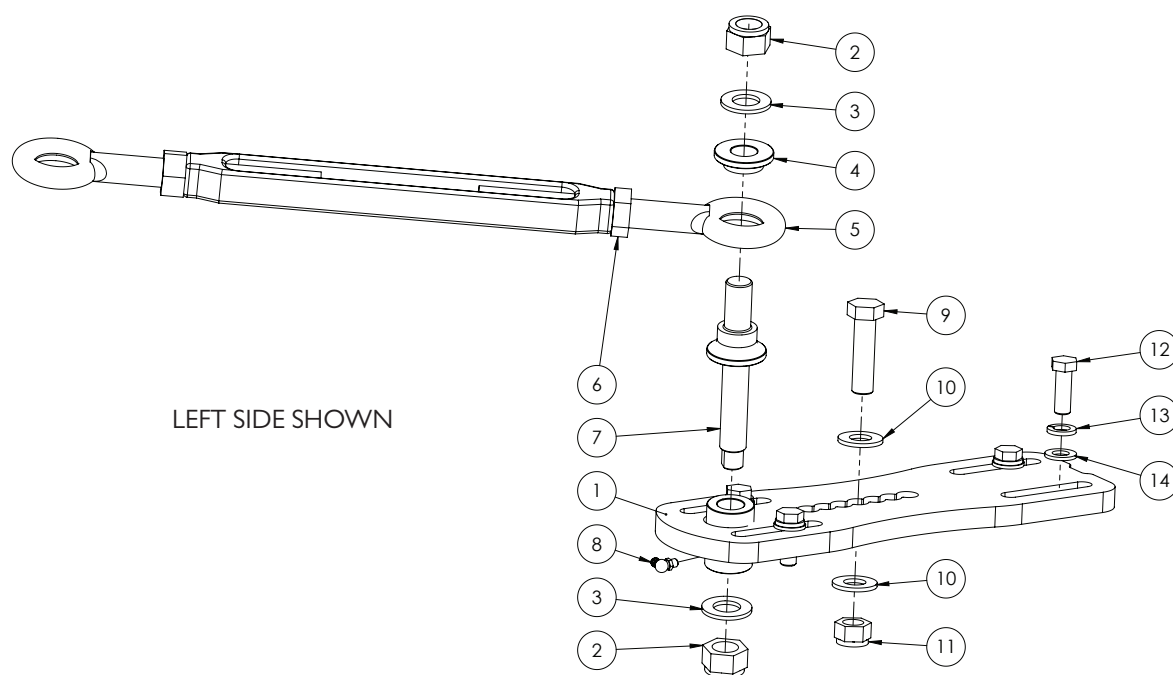
Continued over page

Yaw Assembly

ITEM NO.	PART NUMBER	DESCRIPTION	QTY.
1	^	Pressure Reducer Valve Assembly	1
2	GA5007787	Accumulator, Hydraulic, 1L, precharged to 70 bar	2
3	GA5001741	Washer 20mm Flat SS HD	4
4	GAS99-603	Hydraulic adaptor, Bulkhead nipple, 1/2 BSP male x 1/2 BSP male	2
5	GA3500198	Hydraulic adaptor, Inline test point, 1/2" BSPP female swivel x 1/2" BSPT male x M16 x 2.0 test port	2
6	GA3500333	Hydraulic adaptor, Elbow, 90 degree, 1/2" BSPT male x 1/2" BSPP female swivel	1
7	GA3500332	Hydraulic adaptor, Elbow, 90 degree, 1/4" BSPT male x 1/4" BSPP female swivel	4
8	GA3500358	Hydraulic adaptor, Nipple, 1/4" BSPT male x 9/16" UN male O-ring	8
9	GA3500203	Hydraulic adaptor, Reducing bush, 1/2" BSPT male x 1/4" BSPT female	2
10	GA5060817	Hydraulic Cylinder, Bore 2", Rod 1.25", Stroke 117.5mm	2
11	GA5012445	Nut, 1" UNF, 14 TPI, Nyloc, ZP	4
12	GA5017659	Washer 1 Flat ZP HD (5mm thick)	8
13	GA5006151	Bolt 1" UNF 12 TPI x 8" GR8 ZP	4
14	GA5049800	SHCS M4 x 40 GR12.9 ZP	2
15	GA5011361	Washer 4mm Flat ZP	4
16	^	Yaw Control Valve Assembly	1
17	GA5049025	Nut M4 Nyloc SS	2

^ See Chapter 18 'Hydraulics' for sub-assembly

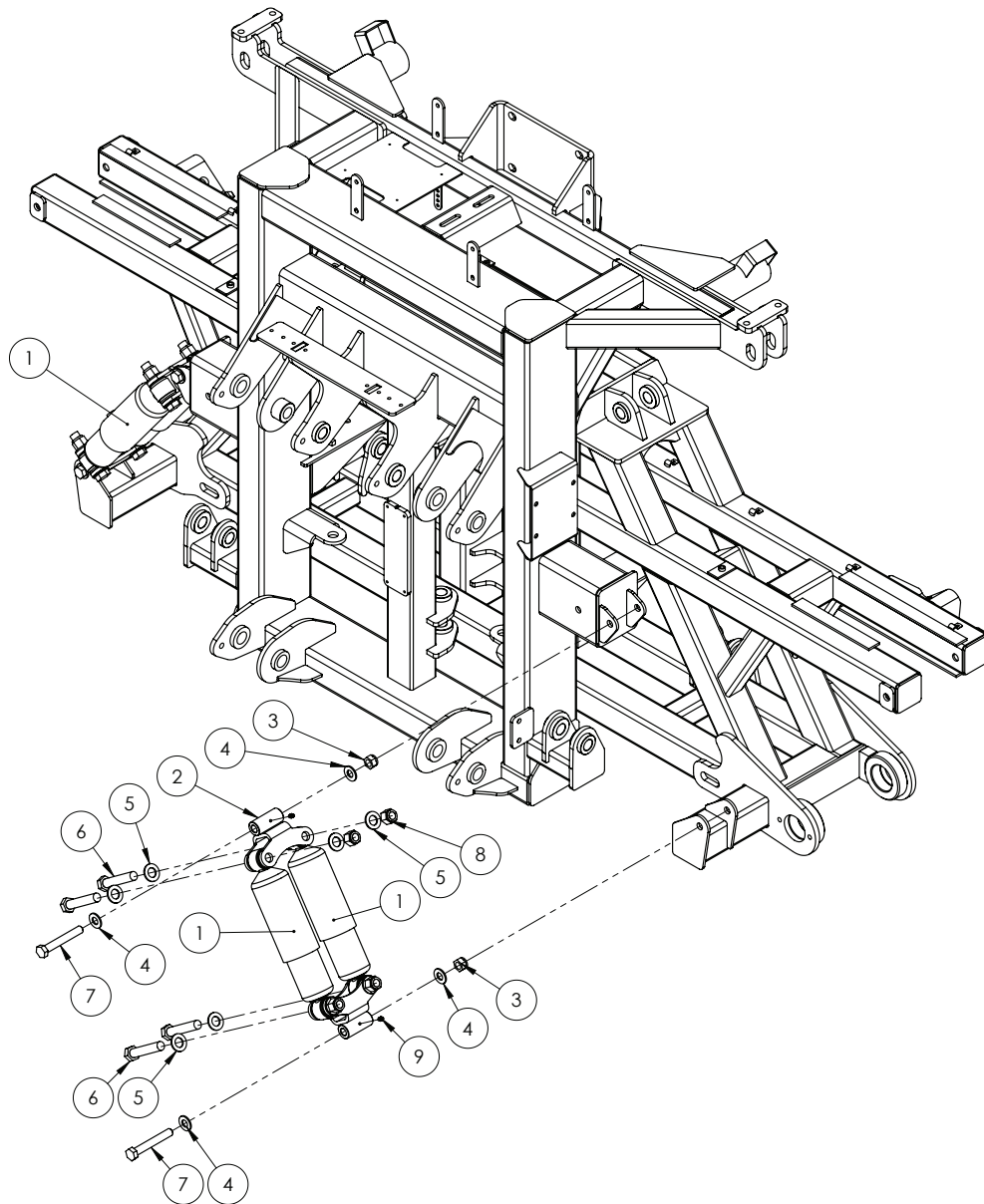
Cable Mount Rear



Quantities shown are per side.

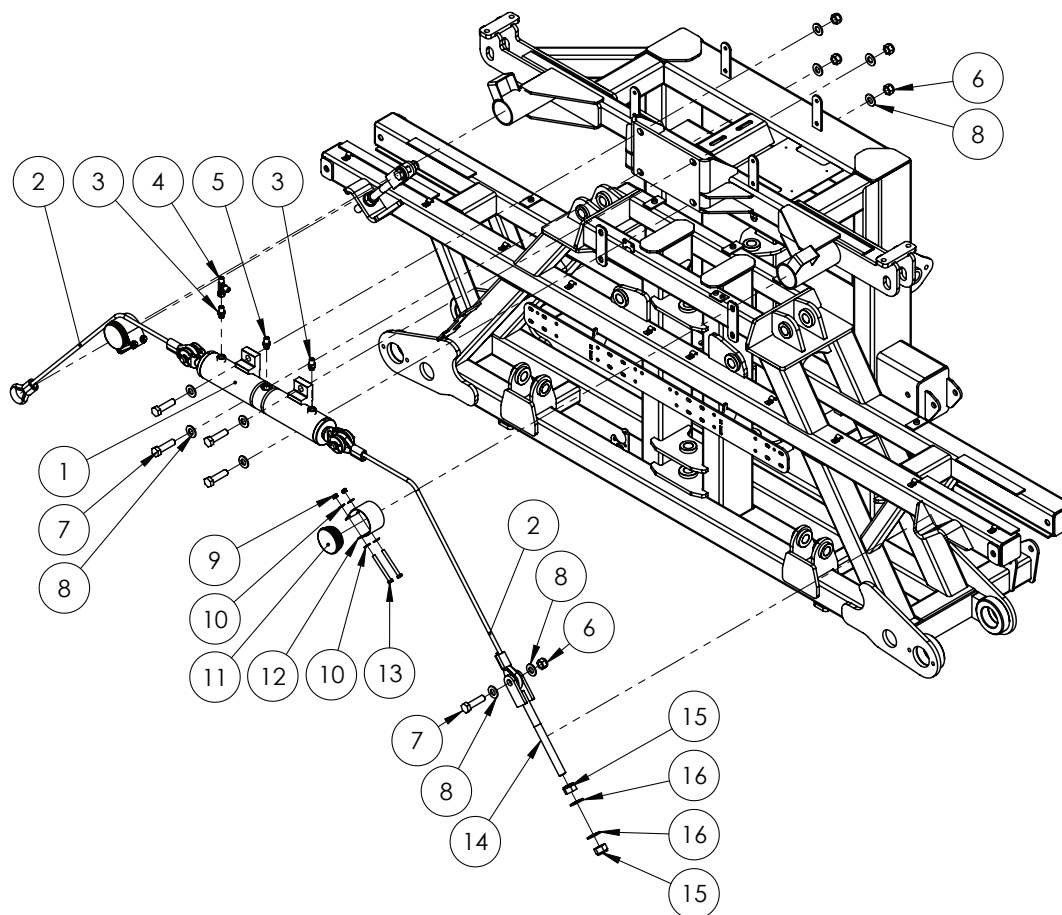
ITEM NO.	PART NUMBER	DESCRIPTION	QTY.
1	GA4656256	Boom cable tension adjust flat SP LH	1
	GA4656251	Boom cable tension adjust flat SP RH	
2	GA5048125	Nut M20 Nyloc Coarse ZP	2
3	GA5001741	Washer 20mm Flat SS HD	2
4	GA4572515	Boom cable retainer, Pivot pin	1
5	GA5017061	Turnbuckle, Eye ends, M22 thread & lock nut, Galvanised	1
6	GA5070430	Nut M22 Lock Nut ZP LH Thread	1
7	GA4572510	Pivot pin, Boom cable	1
8	GA5009637	Grease nipple, Elbow, 90 degree, 1/4" UNF male	1
9	GA5000941	Bolt M16 x 60 GR8.8 ZP	1
10	GA5001043	Washer 16mm Flat SS HD	2
11	GA5001029	Nut M16 Nyloc ZP	1
12	GA5000311	Set Screw M12 x 35 GR 8.8 ZP	4
13	GA5000575	Washer 12mm Spring SS	4
14	GA5000577	Washer 12mm Flat SS HD	4

Double Roll Shocker Assembly



ITEM NO.	PART NUMBER	DESCRIPTION	QTY.
1	GA5015139	Shock Absorber, Double eye, 19mm eye, 82mm OD, Black	4
2	GA4659360	Mounting bracket, Dual roll shock absorber	4
3	GA5048430	Nut, Nyloc, 3/4" UNC, ZP	8
4	GA5001043	Washer 16mm Flat SS HD	8
5	GA5001741	Washer 20mm Flat SS HD	16
6	GA5049490	Bolt 3/4" UNC x 4" ZP GR8	8
7	GA5000941	Bolt M16 x 60 GR8.8 ZP	4
8	GA5048430	Nut 3/4" UNC Nyloc ZP	8
9	GA5012203	Grease nipple, Short, 1/4" UNF	4

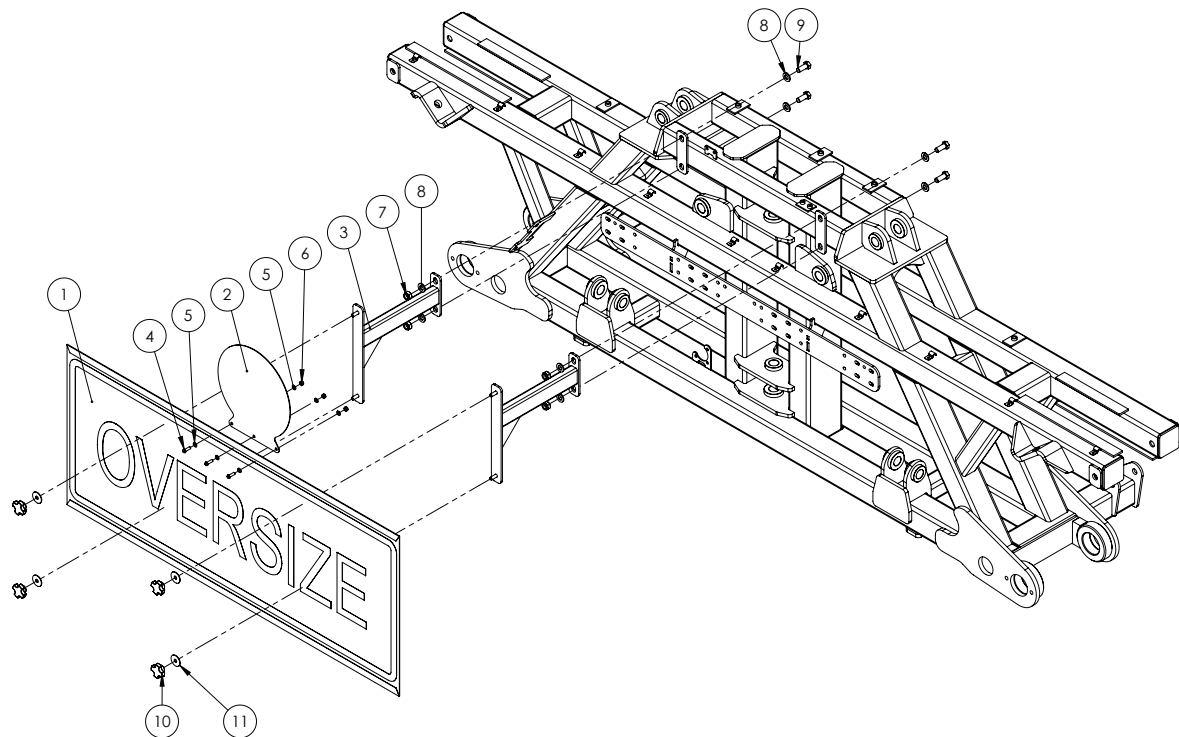
Centre Level



ITEM NO.	PART NUMBER	DESCRIPTION	QTY.
1	GA3500477^	Hydraulic Cylinder, Bore 2.5", Rod 1", Stroke 110mm, Back to Back	1
2	GA4907855	Cable Assembly, with Thimbles and Ferrules, Centre Level	2
3	GA3500358	Hydraulic adaptor, Nipple, 1/4" BSPT male x 9/16" UN male O-ring	2
4	GA3500199	Hydraulic adaptor, Tee, 1/4" BSPT male x 1/4" BSPT male x 1/4" BSPP female	1
5	GA3500359	Hydraulic adaptor, Nipple, 1/4" BSPT male x 3/4" UN male O-ring	1
6	GA5001029	Nut M16 Nyloc ZP	6
7	GA5000941	Bolt M16 x 60 GR8.8 ZP	6
8	GA5001009	Washer 16mm Flat ZP HD	12
9	GA5052590	Nut M8 Nyloc SS	4
10	GA5003643	Washer 8mm Flat ZP HD	8
11	GA5050355	End cap, 76.1 mm round, suit 65 NB pipe, Black plastic	2
12	GA4506750	Wear Strip SS for Centre Leveling Cables	2
13	GA5022480	Bolt M8 x 100 SS A2-70	4
14	GA5020320	Cable Adjuster, threaded, M20	2
15	GA5048125	Nut M20 Nyloc Coarse ZP	4
16	GA5001741	Washer 20mm Flat SS HD	4

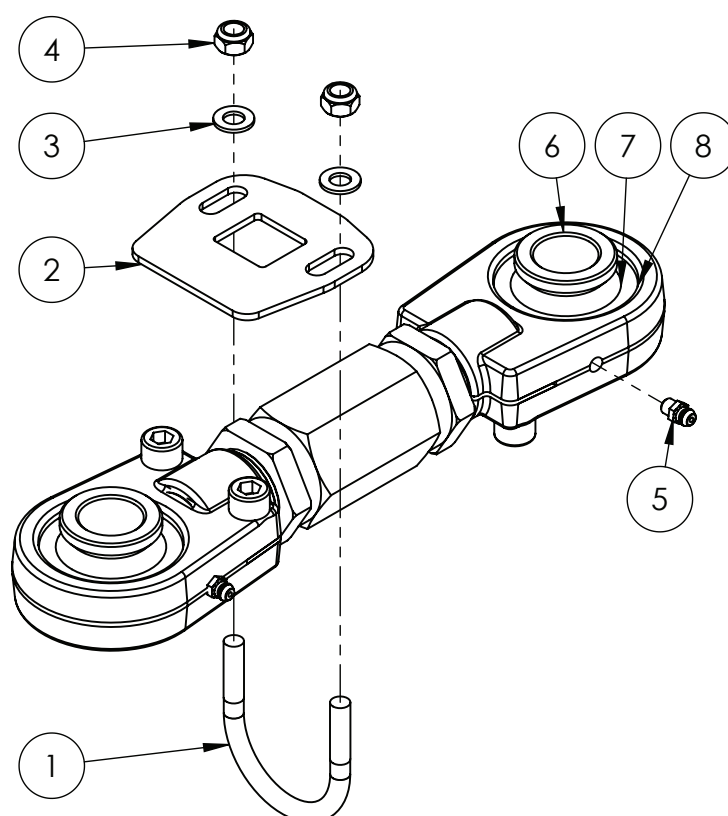
^ See Chapter 18 'Hydraulics' for sub-assembly

Oversize Sign Mount



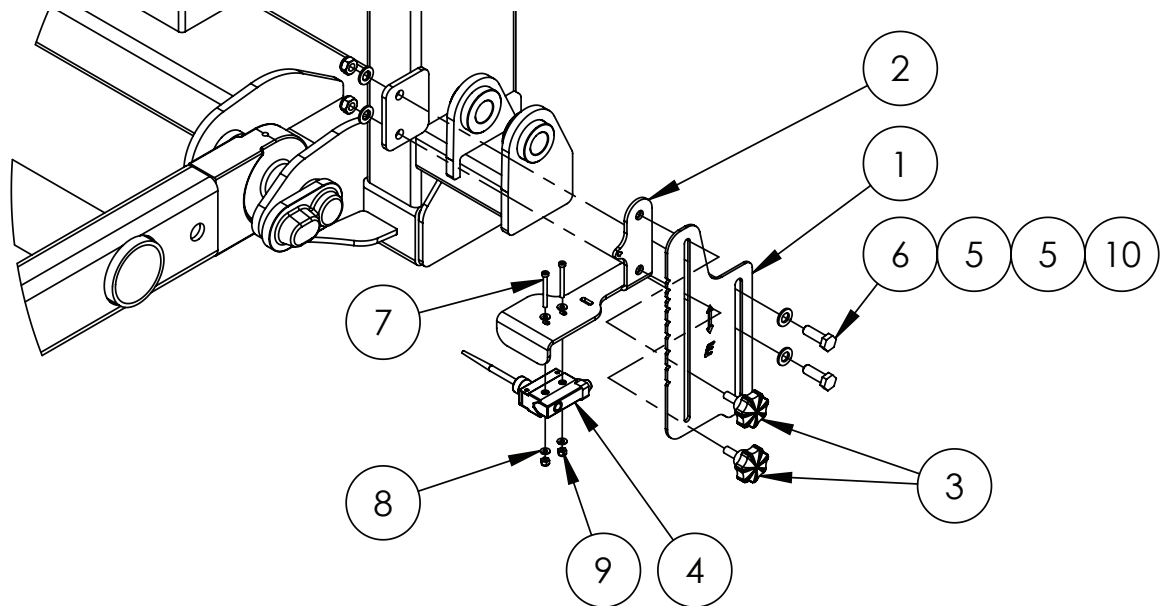
ITEM NO.	PART NUMBER	DESCRIPTION	QTY.
1	GA5009613	Oversize sign, Yellow, Reflective with folded edges	1
2	F70906A	40 km/h sticker holder plate 1.6mm SS	1
3	GA4658150	Bracket, Oversize sign mount arm, Bolt on	2
4	GA5004053	BHCS M6 x 20 SS A2-70	3
5	GA5004437	Washer 6mm Flat SS	6
6	GA5004429	Nut M6 Nyloc SS	3
7	GA5012461	Nut M12 Nyloc ZP	4
8	GA5000577	Washer 12mm Flat SS HD	8
9	GA5000305	Set Screw M12 x 30 GR8.8 ZP	4
10	GA5069875	Knob Star grip nut M8 x 40 DIA	4
11	GA5003645	Washer 5/16" ID x 1 1/4" OD Flat SS	4

Delta Link



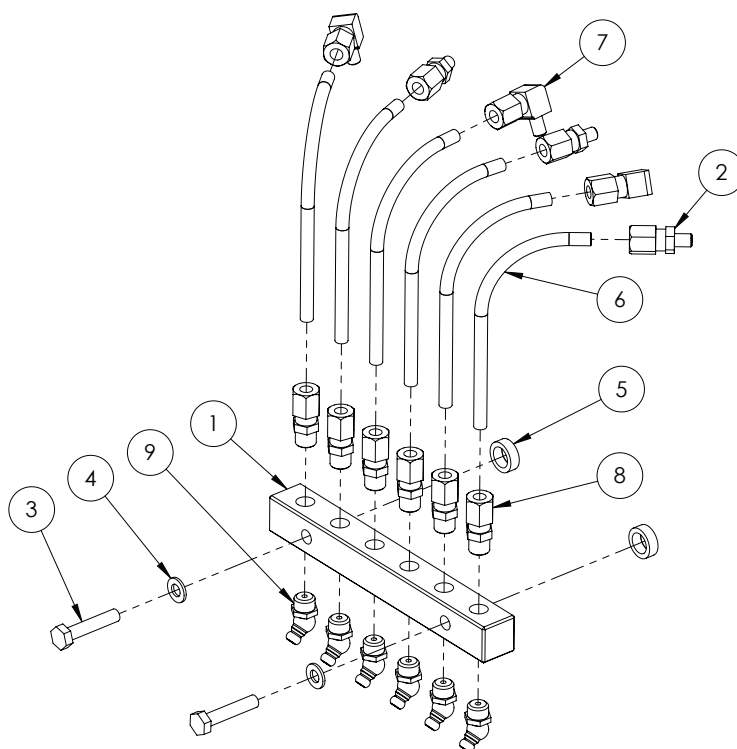
ITEM NO.	PART NUMBER	DESCRIPTION	QTY.
-	DELTA-LINKSA	Delta link, short, heavy duty, adjustable - Locking plate not included	-
1	GA4524140	Locking plate, suit adjustable delta link SS	1
2	GA5018245	U bolt, Round top, M8 x 50 x 60mm	1
3	GA5052590	Nut M8 Nyloc SS	2
4	GA5003643	Washer 8mm Flat SS HD	2
5	GA5012203	Grease nipple, Short, 1/4" UNF	2
6	GA5021925	Small bearing bush, Suit screw on rose end	4
7	GA5067605	Bearing, suit screw on rose end	2
8	GA5067610	Circlip, suit bearing screw on rose end	2

Lower Limit Switch - Raven

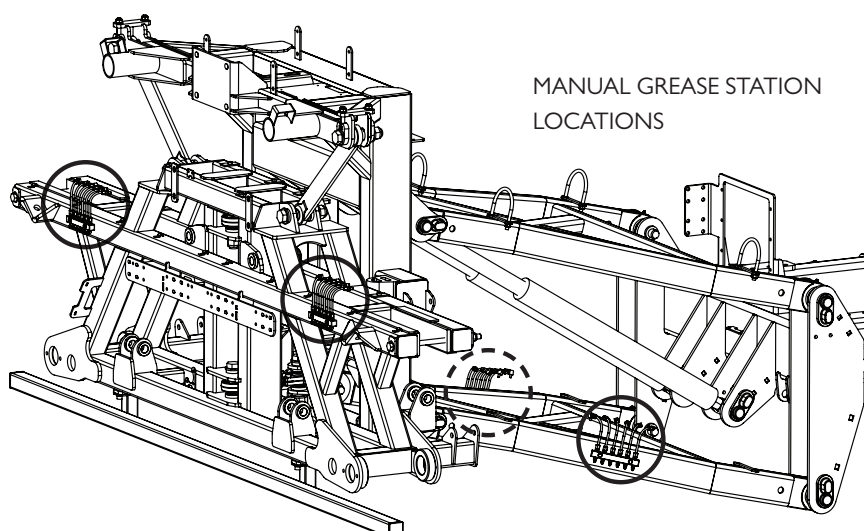


ITEM NO.	PART NUMBER	DESCRIPTION	QTY.
1	GA4523965	Boom Height adjustment bracket	1
2	GA4654161	Paralift switch bracket	1
3	GA5067080	M8 x 20 Plastic Knob Bolt	2
4	GA5012129	Limit switch, Flexible arm, Micro, IP65, 10 Amp	1
5	GA5000117	Washer 10 mm Flat SS HD	4
6	GA5065455	Bolt M10 x 30 GR8.8 ZP	2
7	GA5049800	SHCS M4 x 40 GR12.9 ZP	2
8	GA5020510	Washer 4mm Flat SS	4
9	GA5049025	Nut M4 Nyloc SS	2
10	GA5000141	Nut M10 Nyloc ZP	2

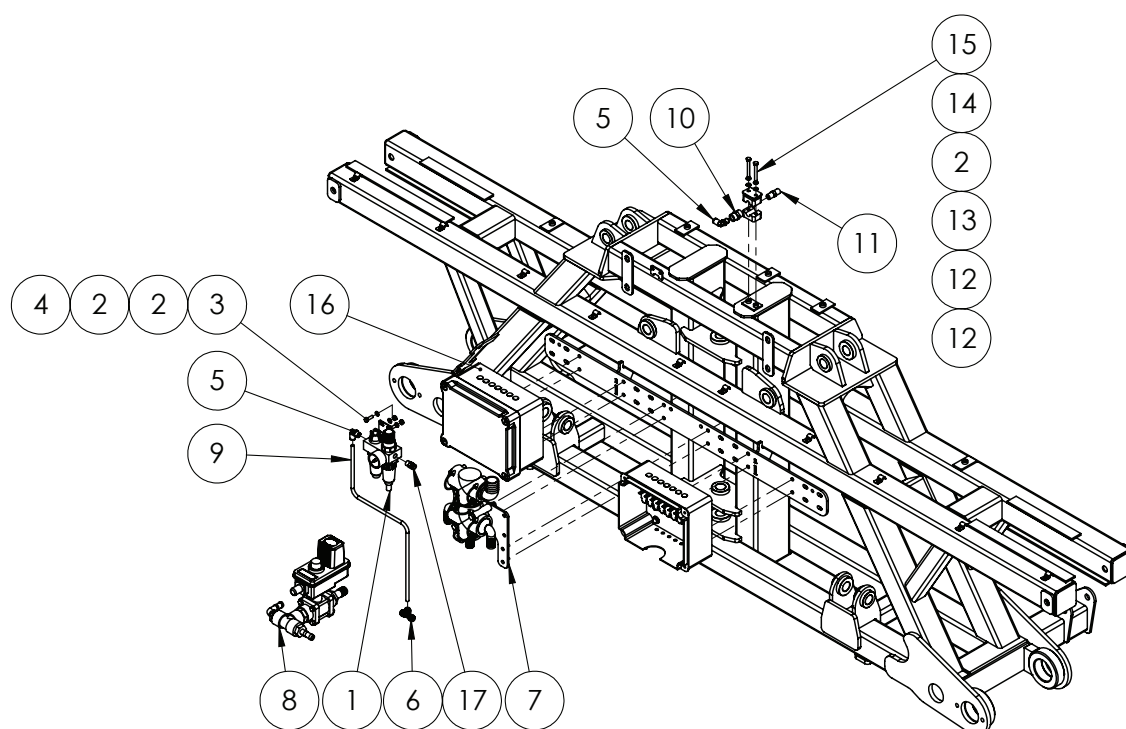
Manual Grease Station



ITEM NO.	PART NUMBER	DESCRIPTION	QTY.
1	GA5070000	Grease Fitting Header Block	1
2	GA5069985	Grease fitting, Line connector, Straight 6mm	3
3	GA5004079	Set Screw M6 x 30 ZP GR8.8	2
4	GA5004437	Washer 6mm Flat SS	2
5	GA4552080	Crush tube, 10.2 ID x 15 OD x 5mm long	2
6	GA5070005	Grease line 6mm pre filled	6
7	GA5069995	Grease fitting, Elbow 90 degree, Line connector 6mm	3
8	GA5055225	Pneumatic fitting, Straight adaptor, 1/8" BSP male thread x Nut retainer suit 6mm tube	6
9	GA5055125	Grease Nipple 45 degree 1/8" gas thread ZP	6



RapidFire System Assembly

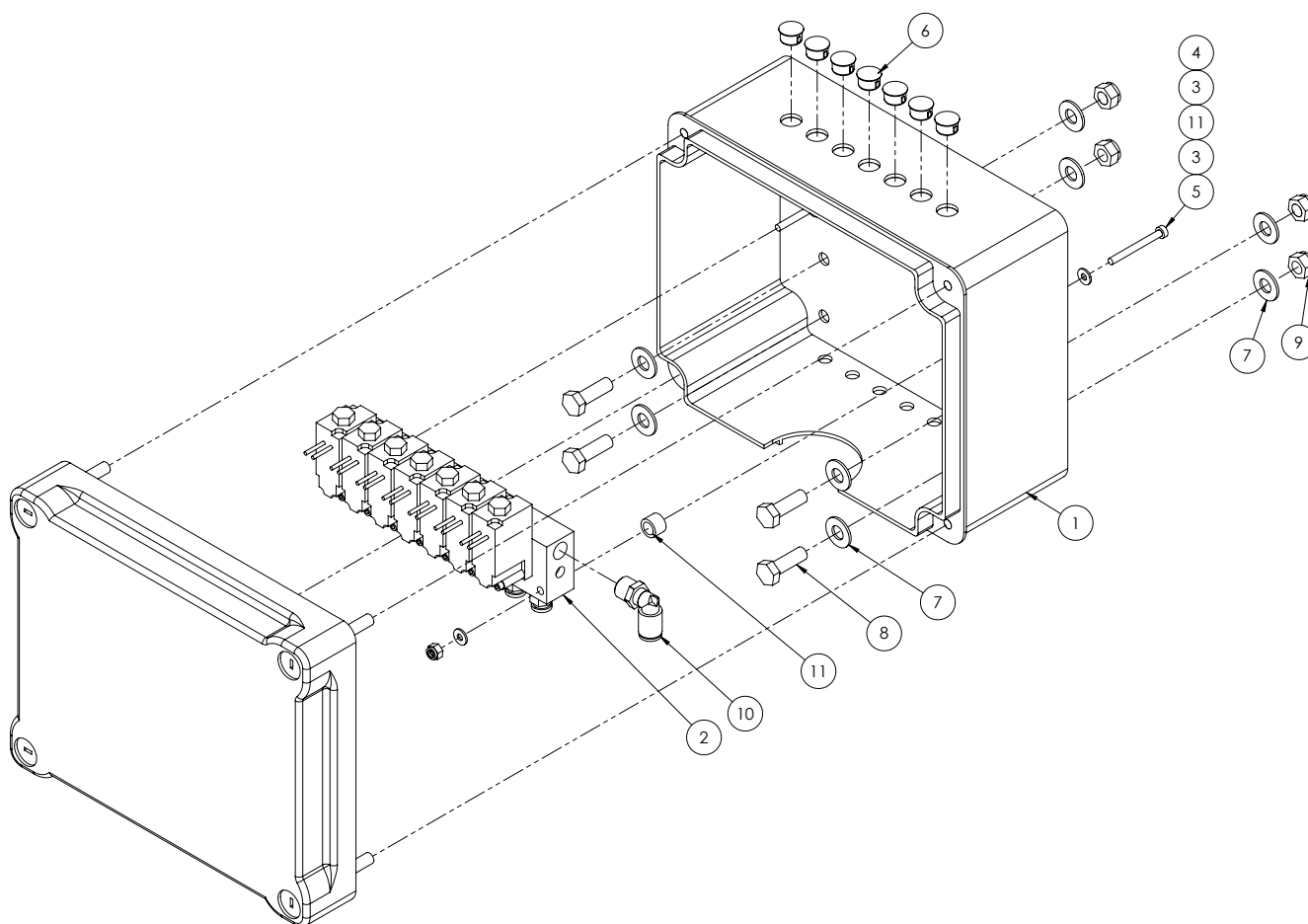


ITEM NO.	PART NUMBER	DESCRIPTION	QTY.
1	GA5068806*	Pneumatic Mini Filter Oiler / Regulator / Dryer	1
2	GA5004437	Washer 6mm Flat SS	6
3	GA5004065	Bolt M6 x 20	2
4	GA5048115	Nut nyloc M6	2
5	GA5052690	Elbow Swivel push in 8mm x 1/4" BSP	2
6	GA5067010	Equal Tee push in 8mm	1
7	^	RapidFire - Pressure Flow Distributer	1
8	^	RapidFire - RapidFlow Return Valve	1
9	GA5004382	8mm Hydrostatic Hose black	1
10	GA3500211	1/4" BSPP Socket	1
11	GA3500218	Hydraulic adaptor, Nipple, 1/4" BSP x 1/4" BSP	1
12	GA5078058	Single Clamp Jaws PP Gr3 14mm	2
13	GA5078068	Single Clamp Top Plate grp 2	1
14	GA5004447	Washer 6mm Spring SS	2
15	GA5011419	Bolt M6 x 50 SS	2
16	*	RapidFire 7 section solenoid box ASM	2
17	GA5052695	Straight adapter push in 8mm x 1/4" BSP	1

* Sub-assembly on following pages

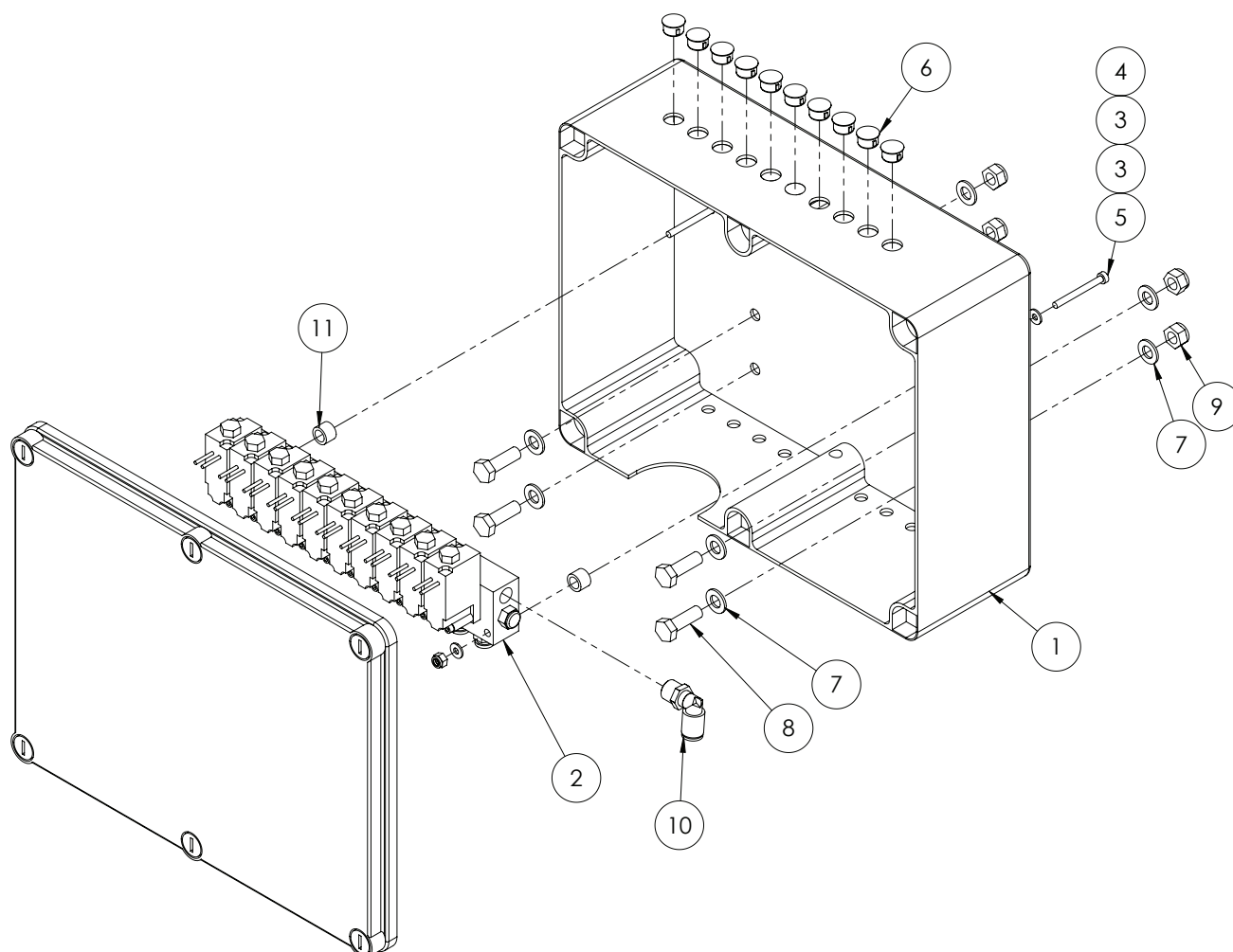
^ See Chapter 19 'Plumbing' for sub-assembly

RapidFire 7 Section Solenoid Box



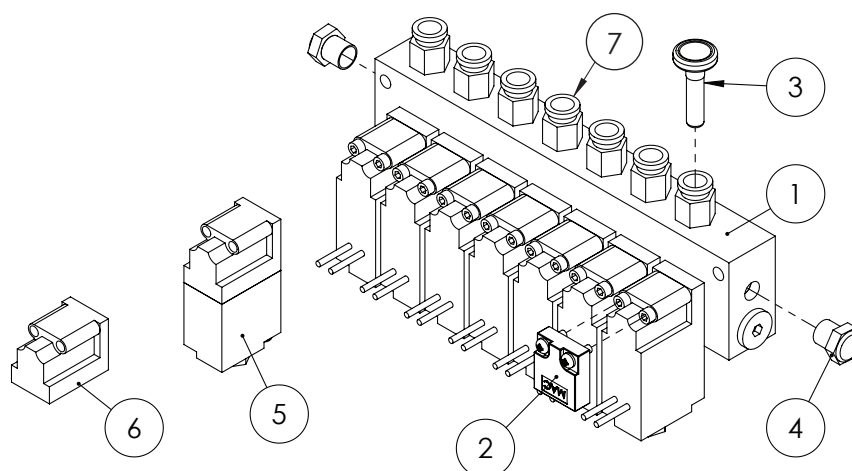
ITEM NO.	PART NUMBER	DESCRIPTION	QTY.
1	GA5054085	Box plastic electrical, 241 x 194 x 127mm	1
2	GA5068805	Valve, Pneumatic solenoid, 7 section bank, bare wires, 6mm outlets, 8mm inlet	1
3	GA5020510	Washer 4mm Flat SS	4
4	GA5049025	Nut M4 Nyloc SS	2
5	GA5049800	SHCS M4 x 40 ZP GR12.9	2
6	GA5048780	Dome plug 12mm	7
7	GA5003643	Washer 8mm Flat SS HD	8
8	GA5004711	Bolt M8 x 25 ZP GR8.8	4
9	GA5052590	Nut M8 Nyloc SS	4
10	GA5018339	Pneumatic fitting, Elbow, 90 degree, 8mm push type fitting x 1/8' male thread	1
11	GA4572280	Crush tube, 11.8 OD x 8 ID x 8.5mm long	2

RapidFire 10 Section Solenoid Box



ITEM NO.	PART NUMBER	DESCRIPTION	QTY.
1	GA5054090	Box plastic electrical 310 x 240 x 110mm	1
2	GA5070630	Valve, pneumatic solenoid bank 10 section, bare wires, 6mm outlets, 8mm inlet	1
3	GA5020510	Washer 4mm Flat SS	4
4	GA5049025	Nut M4 Nyloc SS	2
5	GA5049800	SHCS M4 x 40 ZP GR12.9	2
6	GA5048780	Dome plug 12mm	7
7	GA5003643	Washer 8mm Flat SS HD	8
8	GA5004711	Bolt M8 x 25 ZP GR8.8	4
9	GA5052590	Nut M8 Nyloc SS	4
10	GA5018339	Pneumatic fitting, Elbow, 90 degree, 8mm push type fitting x 1/8" male thread	1
11	GA4572280	Crush tube, 11.8 OD x 8 ID x 8.5mm long	2

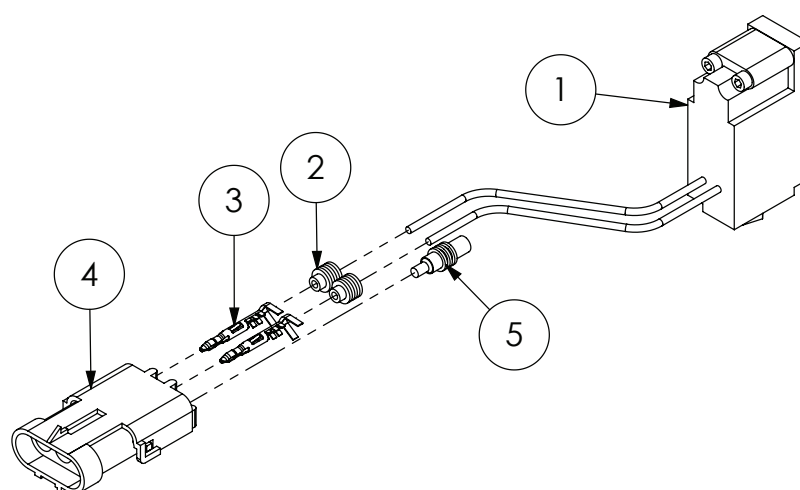
RapidFire Solenoid Assembly



ITEM NO.	PART NUMBER	DESCRIPTION	QTY.
1	GA5068805	Valve, Pneumatic solenoid, 7 section bank, bare wires, 6mm outlets, 8mm inlet, MAC	1
2	GA5054440	MAC Blanking Plate Manifold	1
3	GA5004405	Plug, Push in, 6mm	1
4	GA5054435	MAC 1/8" BSP Flat Silencer	2
5	GA5054430	Solenoid valve, MAC 3/2 pneumatic, Viton seals, 12V, Bare wires	1
6	GA5054431	Valve, MAC 35A replacement valve only no solenoid, includes bolts and viton seal, blue	1
7	GA5071195	Straight Adaptor Push in 6mm x 1/8" Male thread	7

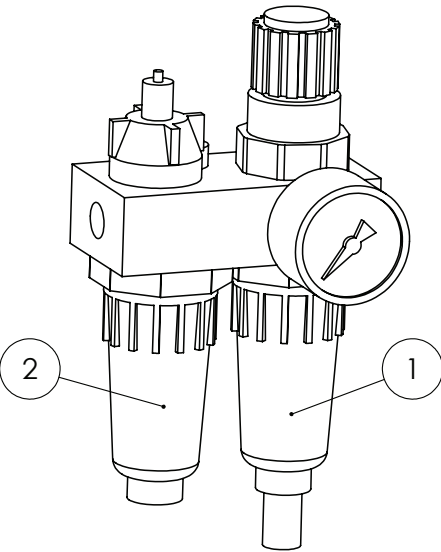
NOTE: Quantities will vary depending on number of sections optioned.

RapidFire Solenoid Valve



ITEM NO.	PART NUMBER	DESCRIPTION	QTY.
1	GA5054430	Solenoid valve, MAC 3/2 pneumatic, Viton seals, 12V, Bare wires	1
2	GA5014857	Seal, Green, Weather pack connector, Wire from 2.03 - 2.85mm	2
3	GA5016617	Pin, Male, Sealed, Weather pack, Wire 1.0 - 2.0mm	2
4	GA5048550	Connector, Female, 3 Pin, Weather pack	1
5	GA5050245	Seal, Cavity blanking plug, Weather pack connector	1

RapidFire Pneumatic Oiler & Dryer

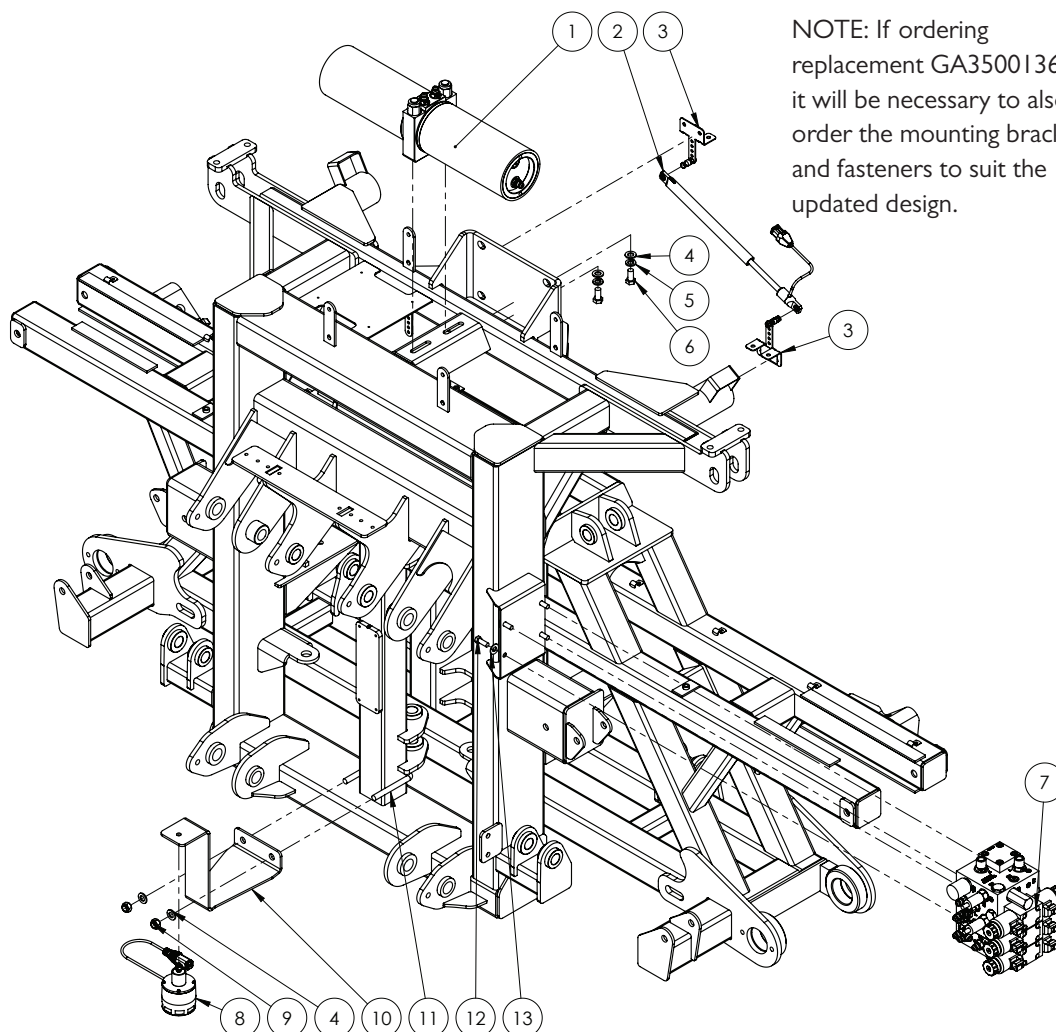


ITEM NO.	PART NUMBER	DESCRIPTION	QTY.
-	GA5071805	O-Ring Seal, 33x2mm, Suits GA5068806 Pneumatic Air Line Oiler Reservoir	-
1	GA5054620	Bowl, suit air dryer / oiler GA5068806	1
2	GA5054625	Bowl Lubricator, suit air dryer / oiler GA5068806	1

Norac System

SERIAL #201822 TO #201882

NOTE: If ordering replacement GA3500136, then it will be necessary to also order the mounting bracket and fasteners to suit the updated design.

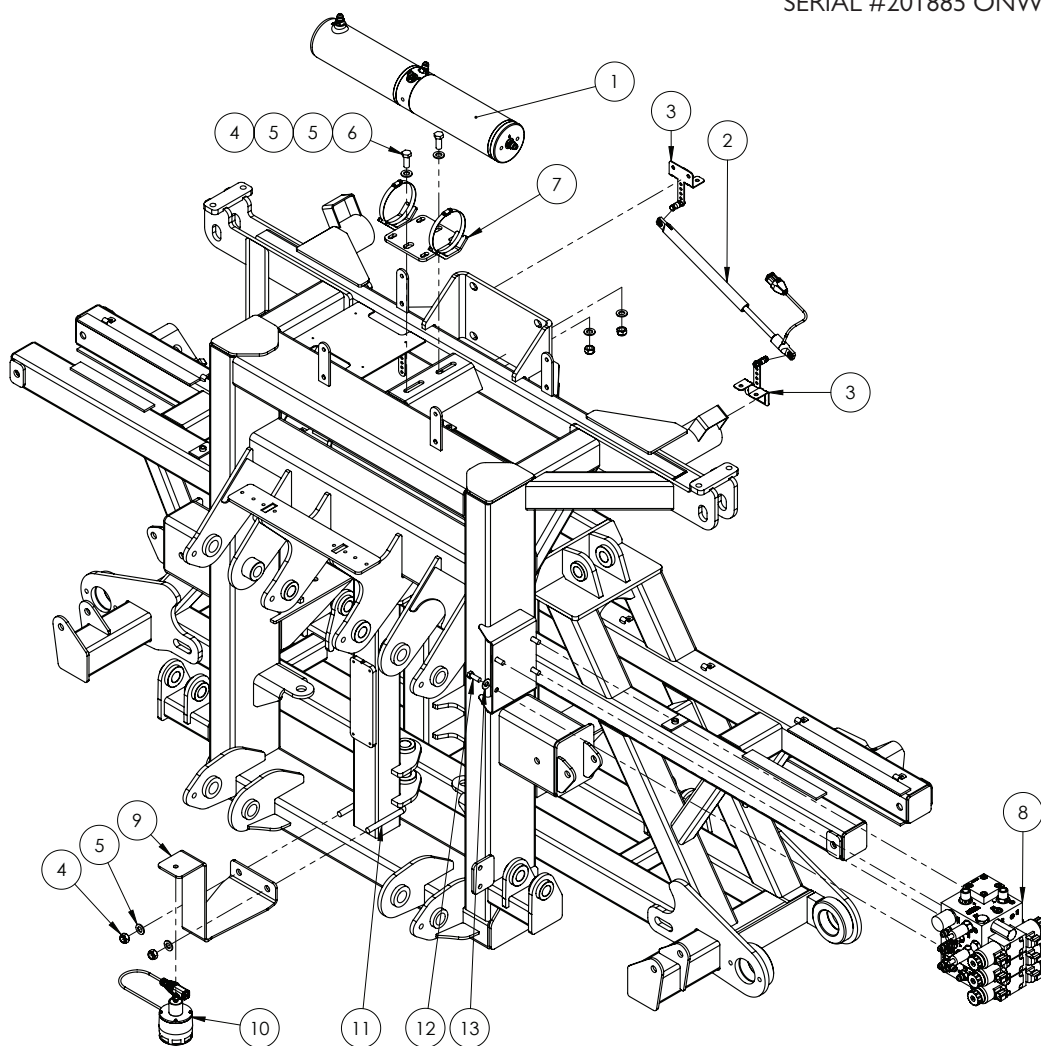


ITEM NO.	PART NUMBER	DESCRIPTION	QTY.
1	GA3500136	Hydraulic cylinder, Wing roll with position sensor, Norac	1
	GA3500146	Hydraulic adaptor, Nipple, 9/16" JIC male x 9/16" UN male O-ring	4
2	GA3000127	Sensor, Linear position NF, UC5, Norac	1
3	GA5075480	Bracket, Linear position sensor mount (one bracket is welded)	1
4	GA5000577	Washer 12mm Flat SS HD	4
5	GA5000575	Washer 12mm Spring SS	2
6	GA5011229	Bolt M12 x 25 GR8.8 ZP	2
7	^	Norac Valve Block	1
8	GA3000128	Ultrasonic sensor, UC5, Norac	1
9	GA5012461	Nut M12 Nyloc ZP	2
10	GA4510595	Plate, Mount, Norac Ultrasonic Sensor, Centre Section	1
11	GA5011259	U Bolt Square top M12 x 76mm x 110mm	1
12	GA5002601	Bolt 3/8" UNC x 1" GR8 ZP Yellow	4
13	GA5017623	Washer 3/8" Flat ZP HD	4

^ See Chapter 18 'Hydraulics' for sub-assembly.

Norac System

SERIAL #201885 ONWARDS



ITEM NO.	PART NUMBER	DESCRIPTION	QTY.
1	GA3500136	Hydraulic cylinder, Wing roll with position sensor, Norac	1
	GA3500146	Hydraulic adaptor, Nipple, 9/16" JIC male x 9/16" UN male O-ring	4
2	GA3000127	Sensor, Linear position NF, UC5, Norac	1
3	GA5075480	Bracket, Linear position sensor mount (one bracket is welded)	1
4	GA5012461	Nut M12 Nyloc ZP	4
5	GA5000577	Washer 12mm Flat SS HD	6
6	GA5000305	Set Screw M12 x 30 GR8.8 ZP	2
7	GA5075495	Mounting bracket suit 2017 on AWR Cylinder, with clamps, Black	1
8	^	Norac Valve Block	1
9	GA4510595	Plate, Mount, Norac Ultrasonic Sensor, Centre Section	1
10	GA3000128	Ultrasonic sensor, UC5	1
11	GA5011259	U Bolt Square top M12 x 76mm x 110mm	1
12	GA5002601	Bolt 3/8" UNC x 1" GR8 ZP Yellow	4
13	GA5017623	Washer 3/8" Flat ZP HD	4

^ See Chapter 18 'Hydraulics' for sub-assembly.

Norac Spare Parts List

ITEM NO.	PART NUMBER	DESCRIPTION
1	GA3000110	Console, UC5 Pulse, Display panel, screen, Norac
2	GA3000111	Controller module, UC5 Input pass through, Norac
3	GA3000112	Controller module, UC5 Valve, Norac
4	GA3000113	Controller module, UC5, CAN Bus, Norac
5	GA3000114	Electrical Harness, UC5 Battery feed fused, Norac
6	GA3000115	Electrical Harness, UC5 Main CAN Interface, ISO bus 4 pin DT
7	GA3000116	Electrical Harness, UC5 Network, 1M, 14 AWG, Norac
8	GA3000117	Electrical Harness, UC5 Network, 10M, 14 AWG, Norac
9	GA3000118	Electrical Harness, UC5 Network, 10M, 18 AWG, Norac
10	GA3000119	Electrical Harness, UC5 Network, 20M, 18 AWG, Norac
11	GA3000120	Electrical Harness, UC5 Valve 2 pin DT, Norac
12	GA3000121	Electrical Harness, UC5, Main Interface Goldacres, Norac
13	GA3000122	Electrical Harness, UC5, Tilt Interface Goldacres, Norac
14	GA3000123	Network Coupler, UC5, 2 way, Black, Norac
15	GA3000124	Network Coupler, UC5, 2 way, white, terminator, Norac
16	GA3000125	Network Coupler, UC5, 3 way, Norac
17	GA3000126	Network Coupler, UC5, 8 way, Norac
18	GA3000127	Sensor, Linear position NF, UC5, Norac
19	GA3000128	Ultrasonic sensor, UC5, Norac
20	GA3000129	Connector, Plug, UC5 Network, 6 Pin, Norac
21	GA3000130	Connector, Plug, UC5 Network, 2 Pin, Norac
22	GA3000131	Connector, Plug, UC5 Network, 12 Pin, Norac
23	GA3500136	Hydraulic cylinder, Wing roll with position sensor, Norac
24	GA3500137	Hydraulic fitting kit, 12 parts, GNI, Norac
25	GA3500138	Valve block, 2 station assembly, Open centre LS Proportional, DT 4 Bolt, Norac
26	GA3500139	Valve block, expansion assembly, DPOC PROP DT 4 bolt, Norac
27	GA8700392	Manual, Installation UC5 AND UC4.5 Severe terrain option, Norac
28	GA8700393	Manual, Installation, UC5 Goldacres active wing roll upgrade Norac
29	GA8700394	Manual, installation, UC5 Goldacres active wing roll, Norac
30	GA8700395	Manual, installation, UC5 Goldacres passive roll, Norac
31	GA8700396	Manual, UC5 operators, Norac
32	GA8700397	Manual, UC5 Pulse display kit Self Propelled, Norac
33	GA5075480	Bracket, Linear position sensor mount, Norac
34	GA5075485	Mounting bracket, main lift sensor UC4 Plus, Norac
35	GA5075490	Mounting bracket, suit ultra sonic sensor, low profile, Norac
36	GA5075495	Spacer, 2" square tubing 8" long, Black, Norac
37	GA4510595	Plate, Mount, Norac Ultrasonic Sensor, Centre Section
38	GA5011259	U Bolt Square top M12 x 76mm x 110mm
39	GA3500363	Hydraulic adaptor, Nipple, 1/2" BSPT male x 3/4" UN O ring male
40	GA3500146	Hydraulic Adaptor, 9/16" JICM, 9/16" UNOM, S90-0909, Ryco

Continued over page

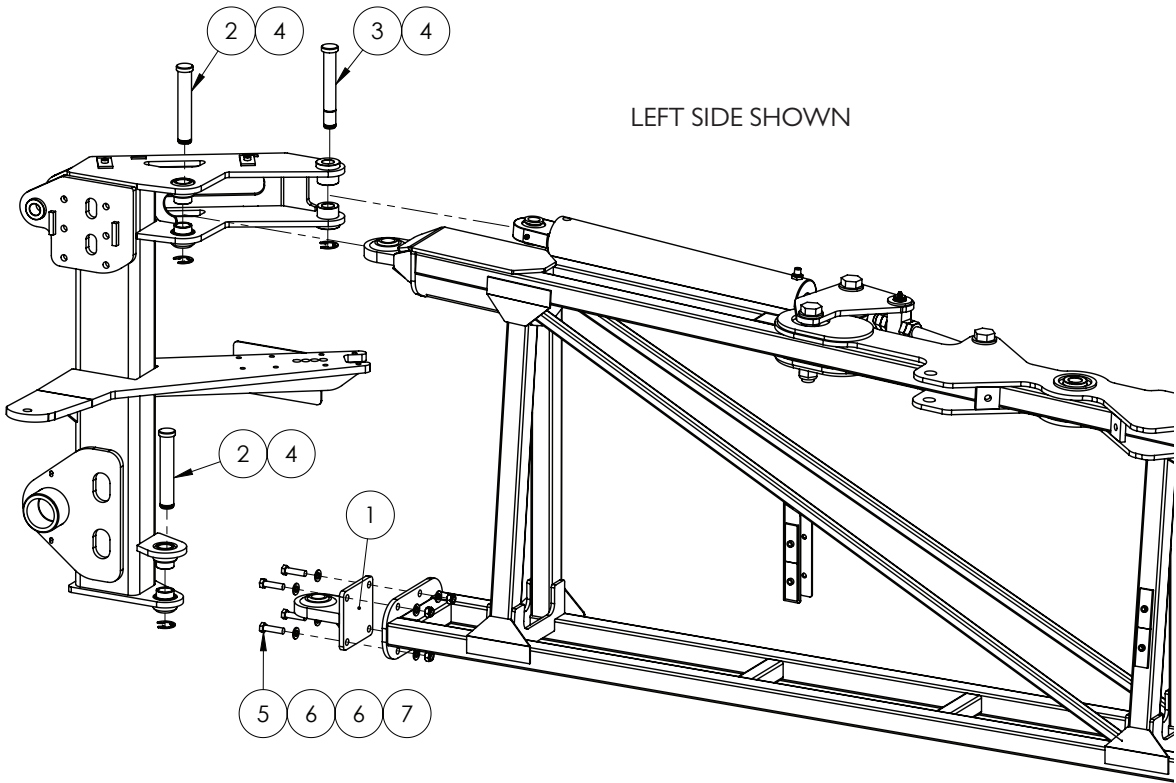
Norac Spare Parts List

ITEM NO.	PART NUMBER	DESCRIPTION
41	GA3500144	Hydraulic Adaptor, Tee, 9/16" JICM, 9/16" JICFS, 9/16" JICM, S67-090909, Ryco
42	GA3500145	Hydraulic Adaptor, 3/8" BSPPOM, 9/16" JICM, Nipple, S74-0609
43	GA3500147	Hydraulic Adaptor, 9/16" JICM, 3/4" UNOM, S90-0912, Ryco
44	GA3500200	Hydraulic adapter, Tee, 1/2" male BSP x 1/2" male BSP x 1/2" female swivel

Chapter 14

BOOM WING

Boom Pivots - 24-36m

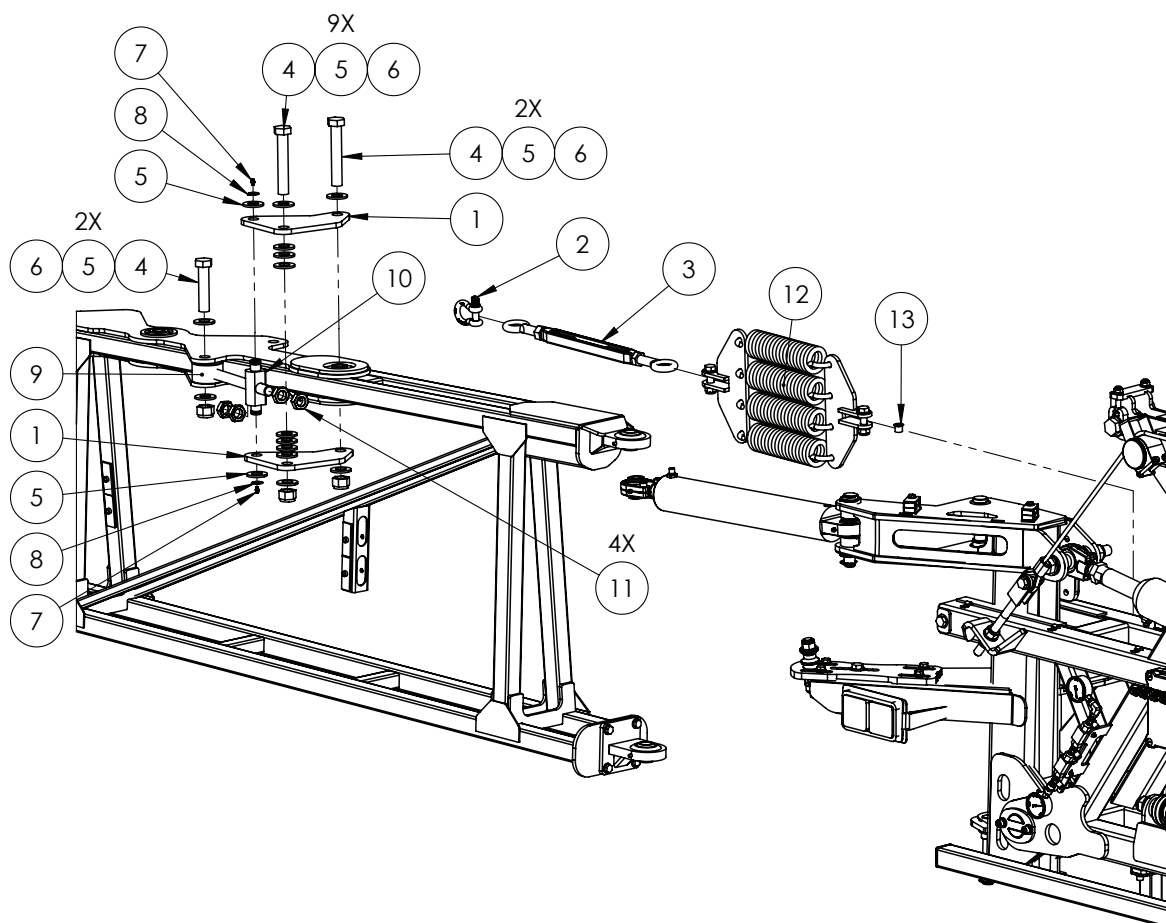


Quantities shown are per side.

ITEM NO.	PART NUMBER	DESCRIPTION	QTY.
-	GA4535285*	Shim, 1mm, Lower rose end	-
	GA4535355*	Shim, 3mm, Lower rose end	
	GA4535360*	Shim, 5mm, Lower rose end	
1	GA4656200	Rose end, Bolt on, RH, Suit 24 - 36m boom	1
	GA4656201	Rose end, Bolt on, LH, Suit 24 - 36m boom	
2	L003A	Pin, 1 1/8" x 170mm, with circlip groove	2
3	L002A	Pin, 1" x 180mm, Double circlip groove	1
4	GA5001883	Circlip, E type, 24mm, Zinc plated	3
5	GA5000327	Set Screw M12 x 45 GR8.8 ZP	4
6	GA5000577	Washer 12mm Flat SS HD	8
7	GA5012461	Nut M12 Nyloc ZP	4

* NOTE: Quantity will vary depending on adjustments needed.

Boom Fold Adjuster - 24-36m

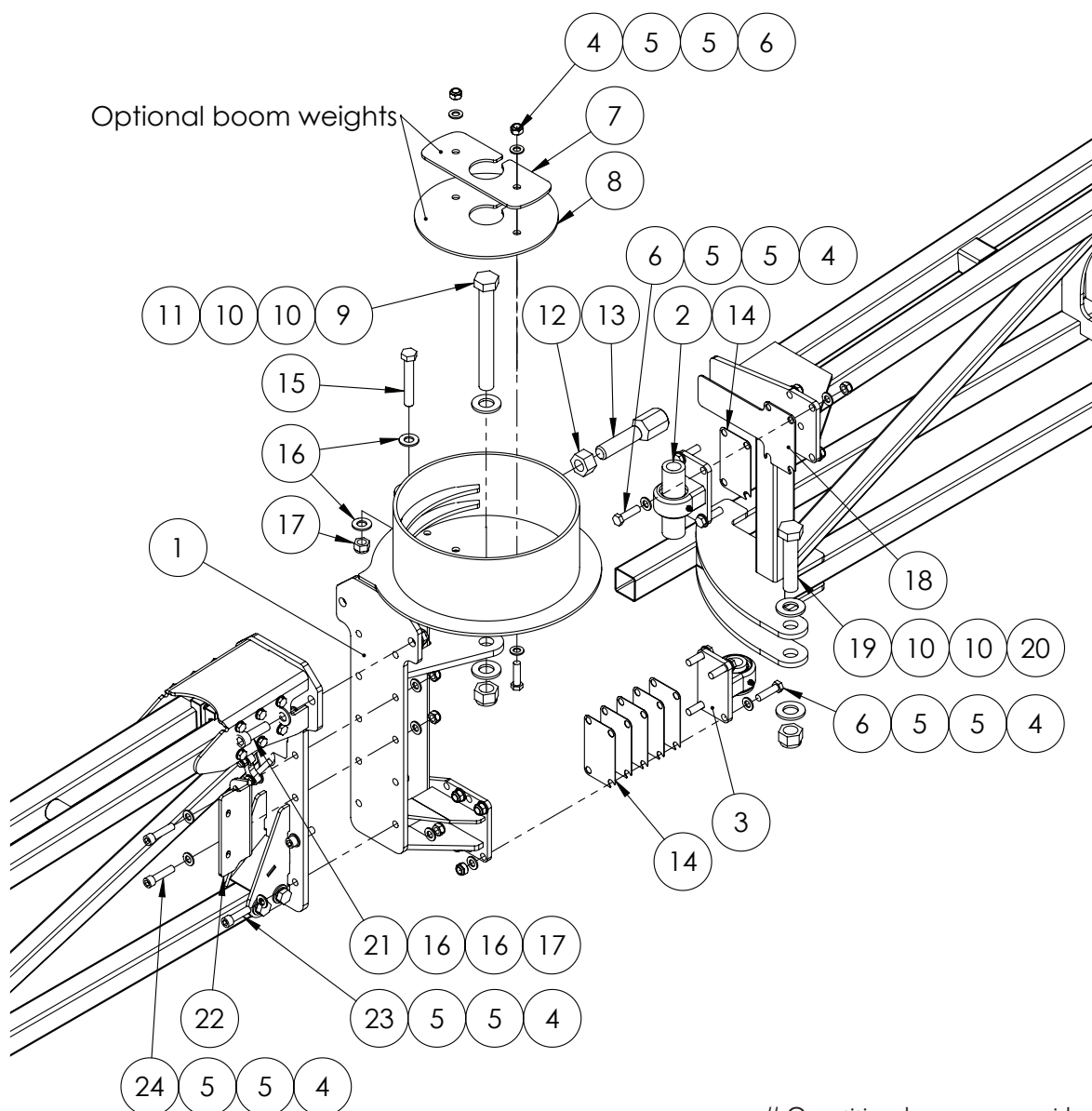


Quantities shown are per side.

ITEM NO.	PART NUMBER	DESCRIPTION	QTY.
1	GA4506970	Fold Adjuster Plate, Rear, 42m Dual Fold Cylinder	4
2	GA5075230	Bow Shackle 13mm WLL 3.25T Black	1
3	GA5017061	Turnbuckle, Eye ends, M22 thread & lock nut, Galvanised	1
4	GA5006039	Bolt, 1" UNF, 14 TPI x 4 1/2", GR8 ZP	6
5	GA5017681	Washer 1 x 2 7g Flat Thin SS	23
6	GA5012446	Nut 1" UNF 12 TPI Nyloc ZP	6
7	GA5012203	Grease nipple, Short, 1/4" UNF	4
8	GA5008519	Circlip, External, 25mm	4
9	GA5070775	Boom fold adjuster eyelet bolt, HD	2
10	24MK4DB006	Bush / pin, Fold ram adjuster nut and bolt retainer	2
11	GA0500048	Lock Nut, 1" UNF 12 TPI, ZP	8
12	*	Boom Cable Springs	1
13	GA5075220	Glacier bush flanged 16mm suit boom cable pivot	1

* Sub-assembly on following pages

Cable Drum - 24-36m



Quantities shown are per side.

ITEM NO.	PART NUMBER	DESCRIPTION	QTY.
1	GA4659580	Cable drum, Boom hinge, Right side, TriTech	1
	GA4659585	Cable drum, Boom hinge, Left side, TriTech	1
	GA4659600	Boom drum hinge OFFSET 24+ RH	1
	GA4659605	Boom drum hinge OFFSET 24+ LH	1
2	*	Upper Pivot Assembly	1
3	*	Lower Pivot Assembly	1
4	GA5012461	Nut M12 Nyloc ZP	20
5	GA5000577	Washer 12mm Flat SS HD	40
6	GA5000327	Set Screw M12 x 45 ZP GR8.8	10
7	GA4504535	Boom weight, Cable drum disc, 0.806 kg	1
8	GA4504530	Boom weight, Cable drum disc, 1.792 kg	1

Continued over page

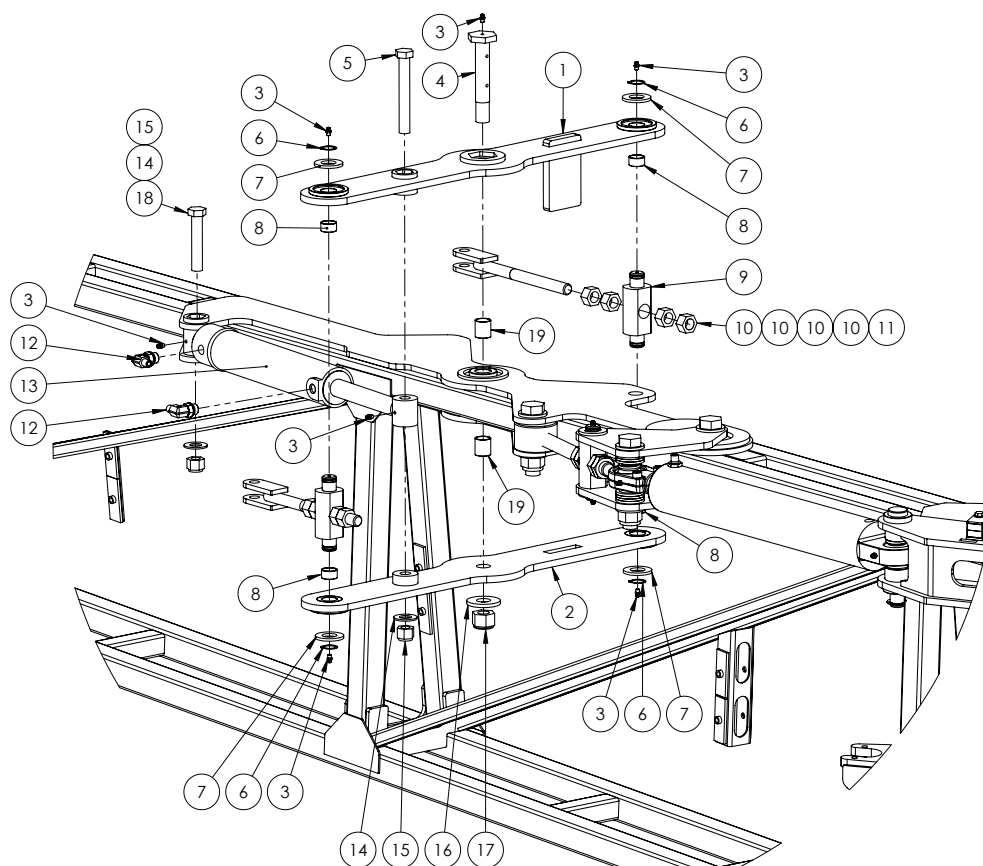
Cable Drum - 24-36m

ITEM NO.	PART NUMBER	DESCRIPTION	QTY.
9	GA0500025	Bolt 1" UNF 12 TPI x 8 1/2" GR8 ZP	1
10	GA5017681	Washer 1" x 2" 7g Flat Thin SS	4
11	GA0500036	Nut, 1", UNF, 12 TPI, Conelock ZP	1
12	GA5010991	Nut, 1" UNF, 12 TPI, ZP	1
13	GA4572495	Bolt 1" UNF 12 TPI Boom drum stopper	1
14	DB-ADJ-16LAS	Shim, cable drum pivot, SS, 1mm	6
15	GA5011269	Bolt M16 x 100 GR8.8 ZP	1
16	GA5001043	Washer 16mm Flat SS HD	6
17	GA5001029	Nut M16 Nyloc ZP	3
18	GA4524690	Wear plate Upper boom top SS	1
19	GA5006039	Bolt, 1" UNF, 14 TPI x 4 1/2", GR8 ZP	1
20	GA5012445	Nut 1" UNF 14 TPI Nyloc ZP	1
21	GA5000935	SHCS M16 x 50 GR12.9 ZP	2
22	GA4522725	Boom hose holder plate outer	1
23	GA5000325	SHCS M12 x 45 GR12.9 ZP	8
24	GA5051470	SHCS M12 x 50 GR12.9 ZP	2

* Sub-assembly on following pages

Quantities shown are per side.

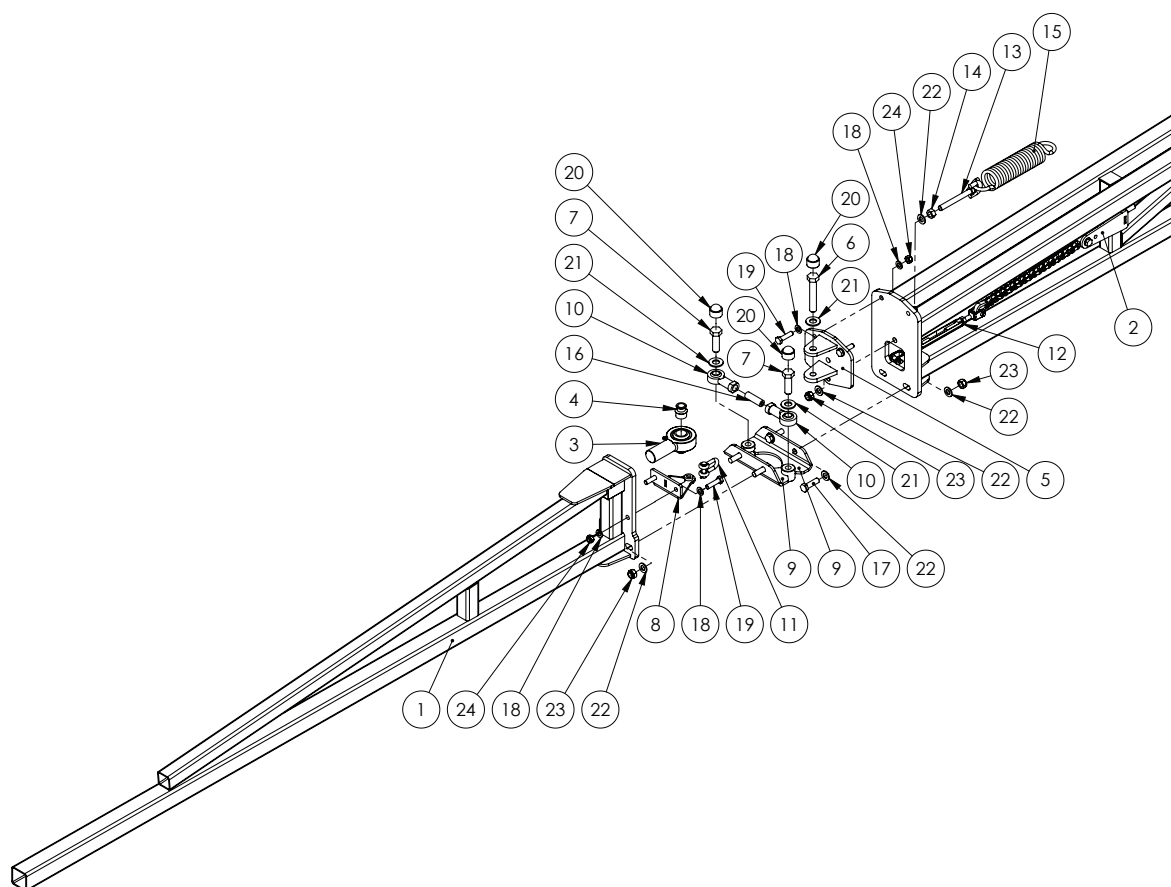
Bi-Fold - 24-36m



ITEM NO.	PART NUMBER	DESCRIPTION	QTY.
1	GA4659725	Boom Bi-fold Top Bracket	2
2	GA4659730	Boom Bi-fold Bottom Bracket	2
3	GA5012203	Grease nipple, Short, 1/4" UNF	14
4	2SF-007	Pivot pin	2
5	GA5070335	Bolt 3/4" UNC x 5 1/2" GR8, zinc HT	2
6	GA5008519	Circlip, External, 25mm	8
7	GA5017681	Washer 1" x 2" 7g Flat Thin SS	8
8	GA5009463	Glacier Bush, ID 25 x 15 mm long	8
9	24MK4DB006	Bush / pin, Fold ram adjuster nut and bolt retainer	4
10	GA5001709	Nut M20 Coarse ZP	16
11	GA5020320	Cable Adjuster, threaded, M20	4
12	GA3500348	Hydraulic adaptor, Elbow, 90 degree, 1/4" BSPT male x 3/4" UN male O-ring	4
13	GA5070845	Hydraulic Cylinder, Bore 2.5", Rod 1.25", Stroke 293mm	2
14	GA5001045	Washer 3/4" Flat ZP	4
15	GA5048430	Nut 3/4" UNC Nyloc ZP	4
16	2SF-003LAS	2nd Stage fold pivot washer 6mm FMS 60 OD 25.3mm ID	2
17	GA5012469	Nut M24 Nyloc ZP	2
18	GA5049490	Bolt 3/4" UNC x 4" ZP GR8	2
19	GA5009467	Glacier Bush ID 25 x 30 mm long	4

^ See Chapter 18 'Hydraulics' for sub-assembly

3D Breakaway 2.0



Quantities shown are per side.

ITEM NO.	PART NUMBER	DESCRIPTION	QTY.
1	GA4656123	Alum Breakaway 2m, Suit 3D breakaway 2.0	1
2	*	Breakaway Mechanism	1
3	GA5070530	Rose End 1" x 1 1/4" male UNF thread	1
4	GA4552225	Spacer bush, Rose end, Suit breakaway 3D 2.0	2
5	GA4656131	Rose End Clevis, Breakaway	1
6	GA5011297	Bolt M16 x 90 GR8.8 ZP	1
7	GA5000931	Bolt M16 x 50 GR8.8 ZP	2
8	GA4659810	Breakaway Hinge Bracket	1
9	GA4659336	Lower Pivot Bracket	2
10	GA5014469	Rod end, Ball 16 mm ID, M16 female thread	2
11	GA5071060	Utility Clevis 10 mm	1
12	GA5070505	Turnbuckle / rigging screw, 10mm, SS, Clevis ends	1
13	GA5075150	Eye Bolt 12mm x 100mm Short	1
14	GA5000559	Nut M12 Hex ZP	1
15	GA5016605	Spring, tension, 51.5 OD x 260 Long x 8mm, Breakaway	1
16	GA5071105	Grub Screw M16 x 50	1
17	GA5000319	Set Screw M12 x 40 GR8.8 ZP	4
18	GA5000117	Washer 10mm Flat SS HD	8

Continued over page

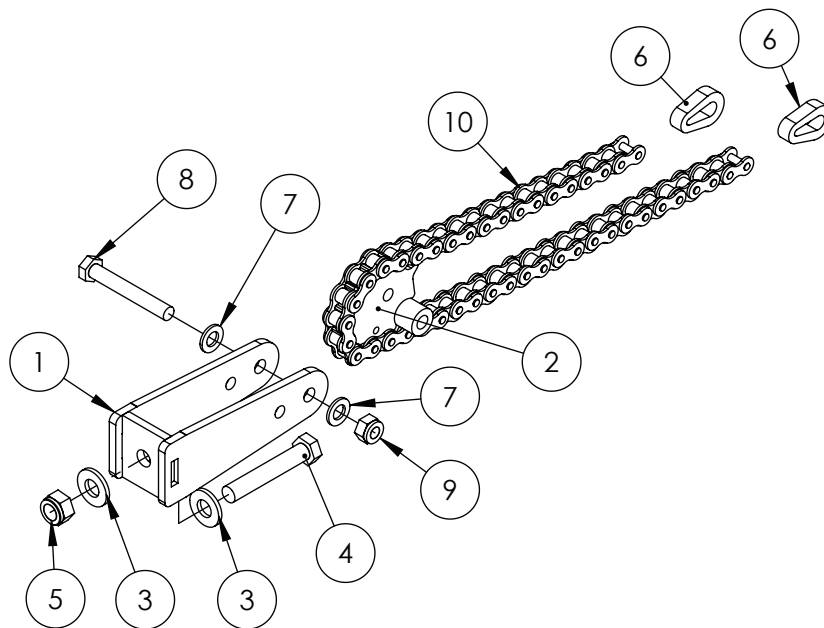
3D Breakaway 2.0

ITEM NO.	PART NUMBER	DESCRIPTION	QTY.
19	GA5011161	Set Screw M10 x 40 GR8.8 ZP	4
20	GA5075080	End cap, Plastic, Black, Cover, Hex. Dome, M16	3
21	GA5001043	Washer 16mm Flat SS HD	3
22	GA5000577	Washer 12mm Flat SS HD	10
23	GA5012461	Nut M12 Nyloc ZP	5
24	GA5000141	Nut M10 Nyloc ZP	4

* Sub-assembly on following pages

Quantities shown are per side.

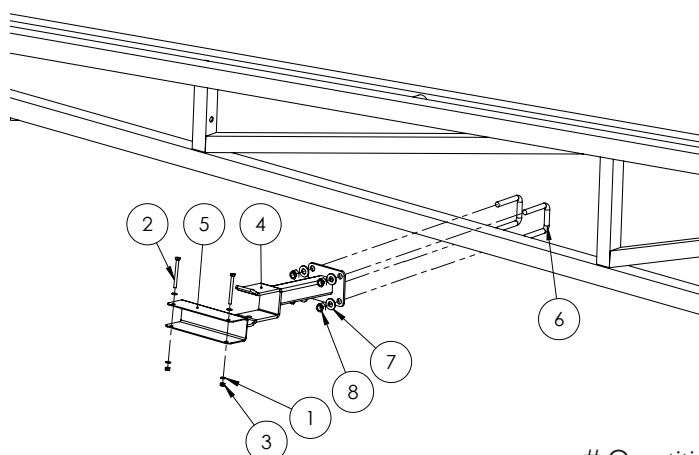
3D Breakaway 2.0 - Mechanism



Quantities shown are per side.

ITEM NO.	PART NUMBER	DESCRIPTION	QTY
1	GA4659805	Breakaway Mount	1
2	GA4659800	Breakaway Centre Pivot Fab Assembly	1
3	GA5000577	Washer 12mm Flat SS HD	2
4	GA5000347	Bolt M12 x 70 ZP GR8.8	1
5	GA5012461	Nut M12 Nyloc ZP	1
6	GA4505695	Link Plate Chain End, suit breakaway	2
7	GA5000117	Washer 10mm Flat SS HD	2
8	GA5011163	Bolt M10 x 70 ZP GR8.8	1
9	GA5000141	Nut M10 Nyloc ZP	1
10	GA5068985	Chain, 5/8", 41 Pitch Breakaway Hinge, inc 2 Joining Links, 43 rollers total	1

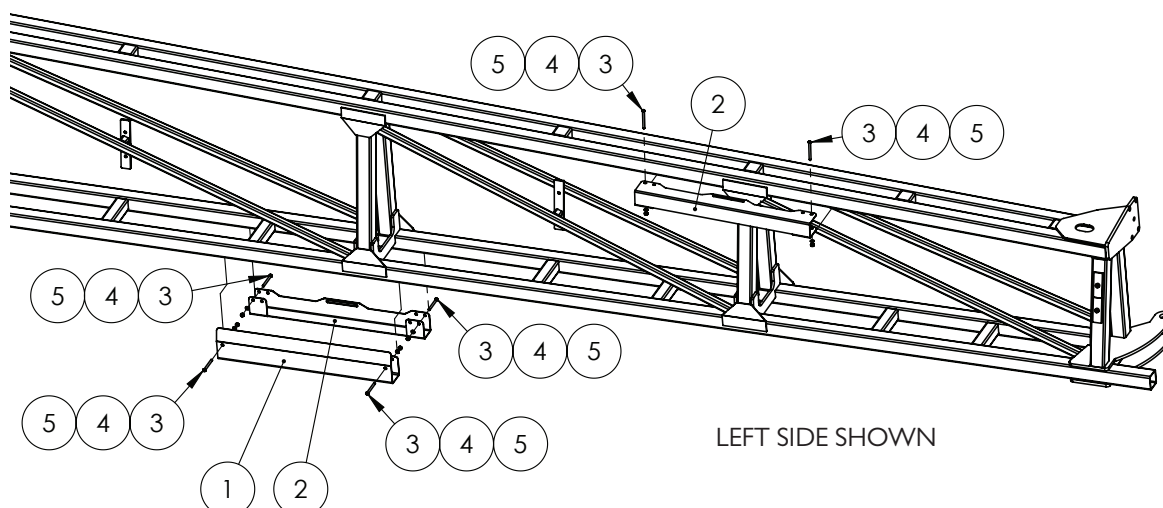
Boom Protector Assembly - Outer



Quantities shown are per side.

ITEM NO.	PART NUMBER	DESCRIPTION	QTY.
1	GA5004437	Washer 6mm Flat SS	4
2	GA5004107	Bolt M6 x 70 ZP GR8.8	2
3	GA5048115	Nut M6 Nyloc ZP	2
4	GA4656277	Support bracket, Folded boom wing, Tri Tech	1
5	F70294A	Boom wing protector, Suit 50 x 50 x 200mm long (2mm SS)	1
6	GA5011251	U bolt, Square top, M12 x 52mm x 80mm	2
7	GA5000577	Washer 12mm Flat SS HD	4
8	GA5012461	Nut M12 Nyloc ZP	4

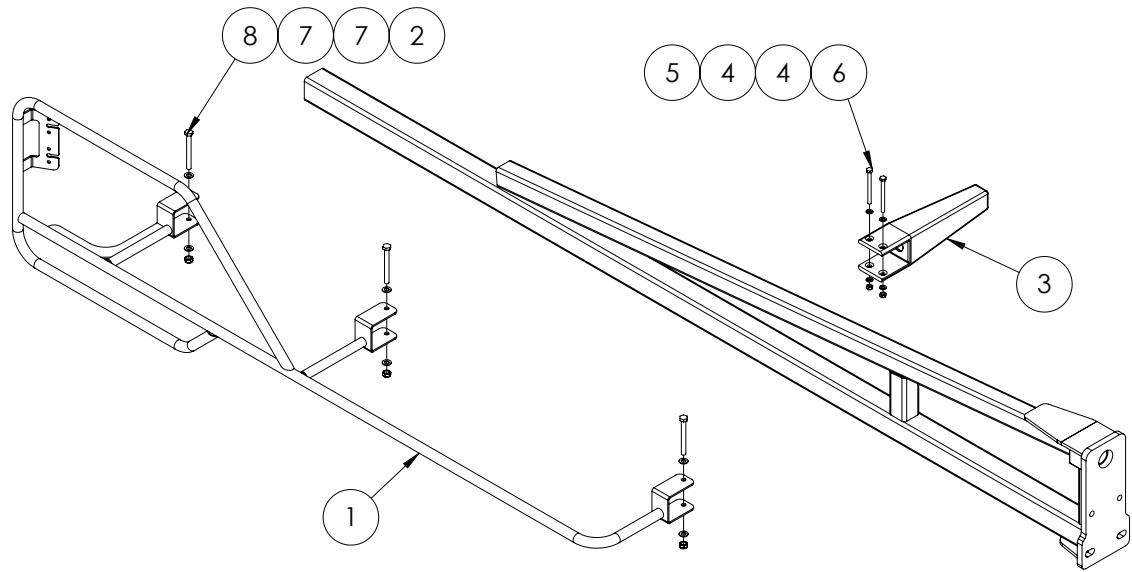
Boom Protector Assembly - Inner



Quantities shown are per side.

ITEM NO.	PART NUMBER	DESCRIPTION	QTY.
1	GA4402215	Boom Protector SS Fits Over Gusset	1
2	GA4505005	Boom Slide Protector SS with cutout	2
3	GA0500067	BHCS M6 x 65 GR12.9 ZP	6
4	GA5004437	Washer 6mm Flat SS	12
5	GA5048115	Nut M6 Nyloc ZP	6

Fence Line End Protector - Quick Fit



Quantities shown are per side.

ITEM NO.	PART NUMBER	DESCRIPTION	QTY.
1	GA4656316	Boom End Protector easy fit, Right Hand	1
	GA4656317	Boom End Protector easy fit, Left Hand	
2	GA5004917	Nut M8 Nyloc ZP	3
3	GA5006226	Boom stopper, Rubber, 210mm bumper, Suits 50 x 50mm RHS	1
4	GA5004437	Washer 6mm Flat SS	4
5	GA5048115	Nut M6 Nyloc ZP	2
6	GA5004107	Bolt M6 x 70 ZP GR8.8	2
7	GA5003643	Washer 8mm Flat SS HD	6
8	GA5052600	Bolt M8 x 75 SS	3

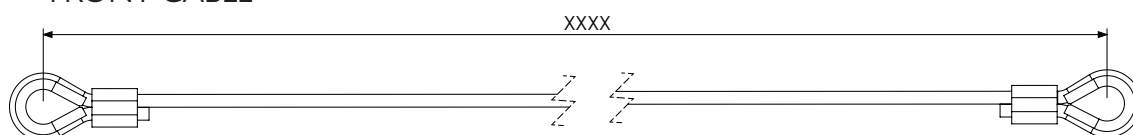
Boom Cables - 24-36m

INDIVIDUAL PART FORM - SPECIFIC FITMENT 24-36M

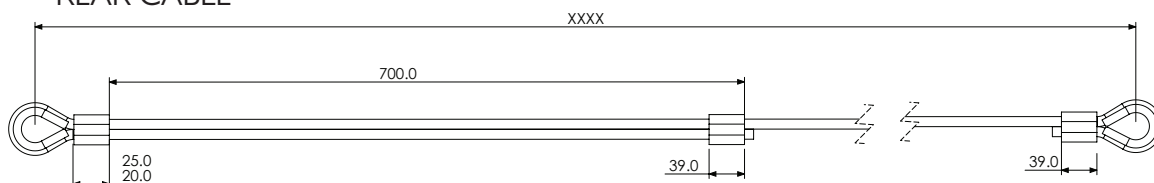
PART NUMBER	DESCRIPTION	QTY.
	Cable, 10mm, Solid core, Heavy duty, Galvanised	See below.
	24-36m - Front - Cable cut length (Eye to eye length 6210mm)	6570mm
GA5000073	24-36m - Rear - Cable cut length (Eye to eye length 7230mm)	8290mm
	24-36m - Bi-fold Front - Cable cut length (Eye to eye length 6220mm)	6580mm
	24-36m - Bi-fold Rear - Cable cut length (Eye to eye length 6230mm)	7290mm
GA5000215	Thimble, Cable, suit 11 - 12mm	4
GA5005391	Ferrule, Aluminium, 40 long x 4.5 wall, Code 11	4
GA5001965	Heat Shrink 25.4mm Black x 120mm long	8

NOTE: Front cable cut lengths are 360 mm longer than eye to eye measurement. Rear cable cut lengths are 1060 mm longer than eye to eye measurement.

FRONT CABLE



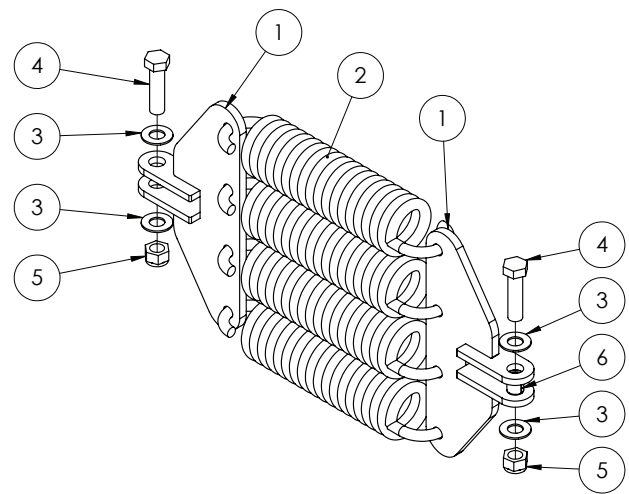
REAR CABLE



SALES KIT FORM - UNIVERSAL FITMENT 24-36M

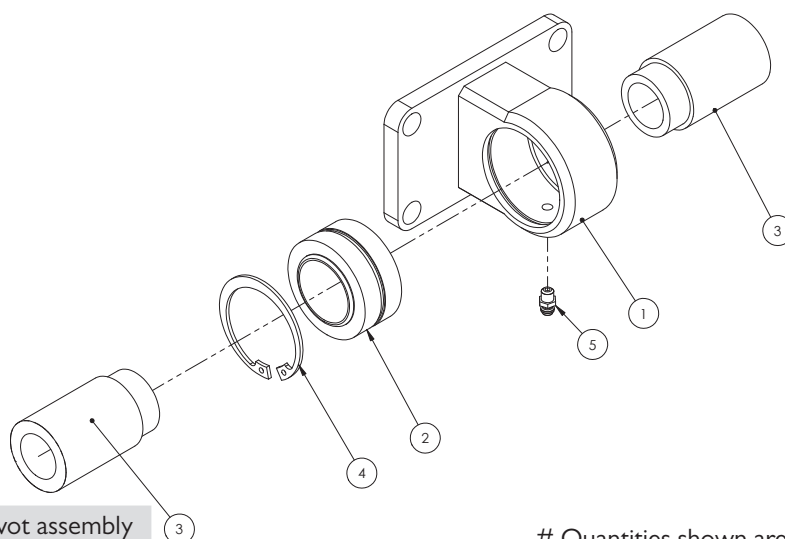
ITEM NO.	PART NUMBER	DESCRIPTION	QTY.
1	GAI100033	Boom Cable Kit - Front	2
2	GAI100034	Boom Cable Kit - Rear	2
3	GAI100037	Boom Cable Kit - Centre Level	2

Boom Cable Springs - 24-36m



GA4905665 30-36m cable damper assembly			# Quantities shown are per side.
ITEM NO.	PART NUMBER	DESCRIPTION	QTY.
1	GA4659710	Cable Spring-Shocker Mount Component	2
2	GA5010793	Spring, tension, 70 OD x 329 long x 12mm, large	4
3	GA5001043	Washer 16mm Flat SS HD	4
4	GA5000941	Bolt M16 x 60 ZP GR8.8	2
5	GA5001029	Nut M16 Nyloc ZP	2
6	GA5075220	Glacier bush flanged 16mm suit boom cable pivot	1

Upper Pivot Assembly

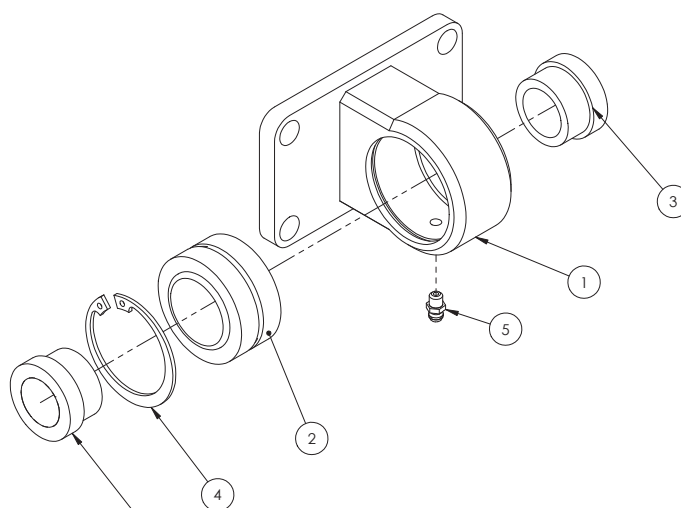


GA4932342 Upper pivot assembly

Quantities shown are per side.

ITEM NO.	PART NUMBER	DESCRIPTION	QTY.
1	GA4656190	Boom hinge bearing Mount 24+	1
2	GA5015659	Bearing, Spherical bush, 34.925 ID x 55.663 OD x 30.150mm thick, GEZ34ES2RS	1
3	DB-ADJ-13	Bush, Stepped, 25.5 ID x 40 OD x 69.75mm long	2
4	GA5010573	Circlip, Internal, 55mm bore	1
5	GA5012203	Grease nipple, Short, 1/4" UNF	1

Lower Pivot Assembly

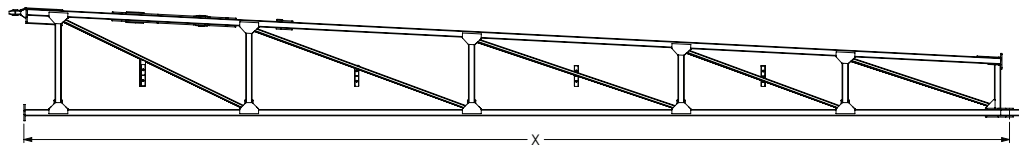


GA4932343 Lower pivot assembly

Quantities shown are per side.

ITEM NO.	PART NUMBER	DESCRIPTION	QTY.
1	GA4656190	Boom hinge bearing Mount 24+	1
2	GA5015659	Bearing, Spherical bush, 34.925 ID x 55.663 OD x 30.150mm thick, GEZ34ES2RS	1
3	DB-ADJ-02	Bush, Short, 40 OD x 25.5 ID x 23.75mm long	2
4	GA5010573	Circlip, Internal, 55mm bore	1
5	GA5012203	Grease nipple, Short, 1/4" UNF	1

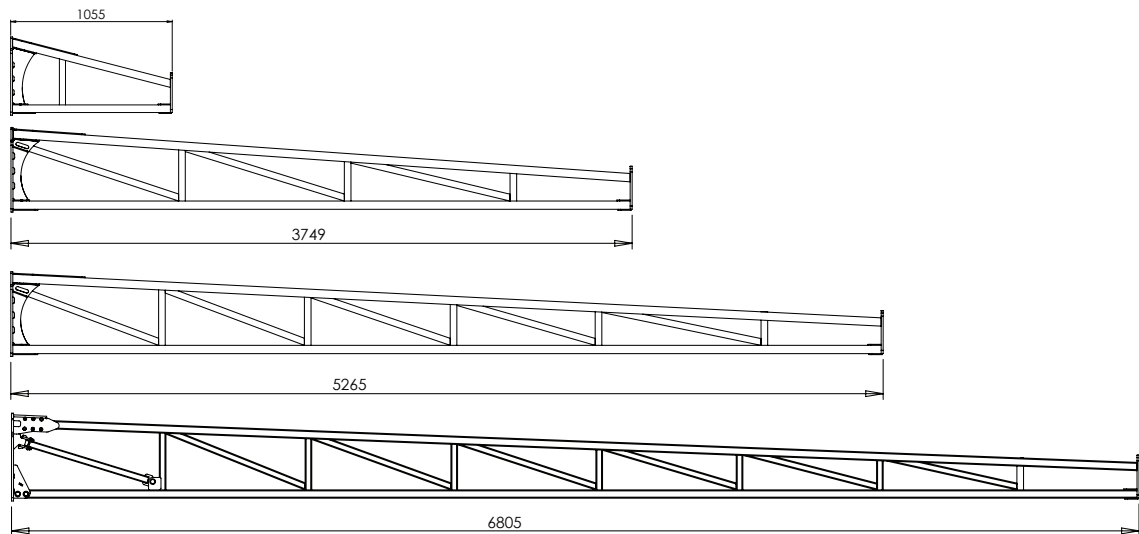
Steel Inner Wings



PART NUMBER	DESCRIPTION
GA4656822	Inner Wing 36m RH - 7848mm
GA4656827	Inner Wing 36m LH - 7848mm

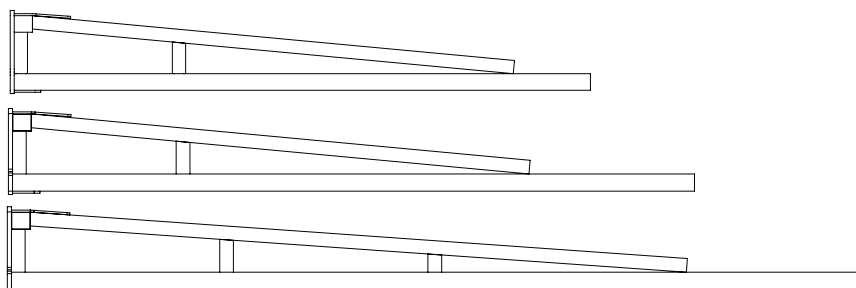
NOTE: Steel inner wings are unique to the Crop Cruiser and will not fit other sprayers.

Aluminium Outer Wings



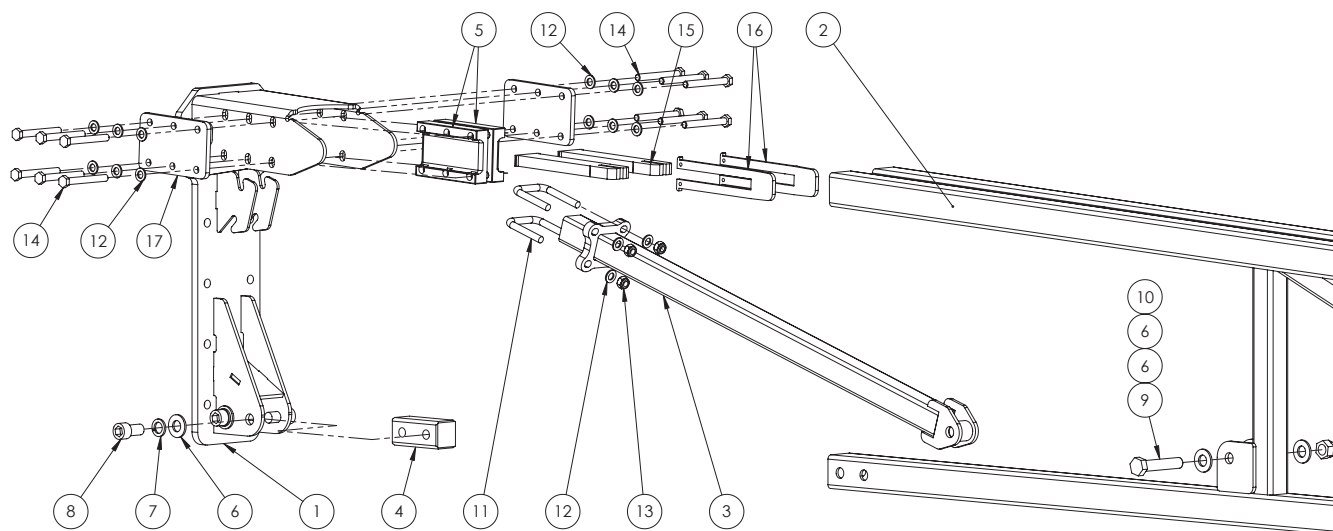
PART NUMBER	DESCRIPTION
GA4659820	24m Outer boom section (1055mm Long)
GA4659925	30m Outer boom section (3749mm Long)
GA4656067	33m Outer boom section (5265mm Long)
GA4660390	36m Outer boom section, Aluminium, U Bolt Mounted
GA4907345	36m Outer boom section (6805mm Long) - Complete with brace

Aluminium Break Away Tip



PART NUMBER	DESCRIPTION
GA4656640	Boom breakaway end - 1.75 m
GA4656123	Boom breakaway end - 2.0 m
GA4656124	Boom breakaway end - 2.5 m

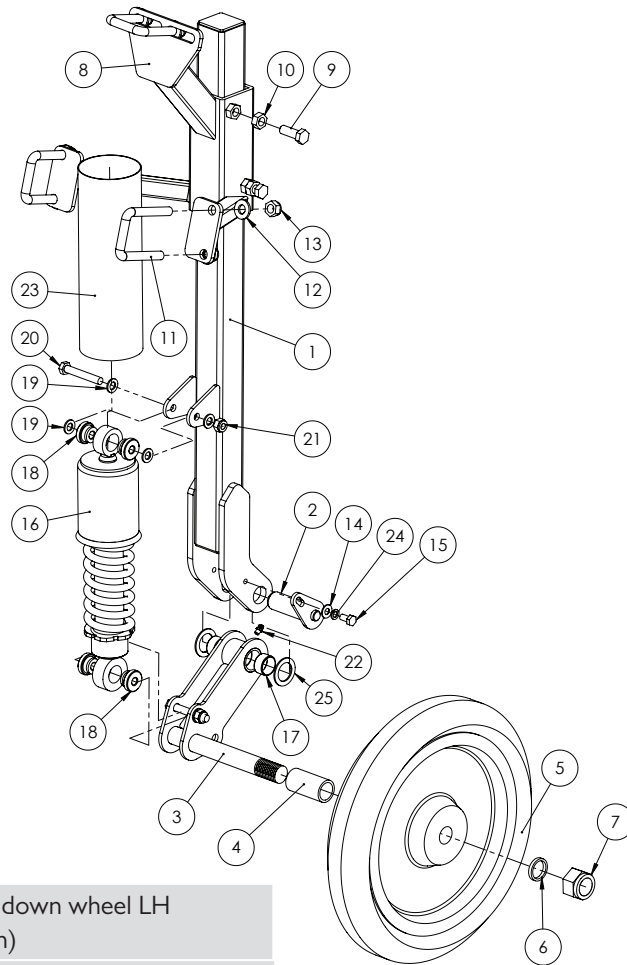
Aluminium Outer Assembly 36m



Quantities shown are per side.

ITEM NO.	PART NUMBER	DESCRIPTION	QTY.
1	GA4660376	Mount Bracket, for Aluminium Boom	1
2	GA4660390	Boom Section, 36m Aluminium, U Bolt Mounted	1
3	GA4660740	Brace Bar, Aluminium Boom	1
4	GA4550031	Threaded Steel Insert Block suit 50x50x4 mm, Bottom Chord	1
5	GA4550740	Clamp Block, Aluminium Boom Mount	2
6	GA5001043	Washer 16mm Flat SS HD	6
7	GA5001051	Washer 16mm Spring SS	4
8	GA5000915	SHCS M16 x 30 GR12.9 ZP	4
9	GA5011307	Bolt M16 x 80 GR8.8 ZP	1
10	GA5001029	M16 Nyloc Nut	1
11	GA5053645	U bolt Square top M10 x 52 x 75 mm	2
12	GA5000117	Washer 10mm Flat SS HD	16
13	GA5000141	Nut M10 Nyloc ZP	4
14	GA5011182	Bolt M10 x 85 GR8.8 ZP	12
15	GA4403910	Spacer Insert, Aluminium Boom RHS Chord	2
16	GA4403915	Locating Plate, Spacer Insert, Aluminium Boom RHS Chord	2
17	GA4404735	Plate, Boom Clamp, Outer Support	2

Touch Down Wheel



GA4902492 Touch down wheel LH
(shown)

GA4902491 Touch down wheel RH

ITEM NO.	PART NUMBER	DESCRIPTION	QTY.
1	GA4657650	Boom Touch Down Wheel Arm	1
2	GA4657645	Boom Touch Down Wheel swing arm pivot	1
3	GA4657655	Boom Touch Down Wheel Swing Arm	1
4	GA4583030	Touch Down Wheel Spacer	1
5	GA5052275	Press wheel 15"	1
6	GA4535115	Touch Down Wheel Bearing Washer	1
7	GA5012446	Nut 1" UNF 12 tpi Nyloc ZP	1
8	GA4657640	Boom touch down wheel boom mount	1
9	GA5000311	Set Screw M12 x 35mm	2
10	GA5000559	Nut M12 ZP	2
11	GA5011251	U-Bolt M12 x 52mm x 80mm Square Top	3
12	GA5000577	Washer 12mm Flat SS HD	6
13	GA5012461	Nut M12 Nyloc ZP	6
14	GA5003643	Washer 8mm Flat SS HD	1
15	GA5011465	Bolt M8 x 16 ZP	1
16	GA5067085	Shocker and spring 320mm	1

Continued over page

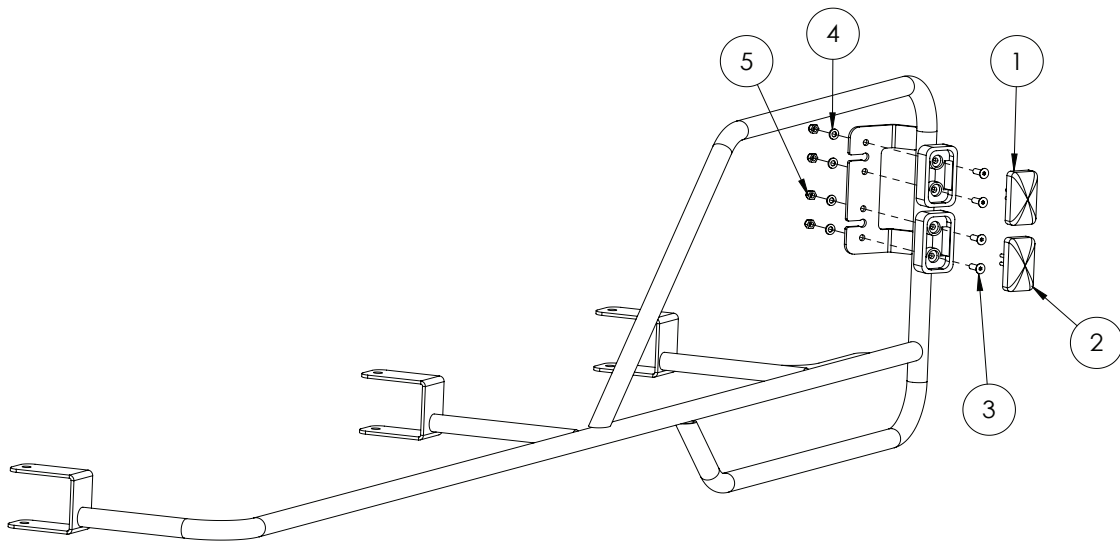
Touch Down Wheel

ITEM NO.	PART NUMBER	DESCRIPTION	QTY.
17	GA5009463	Glacier bush 25mm ID x 15mm long	2
18	GA4583100	Bush to suit 320 eye to eye shock absorber	4
19	GA5000117	Washer 10mm Flat SS HD	6
20	GA5006101	Bolt M10 x 65	2
21	GA5000141	Nut M10 Nyloc	2
22	GA5012203	Grease Nipple 1/4" UNF Short	1
23	GA5052375	Layflat 63mm, cut 270mm long	1
24	GA5004919	Washer 8mm Spring SS	1
25	GA4522315	Washer, 27mm ID x 40mm OD x 2mm thick, SS	2

Chapter 15

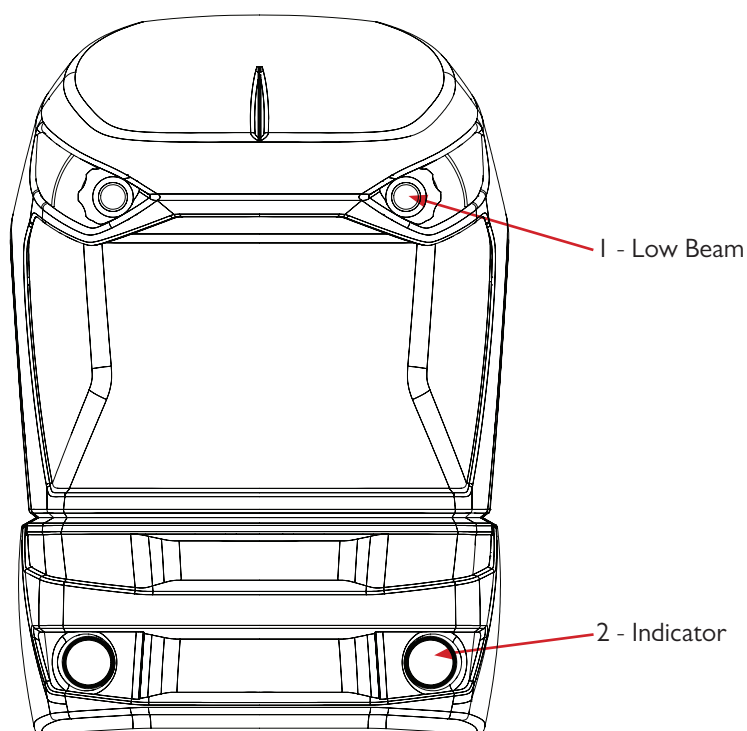
ELECTRICS

Lighting - Boom Tip LEDs



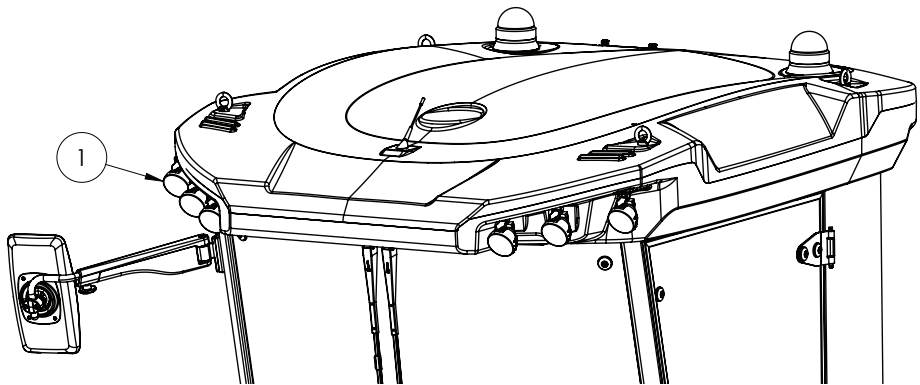
ITEM NO.	PART NUMBER	DESCRIPTION	QTY.
1	GA5060057	Clearance light with connector, Orange LED	1
2	GA5060056	Clearance light with connector, Red LED	1
3	GA5051230	FHCS M5 x 16mm	4
4	GA5003983	Washer 5mm Flat SS	4
5	GA5003975	Nut M5 Nyloc SS	4

Lighting - Headlights & Indicator



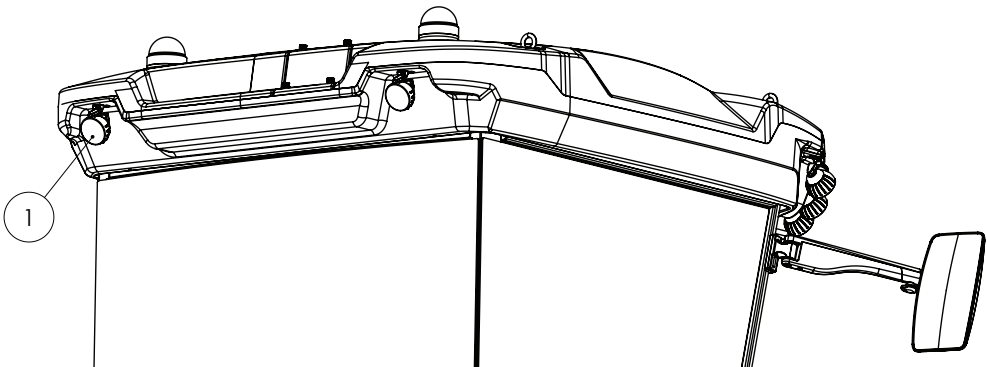
ITEM NO.	PART NUMBER	DESCRIPTION	QTY.
1	GA3000082	HB3 12V 60w Globe - High and low beam	2
	GA5075405	Headlight Assembly, Low Beam, 12v, 60w, Projector	2
2	GA5075415	Indicator / Running Light Assembly, LED	2

Lighting - Cab Lights - Front



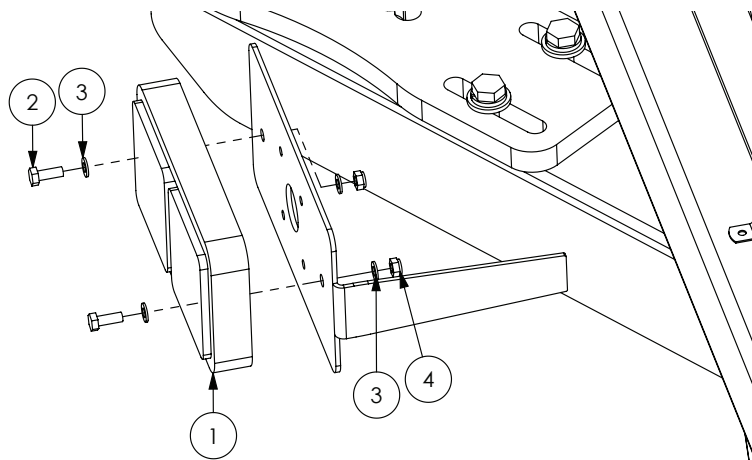
ITEM NO.	PART NUMBER	DESCRIPTION	QTY.
1	-	Bulb, H27 12V	6
	GA5075317	Work Light, round, LED 11w, bare wires, Black suit Euro cab	6

Lighting - Cab Lights - Rear



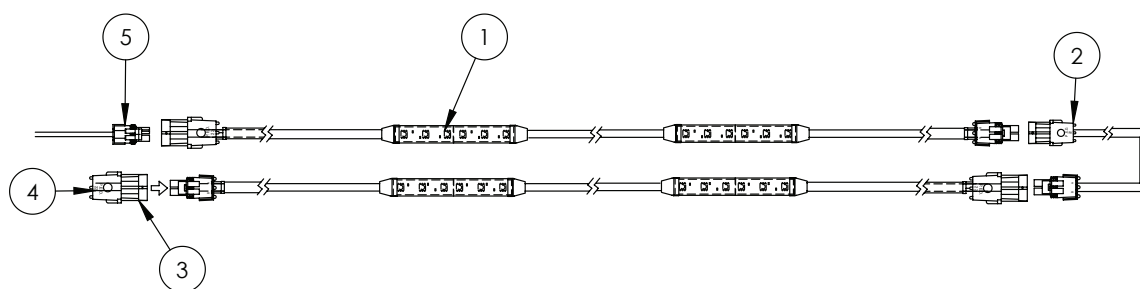
ITEM NO.	PART NUMBER	DESCRIPTION	QTY.
1	GA5075317	Work Light, round, LED 11w, bare wires, Black suit Euro cab	2

Lighting - Rear Tail Lights



ITEM NO.	PART NUMBER	DESCRIPTION	QTY.
1	GA5018786	Lamp, LED, 12V, Brake / tail light / indicator, 190 x 100mm	2
2	GA5011395	Bolt M6 x 16 SS	4
3	GA5004437	Washer 6mm Flat SS	8
4	GA5048115	Nut M6 Nyloc ZP	4

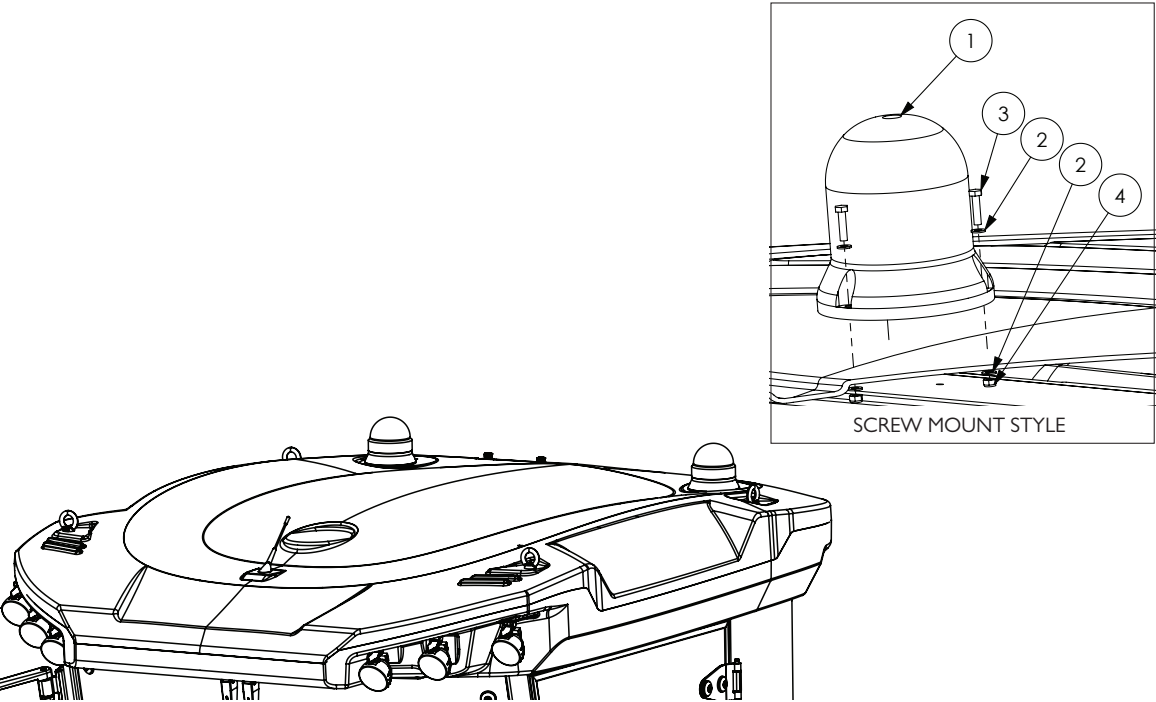
Lighting - Night Pro LEDs



ITEM NO.	PART NUMBER	DESCRIPTION	QTY.
1	GA5060136	Harness, Boom Light 2 LED Strip, 12v 0.24Amp	36
2	GA5060137	Harness, Pivot Extension 2000mm	4
	GA5060138	Harness, Pivot Extension 5000mm	-
3	GA5007381	Connector, 2 pin, Female, Weather pack	4
4	GA5050245	Seal, Cavity blanking plug, Weather pack connector	8
5	GA3000016	Harness, Quad splitter, suit night pro power supply	1

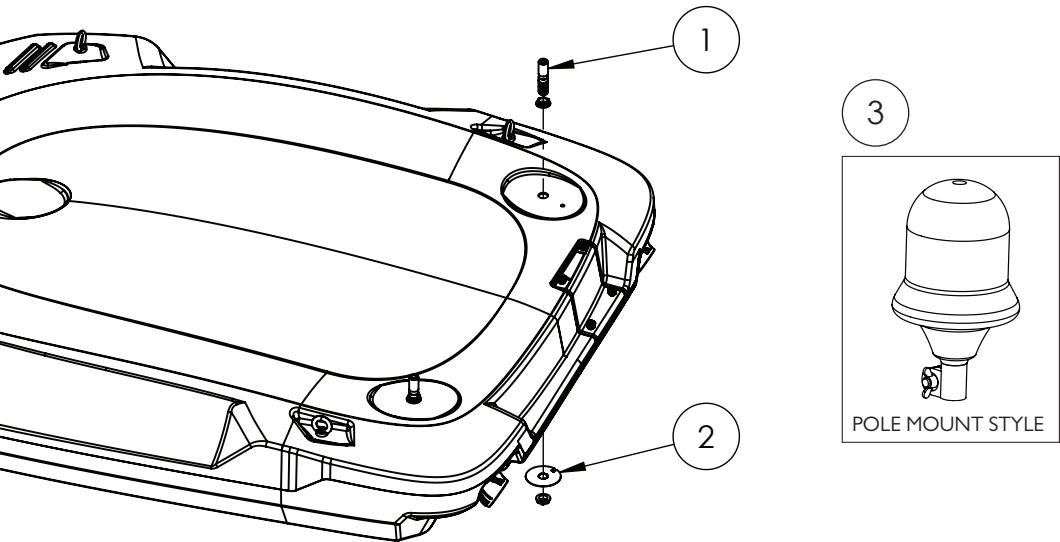
NOTE: The quantity shown is for a full 36 meter boom.

Lighting - Rotating Beacon - Screw Mount




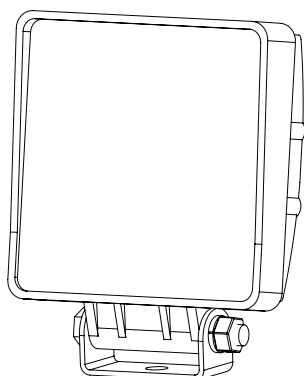
ITEM NO.	PART NUMBER	DESCRIPTION	QTY.
1	GA3000059	Light, Rotating Beacon, G3 G4 Cabin - Screw mount style	2
2	GA5004437	Washer 6mm Flat SS	6
3	GA5004073	Bolt M6 x 25	3
4	GA5048115	Nut M6 Nyloc SS	3

Lighting - Rotating Beacon - Pole Mount




ITEM NO.	PART NUMBER	DESCRIPTION	QTY.
1	GA5020411	Beacon insert screw in - supplied with nuts	2
2	GA4402305	Plate, Flashing Beacon Light Mount with Earth Tab	2
3	GA5048975	Beacon, Rotating, Amber, DIN A pole mount, with 12V HI globe	2


Lighting - Work Lights



MOUNTED TO RIGHT REAR HEADSTOCK AT PARALIFT REAR



MOUNTED TO LEFT HAND SIDE POD

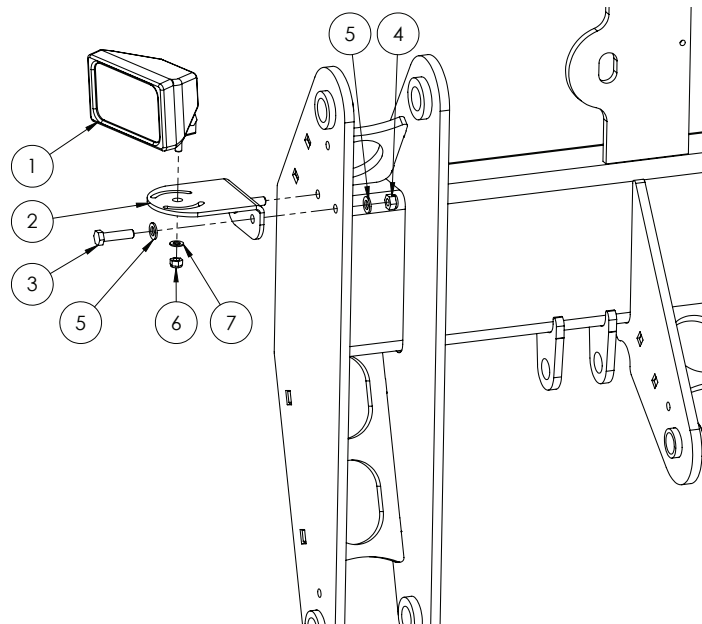


MOUNTED TO RIGHT REAR SUSPENSION FRAME UNDER CHASSIS

ITEM NO.	PART NUMBER	DESCRIPTION	QTY.
I	GA4912424	Work Lights, LED, Kit	I
-	GA5075500	Light, LED, Work, Flood beam, bare wires, 15W	-
-	GA5007381	Connector, 2 pin, Female, Weather pack	-
-	GA5016617	Pin, Male, Sealed, Weather pack, Wire 1.0 - 2.0mm	-
-	GA5014857	Seal, Green, Weather pack connector	-

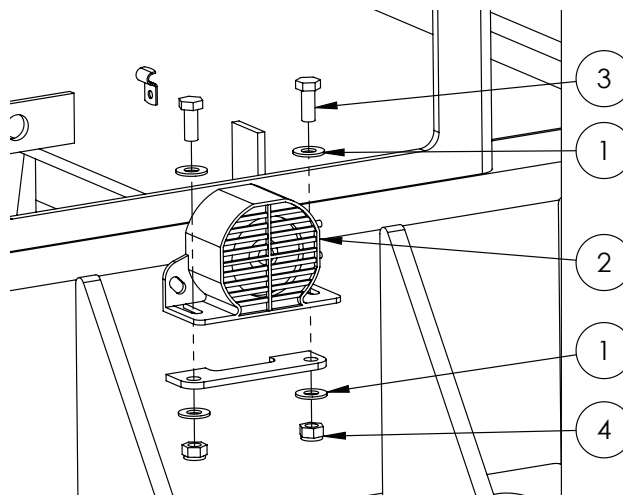
NOTE: Kit includes 3 lights for mounting positions shown above.

Lighting - Boom Work Light



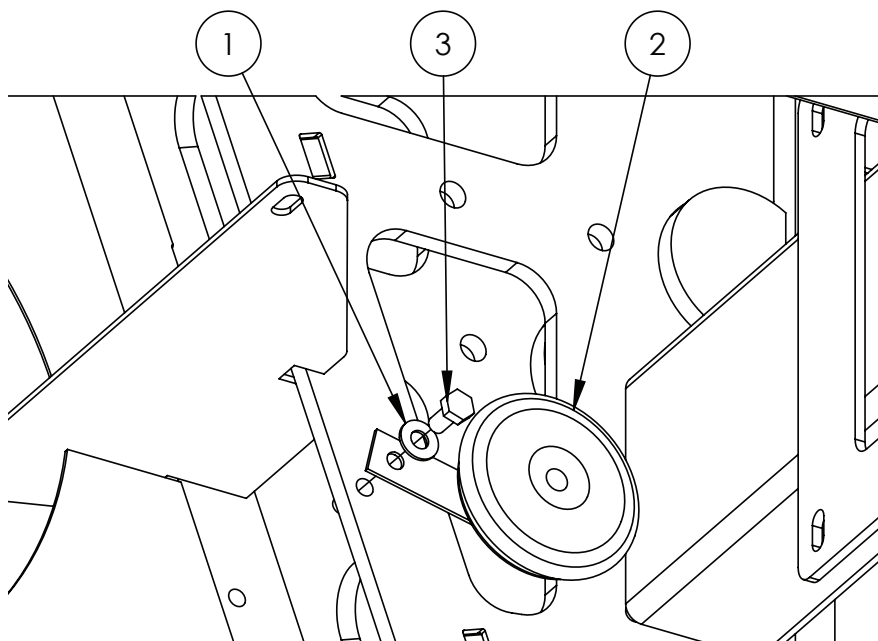
ITEM NO.	PART NUMBER	DESCRIPTION	QTY.
1	GA5050105	Flood Light Stingray	1
2	GA4504321	Mount, Spot LED light chassis head stock	1
3	GA5006071	Bolt M10 x 40 GR10.9 ZP	2
4	GA5000141	Nut M10 Nyloc	2
5	GA5000117	Washer 10mm Flat SS HD	4
6	GA5052590	Nut M8 Nyloc SS 316	1
7	GA5003643	Washer 8mm Flat SS HD	1

Reverse Warning Beeper



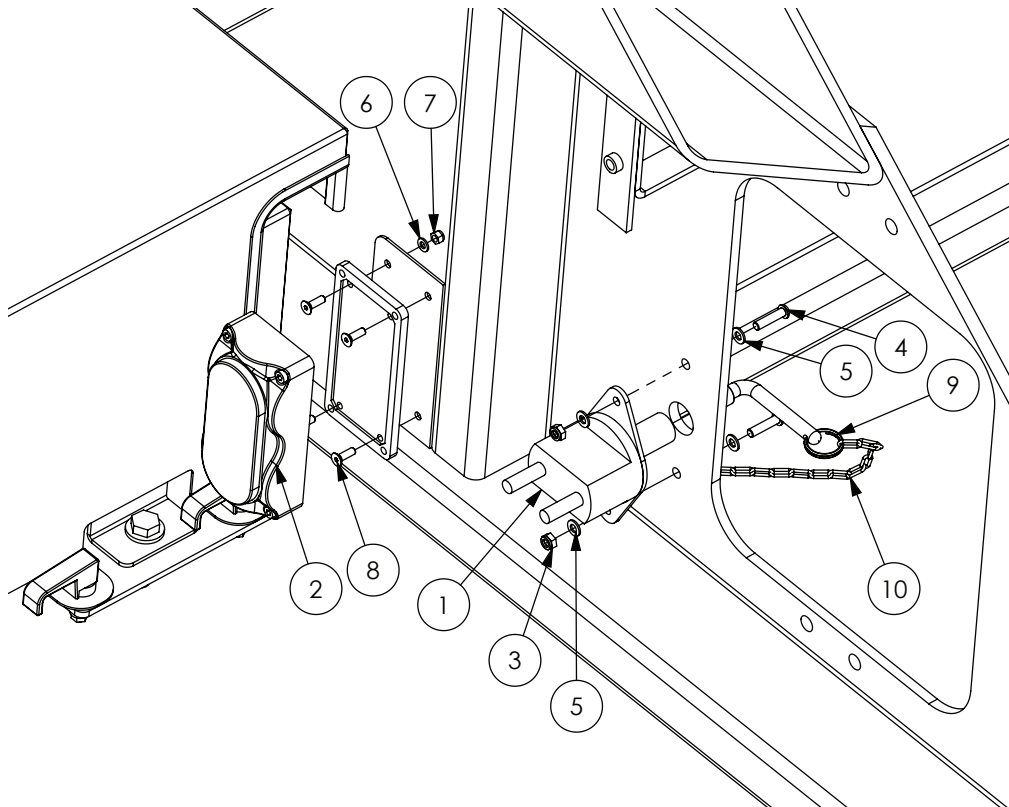
ITEM NO.	PART NUMBER	DESCRIPTION	QTY.
1	GA5003643	Washer 8mm Flat SS HD	4
2	GA5011985	Reverse Beeper	1
3	GA5004085	Bolt M8 x 20	2
4	GA5052590	Nut M8 Nyloc SS 316	2

Horn



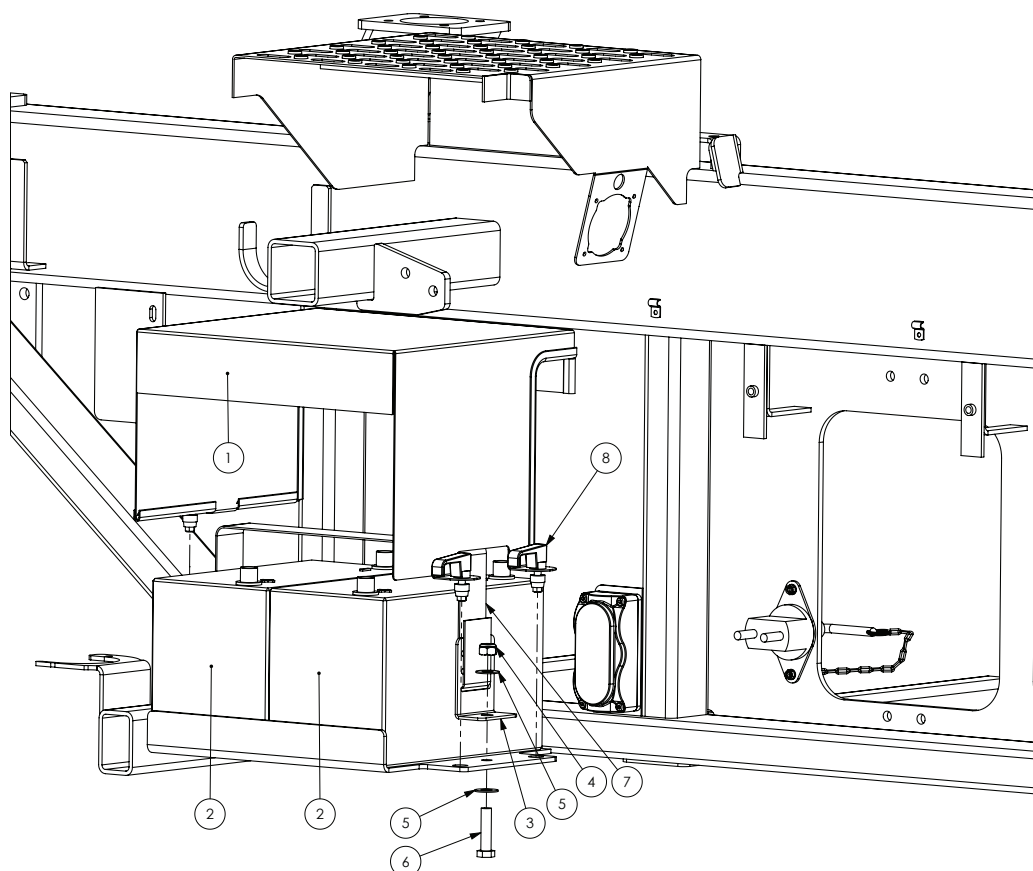
ITEM NO.	PART NUMBER	DESCRIPTION	QTY.
1	GA5003643	Washer 8mm Flat HD	1
2	GA5011983	Horn, 12V Narva, 72517	1
3	GA5011465	Bolt M8 x 16 ZP	1

Buss Bar & Switch



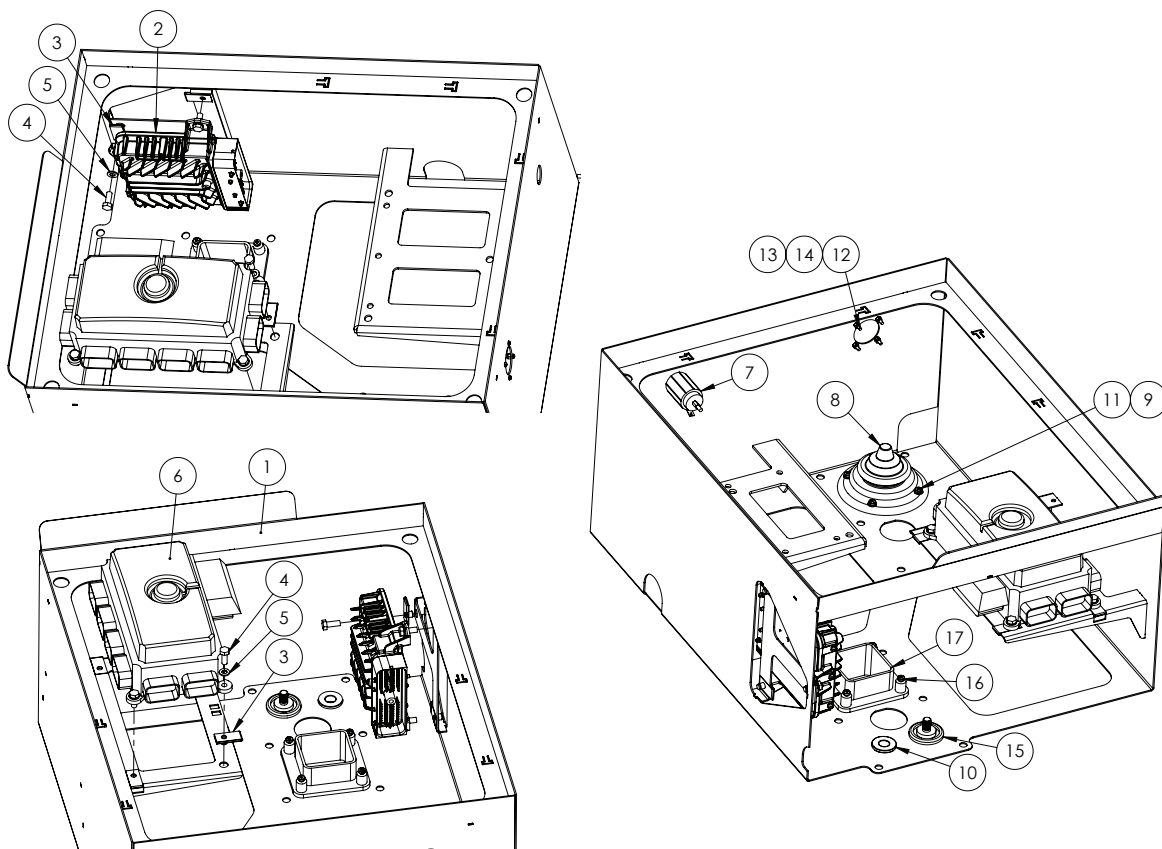
ITEM NO.	PART NUMBER	DESCRIPTION	QTY.
1	GA5005787	Battery Isolator switch large	1
2	GA5050630	Electrical Buss Bar	1
3	GA5048115	Nut M6 nyloc	2
4	GA5004067	BHCS M6 x 25	2
5	GA5004437	Washer 6mm SS	4
6	GA5003983	Washer 5mm SS	4
7	GA5003975	Nut M5 Nyloc SS	4
8	GA5051230	FHCS M5 x 16mm SS	4
9	GA5002077	Key ring, 25mm, SS	1
10	GA4922231	Chain 20mm x 2mm (cut 200mm Long)	1

Battery



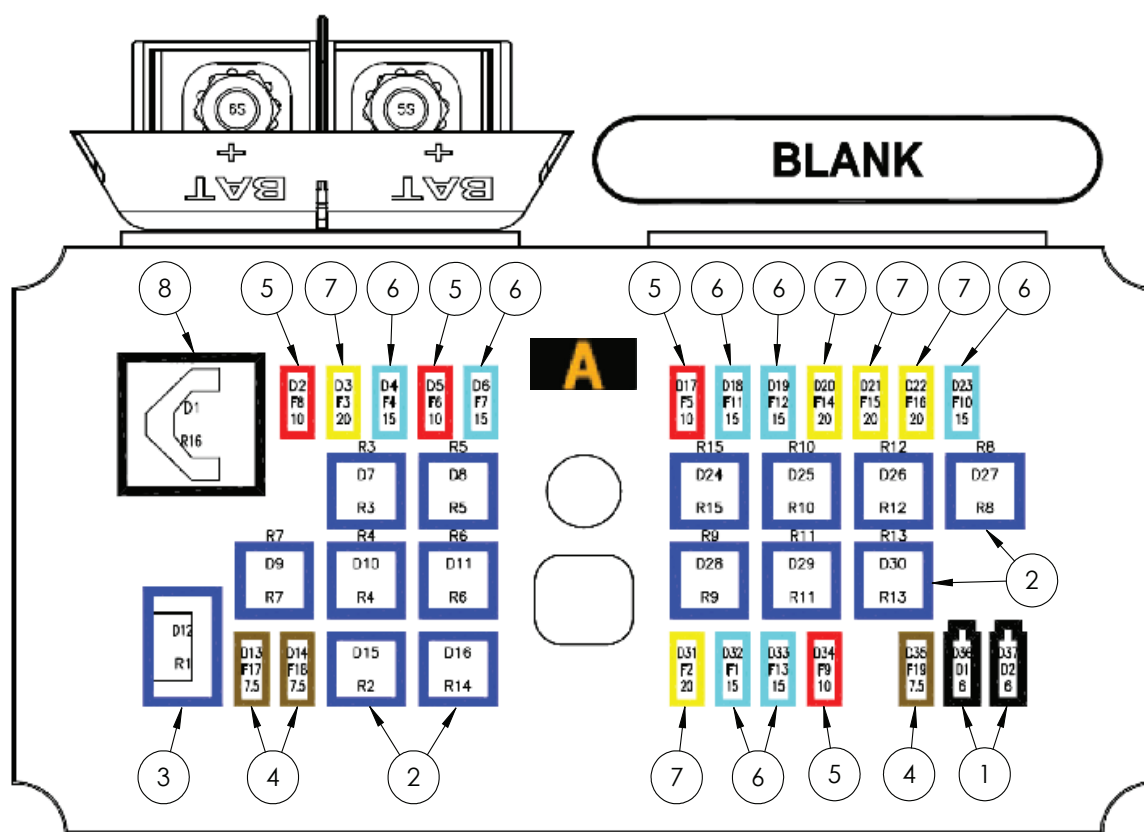
ITEM NO.	PART NUMBER	DESCRIPTION	QTY.
1	GA4913425	Battery Cover Assembly, G3 G4	1
2	GA5071620	Battery, Delkor 27H710, 710 CCA, G3 G4 series	2
3	F70127A	50mm Tank Strap Bracket	1
4	GA5012461	Nut M12 Nyloc ZP	1
5	GA5000577	Washer 12mm Flat SS Heavy Duty	2
6	GA5011239	Bolt M12 x 50 GR8.8	1
7	GA5003859	Strap, Tank, 50mm, Goldacres branded (cut to 1000mm)	1
8	GA5066600	Rawl action latch suit Advance pod door	3

Cabin Fuse Box



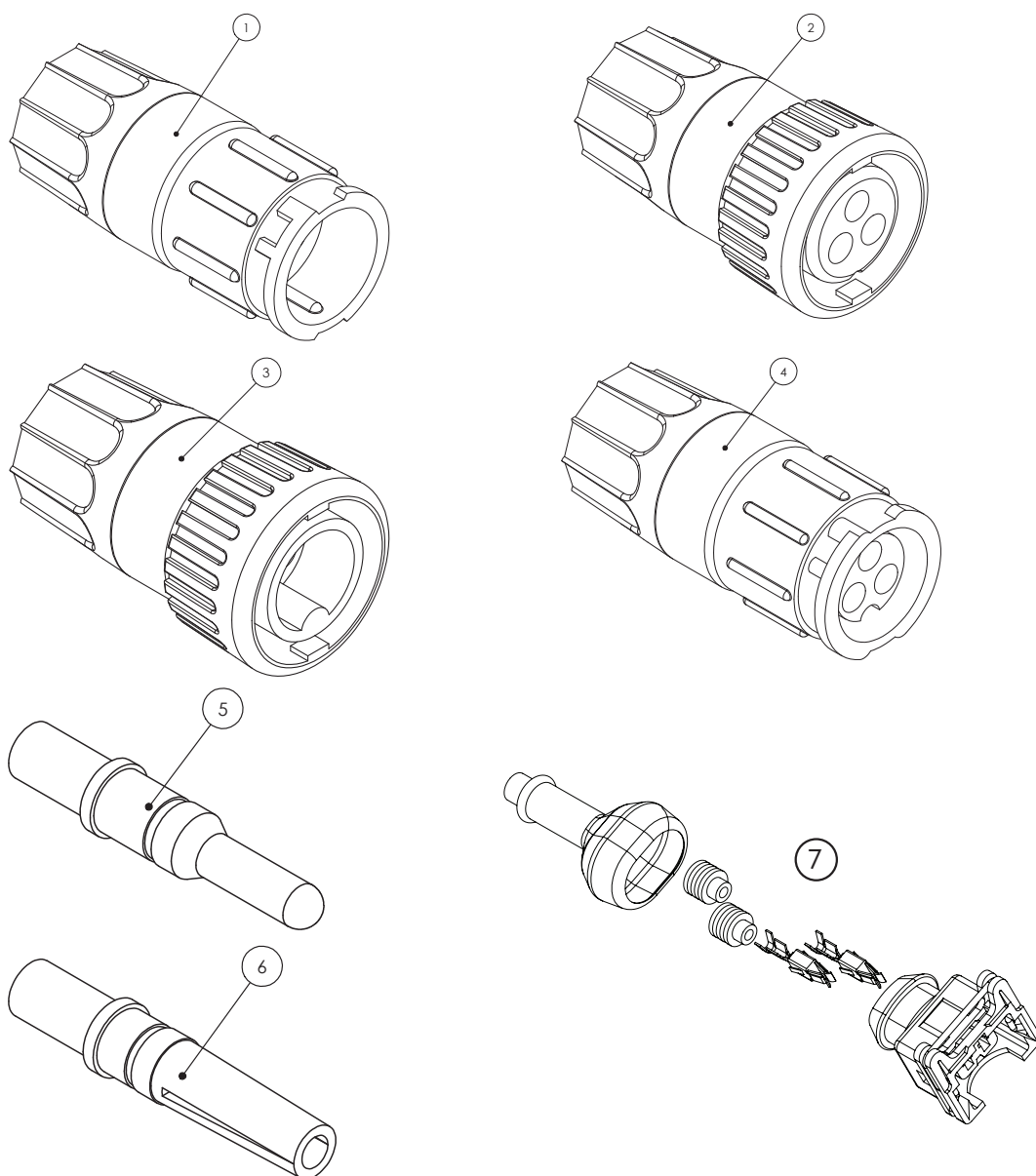
ITEM NO.	PART NUMBER	DESCRIPTION	QTY.
1	GA4660305	Fuse Box Compartment, G3 G4	1
2	GA5075265	TCM, 2500 Allison, G Series	1
3	GA5066830	Speed clip M6	7
4	GA5004041	Bolt M6 x 16	7
5	GA5004437	Washer 6mm Flat SS	7
6	GA5060033	Functions Fuse Box A	1
7	GA5007121	Lighter Socket	1
8	GA5069725	Gromet Slop stop 105 x 60	1
9	GA5020510	Washer 4mm Flat Heavy duty SS	4
10	GA5012199	29mm Neoprene Grommet	1
11	GA5011360	Pan Head Screw M4 x 10mm	4
12	GA5003083	Screw M3 x 12mm SS	4
13	GA5011351	Washer 3mm Flat	4
14	GA5049465	Nut M3 Nyloc SS	4
15	GA5006379	Battery Feed Stud - Britax	1
16	GA5049020	Pan Head Screw M4 x 25	4
17	GA5061195	Deutsch Connector DRB Bulk Head suit 48 pin	1
18	GA3000025	Harness, Main Console, G3 G4	1
19	260112	Allison Transmission Harness	1
20	WA7790HA	Allison Backbone CAN Harness	1

Fuse Box 'A' - Cabin



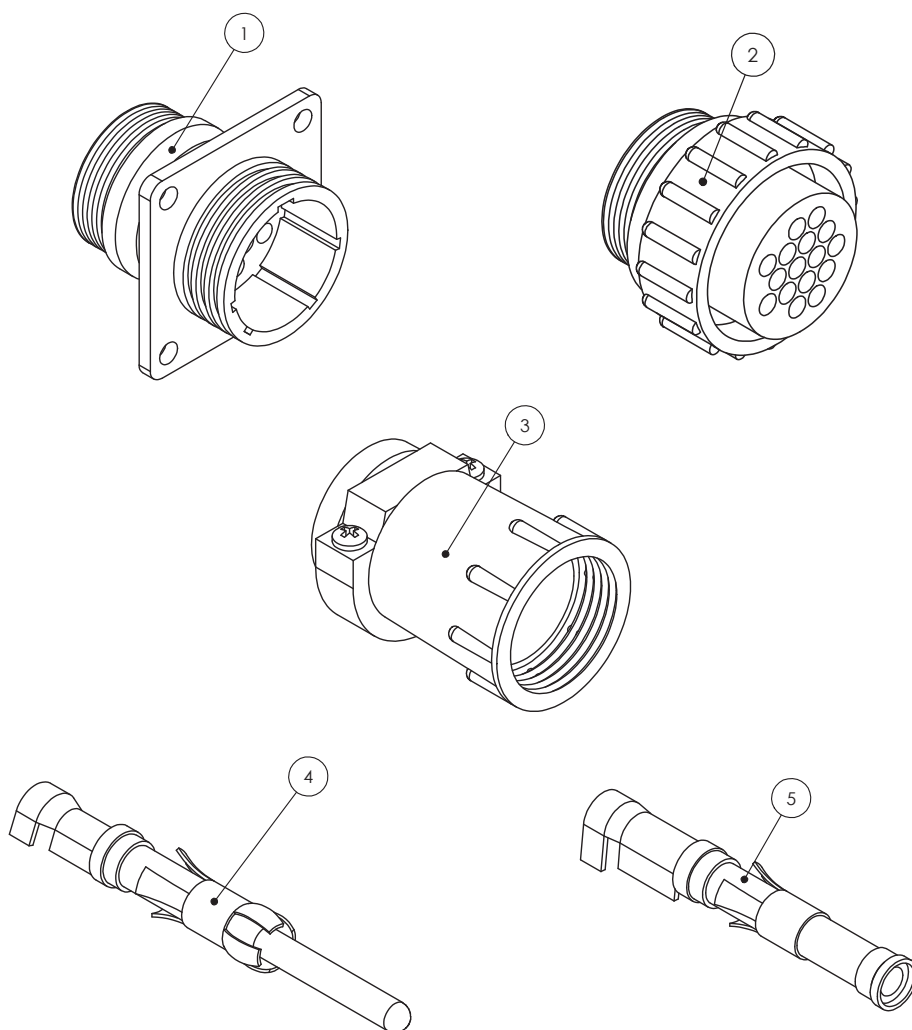
ITEM NO.	PART NUMBER	DESCRIPTION	QTY.
1	GA5075040	Diode, 6 Amp, With Wing Key, Suit Crop Cruiser 2009	2
2	GA5075035	Relay, Ultra Micro Iso280, 4 Pin Square, Spst, 12v 20a	14
3	GA5075030	Relay, Ultra Micro Iso280, 5 Pin, Spst, 12v 20a	1
4	GA5054840	Mini Blade Fuses 7.5amp	3
5	GA5054845	Mini Blade Fuses 10 Amp	4
6	GA5054850	Mini Blade Fuses 15 Amp	7
7	GA5054855	Mini Blade Fuses 20 Amp	5
8	GA5075055	Flasher Relay, Suit Sp Micro Fuse Box, Blinker, Indicator, 3 Pin Iso, Led 12v	1

Electrical Connectors - AMP



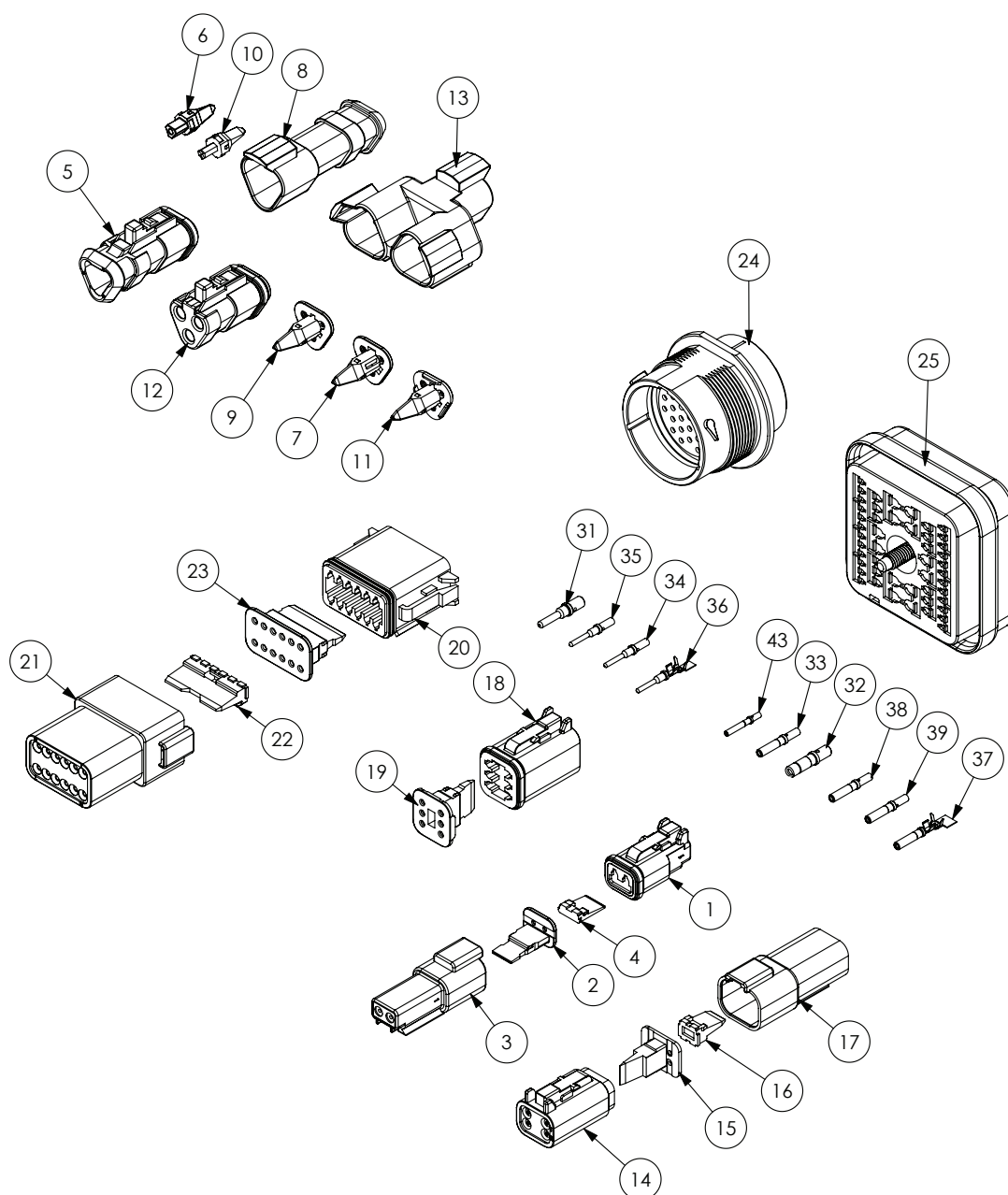
ITEM NO.	PART NUMBER	DESCRIPTION
1	GA5076921	Male Flow Meter Connector
2	GA5076922	Female Flow Meter Connector
3	GA5076920	Male Speed Sensor Connector
4	GA5076923	Female Speed Sensor Connector
5	GA5076927	Male Pin for Flow Meter & Speed Sensor Connectors
6	GA5076928	Female socket for Flow Meter & Speed Sensor Connectors
7	GA5047728	Plug, 2 pin, Black, fuel injector connector, IP65K, AMP
-	GA5068945	Connector, 3 Pin AMP super seal waterproof male

Electrical Connectors - AMP



ITEM NO.	PART NUMBER	DESCRIPTION
1	GA5076924	Connector, 16 Pin AMP, Square Flange, Suit Male Pins, Raven
2	GA5076925	Connector, 16 Pin AMP, Suit Female Pins, Raven
3	GA5049175	Connector, Backing Shell, Suit 16 Pin AMP, Raven
4	GA5048905	Pin, 14-18 Gauge Gold, Male, Suit 16 Pin AMP
5	GA5048900	Pin, 14-18 Gauge Gold, Female, Suit 16 Pin AMP
-	GA5020785	Connector, 37 Pin AMP, Male, Raven
-	GA5020780	Connector, 37 Pin AMP, Female
-	GA5020560	Connector, Backing Shell 23, Suit 37 Pin AMP, Standard size
-	GA5020559	Connector, Backing Shell 23, Suit 37 Pin AMP, Large size
-	GA5020561	Connector Dust Cap, 37 Pin AMP, Male, Raven
-	GA5020575	Dust Cap, 16 Pin AMP Connector, Male
-	GA5075848	Dust Cap, 16 Pin AMP Connector, Female
-	GA5075927	DustCap 37 Pin Series 23 (4000 series Connector Dust Cap, 37 Pin AMP, Series 23, Raven

Electrical Connectors - Deutsch



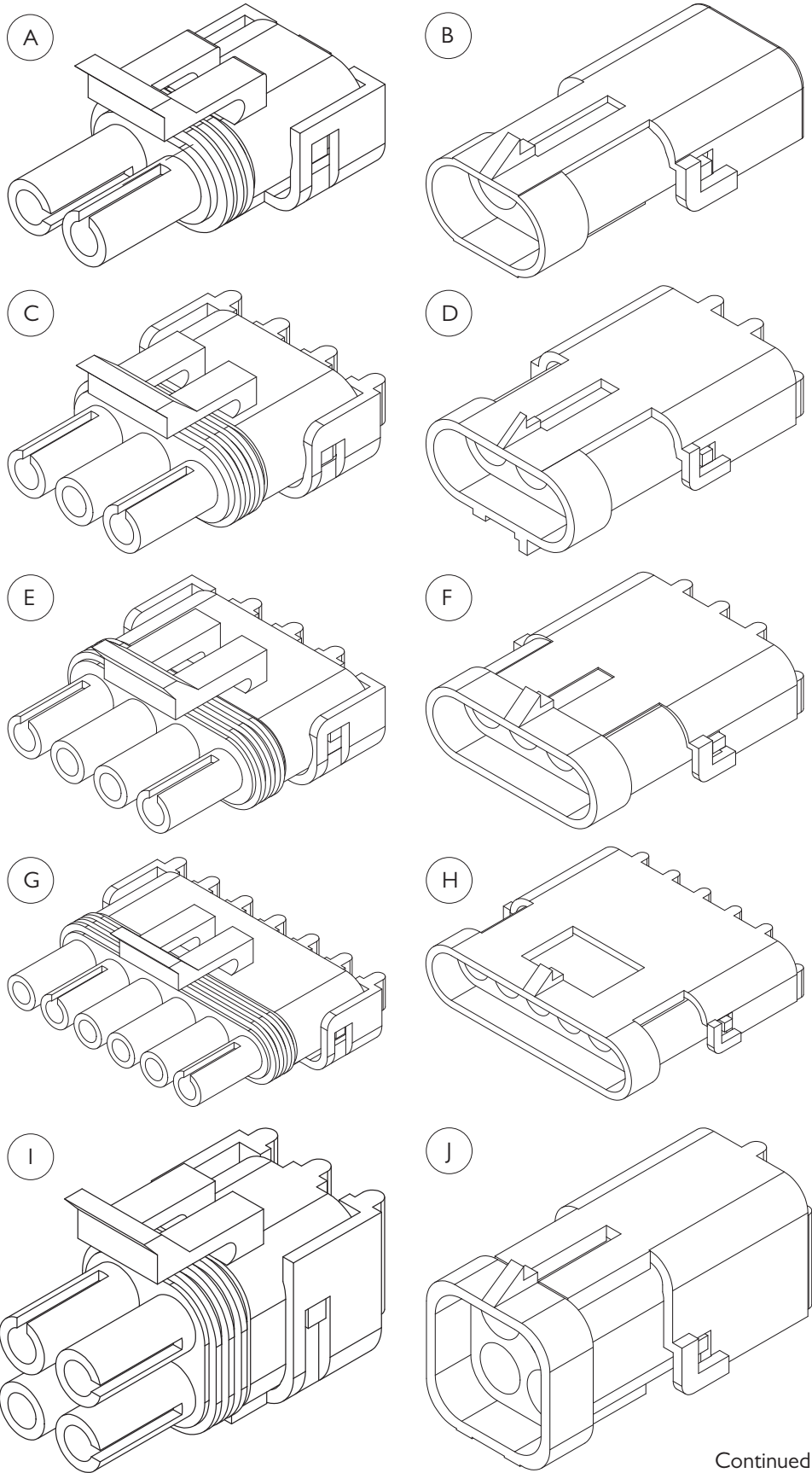
ITEM NO.	PART NUMBER	DESCRIPTION
1	GA5052820	Plug, 2 way, socket, DT series, Deutsch
2	GA5052825	Wedge Lock, 2 Way, sockets, DT series, Deutsch
3	GA5052830	Receptacle, 2 way, pins, DT series, Deutsch
4	GA5052835	Wedge Lock, 2 way, DT series, Deutsch
5	GA5011831	Plug, 3 way sockets, shrink boot adapter, Deutsch
6	GA5017719	Wedge lock, blue, 3 pin, suit terminator, Deutsch
7	GA5017721	Wedge lock, blue, 3 socket, Deutsch
8	GA5050740	Receptacle, 3 pin, shrink boot, Deutsch
9	GA5050750	Wedge Lock, orange, 3 socket, Deutsch

Continued over page

Electrical Connectors - Deutsch

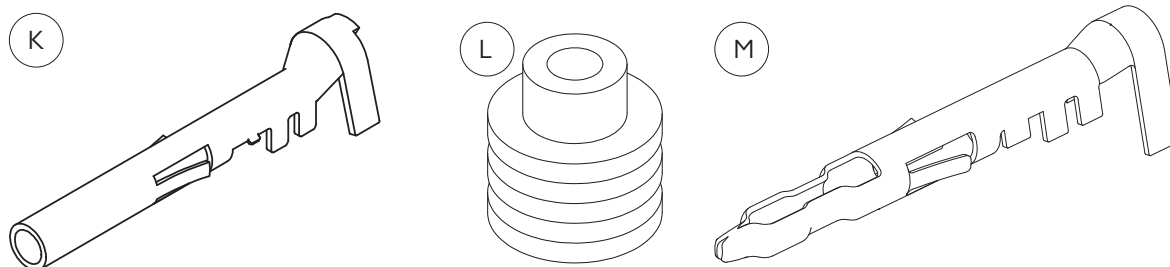
ITEM NO.	PART NUMBER	DESCRIPTION
10	GA5050760	Wedge Lock, Green, 3 pin, Deutsch
11	GA5050761	Wedge Lock, Green, 3 socket, Deutsch
12	GA5054350	Plug, grey, 120 ohm resistor terminator, Deutsch
13	GA5054365	Receptacle, 3 way 3 Pin, Y splitter, Deutsch
14	GA5050840	Plug, 4 way socket, DT series, Deutsch
15	GA5050845	Wedge Lock, orange, 4 way sockets, Deutsch
16	GA5050765	Wedge Lock, Green, 4 Way pins, Deutsch
17	GA5013783	Receptacle, 4 way, pins, DT series Deutsch
18	GA5050960	Plug, 6 way Socket, DT series, Deutsch
19	GA5050965	Wedge Lock, orange, 6 way sockets, DT series, Deutsch
20	GA5061780	Plug, 12 way sockets, DT series, Deutsch
21	GA5061785	Receptacle, 12 way suit pins, DT series, Deutsch
22	GA5070590	Wedge lock, green, 12 way suit pins, Deutsch
23	GA5070595	Wedge lock, Green, 12 way sockets, Deutsch
24	GA5061790	Receptacle, 31 pin, HPD series, Deutsch
25	GA5060440	Plug, 48 suits Pins, DRB series, Deutsch
26	GA5060445	Wedge lock, 48 way suits Pins, DRB series, Deutsch
27	GA5060450	Flange connector, 48 way suits DRB series, Deutsch
28	GA5060455	Wedge lock, 48 way suit, Sockets, DRB series, Deutsch
29	GA5060460	Receptacle, 48 way suits Sockets, DRB series, Deutsch
30	GA5061170	Rubber boot, suit 48 pin DRB series, Deutsch
31	GA5061260	Pin, Male, Solid, nickel, Number 12, Deutsch
32	GA5061270	Socket, Female, Solid, Nickel, Number 12, Deutsch
33	GA5053235	Socket, Female, Nickel, number 14, Green Band, Deutsch
34	GA5061220	Pin, Male, Gold, Number 16, Deutsch
35	GA5061240	Pin, Male, solid, nickel, Number 16, Green band, AWG 14, Deutsch
36	GA5075255	Pin, Male, Nickel, Crimp style, Number 16, Deutsch
37	GA3000022	Socket, Female, Nickel, Crimp style, Number 16, Deutsch
38	GA5061225	Socket, Female, solid gold, number 16, Deutsch
39	GA5061230	Socket, Female, solid, Nickel, Number 16, Deutsch
40	GA5061235	Socket, solid gold, number 16, 16-20AWG, Deutsch
41	GA5061200	Pin, Male, Solid, nickel, Number 20, Deutsch
42	GA5061205	Pin, Male, Solid, gold, Number 20, Deutsch
43	GA5061210	Socket, Female, Solid, nickel, Number 20, Deutsch
44	GA5061215	Socket, Female, Solid, gold, Number 20, Deutsch
45	GA5052840	Sealing plug, White, size 12 - 16, Deutsch

Electrical Connectors - Weather Pack



Continued over page

Electrical Connectors - Weather Pack



ITEM NO.	PART NUMBER	DESCRIPTION
-	GA5049685	Boot, Weather pack, Suit 2 pin connector
-	GA5049690	Boot, Weather pack, Suit 3 pin connector
A	GA5001351	Connector, Male, 2 Pin, Weather pack
B	GA5007381	Connector, 2 pin, Female, Weather pack
C	GA5002211	Connector, Male, 3 pin, Weather pack
D	GA5048550	Connector, Female, 3 Pin, Weather pack
E	GA5007385	Connector, Male, 4 pin, Weather pack
F	GA5007383	Connector, Female, 4 pin, Flat, Weather pack
G	GA5004009	Connector, Male, 6 pin, Weather pack
H	GA5048510	Connector, Female, 6 pin, Weather pack
I	GA5049000	Connector, Female, 4 pin, Square, Weather pack
J	GA5050805	Connector, Male, 4 pin, Square, Weather pack
K	GA5016619	Pin, Female, Sealed, Weather pack, Wire 1.0 - 2.0mm
L	GA5014857	Seal, Green, Weather pack connector, Wire from 2.03 - 2.85mm
M	GA5016617	Pin, Male, Sealed, Weather pack, Wire 1.0 - 2.0mm

Electrical Harnesses

G SERIES HARNESS

PART NUMBER	DESCRIPTION
GA3000094	Main Chassis Loom
GA3000025	Electrical harness, Main side console
GA3000051	Electrical harness, cabin power supply
GA5060044	Electrical Harness, Engine monitor
GA5060033	Fuse box, Main control, Cabin
GA3000053	Electrical harness, side dash, arm rest
GA3000026	Battery lead kit
GA3000023	ECU Extension Harness
GA5060052	Loom Chassis hydraulics
GA5060066	Loom SWB SP Tail light connection
GA3000048	Electrical harness, Boom recirculation add in module suit trimble

RAVEN 4400 SYSTEM

PART NUMBER	DESCRIPTION
GA3000027	Loom Chassis suit SWB CC with Raven 4400
GA5076204	Electrical Harness, Console SCS 4400 13.5', Raven

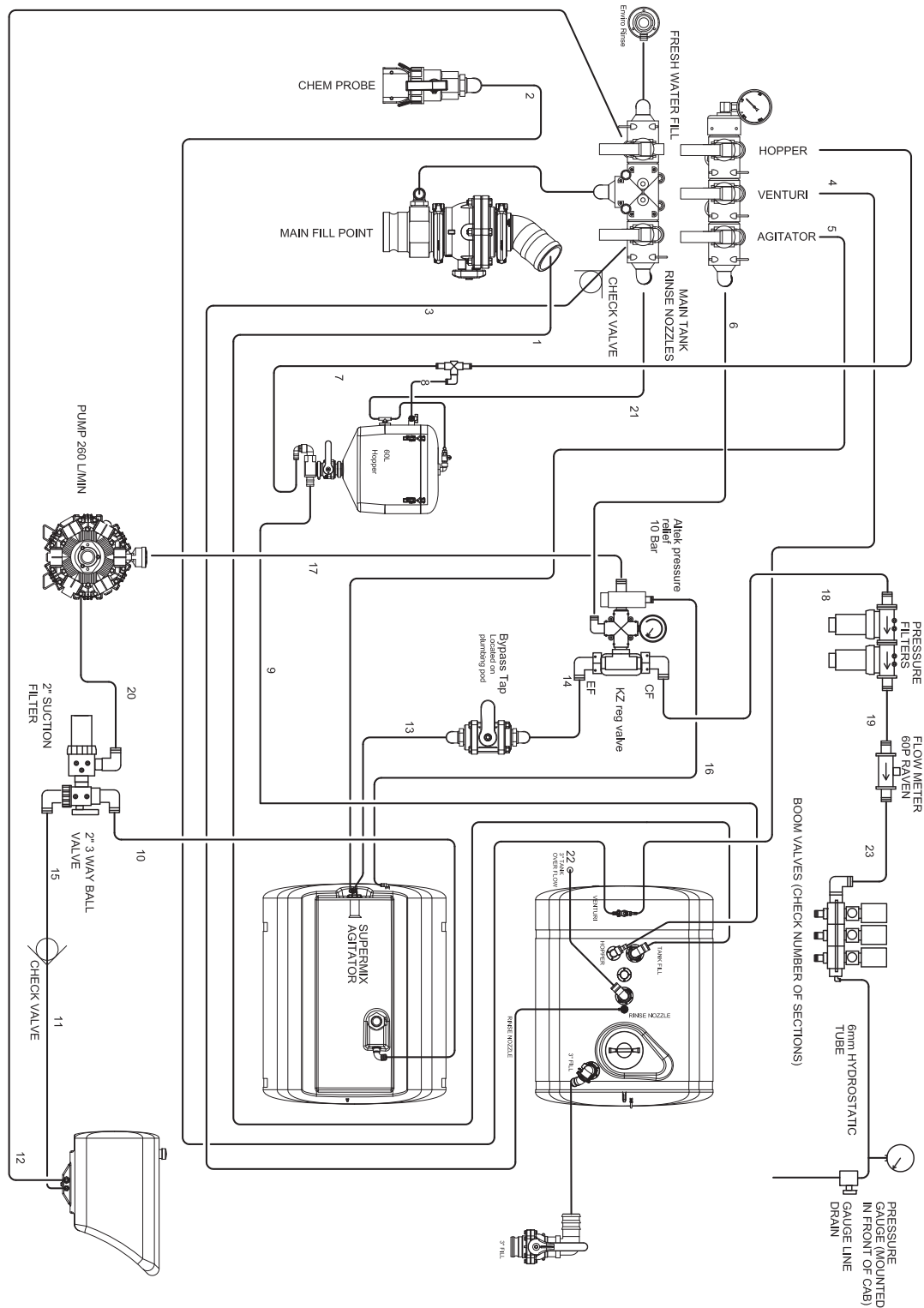
ISOBUS SYSTEM

PART NUMBER	DESCRIPTION
GA5076953	Pressure Transducer, 0-250PSI, Sealed, Raven
GA3000030	Terminator, CAN, active, suit ISO bus, Raven
GA3000031	Electrical harness, Raven ISO to CAN active terminator, Raven
GA3000032	Electrical harness, Foot switch assembly, ISO bus, Raven
GA3000033	Electrical harness, Foot switch extension, ISO bus, Raven
GA3000043	Electrical harness, 4400 chassis to ISO bus node, Raven
GA5071380	Node, ECU ISO BUS CAN, Product controller, Raven
GA5071390	Electrical harness, ISO hitch cable to suit Raven ISO ECU 14'
GA3000138	Electrical harness, main ISO side console armrest, MY17, Raven
GA5071325	Switch box, 6 section, ISO BUS, Raven
GA5071350	Electrical harness, Can Power ISO switch box suit JD, Raven
GA3000062	Electrical harness, Raven ISO to Trimble FMX/FM1000 display
GA3000085	Electrical harness, Cabin IBBC ISO bus connector to John Deere

Chapter 16

SCHEMATICS

Plumbing - Boom Valves Optioned

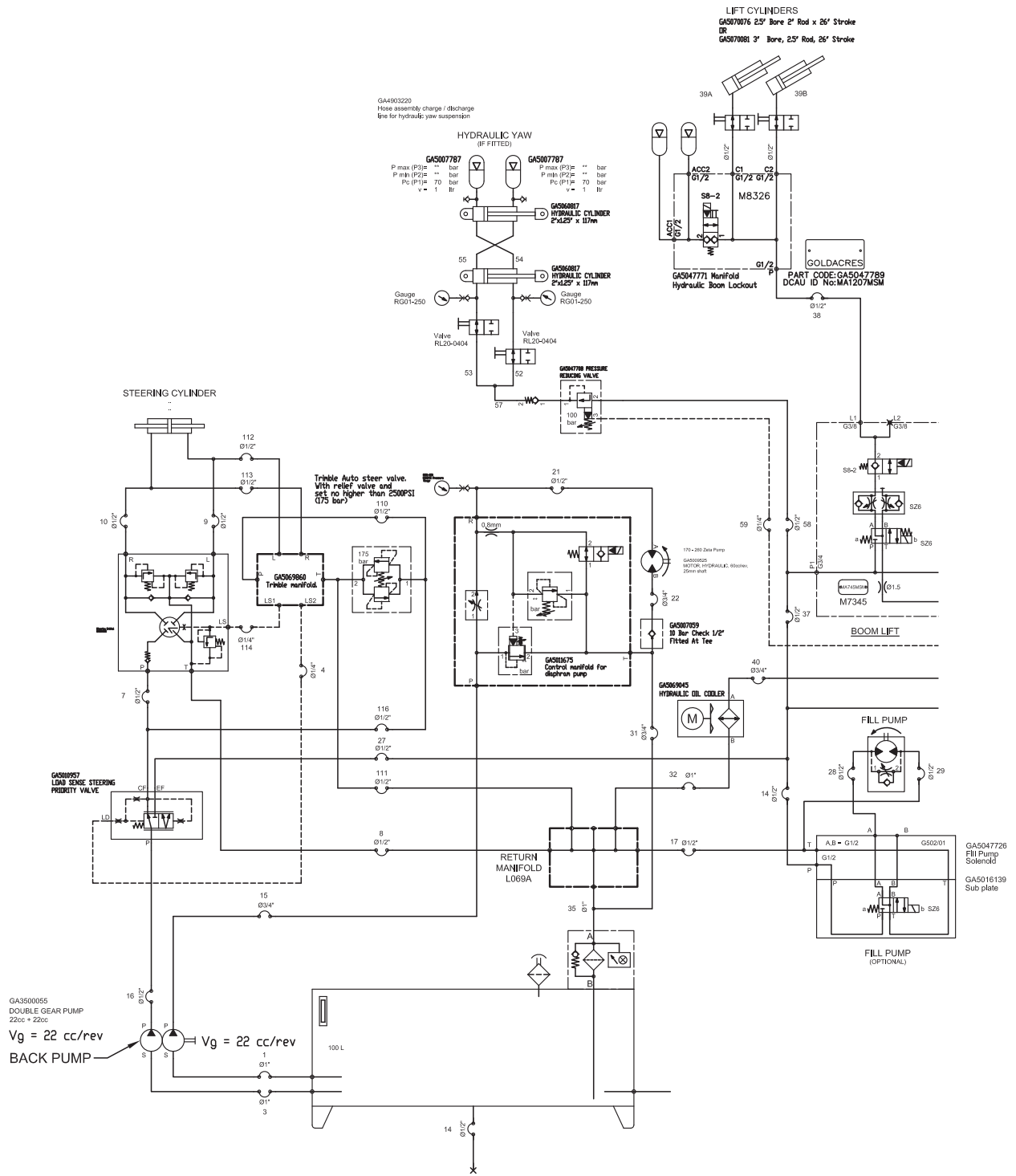




FROM #201980 ONWARDS

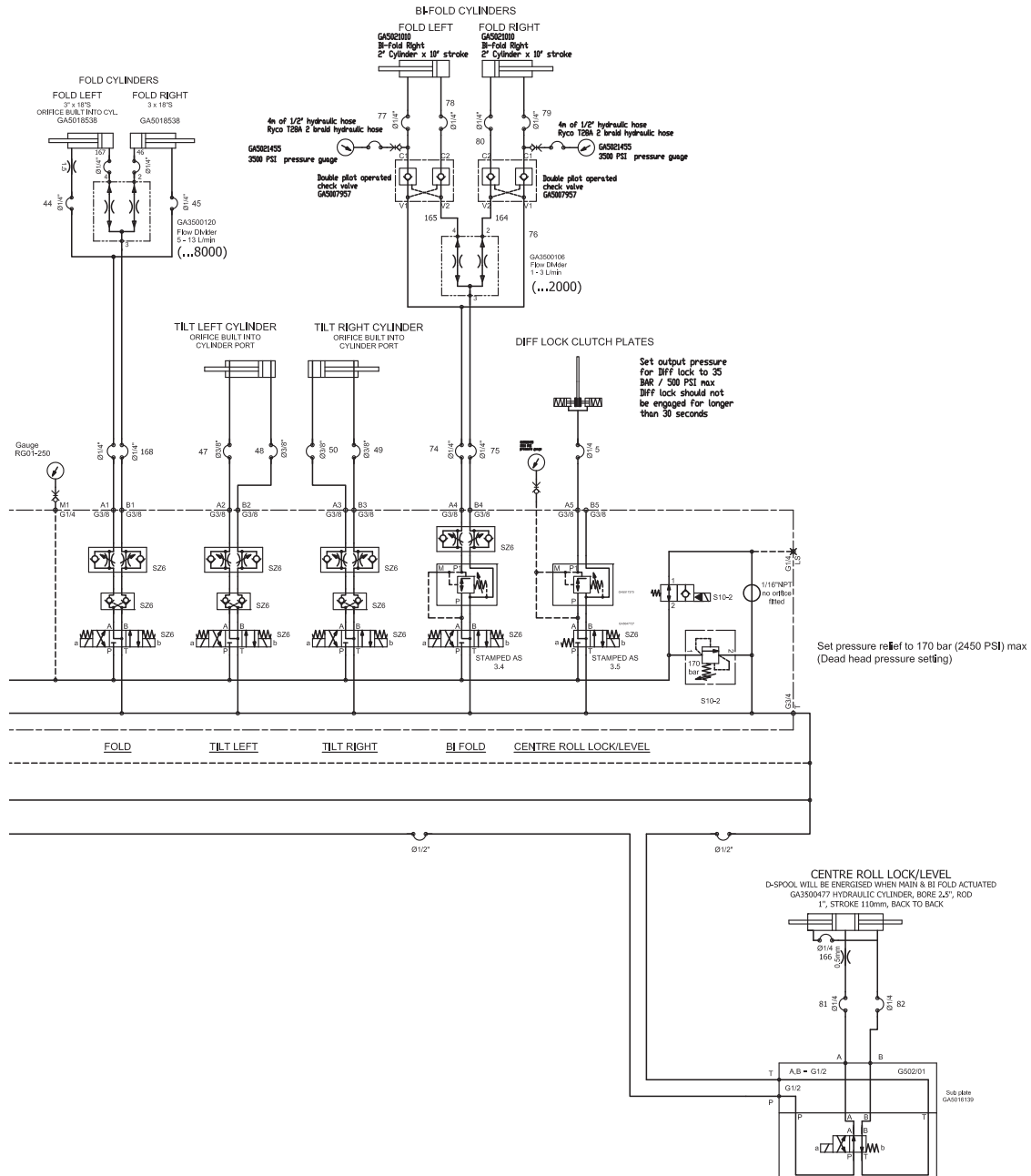


Hydraulics - Trimble AutoSteer

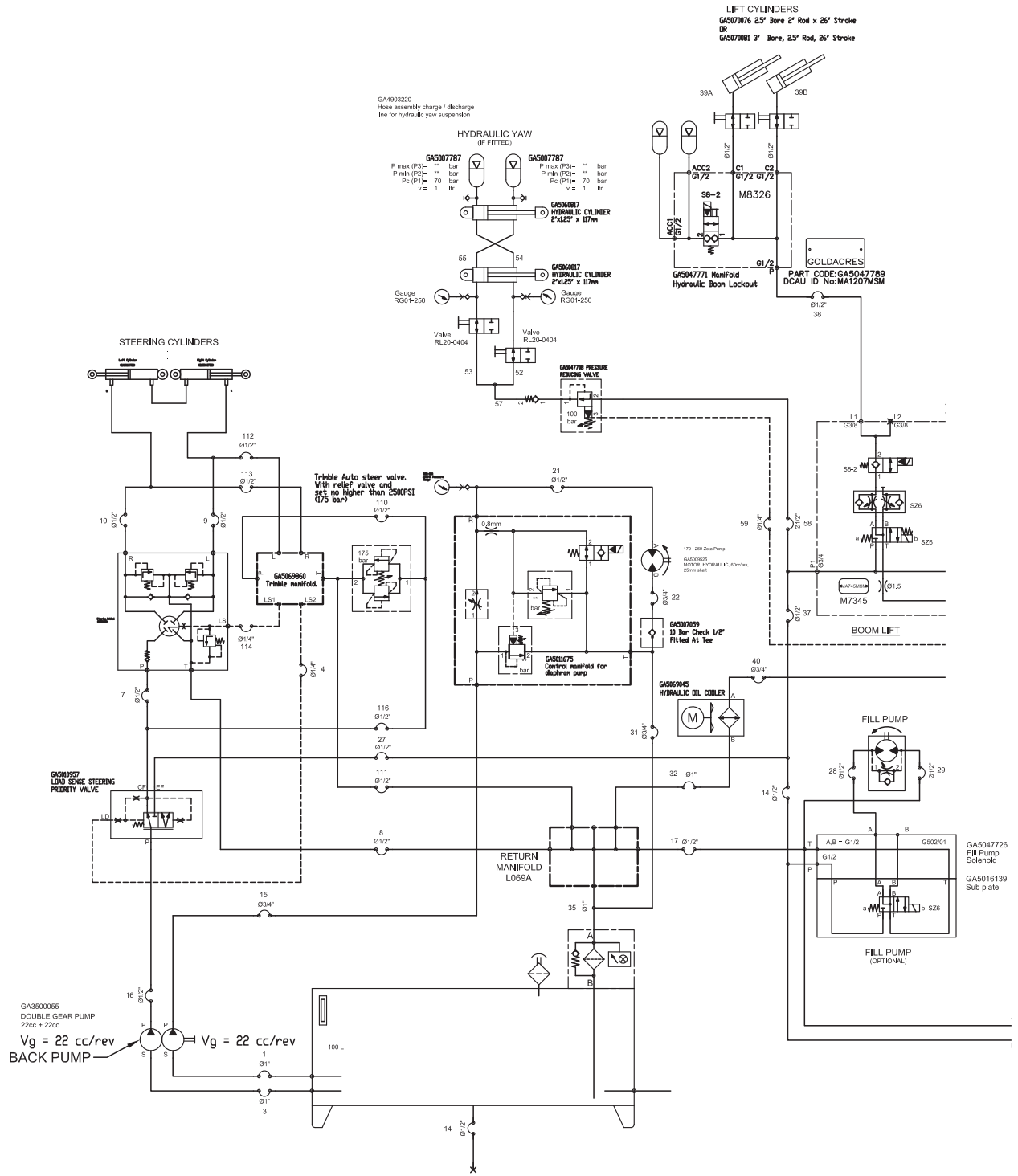


Continued over page

Hydraulics - Trimble AutoSteer

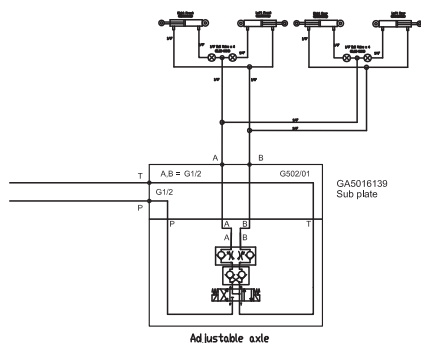
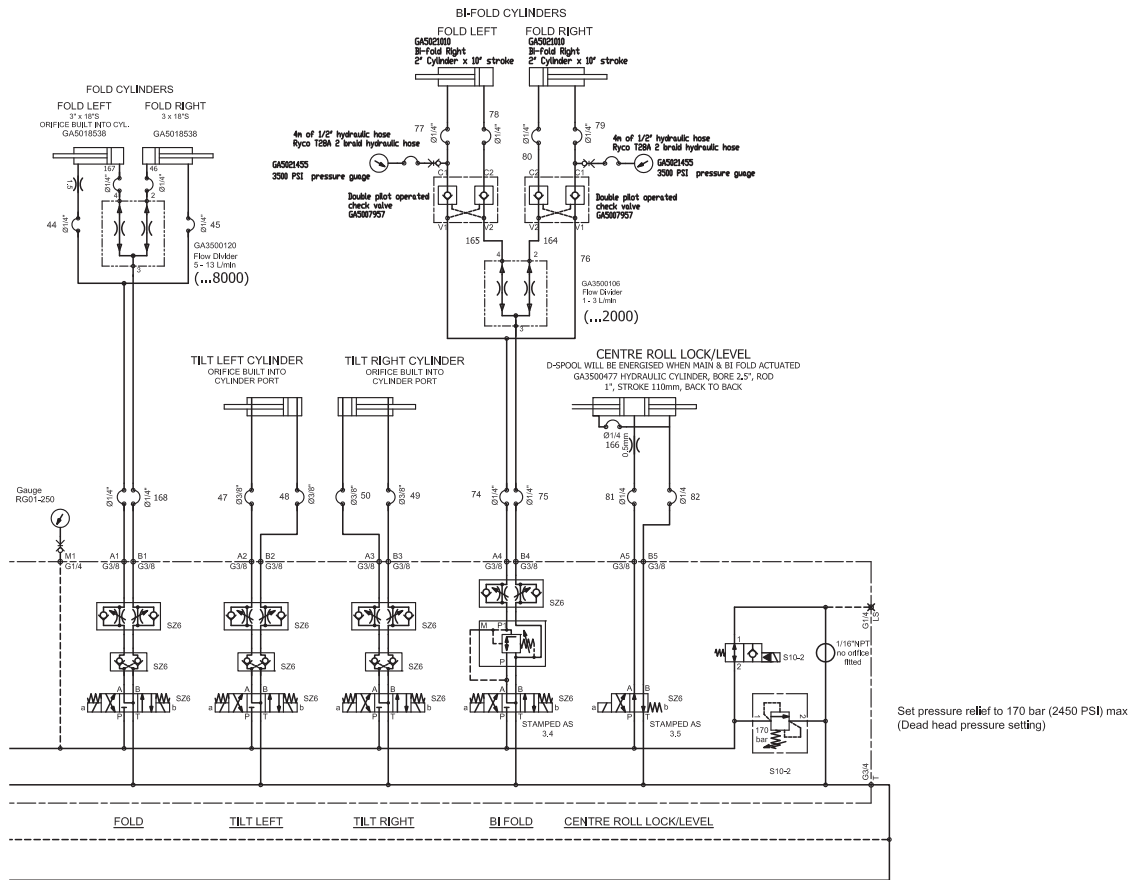


Hydraulics - Trimble AutoSteer - Adjustable Axle

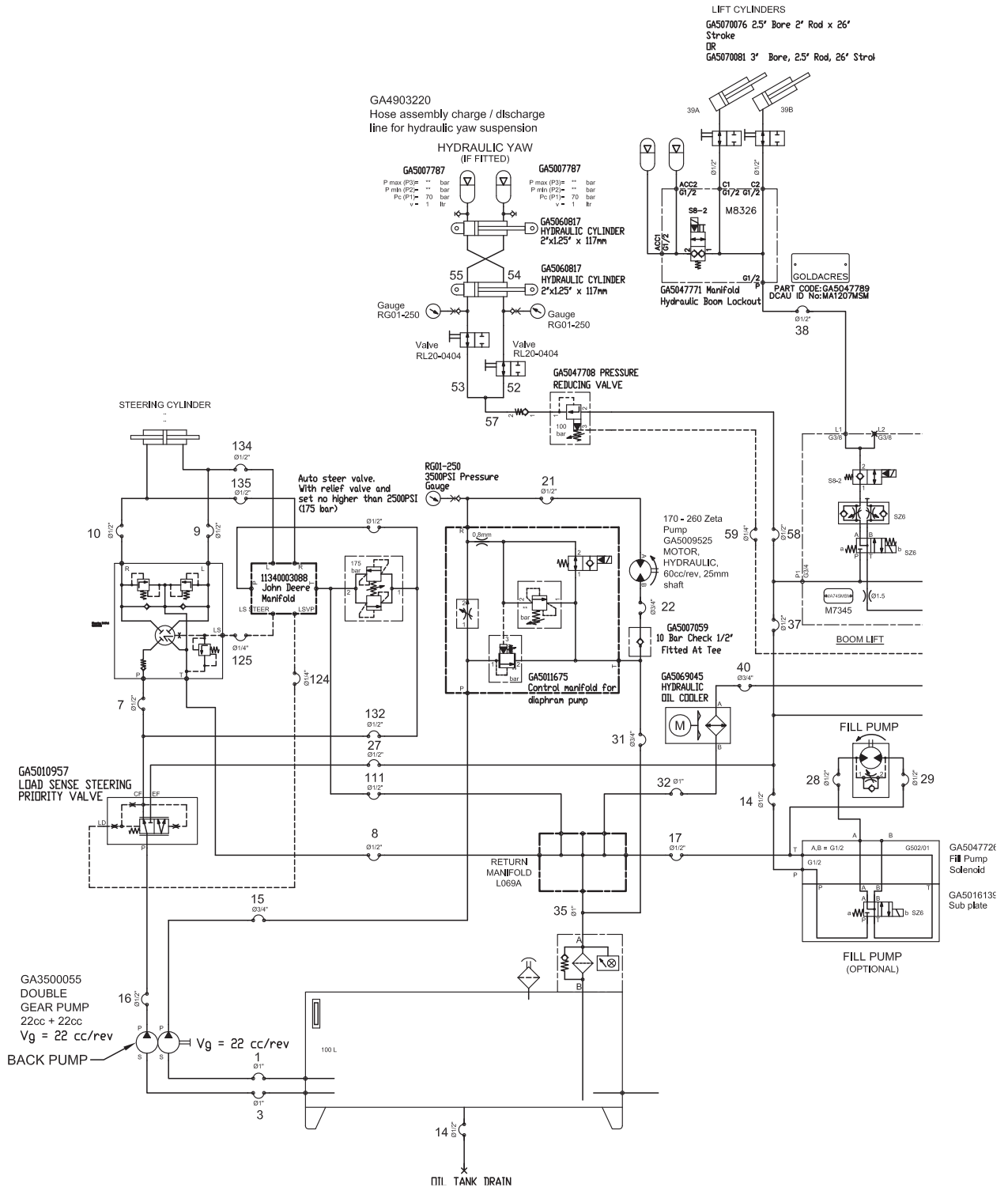


Continued over page

Hydraulics - Trimble AutoSteer - Adjustable Axle

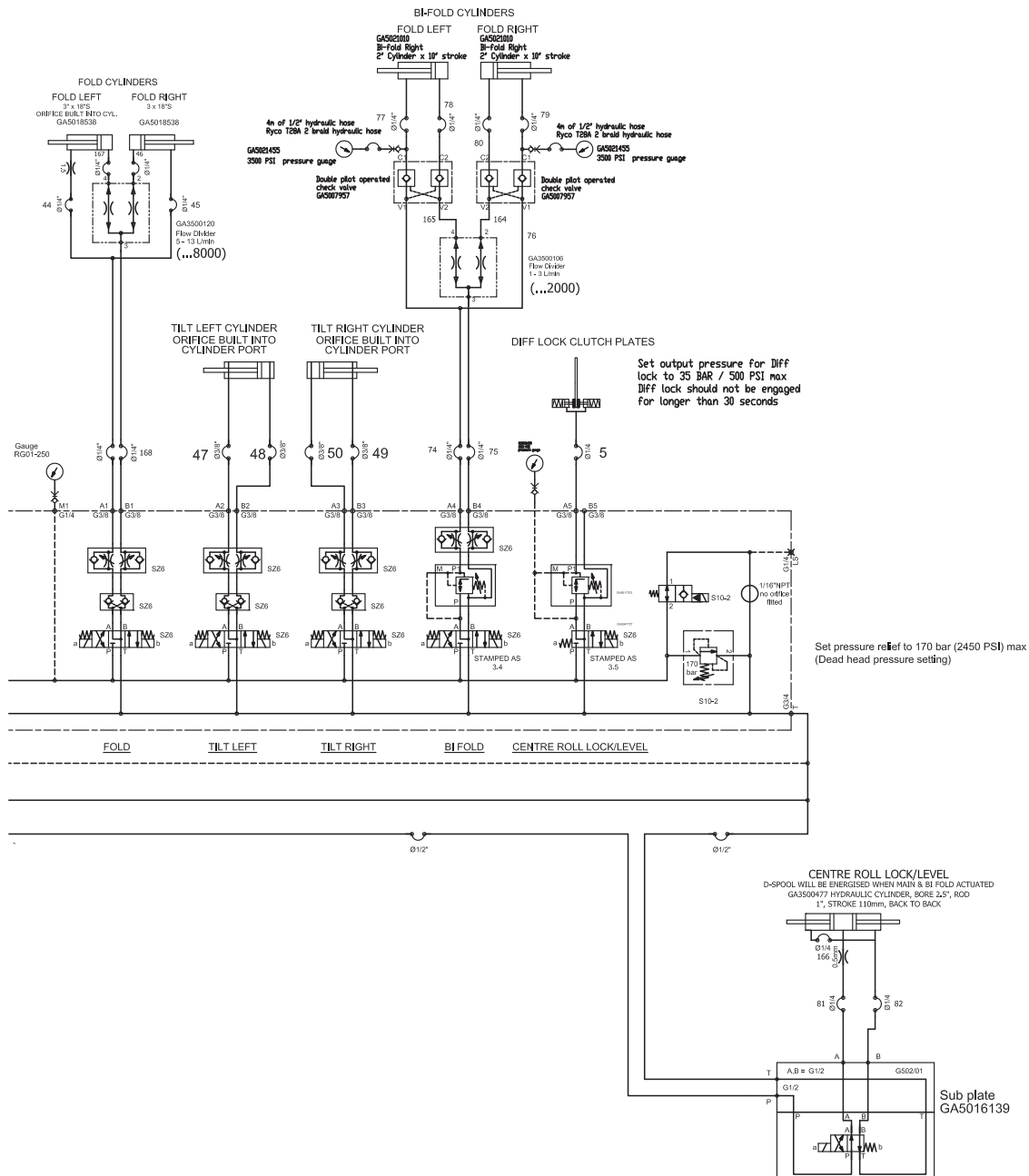


Hydraulics - John Deere Steering



Continued over page

Hydraulics - John Deere Steering


































Hydraulic Hoses - Cab Chassis

HOSE No.	HOSE LENGTH	HOSE END 1	HOSE END 2	DESCRIPTION	ORIENTATION	HOSE P/N
1" HOSE						
1	720mm	90Deg (T205-1616)	90Deg (T205-1616)	oil tank rear to 22cc pump		GA3500023
3	660mm	90Deg (T205-1616)	90Deg (T226-1616)	oil tank front 22cc pump		GA3500059
32	3820mm	45 deg (T227-1616)	Straight (T202-1616)	Oil cooler to return manifold		GA3500025
35	1780mm	Straight (T202-1616)	Straight (T202-1616)	tank return to return manifold		GA3500026
1/4" BLACK HOSE						
4 (only if NO auto steer block)	570mm	45Deg (T227-0404)	Straight (T202-0404)	load sense priority valve to orbital		GA3500027
5	3785mm	STRAIGHT (T202-0404)	STRAIGHT (T202-0404)	DIFF LOCK		GA3500577
1/2" BLACK HOSE						
7	710mm	90 Deg (T226-0808)	straight (T202-0808)	priority valve to orbital		GA3500029
8	540mm	90 Deg (T226-0808)	straight (T202-0808)	steering orbital to return manifold		GA3500030
9	2060mm (3M Axle)	90Deg Lng (T226-0808)	90Deg Lng (T226-0808)	Orbital Right to Left Port steer Ram		GA3500032
10	2460mm (3M Axle)	90Deg Lng (T226-0808)	90Deg Lng (T226-0808)	Orbital Left to Right Port steer Ram		GA3500031
14	1200mm	90 Deg (T226-0808)	Straight (T201-0808) Swivel Cap (S59-08)	Drain Hose Hydraulic Reservoir		GA3500100
15	3870mm	90 DEG (T226-0808)	90 Deg (T205-0808)	Diaphragm pump control		GA3500033
16	4270mm	90 DEG (T226-0808)	90 Deg (T205-0808)	Priority valve		GA3500034
18	1820mm	45 Deg (T227-0808)	Straight (T202-0808)	trans cooler to Transmission		GA3500035
19	1250mm	Straight (T202-0808)	Straight (T202-0808)	transmission to trans cooler		GA3500036
21	2670mm	90 Deg (T205-0808)	90 DEG (T205-0808)	speed control (R) to diaphragm pump		GA3500037
22	2480mm	90 Deg (T205-0808)	90 DEG (T205-0808)	diaphragm pump to speed control (T)		GA3500038
23	400mm	45 Deg (T227-0808)	Straight (T201-0808)	Diff Drain, JCB Diff, 2m & 3m Fixed Axles		GA3500022
FILL PUMP HOSES						
27	795mm	90 Deg (T226-0808)	90 Deg (T205-0808)	Pressure to EF on Priority valve		GA3500066
28	590mm	90 Deg (T226-0808)	90 Deg (T205-0808)	sub manifold to banjo pump press		GA3500067
29	740mm	90 Deg (T205-0808)	90 Deg (T205-0808)	sub manifold to banjo pump return		GA3500068
30	1120mm	90 Deg (T205-0808)	Straight (T202-0808)	sub manifold to return manifold		GA3500069
3/4" BLACK HOSE						
31	2550mm	90 Deg (T205-1212)	Straight (T202-1212)	speed control to return filter		GA3500039

Continued over page

Hydraulic Hoses - Cab Chassis















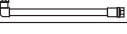

HOSE No.	HOSE LENGTH	HOSE END 1	HOSE END 2	DESCRIPTION	ORIENTATION	HOSE P/N
TRIMBLE AUTO STEER HOSE KIT (ONLY SUPPLY IF AUTO STEER VALVE IS OPTIONED)						
110	1/2" HOSE	650mm	90 Deg (T205-0808)	Straight (T202-0808)	Pressure Orbital to Trimble pressure	 GA3500040
111	1/2" HOSE	300mm	Straight (T202-0808)	90 Deg (T205-0808)	Trimble tank line to return manifold	 GA3500041
112	1/2" HOSE	930mm	90 Deg (T205-0808)	Straight (T202-0808)	Orbital Left to Trimble Block A	 GA3500042
113	1/2" HOSE	905mm	90 Deg (T205-0808)	Straight (T202-0808)	Orbital Right to Trimble Block B	 GA3500043
114	1/4" HOSE	2490mm	45 Deg Lng (T227-0404)	90° Lng JIC (T207-0409) GA3500003	Trimble load sense 1 to orbital load sense	 GA3500044
115	1/4" HOSE	1845mm	90° JIC (T207-0409) GA3500003	STRAIGHT (T202-0404)	TRIMBLE LOAD SENSE 2, PRIORITY VALVE LOAD SENSE	 GA3500579
116	1/2" HOSE	200mm	90Deg (T205-0808)	Straight (T202-0808)	block to relief valve	 GA4904895
JOHN DEERE AUTO STEER HOSE KIT (RAVEN)						
131	1/2" HOSE	110mm	90Deg Long (T226-0808)	Straight (T202-0808)	block to relief valve	 GA5067971
132	1/2" HOSE	425mm	90Deg (T205-0808)	Straight (T202-0808)	Pressure Hose	 GA3500070
133	1/2" HOSE	340mm	90 Deg Lng (T205-0808)	Straight (T202-0808)	Return Hose	 GA3500071
134	1/2" HOSE	700mm	90 Deg (T226-0808)	Straight (T202-0808)	Left to A on block	 GA3500072
135	1/2" HOSE	760mm	Straight (T202-0808)	90 Deg Lng (T205-0808)	Right to B on block	 GA3500073
136	1/4" HOSE	2270mm	48 Deg (T227-0404)	Straight (T202-0404)	steering orbital to block	 GA3500074
137	1/4" HOSE	1750mm	90Deg (T205-0404)	Straight (T202-0404)	priority valve to block	 GA3500075
AUTO FARM AUTO STEER HOSE KIT						
	1/4" HOSE	715mm	90Deg (T205-0404)	Straight (T202-0404)	LS OUT to Priority Valve	 GA
	1/4" HOSE	1545mm	Straight (T202-0404)	Straight (T202-0404)	LS Orbital to Orbital	 GA
	1/2" HOSE	1290mm	90 Deg Lng (T226-0808)	Straight (T202-0808)	Tank Line	 GA
	1/2" HOSE	720mm	90 Deg (T205-0808)	Straight (T202-0808)	Pressure Line	 GA
	1/2" HOSE	1515mm	Straight (T202-0808)	Straight (T202-0808)	Right to Right	 GA
	1/2" HOSE	1470mm	Straight (T202-0808)	Straight (T202-0808)	Left to Left	 GA
ADJUSTABLE AXLE 2-3m						
151	1/2" HOSE	830mm (1R)	90 Deg (T205-0808)	90 Deg (T205-0808)	Priority valve (EF) to pressure on axle spool valve	 GA
152	1/2" HOSE	2320mm (2R)	90 Deg (T205-0808)	90 Deg (T205-0808)	Return manifold to tank on axle spool valve	 GA
153	1/4" HOSE	3880mm (1B)	90 Deg (T205-0404)	Straight (T202-0404)	A on axle spool block to taps on rear axle	 GA
154	1/4" HOSE	3860mm (2B)	90 Deg (T205-0404)	Straight (T202-0404)	B on axle spool block to rear axle	 GA
155	1/4" HOSE	2800mm(1R1B)	90 Deg (T205-0404)	Straight (T202-0404)	A on axle spool block to taps on front axle	 GA
156	1/4" HOSE	2630mm(2R1B)	90 Deg (T205-0404)	Straight (T202-0404)	B on axle spool block to front axle	 GA
157	1/2" HOSE	1035mm (1Y)	90 Deg (T226-0808)	90 Deg (T226-0808)	Steering - Crossover hose	 GA
158	1/2" HOSE	1630mm (2Y)	90 Deg (T226-0808)	90 Deg (T226-0808)	Steering - Left on orbital to left side of axle	 GA
159	1/2" HOSE	1115mm (3Y)	90 Deg (T226-0808)	90 Deg (T226-0808)	Steering - Right on orbital to right side of axle	 GA
160	1/2" HOSE	800mm(1Y 1R) x2	45 Deg (T227-0808)	Straight (T202-0808)	Steering - Crossover to solid end of ram	 GA
161	1/2" HOSE	1055mm(1Y 2R) x2	45 Deg (T227-0808)	Straight (T202-0808)	Steering - Orbital from L & R to rod end of ram	 GA

Hydraulic Hoses - Sprayer

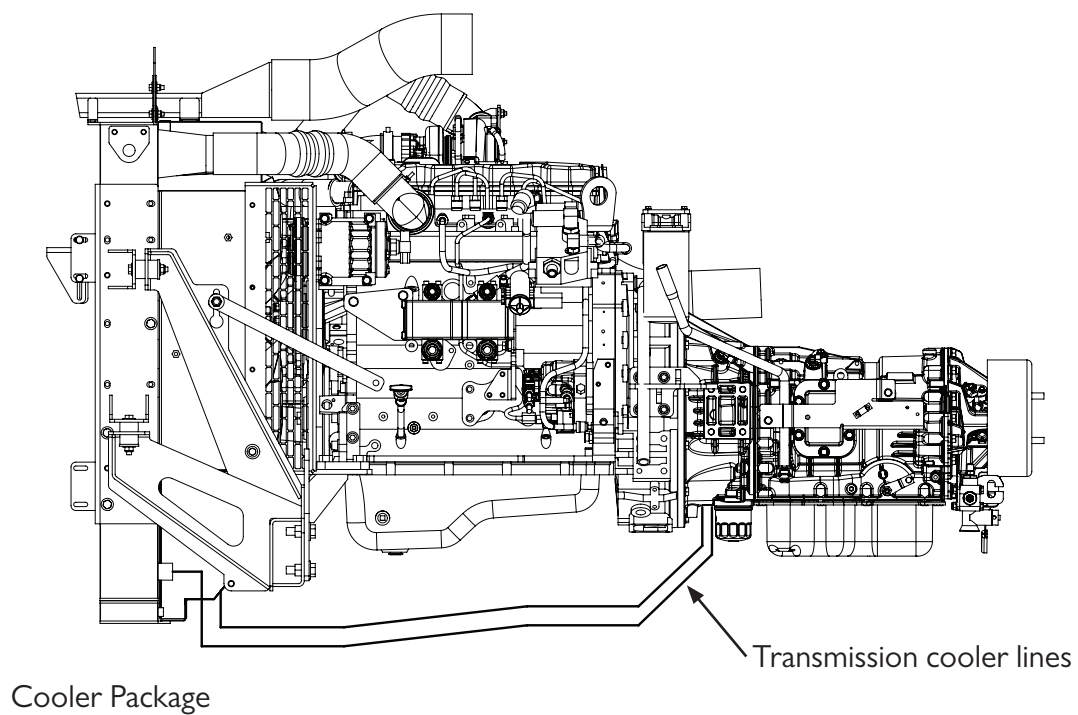
HOSE No.	HOSE LENGTH	HOSE END 1	HOSE END 2	DESCRIPTION	ORIENTATION	HOSE P/N
SPOOL VALVE AND LIFT HOSES						
37	6760mm	90Deg (T205-0808)	Straight (T202-0808)	Pressure to spool valves		GA3500052
38	2930mm	45Deg (T227-0808)	Straight (T202-0808)	Spool valve to accumulator		GA3500053
39A	2000mm	90Deg (T205-0808)	Straight (T202-0808)	Accumulator to Lift Cylinder		GA4905077
39B	2200mm (1B)	90Deg (T205-0808)	Straight (T202-0808)	Accumulator to Lift Cylinder		GA4905078
40	3350mm	90° (T205-1212)	STRAIGHT (T202-1212)	SPOOL VALVE, RETURN HOSE		GA3500578
FOLD HOSES						
44	3425mm (1R)	90°(T205-0404)	STRAIGHT (T202-0404)	SPOOL BLOCK A, RIGHT FOLD CYLINDER ROD END		GA3500572
45	3725mm (2R)	90°(T205-0404)	STRAIGHT (T202-0404)	SPOOL BLOCK A, LEFT FOLD CYLINDER ROD END		GA3500573
46	2870mm (3R)	STRAIGHT (T202-0404)	STRAIGHT (T202-0404)	FLOW DIVIDER 2, RIGHT FOLD CYLINDER BASE END		GA3500574
167	2885mm (4R)	STRAIGHT (T202-0404)	STRAIGHT (T202-0404)	FLOW DIVIDER 4, LEFT FOLD CYLINDER BASE END		GA3500575
168	440mm (1B)	STRAIGHT (T202-0404)	STRAIGHT (T202-0404)	SPOOL BLOCK B, FLOW DIVIDER 3, FOLD CYLINDERS		GA3500576
Tilt Hoses						
47	1480mm (1Y)	90° Elbow (T207-0609)	Straight (T204-0609)	Left Tilt 1 (Tilt cylinder LH rod end)		GA3500447
48	1140mm (2Y)	Straight (T204-0609)	Straight (T204-0609)	Left Tilt 2 (Tilt cylinder LH base end)		GA3500448
49	1400mm (1B)	90° Elbow (T207-0609)	Straight (T204-0609)	Right Tilt 1 (Tilt cylinder RH rod end)		GA3500449
50	1030mm (2B)	Straight (T204-0609)	Straight (T204-0609)	Right Tilt 2 (Tilt cylinder RH base end)		GA3500450
YAW HOSES						
51	1500mm (1Y)	45 Deg (T227-0404)	straight (T202-0404)	Yaw Hose 1		GA5067285
52	555mm (2Y)	45 Deg (T227-0404)	Straight (T202-0404)	Yaw Hose 2		GA5067133
53	785mm (1B)	45 Deg (T227-0404)	Straight (T202-0404)	Yaw Hose 3		GA5067134
54	1680mm (2B)	90 Deg (T205-0404)	Straight (T202-0404)	Yaw Hose 4		GA5067132
55	1680mm (1R)	90 Deg (T205-0404)	Straight (T202-0404)	Yaw Hose 5		GA4903200
56	1140mm	90 Deg (T205-0808)	Straight (T202-0808)	Yaw Hose 6		GA5067136
57	560mm	90 Deg (T205-0808)	Straight (T202-0808)	Yaw Hose 7		GA5067137
58	830mm (2B,1R)	90° Deg (T205-0808)	Straight (T202-0808)	Pressure to Yaw Block		GA5067275
58B NURAC	780mm (2B,1R)	90 Deg (T205-0808)	Straight (T202-0808)	Pressure to Yaw Block		
59	720mm (2B,2R)	Straight (T202-0808)	90 Deg (T205-0808)	Tank to Yaw Block		GA5067276
ULTRAGLIDE HOSES						
60	1040mm (1Y)	90 Deg (T226-0404)	Straight (T202-0404)	LV Hose		GA5067148
61	1265mm (2Y)	90 Deg (T226-0404)	Straight (T202-0404)	LT Cyl Return to Spool Valve		GA5067142
62	1130mm (3Y)	90 Deg (T226-0404)	Straight (T202-0404)	RV Hose		GA5067143
63	1495mm (1B)	90 Deg (T226-0404)	Straight (T202-0404)	RT Cyl Return to Spool Valve		GA5067141
64	1495mm (2B)	90 Deg (T226-0404)	Straight (T202-0404)	LC Hose		GA5067138
65	1355mm (3B)	90 Deg (T226-0404)	Straight (T202-0404)	RC Hose		GA5067139
66	1250mm (3R)	90 Deg (T226-0404)	Straight (T202-0404)	Lf Cyl Return to block		GA5067094
67	1360mm (4R)	90 Deg (T226-0404)	Straight (T202-0404)	RT Cyl return to block		GA5067149
68	710mm (1Y,1R)	90 Deg (T205-0808)	Straight (T202-0808)	Spool valve P to ultraglide EF		GA5067147
69	560mm (2Y,2R)	Straight (T202-0808) no Yaw	Straight (T202-0808)	Spool valve T to ultraglide T Use hose when no Yaw fitted		GA5067144
104	560mm (2Y,2R)	90 Deg (T205-0808) with Yaw	Straight (T202-0808)	Spool valve T to ultraglide T Use hose when Yaw is fitted		GA4905042

Continued over page

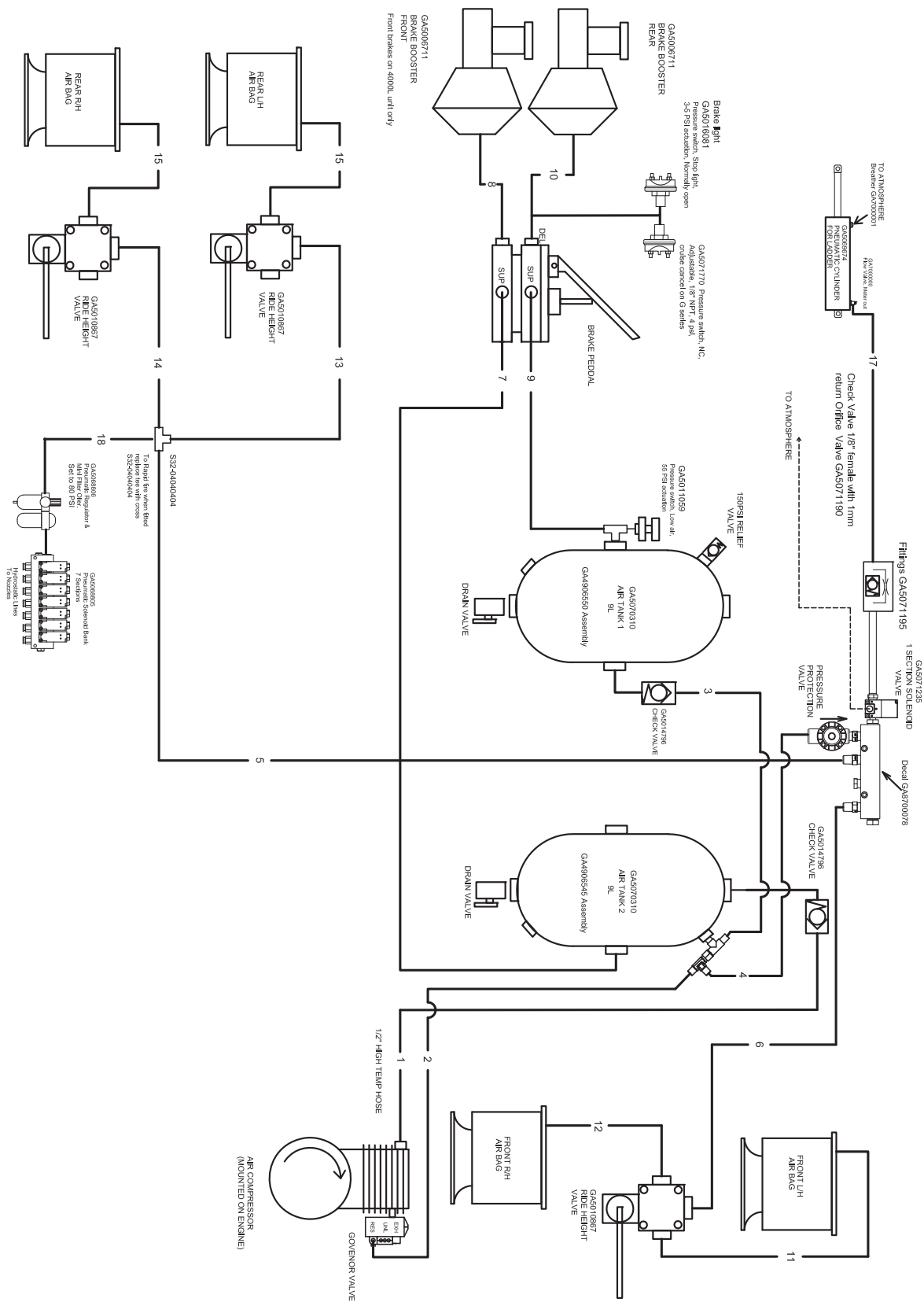
Hydraulic Hoses - Sprayer

HOSE No.	HOSE LENGTH	HOSE END 1	HOSE END 2	DESCRIPTION	ORIENTATION	HOSE P/N
BI-FOLD HOSES						
70	3890mm	90Deg (T205-0404)	Straight (T202-0404)	Bi fold Hose		GA3500076
71	3580mm (1B)	90Deg (T205-0404)	Straight (T202-0404)	Bi fold hose		GA3500077
72	4740mm (1B)	90 Deg (T226-0808)	Straight (T202-0808)	Right Hand Gauge		GA3500078
73	4640mm (1?)	90 Deg (T226-0808)	Straight (T202-0808)	Left Hand Gauge		GA3500079
74	835mm (1B,1Y)	90°(T205-0404)	90°(T205-0404)	SPOOL VALVE A, DOUBLE PILOT CHECK VALVE V1		GA3500566
75	585mm (2B,1Y)	45°(T227-0404)	90°(T205-0404)	SPOOL VALVE B, FLOW DIVIDER 3, BI-FOLD		GA3500567
76	300mm x 1	STRAIGHT (T202-0404)	STRAIGHT (T202-0404)	BI-FOLD LINK HOSE		GA5067131
164	235 (1B, 1R)	45°(T227-0404)	90°(T205-0404)	FLOW DIVIDER 2, FRONT DOUBLE PILOT CHECK VALVE V2, BI-FOLD		GA3500568
165	275 (2B, 1R)	45°(T227-0404)	90°(T205-0404)	FLOW DIVIDER 4, BACK DOUBLE PILOT CHECK VALVE V2, BI-FOLD		GA3500569
77	5045mm (1Y)	90° (T226-0404)	STRAIGHT (T202-0404)	BI-FOLD RV1		GA3500580
78	4970mm (2Y)	90° (T226-0404)	STRAIGHT (T202-0404)	BI-fold RV2		GA3500581
79	4900mm (1B)	90° (T226-0404)	STRAIGHT (T202-0404)	BI-fold LV1		GA3500582
80	5020mm (2B)	90 Deg (T226-0404)	Straight (T202-0404)	LV2		GA5067271
CENTRE LEVEL HOSES						
81	1170mm (1Y)	90°(T205-0404)	STRAIGHT (T202-0404)	SPOOL BLOCK A, CYLINDER CENTRE PORT		GA3500570
82	1250mm	STRAIGHT (T202-0404)	STRAIGHT (T202-0404)	SPOOL BLOCK B, CYLINDER ROD END		GA4905082
166	225mm	90°(T205-0404)	STRAIGHT (T202-0404)	LINK HOSE		GA3500571

Hydraulic Transmission Cooler Lines

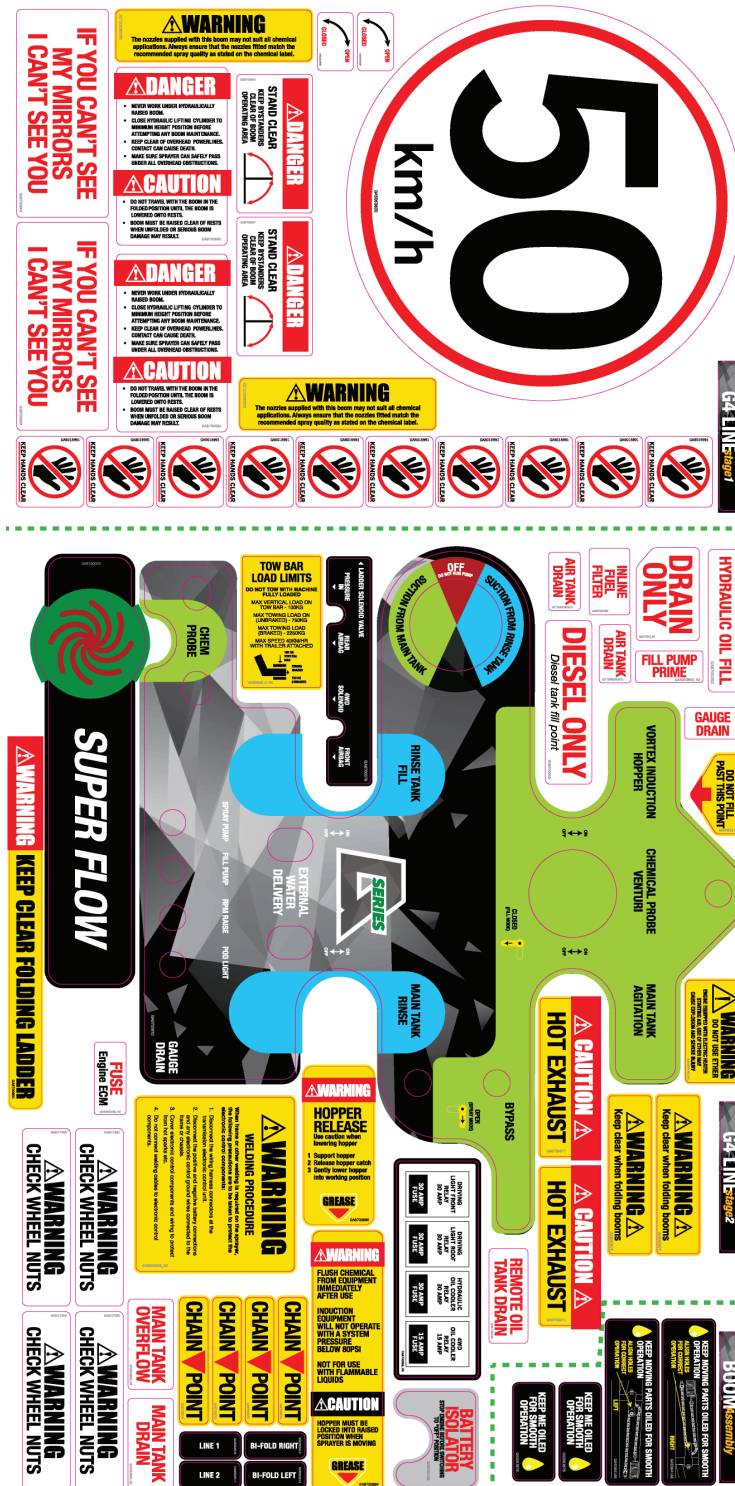


Pneumatics



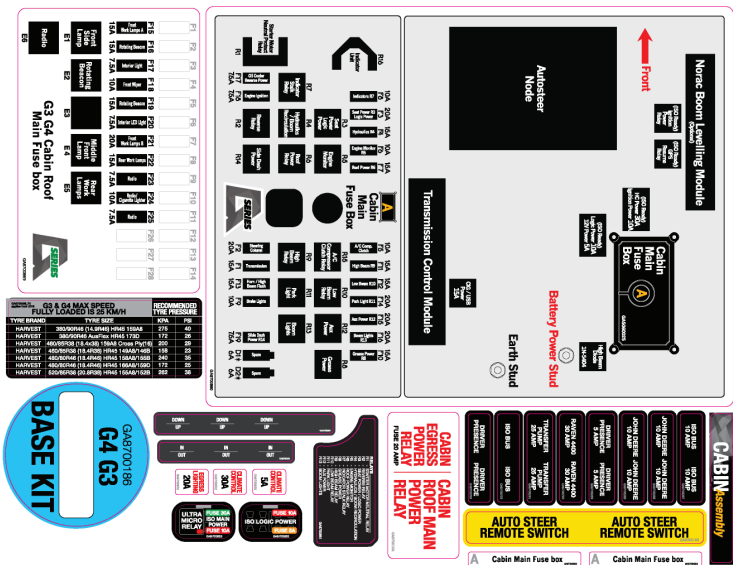
DECALS

Decals - Base Kit



Continued over page

Decals - Base Kit



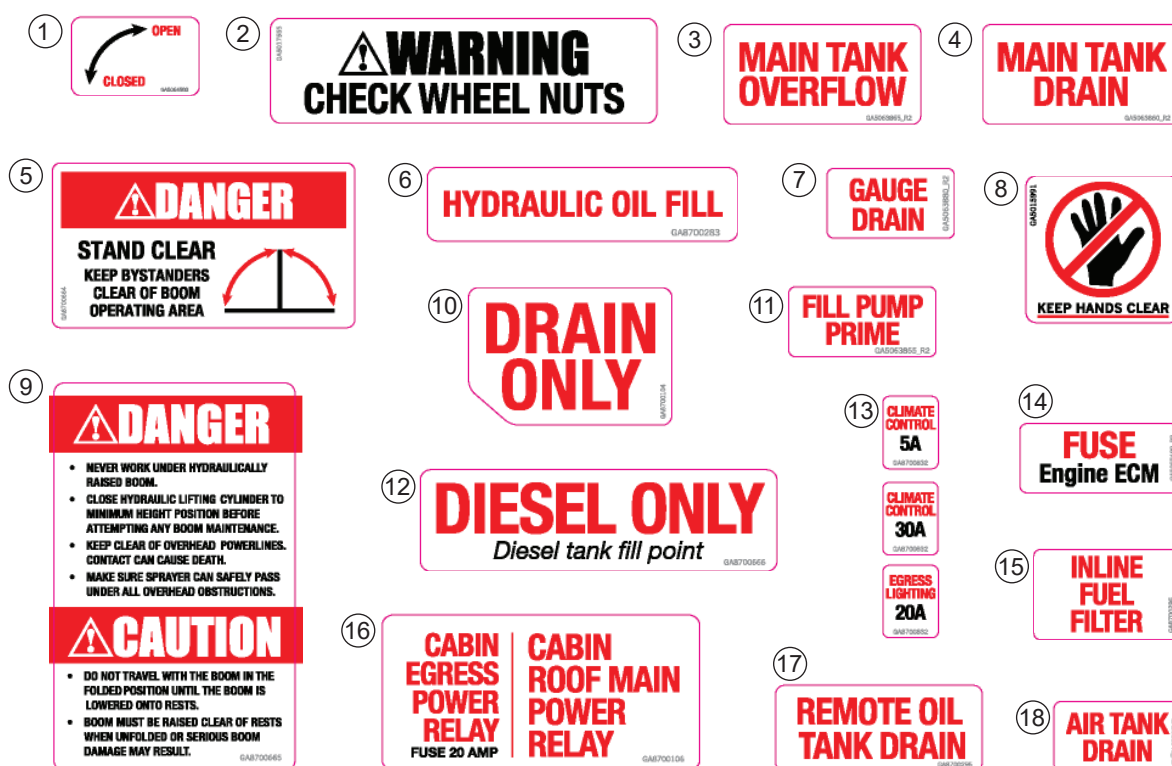
PART NUMBER	DESCRIPTION
GA8700786	Decal, Base Kit, G3-G4 MY17

Decals - Base Kit

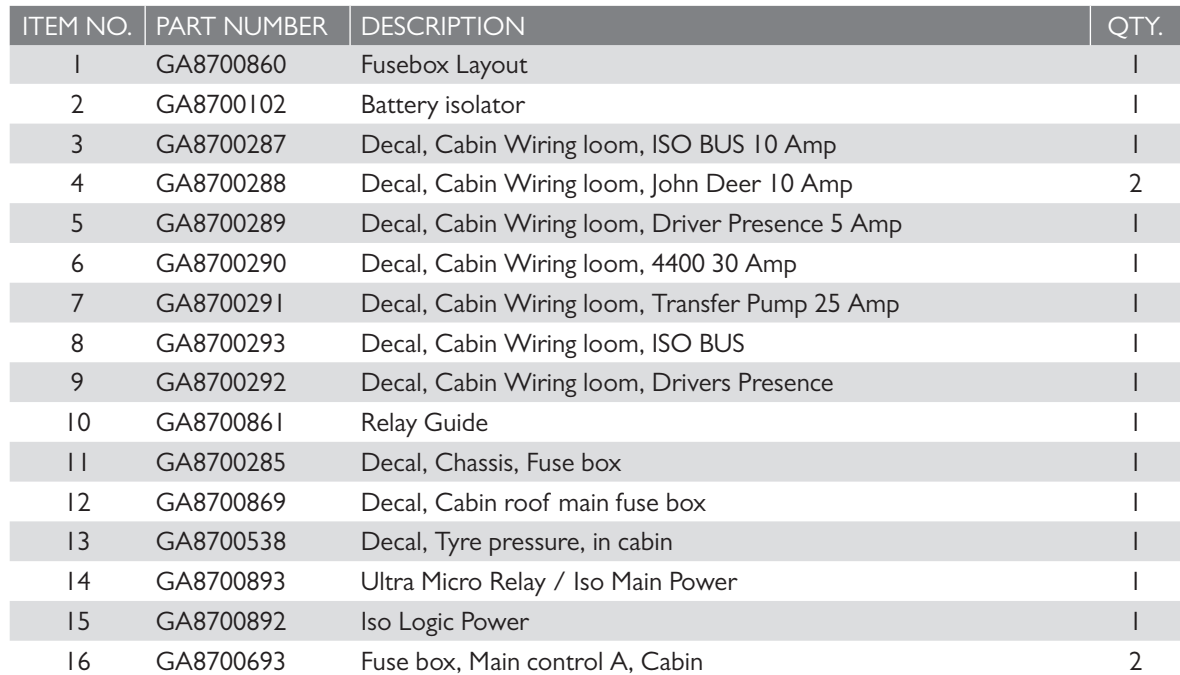


ITEM NO.	PART NUMBER	DESCRIPTION	QTY.
1	GA5063370	Sticker Nozzle Warning	2
2	GA5065165	Decal, Cabin Wiring loom, Auto Steer Remote Switch	1
3	GA8700670	Chain Point	4
4	GA8700871	Caution Hot Exhaust	2
5	GA8700890	Warning Hopper Release	1
6	GA8700889	Warning Induction Caution Hopper	1
7	GA5064160	Warning Do Not Use Ether	1
8	GA5063995	Warning, Welding Procedure	1
9	GA5060510	Towbar Load Limits	1
10	GA222	Grease	64
11	GA5065170	Do Not Fill Past This Point	1
12	GA5063876	Warning Keep Clear	2
13	GA8700891	Warning Keep Clear Folding Ladder	1

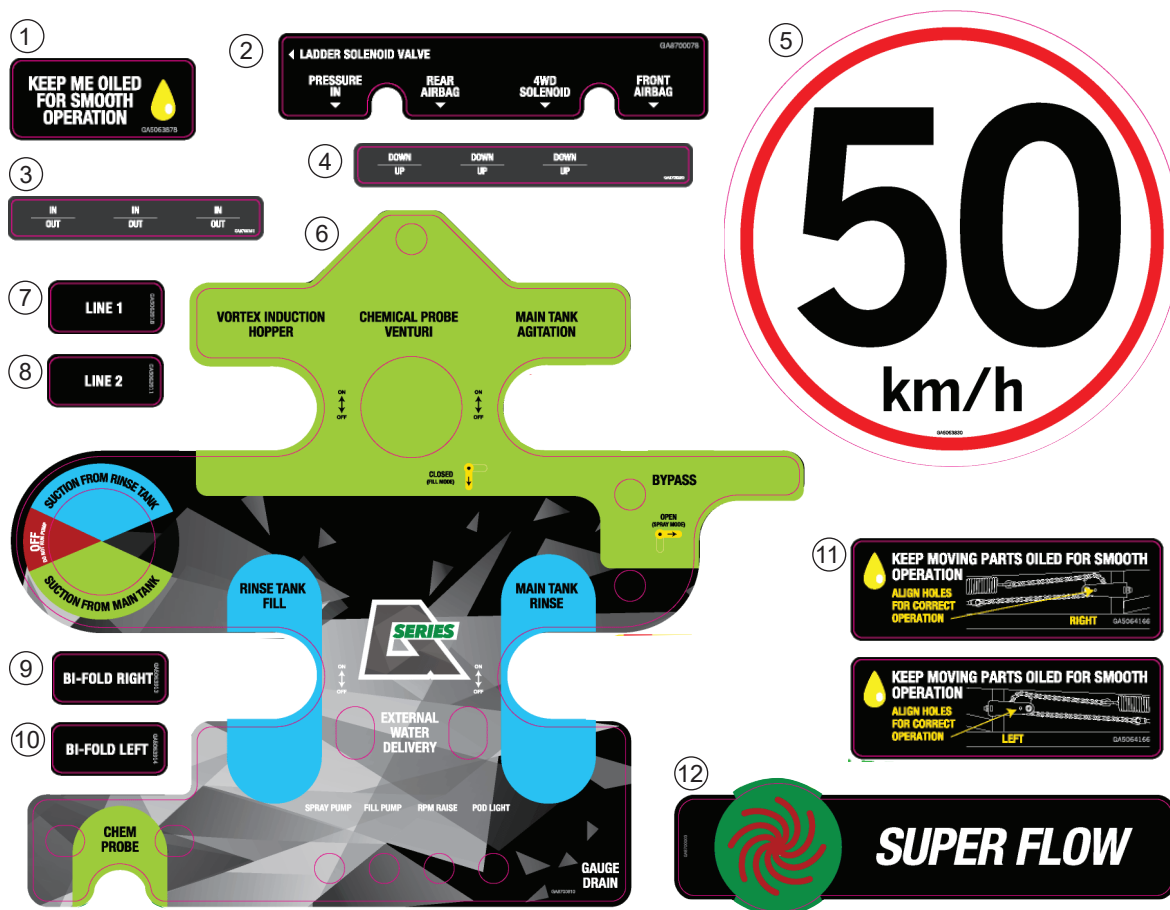
Decals - Base Kit



ITEM NO.	PART NUMBER	DESCRIPTION	QTY.
1	GA4065600	Open Closed	2
2	GA5017555	Warning Check Wheel Nuts	4
3	GA5063865	Main Tank Overflow	1
4	GA5063860	Main Tank Drain	1
5	GA8700664	Danger/Stand Clear	2
6	GA8700283	Hydraulic Oil Fill	1
7	GA5063880	Gauge Drain	1
8	GA5015991	Keep Hands Clear	4
9	GA8700665	Danger/Caution	2
10	GA8700104	Drain Only	1
11	GA5063855	Fill Pump Prime	1
12	GA8700666	Diesel Only	1
13	GA8700832	Climate Control & Egress Lighting Fuses	10
14	GA5062490	Fuse, Engine ECM	1
15	GA8700296	Decal, Chassis, Inline Fuel Filter	1
16	GA8700106	Decal, Cabin roof main power relay	1
17	GA8700295	Remote Oil Tank Drain	1
18	GA5063840	Air Tank Drain	1




Decals - Base Kit



ITEM NO.	PART NUMBER	DESCRIPTION	QTY.
1	GA5063878	Keep Me Oiled	2
2	GA8700078	Decal, Pneumatic manifold	1
3	GA8700381	In, Out	1
4	GA8700380	Down, Up	1
5	GA5063830	50 km/h Sign	1
6	GA8700810	Pod Controls	1
7	GA5063918	Line 1	1
8	GA5063911	Line 2	1
9	GA5063913	Bi-fold Right	1
10	GA5063914	Bi-fold Left	1
11	GA5064166	3D Breakaway Adjustment - Right	1
		3D Breakaway Adjustment - Left	1
12	GA8700003	Decal, Super flow induction hopper, 60l	1

Decals - Bonnet

①



ITEM NO.	PART NUMBER	DESCRIPTION	QTY.
1	GA8700075	Bonnet LH & RH G3	1
2	GA8700076	Bonnet LH & RH G4	1

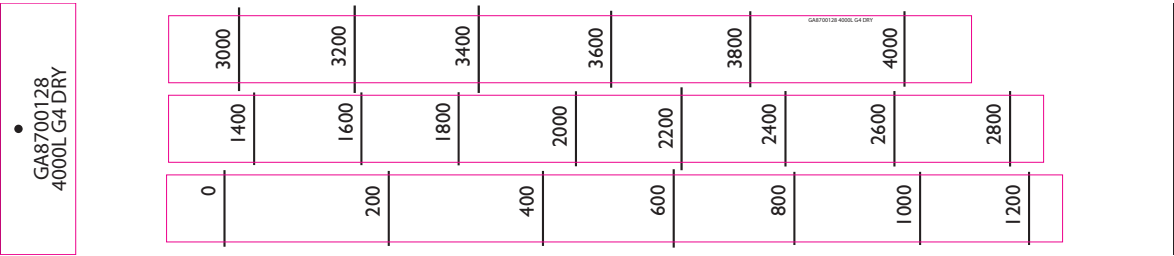
Decals - Tank

①



ITEM NO.	PART NUMBER	DESCRIPTION	QTY.
1	GA8700191	Tank RH & LH - 3018	1
	GA8700192	Tank RH & LH - 3021	1
	GA8700193	Tank RH & LH - 3024	1
	GA8700194	Tank RH & LH - 3028	1
	GA8700195	Tank RH & LH - 3030	1
	GA8700196	Tank RH & LH - 3033	1
	GA8700197	Tank RH & LH - 3036	1
	GA8700198	Tank RH & LH - 4018	1
	GA8700199	Tank RH & LH - 4021	1
	GA8700200	Tank RH & LH - 4024	1
	GA8700201	Tank RH & LH - 4028	1
	GA8700202	Tank RH & LH - 4030	1
	GA8700203	Tank RH & LH - 4033	1
	GA8700204	Tank RH & LH - 4036	1

Decals - Dry Sight Tube

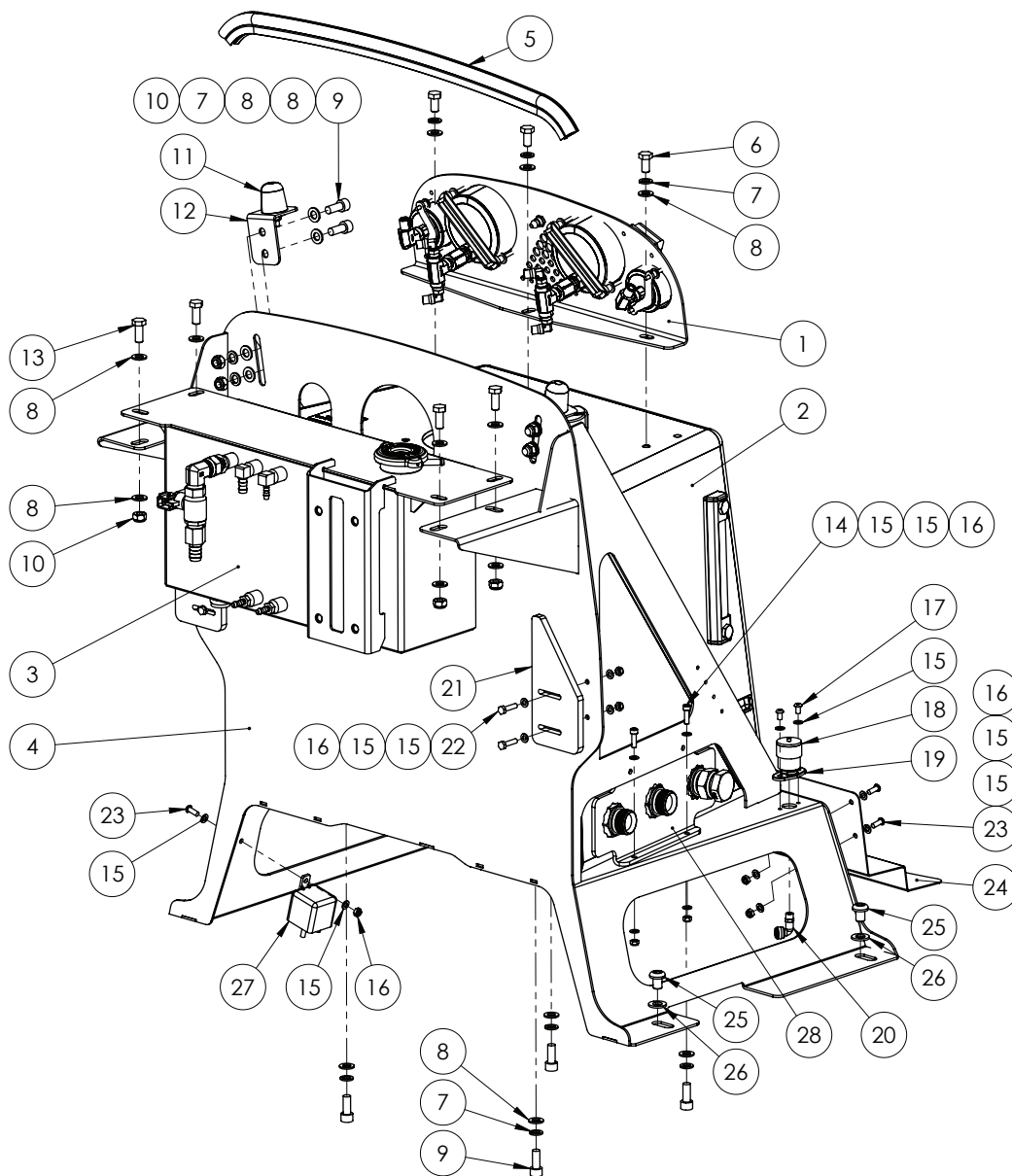


PART NUMBER	DESCRIPTION	QTY.
GA8700128	Decal, Dry sight tube, G4	1

Chapter 18

HYDRAULICS

Oil Tank & Frame



Continued over page

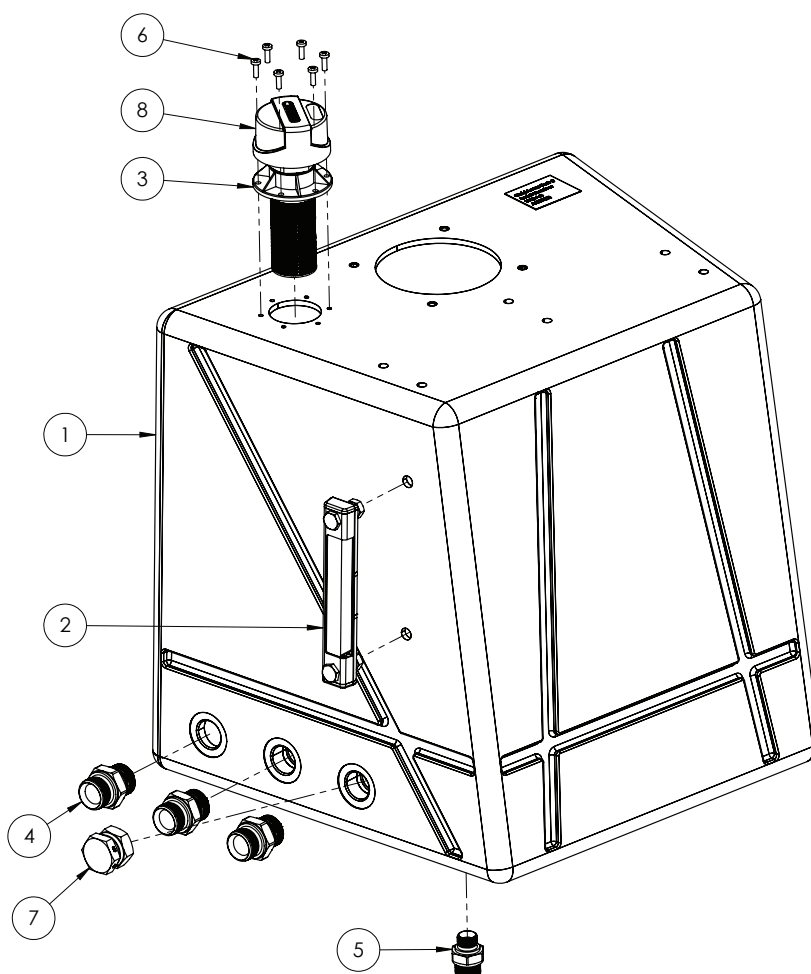
Oil Tank & Frame

ITEM NO.	PART NUMBER	DESCRIPTION	QTY.
1	*	Gauge Assembly	1
2	*	Oil Tank Assembly	1
3	-	Oil Tank Support Frame	1
4	^	Header Tank Assembly	1
5	GA5072700	Pinchweld, Top Blister, 16.3mm x 30mm - Cut to 660 mm	1
6	GA5006113	Bolt M10 x 20 GR8.8 ZP	3
7	GA5000137	Washer 10mm Spring SS	11
8	GA5000117	Washer 10mm Flat SS HD	23
9	GA5071085	SHCS M10 x 25 GR12.9 ZP	8
10	GA5000141	Nut M10 Nyloc ZP	8
11	GA5075600	Buffer, Isolator, Suit Claas cabin door and Oil tank frame	2
12	2352824	Steel Bumper Bracket	2
13	GA5006161	Bolt M10 x 25 GR8.8 ZP	4
14	GA5004055	SHCS M6 x 20 GR12.9 ZP	2
15	GA5004437	Washer 6mm Flat SS	24
16	GA5048115	Nut M6 Nyloc ZP	11
17	GA5004023	BHCS M6 x 10 SS A2-70	2
18	GA5010525	Air Cleaner Service Indicator	1
19	GA5070470	Mounting Flange Donaldson Air Cleaner Service Indicator Remote	1
20	GA5045145	Elbow, swivel, push in 6mm, Brass 1/8" BSP	1
21	GA5072695	Bonnet Side Support Plastic Slider	2
22	GA5004073	Bolt M6 x 25 GR8.8 ZP	4
23	GA5004047	BHCS M6 x 16 GR12.9 ZP	5
24	GA4504590	Plate, Transmission Cover	1
25	GA5069890	BHCS M12 x 16 GR12.9 ZP	4
26	GA5000577	Washer 12 x 22mm Copper	4
27	GA5048640	Relay 12V 180 Amp	1
28	2352831	Port Retaining Plate	1

* Sub-assembly on following pages

^ See Chapter 20 'Engine & Transmission' for sub-assembly.

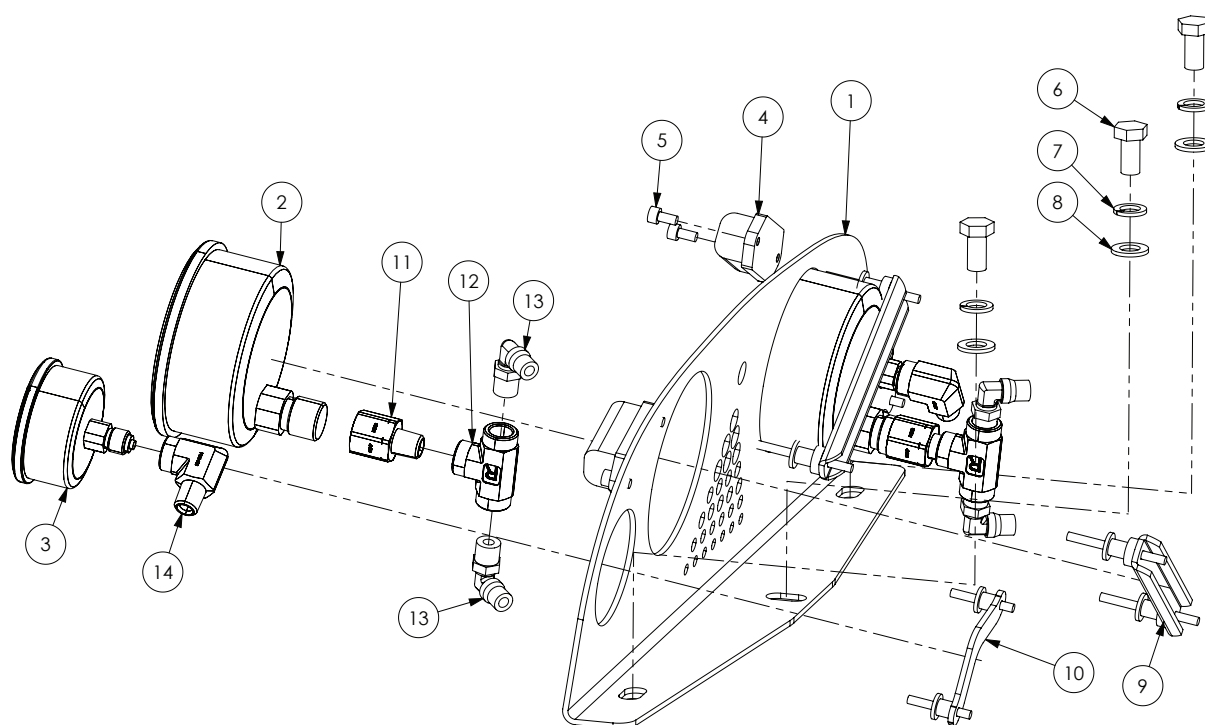
Oil Tank Assembly



ITEM NO.	PART NUMBER	DESCRIPTION	QTY.
1	GA5072110*	Hydraulic Oil Reservoir Assembly	1
2	GA5075435	Level Gauge, Thermometer, Oil Reservoir	1
3	GA5072110	Hydraulic Oil Reservoir, Tank Only, with basic fittings, Crop Cruiser, G3 G4 G5 G6, HYDAC, Pre MY20	1
4	GA5075440	Nipple, 1" BSPT x 1" BSPP O-ring, HYDAC	3
5	GA5075445	Nipple, 3/4" BSPP x 1/2" BSPT, HYDAC	1
6	GA5003977	Bolt Pan Head M5 x 16 SS A2-70	6
7	GA3500837	Cap, Swivel, 1" BSPP Female, S59-16	1
8	GA5075450	Breather Filter Cap, Oil Reservoir Filler, HYDAC	1

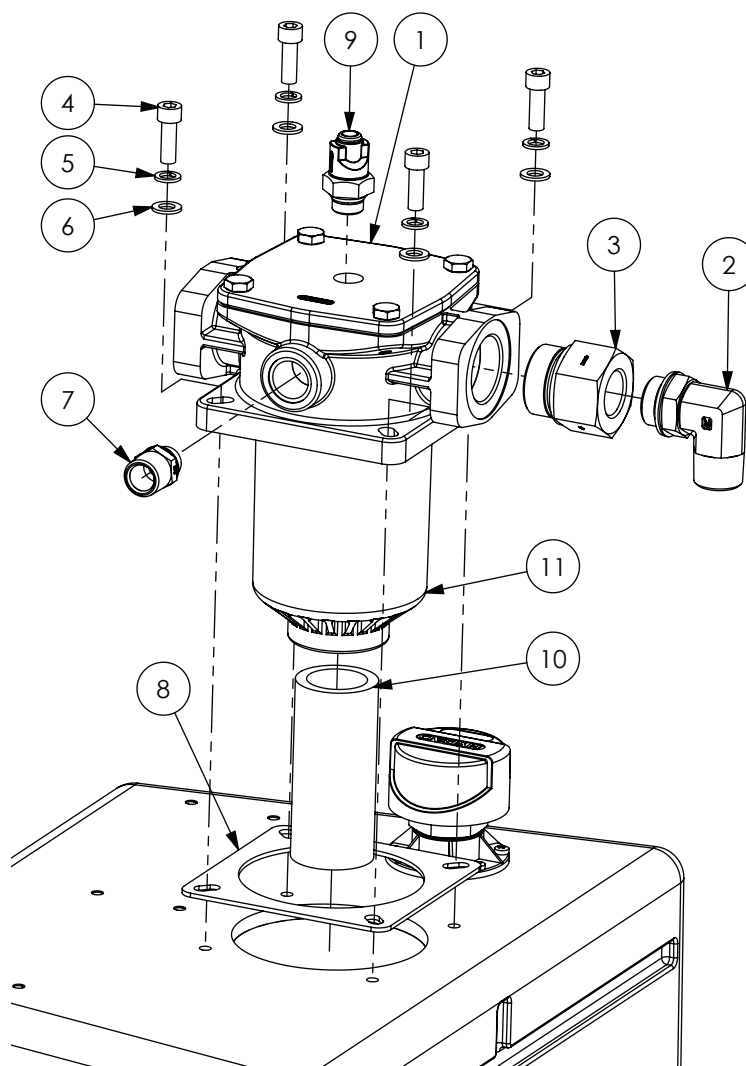
* NOTE: Parts #2, 3, 5 & 6 and side plate are included with #1.

Oil Tank - Gauge Assembly



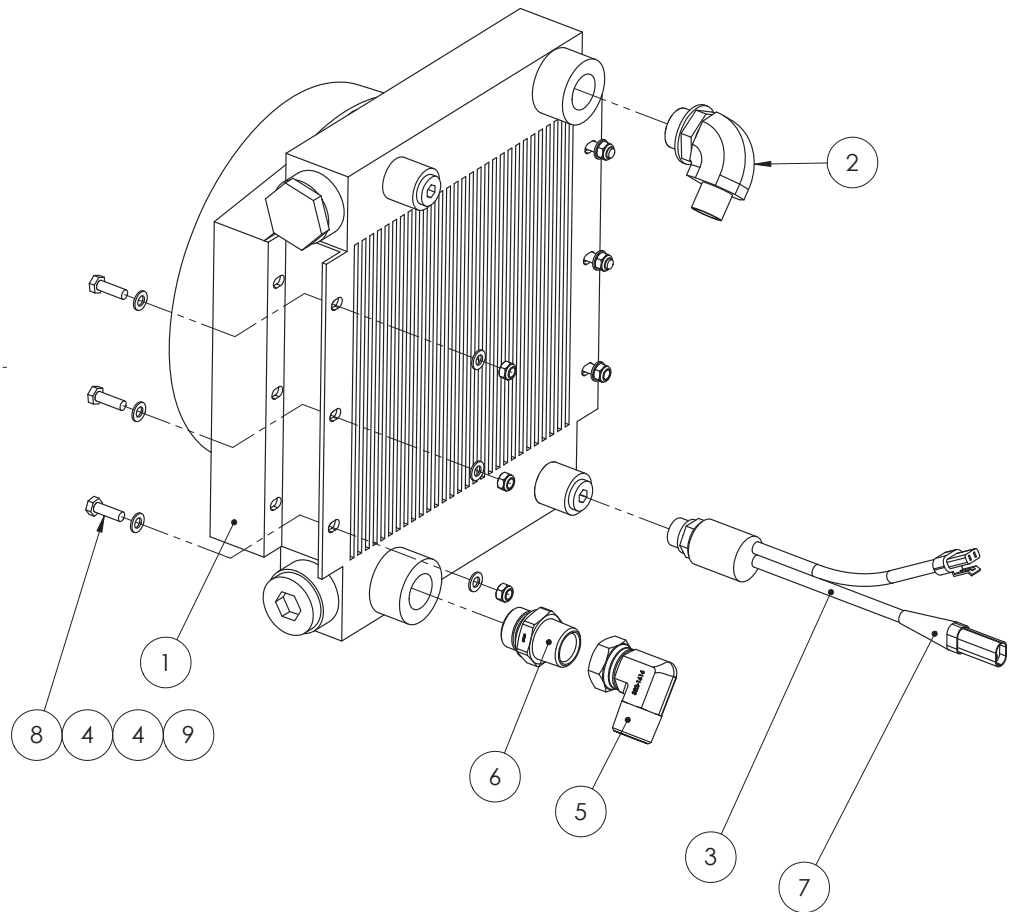
ITEM NO.	PART NUMBER	DESCRIPTION	QTY.
1	-	Steel Gauge Pane	1
2	GA5075420	Gauge, 100mm, 3/8" BSP Rear Port, Large	2
3	GA5075425	Gauge, 63mm, 1/4" BSP Rear Port, Small	2
4	GA5075430	Light, LED, Gauge Light, Oil Reservoir	2
5	GA5069975	SHCS M5 x 10 SS	4
6	GA5006113	Bolt M10 x 20 ZP GR8.8	3
7	GA5000137	Washer 10mm Spring SS	3
8	GA5000117	Washer 10mm Flat SS HD	3
9	GA5075460	Gauge Retainer, Mounting Bracket, 100mm Gauge	2
10	GA5075455	Gauge Retainer, Mounting Bracket, 63mm Gauge	2
11	S72-0406	Hydraulic adaptor, 1/4" BSPT male x 3/8" BSPT female	2
12	GA3500242	Hydraulic adaptor, Tee, 1/4" female BSPT x 1/4" female BSPT x 1/4" BSPT female	2
13	GA5016233	Pneumatic fitting, Elbow, 90 degree, 1/4" BSP male x 6mm push type, Metal	4
14	GA3500209	Hydraulic adaptor, Elbow, 90 degree, 1/4" BSPT male x 1/4" BSPT female	2

Oil Tank - Oil Return Filter



ITEM NO.	PART NUMBER	DESCRIPTION	QTY.
1	GA5069055	Filter, Hydraulic Return, Tank top, RMF BN/HC 330	1
2	GA3500327	Hydraulic adaptor, Elbow, 90 degree, 1" BSPT male x 1" BSPP male O-ring	1
3	GA3500191	Hydraulic adaptor, Reducing bush, 1 1/2" BSPP male x 1" BSPP female	1
4	GA5020115	SHCS M10 x 30 ZP GR12.9	4
5	GA5000137	Washer 10mm Spring SS	4
6	GA5000117	Washer 10mm Flat SS HD	4
7	GA3500313	Hydraulic adaptor, Nipple, 3/4" BSPT male x 1/2" BSPP male	1
8	GA5070580	Gasket Hydraulic Oil Return Filter Housing	1
9	GA5070780	Clogging Service Indicator Oil Return	1
10	GA5069910	Pipe Black Steel riser 2" x 150mm, 2" BSPT male thread one end	1
11	GA5069056	Filter element, suit tank mounted filter GA5069055, Hydac	1

Oil Cooler Assembly

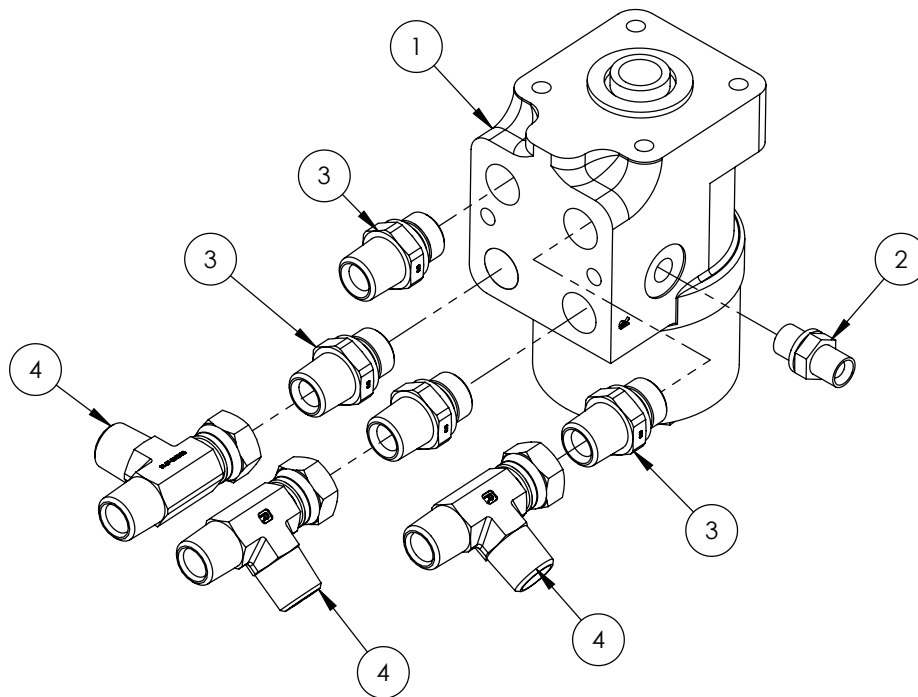


REPLACEMENT PARTS

PART NUMBER	DESCRIPTION
GA5071855	Fan, Hydraulic Oil Cooler, Hydac
GA5071860	Core, Hydraulic Oil Cooler, Hydac

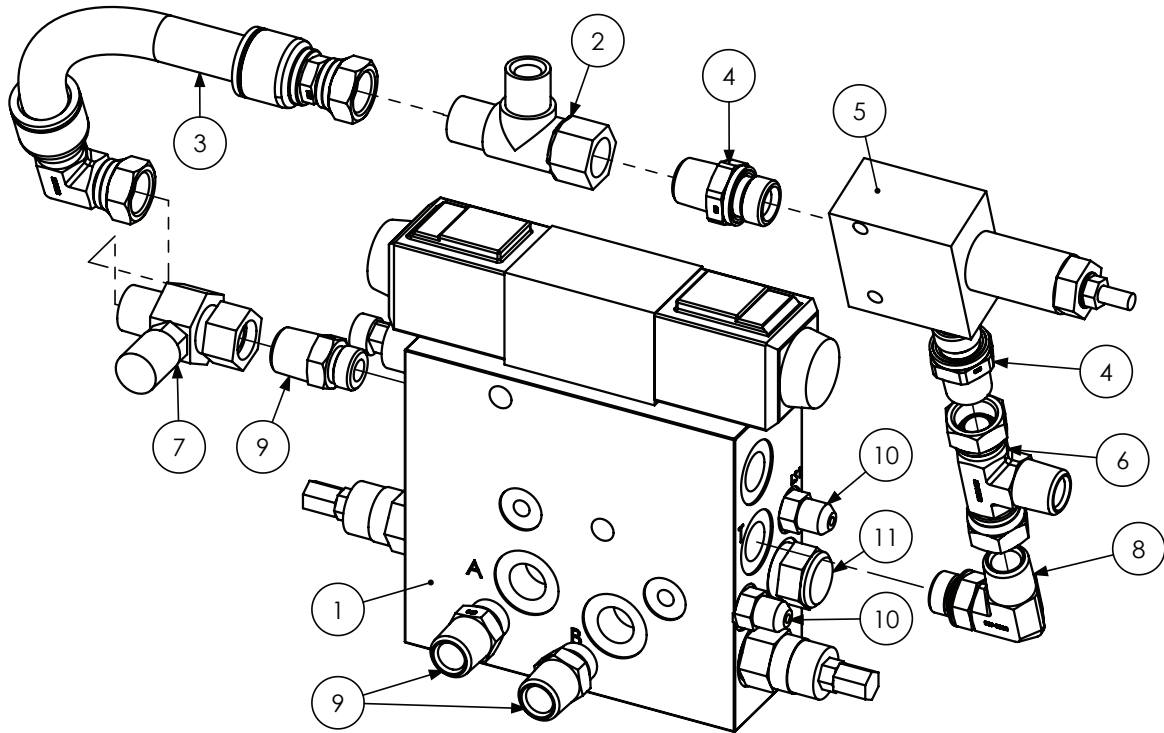
ITEM NO.	PART NUMBER	DESCRIPTION	QTY.
1	GA5069045	Oil Cooler - Hydac size 3	1
2	GA3500326	Hydraulic adaptor, Elbow, 90 degree, 3/4" BSPT male x 1" BSPP male O-ring	1
3	GA5069050	Thermostat to suit Oil Cooler - Hydac	1
4	GA5003643	Washer 8mm Flat SS HD	12
5	GA5071200	Hydraulic Adaptor, 90 degree elbow 1" male / 1" Female nut	1
6	GA3500317	Hydraulic adaptor, Nipple, 1" BSPT male x 1" BSPP male	1
7	GA5048957	Glued heat shrink - 60mm long	1
8	GA5004711	Bolt M8 x 25 GR8.8 ZP	6
9	GA5052590	Nut M8 Nyloc SS	6

Steering Orbital



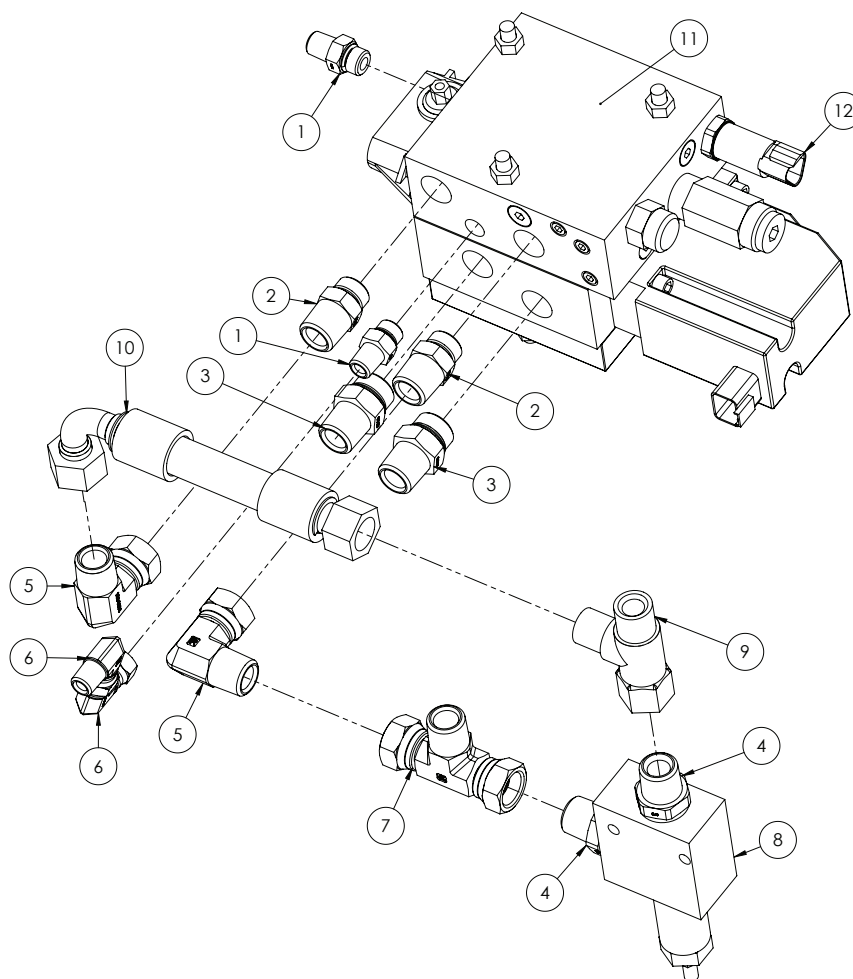
ITEM NO.	PART NUMBER	DESCRIPTION	QTY.
1	GA5000031	Steering Orbital , 250cc, Load Sensing	1
2	GA3500306	Hydraulic adaptor, Nipple, 1/4" BSPT male x 1/4" BSPP male	1
3	GA3500310	Hydraulic adaptor, Nipple, 1/2" BSPT male x 1/2" BSPP male	4
4	GA3500200	Hydraulic adaptor, Tee, 1/2" BSPT male x 1/2" BSPT male x 1/2" BSPP female swivel	3

Auto Steer - Trimble Manifold



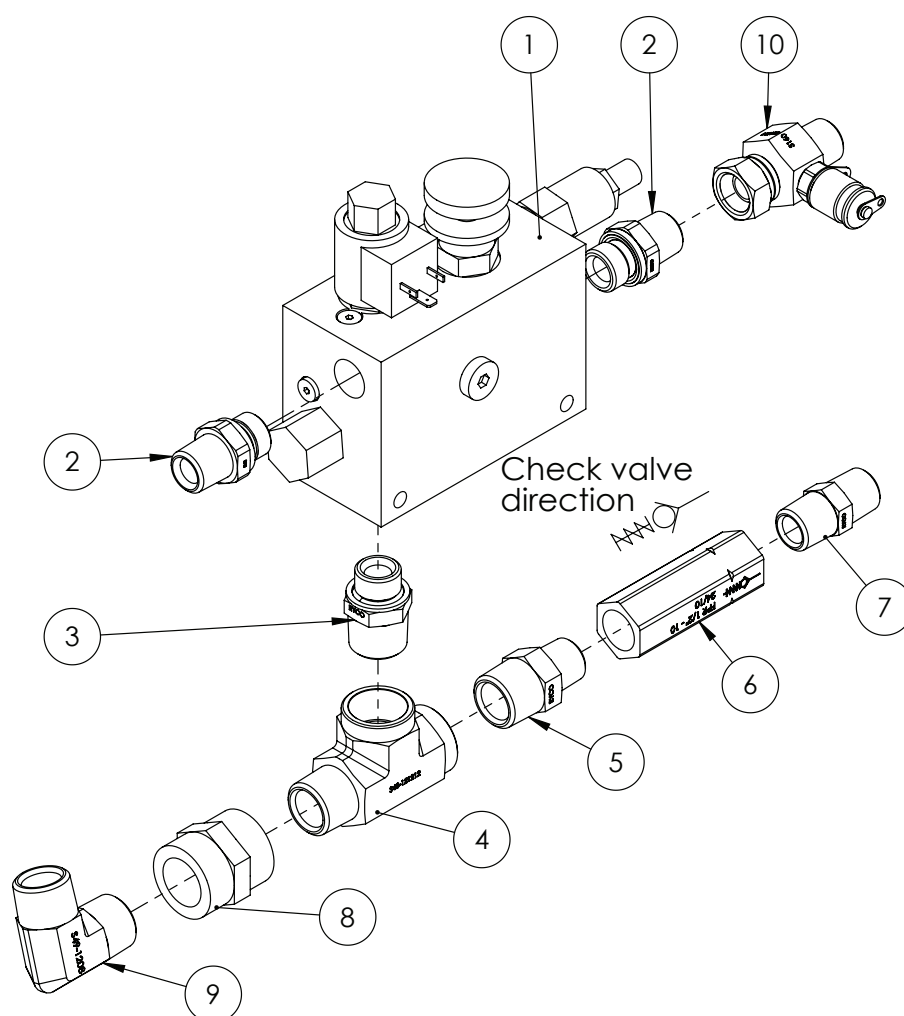
ITEM NO.	PART NUMBER	DESCRIPTION	QTY.
1	GA5069860	Trimble auto steer platform kit	1
2	GA3500200	Hydraulic adaptor, Tee, 1/2" BSPT male x 1/2" BSPT male x 1/2" BSPP female swivel	1
3	GA3500099	Hydraulic Hose, Trimble Block	1
4	GA3500310	Hydraulic adaptor, Nipple, 1/2" BSPT male x 1/2" BSPP male	2
5	GA5006933	Hydraulic pressure relief (CartReliefDIR.OP.BI Directional)	1
6	GA3500336	Hydraulic adaptor, Tee, 1/2" BSPP female swivel x 1/2" BSPT male x 1/2" BSPP female swivel	1
7	GA3500198	Hydraulic adaptor, Inline test point, 1/2" BSPP female swivel x 1/2" BSPT male x M16 x 2.0 test port	1
8	GA3500349	Hydraulic adaptor, Elbow, 90 degree, 1/2" BSPT male x 3/4" UN male O-ring	1
9	GA3500363	Hydraulic adaptor, Nipple, 1/2" BSPT male x 3/4" UN male O-ring	3
10	GA3500354	Hydraulic adaptor, Nipple, 9/16" JIC male x 7/16" UN male O-ring	2
11	GA5069865	Trimble valve cartridge PTS 40	1

Auto Steer - John Deere Manifold



ITEM NO.	PART NUMBER	DESCRIPTION	QTY.
1	GA3500358	Hydraulic adaptor, Nipple, 1/4" BSPT male x 9/16" UN male O-ring	2
2	GA3500363	Hydraulic adaptor, Nipple, 1/2" BSPT male x 3/4" UN male O-ring	2
3	GA3500364	Hydraulic adaptor, Nipple, 1/2" BSPT male x 7/8" UN male O-ring	2
4	GA3500310	Hydraulic adaptor, Nipple, 1/2" BSPT male x 1/2" BSPP male	2
5	GA3500333	Hydraulic adaptor, Elbow, 90 degree, 1/2" BSPT male x 1/2" BSPP female swivel	2
6	GA3500332	Hydraulic adaptor, Elbow, 90 degree, 1/4" BSPT male x 1/4" BSPP female swivel	2
7	GA3500336	Hydraulic adaptor, Tee, 1/2" BSPP female swivel x 1/2" BSPT male x 1/2" BSPP female swivel	1
8	GA5006933	Hydraulic pressure relief (CartReliefDIR.OP.BI Directional)	1
9	GA3500200	Hydraulic adaptor, Tee, 1/2" BSPT male x 1/2" BSPT male x 1/2" BSPP female swivel	1
10	GA5067971	Hydraulic Hose Assembly, John Deere Auto Steer, H123	1
11	GA3000143	Hydraulic valve block, Steering, JD, Raven	1
12	GA5076952	Pressure Transducer, sensor, 0-3000 PSI, 4-20mA, Raven	1

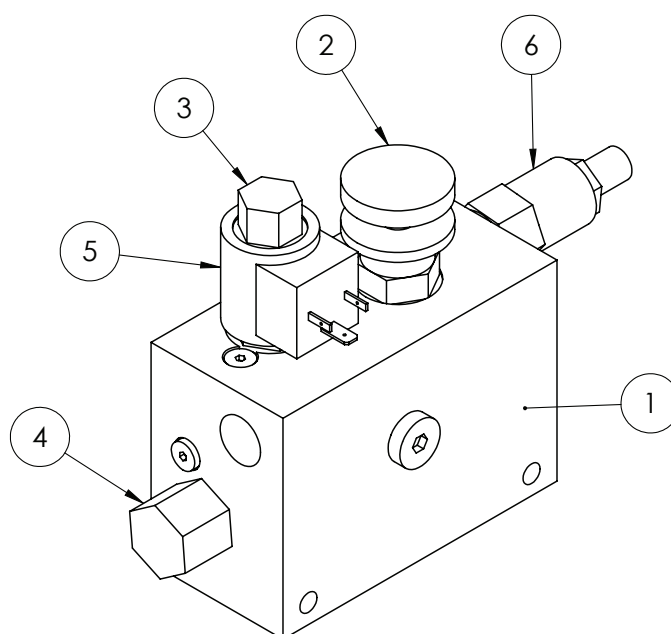
Hydraulic Manifold - Pump Flow Control Assembly



ITEM NO.	PART NUMBER	DESCRIPTION	QTY.
1	GA5011675*	Hydraulic Manifold - Pump Flow Control	1
2	GA3500310	Hydraulic adaptor, Nipple, 1/2" BSPT male x 1/2" BSPP male	2
3	GA3500313	Hydraulic adaptor, Nipple, 3/4" BSPT male x 1/2" BSPP male	1
4	GA3500255	Hydraulic adaptor, Tee, 3/4" BSPT male x 3/4" BSPT female x 3/4" BSPT female	1
5	GA3500226	Hydraulic adaptor, Nipple, 3/4" BSPT male x 1/2" BSPT male	1
6	GA5007059	10 BAR Check Valve	1
7	GA3500223	Hydraulic adaptor, Nipple, 1/2" BSPT male x 1/2" BSPT male	1
8	GA3500213	Hydraulic adaptor, Socket, 1/2" BSPT female x 1/2" BSPT female	1
9	GA3500264	Hydraulic adaptor, Elbow, 90 degree, 3/4" BSPT male x 3/4" BSPT male	1
10	GA3500198	Hydraulic adaptor, Inline test point, 1/2" BSPP female swivel x 1/2" BSPT male x M16 x 2.0 test port	1

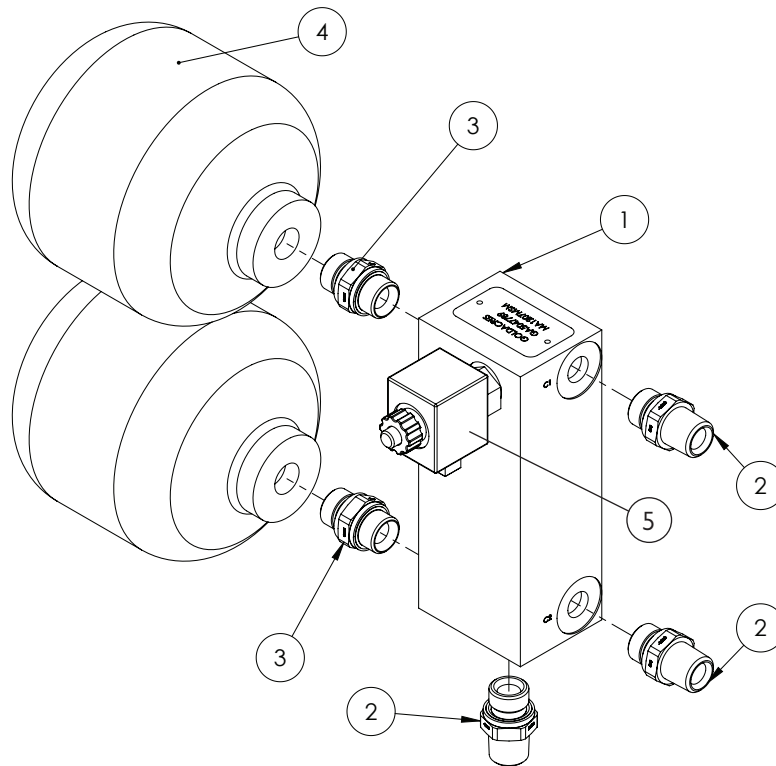
* Sub-assembly on following pages

Hydraulic Manifold - Pump Flow Control



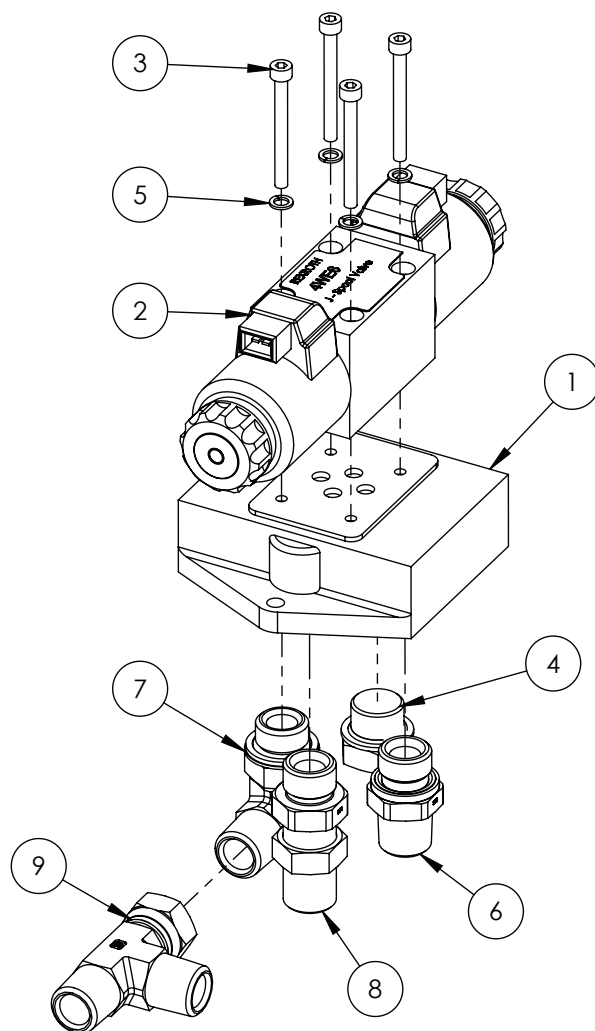
ITEM NO.	PART NUMBER	DESCRIPTION	QTY.
1	GA5052465	Pump flow control - manifold	1
2	GA5069180	Flow Control valve	1
3	GA5007266	Cartridge, Poppet valve, Suit hydraulic solenoid	1
4	-	Pressure Reducing Valve	1
5	GA5052475	12V Coil 6306012	1
6	GA5052480	Pressure Relief valve	1

Hydraulic Manifold - Accumulator Lockout



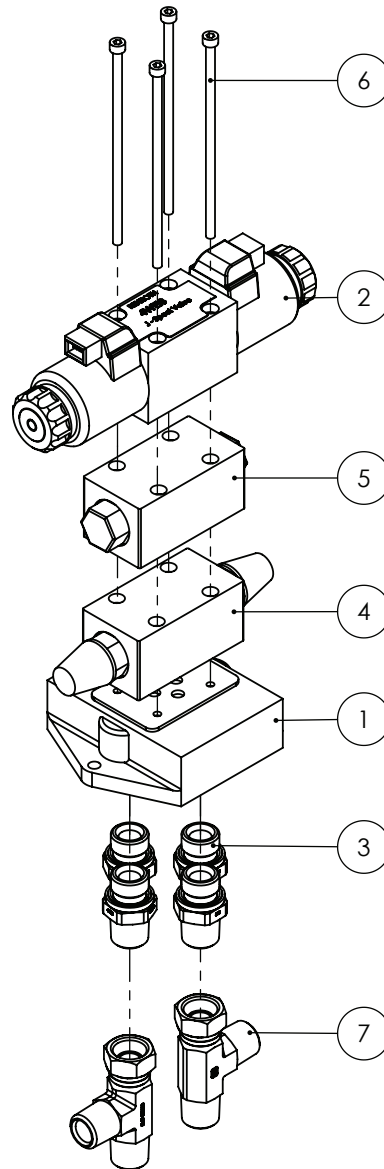
ITEM NO.	PART NUMBER	DESCRIPTION	QTY.
1	GA5047789	Manifold, Hydraulic, Accumulator Lockout MY14	1
2	GA3500310	Hydraulic adaptor, Nipple, 1/2" BSPT male x 1/2" BSPP male	3
3	GA3500253	Hydraulic adaptor, Nipple, 1/2" BSPP male x 1/2" BSPP male	2
4	GA5007787	Accumulator 1.0L Precharge 70 Bar	2
5	GA5047730	Valve cartridge hyd sol poppet NC-12V with override plus body	1

Hydraulic Manifold - Fill Pump



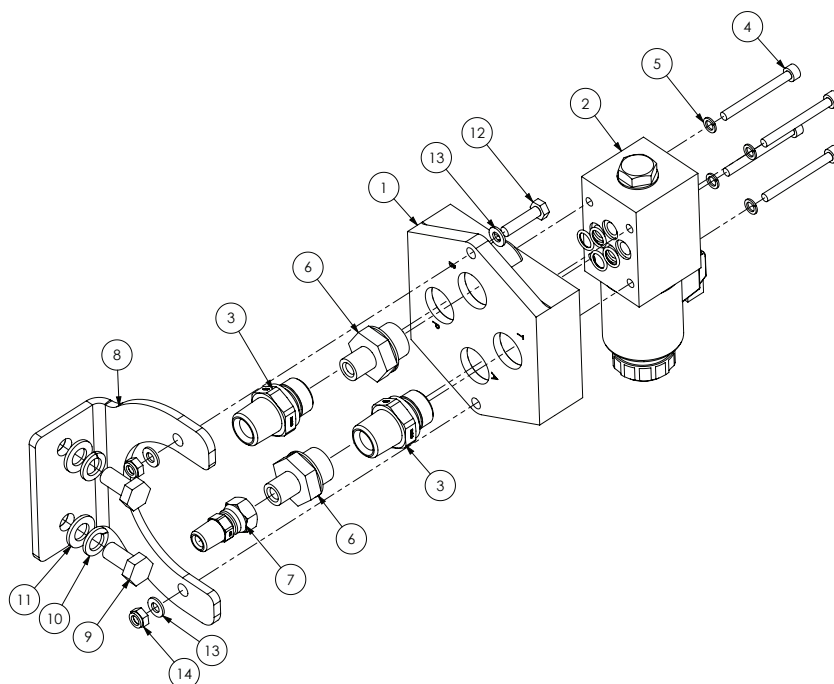
ITEM NO.	PART NUMBER	DESCRIPTION	QTY.
1	GA5016139	Base plate 1/2"	1
2	GA5047726	Valve solenoid J spool 12v AMP connector	1
	GA5047750	Solenoid coil, 12V DC, Slip on, 2 pin AMP	-
3	GA5054410	SHCS M5 x 50mm	4
4	GA3500301	Hydraulic adaptor, Plug, 1/2" BSPP male	1
5	GA5003629	Washer 5mm Spring SS	4
6	GA3500310	Hydraulic adaptor, Nipple, 1/2" BSPT male x 1/2" BSPP male	1
7	GA3500323	Hydraulic adaptor, Elbow, 90 degree, 1/2" BSPT male x 1/2" BSPP male O-ring	1
8	GAS99-603	Hydraulic adaptor, Nipple, 1/2" BSP male x 1/2" BSP male	1
9	GA3500200	Hydraulic adaptor, Tee, 1/2" BSPT male x 1/2" BSPT male x 1/2" BSPP female swivel	1

Hydraulic Manifold - Adjustable axle



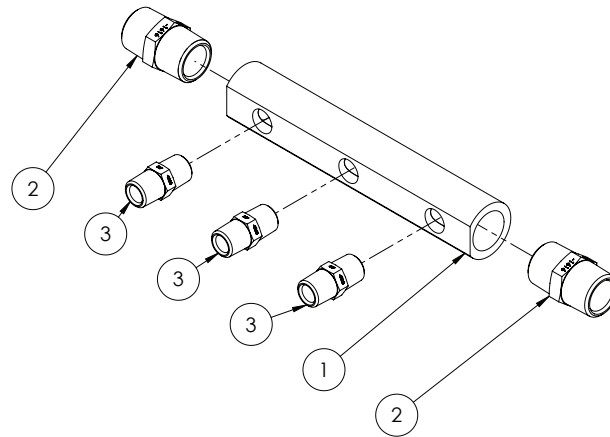
ITEM NO.	PART NUMBER	DESCRIPTION	QTY.
1	GA5016139	Hydraulic manifold, Single valve port, 1/2" inlets / outlets	1
2	GA5047726	Valve solenoid J spool 12v 2 pin amp connector	1
	GA5047750	Solenoid coil, 12V DC, Slip on, 2 pin AMP	-
3	GA3500310	Hydraulic adaptor, Nipple, 1/2" BSPT male x 1/2" BSPP male	4
4	GA5047581	Hydraulic Valve, Flow control, NG6 A+B, Suit spool	1
5	GA5017335	Valve check modular	1
6	GA5048570	SHCS M5 x 130 GR12.9 ZP	4
7	GA3500200	Hydraulic adaptor, Tee, 1/2" BSPT male x 1/2" BSPT male x 1/2" BSPP female swivel	2

Hydraulic Manifold - Centre Lock



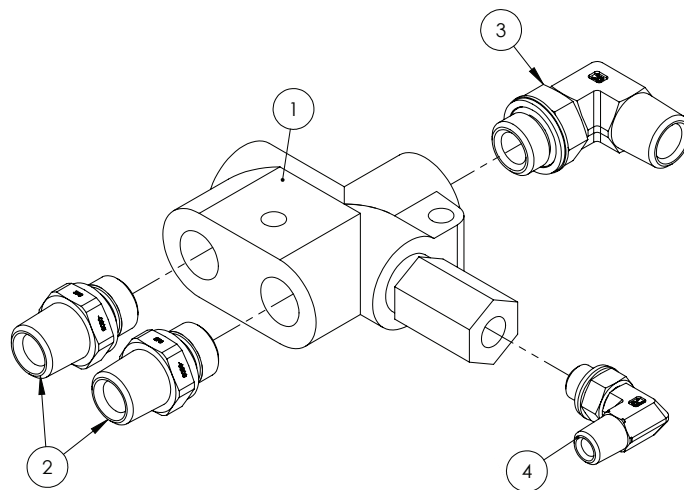
ITEM NO.	PART NUMBER	DESCRIPTION	QTY.
1	GA5016139	Base plate 1/2"	1
2	GA5047756	D spool hydraulic solenoid valve	1
	GA5047750	Solenoid coil, 12V DC, Slip on, 2 pin AMP	-
3	GA3500310	Hydraulic adaptor, Nipple, 1/2" BSPT male x 1/2" BSPP male	2
4	GA5054410	SHCS M5 x 50mm	4
5	GA5003629	Washer 5mm Spring SS	4
6	GA3500308	Hydraulic adaptor, Nipple, 1/4" BSPT male x 1/2" BSPP male	2
7	GA3500328	Hydraulic adaptor, Nipple, 1/4" BSPT male x 1/4" BSPP female swivel	1
8	GA4509365	Prairie Hydraulic Fill pump mount plate	1
9	GA5006113	Bolt M10 x 20 ZP Gr8.8	2
10	GA5000137	Washer 10mm Spring SS	2
11	GA5000117	Washer 10mm Flat SS HD	2
12	GA5004073	Bolt M6 x 25	2
13	GA5004437	Washer 6mm Flat SS	4
14	GA5048115	Nut M6 Nyloc SS	2

Hydraulic Manifold - Return



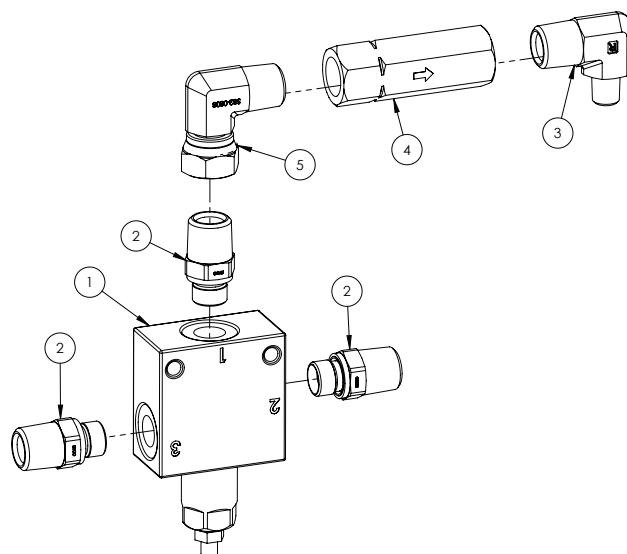
ITEM NO.	PART NUMBER	DESCRIPTION	QTY.
1	L009A	3 holes 1/2" brass manifold	1
2	GA3500231	Hydraulic adaptor, Nipple, 1" BSPT male x 1" BSPT male	2
3	GA3500223	Hydraulic adaptor, Nipple, 1/2" BSPT male x 1/2" BSPT male	3

Hydraulic Priority Valve



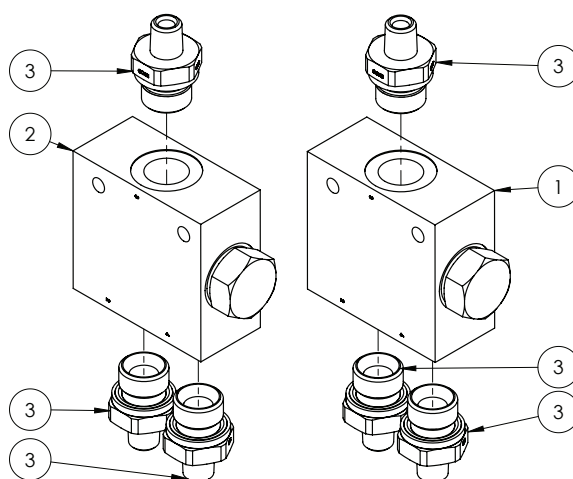
ITEM NO.	PART NUMBER	DESCRIPTION	QTY.
1	GA5010957	Load sensing priority valve	1
2	GA3500310	Hydraulic adaptor, Nipple, 1/2" BSPT male x 1/2" BSPP male	2
3	GA3500323	Hydraulic adaptor, Elbow, 90 degree, 1/2" BSPT male x 1/2" BSPP male O-ring	1
4	GA3500320	Hydraulic adaptor, Elbow, 90 degree, 1/4" BSPT male x 1/4" BSPP male O-ring	1

Pressure Reducing Valve Assembly



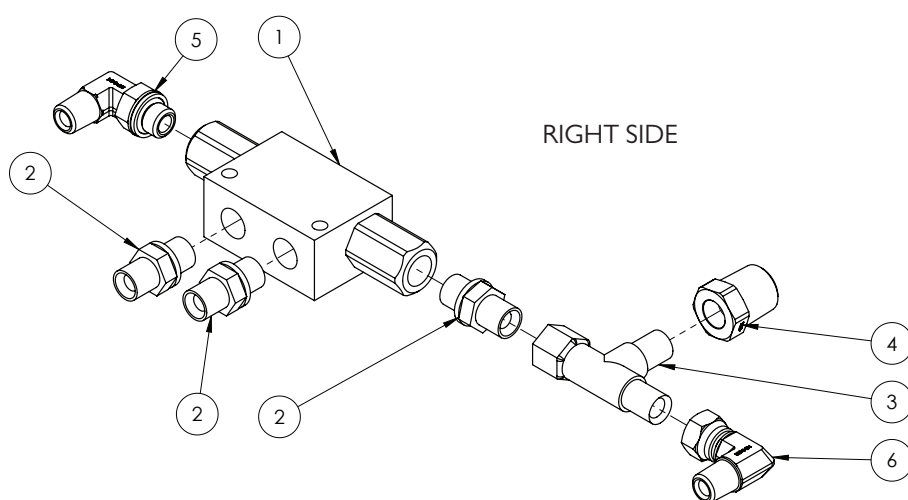
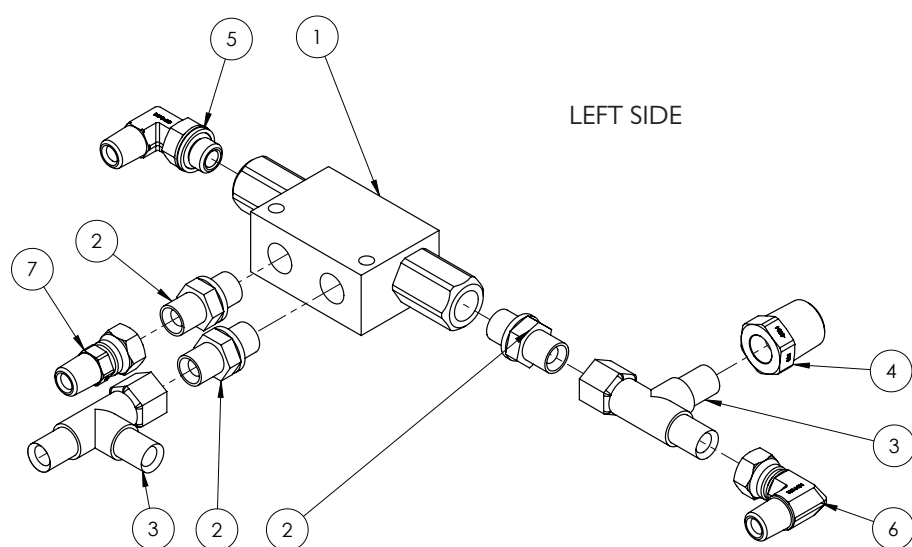
ITEM NO.	PART NUMBER	DESCRIPTION	QTY.
1	GA5047708	Valve, Pressure reducing, Hydraulic, 10 - 140bar	1
2	GA3500309	Hydraulic adaptor, Nipple, 1/2" BSPT male x 3/8" BSPP male	3
3	GA3500260	Hydraulic adaptor, Elbow, 90 degree, 1/2" BSPT male x 1/4" BSPT male	1
4	GA5007060	Valve, Check, Hydraulic, 1/2 BSPP female inlet & outlet, 45L/min flow, Maximum 320bar	1
5	GA3500333	Hydraulic adapter, Elbow, 90 degree, 1/2" BSPT male x 1/2" BSPP female swivel	1

Flow Divider Assembly



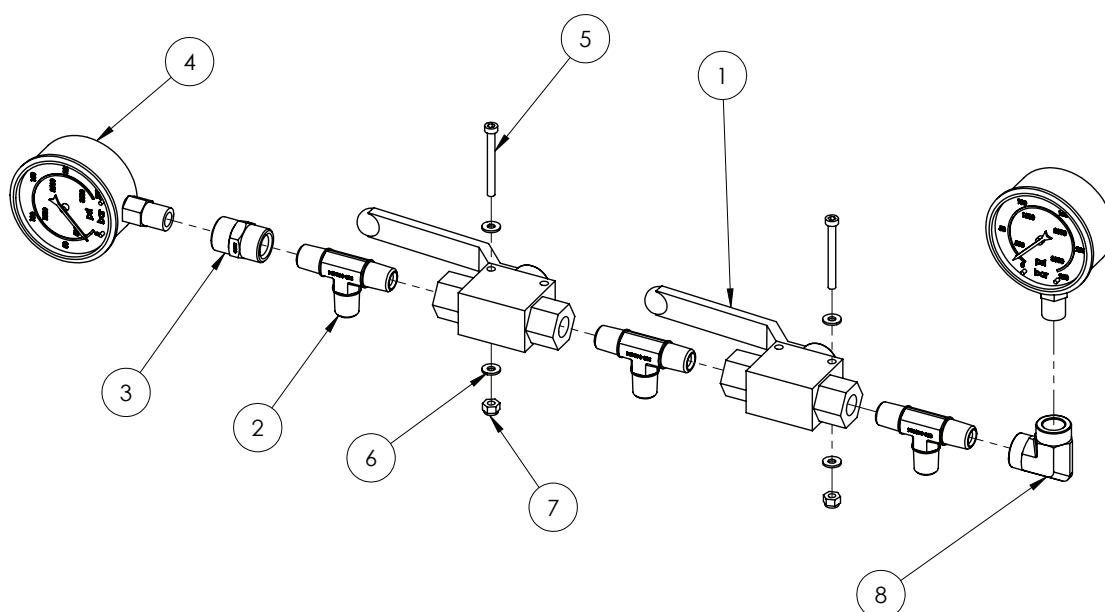
ITEM NO.	PART NUMBER	DESCRIPTION	QTY.
1	GA3500106	Hydraulic Valve, Flow Divider, 1 - 3 l/min - Bi-fold	1
	GA5078462	Cartridge, Flow Divider, 1 - 3 l/min, Suit GA3500106	1
2	GA3500120	Hydraulic Valve, Flow Divider, 5 - 13 l/min - First stage fold	1
	GA5078463	Cartridge, Flow Divider, 5 - 13 l/min, Suit GA3500120	1
3	GA3500308	Hydraulic adaptor, Nipple, 1/4" BSPT male x 1/2" BSPP male	6

Double Pilot Operated Check Valves - Bi-fold



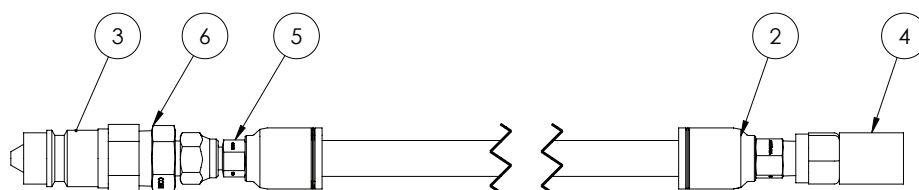
ITEM NO.	PART NUMBER	DESCRIPTION	QTY.
1	GA5007957	Double pilot check (RA) 12LPM 1/4" BSPP	1
2	GA3500306	Hydraulic adaptor, Nipple, 1/4" BSPT male x 1/4" BSPP male	3
3	GA3500199	Hydraulic adaptor, Tee, 1/4" BSPT male x 1/4" BSPT male x 1/4" BSPP female - Left Side	2
		Hydraulic adaptor, Tee, 1/4" BSPT male x 1/4" BSPT male x 1/4" BSPP female - Right Side	1
4	GA3500203	Hydraulic adaptor, Reducing bush, 1/2" BSPT male x 1/4" BSPT female	1
5	GA3500320	Hydraulic adaptor, Elbow, 90 degree, 1/4" BSPT male x 1/4" BSPP male O-ring	1
6	GA3500332	Hydraulic adaptor, Elbow, 90 degree, 1/4" BSPT male x 1/4" BSPP female swivel	1
7	GA3500328	Hydraulic adaptor, Nipple, 1/4" BSPT male x 1/4" BSPP female swivel	1

Yaw Control Valve Assembly



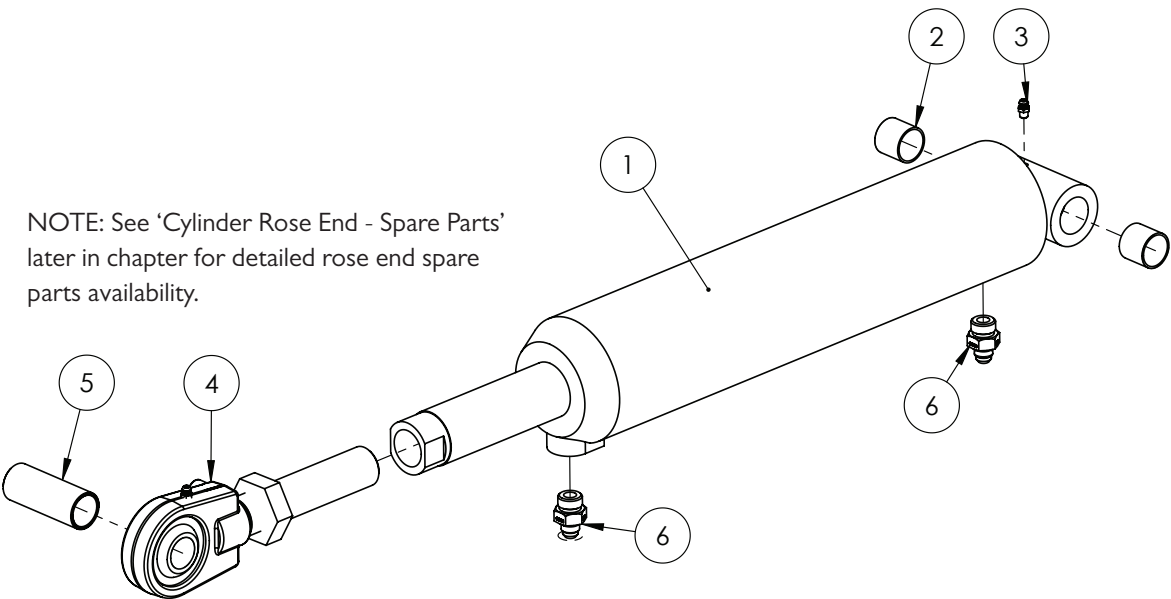
ITEM NO.	PART NUMBER	DESCRIPTION	QTY.
1	GA5078083	Valve, Ball, Hydraulic, 1/4" BSPP female ports	2
2	GA3500269	Hydraulic adaptor, Tee, 1/4" BSP male x 1/4" BSP male x 1/4" BSP male	3
3	GA3500269	Hydraulic adaptor, Tee, 1/4" BSP male x 1/4" BSP male x 1/4" BSP male	1
4	GA5078076	Gauge, Pressure, 250 bar, 3500psi	2
5	GA5049800	SHCS M4 x 40	2
6	GA5020510	Washer 4mm Flat HD SS	4
7	GA5049025	Nut M4 Nyloc SS	2
8	GA3500239	Elbow, 90, Hydraulic, 1/4" BSPT Female x 1/4" BSPT Female	1

Hydraulic Yaw Charge Line



ITEM NO.	PART NUMBER	DESCRIPTION	QTY.
1	GA5049695	Hydraulic hose 1/4" 2 wire (cut to 3000mm)	1
2	GA3500394	Hydraulic crimp coupling, Straight, 1/4" hose x 1/4" BSPT male	1
3	GA5078000	Quick connect fitting, 1/2" male tip x 1/2" female thread	1
4	GA5077350	Direct gauge coupling 1/4"	1
5	GA3500397	Hydraulic crimp coupling, Straight, 1/4" hose x 1/4" BSPP female swivel	1
6	GA3500221	Hydraulic adaptor, Nipple, 1/2" BSPT male x 1/4" BSPT male	1

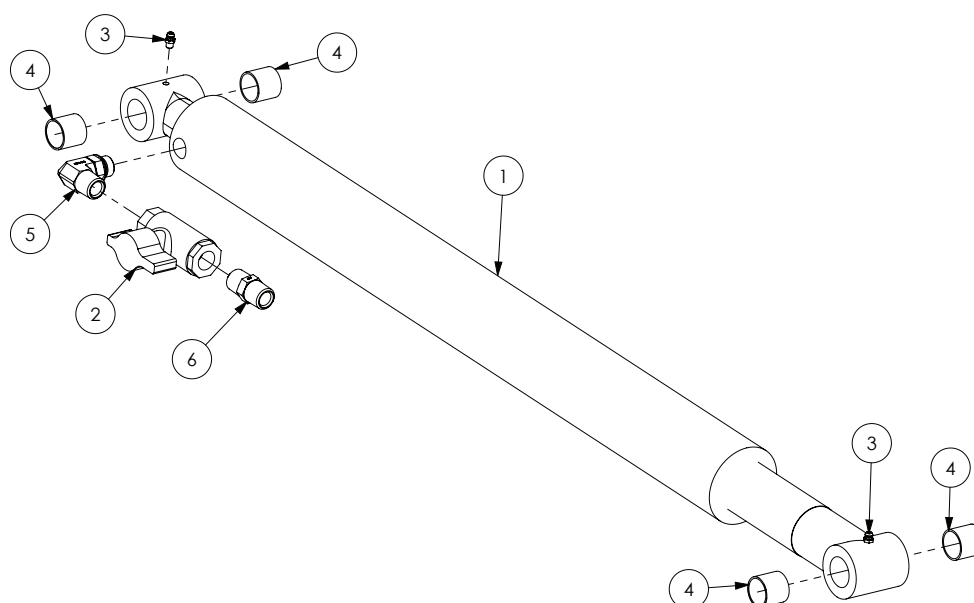
Hydraulic Cylinder - Boom Tilt



Quantities shown are per side.

ITEM NO.	PART NUMBER	DESCRIPTION	QTY.
-	GA5052730	Seal kit, suit 3 1/2" bore x 1 3/4" Rod	-
1	GA5065051	Hydraulic cylinder, 3 1/2" bore x 1 3/4" rod x 5" stroke	1
2	GA5065487	Glacier Bush 1" ID x 1" long	2
3	GA5012203	Grease nipple, Short, 1/4" UNF	2
4	GA5052762	Hydraulic tilt cylinder adjusting rod end, Ball End with nut, suit 3 1/2" x 5" tilt ram GA5065051	1
	GA5067605	Bearing, suit screw on rose end, GEG 30 ES 2RS	-
	GA5067610	Circlip, suit bearing screw on rose end, RTW 55	-
5	GA4572535	Bush, Rose end pivot wide suit tilt ram	1
6	GA3500147	Hydraulic adaptor, Nipple, 9/16" JIC male x 3/4" UN male O-ring	2

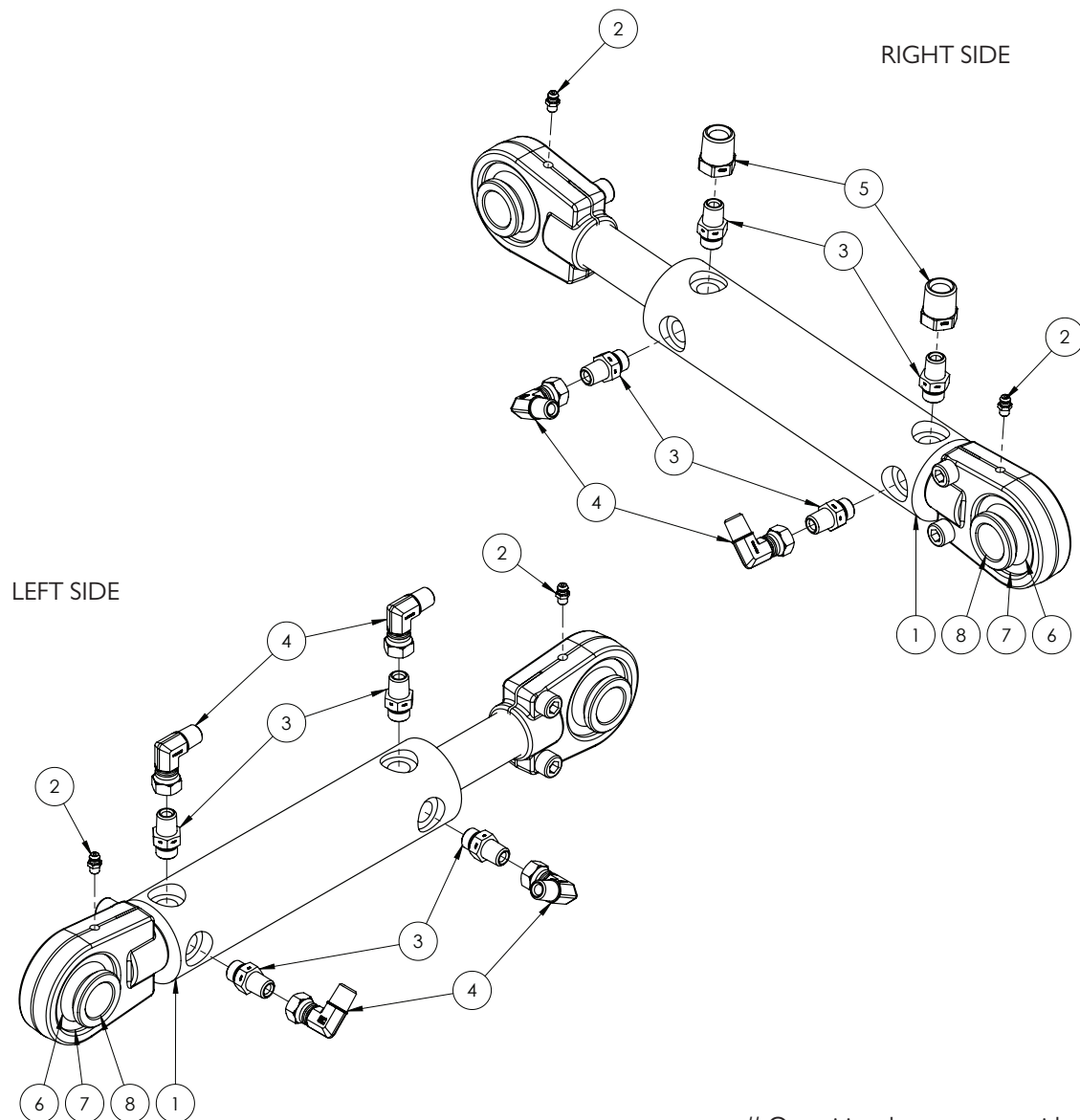
Hydraulic Cylinder - Boom Lift



Quantities shown are per side.

ITEM NO.	PART NUMBER	DESCRIPTION	QTY.
-	GA5055510	Kit, Rod Eye, Weld on	-
-	GA5052731	Seal kit, suit 3" bore x 2 1/2" rod	-
1	GA5070081	Hydraulic cylinder, 3" bore, 2 1/2" rod, 26" stroke, pin eye ends with glacier bushes and grease nipples	1
2	GA5000835	Valve, Ball, Hydraulic, 1/2" female thread inlet / outlet	1
3	GA5012203	Grease nipple, Short, 1/4" UNF	2
4	GA5065487	Glacier Bush 1" ID x 1" long	4
5	GA3500349	Hydraulic adaptor, Elbow, 90 degree, 1/2" BSPT male x 3/4" UN male O-ring	1
6	GA3500223	Hydraulic adaptor, Nipple, 1/2" BSPT male x 1/2" BSPT male	1

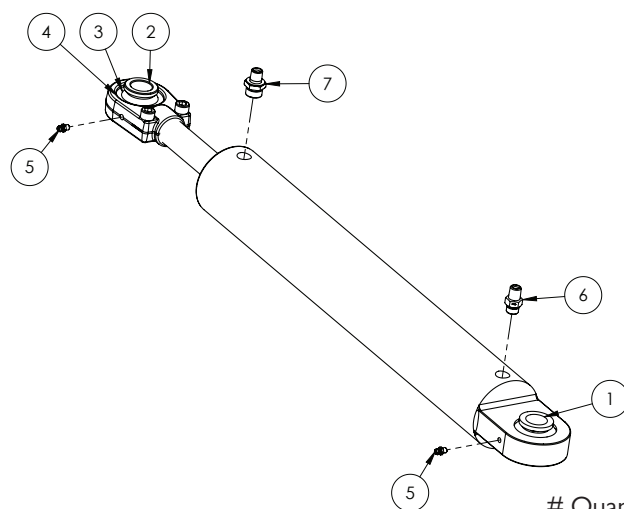
Hydraulic Cylinder - Yaw 30-36m



Quantities shown are per side.

ITEM NO.	PART NUMBER	DESCRIPTION	QTY.
-	GA5052745	Seal Kit, suit 2" bore x 1 1/4" rod, suit GA5060817	-
1	GA5060817	Hydraulic cylinder, 2" bore x 1 1/4" rod x 117.5mm stroke, Spherical bearing ends	1
2	GA5012203	Grease nipple, Short, 1/4" UNF	2
3	GA3500358	Hydraulic adaptor, Nipple, 1/4" BSPT male x 9/16" UN male O-ring	4
4	GA3500332	Hydraulic adaptor, Elbow, 90 degree, 1/4" BSPT male x 1/4" BSPP female swivel	4
5	GA3500203	Hydraulic adaptor, Reducing bush, 1/2" BSPT male x 1/4" BSPT female	2
6	GA5067605	Bearing, suit screw on rose end	2
7	GA5067610	Circlip, suit bearing screw on rose end	2
8	GA5021925	Small bearing bush, Suit screw on rose end	2

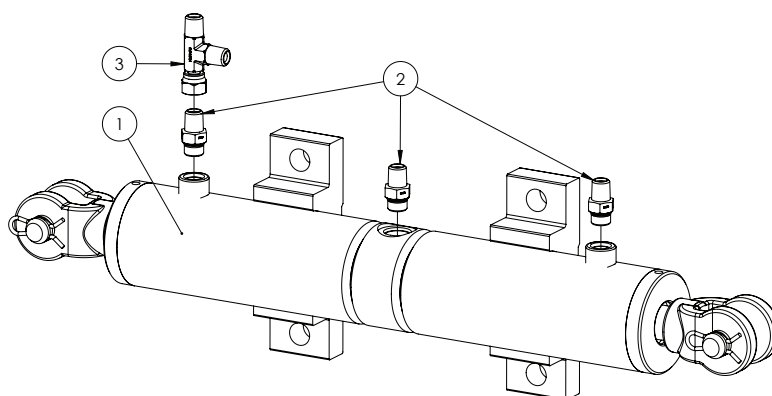
Hydraulic Cylinder - Fold



Quantities shown are per side.

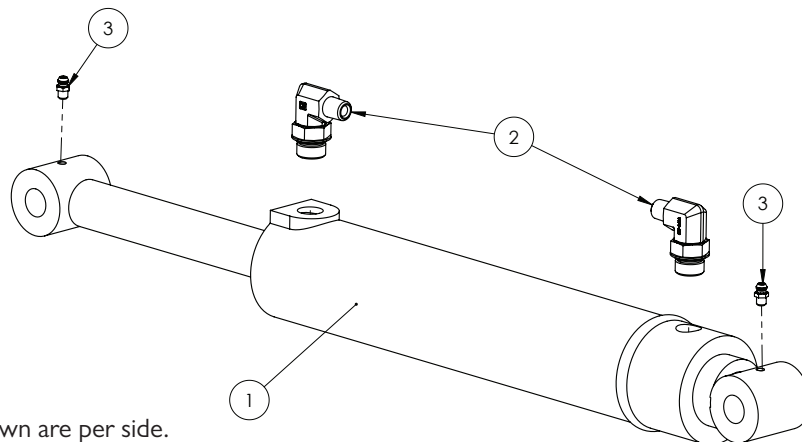
ITEM NO.	PART NUMBER	DESCRIPTION	QTY.
-	GA5018538	30-36 m - Hydraulic cylinder, 3" bore x 1 1/4" rod x 18" stroke	1
-	GA5018538	42 m - Hydraulic cylinder, 3" bore x 1 1/4" rod x 18" stroke	2
-	GA5052680	Seal Kit, suit 3" bore x 1 1/4" rod, suit cylinder GA5018538, GA5018540	-
-	GA3500098	Rod, suit Hydraulic Fold Cylinder GA5018538, GA5018540, GA5018542	-
1	GA5021930	Large bearing bush, Suit screw on rose end	1
2	GA5021925	Small bearing bush, Suit screw on rose end	3
3	GA5067605	Bearing, suit screw on rose end, GEG 30 ES 2RS	2
4	GA5067610	Circlip, suit bearing screw on rose end, RTW 55	2
5	GA5012203	Grease nipple, Short, 1/4" UNF	2
6	GA3500359	Hydraulic adaptor, Nipple, 1/4" BSPT male x 3/4" UN male O-ring	1
7	L068A	Reducing restrictor nipple, 3/4" UNO x 1/4" BSPT, 1.5mm orifice	1

Hydraulic Cylinder - Centre Leveling



ITEM NO.	PART NUMBER	DESCRIPTION	QTY.
1	GA3500477	Hydraulic Cylinder, Centre Level	1
2	GA3500359	Hydraulic adaptor, Nipple, 1/4" BSPT male x 3/4" UN male O-ring	3
3	GA3500199	Hydraulic adaptor, Tee, 1/4" BSPT male x 1/4" BSPT male x 1/4" BSPP female	1

Hydraulic Cylinder - Bi-fold

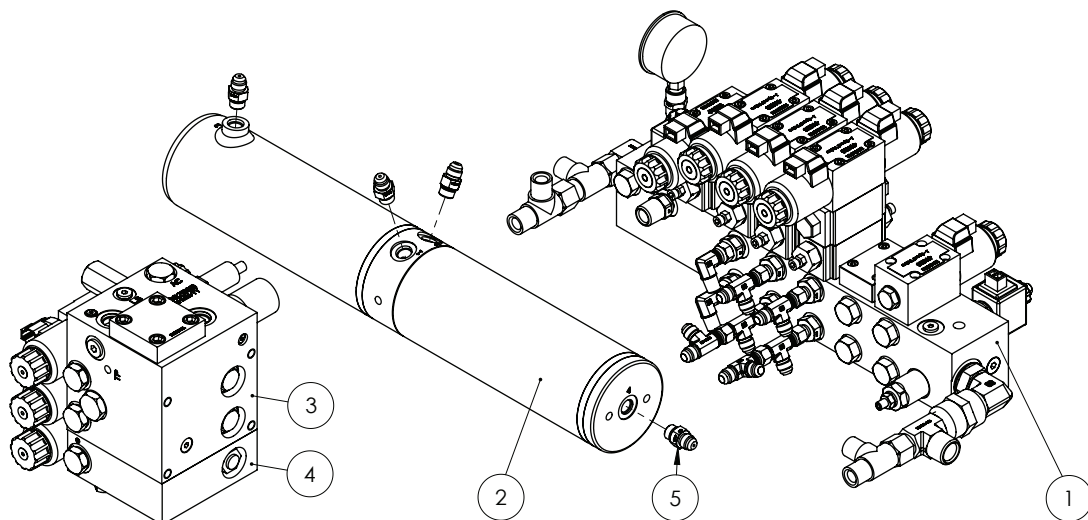


Quantities shown are per side.

ITEM NO.	PART NUMBER	DESCRIPTION	QTY.
-	GA5052733	Seal kit, suit 2 1/2" bore x 1 1/4" rod, suit GA5070845	-
1	GA5070845	Hydraulic Cylinder, 293mm stroke, 2 1/2" Bore, 1 1/4" Rod	1
2	GA3500348	Hydraulic adaptor, Elbow, 90 degree, 1/4" BSPT male x 3/4" UN male O-ring	2
3	GA5012203	Grease nipple, Short, 1/4" UNF	2

NORAC Assembly

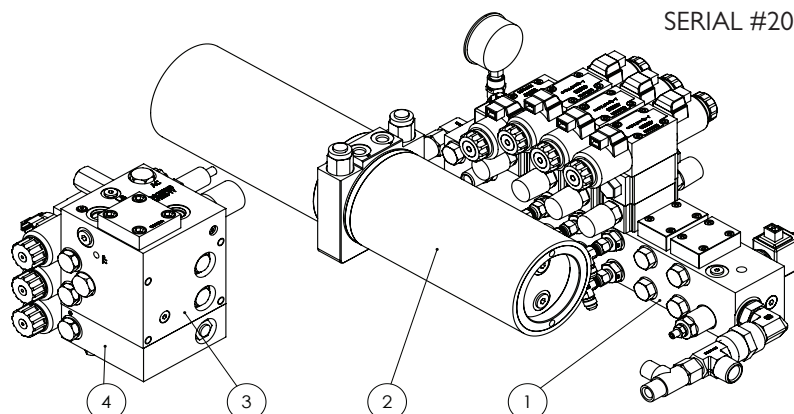
SERIAL #201898 ONWARDS



ITEM NO.	PART NUMBER	DESCRIPTION	QTY.
1	*	Spool valve manifold	1
2	GA3500136	Hydraulic cylinder, Wing roll with position sensor, Norac	1
3	GA3500138	Valve block, 2 station assembly, Open centre, Proportional, DT 4 Bolt	1
	GA3500164	Valve block, 2 station assembly, Closed centre, Load sense, DT 4 Bolt	1
4	GA3500139	Valve block, expansion assembly, DPOC PROP DT 4 bolt, Norac	1
5	GA3500146	Hydraulic adaptor, Nipple, 9/16" JIC male x 9/16" UN male O-ring	4

NORAC Assembly

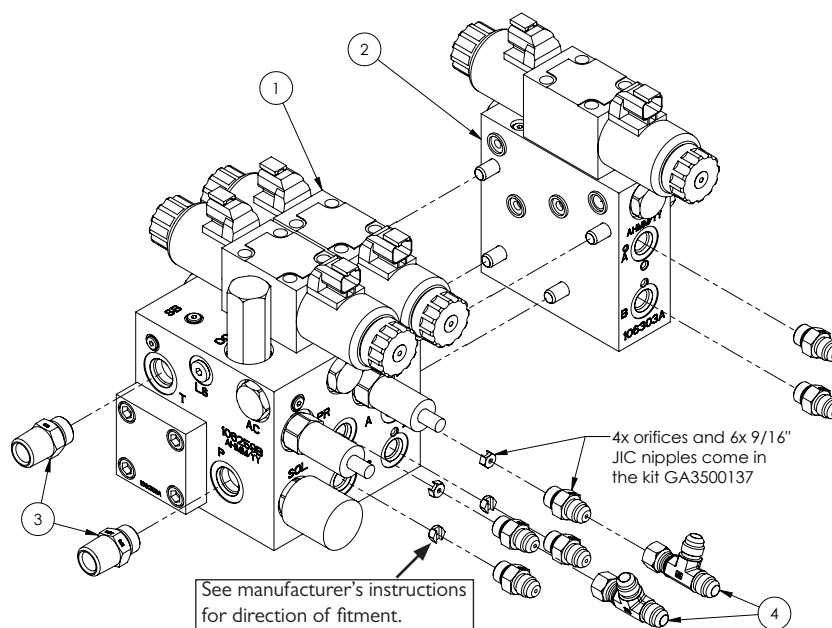
SERIAL #201822 TO #201882



ITEM NO.	PART NUMBER	DESCRIPTION	QTY.
1	*	Spool block	1
2	GA3500136	Hydraulic cylinder, Wing roll with position sensor, Norac	1
3	GA3500138	Valve block, 2 station assembly, Open centre, Proportional, DT 4 Bolt	1
4	GA3500139	Valve block, expansion assembly, DPOC PROP DT 4 bolt, Norac	1

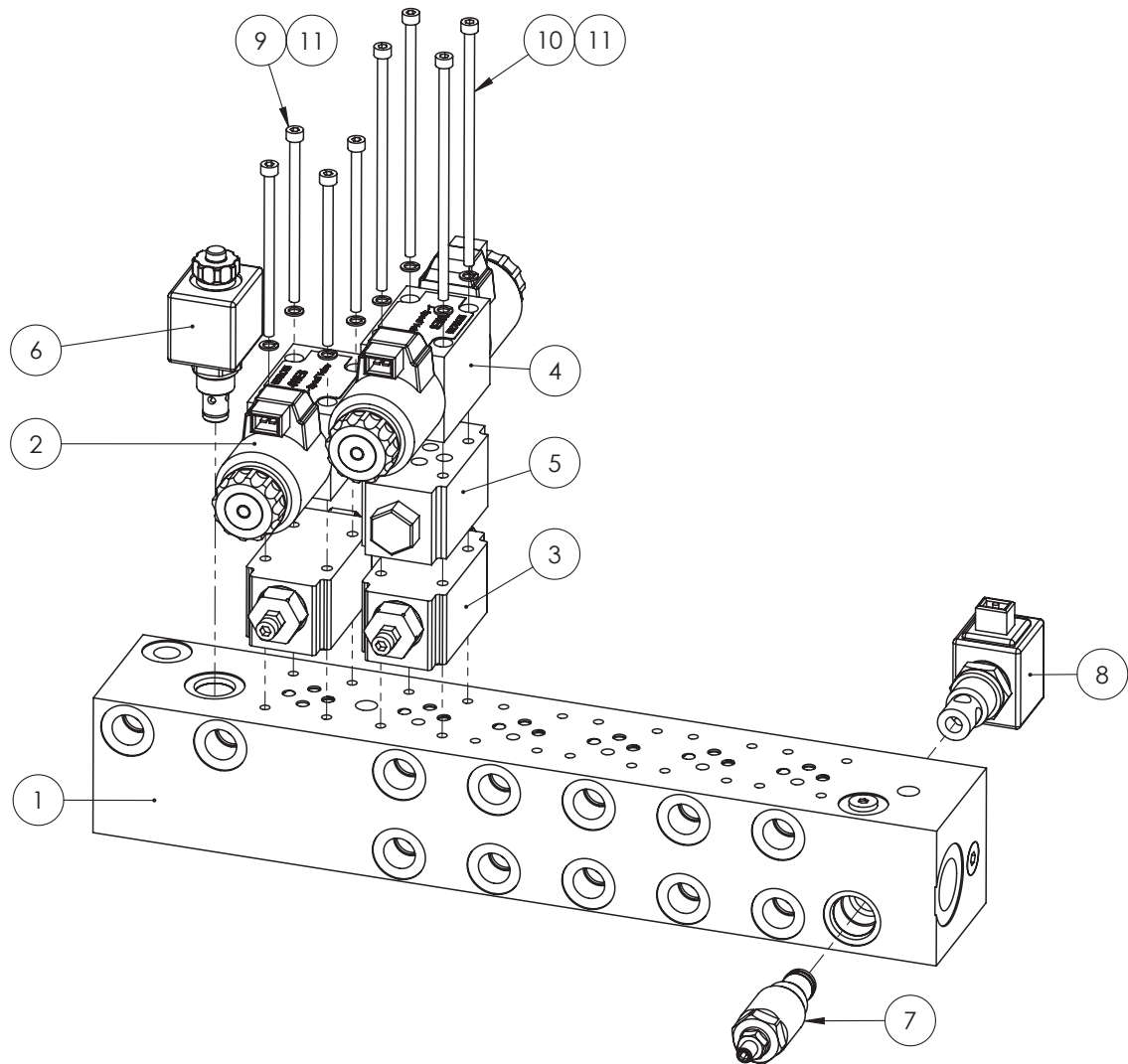
* Sub-assembly on following pages

NORAC Valve Block Assembly



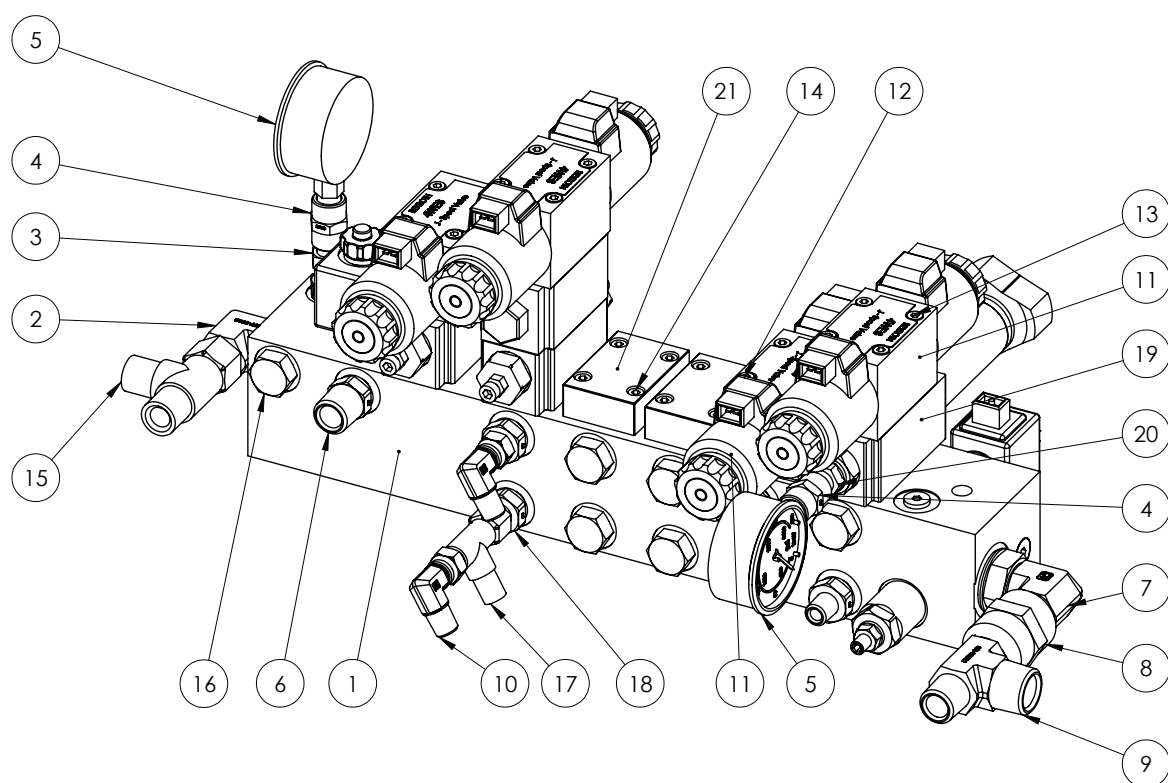
ITEM NO.	PART NUMBER	DESCRIPTION	QTY.
-	GA3500137	Hydraulic fitting kit, 12 parts, GNI, Norac	-
1	GA3500138	Valve block, 2 station assembly, Open centre, Proportional, DT 4 Bolt	1
2	GA3500139	Valve block, expansion assembly, DPOC PROP DT 4 bolt, Norac	1
3	GA3500363	Hydraulic adaptor, Nipple, 1/2" BSPT male x 3/4" UN male O-ring	1
4	GA3500144	Hydraulic adaptor, Tee, 9/16" JIC male x 9/16" JIC male x 9/16" JIC female swivel	1

Spool Block - Parts in Common



ITEM NO.	PART NUMBER	DESCRIPTION	QTY.
-	GA5047750	Solenoid coil, 12V DC, Slip on, 2 pin AMP	-
1	GA5047500	Spool valve manifold, 6 station bare	1
2	GA5047727	Valve Hydraulic, J spool, 12V, Single, 2 pin amp connector	1
3	GA5047581	Hydraulic Valve, Flow control, NG6 A+B, Suit spool	2
4	GA5047726	Valve solenoid J spool 12v 2 pin amp connector	1
5	GA5017335	Valve check modular	1
6	GA5047734	Valve cart hyd sol poppet 2/2-8-2 cav 12vdc 2 pin amp without manual override, Boom lower	1
7	GA5047645	Cartridge Valve, Hydraulic Pressure Relief, Pilot Operated	1
8	GA5047738	Valve Cartridge, Hydraulic, Poppet, Solenoid, AMP Plug, 12V DC, Normally Closed (Used for Closed Centre System)	1
9	GA5067050	SHCS M5 x 90 GR12.9 ZP	4
10	GA5048570	SHCS M5 x 130 GR12.9 ZP	4
11	GA5003629	Washer 5mm Spring SS	8

Spool Block - Diff Lock



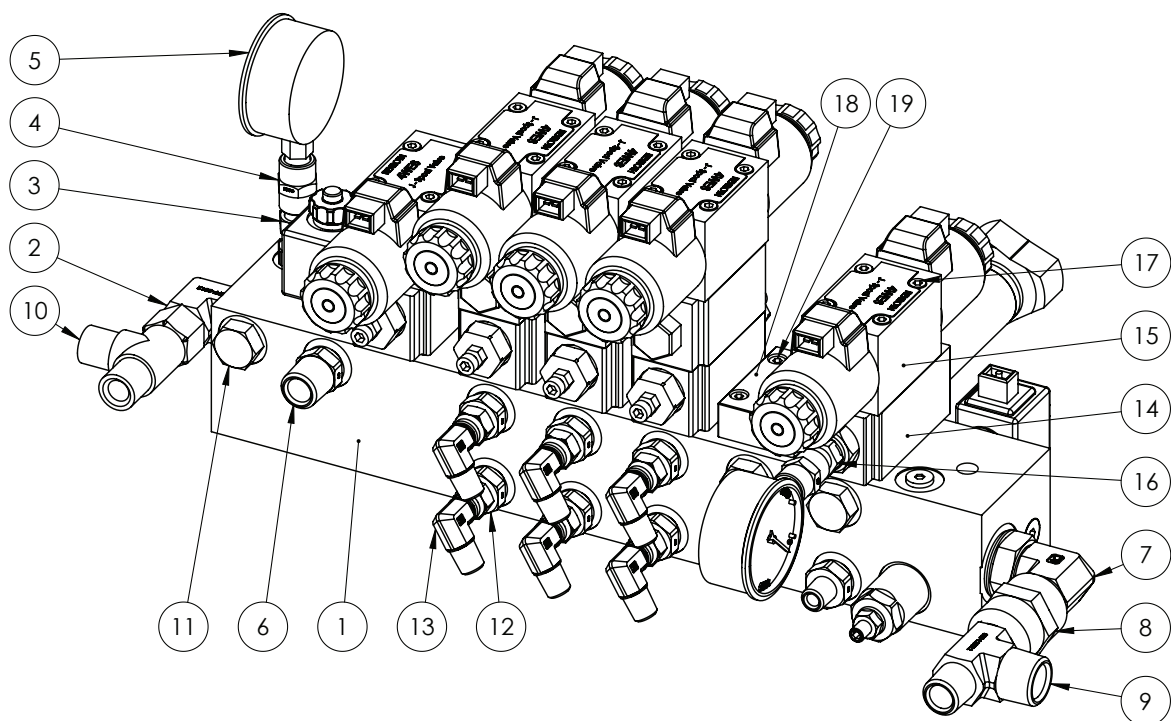
ITEM NO.	PART NUMBER	DESCRIPTION	QTY.
1	GA5047741	Manifold Assembly Option THREE Normally open Fitted with AMP plug coils	1
2	GA3500324	Hydraulic adaptor, Elbow, 90 degree, 1/2" BSPT male x 3/4" BSPP male O-ring	1
3	-	Gauge fitment no longer requires adaptor	-
4	-	Gauge fitment no longer requires adaptor	-
5	GA5078076	Gauge, Pressure, 250 bar, 3500psi	2
6	GA3500309	Hydraulic adaptor, Nipple, 1/2" BSPT male x 3/8" BSPP male	1
7	GA3500325	Hydraulic adaptor, Elbow, 90 degree, 3/4" BSPT male x 3/4" BSPP male O-ring	1
8	GA3500213	Hydraulic adaptor, Socket, 3/4" BSPT female x 3/4" BSPT female	1
9	GA3500272	Hydraulic adaptor, Tee, 3/4" BSPT male x 1/2" BSPT male x 3/4" BSPT male	1
10	GA3500332	Hydraulic adaptor, Elbow, 90 degree, 1/4" BSPT male x 1/4" BSPP female swivel	2
11	GA5047726	Valve solenoid J spool 12v 2 pin amp connector	2
12	GA5054410	SHCS M5 x 50 GR12.9 ZP	4
13	GA5067050	SHCS M5 x 90 GR12.9 ZP	4
14	GA5003581	SHCS M5 x 20 SS A2-70	8

Continued over page

Spool Block - Diff Lock

ITEM NO.	PART NUMBER	DESCRIPTION	QTY.
15	GA3500200	Hydraulic adaptor, Tee, 1/2" BSPT male x 1/2" BSPT male x 1/2" BSPP female swivel	1
16	GA3500300	Hydraulic adaptor, Plug, 3/8" BSPP male	6
17	GA3500199	Hydraulic adaptor, Tee, 1/4 BSPT male x 1/4 BSPT male x 1/4 BSPP female	1
18	GA3500307	Hydraulic adaptor, Nipple, 1/4" BSPT male x 3/8" BSPP male	5
19	GA5017373	Valve reducing modular	1
20	GA3500306	Hydraulic adaptor, Nipple, 1/4" BSPT male x 1/4" BSPP male	1
21	GA5047335	Plate blanking, Spool valve NG6, MS-P6/314128680, Bosch	2

Spool Block - Diff Lock, Tilt



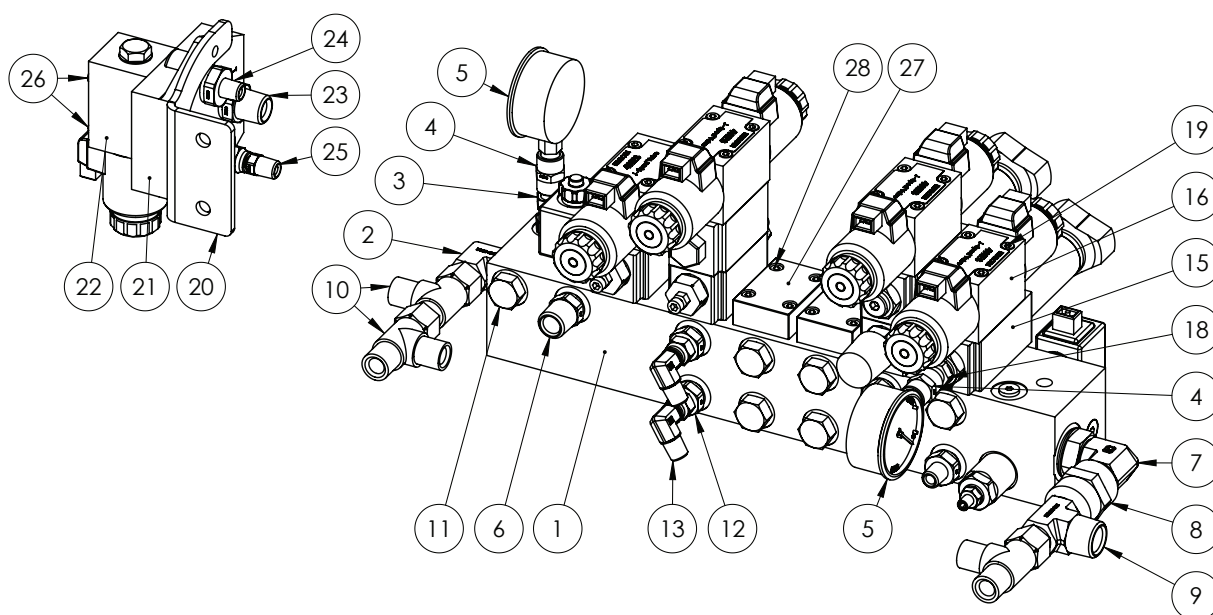
ITEM NO.	PART NUMBER	DESCRIPTION	QTY.
1	GA5047741	Manifold Assembly Option THREE Normally open Fitted with AMP plug coils	1
2	GA3500324	Hydraulic adaptor, Elbow, 90 degree, 1/2" BSPT male x 3/4" BSPP male O-ring	1
3	-	Gauge fitment no longer requires adaptor	-
4	-	Gauge fitment no longer requires adaptor	-
5	GA5078076	Gauge, Pressure, 250 bar, 3500psi	2
6	GA3500309	Hydraulic adaptor, Nipple, 1/2" BSPT male x 3/8" BSPP male	1
7	GA3500325	Hydraulic adaptor, Elbow, 90 degree, 3/4" BSPT male x 3/4" BSPP male O-ring	1
8	GA3500213	Hydraulic adaptor, Socket, 3/4" BSPT female x 3/4" BSPT female	1
9	GA3500272	Hydraulic adaptor, Tee, 3/4" BSPT male x 1/2" BSPT male x 3/4" BSPT male	1
10	GA3500200	Hydraulic adaptor, Tee, 1/2" BSPT male x 1/2" BSPT male x 1/2" BSPP female swivel	1
11	GA3500300	Hydraulic adaptor, Plug, 3/8" BSPP male	4
12	GA3500307	Hydraulic adaptor, Nipple, 1/4" BSPT male x 3/8" BSPP male	7
13	GA3500332	Hydraulic adaptor, Elbow, 90 degree, 1/4" BSPT male x 1/4" BSPP female swivel	6

Continued over page

Spool Block - Diff Lock, Tilt

ITEM NO.	PART NUMBER	DESCRIPTION	QTY.
14	GA5017373	Valve reducing modular	1
15	GA5047726	Valve solenoid J spool 12v 2 pin amp connector, Bosch	1
16	GA3500306	Hydraulic adaptor, Nipple, 1/4" BSPT male x 1/4" BSPP male	1
17	GA5067050	SHCS M5 x 90 GR12.9 ZP	4
18	GA5047335	Plate blanking	1
19	GA5003581	SHCS M5 x 20 SS A2-70	4

Spool Block - Diff Lock, Bi-fold



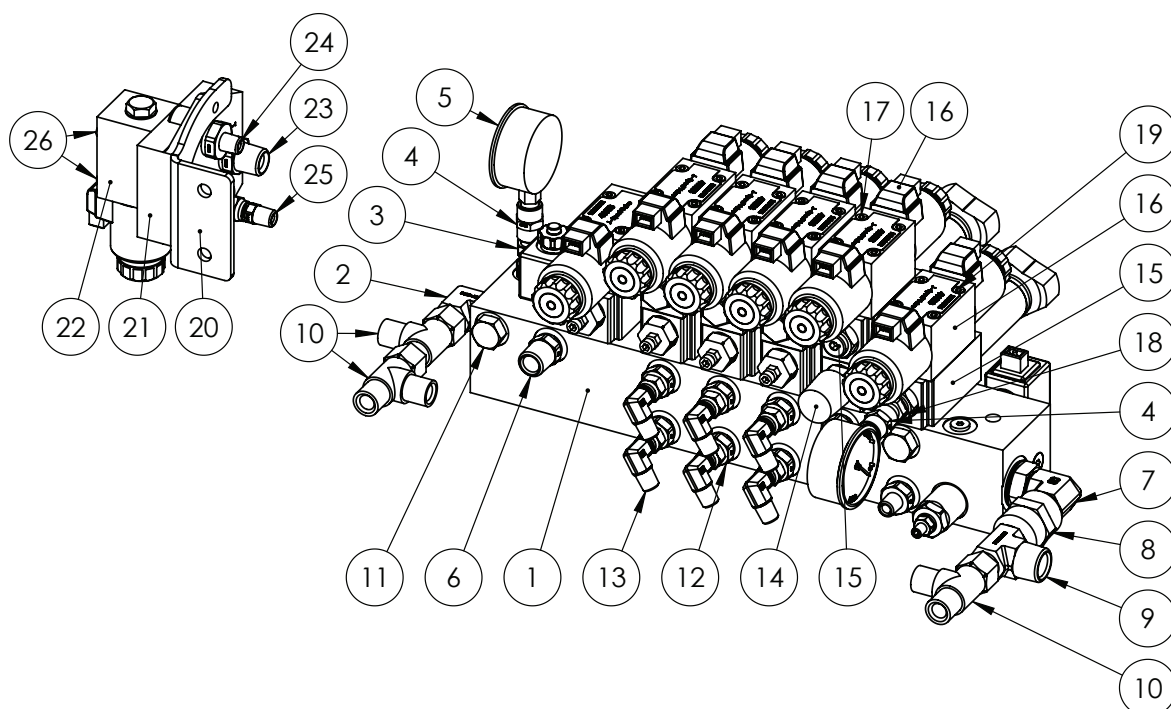
ITEM NO.	PART NUMBER	DESCRIPTION	QTY.
1	GA5047741	Manifold Assembly Option THREE Normally open Fitted with AMP plug coils	1
2	GA3500324	Hydraulic adaptor, Elbow, 90 degree, 1/2" BSPT male x 3/4" BSPP male O-ring	1
3	-	Gauge fitment no longer requires adaptor	-
4	-	Gauge fitment no longer requires adaptor	-
5	GA5078076	Gauge, Pressure, 250 bar, 3500psi	2
6	GA3500309	Hydraulic adaptor, Nipple, 1/2" BSPT male x 3/8" BSPP male	1
7	GA3500325	Hydraulic adaptor, Elbow, 90 degree, 3/4" BSPT male x 3/4" BSPP male O-ring	1
8	GA3500213	Hydraulic adaptor, Socket, 3/4" BSPT female x 3/4" BSPT female	1
9	GA3500272	Hydraulic adaptor, Tee, 3/4" BSPT male x 1/2" BSPT male x 3/4" BSPT male	1
10	GA3500200	Hydraulic adaptor, Tee, 1/2" BSPT male x 1/2" BSPT male x 1/2" BSPP female swivel	3
11	GA3500300	Hydraulic adaptor, Plug, 3/8" BSPP male	6
12	GA3500307	Hydraulic adaptor, Nipple, 1/4" BSPT male x 3/8" BSPP male	5
13	GA3500332	Hydraulic adaptor, Elbow, 90 degree, 1/4" BSPT male x 1/4" BSPP female swivel	2
14	GA5047581	Hydraulic Valve, Flow control, NG6 A+B, Suit spool	1
15	GA5017373	Valve reducing modular	2
16	GA5047726	Valve solenoid J spool 12v 2 pin amp connector	2

Continued over page

Spool Block - Diff Lock, Bi-fold

ITEM NO.	PART NUMBER	DESCRIPTION	QTY.
17	GA5048570	SHCS M5 x 130 GR12.9 ZP	4
18	GA3500306	Hydraulic adaptor, Nipple, 1/4" BSPT male x 1/4" BSPP male	1
19	GA5067050	SHCS M5 x 90 GR12.9 ZP	4
20	GA4509365	Plate, Hydraulic block Mount, Center Lock	1
21	GA5016139	Hydraulic manifold, Single valve port, 1/2" inlets / outlets	1
22	GA5047756	Valve, D spool hydraulic solenoid, centre level, 2 pin AMP	1
23	GA3500310	Hydraulic adaptor, Nipple, 1/2" BSPT male x 1/2" BSPP male	2
24	GA3500308	Hydraulic adaptor, Nipple, 1/4" BSPT male x 1/2" BSPP male	2
25	GA3500328	Hydraulic adaptor, Nipple, 1/4" BSPT male x 1/4" BSPP female swivel	1
26	GA5054410	SHCS M5 x 50 GR12.9 ZP	4
27	GA5047335	Plate blanking	2
28	GA5003581	SHCS M5 x 20 SS A2-70	8

Spool Block - Diff Lock, Bi-fold, Tilt



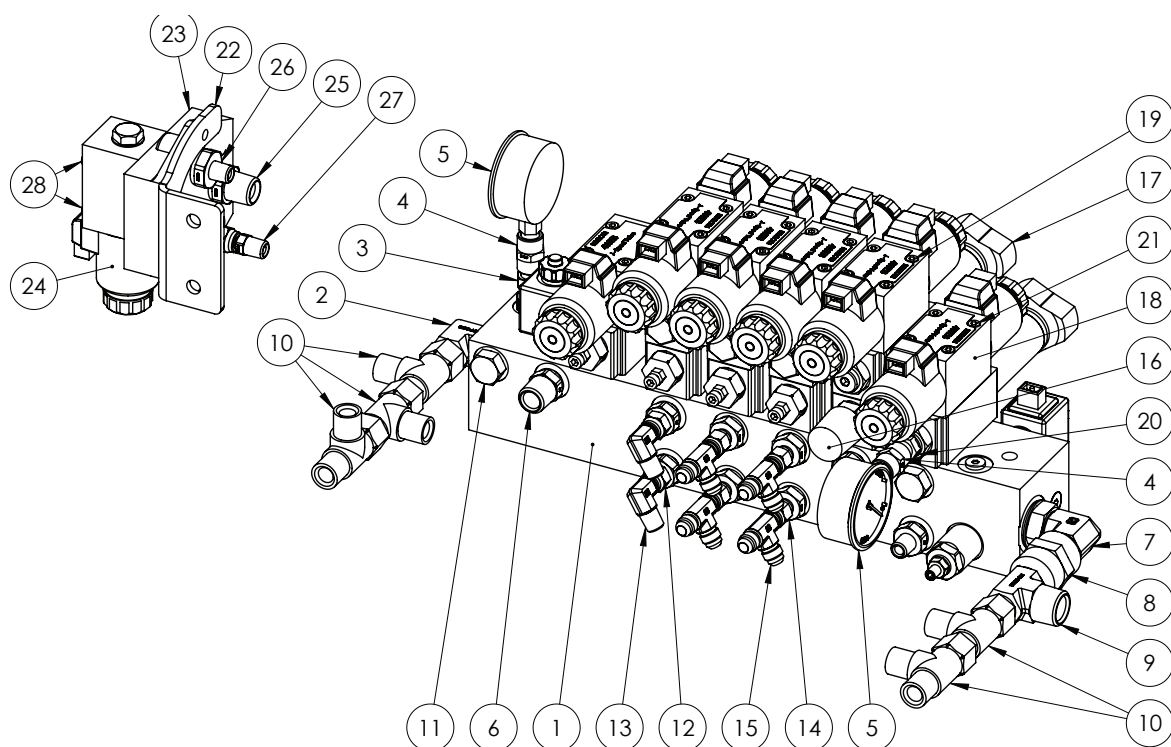
ITEM NO.	PART NUMBER	DESCRIPTION	QTY.
1	GA5047741	Manifold Assembly Option THREE Normally open Fitted with AMP plug coils	1
2	GA3500324	Hydraulic adaptor, Elbow, 90 degree, 1/2" BSPT male x 3/4" BSPP male O-ring	1
3	-	Gauge fitment no longer requires adaptor	-
4	-	Gauge fitment no longer requires adaptor	-
5	GA5078076	Gauge, Pressure, 250 bar, 3500psi	2
6	GA3500309	Hydraulic adaptor, Nipple, 1/2" BSPT male x 3/8" BSPP male	1
7	GA3500325	Hydraulic adaptor, Elbow, 90 degree, 3/4" BSPT male x 3/4" BSPP male O-ring	1
8	GA3500213	Hydraulic adaptor, Socket, 3/4" BSPT female x 3/4" BSPT female	1
9	GA3500272	Hydraulic adaptor, Tee, 3/4" BSPT male x 1/2" BSPT male x 3/4" BSPT male	1
10	GA3500200	Hydraulic adaptor, Tee, 1/2" BSPT male x 1/2" BSPT male x 1/2" BSPP female swivel	3
11	GA3500300	Hydraulic adaptor, Plug, 3/8" BSPP male	2
12	GA3500307	Hydraulic adaptor, Nipple, 1/4" BSPT male x 3/8" BSPP male	9
13	GA3500332	Hydraulic adaptor, Elbow, 90 degree, 1/4" BSPT male x 1/4" BSPP female swivel	6

Continued over page

Spool Block - Diff Lock, Bi-fold, Tilt

ITEM NO.	PART NUMBER	DESCRIPTION	QTY.
14	GA5047581	Hydraulic Valve, Flow control, NG6 A+B, Suit spool	1
15	GA5017373	Valve reducing modular	2
16	GA5047726	Valve solenoid J spool 12v 2 pin amp connector	2
17	GA5048570	SHCS M5 x 130 GR12.9 ZP	4
18	GA3500306	Hydraulic adaptor, Nipple, 1/4" BSPT male x 1/4" BSPP male	1
19	GA5067050	SHCS M5 x 90 GR12.9 ZP	4
20	GA4509365	Plate, Hydraulic block Mount, Center Lock	1
21	GA5016139	Hydraulic manifold, Single valve port, 1/2" inlets / outlets	1
22	GA5047756	Valve, D spool hydraulic solenoid, centre level, 2 pin AMP	1
23	GA3500310	Hydraulic adaptor, Nipple, 1/2" BSPT male x 1/2" BSPP male	2
24	GA3500308	Hydraulic adaptor, Nipple, 1/4" BSPT male x 1/2" BSPP male	2
25	GA3500328	Hydraulic adaptor, Nipple, 1/4" BSPT male x 1/4" BSPP female swivel	1
26	GA5054410	SHCS M5 x 50 GR12.9 ZP	4

Spool Block - Diff Lock, Bi-fold, NORAC Passive



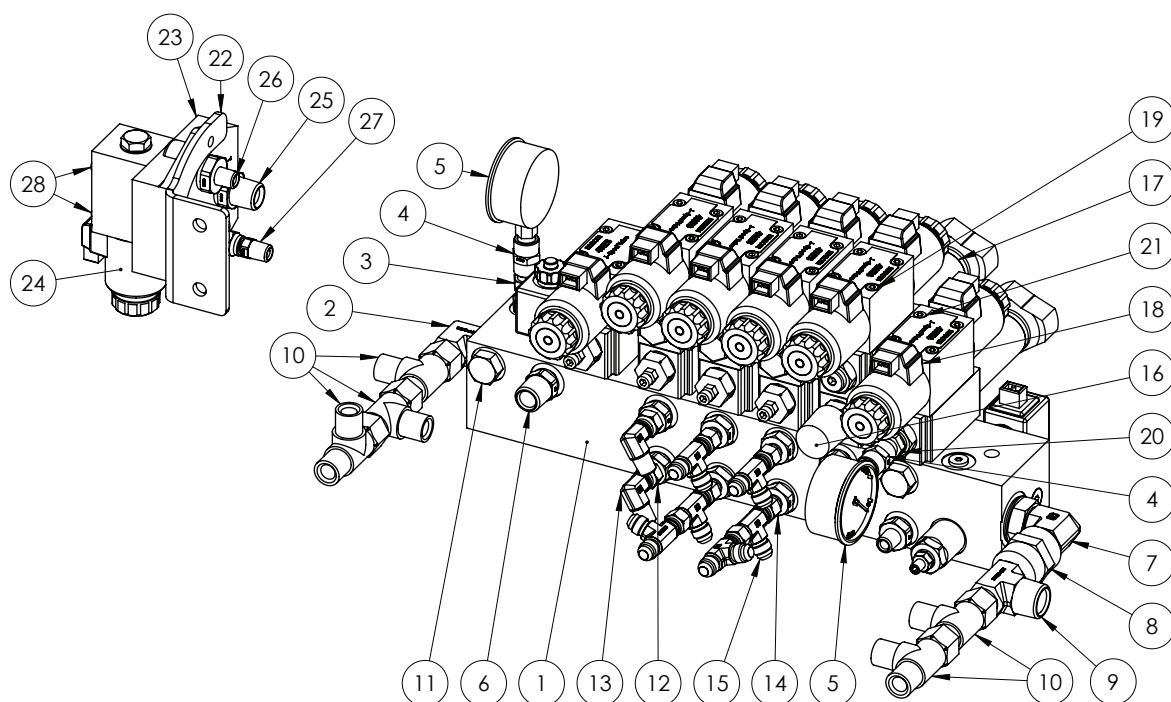
ITEM NO.	PART NUMBER	DESCRIPTION	QTY.
1	GA5047741	Manifold Assembly Option THREE Normally open Fitted with AMP plug coils	1
2	GA3500324	Hydraulic adaptor, Elbow, 90 degree, 1/2" BSPT male x 3/4" BSPP male O-ring	1
3	-	Gauge fitment no longer requires adaptor	-
4	-	Gauge fitment no longer requires adaptor	-
5	GA5078076	Gauge, Pressure, 250 bar, 3500psi	2
6	GA3500309	Hydraulic adaptor, Nipple, 1/2" BSPT male x 3/8" BSPP male	1
7	GA3500325	Hydraulic adaptor, Elbow, 90 degree, 3/4" BSPT male x 3/4" BSPP male O-ring	1
8	GA3500213	Hydraulic adaptor, Socket, 3/4" BSPT female x 3/4" BSPT female	1
9	GA3500272	Hydraulic adaptor, Tee, 3/4" BSPT male x 1/2" BSPT male x 3/4" BSPT male	1
10	GA3500200	Hydraulic adaptor, Tee, 1/2" BSPT male x 1/2" BSPT male x 1/2" BSPP female swivel	5
11	GA3500300	Hydraulic adaptor, Plug, 3/8" BSPP male	2
12	GA3500307	Hydraulic adaptor, Nipple, 1/4" BSPT male x 3/8" BSPP male	5
13	GA3500332	Hydraulic adaptor, Elbow, 90 degree, 1/4" BSPT male x 1/4" BSPP female swivel	2

Continued over page

Spool Block - Diff Lock, Bi-fold, NORAC Passive

ITEM NO.	PART NUMBER	DESCRIPTION	QTY.
14	GA3500145	Hydraulic adaptor, Nipple, 3/8" BSPP male x 9/16" JIC male	4
15	GA3500144	Hydraulic adaptor, Tee, 9/16" JIC male x 9/16" JIC male x 9/16" JIC female swivel	4
16	GA5047581	Hydraulic Valve, Flow control, NG6 A+B, Suit spool	1
17	GA5017373	Valve reducing modular	2
18	GA5047726	Valve solenoid J spool 12v 2 pin amp connector	2
19	GA5048570	SHCS M5 x 130 GR12.9 ZP	4
20	GA3500306	Hydraulic adaptor, Nipple, 1/4" BSPT male x 1/4" BSPP male	1
21	GA5067050	SHCS M5 x 90 GR12.9 ZP	4
22	GA4509365	Plate, Hydraulic block Mount, Center Lock	1
23	GA5016139	Hydraulic manifold, Single valve port, 1/2" inlets / outlets	1
24	GA5047756	Valve, D spool hydraulic solenoid, centre level, 2 pin AMP	1
25	GA3500310	Hydraulic adaptor, Nipple, 1/2" BSPT male x 1/2" BSPP male	2
26	GA3500308	Hydraulic adaptor, Nipple, 1/4" BSPT male x 1/2" BSPP male	2
27	GA3500328	Hydraulic adaptor, Nipple, 1/4" BSPT male x 1/4" BSPP female swivel	1
28	GA5054410	SHCS M5 x 50 GR12.9 ZP	4

Spool Block - Diff Lock, Bi-fold, NORAC Active



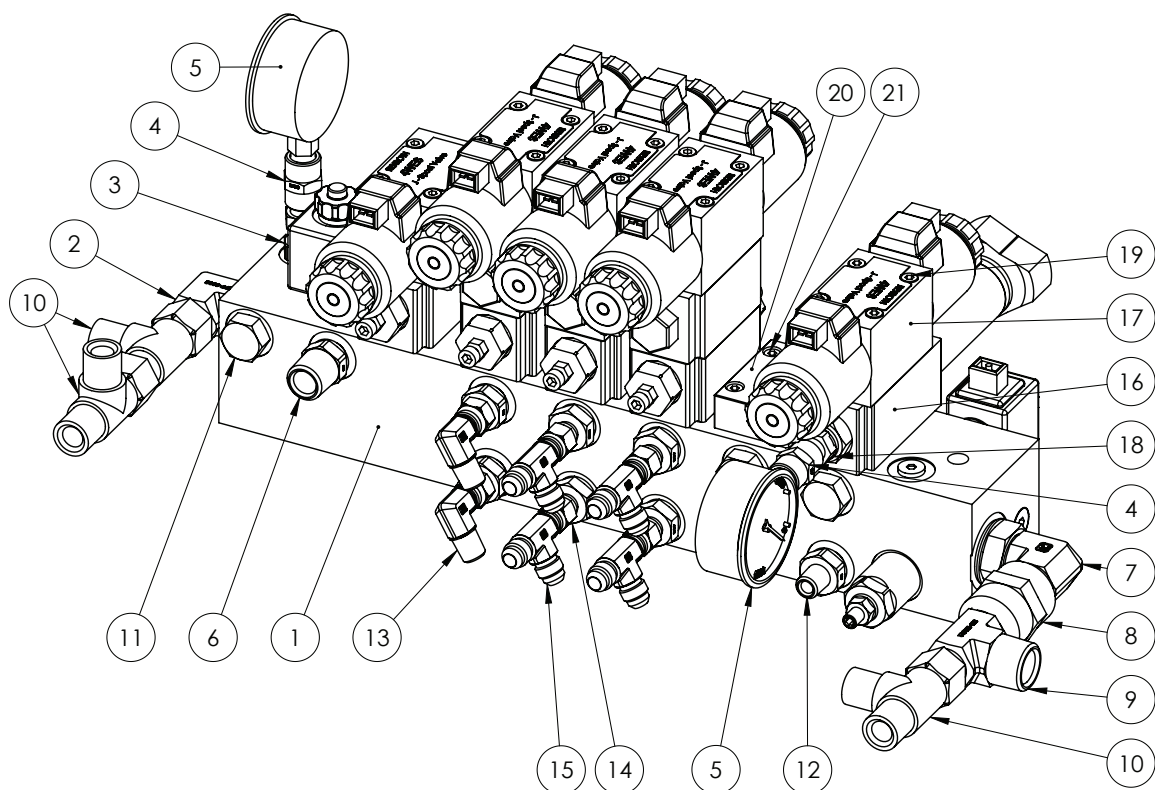
ITEM NO.	PART NUMBER	DESCRIPTION	QTY.
1	GA5047741	Manifold Assembly Option THREE Normally open Fitted with AMP plug coils	1
2	GA3500324	Hydraulic adaptor, Elbow, 90 degree, 1/2" BSPT male x 3/4" BSPP male O-ring	1
3	-	Gauge fitment no longer requires adaptor	-
4	-	Gauge fitment no longer requires adaptor	-
5	GA5078076	Gauge, Pressure, 250 bar, 3500psi	2
6	GA3500309	Hydraulic adaptor, Nipple, 1/2" BSPT male x 3/8" BSPP male	1
7	GA3500325	Hydraulic adaptor, Elbow, 90 degree, 3/4" BSPT male x 3/4" BSPP male O-ring	1
8	GA3500213	Hydraulic adaptor, Socket, 3/4" BSPT female x 3/4" BSPT female	1
9	GA3500272	Hydraulic adaptor, Tee, 3/4" BSPT male x 1/2" BSPT male x 3/4" BSPT male	1
10	GA3500200	Hydraulic adaptor, Tee, 1/2" BSPT male x 1/2" BSPT male x 1/2" BSPP female swivel	5
11	GA3500300	Hydraulic adaptor, Plug, 3/8" BSPP male	2
12	GA3500307	Hydraulic adaptor, Nipple, 1/4" BSPT male x 3/8" BSPP male	5
13	GA3500332	Hydraulic adaptor, Elbow, 90 degree, 1/4" BSPT male x 1/4" BSPP female swivel	2

Continued over page

Spool Block - Diff Lock, Bi-fold, NORAC Active

ITEM NO.	PART NUMBER	DESCRIPTION	QTY.
14	GA3500145	Hydraulic adaptor, Nipple, 3/8" BSPP male x 9/16" JIC male	4
15	GA3500144	Hydraulic adaptor, Tee, 9/16" JIC male x 9/16" JIC male x 9/16" JIC female swivel	6
16	GA5047581	Hydraulic Valve, Flow control, NG6 A+B, Suit spool	1
17	GA5017373	Valve reducing modular	2
18	GA5047726	Valve solenoid J spool 12v 2 pin amp connector	2
19	GA5048570	SHCS M5 x 130 GR12.9 ZP	4
20	GA3500306	Hydraulic adaptor, Nipple, 1/4" BSPT male x 1/4" BSPP male	1
21	GA5067050	SHCS M5 x 90 GR12.9 ZP	4
22	GA4509365	Plate, Hydraulic block Mount, Center Lock	1
23	GA5016139	Hydraulic manifold, Single valve port, 1/2" inlets / outlets	1
24	GA5047756	Valve, D spool hydraulic solenoid, centre level, 2 pin AMP	1
25	GA3500310	Hydraulic adaptor, Nipple, 1/2" BSPT male x 1/2" BSPP male	2
26	GA3500308	Hydraulic adaptor, Nipple, 1/4" BSPT male x 1/2" BSPP male	2
27	GA3500328	Hydraulic adaptor, Nipple, 1/4" BSPT male x 1/4" BSPP female swivel	1
28	GA5054410	SHCS M5 x 50 GR12.9 ZP	4

Spool Block - Diff Lock, NORAC, Passive



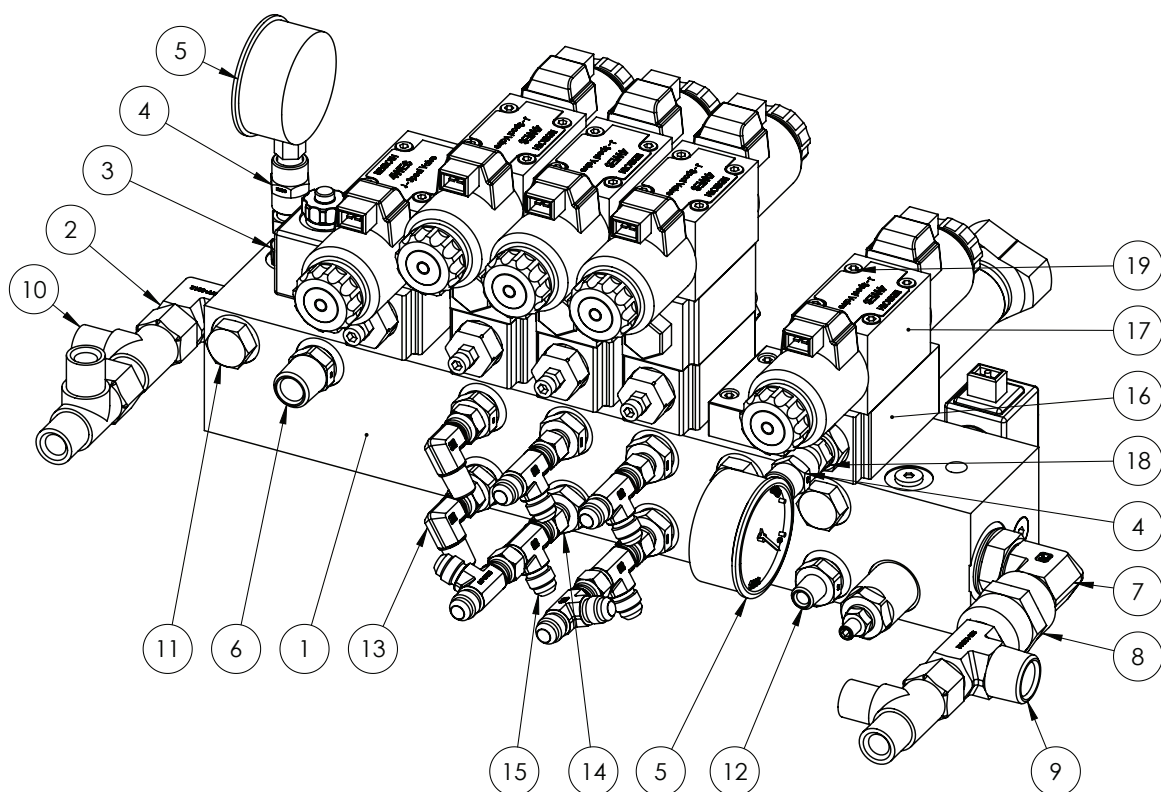
ITEM NO.	PART NUMBER	DESCRIPTION	QTY.
1	GA5047741	Manifold Assembly Option THREE Normally open Fitted with AMP plug coils	1
2	GA3500324	Hydraulic adaptor, Elbow, 90 degree, 1/2" BSPT male x 3/4" BSPP male O-ring	1
3	-	Gauge fitment no longer requires adaptor	-
4	-	Gauge fitment no longer requires adaptor	-
5	GA5078076	Gauge, Pressure, 250 bar, 3500psi	2
6	GA3500309	Hydraulic adaptor, Nipple, 1/2" BSPT male x 3/8" BSPP male	1
7	GA3500325	Hydraulic adaptor, Elbow, 90 degree, 3/4" BSPT male x 3/4" BSPP male O-ring	1
8	GA3500213	Hydraulic adaptor, Socket, 3/4" BSPT female x 3/4" BSPT female	1
9	GA3500272	Hydraulic adaptor, Tee, 3/4" BSPT male x 1/2" BSPT male x 3/4" BSPT male	1
10	GA3500200	Hydraulic adaptor, Tee, 1/2" BSPT male x 1/2" BSPT male x 1/2" BSPP female swivel	3
11	GA3500300	Hydraulic adaptor, Plug, 3/8" BSPP male	4
12	GA3500307	Hydraulic adaptor, Nipple, 1/4" BSPT male x 3/8" BSPP male	3
13	GA3500332	Hydraulic adaptor, Elbow, 90 degree, 1/4" BSPT male x 1/4" BSPP female swivel	2

Continued over page

Spool Block - Diff Lock, NORAC, Passive

ITEM NO.	PART NUMBER	DESCRIPTION	QTY.
14	GA3500145	Hydraulic adaptor, Nipple, 3/8" BSPP male x 9/16" JIC male	4
15	GA3500144	Hydraulic adaptor, Tee, 9/16" JIC male x 9/16" JIC male x 9/16" JIC female swivel	4
16	GA5017373	Valve reducing modular	1
17	GA5047726	Valve solenoid J spool 12v 2 pin amp connector	1
18	GA3500306	Hydraulic adaptor, Nipple, 1/4" BSPT male x 1/4" BSPP male	1
19	GA5067050	SHCS M5 x 90 GR12.9 ZP	4
20	GA5047335	Plate blanking	1
21	GA5003581	SHCS M5 x 20 SS A2-70	4

Spool Block - Diff Lock, NORAC, Active



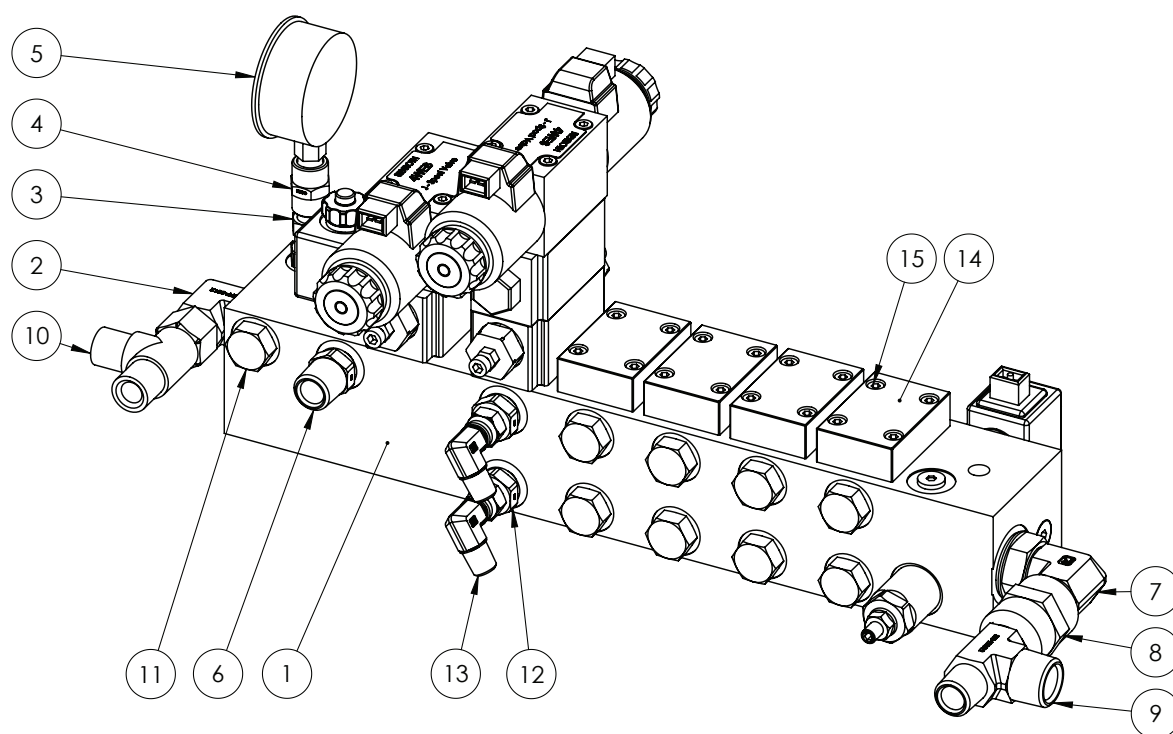
ITEM NO.	PART NUMBER	DESCRIPTION	QTY.
1	GA5047741	Manifold Assembly Option THREE Normally open Fitted with AMP plug coils	1
2	GA3500324	Hydraulic adaptor, Elbow, 90 degree, 1/2" BSPT male x 3/4" BSPP male O-ring	1
3	-	Gauge fitment no longer requires adaptor	-
4	-	Gauge fitment no longer requires adaptor	-
5	GA5078076	Gauge, Pressure, 250 bar, 3500psi	2
6	GA3500309	Hydraulic adaptor, Nipple, 1/2" BSPT male x 3/8" BSPP male	1
7	GA3500325	Hydraulic adaptor, Elbow, 90 degree, 3/4" BSPT male x 3/4" BSPP male O-ring	1
8	GA3500213	Hydraulic adaptor, Socket, 3/4" BSPT female x 3/4" BSPT female	1
9	GA3500272	Hydraulic adaptor, Tee, 3/4" BSPT male x 1/2" BSPT male x 3/4" BSPT male	1
10	GA3500200	Hydraulic adaptor, Tee, 1/2" BSPT male x 1/2" BSPT male x 1/2" BSPP female swivel	3
11	GA3500300	Hydraulic adaptor, Plug, 3/8" BSPP male	4
12	GA3500307	Hydraulic adaptor, Nipple, 1/4" BSPT male x 3/8" BSPP male	3
13	GA3500332	Hydraulic adaptor, Elbow, 90 degree, 1/4" BSPT male x 1/4" BSPP female swivel	2

Continued over page

Spool Block - Diff Lock, NORAC, Active

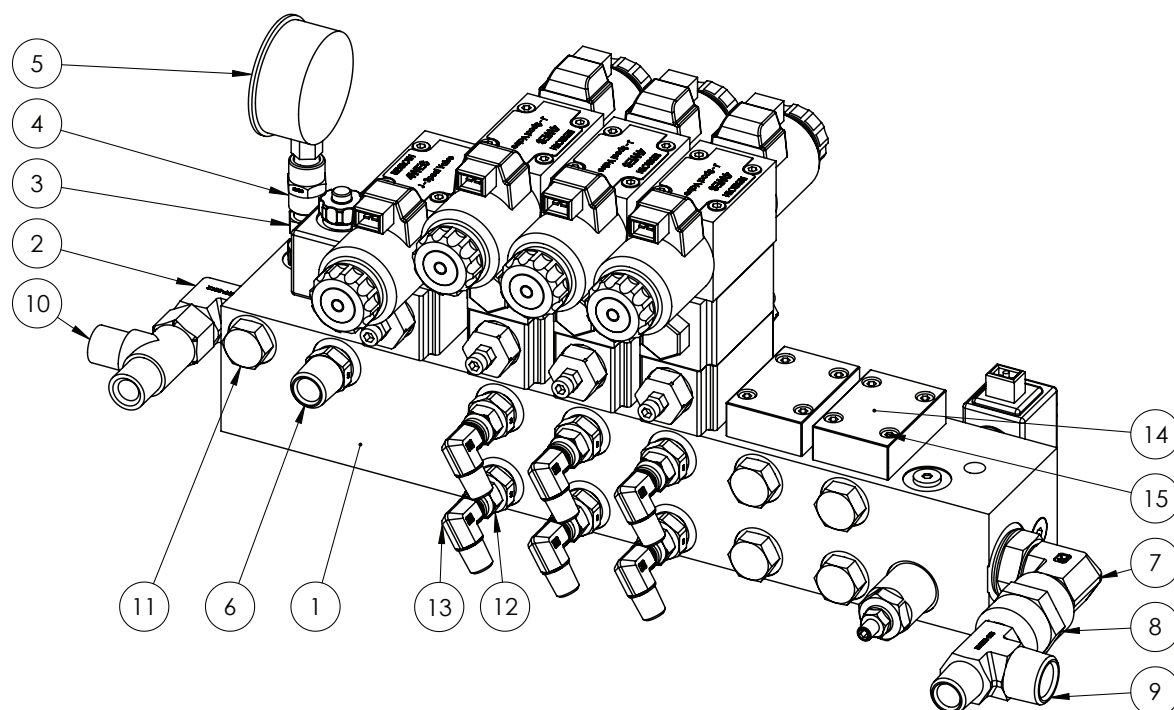
ITEM NO.	PART NUMBER	DESCRIPTION	QTY.
14	GA3500145	Hydraulic adaptor, Nipple, 3/8" BSPP male x 9/16" JIC male	4
15	GA3500144	Hydraulic adaptor, Tee, 9/16" JIC male x 9/16" JIC male x 9/16" JIC female swivel	6
16	GA5017373	Valve reducing modular	1
17	GA5047726	Valve solenoid J spool 12v 2 pin amp connector	1
18	GA3500306	Hydraulic adaptor, Nipple, 1/4" BSPT male x 1/4" BSPP male	1
19	GA5067050	SHCS M5 x 90 GR12.9 ZP	4
20	GA5047335	Plate blanking	1
21	GA5003581	SHCS M5 x 20 SS A2-70	4

Spool Block - Adj. Axle



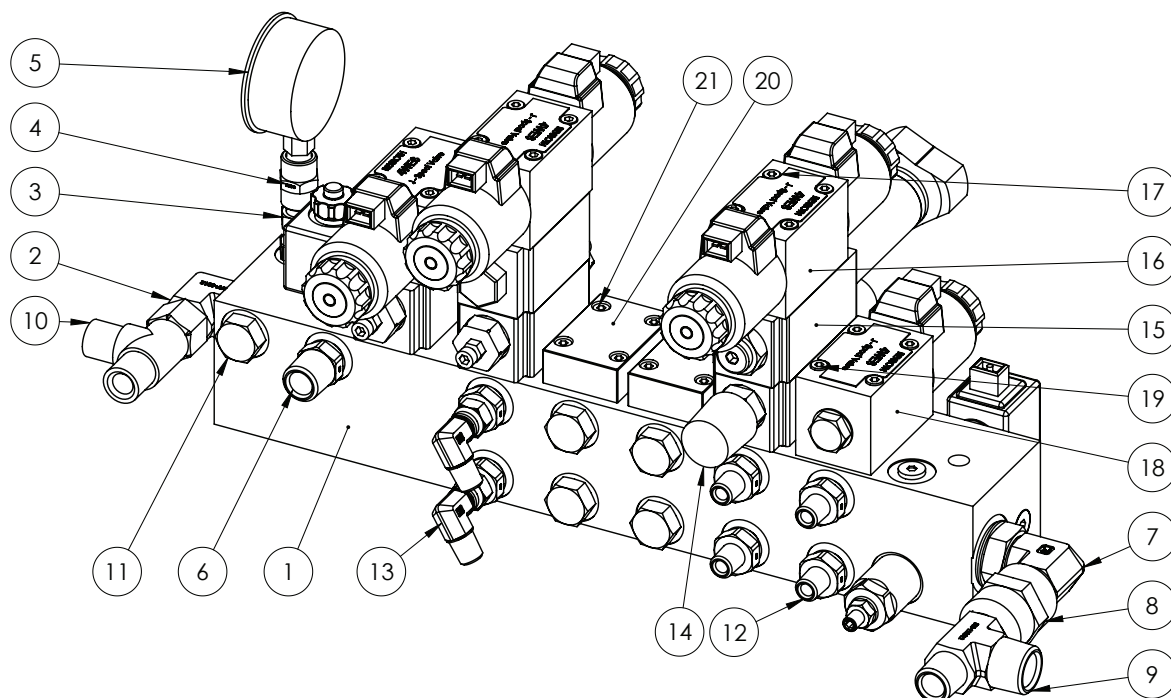
ITEM NO.	PART NUMBER	DESCRIPTION	QTY.
1	GA5047741	Manifold Assembly Option THREE Normally open Fitted with AMP plug coils	1
2	GA3500324	Hydraulic adaptor, Elbow, 90 degree, 1/2" BSPT male x 3/4" BSPP male O-ring	1
3	-	Gauge fitment no longer requires adaptor	-
4	-	Gauge fitment no longer requires adaptor	-
5	GA5078076	Gauge, Pressure, 250 bar, 3500psi	1
6	GA3500309	Hydraulic adaptor, Nipple, 1/2" BSPT male x 3/8" BSPP male	1
7	GA3500325	Hydraulic adaptor, Elbow, 90 degree, 3/4" BSPT male x 3/4" BSPP male O-ring	1
8	GA3500213	Hydraulic adaptor, Socket, 3/4" BSPT female x 3/4" BSPT female	1
9	GA3500272	Hydraulic adaptor, Tee, 3/4" BSPT male x 1/2" BSPT male x 3/4" BSPT male	1
10	GA3500200	Hydraulic adaptor, Tee, 1/2" BSPT male x 1/2" BSPT male x 1/2" BSPP female swivel	1
11	GA3500300	Hydraulic adaptor, Plug, 3/8" BSPP male	9
12	GA3500307	Hydraulic adaptor, Nipple, 1/4" BSPT male x 3/8" BSPP male	2
13	GA3500332	Hydraulic adaptor, Elbow, 90 degree, 1/4" BSPT male x 1/4" BSPP female swivel	2
14	GA5047335	Plate blanking	4
15	GA5003581	SHCS M5 x 20 SS A2-70	16

Spool Block - Adj. Axle, Tilt



ITEM NO.	PART NUMBER	DESCRIPTION	QTY.
1	GA5047741	Manifold Assembly Option THREE Normally open Fitted with AMP plug coils	1
2	GA3500324	Hydraulic adaptor, Elbow, 90 degree, 1/2" BSPT male x 3/4" BSPP male O-ring	1
3	-	Gauge fitment no longer requires adaptor	-
4	-	Gauge fitment no longer requires adaptor	-
5	GA5078076	Gauge, Pressure, 250 bar, 3500psi	1
6	GA3500309	Hydraulic adaptor, Nipple, 1/2" BSPT male x 3/8" BSPP male	1
7	GA3500325	Hydraulic adaptor, Elbow, 90 degree, 3/4" BSPT male x 3/4" BSPP male O-ring	1
8	GA3500213	Hydraulic adaptor, Socket, 3/4" BSPT female x 3/4" BSPT female	1
9	GA3500272	Hydraulic adaptor, Tee, 3/4" BSPT male x 1/2" BSPT male x 3/4" BSPT male	1
10	GA3500200	Hydraulic adaptor, Tee, 1/2" BSPT male x 1/2" BSPT male x 1/2" BSPP female swivel	1
11	GA3500300	Hydraulic adaptor, Plug, 3/8" BSPP male	5
12	GA3500307	Hydraulic adaptor, Nipple, 1/4" BSPT male x 3/8" BSPP male	6
13	GA3500332	Hydraulic adaptor, Elbow, 90 degree, 1/4" BSPT male x 1/4" BSPP female swivel	6
14	GA5047335	Plate blanking	2
15	GA5003581	SHCS M5 x 20 SS A2-70	8

Spool Block - Adj. Axle, Bi-fold



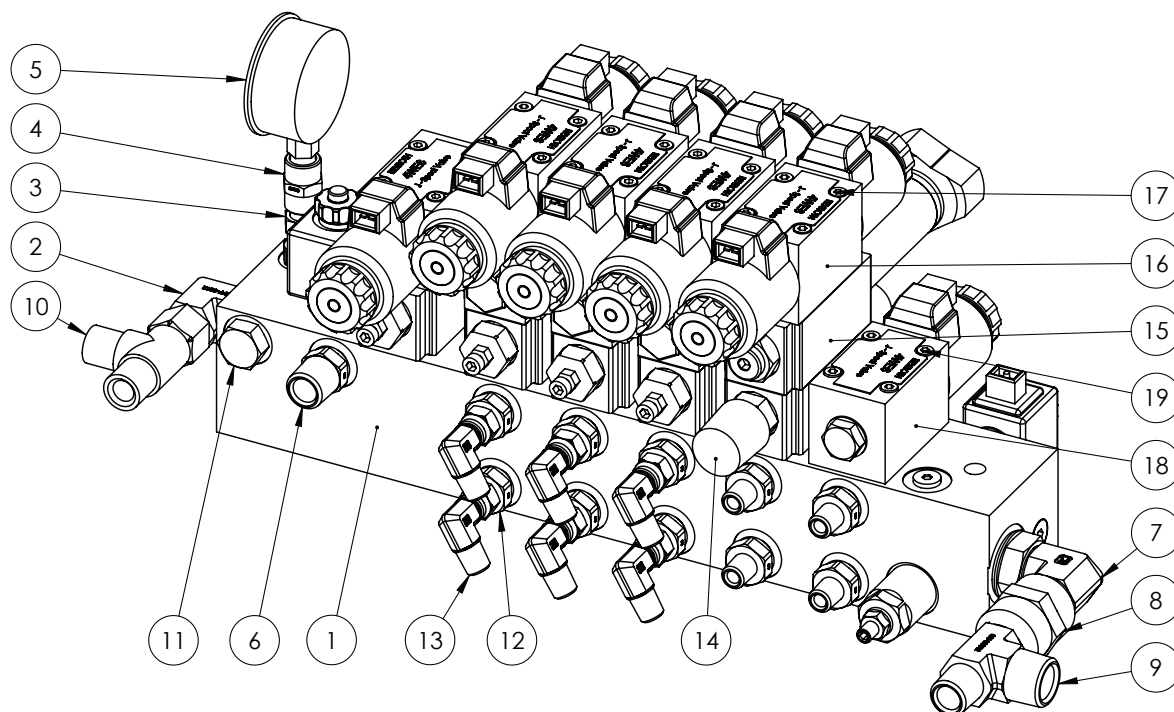
ITEM NO.	PART NUMBER	DESCRIPTION	QTY.
1	GA5047741	Manifold Assembly Option THREE Normally open Fitted with AMP plug coils	1
2	GA3500324	Hydraulic adaptor, Elbow, 90 degree, 1/2" BSPT male x 3/4" BSPP male O-ring	1
3	-	Gauge fitment no longer requires adaptor	-
4	-	Gauge fitment no longer requires adaptor	-
5	GA5078076	Gauge, Pressure, 250 bar, 3500psi	1
6	GA3500309	Hydraulic adaptor, Nipple, 1/2" BSPT male x 3/8" BSPP male	1
7	GA3500325	Hydraulic adaptor, Elbow, 90 degree, 3/4" BSPT male x 3/4" BSPP male O-ring	1
8	GA3500213	Hydraulic adaptor, Socket, 3/4" BSPT female x 3/4" BSPT female	1
9	GA3500272	Hydraulic adaptor, Tee, 3/4" BSPT male x 1/2" BSPT male x 3/4" BSPT male	1
10	GA3500200	Hydraulic adaptor, Tee, 1/2" BSPT male x 1/2" BSPT male x 1/2" BSPP female swivel	1
11	GA3500300	Hydraulic adaptor, Plug, 3/8" BSPP male	5
12	GA3500307	Hydraulic adaptor, Nipple, 1/4" BSPT male x 3/8" BSPP male	6
13	GA3500332	Hydraulic adaptor, Elbow, 90 degree, 1/4" BSPT male x 1/4" BSPP female swivel	2

Continued over page

Spool Block - Adj. Axle, Bi-fold

ITEM NO.	PART NUMBER	DESCRIPTION	QTY.
14	GA5047581	Hydraulic Valve, Flow control, NG6 A+B, Suit spool	1
15	GA5017373	Valve reducing modular	1
16	GA5047726	Valve solenoid J spool 12v 2 pin amp connector	1
17	GA5048570	SHCS M5 x 130 GR12.9 ZP	4
18	GA5047756	Valve, D spool hydraulic solenoid, centre level, 2 pin AMP	1
19	GA5054410	SHCS M5 x 50 GR12.9 ZP	4
20	GA5047335	Plate blanking	2
21	GA5003581	SHCS M5 x 20 SS A2-70	8

Spool Block - Adj. Axle, Bi-fold, Tilt



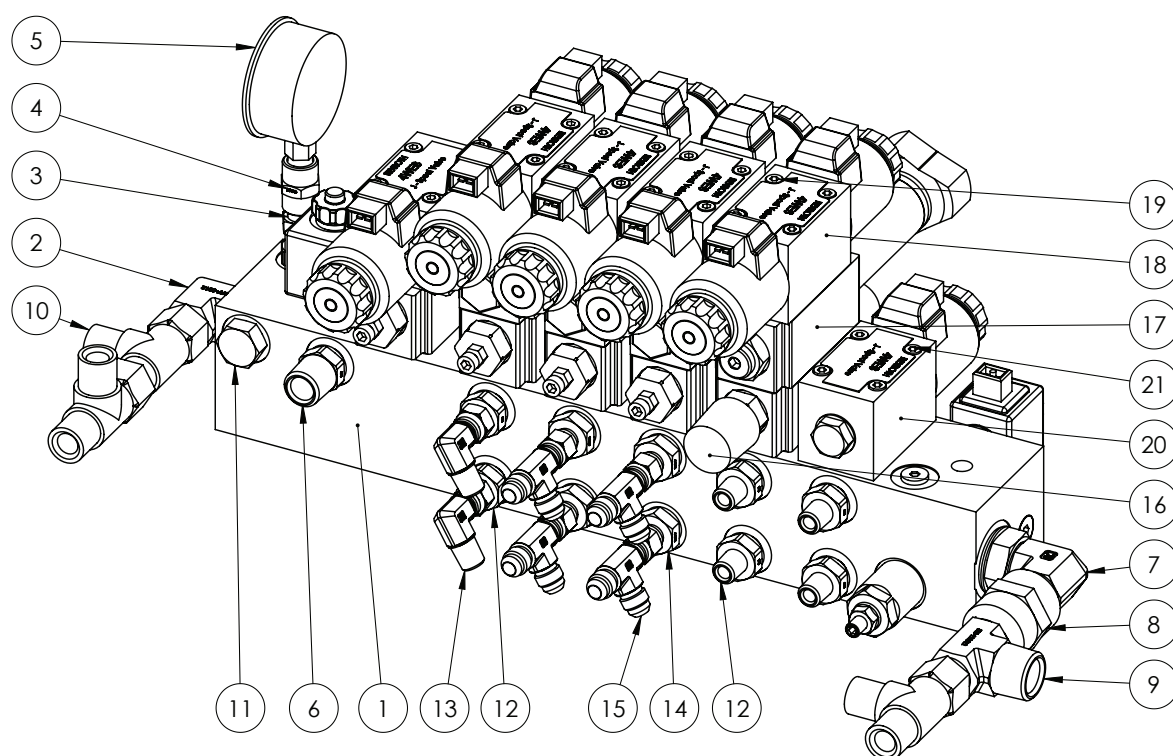
ITEM NO.	PART NUMBER	DESCRIPTION	QTY.
1	GA5047741	Manifold Assembly Option THREE Normally open Fitted with AMP plug coils	1
2	GA3500324	Hydraulic adaptor, Elbow, 90 degree, 1/2" BSPT male x 3/4" BSPP male O-ring	1
3	-	Gauge fitment no longer requires adaptor	-
4	-	Gauge fitment no longer requires adaptor	-
5	GA5078076	Gauge, Pressure, 250 bar, 3500psi	1
6	GA3500309	Hydraulic adaptor, Nipple, 1/2" BSPT male x 3/8" BSPP male	1
7	GA3500325	Hydraulic adaptor, Elbow, 90 degree, 3/4" BSPT male x 3/4" BSPP male O-ring	1
8	GA3500213	Hydraulic adaptor, Socket, 3/4" BSPT female x 3/4" BSPT female	1
9	GA3500272	Hydraulic adaptor, Tee, 3/4" BSPT male x 1/2" BSPT male x 3/4" BSPT male	1
10	GA3500200	Hydraulic adaptor, Tee, 1/2" BSPT male x 1/2" BSPT male x 1/2" BSPP female swivel	1
11	GA3500300	Hydraulic adaptor, Plug, 3/8" BSPP male	1
12	GA3500307	Hydraulic adaptor, Nipple, 1/4" BSPT male x 3/8" BSPP male	10
13	GA3500332	Hydraulic adaptor, Elbow, 90 degree, 1/4" BSPT male x 1/4" BSPP female swivel	6

Continued over page

Spool Block - Adj. Axle, Bi-fold, Tilt

ITEM NO.	PART NUMBER	DESCRIPTION	QTY.
14	GA5047581	Hydraulic Valve, Flow control, NG6 A+B, Suit spool	1
15	GA5017373	Valve reducing modular	1
16	GA5047726	Valve solenoid J spool 12v 2 pin amp connector	1
17	GA5048570	SHCS M5 x 130 GR12.9 ZP	4
18	GA5047756	Valve, D spool hydraulic solenoid, centre level, 2 pin AMP	1
19	GA5054410	SHCS M5 x 50 GR12.9 ZP	4

Spool Block - Adj. Axle, Bi-fold, NORAC Passive



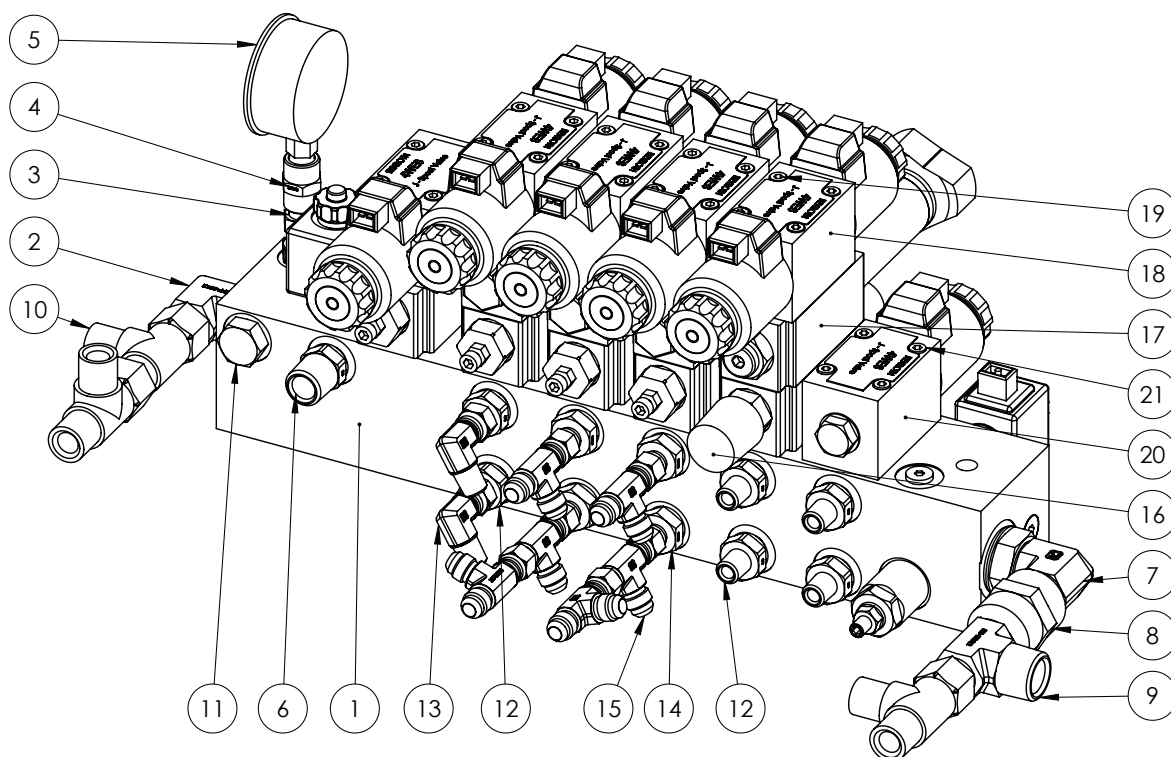
ITEM NO.	PART NUMBER	DESCRIPTION	QTY.
1	GA5047741	Manifold Assembly Option THREE Normally open Fitted with AMP plug coils	1
2	GA3500324	Hydraulic adaptor, Elbow, 90 degree, 1/2" BSPT male x 3/4" BSPP male O-ring	1
3	-	Gauge fitment no longer requires adaptor	-
4	-	Gauge fitment no longer requires adaptor	-
5	GA5078076	Gauge, Pressure, 250 bar, 3500psi	1
6	GA3500309	Hydraulic adaptor, Nipple, 1/2" BSPT male x 3/8" BSPP male	1
7	GA3500325	Hydraulic adaptor, Elbow, 90 degree, 3/4" BSPT male x 3/4" BSPP male O-ring	1
8	GA3500213	Hydraulic adaptor, Socket, 3/4" BSPT female x 3/4" BSPT female	1
9	GA3500272	Hydraulic adaptor, Tee, 3/4" BSPT male x 1/2" BSPT male x 3/4" BSPT male	1
10	GA3500200	Hydraulic adaptor, Tee, 1/2" BSPT male x 1/2" BSPT male x 1/2" BSPP female swivel	3
11	GA3500300	Hydraulic adaptor, Plug, 3/8" BSPP male	1
12	GA3500307	Hydraulic adaptor, Nipple, 1/4" BSPT male x 3/8" BSPP male	6
13	GA3500332	Hydraulic adaptor, Elbow, 90 degree, 1/4" BSPT male x 1/4" BSPP female swivel	2

Continued over page

Spool Block - Adj. Axle, Bi-fold, NORAC Passive

ITEM NO.	PART NUMBER	DESCRIPTION	QTY.
14	GA3500145	Hydraulic adaptor, Nipple, 3/8" BSPP male x 9/16" JIC male	4
15	GA3500144	Hydraulic adaptor, Tee, 9/16" JIC male x 9/16" JIC male x 9/16" JIC female swivel	4
16	GA5047581	Hydraulic Valve, Flow control, NG6 A+B, Suit spool	1
17	GA5017373	Valve reducing modular	1
18	GA5047726	Valve solenoid J spool 12v 2 pin amp connector	1
19	GA5048570	SHCS M5 x 130 GR12.9 ZP	4
20	GA5047756	Valve, D spool hydraulic solenoid, centre level, 2 pin AMP	1
21	GA5054410	SHCS M5 x 50 GR12.9 ZP	4

Spool Block - Adj. Axle, Bi-fold, NORAC Active



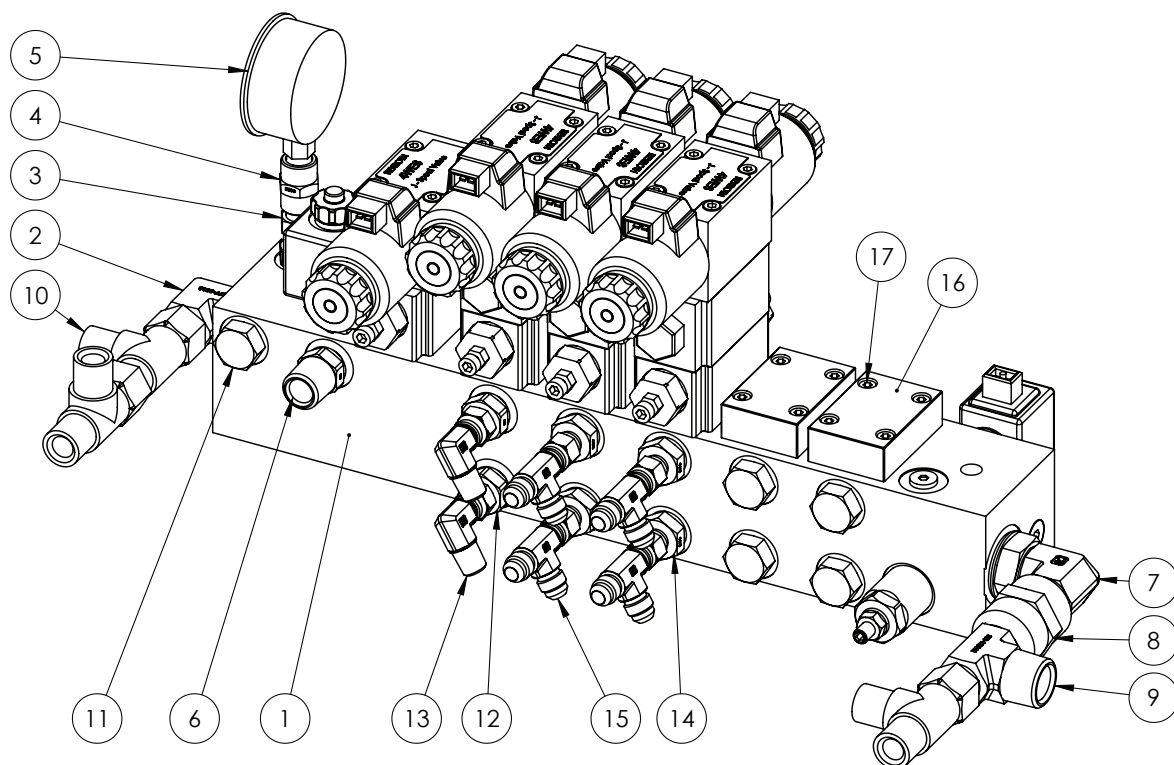
ITEM NO.	PART NUMBER	DESCRIPTION	QTY.
1	GA5047741	Manifold Assembly Option THREE Normally open Fitted with AMP plug coils	1
2	GA3500324	Hydraulic adaptor, Elbow, 90 degree, 1/2" BSPT male x 3/4" BSPP male O-ring	1
3	-	Gauge fitment no longer requires adaptor	-
4	-	Gauge fitment no longer requires adaptor	-
5	GA5078076	Gauge, Pressure, 250 bar, 3500psi	1
6	GA3500309	Hydraulic adaptor, Nipple, 1/2" BSPT male x 3/8" BSPP male	1
7	GA3500325	Hydraulic adaptor, Elbow, 90 degree, 3/4" BSPT male x 3/4" BSPP male O-ring	1
8	GA3500213	Hydraulic adaptor, Socket, 3/4" BSPT female x 3/4" BSPT female	1
9	GA3500272	Hydraulic adaptor, Tee, 3/4" BSPT male x 1/2" BSPT male x 3/4" BSPT male	1
10	GA3500200	Hydraulic adaptor, Tee, 1/2" BSPT male x 1/2" BSPT male x 1/2" BSPP female swivel	3
11	GA3500300	Hydraulic adaptor, Plug, 3/8" BSPP male	1
12	GA3500307	Hydraulic adaptor, Nipple, 1/4" BSPT male x 3/8" BSPP male	6
13	GA3500332	Hydraulic adaptor, Elbow, 90 degree, 1/4" BSPT male x 1/4" BSPP female swivel	2

Continued over page

Spool Block - Adj. Axle, Bi-fold, NORAC Active

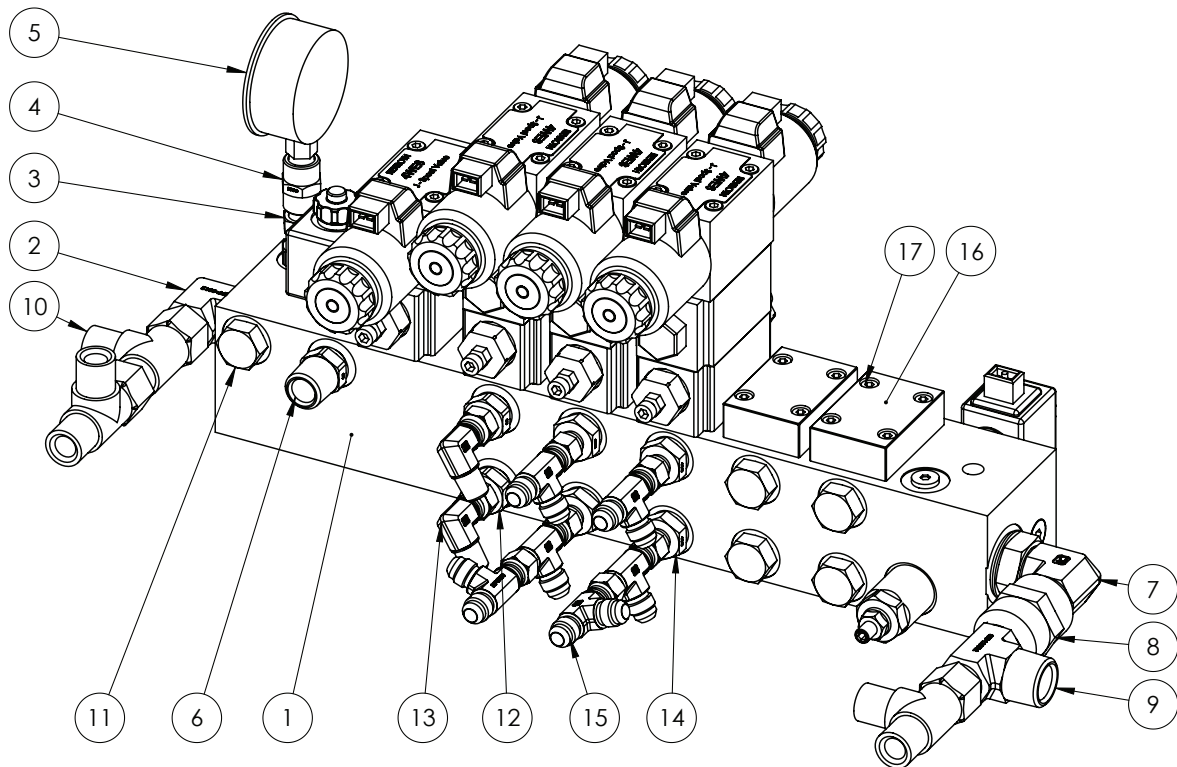
ITEM NO.	PART NUMBER	DESCRIPTION	QTY.
14	GA3500145	Hydraulic adaptor, Nipple, 3/8" BSPP male x 9/16" JIC male	4
15	GA3500144	Hydraulic adaptor, Tee, 9/16" JIC male x 9/16" JIC male x 9/16" JIC female swivel	6
16	GA5047581	Hydraulic Valve, Flow control, NG6 A+B, Suit spool	2
17	GA5017373	Valve reducing modular	8
18	GA5047726	Valve solenoid J spool 12v 2 pin amp connector	1
19	GA5048570	SHCS M5 x 130 GR12.9 ZP	4
20	GA5047756	Valve, D spool hydraulic solenoid, centre level, 2 pin AMP	1
21	GA5054410	SHCS M5 x 50 GR12.9 ZP	4

Spool Block - Adj. Axle, NORAC Passive



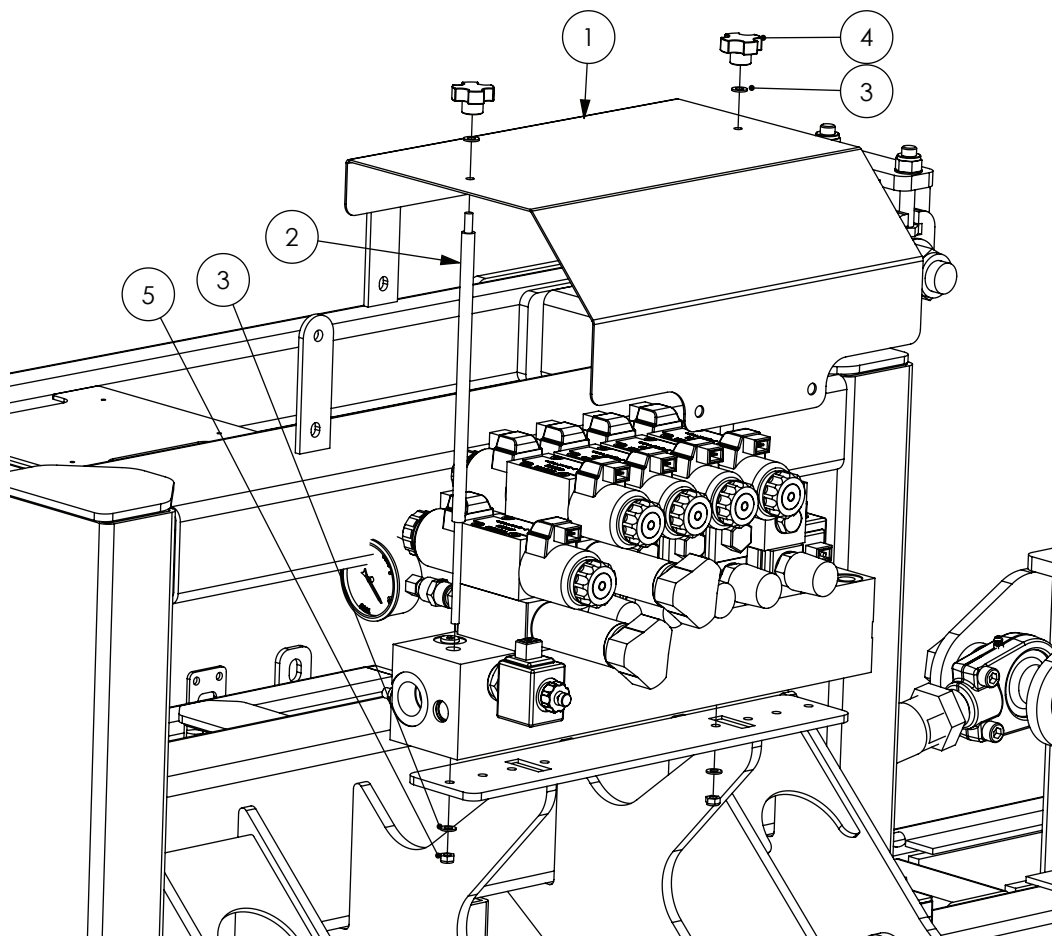
ITEM NO.	PART NUMBER	DESCRIPTION	QTY.
1	GA5047741	Manifold Assembly Option THREE Normally open Fitted with AMP plug coils	1
2	GA3500324	Hydraulic adaptor, Elbow, 90 degree, 1/2" BSPT male x 3/4" BSPP male O-ring	1
3	-	Gauge fitment no longer requires adaptor	-
4	-	Gauge fitment no longer requires adaptor	-
5	GA5078076	Gauge, Pressure, 250 bar, 3500psi	1
6	GA3500309	Hydraulic adaptor, Nipple, 1/2" BSPT male x 3/8" BSPP male	1
7	GA3500325	Hydraulic adaptor, Elbow, 90 degree, 3/4" BSPT male x 3/4" BSPP male O-ring	1
8	GA3500213	Hydraulic adaptor, Socket, 3/4" BSPT female x 3/4" BSPT female	1
9	GA3500272	Hydraulic adaptor, Tee, 3/4" BSPT male x 1/2" BSPT male x 3/4" BSPT male	1
10	GA3500200	Hydraulic adaptor, Tee, 1/2" BSPT male x 1/2" BSPT male x 1/2" BSPP female swivel	3
11	GA3500300	Hydraulic adaptor, Plug, 3/8" BSPP male	5
12	GA3500307	Hydraulic adaptor, Nipple, 1/4" BSPT male x 3/8" BSPP male	2
13	GA3500332	Hydraulic adaptor, Elbow, 90 degree, 1/4" BSPT male x 1/4" BSPP female swivel	2
14	GA3500145	Hydraulic adaptor, Nipple, 3/8" BSPP male x 9/16" JIC male	4
15	GA3500144	Hydraulic adaptor, Tee, 9/16" JIC male x 9/16" JIC male x 9/16" JIC female swivel	4
16	GA5047335	Plate blanking	2
17	GA5003581	SHCS M5 x 20 SS A2-70	8

Spool Block - Adj. Axle, NORAC Active



ITEM NO.	PART NUMBER	DESCRIPTION	QTY.
1	GA5047741	Manifold Assembly Option THREE Normally open Fitted with AMP plug coils	1
2	GA3500324	Hydraulic adaptor, Elbow, 90 degree, 1/2" BSPT male x 3/4" BSPP male O-ring	1
3	-	Gauge fitment no longer requires adaptor	-
4	-	Gauge fitment no longer requires adaptor	-
5	GA5078076	Gauge, Pressure, 250 bar, 3500psi	1
6	GA3500309	Hydraulic adaptor, Nipple, 1/2" BSPT male x 3/8" BSPP male	1
7	GA3500325	Hydraulic adaptor, Elbow, 90 degree, 3/4" BSPT male x 3/4" BSPP male O-ring	1
8	GA3500213	Hydraulic adaptor, Socket, 3/4" BSPT female x 3/4" BSPT female	1
9	GA3500272	Hydraulic adaptor, Tee, 3/4" BSPT male x 1/2" BSPT male x 3/4" BSPT male	1
10	GA3500200	Hydraulic adaptor, Tee, 1/2" BSPT male x 1/2" BSPT male x 1/2" BSPP female swivel	3
11	GA3500300	Hydraulic adaptor, Plug, 3/8" BSPP male	5
12	GA3500307	Hydraulic adaptor, Nipple, 1/4" BSPT male x 3/8" BSPP male	2
13	GA3500332	Hydraulic adaptor, Elbow, 90 degree, 1/4" BSPT male x 1/4" BSPP female swivel	2
14	GA3500145	Hydraulic adaptor, Nipple, 3/8" BSPP male x 9/16" JIC male	4
15	GA3500144	Hydraulic adaptor, Tee, 9/16" JIC male x 9/16" JIC male x 9/16" JIC female swivel	6
16	GA5047335	Plate blanking	2
17	GA5003581	SHCS M5 x 20 SS A2-70	8

Spool Block - Mounting Assembly



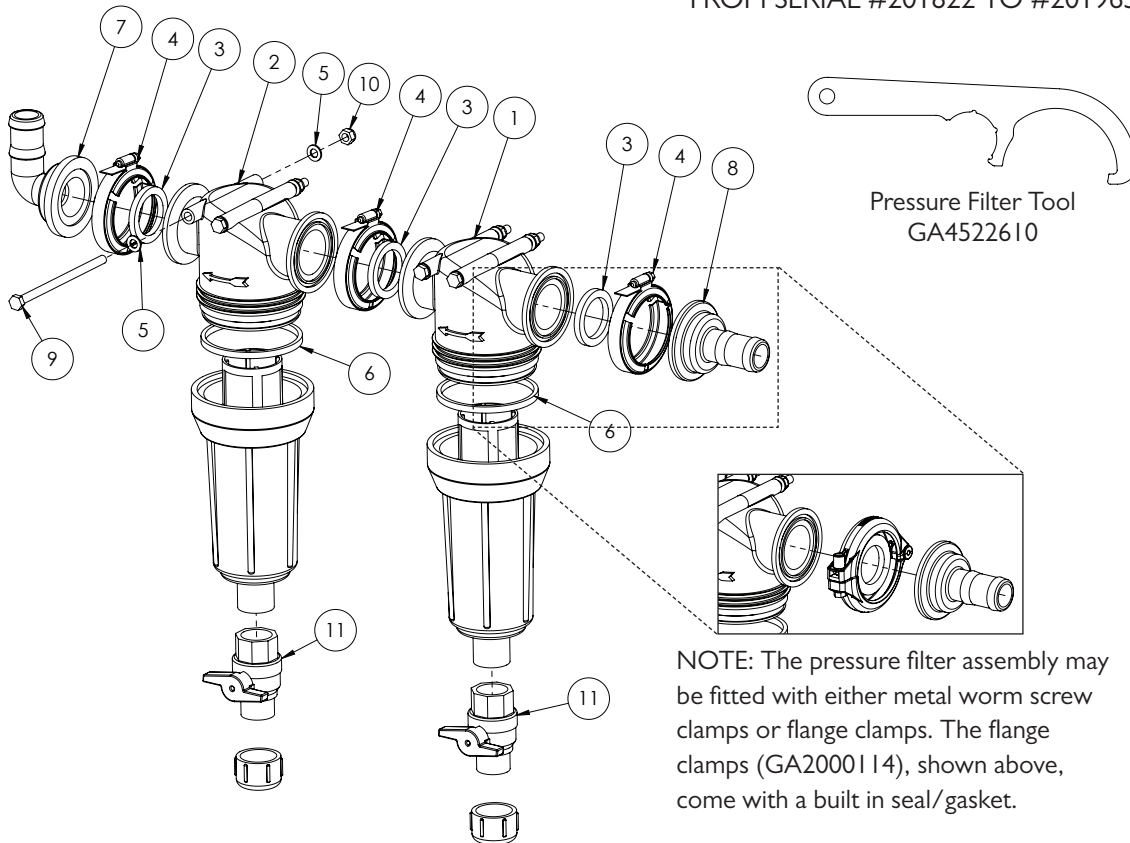
ITEM NO.	PART NUMBER	DESCRIPTION	QTY.
1	COMP0013	Solenoid cover	1
2	MACH0035	Retaining bolt for solenoid cover	2
3	GA5004437	Washer 6mm Flat SS	4
4	GA5069870	Knob, Star grip M6 x 32 DIA	2
5	GA5048115	Nut M6 nyloc	2

Chapter 19

PLUMBING

Dual Pressure Filter Assembly

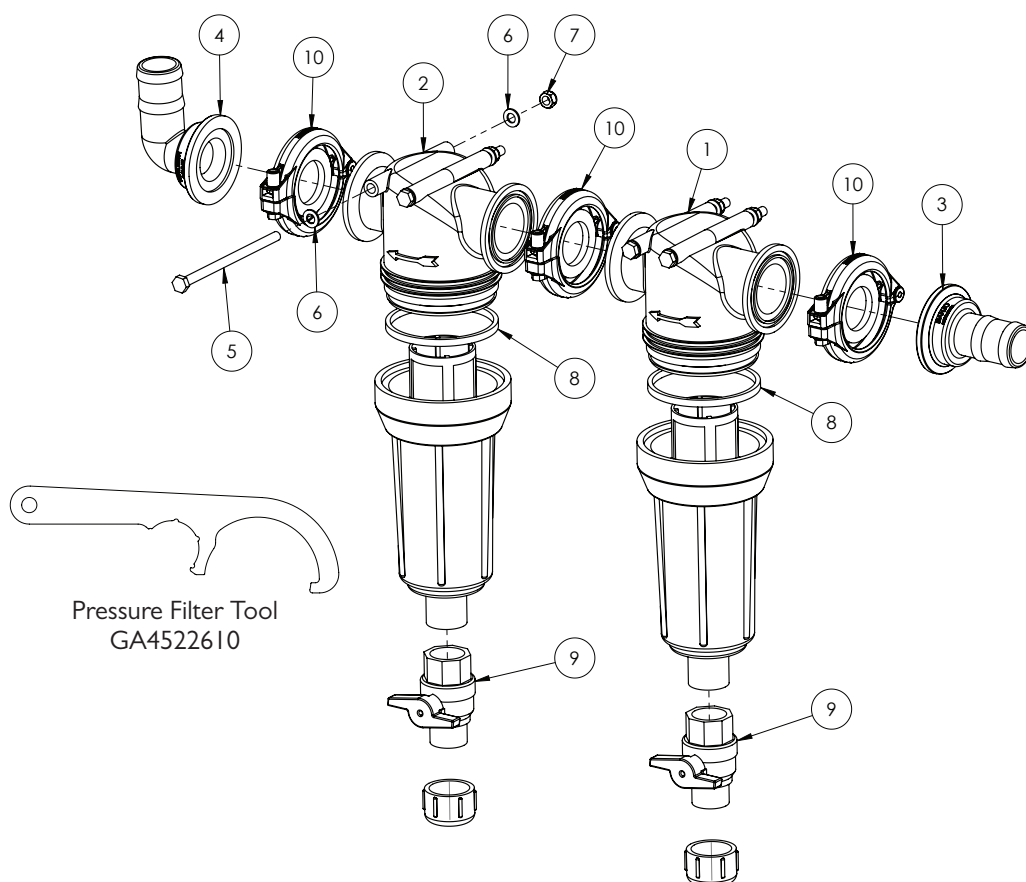
FROM SERIAL #201822 TO #201965



ITEM NO.	PART NUMBER	DESCRIPTION	QTY.
1	GA5077285	Filter, 75 series flange inlet & outlet, 80 mesh (Blue screen)	1
	GA5077394	Filter screen, 80 mesh, Blue, SS & polypropylene, Teejet	-
2	GA5077284	Filter, 75 series flange inlet & outlet, 100 mesh (Green screen)	1
	GA5077395	Filter screen, 100 mesh, Green, SS & polymer	-
3	GA5009335	Seal, 41.5 ID x 55 OD x 6.5mm thick, EPDM, suit 1 1/2" flange	3
4	FC200	Clamp, Worm screw, Use with 2" standard flange port, Banjo	3
	GA2000114	Flange Clamp, and Gasket, 1.5", series 200, Hypro	3
5	GA5003643	Washer 8mm Flat SS HD	8
6	GA5077541	Seal, 98 OD x 91 ID x 7mm thick	2
7	GA5077831	Hose barb, Elbow, 90 degree, 2" flange x 1 1/4" hose, Banjo	1
8	GA5077830	Hose barb, Flanged, Straight, 2" flange x 1 1/4" barb, Banjo	1
9	GA5011503	Bolt M8 x 140 ZP GR8.8	4
10	GA5004917	Nut M8 Nyloc ZP	4
11	GA5067620	Ball Valve, 1" Male / Female, Tee Handle, Brass	2

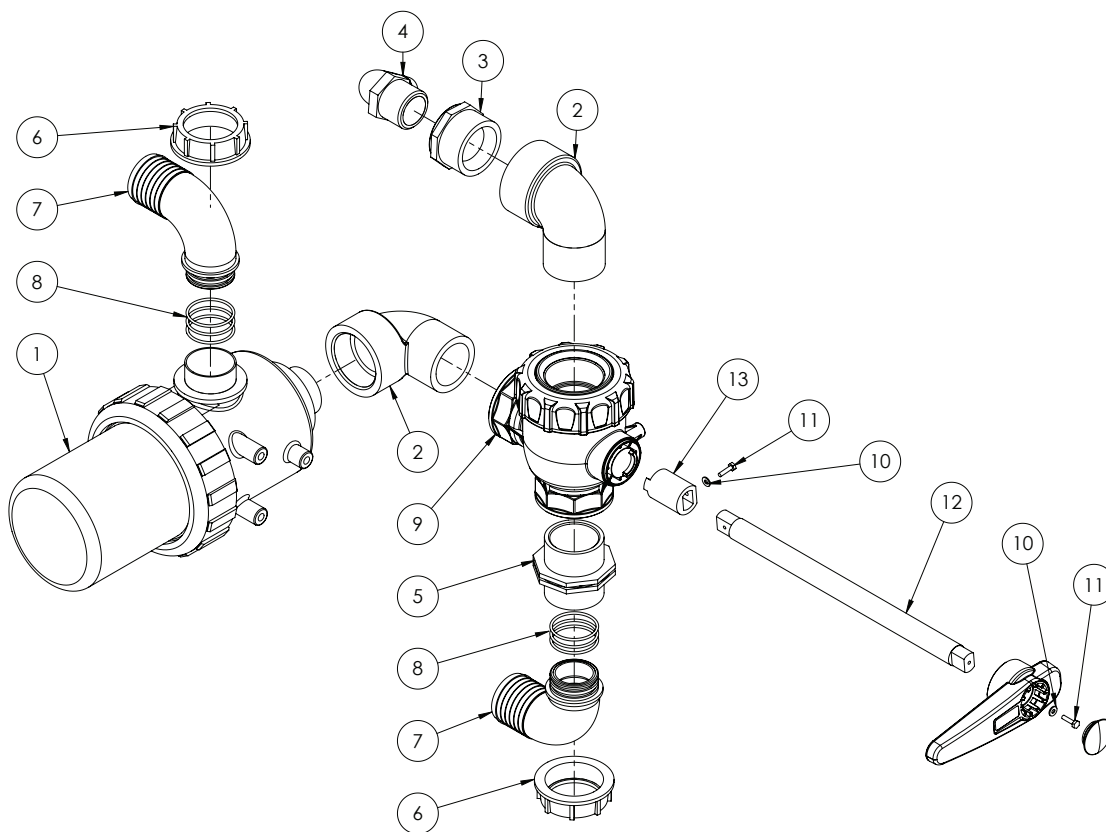
Dual Pressure Filter Assembly

FROM #201980 ONWARDS



ITEM NO.	PART NUMBER	DESCRIPTION	QTY.
1	GA5077285	Filter, 75 series flange inlet & outlet, 80 mesh (Blue screen)	1
	GA5077394	Filter screen, 80 mesh, Blue, SS & polypropylene, Teejet	-
2	GA5077284	Filter, 75 series flange inlet & outlet, 100 mesh (Green screen)	1
	GA5077395	Filter screen, 100 mesh, Green, SS & polymer	-
3	GA5077833	Hose barb, Flange, Straight, 2" flange x 1 1/2" hose	1
4	GA5077834	Hose barb, Elbow, 90 degree, 2" flange x 1 1/2" hose	1
5	GA5011503	Bolt M8 x 140 ZP GR8.8	4
6	GA5003643	Washer 8mm Flat SS HD	8
7	GA5004917	Nut M8 Nyloc ZP	4
8	GA5077541	Seal, 98 OD x 91 ID x 7mm thick	2
9	GA5067620	Ball Valve, 1" Male / Female, Tee Handle, Brass	2
10	GA2000114	Flange Clamp, and Gasket, 1.5", series 200, Hypro	3

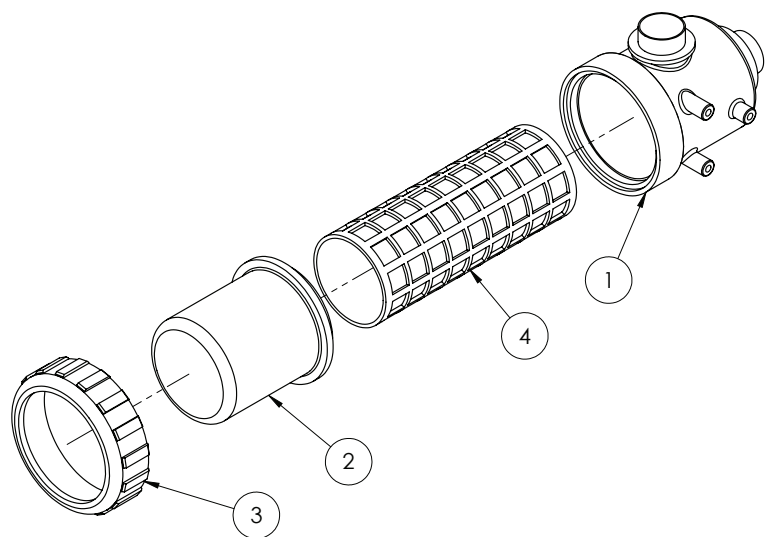
Suction Filter Assembly



ITEM NO.	PART NUMBER	DESCRIPTION	QTY.
1	GA5076799*	Suction filter - 2"	1
2	GA5078142	Street Elbow 2"	2
3	GA5078022	Poly Pipe Reducer Bush 2" x 1 1/4"	1
4	GA5077730	90 Degree Poly Hose Barb Elbow 1 1/4"	1
5	GA5078410	Nipple 2" Symmetric (with leading edge for o-ring)	1
6	GA5076605	Fly Nut 2"	2
7	GA5076262	Elbow D.52 for FlyNut 2	2
8	GA5048385	O-ring, 42.5mm x 2.62mm, BS131	6
9	GA5076987	Valve, Ball, 3 way, 2" female thread inlet & outlet	1
10	GA5020510	Washer 4mm Flat HD SS	2
11	GA5051040	Bolt M4 x 16 SS A2-70	2
12	GA4552250	Handle Extension Bar	1
13	GA4552255	Handle Extension Bar Adaptor	1

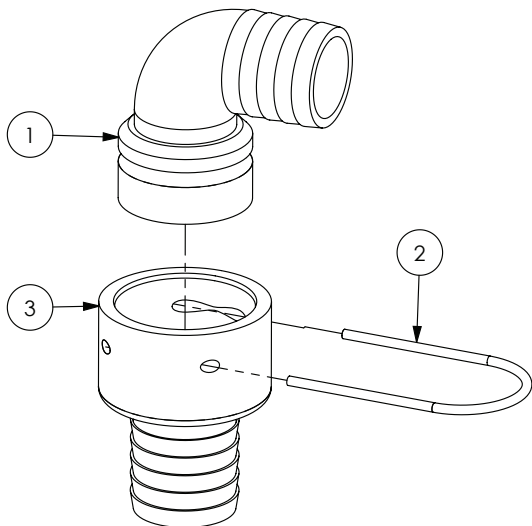
* Sub-assembly on following pages

Suction Filter - 2"



ITEM NO.	PART NUMBER	DESCRIPTION	QTY.
-	GA5076799	Filter, Suction, 317, 2" BSP male inlet and outlet, 32 mesh screen	-
-	GA5076769	O Ring 126.4 x 7 mm (BS429), suit 317 filter	2
1	GA5076773	Filter Body, 317, "2", Inlet Outlet thread	1
2	GA5076793	317 Suction Filter Bowl	1
3	GA5076768	Nut, Plastic, Suit 317 suction filter, 8 Threads	1
	GA5076797	32 Mesh Screen - Red (standard fitment)	-
4	GA5076795	50 Mesh Screen - Blue	-
	GA5076798	80 mesh Screen - Yellow	-

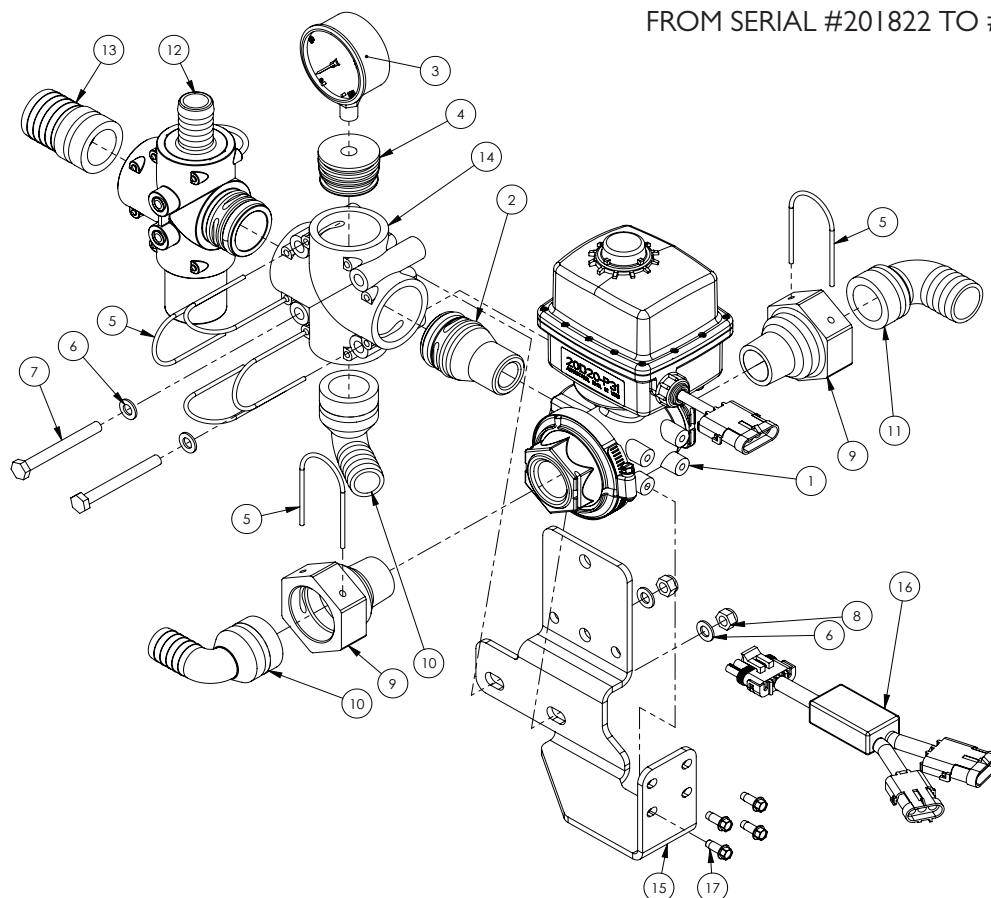
Elbow - Main Product Line



ITEM NO.	PART NUMBER	DESCRIPTION	QTY.
1	GA5065620	Plug in hose tail AS40/33/90 degree	1
2	GA5065690	Safety pin AS40	1
3	GA5065655	Hose barb, Straight, AS40 female x 33mm hose	1

Flow Control Valve - Raven controller

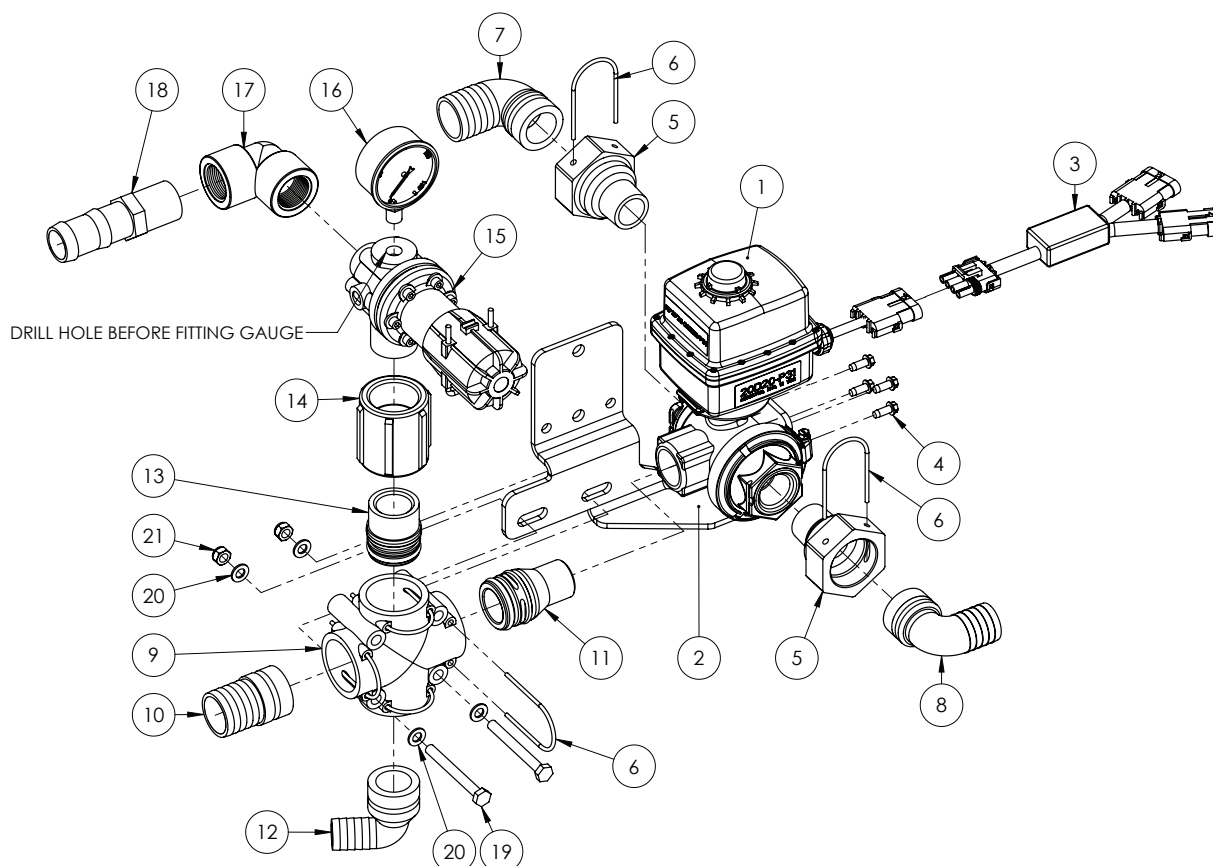
FROM SERIAL #201822 TO #201965



ITEM NO.	PART NUMBER	DESCRIPTION	QTY.
1	GA2000065	Regulator valve, 1" NPT, full port, 3 way, 0.8 sec 12v, KZ valve	1
	GA2000067	Regulator valve, valve only, suit GA2000065, KZ valve	-
	GA2000066	Regulator valve, Actuator only, 0.8 sec 12v, suit GA2000065, KZ valve	-
2	GA2000077	Plumbing Fitting, AS40 to 1" NPT Male Thread, Altek	1
3	GA4948470	Gauge, Pressure, Small face, 160psi	1
4	GA4582160	Plumbing adaptor, Plug, AS40 male x GI 1/4" Female Thread, Altek	1
5	GA5065690	Safety pin, AS40, Altek	6
6	GA5003643	Washer 8mm Flat SS HD	4
7	GA5052600	Bolt M8 x 75 SS	2
8	GA5052590	Nut M8 Nyloc SS	2
9	GA4582385	Coupling, AS40 female x 1" NPT male thread	2
10	GA5065615	Hose barb, Elbow 90 degree, AS40 x 25mm, Altek	2
11	GA5065620	Hose barb, Elbow, 90 degree, AS40 x 33mm hose barb, Altek	1
12	GA5065500	Relief Valve, pressure control, AS40, 10 bar 145 PSI, Altek	1
13	GA5065590	Hose barb, Straight, AS40 x 39mm hose, Altek	1
14	GA5065565	Plumbing coupling, Cross, AS40 female inlets / outlets, Altek	1
15	GA4509460	Plate, Regulator Valve Assembly Mount	1
16	GA5060059	Loom Boom Recirc Bypass Module	1
17	GA0500022	Set Screw, M6 x 16, Self Tapping, Trilobe, ZP	4

Flow Control Valve - Raven controller

FROM #201980 ONWARDS



ITEM NO.	PART NUMBER	DESCRIPTION	QTY.
1	GA2000065	Regulator valve, 1" NPT, full port, 3 way, 0.8 sec 12v, KZ valve	1
	GA2000067	Regulator valve, valve only, suit GA2000065, KZ valve	-
	GA2000066	Regulator valve, Actuator only, 0.8 sec 12v, suit GA2000065, KZ valve	-
2	GA4509460	Plate, Regulator Valve Assembly Mount	1
3	GA5060059	Loom Boom Recirc Bypass Module	1
4	GA0500022	Set Screw Self Tapping Trilobe M6 x 16 ZP	4
5	GA4582385	Coupling, AS40 female x 1" NPT male thread	2
6	GA5065690	Safety pin, Suit AS40 plumbing fittings, Altek	6
7	GA5065625	Hose barb, Elbow, 90 degree, AS40 male x 39mm barb, Altek	1
8	GA5065620	Hose barb, Elbow, 90 degree, AS40 x 33mm hose barb, Altek	1
9	GA5065565	Plumbing coupling, Cross, AS40 female inlets / outlets, Altek	1
10	GA5065590	Hose barb, Straight, AS40 x 39mm hose, Altek	1
11	GA2000077	Plumbing Fitting, AS40 to 1" NPT Male Thread, Altek	1
12	GA5065615	Hose barb, Elbow 90 degree, AS40 x 25mm, Altek	1
13	GA5065595	Plumbing adaptor, AS40 1-1/4" male thread	1
14	GA5077639	Coupling, socket, 1 1/4" female thread	1

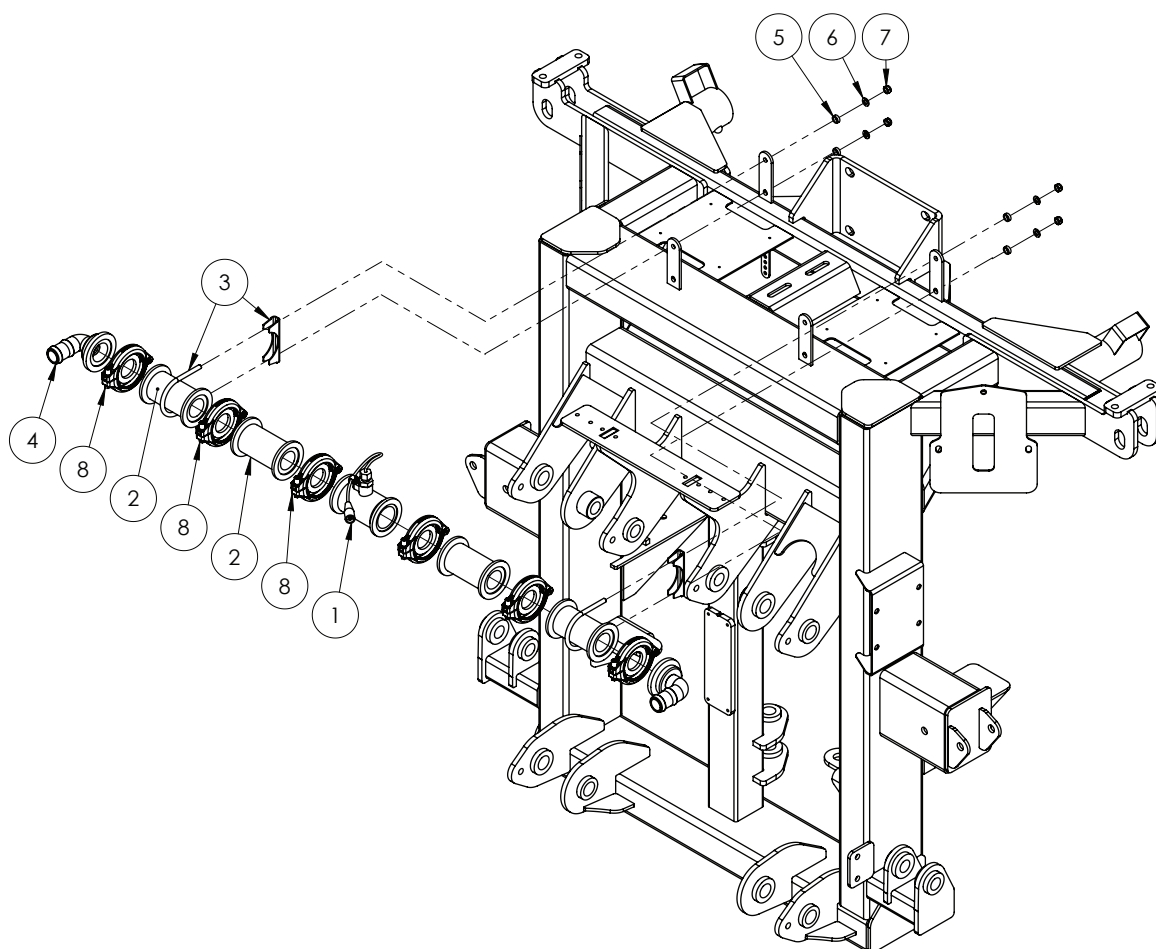
Continued over page

Flow Control Valve - Raven controller

ITEM NO.	PART NUMBER	DESCRIPTION	QTY.
15	GA5075640	Valve, Pressure relief, 15 bar, 1" male thread inlet x 1 1/4" male thread outlet, Polmac	1
16	GA4948470	Gauge, Pressure, Small face, 160psi	1
17	GA5077655	Street elbow, 90 degree, 1" female thread x 1" female thread	1
18	GA5077722	Hose barb, Straight, 1 male thread x 1 1/4" hose	1
19	GA5052600	Bolt M8 x 75 SS A2-70	2
20	GA5003643	Washer 8mm Flat SS HD	4
21	GA5052590	Nut M8 Nyloc SS	2

Flow Meter - Raven Controller - Flange Clamps

FROM SERIAL #201822 TO #201965



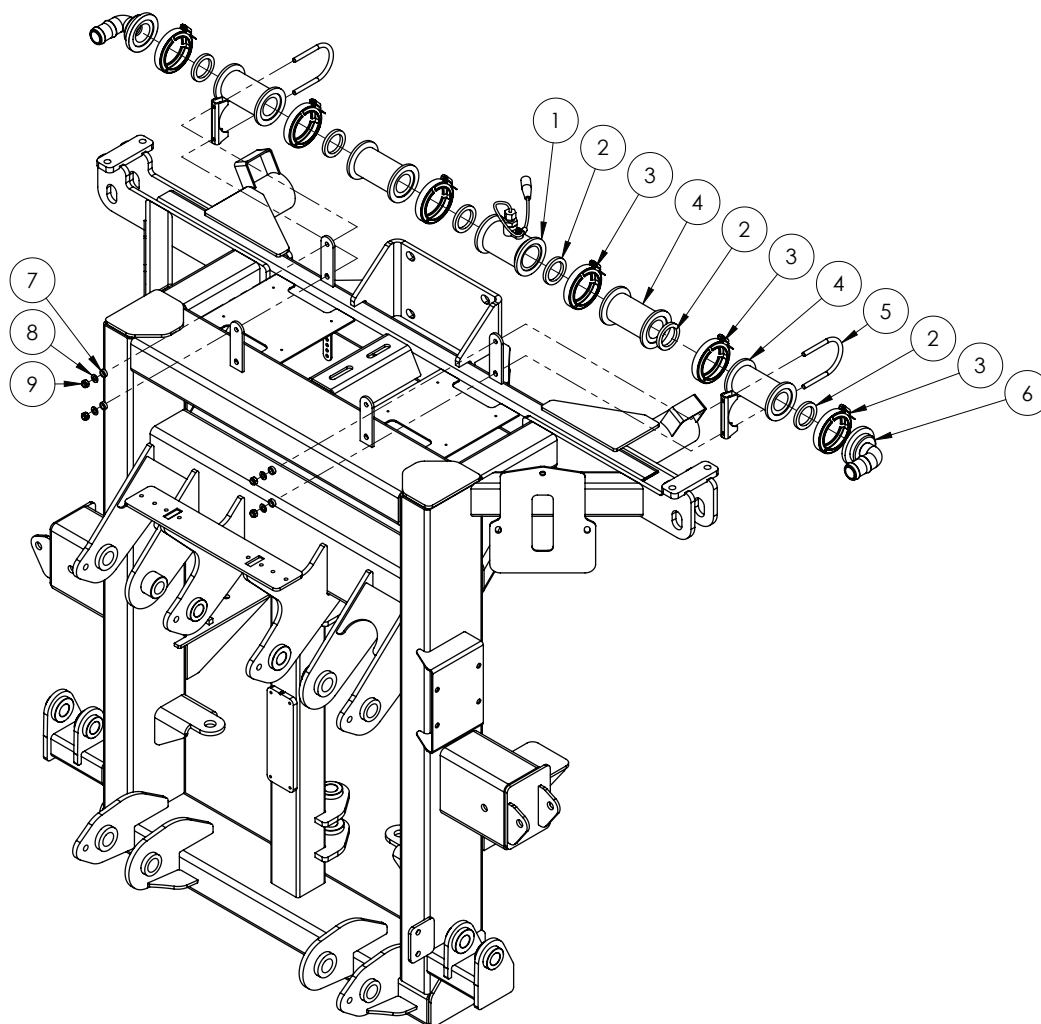
ITEM NO.	PART NUMBER	DESCRIPTION	QTY.
1	GA5075890*	Flowmeter, RFM60P High Pulse, Raven	1
2	GA5077840	Plumbing coupling, Straight, 2" flange x " flange x 4 1/2" long, Banjo	4
3	GA5006689	Exhaust clamp - 66mm CI2	2
4	GA5077831	Hose barb, Elbow, 90 degree, 2" flange x 1 1/4" hose, Banjo	2
5	GA4552080	Crush tube, 10.2 ID x 15 OD x 5 mm	4
6	GA5003643	Washer 8mm Flat SS HD	4
7	GA5052590	Nut M8 Nyloc SS	4
8	GA2000114	Flange Clamp, and Gasket, 1.5", series 200, Hypro	6

* Sub-assembly on following pages

NOTE: The flow meter may be fitted with either flange clamps or metal worm screw clamps. The flange clamps come with a built in seal/gasket. See previous section for other version.

Flow Meter - Raven Controller - Metal Clamps

FROM SERIAL #201822 TO #201965



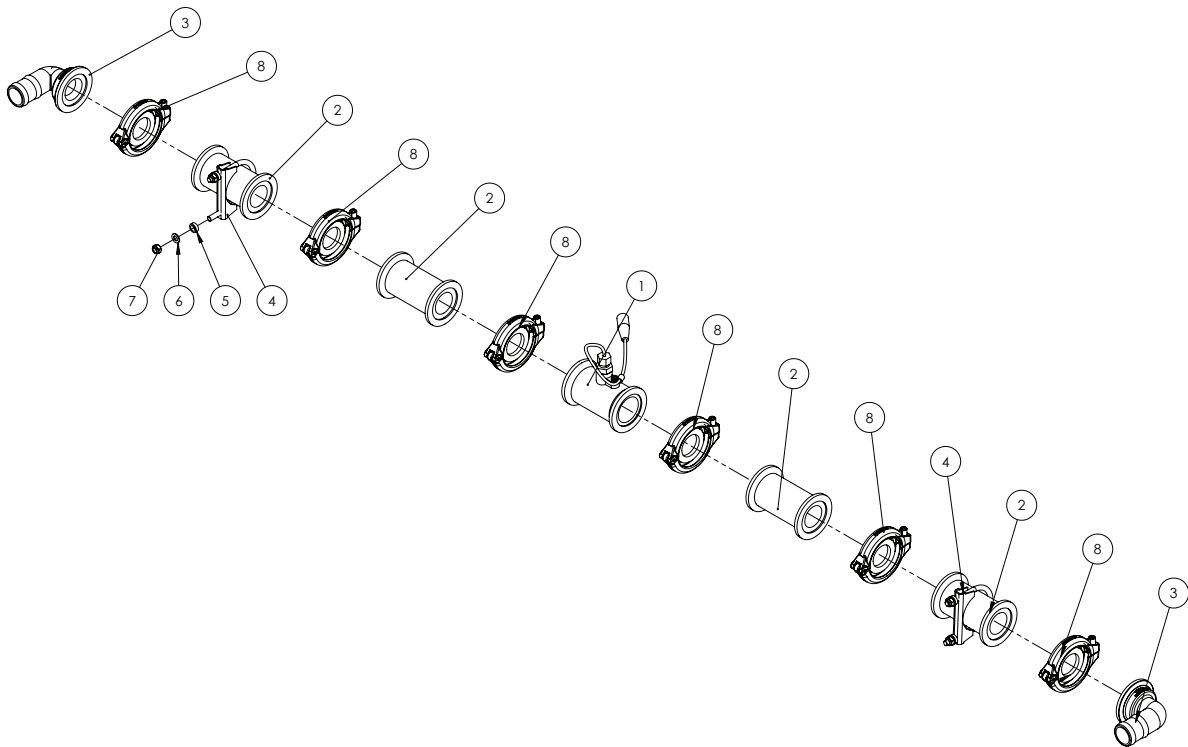
ITEM NO.	PART NUMBER	DESCRIPTION	QTY.
1	GA5075890*	Flowmeter, RFM60P High Pulse, Raven	1
2	GA5009335	Seal, 41.5 ID x 55 OD x 6.5 mm thick, EPDM, suit 1 1/2" flange	6
3	FC200	Clamp, Worm screw, Use with 2 standard flange port	6
4	GA5077840	Plumbing coupling, Straight, 2" flange x 2" flange x 4 1/2" long	4
5	GA5006689	Clamp, Exhaust, 2 5/8"	2
6	GA5077831	Hose barb, Elbow, 90 degree, 2" flange x 1 1/4" hose	2
7	GA4552080	Crush tube, 10.2 ID x 15 OD x 5 mm long	4
8	GA5003643	Washer 8mm Flat SS HD	4
9	GA5052590	Nut M8 Nyloc SS	4

* Sub-assembly on following pages

NOTE: The flow meter may be fitted with either flange clamps or metal worm screw clamps. The flange clamps come with a built in seal/gasket. See next section for other version.

Flow Meter - Raven Controller - Flange Clamps

FROM #201980 ONWARDS

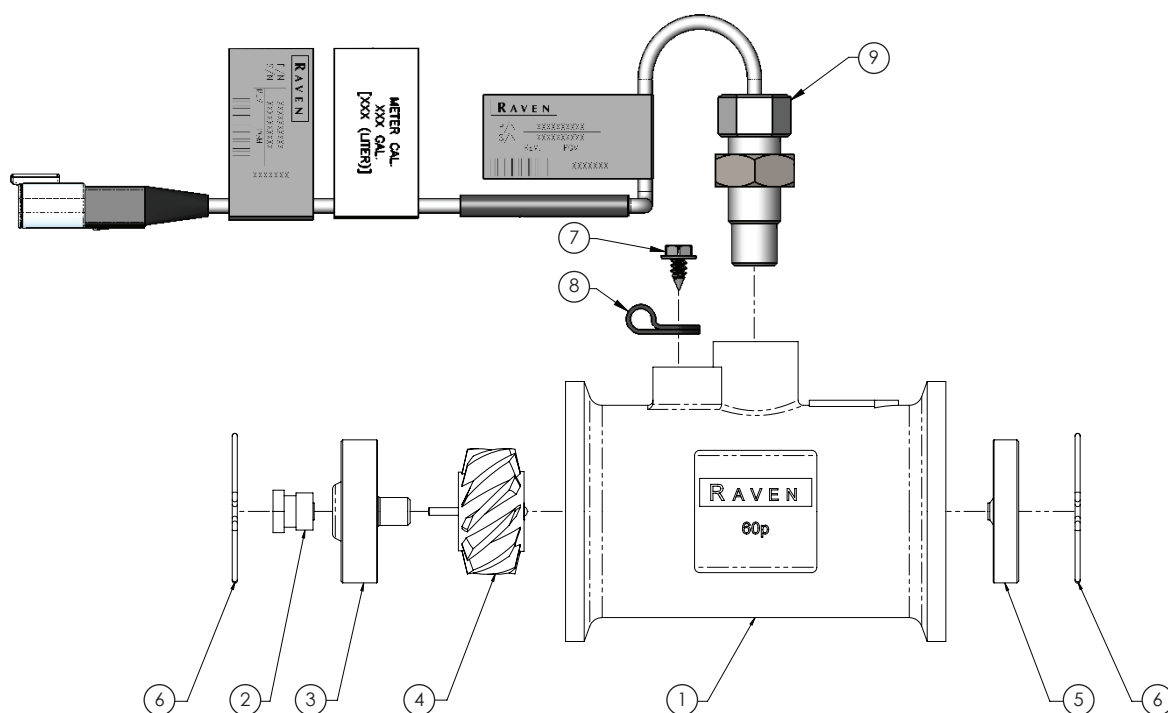


ITEM NO.	PART NUMBER	DESCRIPTION	QTY.
1	GA5075890*	Flowmeter, RFM60P High Pulse, Raven	1
2	GA5077840	Plumbing coupling, Straight, 2" flange x " flange x 4 1/2" long	4
3	GA5077834	Hose barb, Elbow, 90 degree, 2 flange x 1 1/2" hose	2
4	GA5006689	Exhaust clamp - 66mm C12	2
5	GA4552080	Crush tube, 10.2 ID x 15 OD x 5 mm	4
6	GA5003643	Washer 8mm Flat SS HD	4
7	GA5052590	Nut M8 Nyloc SS	4
8	GA2000114	Flange Clamp, and Gasket, 1.5", series 200, Hypro	6

* Sub-assembly on following pages

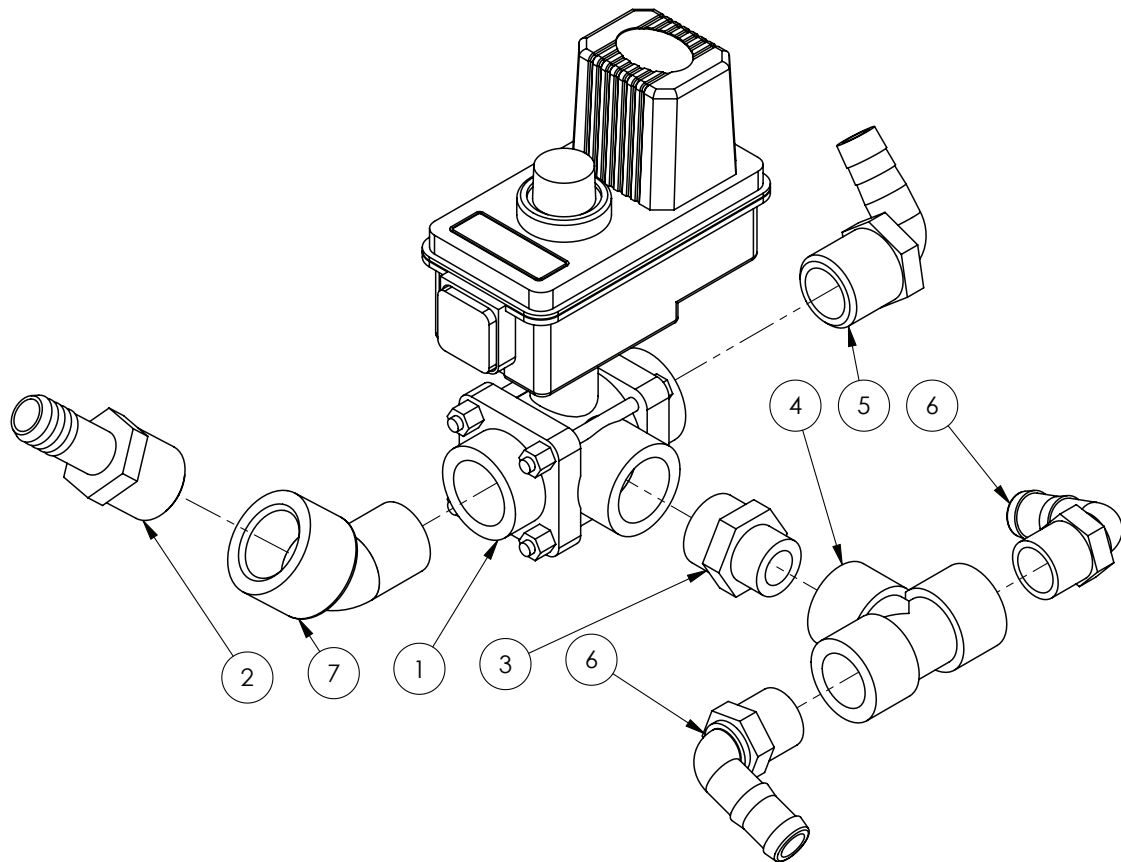
NOTE: The flow meter may be fitted with either flange clamps or metal worm screw clamps. The flange clamps come with a built in seal/gasket. See previous section for other version.

Flow Meter Assembly



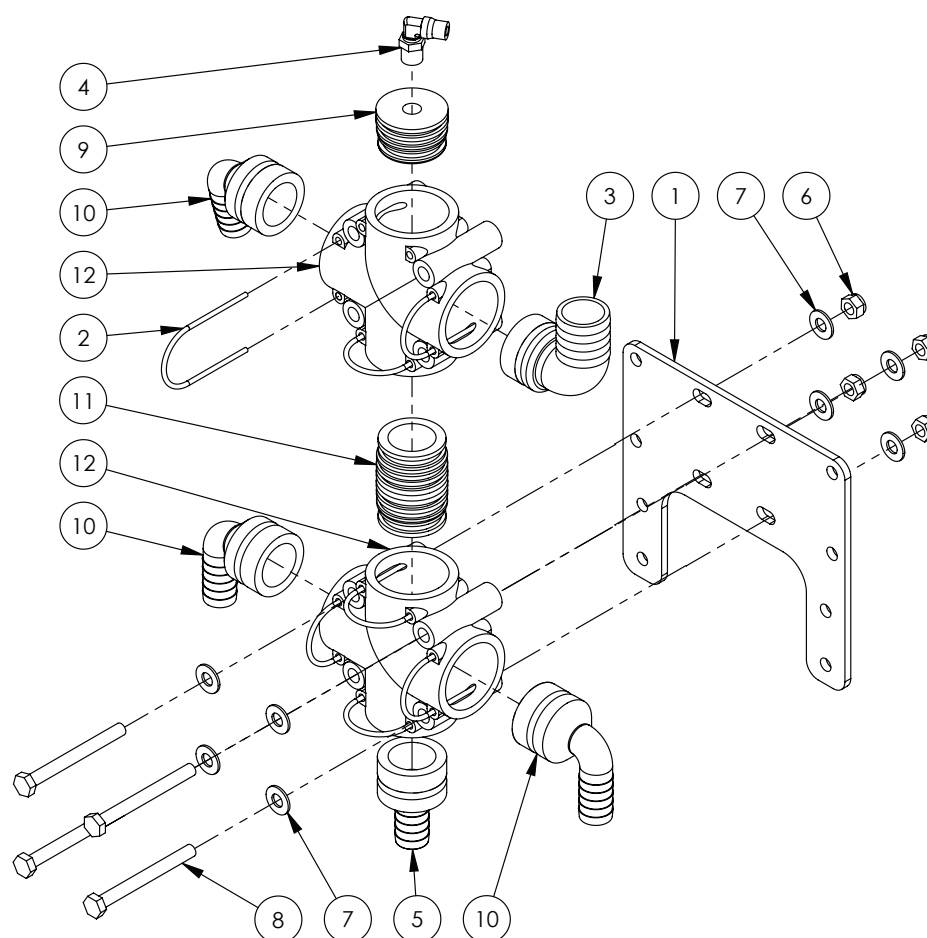
ITEM NO.	PART NUMBER	DESCRIPTION	QTY.
-	GA5075890	Flowmeter, RFM60P High Pulse, Raven - Complete Assembly	-
1	-	Body, Moulded, Flowmeter RFM-60, I060159514	1
2	0630173062F	Turbine, Stud, Poly, Flowmeter RFM-60	2
3	GA5075870	Hub/Bearing Assembly, Upstream, Flowmeter RFM-60	1
4	GA5075869	Rotor/Magnet Assembly RFM-60	1
5	GA5075871	Bearing, Down Stream End Bearing suit RFM-60	1
6	-	Retaining ring, Wireform, Flowmeter RFM-60, 3350003200	2
7	GA5076734	Screw 10-16 x 3/8" Sltd Hex	1
8	GA5076966	Clamp Cable Plastic 1/4" x 1/2"	1
9	GA3000195	Sensor, External Flow Meter, High Pulse, suit 15P and 60P, Raven	1

RapidFire - RapidFlow Return Valve



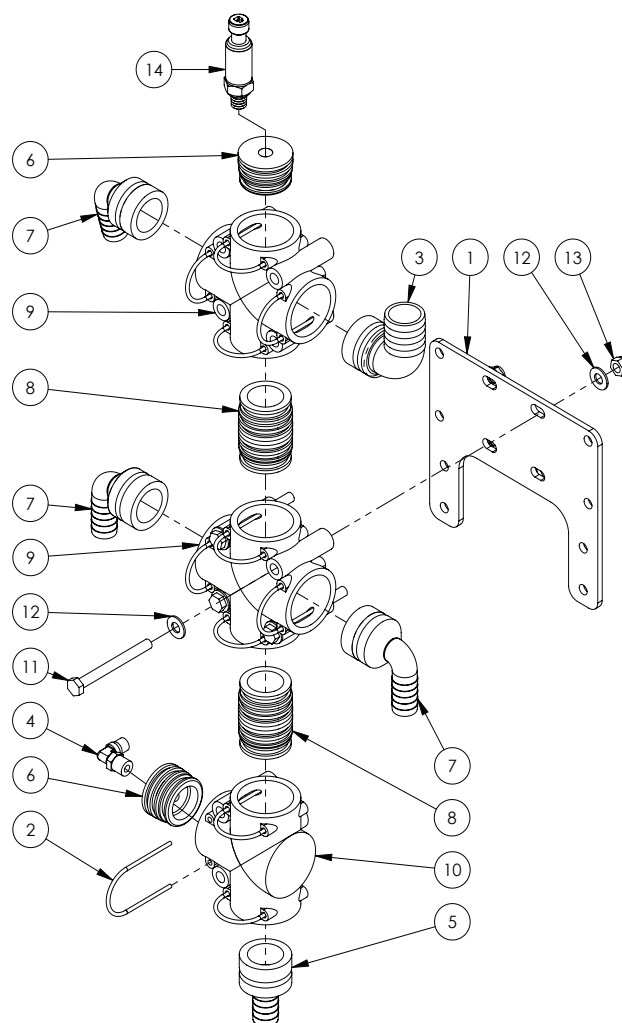
ITEM NO.	PART NUMBER	DESCRIPTION	QTY.
1	GA5077319	Shutoff / Bypass 1" BSPT, 3 way (Yellow indicator)	1
2	GA5077721	Hose barb, Straight, 1" male thread x 3/4" hose	1
3	GA5078089	Reducing Nipple, 1" thread x 3/4" thread	1
4	GA5078150	Tee, Threaded, 3/4" female	1
5	GA5077719	Hose barb, Elbow, 90 degree, 1" male thread x 3/4" hose	1
6	GA5077717	Hose barb, Elbow, 90 degree, 3/4" male thread x 3/4" hose	2
7	GA5078136	Street elbow, 45 degree, 1" male thread x 1" female thread	1

RapidFire - Pressure Flow Distributor - 4400



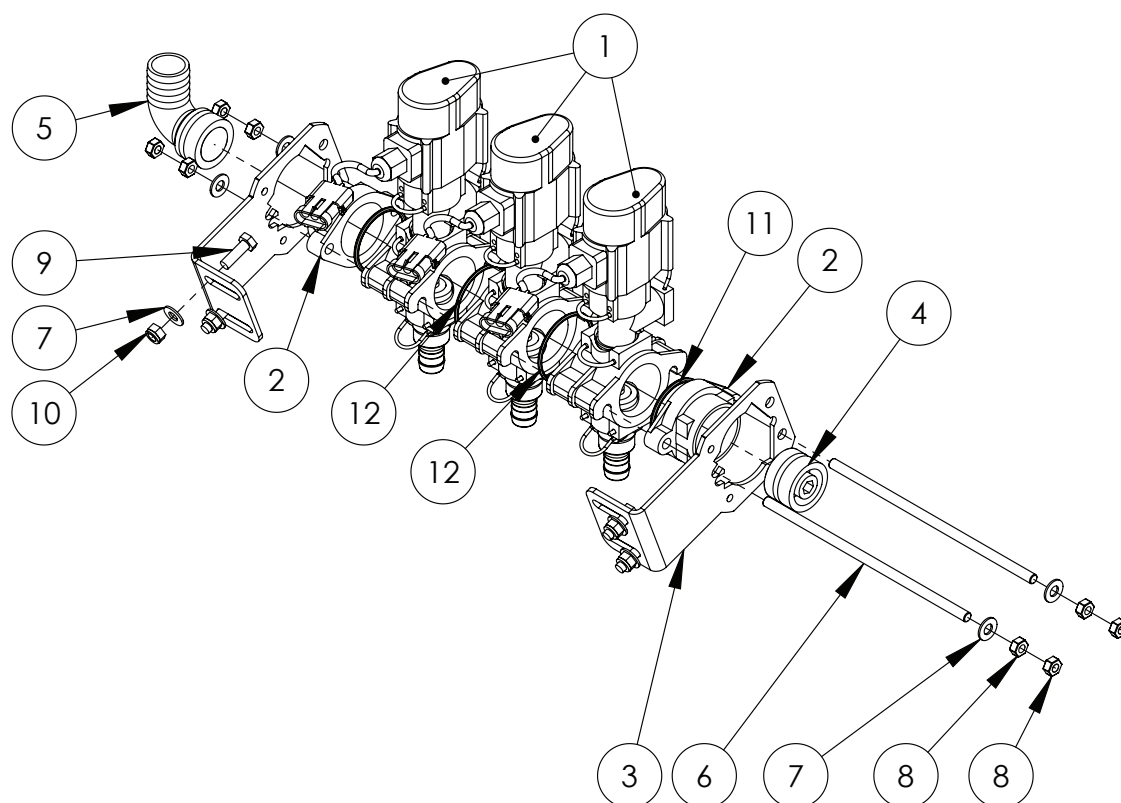
ITEM NO.	PART NUMBER	DESCRIPTION	QTY.
-	GA5004383	Tube, Nylon, 6mm, Black	-
1	GA4522640	Mount, suit Altek Rear Camera Manifold	1
2	GA5065690	Safety pin, Suit AS40 plumbing fittings, Altek	7
3	GA5065620	Hose barb, Elbow, 90 degree, AS40 x 33mm hose barb, Altek	1
4	GA5016233	Pneumatic fitting, Elbow, 90 degree, 1/4" BSP male x 6mm push type, Metal	1
5	GA5065575	Hose barb, Straight, AS40 male x 20mm hose, Altek	1
6	GA5004917	Nut M8 Nyloc ZP	4
7	GA5003643	Washer 8mm Flat SS HD	8
8	GA5004749	Bolt M8 x 80 ZP GR8.8	4
9	GA4582160	Plumbing adaptor, Plug, AS40 male x 1/4" Female Thread, Altek	1
10	GA5065610	Hose barb, Elbow, 90 degree, AS40 x 20mm hose, Altek	3
11	GA5065735	Plumbing adaptor, AS40 male x AS40 male, Altek	1
12	GA5065565	Plumbing coupling, Cross, AS40 female inlets / outlets, Altek	2
13	GA5065585	Plug in hose tail AS40/33	1

RapidFire - Pressure Flow Distributor - ISOBUS



ITEM NO.	PART NUMBER	DESCRIPTION	QTY.
-	GA5004383	Tube, Nylon, 6mm, Black	-
1	GA4522640	Mount to suit Altek Rear Camera Manifold	1
2	GA5065690	Safety pin, Suit AS40 plumbing fittings, Altek	11
3	GA5065620	Hose barb, Elbow, 90 degree, AS40 x 33mm hose barb, Altek	1
4	GA5016233	Pneumatic fitting, Elbow, 90 degree, 1/4" BSP male x 6mm push type, Metal	1
5	GA5065575	Hose barb, Straight, AS40 male x 20mm hose, Altek	1
6	GA4582160	Plumbing adaptor, Plug, AS40 male x G1/4" Female Thread, Altek	2
7	GA5065610	Hose barb, Elbow, 90 degree, AS40 x 20mm hose, Altek	3
8	GA5065735	Plumbing adaptor, AS40 male x AS40 male, Altek	2
9	GA5065565	Plumbing coupling, Cross, AS40 female inlets / outlets, Altek	2
10	GA5065560	Tee, AS40 female, M8 inserts, Altek	1
11	GA5004749	Bolt M8 x 80 ZP GR8.8	4
12	GA5003643	Washer 8mm Flat SS HD	8
13	GA5004917	Nut M8 Nyloc ZP	4
14	GA5076953	Pressure Transducer, 0-250 PSI, Sealed, Raven	1

Boom Valves Assembly



ITEM NO	PART NUMBER	DESCRIPTION	QTY.
1	GA5065515*	Boom valve, Single, AS24, 3 wire, 3 pin AMP connector, Altek	3
2	GA5065810	End cap, Altek boom valve	2
3	GA5065800	Altek boom valve mounting bracket	2
4	GA4582160	Plumbing adaptor, AS40 male x 1/4" female thread, Delrin	1
5	GA5065620	Hose barb, Elbow, 90 degree, AS40 x 33mm hose barb, Altek	1
6	GA5065805	Connecting rod suit 3 bank SS	2
7	GA5003643	Washer 8mm Flat SS HD	12
8	GA5011499	Nut M8 Hex ZP	8
9	GA5004711	Bolt M8 x 25 ZP GR8.8	4
10	GA5004917	Nut M8 Nyloc ZP	4
11	41214	O-Ring 42.0 x 3.0mm	2
12	GA5012507	O-Ring 55.25 x 2.62mm (suit Altek boom valve)	2

* Sub-assembly on following pages

CONNECTING RODS

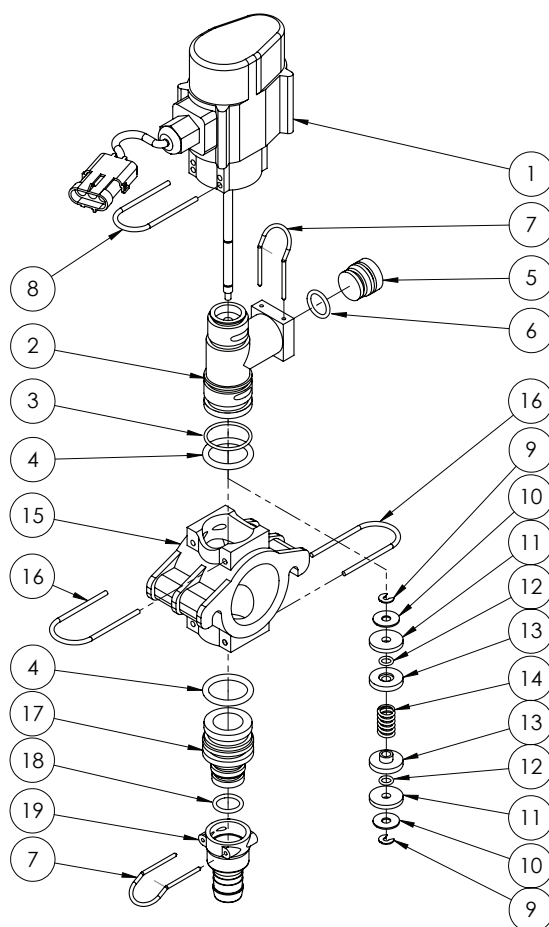
PART NUMBER	DESCRIPTION
GA5065805	3 Section connecting rod
GA4562055	4 Section connecting rod
GA4562125	5 Section connecting rod
GA4562050	6 Section connecting rod
GA4562045	7 Section connecting rod
GA4562040	8 Section connecting rod

BOOM VALVES

PART NUMBER	DESCRIPTION
GA5065740	3 Section Boom Valves
GA5065741	4 Section Boom Valves
GA5065704	5 Section Boom Valves
GA5065705	6 Section Boom Valves
GA5065706	7 Section Boom Valves
GA5065710	8 Section Boom Valves

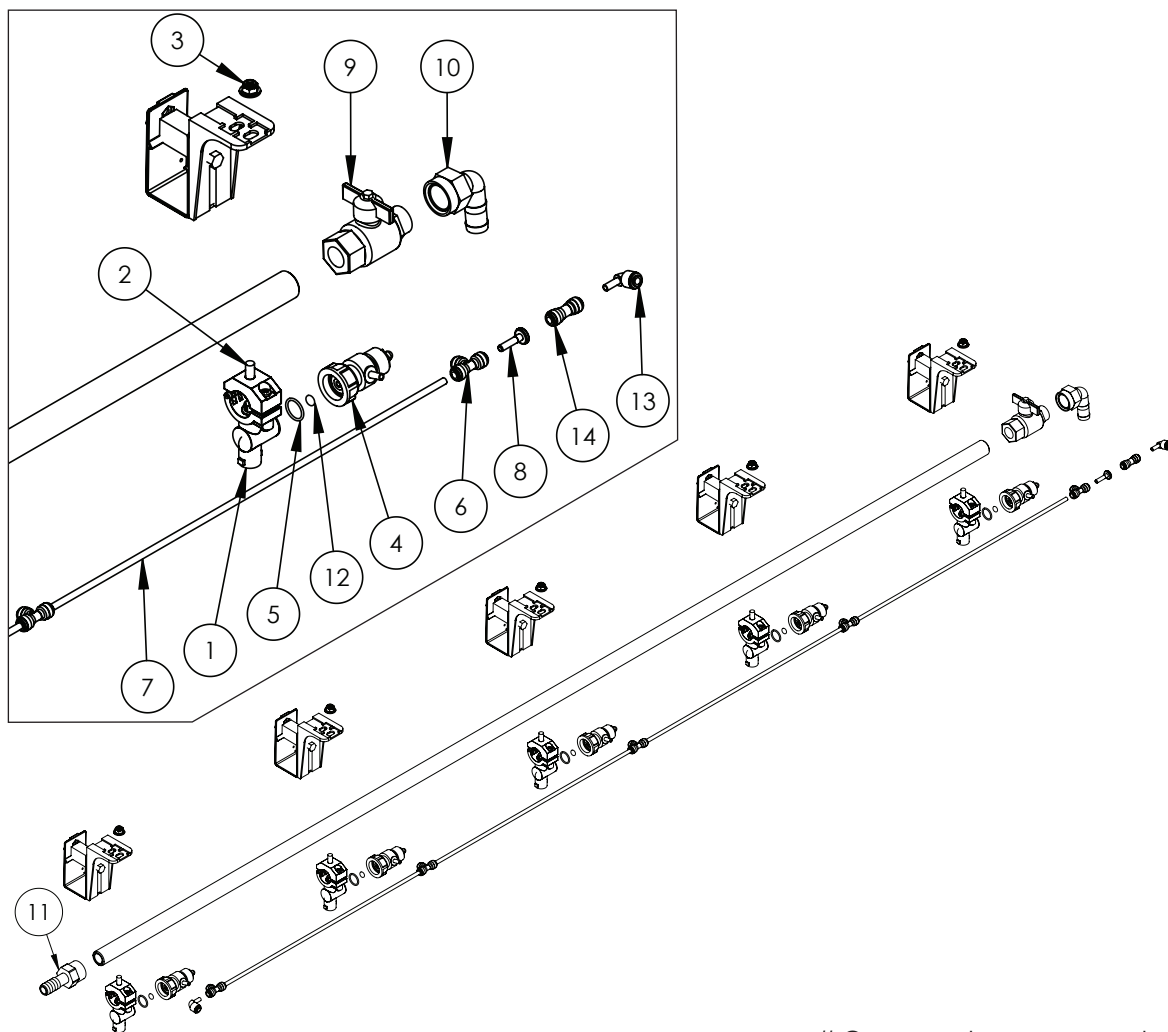
NOTE: Boom valve assemblies do not come with plumbing fittings.

Boom Valve Unit Assembly



ITEM NO.	PART NUMBER	DESCRIPTION	QTY.
1	-	Valve body	1
2	GA5065515	Tee body	1
3	GA5053510	O-ring, 25 x 2.5mm, fmp 75	1
4	GA5065830	O-ring, 24.3 x 4.2mm, fmp 75	2
5	80376	Plug	1
6	GA5065840	O-ring 18 x 2.5mm fmp 75	1
7	GA5065695	AS24 Safety Pin	2
8	47825	Safety pin	1
9	GA5054650	C-clip	2
10	GA5054640	Washer 17.8 x 6.1 x 1mm	2
11	GA5054645	Rubber Plunger Seal, fpm 90	2
12	GA5053515	O-ring, seal, 3.43 x 3.53mm, fmp 75	2
13	80005	Disk spring locator	2
14	80322	Spring 25mm	1
15	GA5065825	Manifold	1
16	GA5065701	Safety pin AS30	2
17	GA5065835	Plug in hose tail AS30/AS24	1
18	GA5065840	O-ring 18 x 2.5mm fmp 75	1
19	GA5065640	Hose barb, AS24 female x 20mm hose	1

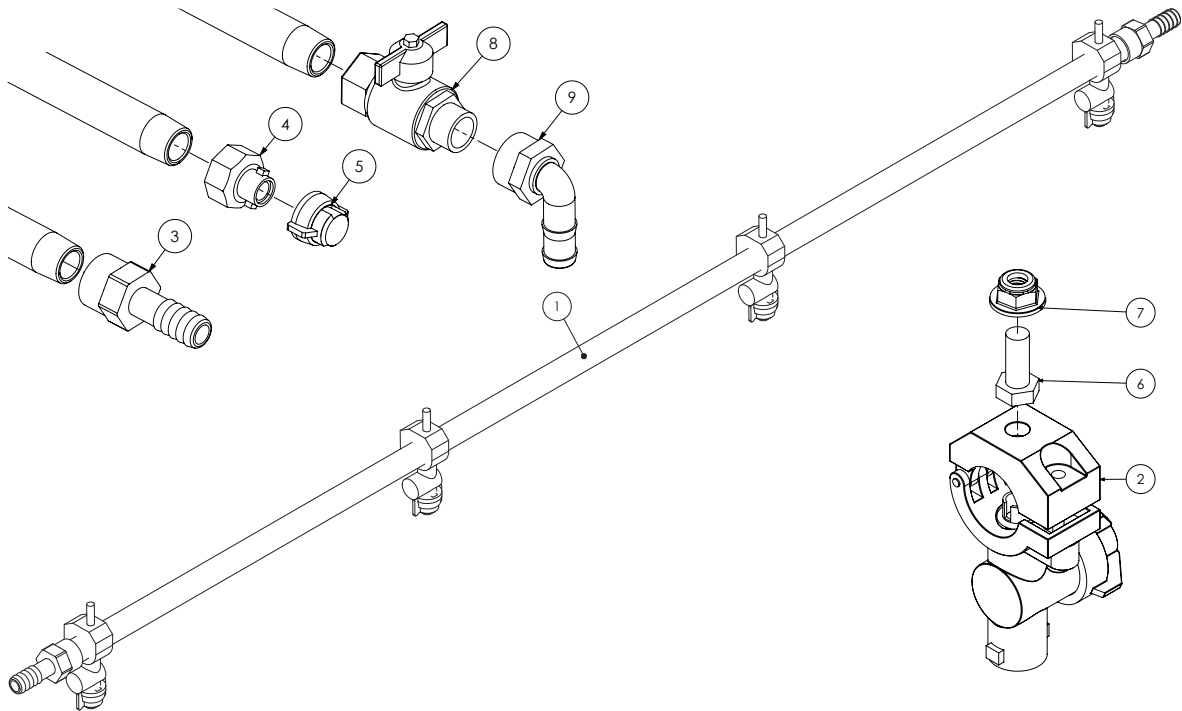
Boom Lines - RapidFire Plumbing



Quantities shown are per side.

ITEM NO.	PART NUMBER	DESCRIPTION	QTY.
1	GA5077964	Nozzle body, Single, 3/4", Teejet	5
2	GA5052595	Bolt, M8 x 20, SS	5
3	GA5070710	Nut with flange, Plastic, M8 x 1.25P	5
4	GA5065520	Spray Stop, RapidFire, Suit Teejet nozzle body, Altek	5
5	GA5053135	O-ring, 18 x 2mm, Viton, Suit spray stop body	5
6	GA5016245	Tee, Equal, 6mm push in type, Black plastic	5
7	GA5004383	Tube, Nylon, 6mm, Black	4
	GA5004385	Tube, Nylon, 6mm, Blue	-
	GA5070585	Tube, Nylon, Green, 6mm	-
8	GA5004405	Plug, Push in, 6mm	1
9	GA5018315	Valve, Ball, 20mm male & female thread, Black Butterfly handle	1
10	GA5077746	Hose barb, Elbow, 90 degree, 3/4" female thread x 3/4" hose	1
11	GA5077743	Hose barb, Straight, 3/4" female x 3/4" hose	1
12	GA5065521	O-ring, 6.02 x 2.62mm, Suits spray stop inner	5
13	GA5071215	Stem Elbow, suit 6mm air line, push in	1
14	GA5066991	Pneumatic fitting, Push in, Joiner, 6mm	1

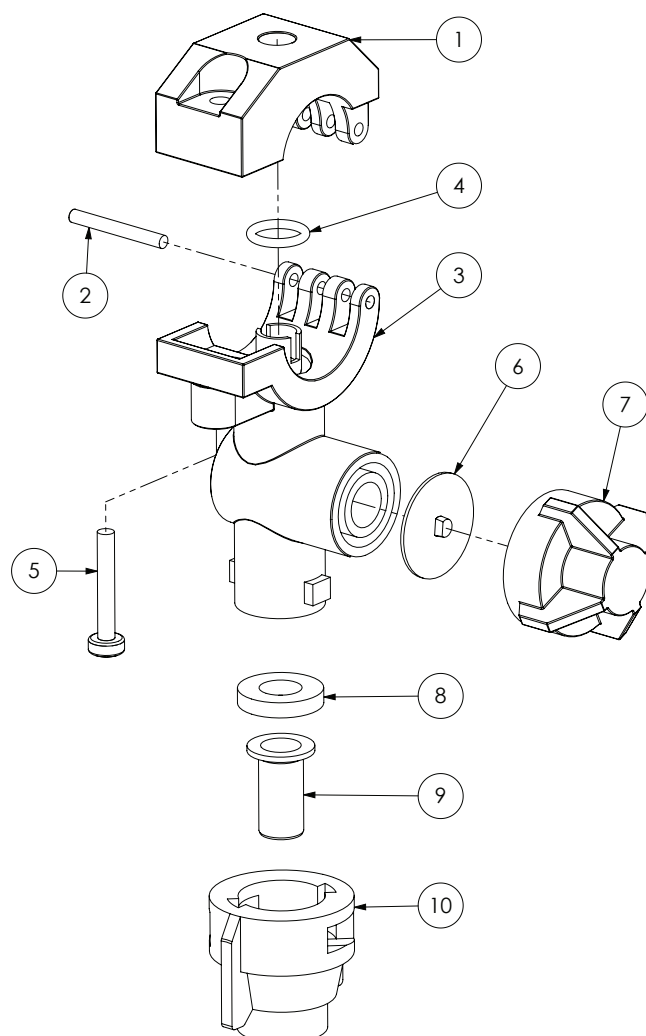
Boom Lines - Plumbing



ITEM NO.	PART NUMBER	DESCRIPTION	QTY
1	GA5018273	Boom line, Poly, 3/4", 1600 long, No holes	#
	GA5018275	Boom line, Poly, 3/4", 2100 long, No holes	#
	GA5018279	Boom line, Poly, 3/4", 2600 long, No holes	#
	GA5018281	Boom line, Poly, 3/4", 3100 long, No holes	#
2	GA5077964	Nozzle body, Single, 3/4", Teejet	#
3	GA5077743	Hose barb, Straight, 3/4" female x 3/4" hose, Banjo	#
4	GA5076904	Adapter, Boom flush, 3/4" female quick fitting	#
5	GA5076594	Nozzle shut off cap & washer, Teejet	#
6	GA5052595	Bolt, M8 x 20, SS	#
7	GA5070710	Nut with flange, Plastic, M8 x 1.25P	#
8	GA5018315	Valve, Ball, 20mm male & female thread, Black Butterfly handle	#
9	GA5077746	Hose barb, Elbow, 90 degree, 3/4" female thread x 3/4" hose	#

Quantities vary

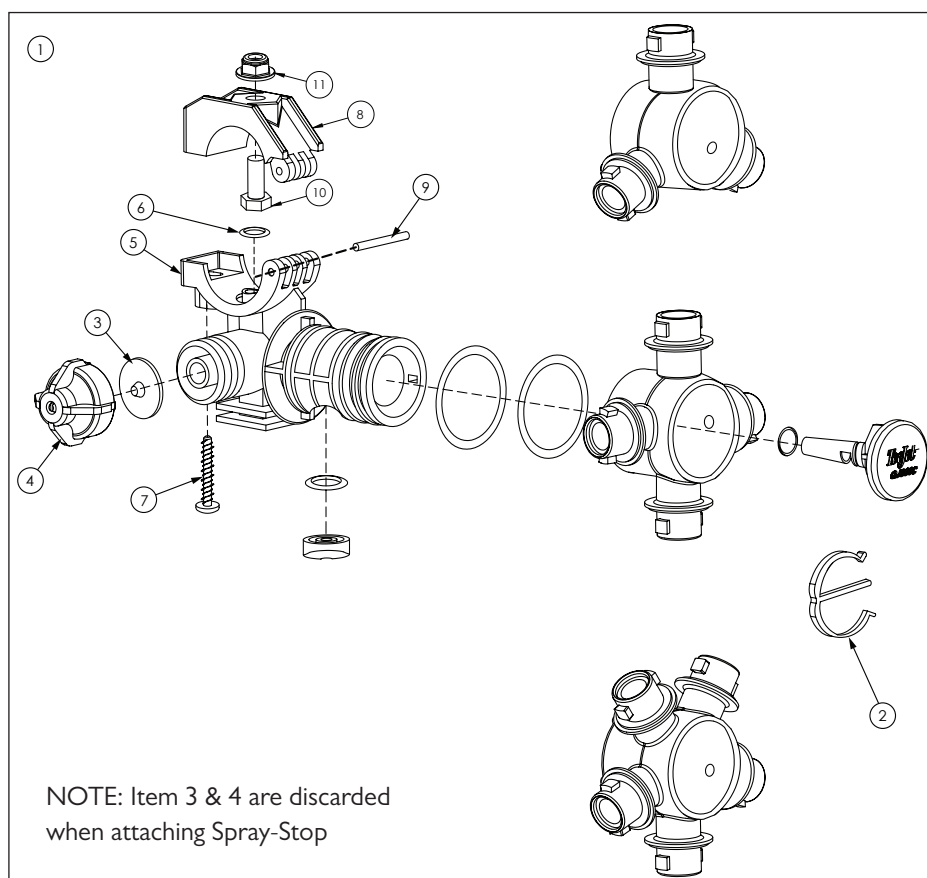
Nozzles - Teejet Single Body



ITEM NO.	PART NUMBER	DESCRIPTION	QTY.
-	GA5077964	Nozzle body, Single, 3/4", Teejet	-
1	GA5077532	Clamp, Nozzle body, 3/4", Teejet	1
2	GA5077537	Pin, Nozzle body clamp, Teejet	1
3	GA5077538	3/4" Q.T.BODY with Clamp	1
4	GA5077596	O-ring, 14.5 x 2.5mm, Buna	1
	GA5077597	O-ring, Viton	
5	GA5077536	Screw, 13/16" x 1 1/4", SS	1
6	GA5077439	Chemsaver, Diaphragm, Teejet	1
	GA5077440	Diaphragm, Viton, Nozzle body check valve, Teejet	
7	GA5076670	Chemsaver, 10psi, Black, Teejet	1
8	GA5055245	Washer, Nozzle cap seal, Rubber, 19 OD x 9mm ID	1
9	GA5077159	Filter, Nozzle tip, Red, 50 mesh, Polypropylene & SS, Teejet	-
	GA5077160	Nozzle filter screen, Blue 80 mesh, Polypropylene / SS, Teejet	-
10	GA8100464	Nozzle cap, Nylon, Black, Teejet	-

NOTE: See nozzle tip strainer, cap and nozzle sections on following pages for more detailed nozzle parts guide.

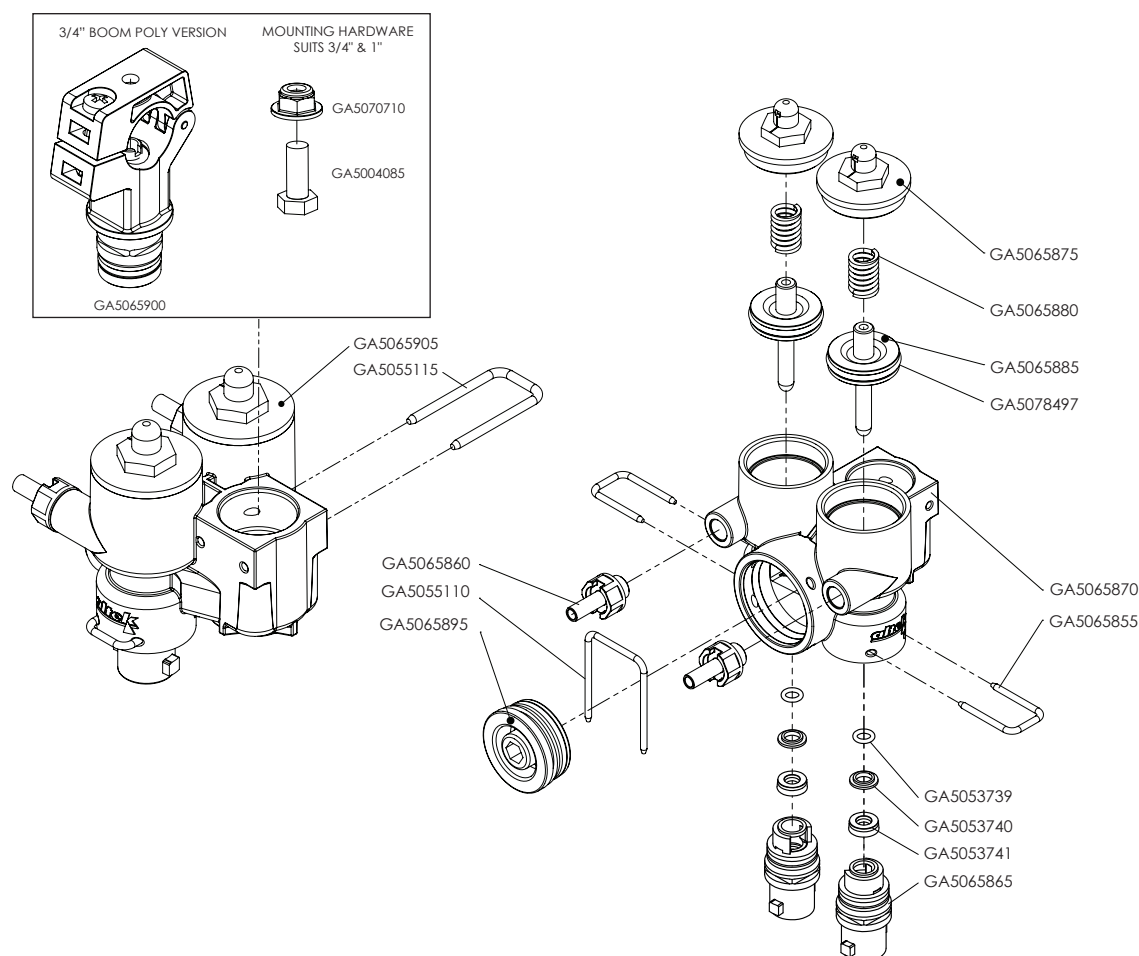
Nozzles - Teejet Clock Face Body



ITEM NO.	PART NUMBER	DESCRIPTION	QTY.
1	GA5077972	Nozzle body assembly, Clock face, 3 outlet, 3/4", Teejet	-
	GA5077974	Nozzle body assembly, Clock face, 4 outlet, 3/4", Teejet	-
	GA5077977	Nozzle body assembly, Clock face, 5 outlet, 3/4", Teejet	-
	GA5077970	Nozzle body, Triple, Trijet, Clock face, 1", Teejet	-
2	GA5077496	E clip, Nozzle body, Teejet	1
3	GA5077439	Chemsaver, Diaphragm, Teejet	1
	GA5077440	Diaphragm, Viton, Nozzle body check valve, Teejet	1
4	GA5076670	Chemsaver, 10psi, Black, Teejet	1
5	GA5077493	Body, 360 series 3/4", Teejet	1
	GA5077494	Body, 360 series 1", Teejet	1
6	GA5077596	O-ring, 14.5 x 2.5mm, Buna	1
	GA5077597	O-ring, Viton	1
7	GA5077536	Screw, suit Teejet Nozzle bodies, 1-1/4" long, SS	1
8	GA5077532	Nozzle body clamp, Upper, 3/4", Teejet	1
	GA5077533	Nozzle body clamp, Upper, 1", Teejet	1
9	GA5077537	Pin, Nozzle body clamp, Teejet	1
10	GA5004085	Bolt M8 x 20 GR8.8 ZP	1
11	GA5070710	Nut Flange Plastic M8 x 1.25	1
12	GA5077057	Nozzle body extension, Quick Teejet type, 1" long, Black, Teejet	1

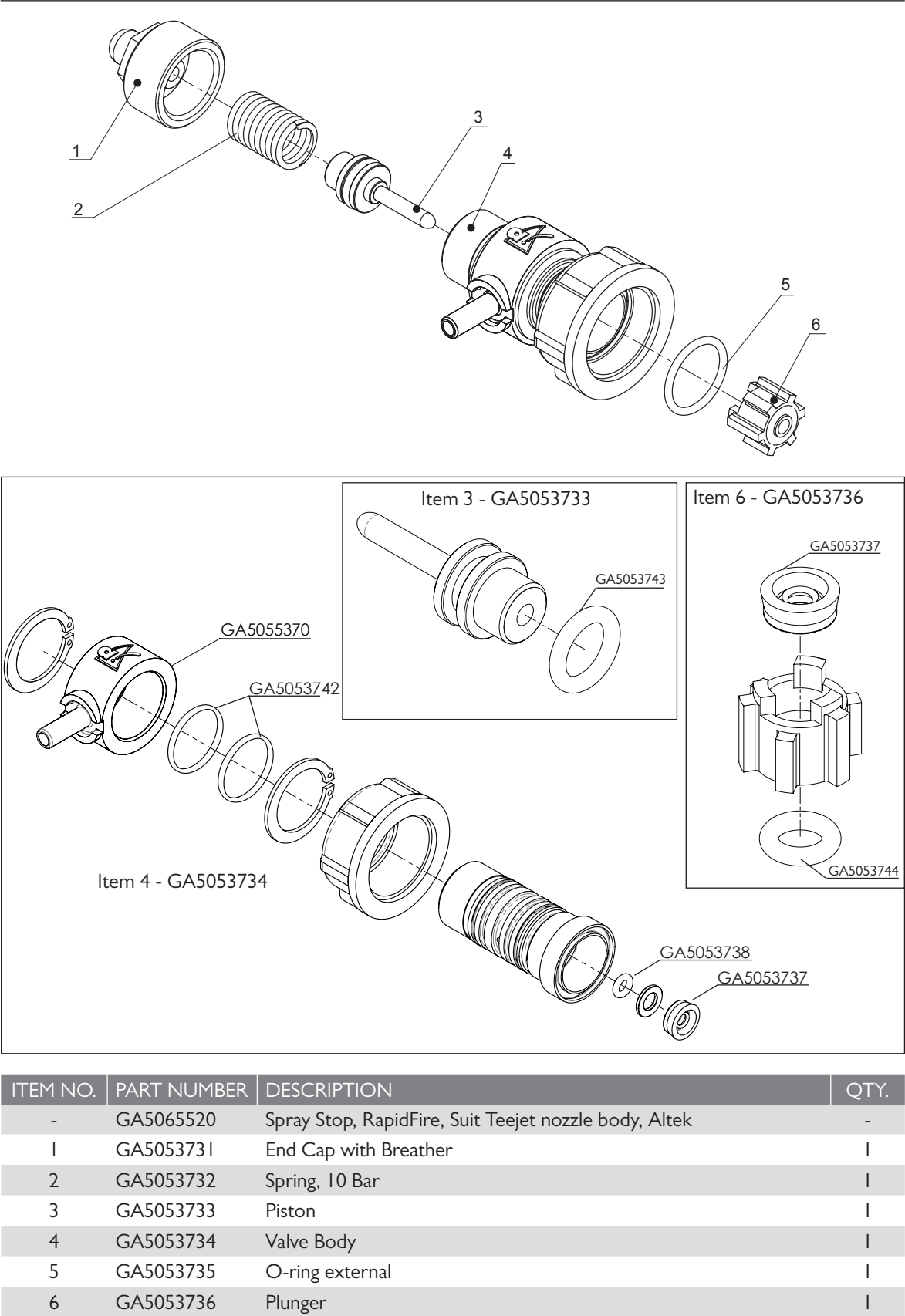
NOTE: See nozzle tip strainer, cap and nozzle sections on following pages for more detailed nozzle parts guide.

Nozzles - Altek Dual Spray Body

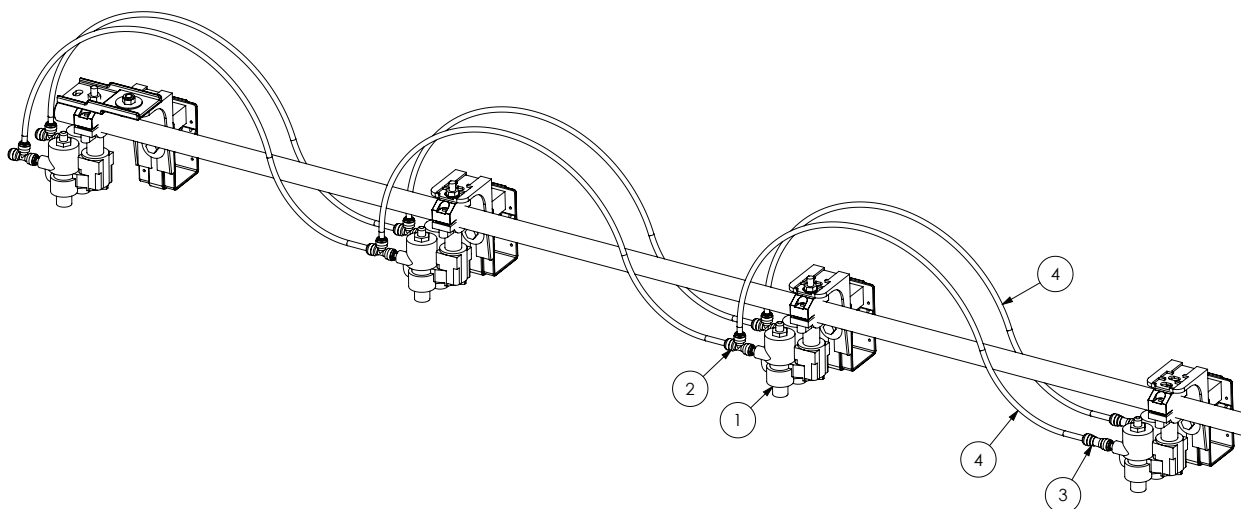


GA5065845	Nozzle body, Twin, dual, Air shut off, 3/4", Altek	
PART NUMBER	DESCRIPTION	QTY.
GA5070710	Nut Flange Plastic M8 x 1.25	1
GA5004085	Bolt M8 x 20 GR8.8 ZP	1
GA5065900	Nozzle body clamp, suit 3/4" Boom poly, Includes Screw, Nut and O-ring	1
GA5065905	Lower body, Multi spray, Altek	1
GA5055115	U clip, 20 x 40 x 3mm	1
GA5065875	Top cap	2
GA5065880	Spring	2
GA5065885	Plunger	2
GA5065870	Outer body	1
GA5065855	U-Clip	2
GA5065865	Outlet, Valve inner, Nozzle body, Altek	2
GA5065860	Hose barb, Air fitting, 6mm hose, male thread, includes seal	2
GA5055110	U Clip 30 x 41 x 2.5mm	1
GA5065895	Shutoff Plug	1
GA5053739	O-ring, 5.6mm x 1.8mm FMP, suit GA5065845, Altek	2
GA5053740	Retaining disk, 11.8mm x 6.8mm x 2mm, suit GA5065845, Altek	2
GA5053741	Lip seal, 6mm x 12mm x 4.2mm FMP, suit GA5065845, Altek	2

Nozzles - Altek Spray Stop Assembly

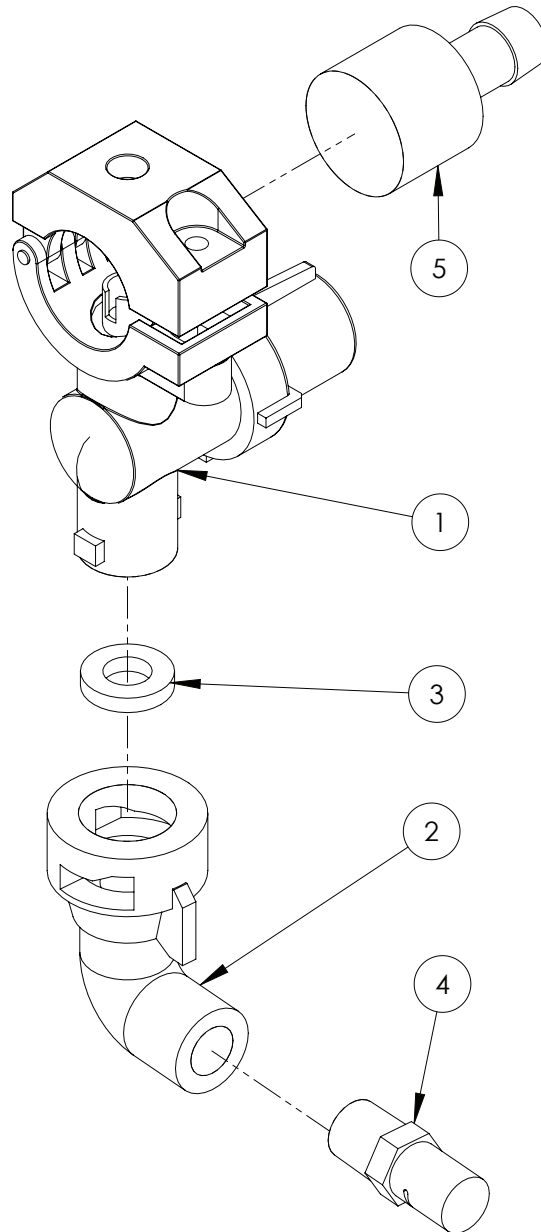


Nozzles - Dual Spray Line



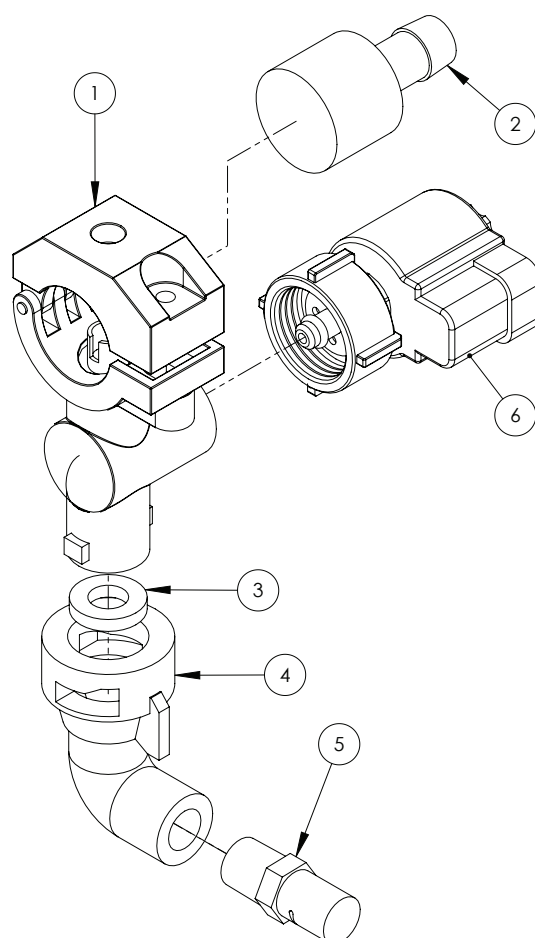
ITEM NO.	PART NUMBER	DESCRIPTION
1	GA5065845	Nozzle body, Twin, dual, Air shut off, 3/4", Altek
2	GA5016245	Tee, Equal, 6mm push in type, Black plastic
3	GA5066991	Pneumatic fitting, Push in, Joiner, 6mm
4	GA5004385	Tube, Nylon, 6mm, Blue
	GA5070585	Tube, Nylon, Green, 6mm
	GA5004383	Tube, Nylon, 6mm, Black
	GA7000002	Tube, Nylon, 6mm, Red

Nozzles - Fence Line - Manual Operated



ITEM NO.	PART NUMBER	DESCRIPTION	QTY.
1	GA5077964	Nozzle body, Single, 3/4", Teejet	1
2	GA5077986	Nozzle cap & washer, 90 degree cap, 1/4" NPT female outlet	1
3	GA5055245	Washer, Nozzle cap seal, Rubber, 19 OD x 9mm ID	1
	GA8100339	Nozzle, Fence line, Orange, Polymer, Left side, 1/4" NPT, Teejet	1
4	GA8100340	Nozzle, Fence line, Orange, Polymer, Right side, 1/4" NPT, Teejet	1
5	GA5077497	Hose barb suit nozzle body, Single 1/2", Nylon, Teejet	1

Nozzles - Fence Line - Solenoid Operated



ITEM NO.	PART NUMBER	DESCRIPTION	QTY.
1	GA5077964	Nozzle body, Single, 3/4", Teejet	1
2	GA5077497	Hose barb suit nozzle body, Single 1/2", Nylon, Teejet	1
3	GA5055245	Washer, Nozzle cap seal, Rubber, 19 OD x 9mm ID	1
4	GA5077986	Nozzle cap & washer, 90 degree cap, 1/4" NPT female outlet	1
5	GA8100339	Nozzle, Fence line, Orange, Polymer, Left side, 1/4" NPT, Teejet	1
	GA8100340	Nozzle, Fence line, Orange, Polymer, Right side, 1/4" NPT, Teejet	1
6	GA5071785	Solenoid, e-Chemsaver suit 2 Pin Metri-pack, Fence Line	1

Nozzles - Tip Strainers

PART NUMBER	DESCRIPTION
GA5077158	Tip strainer, Polypropylene / Stainless steel, 24 mesh, Teejet
GA5077159	Tip strainer, Polypropylene / Stainless steel, 50 mesh, Teejet
GA5077160	Tip strainer, Polypropylene / Stainless steel, 80 mesh, Teejet
GA5077156	Tip strainer, Polypropylene / Stainless steel, 100 mesh, Teejet
GA5077157	Tip strainer, Polypropylene / Stainless steel, 200 mesh, Teejet

Nozzles - IDK - Cap

PART NUMBER	DESCRIPTION
GA8100059	Cap to suit IDK nozzle
GA5055245	Cap washer, IDK nozzle

Nozzles - IDK - Tips

PART NUMBER	DESCRIPTION	STRAINER
GA8100018	IDK 120-01, Orange, Lechler	80 mesh
GA8100019	IDK 120-015, Green, Lechler	50 mesh
GA8100020	IDK 120-02, Yellow, Lechler	50 mesh
GA8100021	IDK 120-025, Purple, Lechler	50 mesh
GA8100022	IDK 120-03, Blue, Lechler	50 mesh
GA8100023	IDK 120-04, Red, Lechler	50 mesh
GA8100024	IDK 120-05, Brown, Lechler	24 mesh
GA8100025	IDK 120-06, Grey, Lechler	24 mesh
GA8100026	IDK 120-08, White, Lechler	24 mesh

Nozzles - ID3 - Cap

PART NUMBER	DESCRIPTION
GA8100059	Cap to suit ID3 nozzle
GA5055245	Cap washer, ID3 nozzle

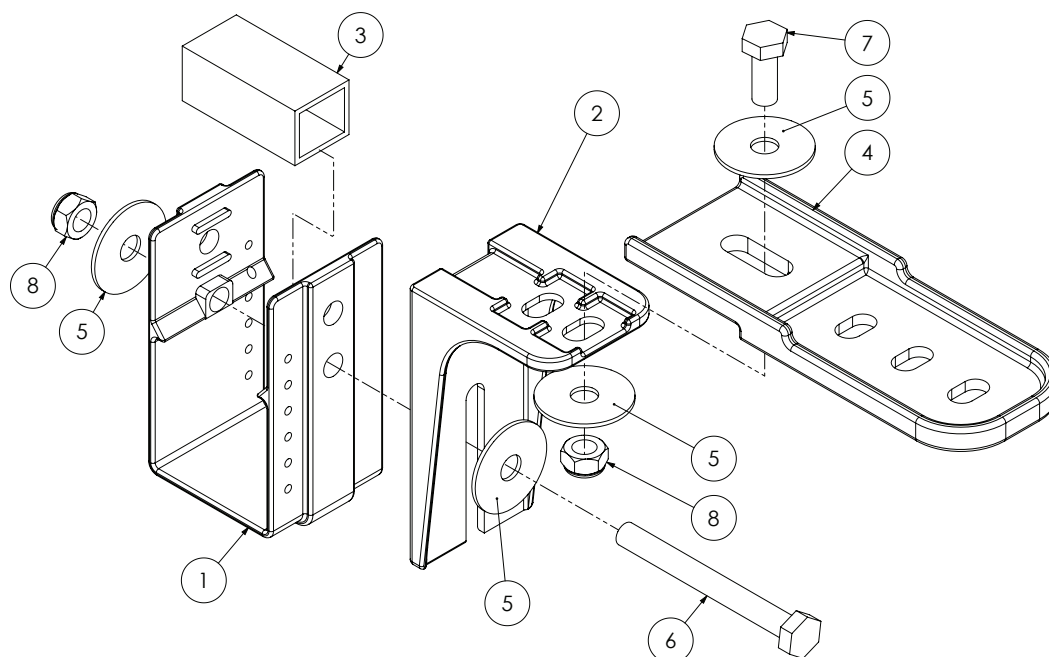
Nozzles - ID3 - Tips

PART NUMBER	DESCRIPTION	STRAINER
GA8100000	ID3 120-01, Orange, Lechler	80 mesh
GA8100001	ID3 120-015, Green, Lechler	50 mesh
GA8100002	ID3 120-02, Yellow, Lechler	50 mesh
GA8100003	ID3 120-025, Purple, Lechler	50 mesh
GA8100004	ID3 120-03, Blue, Lechler	50 mesh
GA8100005	ID3 120-04, Red, Lechler	50 mesh
GA8100006	ID3 120-05, Brown, Lechler	24 mesh
GA8100007	ID3 120-06, Grey, Lechler	24 mesh
GA8100008	ID3 120-08, White, Lechler	24 mesh

Nozzles - AIXR - Tips

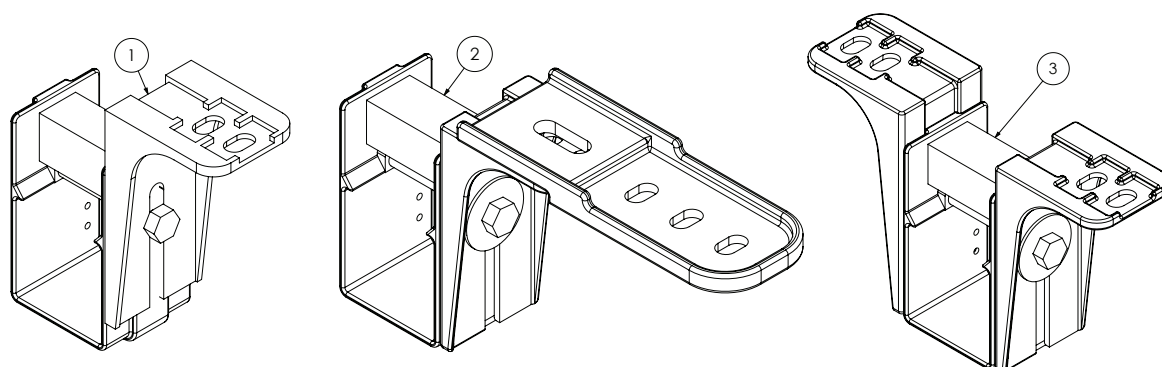
PART NUMBER	DESCRIPTION	STRAINER
GA8100429	AIXRI 10015VP, Green 015, Polymer, Teejet	100 mesh
GA8100430	AIXRI 10025VP, Violet 025, Polymer, Teejet	50 mesh
GA8100431	AIXRI 1002VP, Yellow 02, Polymer, Teejet	50 mesh
GA8100432	AIXRI 1003VP, Blue 03, Polymer, Teejet	50 mesh
GA8100433	AIXRI 1004VP, Red 04, Polymer, Teejet	50 mesh
GA8100434	AIXRI 1005VP, Brown 05, Polymer, Teejet	50 mesh
GA8100435	AIXRI 1006VP, Grey 06, Polymer, Teejet	50 mesh

Nozzles - Adjustable Brackets



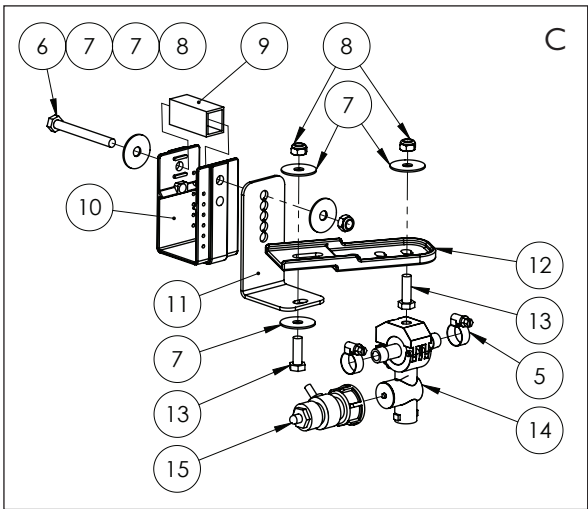
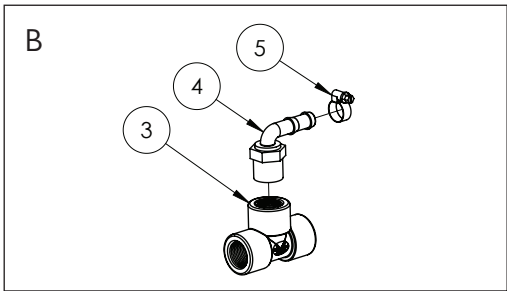
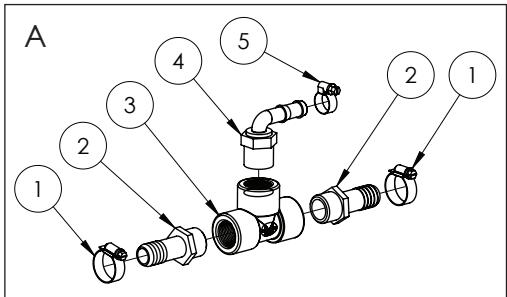
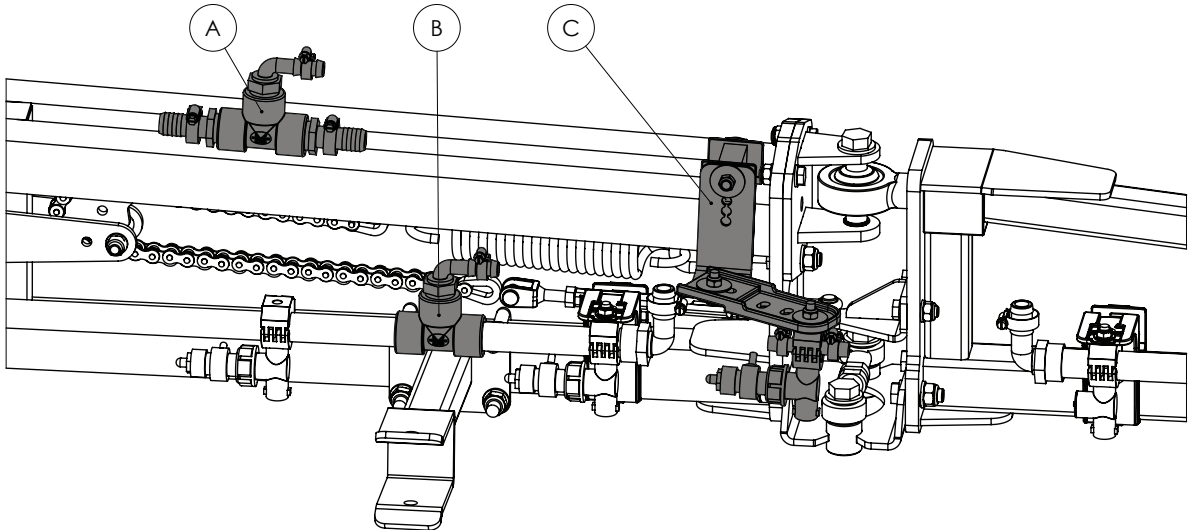
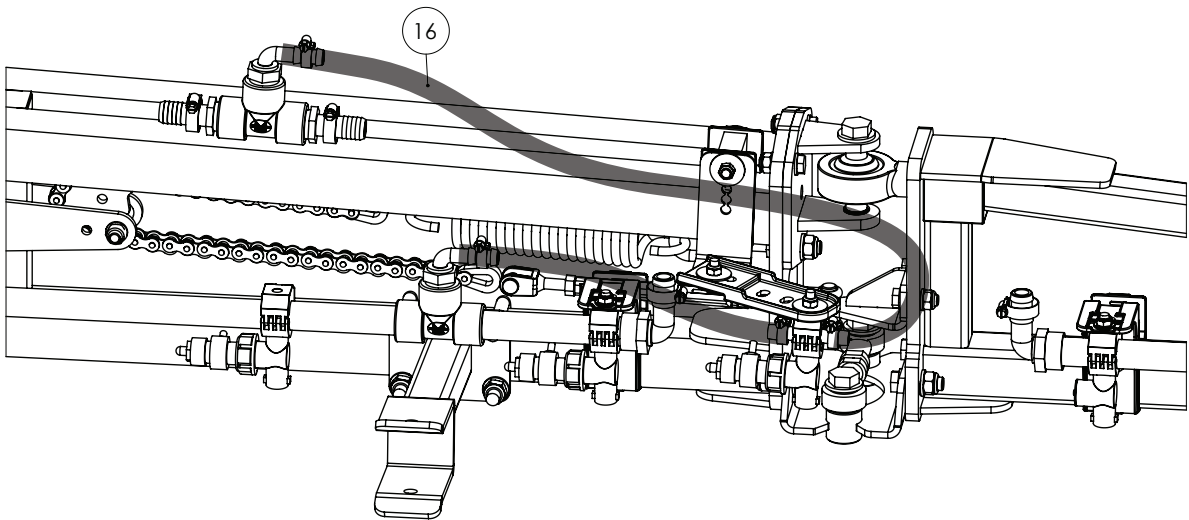
ITEM NO.	PART NUMBER	DESCRIPTION	QTY
1	GA5018259	Nozzle bracket, plastic, U shape	1
2	GA5018257	Nozzle bracket, plastic, L shape, short	1
	GA5018258	Nozzle bracket, plastic, L shape, long	
3	GA5066965	Spacer suit nozzle brackets	1
4	GA5018255	Bracket, Nozzle extension, Plastic	1
5	GA5003645	Washer 5/16" ID x 1 1/4" OD Flat SS	4
6	GA5004741	Bolt M8 x 75 GR8.8 ZP	1
7	GA5004085	Bolt M8 x 20 GR8.8 ZP	1
8	GA5004917	Nut M8 Nyloc ZP	2

Nozzles - Bracket Kits



ITEM NO.	PART NUMBER	DESCRIPTION
1	GA4948675	Nozzle bracket kit, Single line, Suit 50mm RHS
2	GA4948695	Nozzle bracket kit, Single line with extension, Suit 50mm RHS
3	GA4948685	Nozzle bracket kit, Dual line, Suit 50mm RHS

Nozzles - Mid Breakaway Assembly



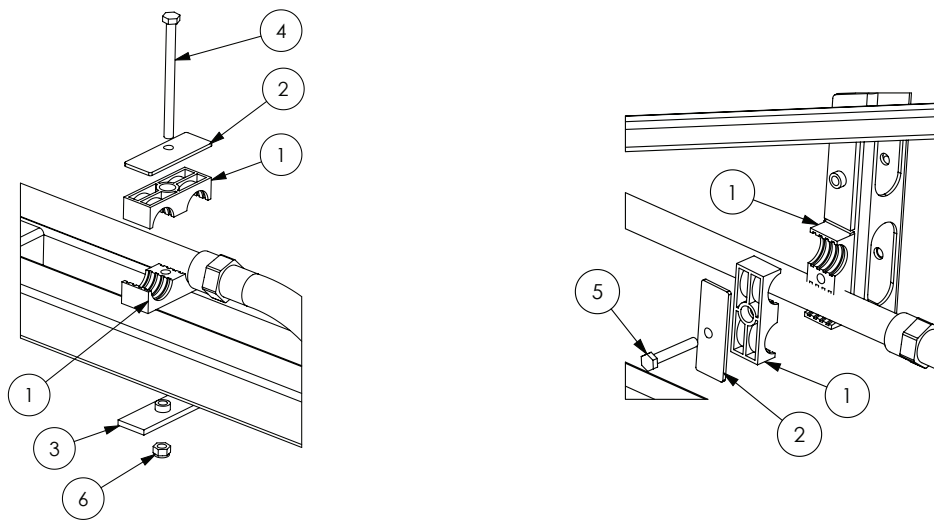
Continued over page

Nozzles - Mid Breakaway Assembly

ITEM NO.	PART NUMBER	DESCRIPTION	QTY.
1	GA5000999	Hose Clamp, 3/4", SS (16-27/12W)	2
2	GA5077709	Hose barb, Straight, 3/4" male thread x 3/4" hose	2
3	GA5078150	Tee, Threaded, 3/4" female	2
4	GA5077710	Hose barb, Elbow, 90 degree, 3/4" male thread x 1/2" hose	2
5	GA5004865	Hose Clamp, 3/8",SS (8-16/9W)	4
6	GA5052600	Bolt M8 x 75 SS A2-70	2
7	GA5003645	Washer 5/16" ID x 1 1/4" OD Flat SS	5
8	GA5004917	Nut M8 Nyloc ZP	3
9	GA5066965	Spacer, square, plastic, 21 x 24 x 50 mm, suits nozzle brackets	1
10	GA5018259	Nozzle bracket, plastic, U shape	3
11	GA4537810	Nozzle bracket Long SS	1
12	GA5018255	Bracket, Nozzle extension, Plastic	1
13	GA5004713	Bolt M8 x 25 SS A2-70	2
14	GA5023620	Teejet Nozzle Body Inline Manifold Assembly 1/2"	1
15	GA5065520	Spray Stop, 6mm, Rapidfire, Suit Teejet nozzle body, Altek	1
16	GA2000211	Hose, Pressure, 12mm, Black, 250psi, HOS13P - Cut to 1000 mm	1

Quantities shown are per side.

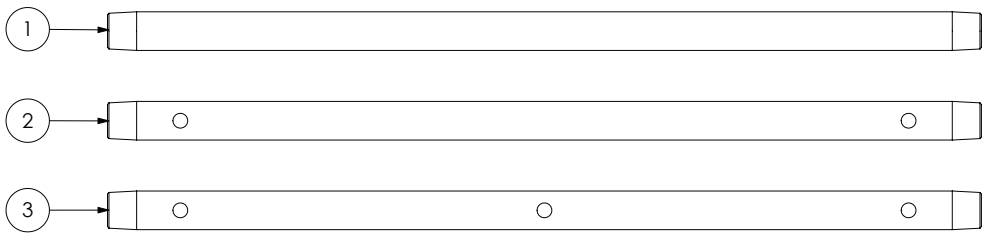
Boom Poly - Pipe Clamps



ITEM NO.	PART NUMBER	DESCRIPTION	QTY.
1	GA5078038	RCD clamp jaws, Double 28mm hose, Black polypropylene	#
2	GA5078049	Hose clamp, Double RCD, Top plate, Grade 4, Suit clamp 28-30	#
3	GA5078048	Double Clamp Plate Bottom Gr4	#
4	GA5004933	Bolt M8 x 110 ZP GR8.8	#
5	GA5004727	Bolt M8 x 50 ZP GR8.8	#
6	GA5052590	Nut M8 Nyloc SS	#

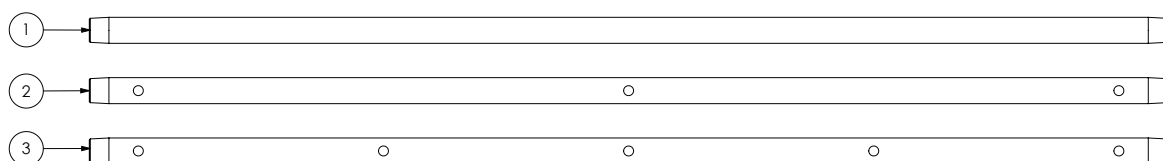
Quantities vary

Boom Poly - 600mm



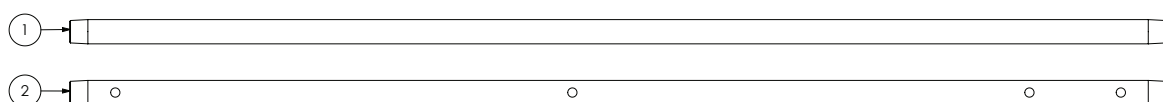
ITEM NO.	PART NUMBER	DESCRIPTION
1	GA5018287	Boom line, Poly, 3/4", 600 long, No holes
2	GA2000510	Boom line, Poly, 3/4", 600 long, 2 holes, 500mm spacing
3	GA2000511	Boom line, Poly, 3/4", 600 long, 3 holes, 250mm spacing

Boom Poly - 1100mm



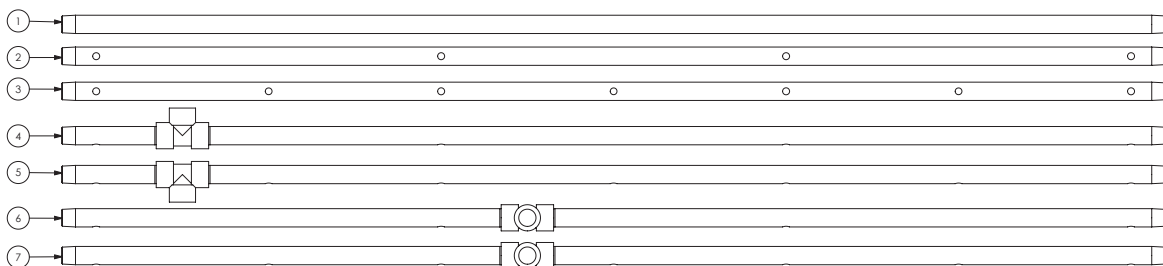
ITEM NO.	PART NUMBER	DESCRIPTION
1	GA5018269	Boom line, Poly, 3/4", 1100 long, No holes
2	GA2000506	Boom line, Poly, 3/4", 1100 long, 3 holes, 500mm spacing
3	GA2000507	Boom line, Poly, 3/4", 1100 long, 5 holes, 250mm spacing

Boom Poly - 1200mm



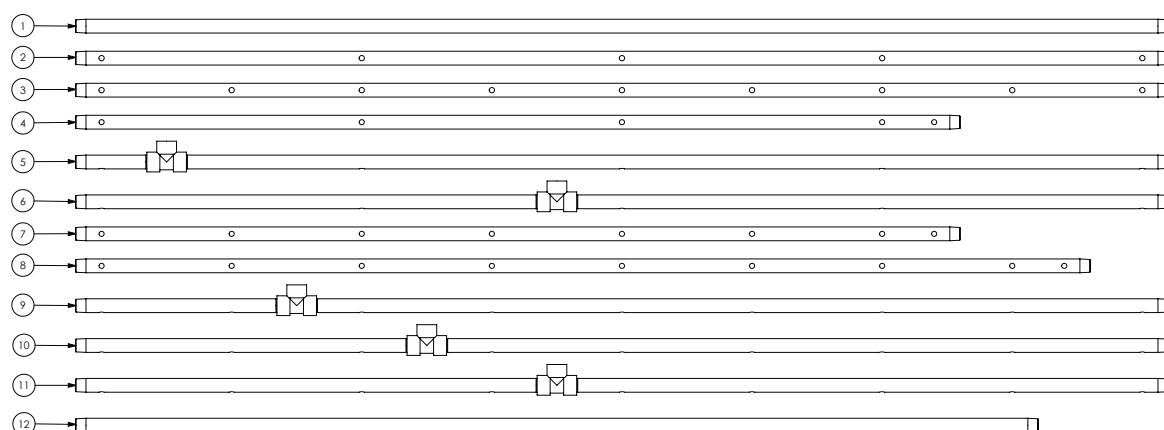
ITEM NO.	PART NUMBER	DESCRIPTION
1	GA5018271	Boom line, Poly, 3/4", 1200 long, No holes
2	GA2000515	Boom line, Poly, 3/4", 1200 long, 3 holes plus fenceline, 500mm spacing

Boom Poly - 1600mm



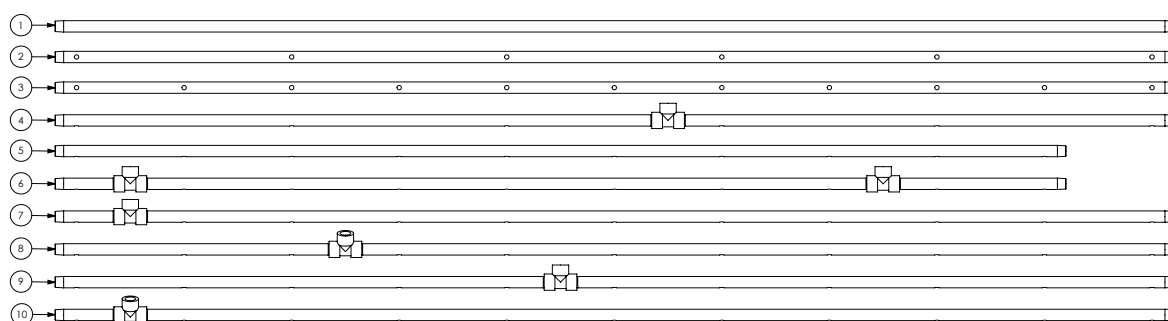
ITEM NO.	PART NUMBER	DESCRIPTION
1	GA5018273	Boom line, Poly, 3/4", 1600 long, No holes
2	GA2000500	Boom line, Poly, 3/4", 1600 long, 4 holes, 500mm spacing
3	GA2000501	Boom line, Poly, 3/4", 1600 long, 7 holes, 250mm spacing
4	GA2000520	Boom line, Poly, 3/4", 1600 long, 4 holes, 500mm spacing, Tee 175mm
5	GA2000521	Boom line, Poly, 3/4", 1600 long, 7 holes, 250mm spacing, Tee 175mm
6	GA2000522	Boom line, Poly, 3/4", 1600 long, 4 holes, 500mm spacing, Tee 675mm 90 Deg.
7	GA2000523	Boom line, Poly, 3/4", 1600 long, 7 holes, 250mm spacing, Tee 675mm 90 Deg.

Boom Poly - 2100mm



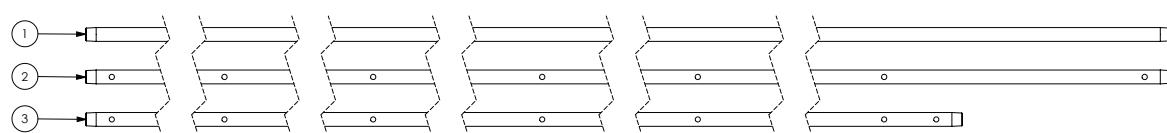
ITEM NO.	PART NUMBER	DESCRIPTION
1	GA5018275	Boom line, Poly, 3/4", 2100 long, No holes
2	GA2000502	Boom line, Poly, 3/4", 2100 long, 5 holes, 500mm spacing
3	GA2000503	Boom line, Poly, 3/4", 2100 long, 9 holes, 250mm spacing
4	GA2000525	Boom line, Poly, 3/4", 1700 long, 4 holes plus fenceline, 500mm spacing
5	GA2000526	Boom line, Poly, 3/4", 2100 long, 5 holes, 500mm spacing, Tee 175mm
6	GA2000527	Boom line, Poly, 3/4", 2100 long, 5 holes, 500mm spacing, Tee 925mm
7	GA2000530	Boom line, Poly, 3/4", 1700 long, 7 holes plus fenceline, 250mm spacing
8	GA2000531	Boom line, Poly, 3/4", 1950 long, 8 holes plus fenceline, 250mm spacing
9	GA2000532	Boom line, Poly, 3/4", 2100 long, 9 holes, 250mm spacing, Tee 425mm
10	GA2000533	Boom line, Poly, 3/4", 2100 long, 9 holes, 250mm spacing, Tee 675mm
11	GA2000534	Boom line, Poly, 3/4", 2100 long, 9 holes, 250mm spacing, Tee 925mm
12	GA2000535	Boom line, Poly, 3/4, 1850 long, 8 holes, 250mm spacing

Boom Poly - 2600mm



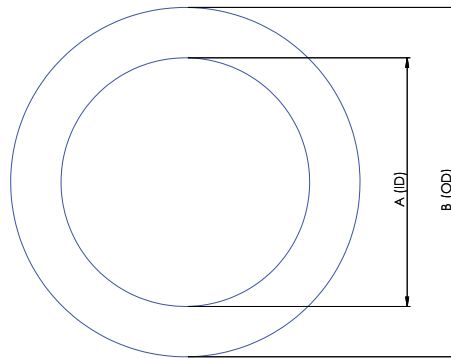
ITEM NO.	PART NUMBER	DESCRIPTION
1	GA5018279	Boom line, Poly, 3/4", 2600 long, No holes
2	GA2000504	Boom line, Poly, 3/4", 2600 long, 6 holes, 500mm spacing
3	GA2000505	Boom line, Poly, 3/4", 2600 long, 11 holes, 250mm spacing
4	GA2000540	Boom line, Poly, 3/4", 2600 long, 6 holes, 500mm spacing, Tee 1175mm
5	GA2000541	Boom line, Poly, 3/4", 2350 long, 10 holes, 250mm spacing
6	GA2000542	Boom line, Poly, 3/4", 2600 long, 10 holes, 250mm spacing, Tee 175mm & 1925mm
7	GA2000543	Boom line, Poly, 3/4", 2600 long, 11 holes, 250mm spacing, Tee 175mm
8	GA2000544	Boom line, Poly, 3/4", 2600 long, 11 holes, 250mm spacing, Tee 675mm angled
9	GA2000545	Boom line, Poly, 3/4", 2600 long, 11 holes, 250mm spacing, Tee 1175mm
10	GA2000546	Boom line, Poly, 3/4", 2600 long, 11 holes, 250mm spacing, Tee 175mm angled

Boom Poly - 3100mm



ITEM NO.	PART NUMBER	DESCRIPTION
1	GA5018281	Boom line, Poly, 3/4", 3100 long, No holes
2	GA2000508	Boom line, Poly, 3/4", 3100 long, 7 holes, 500mm spacing
3	GA2000550	Boom line, Poly, 3/4", 2700 long, 6 holes, 500mm spacing

Hoses



SUCTION HOSE

PART NUMBER	DESCRIPTION	INTERNAL DIAMETER (A)	OUTSIDE DIAMETER (B)
GA2000218	20mm Suction Hose	20mm	32mm
GA2000222	25mm Suction Hose	25mm	35mm
GA2000224	32mm Suction Hose	32mm	45mm
GA2000226	38mm Suction Hose	38mm	48mm
GA2000229	51mm Suction Hose	51mm	63mm
GA2000230	63mm Suction Hose	63mm	76mm
GA2000232	75mm Suction Hose	75mm	93mm

NOTE: Suction hose can be identified by its external green stripe and wire reinforcement.

PRESSURE HOSE

PART NUMBER	DESCRIPTION	INTERNAL DIAMETER (A)	OUTSIDE DIAMETER (B)
GA2000200	7mm Pressure Hose	7mm	12.5mm
GA2000211	13mm Pressure Hose	13mm	20mm
GA2000216	20mm Pressure Hose	20mm	28mm
GA2000219	25mm Pressure Hose	25mm	34mm
GA2000223	32mm Pressure Hose	32mm	43mm
GA2000225	38mm Pressure Hose	38mm	48mm

NOTE: Pressure hose can be identified by its blue internal layer.

PVC HOSE

PART NUMBER	DESCRIPTION	INTERNAL DIAMETER (A)	OUTSIDE DIAMETER (B)
GA2000220	25mm PVC Hose	25mm	32mm
GA2000227	40mm PVC Hose	40mm	50mm
GA2000228	50mm PVC Hose	50mm	58mm

NOTE: PVC Hose can be identified by its ribbed outer surface.

SIGHT TUBE HOSE

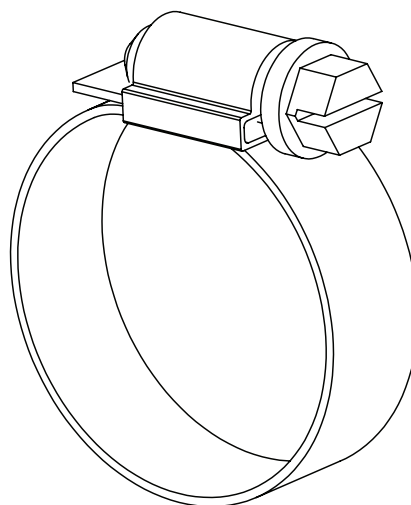
PART NUMBER	DESCRIPTION	INTERNAL DIAMETER (A)	OUTSIDE DIAMETER (B)
GA2000209	12mm Clear Sight Tube Hose	12mm	-
GA2000210	12mm Clear Sight Tube Hose with wire	12mm	-

LAY FLAT HOSE

PART NUMBER	DESCRIPTION	INTERNAL DIAMETER (A)	OUTSIDE DIAMETER (B)
GA2000220	25mm PVC Hose	25mm	32mm

Hose Clamps

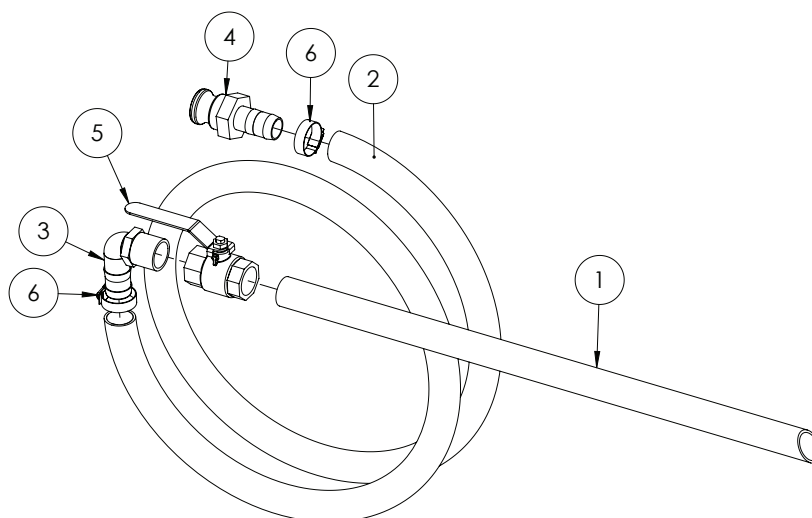
PART NUMBER	DESCRIPTION
GA5004865	8-16mm Hose Clamp
GA5000469	12-20mm Hose Clamp
GA5000999	16-25mm Hose Clamp
GA5001681	20-32mm Hose Clamp
GA5002783	30-45mm Hose Clamp
GA5002873	32-50mm Hose Clamp
GA5003325	40-60mm Hose Clamp
GA5016815	50-70mm Hose Clamp
GA5004241	60-80mm Hose Clamp



Cable Ties

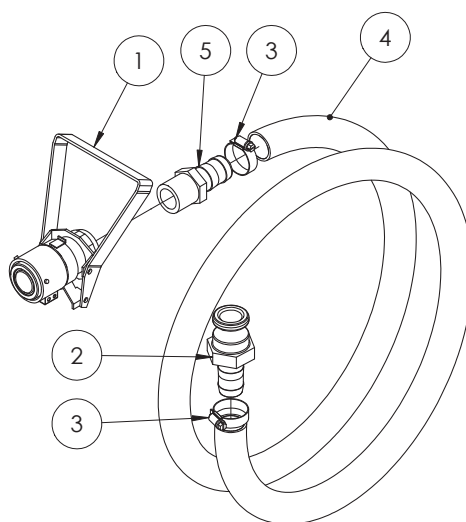
PART NUMBER	DESCRIPTION
GA5002173	Cable Tie, Black, 100 x 2.5mm
GA5003517	Cable Tie, Black, 140 x 3.5mm
GA5004455	Cable Tie, Black, 190 x 4.5mm
GA5000685	Cable Tie, Black, 320 x 7.5mm
GA5000687	Cable Tie, Black, 360 x 4.5mm
GA5021235	Cable Tie, Black, 540 x 7.5mm

Chemical Probe Hose Lance



ITEM NO.	PART NUMBER	DESCRIPTION	QTY.
-	GA4948250	Chemical suction probe, Assembled	-
1	GA5013603	Poly Pipe 25 (cut 630mm long)	1
2	GA2000220	Hose, Suction, PVC, 25mm, Black - cut 3200 mm long	1
3	GA5077723	Hose barb, Elbow, 90 degree, 1" male x 1" hose, Banjo	1
4	GA5076011	Cam lever, 1" male coupling x 1" hose barb, Banjo	1
5	GA5018319	Valve, Ball, 25mm female thread inlet / outlet, Lever handle, SS	1
6	GA5001681	Hose Clamp, 1" SS (20-32/12W)	2

Enviro Coupling & Hose

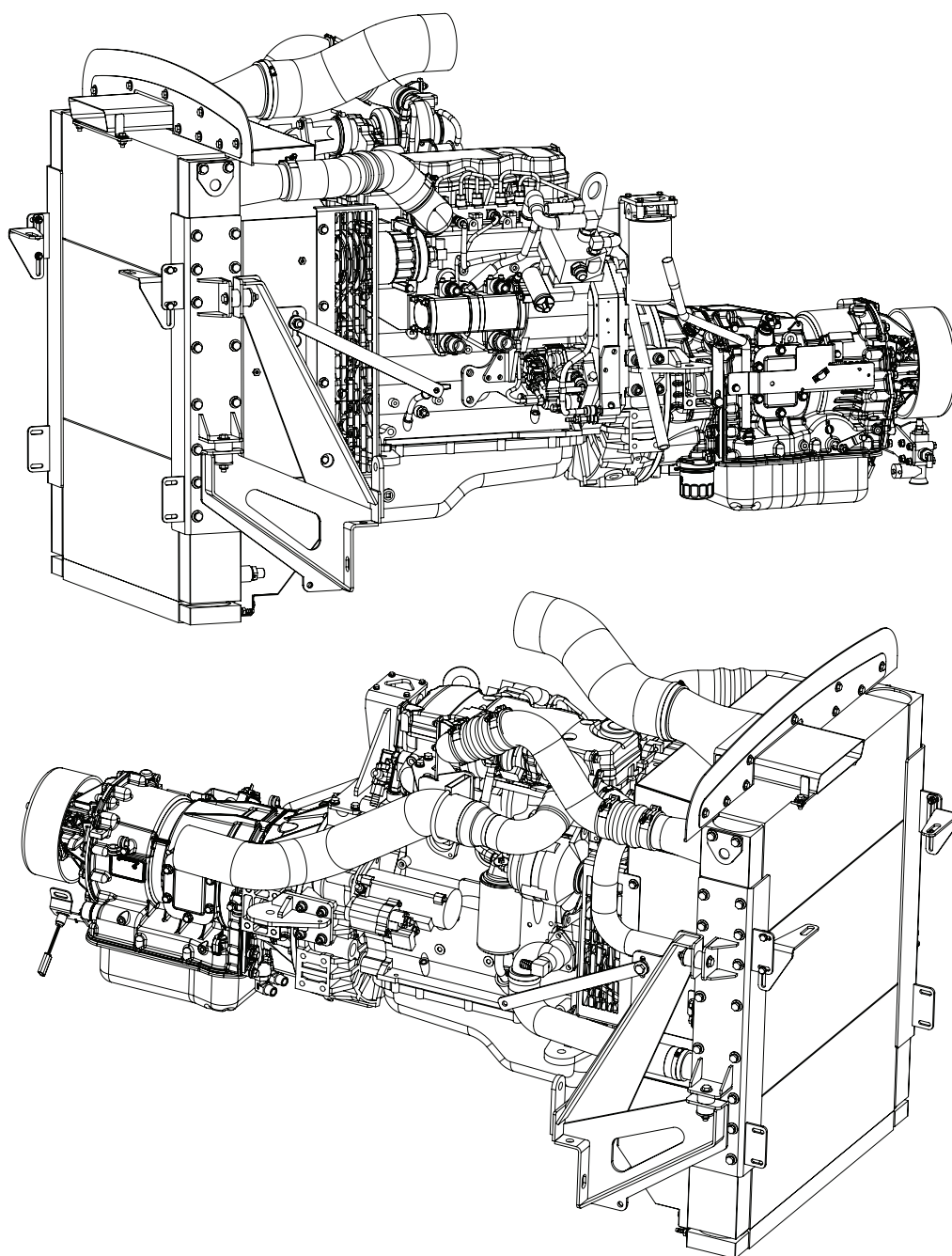


ITEM NO.	PART NUMBER	DESCRIPTION	QTY.
-	GA5020600	Enviro drum / micromatic coupling with suction hose	-
1	GA5018803	Micromatic drum valve coupling, 3 pin, Viton seals	1
2	GA5076011	Cam lever, 1" male coupling x 1" hose barb, Banjo	1
3	GA5001681	Hose Clamp, 1" SS (20-32/12W)	2
4	GA2000220	Hose, Suction, PVC, 25mm, Black - cut 2840mm long	1
5	GA5077718	Hose barb, Straight, 1" male thread x 1" hose	1

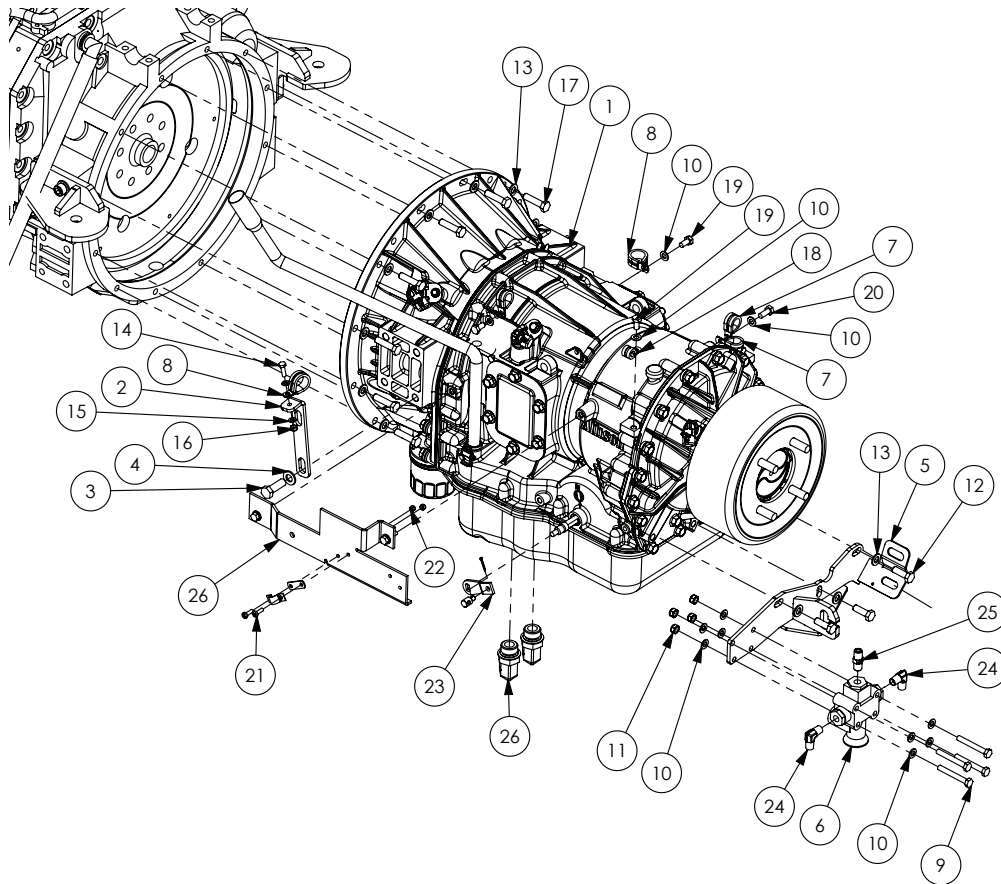
Chapter 20

ENGINE & TRANSMISSION

Cummins Engine / Allison Transmission



Allison Transmission



ALLISON TRANSMISSION SERVICE PARTS

PART NUMBER	DESCRIPTION
GA5068650	Pad Assembly, Park Brake, Allison 2500 Transmission
GA5048280	Filter , Allison - Spin On
GA5048285	Filter , Allison - Internal
GA5013769	Rear main oil seal - Allison transmission
GA2700002	Brake Drum, Park Brake, Allison 2500 Transmission

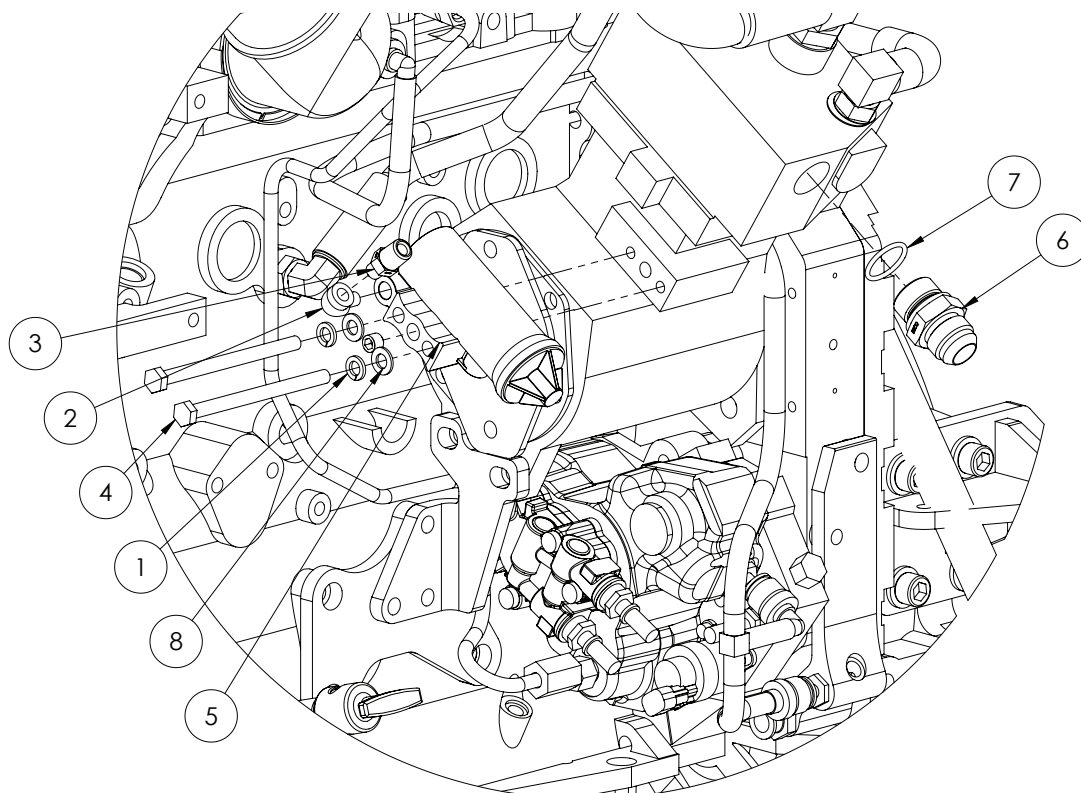
ITEM NO.	PART NUMBER	DESCRIPTION	QTY.
1	GA5071490	Transmission, 2500 P TC211 kit, Allison, G3 G4 Series	1
2	GA4503735	Bracket, Trans dip stick SP 2011	1
3	GA5000311	Bolt M12 x 35	1
4	GA5000577	Washer 12mm Flat SS HD	1
5	GA4658075	Handbrake cable mount for 2000 series	1
6	GA5010868	Ride height leveling valve 1/4" (includes lever arms)	1
7	GA5049825	21mm Rubber Lined Hose Clamp	3
8	GA5049830	Clamp P 35mm 56487	2
9	GA5011489	Bolt M8 x 60 ZP	4
10	GA5003643	Washer 8mm Flat SS HD	12

Continued over page

Allison Transmission

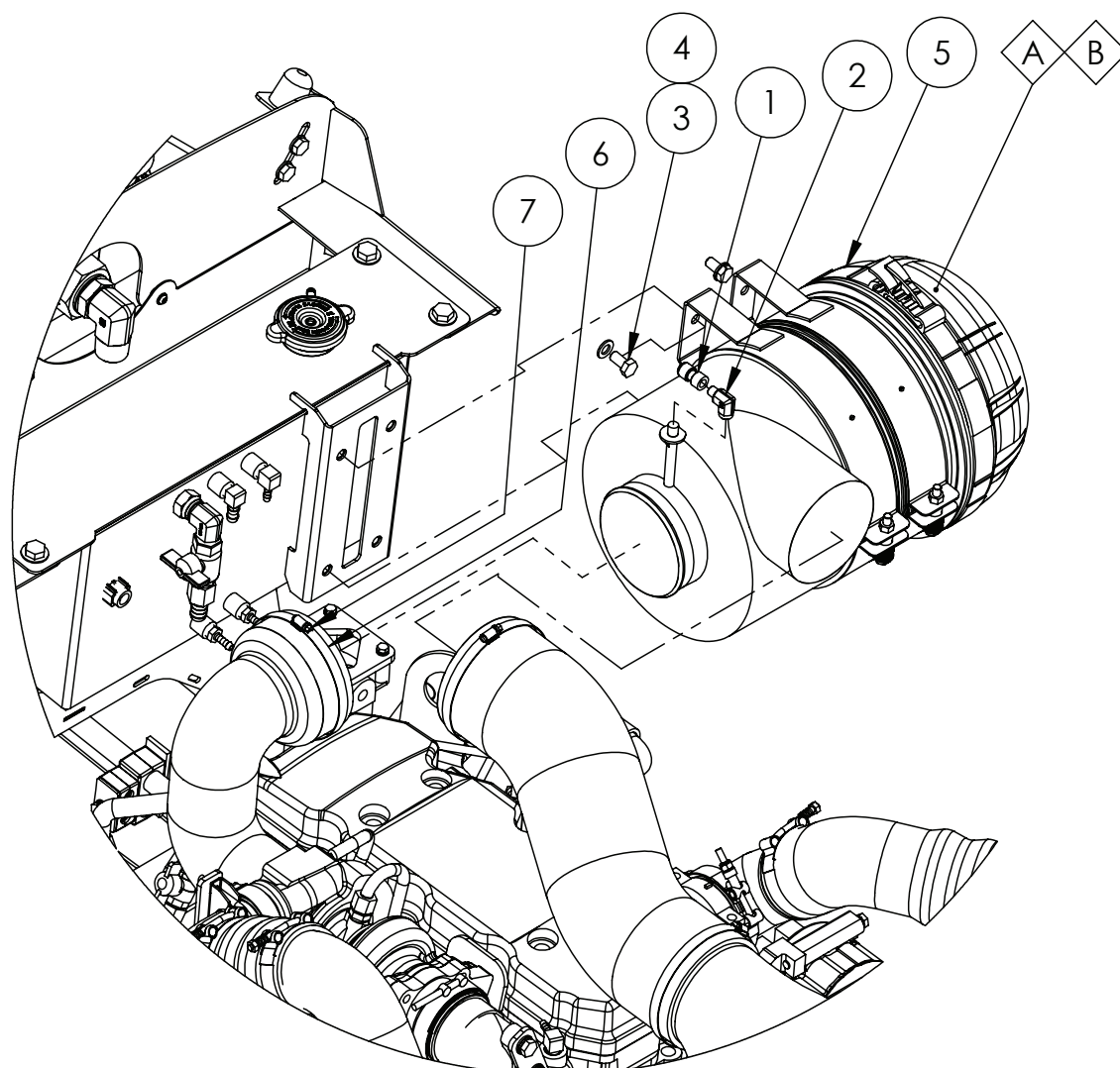
ITEM NO.	PART NUMBER	DESCRIPTION	QTY.
11	GA5052590	Nut M8 Nyloc SS 316	4
12	GA5065455	Bolt M10 x 30 ZP GR8.8	3
13	GA5000117	Washer 10mm Flat SS HD	15
14	GA5004065	Bolt M6 x 20	1
15	GA5004437	Washer 6mm Flat SS	2
16	GA5048115	Nut M6 nyloc	1
17	GA5006071	Bolt M10 x 40 ZP GR10.9	12
18	GA5050120	10mm Rubber Lined Hose Clamp	1
19	GA5004695	Bolt M8 x 16mm	3
20	GA5004085	Bolt M8 x 20mm	1
21	GA5003977	Bolt M5 x 16mm Pan head Screw	2
22	GA5003975	Nut M5 Nyloc SS	2
23	GA5007369	Conn Shift Kit	1
24	GA3500258	Hydraulic coupling, Elbow, 90 degree, 1/4" BSPT male x 1/4" BSPT male	2
25	GA3500218	Hydraulic adaptor, Nipple, 1/4" BSP x 1/4" BSP	1
26	GA3500351	Hydraulic adaptor, 90 Degree Elbow 1/2" -1 1/16" JIC	2

Air Governor



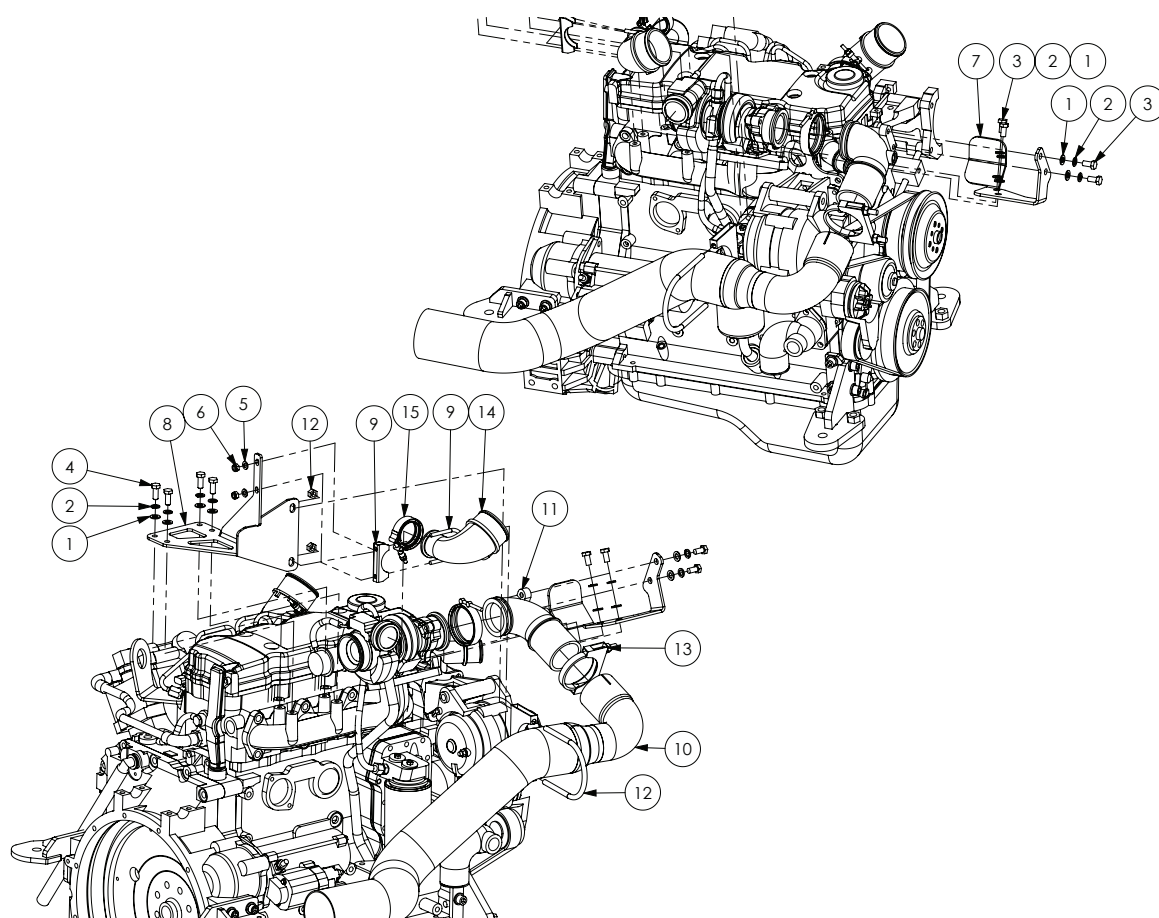
ITEM NO.	PART NUMBER	DESCRIPTION	QTY.
1	GA5004919	Washer 8mm Spring SS	2
2	GA3500208	Hydraulic adaptor, Elbow, 90 degree, 1/8" BSP male x 1/8" BSP female	1
3	GA3500217	Hydraulic adaptor, Nipple, 1/4" BSP x 1/8" BSP	1
4	GA5004933	Bolt M8 x 110mm ZP GR8.8	2
5	GA5007623	Cummins - Air Governor	1
6	GA5077883	Hydraulic adaptor, Nipple, 1 1/16" JIC thread x M27 x 2.0P thread	1
7	GA5078122	3/4" BSPP O-Ring	1
8	GA5003643	Washer 8mm Flat HD SS	2

Air Cleaner



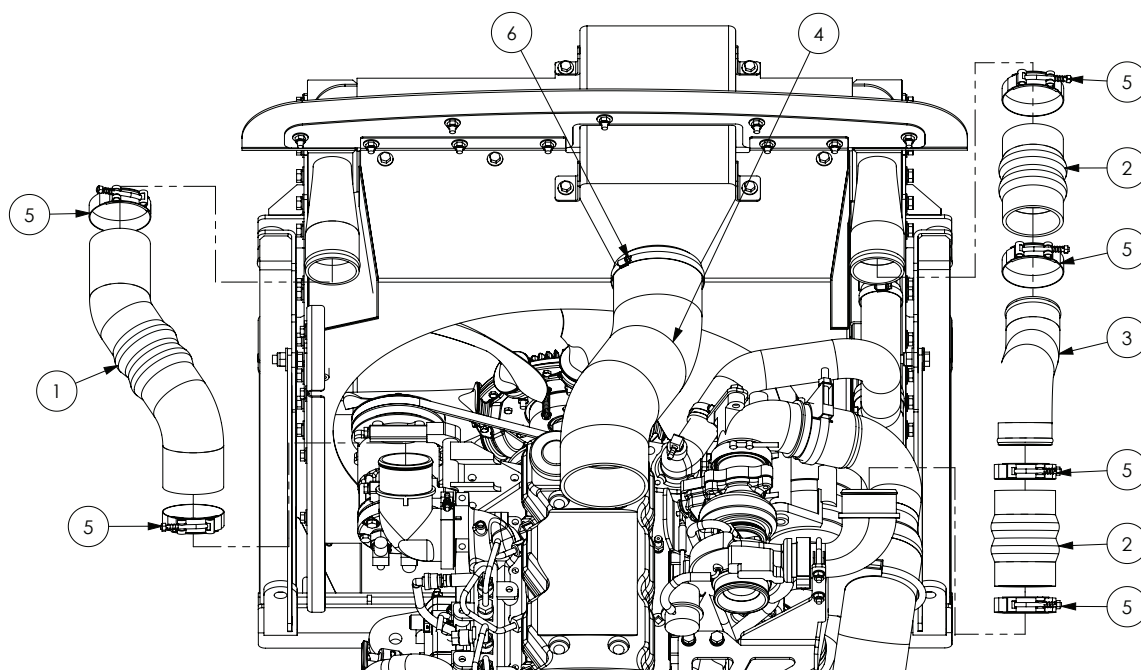
ITEM NO.	PART NUMBER	DESCRIPTION	QTY.
A	GA5071700	Filter, Air Cleaner Engine Primary Large AF26120, G3 G4 Series	1
B	GA5071705	Filter, Air Cleaner Engine Secondary Small AF26121, G3 G4 Series	1
1	GA5070450	Female Adaptor Push In 6mm x 1/8 BSP	1
2	GA3500208	Hydraulic adaptor, Elbow, 90 degree, 1/8" BSPT male x 1/8" BSPT female, S25-0202	1
3	GA5006113	Set Screw M10 x 20 GR8.8 ZP	4
4	GA5000117	Washer M10 Flat SS HD	4
5	GA5025835	Housing, Air Filter, FleetGuard, AH19479	1
6	GA2700144	Hose, Air Filter Outlet, G4, MY14 to MY22	1
7	GA2700026	Hose clamp, 110-135mm, G3 G4	1

Exhaust Pipe Work



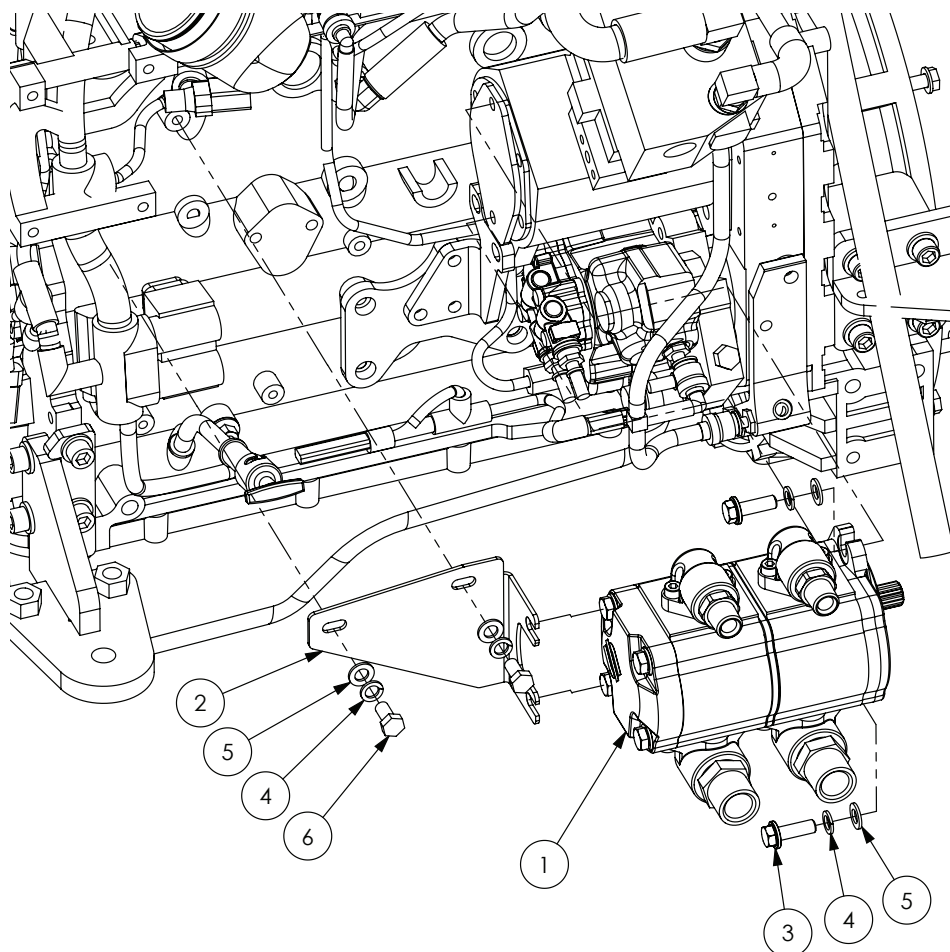
ITEM NO.	PART NUMBER	DESCRIPTION	QTY.
1	GA5000117	Washer 10mm SS Flat HD	8
2	GA5000137	Washer 10mm Spring SS	8
3	GA5006113	Bolt M10 x 20 ZP Gr8.8	4
4	GA5006161	Bolt M10 x 25 ZP Gr8.8	4
5	GA5003643	Washer 8mm Flat SS HD	2
6	GA5052590	Nut M8 Nyloc SS 316	2
7	GA4508145	Plate, Turbo Exhaust Outlet Mount and Shield QSB4.5	1
8	GA4660525	Bracket, Turbo Ancillary Support Cummins QSB4.5	1
9	GA5006705	Exhaust Clamp C8 2"	1
10	GA5071595	Exhaust Pipe Header 3" to 4"	1
11	GA5071684	Exhaust Turbo Outlet Cast 90 Degree Elbow suit Cummins QSB	1
12	GA5066215	Exhaust clamp 4 1/8"	1
13	GA5002297	Exhaust clamp - 79mm (3.125")	1
14	-	Charge air elbow	1
15	3926702	Hose clamp - Intercooler pipes	1
-	GA5053700	Exhaust heat wrap fibreglass Black 2 x 50'	1
-	GA5055470	Cable tie, Stainless steel, 520mm 7.9mm, Heavy duty	4

Charge Air Intake



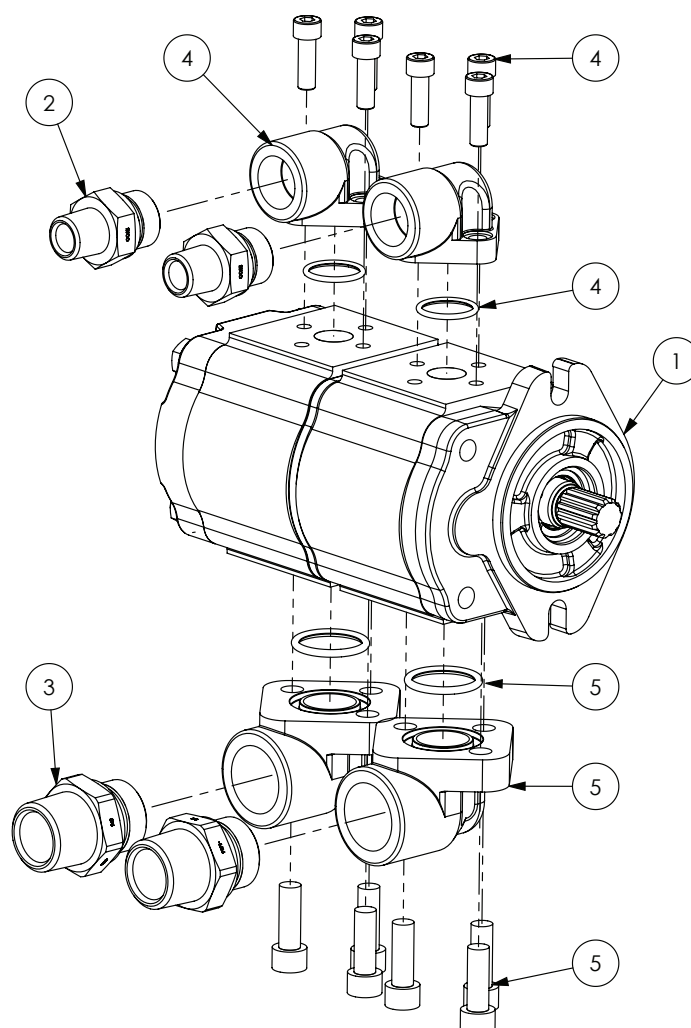
ITEM NO.	PART NUMBER	DESCRIPTION	QTY.
1	GA2700021	Hose, Diameter 76, Charge air	1
2	GA2700022	Hose, Hump, 3 Ring, Diameter 89 x 160mm	1
3	GA2700023	Pipe, Charge air, Diameter 76	1
4	GA2700024	Hose, Air filter	1
5	GA2700025	Hose clamp, Constant tension, 82-90mm	6
6	GA2700026	Hose clamp, 110-135mm	1

Hydraulic Pump Mounting 22/22cc



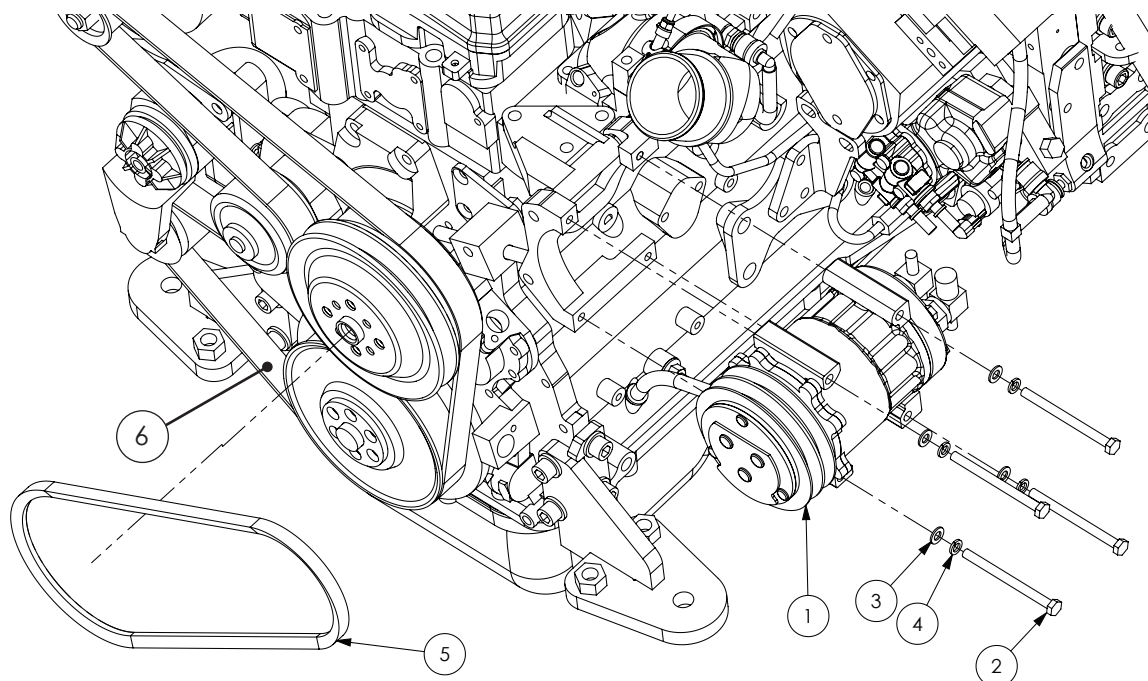
ITEM NO.	PART NUMBER	DESCRIPTION	QTY.
1	GA3500055	Pump, Hydraulic, 22 + 22 cc, 11 tooth spline, Including port adaptors	1
2	GA4508361	Bracket, Hydraulic Gear Pump Support, 22cc and 22cc Salami	1
3	GA5068655	Bolt M10 x 30, Flange head, 1.5mm Pitch, Gr12.9, Black	2
4	GA5000137	Washer 10mm Spring SS	4
5	GA5000117	Washer 10mm Flat SS HD	4
6	GA5006113	Bolt M10 x 20 ZP GR8.8	2
-	GA5071790	Coupling, Hydraulic Gear Pump to Cummins Engine 11 Tooth(Large)	1

Hydraulic Pump 22/22cc



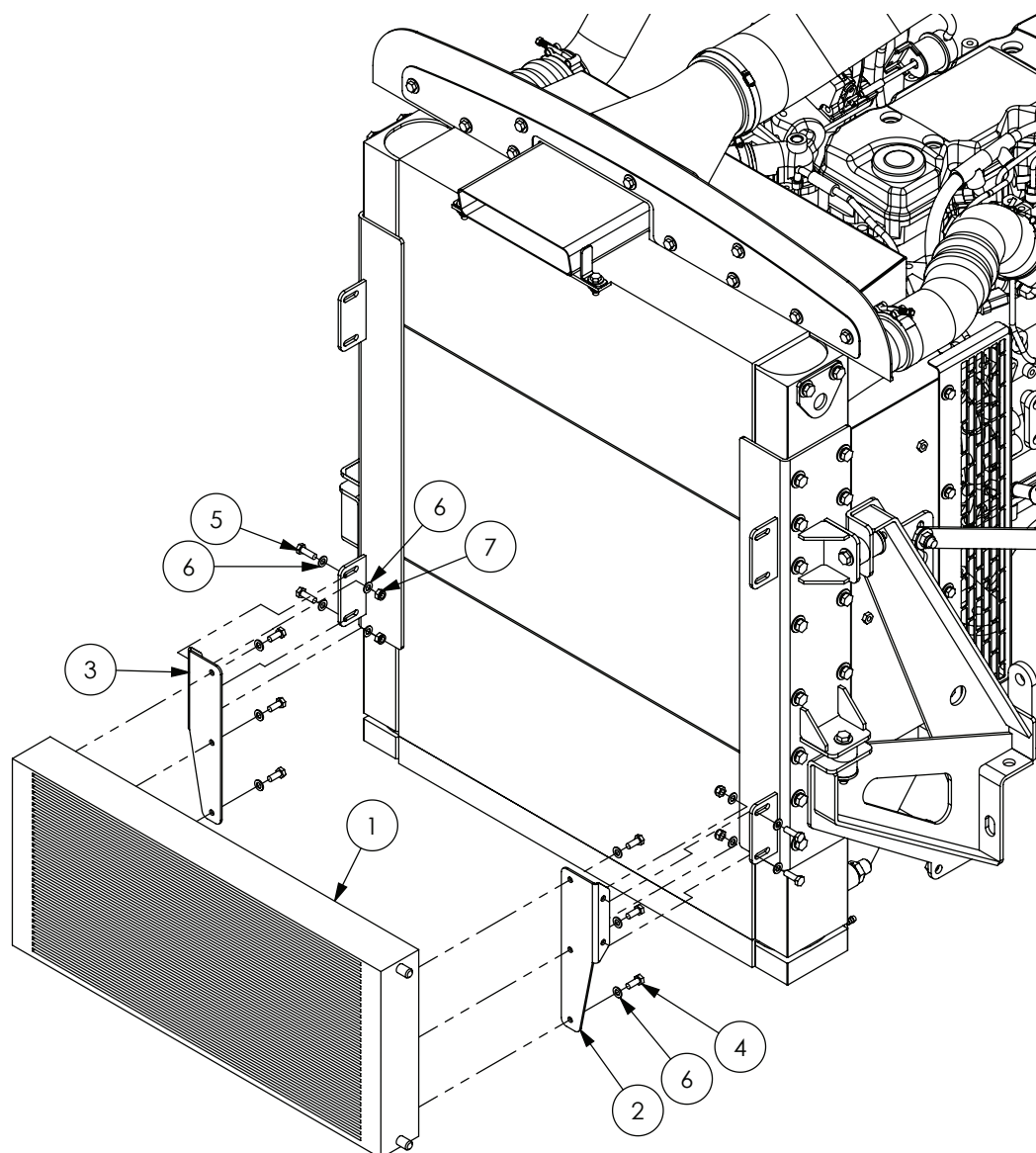
ITEM NO.	PART NUMBER	DESCRIPTION	QTY.
1	GA3500055	Pump, Hydraulic, 22 + 22 cc, Including port adaptors	1
2	GA3500312	Hydraulic adaptor, Nipple, 1/2" BSPT Male x 3/4" BSPP Male, includes o-ring	1
3	GA3500317	Hydraulic adaptor, Nipple, 1" BSPT male x 1" BSPP male, includes o-ring	2
4	GA3500064	Port adaptor inc. O-ring, Hydraulic, 90 degree, 3/4", suit Salami pump	2
	GA5071850	O-Ring, 2.62 x 22.2mm, Nitrile, Suit 3/4" Port Adaptor	-
5	GA3500065	Port adaptor inc. O-ring, Hydraulic, 90 degree, 1", suit Salami pump	2
	GA5076059	O ring, 29.75 x 3.53 mm, Nitrile, Suit 1" Port Adaptor	-

Air Conditioner Compressor & Belts



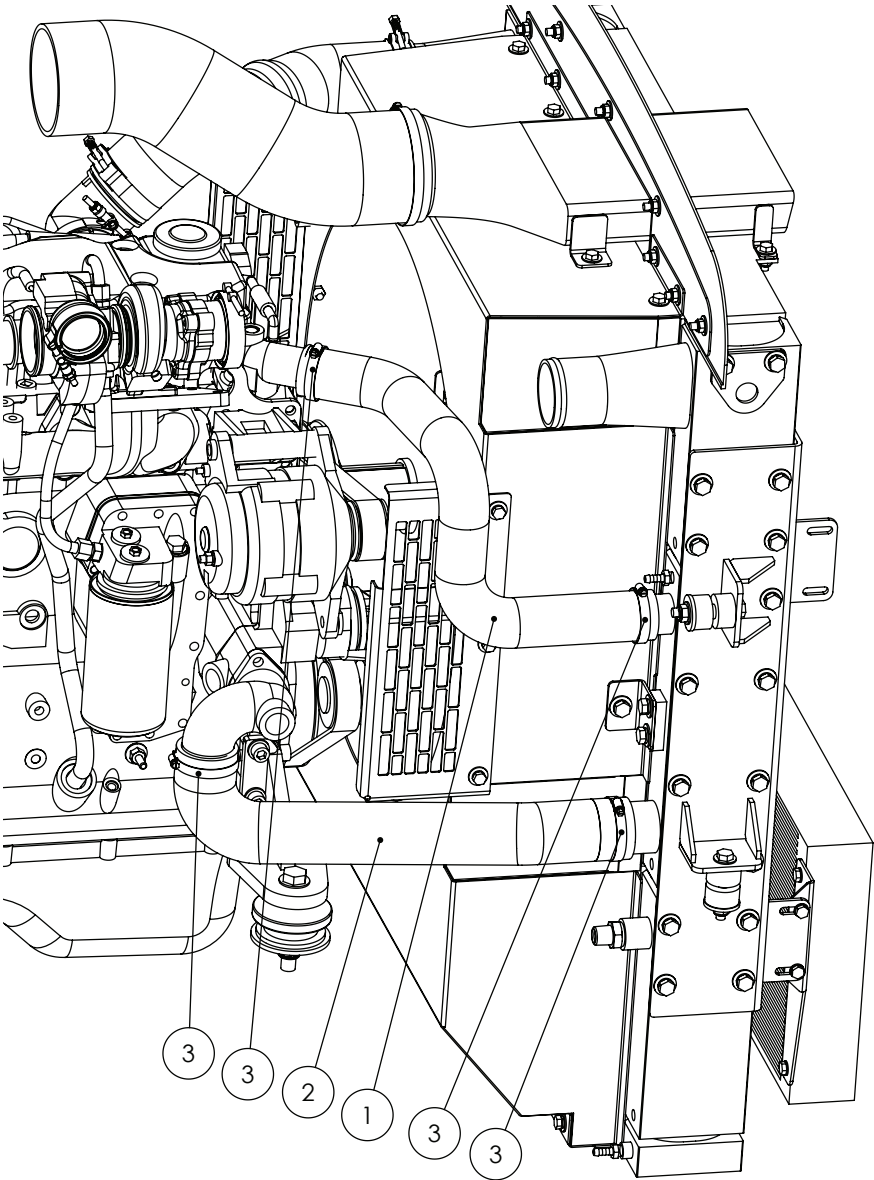
ITEM NO.	PART NUMBER	DESCRIPTION	QTY.
1	GA5071640	AC Compressor Sanden U4626	1
2	GA5004681	Bolt, M8 x 100mm ZP GR8.8	4
3	GA5003643	Washer 8mm Flat SS HD	4
4	GA5004919	Washer 8mm Spring SS	4
5	GA5071435	V Belt, Air Conditioner Compressor, G3 G4 Series	1
6	GA5075275	Belt, Serpentine, Water Pump Alternator	1

Air Conditioner Condenser



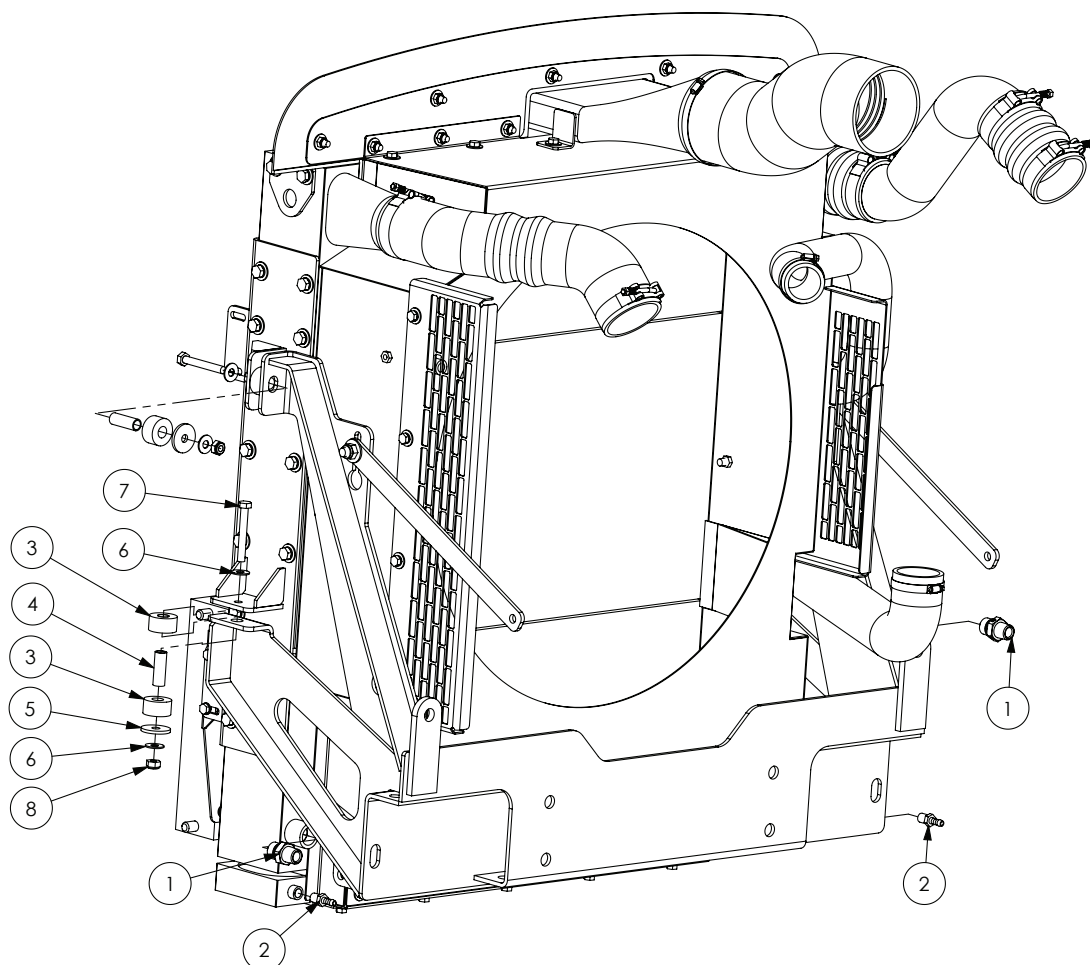
ITEM NO.	PART NUMBER	DESCRIPTION	QTY.
1	GA5007361	Condenser assy (tube & fin 6 rows 5/16")	1
2	GA4507065	Bracket AC Condenser Left Hand	1
3	GA4507070	Bracket AC Condenser Right Hand	1
4	GA5004085	Bolt M8 x 20	6
5	GA5004711	Bolt M8 x 25	4
6	GA5003643	Washer 8mm Flat SS HD	14
7	GA5004917	Nut M8 Nyloc	4

Coolant System Plumbing



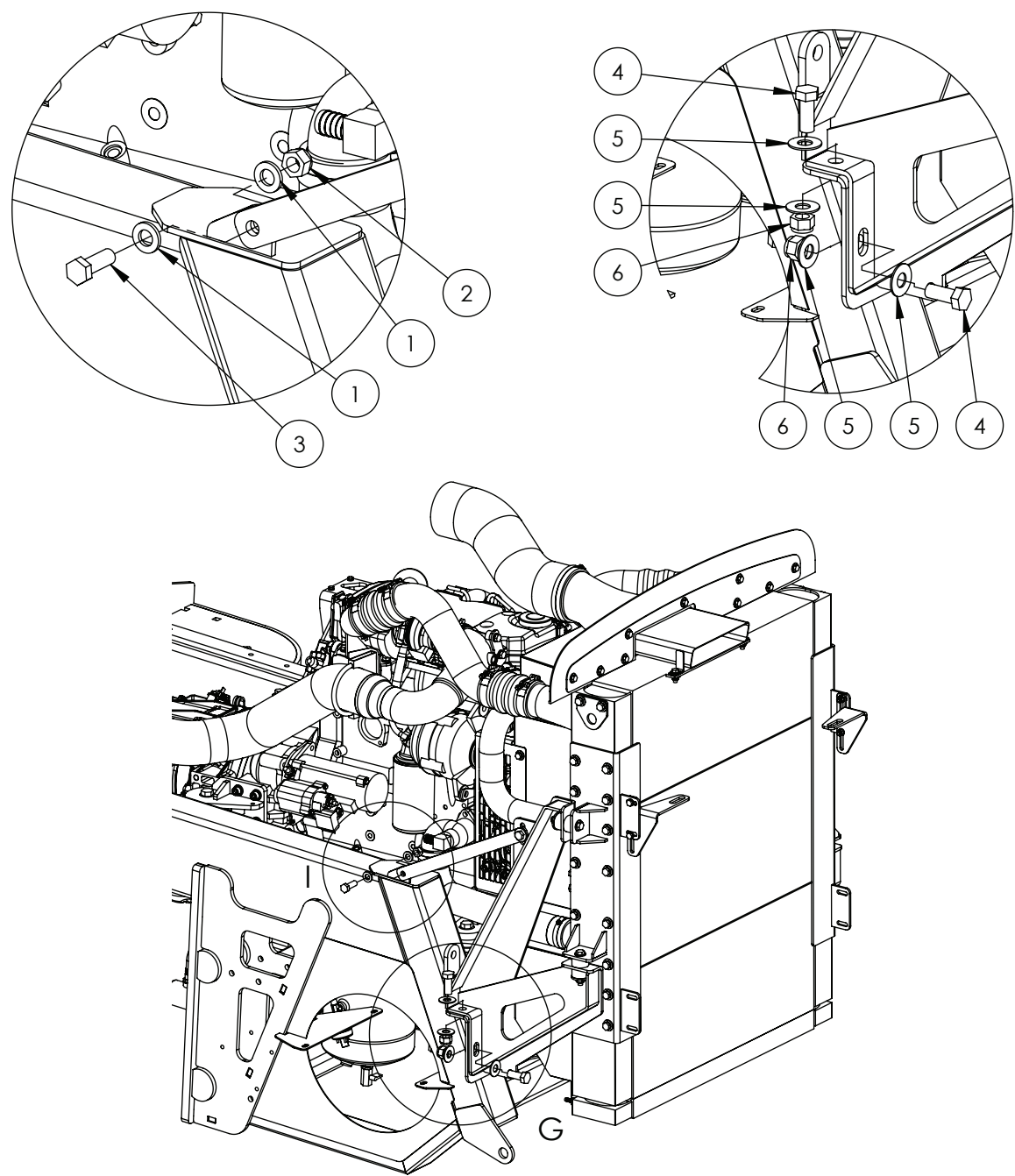
ITEM NO.	PART NUMBER	DESCRIPTION	QTY.
1	GA2700019	Radiator Hose, Diameter 45.mm	1
2	GA2700020	Radiator Hose, Diameter 58.mm	1
3	GA5016815	Hose Clamp, 50-70mm SS	4

Combi Cooler



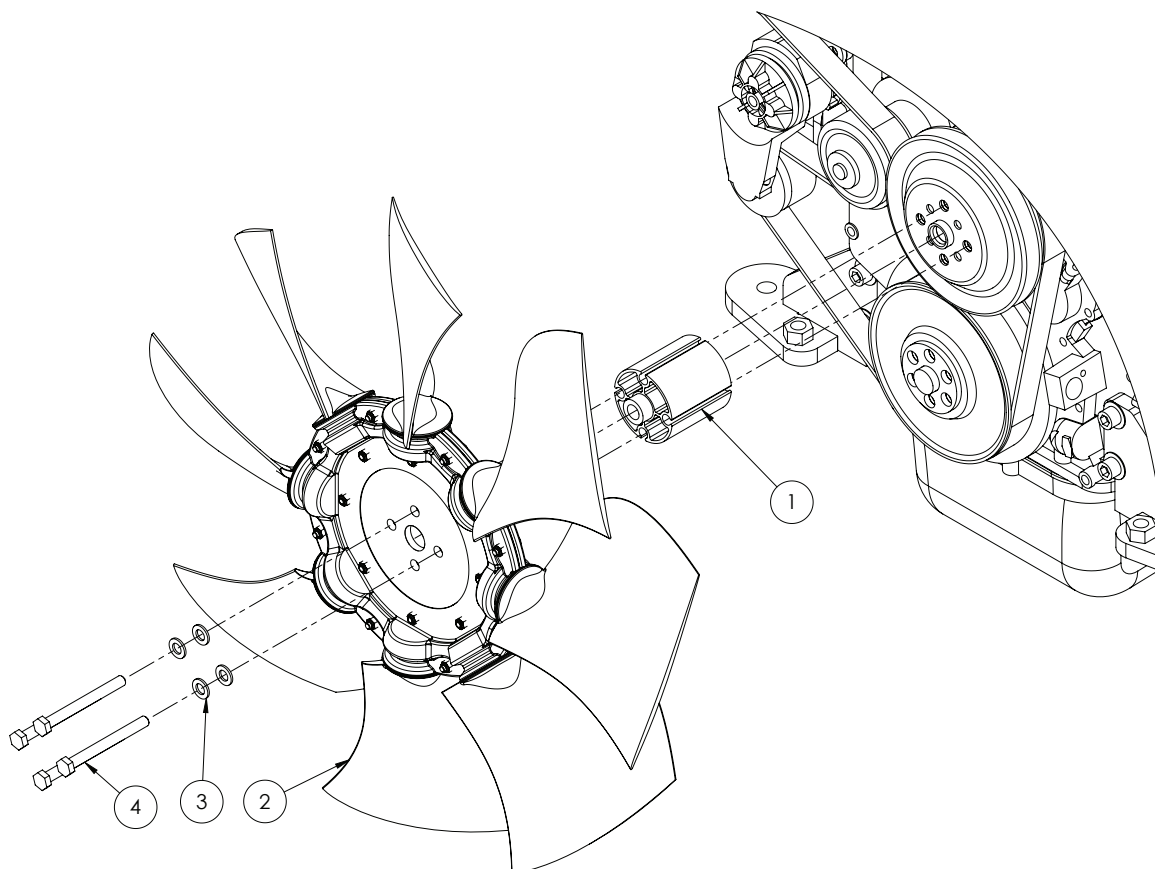
ITEM NO.	PART NUMBER	DESCRIPTION	QTY.
1	GA3500311	Hydraulic adaptor, 1/2" BSPT x 5/8" BSPP	2
2	GA5068780	Hose barb, 1/4" BSPT male x 5/16" hose, Brass	2
3	GA2700016	Bush, Isolator	8
4	GA2700017	Spacer, Tube	4
5	GA2700018	Washer, Snubber	4
6	GA5000117	Washer 10mm Flat SS HD	8
7	GA5006073	Bolt M10 x 75 ZP	4
8	GA5000141	Nut M10 Nyloc	4

Combi Cooler Mounting



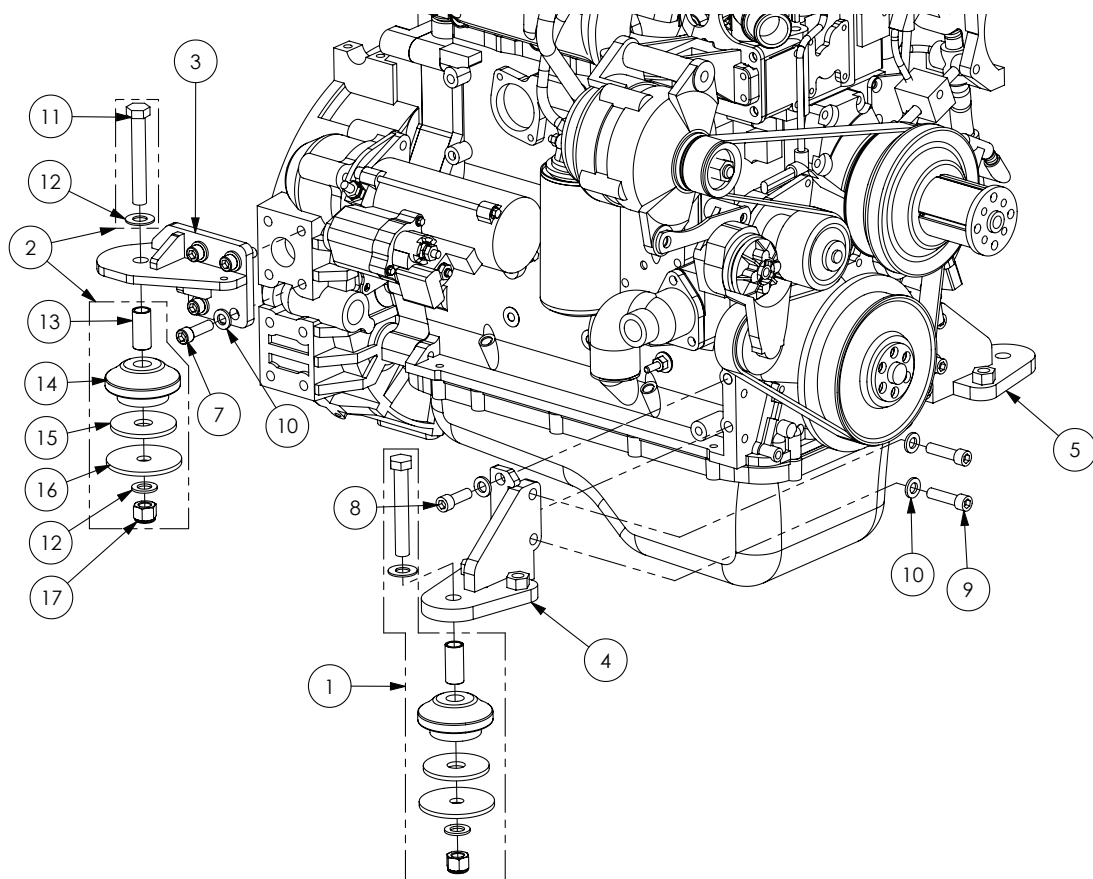
ITEM NO.	PART NUMBER	DESCRIPTION	QTY.
1	GA5000577	Washer 12mm Flat SS HD	4
2	GA5012461	Nut M12 Nyloc ZP	2
3	GA5000311	Bolt M12 x 35	2
4	GA5011287	Set screw, M16 x 40, ZP GR 8.8	4
5	GA5001043	Washer 16mm Flat SS	8
6	GA5001029	Nut M16 Nyloc	4

Combi Cooler Fan



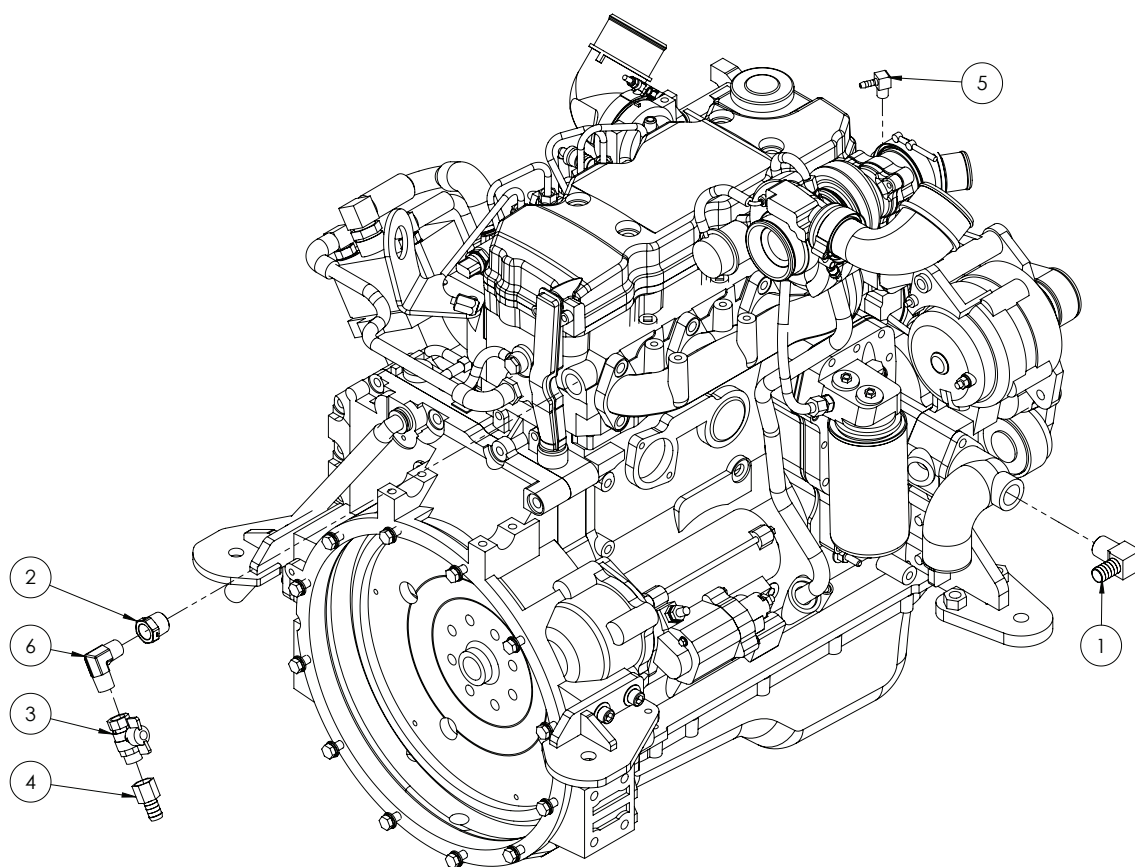
ITEM NO.	PART NUMBER	DESCRIPTION	QTY.
1	GA5071665	Spacer, Fan pilot coupling, 76mm long, aluminium, Cummins	1
2	GA2700047	Fan, suit G3 G4, QSB4.5 with 0.96:1 Ratio, Innotherm	1
3	GA5000117	Washer 10mm Flat SS HD	4
4	GA5006091	Bolt M10 x 100 GR8.8 ZP	4

Engine Mounts



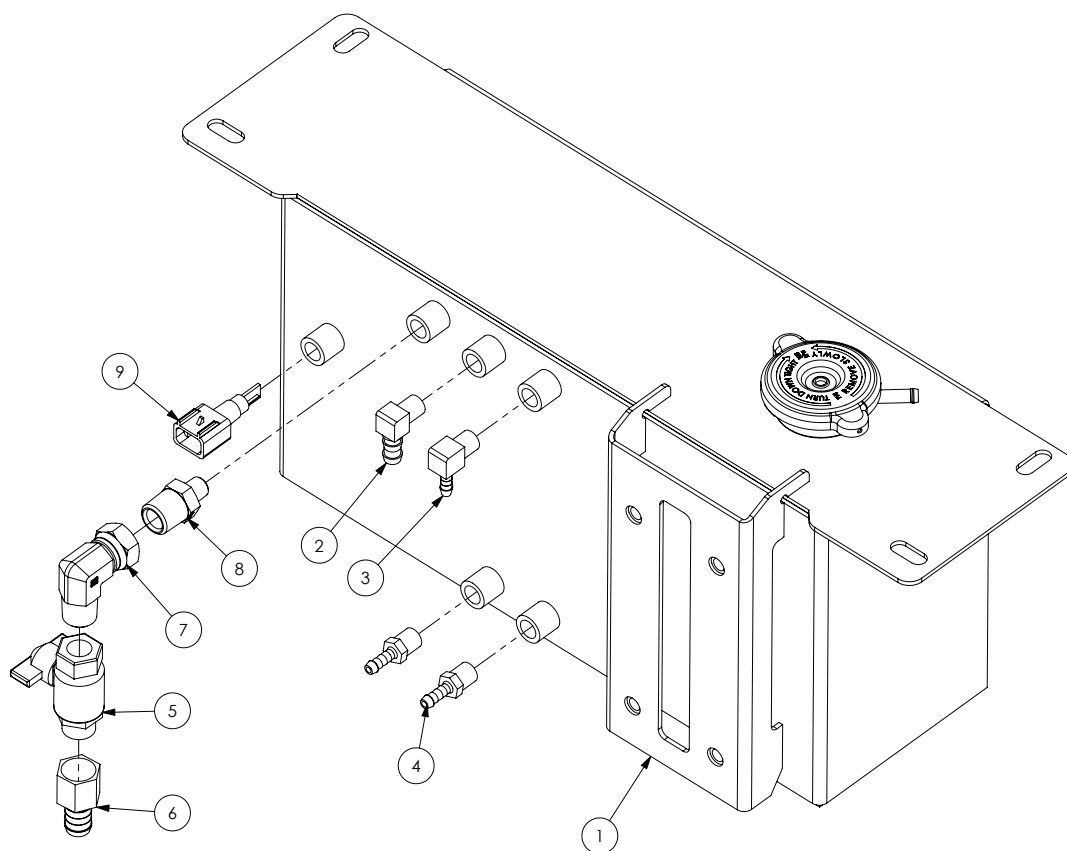
ITEM NO.	PART NUMBER	DESCRIPTION	QTY.
1	GA5055640	Isolator Kit, 60 Duro, Red, Engine 4.5L	2
2	GA5055635	Isolator Kit, 70 Duro, Black, Engine 4.5L	2
3	GA4660125	Rear right engine mount	1
4	GA4660135	Front right engine mount	1
5	GA4660130	Front left engine mount	1
6	GA4660120	Rear left engine mount (not shown)	1
7	GA5000321	SHCS M12 x 40	8
8	GA5000313	SHCS M12 x 35	4
9	GA5000325	SHCS M12 x 45 GR12.9 ZP	4
10	GA5000577	Washer 12mm Flat SS HD	16
11	GA5000855	Bolt M16 x 110 ZP GR8.8 (in isolator kit)	-
12	GA5001043	Washer 16mm Flat SS HD (in isolator kit)	-
13	-	Crush Tube (in isolator kit)	-
14	-	Isolator (in isolator kit)	-
15	-	Rebound Washer (in isolator kit)	-
16	-	Bottom Washer (in isolator kit)	-
17	GA5001029	Nut M16 Nyloc ZP (in isolator kit)	-

Heater Hose Fittings



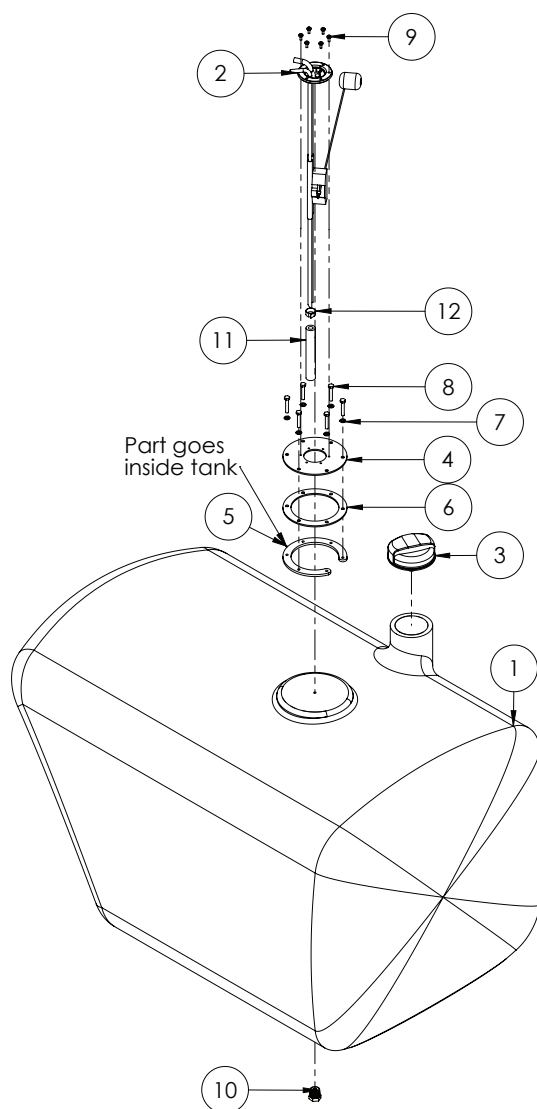
ITEM NO.	PART NUMBER	DESCRIPTION	QTY.
1	GA3500020	Elbow, 3/4" BSPT Male x 3/4" Barb, Brass	1
2	GA3500204	Hydraulic reducing bush, 3/4" BSPP x 1/2" BSPP	1
3	GA5020615	Valve, Ball, 12mm male / female thread inlet / outlet, Butterfly handle	1
4	GA4903350	Water Restrictor suit QSB engine	1
5	GA5048340	Elbow, 90 degree, 1/4" male thread x 1/4" hose, Brass	1
6	GA3500262	Hydraulic coupling, Elbow, 90 degree, 1/2" BSPT male x 1/2" BSPT male	1

Header Tank Assembly



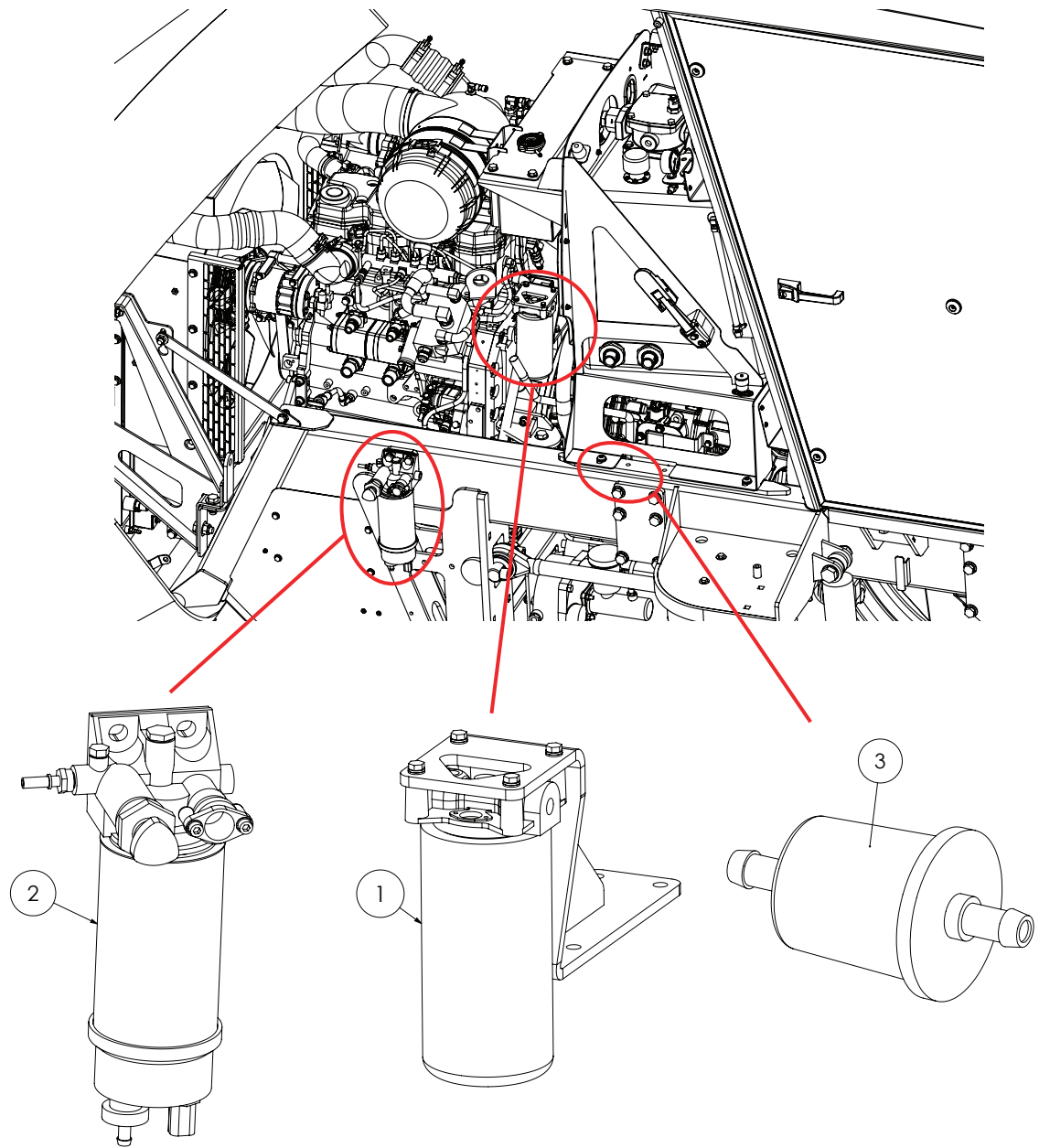
ITEM NO.	PART NUMBER	DESCRIPTION	QTY.
1	PA-130314-03	Header tank	1
2	GA5049290	Elbow brass 3/8" x 1/4"	1
3	GA5048340	1/4" Brass Elbow	1
4	GA5020540	1/4" Brass Hose Barb	2
5	GA5020615	Valve, Ball, 12mm male / female thread inlet / outlet, Butterfly handle, SS	1
6	GA5003697	Hose barb, 1/2" BSP Male x 5/8" hose, Brass	1
7	GA3500333	Hydraulic adapter, Elbow, 90 degree, 1/2" male x 1/2" female swivel	1
8	GA3500221	Hydraulic adaptor, Nipple, 1/2" BSP x 1/4" BSP	1
9	GA5066280	Sensor, Low coolant level	1

Fuel Tank



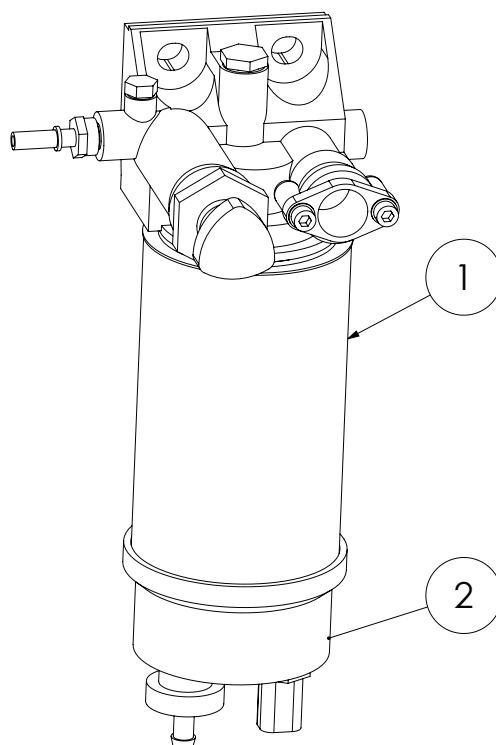
ITEM NO.	PART NUMBER	DESCRIPTION	QTY.
1	GA5071155	Tank, Fuel, 300L, G3 G4 Series	1
2	GA5070420	Fuel Sender - Cobo	1
3	GA5069066	Fuel Cap - Farma	1
4	GA4502550	Fuel Sender Mounting Plate SS	1
5	GA4502570	Fuel Sender Mount Retaining Plate	1
6	GA4502635	Fuel Sender Gasket	1
7	GA5004437	Washer 6mm Flat SS	6
8	GA5070504	Set Screw M6 x 35 ZP GR8.8	6
9	GA5011360	Bolt M4 x 10 Pan Head SS	6
10	GA5048560	1/2" Brass Magnetic Plug	1
11	GA5010211	Hose, fuel line, 3/8" ID, Black (cut to 130mm)	1
12	GA5007231	Hose clamp, Cobra type, 1/2"	1

Fuel Filters



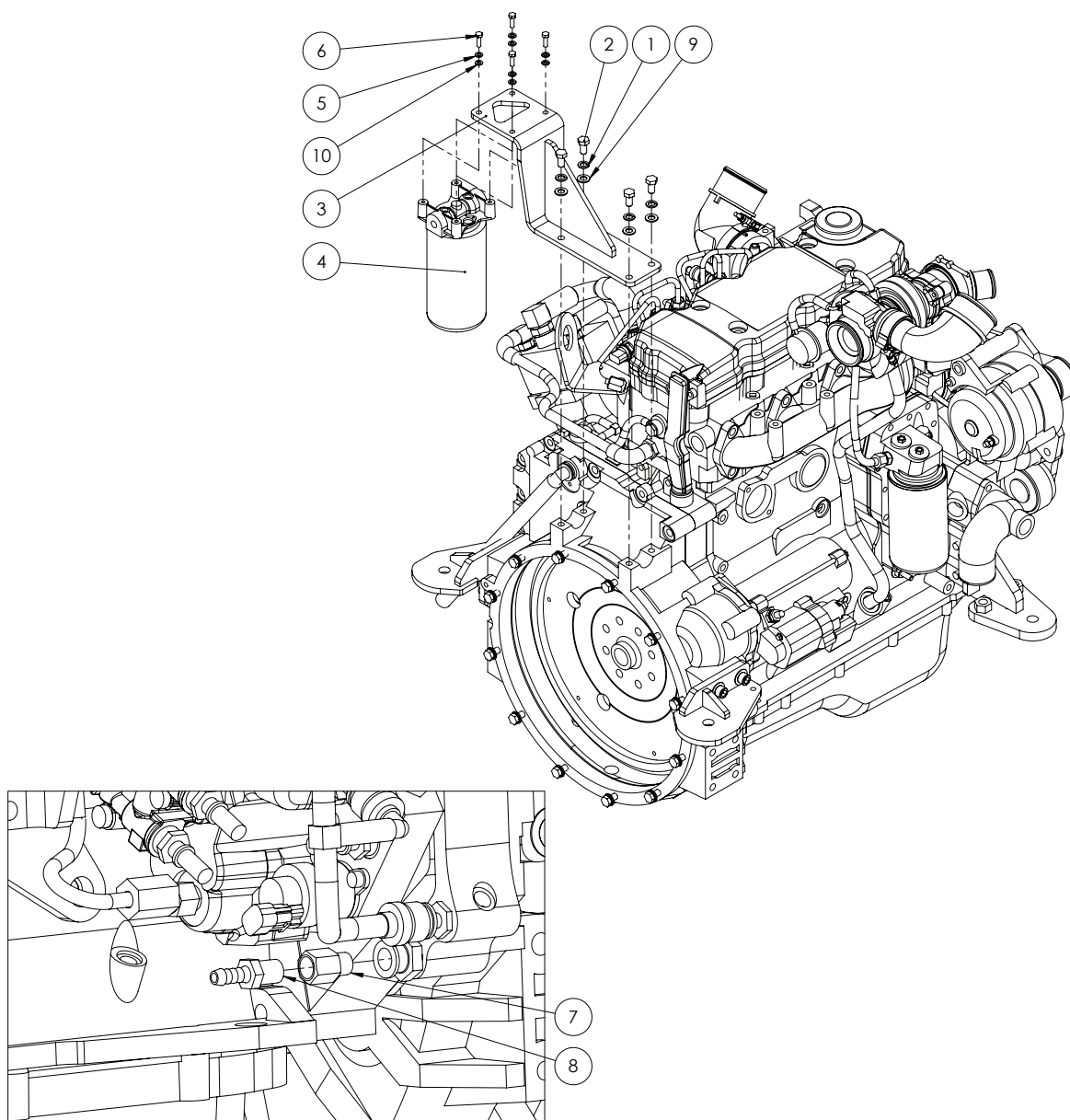
ITEM NO.	PART NUMBER	DESCRIPTION	QTY.
1	GA5051765	Filter, Fuel, Engine, Suit QSB	1
2	GA5071020	Filter, Fuel, Primary, Crop Cruiser	1
3	GA5069895	Filter, Fuel, Inline 3/8" hose barbs (Located on the left hand side of the chassis rail)	1

Fuel Filter - Primary



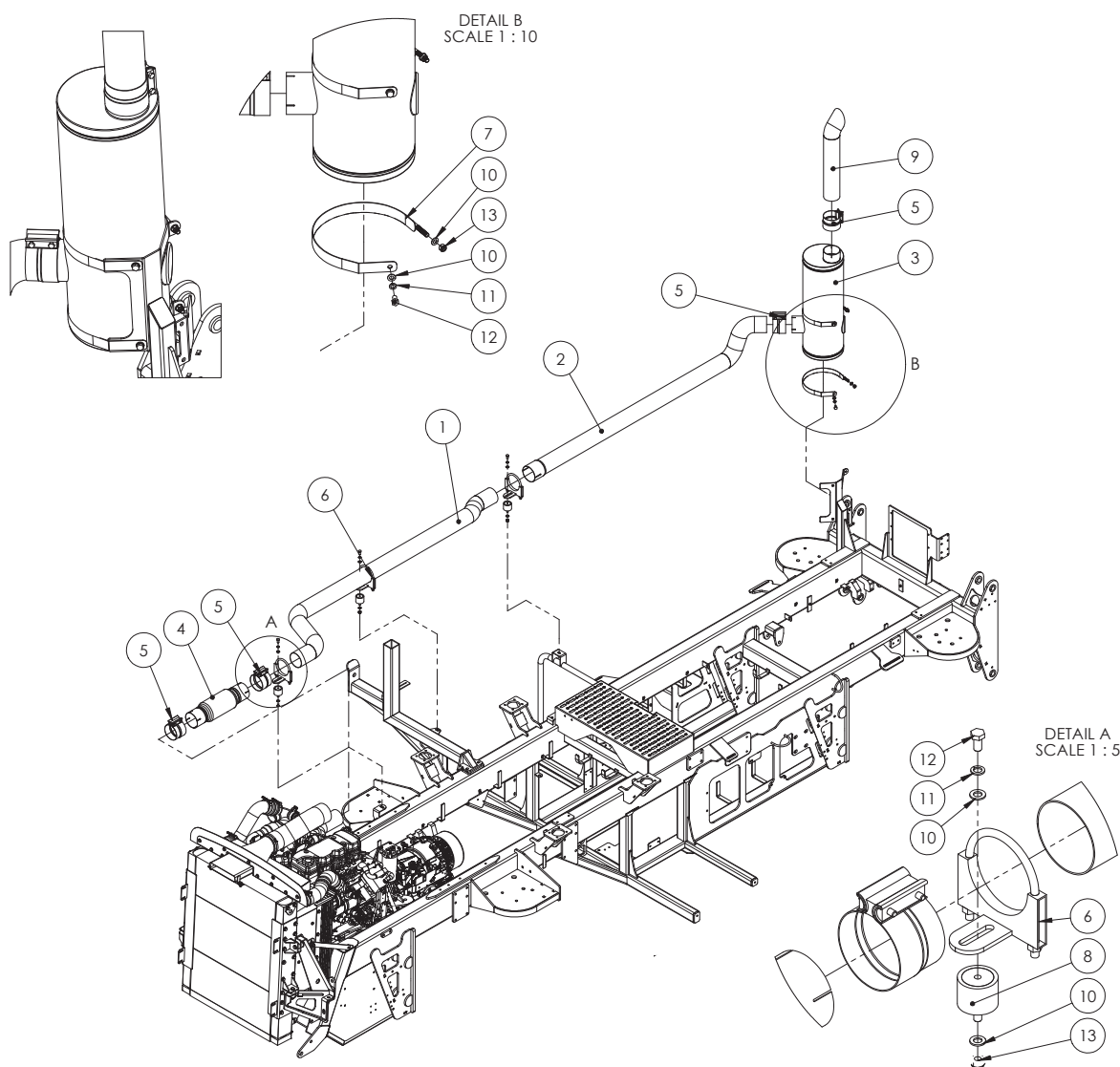
ITEM NO.	PART NUMBER	DESCRIPTION	QTY.
1	GA5051760	Cartridge, Primary fuel filter	1
2	GA5070560	Bowl, Clear glass, Primary fuel filter	1

Fuel Filter - Secondary



ITEM NO.	PART NUMBER	DESCRIPTION	QTY.
1	GA5000137	Washer 10mm Spring SS	4
2	GA5006113	Bolt M10 x 20 ZP Gr8.8	4
3	GA4660530	Bracket, Secondary Fuel Filter Cummins QSB4.5	1
4	GA5051765	Filter, Fuel, Engine, Suit QSB	1
5	GA5004447	Washer 6mm Spring SS	4
6	GA5004065	Bolt M6 x 20	4
7	GA2000012	Thread Adaptor Male M12 x 1.5 to Female 1/4" BSPT Brass	1
8	GA5068780	Hose barb, 1/4" BSPT male x 5/16" hose, Brass	1
9	GA5000117	Washer 10mm Flat SS HD	4
10	GA5004437	Washer 6mm Flat SS	4

Exhaust

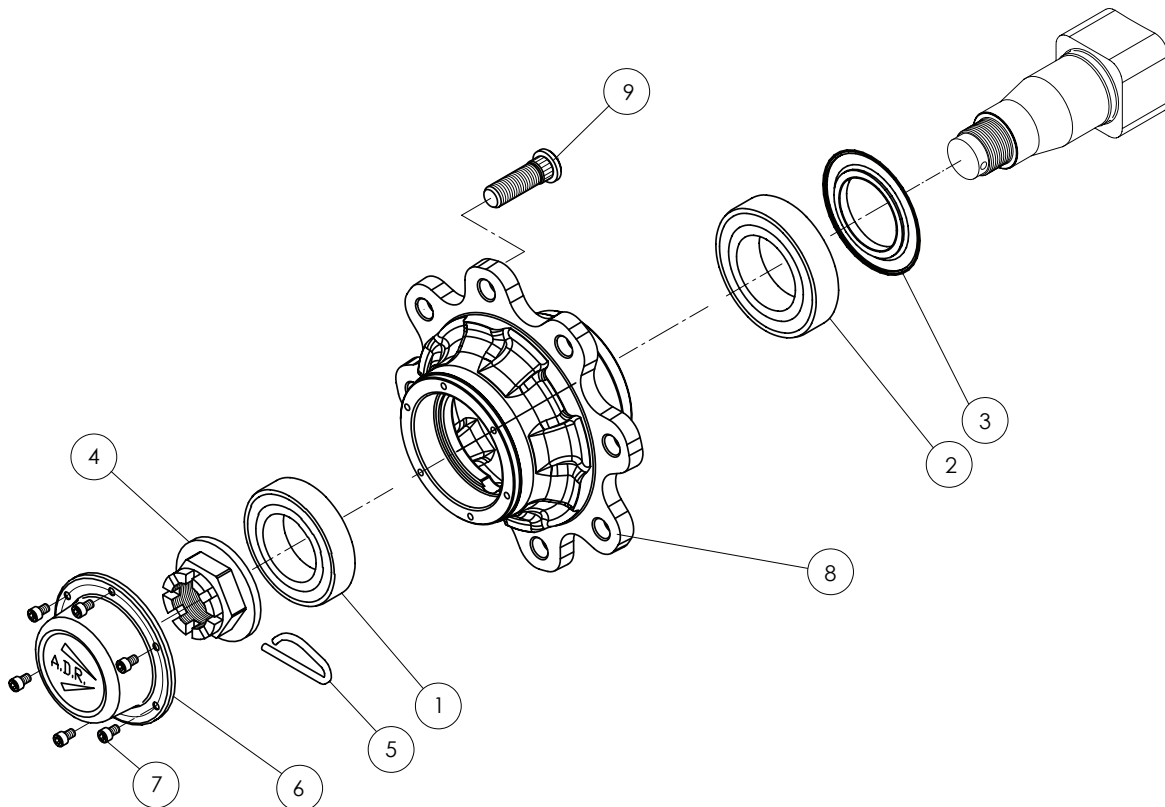


ITEM NO.	PART NUMBER	DESCRIPTION	QTY.
1	GA2700066	Exhaust Pipe, Middle Section	1
2	GA2700067	Exhaust Pipe, Rear Section	1
3	GA5071590	Muffler, Exhaust 4" 86148M	1
4	GA5068741	Exhaust Bellow, 4" ID, 16.6" long, Heavy duty, braided, with clamps	1
5	GA2700015	Exhaust Clamp, 4" Torctite	4
6	GA4658835	Exhaust clamp / buffer bracket Single	3
7	GA4661580	Mount Strap, Exhaust Muffler	2
8	GA5014609	Rubber Buffer, 50mm Dia x 40mm Long, M10 x 25 male x M10 Female	3
9	GA2700056	Exhaust Tip, 4" x 635mm	1
10	GA5000117	Washer 10mm Flat SS HD	10
11	GA5000137	Washer 10mm Spring SS	5
12	GA5006113	Bolt M10 x 20 GR8.8 ZP	5
13	GA5000141	Nut M10 Nyloc ZP	5

Chapter 21

DRIVELINE & DIFFERENTIAL

Front Axle - Stub Axle



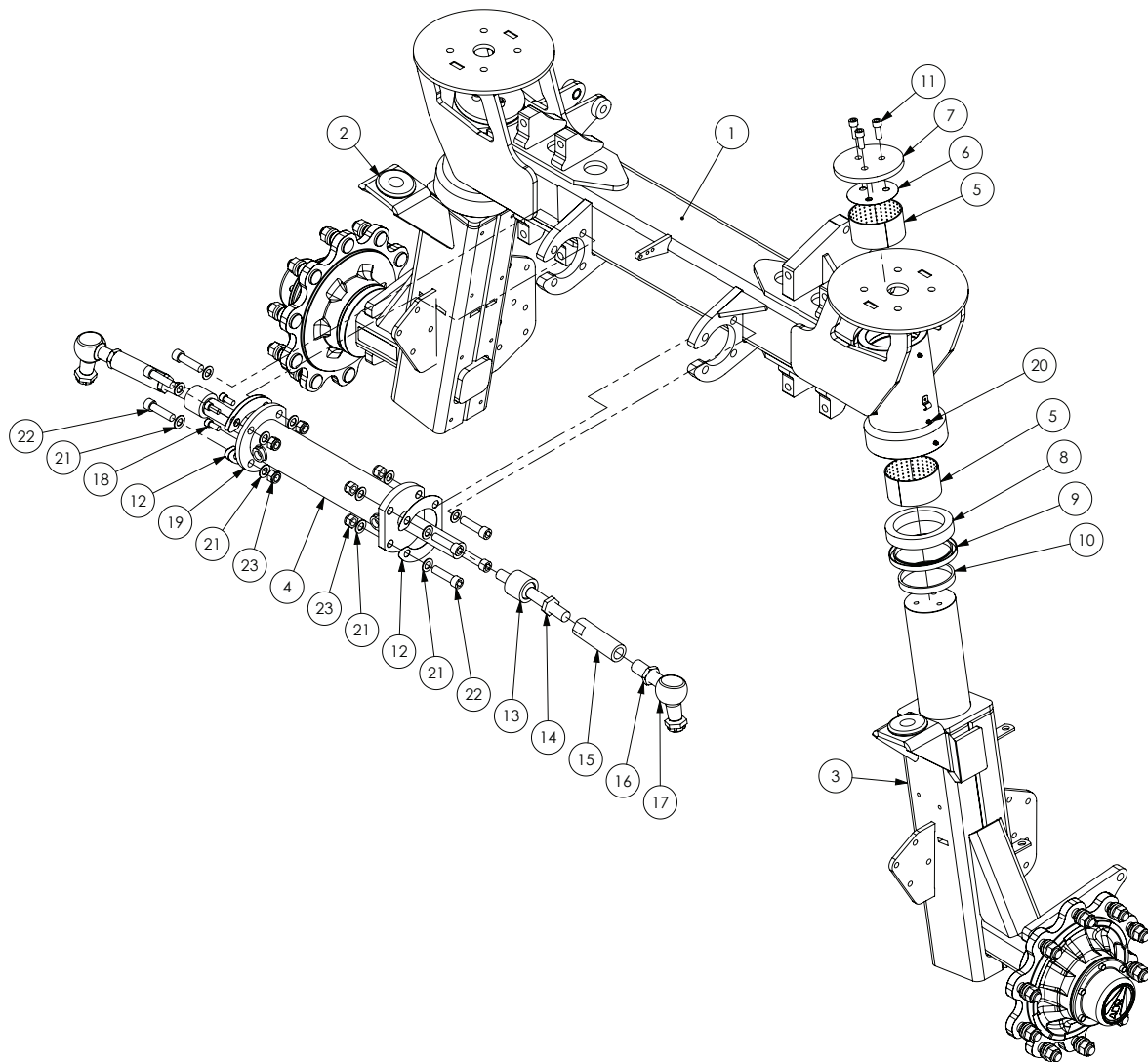
HUB ASSEMBLY

PART NUMBER	DESCRIPTION	
GA5068826	ADR 90 series hub assembly	

ITEM NO.	PART NUMBER	DESCRIPTION	QTY.
1	GA5052200	Bearing kit - 32213 & 32216 (Qty. 1 each p/kit)	2
2			
3	GA5066405	Oil Seal	1
4	GA5052190	Crown Nut & Spring Pin kit (Qty. 2 each p/kit)	1
5			
6	GA5052120	Cap w/Gasket kit (Qty. 1 p/kit) & SHCS M8 x 1.25P (Qty. 6 p/kit)	2
7			
8	-	Hub, 10 holes 335 PCD	2
9	GA5052205	90 Series ADR Stud Kit (Qty. 10 p/kit)	2

NOTE: Hub supplied as part of GA5068826 assembly

Front Axle - 2m



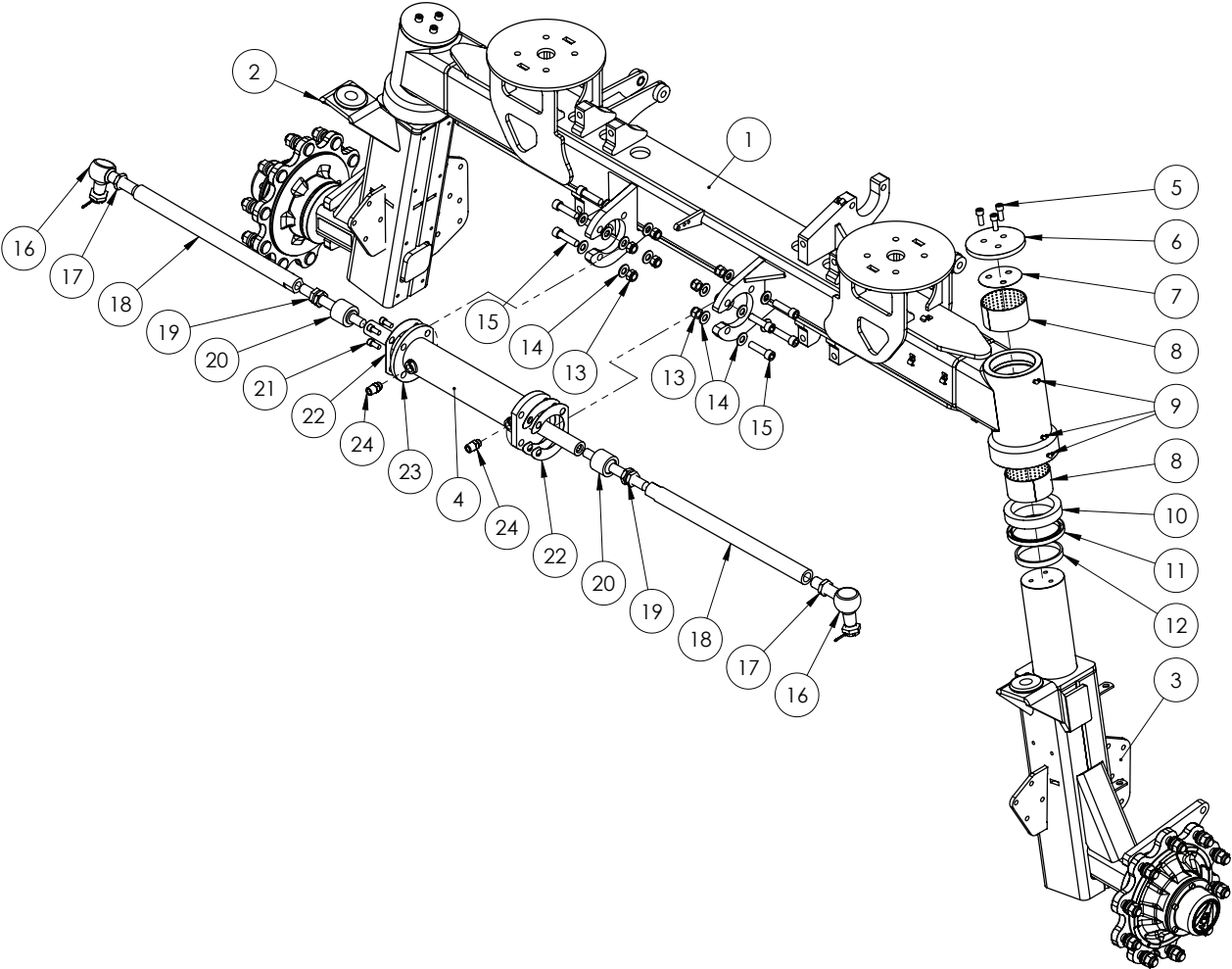
ITEM NO.	PART NUMBER	DESCRIPTION	QTY.
-	GA4550160	Steering Stop, Long, 2m with 520 Tyres	1
-	GA4550155	Steering Stop, Short, 2m with 520 Tyres	1
1	GA4660790	Axle Front 2m	1
2	GA4660070	Drop leg, Front, RH, Standard	1
	GA4660080	Dropleg, Front RH, Suit 38" Wheel	1
3	GA4660075	Drop leg, Front, LH, Standard	1
	GA4660085	Dropleg, Front LH, Suit 38" Wheel	1
4	GA5066586	Circular flanged end 3" x 7.5" stroke	1
5	GA5009454	Glacier bush, M liner with dimples, 110 ID x 60mm long	4
6	F70544A	Shim plate for 2WD front axles	2
7	2M-FA011LAS	Top steering cap	2

Continued over page

Front Axle - 2m

ITEM NO.	PART NUMBER	DESCRIPTION	QTY.
8	GA5048245	Bearing, Ball thrust bearing, 110 ID x 145 OD x 25 mm thick	2
9	GA5048635	Oil Seal 145 x 120 x 12mm	2
10	2MFA004-IGR	Thrust ring, suit Crop Cruiser axle	2
11	GA5000307	SHCS M12 x 30	6
12	GA4514640	Steering ram shim plate	3
13	GA5065045	Ball joint, Inline, M24 x 1.5 pitch x M22 x 1.5 pitch	2
14	GA5011341	Nut M24 x 1.5 Pitch Hex Lock ZP	2
15	GA4572156	Tie rod for 2m Standard front axle heavy	2
16	GA4572170	Lock nut, M28 x 1.5, Suit tie rod end	2
17	GA5065041	Ball Joint right angle M28 x 1.5P	2
18	GA5070250	SHCS 7/16" UNF x 1"	4
19	GA4514635	Flange plate for Steering ram	1
20	GA5012203	Grease Nipple 1/4" UNF Short	6
21	GA5001043	Washer 16mm Flat SS HD	16
22	GA5048680	SHCS M16 x 60	8
23	GA5001029	Nut M16 Nyloc	8

Front Axle - 3m



SEAL KIT

PART NUMBER	DESCRIPTION	
GA5050215	Steering Cylinder Seal Kit	

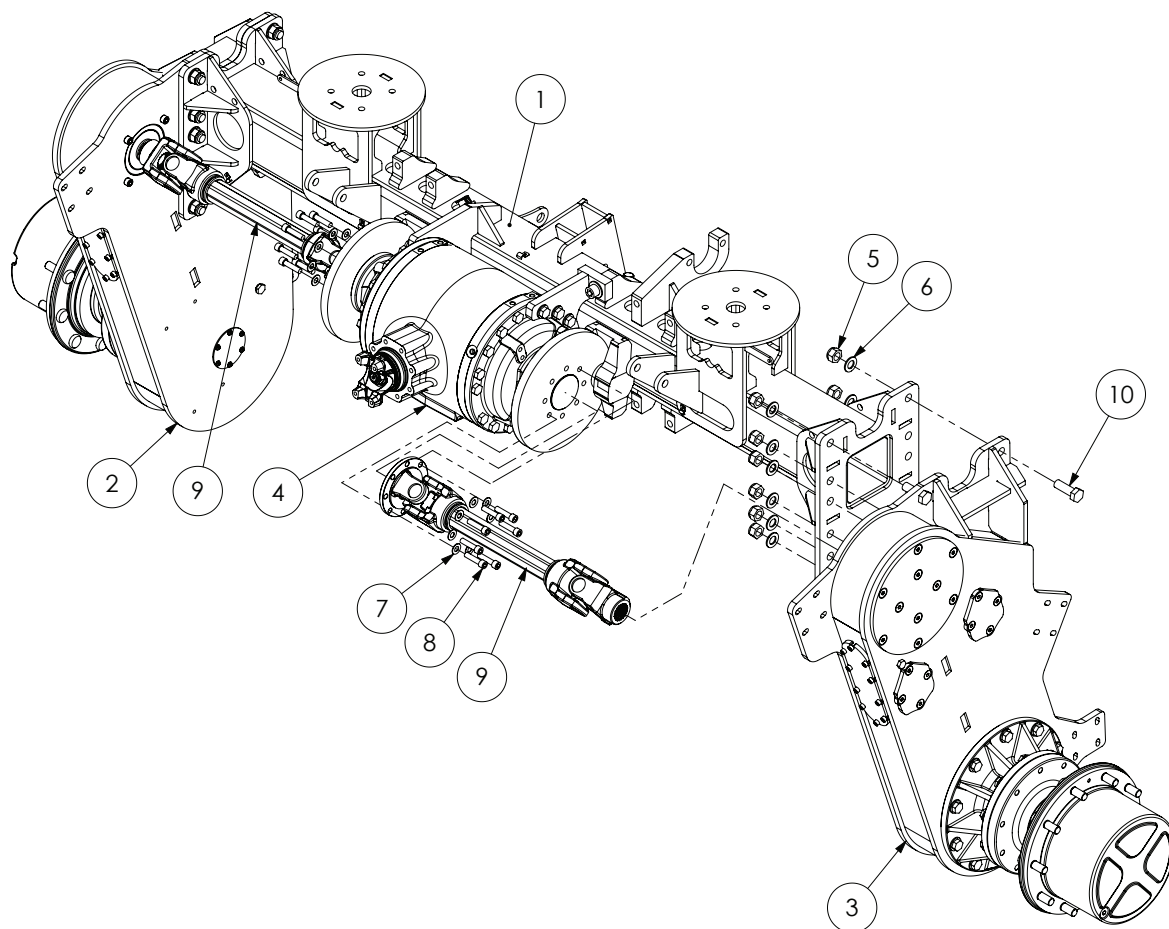
ITEM NO.	PART NUMBER	DESCRIPTION	QTY.
1	GA4660795	Axle Housing, Front 3m	1
2	GA4660070	Drop leg, Front, RH, Standard	1
	GA4660080	Dropleg, Front RH, Suit 38" Wheel	1
3	GA4660075	Drop leg, Front, LH, Standard	1
	GA4660085	Dropleg, Front LH, Suit 38" Wheel	1
4	GA5066586	Circular flanged end 3" x 7.5" stroke	1
5	GA5000307	SHCS M12 x 30 GR12.9 ZP	6
6	2M-FA01 ILAS	King pin retaining cap, bolt on	2

Continued over page

Front Axle - 3m

ITEM NO.	PART NUMBER	DESCRIPTION	QTY.
7	F70544A	Shim, 0.5mm thick, Suit Crop Cruiser king pin cap	2
8	GA5009454	Glacier bush, M liner with dimples, 110 ID x 60 mm long	4
9	GA5009637	Grease nipple, Elbow, 90 degree, 1/4" UNF male	7
10	GA5048245	Bearing, Ball thrust bearing, 110 ID x 145 OD x 25 mm thick	2
11	GA5048635	Oil seal, 120 ID x 145 OD x 12 mm thick	2
12	2MFA004-IGR	Thrust ring, suit Crop Cruiser axle	2
13	GA5001029	Nut M16 Nyloc ZP	8
14	GA5001043	Washer 16mm Flat SS HD	16
15	GA5048680	SHCS M16 x 60 GR12.9 ZP	8
16	GA5065041	Ball joint, Right angle, M28 x 1.5 thread	2
17	GA4572170	Lock nut, M28 x 1.5, Suit tie rod end	2
18	GA4552385	Tie Rod, 3m 2WD	2
19	GA5011341	Nut M24 x 1.5P Lock ZP	2
20	GA5065045	Ball joint, Inline, M24 x 1.5 pitch x M22 x 1.5 pitch	2
21	GA5070250	SHCS 7/16" UNF x 1" GR12.9 ZP	4
22	GA4514640	Steering ram shim plate	3
23	GA4514635	Flange plate for Steering ram	1
24	GA3500363	Hydraulic adaptor, Nipple, 1/2" BSPT male x 3/4" UNO male O-ring	2

Rear Axle - 2m & 3m



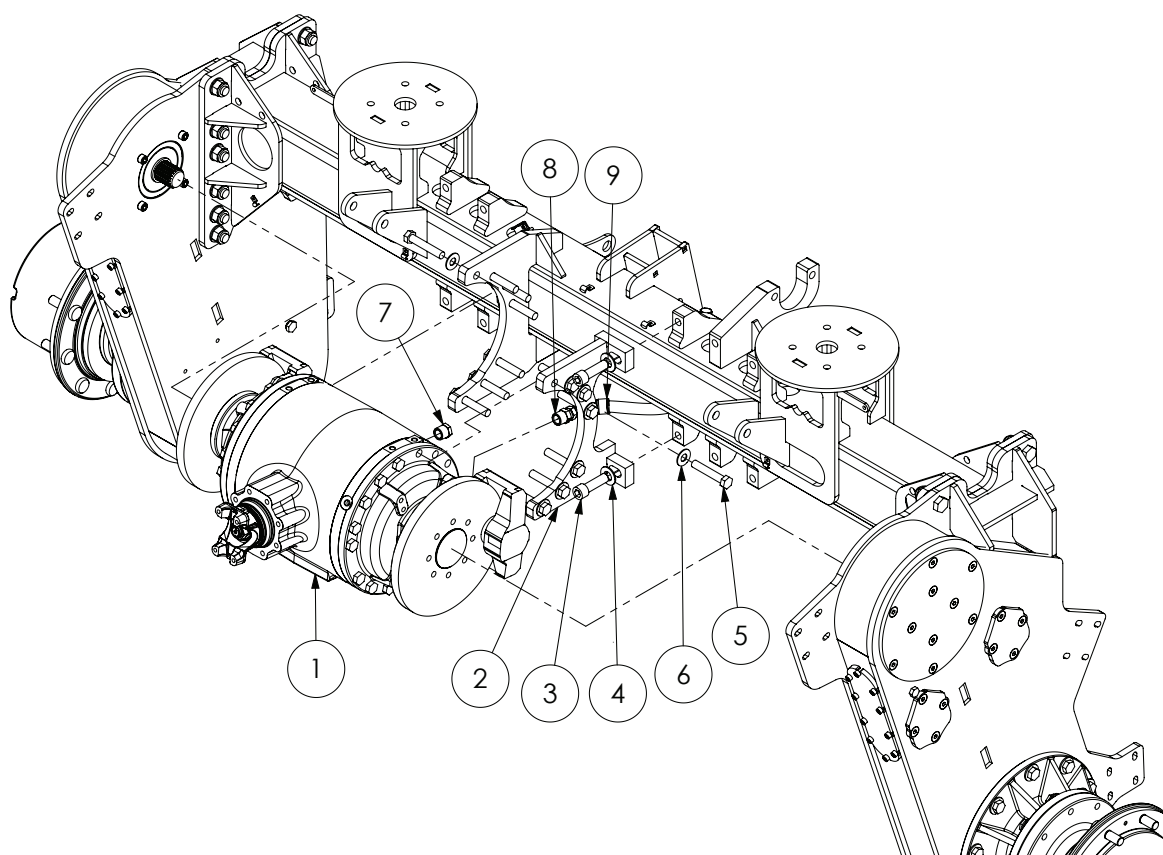
DROP LEG TOE ADJUSTMENT SHIMS

PART NUMBER	DESCRIPTION
GA4537200	Shim rear drop leg 0.5mm
GA4537205	Shim rear drop leg 1mm

ITEM NO.	PART NUMBER	DESCRIPTION	QTY.
1	GA4660055	Rear Axle Housing 3m 2WD, G3 G4	1
	GA4660035	Rear Axle Housing 2m 2WD, G3 G4	
2	GA4906345	Drop Leg Right hand Assembly	1
3	GA4906350	Drop Leg Left hand Assembly	1
4	*	Rear Axle - Differential Assembly	1
5	GA5048125	Nut M20 Nyloc	24
6	GA5001741	Washer 20mm Flat SS HD	24
7	GA5000577	Washer 12mm Flat SS HD	16
8	GA5051470	SHCS M12 x 50 ZP GR12.9	16
9	GA5071740	Drive Shaft Assembly, Double Yoke, 3m	2
	GA5071730	Drive Shaft Assembly, Double Yoke, 2m	
	GA2700082	Universal Cross, 2500 series, 36mm End Caps	
10	GA5011333	Bolt M20 x 60 ZP GR8.8	24

* Sub-assembly shown on following pages

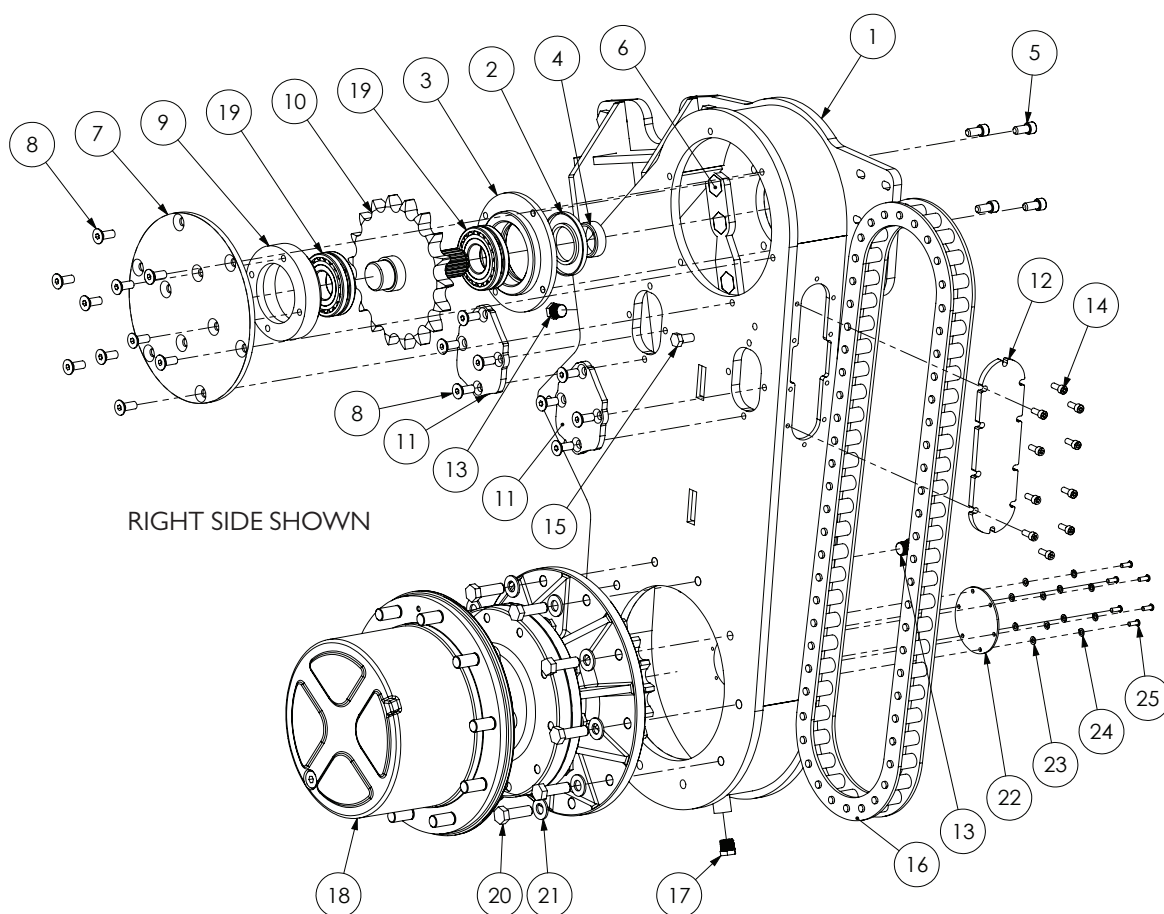
Rear Axle - Differential Mounting



ITEM NO.	PART NUMBER	DESCRIPTION	QTY.
1	*	Rear Axle - Differential Assembly - JCB	1
2	GA4660050	Diff Support Bracket, G3 G4	1
3	GA5053145	SHCS 3/4" UNF x 2 1/2"	2
4	GA5001045	Washer 3/4" ZP Comm Flat	2
5	GA5011297	Bolt M16 x 90	14
6	GA5001043	Washer 16mm Flat SS HD	14
7	GA3500288	Hydraulic adaptor, plug, 3/4" BSPT male	1
8	GA3500226	Hydraulic adaptor, Nipple, 3/4" BSPT male x 1/2 BSPT" male	1
9	GA3500022	Diff Drain Fill Hose - JCB	1

* Sub-assembly shown on following pages

Rear Axle - Drop Leg



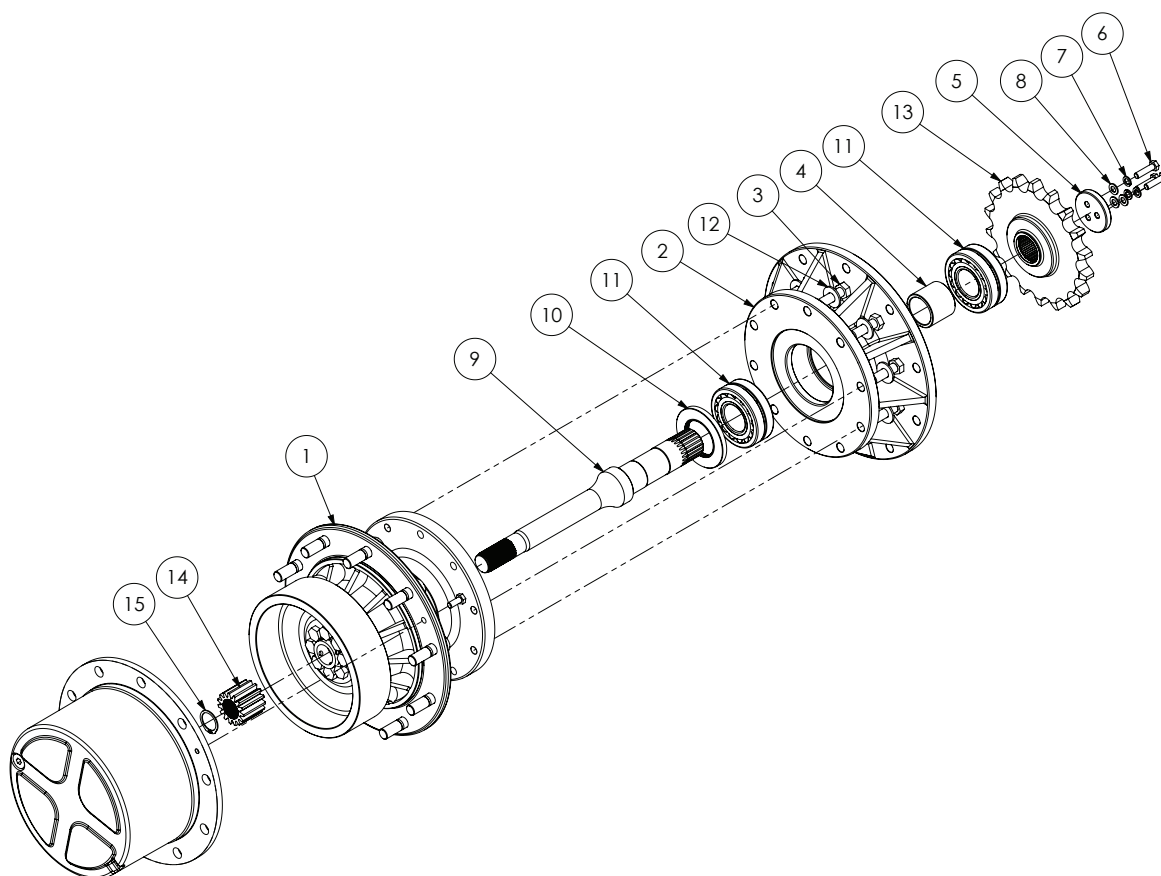
ITEM NO.	PART NUMBER	DESCRIPTION	QTY.
1	GA4660045	Rear Drop leg Left hand	1
	GA4660040	Rear Drop leg Right hand	1
2	GA5070195	Oil Seal 100 x 55 x 8mm	1
3	GA4552060	Bearing holder - top inside 45mm	1
4	DL30	Spacer ring, SP drop leg diff output shaft	1
5	GA5000297	SHCS M12 x 25 GR12.9 ZP	4
6	GA5011333	Bolt M20 x 60 GR8.8 ZP	12
7	GA4506110	Top outside cover plate	1
8	GA5051290	CSCS M12 x 30 GR12.9 ZP	18
9	GA4553160	Bearing Holder 45mm	1
10	GA4553165	18T Top sprocket & shaft	1
11	F70933A	Upper cover plate	2
12	GA4506115	Outer Cover	1
13	GA5050670	1/2" Brass Plug	2

Continued over page

Rear Axle - Drop Leg

ITEM NO.	PART NUMBER	DESCRIPTION	QTY.
14	GA5004707	SHCS M8 x 20 GR12.9 ZP	10
15	GA5015005	Bolt 0.5" UNF x 1.0"	1
16	GA5075260	Chain, 120HT, Renold, (28 LINK)	1
	GA5007373	Connecting Link, Chain Joining Link, 120HT, Tsubaki	-
17	GA5048560	1/2" Brass Magnetic Plug	1
18	GA4906355	Planet Hub Assembly	1
19	GA5048275	Bearing, Spherical roller, Self aligning, 45 ID x 100 OD x 25mm thick	2
20	GA5000931	Bolt M16 x 50 GR8.8 ZP	10
21	GA5001043	Washer 16mm Flat SS HD	10
22	GA4509455	Plate, Dropleg Inspection Hole, Lower	1
23	GA5004437	Washer 6mm Flat SS	6
24	GA5004447	Washer 6mm Spring SS	6
25	GA5004050	BHCS M6 x 16 SS A2-70	6

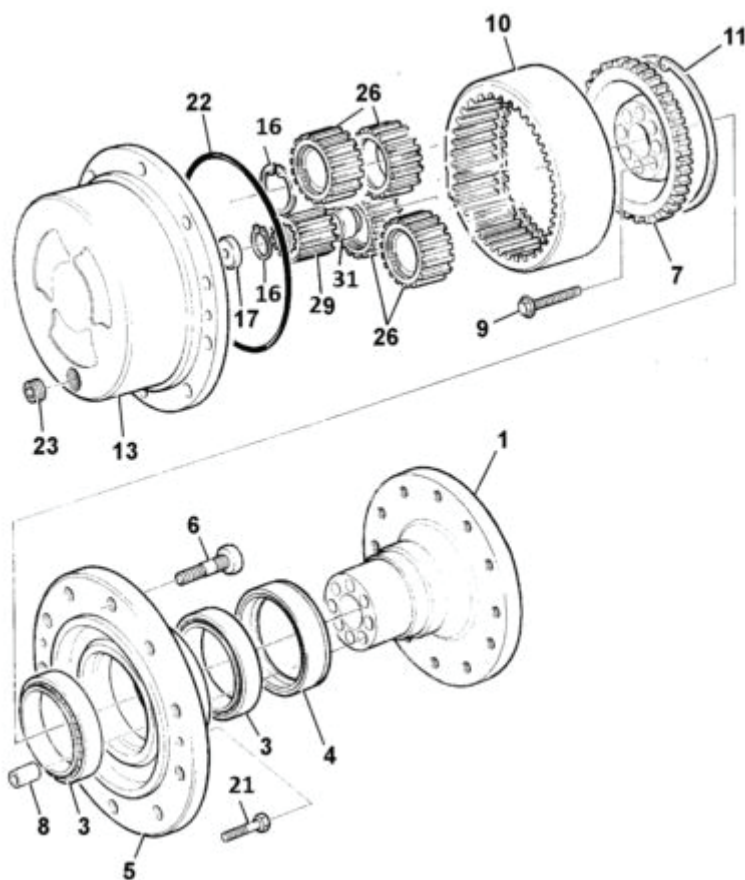
Rear Axle - Hub & Shaft Assembly



ITEM NO.	PART NUMBER	DESCRIPTION	QTY.
1	GA5071170*	JCB Planetary Hub	1
2	GA4553125	Adaptor Flange - Planet Hub	1
3	GA5000931	Bolt M16 x 50	10
4	GA4553155	Bearing Spacer - Bottom	1
5	GA4553120	Retainer Plate	1
6	GA5006071	Bolt M10 x 40 GR10.9 ZP	3
7	GA5000137	Washer 10mm Spring SS	3
8	GA5000117	Washer 10mm Flat SS HD	3
9	GA4553100	Bottom Drive Shaft	1
10	GA5069676	Oil Seal, 65 ID x 110 OD x 10 mm	1
11	GA5065000	Bearing, Double row spherical roller, 50 ID x 110 OD x 40 mm thick	2
12	GA5001043	Washer 16mm Flat SS HD	10
13	GA4553105	Bottom Sprocket Hub 18T	1
14	-	Sun Gear - JCB - 454/16405	1
15	GA0500018	Circlip, 33mm ID External, JCB Planet hub	1

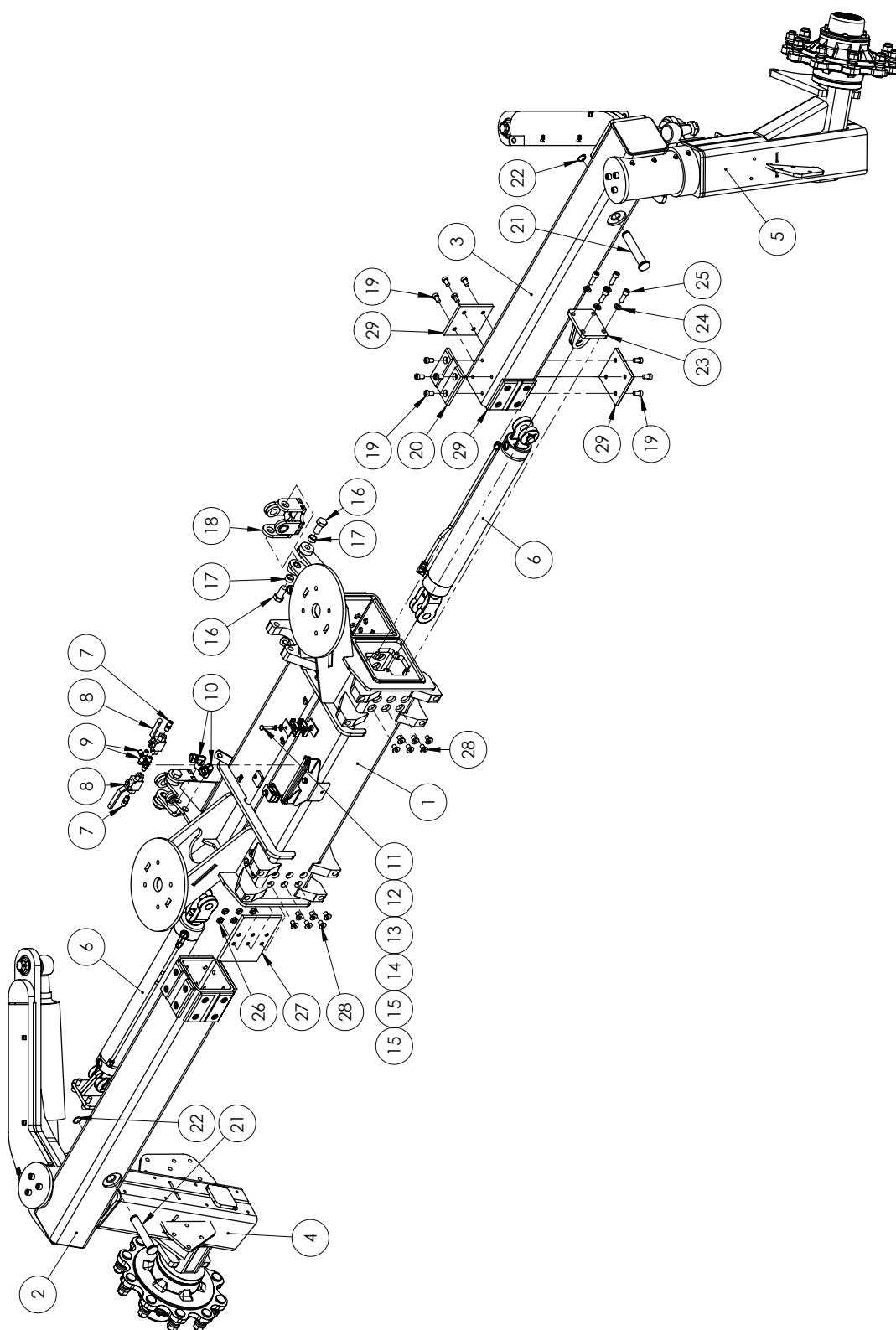
* Sub-assembly shown on following pages

Rear Axle - Planetary Hub



ITEM NO.	PART NUMBER (JCB)	DESCRIPTION	QTY.
1	454/16402	Stub axle	1
3	907/M7473	Bearing	2
4	904/M6779	Seal	1
5	454/13502	Carrier wheel bearing	1
6	826/M5600	Stud wheel stud	10
7	454/16407	Carrier annulus	1
8	450/12703	Dowel Hollow	8
9	826/01060	Bolt M14 x 70mm long	8
10	454/16404	Gear annulus ring.	1
11	821/00210	Circlip Internal Square Section	4
13	458/M4234	Hub planetary carrier	1
16	2203/0054	Circlip 821/00494	1
17	450/10208	Pad Thrust	v1
21	1321/0407Z	Bolt Coated M10 x 25	2
22	828/00196	O'Ring	1
23	816/M3848	Plug tapered, magnetic 3/4" BSP 14mm Drive	1
26	454/16600	Gear planet & bearing assembly	4
29	454/16405	Gear sun 52mm long	1
31	458/M4315	Spacer	1

Adjustable Axle 2-3m Front



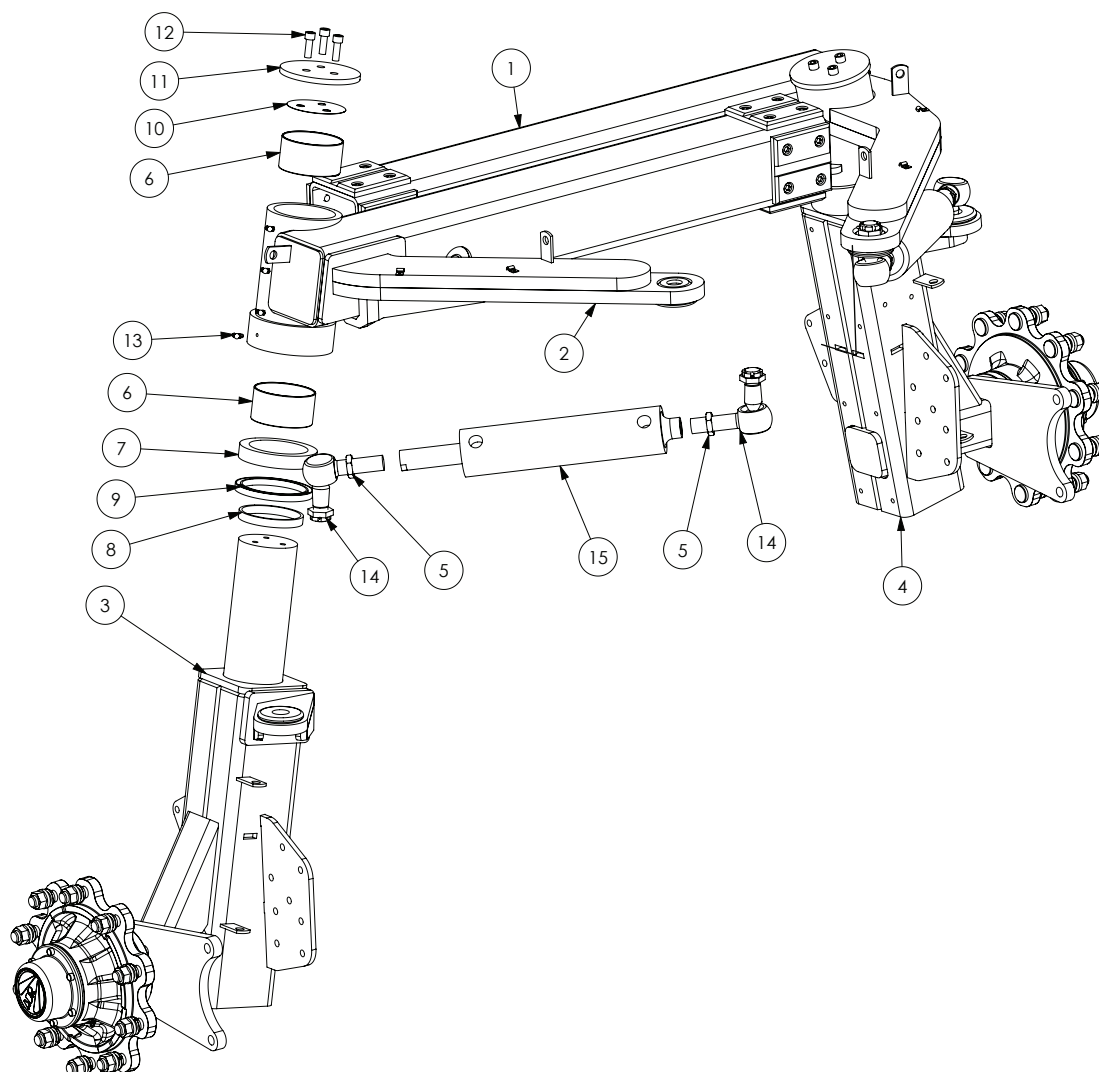
Continued over page

Adjustable Axle 2-3m Front

ITEM NO.	PART NUMBER	DESCRIPTION	QTY.
1	GA4660610	Axle Housing, Front, 2-3m, G3 G4	1
2	GA4658525	Front Axle Inner Right 2-3m Adjustable	1
3	GA4658530	Front Axle Inner Left 2-3m Adjustable	1
4	GA4660595	Dropleg Front RH 2-3m, G3 G4	1
5	GA4660600	Dropleg Front LH 2-3m, G3 G4	1
6	GA3500108	Hydraulic Cylinder, Bore 3", Rod 1.5", Stroke 500mm	2
7	GA3500218	Hydraulic adaptor, Nipple, 1/4" BSPT male x 1/4" BSPT male	2
8	GA5078083	Valve, Ball, Hydraulic, 1/4" BSPP female ports	2
9	GA3500269	Hydraulic adaptor, Tee, 1/4" BSPT male x 1/4" BSPT male x 1/4" BSPT male	2
10	GA3500333	Hydraulic adaptor, Elbow, 90 degree, 1/2" BSPT male x 1/2" BSPP female swivel	4
11	GA5048655	Bolt M8 x 40 GR8.8 ZP	2
12	GA5004919	Washer 8mm Spring SS	2
13	GA5003643	Washer 8mm Flat ZP HD	2
14	GA5078042	Mounting clamp, Double type, Plate, Top, Group 2	2
15	GA5078031	Mounting clamp, Double type, Jaw, Pair, Group 2, 14mm	4
16	GA5002541	Bolt 3/4" UNF x 1 1/2" GR8 ZP	4
17	MACH0205	Crush tube, 19.1 ID x 25.5 OD x 11 mm	4
18	GA4654900	Mount, Lower, Front shock absorber	2
19	GA0500015	SHCS, M12 x 20, Low Head Black	32
20	GA4583495	Wear Pad, Adjustable Axle Slider, Inner, Cast Nylon Green, 35mm slot	2
21	GA4552695	Pin Adjustable Axle Extension Cylinder	2
22	GA5008519	Circlip, External, 25mm	2
23	GA4656665	Axle slider ram mnt SP adj	2
	GA4510240	Plate, 1mm Shim, Adjustable Axle Cylinder Mount, 2-3m	#
24	GA5000577	Washer 12mm Flat SS HD	8
25	GA5000313	SHCS M12 x 35 GR12.9 ZP	8
26	GA5071280	Nut, M12 Half Lock Nut, ZP	48
27	GA4583390	Wear Pad, Adjustable Axle Slider, Outer, Cast Nylon Green	8
28	GA5070860	CSCS M12 x 20 GR12.9 ZP	48
29	GA4583385	Wear Pad, Adjustable Axle Slider, Inner, Cast Nylon Green	6

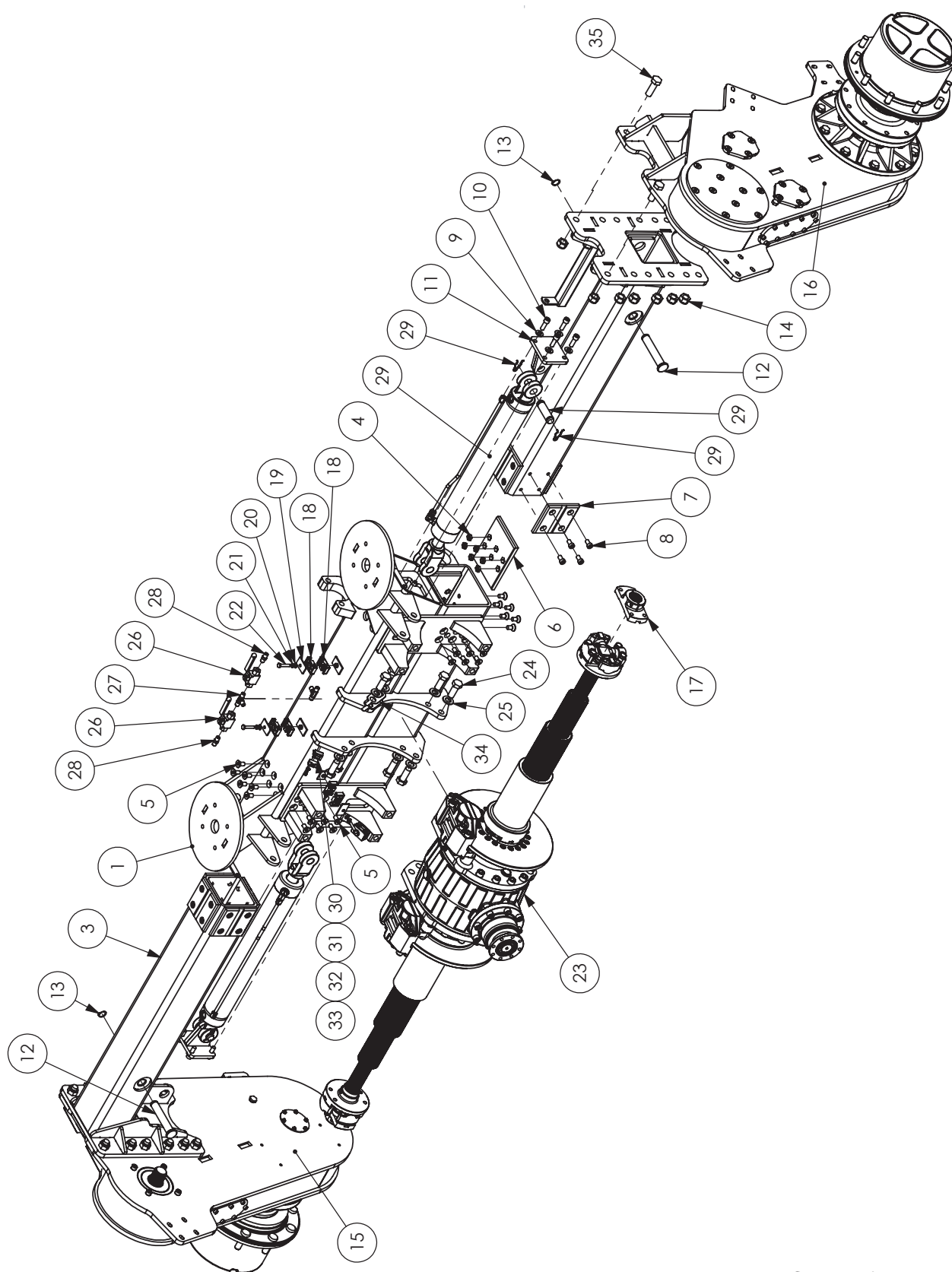
Exact quantity will vary according to amount of adjustment needed.

Adjustable Axle 2-3m Front - Drop Legs



ITEM NO.	PART NUMBER	DESCRIPTION	QTY.
1	GA4658525	Front Axle Inner Right 2-3m Adjustable	1
2	GA4658530	Front Axle Inner Left 2-3m Adjustable	1
3	GA4660600	Drop leg Front Left hand 2-3m	1
4	GA4660595	Drop leg Front Right hand 2-3m	1
5	GA4572170	Lock nut, M28 x 1.5, Suit tie rod end	4
6	GA5009454	Glacier bush, M liner with dimples, 110 ID x 60mm long	4
7	GA5048245	Bearing, Ball thrust bearing, 110 ID x 145 OD x 25mm thick	2
8	2MFA004-IGR	Thrust ring, suit Crop Cruiser axle	2
9	GA5048635	Oil Seal 145 x 120 x 12 mm	2
10	F70544A	Shim plate for 2WD front axles	2
11	2M-FA01 ILAS	King pin retaining cap, bolt on	2
12	GA5000313	SHCS M12 x 35	6
13	GA5009637	Grease Nipple 1/4" UNF x 90 degree	7
14	GA5065041	Ball Joint right angle M28 x 1.5P	4
15	GA3500062	Hydraulic Cylinder, Bore 3", Rod 1.5", Stroke 164.2mm, Phasing	2

Adjustable Axle 2-3m Rear



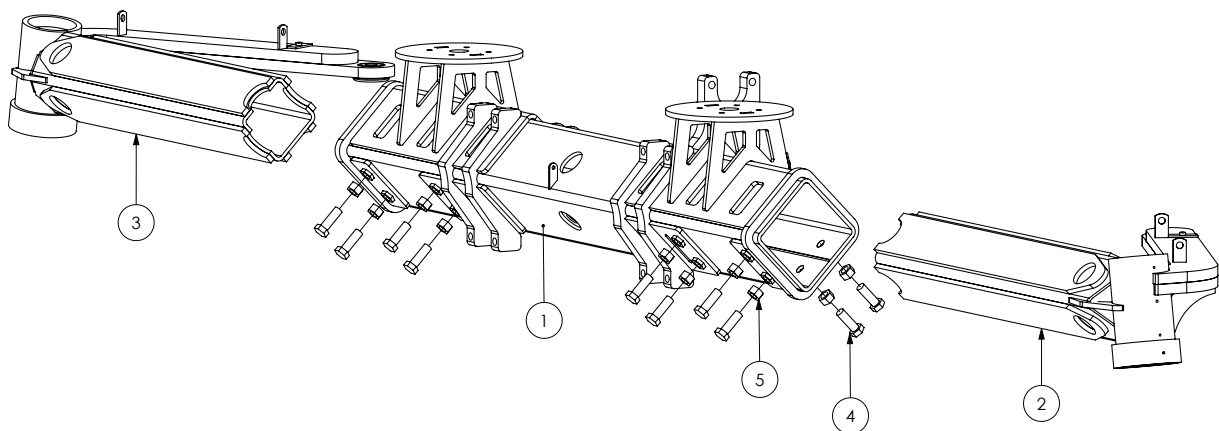
Continued over page

Adjustable Axle 2-3m Rear

ITEM NO.	PART NUMBER	DESCRIPTION	QTY.
1	GA4660725	Rear axle housing 2-3m	1
2	GA4658580	Rear axle inner left 2-3m	1
3	GA4658575	Rear Axle inner right 2-3m	1
4	GA5071280	M12 Plain nut half	48
5	GA5000289	CSCS M12 x 25 GR12.9 ZP	48
6	GA4583390	Slider adjustable axle outer	8
7	GA4583385	Slider adjustable axle inner	8
8	GA0500015	SHCS, M12 x 20, Low Head, Black	32
9	GA5000577	Washer 12mm Flat SS HD	8
10	GA5000313	SHCS M12 x 35 GR12.9 ZP	8
11	GA4656665	Axle slider ram mnt SP adj	2
	GA4510240	Plate, 1mm Shim, Adjustable Axle Cylinder Mount, 2-3m	#
12	GA4552695	Pin Adjustable Axle Extension Cylinder	2
13	GA5008519	Circlip external 25mm	2
14	GA5048125	Nut M20 Nyloc Coarse ZP	24
15	GA4906345	Dropleg RH Assembly	1
16	GA4906350	Dropleg LH Assembly	1
17	GA4552201	Drive shaft flange dropleg input adjustable axle	2
18	GA5078031	Double Clamp Jaws PP Gr 2 14mm	8
19	GA5078042	Double Clamp Plate Top GR2	4
20	GA5003643	Washer 8mm Flat SS HD	4
21	GA5004919	Washer 8mm Spring SS	4
22	GA5048655	Bolt M8 x 40 GR8.8 ZP	4
23	GA2700001	Differential, with adjustable drive shafts and brakes fitted suit 2 to 3m, Dromos	1
24	GA5001515	M20 x 1.5P x 50 HT Bolt	8
25	GA5001741	Washer 20mm Flat SS HD	8
26	GA5078083	Ball valve 1/4" BSPP	2
27	GA3500269	Hydraulic adapter, Tee, 1/4" female x 1/4" female x 1/4" female	2
28	GA3500218	Hydraulic adaptor, Nipple, 1/4" BSP x 1/4" BSP	2
29	GA3500108	Hydraulic Cylinder, 3" bore, 500mm Stroke, Adjustable Axle	2
30	HYD002LAS	Hydraulic fitting clamp bracket	1
31	GA5008793	Tee, Flare, 7/16" 24 TPI female thread, Suit 1/4" tube	1
32	GA5004437	Washer 6mm Flat SS	1
33	GA5004025	SHCS M6 x 10 SS A2-70	1
34	GA4400275	Plate, Diff Shim, Dromos 2-3m, 0.5mm	#
35	GA5011333	Bolt M20 x 60 GR8.8 ZP	24

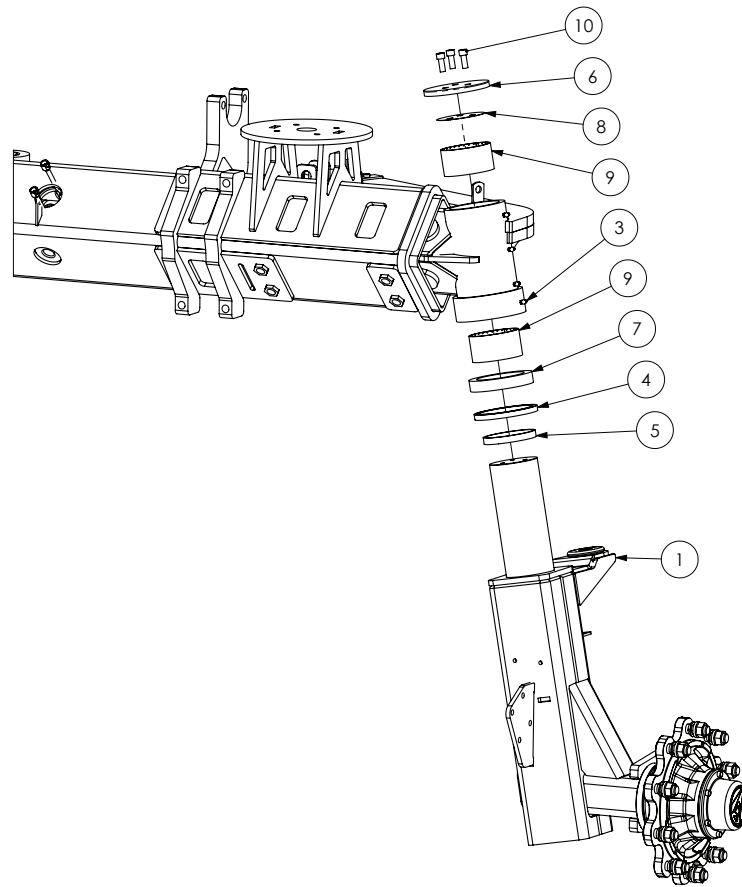
Exact quantity will vary according to amount of adjustment needed.

Adjustable Axle 3-4m Front - Housings



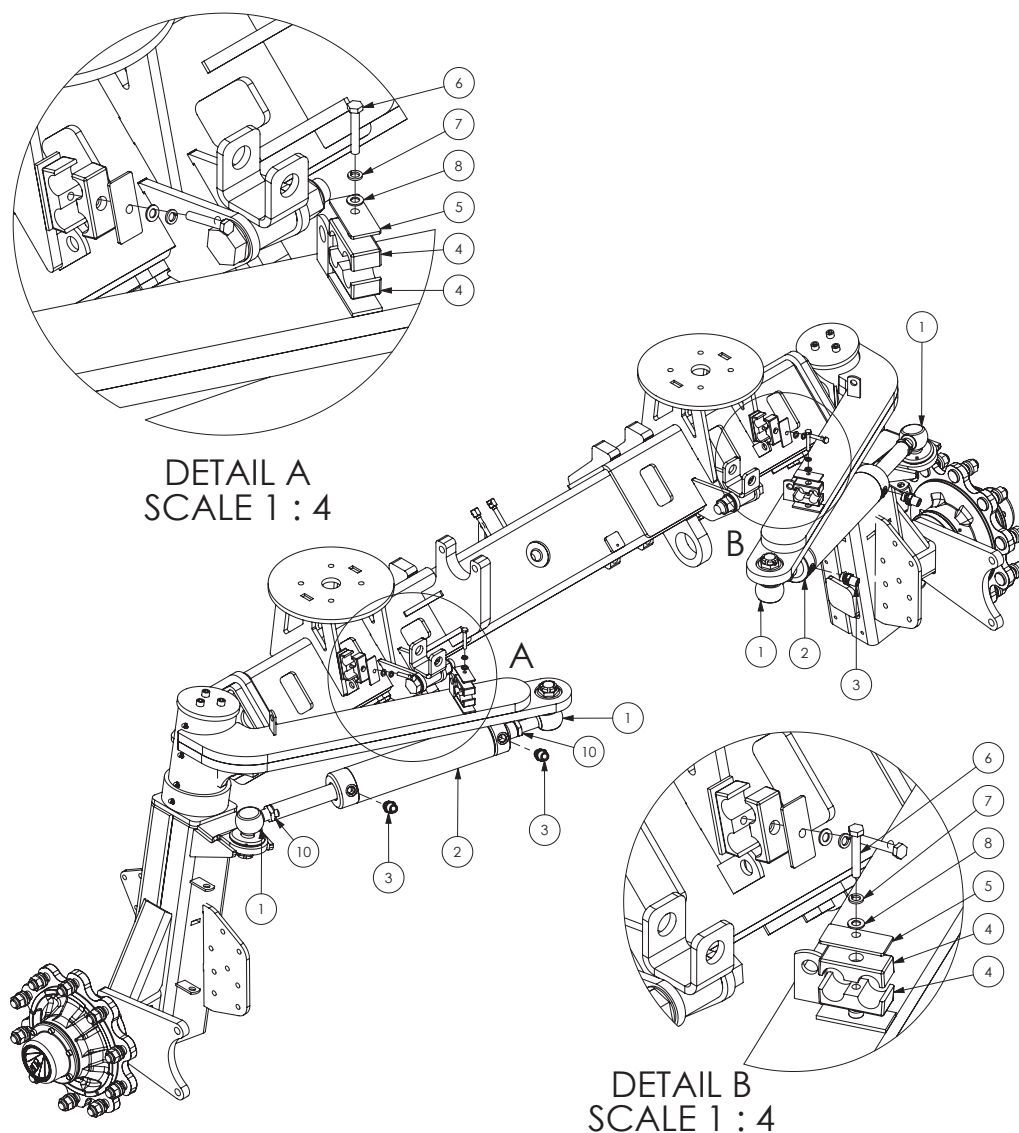
ITEM NO.	PART NUMBER	DESCRIPTION	QTY.
1	GA4661105	Axle Housing Front, 3-4m Centre	1
2	GA4661115	Axle Housing Front, 3-4m LH	1
3	GA4661110	Axle Housing Front, 3-4m RH	1
4	GA5011333	Bolt M20 x 60 GR8.8 ZP	16
5	GA5001709	Nut M20 Coarse ZP	16

Adjustable Axle 3-4m Front - Drop Legs



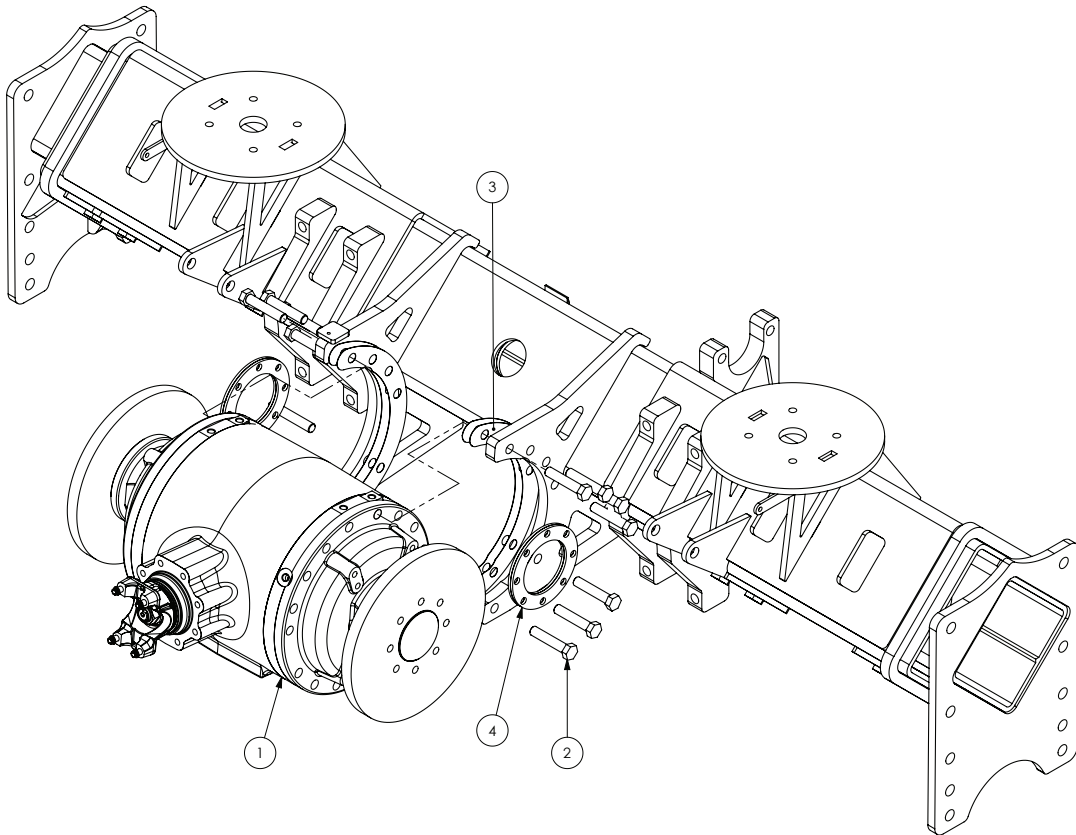
ITEM NO.	PART NUMBER	DESCRIPTION	QTY.
1	GA4661100	Dropleg, Front LH, 3-4m	1
2	GA4661095	Dropleg, Front RH, 3-4m	1
3	GA5009637	Grease Nipple 1/4" UNF 90 deg	8
4	GA5048635	Oil Seal 145mm X 120mm X 12mm	2
5	2MFA004-IGR	Spacer ring/thrust bearing mount for 2WD front axles	2
6	2M-FA011LAS	Top steering cap	2
7	GA5048245	Bearing, Ball thrust bearing, 110 ID x 145 OD x 25 mm thick	2
8	F70544A	Shim plate for 2WD front axles	2
9	GA5009454	Glacier bush, M liner with dimples, 110 ID x 60 mm long	4
10	GA5000307	SHCS M12 x 30	6

Adjustable Axle 3-4m Front - Steering



ITEM NO.	PART NUMBER	DESCRIPTION	QTY.
1	GA5065041	Ball joint, Right angle, M28 x 1.5 thread	4
2	GA3500081	Hydraulic Phasing Cylinder, Steering, 3-4m	2
3	GA3500310	Hydraulic nipple, 1/2" BSPT male x 1/2" BSPP male with O-ring	4
4	GA5078035	Hose clamp, RCD double jaws, 22mm, Polypropylene, Black	8
5	GA5078046	Double Clamp Plate Top GR 3	4
6	GA5004727	Bolt M8 x 50 GR8.8 ZP	4
7	GA5004919	M8 Spring washer SS	4
8	GA5003643	Washer 8mm Flat SS HD	4
9	GA3500086	Hydraulic Cylinder, 3" x 500mm x 500mm, Tandem, 3-4m	1
10	GA4572170	Lock nut, M28 x 1.5, Suit tie rod end	4

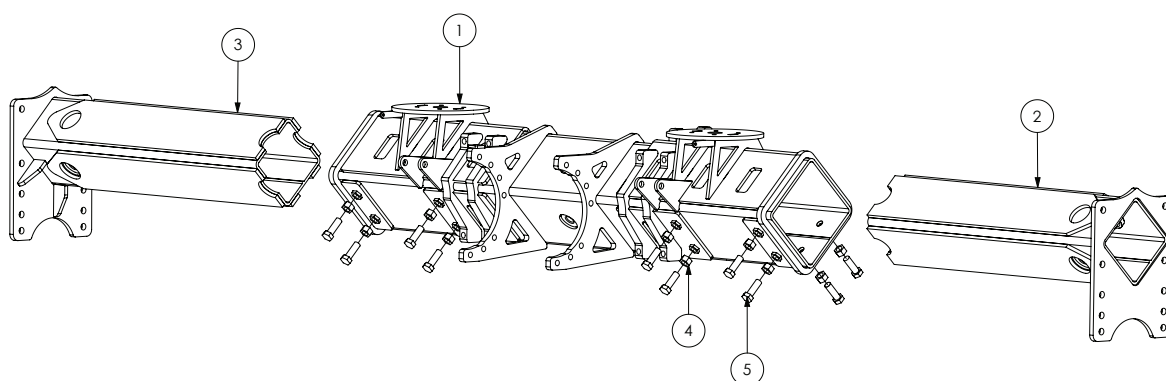
Adjustable Axle 3-4m Rear - Differential



ITEM NO.	PART NUMBER	DESCRIPTION	QTY.
1	*	Rear Axle - Differential Assembly - JCB	1
2	GA5011307	Bolt M16 x 80 GR8.8 ZP	14
3	GA4508960	Plate, Shim 0.5mm, Diff Centre	4
4	GA4509800	Plate, Spacer 5mm, Drive Shaft	4

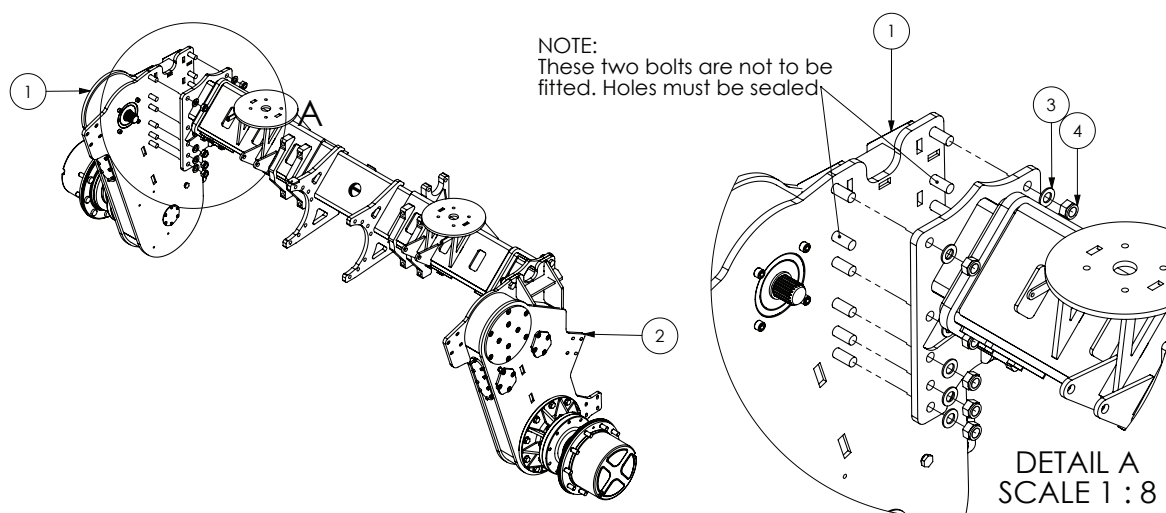
* Sub-assembly shown on following pages

Adjustable Axle 3-4m Rear - Housings



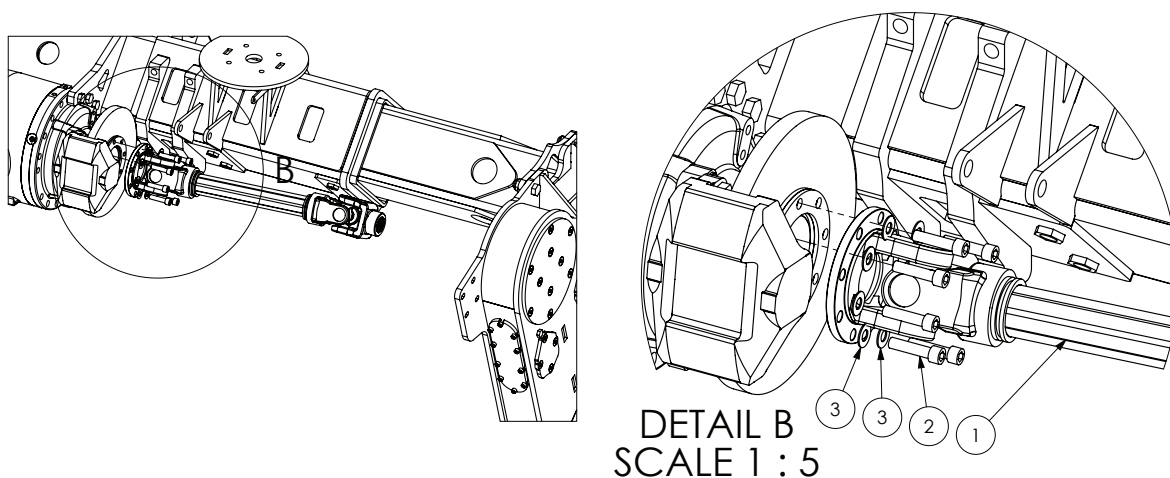
ITEM NO.	PART NUMBER	DESCRIPTION	QTY.
1	GA4661120	Axle Housing Rear, 3-4m Centre	1
2	GA4661130	Axle Housing Rear, 3-4m LH	1
3	GA4661125	Axle Housing Rear, 3-4m RH	1
4	GA5001709	Nut M20 Coarse ZP	16
5	GA5011333	Bolt M20 x 60 GR8.8 ZP	16

Adjustable Axle 3-4m Rear - Drop Legs



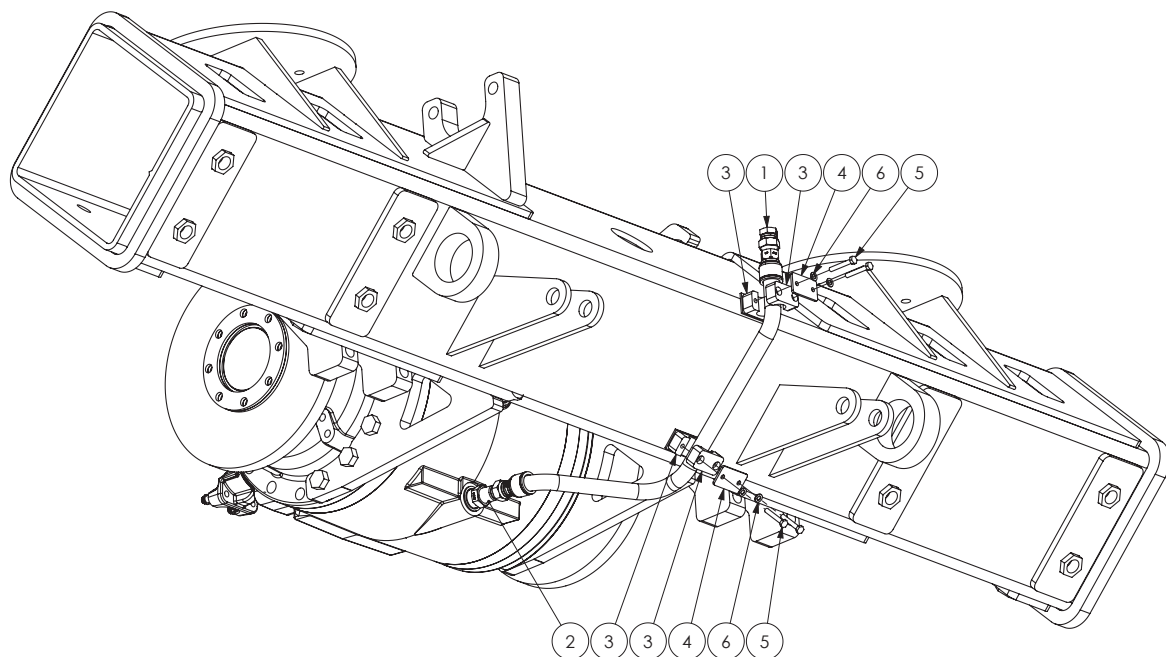
ITEM NO.	PART NUMBER	DESCRIPTION	QTY.
1	GA4906345	Rear Dropleg RH	1
2	GA4906350	Rear Dropleg LH	1
3	GA5001741	Washer 20mm Flat SS HD	20
4	GA5048125	Nut M20 Nyloc Coarse ZP	20
5	GA4509800	Plate, Spacer 5mm, Drive Shaft	4

Adjustable Axle 3-4m Rear - Drive Shafts



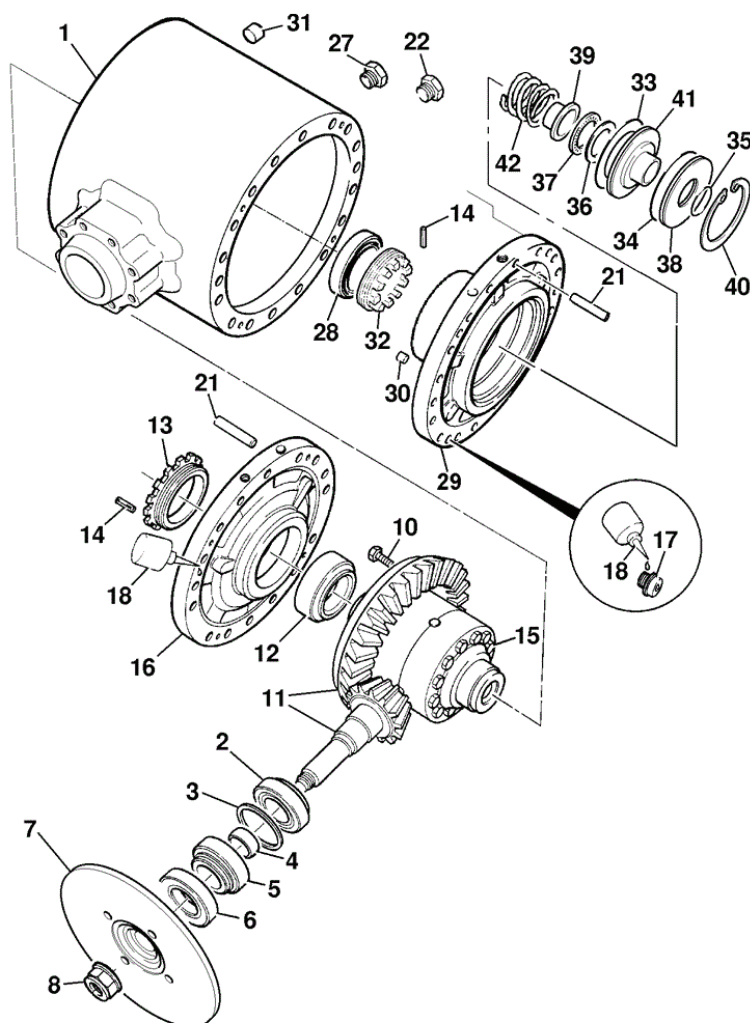
ITEM NO.	PART NUMBER	DESCRIPTION	QTY.
1	GA5071740	Drive Shaft Assembly, Double Yoke, 3m	2
2	GA5051470	SHCS M12 x 50	16
3	GA5000577	Washer 12mm Flat SS HD	16
4	GA4509800	Plate, Spacer 5mm, Drive Shaft	4

Adjustable Axle 3-4m Rear - Differential Drain



ITEM NO.	PART NUMBER	DESCRIPTION	QTY.
1	GA4913290	Hydraulic Hose, JCB Diff Drain / Fill, 3-4m	1
2	GA3500226	Hydraulic adaptor, Nipple, 3/4" BSPT male x 1/2" BSPT male	1
3	GA5078065	Single Clamp Jaws PP Gr3 22mm	4
4	GA5078072	Single clamp plate top GR3	2
5	GA5004081	Bolt M6 x 40 GR8.8 ZP	4
6	GA5004437	Washer 6mm Flat SS	4

Rear Axle - Differential Assembly - JCB



GA5071175 - Diff Centre, 3.36:1 ratio, soft engage diff, G3 G4

INPUT SHAFT SEAL

PART NUMBER	DESCRIPTION		
GA2700031	Seal, Input Pinion Shaft, JCB Diff		

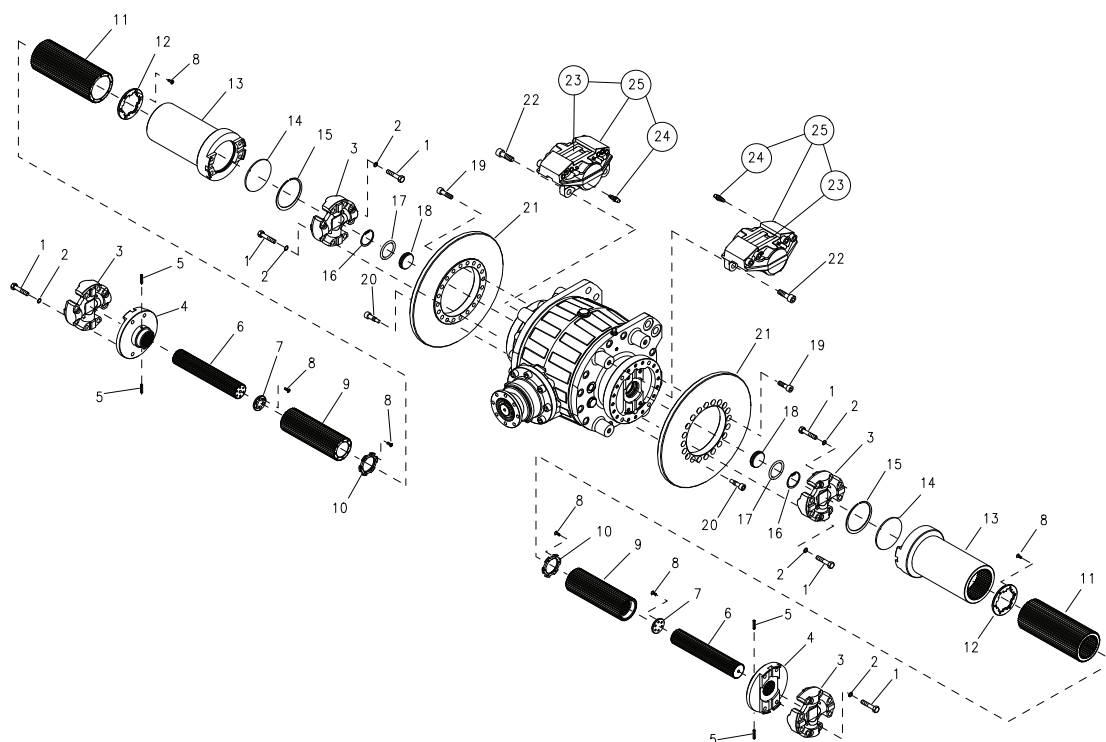
ITEM NO.	PART NUMBER (JCB)	DESCRIPTION	QTY.
1	458/20754	Casing drivehead soft engage difflock	1
2	907/09000	Bearing Roller	1
3	921/01900	Kit-shim	1
4	921/53400	Kit set of spacers From 12.625 To 14.200 Thick	1
5	907/M5375	Bearing taper roller	1
6	904/20172	Seal Triple Lip, To Suit 55.0/54.81 Shaft Brown	1
7	-	Not used	-
8	826/M7635	Nut Stake M30 x 2	1
10	826/01080	Bolt	20

Continued over page

Rear Axle - Differential Assembly - JCB

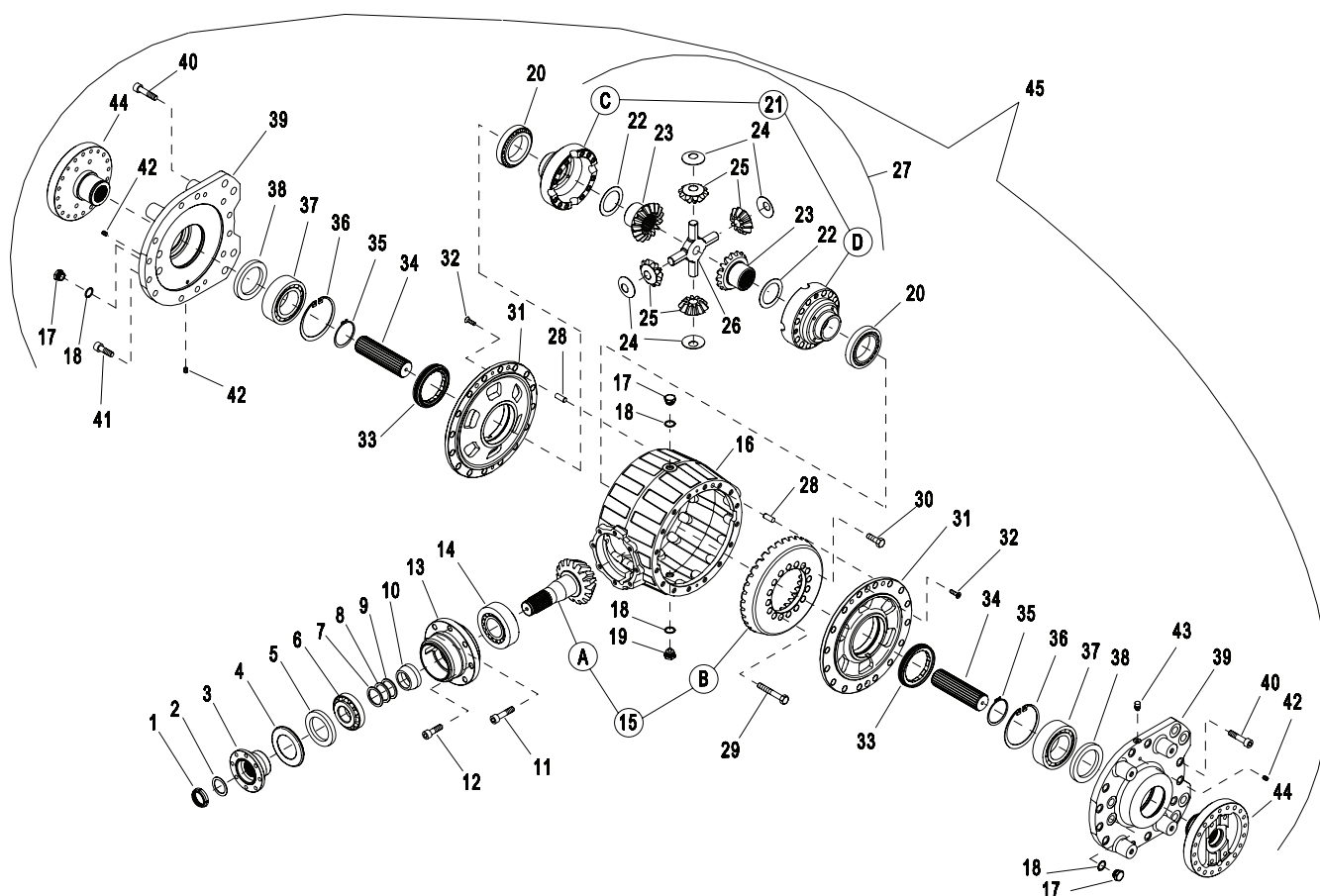
ITEM NO.	PART NUMBER (JCB)	DESCRIPTION	QTY.
11	458/20672	Gear crown wheel & pinion 11/37T	1
12	907/51900	Bearing	1
13	458/20336	Nut side differential	1
14	826/01784	Pin tension	2
15	458/10382	Differential assembly PD70 soft engage	1
16	458/20342	Housing brake piston PD70 S-engage difflock	1
17	1391/3407	Capscrew M10 x 25mm	8
18	4102/1200	Sealant	1
21	826/00919	Dowel	4
22	816/M3848	Plug tapered, magnetic 3/4"BSP 14mm Drive	1
27	816/M3849	Plug tapered 3/4"BSP 14mm Drive	1
28	907/03800	Bearing	1
29	458/20341	Housing brake piston, PD70 S-engage difflock	1
30	816/80051	Plug 1/8" Tapered	1
31	816/80052	Plug Taper 1/4" BSP	2
32	454/09303	Nut adjusting	1
33	828/00337	O Ring	1
34	828/00338	O Ring	1
35	828/00339	O Ring	1
36	808/00329	Washer	1
37	907/51800	Bearing cylindrical roller	1
38	454/09302	Plate end	1
39	823/10396	Sleeve thrust	1
40	2203/1107	Circlip	1
41	458/20536	Piston	1
42	814/00421	Spring	1

Axle Rear - Driveshaft Assembly - Dromos



ITEM NO.	PART NUMBER	DESCRIPTION	QTY.
-	GA2700089	Differential assembly, 2-3m Adj. axle, Rear, No drive shafts, Dromos	-
-	GA5018907	Seal, 70 ID x 100 OD x 10 mm - Differential input	-
-	GA2700090	Driveshaft assembly, 2-3m Adj. axle, Rear, Dromos - Per side	-
1	001.090.1370.0	Hex head cap screw 1/2-20 UNFx2"1/4 ANSI B18.2.1 GR.8 10.9	24
2	001.122.0030.0	NOTCHED WASHER	24
3	GA5055885	Uni cross, Rear, Adjustable axle	4
4	GA5055890	Output flange, Driveshaft end, Rear, Adjustable axle	2
5	GA5055915	Spiral dowel pin, M6 x 30 DIN 7344, Adjustable drive shaft	4
6	GA4550475	Splined Shaft, 2-3m Inner	2
7	GA5055900	Plate, Inner spline retainer, Adjustable drive shaft	2
8	GA5051230	CSCS M5 x 16 SS A2-70	36
9	GA5055905	Driveshaft, Splined extension sleeve, Innermost, Adjustable drive shaft	2
10	012.480.0540.1	LOCK WASHER	2
11	GA5055910	Driveshaft, Splined extension sleeve, Middle, Adjustable drive shaft	2
12	012.480.0530.1	LOCK WASHER	2
19	001.091.0080.0	HEX. SKT. HD. CAP SCREW M12x40 UNI 593I 12.9	32
20	001.091.1320.0	HEX. SKT. HD. CAP SCREW / SHOULDER diam. 12 h8 -M10x25	8
21	GA5055875	Brake disc, Rear, Adjustable axle	2
22	001.091.0060.0	HEXAGON SOCKET HEAD CAP SCREW M16x45 UNI 593I 12.9	4
23	GA5055880	Brake pad kit, Rear, Adjustable axle	2
24	GA5073310	Bleeder Valve, M10x1, Brake Caliper, Stilfreni	2
25	GA5055895	Brake caliper, Rear, Adjustable axle	2

Axle Rear - Differential Assembly - Dromos



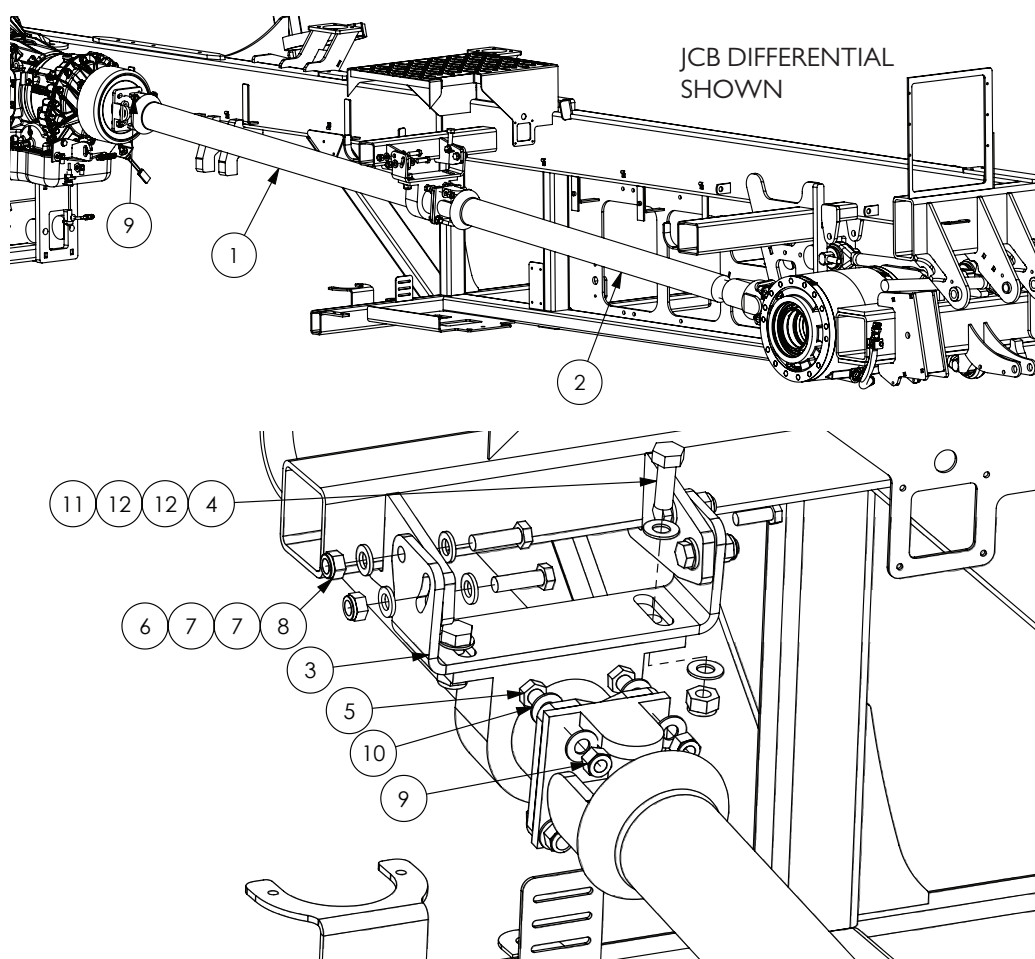
ITEM NO.	PART NUMBER	DESCRIPTION	QTY.
1	GA5078475	Ring nut	1
2	GA5078476	Thrust washer, 40x60x1 mm	1
3	GA5078477	Input flange	1
4	GA5078478	Oil seal, Input flange	1
5	GA5018907	Seal, 70 ID x 100 OD x 10 mm	1
6	GA5078479	Tapered bearing small, Input shaft	1
7	GA5078480	Shim, Input shaft, Top	2
8	GA5078481	Shim, Input shaft, Middle	4
9	GA5078482	Shim, Input shaft, Bottom	2
10	GA5078483	Spacer, Input shaft	1
11	001.091.0010.0	HEXAGON SOCKET HEAD CAP SCREW M14x45 UNI 5931 12.9	6
12	001.091.0020.0	HEXAGON SOCKET HEAD CAP SCREW M14x40 UNI 5931 12.9	2
13	012.141.0010.1	BEARING SUPPORT BUSH	1
14	GA5078484	Tapered bearing large, Input shaft	1
15	GA5078485	Bevel gear & pinion	1
16	012.121.0190.1	CENTRAL CASING	1
17	GA5078486	Fill plug, M22 x 1.5	3

Continued over page

Axle Rear - Differential Assembly - Dromos

ITEM NO.	PART NUMBER	DESCRIPTION	QTY.
18	GA5073435	Washer, Copper Gasket, 22 x 28 x 1.5	4
19	GA5073445	Plug, Drain, Magnetic, M22 x 1.5, Drop Leg, Rear	1
20	GA5078487	Tapered bearing, Differential unit	2
21	808.020.0020.0	DIFFERENTIAL UNIT	1
22	012.300.0230.1	CROWN WHEEL SUPPORT RING	2
23	012.262.0020.1	BEVEL PLANETARY GEAR	2
24	012.300.0020.1	DIFFERENTIAL PLANETARY SUPPORT RING	4
25	012.262.0010.1	BEVEL PLANETARY GEAR	4
26	012.271.0010.1	CROSS	1
27	GA5078488	Differential unit	1
28	001.132.0210.0	PARALLEL PIN A 12x36 UNI EN ISO 8734 Ref.: -	2
29	001.090.0030.0	HEXAGON HEAD CAP SCREW M16x1,5x100 UNI 5738 10.9	12
30	001.090.0040.0	HEXAGON HEAD CAP SCREW M16x1,5x45 UNI 5740 10.9	4
31	012.121.0020.1	DIFFERENTIAL SUPPORT	2
32	001.092.0010.0	HEXAG. SOCKET COUNTERSUNK FLAT HEAD CAP SCREW M8x25 UNI 5933 10.9 Ref.: -	4
33	GA5078489	Ring nut	2
34	GA5078490	Drive shaft, Output	2
35	001.070.0040.0	RETAINING RING E 70 UNI 7435 Ref.: -	2
36	001.071.0340.0	RETAINING RING I 125 UNI 7437 Ref.: -	2
37	GA5078491	Bearing, Double row, Angular contact	2
38	GA5078492	Oil seal, 80x110x10 mm	2
39	012.010.8490.1	SUPPORT	23
40	001.091.0070.0	HEXAGON SOCKET HEAD CAP SCREW M16x60 UNI 5931 12.9	1
41	001.091.0060.0	HEXAGON SOCKET HEAD CAP SCREW M16x45 UNI 5931 12.9	3
42	001.150.0020.0	CONICAL PLUG HEXAGON SOCKET HEAD CAP M10x1 DIN 906 5.8 Ref.: -	1
43	001.152.0080.0	CONICAL BREATHER PLUG WITHOUT VALVE M10x1 cod. 130100038 - mod. 30B Ref.: NOSTRALI	2
44	012.230.1200.1	TRANSMISSION FLANGE	1

Propeller Shafts & Mount - 2WD

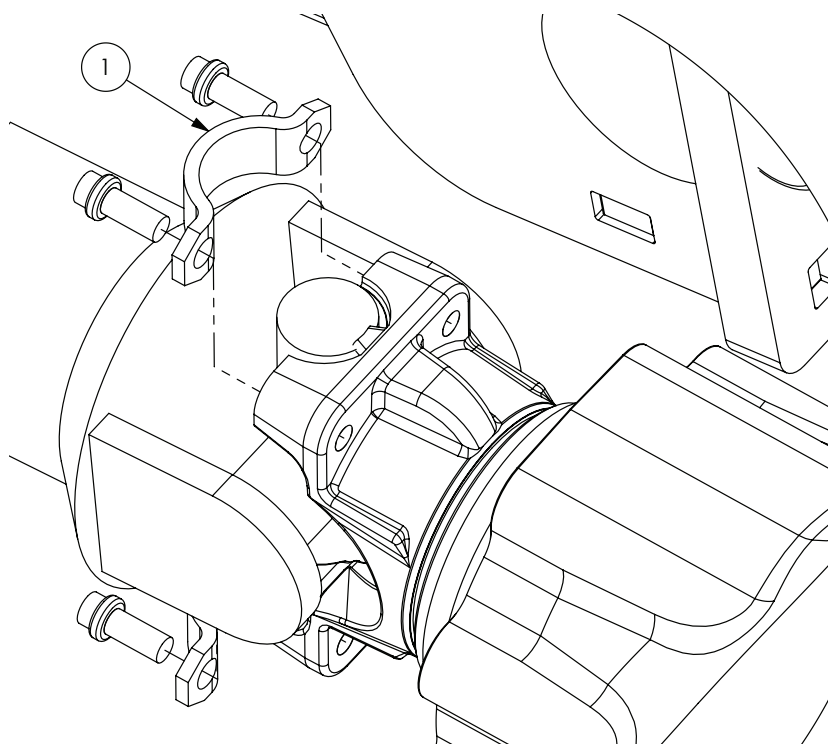


2WD DRIVE SHAFT SPARE PARTS

PART NUMBER	DESCRIPTION	QTY.
GA5017113	Uni Joint kit 1480 series - Dromos Differential	3
	Uni Joint kit 1480 series - JCB Differential	2
GA5017115	Uni Joint kit 1550 series - JCB Differential	1

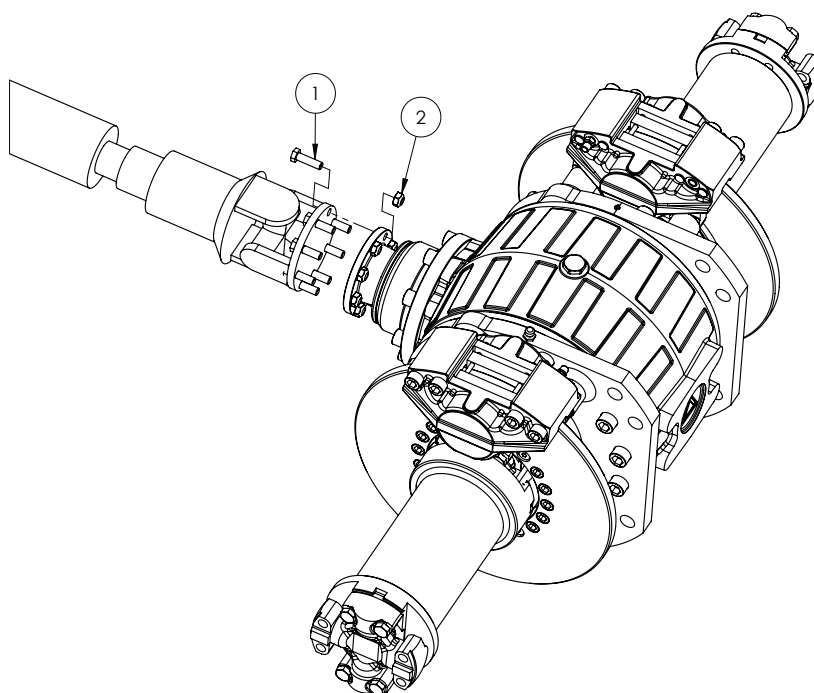
ITEM NO.	PART NUMBER	DESCRIPTION	QTY.
1	GA5070932	Driveshaft, Centre Bearing Shaft, Allison Transmission	1
2	GA5070933	Driveshaft - JCB Diff	1
	GA2700032	Driveshaft - Dromos	
3	GA4536225	Mount, Centre Bearing Plate	1
4	GA5000343	Bolt M14 x 45 ZP GR8.8	2
5	GA5051295	Bolt 1/2" UNF x 2" GR8 ZP	4
6	GA5000319	Bolt M12 x 40 Gr8.8 ZP	4
7	GA5000577	Washer 12mm SS HD	8
8	GA5012461	Nut M12 Nyloc ZP	4
9	GA5049605	Nut 1/2" UNF Nyloc	8
10	GA5017661	Washer 1/2" Flat ZP	8
11	GA5012427	Nut M14 Nyloc	2
12	GA5066235	Washer 14mm HD ZP	4

Rear Axle - Propeller Shaft Mounting - JCB



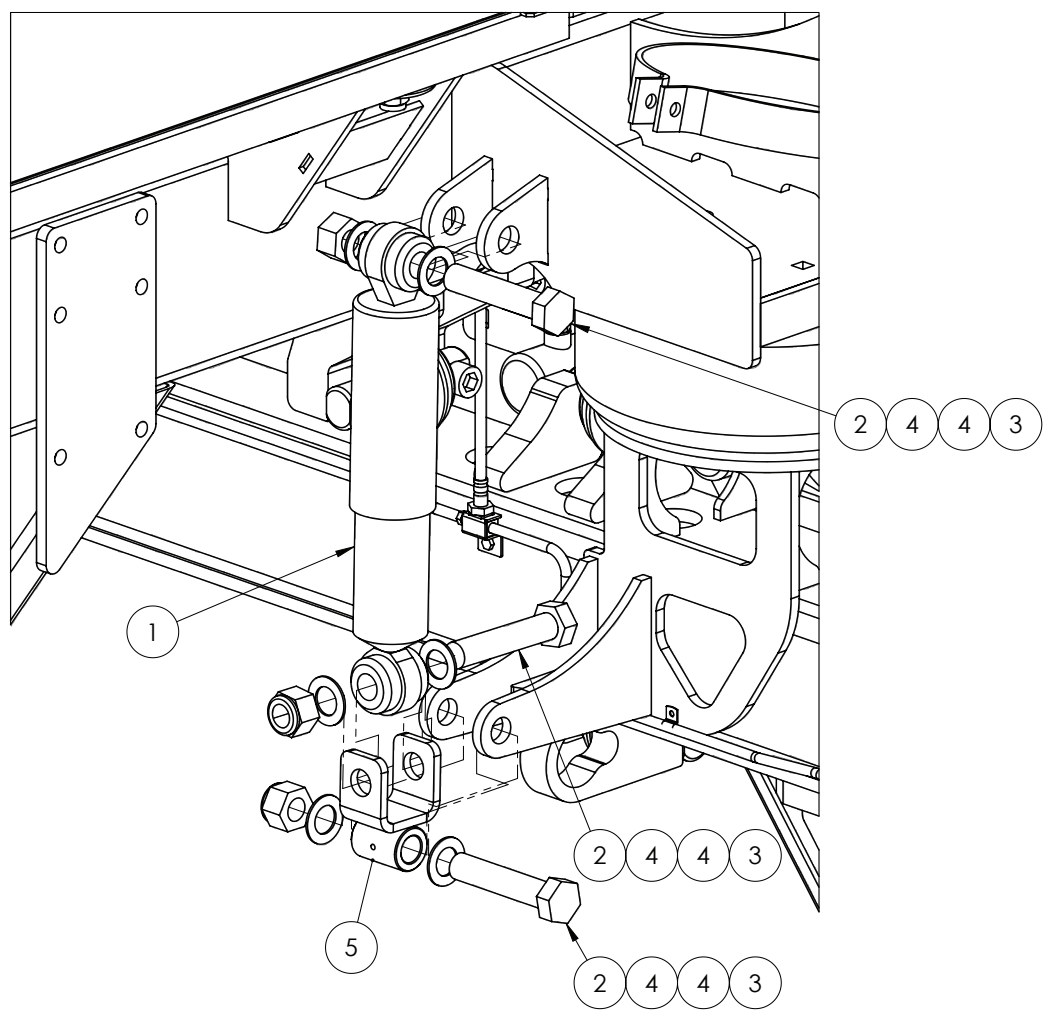
ITEM NO.	PART NUMBER	DESCRIPTION
1	GA5072070	Strap Kit, Drive Shaft Universal Mount, G3 G4

Rear Axle - Propeller Shaft Mounting - Dromos



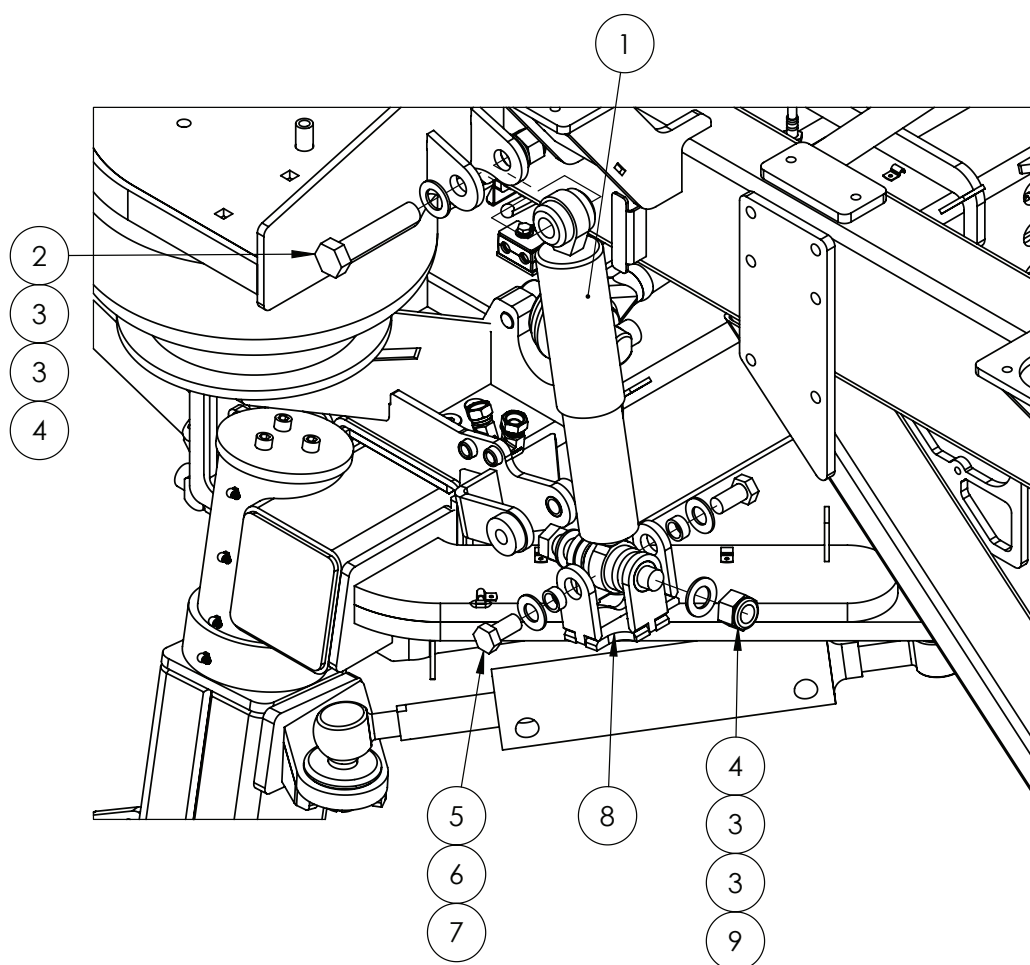
ITEM NO.	PART NUMBER	DESCRIPTION	QTY.
1	GA5065455	Bolt M10 x 30 GR8.8 ZP	8
2	GA0500069	Nut, M10, ConeLock, ZP	8

Suspension Front - Shock Absorber - Fixed & 3-4m



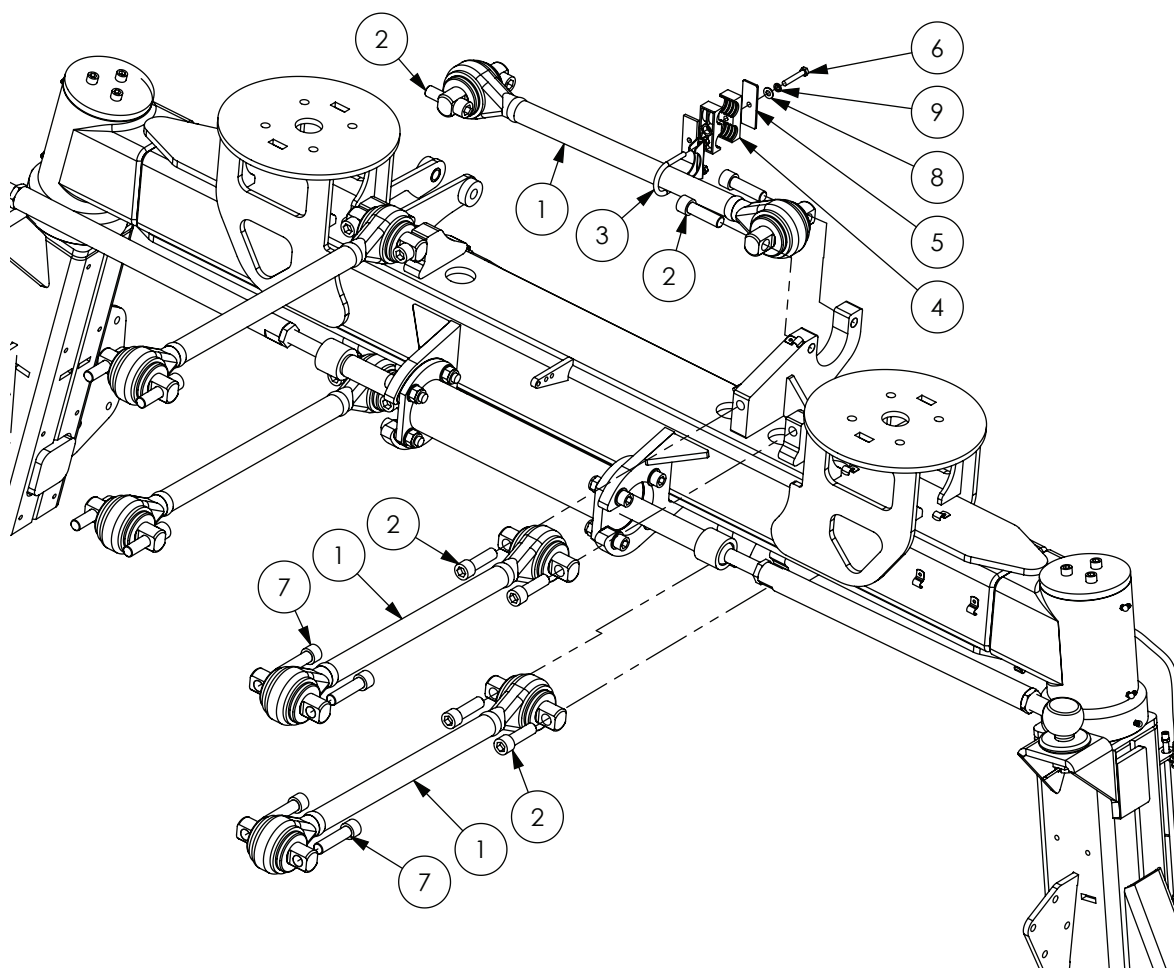
ITEM NO.	PART NUMBER	DESCRIPTION	QTY.
1	GA2500000	Shock Absorber, Double eye, 24mm eye, 80mm OD, Red	2
2	GA5011346	Bolt M24 x 115 GR8.8 ZP Special 75 to 77mm shank	6
3	GA5012469	Nut M24 Nyloc ZP	6
4	GA5001891	Washer 24mm Flat HD SS	12
5	GA4660670	Shock Absorber Mount, Front Axle	2

Suspension Front - Shock Absorber - 2-3m



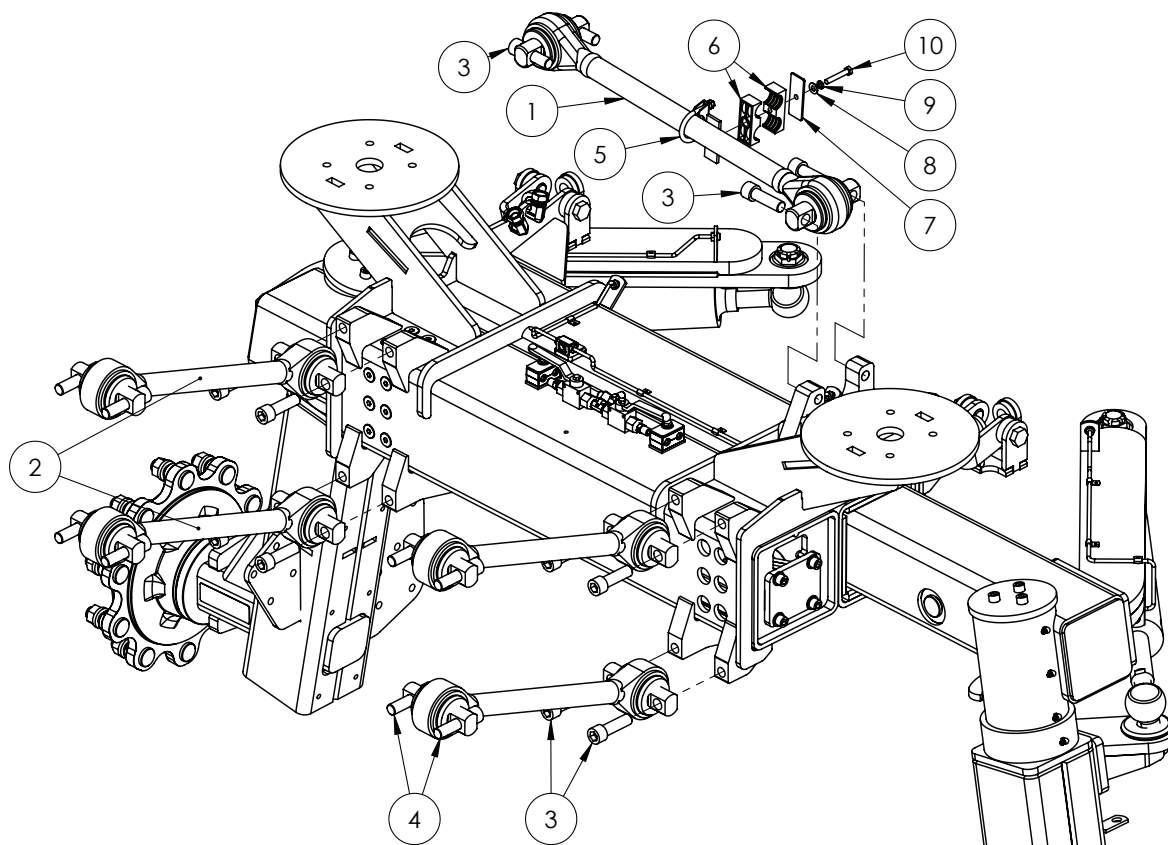
ITEM NO.	PART NUMBER	DESCRIPTION	QTY.
1	GA2500000	Shock Absorber, Double eye, 24mm eye, 80mm OD, Red	2
2	GA5011346	Bolt M24 x 115 GR8.8 ZP Special 75 to 77mm shank	2
3	GA5001891	Washer 24mm Flat HD SS	8
4	GA5012469	Nut M24 Nyloc ZP	4
5	GA5002541	Bolt 3/4" UNF x 1 1/2" GR8 ZP	4
6	GA5001045	Washer 3/4" Flat ZP	4
7	MACH0205	Crush tube, 19.1 ID x 25.5 OD x 11 mm	4
8	GA4654900	Mount, Lower, Front shock absorber	2
9	GA5053500	Bolt M24 x 150 GR8.8 ZP	2

Suspension Front - Torque Rods - Fixed Axle



ITEM NO.	PART NUMBER	DESCRIPTION	QTY.
1	GA5068850	Suspension link, Torque rod, 650mm centre, Hollow	5
2	GA5053145	SHCS 3/4" UNF x 2 1/2" GR12.9 ZP Blue	12
3	GA4659840	Steering Hose to Panhard Mount	1
4	GA5078038	Double Clamp Jaws 28mm	2
5	GA5078049	Mounting clamp, Double type, Plate, Top, Group 4	1
6	GA5004727	Bolt M8 x 50 GR8.8 ZP	1
7	GA5053150	SHCS 3/4" UNF x 3" GR12.9 ZP Blue	8
8	GA5003643	Washer 8mm Flat SS HD	1
9	GA5004919	Washer 8mm Spring SS	1

Suspension Front - Torque Rods - Adjustable Axle



ITEM NO.	PART NUMBER	DESCRIPTION	QTY.
1	GA5068850	Suspension link, Torque rod, 650mm centre, Hollow	1
2	GA5068852	Suspension link, Torque rod, 500mm centre, Hollow	4
3	GA5053145	SHCS 3/4" UNF x 2 1/2" GR12.9 ZP Blue	12
4	GA5053150	SHCS 3/4" UNF x 3" GR12.9 ZP Blue	8
5	GA4659840	Steering Hose to Panhard Mount	1
6	GA5078038	Double Clamp Jaws 28mm	2
7	GA5078049	Mounting clamp, Double type, Plate, Top, Group 4	1
8	GA5003643	Washer 8mm Flat SS HD	1
9	GA5004919	Washer 8mm Spring SS	1
10	GA5004727	Bolt M8 x 50 GR8.8 ZP	1

Suspension Front - Torque Rods - Parts & Tool

PANHARD ROD SHIMS

PART NUMBER	DESCRIPTION
GA4537165	Panhard shim 1mm
GA4537170	Panhard shim 3mm
GA4537175	Panhard shim 5mm

TORQUE ROD SHIMS

PART NUMBER	DESCRIPTION
GA4505076	Shim 1mm
GA4505075	Shim 5mm

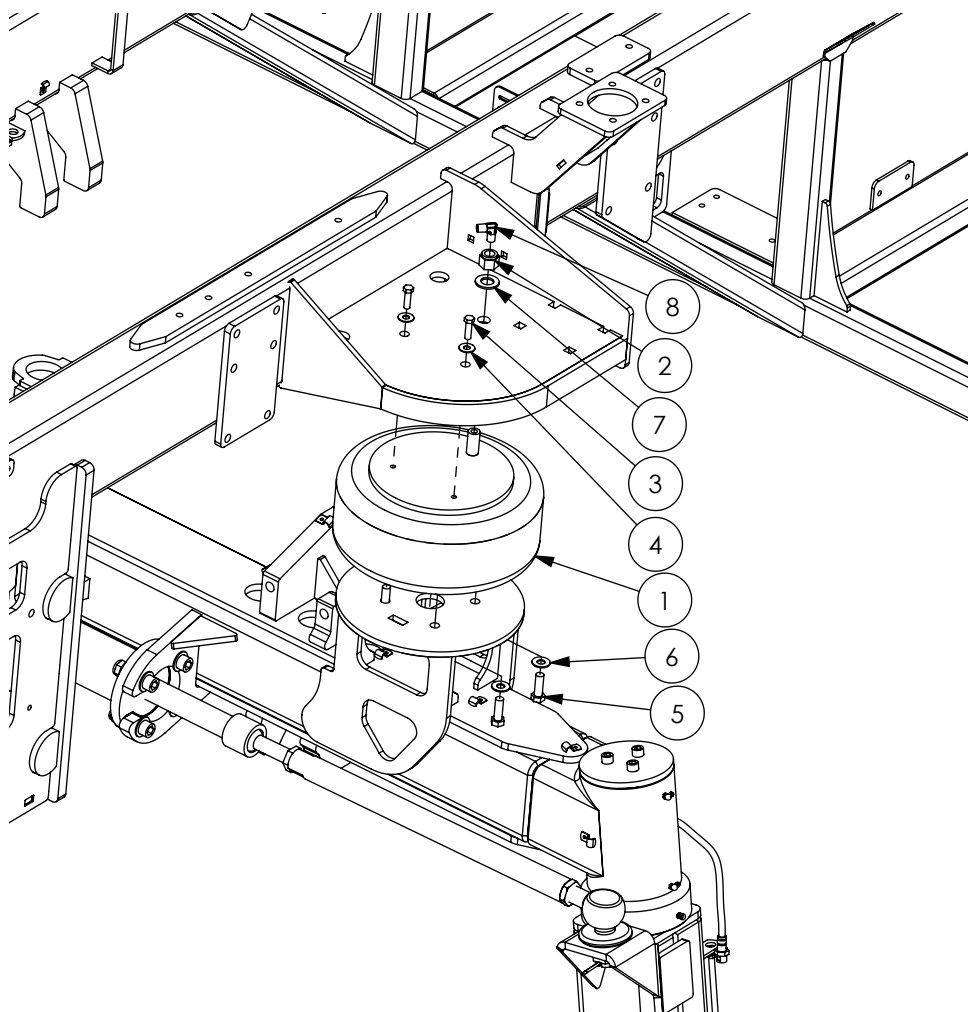
SUSPENSION SPARE PARTS

PART NUMBER	DESCRIPTION
GA5069825	Bush, Suspension link end replacement, 3/4" bolt holes, TS38750, ATRO
GA5053450	Rubber insert, suit shock absorber

BUSH TOOL

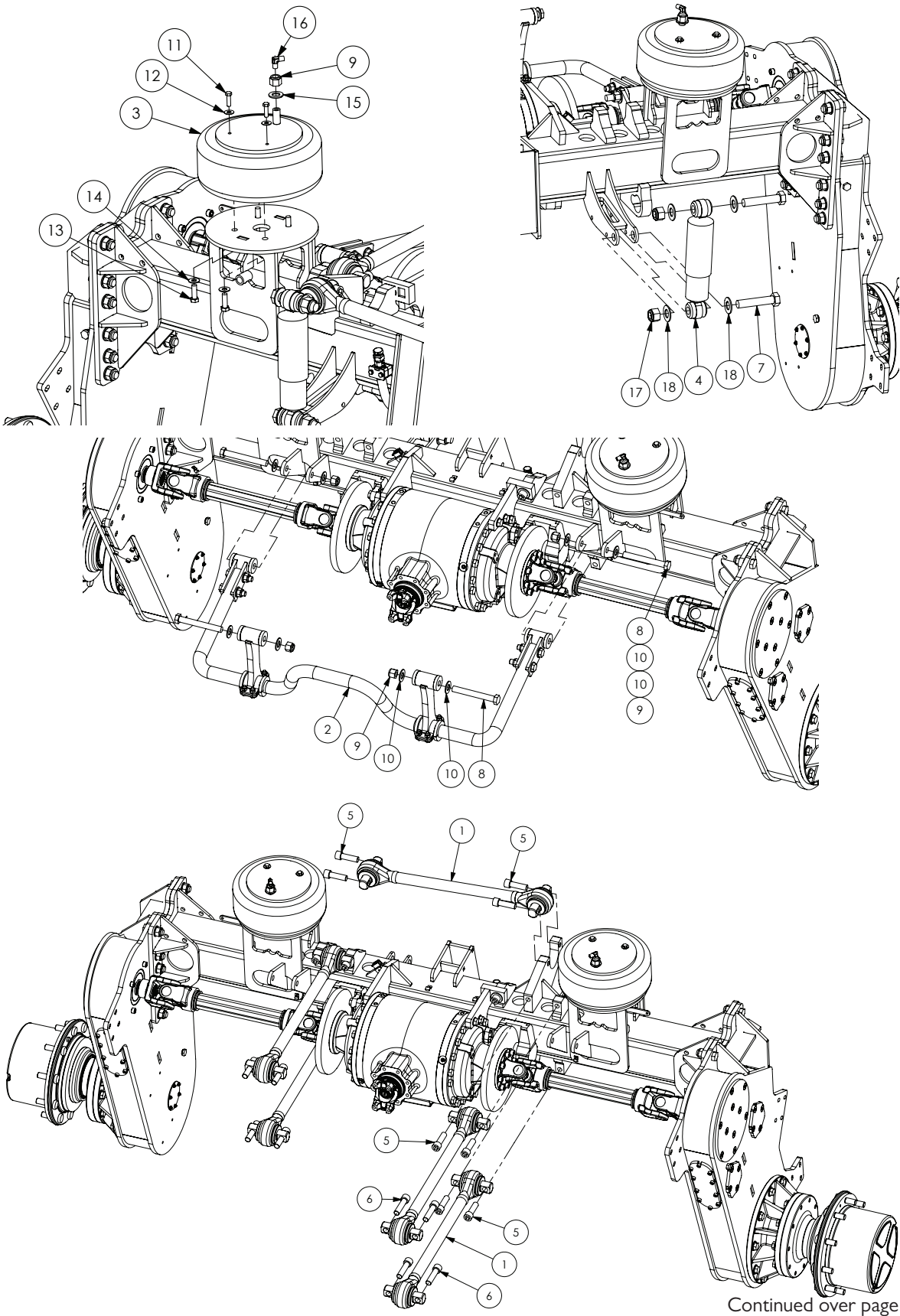
PART NUMBER	DESCRIPTION
PT59-59100 / PT00-52100	Atro bush tool

Suspension Front - Air Bag



ITEM NO.	PART NUMBER	DESCRIPTION	QTY.
1	GA5005311	Air spring, HT230 single air stud	2
2	GA5049495	Nut 3/4" UNF Nyloc	2
3	GA5002599	Bolt 3/8" UNC x 1 1/4" SS	4
4	GA5002565	Washer 3/8" x 1" Flat SS	4
5	GA5068715	Bolt 1/2" UNC x 1 1/2" GR8 ZP	8
6	GA5017661	Washer 1/2" Flat ZP	8
7	GA5001741	Washer 20mm Flat SS HD	2
8	GA3500258	Hydraulic coupling, Elbow, 90 degree, 1/4" BSPT male x 1/4" BSPT male	2

Suspension Rear



Continued over page

Suspension Rear

ITEM NO.	PART NUMBER	DESCRIPTION	QTY.
1	GA5068850	Suspension link, Torque rod, 650mm centre, Hollow	5
2	*	Sway Bar assembly	1
3	GA5005311	Air spring, HT230 single air stud	2
4	GA2500000	Shock Absorber, Suspension Damper, Yellow, Monroe	2
5	GA5053145	SHCS 3/4" UNF x 2 1/2" GR12.9 ZP Blue	12
6	GA5053150	SHCS 3/4" UNF x 3" GR12.9 ZP Blue	10
7	GA5011346	Bolt M24 x 115 GR8.8 ZP Special 75 to 77mm shank	4
8	GA5002487	Bolt 3/4" UNC x 6"	4
9	GA5048430	Nut 3/4" UNC Nyloc ZP	6
10	GA5001045	Washer 3/4" ZP Comm Flat	8
11	GA5002599	Bolt 3/8" UNC x 1 1/4" SS	4
12	GA5002565	Washer 3/8" x 1" Flat SS	4
13	GA5068715	Bolt 1/2" UNC x 1 1/2" GR8 ZP	8
14	GA5017661	Washer 1/2" flat ZP	8
15	GA5001741	Washer 20mm Flat SS HD	2
16	GA3500258	Hydraulic coupling, Elbow, 90 degree, 1/4" BSPT male x 1/4" BSPT male	2
17	GA5012469	Nut M24 Nyloc ZP	4
18	GA5017681	Washer 1" Flat SS	8

* Sub-assembly shown on following pages

PANHARD ROD SHIMS

PART NUMBER	DESCRIPTION
GA4537165	Panhard shim 1mm
GA4537170	Panhard shim 3mm
GA4537175	Panhard shim 5mm

TORQUE ROD SHIMS

PART NUMBER	DESCRIPTION
GA4505076	Shim 1mm
GA4505075	Shim 5mm

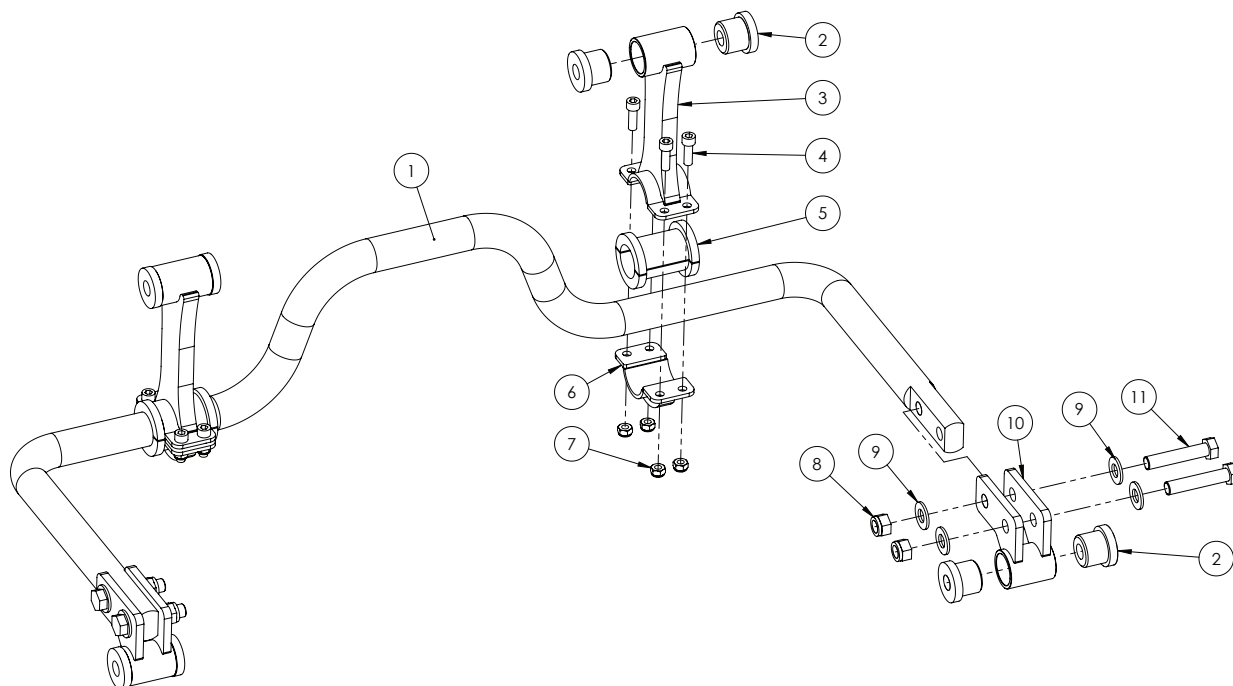
SUSPENSION SPARE PARTS

PART NUMBER	DESCRIPTION
GA5069825	Bush, Suspension link end replacement, 3/4" bolt holes, TS38750, ATRO
GA5053450	Rubber insert, suit shock absorber

BUSH TOOL

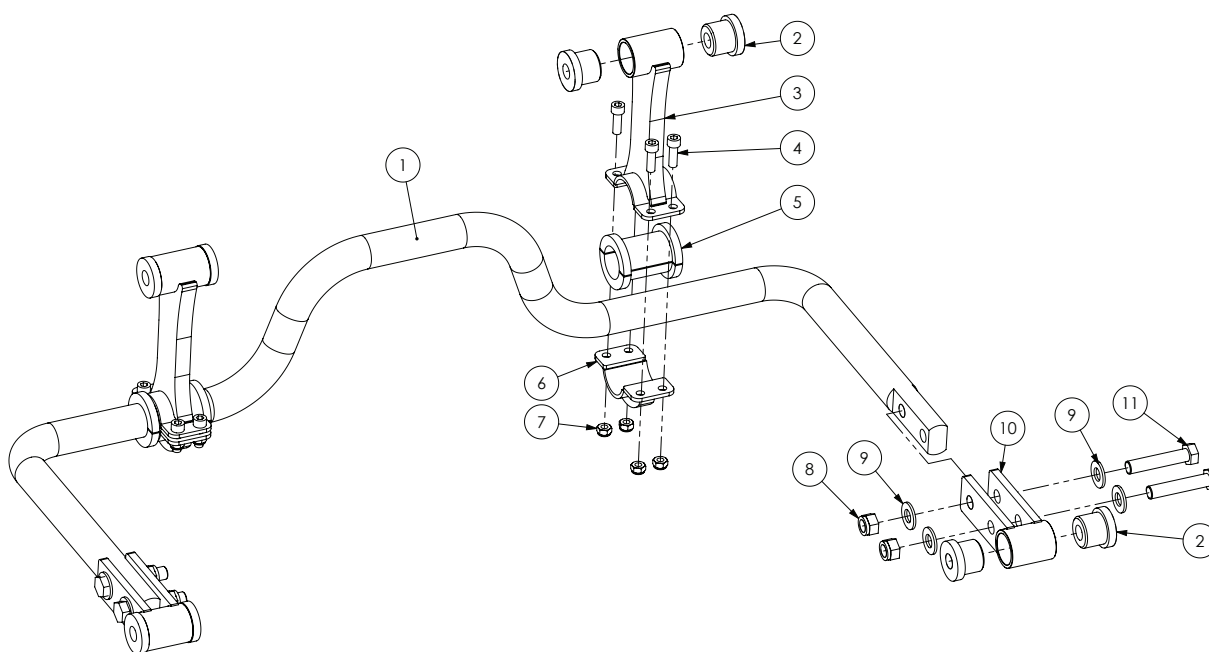
PART NUMBER	DESCRIPTION
PT59-59100 / PT00-52100	Atro bush tool

Suspension Rear - Sway Bar Assembly - 2m



ITEM NO.	PART NUMBER	DESCRIPTION	QTY.
1	GA5016192	Rear Swaybar, 42mm	1
2	GA5016195	Bush, Sway bar pivot, Pigthane 90A duro	8
3	GA4654805	Clamp, Upper, Sway bar, Crop Cruiser	2
4	GA5006129	SHCS M10 x 30 GR12.9 ZP	8
5	GA4583285	Nylon Bush for Sway Bar, 42mm (This part comes in two halves)	2
6	GA4654800	Clamp, Lower, Sway bar, Crop Cruiser	2
7	GA5000141	Nut M10 Nyloc ZP	8
8	GA5001029	Nut M16 Nyloc ZP	4
9	GA5001043	Washer 16mm Flat SS HD	8
10	GA4659295	Offset Swaybar End	2
11	GA5011307	Bolt M16 x 80 ZP GR8.8	4

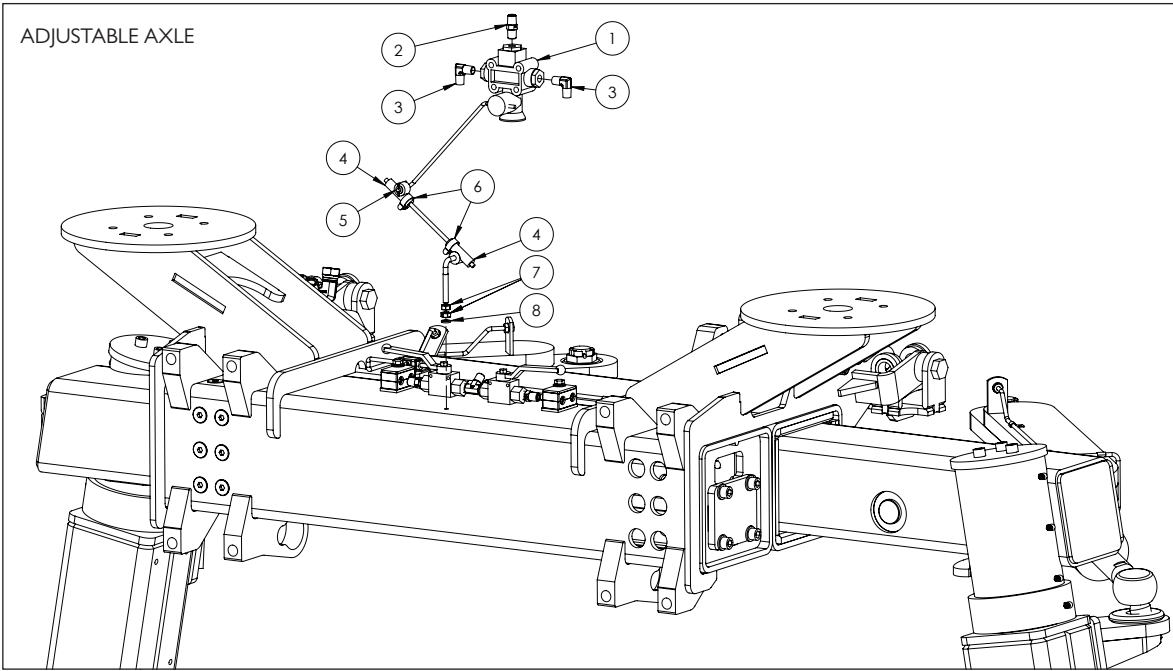
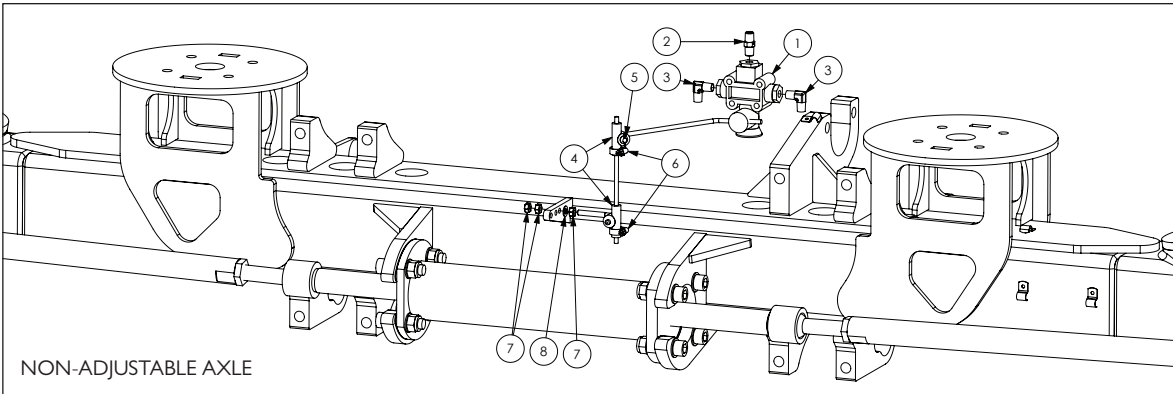
Suspension Rear - Sway Bar Assembly - 3m



ITEM NO.	PART NUMBER	DESCRIPTION	QTY.
1	GA5016192	Rear Swaybar, 42mm	1
2	GA5016195	Bush, Sway bar pivot, Pigthane 90A duro	8
3	GA4654805	Clamp, Upper, Sway bar, Crop Cruiser	2
4	GA5006129	SHCS M10 x 30 GR12.9 ZP	8
5	GA4583285	Nylon Bush for Sway Bar, 42mm (This part comes in two halves)	2
6	GA4654800	Clamp, Lower, Sway bar, Crop Cruiser	2
7	GA5000141	Nut M10 Nyloc ZP	8
8	GA5001029	Nut M16 Nyloc ZP	4
9	GA5001043	Washer 16mm Flat SS HD	8
10	GA4654790	Mounting, swaybar to axle	2
11	GA5011307	Bolt M16 x 80 ZP GR8.8	4

Suspension - Ride Height Valve - Front

FROM SERIAL #201822 TO #202004

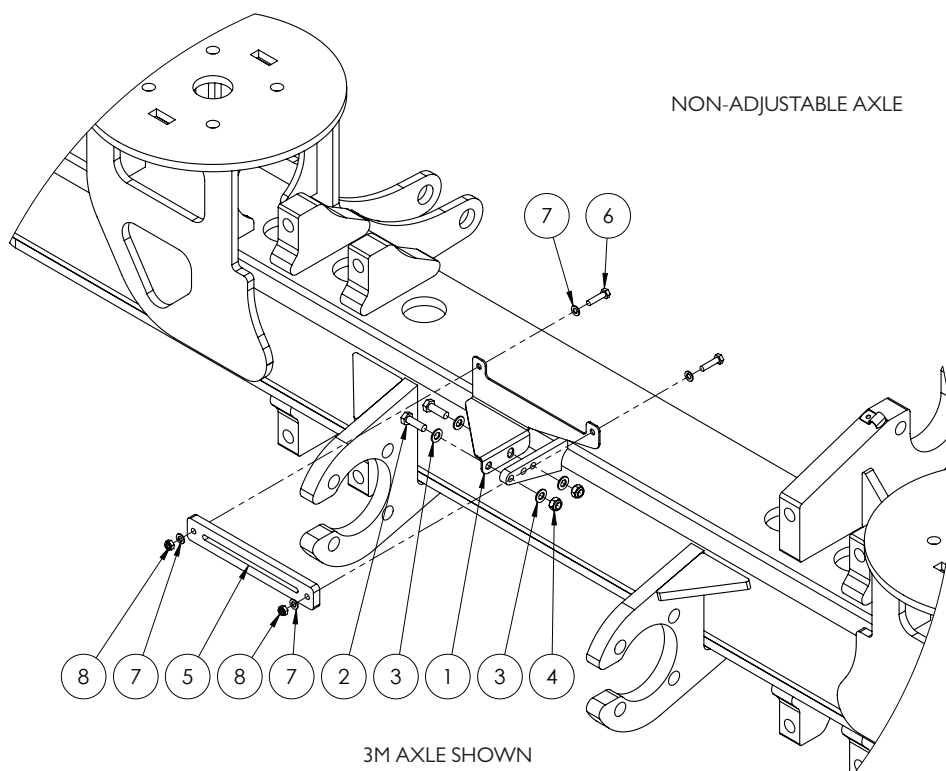


ITEM NO.	PART NUMBER	DESCRIPTION	QTY.
1	GA5010868*	Ride height valve, air suspension, with 1/4" connecting rods and joints	1
2	GA3500218	Hydraulic adaptor, Nipple, 1/4" BSPT male x 1/4" BSPT male	3
3	GA3500258	Hydraulic coupling, Elbow, 90 degree, 1/4" BSPT male x 1/4" BSPT male	2
4	GA5014651	Tee, Rubber, Suit ride height levelling valve rods	2
5	GA5017669	Washer 1/4" Flat SS	2
6	GA5004865	Hose Clamp, 3/8" SS (8-16/9W)	2
7	GA5011499	Nut M8 ZP	2
8	GA5004919	Washer 8mm Spring SS	3

* NOTE: Part number GA5010868 comes with ride height valve and all connecting rods, rubber tees, split pins, washers, nuts and clamps. Some items cannot be supplied separately.

Suspension - Ride Height Valve - Front

FROM #202012 ONWARDS

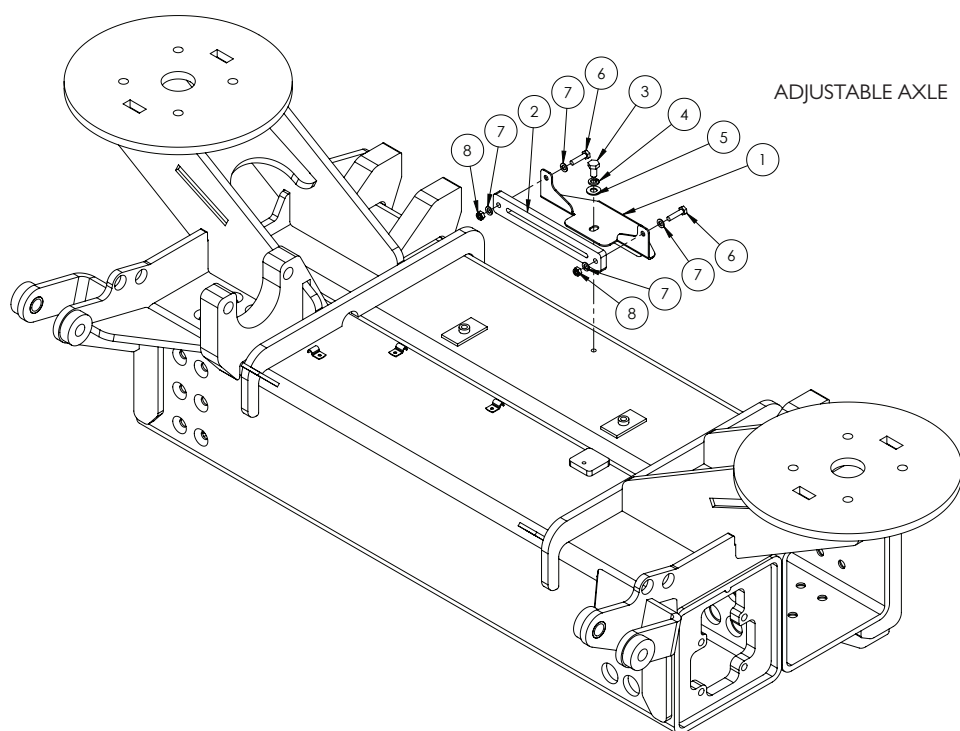


ITEM NO.	PART NUMBER	DESCRIPTION	QTY.
-	GA5010868*	Ride height valve, air suspension, with 1/4" connecting rods and joints	1
-	GA3500218	Hydraulic adaptor, Nipple, 1/4" BSPT male x 1/4" BSPT male	3
-	GA3500258	Hydraulic coupling, Elbow, 90 degree, 1/4" BSPT male x 1/4" BSPT male	2
-	GA5017669	Washer 1/4" Flat SS	2
1	GA4402640	Plate, Rod Guide Mount, Ride Height Valve, Front Fixed Axle	1
2	GA5004711	Bolt M8 x 25 GR8.8 ZP	2
3	GA5003643	Washer 8mm Flat SS HD	4
4	GA5052590	Nut M8 Nyloc SS	2
5	GA4550975	Rod Guide, Ride Height Valve, Front Axle	1
6	GA5004073	Bolt M6 x 25 GR8.8 ZP	2
7	GA5004437	Washer 6mm Flat SS	4
8	GA5048115	Nut M6 Nyloc ZP	2

* NOTE: Part number GA5010868 comes with ride height valve and all connecting rods, rubber tees, split pins, washers, nuts and clamps. Some items cannot be supplied separately.

Suspension - Ride Height Valve - Front

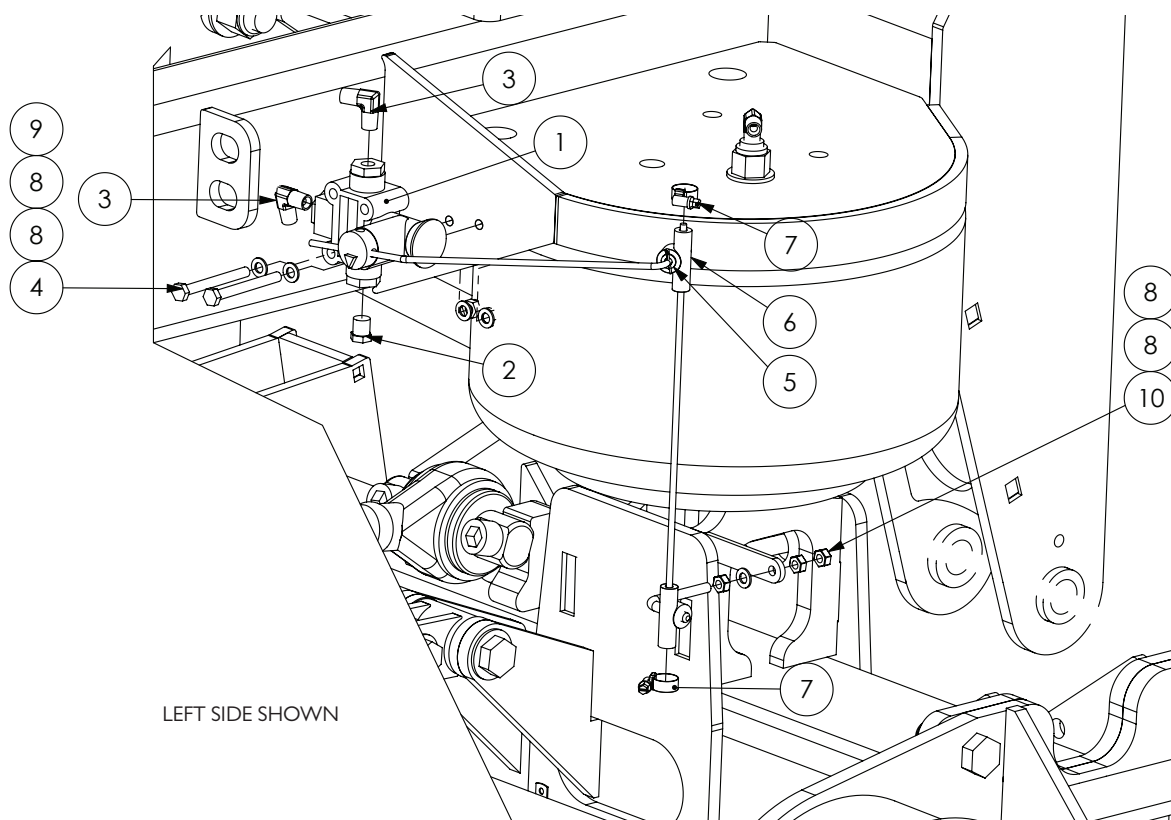
FROM #202012 ONWARDS



ITEM NO.	PART NUMBER	DESCRIPTION	QTY.
-	GA5010868*	Ride height valve, air suspension, with 1/4" connecting rods and joints	1
-	GA3500218	Hydraulic adaptor, Nipple, 1/4" BSPT male x 1/4" BSPT male	3
-	GA3500258	Hydraulic coupling, Elbow, 90 degree, 1/4" BSPT male x 1/4" BSPT male	2
-	GA5017669	Washer 1/4" Flat SS	2
1	GA4402645	Plate, Rod Guide Mount, Ride Height Valve, Front Adjustable Axle	1
2	GA4550975	Rod Guide, Ride Height Valve, Front Axle	1
3	GA5004693	Set Screw M8 x 16 GR8.8 ZP	1
4	GA5004919	Washer 8mm Spring SS	1
5	GA5003643	Washer 8mm Flat SS HD	1
6	GA5004073	Bolt M6 x 25 GR8.8 ZP	2
7	GA5004437	Washer 6mm Flat SS	4
8	GA5048115	Nut M6 Nyloc ZP	2

* NOTE: Part number GA5010868 comes with ride height valve and all connecting rods, rubber tees, split pins, washers, nuts and clamps. Some items cannot be supplied separately.

Suspension - Ride Height Valves - Rear



Quantities shown are per side.

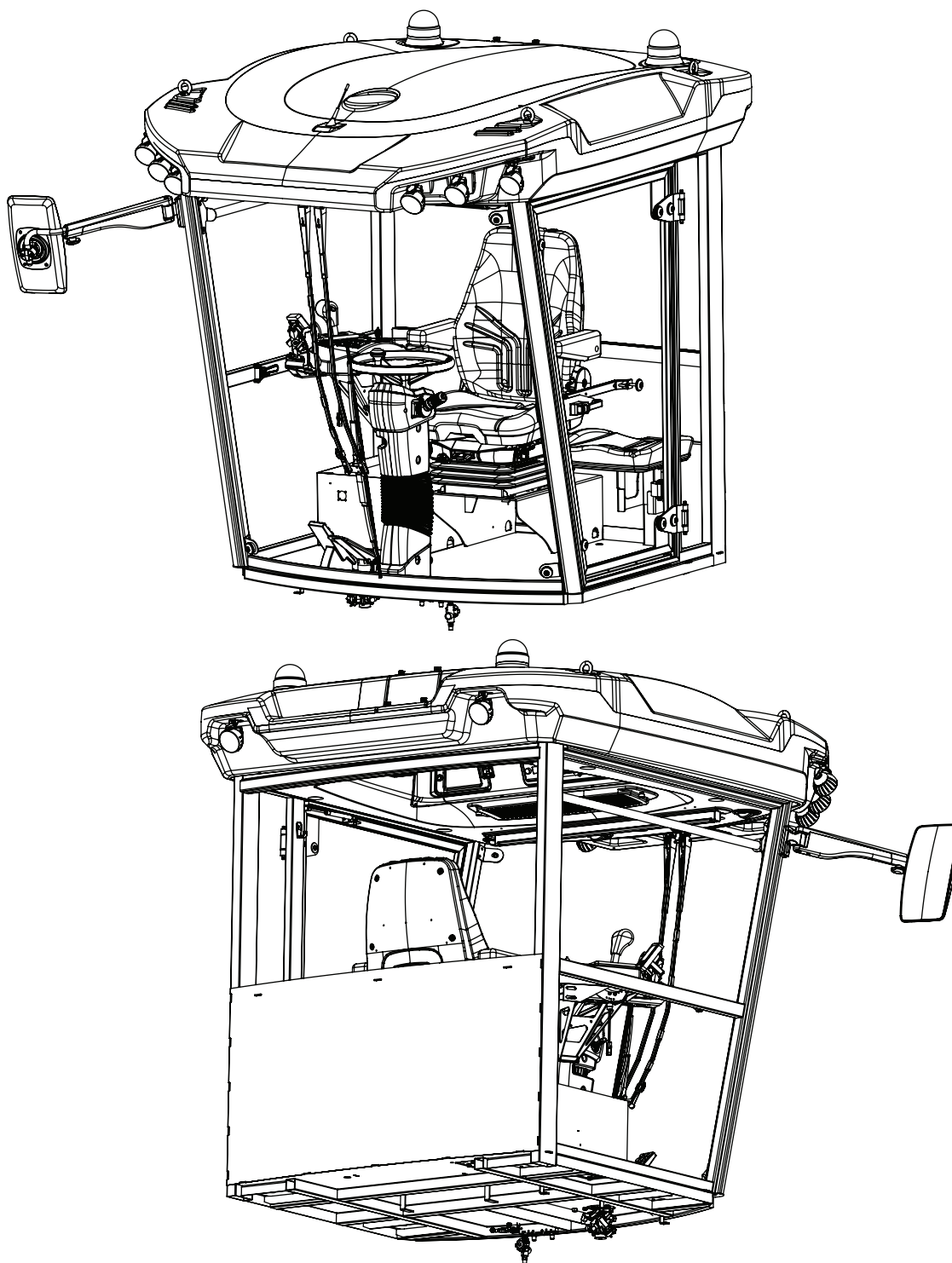
ITEM NO.	PART NUMBER	DESCRIPTION	QTY.
1	GA5010868*	Ride height valve, air suspension, with 1/4" connecting rods and joints	1
2	GA5069335	Plug, 1/4" BSPT male thread, Brass	1
3	GA3500258	Hydraulic coupling, Elbow, 90 degree, 1/4" BSPT male x 1/4" BSPT male	2
4	GA5004738	Bolt M8 x 70 GR8.8 ZP	2
5	GA5017669	Washer 1/4" Flat SS	2
6	GA5014651	Tee, Rubber, Suit ride height levelling valve rods	2
7	GA5004865	Hose Clamp, 3/8" SS (8-16/9W)	2
8	GA5003643	Washer 8mm Flat SS HD	4
9	GA5052590	Nut M8 Nyloc SS	2
10	GA5004918	Nut M8 SS	3

* NOTE: Part number GA5010868 comes with ride height valve and all connecting rods, rubber tees, split pins, washers, nuts and clamps. Some items cannot be supplied separately.

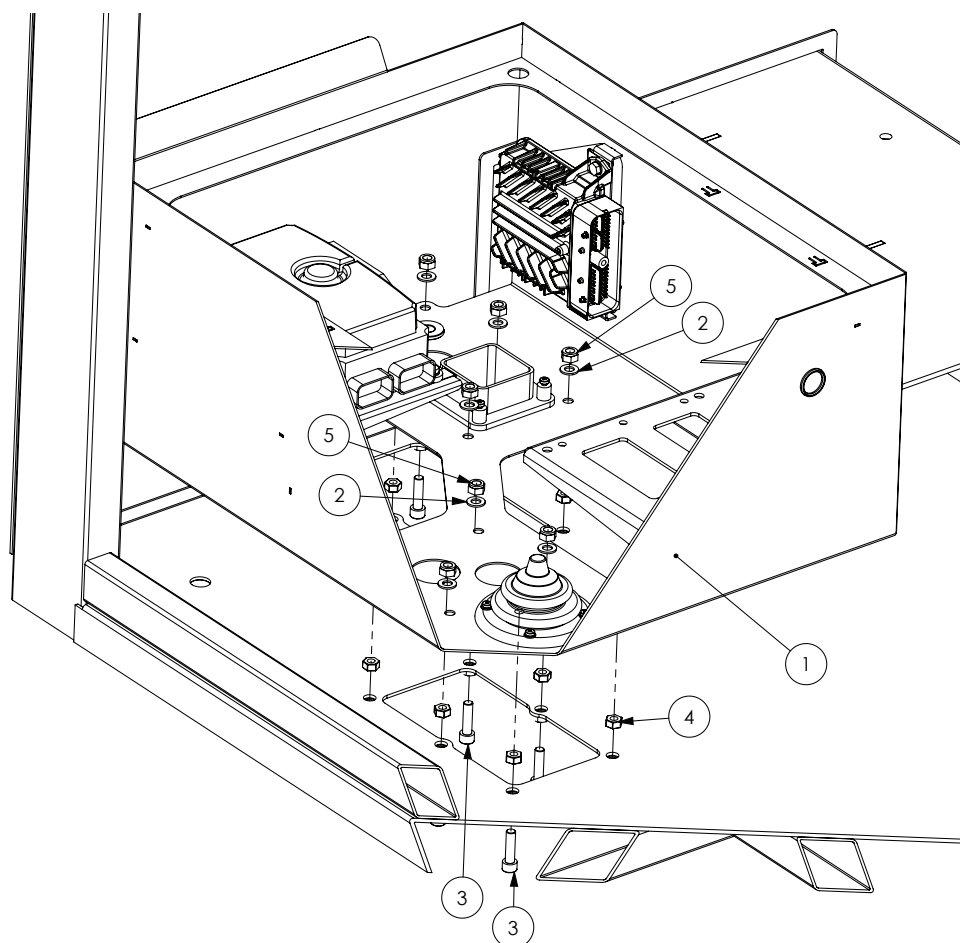
Chapter 22

CAB

Cab - Assembled

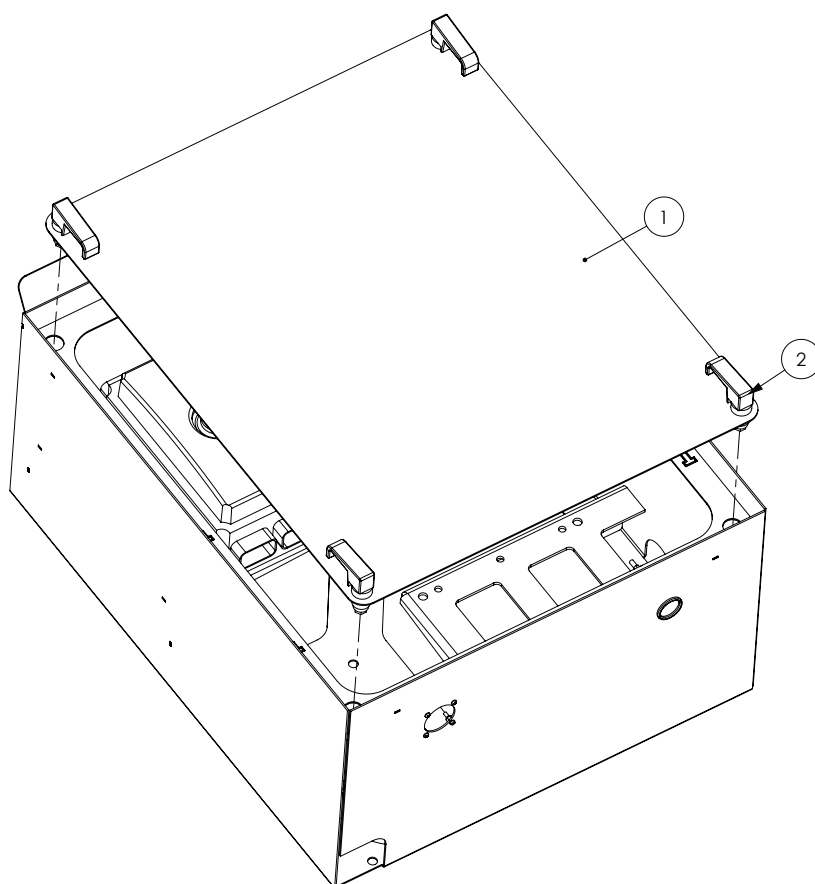


Fuse Box Mounting



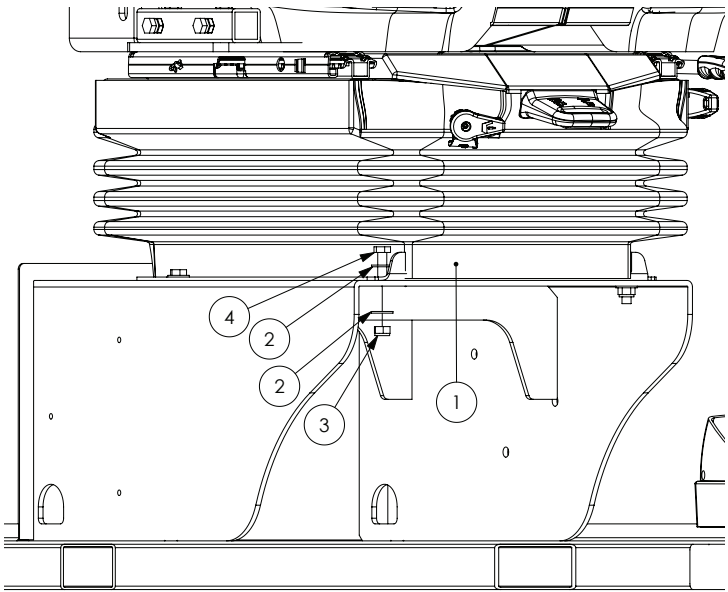
ITEM NO.	PART NUMBER	DESCRIPTION	QTY.
1	GA4660305	Cabin Electrical Box, G3 G4	1
2	GA5003643	Washer 8mm Flat SS HD	12
3	GA5070765	SHCS M8 x 30	12
4	GA5011499	Nut M8 Hex ZP	12
5	GA5052590	Nut M8 Nyloc SS	12

Fuse Box Lid



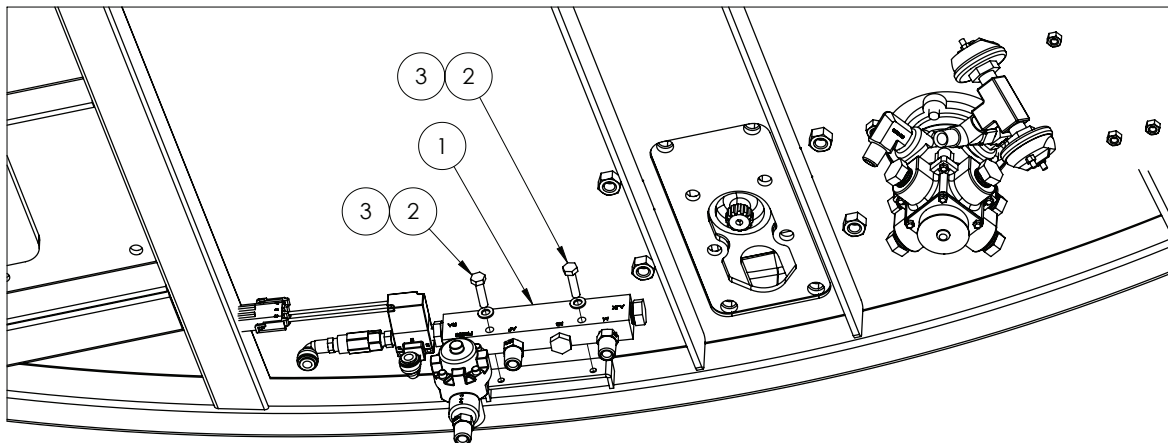
ITEM NO.	PART NUMBER	DESCRIPTION	QTY.
1	GA4507810	Cover Plate, Box Cabin Electrical, G3 G4 Series	1
2	GA5066600	Rawl action latch suit Advance pod door	4
-	GA5044995	Carpet, Charcoal, Marine Unbacked	-

Seat Mounting



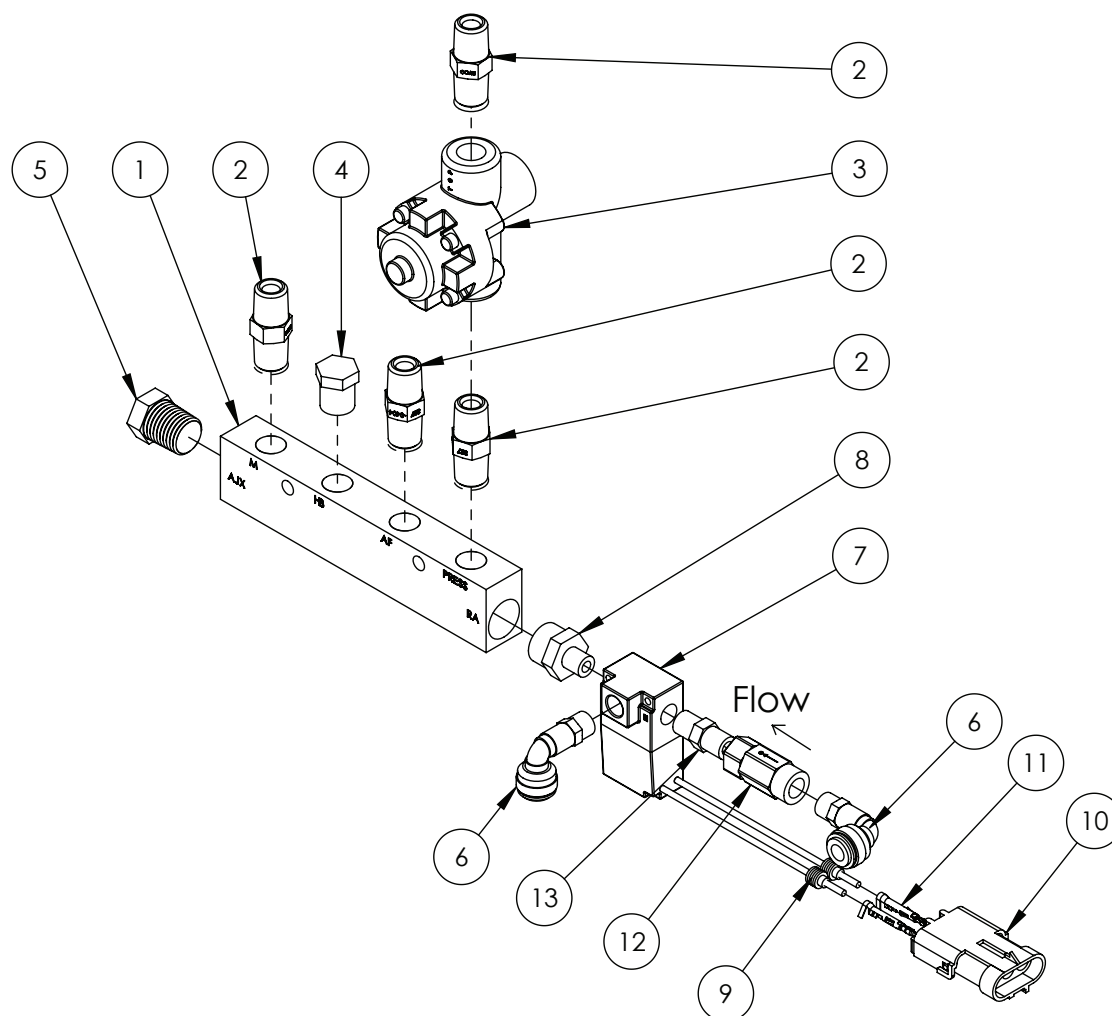
ITEM NO.	PART NUMBER	DESCRIPTION	QTY.
1	GA4913255	Seat Assembly, G3 G4 Cabin	1
2	GA5003643	Washer 8mm Flat SS HD	8
3	GA5052590	Nut M8 Nyloc SS 316	4
4	GA5004711	Bolt M8 x 25	4

Pneumatic Manifold Mounting



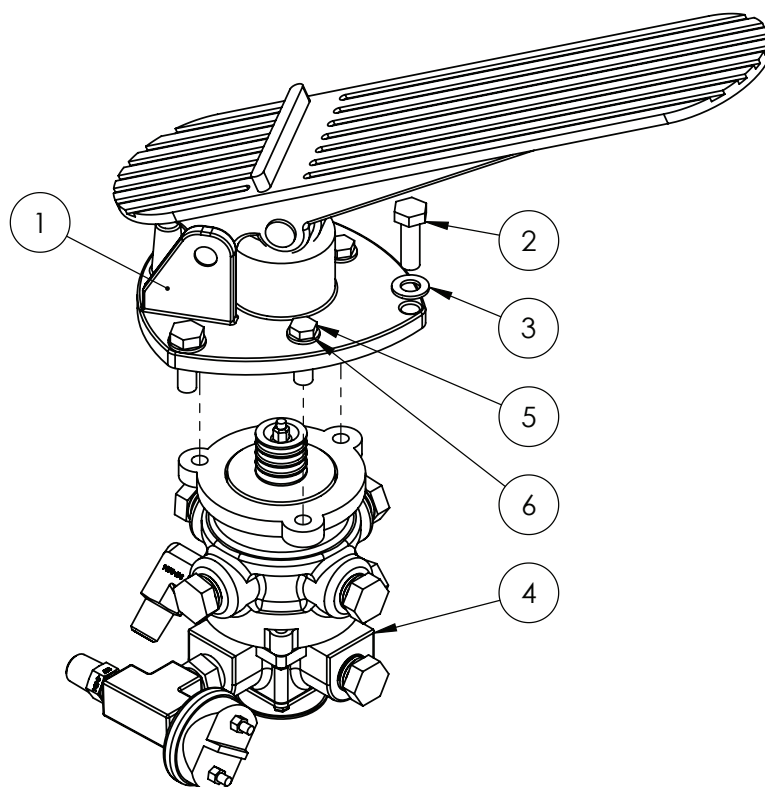
ITEM NO.	PART NUMBER	DESCRIPTION	QTY.
1	*	Pneumatic Manifold Assembly	1
2	GA5004073	Bolt M6 x 25	2
3	GA5004437	Washer 6mm Flat SS	2

Pneumatic Manifold Assembly



ITEM NO.	PART NUMBER	DESCRIPTION	QTY.
1	GA5069195	Manifold Pneumatic - 3/8" - 1/4" - 2 in - 4 out	1
2	GA3500218	Hydraulic adaptor, Nipple, 1/4" BSP x 1/4" BSP	4
3	GA5013433	Pressure Protection Valve	1
4	GA5069335	Plug 1/4" BSPT Brass	1
5	GA5002575	3/8" Brass Plug	1
6	GA5045145	Elbow 6mm brass male x 1/8" plastic	2
7	GA5071235	Pneumatic Solenoid Valve MAC 35 Series 1/8" Ports with Flyleads	1
8	GA5020690	Nipple reducing Brass 1/8" x 3/8"	1
9	GA5014857	Seal for weather pack connectors (green)	2
10	GA5048550	Female 3 Pin Connector	1
11	GA5016617	Male pin suit weatherpack plug	2
12	GA5071190	Check Valve 1/8" female with 1.5mm Orifice	1
13	GA5066935	1/8" x 1/8" Brass Nipple	1

Brake Pedal Assembly

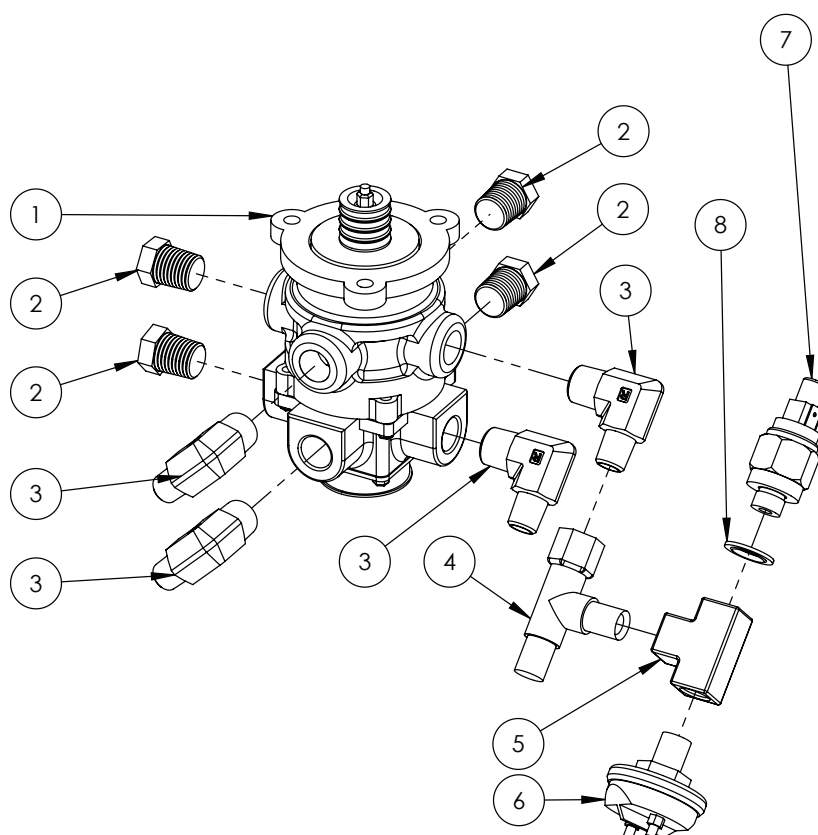


ITEM NO.	PART NUMBER	DESCRIPTION	QTY.
1	GA5016965**	Treadle assembly, Brake Pedal, air	1
2	GA5004711	Bolt M8 x 25 GR8.8 ZP	3
3	GA5003643	Washer 8mm Flat SS HD	3
4	*	Brake Valve Assembly	1
5	GA5004085	Bolt M8 x 20 GR8.8 ZP	3
6	GA5004919	Washer 8mm Spring SS	3

* Sub-assembly shown on following pages.

** NOTE: Items 5 & 6 are supplied with item 1.

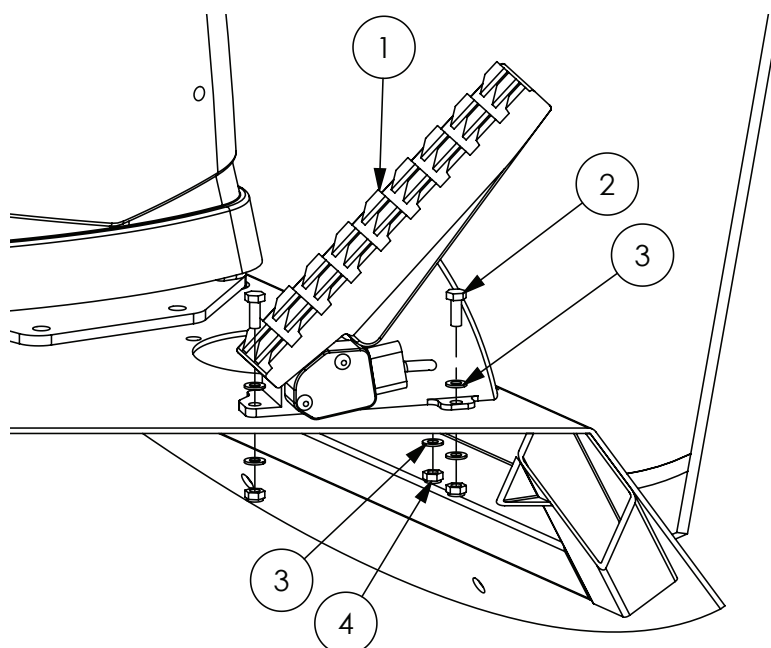
Brake Valve Assembly



ITEM NO.	PART NUMBER	DESCRIPTION	QTY.
1	GA5005769	Basic foot valve, Dual circuit	1
2	GA5002575	3/8" Brass Plug	4
3	GA3500259	Hydraulic adaptor, Elbow, 90 degree, 3/8" BSPT male x 1/4" BSPT male	4
4	GA3500199	Hydraulic adaptor, Tee, 1/4" BSPT male x 1/4" BSPT male x 1/4" BSPP female	1
5	GA5048300	Tee, 1/4" female thread x 1/4" female thread x 1/4" female thread, Brass	1
6	GA5016081	Brake switch 13250	1
7	GA5071770*	Pressure switch, Normally closed, Adjustable, 1/4", 4 psi, suit cruise cancel on G3 G4 series	1
8	GA3500130	Hydraulic adaptor, Seal, Metal Bonded, M14, MBD-14	1

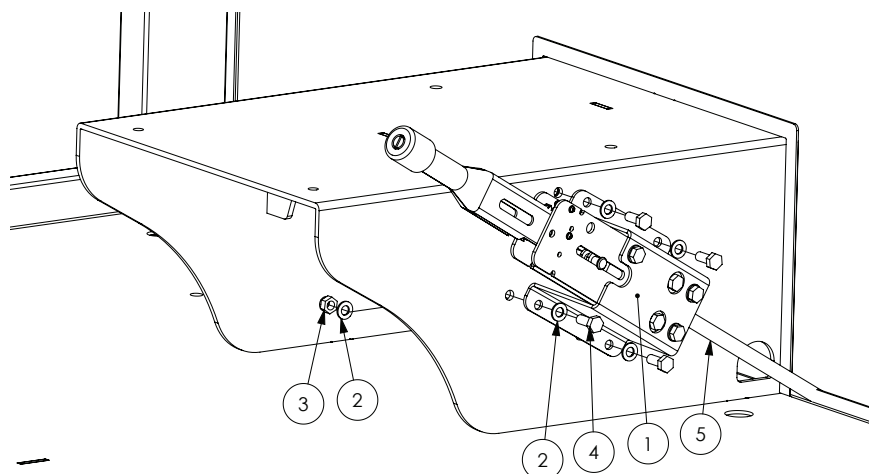
* NOTE: Item 7 should be preset to 4PSI (Approx 4mm of thread showing).

Throttle Pedal



ITEM NO.	PART NUMBER	DESCRIPTION	QTY.
1	GA5065460	Throttle Pedal - Electronic	1
2	GA5004041	Bolt M6 x 16	3
3	GA5004437	Washer 6mm SS	6
4	GA5048115	Nut M6 nyloc	3

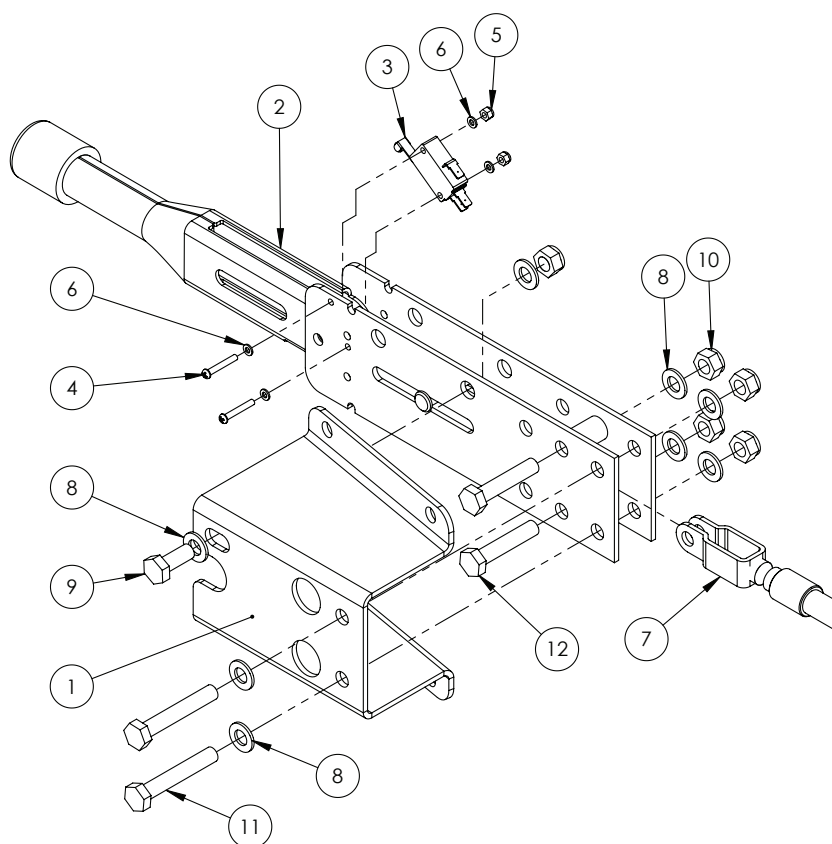
Park Brake



ITEM NO.	PART NUMBER	DESCRIPTION	QTY.
1	*	Cab - Park Brake Lever Assembly	1
2	GA5003643	Washer 8mm SS HD	8
3	GA5004917	Nut M8 Nyloc	4
4	GA5004085	Bolt M8 x 20	4
5	GA5070245	Park brake cable	1
-	GA4535345	Washer, 50 OD x 14.5 mm ID, SS	2

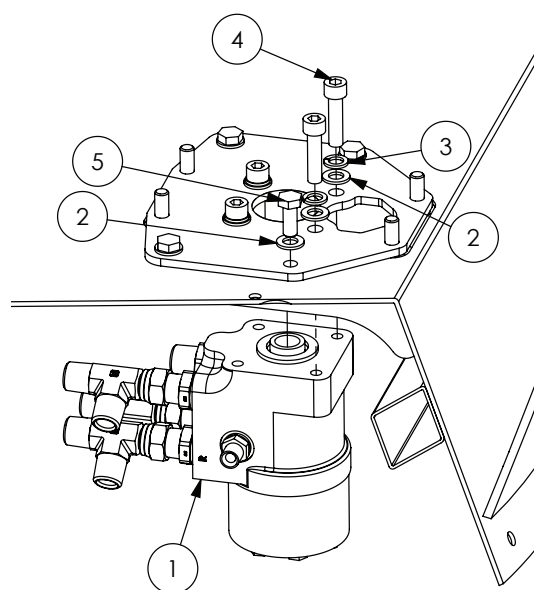
* Sub-Assembly shown on following page

Park Brake Lever Assembly



ITEM NO.	PART NUMBER	DESCRIPTION	QTY.
1	GA4524860	Mount Bracket Plate Handbrake Lever G3 G4	1
2	GA5010871	Park Brake Lever	1
3	GA3000028	Switch, Micro Single Pole Double Throw, 16A, 28mm Lever Roller	1
4	GA0500006	Pan Head, M3 x 20, ZP	2
5	GA5049465	Nut M3 Nyloc SS	2
6	GA5011351	Washer 3mm, Flat, SS	4
7	GA5070245	SP09 Handbrake cable assy	1
8	GA5003643	Washer 8mm Flat SS HD	8
9	GA5004085	Bolt M8 x 20	1
10	GA5052590	Nut M8 Nyloc SS	5
11	GA5004727	Bolt M8 x 50	2
12	GA5048655	Bolt M8 x 40	2

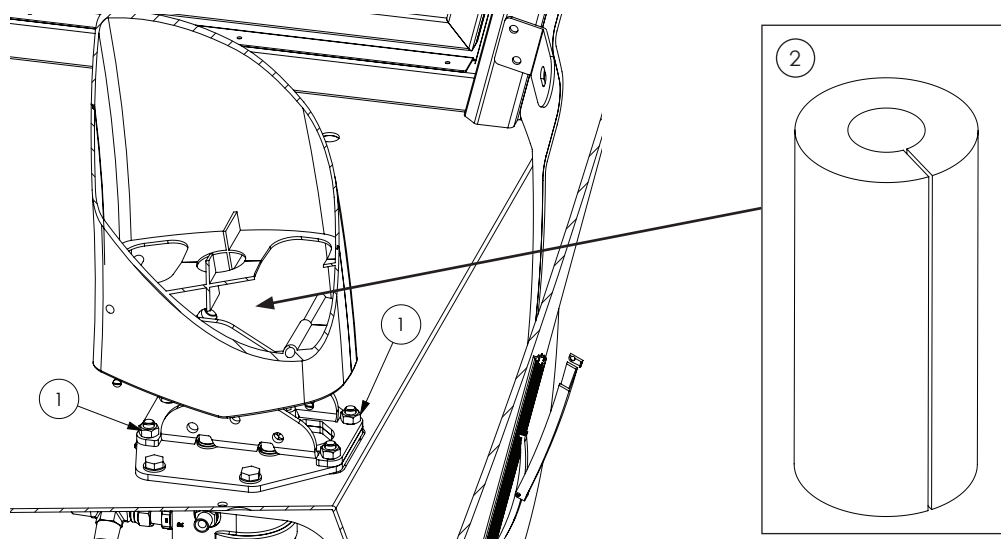
Steering Orbitrol - Plate Mount



ITEM NO.	PART NUMBER	DESCRIPTION	QTY.
1	^	Steering Orbitrol Assembly	1
2	GA5000117	Washer 10mm Flat SS HD	8
3	GA5000137	Washer 10mm Spring SS	4
4	GA5006141	SHCS M10 x 40	4
5	GA5006161	Bolt M10 x 25 ZP GR8.8	4

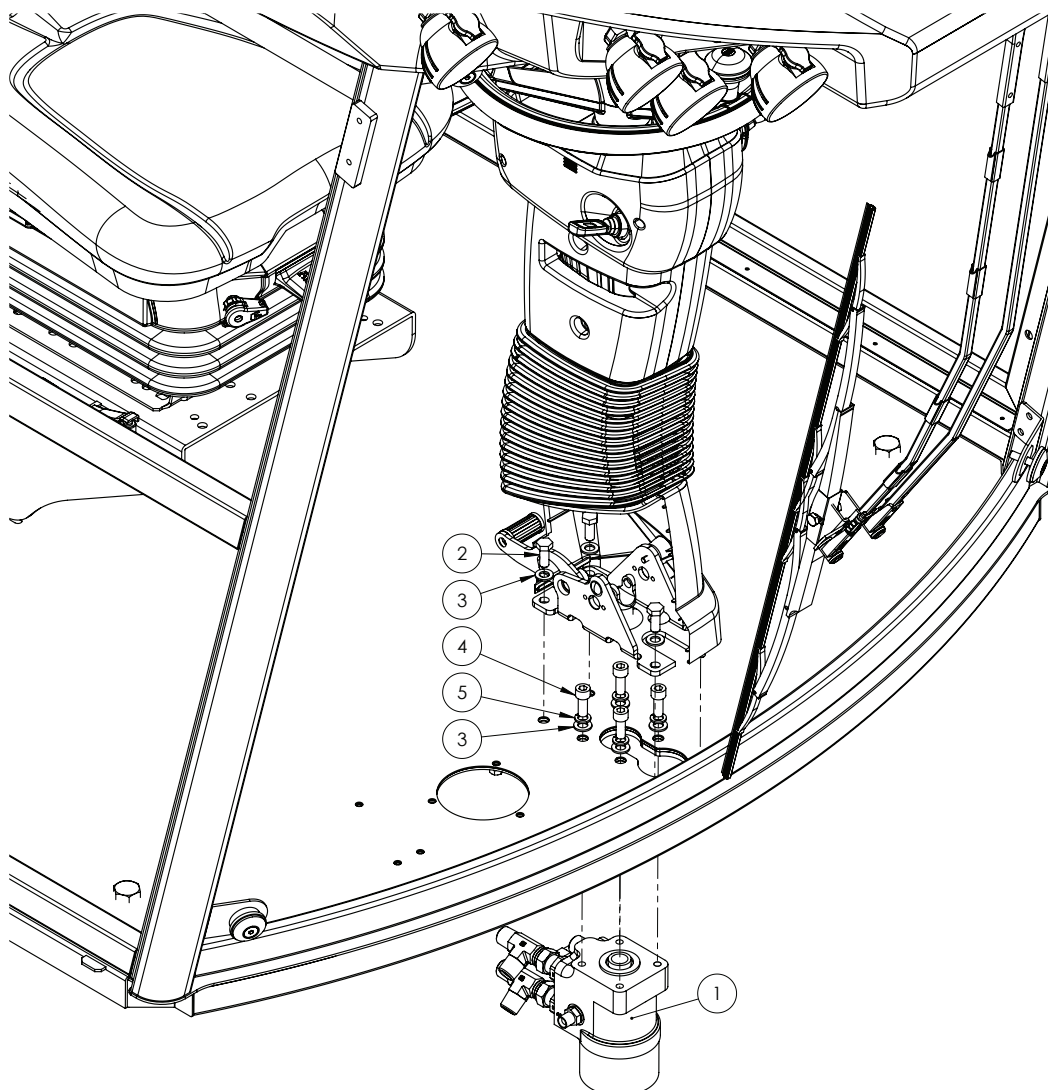
^ See Chapter 18 'Hydraulics' for subassembly.

Steering Column - Plate Mount



ITEM NO.	PART NUMBER	DESCRIPTION	QTY.
1	GA5012459	Nut M10 hex	4
2	GA5073255	Pipe Insulation, 13mm Wall, 19mm ID, Cut 100mm	1

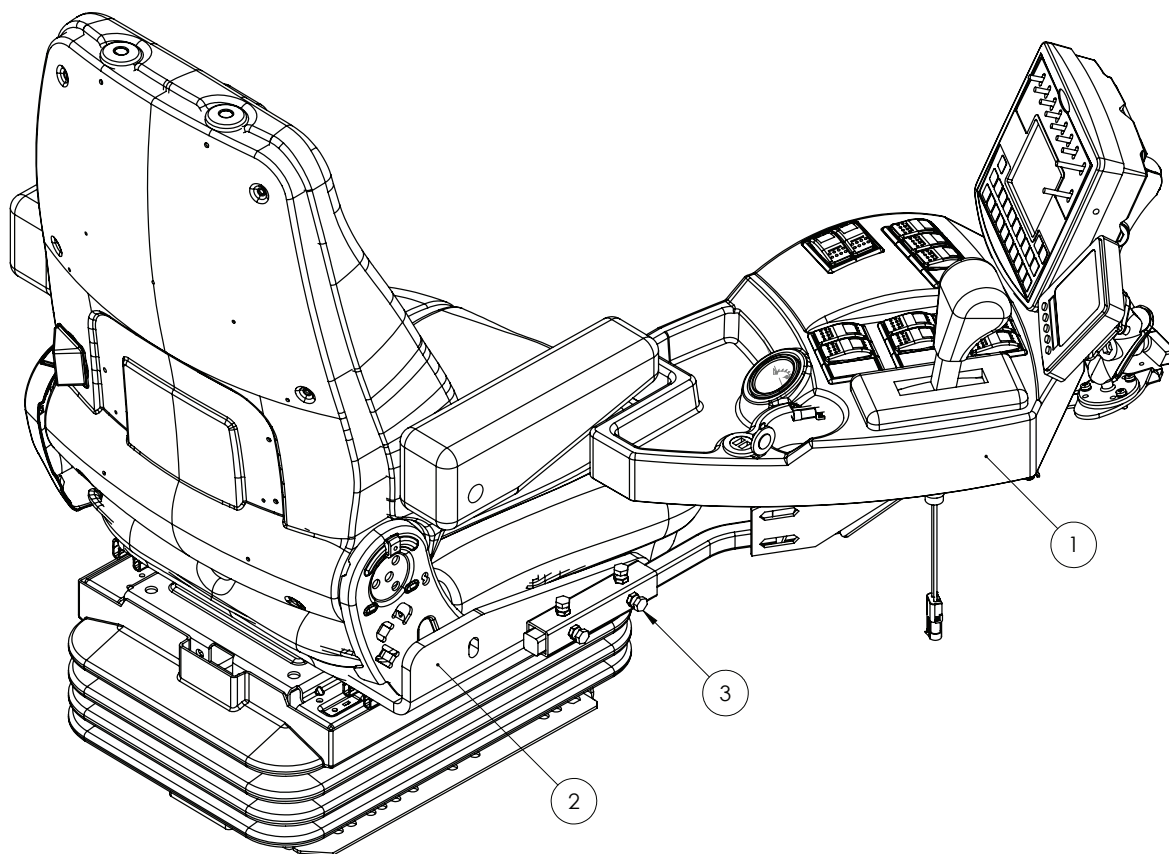
Steering Column & Orbitrol - Direct Mount



ITEM NO.	PART NUMBER	DESCRIPTION	QTY.
-	GA5024725	Gas strut, Upper	1
-	GA5024730	Gas strut, Lower	1
1	^	Steering Orbitrol Assembly	1
2	GA5006161	Bolt M10 x 25 GR8.8 ZP	4
3	GA5000117	Washer 10mm Flat SS HD	8
4	GA5071085	SHCS M10 x 25 GR12.9 ZP	4
5	GA5000137	Washer 10mm Spring SS	4

^ See Chapter 18 'Hydraulics' for subassembly.

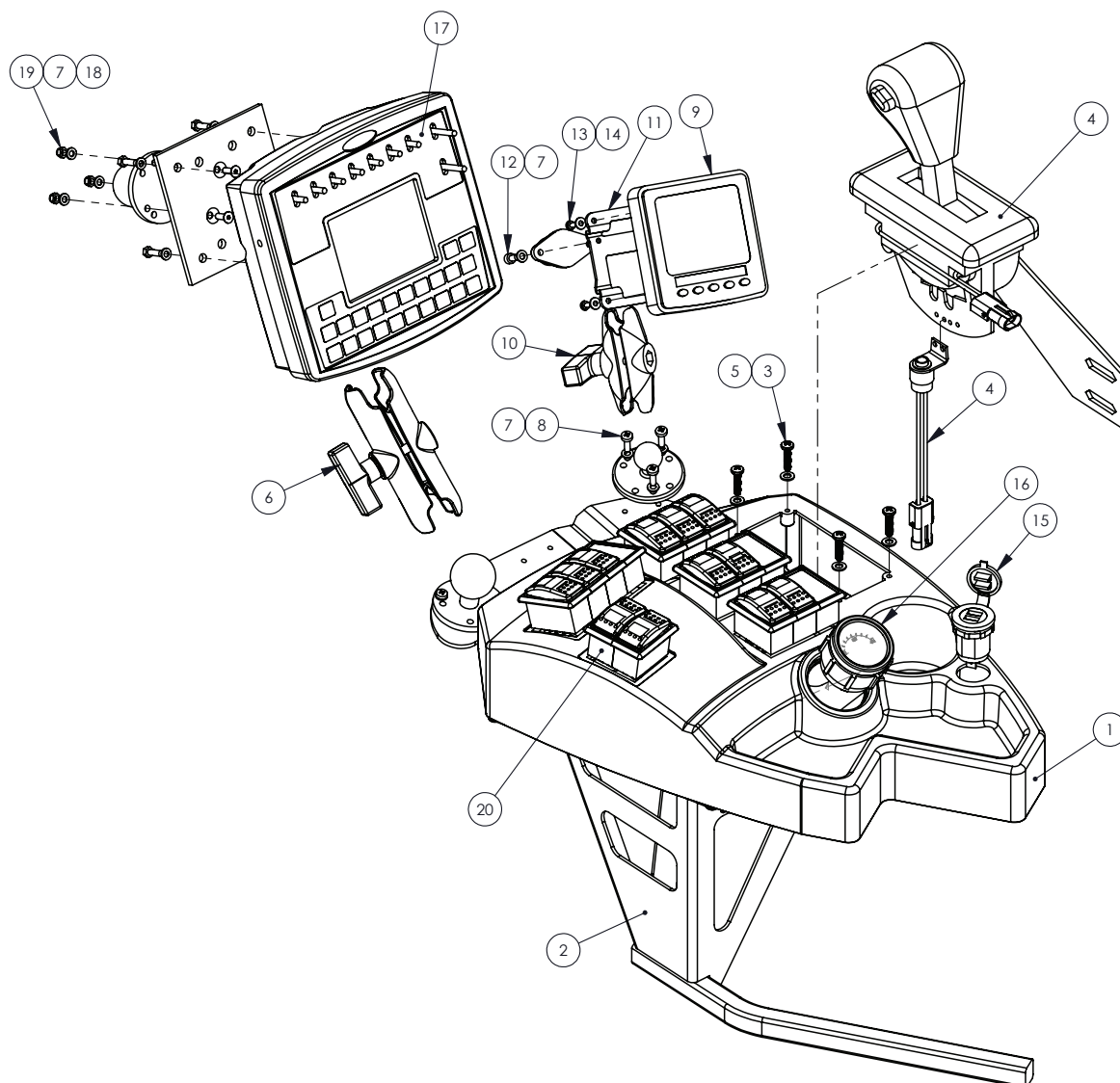
Seat & Side Console



ITEM NO.	PART NUMBER	DESCRIPTION	QTY.
1	*	Console Assembly Raven	1
2	GA4661135	Seat Base Console Mount	1
3	GA5004693	Set Screw M8 x 16 GR8.8 ZP	4

* Sub-assembly shown on following pages

Side Console - Raven SCS 4400



ITEM NO.	PART NUMBER	DESCRIPTION	QTY.
1	GA5072090	Console, Injection Moulded	1
2	GA4660645	Console Mount	1
3	GA5000527	Screw Pan Head 12g x 25mm SS	8
4	GA4905430	Gear Selector Assembly	1
5	GA5004437	Washer 6mm Flat SS	4
6	GA5020825	Ram Mount 101, Large	1
7	GA5003983	Washer 5mm Flat SS	11
8	GA5003977	Bolt Pan Head M5 x 16 SS A2-70	6
9	GA5066210	CANTRAK 2600 version 3 engine monitor	1
10	GA5068930	Ram Mount, Small	1
11	GA4509470	Plate, Cantrak Mount	1
12	GA5069975	SHCS M5 x 10 SS A2-70	2
13	GA5011360	M4 x 10mm Pan Head	4

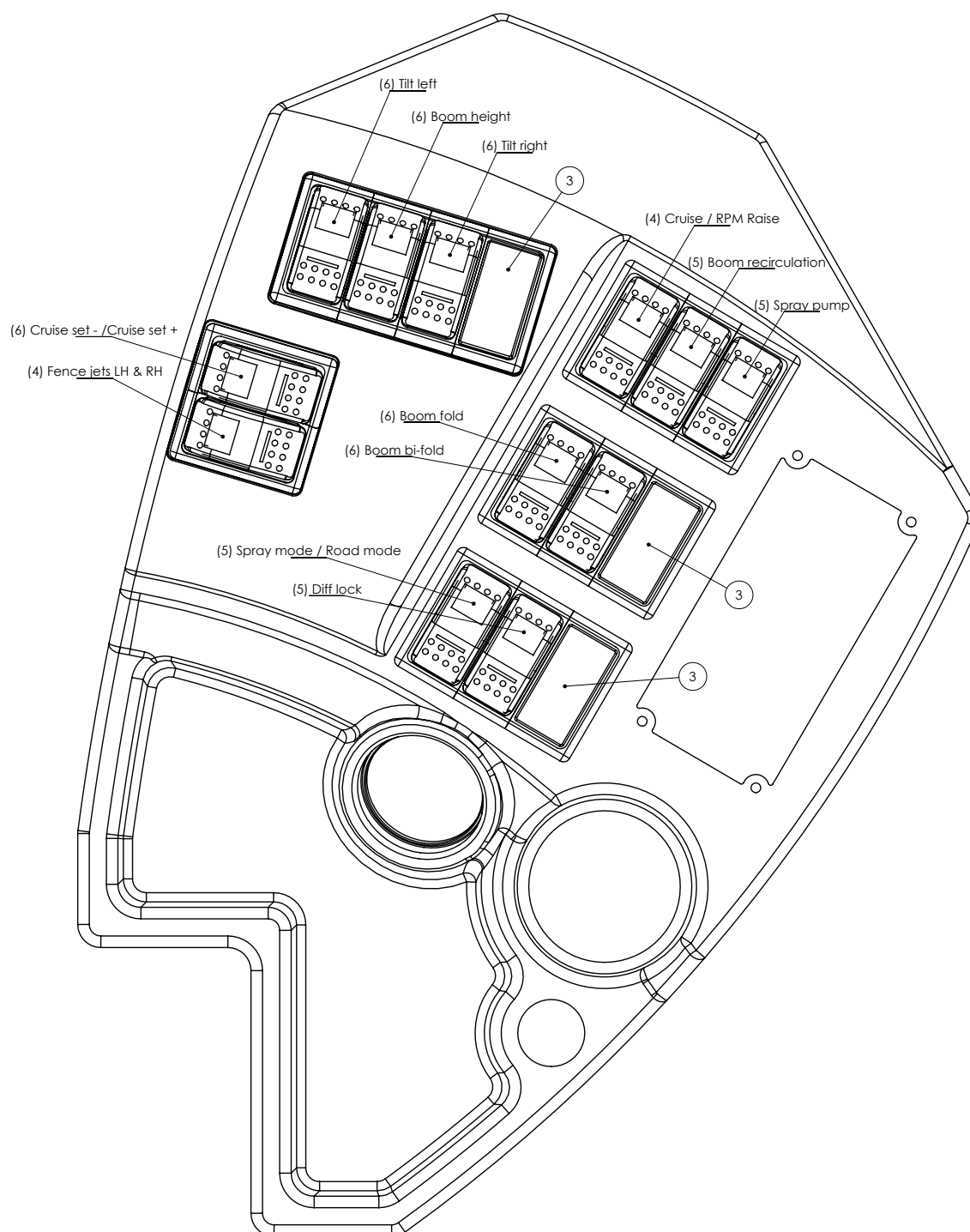
Continued over page

Side Console - Raven SCS 4400

ITEM NO.	PART NUMBER	DESCRIPTION	QTY.
14	GA5020510	Washer 4mm Flat SS	4
15	GA3000084	Auxiliary Power Socket, Dual USB, Narva	1
16	GA5069037	Fuel gauge COBO suit SP 2011	1
17	GA5075948	Console, SCS 4400, no flash card reader, Raven	1
18	GA5051230	CSCS M5 x 16 SS A2-70	3
19	GA5003975	Nut M5 Nyloc SS	3
20	*	Switch Panel Assembly - Raven	1

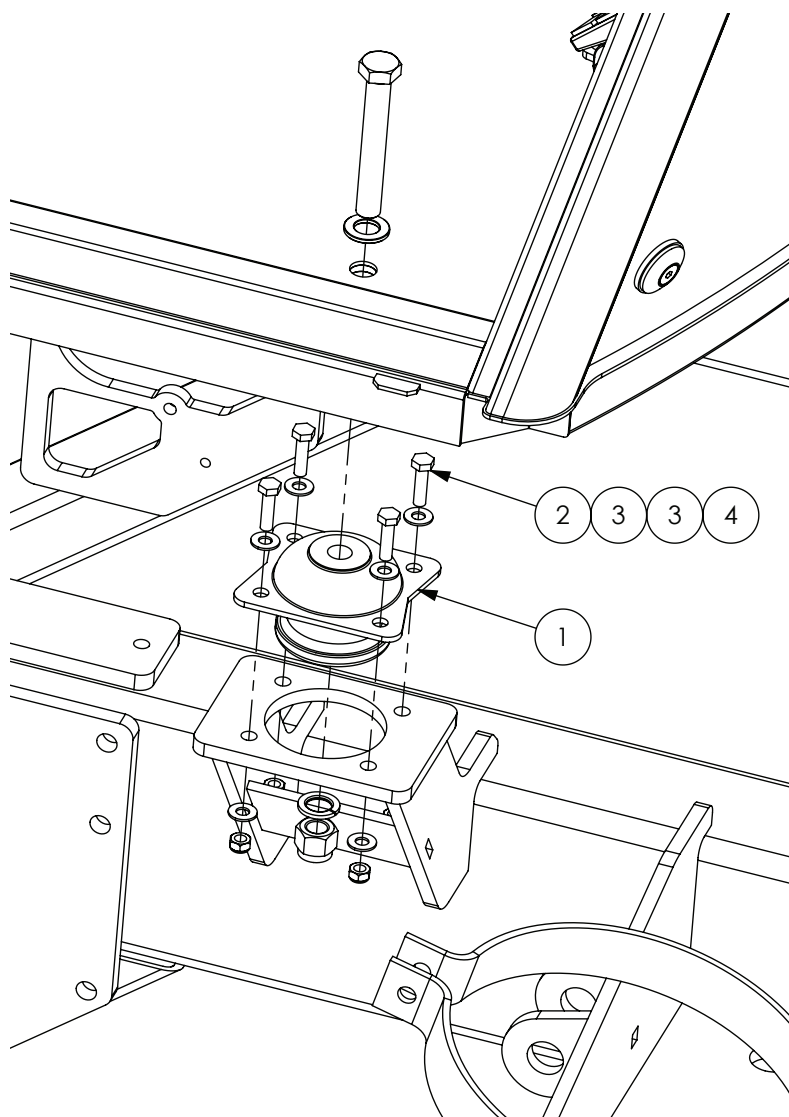
* Sub-assembly shown on following pages

Switch Panel Assembly - Raven



ITEM NO.	PART NUMBER	DESCRIPTION	QTY.
1	GA5006397	Switch Housing End	10
2	GA5006387	Switch Housing Centre	5
3	GA5006421	Switch Blank Hole Panel	3
4	GA5071506	Switch, Rocker, On / Off / On, DPDT, Blue LED, 12v, Narva	2
5	GA5071505	Switch, Rocker, On / On, DPDT, Blue LED, 12v, Narva	4
6	GA5071507	Switch, Rocker, Mom On / Off / Mom On, DPDT, Blue LED, 12v	6

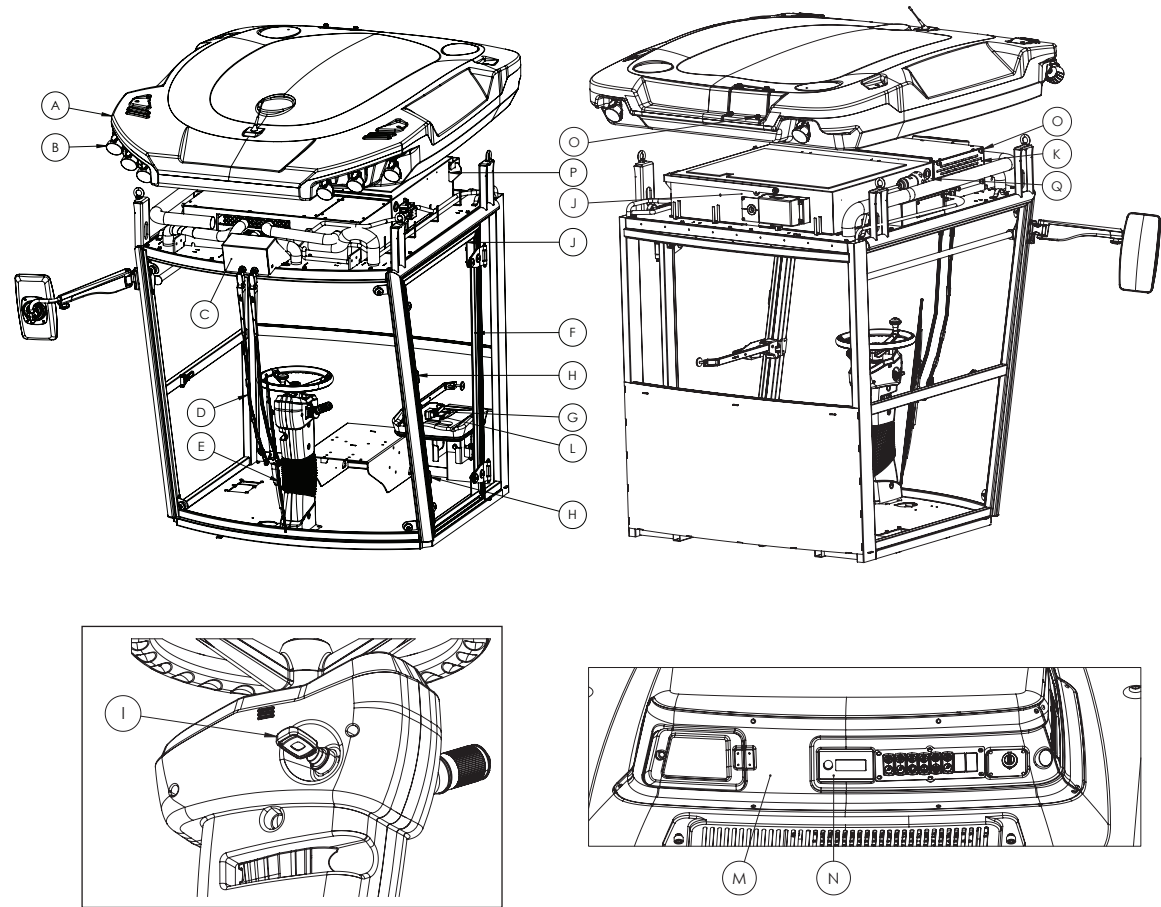
Cabin Isolators



ITEM NO.	PART NUMBER	DESCRIPTION	QTY.
1	GA5071615	Isolator kit, Euro Cabin, G3 G4 Series	4
	-	Bolt M16 x 110 (supplied in isolator kit)	4
	-	Washer 16mm Flat (supplied in isolator kit)	4
	-	Nut M16 Nyloc (supplied in isolator kit)	4
	-	Washer 16mm Spring (supplied in isolator kit)	4
2	GA5011475	Bolt M8 x 30	16
3	GA5003643	Washer 8mm Flat HD	32
4	GA5004917	Nut M8 Nyloc	16

EuroCab Spare Parts - Miscellaneous

UP TO SERIAL #201902



ITEM	PART NUMBER	DESCRIPTION
-	GA5075311	Cabin air filter, Interior
-	GA5075312	Cabin air filter, Interior, Plastic grill cover
-	GA5024750	Mirror assembly, RHS
-	GA5024775	Flap, Overhead compartment, Interior
-	GA5024765	Fuse compartment access cover, Roof
-	GA5075321	AC evaporator, including fan unit
-	GA5075313	Drier receiver, A/C
-	GA5024850	Heater tap assembly, Electric
-	GA5024815	Blanking insert, Switch, Overhead control panel
-	GA5024795	Worklights switch, Cover piece
-	GA5024800	Wiper switch, Cover piece
-	GA5024805	Windscreen washer switch, Cover piece
-	GA5024810	Beacon light switch, Cover piece
-	GA5024785	Worklights switch, ON/OFF
-	GA5024790	Windscreen washer switch, ON/OFF
-	GA5024840	Air conveyer, Heater A/C unit
A	GA5055800	Cabin Roof, Moulded Plastic

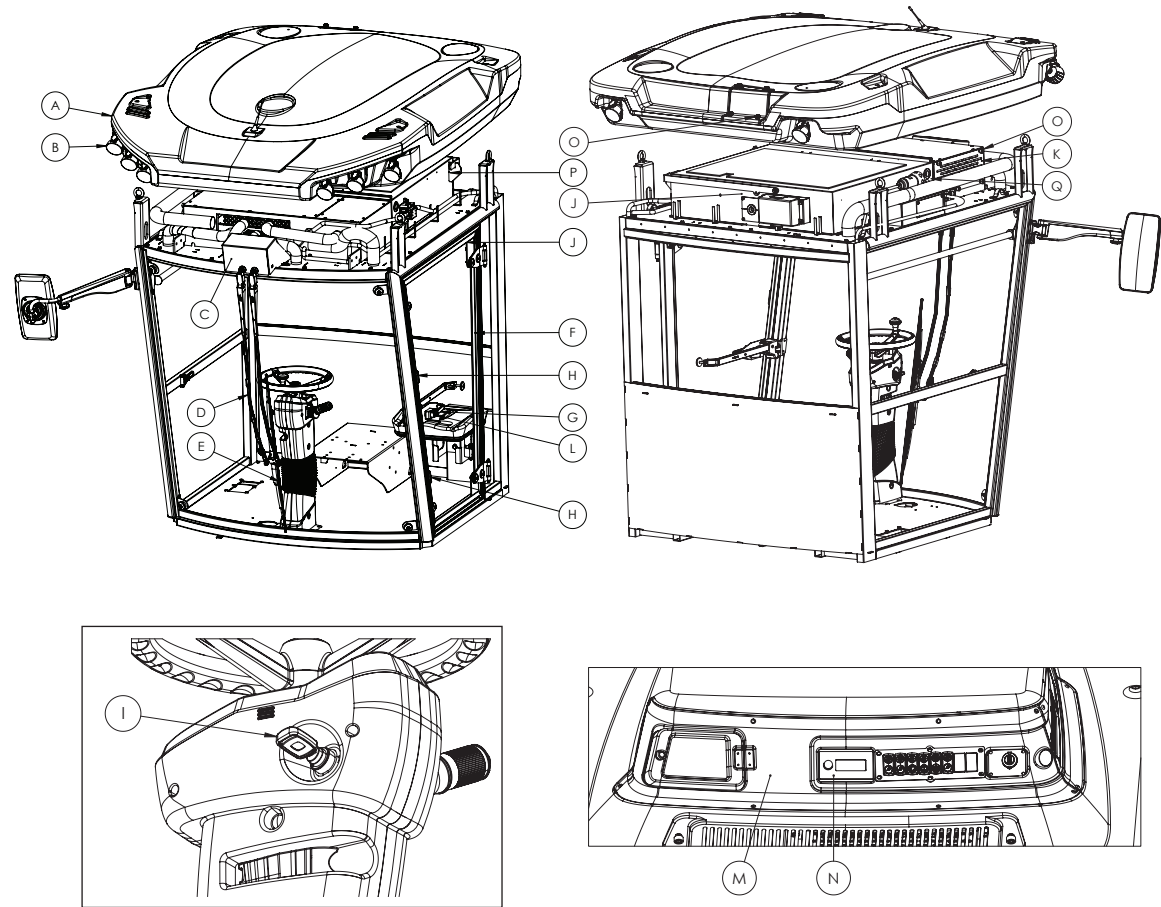
Continued over page

EuroCab Spare Parts - Miscellaneous

ITEM	PART NUMBER	DESCRIPTION
B	GA5075317	Work Light, round, LED 11w, bare wires, Black
C	GA5075330	Wiper motor 12v
	GA5075335	Wiper motor assembly
D	GA5075340	Wiper arm
E	GA5075345	Wiper blade suit euro cab 1200 mm long
F	GA5075361	Door assembly, with glass, up to machine serial #201902
	GA5075360	Door frame painted
	GA5075365	Door sealing profile 6 m
	GA5025095	Door belt with fasteners kit
	GA5025100	Door hinge
	GA5025105	Door hinge sealing plate
	GA5025110	Door hinge to glass fastener kit
G	GA5075350	Door handle external
	GA5075355	Door lock, up to machine serial #201902
	GA5025115	Door handle internal teflon spacer
	GA5025085	Door clash pin, up to machine serial #201902
H	GA5069745	Rubber Buffer, Door Stop, Cabin Door
I	GA5071617	Master Key, cobo steering column 2016 on
J	GA5075325	Gas strut, black, open length 365 mm, 150 N
K	GA5075310	Carbon filter replacement
	GA5024835	Cover plate, Carbon air filter
L	GA5071616	Master Key, suit Euro Cab0 Door
M	GA5055795	Roof Panel, Internal Front
N	GA5075320	AC fan module controller, Horizon basic
O	GA5024745	Knob screw, M6 x 25
P	GA5048640	Relay, 12V, 180 Amp Peak, 100 Amp continuous, 4 pin, Normally open
Q	GA5078473	AC speed control module

EuroCab Spare Parts - Miscellaneous

FROM SERIAL #201908 ONWARDS



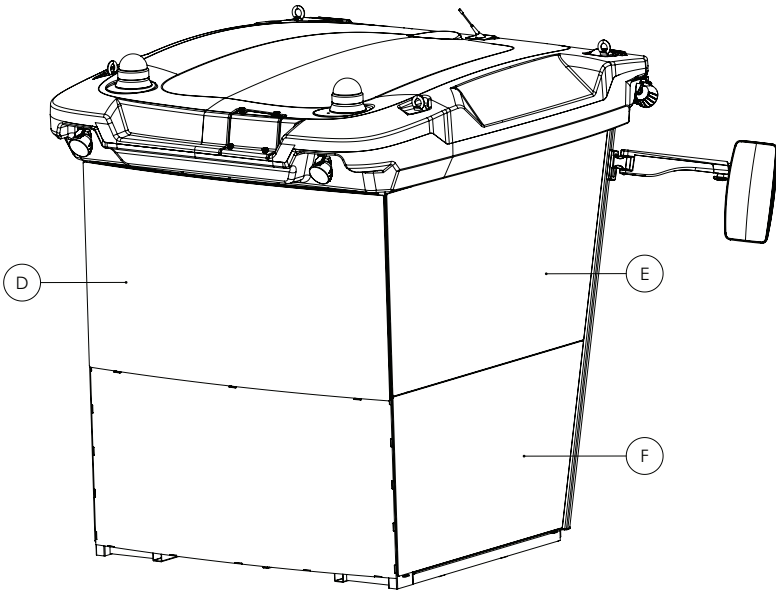
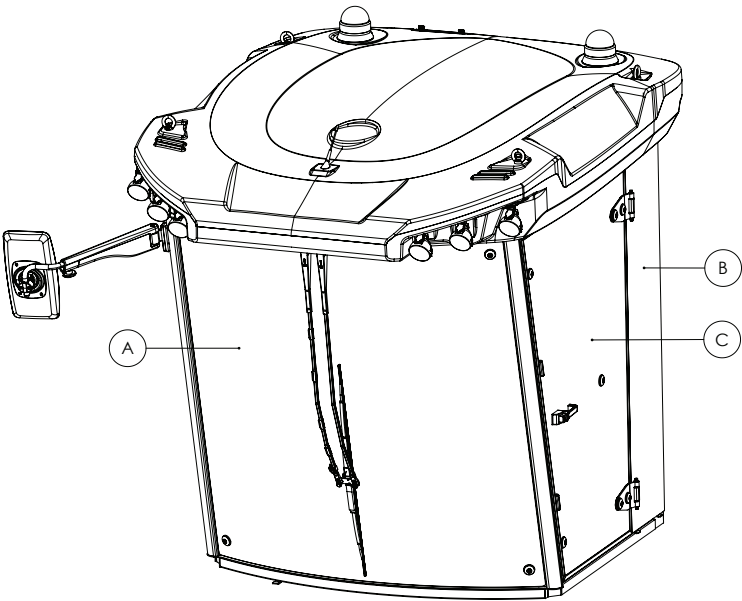
ITEM	PART NUMBER	DESCRIPTION
-	GA5075311	Cabin air filter, Interior
-	GA5075312	Cabin air filter, Interior, Plastic grill cover
-	GA5024750	Mirror assembly, RHS
-	GA5024775	Flap, Overhead compartment, Interior
-	GA5024765	Fuse compartment access cover, Roof
-	GA5075321	AC evaporator, including fan unit
-	GA5075313	Drier receiver, A/C
-	GA5024850	Heater tap assembly, Electric
-	GA5024815	Blanking insert, Switch, Overhead control panel
-	GA5024795	Worklights switch, Cover piece
-	GA5024800	Wiper switch, Cover piece
-	GA5024805	Windscreen washer switch, Cover piece
-	GA5024810	Beacon light switch, Cover piece
-	GA5024785	Worklights switch, ON/OFF
-	GA5024790	Windscreen washer switch, ON/OFF
-	GA5024840	Air conveyor, Heater A/C unit
A	GA5055800	Cabin Roof, Moulded Plastic

Continued over page

EuroCab Spare Parts - Miscellaneous

ITEM	PART NUMBER	DESCRIPTION
B	GA5075317	Work Light, round, LED 11w, bare wires, Black
C	GA5075330	Wiper motor 12v
	GA5075335	Wiper motor assembly
D	GA5075340	Wiper arm
E	GA5075345	Wiper blade suit euro cab 1200 mm long
F	GA5025090	Door assembly, with glass, from machine serial #201908
	GA5075360	Door frame painted
	GA5075365	Door sealing profile 6 m
	GA5025095	Door belt with fasteners kit
	GA5025100	Door hinge
	GA5025105	Door hinge sealing plate
	GA5025110	Door hinge to glass fastener kit
	GA5075350	Door handle external
G	GA5025050	Door handle internal, from machine serial #201908
	GA5025115	Door handle internal teflon spacer
	GA5025045	Door handle internal lock bracket, from machine serial #201908
	GA5025030	Door clash pin, from machine serial #201908
	GA5025040	Door clash pin adjustment plate, from machine serial #201908
	GA5025035	Door clash pin cover, from machine serial #201908
H	GA5069745	Rubber Buffer, Door Stop, Cabin Door
I	GA5071617	Master Key, suit Euro cabin, cobo steering column 2016 on
J	GA5075325	Gas strut, black, open length 365 mm, 150 N
K	GA5075310	Carbon filter replacement
	GA5024835	Cover plate, Carbon air filter
L	GA5071616	Master Key, suit Euro Cab Door
M	GA5055795	Roof Panel, Internal Front
N	GA5075320	AC fan module controller, Horizon basic
O	GA5024745	Knob screw, M6 x 25
P	GA5048640	Relay, 12V, 180 Amp Peak, 100 Amp continuous, 4 pin, Normally open
Q	GA5078473	AC speed control module

EuroCab Spare Parts - Window Glass

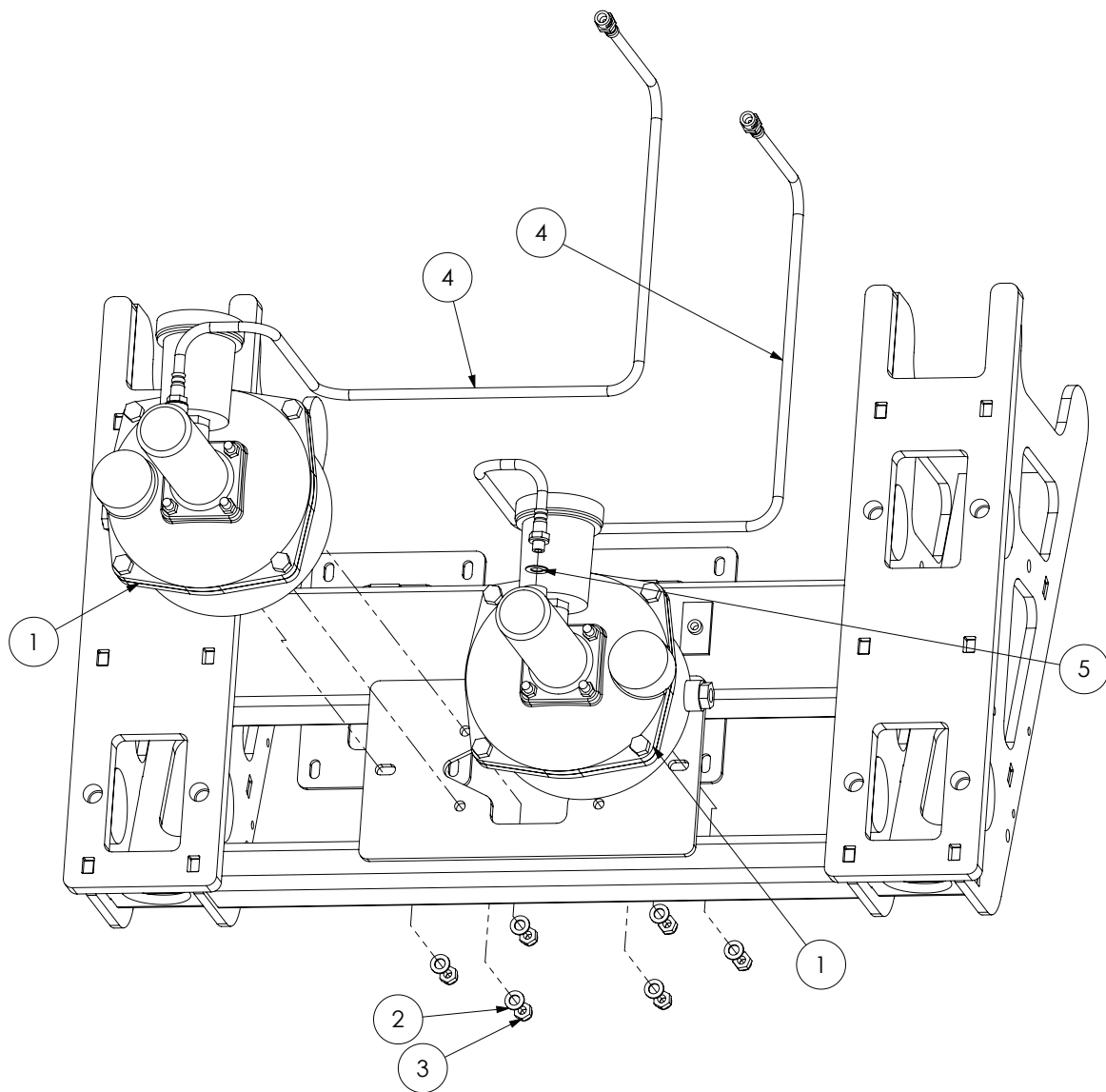


ITEM	PART NUMBER	DESCRIPTION
A	GA5075306	Glass panel, Front Windscreen, Euro Cab with flat floor, 2016 on
B	GA5075375	Glass panel, rear left, suit Euro cab
C	GA5075370	Glass panel, door, suit Euro cab
D	GA5075381	Glass panel, rear, curved, with tint, suit Euro cab, 2016 on
E	GA5075385	Glass panel, right upper, suit Euro cab
F	GA5075390	Glass panel, right lower, suit Euro cab

Chapter 23

BRAKES

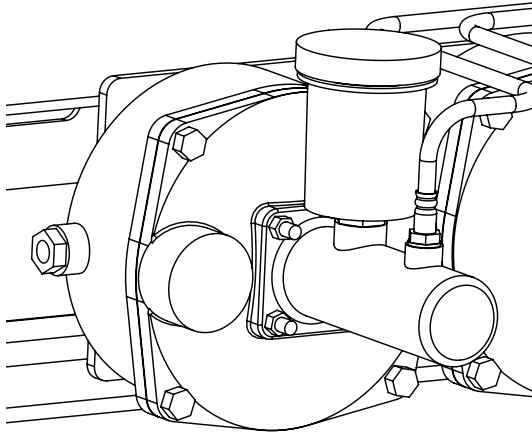
Brake Boosters



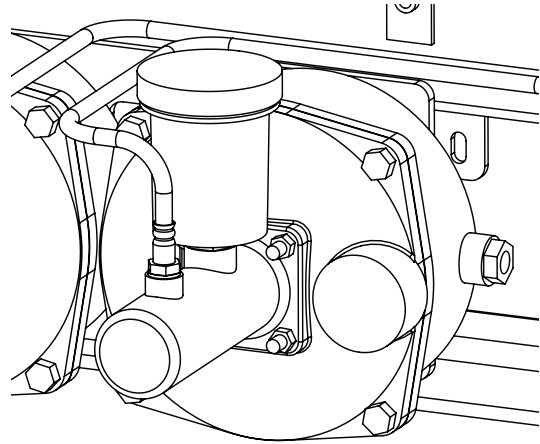
ITEM NO.	PART NUMBER	DESCRIPTION	QTY.
-	GA5071750	Seal Kit, Brake Booster Pump, Catai	-
-	GA5071755	Seal Kit, Brake Booster Converter, Catai	-
1	GA5070890	Brake Booster Catai	2
2	GA5000117	Washer 10mm Flat SS HD	6
3	GA5000141	Nut M10 Nyloc	6
4	GA5055630	Brake Hose, Booster to Chassis, 1035mm	2
5	GA5007475	Washer 12 x 22mm Copper	2

Brake Booster Orientation

LEFT HAND SIDE BRAKE BOOSTER
FRONT BRAKES

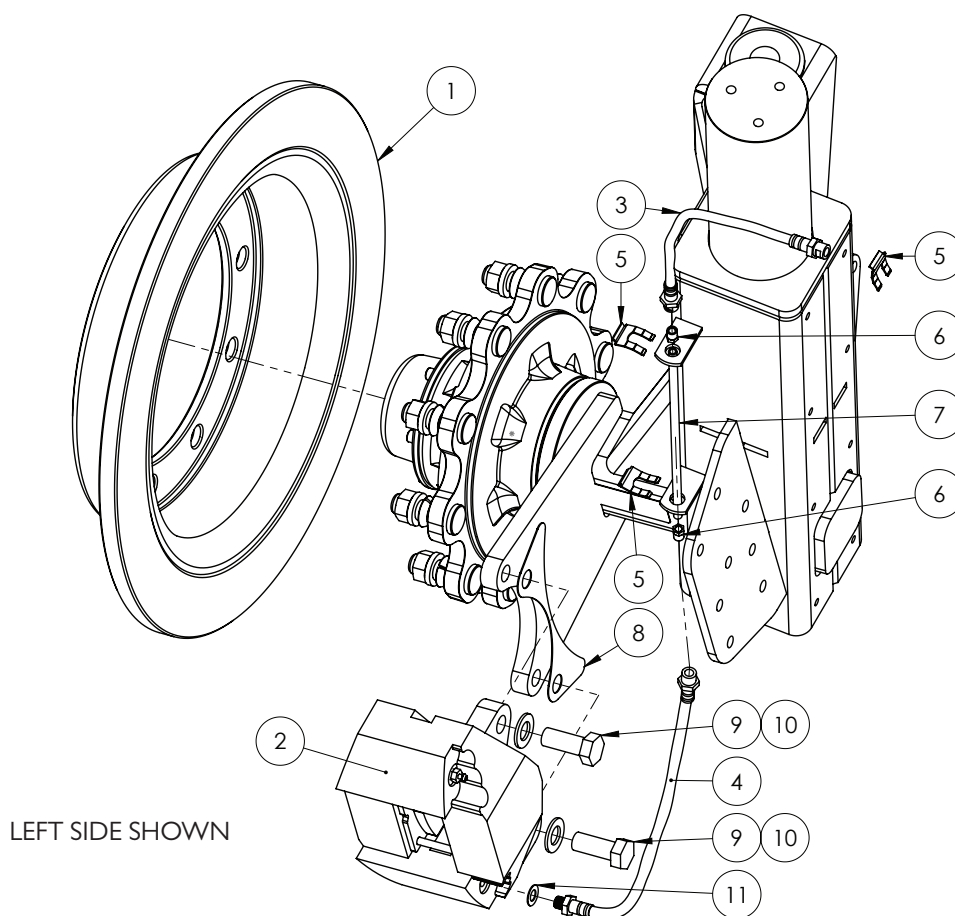


RIGHT HAND SIDE BRAKE BOOSTER
REAR BRAKES



Un-bolt either the 4 M8 nuts or the 4 M8 bolts to re-orientate the master cylinder to suit the left or right configuration as needed.

Brakes - Front - Caliper & Disc



BRAKE SERVICE PARTS

PART NUMBER	DESCRIPTION
GA5006305	Brake pads (1 set for 1 caliper)
GA5051430	Pin kit suit Stilfreni caliper (1 set for 1 caliper)
GA5051435	Piston kit suit Stilfreni caliper (1 set for 1 caliper)
GA5051440	Seal kit, Suit Stilfreni brake caliper (1 set for 1 caliper)
GA5055645	Brake pad backing, anti squeal, self adhesive, pack of 4 (for 2 calipers)

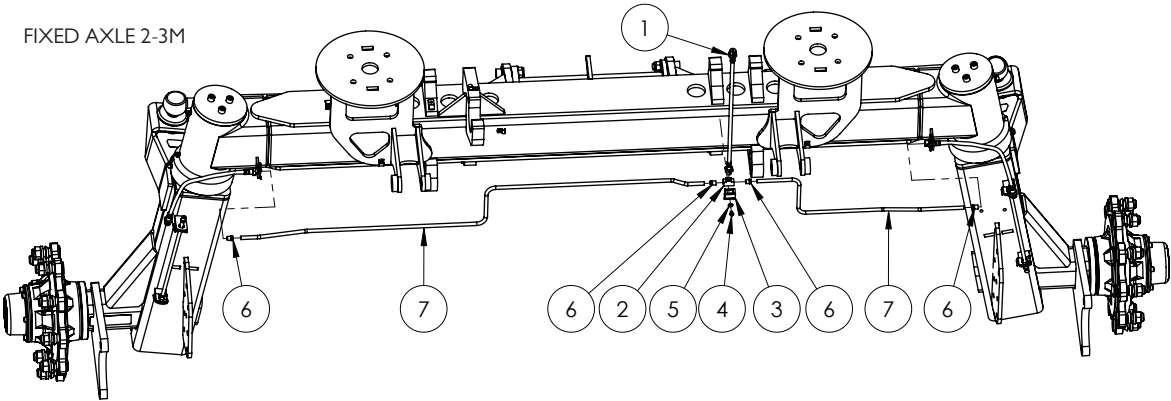
Quantities shown are per side.

ITEM NO.	PART NUMBER	DESCRIPTION	QTY.
1	GA5070065	Brake Disc Rotor, Cast	1
2	GA5016069	Stilfreni brake caliper	1
3	GA5048210	Brake Hose, Front axle to dropleg, 470mm long	1
4	GA5011093	Lower brake Hose, Steel line to caliper, 470mm long	1
5	GA5010359	Clip for brake hose	3
6	GA5017019	Tube nut 1/4", 7/16 x 24NS male thread, 14mm long	2
7	GA5006565*	Bundy Tube Brake Lines 1/4"	-
8	JCB-Caliper-shim	JCBcaliper shim 1mm FMS 5/9/03	1
9	GA5001515	Set Screw M20 x 1.5P x 50 GR8.8 ZP	2
10	GA5001741	Washer 20mm Flat SS HD	2

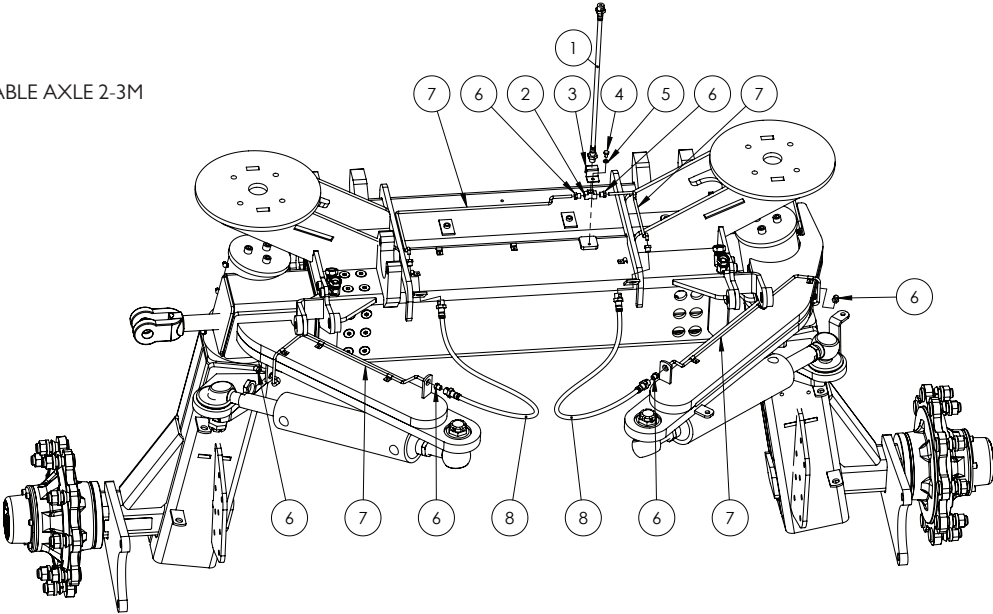
* NOTE: Please specify length required when ordering this part.

Brakes - Front - Axle Mounted Lines

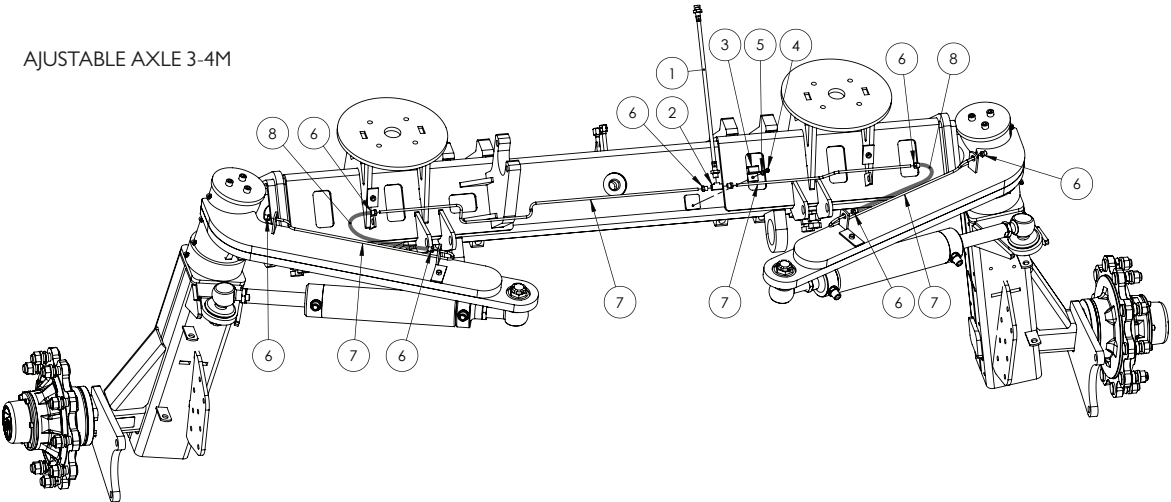
FIXED AXLE 2-3M



AJUSTABLE AXLE 2-3M



AJUSTABLE AXLE 3-4M



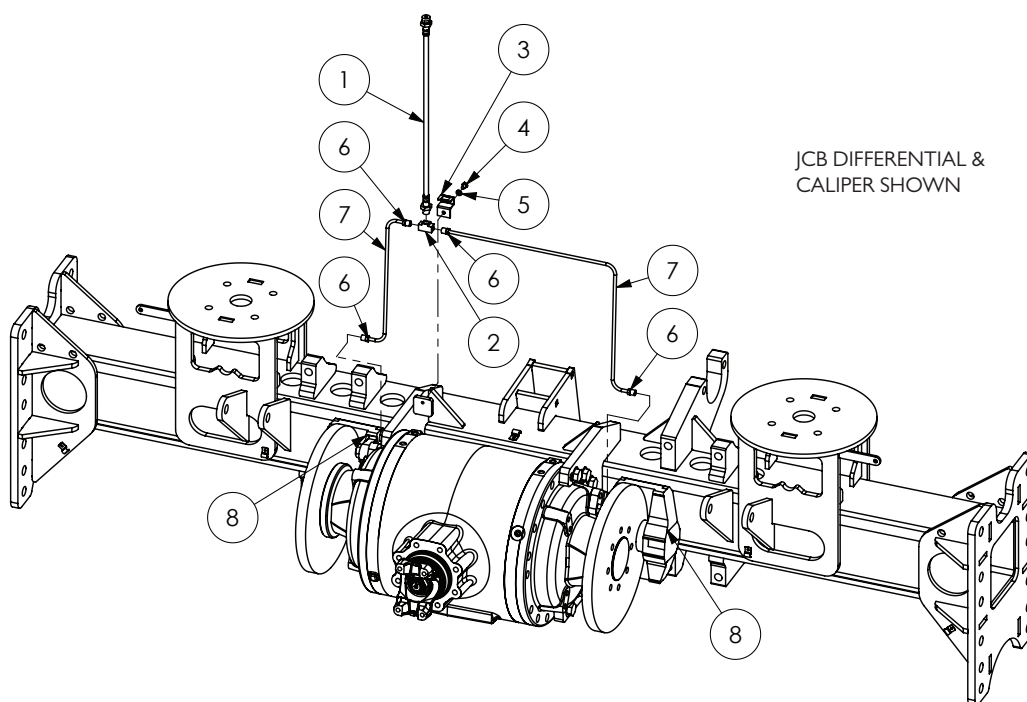
Continued over page

Brakes - Front - Axle Mounted Lines

ITEM NO.	PART NUMBER	DESCRIPTION	QTY.
1	GA5006303	Brake hose, Chassis to Axle, STD axle, 470mm long	1
2	GA5008793	Tee, Flare, 7/16" 24 TPI female thread, Suit 1/4" tube	1
3	HYD002LAS	Clamp bracket Hydraulic fitting	1
4	GA5004023	BHCS M6 x 10 SS A2-70	1
5	GA5004437	Washer 6mm Flat SS	1
6	GA5017019	Tube nut 1/4", 7/16 x 24NS male thread, 14mm long - Fixed axle	4
		Tube nut 1/4", 7/16 x 24NS male thread, 14mm long - Adj. 2-3m axle	8
		Tube nut 1/4", 7/16 x 24NS male thread, 14mm long - Adj. 3-4m axle	8
7	GA5006565*	Bundy Tube Brake Lines 1/4"	-
8	GA5069175	Brake hose, Brake pod to chassis, 750mm long	2

* NOTE: Please specify length required when ordering this part.

Brakes - Rear




BRAKE SERVICE PARTS

PART NUMBER	DESCRIPTION
GA2700036	Seal Kit, JCB Brake Caliper, Repairs Two Calipers
GA5055880	Brake pad kit, 2 pads only, Rear, Adjustable axle, suits Dromos and JCB Brake caliper
GA2700035	Brake Pad Set, Rear, 4 Pads, clips and pins, JCB Brake Caliper (for pads only order GA5055880)
GA2700091	Brake Disc Rotor, Rear, JCB - Order two per differential.

ITEM NO.	PART NUMBER	DESCRIPTION	QTY.
1	GA5006303	Brake hose, Chassis to Axle, STD axle, 470mm long	1
2	GA5008793	Tee, Flare, 7/16" 24 TPI female thread, Suit 1/4" tube	1
3	HYD002LAS	Clamp bracket Hydraulic fitting	1
4	GA5004023	BHCS M6 x 10 SS A2-70	1
5	GA5004437	Washer 6mm Flat SS	1
6	GA5017019	Tube nut 1/4", 7/16 x 24NS male thread, 14mm long	4
7	GA5006565~	Bundy Tube Brake Lines 1/4"	-
	GA2700034*	JCB Caliper	2
8	-	Caliper mount lug - Comes attached to caliper	4
	-	Bolt, M12 x 40 x 1.75P Course Thread	8

~ NOTE: Please specify length required when ordering this part.

* See chapter 21 'Driveline & Differential' for Dromos brake caliper.



GOLDACRES

www.goldacres.com.au