

Super Cruiser G8

Parts Manual MY17



GA8700768 REV 5
OCT 2019
FROM SERIAL #201874



GOLDACRES

For further information about any of the products shown please visit - www.goldacres.com.au.

© Goldacres Trading 2019

This publication and all designs are copyright.

No part, products or designs may be reproduced by any process except in accordance with the Copyright act 1968.

All information in this operator's manual is based on the latest product information available at the time of printing. The policy of Goldacres is one of continuous improvement and as such, Goldacres reserve the right to alter any specifications and designs without notice and without incurring any obligation regarding such changes.

No part of this manual may be reproduced without written permission from Goldacres. All photographs and technical information remain the property of Goldacres.

Goldacres Trading Pty Ltd
3 Morang Crescent
Mitchell Park Vic 3355

Ph: 03 5342 6399

Fax: 03 5342 6308

GOLDACRES - RESELLER TERMS AND CONDITIONS OF SALE
Goldacres Goods are only available for purchase upon the terms and conditions set out below.

Interpretation

1. In terms and conditions:
 - (1) "Goldacres" means Goldacres Trading Pty. Ltd. A.C.N. 061 306 732 trading as Goldacres Agricultural Equipment (its successors and assigns) which is the seller of the Goods;
 - (2) "Purchaser" means the purchaser of the Goods;
 - (3) "Goods" means the products and, if any, the services sold or provided by Goldacres to the Purchaser;
 - (4) "GST Act" and "GST" are given the meanings referred to in a New Tax System (Goods and Services Tax) Act 1999.
 - (5) "PPSA" means the Personal Property Securities Act 2009 (Cth) (as amended);
 - (6) Nothing in these terms and conditions shall be read or applied so as to exclude, restrict or modify or have the effect of excluding, restricting or modifying, any condition, warranty, guarantee, right or remedy implied by law (including the Competition and Consumer Act 2010) and which by law cannot be excluded, restricted or modified.

General

2. (1) The Goods and all other products or services provided by Goldacres are provided subject to these terms and conditions. These terms and conditions and any terms and conditions incorporated herein by virtue of clause 3 hereto shall prevail over all other terms and conditions of the Purchaser or otherwise to the extent of any inconsistency.
- (2) These terms and conditions may not be modified or amended without the expressed written consent of Goldacres endorsed by the Managing Director of Goldacres Trading P/L.

Additional Terms and Conditions

3. From time to time Goldacres may provide additional or extended warranties in respect of certain goods and/or services. Where such additional or extended warranties are provided to a Purchaser in writing they will be incorporated into these terms and conditions provided that in the event of any inconsistency between these terms and conditions and the terms of any additional or extended warranty, the provisions of the additional or extended warranty shall prevail.

Goldacres quotations.

4. Unless previously withdrawn, Goldacres quotations are open for acceptance within the period stated therein or, when no period is stated, with 14 days of the quotation date. Goldacres reserves the right to refuse any order based on any quotation within 7 days of receipt of the order.

Packing

5. The cost of any special packing and packing materials used in relation to the Goods shall be at the Purchaser's expense notwithstanding that such cost may have been omitted from any quotation.

Shortage

6. The Purchaser waives any claim for shortage of any Goods delivered if a claim in respect thereof has not been lodged with Goldacres within (7) seven days from the date of receipt of the Goods by the Purchaser.

Specifications, etc: Catalogues, etc: Quantities

7. All specifications, (including but not limited to: drawings, particulars of weights, volumes, capacities, dimensions, load factors) are approximate only and any deviation shall not be taken to vitiate any contract with Goldacres or form any claim against Goldacres. The descriptions, illustrations, and performances contained in catalogues, price lists and other advertising matter do not form part of the contract of sale of the Goods. Where specifications, drawings or other particulars are supplied by the Purchaser, Goldacres' price is made on estimates of quantities required. Should there be any adjustments in quantities above or below the quantities estimated by Goldacres and set out in a quotation, then on any such increase or decrease shall be adjusted on a unit rate basis according to unit prices set out in the quotation.

Performance, Capacities, Chemicals, Liquids, Application Methods, Environmental Effects

8. Any performance, volumes, and/or capacity figures given by Goldacres are estimates only. Goldacres shall be under no liability for damages for failure to obtain such figures unless specifically guaranteed in writing and any such written guarantee shall be subject to the recognised tolerances applicable to such figures. The suitability of chemicals and other liquids for any application and the application methods and the environmental effects shall be the sole decision and responsibility of the Purchaser and the user of the Goods. Goldacres gives no warranty as to the suitability of any chemicals or other liquids for any application, nor the application methods nor the environmental effects, which may result from the use of the Goods. Goldacres shall be under no liability for damages arising out of the use of any chemicals, liquids, or mixtures in the Goods nor for any application, nor for the application methods nor for the environmental effects, which may result from the use of the Goods.

Delivery/Service Times

9. The delivery times and service times made known to the Purchaser are estimates only and Goldacres shall not be liable for late delivery, non-delivery or delay and under no circumstances shall Goldacres be liable for any loss, damage or delay occasioned by the Purchaser or its customers arising from the late or non-delivery or late installation of the Goods.

Loss or damage in transit

10. Goldacres is not responsible for any loss or damage to Goods in transit. Goldacres shall render the Purchaser such assistance as may be necessary to press claims on carriers provided that the Purchaser shall have notified Goldacres and the carriers immediately the loss or damage is discovered on receipt of Goods and shall lodge a claim on the carrier within three days of the date of receipt of the Goods. Insurance of Goods in transit is the responsibility of the Purchaser.

Limit of Liability

11. (1) Goldacres liability for Goods manufactured by it is limited to:
 - (a) where the law implies consumer guarantees into these terms and conditions pursuant to Part 3.2 Division 1 of Schedule 2 to the Competition and Consumer Act 2010 (Cth) ("consumer guarantees") which cannot be excluded and Goldacres breaches a consumer guarantee, the loss and damage the Purchaser is entitled to at law which cannot be excluded by these terms and conditions; and, in all other cases
 - (i) making good any defects by repairing the same or at Goldacres option by replacement within a period not exceeding either 1000 hours or twelve calendar months, whichever comes first, after the Goods have been dispatched provided that:
 - (i) the defects have arisen solely from faulty materials or workmanship;
 - (ii) the Goods have not received maltreatment inattention or interference;
 - (iii) accessories of any kind used by the Purchaser are manufactured or approved by Goldacres;
 - (iv) where applicable, the seals on the Goods remain unbroken;
 - (v) there has been no improper adjustment, calibration or operation;
 - (vi) the use of accessories including consumables, hardware or software (not manufactured by Goldacres) has been approved in writing by Goldacres;
 - (vii) no contamination or leakage has been caused or induced;
 - (viii) any modification to the Goods have been authorised in writing by Goldacres;
 - (x) there has been no inadequate or incorrect use, storage, handling or application of the Goods;
 - (xi) there has been no use or operation of the Goods outside of the physical, electrical or environmental specifications of the Goods;
 - (xii) there has been no inadequate or incorrect site preparations;
 - (xiii) there has been no inadequate or improper maintenance of the Goods;
 - (xiv) it has not been caused by fair wear and tear; and
 - (xv) firstly the Goods have been thoroughly inspected and any damage (from whatever cause) to the Goods (and in particular – the structure, welding, seams, bolts, booms) has been repaired prior to the Goods being operated, used driven or moved and on each occasion the tanks are filled; and
 - (xvi) there has been no failure to comply with the requirements of all present or future laws or regulations relating to the Goods and/or the use and/or the operation of the Goods; and
 - (xvii) there has been no failure to maintain a record of hours of operation (which record shall contain full details of all inspections, repairs and maintenance) and produce same to Goldacres at the time of the claim;
 - (xviii) the defective Goods or any damaged part of the Goods are promptly returned free of cost to Goldacres or a representative of Goldacres;
 - (xix) all warranty related repairs have been carried out with the prior authorisation of Goldacres;
 - (ii) If Goods or any part thereof are not manufactured by Goldacres, in particular engines, engine accessories, transmissions, transfer cases, differentials, tyres, tubes, batteries, radios and UHF's, the guarantee of the manufacturer thereof shall be accepted by the Purchaser and is the only guarantee given to the Purchaser in respect of the Goods or that part provided always that this clause does not seek to exclude the consumer guarantees;
- (2) In the case of hydraulic systems, Goldacres shall replace defective parts in accordance with clause 11(1) of these conditions, provided that the failure of the part was not related to contamination within the system, Goldacres shall not be liable for labour in the case of repairing hydraulic system defects;
- (3) Goldacres will not accept liability for damage attributed to fair wear and tear including but not limited to fair wear and tear to nozzles, chains, belts, filters, brake pads, polyethylene bushes and liquid pump valves, valve O-rings, diaphragms and seals;
- (4) Goldacres shall not be liable for and the Purchaser releases Goldacres from any claims in respect of faulty or defective design of any Goods supplied unless such a design has been wholly prepared by Goldacres and the responsibility for any claim has been specifically accepted by Goldacres in writing and in any event Goldacres liability hereunder shall be strictly limited to the replacement of defective parts in accordance with paragraph 11(1) of these conditions provided always that this clause does not seek to exclude the consumer guarantees;
- (5) Except as provided herein, all express and implied warranties, guarantees and conditions under statute or general law as to the merchantability, description, quality, suitability or fitness of the Goods for any purpose or as to design, assembly, installation, materials or workmanship or otherwise are hereby expressly excluded and Goldacres shall not be liable for physical or financial injury, loss or damage or for consequential loss or damage of any kind arising out of the supply, layout, assembly, installation or operation of the Goods or arising out of Goldacres negligence or in any other way whatsoever;
- (6) The benefit of any warranty provided under these terms and conditions shall only be available to the Purchaser and shall not be transferable by the Purchaser;
- (7) The warranties provided under these terms and conditions do not extend to second hand or used Goods that may be sold by Goldacres.
- (8) Goldacres liability for breach of a consumer guarantee is hereby limited (in the case of goods and services not used for personal, domestic or household purposes) to:
 - (a) in the case of Goods, any one or more of the following:
 - (i) the replacement of the Goods or the supply of equivalent Goods;
 - (ii) the repair of the Goods;
 - (iii) the payment of the cost of replacing the Goods or acquiring the equivalent Goods;
 - (iv) the payment of having the Goods repaired; or
 - (b) in the case of services;
 - (i) the supplying of the services again; or
 - (ii) the payment of the cost of having the services supplied again.

Prices

13. (1) Unless otherwise stated in writing by Goldacres, all prices quoted by Goldacres are inclusive of GST for supplies within Australia and exclusive of GST for exports outside of Australia. Prices quoted are those ruling at the time of quotation or the date the price is given and are based on rates of freight, insurance, customs, duties, taxes, exchange, shipping expenses, sorting and stacking charges, cartage, cost of materials and other charges affecting the cost of production ruling on that date and any alterations thereto either before acceptance of or during currency of the contract shall be to the Purchaser's account.
 - (2) For the purpose of 38-185 of the GST Act, the day upon which the seller gives the invoice for the supply shall be the date of the invoice.
- Payment**
14. (1) The purchase price in relation to the Goods and the cost of the service shall be payable without deduction and or set off and payment thereof shall be made on or before the thirtieth day of the month following the delivery of the Goods or performance of the services unless other terms of payment are expressly stated in writing.
 - (2) A decreasing or increasing adjustment and or the issuing of an adjustment note, pursuant to Division 21 and Division 29-C of the GST Act, shall not, in any way, constitute a release, waiver, or forgiveness of the debt incurred by the Purchaser.

Interest on overdue payments

15. If Goldacres is not paid for any Goods or services on the due date specified in this agreement without prejudice to any other right or remedy, all outstanding money shall bear interest at the rate set, pursuant to the Penalty Interest Rates Act, Victoria, 1986, as such money, together with interest shall be recoverable forthwith from the Purchaser.

Rights in relation to Goods.

16. (1) Title to the Goods supplied by Goldacres to the Purchaser shall remain with Goldacres until the total amount due in respect of the Goods and all monies owing to Goldacres have been paid in full (the "Debts"). Risk in the Goods shall pass to the Purchaser upon delivery.
- (2) The Purchaser shall have the right to resell Goods but only as fiduciary agent and trustee for Goldacres by way of bona fide sale at full market value and in the ordinary course of its business.
- (3) Until all the Debts have been paid in full:
 - (a) the Purchaser shall take custody of the Goods as trustee, fiduciary agent and bailee for Goldacres;
 - (b) the Purchaser shall keep the Goods separate from any other goods and properly marked, stored, protected and insured;
 - (c) the Purchaser must hold all of the money it receives ("Proceeds")
 - (d) from the sale of any property into which Goods supplied have been incorporated; and
 - (e) from the sale of Goods or provision of services including the Goods supplied by the Goldacres as bailee, fiduciary agent and trustee for Goldacres, but the Purchaser need not hold on trust any money exceeding the amount of the Debts at the time the money is received.
- (4) The Purchaser expressly acknowledges that it is bound by the fiduciary obligation created in the preceding paragraph and acknowledges that:
 - (i) it must hold the Proceeds on trust for Goldacres;
 - (ii) it must place the whole of the Proceeds in an account separate from its own moneys (the "Proceeds Account");
 - (iii) it must maintain the Proceeds Account separate from its own moneys at all times.
 - (iv) it must maintain proper records for the Proceeds Account.
 - (v) it must not assign or encumber any book debts arising from sales made in circumstances set out in clauses 16(c)(i) and (ii) or do any other act in derogation of Goldacres' legal or beneficial interests; and
 - (vi) it must account to Goldacres on demand for all moneys standing to the credit of such account.
- (5) For the purposes of identification of different consignments of Goods purchased from Goldacres and receipt of Proceeds, the Purchaser agrees that the principle of "Last In, First Out" shall be applied to any items that cannot be distinguished.
- (6) Goldacres may trace the Proceeds in equity.
- (7) Goldacres may at any time, without notice to the Purchaser and without prejudice to any other rights which it may have against the Purchaser, terminate any contract connected with the Goods and the bailment referred to in clause 16(3) and enter upon any premises owned or occupied by the Purchaser where Goldacres reasonably believes the Goods may be stored, and repossess the Goods without liability for any damaged caused, and subsequently dispose of the Goods at Goldacres' discretion if:
 - (a) the Debts are not paid in accordance with these terms and conditions or any other contract or arrangement between Goldacres and the Purchaser; or
 - (b) Goldacres receives notice of or reasonably believes that:
 - (i) a third person may attempt to levy execution against the Goods; or
 - (ii) the Purchaser is insolvent (within the meaning of the Corporations Act 2001) or bankrupt; or
 - (iii) the Purchaser has entered into any arrangement or composition with its creditors, gone into liquidation, or has appointed a receiver, a receiver and manager or administrator.
- (8) If after repossession under clause 16(4) Goldacres sells the Goods, Goldacres shall account to the Purchaser for any proceeds of sale (less expenses of repossession and sale) that exceeds the amount of the outstanding Debts.
- (9) If any Goods belonging to Goldacres are disposed of by the Purchaser or an insurance claim is made in respect of them, Goldacres shall be entitled to trace the sale or insurance proceeds, which proceeds shall be held by the Purchaser in a separate bank account on trust for Goldacres.
- (10) The Purchaser agrees and acknowledges that in the event it sells Goods to a third party on account, it will include in its terms and conditions of sale a provision under which the Purchaser retains title to the Goods until such time that the total amount due in respect of the Goods and all monies owing to the Purchaser have been paid in full by that third party debtor. The Purchaser also agrees and acknowledges that in these instances, it will register its PMSI in accordance with the PPSA in respect of its security interest in the Goods.

PPSA provisions

17. (1) The Purchaser acknowledges that these terms and conditions constitute a security agreement for the purposes of section 20 of the PPSA and that a security interest exists in all Goods (and any associated Proceeds from their sale) previously supplied by Goldacres to the Purchaser (if any) and in all future Goods (and any associated Proceeds from their sale) that may be supplied to the Purchaser by Goldacres.
- (2) The Purchaser acknowledges that Goldacres has a first ranking purchase money security interest ("PMSI") (as defined in section 14 of the PPSA) in the Goods and the Purchaser must not jeopardise such ranking (whether by act or omission).
- (3) The Purchaser acknowledges that it has received value as at the date of first delivery of the Goods and has not agreed to postpone the time for attachment of the security interest (as defined in the PPSA) granted to Goldacres under these terms and conditions.
- (4) The Purchaser will execute documents and do such further acts as may be required by Goldacres to register the security interest granted to Goldacres under these terms and conditions under the PPSA.
- (5) Until ownership of the Goods passes, the Purchaser must not give to Goldacres a written demand or allow any other person to give Goldacres a written demand requiring Goldacres to register a financing change statement under the PPSA in respect of Goldacres' interest in the Goods.
- (6) The Purchaser must indemnify Goldacres and on demand reimburse Goldacres for all costs and expenses incurred by Goldacres in respect of these terms and conditions including but not limited to Goldacres registering its security interest in the Goods, lodging, discharging or amending any financing statement or financing change statement, or otherwise complying with the PPSA.
- (7) The Purchaser agrees (other than as provided in these terms and conditions) not to sell, lease, mortgage, deal with, dispose of or create or attempt to create any other security interest in or affecting the Goods unless and until the Purchaser's Debts have been satisfied.
- (8) The Purchaser waives its rights under the following provisions of Chapter 4 of the PPSA:
 - (a) to receive a notice on enforcement action against liquid assets (section 121(4));
 - (b) to receive a notice to seize collateral (section 123);
 - (c) to receive a notice of disposal of Goods by Goldacres purchasing the Goods (section 129);
 - (d) to receive a notice to dispose of Goods (section 130);
 - (e) to receive a statement of account following disposal of Goods (section 132(2));
 - (f) to receive a statement of account if no disposal of Goods for each 6 month period (section 132(4));
 - (g) to receive notice of any proposal of Goldacres to retain Goods (section 135(2));
 - (h) to object to any proposal of Goldacres to either retain or dispose of Goods (section 137(2));
 - (i) to redeem the Goods (section 142);
 - (j) to reinstate the security agreement (section 143);
 - (k) to receive a notice of any verification statement (section 157(1) and section 157(3));
- (9) The rights Goldacres may have under the PPSA are supplementary and in addition to those set out in these terms and conditions and do not derogate from the rights and remedies of Goldacres under these terms and conditions or under any other statute or under general law.
- (10) The Purchaser must give 10 business days prior written notice of any proposed change in the Purchaser's name or other identifying characteristics and details.

Purchasers property

18. Any property of the Purchaser under Goldacres' custody or control shall be entirely at the Purchaser's risk as regards loss or damage caused to the property or by it.

Storage

19. Goldacres reserves the right to make a reasonable charge for storage if delivery instructions are not provided by the Purchaser within (14) fourteen days of a request by Goldacres for such information.

Returned Goods

20. Goldacres shall not be under any obligation to accept Goods returned by the Purchaser and will do so only on terms to be agreed in writing in each individual case.

Goods sold

21. All Goods to be supplied by Goldacres shall be described on the purchase order agreed by Goldacres and the Purchaser and the description on such purchase order modified as so agreed shall prevail over other descriptions including any Purchaser's specification or enquiry.

Cancellation

22. No order may be cancelled except with the consent in writing and on terms, which will indemnify Goldacres against all losses.

No waiver

23. The failure of any party to enforce the provisions of these terms and conditions or to exercise any rights expressed in these terms and conditions shall not be a waiver of such provisions or rights and shall not affect the enforcement of this agreement. The exercise by any party of any of its rights expressed in this agreement shall not preclude or prejudice such party from exercising the same or any other rights it may have irrespective of any previous action taken by that party.

Force Majeure

24. If by reason of any fact, circumstance, matter or thing beyond the reasonable control of Goldacres is unable to perform in whole or in part any obligation under these terms and conditions then Goldacres shall be relieved of that obligation under these terms and conditions to the extent and for the period that it is so unable to perform and shall not be liable to the Purchaser in respect of such inability.

Passing of risk

25. Risk in the Goods shall pass to the Purchaser upon delivery of the Goods to the Purchaser or collection of the Goods by the Purchaser's agent or carrier as the case may be.

Exclusion of liability

26. To the extent permitted by law Goldacres shall not be liable to the Purchaser in contract or in tort arising out of, or in connection with, or relating to, the performance of the Goods or any breach of these conditions or any fact, matter or thing relating to the Goods or error (whether or not it is negligent or a breach of contract) in information supplied to the Purchaser or a user before or after the date of the Purchaser's or user's use of the Goods and Goldacres shall be under no liability for damages arising out of the use of any chemicals, liquids, or mixtures in the Goods, nor for any application, not for the application methods nor for the environmental effects, which may result therefrom or from the use of the Goods.

Exclusion of representations and arrangements

27. To the extent permitted by law the terms and conditions supersede and exclude all prior and other discussions, representations (contractual or otherwise) and arrangements relating to the supply of the Goods or any part thereof including, but without limiting the generality of the foregoing, those relating to the performance of the Goods or any part thereof or the results that ought to be expected from using the Goods.

Place of contract

28. The contract for sale of the Goods and the provision of the services is made in the State of Victoria and the Purchaser agrees to submit all disputes arising with Goldacres to the courts of such State and any court competent to hear appeals therefrom.

Contents

I CHASSIS	7	Rinse Water Tank & Frame	43
Chassis - 8000L	7	Rinse Water Tank & Frame	44
36-42m Side Platform & Boom Rest.	8	4 RH POD	45
36-42m Side Platform & Boom Rest.	9	Not Fitted	45
36-42m Side Platform & Boom Rest.	10	5 LH POD	47
36-42m Side Platform & Boom Rest.	11	LH Pod - Mounting.	47
36-42m Side Platform & Boom Rest.	12	LH Pod - Base	48
36-42m Side Platform & Boom Rest.	13	LH Pod - Base	49
36-42m Side Platform & Boom Rest.	14	LH Pod - 2" Fill - Standard.	50
36-42m Side Platform & Boom Rest - Mounting	15	LH Pod - 3" Fill - Hydraulic Pump	51
48m Side Platform & Boom Rest	16	LH Pod - 3" Fill - Direct	52
48m Side Platform & Boom Rest	17	LH Pod - Chemical Probe	53
36-42m Boom Rest - Left Side	18	LH Pod - Micromatic Rinse	54
36-42m Boom Rest - Right Side	19	Ball Valve - 3-Way - Main Tank/Hopper	55
48m Boom Rest - Right Side	20	Pressure Delivery Manifold	56
Left Hand Mirror.	21	Pressure Delivery Manifold	57
Hand Wash Bottle Assembly	22	Tank Fill Manifold.	58
Tool Box	23	Hopper Manifold.	58
Cabin - Shockers.	24	Main Tank Rinse/Rinse Tank Fill Manifold	59
Cabin - Panhard Rod.	25	Main Tank Rinse/Agitation Manifold.	60
Headstock - 36-42m.	26	Valve - Quick Fit 2 Way Assembly.	61
Headstock - 36-42m.	27	Rinse Tank Fill Manifold Assembly	62
Headstock - 48m.	28	Wash Down Gun Assembly	63
Bonnet	29	Wash Down Gun Pump Assembly	64
Cover Plate Lower - LHS	30	Chemical Probe Hose Lance.	65
Cover Plate Lower - RHS - Battery Cover	31	Enviro Coupling & Hose	65
Cover Plates Under Cabin.	32	6 DIRECT CHEMICAL INJECTION	67
Tow Bar	33	Not Fitted	67
Air Tank	34	7 DUAL PRODUCT	69
2 PUMPS	35	Not Fitted	69
Spray Pump - Zeta 260	35	8 INDUCTION HOPPER	71
Spray Pump - Zeta 260 - Hydraulic Drive	36	Induction Hopper - 60L	71
Spray Pump - Zeta 300	37	Induction Hopper - Tank Assembly	72
Spray Pump - Zeta 300 Hydraulic Drive.	38	Induction Hopper - Tank Assembly	73
Spray Pump - Mounting	39	Induction Hopper - Frame Assembly	74
Hydraulic Fill Pump.	40	Induction Hopper - Frame Assembly	75
Chemical Transfer Pump & Bracket	41	Hopper Bottom - 2" Flanged	76
Chemical Transfer Pump Assembly	42		
3 FLUSH TANK	43		

9 FOAM MARKER TANK	77	42m - Boom Centre - Tilt Assembly.	108
Not Fitted	77	36m - Boom Centre - Yaw Assembly	109
10 TRANSCAL	79	36m - Boom Centre - Yaw Assembly	110
Not Fitted	79	42m - Boom Centre - Yaw Assembly	111
11 MAIN TANK	81	42m - Boom Centre - Yaw Assembly	112
Tank Assembly - 8000 Litre	81	36-42m - Boom Centre - Roll Shockers	113
Tank Assembly - 8000 Litre	82	36-42m - Boom Centre - Flow Div's & Check Valves	114
Tank Assembly - 8000 Litre	83	36-42m - Boom Centre - Centre Level	115
Tank Assembly - 8000 Litre	84	48m - Boom Centre - Paralift Assembly.	116
Tank Cradle - 8000 Litre.	85	48m - Boom Centre - First Stage Fold.	117
Tank Rinsing Nozzle - Elbow Assembly	86	48m - Boom Centre - Tilt Rams.	118
Tank Rinsing Nozzle - Tee Assembly	86	48m - Boom Centre - Delta Links	119
Tank Fill - Venturi Assembly	87	48m - Boom Centre - Yaw.	120
Supermix Agitator - Angled Barb	88	48m - Boom Centre - Bump Stops	121
Supermix Agitator - Straight Barb	88	48m - Boom Centre - Roll Shockers.	122
Tank Fill - 1" Chemical Assembly	89	48m - Boom Centre - Level	123
Tank Fill - 2" Assembly	90	48m - Boom Centre - Hydraulic Control Manifold .	124
Tank Fill - 2" Hopper Assembly	90	Oversize Sign Mount - 36-48m	125
Tank Fill - Boom Recirculation Assembly	91	Delta Link - 36-48m	126
Tank Fill - 3" Front & Side Fill Assembly	91	Lower Limit Switch - 36-42m	127
Outlet - Tank Overflow 3".	92	Lower Limit Switch - 48m	128
Breather Valve Assembly	92	Manual Grease Station.	129
Remote Drain - 3".	93	RapidFire Components - 36-48m	130
Dry Sight Tube - Cap & Tube Assembly.	94	RapidFire 7 Section Solenoid Box	131
Dry Sight Tube - Float & Guide	95	RapidFire 10 Section Solenoid Box	132
Dry Sight Tube - Locating Cap Assembly	96	RapidFire 12 Section Solenoid Box	133
Dry Sight Tube - Float Assembly	96	RapidFire 16 Section Solenoid Box	134
Dry Sight Tube - Mount	97	RapidFire Solenoid Assembly	135
12 WHEELS & MUDGUARD	99	RapidFire Solenoid Valve.	135
Mud Guards - Front Axle (520/85R46 Tyre)	99	Norac System - 36-42m	136
Mud Guards - Rear Axle (520/85R46 Tyre).	100	Norac System - 48m.	137
Wheels & Tyres	100	Norac Spare Parts List	138
13 BOOM CENTRE	101	Norac Spare Parts List	139
36-42m - Boom Centre - Paralift Assembly	101	14 BOOM WINGS	141
36-42m - Boom Centre - Paralift Assembly	102	36-42m - Boom Pivot	141
36-42m - Boom Centre - Base Assembly	103	36m - First Stage Fold	142
36-42m - Boom Centre - Base Assembly	104	42m - First Stage Fold	143
36m - Boom Centre - Tilt Assembly.	105	36-42m - Second Stage Fold	144
36m - Boom Centre - Tilt Assembly.	106	36-42m - Second Stage Fold	145
42m - Boom Centre - Tilt Assembly.	107	36-42m - Bi-fold Boom Catch	146
		36-42m - Bi-fold Boom Catch Bracket & Mounting .	147
		36-42m - Bi-fold Boom Catch Assembly	148
		36m - Second Stage Fold - Lower Pivot	149

36m - Second Stage Fold - Upper Pivot	149	Cabin - Fuse Boxes.	183
36-42m - Breakaway Springs.	150	Cabin - Fuse Boxes.	184
36-42m - Breakaway Cables.	151	Fuse Box 'A' - Cabin	185
36m - Poly Brackets	153	Fuse Box 'B' - Cabin	186
42m - Poly Brackets & 4th Chord	154	Fuse Box 'C' - Cabin	187
36-42m - Boom Wings Inner - Steel.	155	Cabin - Fridge - Optional	188
36-42m - Boom Wings Outer - Aluminium	155	Batteries	189
36-42m - Breakaway Aluminium Tip.	155	Battery Isolator	190
36-42m - Boom Saddle	156	Bus Bar	191
36-42m - Boom Slide Protectors	157	Reverse Warning Beeper	192
36-42m - Boom Stopper.	158	Horn	192
36-42m - Boom Bumper Assembly	159	Electrical Connectors - AMP.	193
36-42m - Touch Down Wheel.	160	Electrical Connectors - AMP.	194
36-42m - Touch Down Wheel	161	Electrical Connectors - Deutsch.	195
48m - Boom Pivot	162	Electrical Connectors - Deutsch.	196
48m - Boom Catch.	163	Electrical Connectors - Weather Pack.	197
48m - Second Stage Fold.	164	Electrical Connectors - Weather Pack.	198
48m - Second Stage Fold.	165	Electrical Harnesses & Parts	199
48m - Third Stage Fold.	166	Electrical Harnesses & Parts	200
48m - Third Stage Fold.	167		
48m - Boom Bearing End Assembly	167	16 SCHEMATICS	202
48m - Boom Link Assembly	168	Hydraulics - Transmission Lines	202
48m - Boom Catch Assembly	168	Hydraulics - General 36m	203
48m - Boom Wings Inner - Steel	169	Hydraulics - John Deere Steering 36m.	205
48m - Boom Wings Outer - Aluminium.	169	Hydraulics - General 42m	207
48m - Breakaway Aluminium Tip	169	Hydraulics - General 48m	209
48m - Boom Bumper & Protectors	170	Hydraulics - Norac 48m	211
36-48m - 3D Breakaway Tip.	171	Hydraulics - Braking System	213
36-48m - 3D Breakaway Tip.	172	Hydraulics - Steering System.	214
36-48m - 3D Breakaway Mechanism	172	Hydraulics - Spool Block.	215
36-42m - 3D Breakaway Tip - End Protector	173	Hydraulics - Hose List	216
48m - 3D Breakaway Tip - End Protector.	174	Hydraulics - Hose List	217
		Hydraulics - Hose List	218
		Hydraulics - Hose List	219
		Hydraulics - Hose List	220
		Hydraulics - Hose List	221
		Norac - Active Wing Roll	222
		Norac - Active Wing Roll - Hose List	223
		Norac - Passive Wing Roll	224
		Norac - Passive Wing Roll - Hose List.	225
		Pneumatics - Schematic	226
		Plumbing - Schematic	227
		Plumbing - Hose List.	228
		Plumbing - Schematic	229
15 ELECTRICS	176		
Lighting - Boom Tip LEDs	176		
Lighting - Headlight & Indicator	177		
Lighting - Tail Lights	177		
Lighting - Cab Front	178		
Lighting - Cab Front LED Light Bar - Optional.	178		
Lighting - Cab Rear.	179		
Lighting - Beacon Lights	179		
Lighting - Side deck.	180		
Lighting - Tank Cradle	181		
Lighting - Night Pro LEDs	182		

Plumbing - Hose List	230	36-42m - Spool Valve Block - Mounting	265
17 DECALS	231	36-42m Cylinder - Boom Lift	266
Decals - Base Kit	231	48m Cylinder - Boom Lift	267
Decals - Base Kit	232	48m Cylinder - Yaw	268
Decals - Base Kit	233	48m Cylinder - Boom Catch Arm	269
Decals - Base Kit	234	48m Cylinder - Boom Mid Catch	269
Decals - Base Kit	235	48m Cylinder - First Fold.	270
Decals - Base Kit	236	48m Cylinder - Second Fold	271
Decals - Tank.	237	48m Cylinder - Third Fold	271
Decals - Bonnet	237	48m Cylinder - Boom Tilt	272
Decals - Dry Sight Tube	237	48m Cylinder - Centre Leveling	272
Decals - Cabin & Miscellaneous	238	48m Hydraulic Control Manifold	273
18 HYDRAULICS	239	Cylinder Rose End - Spare Parts	274
Oil Tank & Frame	239	Boom Rest & Fill Pump Hydraulic Block	275
Oil Tank & Frame	240	NORAC Valve Block.	276
Oil Tank Assembly	241	Boom Lift Accumulator Lockout - Mounting	277
Oil Tank Reservoir Assembly	242	Boom Lift Accumulator Lockout.	278
Gauge Assembly	243	Yaw Control Valve Assembly	279
Hydraulic Oil Return Filter.	244	Yaw Control Charge Line	280
Bulkhead	245	Air Manifold	281
Steering Orbital	246	19 PLUMBING	283
Brake Pedal Assembly	247	Dual Pressure Filter Assembly	283
Manifold - Trimble Auto Steer.	248	Dual Pressure Filter Assembly	284
Manifold - John Deere Auto Steer.	249	Suction Filter Mounting	285
Manifold - Park Brake, Fan Relief	250	Suction Filter Valve Assembly	286
Manifold - Hydraulic Return	251	Suction Filter Bowl Assembly	287
Hydraulic Load Sense Control Block	251	3" Direct Fill - Front Mount Option	288
Spray Pump Flow Control	252	Fill Flow Meter - Teejet	289
Valves - Pressure Relief & Priority Valve	253	Fill Flow Meter - Teejet & Shut Off Valve	289
Pressure Reducing Valve Assembly	254	Flow Control Valve - Raven controller	290
Double Pilot Operated Check Valve - LH & RH	255	Flow Control Valve - Raven controller	291
Oil Cooler Assembly	256	Flow Control Valve - Raven controller	292
36m Cylinder - Yaw	257	Flow Meter - Raven Controller - Metal Clamps.	293
42m Cylinder - Yaw	258	Flow Meter - Raven Controller - Flange Clamps	294
36-42m Cylinder - Boom Rest.	259	Flow Meter - Raven Controller - Flange Clamps	295
36-42m Cylinder - Centre Leveling	259	Flow Meter Assembly	296
36-42m Cylinder - First Fold.	260	36-42m RapidFire - Return Valve	297
36-42m Cylinder - Second Fold	261	36-42m RapidFire - Flow Distributor - 4400	298
36-42m Cylinder - Boom Tilt	262	36-42m RapidFire - Flow Distributor - ISOBUS.	299
36-42m - Spool Valve Block Fittings	263	48m RapidFire - Return Valve & Flow Distributer.	300
36-42m - Spool Valve Block Manifold	264	Nozzles - Teejet Single Body.	301
36-42m - Spool Valve Block Manifold	265	Nozzles - Teejet Clock Face Body.	302
		Nozzles - Altek Dual Spray Body	303

Nozzles - Altek Spray Stop	304	Engine Mounts	332
Nozzles - Fence Line - Solenoid Operated	305	Engine Vibration Isolators	333
Nozzles - Mid Breakaway Assembly	306	Fuel Tank	334
Nozzles - Mid Breakaway Assembly	307	Fuel Filters	335
Nozzles - Tip Strainers	308	Fuel Filter - Primary	336
Nozzles - IDK - Cap	308	Fluid Drain Point	337
Nozzles - IDK - Tips	308	Header Tank Mounting	338
Nozzles - ID3 - Cap	309	Header Tank Assembly	339
Nozzles - ID3 - Tips	309	Combination Cooler	340
Nozzles - AIXR - Tips	309	Combination Cooler	341
Plumbing Lines - Miscellaneous	310	Engine Air Divider	341
Plumbing Lines - Miscellaneous	311	Engine Air Divider Assembly	342
Plumbing Lines - Nozzle Brackets	312	Oil Cooler	343
Plumbing Lines - Nozzle Bracket Kits	312	Exhaust System - Down Pipe	344
Boom Pipe Clamps - 36-42m	313	Exhaust System - Mid Section	345
Boom Pipe Clamps - 48m	314	Exhaust System - Rear Section	346
Boom Poly - 3/4" - 600mm	315	Exhaust System - Muffler	347
Boom Poly - 3/4" - 1100mm	315	Allison Transmission	348
Boom Poly - 3/4" - 1200mm	315	Allison Transmission - Spring	349
Boom Poly - 3/4" - 1600mm	316		
Boom Poly - 3/4" - 2100mm	316		
Boom Poly - 3/4" - 2600mm	317		
Boom Poly - 3/4" - 3100mm	317		
Boom Poly - 1" - 6000mm	317		
Hoses	318		
Hose Clamps	319		
Cable Ties	319		
Spiral Guard	319		
Chemical Probe Hose Lance	320		
Enviro Coupling & Hose	320		
20 ENGINE & TRANSMISSION	321	21 DRIVE LINES, TRANSFER CASE &	
Cummins Engine & Allison Transmission	321	DIFFERENTIAL	350
Air Cleaner	322	Front Axle - Steering	350
Air Cleaner	323	Front Axle - Differential	351
Air Cleaner - Heat Shield	323	Front Axle - Differential	352
Air Conditioner Compressor & Belts	324	Front Axle - Brakes	353
Coolant System Plumbing	325	Front Axle - Brakes	354
Charge Air Intake Pipes	326	Front Axle - Driveshafts	355
Sump Drain	327	Front Axle - Driveshafts	356
Air Governor	328	Front Axle - Planetry Hubs	357
Hydraulic Gear Pumps	329	Front Axle - Planetry Hubs	358
Hydraulic Gear Pumps Assembly	330	Rear Axle - Differential	359
Hydraulic Pump - Variable Displacement	331	Rear Axle - Differential	360
		Rear Axle - Brakes	361
		Rear Axle - Driveshafts	362
		Rear Axle - Planetry Hubs	363
		Rear Axle - Planetry Hubs	364
		Suspension - Air Bags	365
		Suspension - Shock Absorbers	366
		Suspension - Links	367
		Suspension - Rear Sway Bar	368
		Ride Height Valve - Front	369
		Ride Height Valve - Rear	370
		Drive Shafts & Transfer Case	371

Transfer Case - Mounting Bracket, Fill & Drain Plugs	372
Transfer Case - Upper Drive Assembly	373
Transfer Case - Upper Drive Assembly	374
Transfer Case - Lower Drive Assembly	375
Transfer Case - Lower Drive Assembly	376
Transfer Case - Engagement Assembly	377
Transfer Case - Engagement Assembly	378
Steering Angle Sensor - John Deere System.	379

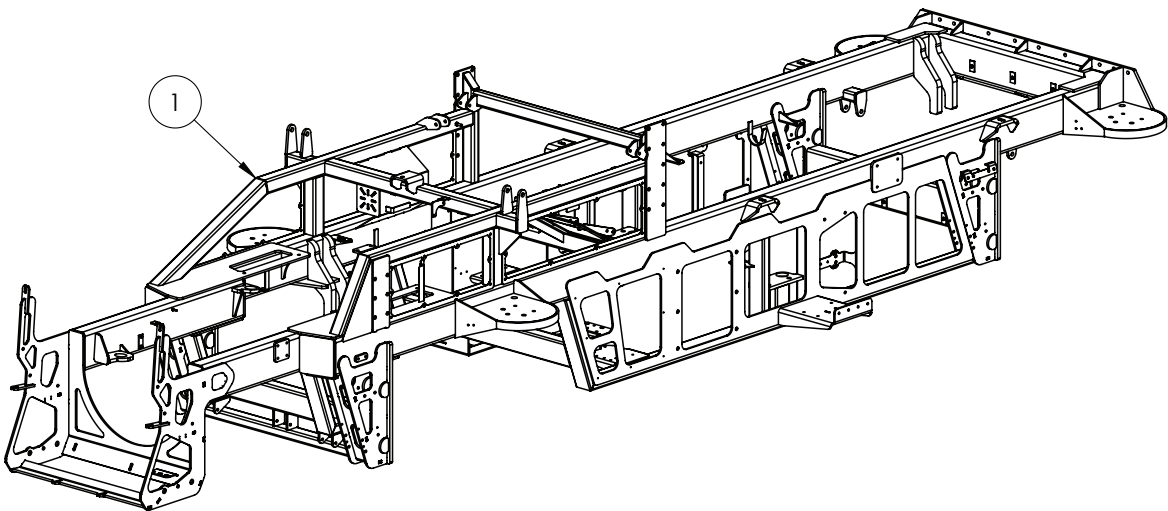
22 CABIN 380

Cabin G8.	380
Cabin - Claas.	381
Cabin - Claas.	382
Cabin - Claas.	383
Cabin - Assembled.	384
Cabin - Assembled.	385
Cabin - Overhead Components.	385
Right Corner Panel.	386
Fuel Gauge	386
Mirror RHS Extension Bracket - 48m	387
GPS Accessories Bar.	388
Fuse Box Cover Mount	389
Seat & Console.	390
Seat - Upper Section.	391
Seat - Lower Section.	392
Claas Console	393
CANTRAK Assembly	394
Ram Mount Assembly	394
G Motion Joystick Assembly.	395
Gear Selector Assembly	396
Switch Panel Assembly.	397
Left Foot Rest	398
Pedal Assembly	399
Carbon Filter.	400
ISOBUS Raven Plug	401
ISOBUS John Deere Plug	402
John Deere Roof Mount.	403

Chapter I

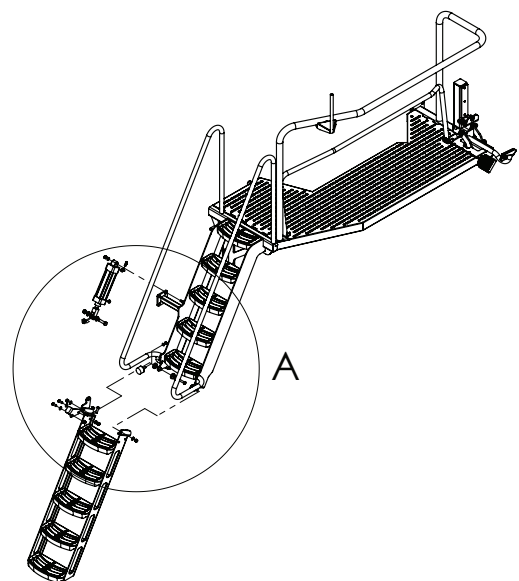
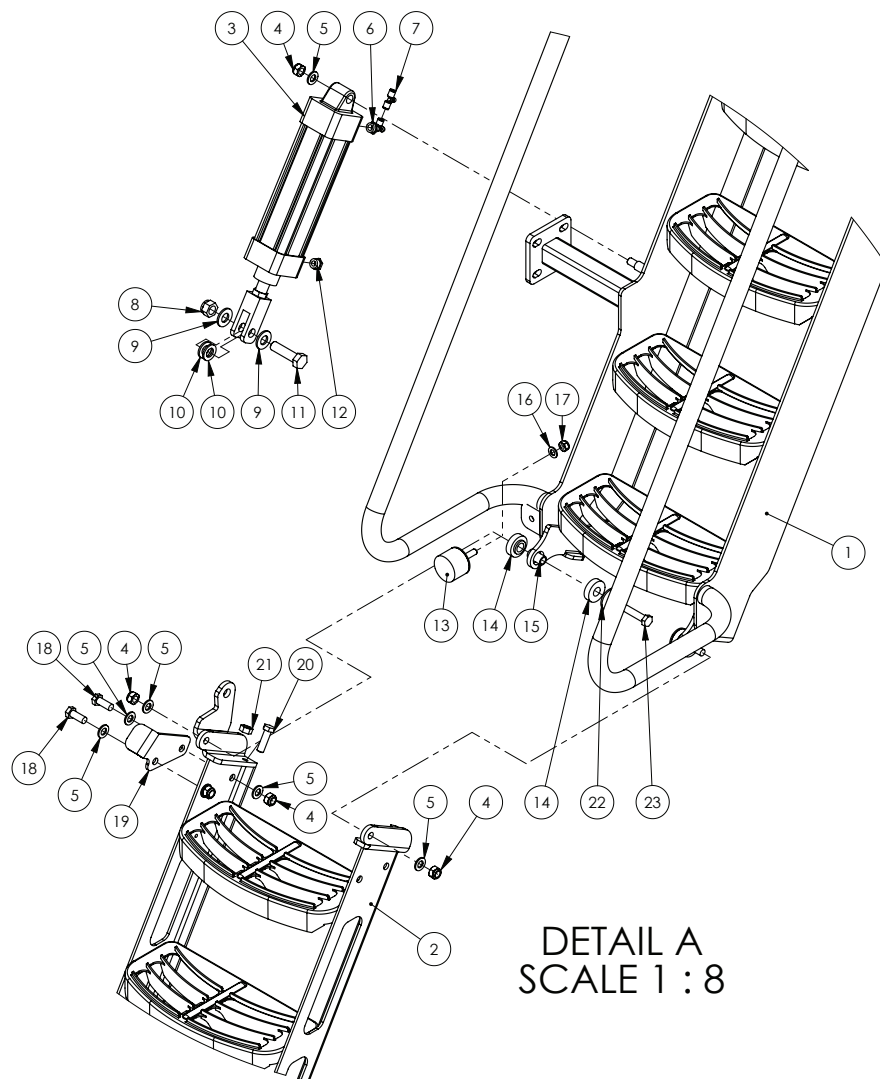
CHASSIS

Chassis - 8000L



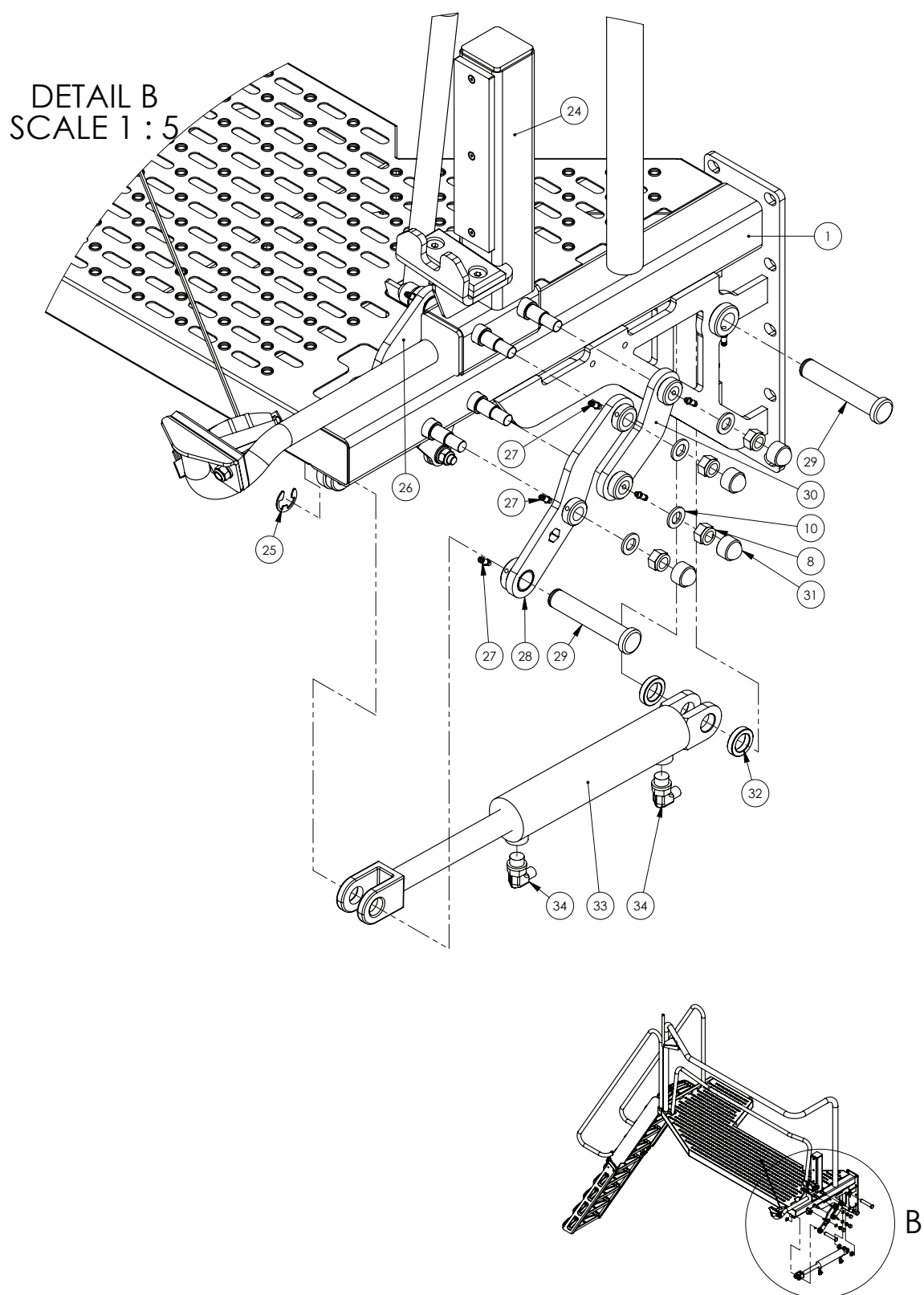
ITEM NO.	PART NUMBER	DESCRIPTION	QTY.
I	GA4661000	Chassis, Super Cruiser, G8	I

36-42m Side Platform & Boom Rest



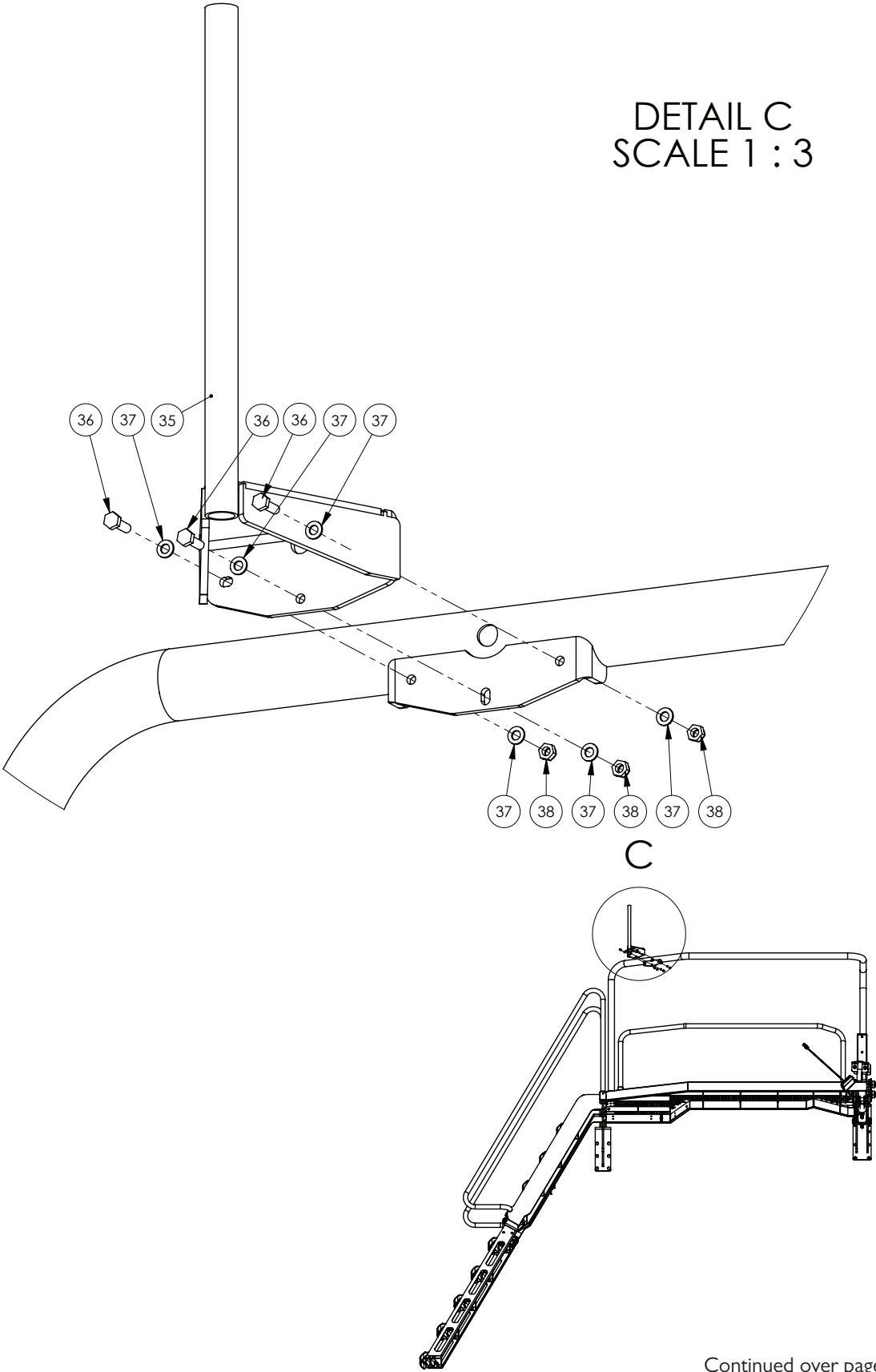
Continued over page

36-42m Side Platform & Boom Rest



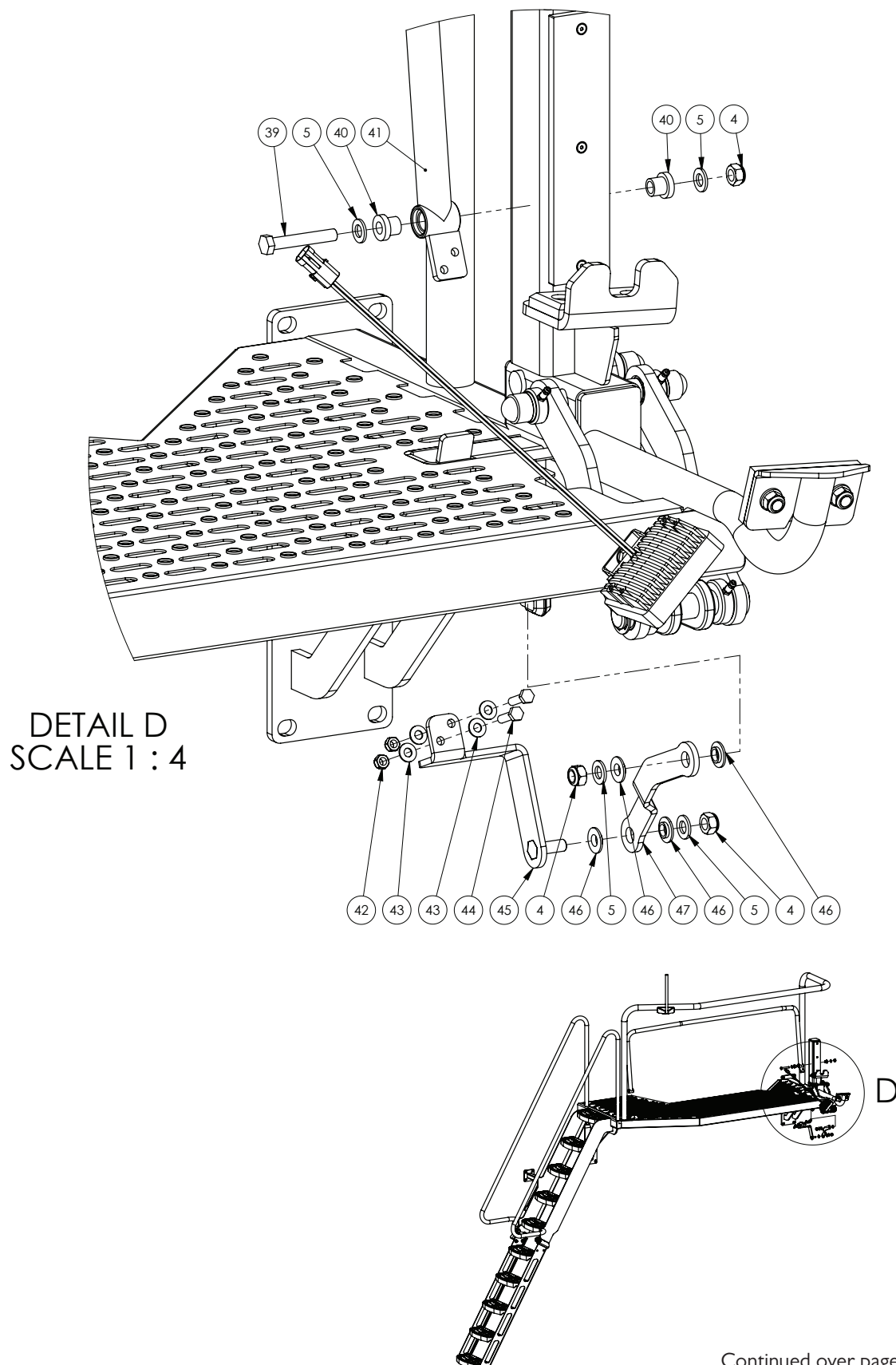
36-42m Side Platform & Boom Rest

DETAIL C
SCALE 1 : 3



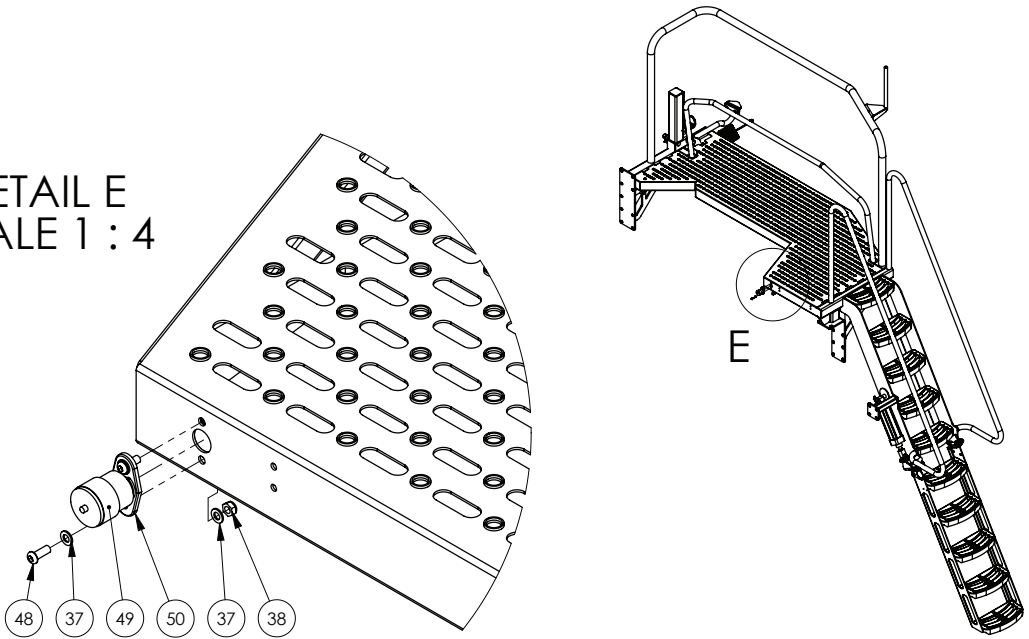
Continued over page

36-42m Side Platform & Boom Rest

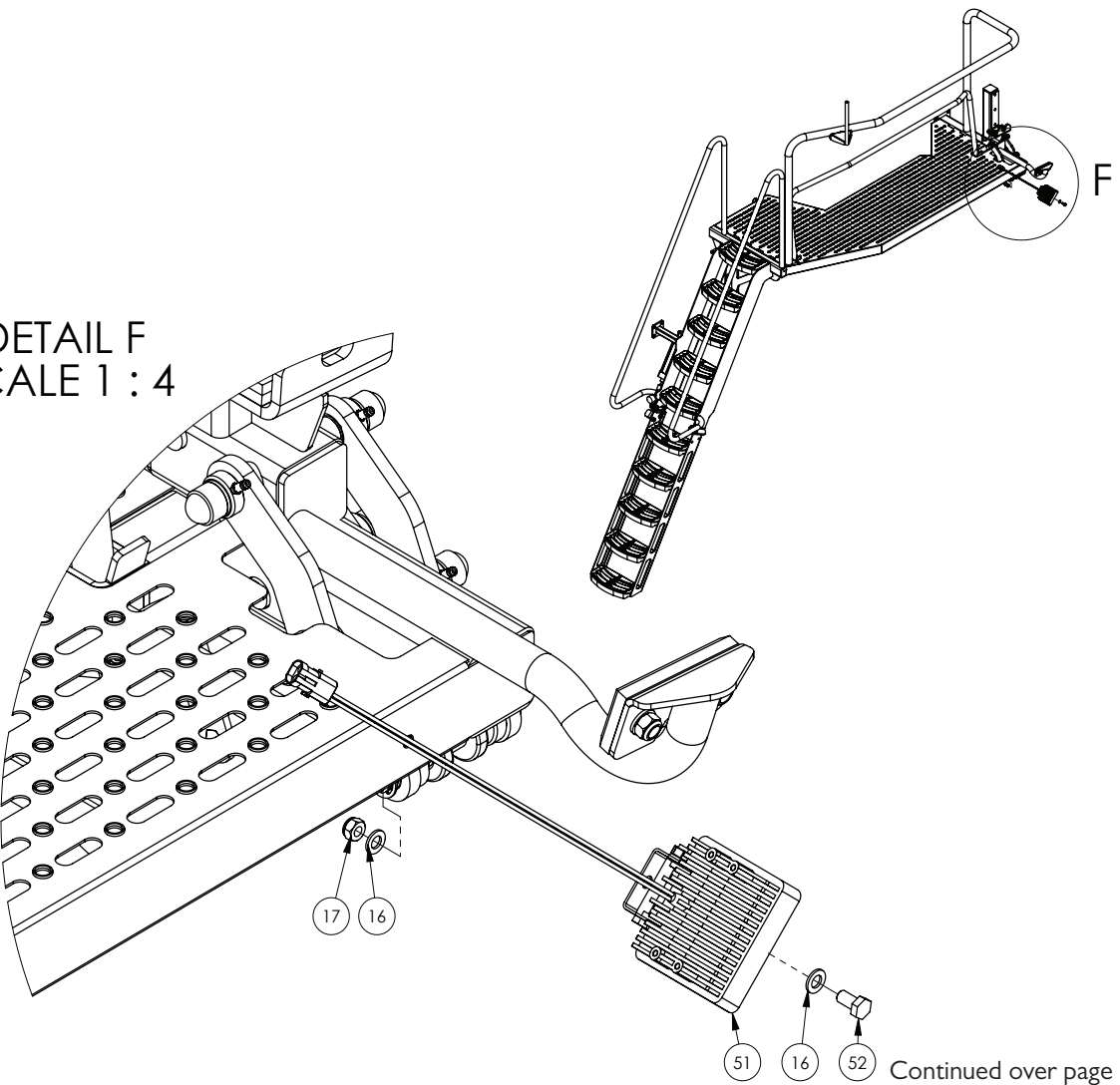


36-42m Side Platform & Boom Rest

DETAIL E
SCALE 1 : 4



DETAIL F
SCALE 1 : 4



Continued over page

36-42m Side Platform & Boom Rest

ITEM NO.	PART NUMBER	DESCRIPTION	QTY.
1	GA4661005	Side Platform	1
2	GA4659760	Lower Ladder	1
3	GA5069674	Pneumatic Cylinder, 63 x 175 mm, 3/8" ports, aluminium	1
4	GA5012461	Nut M12 Nyloc ZP	9
5	GA5000577	Washer 12mm Flat SS HD	13
6	GA5015643	Valve, Needle, 6mm push type inlet x 1/4" male BSP thread inlet, Legris	1
7	GA7000004	Pneumatic Flow Control Needle Valve, 1 Way, 6mm Push In, Inline	1
8	GA5001029	Nut M16 Nyloc ZP	7
9	GA5001009	Washer 16mm Flat ZP HD	2
10	GA5069810	Washer, Nylon, 16 ID x 30 OD x 3 mm	8
11	GA5000941	Bolt M16 x 60 GR8.8 ZP	1
12	GA7000001	Breather Silencer, 3/8" BSP, Brass, Flat	1
13	GA5052815	Rubber Stopper, Diameter 50 x 35 mm Long, With M10 x 35 Stud	1
14	GA4553030	Bush Nylon Ladder Pivot	4
15	GA4553025	Bush Ladder Pivot	2
16	GA5000117	Washer 10mm Flat SS HD	3
17	GA5000141	Nut M10 Nyloc ZP	2
18	GA5000305	Set Screw M12 x 30 GR8.8 ZP	2
19	GA4507330	Plate, Ladder Fold Stop Access Platform	1
20	GA5000319	Set Screw M12 x 40 GR8.8 ZP	2
21	GA5000559	Nut M12 Hex ZP	2
22	GA4505410	Ladder Pivot Bush Retainer Plate, 12.4 ID x 40 OD x 3mm SS	2
23	GA5000335	Bolt M12 x 60 GR8.8 ZP	2
24	*	Boom Rest Assembly	1
25	GA5001223	Circlip, 19mm, E type, zinc plated	2
26	GA4658767	Boom Rest Link LH suit Pivoting Mid Handrail	1
27	GA5009639	Grease nipple, Long, 1/4" UNF male thread, 1 1/8" long	10
28	GA4658765	Boom rest link assy-long link RH	1
29	GA4552835	Pin, Hydraulic cylinder to Boomrest	2
30	GA4658770	Boom rest link assy-short link RH	1
31	GA5075080	End cap, Plastic, Black, Cover, Hex. Dome, M16	6
32	GA4572135	Spacer bush, 40 OD x 25.8 ID x 9 thick, Paralift arm spacer	2
33	GA5069110	Hydraulic Cylinder, Bore 2", Rod 1.25", Stroke 6"	1
34	GA3500348	Hydraulic adaptor, Elbow, 90 degree, 1/4" BSPT male x 3/4" UN male O-ring	2
35	GA4658810	Mounting bracket, Left side mirror	1
36	GA5004063	Bolt M6 x 20 SS A-70	3
37	GA5004437	Washer 6mm Flat SS	10
38	GA5048115	Nut M6 Nyloc ZP	5
39	GA5000351	Bolt M12 x 75 GR8.8 ZP	2

Continued over page

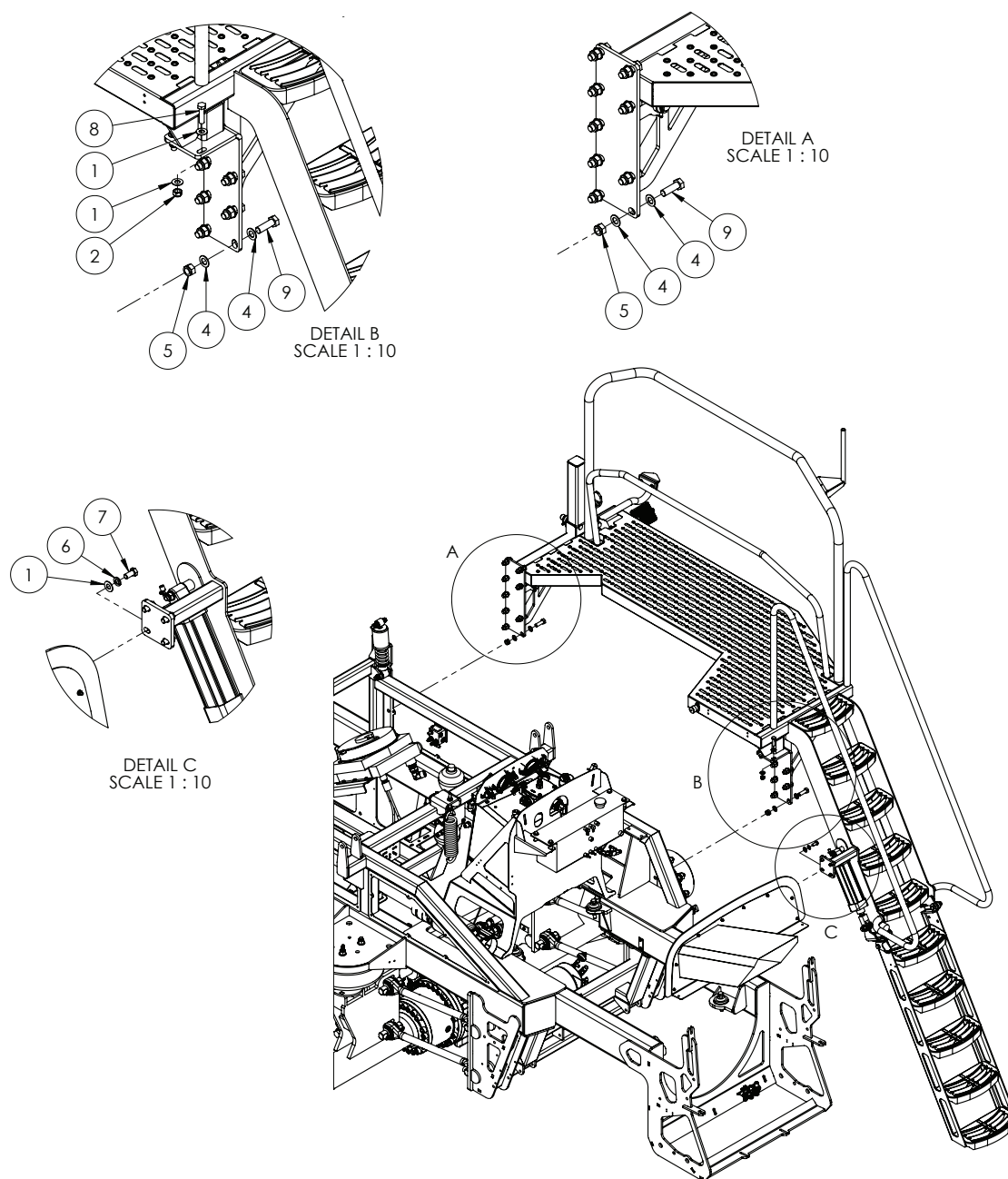
36-42m Side Platform & Boom Rest

ITEM NO.	PART NUMBER	DESCRIPTION	QTY.
40	GA4553055	Nylon Bush Mid Handrail	4
41	GA4661010	Handrail, Middle, Side Platform	1
42	GA5052590	Nut M8 Nyloc SS	2
43	GA5003643	Washer 8mm Flat SS HD	4
44	GA5011475	Bolt M8 x 30 GR8.8 ZP	2
45	GA4659775	Bracket, Middle Handrail link	1
46	GA4553060	Nylon Bush Mid Handrail suit Link Plate	4
47	GA4505590	Link Plate Handrail Mid	1
48	GA5004050	BHCS M6 x 16 SS A2-70	2
49	GA5010525	Service Indicator kit 25	1
50	GA5070470	Mounting Flange Donaldson Air Cleaner Service Indicator Remote	1
51	GA5075500^	Light, LED, Work, Flood beam, bare wires, 12v, 24W	1
52	GA5006113	Bolt M10 x 20 GR8.8 ZP	1

* Sub-assembly on following pages

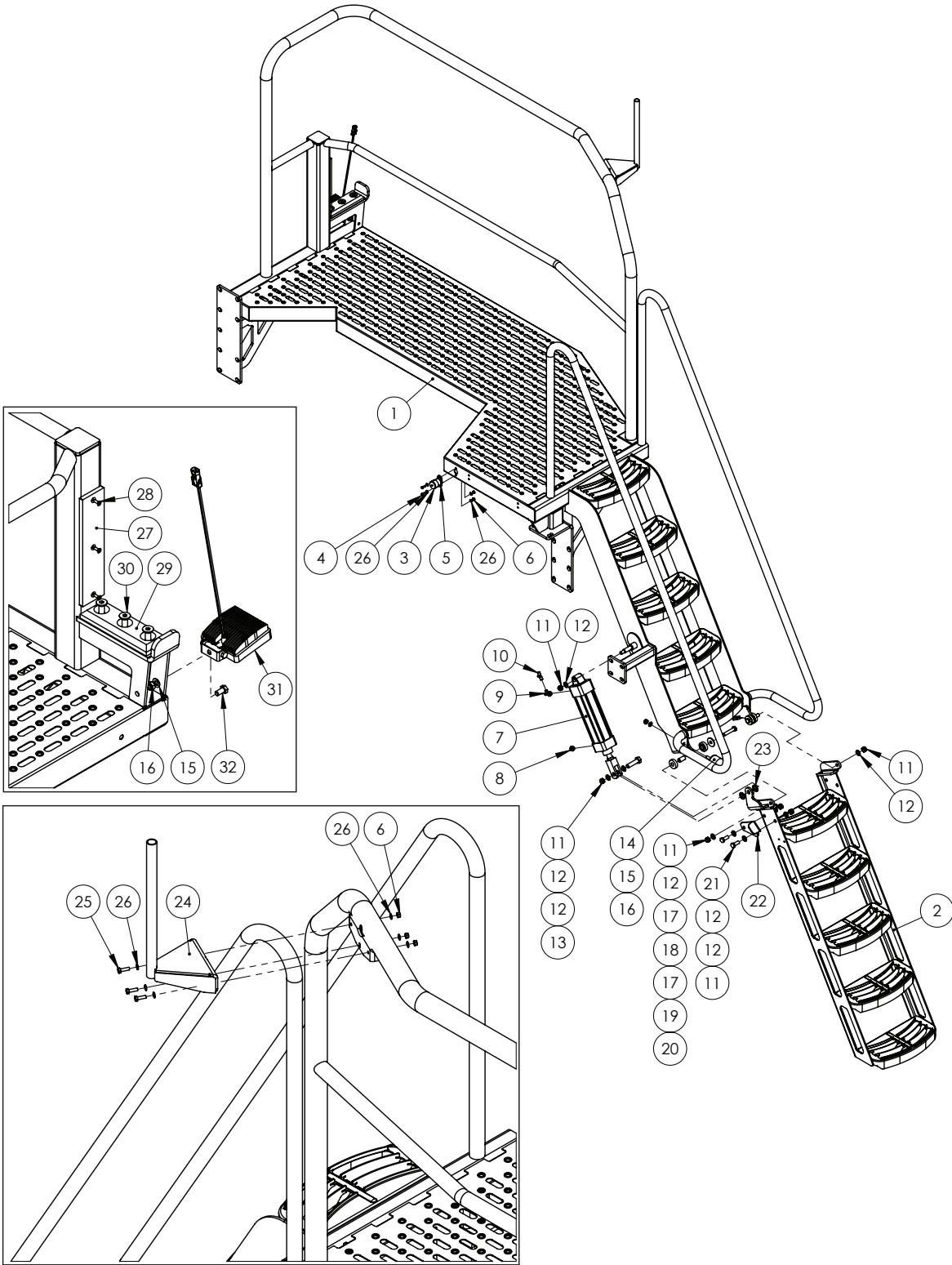
^ See Chapter 15 'Electrics' for more information on machine lighting.

36-42m Side Platform & Boom Rest - Mounting



ITEM NO.	PART NUMBER	DESCRIPTION	QTY.
1	GA5000577	Washer 12mm Flat SS HD	8
2	GA5012461	Nut M12 Nyloc ZP	2
3	GA4907100	Side Platform Assembly	1
4	GA5001043	Washer 16mm Flat SS HD	30
5	GA5001029	Nut M16 Nyloc ZP	15
6	GA5000575	Washer 12mm Spring SS	4
7	GA5000297	M12 x 25 ZP Set Screw	4
8	GA5000327	Set Screw M12 x 45 ZP GR8.8	2
9	GA5000931	Bolt M16 x 50 GR8.8 ZP	15

48m Side Platform & Boom Rest

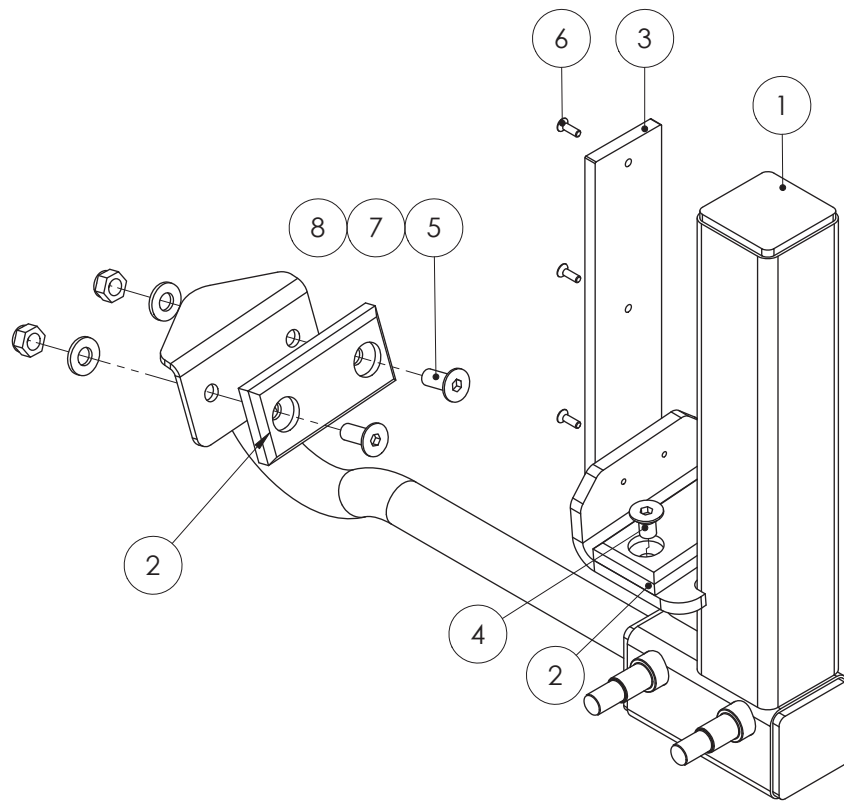


Continued over page

48m Side Platform & Boom Rest

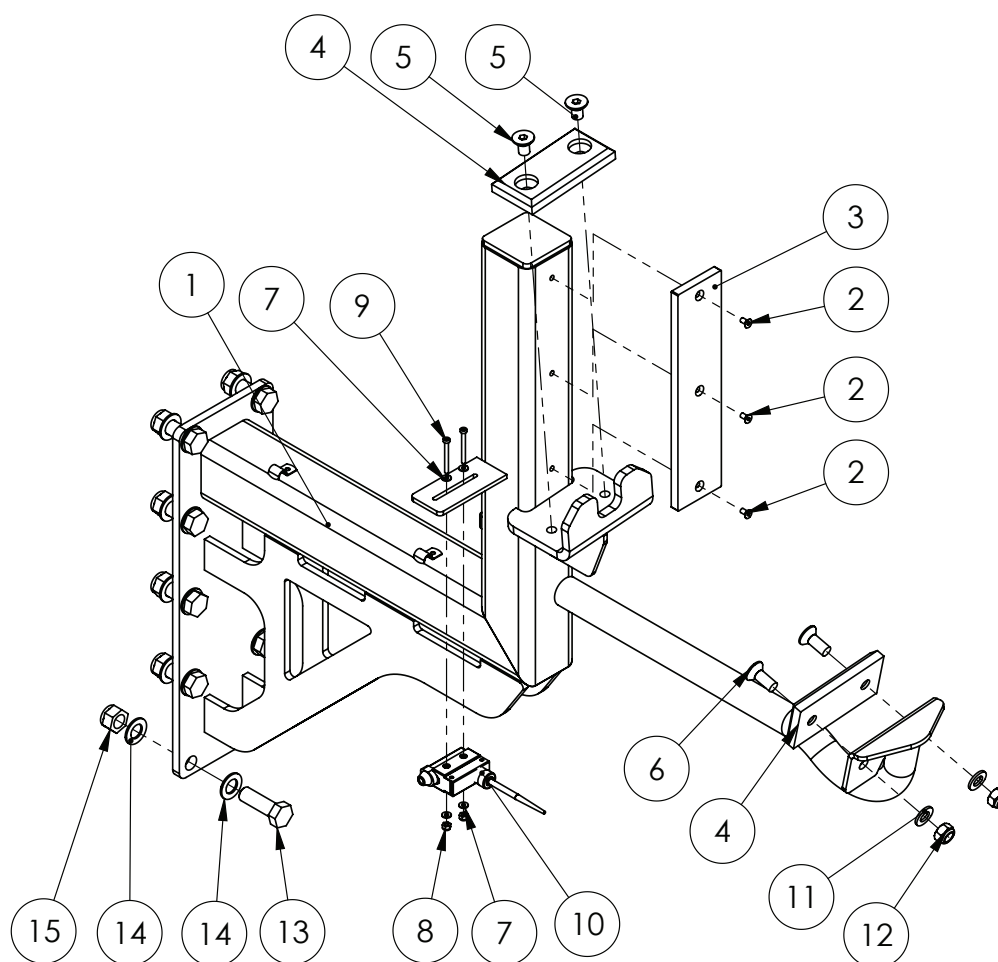
ITEM NO.	PART NUMBER	DESCRIPTION	QTY.
1	GA4661007	Side Platform, Super Cruiser, G8 with 48m Boom	1
2	GA4659760	Lower Ladder	1
3	GA5010525	Service Indicator kit 25	1
4	GA5004050	BHCS M6 x 16 SS A2-70	2
5	GA5070470	Mounting Flange Donaldson Air Cleaner Service Indicator Remote	1
6	GA5048115	Nut M6 Nyloc ZP	5
7	GA5069674	Pneumatic Cylinder, 63 x 175mm, 3/8 ports, aluminium	1
8	GA7000001	Breather Silencer, 3/8 BSP, Brass, Flat	1
9	GA5015643	Valve, Needle, 6mm push type inlet x 1/4 male BSP thread inlet, Legris	1
10	GA7000004	Pneumatic Flow Control Needle Valve, 1 Way, 6mm Push In, Inline	1
11	GA5012461	Nut M12 Nyloc ZP	6
12	GA5000577	Washer 12mm Flat SS HD	9
13	GA5000941	Bolt M16 x 60 GR8.8 ZP	1
14	GA5052815	Rubber Stopper, Diameter 50 x 35 Long, With M10 x 35 Stud	1
15	GA5000117	Washer 10mm Flat SS HD	2
16	GA5000141	Nut M10 Nyloc ZP	2
17	GA4553030	Bush Nylon Ladder Pivot	4
18	GA4553025	Bush Ladder Pivot	2
19	GA4505410	Ladder Pivot Bush Retainer Plate, 12.4 ID x 40 OD x 3mm SS	2
20	GA5000335	Bolt M12 x 60 GR8.8 ZP	2
21	GA5000305	Set Screw M12 x 30 GR8.8 ZP	2
22	GA4507330	Plate, Ladder Fold Stop Access Platform	1
23	GA5069810	Washer, Nylon, 16 ID x 30 OD x 3 mm	2
24	GA4658810	Mounting bracket, Left side mirror	1
25	GA5004063	Bolt M6 x 20 SS A-70	3
26	GA5004437	Washer 6mm Flat SS	10
27	GA5071970	Plastic Wear Strip Boom Rest Polystone 7000SR 65 x 280 x 10mm	1
28	GA5051230	CSCS M5 x 16 SS A2-70	3
29	GA4550795	Plastic Wear Pad, Lower, Boom Rest, 48m Boom	1
30	GA5069080	CSCS M12 x 35 GR12.9 ZP	3
31	GA5075500	Light, LED, Work, Flood beam, bare wires, 12v, 24W	1
32	GA5006113	Bolt M10 x 20 GR8.8 ZP	1

36-42m Boom Rest - Left Side



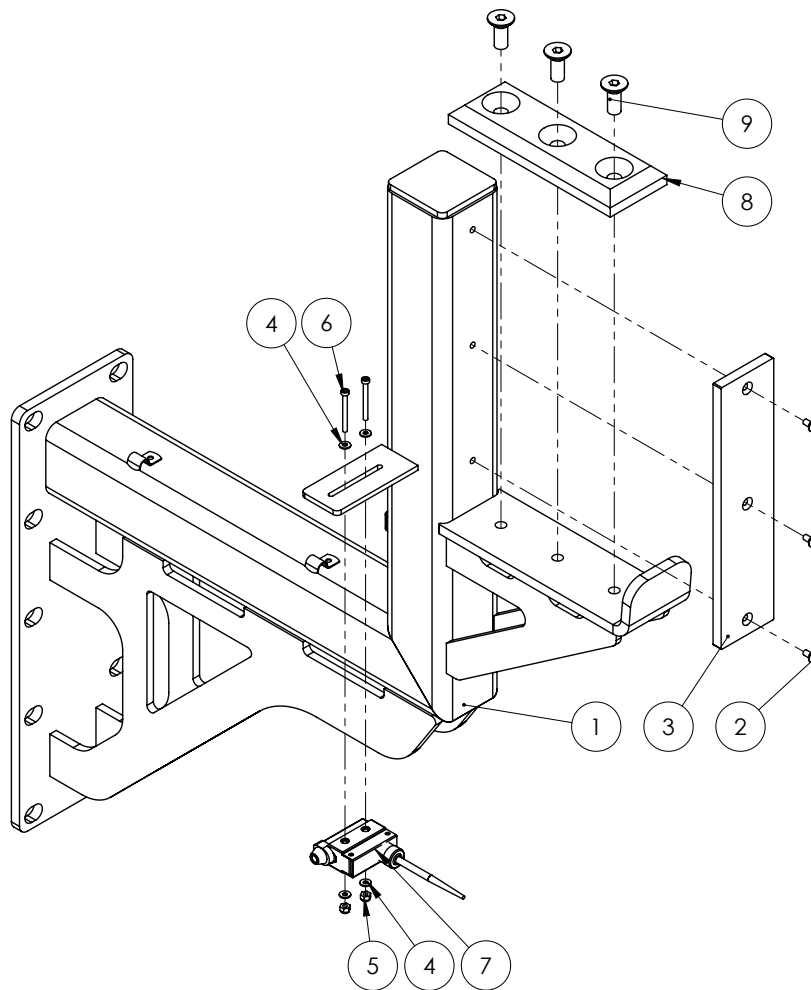
ITEM NO.	PART NUMBER	DESCRIPTION	QTY.
1	GA4660450	Boom Rest Crop Cruiser LH	1
2	GA4550055	Wear Slide Plate Boom Rest Bottom	2
3	GA5071970	Plastic Wear Strip Boom Rest Polystone 7000SR 65 x 280 x 10mm	1
4	GA5070860	CSCS M12 x 20 GR12.9 ZP	2
5	GA5051290	CSCS M12 x 30 GR12.9 ZP	2
6	GA5051230	CSCS M5 x 16 SS A2-70	3
7	GA5000577	Washer 12mm Flat SS HD	2
8	GA5012461	Nut M12 Nyloc ZP	2

36-42m Boom Rest - Right Side



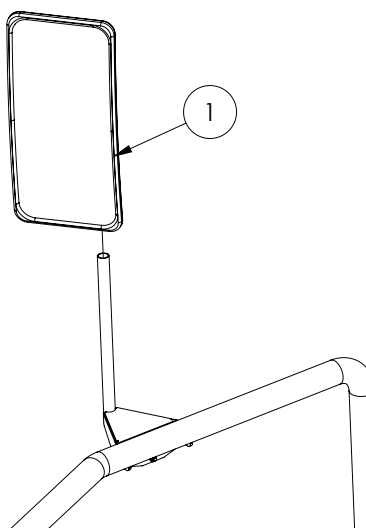
ITEM NO.	PART NUMBER	DESCRIPTION	QTY.
1	GA4661015	Boom Rest, RH	1
2	GA5051230	CSCS M5 x 16 SS A2-70	3
3	GA5071970	Plastic Wear Strip Boom Rest Polystone 7000SR 65 x 280 x 10mm	1
4	GA4550055	Wear Slide Plate Boom Rest Bottom	2
5	GA5070860	CSCS M12 x 20 GR12.9 ZP	2
6	GA5051290	CSCS M12 x 30 GR12.9 ZP	2
7	GA5011361	Washer 4mm Flat SS	4
8	GA5049025	Nut M4 Nyloc SS	2
9	GA5049800	SHCS M4 x 40 GR12.9 ZP	2
10	GA5012129	Limit switch, Flexible arm, Micro, IP65, 10 Amp	1
11	GA5000577	Washer 12mm Flat SS HD	2
12	GA5012461	Nut M12 Nyloc ZP	2
13	GA5000931	Bolt M16 x 50 GR8.8 ZP	9
14	GA5001043	Washer 16mm Flat SS HD	18
15	GA5001029	M16 Nyloc nut	9

48m Boom Rest - Right Side



ITEM NO.	PART NUMBER	DESCRIPTION	QTY.
1	GA4661016	Boom Rest, Super Cruiser, G8 with 48m Boom	1
2	GA5051230	CSCS M5 x 16 SS A2-70	3
3	GA5071970	Plastic Wear Strip Boom Rest Polystone 7000SR 65 x 280 x 10mm	1
4	GA5011361	Washer 4mm Flat SS	4
5	GA5049025	Nut M4 Nyloc SS	2
6	GA5049800	SHCS M4 x 40 GR12.9 ZP	2
7	GA5012129	Limit switch, Flexible arm, Micro, IP65, 10 Amp	1
8	GA4550795	Plastic Wear Pad, Lower, Boom Rest, 48m Boom	1
9	GA5051290	CSCS M12 x 30 GR12.9 ZP	3

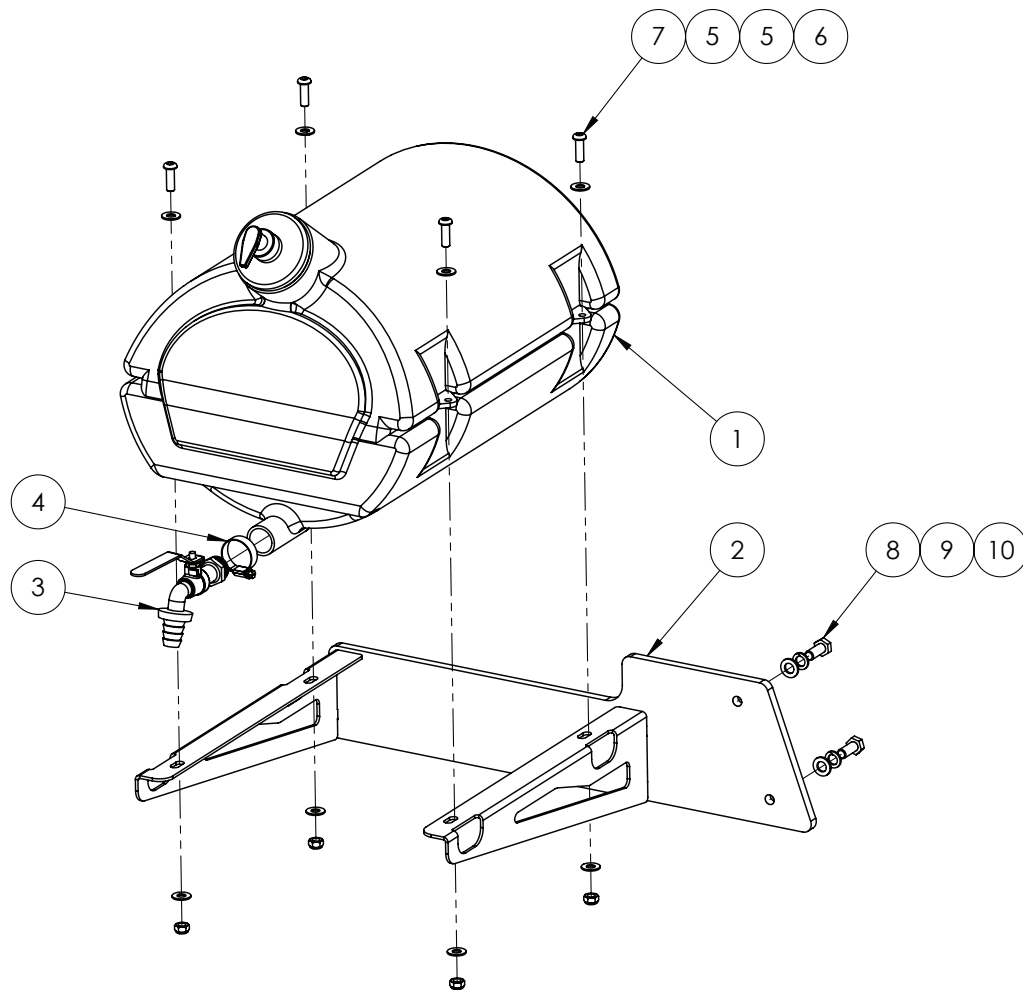
Left Hand Mirror



ITEM NO.	PART NUMBER	DESCRIPTION	QTY.
1	GA5054120	Side mirror, Complete assembly, Suit Claas cab	1
	GA5054125	Side mirror glass, Suit Claas cab	-
	GA5054130	Cover Cap Mirror suit Class Cab	-
	GA5069795	Grommet, Rubber, 28 OD x 7 thick, Material up to 2mm thick	-

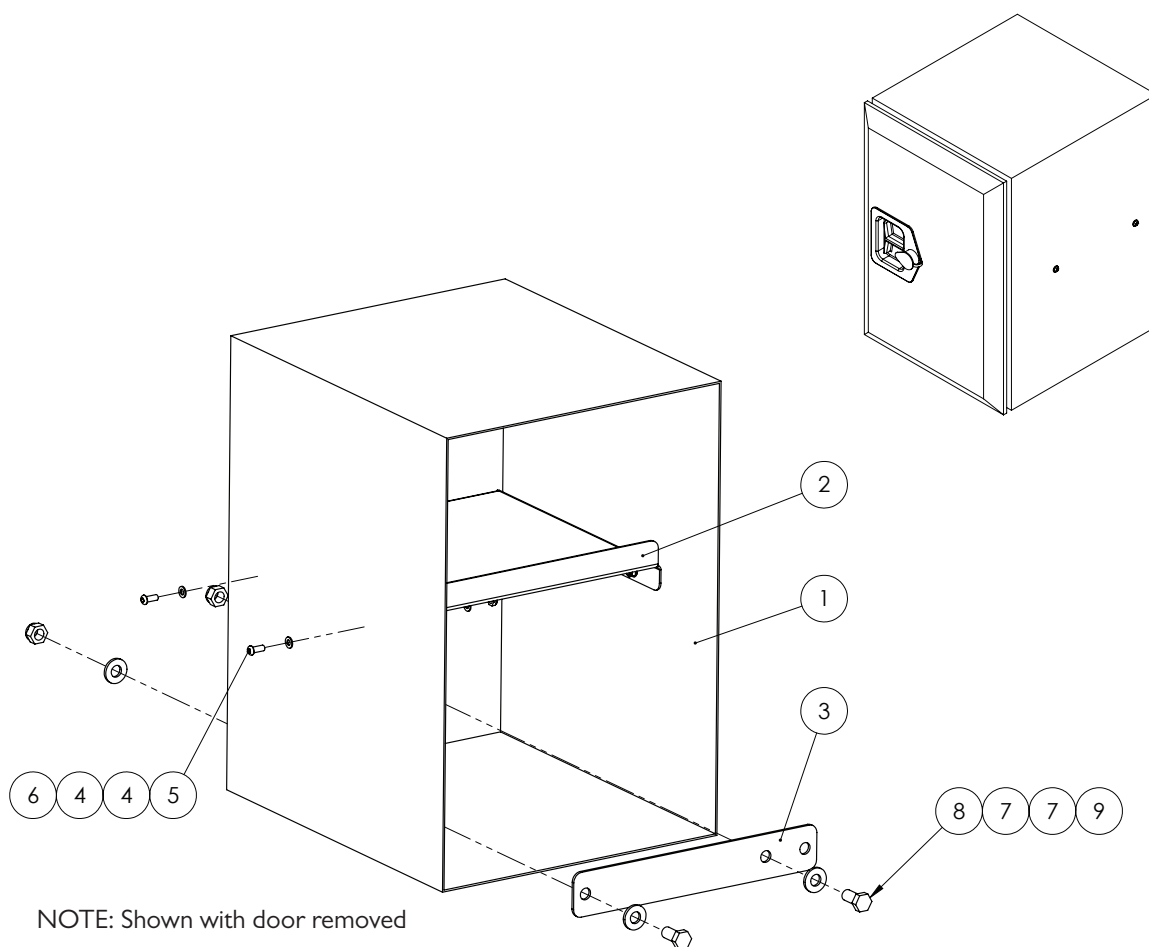
NOTE: See Chapter 22 'Cabin' for RHS mirror and extension bracket for 48 metre boom optioned machines.

Hand Wash Bottle Assembly



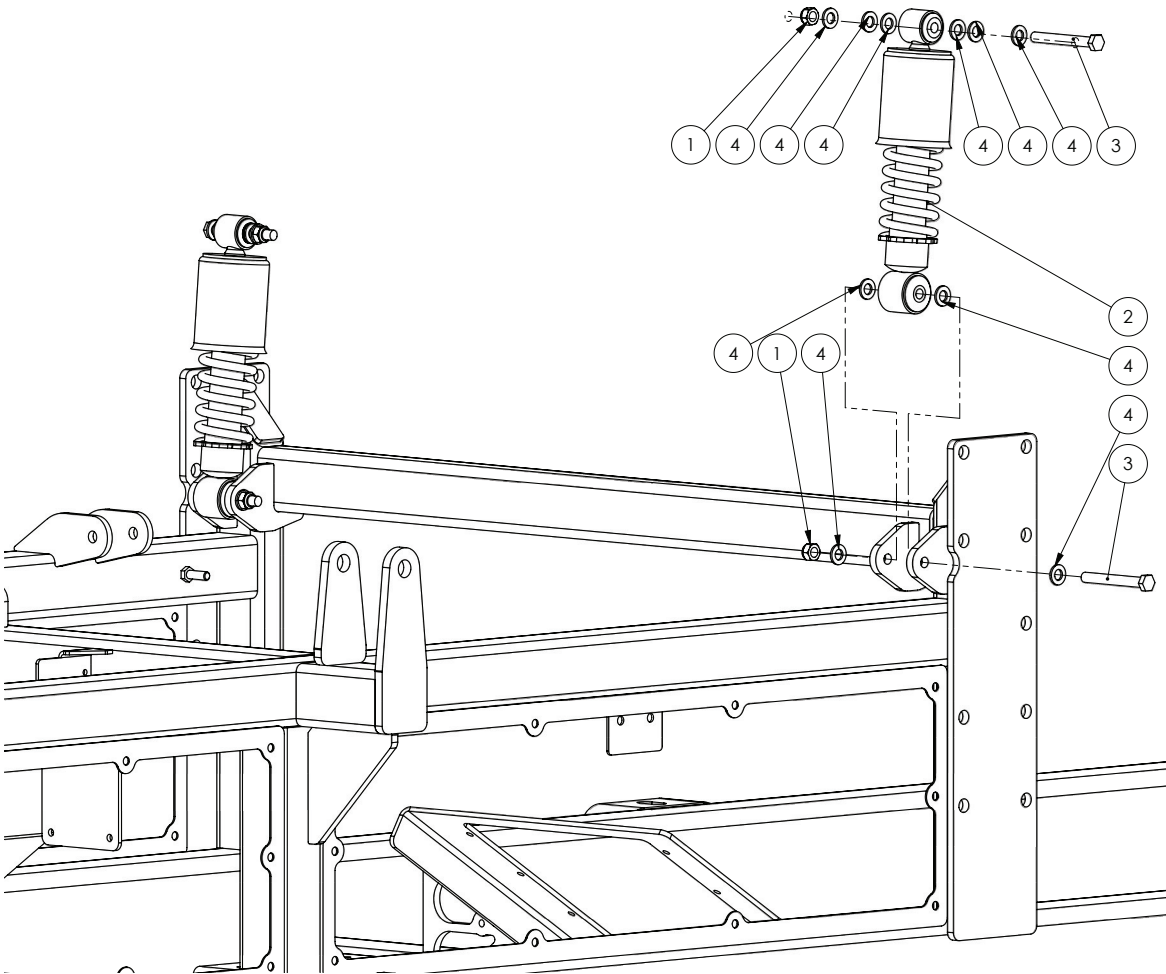
ITEM NO.	PART NUMBER	DESCRIPTION	QTY.
1	GA5075110	Water tank, 30L, Black plastic, With soap dispenser	1
	GA5051275	Soap dispenser, Suit hand wash tank GA5075110	-
2	GA4660815	Hand Wash Bottle Bracket	1
3	GA5070735	Hand wash bottle tap	1
4	GA5001681	Hose Clamp, 1" SS (20-32/12W)	1
5	GA5003643	Washer 8mm Flat SS HD	8
6	GA5052590	Nut M8 Nyloc SS	4
7	GA5011473	M8 x 25 SS A2-70	4
8	GA5066162	Bolt M10 x 25 SS	2
9	GA5000137	Washer 10mm Spring SS	2
10	GA5000117	Washer 10mm Flat SS HD	2

Tool Box



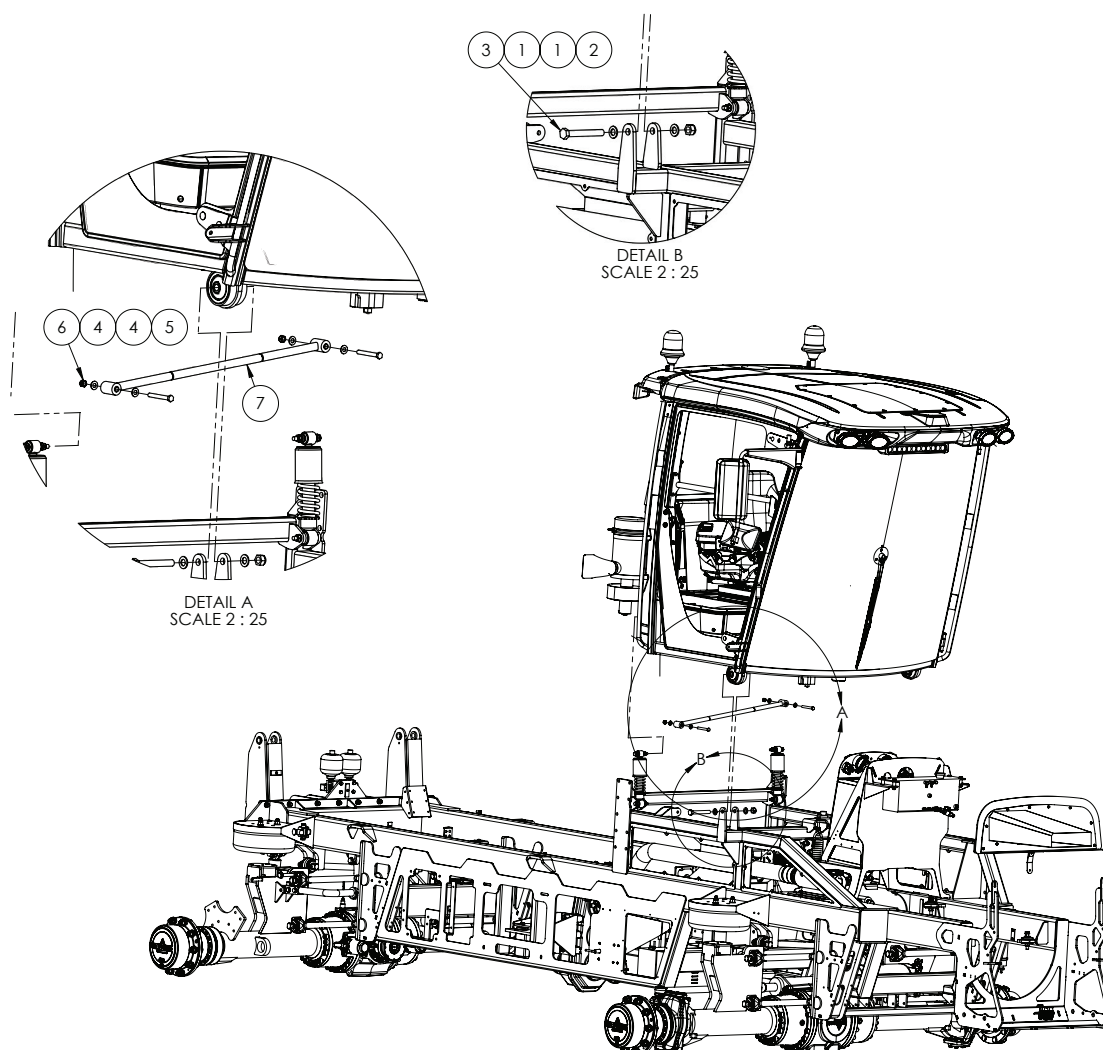
ITEM NO.	PART NUMBER	DESCRIPTION	QTY.
1	GA5068675	Tool box, T handle, Black, w 500 x h 350 x d 400 mm	1
2	GA4502895	Tool box shelf	1
3	GA4503890	Bracket, Tool box mount, inner	2
4	GA5004437	Washer 6mm Flat SS	8
5	GA5004050	BHCS M6 x 16 SS GR8.8	4
6	GA5048115	Nut M6 Nyloc ZP	4
7	GA5000577	Washer 12mm Flat SS HD	8
8	GA5000311	Set screw, M12 x 35, ZP GR 8.8	4
9	GA5012461	Nut M12 Nyloc ZP	4

Cabin - Shockers



ITEM NO.	PART NUMBER	DESCRIPTION	QTY.
1	GA5012461	Nut M12 Nyloc ZP	4
2	GA5054105	Damper, shock absorber suit Claas Cab	2
3	GA5000259	M12 x 100 Bolt	4
4	GA5000577	Washer 12mm Flat SS HD	20

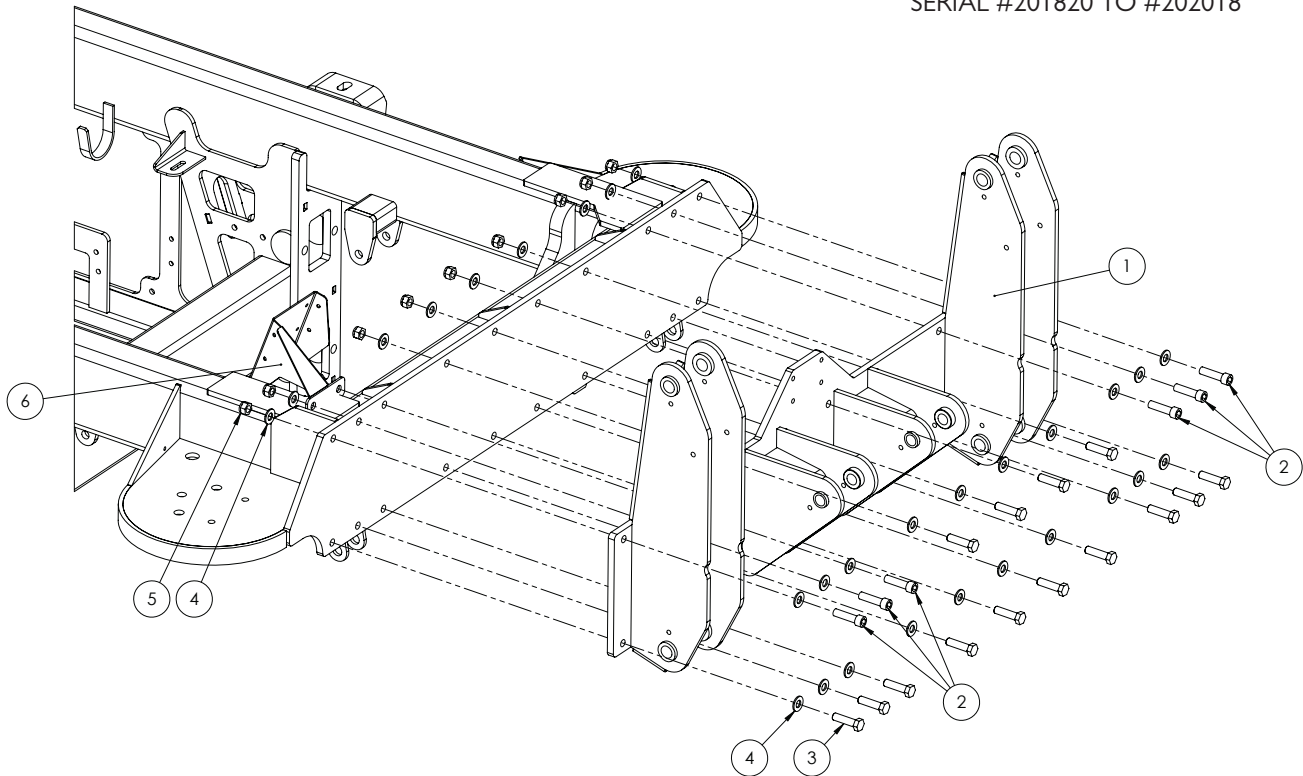
Cabin - Panhard Rod



ITEM NO.	PART NUMBER	DESCRIPTION	QTY.
1	GA5001741	Washer 20mm Flat SS HD	4
2	GA5048125	Nut M20 Nyloc Coarse ZP	2
3	GA5001531	Bolt M20 x 150 GR8.8 ZP	2
4	GA5000577	Washer 12mm Flat SS HD	4
5	GA5000259	Bolt M12 x 100 GR8.8 ZP	2
6	GA5012461	Nut M12 Nyloc ZP	2
7	GA4600290	Panhard Rod, 870mm Centres, Super Cruiser, Claas Cabin	1

Headstock - 36-42m

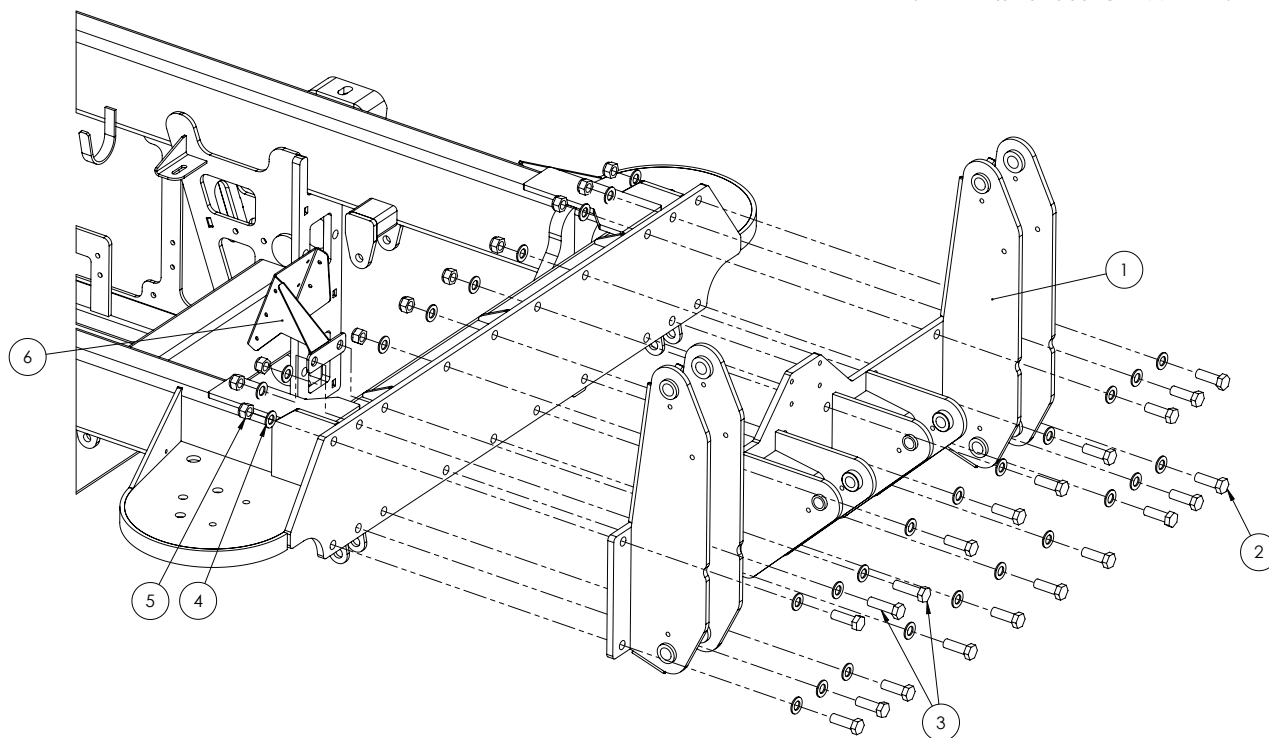
SERIAL #201820 TO #202018



ITEM NO.	PART NUMBER	DESCRIPTION	QTY.
1	GA4661045	Headstock	1
2	GA5048680	SHCS M16 x 60 GR12.9 ZP	6
3	GA5000941	Bolt M16 x 60 ZP GR8.8	14
4	GA5001043	Washer 16mm Flat SS HD	40
5	GA5012463	M16 Nyloc nut	20
6	GA4660835	Heat Shield, Rear Chassis	1

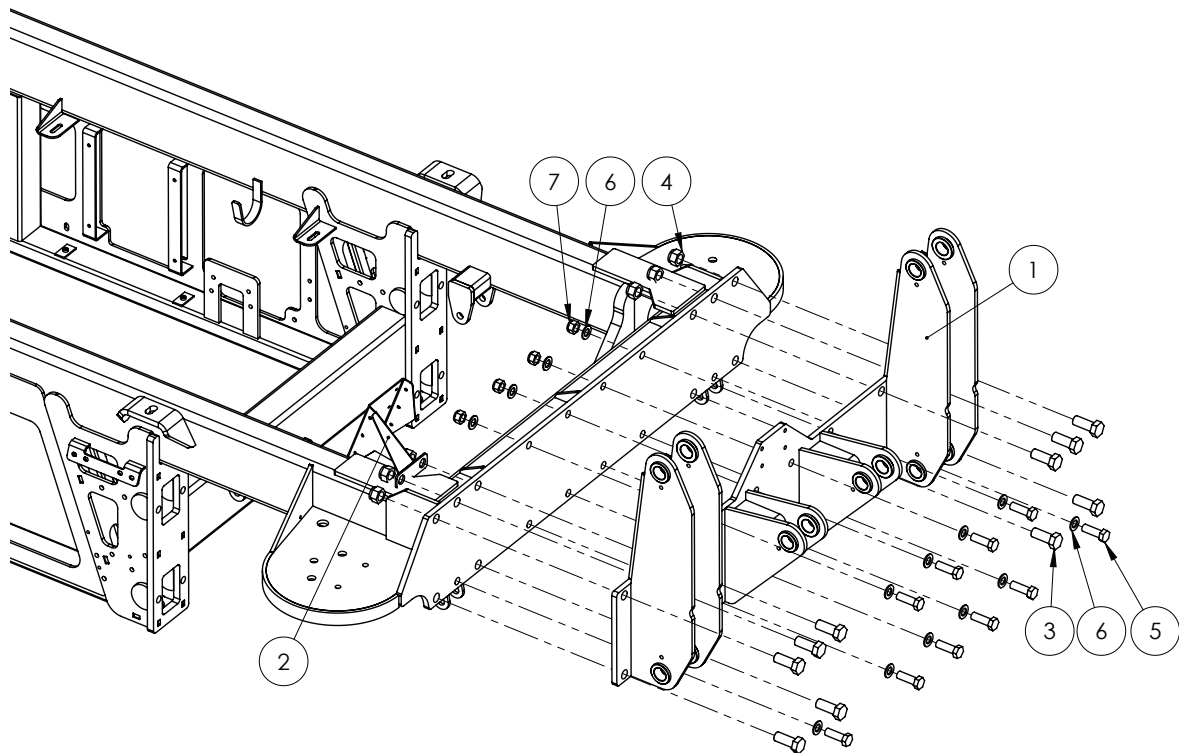
Headstock - 36-42m

SERIAL #202063 ONWARDS




ITEM NO.	PART NUMBER	DESCRIPTION	QTY.
1	GA4661045	Headstock	1
2	GA5011333	Bolt M20 x 60 GR8.8 ZP	18
3	GA5001565	Bolt M20 x 70 GR8.8 ZP	2
4	GA5001741	Washer 20mm Flat SS HD	40
5	GA5048125	Nut M20 Nyloc Coarse ZP	20
6	GA4660835	Heat Shield, Rear Chassis	1

Headstock - 48m



ITEM NO.	PART NUMBER	DESCRIPTION	QTY.
1	GA4661046	Headstock, Super Cruiser, G8, 48m Boom	1
2	GA4660835	Heat Shield, Rear Chassis, G8	1
3	GA0500027	Set Screw, 1" x 2 1/2" UNF 12 TPI, ZP	10
4	GA5012446	Nut, 1", UNF, 12 TPI, Nyloc ZP	10
5	GA5011333	Bolt M20 x 60 GR8.8 ZP	10
6	GA5001741	Washer 20mm Flat SS HD	20
7	GA5048125	Nut M20 Nyloc Coarse ZP	10

Bonnet

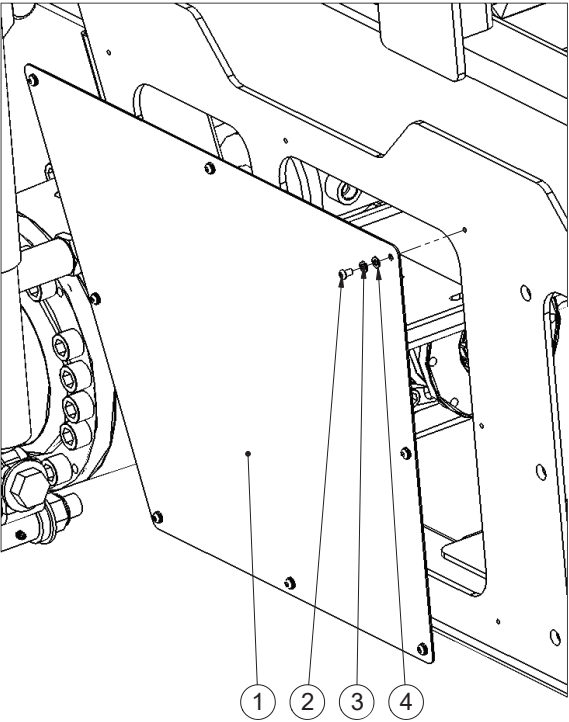


BONNET SPARE PARTS

PART NUMBER	DESCRIPTION
GA3000082	Globe, HB3, 12v, 60w, Narva
GA5075415	Indicator / Running Light Assembly, LED
GA5072720	Bonnet Grill Mesh, suit GA5072135 and GA5072145, 2015 - 2019 design, no center support (one piece front mesh)

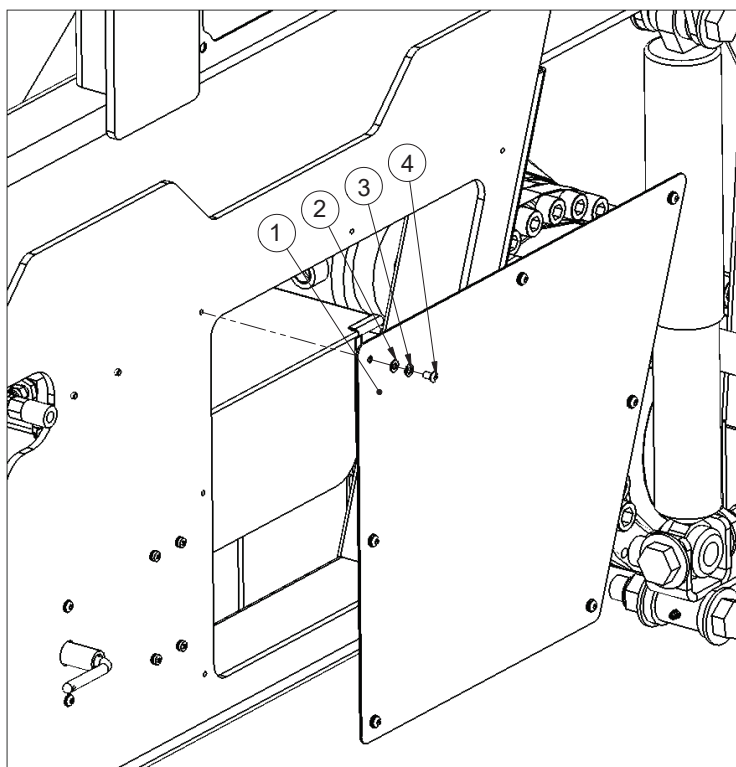
ITEM NO.	PART NUMBER	DESCRIPTION	QTY.
1	GA5072135	Bonnet	1
2	GA4502630	Spacer block, Bonnet latch, HDPE	2
3	GA5066595	Latch, Suit Crop Cruiser bonnet & ladder	2
4	GA5004437	Washer 6mm Flat SS	8
5	GA5070460	SHCS M6 x 60 SS A2-70	4
6	GA5004055	SHCS M6 x 20 GR12.9 ZP	4
7	GA0500078	Washer, 1" ID x 1 7/8" OD x 1/8" Thick, Nylon	4
8	GA4552765	Bolt Shoulder	2
9	GA5000925	SHCS M16 x 40 GR12.9 ZP	2
10	GA5001043	Washer 16mm Flat SS HD	2
11	GA5001029	Nut M16 Nyloc ZP	2

Cover Plate Lower - LHS



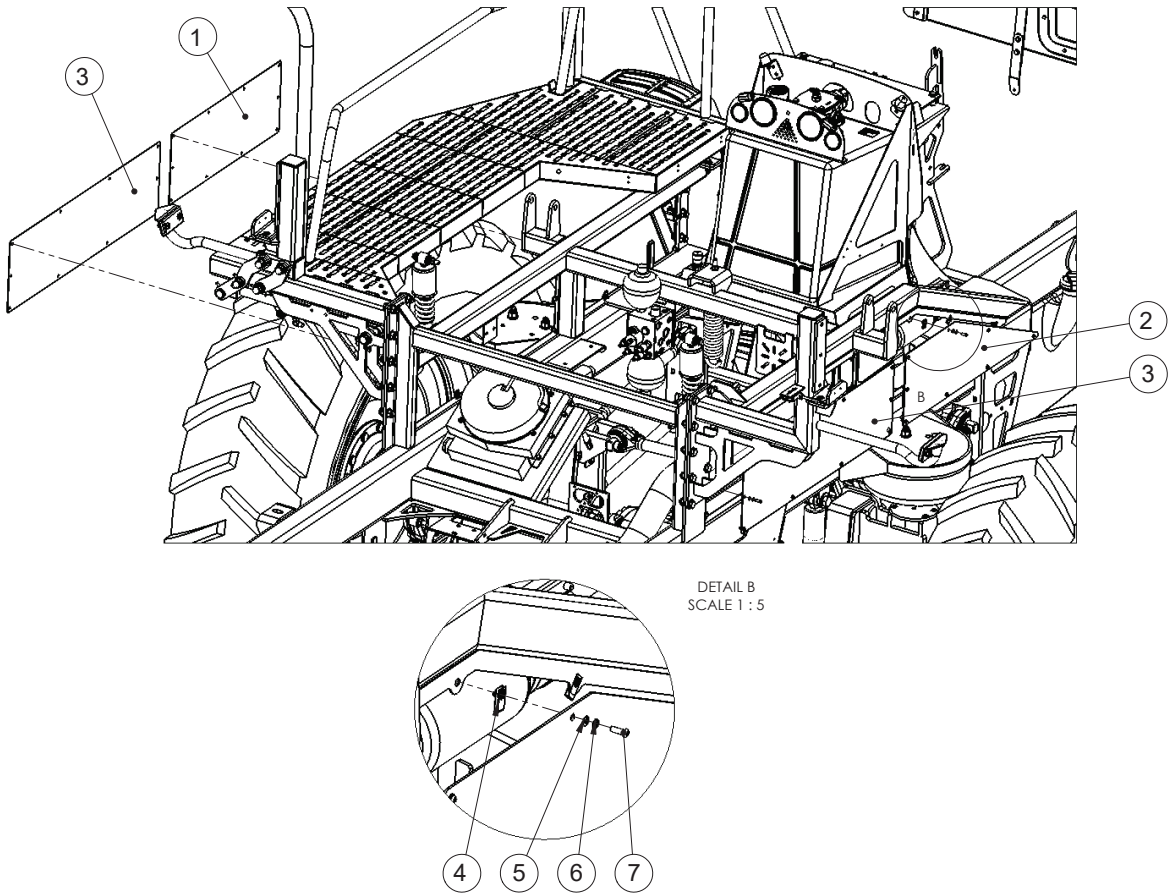
ITEM NO.	PART NUMBER	DESCRIPTION	QTY.
1	GA4509850	Plate, Chassis Cover, LH Lower Section Front	1
2	GA5004023	BHCS M6 x 10 SS A2-70	8
3	GA5004447	Washer 6mm Spring SS	8
4	GA5004437	Washer 6mm Flat SS	8

Cover Plate Lower - RHS - Battery Cover



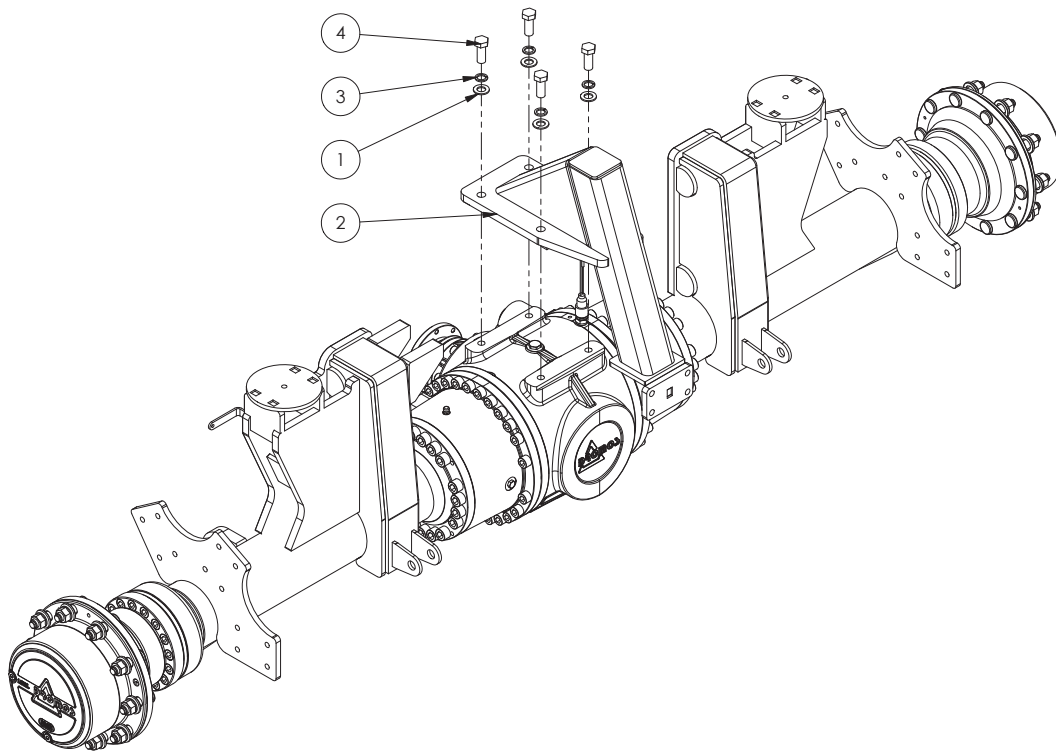
ITEM NO.	PART NUMBER	DESCRIPTION	QTY.
1	GA4509245	Plate, Battery Cover Chassis Side	1
2	GA5004023	BHCS M6 x 10 SS A2-70	7
3	GA5004447	Washer 6mm Spring SS	7
4	GA5004437	Washer 6mm Flat SS	7

Cover Plates Under Cabin



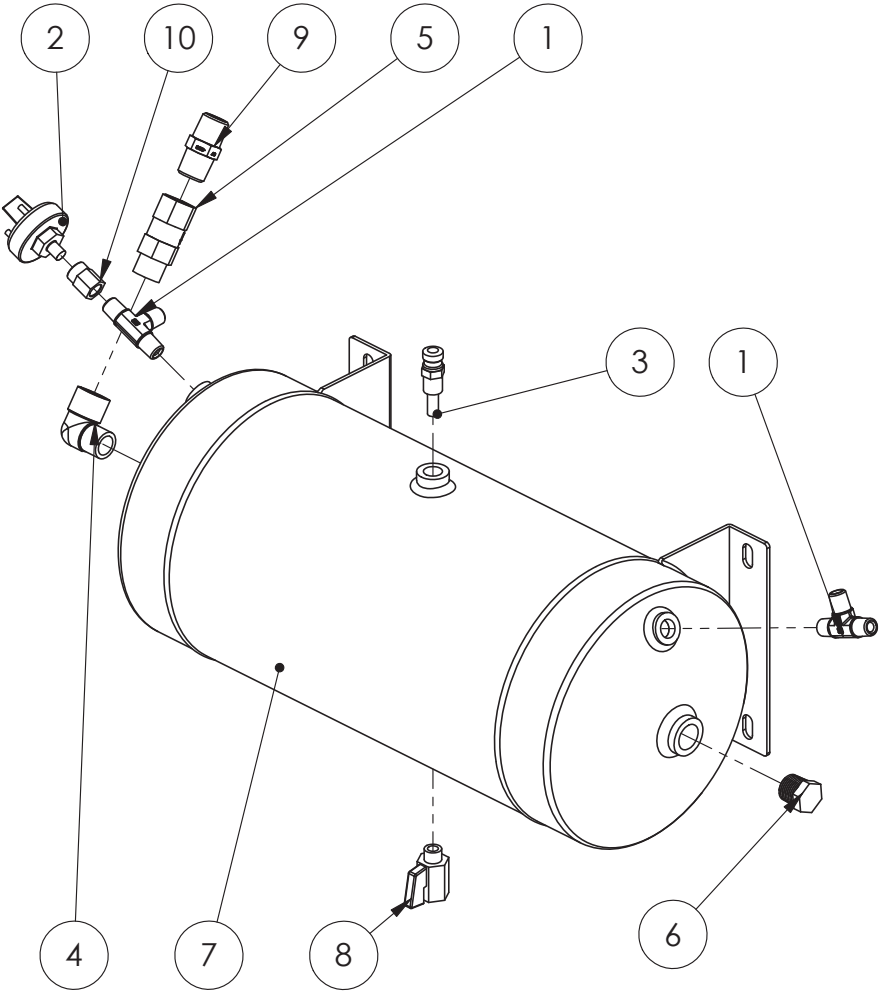
ITEM NO.	PART NUMBER	DESCRIPTION	QTY.
1	GA4509215	Plate, Cover Under Cabin Front LH	1
2	GA4509220	Plate, Cover Under Cabin Front RH	1
3	GA4509210	Plate, Cover Under Cabin Rear	2
4	GA5066830	Speed clip M6	38
5	GA5004447	Washer 6mm Spring SS	38
6	GA5004437	Washer 6mm Flat SS	38
7	GA5004053	BHCS M6 x 20 SS A2-70	38

Tow Bar



ITEM NO.	PART NUMBER	DESCRIPTION	QTY.
1	GA5001741	Washer 20mm Flat SS HD	4
2	GA4661070	Tow Bar Axle Mounted, Super Cruiser, G8	1
3	GA5001721	Washer 20mm Spring SS	4
4	GA5011321	Set Screw M20 Course x 50 GR8.8 ZP	4

Air Tank

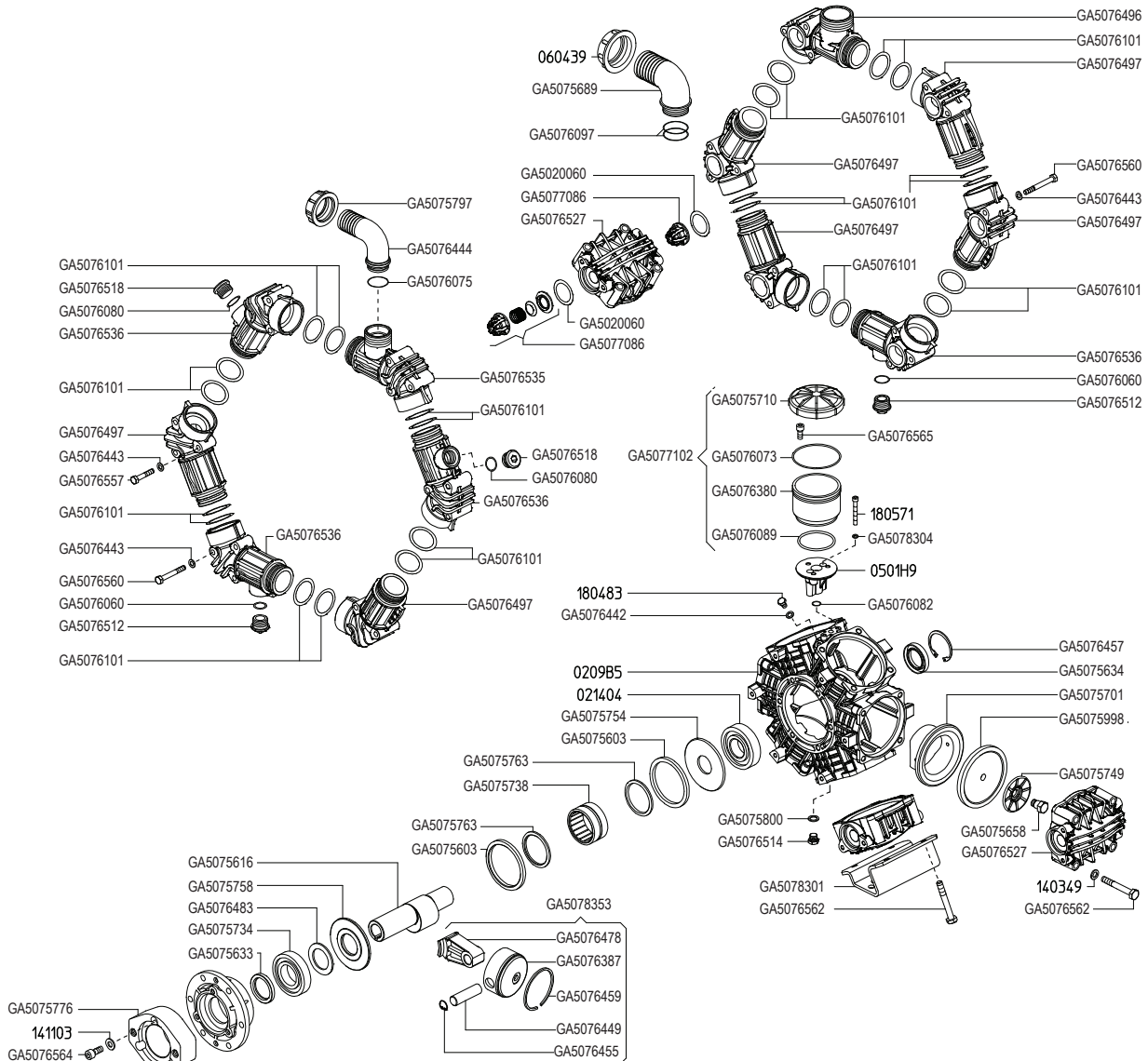


ITEM NO.	PART NUMBER	DESCRIPTION	QTY.
1	GA3500269	Hydraulic adaptor, Tee, 1/4" BSPT male x 1/4" BSPT male x 1/4" BSPT male	2
2	GA5011059	Low Pressure Switch	1
3	GA5017369	Pressure Relief Valve	1
4	GA5048150	Plumbing adaptor, Elbow, 90 degree, 1/2" male thread x 1/2" female thread, Cast	1
5	GA5014795	SC3 single check valve 1/2" M/F	1
6	GA5050670	Plug, Brass, 1/2" BSPT male	1
7	GA5071940	Tank, Air, 14.75L	1
8	GA5018323	Valve, Ball, 1/4 male, female, Black Lever handle, Chromed	1
9	GA3500223	Hydraulic adaptor, Nipple, 1/2" BSPT male x 1/2" BSPT male	1
10	GA5069925	1/4" - 1/8" BSPT female reducing socket	1

Chapter 2

PUMPS

Spray Pump - Zeta 260



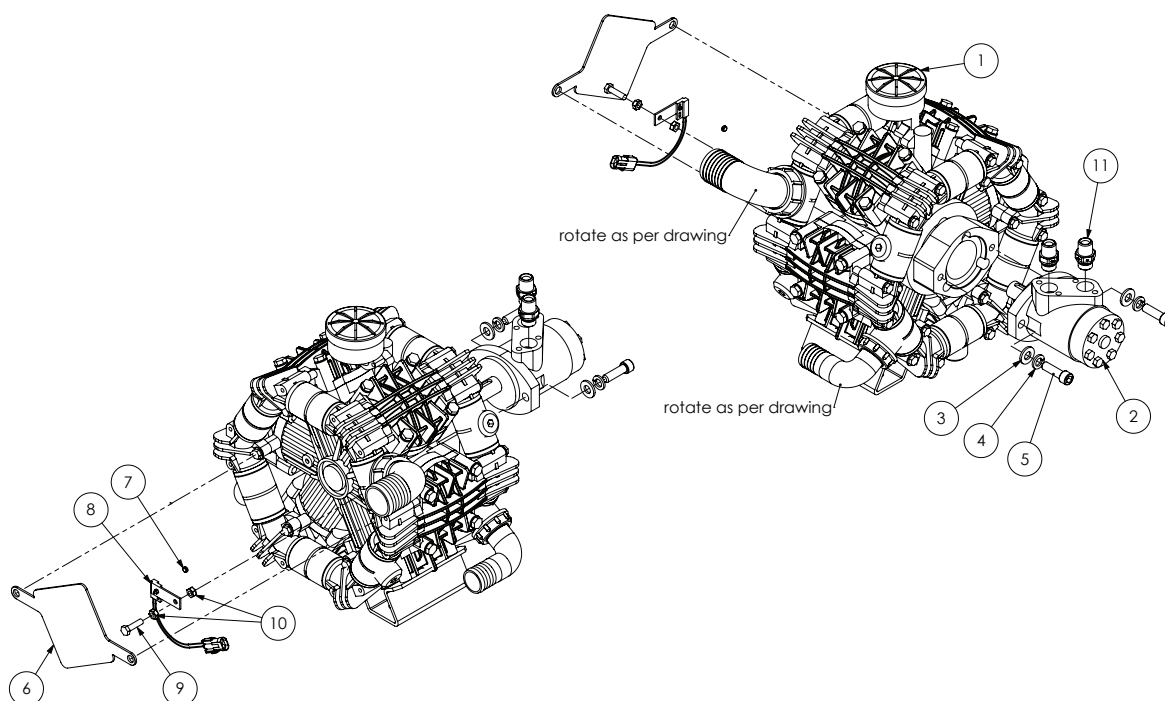
PUMP ASSEMBLY

PART NUMBER	DESCRIPTION	QTY.
GA5054500	Pump Zeta 260 MI-I	1

PUMP SERVICE PARTS

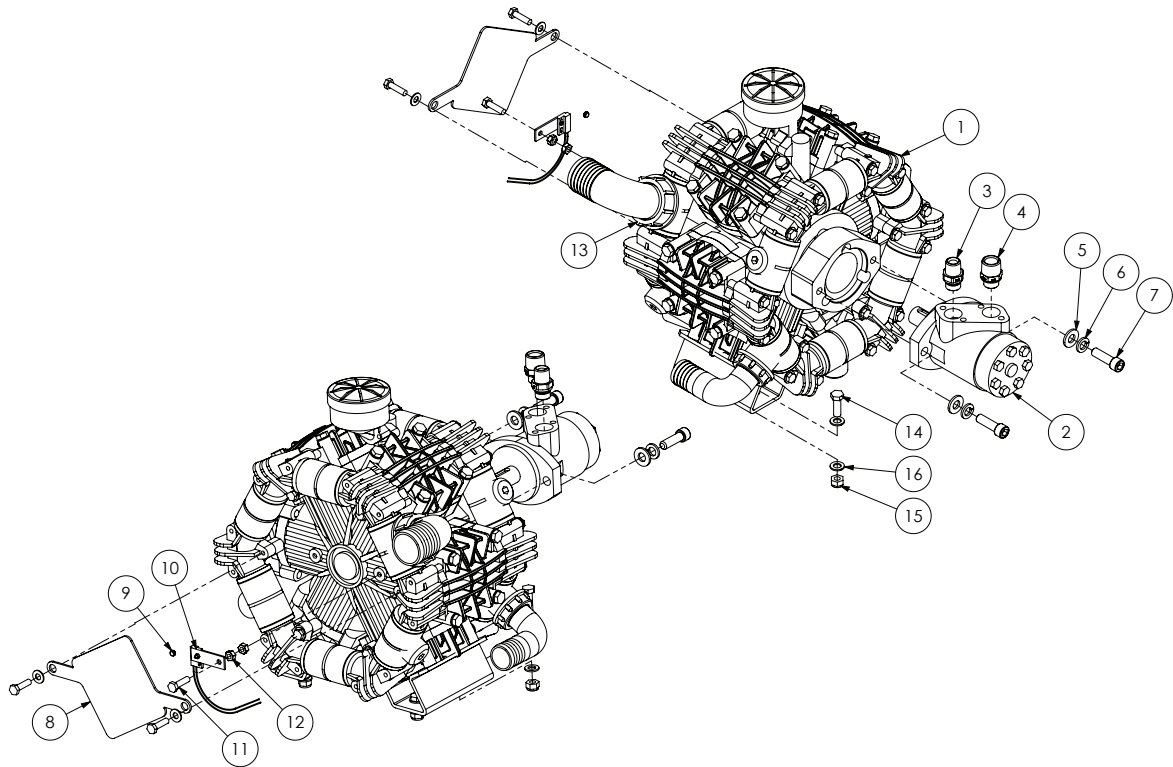
PART NUMBER	DESCRIPTION
GA5077793	Pump Diaphragm Kit suit Zeta 260 and RO250 Udor Pumps
GA5077792	Pump rebuild kit, includes diaphragms, seals & valves, Suits both Zeta 260 and RO250 in PTO and Hyd Drive
GA5023115	Seal kit, 60cc & 80cc hydraulic motor, GA5009525 and GA5047515

Spray Pump - Zeta 260 - Hydraulic Drive



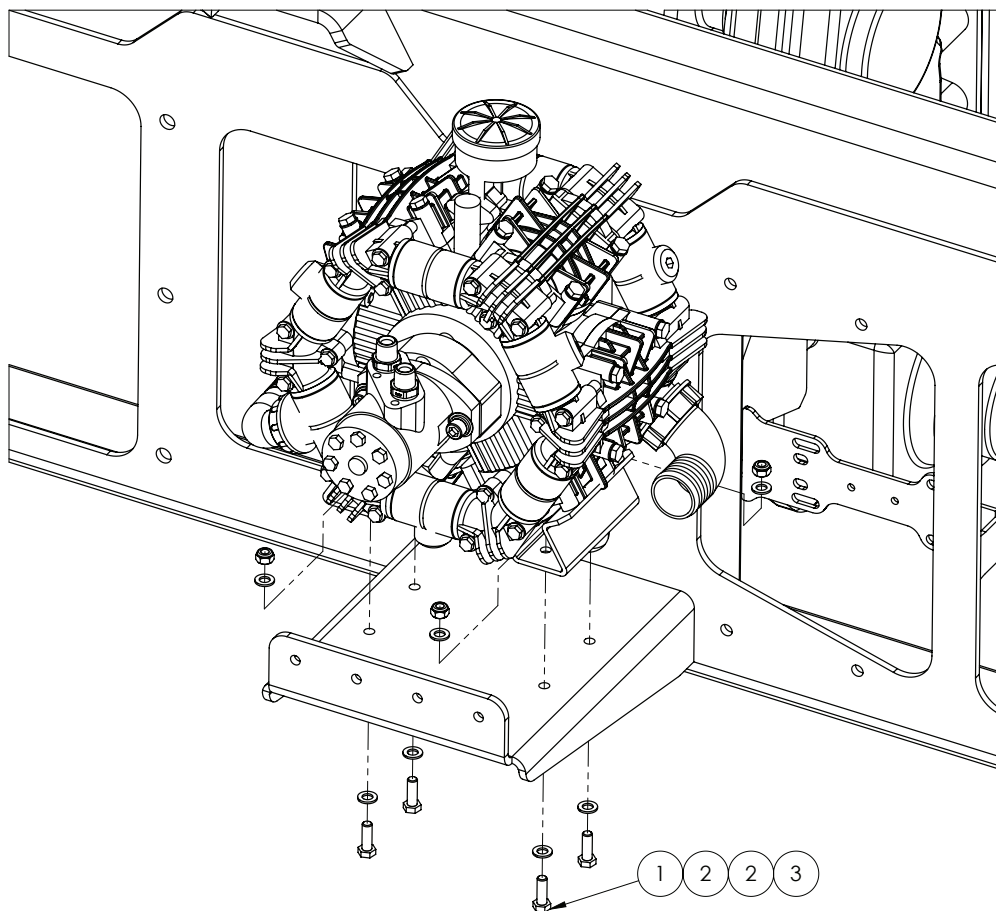
ITEM NO.	PART NUMBER	DESCRIPTION	QTY.
1	GA5054500	Pump Zeta 260 MI-I	1
2	GA5047515	Motor, hydraulic, 80cc/rev, 25.4mm shaft, Suit spray pump drive	1
3	GA5000577	Washer 12mm Flat SS HD	2
4	GA5000575	Washer 12mm Spring SS	2
5	GA5000321	SHCS M12 x 40 ZP GR12.9	2
6	pumpcover250	Plate, Rear Pump Shaft Cover, RO250, Zeta 260 and 300	1
7	GA5016169	Magnet, High strength, 12mm diameter x 1.5mm thick	1
8	GA5076307	Sensor, Spray pump RPM, suit 4400 / 4070, Raven	1
9	GA5048655	Bolt M8 x 40 GR8.8 ZP	1
10	GA5011499	Nut M8 ZP	2
11	GA3500310	Hydraulic adaptor, Nipple, 1/2" BSPT male x 1/2" BSPP male	2

Spray Pump - Zeta 300 Hydraulic Drive



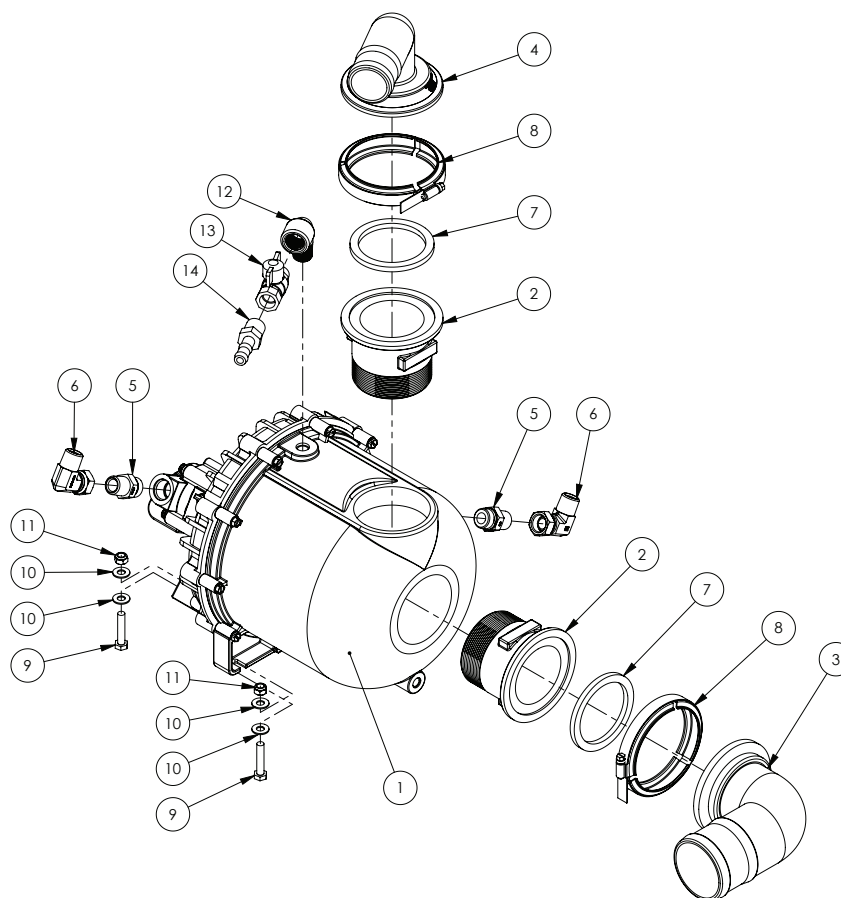
ITEM NO.	PART NUMBER	DESCRIPTION	QTY.
1	GA5054520	Pump Zeta 300 MI-25	1
2	GA5020210	Hydraulic Motor, 80cc 25.0mm, 8mm keyway, MP80CD/4	1
3	GA3500310	Hydraulic adaptor, Nipple, 1/2" BSPT male x 1/2" BSPP male	1
4	GA3500313	Hydraulic adaptor, Nipple, 3/4" BSPT male x 1/2" BSPP male	1
5	GA5000577	Washer 12mm Flat SS HD	2
6	GA5000575	Washer 12mm Spring SS	2
7	GA5000321	SHCS M12 x 40 ZP GR12.9	2
8	pumpcover250	Plate, Rear Pump Shaft Cover, RO250, Zeta 260 and 300	1
9	GA5016169	Magnet, High strength, 12mm diameter x 1.5mm thick	1
10	GA5076307	Sensor, Spray pump RPM, suit 4400 / 4070, Raven	1
11	GA5048655	Bolt M8 x 40 ZP GR8.8	1
12	GA5011499	Nut M8 Hex ZP	2
13	GA5048385	O-ring, 42.5 x 2.62mm, BS131, suit 2" hose barb	3
14	GA5065455	Bolt M10 x 30 ZP GR8.8t	4
15	GA5000141	Nut M10 Nyloc ZP	4
16	GA5000117	Washer 10mm Flat SS HD	8

Spray Pump - Mounting



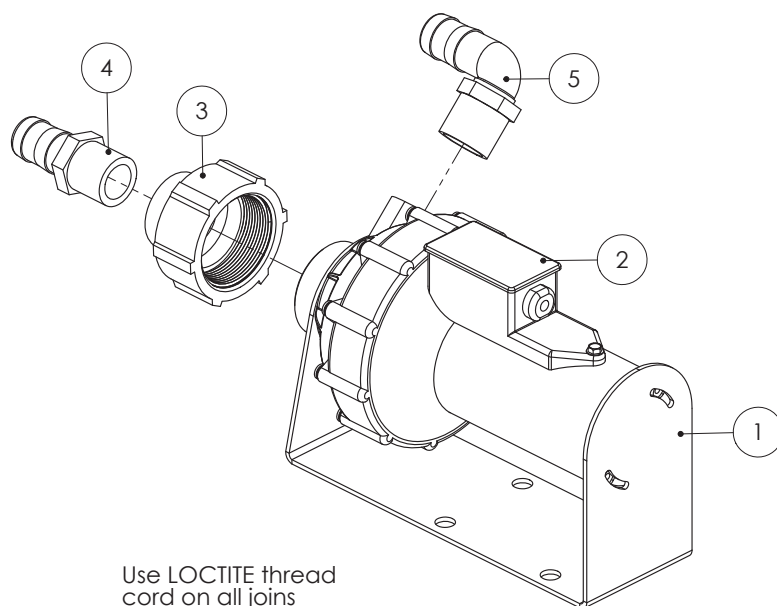
ITEM NO.	PART NUMBER	DESCRIPTION	QTY.
1	GA5065455	Bolt M10 x 30 ZP GR8.8	4
2	GA5000117	Washer 10mm Flat SS HD	8
3	GA5000141	Nut M10 Nyloc ZP	4

Hydraulic Fill Pump



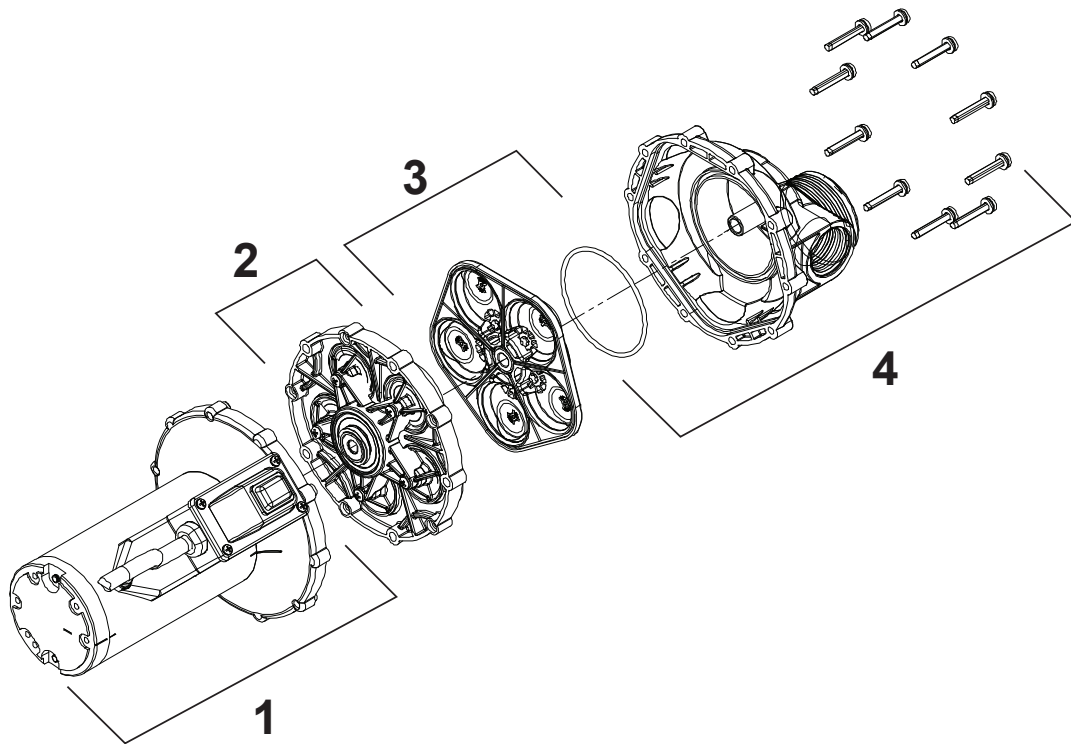
ITEM NO.	PART NUMBER	DESCRIPTION	QTY.
-	GA5072075	Seal kit, Pump, Poly 3" BSP, Complete rebuild, suit GA5072085	-
1	GA5072085	Pump, Poly 3" BSP, Transfer, Viton, Hydraulic drive	1
2	GA5077876	Plumbing Fitting, 3" Flange to 3" BSP Thread, Banjo	2
3	GA5077875	Hose barb, Elbow, 90 degree, 3" flange x 3" hose, Banjo	1
4	GA5077871	Hose barb, Elbow, 90 degree, 3" flange x 2" hose barb, Banjo	1
5	GA3500364	Hydraulic adaptor, Nipple, 1/2" BSPT male x 7/8" UN male O-ring	2
6	GA3500333	Hydraulic adapter, Elbow, 90 degree, 1/2" male x 1/2" female swivel	2
7	GA5076723	Seal, EPDM, Suit 3" flange fitting, Banjo	2
8	FC300	Hose clamp, Worm screw, 3"	2
9	GA5048655	Bolt M8 x 40 ZP GR8.8	4
10	GA5003643	Washer 8mm Flat SS HD	8
11	GA5052590	Nut M8 Nyloc SS	4
12	GA5078133	Street elbow, 90 degree, 1/2" female thread x 1/2" male thread	1
13	GA5020615	Valve, Ball, 12mm, 1/2" Male, Female Butterfly, Brass	1
14	GA5077702	Hose barb, Straight, 1/2" male thread x 1/2" hose	1

Chemical Transfer Pump & Bracket



ITEM NO.	PART NUMBER	DESCRIPTION
1	GA4510405	Plate, Chemical Trasfer Pump Mount
2	GA2000030	Pump, Diaphragm, Chemical transfer 12v, Viton SHURflo
3	GA2000032	Reducing coupling, 2" female NPT to 1" female NPT, SHURflo
4	GA5077718	Hose barb, Straight, 1 male thread x 1 hose, Banjo, HB100
5	GA5077723	Hose barb, Elbow, 90 degree, 1 male x 1 hose, Banjo, HB100-90

Chemical Transfer Pump Assembly



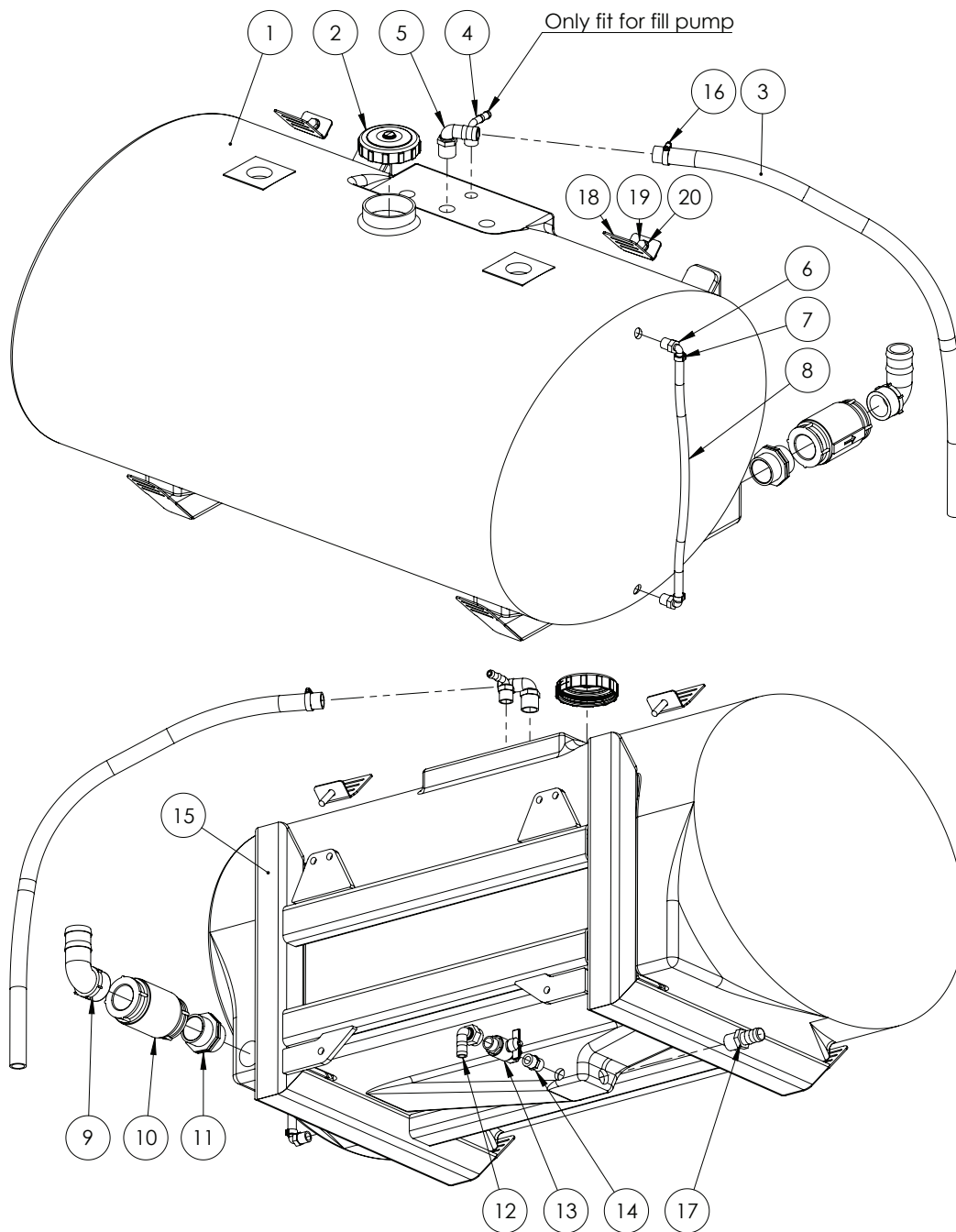
ITEM NO.	PART NUMBER	DESCRIPTION
-	GA2000030	Pump, Diaphragm, Chemical transfer 12v, Viton SHURflo
1	-	Motor Assembly Kit
2	GA2000033	Diaphragm, Drive Assembly Kit, Housing, replacement, SHURflo
3	GA2000034	Valve Housing Kit, Viton, replacement, SHURflo
4	-	Upper Housing Assembly Kit

NOTE: Not all parts stocked

Chapter 3

FLUSH TANK

Rinse Water Tank & Frame



Continued over page

Rinse Water Tank & Frame

ITEM NO.	PART NUMBER	DESCRIPTION	QTY.
1	GA5069961	Tank, 520L, Fresh Water SP Black, Bare	1
2	GA5076885	Lid, Diameter 113mm, With breather	1
3	GA2000220	Hose, Suction, PVC, 25mm, Black - Cut 1200 mm	1
4	GA5077710	Hose barb, Elbow, 90 degree, 3/4" male thread x 1/2" hose, Banjo	1
5	GA5077723	Hose barb, Elbow, 90 degree, 1" male x 1" hose, Banjo	1
6	GA5077708	Hose barb, Elbow, 90 degree, 1/2" male thread x 1/2" hose	2
7	GA5007231	Hose clamp, Cobra type, 1/2"	2
8	GA2000209	Hose, Clear, 12mm, Sight tube - Cut 550 mm	1
9	GA5077740	Hose barb, Elbow, 90 degree, 2" male thread x 2" hose, Banjo	1
10	GA2000111	Valve, Check, 2" Female Thread Inlet and Outlet	1
11	GA5078410	Plumbing fitting, Nipple, 2"	1
12	GA5077746	Hose barb, Elbow, 90 degree, 3/4" female thread x 3/4" hose	1
13	GA5018315	Valve, Ball, 20mm, 3/4" male, female, Black Butterfly handle, Brass	1
14	GA5077913	Nipple, 3/4" male x 3/4" male, Short, Banjo	1
15	GA4658936	Fresh Water Tank Frame 520L	1
16	GA5001681	Hose Clamp, 1" SS (20-32/12W)	1
17	GA5077718	Hose barb, Straight, 1" male thread x 1" hose	1
18	F70127A	Bracket, Tank strap, 50mm	2
19	GA5011239	Bolt M12 x 50 GR 8.8 ZP	2
20	GA5000577	Washer 12mm Flat SS HD	2

Chapter 4

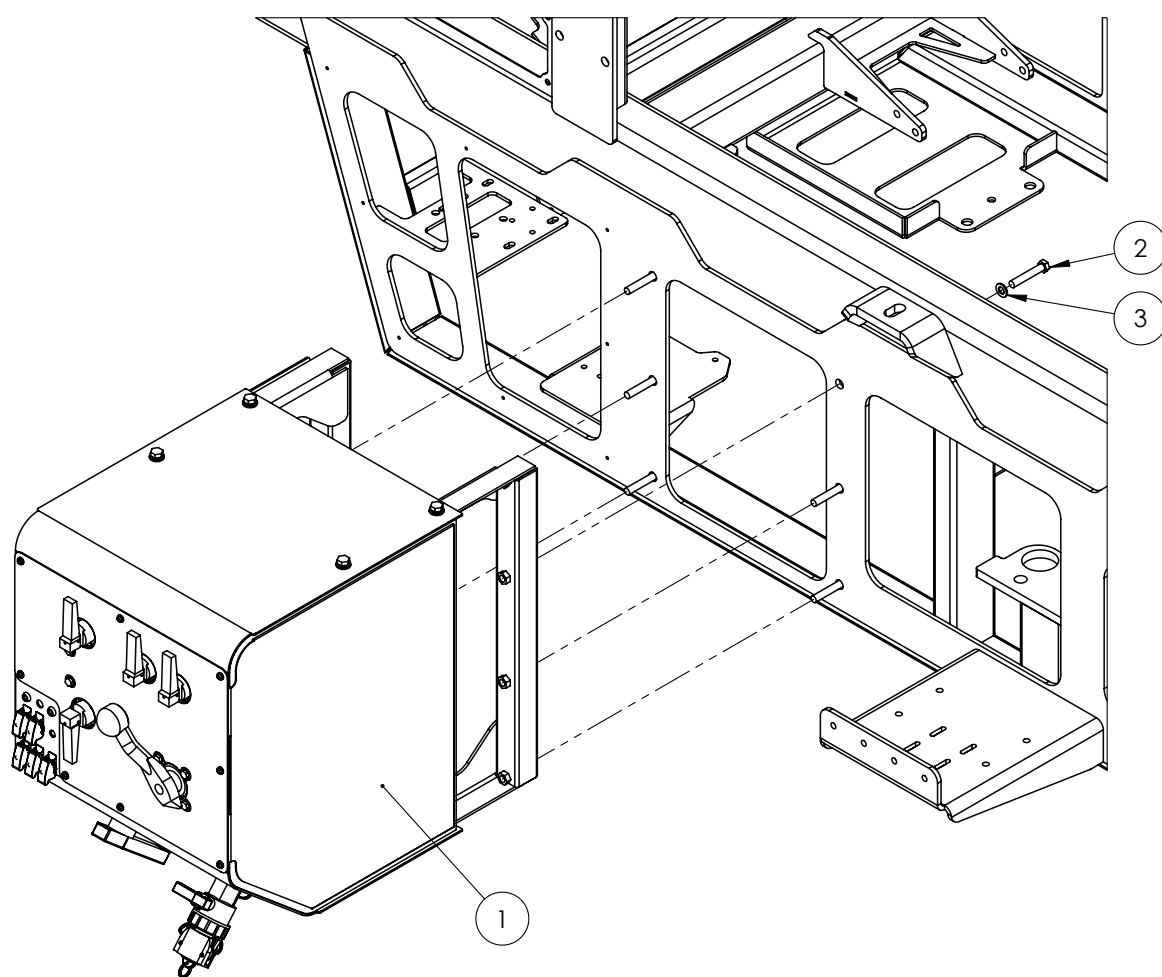
RH POD

Not Fitted

Chapter 5

LH POD

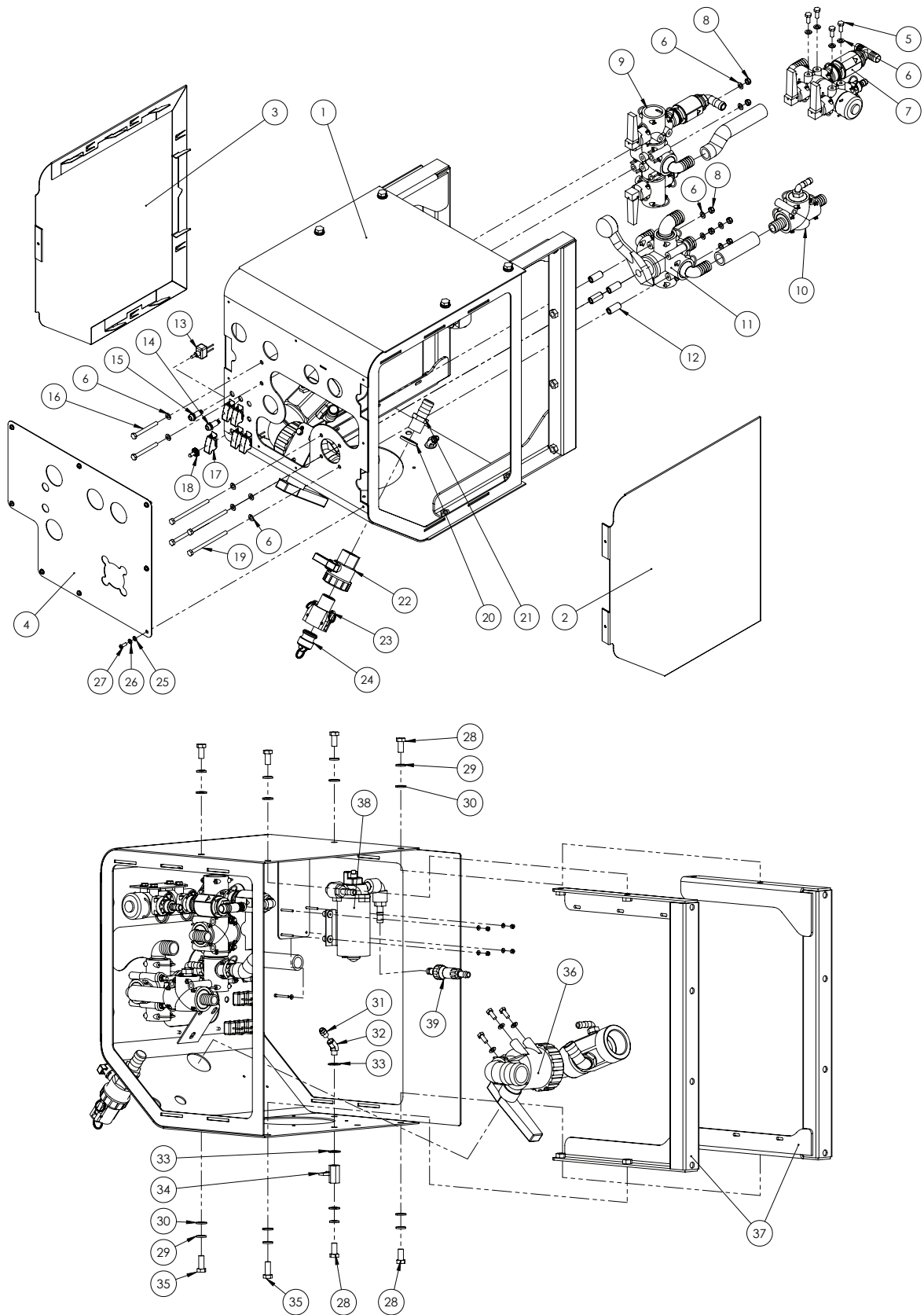
LH Pod - Mounting



ITEM NO.	PART NUMBER	DESCRIPTION	QTY.
1	*	LH Pod	1
2	GA5000347	Bolt M12 x 70 ZP GR8.8	6
3	GA5000577	Washer 12mm Flat SS HD	6

* Sub-assembly on following pages

LH Pod - Base



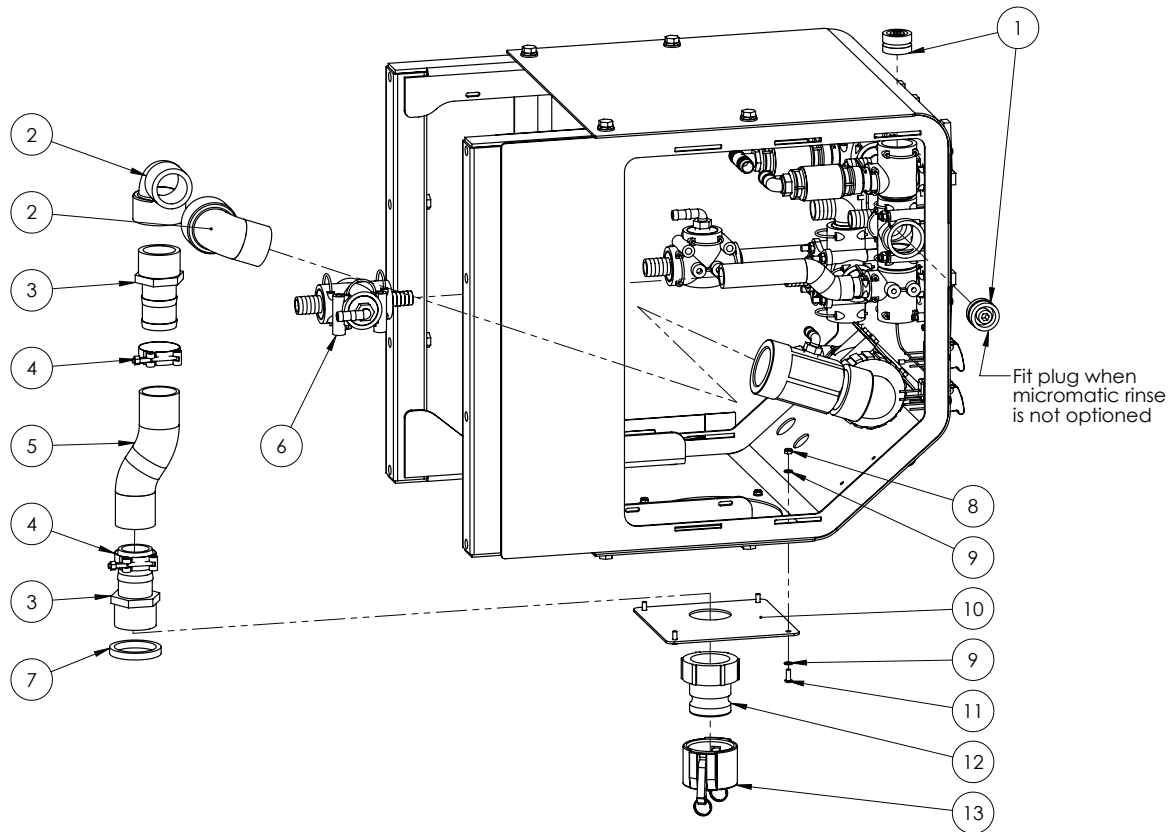
Continued over page

LH Pod - Base

ITEM NO.	PART NUMBER	DESCRIPTION	QTY.
1	GA4600865	Plumbing Control Pod Frame	1
2	GA4401560	Plate, Side Cover B, Plumbing Pod	1
3	GA4401555	Plate, Side Cover A, Plumbing Pod	1
4	GA4401545	Plate, Decal Plumbing Pod	1
5	GA5004085	Bolt M8 x 20 GR8.8 ZP	7
6	GA5003643	Washer 8mm Flat SS HD	19
7	*	Main Tank Rinse/Agitation Manifold	1
8	GA5052590	Nut M8 Nyloc SS	6
9	*	Main Tank Rinse/Rinse Tank Fill Manifold	1
10	*	Hopper Manifold	1
11	GA4902240*	Rotary Tap Sub Assembly, Plumbing Pod	1
12	GA4552135	Spacer for Altek rotary valve	4
13	GA5016749	Switch, Toggle, On / Off, Water proof, pvc coated, 25 amp	5
14	GA5013799	Red LED warning light	1
15	GA5009647	Green LED warning light	1
16	GA5052600	Bolt M8 x 75 SS A2-70	2
17	GA5016753	Toggle switch cover (narva)	5
18	GA5012175	Cover, Toggle switch, Waterproof	5
19	GA5011501	Bolt M8 x 120 GR8.8 ZP	4
20	GA4552865	Spacer, POD fill point fitting 3/ 4"	1
21	GA5077718	Hose barb, Straight, 1" male thread x 1" hose	1
22	UV100FP	Valve, Ball, 1" female thread inlet / outlet, Full port, Lever handle	1
23	GA5076007	Cam lever, 1" female coupler, 1" male thread	1
24	GA5076013	Cam lever, Male plug, 1"	1
25	GA5004437	Washer 6mm Flat SS	8
26	GA5004447	Washer 6mm Spring SS	8
27	GA5004050	BHCS M6 x 16 SS A2-70	8
28	GA5011229	Bolt M12 x 25 GR8.8 ZP	6
29	GA5000575	Washer 12mm Spring SS	8
30	GA5000577	Washer 12mm Flat SS HD	8
31	GA5045140	Pneumatic fitting, Nipple, 1/4" BSPT male x 6mm push type, Brass	1
32	GA5049405	Elbow, 1/4" BSPT Male x 1/4" BSPT Female, 45 Deg	1
33	GA5017673	Washer 1/ 2" High Tensile	2
34	GA5018321	Valve, Ball, 1/ 4" female, Black Lever handle, Chromed	1
35	GA5000305	Set Screw M12 x 30 GR8.8 ZP	2
36	*	Tank Fill Manifold Assembly	1
37	GA4658805	Mounting bracket U shape	2
38	*	Wash Down Gun Pump Assembly	1
39	GA5008745	Filter, Inline, 1/ 2" hose barbs	1

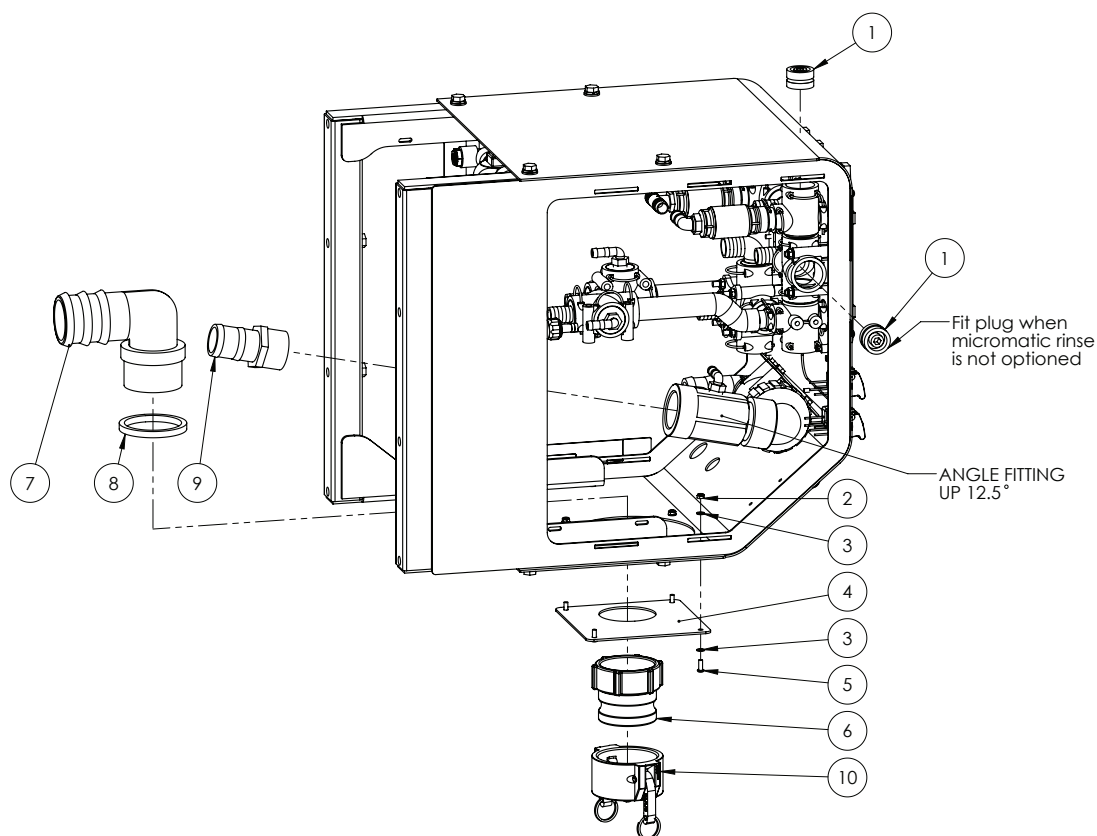
* Sub-assembly on following pages

LH Pod - 2" Fill - Standard



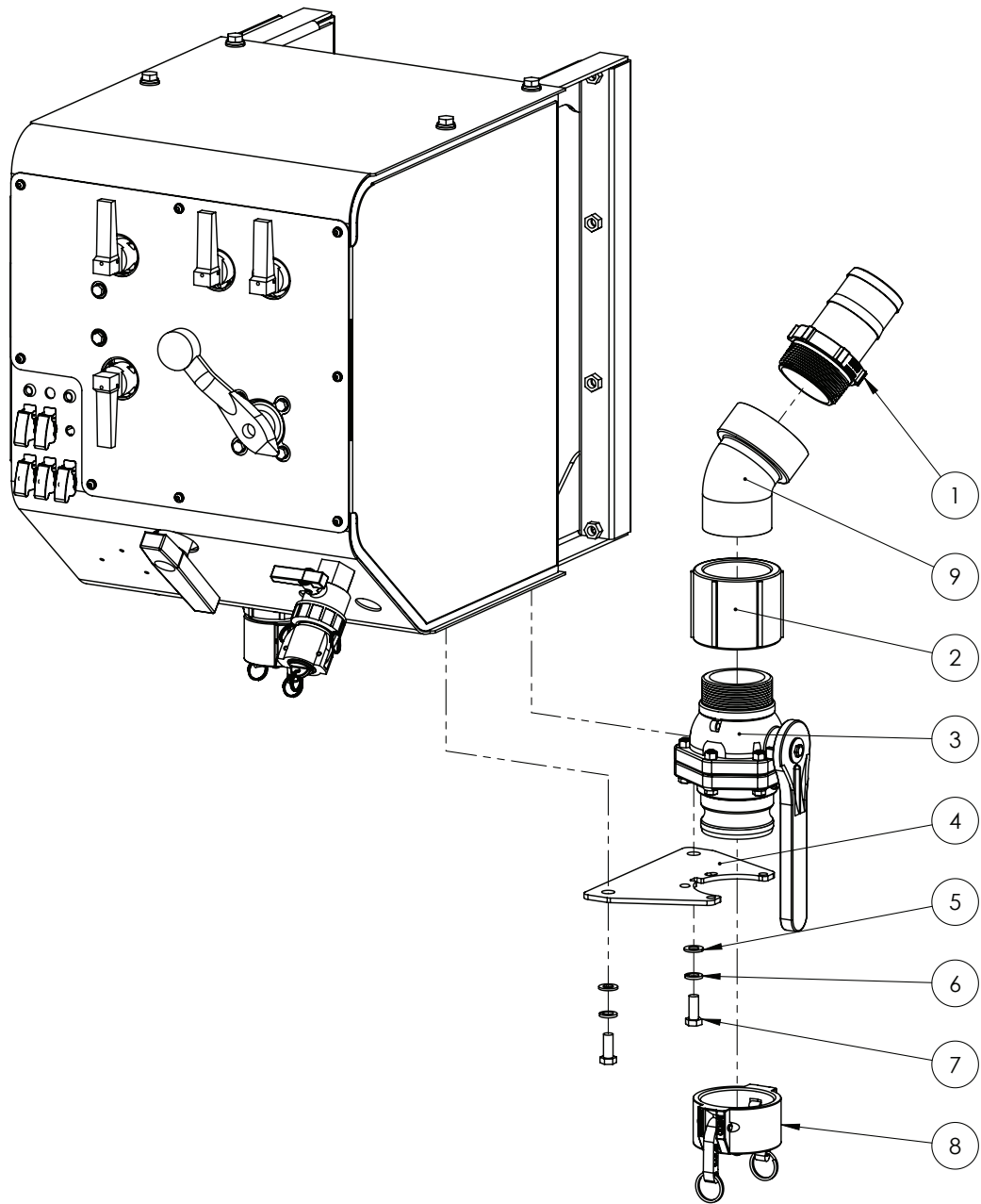
ITEM NO.	PART NUMBER	DESCRIPTION	QTY.
1	GA5065680	Plug, AS40 male	2
2	GA5078142	Street elbow, 90 degree, 2 male thread x 2 female thread	2
3	GA5077737	Hose barb, Straight, 2" male thread x 2" hose	2
4	GA5010193	Hose Clamp 2 1/4"	2
5	GA2000229	Hose, Suction, 51mm, Wire reinforced - Cut to 180 mm	1
6	*	Rinse Tank Fill Manifold Assemblies	1
7	GA4552870	Spacer, Ring, 61mm, POD fill point fitting	1
8	GA5048115	Nut M6 Nyloc ZP	4
9	GA5004437	Washer 6mm Flat SS	8
10	GA4504380	Plate, 2" Fill insert-Spray pod	1
11	GA5004050	BHCS M6 x 16 SS A2-70	4
12	GA5076606	Cam lever, 2" male coupler x 2" female thread	1
13	GA5076609	Cam lever, 2" female cap	1

LH Pod - 3" Fill - Hydraulic Pump



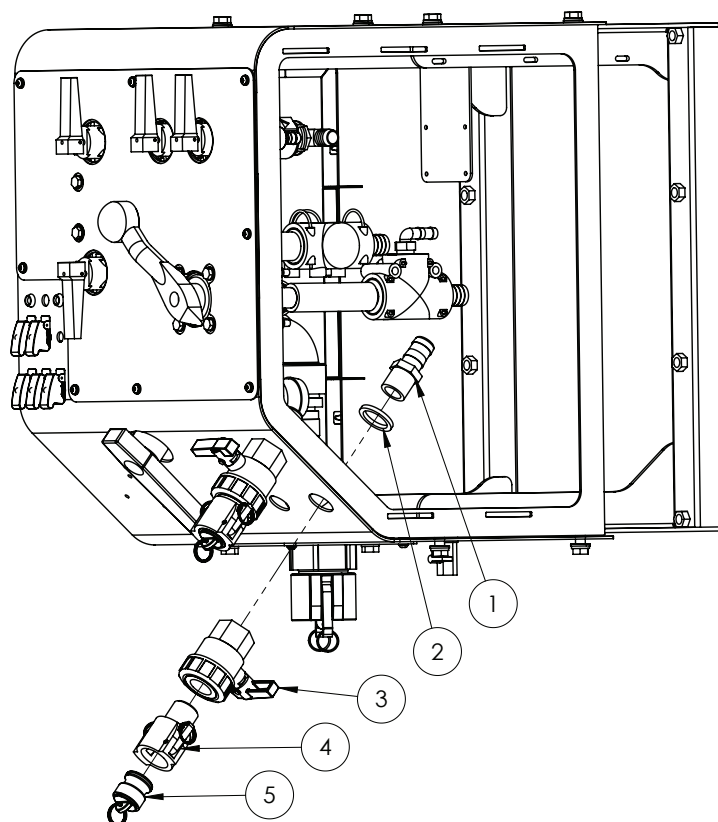
ITEM NO.	PART NUMBER	DESCRIPTION	QTY.
1	GA5065680	Plug, AS40 male	2
2	GA5048115	Nut M6 Nyloc ZP	4
3	GA5004437	Washer 6mm Flat SS	8
4	GA4504375	Plate Fill Mount 3"	1
5	GA5004050	BHCS M6 x 16 SS A2-70	4
6	GA5076716	Cam lever, 3" male coupling x 3" female thread	1
7	GA5077742	Hose barb, Elbow, 90 degree, 3" male thread x 3" hose	1
8	GA4552875	Spacer-POD fill point fitting 89	1
9	GA5077737	Hose barb, Straight, 2" male thread x 2" hose	1
10	GA5076719	Cam lever, Female cap, 3"	1

LH Pod - 3" Fill - Direct



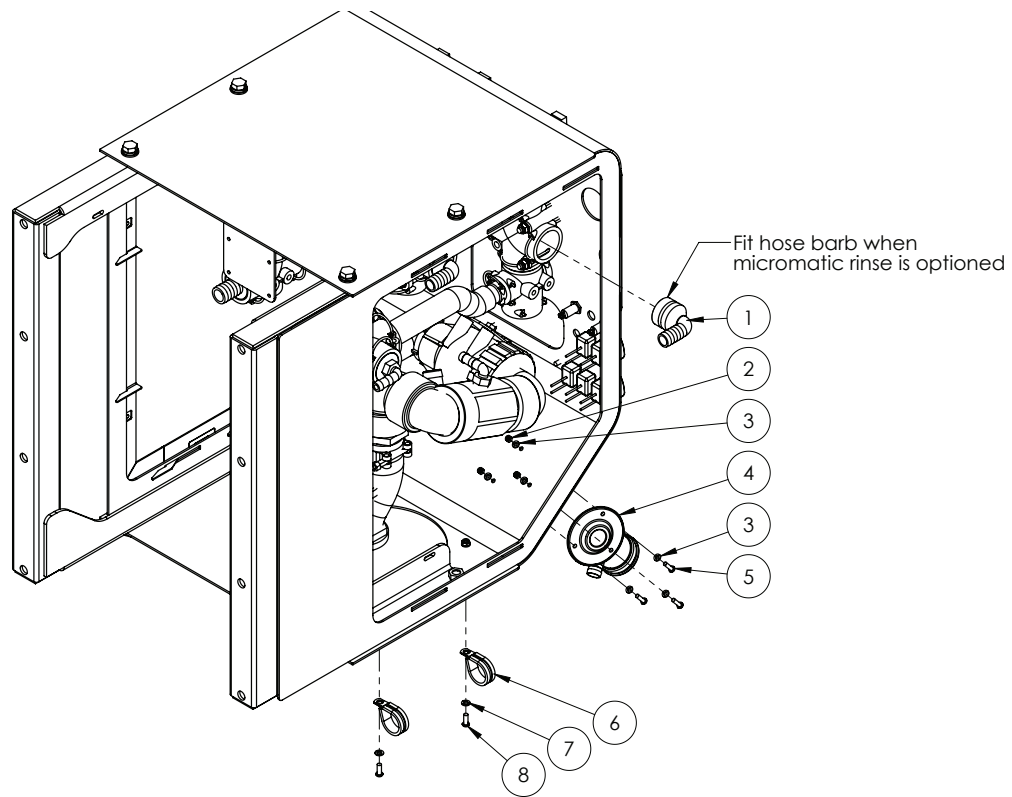
ITEM NO.	PART NUMBER	DESCRIPTION	QTY.
1	GA5077741	Hose barb, Straight, 3" male thread x 3" hose	1
2	GA5077642	Coupling, socket, 3" female thread	1
3	GA5078204	Valve, Ball, 3", Male NPT, Male Cam lock, stubby, long handle	1
4	GA4401565	Plate, 3 Inch Side Fill Mount, Pod	1
5	GA5000577	Washer 12mm Flat SS HD	2
6	GA5000575	Washer 12mm Spring SS	2
7	GA5000305	Set Screw M12 x 30 GR8.8 ZP	2
8	GA5076719	Cam lever, Female cap, 3"	1
9	GA5078143	Street elbow, 45 degree, 3" male x 3" female	1

LH Pod - Chemical Probe



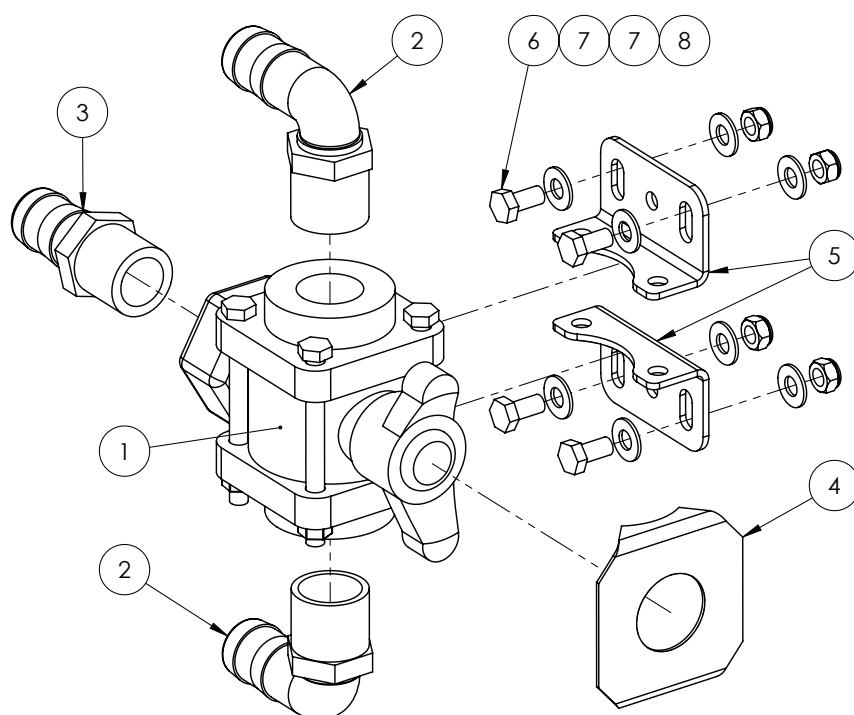
ITEM NO.	PART NUMBER	DESCRIPTION	QTY.
1	GA5077718	Hose barb, Straight, 1" male thread x 1" hose	1
2	GA4552865	Spacer, POD fill point fitting 3/4"	1
3	GA5078164	Valve, Ball, 1" female thread inlet / outlet, Full port, Lever handle	1
4	GA5076007	Cam lever, 1" female coupler, 1" male thread	1
5	GA5076013	Cam lever, Male plug, 1"	1

LH Pod - Micromatic Rinse



ITEM NO.	PART NUMBER	DESCRIPTION	QTY.
1	GA5065610	Hose barb, Elbow, 90 degree, AS40 x 20mm hose	1
2	GA5003974	Nut M5 Nyloc ZP	3
3	GA5003983	Washer 5mm Flat SS	6
4	GA5018800	Rinsing socket, 3 pin, Micromatic / Enviro drum coupling	1
5	GA0500004	BHCS M5 x 20 SS A2-70	3
6	GA5048090	Clamp, P-type, 35mm	2
7	GA5004437	Washer 6mm Flat SS	2
8	GA5004050	BHCS M6 x 16 SS A2-70	2

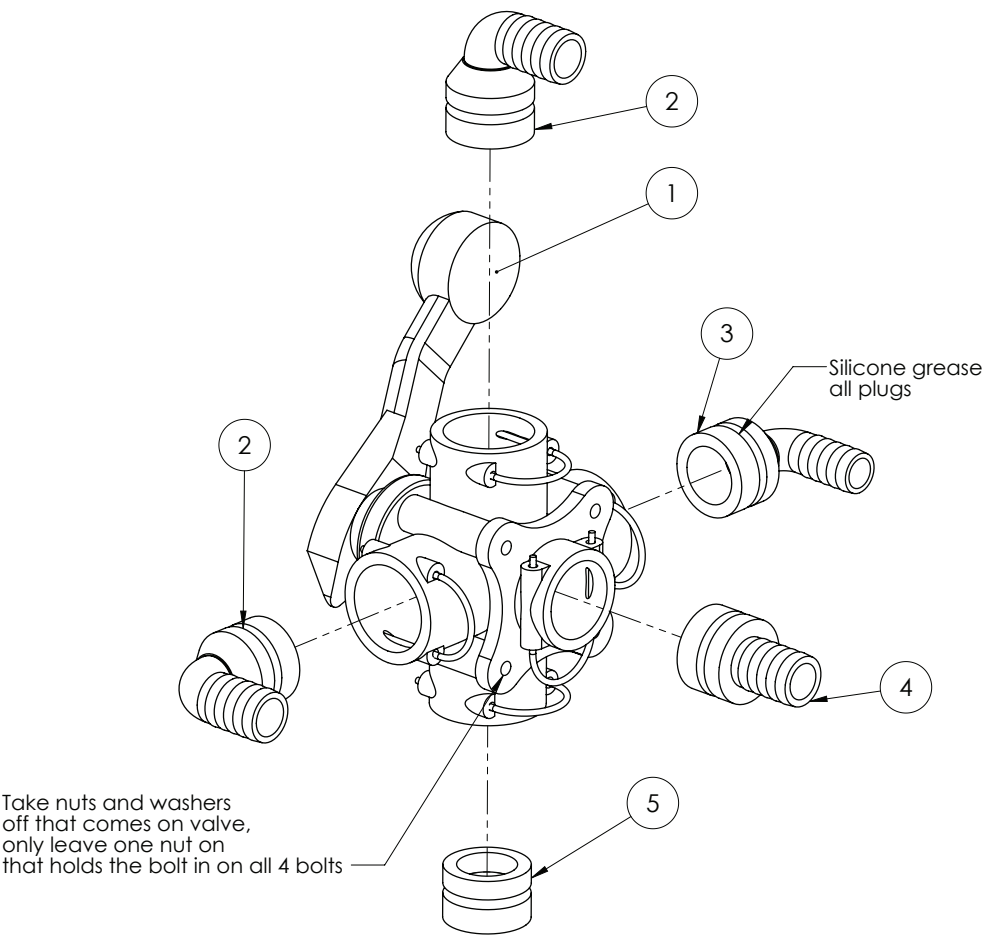
Ball Valve - 3-Way - Main Tank/Hopper



ITEM NO.	PART NUMBER	DESCRIPTION	QTY.
1	GA5078177	Valve, Ball, 3 way, 1" female thread inlet / outlet, Bottom port, Butterfly handle	1
2	GA5077723	Hose barb, Elbow, 90 degree, 1" male x 1" hose	2
3	GA5077718	Hose barb, Straight, 1" male thread x 1" hose	1
4	F70146A	Decal plate, suit 1" banjo tap V-100, sticker mount	1
5	GA4502210	Mounting plate, to suit ball valve	2
6	GA5011465	Bolt M8 x 16 GR8.8 ZP	4
7	GA5003643	Washer 8mm Flat SS HD	8
8	GA5004917	Nut M8 Nyloc ZP	4

Pressure Delivery Manifold

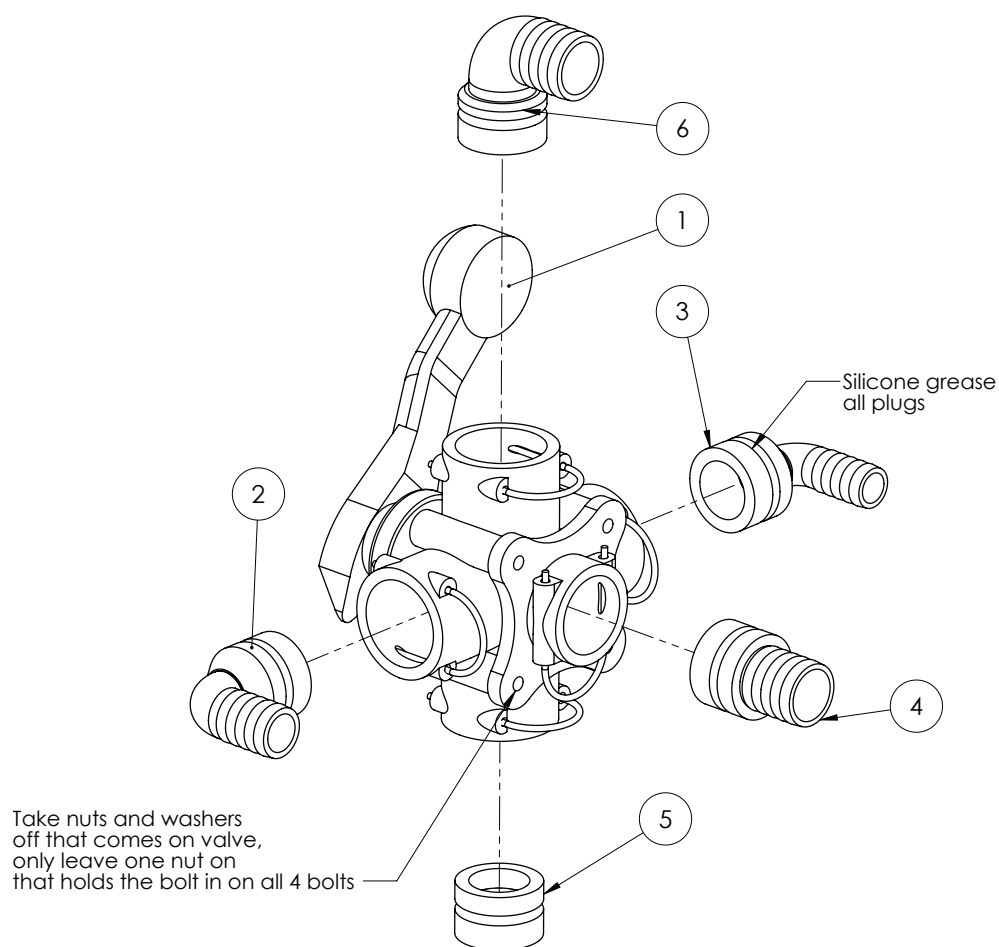
FROM SERIAL #201820 TO #201971



ITEM NO.	PART NUMBER	DESCRIPTION	QTY.
1	GA5065530	Valve,Ball, 5 x AS40 female inlet / outlets, Lever handle	1
2	GA5065615	Hose barb, Elbow 90 degree, AS40 x 25mm	2
3	GA5065610	Hose barb, Elbow, 90 degree, AS40 x 20mm hose	1
4	GA5065580	Plug in hose tail AS40/25	1
5	GA5065680	Plug, AS40 male	1

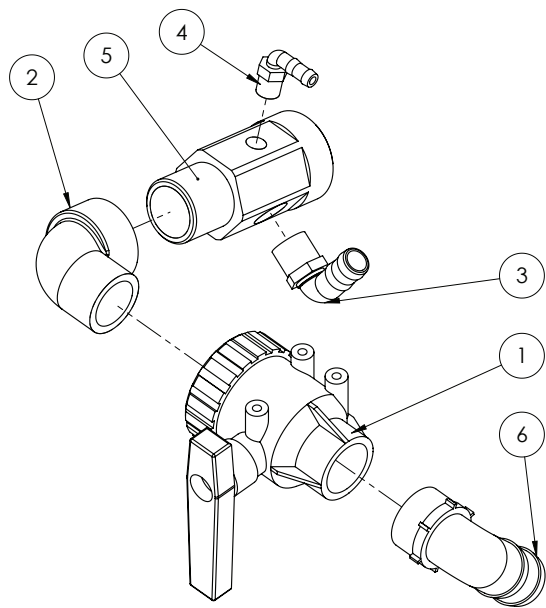
Pressure Delivery Manifold

FROM #201974 ONWARDS



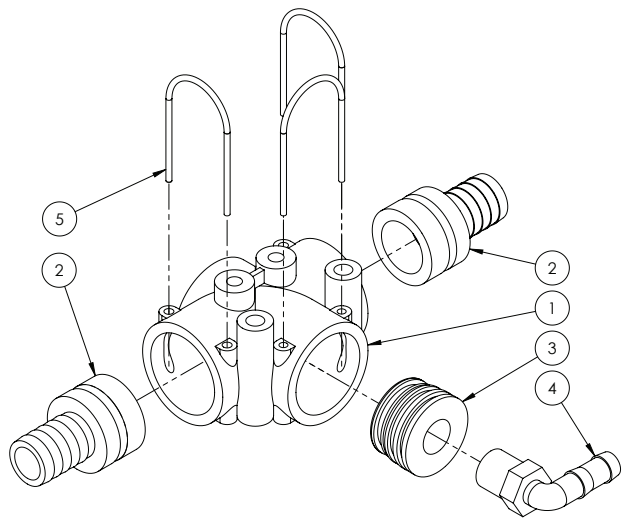
ITEM NO.	PART NUMBER	DESCRIPTION	QTY.
1	GA5065530	Valve,Ball, 5 x AS40 female inlet / outlets, Lever handle	1
2	GA5065615	Hose barb, Elbow 90 degree, AS40 x 25mm	1
3	GA5065610	Hose barb, Elbow, 90 degree, AS40 x 20mm hose, Altek	1
4	GA5065585	Hose barb, Straight, AS40, 33mm hose, Altek	1
5	GA5065680	Plug, AS40 male, Altek	1
6	GA5065620	Hose barb, Elbow, 90 degree, AS40 x 33mm hose barb, Altek	1

Tank Fill Manifold



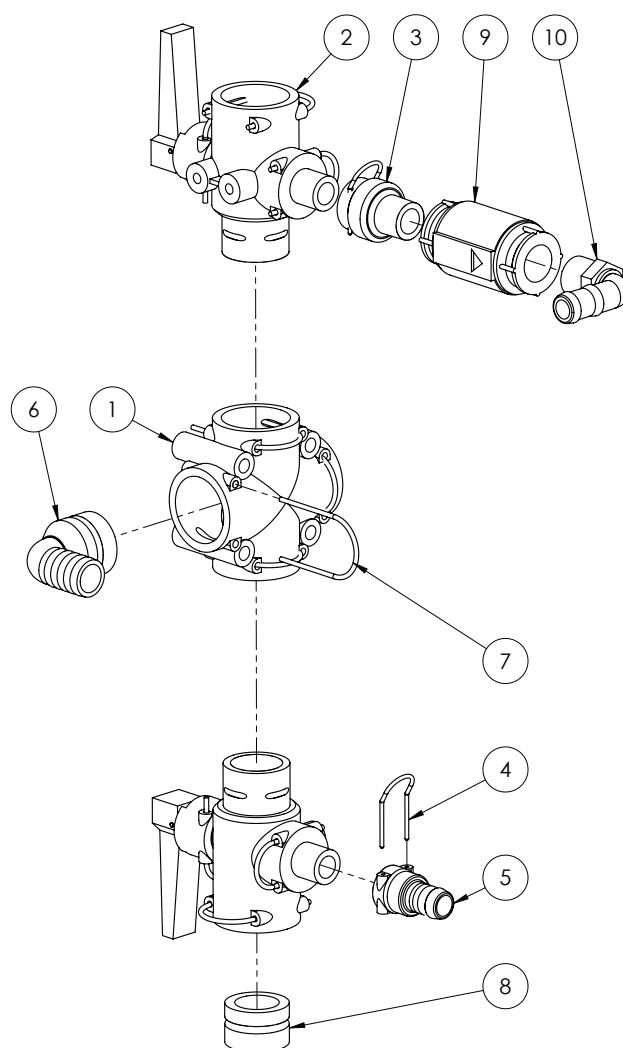
ITEM NO.	PART NUMBER	DESCRIPTION	QTY.
1	GA5076981	Valve, Ball, 2" way, 2" female thread inlet / outlet, Lever handle	1
2	GA5078142	Street elbow, 90 degree, 2" male thread x 2" female thread	1
3	GA5077723	Hose barb, Elbow, 90 degree, 1" male x 1" hose	1
4	GA5077708	Hose barb, Elbow, 90 degree, 1/2" male thread x 1/2" hose	1
5	MACH0311	Poly fitting suit fresh water fill 2" male - 2" female - 1" female	1
6	GA5077740	Hose barb, Elbow, 90 degree, 2" male thread x 2" hose	1

Hopper Manifold



ITEM NO.	PART NUMBER	DESCRIPTION	QTY.
1	GA5065555	Tee, AS40 female, no M8 inserts	1
2	GA5065580	Plug in hose tail AS40/25	2
3	GA4582345	Dummy plug AS40 GI / 2" female (45mm Delron)	1
4	GA5077708	Hose barb, Elbow, 90 degree, 1 / 2" male thread x 1 / 2" hose	1
5	GA5065690	Safety pin, Suit AS40 plumbing fittings	3

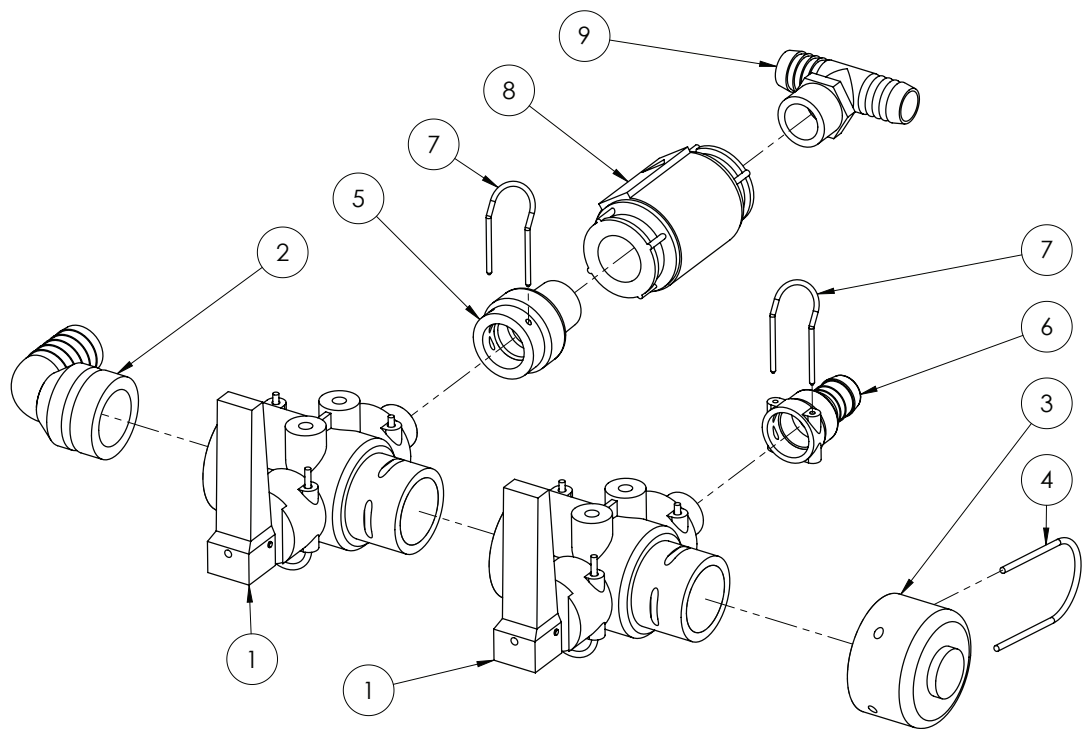
Main Tank Rinse/Rinse Tank Fill Manifold



ITEM NO.	PART NUMBER	DESCRIPTION	QTY.
1	GA5065565	Plumbing coupling, Cross, AS40 female inlets / outlets	1
2	GA5065545*	Valve, Quick fit flip top, 2 way, AS40 male x AS24 female x AS40 Female	2
3	GA4582415	Plumbing adaptor, AS24 female x 3/4" BSPT male	1
4	GA5065695	Safety pin AS24	2
5	GA5065640	Hose barb, AS24 female x 20mm hose	1
6	GA5065615	Hose barb, Elbow 90 degree, AS40 x 25mm	1
7	GA5065690	Safety pin, Suit AS40 plumbing fittings	4
8	GA5065680	Plug, AS40 male	1
9	GA5002473	Valve nonreturn, check 3/4"	1
10	GA5077717	Hose barb, Elbow, 90 degree, 3/4" male thread x 3/4" hose	1

* Sub-assembly on following pages

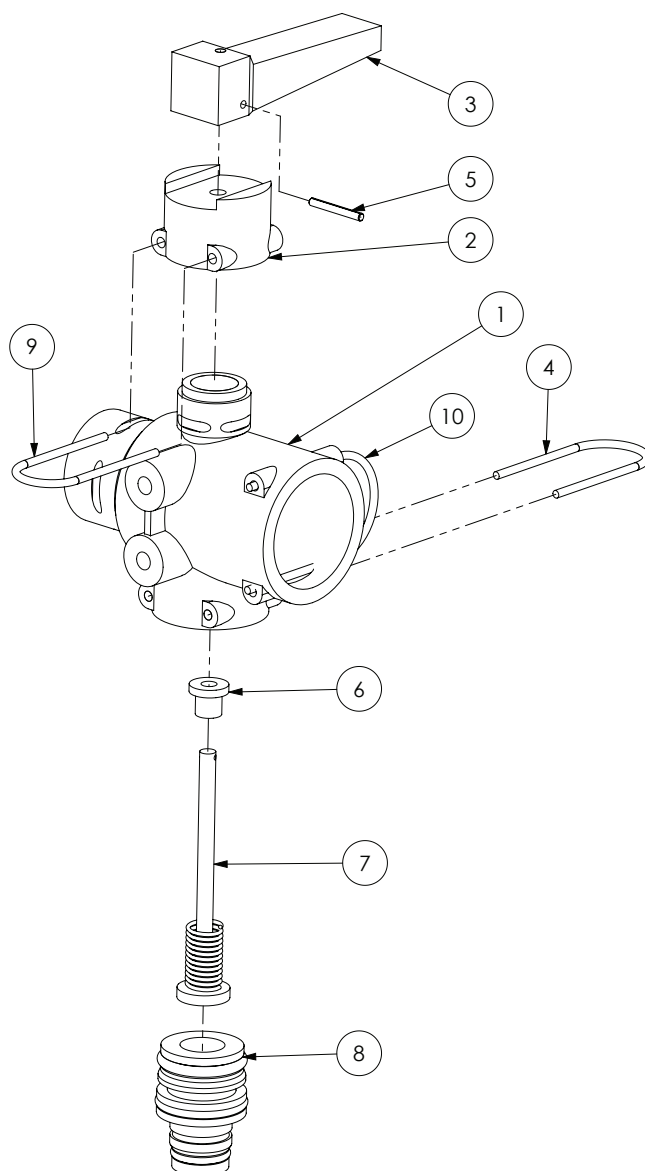
Main Tank Rinse/Agitation Manifold



ITEM NO.	PART NUMBER	DESCRIPTION	QTY.
1	GA5065545*	Valve, Quick fit flip top, 2 way, AS40 male x AS24 female x AS40 female	2
2	GA5065615	Hose barb, Elbow 90 degree, AS40 x 25mm	1
3	GA4582395	Plumbing Fitting, Cap, AS40	1
4	GA5065690	Safety pin, Suit AS40 plumbing fittings	1
5	GA4582415	Plumbing adaptor, AS24 female x 3/4" BSPT male	1
6	GA5065640	Hose barb, AS24 female x 20mm hose	1
7	GA5065695	Safety pin AS24	2
8	GA5002473	Valve non-return, check 3/4"	1
9	GA3500431	Hose barb, Tee, 3/4" hose barb x 3/4" hose barb x 3/4" male thread	1

* Sub-assembly on following pages

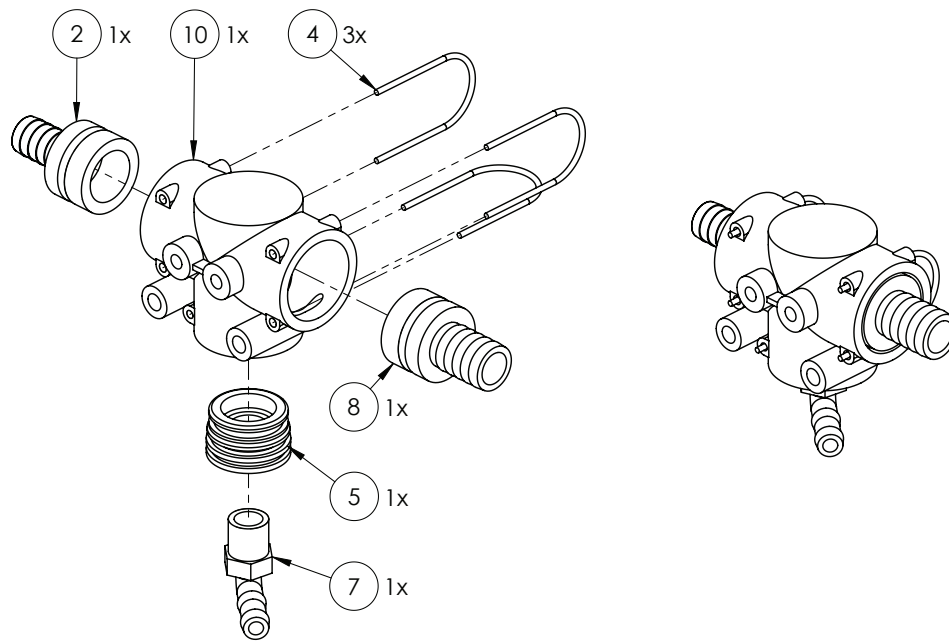
Valve - Quick Fit 2 Way Assembly



ITEM NO.	PART NUMBER	DESCRIPTION	QTY.
-	GA5065545	Valve, Quick fit flip top, 2 way, AS40 male x AS24 female x AS40 female, Altek	-
1	80487	Body	1
2	80856	Lever cap	1
3	80851	Lever	1
4	GA5065701	Safety pin AS30	1
5	80859	Handle split pin	1
6	81524	Seal	1
7	80858	Plunger	1
8	GA5065835	Plug in adapter, AS30 x AS24, Altek	1
9	47825	Safety pin	1
10	GA5065690	Safety pin AS40	1

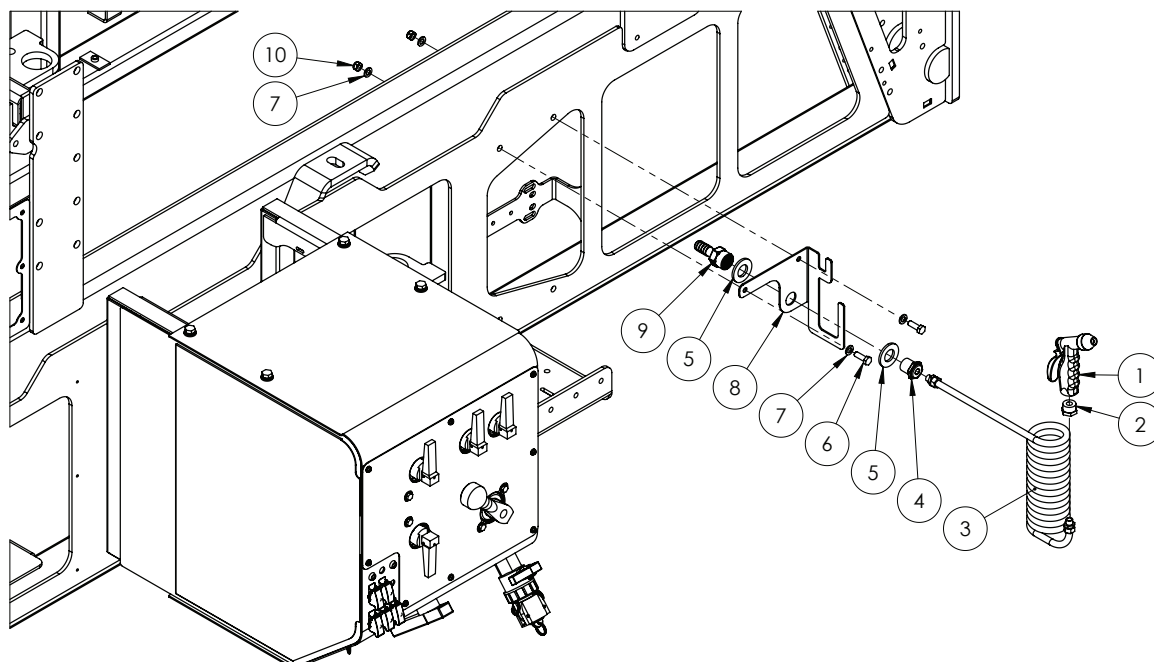
NOTE: Not all parts stocked

Rinse Tank Fill Manifold Assembly



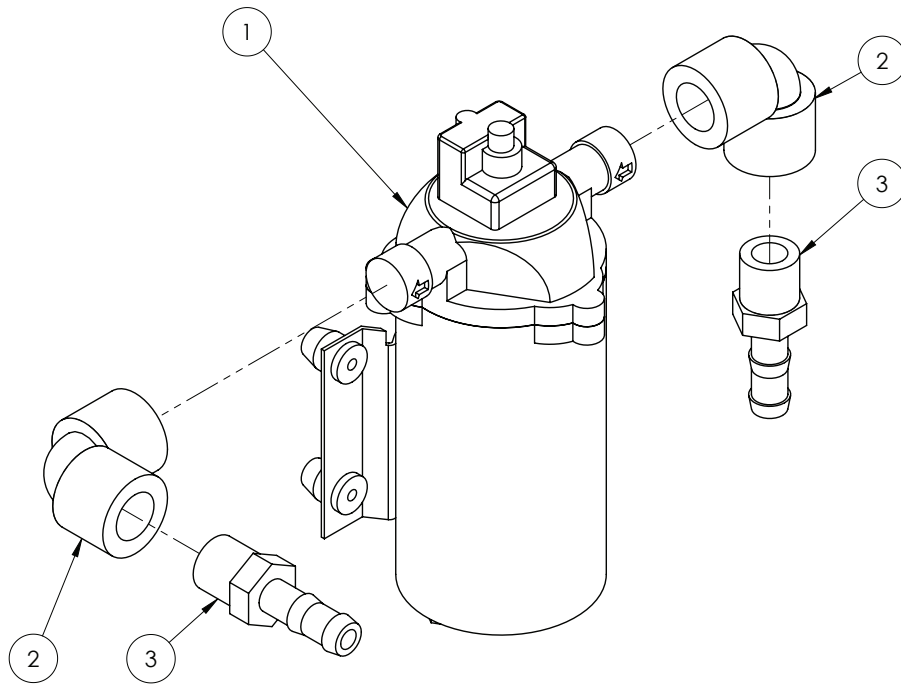
ITEM NO.	PART NUMBER	DESCRIPTION
1	GA5065565	Plumbing coupling, Cross, AS40 female inlets / outlets
2	GA5065575	Hose barb, Straight, AS40 male x 20mm hose
3	GA5065610	Hose barb, Elbow, 90 degree, AS40 x 20mm hose
4	GA5065690	Safety pin AS40
5	GA4582345	Dummy plug AS40 G1/2 female (45mm Delron)
6	GA2000082	Plumbing Fitting, Cross, AS40, 3x Female 1x Male, 2x M8 Inserts, No O-Rings
7	GA5077708	Hose barb, Elbow, 90 degree, 1/2" male thread x 1/2" hose
8	GA5065580	Plug in hose tail AS40/25
9	GA5065680	Plug, AS40 male
10	GA5065560	Tee, AS40 female, M8 inserts

Wash Down Gun Assembly



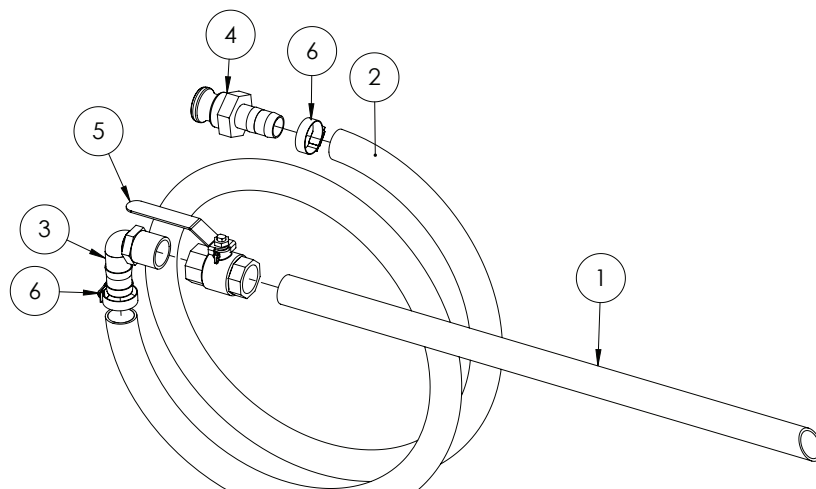
ITEM NO.	PART NUMBER	DESCRIPTION	QTY.
1	GA5051390	Wash down gun, Suit EF / Advance / Evolution	1
2	GA5049701	Bush, Brass reducing 3/4" x 1/4"	1
3	GA5051455	Suzi coil 12 x 8 x 5m (1/4" male swivel ends with springs)	1
4	GA5078008	Reducing bush, 3/4" male thread x 1/4" female thread, Banjo	1
5	GA5017681	Washer 1" x 2" 7g Flat Thin SS	2
6	GA5065455	Bolt M10 x 30 GR8.8 ZP	4
7	GA5000117	Washer 10mm Flat SS HD	4
8	GA4510620	Plate, Wash Down Gun Mount, G8	1
9	GA5077743	Hose barb, Straight, 3/4" female x 3/4" hose, Banjo	1
10	GA5000141	Nut M10 Nyloc ZP	2

Wash Down Gun Pump Assembly



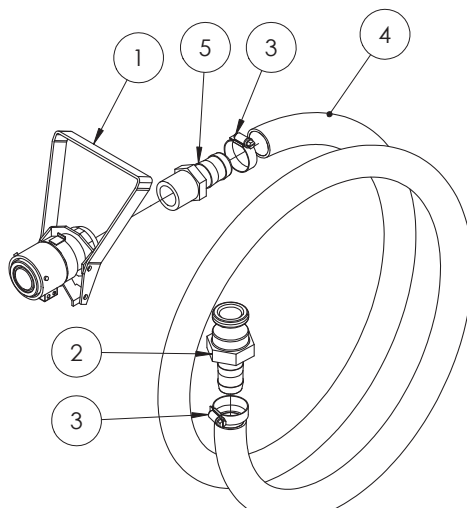
ITEM NO.	PART NUMBER	DESCRIPTION	QTY.
1	GA5023400	Pump, 12 Volt , 6.8lt/min Max 100 psi, Male ports - Complete	1
	GA5071545	Pressure Switch, suit GA5023400	1
	GA5071550	Valve Assembly Kit, Viton, suit GA5023400	1
	GA5071555	Diaphragm Assembly Kit, Santoprene, suit GA5023400	1
	GA5071560	Check Valve Kit, suit GA5023400	1
2	GA5077652	Street elbow, 90 degree, 1/2" female thread	2
3	GA5077702	Hose barb, Straight, 1/2" male thread x 1/2" hose	2

Chemical Probe Hose Lance



ITEM NO.	PART NUMBER	DESCRIPTION	QTY.
-	GA4948250	Chemical suction probe, Assembled	-
1	GA5013603	Poly Pipe 25 (cut 630mm long)	1
2	GA2000220	Hose, Suction, PVC, 25mm, Black - cut 3200 mm long	1
3	GA5077723	Hose barb, Elbow, 90 degree, 1" male x 1" hose, Banjo	1
4	GA5076011	Cam lever, 1" male coupling x 1" hose barb, Banjo	1
5	GA5018319	Valve, Ball, 25mm female thread inlet / outlet, Lever handle, SS	1
6	GA5001681	Hose Clamp, 1" SS (20-32/12W)	2

Enviro Coupling & Hose



ITEM NO.	PART NUMBER	DESCRIPTION	QTY.
-	GA5020600	Enviro drum / micromatic coupling with suction hose	-
1	GA5018803	Micromatic drum valve coupling, 3 pin, Viton seals	1
	GA5018799	Seal kit, Suit micromatic / enviro drum coupling GA5018803	-
2	GA5076011	Cam lever, 1" male coupling x 1" hose barb, Banjo	1
3	GA5001681	Hose Clamp, 1" SS (20-32/12W)	2
4	GA2000220	Hose, Suction, PVC, 25mm, Black - cut 2840mm long	1
5	GA5077718	Hose barb, Straight, 1" male thread x 1" hose	1

Chapter 6

DIRECT CHEMICAL INJECTION

Not Fitted

Chapter 7

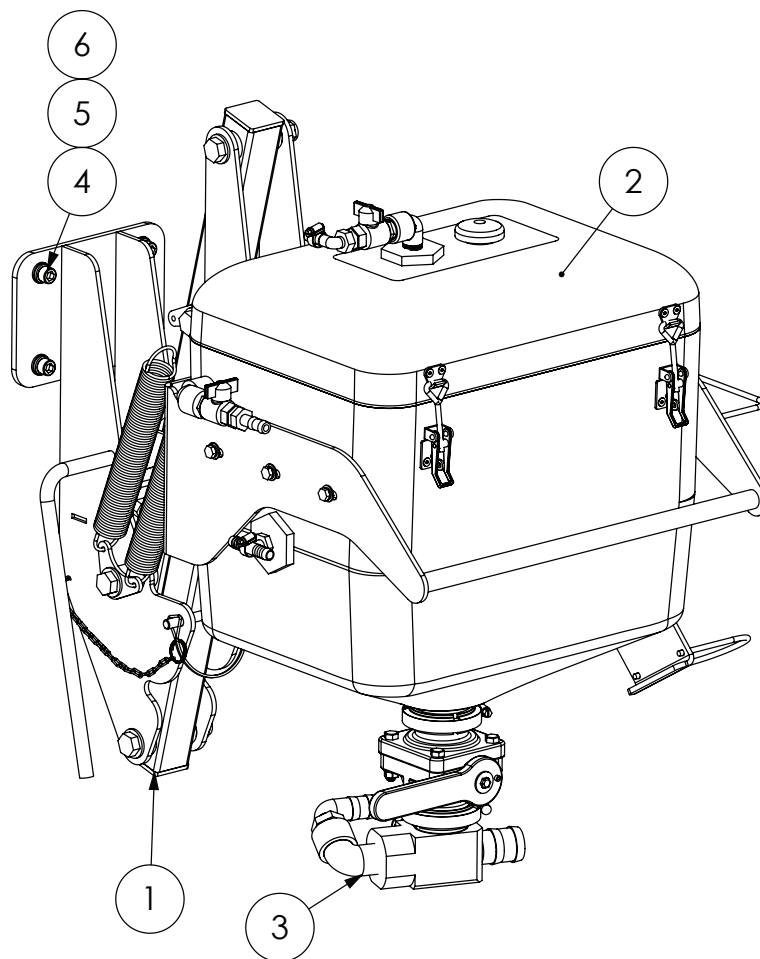
DUAL PRODUCT

Not Fitted

Chapter 8

INDUCTION HOPPER

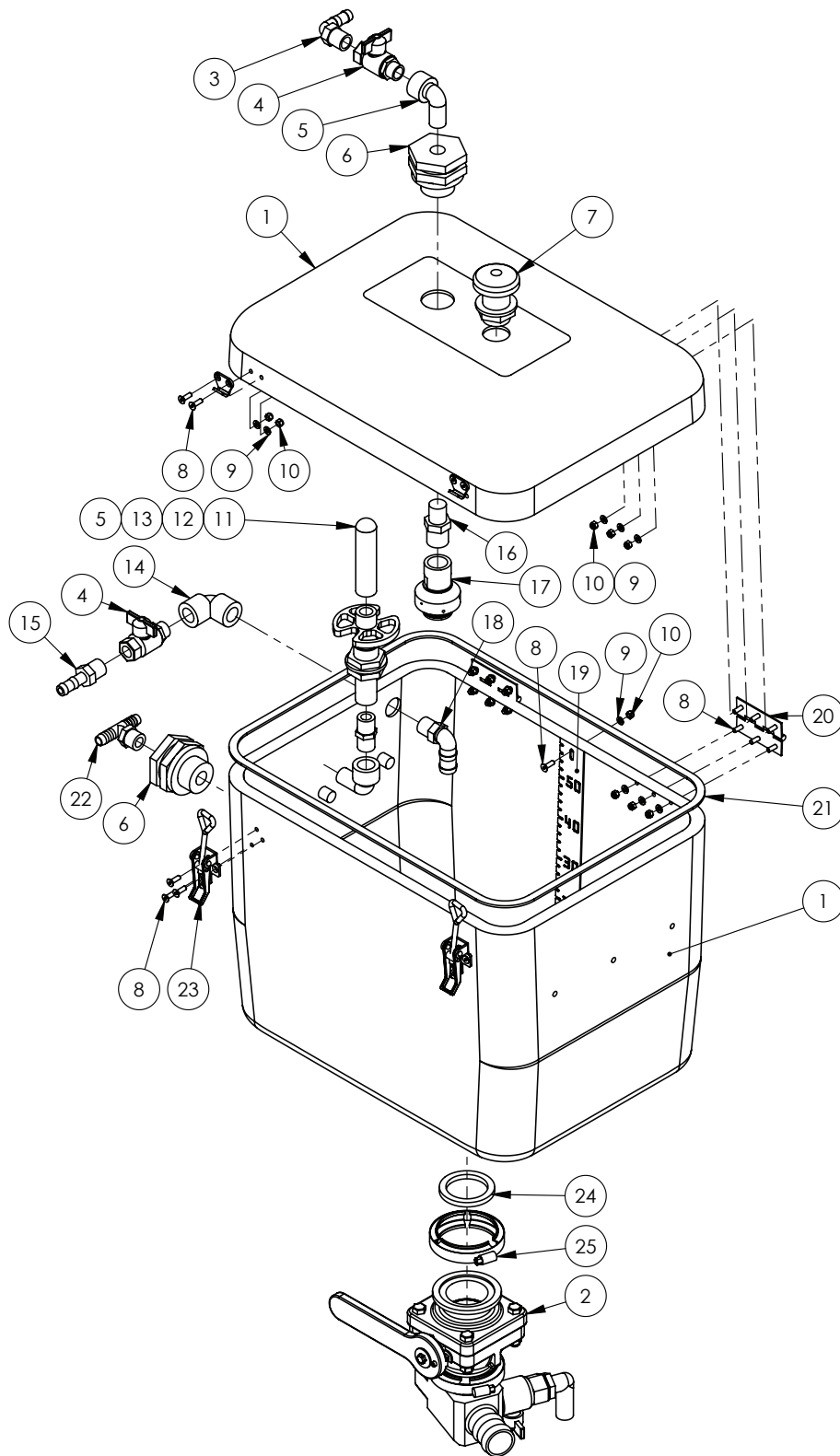
Induction Hopper - 60L



ITEM NO.	PART NUMBER	DESCRIPTION	QTY.
-	GA4524985	Plate, Hopper Mount Adaptor, Offset, Self Propelled (optional)	-
1	*	Induction Hopper - Frame	1
2	*	Induction Hopper - Tank Assembly	1
3	*	Hopper Bottom 2" Flanged	1
4	GA5000577	Washer 12mm Flat SS HD	4
5	GA5000575	Washer 12mm Spring SS	4
6	GA5000297	SHCS M12 x 25 ZP GR12.9	4

* Sub-assembly on following pages

Induction Hopper - Tank Assembly



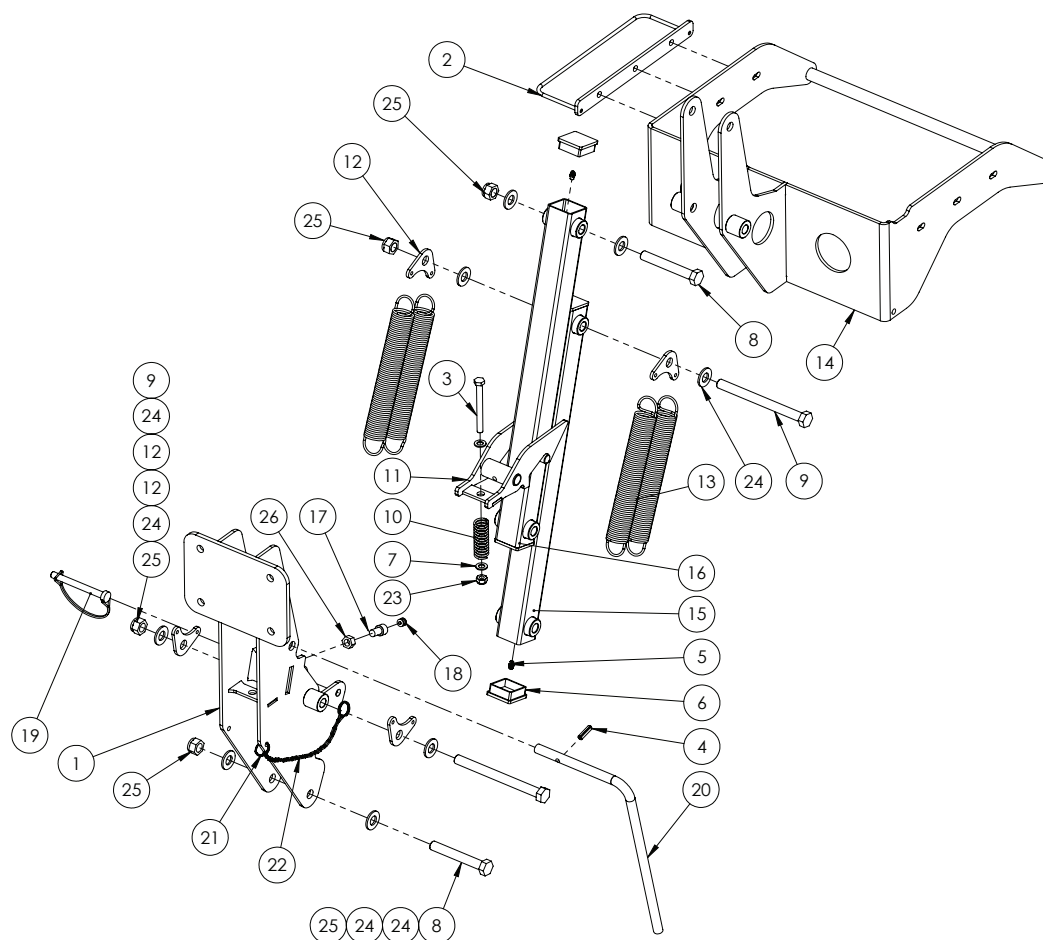
Continued over page

Induction Hopper - Tank Assembly

ITEM NO.	PART NUMBER	DESCRIPTION	QTY.
1	GA5071208	Tank, Induction Hopper, 60L with Flange, includes lid	1
2	*	Pre-assembled 60L Hopper Bottom 2" Flanged	1
3	GA5077708	Hose barb, Elbow, 90 degree, 1/2" male thread x 1/2" hose	1
4	GA5020615	Valve, Ball, 12mm, 1/2" Male, Female Butterfly, Brass	2
5	GA5078133	Street elbow, 90 degree, 1/2" female thread x 1/2" male thread	2
6	GA5078156	Tank flange, 1/2" female threads	2
7	GA5077045	Breather valve, Labyrinth type, 1" male thread	1
8	GA5051230	CSCS M5 x 16 SS A2-70	23
9	GA5003983	Washer 5mm Flat SS	23
10	GA5003975	Nut M5 Nyloc SS	23
11	GA5077063	Nozzle, Drum & container rinsing	1
12	GA5077062	Valve, Drum & container rinsing nozzle	1
13	GA5077911	Nipple, Short, 1/2" male thread x 1/2" male thread	1
14	GA5077652	Street elbow, 90 degree, 1/2" female thread	1
15	GA5077702	Hose barb, Straight, 1/2" male thread x 1/2" hose	1
16	RN075050	Reducing nipple, 3/4" male thread x 1/2" male thread	1
17	GA5077336	Nozzle, Tank rinsing, 3/4" BSPT female inlet	1
18	GA5077704	Hose barb, Elbow, 90 degree, 1/2" male thread x 3/4" hose	1
19	GA4522296	Level indicator, 60L induction hopper	1
20	GA5006661	Hinge, Butt, 70 long x 50 wide x 1.5, SS	2
21	GA5016473	Tape PM foam 6.4 x 18 L/Density	1
22	GA3500391	Tee, Threaded, 1/2" male x 1/2" hose, T12T	1
23	GA5007071	Latch, Adjustable, Induction Hopper Lid	2
24	GA5076615	Seal, EPDM, Suit 2" flange fitting	1
25	FC220	2" Full Port Worm Screw Clamp	1

* Sub-assembly on following pages

Induction Hopper - Frame Assembly



GA4903049-60CC Frame, Induction hopper, Assembly

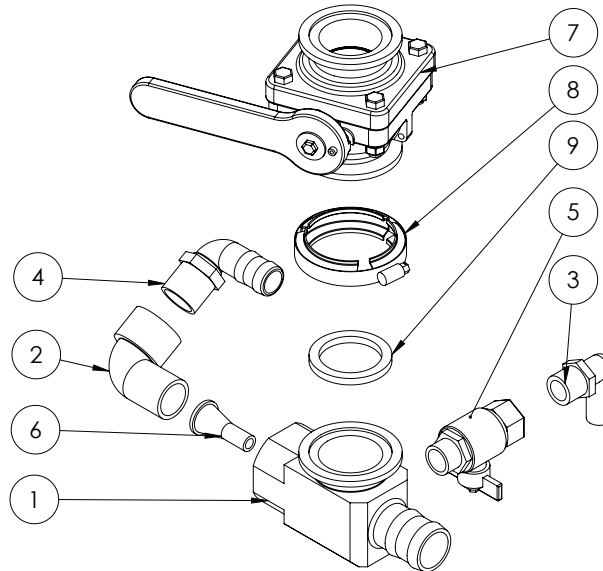
ITEM NO.	PART NUMBER	DESCRIPTION	QTY.
1	GA4657560	CCSP Hopper Mounting Assembly	1
2	GA4659155	Hose guide bracket	1
3	GA5006091	Bolt M10 x 100 GR8.8 ZP	1
4	GA5075130	Roll pin M8 x 30mm coated	1
5	GA5012203	Grease nipple, Short, 1/4" UNF	4
6	GA5003783	End cap, Plastic, Black, Insert, RHS. 50 x 50, 0.8 - 2.5mm wall	4
7	GA5000117	Washer 10mm Flat SS HD	2
8	GA5000855	Bolt M16 x 110 GR8.8 ZP	2
9	GA5000879	Bolt M16 x 180 GR8.8 ZP	2
10	GA5007329	Spring compression, 76.2mm x 25.4 x 3.15 mm, gold	1
11	GA4653490	Induction hopper latch	1
12	GA4522294	Mounting plate, Double spring	4
13	GA5007073	Spring, Tension, 38.2 OD x 284.3 long x 3.55mm	4
14	GA4656855	Induction hopper tank support 60L	1
15	GA4657570	CCSP Lower Hopper Arm	1
16	GA4657565	CCSP Upper Hopper Arm	1

Continued over page

Induction Hopper - Frame Assembly

ITEM NO.	PART NUMBER	DESCRIPTION	QTY.
17	GA5050330	SHCS M12 x 20 GR12.9 ZP	1
18	GA5052905	End cap, Plastic, Black, Insert, Round. 10mm, 0.8 - 1.5mm wall	1
19	GA5048380	Pin, 11mm OD shaft, Spring Steel wire loop lock, Yellow zinc	1
20	GA4699435	Handle, Induction Hopper Latch arm	1
21	GA5002077	Key ring, 25mm, SS	2
22	GA5001491	Chain 2 x 20 mm SS 316 - Cut to 600 mm	1
23	GA5000141	Nut M10 Nyloc ZP	1
24	GA5001043	Washer 16mm Flat SS HD	8
25	GA5001029	M16 Nyloc Nut	4
26	GA5000559	Nut M12 Hex ZP	1

Hopper Bottom - 2" Flanged



ITEM NO.	PART NUMBER	DESCRIPTION	QTY.
1	GA4552240	Hopper Bottom Venturi Housing with 2" Flange MY14	1
2	GA5078137	Street elbow, 90 degree, 1" male x 1" female, Banjo	1
3	GA5077717	Hose barb, Elbow, 90 degree, 3/4" male thread x 3/4" hose, Banjo	1
4	GA5077723	Hose barb, Elbow, 90 degree, 1" male x 1" hose, Banjo	1
5	GA5018315	Valve, Ball, 20mm male & female thread, Black Butterfly handle	1
6	L057A	Venturi, 9mm outlet, Suit Induction Hopper	1
7	GA5077908	Ball valve, 2" Full port , 4 Bolt Flanged, short, Banjo	1
8	FC220	2" Full Port Worm Screw Clamp	1
9	GA5076615	Seal, EPDM, Suit 2" flange fitting, Banjo	1

Chapter 9

FOAM MARKER TANK

Not Fitted

Chapter 10

TRANSCAL

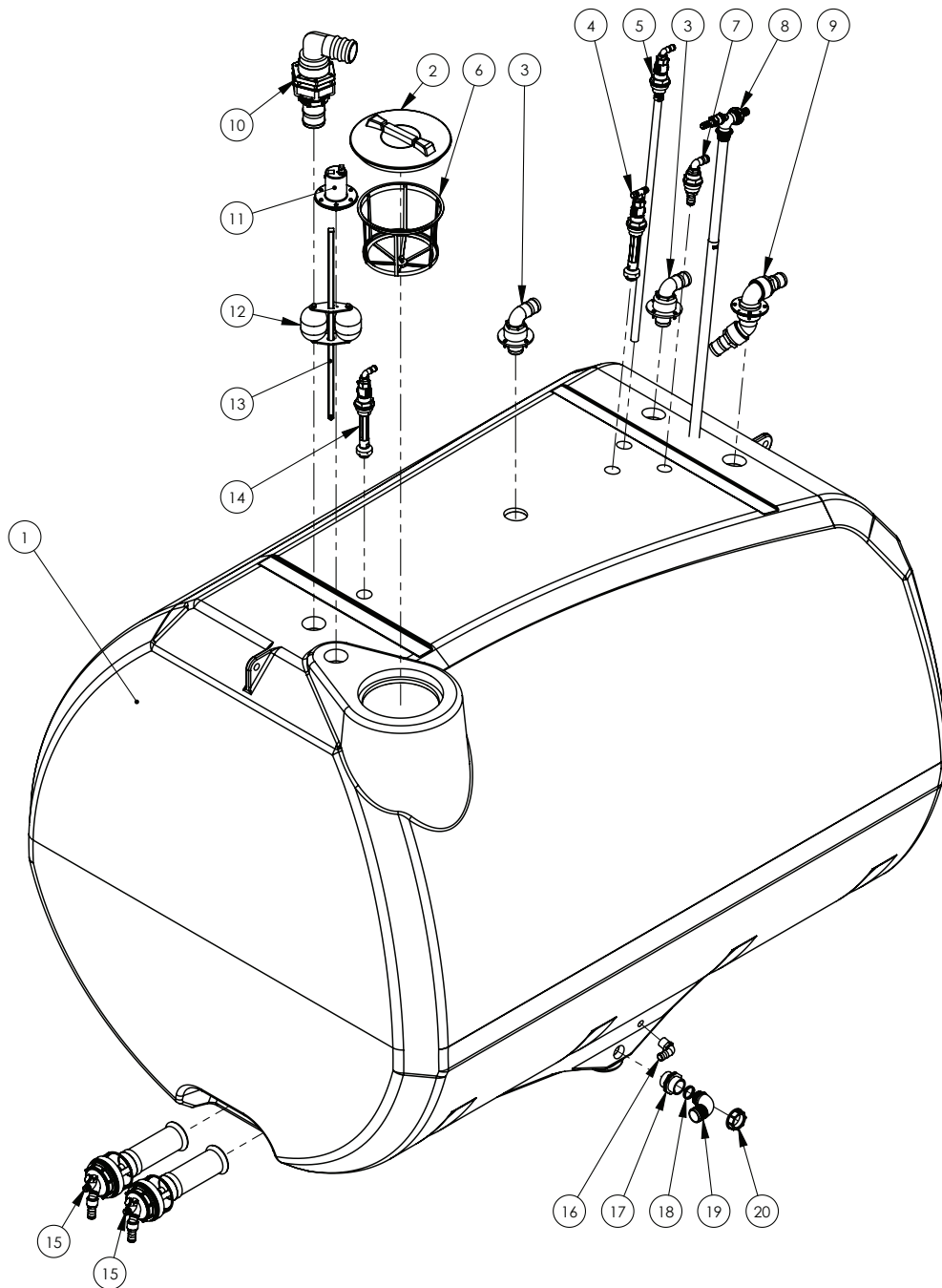
Not Fitted

Chapter 11

MAIN TANK

Tank Assembly - 8000 Litre

FROM SERIAL #201874 TO #201951



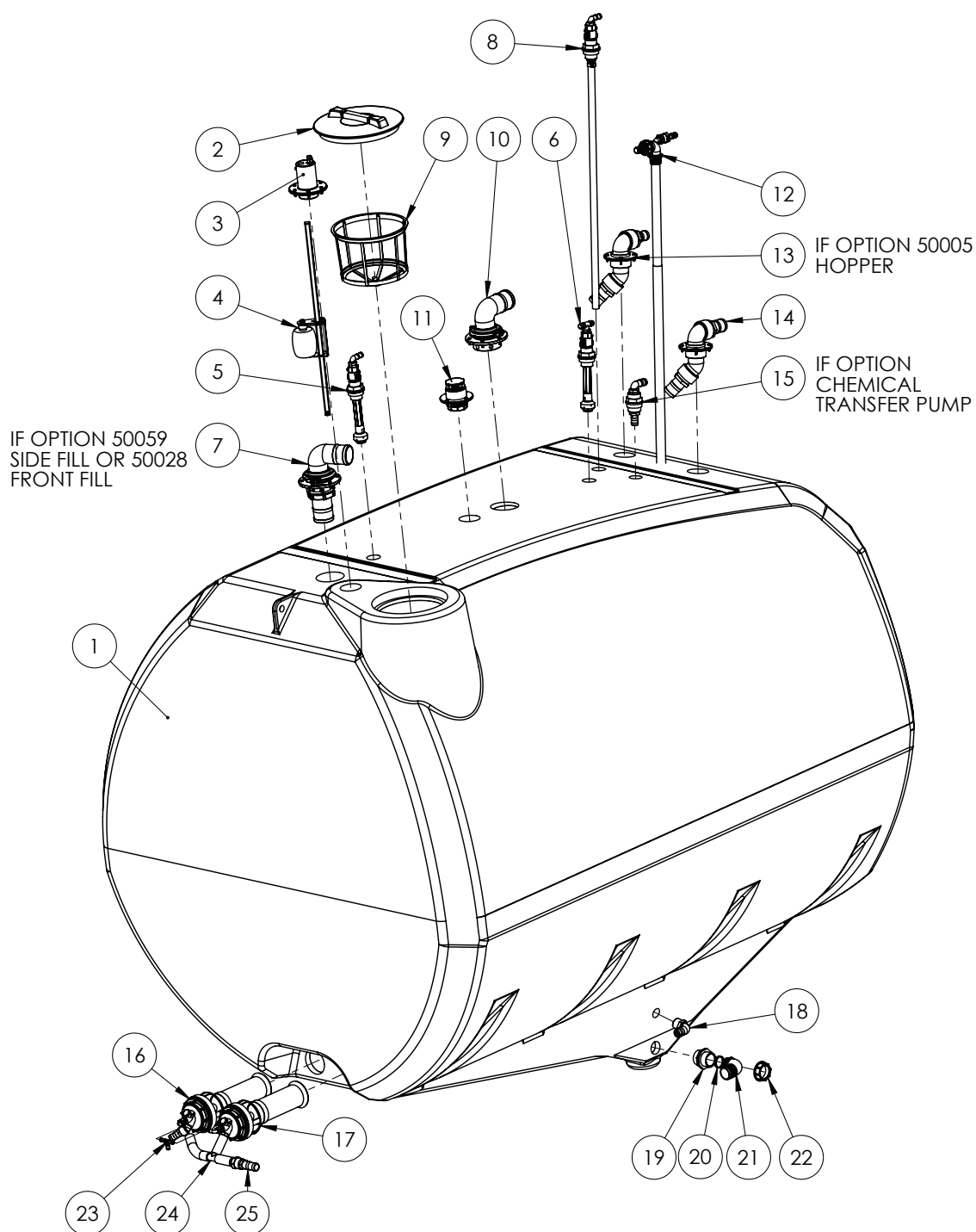
Continued over page

Tank Assembly - 8000 Litre

ITEM NO.	PART NUMBER	DESCRIPTION	QTY.
1	GA5071965	Tank, 8000L, Plastic, Green, Super Cruiser, G8	1
2	GA5076880	Lid, Black, Without breather, Medium, Diameter 355 mm	1
3	*	Tank Fill - 2" Assembly	2
4	*	Tank Rinsing Nozzle - Tee Assembly	1
5	*	Tank Fill - Boom Recirculation Assembly	1
6	GA5076714	Filter, Basket type, Diameter 305 x 245mm deep, Suit main spray tank	1
7	*	Tank Fill - Chemical Assembly	1
8	*	Venturi Filler Assembly	1
9	*	Tank Fill - Inlet Assembly	1
10	*	Tank Fill - 3" Top Mount Assembly	1
11	*	Sight Tube Locating Cap Assembly	1
12	*	Dry Sight Tube - Float & Guide Assembly	1
13	*	Dry Sight Tube - In Tank Float Assembly	1
14	*	Tank Rinsing Nozzle - Elbow Assembly	1
15	*	Super mix agitator Assembly	2
16	GA5077723	Hose barb 90 degree 1" Banjo	1
17	GA5078410	Nipple, 2" male thread x 2" male thread	1
18	GA5048385	O-ring, 42.5 x 2.62mm, BS131, suit 2" hose barb	2
19	GA5076262	Hose barb, Elbow, 90 degree, 2" fly nut end x 52 mm hose	1
20	GA5076605	Fly nut, 2"	1

Tank Assembly - 8000 Litre

FROM #201984 ONWARDS



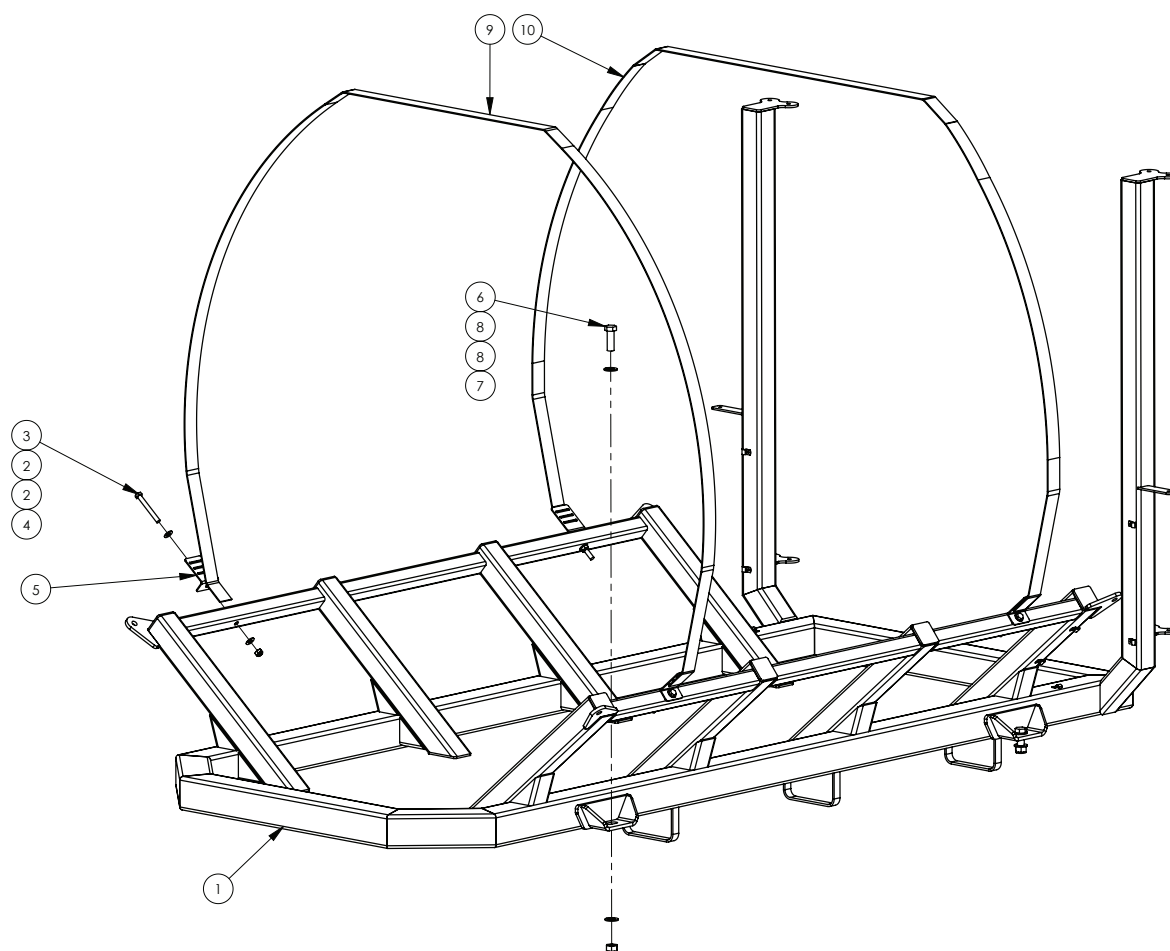
Continued over page

Tank Assembly - 8000 Litre

ITEM NO.	PART NUMBER	DESCRIPTION	QTY.
1	GA5071965	Tank, 8000L, Plastic, Green, Super Cruiser, G8	1
2	GA5076880	Lid, Black, Without breather, Medium, Diameter 355 mm	1
3	*	Dry Sight Tube - Locating Cap Assembly	1
4	*	Dry Sight Tube - Float & Guide Assembly	1
5	*	Tank Rinsing Nozzle - Elbow Assembly	1
6	*	Tank Rinsing Nozzle - Tee Assembly	1
7	*	Tank Fill - 3" Front & Side Fill Assembly	1
8	*	Tank Fill - Boom Recirculation Assembly	1
9	GA5076714	Filter, Basket type, Diameter 305 x 245mm deep	1
10	*	Tank Overflow - 3" Assembly	1
11	*	Breather Valve Assembly	1
12	*	Tank Fill - Venturi Assembly	1
13	*	Tank Fill - Hopper Assembly	1
14	*	Tank Fill - 2" Assembly	1
15	*	Tank Fill - 1" Chemical Assembly	1
16	*	Super Mix Agitator - Angled Barb	1
17	*	Super Mix Agitator - Straight Barb	1
18	GA5077730	Hose barb, Elbow, 90 degree, 1 1/4" male thread x 1 1/4" hose	1
19	GA5078410	Plumbing fitting, Nipple, 2"	1
20	GA5048385	O-ring, 42.5 x 2.62 mm, BS131, suit 2" hose barb	2
21	GA5076262	Hose barb, Elbow, 90 degree, 2" fly nut end x 52 mm hose	1
22	GA5076605	Fly nut, 2"	1
23	GA5077751	Tee, Hose barb, 1/2"	1
24	GA5077755	Hose barb, Tee, 1" hose	1
25	GA5077722	Hose barb, Straight, 1" male thread x 1 1/4 hose"	1

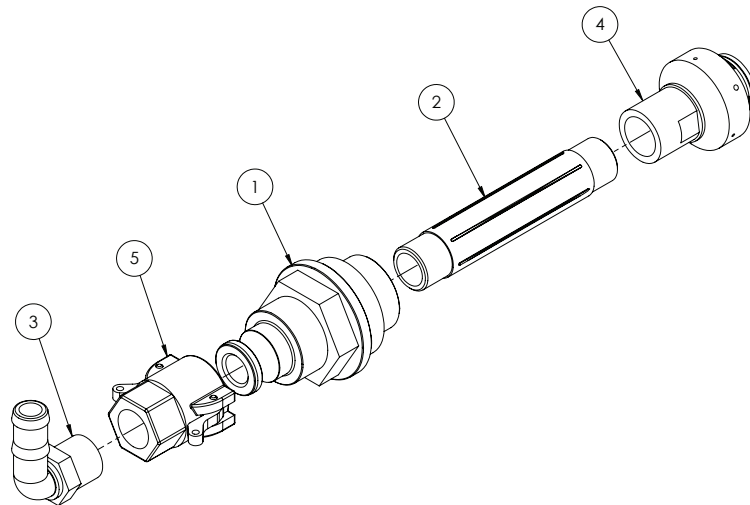
* Sub-assembly on following pages

Tank Cradle - 8000 Litre



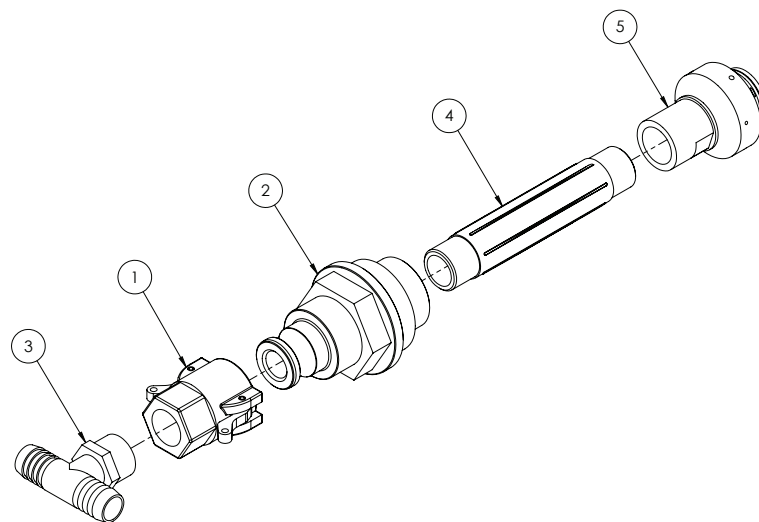
ITEM NO.	PART NUMBER	DESCRIPTION	QTY.
1	GA4661075	Tank Cradle, 8000L, Super Cruiser, G8	1
2	GA5000577	Washer 12mm Flat SS HD	8
3	GA5000259	Bolt M12 x 100 GR8.8 ZP	4
4	GA5012461	Nut M12 Nyloc ZP	4
5	F70127A	50mm Tank Strap Bracket	4
6	GA5011333	Bolt M20 x 60 GR8.8 ZP	4
7	GA5048125	Nut M20 Nyloc Coarse ZP	4
8	GA5001741	Washer 20mm Flat SS HD	8
9 & 10	GA5003859	Strap, Tank, 50mm, Goldacres branded, (price is per meter)	See below.
		Front Tank Strap 50mm	4600mm
		Rear Tank Strap 50mm	4470mm

Tank Rinsing Nozzle - Elbow Assembly



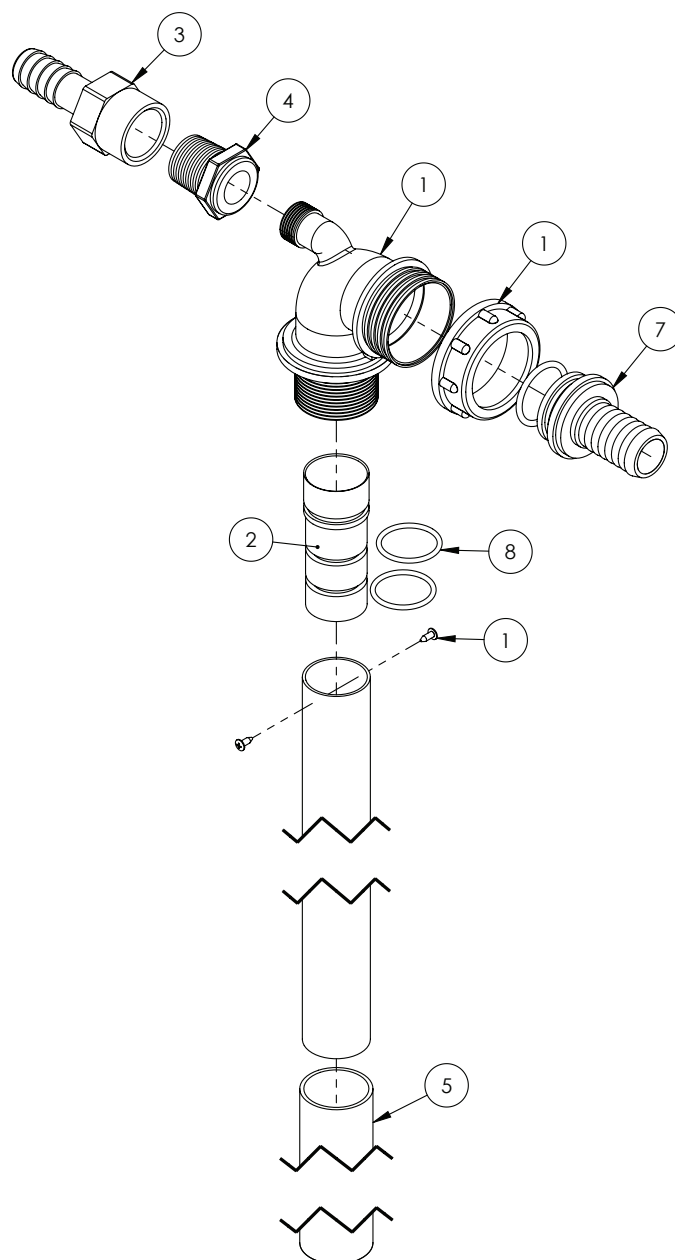
ITEM NO.	PART NUMBER	DESCRIPTION	QTY.
-	GA4901285-1	Tank rinsing nozzle, Elbow, Complete	-
1	GA4572015	Tank rinse adaptor with cam lock	1
2	GA5077912	Nipple, 6" long, 3/4" male thread, Banjo	1
3	GA5077717	Hose barb, Elbow, 90 degree, 3/4" male thread x 3/4" hose, Banjo	1
4	GA5077336	Nozzle, Tank rinsing, 3/4" BSPT female inlet, Teejet	1
5	GA5077132	Cam lever, 3/4" female coupling x 3/4" hose barb, Banjo	1

Tank Rinsing Nozzle - Tee Assembly



ITEM NO.	PART NUMBER	DESCRIPTION	QTY.
-	GA4901285-2	Tank rinsing nozzle, Tee, Complete	-
1	GA5077132	Cam lever, 3/4" female coupling x 3/4" hose barb, Banjo	1
2	GA4572015	Tank rinse adaptor with cam lock	1
3	GA3500431	Hose barb, Tee, 3/4" hose barb x 3/4" hose barb x 3/4" male thread	1
4	GA5077912	Nipple, 6" long, 3/4" male thread, Banjo	1
5	GA5077336	Nozzle, Tank rinsing, 3/4" BSPT female inlet, Teejet	1

Tank Fill - Venturi Assembly

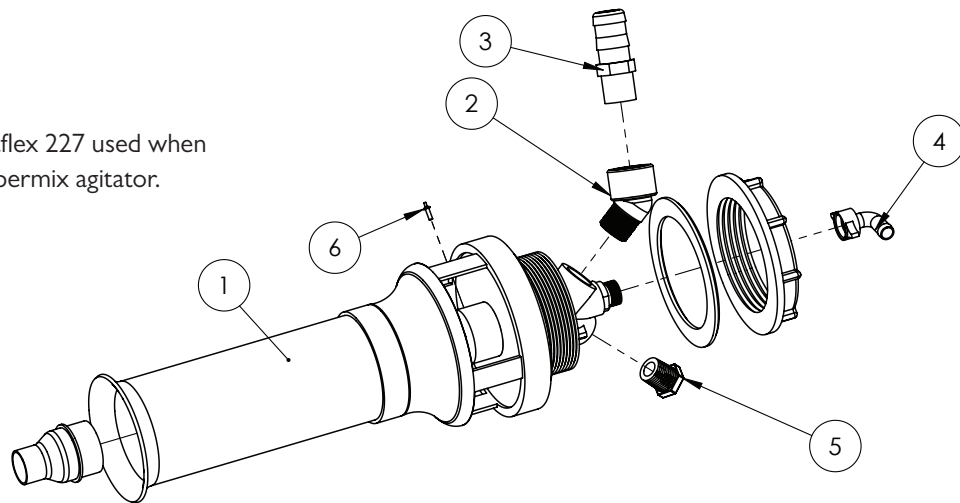


ITEM NO.	PART NUMBER	DESCRIPTION	QTY.
-	GA5007235	Hose clamp, Cobra type, 1 1/2"	1
1	GA5077035	Venturi, Top of tank, 32mm OD outlet	1
2	MACH0022	Jet for Arag venturi	1
3	GA5077743	Hose barb female 3/4"	1
4	GA5078010	Poly Pipe Reducer Bush 3/4" x 1/2"	1
5	GA5050205	Hose Lay flat Blue, 32mm - Cut 405mm long	1
6	GA5077679	O-ring 30 x 3mm	1
7	GA5076036	Hose barb, Straight, 1 1/2" fly nut end x 1" hose barb	1
8	GA5049125	O-ring, 23.4 x 3.53mm, BS213	2

NOTE: Not all parts supplied with kit 500232 are used in this assembly.

Supermix Agitator - Angled Barb

NOTE: Sikaflex 227 used when installing supermix agitator.

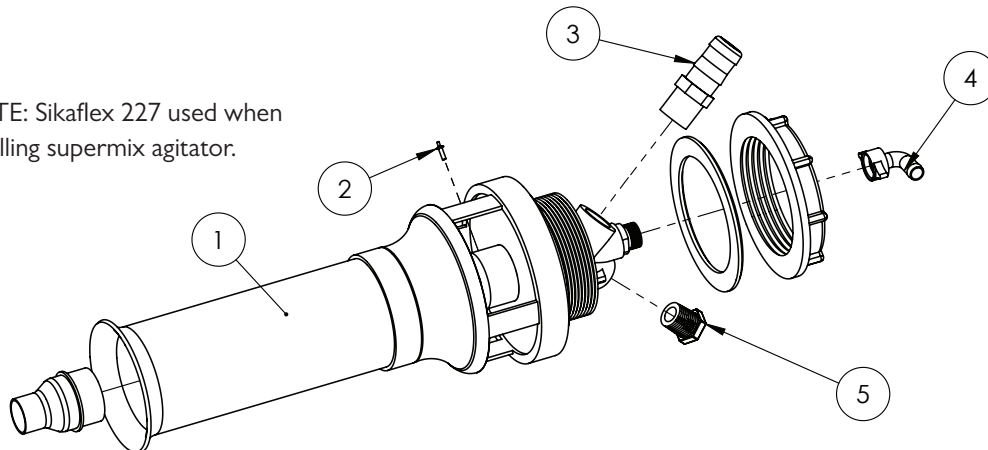


GA4905585 Super mix agitator, Pre assembled, Angled barb

ITEM NO.	PART NUMBER	DESCRIPTION	QTY.
1	GA5077038	Agitator, Super mix, 3mm jet, Arag	1
2	GA5078134	Street elbow, 45 degree, 3/4" male thread x 3/4" female thread	1
3	GA5077715	Hose barb, Straight, 3/4" male thread x 1" hose barb, Banjo	1
4	GA5075657	Hose barb, Elbow, 90 degree, 13mm hose, including 1/2" fly nut and seal, Brass, Arag	1
5	GA5077943	Plug, 1/2" male thread, Banjo	1
6	GA5078134	Pop Rivet 1/8" x 1/2" SS	1

Supermix Agitator - Straight Barb

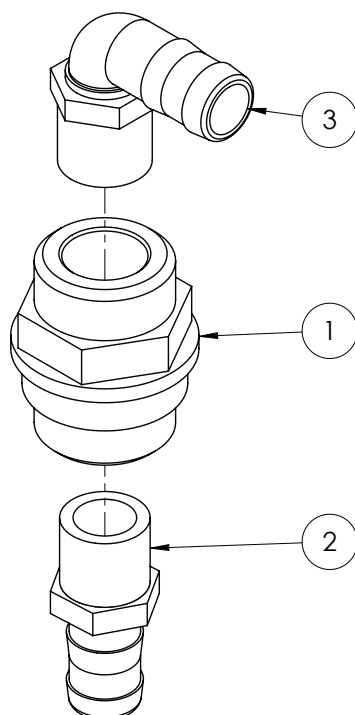
NOTE: Sikaflex 227 used when installing supermix agitator.



GA4903096 Super mix agitator, Pre assembled, Straight barb

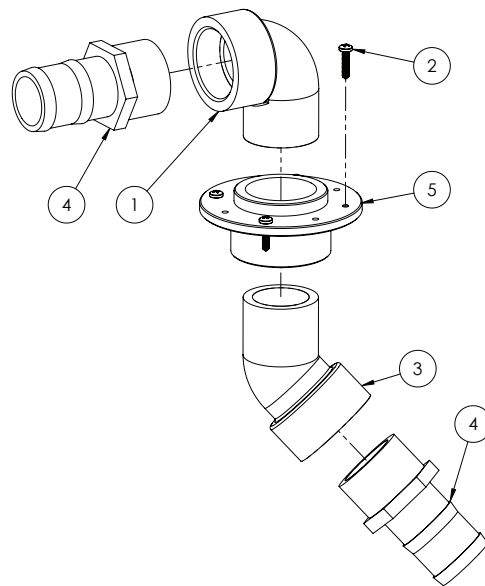
ITEM NO.	PART NUMBER	DESCRIPTION	QTY.
1	GA5077038	Agitator, Super mix, 3mm jet, Arag	1
2	GA5078134	Pop Rivet 1/8" x 1/2" SS	1
3	GA5077715	Hose barb, Straight, 3/4" male thread x 1" hose barb, Banjo	1
4	GA5075657	Hose barb, Elbow, 90 degree, 13mm hose, including 1/2" fly nut and seal, Brass, Arag	1
5	GA5077943	Plug, 1/2" male thread, Banjo	1

Tank Fill - 1" Chemical Assembly



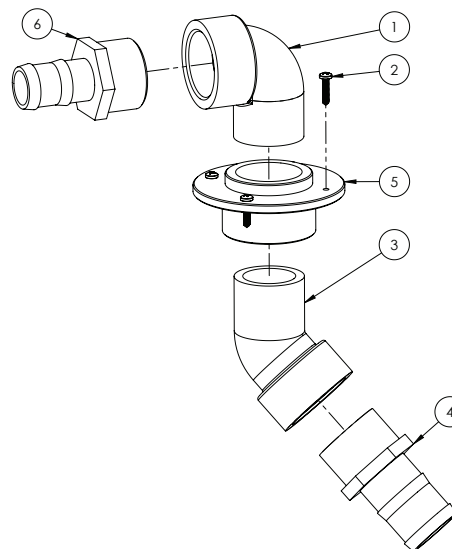
ITEM NO.	PART NUMBER	DESCRIPTION	QTY.
1	GA4572395	Main tank line return fitting 1"	1
2	GA5077718	Hose barb, Straight, 1" male thread x 1" hose	1
3	GA5077723	Hose barb, Elbow, 90 degree, 1" male x 1" hose	1

Tank Fill - 2" Assembly



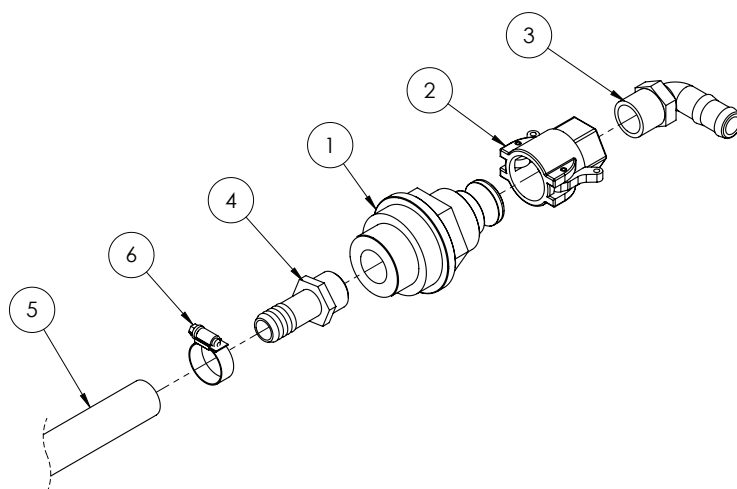
ITEM NO.	PART NUMBER	DESCRIPTION	QTY.
1	GA5078142	Street elbow, 90 degree, 2" male thread x 2" female thread, Banjo	1
2	GA5000527	Screw, Pan head, 12G x 25mm, SS	4
3	GA5078141	Street elbow, 45 degree, 2" male thread x 2" female thread, Banjo	1
4	GA5077737	Hose barb, Straight, 2" male thread x 2" hose, Banjo	2
5	GA4583370	Threaded Tank Flange 2"	1

Tank Fill - 2" Hopper Assembly



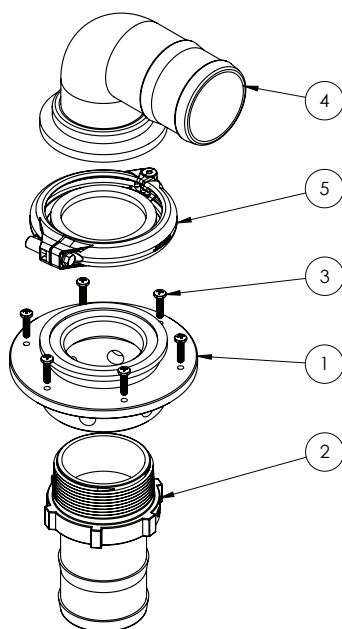
ITEM NO.	PART NUMBER	DESCRIPTION	QTY.
1	GA5078142	Street elbow, 90 degree, 2" male thread x 2" female thread, Banjo	1
2	GA5077739	Hose barb, Straight, 2" male thread x 1 1/2" hose, Banjo	1
3	GA5000527	Screw, Pan head, 12G x 25mm, SS	4
4	GA5078141	Street elbow, 45 degree, 2" male thread x 2" female thread, Banjo	1
5	GA5077737	Hose barb, Straight, 2" male thread x 2" hose, Banjo	1
6	GA4583370	Threaded Tank Flange 2"	1

Tank Fill - Boom Recirculation Assembly



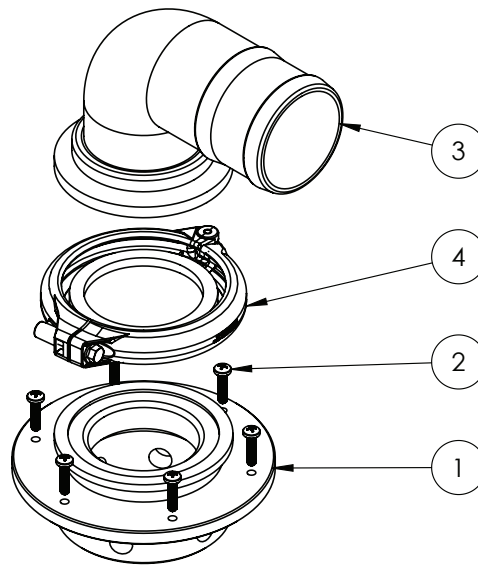
ITEM NO.	PART NUMBER	DESCRIPTION	QTY.
1	GA4572015	Tank rinse adaptor with cam lock	1
2	GA5077132	Cam lever, 3/4" female coupling x 3/4" hose barb, Banjo	1
3	GA5077717	Hose barb, Elbow, 90 degree, 3/4" male thread x 3/4" hose, Banjo	1
4	GA5077709	Hose barb, Straight, 3/4" male thread x 3/4" hose, Banjo	1
5	GA2000216	Hose, Pressure, 20mm, Black 250psi (cut 1300 mm)	1
6	GA5000999	Hose Clamp, 3/4", SS (16-27/12W)	1

Tank Fill - 3" Front & Side Fill Assembly



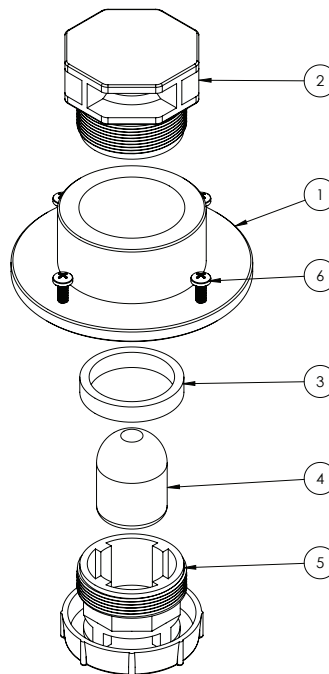
ITEM NO.	PART NUMBER	DESCRIPTION	QTY.
1	GA4550590	Tank Top Inlet Fitting, 3" Flange and 3" NPT Female Thread	1
2	GA5077741	Hose barb, Straight, 3" male thread x 3" hose	1
3	GA5000527	Screw, Pan head, 12G x 25mm, SS	6
4	GA5077875	Hose barb, Elbow, 90 degree, 3" flange x 3" hose	1
5	GA2000116	Flange Clamp, and Gasket, 3"	1

Outlet - Tank Overflow 3"



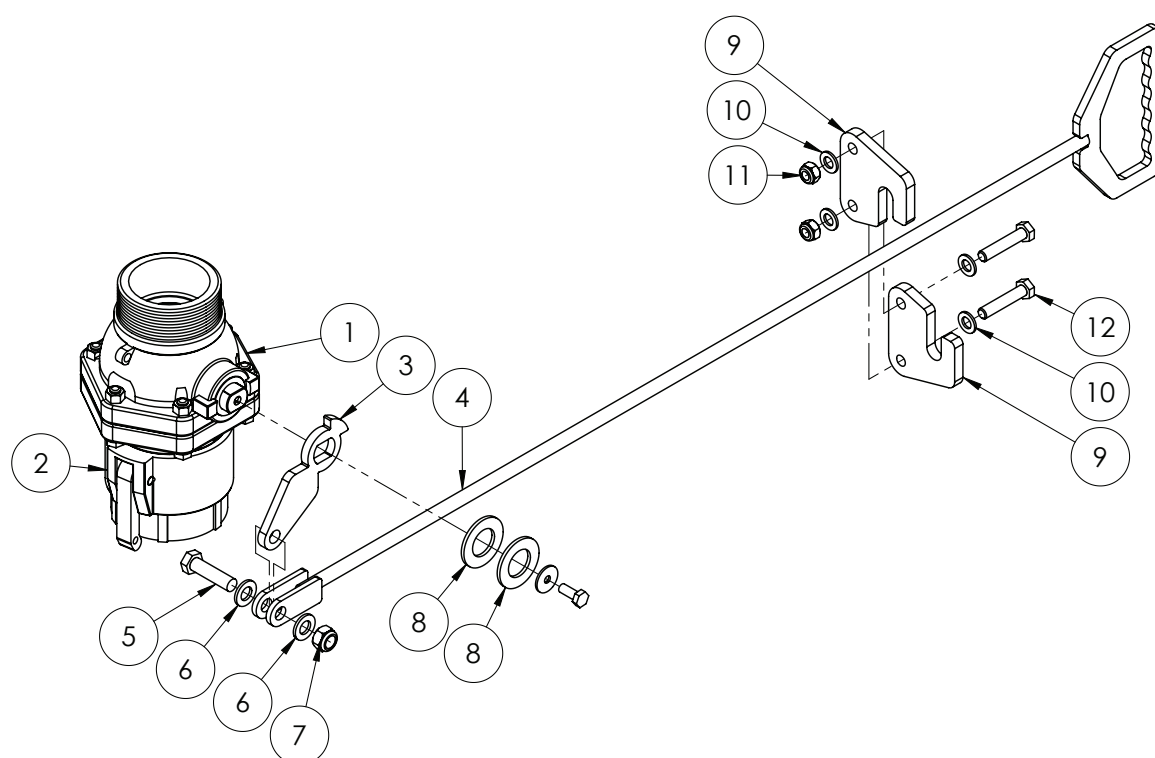
ITEM NO.	PART NUMBER	DESCRIPTION	QTY.
1	GA4550590	Tank Top Inlet Fitting, 3" Flange and 3" NPT Female Thread	1
2	GA5000527	Screw, Pan head, 12G x 25mm, SS	6
3	GA5077875	Hose barb, Elbow, 90 degree, 3" flange x 3" hose	1
4	GA2000116	Flange Clamp, and Gasket, 3"	1

Breather Valve Assembly



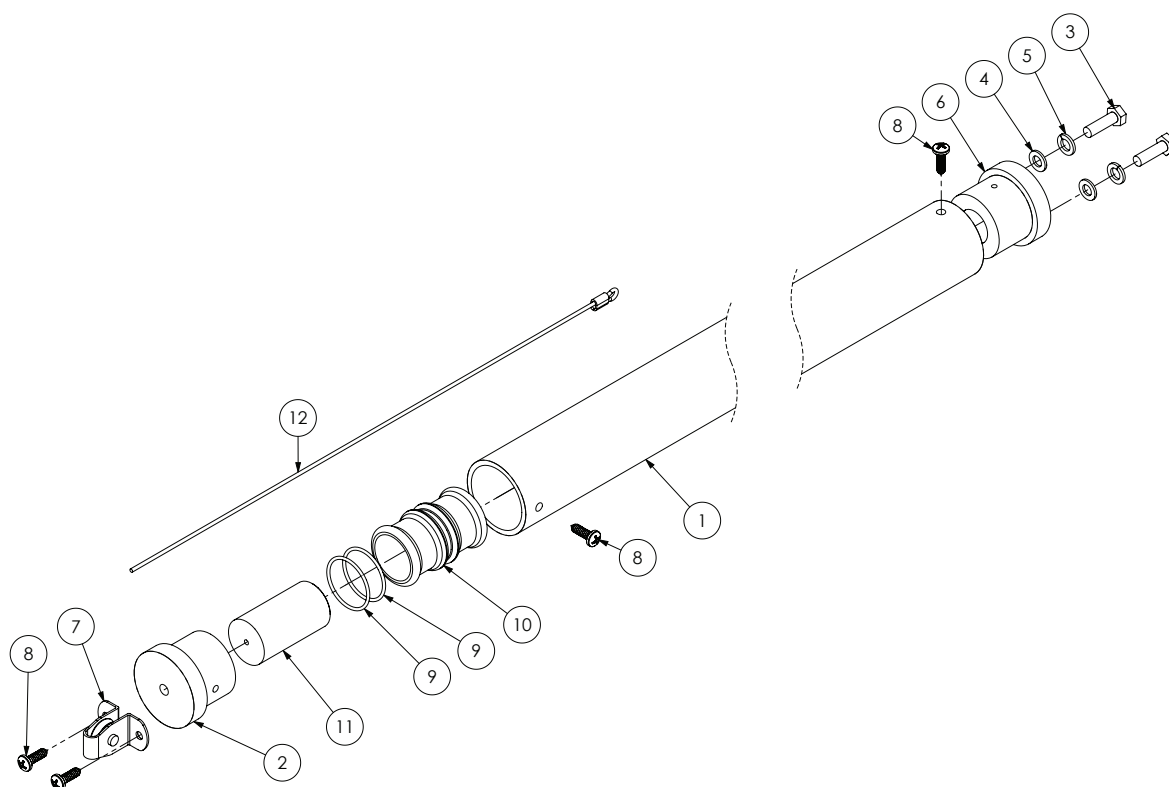
ITEM NO.	PART NUMBER	DESCRIPTION	QTY.
1	GA4583370	Threaded Tank Flange 2"	1
2	GA5000527	Screw, Pan head, 12G x 25mm, SS	1
3	GA4551975	Spacer, 56mm OD, 5mm wall, 10mm Uniboard Poly	1
4,5,6	GA5077046	Valve, Breather, Single Floating Ball	1

Remote Drain - 3"



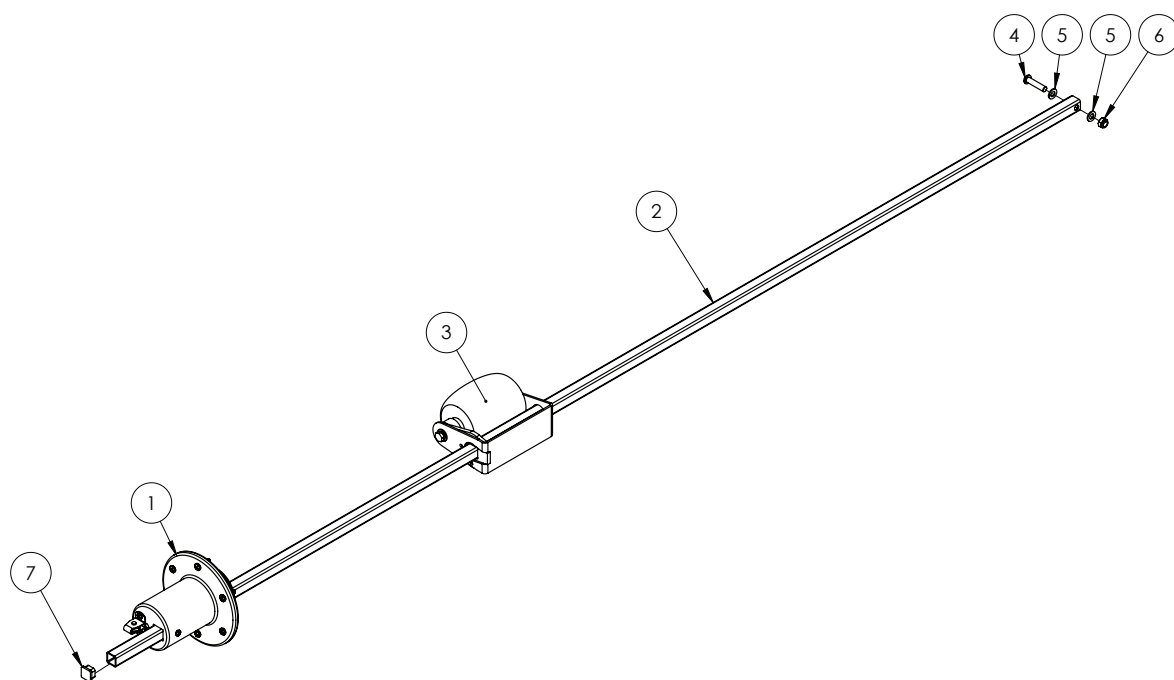
ITEM NO.	PART NUMBER	DESCRIPTION	QTY.
1	GA5078204	Valve, Ball, 3", Male NPT, Male Cam lock, stubby, long handle	1
2	GA5076720	Cam lever, 3 female coupling x 3 female thread, Banjo - NSPT thread	1
3	GA4400290	Plate, Remote Valve Tap Link, 3" Drain	1
4	GA4661150	Remote Valve Handle 3" Drain	1
5	GA5000327	Set Screw M12 x 45 GR8.8 ZP	1
6	GA5000577	Washer 12mm Flat SS HD	2
7	GA5012461	Nut M12 Nyloc ZP	1
8	GA5001893	Washer 1" x 1 7/8" x 14g	2
9	GA4400285	Plate, Remote Valve Handle Support Bracket, Plastic	2
10	GA5000117	Washer 10mm Flat SS HD	4
11	GA5000141	Nut M10 Nyloc ZP	2
12	GA5006057	Bolt M10 x 50 GR8.8 ZP	2

Dry Sight Tube - Cap & Tube Assembly



ITEM NO.	PART NUMBER	DESCRIPTION	QTY.
-	GA5065075	Decal, Dry sight tube, 6000L, Crop Cruiser	-
1	GA5002979	Sight tube, Clear, 38 ID x 44 OD x 2000 mm long, Polycarbonate	1
2	MACH0306	Remote sight tube end cap (Blk Poly)	1
3	GA5004065	Bolt M6 x 20 ZP GR8.8	2
4	GA5004437	Washer 6mm Flat SS	2
5	GA5004447	M6 Spring washer SS	2
6	MACH0316	Tube End Cap with Light Attachment	1
7	GA5015221	Pulley, Upright, 19 mm, Suit sight tube cable roller	1
8	GA5014817	Screw 10G x 5/8" Pan Head SS	4
9	GA5012529	O-ring, 34.65 x 1.78 mm, BS024	2
10	MACH0307	Remote sight tube level indicator	1
11	MACH0317	Level Indicator Insert	1
12	GA4902149	Cable, Pre assembly, 5m - Includes cable and ferrules	-
	GA5017873	Cable, Wire rope, 1.6 mm, 7x19 core, 316 SS, suit sight tube - Cut to 5 metres	1
	GA5008643	Ferrule, Hand swage, Nickle plated copper, suits GA5017873 cable	2

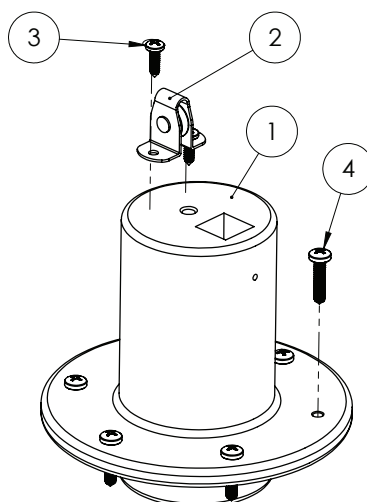
Dry Sight Tube - Float & Guide



ITEM NO.	PART NUMBER	DESCRIPTION	QTY.
1	*	Dry Sight Tube - Locating Cap Assembly	1
2	GA5046955	19 x 19 x 1.6mm SS RHS - cut 2150 mm	1
3	*	Dry Sight Tube - Float Assembly	1
4	GA5051370	BHCS M8 x 35mm SS	1
5	GA5003643	Washer 8mm SS HD	2
6	GA5052590	Nut M8 Nyloc SS	1
7	GA5001101	Square tube Insert 19 x 19mm, Black	1

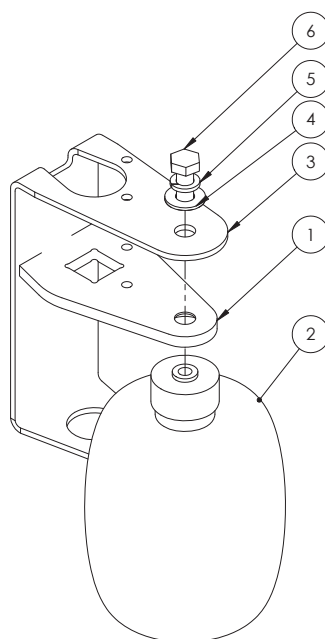
* Sub-assembly on following pages

Dry Sight Tube - Locating Cap Assembly



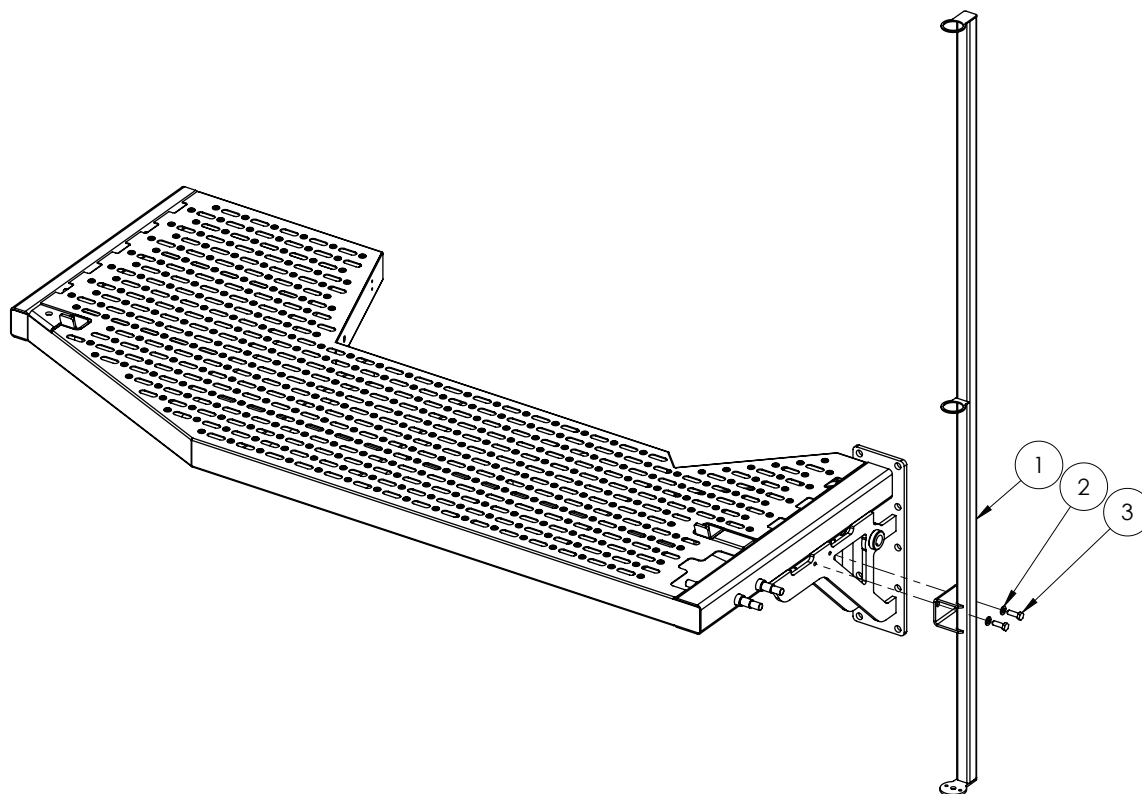
ITEM NO.	PART NUMBER	DESCRIPTION	QTY.
1	MACH0308	Float tube locating cap (Blk Poly)	1
2	GA5015221	Pulley, Upright, 19mm	1
3	GA5014817	Screw 10G x 5/8" Pan Head SS	2
4	GA5000527	Screw, Pan head, 12G x 25mm, SS	6

Dry Sight Tube - Float Assembly



ITEM NO.	PART NUMBER	DESCRIPTION	QTY.
1	GA5072660	Float Plate Dry Sight Tube	1
2	GA5072665	Ball Float 4" Plastic 5/16" Whitworth Threads	1
3	GA4401610	Plate, Float, Dry Sight Tube	1
4	GA5003643	Washer 8mm Flat SS HD	1
5	GA5004919	Washer 8mm Spring SS	1
6	GA5048485	Set Screw, 5/16" x 3/4" BSW, SS GR8	1

Dry Sight Tube - Mount

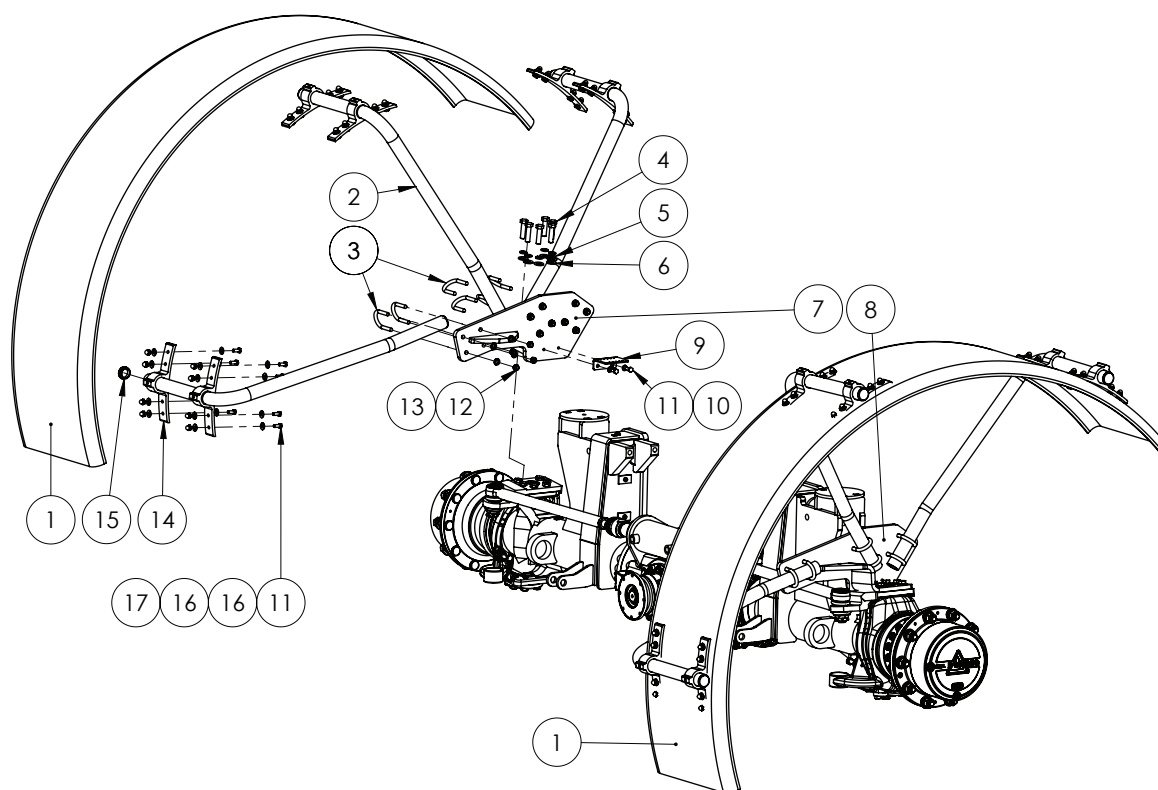


ITEM NO.	PART NUMBER	DESCRIPTION	QTY.
1	GA4661080	Dry Sight Tube Mount	1
2	GA5000117	Washer 10mm Flat SS HD	2
3	GA5006145	Bolt M10 x 30 SS A2-70	2

Chapter 12

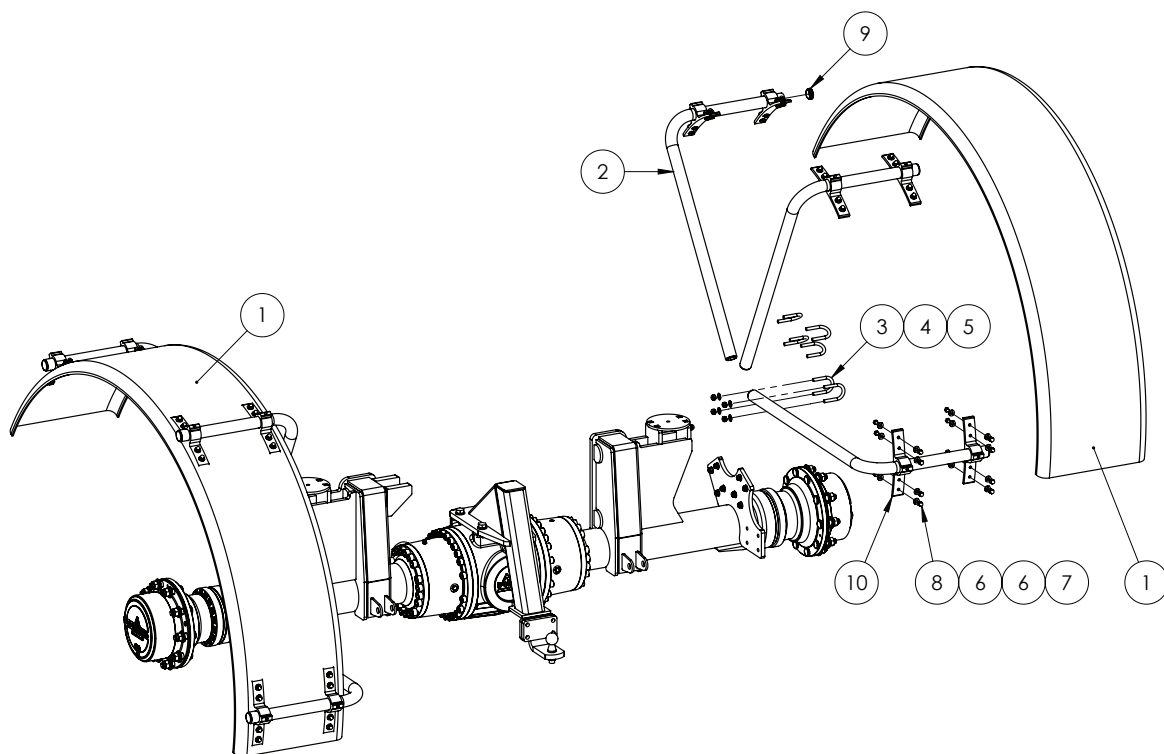
WHEELS & MUDGUARD

Mud Guards - Front Axle (520/85R46 Tyre)



ITEM NO.	PART NUMBER	DESCRIPTION	QTY.
1	GA5003825	Mudguard, Black plastic, 500 wide x 1000mm radius	2
2	GA5071955	Pipe, Mudguard Mount, Front Axle, Super Cruiser, G8	6
3	GA5071209	U Bolt, round top, M12 x 91L x 50W	12
4	GA5000941	Bolt M16 x 60 GR8.8 ZP	12
5	GA5001051	Washer 16mm Spring SS	12
6	GA5001043	Washer 16mm Flat SS HD	12
7	GA4661050	Mudguard Mount, Front, LH, Super Cruiser, G8, 2015	1
8	GA4661055	Mudguard Mount, Front, RH, Super Cruiser, G8, 2015	1
9	GA4506600	Plate Trimble Giro Mount	1
10	GA5000117	Washer 10mm Flat SS HD	2
11	GA5066162	Bolt M10 x 25 SS	50
12	GA5012461	Nut M12 Nyloc ZP	24
13	GA5000577	Washer 12mm Flat SS HD	24
14	GA5020450	Bracket, Plastic, Black, Mudguard mounting	12
	GA5050675	Grub Screw M12 x 16 SS	12
15	GA5003925	End cap, 45 mm round, Black plastic	9
16	GA5002565	Washer 3/8" ID x 1" OD Flat SS	96
17	GA5011133	Nut M10 Dome nut SS	48

Mud Guards - Rear Axle (520/85R46 Tyre)



ITEM NO.	PART NUMBER	DESCRIPTION	QTY.
1	GA5003825	Mudguard W500 x R1000mm	2
2	GA5071960	Pipe, Mudguard Mount, Rear Axle, Super Cruiser, G8	6
3	GA5071209	U-bolt, round top, M12 x 91L x 50W	12
4	GA5000577	Washer 12mm Flat SS HD	24
5	GA5012461	Nut M12 Nyloc ZP	24
6	GA5002565	Washer 3/8" ID x 1" OD Flat SS	48
7	GA5066162	Bolt M10 x 25 SS	24
8	GA5011133	Nut M10 Dome nut SS	24
9	GA5003925	Insert round 45mm x 0.8 - 3.0mm	12
10	GA5020450	Bracket, Plastic, Black, Mudguard mounting	12
	GA5050675	Grub Screw M12 x 16 SS	12

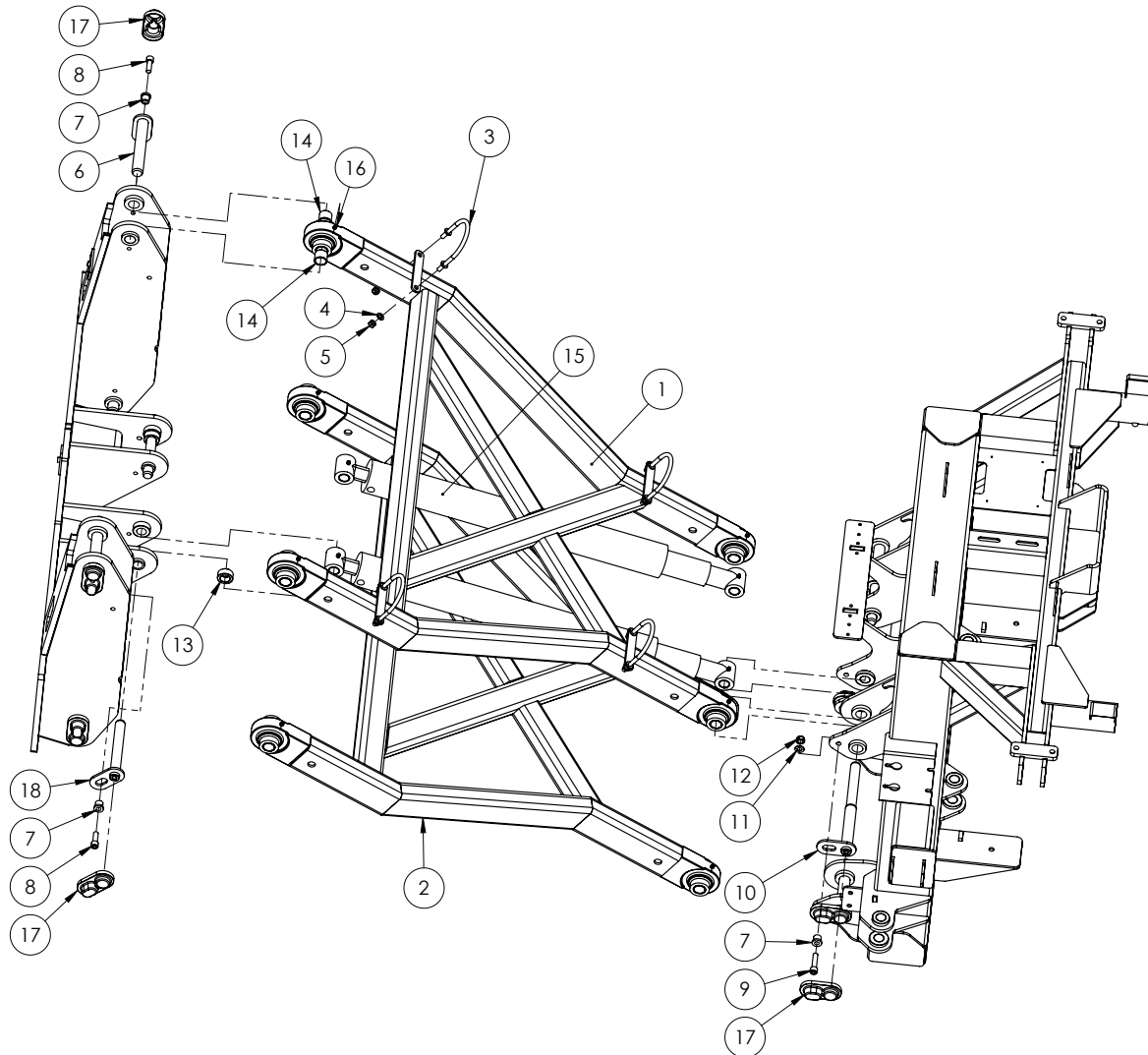
Wheels & Tyres

PART NUMBER	DESCRIPTION
GA1500004	Wheel, DD16 x 46, Zero Offset
GA1500024	Tyre, 520/85R46, X-Load I73A8/I69D, Harvest
GA1500009	Tyre, 520/85R46 I58A8, BKT, Agrimax
GA5018892	Wheel nut, M22 x 1.5mm, ZP
GA5070815	Hex Nut Cap Suit M22 Crop Cruiser Stud

Chapter 13

BOOM CENTRE

36-42m - Boom Centre - Paralift Assembly



ITEM NO.	PART NUMBER	DESCRIPTION	QTY.
-	GA5066673~	Pin kit suit paralift	1
1	GA4658750	Paralift Arm Upper	1
	GA5066192	Weld on end, Paralift arm, Solid bush insert - Suit field repair	-
2	GA4662025	Paralift Arm Lower	1
	GA5066192	Weld on end, Paralift arm, Solid bush insert - Suit field repair	-

Continued over page

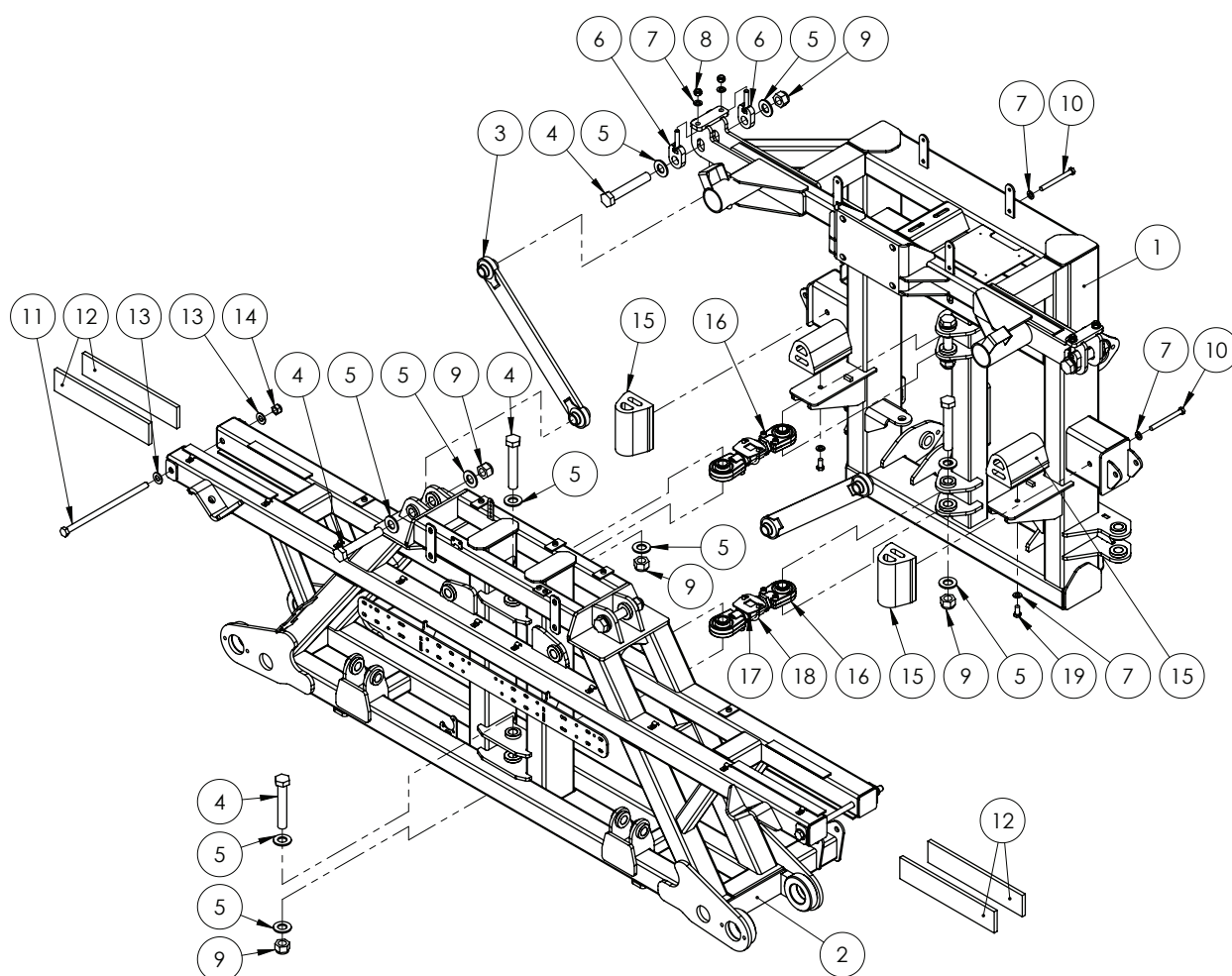
36-42m - Boom Centre - Paralift Assembly

ITEM NO.	PART NUMBER	DESCRIPTION	QTY.
3	GA5070905	U-bolt, Round top, M10 x 118 x 115mm, with stopper washers, ZP	4
4	GA5000117	Washer 10mm Flat SS HD	8
5	GA5000141	Nut M10 Nyloc ZP	8
6	GA5066655	Pin with retaining plate, 28.575mm OD x 180mm long, paralift arm	6
7	MACH0152	Bush with shoulder, 12.3mm ID x 25mm OD x 21mm long	10
8	GA5000313	SHCS M12 x 35 GR12.9 ZP	6
9	GA5051470	SHCS M12 x 50 GR12.9 ZP	4
10	GA5066675	Pin with retaining plate, Stepped, 294mm Long	2
11	GA5000577	Washer 12mm Flat SS HD	4
12	GA5012461	Nut M12 Nyloc ZP	4
13	GA4562190	Spacer bush, 40mm OD x 26mm ID x 17.5mm long, Paralift arms	2
14	GA5065486	Glacier bush 1 1/8" x 1" long	2
15	GA5070081^	Hydraulic Cylinder, Bore 3", Rod 2.5", Stroke 26"	2
16	GA5012203	Grease nipple, Short, 1/4" UNF	8
17	GA5067885	Pin cover, Black, clip on, plastic	10
18	GA5066646	Pin with retainer, 1" OD x 180 mm long	2

~ NOTE: 2 pins in this kit will require cutting down to match the length of Item no. 6 before fitment.

^ See Chapter 18 'Hydraulics' for sub-assembly

36-42m - Boom Centre - Base Assembly



ITEM NO.	PART NUMBER	DESCRIPTION	QTY.
1	GA4658138	Paralift Rear, Tritech, 24m to 42m Boom	1
2	GA4658122	Centre Section, Tritech, 24m - 42m	1
3	GA4656240	Delta link, Long	2
4	GA4683145	Bolt 1" UNC x 6" cut down from 7"	8
5	GA5017681	Washer 1" x 2" 7g Flat Thin SS	16
6	GA4656260	Boom Delta hanger adjuster bolt	4
7	GA5000577	Washer 12mm Flat SS HD	8
8	GA5012461	Nut M12 Nyloc ZP	4
9	GA5012439	1" Nyloc Nut UNC ZP	8
10	GA5000265	Bolt M12 x 120 GR8.8 ZP	2
11	GA5075125	M16 x 325 GR4.4 ZP 60mm Thread	2
12	GA5075090	Wear pad, 380 x 74 x 12 mm, Polystone, Suit Tri Tech tilt arm	4
13	GA5001009	Washer 16mm Flat ZP HD	4

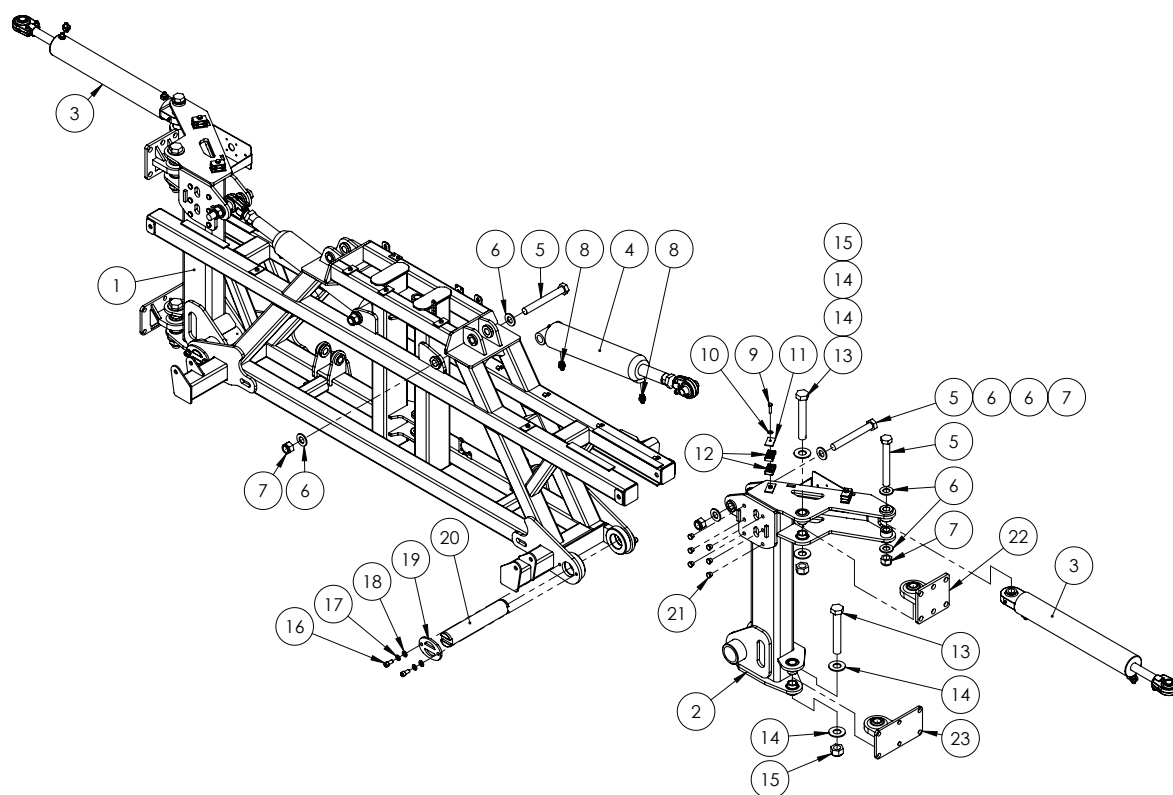
Continued over page

36-42m - Boom Centre - Base Assembly

ITEM NO.	PART NUMBER	DESCRIPTION	QTY.
14	GA5012463	Nut M16 Nyloc SS	2
15	GA5075240	Bump Stop Rubber with threaded insert	4
16	DELTA-LINKSA*	Short Adjustable delta link	2
17	GA4524140	Locking plate suit adjustable delta link	2
18	GA5018245	U bolt, Round top, M8 x 50 x 60 mm	2
19	GA5011229	Bolt M12 x 25 GR8.8 ZP	2

* Sub-assembly on following pages

36m - Boom Centre - Tilt Assembly



ITEM NO.	PART NUMBER	DESCRIPTION	QTY.
1	GA4660445	Tilt Arm Centre Section Trittech RH	1
2	GA4660440	Tilt Arm Centre Section Trittech LH	1
3	GA5018538^	Hydraulic Cylinder, Bore 3", Rod 1.25", Stroke 18"	2
4	GA5065051^	Hydraulic Cylinder, Bore 3.5", Rod 1.75", Stroke 5"	2
5	GA5006151	Bolt 1" UNF 12 TPI x 8" GR8 ZP	6
6	GA5017681	Washer 1 x 2 7g Flat Thin SS	12
7	GA5012446	Nut, 1", UNF, 12 TPI, Nyloc ZP	6
8	GA3500147	Hydraulic adaptor, Nipple, 9/16" JIC male x 3/4" UN male O-ring	4
9	GA5011481	Bolt M8 x 35 GR8.8 ZP	4
10	GA5003643	Washer 8mm Flat SS HD	4
11	GA5078042	Mounting clamp, Double type, Plate, Top, Group 2	4
12	GA5078031	Mounting clamp, Double type, Jaw, Pair, Group 2, 14mm	8
13	GA0500053	Bolt, 1 1/8" x 7 1/2" UNC, ZP, Gr8	4
14	GA5017607	Washer 1 1/8" Flat ZP	8
15	GA0500054	1 1/8" Nyloc Nut UNC ZP	4
16	GA5000297	SHCS M12 x 25 GR12.9 ZP	8
17	GA5000575	Washer 12mm Spring SS	8
18	GA5000577	Washer 12mm Flat SS HD	8

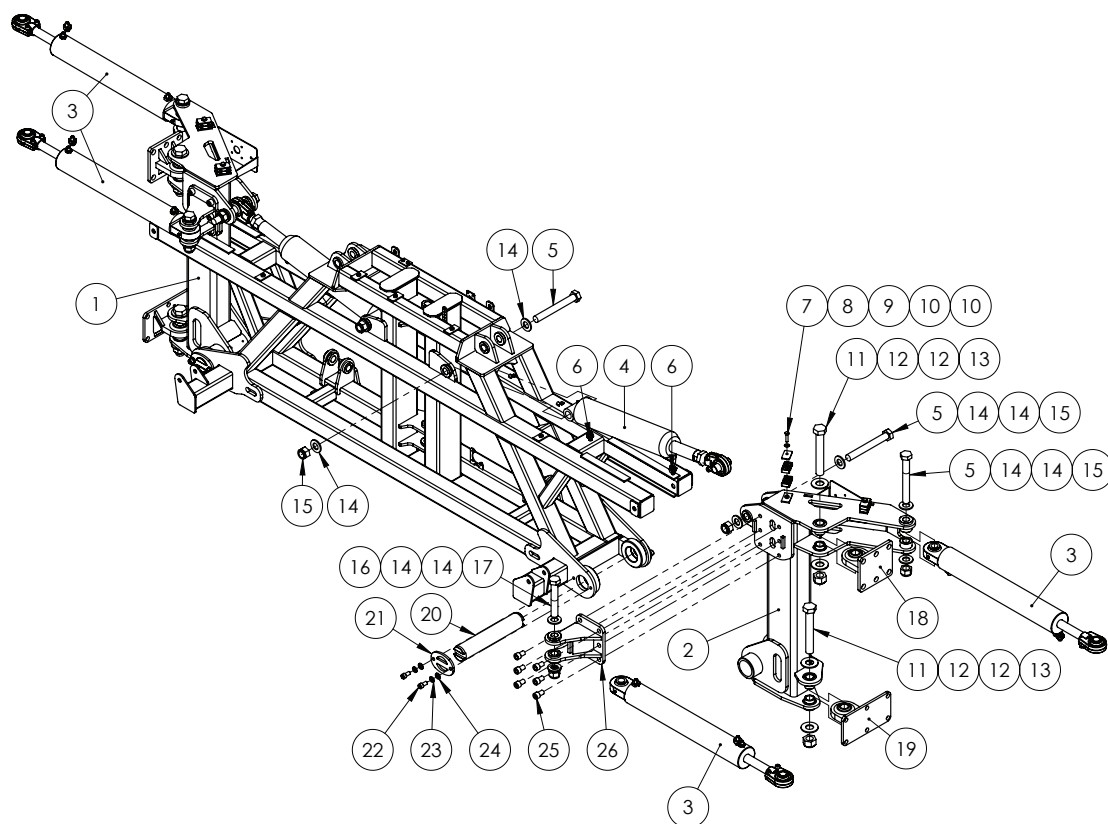
Continued over page

36m - Boom Centre - Tilt Assembly

ITEM NO.	PART NUMBER	DESCRIPTION	QTY.
19	GA4502280	Pin retainer	4
20	GA4572365	Tilt pin	2
21	GA5052910	End cap, Plastic, Black, Insert, Round, 18 mm, 0.8 - 2.5 mm wall	12
22	GA4660915	Top Rose End Large Trittech	2
23	GA4659220	Bottom Rose End Large Trittech	2

^ See Chapter 18 'Hydraulics' for sub-assembly

42m - Boom Centre - Tilt Assembly



ITEM NO.	PART NUMBER	DESCRIPTION	QTY.
1	GA4660445	Tilt Arm Centre Section Trittech RH	1
2	GA4660440	Tilt Arm Centre Section Trittech LH	1
3	GA5018538^	Hydraulic Cylinder, Bore 3", Rod 1.25", Stroke 18"	4
4	GA5065051^	Hydraulic Cylinder, Bore 3.5", Rod 1.75", Stroke 5"	2
5	GA5006151	Bolt 1" UNF 12 TPI x 8 GR8 ZP	6
6	GA3500147	Hydraulic adaptor, Nipple, 9/16" JIC male x 3/4" UN male O-ring	4
7	GA5011481	Bolt M8 x 35 GR8.8 ZP	4
8	GA5003643	Washer 8mm Flat SS HD	4
9	GA5078042	Mounting clamp, Double type, Plate, Top, Group 2	4
10	GA5078031	Mounting clamp, Double type, Jaw, Pair, Group 2, 14mm	8
11	GA0500053	Bolt, 1 1/8" x 7 1/2" UNC, ZP, Gr8	4
12	GA5017607	Washer 1 1/8" Flat ZP	8
13	GA0500054	Nut 1 1/8", Nyloc, ZP, UNC	4
14	GA5017681	Washer 1" x 2" 7g Flat Thin SS	16
15	GA5012446	Nut, 1", UNF, 12 TPI, Nyloc ZP	6
16	GA5012439	Nut 1" UNC Nyloc ZP	2
17	GA4683145	Bolt 1" UNC x 6" cut down from 7"	2
18	GA4660915	Top Rose End Large Trittech	2
19	GA4659220	Bottom Rose End Large Trittech	2
20	GA4572365	Tilt pin	2

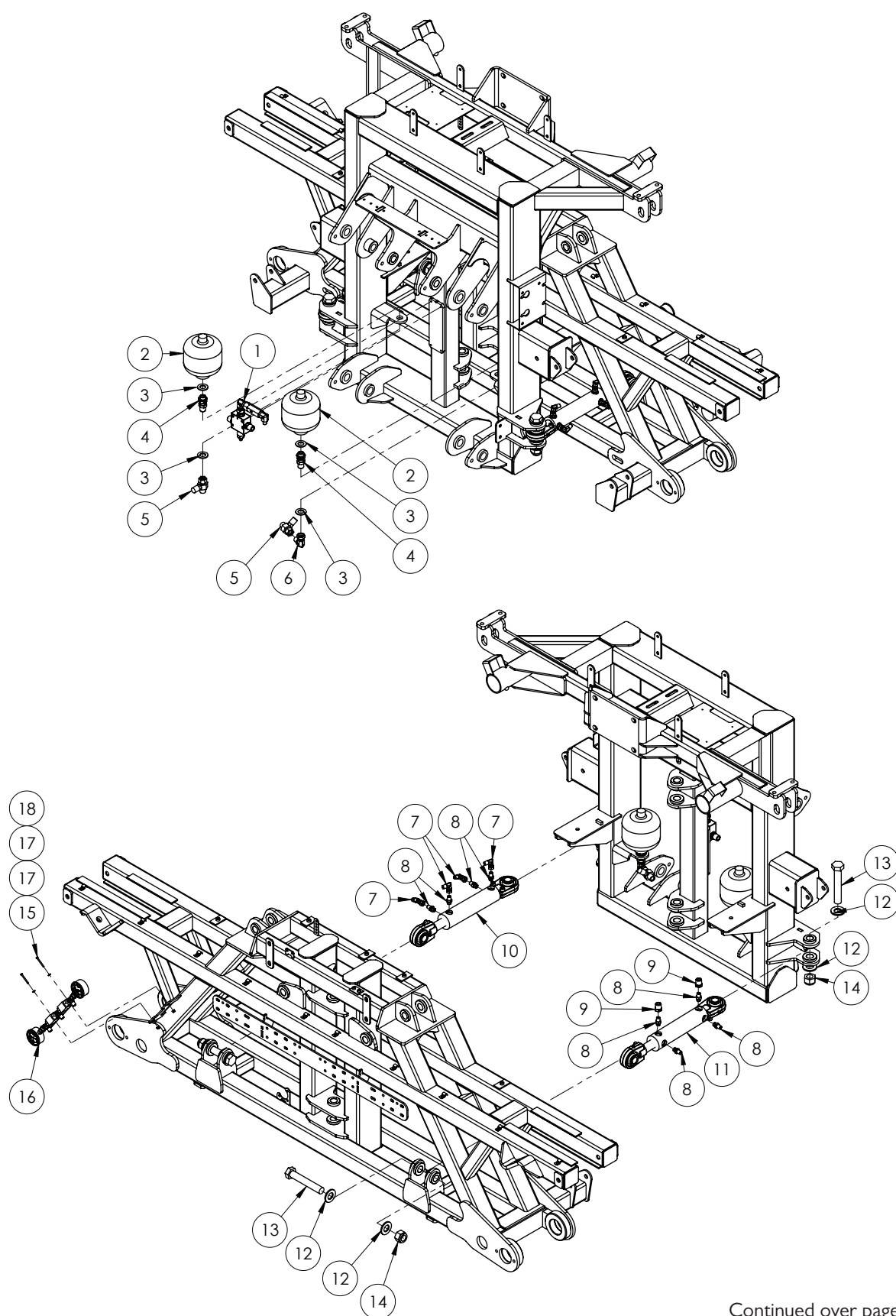
Continued over page

42m - Boom Centre - Tilt Assembly

ITEM NO.	PART NUMBER	DESCRIPTION	QTY.
21	GA4502280	Pin retainer	4
22	GA5000297	SHCS M12 x 25 GR12.9 ZP	8
23	GA5000575	Washer 12mm Spring SS	8
24	GA5000577	Washer 12mm Flat SS HD	8
25	GA5000905	SHCS M16 x 25 GR12.9 ZP	12
26	GA4658875	Mount, Fold cylinder	2

^ See Chapter 18 'Hydraulics' for sub-assembly

36m - Boom Centre - Yaw Assembly



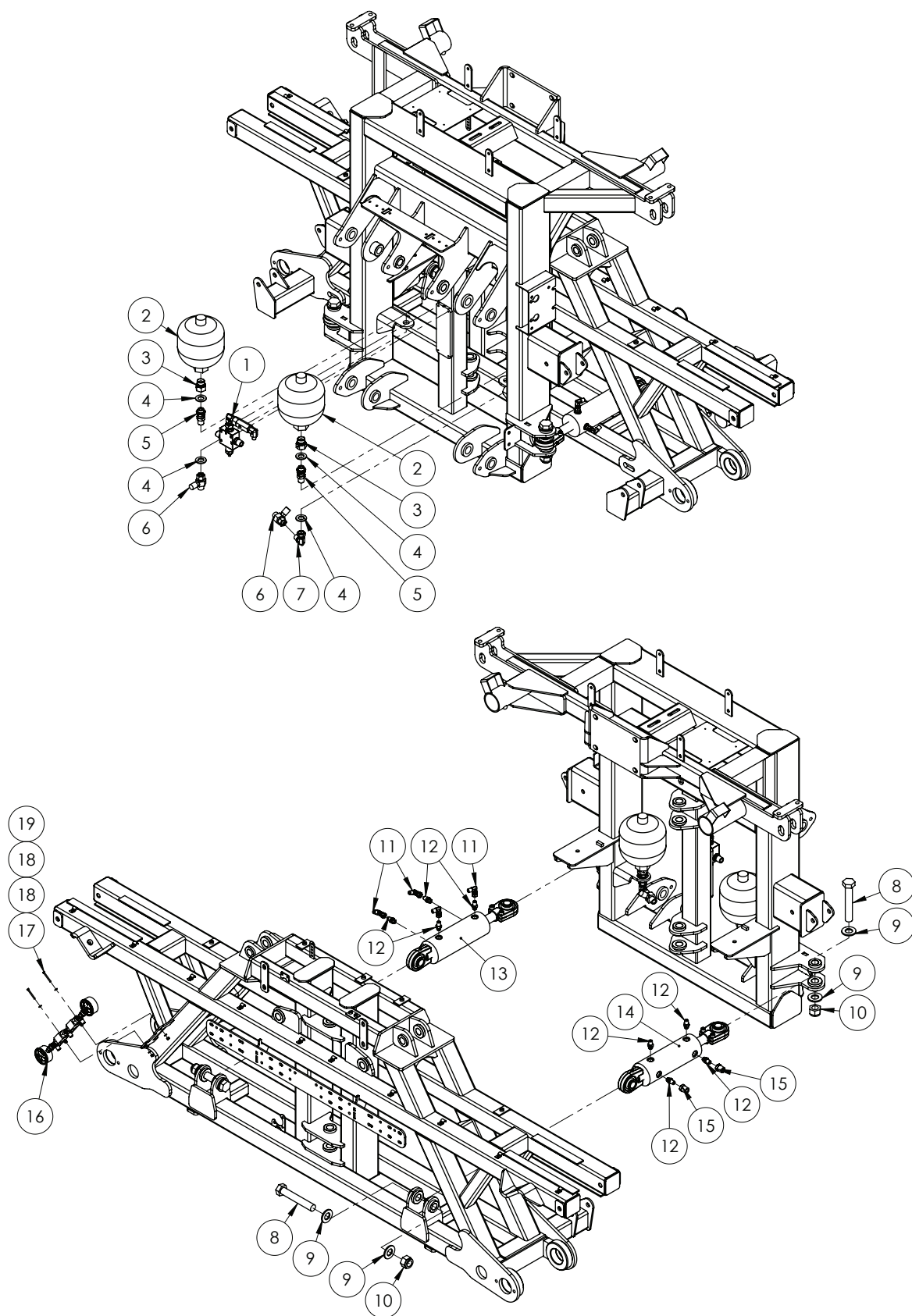
Continued over page

36m - Boom Centre - Yaw Assembly

ITEM NO.	PART NUMBER	DESCRIPTION	QTY.
1	^	Pressure Reducer Valve Assembly	1
2	GA5007787	Accumulator, Hydraulic, 1L, precharged to 70 bar	2
3	GA5001741	Washer 20mm Flat SS HD	4
4	GAS99-603	Hydraulic adaptor, Bulkhead nipple, 1/2 BSP male x 1/2 BSP male	2
5	GA3500198	Hydraulic adaptor, Inline test point, 1/2" BSPP female swivel x 1/2" BSPT male x M16 x 2.0 test port	2
6	GA3500333	Hydraulic adaptor, Elbow, 90 degree, 1/2" BSPT male x 1/2" BSPP female swivel	1
7	GA3500332	Hydraulic adaptor, Elbow, 90 degree, 1/4" BSPT male x 1/4" BSPP female swivel	4
8	GA3500358	Hydraulic adaptor, Nipple, 1/4" BSPT male x 9/16" UN male O-ring	8
9	GA3500203	Hydraulic adaptor, Reducing bush, 1/2" BSPT male x 1/4" BSPT female	2
10	^	Hydraulic Cylinder - Yaw Left side	1
11	^	Hydraulic Cylinder - Yaw Right side	1
12	GA5017681	Washer 1" x 2" 7g Flat Thin SS	8
13	GA4683145	Bolt 1" UNC x 6" cut down from 7"	4
14	GA5012439	1" Nyloc Nut UNC ZP	4
15	GA5049800	SHCS M4 x 40 GR12.9 ZP	2
16	^	Yaw Control Valve Assembly	1
17	GA5011361	Washer 4mm Flat ZP	4
18	GA5049025	Nut M4 Nyloc SS	2

^ See Chapter 18 'Hydraulics' for sub-assembly

42m - Boom Centre - Yaw Assembly



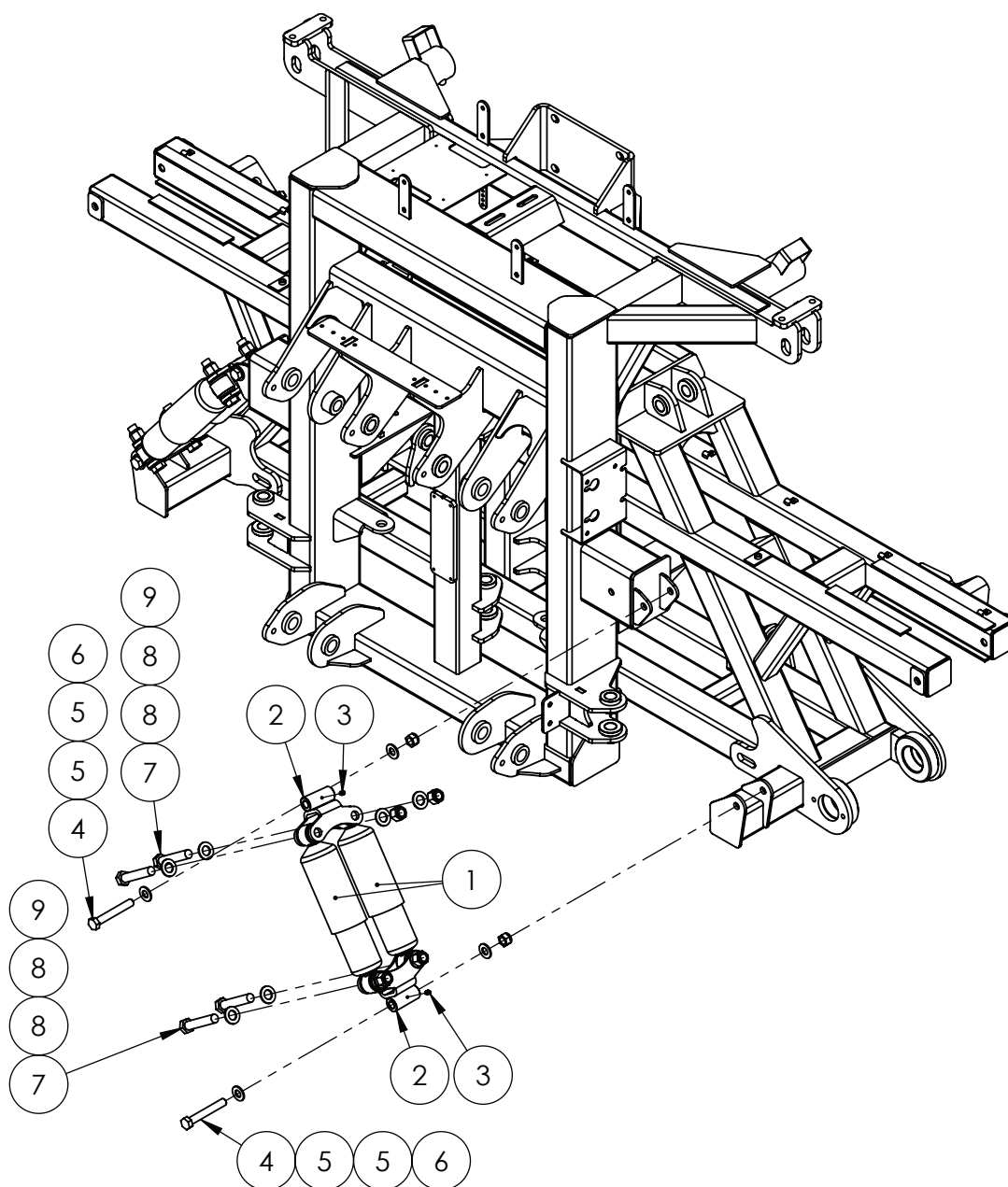
Continued over page

42m - Boom Centre - Yaw Assembly

ITEM NO.	PART NUMBER	DESCRIPTION	QTY.
1	^	Pressure Reducer Valve Assembly	1
2	GA3500021	Accumulator, Hydraulic, 2L, 90 Bar pre charge, suit 42m yaw	2
3	GA3500483	Hydraulic Adaptor, 3/4" BSPP to 1/2" BSPP Reducing Bush	2
4	GA5001741	Washer 20mm Flat SS HD	4
5	GAS99-603	Hydraulic adaptor, Bulkhead nipple, 1/2" BSP male x 1/2" BSP male	2
6	GA3500198	Hydraulic adaptor, Inline test point, 1/2" BSPP female swivel x 1/2" BSPT male x M16 x 2.0 test port	2
7	GA3500333	Hydraulic adaptor, Elbow, 90 degree, 1/2" BSPT male x 1/2" BSPP female swivel	1
8	GA4683145	Bolt 1" UNC x 6" cut down from 7"	4
9	GA5017681	Washer 1" x 2" 7g Flat Thin SS	8
10	GA5012439	1" Nyloc Nut UNC ZP	4
11	GA3500332	Hydraulic adaptor, Elbow, 90 degree, 1/4" BSPT male x 1/4" BSPP female swivel	4
12	GA3500358	Hydraulic adaptor, Nipple, 1/4" BSPT male x 9/16" UN male O-ring	8
13	^	Hydraulic Cylinder - Yaw Left side	1
14	^	Hydraulic Cylinder - Yaw Right side	1
15	GA3500203	Hydraulic adaptor, Reducing bush, 1/2" BSPT male x 1/4" BSPT female	2
16	^	Yaw Control Valve Assembly	1
17	GA5049800	SHCS M4 x 40 GR12.9 ZP	2
18	GA5011361	Washer 4mm Flat SS	4
19	GA5049025	Nut M4 Nyloc SS	2

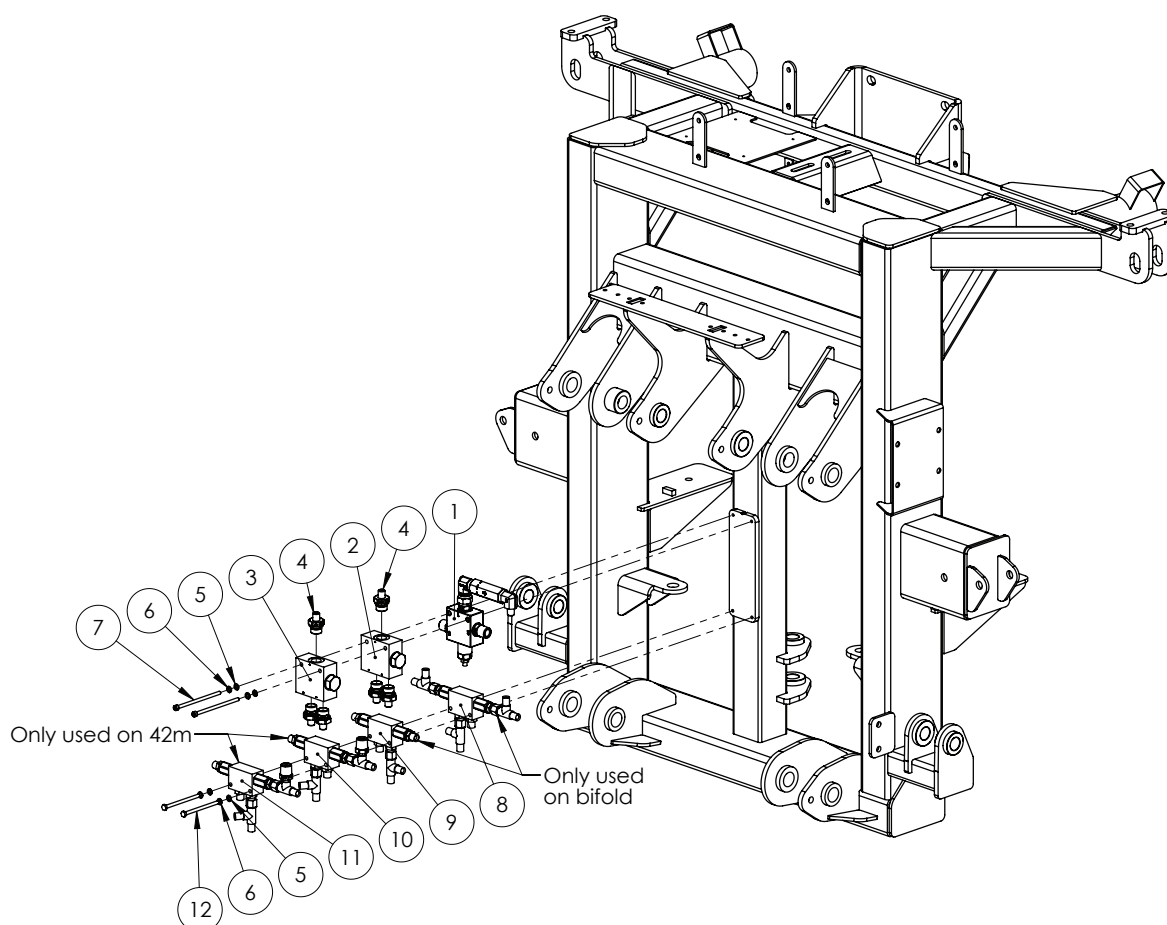
^ See Chapter 18 'Hydraulics' for sub-assembly

36-42m - Boom Centre - Roll Shockers



ITEM NO.	PART NUMBER	DESCRIPTION	QTY.
1	GA5015139	Shock Absorber, Double eye, 19mm eye, 82mm OD, Black	4
2	GA4659360	Mounting bracket, Dual roll shock absorber	4
3	GA5012203	Grease nipple, Short, 1/4" UNF	4
4	GA5000855	Bolt M16 x 110 GR8.8 ZP	4
5	GA5001009	Washer 16mm Flat ZP HD	8
6	GA5012463	Nut M16 Nyloc SS	4
7	GA5049490	Bolt 3/4" UNC x 4" HT ZP	8
8	GA5001741	Washer 20mm Flat SS HD	16
9	GA5048430	Nut 3/4" UNC Nyloc ZP	8

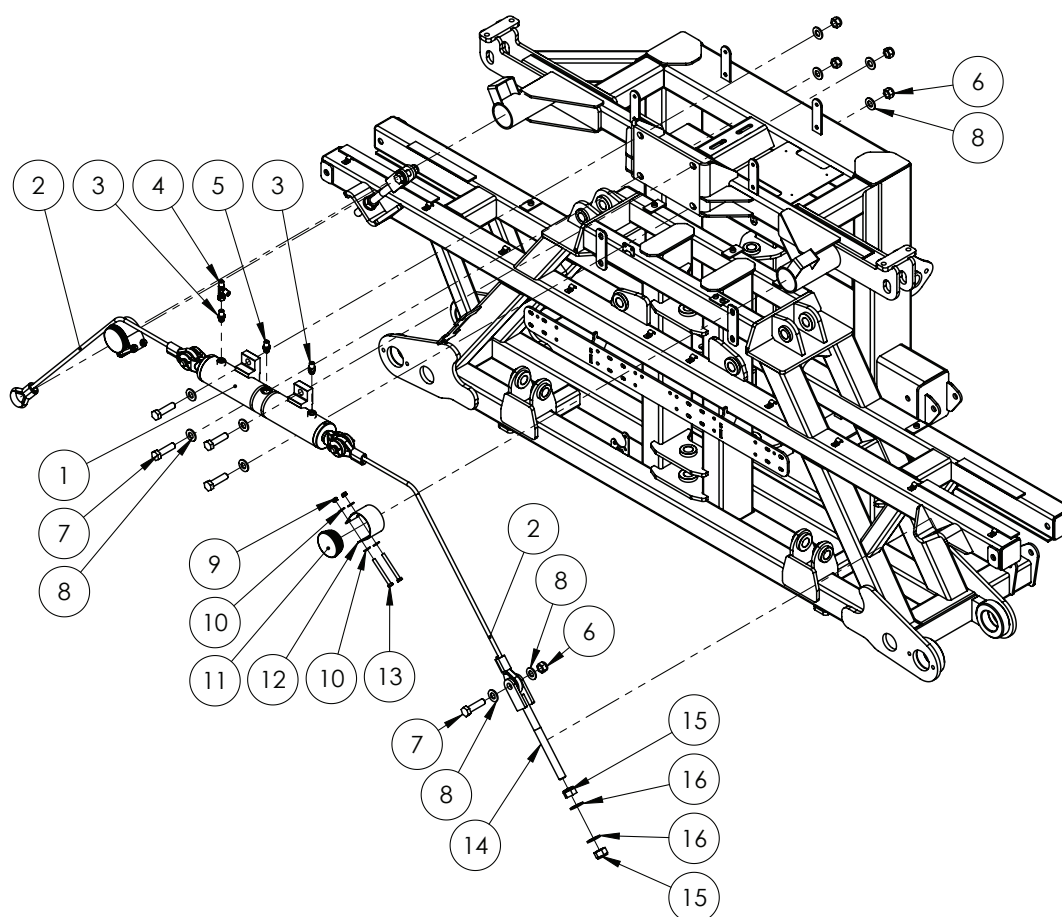
36-42m - Boom Centre - Flow Div's & Check Valves



ITEM NO.	PART NUMBER	DESCRIPTION	QTY.
1	^	Pressure Reducer Valve Assembly, Crop Cruiser & Prairie	1
2	GA3500106	Hydraulic Valve, Flow Divider, 1 - 3 l/min - Bi-fold only	1
3	GA3500120	Hydraulic Valve, Flow Divider, 5 - 13 l/min	1
4	GA3500308	Hydraulic adaptor, Nipple, 1/4" BSPT male x 1/2" BSPP male	6
5	GA5004437	Washer 6mm Flat SS	4
6	GA5004447	Washer 6mm Spring SS	4
7	GA5011441	SHCS M6 x 80 GR12.9 ZP - standard	2
	GA5051525	SHCS M6 x 130 GR12.9 ZP - Bi-fold only - Cut to 115 mm	2
8	^	Double Pilot Check Valve - Bi-fold only	1
9	^	Double Pilot Check Valve - Bi-fold only	1
10	^	Double Pilot Check Valve - RH - 42m only	1
11	^	Double Pilot Check Valve - LH - 42m only	1
12	GA5004107	Bolt M6 x 70 GR8.8 ZP - Either bi-fold or 42 m boom optioned	2
	GA5051525	SHCS M6 x 130 GR12.9 ZP - Fully optioned	2

^ See Chapter 18 'Hydraulics' for sub-assembly

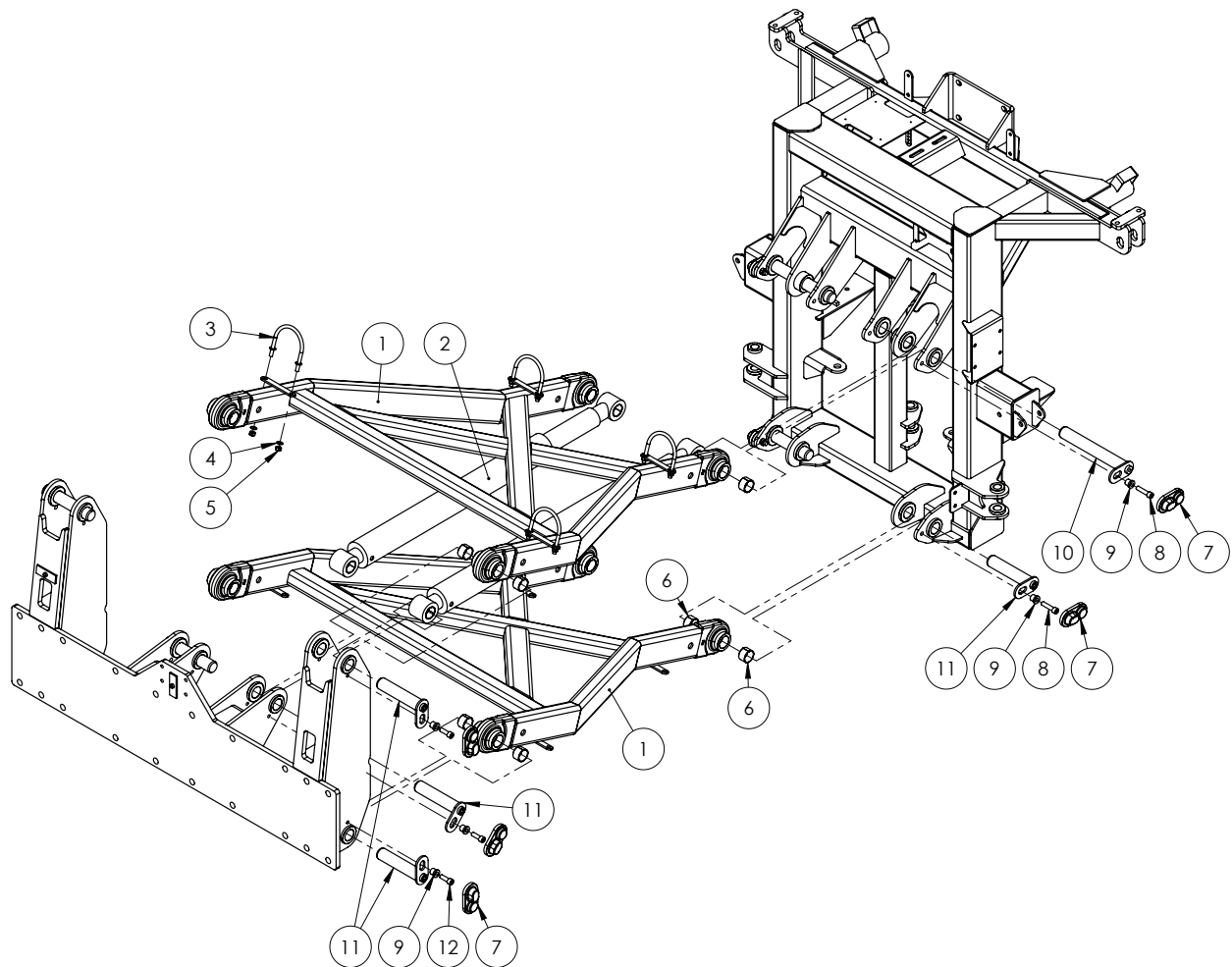
36-42m - Boom Centre - Centre Level



ITEM NO.	PART NUMBER	DESCRIPTION	QTY.
1	GA3500477^	Hydraulic Cylinder, Bore 2.5", Rod 1", Stroke 110mm, Back to Back	1
2	GA4907855	Cable Assembly, with Thimbles and Ferrules, Centre Level	2
3	GA3500358	Hydraulic adaptor, Nipple, 1/4" BSPT male x 9/16" UN male O-ring	2
4	GA3500199	Hydraulic adaptor, Tee, 1/4" BSPT male x 1/4" BSPT male x 1/4" BSPP female	1
5	GA3500359	Hydraulic adaptor, Nipple, 1/4" BSPT male x 3/4" UN male O-ring	1
6	GA5001029	Nut M16 Nyloc ZP	6
7	GA5000941	Bolt M16 x 60 GR8.8 ZP	6
8	GA5001009	Washer 16mm Flat ZP HD	12
9	GA5052590	Nut M8 Nyloc SS	4
10	GA5003643	Washer 8mm Flat ZP HD	8
11	GA5050355	End cap, 76.1 mm round, suit 65 NB pipe, Black plastic	2
12	GA4506750	Wear Strip SS for Centre Leveling Cables	2
13	GA5022480	Bolt M8 x 100 SS A2-70	4
14	GA5020320	Cable Adjuster, threaded, M20	2
15	GA5048125	Nut M20 Nyloc Coarse ZP	4
16	GA5001741	Washer 20mm Flat SS HD	4

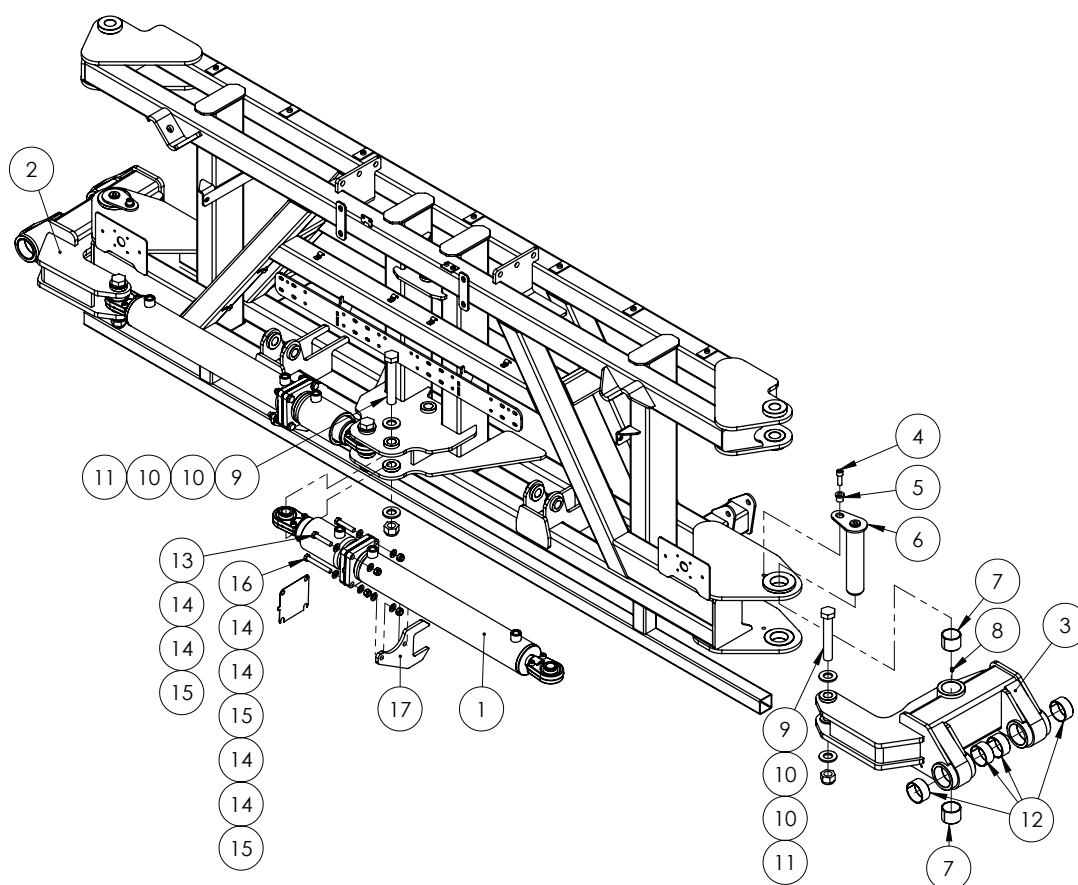
^ See Chapter 18 'Hydraulics' for sub-assembly

48m - Boom Centre - Paralift Assembly



ITEM NO.	PART NUMBER	DESCRIPTION	QTY.
1	GA4661220	Paralift Arm	2
2	GA3500593	Hydraulic Cylinder, Displacement, 3" Bore, 2.5" Rod, 26" Stroke suit 1.5" Pins	2
3	GA5070905	U bolt, Round top, M10 x 118 x 115mm, with stopper washers, ZP	4
4	GA5000117	Washer 10mm Flat SS HD	8
5	GA5000141	Nut M10 Nyloc ZP	8
6	GA1700027	Bearing, Glacier Bush, 1 1/2" ID x 1" long	16
7	GA5067885	Pin cover - plastic	10
8	GA5051470	SHCS M12 x 50 GR12.9 ZP	4
9	MACH0152	Bush with shoulder, 12.3 ID x 25 OD x 21mm long, paralift pin bolts	10
10	GA5073465	Pin, 1 1/2", Suit Paralift Arm and Cylinder, Chrome Plated	2
11	GA5073460	Pin, 1 1/2", Suit Paralift Arm, Chrome Plated	8
12	GA5000313	SHCS M12 x 35 GR12.9 ZP	6
13	GA5012461	Nut M12 Nyloc ZP	4

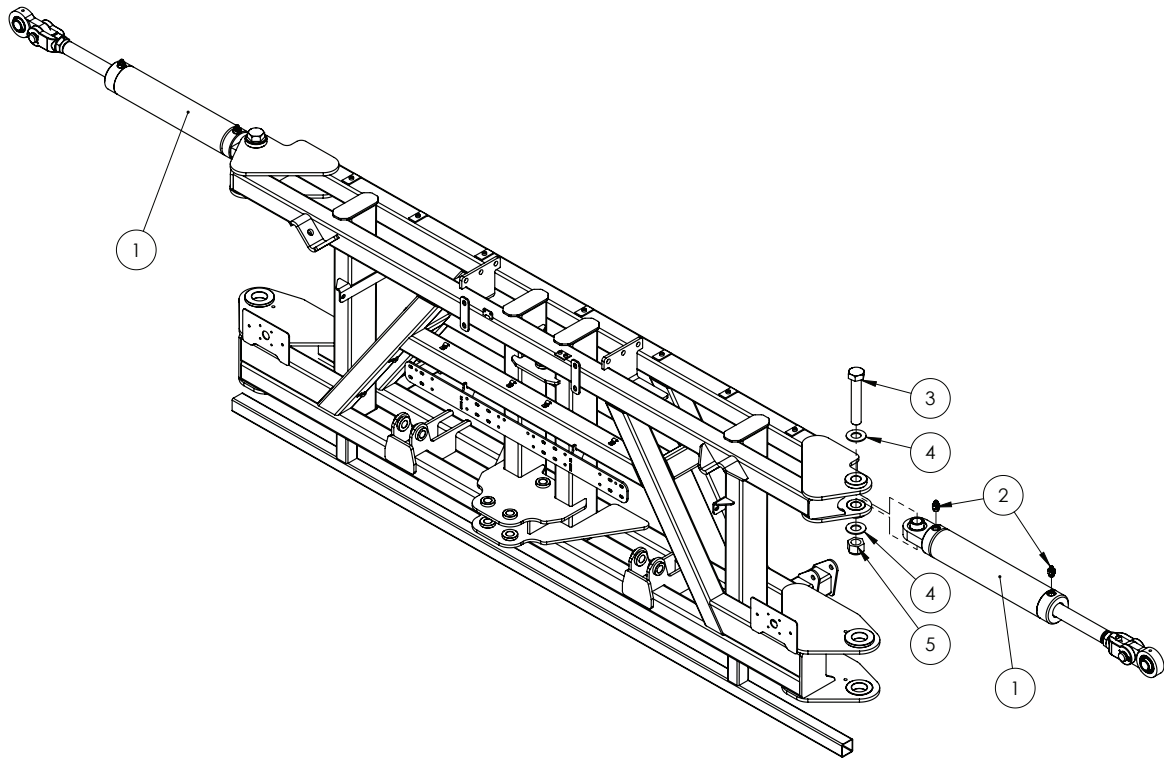
48m - Boom Centre - First Stage Fold



ITEM NO.	PART NUMBER	DESCRIPTION	QTY.
-	GA4500975	Plate, Shim, 1mm, Fold Cylinder, 48m Boom	-
1	GA3500475^	Hydraulic Cylinder, Bore 3.25", Rod 1.5", Stroke 530mm and 26mm, Back to Back	2
2	GA4600610	Boom Mount Hinge, LH, 48m Boom	1
3	GA4600615	Boom Mount Hinge, RH, 48m Boom	1
4	GA5000313	SHCS M12 x 35 GR12.9 ZP	2
5	MACH0152	Bush with shoulder, 12.3 ID x 25 OD x 21 mm long, paralift pin bolts	2
6	GA4600620	Pin, Boom Fold Pivot, 50mm OD, Fabricated, 48m	2
7	GA1700012	Bearing, Glacier Bush, 50mm ID x 40mm long	4
8	GA5012203	Grease nipple, Short, 1/4" UNF	4
9	GA4683145	Bolt 1" UNC x 6" - cut down from 7"	4
10	GA5017659	Washer 1" Flat ZP HD (5mm thick)	8
11	GA5012439	Nut 1" UNC Nyloc ZP	4
12	GA1700011	Bearing, Glacier Bush, 60mm ID x 30mm long	8
13	GA5000335	Bolt M12 x 60 GR8.8 ZP	4
14	GA5000577	Washer 12mm Flat SS HD	24
15	GA5012461	Nut M12 Nyloc ZP	12
16	GA5011263	Bolt M12 x 90 GR8.8 ZP	4
17	GA5073235	Anti Rotation Bracket, Hydraulic Fold Cylinder, 48m Boom	2

^ See Chapter 18 'Hydraulics' for sub-assembly

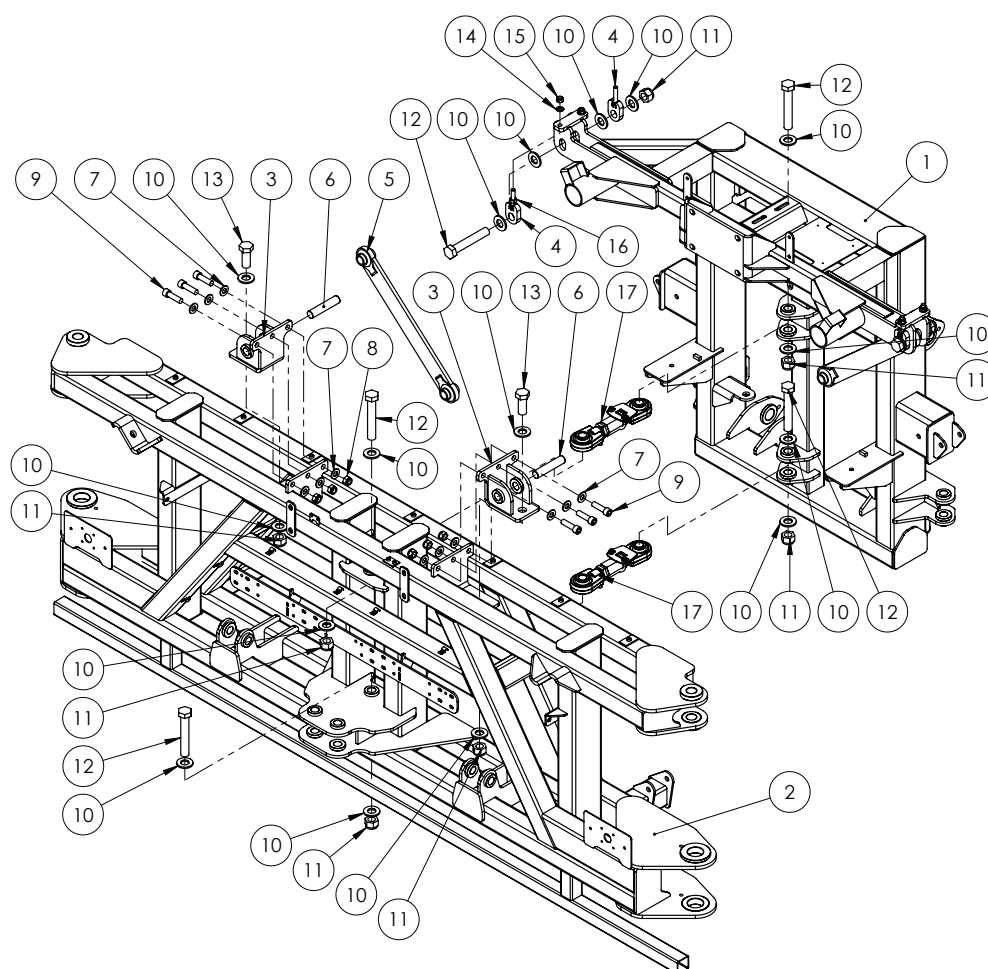
48m - Boom Centre - Tilt Rams



ITEM NO.	PART NUMBER	DESCRIPTION	QTY.
1	GA3500478^	Hydraulic Cylinder, Bore 3.5", Rod 1.75", Stroke 200mm	2
2	GA3500147	Hydraulic adaptor, Nipple, 9/16" JIC male x 3/4" UN male O-ring	4
3	GA0500074	Bolt, 1 1/4" x 7" UNC, ZP, Gr8	2
4	GA0500072	Washer, 1 1/4", ZP	4
5	GA0500071	Nut, 1 1/4", Nyloc, ZP, UNC	2

^ See Chapter 18 'Hydraulics' for sub-assembly

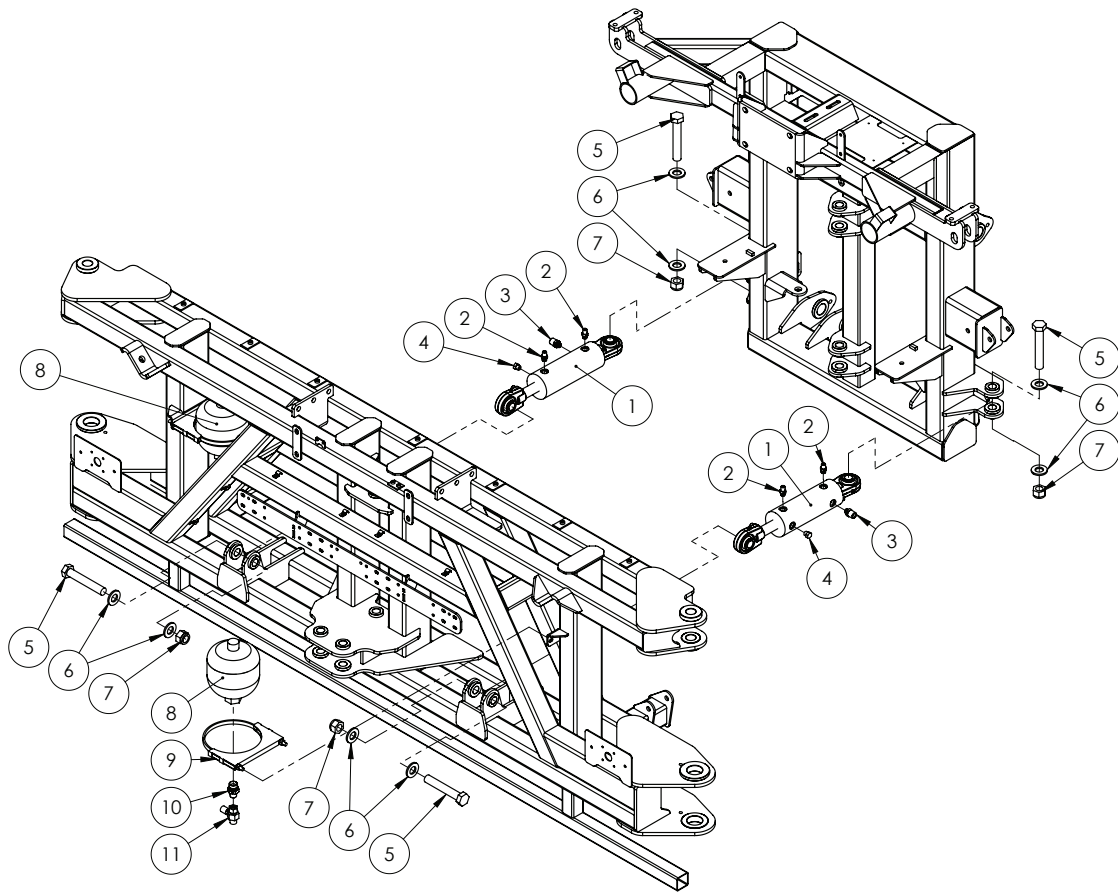
48m - Boom Centre - Delta Links



ITEM NO.	PART NUMBER	DESCRIPTION	QTY.
1	GA4600630	Paralift Rear, 48m Boom	1
2	GA4600600	Centre Section, 48m Boom	1
3	GA4600605	Delta Link Mount, Centre Section, 48m Boom	2
4	GA4656260	Adjuster bolt, Delta link hanger	4
5	GA4656240	Delta link, Long	2
6	GA4550495	Pin, Delta Link Centre Section Mount, 1" OD x 120mm Long	2
7	GA5001009	Washer 16mm Flat ZP HD	12
8	GA5001029	Nut M16 Nyloc ZP	6
9	GA5003687	SHCS M16 x 55 GR12.9 ZP	6
10	GA5017659	Washer 1 Flat ZP HD (5mm thick)	20
11	GA5012439	Nut 1" UNC Nyloc ZP	8
12	GA4683145	Bolt 1" UNC x 6" cut down from 7"	6
13	GA0500027	Set Screw, 1" x 2 1/2" UNF 12 TPI, ZP	2
14	GA5000577	Washer 12mm Flat SS HD	4
15	GA5012461	Nut M12 Nyloc ZP	4
16	GA5000559	Nut M12 Hex ZP	4
17	*	Delta Link	2

* Sub-assembly on following pages

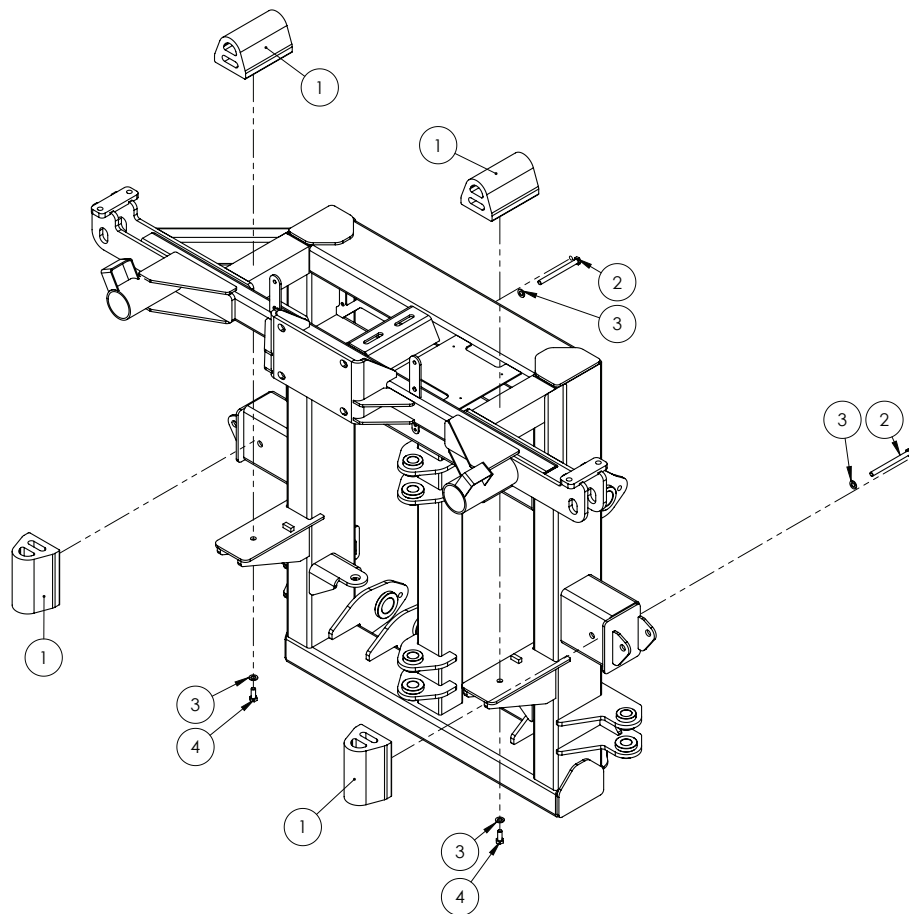
48m - Boom Centre - Yaw



ITEM NO.	PART NUMBER	DESCRIPTION	QTY.
1	GA5060818^	Hydraulic Cylinder, Bore 3", Rod 1.25", Stroke 117.5mm	2
2	GA3500358	Hydraulic adaptor, Nipple, 1/4" BSPT male x 9/16" UN male O-ring	4
3	GA3500362	Hydraulic adaptor, Nipple, 1/2" BSPT male x 9/16" UN male O-ring	2
4	GA3500380	Hydraulic adaptor, Plug, 9/16" UN male O-ring	2
5	GA4683145	Bolt 1" UNC x 6" cut down from 7"	4
6	GA5017659	Washer 1" Flat ZP HD (5mm thick)	8
7	GA5012439	Nut 1" UNC Nyloc ZP	4
8	GA3500021	Accumulator, Hydraulic, 2L, 90 Bar pre charge, suit 42m yaw	2
9	GA5070025	Clamp Exhaust 7"	2
10	GA3500312	Hydraulic adaptor, Nipple, 1/2" BSPT male x 3/4" BSPP male	2
11	GA3500198	Hydraulic adaptor, Inline test point, 1/2" BSPP female swivel x 1/2" BSPT male x M16 x 2.0 test port	2

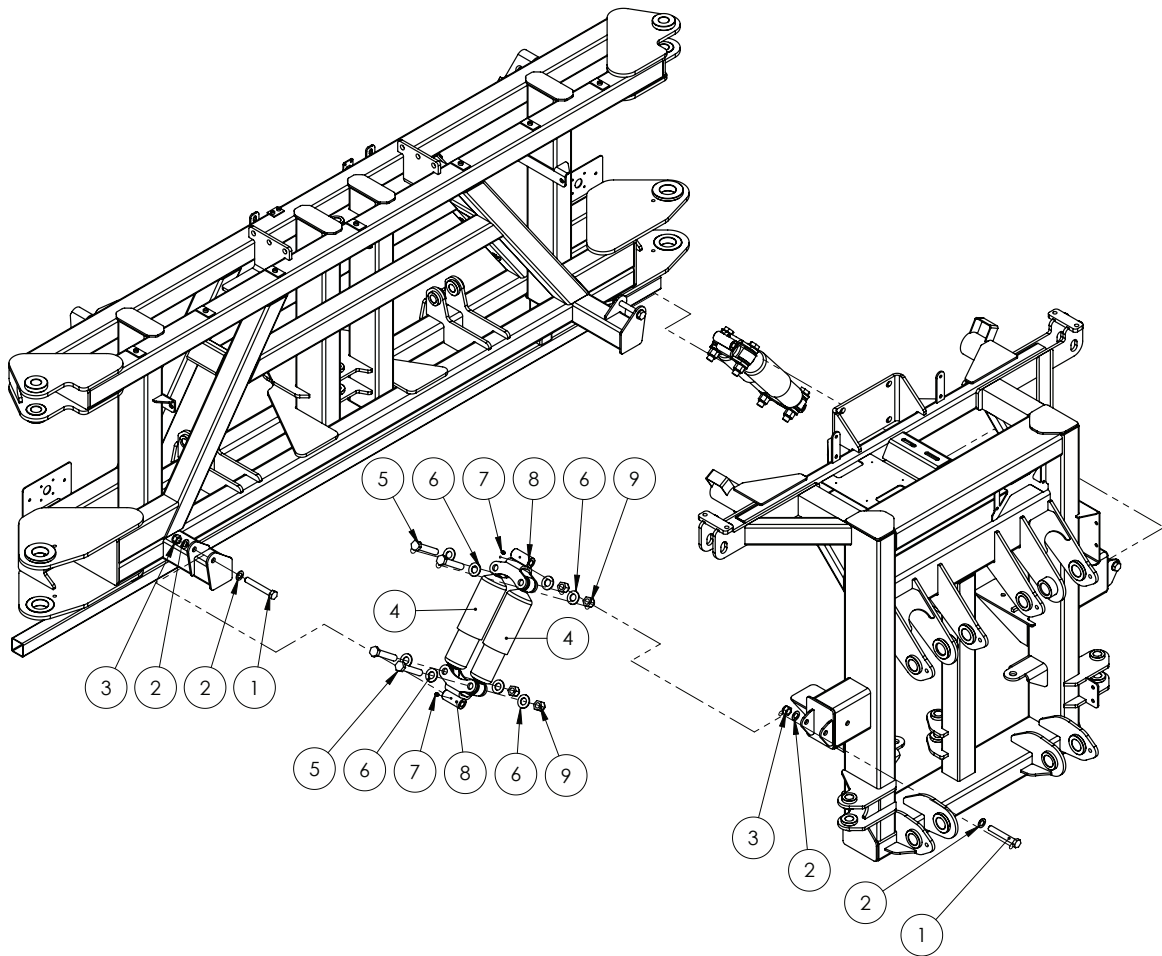
^ See Chapter 18 'Hydraulics' for sub-assembly

48m - Boom Centre - Bump Stops



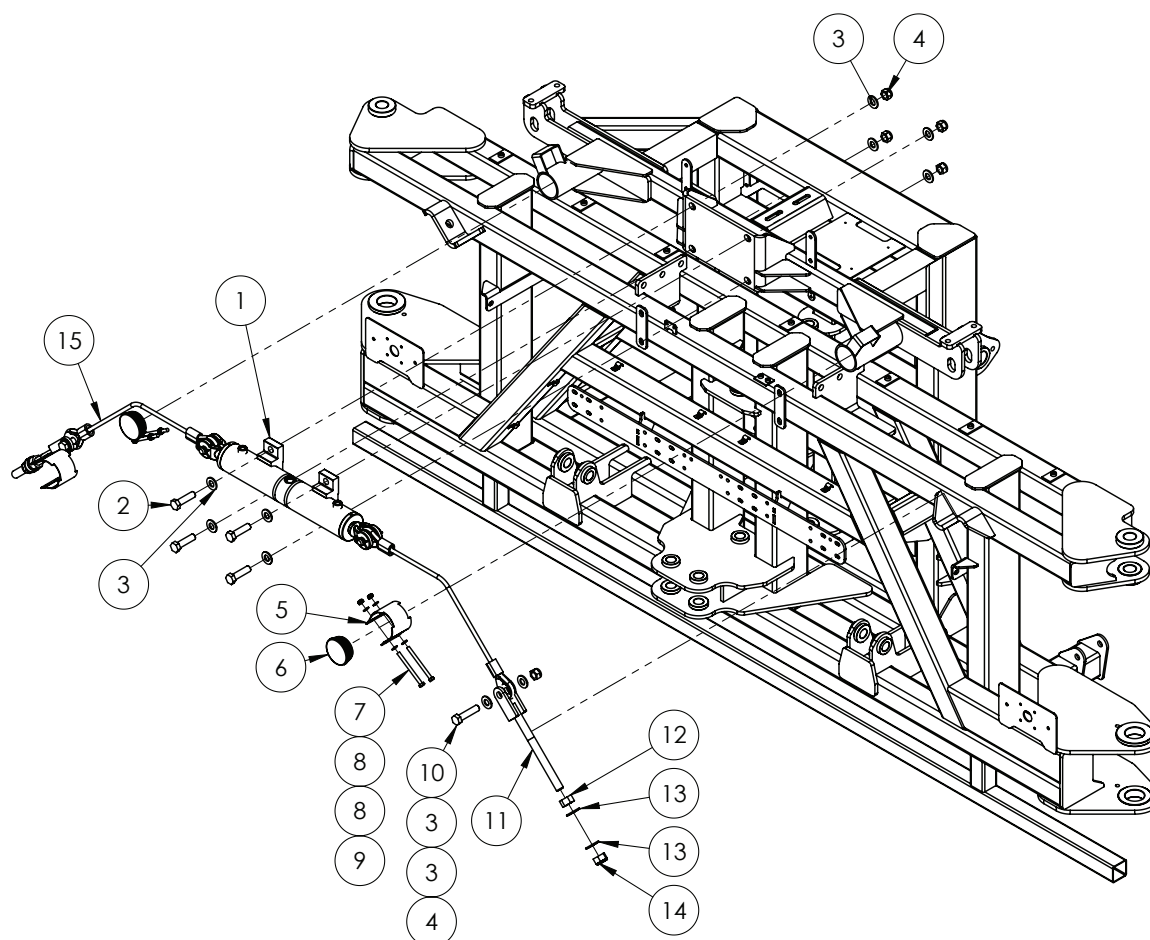
ITEM NO.	PART NUMBER	DESCRIPTION	QTY.
1	GA5075240	Bump Stop Rubber with threaded insert	4
2	GA5011143	Bolt M10 x 120 GR8.8 ZP	2
3	GA5000117	Washer 10mm Flat SS HD	4
4	GA5006161	Bolt M10 x 25 GR8.8 ZP	2

48m - Boom Centre - Roll Shockers



ITEM NO.	PART NUMBER	DESCRIPTION	QTY.
1	GA5000855	Bolt M16 x 110 GR8.8 ZP	4
2	GA5001055	Washer 16mm Flat SS	8
3	GA5001029	Nut M16 Nyloc ZP	4
4	GA5015139	Shock Absorber, Double eye, 19mm eye, 82mm OD, Black	4
5	GA5049490	Bolt 3/4" UNC x 4" GR8 ZP	8
6	GA5001045	Washer 3/4" Flat ZP	16
7	GA5012203	Grease nipple, Short, 1/4" UNF	4
8	GA4659360	Mounting bracket, Dual roll shock absorber, Tri Tech centre	4
9	GA5048430	Nut 3/4" UNC Nyloc ZP	8

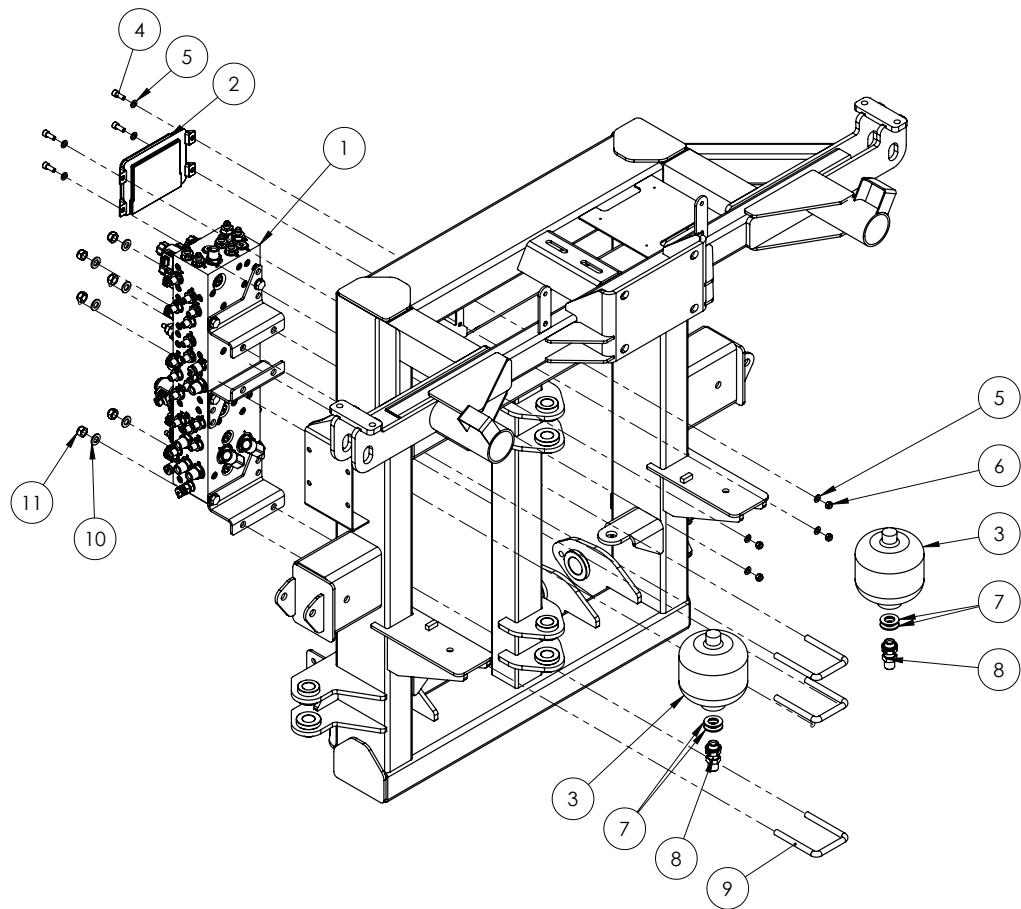
48m - Boom Centre - Level



ITEM NO.	PART NUMBER	DESCRIPTION	QTY.
1	GA3500477^	Hydraulic Cylinder, Bore 2.5", Rod 1", Stroke 110mm, Back to Back	1
2	GA5000941	Bolt M16 x 60 GR8.8 ZP	4
3	GA5001009	Washer 16mm Flat ZP HD	12
4	GA5001029	Nut M16 Nyloc ZP	6
5	GA4506750	Wear Strip SS for Centre Leveling Cables	2
6	GA5050355	End cap, Plastic, Black, Insert, Round. 76.2mm, 3.2 - 5.0mm wall	2
7	GA5022480	Bolt M8 x 100 SS A2-70	4
8	GA5003643	Washer 8mm Flat SS HD	8
9	GA5052590	Nut M8 Nyloc SS	4
10	GA5000949	Bolt M16 x 70 GR8.8 ZP	2
11	GA5020320	Cable Adjuster, threaded, M20	2
12	GA5001709	Nut M20 Coarse ZP	2
13	GA5001741	Washer 20mm Flat SS HD	4
14	GA5048125	Nut M20 Nyloc Coarse ZP	2
15	GA4908675	Cable, Centre Level Lock, Assembly, 48m Boom	2

^ See Chapter 18 'Hydraulics' for sub-assembly

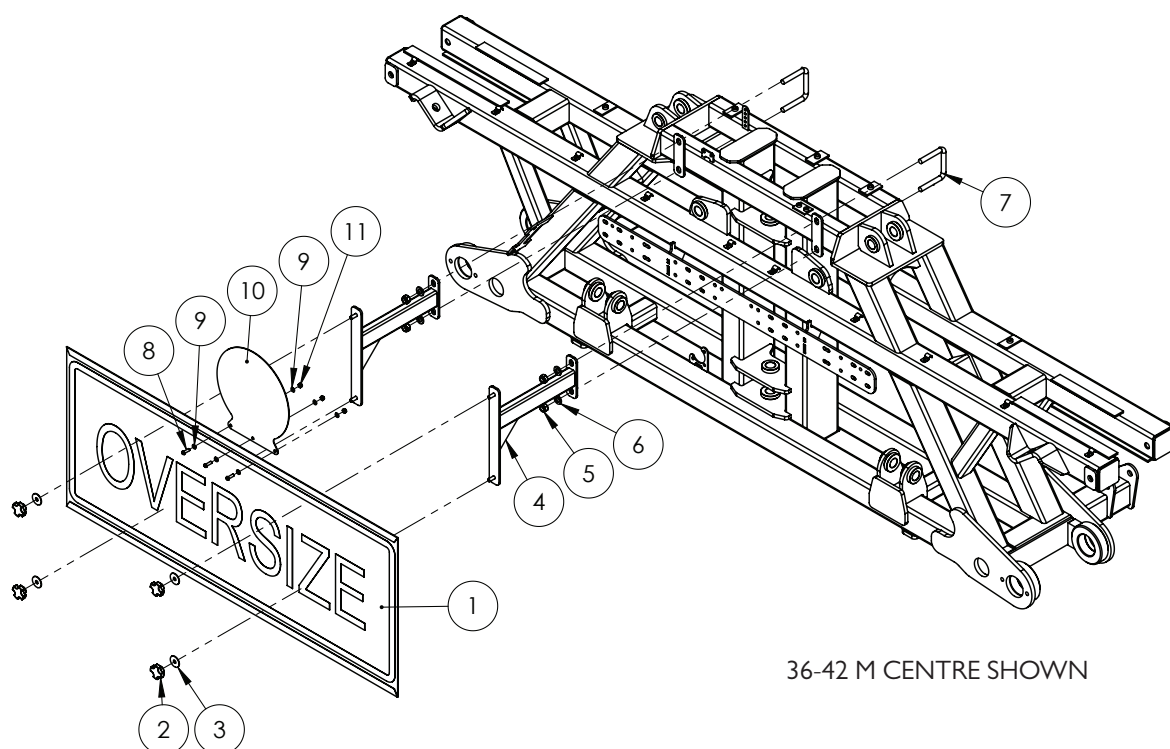
48m - Boom Centre - Hydraulic Control Manifold



ITEM NO.	PART NUMBER	DESCRIPTION	QTY.
1	^	Hydraulic Control Manifold Assembly, 48m Boom	1
2	GA3000216	PLC, Programmable Logic Controller, suit 48m Boom, Hydac TTControl, HY-TTC 60	1
3	GA5007787	Accumulator, Hydraulic, 1L, precharged to 70 bar	2
4	GA5004707	SHCS M8 x 20 GR12.9 ZP	4
5	GA5003643	Washer 8mm Flat SS HD	8
6	GA5004917	Nut M8 Nyloc ZP	4
7	GA5001741	Washer 20mm Flat SS HD	4
8	GA599-603	Hydraulic adaptor, Bulkhead nipple, 1/2" BSP male x 1/2" BSP male	2
9	GA5011259	U Bolt Square top M12 x 76mm x 110mm	3
10	GA5000577	Washer 12mm Flat SS HD	6
11	GA5012461	Nut M12 Nyloc ZP	6

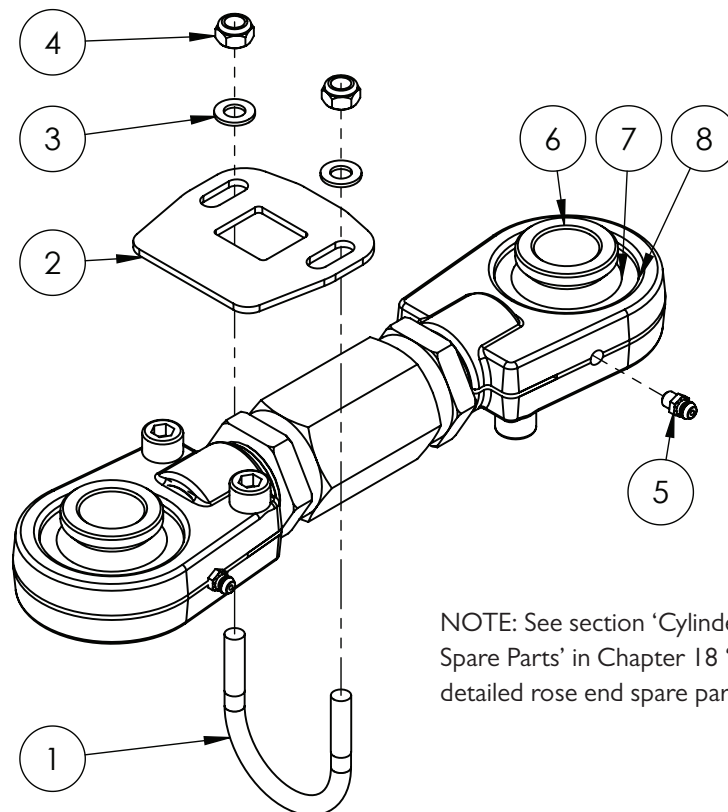
^ See Chapter 18 'Hydraulics' for sub-assembly

Oversize Sign Mount - 36-48m



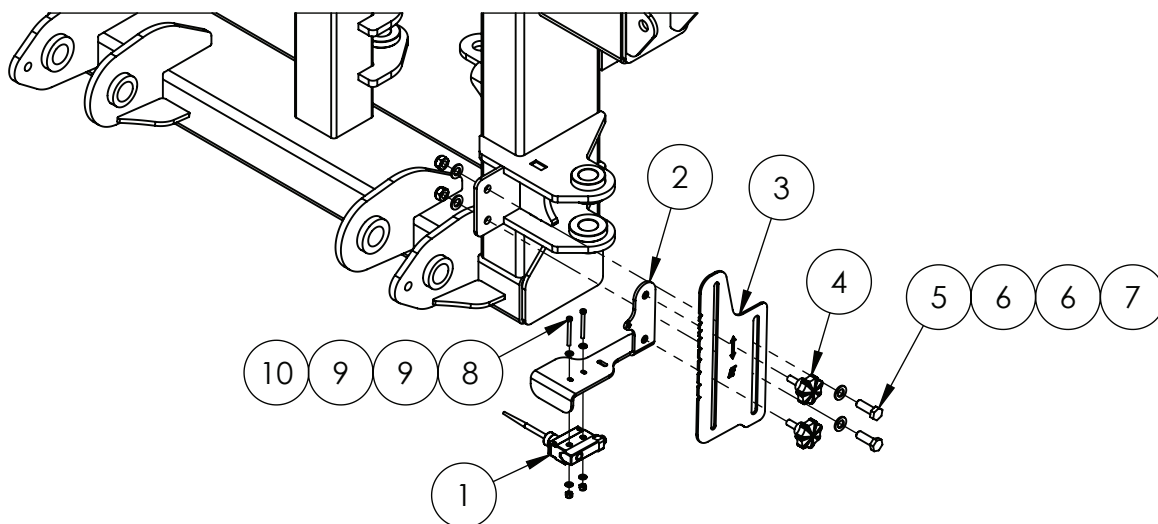
ITEM NO.	PART NUMBER	DESCRIPTION	QTY.
1	GA5009613	Oversize sign, Yellow, Reflective with folded edges	1
2	GA5069875	Knob, Star grip nut M8 x 40 diameter	4
3	GA5003645	Washer 5/16 ID x 1 1/4 OD Flat SS	4
4	GA4658150	Bracket, Oversize sign mount arm, Bolt on	2
5	GA5012461	Nut M12 Nyloc ZP	4
6	GA5000577	Washer 12mm Flat SS HD	4
7	GA5075160	U bolt, Square top M12 x 76 x 80	2
8	GA5004053	BHCS M6 x 20 SS A2-70	3
9	GA5004437	Washer 6mm Flat SS	6
10	F70906A	Plate, Maximum road Speed warning sticker	1
11	GA5004429	Nut M6 Nyloc SS	3

Delta Link - 36-48m



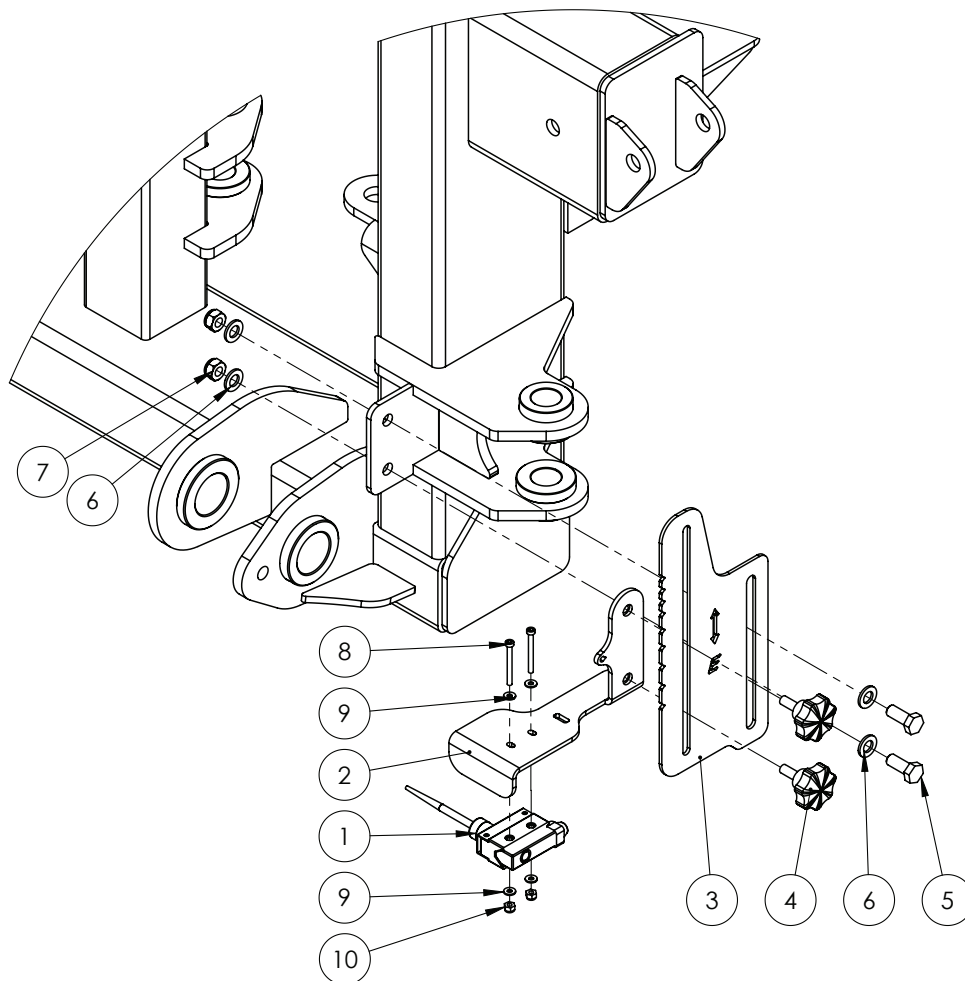
ITEM NO.	PART NUMBER	DESCRIPTION	QTY.
-	DELTA-LINKSA	Delta link, short, heavy duty, adjustable - Locking plate not included	-
1	GA4524140	Locking plate, suit adjustable delta link SS	1
2	GA5018245	U bolt, Round top, M8 x 50 x 60mm	1
3	GA5052590	Nut M8 Nyloc SS	2
4	GA5003643	Washer 8mm Flat SS HD	2
5	GA5012203	Grease nipple, Short, 1/4" UNF	2
6	GA5021925	Small bearing bush, Suit screw on rose end	4
7	GA5067605	Bearing, suit screw on rose end	2
8	GA5067610	Circlip, suit bearing screw on rose end	2

Lower Limit Switch - 36-42m



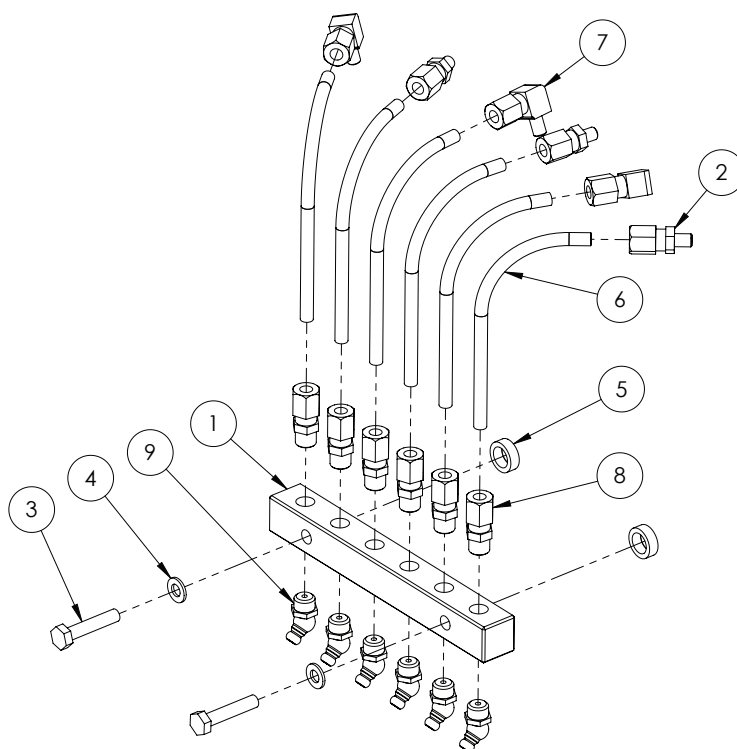
ITEM NO.	PART NUMBER	DESCRIPTION	QTY.
1	GA5012129	Limit switch, Flexible arm, Micro, IP65, 10 Amp	1
2	GA4654161	Bracket mount Paralift Switch	1
3	GA4523965	Boom Height Adjustment Bracket	1
4	GA5067080	Knob Bolt M8 x 20	2
5	GA5065455	Bolt M10 x 30 GR8.8 ZP	2
6	GA5000117	Washer 10mm Flat SS HD	4
7	GA5051445	Nut M10 Nyloc SS	2
8	GA5049800	SHCS M4 x 40 GR12.9 ZP	2
9	GA5011361	Washer 4mm Flat SS	4
10	GA5049025	Nut M4 Nyloc SS	2

Lower Limit Switch - 48m

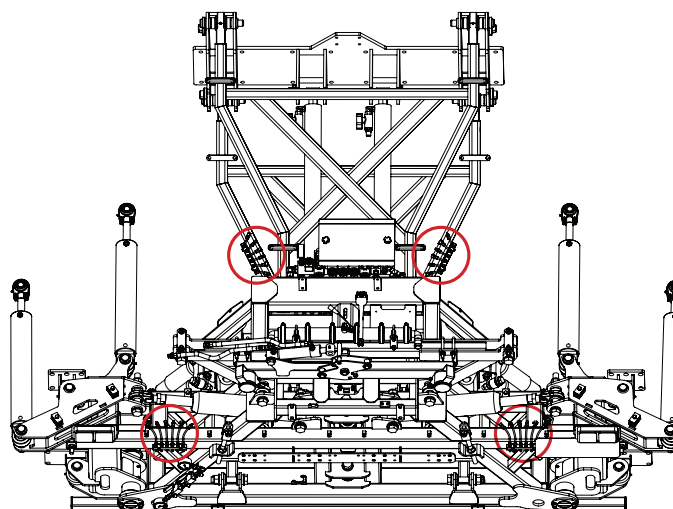


ITEM NO.	PART NUMBER	DESCRIPTION	QTY.
1	GA5012129	Limit switch, Flexible arm, Micro, IP65, 10 Amp	1
2	GA4654161	Bracket mount Paralift Switch	1
3	GA4523965	Boom Height Adjustment Bracket	1
4	GA5067080	Knob Bolt M8 x 20	2
5	GA5006161	Bolt M10 x 25 GR8.8 ZP	2
6	GA5000117	Washer 10mm Flat SS HD	4
7	GA5051445	Nut M10 Nyloc SS	2
8	GA5049800	SHCS M4 x 40 GR12.9 ZP	2
9	GA5020510	Washer 4mm Flat SS	4
10	GA5049025	Nut M4 Nyloc SS	2

Manual Grease Station

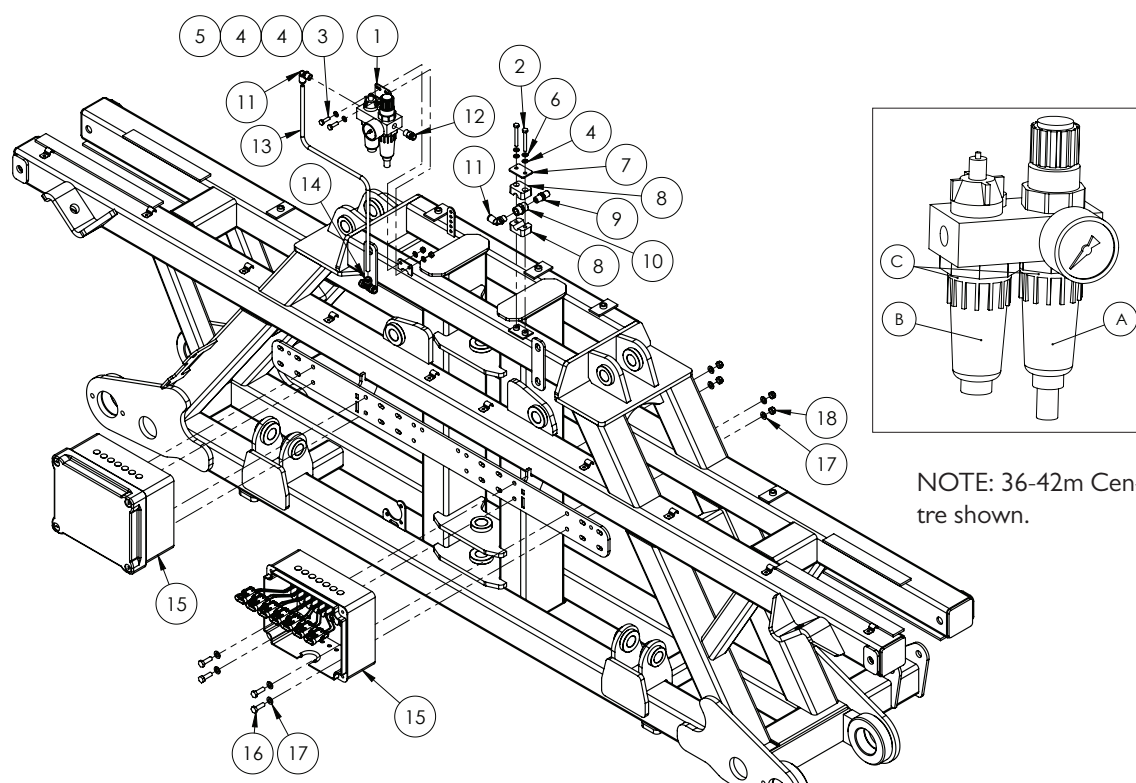


ITEM NO.	PART NUMBER	DESCRIPTION	QTY.
1	GA5070000	Grease Fitting Header Block	1
2	GA5069985	Grease fitting, Line connector, Straight 6mm	3
3	GA5004079	Set Screw M6 x 30 ZP GR8.8	2
4	GA5004437	Washer 6mm Flat SS	2
5	GA4552080	Crush tube, 10.2 ID x 15 OD x 5mm long	2
6	GA5070005	Grease line 6mm pre filled	6
7	GA5069995	Grease fitting, Elbow 90 degree, Line connector 6mm	3
8	GA5055225	Pneumatic fitting, Straight adaptor, 1/8" BSP male thread x Nut retainer suit 6mm tube	6
9	GA5055125	Grease Nipple 45 degree 1/8" gas thread ZP	6



MANUAL GREASE STATION LOCATIONS

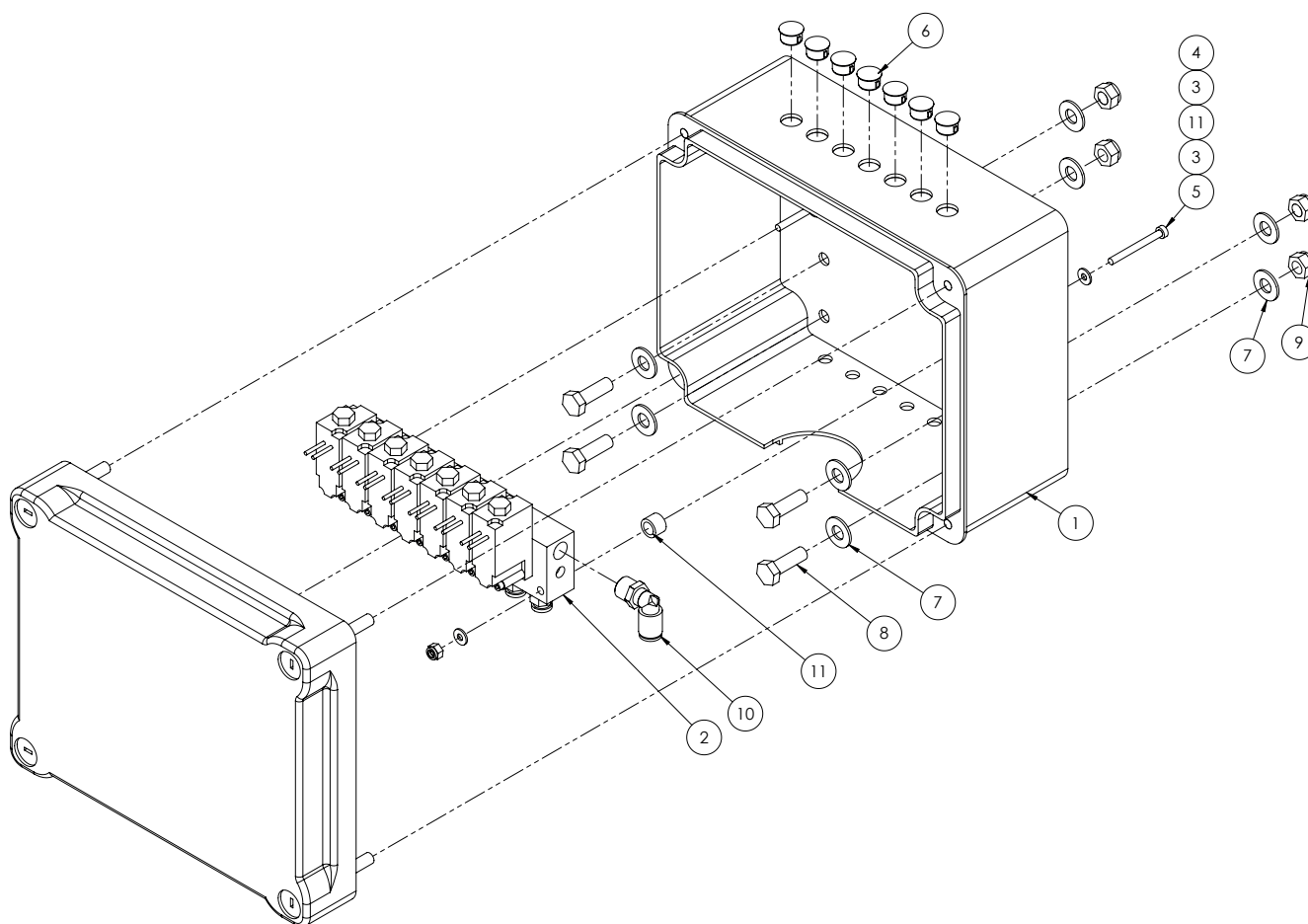
RapidFire Components - 36-48m



ITEM NO.	PART NUMBER	DESCRIPTION	QTY.
A	GA5054620	Bowl, suit air dryer / oiler GA5068806	1
B	GA5054625	Bowl Lubricator, suit air dryer / oiler GA5068806	1
C	GA5071805	O-Ring Seal, 33x2mm, Suits GA5068806 Pneumatic Air Line Oiler Reservoir	-
1	GA5068806	Pneumatic Mini Filter Oiler and Regulator	1
2	GA5004065	Bolt M6 x 20 GR8.8 ZP	2
3	GA5004437	Washer 6mm Flat SS	6
4	GA5048115	Nut M6 Nyloc ZP	2
5	GA5004091	Bolt M6 x 50 GR8.8 ZP	2
6	GA5004447	Washer 6mm Spring SS	2
7	GA5078068	Mounting clamp, Single type, Plate, Top, Group 2	1
8	GA5078058	Mounting clamp, Single type, Jaw, Pair, Group 3, 14mm	2
9	GA3500218	Hydraulic adaptor, Nipple, 1/4" BSPT male x 1/4" BSPT male	1
10	GA3500211	Hydraulic adaptor, Socket, 1/4" BSPT female x 1/4" BSPT female	1
11	GA5052690	Elbow Swivel push in 8 mm x 1/4" BSP	2
12	GA5052695	Straight Adaptor, Push in, 8 mm x 1/4" BSP	1
13	GA5004382	Tube, Nylon, 8mm, Black - Specify length required	1
14	GA5067010	Equal Tee push in 8mm	1
15	*	Rapidfire 7-16 Section Solenoid Box	2
16	GA5004711	Bolt M8 x 25 GR8.8 ZP	8
17	GA5003643	Washer 8mm Flat SS HD	16
18	GA5052590	Nut M8 Nyloc SS	8

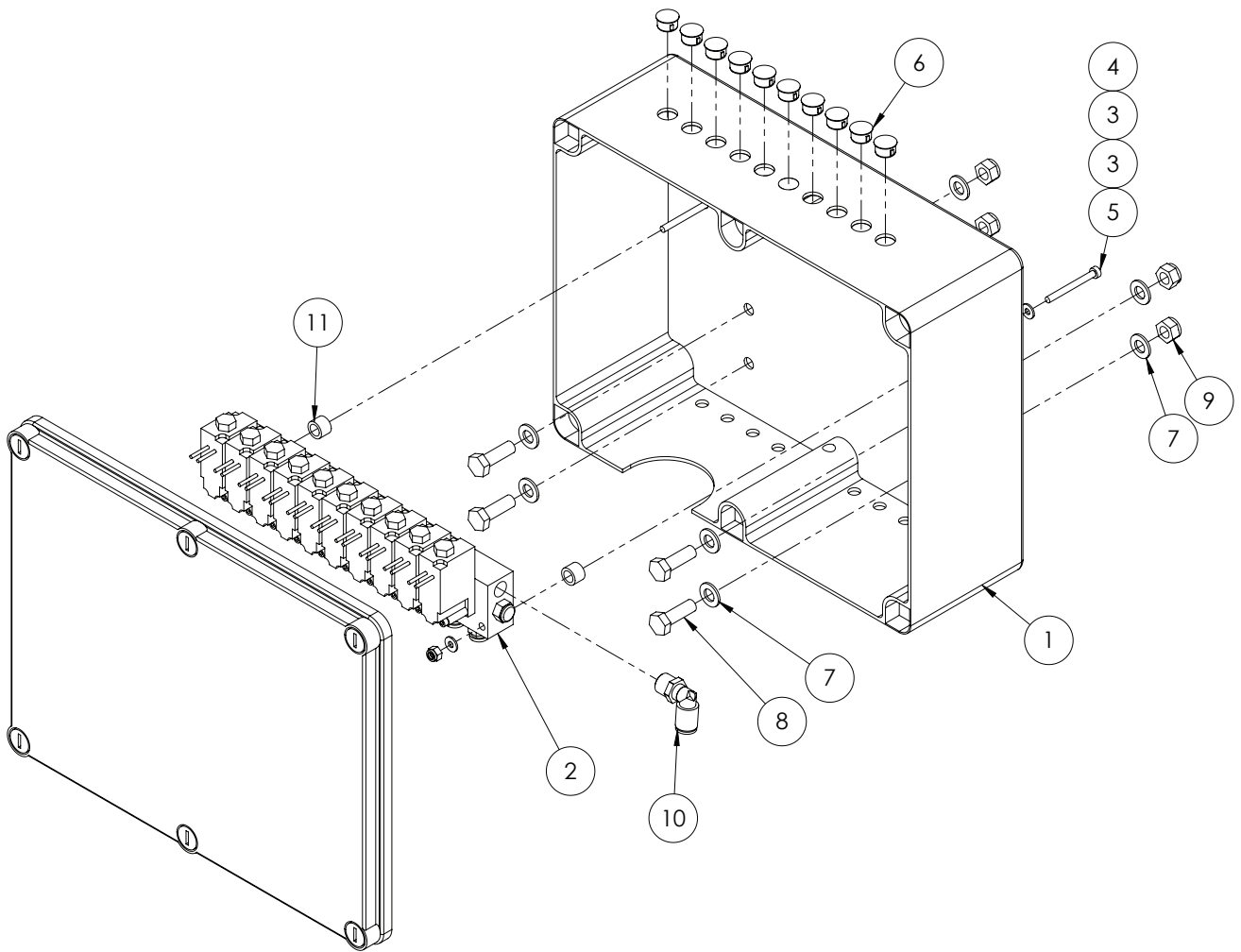
* Sub-assembly on following pages

RapidFire 7 Section Solenoid Box



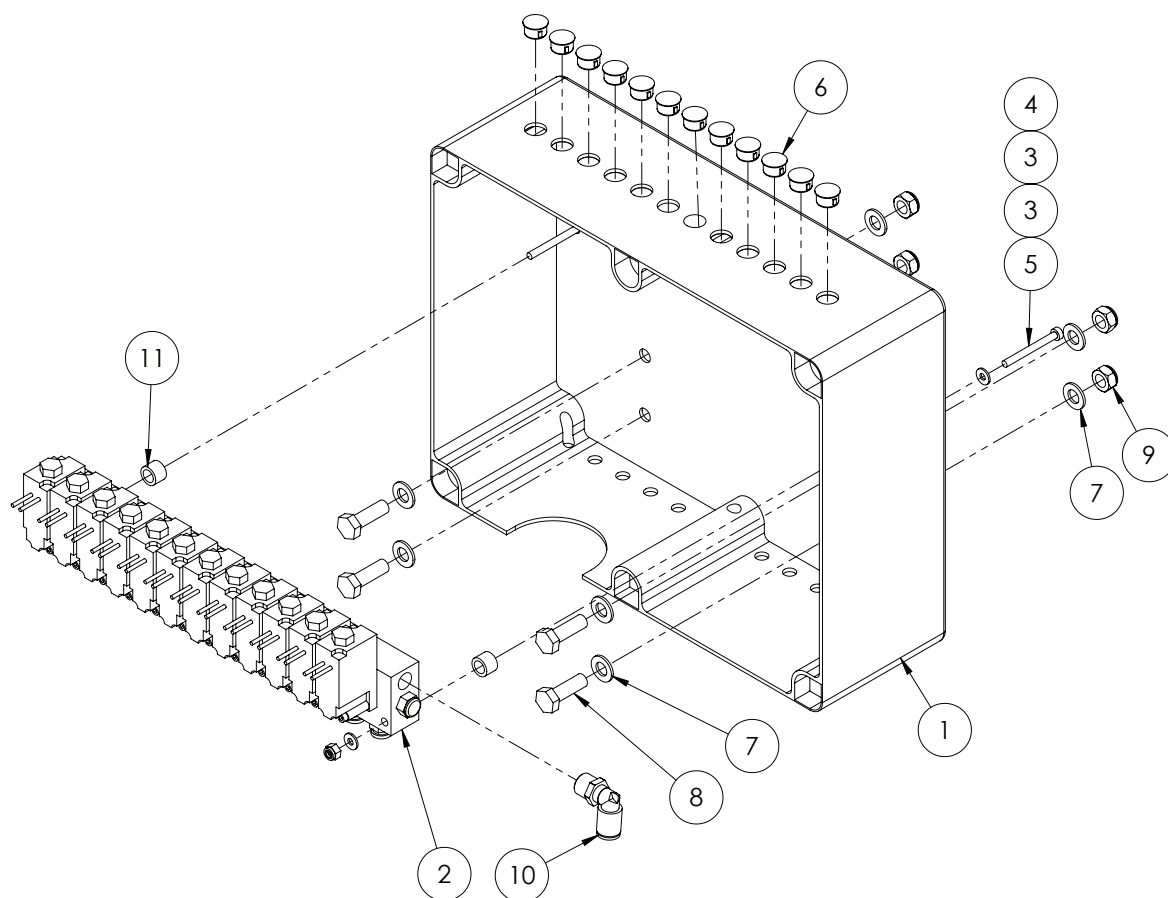
ITEM NO.	PART NUMBER	DESCRIPTION	QTY.
1	GA5054085	Box plastic electrical, 241 x 194 x 127mm	1
2	GA5068805	Valve, Pneumatic solenoid, 7 section bank, bare wires, 6mm outlets, 8mm inlet	1
3	GA5020510	Washer 4mm Flat SS	4
4	GA5049025	Nut M4 Nyloc SS	2
5	GA5049800	SHCS M4 x 40 ZP GR12.9	2
6	GA5048780	Dome plug 12mm	7
7	GA5003643	Washer 8mm Flat SS HD	8
8	GA5004711	Bolt M8 x 25 ZP GR8.8	4
9	GA5052590	Nut M8 Nyloc SS	4
10	GA5018339	Pneumatic fitting, Elbow, 90 degree, 8mm push type fitting x 1/8' male thread	1
11	GA4572280	Crush tube, 11.8 OD x 8 ID x 8.5mm long	2

RapidFire 10 Section Solenoid Box



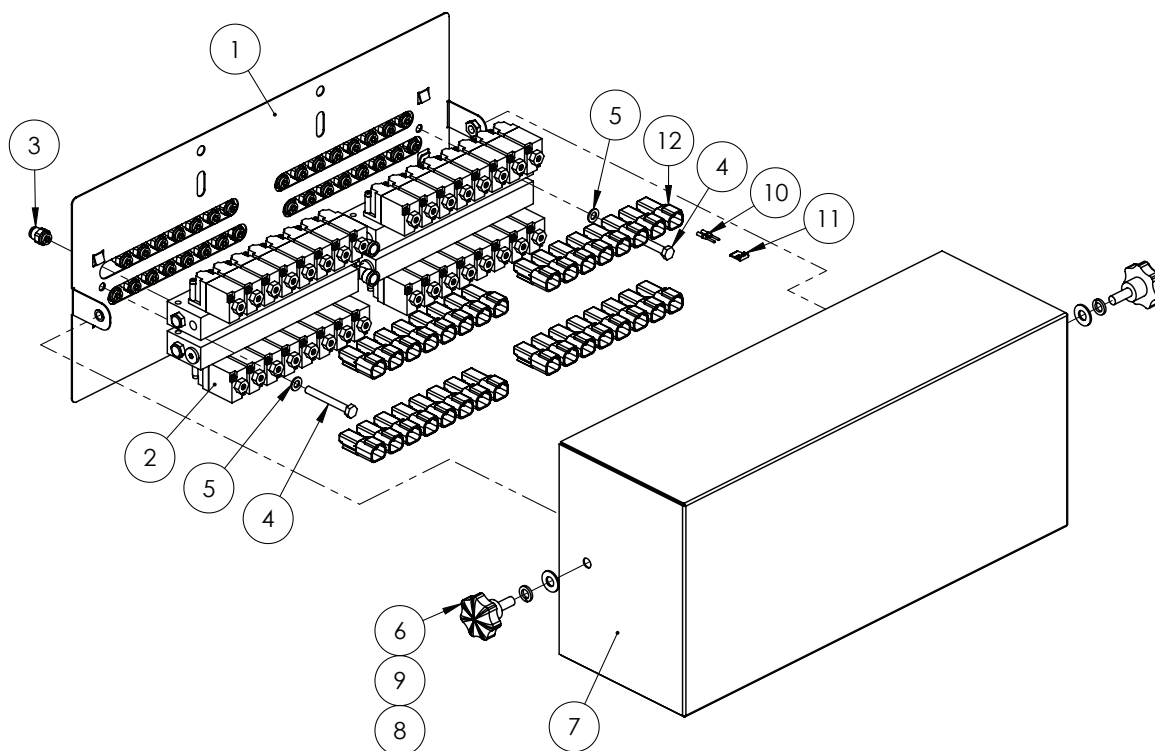
ITEM NO.	PART NUMBER	DESCRIPTION	QTY.
1	GA5054090	Box plastic electrical 310 x 240 x 110mm	1
2	GA5070630	Valve, pneumatic solenoid bank 10 section, bare wires, 6mm outlets, 8mm inlet	1
3	GA5020510	Washer 4mm Flat SS	4
4	GA5049025	Nut M4 Nyloc SS	2
5	GA5049800	SHCS M4 x 40 ZP GR12.9	2
6	GA5048780	Dome plug 12mm	7
7	GA5003643	Washer 8mm Flat SS HD	8
8	GA5004711	Bolt M8 x 25 ZP GR8.8	4
9	GA5052590	Nut M8 Nyloc SS	4
10	GA5018339	Pneumatic fitting, Elbow, 90 degree, 8mm push type fitting x 1/8' male thread	1
11	GA4572280	Crush tube, 11.8 OD x 8 ID x 8.5mm long	2

RapidFire 12 Section Solenoid Box



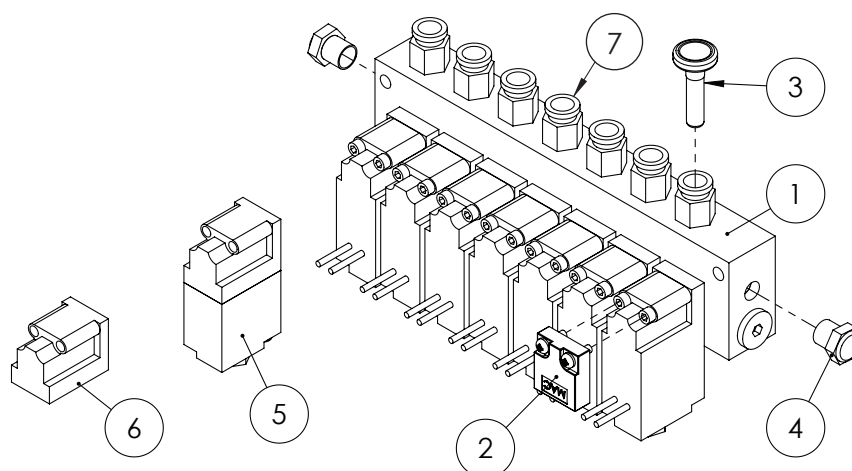
ITEM NO.	PART NUMBER	DESCRIPTION	QTY.
1	GA5054090	Box plastic electrical 310 x 240 x 110mm	1
2	GA5070631	Valve, pneumatic solenoid bank 12 section, bare wires, 6mm outlets, 8mm inlet	1
3	GA5020510	Washer 4mm Flat SS	4
4	GA5049025	Nut M4 Nyloc SS	2
5	GA5049800	SHCS M4 x 40 ZP GR12.9	2
6	GA5048780	Dome plug 12mm	7
7	GA5003643	Washer 8mm Flat SS HD	8
8	GA5004711	Bolt M8 x 25 ZP GR8.8	4
9	GA5052590	Nut M8 Nyloc SS	4
10	GA5018339	Pneumatic fitting, Elbow, 90 degree, 8mm push type fitting x 1/8' male thread	1
11	GA4572280	Crush tube, 11.8 OD x 8 ID x 8.5mm long	2

RapidFire 16 Section Solenoid Box



ITEM NO.	PART NUMBER	DESCRIPTION	QTY.
1	GA4601550	Box, Welded, Pneumatic Solenoid Valve Assembly, RapidFire 3TS, 16 Section	1
2	GA7000008	Valve, Pneumatic Solenoid, 16 Section Bank, Suit RapidFire, 6mm Outlets, 8mm Inlet, MAC	2
3	GA5071195	Straight Adaptor Push in 6mm x 1/8 Male thread	32
4	GA5004091	Bolt M6 x 50 GR8.8 ZP	2
5	GA5004437	Washer 6mm Flat SS	2
6	GA5067080	M8 x 20mm Plastic Knob Bolt	2
7	GA4403275	Lid, Box, Pneumatic Solenoid Valve Assembly, RapidFire 3TS, 16 Section	1
8	GA5003643	Washer 8mm Flat SS HD	2
9	GA5004919	Washer 8mm Spring SS	2
10	GA5061240	Pin, Male, solid, nickel, Number 16, Green band, AWG 14, Deutsch	64
11	GA5052835	Wedge Lock, 2 way, DT series, Deutsch	32
12	GA5052830	Receptacle, 2 way, pins, DT series, Deutsch	32

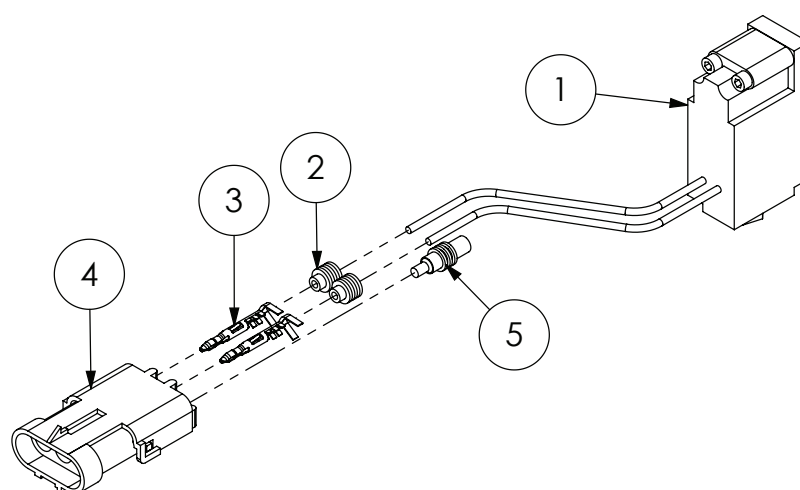
RapidFire Solenoid Assembly



ITEM NO.	PART NUMBER	DESCRIPTION	QTY.
1	GA5068805	Valve, Pneumatic solenoid, 7 section bank, bare wires, 6mm outlets, 8mm inlet, MAC	1
2	GA5054440	MAC Blanking Plate Manifold	1
3	GA5004405	Plug, Push in, 6mm	1
4	GA5054435	MAC 1/8" BSP Flat Silencer	2
5	GA5054430	Solenoid valve, MAC 3/2 pneumatic, Viton seals, 12V, Bare wires	1
6	GA5054431	Valve, MAC 35A replacement valve only no solenoid, includes bolts and viton seal, blue	1
7	GA5071195	Straight Adaptor Push in 6mm x 1/8" Male thread	7

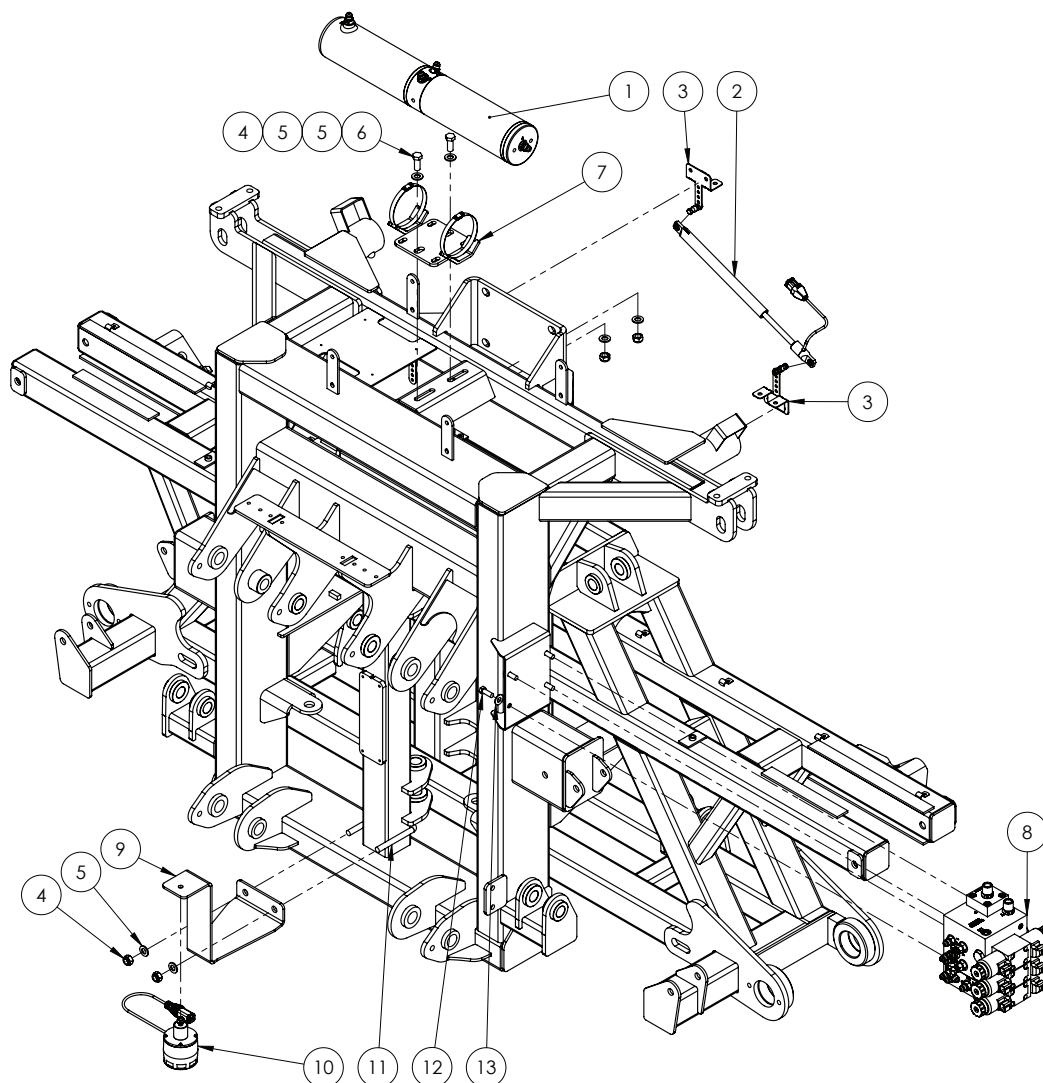
NOTE: Quantities will vary depending on number of sections optioned.

RapidFire Solenoid Valve



ITEM NO.	PART NUMBER	DESCRIPTION	QTY.
1	GA5054430	Solenoid valve, MAC 3/2 pneumatic, Viton seals, 12V, Bare wires	1
2	GA5014857	Seal, Green, Weather pack connector, Wire from 2.03 - 2.85mm	2
3	GA5016617	Pin, Male, Sealed, Weather pack, Wire 1.0 - 2.0mm	2
4	GA5048550	Connector, Female, 3 Pin, Weather pack	1
5	GA5050245	Seal, Cavity blanking plug, Weather pack connector	1

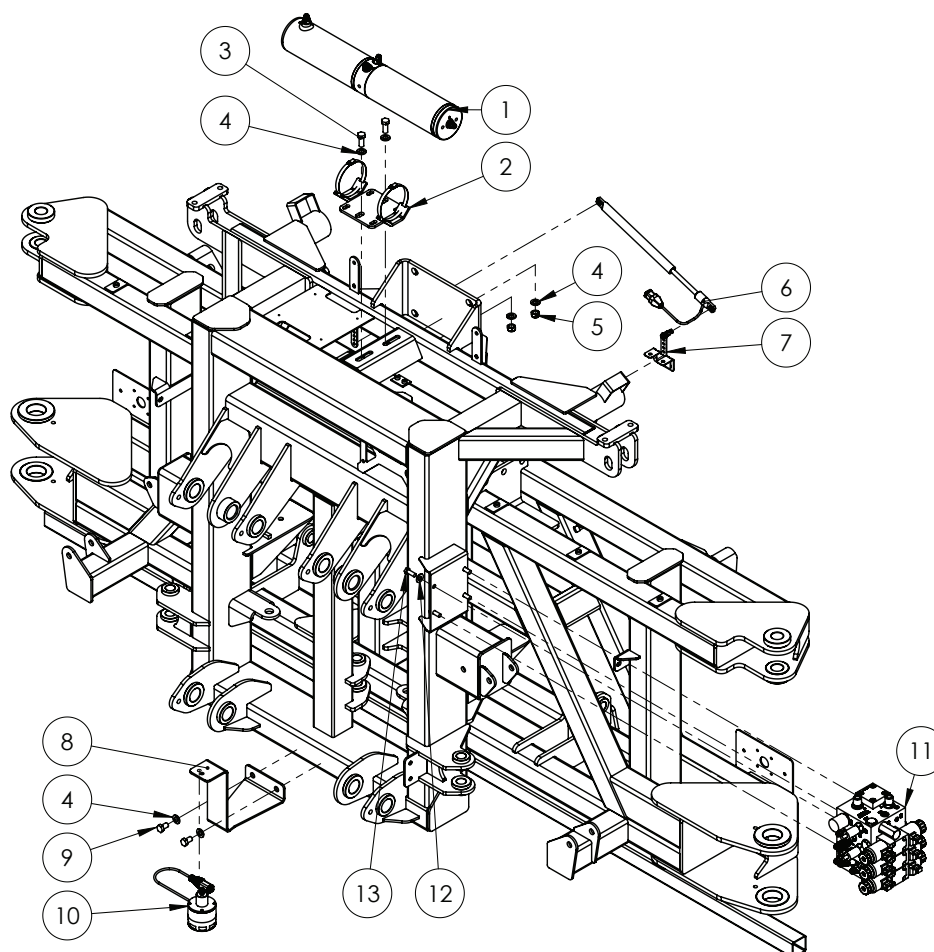
Norac System - 36-42m



ITEM NO.	PART NUMBER	DESCRIPTION	QTY.
1	GA3500136	Hydraulic cylinder, Wing roll with position sensor, Norac	1
	GA3500146	Hydraulic adaptor, Nipple, 9/16" JIC male x 9/16" UN male O-ring	4
2	GA3000127	Sensor, Linear position NF, UC5, Norac	1
3	GA5075480	Bracket, Linear position sensor mount (one bracket is welded)	1
4	GA5012461	Nut M12 Nyloc ZP	4
5	GA5000577	Washer 12mm Flat SS HD	6
6	GA5000305	Set Screw M12 x 30 GR8.8 ZP	2
7	GA5075495	Mounting bracket suit 2017 on AWR Cylinder, with clamps, Black	1
8	^	Norac Valve Block	1
9	GA4510595	Plate, Mount, Norac Ultrasonic Sensor, Centre Section	1
10	GA3000128	Ultrasonic sensor, UC5	1
11	GA5011259	U Bolt Square top M12 x 76mm x 110mm	1
12	GA5002601	Bolt 3/8" UNC x 1" GR8 ZP Yellow	4
13	GA5017623	Washer 3/8" Flat ZP HD	4

^ See Chapter 18 'Hydraulics' for sub-assembly.

Norac System - 48m



ITEM NO.	PART NUMBER	DESCRIPTION	QTY.
1	GA3500136	Hydraulic cylinder, Wing roll with position sensor, Norac	1
	GA3500146	Hydraulic adaptor, Nipple, 9/16" JIC male x 9/16" UN male O-ring	4
2	GA5075495	Mounting bracket suit 2017 on AWR Cylinder, with clamps, Black	1
3	GA5000305	Set Screw M12 x 30 GR8.8 ZP	2
4	GA5000577	Washer 12mm Flat SS HD	6
5	GA5012461	Nut M12 Nyloc ZP	2
6	GA3000127	Sensor, Linear position NF, UC5, Norac	1
7	GA5075480	Bracket, Linear position sensor mount, Norac	1
8	GA4510595	Plate, Mount, Norac Ultrasonic Sensor, Centre Section	1
9	GA5011227	Bolt M12 x 20 GR8.8 ZP	2
10	GA3000128	Ultrasonic sensor, UC5	1
11	^	Norac Valve Block	1
12	GA5017623	Washer 3/8" Flat ZP HD	4
13	GA5002601	Bolt 3/8" UNC x 1" GR8 ZP Yellow	4

^ See Chapter 18 'Hydraulics' for sub-assembly.

Norac Spare Parts List

ITEM NO.	PART NUMBER	DESCRIPTION
1	GA3000110	Console, UC5 Pulse, Display panel, screen, Norac
2	GA3000111	Controller module, UC5 Input pass through, Norac
3	GA3000112	Controller module, UC5 Valve, Norac
4	GA3000113	Controller module, UC5, CAN Bus, Norac
5	GA3000114	Electrical Harness, UC5 Battery feed fused, Norac
6	GA3000115	Electrical Harness, UC5 Main CAN Interface, ISO bus 4 pin DT
7	GA3000116	Electrical Harness, UC5 Network, 1M, 14 AWG, Norac
8	GA3000117	Electrical Harness, UC5 Network, 10M, 14 AWG, Norac
9	GA3000118	Electrical Harness, UC5 Network, 10M, 18 AWG, Norac
10	GA3000119	Electrical Harness, UC5 Network, 20M, 18 AWG, Norac
11	GA3000120	Electrical Harness, UC5 Valve 2 pin DT, Norac
12	GA3000121	Electrical Harness, UC5, Main Interface Goldacres, Norac
13	GA3000122	Electrical Harness, UC5, Tilt Interface Goldacres, Norac
14	GA3000123	Network Coupler, UC5, 2 way, Black, Norac
15	GA3000124	Network Coupler, UC5, 2 way, white, terminator, Norac
16	GA3000125	Network Coupler, UC5, 3 way, Norac
17	GA3000126	Network Coupler, UC5, 8 way, Norac
18	GA3000127	Sensor, Linear position NF, UC5, Norac
19	GA3000128	Ultrasonic sensor, UC5, Norac
20	GA3000129	Connector, Plug, UC5 Network, 6 Pin, Norac
21	GA3000130	Connector, Plug, UC5 Network, 2 Pin, Norac
22	GA3000131	Connector, Plug, UC5 Network, 12 Pin, Norac
23	GA3500136	Hydraulic cylinder, Wing roll with position sensor, Norac
24	GA3500137	Hydraulic fitting kit, 12 parts, GNI, Norac
25	GA3500138	Valve block, 2 station assembly, Open centre LS Proportional, DT 4 Bolt, Norac
26	GA3500139	Valve block, expansion assembly, DPOC PROP DT 4 bolt, Norac
27	GA8700392	Manual, Installation UC5 AND UC4.5 Severe terrain option, Norac
28	GA8700393	Manual, Installation, UC5 Goldacres active wing roll upgrade Norac
29	GA8700394	Manual, installation, UC5 Goldacres active wing roll, Norac
30	GA8700395	Manual, installation, UC5 Goldacres passive roll, Norac
31	GA8700396	Manual, UC5 operators, Norac
32	GA8700397	Manual, UC5 Pulse display kit Self Propelled, Norac
33	GA5075480	Bracket, Linear position sensor mount, Norac
34	GA5075485	Mounting bracket, main lift sensor UC4 Plus, Norac
35	GA5075490	Mounting bracket, suit ultra sonic sensor, low profile, Norac
36	GA5075495	Spacer, 2" square tubing 8" long, Black, Norac
37	GA4510595	Plate, Mount, Norac Ultrasonic Sensor, Centre Section
38	GA5011259	U Bolt Square top M12 x 76mm x 110mm
39	GA3500363	Hydraulic adapter, Nipple, 1/2" BSPT male x 3/4" UN male O-ring

Continued over page

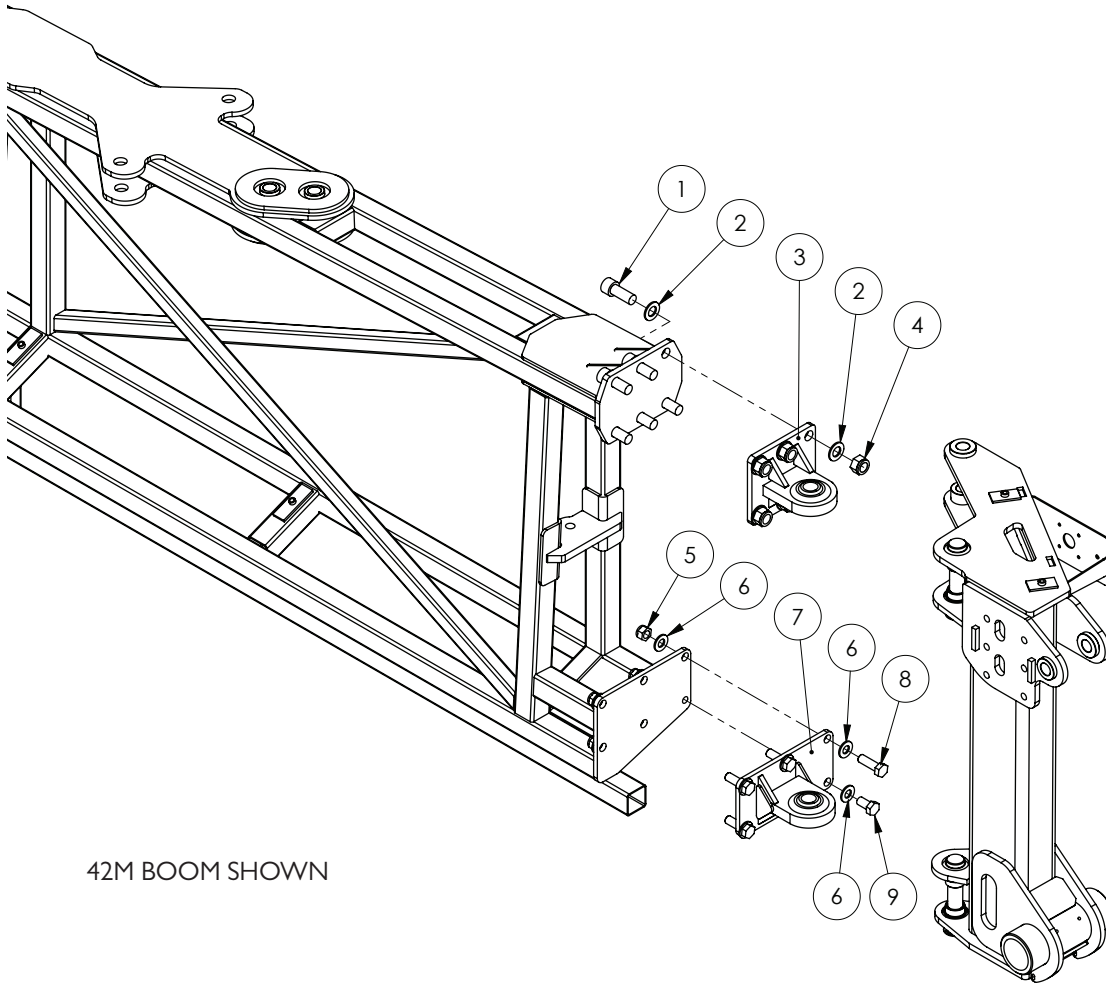
Norac Spare Parts List

ITEM NO.	PART NUMBER	DESCRIPTION
40	GA3500146	Hydraulic adaptor, Nipple, 9/16" JIC male x 9/16" UN male O-ring
41	GA3500144	Hydraulic adaptor, Tee, 9/16" JIC male x 9/16" JIC male x 9/16" JIC female swivel
42	GA3500145	Hydraulic adaptor, Nipple, 3/8" BSPP male x 9/16" JIC male
43	GA3500147	Hydraulic adaptor, Nipple, 9/16" JIC male x 3/4" UN male O-ring
44	GA3500200	Hydraulic adaptor, Tee, 1/2" BSPT male x 1/2" BSPT male x 1/2" BSPP female swivel

Chapter 14

BOOM WINGS

36-42m - Boom Pivot

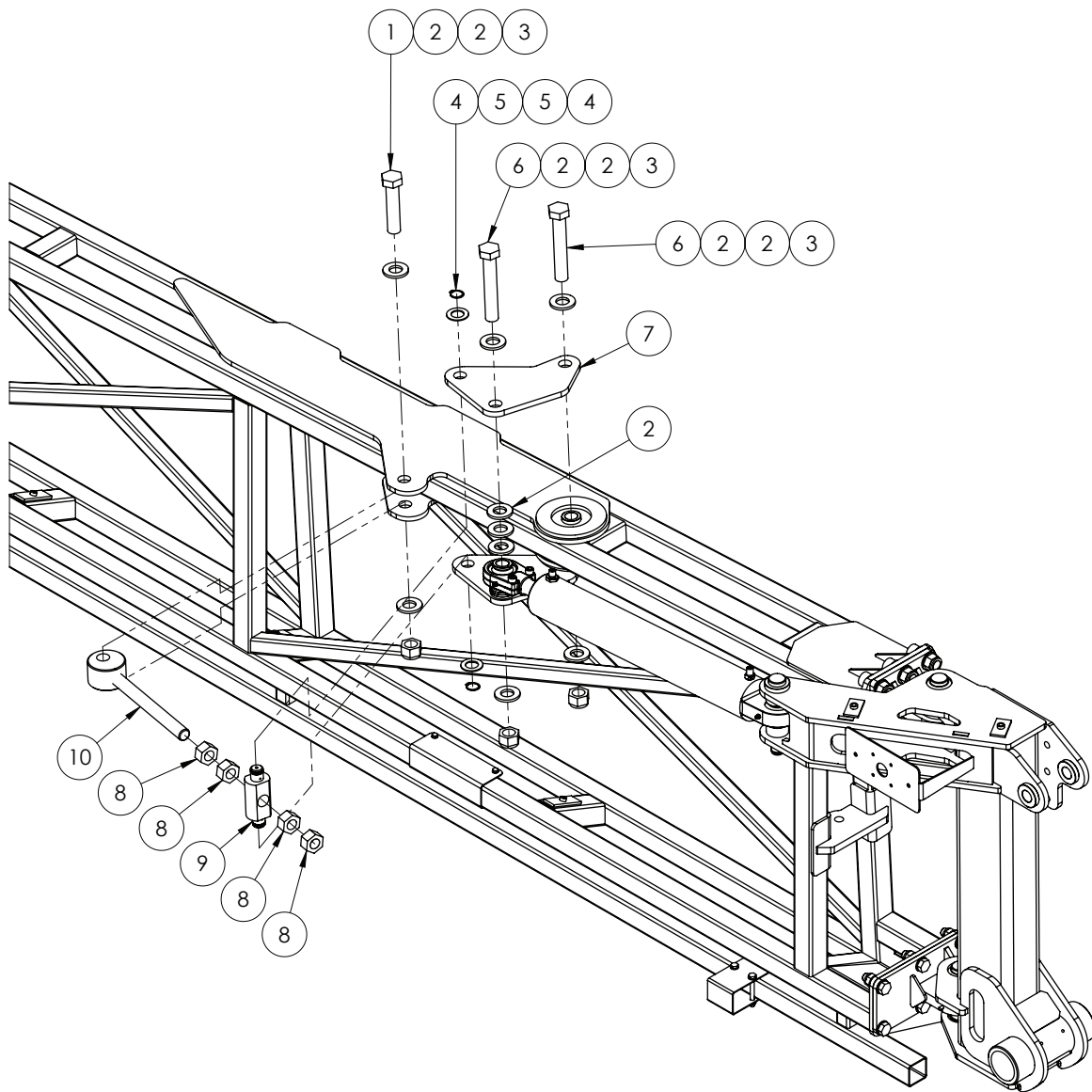


Quantities shown are per side.

ITEM NO.	PART NUMBER	DESCRIPTION	QTY.
-	GA4537795*	Shim lower rose end, 1mm, 42m Boom	-
1	GA0500028	SHCS, M20 x 50, ZP Gr12.9	6
2	GA5001741	Washer 20mm Flat SS HD	12
3	GA4660915	Top Rose End Large Tritech	1
4	GA5048125	Nut M20 Nyloc Coarse ZP	6
5	GA5001029	Nut M16 Nyloc ZP	5
6	GA5001043	Washer 16mm Flat SS HD	11
7	GA4659220	Bottom Rose End Large Tritech	1
8	GA5000931	Bolt M16 x 50 GR8.8 ZP	5
9	GA5000913	Set Screw M16 x 30 GR8.8 ZP	1

* NOTE: Quantity will vary depending on adjustments needed.

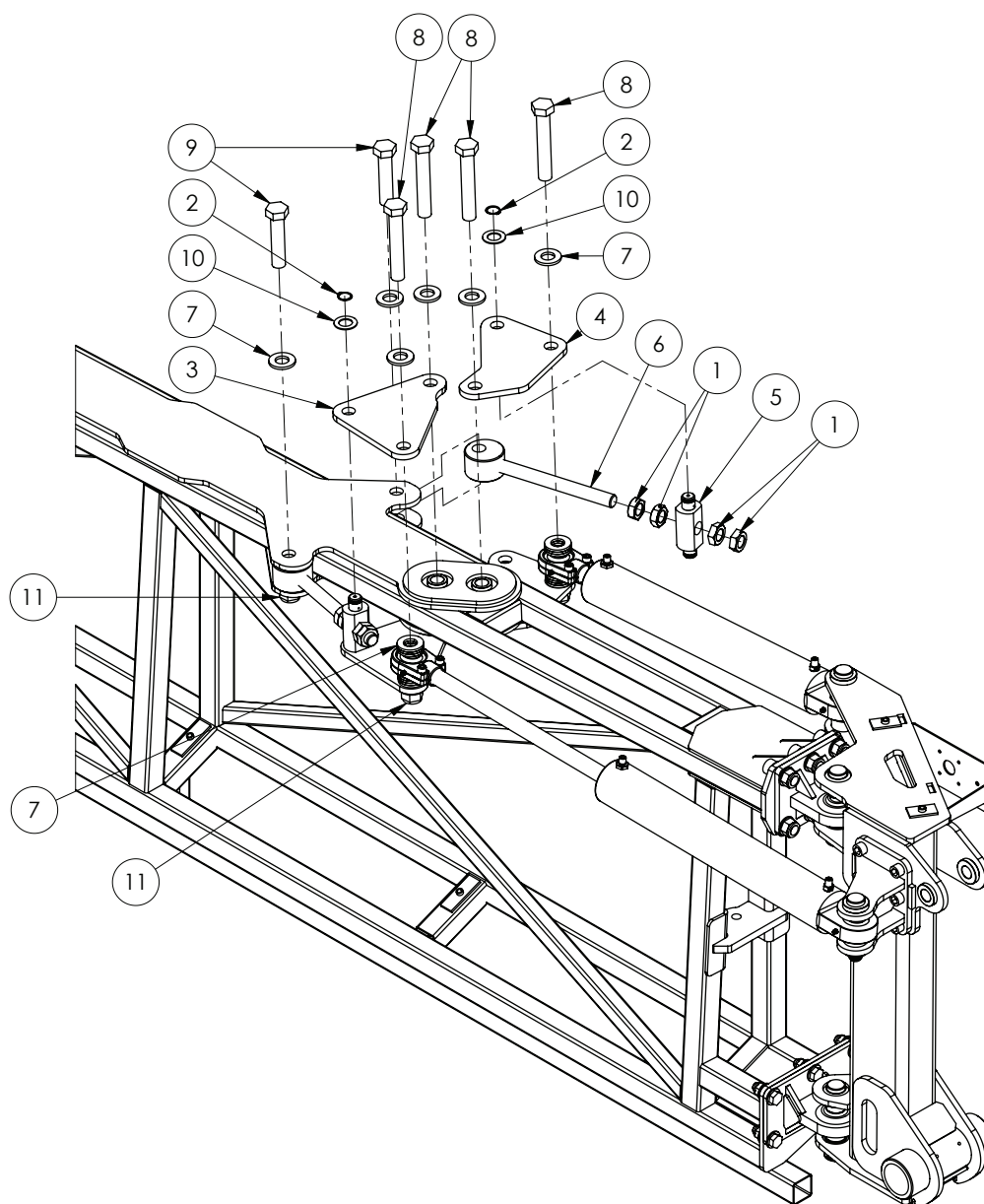
36m - First Stage Fold



Quantities shown are per side.

ITEM NO.	PART NUMBER	DESCRIPTION	QTY.
1	GA5006039	Bolt 1" UNF 14 TPI x 4 1/2" GR8 ZP	1
2	GA5017659	Washer 1" Flat ZP HD (5mm thick)	13
3	GA5012446	Nut 1" UNF 12 TPI Nyloc ZP	3
4	GA5008519	Circlip external 25mm	2
5	GA5001893	Washer 24mm X 2mm Thick Flat ZP	2
6	GA5006043	Bolt 1" UNF 12 TPI x 8 GR8 ZP	2
7	GA4506970	Fold Adjuster Plate Rear 42m Dual Fold Cylinder	2
8	GA5010991	Nut 1" x 12 TPI ZP UNF	4
9	24mk4DB006	Bush / pin, Fold ram adjuster nut and bolt retainer	1
10	GA5070775	Boom fold adjuster HD	1

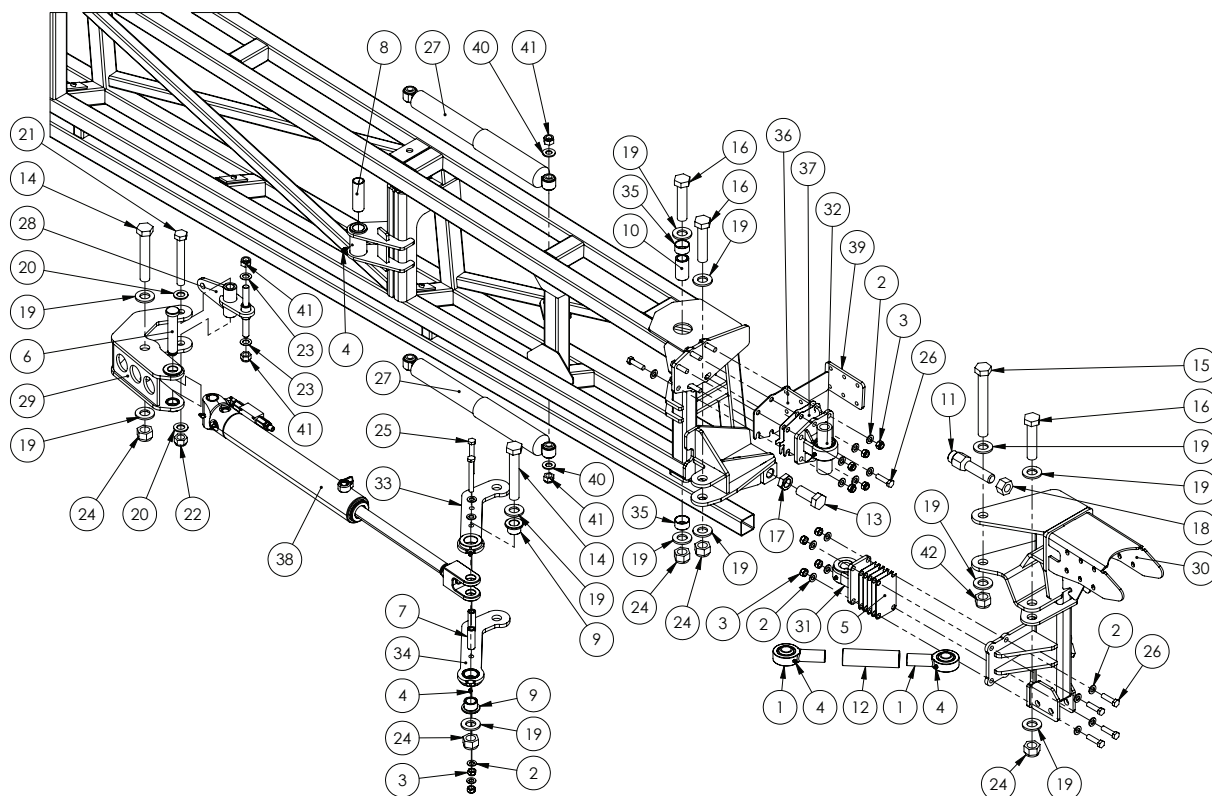
42m - First Stage Fold



Quantities shown are per side.

ITEM NO.	PART NUMBER	DESCRIPTION	QTY.
1	GA0500048	Lock Nut, 1" UNF 12 TPI, ZP	8
2	GA5008519	Circlip external 25mm	4
3	GA4506965	Fold Adjuster Plate Front 42m Dual Fold Cylinder	2
4	GA4506970	Fold Adjuster Plate Rear 42m Dual Fold Cylinder	2
5	24mk4DB006	Bush / pin, Fold ram adjuster nut and bolt retainer	2
6	GA5070775	Boom fold adjuster HD	2
7	GA5017659	Washer 1" Flat ZP HD (5mm thick)	26
8	GA5006043	Bolt 1" UNF 12 TPI x 8" GR8 ZP	4
9	GA5006039	Bolt 1" UNF 14 TPI x 4 1/2" GR8 ZP	2
10	GA5001893	Washer 24mm X 2mm Thick Flat ZP	4
11	GA5012446	Nut 1" UNF 12 TPI Nyloc ZP	6

36-42m - Second Stage Fold



Quantities shown are per side.

ITEM NO.	PART NUMBER	DESCRIPTION	QTY.
1	GA5070530	Rose End 1 x 1 1/4 male UNF thread BB074-VM16	2
2	GA5000577	Washer 12mm Flat SS HD	24
3	GA5012461	Nut M12 Nyloc ZP	12
4	GA5012203	Grease Nipple, Short, 1/4 UNF, MACH0207	7
5	DB-ADJ-16LAS	Shim, cable drum pivot, SS, 1mm, DB-ADJ-16LAS	5
6	GA4572200	Pin, 1" diameter x 132.4 mm long, With shoulder and circlip groove, Suit centre section fold ram	1
7	GA4550215	Link Spacer	2
8	GA4550220	Bush, Fold Link Centre Pivot	1
9	GA4550205	Flange Bush, Rod End Pivot	2
10	GA4550210	Bush, Fold Link Boom End	1
11	GA4572495	Bolt, 1" UNF, 12 TPI, Boom drum stopper	1
12	GA4550230	Bush, Rose End Link, 1 1/4" UNF, 150mm Long, Tritech Boom 2015	1
13	GA0500027	Set Screw, 1" x 2 1/2" UNF 12 TPI, ZP	1
14	GA5006043	Bolt 1 UNF 14 TPI x 6 GR8 ZP	2
15	GA5006151	Bolt 1 UNF 12 TPI x 8 GR8 ZP	1
16	GA5006039	Bolt, 1" UNF, 14 TPI x 4 1/2", GR8 ZP	3
17	GA0500048	Lock Nut, 1" UNF 12 TPI, ZP	1
18	GA5010991	Nut, 1" UNF, 12 TPI, ZP	1

Continued over page

36-42m - Second Stage Fold

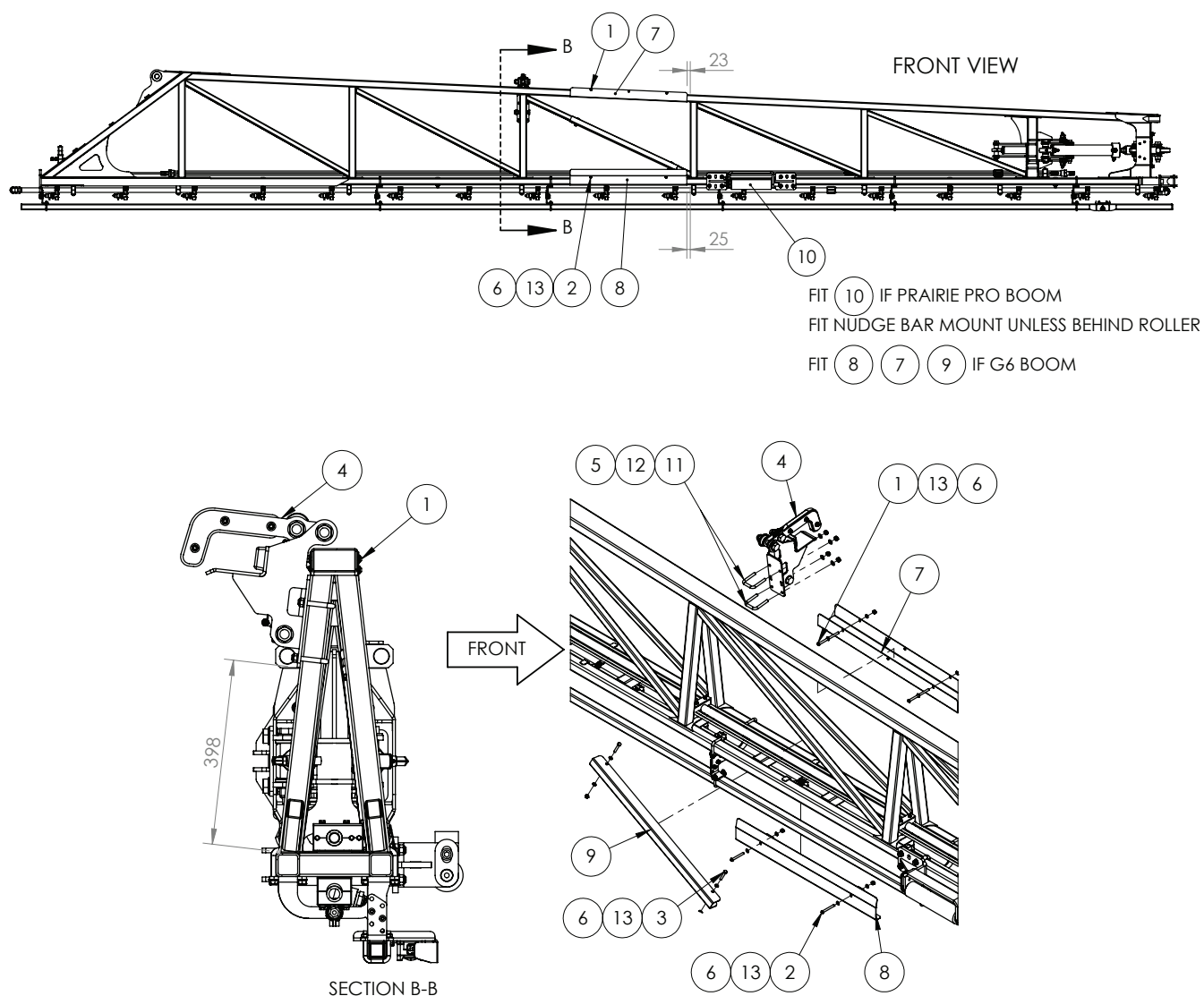
ITEM NO.	PART NUMBER	DESCRIPTION	QTY.
19	GA5017659	Washer 1 Flat ZP HD (5mm thick)	12
20	GA5001741	Washer 20mm Flat SS HD	2
21	GA5001531	Bolt M20 x 150 GR8.8 ZP	1
22	GA5048125	Nut M20 Nyloc Coarse ZP	1
23	GA5001055	Washer 16mm Flat SS	2
24	GA5012445	Nut, 1" UNF, 14 TPI, Nyloc, ZP	5
25	GA5000259	Bolt M12 x 100 GR8.8 ZP	2
26	GA5000327	Set Screw M12 x 45 GR8.8 ZP	10
27	GA5075115	Shock absorber, Heavy duty, Eye ends 15 ID, Suit Tri Tech spring yaw	10
28	GA4601020	Spring, Shocker Mount Pivot	1
29	GA4601015	Fold Link, Main Mount	1
30	GA4610025	Fold Hinge, RH, TriTech Boom	1
31	GA4932343	Cable drum Bearing pivot kit, lower, Suit Trittech boom	1
32	GA4906950	Upper bearing Pivot Kit suit Trittech Drum Hinge 2015	1
33	GA4601005	Fold Link, Top, Rod End	1
34	GA4601010	Fold Link, Bottom, Rod End	1
35	GA5055650	Glacier Bush, ID 35 x OD 39 x 20 long	2
36	GA4510170	Plate, Top Stopper Wear Plate, Boom Hinge, 2015	1
37	GA4510165	Plate, Shim, Top Second Pivot, Boom, 2015	2
38	^	Hydraulic Cylinder Sub Assembly, Second Stage Fold, LH, Trittech, 2016	1
39	GA4404735	Plate, Boom Clamp, Outer Support	2
40	GA5001043	Washer 16mm Flat SS HD	2
41	GA5001029	Nut M16 Nyloc ZP	4
42	GA5012446	Nut 1 UNF 12 TPI Nyloc ZP	1

* Sub-assembly on following pages

^ See Chapter 18 'Hydraulics' for sub-assembly

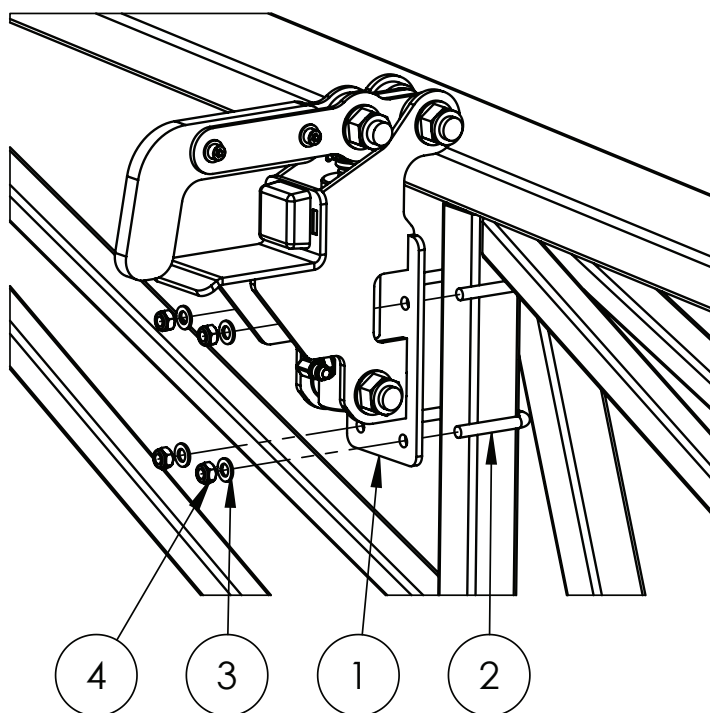
Quantities shown are per side.

36-42m - Bi-fold Boom Catch



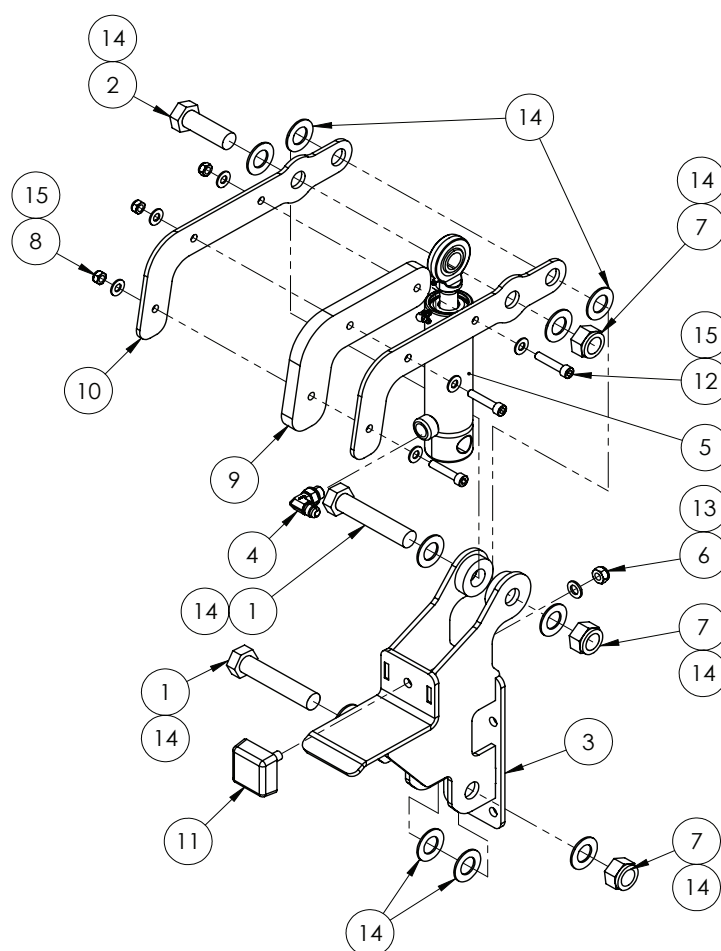
ITEM NO.	PART NUMBER	DESCRIPTION	QTY.
1	GA0500187	Bhcs M8 X 120 Ss A2-70	2
2	GA5078889	Bhcs M8 X 70 Ss A2-70	2
3	GA5004727	Bolt M8 X 50 Gr8.8 Zp	2
4	GA4949740	Boom Bifold Catch Assembly, My20	1
5	GA5051445	Nut M10 Nyloc Ss	4
6	GA5052590	Nut M8 Nyloc Ss	6
7	GA4408155	Protector, Boom Cord, Suit 100 X 50, 600mm, Ss	1
8	GA4402215	Protector, Boom Cord, Suit 50 X 50, Extended Guide, Ss	1
9	GA4000242	Protector, Boom Diagonal Brace, Suit 35 X 35, 300mm, Ss	1
10	GA4951165	Sub Assembly, Boom Rest, Rivx Roller, 2021	1
11	GA5053645	U Bolt Square Top M10 X 52 X 75	2
12	GA5000117	Washer 10mm Flat Ss Hd	4
13	GA5003643	Washer 8mm Flat Ss Hd	12

36-42m - Bi-fold Boom Catch Bracket & Mounting



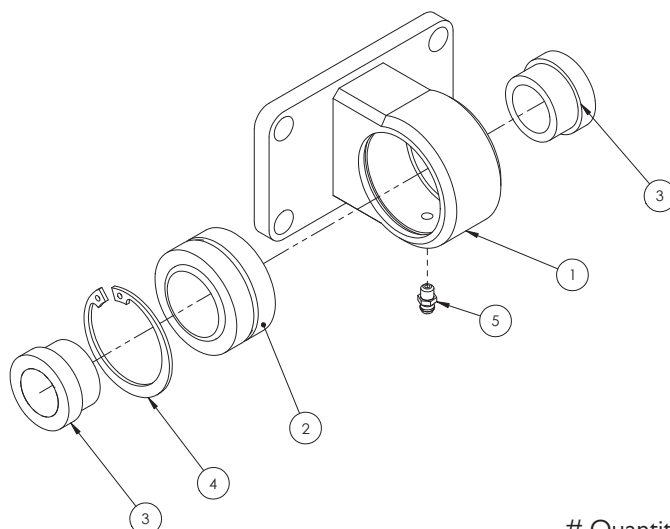
ITEM NO.	PART NUMBER	DESCRIPTION	QTY.
1	GA4602690	Boom Bifold Catch Bracket, My20	1
2	GA5053645	U Bolt Square Top M10 X 52 X 75	2
3	GA5000117	Washer 10mm Flat Ss Hd	4
4	GA5051445	Nut M10 Nyloc Ss	4

36-42m - Bi-fold Boom Catch Assembly



ITEM NO.	PART NUMBER	DESCRIPTION	QTY.
1	GA5048355	Bolt M20 X 100 Gr8.8 Zp	2
2	GA5011333	Bolt M20 X 60 Gr8.8 Zp	1
3	GA4602690	Boom Bifold Catch Bracket, My20	1
4	GA3500716	Hydraulic adaptor, Elbow, 90 degree, 9/16" JIC male x 9/16" UN male O-ring, S91-0909	1
5	GA3500480	Hydraulic Cylinder, Bore 1.5", Rod 0.75", Stroke 28mm, Displacement, Spring Return	1
6	GA5000141	Nut M10 Nyloc ZP	1
7	GA5048125	Nut M20 Nyloc ZP	3
8	GA5052590	Nut M8 Nyloc SS	1
9	GA5078598	Plastic Boom Bifold Catch Hook, MY20	1
10	GA4403556	Plate, Latch Bracket, Boom Latch, Rivex Boom	2
11	GA5078569	Rubber Buffer, 50 x 50 x 20mm Square, M10 x 28mm Male Thread	1
12	GA5011487	SHCS M8 x 40 GR 12.9 ZP	3
13	GA5000117	Washer M10 Flat SS HD	1
14	GA5001742	Washer M20 Flat SS 2.0mm	10
15	GA5003643	Washer M8 Flat SS HD	6

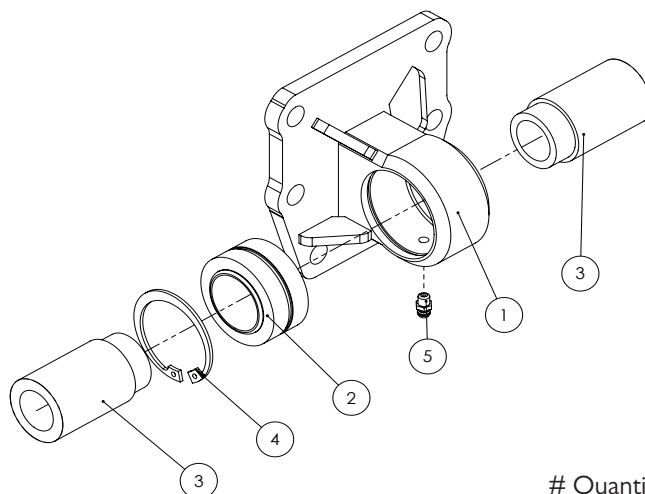
36m - Second Stage Fold - Lower Pivot



Quantities shown are per side.

ITEM NO.	PART NUMBER	DESCRIPTION	QTY.
-	GA4932343	Lower pivot assembly	-
1	GA4656190	Boom hinge bearing Mount 24+	1
2	GA5015659	Bearing, Spherical bush, 35.0mm ID x 55.7mm OD x 30.2mm thick	1
3	DB-ADJ-02	Bush, Short, 40 OD x 25.5 ID x 23.75mm long	2
4	GA5010573	Circlip, Internal, 55mm bore	1
5	GA5012203	Grease nipple, Short, 1/4" UNF	1

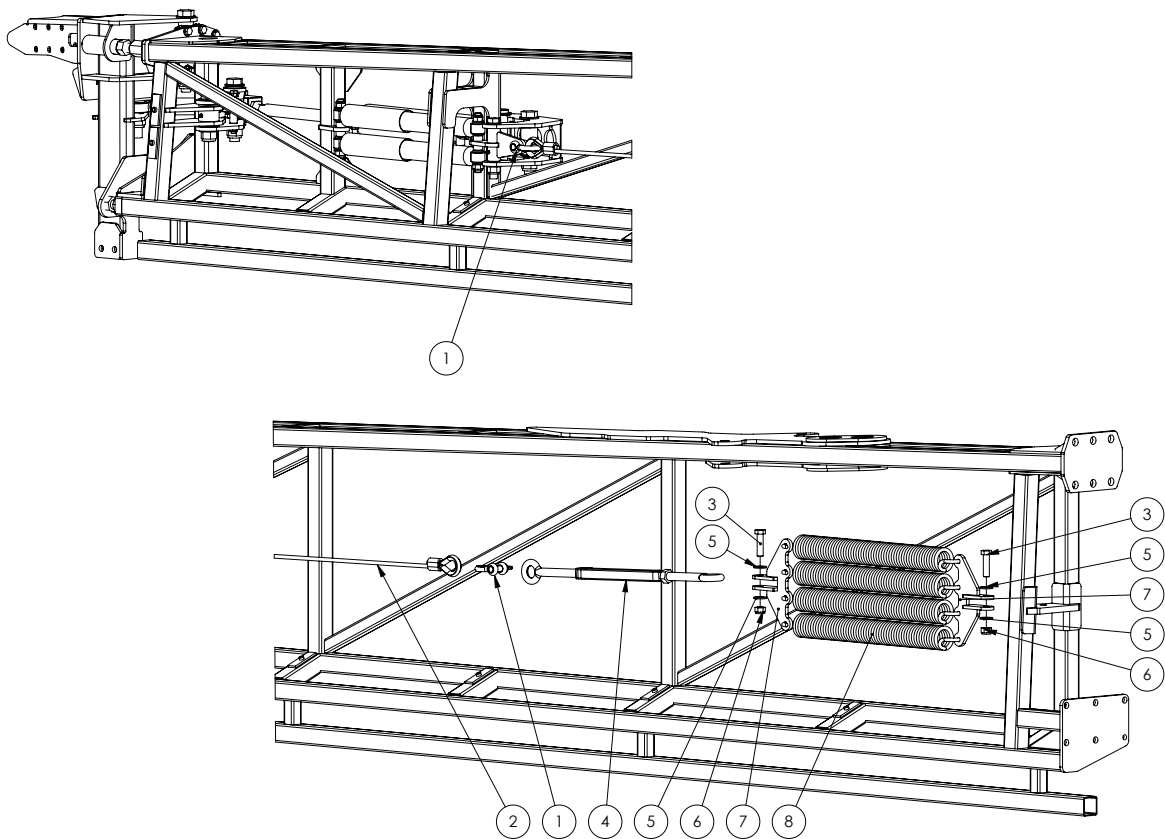
36m - Second Stage Fold - Upper Pivot



Quantities shown are per side.

ITEM NO.	PART NUMBER	DESCRIPTION	QTY.
-	GA4906950	Upper bearing Pivot Kit	-
1	GA4660460	Boom Top Hinge 36m	1
2	GA5015659	Bearing, Spherical bush, 35.0mm ID x 55.7mm OD x 30.2mm thick	1
3	DB-ADJ-13	Bush, Stepped, 25.5mm ID x 40mm OD x 69.75mm long, Used on bearing pivot	2
4	GA5010573	Circlip, Internal, Suit 55mm bore	1
5	GA5012203	Grease nipple, Short, 1/4" UNF	1

36-42m - Breakaway Springs



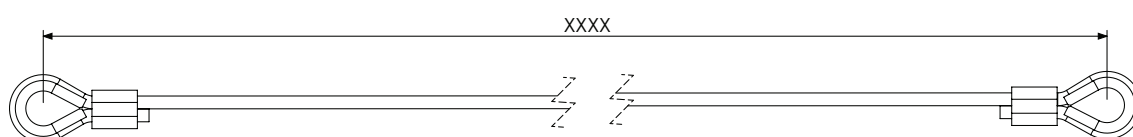
Quantities shown are per side.

ITEM NO.	PART NUMBER	DESCRIPTION	QTY.
1	GA5075230	Bow Shackle 13mm WLL 3.25T Black	2
2	*	Breakaway cable	1
3	GA5000941	Bolt M16 x 60 GR8.8 ZP	2
4	GA5017061	Turnbuckle, Eye ends, M22 thread & lock nut, Galvanised	1
5	GA5001009	Washer 16mm Flat ZP HD	4
6	GA5001029	Nut M16 Nyloc ZP	2
7	GA4600985	Spring Mount Bracket, V Series Trittech Boom	2
8	GA5072315	Spring, Tension, 65 OD, 57 Turns, 9.5mm Wire, 662mm long, 8.4 N/mm	4

* Sub-assembly on following pages

36-42m - Breakaway Cables

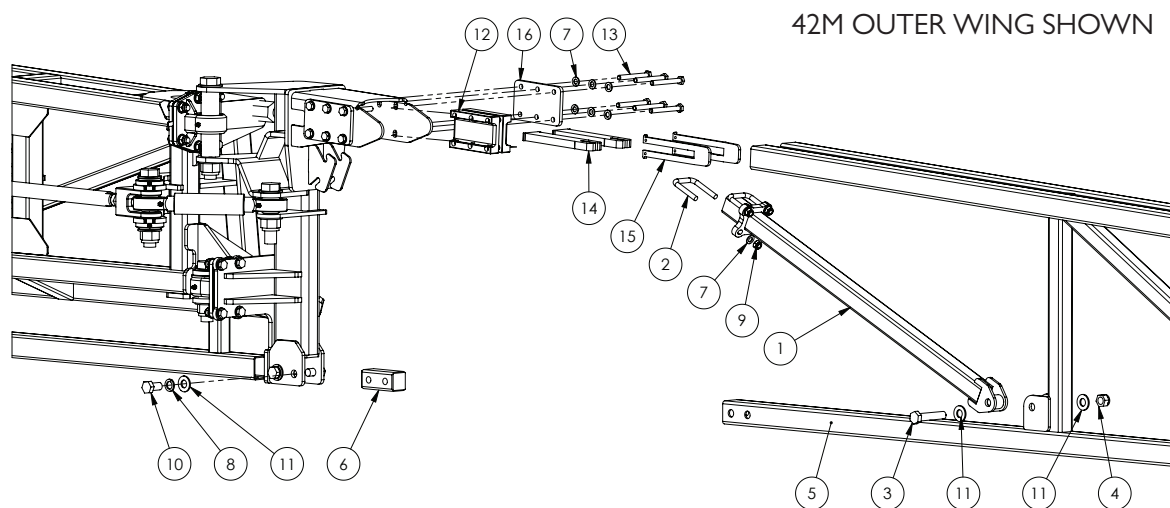
PART NUMBER	DESCRIPTION	QTY.
GA5000073	Cable, 10mm, Solid core, Heavy duty, Galvanised	See below.
	36m Breakaway cable cut length (Eye to eye length 5120 mm)	4690mm (x2)
	42m Breakaway cable cut length (Eye to eye length 6220mm per side)	6600mm (x2)
GA5000215	Thimble, Cable, suit 11 - 12mm	4
GA5005391	Ferrule, Aluminium, 40 long x 4.5 wall, Code 11	4
GA5001965	Heat Shrink 25.4mm Black x 120mm long	4



NOTE: Cable cut lengths are 380 mm longer than eye to eye measurement.

PRE-MADE FORM - SPECIFIC FITMENT

PART NUMBER	DESCRIPTION	QTY.
GA4933630	Cable, Boom, G8 Breakaway, TriTech 36m MY17	2
GA4933635	Cable, Boom, G8 Breakaway, TriTech 42m MY17	2

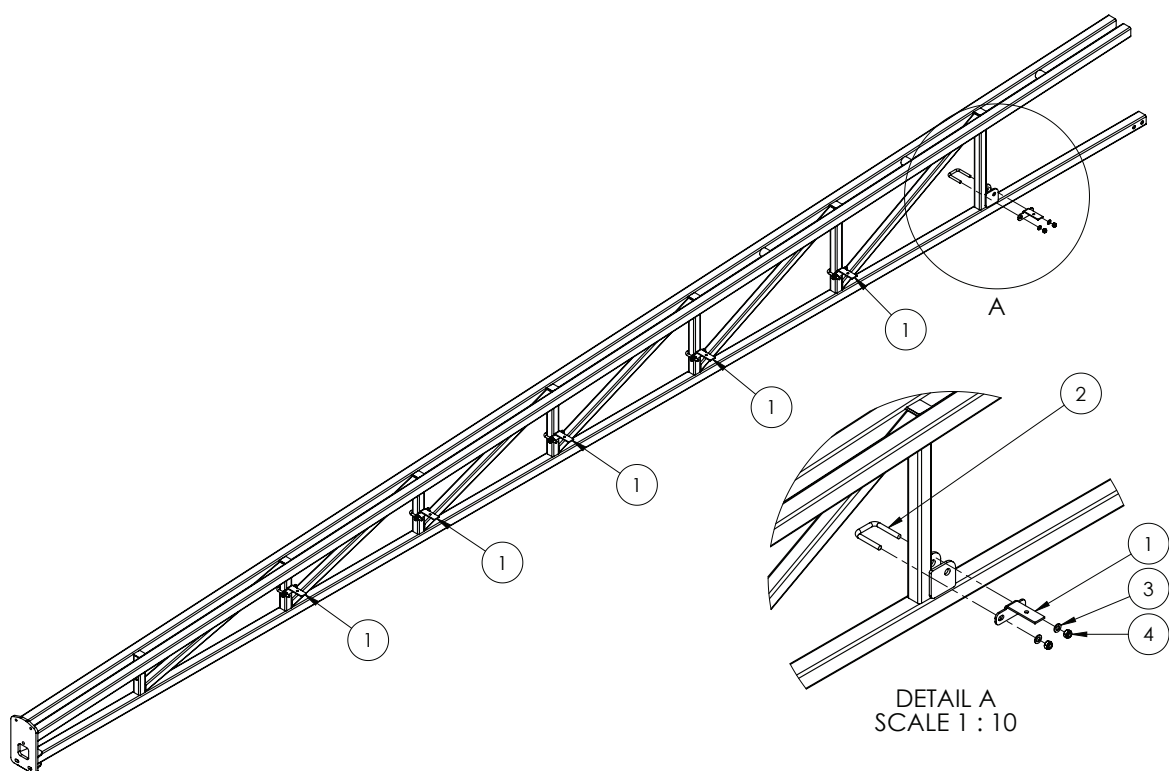


42M OUTER WING SHOWN

Quantities shown are per side.

ITEM NO.	PART NUMBER	DESCRIPTION	QTY.
1	GA4660750	Brace Bar, Aluminium Boom	1
2	GA5053645	U-bolt Square top M10 x 52 x 75mm	2
3	GA5011307	Bolt M16 x 80 GR8.8 ZP	1
4	GA5001029	M16 Nyloc nut	1
5	GA4660920	Boom Outer 42m Aluminium	1
	GA4660470	Boom Outer 36m Aluminium	1
6	GA4550031	Threaded Steel Insert Block suit 50mm x 50mm x 4mm Aluminium Boom Bottom Chord	1
7	GA5000117	Washer 10mm Flat SS HD	16
8	GA5000961	Washer 16mm Spring ZP	4
9	GA5000141	Nut M10 Nyloc ZP	4
10	GA5000913	Set Screw M16 x 30 GR8.8 ZP	4
11	GA5001043	Washer 16mm Flat SS HD	6
12	GA4550740	Clamp Block, Aluminium Boom Mount	2
13	GA5011182	Bolt M10 x 85 GR8.8 ZP	12
14	GA4403910	Spacer Insert, Aluminium Boom RHS Chord	2
15	GA4403915	Locating Plate, Spacer Insert, Aluminium Boom RHS Chord	2
16	GA4404735	Plate, Boom Clamp, Outer Support	2

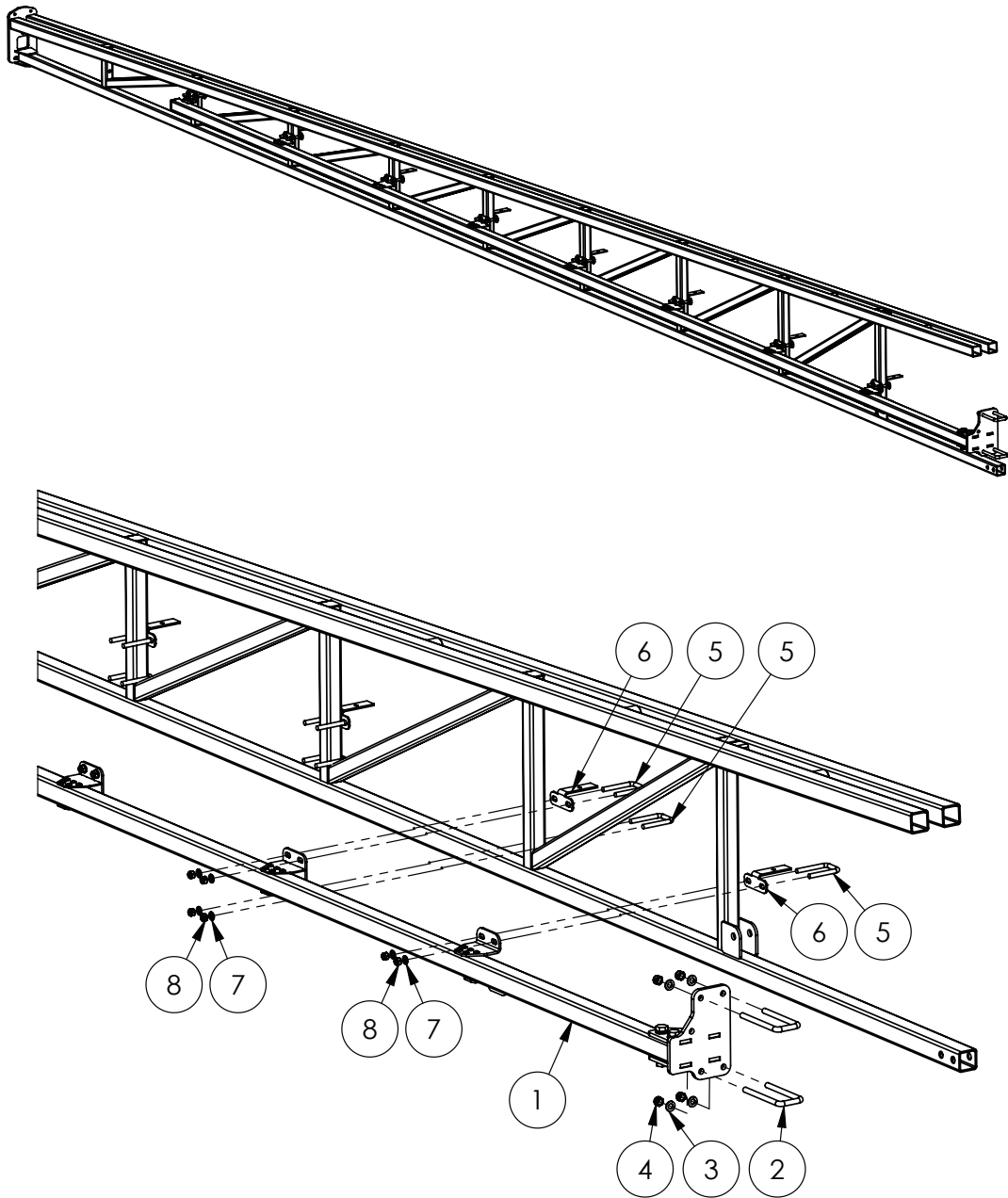
36m - Poly Brackets



Quantities shown are per side.

ITEM NO.	PART NUMBER	DESCRIPTION	QTY.
1	GA4509725	Plate, Boom Line Mount, Outer Boom	6
2	GA5053645	U-Bolt Square top M10 x 52mm x 75mm	6
3	GA5000117	Washer 10mm Flat SS HD	12
4	GA5000141	Nut M10 Nyloc ZP	12

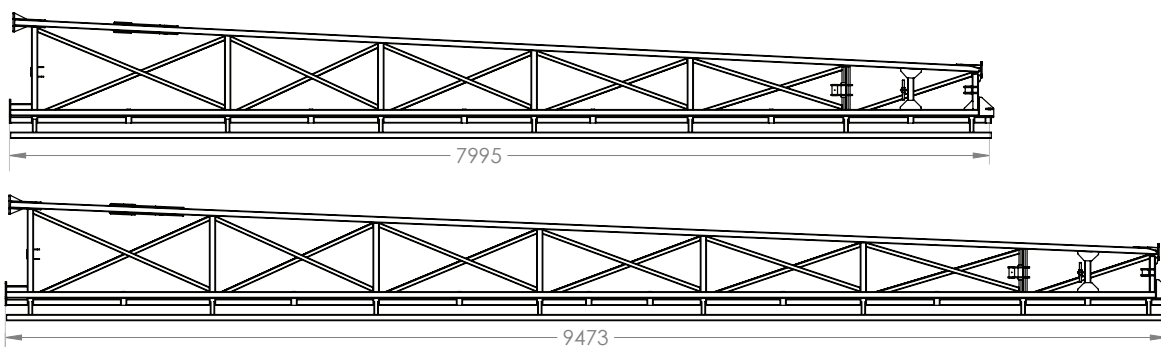
42m - Poly Brackets & 4th Chord



Quantities shown are per side.

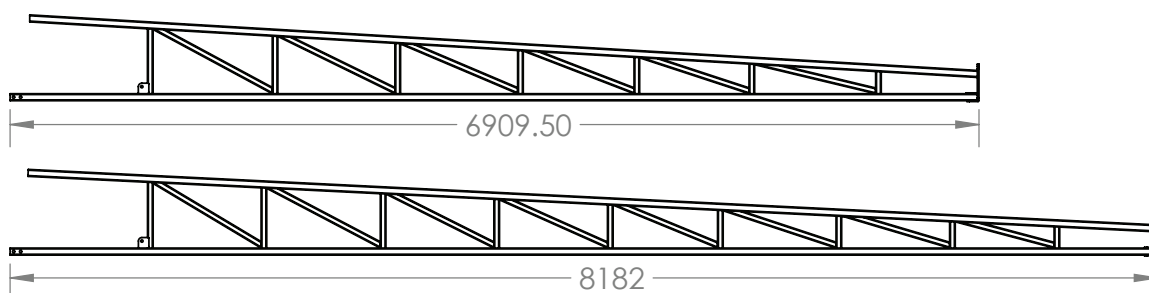
ITEM NO.	PART NUMBER	DESCRIPTION	QTY.
1	GA4949315	Boom, 4th Chord, RH, 42m, Retrofit	1
2	GA5011249	U bolt, Square top, M12 x 40 x 127 mm	2
3	GA5000577	Washer 12mm Flat SS HD	4
4	GA5012461	Nut M12 Nyloc ZP	4
5	GA5073570	U bolt, Square top, M10 x 43 x 82 mm	15
6	GA4405140	Plate, Boom Line Mount, 40-50mm Centres, Outer Boom	8
7	GA5000117	Washer 10mm Flat SS HD	30
8	GA5000141	Nut M10 Nyloc ZP	30

36-42m - Boom Wings Inner - Steel



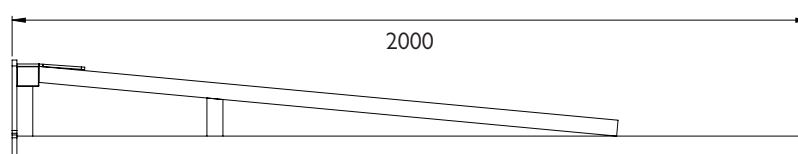
PART NUMBER	DESCRIPTION
GA4660405	Boom Inner 36m RH - 7995mm
GA4660400	Boom Inner 36m LH - 7995mm
GA4660705	Boom Inner 42m RH - 9473mm
GA4660700	Boom Inner 42m LH - 9473mm

36-42m - Boom Wings Outer - Aluminium



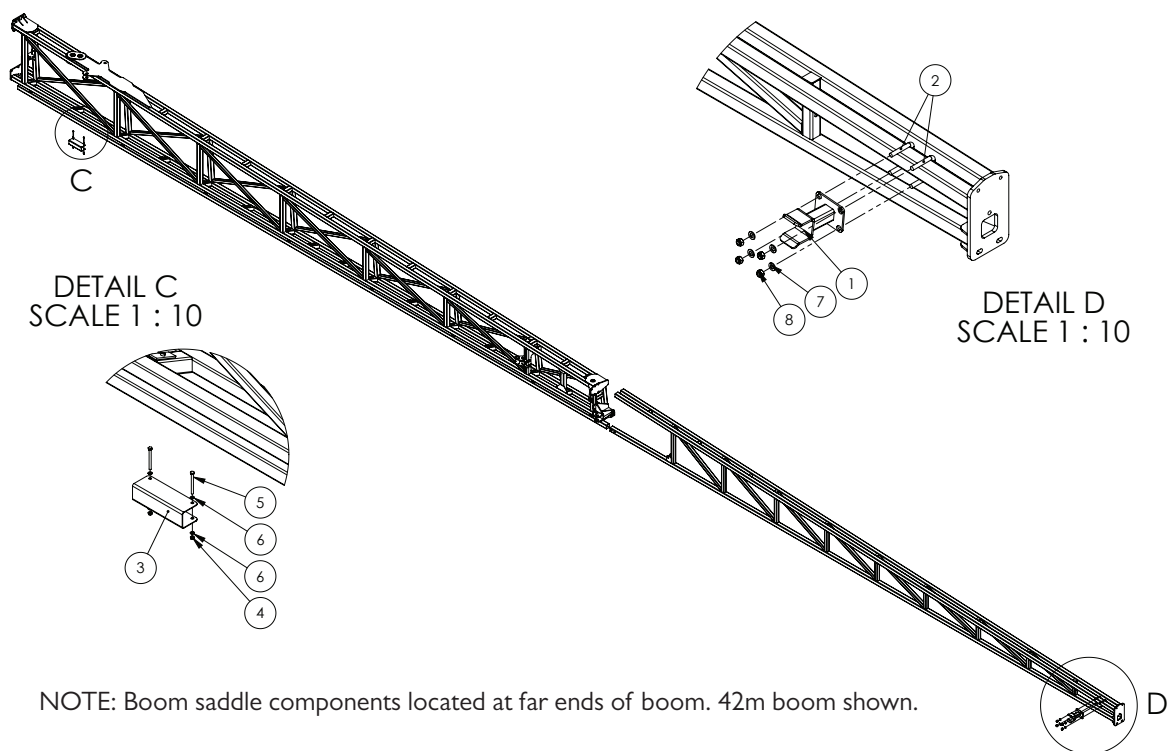
PART NUMBER	DESCRIPTION
GA4660470	Boom Outer, 36m Aluminium LH & RH - 6910mm
GA4660920	Boom Outer, 42m Aluminium LH & RH - 8182mm
GA4949315	Boom, 4th Chord, RH, 42m, Retrofit
GA4949290	Boom, 4th Chord, LH, 42m, Retrofit

36-42m - Breakaway Aluminium Tip



PART NUMBER	DESCRIPTION
GA4656123	Alum Breakaway 2m, Suit 3D breakaway 2.0

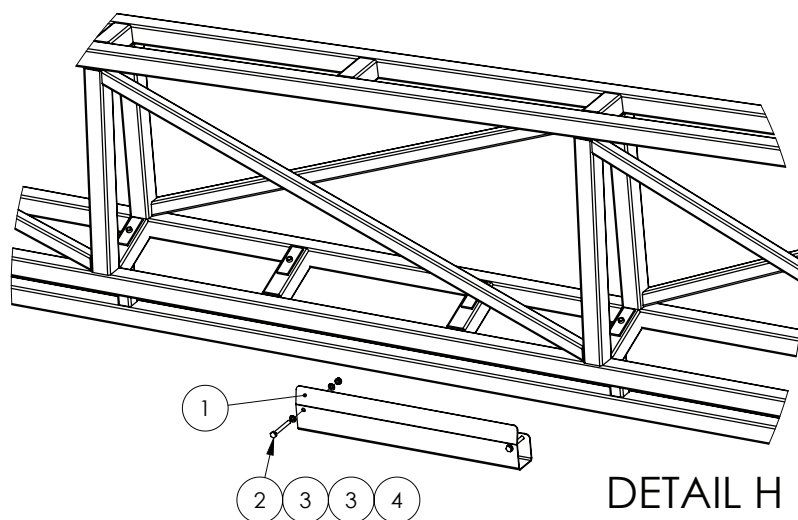
36-42m - Boom Saddle



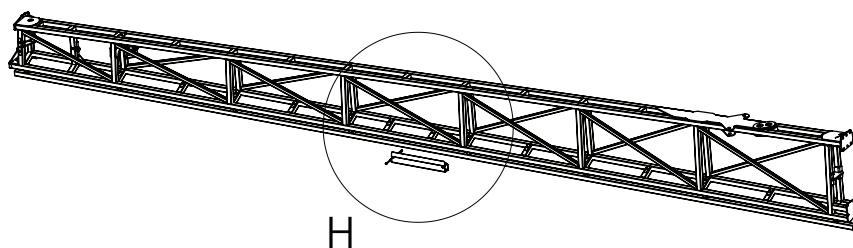
Quantities shown are per side.

ITEM NO.	PART NUMBER	DESCRIPTION	QTY.
1	GA4661160	Boom Support Bracket Saddle, Tritech	1
2	GA5011251	U-Bolt Square top M12 x 52mm x 80mm	2
3	F70294A	Boom wing protector Suit 50mm x 50mm x 200mm long	1
4	GA5048115	Nut M6 Nyloc ZP	2
5	GA5004107	Bolt M6 x 70 GR8.8 ZP	2
6	GA5004437	Washer 6mm Flat SS	4
7	GA5000577	Washer 12mm Flat SS HD	4
8	GA5012461	Nut M12 Nyloc ZP	4

36-42m - Boom Slide Protectors



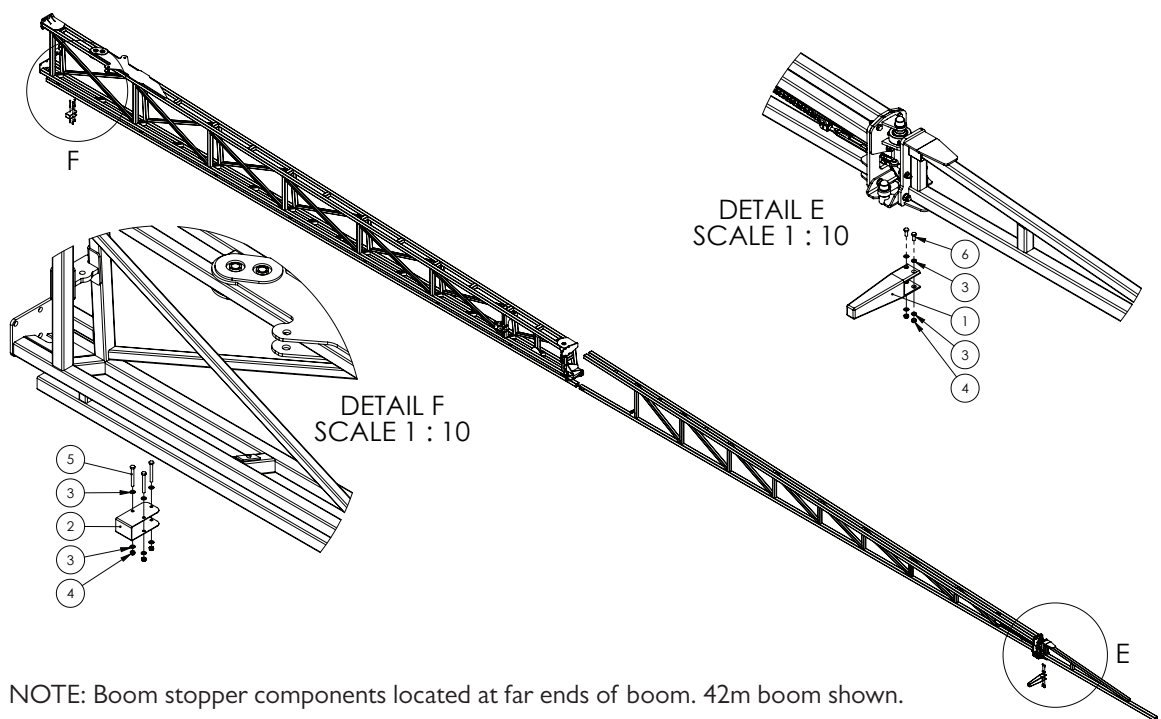
NOTE: Slide protector components located in middle of inner boom wing. 42m boom wing shown.



Quantities shown are per side.

ITEM NO.	PART NUMBER	DESCRIPTION	QTY.
1	GA4402215	Boom Protector SS Fits Over Gusset	1
2	GA5004737	Bolt M8 x 70 SS A2-70	2
3	GA5003651	Washer 8mm Flat SS	4
4	GA5052590	Nut M8 Nyloc SS	2

36-42m - Boom Stopper

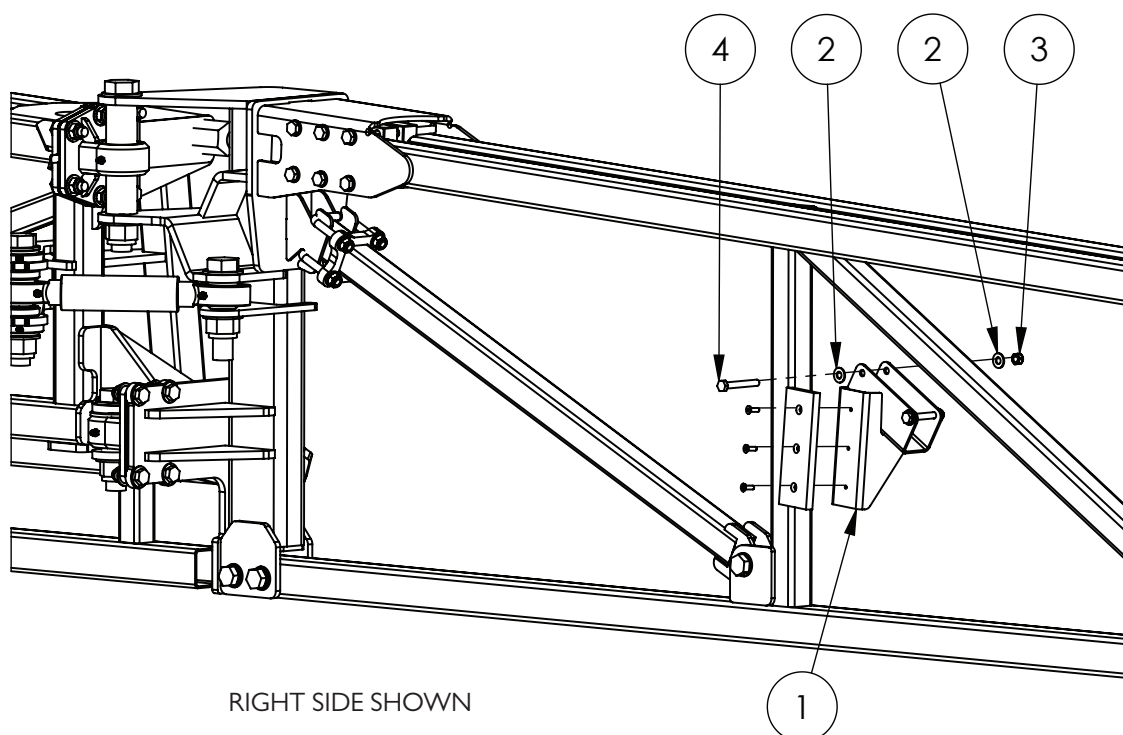


NOTE: Boom stopper components located at far ends of boom. 42m boom shown.

Quantities shown are per side.

ITEM NO.	PART NUMBER	DESCRIPTION	QTY.
1	GA5006226	Boom stopper, Rubber, 210mm bumper, Suits 50mm x 50mm RHS	1
2	GA4522995	Extension bracket Rubber bump stop	1
3	GA5003651	Washer 8mm Flat SS	10
4	GA5052590	Nut M8 Nyloc SS	5
5	GA5004737	Bolt M8 x 70 SS A2-70	3
6	GA5004085	Bolt M8 x 20 GR8.8 ZP	2

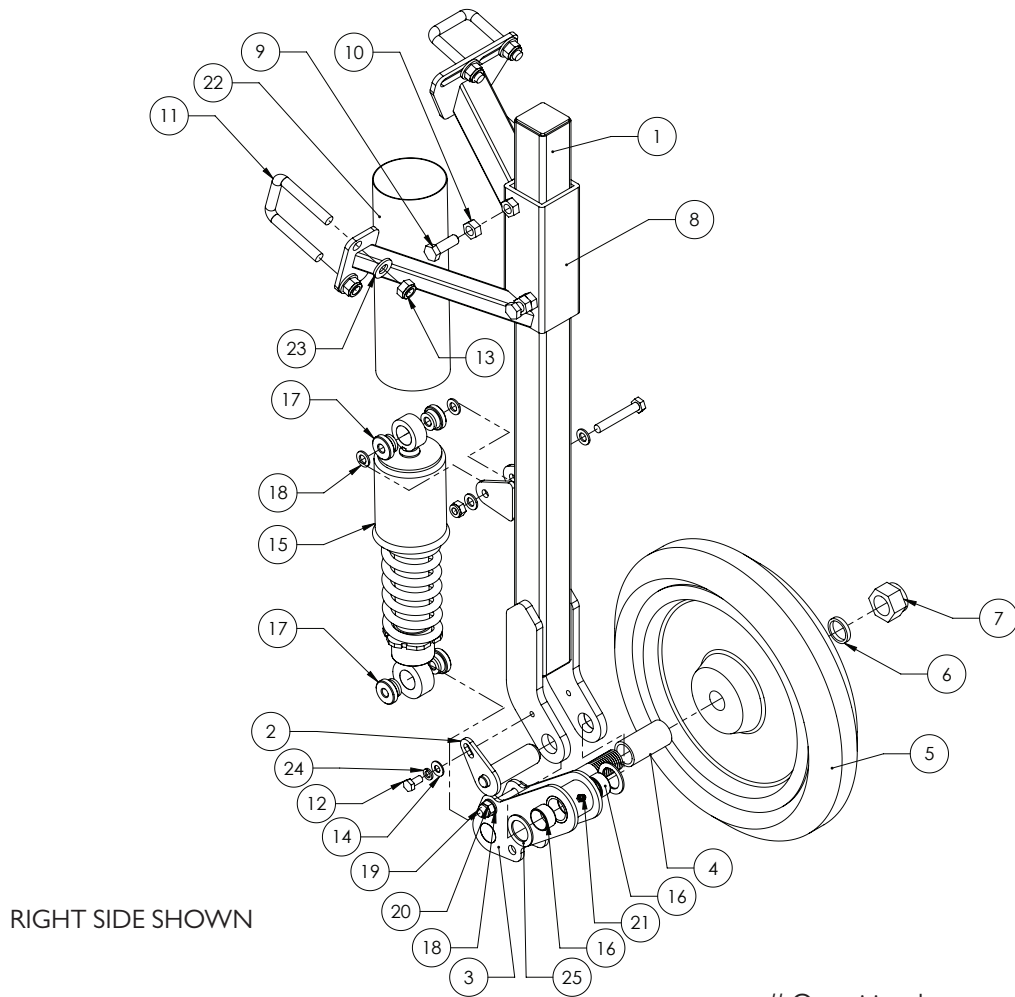
36-42m - Boom Bumper Assembly



Quantities shown are per side.

ITEM NO.	PART NUMBER	DESCRIPTION	QTY.
1	GA4661165	Breakaway Bumper, LH, Trittech	1
	GA4661170	Breakaway Bumper, RH, Trittech	1
2	GA5003643	Washer 8mm HD	8
3	GA5011489	Bolt M8 x 60 GR8.8 ZP	4
4	GA5004917	Nut M8 Nyloc ZP	4
5	GA5072310	Pad, Plastic, Breakaway Bumper, Trittech (Suits LH & RH)	2
6	GA5051230	CSCS M5 x 16 SS A2-70	6

36-42m - Touch Down Wheel



Quantities shown are per side.

ITEM NO.	PART NUMBER	DESCRIPTION	QTY
-	GA4902492	Touch down wheel LH Assembly	-
-	GA4902491	Touch down wheel RH Assembly	-
1	GA4657650	Boom Touch Down Wheel Arm	1
2	GA4657645	Pivot Pin, suit Boom Touch Down Wheel Swing Arm	1
3	GA4657655	Swing Arm Boom Touch Down Wheel	1
4	GA4583030	Spacer Touch Down Wheel	1
5	GA5052275	Press Wheel 15" with sealed bearings	1
6	GA4535115	Bearing Washer, suit Touch Down Wheel	1
7	GA5012446	Nut 1" UNF 12 TPI Nyloc ZP	1
8	GA4657640	Mount Boom touch down wheel	1
9	GA5000311	Set screw, M12 x 35, ZP GR 8.8	2
10	GA5000559	Nut M12 Hex ZP	2
11	GA5011251	U bolt, Square top, M12 x 52mm x 80mm	3
12	GA5011465	Bolt M8 x 16 ZP GR8.8	1
13	GA5012461	Nut M12 Nyloc ZP	6
14	GA5003643	Washer 8mm Flat SS HD	1

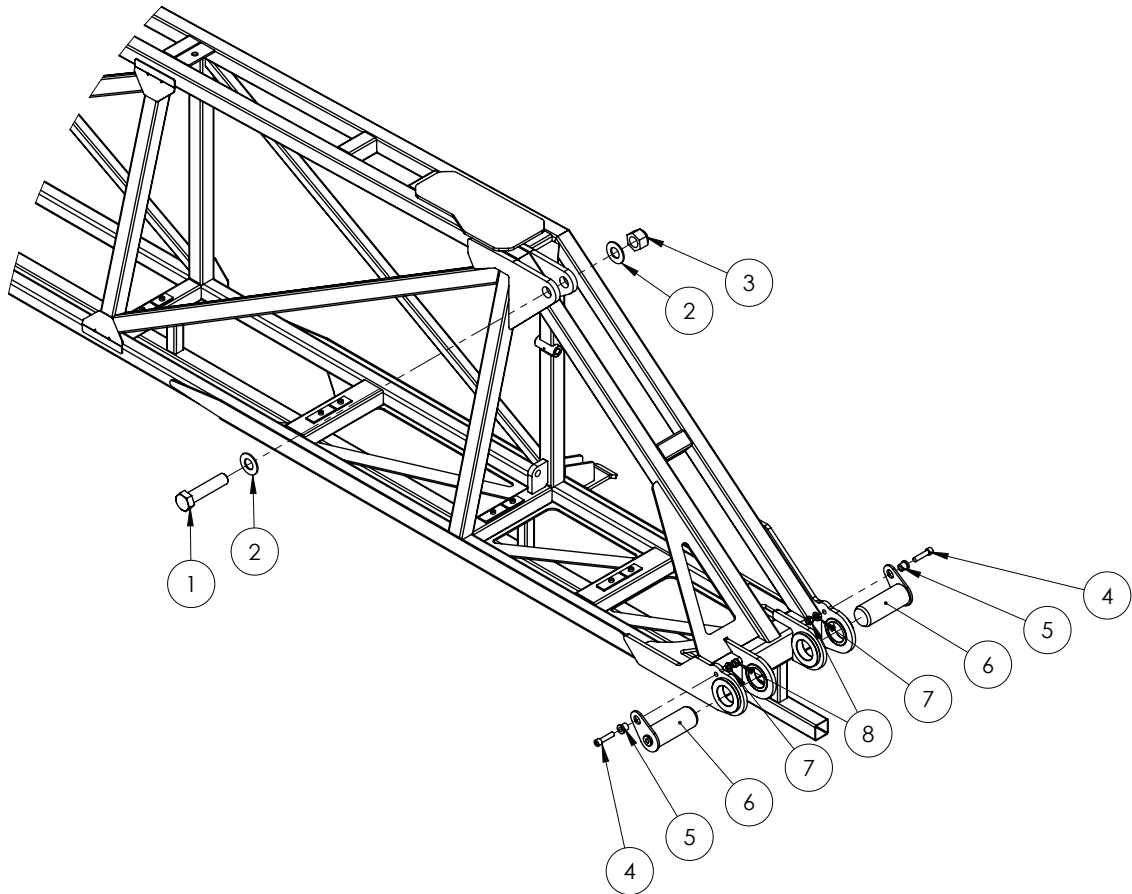
Continued over page

36-42m - Touch Down Wheel

ITEM NO.	PART NUMBER	DESCRIPTION	QTY
15	GA5067085	Shocker, Universal, 320mm eye to eye	1
16	GA5009463	Glacier Bush, ID 25 x 15mm long	2
17	GA4583100	Bush, Black nylon, 30 OD x 10 ID x 16.5mm	4
18	GA5000117	Washer 10mm Flat SS HD	6
19	GA5006101	Bolt M10 x 65 ZP GR8.8	2
20	GA5000141	Nut M10 Nyloc ZP	2
21	GA5012203	Grease nipple, Short, 1/4" UNF	1
22	GA5052375	Hose Lay Flat 63mm Blue (cut 270mm long)	1
23	GA5000577	Washer 12mm Flat SS HD	6
24	GA5004919	Washer 8mm Spring SS	1
25	GA4522315	Washer, 27 ID x 40 OD x 2mm thick, SS	2

Quantities shown are per side.

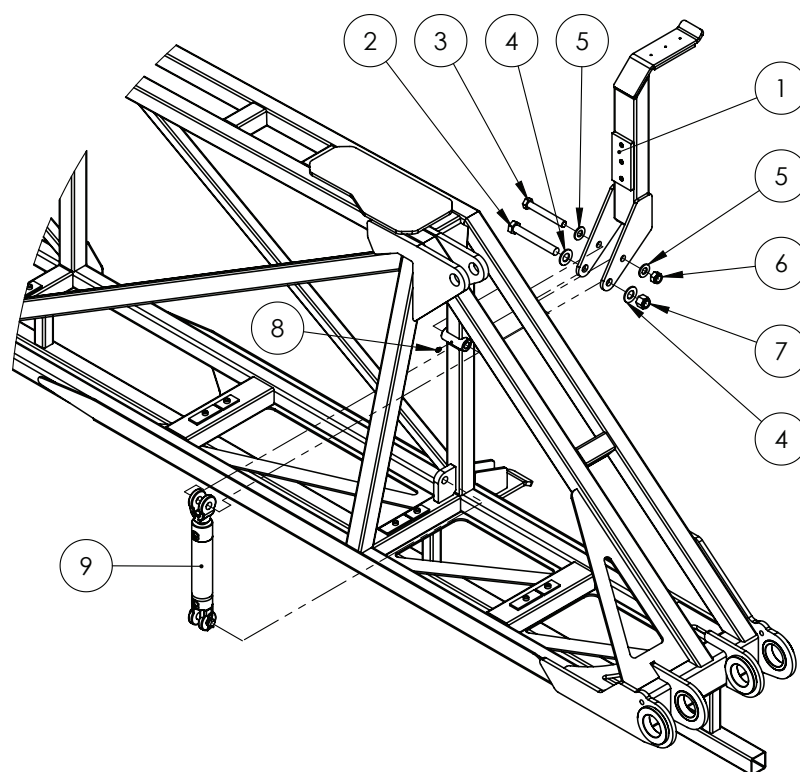
48m - Boom Pivot



Quantities shown are per side.

ITEM NO.	PART NUMBER	DESCRIPTION	QTY.
1	GA0500073	Bolt, 1 1/4" x 5 1/2" UNC, ZP, Gr8	1
2	GA0500072	Washer, 1 1/4", ZP	2
3	GA0500071	Nut, 1 1/4", Nyloc, ZP, UNC	1
4	GA0500052	SHCS, M12 x 50, Gr10.9, ZP	2
5	MACH0152	Bush with shoulder, 12.3 ID x 25 OD x 21 mm long	2
6	GA4600625	Pin, Boom Tilt Pivot, 60mm OD, Fabricated, 48m	2
7	GA5000577	Washer 12mm Flat SS HD	2
8	GA5012461	Nut M12 Nyloc ZP	2

48m - Boom Catch



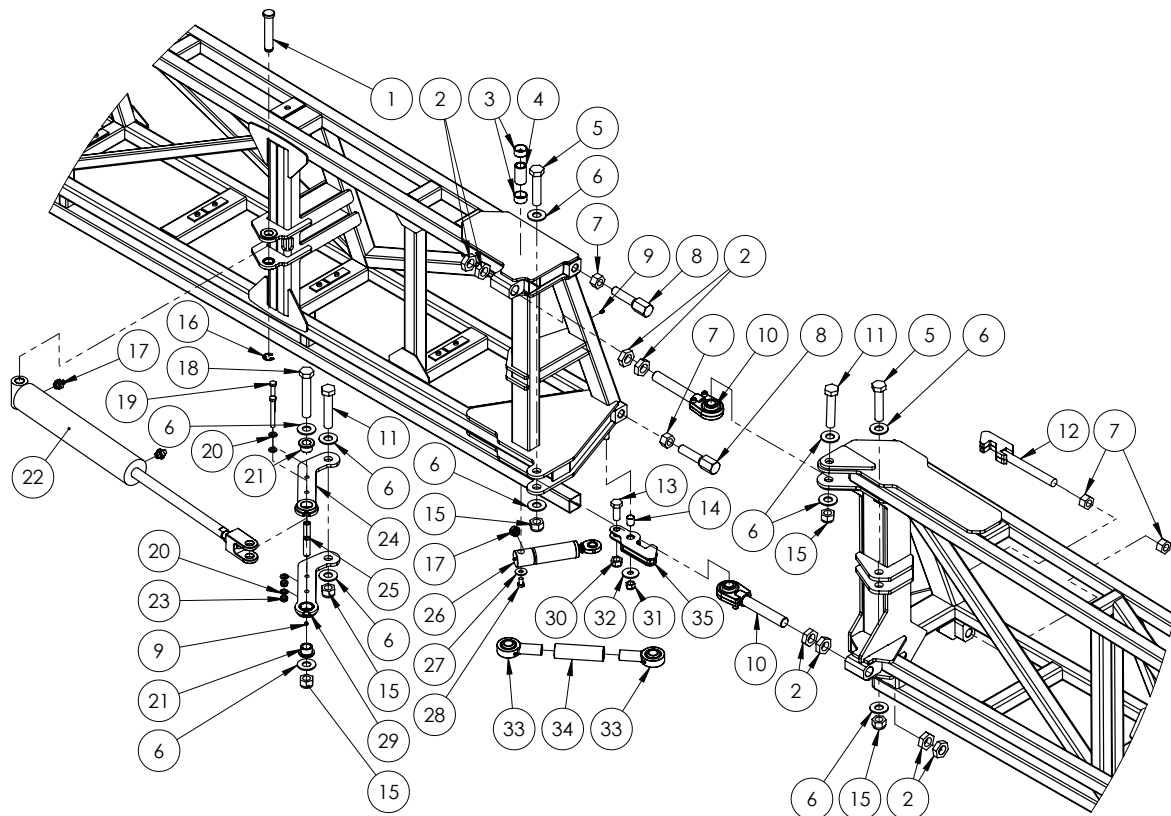
Quantities shown are per side.

ITEM NO.	PART NUMBER	DESCRIPTION	QTY.
1	*	Boom Catch Assembly, 48m Boom	1
2	GA5070335	Bolt 3/4" UNC x 5 1/2" GR8 ZP	1
3	GA5011275	Bolt M16 x 120 GR8.8 ZP	1
4	GA5001045	Washer 3/4" Flat ZP	2
5	GA5001009	Washer 16mm Flat ZP HD	2
6	GA5001029	Nut M16 Nyloc ZP	1
7	GA5048430	Nut 3/4" UNC Nyloc ZP	1
8	GA5012203	Grease nipple, Short, 1/4" UNF	1
9	GA3500601^	Hydraulic Cylinder , Double Acting, 1.5" Bore, 0.875" Rod, 4" Stroke	1

* Sub-assembly on following pages

^ See Chapter 18 'Hydraulics' for sub-assembly

48m - Second Stage Fold



Quantities shown are per side.

ITEM NO.	PART NUMBER	DESCRIPTION	QTY.
1	GA4572200	Pin, 1" diameter x 132.4 mm long, With shoulder and circlip groove	1
2	GA5010963	Nut 1 1/4" UNF 12 TPI ZP Lock nut	8
3	GA5055650	Glacier Bush, ID 35 x OD 39 x 20 mm long	2
4	GA4550210	Bush, Fold Link Boom End	1
5	GA5006149	Bolt 1" UNC x 4 1/2" GR8 ZP	2
6	GA5000141	Nut M10 Nyloc ZP	10
7	GA5010991	Nut, 1" UNF, 12 TPI, ZP	4
8	GA4572495	Bolt, 1" UNF, 12 TPI, Boom drum stopper	2
9	GA5012203	Grease nipple, Short, 1/4" UNF	3
10	*	Bearing End with 1 1/4" UNF Threaded Adjuster Assembly	2
11	GA5006031	Bolt 1" UNC x 5" GR8 ZP	2
12	GA4600725	Latch Hook, Adjuster, 48m Boom	1
13	GA5001551	Bolt M20 x 50 GR8.8 SS	1
14	GA5009461	Glacier bush, 20 ID x 25 mm long	1
15	GA5012439	Nut 1" UNC Nyloc ZP	5
16	GA5001223	Circlip, 19mm, E type, zinc plated	1
17	GA3500359	Hydraulic adaptor, Nipple, 1/4" BSPT male x 3/4" UN male O-ring	3
18	GA5006033	Bolt 1" UNC x 6" GR8 ZP	1
19	GA5000259	Bolt M12 x 100 GR8.8 ZP	2
20	GA5000577	Washer 12mm Flat SS HD	4

Continued over page

48m - Second Stage Fold

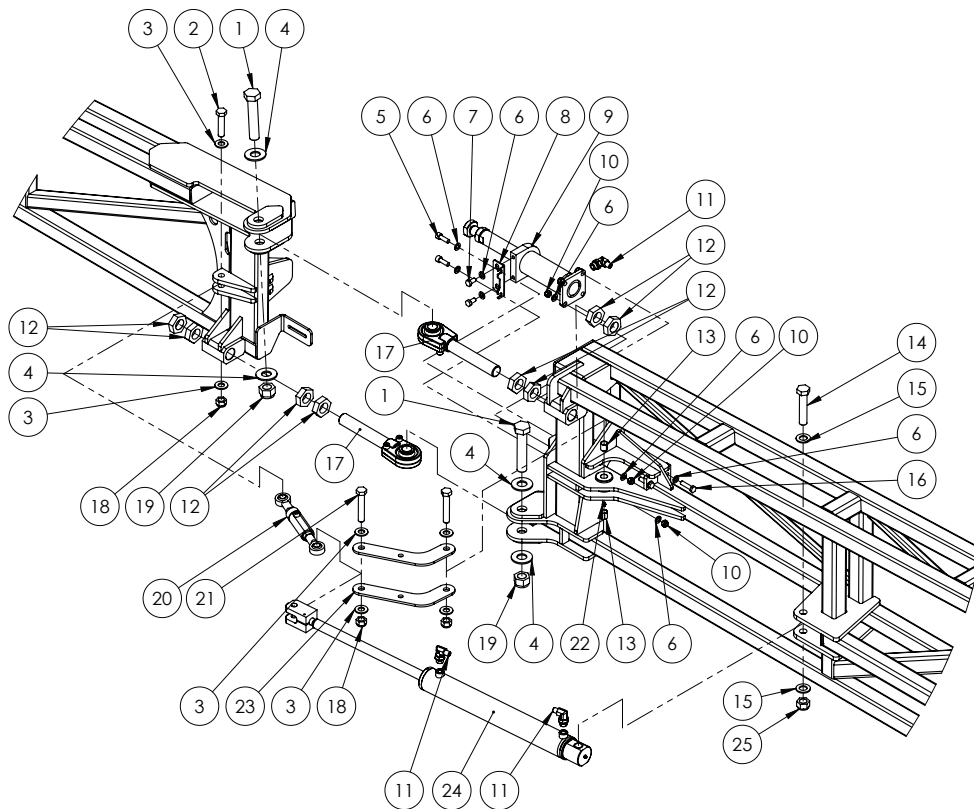
ITEM NO.	PART NUMBER	DESCRIPTION	QTY.
21	GA4550205	Flange Bush, Rod End Pivot	2
22	GA3500060^	Hydraulic Cylinder, Bore 2.5", Rod 1.25", Stroke 400mm	1
23	GA5012461	Nut M12 Nyloc ZP	2
24	GA4601005	Fold Link, Top, Rod End	1
25	GA4550215	Link Spacer	2
26	GA3500480^	Hydraulic Cylinder, Bore 1.5", Rod 0.875", Stroke 28mm, Displacement, Spring Return	1
27	GA4401145	Washer, SS, ID 13mm, OD 35mm, 3mm	1
28	GA5011227	Bolt M12 x 20 GR8.8 ZP	1
29	GA4601010	Fold Link, Bottom, Rod End	1
30	GA5012467	Nut M20 Nyloc SS	1
31	GA5012463	Nut M16 Nyloc SS	1
32	GA5011955	Washer 16mm x 50 x 4 Mudguard ZP	1
33	GA5070530	Rose End 1" x 1 1/4" male UNF thread	2
34	GA4550230	Bush, Rose End Link, 1 1/4" UNF, 150mm Long	1
35	GA4600720	Latch Hook, Pivot, 48m Boom	1

* Sub-assembly on following pages

Quantities shown are per side.

^ See Chapter 18 'Hydraulics' for sub-assembly

48m - Third Stage Fold



Quantities shown are per side.

ITEM NO.	PART NUMBER	DESCRIPTION	QTY.
1	GA5006031	Bolt 1" UNC x 5"	2
2	GA5000949	Bolt M16 x 70 GR8.8 ZP	1
3	GA5001043	Washer 16mm Flat SS HD	6
4	GA5000141	Nut M10 Nyloc ZP	4
5	GA5006129	SHCS M10 x 30 GR12.9 ZP	2
6	GA5000117	Washer 10mm Flat SS HD	14
7	GA5006113	Bolt M10 x 20 GR8.8 ZP	2
8	GA4401860	Plate, Mount Bracket, Breakaway Cylinder Support, 48m Boom	1
9	GA3500479^	Hydraulic Cylinder, Bore 2", Rod 1.5", Stroke 80mm, Adjustable Stopper in Rod End	1
10	GA5051445	Nut M10 Nyloc SS	6
11	GA3500348	Hydraulic adaptor, Elbow, 90 degree, 1/4" BSPT male x 3/4" UN male O-ring	3
12	GA5010963	Nut 1 1/4 UNF 12 TPI ZP Lock nut	8
13	GA1700013	Bearing, Glacier Bush, 16mm ID x 20mm long	2
14	GA5048355	Bolt M20 x 100 GR8.8 ZP	1
15	GA5001741	Washer 20mm Flat SS HD	2
16	GA5006079	Bolt M10 x 40 SS A2-70	4
17	*	Bearing End with 1 1/4" UNF Threaded Adjuster Assembly	2
18	GA5012463	Nut M16 Nyloc SS	3

Continued over page

48m - Third Stage Fold

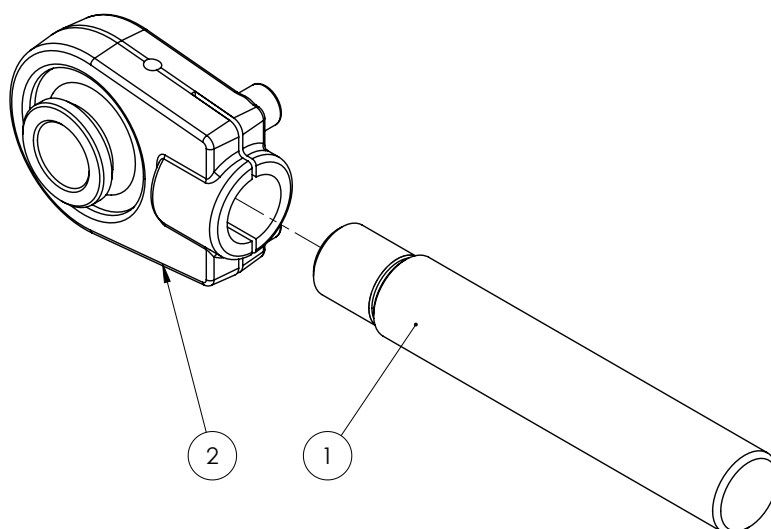
ITEM NO.	PART NUMBER	DESCRIPTION	QTY.
19	GA5012439	Nut 1 UNC Nyloc ZP	2
20	*	Link Assembly, Third Stage Fold, 48m Boom	1
21	GA5011297	Bolt M16 x 90 GR8.8 ZP	2
22	GA5050450	Grease nipple 6mm	1
23	GA4401080	Plate, Fold Link, Outer Fold, 48m Boom	2
24	GA3500476~	Hydraulic Cylinder, Bore 2", Rod 1", Stroke 395mm	1
25	GA5048125	Nut M20 Nyloc Coarse ZP	1

* Sub-assembly on following pages

Quantities shown are per side.

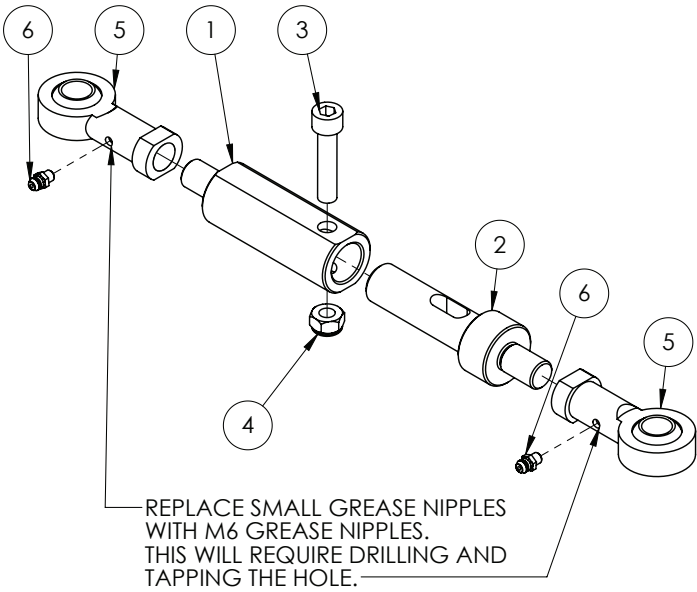
^ See Chapter 18 'Hydraulics' for sub-assembly

48m - Boom Bearing End Assembly



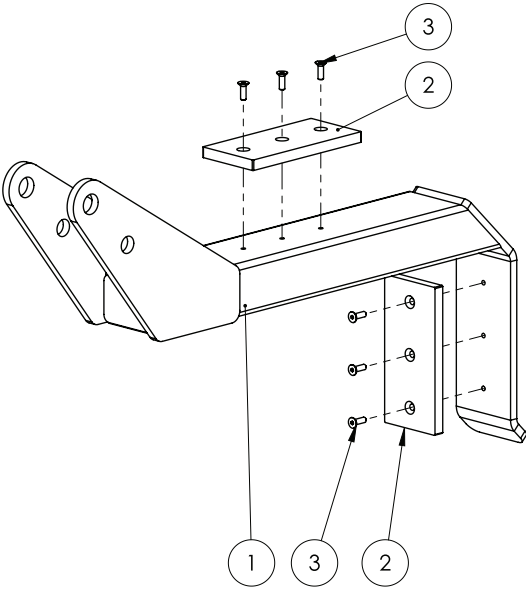
ITEM NO.	PART NUMBER	DESCRIPTION	QTY.
-	GA5012203	Grease nipple, Short, 1/4" UNF	1
-	GA5067610	Circlip, suit bearing screw on rose end, RTW 55	1
-	GA5067605	Bearing, suit screw on rose end, GEG 30 ES 2RS	1
-	GA5021925	Small bearing bush, Suit screw on rose end	2
1	GA4550645	Threaded Boom Pivot Adjuster, 1 1/4" UNF and M28 Threads	1
2	GA5052965	Bearing, Rose End Housing, M28 Screw On, Suit Hydraulic Cylinder and Delta Link, No Bushes	1

48m - Boom Link Assembly



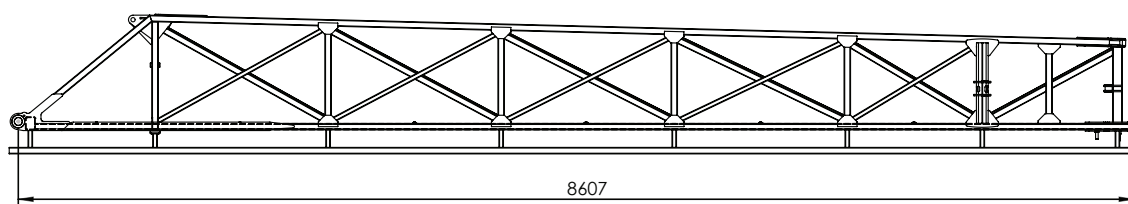
ITEM NO.	PART NUMBER	DESCRIPTION	QTY.
1	GA4550900	Link, Outer, Third Fold, 48m Boom	1
2	GA4550905	Link, Inner, Third Fold, 48m Boom	1
3	GA5011183	SHCS M10 x 45 SS A2-70	1
4	GA5000141	Nut M10 Nyloc ZP	1
5	GA5014469	Rod end, Ball 16 ID, M16 female thread	2
6	GA5050450	Grease nipple 6mm	2

48m - Boom Catch Assembly



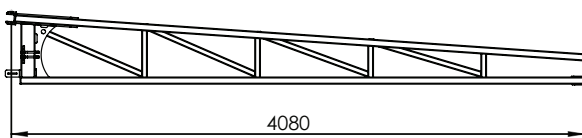
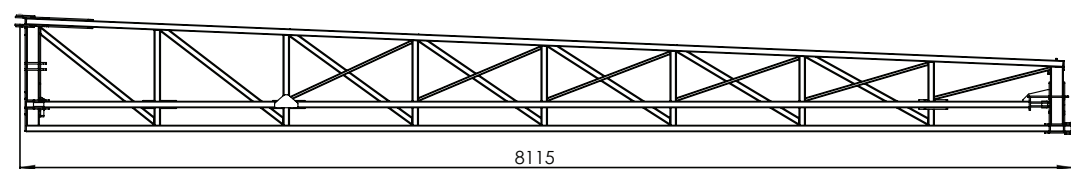
ITEM NO.	PART NUMBER	DESCRIPTION	QTY.
1	GA4600730	Transport Catch Arm, 48m Boom	1
2	GA5072450	Plastic Wear Strip Boom Rest Polystone 7000SR 65 x 140 x 10 mm	2
3	GA5051230	CSCS M5 x 16 SS A2-70	6

48m - Boom Wings Inner - Steel



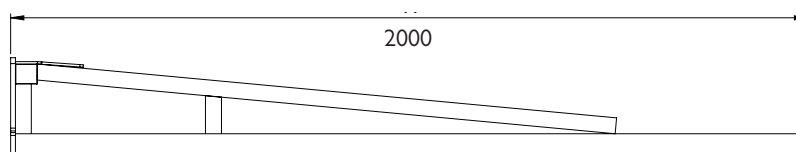
PART NUMBER	DESCRIPTION
GA4600635	Boom Inner 48m LH - 8607 mm
GA4600640	Boom Inner 48m RH - 8607 mm

48m - Boom Wings Outer - Aluminium



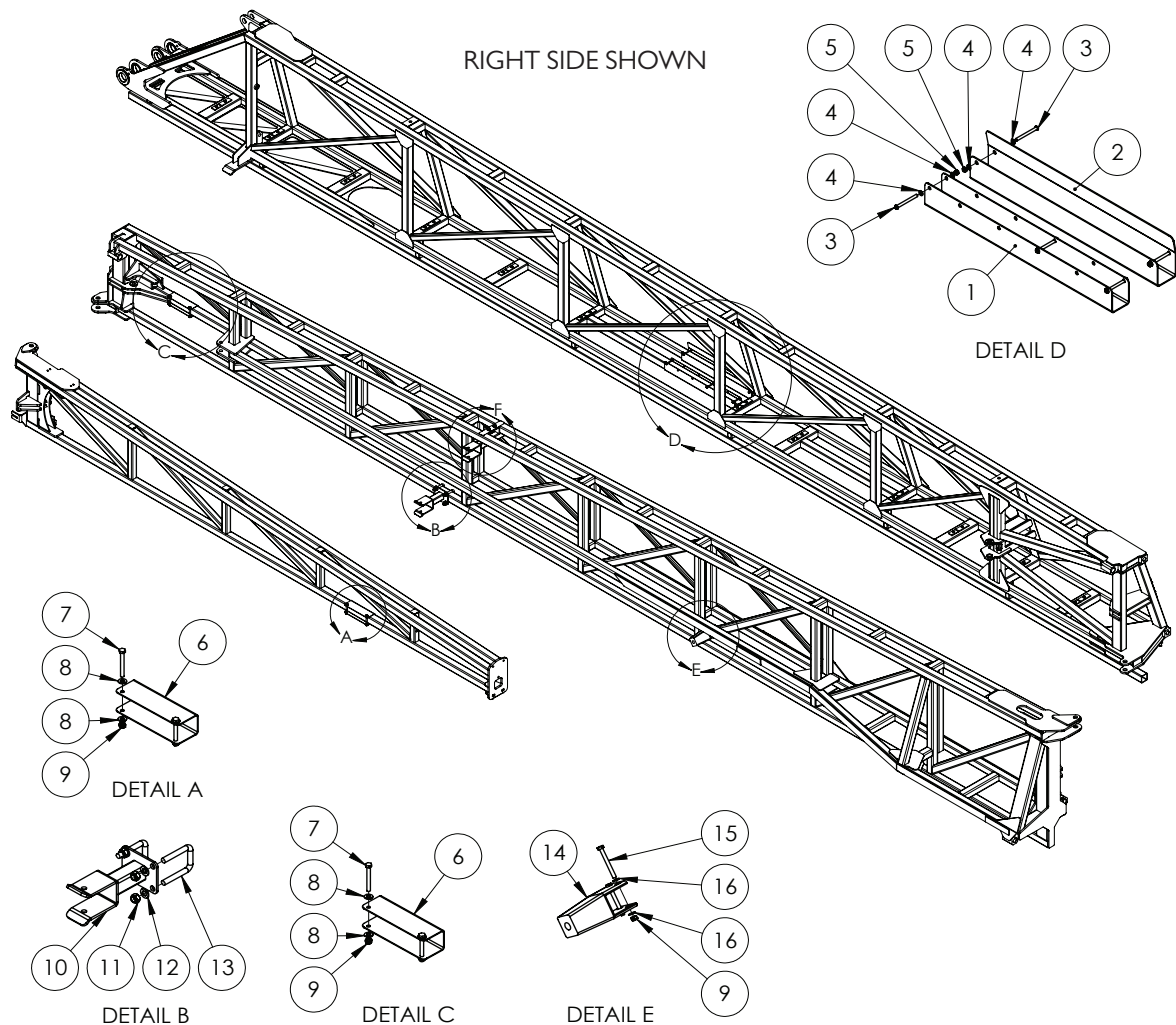
PART NUMBER	DESCRIPTION
GA4600650	Boom Outer, 48m Aluminium RH - 8115 mm
GA4600645	Boom Outer, 48m Aluminium LH - 8115 mm
GA4600660	Boom Outer, 48m Aluminium RH - 4080mm
GA4600655	Boom Outer, 48m Aluminium LH - 4080mm

48m - Breakaway Aluminium Tip



PART NUMBER	DESCRIPTION
GA4656123	Alum Breakaway 2m, Suit 3D breakaway 2.0

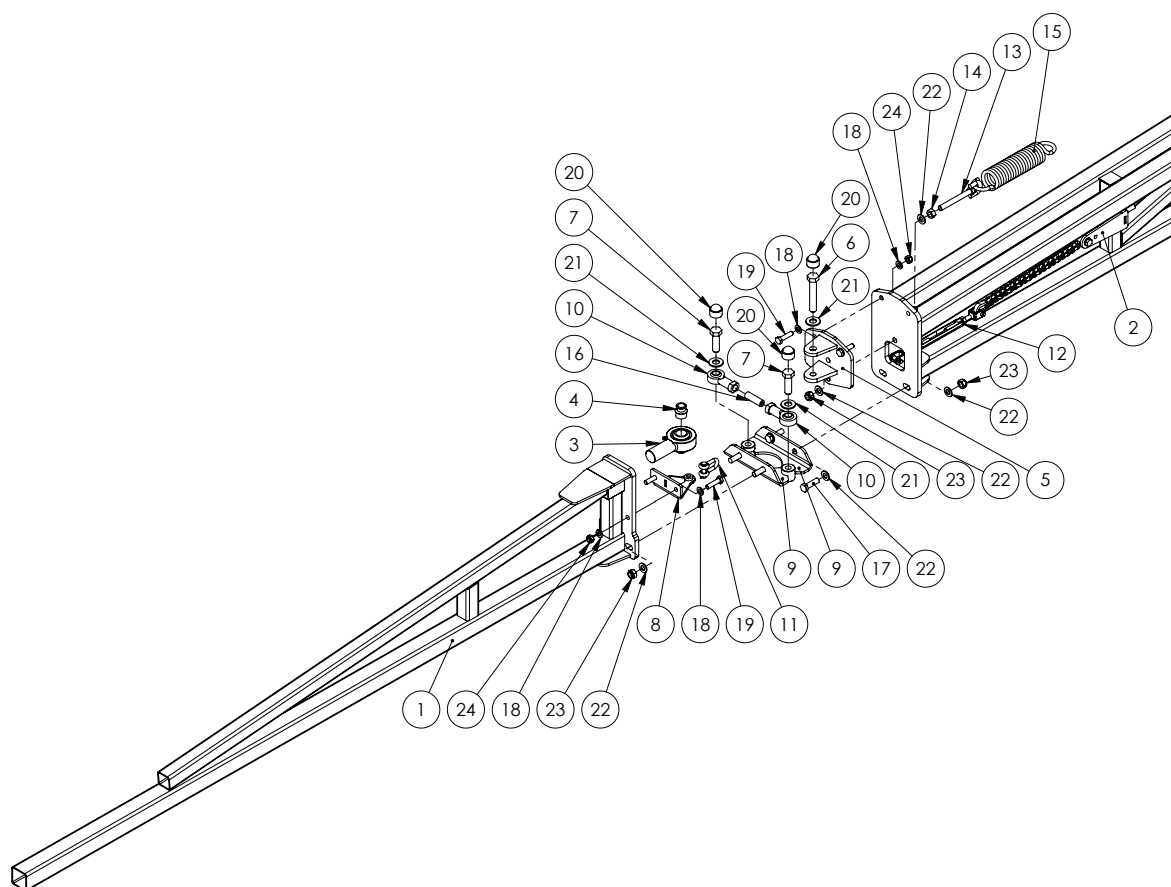
48m - Boom Bumper & Protectors



Quantities shown are per side.

ITEM NO.	PART NUMBER	DESCRIPTION	QTY.
1	F70799A	Protector, Outer wing, Suit 50 x 50 RHS, 600 mm long, 2mm SS	1
2	GA4505972	Boom Protector SS Fits Over Gusset	1
3	GA0500067	BHCS M6 x 65 GR12.9 ZP	5
4	GA5004437	Washer 6mm Flat SS	10
5	GA5048115	Nut M6 Nyloc ZP	5
6	F70294A	Boom wing protector Suit 50 x 50 200mm long (2mm SS)	2
7	GA5004737	Bolt M8 x 70 SS A2-70	4
8	GA5003643	Washer 8mm Flat SS HD	8
9	GA5052590	Nut M8 Nyloc SS	6
10	GA4601280	Boom Fold Support Bracket, 48m	1
11	GA5012461	Nut M12 Nyloc ZP	4
12	GA5000577	Washer 12mm Flat SS HD	4
13	GA5011251	U bolt Square top M12 x 52mm x 80mm	2
14	GA5006226	Boom stopper, Rubber, 210mm bumper, Suits 50 x 50mm RHS	1
15	GA5052600	Bolt M8 x 75 SS A2-70	2
16	GA5003643	Washer 8mm Flat SS HD	4

36-48m - 3D Breakaway Tip



Quantities shown are per side.

ITEM NO.	PART NUMBER	DESCRIPTION	QTY.
1	GA4656123	Alum Breakaway 2m, Suit 3D breakaway 2.0	1
2	*	Breakaway Mechanism	1
3	GA5070530	Rose End 1" x 1 1/4" male UNF thread	1
4	GA4552225	Spacer bush, Rose end, Suit breakaway 3D 2.0	2
5	GA4656131	Rose End Clevis, Breakaway	1
6	GA5011297	Bolt M16 x 90 GR8.8 ZP	1
7	GA5000931	Bolt M16 x 50 GR8.8 ZP	2
8	GA4659810	Breakaway Hinge Bracket	1
9	GA4659336	Lower Pivot Bracket	2
10	GA5014469	Rod end, Ball 16 mm ID, M16 female thread	2
11	GA5071060	Utility Clevis 10 mm	1
12	GA5070505	Turnbuckle / rigging screw, 10mm, SS, Clevis ends	1
13	GA5075150	Eye Bolt 12mm x 100mm Short	1
14	GA5000559	Nut M12 Hex ZP	1
15	GA5016605	Spring, tension, 51.5 OD x 260 Long x 8mm, Breakaway	1
16	GA5071105	Grub Screw M16 x 50	1
17	GA5000319	Set Screw M12 x 40 GR8.8 ZP	4
18	GA5000117	Washer 10mm Flat SS HD	8

Continued over page

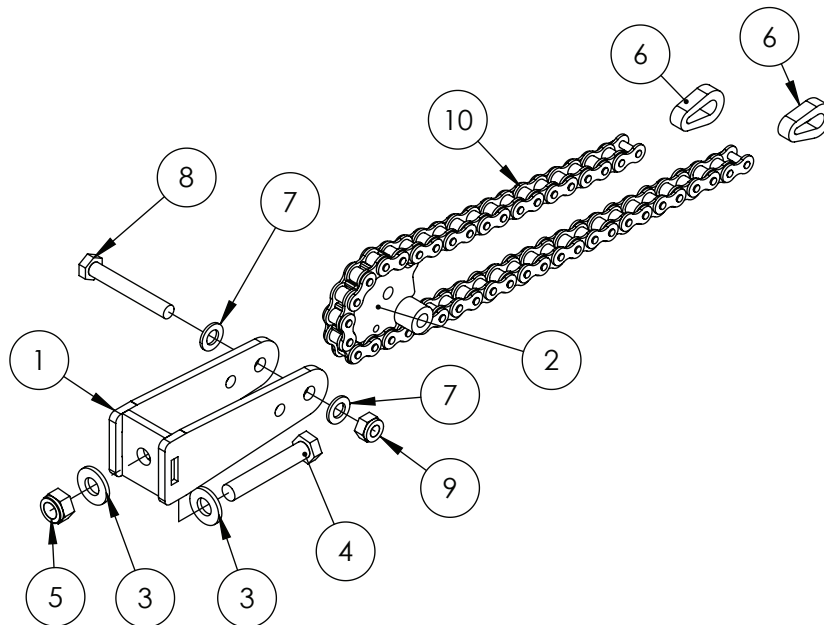
36-48m - 3D Breakaway Tip

ITEM NO.	PART NUMBER	DESCRIPTION	QTY.
19	GA5011161	Set Screw M10 x 40 GR8.8 ZP	4
20	GA5075080	End cap, Plastic, Black, Cover, Hex. Dome, M16	3
21	GA5001043	Washer 16mm Flat SS HD	3
22	GA5000577	Washer 12mm Flat SS HD	10
23	GA5012461	Nut M12 Nyloc ZP	5
24	GA5000141	Nut M10 Nyloc ZP	4

* Sub-assembly on following pages

Quantities shown are per side.

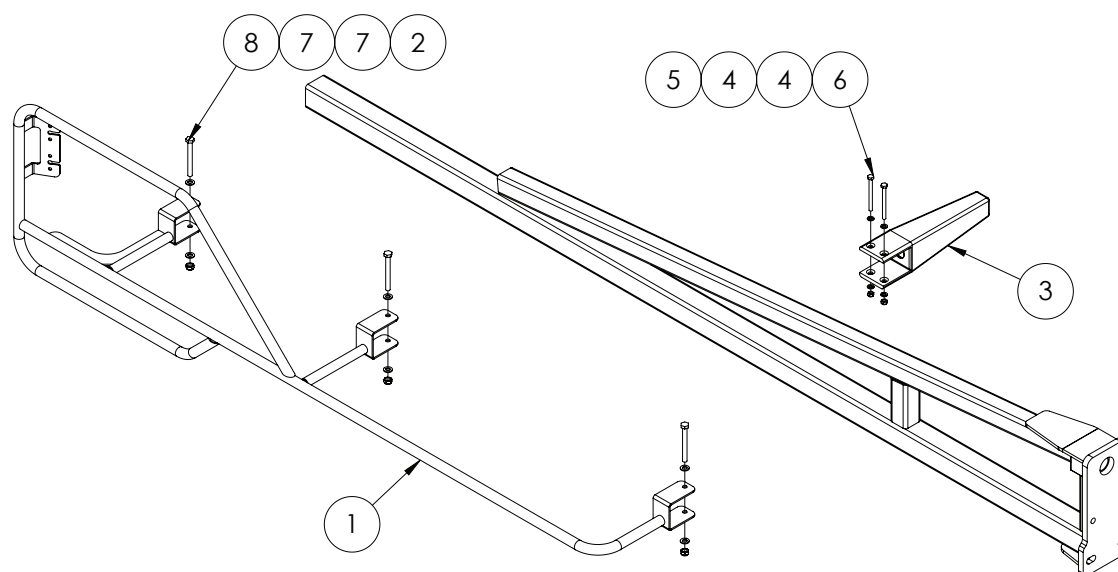
36-48m - 3D Breakaway Mechanism



Quantities shown are per side.

ITEM NO.	PART NUMBER	DESCRIPTION	QTY
1	GA4659805	Breakaway Mount	1
2	GA4659800	Breakaway Centre Pivot Fab Assembly	1
3	GA5000577	Washer 12mm Flat SS HD	2
4	GA5000347	Bolt M12 x 70 ZP GR8.8	1
5	GA5012461	Nut M12 Nyloc ZP	1
6	GA4505695	Link Plate Chain End, suit breakaway	2
7	GA5000117	Washer 10mm Flat SS HD	2
8	GA5011163	Bolt M10 x 70 ZP GR8.8	1
9	GA5000141	Nut M10 Nyloc ZP	1
10	GA5068985	Chain, 5/8", 41 Pitch Breakaway Hinge, inc 2 Joining Links, 43 rollers total	1

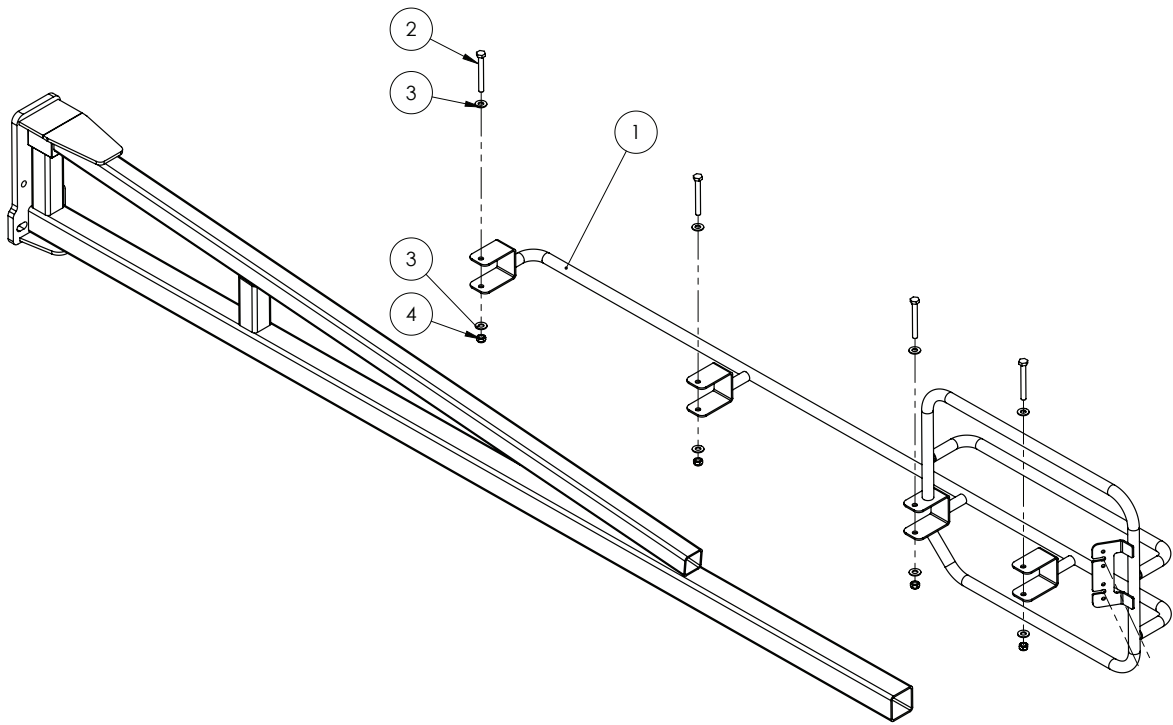
36-42m - 3D Breakaway Tip - End Protector



Quantities shown are per side.

ITEM NO.	PART NUMBER	DESCRIPTION	QTY.
1	GA4656316	Boom End Protector easy fit, Right Hand	1
	GA4656317	Boom End Protector easy fit, Left Hand	
2	GA5004917	Nut M8 Nyloc ZP	3
3	GA5006226	Boom stopper, Rubber, 210mm bumper, Suits 50 x 50mm RHS	1
4	GA5004437	Washer 6mm Flat SS	4
5	GA5048115	Nut M6 Nyloc ZP	2
6	GA5004107	Bolt M6 x 70 ZP GR8.8	2
7	GA5003643	Washer 8mm Flat SS HD	6
8	GA5052600	Bolt M8 x 75 SS A2-70	3

48m - 3D Breakaway Tip - End Protector



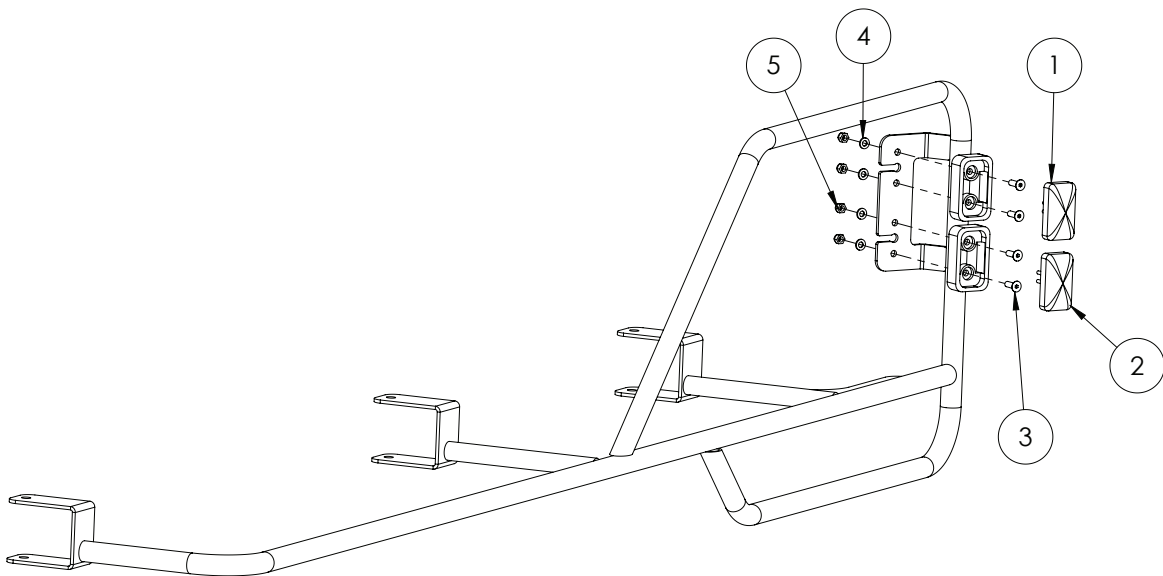
Quantities shown are per side.

ITEM NO.	PART NUMBER	DESCRIPTION	QTY.
1	GA4601260	Boom End Protector, LH, Slim	1
	GA4601265	Boom End Protector, RH, Slim	
2	GA5004737	Bolt M8 x 70 SS A2-70	4
3	GA5003643	Washer 8mm Flat SS HD	8
4	GA5052590	Nut M8 Nyloc SS	4

Chapter 15

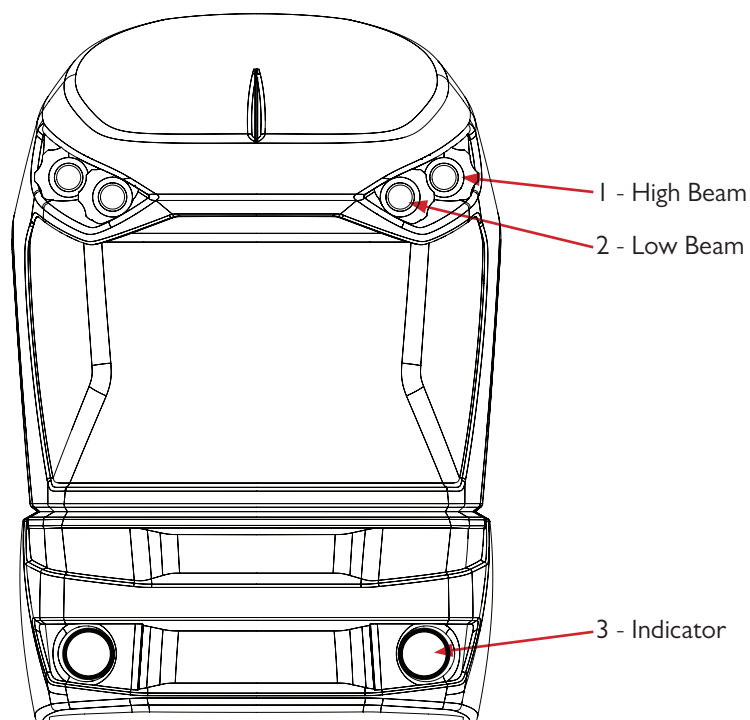
ELECTRICS

Lighting - Boom Tip LEDs



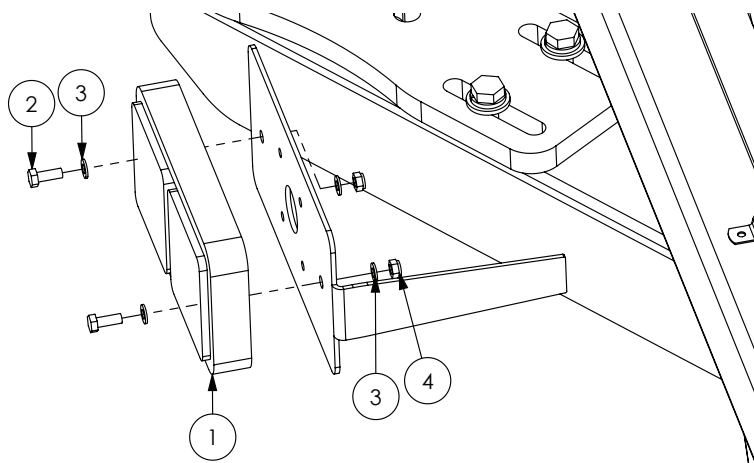
ITEM NO.	PART NUMBER	DESCRIPTION	QTY.
1	GA5060057	Clearance light with connector, Orange LED	1
2	GA5060056	Clearance light with connector, Red LED	1
3	GA5051230	CSCS M5 x 16 SS	4
4	GA5003983	Washer 5mm Flat SS	4
5	GA5003975	Nut M5 Nyloc SS	4

Lighting - Headlight & Indicator



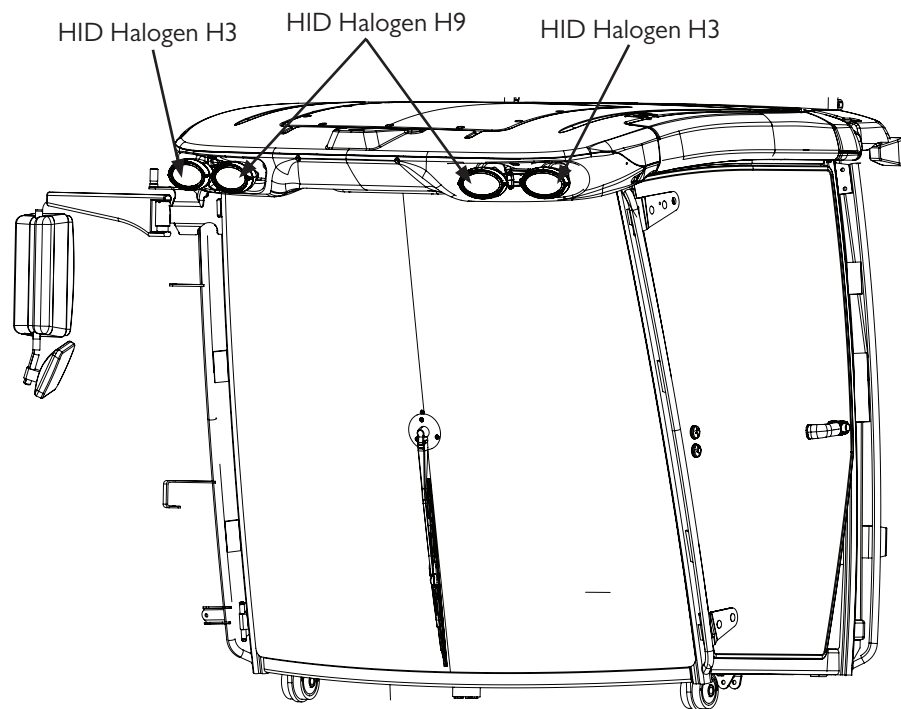
ITEM NO.	PART NUMBER	DESCRIPTION	QTY.
-	GA3000082	HB3 12V 60w Globe - High and low beam	-
1	GA5075410	Headlight Assembly, High Beam, 12v, 60w, Projector	-
2	GA5075405	Headlight Assembly, Low Beam, 12v, 60w, Projector	-
3	GA5075415	Indicator / Running Light Assembly, LED	-

Lighting - Tail Lights



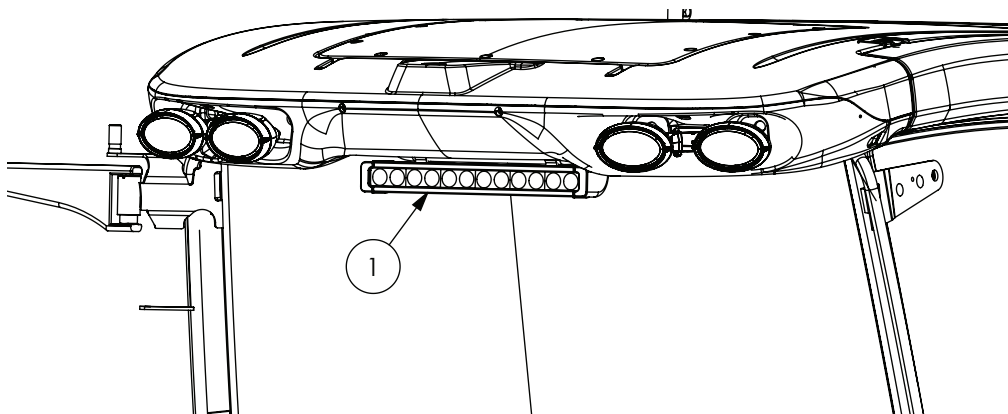
ITEM NO.	PART NUMBER	DESCRIPTION	QTY.
1	GA5018786	Lamp, LED, 12V, Brake / tail light / indicator, 190 x 100mm	2
2	GA5011395	Bolt M6 x 16 SS A2-70	4
3	GA5004437	Washer 6mm Flat SS	8
4	GA5048115	Nut M6 Nyloc ZP	4

Lighting - Cab Front



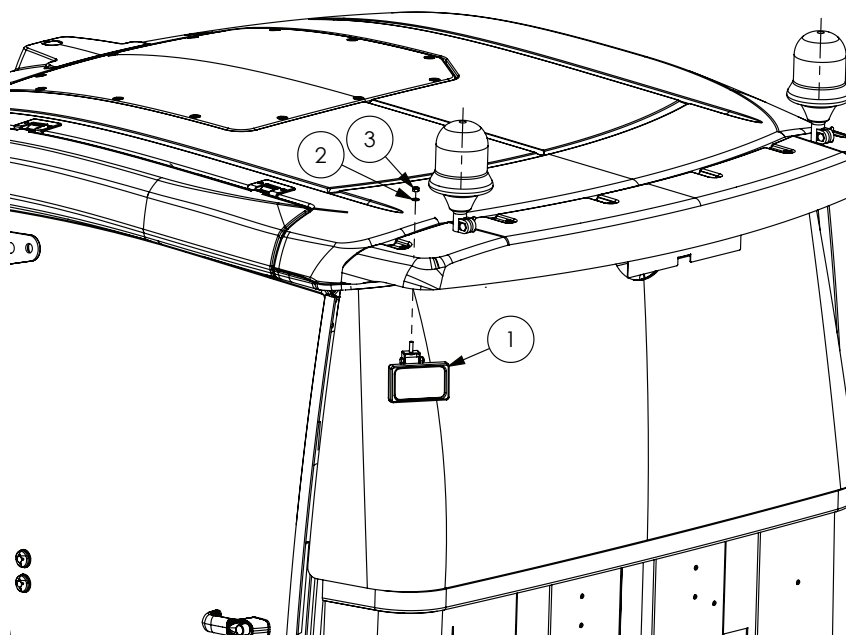
ITEM NO.	PART NUMBER	DESCRIPTION	QTY.
1	GA5052776	HID Light kit, Slim line, H9, 55w 6000k	2
2	GA5052780	HID Light kit, Slim line, H3, 55w 6000K	2

Lighting - Cab Front LED Light Bar - Optional



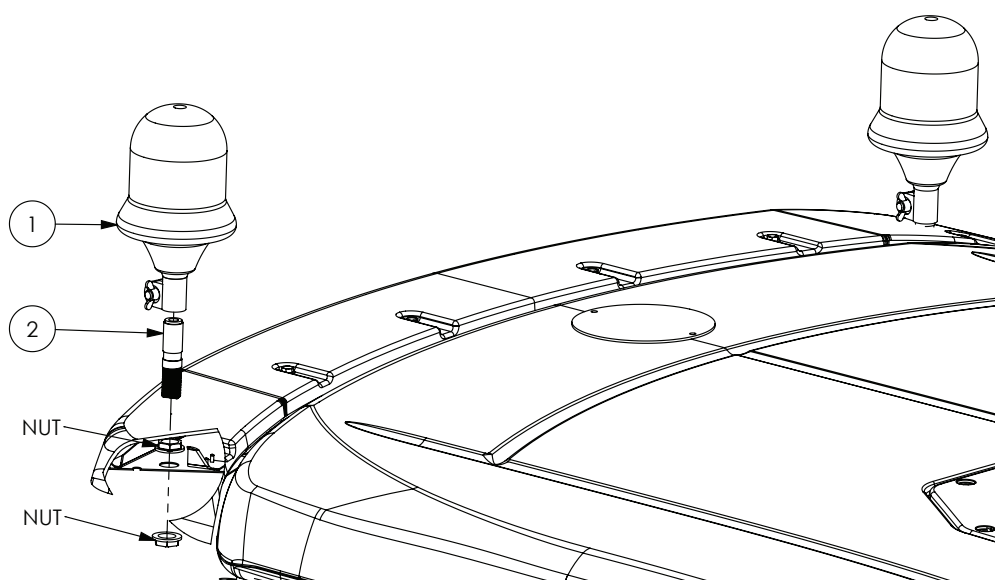
ITEM NO.	PART NUMBER	DESCRIPTION	QTY.
1	GA5075505	Light, LED, Bar, Spot & Flood beam, 120W	1
	GA5004105	Bolt M6 x 70 SS A2-70	2
	GA5004437	Washer 6mm SS	2
	GA5048115	Nut M6 Nyloc ZP	2

Lighting - Cab Rear



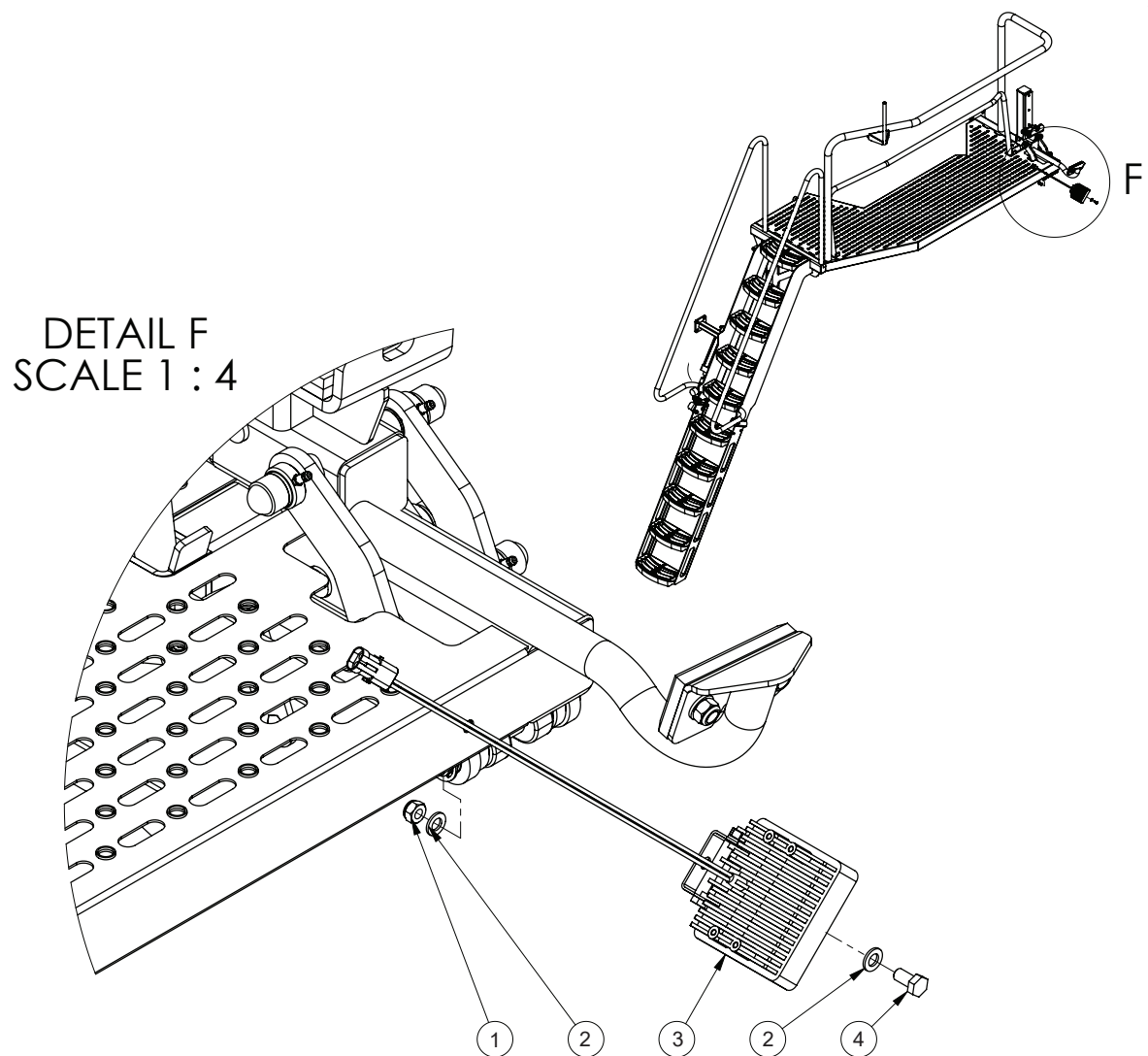
ITEM NO.	PART NUMBER	DESCRIPTION	QTY.
1	GA3000020	Light, work, flood stingray, with connector	2
	GA5052780	Light kit, HID slim line, H3, 55w 6000K (not shown)	2
2	GA5003643	Washer 8mm Flat SS HD	2
3	GA5052590	Nut M8 Nyloc SS	2

Lighting - Beacon Lights



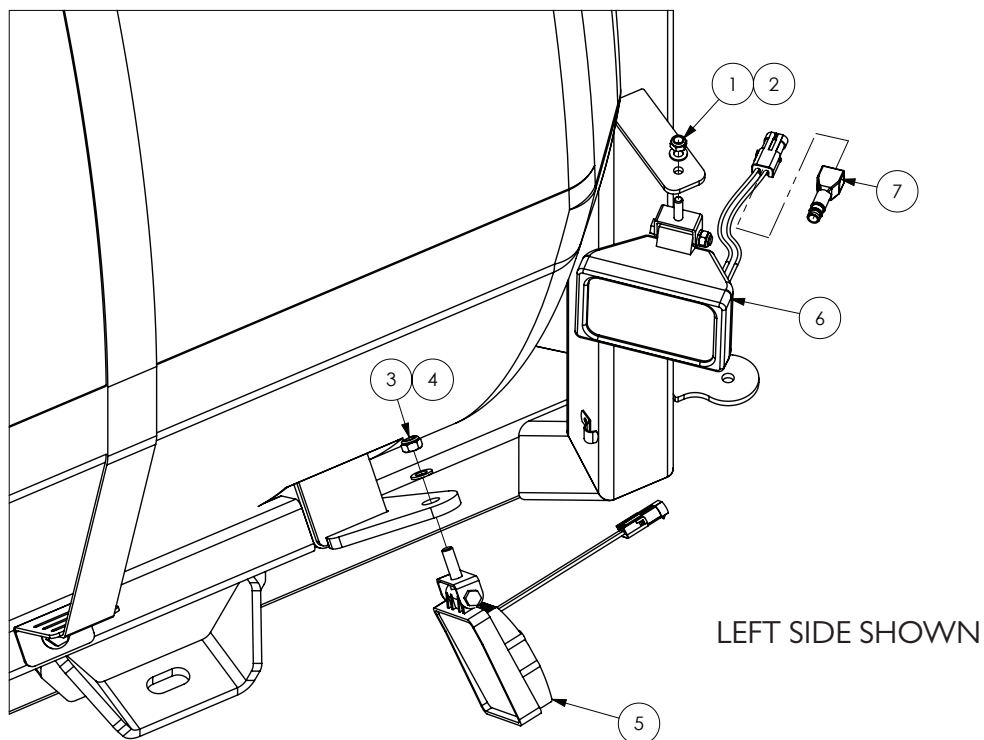
ITEM NO.	PART NUMBER	DESCRIPTION	QTY.
1	GA5048975	Beacon, Rotating, Amber, DIN A pole mount, HI globe included	2
	GA5012093	Globe, Beacon, HI 12V 55W, Narva	-
2	GA5020411	Beacon insert screw in	2

Lighting - Side deck



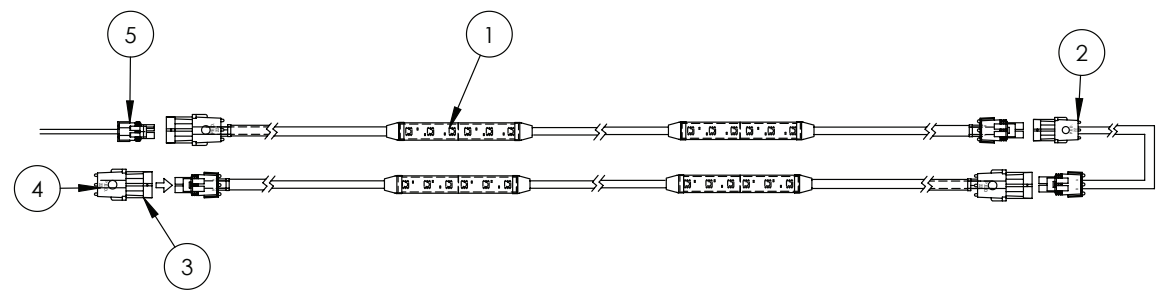
ITEM NO.	PART NUMBER	DESCRIPTION	QTY.
1	GA5004917	Nut M8 Nyloc ZP	1
2	GA5003643	Washer 8mm Flat SS HD	2
3	GA5075500	Light, LED, Work, Flood beam, 15W	1
4	GA5006113	Bolt M10 x 20 GR8.8 ZP	1
5	GA5007381	Connector, 2 pin, Female, Weather pack	1
	GA5016617	Pin, Male, Sealed, Weather pack, Wire 1.0 - 2.0mm	2
	GA5014857	Seal, Green, Weather pack connector, Wire from 2.03 - 2.85mm	2

Lighting - Tank Cradle



ITEM NO.	PART NUMBER	DESCRIPTION	QTY.
1	GA5004917	Nut M8 Nyloc ZP	2
2	GA5003643	Washer 8mm Flat SS HD	2
3	GA5000141	Nut M10 Nyloc ZP	2
4	GA5000117	Washer 10mm Flat SS HD	2
5	GA5075500	Light, LED, Work, Flood beam, 15W	2
6	GA5050105	Light, work, flood stringray 138 X 82mm, bare wires	2
7	GA5049685	Boot, Weather pack, Suit 2 pin connector	2
	GA5007381	Connector, 2 pin, Female, Weather pack	4
8	GA5016617	Pin, Male, Sealed, Weather pack, Wire 1.0 - 2.0mm	8
	GA5014857	Seal, Green, Weather pack connector, Wire from 2.03 - 2.85mm	8

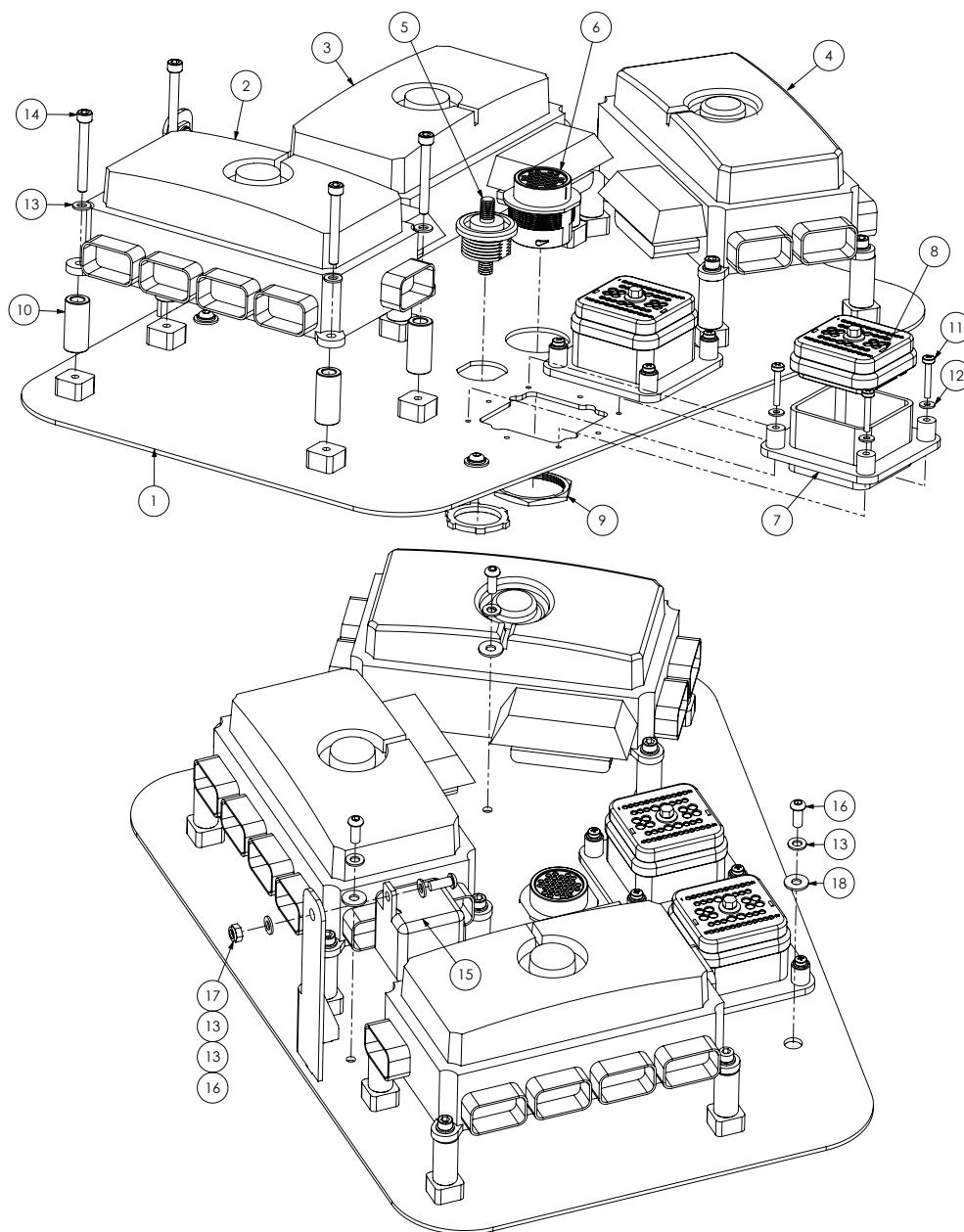
Lighting - Night Pro LEDs



ITEM NO.	PART NUMBER	DESCRIPTION	QTY.
1	GA5060136	Harness, Boom Light 2 LED Strip, 12v 0.24Amp	36
2	GA5060137	Harness, Pivot Extension 2000mm	4
	GA5060138	Harness, Pivot Extension 5000mm	2
3	GA5007381	Connector, 2 pin, Female, Weather pack	4
4	GA5050245	Seal, Cavity blanking plug, Weather pack connector	8
5	GA3000016	Harness, Quad splitter, suit night pro power supply	1

NOTE: The quantity shown is for a full 36 meter boom

Cabin - Fuse Boxes



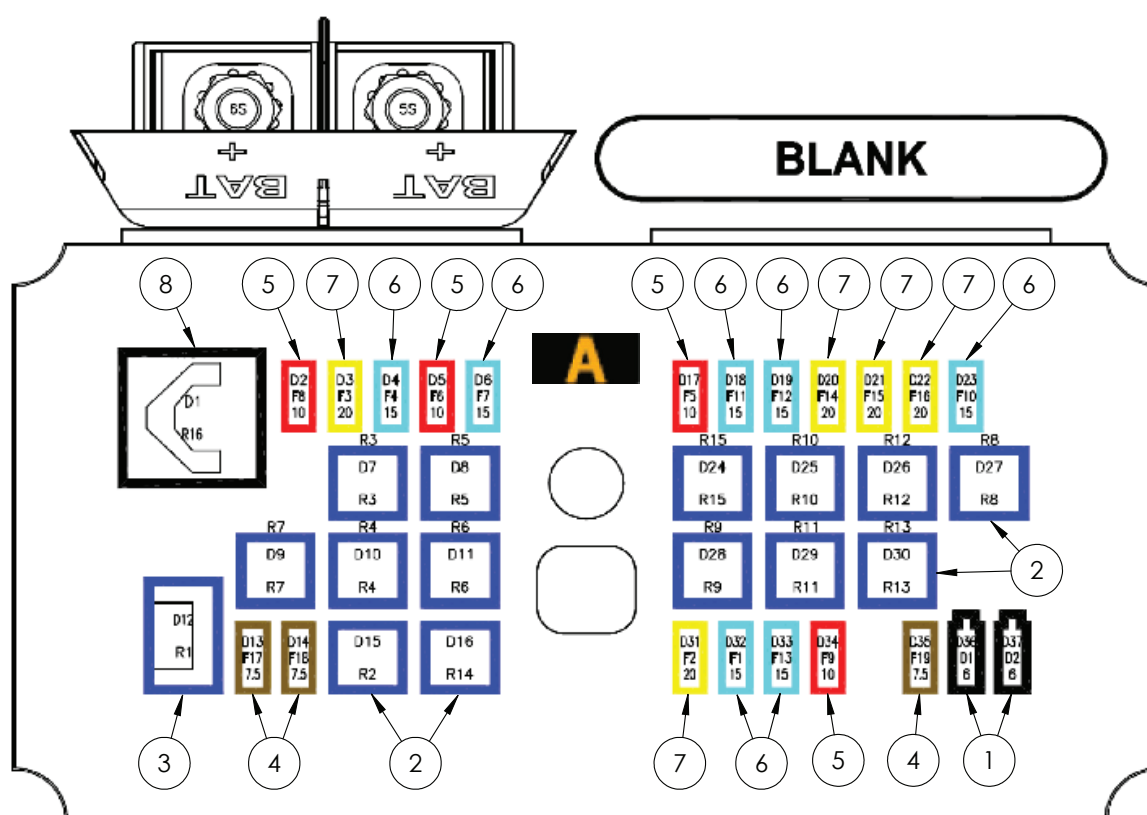
ITEM NO.	PART NUMBER	DESCRIPTION	QTY.
1	GA4658690	Cabin Fuse Box, Mounting Plate Assembly	1
2	GA5060025	Fuse box, Auxiliary B, Cabin, Crop Cruiser 201 I	1
3	GA5060326	Fuse box, Joystick C, Cabin, Crop Cruiser 201 I	1
4	GA5060033	Fuse box, Main control A, Cabin, Crop Cruiser 201 I	1
5	GA5006379	Stud, insulated, Battery power Feed Stud	1
6	GA5061790	Receptacle, 31 pin, HPD series, Deutsch	1
7	GA5061195	Deutsch Connector DRB Bulk Head suit 48 pin	2
8	GA5060440	Plug, 48 Pin suits Pins, DRB series, Deutsch	2

Continued over page

Cabin - Fuse Boxes

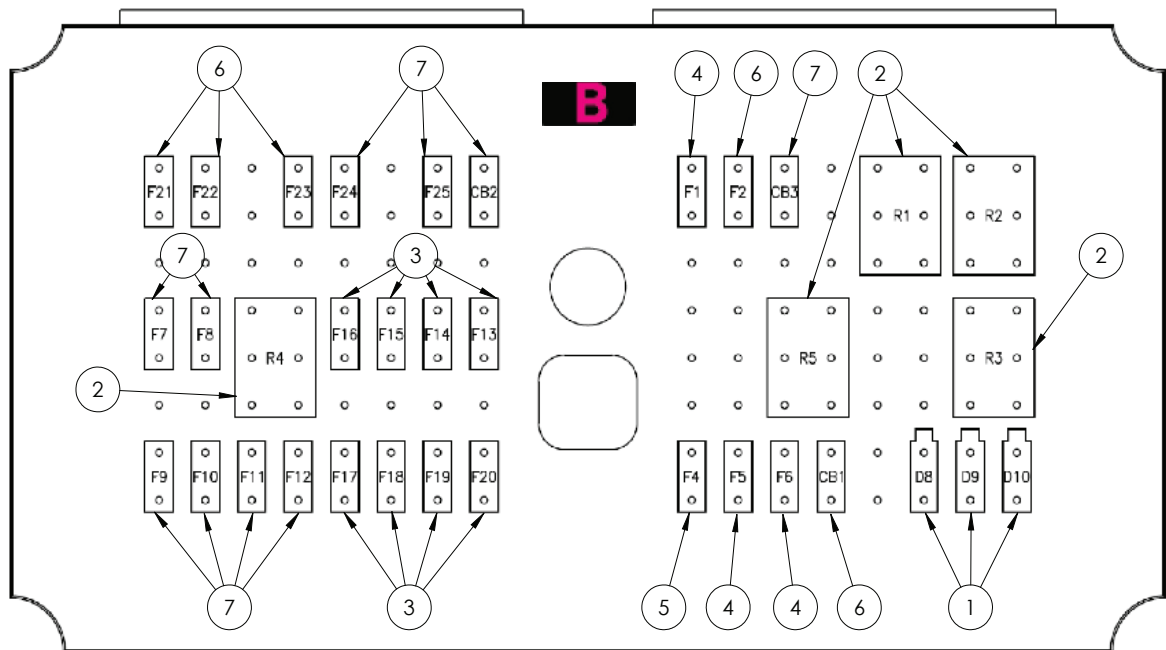
ITEM NO.	PART NUMBER	DESCRIPTION	QTY.
9	GA5012399	Nut, For connector, 24 shell, Deutsch	1
10	GA4552135	Spacer for Altek rotary valve	12
11	GA5049020	Bolt M4 x 25 Pan Head SS	8
12	GA5020510	Washer 4mm Flat SS	8
13	GA5004437	Washer 6mm Flat SS	17
14	GA5011421	SHCS M6 x 50 ZP GR12.9	12
15	GA5048640	Relay, 12V, 180 Amp Peak, 100 Amp continuous, 4 pin, Normally open	1
16	GA5004050	BHCS M6 x 16 SS GR8.8	4
17	GA5004429	Nut M6 Nyloc SS	1
18	GA5017643	Washer, 1/4" ID x 5/8" OD x 18g, Flat SS	3
-	GA5075040	Diode, 6 amp, With wing key	1

Fuse Box 'A' - Cabin



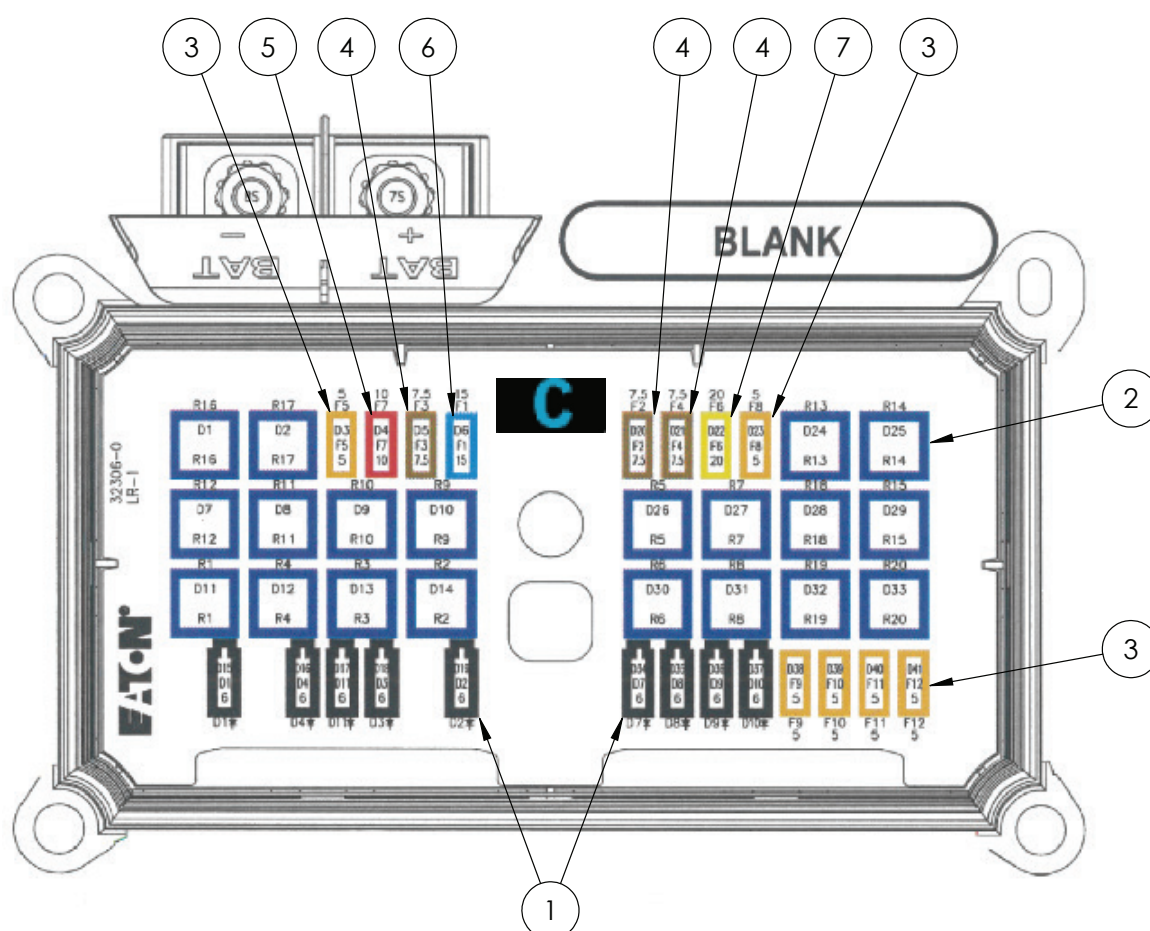
ITEM NO.	PART NUMBER	DESCRIPTION	QTY.
1	GA5075040	Diode, 6 Amp, With Wing Key, Suit Crop Cruiser 2009	2
2	GA5075035	Relay, Ultra Micro Iso280, 4 Pin Square, Spst, 12v 20a	14
3	GA5075030	Relay, Ultra Micro Iso280, 5 Pin, Spst, 12v 20a	1
4	GA5054840	Mini Blade Fuses 7.5amp	3
5	GA5054845	Mini Blade Fuses 10 Amp	4
6	GA5054850	Mini Blade Fuses 15 Amp	7
7	GA5054855	Mini Blade Fuses 20 Amp	5
8	GA5075055	Flasher Relay, Suit Sp Micro Fuse Box, Blinker, Indicator, 3 Pin Iso, Led 12v	1

Fuse Box 'B' - Cabin



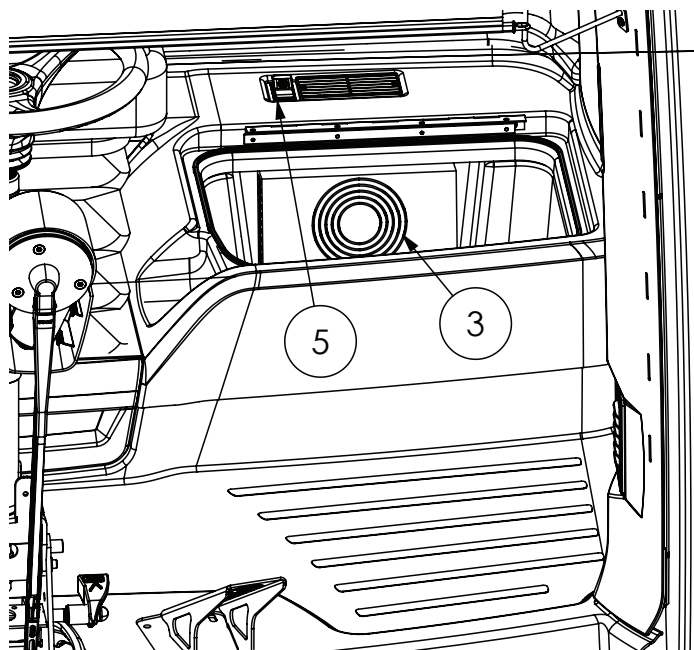
ITEM NO.	PART NUMBER	DESCRIPTION	QTY.
1	GA5075040	Diode, 6 Amp, With Wing Key, Suit Crop Cruiser 2009	3
2	GA5075035	Relay, Ultra Micro Iso280, 4 Pin Square, Spst, 12v 20a	5
3	GA3000396	Fuse, Mini Blade, 5 Amp, 52705	8
4	GA5054845	Mini Blade Fuses 10 Amp	3
5	GA5054850	Mini Blade Fuses 15 Amp	1
6	GA5054855	Mini Blade Fuses 20 Amp	6
7	GA5054865	Fuse Mini Blade 30 Amp (52730)	10

Fuse Box 'C' - Cabin



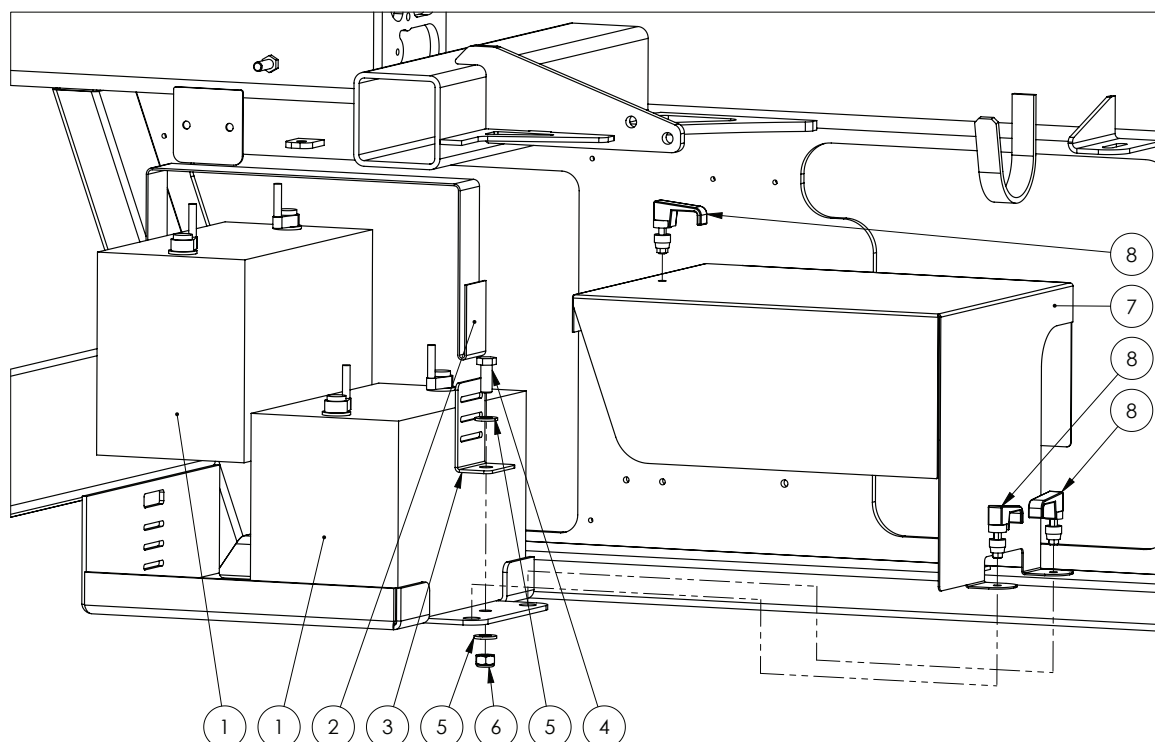
ITEM NO.	PART NUMBER	DESCRIPTION	QTY.
1	GA5075040	Diode, 6 Amp, With Wing Key, Suit Crop Cruiser 2009	9
2	GA5075035	Relay, Ultra Micro Iso280, 4 Pin Square, Spst, 12v 20a	20
3	GA3000396	Fuse, Mini Blade, 5 Amp, 52705	6
4	GA5054840	Mini Blade Fuses 7.5amp	3
5	GA5054845	Mini Blade Fuses 10 Amp	1
6	GA5054850	Mini Blade Fuses 15 Amp	1
7	GA5054855	Mini Blade Fuses 20 Amp	1

Cabin - Fridge - Optional



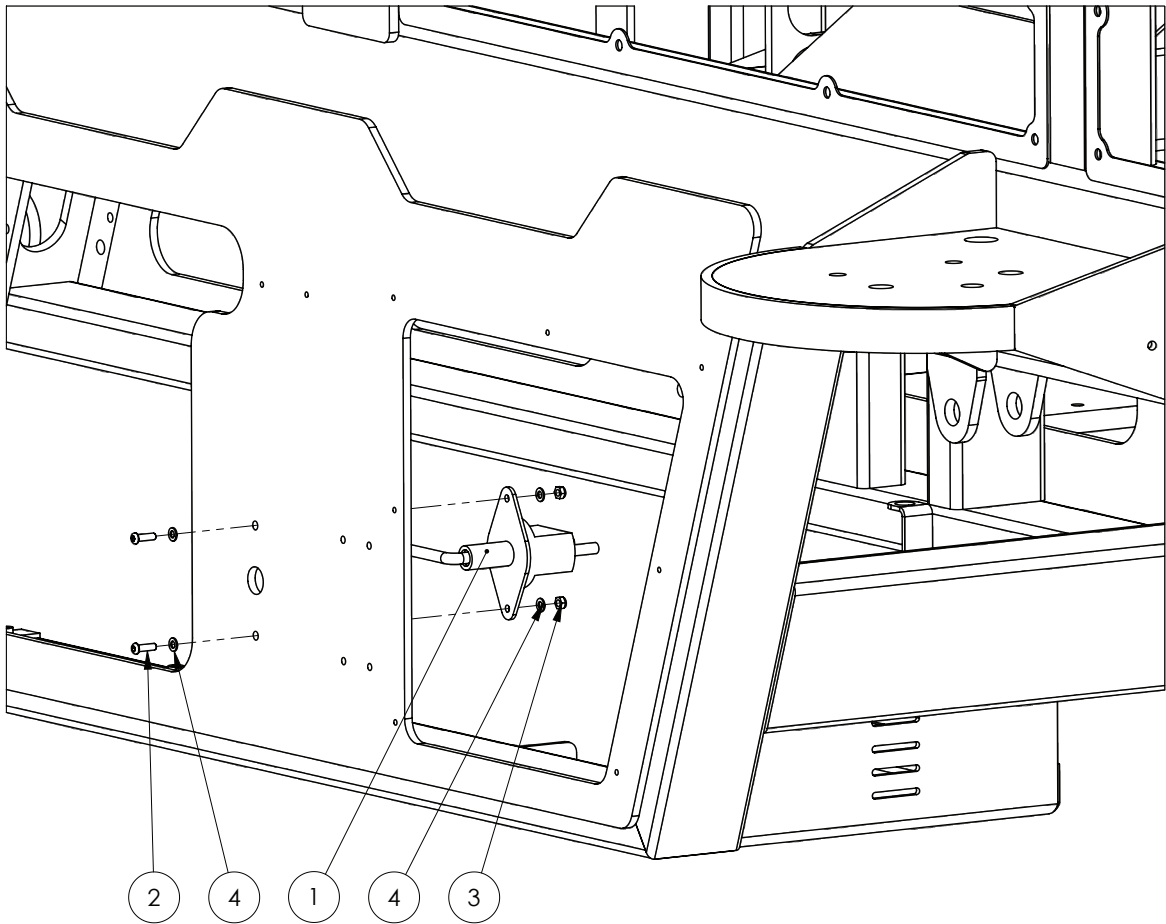
ITEM NO.	PART NUMBER	DESCRIPTION	QTY.
1	GA5060061	Electrical Harness, Cooler Cabin Fridge, suit GATMC	
2	GA5060062	Electrical harness, Cooler Cabin Fridge, suit Raven	
3	GA5070395	Fridge Cooling Module, suit Claas Cabin	
4	GA5070396	Loom Fridge Claas Cabin	
5	GA5070397	Rocker Switch, Claas Fridge Cooler	

Batteries



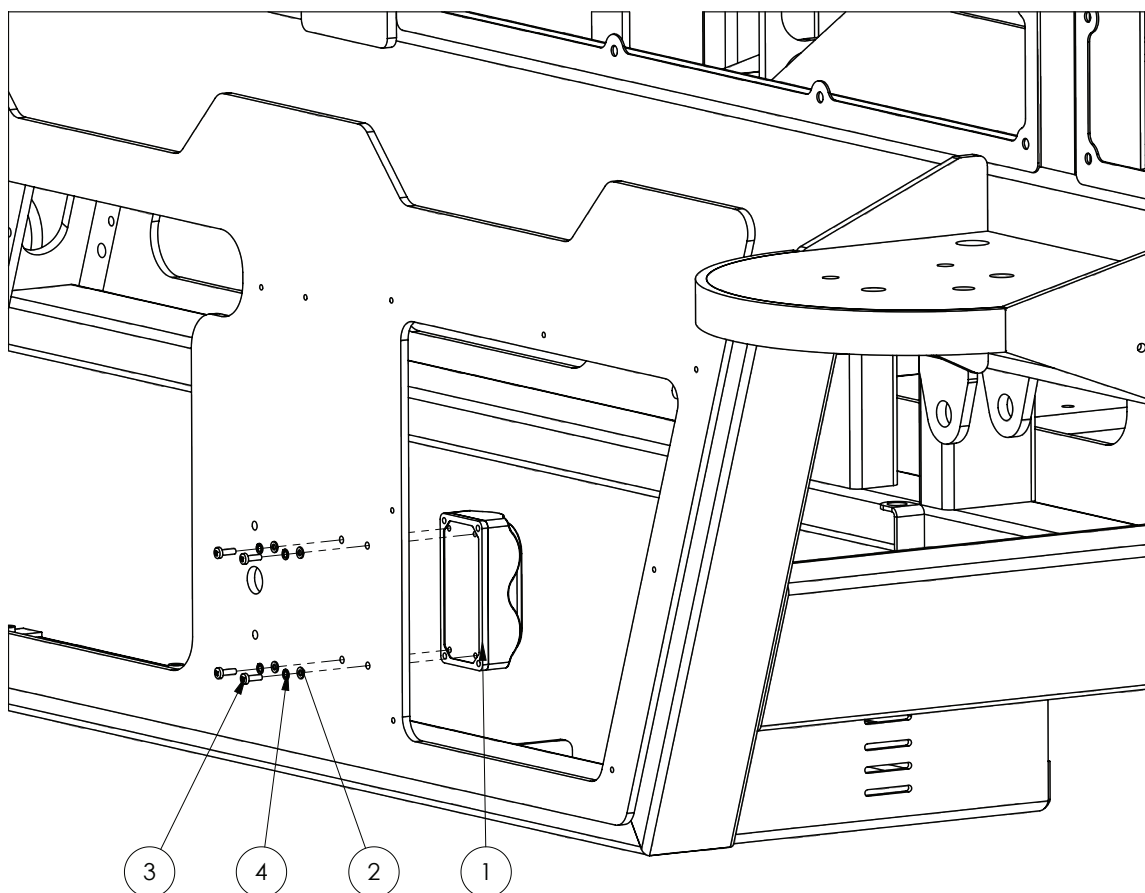
ITEM NO.	PART NUMBER	DESCRIPTION	QTY.
1	GA5066240	Battery, Delkor 31-900, 900 CCA, Suit SP	2
2	GA5003859	Strap, Tank, 50mm, Goldacres branded (cut to 1000 mm)	1
3	F70127A	Bracket, Tank strap, 50mm	1
4	GA5000305	Set Screw M12 x 30 GR8.8 ZP	1
5	GA5000577	Washer 12mm Flat SS HD	2
6	GA5012461	Nut M12 Nyloc ZP	1
7	GA4510395	Plate, Battery Cover	1
8	GA5066600	Rawl action latch	3

Battery Isolator



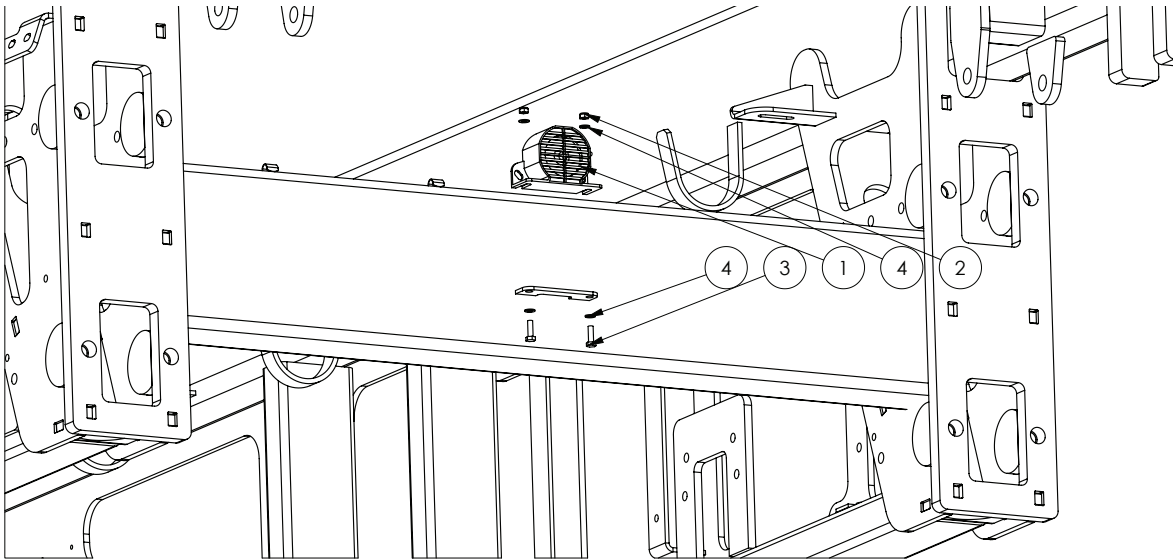
ITEM NO.	PART NUMBER	DESCRIPTION	QTY.
1	GA5005787	Battery isolator switch, large with removable key	1
2	GA5004053	BHCS M6 x 20 SS A2-70	2
3	GA5048115	Nut M6 Nyloc ZP	2
4	GA5004437	Washer 6mm Flat SS	4

Bus Bar



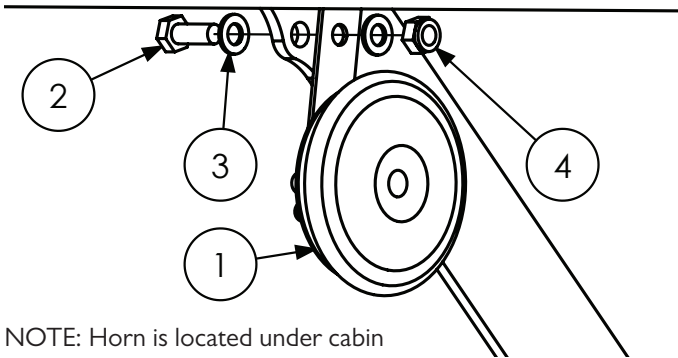
ITEM NO.	PART NUMBER	DESCRIPTION	QTY.
1	GA5050630	Bus Bar 300 amp	1
2	GA5003983	Washer 5mm Flat SS	4
3	GA5003977	Bolt Pan Head M5 x 16 SS A2-70	4
4	GA5003629	Washer 5mm Spring SS	4

Reverse Warning Beeper



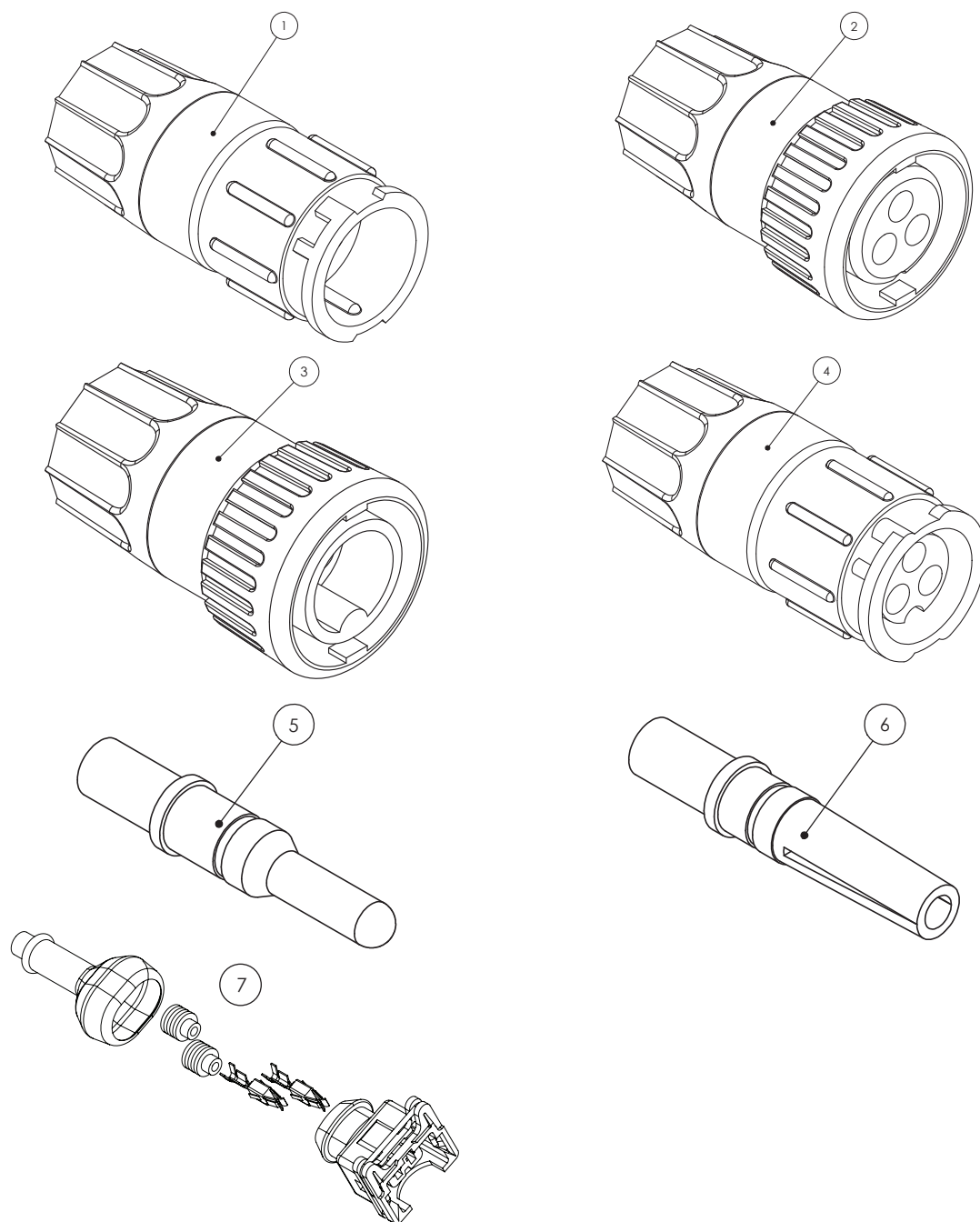
ITEM NO.	PART NUMBER	DESCRIPTION	QTY.
1	GA5011985	Reverse beeper, 12v 102db alarm	1
2	GA5048115	Nut M6 Nyloc ZP	2
3	GA5004065	Bolt M6 x 20 GR8.8 ZP	2
4	GA5004437	Washer 6mm Flat SS	4

Horn



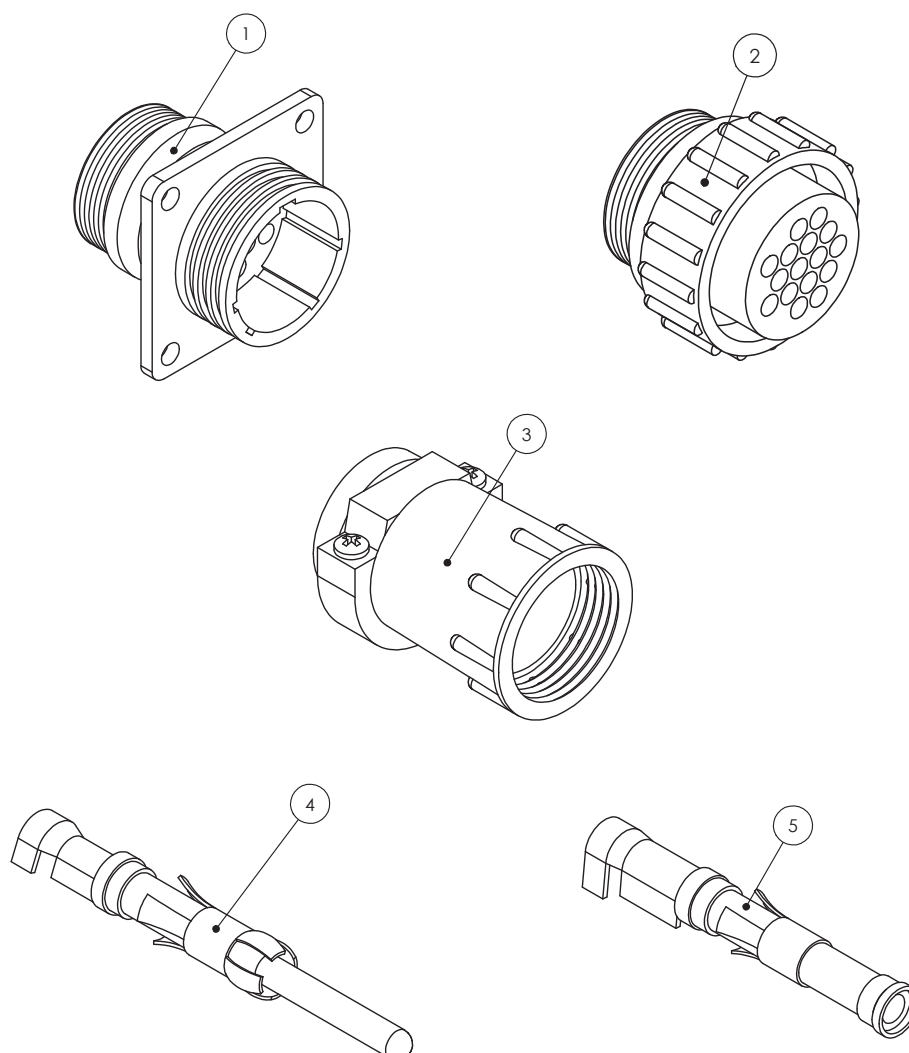
ITEM NO.	PART NUMBER	DESCRIPTION	QTY.
1	GA5011983	Disc horn, high tone, 12V	1
2	GA5004085	Bolt M8 x 20 ZP GR8.8	1
3	GA5003643	Washer 8mm Flat SS Heavy Duty	2
4	GA5052590	Nut M8 Nyloc SS	1

Electrical Connectors - AMP



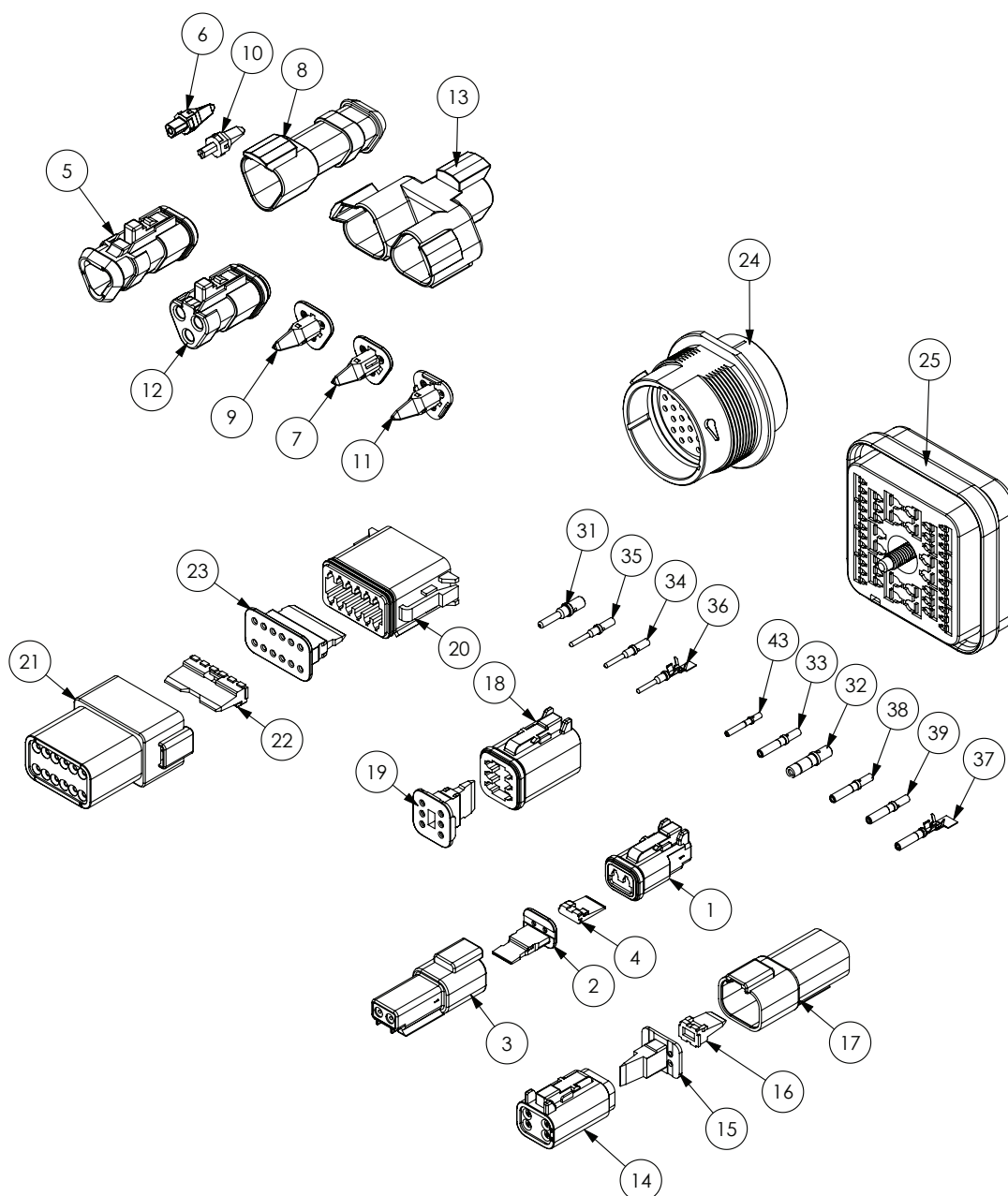
ITEM NO.	PART NUMBER	DESCRIPTION
1	GA5076921	Male Flow Meter Connector
2	GA5076922	Female Flow Meter Connector
3	GA5076920	Male Speed Sensor Connector
4	GA5076923	Female Speed Sensor Connector
5	GA5076927	Male Pin for Flow Meter & Speed Sensor Connectors
6	GA5076928	Female socket for Flow Meter & Speed Sensor Connectors
7	GA5047728	Plug, 2 pin, Black, fuel injector connector, IP65K, AMP
-	GA5068945	Connector, 3 Pin AMP super seal waterproof male

Electrical Connectors - AMP



ITEM NO.	PART NUMBER	DESCRIPTION
1	GA5076924	Connector, 16 Pin AMP, Square Flange, Suit Male Pins, Raven
2	GA5076925	Connector, 16 Pin AMP, Suit Female Pins, Raven
3	GA5049175	Connector, Backing Shell, Suit 16 Pin AMP, Raven
4	GA5048905	Pin, 14-18 Gauge Gold, Male, Suit 16 Pin AMP
5	GA5048900	Pin, 14-18 Gauge Gold, Female, Suit 16 Pin AMP
-	GA5020785	Connector, 37 Pin AMP, Male, Raven
-	GA5020780	Connector, 37 Pin AMP, Female
-	GA5020560	Connector, Backing Shell 23, Suit 37 Pin AMP, Standard size
-	GA5020559	Connector, Backing Shell 23, Suit 37 Pin AMP, Large size
-	GA5020561	Connector Dust Cap, 37 Pin AMP, Male, Raven
-	GA5020575	Dust Cap, 16 Pin AMP Connector, Male
-	GA5075848	Dust Cap, 16 Pin AMP Connector, Female
-	GA5075927	DustCap 37 Pin Series 23 (4000 series Connector Dust Cap, 37 Pin AMP, Series 23, Raven

Electrical Connectors - Deutsch



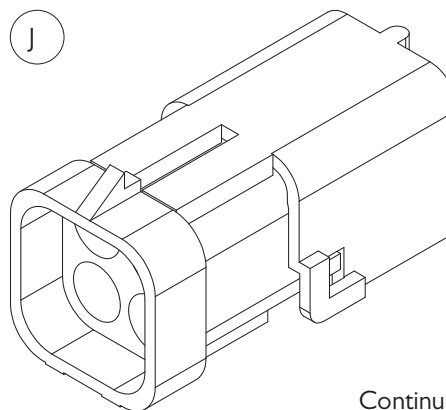
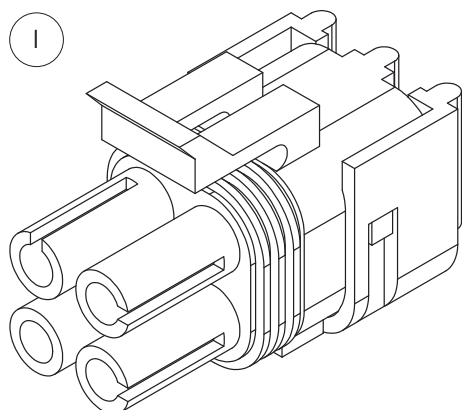
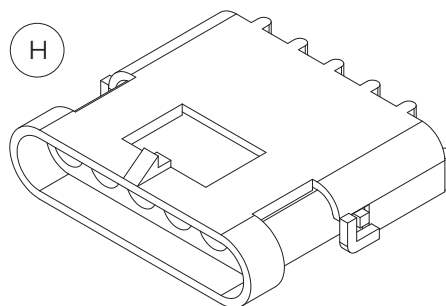
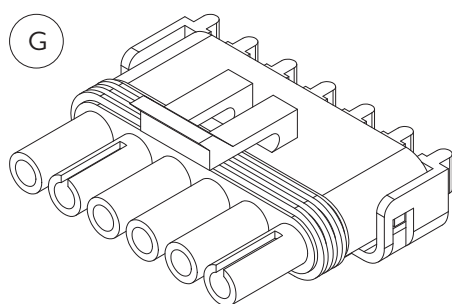
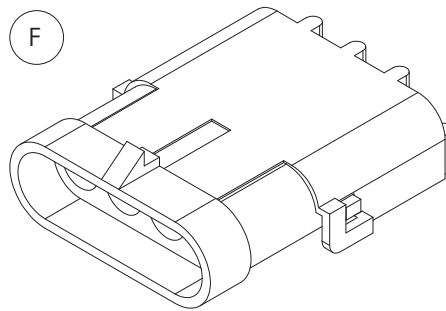
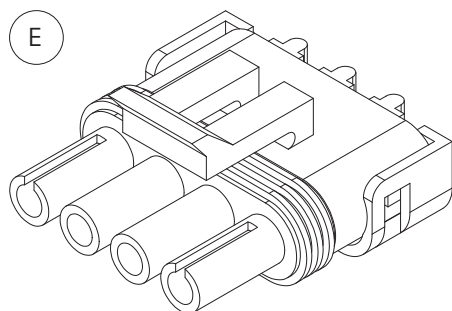
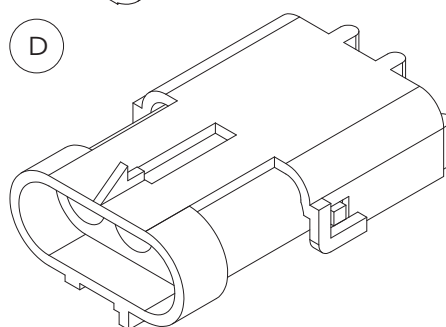
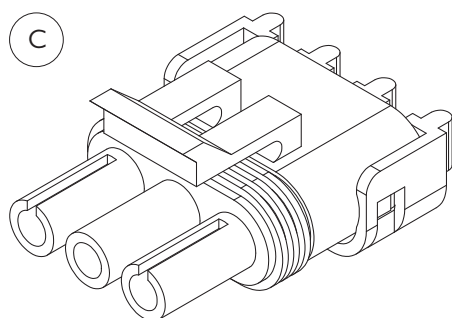
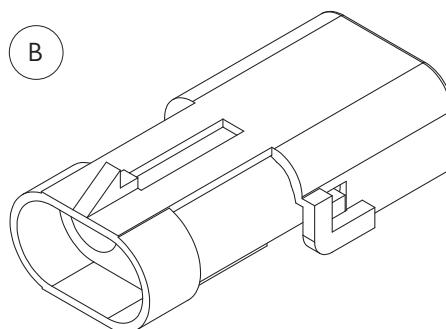
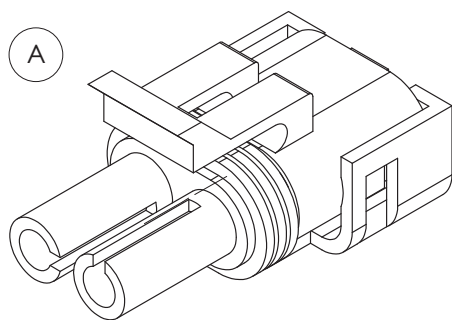
ITEM NO.	PART NUMBER	DESCRIPTION
1	GA5052820	Plug, 2 way, socket, DT series, Deutsch
2	GA5052825	Wedge Lock, 2 Way, sockets, DT series, Deutsch
3	GA5052830	Receptacle, 2 way, pins, DT series, Deutsch
4	GA5052835	Wedge Lock, 2 way, DT series, Deutsch
5	GA5011831	Plug, 3 way sockets, shrink boot adapter, Deutsch
6	GA5017719	Wedge lock, blue, 3 pin, suit terminator, Deutsch
7	GA5017721	Wedge lock, blue, 3 socket, Deutsch
8	GA5050740	Receptical, 3 pin, shrink boot, Deutsch
9	GA5050750	Wedge Lock, orange, 3 socket, Deutsch

Continued over page

Electrical Connectors - Deutsch

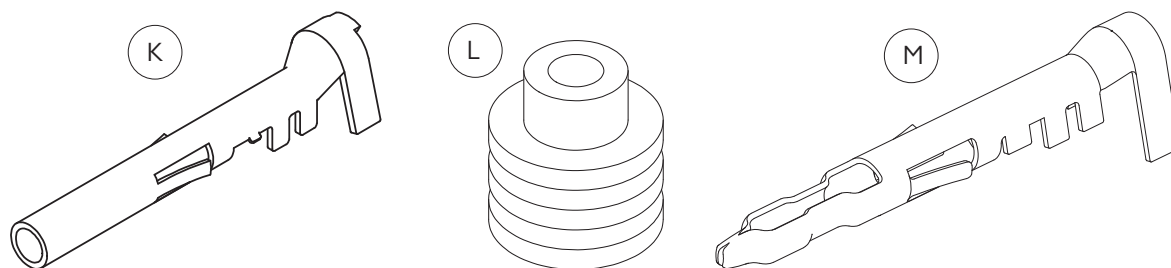
ITEM NO.	PART NUMBER	DESCRIPTION
10	GA5050760	Wedge Lock, Green, 3 pin, Deutsch
11	GA5050761	Wedge Lock, Green, 3 socket, Deutsch
12	GA5054350	Plug, grey, 120 ohm resistor terminator, Deutsch
13	GA5054365	Receptacle, 3 way 3 Pin, Y splitter, Deutsch
14	GA5050840	Plug, 4 way socket, DT series, Deutsch
15	GA5050845	Wedge Lock, orange, 4 way sockets, Deutsch
16	GA5050765	Wedge Lock, Green, 4 Way pins, Deutsch
17	GA5013783	Receptacle, 4 way, pins, DT series Deutsch
18	GA5050960	Plug, 6 way Socket, DT series, Deutsch
19	GA5050965	Wedge Lock, orange, 6 way sockets, DT series, Deutsch
20	GA5061780	Plug, 12 way sockets, DT series, Deutsch
21	GA5061785	Receptacle, 12 way suit pins, DT series, Deutsch
22	GA5070590	Wedge lock, green, 12 way suit pins, Deutsch
23	GA5070595	Wedge lock, Green, 12 way sockets, Deutsch
24	GA5061790	Receptacle, 31 pin, HPD series, Deutsch
25	GA5060440	Plug, 48 Pin suits Pins, DRB series, Deutsch
26	GA5060445	Wedge lock, 48 way suits Pins, DRB series, Deutsch
27	GA5060450	Flange connector, 48 way suits DRB series, Deutsch
28	GA5060455	Wedge lock, 48 way suit, Sockets, DRB series, Deutsch
29	GA5060460	Plug, 48 Pin suits Sockets, DRB series, Deutsch
30	GA5061170	Rubber boot, suit 48 pin DRB series, Deutsch
31	GA5061260	Pin, Male, Solid, nickel, Number 12, Deutsch
32	GA5061270	Socket, Female, Solid, Nickel, Number 12, Deutsch
33	GA5053235	Socket, Female, Nickel, number 14, Green Band, Deutsch
34	GA5061220	Pin, Male, Gold, Number 16, Deutsch
35	GA5061240	Pin, Male, solid, nickel, Number 16, Green band, AWG 14, Deutsch
36	GA5075255	Pin, Male, Nickel, Crimp style, Number 16, Deutsch
37	GA3000022	Socket, Female, Nickel, Crimp style, Number 16, Deutsch
38	GA5061225	Socket, Female, solid gold, number 16, Deutsch
39	GA5061230	Socket, Female, solid, Nickel, Number 16, Deutsch
40	GA5061235	Socket, solid gold, number 16, 16-20 AWG, Deutsch
41	GA5061200	Pin, Male, Solid, nickel, Number 20, Deutsch
42	GA5061205	Pin, Male, Solid, gold, Number 20, Deutsch
43	GA5061210	Socket, Female, Solid, nickel, Number 20, Deutsch
44	GA5061215	Socket, Female, Solid, gold, Number 20, Deutsch
45	GA5052840	Sealing plug, White, size 12 - 16, Deutsch

Electrical Connectors - Weather Pack



Continued over page

Electrical Connectors - Weather Pack



ITEM NO.	PART NUMBER	DESCRIPTION
-	GA5049685	Boot, Weather pack, Suit 2 pin connector
-	GA5049690	Boot, Weather pack, Suit 3 pin connector
A	GA5001351	Connector, Male, 2 Pin, Weather pack
B	GA5007381	Connector, 2 pin, Female, Weather pack
C	GA5002211	Connector, Male, 3 pin, Weather pack
D	GA5048550	Connector, Female, 3 Pin, Weather pack
E	GA5007385	Connector, Male, 4 pin, Weather pack
F	GA5007383	Connector, Female, 4 pin, Flat, Weather pack
G	GA5004009	Connector, Male, 6 pin, Weather pack
H	GA5048510	Connector, Female, 6 pin, Weather pack
I	GA5049000	Connector, Female, 4 pin, Square, Weather pack
J	GA5050805	Connector, Male, 4 pin, Square, Weather pack
K	GA5016619	Pin, Female, Sealed, Weather pack, Wire 1.0 - 2.0mm
L	GA5014857	Seal, Green, Weather pack connector, Wire from 2.03 - 2.85mm
M	GA5016617	Pin, Male, Sealed, Weather pack, Wire 1.0 - 2.0mm

Electrical Harnesses & Parts

CHASSIS

PART NUMBER	DESCRIPTION
GA3000080	Electrical harness, Main chassis
GA3000098	Electrical harness, extension kit suit GA3000080, G8 and G10S
GA3000075	Electrical harness, Chassis, Spray
GA3000097	Electrical harness, Battery lead kit
GA5060043	Electrical harness, Boom suspension lockout for transport
GA5060066	Electrical harness, Tail light connection
GA3000247	Electrical harness, Hydraulic 48m Boom

CABIN

PART NUMBER	DESCRIPTION
GA5060046	Electrical harness, Main cabin Claas
GA3000078	Electrical harness, Main side console, Raven
GA3000072	Electrical harness, Claas Joystick aux functions, Raven side dash
GA3000083	Electrical harness, Claas seat power adaptor
GA5060044	Electrical harness, Engine monitor CAN
GA5060042	Electrical harness, Power lead kit side console, Raven
GA3000086	Electrical harness, Clarion Stereo Head Unit 15 Pin to ISO 16 Pin
GA3000248	Electrical Harness, 48m, Cabin Switch Harness

CABIN - OPTIONAL

PART NUMBER	DESCRIPTION
GA5060061	Electrical harness, Cooler Cabin Fridge

RAVEN 4400 SYSTEM - OPTIONAL

PART NUMBER	DESCRIPTION
GA3000027	Electrical harness, Spray Raven 4400 with FCV
GA5076204	Electrical harness, Console SCS 4400 13.5', Raven

ISOBUS SYSTEM

PART NUMBER	DESCRIPTION
GA5071390	Electrical harness, ISO hitch cable to suit Raven ISO ECU 14'
GA5071350	Electrical harness, Can Power ISO switch box suit JD, Raven
GA5076953	Pressure Transducer, 0-250PSI, Sealed, Raven
GA3000030	Terminator, CAN, active, suit ISO bus, Raven
GA3000031	Electrical harness, Raven ISO to CAN active terminator, Raven
GA3000043	Electrical harness, 4400 chassis to ISO bus node, Raven
GA3000062	Electrical harness, Raven ISO to Trimble FMX/FM1000 display
GA5071380	Node, ECU ISO BUS CAN, Product controller, Raven
GA3000138	Electrical harness, main ISO side console armrest
GA3000142	Electrical harness, Roof cable extension
GA8700070	Manual, Raven ISO product control
GA4905120	Job computer box / cover assembly

Continued over page

Electrical Harnesses & Parts

TRIMBLE SYSTEM

PART NUMBER	DESCRIPTION
GA3000027	Electrical harness, Spray Raven 4400 with FCV
GA5076204	Electrical harness, Console SCS 4400 13.5', Raven

NORAC SYSTEM

PART NUMBER	DESCRIPTION
GA3000129	Connector, Plug, UC5 Network, 6 Pin, Norac
GA3000130	Connector, Plug, UC5 Network, 2 Pin, Norac
GA3000116	Electrical harness, UC5 Network, 1M, 14 AWG, Norac
GA3000117	Electrical harness, UC5 Network, 10M, 14 AWG, Norac
GA3000120	Electrical harness, UC5 Valve 2 pin DT, Norac
GA3000113	Controller module, UC5, CAN Bus, Norac
GA3000112	Controller module, UC5 Valve, Norac
GA3000111	Controller module, UC5 Input pass through, Norac
GA3000128	Ultrasonic sensor, UC5, Norac
GA3000123	Network Coupler, UC5, 2 way, Black, Norac
GA3000124	Network Coupler, UC5, 2 way, white, terminator, Norac
GA3000126	Network Coupler, UC5, 8 way, Norac
GA3500137	Hydraulic fitting kit, 12 parts, GNI, Norac

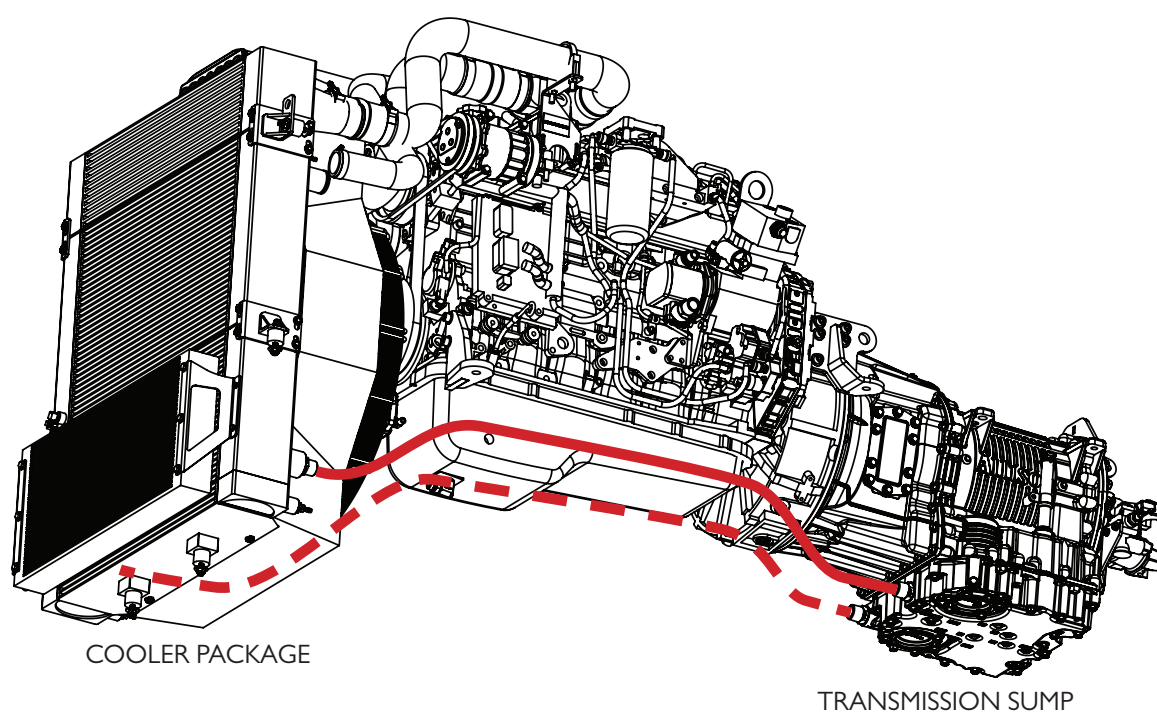
JOHN DEERE SYSTEM

PART NUMBER	DESCRIPTION
GA3000141	Electrical harness, steering valve cable
GA3000147	Electrical harness, JD autotrack node
GA3000148	Electrical harness, JD Starfire roof adapter
GA3000156	Electrical harness, JD Greenstar cable
GA3000144	Sensor, Linear non contact, Steering, 250mm
GA3000145	Rose end, M10 suit GA3000144
GA3000146	Stud end, M10 suit GA3000144

Chapter 16

SCHEMATICS

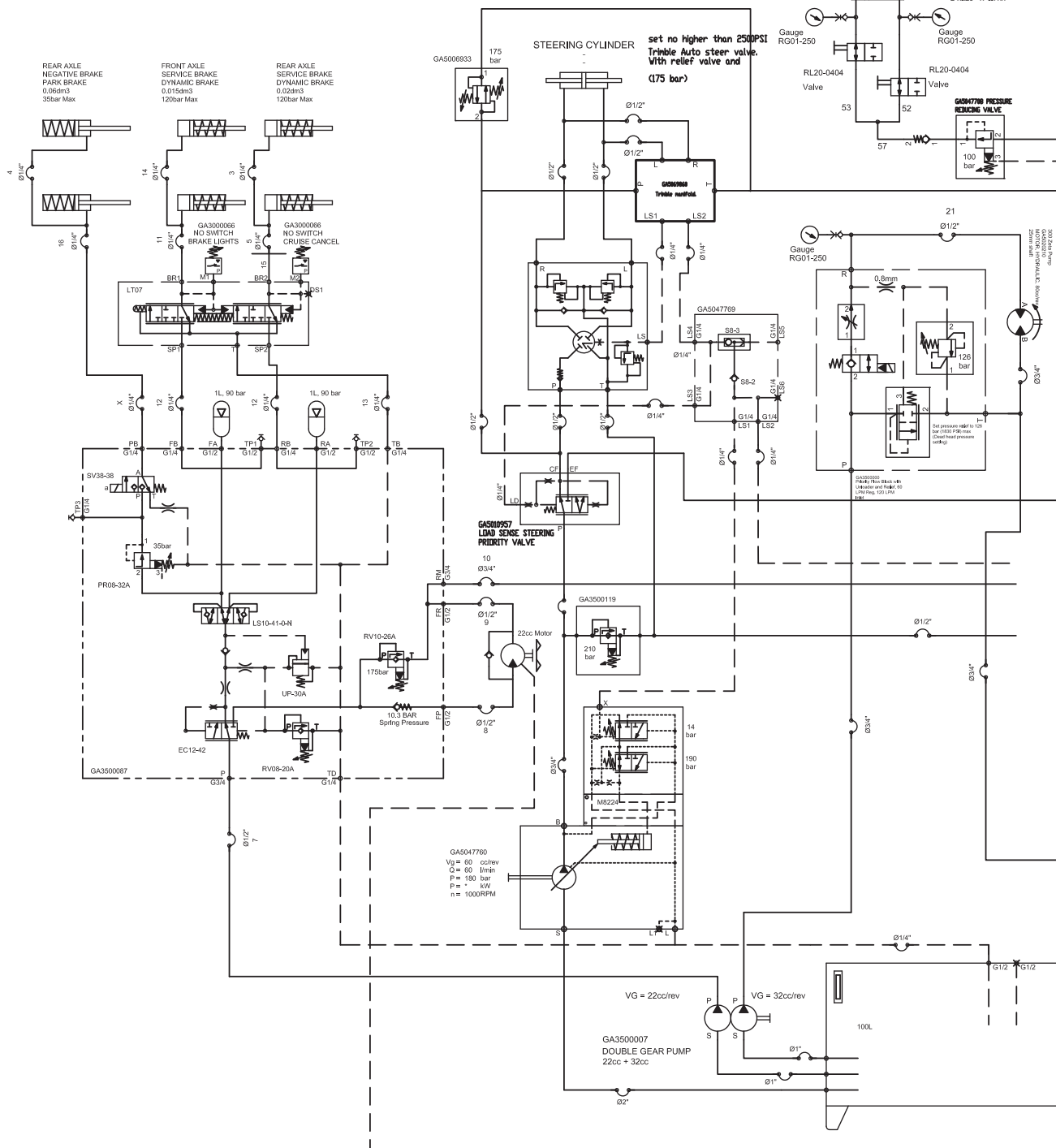
Hydraulics - Transmission Lines



Hydraulics - General 36m

NOTE:

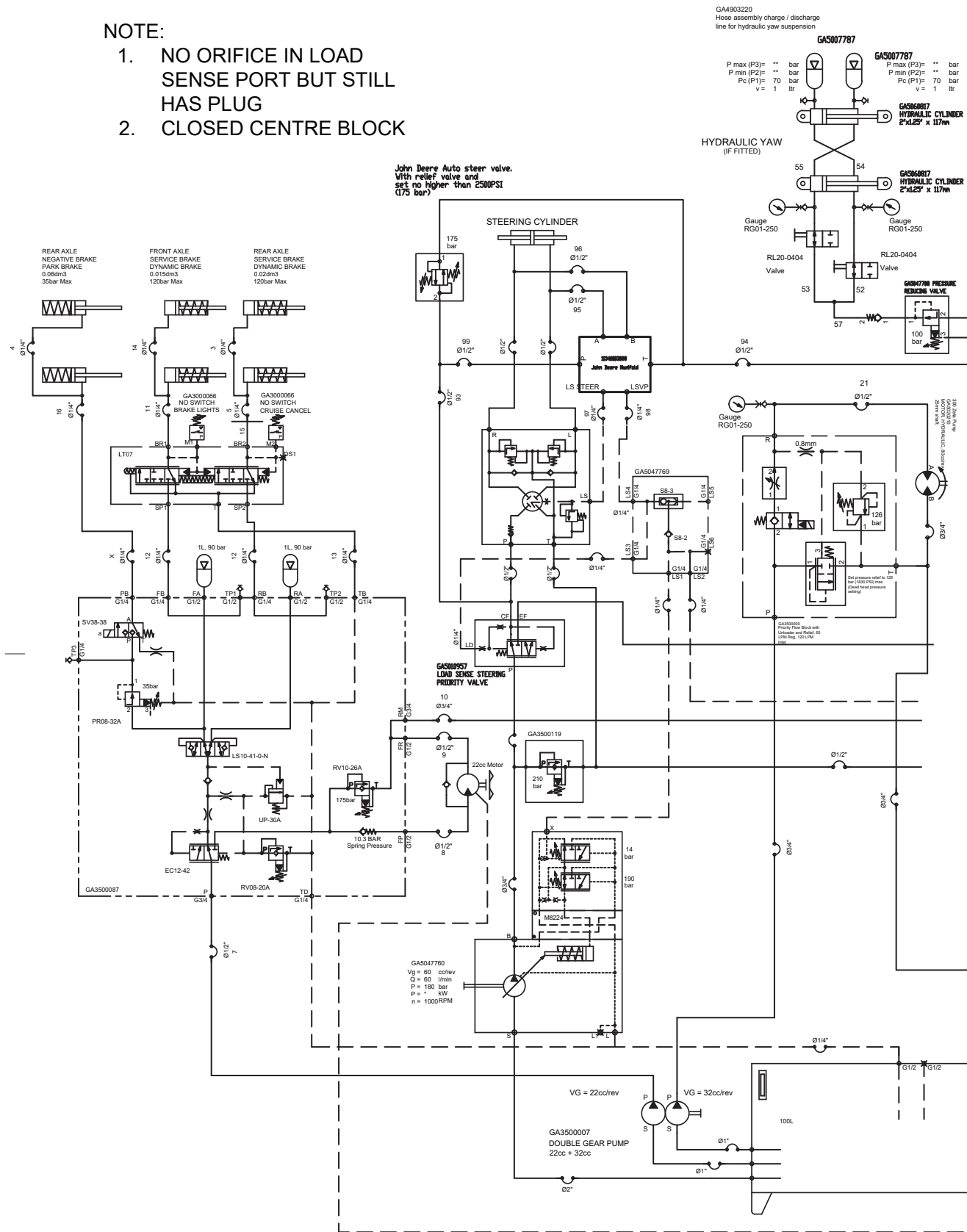
1. NO ORIFICE IN LOAD SENSE PORT BUT STILL HAS PLUG
2. CLOSED CENTRE BLOCK



Hydraulics - John Deere Steering 36m

NOTE:

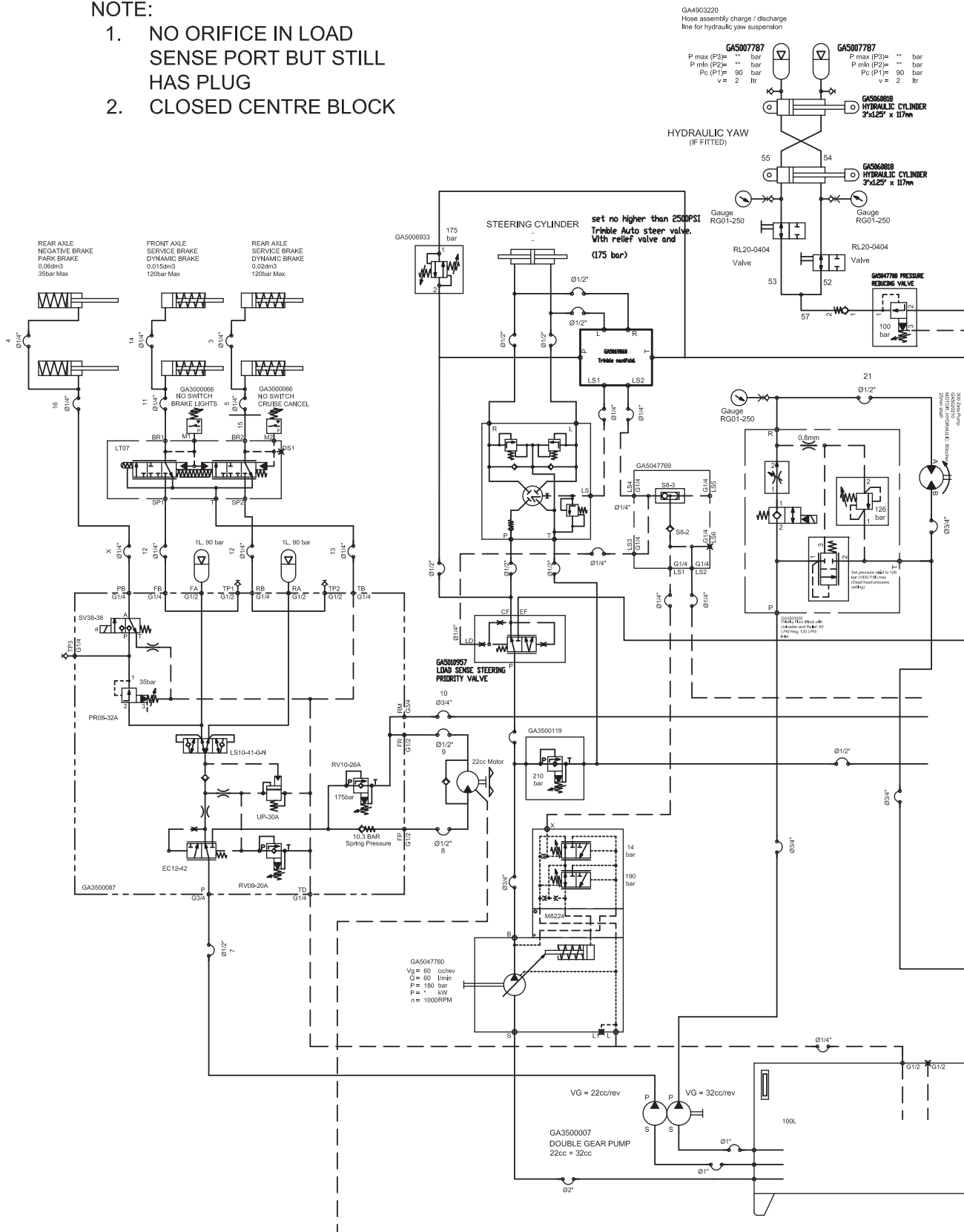
1. NO ORIFICE IN LOAD SENSE PORT BUT STILL HAS PLUG
2. CLOSED CENTRE BLOCK



Hydraulics - General 42m

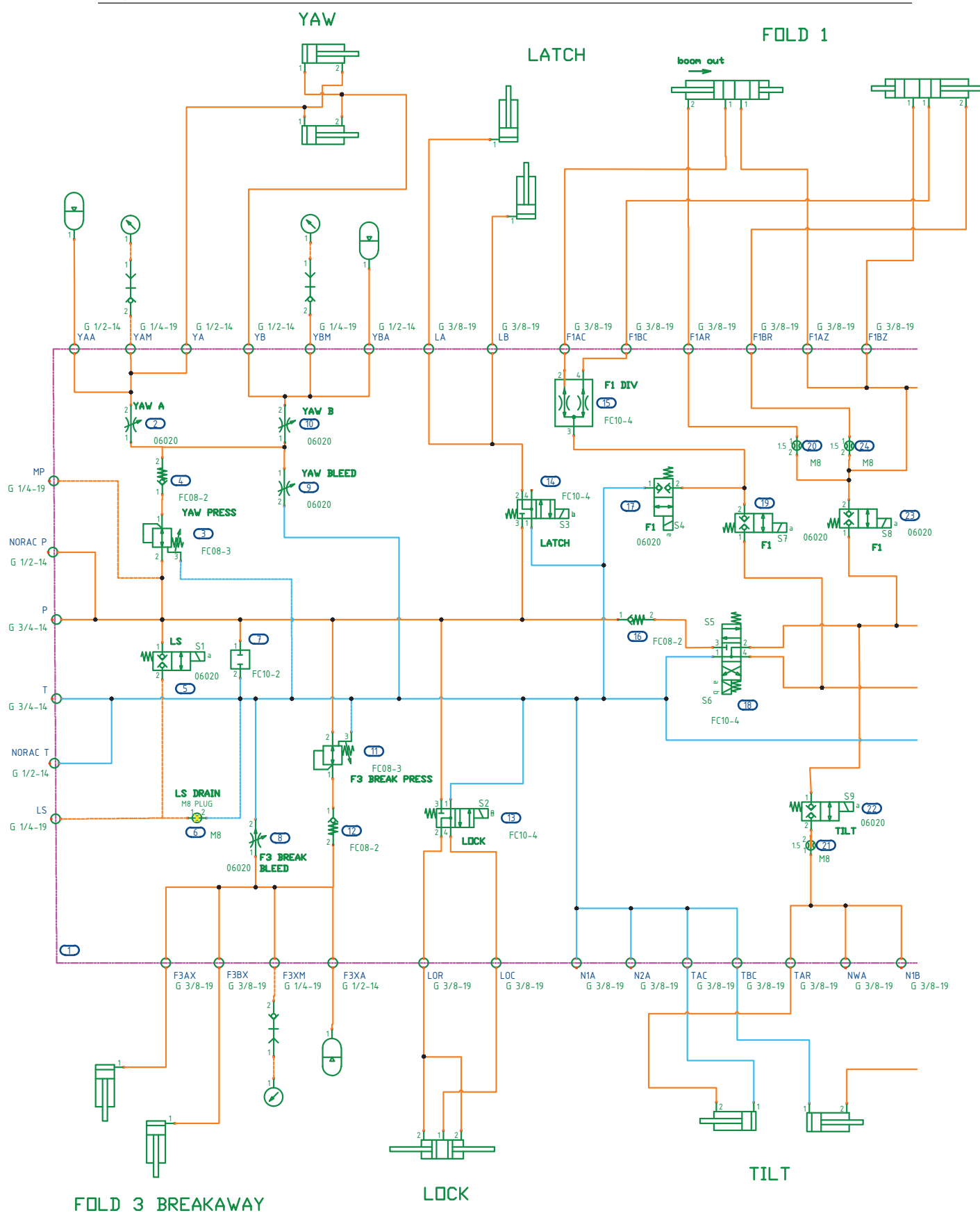
NOTE:

1. NO ORIFICE IN LOAD SENSE PORT BUT STILL HAS PLUG
2. CLOSED CENTRE BLOCK



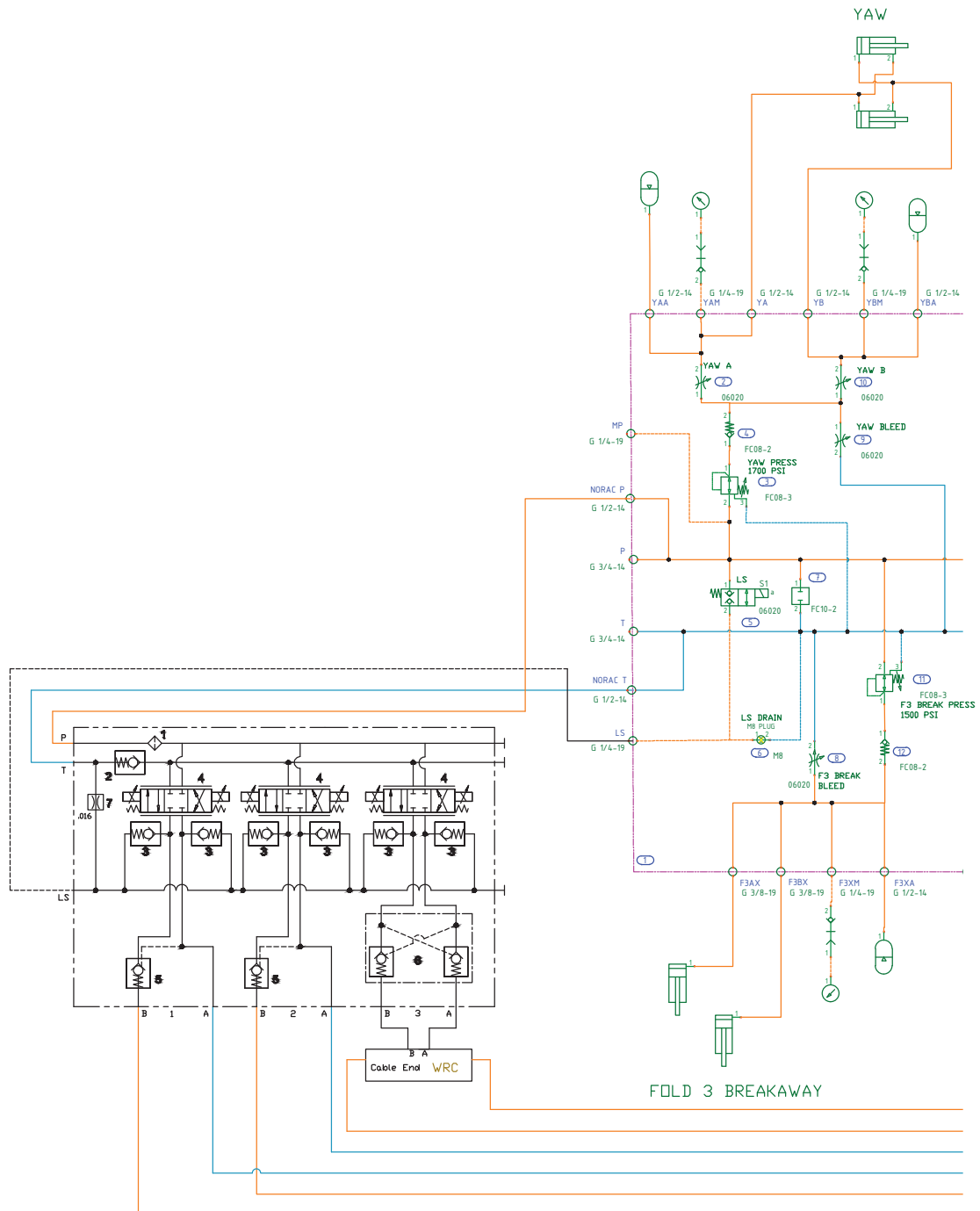


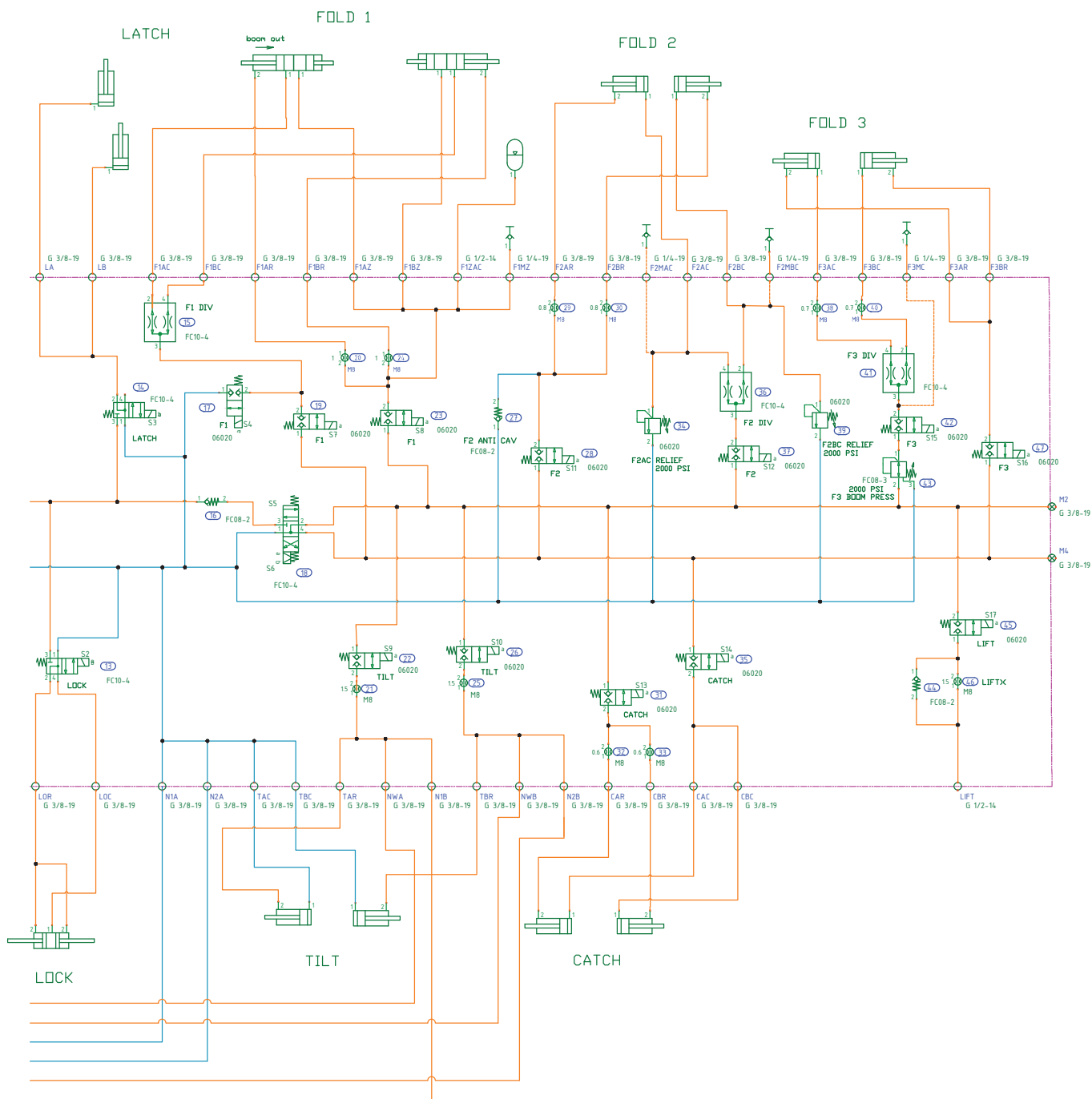
Hydraulics - General 48m



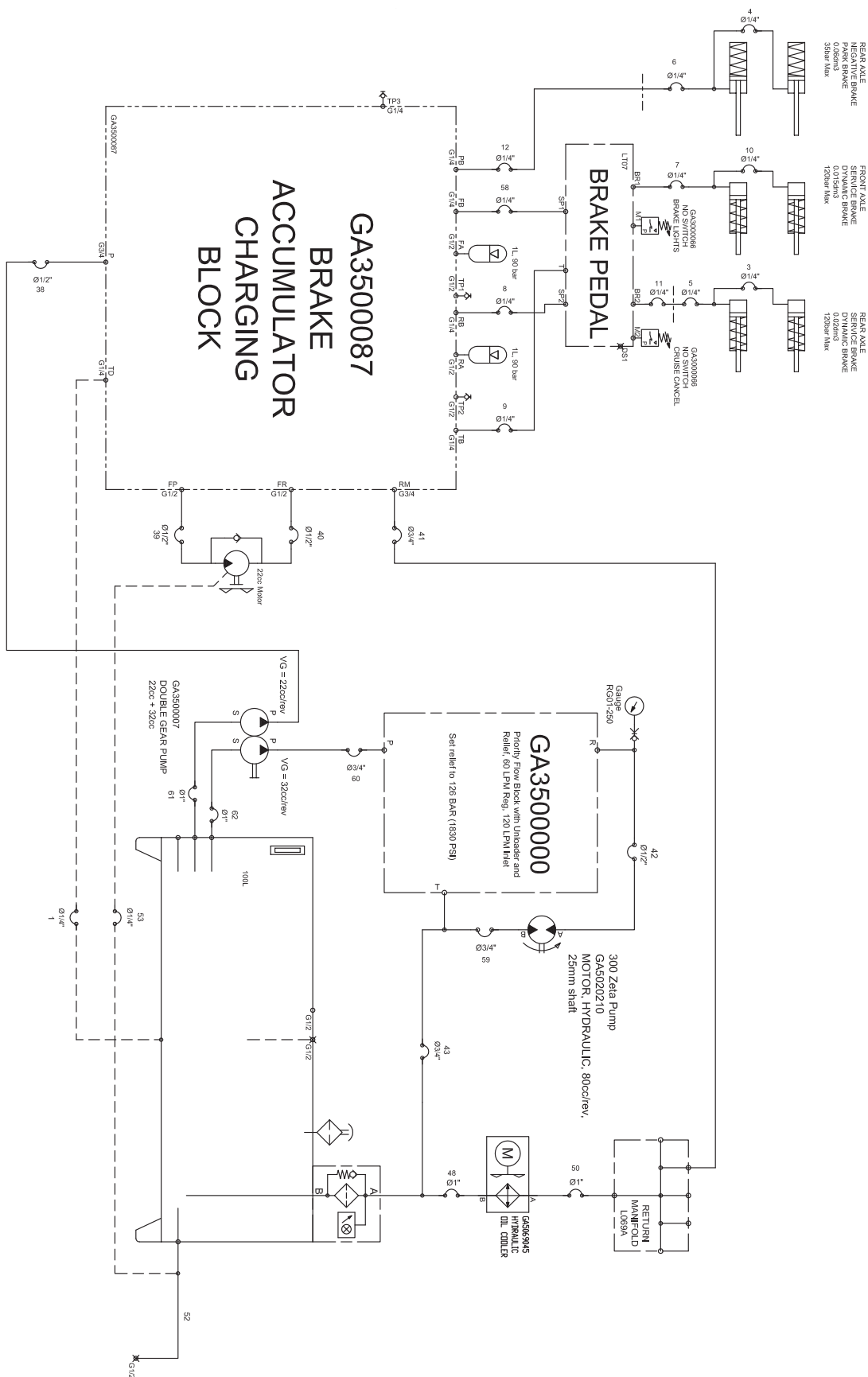


Hydraulics - Norac 48m

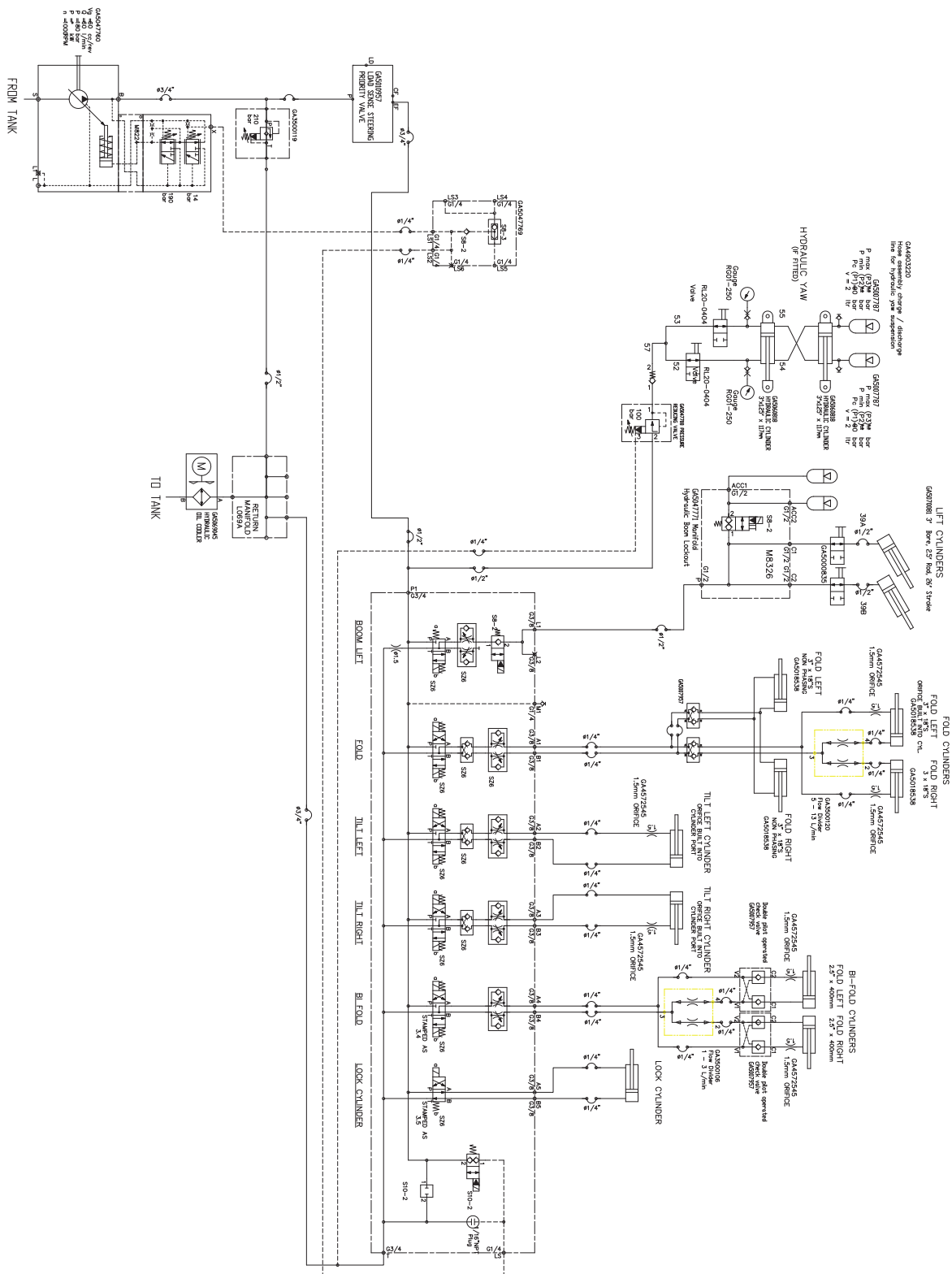




Hydraulics - Braking System



Hydraulics - Spool Block



Hydraulics - Hose List

HOSE NO.	HOSE SIZE	LENGTH	END FITTING 1	END FITTING 2	DESCRIPTION	QTY.
1	1/4" Black	1040mm	T205-0404	T202-0404	Brake/Fan Manifold Port TD to Tee Hydraulic Tank Drain	1
2	1/4" Black	8130mm	T202-0404	T202-0404	Rear Hydraulic Manifold to Load Sense Manifold LS2	1
3	1/4" Black	935mm	T205-0404	T202-0404	Rear Brake Crossover Hose	1
4	1/4" Black	960mm	T205-0404	T202-0404	Park Brake Crossover Hose	1
5	1/4" Black	2800mm	T205-0404	T202-0404	Rear Axle Rear Brake to Chassis Bulkhead fitting	1
6	1/4" Black	2825mm	T205-0404	T202-0404	Rear Axle Park Brake to Chassis Bulkhead fitting	1
7	1/4" Black	2600mm	T205-0404	T202-0404	Brake Pedal Valve Port BR1 to TEE on Front Axle	1
8	1/4" Black	600mm	T202-0404	T202-0404	Brake Pedal Valve Port SP2 to Brake Accumulator Charger Port RB	1
9	1/4" Black	700mm	T202-0404	T202-0404	Brake Pedal Valve Port T to Brake/Fan Manifold Port TB	1
10	1/4" Black	875mm	T205-0404	T202-0404	Front Brake Crossover Hose on Front Axle	1
11	1/4" Black	5240mm	T202-0404	T202-0404	Brake Pedal Valve Port BR2 to Rear Chassis Bulkhead Fitting Top Inside	1
12	1/4" Black	4625mm	T205-0404	T202-0404	Brake/Fan Manifold Port PB to Rear Chassis Bulkhead Fitting (Park Brake) Bottom Inside	1
13	1/4" Black	800mm	T205-0404	T202-0404	Priority Valve Port LS to Load Sense Manifold LS3	1
14	1/4" Black	960mm	T204-0409	T202-0404	Trimble Port LS2 to Load Sense Manifold LS4	1
15	1/4" Black	2100mm	T202-0404	T202-0404	Hydraulic Piston Pump Load Sense to Load Sense Manifold Port LS1	1
17	1/4" Black	1700mm	T204-0409	T202-0404	Steering Orbital Load Sense to Trimble Port LS1	1
18	1/4" Black	10950mm	T202-0404	T202-0404	42m Boom Bifold Cylinders	4
18A	1/4" Black	9470mm	T202-0404	T202-0404	36m Boom Bifold Cylinders	4
19	1/4" Black	400mm	T205-0404	T202-0404	Bifold Cylinder Rod End to Check Valve	2

Continued over page

Hydraulics - Hose List

HOSE NO.	HOSE SIZE	LENGTH	END FITTING 1	END FITTING 2	DESCRIPTION	QTY.
53	1/4" Black	570mm	T226-0404	T202-0404	Fan Motor Relief to TEE on Oil Tank Drain Bulkhead	1
55	1/4" Black	1240mm	T205-0404	T202-0404	Boom Rest / Fill Pump Manifold Port A2 to Boom Rest Cylinder Base End	1
56	1/4" Black	1475mm	T205-0404	T202-0404	Boom Rest / Fill Pump Manifold Port B2 to Boom Rest Cylinder Rod End	1
57	1/4" Black	1640mm	T205-0404	T202-0404	Steering Orbital Load Sense to Load Sense Manifold Port LS4 (NO AUTO STEER)	1
58	1/4" Black	600mm	T202-0404	T202-0404	Brake Pedal Valve Port SPI to Brake Accumulator Charger Port FB	1
20	1/2" Black	480mm	T205-0808	T202-0808	Priority Valve Port CF to TEE on Steering Orbital Port P	1
21	1/2" Black	1160mm	T205-0808	T202-0808	Steering Orbital Port T to Return Manifold	1
22	1/2" Black	2000mm	T202-0808	T202-0808	Steering Orbital Port L to Steering Cylinder	1
23	1/2" Black	2140mm	T202-0808	T202-0808	Steering Orbital Port R to Steering Cylinder	1
24	1/2" Black	1200mm	T202-0808	T202-0808	Steering Orbital TEE on Port P to Pressure Relief Valve Port ? (With Trimble Auto Steer)	1
25	1/2" Black	700mm	T205-0808	T202-0808	Trimble Port T to Return Manifold	1
26	1/2" Black	1200mm	T205-0808	T202-0808	Trimble Port P to Relief Manifold Port ?	1
27	1/2" Black	1480mm	T205-0808	T202-0808	Steering Orbital Port R to Trimble Port B	1
28	1/2" Black	1520mm	T205-0808	T202-0808	Steering Orbital Port L to Trimble Port A	1
29	1/2" Black	500mm	T205-0808	T202-0808	Priority Valve Tee Port EF to Boom Rest / Fill Pump Manifold Port PI	1
30	1/2" Black	1050mm	T205-0808	T202-0808	Priority Valve and Hydraulic Pressure Relief Manifold Port T to Return Manifold	1
31	1/2" Black	440mm	T205-0808	T202-0808	Boom Rest / Fill Pump Manifold Port T to Return Manifold	1

Continued over page

Hydraulics - Hose List

HOSE NO.	HOSE SIZE	LENGTH	END FITTING 1	END FITTING 2	DESCRIPTION	QTY.
32	1/2" Black	1260mm	T205-0808	T202-0808	Hydraulic Piston Pump Case Drain TEE to Oil Tank Drain TEE	1
33	1/2" Black	7820mm	T202-808	T202-0808	Priority Valve Port EF TEE to Rear Hydraulic Manifold Port P	1
34	1/2" Black	3150mm	T227-0808	T202-0808	Boom Lockout Manifold Port P to Rear Hydraulic Manifold Port LI	1
35	1/2" Black	1410mm	T205-0808	T202-0808	Boom Rest / Fill Pump Manifold Port A3 to Fill Pump Port A	1
36	1/2" Black	1270mm	T205-0808	T202-0808	Boom Rest / Fill Pump Manifold Port B3 to Fill Pump Port B	1
37	1/2" Black	1600mm	T202-0808	T202-0808	Boom Lockout Manifold to Paralift Cylinder	2
38	1/2" Black	2680mm	T226-0808	T202-0808	22 cc Gear Pump Pressure to Brake/Fan Manifold Port P	1
39	1/2" Black	2850mm	T205-0808	T202-0808	Brake/Fan Manifold Port FP to Fan Motor Pressure	1
40	1/2" Black	2750mm	T205-0808	T202-0808	Brake/Fan Manifold Port FR to Fan Motor Return	1
42	1/2" Black	2760mm	T205-0808	T205-0808	Pump Speed control Port REG to 80cc Hydraulic spray pump motor	1
51	1/2" Black	555mm	T205-0808	T202-0808	Hydraulic, Hose, Assembly, Sump Drain, Engine	1
52	1/2" Black	2050mm	T227-0808	T202-0808	Hydraulic Oil Tank Drain	1
41	3/4" Black	560mm	T205-1212	T202-1212	Brake/Fan Manifold Port RM to Return Manifold	1
43	3/4" Black	3200mm	T205-1212	T202-1212	Pump Speed Control Manifold Port T TEE to Return Filter	1
44	3/4" Black	930mm	T717-1216	T202-1212	Hydraulic Piston Pump to Priority Valve Pressure	1
45	3/4" Black	7570mm	T202-1212	T202-1212	Rear Hydraulic Manifold Port T to Return Manifold	1
59	3/4" Black	2670mm	T205-1212	T202-1212	Pump Speed Control Manifold Port T TEE to 80cc Hydraulic spray pump motor	1
60	3/4" Black	2960mm	T226-1212	T202-1212	32 cc Gear Pump Pressure to Pump Speed Control Manifold Port P	1

Continued over page

Hydraulics - Hose List

HOSE NO.	HOSE SIZE	LENGTH	END FITTING 1	END FITTING 2	DESCRIPTION	QTY.
46	1" Black	2180mm	T202-1616	T227-1616	Transmission To Combi Cooler LH	1
47	1" Black	2000mm	T202-1616	T227-1616	Transmission To Combi Cooler RH	1
48	1" Black	2540mm	T202-1616	T227-1616	Hydraulic Oil Cooler to Return Filter	1
50	1" Black	710mm	T205-1616	T202-1616	Return Manifold to Hydraulic Oil Cooler	1
61	1" Black	565mm	T205-1616	T205-1616	22cc Gear Pump suction to Oil tank front Port	1
62	1" Black	575mm	T205-1616	T205-1616	32cc Gear Pump suction to Oil tank Middle Port	1
54	2" Black	800mm	2" BSPP 90	2" Code 61 90	Pump Suction Hose	1
64	1/4" Black	300mm	T202-0404	T202-0404	Double Pilot Check Valve Link Hose	2
65	1/4" Black	705mm	T205-0404	T202-0404	Spool Port A to Double Pilot Check Valve Port V1	1
66	1/4" Black	735mm	T205-0404	T202-0404	Spool Port B to Double Pilot Check Valve Port V2	1
67	1/4" Black	330mm	T205-0404	T205-0404	Double Pilot Check Valve Port C2 to Main Fold Flow Divider Port 3	1
68	1/4" Black	2040mm	T205-0404	T202-0404	Double Pilot Check Valve Port C1 to LH Inside Cylinder Base End	1
69	1/4" Black	2225mm	T205-0404	T202-0404	Double Pilot Check Valve Port C1 to RH Inside Cylinder Base End	1
70	1/4" Black	2960mm	T205-0404	T202-0404	Double Pilot Check Valve Port C2 to LH Inside Cylinder Rod End	1
71	1/4" Black	2640mm	T205-0404	T202-0404	Double Pilot Check Valve Port C2 to RH Inside Cylinder Rod End	1
72	1/4" Black	3525mm	T205-0404	T202-0404	Double Pilot Check Valve Port C1 to RH Outside Cylinder Rod End	1
73	1/4" Black	3345mm	T205-0404	T202-0404	Double Pilot Check Valve Port C1 to LH Outside Cylinder Rod End	1
74	1/4" Black	2880mm	T202-0404	T202-0404	Main Fold Flow Divider Port 4 to LH Outside Cylinder Base End	1

Continued over page

Hydraulics - Hose List

HOSE NO.	HOSE SIZE	LENGTH	END FITTING 1	END FITTING 2	DESCRIPTION	QTY.
168	1/4" Black	440mm	T202-0404	T202-0404	Spool Block B , Flow Divider 3, Fold Cylinder	1
76	1/4" Black	720mm	T205-0404	T202-0404	Spool Port B to Tee for Bifold	1
77	1/4" Black	470mm	T227-0404	T202-0404	Spool Port A to Bifold Flow Divider Port 3	1
78	3/8" Black	1480mm	T207-0609	T204-0609	Spool Port A to LH Tilt Cylinder Rod End	1
79	3/8" Black	1140mm	T204-0609	T204-0609	Spool Port B to LH Tilt Cylinder Base End	1
80	3/8" Black	1400mm	T207-0609	T204-0609	Spool Port A to RH Tilt Cylinder Rod End	1
81	3/8" Black	1030mm	T204-0609	T204-0609	Spool Port B to RH Tilt Cylinder Base End	1
82	1/4" Black	1500mm	T227-0404	T202-0404	Pressure Reducing Valve to Yaw Ball Valve Assembly	1
83	1/4" Black	555mm	T227-0404	T202-0404	Yaw Ball Valve Assembly to LH Yaw Cylinder Rod End	1
84	1/4" Black	785mm	T227-0404	T202-0404	Yaw Ball Valve Assembly to LH Yaw Cylinder Base End	1
85	1/4" Black	1680mm	T205-0404	T202-0404	Yaw Cylinder Crossover LH Base to RH Rod	1
86	1/4" Black	1680mm	T205-0404	T202-0404	Yaw Cylinder Crossover LH Rod to RH Base	1
87	1/2" Black	1140mm	T205-0808	T202-0808	Yaw Cylinder to LH Accumulator	1
88	1/2" Black	560mm	T205-0808	T202-0808	Yaw Cylinder to RH Accumulator	1
89	1/2" Black	830mm	T205-0808	T202-0808	Pressure from Spool Block Tee to Yaw Pressure Reducing Valve STD	1
89a	1/2" Black	780mm	T205-0808	T202-0808	Pressure from Spool Block Tee to Yaw Pressure Reducing Valve Norac	1
90	1/2" Black	720mm	T205-0808	T202-0808	Yaw Pressure Reducing Valve to Tee on Spool Block Tank Line	1
92	1/4" Black	1170mm	T205-0404	T202-0404	Spool block A cylinder centre port	1
93	1/4" Black	1250mm	T202-0404	T202-0404	Spool block B cylinder rod end	1
94	1/4" Black	225mm	T205-0404	T202-0404	Hose link	1

Continued over page

Hydraulics - Hose List

HOSE NO.	HOSE SIZE	LENGTH	END FITTING 1	END FITTING 2	DESCRIPTION	QTY.
75	1/4" Black	2925mm	T202-0404	T202-0404	Main Fold Flow Divider Port 2 to RH Outside Cylinder Base End	1
44	1/4" Black	3425mm	T205-0404	T202-0404	Spool Block A, Right Fold Cylinder Rod End	1
45	1/4" Black	3725mm	T205-0404	T202-0404	Spool Block A, Left Fold Cylinder Rod End	1
46	1/4" Black	2870mm	T202-0404	T202-0404	Flow Divider 2, Right Fold Cylinder Base End	1
167	1/4" Black	2885mm	T202-0404	T202-0404	Flow Divider 4, Left Fold Cylinder Base End	1

GA3500164

Valve block, 2 station assembly, Closed centre, Load sense, DT 4 Bolt, Norac

GA3500139

Valve block expansion assembly, DPOC PROP DT 4 bolt, Norac

NORAC BLOCK

ACTIVE WING ROLL

WING ROLL CYLINDER (WRC)

TILT LEFT CYLINDER

TILT RIGHT CYLINDER

LOCK CYLINDER

BI FOLD

TILT RIGHT

TILT LEFT

FOLD

BOOM LIFT

150 Ø1/2"

Ø1/2"

151

165 Ø1/4"

153 Ø3/8"

152

155 Ø3/8"

154

163 Ø3/8"

162

160 Ø3/8"

157

156 Ø3/8"

158 Ø3/8"

159 Ø3/8"

161 Ø3/8"

164 Ø3/8"

165 Ø1/4"

166 Ø1/4"

167 Ø1/4"

168 Ø1/4"

169 Ø1/4"

170 Ø1/4"

171 Ø1/4"

172 Ø1/4"

173 Ø1/4"

174 Ø1/4"

175 Ø1/4"

176 Ø1/4"

177 Ø1/4"

178 Ø1/4"

179 Ø1/4"

180 Ø1/4"

181 Ø1/4"

182 Ø1/4"

183 Ø1/4"

184 Ø1/4"

185 Ø1/4"

186 Ø1/4"

187 Ø1/4"

188 Ø1/4"

189 Ø1/4"

190 Ø1/4"

191 Ø1/4"

192 Ø1/4"

193 Ø1/4"

194 Ø1/4"

195 Ø1/4"

196 Ø1/4"

197 Ø1/4"

198 Ø1/4"

199 Ø1/4"

200 Ø1/4"

201 Ø1/4"

202 Ø1/4"

203 Ø1/4"

204 Ø1/4"

205 Ø1/4"

206 Ø1/4"

207 Ø1/4"

208 Ø1/4"

209 Ø1/4"

210 Ø1/4"

211 Ø1/4"

212 Ø1/4"

213 Ø1/4"

214 Ø1/4"

215 Ø1/4"

216 Ø1/4"

217 Ø1/4"

218 Ø1/4"

219 Ø1/4"

220 Ø1/4"

221 Ø1/4"

222 Ø1/4"

223 Ø1/4"

224 Ø1/4"

225 Ø1/4"

226 Ø1/4"

227 Ø1/4"

228 Ø1/4"

229 Ø1/4"

230 Ø1/4"

231 Ø1/4"

232 Ø1/4"

233 Ø1/4"

234 Ø1/4"

235 Ø1/4"

236 Ø1/4"

237 Ø1/4"

238 Ø1/4"

239 Ø1/4"

240 Ø1/4"

241 Ø1/4"

242 Ø1/4"

243 Ø1/4"

244 Ø1/4"

245 Ø1/4"

246 Ø1/4"

247 Ø1/4"

248 Ø1/4"

249 Ø1/4"

250 Ø1/4"

251 Ø1/4"

252 Ø1/4"

253 Ø1/4"

254 Ø1/4"

255 Ø1/4"

256 Ø1/4"

257 Ø1/4"

258 Ø1/4"

259 Ø1/4"

260 Ø1/4"

261 Ø1/4"

262 Ø1/4"

263 Ø1/4"

264 Ø1/4"

265 Ø1/4"

266 Ø1/4"

267 Ø1/4"

268 Ø1/4"

269 Ø1/4"

270 Ø1/4"

271 Ø1/4"

272 Ø1/4"

273 Ø1/4"

274 Ø1/4"

275 Ø1/4"

276 Ø1/4"

277 Ø1/4"

278 Ø1/4"

279 Ø1/4"

280 Ø1/4"

281 Ø1/4"

282 Ø1/4"

283 Ø1/4"

284 Ø1/4"

285 Ø1/4"

286 Ø1/4"

287 Ø1/4"

288 Ø1/4"

289 Ø1/4"

290 Ø1/4"

291 Ø1/4"

292 Ø1/4"

293 Ø1/4"

294 Ø1/4"

295 Ø1/4"

296 Ø1/4"

297 Ø1/4"

298 Ø1/4"

299 Ø1/4"

300 Ø1/4"

301 Ø1/4"

302 Ø1/4"

303 Ø1/4"

304 Ø1/4"

305 Ø1/4"

306 Ø1/4"

307 Ø1/4"

308 Ø1/4"

309 Ø1/4"

310 Ø1/4"

311 Ø1/4"

312 Ø1/4"

313 Ø1/4"

314 Ø1/4"

315 Ø1/4"

316 Ø1/4"

317 Ø1/4"

318 Ø1/4"

319 Ø1/4"

320 Ø1/4"

321 Ø1/4"

322 Ø1/4"

323 Ø1/4"

324 Ø1/4"

325 Ø1/4"

326 Ø1/4"

327 Ø1/4"

328 Ø1/4"

329 Ø1/4"

330 Ø1/4"

331 Ø1/4"

332 Ø1/4"

333 Ø1/4"

334 Ø1/4"

335 Ø1/4"

336 Ø1/4"

337 Ø1/4"

338 Ø1/4"

339 Ø1/4"

340 Ø1/4"

341 Ø1/4"

342 Ø1/4"

343 Ø1/4"

344 Ø1/4"

345 Ø1/4"

346 Ø1/4"

347 Ø1/4"

348 Ø1/4"

349 Ø1/4"

350 Ø1/4"

351 Ø1/4"

352 Ø1/4"

353 Ø1/4"

354 Ø1/4"

355 Ø1/4"

356 Ø1/4"

357 Ø1/4"

358 Ø1/4"

359 Ø1/4"

360 Ø1/4"

361 Ø1/4"

362 Ø1/4"

363 Ø1/4"

364 Ø1/4"

365 Ø1/4"

366 Ø1/4"

367 Ø1/4"

368 Ø1/4"

369 Ø1/4"

370 Ø1/4"

371 Ø1/4"

372 Ø1/4"

373 Ø1/4"

374 Ø1/4"

375 Ø1/4"

376 Ø1/4"

377 Ø1/4"

378 Ø1/4"

379 Ø1/4"

380 Ø1/4"

381 Ø1/4"

382 Ø1/4"

383 Ø1/4"

384 Ø1/4"

385 Ø1/4"

386 Ø1/4"

387 Ø1/4"

388 Ø1/4"

389 Ø1/4"

390 Ø1/4"

391 Ø1/4"

392 Ø1/4"

393 Ø1/4"

394 Ø1/4"

395 Ø1/4"

396 Ø1/4"

397 Ø1/4"

398 Ø1/4"

399 Ø1/4"

400 Ø1/4"

401 Ø1/4"

402 Ø1/4"

403 Ø1/4"

404 Ø1/4"

405 Ø1/4"

406 Ø1/4"

407 Ø1/4"

408 Ø1/4"

409 Ø1/4"

410 Ø1/4"

411 Ø1/4"

412 Ø1/4"

413 Ø1/4"

414 Ø1/4"

415 Ø1/4"

416 Ø1/4"

417 Ø1/4"

418 Ø1/4"

419 Ø1/4"

420 Ø1/4"

421 Ø1/4"

422 Ø1/4"

423 Ø1/4"

424 Ø1/4"

425 Ø1/4"

426 Ø1/4"

427 Ø1/4"

428 Ø1/4"

429 Ø1/4"

430 Ø1/4"

431 Ø1/4"

432 Ø1/4"

433 Ø1/4"

434 Ø1/4"

















435 Ø1/4"

436 Ø1/4"

437 Ø1/4"












438 Ø1/4"</

Norac - Active Wing Roll - Hose List

NORAC	HOSE SIZE	DESCRIPTION	ORIENTATION	QTY	Hose P/No.	TIE
150	1/2" HOSE	Pressure to Norac block		1	GA3500445.	1R
151	1/2" HOSE	Tank to Norac block		1	GA3500446	2R
152	3/8" HOSE	Tilt cylinder LH rod end		1	GA3500447	1Y
153	3/8" HOSE	Tilt cylinder LH base end		1	GA3500448.	2Y
154	3/8" HOSE	Tilt cylinder RH rod end		1	GA3500449	1B
155	3/8" HOSE	Tilt cylinder RH base end		1	GA3500450	2B
156	3/8" HOSE	Norac block (1B) to Spool Block LH A		1	GA3500451	1B+1R
157	3/8" HOSE	Norac block (1A) to Spool Block LH B		1	GA3500452	1B+2R
158	3/8" HOSE	Norac block (2B) to Spool Block RH A		1	GA3500453	1Y+1R
159	3/8" HOSE	Norac block (2A) to Spool Block RH B		1	GA3500454	1Y+2R
160	3/8" HOSE	Tilt cylinder base link		1	GA3500455	1B+2R
161	3/8" HOSE	Norac block (3B) to top of WRC 2		1	GA3500456	1Y+1B
162	3/8" HOSE	Norac block (3A) to top of WRC 1		1	GA3500457	1Y+2B
163	3/8" HOSE	Left end WRC to Left A		1	GA3500458	2Y+1B
164	3/8" HOSE	Right end WRC to Right A		1	GA3500594	2Y+2B
165	1/4" HOSE	Rear Hydraulic Manifold to Norac Load Sense Manifold		1	GA3500460	

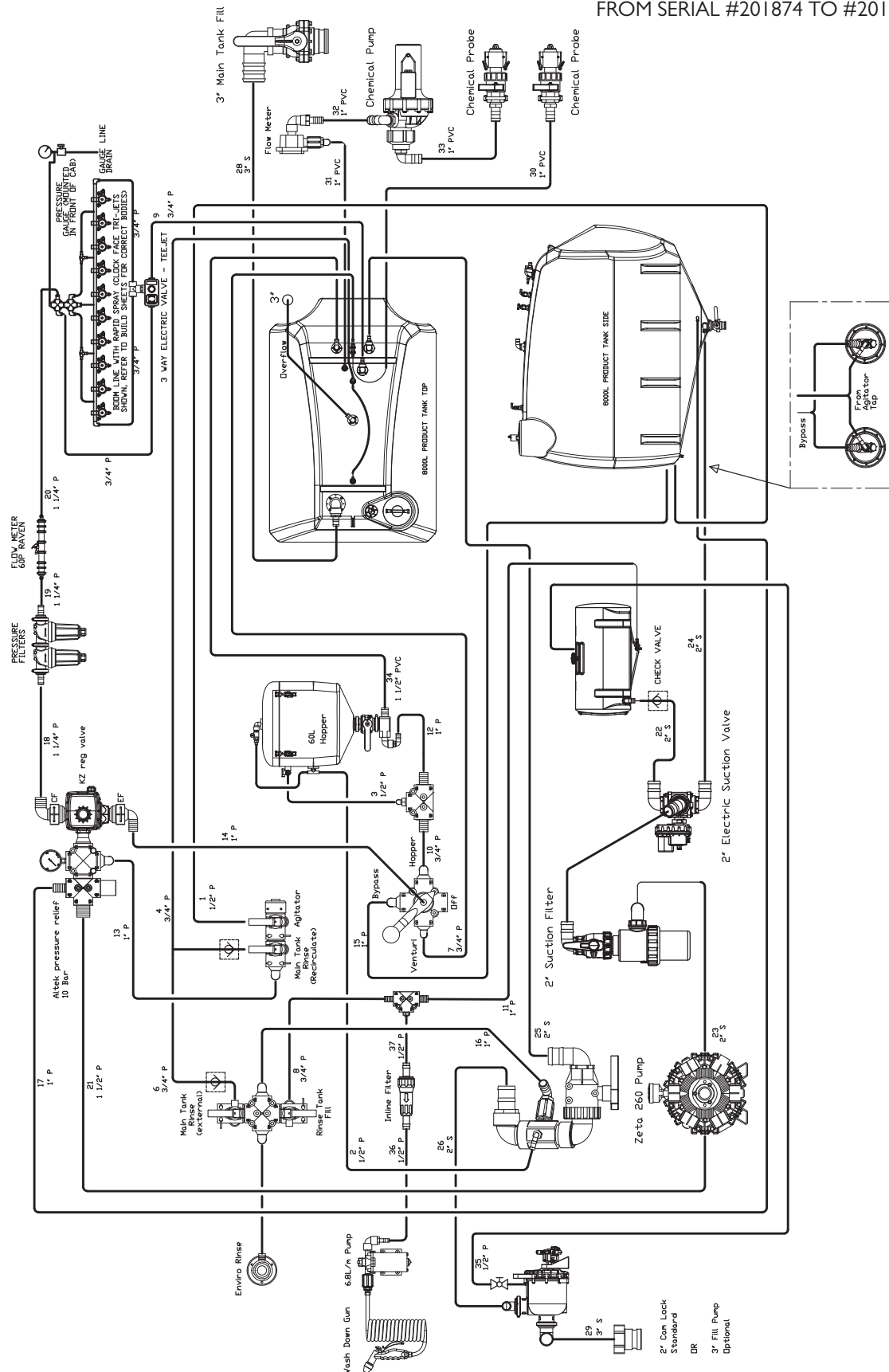
[illegible]

Norac - Passive Wing Roll - Hose List

NORAC	HOSE SIZE	DESCRIPTION	ORIENTATION	QTY	Hose P/No.	TIE
150	1/2" HOSE	Pressure to Norac block		1	GA3500445.	1R
151	1/2" HOSE	Tank to Norac block		1	GA3500446	2R
152	3/8" HOSE	Tilt cylinder LH rod end		1	GA3500447	1Y
153	3/8" HOSE	Tilt cylinder LH base end		1	GA3500448.	2Y
154	3/8" HOSE	Tilt cylinder RH rod end		1	GA3500449	1B
155	3/8" HOSE	Tilt cylinder RH base end		1	GA3500450	2B
156	3/8" HOSE	Norac block (1B) to Spool Block LH A		1	GA3500451	1B+1R
157	3/8" HOSE	Norac block (1A) to Spool Block LH B		1	GA3500452	1B+2R
158	3/8" HOSE	Norac block (2B) to Spool Block RH A		1	GA3500453	1Y+1R
159	3/8" HOSE	Norac block (2A) to Spool Block RH B		1	GA3500454	1Y+2R
165	1/4" HOSE	Rear Hydraulic Manifold to Norac Load Sense Manifold		1	GA3500460	

Plumbing - Schematic

FROM SERIAL #201874 TO #201951



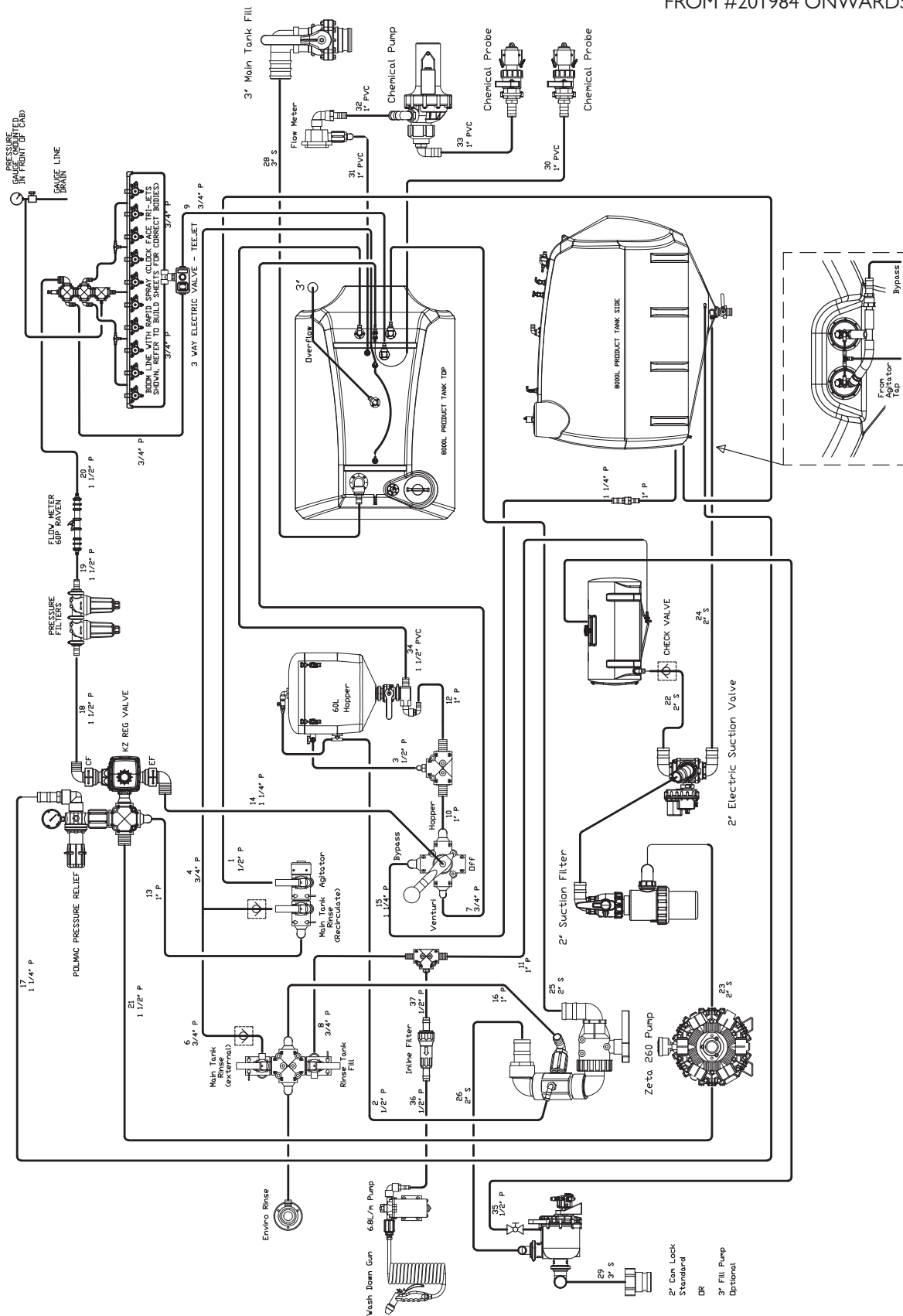
Plumbing - Hose List

FROM SERIAL #201874 TO #201951

HOSE NO.	HOSE SIZE	DESCRIPTION	LENGTH(mm)
1	1/2" Pressure	Manifold to Agitator	1500
2	1/2" Pressure	Hopper Rinse	5500
3	1/2" Pressure	Tee to Hopper	6000
4	3/4" Pressure	Manifold to Rinse Nozzles	7000
5	3/4" Pressure	Between Rinse Nozzles	1900
6	3/4" Pressure	Between Tank Rinse Check Valves	130
7	3/4" Pressure	Rotary Manifold to Venturi	6500
8	3/4" Pressure	Fresh Water Fill to Altek Cross	120
9	3/4" Pressure	Boom Recirc Valve To Tank	7300
10	3/4" Pressure	Rotary Valve to Hopper Tee	120
11	1" Pressure	Altek Cross to Rinse Tank	3000
12	1" Pressure	Hopper to Pod	4800
13	1" Pressure	Regulator Cross to Small Manifold	3200
14	1" Pressure	EF Port to Back of Rotary Valve	3100
15	1" Pressure	Rotary Valve to Agitator	1500
16	1" Pressure	Fill Manifold to Fill Tee	300
17	1" Pressure	Relief Valve to Tank	1000
18	1 1/4" Pressure	Regulator Valve CF to Filters	890
19	1 1/4" Pressure	Filters to Flow Meter	5200
20	1 1/4" Pressure	Flow Meter to Boom	950
21	1 1/2" Pressure	Pump Delivery	780
22	2" Suction	Rinse Tank to 3 Way Valve	3000
23	2" Suction	Pump to Suction Filter	510
24	2" Suction	Main Tank to 3 Way Valve	1400
25	2" Suction	Main Fill	6300
26-1	2" Suction	Cam Lock Fill to 2 Way Valve ASM	0
26-2	2" Suction	Fill Pump to 2 Way Valve ASM	700
27	3" PVC	Tank Overflow	4000
28-1	3" Suction	3" Direct Fill - Front	0
28-1	3" Suction	3" Direct Fill - Side	3500
29	3" Suction	Fill Pump Suction	580
30	1" PVC	Venturi to Chem Probe	7300
31	1" PVC	Chemical Flow Meter to Tank	7000
32	1" PVC	Chem Pump to Flow Meter	0
33	1" PVC	Chem Pump to Chem Probe	0
34	1 1/2" PVC	Hopper to Tank	6000
35	1/2" Pressure	Fill Pump Prime	-
36	1/2" Pressure	Tee to Inline Filter For Wash Down Gun	-
37	1/2" Pressure	Filter to Wash Down Gun Pump	-

Plumbing - Schematic

FROM #201984 ONWARDS




Plumbing - Hose List

FROM #201984 ONWARDS

HOSE NO.	HOSE SIZE	DESCRIPTION	LENGTH(mm)
1	1/2" Pressure	Manifold to Agitator	1500
2	1/2" Pressure	Hopper Rinse	5500
3	1/2" Pressure	Tee to Hopper	6000
4	3/4" Pressure	Manifold to Rinse Nozzles	7000
5	3/4" Pressure	Between Rinse Nozzles	1900
6	3/4" Pressure	Between Tank Rinse Check Valves	130
7	3/4" Pressure	Rotary Manifold to Venturi	6500
8	3/4" Pressure	Fresh Water Fill to Altek Cross	120
9	3/4" Pressure	Boom Recirc Valve To Tank	7300
10	1" Pressure	Rotary Valve to Hopper Tee	120
11	1" Pressure	Altek Cross to Rinse Tank	3000
12	1" Pressure	Hopper to Pod	4800
13	1" Pressure	Regulator Cross to Small Manifold	3200
14	1 1/4" Pressure	EF Port to Back of Rotary Valve	3100
15	1 1/4" Pressure	Rotary Valve to Agitator	1500
16	1" Pressure	Fill Manifold to Fill Tee	300
17	1 1/4" Pressure	Relief Valve to Tank	1000
18	1 1/2" Pressure	Regulator Valve CF to Filters	890
19	1 1/2" Pressure	Filters to Flow Meter	5200
20	1 1/2" Pressure	Flow Meter to Boom	950
21	1 1/2" Pressure	Pump Delivery	780
22	2" Suction	Rinse Tank to 3 Way Valve	3000
23	2" Suction	Pump to Suction Filter	510
24	2" Suction	Main Tank to 3 Way Valve	1400
25	2" Suction	Main Fill	6300
26-1	2" Suction	Cam Lock Fill to 2 Way Valve ASM	0
26-2	2" Suction	Fill Pump to 2 Way Valve ASM	700
27	3" PVC	Tank Overflow	4000
28-1	3" Suction	3" Direct Fill - Front	0
28-1	3" Suction	3" Direct Fill - Side	3500
29	3" Suction	Fill Pump Suction	580
30	1" PVC	Venturi to Chem Probe	7300
31	1" PVC	Chemical Flow Meter to Tank	7000
32	1" PVC	Chem Pump to Flow Meter	0
33	1" PVC	Chem Pump to Chem Probe	0
34	1 1/2" PVC	Hopper to Tank	6000
35	1/2" Pressure	Fill Pump Prime	-
36	1/2" Pressure	Tee to Inline Filter For Wash Down Gun	-
37	1/2" Pressure	Filter to Wash Down Gun Pump	-

DECALS

Decals - Base Kit



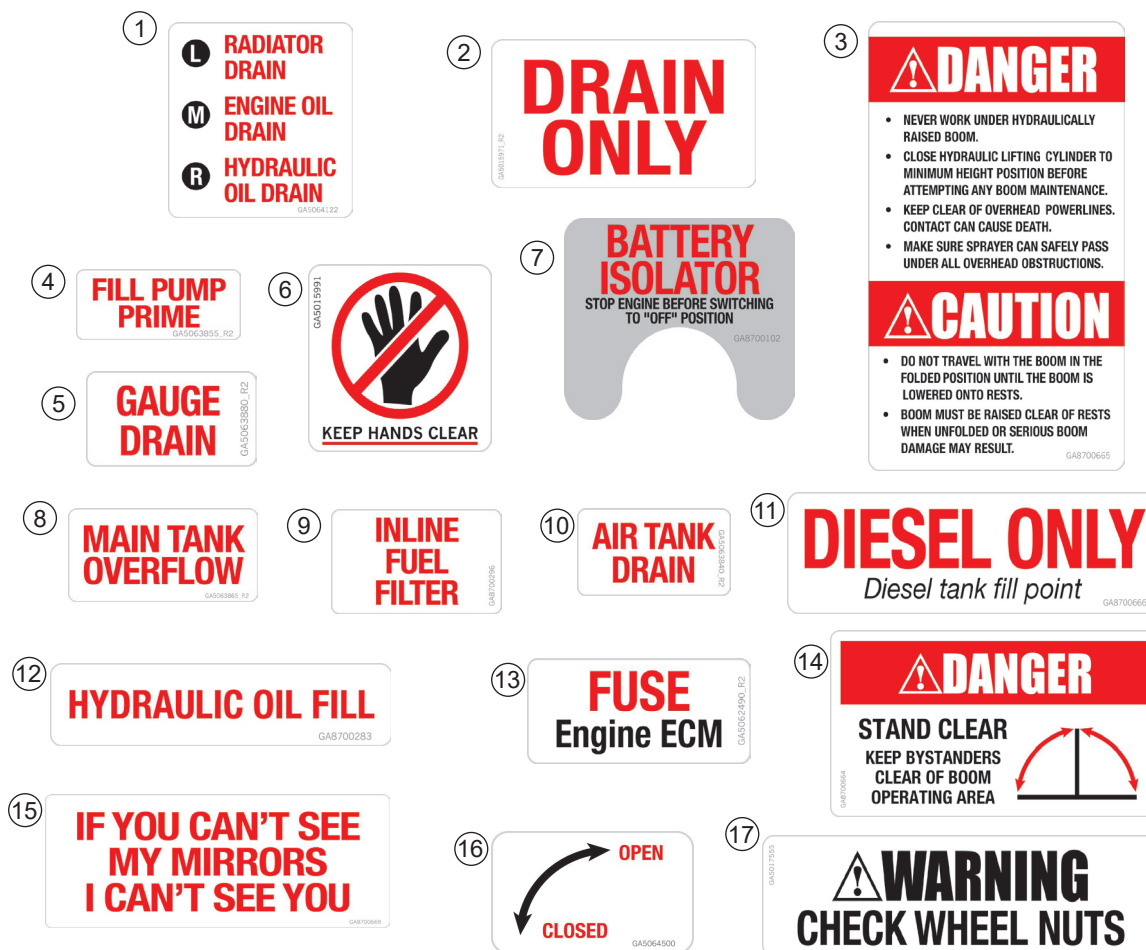
PART NUMBER	DESCRIPTION
GA8700824	Decal, Base Kit G8 Sprayer

Decals - Base Kit



ITEM NO.	PART NUMBER	DESCRIPTION	QTY.
1	GA5063876	Warning - Keep clear when folding booms	2
2	GA5063995	Warning - Welding procedure	1
3	GA8700889	Decal, Induction hopper warning, Arm	1
4	GA8700871	Caution hot exhaust	2
5	GA5065170	Do not fill past this point	1
6	GA8700353	Warning - Tank Capacity 8000L	1
7	GA8700670	Chain point	4
8	GA5064160	Warning - Do not use ether	1
9	GA5060510	Tow bar load limits	1
10	GA8700890	Decal, Induction hopper warning, Catch release, SP	1
11	GA5063370	Warning nozzle	2
12	GA222	Grease point	3
13	GA8700891	Decal, platform ladder warning	1

Decals - Base Kit



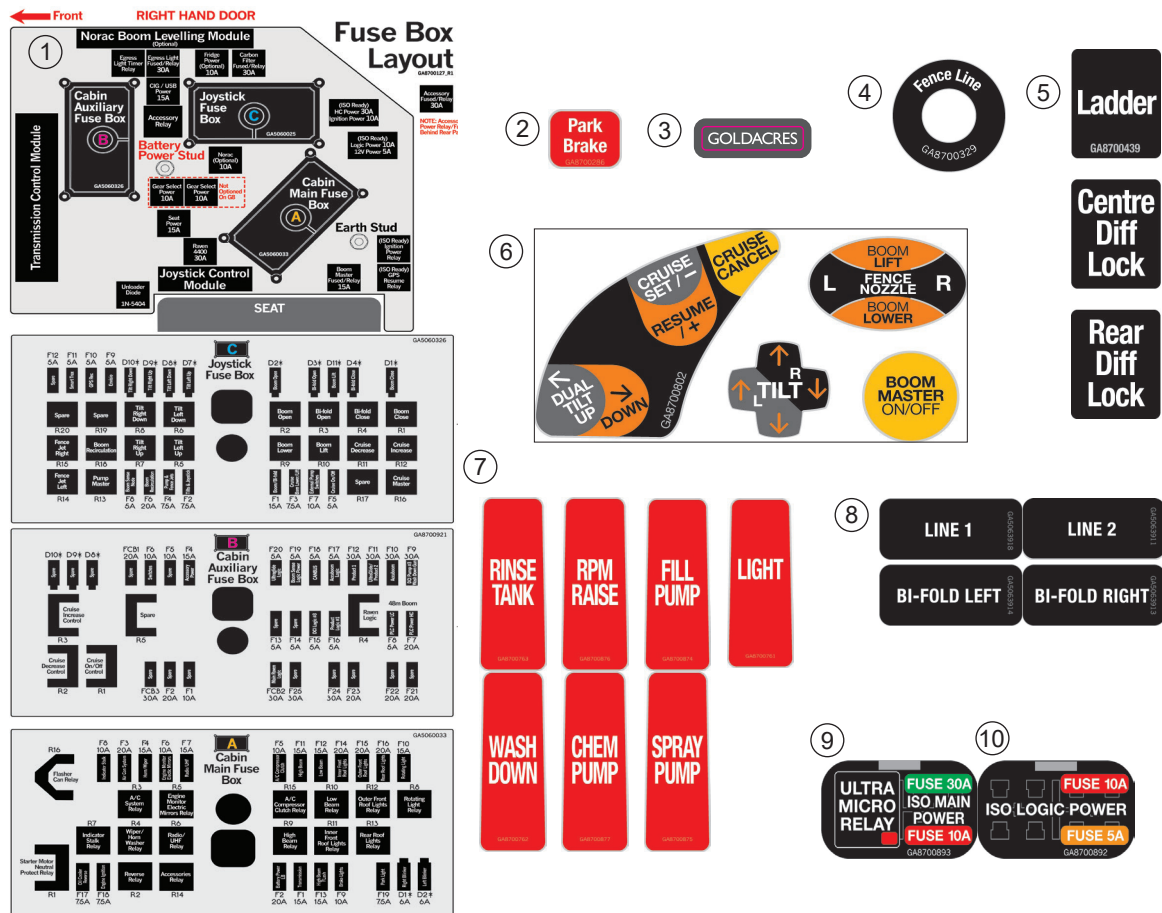
ITEM NO.	PART NUMBER	DESCRIPTION	QTY.
1	GA5064122	Radiator drain / Engine oil drain / Hydraulic oil drain	1
2	GA5015971	Drain only	2
3	GA8700665	Danger / Caution	1
4	GA5063855	Fill pump prime	1
5	GA5063880	Gauge drain	2
6	GA5015991	Keep hands clear	24
7	GA8700102	Battery isolator	1
8	GA5063865	Main Tank Overflow	1
9	GA8700296	Inline fuel filter	1
10	GA5063840	Air tank drain	2
11	GA8700666	Diesel only	2
12	GA8700283	Hydraulic oil fill	1
13	GA5062490	Fuse - Engine ECM	1
14	GA8700664	Danger - Stand clear boom	2
15	GA8700669	If you can't see my mirrors	2
16	GA5064500	Open / Closed	2
17	GA5017555	Warning - Check wheel nuts	4

Decals - Base Kit



ITEM NO.	PART NUMBER	DESCRIPTION	QTY.
1	GA8700361	Suction Filter	1
2	GA8700760	EZ control station - Upper section	1
3	GA5064166	3D Breakaway adjustment - Left / Right	2
4	GA5063878	Keep me oiled	2
5	GA5063895	Goldacres - Cabin exterior rear	1
6	GA8700759	EZ control station - Lower section	1
7	GA8700003	Super flow	1
8	GA5068330	50 km/h	1
9	GA5063885	Goldacres - Cabin exterior front	1
10	GA5064605	Pneumatic Manifold	1
11	GA8700668	Spray pump 2 / Light	1

Decals - Base Kit



ITEM NO.	PART NUMBER	DESCRIPTION	QTY.
1	GA8700127	Fuse box layout	1
2	GA8700286	Park brake	1
3	-	Goldacres	1
4	GA8700329	Fence line LED	1
5	GA8700439	Ladder / Centre Diff Lock / Rear Diff Lock	1
6	GA8700802	Decal Kit, G Motion joystick	1
7	GA8700874	Fill Pump	1
	GA8700875	Spray Pump	1
	GA8700876	RPM Raise	1
	GA8700877	Chem Pump	1
	GA8700761	Light	1
	GA8700762	Wash Down	1
	GA8700763	Rinse Tank	1
8	GA5063918	Line 1	1
	GA5063911	Line 2	1
	GA5063914	Bi-fold Left	1
	GA5063913	Bi-fold Right	1
9	GA8700893	Decal, ISO Main Power	1
10	GA8700892	Decal, ISO Logic Power	1

Decals - Base Kit

① **JOHN DEERE JOHN DEERE**
10 AMP 10 AMP
GA8700288

② **DRIVER PRESENCE DRIVER PRESENCE**
GA8700292

③ **RAVEN 4400 RAVEN 4400**
30 AMP 30 AMP
GA8700290

④ **TRANSFER PUMP TRANSFER PUMP**
25 AMP 25 AMP
GA8700291

⑤ **DRIVER PRESENCE DRIVER PRESENCE**
5 AMP 5 AMP
GA8700289

⑥ **ISO BUS ISO BUS**
10 AMP 10 AMP
GA8700287

⑦ **ISO BUS ISO BUS**
GA8700293

⑧ **MAX SPEED FULLY LOADED IS 25 KM/H**

RECOMMENDED TYRE PRESSURE	
TYRE BRAND	TYRE SIZE
HARVEST	520/85R46 173A8/169D
AGRIMAX	520/85R46 158A8 (20.8 R46)

⑨ **AUTO STEER REMOTE SWITCH**

⑩ **AUTO STEER REMOTE SWITCH**

⑪

⑫

⑬

⑭

⑮ **A Cabin Main Fuse box**
GA8700693

⑯ **B Cabin Auxiliary Fuse box**
GA5060025

⑰ **C Joystick Fuse box**
GA5060326

⑧

⑨

⑩

⑪

⑫

⑬


⑭

⑮

⑯


⑰

Decals - Tank



ITEM NO.	PART NUMBER	DESCRIPTION	QTY.
-	GA8700440	Decal, Tank, 8036, Left and Right	1
-	GA8700333	Decal, Tank, 8042, Left and Right	1

Decals - Bonnet



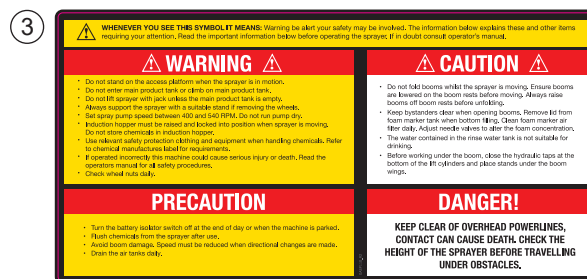

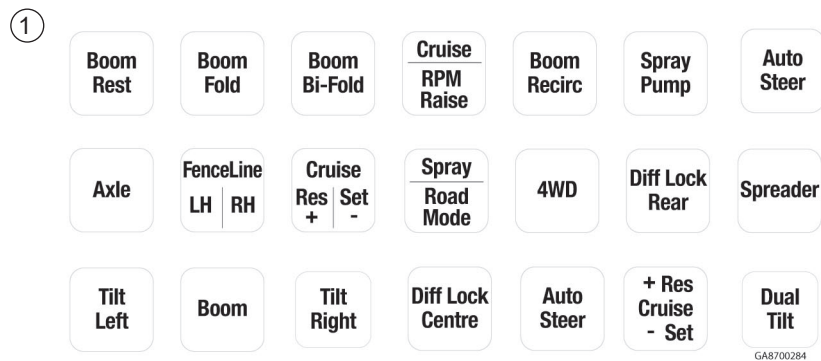
ITEM NO.	PART NUMBER	DESCRIPTION	QTY.
-	GA8700332	Decal, Bonnet G8	1

Decals - Dry Sight Tube

GA8700361 G8 8000L DRY	0	2800	6000
	400	3000	6200
	600	3200	6400
	800	3400	6600
	1000	3600	6800
	1200	4000	7000
	1400	4200	7200
	1600	4400	7400
	1800	4600	7600
	2000	4800	7800
	2200	5000	7900
	2400	5200	
	2600	5400	
		5600	
		5800	

ITEM NO.	PART NUMBER	DESCRIPTION	QTY.
-	GA8700361	Decal, Dry sight tube, 8000L, G8	1

Decals - Cabin & Miscellaneous

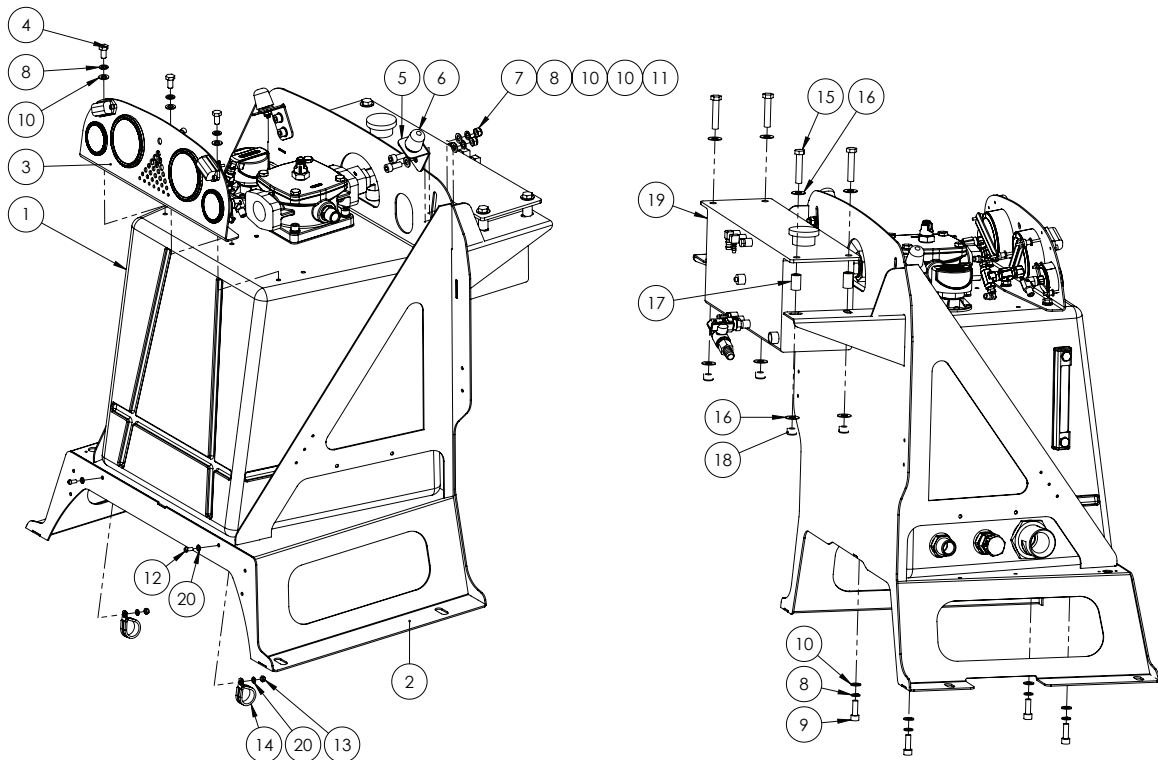


ITEM NO.	PART NUMBER	DESCRIPTION	QTY.
1	GA8700284	Decal, Cabin Control Panel	1
2	GA8700331	Decal, Booms control, 12 Section Switch box	1
3	GA8700356	Warning / Caution / Precaution / Danger	1
4	GA8700852	Decal, Rapid fire air solenoid and air line ID kit	1

Chapter 18

HYDRAULICS

Oil Tank & Frame



ITEM NO.	PART NUMBER	DESCRIPTION	QTY.
1	*	Oil Tank Assembly	1
2	-	Oil Tank Support Frame	1
3	*	Gauge Assembly	1
4	GA5006113	Bolt M10 x 20 GR8.8 ZP	3
5	2352824	Steel Bumper Bracket	2
6	GA5075600	Buffer, Isolator, Suit Claas cabin door and Oil tank frame	2
7	GA5051445	Nut M10 Nyloc SS	4
8	GA5000137	Washer 10mm Spring SS	15
9	GA5020115	SHCS M10 x 30 ZP GR12.9	8
10	GA5000117	Washer 10mm Flat SS HD	19
11	GA5071085	SHCS M10 x 25 GR12.9 ZP	4
12	GA5004050	BHCS M6 x 16 SS GR8.8	2

Continued over page

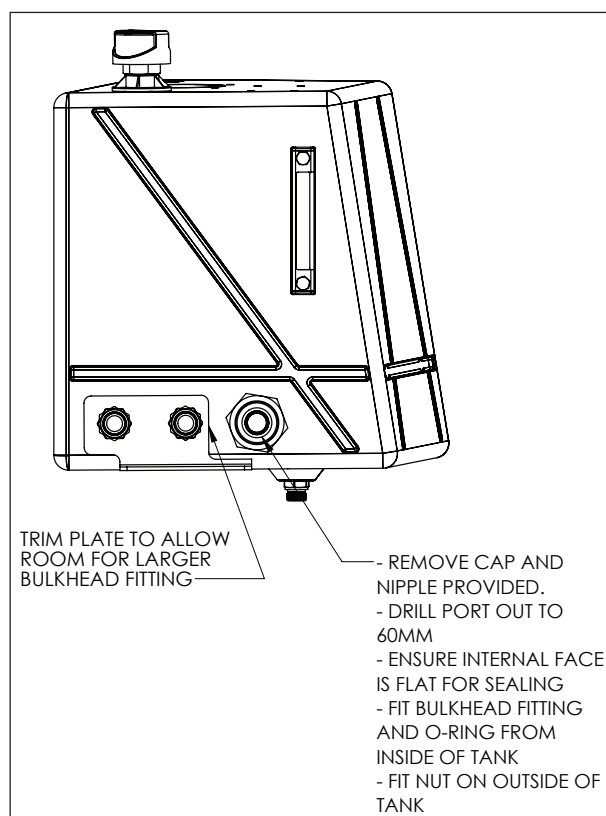
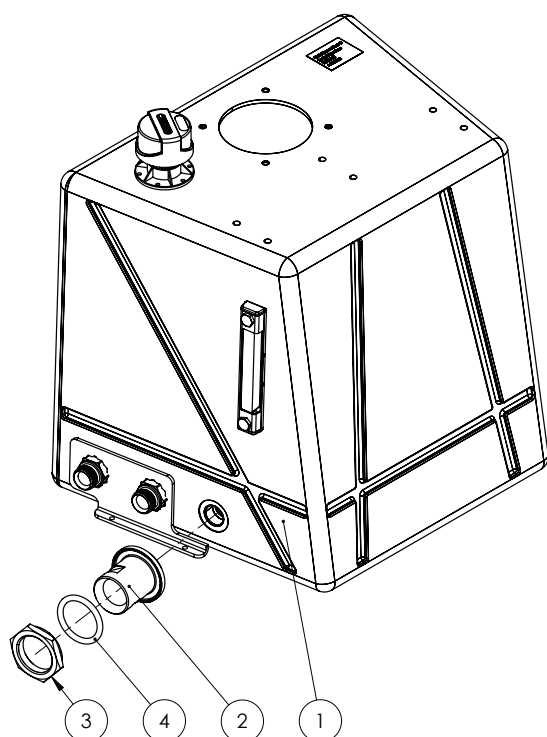
Oil Tank & Frame

ITEM NO.	PART NUMBER	DESCRIPTION	QTY.
13	GA5048115	Nut M6 Nyloc ZP	2
14	GA5048090	Clamp, P, 35mm 56487	2
15	GA5000335	Bolt M12 x 60 GR8.8 ZP	4
16	GA5000577	Washer 12mm Flat SS HD	8
17	GA4552860	Crush tube, 12.5mm ID x 19mm OD x 30mm long	4
18	GA5012461	Nut M12 Nyloc ZP	4
19	~	Header tank Assembly	1
20	GA5004437	Washer 6mm Flat SS	6

* Sub-assembly on following pages

~ See Chapter 20 'Engine & Transmission'

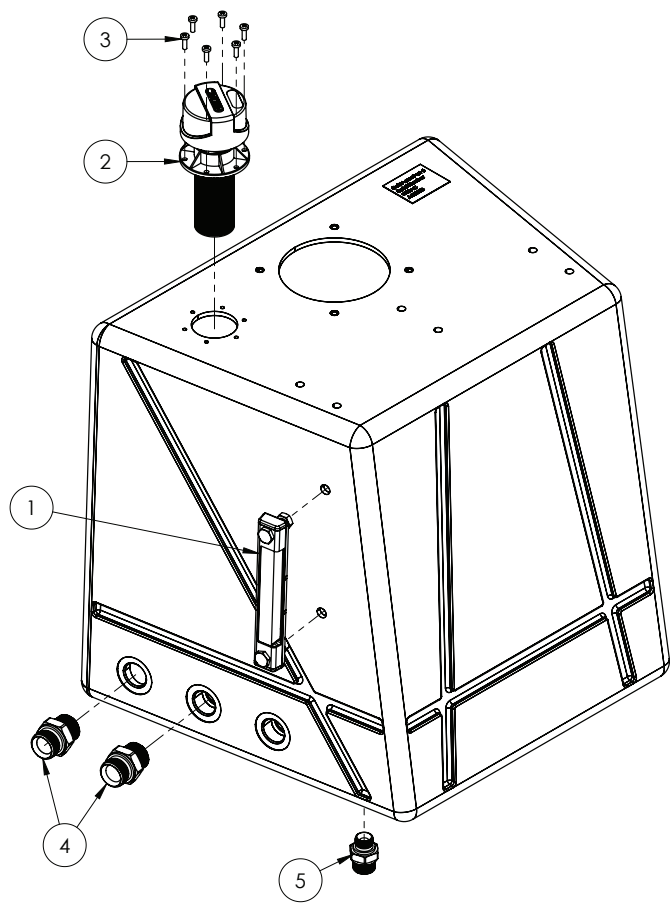
Oil Tank Assembly



ITEM NO.	PART NUMBER	DESCRIPTION	QTY.
-	GA4949130	Oil Tank Complete Replacement Assembly	-
1	GA5072110*	Oil Tank Reservoir Assembly	1
2	GA4550345	Bulkhead, 2" BSPP suit Hydraulic Fitting	1
3	GA4550350	Nut, Bulkhead, 2" BSPP suit Hydraulic Fitting	1
4	GA5072365	O Ring, 60 x 8 mm, Rubber	1

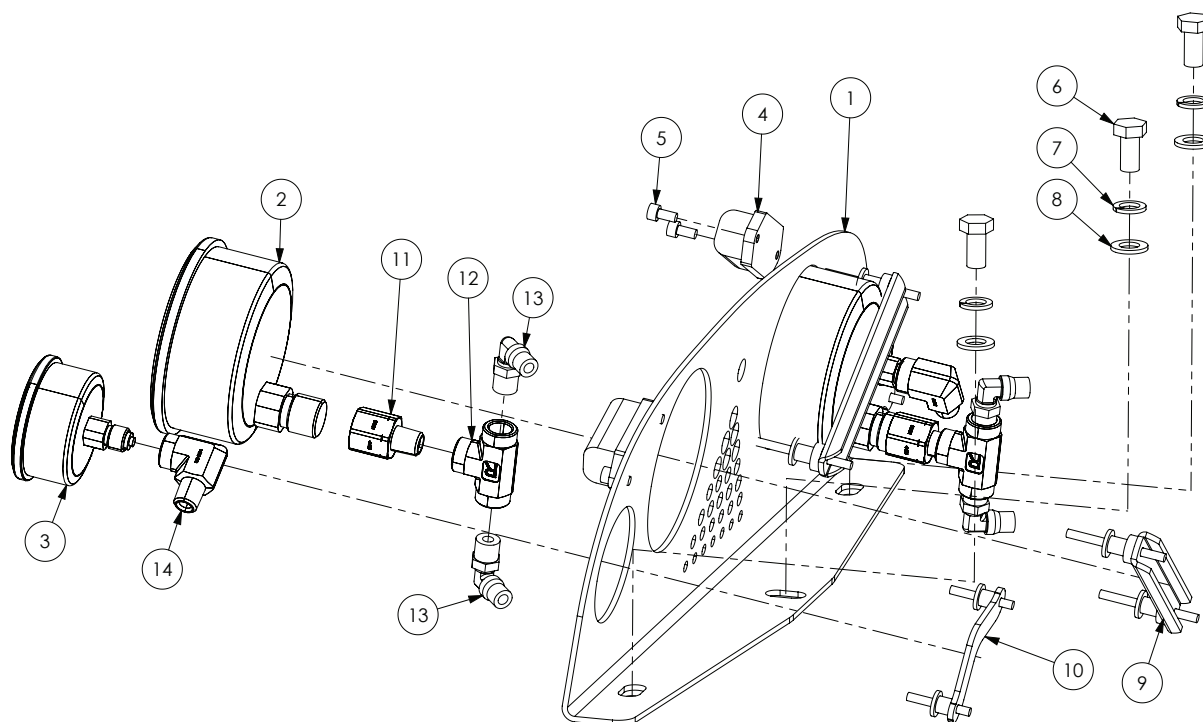
* Sub-assembly on following pages

Oil Tank Reservoir Assembly



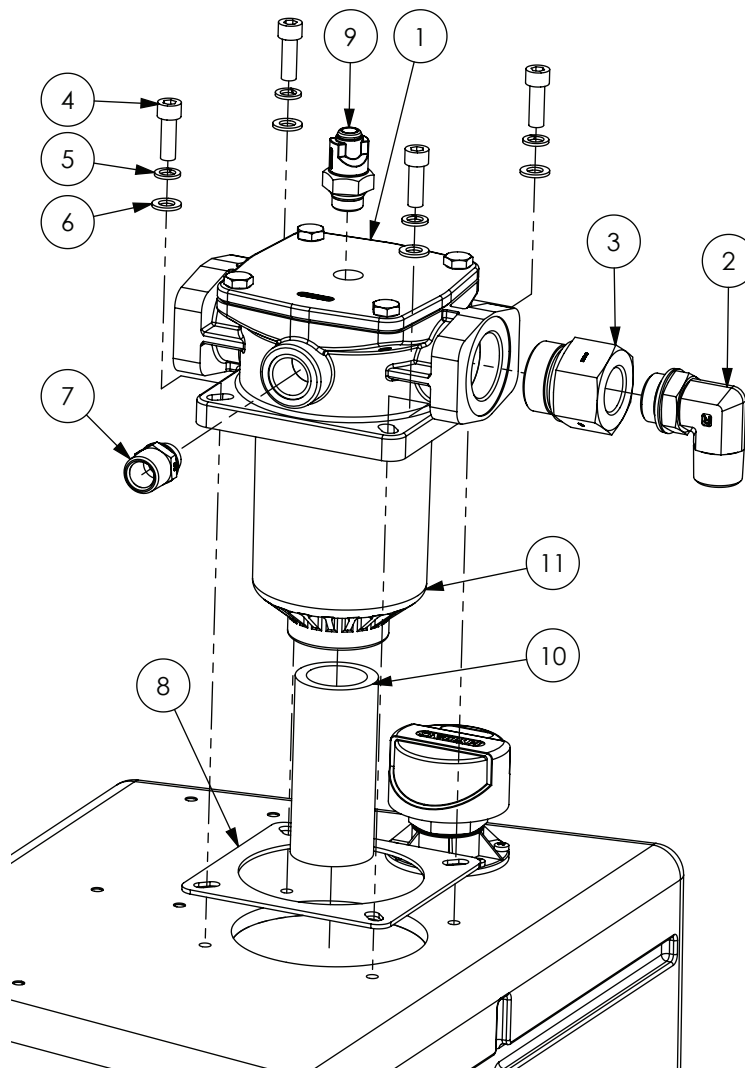
ITEM NO.	PART NUMBER	DESCRIPTION	QTY.
1	GA5075435	Level Gauge, Thermometer, Oil Reservoir	1
2	GA5075450	Breather Cap, Oil Reservoir Filler	1
3	GA5003977	Bolt Pan Head M5 x 16 SS A2-70	6
4	GA5075440	Nipple, 1" BSPT x 1" BSPP O-ring	2
5	GA5075445	Nipple, 3/4" BSPP x 1/2" BSPT	1

Gauge Assembly



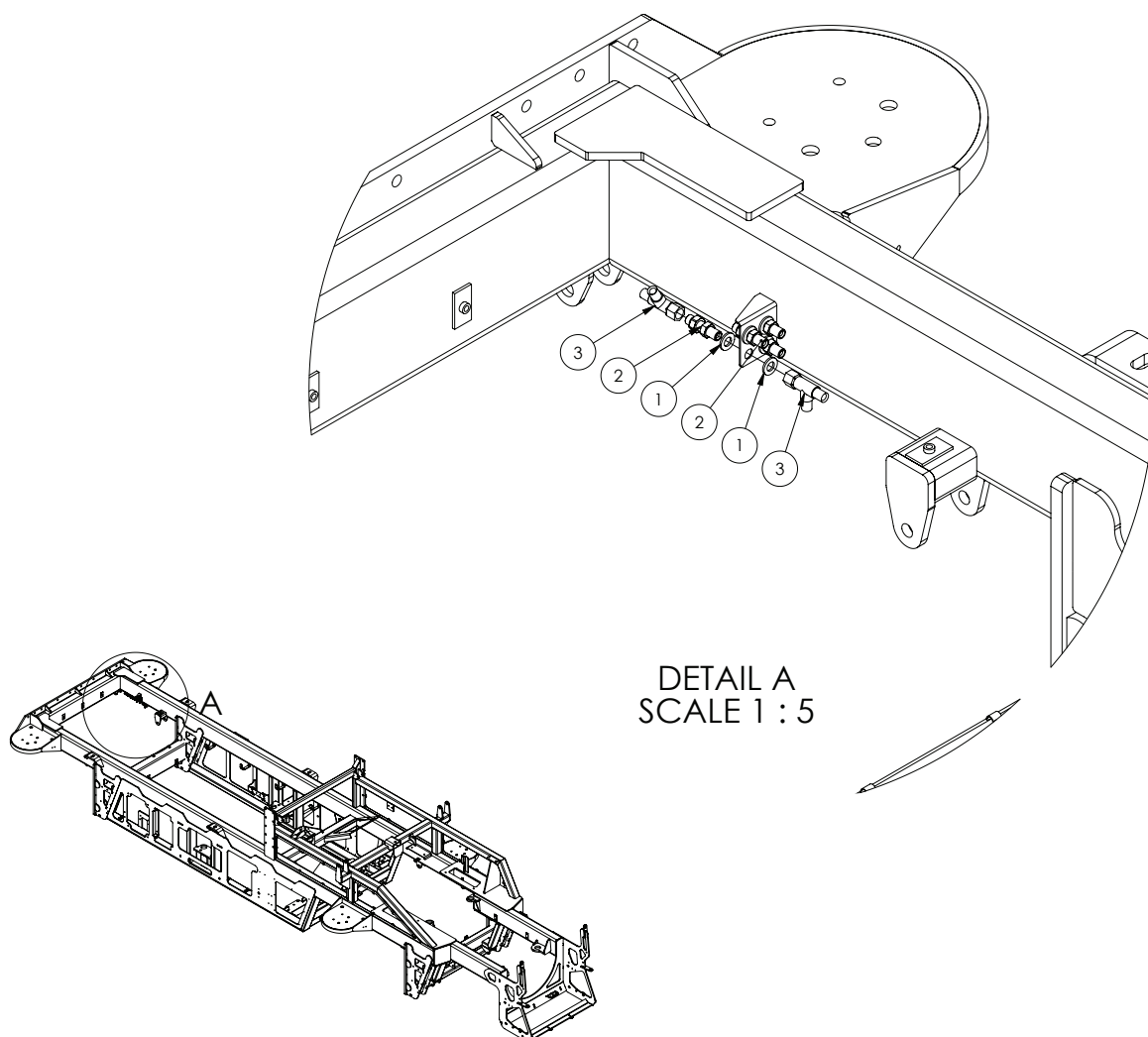
ITEM NO.	PART NUMBER	DESCRIPTION	QTY.
1	-	Steel Gauge Pane	1
2	GA5075420	Gauge, 100mm, 3/8" BSP Rear Port, Large	2
3	GA5075425	Gauge, 63mm, 1/4" BSP Rear Port, Small	2
4	GA5075430	Light, LED, Gauge Light, Oil Reservoir	2
5	GA5069975	SHCS M5 x 10 SS	4
6	GA5006113	Bolt M10 x 20 ZP GR8.8	3
7	GA5000137	Washer 10mm Spring SS	3
8	GA5000117	Washer 10mm Flat SS HD	3
9	GA5075460	Gauge Retainer, Mounting Bracket, 100mm Gauge	2
10	GA5075455	Gauge Retainer, Mounting Bracket, 63mm Gauge	2
11	S72-0406	Hydraulic adaptor, 1/4" BSPT male x 3/8" BSPT female	2
12	GA3500242	Hydraulic adaptor, Tee, 1/4" BSPT female x 1/4" BSPT female x 1/4" BSPT female	2
13	GA5016233	Pneumatic fitting, Elbow, 90 degree, 1/4" BSP male x 6mm push type, Metal	4
14	GA3500209	Hydraulic adaptor, Elbow, 90 degree, 1/4" BSPT male x 1/4" BSPT female	2

Hydraulic Oil Return Filter



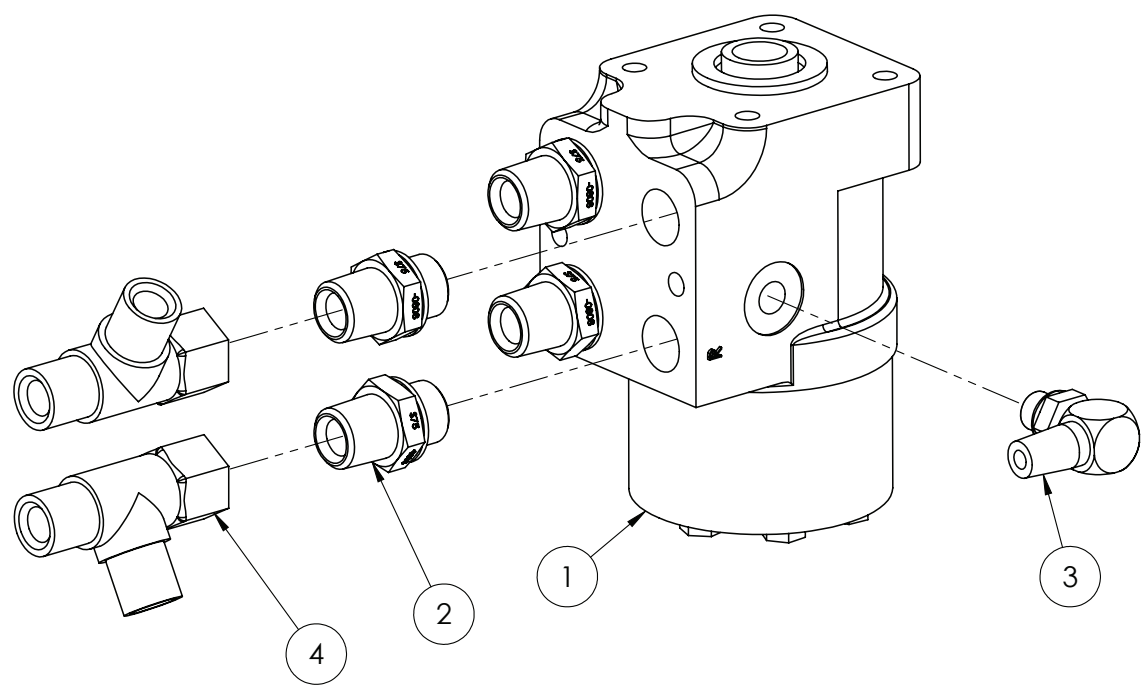
ITEM NO.	PART NUMBER	DESCRIPTION	QTY.
1	GA5069055	Filter, Hydraulic Return, Tank top, RMF BN/HC 330	1
2	GA3500327	Hydraulic adaptor, Elbow, 90 degree, 1" BSPT male x 1" BSPP male O-ring	1
3	GA3500191	Hydraulic adaptor, Reducing bush, 1 1/2" BSPP male x 1" BSPP female	1
4	GA5020115	SHCS M10 x 30 ZP GR12.9	4
5	GA5000137	Washer 10mm Spring SS	4
6	GA5000117	Washer 10mm Flat SS HD	4
7	GA3500313	Hydraulic adaptor, Nipple, 3/4" BSPT male x 1/2" BSPP male	1
8	GA5070580	Gasket Hydraulic Oil Return Filter Housing	1
9	GA5070780	Clogging Service Indicator Oil Return	1
10	GA5069910	Pipe Black Steel riser 2" x 150mm, 2" BSPT male thread one end	1
11	GA5069056	Filter element, suit tank mounted filter GA5069055, Hydac	1

Bulkhead



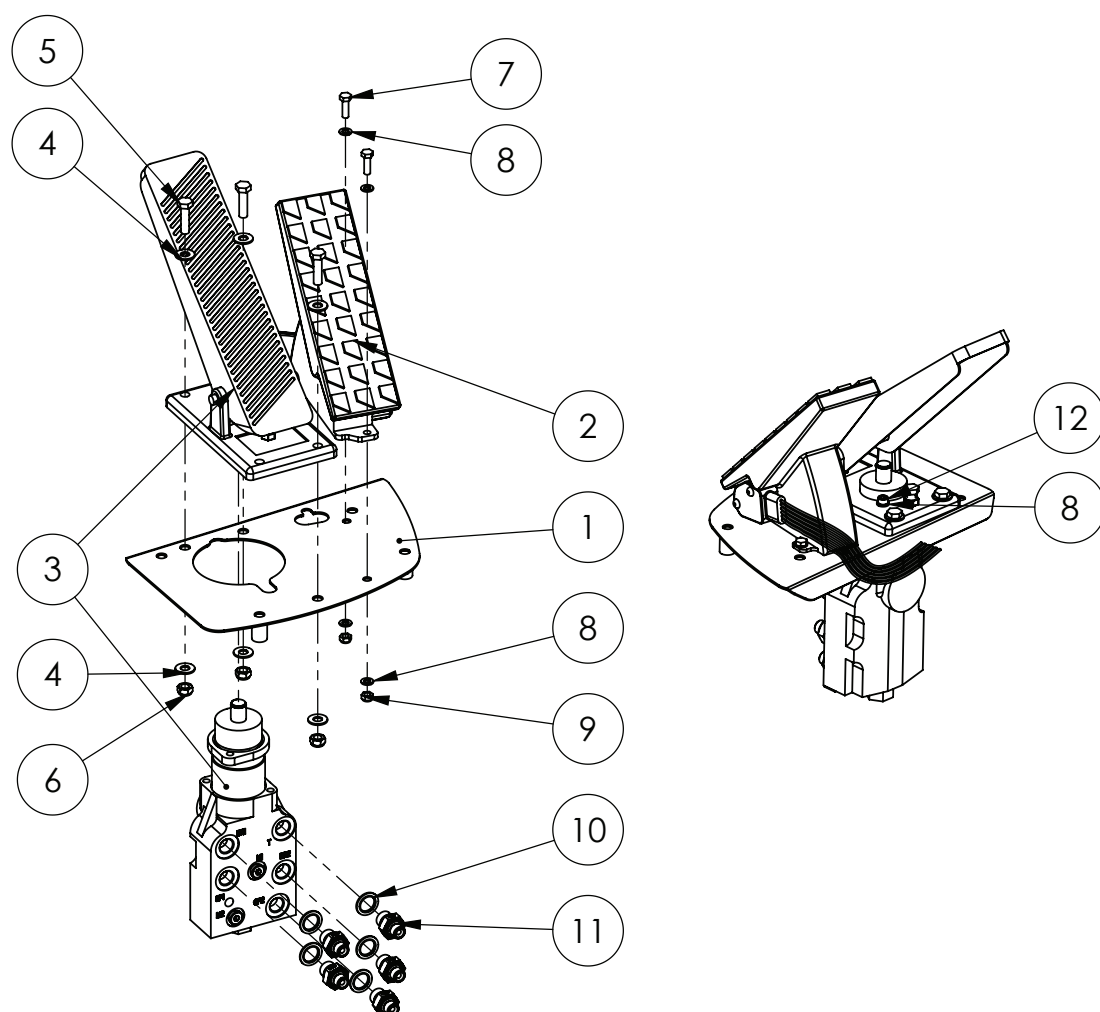
ITEM NO.	PART NUMBER	DESCRIPTION	QTY.
1	GA5000577	Washer 12mm Flat SS HD	8
2	GA3500249	Hydraulic adaptor, Bulkhead nipple, 1/4" BSPP male x 1/4" BSPP male	4
3	GA3500199	Hydraulic adaptor, Tee, 1/4 BSPT male x 1/4 BSPT male x 1/4 BSPP female	2

Steering Orbital



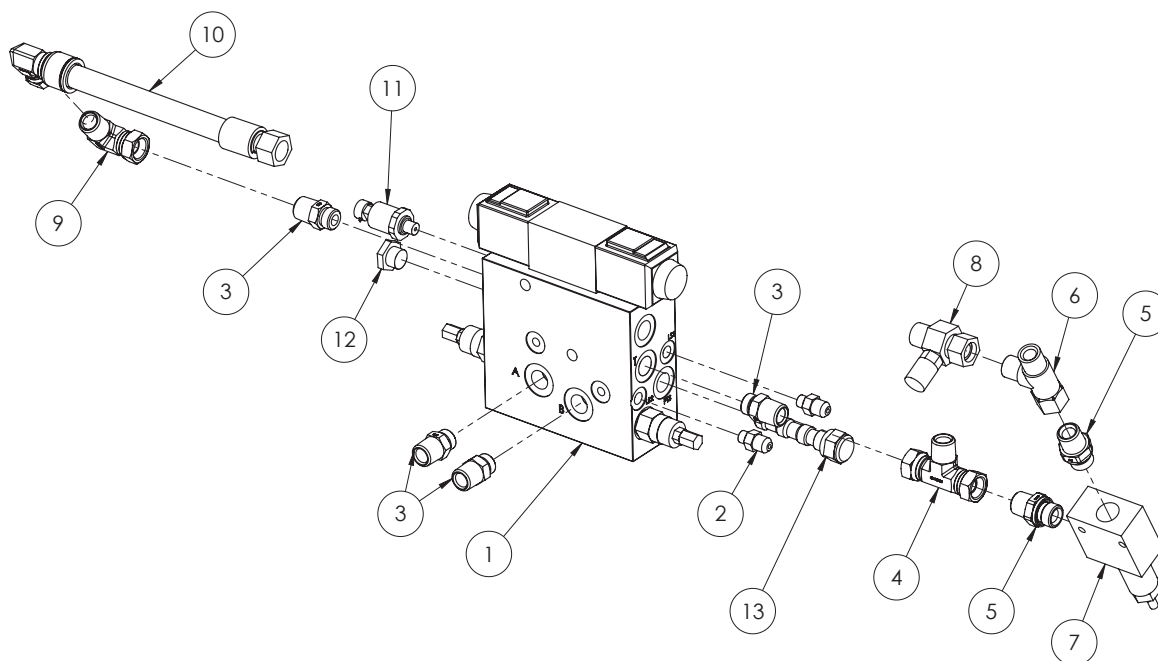
ITEM NO.	PART NUMBER	DESCRIPTION	QTY.
1	GA5000031	Steering Orbital , 250cc, Load Sensing	1
2	GA3500310	Hydraulic adaptor, Nipple, 1/2" BSPT male x 1/2" BSPP male	4
3	GA3500320	Hydraulic adaptor, Elbow, 90 degree, 1/4" BSPT male x 1/4" BSPP male O-ring	1
4	GA3500200	Hydraulic adaptor, Tee, 1/2" BSPT male x 1/2" BSPT male x 1/2" BSPP female swivel	2

Brake Pedal Assembly



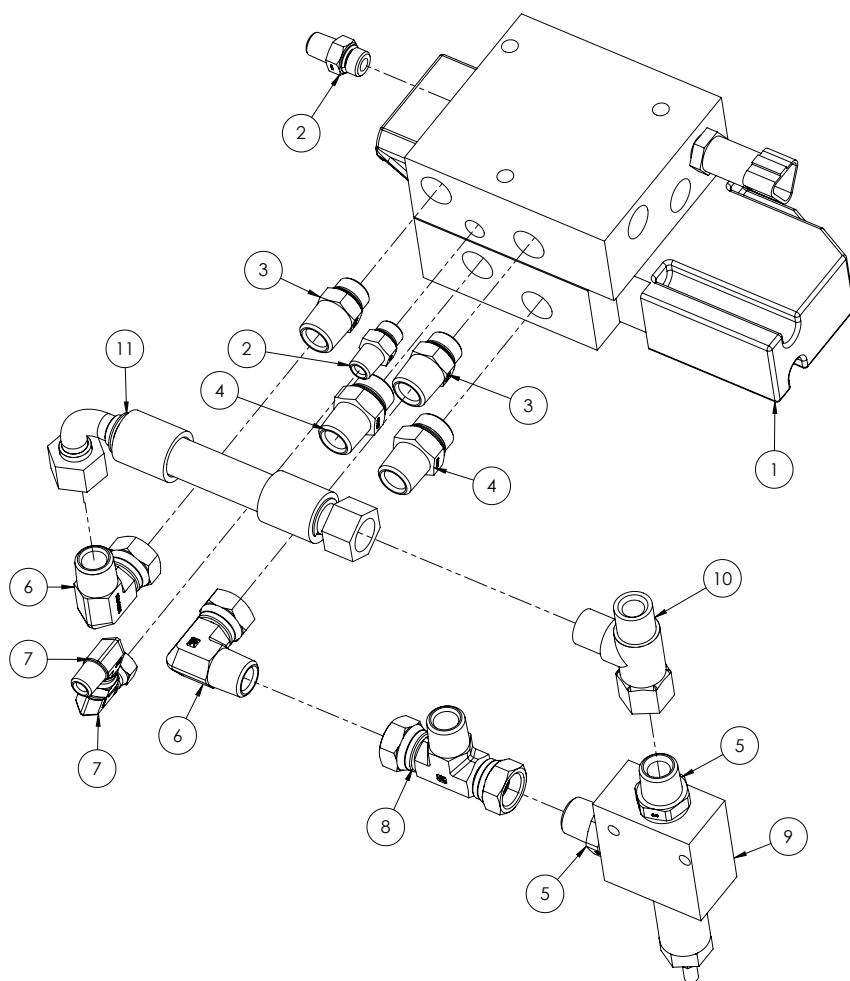
ITEM NO.	PART NUMBER	DESCRIPTION	QTY.
1	GA4600270	Accelerator and Brake Pedal Mount, G8	1
2	GA5065460	Throttle Pedal Electronic, with idle validation	1
3	GA3500088	Hydraulic Valve, Brake, Dual, including foot pedal and rubber cover	1
4	GA5003643	Washer 8mm HD	6
5	GA5011475	Bolt M8 x 30 GR8.8 ZP	3
6	GA5052590	Nut M8 Nyloc SS	3
7	GA5004063	M6 x 20 SS Bolt	2
8	GA5004437	Washer 6mm Flat SS	6
9	GA5048115	Nut M6 Nyloc ZP	2
10	GA3500129	Hydraulic Adaptor, Seal, Metal Bonded, suit M16 Male Thread, MBD-16, Ryco	5
11	GA3500128	Hydraulic Adaptor, M16 x 1.5 Metric Male Thread to 1/4" BSPP Mate Thread, M75SI604, Ryco	5
12	GA5004061	SHCS M6 x 25 SS A2-70	2

Manifold - Trimble Auto Steer



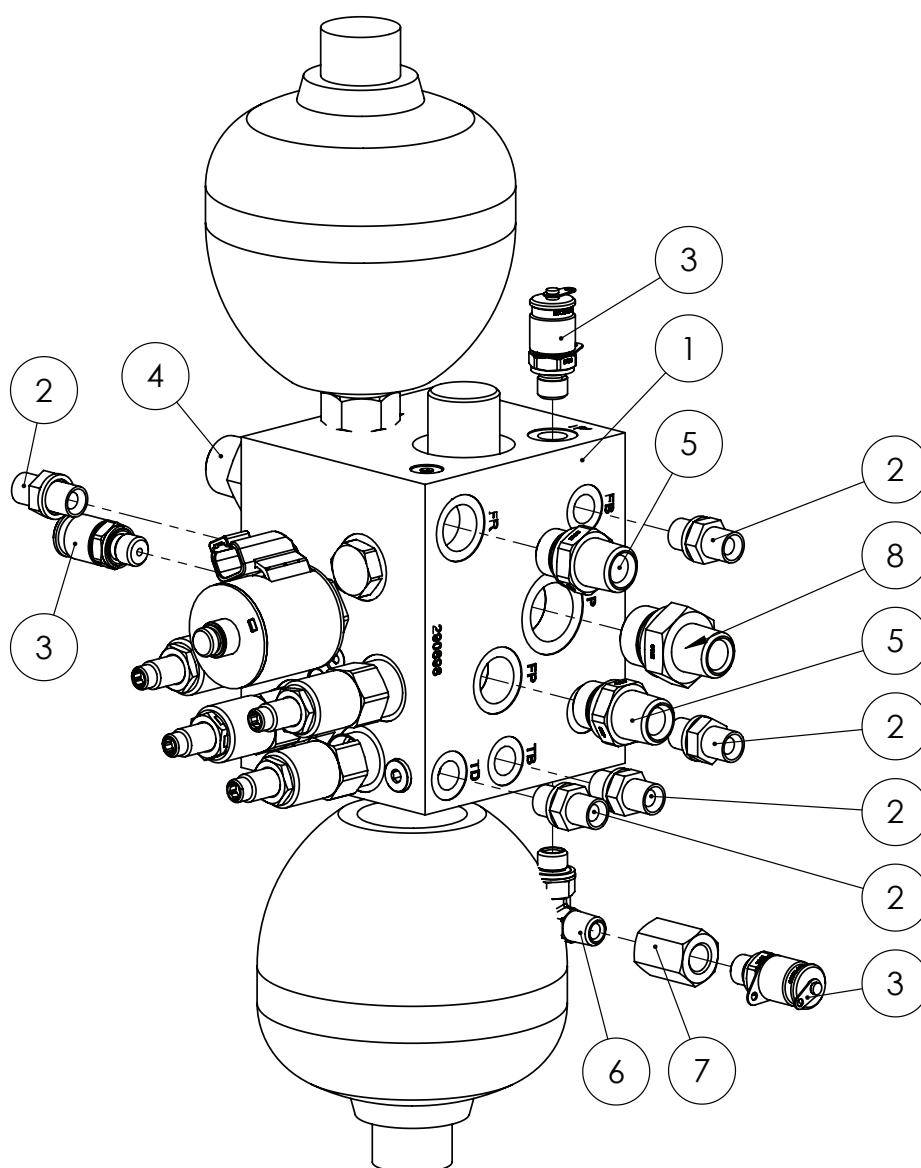
ITEM NO.	PART NUMBER	DESCRIPTION	QTY.
1	GA5069860	Trimble auto steer platform kit	1
2	GA3500354	Hydraulic adaptor, Nipple, 9/16" JIC male x 7/16" UN male O-ring	2
3	GA3500363	Hydraulic adaptor, Nipple, 1/2" BSPT male x 3/4" UN male O-ring	4
4	GA3500336	Hydraulic adaptor, Tee, 1/2" BSPP female swivel x 1/2" BSPT male x 1/2" BSPP female swivel	1
5	GA3500310	Hydraulic adaptor, Nipple, 1/2" BSPT male x 1/2" BSPP male	2
6	GA3500200	Hydraulic adaptor, Tee, 1/2" BSPT male x 1/2" BSPT male x 1/2" BSPP female swivel	1
7	GA5006933	Hydraulic pressure relief (CartReliefDIR.OP.BI Directional)	1
8	GA3500198	Hydraulic adaptor, Inline test point, 1/2" BSPP female swivel x 1/2" BSPT male x M16 x 2.0 test port	1
9	GA3500333	Hydraulic adaptor, Elbow, 90 degree, 1/2" BSPT male x 1/2" BSPP female swivel	1
10	GA4904895	Hydraulic hose assembly	1
11	GA5070350	Pressure Sensor - Trimble P/No 49669	1
12	-	P Comp - Trimble P/No 56907	1
13	GA5069865	Trimble valve cartridge PTS 40 - Trimble P/No 56904	1

Manifold - John Deere Auto Steer



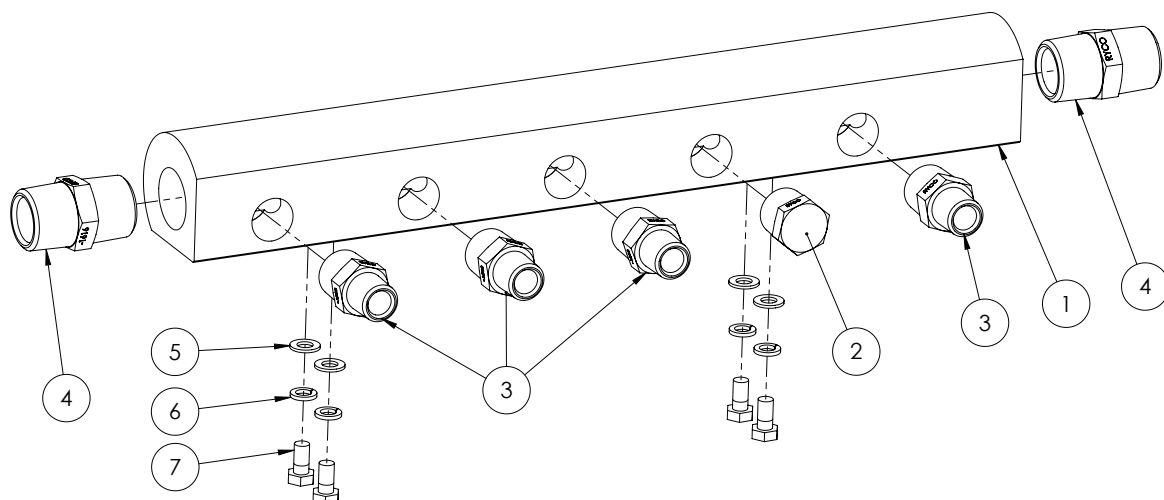
ITEM NO.	PART NUMBER	DESCRIPTION	QTY.
1	11340003088	John Deere Steering Block	1
2	GA3500358	Hydraulic adapter, Nipple, 1/4" BSPT male x 9/16" UN male O-ring	2
3	GA3500363	Hydraulic adapter, Nipple, 1/2" BSPT male x 3/4" UN male O-ring	2
4	GA3500364	Hydraulic adaptor, Nipple, 1/2" BSPT male x 7/8" UN male O-ring	2
5	GA3500310	Hydraulic adaptor, Nipple, 1/2" BSPT male x 1/2" BSPP male	2
6	GA3500333	Hydraulic adapter, Elbow, 90 degree, 1/2" BSPT male x 1/2" BSPP female swivel	2
7	GA3500332	Hydraulic adapter, Elbow, 90 degree, 1/4" BSPT male x 1/4" BSPP female swivel	2
8	GA3500336	Hydraulic adaptor, Tee, 1/2" BSPP female swivel x 1/2 BSPP" female swivel x 1/2" BSPT male	1
9	GA5006933	Hydraulic pressure relief (CartReliefDIR.OP.BI Directional)	1
10	GA3500200	Hydraulic adapter, Tee, 1/2" BSPT male x 1/2" BSPT male x 1/2" BSPP female swivel	1
11	GA5067971	Hydraulic Hose Assembly, John Deere Auto Steer, H123	1

Manifold - Park Brake, Fan Relief



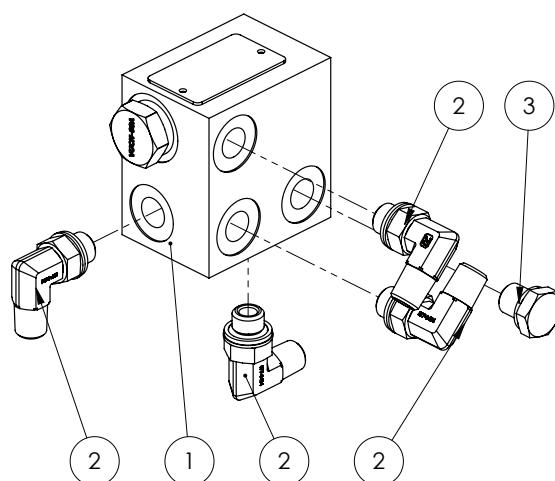
ITEM NO.	PART NUMBER	DESCRIPTION	QTY.
1	GA3500087	Hydraulic Manifold, Park Brake Valve, Accumulators, Fan Relief, Assembly	1
2	GA3500306	Hydraulic adaptor, Nipple, 1/4" BSPT male x 1/4" BSPP male	5
3	GA3500133	Hydraulic Coupling, Easy Test Point, 1/4" BSPP	3
4	GA3500314	Hydraulic adaptor, Nipple, 3/4" BSPT male x 3/4" BSPP male	1
5	GA3500310	Hydraulic adaptor, Nipple, 1/2" BSPT male x 1/2" BSPP male	2
6	GA3500320	Hydraulic adaptor, Elbow, 90 degree, 1/4" BSPT male x 1/4" BSPP male O-ring	1
7	GA5015469	Socket 1/4" Stainless	1
8	GA3500312	Hydraulic adaptor, Nipple, 1/2" BSPT male x 3/4" BSPP male	1

Manifold - Hydraulic Return



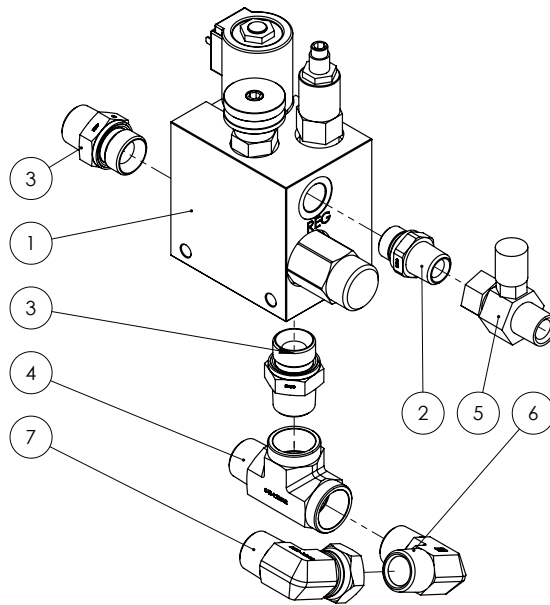
ITEM NO.	PART NUMBER	DESCRIPTION	QTY.
1	L069A	Manifold - 480mm Long	1
2	GA3500288	Hydraulic adaptor, Plug, 3/4" BSPT male	1
3	GA3500226	Hydraulic adaptor, Nipple, 3/4" BSPT male x 1/2" BSPT male	4
4	GA3500231	Hydraulic adaptor, Nipple, 1" BSPT male x 1" BSPT male	2
5	GA5003643	Washer 8mm HD SS	4
6	GA5004919	Washer 8mm Spring SS	4
7	GA5011465	Bolt M8 x 16 ZP	4

Hydraulic Load Sense Control Block



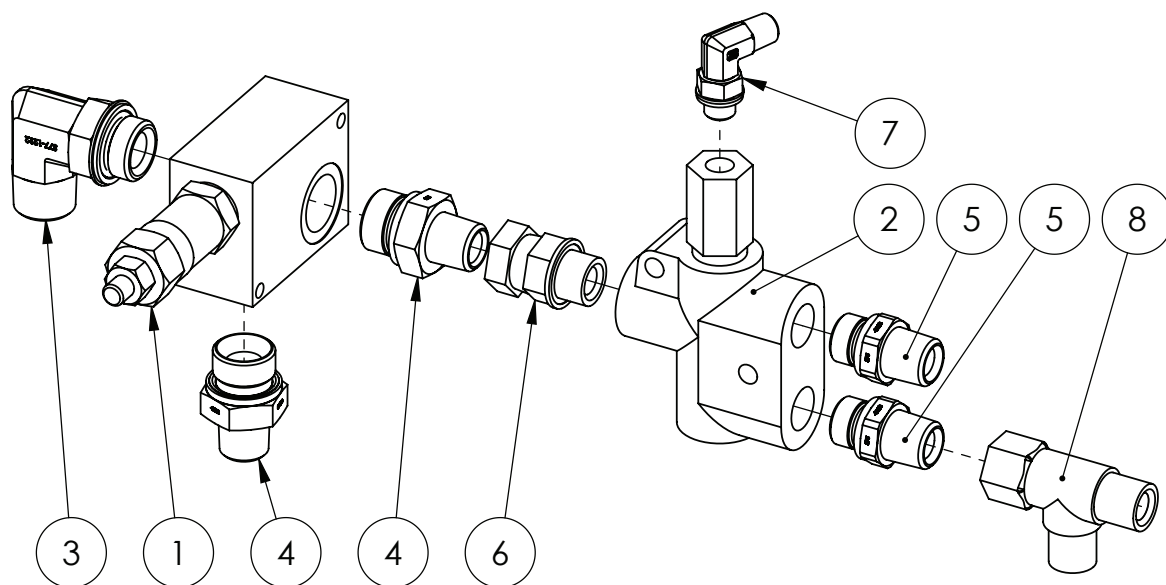
ITEM NO.	PART NUMBER	DESCRIPTION	QTY.
1	GA5047769	Hydraulic valve, Load sense flow control block	1
2	GA3500320	Hydraulic adaptor, Elbow, 90 degree, 1/4" BSPT male x 1/4" BSPP male O-ring	4
3	GA3500299	Hydraulic adaptor, Plug, 1/4" BSPP male	1

Spray Pump Flow Control



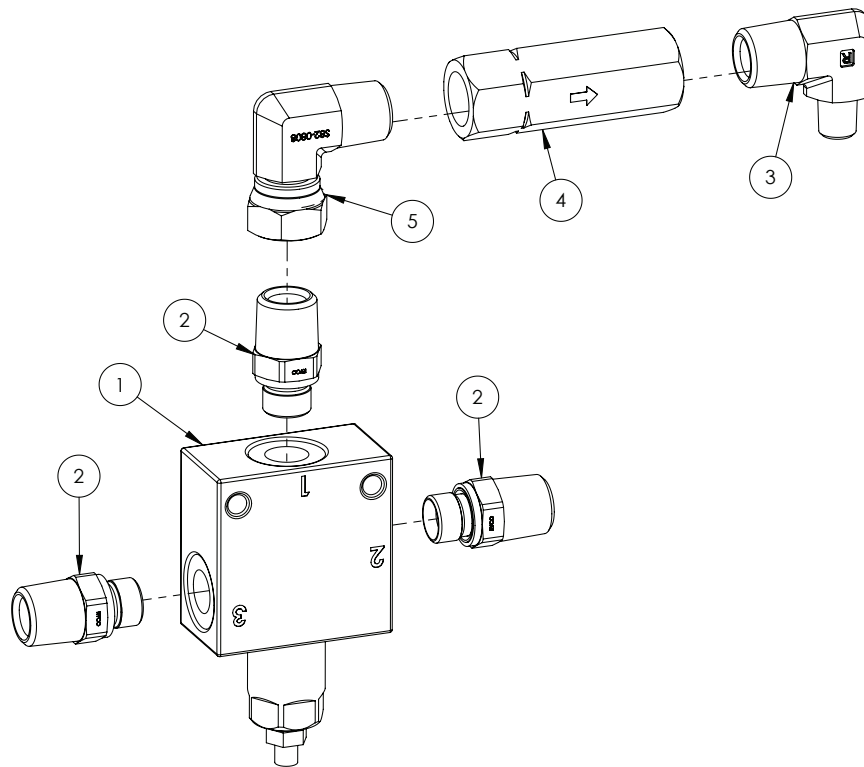
ITEM NO.	PART NUMBER	DESCRIPTION	QTY.
1	GA3500000	Priority Flow Block with Unloader and Relief, 60 LPM Reg, 120 LPM Inlet	1
2	GA3500310	Hydraulic adaptor, Nipple, 1/2" BSPT male x 1/2" BSPP male	1
3	GA3500314	Hydraulic adaptor, Nipple, 3/4" BSPT male x 3/4" BSPP male	2
4	GA3500255	Hydraulic adaptor, Tee, 3/4" BSPT male x 3/4" BSPT female x 3/4" BSPT female	1
5	GA3500198	Hydraulic adaptor, Inline test point, 1/2" BSPP female swivel x 1/2" BSPT male x M16 x 2.0 test port	1
6	GA3500264	Hydraulic adaptor, Elbow, 90 degree, 3/4" BSPT male x 3/4" BSPT male	1
7	GA3500334	Hydraulic adaptor, Elbow, 90 degree, 3/4" BSPT male x 3/4" BSPP female swivel	1

Valves - Pressure Relief & Priority Valve



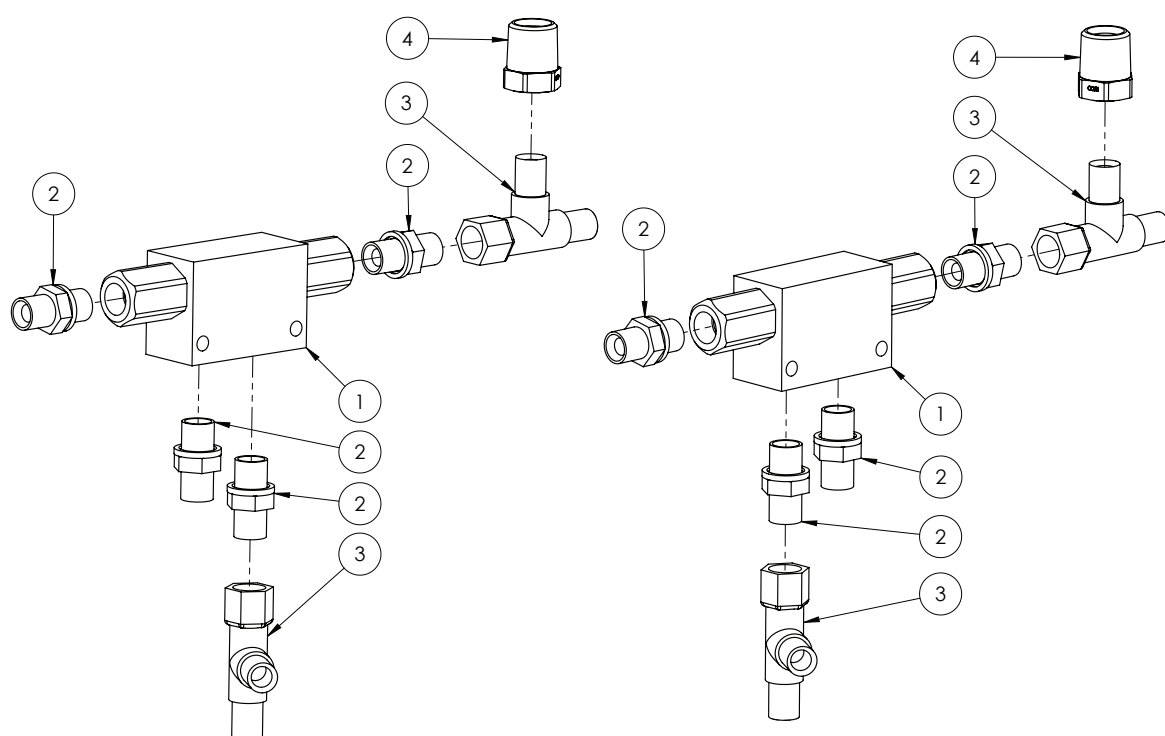
ITEM NO.	PART NUMBER	DESCRIPTION	QTY.
1	GA3500091	Hydraulic Valve, Relief, Inline, Catridge in Manifold, Bosch Rexroth	1
2	GA5010957	Load sensing priority valve	1
3	GA3500325	Hydraulic adaptor, Elbow, 90 degree, 3/4" BSPT male x 3/4" BSPP male O-ring	1
4	GA3500312	Hydraulic adaptor, Nipple, 1/2" BSPT male x 3/4" BSPP male	2
5	GA3500310	Hydraulic adaptor, Nipple, 1/2" BSPT male x 1/2" BSPP male	1
6	GA3500248	Hydraulic adaptor, Nipple, 1/2" BSPP male x 1/2" BSPP female swivel	1
7	GA3500320	Hydraulic adaptor, Elbow, 90 degree, 1/4" BSPT male x 1/4" BSPP male O-ring	1
8	GA3500200	Hydraulic adaptor, Tee, 1/2" BSPT male x 1/2" BSPT male x 1/2" BSPP female swivel	1

Pressure Reducing Valve Assembly



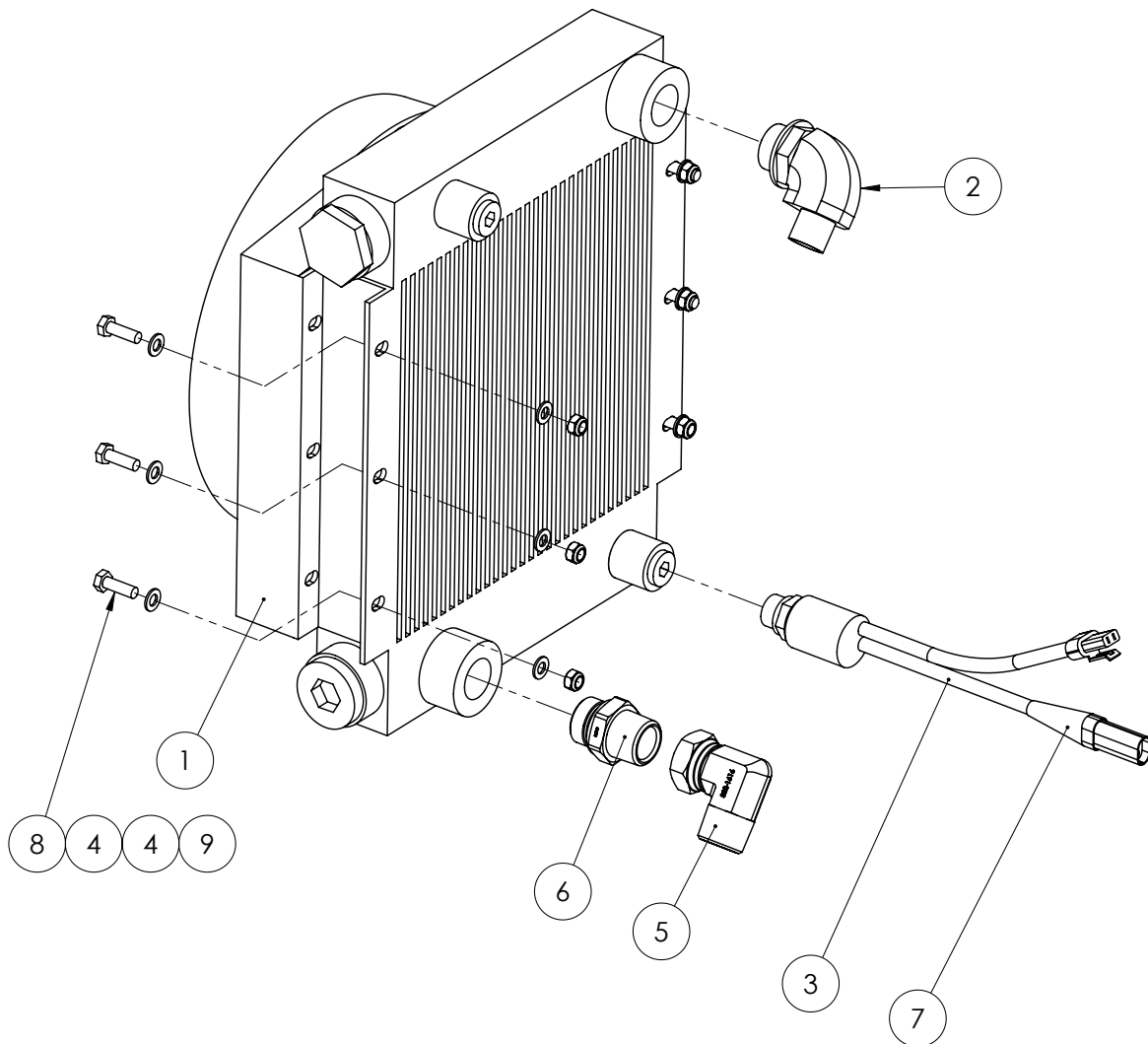
ITEM NO.	PART NUMBER	DESCRIPTION	QTY.
1	GA5047708	Valve, Pressure reducing, Hydraulic, 10 - 140bar	1
2	GA3500309	Hydraulic adaptor, Nipple, 1/2" BSPT male x 3/8" BSPP male	3
3	GA3500260	Hydraulic adaptor, Elbow, 90 degree, 1/2" BSPT male x 1/4" BSPT male	1
4	GA5007060	Valve, Check, Hydraulic, 1/2 BSPP female inlet & outlet, 45L/min flow, Maximum 320bar	1
5	GA3500333	Hydraulic adaptor, Elbow, 90 degree, 1/2" BSPT male x 1/2" BSPP female swivel	1

Double Pilot Operated Check Valve - LH & RH



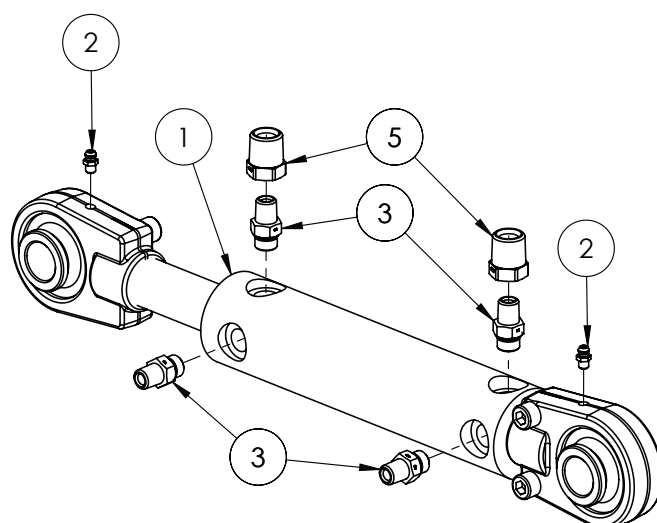
ITEM NO.	PART NUMBER	DESCRIPTION	QTY.
1	GA5007957	Double pilot check (RA) 12LPM 1/4" BSPP	1
2	GA3500306	Hydraulic adaptor, Nipple, 1/4" BSPT male x 1/4" BSPP male	4
3	GA3500199	Hydraulic adaptor, Tee, 1/4 BSPT male x 1/4 BSPT male x 1/4 BSPP female	2
4	GA3500203	Hydraulic adaptor, Reducing bush, 1/2" BSPT male x 1/4" BSPT female	1

Oil Cooler Assembly

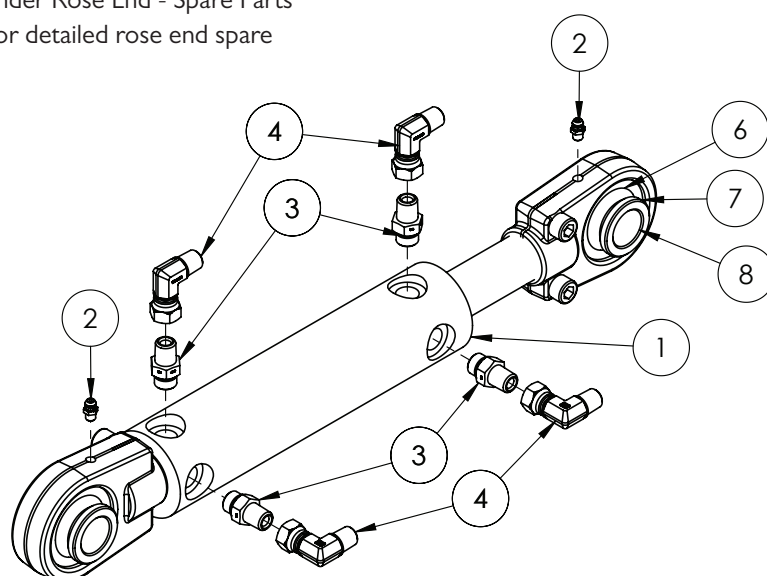


ITEM NO.	PART NUMBER	DESCRIPTION	QTY.
-	GA5071855	Fan shroud, Complete including motor & connector, Hydraulic Oil Cooler, Hydac	-
-	GA5071860	Core, Bare with no fittings, Hydraulic Oil Cooler, Hydac	-
1	GA5069045	Oil cooler, Hydac OK-ELD3H size 3	1
2	GA3500326	Hydraulic adaptor, Elbow, 90 degree, 3/4" BSPT male x 1" BSPP male O-ring	1
3	GA5069050	Thermostat, Suit Oil cooler, Hydac	1
4	GA5003643	Washer 8mm Flat SS HD	12
5	GA5071200	90deg elbow 1" male / 1" Female nut	1
6	GA3500317	Hydraulic adaptor, Nipple, 1" BSPT male x 1" BSPP male	1
7	GA5048957	Heat shrink, With glue, 24 - 8mm - (60mm long)	1
8	GA5004711	Bolt M8 x 25 GR8.8 ZP	6
9	GA5052590	Nut M8 Nyloc SS	6

36m Cylinder - Yaw

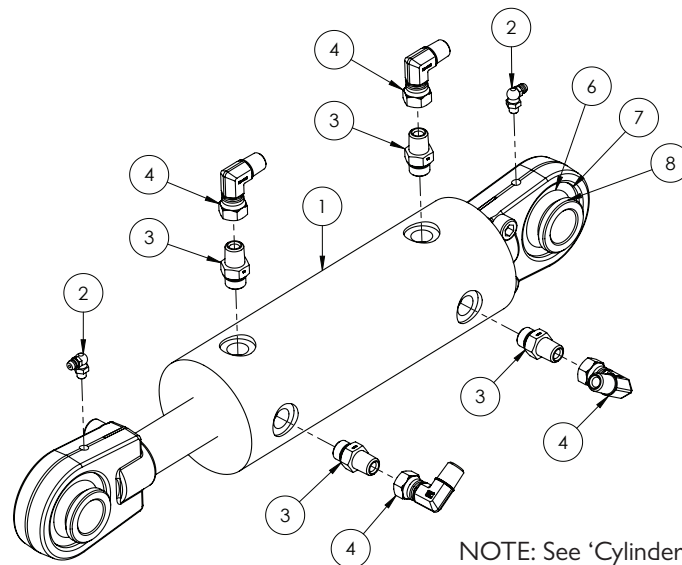


NOTE: See 'Cylinder Rose End - Spare Parts' later in chapter for detailed rose end spare parts availability.



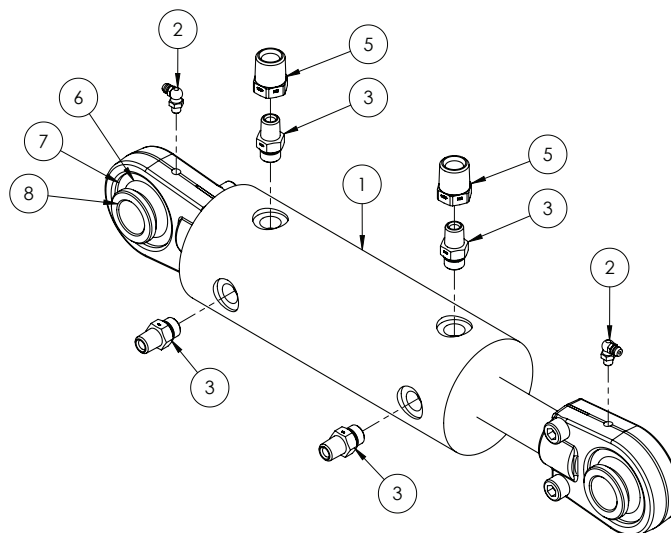
ITEM NO.	PART NUMBER	DESCRIPTION	QTY.
-	GA5052745	Seal Kit, suit 2" bore x 1 1/4" rod, suit GA5060816, GA5060817	-
1	GA5060817	Hydraulic cylinder, 2" bore x 1 1/4" rod x 117.5mm stroke, Spherical bearing ends, Suit yaw	1
2	GA5009637	Grease nipple, Elbow, 90 degree, 1/4" UNF male	2
3	GA3500358	Hydraulic adaptor, Nipple, 1/4" BSPT male x 9/16" UN male O-ring	4
4	GA3500332	Hydraulic adaptor, Elbow, 90 degree, 1/4" BSPT male x 1/4" BSPP female swivel	4
5	GA3500203	Hydraulic adaptor, Reducing bush, 1/2" BSPT male x 1/4" BSPT female	2
6	GA5067605	Bearing, suit screw on rose end, GEG 30 ES 2RS	2
7	GA5067610	Circlip, suit bearing screw on rose end, RTW 55	2
8	GA5021925	Small bearing bush, Suit screw on rose end	2

42m Cylinder - Yaw



LEFT SIDE

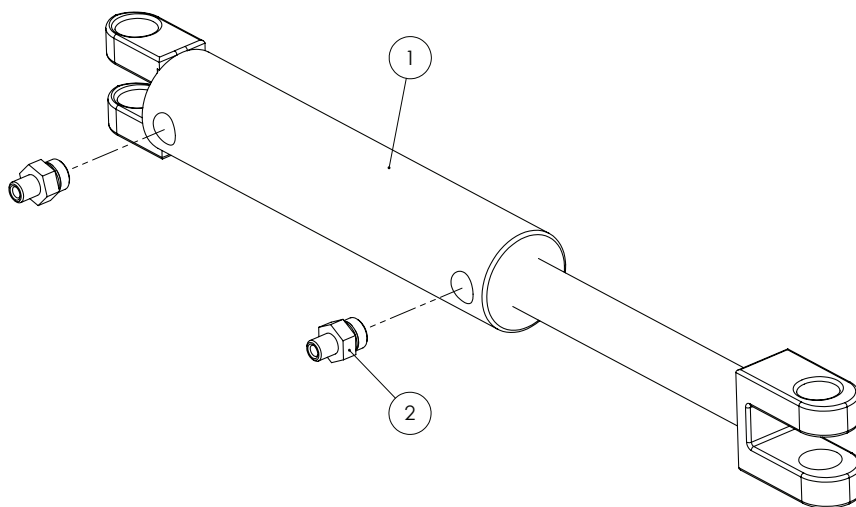
NOTE: See 'Cylinder Rose End - Spare Parts' later in chapter for detailed rose end spare parts availability.



RIGHT SIDE

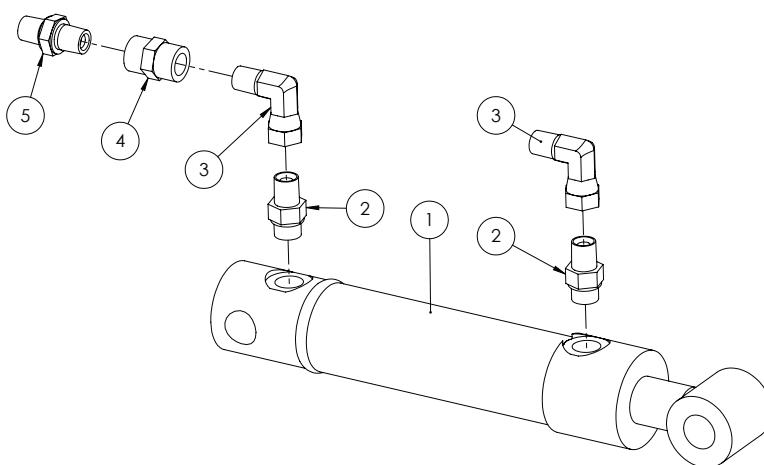
ITEM NO.	PART NUMBER	DESCRIPTION	QTY.
-	GA5052732	Seal kit, suit 3" bore x 1 1/4" rod, suit GA5060818	-
1	GA5060818	Hydraulic cylinder, 3" bore x 1 1/4" rod x 117.5mm stroke, with bearing ends	1
2	GA5009637	Grease nipple, Elbow, 90 degree, 1/4" UNF male	2
3	GA3500358	Hydraulic adaptor, Nipple, 1/4" BSPT male x 9/16" UN male O-ring	4
4	GA3500332	Hydraulic adaptor, Elbow, 90 degree, 1/4" BSPT male x 1/4" BSPP female swivel	4
5	GA3500203	Hydraulic adaptor, Reducing bush, 1/2" BSPT male x 1/4" BSPT female	2
6	GA5067605	Bearing, suit screw on rose end, GEG 30 ES 2RS	2
7	GA5067610	Circlip, suit bearing screw on rose end, RTW 55	2
8	GA5021925	Small bearing bush, Suit screw on rose end	2

36-42m Cylinder - Boom Rest



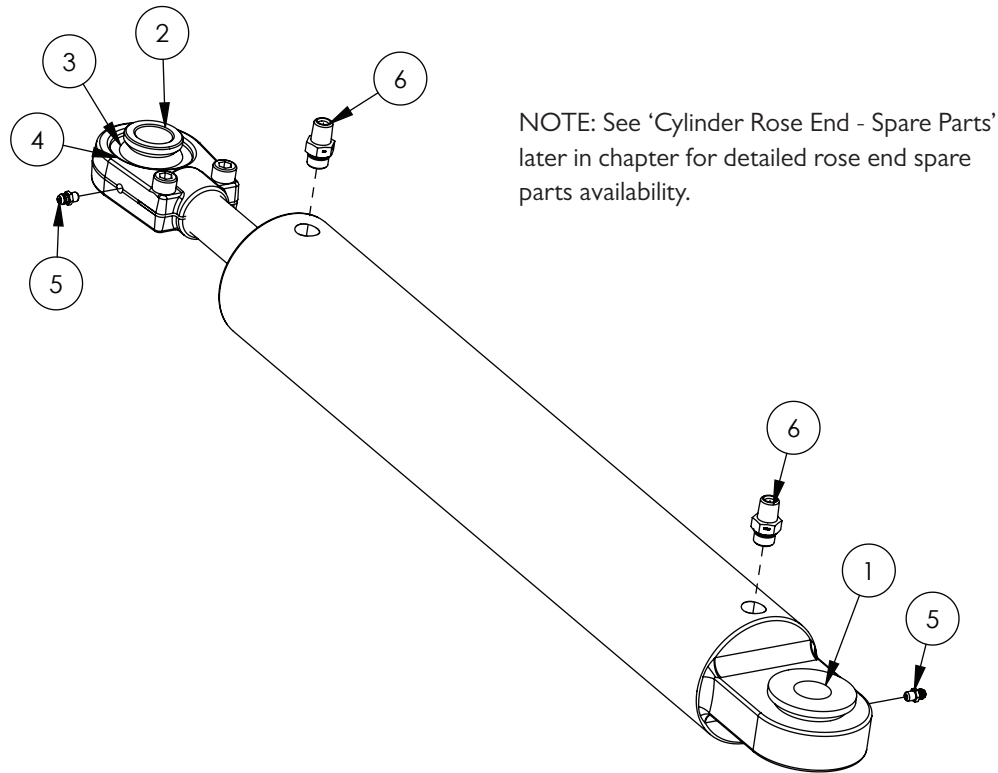
ITEM NO.	PART NUMBER	DESCRIPTION	QTY.
-	GA5052734	Seal kit, suit 2" bore x 1.25" rod, suit GA5069110	-
1	GA5069110	Hydraulic cylinder, Boom rest, 2" bore x 6" stroke, std F clevis	1
2	GA3500359	Hydraulic adaptor, Nipple, 1/4" BSPT male x 3/4" UN male O-ring	2

36-42m Cylinder - Centre Leveling



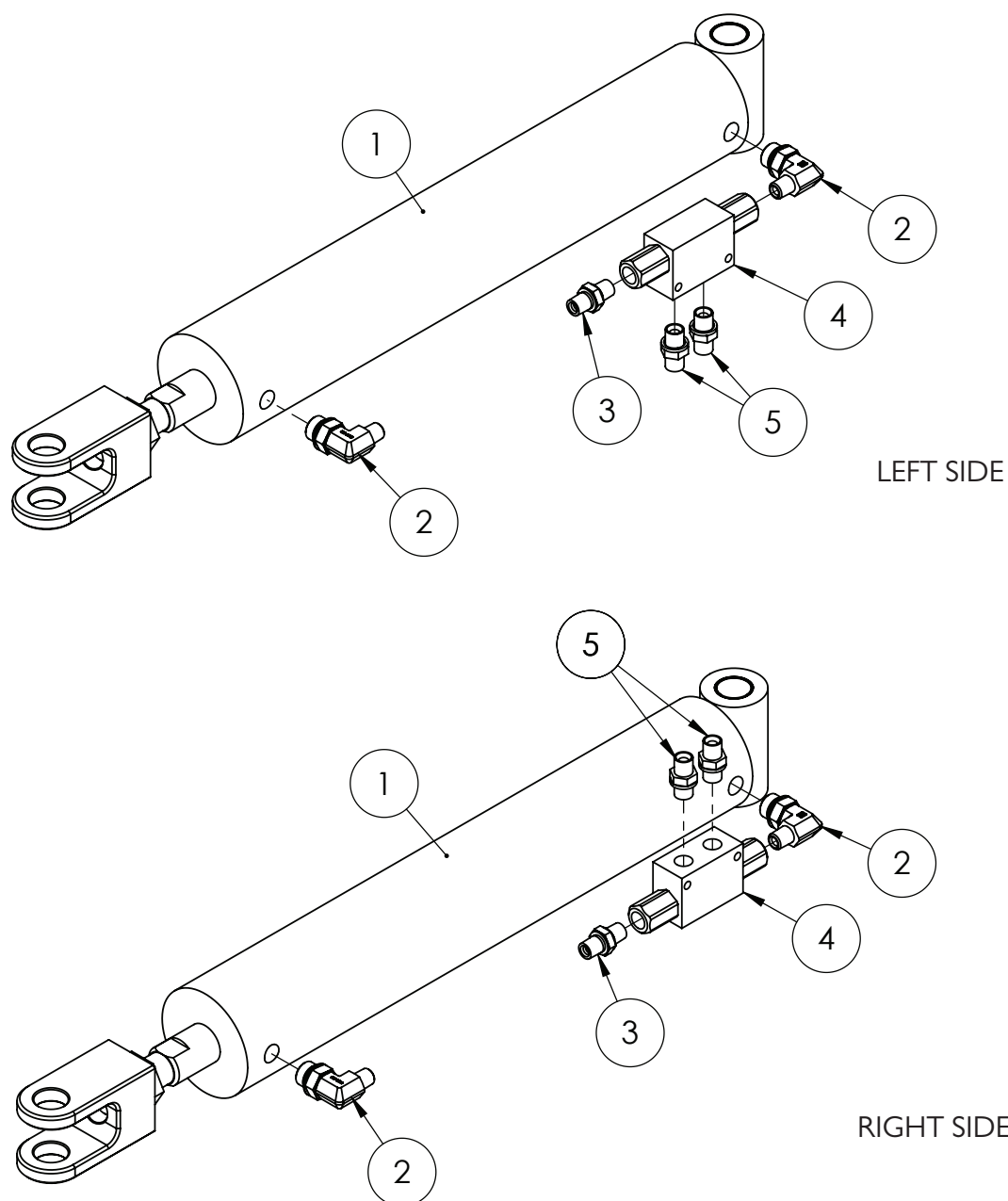
ITEM NO.	PART NUMBER	DESCRIPTION	QTY.
-	GA5052750	Seal Kit, suit 1 1/2" bore x 1" rod, suit GA5016121, GA5016122	-
1	GA5016122	Hydraulic Ram, 1 1/2" Bore x 1" rod, 100mm stroke, pin eye ends, double acting	1
2	GA3500358	Hydraulic adaptor, Nipple, 1/4" BSPT male x 9/16" UN male O-ring	2
3	GA3500332	Hydraulic adaptor, Elbow, 90 degree, 1/4" BSPT male x 1/4" BSPP female swivel	2
4	GA3500211	Hydraulic adaptor, Socket, 1/4" BSPT female x 1/4" BSPT female	1
5	GA4562025	Restrictor nipple 1/4" BSPT 0.5mm orifice	1

36-42m Cylinder - First Fold



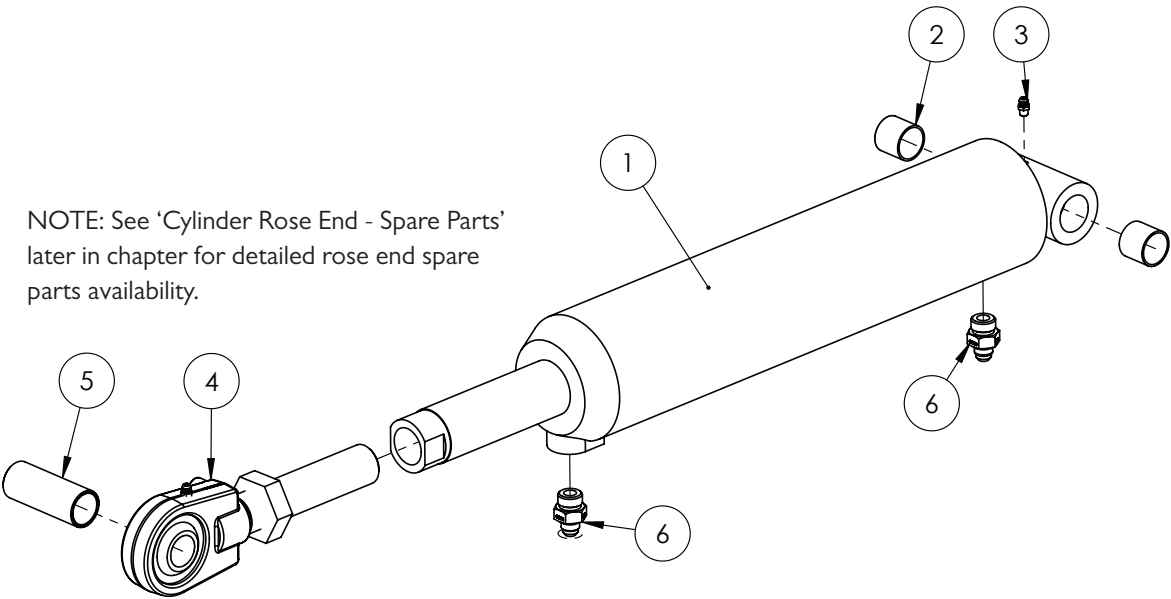
ITEM NO.	PART NUMBER	DESCRIPTION	QTY.
-	GA5018538	Hydraulic cylinder, 3" bore x 1 1/4" rod x 18" stroke, external phasing (single phase only)	-
-	GA5052680	Seal Kit, suit 3" bore x 1 1/4" rod, suit cylinder GA5018538, GA5018540	-
-	GA3500098	Rod, suit Hydraulic Fold Cylinder GA5018538, GA5018540, GA5018542	-
1	GA5021930	Large bearing bush, Suit screw on rose end	1
2	GA5021925	Small bearing bush, Suit screw on rose end	3
3	GA5067605	Bearing, suit screw on rose end, GEG 30 ES 2RS	2
4	GA5067610	Circlip, suit bearing screw on rose end, RTW 55	2
5	GA5012203	Grease nipple, Short, 1/4" UNF	2
6	GA3500359	Hydraulic adaptor, Nipple, 1/4" BSPT male x 3/4" UN male O-ring	2

36-42m Cylinder - Second Fold



ITEM NO.	PART NUMBER	DESCRIPTION	QTY.
1	GA3500060	Hydraulic Cylinder, 2.5" bore, 1.25" rod, 400mm stroke	1
2	GA3500348	Hydraulic adaptor, Elbow, 90 degree, 1/4" BSPT male x 3/4" UN male O-ring	2
3	GA4562025	Restrictor nipple 1/4" BSPT 0.5mm orifice	1
4	GA5007957	Double pilot check (RA) 12LPM 1/4" BSPP	1
5	GA3500306	Hydraulic adaptor, Nipple, 1/4" BSPT male x 1/4" BSPP male	2

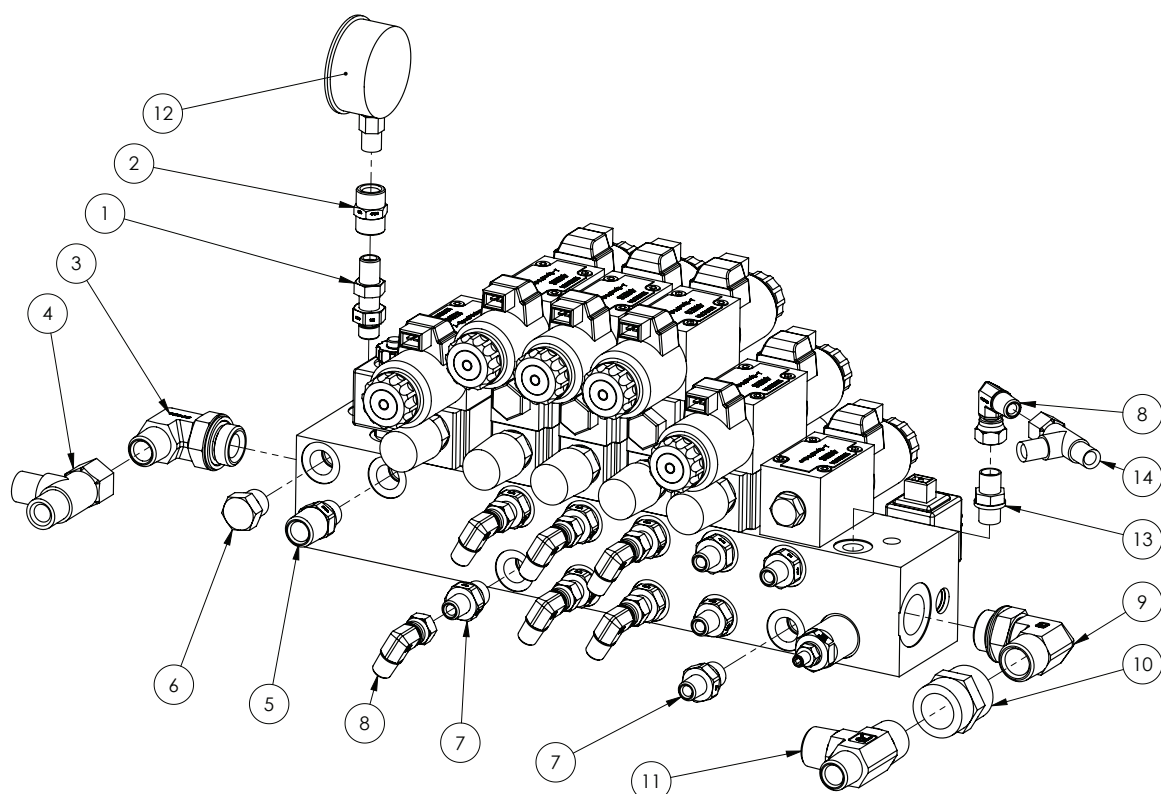
36-42m Cylinder - Boom Tilt



Quantities shown are per side.

ITEM NO.	PART NUMBER	DESCRIPTION	QTY.
-	GA5052730	Seal kit, suit 3 1/2" bore x 1 3/4" Rod	-
1	GA5065051	Hydraulic cylinder, 3 1/2" bore x 1 3/4" rod x 5" stroke	1
2	GA5065487	Glacier Bush 1" ID x 1" long	2
3	GA5012203	Grease nipple, Short, 1/4" UNF	2
4	GA5052762	Hydraulic tilt cylinder adjusting rod end, Ball End with nut, suit 3 1/2" x 5" tilt ram GA5065051	1
	GA5067605	Bearing, suit screw on rose end, GEG 30 ES 2RS	-
	GA5067610	Circlip, suit bearing screw on rose end, RTW 55	-
5	GA4572535	Bush, Rose end pivot wide suit tilt ram	1
6	GA3500147	Hydraulic adaptor, Nipple, 9/16" JIC male x 3/4" UN male O-ring	2

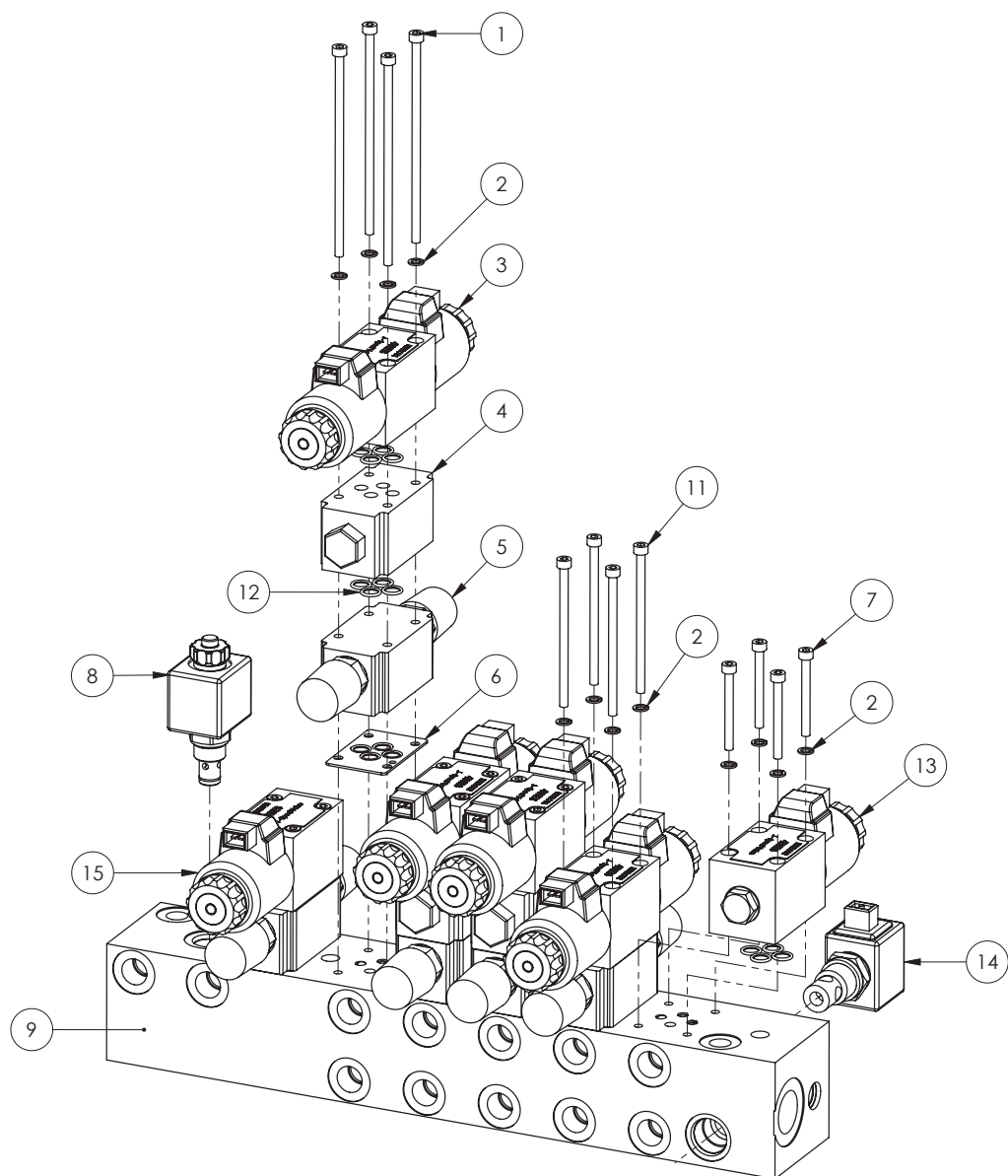
36-42m - Spool Valve Block Fittings



ITEM NO.	PART NUMBER	DESCRIPTION	QTY.
1	GA3500249	Hydraulic adaptor, Bulkhead nipple, 1/4" BSPP male x 1/4" BSPP male	1
2	GA3500211	Hydraulic adaptor, Socket, 1/4" BSPT female x 1/4" BSPT female	1
3	GA3500324	Hydraulic adaptor, Elbow, 90 degree, 1/2" BSPT male x 3/4" BSPP male O-ring	1
4	GA3500200	Hydraulic adaptor, Tee, 1/2" BSPT male x 1/2" BSPT male x 1/2" BSPP female swivel	1
5	GA3500309	Hydraulic adaptor, Nipple, 1/2" BSPT male x 3/8" BSPP male	1
6	GA3500300	Hydraulic adaptor, Plug, 3/8" BSPP male	1
7	GA3500307	Hydraulic adaptor, Nipple, 1/4" BSPT male x 3/8" BSPP male	10
8	GA3500332	Hydraulic adaptor, Elbow, 90 degree, 1/4" BSPT male x 1/4" BSPP female swivel	7
9	GA3500325	Hydraulic adaptor, Elbow, 90 degree, 3/4" BSPT male x 3/4" BSPP male O-ring	1
10	GA3500213	Hydraulic adaptor, Socket, 1/2 BSPT female x 1/2 BSPT female	1
11	GA3500272	Hydraulic adaptor, Tee, 3/4" BSPT male x 1/2" BSPT male x 3/4" BSPT male	1
12	GA5021455	Gauge, Pressure, Small face, 3500psi	1
13	GA3500306	Hydraulic adaptor, Nipple, 1/4" BSPT male x 1/4" BSPP male	1
14	GA3500199	Hydraulic adaptor, Tee, 1/4 BSPT male x 1/4 BSPT male x 1/4 BSPP female	1

NOTE: Fitting quantity and fitting types will depend on machine options.

36-42m - Spool Valve Block Manifold



ITEM NO.	PART NUMBER	DESCRIPTION	QTY.
-	GA5047750	Solenoid coil, 12V DC, Slip on, 2 pin AMP	-
1	GA5048570	SHCS M5 x 130 ZP GR12.9	12
2	GA5003629	Washer 5mm Spring SS	24
3	GA5047726	Valve solenoid J spool 12v 2 pin amp connector	4
4	GA5017335	Valve check modular	3
5	GA5047581	Hydraulic Valve, Flow control, NG6 A+B, Suit spool	5
6	GA5047615	Plate Z2FS6 O-ring	-
7	GA5054410	SHCS M5 x 50 ZP GR12.9	4

NOTE: Fitting quantity and fitting types will depend on machine options.

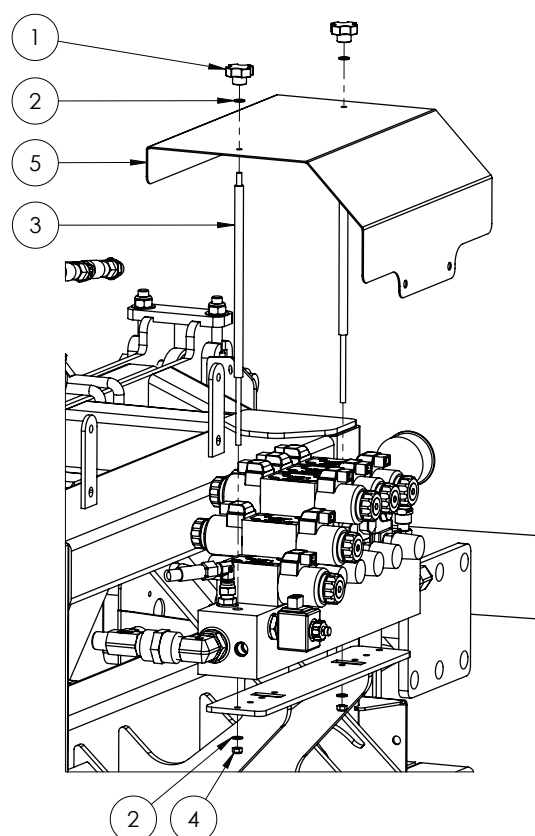
Continued over page

36-42m - Spool Valve Block Manifold

ITEM NO.	PART NUMBER	DESCRIPTION	QTY.
8	GA5047734	Valve cart hyd sol poppet 2/2-8-2 cav 12vdc 2 pin amp without manual override, Boom lower	1
9	GA5047759	Manifold, Blank, 6 Station spool, Bare	1
10	-	Not used	-
11	GA5067050	SHCS M5 x 90 ZP GR12.9	4
12	GA5047627	Seal kit, Viton, suit Cetop	9
13	GA5047756	Valve, D spool hydraulic solenoid, centre level, 2 pin AMP	1
14	GA5047738	Valve Cartridge, Hydraulic, Poppet, Solenoid, AMP Plug, 12V DC, Normally Closed (Used for Closed Centre System)	1
15	GA5047727	Valve Hydraulic, J spool, 12V, Single, 2 pin amp connector	1

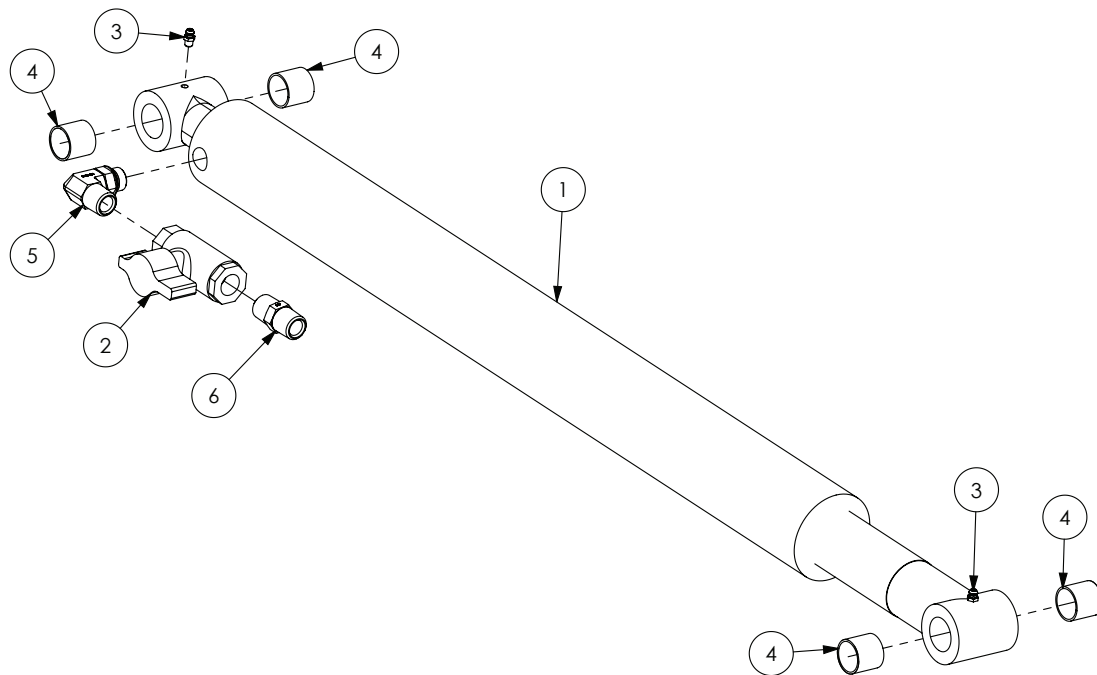
NOTE: Fitting quantity and fitting types will depend on machine options.

36-42m - Spool Valve Block - Mounting



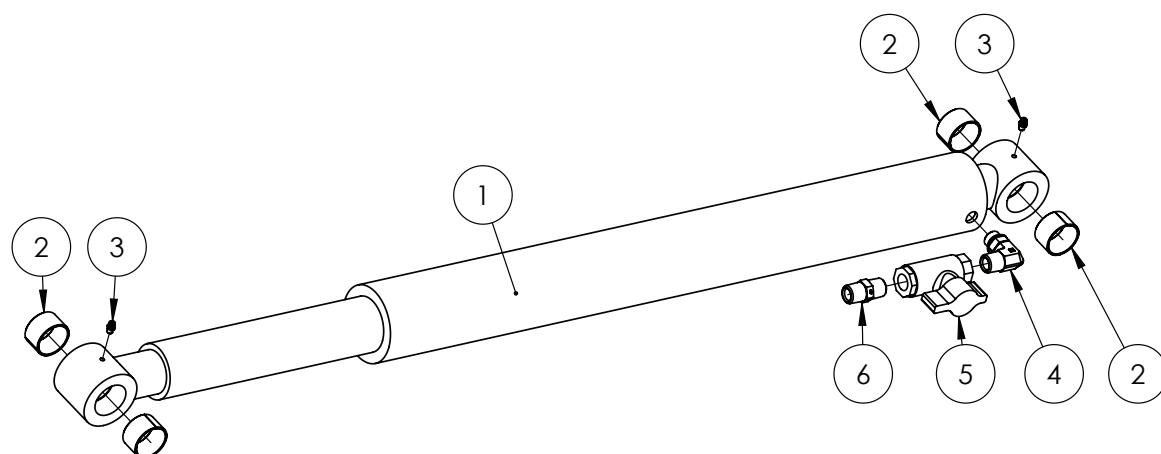
ITEM NO.	PART NUMBER	DESCRIPTION	QTY.
1	GA5069870	Knob, Star grip, M6 x 32 DIA	2
2	GA5004437	Washer 6mm Flat SS	4
3	MACH0035	Mounting Bolts, for solenoid cover	2
4	GA5048115	Nut M6 Nyloc ZP	2
5	COMP0013	Spool valve cover	1

36-42m Cylinder - Boom Lift



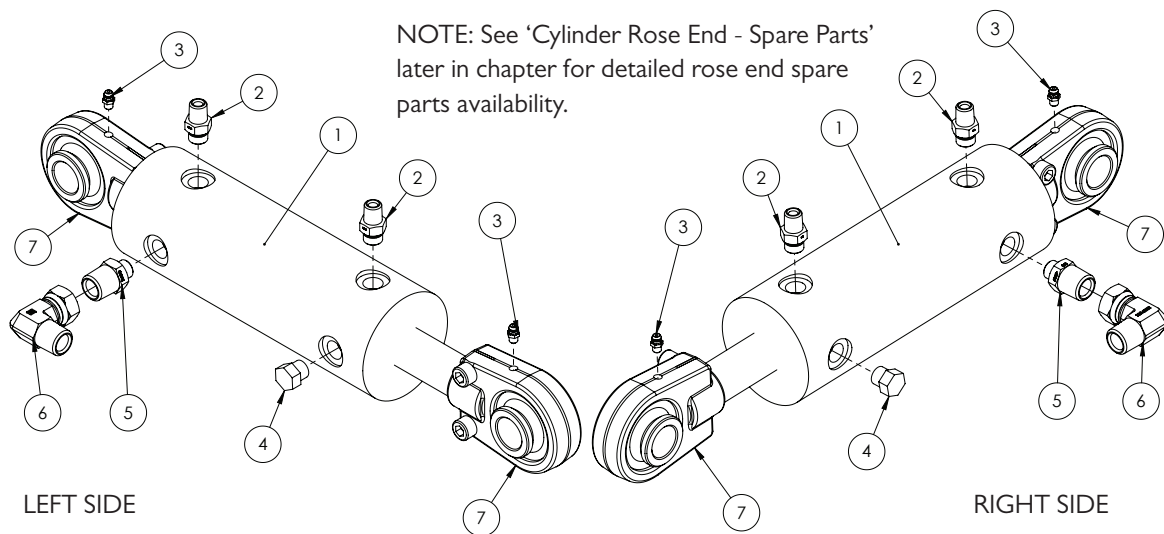
ITEM NO.	PART NUMBER	DESCRIPTION	QTY.
-	GA5055510	Kit, Rod Eye, Weld on	-
-	GA5052731	Seal kit, suit 3" bore x 2 1/2" rod	-
1	GA5070081	Hydraulic cylinder, 3" bore, 2 1/2" rod, 26" stroke, pin eye ends with glacier bushes and grease nipples	1
2	GA5000835	Valve, Ball, Hydraulic, 1/2" female thread inlet / outlet	1
3	GA5012203	Grease nipple, Short, 1/4" UNF	2
4	GA5065487	Glacier Bush 1" ID x 1" long	4
5	GA3500349	Hydraulic adaptor, Elbow, 90 degree, 1/2" BSPT male x 3/4" UN male O-ring	1
6	GA3500223	Hydraulic adaptor, Nipple, 1/2" BSPT male x 1/2" BSPT male	1

48m Cylinder - Boom Lift



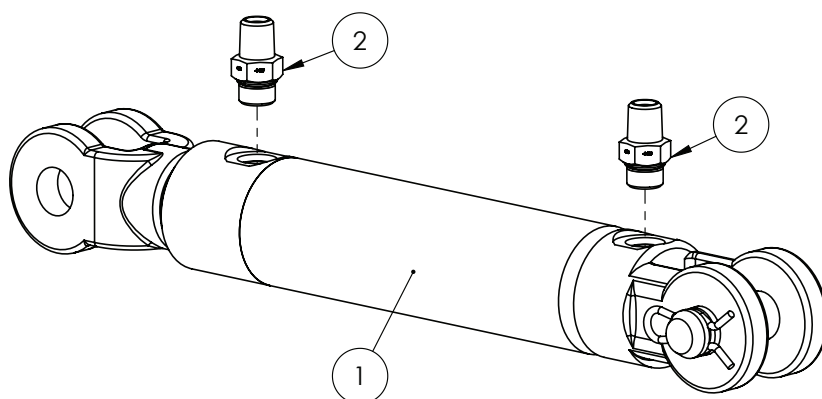
ITEM NO.	PART NUMBER	DESCRIPTION	QTY.
-	GA5052731	Seal kit, suit 3" bore x 2 1/2" rod	-
1	GA3500593	Hydraulic Cylinder, Displacement, 3" Bore, 2.5" Rod, 26" Stroke suit 1.5" Pins	1
2	GA1700027	Bearing, Glacier Bush, 1 1/2" ID x 1" long	4
3	GA5012203	Grease nipple, Short, 1/4" UNF	2
4	GA3500349	Hydraulic adaptor, Elbow, 90 degree, 1/2" BSPT male x 3/4" UN male O-ring	1
5	GA5000835	Valve, Ball, Hydraulic, 1/2" female thread inlet / outlet	1
6	GA3500223	Hydraulic adaptor, Nipple, 1/2" BSPT male x 1/2" BSPT male	1

48m Cylinder - Yaw



ITEM NO.	PART NUMBER	DESCRIPTION	QTY.
-	GA5067605	Bearing, suit screw on rose end, GEG 30 ES 2RS	4
-	GA5067610	Circlip, suit bearing screw on rose end, RTW 55	4
-	GA5021925	Small bearing bush, Suit screw on rose end	8
-	GA5052732	Seal kit, suit 3" bore x 1 1/4" rod, suit GA5060818	-
1	GA5060818	Hydraulic cylinder, 3" bore x 1 1/4" rod x 117.5 mm stroke, with bearing ends	2
2	GA3500358	Hydraulic adaptor, Nipple, 1/4" BSPT male x 9/16" UN male O-ring	4
3	GA5012203	Grease nipple, Short, 1/4" UNF	4
4	GA3500380	Hydraulic adaptor, Plug, 9/16" UN male O-ring	2
5	GA3500362	Hydraulic adaptor, Nipple, 1/2" BSPT male x 9/16" UN male O-ring	2
6	GA3500333	Hydraulic adaptor, Elbow, 90 degree, 1/2" BSPT male x 1/2" BSPP female swivel	2
7	GA5052965	Bearing, Rose End Housing, M28 Screw On, Suit Hydraulic Cylinder and Delta Link, No Bushes	4
	GA5052965	Bearing, screw on rose end, inc bushes, clips	-
	GA5021925	Small bearing bush, Suit screw on rose end	-
	GA5067605	Bearing, suit screw on rose end, GEG 30 ES 2RS	-
	GA5067610	Circlip, suit bearing screw on rose end, RTW 55	-

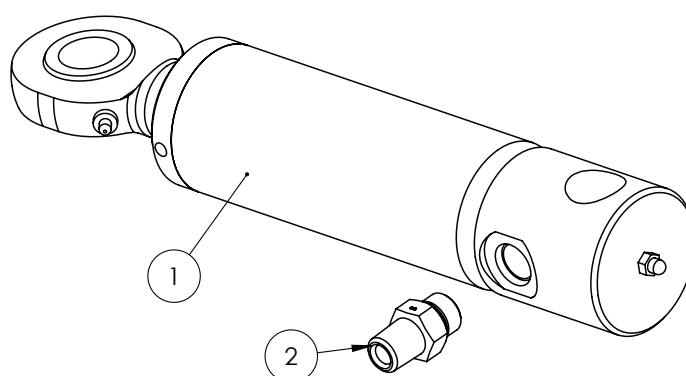
48m Cylinder - Boom Catch Arm



Quantities shown are per side.

ITEM NO.	PART NUMBER	DESCRIPTION	QTY.
1	GA3500601	Hydraulic Cylinder , Double Acting, 1.5" Bore, 0.875" Rod, 4" Stroke	1
2	GA3500358	Hydraulic adaptor, Nipple, 1/4" BSPT male x 9/16" UN male O-ring	2

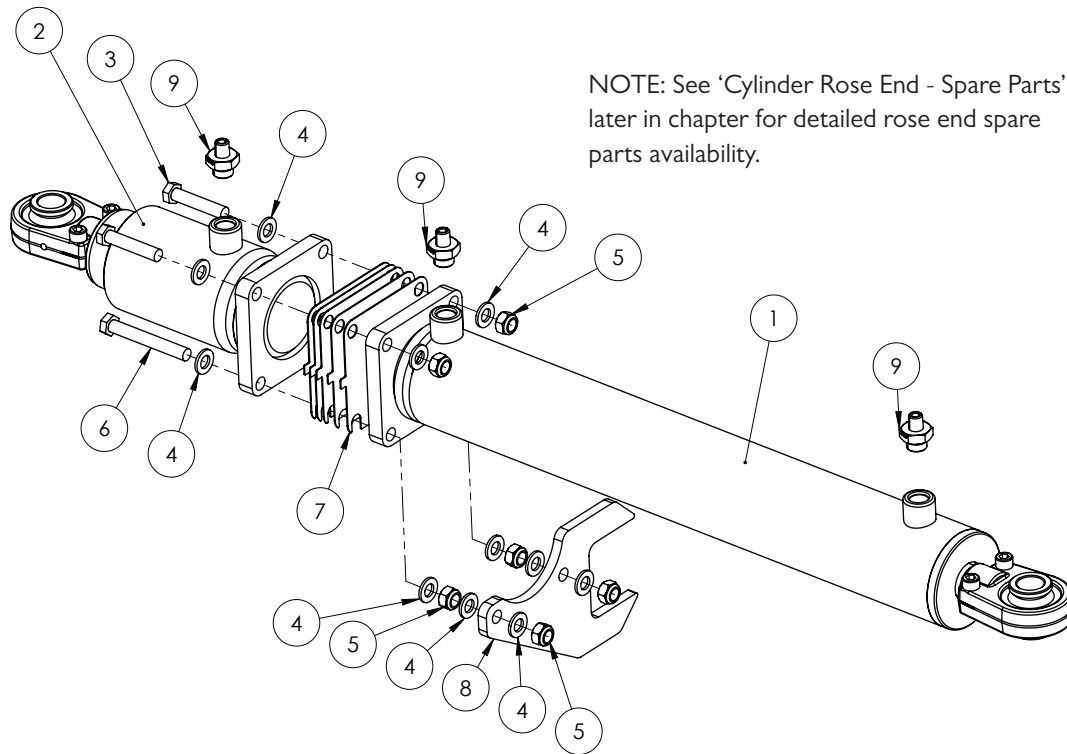
48m Cylinder - Boom Mid Catch



Quantities shown are per side.

ITEM NO.	PART NUMBER	DESCRIPTION	QTY.
1	GA3500480	Hydraulic Cylinder, Bore 1.5", Rod 0.875", Stroke 28mm, Displacement, Spring Return	1
2	GA3500358	Hydraulic adaptor, Nipple, 1/4" BSPT male x 9/16" UN male O-ring	2

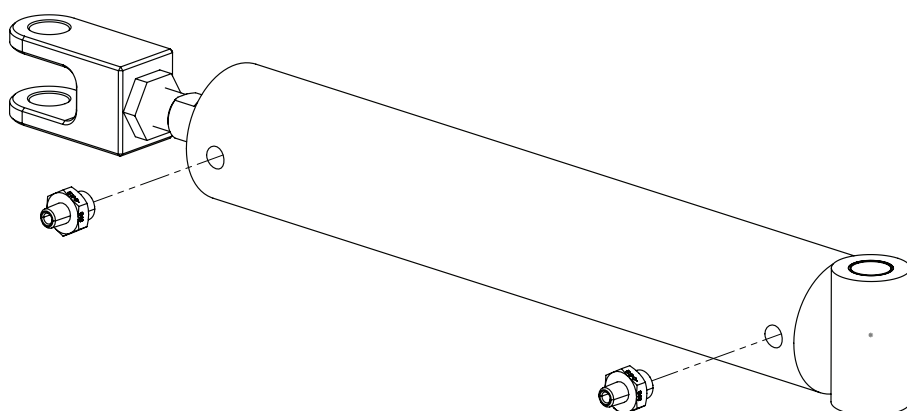
48m Cylinder - First Fold



Quantities shown are per side.

ITEM NO.	PART NUMBER	DESCRIPTION	QTY.
-	GA5067605	Bearing, suit screw on rose end, GEG 30 ES 2RS	2
-	GA5067610	Circlip, suit bearing screw on rose end, RTW 55	2
-	GA5021925	Small bearing bush, Suit screw on rose end	4
-	GA5052965	Bearing, Rose End Housing, M28 Screw On, Suit Hydraulic Cylinder and Delta Link, No Bushes	2
1	GA3500655	Hydraulic Cylinder, Double Acting, 3.25" Bore, 1.25" Rod, Flange Base Mount, 1" Rose End	1
2	GA3500656	Hydraulic Cylinder, Displacement (Cushion), 3.25" Bore, 3" Rod, Flange Base Mount, 1" Rose End	1
3	GA5000335	Bolt M12 x 60 GR8.8 ZP	2
4	GA5000577	Washer 12mm Flat SS HD	12
5	GA5012461	Nut M12 Nyloc ZP	6
6	GA5011263	Bolt M12 x 90 GR8.8 ZP	2
7	GA4500975	Plate, Shim, 1mm, Fold Cylinder, 48m Boom - Specify Qty. Required	-
8	GA5073235	Anti Rotation Bracket, Hydraulic Fold Cylinder	1
9	GA3500359	Hydraulic adaptor, Nipple, 1/4" BSPT male x 3/4" UN male O-ring	3

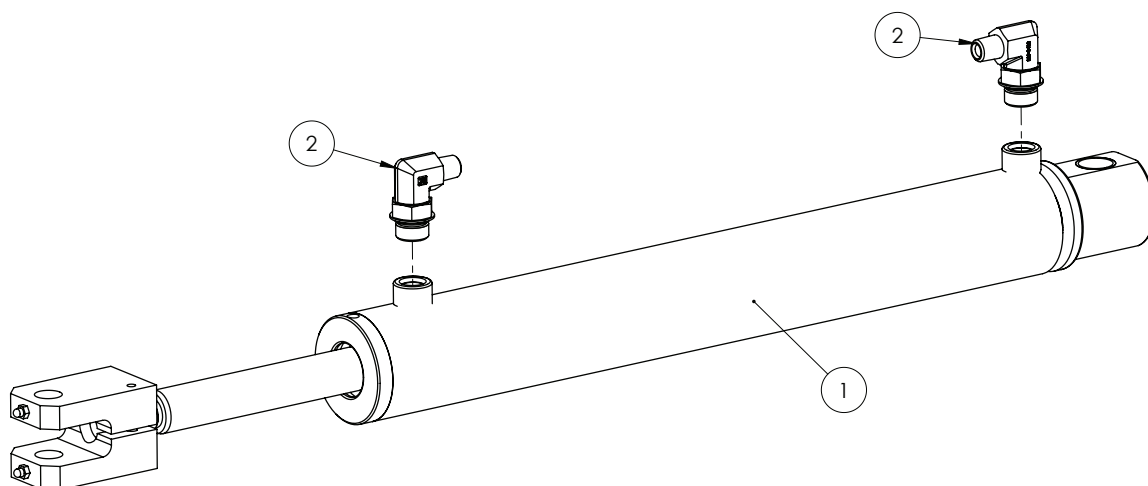
48m Cylinder - Second Fold



Quantities shown are per side.

ITEM NO.	PART NUMBER	DESCRIPTION	QTY.
1	GA3500060	Hydraulic Cylinder, Bore 2.5", Rod 1.25", Stroke 400 mm	1
2	GA3500359	Hydraulic adaptor, Nipple, 1/4" BSPT male x 3/4" UN male O-ring	2

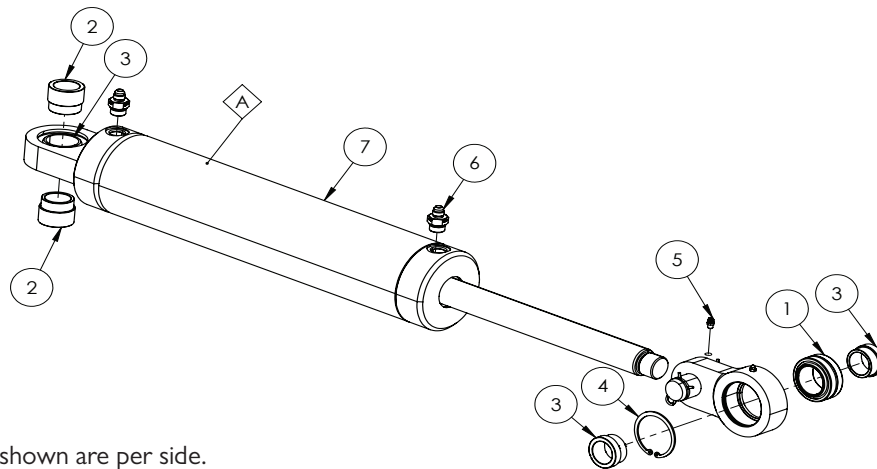
48m Cylinder - Third Fold



Quantities shown are per side.

ITEM NO.	PART NUMBER	DESCRIPTION	QTY.
1	GA3500476	Hydraulic Cylinder, Bore 2", Rod 1", Stroke 395mm	1
2	GA3500348	Hydraulic adaptor, Elbow, 90 degree, 1/4" BSPT male x 3/4" UN male O-ring	2

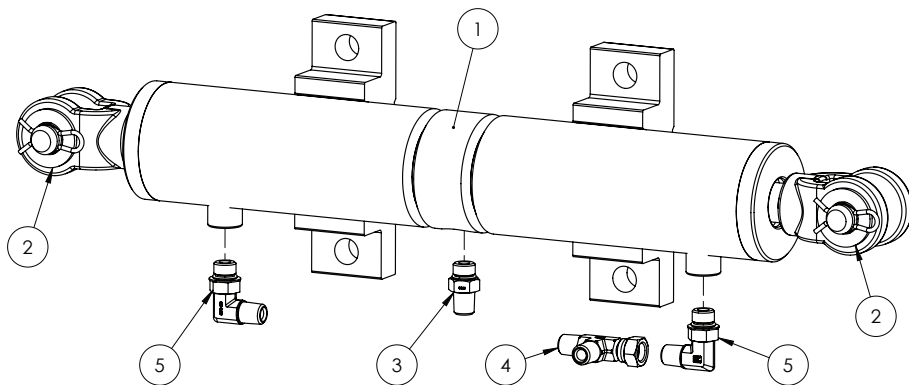
48m Cylinder - Boom Tilt



Quantities shown are per side.

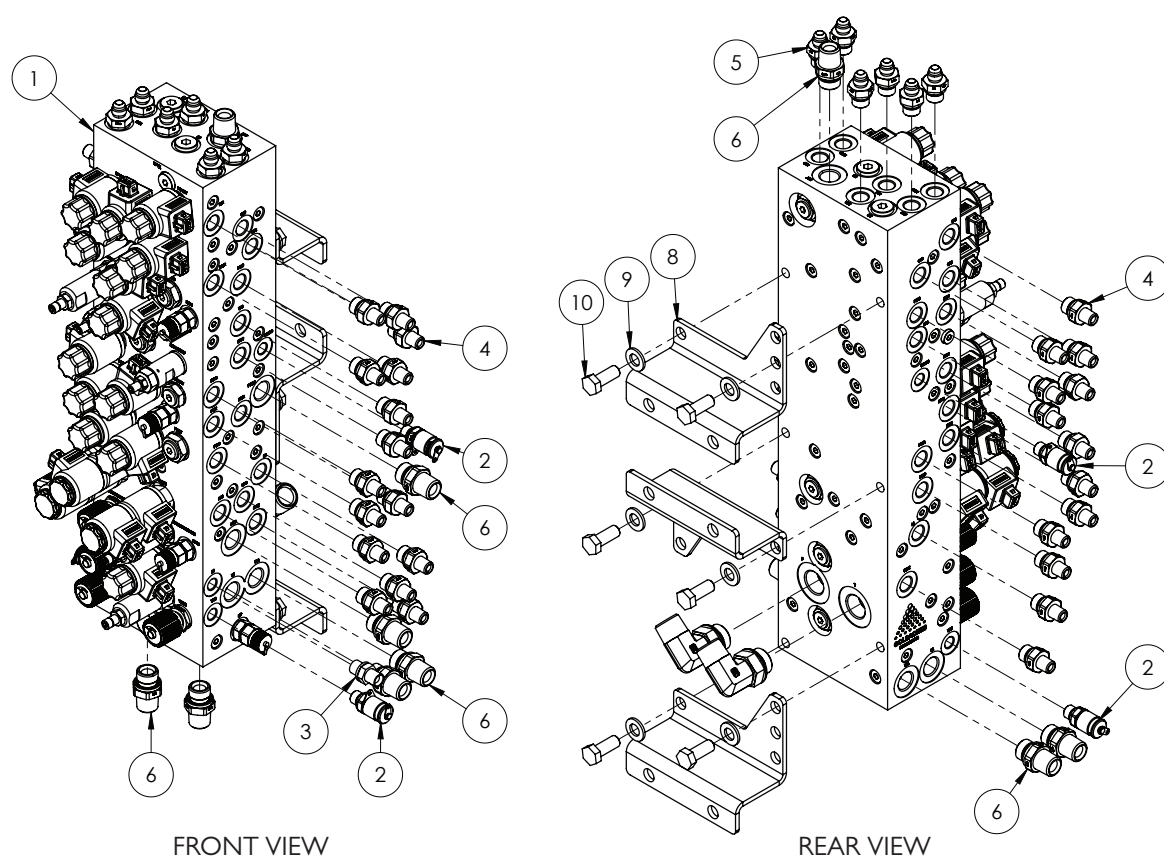
ITEM NO.	PART NUMBER	DESCRIPTION	QTY.
A	GA3500669	Seal Kit, Hydraulic Cylinder, suit GA3500478, Eureka Engineered Products	-
1	GA1700029	Bearing, Ball End, 40mm, GE40ES-2RS	1
2	GA4551640	Bush, Spacer, Ball End, Base, Tilt Cylinder	2
3	GA4551645	Bush, Spacer, Ball End, Rod, Tilt Cylinder	2
4	GA5010573	Circlip, Internal, Suit 55mm bore	1
5	GA5012203	Grease Nipple, Short, 1/4 UNF, MACH0207	2
6	GA3500147	Hydraulic adaptor, Nipple, 9/16" JIC male x 3/4" UN male O-ring, S90-0912	2
7	GA3500478	Hydraulic Cylinder, Bore 4", Rod 1.5", Stroke 200mm	1

48m Cylinder - Centre Leveling



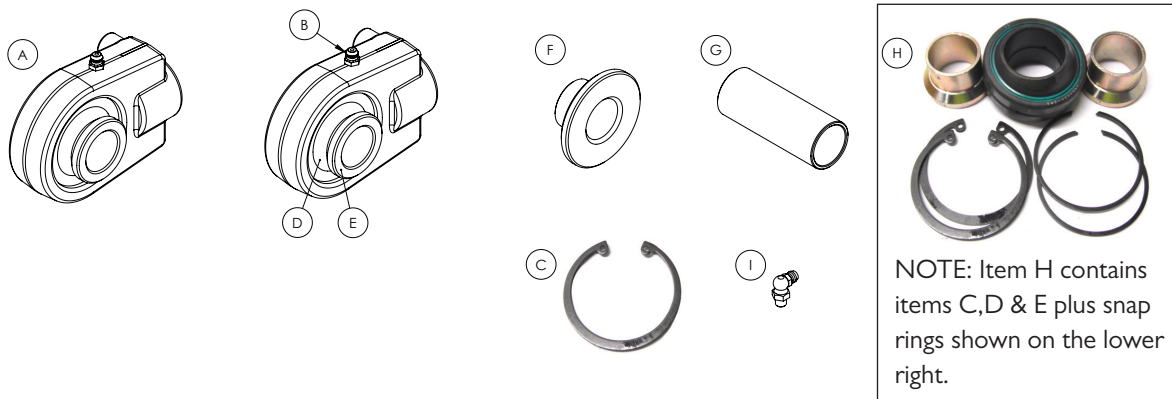
ITEM NO.	PART NUMBER	DESCRIPTION	QTY.
1	GA3500477	Hydraulic Cylinder, Centre Level	1
2	GA5001741	Washer 20mm Flat SS HD	4
3	GA3500359	Hydraulic adaptor, Nipple, 1/4" BSPT male x 3/4" UN male O-ring	1
4	GA3500199	Hydraulic adaptor, Tee, 1/4" BSPT male x 1/4" BSPT male x 1/4" BSPP female	1
5	GA3500347	Hydraulic adaptor, Elbow, 90 degree, 1/4" BSPT male x 9/16" UN male O-ring	2

48m Hydraulic Control Manifold



ITEM NO.	PART NUMBER	DESCRIPTION	QTY.
1	GA3500603	Hydraulic Control Manifold, 48m Boom	1
2	GA3500133	Hydraulic Coupling, Easy Test Point, 1/4" BSPP	4
3	GA3500306	Hydraulic adaptor, Nipple, 1/4" BSPT male x 1/4" BSPP male	1
4	GA3500307	Hydraulic adaptor, Nipple, 1/4" BSPT male x 3/8" BSPP male	28
5	GA3500145	Hydraulic adaptor, Nipple, 3/8" BSPP male x 9/16" JIC male	6
6	GA3500310	Hydraulic adaptor, Nipple, 1/2" BSPT male x 1/2" BSPP male	9
7	GA3500325	Hydraulic adaptor, Elbow, 90 degree, 3/4" BSPT male x 3/4" BSPP male O-ring	2
8	GA4403645	Plate, Bracket, Hydraulic Manifold Block	3
9	GA5000577	Washer 12mm Flat SS HD	6
10	GA5000305	Set Screw M12 x 30 GR8.8 ZP	6

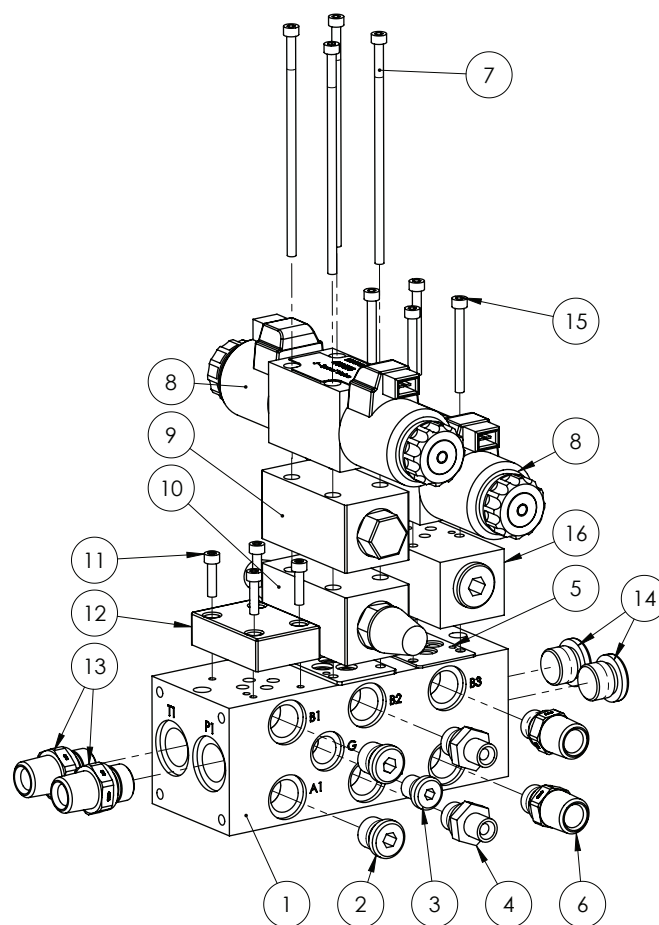
Cylinder Rose End - Spare Parts



ITEM NO.	PART NUMBER	DESCRIPTION	QTY.
A	GA5052965	Complete Rose end, M28 Screw on, suit Hydraulic cylinder & Delta link, including Bushes (Item E)	1
B	GA5012203	Grease nipple, Short, 1/4" UNF	1
C	GA5067610	Circlip, suit bearing screw on rose end, RTW 55	2
D	GA5067605	Bearing, suit screw on rose end, GEG 30 ES 2RS	1
E	GA5021925	Small bearing bush, Suit screw on rose end, Hypower, R-10424	2
F	GA5021930	Large bearing bush, Suit screw on rose end, Hypower, R-10429	2
G	GA4572535	Bush, Rose end pivot wide suit tilt ram	1
H	GA5052966	Bearing Kit, suit screw on rose end, cylinders and delta links	1
I	GA5009637	Grease nipple, Elbow, 90 degree, 1/4" UNF male	1

NOTE: Quantities shown represent the number of parts needed per rose end and depend on your configuration e.g. the rose end will have either 2x Item E or 2x Item F but not both.

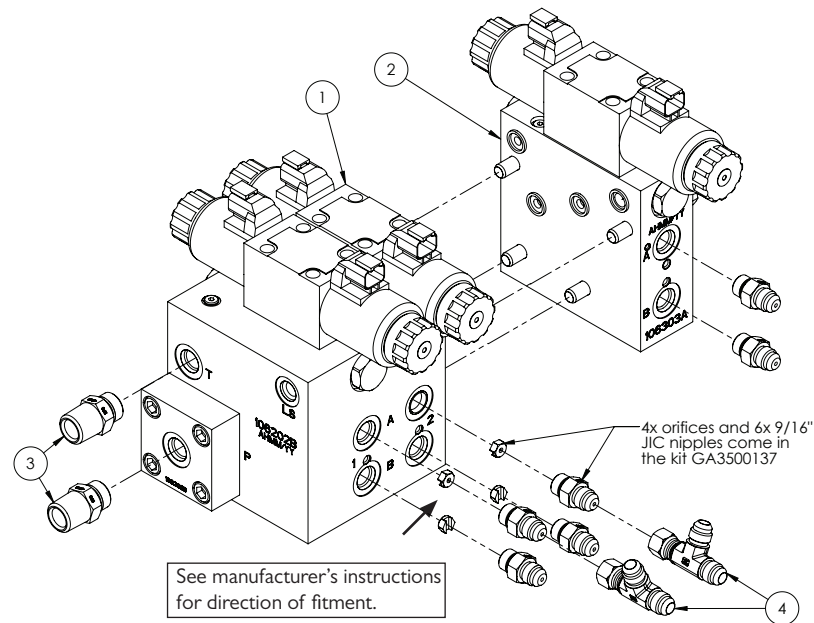
Boom Rest & Fill Pump Hydraulic Block



ITEM NO.	PART NUMBER	DESCRIPTION	QTY.
-	GA5047750	Solenoid coil, 12V DC, Slip on, 2 pin AMP	-
-	GA5047627	Seal kit, O-ring, viton, suit cee top 3, Bosch	-
1	GA5047622	Manifold - option 1 normally closed	1
2	GA3500300	Hydraulic adaptor, Plug, 3/8" BSPP male	2
3	GA3500299	Hydraulic adaptor, Plug, 1/4" BSPP male	1
4	GA3500307	Hydraulic adaptor, Nipple, 1/4" BSPT male x 3/8" BSPP male	2
5	GA5047615	O-Ring retaining plate	1
6	GA3500309	Hydraulic adaptor, Nipple, 1/2" BSPT male x 3/8" BSPP male	2
7	GA5048570	SHCS M5 x 130 GR12.9 ZP	4
8	GA5047726	Valve solenoid J spool 12v 2 pin amp connector, Bosch	2
9	GA5017335	Valve check modular	1
10	GA5047581	Hydraulic Valve, Flow control, NG6 A+B, Suit spool	2
11	GA5020520	Bolt M5 x 20 ZP GR8.8	4
12	GA5047335	Plate blanking MS-P6/314128680	1
13	GA3500310	Hydraulic adaptor, Nipple, 1/2" BSPT male x 1/2" BSPP male	2
14	GA3500301	Hydraulic adaptor, Plug, 1/2" BSPP male	2
15	GA5054410	SHCS M5 x 50 GR12.9 ZP	4
16	GA5047583	Valve pressure flow comp stackable	1

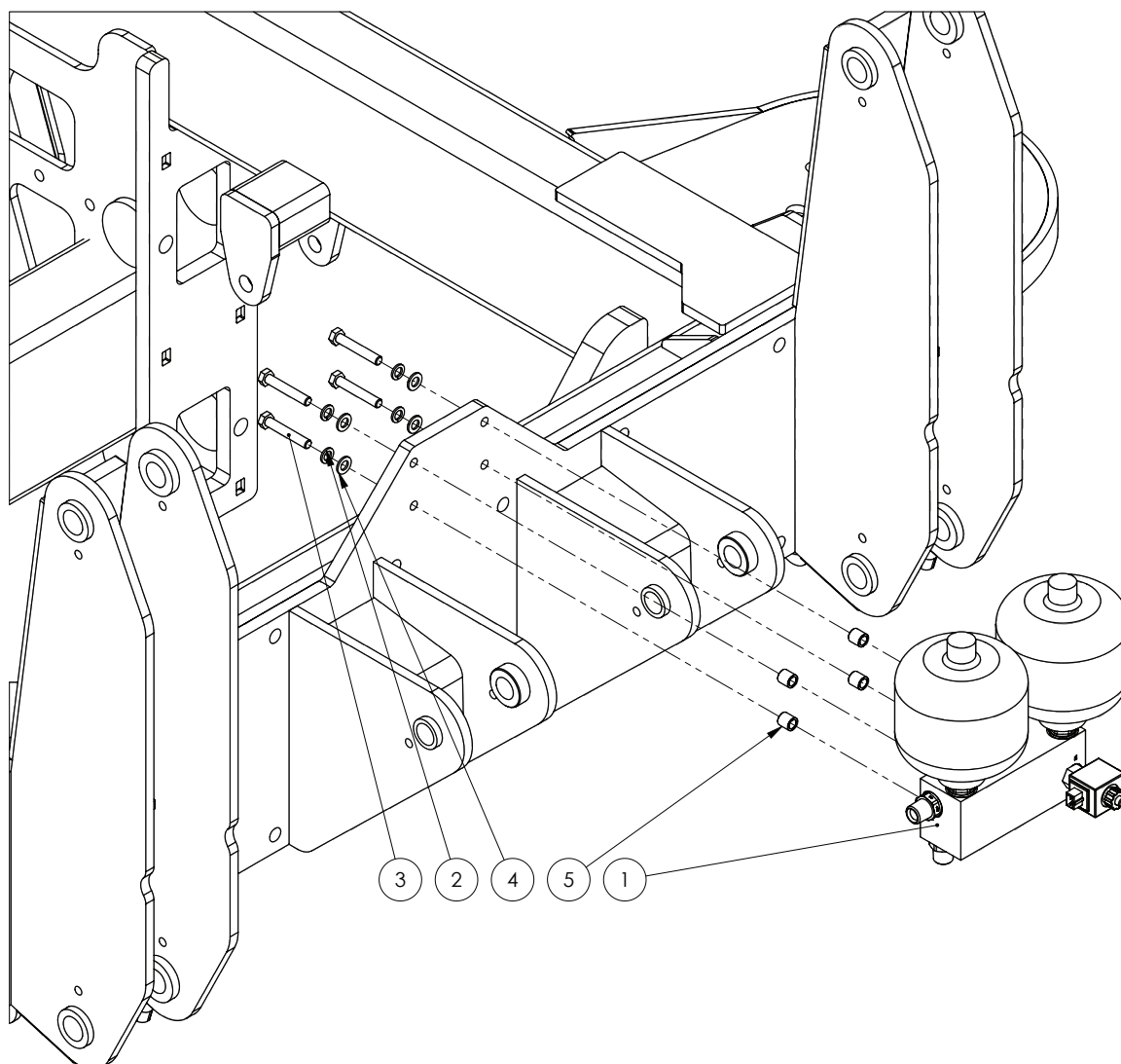
NOTE: Fitting quantity and fitting types will depend on machine options.

NORAC Valve Block



ITEM NO.	PART NUMBER	DESCRIPTION	QTY.
-	GA3500137	Hydraulic fitting kit, 12 parts, GNI , Norac	-
1	GA3500164	Valve block, 2 station assembly, Closed centre, Load sense, DT 4 Bolt	1
2	GA3500139	Valve block, expansion assembly, DPOC PROP DT 4 bolt, Norac	1
3	GA3500363	Hydraulic adaptor, Nipple, 1/2" BSPT male x 3/4" UN male O-ring	1
4	GA3500144	Hydraulic adaptor, Tee, 9/16" JIC male x 9/16" JIC male x 9/16" JIC female swivel	1

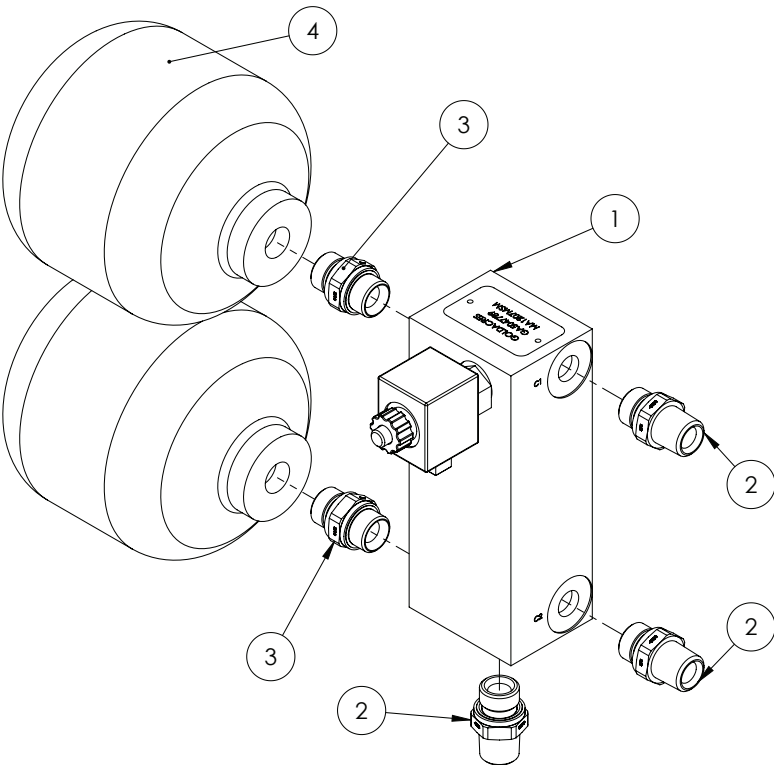
Boom Lift Accumulator Lockout - Mounting



ITEM NO.	PART NUMBER	DESCRIPTION	QTY.
1	*	Boom Lift Accumulator Lockout Assembly	-
2	GA5000137	Washer 10mm Spring SS	4
3	GA5011175	Bolt M10 x 60 GR8.8 ZP	4
4	GA5000117	Washer 10mm Flat SS HD	4
5	GA4552075	Crush tube, 10.2mm ID x 15mm OD x 15mm long	4

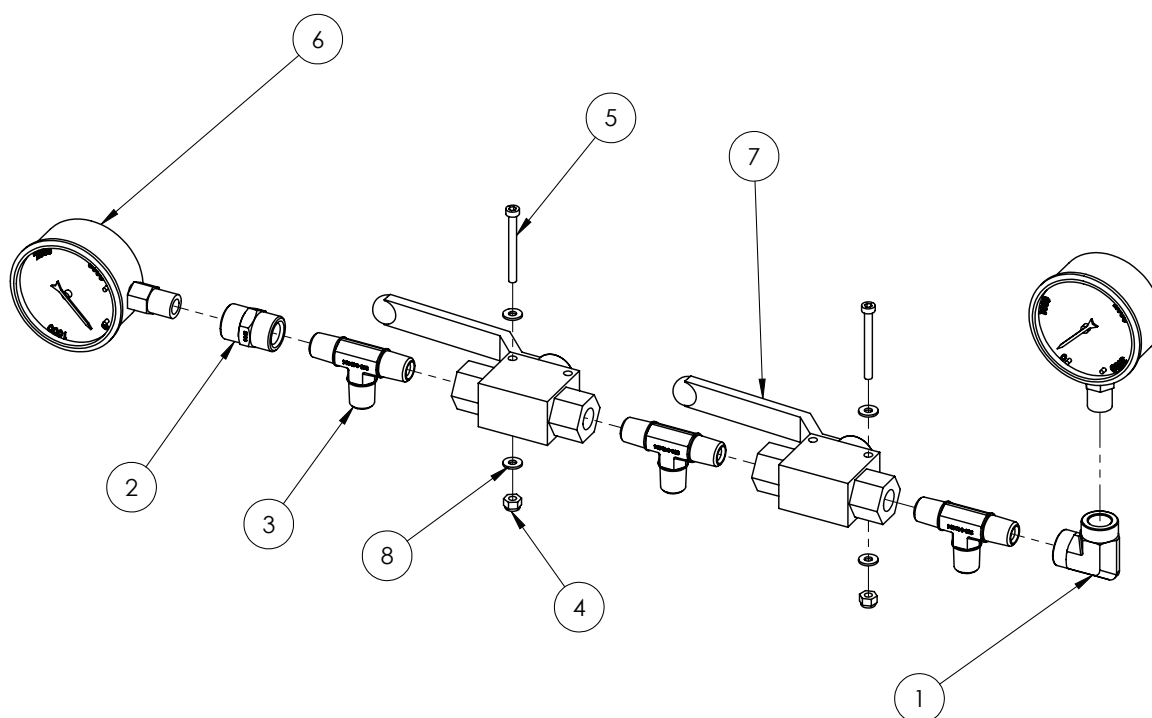
* Sub-assembly on following page

Boom Lift Accumulator Lockout



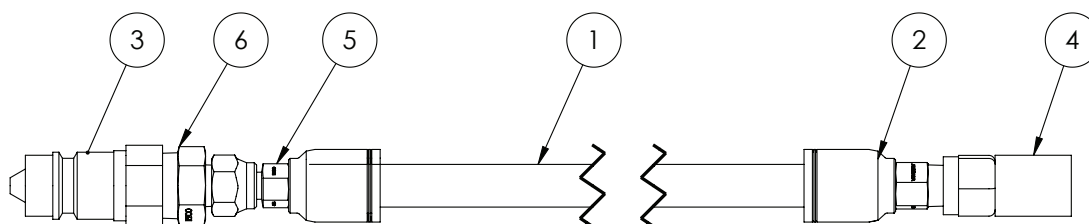
ITEM NO.	PART NUMBER	DESCRIPTION	QTY.
-	GA5047730	Valve cartridge hyd sol poppet NC-12V with override plus body	-
1	GA5047789	Manifold, Hydraulic, Accumulator Lockout MY14	1
2	GA3500310	Hydraulic adaptor, Nipple, 1/2" BSPT male x 1/2" BSPP male	3
3	GA3500253	Hydraulic adaptor, Nipple, 1/2" BSPP male x 1/2" BSPP male	2
4	GA5007787	Accumulator, Hydraulic, 1L, precharged to 70 bar	2

Yaw Control Valve Assembly



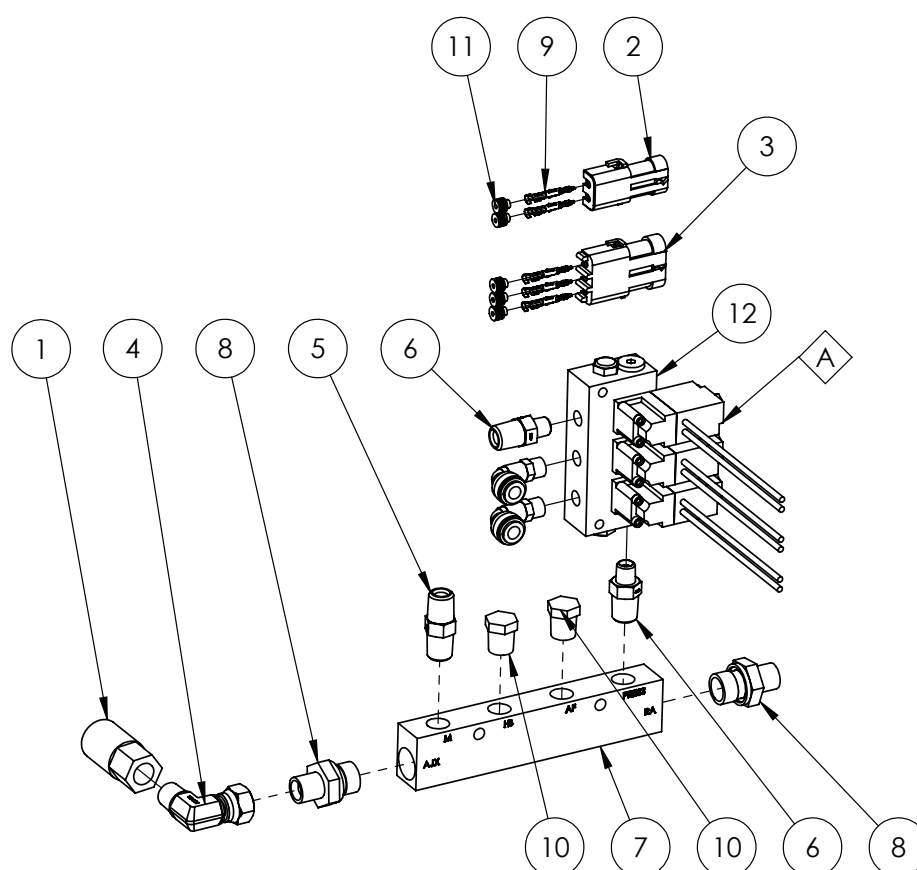
ITEM NO.	PART NUMBER	DESCRIPTION	QTY.
1	GA3500239	Elbow, 90, Hydraulic, 1/4 BSPT Female x 1/4 BSPT Female	1
2	GA3500211	Hydraulic adapter, Socket, 1/4" BSPT female x 1/4" BSPT female	2
3	GA3500269	Hydraulic adaptor, Tee, 1/4" BSP male x 1/4" BSP male x 1/4" BSP male	3
4	GA5049025	Nut M4 Nyloc SS	2
5	GA5049800	SHCS M4 x 40	2
6	GA5021455	Gauge, Pressure, Small face, 3500psi	2
7	GA5078083	Valve, Ball, Hydraulic, 1/4" BSP female thread inlet / outlet	2
8	GA5020510	Washer 4mm Flat HD SS	4

Yaw Control Charge Line



ITEM NO.	PART NUMBER	DESCRIPTION	QTY.
-	GA4903220	Hose assembly charge / discharge line for hydraulic yaw suspension	-
1	GA5049695	Hose, Hydraulic, 1/4", 2 wire, Black	1
2	GA3500394	Hydraulic crimp coupling, Straight, 1/4" hose x 1/4" BSPT male	1
3	GA5078000	Quick connect fitting, 1/2" male tip x 1/2" female thread	1
4	GA5077350	Adaptor, Direct Gauge, M16 x 2.0 female x 1/4" BSPP female	1
5	GA3500397	Hydraulic crimp coupling, Straight, 1/4" hose x 1/4" BSPP female swivel	1
6	GA3500221	Hydraulic adaptor, Nipple, 1/2" BSPT male x 1/4" BSPT male	1

Air Manifold

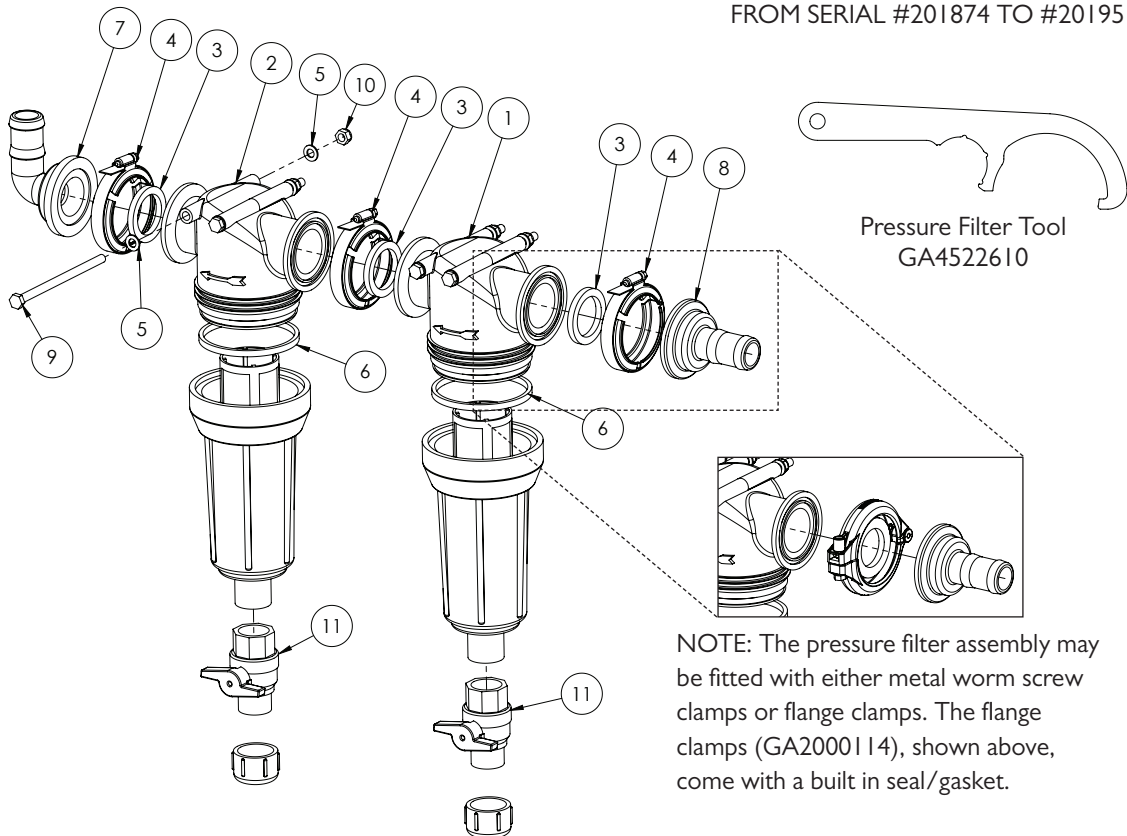


ITEM NO.	PART NUMBER	DESCRIPTION	QTY.
-	GA5054430	Solenoid valve, MAC 3/2 pneumatic, Viton seals, 12V, Bare wires	3
1	GA5076620	Coupling, Air, 1/4" BSPP female x female, Brass, 200	1
2	GA5007381	Connector, Female, 2 Pin, Weather pack	1
3	GA5048550	Connector, Female, 3 Pin, Weather pack	1
4	GA3500332	Hydraulic adaptor, Elbow, 90 degree, 1/4" BSPT male x 1/4" BSPP female swivel, S82-0404	1
5	GA3500218	Hydraulic adaptor, Nipple, 1/4" BSPT male x 1/4" BSPT male, S27-0404	1
6	GA3500217	Hydraulic adaptor, Nipple, 1/4" BSPT male x 1/8" BSPT male, S27-0402	2
7	GA5069195	Manifold Pneumatic, 3/8"-1/4", 2 in 4 out	1
8	GA3500307	Hydraulic adaptor, Nipple, 1/4" BSPT male x 3/8" BSPP male, S75-0406	2
9	GA5016617	Pin, Male, Sealed, Weather pack, Wire 1.0 - 2.0mm	5
10	GA5069335	Plug, 1/4 BSPT male thread, Brass	2
11	GA5014857	Seal, Green, Weather pack connector, Wire from 2.03 - 2.85mm	5
12	GA7000003	Valve, Pneumatic solenoid, 3 section bank, Suit rapid fire, bare wires, 6mm outlets, 8mm inlet, MAC	1

PLUMBING

Dual Pressure Filter Assembly

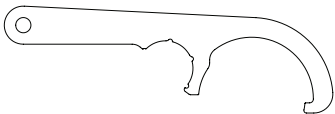
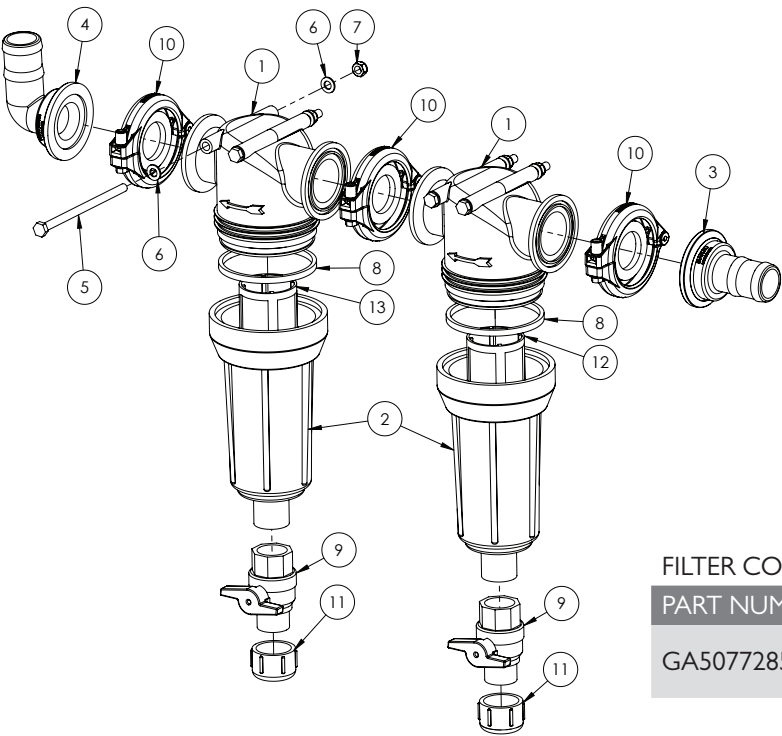
FROM SERIAL #201874 TO #201951



ITEM NO.	PART NUMBER	DESCRIPTION	QTY.
1	GA5077285	Filter, 75 series flange inlet & outlet, 80 mesh (Blue screen)	1
	GA5077394	Filter screen, 80 mesh, Blue, SS & polypropylene, Teejet	-
2	GA5077284	Filter, 75 series flange inlet & outlet, 100 mesh (Green screen)	1
	GA5077395	Filter screen, 100 mesh, Green, SS & polymer	-
3	GA5009335	Seal, 41.5 ID x 55 OD x 6.5mm thick, EPDM, suit 1 1/2" flange	3
4	FC200	Clamp, Worm screw, Use with 2" standard flange port, Banjo	3
	GA2000114	Flange Clamp, and Gasket, 1.5", series 200, Hypro	3
5	GA5003643	Washer 8mm Flat SS HD	8
6	GA5077541	Seal, 98 OD x 91 ID x 7mm thick	2
7	GA5077831	Hose barb, Elbow, 90 degree, 2" flange x 1 1/4" hose, Banjo	1
8	GA5077830	Hose barb, Flanged, Straight, 2" flange x 1 1/4" barb, Banjo	1
9	GA5011503	Bolt M8 x 140 ZP GR8.8	4
10	GA5004917	Nut M8 Nyloc ZP	4
11	GA5067620	Ball Valve, 1" Male / Female, Tee Handle, Brass	2

Dual Pressure Filter Assembly

FROM #201984 ONWARDS



Pressure Filter Tool
GA4522610

FILTER MESH ALTERNATES

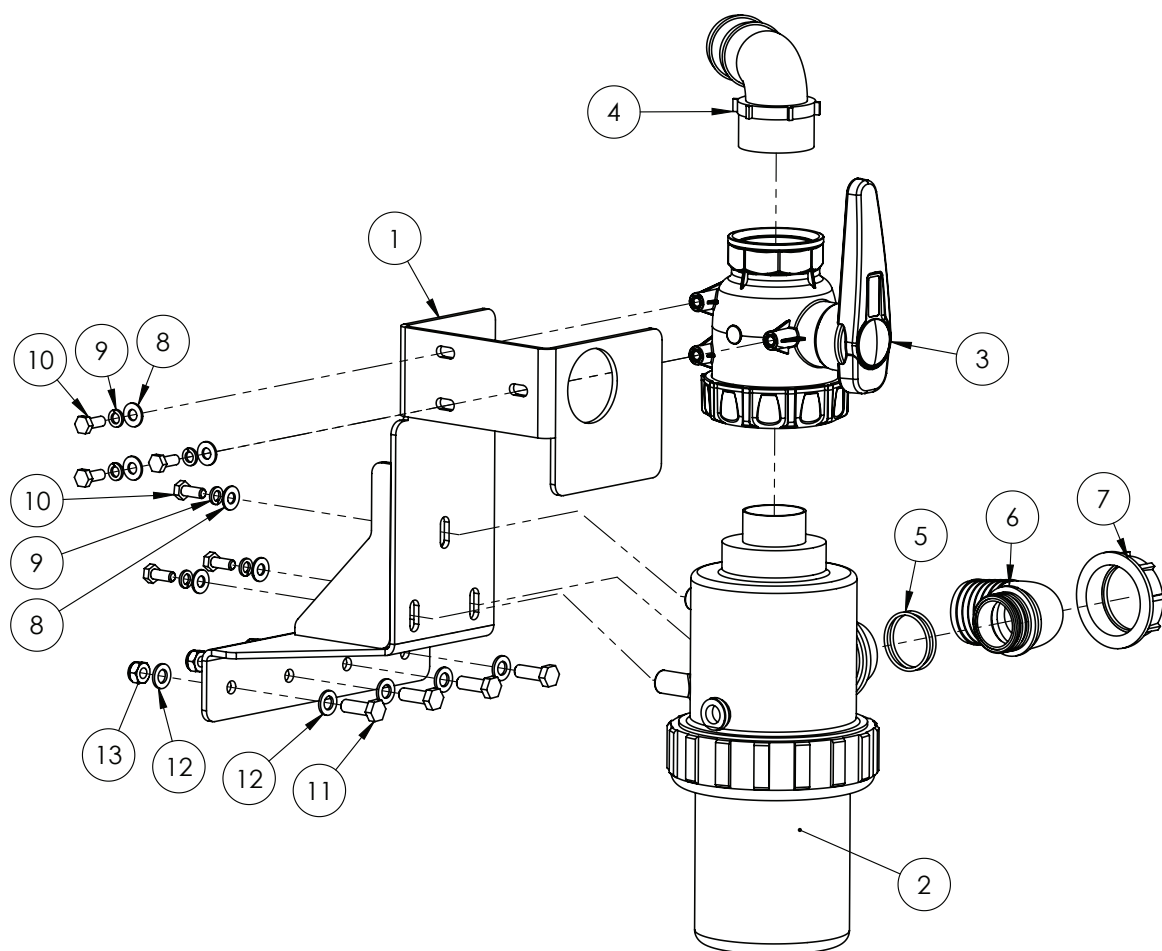
PART NUMBER	DESCRIPTION
GA5077391	16 mesh
GA5077392	32 mesh
GA5077393	50 mesh
GA5077394	80 mesh
GA5077395	100 mesh
GA5077396	120 mesh

FILTER COMPLETE

PART NUMBER	DESCRIPTION
GA5077285	Filter, 75 series flange inlet & outlet, with 80 mesh, Blue
GA5077284	Filter, 75 series flange inlet & outlet, with 100 mesh, Green

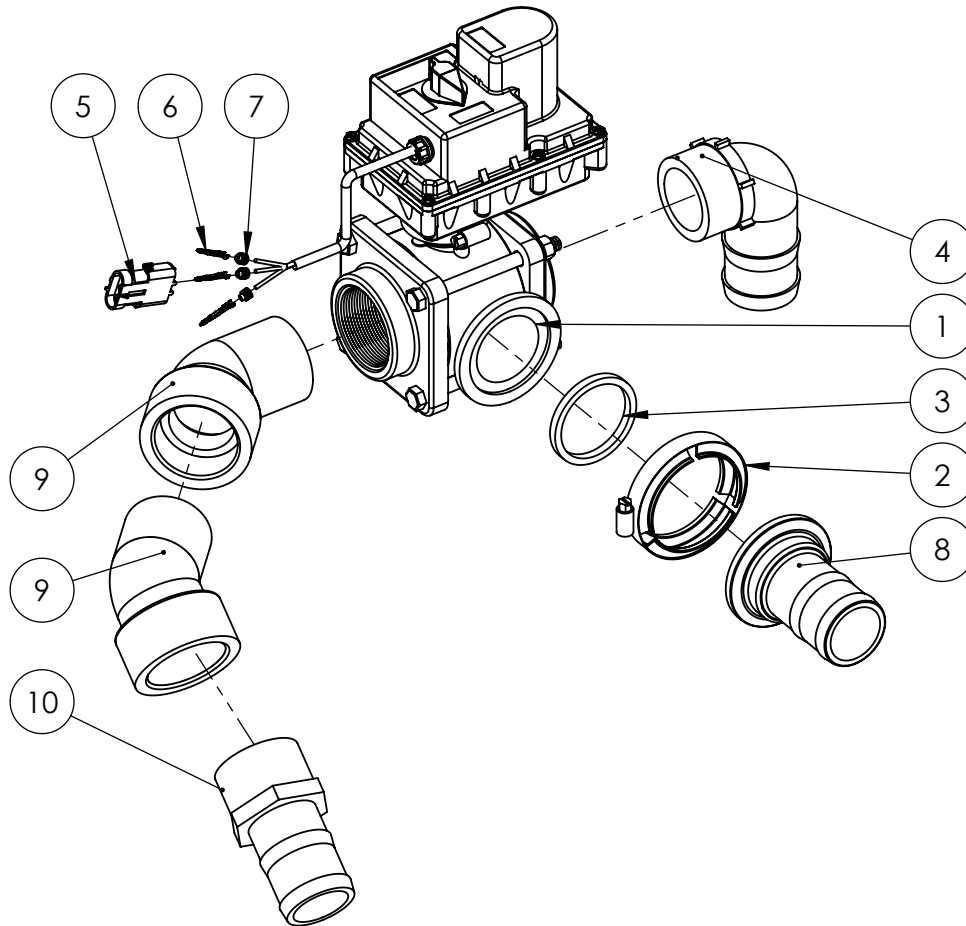
ITEM NO.	PART NUMBER	DESCRIPTION	QTY.
1	GA5078386	Strainer head, 1 1/2" inlet / outlets	2
2	GA5077539	Filter bowl	2
3	GA5077833	Hose barb, Flange, Straight, 2" flange x 1 1/2" hose	1
4	GA5077834	Hose barb, Elbow, 90 degree, 2" flange x 1 1/2" hose	1
5	GA5011503	Bolt M8 x 140 ZP GR8.8	4
6	GA5003643	Washer 8mm Flat SS HD	8
7	GA5004917	Nut M8 Nyloc ZP	4
8	GA5077541	Seal, 98 OD x 91 ID x 7mm thick, EPDM type - Alternate	2
	GA5077542	Seal, 98 OD x 91 ID x 7mm thick, VITON type - Alternate	
9	GA5067620	Ball Valve, 1" Male / Female, Tee Handle, Brass	2
10	GA2000114	Flange Clamp, and Gasket, 1.5", series 200, Hypro	3
	GA5077540	Filter bowl cap, AA126, Polypropylene	2
11	GA5077564	Seal, suit GA5077540, EPDM type - Alternate	2
	GA5077565	Seal, suit GA5077540, VITON type - Alternate	
12	GA5077394	Filter screen, 80 mesh, Blue, SS & polypropylene	1
13	GA5077395	Filter screen, 100 mesh, Green, SS & polymer	1

Suction Filter Mounting



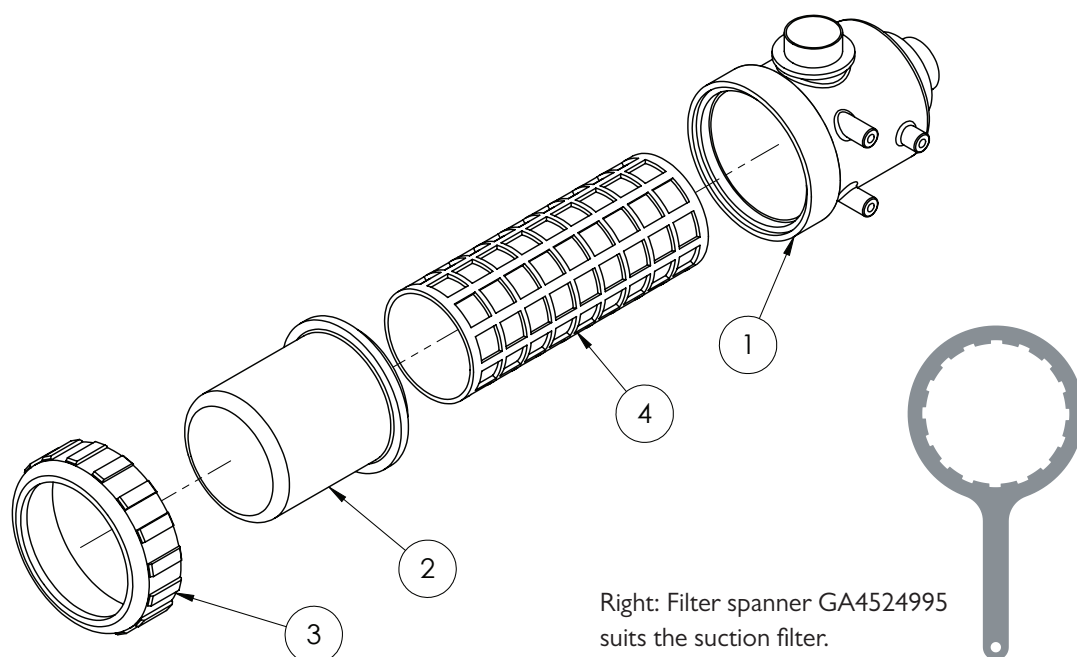
ITEM NO.	PART NUMBER	DESCRIPTION	QTY.
1	GA4661230	Suction Filter Bracket suit Electric Valve	1
2	GA5076799*	Filter, Suction, 317, 2 BSP male inlet and outlet, 32 mesh screen	1
3	GA5076981	Valve, Ball, 2 way, 2 female thread inlet / outlet, Lever handle	1
4	GA5077740	Hose barb, Elbow, 90 degree, 2" male thread x 2" hose	1
5	GA5048385	O ring, 42.5 x 2.62, BS131, suit 2" hose barb	2
6	GA5076262	Hose barb, Elbow, 90 degree, 2" fly nut end x 52 mm hose	1
7	GA5076605	Fly nut, 2"	1
8	GA5003643	Washer 8mm Flat ZP HD	6
9	GA5004919	Washer 8mm Spring SS	6
10	GA5004085	M8x20 Set Screw	6
11	GA5065455	Bolt M10 x 30 GR8.8 ZP	4
12	GA5000117	Washer 10mm Flat SS HD	8
13	GA5000141	Nut M10 Nyloc ZP	4

* Sub-assembly on following pages



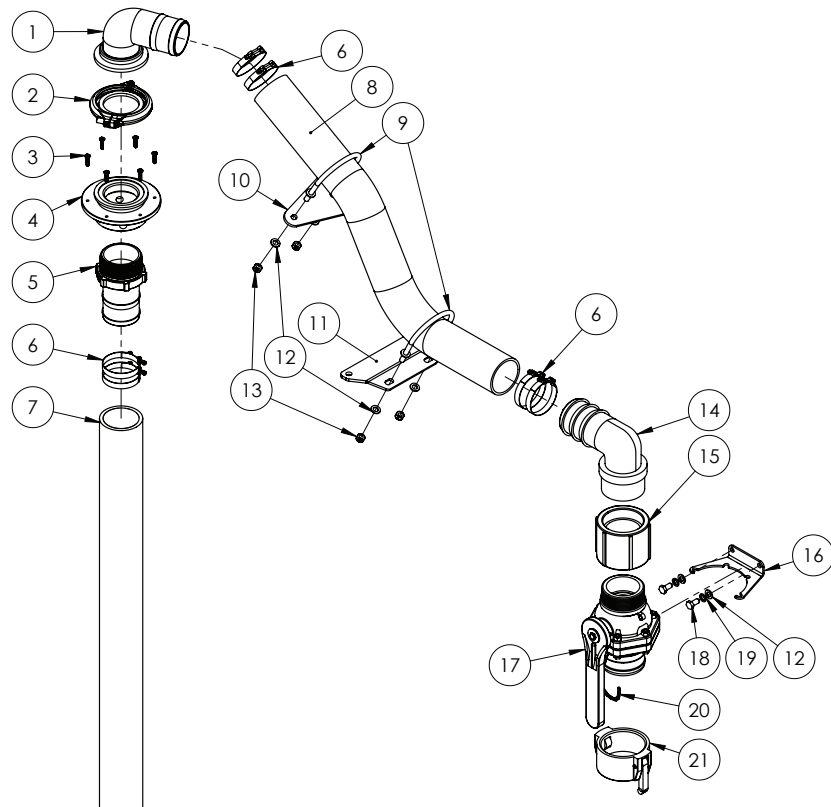
ITEM NO.	PART NUMBER	DESCRIPTION	QTY.
1	GA2000018	Valve, Ball, Electric 3 way, 2" Full Port, Banjo	1
2	FC220	2" Full Port Worm Screw Clamp	1
3	GA2000023	Seal, 2" Full Port, Banjo	1
4	GA5077740	Hose barb, Elbow, 90 degree, 2" male thread x 2" hose	1
5	GA5048550	Connector, Female, 3 Pin, Weather pack	1
6	GA5016617	Pin, Male, Sealed, Weather pack, Wire 1.0 - 2.0mm	3
7	GA5014857	Seal, Green, Weather pack connector, Wire from 2.03 - 2.85mm	3
8	GA5077859	Hose barb, Straight, 2" flange x 2" hose, Banjo, M220BRB	1
9	GA5078141	Street elbow, 45 degree, 2" male thread x 2" female thread	2
10	GA5077737	Hose barb, Straight, 2" male thread x 2" hose	1

Suction Filter Bowl Assembly



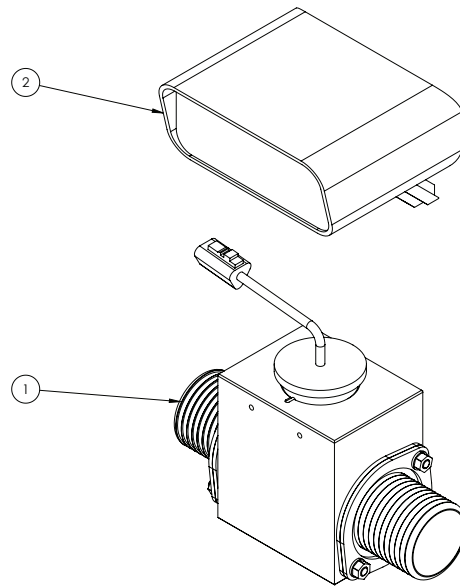
ITEM NO.	PART NUMBER	DESCRIPTION	QTY.
-	GA5076799	Suction filter, 317, 2" BSP male inlet / outlet, 32 mesh - Complete	-
1	GA5076773	Filter Body, 317, "2", Inlet Outlet thread	1
	GA5076793	317 Suction Filter Bowl	1
2	GA5076769	O Ring 126.4 x 7 mm, suit 317 filter bowl, BS429 - Alternate	1
	GA5076770	O Ring 126.4 x 7 mm, suit 317 filter bowl, Viton - Alternate	1
3	GA5076768	Nut, Plastic, Suit 317 suction filter, 8 Threads	1
	GA5076797	32 Mesh Screen - Red - Standard fitment	
4	GA5076795	50 Mesh Screen - Blue - Alternate	1
	GA5076798	80 mesh Screen - Yellow - Alternate	
	GA5077634	O ring, 2.62 x 94.92 mm, EPDM, GI 1046, suits filter screen	2

3" Direct Fill - Front Mount Option



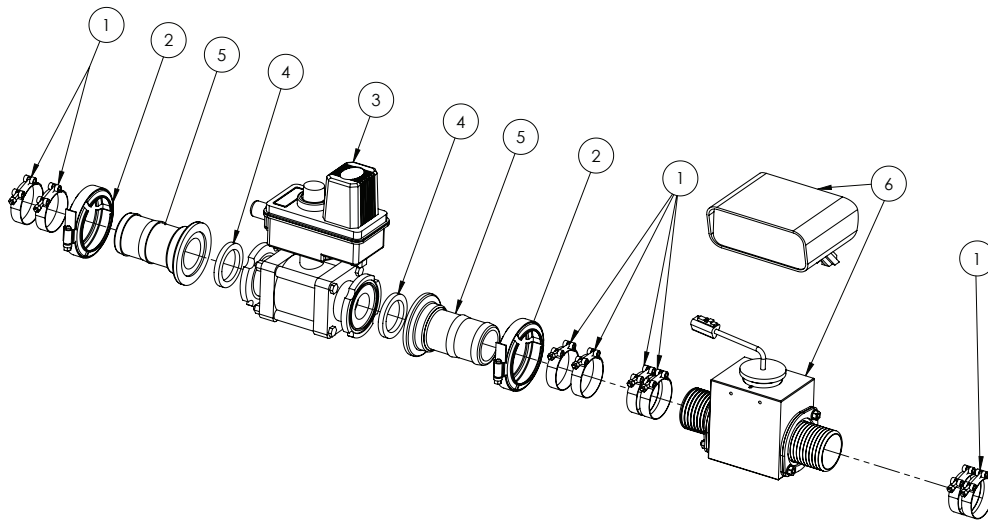
ITEM NO.	PART NUMBER	DESCRIPTION	QTY.
1	GA5077875	Hose barb, Elbow, 90 degree, 3" flange x 3" hose	1
2	GA2000116	Flange Clamp, and Gasket, 3"	1
3	GA5000527	Screw Pan Head 12g x 25mm SS	6
4	GA4550590	Tank Top Inlet Fitting, 3" Banjo Flange and 3" NPT Female Thread	1
5	GA5077741	Hose barb, Straight, 3" male thread x 3" hose	1
6	GA5003835	Hose Clamp 3" S/Steel (70-90/12w3)	6
7	GA2000231	Hose, Suction, PVC, 75mm, Black	1
8	GA2000232	Hose, Suction, 75mm, Wire reinforced	1
9	GA5070905	U bolt, Round top, M10 x 118 x 115mm, with stopper washers, ZP	2
10	GA4509820	Plate, U-bolt Mount, 3" Fill Hose	1
11	GA4509825	Plate, U bolt Mount, Boom Rest Mount, 3" Fill Hose	1
12	GA5000117	Washer 10mm Flat SS HD	6
13	GA5000141	Nut M10 Nyloc ZP	4
14	GA5077742	Hose barb, Elbow, 90 degree, 3" male thread x 3" hose	1
15	GA5077642	Coupling, socket, 3" female thread	1
16	GA4509400	Plate, Ball Valve Mount 3"	1
17	GA5078204	3" NPT Male x 3" Male Adaptor Long Handle	1
18	GA5006113	Bolt M10 x 20 ZP GR8.8	2
19	GA5000137	Washer 10mm Spring SS	2
20	GA5001491	Chain 2mm x 20 SS 316 (cut 150mm long)	13
21	GA5076719	Cam lever, Female cap, 3"	1

Fill Flow Meter - Teejet



ITEM NO.	PART NUMBER	DESCRIPTION	QTY.
1	GA5077191	Kit, Flowmeter 40D2 Hose Barbs	1
2	75-30018	Console, Fill flow, Metric	1

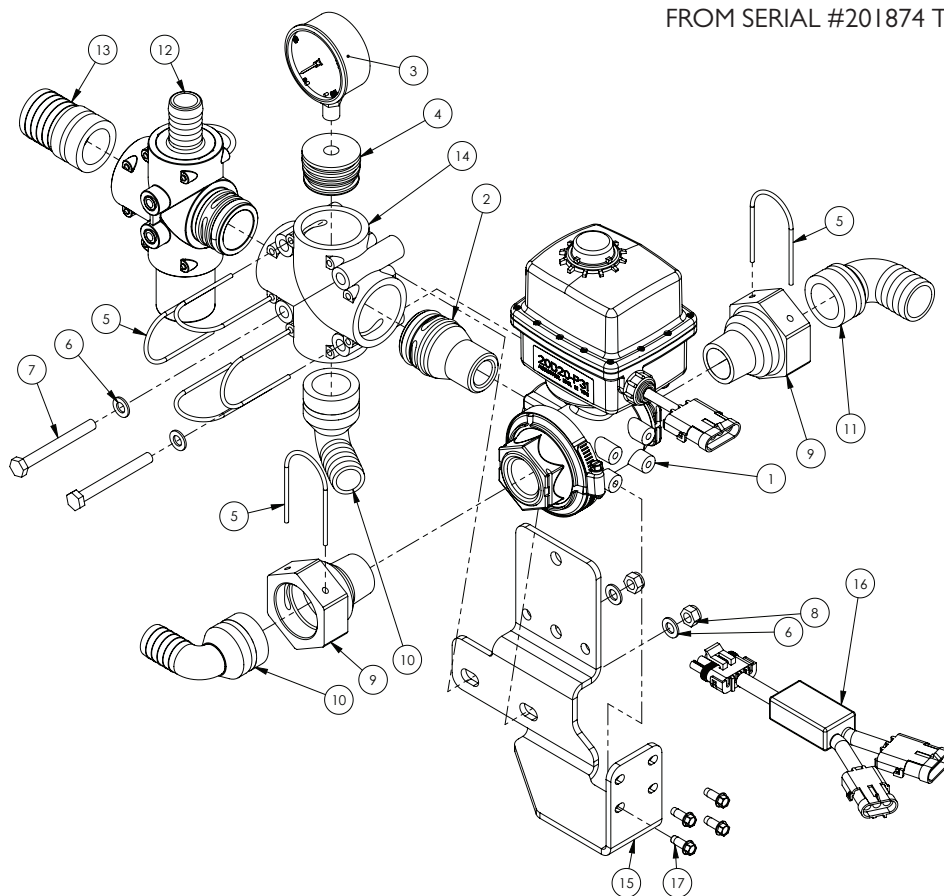
Fill Flow Meter - Teejet & Shut Off Valve



ITEM NO.	PART NUMBER	DESCRIPTION	QTY.
1	GA5010191	Hose Clamp 2" T-bolt SS	8
2	FC200	Clamp, Worm screw, Use with 2" standard flange port	2
3	GA5076868	Ball Valve Electric 2 way 2" flange	1
	GA5077048	Motor, Replacement only, 346 Style, 25RPM, Bare wires, Teejet	-
4	GA5009335	Seal, 41.5 ID x 55 OD x 6.5 mm thick, EPDM, suit 1 1/2" flange	2
5	GA5077837	Hose barb, Straight, 2" flange x 2" hose	2
6	GA5077193	Kit, Fill Flow, 40D F.m.metric, 70 Series Monitor	1

Flow Control Valve - Raven controller

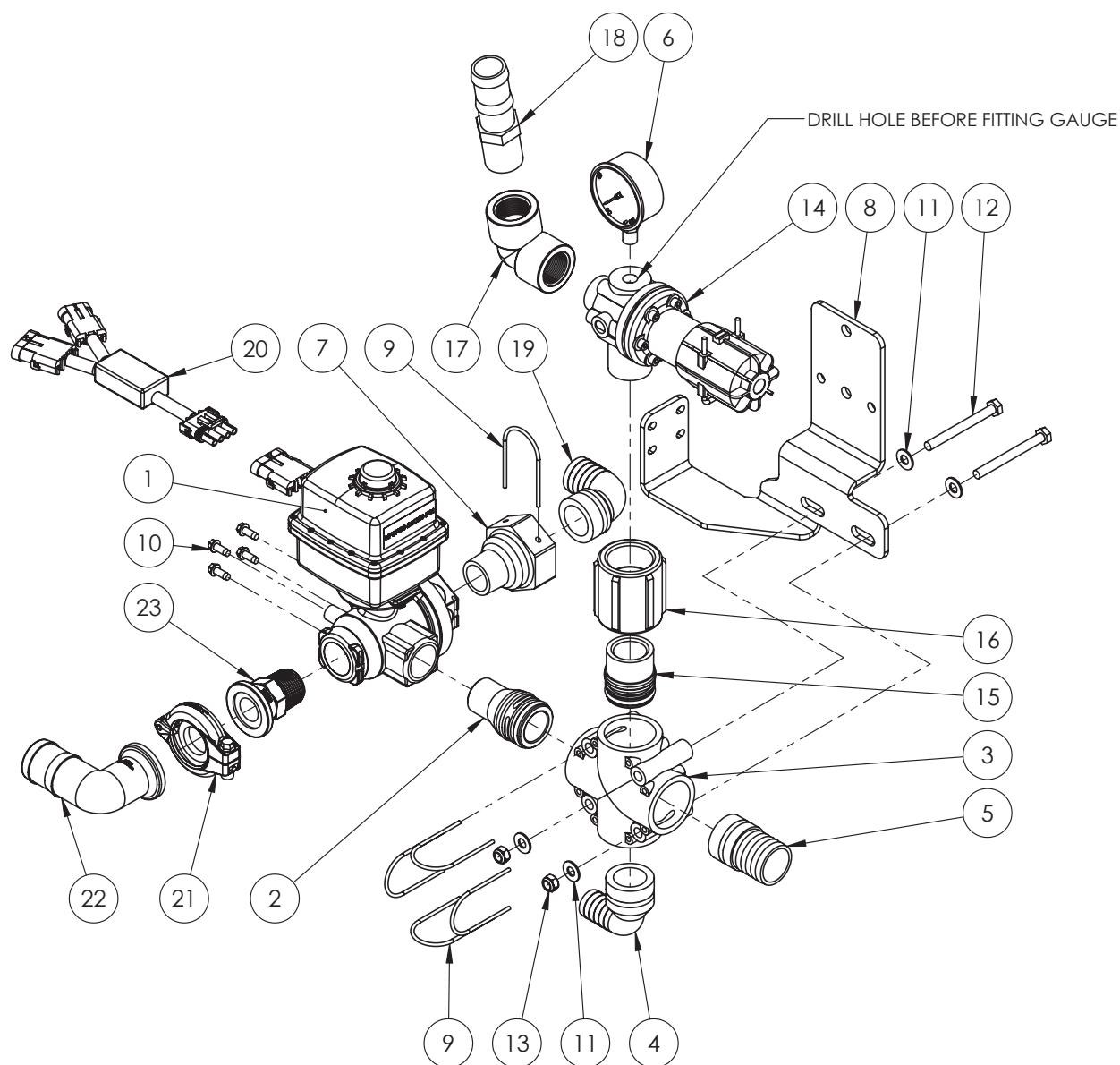
FROM SERIAL #201874 TO #201951



ITEM NO.	PART NUMBER	DESCRIPTION	QTY.
1	GA2000065	Regulator valve, 1" NPT, full port, 3 way, 0.8 sec 12v, KZ valve	1
	GA2000067	Regulator valve, valve only, suit GA2000065, KZ valve	-
	GA2000066	Regulator valve, Actuator only, 0.8 sec 12v, suit GA2000065, KZ valve	-
2	GA2000077	Plumbing Fitting, AS40 to 1" NPT Male Thread, Altek	1
3	GA4948470	Gauge, Pressure, Small face, 160psi	1
4	GA4582160	Plumbing adaptor, Plug, AS40 male x G1/4" Female Thread, Altek	1
5	GA5065690	Safety pin, AS40, Altek	6
6	GA5003643	Washer 8mm Flat SS HD	4
7	GA5052600	Bolt M8 x 75 SS	2
8	GA5052590	Nut M8 Nyloc SS	2
9	GA4582385	Coupling, AS40 female x 1" NPT male thread	2
10	GA5065615	Hose barb, Elbow 90 degree, AS40 x 25mm, Altek	2
11	GA5065620	Hose barb, Elbow, 90 degree, AS40 x 33mm hose barb, Altek	1
12	GA5065500	Relief Valve, pressure control, AS40, 10 bar 145 PSI, Altek	1
13	GA5065590	Hose barb, Straight, AS40 x 39mm hose, Altek	1
14	GA5065565	Plumbing coupling, Cross, AS40 female inlets / outlets, Altek	1
15	GA4509460	Plate, Regulator Valve Assembly Mount	1
16	GA5060059	Loom Boom Recirc Bypass Module	1
17	GA0500022	Set Screw, M6 x 16, Self Tapping, Trilobe, ZP	4

Flow Control Valve - Raven controller

FROM #201984 ONWARDS



ITEM NO.	PART NUMBER	DESCRIPTION	QTY.
1	GA2000065	Regulator valve, 1" NPT, full port, 3 way, 0.8 sec 12v, KZ valve	1
	GA2000067	Regulator valve, valve only, suit GA2000065, KZ valve	-
	GA2000066	Regulator valve, Actuator only, 0.8 sec 12v, suit GA2000065, KZ valve	-
2	GA2000077	Plumbing Fitting, AS40 to 1" NPT Male Thread	1
3	GA5065565	Tee, 4 Port, AS40 female, no M8 inserts	1
4	GA5065615	Hose barb, Elbow 90 degree, AS40 x 25mm	1
5	GA5065590	Hose barb, Straight, AS40 x 39mm hose	1
6	GA4948470	Gauge, Pressure, Small face, 160psi	1
7	GA4582385	Coupling, AS40 female x 1" NPT male thread	1

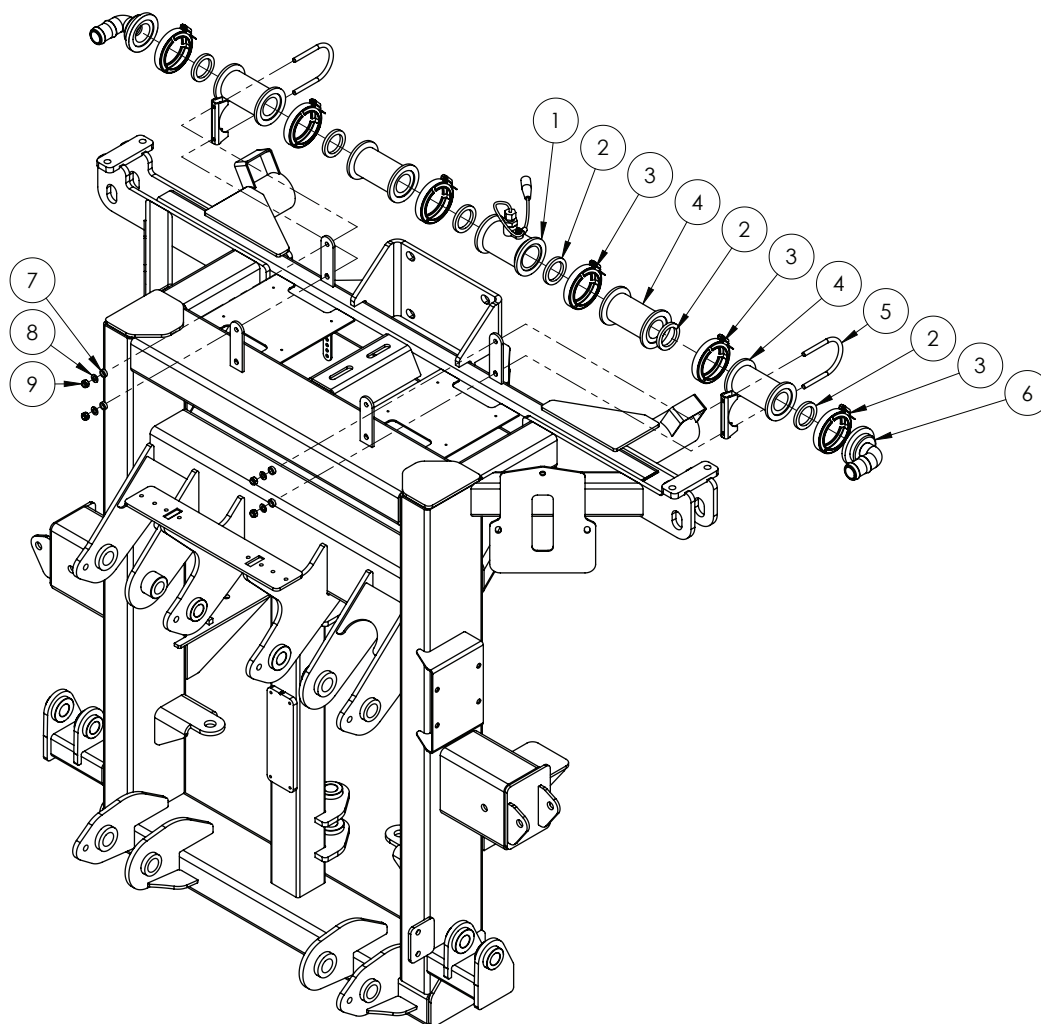
Continued over page

Flow Control Valve - Raven controller

ITEM NO.	PART NUMBER	DESCRIPTION	QTY.
8	GA4509960	Plate, Regulator Valve Assembly Mount	1
9	GA5065690	Safety pin, Suit AS40 plumbing fittings, Altek	5
10	GA0500022	Set Screw Self Tapping Trilobe M6 x 16 ZP	4
11	GA5003643	Washer 8mm Flat SS HD	4
12	GA5004749	Bolt M8 x 80 GR8.8 ZP	2
13	GA5004917	Nut M8 Nyloc ZP	2
14	GA5075640	Valve, Pressure relief, 15 bar, 1" male thread inlet x 1 1/4" male thread outlet, Polmac	1
15	GA5065595	Plumbing adaptor, AS40, 1-1/4" male thread, Altek	1
16	GA5077639	Coupling, socket, 1 1/4" female thread	1
17	GA5077655	Street elbow, 90 degree, 1" female thread x 1" female thread	1
18	GA5077722	Hose barb, Straight, 1" male thread x 1 1/4" hose	1
19	GA5065620	Hose barb, Elbow, 90 degree, AS40 x 33mm hose barb	1
20	GA5060059	Loom Boom Recirc Bypass Module	1
21	GA2000113	Flange Clamp, and Gasket, 1", series 100	1
22	GA2000138	Hose barb, Elbow, 90 Degree, 1" Flange, x 1 1/2" Hose	1
23	GA5077820	Coupling, Flanged, 1" flange x 1" male thread	1

Flow Meter - Raven Controller - Metal Clamps

FROM SERIAL #201874 TO #201951



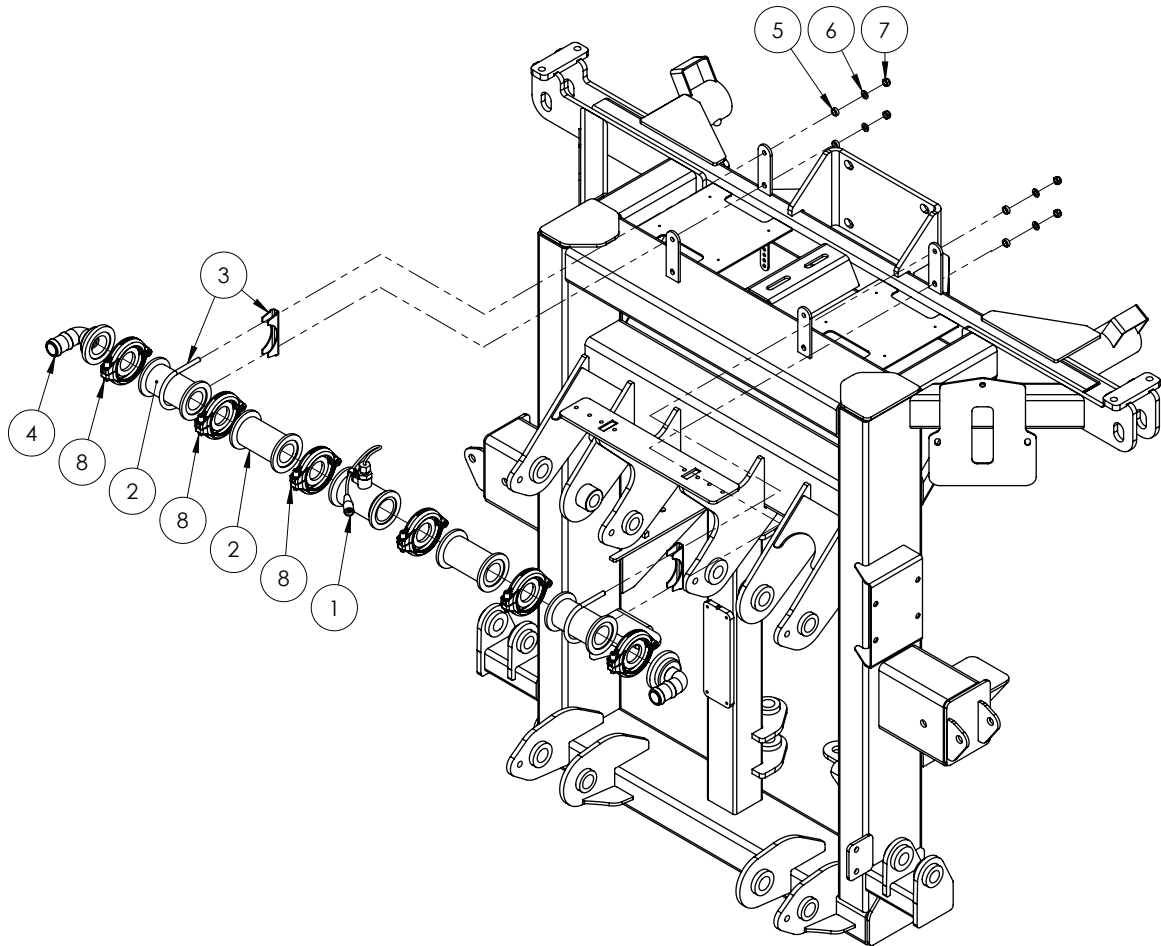
ITEM NO.	PART NUMBER	DESCRIPTION	QTY.
1	GA5075890*	Flowmeter, RFM60P High Pulse, Raven	1
2	GA5009335	Seal, 41.5 ID x 55 OD x 6.5 mm thick, EPDM, suit 1 1/2" flange	6
3	FC200	Clamp, Worm screw, Use with 2 standard flange port	6
4	GA5077840	Plumbing coupling, Straight, 2" flange x 2" flange x 4 1/2" long	4
5	GA5006689	Clamp, Exhaust, 2 5/8"	2
6	GA5077831	Hose barb, Elbow, 90 degree, 2" flange x 1 1/4" hose	2
7	GA4552080	Crush tube, 10.2 ID x 15 OD x 5 mm long	4
8	GA5003643	Washer 8mm Flat SS HD	4
9	GA5052590	Nut M8 Nyloc SS	4

* Sub-assembly on following pages

NOTE: The flow meter may be fitted with either flange clamps or metal worm screw clamps. The flange clamps come with a built in seal/gasket. See next section for other version.

Flow Meter - Raven Controller - Flange Clamps

FROM SERIAL #201874 TO #201951



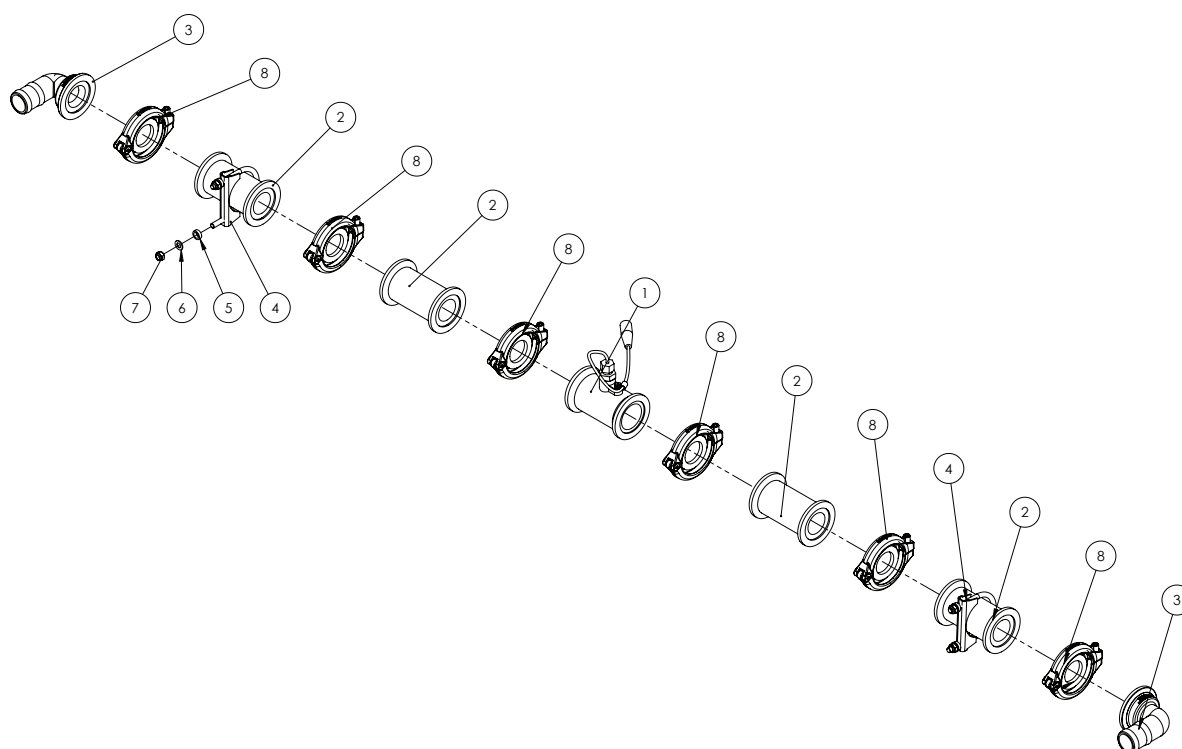
ITEM NO.	PART NUMBER	DESCRIPTION	QTY.
1	GA5075890*	Flowmeter, RFM60P High Pulse, Raven	1
2	GA5077840	Plumbing coupling, Straight, 2" flange x " flange x 4 1/2" long, Banjo	4
3	GA5006689	Exhaust clamp - 66mm C12	2
4	GA5077831	Hose barb, Elbow, 90 degree, 2" flange x 1 1/4" hose, Banjo	2
5	GA4552080	Crush tube, 10.2 ID x 15 OD x 5 mm	4
6	GA5003643	Washer 8mm Flat SS HD	4
7	GA5052590	Nut M8 Nyloc SS	4
8	GA2000114	Flange Clamp, and Gasket, 1.5", series 200, Hypro	6

* Sub-assembly on following pages

NOTE: The flow meter may be fitted with either flange clamps or metal worm screw clamps. The flange clamps come with a built in seal/gasket. See previous section for other version.

Flow Meter - Raven Controller - Flange Clamps

FROM #201984 ONWARDS

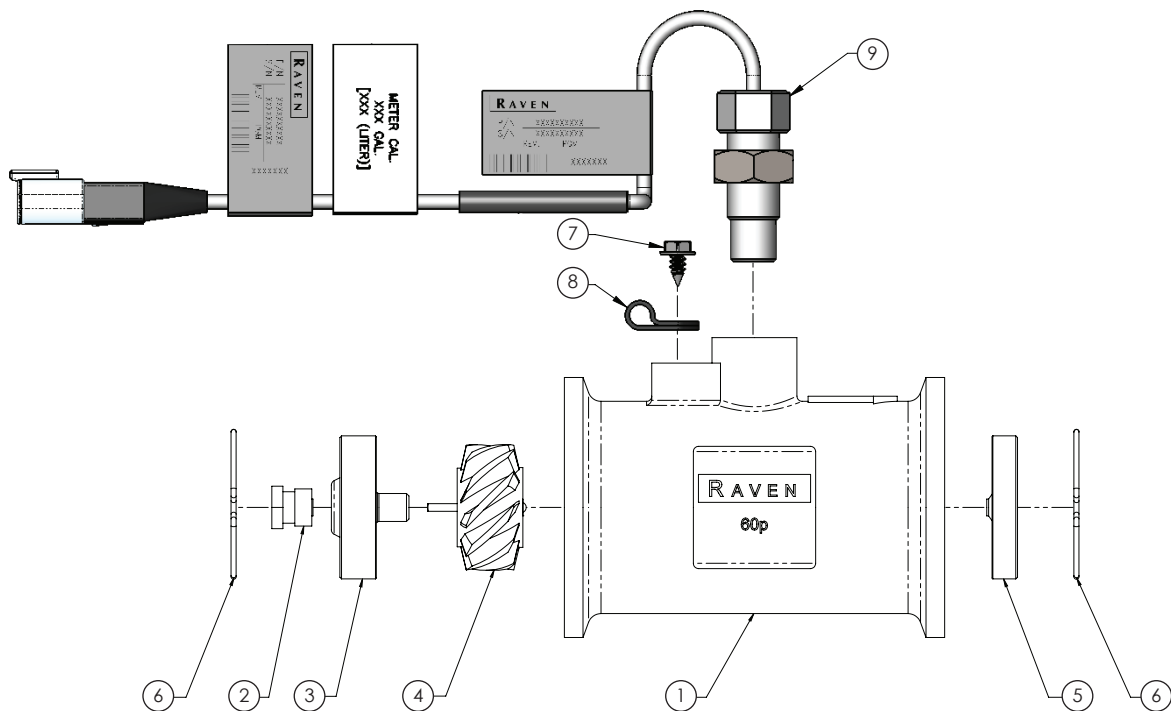


ITEM NO.	PART NUMBER	DESCRIPTION	QTY.
1	GA5075890*	Flowmeter, RFM60P High Pulse, Raven	1
2	GA5077840	Plumbing coupling, Straight, 2" flange x " flange x 4 1/2" long	4
3	GA5077834	Hose barb, Elbow, 90 degree, 2 flange x 1 1/2" hose	2
4	GA5006689	Exhaust clamp - 66mm CI2	2
5	GA4552080	Crush tube, 10.2 ID x 15 OD x 5 mm	4
6	GA5003643	Washer 8mm Flat SS HD	4
7	GA5052590	Nut M8 Nyloc SS	4
8	GA2000114	Flange Clamp, and Gasket, 1.5", series 200, Hypro	6

* Sub-assembly on following pages

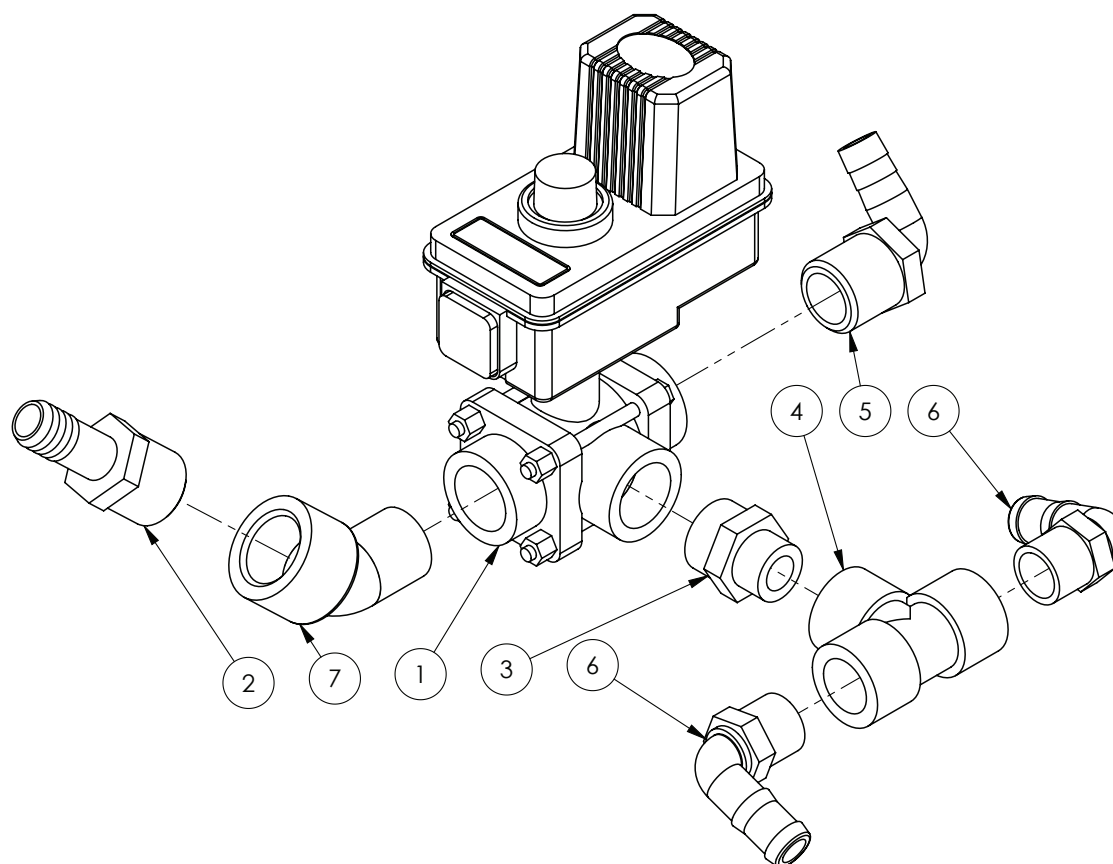
NOTE: The flow meter may be fitted with either flange clamps or metal worm screw clamps. The flange clamps come with a built in seal/gasket. See previous section for other version.

Flow Meter Assembly



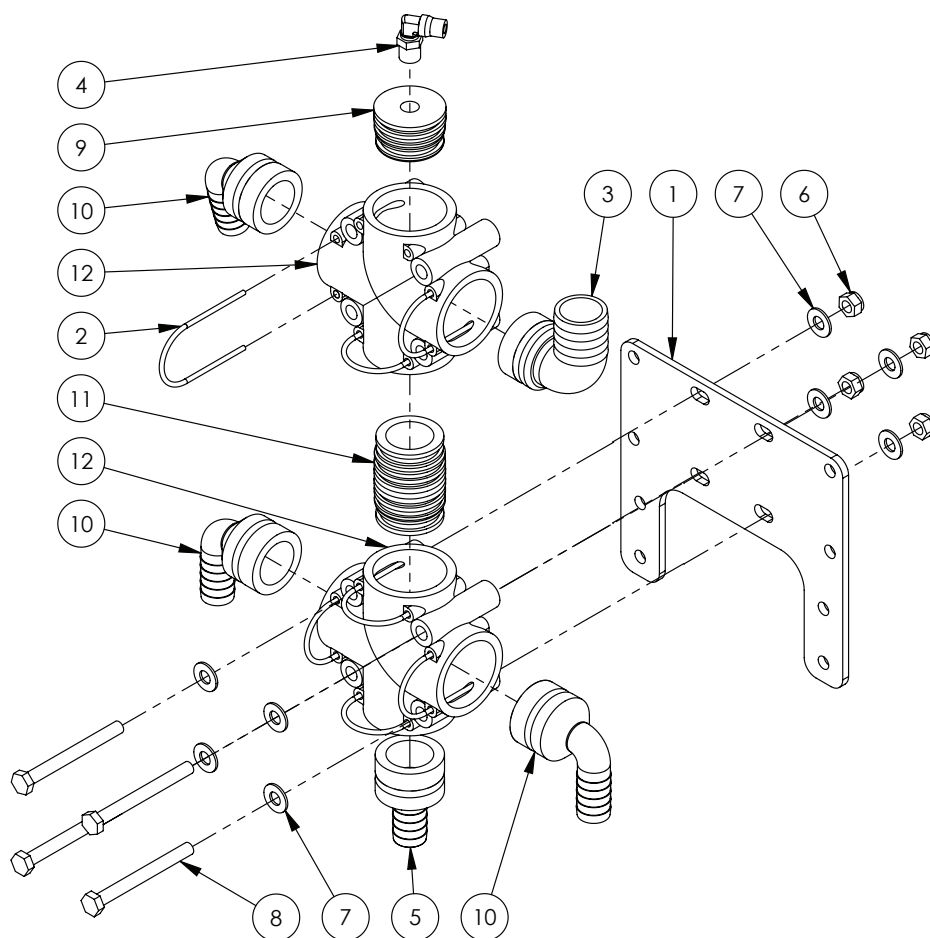
ITEM NO.	PART NUMBER	DESCRIPTION	QTY.
-	GA5075890	Flowmeter, RFM60P High Pulse, Raven - Complete Assembly	-
1	-	Body, Moulded, Flowmeter RFM-60, 1060159514	1
2	0630173062F	Turbine, Stud, Poly, Flowmeter RFM-60	2
3	GA5075870	Hub/Bearing Assembly, Upstream, Flowmeter RFM-60	1
4	GA5075869	Rotor/Magnet Assembly RFM-60	1
5	GA5075871	Bearing, Down Stream End Bearing suit RFM-60	1
6	-	Retaining ring, Wireform, Flowmeter RFM-60, 3350003200	2
7	GA5076734	Screw 10-16 x 3/8" Slt'd Hex	1
8	GA5076966	Clamp Cable Plastic 1/4" x 1/2"	1
9	GA3000195	Sensor, External Flow Meter, High Pulse, suit 15P and 60P, Raven	1

36-42m RapidFire - Return Valve



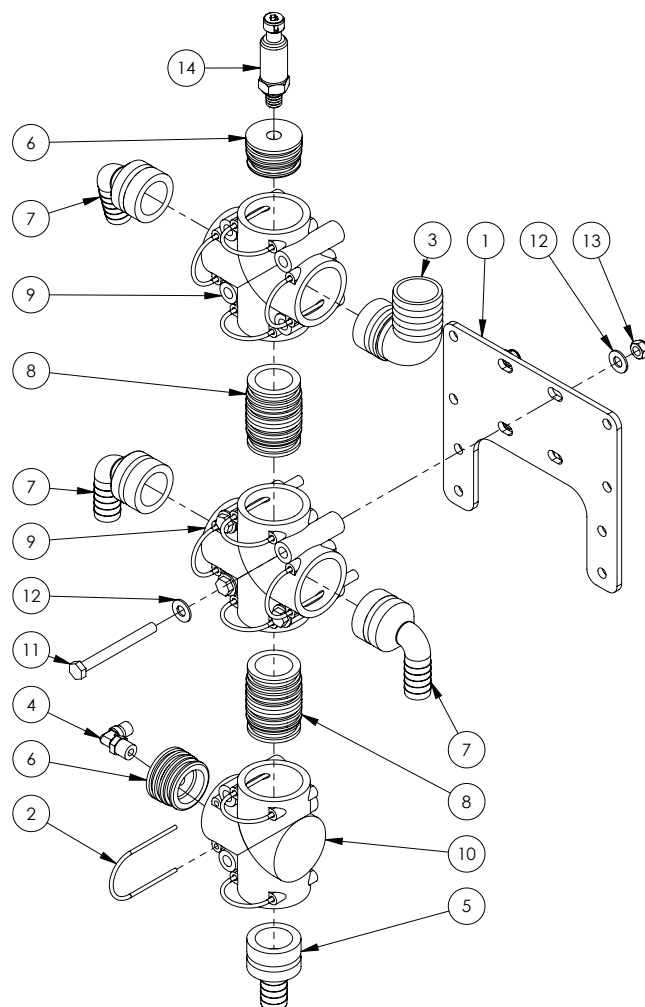
ITEM NO.	PART NUMBER	DESCRIPTION	QTY.
1	GA5077319	Valve, Electric ball 3 way, Shutoff/Bypass, 1" - Complete unit	1
	GA5077047	Replacement 12v motor, suit Teejet valve GA5077319, bare wires	-
2	GA5077721	Hose barb, Straight, 1" male thread x 3/4" hose	1
3	GA5078089	Reducing Nipple, 1" thread x 3/4" thread	1
4	GA5078150	Tee, Threaded, 3/4" female	1
5	GA5077719	Hose barb, Elbow, 90 degree, 1" male thread x 3/4" hose	1
6	GA5077717	Hose barb, Elbow, 90 degree, 3/4" male thread x 3/4" hose	2
7	GA5078136	Street elbow, 45 degree, 1" male thread x 1" female thread	1

36-42m RapidFire - Flow Distributor - 4400



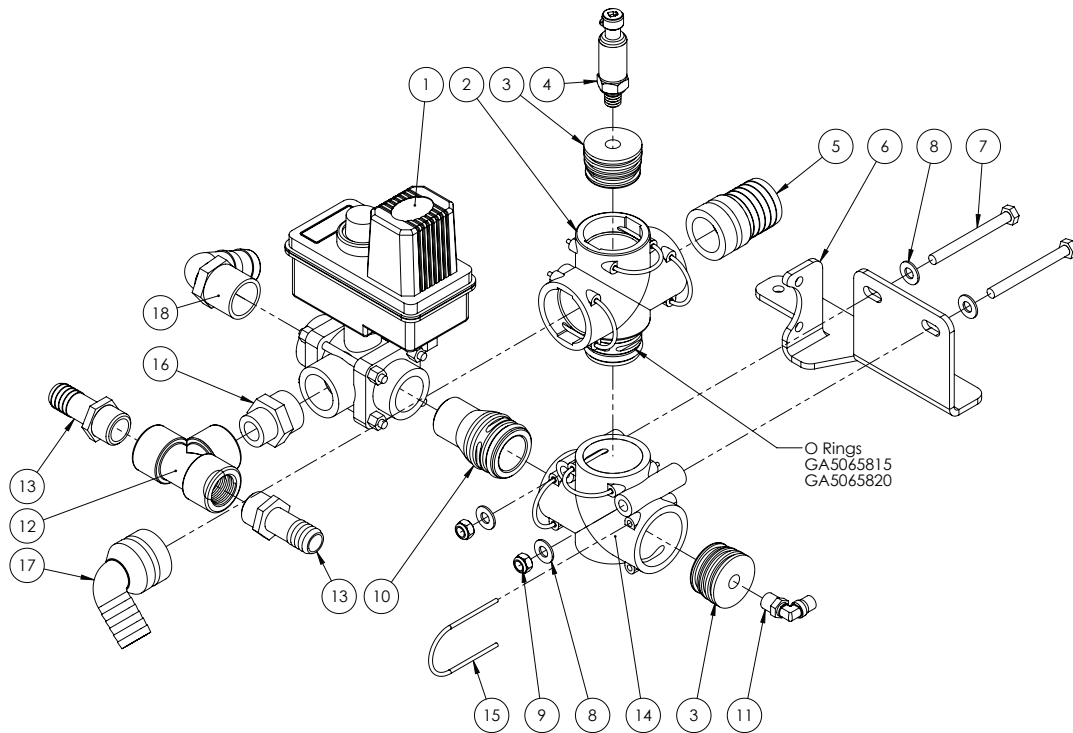
ITEM NO.	PART NUMBER	DESCRIPTION	QTY.
-	GA5004383	Tube, Nylon, 6mm, Black	-
1	GA4522640	Mount, suit Altek Rear Camera Manifold	1
2	GA5065690	Safety pin, Suit AS40 plumbing fittings, Altek	7
3	GA5065620	Hose barb, Elbow, 90 degree, AS40 x 33mm hose barb, Altek	1
4	GA5016233	Pneumatic fitting, Elbow, 90 degree, 1/4" BSP male x 6mm push type, Metal	1
5	GA5065575	Hose barb, Straight, AS40 male x 20mm hose, Altek	1
6	GA5004917	Nut M8 Nyloc ZP	4
7	GA5003643	Washer 8mm Flat SS HD	8
8	GA5004749	Bolt M8 x 80 ZP GR8.8	4
9	GA4582160	Plumbing adaptor, Plug, AS40 male x G1/4" Female Thread, Altek	1
10	GA5065610	Hose barb, Elbow, 90 degree, AS40 x 20mm hose, Altek	3
11	GA5065735	Plumbing adaptor, AS40 male x AS40 male, Altek	1
12	GA5065565	Plumbing coupling, Cross, AS40 female inlets / outlets, Altek	2
13	GA5065585	Plug in hose tail AS40/33	1

36-42m RapidFire - Flow Distributor - ISOBUS



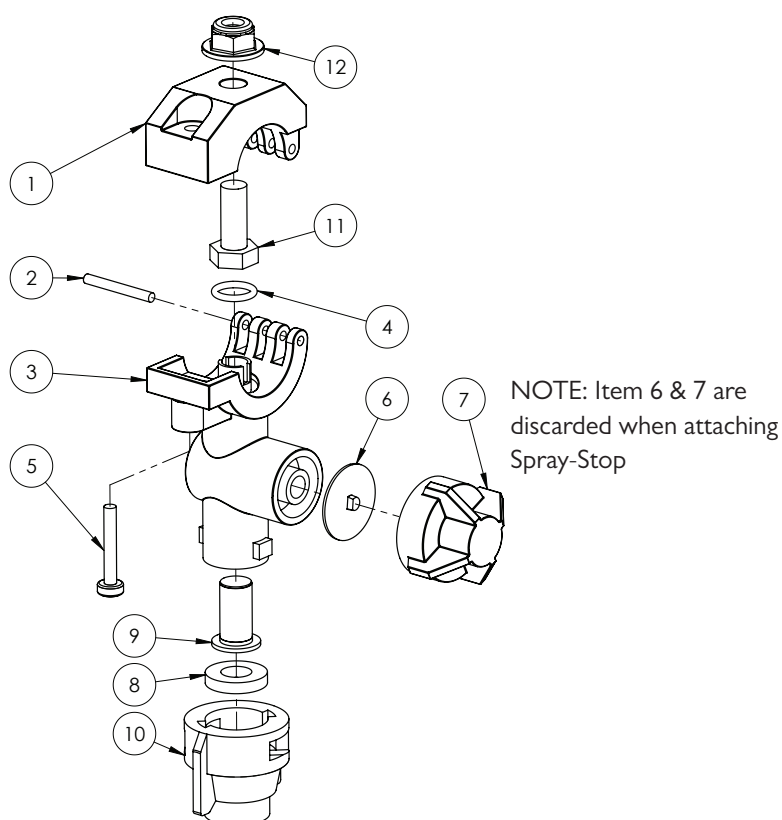
ITEM NO.	PART NUMBER	DESCRIPTION	QTY.
-	GA5004383	Tube, Nylon, 6mm, Black	-
1	GA4522640	Mount to suit Altek Rear Camera Manifold	1
2	GA5065690	Safety pin, Suit AS40 plumbing fittings, Altek	11
3	GA5065620	Hose barb, Elbow, 90 degree, AS40 x 33mm hose barb, Altek	1
4	GA5016233	Pneumatic fitting, Elbow, 90 degree, 1/4" BSP male x 6mm push type, Metal	1
5	GA5065575	Hose barb, Straight, AS40 male x 20mm hose, Altek	1
6	GA4582160	Plumbing adaptor, Plug, AS40 male x G1/4" Female Thread, Altek	2
7	GA5065610	Hose barb, Elbow, 90 degree, AS40 x 20mm hose, Altek	3
8	GA5065735	Plumbing adaptor, AS40 male x AS40 male, Altek	2
9	GA5065565	Plumbing coupling, Cross, AS40 female inlets / outlets, Altek	2
10	GA5065560	Tee, AS40 female, M8 inserts, Altek	1
11	GA5004749	Bolt M8 x 80 ZP GR8.8	4
12	GA5003643	Washer 8mm Flat SS HD	8
13	GA5004917	Nut M8 Nyloc ZP	4
14	GA5076953	Pressure Transducer, 0-250 PSI, Sealed, Raven	1

48m RapidFire - Return Valve & Flow Distributer



ITEM NO.	PART NUMBER	DESCRIPTION	QTY.
-	GA5065815	O ring, 35 x 4 mm, Suit AS40 fittings	-
-	GA5065820	O ring, 38 x 3 mm, Suits AS40 plumbing fittings	-
1	GA5077319	Valve, Electric ball 3 way, Shutoff/Bypass, 1" - Complete unit	1
	GA5077047	Replacement 12v motor, suit Teejet valve GA5077319, bare wires	-
2	GA2000082	Plumbing Fitting, Cross, AS40, 3x Female 1x Male, 2x M8 Inserts, No O-Rings	1
3	GA4582160	Plumbing adaptor, Plug, AS40 male x G1/4" Female Thread	2
4	GA5076953	Pressure Transducer, 0-250PSI, Sealed, Raven	1
5	GA5065590	Hose barb, Straight, AS40 x 39mm hose	1
6	GA4400975	Plate, Bracket, Flow Distributer and Boom Recirculation Valve Assembly, 48m	1
7	GA5004749	Bolt M8 x 80 GR8.8 ZP	2
8	GA5003643	Washer 8mm Flat SS HD	4
9	GA5004917	Nut M8 Nyloc ZP	2
10	GA2000077	Plumbing Fitting, AS40 to 1" NPT Male Thread	1
11	GA5016233	Pneumatic fitting, Elbow, 90 degree, 1/4" BSP male x 6mm push type, Metal	1
12	GA5078150	Tee, Threaded, 3/4" female	1
13	GA5077709	Hose barb, Straight, 3/4" male thread x 3/4" hose	2
14	GA5065560	Tee, AS40 female, M8 inserts	1
15	GA5065690	Safety pin, Suit AS40 plumbing fittings	6
16	GA5078089	Nipple, Reducing, Poly, 1" x 3/4" Thread	1
17	GA5065615	Hose barb, Elbow 90 degree, AS40 x 25mm	1
18	GA5077723	Hose barb, Elbow, 90 degree, 1" male x 1" hose	1

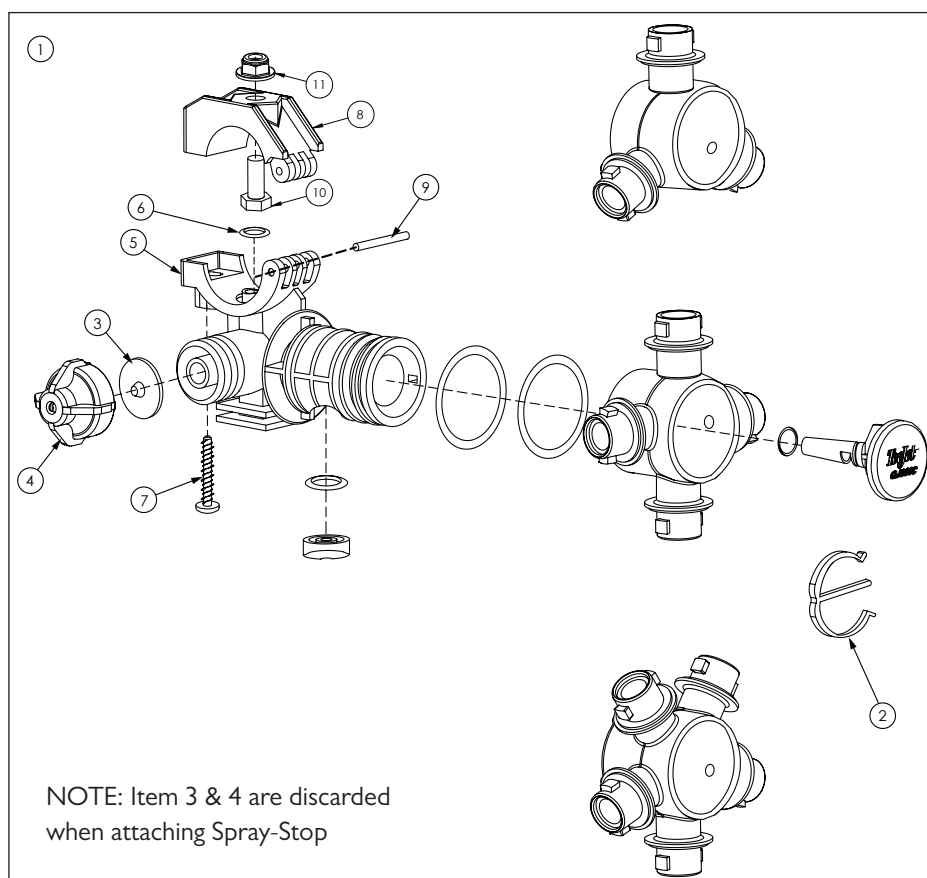
Nozzles - Teejet Single Body



ITEM NO.	PART NUMBER	DESCRIPTION	QTY.
-	GA5077964	Nozzle body, Single, 3/4", Teejet	-
-	GA5077988	Nozzle body, Single, 1", Teejet	-
1	GA5077532	Nozzle body clamp, Upper, 3/4", Teejet	1
	GA5077533	Nozzle body clamp, Upper, 1", Teejet	1
2	GA5077537	Pin, Nozzle body clamp, Teejet	1
3	GA5077538	3/4" Nylon body	1
	CP48499-NYB	1" Nylon body	1
4	GA5077596	O-ring, 14.5 x 2.5mm, Buna	1
	GA5077597	O-ring, Viton	1
5	GA5077536	Screw, suit Teejet Nozzle bodies, 1-1/4" long, SS	1
6	GA5077439	Chemsaver, Diaphragm, Teejet	1
	GA5077440	Diaphragm, Viton, Nozzle body check valve, Teejet	1
7	GA5076670	Chemsaver, 10psi, Black, Teejet	1
8	GA5055245	Washer, Nozzle cap seal, Rubber, 19 OD x 9mm ID	1
9	GA5077159	Filter, Nozzle tip, Red, 50 mesh, Polypropylene & SS, Teejet	1
	GA5077160	Nozzle filter screen, Blue 80 mesh, Polypropylene / SS, Teejet	1
10	GA8100464	Nozzle cap, Black, Teejet, Suit flat spray smaller capacity nozzles (up to 08)	1
	GA8100059	Nozzle Cap, 10mm across flats, Black, Lechler	1
11	GA5004085	Bolt M8 x 20 GR8.8 ZP	1
12	GA5070710	Nut Flange Plastic M8 x 1.25	1

NOTE: See nozzle tip strainer, cap and nozzle sections on following pages for more detailed nozzle parts guide.

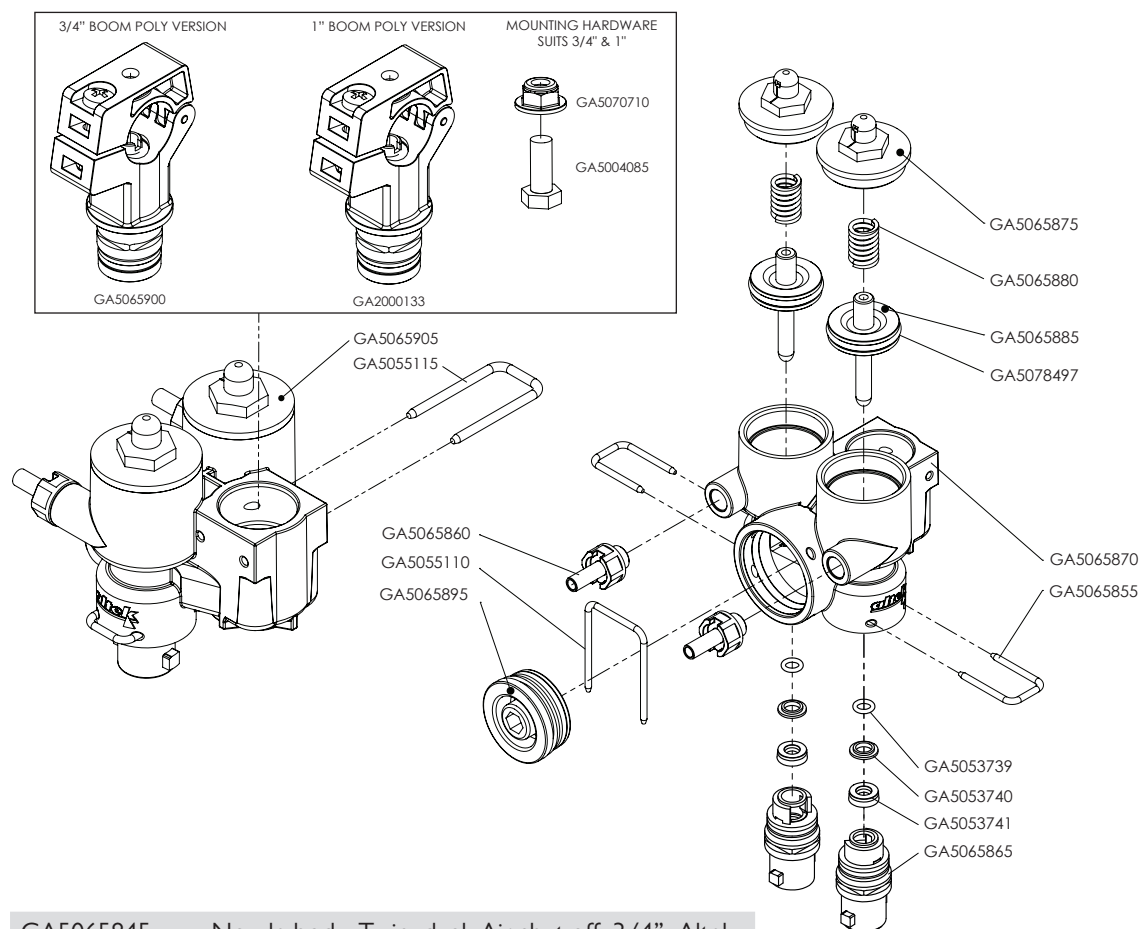
Nozzles - Teejet Clock Face Body



ITEM NO.	PART NUMBER	DESCRIPTION	QTY.
1	GA5077972	Nozzle body assembly, Clock face, 3 outlet, 3/4", Teejet	-
	GA5077974	Nozzle body assembly, Clock face, 4 outlet, 3/4", Teejet	-
	GA5077977	Nozzle body assembly, Clock face, 5 outlet, 3/4", Teejet	-
	GA5077970	Nozzle body, Triple, Trijet, Clock face, 1", Teejet	-
2	GA5077496	E clip, Nozzle body, Teejet	1
3	GA5077439	Chemsaver, Diaphragm, Teejet	1
	GA5077440	Diaphragm, Viton, Nozzle body check valve, Teejet	1
4	GA5076670	Chemsaver, 10psi, Black, Teejet	1
5	GA5077493	Body, 360 series 3/4", Teejet	1
	GA5077494	Body, 360 series 1", Teejet	1
6	GA5077596	O-ring, 14.5 x 2.5mm, Buna	1
	GA5077597	O-ring, Viton	1
7	GA5077536	Screw, suit Teejet Nozzle bodies, 1-1/4" long, SS	1
8	GA5077532	Nozzle body clamp, Upper, 3/4", Teejet	1
	GA5077533	Nozzle body clamp, Upper, 1", Teejet	1
9	GA5077537	Pin, Nozzle body clamp, Teejet	1
10	GA5004085	Bolt M8 x 20 GR8.8 ZP	1
11	GA5070710	Nut Flange Plastic M8 x 1.25	1
12	GA5077057	Nozzle body extension, Quick Teejet type, 1" long, Black, Teejet	1

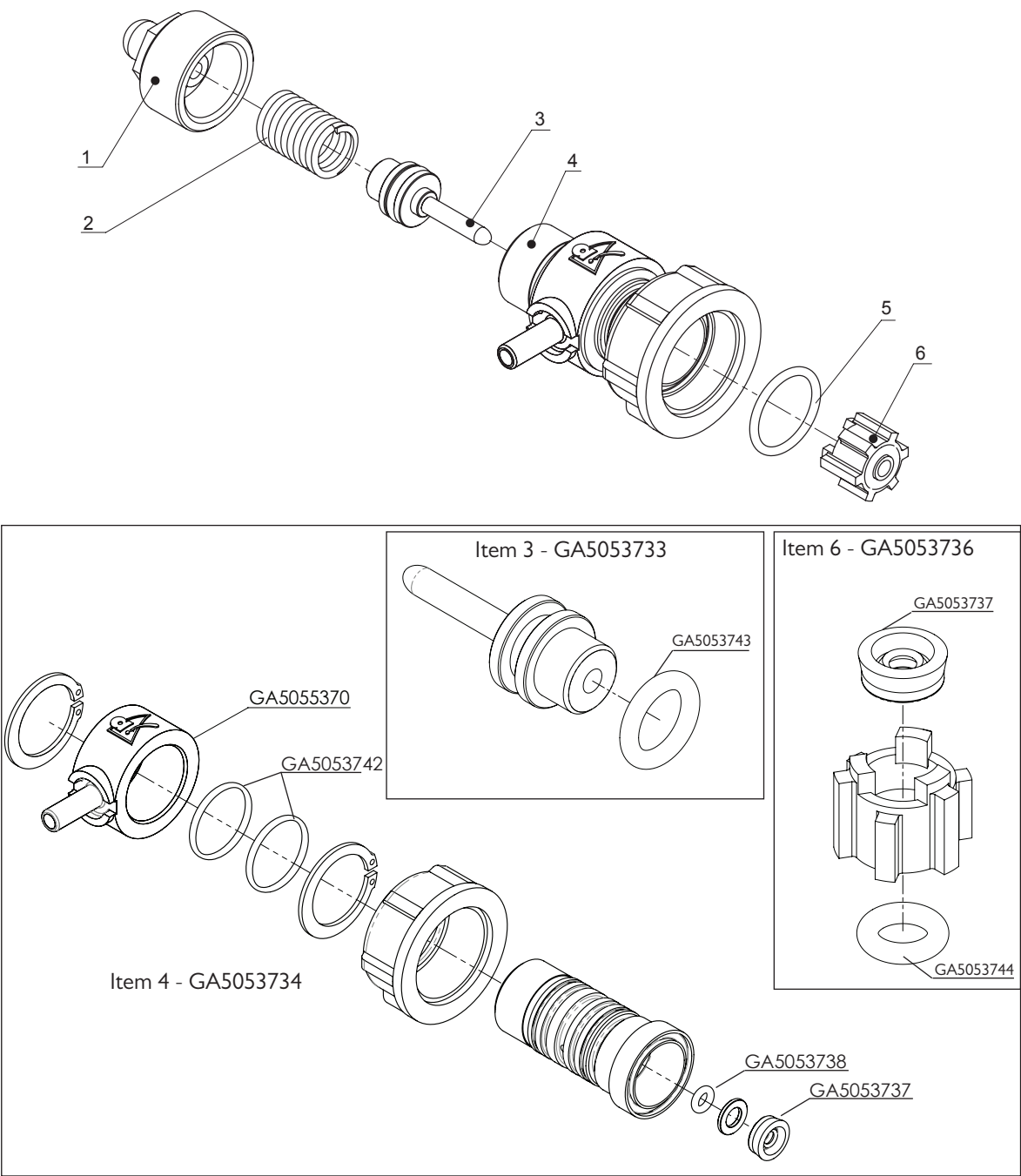
NOTE: See nozzle tip strainer, cap and nozzle sections on following pages for more detailed nozzle parts guide.

Nozzles - Altek Dual Spray Body



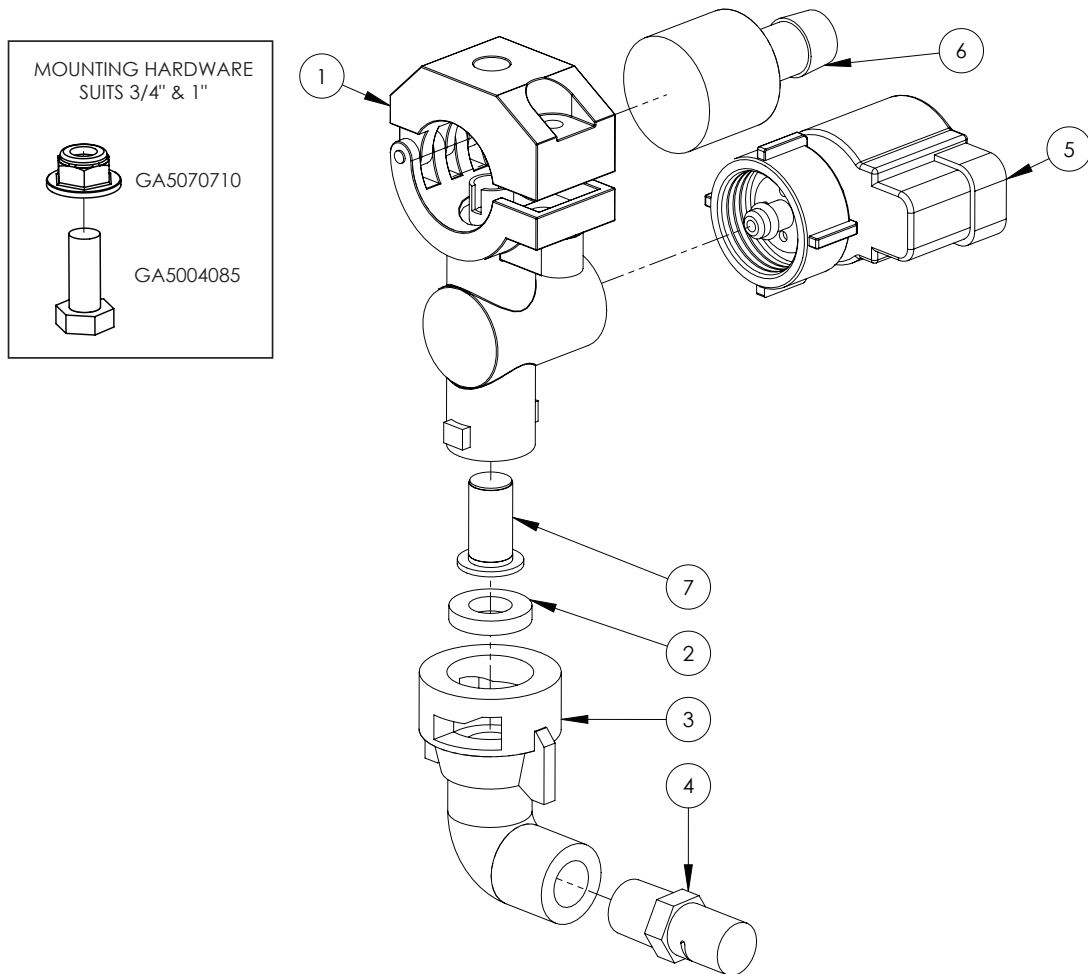
GA5065845	Nozzle body, Twin, dual, Air shut off, 3/4", Altek	
PART NUMBER	DESCRIPTION	QTY.
GA5070710	Nut Flange Plastic M8 x 1.25	1
GA5004085	Bolt M8 x 20 GR8.8 ZP	1
GA5065900	Nozzle body clamp, suit 3/4" Boom poly, Includes Screw, Nut and O-ring	1
GA2000133	Nozzle body clamp, suit 1" Boom poly, Includes Screw, Nut and O-ring	1
GA5065905	Lower body, Multi spray, Altek	1
GA5055115	U clip, 20 x 40 x 3mm	1
GA5065875	Top cap	2
GA5065880	Spring	2
GA5065885	Plunger	2
GA5065870	Outer body	1
GA5065855	U-Clip	2
GA5065865	Outlet, Valve inner, Nozzle body, Altek	2
GA5065860	Hose barb, Air fitting, 6mm hose, male thread, includes seal	2
GA5055110	U Clip 30 x 41 x 2.5mm	1
GA5065895	Shutoff Plug	1
GA5053739	O-ring, 5.6mm x 1.8mm FMP, suit GA5065845, Altek	2
GA5053740	Retaining disk, 11.8mm x 6.8mm x 2mm, suit GA5065845, Altek	2
GA5053741	Lip seal, 6mm x 12mm x 4.2mm FMP, suit GA5065845, Altek	2

Nozzles - Altek Spray Stop



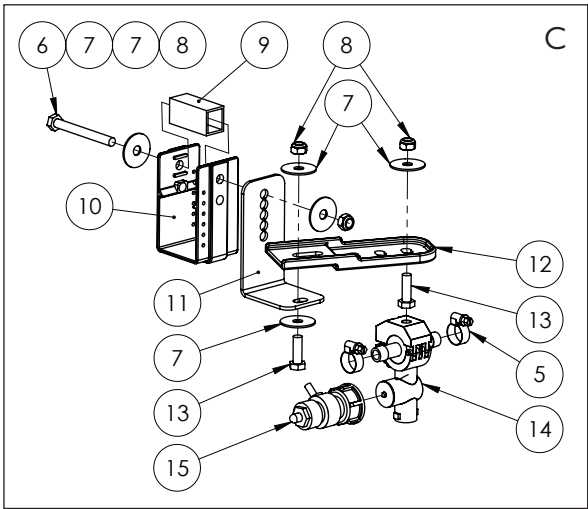
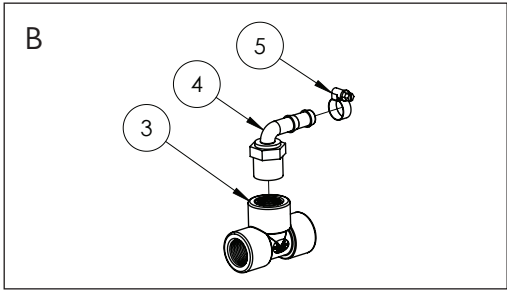
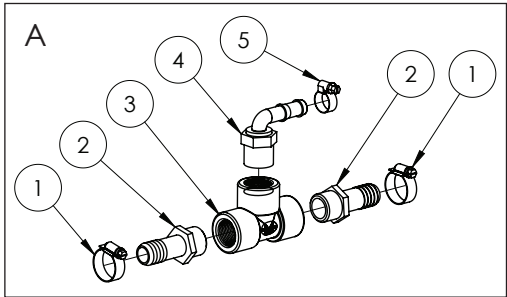
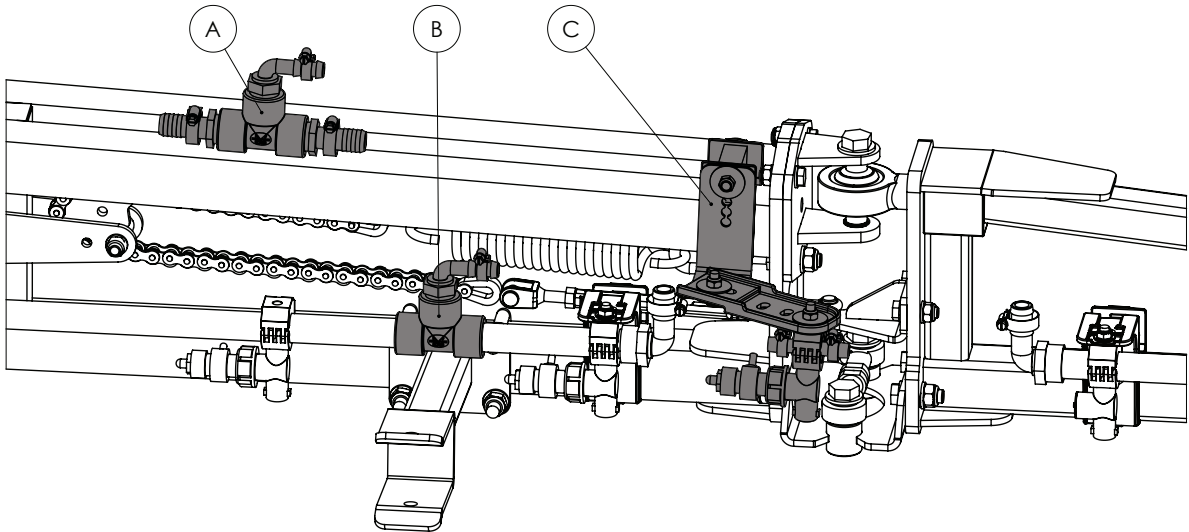
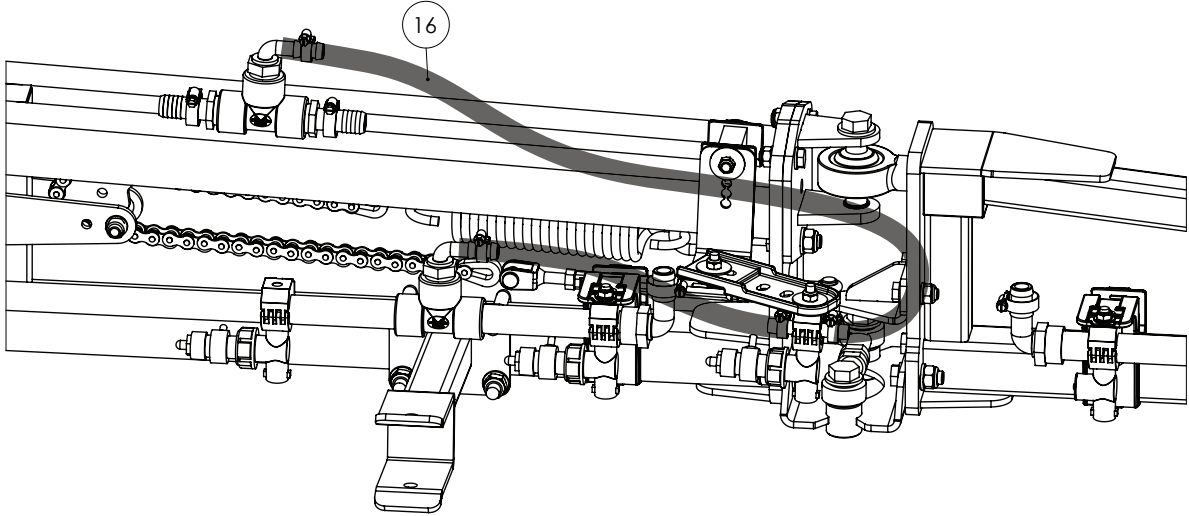
ITEM NO.	PART NUMBER	DESCRIPTION	QTY.
-	GA5065520	Spray Stop, RapidFire, Suit Teejet nozzle body, Altek	-
1	GA5053731	End Cap with Breather	1
2	GA5053732	Spring, 10 Bar	1
3	GA5053733	Piston	1
4	GA5053734	Valve Body	1
5	GA5053735	O-ring external	1
6	GA5053736	Plunger	1

Nozzles - Fence Line - Solenoid Operated



ITEM NO.	PART NUMBER	DESCRIPTION	QTY.
1	GA5077964	Nozzle body, Single, 3/4", Teejet	1
	GA5077988	Nozzle body, Single, 1", Teejet	1
	GA5070710	Nut Flange Plastic M8 x 1.25	1
	GA5004085	Bolt M8 x 20 GR8.8 ZP	1
2	GA5055245	Washer, Nozzle cap seal, Rubber, 19 OD x 9mm ID	1
3	GA5077986	Nozzle cap & washer, 90 degree cap, 1/4" NPT female outlet	1
4	GA8100339	Nozzle, Fence line, Orange, Polymer, Left side, 1/4" NPT, Teejet	1
	GA8100340	Nozzle, Fence line, Orange, Polymer, Right side, 1/4" NPT, Teejet	1
5	GA5071785	Solenoid, e-Chemsaver suit 2 Pin Metri-pack, Fence Line	1
6	GA5077497	Hose barb suit nozzle body, Single 1/2", Nylon, Teejet	1
7	GA5076947	Check valve & filter screen, Nozzle tip, 5psi valve, 50 mesh	1

Nozzles - Mid Breakaway Assembly



Continued over page

Nozzles - Mid Breakaway Assembly

ITEM NO.	PART NUMBER	DESCRIPTION	QTY.
1	GA5000999	Hose Clamp, 3/4", SS (16-27/12W)	2
2	GA5077709	Hose barb, Straight, 3/4" male thread x 3/4" hose	2
3	GA5078150	Tee, Threaded, 3/4" female	2
4	GA5077710	Hose barb, Elbow, 90 degree, 3/4" male thread x 1/2" hose	2
5	GA5004865	Hose Clamp, 3/8",SS (8-16/9W)	4
6	GA5052600	Bolt M8 x 75 SS A2-70	2
7	GA5003645	Washer 5/16" ID x 1 1/4" OD Flat SS	5
8	GA5004917	Nut M8 Nyloc ZP	3
9	GA5066965	Spacer, square, plastic, 21 x 24 x 50 mm, suits nozzle brackets	1
10	GA5018259	Nozzle bracket, plastic, U shape	3
11	GA4537810	Nozzle bracket Long SS	1
12	GA5018255	Bracket, Nozzle extension, Plastic	1
13	GA5004713	Bolt M8 x 25 SS A2-70	2
14	GA5023620	Teejet Nozzle Body Inline Manifold Assembly 1/2"	1
15	GA5065520	Spray Stop, 6mm, Rapidfire, Suit Teejet nozzle body, Altek	1
16	GA2000211	Hose, Pressure, 12mm, Black, 250psi, HOS13P - Cut to 1000 mm	1

Quantities shown are per side.

Nozzles - Tip Strainers

PART NUMBER	DESCRIPTION
GA5076947	Tip strainer, Check valve, 5 PSI, Polypropylene / Stainless steel, 50 mesh, Teejet
GA5077158	Tip strainer, Polypropylene / Stainless steel, 24 mesh, Teejet
GA5077159	Tip strainer, Polypropylene / Stainless steel, 50 mesh, Teejet
GA5077160	Tip strainer, Polypropylene / Stainless steel, 80 mesh, Teejet
GA5077156	Tip strainer, Polypropylene / Stainless steel, 100 mesh, Teejet
GA5077157	Tip strainer, Polypropylene / Stainless steel, 200 mesh, Teejet

Nozzles - IDK - Cap

PART NUMBER	DESCRIPTION
GA8100059	Cap to suit IDK nozzle
GA5055245	Cap washer, IDK nozzle

Nozzles - IDK - Tips

PART NUMBER	DESCRIPTION	STRAINER
GA8100018	IDK I20-01, Orange, Lechler	80 mesh
GA8100019	IDK I20-015, Green, Lechler	50 mesh
GA8100020	IDK I20-02, Yellow, Lechler	50 mesh
GA8100021	IDK I20-025, Purple, Lechler	50 mesh
GA8100022	IDK I20-03, Blue, Lechler	50 mesh
GA8100023	IDK I20-04, Red, Lechler	50 mesh
GA8100024	IDK I20-05, Brown, Lechler	24 mesh
GA8100025	IDK I20-06, Grey, Lechler	24 mesh
GA8100026	IDK I20-08, White, Lechler	24 mesh

Nozzles - ID3 - Cap

PART NUMBER	DESCRIPTION
GA8100059	Cap to suit ID3 nozzle
GA5055245	Cap washer, ID3 nozzle

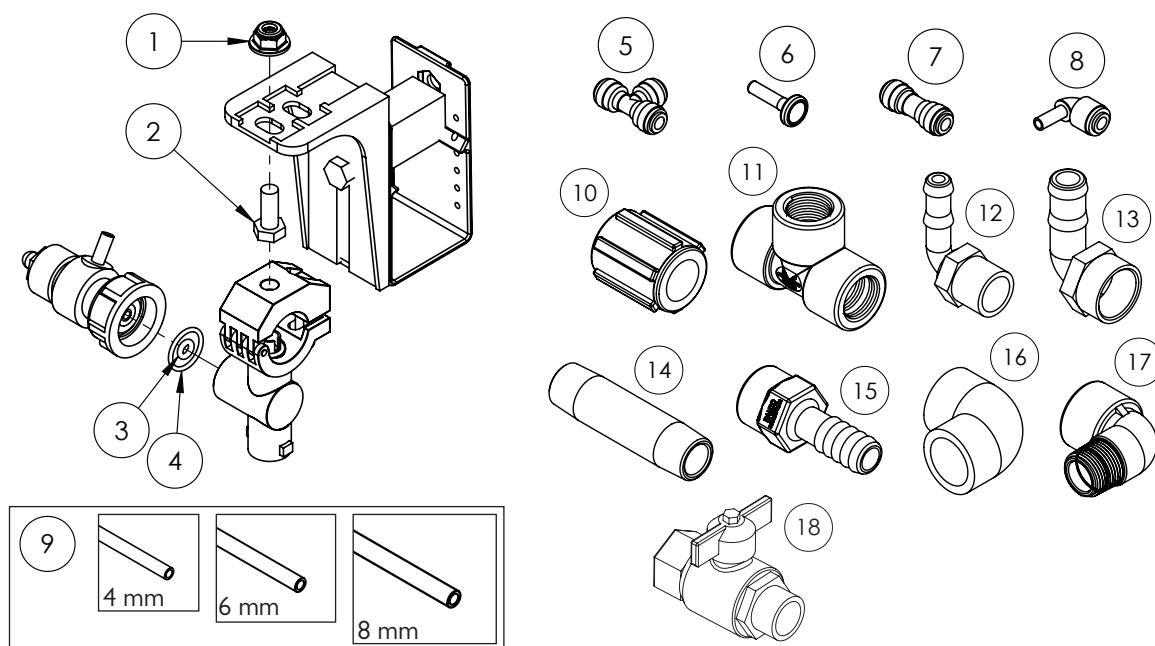
Nozzles - ID3 - Tips

PART NUMBER	DESCRIPTION	STRAINER
GA8100000	ID3 120-01, Orange, Lechler	80 mesh
GA8100001	ID3 120-015, Green, Lechler	50 mesh
GA8100002	ID3 120-02, Yellow, Lechler	50 mesh
GA8100003	ID3 120-025, Purple, Lechler	50 mesh
GA8100004	ID3 120-03, Blue, Lechler	50 mesh
GA8100005	ID3 120-04, Red, Lechler	50 mesh
GA8100006	ID3 120-05, Brown, Lechler	24 mesh
GA8100007	ID3 120-06, Grey, Lechler	24 mesh
GA8100008	ID3 120-08, White, Lechler	24 mesh

Nozzles - AIXR - Tips

PART NUMBER	DESCRIPTION	STRAINER
GA8100429	AIXRI 10015VP, Green 015, Polymer, Teejet	100 mesh
GA8100430	AIXRI 10025VP, Violet 025, Polymer, Teejet	50 mesh
GA8100431	AIXRI 1002VP, Yellow 02, Polymer, Teejet	50 mesh
GA8100432	AIXRI 1003VP, Blue 03, Polymer, Teejet	50 mesh
GA8100433	AIXRI 1004VP, Red 04, Polymer, Teejet	50 mesh
GA8100434	AIXRI 1005VP, Brown 05, Polymer, Teejet	50 mesh
GA8100435	AIXRI 1006VP, Grey 06, Polymer, Teejet	50 mesh

Plumbing Lines - Miscellaneous



Quantities vary

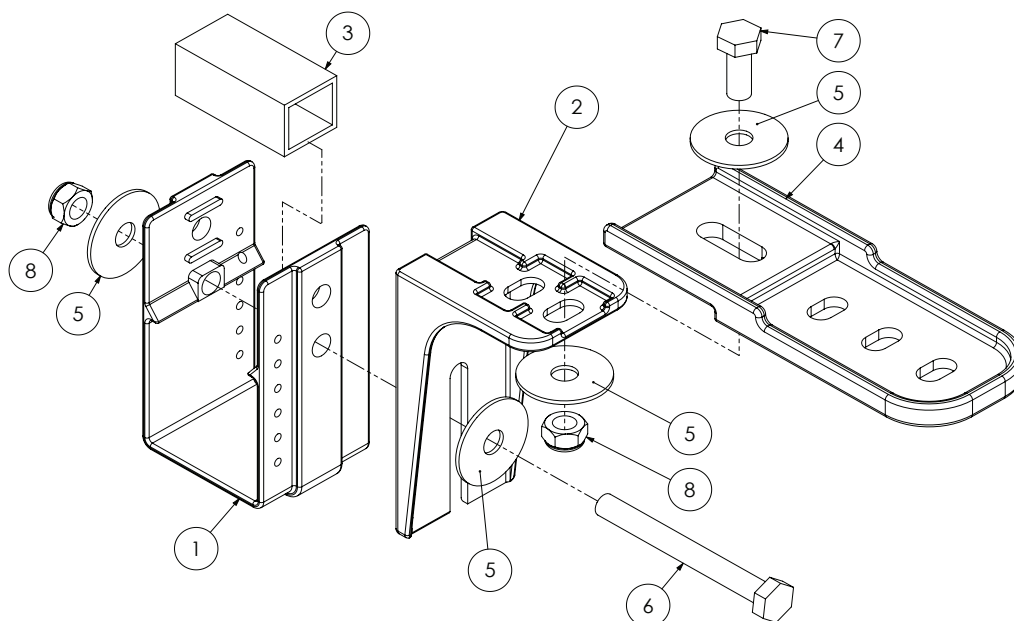
ITEM NO.	PART NUMBER	DESCRIPTION	QTY.
1	GA5070710	Nut with flange, Plastic, M8 x 1.25P	#
2	GA5004085	Bolt M8 x 20 GR8.8 ZP	#
3	GA5065521	O ring, 6.02 x 2.62 mm, Suits spray stop inner	#
4	GA5053135	O ring, 18 x 2 mm, Suit spray stop outer	#
5	GA5016245	Tee, Equal, 6mm push in type, Black plastic	#
	GA5067010	Tee, Equal, 8mm push in type, Black plastic	#
6	GA5004405	Plug, Push in, 6mm	#
7	GA5066991	Pneumatic fitting, Push in, Joiner, 6mm	#
	GA5054600	Push in fitting, reducer, straight, 6mm to 4mm	#
	GA5065175	Push in fitting, reducer, straight, 8mm to 6mm	#
8	GA5071215	Stem Elbow, suit 6mm air line, push in	#
9	GA5004384	Tube, Nylon, 4mm, Black	#
	GA5004386	Tube, Nylon, 4mm, Blue	#
	GA5004383	Tube, Nylon, 6mm, Black	#
	GA5004385	Tube, Nylon, 6mm, Blue	#
	GA7000002	Tube, Nylon, 6mm, Red	#
	GA5004382	Tube, Nylon, 8mm, Black	#
10	GA5077637	Coupling, socket, 3/4" female thread	#
	GA5077638	Coupling, socket, 1" female thread	#
11	GA5078150	Tee, Threaded, 3/4" female	#
	GA5078151	Tee, Threaded, 1" female	#
12	GA5077710	Hose barb, Elbow, 90 degree, 3/4" male thread x 1/2" hose	#
	GA5077723	Hose barb, Elbow, 90 degree, 1" male thread x 1" hose	#
13	GA5077746	Hose barb, Elbow, 90 degree, 3/4" female thread x 3/4" hose	#

Continued over page

Plumbing Lines - Miscellaneous

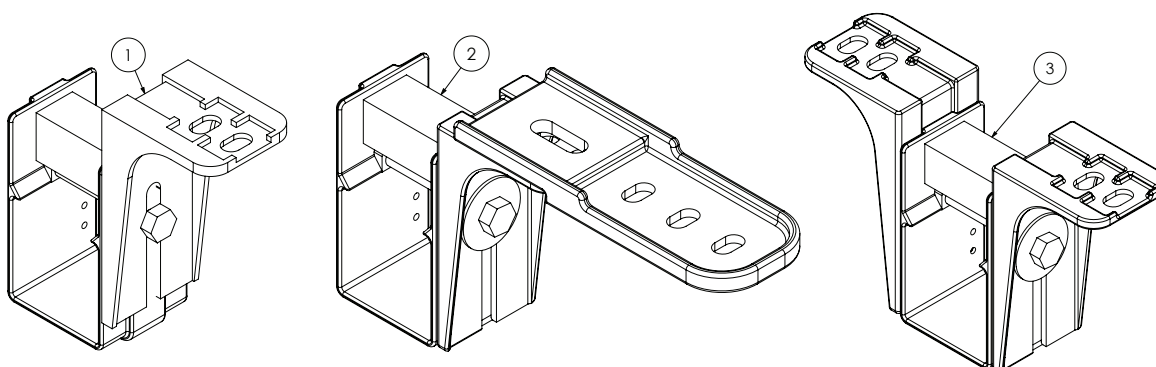
ITEM NO.	PART NUMBER	DESCRIPTION	QTY.
14	GA5049090	BSP Riser 3/4" x 100 mm	#
15	GA5077743	Hose barb, Straight, 3/4" female x 3/4" hose	#
	GA5077747	Hose barb, Straight, 1" female thread x 1" hose	#
16	GA5077653	Street elbow, 90 degree, 3/4" female thread	#
	GA5077655	Street elbow, 90 degree, 1" female thread	#
17	GA5078135	Street elbow, 90 degree, 3/4" female thread x 3/4" male thread	#
	GA5078137	Street elbow, 90 degree, 1" female thread x 1" male thread	#
18	GA5018315	Valve, Ball, 20mm male & female thread, Black Butterfly handle	#

Plumbing Lines - Nozzle Brackets



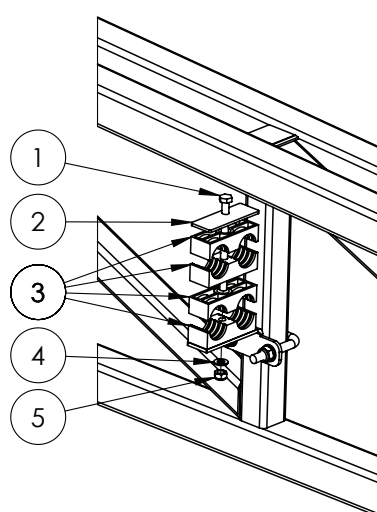
ITEM NO.	PART NUMBER	DESCRIPTION	QTY
1	GA5018259	Nozzle bracket, plastic, U shape	1
2	GA5018257	Nozzle bracket, plastic, L shape, short	1
	GA5018258	Nozzle bracket, plastic, L shape, long	1
3	GA5066965	Spacer suit nozzle brackets	1
4	GA5018255	Bracket, Nozzle extension, Plastic	1
5	GA5003645	Washer 5/16" ID x 1 1/4" OD Flat SS	4
6	GA5004741	Bolt M8 x 75 GR8.8 ZP	1
7	GA5004085	Bolt M8 x 20 GR8.8 ZP	1
8	GA5004917	Nut M8 Nyloc ZP	2

Plumbing Lines - Nozzle Bracket Kits

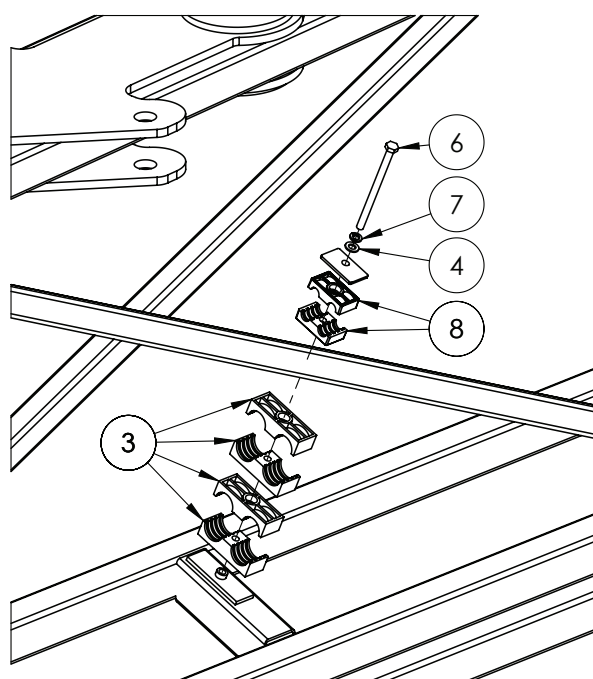


ITEM NO.	PART NUMBER	DESCRIPTION
1	GA4948675-SK	Nozzle bracket kit, Single line, Suit 50mm RHS
2	GA4948695-SK	Nozzle bracket kit, Single line with extension, Suit 50mm RHS
3	GA4948685-SK	Nozzle bracket kit, Dual line, Suit 50mm RHS

Boom Pipe Clamps - 36-42m



ALUMINIUM OUTER WING

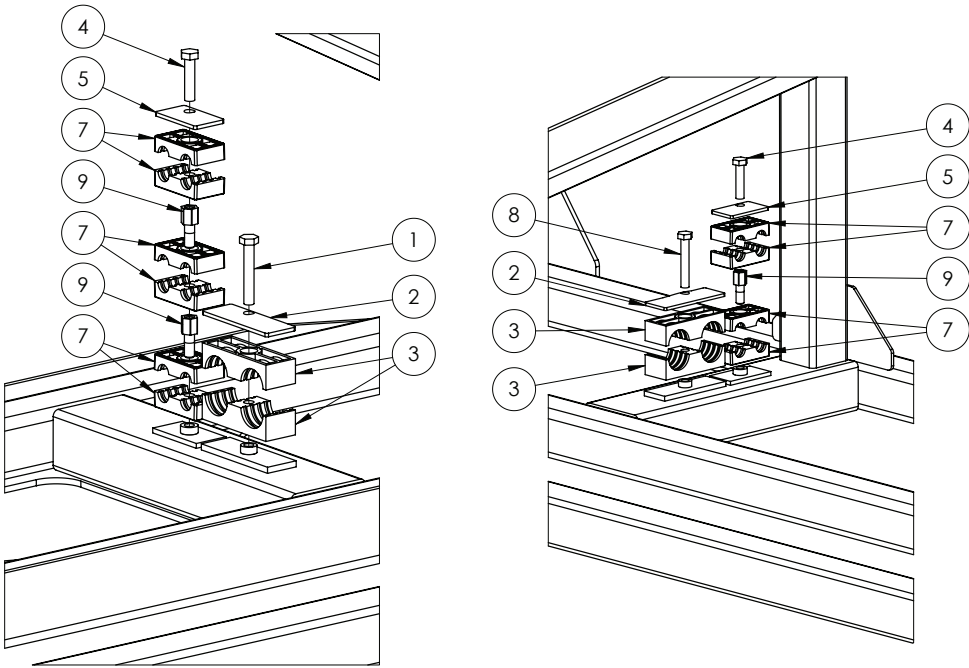


STEEL INNER WING

Quantities vary

ITEM NO.	PART NUMBER	DESCRIPTION	QTY.
1	GA5004933	Bolt M8 x 110 GR8.8 ZP	#
2	GA5078049	Mounting Clamp, Double type, Plate, Top, Group 4	#
3	GA5078038	Mounting clamp, Double type, Jaw, Pair, Group 4, 28mm	#
4	GA5003643	Washer 8mm Flat SS HD	#
5	GA5052590	Nut M8 Nyloc SS	#
6	GA5011501	Bolt M8 x 120 GR8.8 ZP	#
7	GA5004919	Washer 8mm Spring SS	#
8	GA5078031	Mounting clamp, Double type, Jaw, Pair, Group 2, 14mm	#

Boom Pipe Clamps - 48m

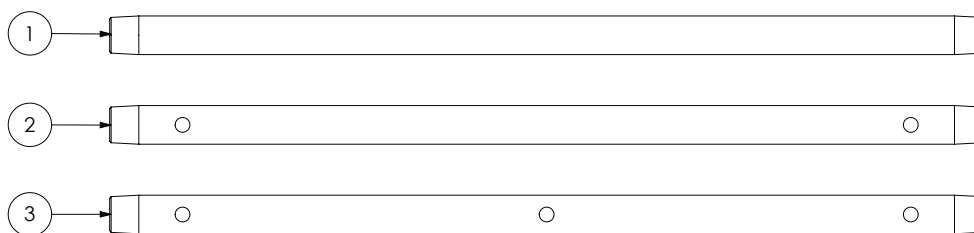


STEEL INNER WING

Quantities vary

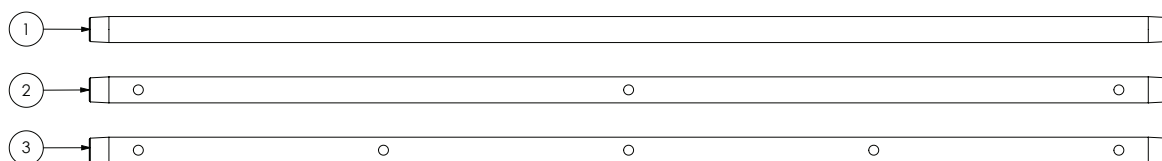
ITEM NO.	PART NUMBER	DESCRIPTION	QTY.
1	GA5004727	Bolt M8 x 50 GR8.8 ZP	#
2	GA5078049	Mounting clamp, Double type, Plate, Top, Group 4	#
3	GA5078038	Mounting clamp, Double type, Jaw, Pair, Group 4, 28mm	#
4	GA5011481	Bolt M8 x 35 GR8.8 ZP	#
5	GA5078042	Double Clamp Plate Top GR2	#
6	GA4600635	Boom Wing, Inner, 48m, LH, Steel	#
7	GA5078031	Double Clamp Jaws PP Gr 2 14mm	#
8	GA5054700	Bolt M8 x 50 SS A2-70	#
9	GA5070740	Build up Bolt, Stacking, M8 x 20, with washer	#
	GA5070760	Locking Plate suit Hydac clamps, Build up Bolt, stacking	#

Boom Poly - 3/4" - 600mm



ITEM NO.	PART NUMBER	DESCRIPTION
1	GA5018287	Boom line, Poly, 3/4", 600 long, No holes
2	GA2000510	Boom line, Poly, 3/4", 600 long, 2 holes, 500mm spacing
3	GA2000511	Boom line, Poly, 3/4", 600 long, 3 holes, 250mm spacing

Boom Poly - 3/4" - 1100mm



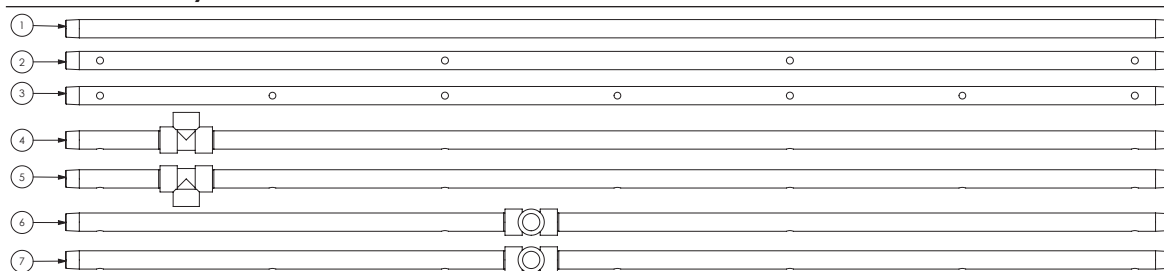
ITEM NO.	PART NUMBER	DESCRIPTION
1	GA5018269	Boom line, Poly, 3/4", 1100 long, No holes
2	GA2000506	Boom line, Poly, 3/4", 1100 long, 3 holes, 500mm spacing
3	GA2000507	Boom line, Poly, 3/4", 1100 long, 5 holes, 250mm spacing

Boom Poly - 3/4" - 1200mm



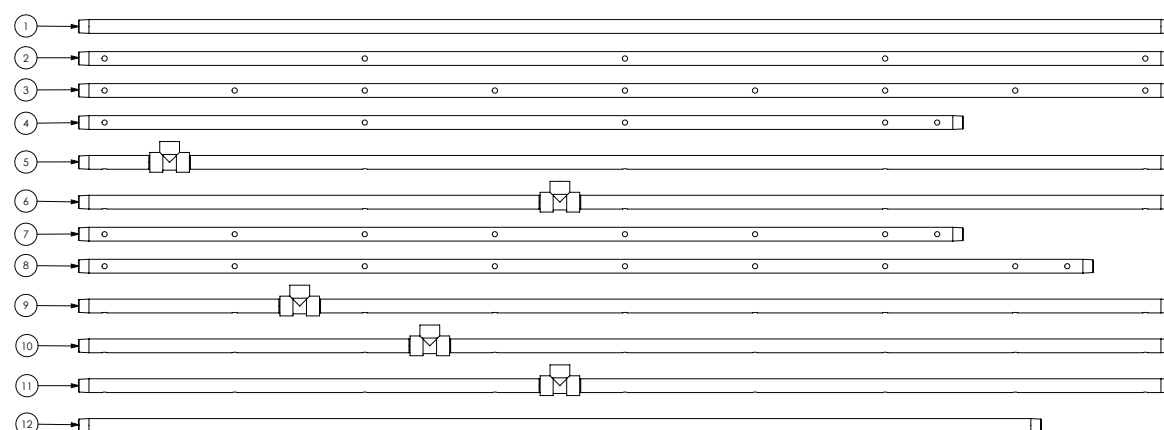
ITEM NO.	PART NUMBER	DESCRIPTION
1	GA5018271	Boom line, Poly, 3/4", 1200 long, No holes
2	GA2000515	Boom line, Poly, 3/4", 1200 long, 3 holes plus fenceline, 500mm spacing

Boom Poly - 3/4" - 1600mm



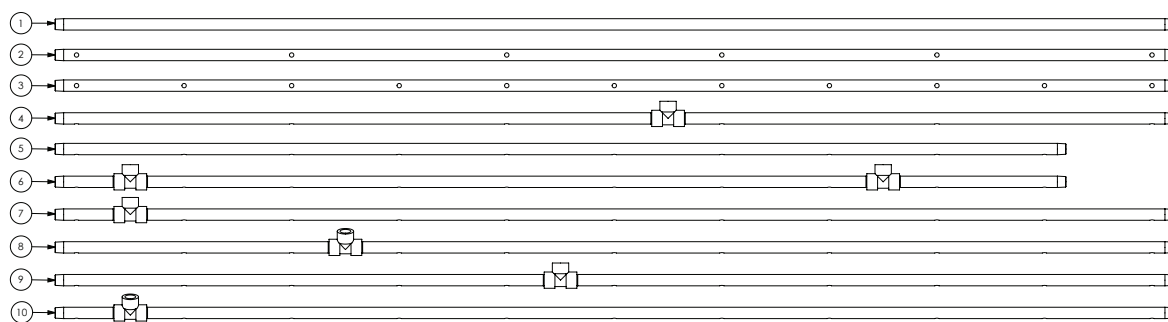
ITEM NO.	PART NUMBER	DESCRIPTION
1	GA5018273	Boom line, Poly, 3/4", 1600 long, No holes
2	GA2000500	Boom line, Poly, 3/4", 1600 long, 4 holes, 500mm spacing
3	GA2000501	Boom line, Poly, 3/4", 1600 long, 7 holes, 250mm spacing
4	GA2000520	Boom line, Poly, 3/4", 1600 long, 4 holes, 500mm spacing, Tee 175mm
5	GA2000521	Boom line, Poly, 3/4", 1600 long, 7 holes, 250mm spacing, Tee 175mm
6	GA2000522	Boom line, Poly, 3/4", 1600 long, 4 holes, 500mm spacing, Tee 675mm 90 Deg.
7	GA2000523	Boom line, Poly, 3/4", 1600 long, 7 holes, 250mm spacing, Tee 675mm 90 Deg.

Boom Poly - 3/4" - 2100mm



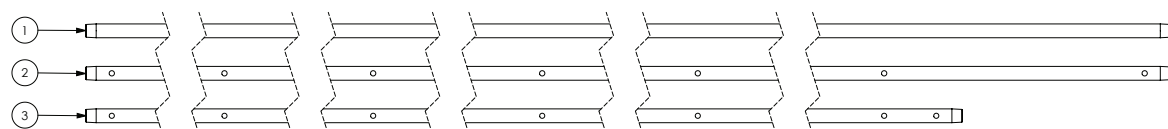
ITEM NO.	PART NUMBER	DESCRIPTION
1	GA5018275	Boom line, Poly, 3/4", 2100 long, No holes
2	GA2000502	Boom line, Poly, 3/4", 2100 long, 5 holes, 500mm spacing
3	GA2000503	Boom line, Poly, 3/4", 2100 long, 9 holes, 250mm spacing
4	GA2000525	Boom line, Poly, 3/4", 1700 long, 4 holes plus fenceline, 500mm spacing
5	GA2000526	Boom line, Poly, 3/4", 2100 long, 5 holes, 500mm spacing, Tee 175mm
6	GA2000527	Boom line, Poly, 3/4", 2100 long, 5 holes, 500mm spacing, Tee 925mm
7	GA2000530	Boom line, Poly, 3/4", 1700 long, 7 holes plus fenceline, 250mm spacing
8	GA2000531	Boom line, Poly, 3/4", 1950 long, 8 holes plus fenceline, 250mm spacing
9	GA2000532	Boom line, Poly, 3/4", 2100 long, 9 holes, 250mm spacing, Tee 425mm
10	GA2000533	Boom line, Poly, 3/4", 2100 long, 9 holes, 250mm spacing, Tee 675mm
11	GA2000534	Boom line, Poly, 3/4", 2100 long, 9 holes, 250mm spacing, Tee 925mm
12	GA2000535	Boom line, Poly, 3/4, 1850 long, 8 holes, 250mm spacing

Boom Poly - 3/4" - 2600mm




ITEM NO.	PART NUMBER	DESCRIPTION
1	GA5018279	Boom line, Poly, 3/4", 2600 long, No holes
2	GA2000504	Boom line, Poly, 3/4", 2600 long, 6 holes, 500mm spacing
3	GA2000505	Boom line, Poly, 3/4", 2600 long, 11 holes, 250mm spacing
4	GA2000540	Boom line, Poly, 3/4", 2600 long, 6 holes, 500mm spacing, Tee 175mm
5	GA2000541	Boom line, Poly, 3/4", 2350 long, 10 holes, 250mm spacing
6	GA2000542	Boom line, Poly, 3/4", 2600 long, 10 holes, 250mm spacing, Tee 175mm & 1925mm
7	GA2000543	Boom line, Poly, 3/4", 2600 long, 11 holes, 250mm spacing, Tee 175mm
8	GA2000544	Boom line, Poly, 3/4", 2600 long, 11 holes, 250mm spacing, Tee 675mm angled
9	GA2000545	Boom line, Poly, 3/4", 2600 long, 11 holes, 250mm spacing, Tee 175mm
10	GA2000546	Boom line, Poly, 3/4", 2600 long, 11 holes, 250mm spacing, Tee 175mm angled

Boom Poly - 3/4" - 3100mm



ITEM NO.	PART NUMBER	DESCRIPTION
1	GA5018281	Boom line, Poly, 3/4", 3100 long, No holes
2	GA2000508	Boom line, Poly, 3/4", 3100 long, 7 holes, 500mm spacing
3	GA2000550	Boom line, Poly, 3/4", 2700 long, 6 holes, 500mm spacing

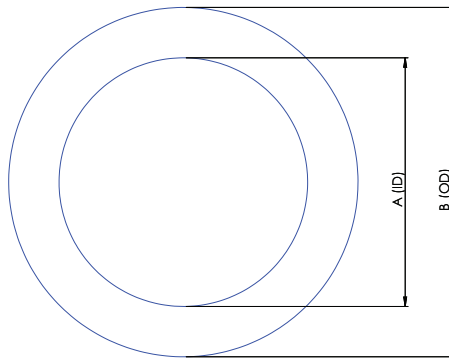
Boom Poly - 1" - 6000mm



ITEM NO.	PART NUMBER	DESCRIPTION
1	GA2000130	Boom Line, Poly, 1", 6000mm Length, No Holes

NOTE: The 1" boom poly is used exclusively on the 48 metre boom option.

Hoses



SUCTION HOSE

PART NUMBER	DESCRIPTION	INTERNAL DIAMETER (A)	OUTSIDE DIAMETER (B)
GA2000218	20mm Suction Hose	20mm	32mm
GA2000222	25mm Suction Hose	25mm	35mm
GA2000224	32mm Suction Hose	32mm	45mm
GA2000226	38mm Suction Hose	38mm	48mm
GA2000229	51mm Suction Hose	51mm	63mm
GA2000230	63mm Suction Hose	63mm	76mm
GA2000232	75mm Suction Hose	75mm	93mm

NOTE: Suction hose can be identified by its external green stripe and wire reinforcement.

PRESSURE HOSE

PART NUMBER	DESCRIPTION	INTERNAL DIAMETER (A)	OUTSIDE DIAMETER (B)
GA2000200	7mm Pressure Hose	7mm	12.5mm
GA2000211	13mm Pressure Hose	13mm	20mm
GA2000216	20mm Pressure Hose	20mm	28mm
GA2000219	25mm Pressure Hose	25mm	34mm
GA2000223	32mm Pressure Hose	32mm	43mm
GA2000225	38mm Pressure Hose	38mm	48mm

NOTE: Pressure hose can be identified by its blue internal layer.

PVC HOSE

PART NUMBER	DESCRIPTION	INTERNAL DIAMETER (A)	OUTSIDE DIAMETER (B)
GA2000220	25mm PVC Hose	25mm	32mm
GA2000227	40mm PVC Hose	40mm	50mm
GA2000228	50mm PVC Hose	50mm	58mm

NOTE: PVC Hose can be identified by its ribbed outer surface.

SIGHT TUBE HOSE

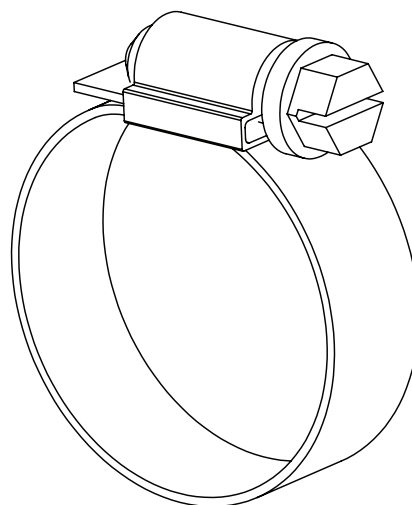
PART NUMBER	DESCRIPTION	INTERNAL DIAMETER (A)	OUTSIDE DIAMETER (B)
GA2000209	12mm Clear Sight Tube Hose	12mm	-
GA2000210	12mm Clear Sight Tube Hose with wire	12mm	-

LAY FLAT HOSE

PART NUMBER	DESCRIPTION	INTERNAL DIAMETER (A)	OUTSIDE DIAMETER (B)
GA2000220	25mm PVC Hose	25mm	32mm

Hose Clamps

PART NUMBER	DESCRIPTION
GA5004865	8-16mm Hose Clamp
GA5000469	12-20mm Hose Clamp
GA5000999	16-25mm Hose Clamp
GA5001681	20-32mm Hose Clamp
GA5016813	25-40mm Hose Clamp
GA5002783	30-45mm Hose Clamp
GA5002873	32-50mm Hose Clamp
GA5003325	40-60mm Hose Clamp
GA5016815	50-70mm Hose Clamp
GA5004241	60-80mm Hose Clamp



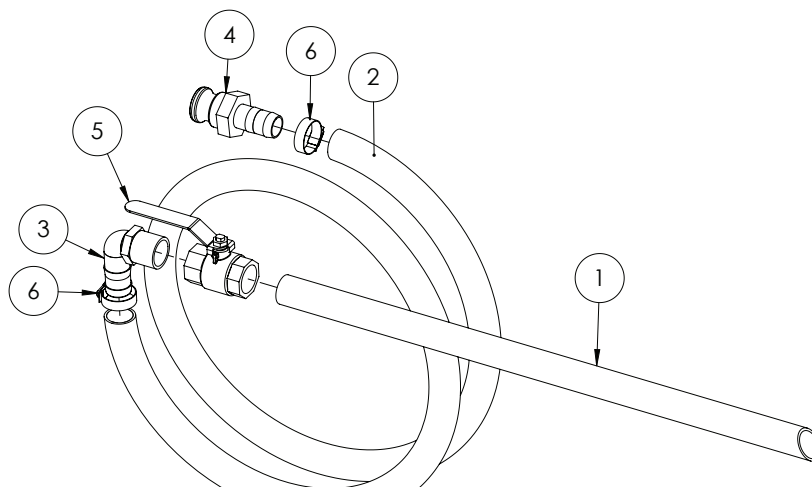
Cable Ties

PART NUMBER	DESCRIPTION
GA5002173	Cable Tie, Black, 100 x 2.5mm
GA5003517	Cable Tie, Black, 140 x 3.5mm
GA5004455	Cable Tie, Black, 190 x 4.5mm
GA5000685	Cable Tie, Black, 320 x 7.5mm
GA5000687	Cable Tie, Black, 360 x 4.5mm
GA5021235	Cable Tie, Black, 540 x 7.5mm

Spiral Guard

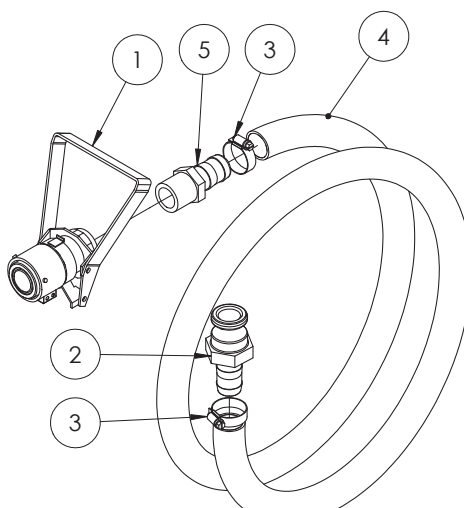
PART NUMBER	DESCRIPTION
GA5015669	Spiral guard, Black

Chemical Probe Hose Lance



ITEM NO.	PART NUMBER	DESCRIPTION	QTY.
-	GA4948250	Chemical suction probe, Assembled	-
1	GA5013603	Poly Pipe 25 (cut 630mm long)	1
2	GA2000220	Hose, Suction, PVC, 25mm, Black - cut 3200 mm long	1
3	GA5077723	Hose barb, Elbow, 90 degree, 1" male x 1" hose, Banjo	1
4	GA5076011	Cam lever, 1" male coupling x 1" hose barb, Banjo	1
5	GA5018319	Valve, Ball, 25mm female thread inlet / outlet, Lever handle, SS	1
6	GA5001681	Hose Clamp, 1" SS (20-32/12W)	2

Enviro Coupling & Hose

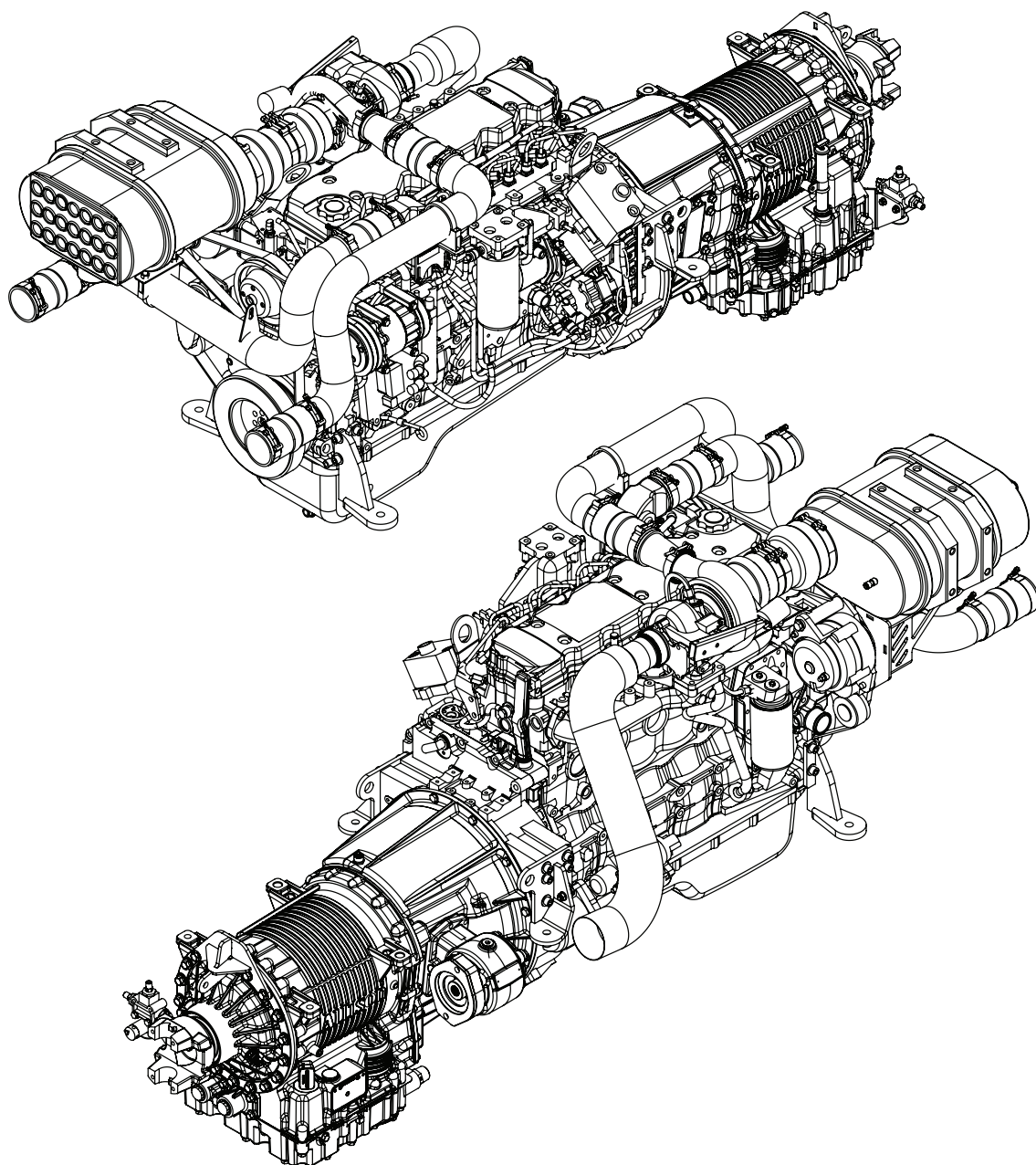


ITEM NO.	PART NUMBER	DESCRIPTION	QTY.
-	GA5020600	Enviro drum / micromatic coupling with suction hose	-
1	GA5018803	Micromatic drum valve coupling, 3 pin, Viton seals	1
	GA5018799	Seal kit, Suit micromatic / enviro drum coupling GA5018803	-
2	GA5076011	Cam lever, 1" male coupling x 1" hose barb, Banjo	1
3	GA5001681	Hose Clamp, 1" SS (20-32/12W)	2
4	GA2000220	Hose, Suction, PVC, 25mm, Black - cut 2840mm long	1
5	GA5077718	Hose barb, Straight, 1" male thread x 1" hose	1

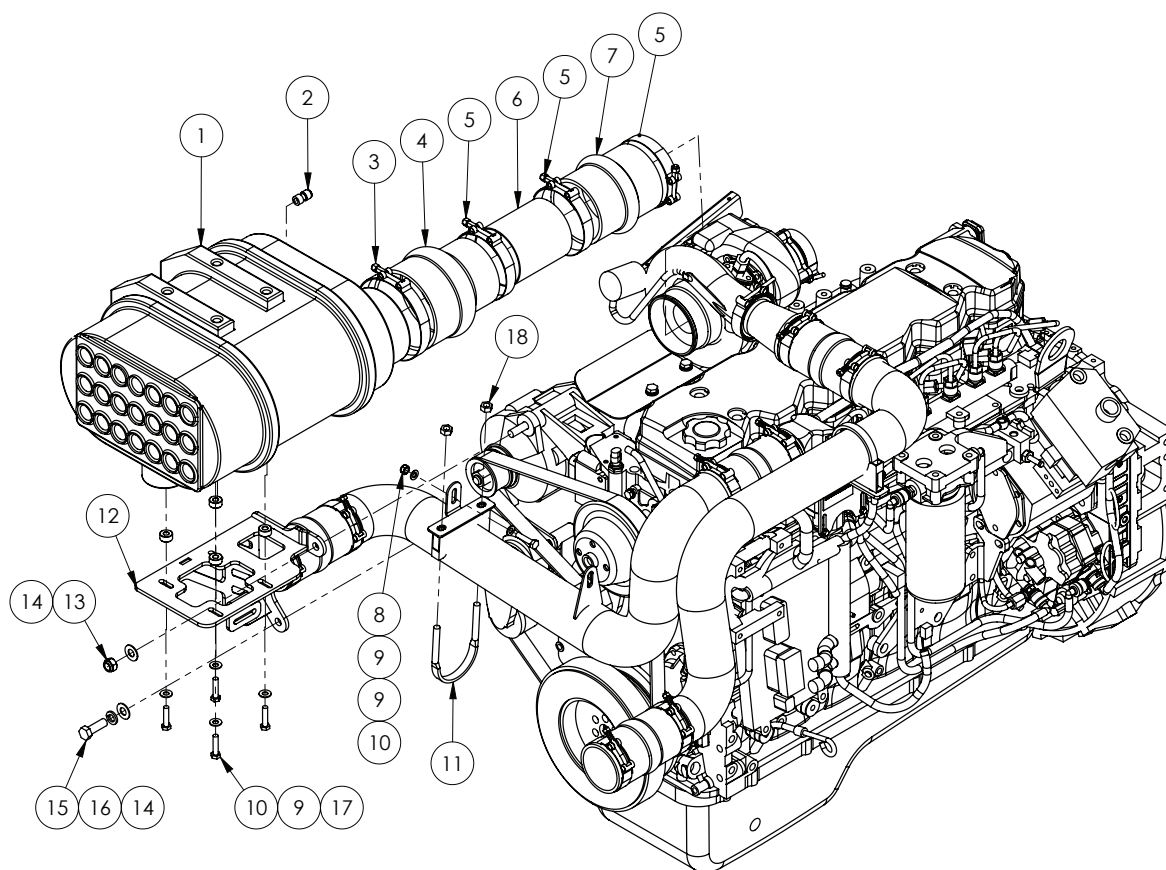
Chapter 20

ENGINE & TRANSMISSION

Cummins Engine & Allison Transmission



Air Cleaner



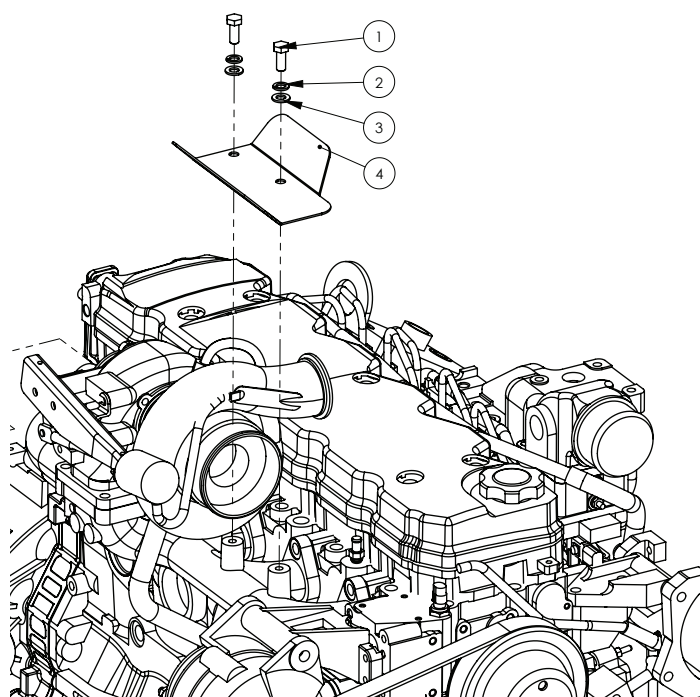
ITEM NO.	PART NUMBER	DESCRIPTION	QTY.
-	GA5069031	Air cleaner primary element, suit GA5069030, Donaldson	-
-	GA5069032	Air cleaner safety element, suit GA5069030, Donaldson	-
1	GA5069030	Air cleaner, Powercore suit QSB 6.7L, includes elements, Donaldson	1
2	GA5070450	Female Adaptor Push In 6mm x 1/8" BSP	1
3	GA5010201	Hose Clamp 5" T-bolt	1
4	GA5010347	Hump Reducer 5" x 4"	1
5	GA5010197	Hose Clamp 4" T-bolt	3
6	GA4699415	Pipe- Adaptor Air cleaner	1
7	GA5066526	Rubber hump joiner 4"	1
8	GA5052590	Nut M8 Nyloc SS	1
9	GA5003643	Washer 8mm Flat SS HD	6
10	GA5011481	Bolt M8 x 35 GR8.8 ZP	5
11	GA5002297	Clamp Exhaust 3 1/8"	1
12	GA4661085	Air Cleaner Bracket, QSB6.7 Alternator Mounted, Super Cruiser, G8	1

Continued over page

Air Cleaner

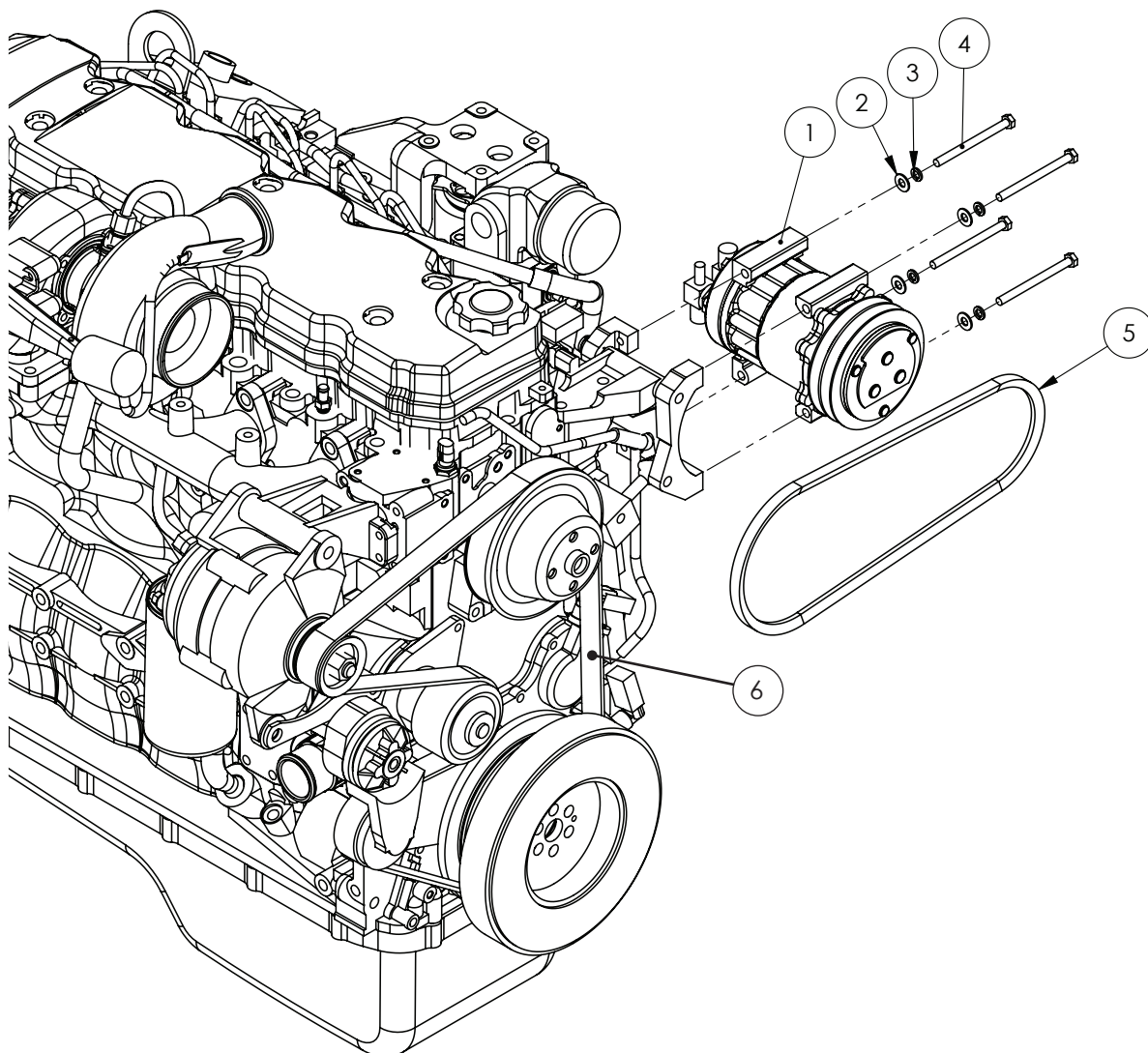
ITEM NO.	PART NUMBER	DESCRIPTION	QTY.
13	GA5012461	Nut M12 Nyloc ZP	1
14	GA5000577	Washer 12mm Flat SS HD	3
15	GA5006167	Bolt 1/2" UNC x 1 1/2" GR8 ZP	1
16	GA5000575	Washer 12mm Spring SS	1
17	GA4552830	Spacer	4
18	GA5012459	Nut M10 Hex ZP	2

Air Cleaner - Heat Shield



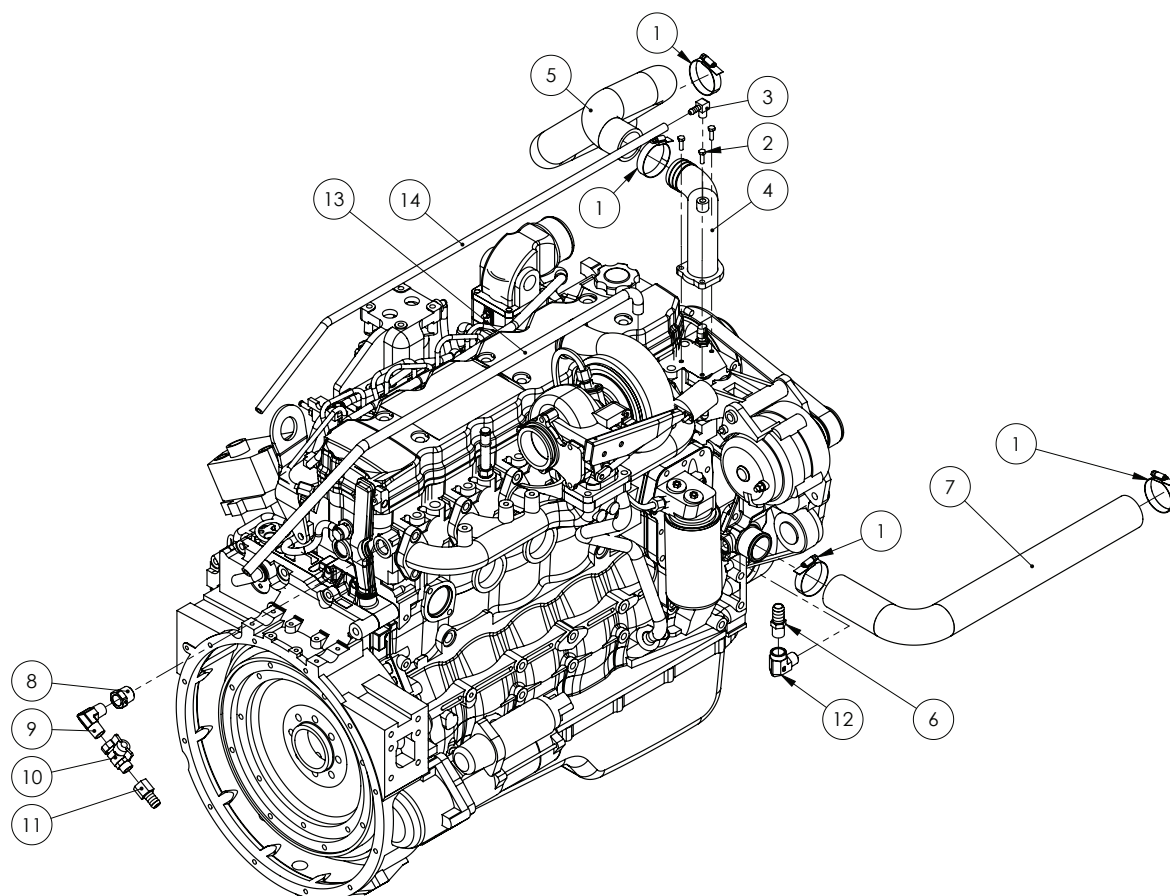
ITEM NO.	PART NUMBER	DESCRIPTION	QTY.
1	GA5066162	Bolt M10 x 25 ZP GR8.8	2
2	GA5000137	Washer 10mm Spring SS	2
3	GA5000117	Washer 10mm Flat SS HD	2
4	GA4503765	Heat Shield-Air Cleaner SS	1

Air Conditioner Compressor & Belts



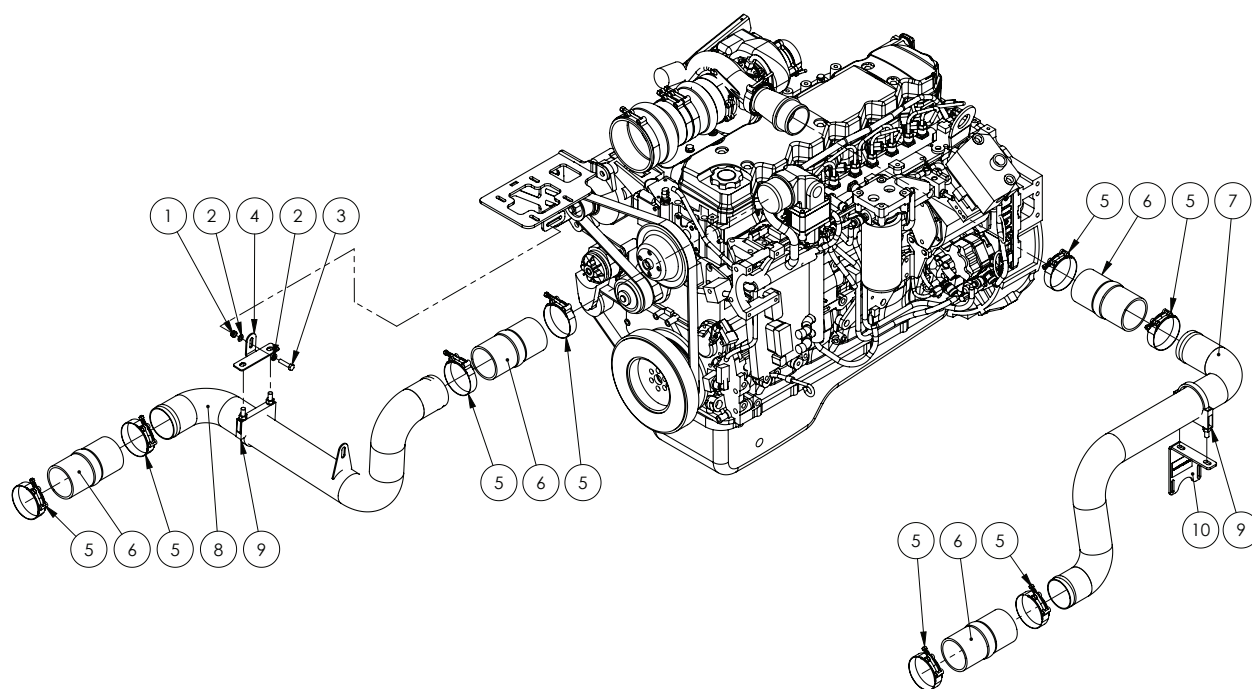
ITEM NO.	PART NUMBER	DESCRIPTION	QTY.
1	GA5071641	Air Conditioner Compressor, Pad Mount	1
2	GA5003643	Washer 8mm Flat SS HD	4
3	GA5004919	M8 Spring washer SS	4
4	GA5004681	Bolt M8 x 100 GR8.8 ZP	4
5	GA5071435	V Belt, Air Conditioner, 13A1080	1
6	GA5075275	Belt, Serpentine, Water Pump Alternator	1

Coolant System Plumbing



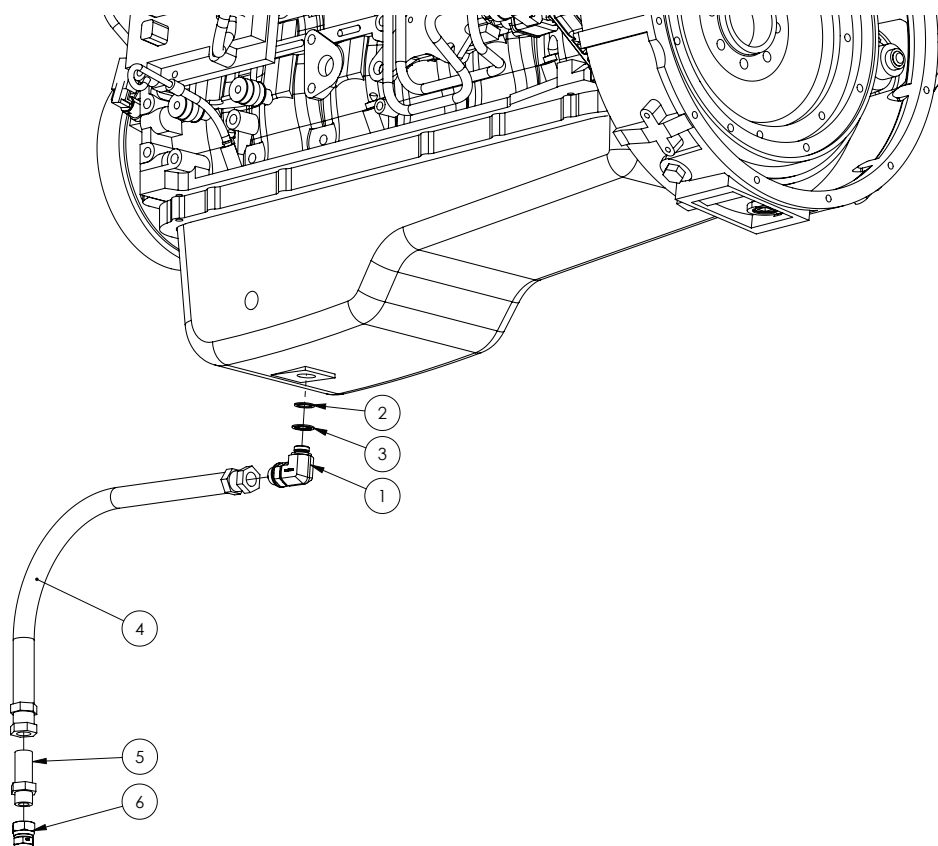
ITEM NO.	PART NUMBER	DESCRIPTION	QTY.
1	GA5016815	2 1/2" Hose Clamp SS	4
2	GA5004053	BHCS M6 x 20 SS A2-70	3
3	GA5048565	Hose barb, brass, elbow, 1/4" male x 5/16" barb	1
4	GA4657280	Thermostat Housing Elbow 304 Stainless Steel	1
5	GA5070485	Radiator hose, Upper, Green silicone	1
6	GA5069720	Hose barb, brass, straight, 1/2" BSPT male x 3/4" barb	1
7	GA5070486	Radiator hose, Lower right hand side, Green silicone	1
8	GA3500204	Hydraulic adaptor, Reducing bush, 3/4" BSPT male x 1/2" BSPT female	1
9	GA3500262	Hydraulic adaptor, Elbow, 90 degree, 1/2" BSPT male x 1/2" BSPT male	1
10	GA5020615	Valve, Ball, 12mm, 1/2" Male, Female Butterfly, Brass	1
11	GA4903350	Water Restrictor suit QSB engine	1
12	GA3500210	Hydraulic adaptor, Elbow, 90 degree, 1/2" BSPT male x 1/2" BSPT female	1
13	GA5010211	Hose, fuel line, 3/8" ID, Black (cut to 1000mm)	1
14	GA5077825	Hose, fuel line, 5/16" ID, Black (cut to 1000mm)	1

Charge Air Intake Pipes



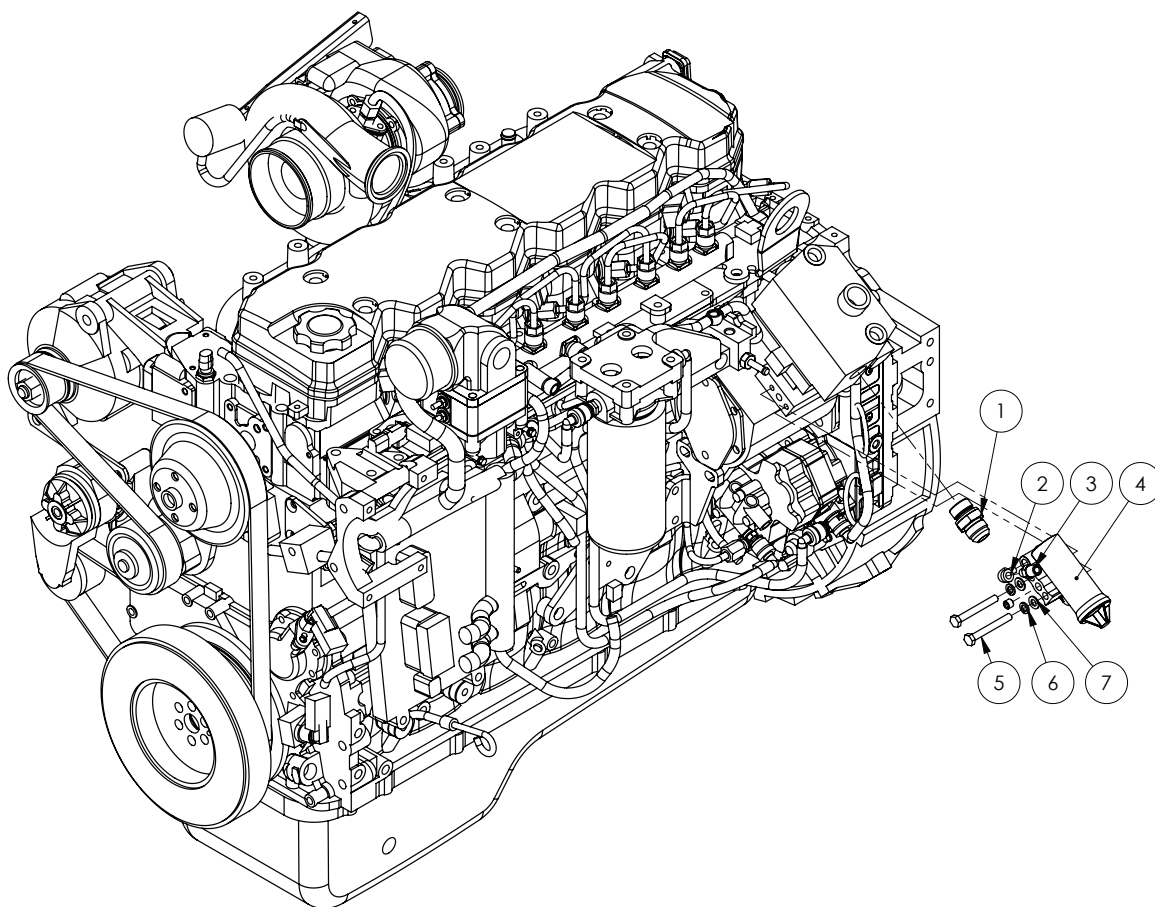
ITEM NO.	PART NUMBER	DESCRIPTION	QTY.
1	GA5004917	Nut M8 Nyloc ZP	1
2	GA5003643	Washer 8mm Flat SS HD	2
3	GA5011481	Bolt M8 x 35 GR8.8 ZP	1
4	GA4510055	Plate, Charge Air Pipe Mount Bracket, G8	1
5	-	Hose Clamp, Intercooler Pipes	8
6	-	Hump Hose, Cummins	4
7	GA5069235	Pipe-Charge air LH suit SP 201 I	1
8	GA5069230	Pipe charge air C/W weld on tab SP 201 I	1
9	GA5002297	Clamp Exhaust 3 1/8"	2
10	GA4503755	Bracket-Charge air pipe to throttle body mount	1

Sump Drain



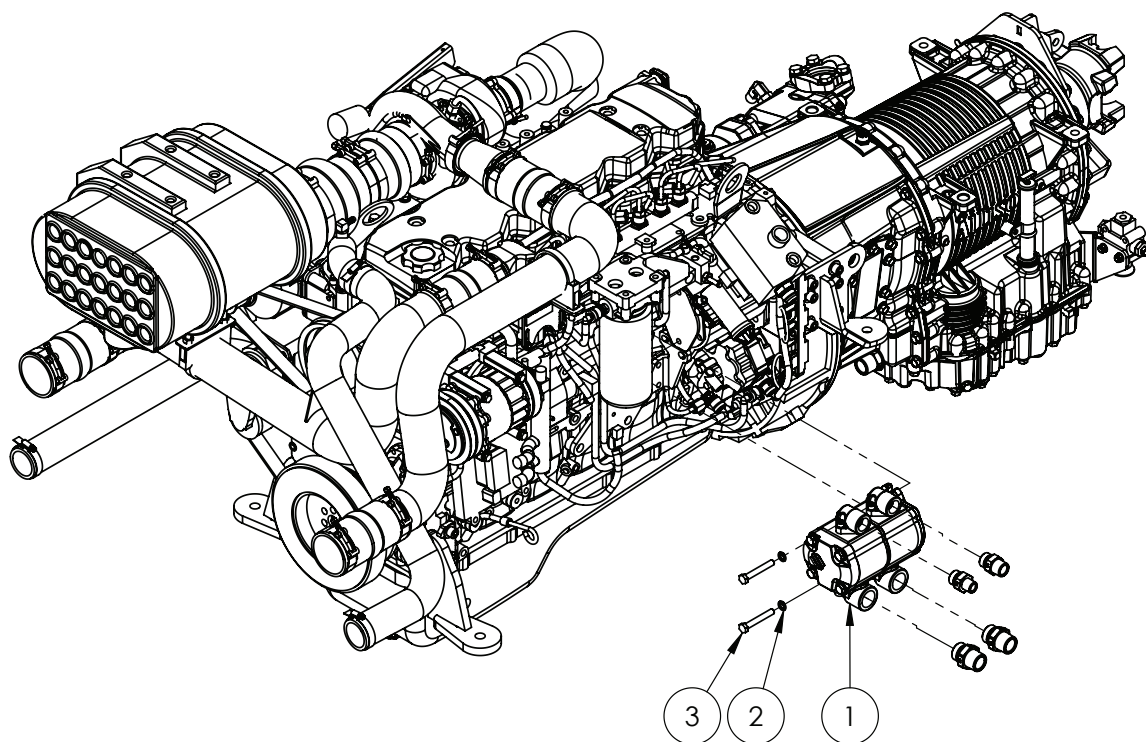
ITEM NO.	PART NUMBER	DESCRIPTION	QTY.
1	GA5077884	Hydraulic adaptor, 90 Degree elbow, M18 x 1.5 male x 1/2" BSPP male O-ring	1
2	GA5070725	Copper Washer 18mm x 1.5mm	1
3	GA5077886	Hydraulic Seal, Metal bonded, M18	1
4	GA4905000	Hydraulic Hose Assembly	1
5	GAS44R-0808	Hydraulic adaptor, Bulkhead nipple, 1/2" BSP male x 1/2" BSP male	1
6	GA3500278	Cap, Swivel, 1/2" BSPP female	1

Air Governor



ITEM NO.	PART NUMBER	DESCRIPTION	QTY.
1	GA5077883	Hydraulic adaptor, Nipple, 1 1/16" JIC male x M27 x 2.0 male	1
2	GA3500208	Hydraulic adaptor, Elbow, 90 degree, 1/8" BSPT male x 1/8" BSPT female	1
3	GA3500217	Hydraulic adaptor, Nipple, 1/4" BSPT male x 1/8" BSPT male	1
4	GA5007623	Cummins - Air Governor	1
5	GA5052710	Bolt M8 x 65 GR 8.8 ZP	2
6	GA5004919	M8 Spring washer SS	2
7	GA5003643	Washer 8mm Flat SS HD	2

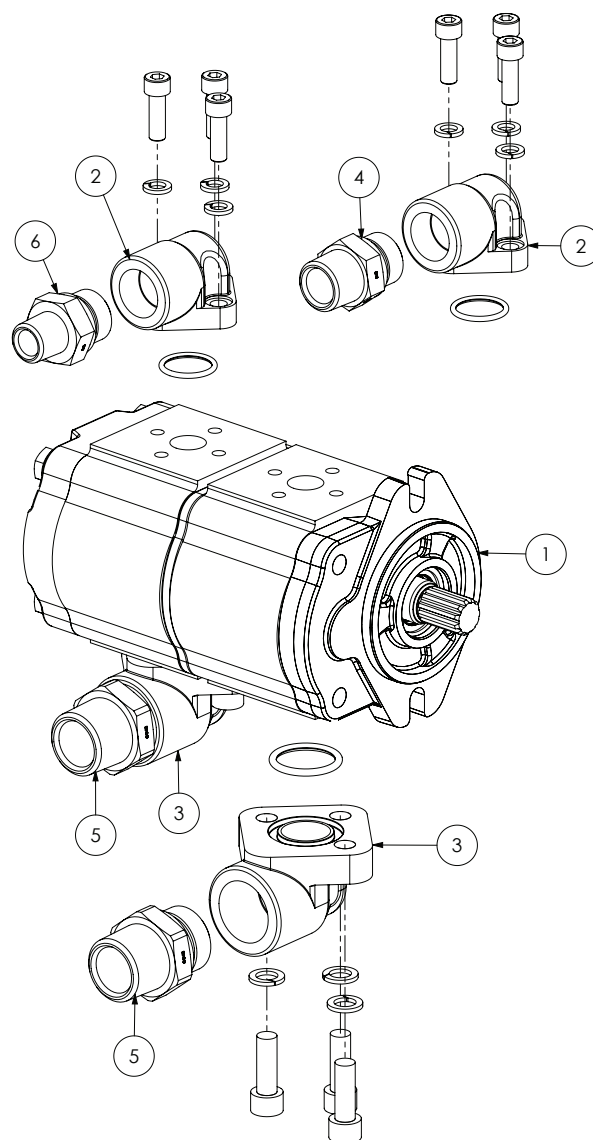
Hydraulic Gear Pumps



ITEM NO.	PART NUMBER	DESCRIPTION	QTY.
1	*	Hydraulics Pumps Assembly	1
2	GA5000137	Washer 10mm Spring SS	2
3	GA5011163	Bolt M10 x 70 GR8.8 ZP	2

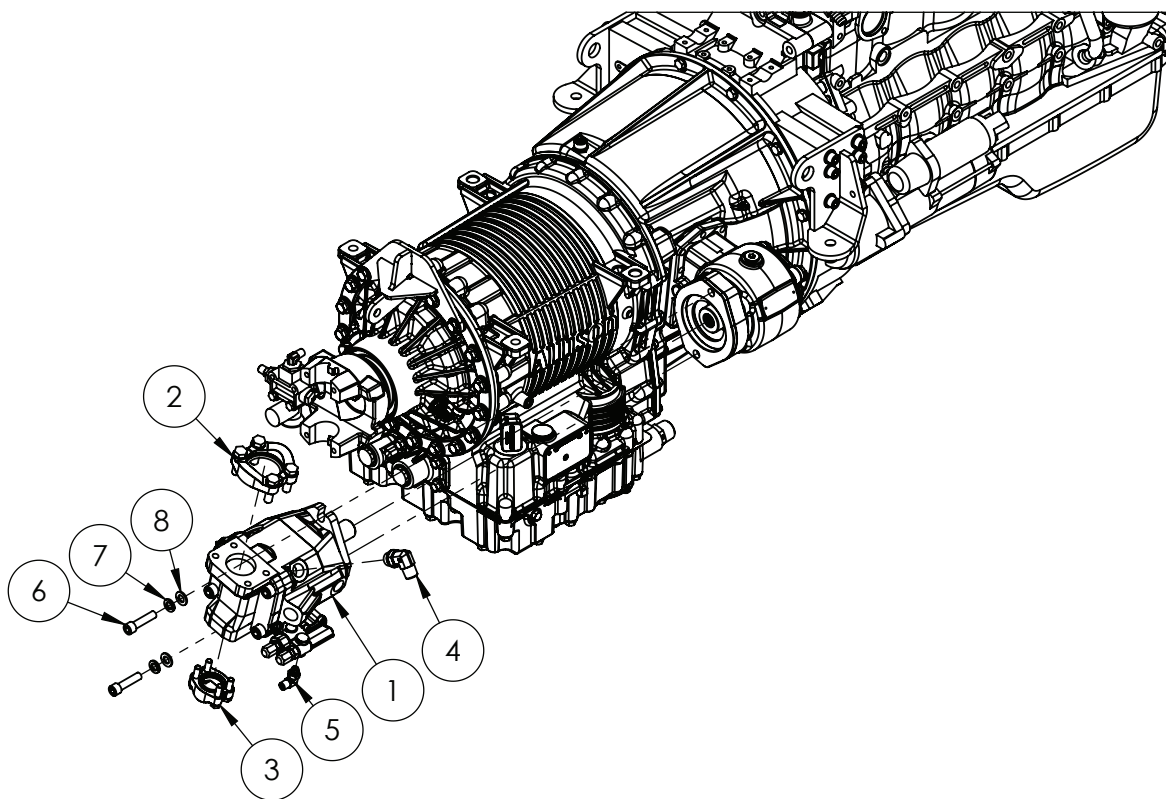
* Sub-assembly on following pages

Hydraulic Gear Pumps Assembly



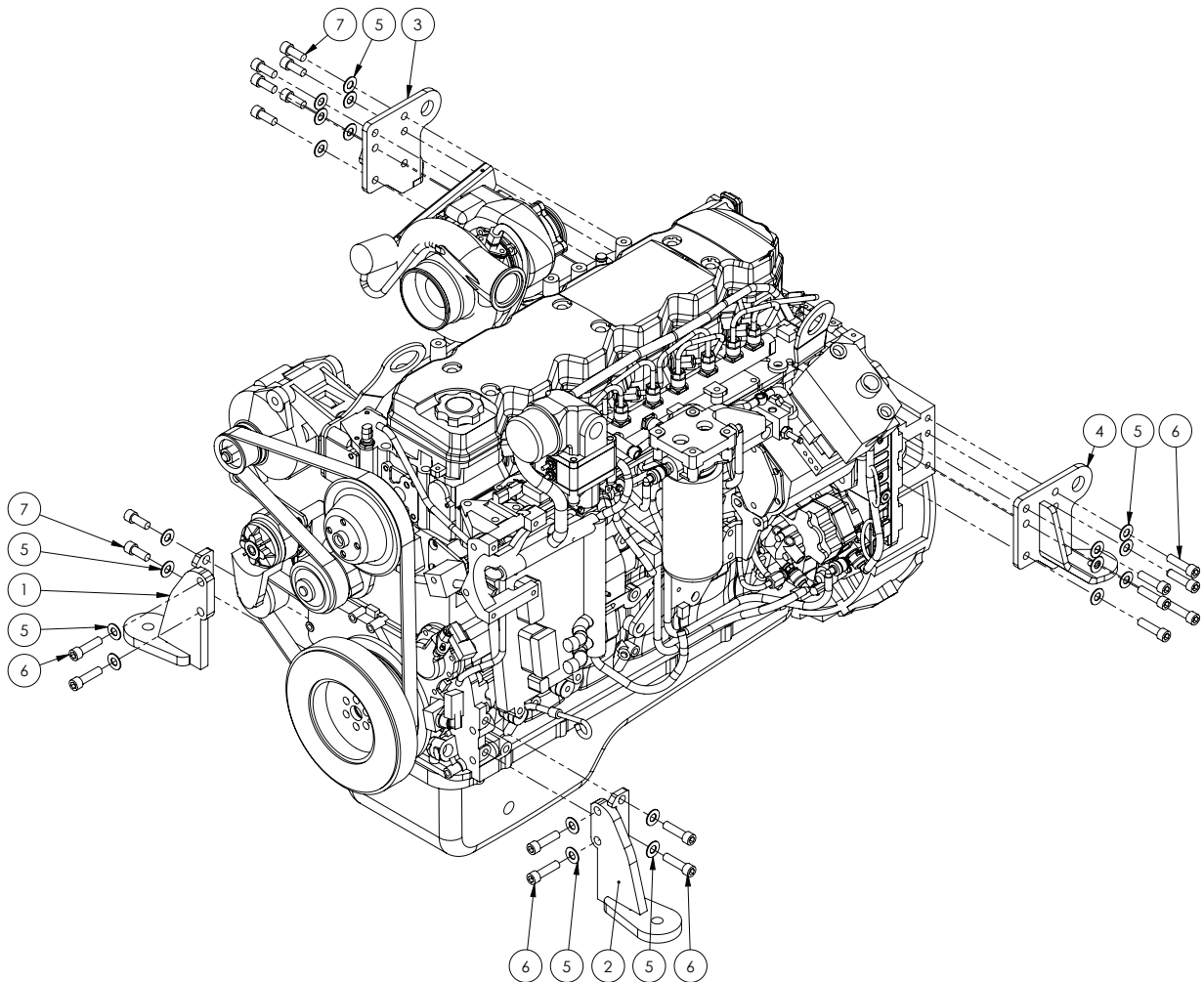
ITEM NO.	PART NUMBER	DESCRIPTION	QTY.
-	GA3500121	Seal kit, Hydraulic pump, Single only, suit GA3500007 (2 required per pump)	-
1	GA3500007	Pump, Hydraulic, 22+32cc, 11 tooth spline, Including port adaptors	1
2	GA3500064	Port adaptor inc. O-ring, Hydraulic, 90 degree, 3/4", suit Salami pump	2
	GA5071850	O-Ring, 2.62 x 22.2mm, Nitrile, Suit 3/4" Port Adaptor	-
	GA3500065	Port adaptor inc. O-ring, Hydraulic, 90 degree, 1", suit Salami pump	2
3	GA5076059	O ring, 29.75 x 3.53 mm, Nitrile, Suit 1" Port Adaptor	-
4	GA3500314	Hydraulic adaptor, Nipple, 3/4" BSPT male x 3/4" BSPP male	1
5	GA3500317	Hydraulic adaptor, Nipple, 1" BSPT male x 1" BSPP male	2
6	GA3500312	Hydraulic adaptor, Nipple, 1/2" BSPT male x 3/4" BSPP male	1

Hydraulic Pump - Variable Displacement



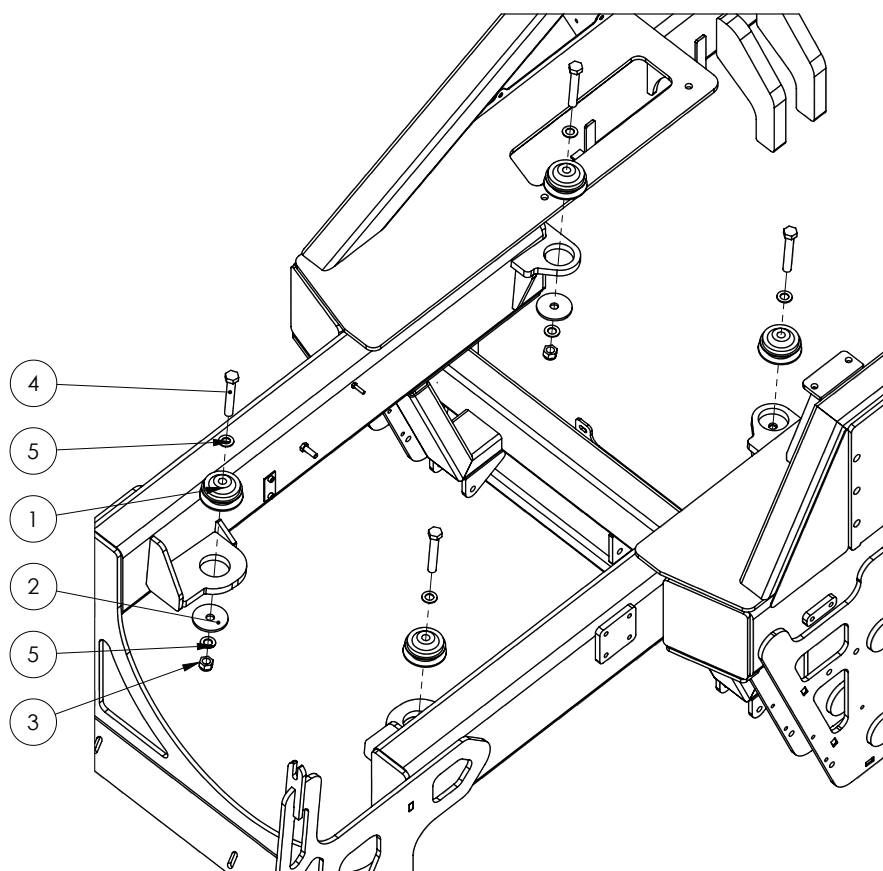
ITEM NO.	PART NUMBER	DESCRIPTION	QTY.
1	GA5047760	Pump, Hydraulic, Variable Displacement, 60cc, RH, Bosch	1
2	GA3500109	Clamp Kit, 2", Code 61 Flange, Includes O Rings and UNC Bolts	1
3	GA3500110	Clamp Kit, 1", Code 61 Flange, Includes O Rings and UNC Bolts	1
4	GA3500350	Hydraulic Adaptor, Elbow, 90 degree, 1/2" BSPT male x 7/8" UN O-ring male	1
5	GA3500433	Hydraulic Adaptor, Elbow, 90 degree, 1/4" BSPT male x 7/16" UN O-ring male	1
6	GA5051470	SHCS M12 x 50 GR12.9 ZP	2
7	GA5000575	Washer 12mm Spring SS	2
8	GA5000577	Washer 12mm Flat SS HD	2

Engine Mounts



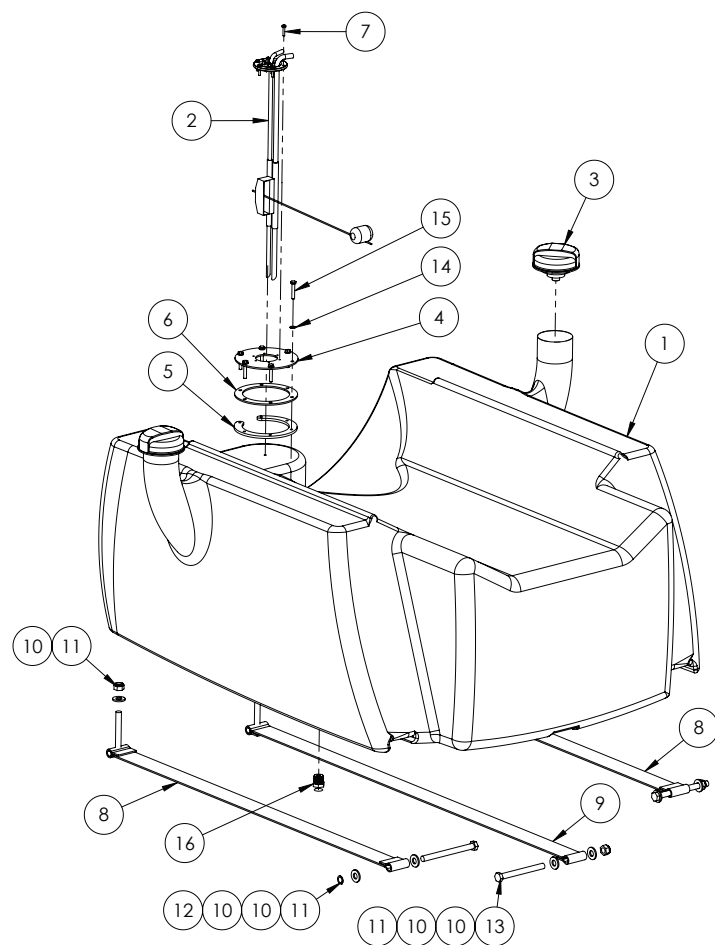
ITEM NO.	PART NUMBER	DESCRIPTION	QTY.
1	GA4656610	Engine Mount SCSP Front RH	1
2	GA4656611	Engine Mount SCSP Front LH	1
3	GA4661065	Engine Mount Bracket, Rear, RH, Cummins QSB6.7, Super Cruiser, G8	1
4	GA4661060	Engine Mount Bracket, Rear, LH, Cummins QSB6.7, Super Cruiser, G8	1
5	GA5000577	Washer 12mm Flat SS HD	20
6	GA5000325	SHCS M12 x 45 ZP GR12.9	12
7	GA5000307	SHCS M12 x 30 ZP GR12.9	8

Engine Vibration Isolators



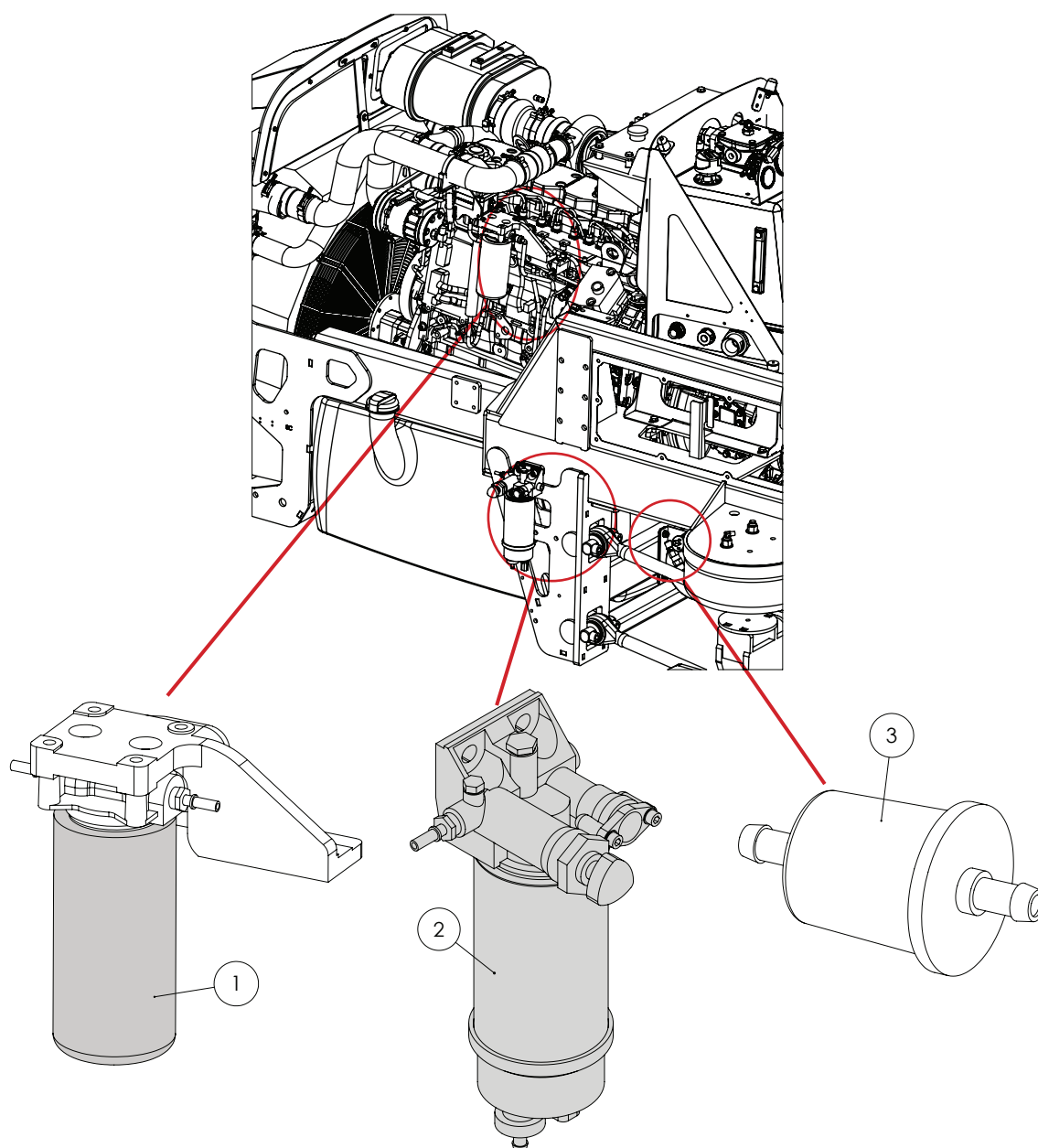
ITEM NO.	PART NUMBER	DESCRIPTION	QTY.
1	GA5070020	Vibration Isolator - 80mm	4
2	GA4502820	Washer, 70mm OD x 16.5mm ID x 5mm thick	4
3	GA5001029	Nut M16 Nyloc ZP	4
4	GA5011269	Bolt M16 x 100 GR8.8 ZP	4
5	GA5001043	Washer 16mm Flat SS HD	8

Fuel Tank



ITEM NO.	PART NUMBER	DESCRIPTION	QTY.
1	GA5069065	Tank, Diesel, 300L, Bare	1
2	GA5070420	Fuel sender assembly, Suction & return tubes, adjustable float arm	1
3	GA5069066	Fuel tank cap, Farma brand	2
4	GA4502550	Fuel Sender Mounting Plate SS	1
5	GA4502570	Fuel Sender Mount Retaining Plate	1
6	GA4502635	Fuel Sender Gasket Cork	1
7	GA5020525	Bolt Pan Head M4 x 20 SS	6
8	GA5069120	Tank Strap, Outer come with Rubber Fuel Tank	2
9	GA5069125	Tank Strap, Centre, comes with Rubber Fuel Tank	1
10	GA5000577	Washer 12mm Flat SS HD	9
11	GA5012461	Nut M12 Nyloc ZP	6
12	GA5000271	Bolt M12 x 140 ZP GR8.8	2
13	GA5000265	Bolt M12 x 120 ZP GR8.8	1
14	GA5004437	Washer 6mm Flat SS	6
15	GA5070504	Set Screw M6 x 35 ZP GR8.8	6
16	GA5048560	Plug male 1/2" BSPT Magnetic	1

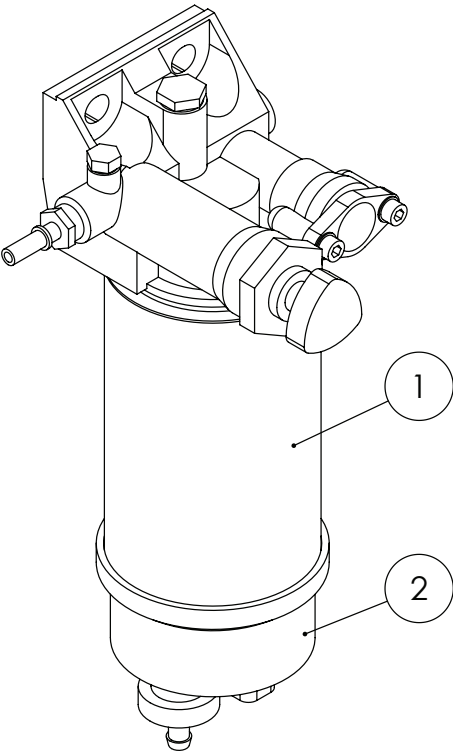
Fuel Filters



ITEM NO.	PART NUMBER	DESCRIPTION	QTY.
1	GA5051765	Fuel Filter, Spin on, suit QSB Engine	1
2	GA5071020*	Fuel Filter Assembly, Primary, Includes Pump Head, Filter Element and Glass Bowl	1
3	GA5069895	Fuel filter, Inline, 3/8" male hose barbs	1

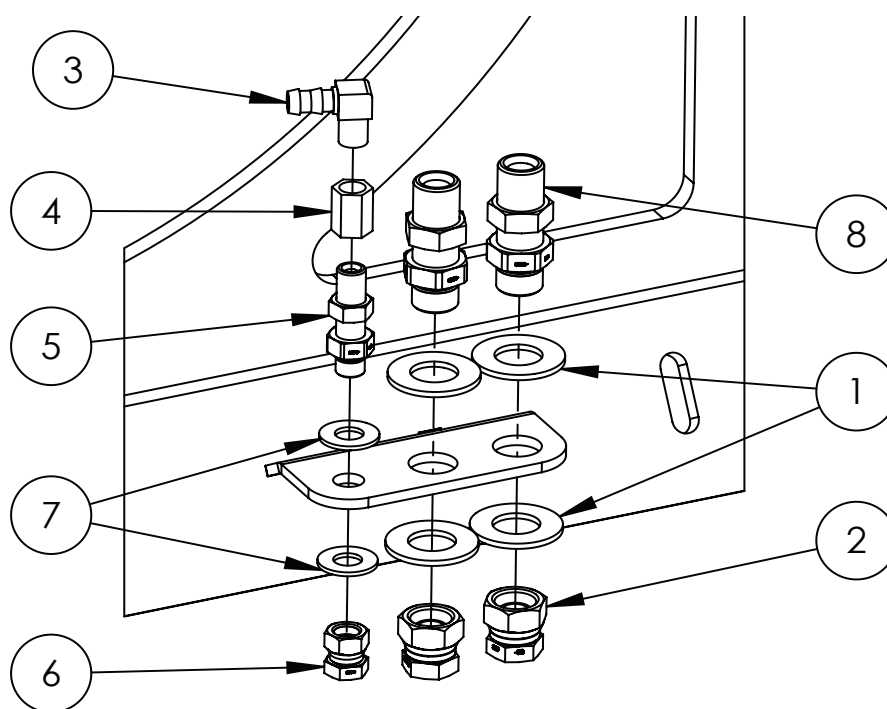
* Sub-assembly on following pages

Fuel Filter - Primary



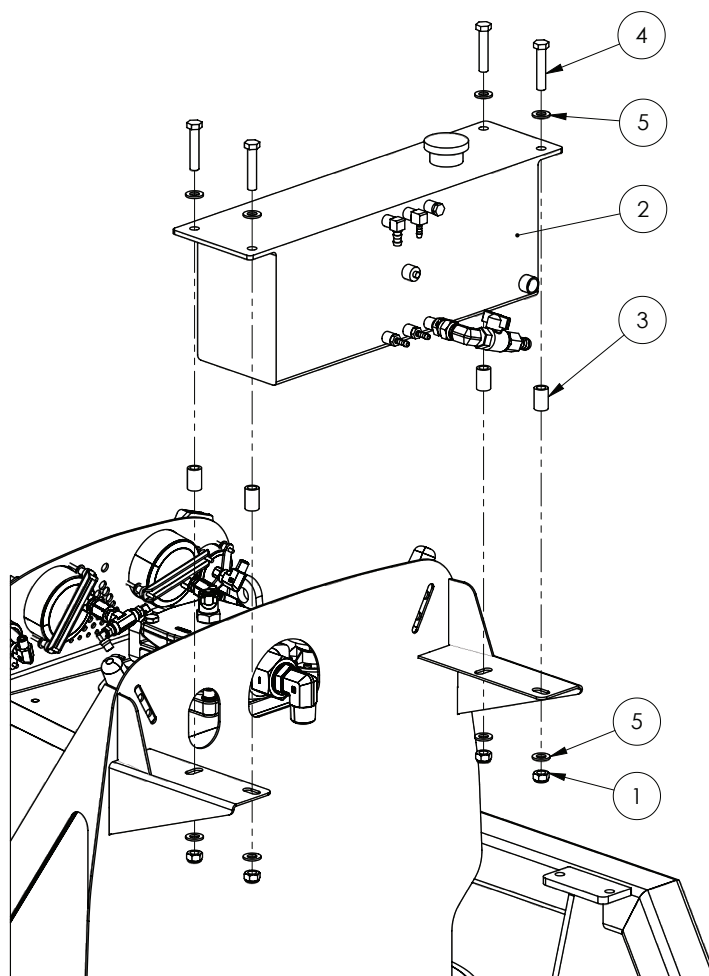
ITEM NO.	PART NUMBER	DESCRIPTION	QTY.
1	GA5051760	Filter cartridge, Suit primary fuel filter on self propelled with QSB	1
2	GA5070560	Fuel Filter Bowl Clear Glass Suit Primary, without WIF sensor	1
-	GA5066275	Sensor, Water in Fuel, Suit Primary Fuel Filter With Glass Bowl, Deutsch, 3911940S	1

Fluid Drain Point



ITEM NO.	PART NUMBER	DESCRIPTION	QTY.
1	GA5001045	Washer, 3/4", Flat ZP	4
2	GA3500278	Cap, Swivel, 1/2" BSPP female	2
3	GA5049290	Elbow 1/4" male thread x 3/8" barb brass	1
4	GA5066940	Socket, 1/4" female thread, Hex, Brass	1
5	GA3500249	Hydraulic adaptor, Bulkhead nipple, 1/4" BSPP male x 1/4" BSPP male	1
6	GA3500277	Cap, Swivel, 1/4" BSPP female	1
7	GA5017673	Washer 1/2" High Tensile	2
8	GAS99-603	Hydraulic adaptor, Bulkhead nipple, 1/2" BSP male x 1/2" BSP male	2

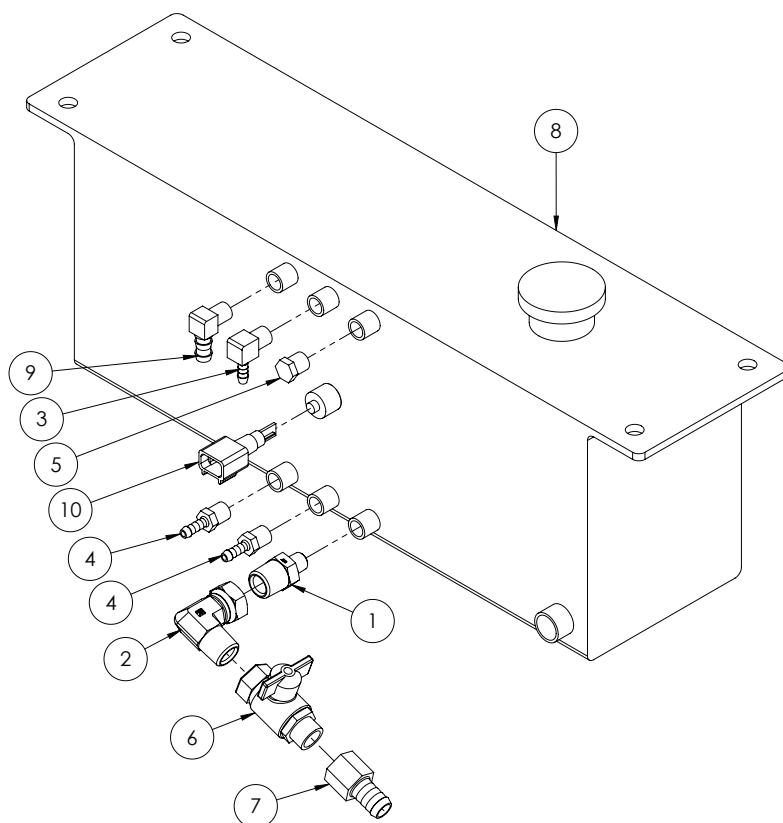
Header Tank Mounting



ITEM NO.	PART NUMBER	DESCRIPTION	QTY.
1	GA5012461	Nut M12 Nyloc ZP	4
2	*	Header Tank Assembly	1
3	GA4552860	Crush tube, 12.5mm ID x 19mm OD x 30mm long	4
4	GA5000335	Bolt M12 x 60 GR8.8 ZP	4
5	GA5000577	Washer 12mm Flat SS HD	8

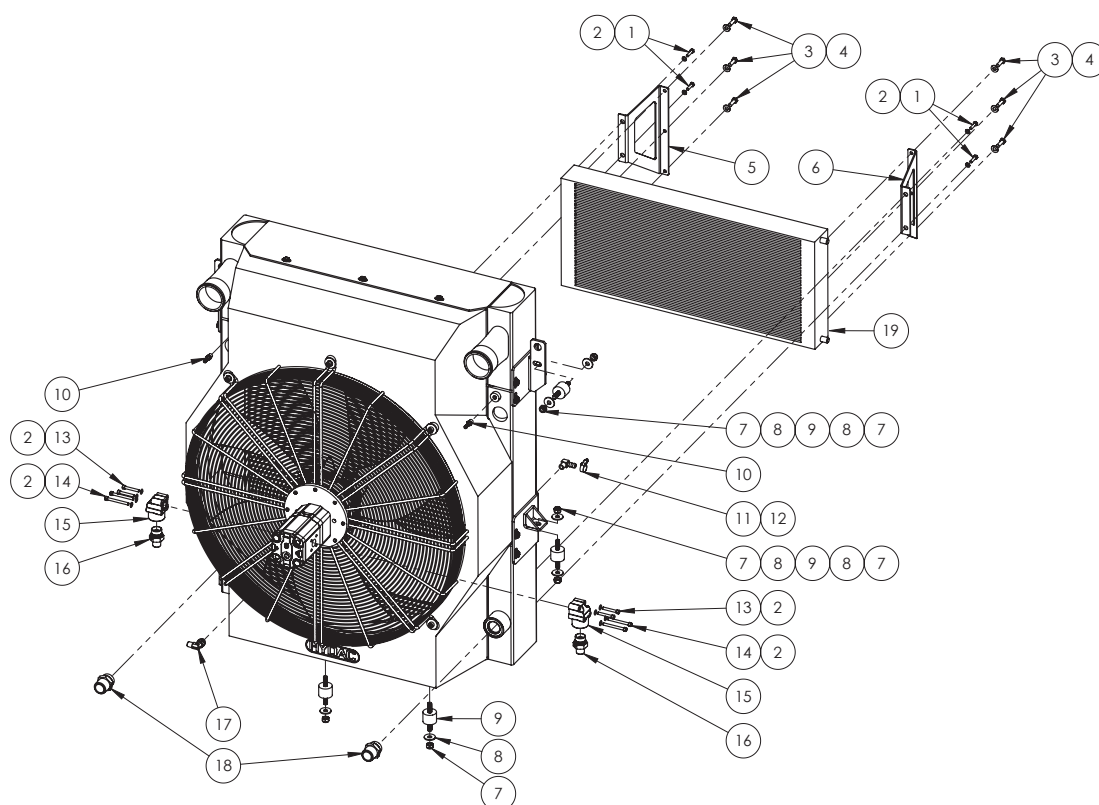
* Sub-assembly on following page

Header Tank Assembly



ITEM NO.	PART NUMBER	DESCRIPTION	QTY.
1	GA3500221	Hydraulic adaptor, Nipple, 1/2" BSPT male x 1/4" BSPT male	1
2	GA3500333	Hydraulic adaptor, Elbow, 90 degree, 1/2" BSPT male x 1/2" BSPP female swivel	1
3	GA5048340	Elbow, 90 degree, 1/4" male thread x 1/4" hose, Brass	1
4	GA5020540	Hose barb, Straight, 1/4" male thread x 1/4" hose, Brass	2
5	GA5069335	Plug, 1/4" BSPT male thread, Brass	1
6	GA5020615	Valve, Ball, 12mm, 1/2" Male, Female Butterfly, Brass	1
7	GA5003697	Hose barb, 1/2" BSP female x 5/8" hose, Brass	1
8	GA5069041	Header tank - Includes cap	1
	GA5025150	Radiator cap, 1.2 bar, G6 G8, Hydac	-
9	GA5049290	Elbow 1/4" male thread x 3/8" barb brass	1
10	GA5066280	Sensor low coolant level	1

Combination Cooler



MOTOR & SEALS

PART NUMBER	DESCRIPTION
GA5070840	Gear Motor, Hydraulic, GR2 Fan Drive
GA5078412	Seal kit, suit GA5070840, Combi cooler hydraulic motor, HYDAC, Exc. shaft seal
GA3500844	Seal, Motor Shaft, Hydraulic Fan Drive Motor GA5070840, G6 & G8

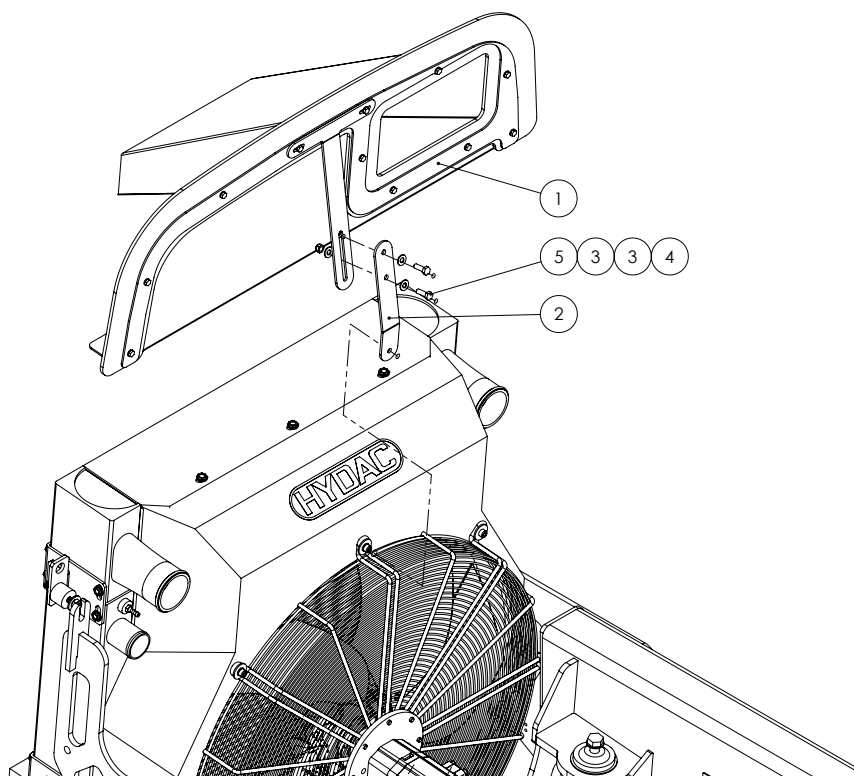
ITEM NO.	PART NUMBER	DESCRIPTION	QTY.
-	GA2700014	Engine Cooler, Radiator, Combinational inc. motor	-
1	GA5004073	Bolt M6 x 25 GR8.8 ZP	4
2	GA5004437	Washer 6mm Flat SS	12
3	GA5004711	Bolt M8 x 25 GR8.8 ZP	6
4	GA5003643	Washer 8mm Flat ZP HD	6
5	GA4501015	Plate, Bracket, AC Condensor, LH, Super Cruiser	1
6	GA4501020	Plate, Bracket, AC Condensor, RH, Super Cruiser	1
7	GA5000141	Nut M10 Nyloc ZP	10
8	GA5002627	Washer 3/8" ID x 1 1/8" OD High Tensile	10
9	GA5069130	Isolator, Sandwich mount, 28 mm long x 40 mm OD, M10 x 25	6
10	GA5020695	Hose Tail Brass 1/4" x 1/8"	2
11	GA5004865	Hose Clamp 8-16mm	1
12	GA5049290	Elbow 1/4" male thread x 3/8" barb brass	1
13	GA5011411	SHCS M6 x 40 GR12.9 ZP	4
14	GA5070460	SHCS M6 x 60 SS A2-70	4

Continued over page

Combination Cooler

ITEM NO.	PART NUMBER	DESCRIPTION	QTY.
15	GA5013231	Port Adaptor 90 degree 3/4"	2
16	GA3500312	Hydraulic adaptor, Nipple, 1/2" BSPT male x 3/4" BSPP male	2
17	GA3500320	Hydraulic adaptor, Elbow, 90 deg, 1/4" BSPT M x 1/4" BSPP M O-ring	1
18	GA3500126	Hydraulic adaptor, Nipple, 1" BSPT male x 1 5/16" UN male O-ring	2
19	GA5007361	Condensor assembly (tube & fin 6 rows 5/16")	1

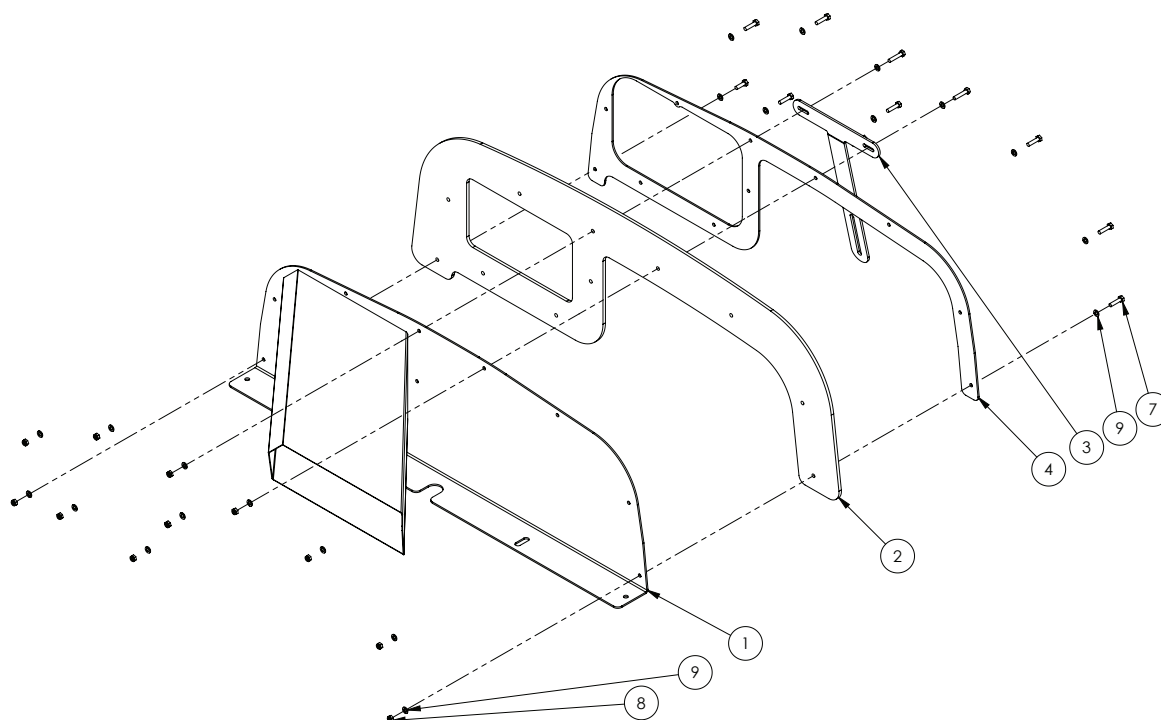
Engine Air Divider



ITEM NO.	PART NUMBER	DESCRIPTION	QTY.
1	*	Engine Air Divider Assembly	1
2	GA4502760	Radiator Infill Panel Lower Support Bracket	1
3	GA5003643	Washer 8mm HD	4
4	GA5004917	Nut M8 Nyloc ZP	2
5	GA5004713	Bolt M8 x 25 SS A2-70	2

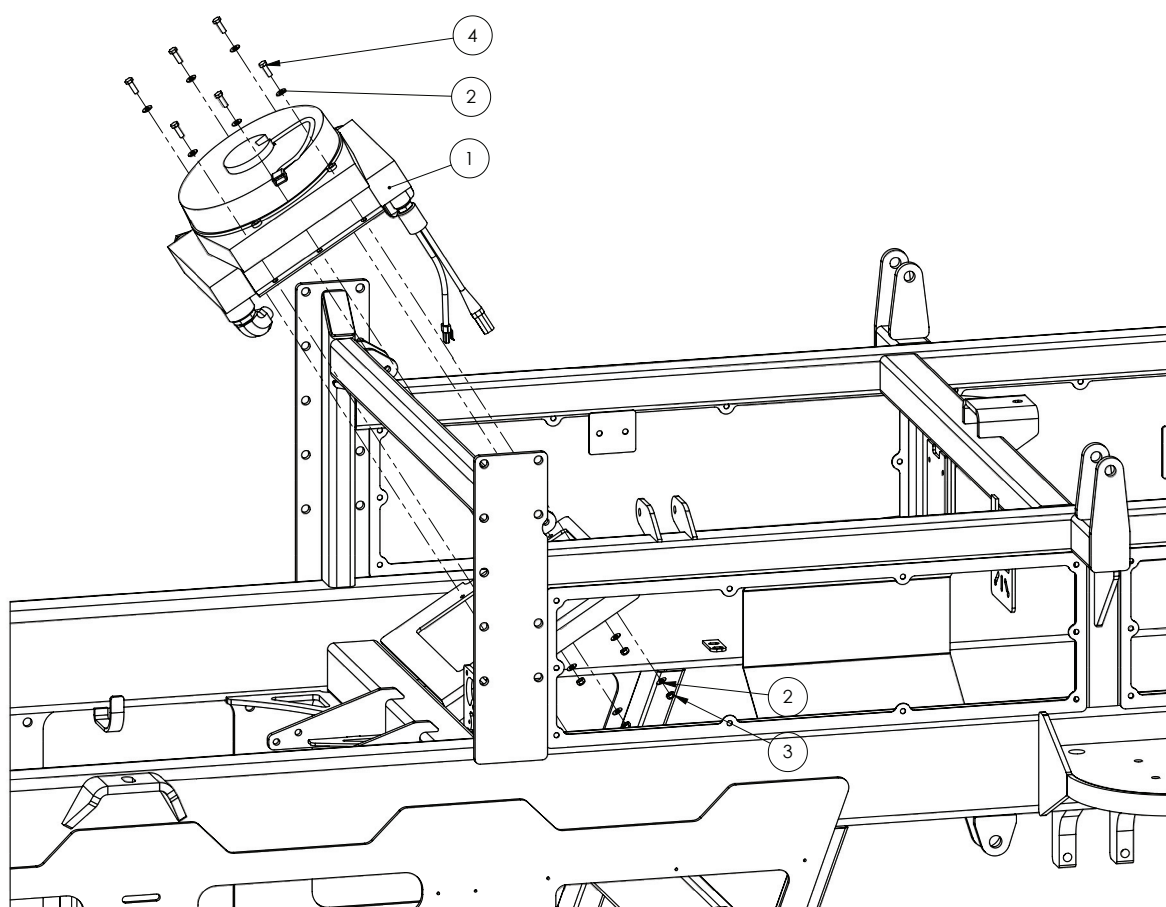
* Sub-assembly on following pages

Engine Air Divider Assembly



ITEM NO.	PART NUMBER	DESCRIPTION	QTY.
1	GA4660745	Radiator Infill Baffle and Intake	1
2	GA4502586	Seal, Rubber, Radiator infill panel	1
3	GA4502765	Radiator Infill Panel Upper Support Bracket	1
4	GA4502626	Plate, Infill Panel Clamp	1
5	GA5004065	Bolt M6 x 20 GR8.8 ZP	1
6	GA5004077	Bolt M6 x 30 GR8.8 ZP	2
7	GA5004073	Bolt M6 x 25 GR8.8 ZP	8
8	GA5048115	Nut M6 Nyloc ZP	11
9	GA5004437	Washer 6mm Flat SS	22

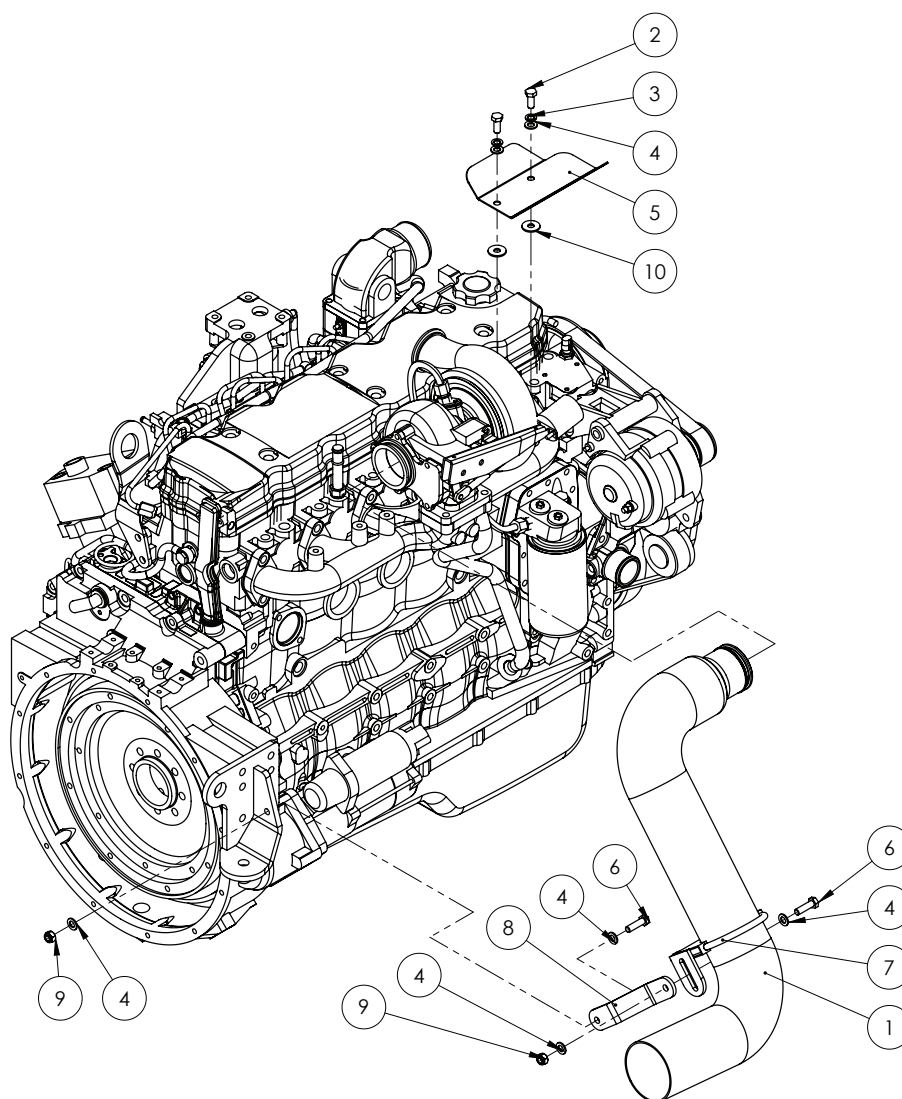
Oil Cooler



ITEM NO.	PART NUMBER	DESCRIPTION	QTY.
1	GA4903743	Oil Cooler, Assembly	1
2	GA5003643	Washer 8mm Flat SS HD	12
3	GA5004917	Nut M8 Nyloc ZP	6
4	GA5004711	Bolt M8 x 25 GR8.8 ZP	6

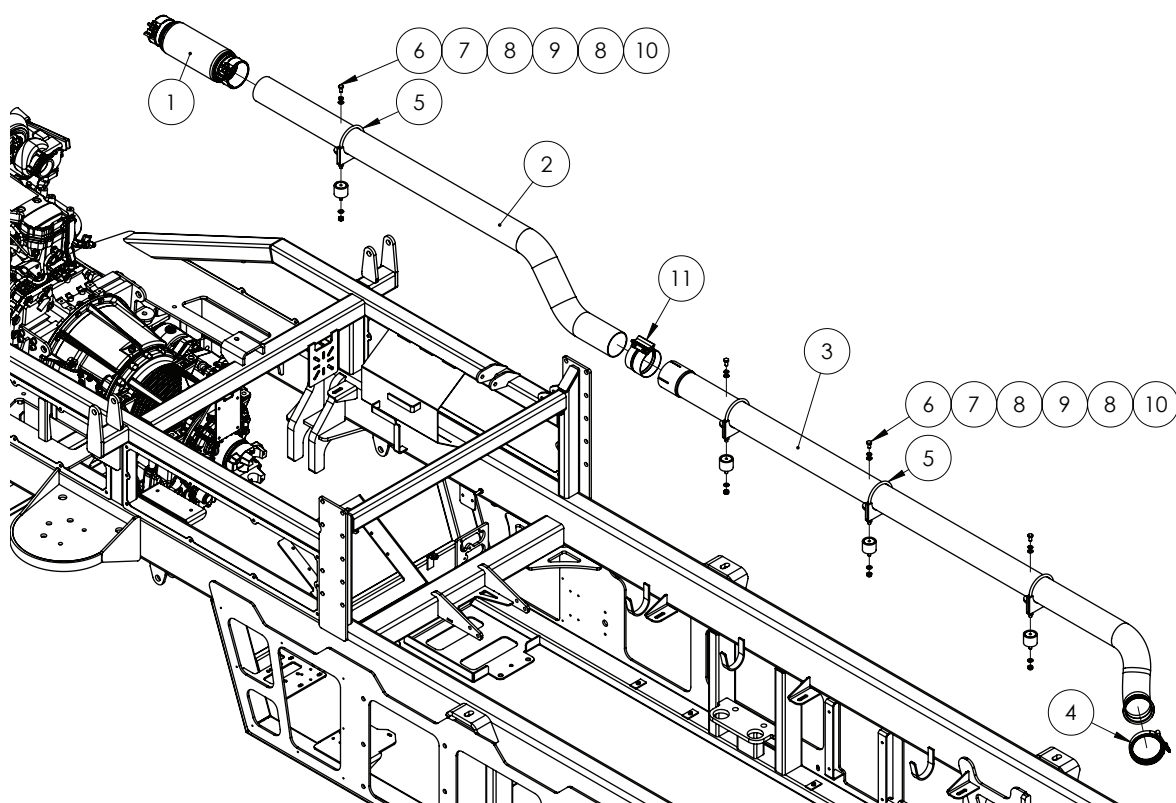
Exhaust System - Down Pipe

FROM SERIAL #201951



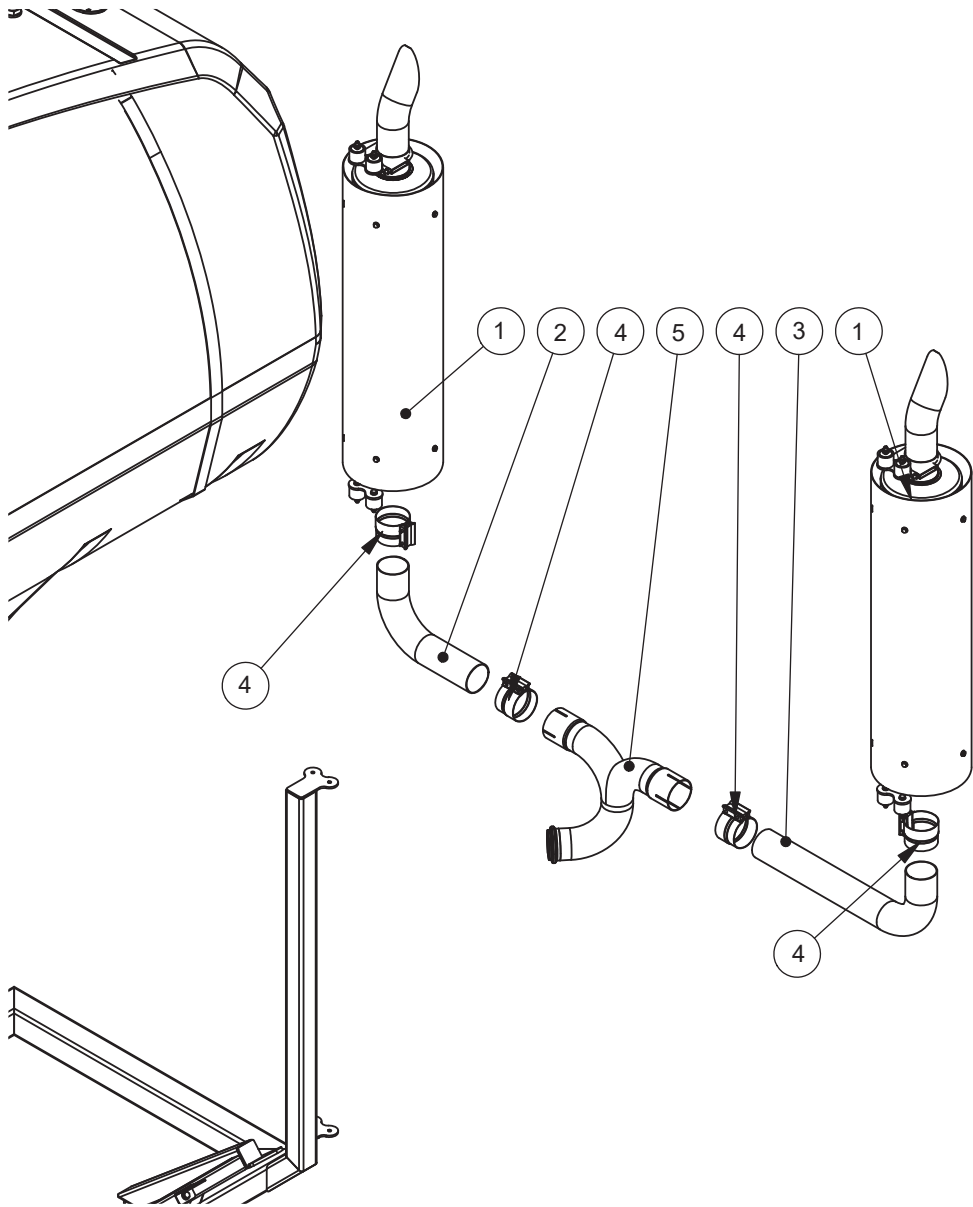
ITEM NO.	PART NUMBER	DESCRIPTION	QTY.
-	GA5053700	Exhaust heat wrap fibreglass Black, Sold per roll	1
-	GA5055470	Tie Cable SS 520mm SS316	-
1	GA5062502	Exhaust Pipe, Turbo to Bellow	1
2	GA5006161	Bolt M10 x 25 GR8.8 ZP	2
3	GA5000137	Washer 10mm Spring SS	2
4	GA5000117	Washer 10mm Flat SS HD	6
5	GA4503765	Heat Shield-Air Cleaner SP 2011 S/S	1
6	GA5006111	Bolt M10 x 35 ZP GR8.8	2
7	GA4658836	Exhaust clamp bracket 'S' bend pipe	1
8	GA4509336	Plate, Exhaust Support Bracket	1
9	GA5000141	Nut M10 Nyloc ZP	2
10	GA5002627	Washer 3/8" ID x 1 1/8" OD High Tensile	2

Exhaust System - Mid Section



ITEM NO.	PART NUMBER	DESCRIPTION	QTY.
1	GA5068741	Exhaust Bellow, 4" ID, 16.6" long, Heavy duty, braided, with clamps	1
2	GA2700011	Exhaust Pipe, Bellow to Under Tank, 4"	1
3	GA2700009	Exhaust Pipe, Rear Section Under Tank, 4"	1
4	GA2700044	Exhaust Clamp, 4", V Band	1
5	GA4658835	Exhaust clamp / buffer bracket	4
6	GA5006113	Bolt M10 x 20 GR8.8 ZP	4
7	GA5000137	Washer 10mm Spring SS	4
8	GA5000117	Washer 10mm Flat SS HD	8
9	GA5014609	Rubber Buffer, 50mm Dia x 40mm Long, M10 x 25 male x M10 Female	4
10	GA5000141	Nut M10 Nyloc ZP	4
11	GA2700015	Exhaust Clamp, 4" Torctite	1

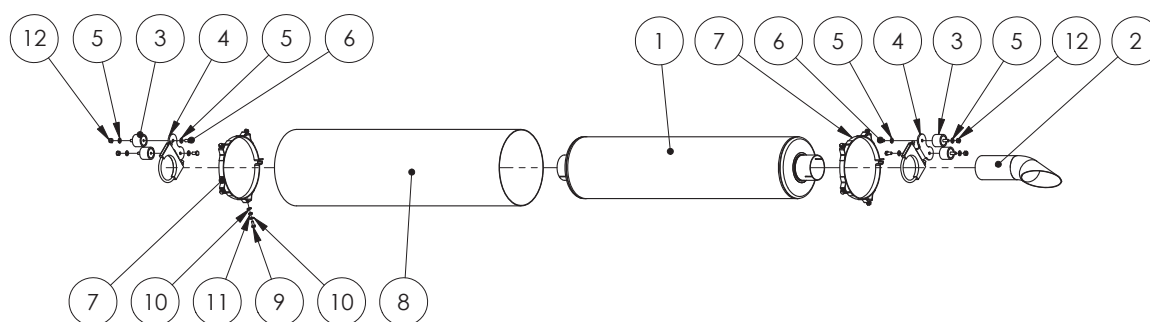
Exhaust System - Rear Section



ITEM NO.	PART NUMBER	DESCRIPTION	QTY.
1	*	Exhaust System - Muffler	2
2	GA2700007	Exhaust Pipe, RH Muffler to Tee, 4", Super Cruiser, G8	1
3	GA2700006	Exhaust Pipe, LH Muffler to Tee, 4", Super Cruiser, G8	1
4	GA2700015	Exhaust Clamp, 4" Torctite	4
5	GA2700008	Exhaust Pipe, Tee, 4", Super Cruiser, G8	1

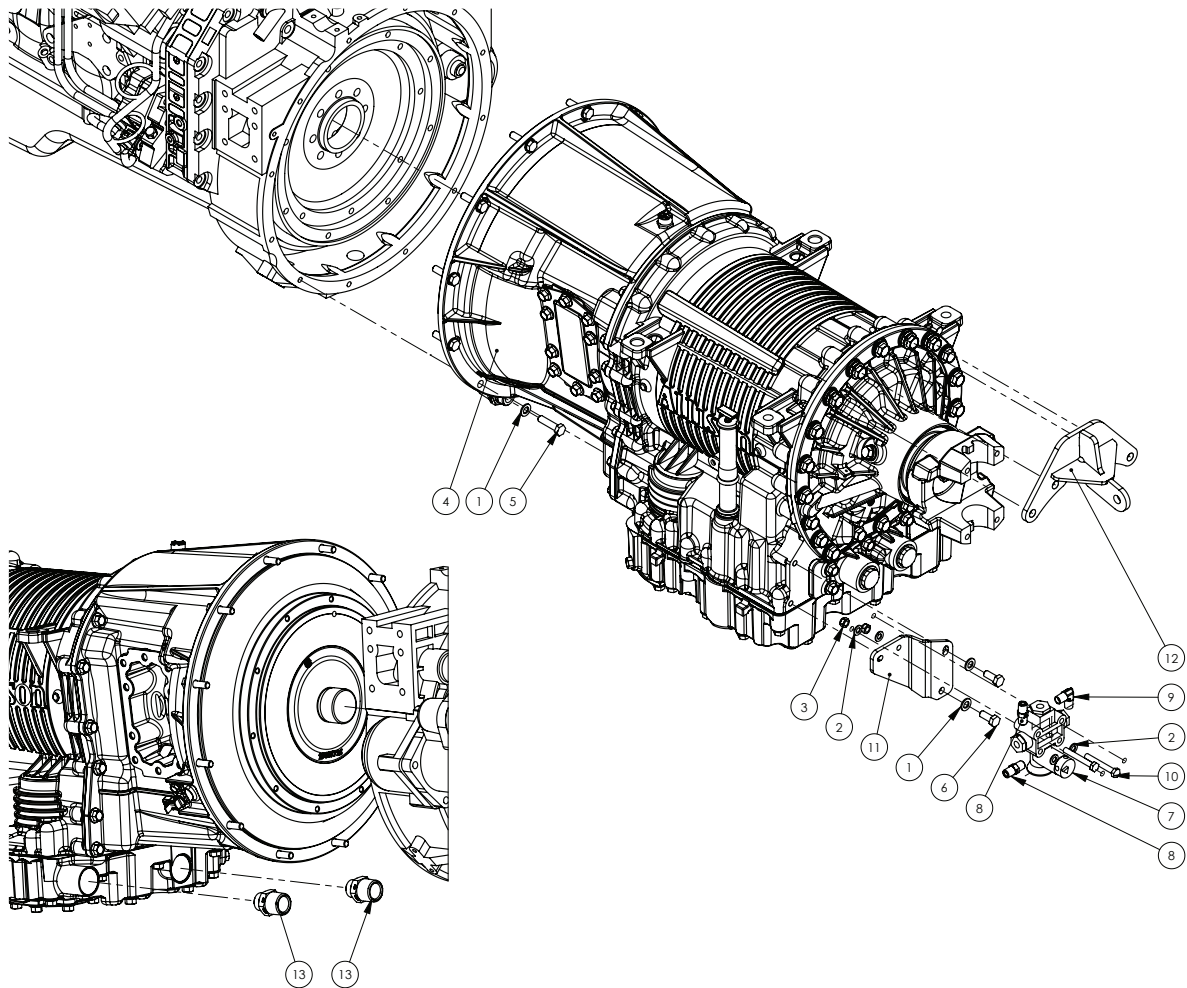
* Sub-assembly on following page

Exhaust System - Muffler



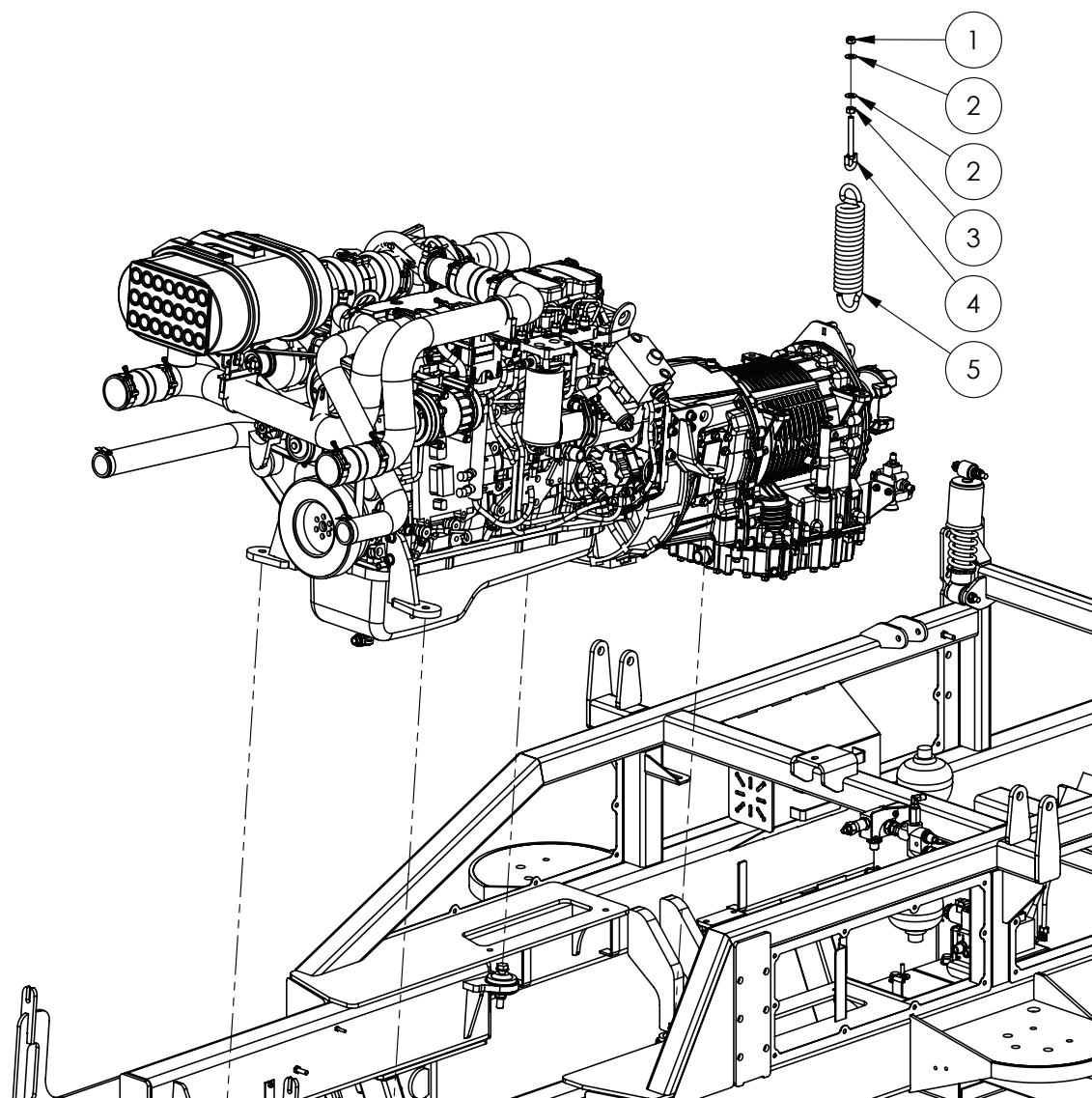
ITEM NO.	PART NUMBER	DESCRIPTION	QTY.
1	GA5069240	Muffler Exhaust, 4"	2
2	GA2700010	Exhaust Pipe, Chrome Deflector Tip, 4", 600mm	2
3	GA5014609	Rubber Buffer, 50mm Dia x 40mm Long, M10 x 25 Male x M10 Female	8
4	GA4658830	Exhaust clamp / buffer bracket Double	4
5	GA5000117	Washer 10mm Flat SS HD	16
6	GA5006113	Bolt M10 x 20 GR8.8 ZP	8
7	GA5071980	Mount Bracket Kit, Exhaust Muffler Heat Shield (inc. 2x brackets)	4
8	GA4505985	Heat Shield Exhaust 360deg	2
9	GA5048485	Set Screw 5/16" BSW x 3/4" SS A2-70	16
10	GA5003631	Washer 5/16" Flat SS	32
11	GA4552080	Crush tube, 10.2mm ID x 15mm OD x 5mm long	16
12	GA5000141	Nut M10 Nyloc ZP	8

Allison Transmission



ITEM NO.	PART NUMBER	DESCRIPTION	QTY.
-	GA3500140	Filter kit, Allison 3000 Transmission, Filter and seals included	-
1	GA5000117	Washer 10mm Flat SS HD	14
2	GA5003643	Washer 8mm Flat SS HD	4
3	GA5004917	Nut M8 Nyloc ZP	2
4	GA2700004	Transmission, 3000 series, Allison, G8	1
5	GA5006071	Bolt M10 x 40 GR10.9 ZP	12
6	GA5006161	Bolt M10 x 25 GR8.8 ZP	2
7	GA5010868	Ride height valve, 1/4" connecting rods	1
8	GA3500218	Hydraulic adaptor, Nipple, 1/4" BSPT male x 1/4" BSPT male	2
9	GA3500258	Hydraulic coupling, Elbow, 90 degree, 1/4" BSPT male x 1/4" BSPT male	1
10	GA5011489	Bolt M8 x 60 GR8.8 ZP	2
11	GA4509345	Plate, Bracket, Ride Height Valve, Front, Transmission Mounted	1
12	GA4661090	Mount Bracket, Spring Support, Allison Transmission 3000	1
13	GA3500371	Hydraulic adaptor, Nipple, 1" BSPT male x 1 1/16" UN male O-ring	2

Allison Transmission - Spring

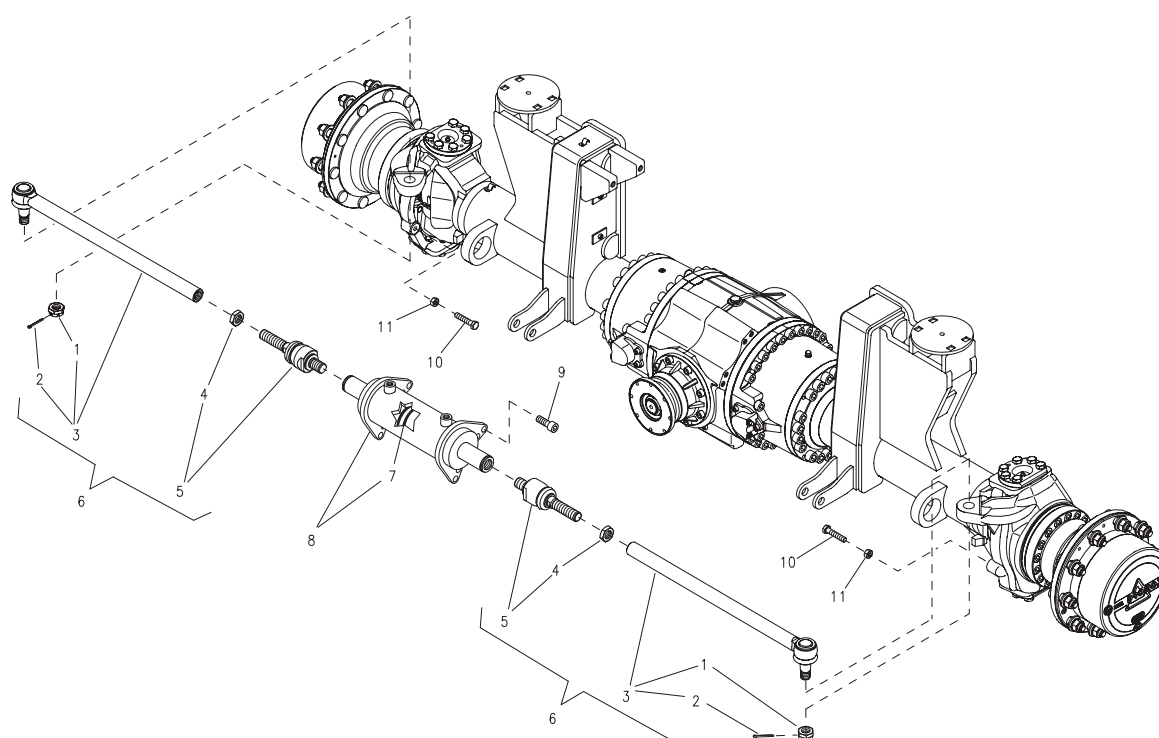


ITEM NO.	PART NUMBER	DESCRIPTION	QTY.
1	GA5012461	Nut M12 Nyloc ZP	1
2	GA5000577	Washer 12mm Flat SS HD	2
3	GA5000559	Nut M12 Hex ZP	1
4	GA5075150	Eye Bolt 12mm x 100mm Short	1
5	GA5010793	Spring, tension, 70mm OD x 329mm long x 12mm, large, suit delta boom yaw / cable	1

Chapter 21

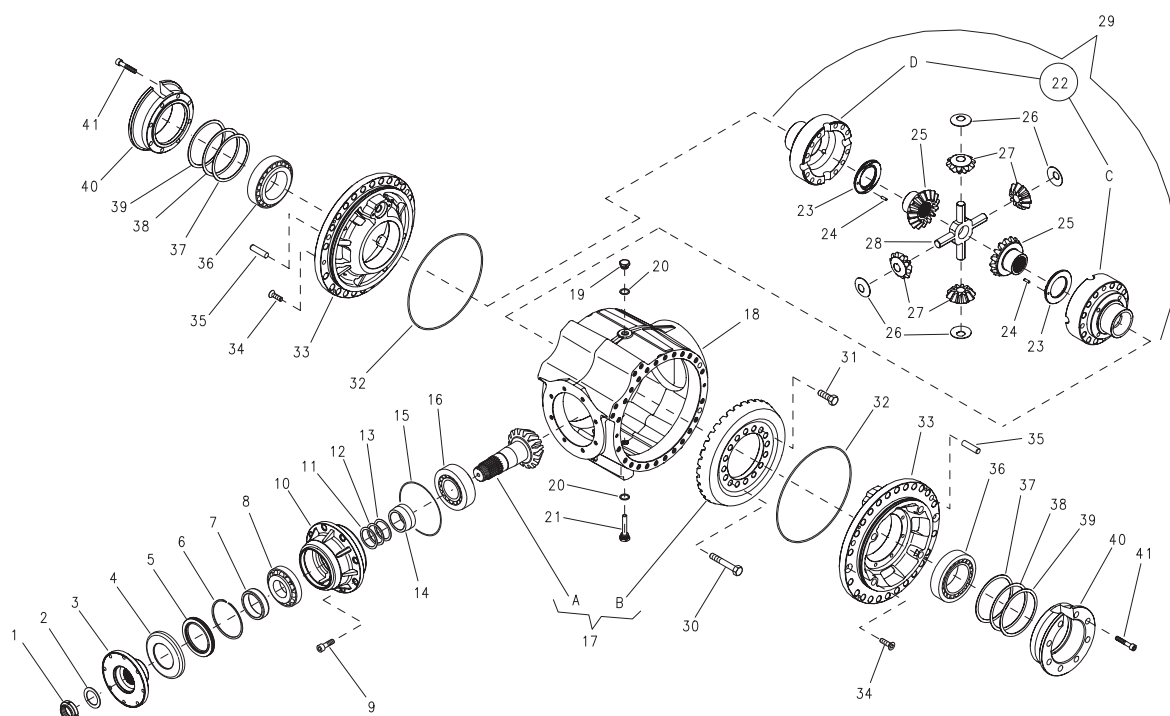
DRIVE LINES, TRANSFER CASE & DIFFERENTIAL

Front Axle - Steering



ITEM NO.	PART NUMBER	DESCRIPTION	QTY.
1	001.110.0530.0	Nut M27x1,5 Uni 5594 Cl.8	2
2	001.142.0060.0	Split Pin 5x45 Uni 1336	2
3	001.412.0160.0	Ball Head	2
4	012.010.7700.1	Nut M28x1,5 Dx Ref.: Dromos	2
5	001.410.0060.0	Axial Joint	2
6	GA5072840	Complete Control Rod	2
7	707.980.0300.0	Gaskets Kit	1
	GA5072965	Double-Acting Cylinder	1
8	GA3500323	Hydraulic adaptor, Elbow, 90 degree, 1/2" BSPT male x 1/2" BSPP male O-ring (Not shown)	2
9	001.091.0240.0	Hexagon Socket Head Cap Screw M18x50 Uni 5931 12.9	8
10	001.090.0850.0	Hexagon Head Cap Screw M14x70 Uni 5739 8.8 Zincata	2
11	001.110.0100.0	Nut M14 Uni 5588 Cl.8	2

Front Axle - Differential



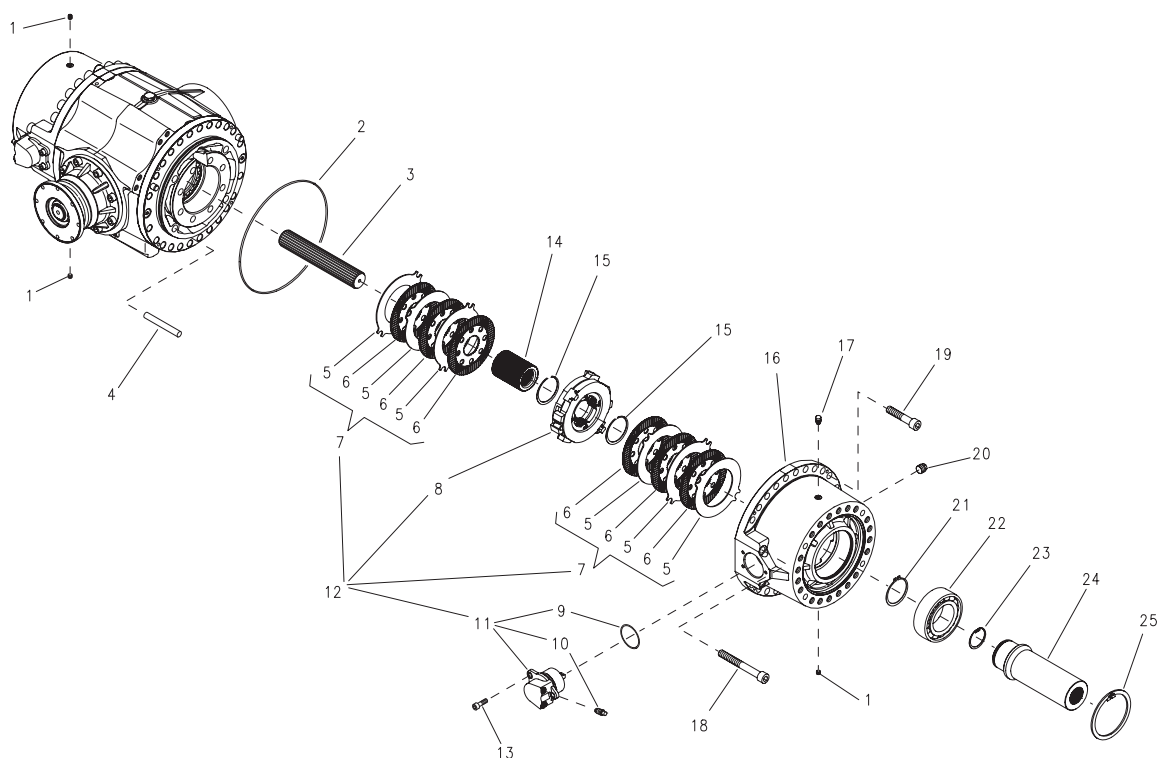
ITEM NO.	PART NUMBER	DESCRIPTION	QTY.
-	GA9000000	Differential assembly - no driveshafts, Front, G8 Super Cruiser, Dromos, Customer exchange	-
1	GA5073520	Ring nut, Input Shaft, Differential, Front & Rear	1
2	001.031.0020.0	Thrust Washer 45x65x1 Cod. As4565 Ref.: Torrington	1
3	012.230.1270.1	Transmission Flange	1
4	012.370.0060.1	Oil Seal Protection	1
5	GA5072790	Oil Seal Baum6slx7 90x120x12 Fkm Ref.: Simrit	1
6	001.081.0280.0	Shoulder Ring Br 120 Ref.: Torrington	1
7	GA5072945	Oil Seal Ring Race	1
8	GA1700019	Tapered Bearing 31311 Ref.: Timken	1
9	001.091.0020.0	Hexagon Socket Head Cap Screw M14x40 Uni 5931 12.9	8
10	012.140.0460.1	Bearing Support Bush	1
11	012.310.0160.1	Shim	2
12	012.310.0150.1	Shim	4
13	012.310.0140.1	Shim	2
14	012.320.1220.1	Spacer	1
15	GA5072805	O-Ring 2-260 - 164,69x3,53 Nbr 70 Ref.: Parker	1
16	GA1700021	Tapered Bearing 32312 C Ref.: Ntn	1
17	808.010.0990.0	Bevel Gear And Pinion	1
18	012.120.2340.1	Central Casing	1
19	001.151.0050.0	Filling Plug Hexagonal Head M22x1,5 Cod. Tc5m Ref.: Mintor	1
20	001.159.0040.0	Copper Gasket 22x28x1,5	2

Continued over page

Front Axle - Differential

ITEM NO.	PART NUMBER	DESCRIPTION	QTY.
21	002.156.0010.1	Magnetic Drain Plug With Rod M22x1,5-75 Cod. Fmc4m Ref.: Mintor	1
22	808.020.0010.0	Differential Unit	1
23	012.300.0410.1	Crown Wheel Support Ring	2
24	001.132.0150.0	Parallel Pin A 6x20 Uni En Iso 8734	2
25	012.262.0160.1	Bevel Planetary Gear	2
26	012.300.0400.1	Differential Planetary Support Ring	4
27	012.262.0170.1	Bevel Planetary Gear	4
28	012.271.0040.1	Cross	1
29	GA5072980	Differential Unit	1
30	001.090.0510.0	Hexagon Head Cap Screw M16x1,5x110 Uni 5738 10.9	12
31	001.090.0520.0	Hexagon Head Cap Screw M16x1,5x50 Uni 5740 10.9	4
32	GA5072800	O-Ring 2-278 - 304,39x3,53 Nbr 70 Ref.: Parker	2
33	012.120.2310.1	Differential Support	2
34	001.092.0080.0	Hexag. Socket CS Flat Head Cap Screw M12x40 Uni 5933 10.9	4
35	001.132.0370.0	Parallel Pin A 16x60 Uni En Iso 8734	2
36	GA5068835	Tapered Bearing 33118 Ref.: Timken	2
37	012.310.0360.1	Shim	5
38	012.310.0370.1	Shim	5
39	012.310.0380.1	Shim	5
40	012.320.2970.1	Adjustment Spacer	2
41	001.091.0690.0	Hexagon Socket Head Cap Screw M12x55 Uni 5931 12.9	16

Front Axle - Brakes



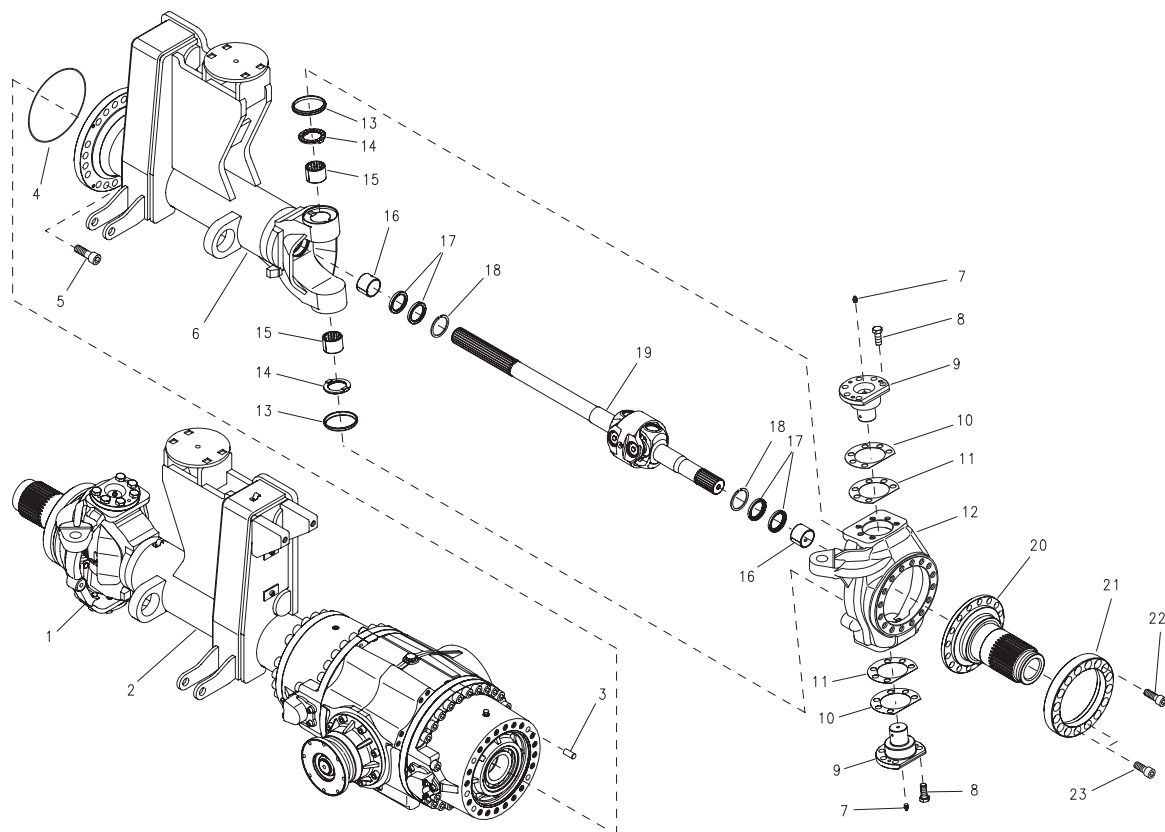
ITEM NO.	PART NUMBER	DESCRIPTION	QTY.
1	001.150.0020.0	Conical Plug Hexagon Socket Head Cap M10x1 Din 906 5.8	3
2	001.061.0340.0	O-Ring 2-275 - 266,29x3,53 Nbr 70 Ref.: Parker	2
3	GA5072860	Drive Shaft	2
4	GA0500062	Parallel Pin A 20x140 Uni En Iso 8734	8
5	012.081.0050.1	Intermediate Disc	12
6	012.082.0050.1	Clutch Disk	12
7	707.970.0050.0	Brake Discs Kit	2
8	707.960.0080.0	Brake Casing	2
9	001.061.0940.0	O-Ring 64,00x4,00 Nbr 70 Ref.: Dichtomatik	2
10	003.010.0220.1	Bleeder Valve M14x1,5 Cod. 45554.02 Ref.: Knott	2
11	001.430.0150.0	Brake Actuation Cylinder	2
12	GA5072970	Disc Brake	2
13	001.091.0210.0	Hexagon Socket Head Cap Screw M10x30 Uni 5931 12.9	6
14	GA5072875	Sleeve For Disc Brake	2
15	001.080.0130.0	Shoulder Ring Wr 75 Ref.: Torrington	4
16	012.030.1660.1	Casing	2
17	001.155.0010.0	Conical Breather Plug With Valve M10x1 Cod. 130400058 - Mod. 33a Ref.: Nostrali	1
18	001.091.1370.0	Hexagon Socket Head Cap Screw M18x150 Uni 5931 12.9	4

Continued over page

Front Axle - Brakes

ITEM NO.	PART NUMBER	DESCRIPTION	QTY.
19	001.091.1360.0	Hexagon Socket Head Cap Screw M18x90 Uni 5931 12.9	44
20	001.150.0010.0	Conical Plug Hexagonal Head M22x1,5 Din 909 5.8	2
21	001.070.0200.0	Retaining Ring E 80 Uni 7435	2
22	GA1700016	Double Row Angular Contact Ball Bearing 3216 A Ref.: Skf	2
23	001.071.0060.0	Retaining Ring I 45 Uni 7437	2
24	012.231.2410.1	Sleeve	2
25	001.071.0430.0	Retaining Ring I 140 Uni 7437	2

Front Axle - Driveshafts



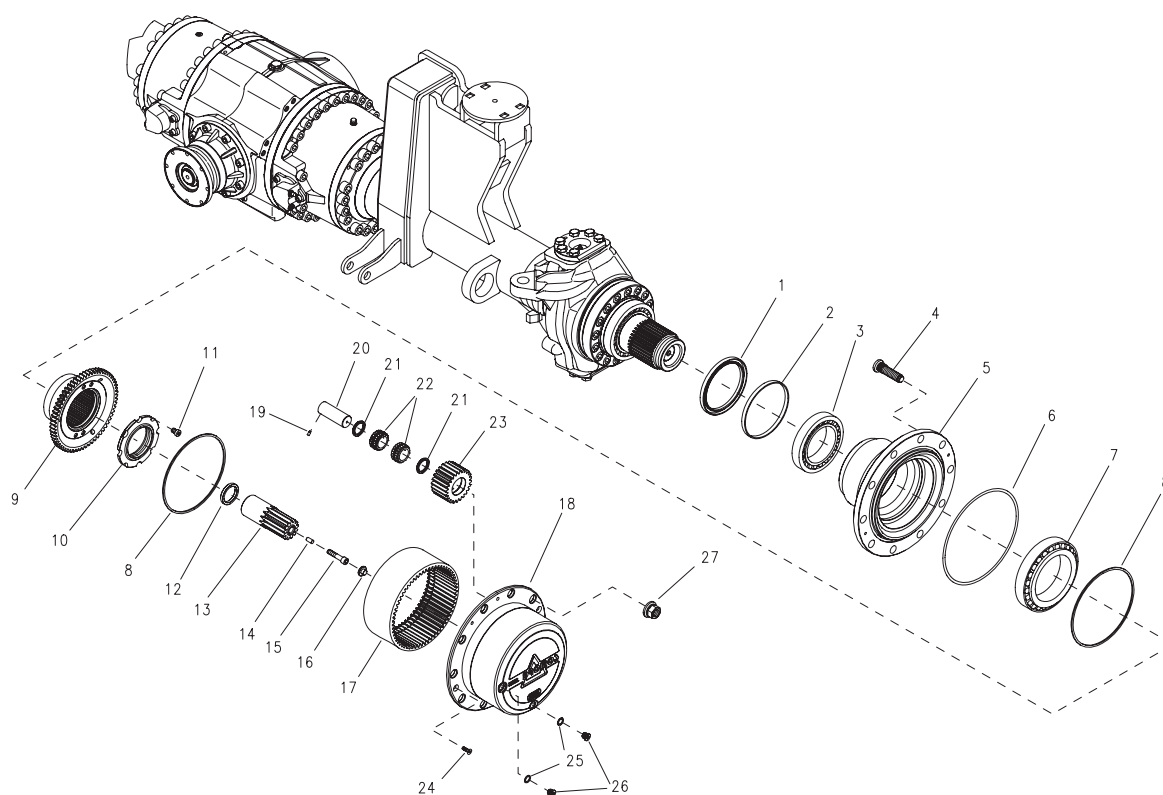
ITEM NO.	PART NUMBER	DESCRIPTION	QTY.
1	012.160.0960.1	External Left Half Articulation	1
2	012.120.2760.1	Steering Side Casing	1
3	GA0500063	Parallel Pin A 16x35 Uni En Iso 8734	2
4	GA5072815	O-Ring 2-269 - 221,84x3,53 Nbr 70 Ref.: Parker	2
5	001.091.0730.0	Hexagon Socket Head Cap Screw M20x60 Uni 5931 12.9	40
6	012.120.2750.1	Steering Side Casing	1
7	GA5072835	Straight Lubricator M10x1 Uni 7663 Mod. A 5.8	4
8	GA5011287	Hexagon Head Cap Screw M16x40 Uni 5739 8.8	24
9	GA5072910	Articulation Pin	4
10	GA5072920	Shim	10
11	GA5072925	Shim	10
12	012.160.0950.1	External Right Half Articulation	1
13	GA5072820	Wiper Ring Au As 85x95x10/7 Ref.: Simrit	4
14	GA5072960	Thrust Washer	4
15	GA1700023	Bushing Sb-30 - 50x55x40 Ref.: Fp - Sliding Bearings	4
16	GA1700022	Bushing 50x55x40 C Sb-20 Ref.: Fp - Sliding Bearings	4
17	GA5072780	Oil Seal Bau3slx2 50x65x8 Nbr Ref.: Simrit	8
18	GA5072825	Retaining Ring J 65x2,5 V	4

Continued over page

Front Axle - Driveshafts

ITEM NO.	PART NUMBER	DESCRIPTION	QTY.
19	GA5072870	Universal Joint With Drive Shafts Cod. 3442019 Ref.: Sorem Trasm. Meccaniche	2
20	GA5072880	Spindle	2
21	GA5072845	Wiper Ring	2
22	GA5050825	Hexagon Socket Head Cap Screw M18x55 Uni 593I 12.9	28
23	GA0500056	Hexagon Socket Head Cap Screw M18x50 Uni 593I 12.9	4

Front Axle - Planetary Hubs



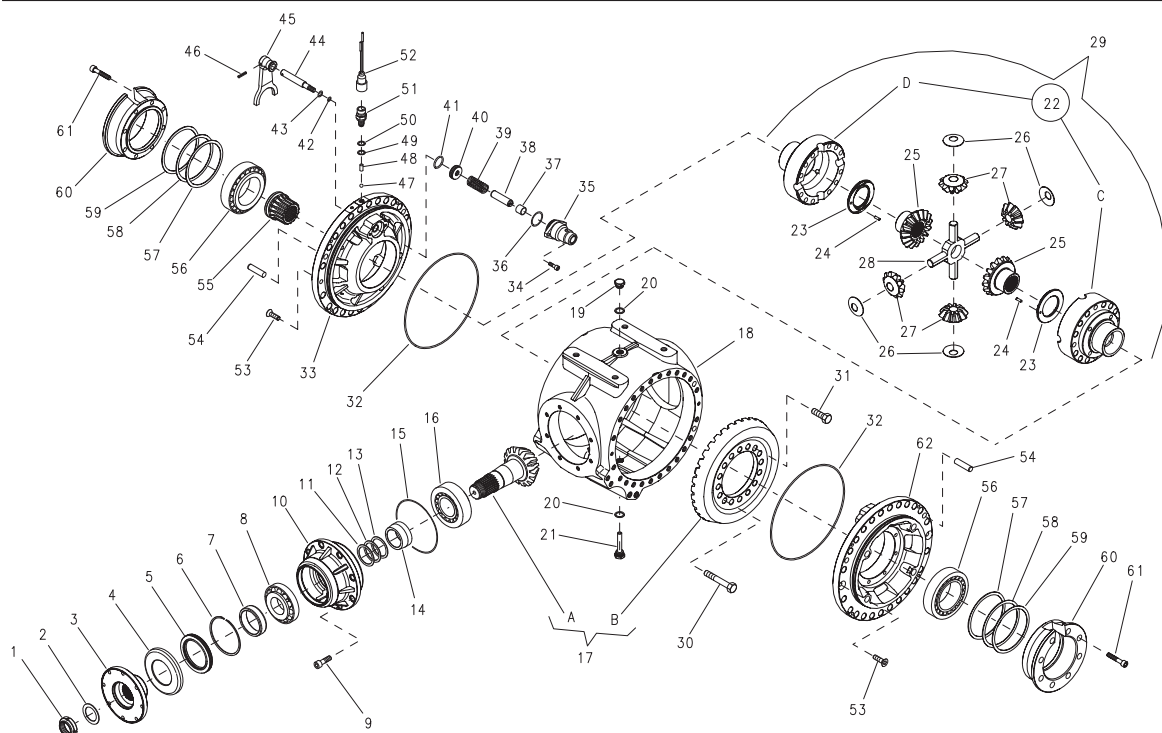
ITEM NO.	PART NUMBER	DESCRIPTION	QTY.
1	GA5072785	Oil Seal Basl 140x170x12 Nbr Ref.: Simrit	2
2	GA5072930	Spacer	2
3	GA1700018	Tapered Bearing 32022 X Ref.: Timken	2
4	GA5072950	Stud M22x1,5x85 Cl. 010.9	20
5	GA5072850	Wheel Hub	2
6	GA5072795	O-Ring 2-379 - 278,77x5,33 Nbr 70 Ref.: Parker	2
7	GA1700020	Tapered Bearing 32028 X Ref.: Timken	2
8	GA5072830	Shoulder Ring Br 240 Ref.: Torrington	4
9	GA5072895	Hub For Planetary Annulus Gear	2
10	GA5072955	Ring Nut, Planetary Hub, Axle	2
11	GA5000277	Hexagon Socket Head Cap Screw M12x16 Uni 9327 8.8	4
12	GA5072940	Spacer	2
13	GA5072885	Sun Gear	2
14	GA0500066	Parallel Pin 10x20 Ref.: Dromos	2
15	GA5072990	Hexagon Socket Head Cap Screw M12x56 12.9 Ref.: Dromos	2
16	GA5072915	Small Block	2
17	GA5072900	Annular Gear	2
18	012.111.0270.1	Spider	2

Continued over page

Front Axle - Planetary Hubs

ITEM NO.	PART NUMBER	DESCRIPTION	QTY.
19	GA0500061	Hexagon Socket Screw Without Head Cap M6x12 Uni 5925 45 H	8
20	GA5072905	Planetary Gear Pin	8
21	GA5072935	Spacer	16
22	GA1700017	Cylindrical Roller Bearing Double Row Cod. 2488 Ref.: Cp	16
23	GA5072890	Sun Gear	8
24	GA0500060	Hex Socket Countersunk Flat Head Cap Screw M8x25 Uni 5933 10.9	4
25	GA0500065	Copper Gasket 16x22x1,5	4
26	GA0500064	Cylindrical Head Plug With Hexagon Slot M16x1,5 Din 908 5.8	4
27	GA5018892	Stud Nut M22x1,5 P Din 74361/H Cl. 10	20

Rear Axle - Differential



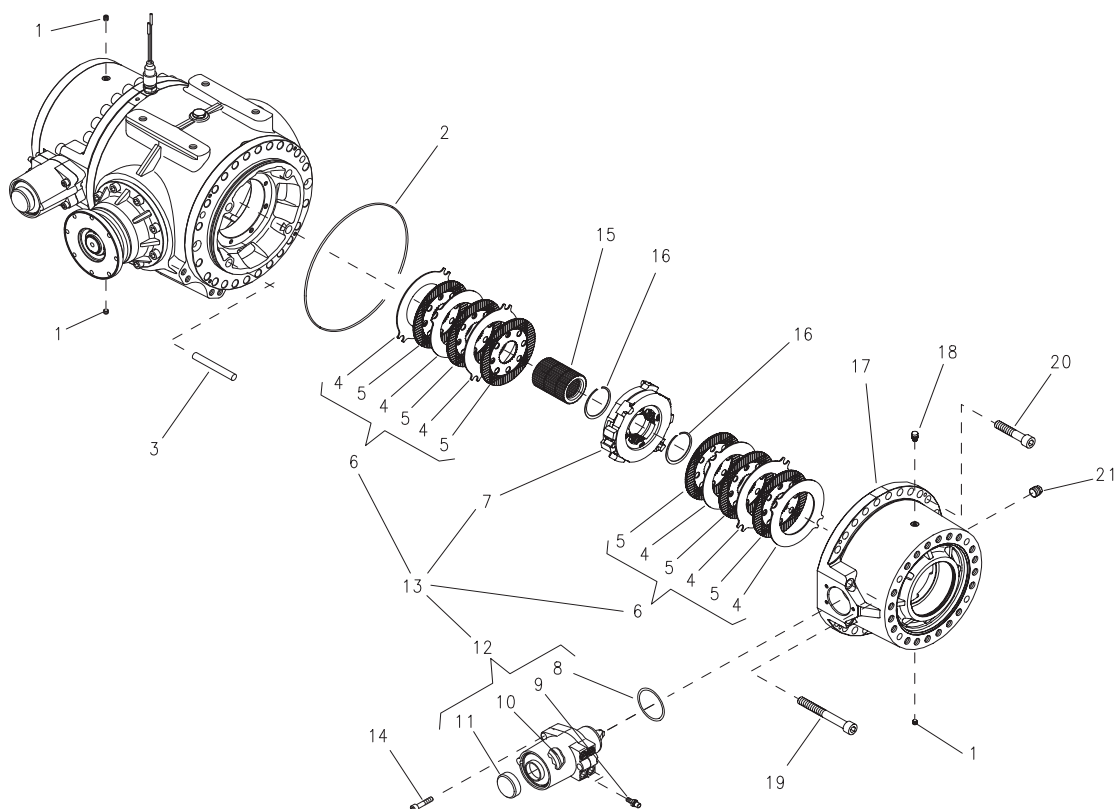
ITEM NO.	PART NUMBER	DESCRIPTION	QTY.
-	GA9000001	Differential assembly - no driveshafts, Rear, G8 Super Cruiser, Dromos, Customer exchange	-
1	GA5073520	Ring nut, Input Shaft, Differential, Front & Rear	1
2	001.031.0020.0	Thrust Washer 45x65x1 Cod. As4565 Ref.: Torrington	1
3	012.230.1270.1	Transmission Flange	1
4	012.370.0060.1	Oil Seal Protection	1
5	GA5072790	Oil Seal Baum6slx7 90x120x12 Fkm Ref.: Simrit	1
6	001.081.0280.0	Shoulder Ring Br 120 Ref.: Torrington	1
7	GA5072945	Oil Seal Ring Race	1
8	GA1700019	Tapered Bearing 31311 Ref.: Timken	1
9	001.091.0020.0	Hexagon Socket Head Cap Screw M14x40 Uni 5931 12.9	8
10	GA5072855	Bearing Support Bush	1
11	012.310.0140.1	Shim	2
12	012.310.0150.1	Shim	4
13	012.310.0160.1	Shim	2
14	012.320.1220.1	Spacer	1
15	001.061.0310.0	O-Ring 2-260 - 164,69x3,53 Nbr 70 Ref.: Parker	1
16	001.013.0420.0	Tapered Bearing 32312 C Ref.: Ntn	1
17	808.010.1000.0	Bevel Gear And Pinion	1
18	012.120.2340.1	Central Casing	1
19	001.151.0050.0	Filling Plug Hexagonal Head M22x1,5 Cod. Tc5m Ref.: Mintor	1
20	GA5073435	Copper Gasket 22x28x1,5	2

Continued over page

Rear Axle - Differential

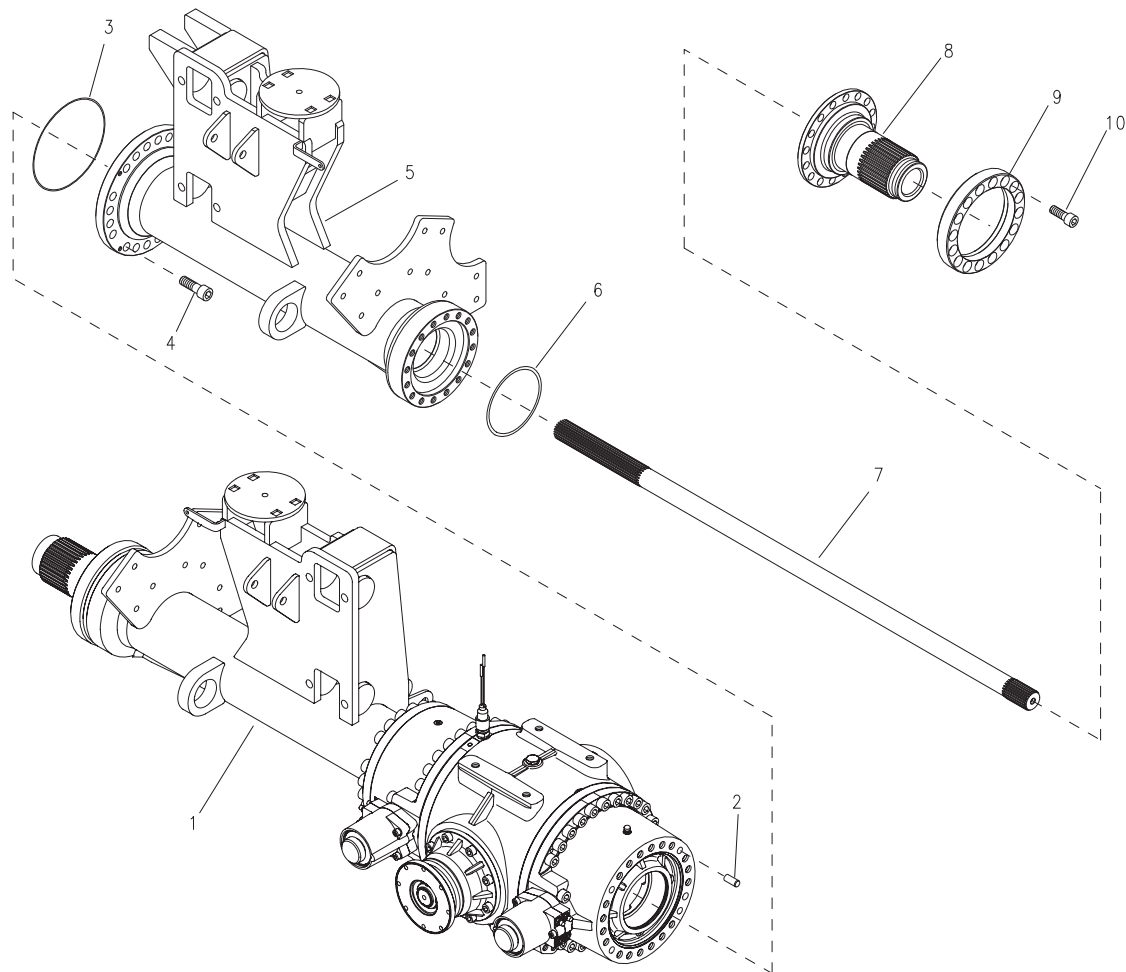
ITEM NO.	PART NUMBER	DESCRIPTION	QTY.
21	002.156.0010.1	Magnetic Drain Plug With Rod M22x1,5-75 Cod. Fmc4m Ref.: Mintor	1
22	808.020.0150.0	Differential Unit	1
23	012.300.0410.1	Crown Wheel Support Ring	2
24	001.132.0150.0	Parallel Pin A 6x20 Uni En Iso 8734	2
25	012.262.0160.1	Bevel Planetary Gear	2
26	012.300.0400.1	Differential Planetary Support Ring	4
27	012.262.0170.1	Bevel Planetary Gear	4
28	012.271.0040.1	Cross	1
29	GA5072985	Differential Locking Control	1
30	001.090.0510.0	Hexagon Head Cap Screw M16x1,5x110 Uni 5738 10.9	12
31	001.090.0520.0	Hexagon Head Cap Screw M16x1,5x50 Uni 5740 10.9	4
32	001.061.0140.0	O-Ring 2-278 - 304,39x3,53 Nbr 70 Ref.: Parker	2
33	012.120.2600.1	Differential Support	1
34	001.091.0140.0	Hexagon Socket Head Cap Screw M8x25 Uni 5931 12.9	2
35	012.010.7950.1	Locking Cylinder Casing	1
36	001.061.0020.0	O-Ring 2-133 - 45,69x2,62 Nbr 70 Ref.: Parker	1
37	001.040.0130.0	Bushing 20x23x20 C Sb-20 Ref.: Fp - Sliding Bearings	1
38	012.010.7610.1	Rod Extension	1
39	012.490.0310.1	Spring Cod. D13390 Ref.: Meter - Spec	1
40	012.010.7940.1	Piston	1
41	001.061.0330.0	O-Ring 2-219 - 32,92x3,53 Nbr 70 Ref.: Parker	1
42	001.061.0630.0	O-Ring 2-015 - 14,00x1,78 Nbr 70 Ref.: Parker	1
43	001.061.0390.0	O-Ring 5-256 - 17,96x2,62 Nbr 70 Ref.: Parker	1
44	012.272.0680.1	Fork Rod	1
45	012.351.0670.1	Fork	1
46	001.133.0080.0	Spiral Dowel Pin Heavy Duty 6x30 Din 7344	1
47	001.033.0010.0	Ball Diam.3/8" 9,525 G40 - Aisi 52100 Ref.: Tridella	1
48	002.132.0060.1	Parallel Pin 10x19 Ref.: Dromos	1
49	012.310.0340.1	Shim	5
50	012.310.0680.1	Shim	5
51	001.440.0250.0	Switch Cod. 330.460 Ref.: Era	1
52	001.490.0060.0	Cable Connector	1
53	001.092.0080.0	Hexag. Socket CS Flat Head Cap Screw M12x40 Uni 5933 10.9	4
54	001.132.0370.0	Parallel Pin A 16x60 Uni En Iso 8734	2
55	012.231.2400.1	Clutch Sleeve	1
56	GA5068835	Tapered Bearing 33118 Ref.: Timken	2
57	012.310.0360.1	Shim	5
58	012.310.0370.1	Shim	5
59	012.310.0380.1	Shim	5
60	012.320.2970.1	Adjustment Spacer	2
61	001.091.0690.0	Hexagon Socket Head Cap Screw M12x55 Uni 5931 12.9	16
62	012.120.2310.1	Differential Support	1

Rear Axle - Brakes



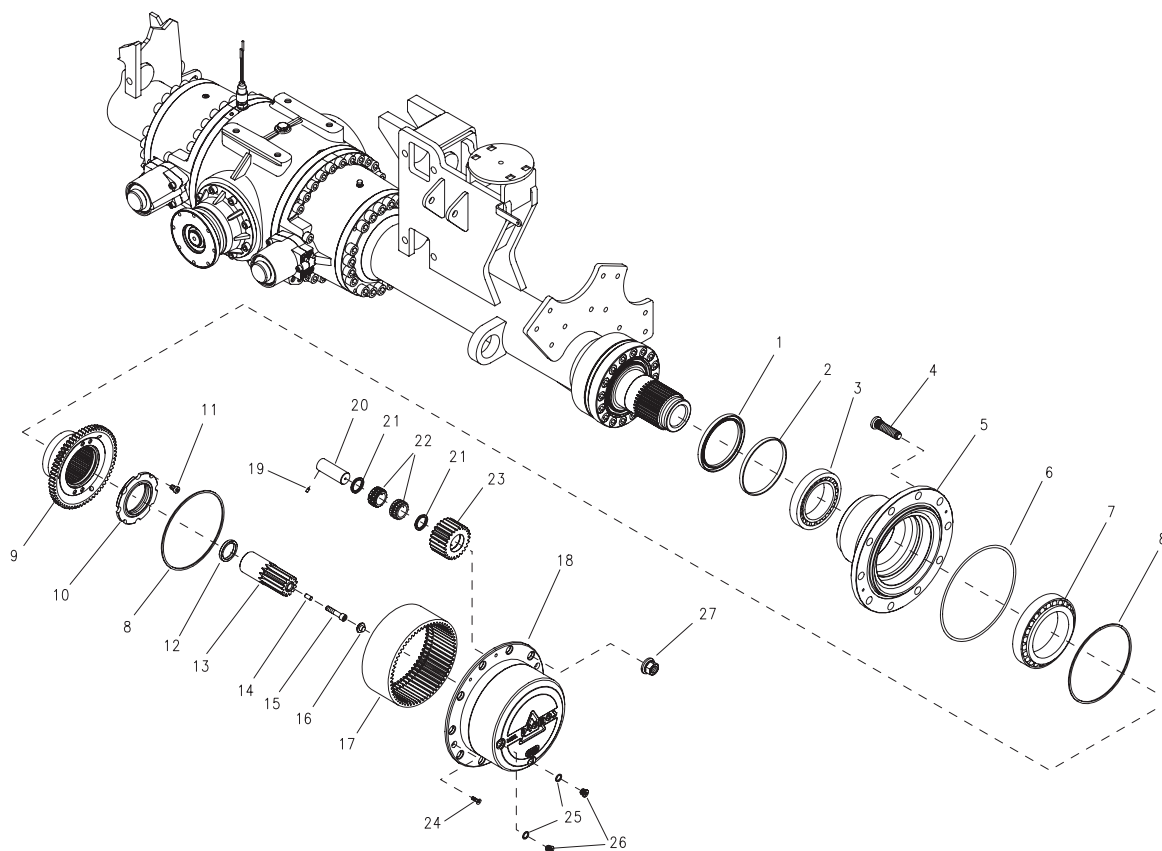
ITEM NO.	PART NUMBER	DESCRIPTION	QTY.
1	001.150.0020.0	Conical Plug Hexagon Socket Head Cap M10x1 Din 906 5.8	3
2	001.061.0340.0	O-Ring 2-275 - 266,29x3,53 Nbr 70 Ref.: Parker	2
3	001.132.0220.0	Parallel Pin A 20x140 Uni En Iso 8734	8
4	012.081.0050.1	Intermediate Disc	12
5	012.082.0050.1	Clutch Disk	12
6	707.970.0050.0	Brake Discs Kit	2
7	707.960.0080.0	Brake Casing	2
8	001.061.0940.0	O-Ring 64,00x4,00 Nbr 70 Ref.: Dichtomatik	2
9	003.010.0220.1	Bleeder Valve M14x1,5 Cod. 45554.02 Ref.: Knott	4
10	707.980.0160.0	Gaskets Kit	2
11	003.010.0210.1	Plug Cod. 45987 Ref.: Knott	2
12	001.430.0240.0	Brake Actuat. Cylinder With Spring	2
13	GA5072975	Disc Brake	2
14	001.091.0210.0	Hexagon Socket Head Cap Screw M10x30 Uni 593I 12.9	6
15	012.231.2440.1	Sleeve For Disc Brake	2
16	001.080.0130.0	Shoulder Ring Wr 75 Ref.: Torrington	4
17	012.030.1660.1	Casing	2
18	001.155.0010.0	Conical Breather Plug With Valve M10x1 Cod. 130400058 - Mod. 33a	1
19	001.091.1370.0	Hexagon Socket Head Cap Screw M18x150 Uni 593I 12.9	4
20	001.091.1360.0	Hexagon Socket Head Cap Screw M18x90 Uni 593I 12.9	44
21	001.150.0010.0	Conical Plug Hexagonal Head M22x1,5 Din 909 5.8	2

Rear Axle - Driveshafts



ITEM NO.	PART NUMBER	DESCRIPTION	QTY.
1	012.120.2780.1	Rigid Side Casing	1
2	GA0500063	Parallel Pin A 16x35 Uni En Iso 8734	2
3	GA5072815	O-Ring 2-269 - 221,84x3,53 Nbr 70 Ref.: Parker	2
4	GA0500059	Hexagon Socket Head Cap Screw M20x60 Uni 593I 12.9	40
5	012.120.2770.1	Rigid Side Casing	1
6	GA5072810	O-Ring 2-261 - 171,04x3,53 Nbr 70 Ref.: Parker	2
7	GA5072865	Drive Shaft	2
8	GA5072880	Spindle	2
9	GA5072845	Wiper Ring	2
10	GA0500058	Hexagon Socket Head Cap Screw M18x60 Uni 593I 12.9	32

Rear Axle - Planetary Hubs



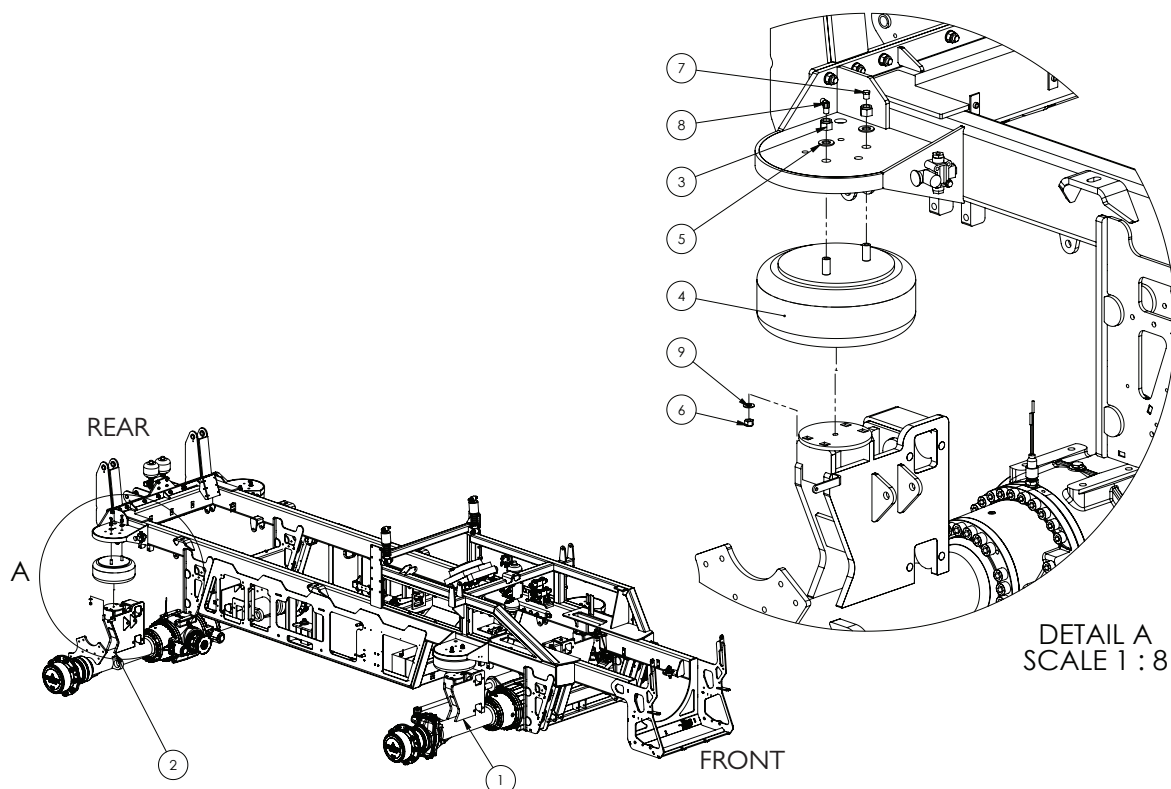
ITEM NO.	PART NUMBER	DESCRIPTION	QTY.
1	GA5072785	Oil Seal Basl 140x170x12 Nbr Ref.: Simrit	2
2	GA5072930	Spacer	2
3	GA1700018	Tapered Bearing 32022 X Ref.: Timken	2
4	GA5072950	Stud M22x1,5x85 Cl. 010.9	20
5	GA5072850	Wheel Hub	2
6	GA5072795	O-Ring 2-379 - 278,77x5,33 Nbr 70 Ref.: Parker	2
7	GA1700020	Tapered Bearing 32028 X Ref.: Timken	2
8	GA5072830	Shoulder Ring Br 240 Ref.: Torrington	4
9	GA5072895	Hub For Planetary Annulus Gear	2
10	GA5072955	Ring Nut, Planetary Hub, Axle	2
11	GA5000277	Hexagon Socket Head Cap Screw M12x16 Uni 9327 8.8	4
12	GA5072940	Spacer	2
13	GA5072885	Sun Gear	2
14	GA0500066	Parallel Pin 10x20 Ref.: Dromos	2
15	GA5072990	Hexagon Socket Head Cap Screw M12x56 12.9 Ref.: Dromos	2
16	GA5072915	Small Block	2
17	GA5072900	Annular Gear	2
18	012.111.0270.1	Spider	2
19	GA0500061	Hexagon Socket Screw Without Head Cap M6x12 Uni 5925 45 H	8
20	GA5072905	Planetary Gear Pin	8

Continued over page

Rear Axle - Planetry Hubs

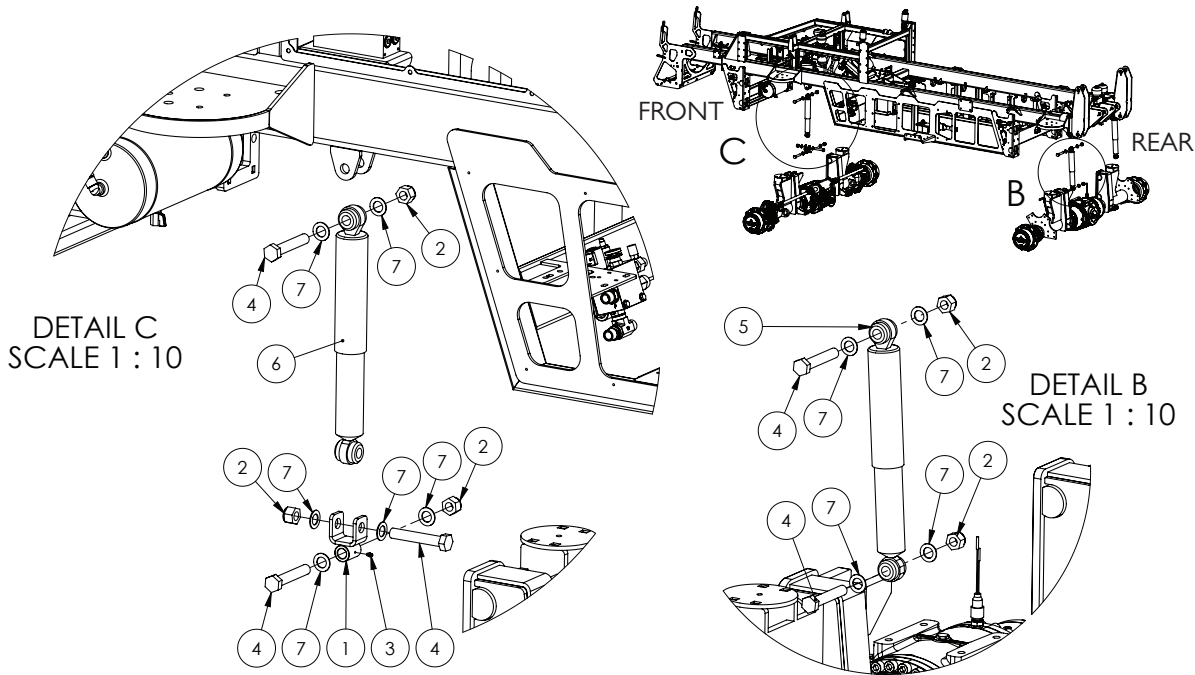
ITEM NO.	PART NUMBER	DESCRIPTION	QTY.
21	GA5072935	Spacer	16
22	GA1700017	Cylindrical Roller Bearing Double Row Cod. 2488 Ref.: Cpm	16
23	GA5072890	Sun Gear	8
24	GA0500060	Hex Socket CS Flat Head Cap Screw M8x25 Uni 5933 10.9	4
25	GA0500065	Copper Gasket 16x22x1,5	4
26	GA0500064	Cylindrical Head Plug With Hexagon Slot M16x1,5 Din 908 5.8	4
27	GA5018892	Stud Nut M22x1,5 P Din 74361/H Cl. 10	20

Suspension - Air Bags



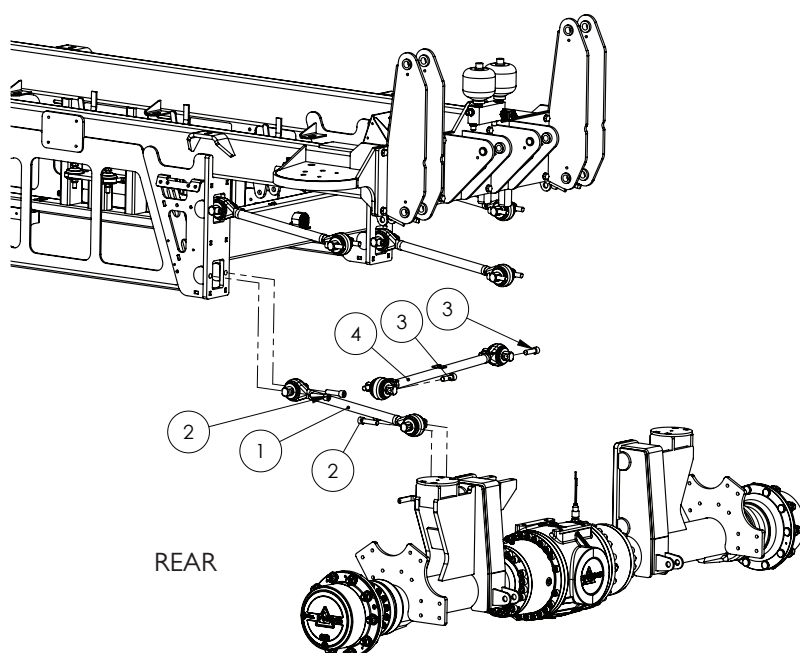
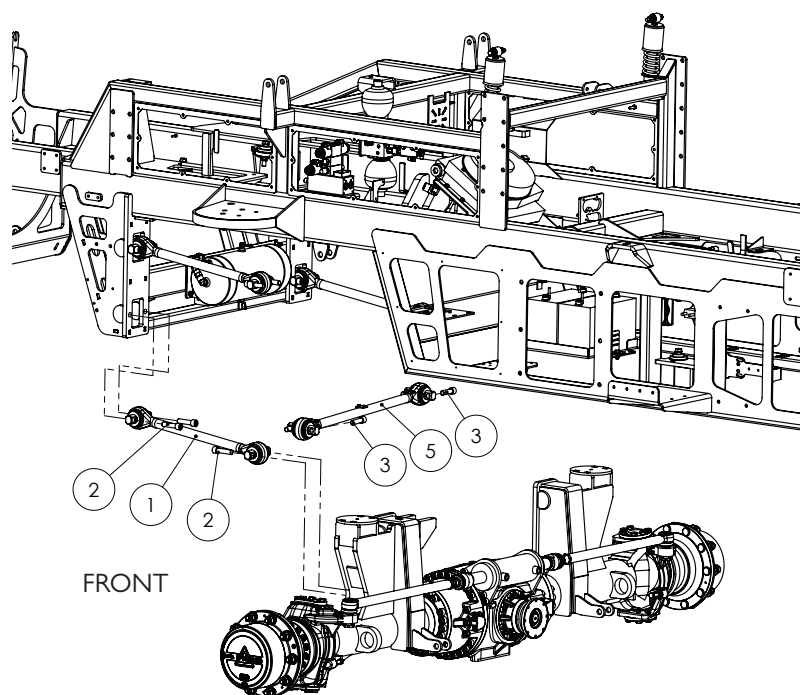
ITEM NO.	PART NUMBER	DESCRIPTION	QTY.
1	GA4661020	Front Axle	1
2	GA4661025	Rear Axle	1
3	GA5048430	3/4" UNC Nyloc Nut	8
4	GA5005115	Air Spring dual air stud	4
5	GA5001741	Washer 20mm Flat SS HD	8
6	GA5050580	Nut 1/2" UNC Nyloc ZP	4
7	GA5069335	Plug 1/4" BSPT Brass	4
8	GA3500258	Hydraulic coupling, Elbow, 90 degree, 1/4" BSPT male x 1/4" BSPT male	4
9	GA5017673	Washer 1/2" Flat ZP HD	4

Suspension - Shock Absorbers



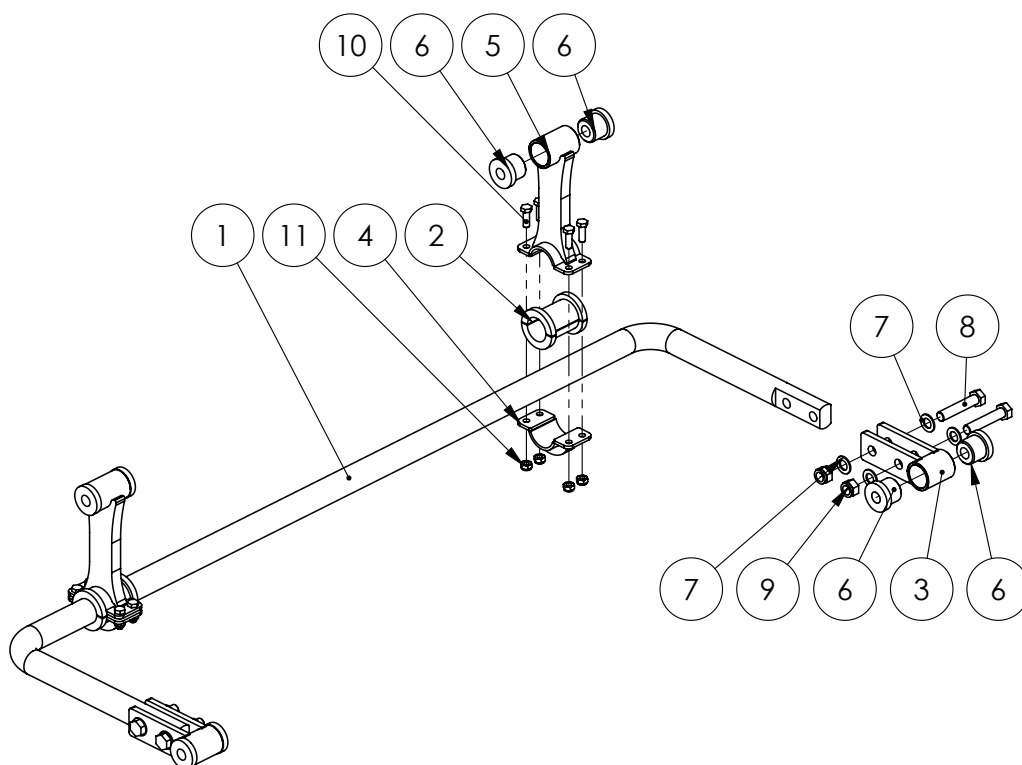
ITEM NO.	PART NUMBER	DESCRIPTION	QTY.
1	GA4660670	Shock Absorber Mount, Front Axle	2
2	GA5012469	Nut M24 Nyloc ZP	10
3	GA5050450	Grease nipple 6mm	2
4	GA5070380	Bolt, M24 x 140, ZP GR8.8	10
5, 6	GA2500001	Shock Absorber, Damper, 267mm Stroke, F5007, Monroe	4
7	GA5001893	Washer 24mm X 2mm Thick Flat ZP	20

Suspension - Links



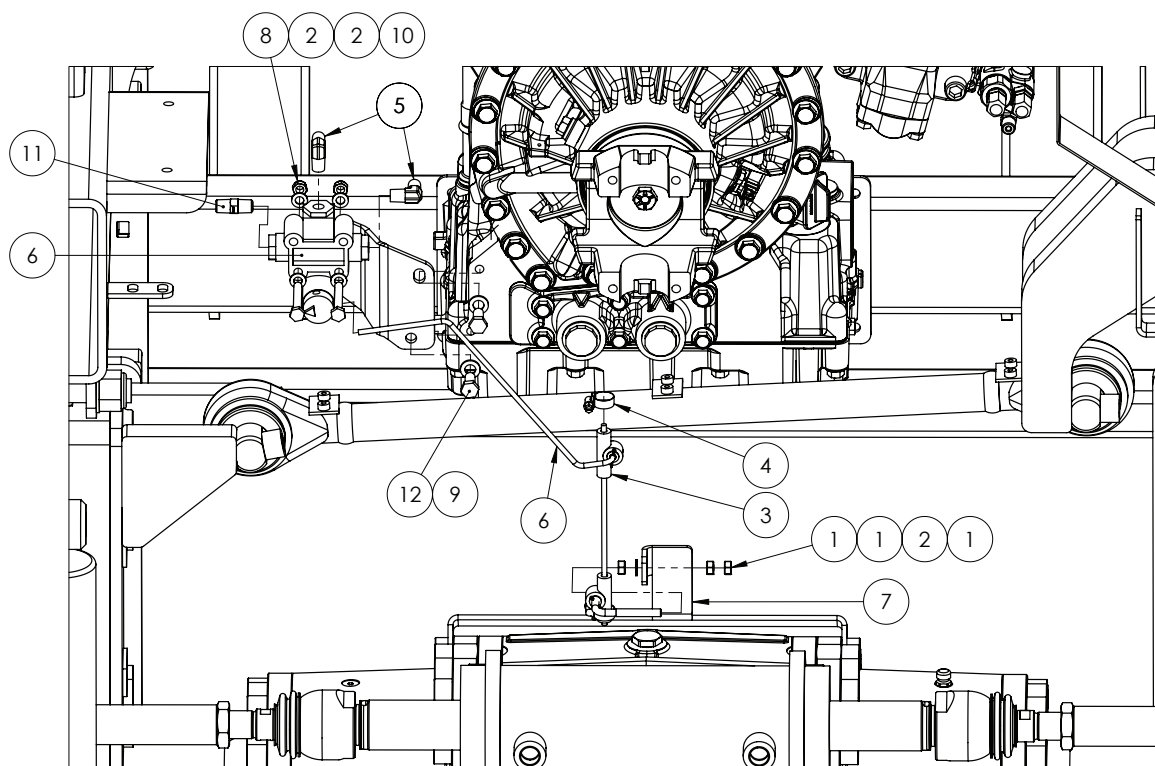
ITEM NO.	PART NUMBER	DESCRIPTION	QTY.
1	GA5068850	Suspension link, Torque rod, 650mm centre, Hollow, ATRO	8
2	GA5053150	SHCS 3/4" UNF x 3" GR12.9 ZP Blue	32
3	GA5053145	SHCS 3/4" UNF x 2 1/2" GR12.9 ZP Blue	8
4	GA4660900	Panhard Bar, Rear, with Double Hose Clamp Mounts	1
5	GA4660895	Panhard Bar, Front, with Single Hose Clamp Mounts	1

Suspension - Rear Sway Bar



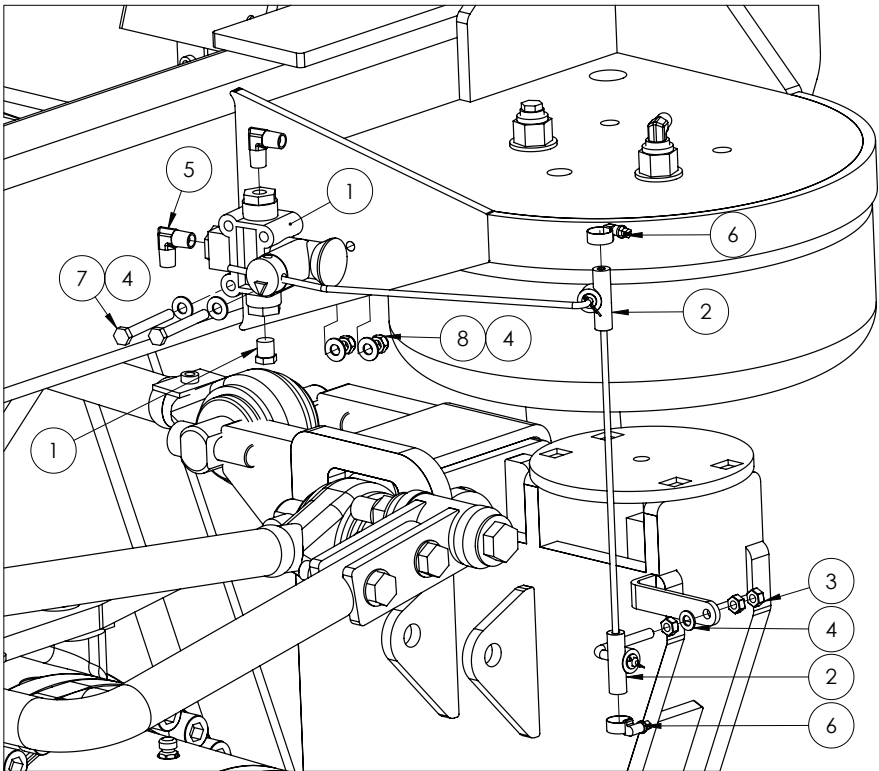
ITEM NO.	PART NUMBER	DESCRIPTION	QTY.
1	GA5071910	Sway Bar	1
2	GA4583285	Nylon Bush for Sway Bar, 42mm, Part comes in two halves	2
3	GA4654790	Mounting swaybar to axle	2
4	GA4654800	Clamp, Lower, Sway bar, Crop Cruiser	2
5	GA4654805	Clamp, Upper, Sway bar, Crop Cruiser	2
6	GA5016195	Bush, Sway bar pivot, Pigthane 90A duro	8
7	GA5001043	Washer 16mm Flat SS HD	8
8	GA5011307	Bolt M16 x 80 GR8.8 ZP	4
9	GA5001029	M16 Nyloc nut	4
10	GA5065455	Bolt M10 x 30 GR8.8 ZP	8
11	GA5000141	Nut M10 Nyloc ZP	8

Ride Height Valve - Front



ITEM NO.	PART NUMBER	DESCRIPTION	QTY.
1	GA5011499	Nut M8 ZP	3
2	GA5003643	Washer 8mm Flat SS HD	6
3	GA5014651	Tee, Rubber, Suit ride height levelling valve rods	2
4	GA5004865	Hose Clamp, 3/8", SS (8-16/9W)	2
5	GA3500218	Hydraulic adaptor, Nipple, 1/4" BSPT male x 1/4" BSPT male	2
6	GA5010868	Ride height valve, 1/4" connecting rods	1
7	GA4509340	Plate, Bracket, Ride Height Valve, Front, Axle Mounted	1
8	GA5052590	Nut M8 Nyloc SS	2
9	GA5000117	Washer 10mm Flat SS HD	2
10	GA5011489	Bolt M8 x 60 GR8.8 ZP	2
11	GA3500258	Hydraulic coupling, Elbow, 90 degree, 1/4" BSPT male x 1/4" BSPT male	1
12	GA5006161	Bolt M10 x 25 GR8.8 ZP	2

Ride Height Valve - Rear



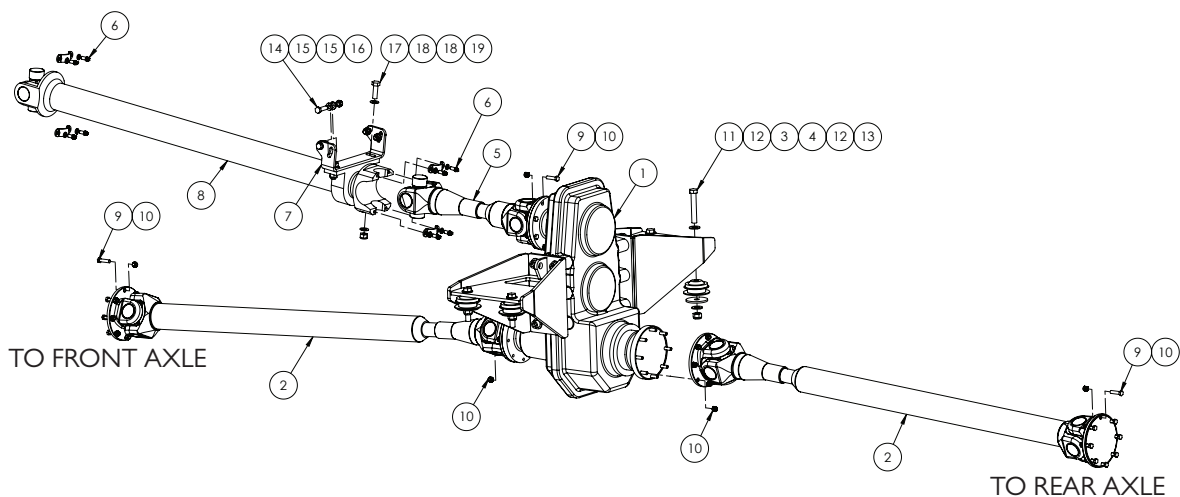
LEFT SIDE SHOWN

Quantities shown are per side.

ITEM NO.	PART NUMBER	DESCRIPTION	QTY.
1	GA5010868	Ride height valve, 1/4" connecting rods	1
2	GA5014651	Tee, Rubber, Suit ride height levelling valve rods	2
3	GA5011499	Nut M8 ZP	3
4	GA5003643	Washer 8mm Flat SS HD	5
5	GA3500258	Hydraulic coupling, Elbow, 90 degree, 1/4" BSPT male x 1/4" BSPT male	2
6	GA5004865	Hose Clamp, 3/8",SS (8-16/9W)	2
7	GA5052710	Bolt M8 x 65 GR 8.8 ZP	2
8	GA5052590	Nut M8 Nyloc SS	2

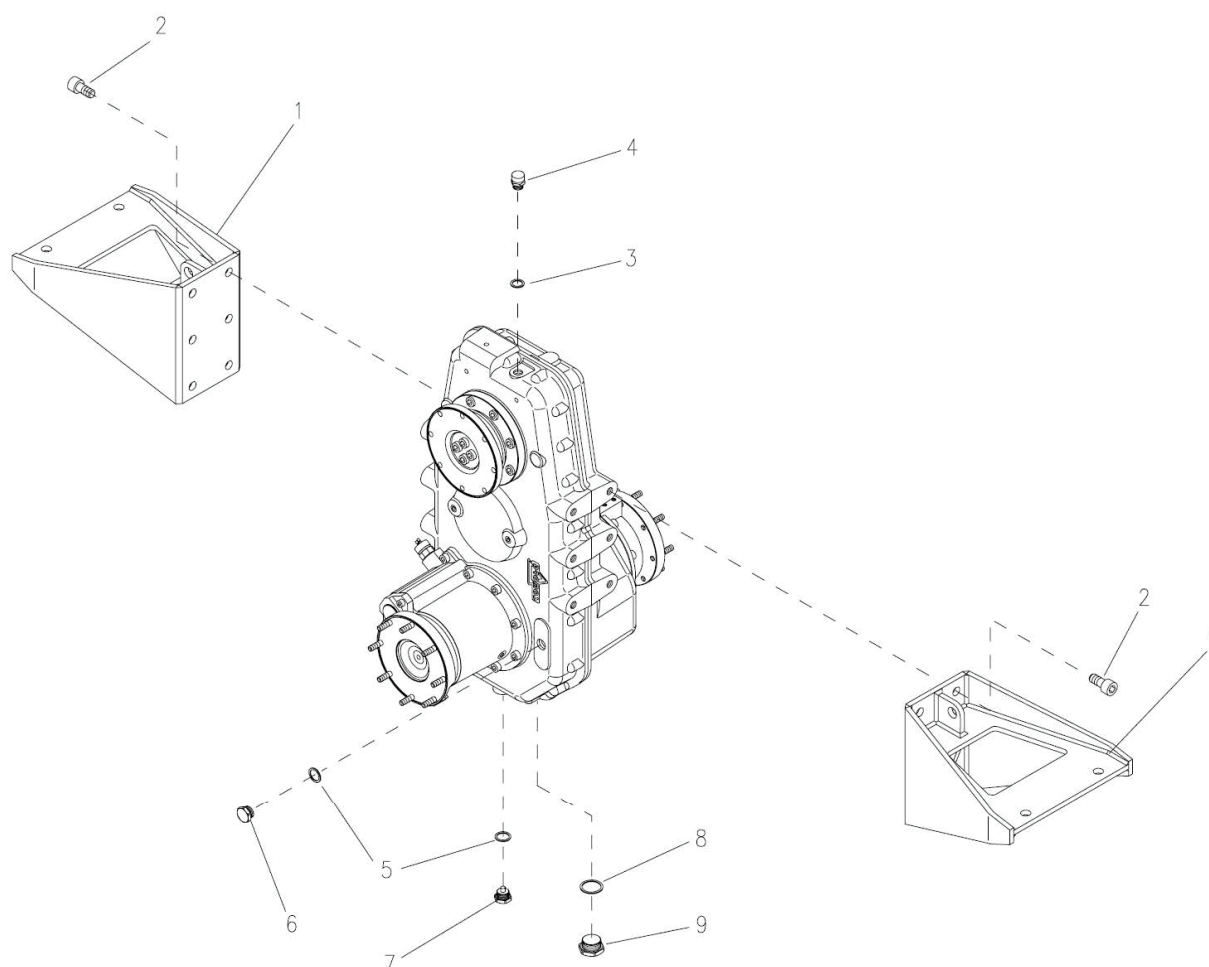
Drive Shafts & Transfer Case

FROM TRANSMISSION



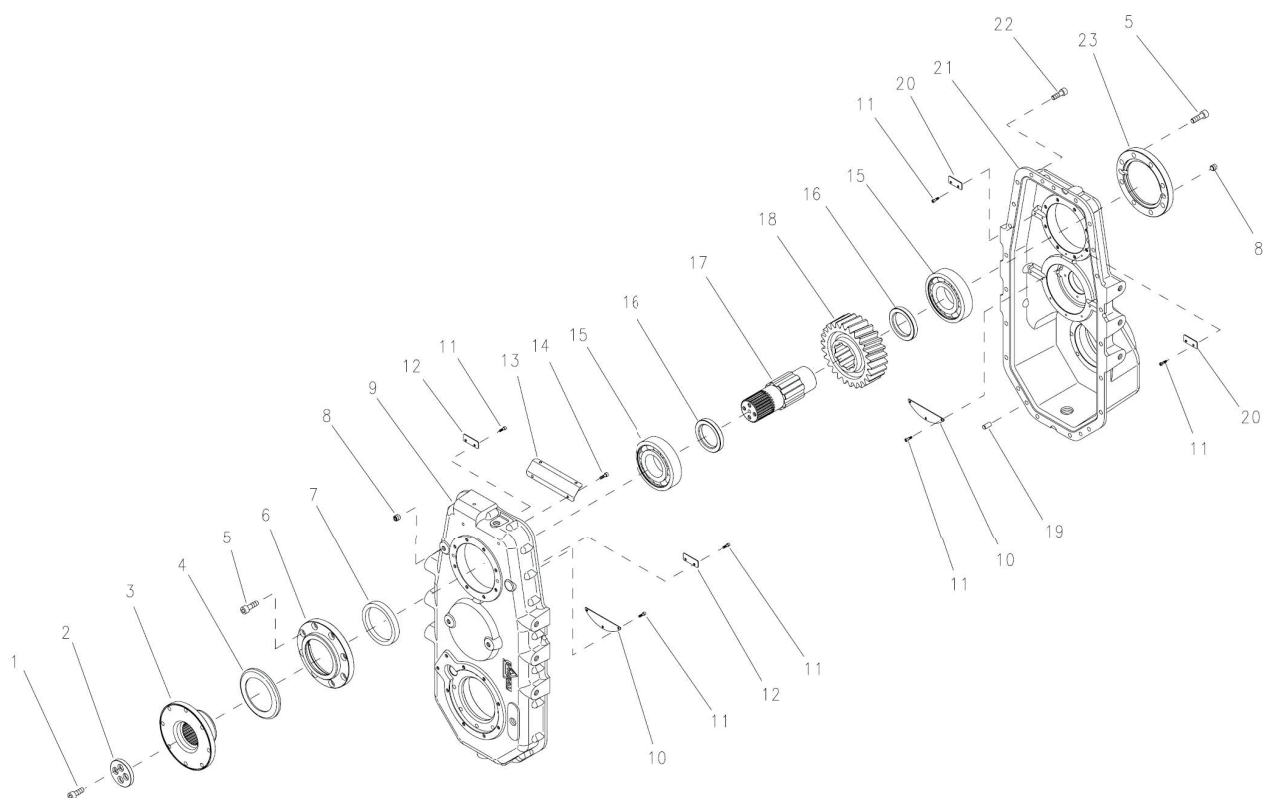
ITEM NO.	PART NUMBER	DESCRIPTION	QTY.
-	GA2700084	Universal Joint Cross, I610 Series	7
1	GA2700013	Transfer Case. Differential with Lock, 1.42308:1 Ratio, Dromos	1
2	GA2700040	Drive Shaft, Transfer Case to Axle, G8	2
3	GA5070020	Vibration Isolator - 80mm	4
4	GA4502820	Washer, 70mm OD x 16.5mm ID x 5mm thick	4
5	GA2700041	Drive Shaft, Transfer Case to Centre Bearing Shaft, G8	1
6	5-70-28X	Driveshaft retainer kit	2
7	GA4504345	Plate, Centre Bearing Mount, SWB G8	1
8	GA2700030	Drive Shaft, Transmission to Centre Bearing, G8	1
9	GA0500032	Bolt 3/8" x 1 1/2" UNF, ZP, Gr8	24
10	GA0500026	Nut 3/8", Nyloc, ZP, UNF	40
11	GA5011269	Set Screw M16 x 100 GR8.8 ZP	4
12	GA5001043	Washer 16mm Flat SS HD	8
13	GA5001029	Nut M16 Nyloc ZP	4
14	GA5000319	Set Screw M12 x 40 GR8.8 ZP	4
15	GA5000577	Washer 12mm Flat SS HD	8
16	GA5012461	Nut M12 Nyloc ZP	4
17	GA5000343	Bolt M14 x 45 GR8.8 ZP	2
18	GA5050325	Washer 14mm Flat SS	4
19	GA5012427	Nut M14 Nyloc ZP	2

Transfer Case - Mounting Bracket, Fill & Drain Plugs



ITEM NO.	PART NUMBER	DESCRIPTION	QTY.
1	GA4661040	Bracket, Transfer Case, Super Cruiser, 2015	2
2	GA5000935	Shcs M16 X 50 Gr12.9 Zp	12
	GA5001043	Washer 16mm Flat Ss Hd	12
3	GA5073430	Washer, Copper Gasket, 18 X 24 X 1.5 Mm, Dromos	1
4	GA5026140	Plug, Breather, Dromos	1
5	GA5073435	Washer, Copper Gasket, 22 X 28 X 1.5 Mm, Dromos	2
6	GA5078486	Fill Plug, M22 X 1.5, Dromos	1
7	GA5073445	Plug, Drain, Magnetic, M22 X 1.5, Drop Leg, Rear, Dromos	1
8	GA5073090	Gasket, Large Oil Drain Plug, Transfer Case, G8, Dromos	1
9	GA5073075	Plug, Drain, Transfer Case, Dromos	1

Transfer Case - Upper Drive Assembly

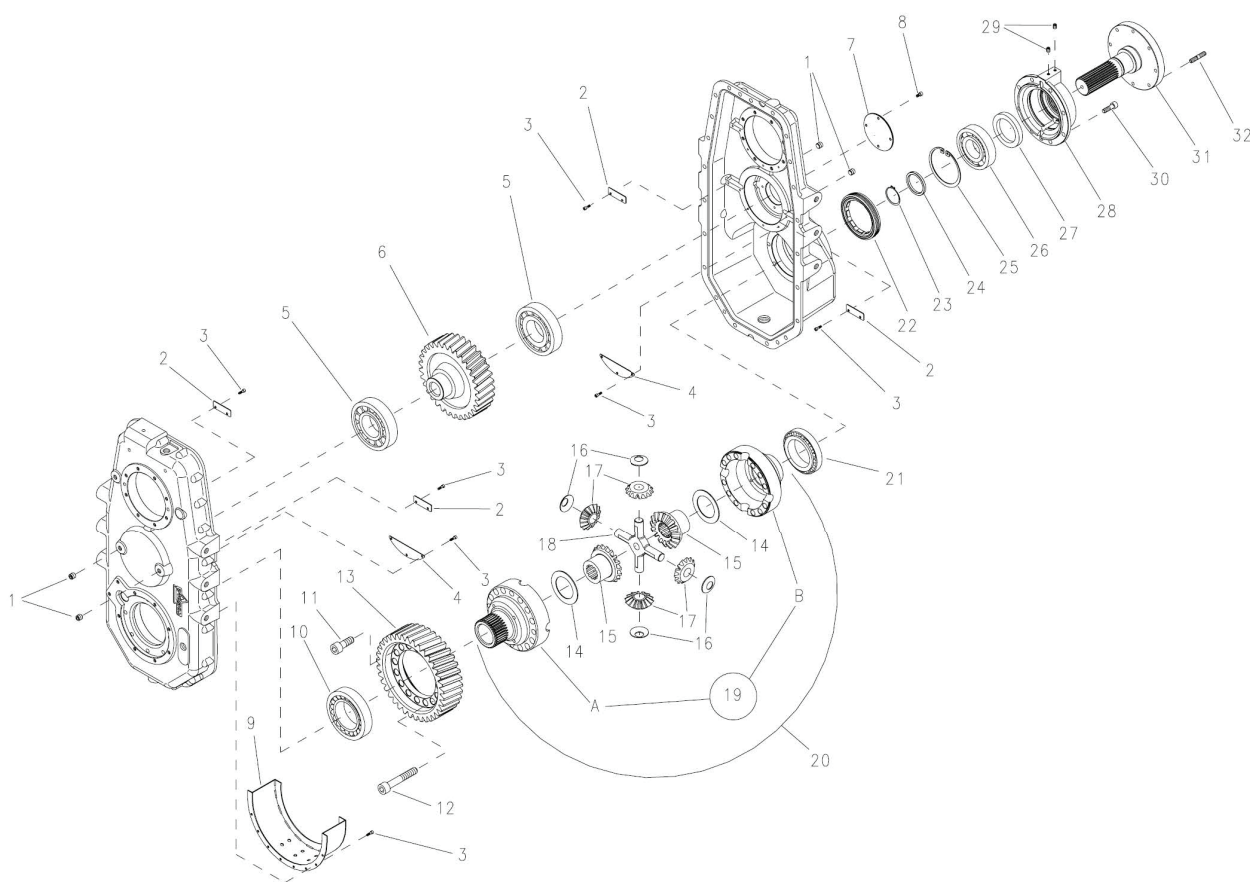


ITEM NO.	PART NUMBER	DESCRIPTION	QTY.
1	GA5078846	Hexagon Socket Head Cap Screw M12x30 Uni 593I 12.9 Ref.: -, Dromos	4
2	GA5073220	Lock Washer, Input Shaft Flange	1
3	GA5078847	Transmission Flange, Suit, Dromos, Transfer Case	1
4	GA5073205	Oil Seal Protection, Input Shaft, Transfer Case, Dromos	1
5	GA5000313	Shcs M12 X 35 Gr12.9 Zp	16
6	GA5073135	Ring Support Cover, Input Shaft Bearing, Transfer Case, Dromos	1
7	GA5073030	Seal, Oil, Input Shaft, Transfer Case, Dromos	1
8	GA5073065	Plug, Grub Screw, Transfer Case, Dromos	2
9	GA5026141	Casing, Transfer Case, Dromos, Suit, Ga2700013	1
10	GA5073110	Oil Level Plate, Input Shaft Bearings, Transfer Case, Dromos	2
11	GA5026142	Shcs M5x14 Uno 593I	14
12	GA5073115	Oil Level Plate, A, Small, Transfer Case, G8, Dromos	2
13	GA5026143	Protector, Oil Shake, Transfer Case, Dromos, Suit, Ga2700013	1
14	GA5026144	Shcs M6x10 Uni 593I Gr12.9	1
15	GA5073000	Bearing, Input Shaft, Transfer Case, G8, Dromos	2

Transfer Case - Upper Drive Assembly

ITEM NO.	PART NUMBER	DESCRIPTION	QTY.
16	GA5073190	Spacer, Input Shaft, Transfer Case, G8, Dromos	2
17	GA5073155	Drive Input Shaft, Transfer Case, G8, Dromos	1
18	GA5073145	Gearwheel, Input Shaft, Transfer Case, G8, Dromos	1
19	GA5026145	Parallel Pin A, 10x20 Uni En Iso 8734	3
20	GA5073120	Oil Level Plate, B, Small, Transfer Case, G8, Dromos	2
21	GA5026146	Cover, Transfer Case, Dromos, Suit, Ga2700013	1
22	GA5056265	Cap Screw, Socket Head, Hexagon, M10x30 Uni 5931 12.9, Dromos	21
23	GA5073130	Cover, Input Shaft Bearing, Transfer Case, G8, Dromos	1

Transfer Case - Lower Drive Assembly

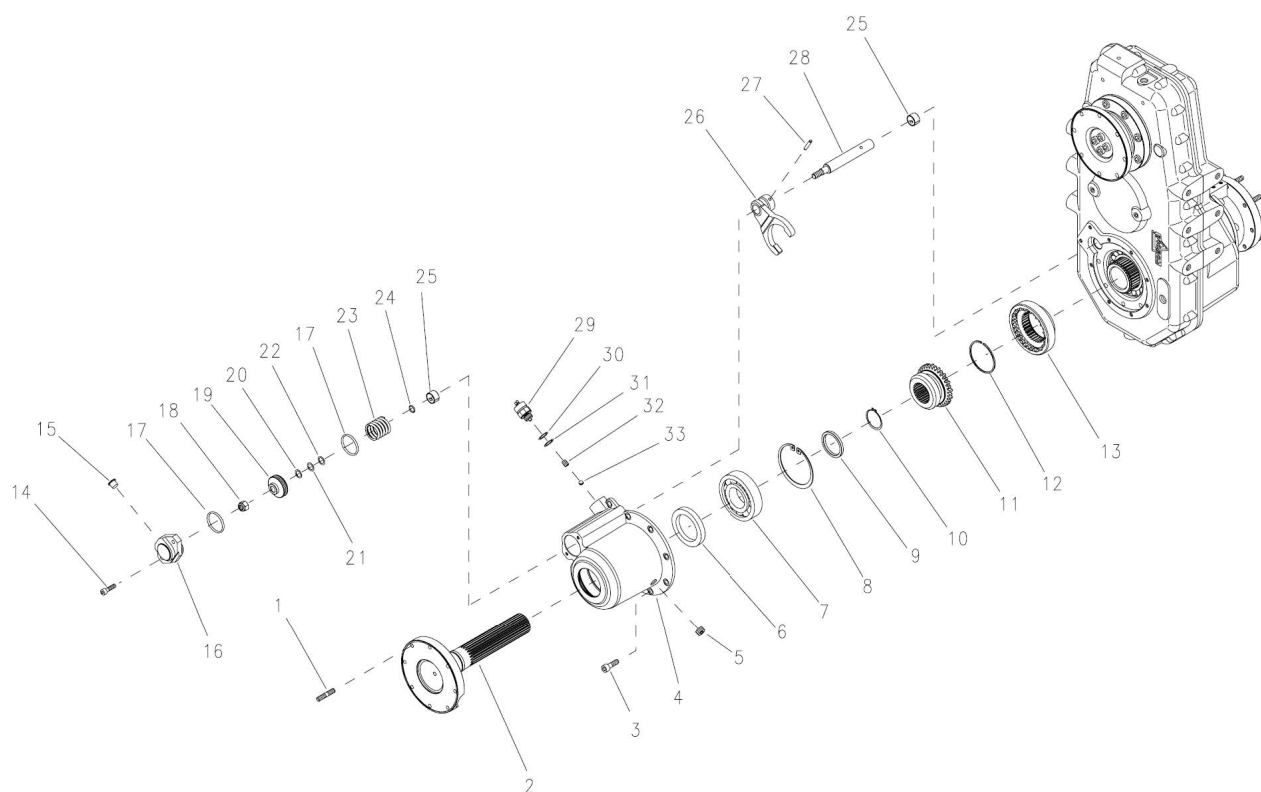


ITEM NO.	PART NUMBER	DESCRIPTION	QTY.
1	GA5073065	Plug, Grub Screw, Transfer Case, G8, Dromos	4
2	GA5026147	Plate, Oil Level, Transfer Case, Dromos	4
3	GA5026148	Shcs M5x14 Uni 593I Gr12.9	22
4	GA5073110	Oil Level Plate, Input Shaft Bearings, Transfer Case, G8, Dromos	2
5	GA5073005	Bearing, Idler Shaft, Transfer Case, G8, Dromos	2
6	GA5073150	Shaft With Gearwheel, Idler, Transfer Case, G8, Dromos	1
7	GA5026149	Plate, Cover, Suit, Transfer Case, Dromos	1
8	GA5026144	Shcs M6x10 Uni 593I Gr12.9	4
9	GA5026151	Cover, Protector, Oil Shake, Dromos, Transfer Case, Suit, Ga2700013	1
10	GA5073015	Bearing, Differential, Front, Transfer Case, G8, Dromos	1
11	GA5078869	Hexagon Socket Head Cap Screw M16x45 Gr12.9	4
12	GA0500017	Shcs M16 X 100 Gr12.9 Zp	12
13	GA5078848	Gearwheel, Suit, Dromos, Transfer Case	1
14	GA5079100	Support Ring, Crown Wheel, Dromos	2

Transfer Case - Lower Drive Assembly

ITEM NO.	PART NUMBER	DESCRIPTION	QTY.
15	GA5079086	Bevel, Planetary Gear, Dromos	2
16	GA5079091	Support Ring, Planetary, Differential, Dromos	4
17	GA5079101	Planetary Gear, Suit, Dromos, Differential	4
18	GA5079102	Cross, Spider Gear, Suit, Dromos, Differential	1
19	GA5026152	Differential, Transfer Case, Dromos, Suit, Ga2700013	1
20	GA5073230	Differential Unit, Transfer Case, G8, Dromos	1
21	GA5073010	Bearing, Differential, Rear, Transfer Case, G8, Dromos	1
22	GA5078489	Ring Nut, Dromos Diff, G4 Adjustable Axle	1
23	GA5026150	Retaining Ring, E 50, Uni 7435	1
24	GA5073195	Spacer, Output Shaft, Transfer Case, G8, Dromos	1
25	GA5073050	Circlip, Retaining Ring, Output Shaft, Transfer Case, G8, Dromos	1
26	GA5072995	Bearing, Rear Output Shaft, Transfer Case, G8, Dromos	1
27	GA5073035	Seal, Oil, Output Shaft, Transfer Case, G8, Dromos	1
28	GA5026153	Cover, Bearing Assembly, Transfer Case, Dromos, Suit, Ga2700013	1
29	GA5026154	Shcs, Headless, M8x10 Uni 5923 45 H	2
30	GA5056265	Cap Screw, Socket Head, Hexagon, M10x30 Uni 5931 12.9, Dromos	8
31	GA5073140	Transmission Flange, Rear Output Shaft, Transfer Case, G8, Dromos	1
32	GA5073210	Stud Bolt, Output Shaft Flanges, 3/8" Unf, Transfer Case, G8, Dromos	8

Transfer Case - Engagement Assembly

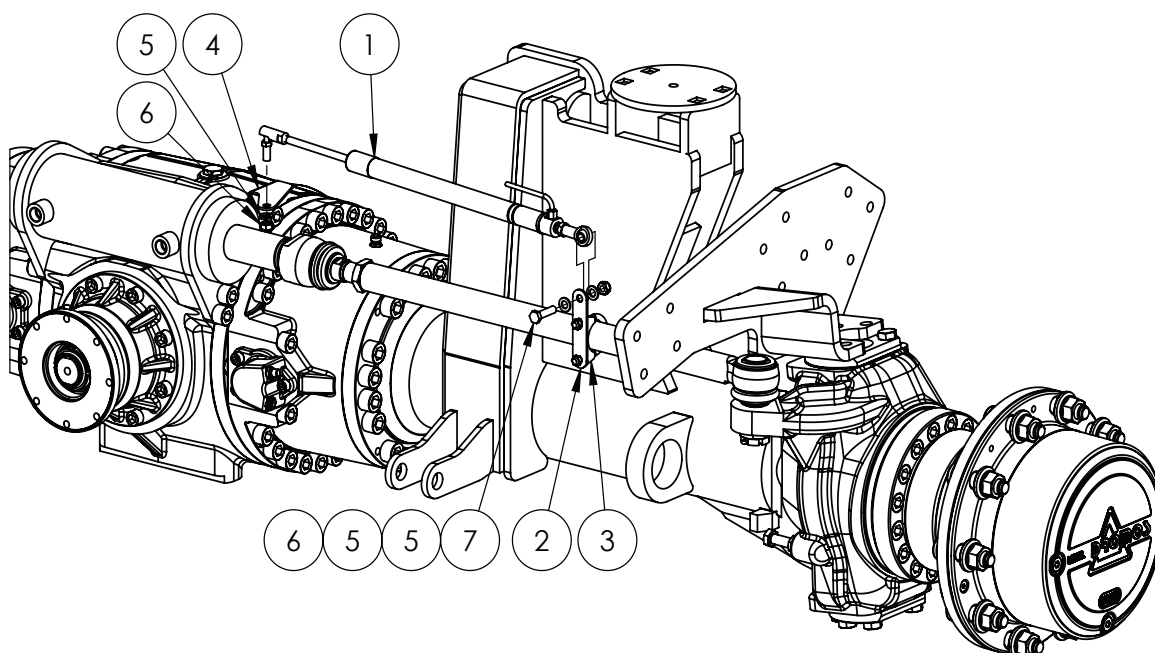


ITEM NO.	PART NUMBER	DESCRIPTION	QTY.
1	GA5073210	Stud Bolt, Output Shaft Flanges, 3/8" Unf, Transfer Case, G8, Dromos	8
2	GA5078849	Transmission Flange, Suit, Dromos, Transfer Case	1
3	GA5056265	Cap Screw, Socket Head, Hexagon, M10x30 Uni 5931 12.9, Dromos	9
4	GA5026155	Disengagement Casing, Transfer Case, Dromos, Suit, Ga2700013	1
5	GA5026156	Plug, Conical, M18x1.5, Din 906 5.8	1
6	GA5073035	Seal, Oil, Output Shaft, Transfer Case, G8, Dromos	1
7	GA5072995	Bearing, Rear Output Shaft, Transfer Case, G8, Dromos	1
8	GA5073050	Circlip, Retaining Ring, Output Shaft, Transfer Case, G8, Dromos	1
9	GA5073195	Spacer, Output Shaft, Transfer Case, G8, Dromos	1
10	GA5026150	Retaining Ring, E 50, Uni 7435	1
11	GA5026157	Clutch Sleeve, Dromos, Suit, Transfer Case, Ga2700013	1
12	GA5026158	Ring, Shoulder, Torrington, Dromos, Suit, Transfer Case, Ga2700013	1
13	GA5026159	Clutch Ring, Dromos, Suit, Transfer Case, Ga2700013	1
14	GA5070765	SHCS M8 X 30 Gr12.9 Zp	2

Transfer Case - Engagement Assembly

ITEM NO.	PART NUMBER	DESCRIPTION	QTY.
15	GA5026160	Plug, Dromos, Suit, Transfer Case	1
16	GA5026161	Cover, Disengagement Casing, Dromos, Suit, Transfer Case, Ga2700013	1
17	GA5073040	O-Ring, Large, Differential Lock, Transfer Case, G8, Dromos	2
18	GA5000141	Nut M10 Nyloc Zp	1
19	GA5073125	Piston, Differential Lock, Transfer Case, G8, Dromos	1
20	GA5073180	Shim, Differential Lock Piston, B, Transfer Case, G8, Dromos	2
21	GA5073185	Shim, Differential Lock Piston, C, Transfer Case, G8, Dromos	4
22	GA5073165	Shim, Differential Lock Piston, A, Transfer Case, G8, Dromos	2
23	GA5073225	Spring, Differential Lock Piston, Transfer Case, G8, Dromos	1
24	GA5056405	O-Ring 2-015 - 14,00x1,78, Nbr 70, Parker, Suit, Rear Axle, Dromos	1
25	GA5073025	Bushing, Differential Lock, Transfer Case, G8, Dromos	2
26	GA5073200	Fork, Differential Lock, Transfer Case, G8, Dromos	1
27	GA5073060	Spring Fork, Differential Lock, Transfer Case, G8, Dromos	1
28	GA5073160	Fork Rod, Differential Lock, Transfer Case, G8, Dromos	1
29	GA5073100	Switch, Differential Lock Sensor, Transfer Case, G8, Dromos	1
30	GA5073175	Shim, Differential Lock Sensor, B, Transfer Case, G8, Dromos	5
31	GA5073170	Shim, Differential Lock Sensor, A, Transfer Case, G8, Dromos	5
32	GA5073105	Pin, Differential Lock Sensor, Transfer Case, G8, Dromos	1
33	GA5056425	Ball Diam. 3/8", 9,525, G40 - Aisi52100, Tridella, Dromos	1

Steering Angle Sensor - John Deere System

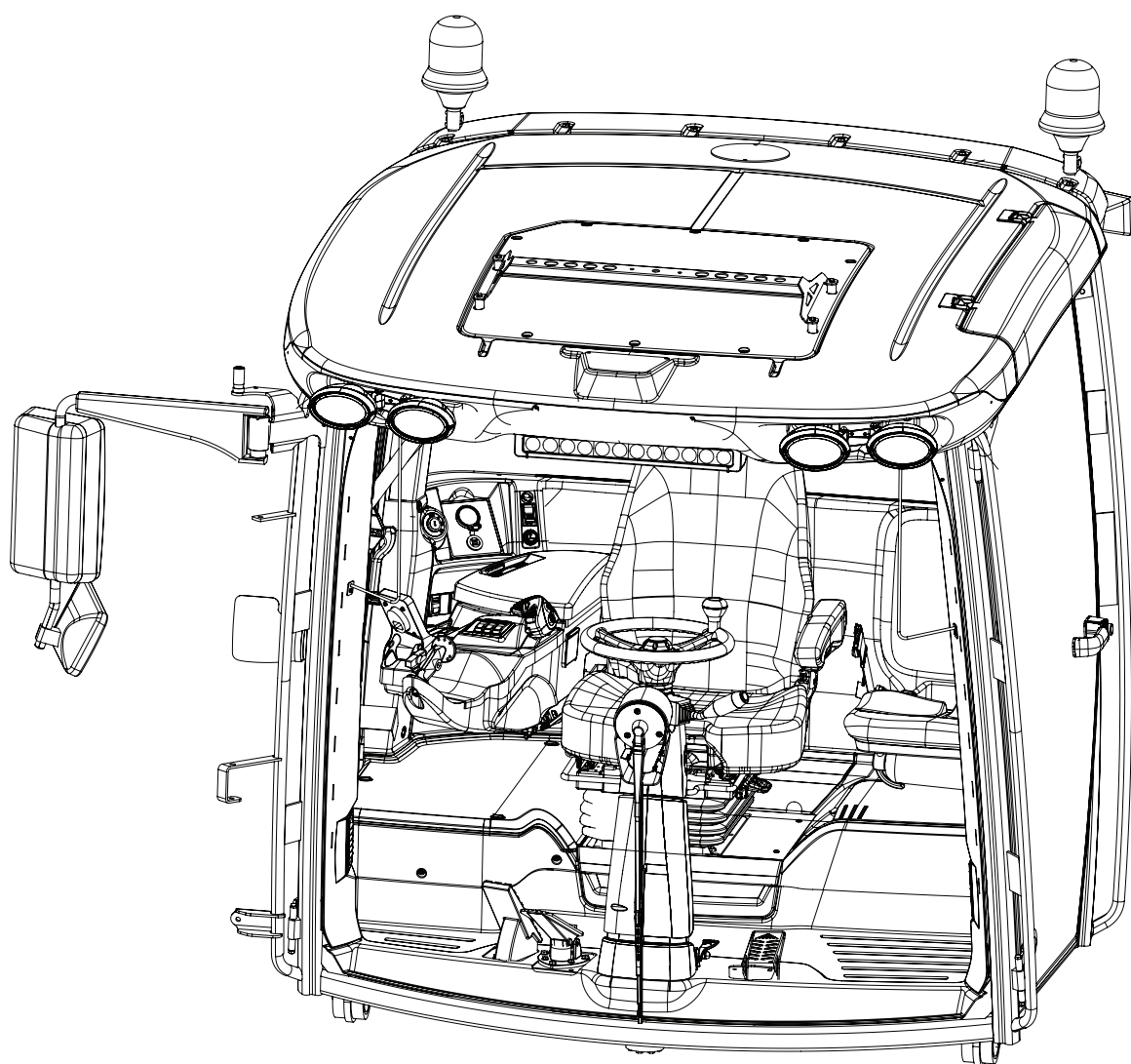


ITEM NO.	PART NUMBER	DESCRIPTION	QTY.
1	630181017	Sensor, Linear, 250 mm Non-Contact, Raven John Deere	1
2	GA4501120	Plate, Linear Sensor Mount, Steering Rod, John Deere Steering, G8	1
3	GA5006701	Exhaust Clamp, C6 1 3/4"	1
4	GA4501115	Plate, Linear Sensor Mount, Base, John Deere Steering, G8	1
5	GA5000117	Washer 10mm Flat SS HD	3
6	GA5051445	Nut M10 Nyloc SS	2
7	GA5006055	Bolt M10 x 40 GR8.8 ZP	1

Chapter 22

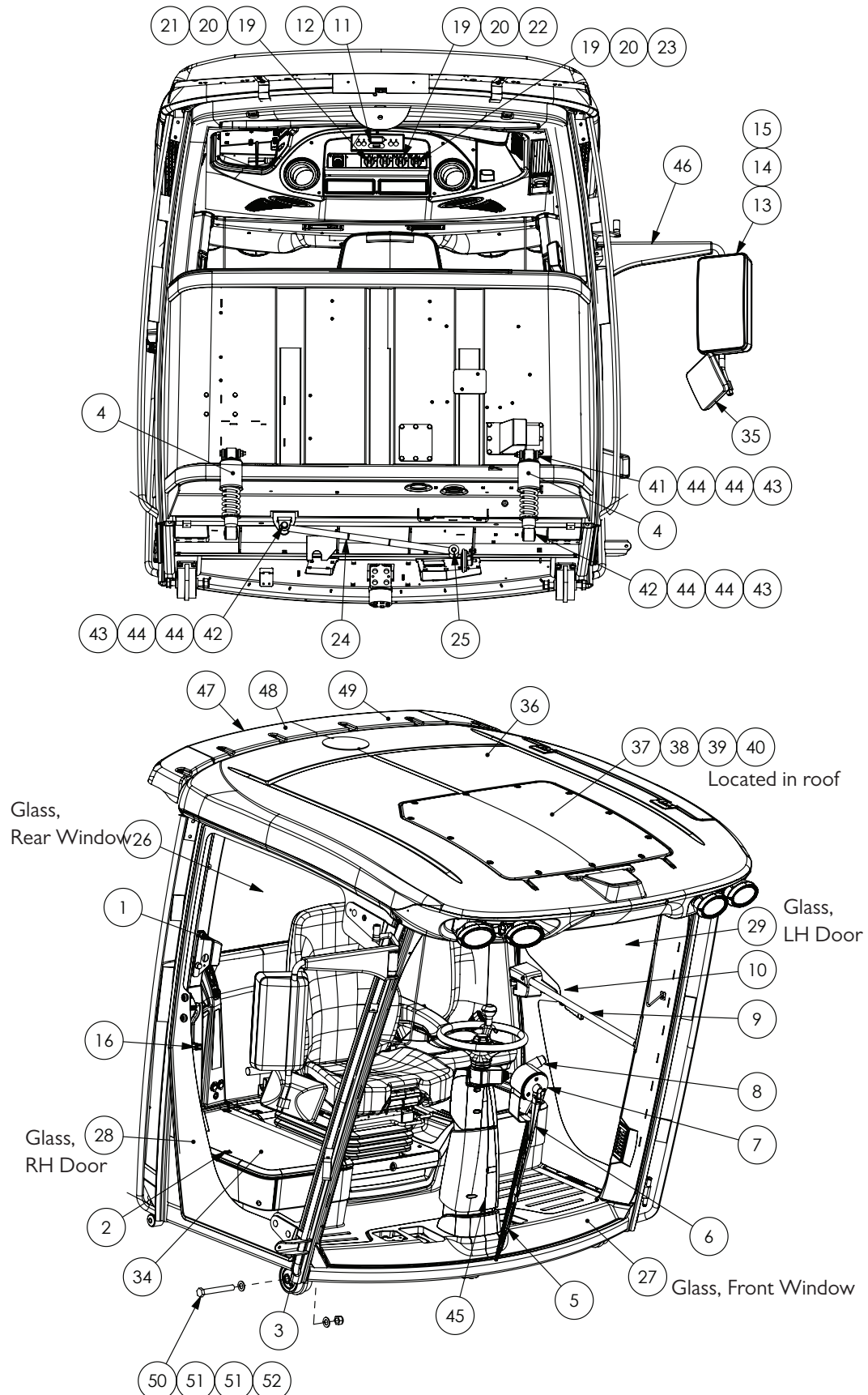
CABIN

Cabin G8




Continued over page

Cabin - Claas



Continued over page

Cabin - Claas



ITEM NO.	PART NUMBER	DESCRIPTION	QTY.
1	GA5054100	Cup holder	1
2	GA5054160	Locking knob, RHS panel	1
3	GA5054110	Bushing	1
4	GA5054105	Damper, shock absorber	2
5	GA5054155	Wiper Blade	1
6	GA5054150	Wiper Arm	1
7	GA5054145	Wiper Motor	1
8	GA5054195	Indicator Stalk	1
9	GA5054175	Door Lock, suit Claas Cab 2011 to 2017 - Up to serial #201789	1
	GA5054665	Door Lock, suit Claas Cab 2017 on - Serial #201814 on	1
10	GA5054180	Handle Exterior	1
11	GA5054285	A/C - Heater Control Unit	1
12	GA5054280	Sender Temperature	3
13	GA5054125	Side mirror glass, Suit Claas cab	1
14	GA5054130	Cover Cap Mirror	1
15	GA5054120	Side mirror, Complete assembly, Suit Claas cab	1
16	GA5054135	Handle Internal RHS	1
17	GA5054200**	Starter Switch, suit Claas Cab 2011 to 2017 - Up to serial #201789	1
	GA5054635	Starter Switch, suit Claas Cab 2017 on - Serial #201814 on	1
18	GA5054205	Master Key, suit Claas Cab 2011 to 2017 - Up to serial #201789	1
	GA5054206	Master Key, suit Claas Cab 2017 on - Serial #201814 on	1
19	GA5054250	Rotary Knob, for light	3
20	GA5054270	Switch Insert, for Lighting Knob	3
21	GA5054210	Switch Light, LHS	1
22	GA5054215	Switch Light, Middle	1
23	GA5054095	Switch Light, RHS	1
24	GA4600290	Panhard Rod, 870mm Centres, Super Cruiser, Claas Cabin	1

Continued over page

Cabin - Claas

ITEM NO.	PART NUMBER	DESCRIPTION	QTY.
25	GA5054535	Bearing bush, for pan hard	2
26	GA5065481	Glass, Rear	1
	GA5065482~	Glass, Front Windscreen, non-laminated - up to cabin S/N X1002435	
27	GA5065488~	Glass, Front Windscreen, laminated, inc. wiper motor adaptor - cabin S/N X1002436 to S/N X1003707	1
	GA5065489~	Glass, Front Windscreen, laminated, suits new style wiper and motor assembly - cabin S/N X1003708 onwards (Not compatible with earlier serial number cabins)	
29	GA5065484	Glass, door left	1
30	GA5054470	Sunshade Rear	1
31	GA5065463	Side blind, LH	1
32	GA5065462	Side blind, RH	1
33	GA5065461	Seal door	2
34	GA5070404	Cover Panel Fuse Boxin	1
35	GA5070330	Mirror, Convex, Lower, manual adjust	1
36	GA5054530	Cabin Roof	1
37	GA5054275	Fan Blower Assembly	1
38	GA5054185	Evaporator coil	1
39	GA5054115	Heater Exchange / core suit	1
40	GA5054190	Expansion Valve	1
41	GA5011263	Bolt M12 x 90 ZP GR8.8	2
42	GA5000259	Bolt M12 x 100 ZP GR8.8	4
43	GA5012461	Nut M12 Nyloc ZP	6
44	GA5000577	Washer 12mm Flat SS HD	24
45	GA5055540	Gas Strut, Steering Column Lower	1
46	GA5075270	Mirror Bracket, Adjustable, Claas	1
47	GA5066805	Roof Panel, Rear Roof, Claas Cabin	1
48	GA5054255	Antenna Aerial Radio AM FM GME with Base and Lead	1
49	GA5054265	Aerial, UHF, AE409L GME (includes Base & Lead)	1
50	GA5001531	Bolt M20 x 150 GR8.8 ZP	2
51	GA5001741	Washer 20mm Flat SS HD	4
52	GA5048125	Nut M20 Nyloc Coarse ZP	2

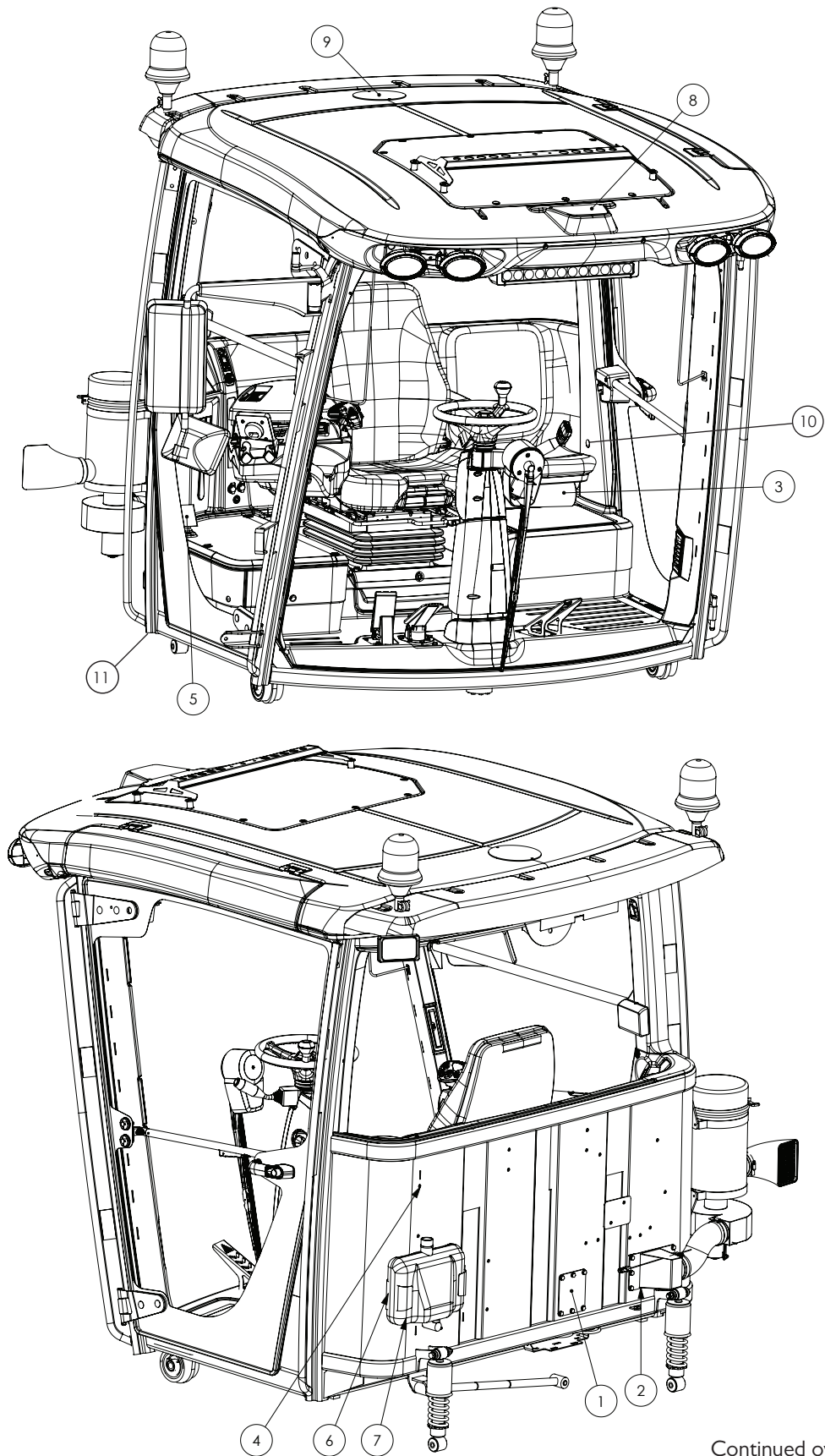
** NOTE: The starter switch assembly is used on all year models, but requires an additional locking barrel change to be compatible with 2017 onwards model's master keys.

~ NOTE: There are 3 different part numbers for the Claas cabin front windscreen. This is because of a production change at Claas to make the windscreens more resistant to breakage, however the price of the laminated windscreens is much more expensive. All windscreen styles will continue to be offered as a spare part for suitably serial numbered cabins.

Fitting laminated windscreen (GA5065488) requires fitment of a windscreen motor adaptor which is included in the part number for this part.

The most recently revised laminated windscreen (GA5065489) is not compatible with cabin serial numbers lower than X1003708 due to a redesigned wiper and motor assembly being used.

Cabin - Assembled



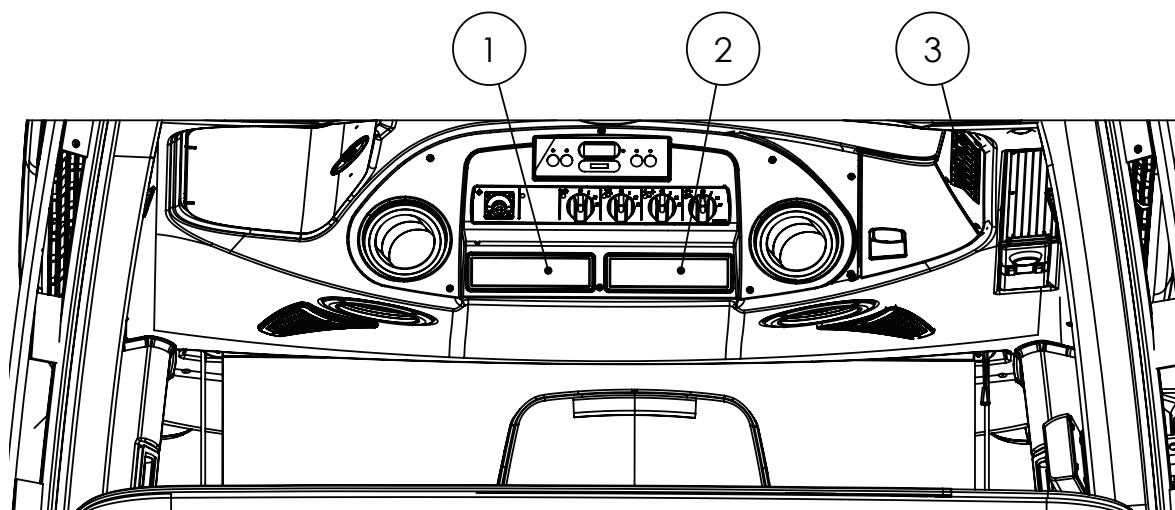
Continued over page

Cabin - Assembled

ITEM NO.	PART NUMBER	DESCRIPTION	QTY.
1	GA4536285	Cover Plate Back of SP Cabin Small	1
	*	ISOBUS Raven Plug	1
	*	ISOBUS John Deere Plug	1
2	GA4658850	Carbon Filter Air Intake	1
3	GA5007099	Extinguisher, Fire B&E Flameguard 1Kg ABE	1
4	GA5017909	Xmas Tree Clip, Black, 16mm Head, 27mm Length	17
5	GA4504390	Cover plate, Access port, Right side door jam	1
6	GA4505035	Mounting Bracket Washer Bottle	1
7	GA5070785	Windscreen Washer Bottle 5.8L	1
	GA5012199	Grommet, 29mm OD, Neoprene	1
8	GA4503820	Plate Receiver Mount Rear Claas Cabin	1
9	GA4503815	Plate Receiver Mount Front Claas Cabin	1
10	GA5054170	Cover Cap for screws	1
11	GA5069905	Fitting Brass 5/8" - 5/8" straight hose barb (Heater hose joiner)	2
-	GA4504105	Plate, Round, Aluminium, Steering Wheel Centre	1
-	GA5011465	Bolt M8 x 16 ZP GR8.8	16
-	GA5003643	Washer 8mm Flat SS HD	16

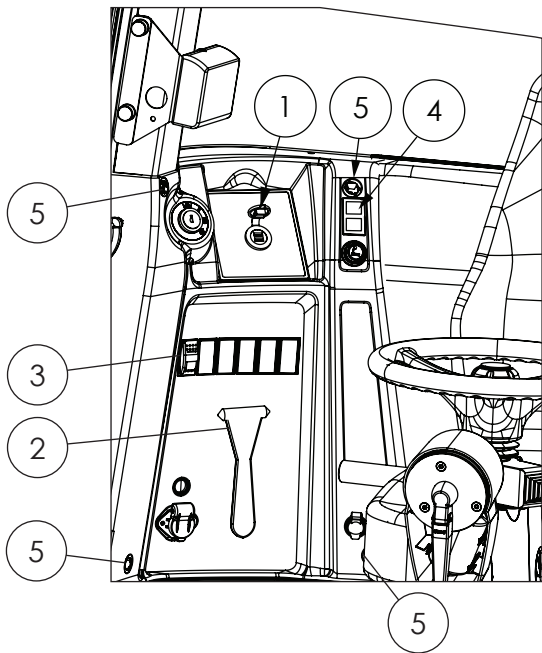
* Sub-assembly on following pages

Cabin - Overhead Components



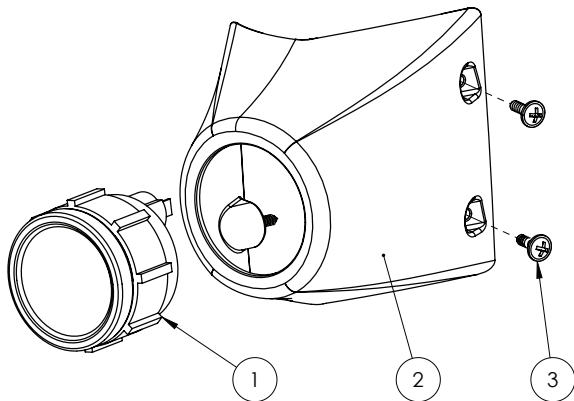
ITEM NO.	PART NUMBER	DESCRIPTION	QTY.
1	GA5017409	Audio head unit, CD/MP3/WMA AM/FM Radio, Bluetooth, iPod Control & Remote	1
2	GA5017131	UHF 477 MHz CB radio, DIN size	1
3	GA5069290	SWF switch ON/OFF 12v	1
	GA5069277	SWF switch insert, Beacon	1

Right Corner Panel



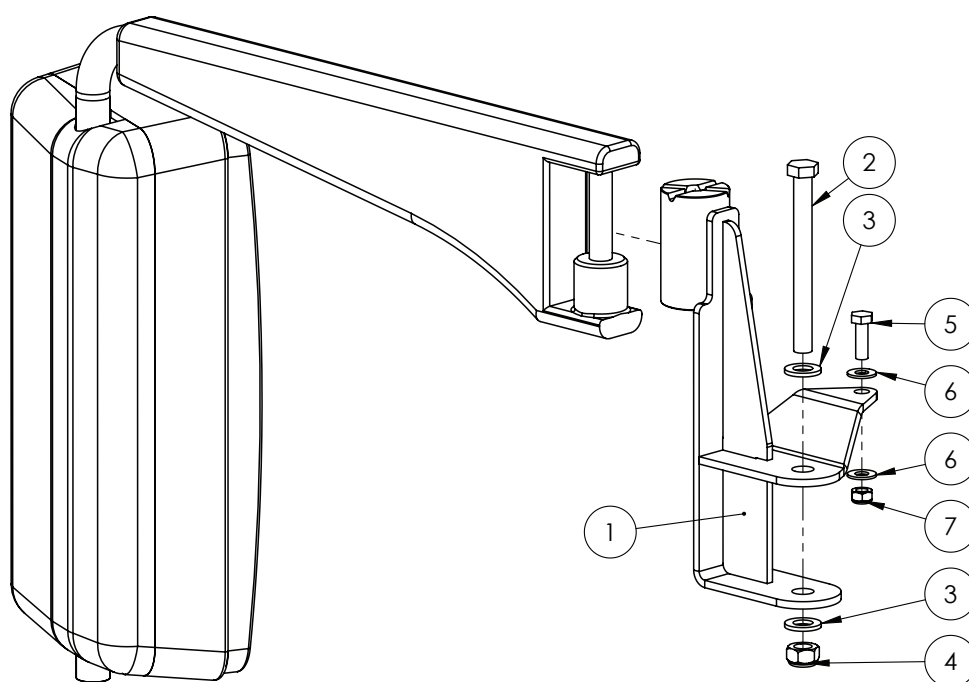
ITEM NO.	PART NUMBER	DESCRIPTION	QTY.
1	GA3000084	Auxiliary Power Socket, Dual USB	1
2	GA5053425	Emergency Exit Hammer	1
3	GA5069290	SWF switch ON/OFF 12v	1
	GA5069276	SWF switch insert, Fan	1
	GA5069295	SWF Dual warning lamp 12v	1
4	GA5069285	SWF switch insert, Pneumatic suspension	1
	GA5069275	SWF switch insert, Park brake	1
5	GA5054170	Cover Cap for screws	4

Fuel Gauge



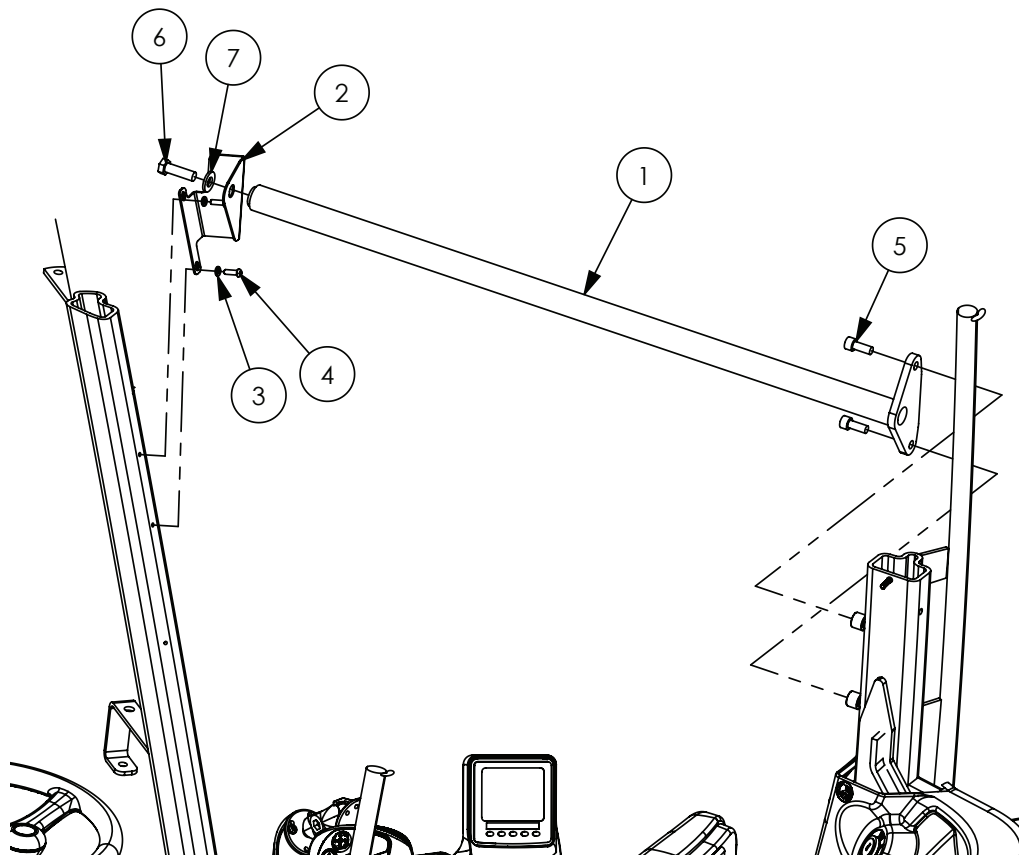
ITEM NO.	PART NUMBER	DESCRIPTION	QTY.
1	GA5069037	Fuel gauge, COBO	1
2	GA5072515	Fuel Gauge Mount, suit Claas Cabin RH Pillar	1
3	GA5054395	Screw Mushroom Head 4.2 x 16mm Black Self Tapper	4

Mirror RHS Extension Bracket - 48m



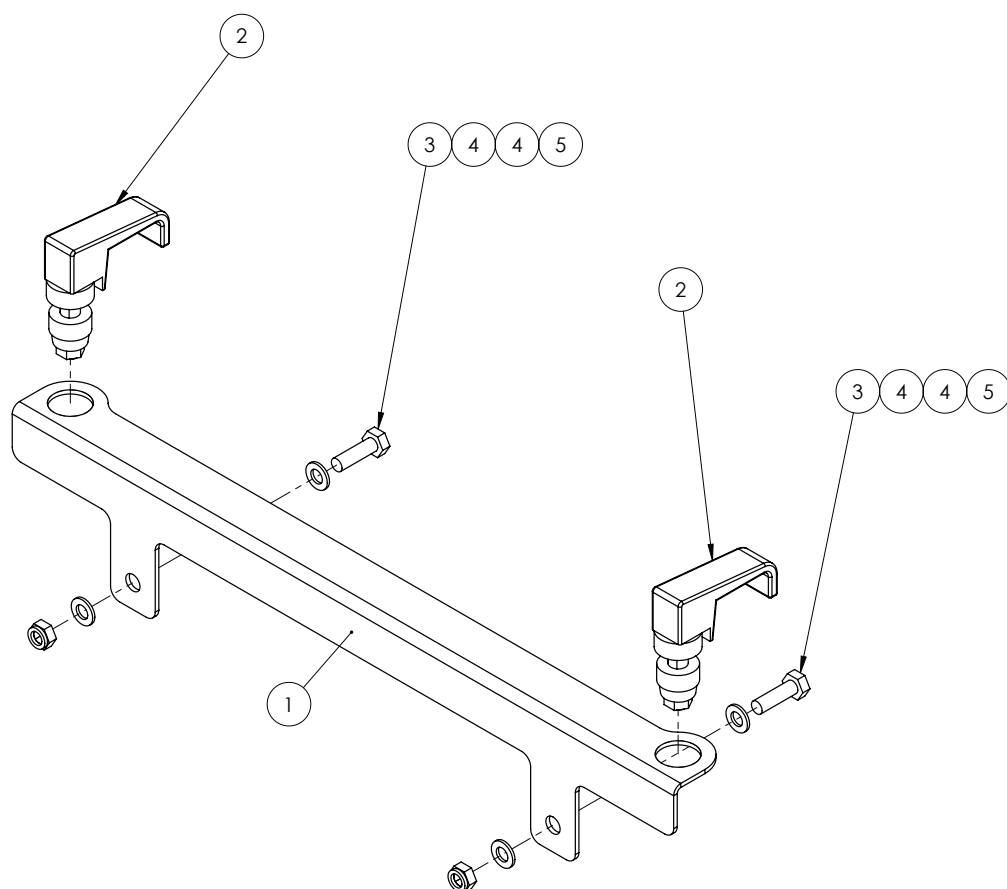
ITEM NO.	PART NUMBER	DESCRIPTION	QTY.
1	GA4602185	Bracket, Mirror Extension Spacer, RH, Claas Cabin	1
2	GA5011201	Bolt M12 x 120 SS GR8.8	1
3	GA5000577	Washer 12mm Flat SS HD	2
4	GA5012461	Nut M12 Nyloc ZP	1
5	GA5004713	Bolt M8 x 25 SS A2-70	1
6	GA5003643	Washer 8mm Flat SS HD	2
7	GA5004917	Nut M8 Nyloc ZP	1

GPS Accessories Bar



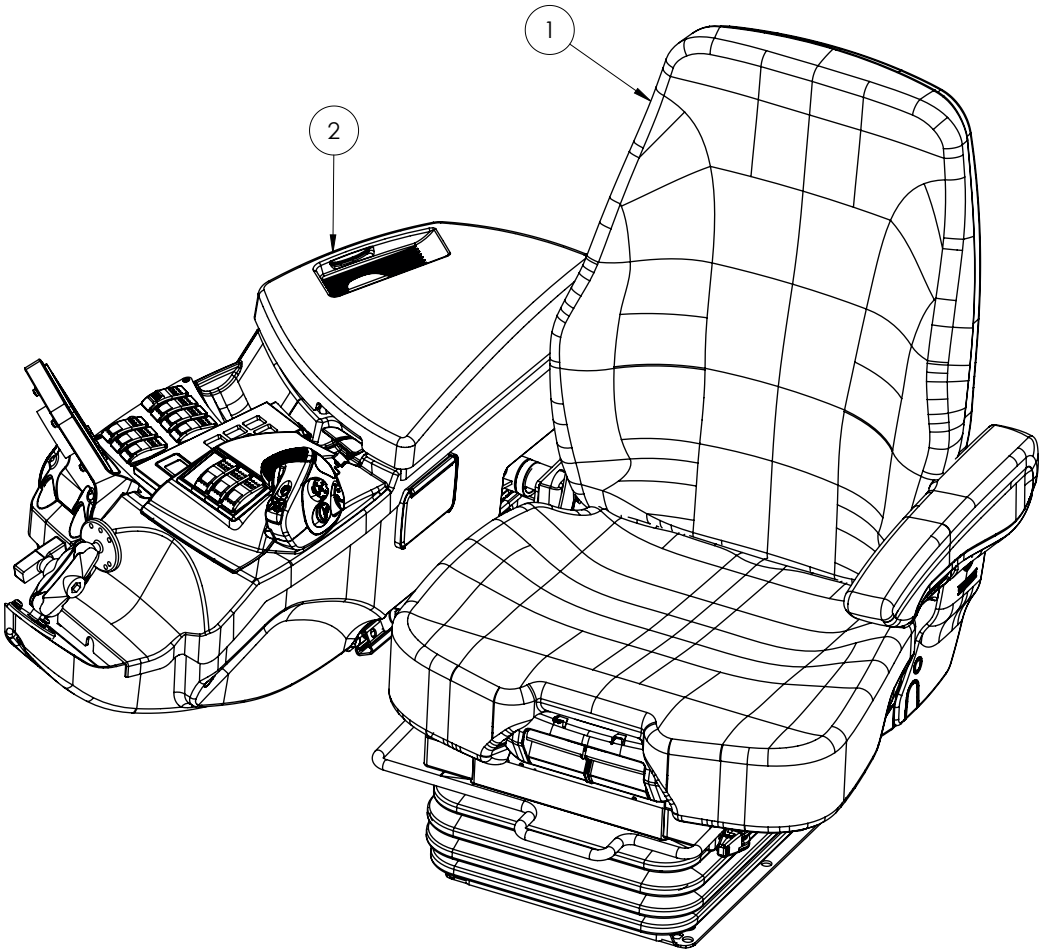
ITEM NO.	PART NUMBER	DESCRIPTION	QTY.
1	GA4660680	Accessory Rail Bar, Straight, Cabin, Crop Cruiser, 2015	1
2	GA4509450	Plate, Bent, Console Rail Mount Front, Claas Cabin	1
3	GA5004437	Washer 6mm Flat SS	2
4	GA5004053	BHCS M6 x 20 SS	2
5	GA5071085	SHCS M10 x 25 ZP GR12.9	2
6	GA5000319	Set Screw M12 x 40 ZP GR8.8	1
7	GA5000577	Washer 12mm Flat SS HD	1

Fuse Box Cover Mount



ITEM NO.	PART NUMBER	DESCRIPTION	QTY.
1	GA4402220	Plate, fuse box lid mount suit claas cabin	1
2	GA5066600	Rawl action latch suit Advance pod door	2
3	GA5004065	Bolt M6 x 20 GR8.8 ZP	2
4	GA5004437	Washer 6mm Flat SS	4
5	GA5048115	Nut M6 Nyloc ZP	2

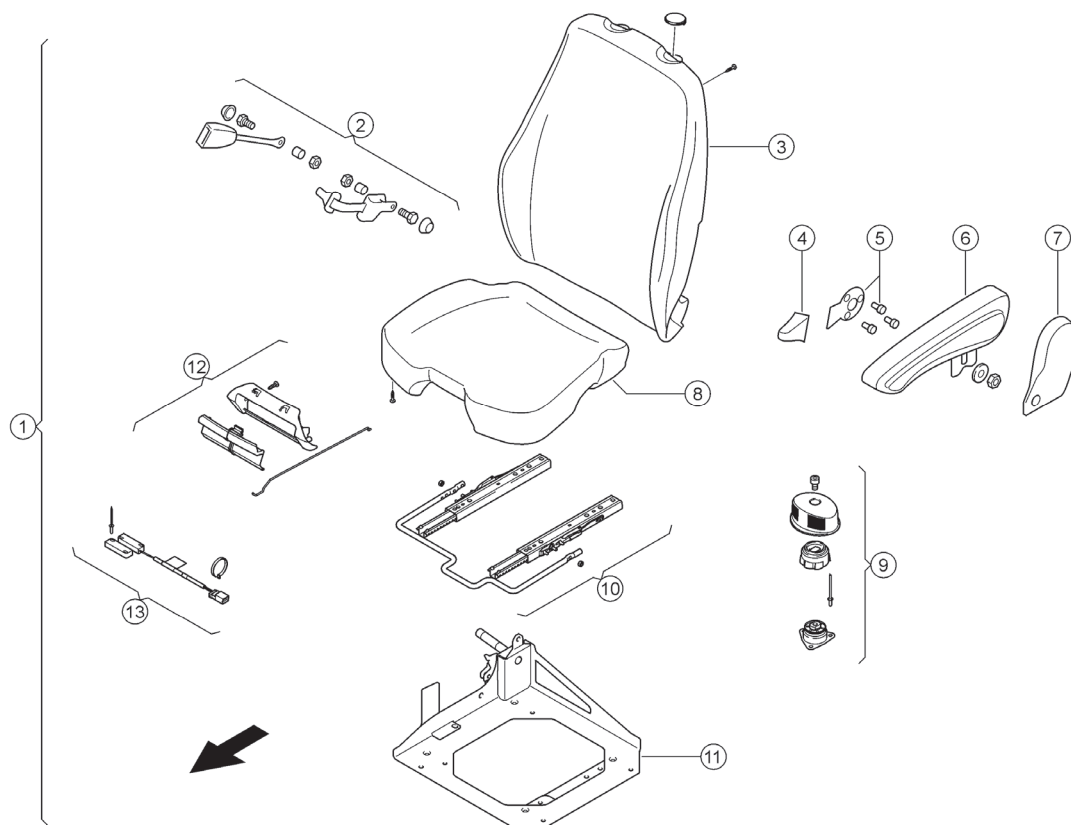
Seat & Console



ITEM NO.	PART NUMBER	DESCRIPTION	QTY.
-	GA5071930	Seat Cover, Driver and Training Seat, Suit Claas Seat, G5 G6 MY15	-
1	GA5070385	Claas Cabin Seat Assembly with Air Suspension	1
2	*	Claas Console	1

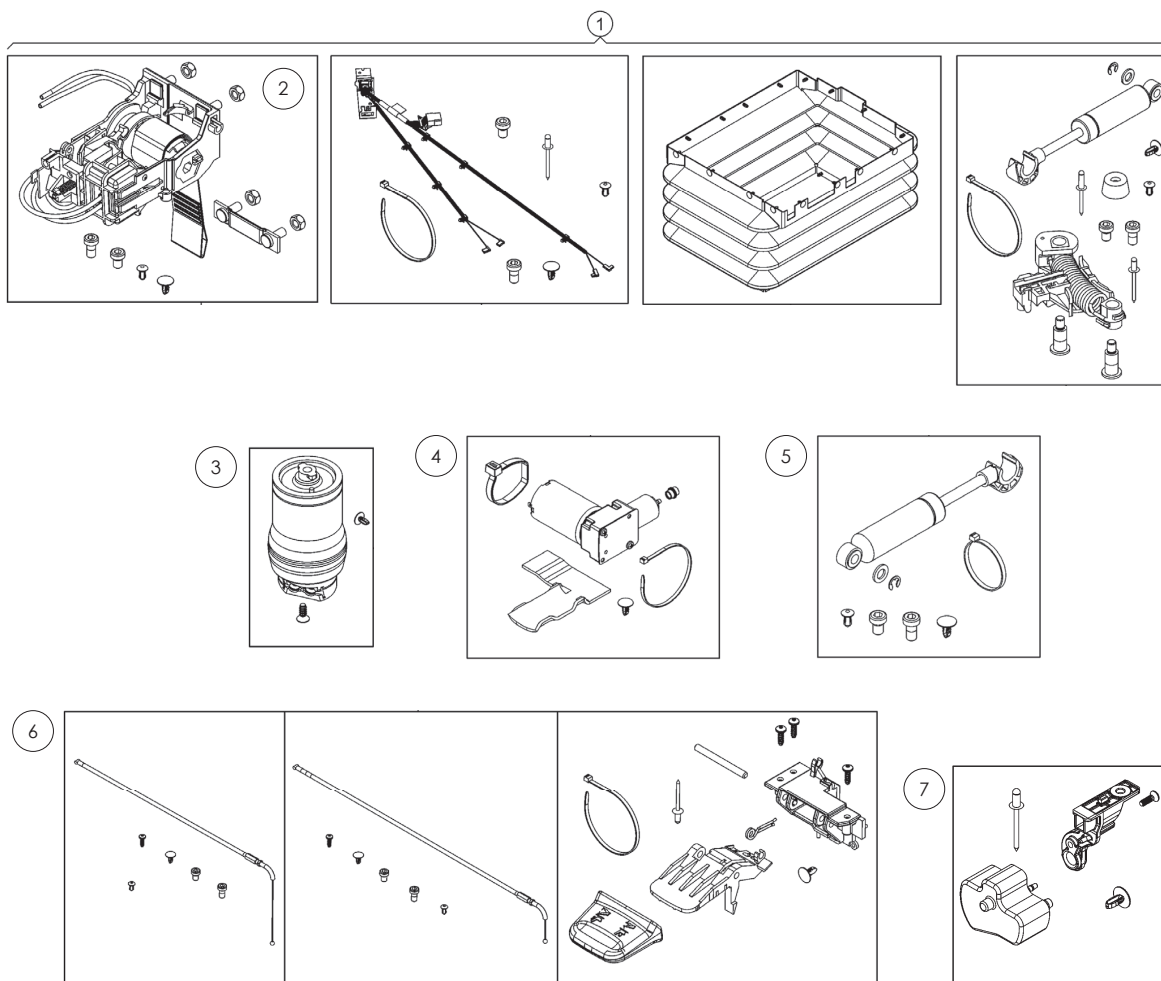
* Sub-assembly on following pages

Seat - Upper Section



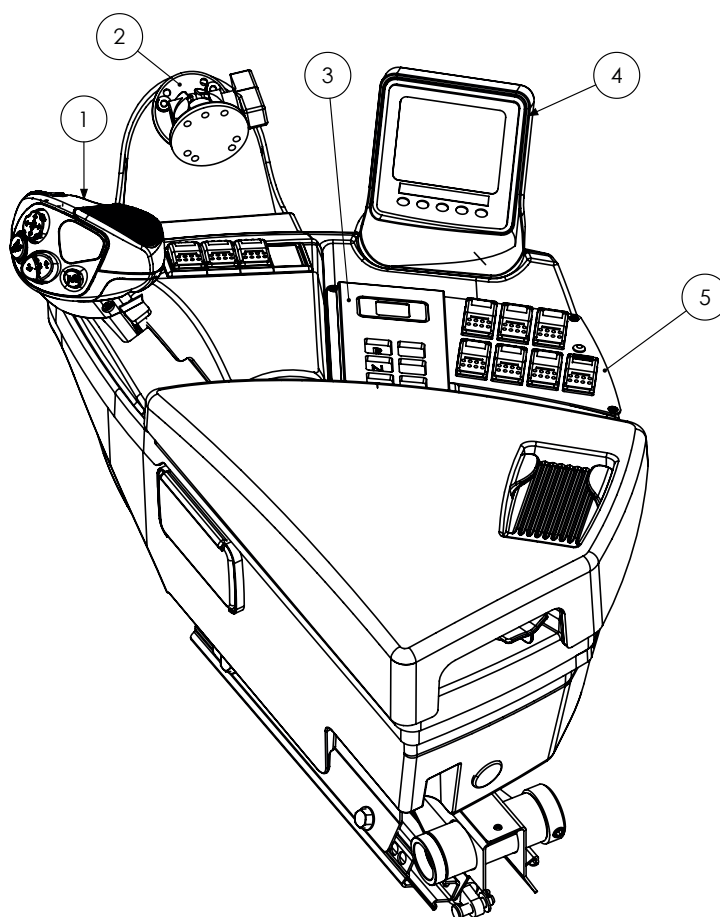
ITEM NO.	PART NUMBER	DESCRIPTION	QTY.
1	-	Seat assembly, no suspension	-
2	GA5078556	Seat belt buckle	1
3	-	Seat back	1
4	-	Seat back adjustment handle	1
5	-	Seat back adapter plate	1
6	-	Arm rest	1
7	-	Arm rest cover	1
8	-	Seat base	1
9	-	Lever	1
10	-	Seat rail sliders	1
11	-	Seat base adapter	1
12	GA5078557	Handle, front adjustment	1
13	GA5078558	Seat switch	1

Seat - Lower Section



ITEM NO.	PART NUMBER	DESCRIPTION	QTY.
1	GA5078559	Suspension kit - Includes item 2	1
2	GA5078560	Level control mechanism	1
3	GA5078561	Air spring	1
4	GA5078562	Air compressor	1
5	GA5078563	Shock absorber	1
6	GA5078564	Swivel handle kit	1
7	GA5078565	Air outlet panel	1

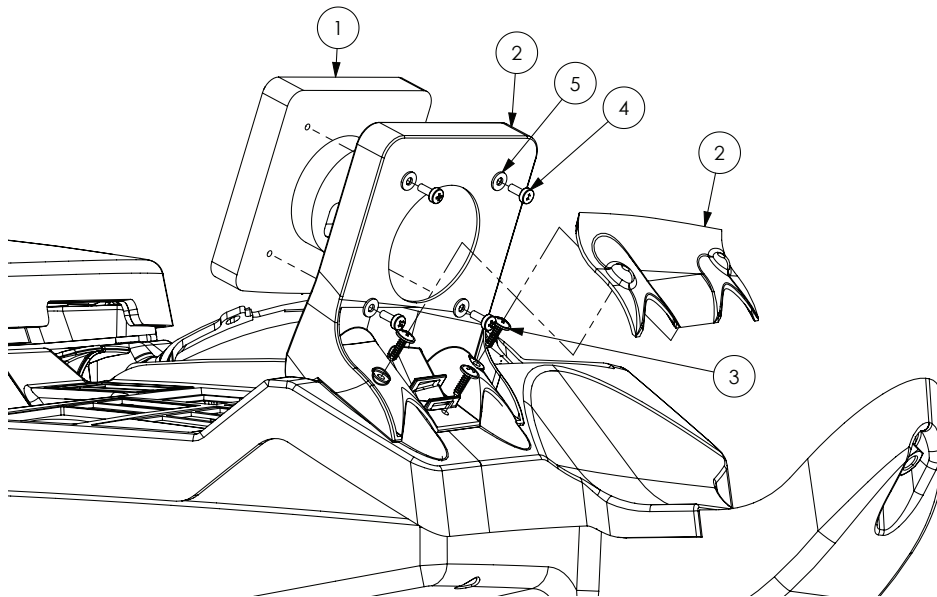
Claas Console



ITEM NO.	PART NUMBER	DESCRIPTION	QTY.
1	*	G Motion Joystick Assembly	
2	*	Ram Mount Assembly	
3	*	Gear Selector Assembly	
4	*	CANTRAK Assembly	
5	*	Switch Panel Assembly	

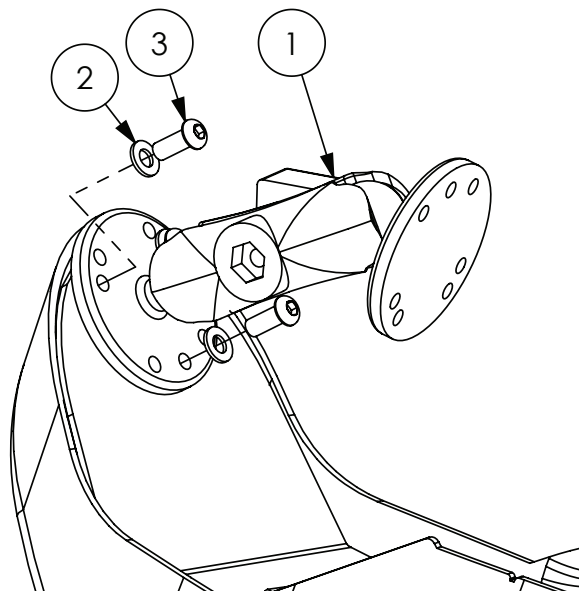
* Sub-assembly on following pages

CANTRAK Assembly



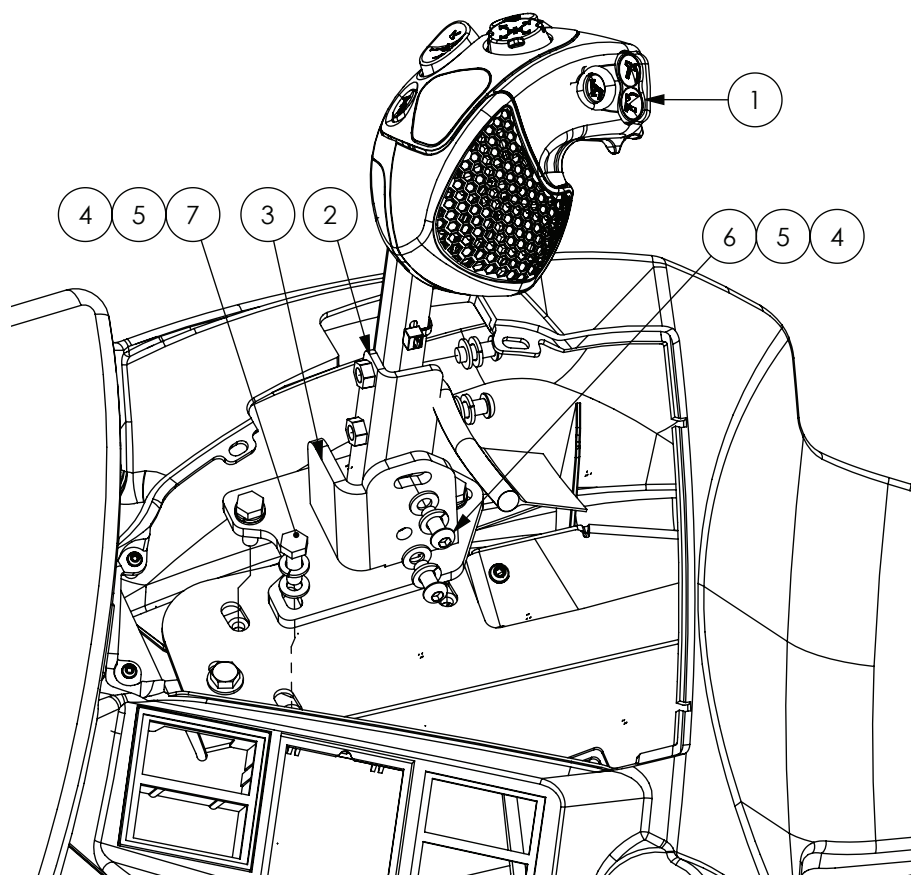
ITEM NO.	PART NUMBER	DESCRIPTION	QTY.
1	GA5066210	Engine monitor, CANtrak, Kantrak, 2700, IP 67, 3.8"	1
2	GA5072065	Monitor Mount, CANTRAK, Claas Console	1
3	GA5054395	Screw Mushroom Head 4.2 x 16mm Black Self Tapper	3
4	GA5011360	Bolt M4 x 10 Pan Head SS	4
5	GA5020510	Washer 4mm Flat SS	4

Ram Mount Assembly



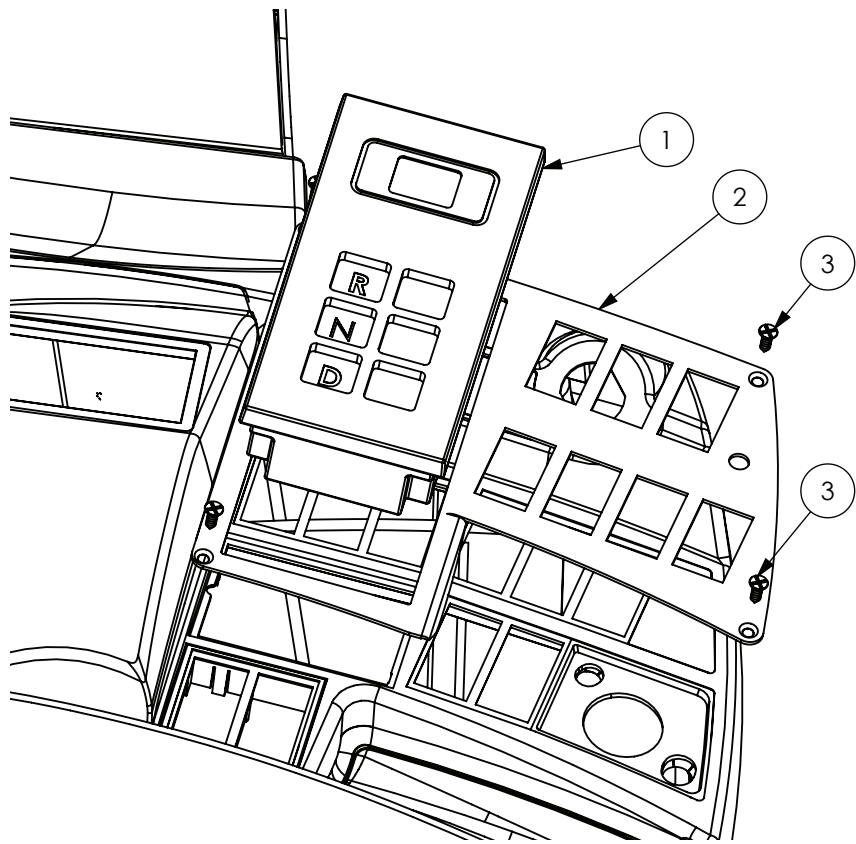
ITEM NO.	PART NUMBER	DESCRIPTION	QTY.
1	GA5020825	RAM Mount, Universal, Adjustable kit 101U	1
2	GA5004437	Washer 6mm Flat SS	3
3	GA5004050	BHCS M6 x 16 SS GR8.8	3

G Motion Joystick Assembly




ITEM NO.	PART NUMBER	DESCRIPTION	QTY.
1	GA3000071	Joystick, multi function, ergonomic, Claas	1
2	GA4660660	Mount Bracket, Angle Adjuster, Claas Joystick, Crop Cruiser, 2015	1
3	GA4660655	Mount Bracket, Base, Claas Joystick, Crop Cruiser, 2015	1
4	GA5004437	Washer 6mm Flat SS	7
5	GA5004447	Washer, 6mm, Spring, SS	7
6	GA5004050	BHCS M6 x 16 SS GR8.8	4
7	GA5004065	Bolt M6 x 20 ZP GR8.8	3

Gear Selector Assembly



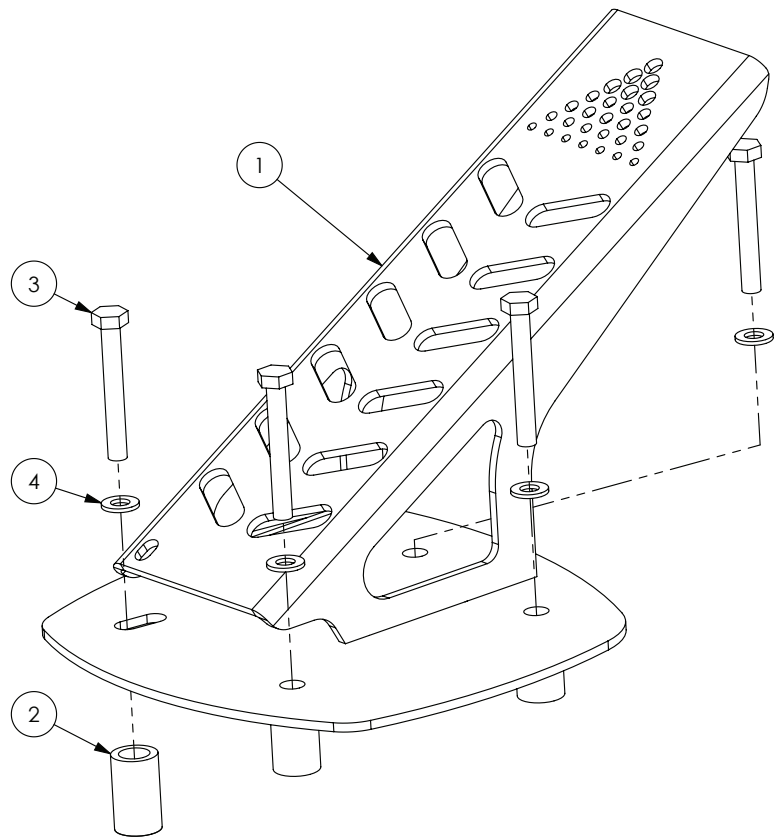
ITEM NO.	PART NUMBER	DESCRIPTION	QTY.
1	GA3000106	Gear selector, Electronic Push button, suit 3000 series, Allison	1
2	GA4504630	Plate, Gear Selector Switch Mount, G5 G6 G8	1
3	GA0500019	Screw, 8G x 1/2", Self Tapping, Countersunk Phillips, Black	4

Switch Panel Assembly



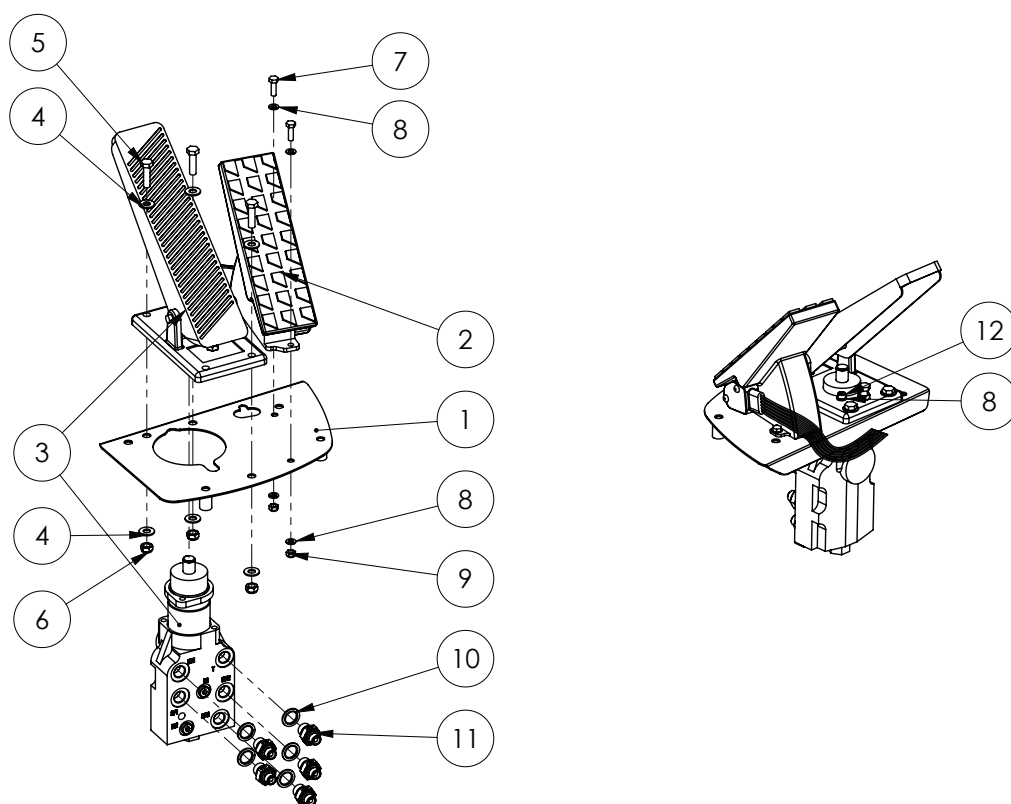
ITEM NO.	PART NUMBER	DESCRIPTION	QTY.
1	GA4504630	Plate, Gear Selector Switch Mount, G5 G6 G8, MY15	1
2	GA0500019	Screw, 8G x 1/2", Self Tapping, Countersunk Phillips, Black	4
3	GA5072140	Switch Panel, Side Console, G5 G6 G8, Claas Console	1
4	GA5006397	Switch Housing End	2
5	GA5006387	Switch Housing Centre	2
6	GA0500023	Screw, 4G x 1/2", Self Tapping, Phillips Head, SS	2
7	GA5071506	Switch, Rocker, On / Off / On, DPDT, Blue LED, 12v, Narva	1
8	GA5071505	Switch, Rocker, On / On, DPDT, Blue LED, 12v, Narva	5
9	GA5071507	Switch, Rocker, Mom On / Off / Mom On, DPDT, Blue LED, 12v, Narva	4
10	GA5071508	Switch, Rocker, On / On DPDT, Locking, Orange LED 12v	1
11	GA3000074	Light, LED Pilot Lamp, Red, Narva	1

Left Foot Rest



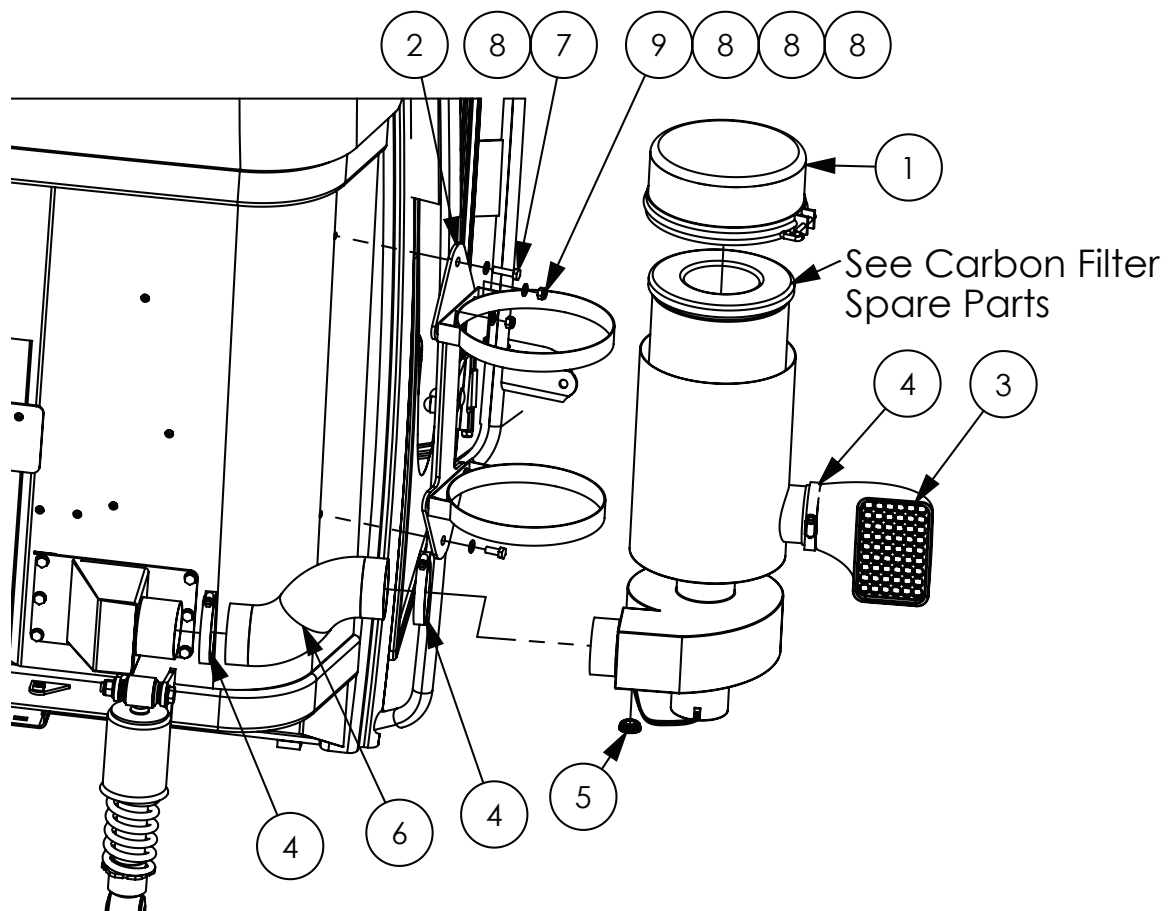
ITEM NO.	PART NUMBER	DESCRIPTION	QTY.
1	GA4658680	Cabin Left Foot Rest	1
2	GA4583150	Crush Tube, 15 OD x 10 ID x 25mm long	1
3	GA5011449	Bolt M6 x 45 ZP GR8.8	3
4	GA5004437	Washer 6mm Flat SS	3

Pedal Assembly



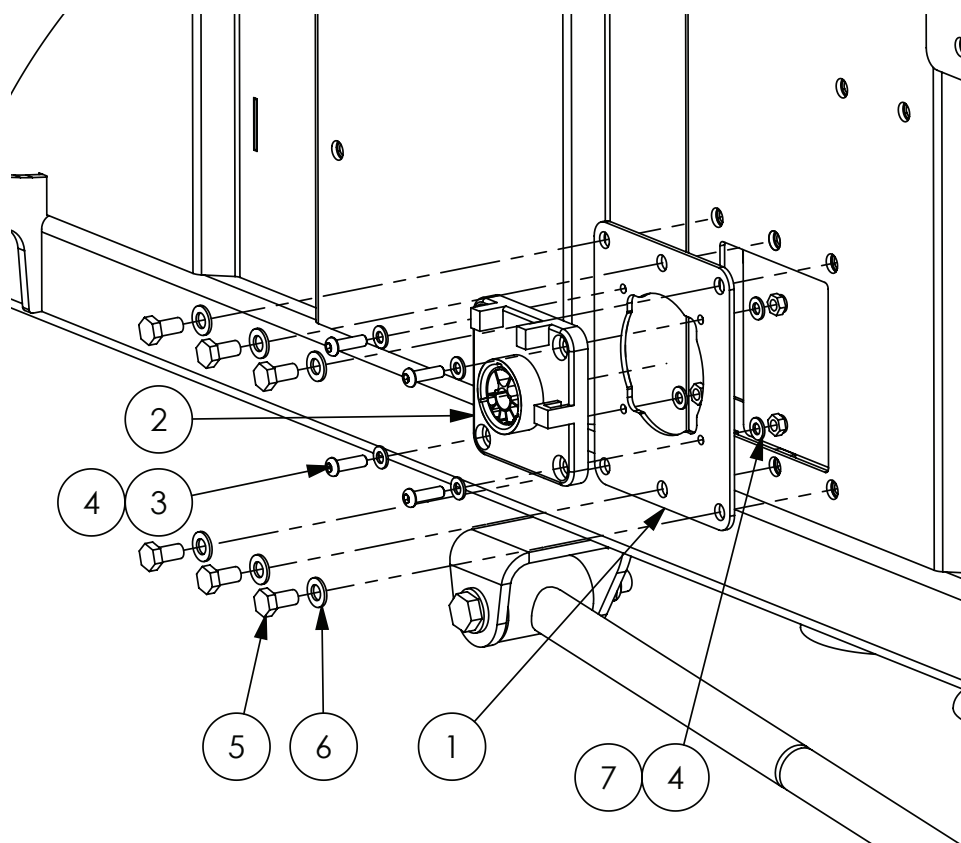
ITEM NO.	PART NUMBER	DESCRIPTION	QTY.
1	GA4600270	Accelerator and Brake Pedal Mount, G8	1
2	GA5065460	Throttle Pedal - Electronic	1
3	GA3500088	Hydraulic Valve, Dual, Brake, foot pedal, G8	1
4	GA5003643	Washer 8mm Flat SS HD	6
5	GA5011475	Bolt M8 x 30 GR8.8 ZP	3
6	GA5052590	Nut M8 Nyloc SS	3
7	GA5004063	Bolt M6 x 20 SS A-70	2
8	GA5004437	Washer 6mm Flat SS	6
9	GA5048115	Nut M6 Nyloc ZP	2
10	GA3500129	Hydraulic Adaptor, Seal, Metal Bonded, suit M16 Male Thread, MBD-16, Ryco	5
11	GA3500128	Hydraulic Adaptor, M16 x 1.5 Metric Male Thread to 1/4" BSPP Mate Thread, M75S1604, Ryco	5
12	GA5004061	SHCS M6 x 25 SS A2-70	2

Carbon Filter



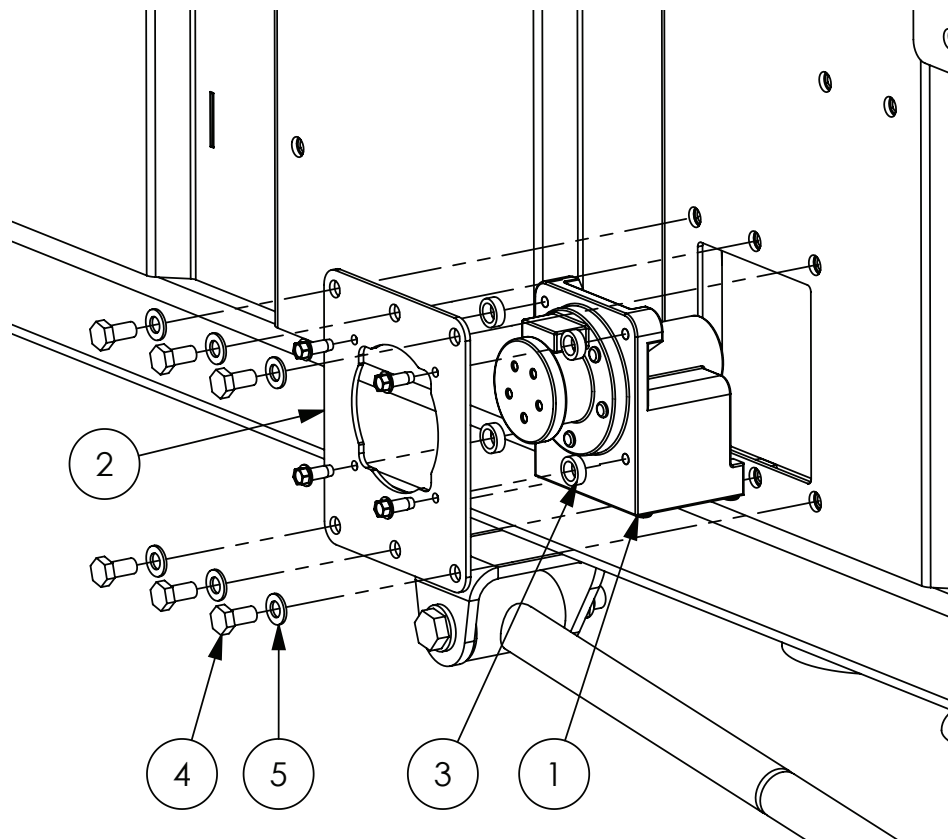
ITEM NO.	PART NUMBER	DESCRIPTION	QTY.
-	GA5066740	Carbon filter, Replacement insert suit Donaldson	-
1	GA5066741	External mount 12V Ultrguard carbon filter	1
2	GA4658845	Carbon Filter Mounting Bracket	1
3	GA5002179	Air Ram 3 inlet	1
4	GA5004241	Hose Clamp 60-80mm (3 1/2") SS	3
5	GA5012199	Neop Grommet 29mm OD	1
6	GA5016849	Duct 3" TPRDS - (Cut to 300 mm)	1
7	GA5004085	Bolt M8 x 20 ZP GR8.8	2
8	GA5003643	Washer 8mm Flat SS HD	14
9	GA5004917	Nut M8 Nyloc ZP	4

ISOBUS Raven Plug



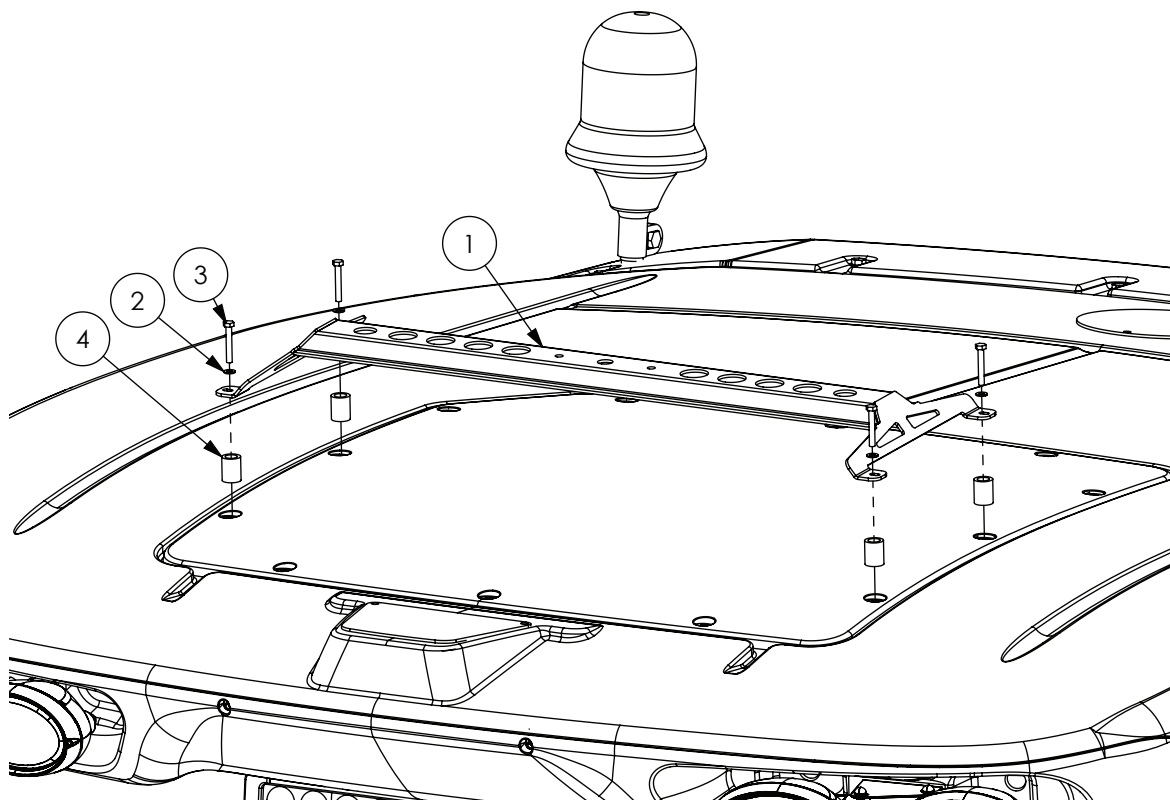
ITEM NO.	PART NUMBER	DESCRIPTION	QTY.
1	GA4509350	Plate, Iso Connector Mount, Cabin Rear, Crop Cruiser	1
2	-	ISOBUS Raven Plug Mount	1
3	GA5004053	BHCS M6 x 20 SS	4
4	GA5004437	Washer 6mm Flat SS	8
5	GA5011465	Bolt M8 x 16 GR8.8 ZP	6
6	GA5003651	Washer 8mm Flat SS	6
7	GA5004429	Nut M6 Nyloc SS	4

ISOBUS John Deere Plug




ITEM NO.	PART NUMBER	DESCRIPTION	QTY.
1	-	ISOBUS John Deere Plug Mount	1
2	GA4509350	Plate, ISO Connector Mount, Cabin Rear, Crop Cruiser	1
3	GA4552080	Crush tube, 10.2 ID x 15 OD x 5mm long	4
4	GA5011465	Bolt M8 x 16 GR8.8 ZP	6
5	GA5003651	Washer 8mm Flat SS	6

John Deere Roof Mount



ITEM NO.	PART NUMBER	DESCRIPTION	QTY.
1	GA4660140	Receiver Mount Universal John Deere	1
2	GA5004437	Washer 6mm Flat SS	4
3	GA5004081	Bolt M6 x 40 ZP GR8.8	4
4	24MK3CS011M	Crush tube	4



GOLDACRES

www.goldacres.com.au