

G3V G4V

Parts Manual MY17



GA8700840 REV 3
xxx 2020
FROM SERIAL #202020



GOLDACRES

For further information about any of the products shown please visit - www.goldacres.com.au.

© Goldacres Trading 2018

This publication and all designs are copyright.

No part, products or designs may be reproduced by any process except in accordance with the Copyright act 1968.

All information in this operator's manual is based on the latest product information available at the time of printing. The policy of Goldacres is one of continuous improvement and as such, Goldacres reserve the right to alter any specifications and designs without notice and without incurring any obligation regarding such changes.

No part of this manual may be reproduced without written permission from Goldacres. All photographs and technical information remain the property of Goldacres.

Goldacres Trading Pty Ltd
3 Morang Crescent
Mitchell Park Vic 3355

Ph: 03 5342 6399

Fax: 03 5342 6308

GOLDACRES - RESELLER TERMS AND CONDITIONS OF SALE
Goldacres Goods are only available for purchase upon the terms and conditions set out below.

- Interpretation
1. In terms and conditions:
 - (1) "Goldacres" means Goldacres Trading Pty. Ltd. A.C.N. 061 306 732 trading as Goldacres Agricultural Equipment (its successors and assigns) which is the seller of the Goods;
 - (2) "Purchaser" means the purchaser of the Goods;
 - (3) "Goods" means the products and, if any, the services sold or provided by Goldacres to the Purchaser;
 - (4) "GST Act" and "GST" are given the meanings referred to in a New Tax System (Goods and Services Tax) Act 1999.
 - (5) "PPSA" means the Personal Property Securities Act 2009 (Cth) (as amended);
 - (6) Nothing in these terms and conditions shall be read or applied so as to exclude, restrict or modify or have the effect of excluding, restricting or modifying, any condition, warranty, guarantee, right or remedy implied by law (including the Competition and Consumer Act 2010) and which by law cannot be excluded, restricted or modified.
- General
2. (1) The Goods and all other products or services provided by Goldacres are provided subject to these terms and conditions. These terms and conditions and any terms and conditions incorporated herein by virtue of clause 3 hereto shall prevail over all other terms and conditions of the Purchaser or otherwise to the extent of any inconsistency.
 - (2) These terms and conditions may not be modified or amended without the expressed written consent of Goldacres endorsed by the Managing Director of Goldacres Trading P/L.
- Additional Terms and Conditions
3. From time to time Goldacres may provide additional or extended warranties in respect of certain goods and/or services. Where such additional or extended warranties are provided to a Purchaser in writing they will be incorporated into these terms and conditions provided that in the event of any inconsistency between these terms and conditions and the terms of any additional or extended warranty, the provisions of the additional or extended warranty shall prevail.
- Goldacres quotations.
4. Unless previously withdrawn, Goldacres quotations are open for acceptance within the period stated therein or, when no period is stated, with 14 days of the quotation date. Goldacres reserves the right to refuse any order based on any quotation within 7 days of receipt of the order.
- Packing
5. The cost of any special packing and packing materials used in relation to the Goods shall be at the Purchaser's expense notwithstanding that such cost may have been omitted from any quotation.
- Shortage
6. The Purchaser waives any claim for shortage of any Goods delivered if a claim in respect thereof has not been lodged with Goldacres within (7) seven days from the date of receipt of the Goods by the Purchaser.
- Specifications, etc: Catalogues, etc: Quantities
7. All specifications, (including but not limited to: drawings, particulars of weights, volumes, capacities, dimensions, load factors) are approximate only and any deviation shall not be taken to vitiate any contract with Goldacres or form any claim against Goldacres. The descriptions, illustrations, and performances contained in catalogues, price lists and other advertising matter do not form part of the contract of sale of the Goods. Where specifications, drawings or other particulars are supplied by the Purchaser, Goldacres' price is made on estimates of quantities required. Should there be any adjustments in quantities above or below the quantities estimated by Goldacres and set out in a quotation, then on any such increase or decrease shall be adjusted on a unit rate basis according to unit prices set out in the quotation.
- Performance, Capacities, Chemicals, Liquids, Application Methods, Environmental Effects
8. Any performance, volumes, and/or capacity figures given by Goldacres are estimates only. Goldacres shall be under no liability for damages for failure to obtain such figures unless specifically guaranteed in writing and any such written guarantee shall be subject to the recognised tolerances applicable to such figures. The suitability of chemicals and other liquids for any application and the application methods and the environmental effects shall be the sole decision and responsibility of the Purchaser and the user of the Goods. Goldacres gives no warranty as to the suitability of any chemicals or other liquids for any application, nor the application methods nor the environmental effects, which may result from the use of the Goods. Goldacres shall be under no liability for damages arising out of the use of any chemicals, liquids, or mixtures in the Goods nor for any application, nor for the application methods nor for the environmental effects, which may result from the use of the Goods.
- Delivery/Service Times
9. The delivery times and service times made known to the Purchaser are estimates only and Goldacres shall not be liable for late delivery, non-delivery or delay and under no circumstances shall Goldacres be liable for any loss, damage or delay occasioned by the Purchaser or its customers arising from the late or non-delivery or late installation of the Goods.
- Loss or damage in transit
10. Goldacres is not responsible for any loss or damage to Goods in transit. Goldacres shall render the Purchaser such assistance as may be necessary to press claims on carriers provided that the Purchaser shall have notified Goldacres and the carriers immediately the loss or damage is discovered on receipt of Goods and shall lodge a claim on the carrier within three days of the date of receipt of the Goods. Insurance of Goods in transit is the responsibility of the Purchaser.
- Limit of Liability
11. (1) Goldacres liability for Goods manufactured by it is limited to:
 - (a) where the law implies consumer guarantees into these terms and conditions pursuant to Part 3.2 Division 1 of Schedule 2 to the Competition and Consumer Act 2010 (Cth) ("consumer guarantees") which cannot be excluded and Goldacres breaches a consumer guarantee, the loss and damage the Purchaser is entitled to at law which cannot be excluded by these terms and conditions; and, in all other cases
 - (b) making good any defects by repairing the same or at Goldacres option by replacement within a period not exceeding either 1000 hours or twelve calendar months, whichever comes first, after the Goods have been dispatched provided that:
 - (i) the defects have arisen solely from faulty materials or workmanship;
 - (ii) the Goods have not received maltreatment inattention or interference;
 - (iii) accessories of any kind used by the Purchaser are manufactured or approved by Goldacres;
 - (iv) where applicable, the seals on the Goods remain unbroken;
 - (v) there has been no improper adjustment, calibration or operation;
 - (vi) the use of accessories including consumables, hardware or software (not manufactured by Goldacres) has been approved in writing by Goldacres;
 - (vii) no contamination or leakage has been caused or induced;
 - (viii) any modification to the Goods have been authorised in writing by Goldacres;
 - (ix) there has been no inadequate or incorrect use, storage, handling or application of the Goods;
 - (x) there has been no use or operation of the Goods outside of the physical, electrical or environmental specifications of the Goods;
 - (xi) there has been no inadequate or incorrect site preparations;
 - (xii) there has been no inadequate or improper maintenance of the Goods;
 - (xiii) it has not been caused by fair wear and tear; and
 - (xiv) firstly the Goods have been thoroughly inspected and any damage (from whatever cause) to the Goods (and in particular – the structure, welding, seams, bolts, booms) has been repaired prior to the Goods being operated, used driven or moved and on each occasion the tanks are filled; and
 - (xv) there has been no failure to comply with the requirements of all present or future laws or regulations relating to the Goods and/or the use and/or the operation of the Goods; and
 - (xvi) there has been no failure to maintain a record of hours of operation (which record shall contain full details of all inspections, repairs and maintenance) and produce same to Goldacres at the time of the claim;
 - (xvii) the defective Goods or any damaged part of the Goods are promptly returned free of cost to Goldacres or a representative of Goldacres;
 - (xviii) all warranty related repairs have been carried out with the prior authorisation of Goldacres;
 - (ix) If Goods or any part thereof are not manufactured by Goldacres, in particular engines, engine accessories, transmissions, transfer cases, differentials, tyres, tubes, batteries, radios and UHF's, the guarantee of the manufacturer thereof shall be accepted by the Purchaser and is the only guarantee given to the Purchaser in respect of the Goods or that part provided always that this clause does not seek to exclude the consumer guarantees;
- (3) In the case of hydraulic systems, Goldacres shall replace defective parts in accordance with clause 11(1) of these conditions, provided that the failure of the part was not related to contamination within the system, Goldacres shall not be liable for labour in the case of repairing hydraulic system defects;
 - (4) Goldacres will not accept liability for damage attributed to fair wear and tear including but not limited to fair wear and tear to nozzles, chains, belts, filters, brake pads, polyethylene bushes and liquid pump valves, valve O-rings, diaphragms and seals;
 - (5) Goldacres shall not be liable for and the Purchaser releases Goldacres from any claims in respect of faulty or defective design of any Goods supplied unless such a design has been wholly prepared by Goldacres and the responsibility for any claim has been specifically accepted by Goldacres in writing and in any event Goldacres liability hereunder shall be strictly limited to the replacement of defective parts in accordance with paragraph 11(1) of these conditions provided always that this clause does not seek to exclude the consumer guarantees;
 - (6) Except as provided herein, all express and implied warranties, guarantees and conditions under statute or general law as to the merchantability, description, quality, suitability or fitness of the Goods for any purpose or as to design, assembly, installation, materials or workmanship or otherwise are hereby expressly excluded and Goldacres shall not be liable for physical or financial injury, loss or damage or for consequential loss or damage of any kind arising out of the supply, layout, assembly, installation or operation of the Goods or arising out of Goldacres negligence or in any other way whatsoever;
 - (7) The benefit of any warranty provided under these terms and conditions shall only be available to the Purchaser and shall not be transferable by the Purchaser;
 - (8) The warranties provided under these terms and conditions do not extend to second hand or used Goods that may be sold by Goldacres.
 12. Goldacres liability for breach of a consumer guarantee is hereby limited (in the case of goods and services not used for personal, domestic or household purposes) to:
 - (1) in the case of Goods, any one or more of the following:
 - (a) the replacement of the Goods or the supply of equivalent Goods;
 - (b) the repair of the Goods;
 - (c) the payment of the cost of replacing the Goods or acquiring the equivalent Goods;
 - (d) the payment of having the Goods repaired; or
 - (2) in the case of services;
 - (a) the supplying of the services again; or
 - (b) the payment of the cost of having the services supplied again.
- Prices
13. (1) Unless otherwise stated in writing by Goldacres, all prices quoted by Goldacres are inclusive of GST for supplies within Australia and exclusive of GST for exports outside of Australia. Prices quoted are those ruling at the time of quotation or the date the price is given and are based on rates of freight, insurance, customs, duties, taxes, exchange, shipping expenses, sorting and stacking charges, cartage, cost of materials and other charges affecting the cost of production ruling on that date and any alterations thereto either before acceptance of or during currency of the contract shall be to the Purchaser's account.
 - (2) For the purpose of 38-185 of the GST Act, the day upon which the seller gives the invoice for the supply shall be the date of the invoice.
- Payment
14. (1) The purchase price in relation to the Goods and the cost of the service shall be payable without deduction and or set off and payment thereof shall be made on or before the thirtieth day of the month following the delivery of the Goods or performance of the services unless other terms of payment are expressly stated in writing.
 - (2) A decreasing or increasing adjustment and or the issuing of an adjustment note, pursuant to Division 21 and Division 29-C of the GST Act, shall not, in any way, constitute a release, waiver, or forgiveness of the debt incurred by the Purchaser.
- Interest on overdue payments
15. If Goldacres is not paid for any Goods or services on the due date specified in this agreement without prejudice to any other right or remedy, all outstanding money shall bear interest at the rate set, pursuant to the Penalty Interest Rates Act, Victoria, 1986, as such money, together with interest shall be recoverable forthwith from the Purchaser.
- Rights in relation to Goods.
16. (1) Title to the Goods supplied by Goldacres to the Purchaser shall remain with Goldacres until the total amount due in respect of the Goods and all monies owing to Goldacres have been paid in full (the "Debts"). Risk in the Goods shall pass to the Purchaser upon delivery.
 - (2) The Purchaser shall have the right to resell Goods but only as fiduciary agent and trustee for Goldacres by way of bona fide sale at full market value and in the ordinary course of its business.
 - (3) Until all the Debts have been paid in full:
 - (a) the Purchaser shall take custody of the Goods as trustee, fiduciary agent and bailee for Goldacres;
 - (b) the Purchaser shall keep the Goods separate from any other goods and properly marked, stored, protected and insured;
 - (c) the Purchaser must hold all of the money it receives ("Proceeds")
 - (d) from the sale of any property into which Goods supplied have been incorporated; and
 - (e) from the sale of Goods or provision of services including the Goods supplied by the Goldacres as bailee, fiduciary agent and trustee for Goldacres, but the Purchaser need not hold on trust any money exceeding the amount of the Debts at the time the money is received.
 - (4) The Purchaser expressly acknowledges that it is bound by the fiduciary obligation created in the preceding paragraph and acknowledges that:
 - (i) it must hold the Proceeds on trust for Goldacres;
 - (ii) it must place the whole of the Proceeds in an account separate from its own moneys (the "Proceeds Account");
 - (iii) it must maintain the Proceeds Account separate from its own moneys at all times.
 - (iv) it must maintain proper records for the Proceeds Account.
 - (v) it must not assign or encumber any book debts arising from sales made in circumstances set out in clauses 16(c)(i) and (ii) or do any other act in derogation of Goldacres' legal or beneficial interests; and
 - (vi) it must account to Goldacres on demand for all moneys standing to the credit of such account.
 - (7) For the purposes of identification of different consignments of Goods purchased from Goldacres and receipt of Proceeds, the Purchaser agrees that the principle of "Last In, First Out" shall be applied to any items that cannot be distinguished.
 - (f) Goldacres may trace the Proceeds in equity.
 - (4) Goldacres may at any time, without notice to the Purchaser and without prejudice to any other rights which it may have against the Purchaser, terminate any contract connected with the Goods and the bailment referred to in clause 16(3) and enter upon any premises owned or occupied by the Purchaser where Goldacres reasonably believes the Goods may be stored, and repossess the Goods without liability for any damaged caused, and subsequently dispose of the Goods at Goldacres' discretion if:
 - (a) the Debts are not paid in accordance with these terms and conditions or any other contract or arrangement between Goldacres and the Purchaser; or
 - (b) Goldacres receives notice of or reasonably believes that:
 - (i) a third person may attempt to levy execution against the Goods; or
 - (ii) the Purchaser is insolvent (within the meaning of the Corporations Act 2001) or bankrupt; or
 - (iii) the Purchaser has entered into any arrangement or composition with its creditors, gone into liquidation, or has appointed a receiver, a receiver and manager or administrator.
 - (5) If after repossession under clause 16(4) Goldacres sells the Goods, Goldacres shall account to the Purchaser for any proceeds of sale (less expenses of repossession and sale) that exceeds the amount of the outstanding Debts.
 - (6) If any Goods belonging to Goldacres are disposed of by the Purchaser or an insurance claim is made in respect of them, Goldacres shall be entitled to trace the sale or insurance proceeds, which proceeds shall be held by the Purchaser in a separate bank account on trust for Goldacres.
 - (7) The Purchaser agrees and acknowledges that in the event it sells Goods to a third party on account, it will include in its terms and conditions of sale a provision under which the Purchaser retains title to the Goods until such time that the total amount due in respect of the Goods and all monies owing to the Purchaser have been paid in full by that third party debtor. The Purchaser also agrees and acknowledges that in these instances, it will register its PMSI in accordance with the PPSA in respect of its security interest in the Goods.
- PPSA provisions
17. (1) The Purchaser acknowledges that these terms and conditions constitute a security agreement for the purposes of section 20 of the PPSA and that a security interest exists in all Goods (and any associated Proceeds from their sale) previously supplied by Goldacres to the Purchaser (if any) and in all future Goods (and any associated Proceeds from their sale) that may be supplied to the Purchaser by Goldacres.
 - (2) The Purchaser acknowledges that Goldacres has a first ranking purchase money security interest ("PMSI") (as defined in section 14 of the PPSA) in the Goods and the Purchaser must not jeopardise such ranking (whether by act or omission).
 - (3) The Purchaser acknowledges that it has received value as at the date of first delivery of the Goods and has not agreed to postpone the time for attachment of the security interest (as defined in the PPSA) granted to Goldacres under these terms and conditions.
 - (4) The Purchaser will execute documents and do such further acts as may be required by Goldacres to register the security interest granted to Goldacres under these terms and conditions under the PPSA.
 - (5) Until ownership of the Goods passes, the Purchaser must not give to Goldacres a written demand or allow any other person to give Goldacres a written demand requiring Goldacres to register a financing change statement under the PPSA in respect of Goldacres' interest in the Goods.
 - (6) The Purchaser must indemnify Goldacres and on demand reimburse Goldacres for all costs and expenses incurred by Goldacres in respect of these terms and conditions including but not limited to Goldacres registering its security interest in the Goods, lodging, discharging or amending any financing statement or financing change statement, or otherwise complying with the PPSA.
 - (7) The Purchaser agrees (other than as provided in these terms and conditions) not to sell, lease, mortgage, deal with, dispose of or create or attempt to create any other security interest in or affecting the Goods unless and until the Purchaser's Debts have been satisfied.
 - (8) The Purchaser waives its rights under the following provisions of Chapter 4 of the PPSA:
 - (a) to receive a notice on enforcement action against liquid assets (section 121(4));
 - (b) to receive a notice to seize collateral (section 123);
 - (c) to receive a notice of disposal of Goods by Goldacres purchasing the Goods (section 129);
 - (d) to receive a notice to dispose of Goods (section 130);
 - (e) to receive a statement of account following disposal of Goods (section 132(2));
 - (f) to receive a statement of account if no disposal of Goods for each 6 month period (section 132(4));
 - (g) to receive notice of any proposal of Goldacres to retain Goods (section 135(2));
 - (h) to object to any proposal of Goldacres to either retain or dispose of Goods (section 137(2));
 - (i) to redeem the Goods (section 142);
 - (j) to reinstate the security agreement (section 143);
 - (k) to receive a notice of any verification statement (section 157(1) and section 157(3));
 - (9) The rights Goldacres may have under the PPSA are supplementary and in addition to those set out in these terms and conditions and do not derogate from the rights and remedies of Goldacres under these terms and conditions or under any other statute or under general law.
 - (10) The Purchaser must give 10 business days prior written notice of any proposed change in the Purchaser's name or other identifying characteristics and details.
- Purchasers property
18. Any property of the Purchaser under Goldacres' custody or control shall be entirely at the Purchaser's risk as regards loss or damage caused to the property or by it.
- Storage
19. Goldacres reserves the right to make a reasonable charge for storage if delivery instructions are not provided by the Purchaser within (14) fourteen days of a request by Goldacres for such information.
- Returned Goods
20. Goldacres shall not be under any obligation to accept Goods returned by the Purchaser and will do so only on terms to be agreed in writing in each individual case.
- Goods sold
21. All Goods to be supplied by Goldacres shall be described on the purchase order agreed by Goldacres and the Purchaser and the description on such purchase order modified as so agreed shall prevail over other descriptions including any Purchaser's specification or enquiry.
- Cancellation
22. No order may be cancelled except with the consent in writing and on terms, which will indemnify Goldacres against all losses.
- No waiver
23. The failure of any party to enforce the provisions of these terms and conditions or to exercise any rights expressed in these terms and conditions shall not be a waiver of such provisions or rights and shall not affect the enforcement of this agreement. The exercise by any party of any of its rights expressed in this agreement shall not preclude or prejudice such party from exercising the same or any other rights it may have irrespective of any previous action taken by that party.
- Force Majeure
24. If by reason of any fact, circumstance, matter or thing beyond the reasonable control of Goldacres is unable to perform in whole or in part any obligation under these terms and conditions then Goldacres shall be relieved of that obligation under these terms and conditions to the extent and for the period that it is so unable to perform and shall not be liable to the Purchaser in respect of such inability.
- Passing of risk
25. Risk in the Goods shall pass to the Purchaser upon delivery of the Goods to the Purchaser or collection of the Goods by the Purchaser's agent or carrier as the case may be.
- Exclusion of liability
26. To the extent permitted by law Goldacres shall not be liable to the Purchaser in contract or in tort arising out of, or in connection with, or relating to, the performance of the Goods or any breach of these conditions or any fact, matter or thing relating to the Goods or error (whether or not it is negligent or a breach of contract) in information supplied to the Purchaser or a user before or after the date of the Purchaser's or user's use of the Goods and Goldacres shall be under no liability for damages arising out of the use of any chemicals, liquids, or mixtures in the Goods, nor for any application, not for the application methods nor for the environmental effects, which may result therefrom or from the use of the Goods.
- Exclusion of representations and arrangements
27. To the extent permitted by law the terms and conditions supersede and exclude all prior and other discussions, representations (contractual or otherwise) and arrangements relating to the supply of the Goods or any part thereof including, but without limiting the generality of the foregoing, those relating to the performance of the Goods or any part thereof or the results that ought to be expected from using the Goods.
- Place of contract
28. The contract for sale of the Goods and the provision of the services is made in the State of Victoria and the Purchaser agrees to submit all disputes arising with Goldacres to the courts of such State and any court competent to hear appeals therefrom.

Contents

I CHASSIS	5	Fill Point	38
Chassis - 3000-4000L	5	Chemical Pump & Chemical Probe Inlet.	39
Access Platform Left Side & Boom Rest	6	Micromatic Rinse Socket.	40
Access Platform Left Side & Boom Rest	7	6 DCI	41
Access Platform Left Side & Boom Rest	8	Not Fitted	41
Boom Rest Cross Member & Work Light	9	7 DUAL PRODUCT	43
Air Coupling Point	10	Not Fitted	43
Tank Drain Mechanism.	11	8 INDUCTION HOPPER	45
Tanks - Rinse & Fuel - Mounting	12	Hopper Tank & Frame	45
Tank - Hand Wash - Mounting.	13	Hopper Frame	46
Tank - Hand Wash - Assembly	14	Hopper Tank.	47
Battery Tray Covers	15	Hopper Tank.	48
Battery Tray Assembly.	16	Hopper Bottom - 2" Flanged	49
Washer Bottle & Isolator	17	9 FOAM MARKER TANK	51
Bonnet	18	Not Fitted	51
Drain Points - Front	19	10 TRANSCAL	53
Drain Points - Side	20	Not Fitted	53
Pneumatic Reservoir Assembly	21	11 MAIN TANK	55
2 PUMPS	23	Tank Assembly - 3000 & 4000 L.	55
Spray Pump & Suction Filter Assembly	23	Tank Assembly - 3000 & 4000 L.	56
Spray Pump & Suction Filter Assembly	24	Venturi Filler Assembly.	57
Fill Pump	25	Tank Rinsing Nozzle - Elbow Assembly	58
Wash Down Gun Pump	26	Inlet - Boom Recirculation - RapidFlow	58
3 FLUSH TANK	27	Inlet - Tank Fill 1" - Chemical Pump	59
Flush Tank Assembly.	27	Inlet - Tank Fill 3".	59
Flush Tank - Check Valve Assembly	28	Inlet - Hopper Tank 2" - Angled	60
4 RH POD	29	Outlet - Tank Overflow 3".	60
Not Fitted	29	Supermix Agitator	61
5 LH POD	31	Breather Valve Assembly	61
EZ Control Station - Mounting	31	Dry Sight Tube - Float & Guide	62
EZ Control Station - Assembly	32	Dry Sight Tube - Locating Cap Assembly	62
EZ Control Station - Assembly	33	Dry Sight Tube - Float Assembly	63
Fill Shut Off Valve	34	Dry Sight Tube - Cap & Tube Assembly.	64
Rinse & Agitation Valve Manifold	35	Dry Sight Tube - Mount	65
Control Valve & Pressure Manifold	36	Tank Straps & Stops	66
Pressure Water Delivery Manifold.	37		
Chemical Transfer Pump.	38		

I2 WHEELS & MUDGUARD**67**

Mudguard Mounts - Front Axle	67
Mudguard Mounts - Rear Axle.	68
Mudguards - Front	69
Mudguards - Rear	70
Tyres & Rims	71

I3 BOOM CENTRE**73**

Paralift Arms & Paralift Rear	73
Paralift Arms & Paralift Rear	74
Base Assembly	75
Base Assembly	76
Tilt Assembly.	77
Yaw Assembly	78
Yaw Assembly	79
Double Roll Shocker Assembly	80
Centre Level Assembly	81
Oversize Sign.	82
Delta Link	83
Lower Limit Switch - Raven	84
Manual Grease Station	85
RapidFire System Assembly	86
RapidFire 7 Section Solenoid Box	87
RapidFire 10 Section Solenoid Box	88
RapidFire Solenoid Assembly	89
RapidFire Solenoid Valve.	89
RapidFire Pneumatic Oiler & Dryer	90
Norac System	91
Norac Spare Parts List	92
Norac Spare Parts List	93

I4 BOOM WING**95**

Boom Pivots - 24-36m.	95
Boom Fold Adjuster - 24-36m.	96
Boom Fold - 2nd Stage - 24-30m	97
Boom Fold - 2nd Stage - 24-30m	98
Boom Fold - 2nd Stage - 33-36m	99
Boom Fold - 2nd Stage - 33-36m	100
Boom Fold - Breakaway Springs - 33-36m.	101
3D Breakaway 2.0	102
Boom Tip - 3D Breakaway 2.0.	103
Boom Tip - 3D Breakaway 2.0 - Mechanism	103
Boom Tip - Fence Line End Protector	104
Boom Protectors - Inner & Outer Wings	105

Boom Protectors - Inner & Outer Wings	106
Pivot Assembly - Upper	107
Pivot Assembly - Lower	107
Boom Wing - Steel Inner	108
Boom Wing - Aluminium Outer.	108
Boom Wing - Aluminium Outer Assembly	109
Boom Wing - Aluminium Break Away Tip	109
Touch Down Wheel	110
Touch Down Wheel	111

I5 ELECTRICS**I13**

Lighting - Boom Tip LEDs	I13
Lighting - Headlights & Indicator	I14
Lighting - Cab Lights - Front	I14
Lighting - Cab Lights - Rear	I15
Lighting - Egress Relay	I15
Lighting - Rear Tail Lights.	I16
Lighting - Night Pro LEDs	I16
Lighting - Rotating Beacon - Screw Mount.	I17
Lighting - Rotating Beacon - Pole Mount.	I17
Batteries	I18
Horn	I18
Buss Bar & Isolator Switch	I19
Lighting - Boom Work Light	I20
Reverse Warning Beeper	I21
Cabin Fuse Box	I22
Fuse Box 'A' - Cabin	I23
Electrical Connectors - AMP.	I24
Electrical Connectors - AMP.	I25
Electrical Connectors - Deutsch.	I26
Electrical Connectors - Deutsch.	I27
Electrical Connectors - Weather Pack.	I28
Electrical Connectors - Weather Pack.	I29
Electrical Harnesses	I30

I6 SCHEMATICS**I32**

Plumbing	I32
Plumbing - Hose List	I33
Pneumatics	I34
Pneumatics - Hose List.	I35
Hydraulics - Base.	I36
Hydraulics - TriTech Boom	I37
Hydraulics - Row Crop Boom	I38
Hydraulics - Hose List	I39

Hydraulics - Hose List	140
Hydraulics - Hose List	141
Hydraulics - Hose List	142
Fuel System.	142

17 DECALS

144

Decals - Base Kit	144
Decals - Base Kit	145
Decals - Base Kit	146
Decals - Base Kit	147
Decals - Base Kit	148
Decals - Base Kit	149
Decals - Base Kit	150
Decals - Base Kit	151
Decals - Bonnet	152
Decals - Tank.	152
Decals - Dry Sight Tube	152

18 HYDRAULICS

154

Oil Tank & Frame	154
Oil Tank & Frame	155
Oil Tank Assembly.	156
Oil Tank - Gauge Assembly	157
Oil Tank - Oil Return Filter	158
Transfer Case Cooler Assembly.	159
Steering Orbital	160
Manifold Assembly - Park Brake	161
Manifold Assembly - Front Chassis	162
Accumulator Assembly	163
Auto Steer - Trimble Manifold.	164
Auto Steer - John Deere Manifold.	165
Hydraulic Manifold - Return	166
Pressure Reducing Valve Assembly	167
Flow Divider Assembly	167
Yaw Control Valve Assembly	168
Hydraulic Yaw Charge Line	168
Hydraulic Cylinder - Boom Lift	169
Hydraulic Cylinder - Yaw	170
Hydraulic Cylinder - Boom Tilt	171
Hydraulic Cylinder - Fold 24-30m	172
Hydraulic Cylinder - Fold 33-36m	173
Hydraulic Cylinder - Bi-fold	174
Hydraulic Cylinder - Centre Leveling	175
NORAC Assembly.	176

NORAC Valve Block Assembly	177
Boom Valve Block Assembly.	178

19 PLUMBING

180

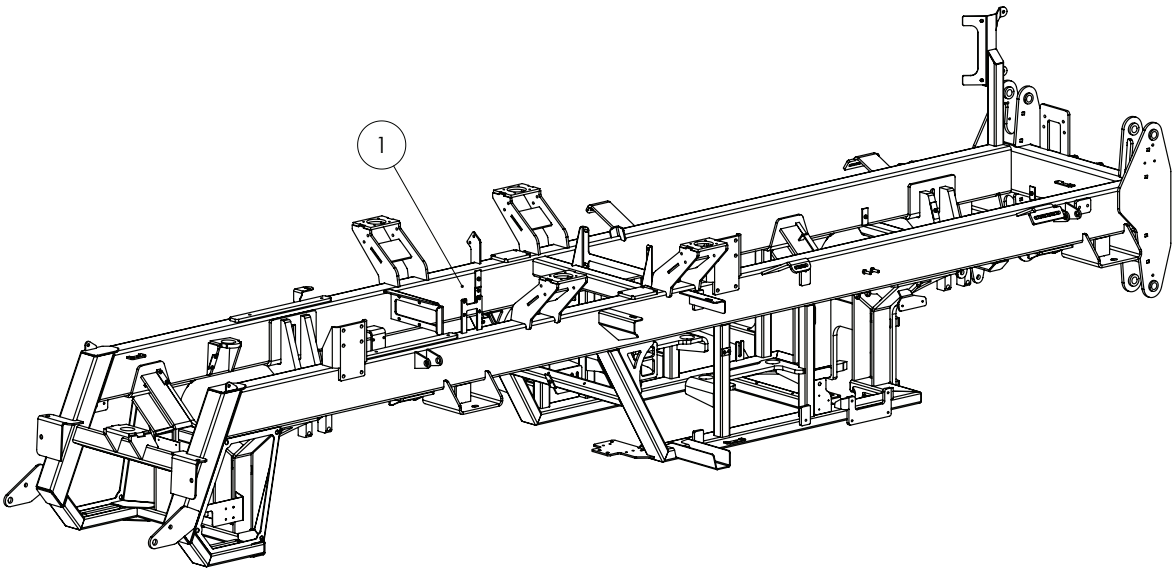
Dual Pressure Filter Assembly	180
Suction Filter	181
Flow Meter - Raven Controller - Flange Clamps	182
Flow Meter Assembly	183
RapidFire - RapidFlow Return Valve.	184
RapidFire - Pressure Flow Distributor - 4400	185
RapidFire - Pressure Flow Distributor - ISOBUS	186
Boom Lines - RapidFire Plumbing	187
Boom Lines - Plumbing	188
Nozzles - Teejet Single Body.	189
Nozzles - Teejet Clock Face Body	190
Nozzles - Altek Dual Spray Body	191
Nozzles - Altek Spray Stop - Push On Type.	192
Nozzles - Dual Spray Line	193
Nozzles - Fence Line - Manual Operated	194
Nozzles - Fence Line - Solenoid Operated	195
Nozzles - Tip Strainers.	195
Nozzles - IDK - Cap	196
Nozzles - IDK - Tips	196
Nozzles - ID3 - Cap	196
Nozzles - ID3 - Tips	196
Nozzles - AIXR - Tips	196
Nozzles - Adjustable Brackets	197
Nozzles - Bracket Kits	197
Nozzles - Mid Breakaway Assembly.	198
Nozzles - Mid Breakaway Assembly.	199
Boom Poly - Mounts	200
Boom Poly - Fittings	201
Boom Poly - 600mm	202
Boom Poly - 1100mm	202
Boom Poly - 1200mm	202
Boom Poly - 1600mm	203
Boom Poly - 2100mm	203
Boom Poly - 2600mm	204
Boom Poly - 3100mm	204
Hoses	205
Hose Clamps.	206
Cable Ties	206
Chemical Probe Hose Lance.	207
Enviro Coupling & Hose	207

20 ENGINE & TRANSMISSION	208	22 CAB	248
Engine / Transmission Pump	208	Fuse Box Lid	248
Engine Mounts	209	Brake Pedal Assembly	249
Combination Cooler Mounting	210	Brake Valve Assembly	250
Combination Cooler - Pipes & Fittings	211	Steering Orbitrol - Plate Mount	251
Combination Cooler Fan	212	Steering Column - Plate Mount	251
Air Cleaner.	213	Steering Column & Orbitrol - Direct Mount	252
Air Governor.	214	Seat Mounting	253
Transmission Pump Adaptor.	215	Seat & Side Console	254
Transmission Pumps	216	Side Console - Base Assembly.	255
Transmission Pumps	217	Side Console - Joystick.	256
Air Conditioner Condenser	218	Side Console - Screen Mounts.	257
Air Conditioner Compressor	219	Side Console - Switches	258
Coolant System - Heater Hose Fittings	220	Cabin Isolators	259
Coolant System - Header Tank Assembly.	221	Cabin Isolators	260
Fuel Filter - In-line	222	EuroCab Spare Parts - Miscellaneous	261
Fuel Filter - Primary	222	EuroCab Spare Parts - Miscellaneous	262
Fuel Filter - Secondary	223	EuroCab Spare Parts - Window Glass.	263
Fuel Tank	224		
Exhaust Pipe Work	225	23 BRAKES	264
Exhaust.	226	Brake Booster	264
Transfer Case - Mounting	227	Brake Fittings - Front & Rear Axle	265
Transfer Case	228	Brake Packs - Front & Rear Axle.	266
Transfer Case	229		
Transfer Case - Pneumatic Manifold Assembly	230		
21 DRIVELINE & DIFFERENTIAL	232		
Front & Rear Axle	232		
Front & Rear Axle - Airbag Mounts & Tow Points.	233		
Front & Rear Axle - Torque Rods & Shocks	234		
Front & Rear Axle - Torque Rods & Shocks	235		
Front & Rear Axle - Steering.	236		
Rear Axle - Sway Bar.	237		
Rear Axle - Steering Lines & Sensor	238		
Front Axle - Steering Lines & Sensor	239		
Front & Rear Axle - Drop Leg	240		
Front & Rear Axle - Drop Leg	241		
Front & Rear Axle - Drop Leg	242		
Front & Rear Axle - Differential	243		
Front & Rear Axle - Differential	244		
Drive Shafts	245		
Ride Height Valves - Front	246		
Ride Height Valves - Rear	247		

Chapter I

CHASSIS

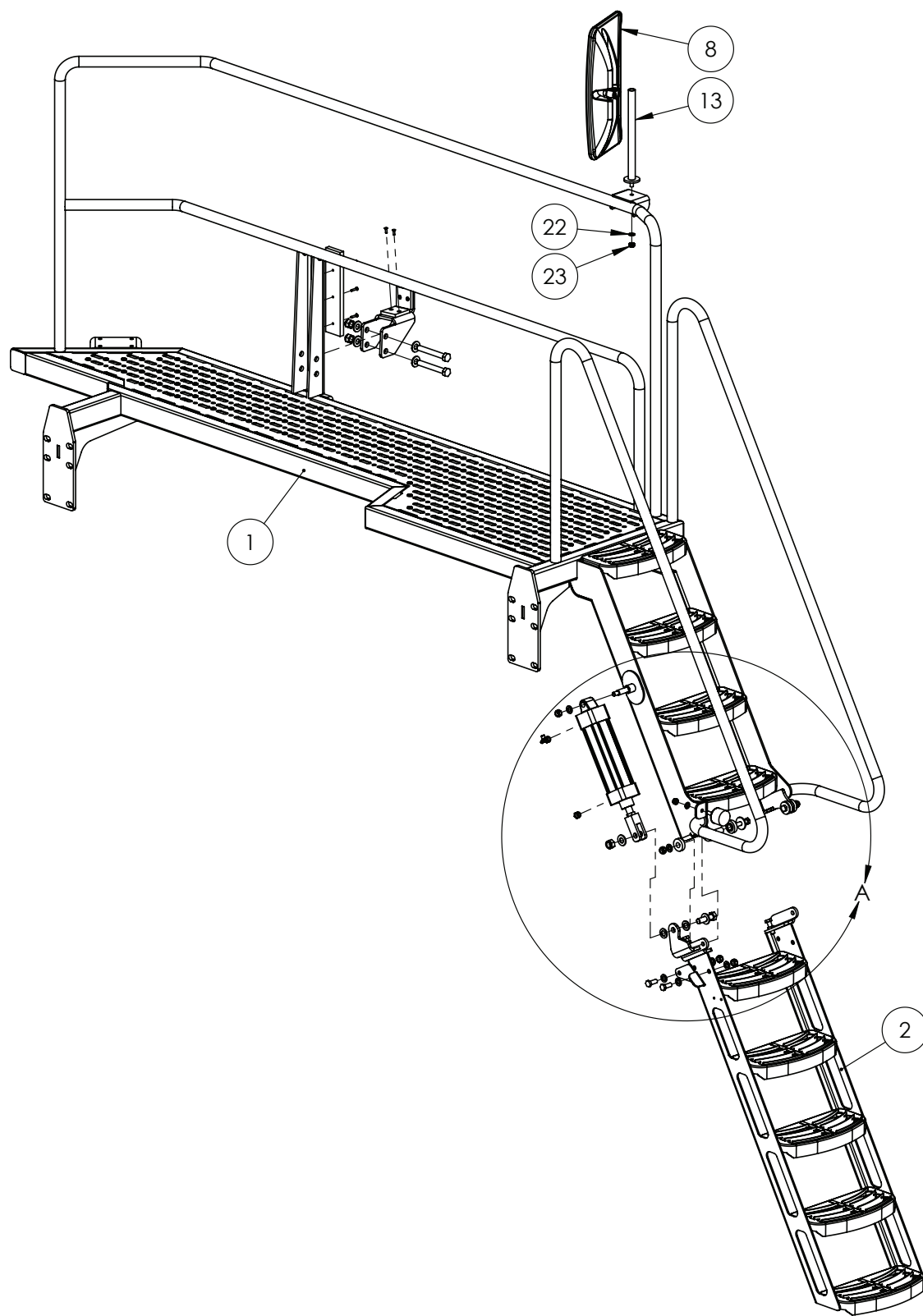
Chassis - 3000-4000L



ITEM NO.	PART NUMBER	DESCRIPTION	QTY.
1	GA4661500	Chassis	1

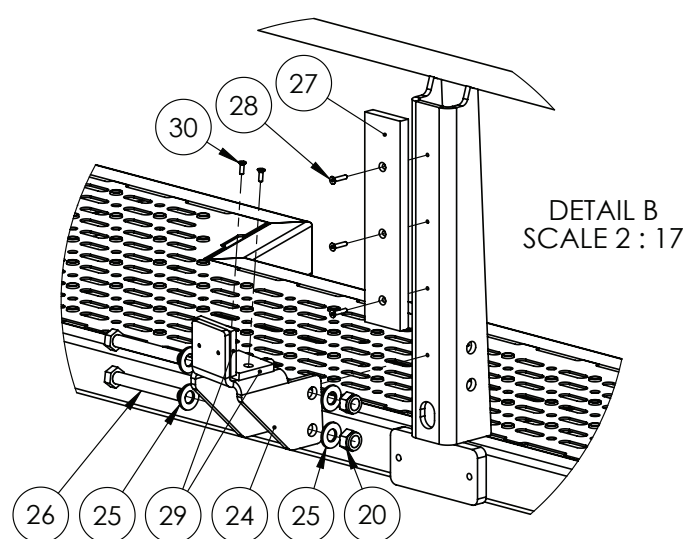
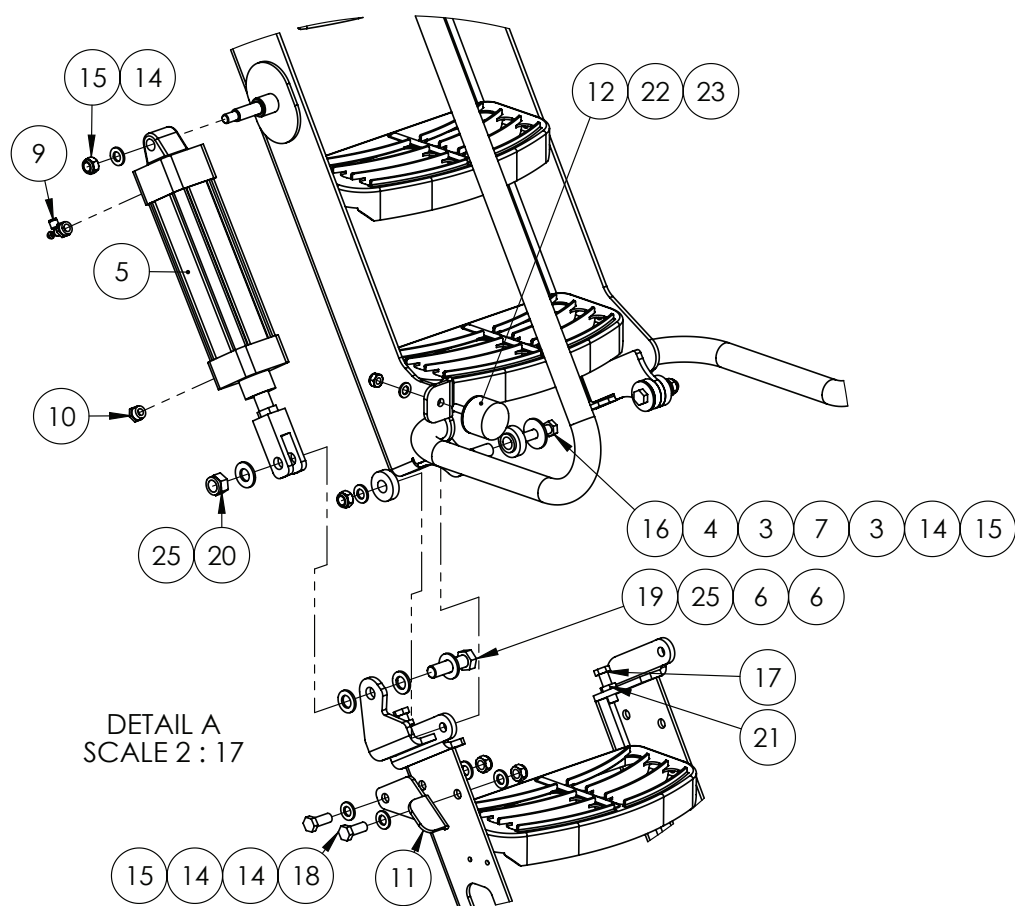
Continued over page

Access Platform Left Side & Boom Rest



Continued over page

Access Platform Left Side & Boom Rest

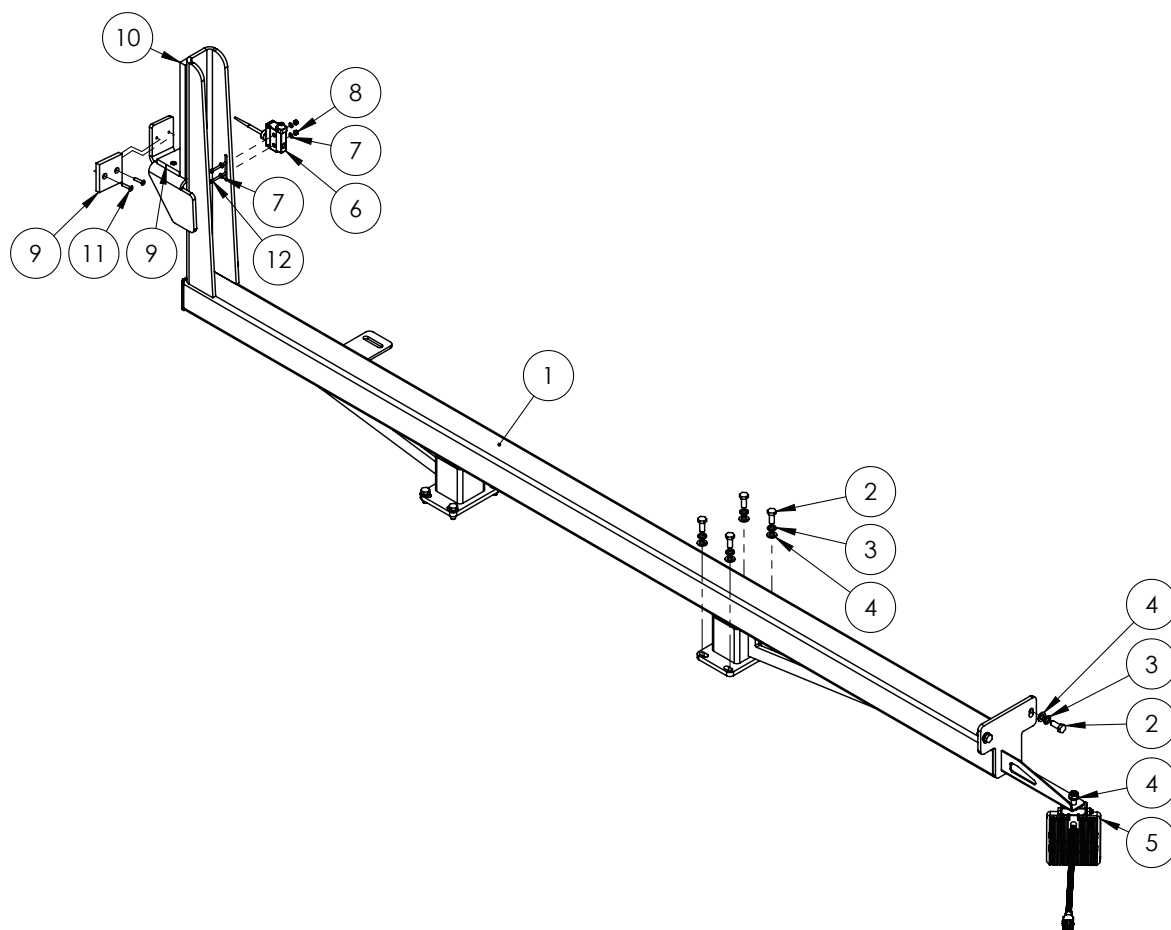


Continued over page

Access Platform Left Side & Boom Rest

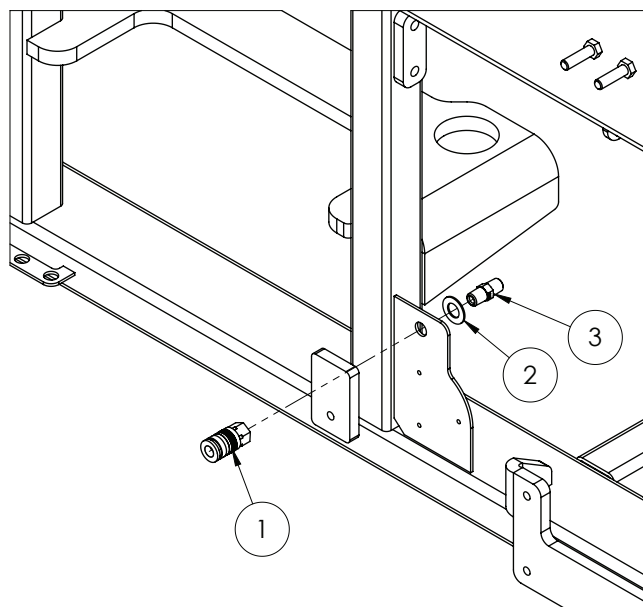
ITEM NO.	PART NUMBER	DESCRIPTION	QTY.
1	GA4660975	Platform, Cabin Access LH	1
2	GA4659760	Lower Ladder	1
3	GA4553030	Bush Nylon Ladder Pivot SP	4
4	GA4505410	Ladder Pivot Bush Retainer Plate SS	2
5	GA5069674	Pneumatic Cylinder 63 x 175mm	1
6	GA5069810	Washer, Nylon, 16 ID x 30 OD x 3 mm	2
7	GA4553025	Bush Ladder Pivot SP MY13	2
8	GA5005048	CCSP Mirror 440 x 200mm	1
9	GA5015643	Needle valve	1
10	GA7000001	Breather Silencer, 3/8" BSP, Brass, Flat	1
11	GA4507865	Plate, Ladder Fold Stop Access Platform	1
12	GA5052815	Rubber Stopper, Diameter 50 x 35 Long, With M10 x 35 Stud	1
13	GA4660315	Mirror Post	1
14	GA5000577	Washer 12mm Flat SS HD	7
15	GA5012461	Nut M12 Nyloc ZP	5
16	GA5000335	Bolt M12 x 60 GR8.8 ZP	2
17	GA5000319	Bolt Gr 8.8 ZP M12x40	2
18	GA5000305	Set Screw M12 x 30 GR8.8 ZP	2
19	GA5000941	Bolt M16 x 60 GR8.8 ZP	1
20	GA5001029	Nut M16 Nyloc ZP	3
21	GA5071280	M12 Plain nut half	2
22	GA5000117	Washer 10mm Flat SS HD	2
23	GA5000141	Nut M10 Nyloc ZP	2
24	GA4500960	Plate, Boom Rest Support, LH Bolt On, Tritech	1
25	GA5001043	Washer 16mm Flat SS HD	6
26	GA5011275	Bolt M16 x 120 GR8.8 ZP	2
27	GA4550725	Plastic Wear Strip, Boom Rest Upright	1
28	GA5050115	CSCS M5 x 25 SS A2-70	3
29	GA4550730	Plastic Wear Strip, Boom Rest Saddle	2
30	GA5051230	CSCS M5 x 16 SS A2-70	4

Boom Rest Cross Member & Work Light



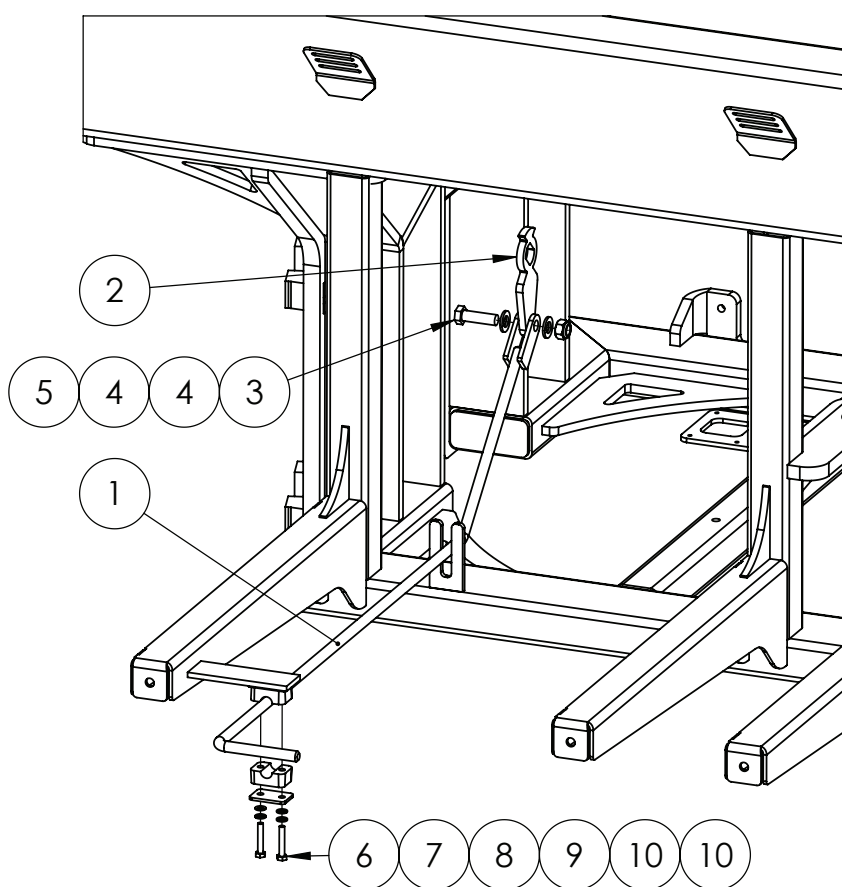
ITEM NO.	PART NUMBER	DESCRIPTION	QTY.
1	GA4661215	Boom Rest Cross Member, Trittech	1
2	GA5006161	Bolt M10 x 25 GR8.8 ZP	10
3	GA5000137	Washer 10mm Spring SS	10
4	GA5000117	Washer 10mm Flat SS HD	11
5	GA4913495	Light, Pod Work Light Assembly, LED, Flood Beam	1
6	GA5012129	Limit switch, Flexible arm, Micro, IP65, 10 Amp	1
7	GA5020510	Washer 4mm Flat SS	4
8	GA5049025	Nut M4 Nyloc SS	2
9	GA4550730	Plastic Wear Strip, Boom Rest Saddle	2
10	GA4550725	Plastic Wear Strip, Boom Rest Upright	1
11	GA5050115	CSCS M5 x 25 SS A2-70	7
12	GA5049800	SHCS M4 x 40 GR12.9 ZP	2
13	GA5052345	75 x 75 mm square tube insert black	1

Air Coupling Point



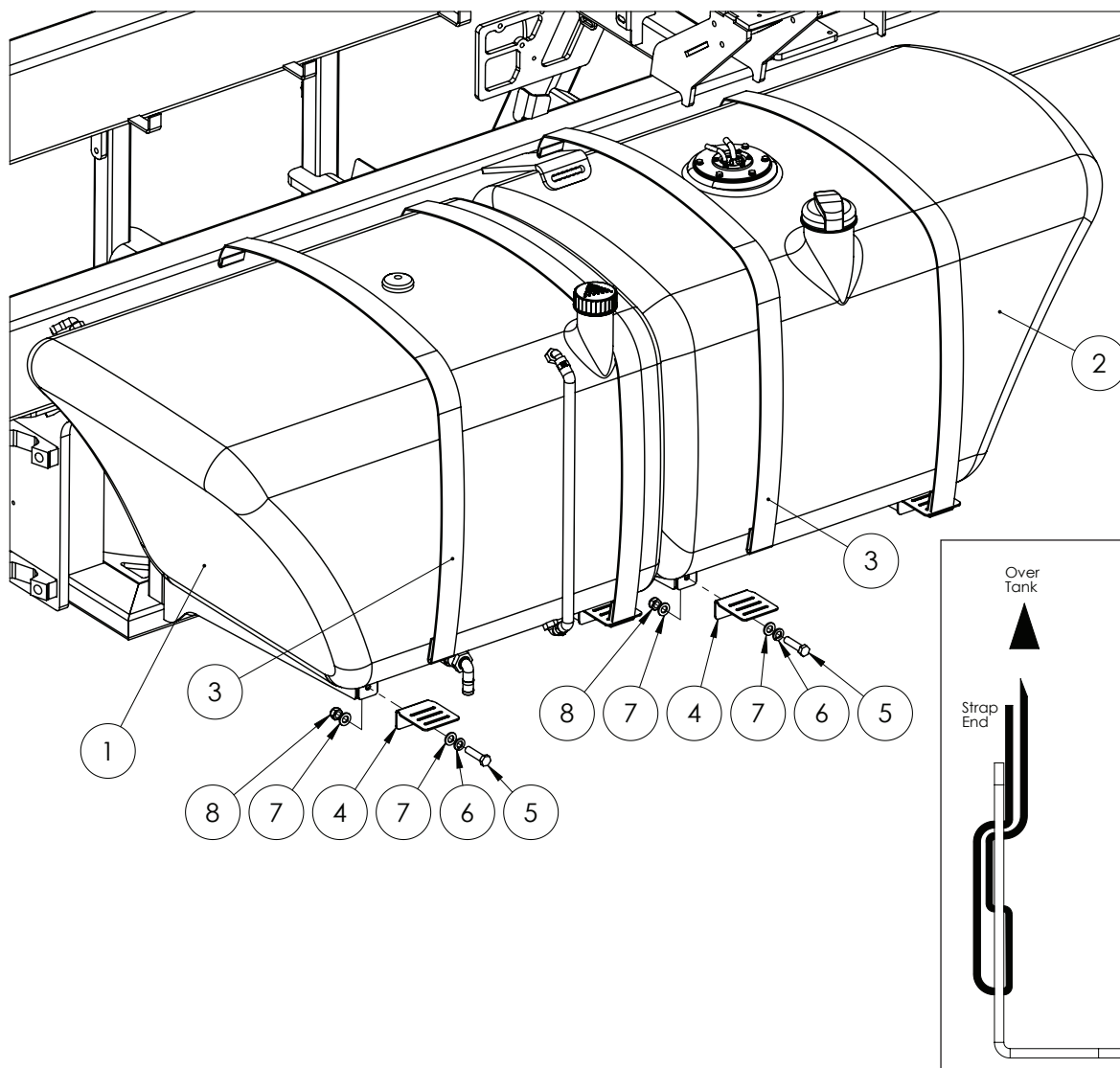
ITEM NO.	PART NUMBER	DESCRIPTION	QTY.
1	GA5076620	Coupling, Air, 1/4" BSPP female x female	1
2	GA5050325	Washer 14mm Flat SS	1
3	GA3500218	Hydraulic adaptor, Nipple, 1/4" BSPT male x 1/4" BSPT male	1

Tank Drain Mechanism



ITEM NO.	PART NUMBER	DESCRIPTION	QTY.
1	GA4600785	Remote Sump Drain Handle	1
2	GA4400290	Plate, Remote Valve Tap Link, 3" Drain	1
3	GA5000319	Bolt Gr 8.8 ZP M12x40	1
4	GA5000577	Washer 12mm Flat SS HD	2
5	GA5012461	Nut M12 Nyloc ZP	1
6	GA5011405	Bolt M6 x 35 GR8.8 ZP	2
7	GA5004447	Washer 6mm Spring SS	2
8	GA5004437	Washer 6mm Flat SS	2
9	GA5078068	Mounting Clamp, Single type, Plate, Top, Group 2	1
10	GA5078058	Mounting clamp, Single type, Jaw, Pair, Group 3, 14mm	2

Tanks - Rinse & Fuel - Mounting

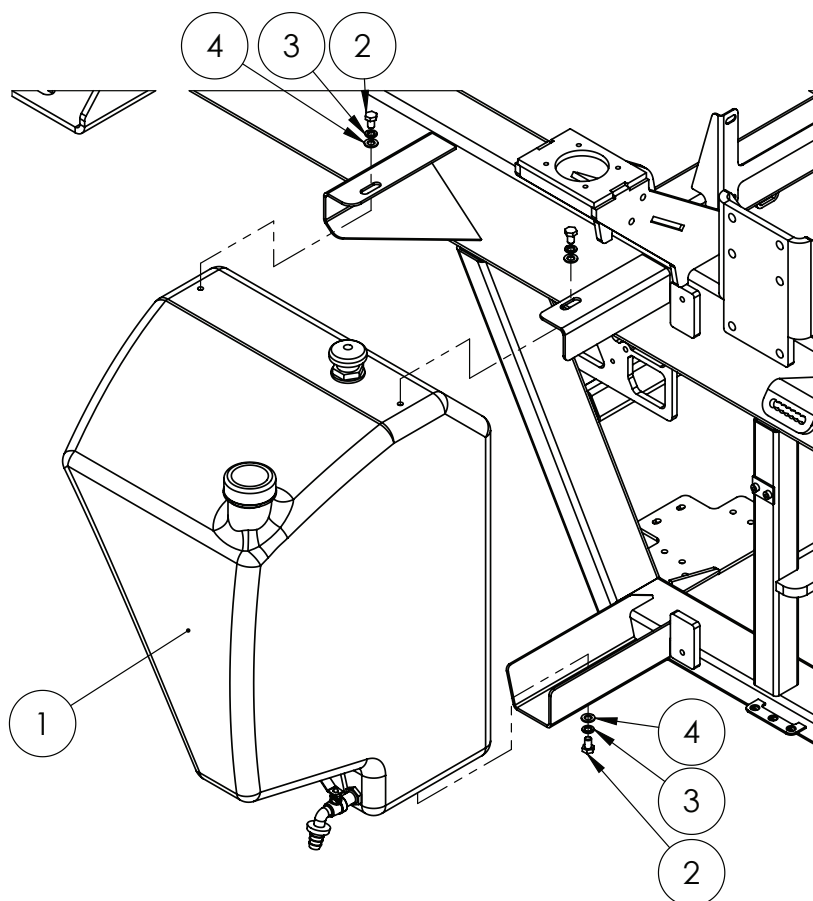


ITEM NO.	PART NUMBER	DESCRIPTION	QTY.
1	~	Fresh Water Tank Assembly	1
2	^	Fuel Tank Assembly	1
3	GA5003859	Tank Strap, Fuel and Fresh Water - Cut to 1350 mm	4
4	F70127A	50mm Tank Strap Bracket	4
5	GA5011237	Set Screw M12 x 50 GR8.8 ZP	4
6	GA5000575	Washer 12mm Spring SS	4
7	GA5000577	Washer 12mm Flat SS HD	6
8	GA5012461	Nut M12 Nyloc ZP	2

~ See Chapter 3 'Flush Tank' for sub-assembly.

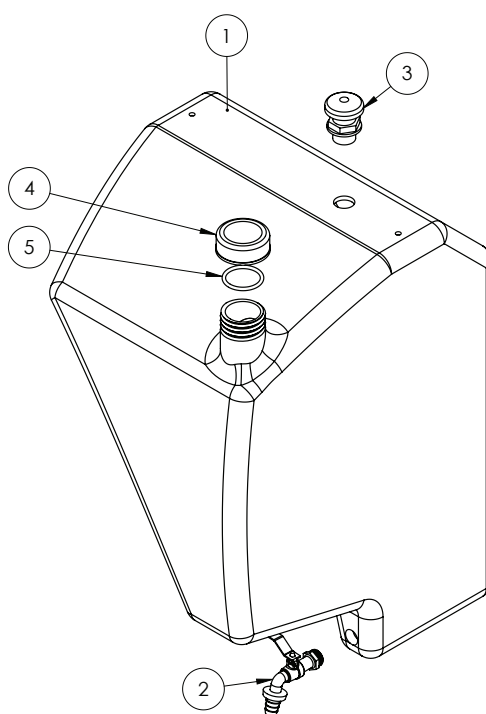
^ See Chapter 20 'Engine & Transmission' for sub-assembly.

Tank - Hand Wash - Mounting



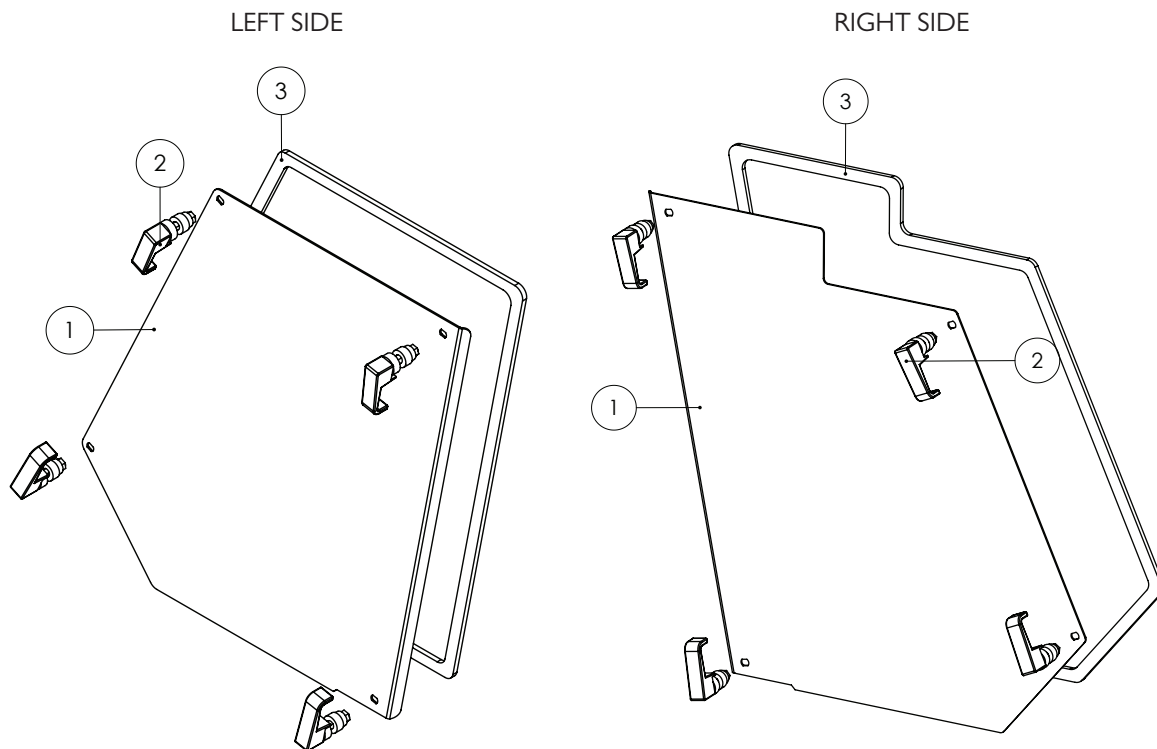
ITEM NO.	PART NUMBER	DESCRIPTION	QTY.
1	*	Tank Assembly, Hand Wash 70L	1
2	GA5006143	Bolt M10 x 16 GR8.8 ZP	3
3	GA5000137	Washer 10mm Spring SS	3
4	GA5000117	Washer 10mm Flat SS HD	3

Tank - Hand Wash - Assembly



ITEM NO.	PART NUMBER	DESCRIPTION	QTY.
1	GA8500017	Tank, 70L Hand Wash, Black	1
2	GA5070735	Tap 3/4" BSP with hose barb suit Hand Wash Bottle	1
3	GA5077045	Breather valve, Labyrinth type, 1" male thread	1
4	GA5009157	Cap, Suit exacta foam tank, Yellow, O ring not included	1
5	GA5009187	O ring, 60 OD, 50 ID x 5mm, suits exacta tank cap	1

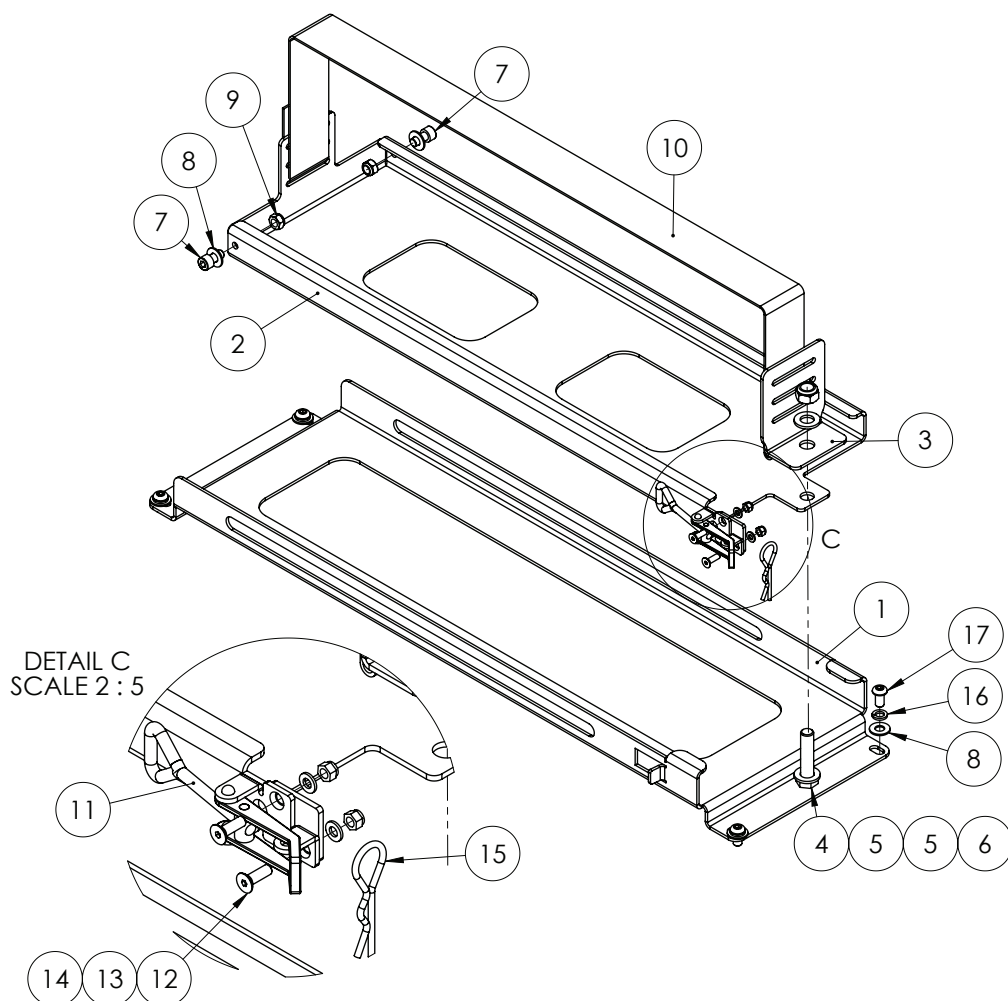
Battery Tray Covers



Quantities shown are per side.

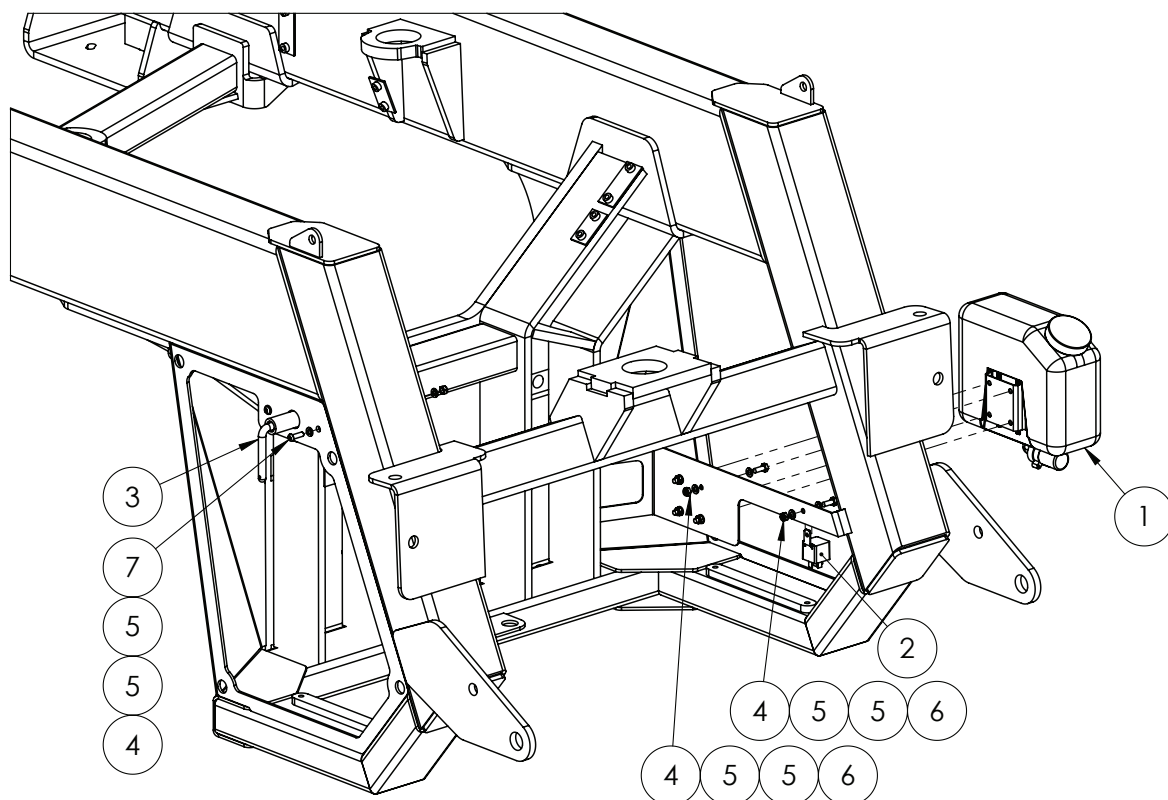
ITEM NO.	PART NUMBER	DESCRIPTION	QTY.
1	GA4500460	Plate, Chassis Side Cover, LH, G4V	1
	GA4500455	Plate, Chassis Side Cover, RH, G4V	
2	GA5066600	Rawl action latch, quick access fastener, Swell, Black	4
3	GA5016463	Foam Tape, seal, self adhesive, 12mm Wide x 7.6mm Thick, 3m long	1

Battery Tray Assembly



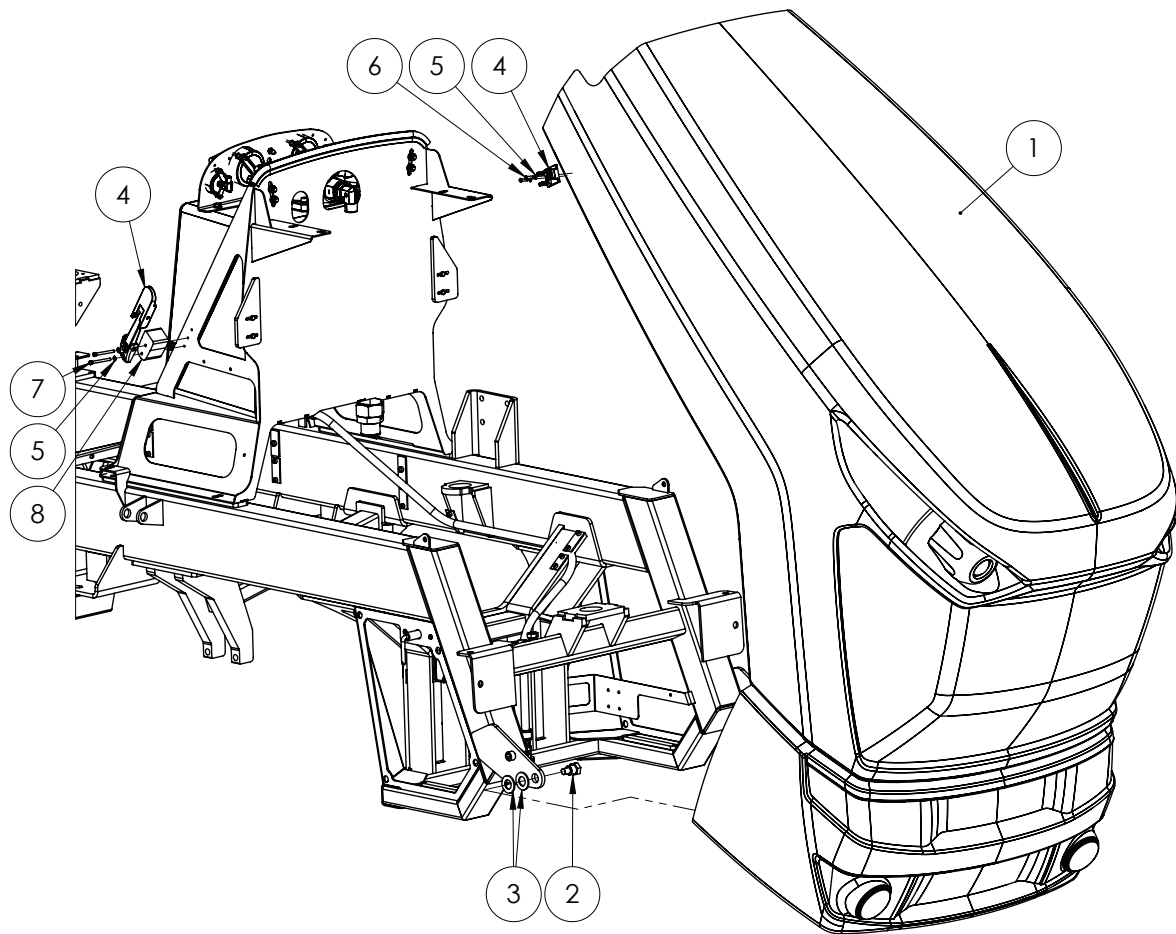
ITEM NO.	PART NUMBER	DESCRIPTION	QTY.
1	GA4500105	Plate, Battery Tray Outer	1
2	GA4500110	Plate, Battery Tray Inner	1
3	F70127A	50mm Tank Strap Bracket	1
4	GA5011237	Set Screw M12 x 50 GR8.8 ZP	1
5	GA5000577	Washer 12mm Flat SS HD	2
6	GA5012461	Nut M12 Nyloc ZP	1
7	GA5050690	SHCS M8 x 16 GR12.9 ZP	2
8	GA5003643	Washer 8mm Flat ZP HD	6
9	GA5004917	Nut M8 Nyloc ZP	2
10	GA5003859	Strap, Tank, 50mm, Goldacres branded - Cut to 1150 mm	1
11	GA5007071	Latch, Adjustable, Induction Hopper Lid	1
12	GA5051230	CSCS M5 x 16 SS A2-70	2
13	GA5003983	Washer 5mm Flat SS	2
14	GA5003974	Nut M5 Nyloc ZP	2
15	GA5003487	R Clip S10 3mm	1
16	GA5004919	Washer 8mm Spring SS	4
17	GA5004696	BHCS M8 x 16 SS A2-70	4

Washer Bottle & Isolator



ITEM NO.	PART NUMBER	DESCRIPTION	QTY.
1	GA5071645	Washer Bottle, Windscreen	1
2	GA5012001	Relay, 12V 5 Pin 40A change over, Narva	1
3	GA5005787	Battery Isolator switch large	1
4	GA5048115	Nut M6 Nyloc ZP	7
5	GA5004437	Washer 6mm Flat SS	14
6	GA5004041	Bolt M6 x 16 GR8.8 ZP	5
7	GA5004053	BHCS M6 x 20 SS A2-70	2

Bonnet

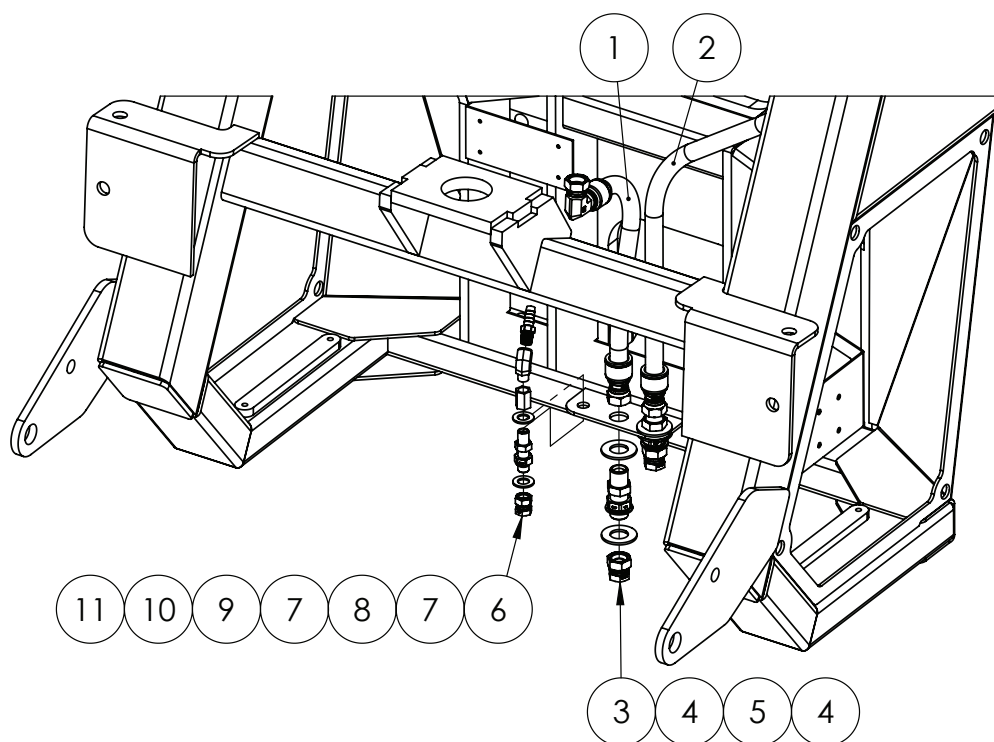


BONNET SPARE PARTS

PART NUMBER	DESCRIPTION
GA3000082	Globe, HB3, 12v, 60w, Narva
GA5075415	Indicator / Running Light Assembly, LED

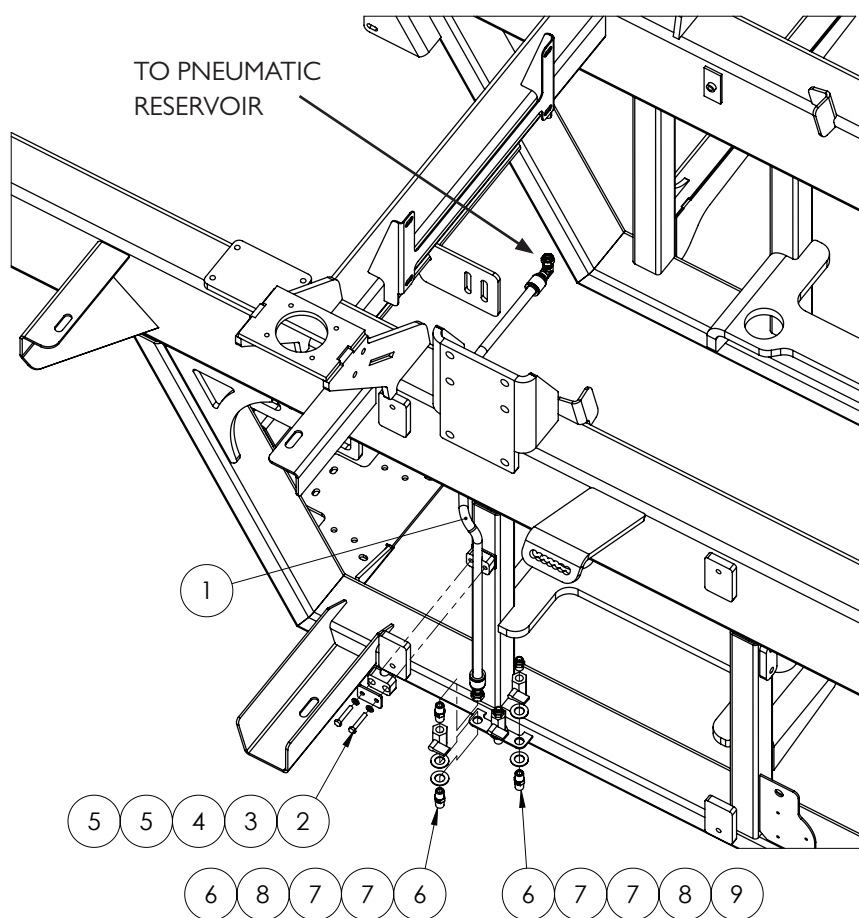
ITEM NO.	PART NUMBER	DESCRIPTION	QTY.
1	GA6100630	Bonnet Assembly	1
	GA5072720	Bonnet Grill Mesh, Upper, suit GA5072135 and GA5072145	-
2	GA4552765	Shoulder bolt	2
3	GA0500078	Washer, 1" ID x 1 7/8" OD x 1/8" Thick, Nylon	4
4	GA5066595	Bonnet Latch	2
5	GA5004437	Washer 6mm Flat SS	8
6	GA5004053	BHCS M6 x 10 SS A2-70	4
7	GA5070460	SHCS M6 x 60 SS A2-70	4
8	GA4502630	Bonnet Latch Spacer Block	2

Drain Points - Front



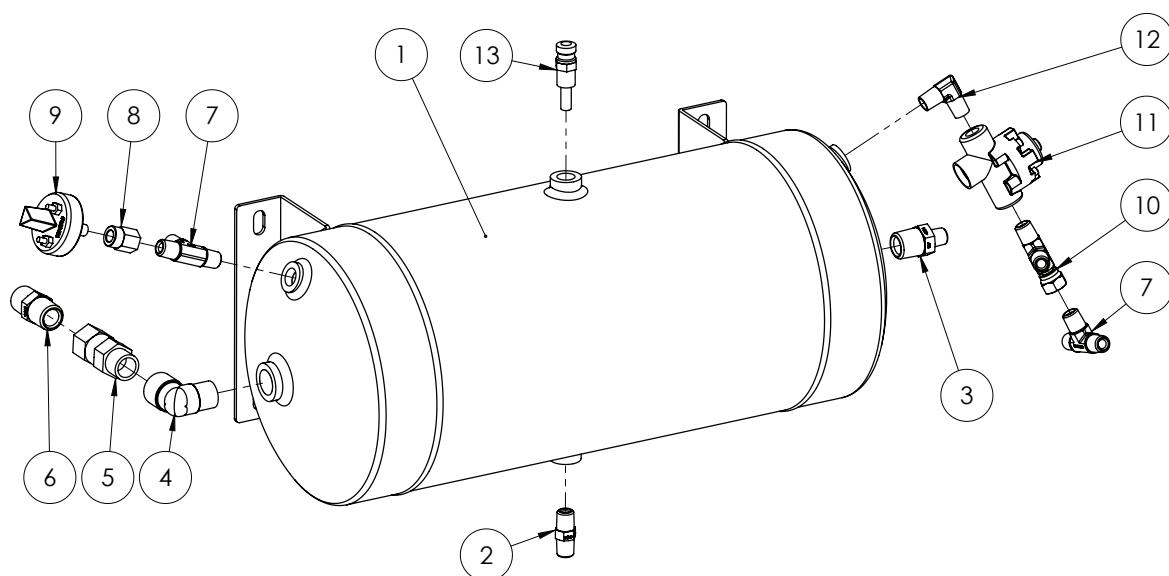
ITEM NO.	PART NUMBER	DESCRIPTION	QTY.
1	GA3500175	Hydraulic Hose Assembly, Engine Sump Drain	1
2	GA3500176	Hydraulic Hose Assembly, Hydraulic Reservoir Drain	1
3	GA3500278	Cap, Swivel, 1/2" BSPP female, S59-08	2
4	GA5001045	Washer 3/4" Flat ZP	4
5	GAS99-603	Hydraulic adaptor, Nipple, 1/2" BSP male x 1/2" BSP male	2
6	GA3500277	Cap, Swivel, 1/4" BSPP female	1
7	GA5017655	Washer 1/2" Flat SS	2
8	GA3500249	Hydraulic adaptor, Bulkhead nipple, 1/4" BSPP male x 1/4" BSPP male	1
9	GA5066940	Socket, 1/4" female thread, Hex, Brass	1
10	GA5049405	Elbow, 1/4" BSPT Male x 1/4" BSPT Female, 45 Deg	1
11	GA5020875	Hose barb, 1/4" male thread x 1/2" barb, Brass	1

Drain Points - Side



ITEM NO.	PART NUMBER	DESCRIPTION	QTY.
1	GA3500438	Pneumatic Hose Assembly, Reservoir to Drain Valve	1
2	GA5011405	Bolt M6 x 35 GR8.8 ZP	2
3	GA5004447	Washer 6mm Spring SS	2
4	GA5078068	Mounting Clamp, Single type, Plate, Top, Group 2	1
5	GA5078058	Mounting clamp, Single type, Jaw, Pair, Group 3, 14mm	2
6	GA3500218	Hydraulic adaptor, Nipple, 1/4" BSPT male x 1/4" BSPT male	4
7	GA5050325	Washer 14mm Flat SS	6
8	GA5018321	Valve, Ball, 1/4" female, Black Lever handle, Chromed	3
9	GA5045140	Pneumatic fitting, Nipple, 1/4" BSPT male x 6mm push type, Brass	2

Pneumatic Reservoir Assembly

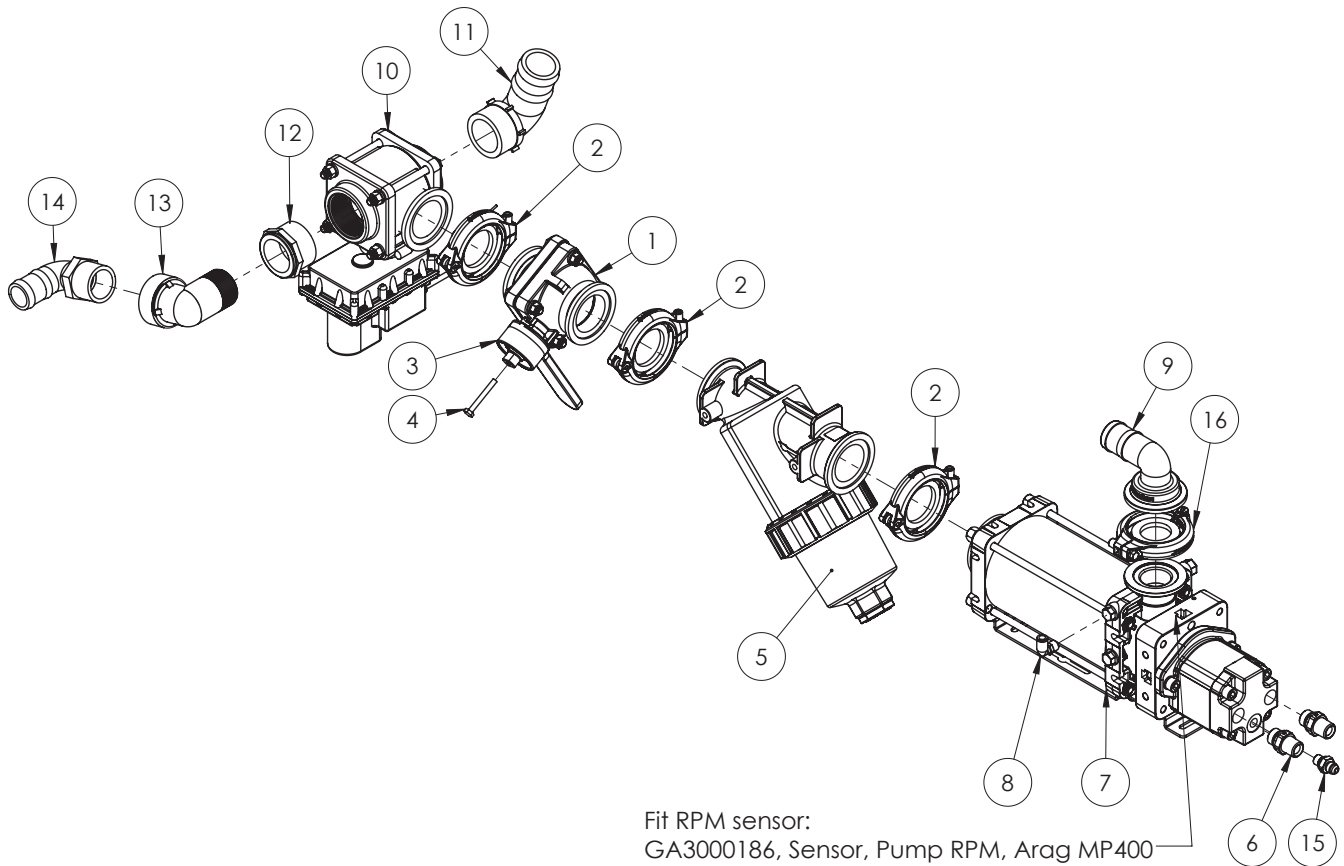


ITEM NO.	PART NUMBER	DESCRIPTION	QTY.
1	GA5071940	Tank, Air, 14.75L, Protex AT3	1
2	GA3500218	Hydraulic adaptor, Nipple, 1/4" BSPT male x 1/4" BSPT male	1
3	GA3500221	Hydraulic adaptor, Nipple, 1/2" BSPT male x 1/4" BSPT male	1
4	GA5048150	Plumbing adaptor, Elbow, 90 degree, 1/2" male thread x 1/2" female thread, Cast	1
5	GA5014795	SC3 single check valve 1/2" M/F	1
6	GA3500223	Hydraulic adaptor, Nipple, 1/2" BSPT male x 1/2" BSPT male	1
7	GA3500269	Hydraulic adaptor, Tee, 1/4" BSPT male x 1/4" BSPT male x 1/4" BSPT male	2
8	GA5069925	1/4" - 1/8" BSPT Female Reducing Socket	1
9	GA5011059	Pressure switch, Low air, 55 PSI actuation, SPDT, 1/8"	1
10	GA3500199	Hydraulic adaptor, Tee, 1/4 BSPT male x 1/4 BSPT male x 1/4 BSPP female	1
11	GA5013433	Pressure Protection Valve	1
12	S49-0404	Hydraulic coupling, Elbow, 90 degree, 1/4" BSPT male x 1/4" BSPT male	1
13	GA5017369	Valve Pressure Relief, 1/4", Air 150 PSI, Brass	1

Chapter 2

PUMPS

Spray Pump & Suction Filter Assembly



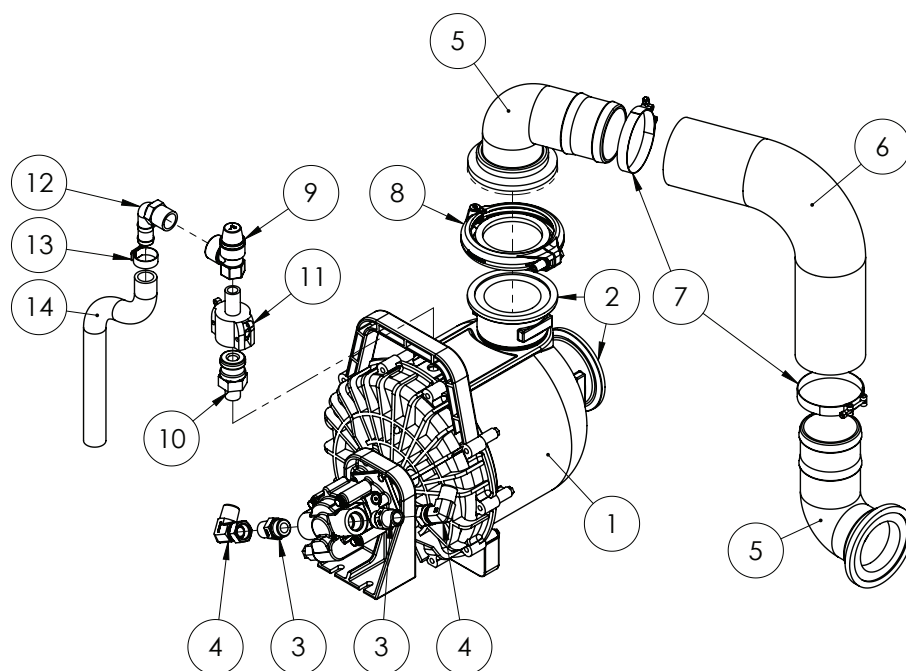
ITEM NO.	PART NUMBER	DESCRIPTION	QTY.
-	GA3000186	Sensor, Pump RPM, Arag MP400 / MSP400	1
1	GA5077908	Ball valve, 2" Full port , 4 Bolt Flanged, short, Banjo	1
2	GA2000115	Flange Clamp, and Gasket, 2", series 220, Hypro	3
3	GA5078192	Handle Extension, 2" x 1-3/8" Handle Offset	1
4	GA5006047	Bolt 1/4" UNC x 2" GR5 ZP	1
5	GA2000137	Filter, Suction, In Line, 30 Mesh, 220 Full Port Flange	1
6	GA3500310	Hydraulic adaptor, Nipple, 1/2" BSPT male x 1/2" BSPP male	2
7	GA2000123	Pump, Multistage Centrifugal, Hydraulic Drive, 2" FP Flange Inlet, 2" SP Flange Outlet, Arag MSP400	1
8	GA5052690	Pneumatic fitting, Elbow, 90 degree, 1/4 BSP male x 8mm push type, Metal	1
9	GA5077834	Hose barb, Elbow, 90 degree, 2" flange x 1 1/2" hose	1

Continued over page

Spray Pump & Suction Filter Assembly

ITEM NO.	PART NUMBER	DESCRIPTION	QTY.
10	GA2000018	Valve, Ball, Electric 3 way, 2" Full Port	1
11	GA5077740	Hose barb, Elbow, 90 degree, 2" male thread x 2" hose	1
12	GA5078023	Bush, Reducing, Poly, 2" Male Thread x 1 1/2" Female Thread	1
13	GA5078140	Street elbow, 90 degree, 1 1/2" female thread x 1 1/2" male thread	1
14	GA5077736	Hose barb, Elbow, 90 degree, 1 1/2" male thread x 1 1/2" hose	1
15	GA3500544	Hydraulic adapter, Nipple, 1/4" BSPP O-ring male x 9/16" JIC male	1
16	GA2000114	Flange Clamp, and Gasket, 1.5", series 200, Hypro	1

Fill Pump

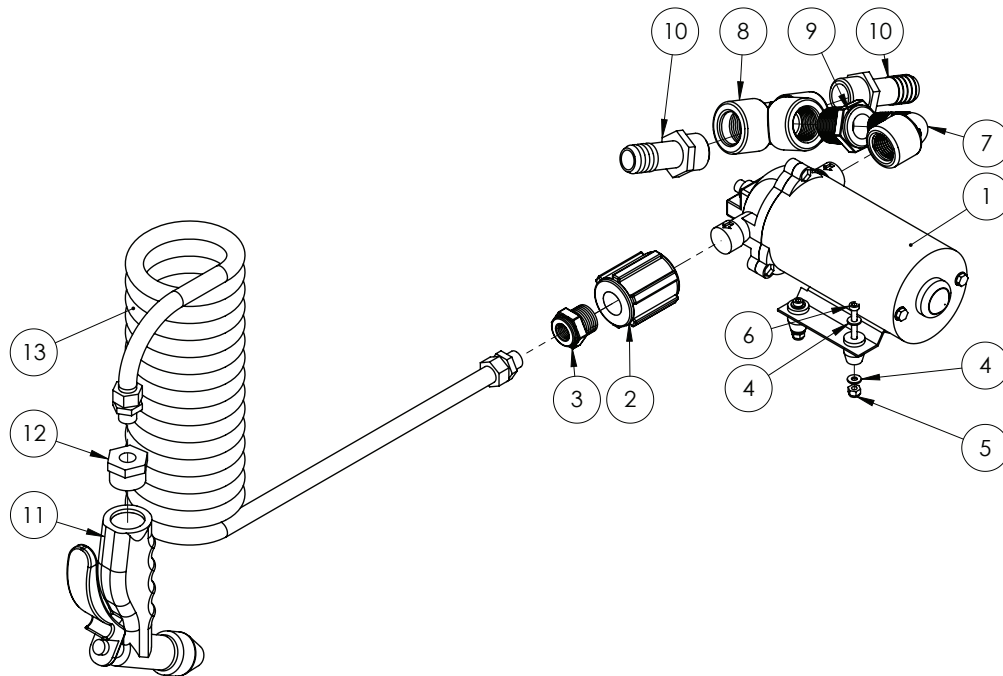


SPARE PARTS

PART NUMBER	DESCRIPTION
GA5072631	Pump casing, Rear, Poly 3" BSP, Transfer, Viton, Hydraulic drive, GA5072085
GA5072605	Shaft seals, Carbon ceramic, Pump, Poly 3" BSP, Transfer, Viton, Hydraulic drive
GA5072610	Impeller, High volume, Pump, Poly 3" BSP, Transfer, Viton, Hydraulic drive
GA5072620	Drain plug, Pump, Poly 3" BSP, Transfer, Viton, Hydraulic drive
GA5072625	Filler plug, Pump, Poly 3" BSP, Transfer, Viton, Hydraulic drive
GA5072630	Pump casing, Front, Poly 3" BSP, Transfer, Viton, Hydraulic drive
GA5072600	Seal conversion kit, Pump, Poly 3" BSP, Transfer, Viton, Hydraulic drive
GA5072075	Seal kit, Pump, Poly 3" BSP, Service Kit, No Mech Seal

ITEM NO.	PART NUMBER	DESCRIPTION	QTY.
1	GA5072085	Pump, Poly 3" BSP, transfer, Viton, Hydraulic drive	1
2	GA5077876	Plumbing Fitting, 3" Flange to 3" BSP Thread, Banjo	2
3	GA3500364	Hydraulic adaptor, Nipple, 1/2" BSPT male x 7/8" UN male O-ring	2
4	GA3500333	Hydraulic adapter, Elbow, 90 degree, 1/2" male x 1/2" female swivel	2
5	GA5077875	Hose barb, Elbow, 90 degree, 3" flange x 3" hose	2
6	GA2000117	Hose Elbow 90°, 3", Silicon, Fill Pump to Valve	1
7	GA5010195	Hose Clamp, 3", T Bolt	2
8	GA2000116	Flange Clamp, and Gasket, 3", series 300	1
9	GA2000131	Pressure relief valve, Spike, 4 Bar, 1/2" in, 3/4" out, Brass, Caleffi	1
10	GA5075782	Cam lever, 3/4" male coupling x 1/2" male thread	1
11	GA5077128	Cam lever, 3/4" female coupling x 1/2" male thread	1
12	GA5077717	Hose barb, Elbow, 90 degree, 3/4" male thread x 3/4" hose	1
13	GA5000999	Hose Clamp, 3/4", SS (16-27/12W)	1
14	GA2000216	Hose, Pressure, 20 mm, Black 250 psi - Cut 350 mm	1

Wash Down Gun Pump

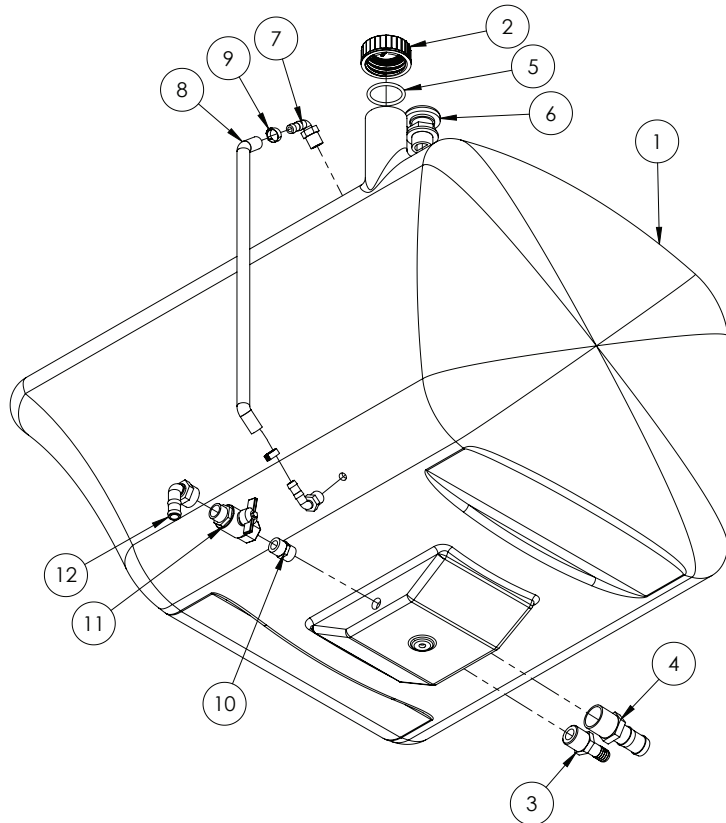


ITEM NO.	PART NUMBER	DESCRIPTION	QTY.
1	GA5023400	Pump, 12 Volt , 6.8lt/min Max 100 psi, Male ports	1
2	GA5077636	Coupling, socket, 1/2" female thread	1
3	GA5078005	Bush, Reducing, Poly, 1/2" Male Thread x 1/4" Female Thread	1
4	GA5020510	Washer 4mm Flat SS	8
5	GA5049025	Nut M4 Nyloc SS	4
6	GA5011367	SHCS M4 x 30 ZP GR12.9	4
7	GA5078133	Street elbow, 90 degree, 1/2" female thread x 1/2" male thread	1
8	GA5078150	Tee, Threaded, 3/4 female, Banjo	1
9	GA5078010	Bush, Reducing, Poly, 3/4" Male Thread x 1/2" Female Thread	1
10	GA5077709	Hose barb, Straight, 3/4" male thread x 3/4" hose	2
11	GA5051390	Wash down gun	1
12	GA5049701	Bush, Reducing, 3/4" x 1/4", Brass	1
13	GA5051455	Suzi coil 12 x 8 x 5m (1/4" male swivel ends with springs)	1

Chapter 3

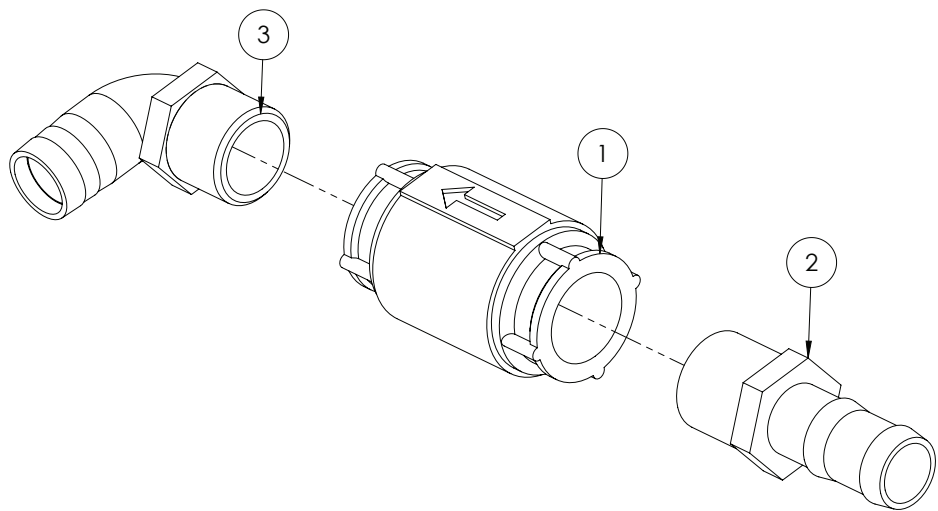
FLUSH TANK

Flush Tank Assembly



ITEM NO.	PART NUMBER	DESCRIPTION	QTY.
1	GA5071160	Tank, Fresh Water, 300L, G3 G4 Series, Bare	1
2	GA5075400	Cap, Tank, Plastic, Lid, M65.5 x 8 Thread, Black, Goldacres Logo, O-Ring Not Included	1
3	GA5077721	Hose barb, Straight, 1" male thread x 3/4" hose, Banjo	1
4	GA5077724	Hose barb, Straight, 1 1/4" male thread x 1 1/4" hose, Banjo	1
5	GA5009187	O ring, 60 x 5.5mm, suits exacta tank cap	1
6	GA5077045	Breather valve, Labyrinth type, 1" male thread, Arag	1
7	GA5077708	Hose barb, Elbow, 90 degree, 1/2" male thread x 1/2" hose, Banjo	2
8	GA2000209	Hose, Clear, 12mm, Sight tube - Cut 600 mm	1
9	GA5007231	Hose clamp, Cobra type, 1/2"	2
10	GA5077913	Nipple, 3/4" male x 3/4" male, Short, Banjo	1
11	GA5018315	Valve, Ball, 20mm, 3/4" male, female, Black Butterfly handle, Brass	1
12	GA5077746	Hose barb, Elbow, 90 degree, 3/4" female thread x 3/4" hose, Banjo	1

Flush Tank - Check Valve Assembly



ITEM NO.	PART NUMBER	DESCRIPTION	QTY.
1	GA5017361	Non return valve 1 1/4"	1
2	GA5077724	1 1/4" MPT x 1 1/4" Hose Shank	1
3	GA5077730	90 degree Poly Hose Barb Elbow 1 1/4"	1

Chapter 4

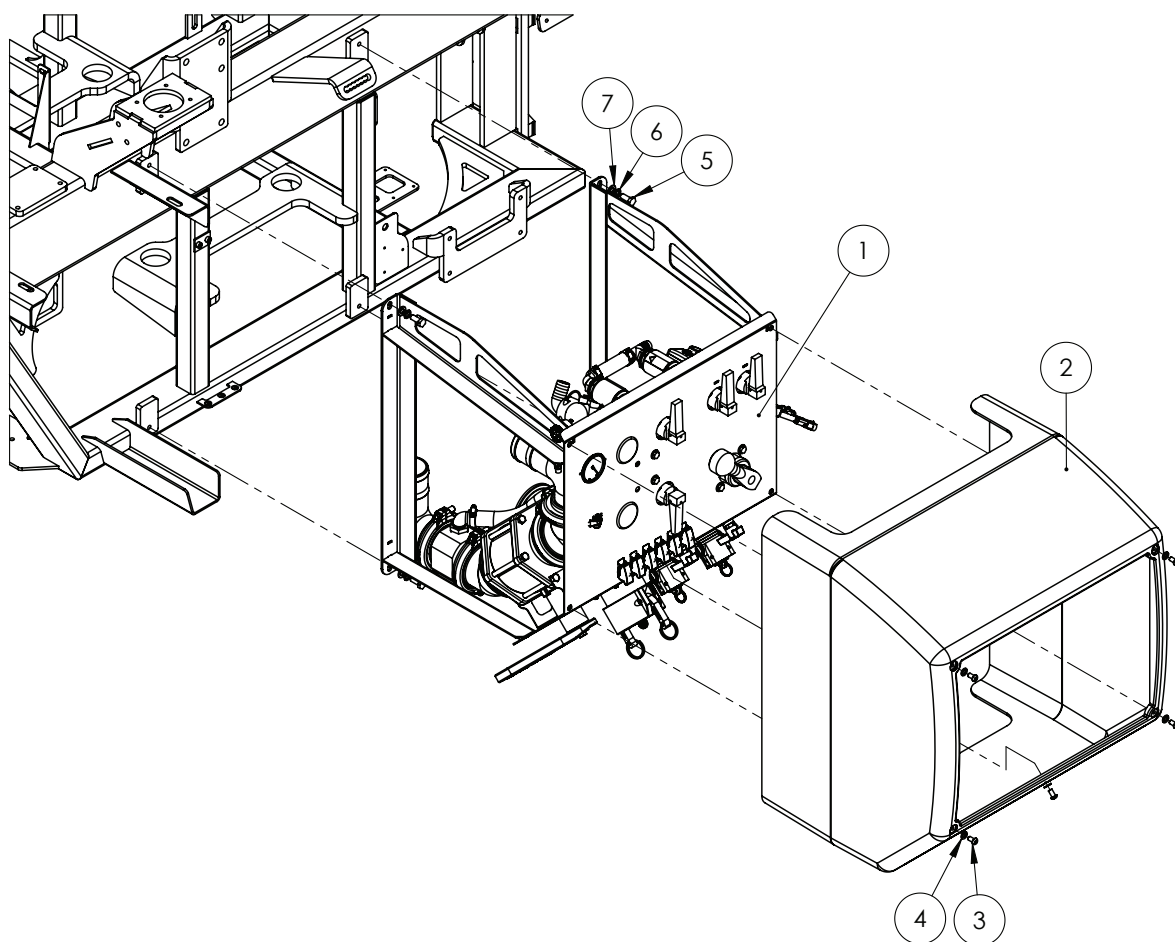
RH POD

Not Fitted

Chapter 5

LH POD

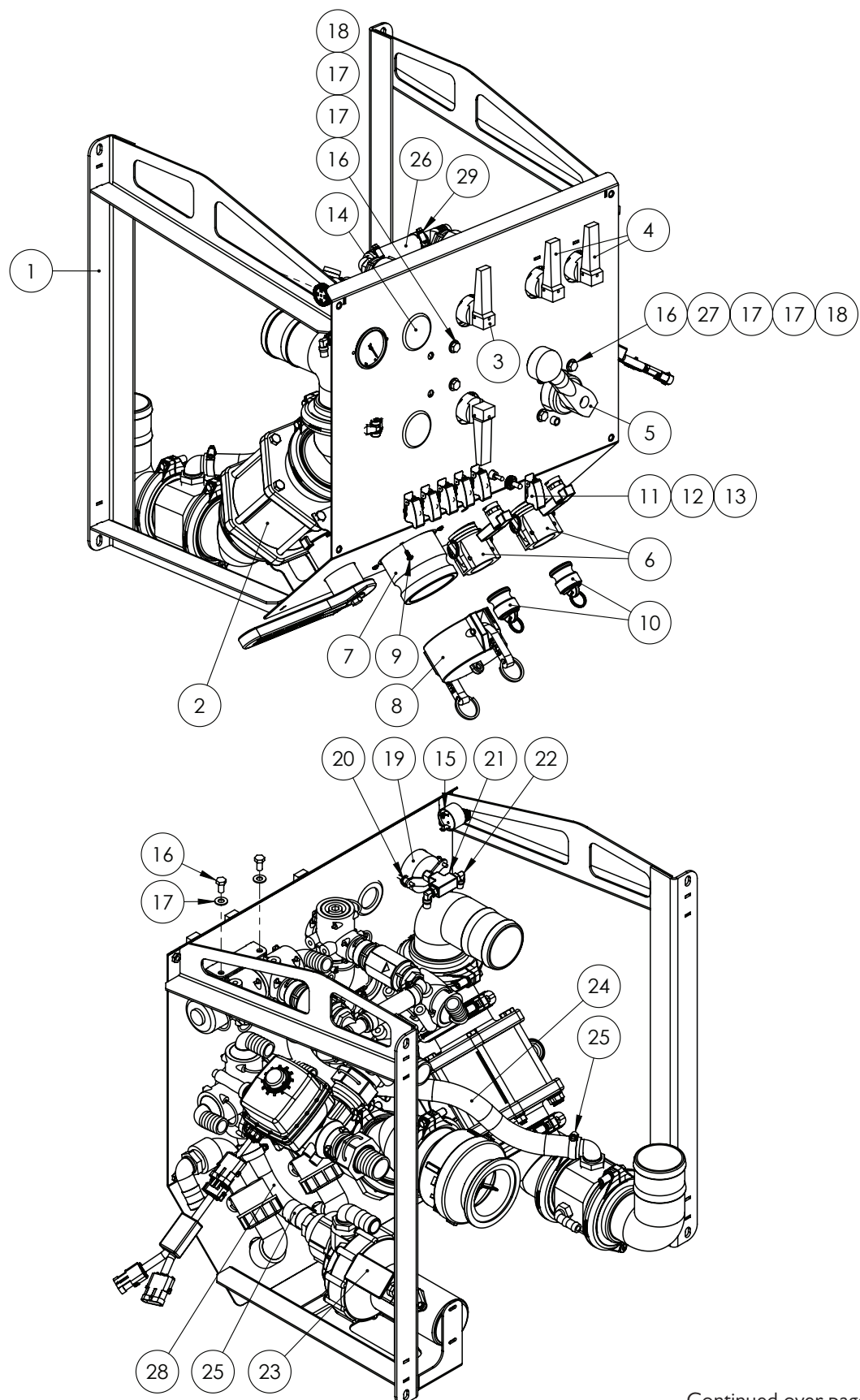
EZ Control Station - Mounting



ITEM NO.	PART NUMBER	DESCRIPTION	QTY.
1	*	Plumbing Control Pod	1
2	GA5055780	Pod Cover, Moulded Shell, Poly	1
3	GA5004696	BHCS M8 x 16 SS A2-70	5
4	GA5003643	Washer 8mm Flat SS HD	5
5	GA5006161	Bolt M10 x 25 GR8.8 ZP	4
6	GA5000137	Washer 10mm Spring SS	4
7	GA5000117	Washer 10mm Flat SS HD	4

* Sub-assembly on following pages

EZ Control Station - Assembly



Continued over page

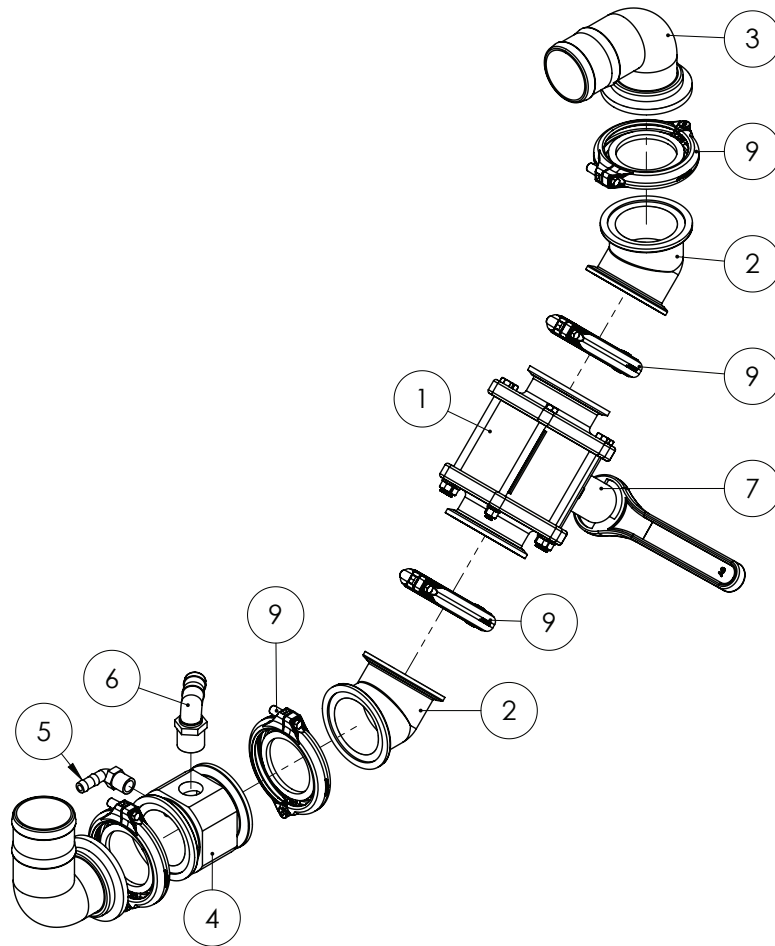
EZ Control Station - Assembly

ITEM NO.	PART NUMBER	DESCRIPTION	QTY.
1	GA4661570	Plumbing Pod Frame	1
2	*	Fill Shut Off Valve	1
3	*	Pressure Waater Delivery Manifold	1
4	*	Rinse & Agitation Valve Manifold	1
5	*	Control Valve & Pressure Manifold	1
6	*	Chemical Pump & Chemical Probe Inlet	1
7	*	Fill point	1
8	GA5076719	Cam lever, Female cap, 3"	1
9	GA5000043	Screw Pan Head 10g x 1/2" SS	4
10	GA5076005	Cam lever, Male plug, Suits 1" & 1 1/4" couplings	2
11	GA5016753	Toggle switch cover	6
12	GA5012175	Cover, Toggle switch, Waterproof	6
13	GA5060064	Switch, Fill Pump, Pre Assembled Loom with connector	6
14	GA5009685	Grommet 50mm blind black	2
15	GA5053695	Beeper Warning External	1
16	GA5004741	Bolt M8 x 75 GR8.8 ZP	8
17	GA5003643	Washer 8mm Flat SS HD	14
18	GA5004917	Nut M8 Nyloc ZP	6
19	GA2000075	Pressure Gauge, Rear Mount, 25 Bar, 1/4", coloured scale	1
20	GA5075455	Gauge Retainer, Mounting Bracket, 63mm Gauge	1
21	GA5048300	Tee, 1/4 female thread x 1/4 female thread x 1/4 female thread, Brass	1
22	GA5016233	Pneumatic fitting, Elbow, 90 degree, 1/4" BSP male x 6mm push type, Metal	2
23	GA4913690	Pump Assembly, Chemical Transfer	1
24	GA2000219	Hose, Pressure, 25mm, Black 250psi	#
25	GA5001681	Hose Clamp, 1" SS (20-32/12W)	4
26	GA2000216	Hose, Pressure, 20mm, Black 250psi	#
27	GA4572280	Crush tube, 11.8 OD x 8 ID x 8.5 mm long	4
28	GA2000220	Hose, Suction, PVC, 25mm, Black	#
29	GA5000999	Hose Clamp, 3/4", SS (16-27/12W)	2

* Sub-assembly on following pages

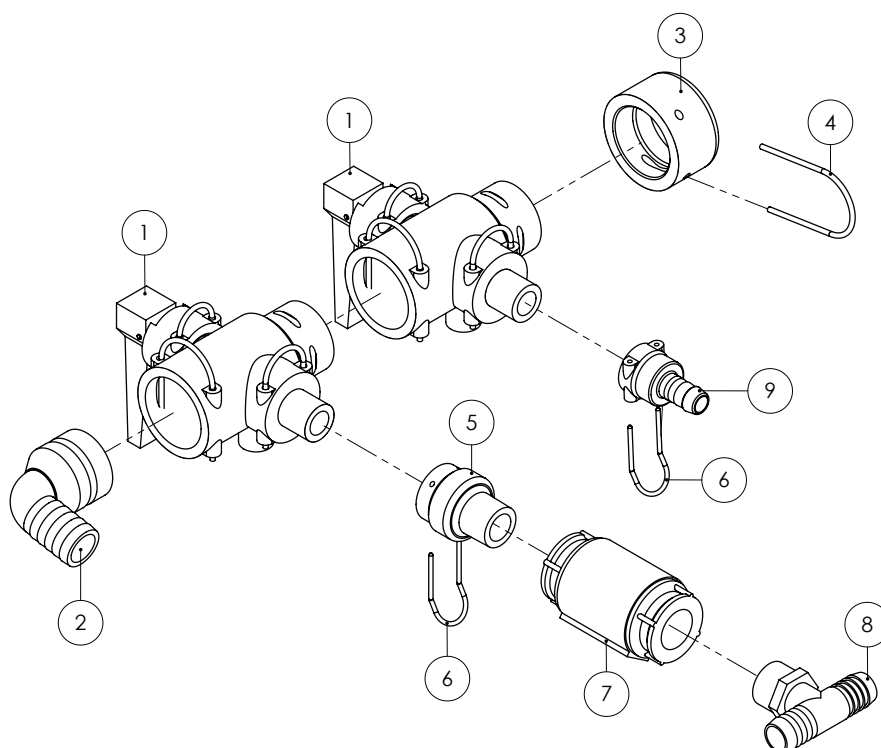
Quantities vary.

Fill Shut Off Valve



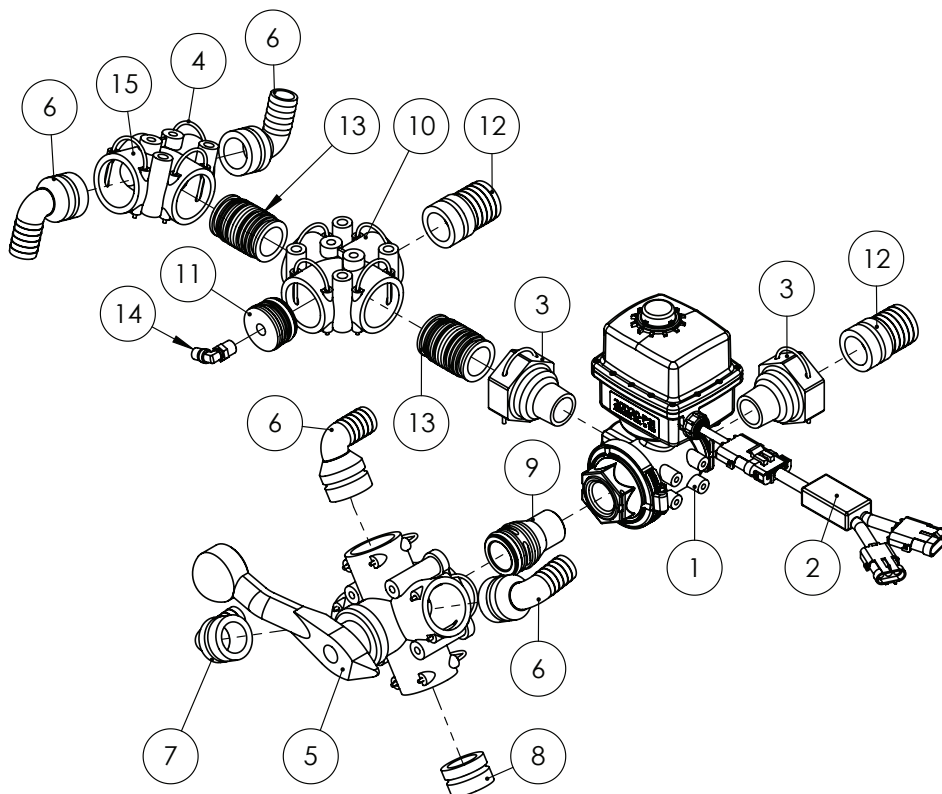
ITEM NO.	PART NUMBER	DESCRIPTION	QTY.
1	MV300CF	Valve, Ball, 2 way, 3" Full Port Flange Inlet / Outlet	1
2	GA2000070	Plumbing Fitting, Elbow, 45, 3" Flange both ends	2
3	GA5077875	Hose barb, Elbow, 90 degree, 3" flange x 3" hose	2
4	GA4550415	Fill Manifold Tee, 3" Fill System	1
5	GA5077708	Hose barb, Elbow, 90 degree, 1/2" male thread x 1/2" hose	1
6	GA5077723	Hose barb, Elbow, 90 degree, 1" male x 1" hose	1
7	GA4550420	Handle Extension, 85mm, 3" Full Port Ball Valve	1
8	GA0500039	Bolt, 3/8" x 4" UNC ZP, Gr8	1
9	GA2000116	Flange Clamp, and Gasket, 3", series 300, Hypro	5

Rinse & Agitation Valve Manifold



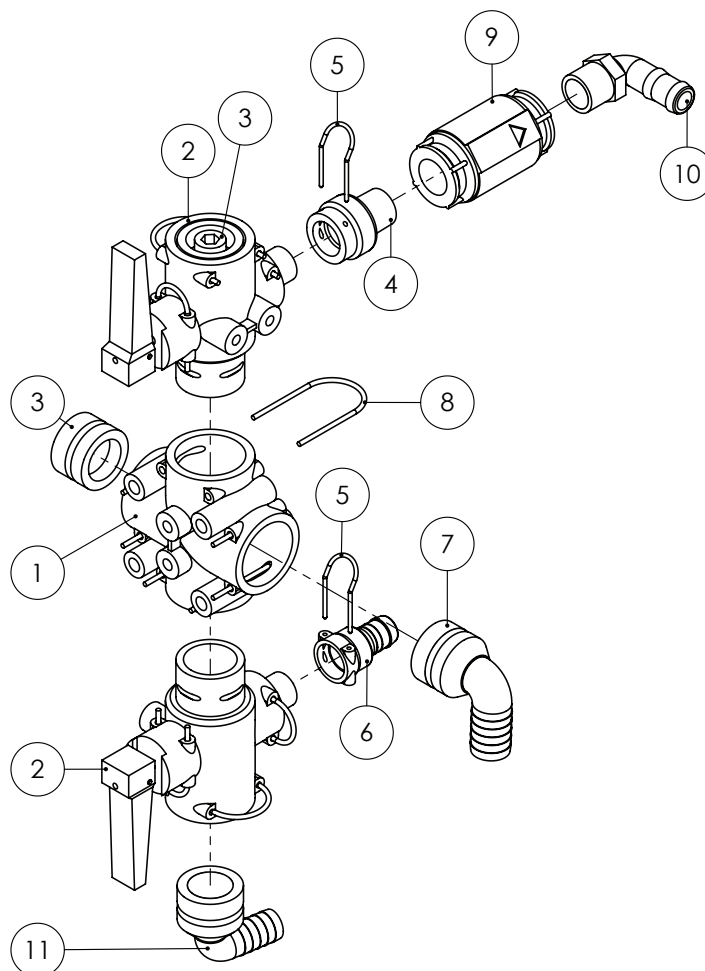
ITEM NO.	PART NUMBER	DESCRIPTION	QTY.
1	GA5065545	Valve, Quick fit flip top, 2 way, AS40 male x AS24 female x AS40 female	2
2	GA5065615	Hose barb, Elbow 90 degree, AS40 x 25mm	1
3	GA4582395	Plumbing Fitting, Cap, AS40, Altek	1
4	GA5065690	Safety pin, Suit AS40 plumbing fittings, Altek	1
5	GA4582415	Plumbing adaptor, AS24 female x 3/4" BSPT male	1
6	GA5065695	Safety pin AS24	2
7	GA5002473	Valve nonreturn, check 3/4"	1
8	GA3500431	Hose barb, Tee, 3/4" hose barb x 3/4" hose barb x 3/4" male thread	1
9	GA5065745	Hose barb, Straight, AS24 female x 15mm hose, Altek	1

Control Valve & Pressure Manifold



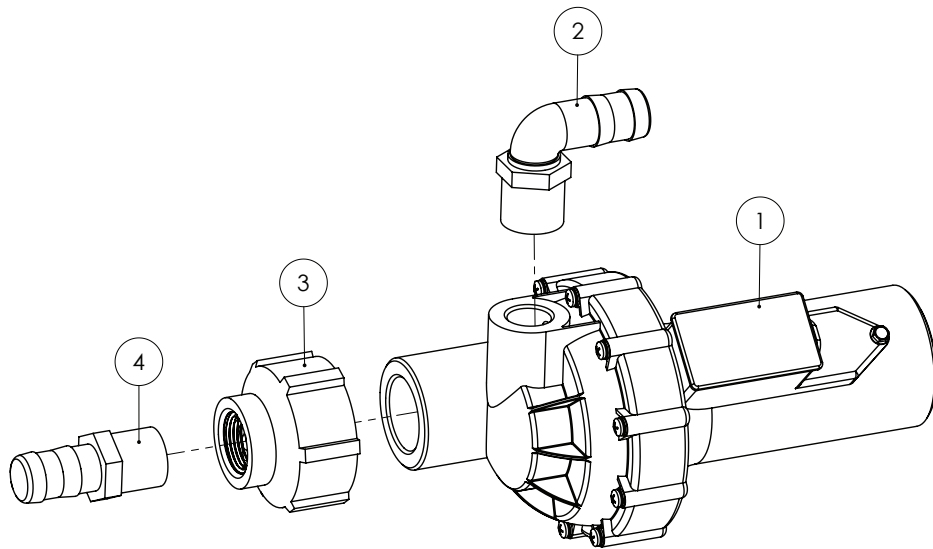
ITEM NO.	PART NUMBER	DESCRIPTION	QTY.
1	GA2000065	Regulator valve, 1" NPT, full port, 3 way, 0.8 sec 12v, KZ valve	1
2	GA5060059	Loom Boom Recirc Bypass Module	1
3	GA4582385	Coupling, AS40 female x 1" NPT male thread	2
4	GA5065690	Safety pin, Suit AS40 plumbing fittings, Altek	9
5	GA5065530	Valve,Ball, 5 x AS40 female inlet / outlets, Lever handle, Altek	1
6	GA5065615	Hose barb, Elbow 90 degree, AS40 x 25mm, Altek	4
7	GA5065610	Hose barb, Elbow, 90 degree, AS40 x 20mm hose, Altek	1
8	GA5065680	Plug, AS40 male, Altek	1
9	GA2000077	Plumbing Fitting, AS40 to 1" NPT Male Thread, Altek	1
10	GA5065565	Plumbing coupling, Cross, AS40 female inlets / outlets, Altek	1
11	GA4582160	Plumbing adaptor, Plug, AS40 male x G1/4" Female Thread, Altek	1
12	GA5065590	Hose barb, Straight, AS40 x 39mm hose, Altek	2
13	GA5065735	Plumbing adaptor, AS40 male x AS40 male, Altek	2
14	GA5016233	Pneumatic fitting, Elbow, 90 degree, 1/4 BSP male x 6mm push type, Metal	1
15	GA5065555	Tee, AS40 female, no M8 inserts, Altek	1

Pressure Water Delivery Manifold



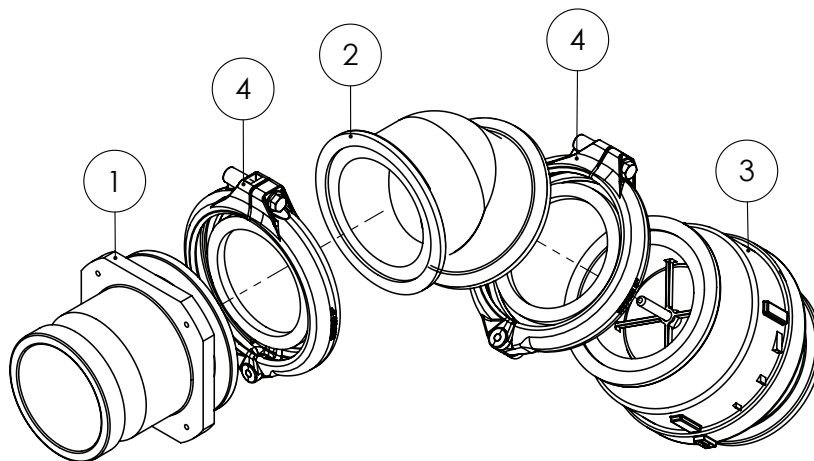
ITEM NO.	PART NUMBER	DESCRIPTION	QTY.
1	GA5065565	Plumbing coupling, Cross, AS40 female inlets / outlets, Altek	1
2	GA5065545	Valve, Quick fit flip top, 2 way, AS40 male x AS24 female x AS40 female, Altek	2
3	GA5065680	Plug, AS40 male, Altek	2
4	GA4582415	Plumbing adaptor, AS24 female x 3/4" BSPT male, Delrin	1
5	GA5065695	Safety pin AS24	2
6	GA5065640	Hose barb, AS24 female x 20mm hose	1
7	GA5065615	Hose barb, Elbow 90 degree, AS40 x 25mm, Altek	1
8	GA5065690	Safety pin, Suit AS40 plumbing fittings, Altek	4
9	GA5002473	Valve nonreturn, check 3/4"	1
10	GA5077717	Hose barb, Elbow, 90 degree, 3/4" male thread x 3/4" hose	1
11	GA5065610	Hose barb, Elbow, 90 degree, AS40 x 20mm hose	1

Chemical Transfer Pump



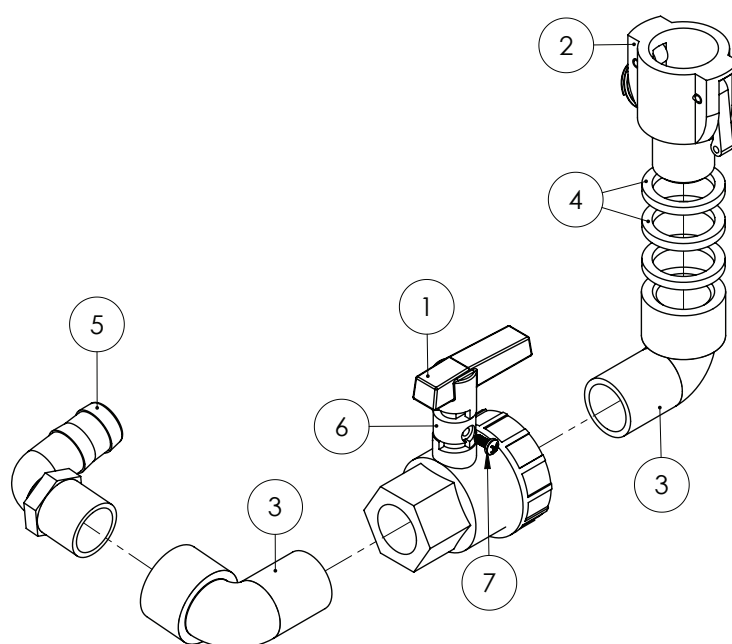
ITEM NO.	PART NUMBER	DESCRIPTION	QTY.
1	GA2000030	Chemical Transfer Pump	1
2	GA5077723	Hose barb, Elbow, 90 degree, 1" male x 1" hose	1
3	GA2000032	Reducing coupling, 2" female NPT to 1" female NPT	1
4	GA5077718	Hose barb, Straight, 1" male thread x 1" hose	1

Fill Point



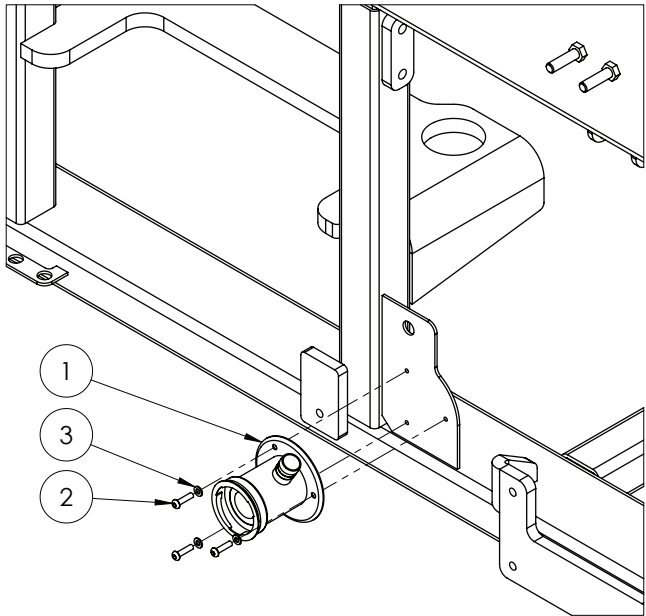
ITEM NO.	PART NUMBER	DESCRIPTION	QTY.
1	GA4550410	Fill Point Fitting, 3" Male Cam Lock x 3" Full Port Flange	1
2	GA2000070	Plumbing Fitting, Elbow, 45, 3" Flange both ends	1
3	GA2000088	Valve, Check, 3"Manifold, Full Port, Flange	1
4	GA2000116	Flange Clamp, and Gasket, 3", series 300, Hypro	2

Chemical Pump & Chemical Probe Inlet



ITEM NO.	PART NUMBER	DESCRIPTION	QTY.
1	GA5078164	Valve, Ball, 1" female thread inlet / outlet, Full port, Lever handle	1
2	GA5076007	Cam lever, 1 female coupler, 1 male thread	1
3	GA5078137	Street elbow, 90 degree, 1 male x 1 female	2
4	GA4552865	Spacer, POD fill point fitting 3/4"	3
5	GA5077723	Hose barb, Elbow, 90 degree, 1" male x 1" hose	1
6	GA4550425	Handle Extension, 20mm, 1" UV100FP Ball Valve	1
7	GA5000043	Screw Pan Head 10g x 1/2 SS	1

Micromatic Rinse Socket



ITEM NO.	PART NUMBER	DESCRIPTION	QTY.
1	GA5018800	Rinsing socket 3 pin EPDM	1
2	GA0500004	BHCS M5 x 20 SS A2-70	3
3	GA5003983	Washer 5mm Flat SS	3

Chapter 6

DCI

Not Fitted

Chapter 7

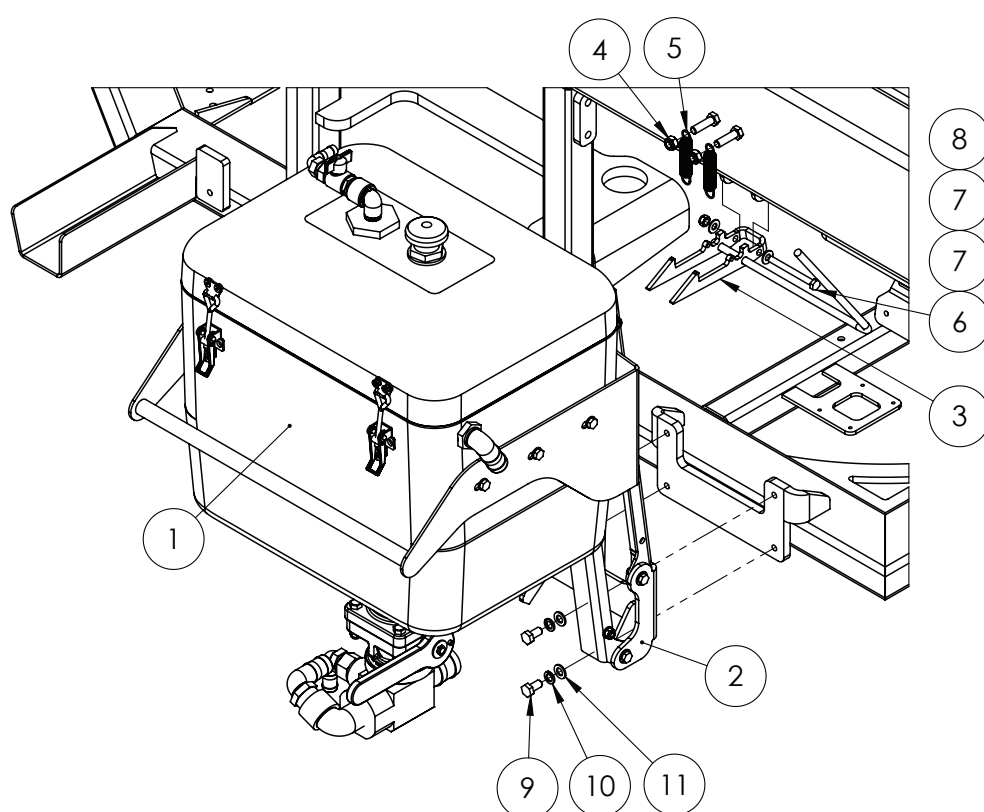
DUAL PRODUCT

Not Fitted

Chapter 8

INDUCTION HOPPER

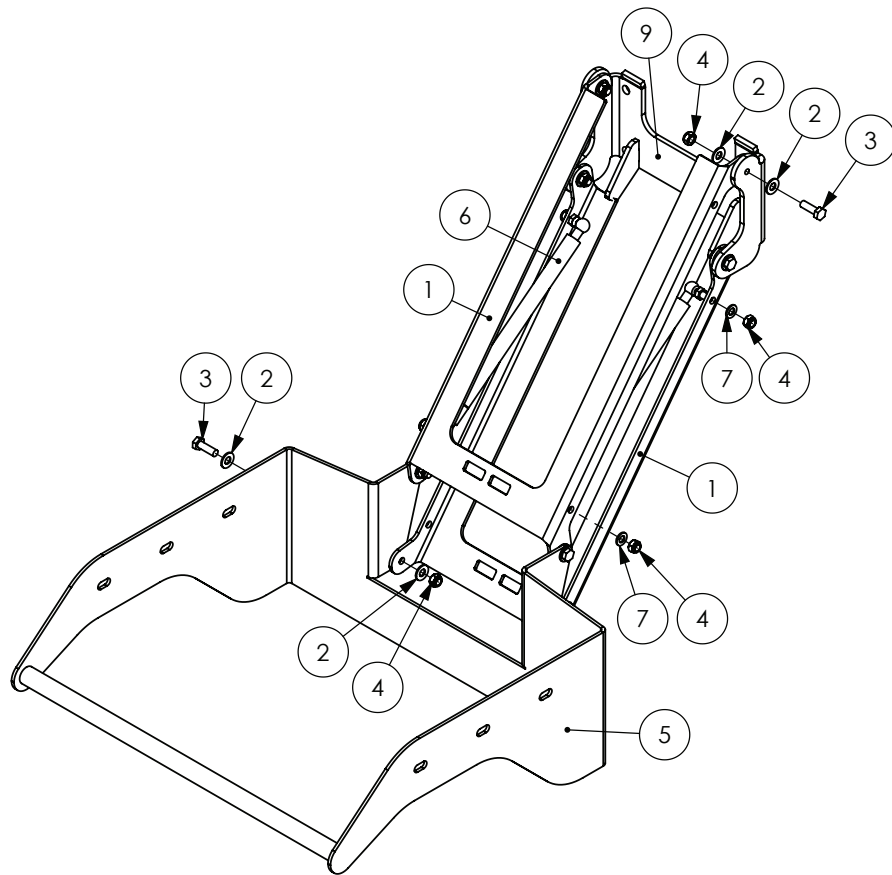
Hopper Tank & Frame



ITEM NO.	PART NUMBER	DESCRIPTION	QTY.
1	*	Hopper, Pre-assembled 60L with Flange (rectangle)	1
2	*	Frame, Induction hopper, Pre-assembled	1
3	GA4500475	Plate, Hopper Latch, G3V G4V	1
4	GA5000141	Nut M10 Nyloc ZP	2
5	GA5070325	Spring- Park brake suits SP with Allison trans	2
6	GA5052605	Bolt M8 x 80 SS A2-70	1
7	GA5003643	Washer 8mm Flat ZP HD	2
8	GA5004917	Nut M8 Nyloc ZP	2
9	GA5006113	Bolt M10 x 20 GR8.8 ZP	4
10	GA5000137	Washer 10mm Spring SS	4
11	GA5000117	Washer 10mm Flat SS HD	4

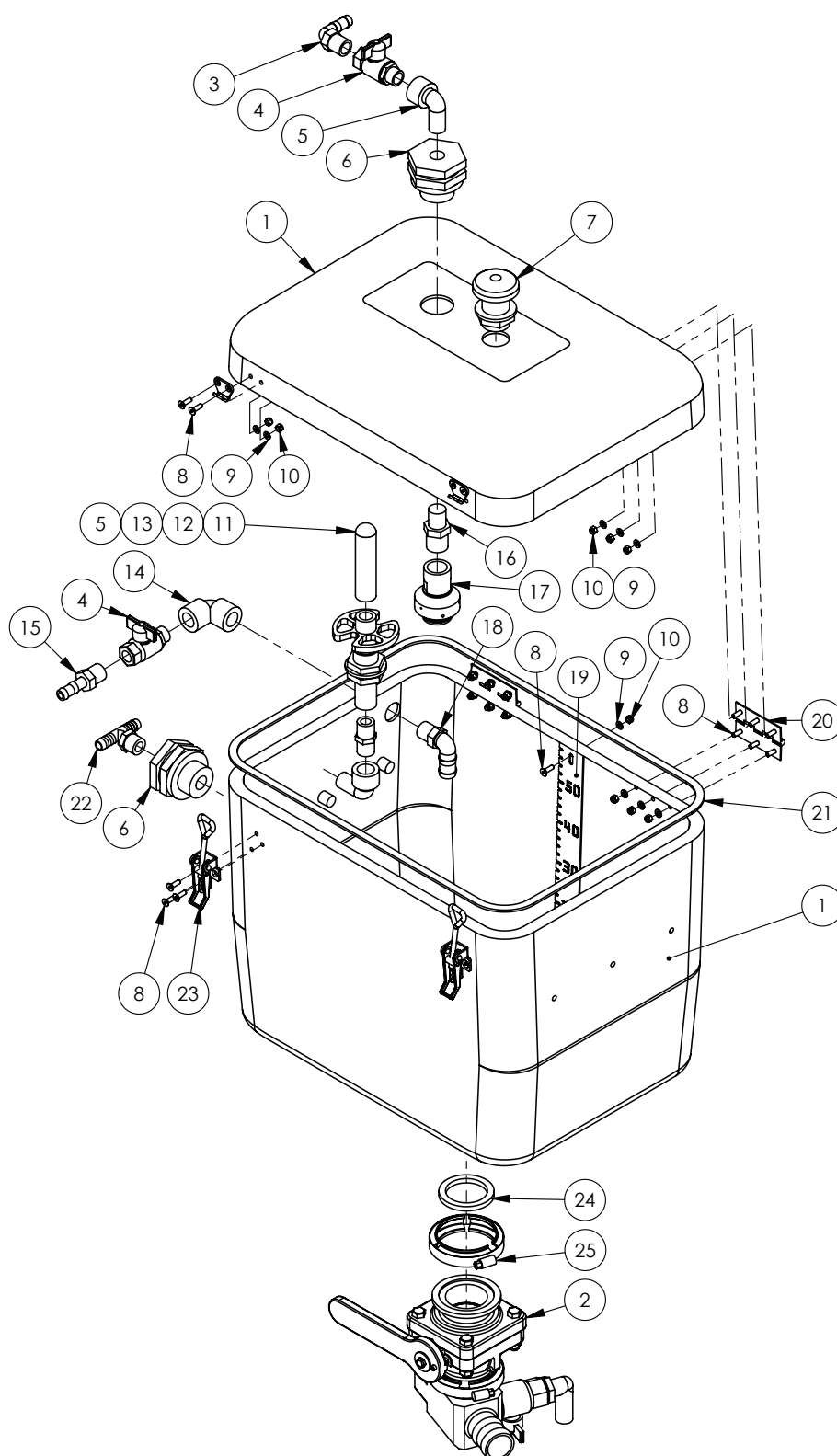
* Sub-assembly on following pages

Hopper Frame



ITEM NO.	PART NUMBER	DESCRIPTION	QTY.
1	GA4500680	Plate. Hopper Arm	2
2	GA5003643	Washer 8mm Flat ZP HD	24
3	GA5004085	Bolt M8 x 20 GR8.8 ZP	8
4	GA5004917	Nut M8 Nyloc ZP	12
5	GA4661635	Tank Support, 60L	1
6	GA5015149	Gas strut, 210mm stroke 200N, Inc M8 Threaded ball End Mount	2
7	GA5003643	Washer 8mm Flat SS HD	4
8	GA4661245	Hopper Chassis Mount Assembly	1

Hopper Tank



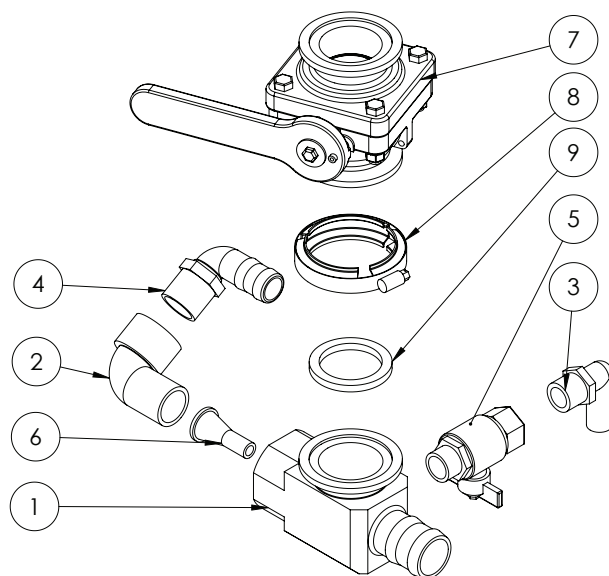
Continued over page

Hopper Tank

ITEM NO.	PART NUMBER	DESCRIPTION	QTY.
1	GA5071208	Tank, Induction Hopper, 60L with Flange, includes lid	1
2	*	Pre-assembled 60L Hopper Bottom 2" Flanged	1
3	GA5077708	Hose barb, Elbow, 90 degree, 1/2" male thread x 1/2" hose	1
4	GA5020615	Valve, Ball, 12mm, 1/2" Male, Female Butterfly, Brass	2
5	GA5078133	Street elbow, 90 degree, 1/2" female thread x 1/2" male thread	2
6	GA5078156	Tank flange, 1/2" female threads	2
7	GA5077045	Breather valve, Labyrinth type, 1" male thread	1
8	GA5051230	CSCS M5 x 16 SS A2-70	23
9	GA5003983	Washer 5mm Flat SS	23
10	GA5003974	Nut M5 Nyloc ZP	23
11	GA5077063	Nozzle, Drum & container rinsing	1
12	GA5077062	Valve, Drum & container rinsing nozzle	1
13	GA5077911	Nipple, Short, 1/2" male thread x 1/2" male thread	1
14	GA5077652	Street elbow, 90 degree, 1/2" female thread	1
15	GA5077702	Hose barb, Straight, 1/2" male thread x 1/2" hose	1
16	RN075050	Reducing nipple, 3/4" male thread x 1/2" male thread	1
17	GA5077336	Nozzle, Tank rinsing, 3/4" BSPT female inlet	1
18	GA5077704	Hose barb, Elbow, 90 degree, 1/2" male thread x 3/4" hose	1
19	GA4522296	Level indicator, 60L induction hopper	1
20	GA5006661	Hinge, Butt, 70 long x 50 wide x 1.5, SS	2
21	GA5016473	Tape PM foam 6.4 x 18 L/Density	1
22	GA3500391	Tee, Threaded, 1/2" male x 1/2" hose, T12T	1
23	GA5007071	Latch, Adjustable, Induction Hopper Lid	2
24	GA5076615	Seal, EPDM, Suit 2" flange fitting	1
25	FC220	2" Full Port Worm Screw Clamp	1

* Sub-assembly on following pages

Hopper Bottom - 2" Flanged



ITEM NO.	PART NUMBER	DESCRIPTION	QTY.
1	GA4552240	Hopper Bottom Venturi Housing with 2" Flange MY14	1
2	GA5078137	Street elbow, 90 degree, 1" male x 1" female, Banjo	1
3	GA5077717	Hose barb, Elbow, 90 degree, 3/4" male thread x 3/4" hose, Banjo	1
4	GA5077723	Hose barb, Elbow, 90 degree, 1" male x 1" hose, Banjo	1
5	GA5018315	Valve, Ball, 20mm male & female thread, Black Butterfly handle	1
6	L057A	Venturi, 9mm outlet, Suit Induction Hopper	1
7	GA5077908	Ball valve, 2" Full port , 4 Bolt Flanged, short, Banjo	1
8	FC220	2" Full Port Worm Screw Clamp	1
9	GA5076615	Seal, EPDM, Suit 2" flange fitting, Banjo	1

Chapter 9

FOAM MARKER TANK

Not Fitted

Chapter 10

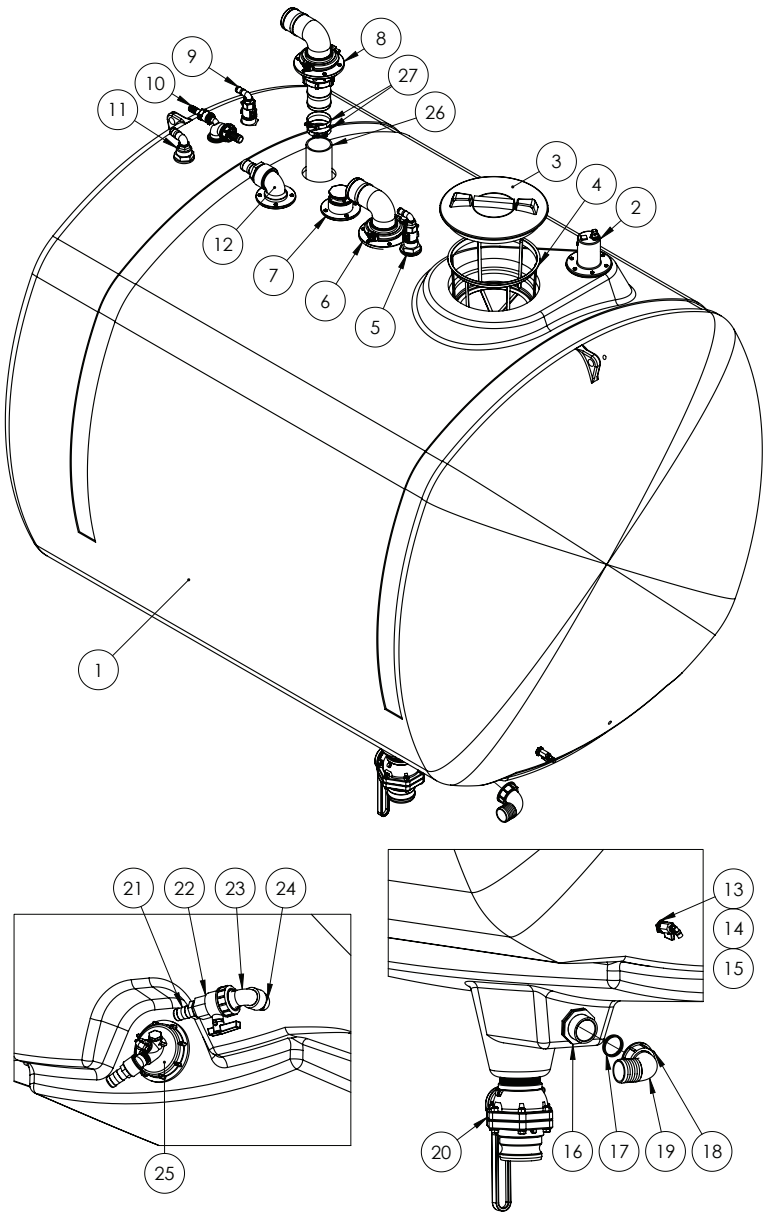
TRANSCAL

Not Fitted

Chapter 11

MAIN TANK

Tank Assembly - 3000 & 4000 L



ITEM NO.	PART NUMBER	DESCRIPTION	QTY.
1	GA5018513	Tank, 3000L SP	1
	GA5071165	Tank, 4000L SP	1
2	*	Dry Sight Tube Assembly	1

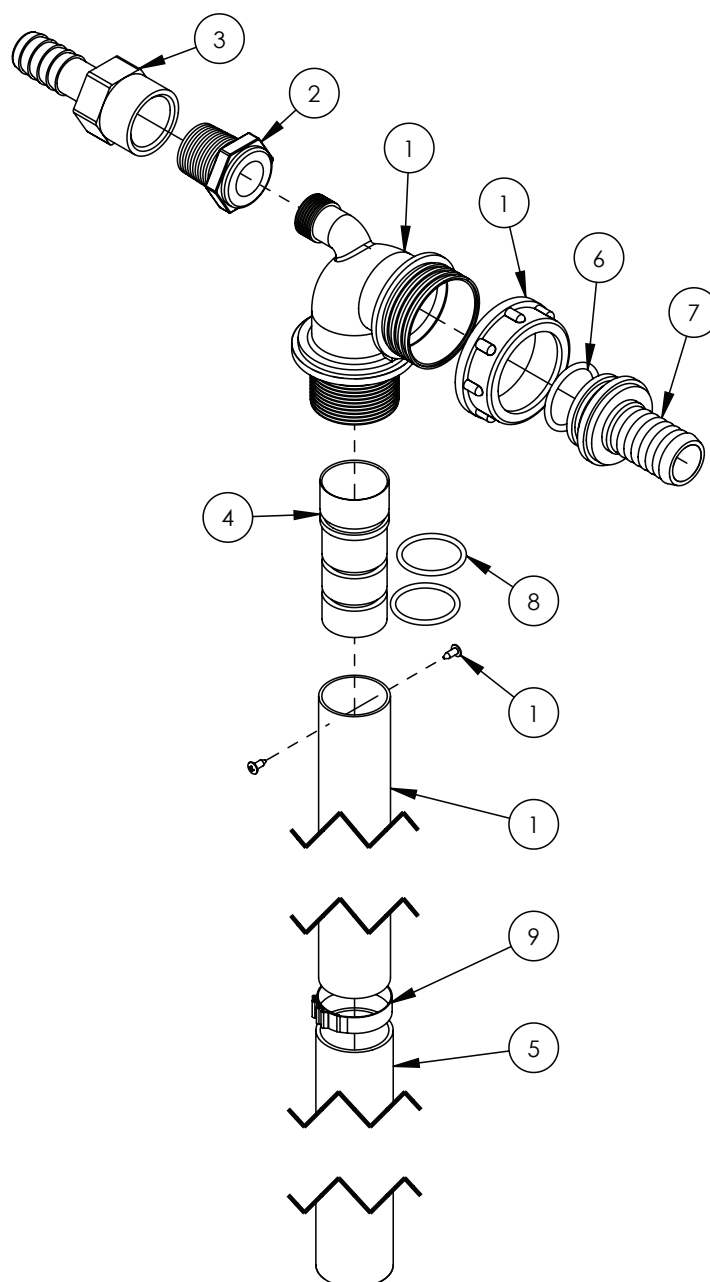
Continued over page

Tank Assembly - 3000 & 4000 L

ITEM NO.	PART NUMBER	DESCRIPTION	QTY.
3	GA5076880	Lid, Black, Without breather, Medium, Diameter 355 mm	1
4	GA5076714	Filter, Basket type, Diameter 305 x 245 mm deep	1
5	*	Tank Rinsing Nozzle - Elbow Assembly	1
6	*	Tank Overflow Outlet	1
7	*	Tank Breather Assembly	1
8	*	Tank Fill - Inlet Assembly	1
9	*	Tank Fill - Boom Recirculation Assembly	1
10	*	Venturi Filler Assembly	1
11	*	Tank inlet, 1", chemical fill point	1
12	*	Tank Fill - Hopper Inlet Assembly	1
13	GA5078005	Bush, Reducing, Poly, 1/2" Male Thread x 1/4" Female Thread	1
14	GA5018323	Valve, Ball, 1/4" male, female, Black Lever handle, Chromed	1
15	GA5016233	Pneumatic fitting, Elbow, 90 degree, 1/4 BSP male x 6mm push type, Metal	1
16	GA5078410	Plumbing fitting, Nipple, 2", Arag	1
17	GA5076097	O ring, 42.52 x 2.62 mm	2
18	GA5076605	Fly nut, 2"	1
19	GA5076262	Hose barb, Elbow, 90 degree, 2" fly nut end x 52 mm hose	1
20	GA5078204	Valve, Ball, 3", Male NPT, Male Cam lock, stubby, long handle	1
21	GA5077718	Hose barb, Straight, 1" male thread x 1" hose	1
22	GA5078164	Valve, Ball, 1" female thread inlet / outlet, Full port, Lever handle	1
23	GA5078137	Street elbow, 90 degree, 1" male x 1" female	1
24	GA5077914	Nipple, Short, 1" male thread x 1" male thread	1
25	*	Super mix agitator Assembly	1
26	HOS75-PVC-01	Hose, 3" PVC Suction - Cut 1300mm	1
27	GA5003835	Hose Clamp 3" S/Steel (70-90/12w3)	2

* Sub-assembly on following pages

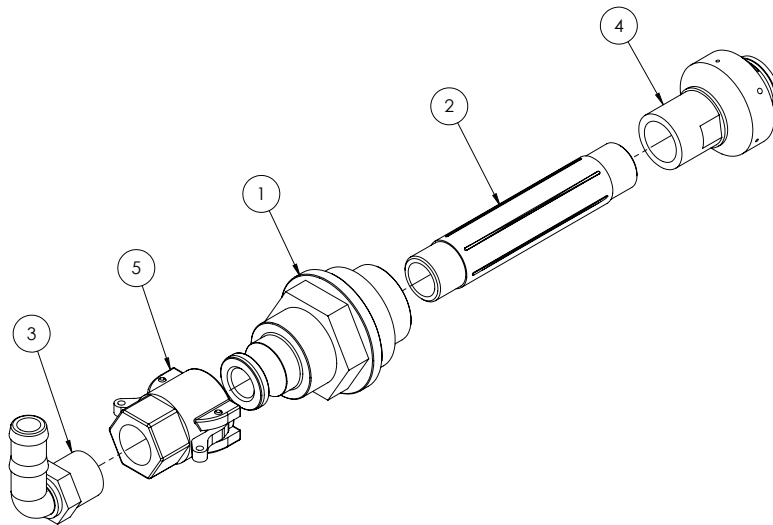
Venturi Filler Assembly



ITEM NO.	PART NUMBER	DESCRIPTION	QTY.
1	GA5077035	Venturi, Top of tank, 32mm OD outlet, Arag	1
2	GA5078010	Reducing bush, 3/4" male thread x 1/2" female thread, Banjo	1
3	GA5077743	Hose barb, Straight, 3/4" female x 3/4" hose, Banjo	1
4	MACH0022	Jet for Arag venturi	1
5	GA5050205	Hose Lay flat Blue - 32mm cut 1000mm	1
6	GA5077679	O-ring, 30 x 3mm	1
7	GA5076036	Hose barb, Straight, 1 1/2" fly nut end x 1" hose barb, Udor	1
8	GA5049125	O-ring, 23.4 x 3.53mm, BS213	2
9	GA5007235	Hose clamp, Cobra type, 1 1/2"	1

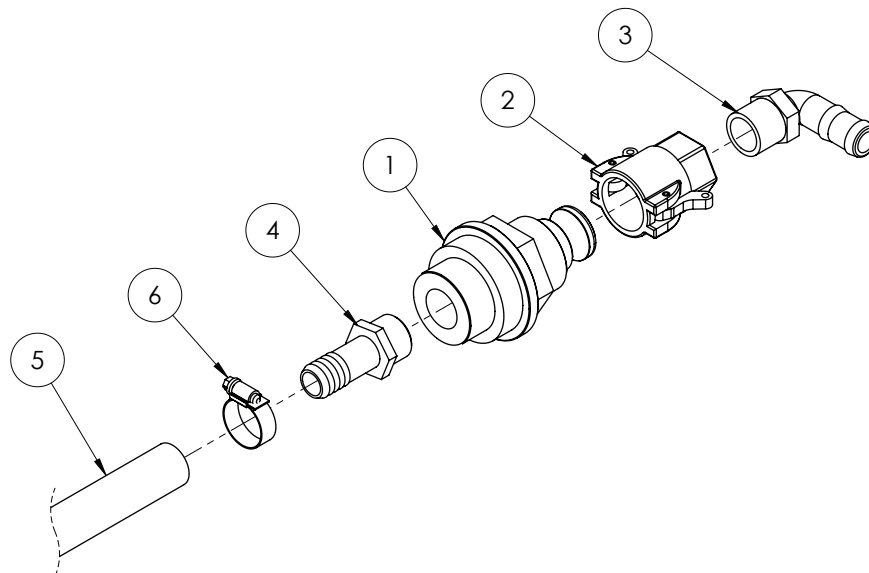
NOTE: Not all parts supplied with kit 500232 are used in this assembly.

Tank Rinsing Nozzle - Elbow Assembly



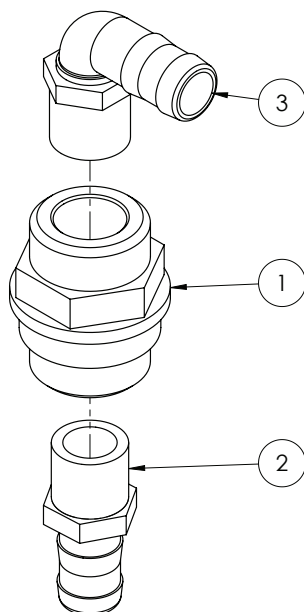
ITEM NO.	PART NUMBER	DESCRIPTION	QTY.
1	GA4572015	Tank rinse adaptor with cam lock	1
2	GA5077912	Nipple, 6" long, 3/4" male thread, Banjo	1
3	GA5077717	Hose barb, Elbow, 90 degree, 3/4" male thread x 3/4" hose, Banjo	1
4	GA5077336	Nozzle, Tank rinsing, 3/4" BSPT female inlet, Teejet	1
5	GA5077132	Cam lever, 3/4" female coupling x 3/4" female thread, Banjo	1

Inlet - Boom Recirculation - RapidFlow



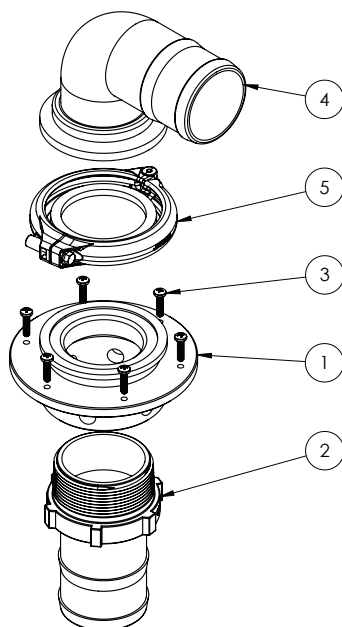
ITEM NO.	PART NUMBER	DESCRIPTION	QTY.
1	GA4572015	Tank rinse adaptor with cam lock	1
2	GA5077132	Cam lever, 3/4" female coupling x 3/4" female thread, Banjo	1
3	GA5077717	Hose barb, Elbow, 90 degree, 3/4" male thread x 3/4" hose, Banjo	1
4	GA5077709	Hose barb, Straight, 3/4" male thread x 3/4" hose, Banjo	1
5	GA2000216	Hose, Pressure, 20mm, Black 250psi - Cut to 1300 mm	1
6	GA5000999	Hose Clamp, 3/4", SS (16-27/12W)	1

Inlet - Tank Fill 1" - Chemical Pump



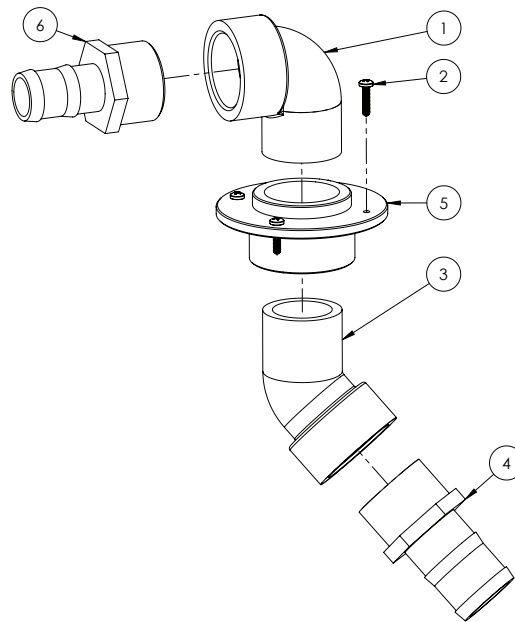
ITEM NO.	PART NUMBER	DESCRIPTION	QTY.
1	GA4572395	Main tank line return fitting 1"	1
2	GA5077718	Hose barb, Straight, 1" male thread x 1" hose	1
3	GA5077723	Hose barb, Elbow, 90 degree, 1" male x 1" hose	1

Inlet - Tank Fill 3"



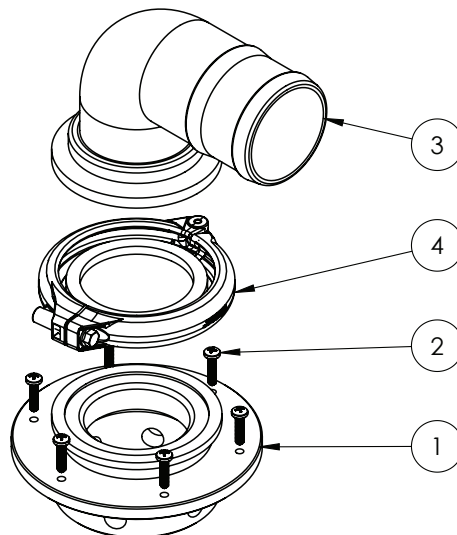
ITEM NO.	PART NUMBER	DESCRIPTION	QTY.
1	GA4550590	Tank Top Inlet Fitting, 3" Flange and 3" NPT Female Thread	1
2	GA5077741	Hose barb, Straight, 3" male thread x 3" hose	1
3	GA5000527	Screw, Pan head, 12G x 25mm, SS	6
4	GA5077875	Hose barb, Elbow, 90 degree, 3" flange x 3" hose	1
5	GA2000116	Flange Clamp, and Gasket, 3"	1

Inlet - Hopper Tank 2" - Angled



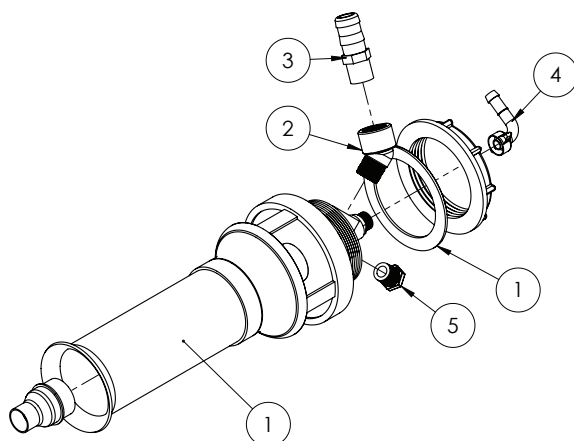
ITEM NO.	PART NUMBER	DESCRIPTION	QTY.
1	GA5078142	Street elbow, 90 degree, 2" male thread x 2" female thread, Banjo	1
2	GA5077739	Hose barb, Straight, 2" male thread x 1 1/2" hose, Banjo	1
3	GA5000527	Screw, Pan head, 12G x 25mm, SS	4
4	GA5078141	Street elbow, 45 degree, 2" male thread x 2" female thread, Banjo	1
5	GA5077737	Hose barb, Straight, 2" male thread x 2" hose, Banjo	1
6	GA4583370	Threaded Tank Flange 2"	1

Outlet - Tank Overflow 3"



ITEM NO.	PART NUMBER	DESCRIPTION	QTY.
1	GA4550590	Tank Top Inlet Fitting, 3" Flange and 3" NPT Female Thread	1
2	GA5000527	Screw, Pan head, 12G x 25mm, SS	6
3	GA5077875	Hose barb, Elbow, 90 degree, 3" flange x 3" hose	1
4	GA2000116	Flange Clamp, and Gasket, 3"	1

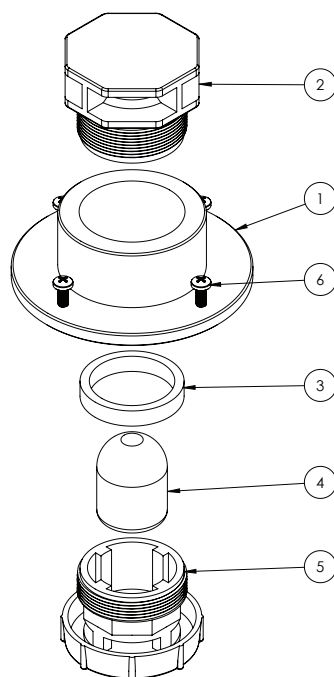
Supermix Agitator



ITEM NO.	PART NUMBER	DESCRIPTION	QTY.
1	GA5077038	Agitator, Super mix, 3mm jet, Arag	1
2	GA5078134	Street elbow, 45 degree, 3/4" male thread x 3/4" female thread	1
3	GA5077715	Hose barb, Straight, 3/4" male thread x 1" hose barb, Banjo	1
4	GA5075657	Hose barb, Elbow, 90 degree, 13mm hose, including 1/2" fly nut and seal, Brass, Arag	1
5	GA5077943	Plug, 1/2" male thread, Banjo	1

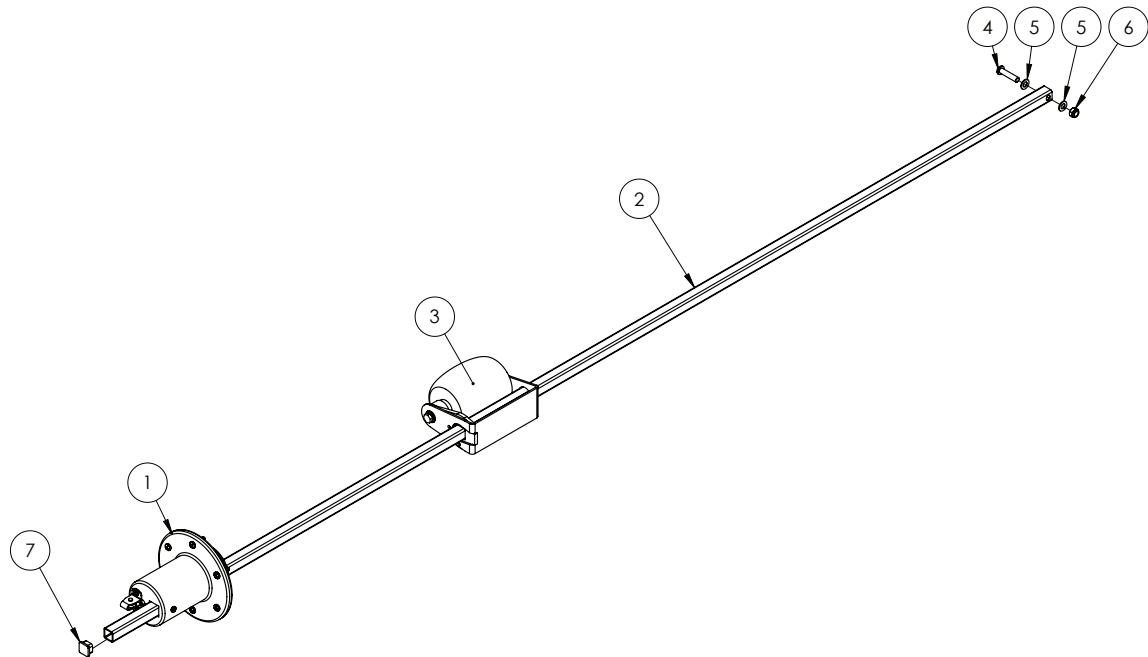
NOTE: Sikaflex 227 used when installing supermix agitator.

Breather Valve Assembly



ITEM NO.	PART NUMBER	DESCRIPTION	QTY.
1	GA4583370	Threaded Tank Flange 2"	1
2	GA5000527	Screw, Pan head, 12G x 25mm, SS	1
3	GA4551975	Spacer, 56mm OD, 5mm wall, 10mm Uniboard Poly	1
4,5,6	GA5077046	Valve, Breather, Single Floating Ball	1

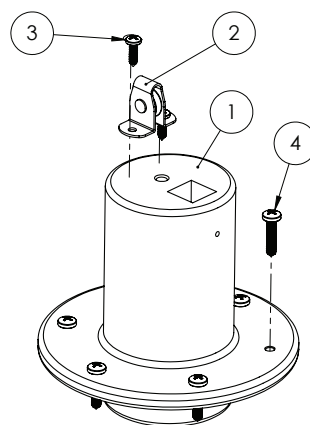
Dry Sight Tube - Float & Guide



ITEM NO.	PART NUMBER	DESCRIPTION	QTY.
1	*	Dry Sight Tube - Locating Cap Assembly	1
2	GA5046955	19 x 19 x 1.6mm SS RHS - cut 2150 mm	1
3	*	Dry Sight Tube - Float Assembly	1
4	GA5051370	BHCS M8 x 35mm SS	1
5	GA5003643	Washer 8mm SS HD	2
6	GA5052590	Nut M8 Nyloc SS	1
7	GA5001101	Square tube Insert 19 x 19mm, Black	1

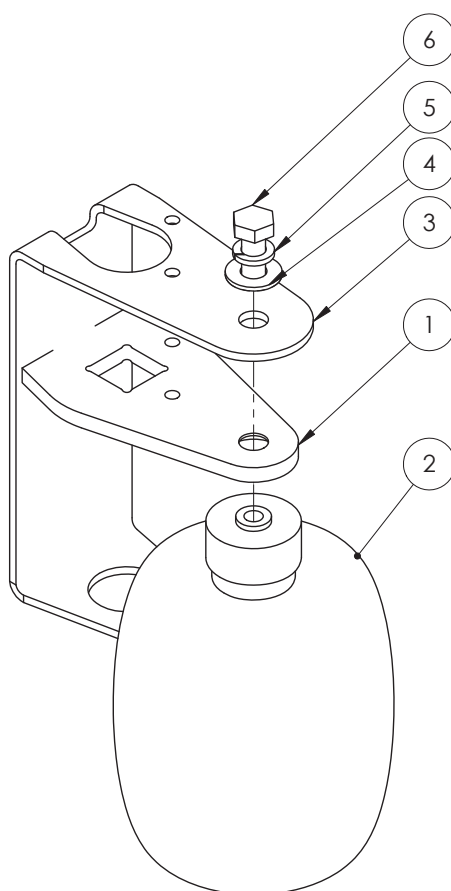
* Sub-assembly on following pages

Dry Sight Tube - Locating Cap Assembly



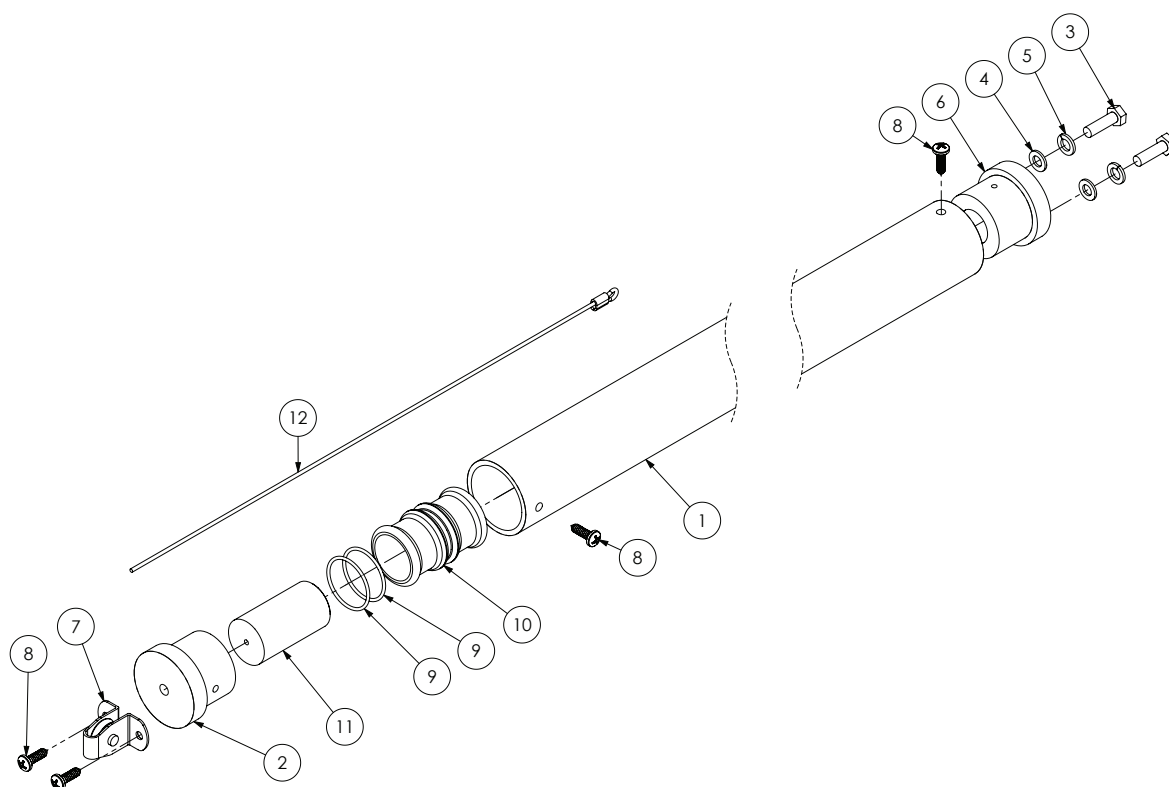
ITEM NO.	PART NUMBER	DESCRIPTION	QTY.
1	MACH0308	Float tube locating cap (Blk Poly)	1
2	GA5015221	Pulley, Upright, 19mm, Suit sight tube cable roller	1
3	GA5014817	Screw 10G x 5/8" Pan Head SS	2
4	GA5000527	Screw, Pan head, 12G x 25mm, SS	6

Dry Sight Tube - Float Assembly



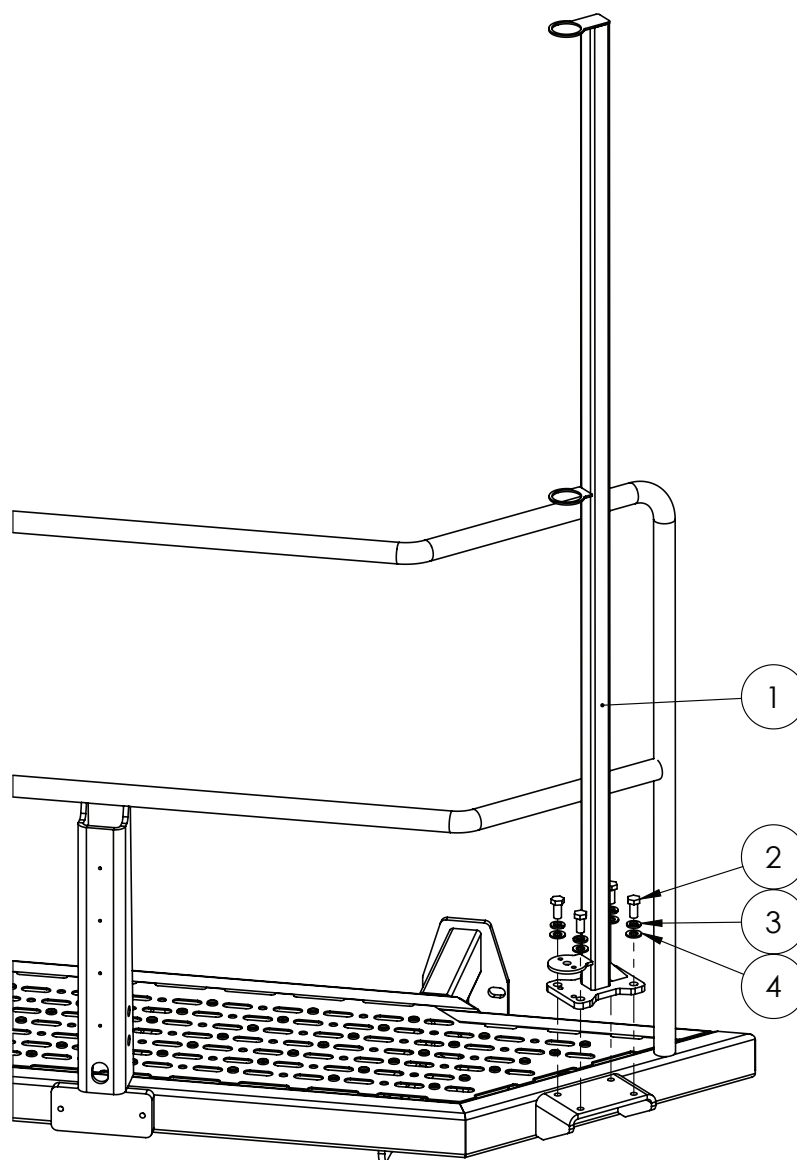
ITEM NO.	PART NUMBER	DESCRIPTION	QTY.
1	GA5072660	Float Plate Dry Sight Tube	1
2	GA5072665	Ball Float 4" Plastic 5/16" Whitworth Threads	1
3	GA4401610	Plate, Float, Dry Sight Tube	1
4	GA5003643	Washer 8mm Flat SS HD	1
5	GA5004919	Washer 8mm Spring SS	1
6	GA5048485	Set Screw, 5/16" x 3/4" BSW, SS GR8	1

Dry Sight Tube - Cap & Tube Assembly



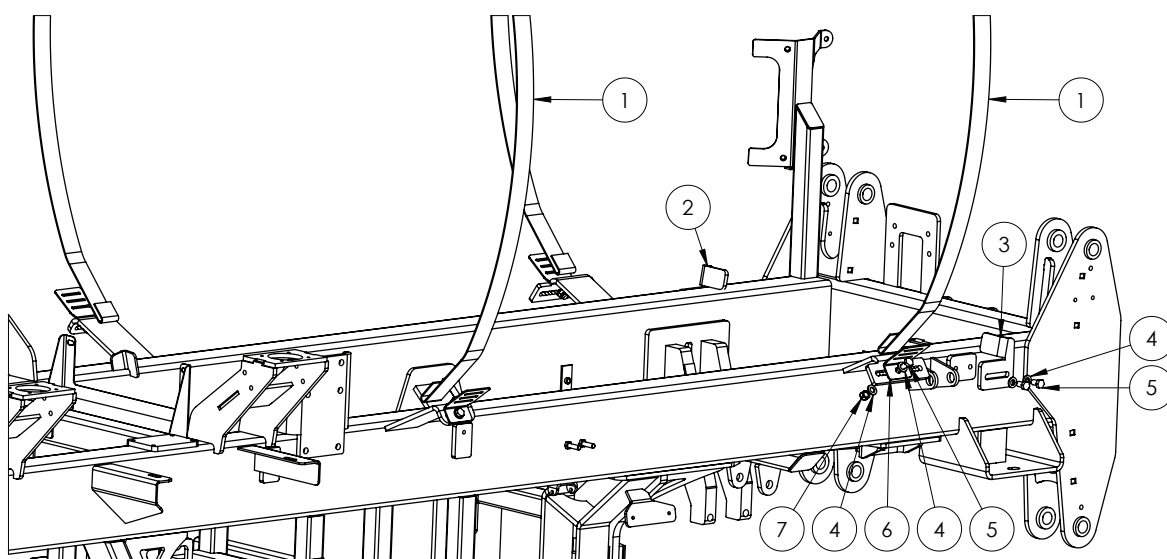
ITEM NO.	PART NUMBER	DESCRIPTION	QTY.
-	GA8700128	Decal, Dry Sight Tube, 4000L, Crop Cruiser G4	1
1	GA5002979	Sight tube, Clear, 38 ID x 44 OD x 2000 mm long, Polycarbonate	1
2	MACH0306	Remote sight tube end cap (Blk Poly)	1
3	GA5004065	Bolt M6 x 20 ZP GR8.8	2
4	GA5004437	Washer 6mm Flat SS	2
5	GA5004447	M6 Spring washer SS	2
6	MACH0316	Tube End Cap with Light Attachment	1
7	GA5015221	Pulley, Upright, 19mm, Suit sight tube cable roller	1
8	GA5014817	Screw 10G x 5/8" Pan Head SS	4
9	GA5012529	O-ring, 34.65 x 1.78mm, BS024	2
10	MACH0307	Remote sight tube level indicator	1
11	MACH0317	Level Indicator Insert	1
12	GA5017873	Cable, 5m, Suit Dry Sight Tube Float	1
	GA5008643	Ferrule, Hand swage, Nickle plated copper, suits GA5017873 cable	2

Dry Sight Tube - Mount



ITEM NO.	PART NUMBER	DESCRIPTION	QTY.
1	GA4659830	Dry Sight Tube Mount	1
2	GA5011229	Bolt M12 x 25 GR8.8 ZP	4
3	GA5000575	Washer 12mm Spring SS	4
4	GA5000577	Washer 12mm Flat SS HD	4

Tank Straps & Stops

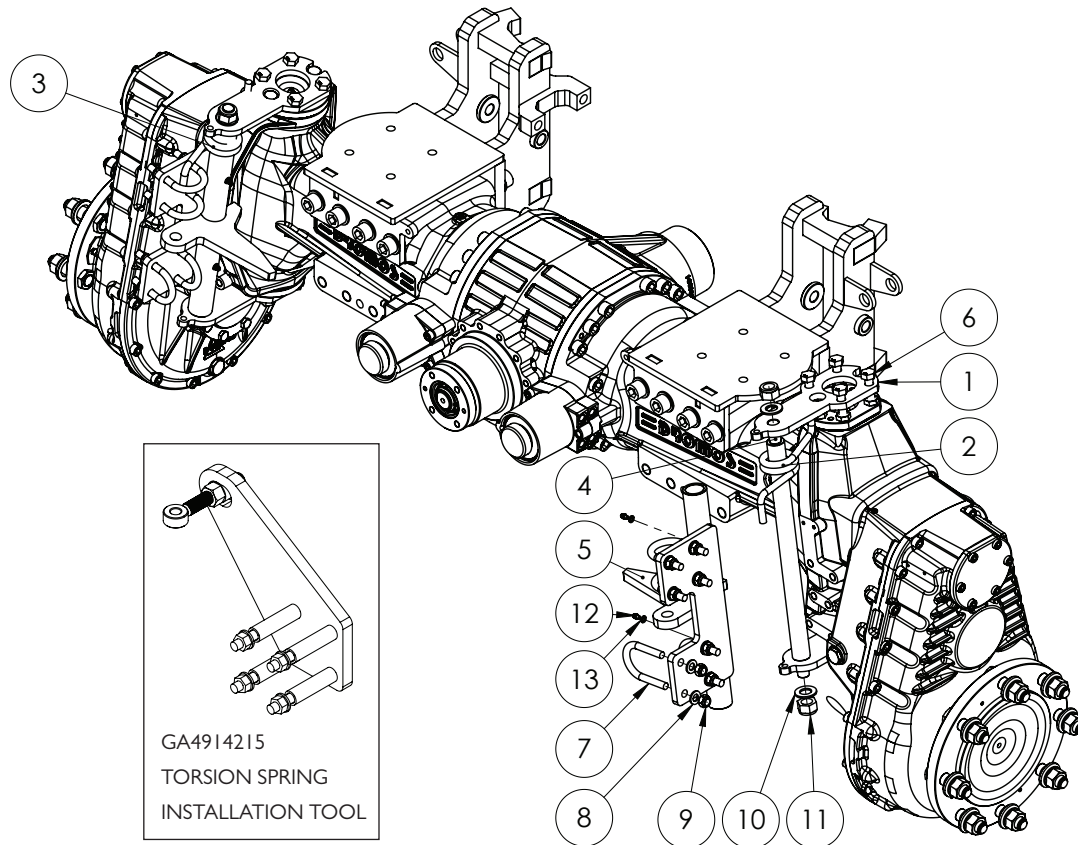


ITEM NO.	PART NUMBER	DESCRIPTION	QTY.
1	GA5003859	Tank Strap - Cut 4500 mm	2
2	GA4524875	Plate, Tank Stop RH	1
3	GA4524870	Plate, Tank Stop LH	1
4	GA5000577	Washer 12mm Flat SS HD	12
5	GA5000311	Set Screw M12 x 35 GR 8.8 ZP	8
6	F70127A	50mm Tank Strap Bracket	4
7	GA5012461	Nut M12 Nyloc ZP	4

Chapter 12

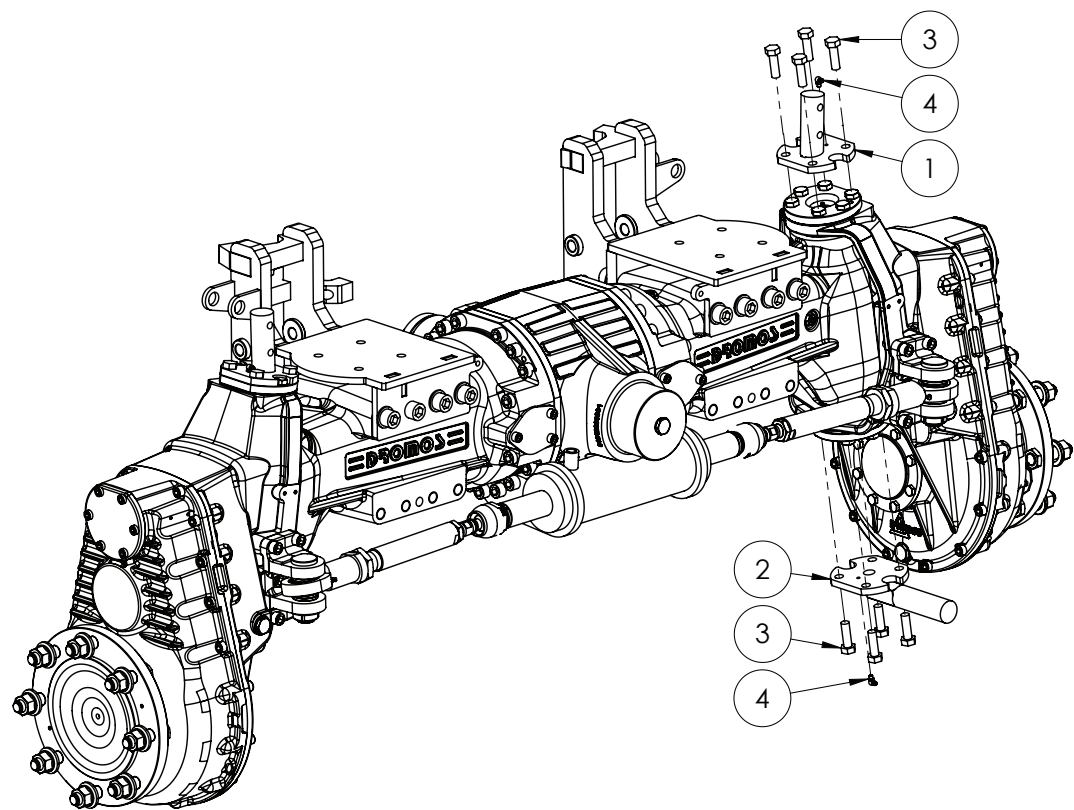
WHEELS & MUDGUARD

Mudguard Mounts - Front Axle



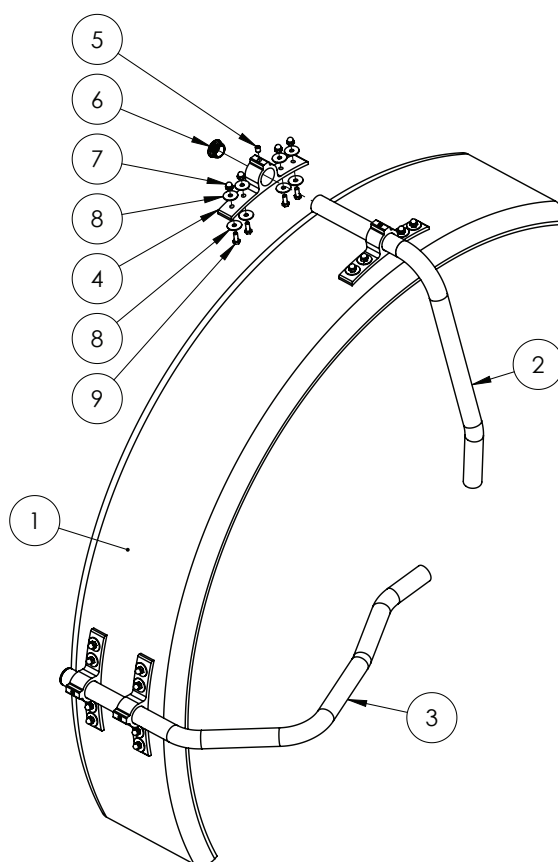
ITEM NO.	PART NUMBER	DESCRIPTION	QTY.
1	GA4500075	Plate, Mudguard Mount Retainer, Front Axle	4
2	GA5072671	Spring, Torsion, 12mm Dia, Front Mudguard Pivot, RH	1
3	GA5072670	Spring, Torsion, 12mm Dia, Front Mudguard Pivot, LH	1
4	GA4550365	Rod, Mudguard Mount Pivot, Front	2
5	GA4660880	Mudguard Mount Front	2
6	GA5073685	Bolt, M14 x 55, ZP GR8.8	16
7	GA5071209	U Bolt, round top, M12 x 91L x 50W	8
8	GA5007475	Washer 12mm Flat SS HD	16
9	GA5012461	Nut M12 Nyloc ZP	16
10	GA5001741	Washer 20mm Flat SS HD	4
11	GA5048125	Nut M20 Nyloc Coarse ZP	4
12	GA5050450	Grease nipple 6mm	4
13	GA5004437	Washer 6mm Flat SS	4

Mudguard Mounts - Rear Axle



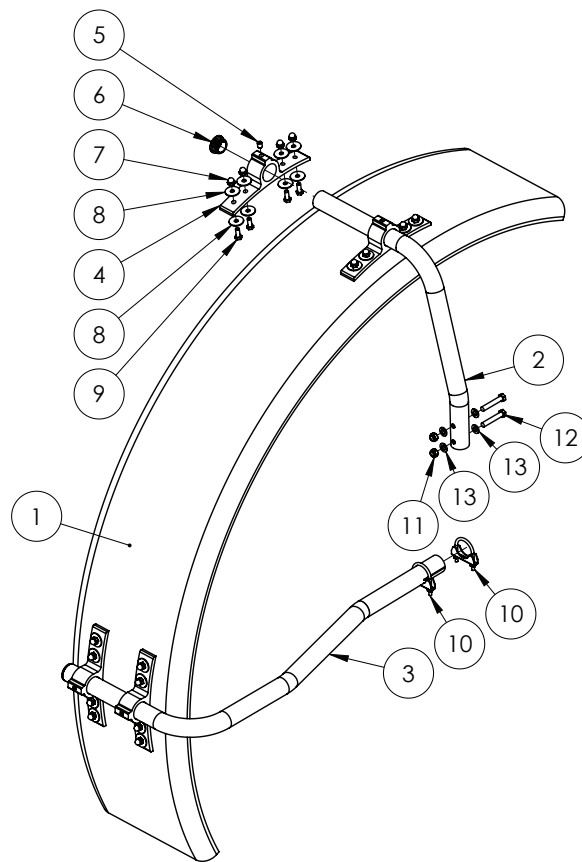
ITEM NO.	PART NUMBER	DESCRIPTION	QTY.
1	GA4660875	Mudguard Mount, Rear	2
2	GA4660877	Mudguard Mount, Rear Lower LH & RH	2
3	GA5000343	Bolt M14 x 45 GR8.8 ZP	16
4	GA5009637	Grease Nipple, 6mm, 90 Deg	4

Mudguards - Front



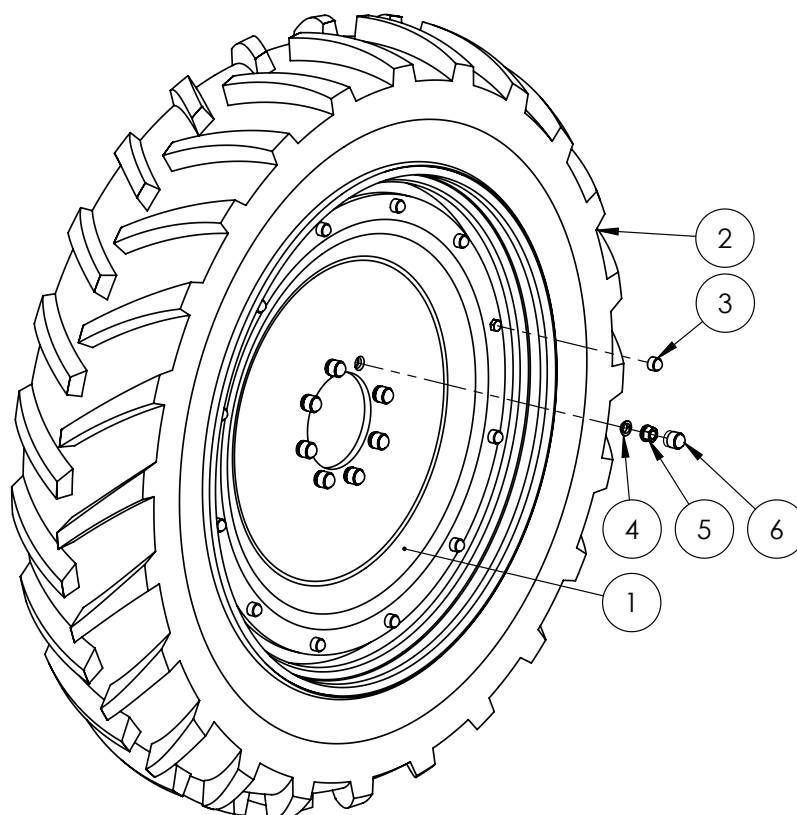
ITEM NO.	PART NUMBER	DESCRIPTION	QTY.
1	GA5003323	Mudguard - 400mm wide x 1000mm radius	1
2	GA5024325	Mudguard Pipe, Front Upper, 320 - 380 Tyre, 1830 - 2000mm Track	1
3	GA5024320	Mudguard Pipe, Front Lower, 320 - 380 Tyre, 1830 - 2000mm Track	1
4	GA5020450	Bracket, Plastic, Black, Mudguard mounting	4
5	GA5050675	Grub Screw M12 x 16 SS	4
6	GA5003925	End cap, 45 mm round, Black plastic	2
7	GA5011133	Nut M10 Dome nut SS	16
8	GA5002595	Washer, 3/8" x 1 1/2" OD, Flat SS	32
9	GA5066162	Bolt M10 x 25 SS	16

Mudguards - Rear



ITEM NO.	PART NUMBER	DESCRIPTION	QTY.
1	GA5003323	Mudguard - 400mm wide x 1000mm radius	1
2	GA5024315	Mudguard Pipe, Rear Upper, 320 - 380 Tyre, 1830 - 2000mm Track	1
3	GA5024305	Mudguard Pipe, Rear Lower LH & RH, 320 - 380 Tyre, 1830 - 2000mm Track	1
4	GA5020450	Bracket, Plastic, Black, Mudguard mounting	4
5	GA5050675	Grub Screw M12 x 16 SS	4
6	GA5003925	End cap, 45 mm round, Black plastic	2
7	GA5011133	Nut M10 Dome nut SS	16
8	GA5002595	Washer, 3/8" x 1 1/2" OD, Flat SS	32
9	GA5066162	Bolt M10 x 25 SS	16
10	GA5006705	Exhaust Clamp C8 2"	2
11	GA5012461	Nut M12 Nyloc ZP	2
12	GA5000347	Bolt M12 x 70 GR8.8 ZP	2
13	GA5000577	Washer 12mm Flat SS HD	4

Tyres & Rims



Quantities shown are per side.

ITEM NO.	PART NUMBER	DESCRIPTION	QTY.
1	GA1500022	Wheel, W13 x 46, Adjustable Bolted Centre	1
2	GA1500032	Tyre, 380/90 R46, 173D AusFlex HR45, High load	1
3	GA5018900	Tapered spring Washers suit M22 wheel stud (329F003)	8
4	GA5054675	Cap M20 hex Wheel nut cover	8
5	-	Wheel nut	8
-	GA5052165	Wheel nut kit, ADR (Pack of 10 nuts & 10 washers)	-

ALTERNATIVE WHEEL NUT

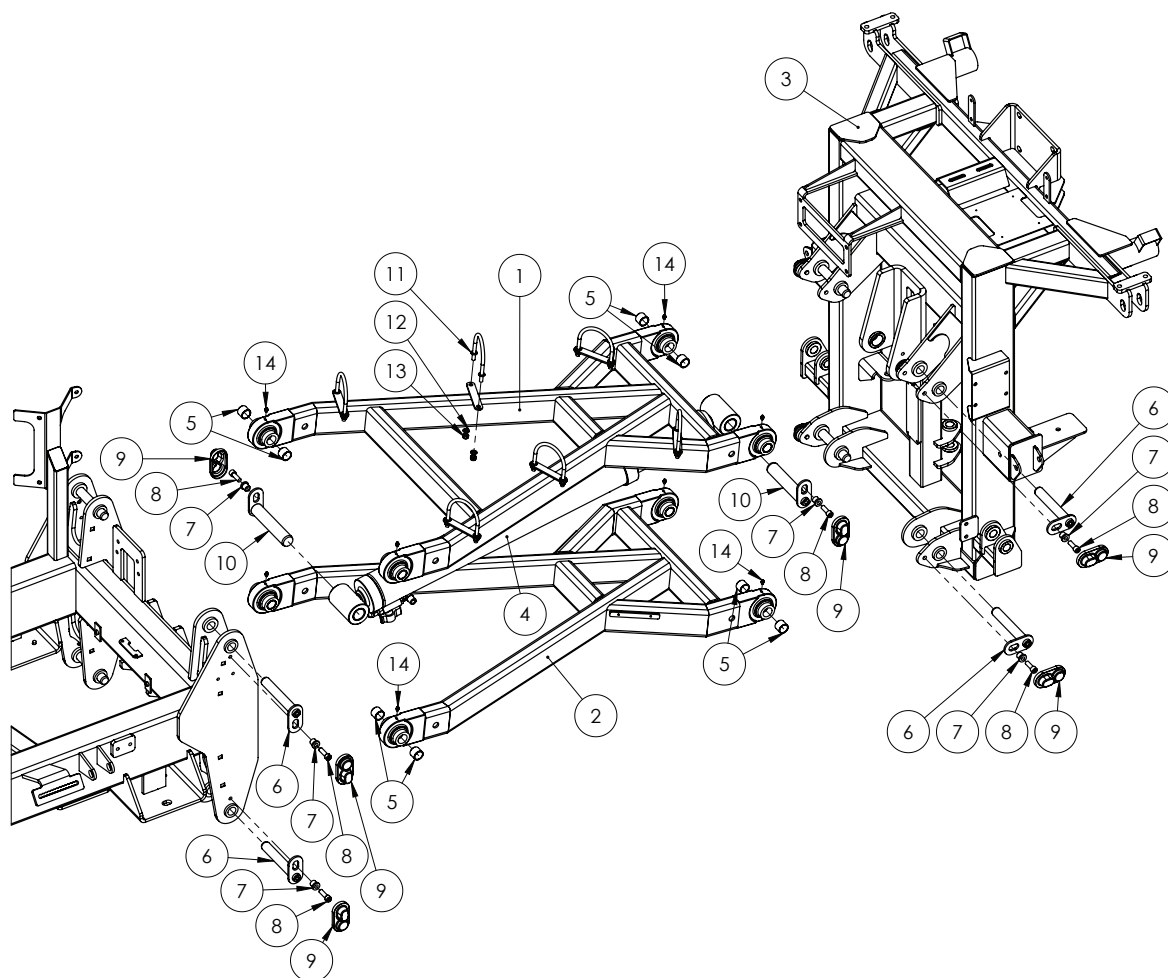
PART NUMBER	DESCRIPTION
GA5018892	Wheel nut, M22 X 1.5mm, ZP (Tapered nut requires no washer)

NOTE: Alternative wheel nut shown above can be purchased individually and requires no washer.

Chapter 13

BOOM CENTRE

Paralift Arms & Paralift Rear



ITEM NO.	PART NUMBER	DESCRIPTION	QTY.
1	GA4660955	Paralift Arm, Upper, G3V G4V	1
2	GA4660960	Paralift Arm, Lower, G3V G4V	1
3	GA4661645	Paralift Rear, Trittech, G3V G4V	1
4	^	Boom lift cylinder	1
5	GA5065486	Glacier bush 1 1/8" x 1" long	16
6	GA5066655	Pin paralift chassis arm	8
7	MACH0152	12mm Bolt Bush suit para lift pins	10
8	GA5000313	SHCS M12 x 35 GR12.9 ZP	10

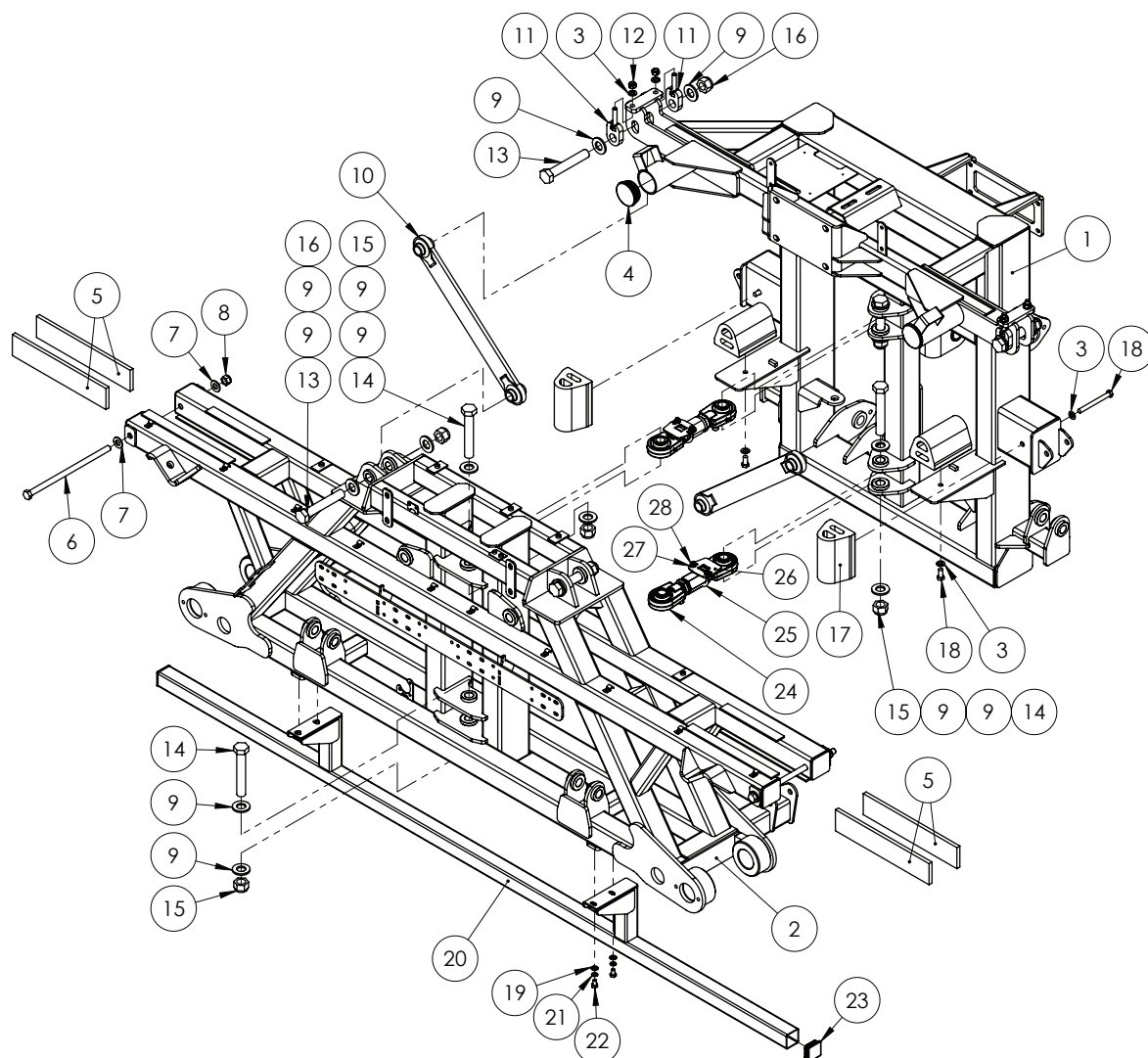
Continued over page

Paralift Arms & Paralift Rear

ITEM NO.	PART NUMBER	DESCRIPTION	QTY.
9	GA5067885	Pin cover - plastic	11
10	GA5055785	Pin, 1 1/2" x 190mm, Lift Cylinder	2
11	GA5070905	U-bolt	6
12	GA5000117	Washer 10mm Flat SS HD	12
13	GA5051445	Nut M10 Nyloc SS	12
14	GA5050450	Grease nipple 6mm	8

^ See Chapter 18 'Hydraulics' for sub-assembly

Base Assembly



ITEM NO.	PART NUMBER	DESCRIPTION	QTY.
1	GA4661645	Paralift Rear, Tritech, G3V G4V	1
2	GA4658122	Centre Section, Tritech, 24m - 42m, 2017	1
3	GA5000577	Washer 12mm Flat SS HD	8
4	GA5050355	End cap, 76.1 mm round, suit 65 NB pipe, Black plastic	2
5	GA5075090	Wear pad, 380 x 74 x 12 mm, Polystone, Suit Tri Tech tilt arm	4
6	GA5000945	Bolt M16 x 60 GR8.8 ZP	2
7	GA5001043	Washer 16mm Flat SS HD	4
8	GA5001029	Nut M16 Nyloc ZP	2
9	GA5017659	Washer 1 Flat ZP HD (5mm thick)	16
10	GA4656240	Long delta link	2
11	GA4656260	Adjuster bolt, Delta link hanger	4
12	GA5012461	Nut M12 Nyloc ZP	4
13	GA4683145	Bolt 1" UNC x 6" cut down from 7"	4
14	GA5006043	Bolt 1" UNF 14 TPI x 6" GR8 ZP	4

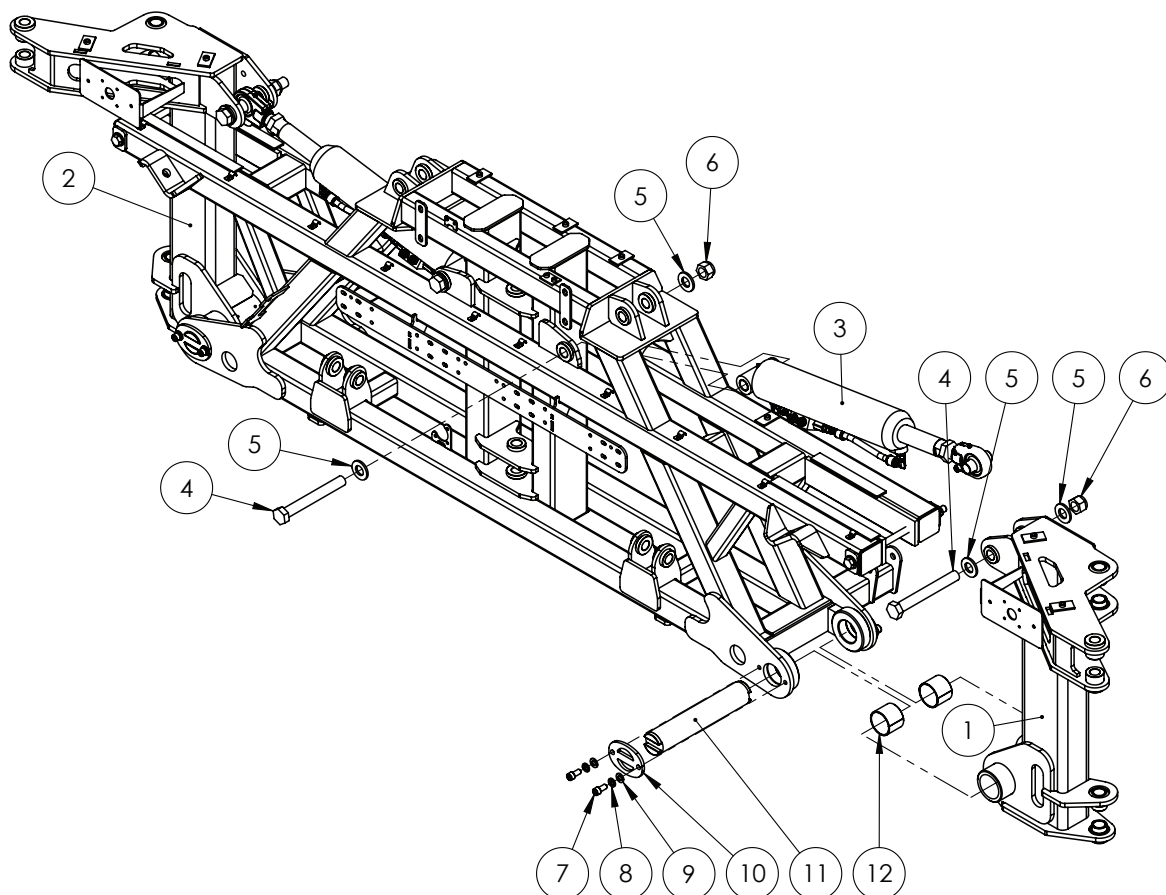
Continued over page

Base Assembly

ITEM NO.	PART NUMBER	DESCRIPTION	QTY.
15	GA5012445	Nut 1" UNF 14 TPI Nyloc ZP	4
16	GA5012439	1" Nyloc Nut UNC ZP	4
17	GA5075240	Bump Stop Rubber with threaded insert	4
18	GA5000305	Bolt M12 x 25 GR8.8 ZP	4
19	GA5000117	Washer 10mm Flat SS HD	4
20	GA4660330	Spray Bar Trittech Centre Section	1
21	GA5000137	Washer 10mm Spring SS	4
22	GA5006143	Bolt M10 x 30 GR8.8 ZP	4
23	GA5003783	50 x 50 square tube insert black	2
24	*	Delta Link	1
25	GA5018245	U bolt, Round top, M8 x 50 x 60 mm	2
26	GA4524140	Locking plate suit adjustable delta link SS	2
27	GA5003643	Washer 8mm Flat SS HD	4
28	GA5004917	Nut M8 Nyloc ZP	4

* Sub-assembly on following pages

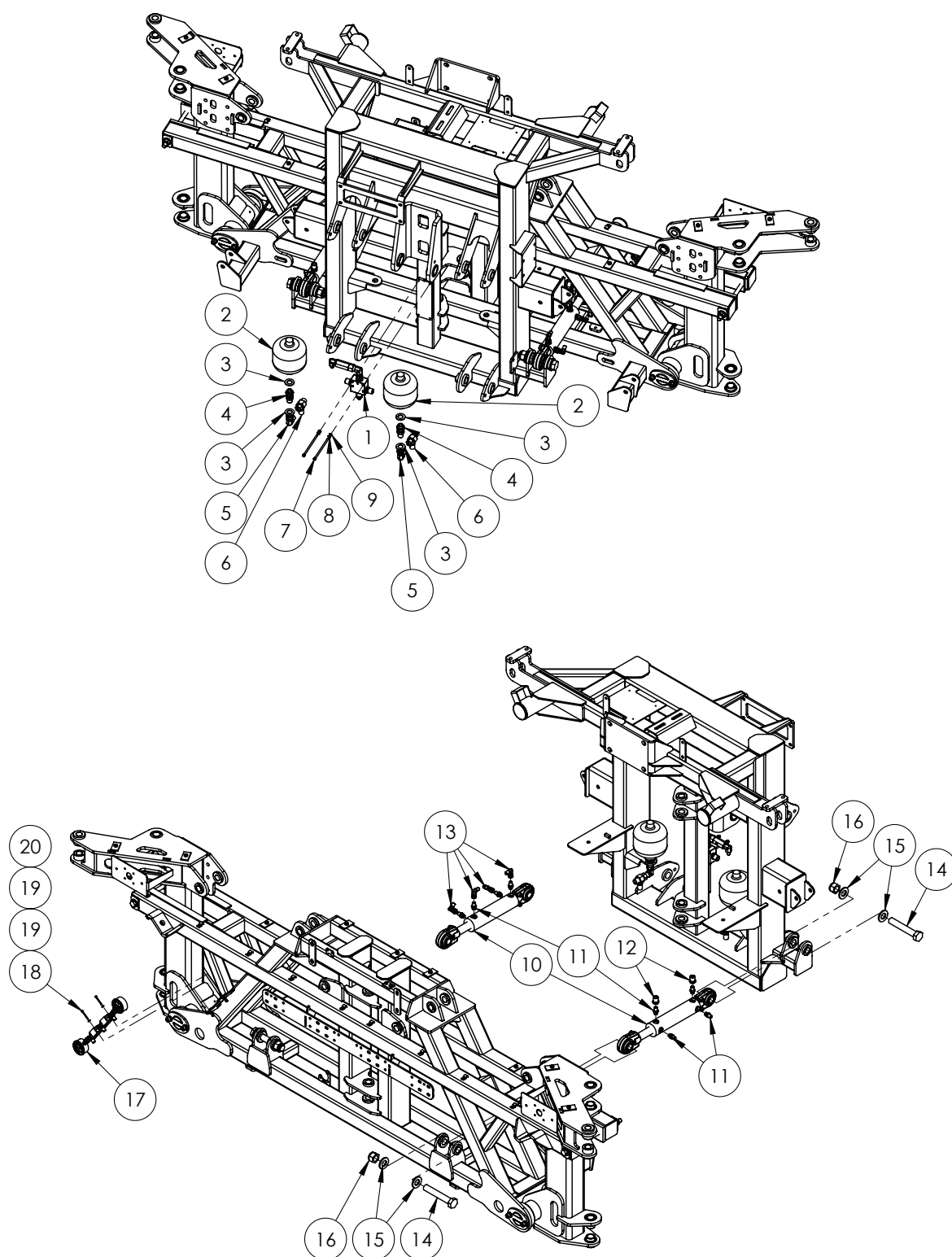
Tilt Assembly



ITEM NO.	PART NUMBER	DESCRIPTION	QTY.
1	GA4660445	Tilt Arm Centre Section Trittech RH	1
2	GA4660440	Tilt Arm Centre Section Trittech LH	1
3	^	Tilt cylinder	2
4	GA5006151	Bolt 1" UNF 12 TPI x 8" GR8 ZP	4
5	GA5017659	Washer 1 Flat ZP HD (5mm thick)	8
6	GA5012446	Nut 1" UNF 12 TPI Nyloc ZP	4
7	GA5000297	SHCS M12 x 25 GR12.9 ZP	8
8	GA5000575	Washer 12mm Spring SS	8
9	GA5000577	Washer 12mm Flat SS HD	8
10	GA4502280	Pin retainer	4
11	GA4572365	Tilt pin	2
12	GA5075060	Glacier bush 60mm ID 50mm long	4

^ See Chapter 18 'Hydraulics' for sub-assembly

Yaw Assembly



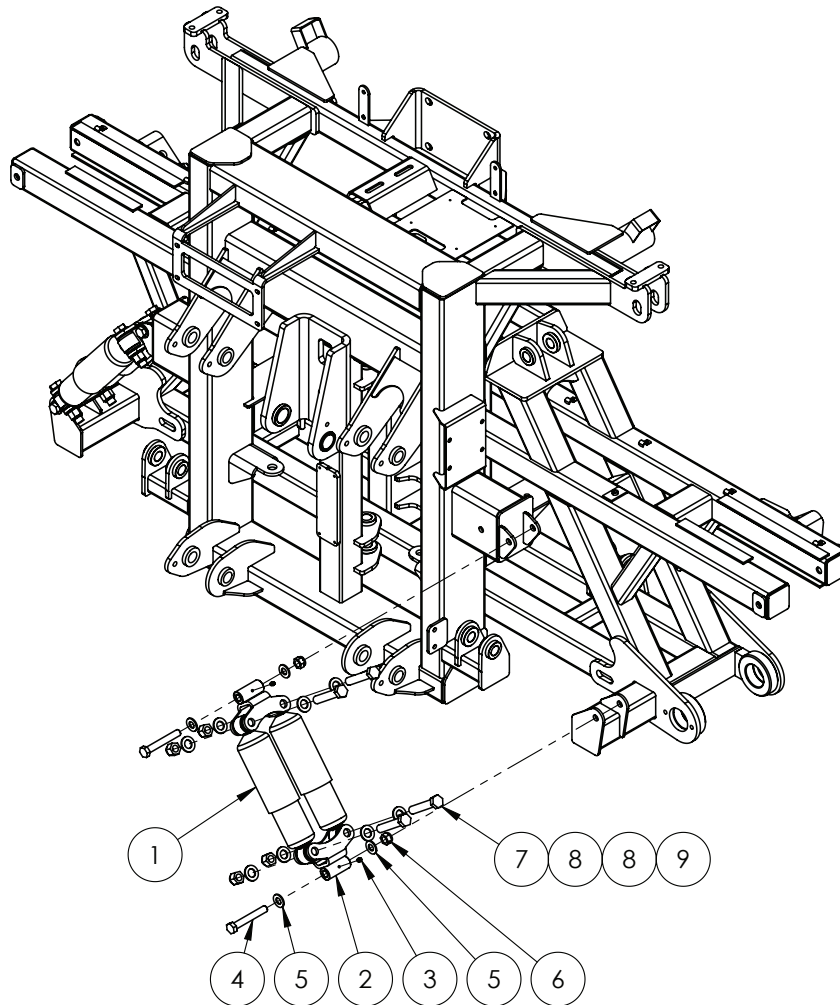
Continued over page

Yaw Assembly

ITEM NO.	PART NUMBER	DESCRIPTION	QTY.
1	^	Pressure Reducer Valve Assembly	1
2	GA5007787	Accumulator, Hydraulic, 1L, precharged to 70 bar	2
3	GA5001741	Washer 20mm Flat SS HD	4
4	GAS99-603	Hydraulic adaptor, Bulkhead nipple, 1/2" BSP male x 1/2" BSP male	2
5	GA3500333	Hydraulic adaptor, Elbow, 90 degree, 1/2" BSPT male x 1/2" BSPP female swivel	2
6	GA3500198	Hydraulic adaptor, Inline test point, 1/2" BSPP female swivel x 1/2" BSPT male x M16 x 2.0 test port	2
7	GA5051525	SHCS M6 x 130 GR12.9 ZP	2
8	GA5004437	Washer 6mm Flat SS	2
9	GA5004447	Washer 6mm Spring SS	2
10	GA5060817	Hydraulic Cylinder, Bore 2", Rod 1.25", Stroke 117.5mm	2
11	GA3500358	Hydraulic adaptor, Nipple, 1/4" BSPT male x 9/16" UN male O-ring	8
12	GA3500203	Hydraulic adaptor, Reducing bush, 1/2" BSPT male x 1/4" BSPT female	2
13	GA3500332	Hydraulic adaptor, Elbow, 90 degree, 1/4" BSPT male x 1/4" BSPP female swivel	4
14	GA5006043	Bolt 1" UNF 14 TPI x 6" GR8 ZP	4
15	GA5017659	Washer 1 Flat ZP HD (5mm thick)	8
16	GA5012445	Nut, 1" UNF, 14 TPI, Nyloc, ZP	4
17	^	Yaw Control Valve Assembly	1
18	GA5049800	SHCS M4 x 40 GR12.9 ZP	2
19	GA5020510	Washer 4mm Flat SS	4
20	GA5049025	Nut M4 Nyloc SS	2

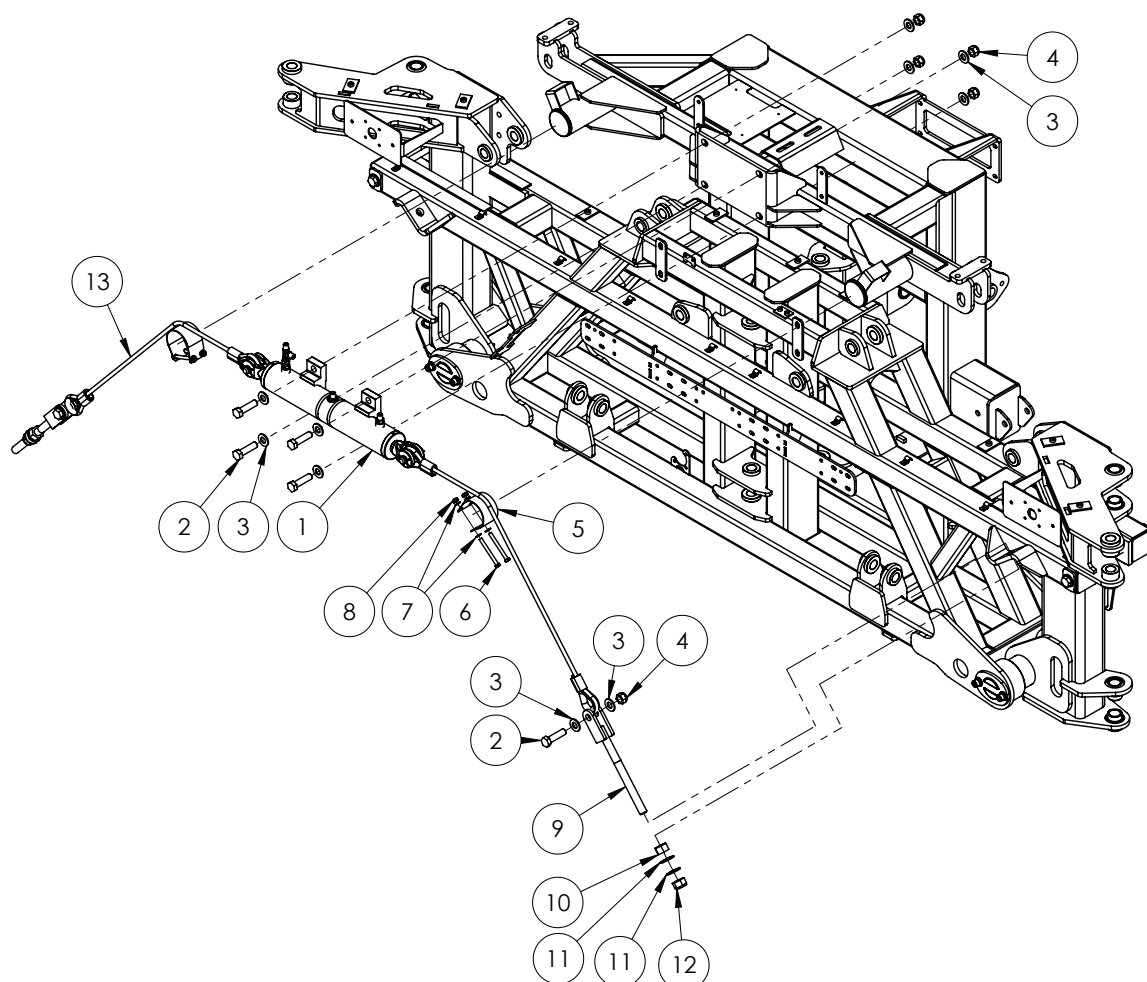
^ See Chapter 18 'Hydraulics' for sub-assembly

Double Roll Shocker Assembly



ITEM NO.	PART NUMBER	DESCRIPTION	QTY.
1	GA5015139	Shock Absorber, Double eye, 19mm eye, 82mm OD, Black	4
2	GA4659360	Mounting bracket, Dual roll shock absorber	4
3	GA5012203	Grease Nipple 1/4" UNF Short	4
4	GA5000945	Bolt M16 x 60 GR8.8 SS A2-70	4
5	GA5001043	Washer 16mm Flat SS HD	8
6	GA5001029	Nut M16 Nyloc ZP	4
7	GA5049490	Bolt 3/4" UNC x 4" HT ZP	8
8	GA5001741	Washer 20mm Flat SS HD	16
9	GA5048430	Nut 3/4 UNC Nyloc ZP	8

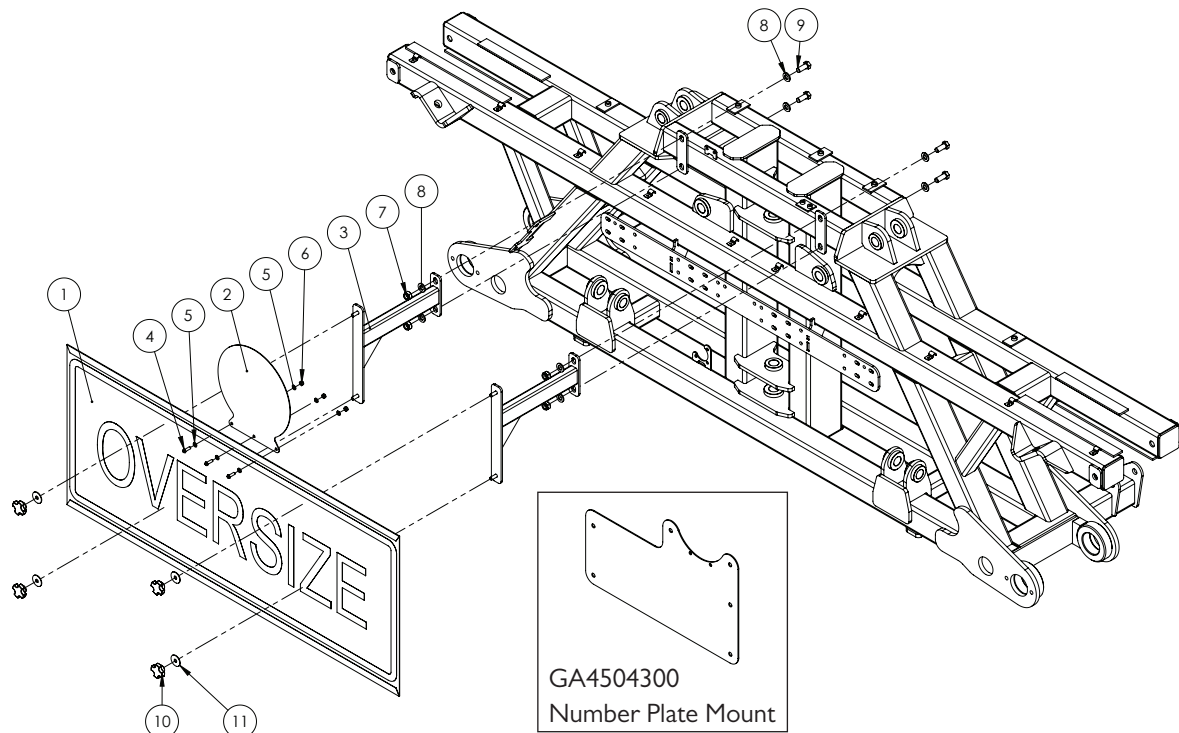
Centre Level Assembly



ITEM NO.	PART NUMBER	DESCRIPTION	QTY.
1	GA3500477^	Centre level cylinder	1
2	GA5000945	M16 x 325 GR4.4 ZP 60.mm Thread	8
3	GA5001043	Washer 16mm Flat SS HD	16
4	GA5001029	Nut M16 Nyloc ZP	8
5	GA4506750	Wear Strip SS for Centre Leveling Cables	2
6	GA5004711	Bolt M8 x 25 GR8.8 ZP	4
7	GA5003643	Washer 8mm Flat SS HD	8
8	GA5004917	Nut M8 Nyloc SS	4
9	GA5020320	Cable Adjuster 20mm Threaded	2
10	GA5001709	Nut M20 Coarse ZP	2
11	GA5001741	Washer 20mm Flat SS HD	4
12	GA5048125	Nut M20 Nyloc Coarse ZP	2
13	GA1100037	Centre Lock Cable Kit	2
	GA5000215	Thimble, 11 - 12, suit 10mm Cable	4
	GA5000073	Cable, 10mm, Solid core, Heavy duty, Galvanised, Specify length at time of order	2
	GA5005391	Ferrule, Aluminium, 40 long x 4.5mm wall, Code 11, suit 10mm cable	4

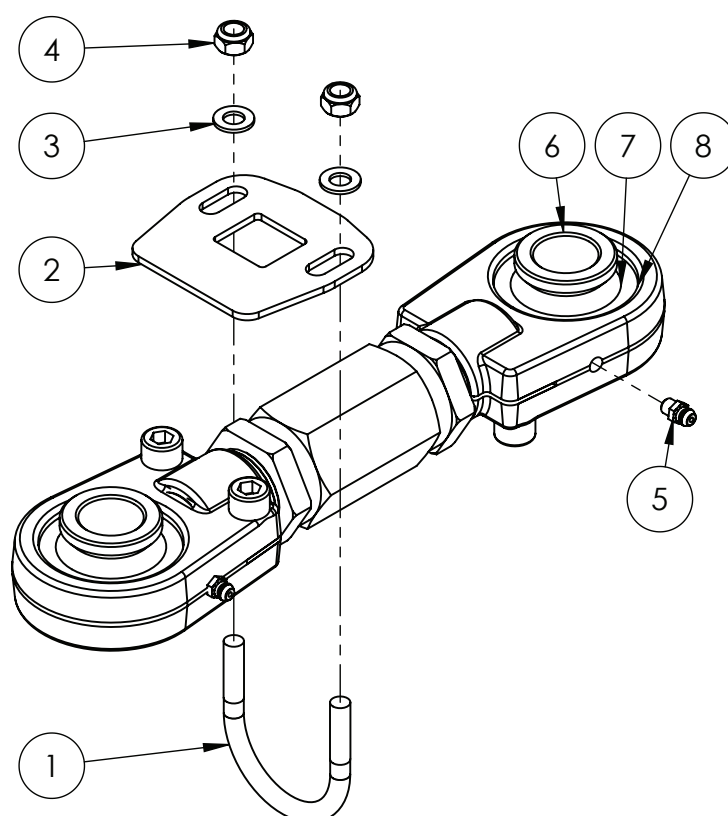
^ See Chapter 18 'Hydraulics' for sub-assembly

Oversize Sign



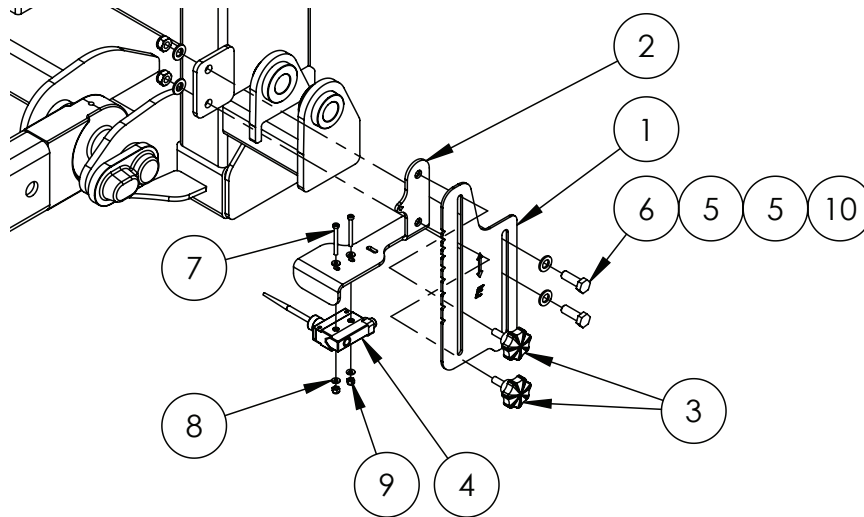
ITEM NO.	PART NUMBER	DESCRIPTION	QTY.
1	GA5009613	Oversize sign, Yellow, Reflective with folded edges	1
2	F70906A	40 km/h sticker holder plate 1.6mm SS	1
3	GA4658150	Bracket, Oversize sign mount arm, Bolt on	2
4	GA5004053	BHCS M6 x 20 SS A2-70	3
5	GA5004437	Washer 6mm Flat SS	6
6	GA5004429	Nut M6 Nyloc SS	3
7	GA5012461	Nut M12 Nyloc ZP	4
8	GA5000577	Washer 12mm Flat SS HD	8
9	GA5000305	Set Screw M12 x 30 GR8.8 ZP	4
10	GA5069875	Knob Star grip nut M8 x 40 DIA	4
11	GA5003645	Washer 5/16" ID x 1 1/4" OD Flat SS	4

Delta Link



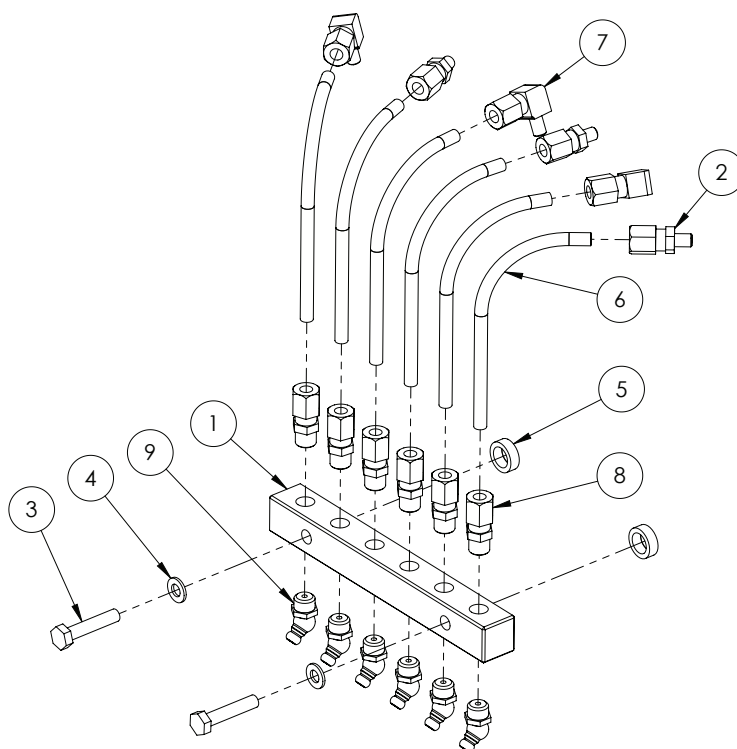
ITEM NO.	PART NUMBER	DESCRIPTION	QTY.
-	DELTA-LINKSA	Delta link, short, heavy duty, adjustable - Locking plate not included	-
1	GA4524140	Locking plate, suit adjustable delta link SS	1
2	GA5018245	U bolt, Round top, M8 x 50 x 60mm	1
3	GA5052590	Nut M8 Nyloc SS	2
4	GA5003643	Washer 8mm Flat SS HD	2
5	GA5012203	Grease nipple, Short, 1/4" UNF	2
6	GA5021925	Small bearing bush, Suit screw on rose end	4
7	GA5067605	Bearing, suit screw on rose end	2
8	GA5067610	Circlip, suit bearing screw on rose end	2

Lower Limit Switch - Raven

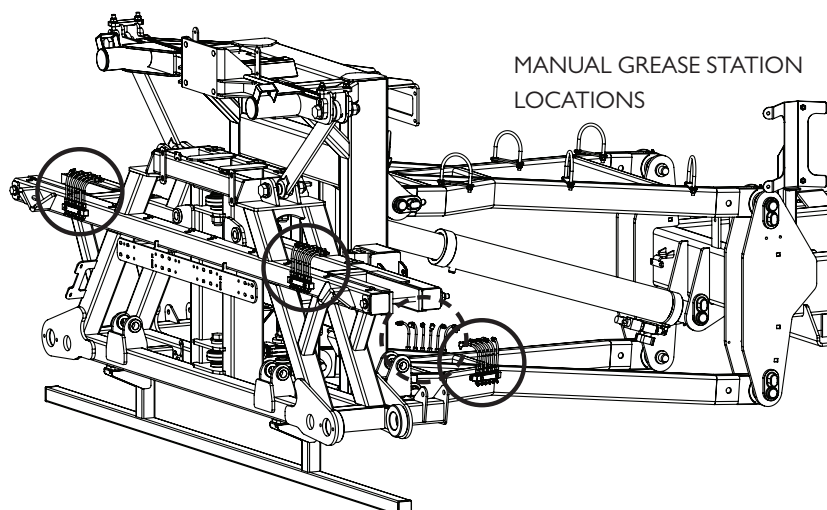


ITEM NO.	PART NUMBER	DESCRIPTION	QTY.
1	GA4523965	EF Evo 2011 Boom Height adjustment bracket	1
2	GA4654161	Paralift switch bracket	1
3	GA5067080	M8 x 20 Plastic Knob Bolt	2
4	GA5012129	Limit switch, Flexible arm, Micro, IP65, 10 Amp	1
5	GA5000117	Washer 10 mm Flat SS HD	4
6	GA5065455	Bolt M10 x 30 GR8.8 ZP	2
7	GA5049800	SHCS M4 x 40 GR12.9 ZP	2
8	GA5020510	Washer 4mm Flat SS	4
9	GA5049025	Nut M4 Nyloc SS	2
10	GA5000141	Nut M10 Nyloc ZP	2

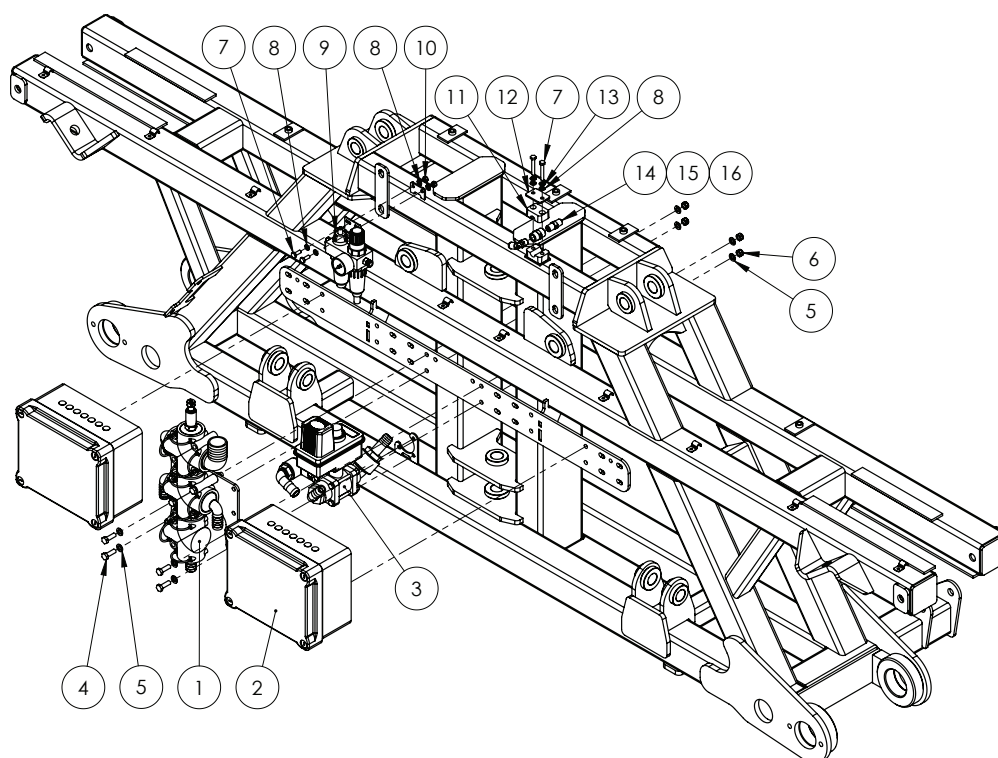
Manual Grease Station



ITEM NO.	PART NUMBER	DESCRIPTION	QTY.
1	GA5070000	Grease Fitting Header Block	1
2	GA5069985	Grease fitting, Line connector, Straight 6mm	3
3	GA5004079	Set Screw M6 x 30 ZP GR8.8	2
4	GA5004437	Washer 6mm Flat SS	2
5	GA4552080	Crush tube, 10.2 ID x 15 OD x 5mm long	2
6	GA5070005	Grease line 6mm pre filled	6
7	GA5069995	Grease fitting, Elbow 90 degree, Line connector 6mm	3
8	GA5055225	Pneumatic fitting, Straight adaptor, 1/8" BSP male thread x Nut retainer suit 6mm tube	6
9	GA5055125	Grease Nipple 45 degree 1/8" gas thread ZP	6



RapidFire System Assembly

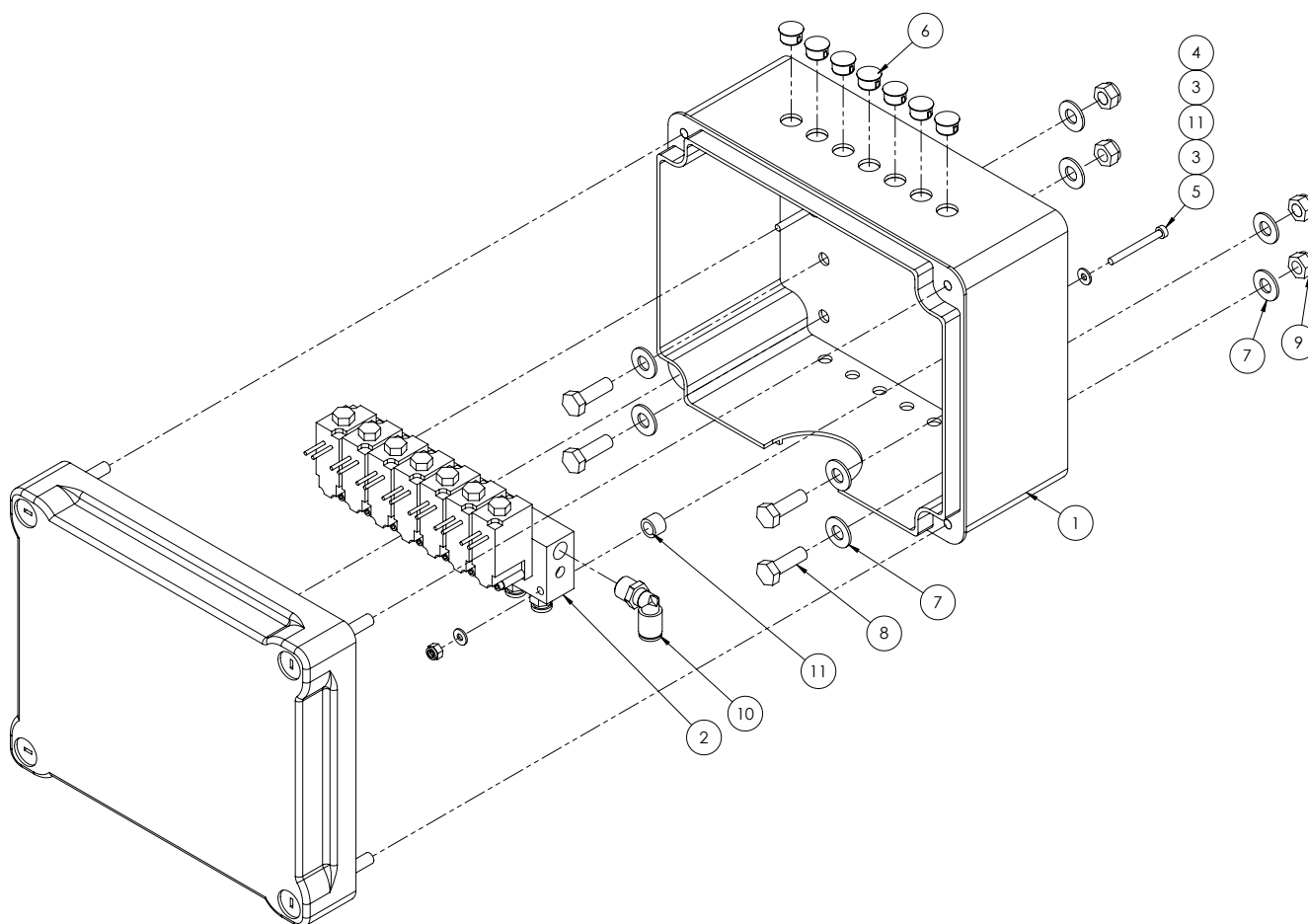


ITEM NO.	PART NUMBER	DESCRIPTION	QTY.
1	^	RapidFire - Pressure Flow Distributer	1
2	*	RapidFire - Solenoid Box	2
3	^	RapidFire - RapidFlow Return Valve	1
4	GA5004711	Bolt M8 x 25 GR8.8 ZP	4
5	GA5003643	Washer 8mm Flat SS HD	8
6	GA5004917	Nut M8 Nyloc SS	4
7	GA5004041	Bolt M6 x 16 GR8.8 ZP	4
8	GA5004437	Washer 6mm Flat SS	6
9	GA5068806*	Pneumatic Mini Filter Oiler / Regulator / Dryer	1
10	GA5048115	Nut M6 Nyloc ZP	2
11	GA5078058	Mounting clamp, Single type, Jaw, Pair, Group 3, 14mm, RCS-14J	2
12	GA5078068	Mounting clamp, Single type, Plate, Top, Group 2, RCS-2PT	1
13	GA5004447	Washer 6mm Spring SS	2
14	GA3500218	Hydraulic adaptor, Nipple, 1/4" BSPT male x 1/4" BSPT male	1
15	GA3500211	Hydraulic adaptor, Socket, 1/4" BSPT female x 1/4" BSPT female	1
16	GA5052690	Elbow Swivel push in 8 mm x 1/4" BSP	1

* Sub-assembly on following pages

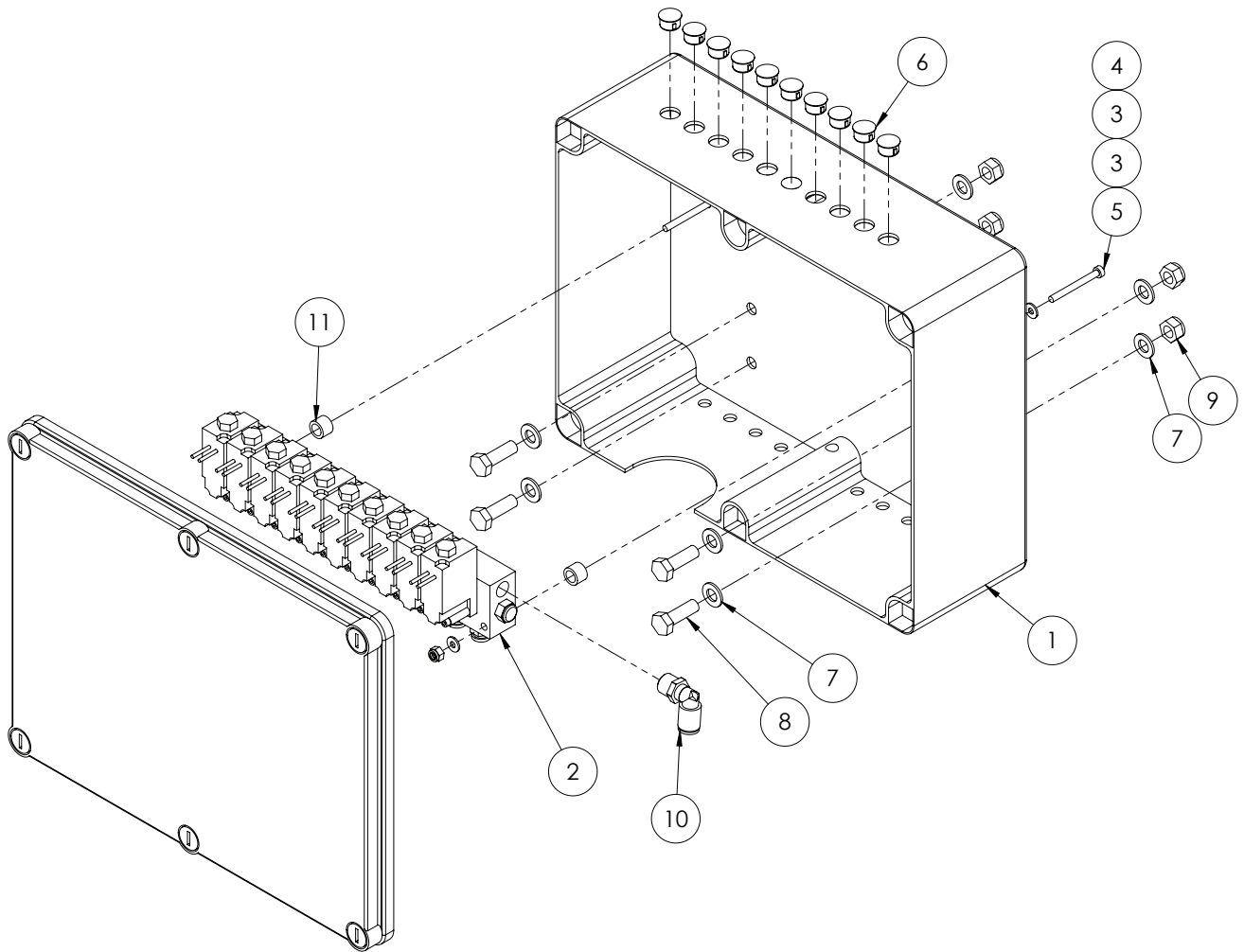
^ See Chapter 19 'Plumbing' for sub-assembly

RapidFire 7 Section Solenoid Box



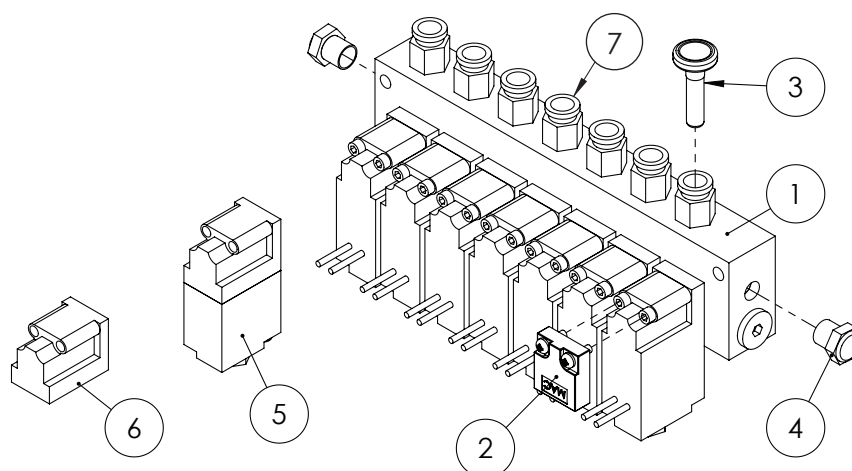
ITEM NO.	PART NUMBER	DESCRIPTION	QTY.
1	GA5054085	Box plastic electrical, 241 x 194 x 127mm	1
2	GA5068805	Valve, Pneumatic solenoid, 7 section bank, bare wires, 6mm outlets, 8mm inlet	1
3	GA5020510	Washer 4mm Flat SS	4
4	GA5049025	Nut M4 Nyloc SS	2
5	GA5049800	SHCS M4 x 40 ZP GR12.9	2
6	GA5048780	Dome plug 12mm	7
7	GA5003643	Washer 8mm Flat SS HD	8
8	GA5004711	Bolt M8 x 25 ZP GR8.8	4
9	GA5052590	Nut M8 Nyloc SS	4
10	GA5018339	Pneumatic fitting, Elbow, 90 degree, 8mm push type fitting x 1/8' male thread	1
11	GA4572280	Crush tube, 11.8 OD x 8 ID x 8.5mm long	2

RapidFire 10 Section Solenoid Box



ITEM NO.	PART NUMBER	DESCRIPTION	QTY.
1	GA5054090	Box plastic electrical 310 x 240 x 110mm	1
2	GA5070630	Valve, pneumatic solenoid bank 10 section, bare wires, 6mm outlets, 8mm inlet	1
3	GA5020510	Washer 4mm Flat SS	4
4	GA5049025	Nut M4 Nyloc SS	2
5	GA5049800	SHCS M4 x 40 ZP GR12.9	2
6	GA5048780	Dome plug 12mm	7
7	GA5003643	Washer 8mm Flat SS HD	8
8	GA5004711	Bolt M8 x 25 ZP GR8.8	4
9	GA5052590	Nut M8 Nyloc SS	4
10	GA5018339	Pneumatic fitting, Elbow, 90 degree, 8mm push type fitting x 1/8" male thread	1
11	GA4572280	Crush tube, 11.8 OD x 8 ID x 8.5mm long	2

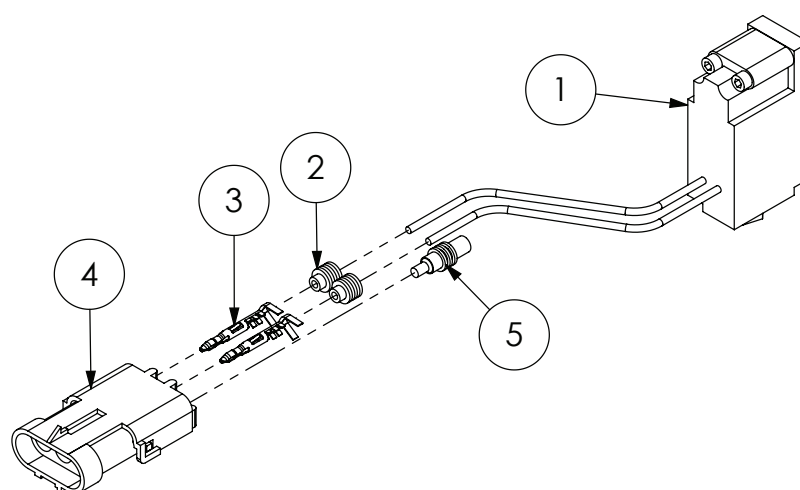
RapidFire Solenoid Assembly



ITEM NO.	PART NUMBER	DESCRIPTION	QTY.
1	GA5068805	Valve, Pneumatic solenoid, 7 section bank, bare wires, 6mm outlets, 8mm inlet, MAC	1
2	GA5054440	MAC Blanking Plate Manifold	1
3	GA5004405	Plug, Push in, 6mm	1
4	GA5054435	MAC 1/8" BSP Flat Silencer	2
5	GA5054430	Solenoid valve, MAC 3/2 pneumatic, Viton seals, 12V, Bare wires	1
6	GA5054431	Valve, MAC 35A replacement valve only no solenoid, includes bolts and viton seal, blue	1
7	GA5071195	Straight Adaptor Push in 6mm x 1/8" Male thread	7

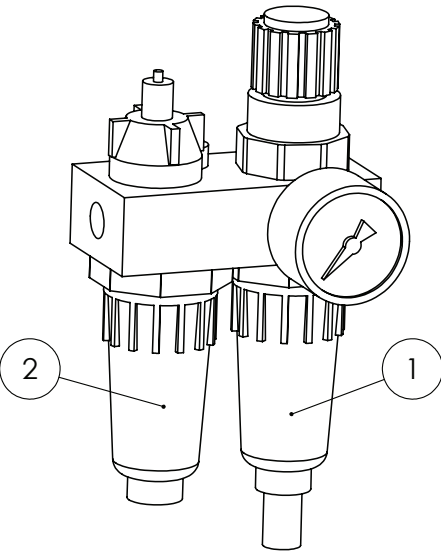
NOTE: Quantities will vary depending on number of sections optioned.

RapidFire Solenoid Valve



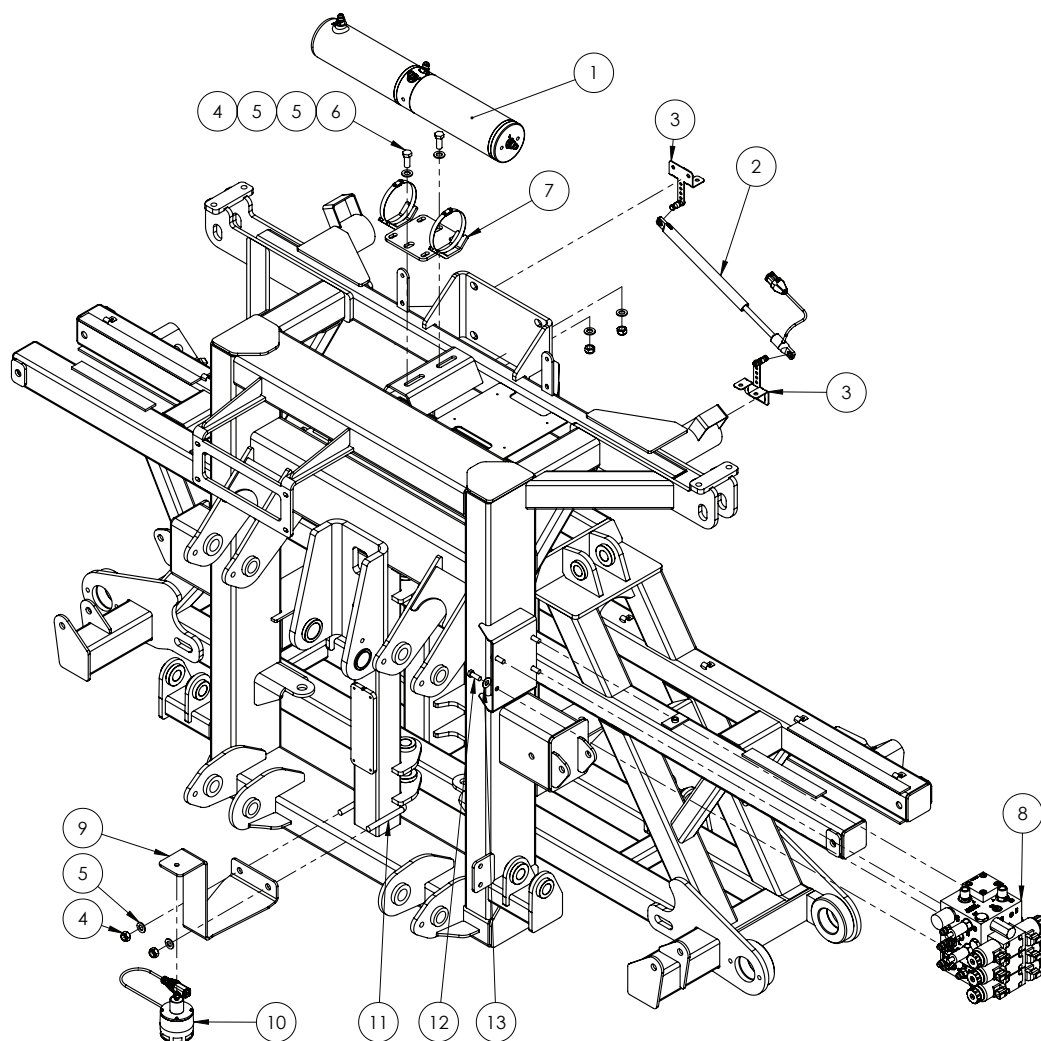
ITEM NO.	PART NUMBER	DESCRIPTION	QTY.
1	GA5054430	Solenoid valve, MAC 3/2 pneumatic, Viton seals, 12V, Bare wires	1
2	GA5014857	Seal, Green, Weather pack connector, Wire from 2.03 - 2.85mm	2
3	GA5016617	Pin, Male, Sealed, Weather pack, Wire 1.0 - 2.0mm	2
4	GA5048550	Connector, Female, 3 Pin, Weather pack	1
5	GA5050245	Seal, Cavity blanking plug, Weather pack connector	1

RapidFire Pneumatic Oiler & Dryer



ITEM NO.	PART NUMBER	DESCRIPTION	QTY.
-	GA5071805	O-Ring Seal, 33x2mm, Suits GA5068806 Pneumatic Air Line Oiler Reservoir	-
1	GA5054620	Bowl, suit air dryer / oiler GA5068806	1
2	GA5054625	Bowl Lubricator, suit air dryer / oiler GA5068806	1

Norac System



ITEM NO.	PART NUMBER	DESCRIPTION	QTY.
1	GA3500136	Hydraulic cylinder, Wing roll with position sensor, Norac	1
	GA3500146	Hydraulic adaptor, Nipple, 9/16" JIC male x 9/16" UN male O-ring	4
2	GA3000127	Sensor, Linear position NF, UC5, Norac	1
3	GA5075480	Bracket, Linear position sensor mount, Norac	2
4	GA5012461	Nut M12 Nyloc ZP	4
5	GA5000577	Washer 12mm Flat SS HD	6
6	GA5000305	Set Screw M12 x 30 GR8.8 ZP	2
7	GA5075495	Mounting bracket suit 2017 on AWR Cylinder, with clamps, Black	1
8	^	Norac Valve Block	1
9	GA4510595	Plate, Mount, Norac Ultrasonic Sensor, Centre Section	1
10	GA3000128	Ultrasonic sensor, UC5	1
11	GA5011259	U Bolt Square top M12 x 76mm x 110mm	1
12	GA5002601	Bolt 3/8" UNC x 1" GR8 ZP Yellow	4
13	GA5017623	Washer 3/8" Flat ZP HD	4

^ See Chapter 18 'Hydraulics' for sub-assembly.

Norac Spare Parts List

ITEM NO.	PART NUMBER	DESCRIPTION
1	GA3000110	Console, UC5 Pulse, Display panel, screen, Norac
2	GA3000111	Controller module, UC5 Input pass through, Norac
3	GA3000112	Controller module, UC5 Valve, Norac
4	GA3000113	Controller module, UC5, CAN Bus, Norac
5	GA3000114	Electrical Harness, UC5 Battery feed fused, Norac
6	GA3000115	Electrical Harness, UC5 Main CAN Interface, ISO bus 4 pin DT
7	GA3000116	Electrical Harness, UC5 Network, 1M, 14 AWG, Norac
8	GA3000117	Electrical Harness, UC5 Network, 10M, 14 AWG, Norac
9	GA3000118	Electrical Harness, UC5 Network, 10M, 18 AWG, Norac
10	GA3000119	Electrical Harness, UC5 Network, 20M, 18 AWG, Norac
11	GA3000120	Electrical Harness, UC5 Valve 2 pin DT, Norac
12	GA3000121	Electrical Harness, UC5, Main Interface Goldacres, Norac
13	GA3000122	Electrical Harness, UC5, Tilt Interface Goldacres, Norac
14	GA3000123	Network Coupler, UC5, 2 way, Black, Norac
15	GA3000124	Network Coupler, UC5, 2 way, white, terminator, Norac
16	GA3000125	Network Coupler, UC5, 3 way, Norac
17	GA3000126	Network Coupler, UC5, 8 way, Norac
18	GA3000127	Sensor, Linear position NF, UC5, Norac
19	GA3000128	Ultrasonic sensor, UC5, Norac
20	GA3000129	Connector, Plug, UC5 Network, 6 Pin, Norac
21	GA3000130	Connector, Plug, UC5 Network, 2 Pin, Norac
22	GA3000131	Connector, Plug, UC5 Network, 12 Pin, Norac
23	GA3500136	Hydraulic cylinder, Wing roll with position sensor, Norac
24	GA3500137	Hydraulic fitting kit, 12 parts, GNI, Norac
25	GA3500138	Valve block, 2 station assembly, Open centre LS Proportional, DT 4 Bolt, Norac
26	GA3500139	Valve block, expansion assembly, DPOC PROP DT 4 bolt, Norac
27	GA8700392	Manual, Installation UC5 AND UC4.5 Severe terrain option, Norac
28	GA8700393	Manual, Installation, UC5 Goldacres active wing roll upgrade Norac
29	GA8700394	Manual, installation, UC5 Goldacres active wing roll, Norac
30	GA8700395	Manual, installation, UC5 Goldacres passive roll, Norac
31	GA8700396	Manual, UC5 operators, Norac
32	GA8700397	Manual, UC5 Pulse display kit Self Propelled, Norac
33	GA5075480	Bracket, Linear position sensor mount, Norac
34	GA5075485	Mounting bracket, main lift sensor UC4 Plus, Norac
35	GA5075490	Mounting bracket, suit ultra sonic sensor, low profile, Norac
36	GA5075495	Spacer, 2" square tubing 8" long, Black, Norac
37	GA4510595	Plate, Mount, Norac Ultrasonic Sensor, Centre Section
38	GA5011259	U Bolt Square top M12 x 76mm x 110mm
39	GA3500363	Hydraulic adaptor, Nipple, 1/2" BSPT male x 3/4" UN O ring male
40	GA3500146	Hydraulic Adaptor, 9/16" JICM, 9/16" UNOM, S90-0909, Ryco

Continued over page

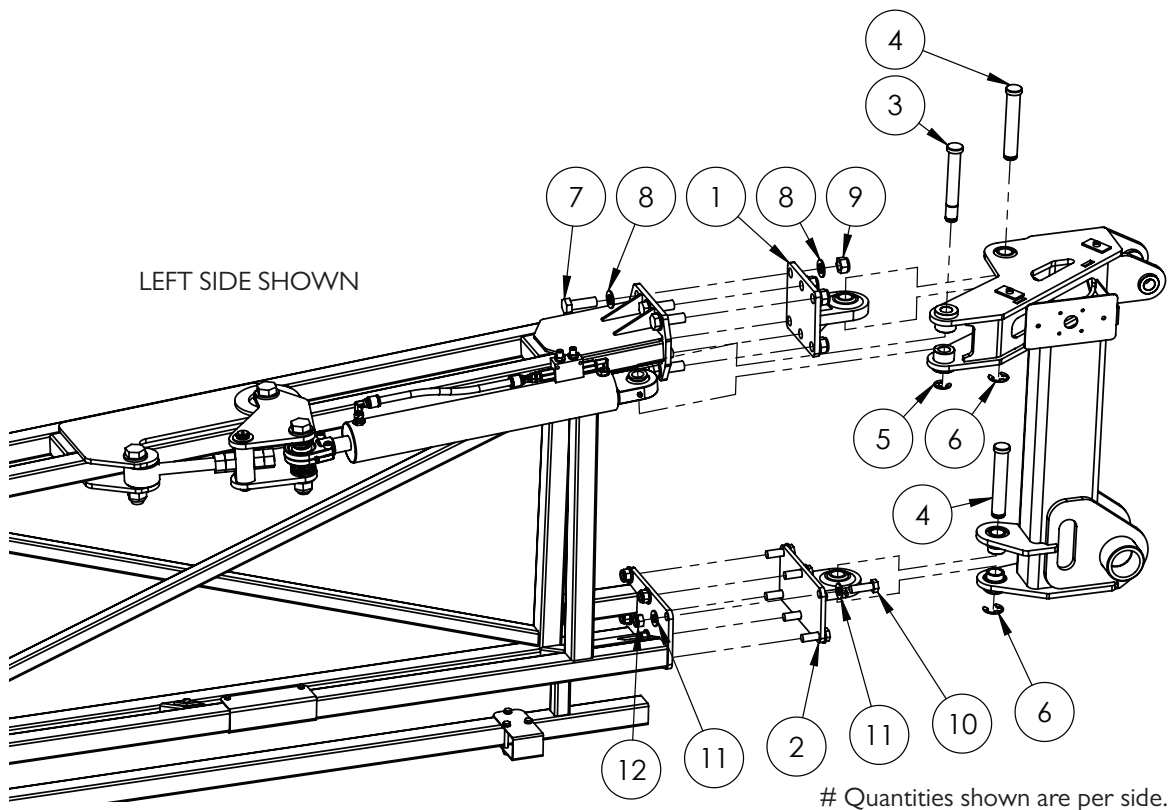
Norac Spare Parts List

ITEM NO.	PART NUMBER	DESCRIPTION
41	GA3500144	Hydraulic Adaptor, Tee, 9/16" JICM, 9/16" JICFS, 9/16" JICM, S67-090909, Ryco
42	GA3500145	Hydraulic Adaptor, 3/8" BSPOM, 9/16" JICM, Nipple, S74-0609
43	GA3500147	Hydraulic Adaptor, 9/16" JICM, 3/4" UNOM, S90-0912, Ryco
44	GA3500200	Hydraulic adapter, Tee, 1/2" male BSP x 1/2" male BSP x 1/2" female swivel

Chapter 14

BOOM WING

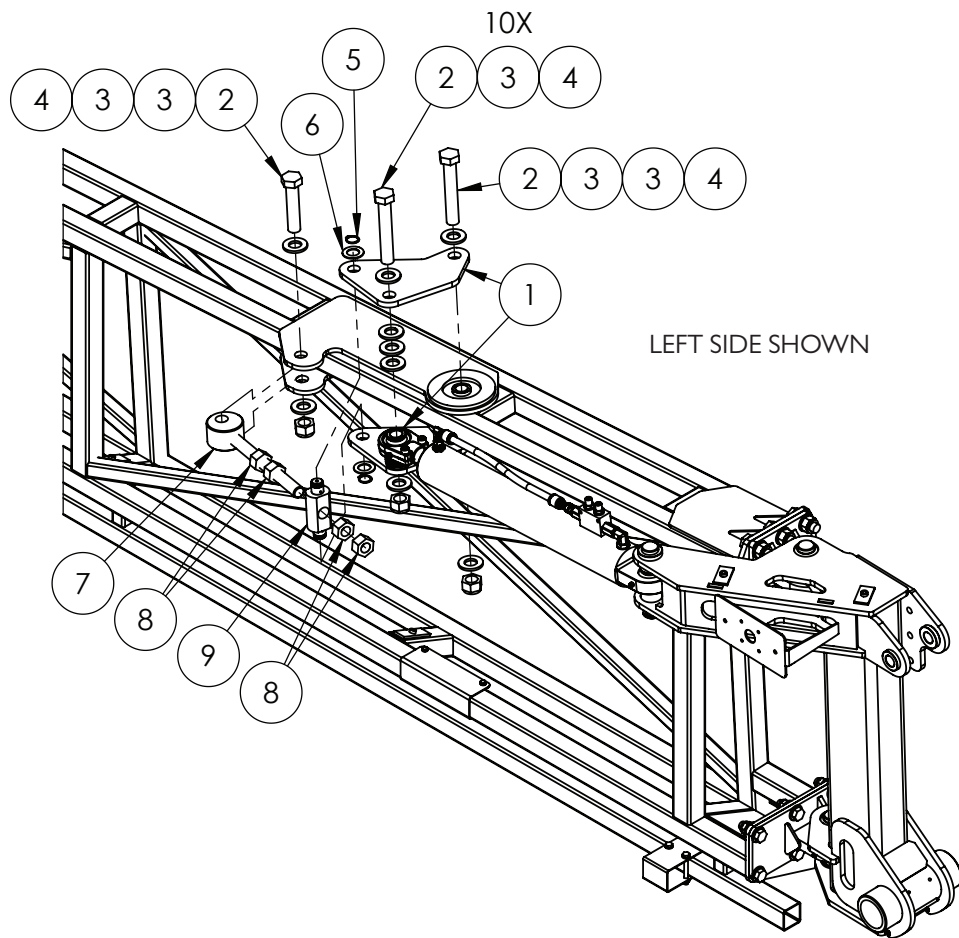
Boom Pivots - 24-36m



ITEM NO.	PART NUMBER	DESCRIPTION	QTY.
	GA4535285*	Shim, 1mm, Lower rose end	
-	GA4535355*	Shim, 3mm, Lower rose end	-
	GA4535360*	Shim, 5mm, Lower rose end	
1	GA4660915	Top Rose End Large Tritech	1
2	GA4659220	Bottom Rose End Large Tritech	1
3	L002A	Pin, 1" x 180mm, Double circlip groove	1
4	L003A	Pin, 1 1/8" x 170mm, with circlip groove	2
5	GA5001223	Circlip, 19mm, E type, zinc plated	1
6	GA5001883	Circlip, E type, 24mm, Zinc plated	2
7	GA5011333	Bolt M20 x 60 GR8.8 ZP	6
8	GA5001741	Washer 20mm Flat SS HD	12
9	GA5048125	Nut M20 Nyloc Coarse ZP	6
10	GA5000933	Set Screw M16 x 50 GR8.8 ZP	6
11	GA5001043	Washer 16mm Flat SS HD	12
12	GA5001029	Nut M16 Nyloc ZP	6

* NOTE: Quantity will vary depending on adjustments needed.

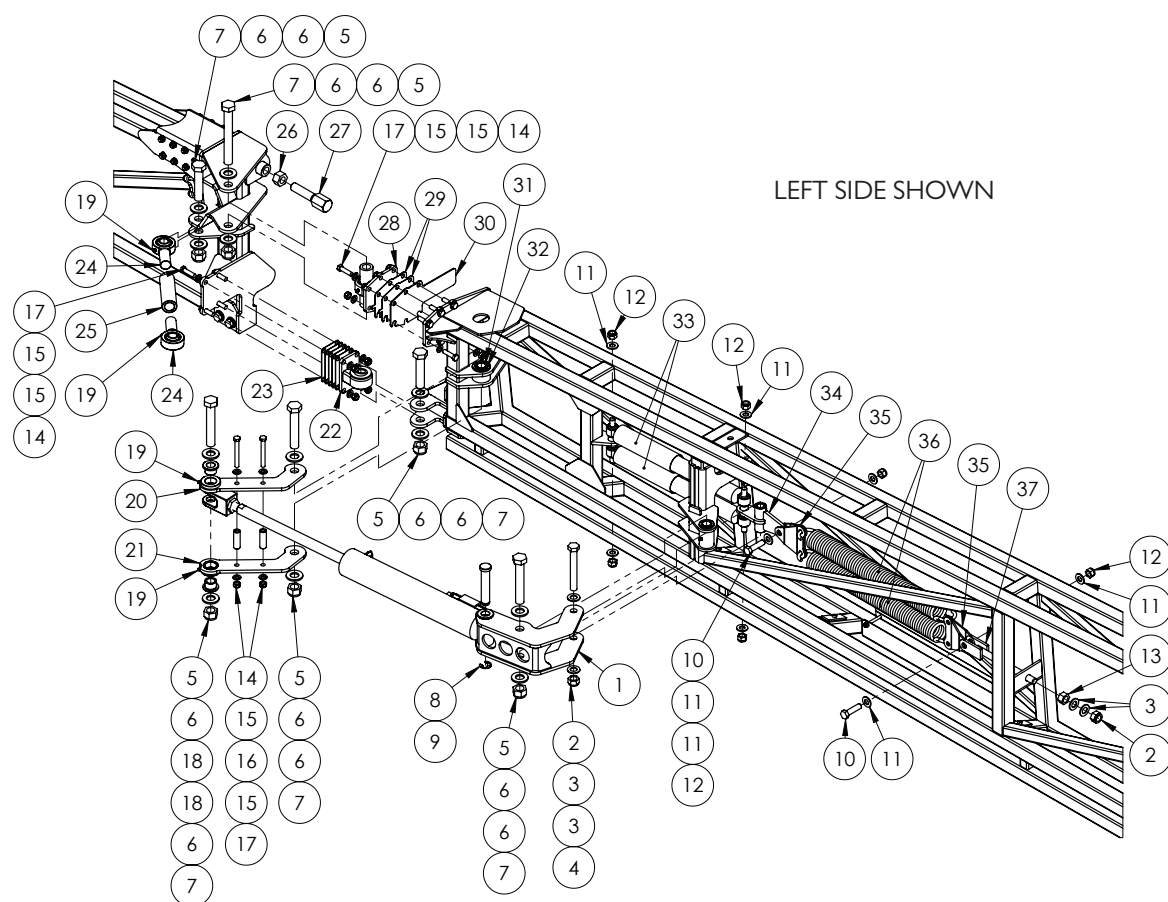
Boom Fold Adjuster - 24-36m



Quantities shown are per side.

ITEM NO.	PART NUMBER	DESCRIPTION	QTY.
1	GA4506970	Fold Adjuster Plate, Rear, 42m Dual Fold Cylinder	2
2	GA5006043	Bolt 1" UNF 14 TPI x 6" GR8 ZP	10
3	GA5017659	Washer 1 Flat ZP HD (5mm thick)	14
4	GA5012445	Nut 1" UNF 14 TPI Nyloc ZP	3
5	GA5008519	Circlip, External, 25mm	2
6	GA5069845	Washer 24mm X 2mm Thick Flat ZP	2
7	GA5070775	Boom fold adjuster eyelet bolt, HD	1
8	GA5010991	Nut, 1" UNF, 12 TPI, ZP	4
9	24MK4DB006	Bush / pin, Fold ram adjuster nut and bolt retainer	1

Boom Fold - 2nd Stage - 24-30m



Quantities shown are per side.

ITEM NO.	PART NUMBER	DESCRIPTION	QTY.
1	GA4601015	Fold Link, Main Mount	1
2	GA5048125	Nut M20 Nyloc Coarse ZP	8
3	GA5001741	Washer 20mm Flat SS HD	4
4	GA5011333	Bolt M20 x 60 GR8.8 ZP	7
5	GA5012445	Nut 1" UNF 14 TPI Nyloc ZP	9
6	GA5017659	Washer 1 Flat ZP HD (5mm thick)	25
7	GA5006043	Bolt 1" UNF 14 TPI x 6 GR8 ZP	10
8	GA5001223	19mm E type circlip	2
9	GA4572200	Pin, 1" diameter x 132.4 mm long, With shoulder and circlip groove, Suit centre section fold ram	1
10	GA5000931	Bolt M16 x 60 GR8.8 ZP	6
11	GA5001043	Washer 16mm Flat SS HD	30
12	GA5001029	Nut M16 Nyloc ZP	12
13	GA5001709	Nut M20 Coarse ZP	1
14	GA5012461	Nut M12 Nyloc ZP	21
15	GA5000577	Washer 12mm Flat SS HD	37
16	GA4550215	Link Spacer, TriTech Boom 2015	2

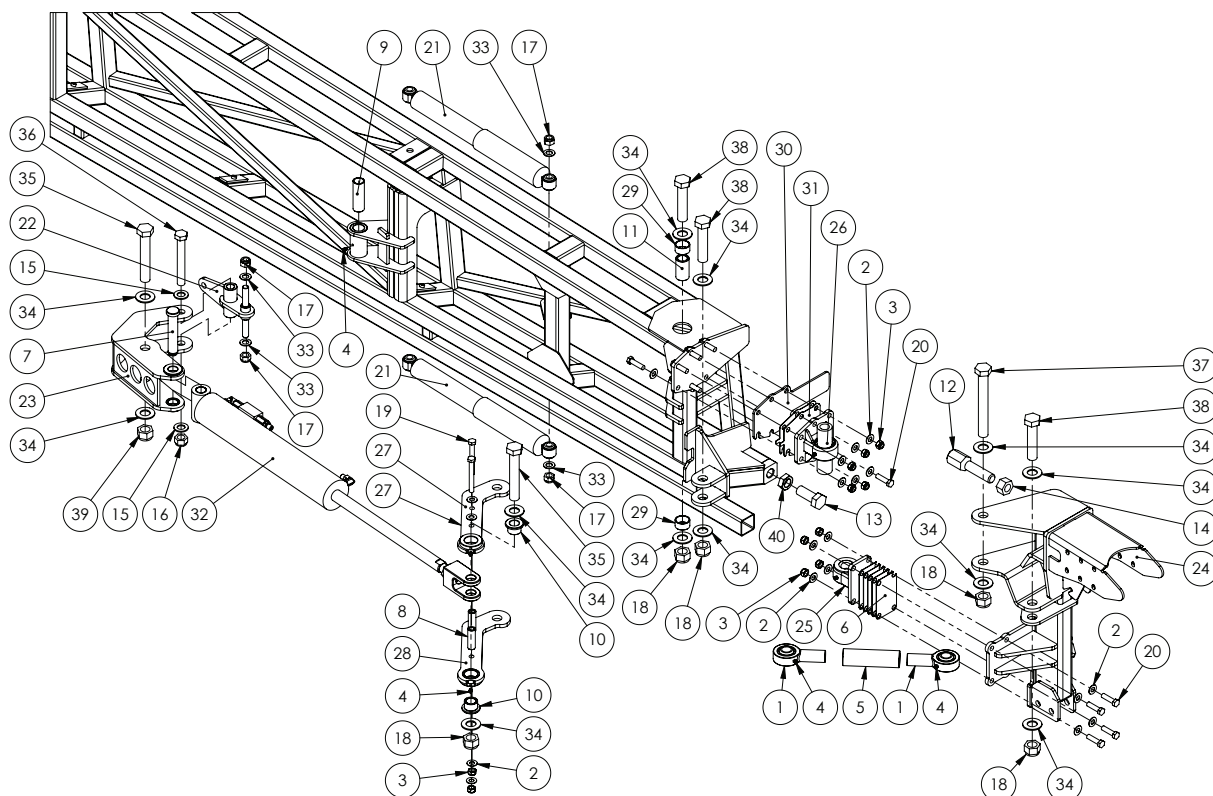
Continued over page

Boom Fold - 2nd Stage - 24-30m

ITEM NO.	PART NUMBER	DESCRIPTION	QTY.
17	GA5000319	Bolt M12	16
18	GA4550205	Flange Bush, Rod End Pivot	2
19	GA5012203	Grease Nipple 1/4" UNF Short	7
20	GA4601010	Fold Link, Bottom, Rod End	1
21	GA4601005	Fold Link, Top, Rod End	1
22	GA4932343*	Lower removable pivot assembly	1
23	DB-ADJ-16LAS	Shim, cable drum pivot, SS, 1mm, DB-ADJ-16LAS	5
24	GA5070530	Rose End 1 x 1 1/4 male UNF thread	3
25	GA4550230	Bush, Rose End Link, 1 1/4" UNF, 150mm Long	1
26	GA5010991	Nut, 1" UNF, 12 TPI, ZP	6
27	GA4572495	Bolt, 1" UNF, 12 TPI, Boom drum stopper	1
28	GA4906950*	Upper bearing Pivot Kit suit Tritech Drum Hinge	1
29	GA4510165	Plate, Shim, Top Second Pivot, Boom	2
30	GA4510170	Plate, Top Stopper Wear Plate, Boom Hinge	1
31	GA4550210	Bush, Fold Link Boom End	1
32	GA5055650	Glacier Bush, ID 35 x OD 39 x 20 mm long	2
33	GA5075115	M16 Nyloc nut	2
34	GA4601020	Spring, Shocker Mount Pivot	1
35	GA4522755	Delta boom dual spring mount	4
36	GA5072315	Spring, Tension, 65 OD, 57 Turns, 9.5mm Wire, 662mm long, 8.4 N/mm	2
37	GA5020320	Cable Adjuster 20mm Threaded	1

* Sub-assembly on following pages

Boom Fold - 2nd Stage - 33-36m



Quantities shown are per side.

ITEM NO.	PART NUMBER	DESCRIPTION	QTY.
1	GA5070530	Large Rose End 1" x 1 1/4" UNF	2
2	GA5000577	Washer 12mm Flat SS HD	24
3	GA5012461	Nut M12 Nyloc ZP	12
4	GA5012203	Grease Nipple 1/4" UNF Short	7
5	GA4550230	Bush, Rose End Link, 1 1/4" UNF, 150mm Long	1
6	DB-ADJ-16LAS	Shim plate for removable pivot assembly	5
7	GA4572200	Pin, 1" diameter x 132.4mm long, With shoulder and circlip groove, Suit centre section fold ram	1
8	GA4550215	Link Spacer	2
9	GA4550220	Bush, Fold Link Centre Pivot	1
10	GA4550205	Flange Bush, Rod End Pivot	2
11	GA4550210	Bush, Fold Link Boom End	1
12	GA4572495	Bolt 1" UNF 12 TPI Boom drum stopper	1
13	GA0500027	Set Screw, 1" x 2 1/2" UNF, ZP	1
14	GA5010991	Nut 1" x 12 TPI ZP UNF	1
15	GA5001741	Washer 20mm Flat SS HD	2
16	GA5048125	Nut M20 Nyloc Coarse ZP	1
17	GA5001029	M16 Nyloc nut	4
18	GA5012446	Nut 1" UNF 12 TPI Nyloc ZP	5
19	GA5000259	Bolt M12 x 100 GR8.8 ZP	2

Continued over page

Boom Fold - 2nd Stage - 33-36m

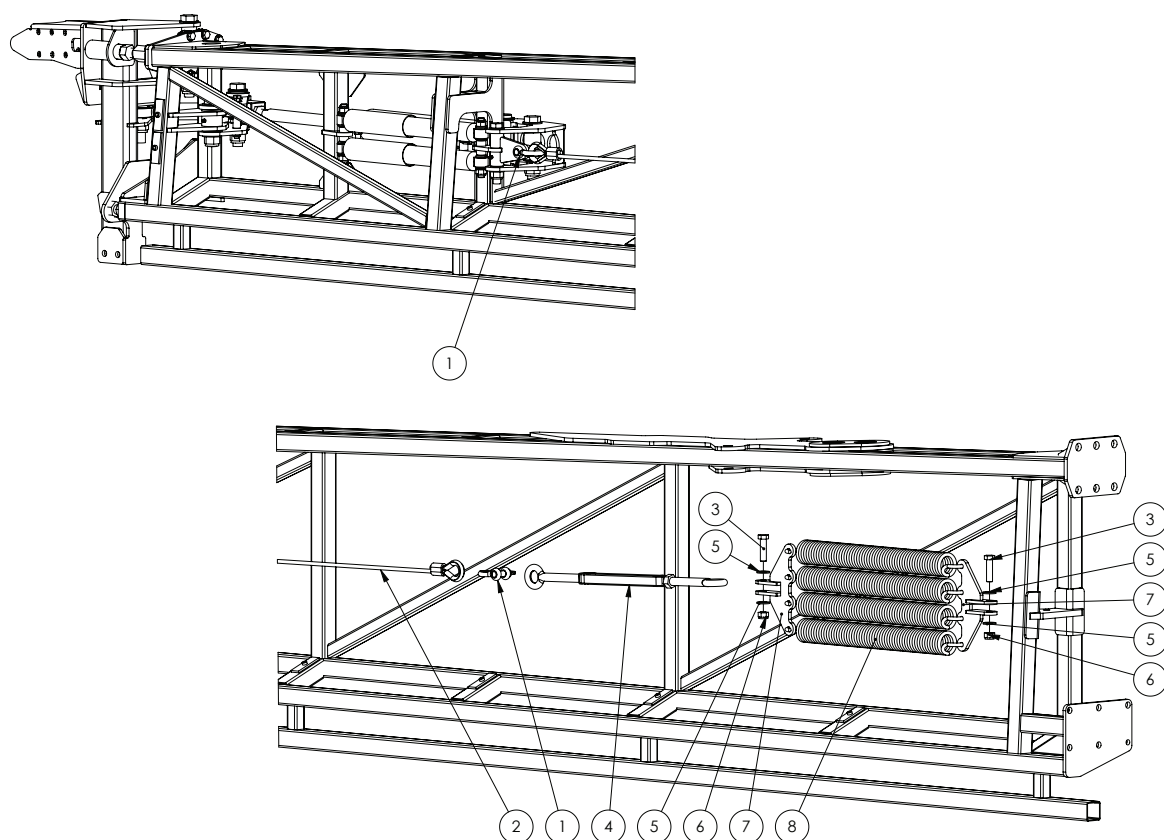
ITEM NO.	PART NUMBER	DESCRIPTION	QTY.
20	GA5000327	Set Screw M12 x 45 ZP GR8.8	10
21	GA5075115	HD Shock absorber	2
22	GA4601020	Spring, Shocker Mount Pivot	1
23	GA4601015	Fold Link, Main Mount	1
24	GA4610025	Fold Hinge, RH	1
25	*	Lower Pivot Assembly	1
26	*	Upper Pivot Assembly	1
27	GA4601005	Fold Link A, Top, Rod End	1
28	GA4601010	Fold Link B, Top, Rod End	1
29	GA5055650	Glacier Bush, ID 35mm x OD 39mm x 20mm long	2
30	GA4510170	Plate, Top Stopper Wear Plate, Boom Hinge	1
31	GA4510165	Plate, Shim, Top Second Pivot, Boom	2
32	~	Hydraulic Cylinder - Second Fold	1
33	GA5001043	Washer 16mm Flat SS HD	4
34	GA5017681	Washer 1" x 2" 7g Flat Thin SS	12
35	GA5006043	Bolt 1" UNF 12 TPI x 6" GR8 ZP	2
36	GA5001531	Bolt M20 x 150 GR8.8 ZP	1
37	GA5006151	Bolt 1" UNF 12 TPI x 8" GR8 ZP	1
38	GA5006039	Bolt 1" UNF 14 TPI x 4 1/2" GR8 ZP	3
39	GA5012445	Nut 1" UNF 14 TPI Nyloc ZP	1
40	GA0500048	Lock Nut, 1" UNF 12 TPI, ZP	1

* Sub-assembly on following pages

Quantities shown are per side.

~ See Chapter 18 'Hydraulics' for sub-assembly

Boom Fold - Breakaway Springs - 33-36m

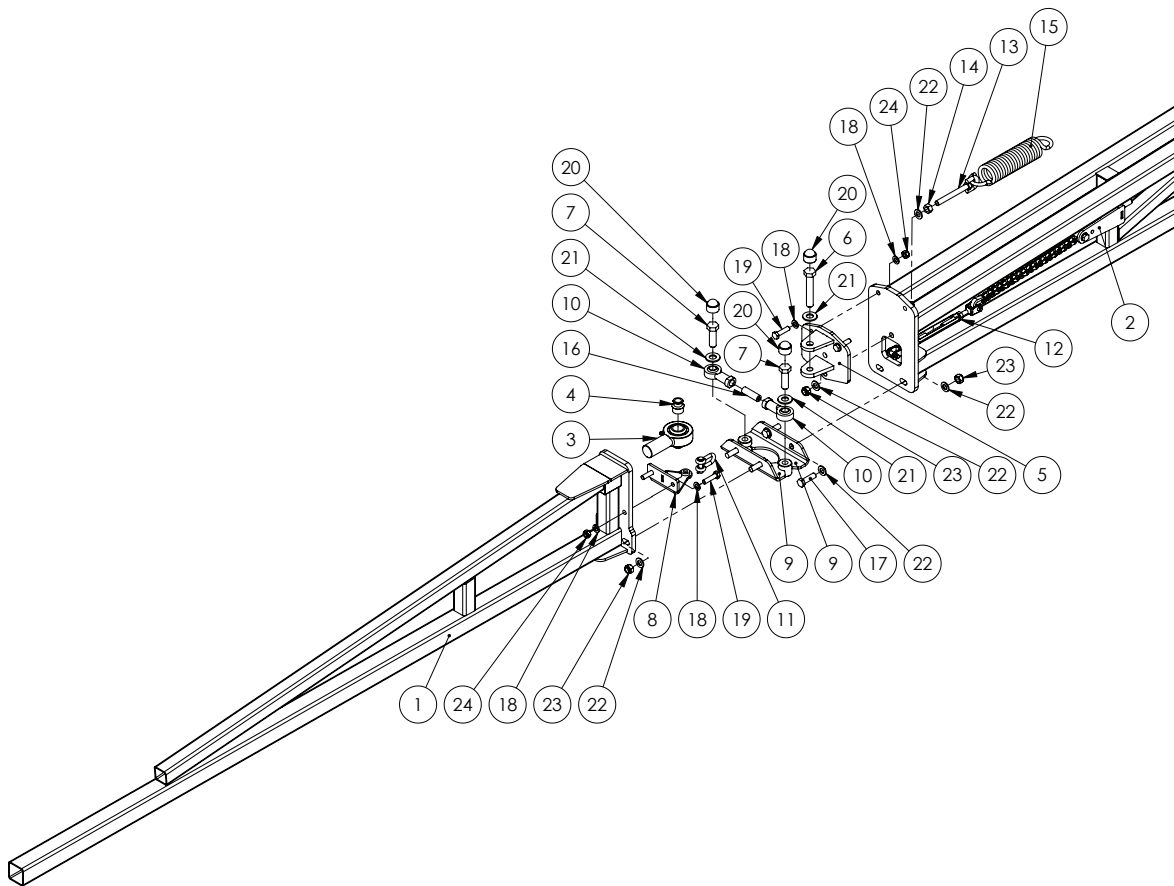


Quantities shown are per side.

ITEM NO.	PART NUMBER	DESCRIPTION	QTY.
1	GA5075230	Bow Shackle 13mm WLL 3.25T Black	2
2	*	Breakaway cable	1
3	GA5000941	Bolt M16 x 60 GR8.8 ZP	2
4	GA5017061	Turnbuckle, Eye ends, M22 thread & lock nut, Galvanised	1
5	GA5001009	Washer 16mm Flat ZP HD	4
6	GA5001029	Nut M16 Nyloc ZP	2
7	GA4600985	Spring Mount Bracket, V Series Trittech Boom	2
8	GA5072315	Spring, Tension, 65 OD, 57 Turns, 9.5mm Wire, 662mm long, 8.4 N/mm	4

* Sub-assembly on following pages

3D Breakaway 2.0



Quantities shown are per side.

ITEM NO.	PART NUMBER	DESCRIPTION	QTY.
1	GA4656123	Alum Breakaway 2m, Suit 3D breakaway 2.0	1
2	*	Breakaway Mechanism	1
3	GA5070530	Rose End 1" x 1 1/4" male UNF thread	1
4	GA4552225	Spacer bush, Rose end, Suit breakaway 3D 2.0	2
5	GA4656131	Rose End Clevis, Breakaway	1
6	GA5011297	Bolt M16 x 90 GR8.8 ZP	1
7	GA5000931	Bolt M16 x 50 GR8.8 ZP	2
8	GA4659810	Breakaway Hinge Bracket	1
9	GA4659336	Lower Pivot Bracket	2
10	GA5014469	Rod end, Ball 16 mm ID, M16 female thread	2
11	GA5071060	Utility Clevis 10 mm	1
12	GA5070505	Turnbuckle / rigging screw, 10mm, SS, Clevis ends	1
13	GA5075150	Eye Bolt 12mm x 100mm Short	1
14	GA5000559	Nut M12 Hex ZP	1
15	GA5016605	Spring, tension, 51.5 OD x 260 Long x 8mm, Breakaway	1
16	GA5071105	Grub Screw M16 x 50	1
17	GA5000319	Set Screw M12 x 40 GR8.8 ZP	4
18	GA5000117	Washer 10mm Flat SS HD	8

Continued over page

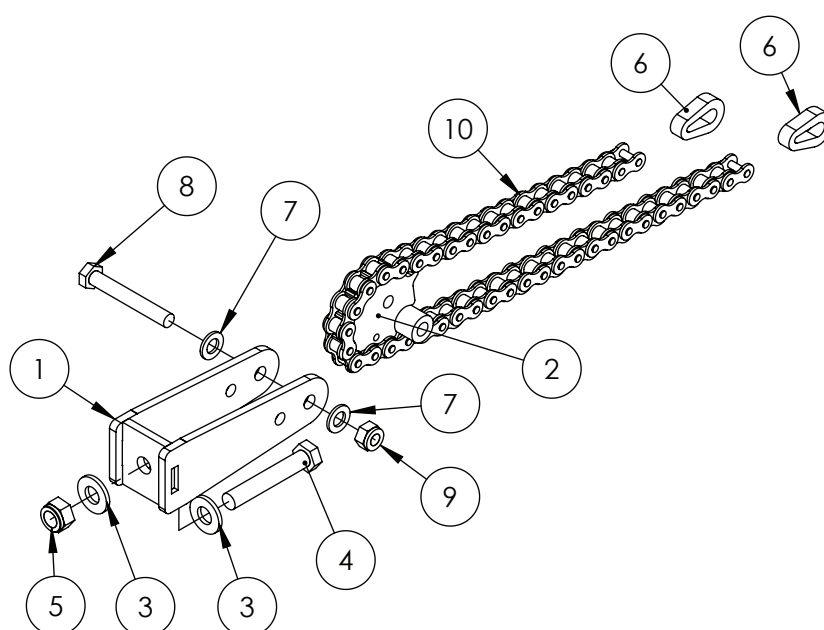
Boom Tip - 3D Breakaway 2.0

ITEM NO.	PART NUMBER	DESCRIPTION	QTY.
19	GA5011161	Set Screw M10 x 40 GR8.8 ZP	4
20	GA5075080	End cap, Plastic, Black, Cover, Hex. Dome, M16	3
21	GA5001043	Washer 16mm Flat SS HD	3
22	GA5000577	Washer 12mm Flat SS HD	10
23	GA5012461	Nut M12 Nyloc ZP	5
24	GA5000141	Nut M10 Nyloc ZP	4

* Sub-assembly on following pages

Quantities shown are per side.

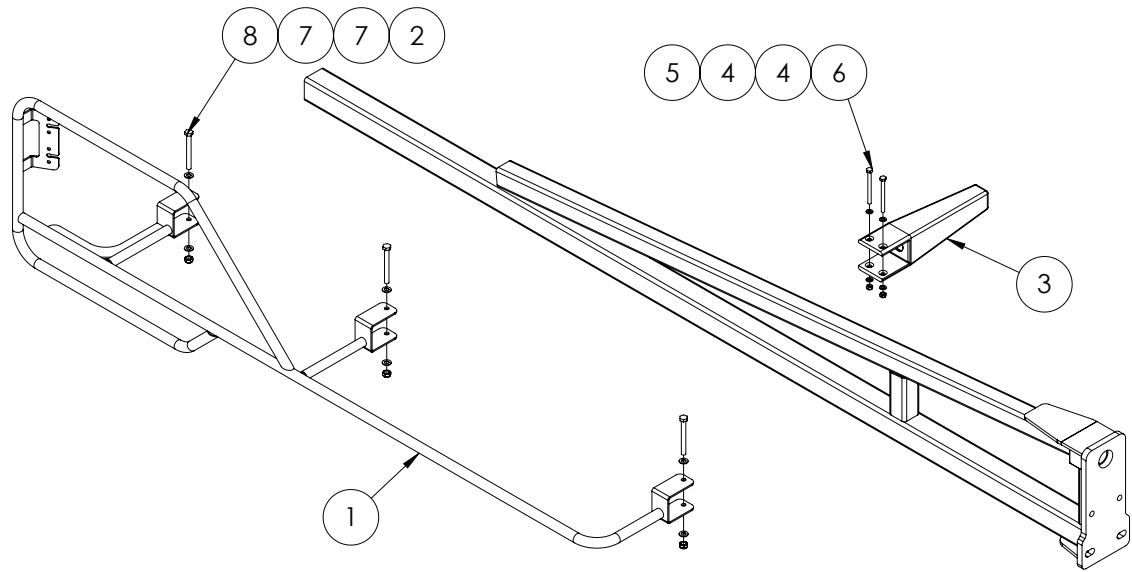
Boom Tip - 3D Breakaway 2.0 - Mechanism



Quantities shown are per side.

ITEM NO.	PART NUMBER	DESCRIPTION	QTY.
1	GA4659805	Breakaway Mount	1
2	GA4659800	Breakaway Centre Pivot Fab Assembly	1
3	GA5000577	Washer 12mm Flat SS HD	2
4	GA5000347	Bolt M12 x 70 ZP GR8.8	1
5	GA5012461	Nut M12 Nyloc ZP	1
6	GA4505695	Link Plate Chain End, suit breakaway	2
7	GA5000117	Washer 10mm Flat SS HD	2
8	GA5011163	Bolt M10 x 70 ZP GR8.8	1
9	GA5000141	Nut M10 Nyloc ZP	1
10	GA5068985	Chain, 5/8", 41 Pitch Breakaway Hinge, inc 2 Joining Links, 43 rollers total	1

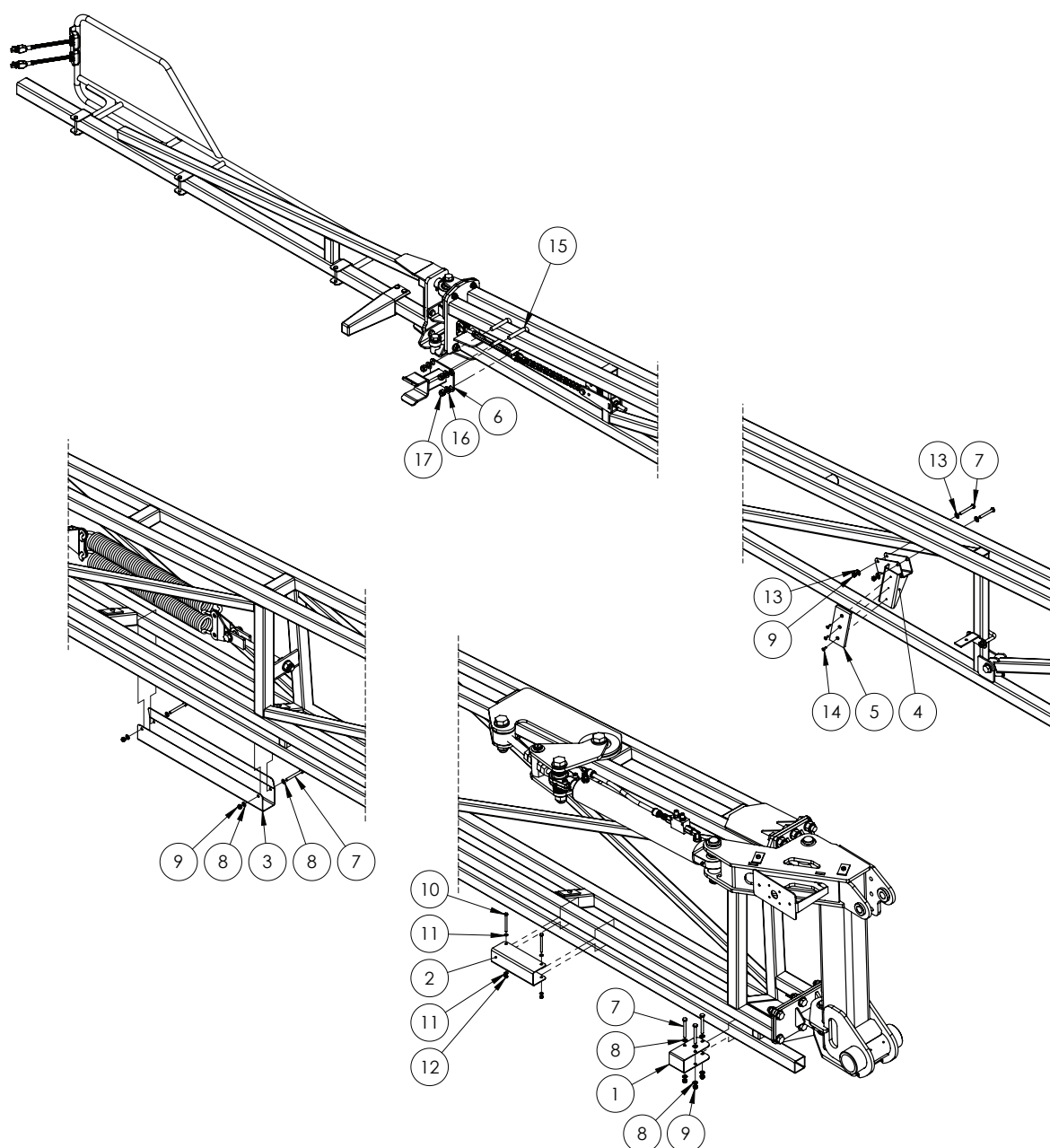
Boom Tip - Fence Line End Protector



Quantities shown are per side.

ITEM NO.	PART NUMBER	DESCRIPTION	QTY.
1	GA4656316	Boom End Protector easy fit, Right Hand	1
	GA4656317	Boom End Protector easy fit, Left Hand	
2	GA5004917	Nut M8 Nyloc ZP	3
3	GA5006226	Boom stopper, Rubber, 210mm bumper, Suits 50 x 50mm RHS	1
4	GA5004437	Washer 6mm Flat SS	4
5	GA5048115	Nut M6 Nyloc ZP	2
6	GA5004107	Bolt M6 x 70 ZP GR8.8	2
7	GA5003643	Washer 8mm Flat SS HD	6
8	GA5052600	Bolt M8 x 75 SS	3

Boom Protectors - Inner & Outer Wings



Quantities shown are per side.

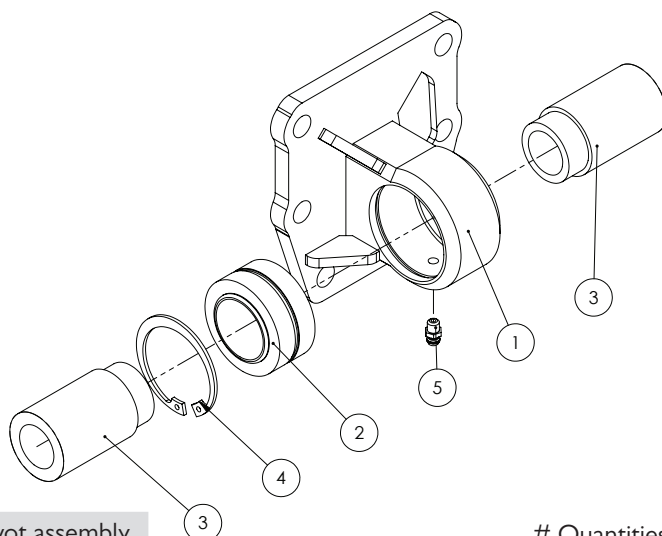
ITEM NO.	PART NUMBER	DESCRIPTION	QTY.
1	GA4522995	Extension bracket Rubber bump stop	1
2	F70294A	Boom wing protector Suit 50 x 50 200mm long (2mm SS)	1
3	GA4505972	Boom Protector SS Fits Over Gusset	1
4	GA4661165	Breakaway Bumper, LH, Tritech	1
5	GA5072310	Pad, Plastic, Breakaway Bumper, Tritech	1
6	GA4661160	Boom Support Bracket Saddle, Tritech	1

Continued over page

Boom Protectors - Inner & Outer Wings

ITEM NO.	PART NUMBER	DESCRIPTION	QTY.
7	GA5004737	Bolt M8 x 70 SS A2-70	9
8	GA5003643	Washer 8mm Flat SS HD	14
9	GA5052590	Nut M8 Nyloc SS	9
10	GA5004105	Bolt M6 x 70 GR8.8 ZP	5
11	GA5004437	Washer 6mm Flat SS	10
12	GA5004429	Nut M6 Nyloc ZP	2
13	GA5003643	Washer 8mm Flat SS HD	4
14	GA5051230	CSCS M5 x 16 SS A2-70	3
15	GA5011251	U bolt Square top M12 x 52mm x 80mm	2
16	GA5000577	Washer 12mm Flat SS HD	4
17	GA5012461	Nut M12 Nyloc ZP	4

Pivot Assembly - Upper

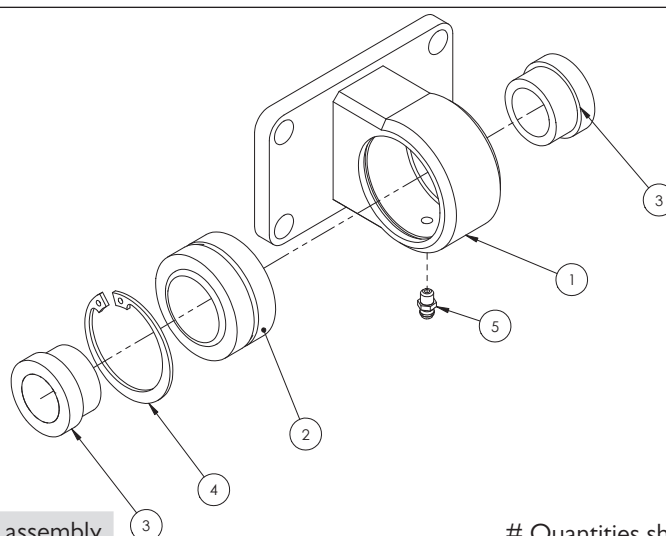


GA4906950 Upper pivot assembly

Quantities shown are per side.

ITEM NO.	PART NUMBER	DESCRIPTION	QTY.
1	GA4660460	Boom Top Hinge 36m	1
2	GA5015659	Bearing, Spherical bush, 34.925 ID x 55.663 OD x 30.150 mm thick	1
3	DB-ADJ-13	Bush, Stepped, 25.5 ID x 40 OD x 69.75 long, Used on bearing pivot	2
4	GA5010573	Circlip, Internal, Suit 55mm bore	1
5	GA5012203	Grease nipple, Short, 1/4" UNF	1

Pivot Assembly - Lower

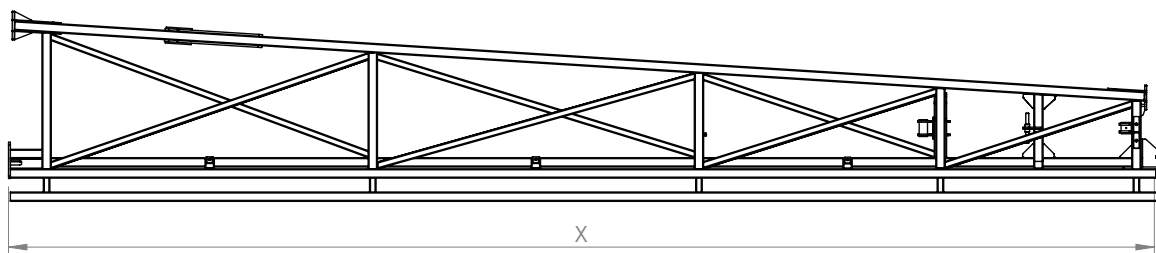


GA4932343 Lower pivot assembly

Quantities shown are per side.

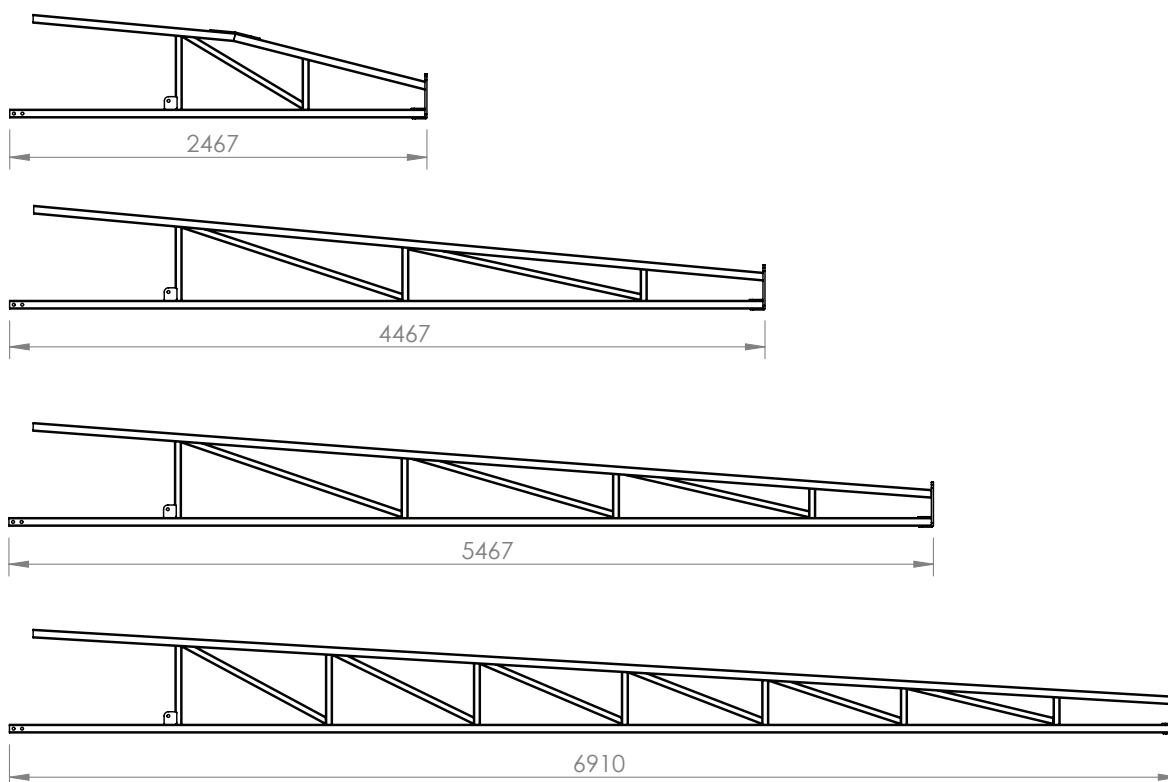
ITEM NO.	PART NUMBER	DESCRIPTION	QTY.
1	GA4656190	Boom hinge bearing Mount 24+	1
2	GA5015659	Bearing, Spherical bush, 34.925 ID x 55.663 OD x 30.150mm thick, GEZ34ES2RS	1
3	DB-ADJ-02	Bush, Short, 40 OD x 25.5 ID x 23.75mm long	2
4	GA5010573	Circlip, Internal, 55mm bore	1
5	GA5012203	Grease nipple, Short, 1/4" UNF	1

Boom Wing - Steel Inner



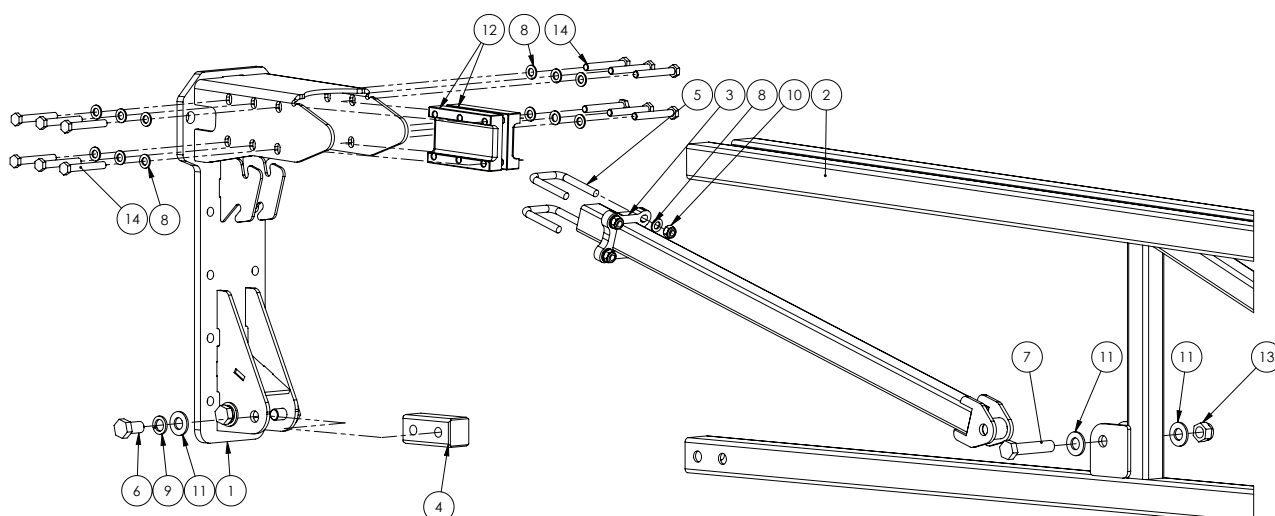
PART NUMBER	DESCRIPTION
GA4600840	Boom Inner, RH, 24-30m Tritech, V Series - 6187 mm
GA4600835	Boom Inner, LH, 24-30m Tritech, V Series - 6187 mm
GA4660400	Boom Inner 33-36m LH Tritech - 7995 mm
GA4660405	Boom Inner 33-36m RH Tritech - 7995 mm

Boom Wing - Aluminium Outer



PART NUMBER	DESCRIPTION
GA4600940	24m Outer boom section (2467mm Long)
GA4600910	28m Outer boom section (4455mm Long)
GA4600845	30-33m Outer boom section (5467mm Long)
GA4660470	36m Outer boom section (6910mm Long)

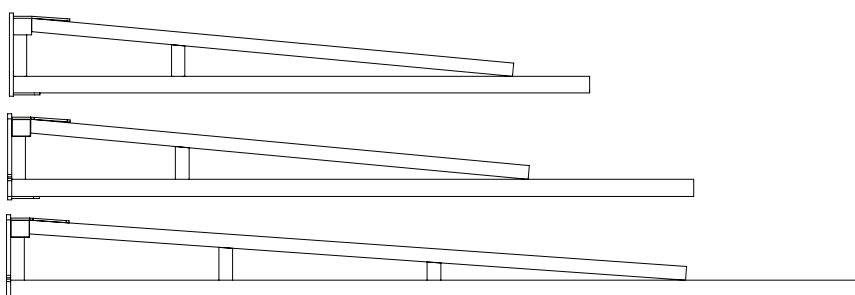
Boom Wing - Aluminium Outer Assembly



Quantities shown are per side.

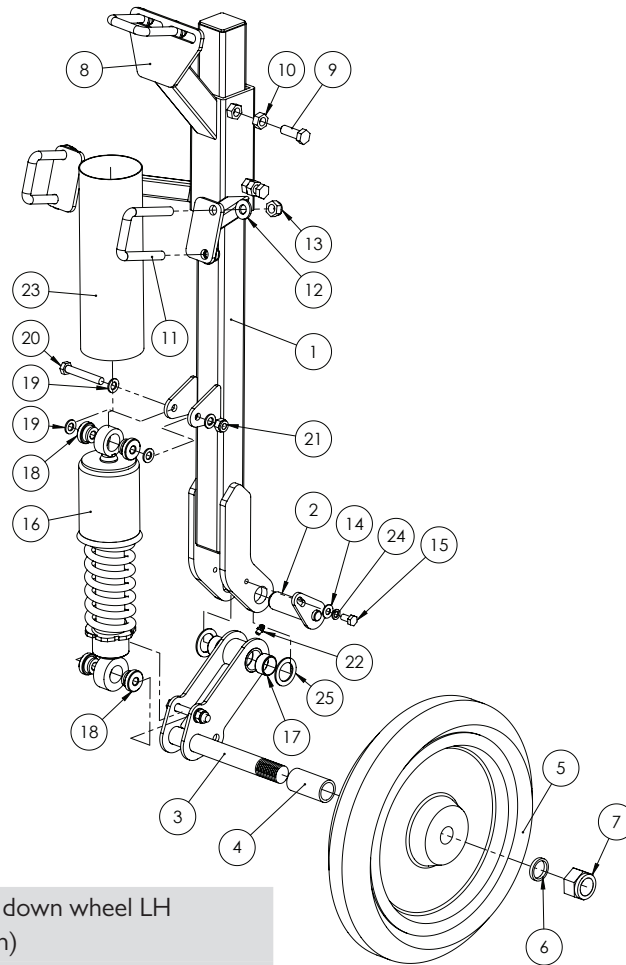
ITEM NO.	PART NUMBER	DESCRIPTION	QTY.
1	GA4660376	Mount Bracket, for Aluminium Boom	1
2	GA4660390	Boom Section, 36m Aluminium, U Bolt Mounted	1
3	GA4660740	Brace Bar, Aluminium Boom	1
4	GA4550031	Threaded Steel Insert Block suit 50x50x4 mm, Bottom Chord	1
5	GA5053645	U bolt Square top M10 x 52 x 75	2
6	GA5000911	Bolt M16 x 30 GR8.8 ZP	4
7	GA5011307	Bolt M16 x 80 GR8.8 ZP	1
8	GA5000117	Washer 10mm Flat SS HD	16
9	GA5001051	Washer 16mm Spring SS	4
10	GA5051445	Nut M10 Nyloc SS	4
11	GA5001043	Washer 16mm Flat SS HD	6
12	GA4550740	Clamp Block, Aluminium Boom Mount	2
13	GA5001029	Nut M16 Nyloc ZP	1
14	GA5006073	Bolt M10 x 75 GR8.8 ZP	12

Boom Wing - Aluminium Break Away Tip



PART NUMBER	DESCRIPTION
GA4656640	Boom breakaway end - 1.75 m
GA4656123	Boom breakaway end - 2.0 m
GA4656124	Boom breakaway end - 2.5 m

Touch Down Wheel



GA4902492 Touch down wheel LH
(shown)

GA4902491 Touch down wheel RH

ITEM NO.	PART NUMBER	DESCRIPTION	QTY.
1	GA4657650	Boom Touch Down Wheel Arm	1
2	GA4657645	Boom Touch Down Wheel swing arm pivot	1
3	GA4657655	Boom Touch Down Wheel Swing Arm	1
4	GA4583030	Touch Down Wheel Spacer	1
5	GA5052275	Press wheel 15"	1
6	GA4535115	Touch Down Wheel Bearing Washer	1
7	GA5012446	Nut 1" UNF 12 tpi Nyloc ZP	1
8	GA4657640	Boom touch down wheel boom mount	1
9	GA5000311	Set Screw M12 x 35mm	2
10	GA5000559	Nut M12 ZP	2
11	GA5011251	U-Bolt M12 x 52mm x 80mm Square Top	3
12	GA5000577	Washer 12mm Flat SS HD	6
13	GA5012461	Nut M12 Nyloc ZP	6
14	GA5003643	Washer 8mm Flat SS HD	1
15	GA5011465	Bolt M8 x 16 ZP	1
16	GA5067085	Shocker and spring 320mm	1

Continued over page

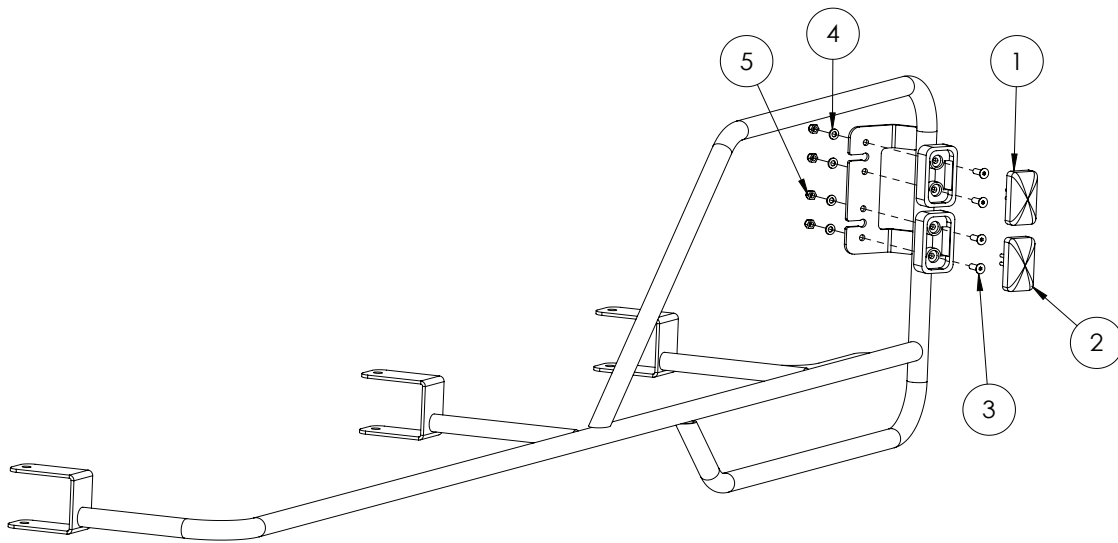
Touch Down Wheel

ITEM NO.	PART NUMBER	DESCRIPTION	QTY.
17	GA5009463	Glacier bush 25mm ID x 15mm long	2
18	GA4583100	Bush to suit 320 eye to eye shock absorber	4
19	GA5000117	Washer 10mm Flat SS HD	6
20	GA5006101	Bolt M10 x 65	2
21	GA5000141	Nut M10 Nyloc	2
22	GA5012203	Grease Nipple 1/4" UNF Short	1
23	GA5052375	Layflat 63mm, cut 270mm long	1
24	GA5004919	Washer 8mm Spring SS	1
25	GA4522315	Washer, 27mm ID x 40mm OD x 2mm thick, SS	2

Chapter 15

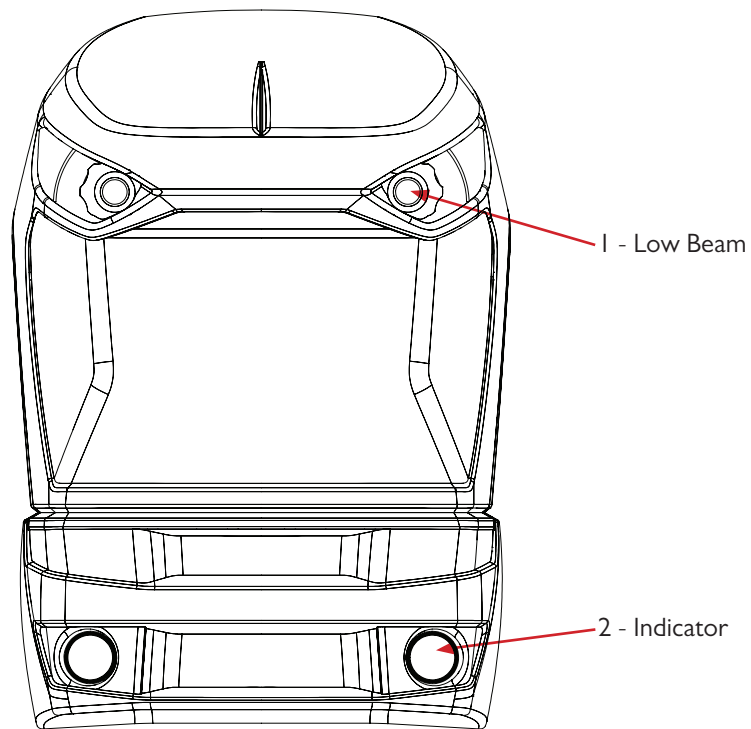
ELECTRICS

Lighting - Boom Tip LEDs



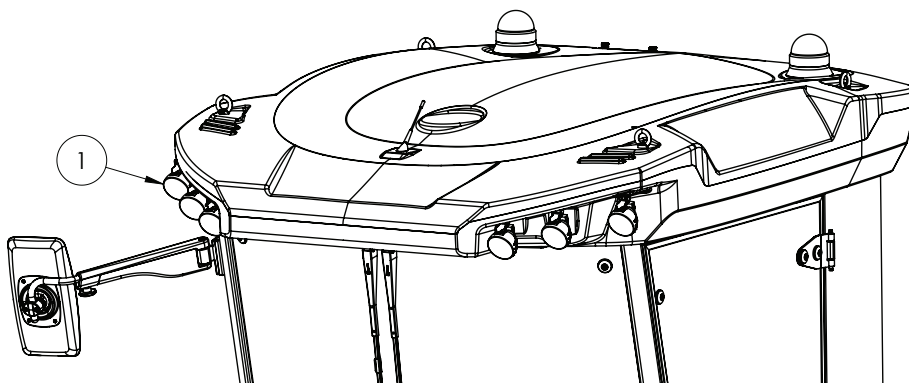
ITEM NO.	PART NUMBER	DESCRIPTION	QTY.
1	GA5060057	Clearance light with connector, Orange LED	1
2	GA5060056	Clearance light with connector, Red LED	1
3	GA5051230	FHCS M5 x 16mm	4
4	GA5003983	Washer 5mm Flat SS	4
5	GA5003975	Nut M5 Nyloc SS	4

Lighting - Headlights & Indicator



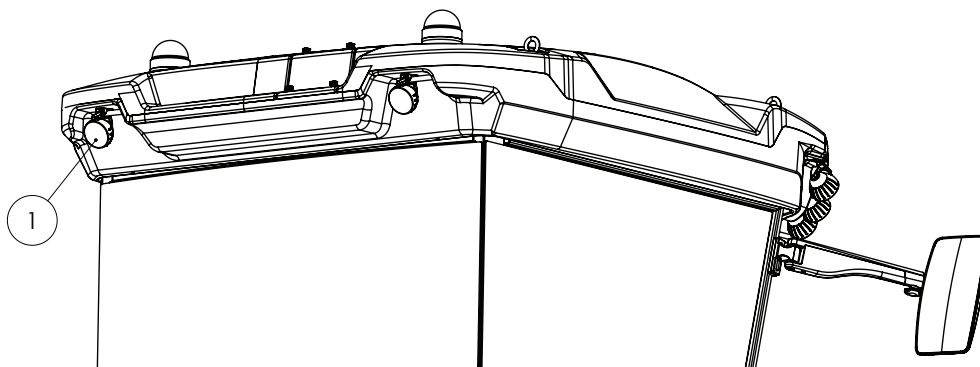
ITEM NO.	PART NUMBER	DESCRIPTION	QTY.
1	GA3000082	HB3 12V 60w Globe - High and low beam	2
	GA5075405	Headlight Assembly, Low Beam, 12v, 60w, Projector	2
2	GA5075415	Indicator / Running Light Assembly, LED	2

Lighting - Cab Lights - Front



ITEM NO.	PART NUMBER	DESCRIPTION	QTY.
1	-	Bulb, H27 12V	6
	GA5075317	Work Light, round, LED 11w, bare wires, Black suit Euro cab	6

Lighting - Cab Lights - Rear



ITEM NO.	PART NUMBER	DESCRIPTION	QTY.
1	GA5075317	Work Light, round, LED 11w, bare wires, Black suit Euro cab	2

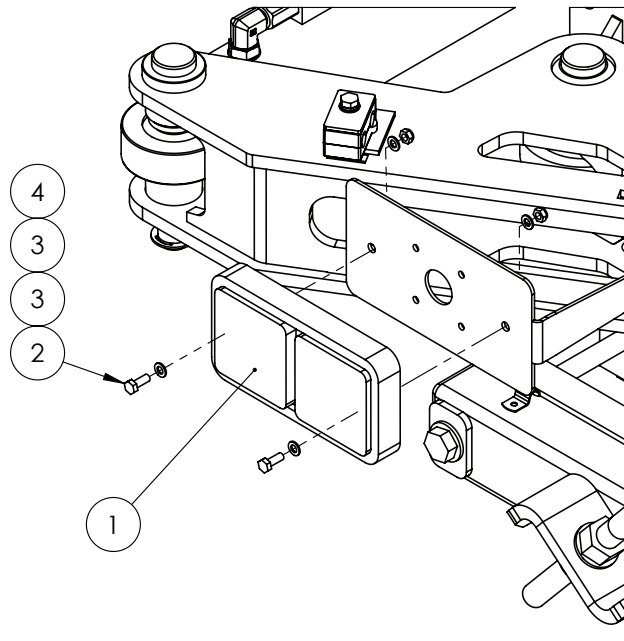
Lighting - Egress Relay



ITEM NO.	PART NUMBER	DESCRIPTION	QTY.
1	GA5068760	Relay, Delay timer	1

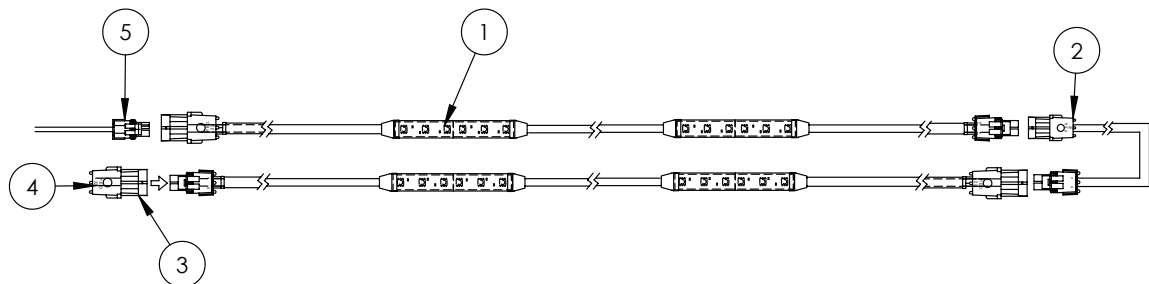
NOTE: The egress lighting delay timer relay is located under the exterior cabin roof cover on the left hand side, near the cabin roof main power relay.

Lighting - Rear Tail Lights



ITEM NO.	PART NUMBER	DESCRIPTION	QTY.
1	GA5018786	Lamp, LED, 12V, Brake / tail light / indicator, 190 x 100mm	2
2	GA5004041	Bolt M6 x 16 GR8.8 ZP	4
3	GA5004437	Washer 6mm Flat SS	8
4	GA5048115	Nut M6 Nyloc ZP	4

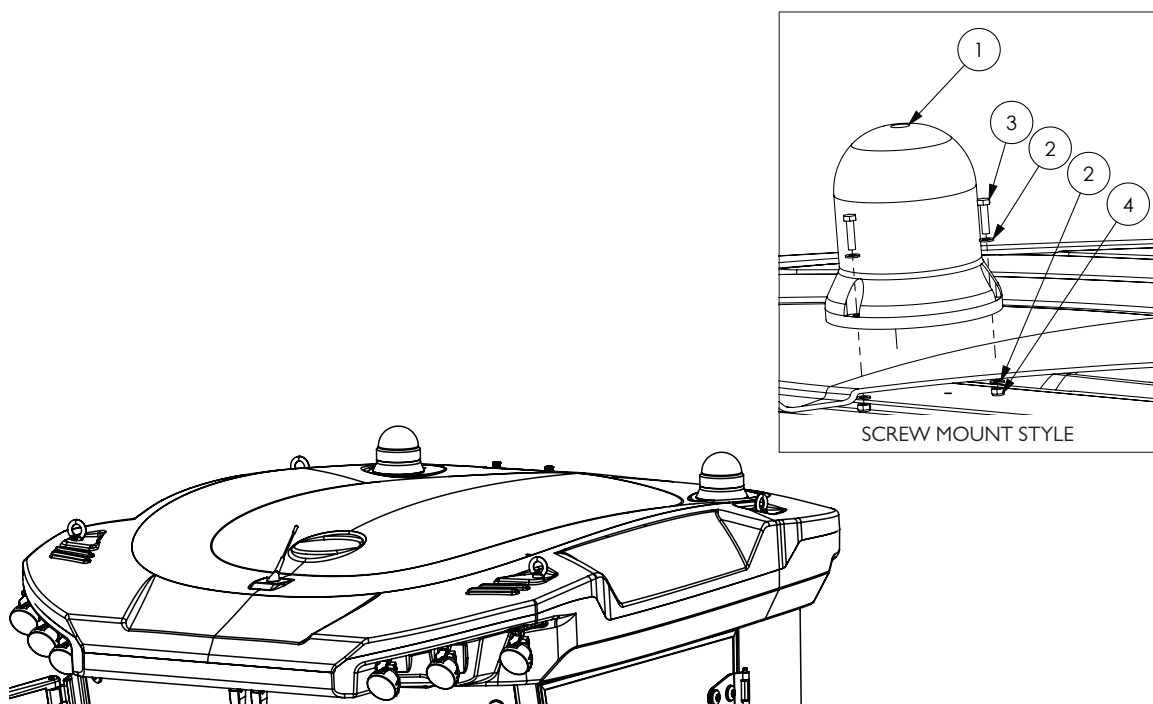
Lighting - Night Pro LEDs



ITEM NO.	PART NUMBER	DESCRIPTION	QTY.
1	GA5060136	Harness, Boom Light 2 LED Strip, 12v 0.24Amp	36
2	GA5060137	Harness, Pivot Extension 2000mm	4
	GA5060138	Harness, Pivot Extension 5000mm	-
3	GA5007381	Connector, 2 pin, Female, Weather pack	4
4	GA5050245	Seal, Cavity blanking plug, Weather pack connector	8
5	GA3000016	Harness, Quad splitter, suit night pro power supply	1

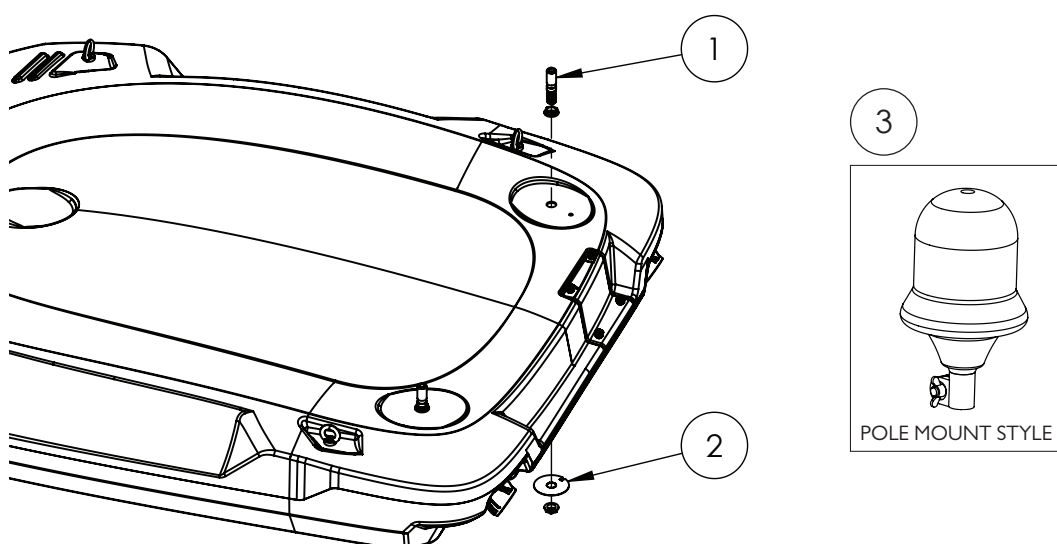
NOTE: The quantity shown is for a full 36 meter boom.

Lighting - Rotating Beacon - Screw Mount



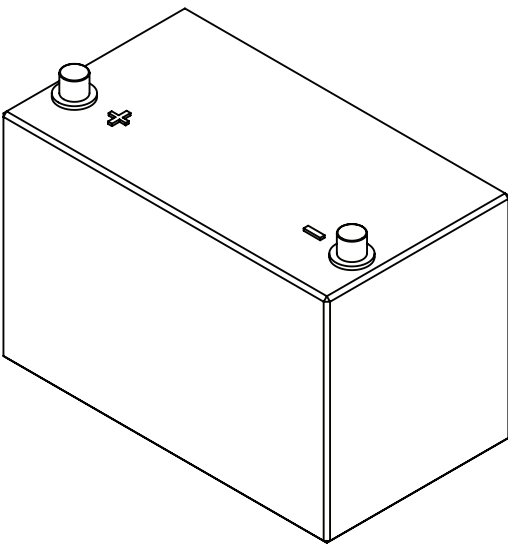
ITEM NO.	PART NUMBER	DESCRIPTION	QTY.
1	GA3000059	Light, Rotating Beacon, G3 G4 Cabin - Screw mount style	2
2	GA5004437	Washer 6mm Flat SS	6
3	GA5004073	Bolt M6 x 25	3
4	GA5048115	Nut M6 Nyloc SS	3

Lighting - Rotating Beacon - Pole Mount



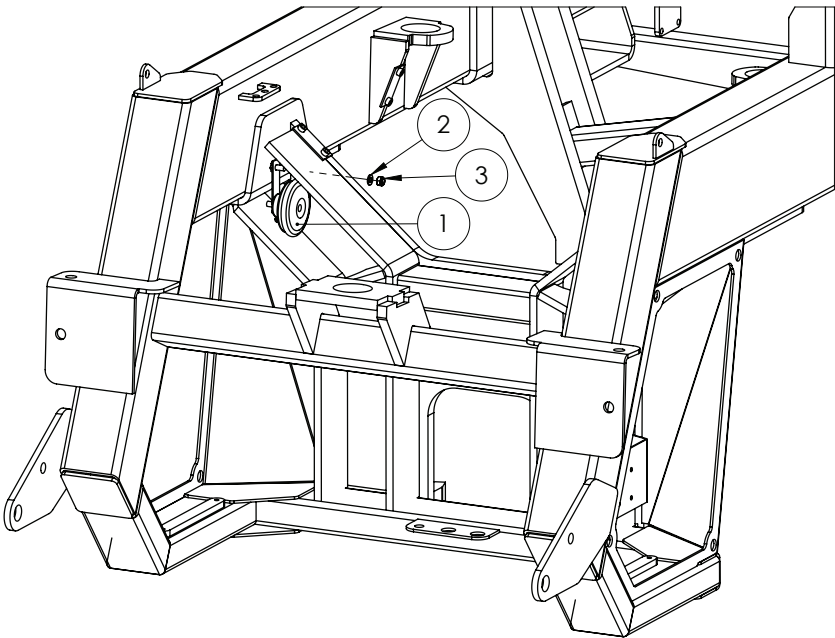
ITEM NO.	PART NUMBER	DESCRIPTION	QTY.
1	GA5020411	Beacon insert screw in - supplied with nuts	2
2	GA4402305	Plate, Flashing Beacon Light Mount with Earth Tab	2
3	GA5048975	Beacon, Rotating, Amber, DIN A pole mount, with 12V HI globe	2

Batteries



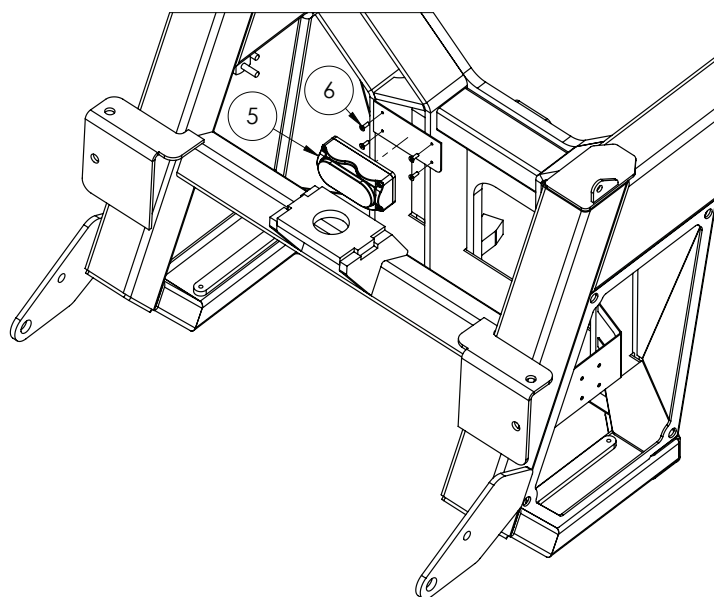
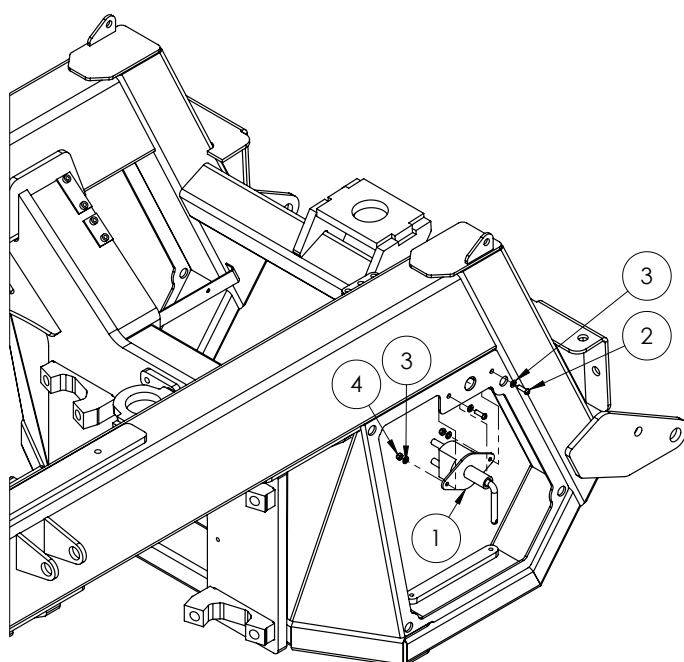
ITEM NO.	PART NUMBER	DESCRIPTION	QTY.
1	GA5071620	Battery, Delkor 27H710, 710 CCA, G3 G4 series	2

Horn



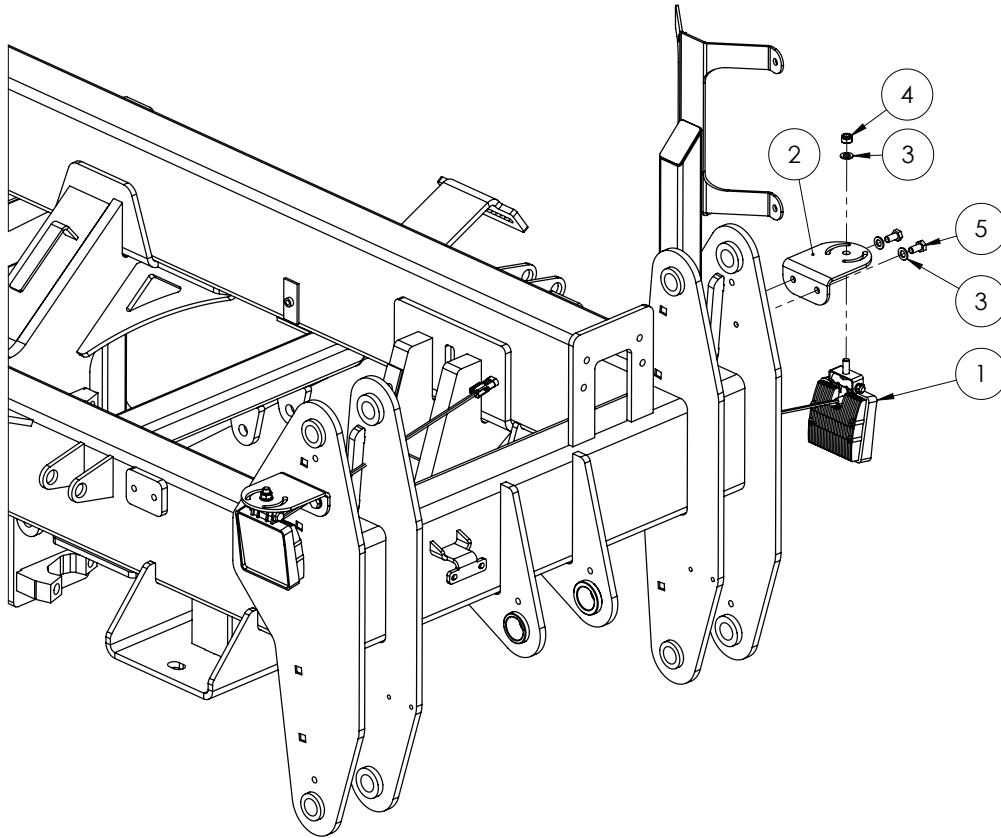
ITEM NO.	PART NUMBER	DESCRIPTION	QTY.
1	GA5011983	Horn, 12V Narva	1
2	GA5003643	Washer 8mm Flat HD	1
3	GA5004917	Nut M8 Nyloc ZP	1

Buss Bar & Isolator Switch



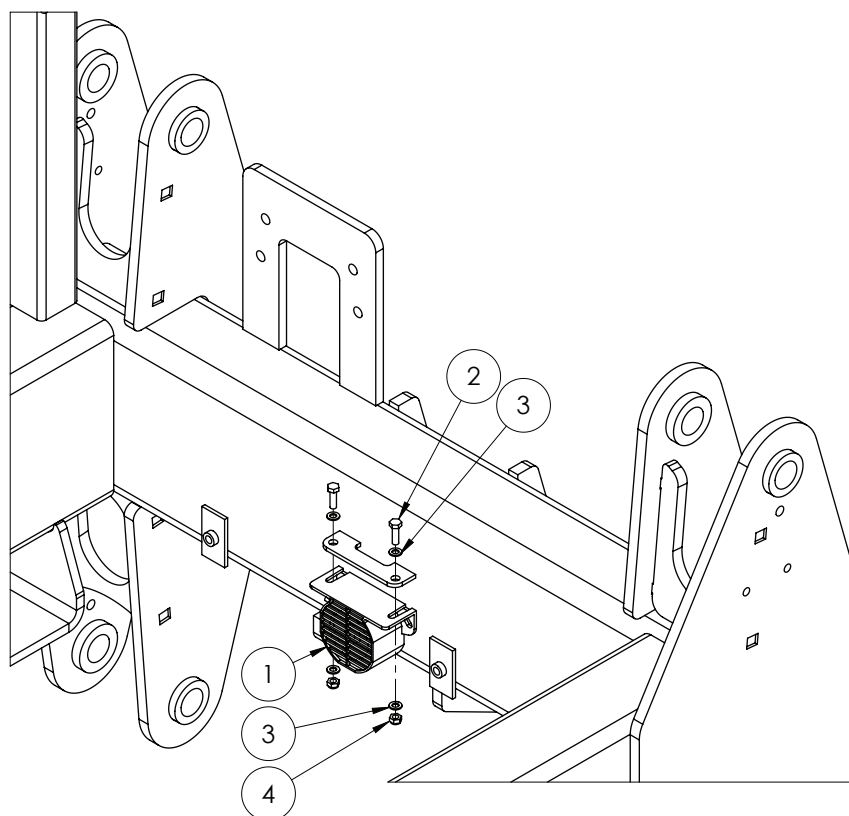
ITEM NO.	PART NUMBER	DESCRIPTION	QTY.
-	GA4922231	Chain 20mm x 2mm (cut 200mm Long)	1
1	GA5005787	Battery Isolator switch large	1
2	GA5004067	BHCS M6 x 25	2
3	GA5004437	Washer 6mm SS	4
4	GA5048115	Nut M6 nyloc	2
5	GA5050630	Electrical Buss Bar	1
6	GA5051230	FHCS M5 x 16mm SS	4

Lighting - Boom Work Light



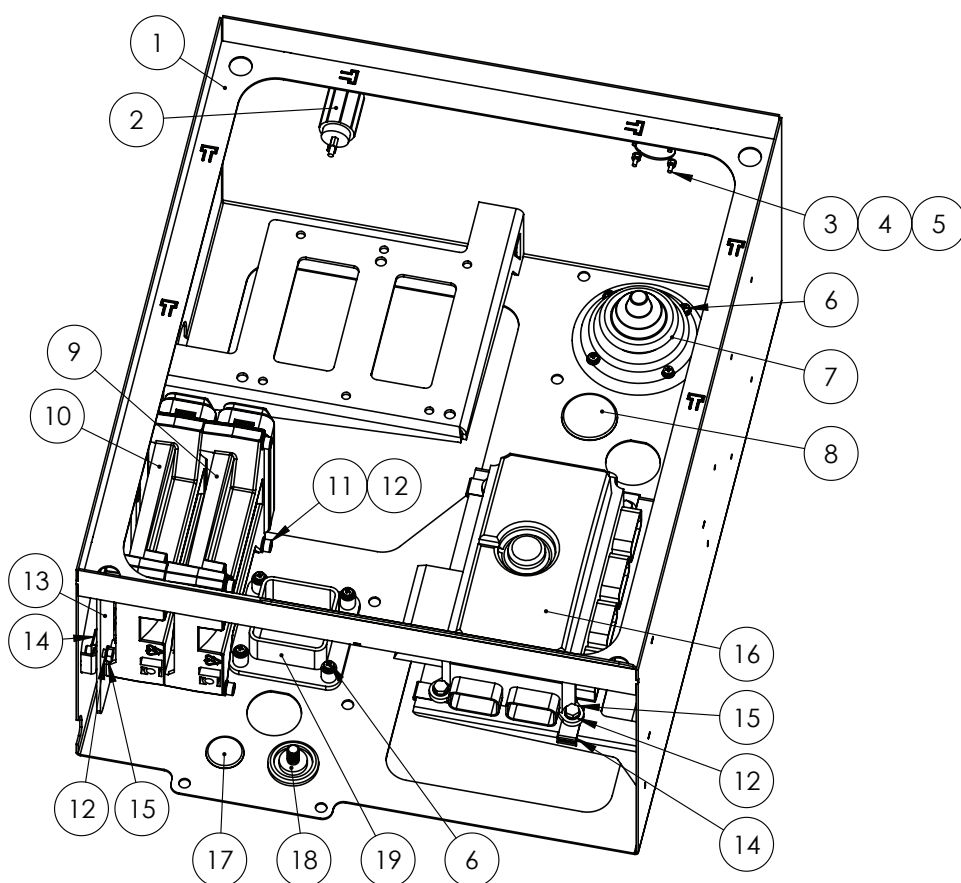
ITEM NO.	PART NUMBER	DESCRIPTION	QTY.
-	GA5007381	Connector, 2 pin, Female, Weather pack	-
-	GA5016617	Pin, Male, Sealed, Weather pack, Wire 1.0 - 2.0mm	-
-	GA5014857	Seal, Green, Weather pack connector	-
1	GA5075500	Light, LED, Work, Flood beam, 15W	2
2	GA4504321	Mount-Spot LED light chassis head stock	2
3	GA5000117	Washer 10mm Flat SS HD	6
4	GA5000141	Nut M10 Nyloc ZP	2
5	GA5006161	Bolt M10 x 25 GR8.8 ZP	4

Reverse Warning Beeper



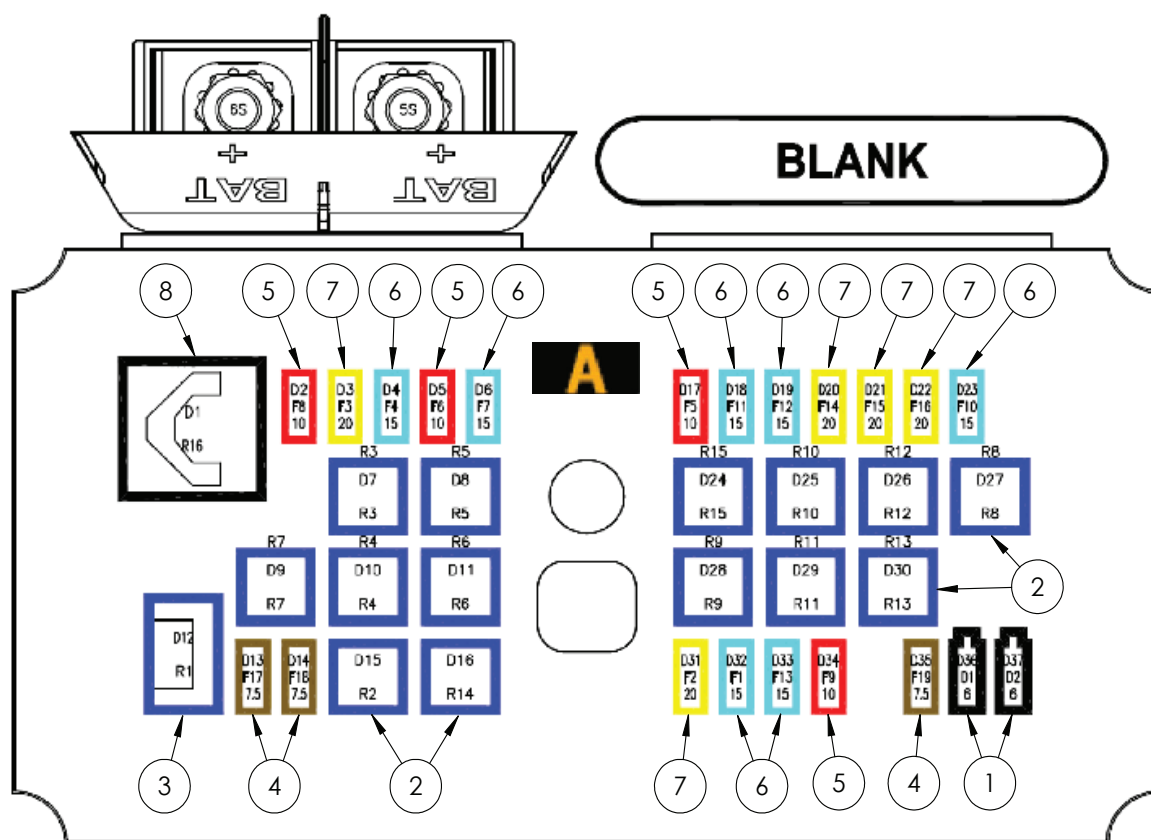
ITEM NO.	PART NUMBER	DESCRIPTION	QTY.
1	GA5011985	Reverse Beeper	1
2	GA5004065	Bolt M6 x 20 GR8.8 ZP	2
3	GA5004437	Washer 6mm Flat SS	4
4	GA5048115	Nut M6 Nyloc ZP	2

Cabin Fuse Box



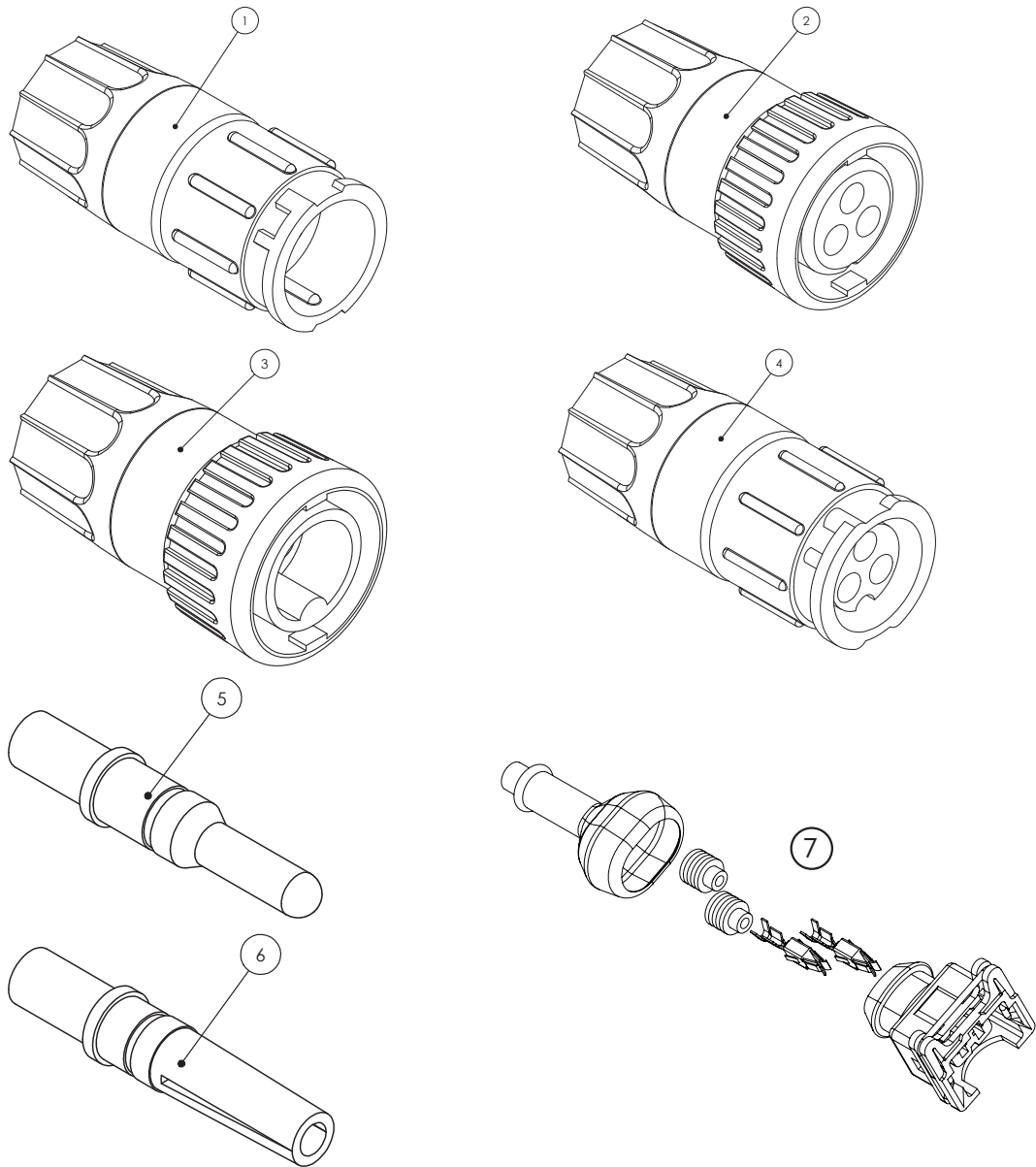
ITEM NO.	PART NUMBER	DESCRIPTION	QTY.
1	GA4660305	Cabin Electrical Box	1
2	GA5007121	Cigarette Lighter Socket	1
3	GA5003083	Bolt Pan Head M3 x 12	4
4	GA5049465	Nut M3 Nyloc SS	4
5	GA5011351	Washer 3mm Flat SS	4
6	GA5049020	Bolt Pan Head M4 x 25 SS	8
7	GA5069725	Grommet, Slop stop BLA 105 x 60 mm	1
8	GA5073250	Grommet, 38mm Hole, 44mm OD, Blind, Black	1
9	GA3000158	Computer Controller 1, Plus+1 MC050, Danfoss	1
10	GA3000159	Computer Controller 2, Plus+1 MC050, Danfoss	1
11	GA5070460	SHCS M6 x 60 SS A2-70	4
12	GA5004437	Washer 6mm Flat SS	11
13	GA4500950	Plate, Danfoss Computer Mount, Fuse Compartment	1
14	GA5066830	Speed clip M6	7
15	GA5004065	Bolt M6 x 20 GR8.8 ZP	7
16	GA5060033	Fuse box, Main control A, Cabin	1
17	GA5073245	Grommet, 25mm Hole, 30mm OD, Blind, Black	1
18	GA5006379	Stud, insulated, Battery power Feed Stud	1
19	GA5061195	Deutsch Connector DRB Bulk Head suit 48 pin	1
20	GA5020510	Washer 4mm Flat SS	8

Fuse Box 'A' - Cabin



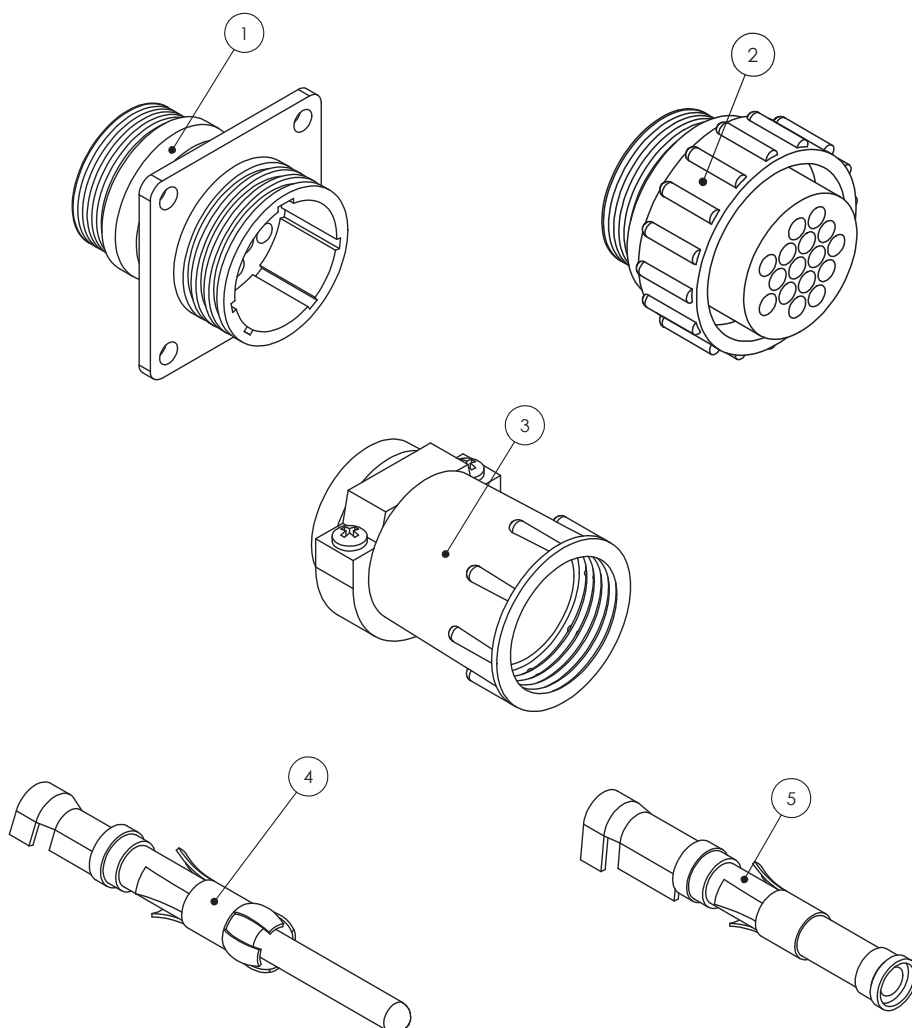
ITEM NO.	PART NUMBER	DESCRIPTION	QTY.
1	GA5075040	Diode, 6 Amp, With Wing Key, Suit Crop Cruiser 2009	2
2	GA5075035	Relay, Ultra Micro Iso280, 4 Pin Square, Spst, 12v 20a	14
3	GA5075030	Relay, Ultra Micro Iso280, 5 Pin, Spst, 12v 20a	1
4	GA5054840	Mini Blade Fuses 7.5amp	3
5	GA5054845	Mini Blade Fuses 10 Amp	4
6	GA5054850	Mini Blade Fuses 15 Amp	7
7	GA5054855	Mini Blade Fuses 20 Amp	5
8	GA5075055	Flasher Relay, Suit Sp Micro Fuse Box, Blinker, Indicator, 3 Pin Iso, Led 12v	1

Electrical Connectors - AMP



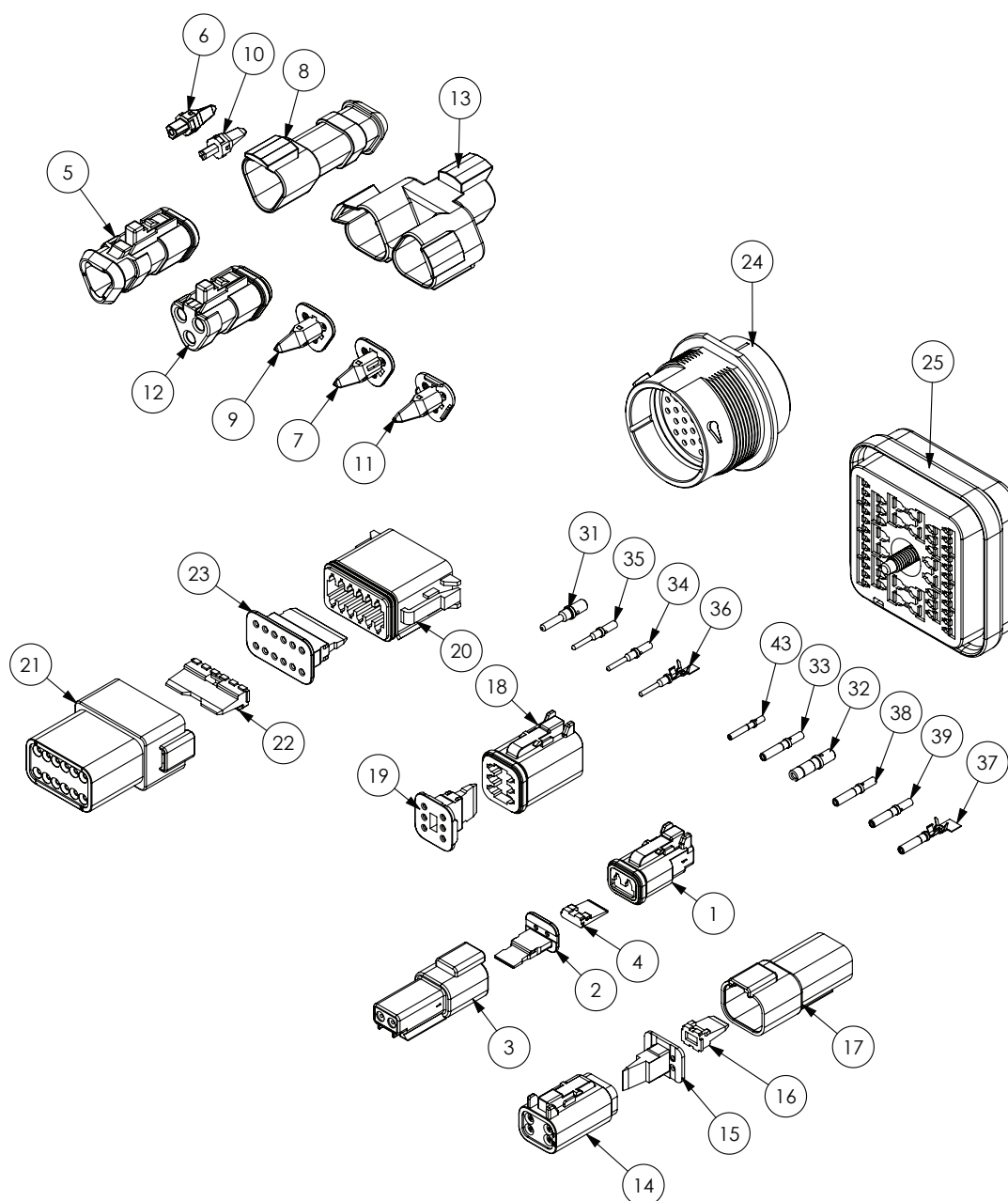
ITEM NO.	PART NUMBER	DESCRIPTION
1	GA5076921	Male Flow Meter Connector
2	GA5076922	Female Flow Meter Connector
3	GA5076920	Male Speed Sensor Connector
4	GA5076923	Female Speed Sensor Connector
5	GA5076927	Male Pin for Flow Meter & Speed Sensor Connectors
6	GA5076928	Female socket for Flow Meter & Speed Sensor Connectors
7	GA5047728	Plug, 2 pin, Black, fuel injector connector, IP65K, AMP
-	GA5068945	Connector, 3 Pin AMP super seal waterproof male

Electrical Connectors - AMP



ITEM NO.	PART NUMBER	DESCRIPTION
1	GA5076924	Connector, 16 Pin AMP, Square Flange, Suit Male Pins, Raven
2	GA5076925	Connector, 16 Pin AMP, Suit Female Pins, Raven
3	GA5049175	Connector, Backing Shell, Suit 16 Pin AMP, Raven
4	GA5048905	Pin, 14-18 Gauge Gold, Male, Suit 16 Pin AMP
5	GA5048900	Pin, 14-18 Gauge Gold, Female, Suit 16 Pin AMP
-	GA5020785	Connector, 37 Pin AMP, Male, Raven
-	GA5020780	Connector, 37 Pin AMP, Female
-	GA5020560	Connector, Backing Shell 23, Suit 37 Pin AMP, Standard size
-	GA5020559	Connector, Backing Shell 23, Suit 37 Pin AMP, Large size
-	GA5020561	Connector Dust Cap, 37 Pin AMP, Male, Raven
-	GA5020575	Dust Cap, 16 Pin AMP Connector, Male
-	GA5075848	Dust Cap, 16 Pin AMP Connector, Female
-	GA5075927	DustCap 37 Pin Series 23 (4000 series Connector Dust Cap, 37 Pin AMP, Series 23, Raven

Electrical Connectors - Deutsch



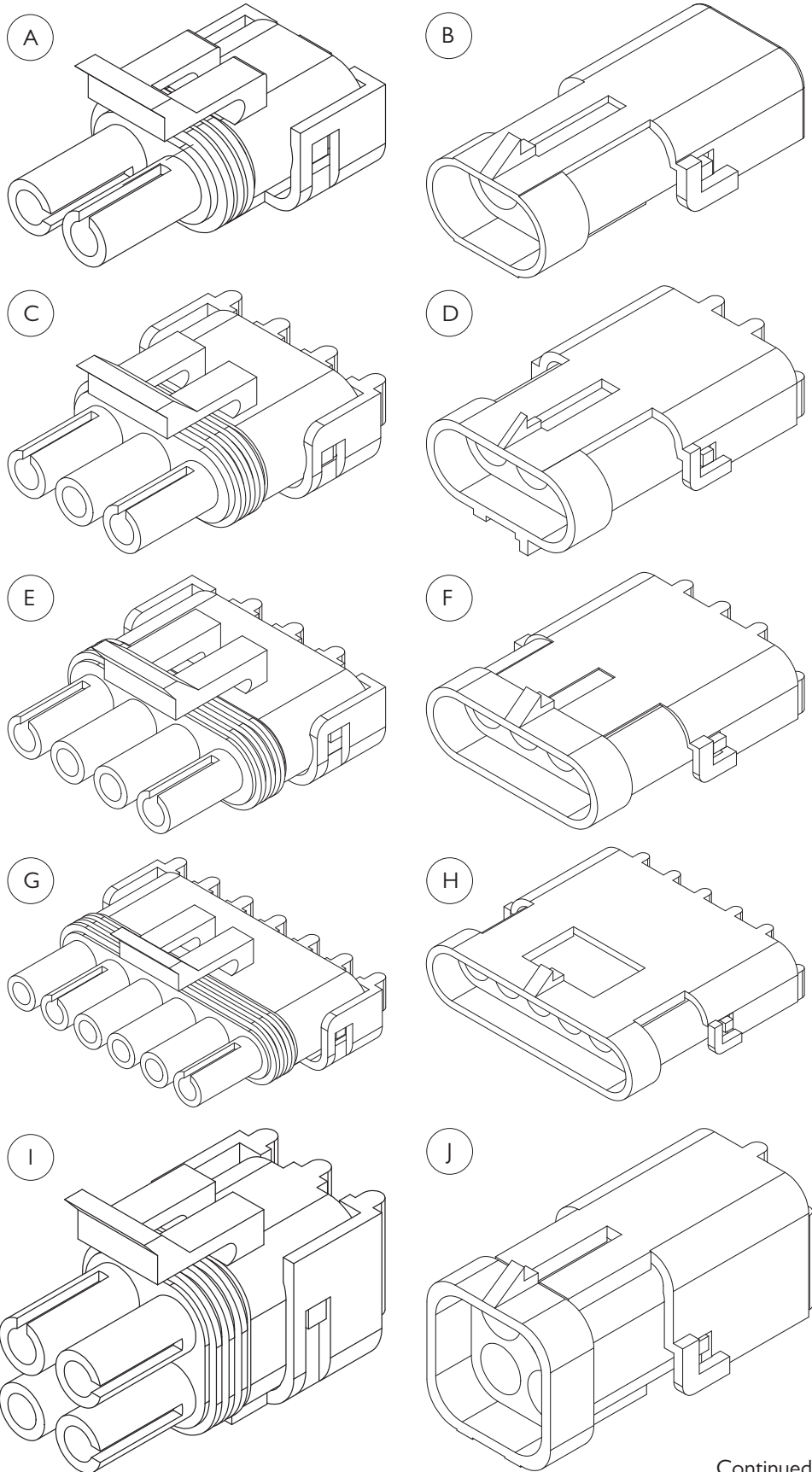
ITEM NO.	PART NUMBER	DESCRIPTION
1	GA5052820	Plug, 2 way, socket, DT series, Deutsch
2	GA5052825	Wedge Lock, 2 Way, sockets, DT series, Deutsch
3	GA5052830	Receptacle, 2 way, pins, DT series, Deutsch
4	GA5052835	Wedge Lock, 2 way, DT series, Deutsch
5	GA5011831	Plug, 3 way sockets, shrink boot adapter, Deutsch
6	GA5017719	Wedge lock, blue, 3 pin, suit terminator, Deutsch
7	GA5017721	Wedge lock, blue, 3 socket, Deutsch
8	GA5050740	Receptacle, 3 pin, shrink boot, Deutsch
9	GA5050750	Wedge Lock, orange, 3 socket, Deutsch

Continued over page

Electrical Connectors - Deutsch

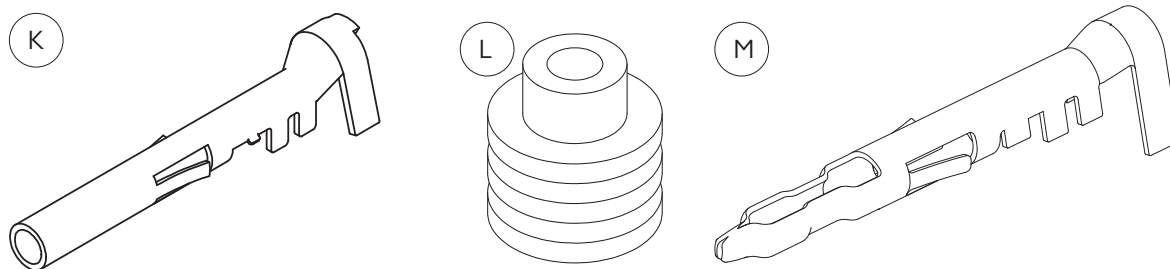
ITEM NO.	PART NUMBER	DESCRIPTION
10	GA5050760	Wedge Lock, Green, 3 pin, Deutsch
11	GA5050761	Wedge Lock, Green, 3 socket, Deutsch
12	GA5054350	Plug, grey, 120 ohm resistor terminator, Deutsch
13	GA5054365	Receptacle, 3 way 3 Pin, Y splitter, Deutsch
14	GA5050840	Plug, 4 way socket, DT series, Deutsch
15	GA5050845	Wedge Lock, orange, 4 way sockets, Deutsch
16	GA5050765	Wedge Lock, Green, 4 Way pins, Deutsch
17	GA5013783	Receptacle, 4 way, pins, DT series Deutsch
18	GA5050960	Plug, 6 way Socket, DT series, Deutsch
19	GA5050965	Wedge Lock, orange, 6 way sockets, DT series, Deutsch
20	GA5061780	Plug, 12 way sockets, DT series, Deutsch
21	GA5061785	Receptacle, 12 way suit pins, DT series, Deutsch
22	GA5070590	Wedge lock, green, 12 way suit pins, Deutsch
23	GA5070595	Wedge lock, Green, 12 way sockets, Deutsch
24	GA5061790	Receptacle, 31 pin, HPD series, Deutsch
25	GA5060440	Plug, 48 suits Pins, DRB series, Deutsch
26	GA5060445	Wedge lock, 48 way suits Pins, DRB series, Deutsch
27	GA5060450	Flange connector, 48 way suits DRB series, Deutsch
28	GA5060455	Wedge lock, 48 way suit, Sockets, DRB series, Deutsch
29	GA5060460	Receptacle, 48 way suits Sockets, DRB series, Deutsch
30	GA5061170	Rubber boot, suit 48 pin DRB series, Deutsch
31	GA5061260	Pin, Male, Solid, nickel, Number 12, Deutsch
32	GA5061270	Socket, Female, Solid, Nickel, Number 12, Deutsch
33	GA5053235	Socket, Female, Nickel, number 14, Green Band, Deutsch
34	GA5061220	Pin, Male, Gold, Number 16, Deutsch
35	GA5061240	Pin, Male, solid, nickel, Number 16, Green band, AWG 14, Deutsch
36	GA5075255	Pin, Male, Nickel, Crimp style, Number 16, Deutsch
37	GA3000022	Socket, Female, Nickel, Crimp style, Number 16, Deutsch
38	GA5061225	Socket, Female, solid gold, number 16, Deutsch
39	GA5061230	Socket, Female, solid, Nickel, Number 16, Deutsch
40	GA5061235	Socket, solid gold, number 16, 16-20AWG, Deutsch
41	GA5061200	Pin, Male, Solid, nickel, Number 20, Deutsch
42	GA5061205	Pin, Male, Solid, gold, Number 20, Deutsch
43	GA5061210	Socket, Female, Solid, nickel, Number 20, Deutsch
44	GA5061215	Socket, Female, Solid, gold, Number 20, Deutsch
45	GA5052840	Sealing plug, White, size 12 - 16, Deutsch

Electrical Connectors - Weather Pack



Continued over page

Electrical Connectors - Weather Pack



ITEM NO.	PART NUMBER	DESCRIPTION
-	GA5049685	Boot, Weather pack, Suit 2 pin connector
-	GA5049690	Boot, Weather pack, Suit 3 pin connector
A	GA5001351	Connector, Male, 2 Pin, Weather pack
B	GA5007381	Connector, 2 pin, Female, Weather pack
C	GA5002211	Connector, Male, 3 pin, Weather pack
D	GA5048550	Connector, Female, 3 Pin, Weather pack
E	GA5007385	Connector, Male, 4 pin, Weather pack
F	GA5007383	Connector, Female, 4 pin, Flat, Weather pack
G	GA5004009	Connector, Male, 6 pin, Weather pack
H	GA5048510	Connector, Female, 6 pin, Weather pack
I	GA5049000	Connector, Female, 4 pin, Square, Weather pack
J	GA5050805	Connector, Male, 4 pin, Square, Weather pack
K	GA5016619	Pin, Female, Sealed, Weather pack, Wire 1.0 - 2.0mm
L	GA5014857	Seal, Green, Weather pack connector, Wire from 2.03 - 2.85mm
M	GA5016617	Pin, Male, Sealed, Weather pack, Wire 1.0 - 2.0mm

Electrical Harnesses

G SERIES HARNESS

PART NUMBER	DESCRIPTION
GA3000165	Electrical harness, Electrical harness, Battery lead kit
GA3000166	Electrical Harness, Chassis Hydraulics
GA3000167	Electrical harness, Main chassis
GA3000168	Electrical harness, Main chassis, Transmission
GA3000169	Electrical harness, Side console, Plus I controller
GA3000170	Electrical Harness, Main Fuse Compartment
GA3000171	Electrical harness, Side console power leads
GA3000172	Electrical harness, CAN Connections
GA5060044	Electrical Harness, Engine monitor
GA3000173	Rotary Potentiometer, Maximum Speed Control Switch
GA3000048	Electrical harness, Boom recirculation add in module suit trimble

RAVEN 4400 SYSTEM

PART NUMBER	DESCRIPTION
GA3000027	Loom Chassis suit SWB CC with Raven 4400
GA5076204	Electrical Harness, Console SCS 4400 13.5', Raven

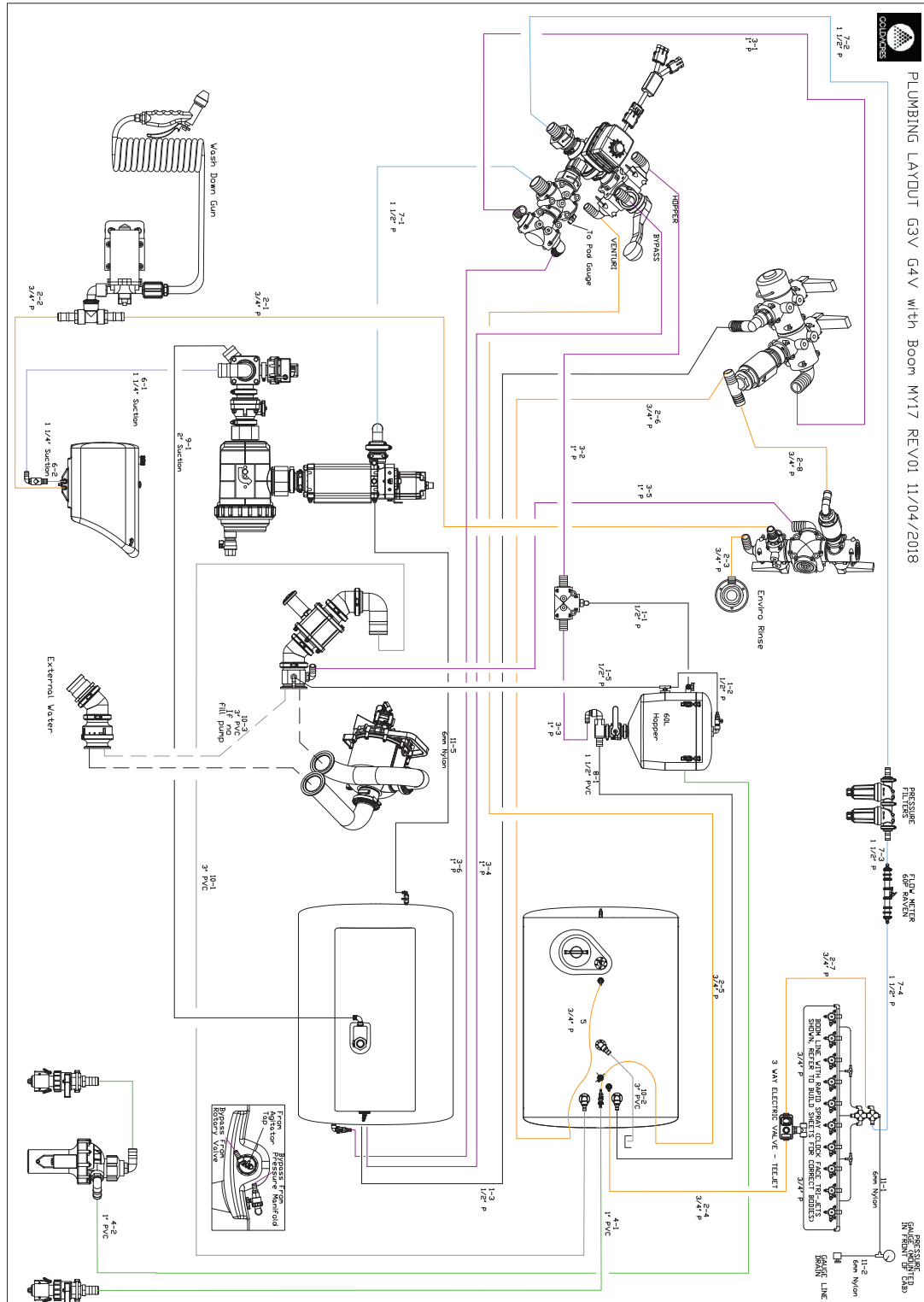
ISOBUS SYSTEM

PART NUMBER	DESCRIPTION
GA5071325	Switch box, 6 section, ISO BUS, Raven
GA5071350	Electrical harness, Can Power ISO switch box suit JD, Raven
GA5076953	Pressure Transducer, 0-250PSI, Sealed, Raven
GA3000030	Terminator, CAN, active, suit ISO bus, Raven
GA3000031	Electrical harness, Raven ISO to CAN active terminator, Raven
GA3000032	Electrical harness, Foot switch assembly, ISO bus, Raven
GA3000033	Electrical harness, Foot switch extension, ISO bus, Raven
GA3000043	Electrical harness, 4400 chassis to ISO bus node, Raven
GA5071380	Node, ECU ISO BUS CAN, Product controller, Raven
GA5071315	Electrical Harness, ISO bus, cabin to drawbar, suit non ISO tractor, Raven
GA3000062	Electrical harness, Raven ISO to Trimble FMX/FM1000 display
GA3000085	Electrical harness, Cabin IBBC ISO bus connector to John Deere
GA3000138	Electrical harness, main ISO side console armrest, MY17, Raven
GA3000139	Electrical harness, ISO hitch cable to suit ISO ECU 6', Raven

Chapter I6

SCHEMATICS

Plumbing



Plumbing - Hose List

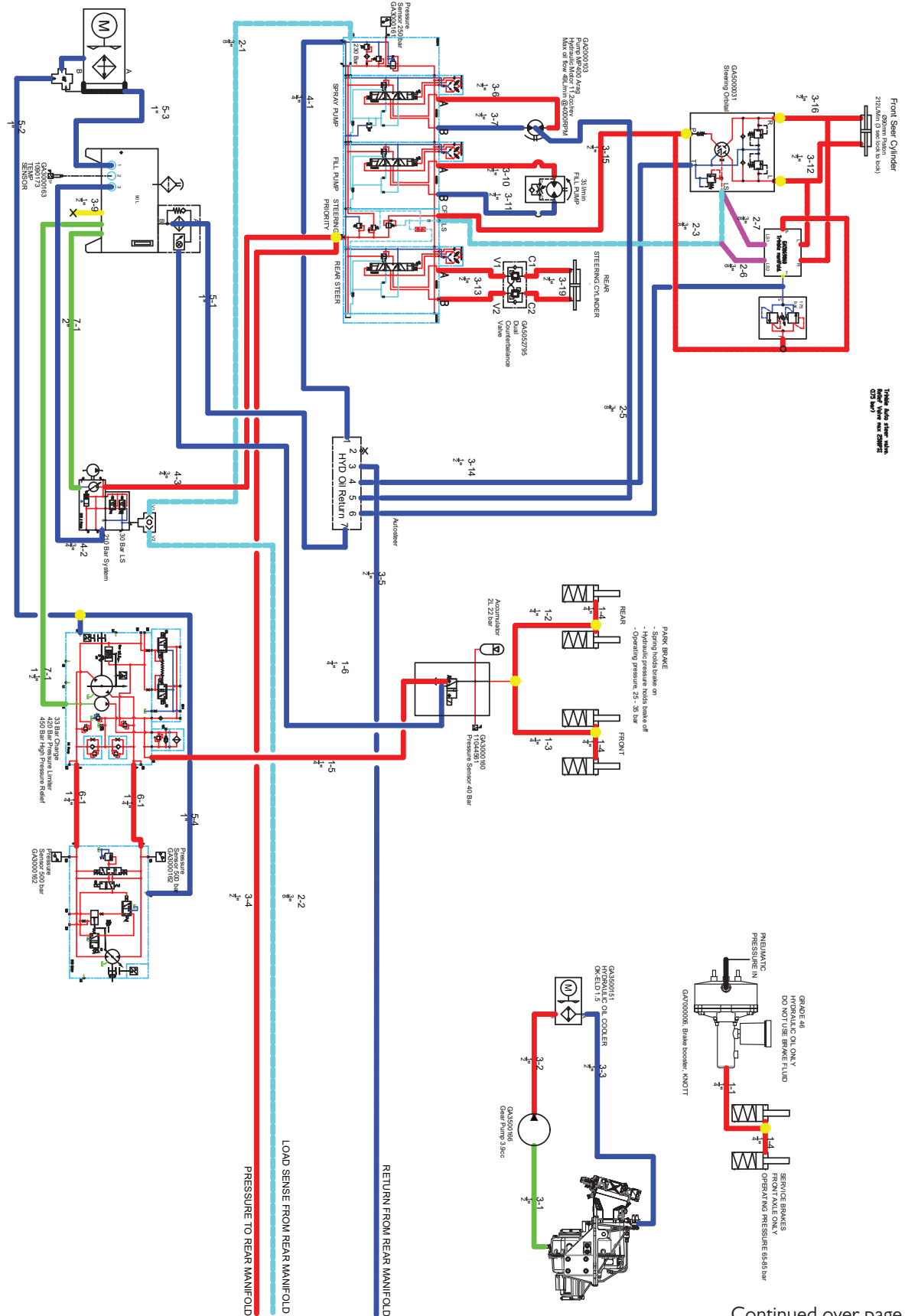
HOSE NO.	PART NUMBER	HOSE SIZE	DESCRIPTION	QTY.
1-1	HOS13P	1/2"	Hopper Supply Tee to Mixing Jet	1
1-2	HOS13P	1/2"	Hose, Fill Tee to Hopper Rinse	1
1-3	HOS13P	1/2"	Hose, Auxiliary Manifold to Agitator	1
1-4	HOS13P	1/2"	Hose, Arag Pump Bleed to Main Tank Front	1
1-5	HOS13P	1/2"	Hose, Pod to Hopper Tee	1
2-1	HOS20P	3/4"	Hose, Pod Fill Valve to 12V Pump	1
2-2	HOS20P	3/4"	Hose, 12V Pump to Fresh Water Tank Sump	1
2-3	HOS20P	3/4"	Hose, Rinse Manifold to Enviro Rinse Coupling	1
2-4	HOS20P	3/4"	Hose, Boom Recirc Valve to Tank Inlet	1
2-5	HOS20P	3/4"	Hose, Pressure Manifold To Venturi	1
2-6	HOS20P	3/4"	Hose, Auxiliary Manifold Tank Rinse to Tank Rinse Jet	1
2-7	HOS20P	3/4"	Hose, Boom Recirc Manifold to Recirc Valve	1
2-8	HOS20P	3/4"	Hose, Fresh Water Manifold to Agitator Manifold	1
3-1	HOS25P	1"	Hose, Pressure Manifold Supply To Auxiliary Pressure Manifold	1
3-2	HOS25P	1"	Hose, Pressure Manifold to Hopper Supply Tee	1
3-3	HOS25P	1"	Hose, Hopper Supply Tee to Hopper Bottom	1
3-4	HOS25P	1"	Hose, Pressure Manifold to Tank Agitator	1
3-5	HOS25P	1"	Hose, Fill Tee to Fresh Rinse Manifold Supply	1
3-6	HOS25P	1"	Hose, Pressure Manifold Bypass To Tank Ball Valve	1
4-1	HOS25PVC	1"	Hose, Venturi Probe to Tank Inlet	1
4-2	HOS25PVC	1"	Hose, Chemical Transfer Pump to Hopper Inlet	1
6-1	HOS32S	1 1/4"	Hose, Fresh Water Tank to Electric Suction Valve	1
6-2	HOS32S	1 1/4"	Hose, Fresh Water Tank to Check Valve	1
7-1	HOS38P	1 1/2"	Hose, Spray Pump to Flow Control Manifold	1
7-2	HOS38P	1 1/2"	Hose, Flow Control Valve To Pressure Filters	1
7-3	HOS38P	1 1/2"	Hose, Pressure Filters to Flow Meter	1
7-4	HOS38P	1 1/2"	Hose, Flow Meter to Boom Valves	1
8-1	HOS40PVC	1 1/2"	Hose, Hopper Bottom to Tank Inlet	1
9-1	HOS51S	2"	Hose, Main Tank Sump to Electric Suction Valve	1
10-1	HOS75PVC	3"	Hose, Pod Fill Valve to Tank Inlet	1
10-2	HOS75PVC	3"	Hose, Tank Overflow	1
10-3	HOS75PVC	3"	Hose, Fill point to Fill Shut Off Valve, Non Fill Pump	1
11-1	GA5004383	6mm	Hose, Spray Manifold to Pressure Gauge	1
11-2	GA5004383	6mm	Hose, Spray Pressure Gauge to Drain Valve	1
11-3	GA5004383	6mm	Hose, Pressure Manifold To Pod Pressure Gauge	1
11-4	GA5004383	6mm	Hose Pod Pressure Gauge To Drain Valve	1
11-5	GA5004383	6mm	Hose, Spray Pump Bleed Port To Tank	1

[illegible]

Pneumatics - Hose List

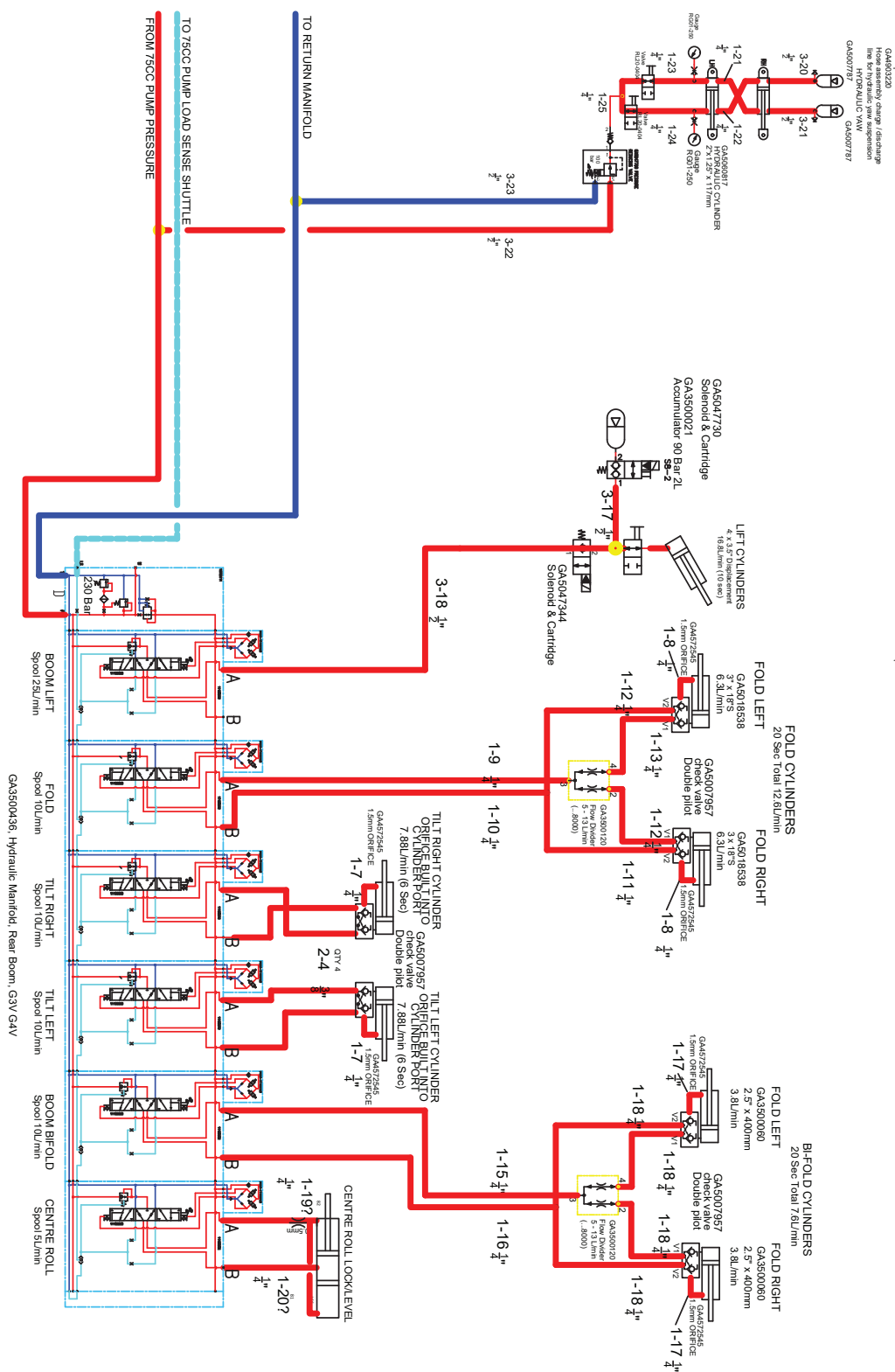
HOSE NO.	PART NUMBER	HOSE SIZE	DESCRIPTION	QTY.
1	GA3500515	1/2"	Pneumatic Hose Assembly, Compressor To Reservoir	1
2	GA3500516	1/4"	Pneumatic Hose Assembly, Reservoir To Governor Valve	1
3	GA3500517	6 mm	Pneumatic Nylon Hose, Valve To Transfer Case Diff Lock, Black	1
4	GA3500518	1/4"	Pneumatic Hose Assembly, Pneumatic Manifold To Quick Coupling	1
5	GA3500519	1/4"	Pneumatic Hose Assembly, Reservoir To Manifold	1
6	GA3500520	1/4"	Pneumatic Hose Assembly, Reservoir To Rear Tee	1
7	GA3500521	1/4"	Pneumatic Hose Assembly, Rear Ride Height Valve To Airbag	2
8	GA3500522	1/4"	Pneumatic Hose Assembly, Rear Tee To LH Ride Height Valve	1
9	GA3500523	1/4"	Pneumatic Hose Assembly, Rear Tee To RH Ride Height Valve	1
10	GA3500524	1/4"	Pneumatic Hose Assembly, Reservoir To Front Ride Height Valve	1
11	GA3500525	1/4"	Pneumatic Hose Assembly, Front Ride Height Valve To LH Air Bag	1
12	GA3500526	1/4"	Pneumatic Hose Assembly, Front Ride Height Valve To RH Air Bag	1
13	GA3500527	6 mm	Pneumatic Nylon Hose, Valve To Inline Needle Valve, Ladder	1
14	GA3500528	6 mm	Pneumatic Nylon Hose, Air Cleaner To Blockage Indicator	1
15	GA3500529	6 mm	Pneumatic Nylon Hose, Inline Needle Valve To Ladder	1
16	GA3500530	1/4"	Pneumatic Hose Assembly, Airbag Tee To Centre Section Rapid Fire	1
17	GA3500531	8 mm	Pneumatic Nylon Hose, Rapid Fire Oile To Solenoid Bank	1
18	GA3500532	6 mm	Pneumatic Nylon Hose, Air Valve To Transfer Case High Ratio	1
19	GA3500533	6 mm	Pneumatic Nylon Hose, Air Valve To Transfer Case Low Ratio	1
20	GA3500534	1/4"	Pneumatic Hose Assembly, Reservoir To Remote Drain	1
21	GA3500535	1/4"	Pneumatic Hose Assembly, Reservoir To Foot Brake Valve	1
22	GA3500536	1/4"	Pneumatic Hose Assembly, Foot Brake Valve To Brake Booster	1

Hydraulics - Base

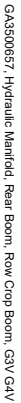


Continued over page

Hydraulics - TriTech Boom



Continued over page



Hydraulics - Hose List

HOSE NO.	PART NUMBER	HOSE SIZE	DESCRIPTION	QTY.	WHERE USED
I-1	GA3500485	1/4"	Hydraulic Hose Assembly, Booster to Front Service Brake Tee	1	Brakes
I-2	GA3500486	1/4"	Hydraulic Hose Assembly, Manifold to Rear Park Brake Tee	1	Park Brake
I-3	GA3500487	1/4"	Hydraulic Hose Assembly, Manifold to Front Park Brake Tee	1	Park Brake
I-4	GA3500488	1/4"	Hydraulic Hose Assembly, Brake Cross Over. (2 blue ties on 1 hose only)	3	Brakes / Park Brake
I-5	GA3500489	1/4"	Hydraulic Hose Assembly, Transmission Pump Gauge Port to Park Brake Valve Block IN	1	Park Brake
I-6	GA3500490	1/4"	Hydraulic Hose Assembly, Park Brake Valve Block To Return Filter	1	Park Brake
I-7	GA3500547	1/4"	Hydraulic Hose Assembly, Tilt Cylinder Check to Rod End Port	2	Tilt
I-8	GA3500548	1/4"	Hydraulic Hose Assembly, Fold Cylinder Check to Rod End Port	2	Fold
I-9	GA3500549	1/4"	Hydraulic Hose Assembly, Manifold Fold Port A to Flow Divider Port 3	1	Fold
I-10	GA3500550	1/4"	Hydraulic Hose Assembly, Manifold Fold Port B to Inline Tee	1	Fold
I-11	GA3500551	1/4"	Hydraulic Hose Assembly, Inline Tee to RH Cylinder Check Port V2	1	RH Fold
I-12	GA3500552	1/4"	Hydraulic Hose Assembly, Inline Tee to LH Cylinder Check Port V2	1	LH Fold
I-13	GA3500553	1/4"	Hydraulic Hose Assembly, Flow Divider Port 2 to RH Cylinder Check Port V1	1	RH Fold
I-14	GA3500554	1/4"	Hydraulic Hose Assembly, Flow Divider Port 4 to LH Cylinder Check Port V1	1	LH Fold
I-15	GA3500555	1/4"	Hydraulic Hose Assembly, Manifold Port A to Bi-fold Flow Divider Port 3	1	Bi-fold
I-16	GA3500556	1/4"	Hydraulic Hose Assembly, Manifold Port B to Bi-fold Tee	1	Bi-fold
I-17	GA3500557	1/4"	Hydraulic Hose Assembly, Bi-fold Cylinder Check To Rod End Port	2	Bi-fold
I-18	GA3500558	1/4"	Hydraulic Hose Assembly, Centre to Cylinders, Bifold	4	Bi-fold
I-19	GA3500562	1/4"	Hydraulic Hose Assembly, Manifold Port A to Centre Level Cylinder Rod End	1	Centre Level
I-20	GA3500563	1/4"	Hydraulic Hose Assembly, Manifold Port B to Centre Level Cylinder Base End	1	Centre Level
I-21	GA3500609	1/4"	Hydraulic Hose Assembly, LH Cylinder Base To RH Cylinder Rod	1	Yaw

Continued over page

Hydraulics - Hose List

HOSE NO.	PART NUMBER	HOSE SIZE	DESCRIPTION	QTY.	WHERE USED
I-22	GA3500610	1/4"	Hydraulic Hose Assembly, LH Cylinder Rod To RH Cylinder Base	1	Yaw
I-23	GA3500611	1/4"	Hydraulic Hose Assembly, LH Cylinder Base To Upper Ball Valve	1	Yaw
I-24	GA3500612	1/4"	Hydraulic Hose Assembly, LH Cylinder Rod To Lower Ball Valve	1	Yaw
I-25	GA3500613	1/4"	Hydraulic Hose Assembly, Pressure Reducing Valve To Ball Valves	1	Yaw
2-1	GA3500491	3/8"	Hydraulic Hose Assembly, Load Sense, Shuttle Valve V1 To Front Manifold, G3V G4V	1	Front Manifold
2-2	GA3500492	3/8"	Hydraulic Hose Assembly, Load Sense, Shuttle Valve V2 To Rear Manifold, G3V G4V	1	Rear Manifold
2-3	GA3500493	3/8"	Hydraulic Hose Assembly, Load Sense, Front Manifold To Orbital, G3V G4V	1	Steering
2-4	GA3500564	3/8"	Hydraulic Hose Assembly, Manifold To Tilt Cylinders, G3V G4V	4	Tilt
2-5	GA3500619	3/8"	Hydraulic Hose Assembly, Case Drain, Spray Pump to Return Manifold	1	Spray Pump Case
2-6	GA3500662	3/8"	Hydraulic Hose Assembly, Load Sense, Front Manifold To Trimble Block	1	Steering Trimble
2-7	GA3500663	1/2"	Hydraulic Hose Assembly, Load Sense, Front Manifold To	1	Steering Trimble
3-1	GA3500494	1/2"	Hydraulic Hose Assembly, Transfer Case To Gear Pump IN	1	Transfer Case Cooler
3-2	GA3500495	1/2"	Hydraulic Hose Assembly, Gear Pump OUT To Transfer Case Cooler	1	Transfer Case Cooler
3-3	GA3500496	1/2"	Hydraulic Hose Assembly, Oil Cooler, To Transfer Case Top	1	Transfer Case Cooler
3-4	GA3500497	1/2"	Hydraulic Hose Assembly, Pressure, Front Manifold To Rear Manifold	1	Pressure to Rear
3-5	GA3500498	1/2"	Hydraulic Hose Assembly, Return, Rear Manifold To Return Manifold	1	Return from Rear
3-6	GA3500170	1/2"	Hydraulic Hose Assembly, Manifold To Spray Pump	1	Spray Pump
3-7-A	GA3500499	1/2"	Hydraulic Hose Assembly, Spray Pump To Manifold (Motor Side Ports)	1	Spray Pump
3-7-B	GA3500499	1/2"	Hydraulic Hose Assembly, Spray Pump To Manifold (Motor End Ports)	1	Spray Pump
3-8	GA3500175	1/2"	Hydraulic Hose Assembly, Engine Sump Drain	1	Drain
3-9	GA3500176	1/2"	Hydraulic Hose Assembly, Hydraulic Reservoir Drain	1	Drain

Continued over page

Hydraulics - Hose List

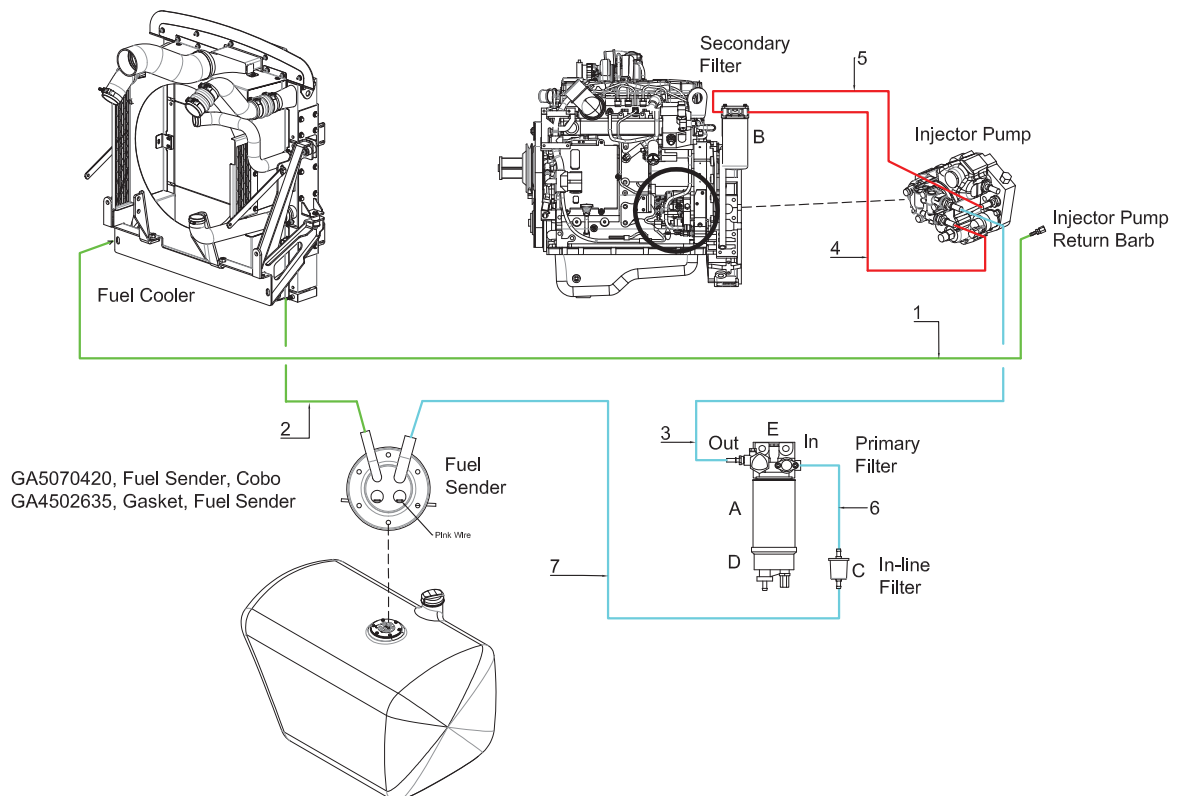
HOSE NO.	PART NUMBER	HOSE SIZE	DESCRIPTION	QTY.	WHERE USED
3-10	GA3500500	1/2"	Hydraulic Hose Assembly, Manifold Pressure to Fill Pump	1	Fill Pump
3-11	GA3500501	1/2"	Hydraulic Hose Assembly, Fill Pump To Manifold Return	1	Fill Pump
3-12	GA3500502	1/2"	Hydraulic Hose Assembly, Orbital to Front Axle Steering Cylinder LH	1	Steering
3-13	GA3500503	1/2"	Hydraulic Hose Assembly, Manifold to Rear Steering Cylinder	2	Steering
3-14	GA3500504	1/2"	Hydraulic Hose Assembly, Orbital To Return Manifold	1	Steering
3-15	GA3500505	1/2"	Hydraulic Hose Assembly, Manifold Pressure to Orbital	1	Steering
3-16	GA3500502	1/2"	Hydraulic Hose Assembly, Orbital to Front Axle Steering Cylinder RH	1	Steering
3-17	GA3500513	1/2"	Hydraulic Hose Assembly, Lift Cylinder Tee to Accumulator Lockout	1	Lift
3-18	GA3500514	1/2"	Hydraulic Hose Assembly, Rear Manifold to Lift Cylinder Tee	1	Lift
3-19	GA3500539	1/2"	Hydraulic Hose Assembly, Dual Counterbalance Valve to Rear Cylinder	2	Steering
3-20	GA3500614	1/2"	Hydraulic Hose Assembly, Accumulator To RH Cylinder Base	1	Yaw
3-21	GA3500615	1/2"	Hydraulic Hose Assembly, Accumulator To RH Cylinder Rod	1	Yaw
3-22	GA3500616	1/2"	Hydraulic Hose Assembly, Manifold Pressure To Reducing Valve	1	Yaw
3-23	GA3500617	1/2"	Hydraulic Hose Assembly, Reducing Valve To Manifold Tank	1	Yaw
4-1	GA3500168	3/4"	Hydraulic Hose Assembly, Front Manifold To Return Manifold	1	Return from Front
4-2	GA3500174	3/4"	Hydraulic Hose Assembly, Case Drain, 75cc to Tank	1	Case Crain
4-3	GA3500438	3/4"	Hydraulic Hose Assembly, 75cc Pump Pressure To Front Manifold	1	Pressure to Front
5-1	GA3500169	1"	Hydraulic Hose Assembly, Return Manifold to Return Filter	1	Return to Filter
5-2	GA3500439	1"	Hydraulic Hose Assembly, Transmission Pump Case Drain To Cooler IN	1	Cooler
5-3	GA3500440	1"	Hydraulic Hose Assembly, Oil Cooler to Reservoir	1	Cooler
5-4	GA3500442	1"	Hydraulic Hose Assembly, Transmission Motor Case Drain To Tee	1	Case Crain
6-1	GA3500173	1 1/4"	Hydraulic Hose Assembly, Transmission Pump To Motor	2	Drive

Continued over page

Hydraulics - Hose List

HOSE NO.	PART NUMBER	HOSE SIZE	DESCRIPTION	QTY.	WHERE USED
7-1	GA3500508	1 1/2"	Hydraulic Hose Assembly, Reservoir to Transmission Pump Suction	1	Suction
8-1	GA3500509	2"	Hydraulic Hose Assembly, Reservoir to 75cc Pump Suction	1	Suction

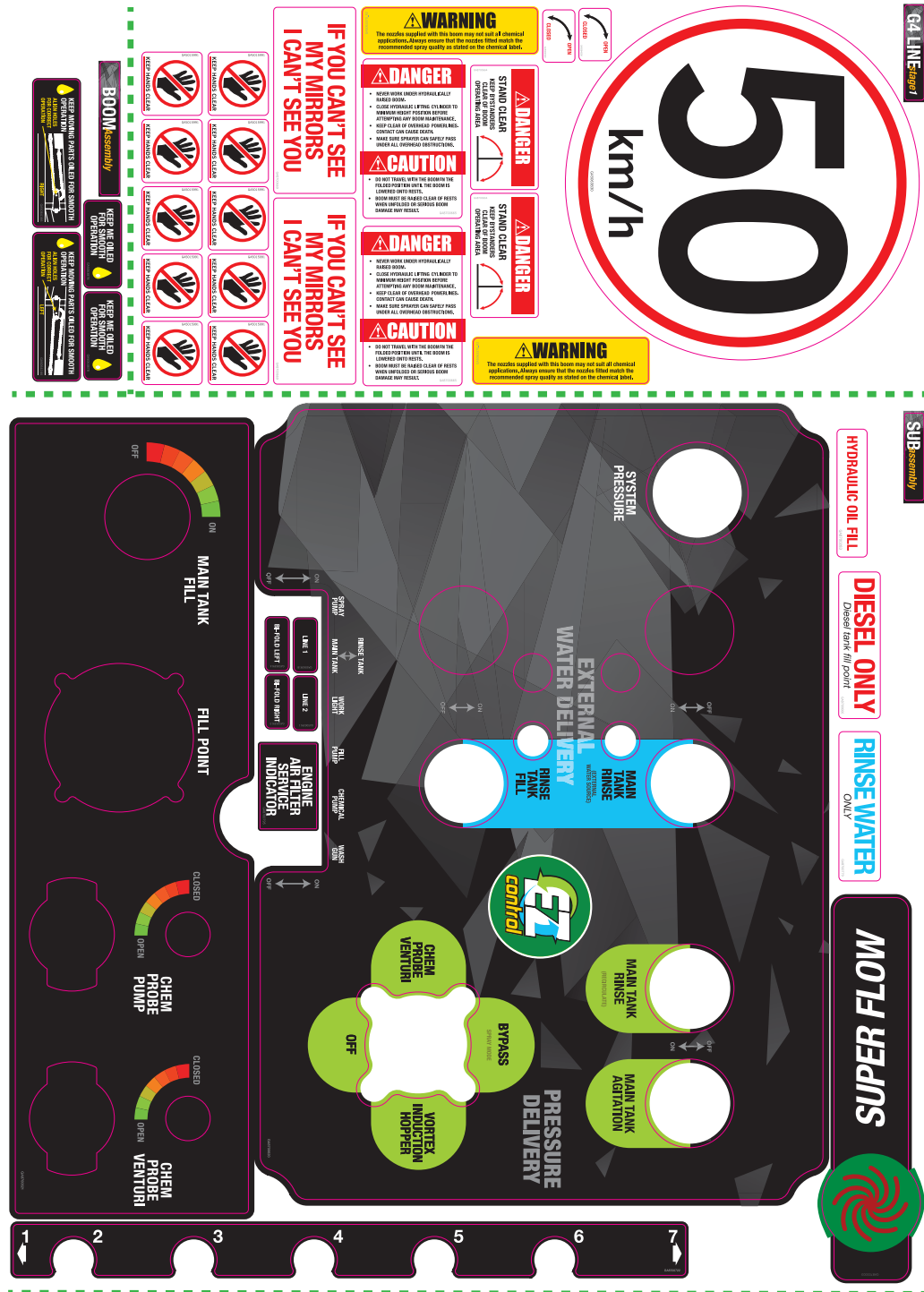
Fuel System



ITEM NO.	PART NUMBER	DESCRIPTION	QTY.	RAWHIDE
1	GA5024515	Fuel Hose, Injector Pump Return to Cooler	1	RH23 Cut 850mm
2	GA5024520	Fuel Hose, Cooler To Tank Return	1	RH23 Cut 1200mm
3	GA5072480	Fuel Hose, Primary Filter to Injector Pump	1	N/A
4	GA5072350	Fuel Hose, Injector Pump To Engine Filter	1	N/A
5	GA5072345	Fuel Hose, Engine Filter To Rail	1	N/A
6	GA5024525	Fuel Hose, Inline Filter To Primary Filter	1	N/A
7	GA5024530	Fuel Hose, Tank To Inline filter	1	RH31 Cut 3000mm (Hoses 2 & 7 together)

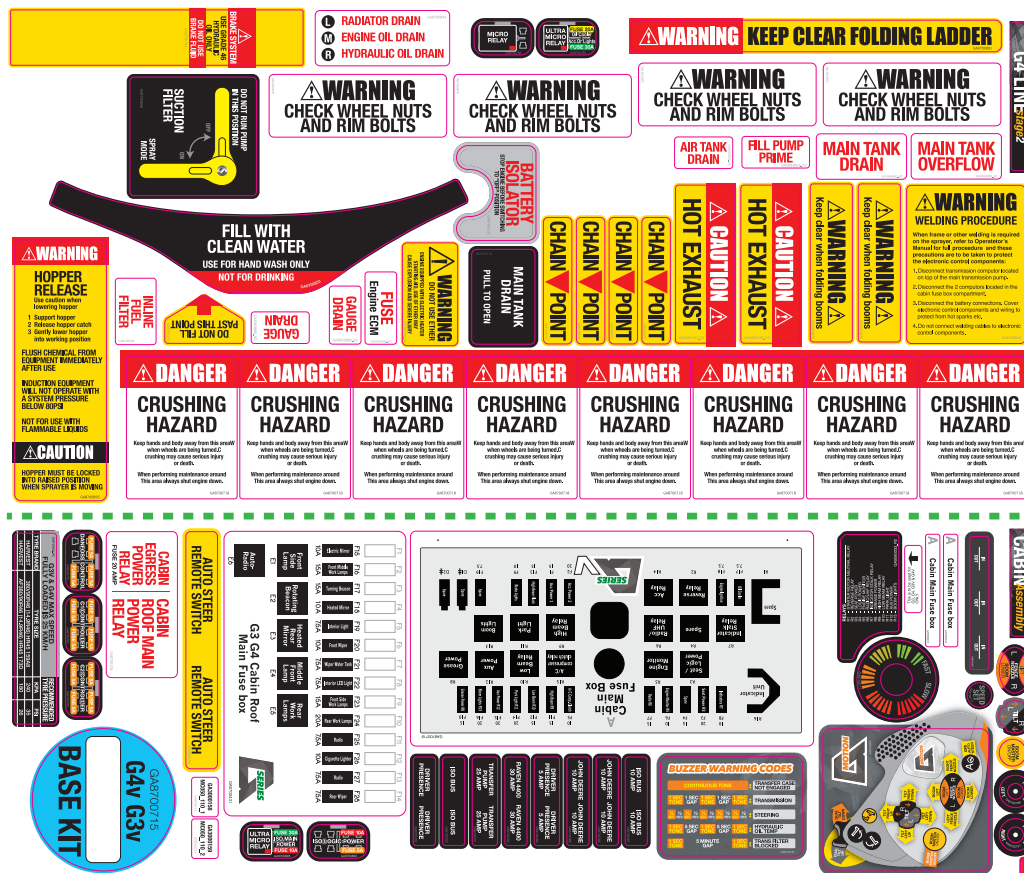
DECALS

Decals - Base Kit



Continued over page

Decals - Base Kit



PART NUMBER	DESCRIPTION
GA8700715	Decal, Base Kit, G3V-G4V MY17

Decals - Base Kit



ITEM NO.	PART NUMBER	DESCRIPTION	QTY.
1	GA5015991	Keep Hands Clear	10
2	GA8700670	Chain Point	4
3	GA5065135	Hot Exhaust	2
4	GA5063878	Keep Me Oiled	2
5	GA5064160	Do Not Use Ether	1
6	GA5064166	3D Breakaway Adjustment Left / Right	2
7	GA8700895	Hopper Release Warning Caution	1
8	GA8700718	Crushing Hazard	8
9	GA8700665	Danger/Caution	2
10	GA5065170	Do Not Fill Past This Point	1
11	GA5063876	Warning Keep Clear Booms	2
12	GA8700891	Warning Keep Clear Ladder	1

Decals - Base Kit



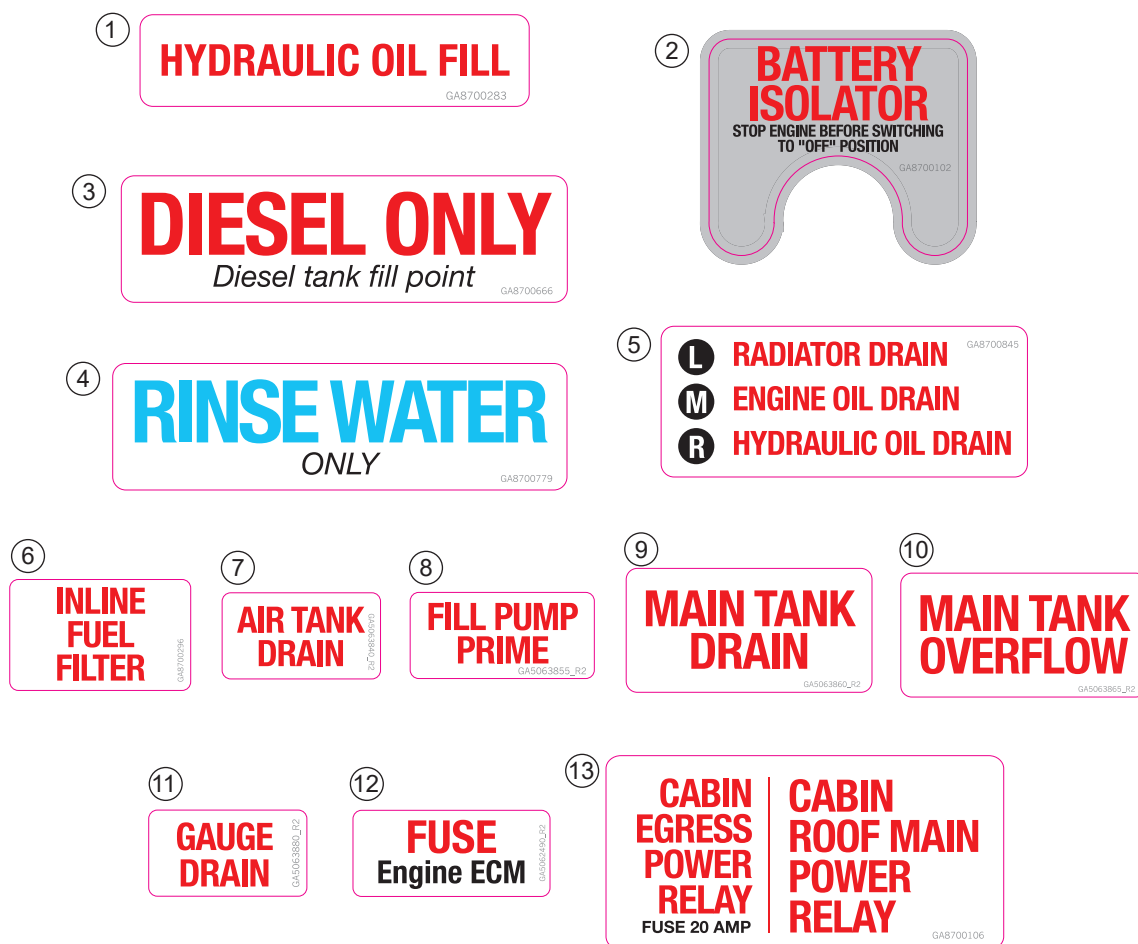
ITEM NO.	PART NUMBER	DESCRIPTION	QTY.
1	GA8700794	Brake System	1
2	GA8700669	If You Cant See My Mirrors	2
3	GA8700664	Danger/Stand Clear	2
4	GA8700844	Warning, Welding Procedure	1
5	GA222	Grease	30
6	GA8700780	Warning Wheel Nut Rim Bolt	4
7	GA5063370	Sticker Nozzle Warning	2
8	GA8700621	EZ Control Lower Section	1

Decals - Base Kit



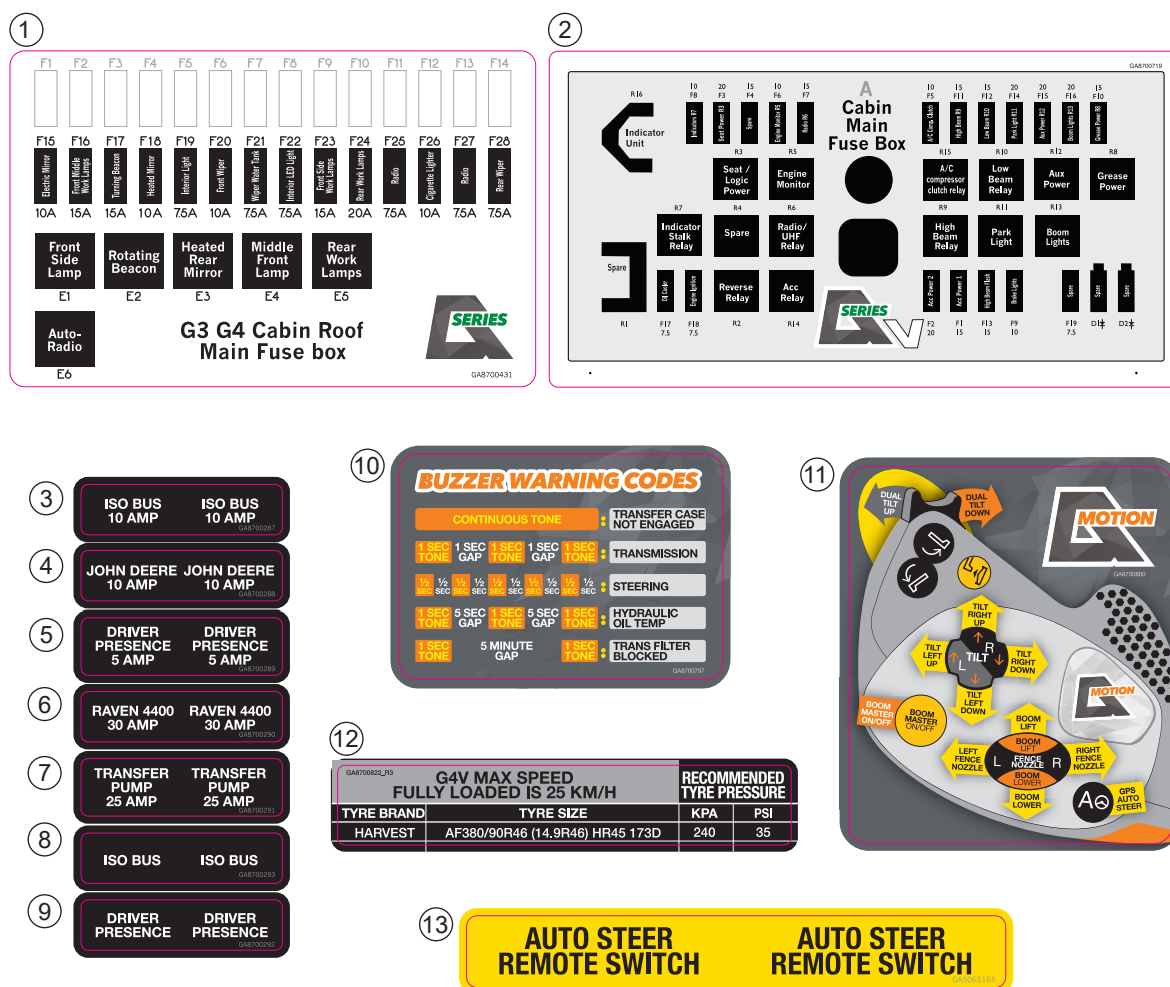
ITEM NO.	PART NUMBER	DESCRIPTION	QTY.
1	GA5063830	50 km/h Sign	1
2	GA8700716	Main Tank Drain	1
3	GA8700846	Suction Filter	1
4	GA8700853	Fill Clean Water	1
5	GA8700003	Decal, Super flow induction hopper, 60l	1
6	GA8700620	EZ Control Upper Section	1
7	GA8700722	Return Manifold	1

Decals - Base Kit



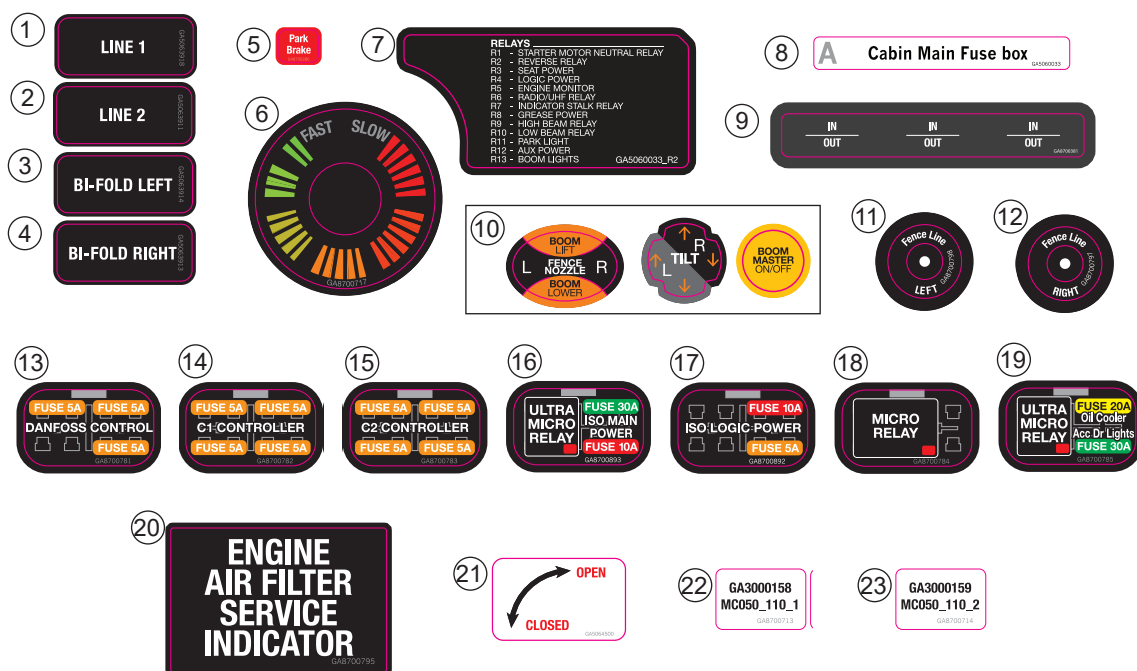
ITEM NO.	PART NUMBER	DESCRIPTION	QTY.
1	GA8700283	Hydraulic Oil Fill	1
2	GA8700102	Battery Isolator	1
3	GA8700666	Diesel Only	1
4	GA8700779	Rinse Water	1
5	GA8700845	Drain Points	1
6	GA8700296	Inline Fuel Filter	1
7	GA5063840	Air Tank Drain	1
8	GA5063855	Fill Pump Prime	1
9	GA5063860	Main Tank Drain	1
10	GA5063865	Main Tank Overflow	1
11	GA5063880	Gauge Drain	2
12	GA5062490	Fuse Engine ECM	1
13	GA8700106	Cabin Egress Roof Relays	1

Decals - Base Kit



ITEM NO.	PART NUMBER	DESCRIPTION	QTY.
1	GA8700431	Cabin Roof Main Fuse Box	1
2	GA8700719	Cabin Main Fusebox	1
3	GA8700287	Decal, Cabin Wiring loom, ISO BUS 10 Amp	1
4	GA8700288	Decal, Cabin Wiring loom, John Deer 10 Amp	2
5	GA8700289	Decal, Cabin Wiring loom, Driver Presence 5 Amp	1
6	GA8700290	Decal, Cabin Wiring loom, 4400 30 Amp	1
7	GA8700291	Decal, Cabin Wiring loom, Transfer Pump 25 Amp	1
8	GA8700293	Decal, Cabin Wiring loom, ISO BUS	1
9	GA8700292	Decal, Cabin Wiring loom, Driver Presence	1
10	GA8700797	Buzzer Warning Codes	1
11	GA8700800	G Motion Joystick Controls	1
12	GA8700822	Tyre Specs Decal	1
13	GA5065165	Auto Steer Remote Switch	1


Decals - Base Kit



ITEM NO.	PART NUMBER	DESCRIPTION	QTY.
1	GA5063918	Line 1	1
2	GA5063911	Line 2	1
3	GA5063914	Bi-fold Left	1
4	GA5063913	Bi-fold Right	1
5	GA8700286	Park Brake	1
6	GA8700717	Fast Slow Adjustment	1
7	GA5060033R2	Cabin Relay Guide	1
8	GA5060033	Fuse Box Main Control A	2
9	GA8700381	In / Out	1
10	GA8700802	Decal kit, G Motion joystick	1
11	GA8700798	Fence Line Left	1
12	GA8700797	Fence Line Right	1
13	GA8700781	Danfoss Control	1
14	GA8700782	C1 Controller	1
15	GA8700783	C2 Controller	1
16	GA8700893	Ultra Micro Relay ISO Main Power	1
17	GA8700892	Iso Logic Power	1
18	GA8700784	Micro Relay	1
19	GA8700785	Ultra Micro Relay Oil Cooler Lights	1
20	GA8700795	Engine Air Filter Service Indicator	1
21	GA5064500	Open / Closed	1
22	GA3000158	MCO_110_1	1
23	GA3000159	MCO_110_2	1

Decals - Bonnet

①



ITEM NO.	PART NUMBER	DESCRIPTION	QTY.
1	GA8700622	Bonnet LH & RH G3V	1
2	GA8700623	Bonnet LH & RH G4V	1

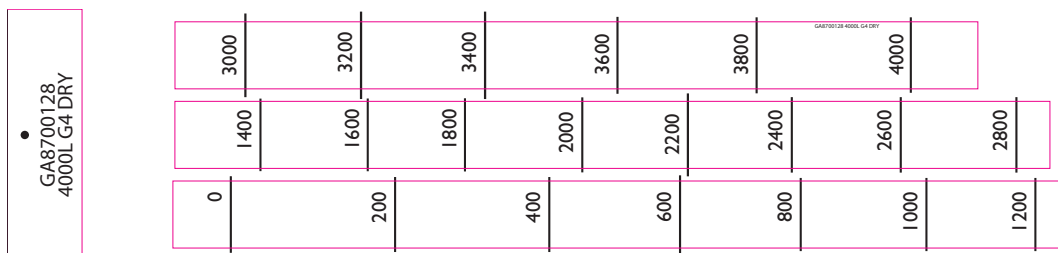
Decals - Tank

①



ITEM NO.	PART NUMBER	DESCRIPTION	QTY.
1	GA8700082	Tank RH & LH - 3024	1
	GA8700089	Tank RH & LH - 4024	1
	GA8700913	Tank RH & LH - 4028	1
	GA8700091	Tank RH & LH - 4030	1
	GA8700093	Tank RH & LH - 4036	1

Decals - Dry Sight Tube

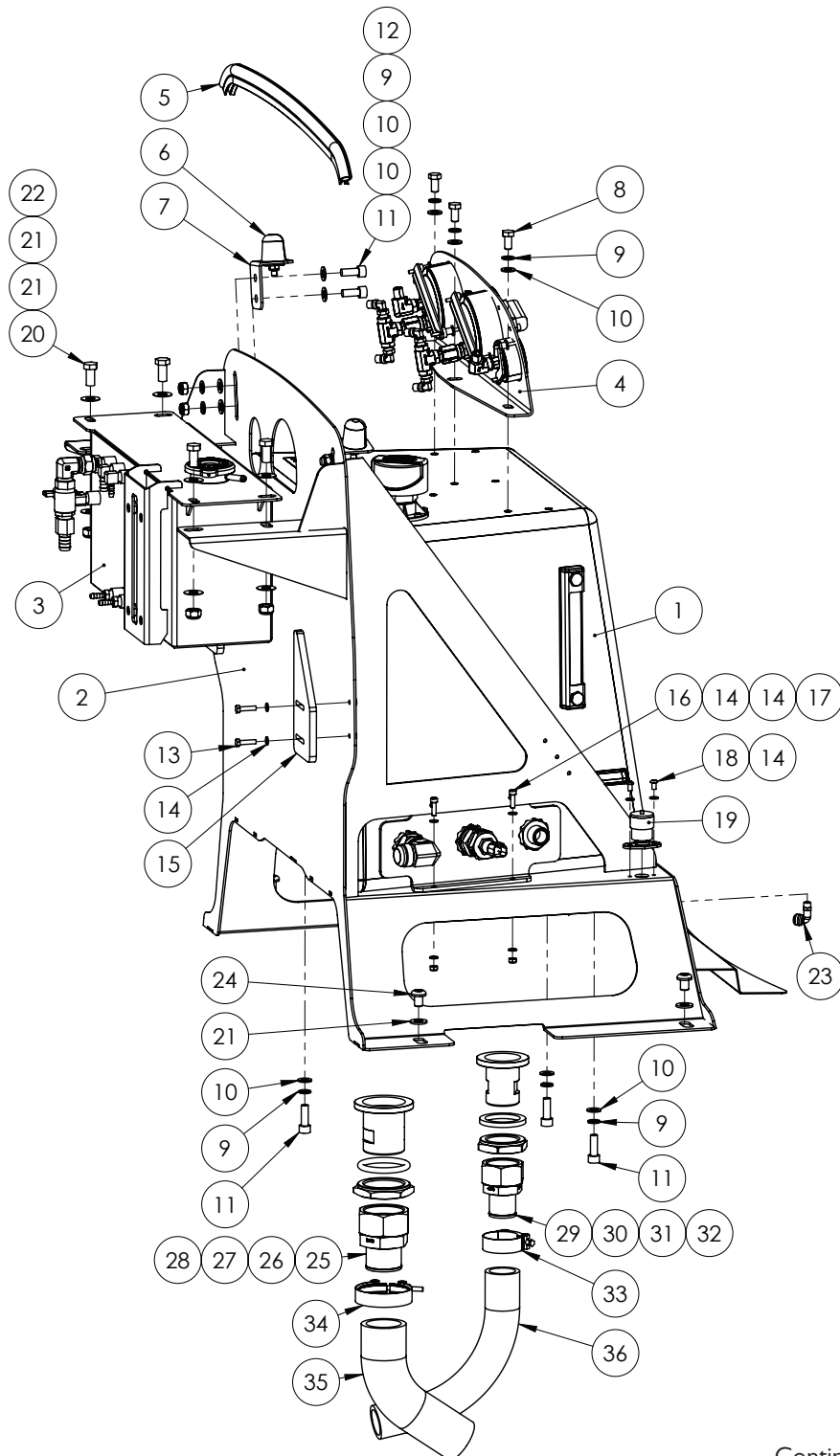


PART NUMBER	DESCRIPTION	QTY.
GA8700128	Decal, Dry sight tube	1

Chapter 18

HYDRAULICS

Oil Tank & Frame



Continued over page

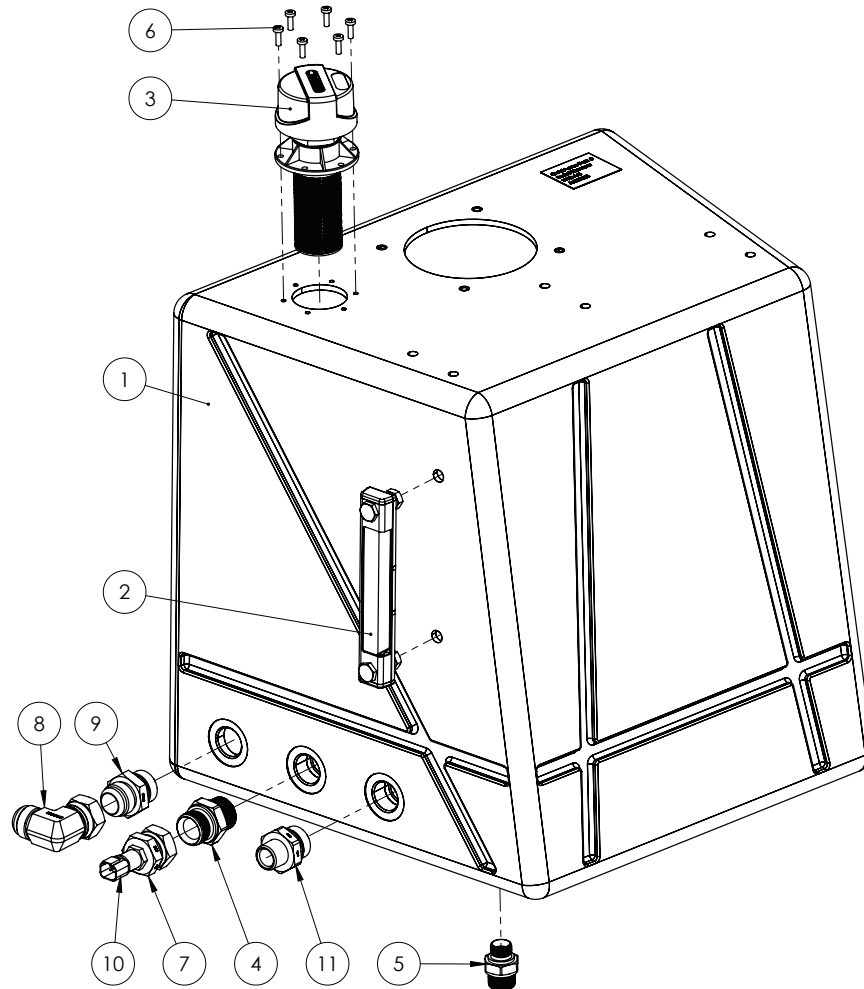
Oil Tank & Frame

ITEM NO.	PART NUMBER	DESCRIPTION	QTY.
1	*	Oil Tank Assembly	1
2	-	Oil Tank Support Frame	1
3	^	Header Tank Assembly	1
4	*	Gauge Assembly	1
5	GA5072700	Pinchweld, Top Blister, 16.3mm x 30mm - Cut to 660 mm	1
6	GA5075600	Buffer, Isolator, Suit Claas cabin door and Oil tank frame	2
7	2352824	Steel Bumper Bracket	2
8	GA5006113	Bolt M10 x 20 GR8.8 ZP	3
9	GA5000137	Washer 10mm Spring SS	15
10	GA5000117	Washer 10mm Flat SS HD	19
11	GA5071085	SHCS M10 x 25 ZP GR12.9	12
12	GA5051445	Nut M10 Nyloc SS	4
13	GA5004073	Bolt M6 x 25 GR8.8 ZP	4
14	GA5004437	Washer 6mm Flat SS	22
15	GA5072695	Bonnet Side Support Plastic Slider	2
16	GA5004055	SHCS M6 x 20 GR12.9 ZP	2
17	GA5048115	Nut M6 Nyloc ZP	10
18	GA5004023	BHCS M6 x 10 SS A2-70	6
19	GA5010525	Service Indicator	1
20	GA5011229	Bolt M12 x 25 GR8.8 ZP	4
21	GA5000577	Washer 12mm Flat SS HD	12
22	GA5012461	Nut M12 Nyloc ZP	4
23	GA5045145	Elbow, swivel, push in 6mm, Brass 1/8" BSPT	1
24	GA5069890	BHCS M12 x 16 GR12.9 ZP	4
25	GA3500466	Hydraulic Coupling, 2" BSPP Swivel Female, 2" Barb Male	1
26	GA4550350	Nut, Bulkhead, 2" BSPP suit Hydraulic Fitting	1
27	GA5072365	O Ring, 60 x 8, Rubber	1
28	GA4550345	Bulkhead, 2" BSPP suit Hydraulic Fitting	1
29	GA3500464	Hydraulic Coupling, 1 1/2" BSPP Swivel Female, 1 1/2" Barb Male	1
30	GA4583435	Nut, 1 1/2" BSPP suit Bulkhead Hydraulic Suction	1
31	GA5076615	Seal, EPDM, Suit 2" flange fitting	1
32	GA4583430	Bulkhead, 1 1/2" BSPP suit Hydraulic Suction Hose	1
33	GA5024855	Hose Clamp, 46 - 49mm, Wide Band T-Bolt, SS, Performer	1
34	GA5078424	Hose Clamp, 60 - 63mm, Wide Band T-Bolt, SS, Performer	1
35	GA3500509	Hose, Reservoir to 75cc Pump Suction, 2" - Cut 360 mm	1
36	GA3500508	Hose, Reservoir to Transmission Pump Suction, 1 1/2" - Cut 400 mm	1

* Sub-assembly on following pages

^ See Chapter 20 'Engine & Transmission' for sub-assembly.

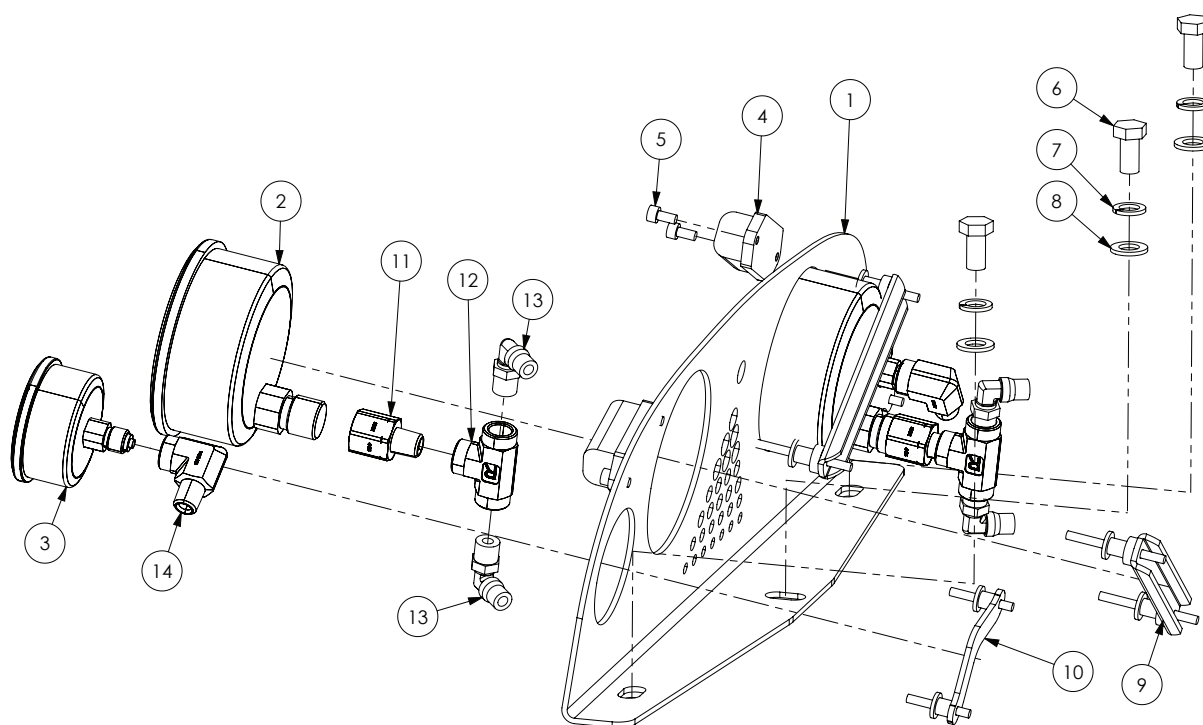
Oil Tank Assembly



ITEM NO.	PART NUMBER	DESCRIPTION	QTY.
1	GA5072110*	Hydraulic Oil Reservoir Assembly	1
2	GA5075435	Level Gauge, Thermometer, Oil Reservoir	1
3	GA5075450	Breather Cap, Oil Reservoir Filler	1
4	GA3500444	Hydraulic Adaptor Nipple, 3/4" BSPT to 1" BSPP Sealed	1
5	GA5075445	Nipple, 3/4" BSPP x 1/2" BSPT	1
6	GA5003977	Bolt Pan Head M5 x 16 SS A2-70	6
7	S59-16	Cap, Swivel, 1" BSPP Female	1
8	GA3500592	Hydraulic Adaptor Elbow, 1 5/16" JIC Male x 1 5/16" JIC Female Swivel	1
9	GA3500590	Hydraulic Adaptor Nipple, 1" BSPP x 1 5/16" JIC	1
10	GA3000163	Temperature Sensor, Hydraulic, 3/8" NPT, Danfoss	1
11	GA3500444	Hydraulic Adaptor Nipple, 3/4" BSPT to 1" BSPP Sealed	1

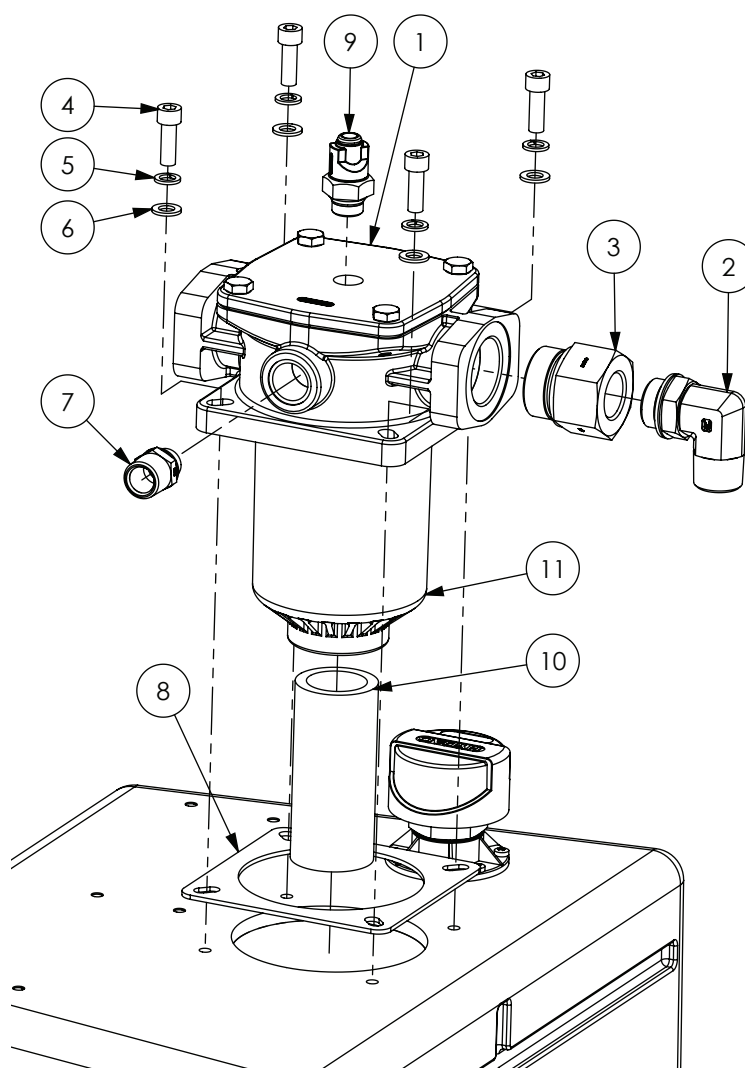
* NOTE: Parts #2, 3, 5 & 6 and side plate are included with #1.

Oil Tank - Gauge Assembly



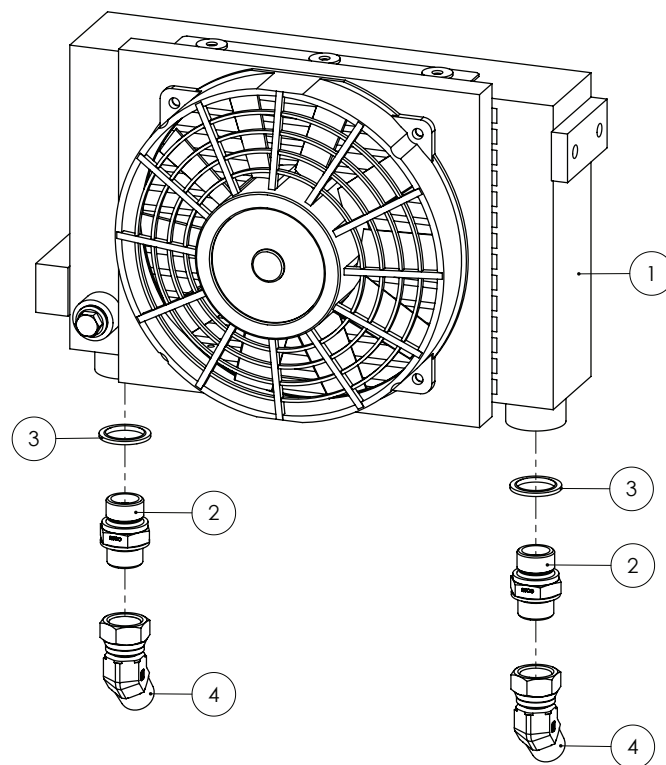
ITEM NO.	PART NUMBER	DESCRIPTION	QTY.
1	-	Steel Gauge Pane	1
2	GA5075420	Gauge, 100mm, 3/8" BSP Rear Port, Large	2
3	GA5075425	Gauge, 63mm, 1/4" BSP Rear Port, Small	2
4	GA5075430	Light, LED, Gauge Light, Oil Reservoir	2
5	GA5069975	SHCS M5 x 10 SS	4
6	GA5006113	Bolt M10 x 20 ZP GR8.8	3
7	GA5000137	Washer 10mm Spring SS	3
8	GA5000117	Washer 10mm Flat SS HD	3
9	GA5075460	Gauge Retainer, Mounting Bracket, 100mm Gauge	2
10	GA5075455	Gauge Retainer, Mounting Bracket, 63mm Gauge	2
11	S72-0406	Hydraulic adaptor, 1/4" BSPT male x 3/8" BSPT female	2
12	GA3500242	Hydraulic adaptor, Tee, 1/4" female BSPT x 1/4" female BSPT x 1/4" BSPT female	2
13	GA5016233	Pneumatic fitting, Elbow, 90 degree, 1/4" BSP male x 6mm push type, Metal	4
14	GA3500209	Hydraulic adaptor, Elbow, 90 degree, 1/4" BSPT male x 1/4" BSPT female	2

Oil Tank - Oil Return Filter



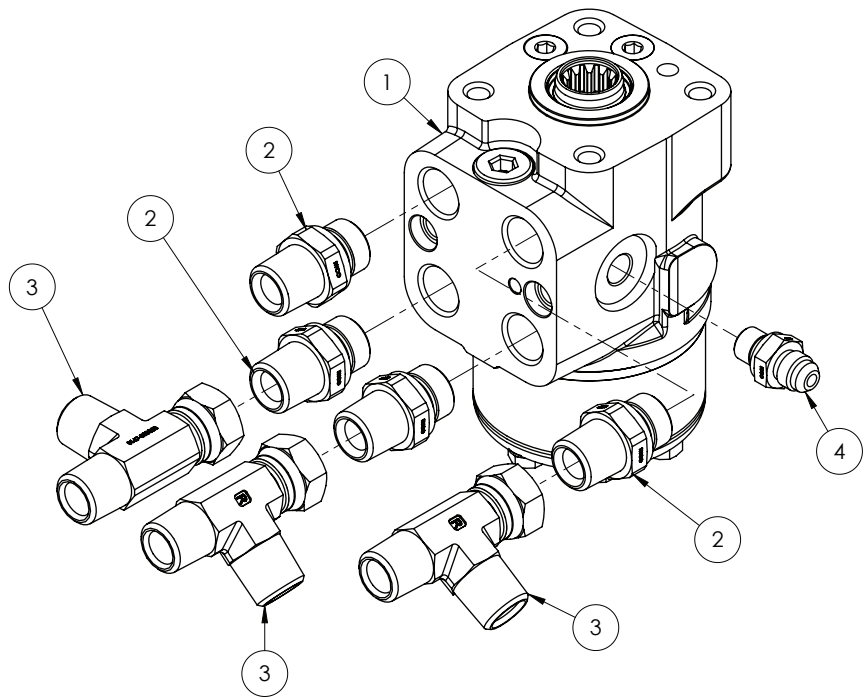
ITEM NO.	PART NUMBER	DESCRIPTION	QTY.
1	GA5069055	Filter, Hydraulic Return, Tank top, RMF BN/HC 330	1
2	GA3500327	Hydraulic adaptor, Elbow, 90 degree, 1" BSPT male x 1" BSPP male O-ring	1
3	GA3500191	Hydraulic adaptor, Reducing bush, 1 1/2" BSPP male x 1" BSPP female	1
4	GA5020115	SHCS M10 x 30 ZP GR12.9	4
5	GA5000137	Washer 10mm Spring SS	4
6	GA5000117	Washer 10mm Flat SS HD	4
7	GA3500313	Hydraulic adaptor, Nipple, 3/4" BSPT male x 1/2" BSPP male	1
8	GA5070580	Gasket Hydraulic Oil Return Filter Housing	1
9	GA5070780	Clogging Service Indicator Oil Return	1
10	GA5069910	Pipe Black Steel riser 2" x 150mm, 2" BSPT male thread one end	1
11	GA5069056	Filter element, suit tank mounted filter GA5069055, Hydac	1

Transfer Case Cooler Assembly



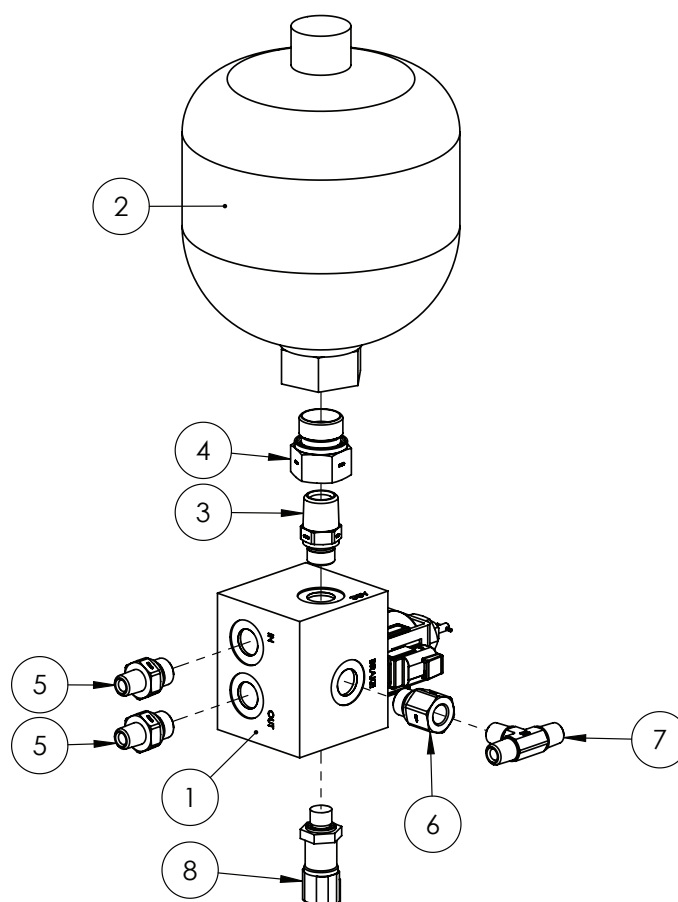
ITEM NO.	PART NUMBER	DESCRIPTION	QTY.
1	GA3500151	Oil Cooler, Hydraulic, Transfer Case	1
2	GA3500178	Hydraulic Nipple, M22 x 1.5mm Male to 1/2" BSPP Male	2
3	GA3500179	Hydraulic Seal, M22, Metal Bonded	2
4	GA3500542	Hydraulic Adaptor Elbow, 45 Deg, 1/2" BSP Female x 1/2" BSPT Male	2

Steering Orbital



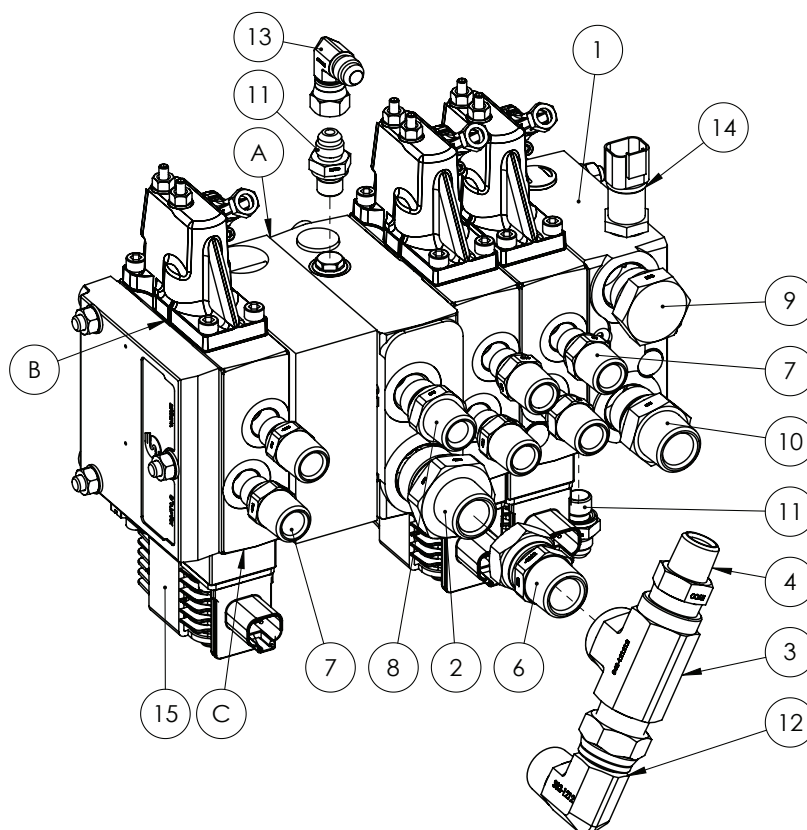
ITEM NO.	PART NUMBER	DESCRIPTION	QTY.
1	GA5000031	Steering Orbital , 250cc, Load Sensing	1
2	GA3500310	Hydraulic adaptor, Nipple, 1/2" BSPT male x 1/2" BSPP male	4
3	GA3500200	Hydraulic adaptor, Tee, 1/2" BSPT male x 1/2" BSPT male x 1/2" BSPP female swivel	3
4	GA3500544	Hydraulic Adaptor Nipple, 1/4" BSP O-ring x 9/16" JIC	1

Manifold Assembly - Park Brake



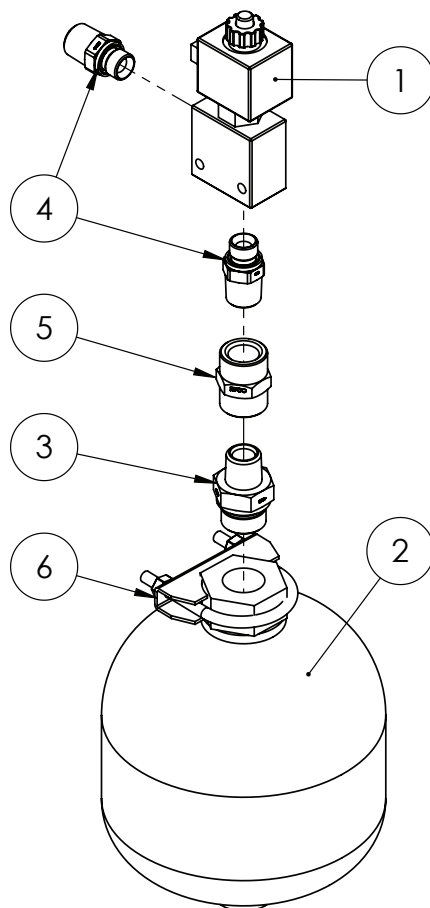
ITEM NO.	PART NUMBER	DESCRIPTION	QTY.
1	GA3500471	Hydraulic Manifold, Park Brake, G3V G4V	1
2	GA3500597	Hydraulic Accumulator, Diaphragm Type, 2L, 22 Bar Pre-charge	1
3	GA3500309	Hydraulic adaptor, Nipple, 1/2" BSPT male x 3/8" BSPP male	1
4	GA3500483	Hydraulic Adaptor, 3/4" BSP to 1/2" BSP Reducing Bush	1
5	GA3500307	Hydraulic adaptor, Nipple, 1/4" BSPT male x 3/8" BSPP male	2
6	GA3500538	Hydraulic Adaptor, 3/8" BSP to 1/4" BSP Reducing Bush	1
7	GA3500269	Hydraulic adaptor, Tee, 1/4" BSPT male x 1/4" BSPT male x 1/4" BSPT male	1
8	GA3000160	Pressure Sensor, 0-40 Bar, Park Brake, G3V G4V	1

Manifold Assembly - Front Chassis



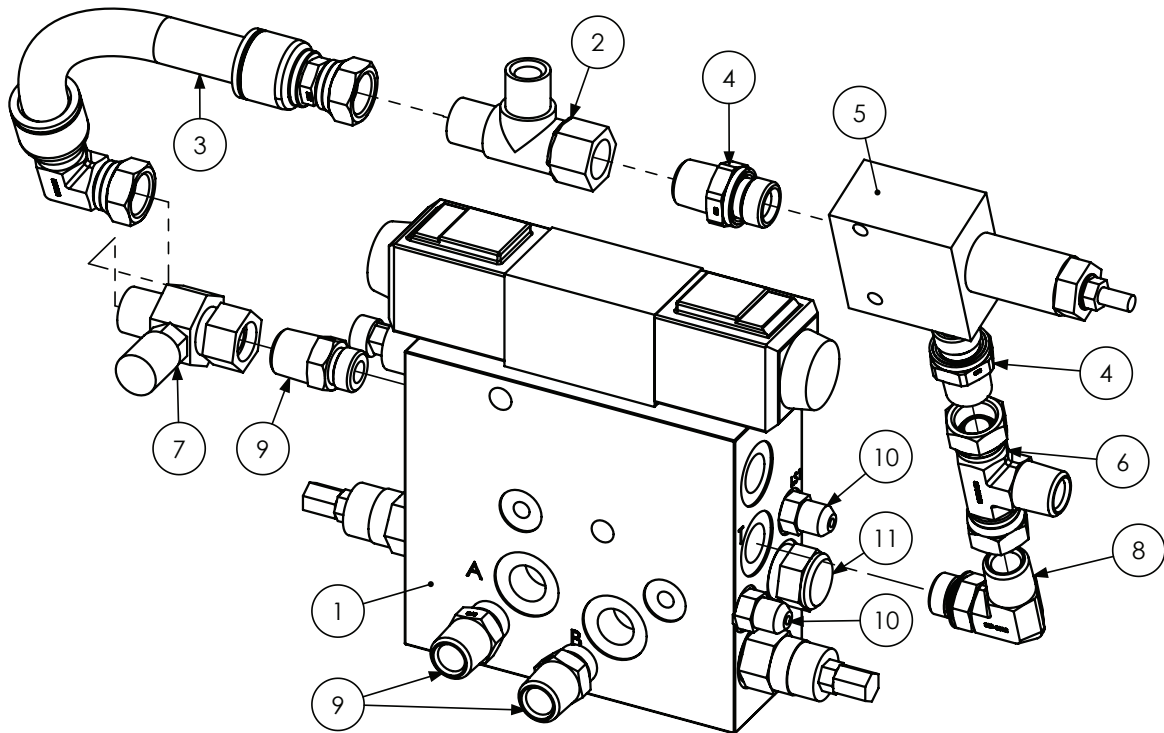
ITEM NO.	PART NUMBER	DESCRIPTION	QTY.
A	GA3500658	Seal Kit, Hydraulic Manifold, PVGI6 Valve Body, Danfoss	-
B	GA3500660	Seal Kit, Hydraulic Manifold, PVGI6 Spool Handle, Danfoss	-
C	GA3500659	Seal Kit, Hydraulic Manifold, PVGI6 Solenoid, Danfoss	-
1	GA3500435	Hydraulic Manifold, Front Chassis, G3V G4V, Danfoss	1
2	S75-1216	Nipple, 1" BSPP x 3/4" BSPT, Hydraulic	1
3	GA3500255	Hydraulic adaptor, Tee, 3/4" BSPT male x 3/4" BSPT female x 3/4" BSPT female	1
4	GA3500226	Hydraulic adaptor, Nipple, 3/4" BSPT male x 1/2" BSPT male	1
5	GA3000161	Pressure Sensor, 0-250 Bar, Danfoss	1
6	GA3500585	Hydraulic Adaptor, 3/4" BSPT Male x 3/4" Female Swivel Nut.	1
7	GA3500309	Hydraulic adaptor, Nipple, 1/2" BSPT male x 3/8" BSPP male	6
8	GA3500310	Hydraulic adaptor, Nipple, 1/2" BSPT male x 1/2" BSPP male	1
9	GA3500302	Hydraulic adaptor, Plug, 3/4 BSPP male O-ring	1
10	GA3500314	Hydraulic adaptor, Nipple, 3/4" BSPT male x 3/4" BSPP male	1
11	GA3500544	Hydraulic Adaptor Nipple, 1/4" BSP O-ring x 9/16" JIC, S74-0409	2
12	GA3500334	Hydraulic adaptor, Elbow, 90 degree, 3/4" BSPT male x 3/4" BSPP female swivel	1
13	GA3500002	Hydraulic Adaptor Elbow, 90 Degree, 9/16" male JIC, 9/16" Female Swivel JIC	1
14	GA3000161	Pressure Transducer Sensor, 0-250 Bar, Suit Sprayer Hydraulic System	1
15	GA3000237	Coil, PVGI6, On/Off, Danfoss Hydraulic Manifold	3

Accumulator Assembly



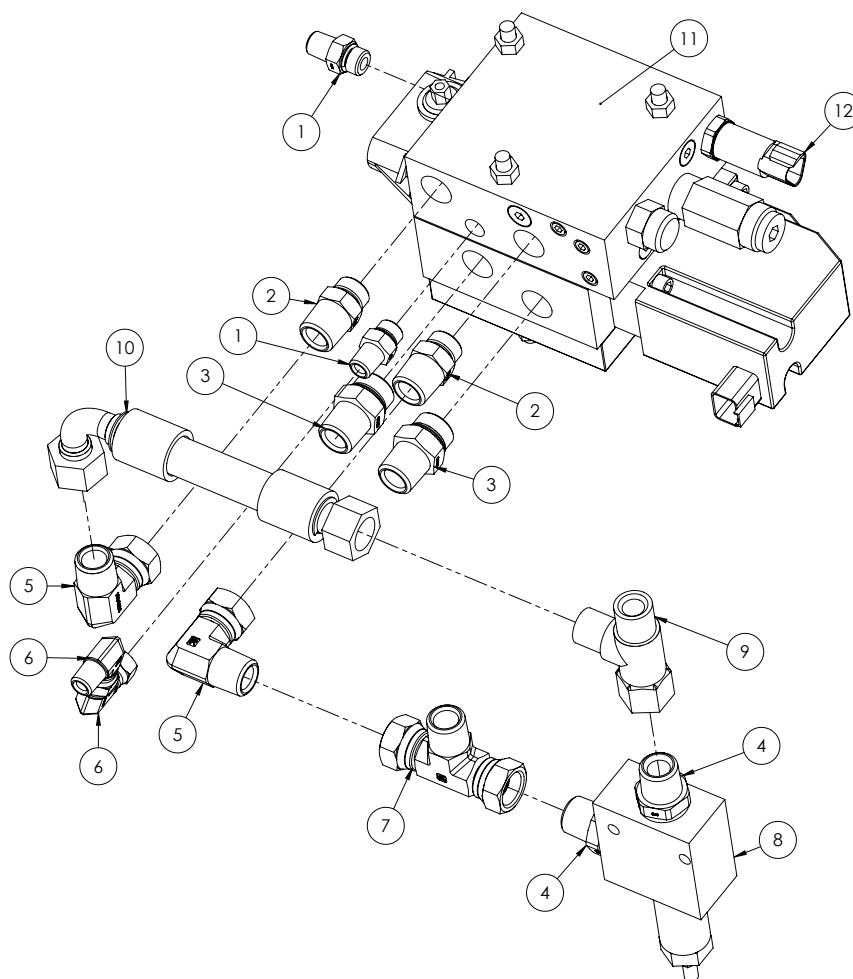
ITEM NO.	PART NUMBER	DESCRIPTION	QTY.
1	GA5047730	Valve cartridge hyd sol poppet NC-12V with override plus body	1
2	GA3500021	Accumulator, Hydraulic, 2L, 90 Bar pre charge, suit 42m yaw	1
3	GA3500312	Hydraulic adaptor, Nipple, 1/2" BSPT male x 3/4" BSPP male	1
4	GA3500309	Hydraulic adaptor, Nipple, 1/2" BSPT male x 3/8" BSPP male	2
5	GA3500212	Hydraulic adaptor, Socket, 1/2" BSPT female x 1/2" BSPT female	1
6	GA5006705	Exhaust clamp C8 2"	1

Auto Steer - Trimble Manifold



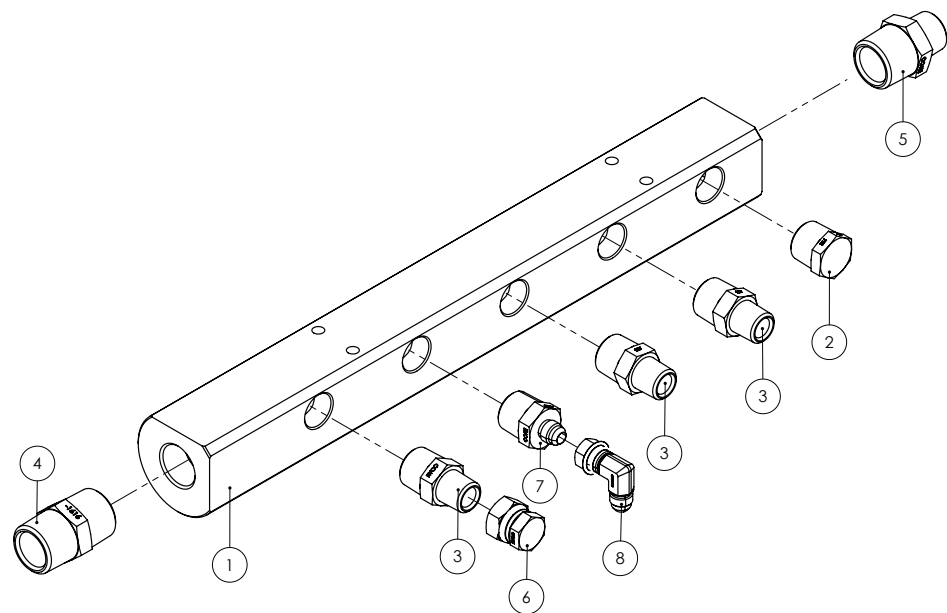
ITEM NO.	PART NUMBER	DESCRIPTION	QTY.
1	GA5069860	Trimble auto steer platform kit	1
2	GA3500200	Hydraulic adaptor, Tee, 1/2" BSPT male x 1/2" BSPT male x 1/2" BSPP female swivel	1
3	GA3500099	Hydraulic Hose, Trimble Block	1
4	GA3500310	Hydraulic adaptor, Nipple, 1/2" BSPT male x 1/2" BSPP male	2
5	GA5006933	Hydraulic pressure relief (CartReliefDIR.OP.BI Directional)	1
6	GA3500336	Hydraulic adaptor, Tee, 1/2" BSPP female swivel x 1/2" BSPT male x 1/2" BSPP female swivel	1
7	GA3500198	Hydraulic adaptor, Inline test point, 1/2" BSPP female swivel x 1/2" BSPT male x M16 x 2.0 test port	1
8	GA3500349	Hydraulic adaptor, Elbow, 90 degree, 1/2" BSPT male x 3/4" UN male O-ring	1
9	GA3500363	Hydraulic adaptor, Nipple, 1/2" BSPT male x 3/4" UN male O-ring	3
10	GA3500354	Hydraulic adaptor, Nipple, 9/16" JIC male x 7/16" UN male O-ring	2
11	GA5069865	Trimble valve cartridge PTS 40	1

Auto Steer - John Deere Manifold



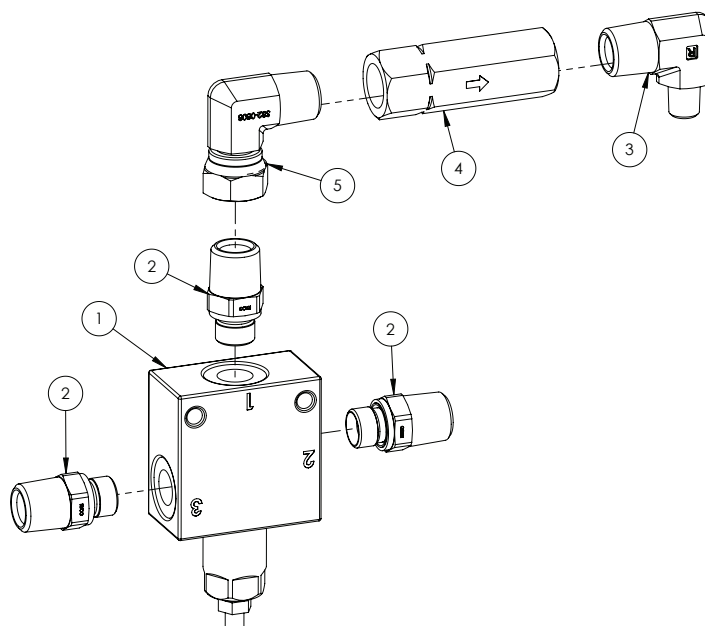
ITEM NO.	PART NUMBER	DESCRIPTION	QTY.
1	GA3500358	Hydraulic adaptor, Nipple, 1/4" BSPT male x 9/16" UN male O-ring	2
2	GA3500363	Hydraulic adaptor, Nipple, 1/2" BSPT male x 3/4" UN male O-ring	2
3	GA3500364	Hydraulic adaptor, Nipple, 1/2" BSPT male x 7/8" UN male O-ring	2
4	GA3500310	Hydraulic adaptor, Nipple, 1/2" BSPT male x 1/2" BSPP male	2
5	GA3500333	Hydraulic adaptor, Elbow, 90 degree, 1/2" BSPT male x 1/2" BSPP female swivel	2
6	GA3500332	Hydraulic adaptor, Elbow, 90 degree, 1/4" BSPT male x 1/4" BSPP female swivel	2
7	GA3500336	Hydraulic adaptor, Tee, 1/2" BSPP female swivel x 1/2" BSPT male x 1/2" BSPP female swivel	1
8	GA5006933	Hydraulic pressure relief (CartReliefDIR.OP.BI Directional)	1
9	GA3500200	Hydraulic adaptor, Tee, 1/2" BSPT male x 1/2" BSPT male x 1/2" BSPP female swivel	1
10	GA5067971	Hydraulic Hose Assembly, John Deere Auto Steer, H123	1
11	GA3000143	Hydraulic valve block, Steering, JD, Raven	1
12	GA5076952	Pressure Transducer, sensor, 0-3000 PSI, 4-20mA, Raven	1

Hydraulic Manifold - Return



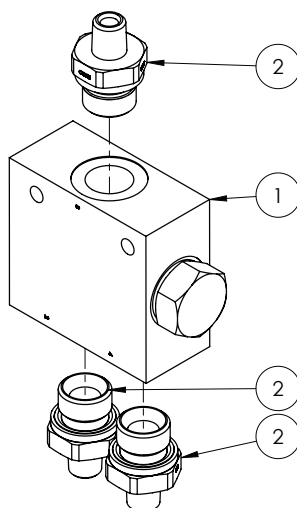
ITEM NO.	PART NUMBER	DESCRIPTION	QTY.
1	L069A	Manifold, Return, 7 port	1
2	GA3500288	Hydraulic adaptor, Plug, 3/4" BSPT male	1
3	GA3500226	Hydraulic adaptor, Nipple, 3/4" BSPT male x 1/2" BSPT male	3
4	GA3500231	Hydraulic adaptor, Nipple, 1" BSPT male x 1" BSPT male	1
5	GA3500230	Hydraulic adaptor, Nipple, 1" BSPT male x 3/4" BSPT male	1
6	S59-08	Cap, Swivel, 1/2" BSPP female	1
7	GA3500618	Hydraulic Adaptor Nipple, 3/4" BSPT x 9/16" JIC	1
8	GA3500002	Hydraulic Adaptor Elbow, 90 Degree, 9/16" male JIC, 9/16" Female Swivel JIC	1

Pressure Reducing Valve Assembly



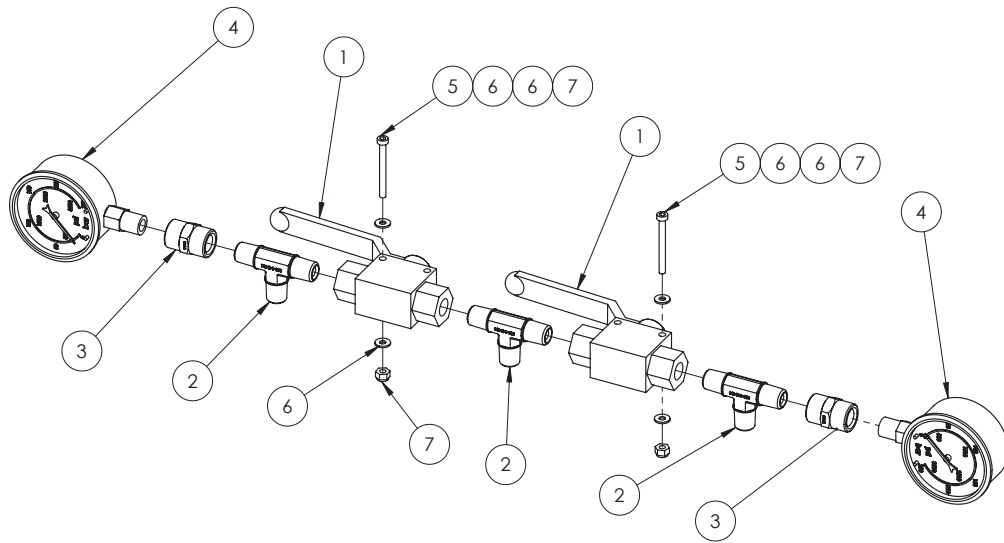
ITEM NO.	PART NUMBER	DESCRIPTION	QTY.
1	GA5047708	Valve, Pressure reducing, Hydraulic, 10 - 140bar	1
2	GA3500309	Hydraulic adaptor, Nipple, 1/2" BSPT male x 3/8" BSPP male	3
3	GA3500260	Hydraulic adaptor, Elbow, 90 degree, 1/2" BSPT male x 1/4" BSPT male	1
4	GA5007060	Valve, Check, Hydraulic, 1/2 BSPP female inlet & outlet, 45L/min flow, Maximum 320bar	1
5	GA3500333	Hydraulic adapter, Elbow, 90 degree, 1/2" BSPT male x 1/2" BSPP female swivel	1

Flow Divider Assembly



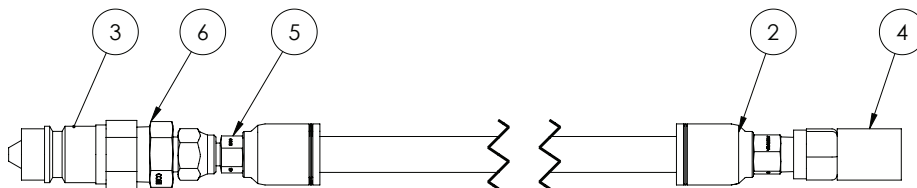
ITEM NO.	PART NUMBER	DESCRIPTION	QTY.
1	GA3500120	Hydraulic Valve, Flow Divider, 5 - 13 l/min	2
	GA5078463	Cartridge, Flow Divider, 5 - 13 l/min, Suit GA3500120	2
2	GA3500308	Hydraulic adaptor, Nipple, 1/4" BSPT male x 1/2" BSPP male	6

Yaw Control Valve Assembly



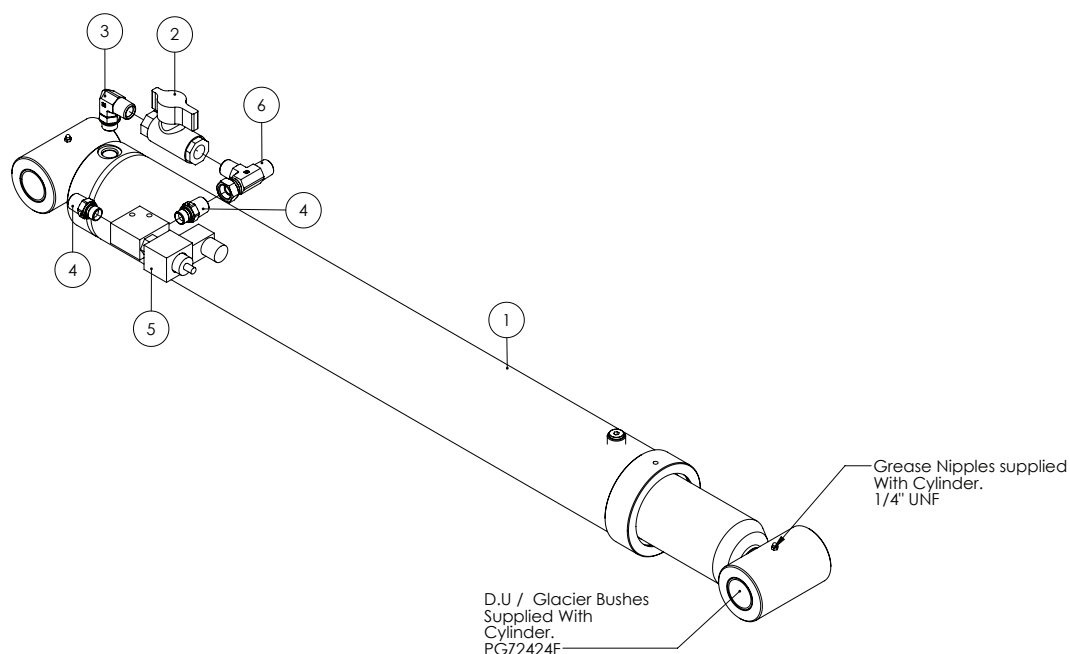
ITEM NO.	PART NUMBER	DESCRIPTION	QTY.
1	GA5078083	Valve, Ball, Hydraulic, 1/4" BSPP female ports	2
2	GA3500269	Hydraulic adaptor, Tee, 1/4" BSPT male x 1/4" BSPT male x 1/4" BSPT male	3
3	GA3500211	Hydraulic adaptor, Socket, 1/4" BSPT female x 1/4" BSPT female	2
4	GA5078076	Gauge, Pressure, 250 bar, 3500psi	2
5	GA5049800	SHCS M4 x 40 GR12.9 ZP	2
6	GA5020510	Washer 4mm Flat SS	4
7	GA5003501	Nut M4 Nyloc ZP	2

Hydraulic Yaw Charge Line



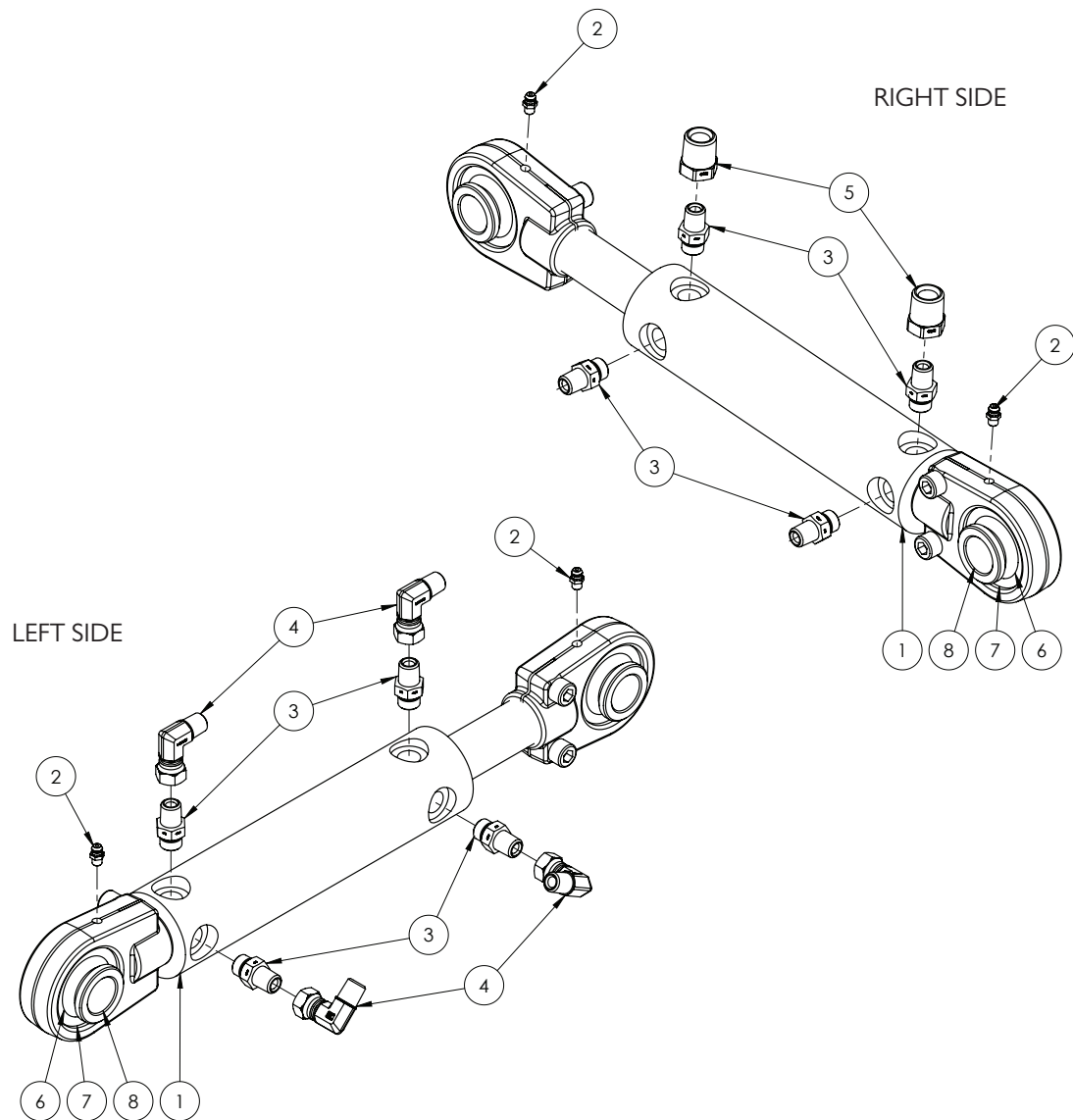
ITEM NO.	PART NUMBER	DESCRIPTION	QTY.
1	GA5049695	Hydraulic hose 1/4" 2 wire (cut to 3000mm)	1
2	GA3500394	Hydraulic crimp coupling, Straight, 1/4" hose x 1/4" BSPT male	1
3	GA5078000	Quick connect fitting, 1/2" male tip x 1/2" female thread	1
4	GA5077350	Direct gauge coupling 1/4"	1
5	GA3500397	Hydraulic crimp coupling, Straight, 1/4" hose x 1/4" BSPP female swivel	1
6	GA3500221	Hydraulic adaptor, Nipple, 1/2" BSPT male x 1/4" BSPT male	1

Hydraulic Cylinder - Boom Lift



ITEM NO.	PART NUMBER	DESCRIPTION	QTY.
-	GA3500661	Seal Kit, Hydraulic Cylinder, Lift, 4" Bore x 3.5" Rod, G3V G4V	-
-	GA5073715	Glacier Bush, 1 1/2" ID x 1 1/2" Long	-
1	GA3500155	Hydraulic Cylinder, Bore 4", Rod 3.5", Stroke 435mm	1
2	GA5000835	Valve, Ball, Hydraulic, 1/2" female thread inlet / outlet	1
3	GA3500349	Hydraulic adaptor, Elbow, 90 degree, 1/2" BSPT male x 3/4" UN male O-ring	1
4	GA3500309	Hydraulic adaptor, Nipple, 1/2" BSPT male x 3/8" BSPP male	2
5	GA5047344	Hydraulic Solenoid Boom Lower Limit Cartridge and Body	1
6	GA3500200	Hydraulic adaptor, Tee, 1/2" BSPT male x 1/2" BSPT male x 1/2" BSPP female swivel	1

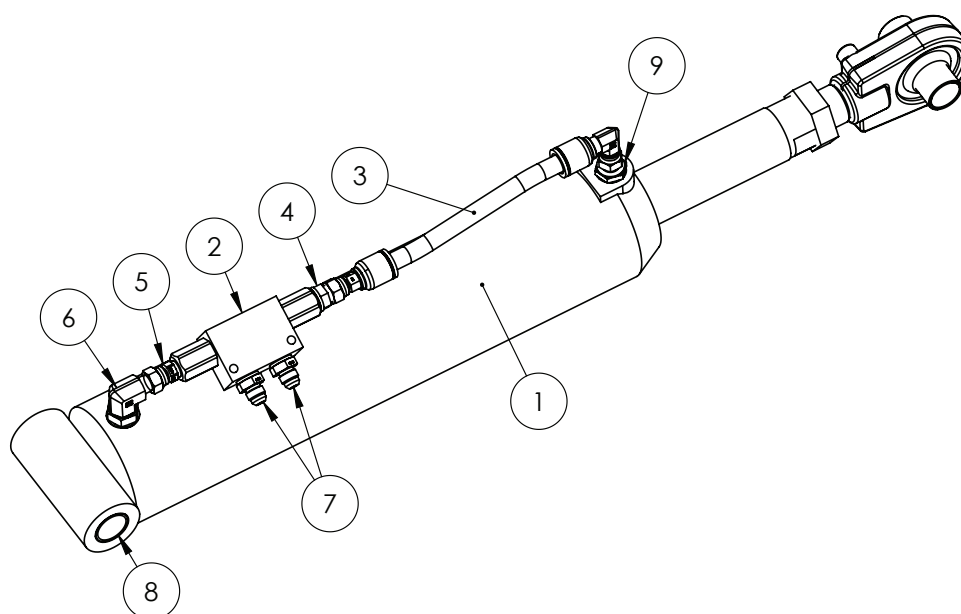
Hydraulic Cylinder - Yaw



Quantities shown are per side.

ITEM NO.	PART NUMBER	DESCRIPTION	QTY.
-	GA5052745	Seal Kit, suit 2" bore x 1 1/4" rod, suit GA5060817	-
1	GA5060817	Hydraulic cylinder, 2" bore x 1 1/4" rod x 117.5mm stroke, Spherical bearing ends	1
2	GA5012203	Grease nipple, Short, 1/4" UNF	2
3	GA3500358	Hydraulic adaptor, Nipple, 1/4" BSPT male x 9/16" UN male O-ring	4
4	GA3500332	Hydraulic adaptor, Elbow, 90 degree, 1/4" BSPT male x 1/4" BSPP female swivel	4
5	GA3500203	Hydraulic adaptor, Reducing bush, 1/2" BSPT male x 1/4" BSPT female	2
6	GA5067605	Bearing, suit screw on rose end	2
7	GA5067610	Circlip, suit bearing screw on rose end	2
8	GA5021925	Small bearing bush, Suit screw on rose end	2

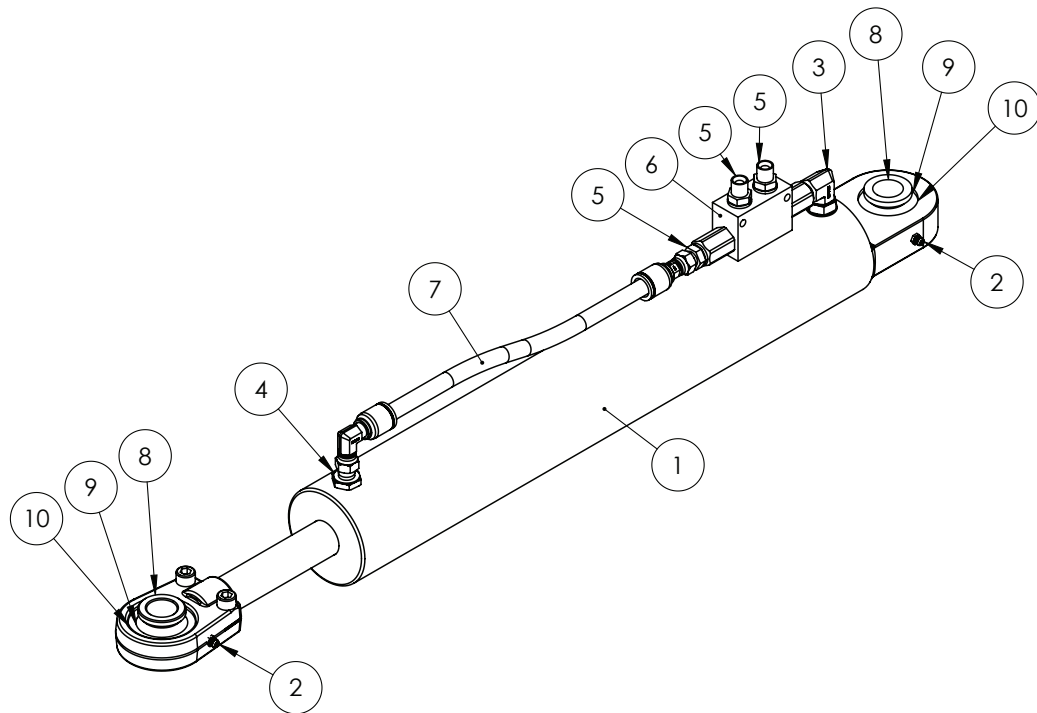
Hydraulic Cylinder - Boom Tilt



Quantities shown are per side.

ITEM NO.	PART NUMBER	DESCRIPTION	QTY.
-	GA5052730	Seal kit, suit 3 1/2" bore x 1 3/4" Rod	-
-	GA5052762	Hydraulic tilt cylinder adjusting rod end, Ball End with nut, suit 3 1/2" x 5" tilt ram GA5065051	-
-	GA4572535	Bush, Rose end pivot wide	-
-	GA5067605	Bearing, suit screw on rose end, GEG 30 ES 2RS	-
-	GA5067610	Circlip, suit bearing screw on rose end, RTW 55	-
2	GA5007957	Double pilot check (RA) 12LPM 1/4" BSPP	1
3	GA3500547	Hydraulic Hose Assembly, Tilt Cylinder Check to Rod End Port	1
4	GA3500306	Hydraulic adaptor, Nipple, 1/4" BSPT male x 1/4" BSPP male	1
5	GA3500328	Hydraulic adaptor, Nipple, 1/4" BSPT male x 1/4" BSPP female swivel	1
6	GA3500348	Hydraulic adaptor, Elbow, 90 degree, 1/4" BSPT male x 3/4" UN male O-ring	1
7	GA3500544	Hydraulic Adaptor Nipple, 1/4" BSP O-ring x 9/16" JIC	2
8	GA5065487	Glacier bush, 1" ID, 1.125" OD, 1" long	2
9	L068A	Restrictor Nipple 1/4" BSPT to 3/4 UNO 1.5mm orifice	1

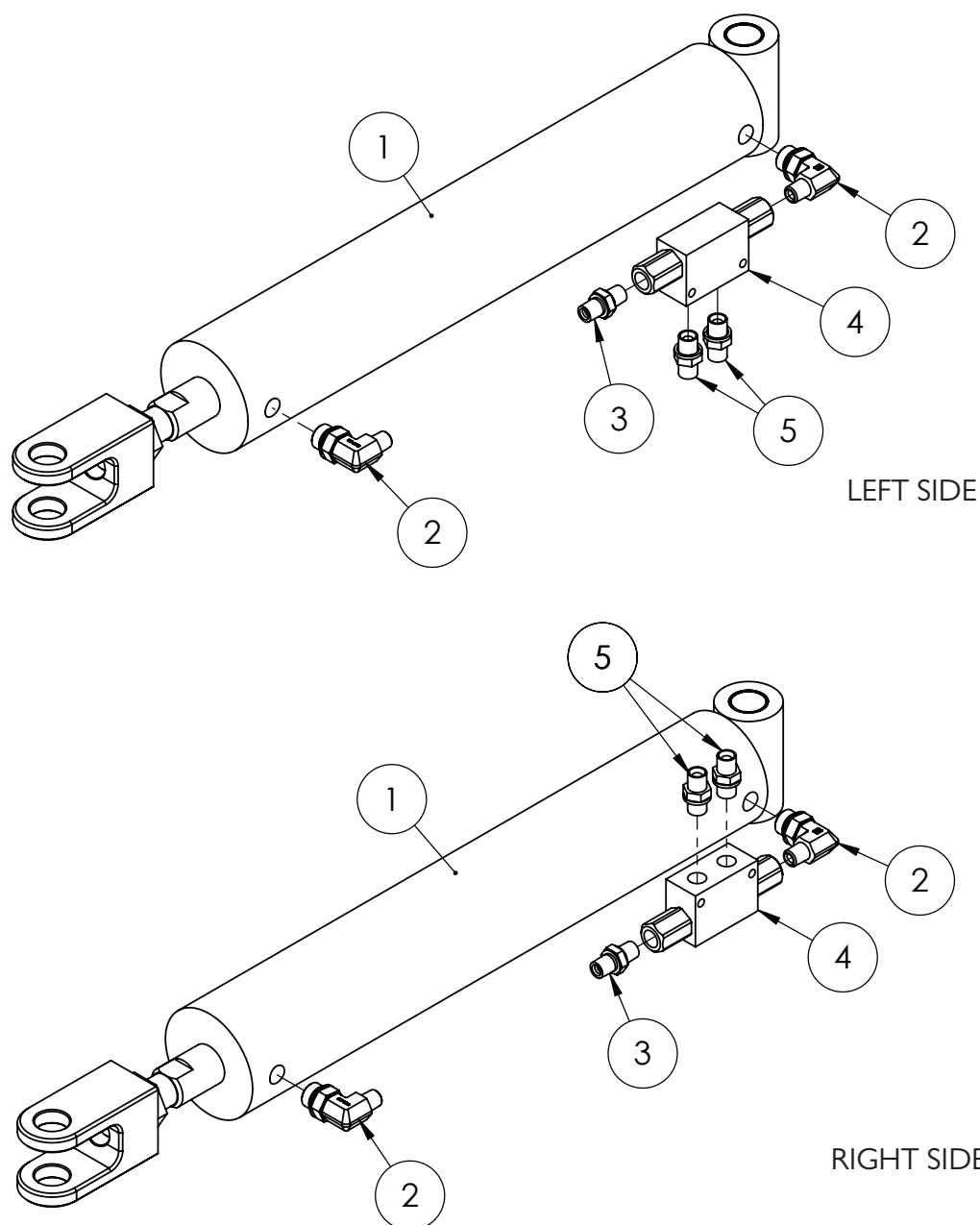
Hydraulic Cylinder - Fold 24-30m



Quantities shown are per side.

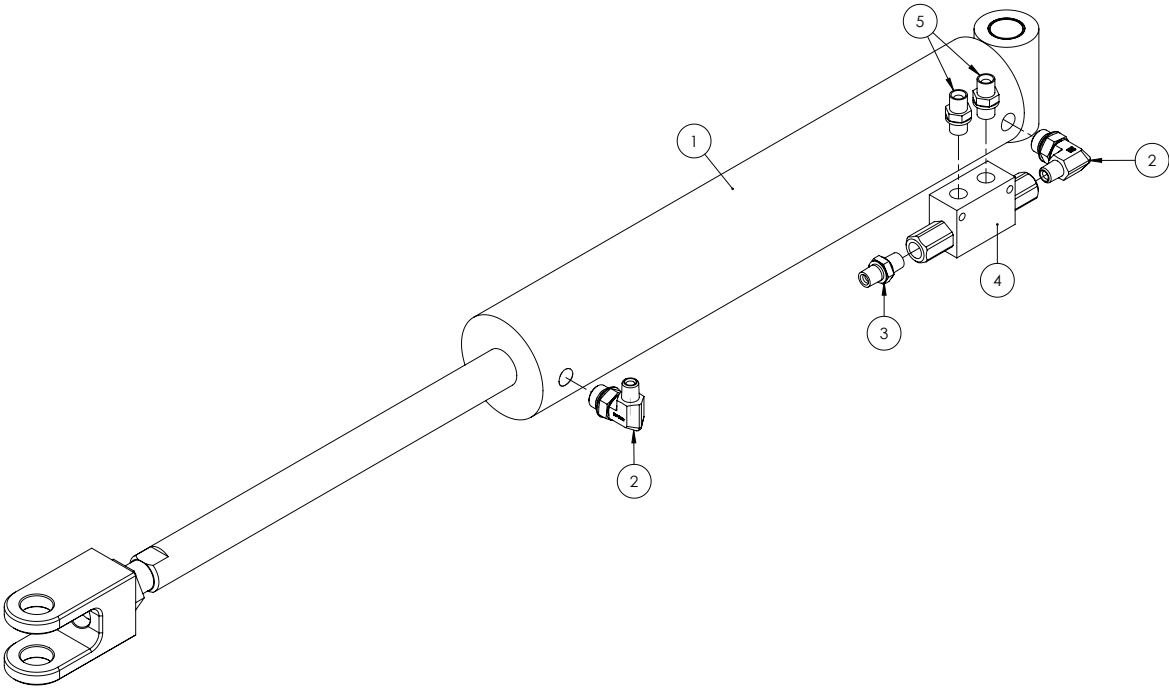
ITEM NO.	PART NUMBER	DESCRIPTION	QTY.
1	GA5018538	30-36 m - Hydraulic cylinder, 3" bore x 1 1/4" rod x 18" stroke	1
2	GA5012203	Grease nipple, Short, 1/4" UNF	2
3	GA3500348	Hydraulic adaptor, Elbow, 90 degree, 1/4" BSPT male x 3/4" UN male O-ring	1
4	L068A	Reducing restrictor nipple, 3/4" UNO x 1/4" BSPT, 1.5mm orifice	1
5	GA3500306	Hydraulic adaptor, Nipple, 1/4" BSPT male x 1/4" BSPP male	2
6	GA5007957	Double pilot check (RA) 12LPM 1/4" BSPP	1
7	GA3500548	Hydraulic Hose Assembly, Fold Cylinder Check to Rod End Port	1
8	GA5021925	Small bearing bush	4
9	GA5067605	Bearing, suit screw on rose end, GEG 30 ES 2RS	2
10	GA5067610	Circlip, suit bearing screw on rose end, RTW 55	2

Hydraulic Cylinder - Fold 33-36m



ITEM NO.	PART NUMBER	DESCRIPTION	QTY.
1	GA3500060	Hydraulic Cylinder, 2.5" bore, 1.25" rod, 400mm stroke	1
2	GA3500348	Hydraulic adaptor, Elbow, 90 degree, 1/4" BSPT male x 3/4" UN male O-ring	2
3	GA4562025	Restrictor nipple 1/4" BSPT 0.5mm orifice	1
4	GA5007957	Double pilot check (RA) 12LPM 1/4" BSPP	1
5	GA3500306	Hydraulic adaptor, Nipple, 1/4" BSPT male x 1/4" BSPP male	2

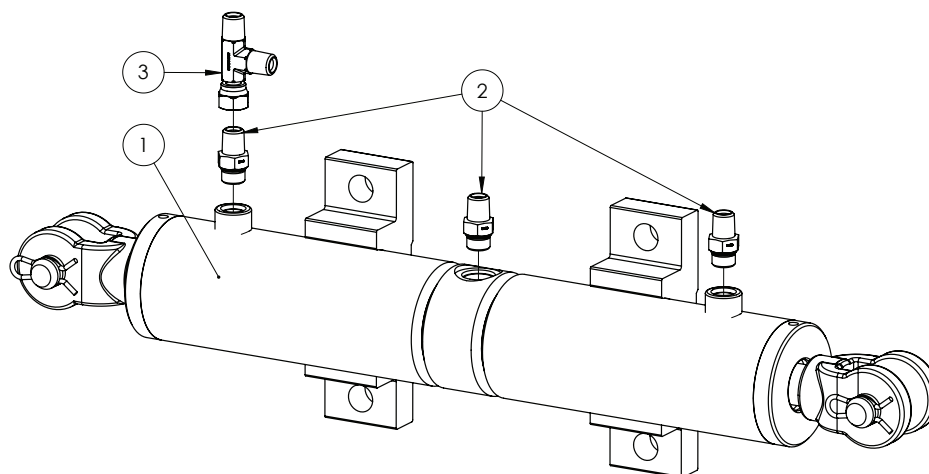
Hydraulic Cylinder - Bi-fold



Quantities shown are per side.

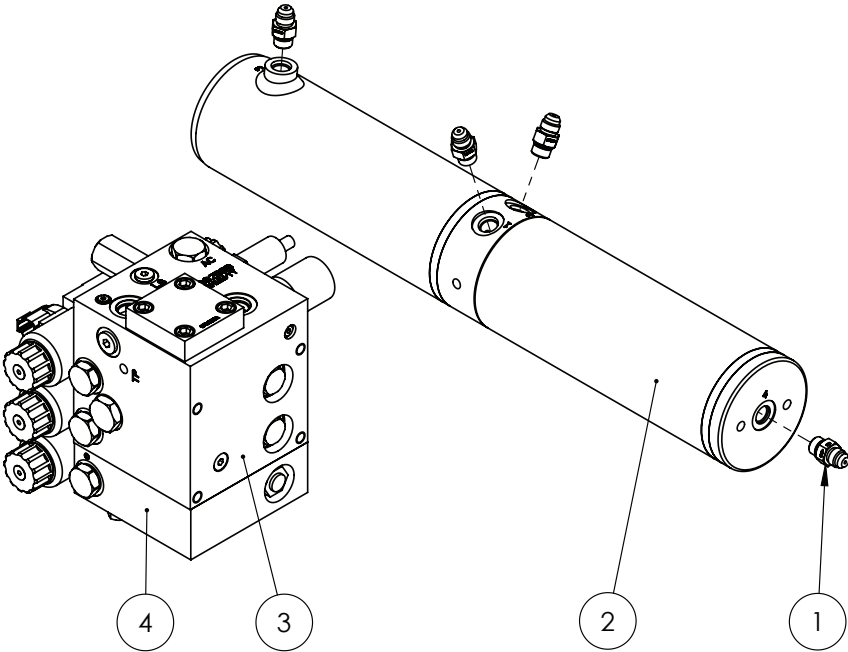
ITEM NO.	PART NUMBER	DESCRIPTION	QTY.
-	GA5052733	Seal kit, suit 2 1/2" bore x 1 1/4" rod	-
1	GA3500060	Hydraulic Cylinder, Bore 2.5", Rod 1.25", Stroke 400mm	1
2	GA3500348	Hydraulic adaptor, Elbow, 90 degree, 1/4" BSPT male x 3/4" UN male O-ring	2
3	GA4562025	Restrictor nipple 1/4" BSPT 0.5mm orifice	1
4	GA5007957	Double pilot check (RA) 12LPM 1/4" BSPP	1
5	GA3500306	Hydraulic adaptor, Nipple, 1/4" BSPT male x 1/4" BSPP male	2

Hydraulic Cylinder - Centre Leveling



ITEM NO.	PART NUMBER	DESCRIPTION	QTY.
1	GA3500477	Hydraulic Cylinder, Centre Level	1
2	GA3500359	Hydraulic adaptor, Nipple, 1/4" BSPT male x 3/4" UN male O-ring	3
3	GA3500199	Hydraulic adaptor, Tee, 1/4" BSPT male x 1/4" BSPT male x 1/4" BSPF female	1

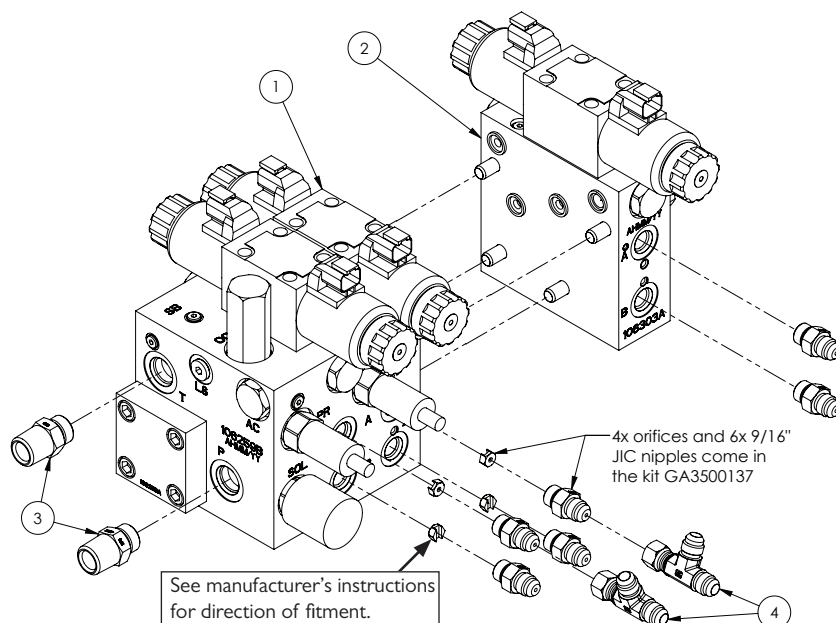
NORAC Assembly



ITEM NO.	PART NUMBER	DESCRIPTION	QTY.
1	GA3500146	Hydraulic adaptor, Nipple, 9/16" JIC male x 9/16" UN male O-ring	4
2	GA3500136	Hydraulic cylinder, Wing roll with position sensor, Norac	1
3	GA3500138*	Valve block, 2 station assembly, Open centre, Proportional, DT 4 Bolt	1
	GA3500164*	Valve block, 2 station assembly, Closed centre, Load sense, DT 4 Bolt	1
4	GA3500139*	Valve block, expansion assembly, DPOC PROP DT 4 bolt, Norac	1

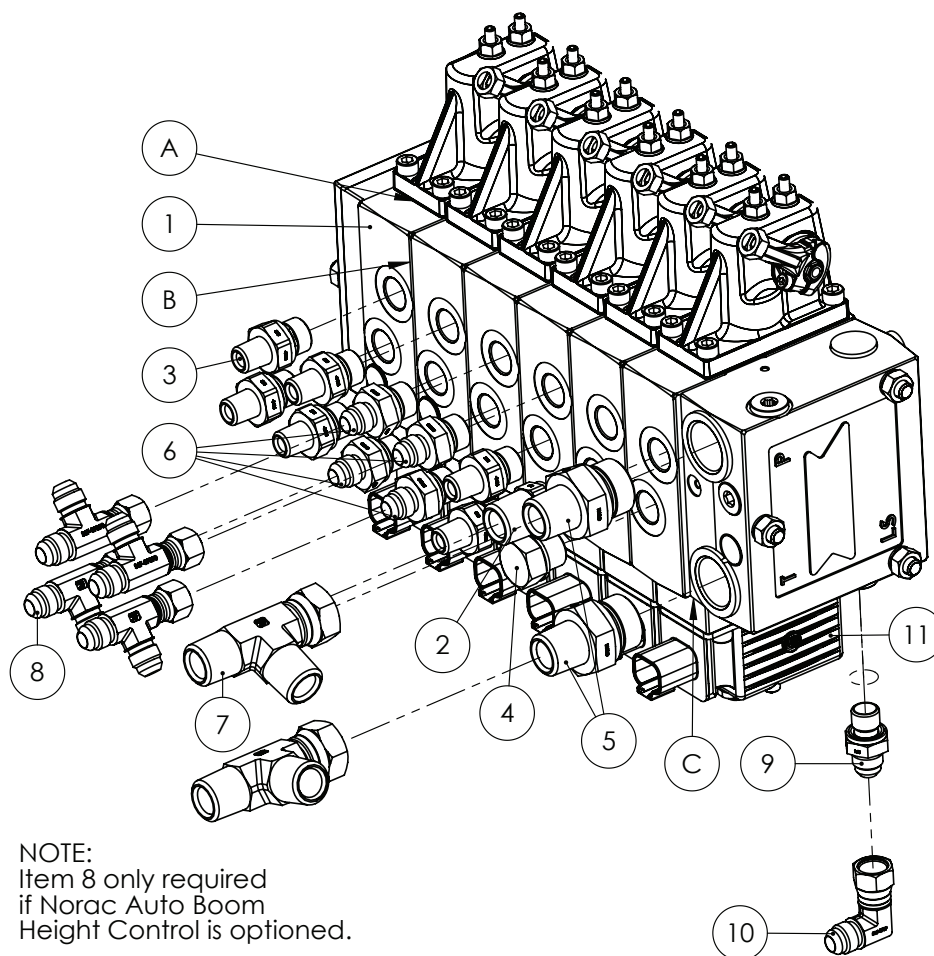
* Sub-assembly on following pages

NORAC Valve Block Assembly



ITEM NO.	PART NUMBER	DESCRIPTION	QTY.
-	GA5047750	Solenoid coil, 12V DC, Slip on, 2 pin AMP	-
-	GA3500137	Hydraulic fitting kit, 12 parts, GNI, Norac	-
1	GA3500138	Valve block, 2 station assembly, Open centre, Proportional, DT 4 Bolt	1
2	GA3500139	Valve block, expansion assembly, DPOC PROP DT 4 bolt, Norac	1
3	GA3500363	Hydraulic adaptor, Nipple, 1/2" BSPT male x 3/4" UN male O-ring	1
4	GA3500144	Hydraulic adaptor, Tee, 9/16" JIC male x 9/16" JIC male x 9/16" JIC female swivel	1

Boom Valve Block Assembly

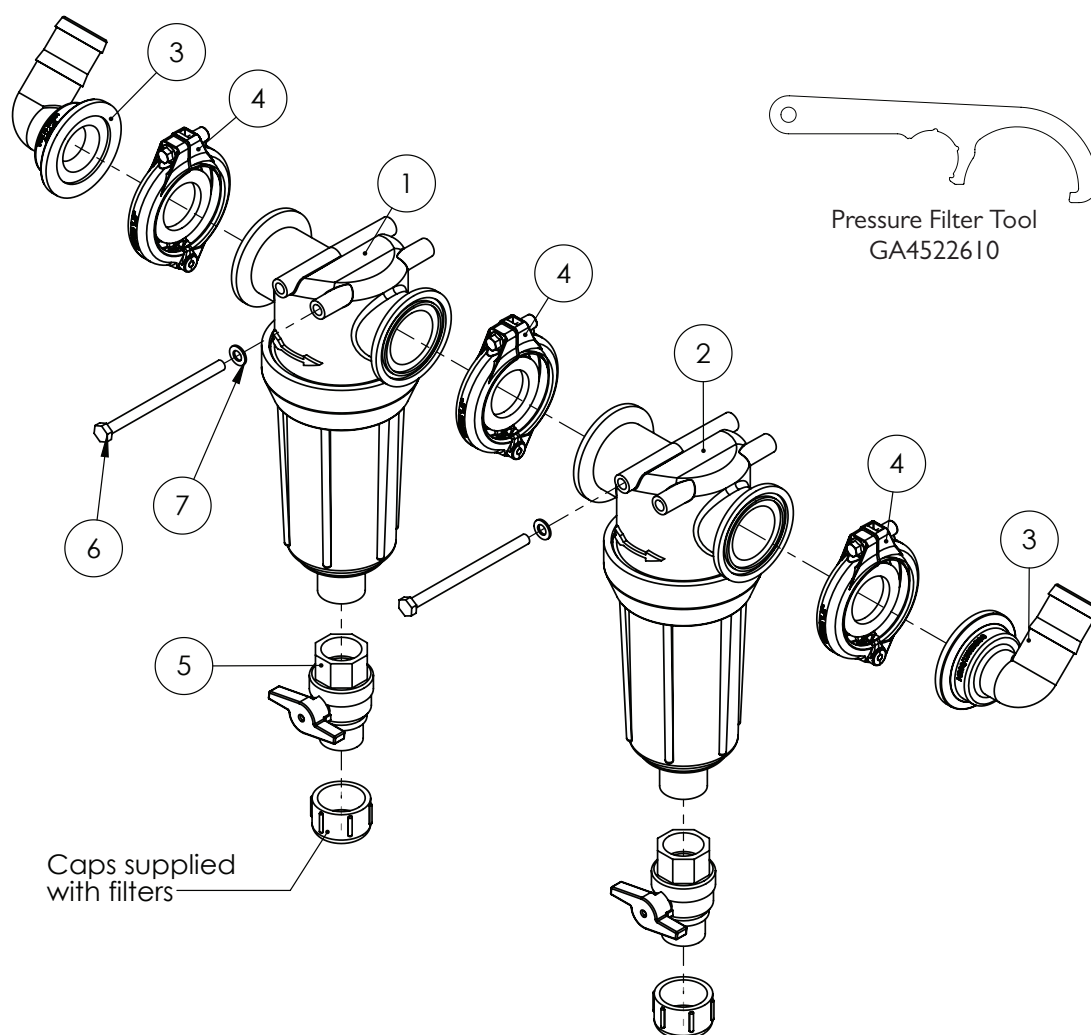


NOTE:
Item 8 only required
if Norac Auto Boom
Height Control is optioned.

ITEM NO.	PART NUMBER	DESCRIPTION	QTY.
A	GA3500660	Seal Kit, Hydraulic Manifold, PVG16 Spool Handle, Danfoss, G3V G4V	-
B	GA3500658	Seal Kit, Hydraulic Manifold, PVG16 Valve Body, Danfoss, G3V G4V	-
C	GA3500659	Seal Kit, Hydraulic Manifold, PVG16 Solenoid, Danfoss, G3V G4V	-
1	GA3500436	Hydraulic Manifold, Rear Boom	1
2	GA3500309	Hydraulic adaptor, Nipple, 1/2" BSPT male x 3/8" BSPP male	1
3	GA3500307	Hydraulic adaptor, Nipple, 1/4" BSPT male x 3/8" BSPP male	6
4	GA3500300	Hydraulic adaptor, Plug, 3/8" BSPP male	1
5	GA3500312	Hydraulic adaptor, Nipple, 1/2" BSPT male x 3/4" BSPP male	2
6	GA3500145	Hydraulic adaptor, Nipple, 3/8" BSPP male x 9/16" JIC male	4
7	GA3500200	Hydraulic adaptor, Tee, 1/2" BSPT male x 1/2" BSPT male x 1/2" BSPP female swivel	2
8	GA3500144	Hydraulic adaptor, Tee, 9/16" JIC male x 9/16" JIC male x 9/16" JIC female swivel	4
9	GA3500544	Hydraulic Adaptor Nipple, 1/4" BSP O-ring x 9/16" JIC	1
10	GA3500002	Hydraulic Adaptor Elbow, 90 Degree, 9/16" male JIC, 9/16" Female Swivel JIC	1
11	GA3000327	Coil, PVG16, On/Off, Danfoss Hydraulic Manifold, G3V G4V	6

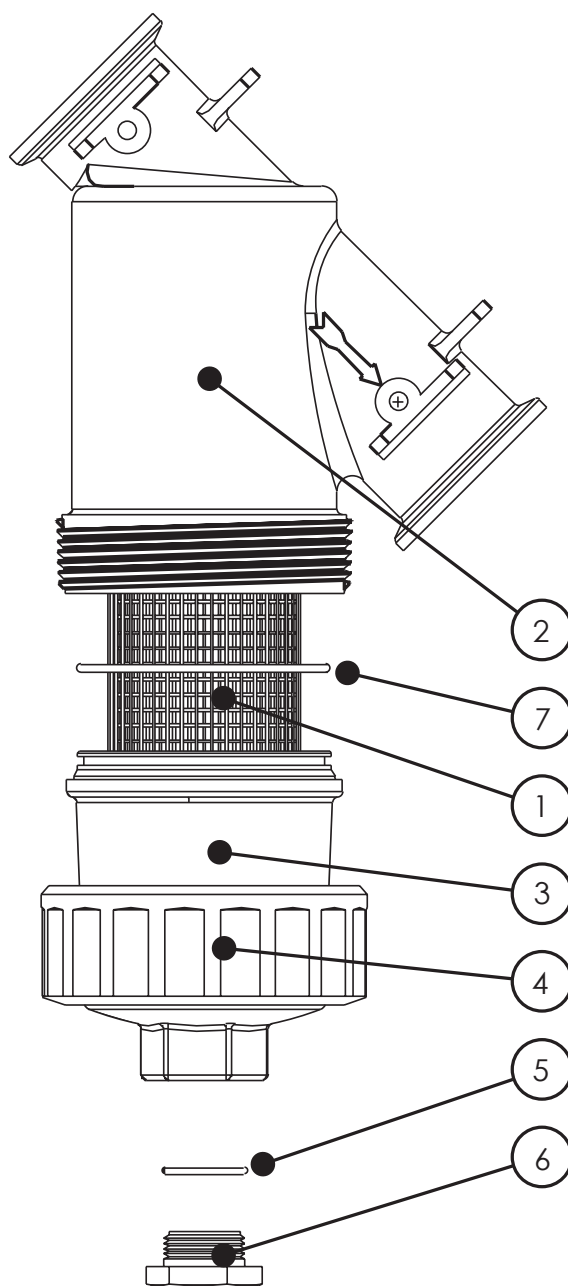
PLUMBING

Dual Pressure Filter Assembly



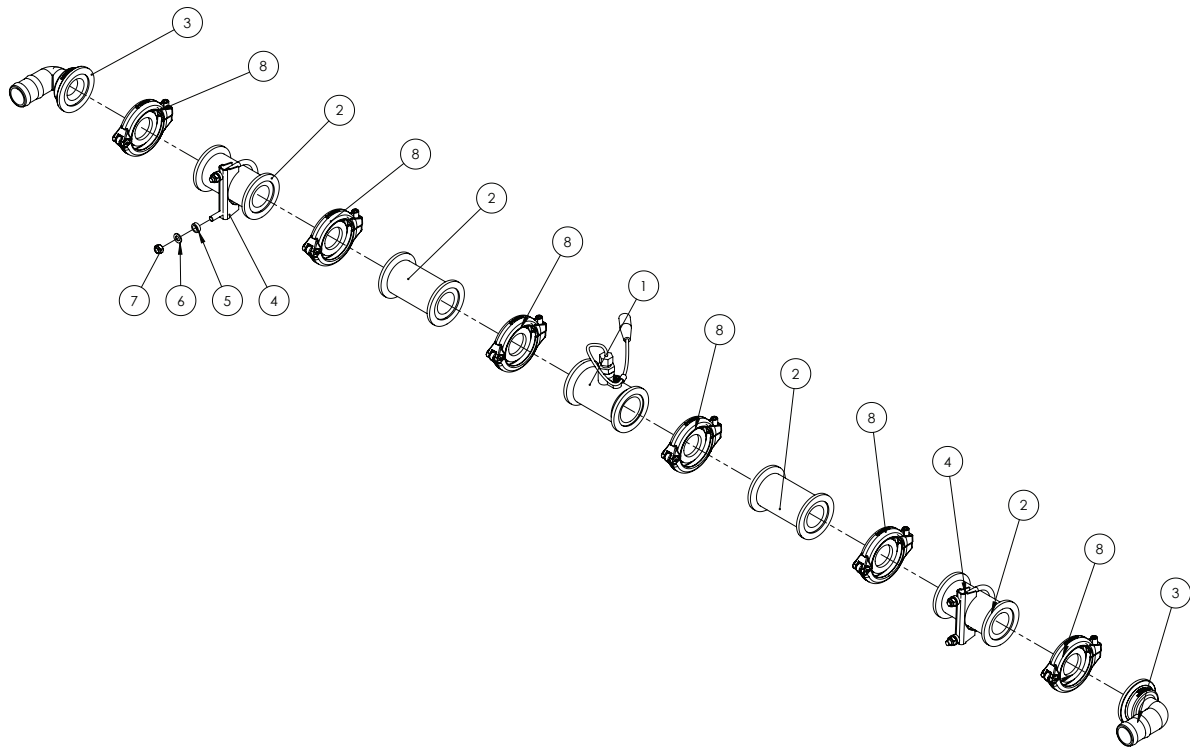
ITEM NO.	PART NUMBER	DESCRIPTION	QTY.
1	GA5077285	Filter, 75 series flange inlet & outlet, 80 mesh (Blue screen)	1
	GA5077394	Filter screen, 80 mesh, Blue, SS & polypropylene, Teejet	-
2	GA5077284	Filter, 75 series flange inlet & outlet, 100 mesh (Green screen)	1
	GA5077395	Filter screen, 100 mesh, Green, SS & polymer	-
3	GA5077834	Hose barb, Elbow, 90 degree, 2" flange x 1 1/2" hose	2
4	GA2000114	Flange Clamp, and Gasket, 1.5", series 200, Hypro	3
5	GA5067620	Ball Valve, 1" Male / Female, Tee Handle, Brass	2
6	GA5011501	Bolt M8 x 120 ZP GR8.8	2
7	GA5003643	Washer 8mm Flat SS HD	4

Suction Filter



ITEM NO.	PART NUMBER	DESCRIPTION	QTY.
-	GA2000137	Filter, Suction, In Line, 30 Mesh, 220 Full Port Flange	-
1	GA2000175	Filter strainer, 30 mesh, Suction filter, G4V, suit GA2000137	1
2	GA2000176	Filter body, 2", Suction filter, G4V, suit GA2000137	1
3	GA2000177	Strainer cap assembly, Suction filter, G4V, suit GA2000137	1
4	GA2000178	Strainer cap ring, Suction filter, G4V, suit GA2000137	1
5	GA2000179	O-ring, Strainer plug, Suction filter, G4V, suit GA2000137	1
6	GA2000180	Strainer plug, Suction filter, G4V, suit GA2000137	1
7	GA2000181	O-ring, Filter body, Suction filter, G4V, suit GA2000137	1

Flow Meter - Raven Controller - Flange Clamps

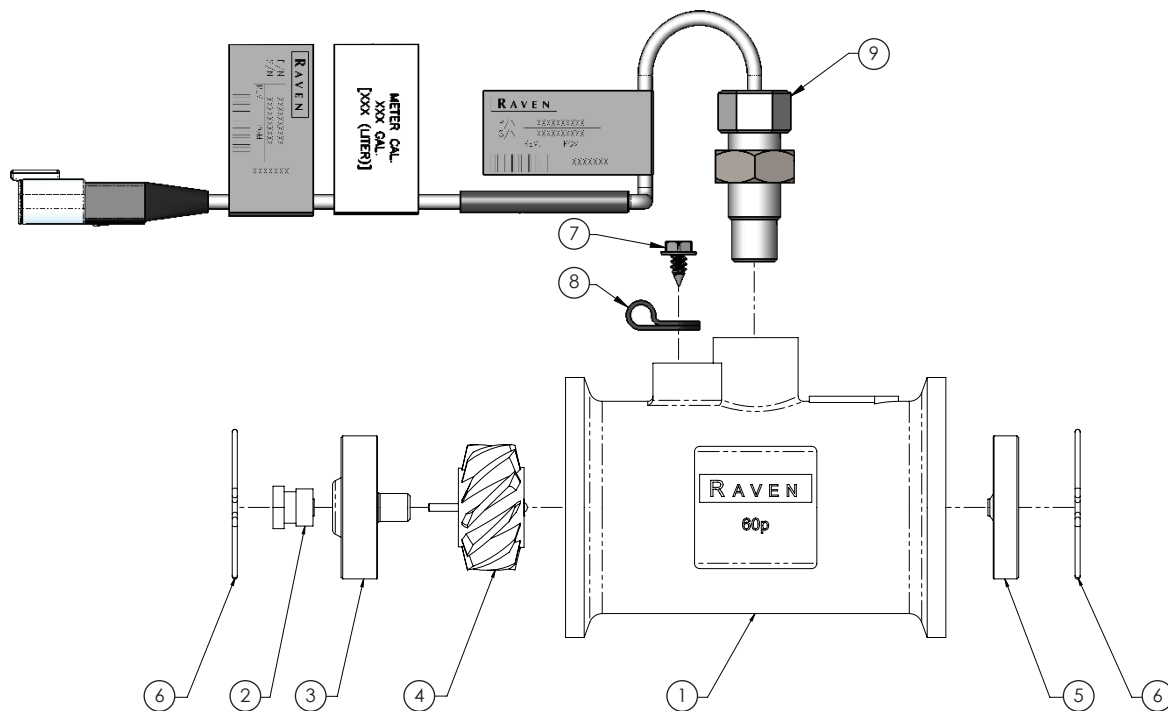


ITEM NO.	PART NUMBER	DESCRIPTION	QTY.
1	GA5075890	Flowmeter, RFM60P High Pulse, Raven	1
2	GA5077840	Plumbing coupling, Straight, 2" flange x " flange x 4 1/2" long	4
3	GA5077834	Hose barb, Elbow, 90 degree, 2 flange x 1 1/2" hose	2
4	GA5006689	Exhaust clamp - 66mm C12	2
5	GA4552080	Crush tube, 10.2 ID x 15 OD x 5 mm	4
6	GA5003643	Washer 8mm Flat SS HD	4
7	GA5052590	Nut M8 Nyloc SS	4
8	GA2000114	Flange Clamp, and Gasket, 1.5", series 200, Hypro	6

* Sub-assembly on following pages

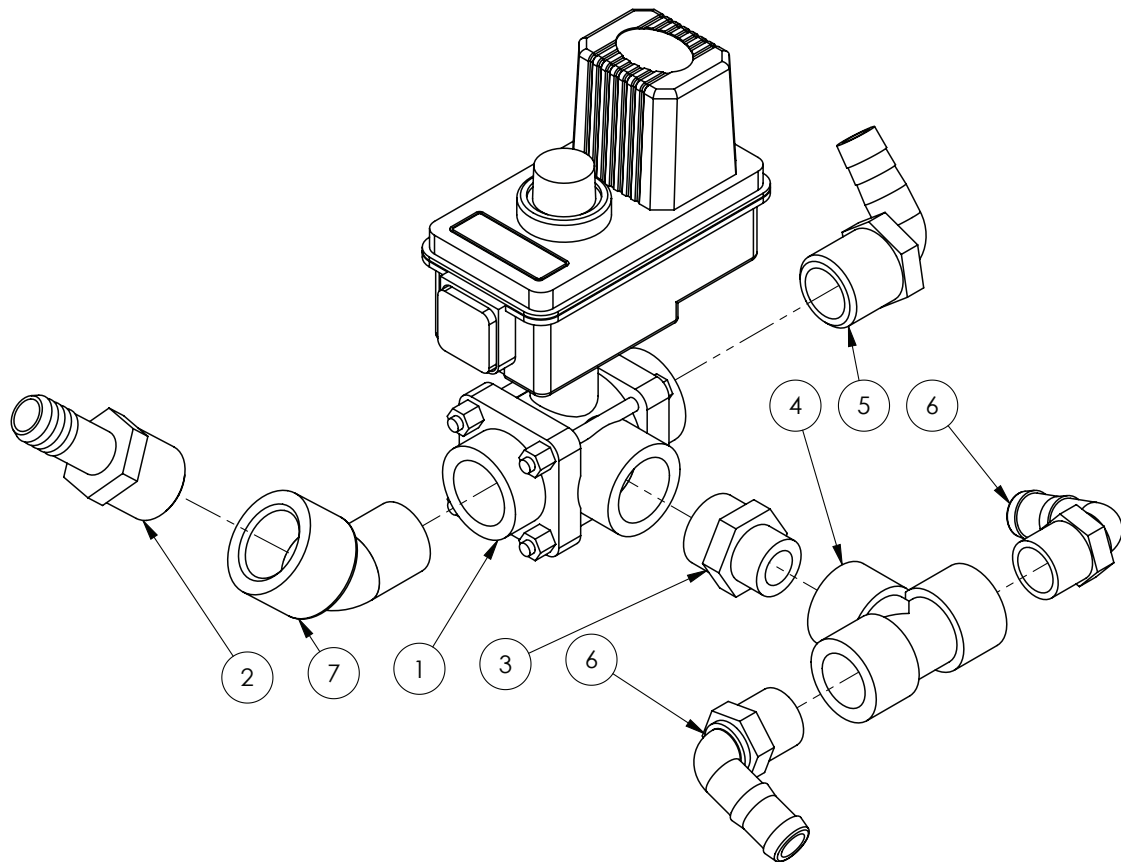
NOTE: The flow meter may be fitted with either flange clamps or metal worm screw clamps. The flange clamps come with a built in seal/gasket. See previous section for other version.

Flow Meter Assembly



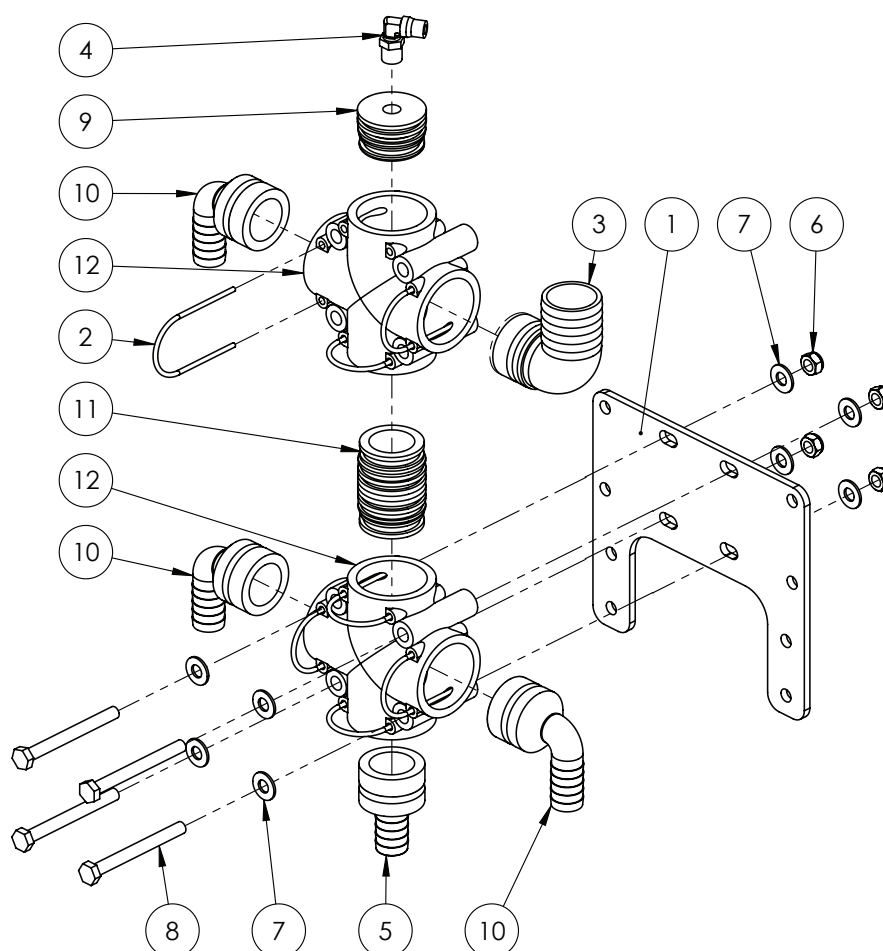
ITEM NO.	PART NUMBER	DESCRIPTION	QTY.
-	GA5075890	Flowmeter, RFM60P High Pulse, Raven - Complete Assembly	-
1	-	Body, Moulded, Flowmeter RFM-60, 1060159514	1
2	0630173062F	Turbine, Stud, Poly, Flowmeter RFM-60	2
3	GA5075870	Hub/Bearing Assembly, Upstream, Flowmeter RFM-60	1
4	GA5075869	Rotor/Magnet Assembly RFM-60	1
5	GA5075871	Bearing, Down Stream End Bearing suit RFM-60	1
6	-	Retaining ring, Wireform, Flowmeter RFM-60, 3350003200	2
7	GA5076734	Screw 10-16 x 3/8" Sltd Hex	1
8	GA5076966	Clamp Cable Plastic 1/4" x 1/2"	1
9	GA3000195	Sensor, External Flow Meter, High Pulse, suit 15P and 60P, Raven	1

RapidFire - RapidFlow Return Valve



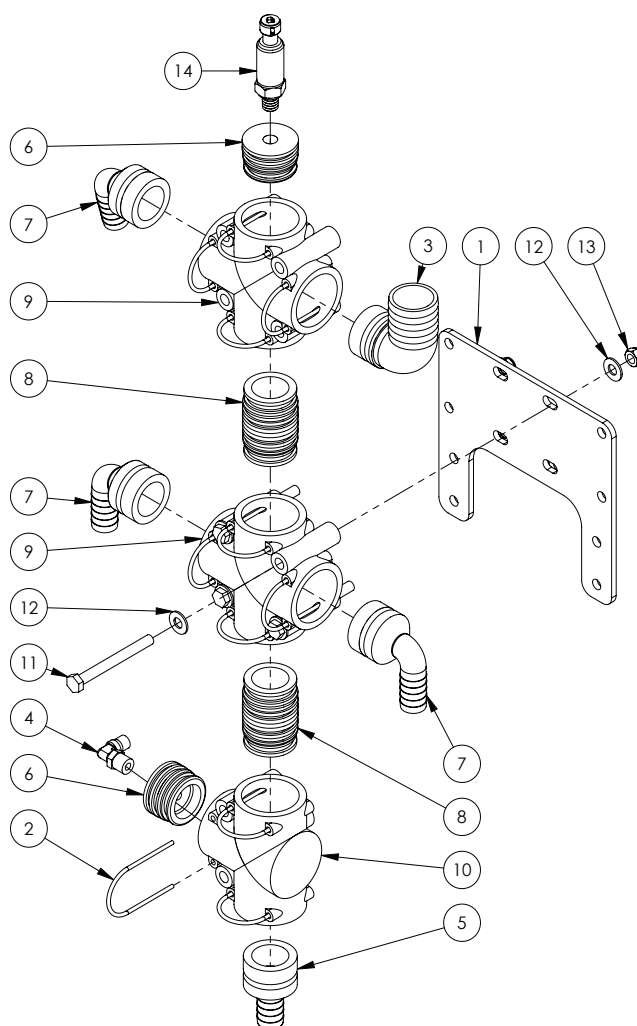
ITEM NO.	PART NUMBER	DESCRIPTION	QTY.
1	GA5077319	Shutoff / Bypass 1" BSPT, 3 way (Yellow indicator)	1
2	GA5077721	Hose barb, Straight, 1" male thread x 3/4" hose	1
3	GA5078089	Reducing Nipple, 1" thread x 3/4" thread	1
4	GA5078150	Tee, Threaded, 3/4" female	1
5	GA5077719	Hose barb, Elbow, 90 degree, 1" male thread x 3/4" hose	1
6	GA5077717	Hose barb, Elbow, 90 degree, 3/4" male thread x 3/4" hose	2
7	GA5078136	Street elbow, 45 degree, 1" male thread x 1" female thread	1

RapidFire - Pressure Flow Distributor - 4400



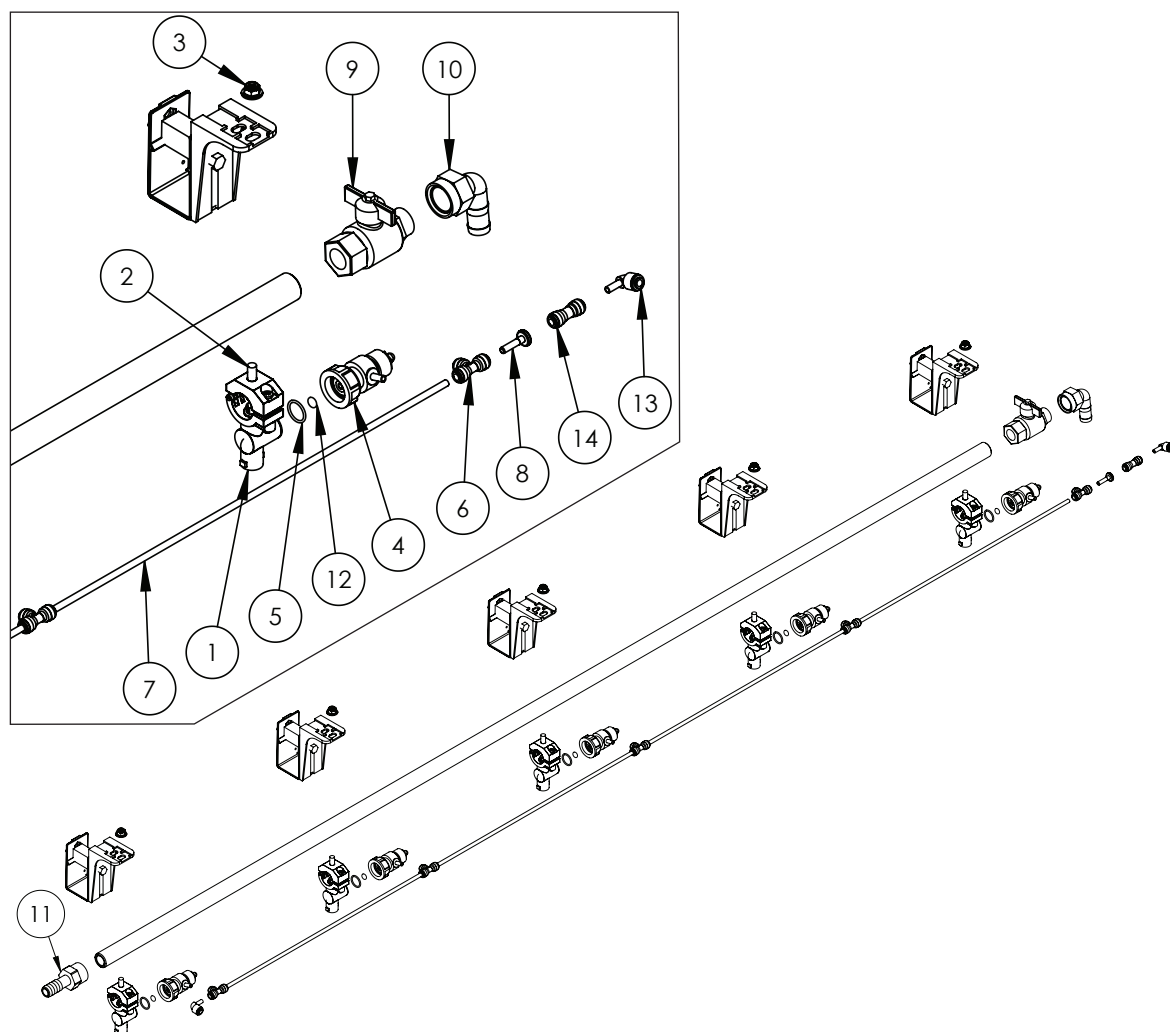
ITEM NO.	PART NUMBER	DESCRIPTION	QTY.
-	GA5004383	Tube, Nylon, 6mm, Black	-
1	GA4522640	Mount, suit Altek Rear Camera Manifold	1
2	GA5065690	Safety pin, Suit AS40 plumbing fittings, Altek	7
3	GA5065625	Hose barb, Elbow, 90 degree, AS40 male x 39mm barb, Altek	1
4	GA5016233	Pneumatic fitting, Elbow, 90 degree, 1/4" BSP male x 6mm push type, Metal	1
5	GA5065575	Hose barb, Straight, AS40 male x 20mm hose, Altek	1
6	GA5004917	Nut M8 Nyloc ZP	4
7	GA5003643	Washer 8mm Flat SS HD	8
8	GA5004749	Bolt M8 x 80 ZP GR8.8	4
9	GA4582160	Plumbing adaptor, Plug, AS40 male x 1/4" Female Thread, Altek	1
10	GA5065610	Hose barb, Elbow, 90 degree, AS40 x 20mm hose, Altek	3
11	GA5065735	Plumbing adaptor, AS40 male x AS40 male, Altek	1
12	GA5065565	Plumbing coupling, Cross, AS40 female inlets / outlets, Altek	2
13	GA5065585	Plug in hose tail AS40/33	1

RapidFire - Pressure Flow Distributor - ISOBUS



ITEM NO.	PART NUMBER	DESCRIPTION	QTY.
-	GA5004383	Tube, Nylon, 6mm, Black	-
1	GA4522640	Mount to suit Altek Rear Camera Manifold	1
2	GA5065690	Safety pin, Suit AS40 plumbing fittings, Altek	11
3	GA5065625	Hose barb, Elbow, 90 degree, AS40 male x 39mm barb, Altek	1
4	GA5016233	Pneumatic fitting, Elbow, 90 degree, 1/4" BSP male x 6mm push type, Metal	1
5	GA5065575	Hose barb, Straight, AS40 male x 20mm hose, Altek	1
6	GA4582160	Plumbing adaptor, Plug, AS40 male x G1/4" Female Thread, Altek	2
7	GA5065610	Hose barb, Elbow, 90 degree, AS40 x 20mm hose, Altek	3
8	GA5065735	Plumbing adaptor, AS40 male x AS40 male, Altek	2
9	GA5065565	Plumbing coupling, Cross, AS40 female inlets / outlets, Altek	2
10	GA5065560	Tee, AS40 female, M8 inserts, Altek	1
11	GA5004749	Bolt M8 x 80 ZP GR8.8	4
12	GA5003643	Washer 8mm Flat SS HD	8
13	GA5004917	Nut M8 Nyloc ZP	4
14	GA5076953	Pressure Transducer, 0-250 PSI, Sealed, Raven	1

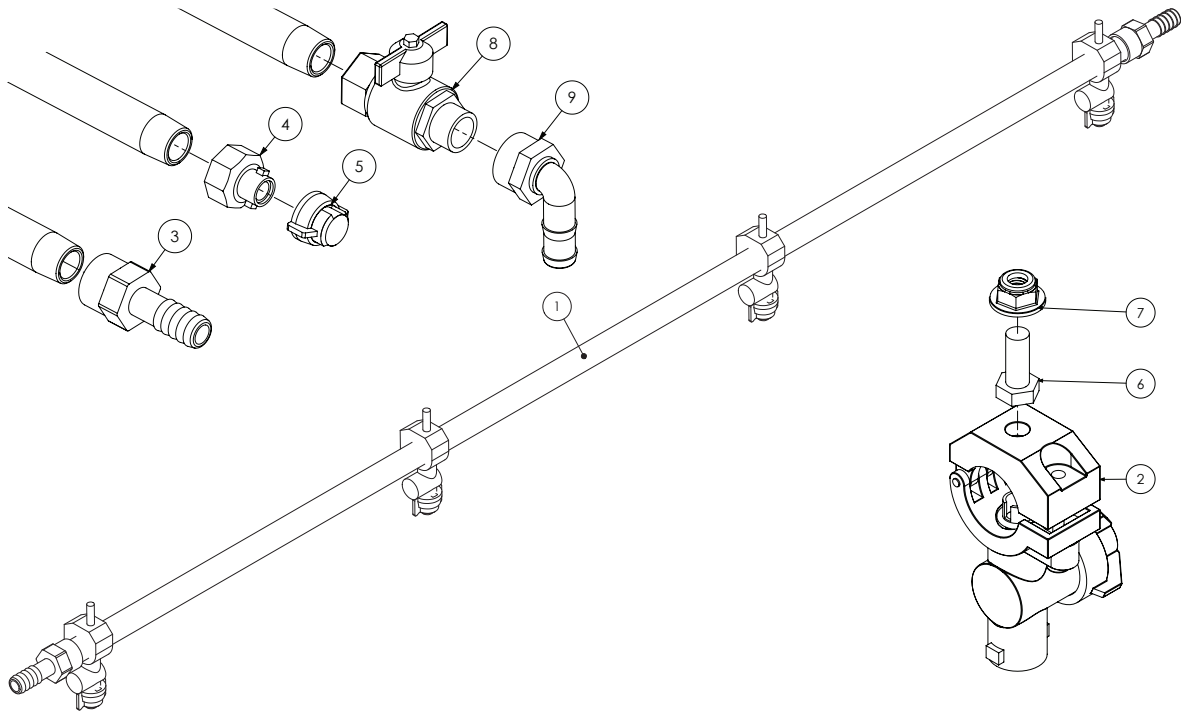
Boom Lines - RapidFire Plumbing



Quantities shown are per side.

ITEM NO.	PART NUMBER	DESCRIPTION	QTY.
1	GA5077964	Nozzle body, Single, 3/4", Teejet	5
2	GA5052595	Bolt, M8 x 20, SS	5
3	GA5070710	Nut with flange, Plastic, M8 x 1.25P	5
4	GA5065520	Spray Stop, RapidFire, Suit Teejet nozzle body, Altek	5
5	GA5053135	O-ring, 18 x 2mm, Viton, Suit spray stop body	5
6	GA5016245	Tee, Equal, 6mm push in type, Black plastic	5
7	GA5004383	Tube, Nylon, 6mm, Black	4
	GA5004385	Tube, Nylon, 6mm, Blue	-
	GA5070585	Tube, Nylon, Green, 6mm	-
8	GA5004405	Plug, Push in, 6mm	1
9	GA5018315	Valve, Ball, 20mm male & female thread, Black Butterfly handle	1
10	GA5077746	Hose barb, Elbow, 90 degree, 3/4" female thread x 3/4" hose	1
11	GA5077743	Hose barb, Straight, 3/4" female x 3/4" hose	1
12	GA5065521	O-ring, 6.02 x 2.62mm, Suits spray stop inner	5
13	GA5071215	Stem Elbow, suit 6mm air line, push in	1
14	GA5066991	Pneumatic fitting, Push in, Joiner, 6mm	1

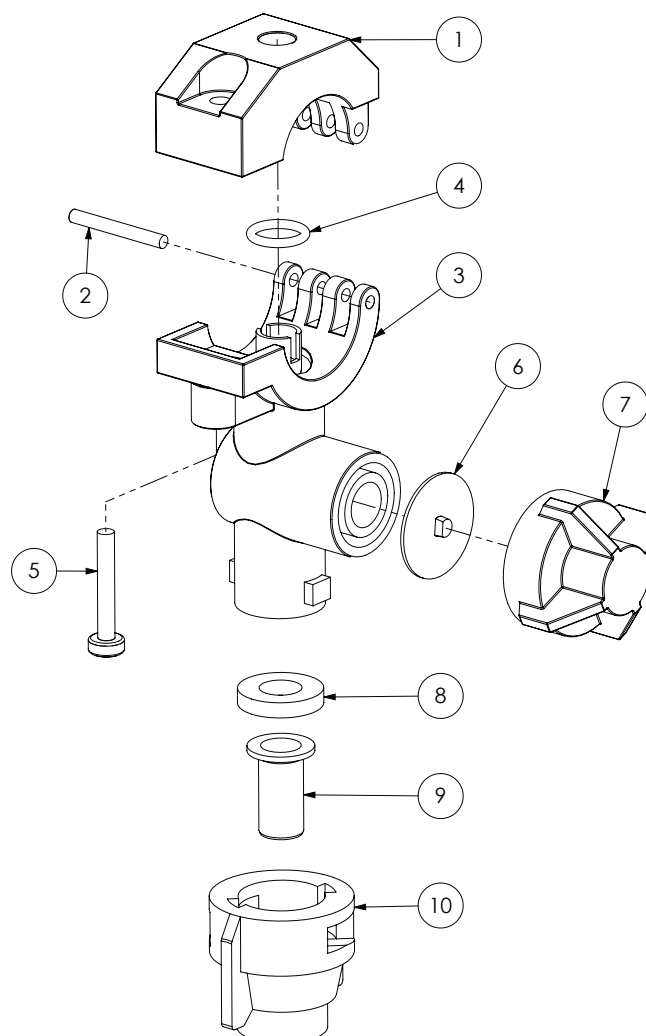
Boom Lines - Plumbing



ITEM NO.	PART NUMBER	DESCRIPTION	QTY
1	GA5018273	Boom line, Poly, 3/4", 1600 long, No holes	#
	GA5018275	Boom line, Poly, 3/4", 2100 long, No holes	#
	GA5018279	Boom line, Poly, 3/4", 2600 long, No holes	#
	GA5018281	Boom line, Poly, 3/4", 3100 long, No holes	#
2	GA5077964	Nozzle body, Single, 3/4", Teejet	#
3	GA5077743	Hose barb, Straight, 3/4" female x 3/4" hose, Banjo	#
4	GA5076904	Adapter, Boom flush, 3/4" female quick fitting	#
5	GA5076594	Nozzle shut off cap & washer, Teejet	#
6	GA5052595	Bolt, M8 x 20, SS	#
7	GA5070710	Nut with flange, Plastic, M8 x 1.25P	#
8	GA5018315	Valve, Ball, 20mm male & female thread, Black Butterfly handle	#
9	GA5077746	Hose barb, Elbow, 90 degree, 3/4" female thread x 3/4" hose	#

Quantities vary

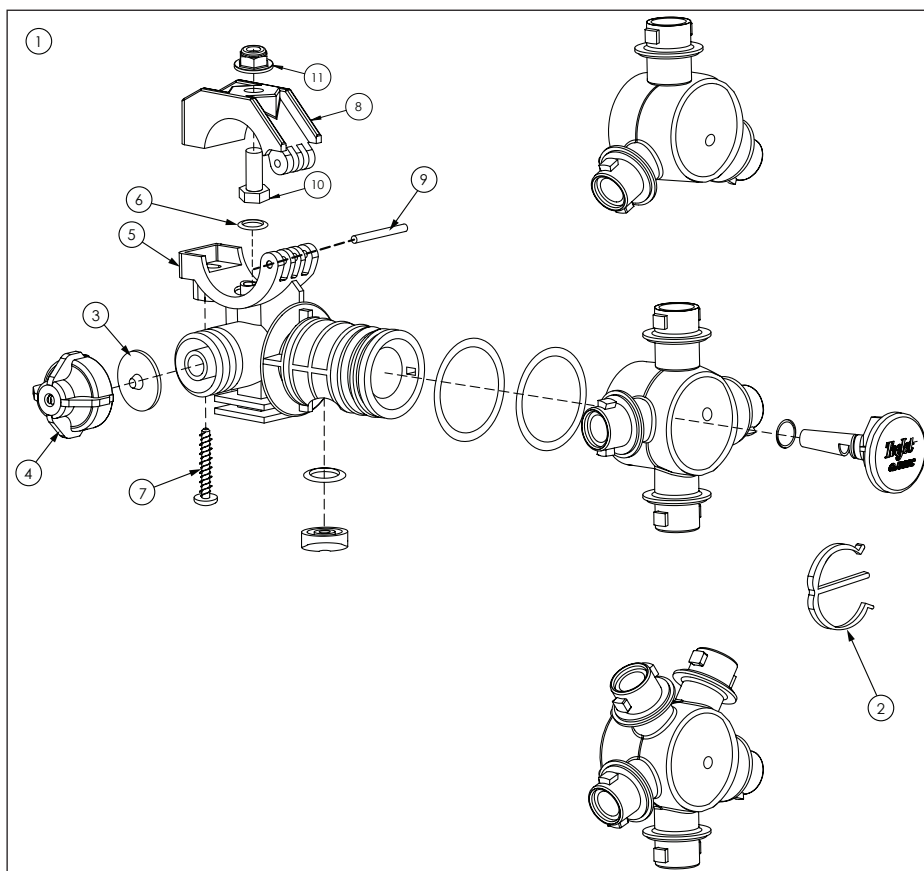
Nozzles - Teejet Single Body



ITEM NO.	PART NUMBER	DESCRIPTION	QTY.
-	GA5077964	Nozzle body, Single, 3/4", Teejet	-
1	GA5077532	Clamp, Nozzle body, 3/4", Teejet	1
2	GA5077537	Pin, Nozzle body clamp, Teejet	1
3	GA5077538	3/4" Q.T.BODY with Clamp	1
4	GA5077596	O-ring, 14.5 x 2.5mm, Buna	1
	GA5077597	O-ring, Viton	1
5	GA5077536	Screw, 13/16" x 1 1/4", SS	1
6	GA5077439	Chemsaver, Diaphragm, Teejet	1
	GA5077440	Diaphragm, Viton, Nozzle body check valve, Teejet	1
7	GA5076670	Chemsaver, 10psi, Black, Teejet	1
8	GA5055245	Washer, Nozzle cap seal, Rubber, 19 OD x 9mm ID	1
9	GA5077159	Filter, Nozzle tip, Red, 50 mesh, Polypropylene & SS, Teejet	-
	GA5077160	Nozzle filter screen, Blue 80 mesh, Polypropylene / SS, Teejet	-
10	GA8100464	Nozzle cap, Nylon, Black, Teejet	-

NOTE: See nozzle tip strainer, cap and nozzle sections on following pages for more detailed nozzle parts guide.

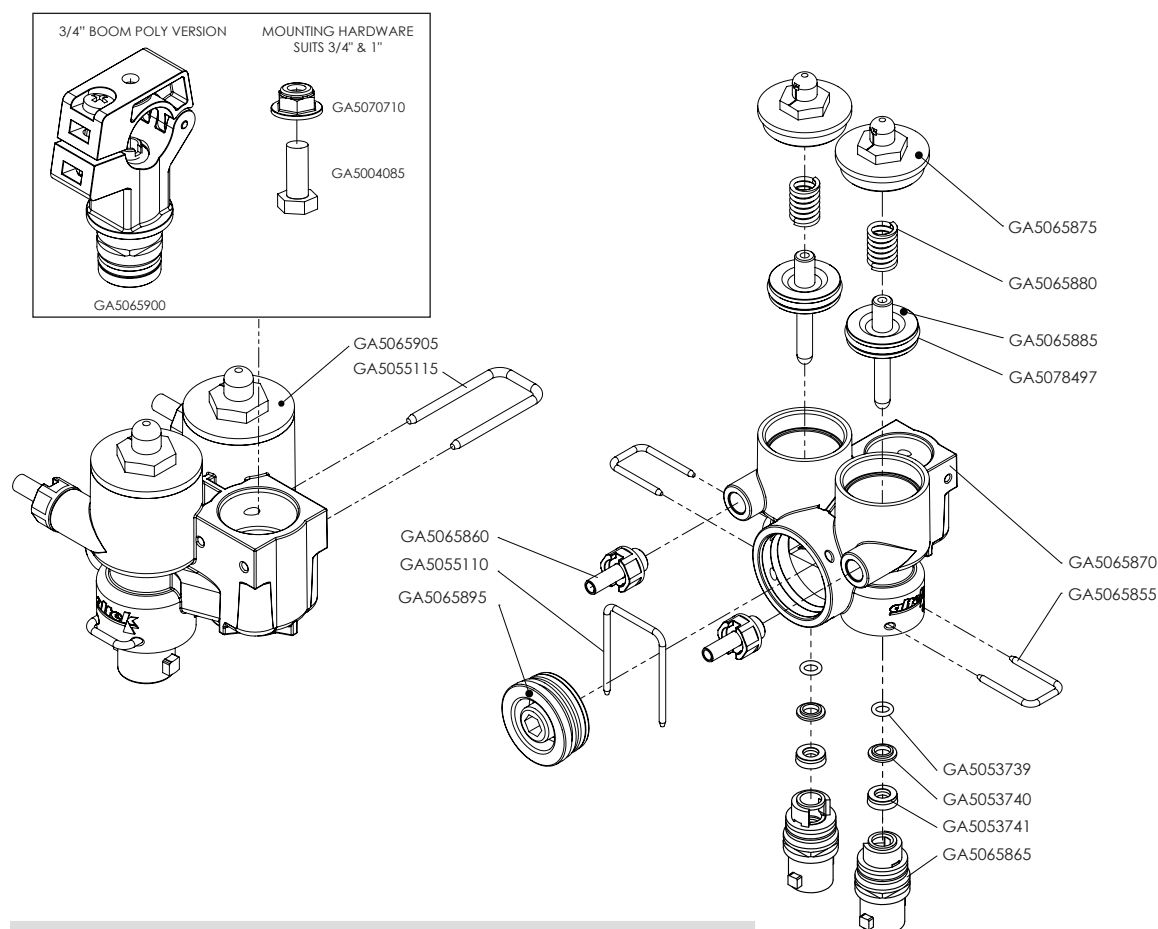
Nozzles - Teejet Clock Face Body



ITEM NO.	PART NUMBER	DESCRIPTION	QTY.
1	GA5077973	Nozzle body assembly, Clock face, 3 outlet, 1/2", Teejet	-
	GA5077972	Nozzle body assembly, Clock face, 3 outlet, 3/4", Teejet	-
	GA5077975	Nozzle body assembly, Clock face, 4 outlet, 1/2", Teejet	-
	GA5077974	Nozzle body assembly, Clock face, 4 outlet, 3/4", Teejet	-
	GA5077976	Nozzle body assembly, Clock face, 5 outlet, 1/2", Teejet	-
	GA5077977	Nozzle body assembly, Clock face, 5 outlet, 3/4", Teejet	-
2	GA5077496	E clip, Nozzle body, Teejet	1
3	GA5077439	Chemsaver, Diaphragm, Teejet	1
	GA5077440	Diaphragm, Viton, Nozzle body check valve, Teejet	1
4	GA5076670	Chemsaver, 10psi, Black, Teejet	1
5	GA5077501	Nozzle body, 1/2"	1
	GA5077493	Nozzle body, 3/4"	1
6	GA5077596	O-ring, 14.5 x 2.5mm, Buna	1
	GA5077597	O-ring, Viton	1
7	GA5077536	Screw, 13/16" x 1 1/4", SS	1
8	GA5077534	Clamp, Upper, Nozzle body, 1/2", Teejet	1
	GA5077532	Clamp, Upper, Nozzle body, 3/4", Teejet	1
9	GA5077537	Pin, Nozzle body clamp, Teejet	1
10	GA5077057	Nozzle body extension, Quick Teejet type, 1" long, Black, Teejet	1

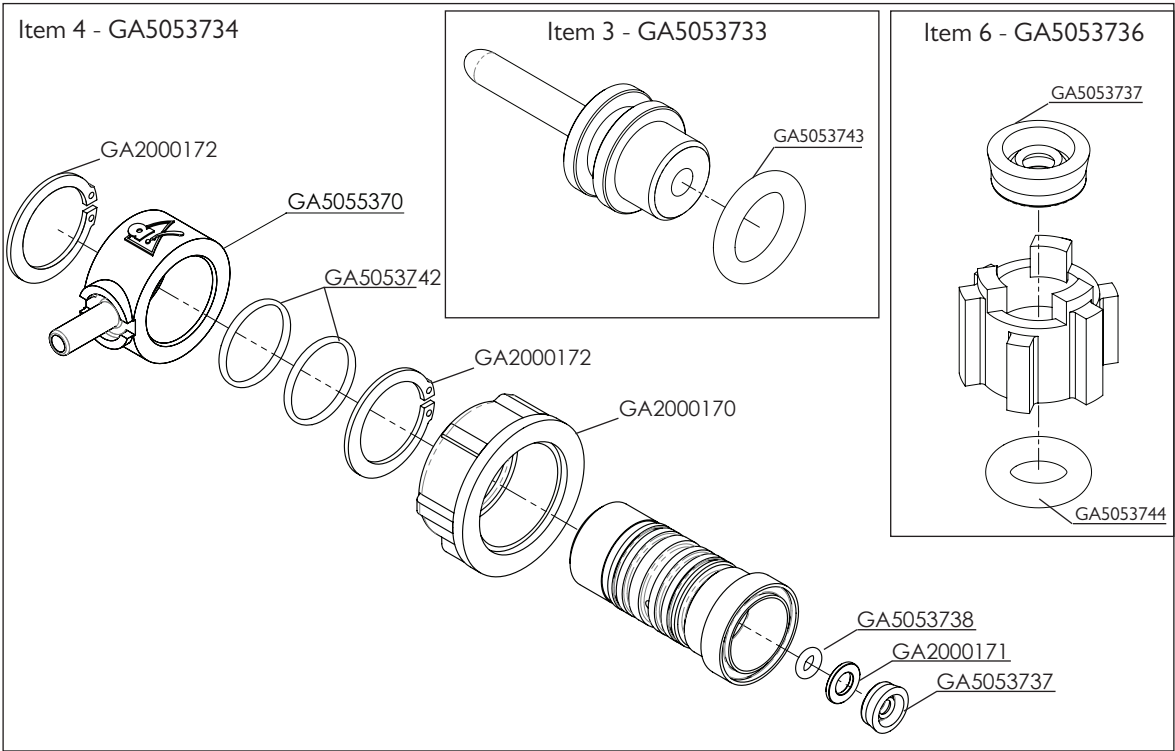
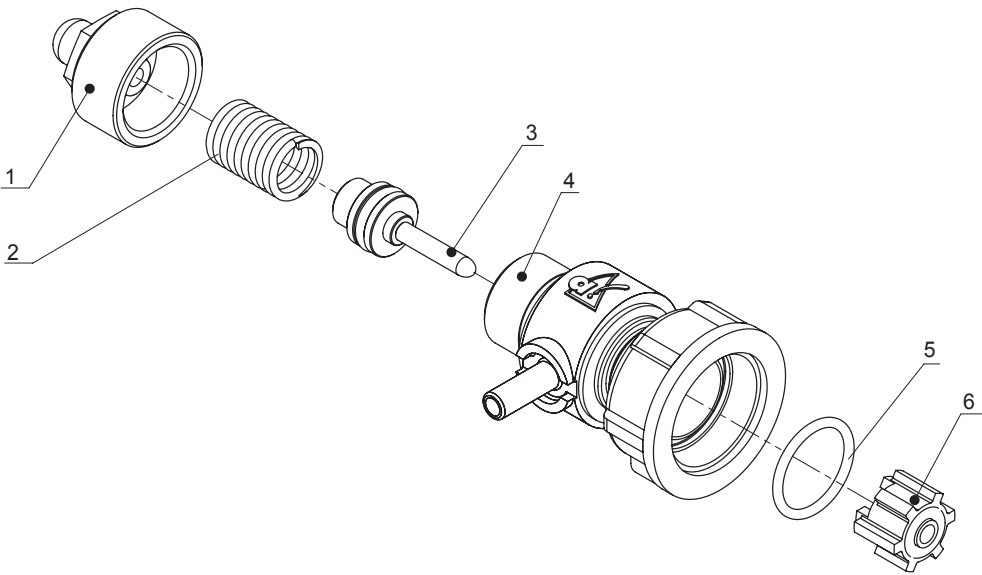
NOTE: See nozzle tip strainer, cap and nozzle sections on following pages for more detailed nozzle parts guide.

Nozzles - Altek Dual Spray Body



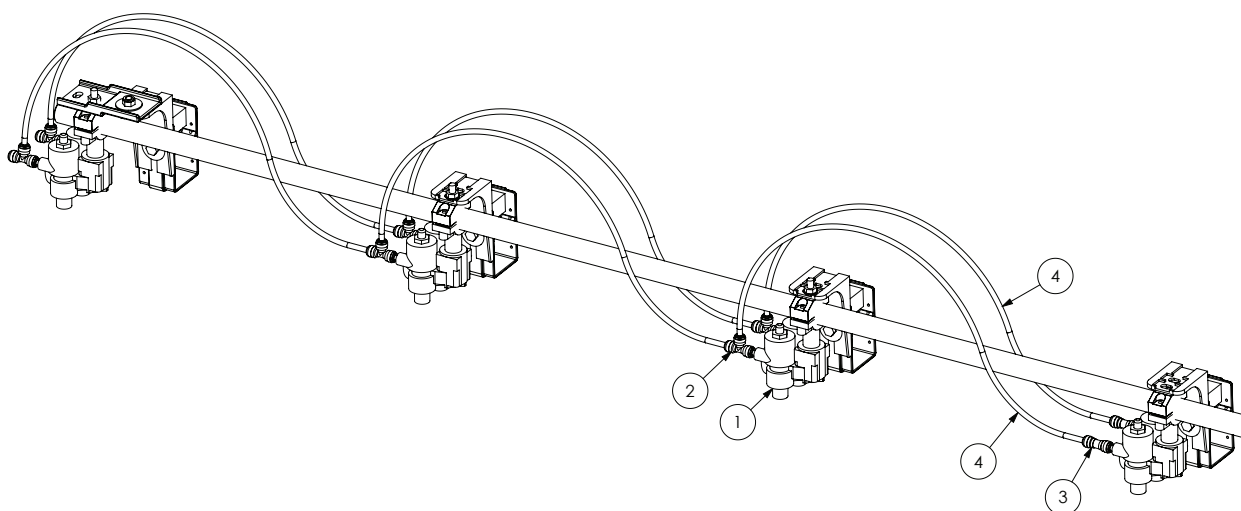
GA5065845	Nozzle body, Twin, dual, Air shut off, 3/4", Altek	
PART NUMBER	DESCRIPTION	QTY.
GA5070710	Nut Flange Plastic M8 x 1.25	1
GA5004085	Bolt M8 x 20 GR8.8 ZP	1
GA5065900	Nozzle body clamp, suit 3/4" Boom poly, Includes Screw, Nut and O-ring	1
GA5065905	Lower body, Multi spray, Altek	1
GA5055115	U clip, 20 x 40 x 3mm	1
GA5065875	Top cap	2
GA5065880	Spring	2
GA5065885	Stainless piston complete with O-ring	2
GA5078497	O-ring, 23.5 x 2.6 mm, FPM80	-
GA5065870	Outer body	1
GA5065855	U-Clip	2
GA5065865	Outlet, Valve inner, Nozzle body, Altek	2
GA5065860	Hose barb, Air fitting, 6mm hose, male thread, includes seal	2
GA5055110	U Clip 30 x 41 x 2.5mm	1
GA5065895	Shutoff Plug	1
GA5053739	O-ring, 5.6mm x 1.8mm FMP, suit GA5065845, Altek	2
GA5053740	Retaining disk, 11.8mm x 6.8mm x 2mm, suit GA5065845, Altek	2
GA5053741	Lip seal, 6mm x 12mm x 4.2mm FMP, suit GA5065845, Altek	2

Nozzles - Altek Spray Stop - Push On Type



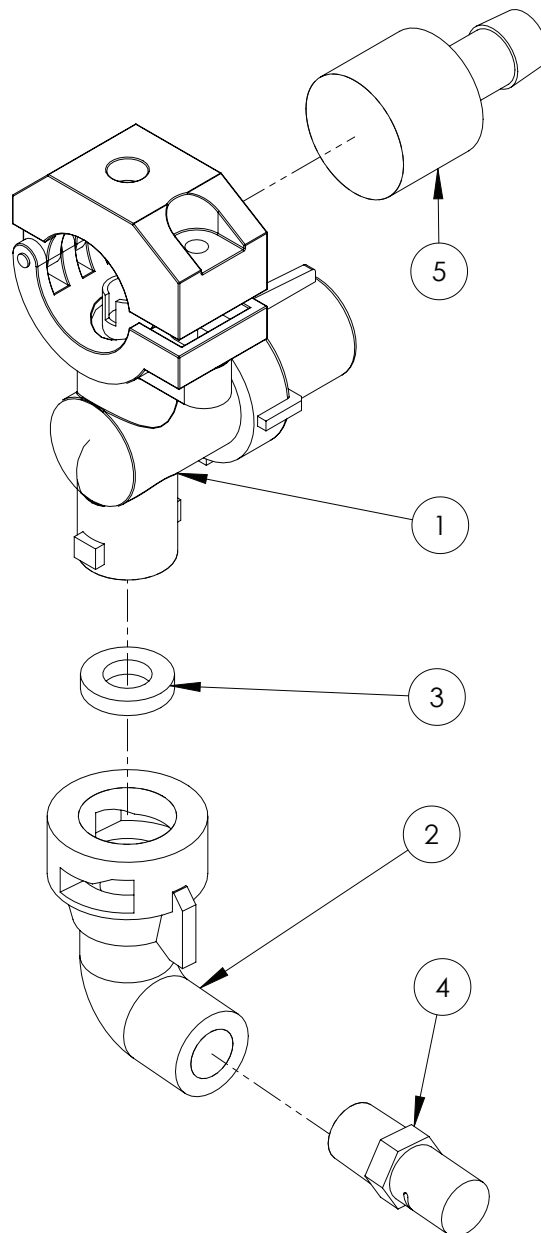
ITEM NO.	PART NUMBER	DESCRIPTION	QTY.
-	GA5065520	Spray Stop, RapidFire, Suit Teejet nozzle body, Altek	-
1	GA5053731	End Cap with Breather	1
2	GA5053732	Spring, 10 Bar	1
3	GA5053733	Piston	1
4	GA5053734	Valve Body	1
5	GA5053735	O-ring external	1
6	GA5053736	Plunger	1

Nozzles - Dual Spray Line



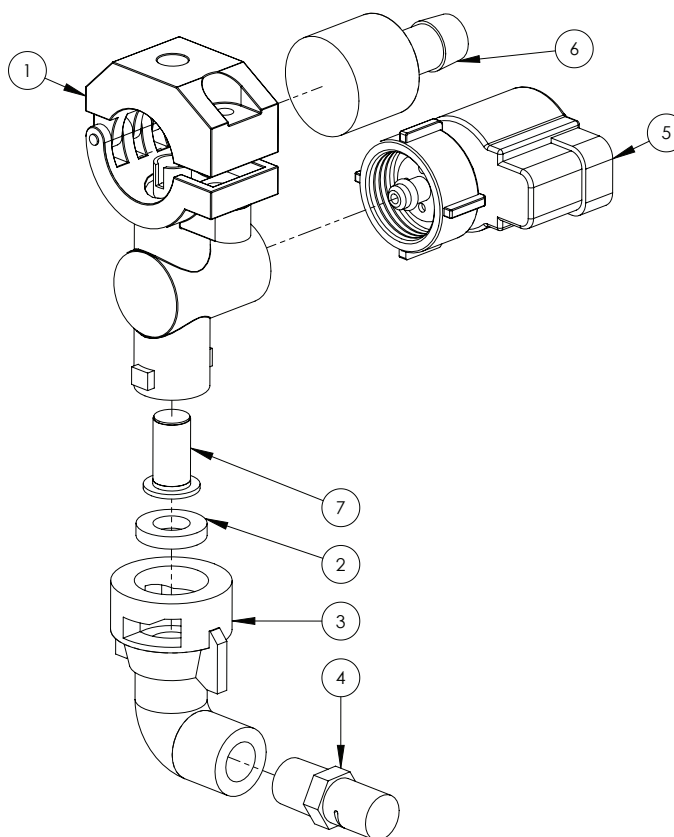
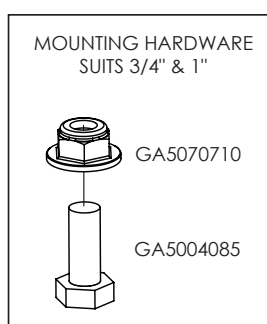
ITEM NO.	PART NUMBER	DESCRIPTION
1	GA5065845	Nozzle body, Twin, dual, Air shut off, 3/4", Altek
2	GA5016245	Tee, Equal, 6mm push in type, Black plastic
3	GA5066991	Pneumatic fitting, Push in, Joiner, 6mm
4	GA5004385	Tube, Nylon, 6mm, Blue
	GA5070585	Tube, Nylon, Green, 6mm
	GA5004383	Tube, Nylon, 6mm, Black
	GA7000002	Tube, Nylon, 6mm, Red

Nozzles - Fence Line - Manual Operated



ITEM NO.	PART NUMBER	DESCRIPTION	QTY.
1	GA5077964	Nozzle body, Single, 3/4", Teejet	1
2	GA5077986	Nozzle cap & washer, 90 degree cap, 1/4" NPT female outlet	1
3	GA5055245	Washer, Nozzle cap seal, Rubber, 19 OD x 9mm ID	1
	GA8100339	Nozzle, Fence line, Orange, Polymer, Left side, 1/4" NPT, Teejet	1
4	GA8100340	Nozzle, Fence line, Orange, Polymer, Right side, 1/4" NPT, Teejet	1
5	GA5077497	Hose barb suit nozzle body, Single 1/2", Nylon, Teejet	1

Nozzles - Fence Line - Solenoid Operated



ITEM NO.	PART NUMBER	DESCRIPTION	QTY.
1	GA5077964	Nozzle body, Single, 3/4", Teejet	1
	GA5077988	Nozzle body, Single, 1", Teejet	1
	GA5070710	Nut Flange Plastic M8 x 1.25	1
	GA5004085	Bolt M8 x 20 GR8.8 ZP	1
2	GA5055245	Washer, Nozzle cap seal, Rubber, 19 OD x 9mm ID	1
3	GA5077986	Nozzle cap & washer, 90 degree cap, 1/4" NPT female outlet	1
4	GA8100339	Nozzle, Fence line, Orange, Polymer, Left side, 1/4" NPT, Teejet	1
	GA8100340	Nozzle, Fence line, Orange, Polymer, Right side, 1/4" NPT, Teejet	1
5	GA5071785	Solenoid, e-Chemsaver suit 2 Pin Metri-pack, Fence Line	1
6	GA5077497	Hose barb suit nozzle body, Single 1/2", Nylon, Teejet	1
7	GA5076947	Check valve & filter screen, Nozzle tip, 5psi valve, 50 mesh	1

Nozzles - Tip Strainers

PART NUMBER	DESCRIPTION
GA5077158	Tip strainer, Polypropylene / Stainless steel, 24 mesh, Teejet
GA5077159	Tip strainer, Polypropylene / Stainless steel, 50 mesh, Teejet
GA5077160	Tip strainer, Polypropylene / Stainless steel, 80 mesh, Teejet
GA5077156	Tip strainer, Polypropylene / Stainless steel, 100 mesh, Teejet
GA5077157	Tip strainer, Polypropylene / Stainless steel, 200 mesh, Teejet

Nozzles - IDK - Cap

PART NUMBER	DESCRIPTION
GA8100464	Cap to suit IDK nozzle
GA5055245	Cap washer, IDK nozzle

Nozzles - IDK - Tips

PART NUMBER	DESCRIPTION	STRAINER
GA8100018	IDK 120-01, Orange, Lechler	80 mesh
GA8100019	IDK 120-015, Green, Lechler	50 mesh
GA8100020	IDK 120-02, Yellow, Lechler	50 mesh
GA8100021	IDK 120-025, Purple, Lechler	50 mesh
GA8100022	IDK 120-03, Blue, Lechler	50 mesh
GA8100023	IDK 120-04, Red, Lechler	50 mesh
GA8100024	IDK 120-05, Brown, Lechler	24 mesh
GA8100025	IDK 120-06, Grey, Lechler	24 mesh
GA8100026	IDK 120-08, White, Lechler	24 mesh

Nozzles - ID3 - Cap

PART NUMBER	DESCRIPTION
GA8100059	Cap to suit ID3 nozzle
GA5055245	Cap washer, ID3 nozzle

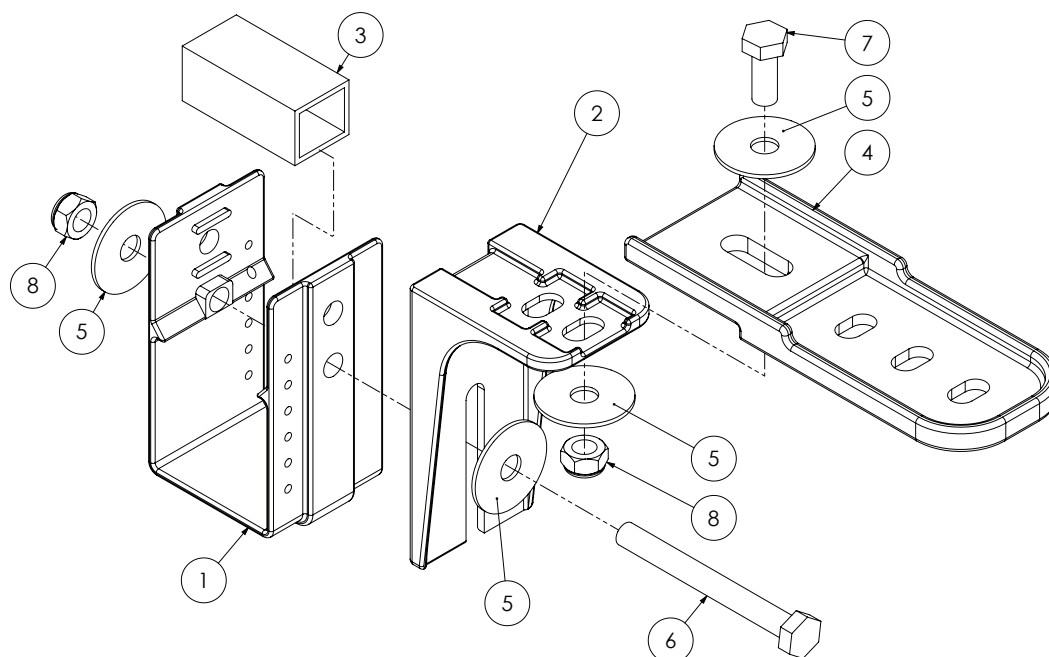
Nozzles - ID3 - Tips

PART NUMBER	DESCRIPTION	STRAINER
GA8100000	ID3 120-01, Orange, Lechler	80 mesh
GA8100001	ID3 120-015, Green, Lechler	50 mesh
GA8100002	ID3 120-02, Yellow, Lechler	50 mesh
GA8100003	ID3 120-025, Purple, Lechler	50 mesh
GA8100004	ID3 120-03, Blue, Lechler	50 mesh
GA8100005	ID3 120-04, Red, Lechler	50 mesh
GA8100006	ID3 120-05, Brown, Lechler	24 mesh
GA8100007	ID3 120-06, Grey, Lechler	24 mesh
GA8100008	ID3 120-08, White, Lechler	24 mesh

Nozzles - AIXR - Tips

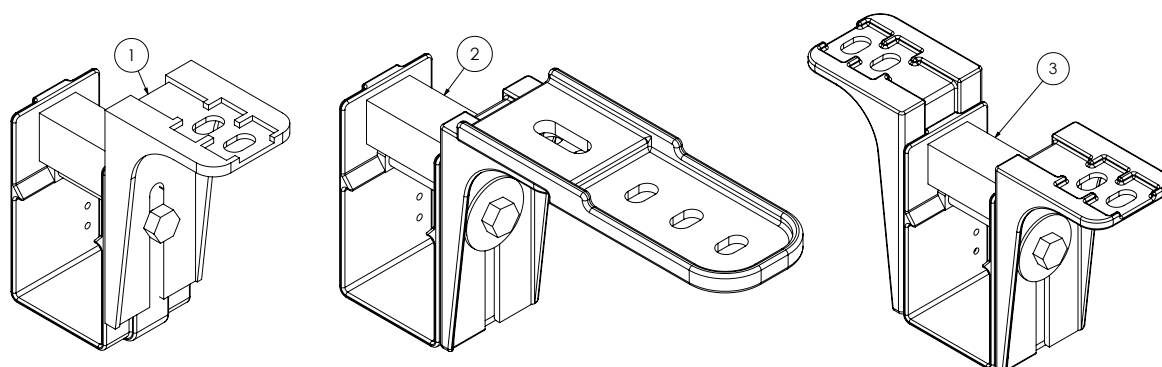
PART NUMBER	DESCRIPTION	STRAINER
GA8100429	AIXRI 10015VP, Green 015, Polymer, Teejet	100 mesh
GA8100430	AIXRI 10025VP, Violet 025, Polymer, Teejet	50 mesh
GA8100431	AIXRI 1002VP, Yellow 02, Polymer, Teejet	50 mesh
GA8100432	AIXRI 1003VP, Blue 03, Polymer, Teejet	50 mesh
GA8100433	AIXRI 1004VP, Red 04, Polymer, Teejet	50 mesh
GA8100434	AIXRI 1005VP, Brown 05, Polymer, Teejet	50 mesh
GA8100435	AIXRI 1006VP, Grey 06, Polymer, Teejet	50 mesh

Nozzles - Adjustable Brackets



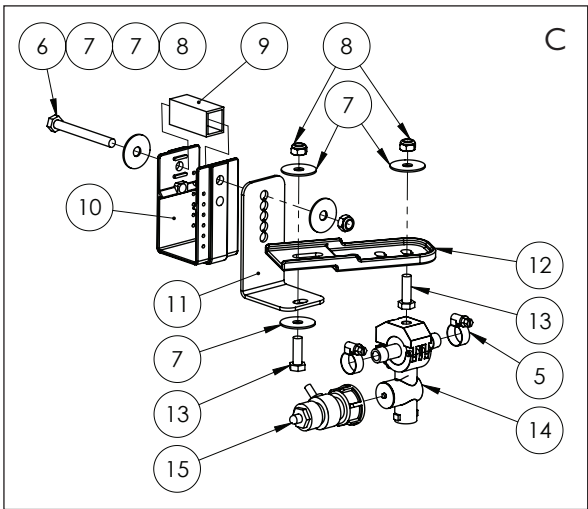
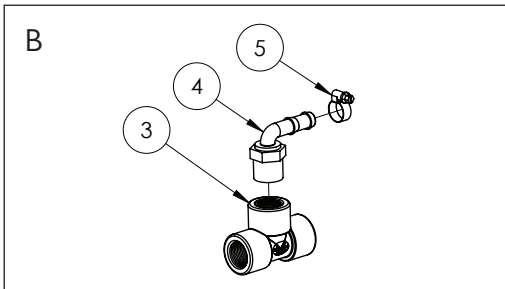
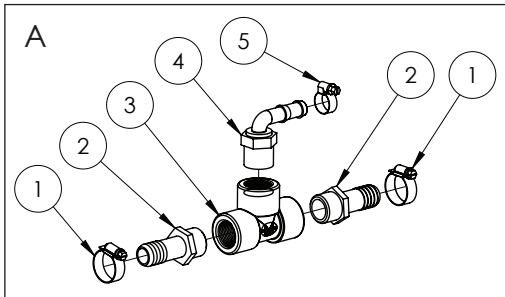
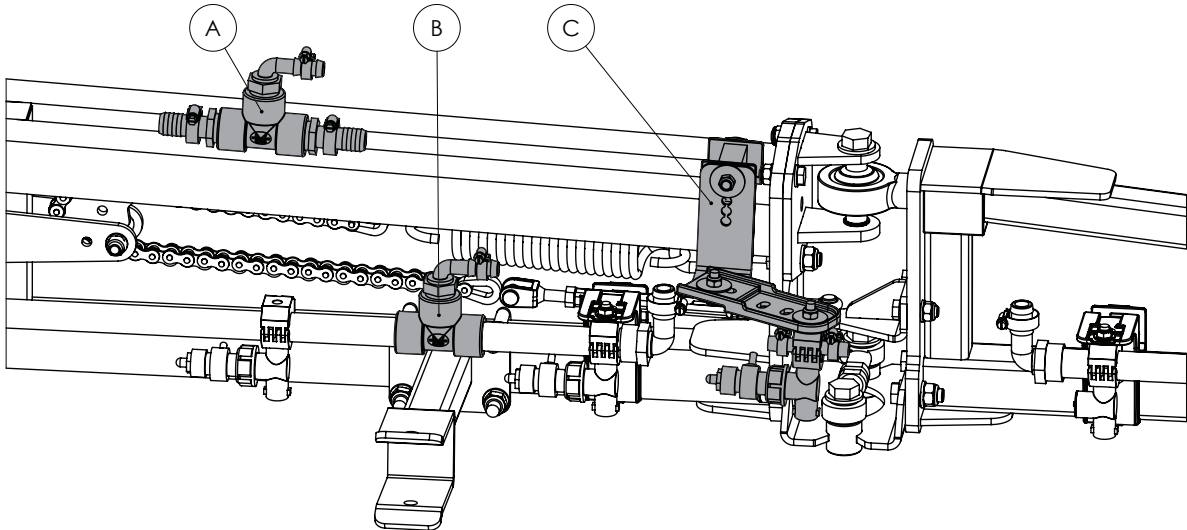
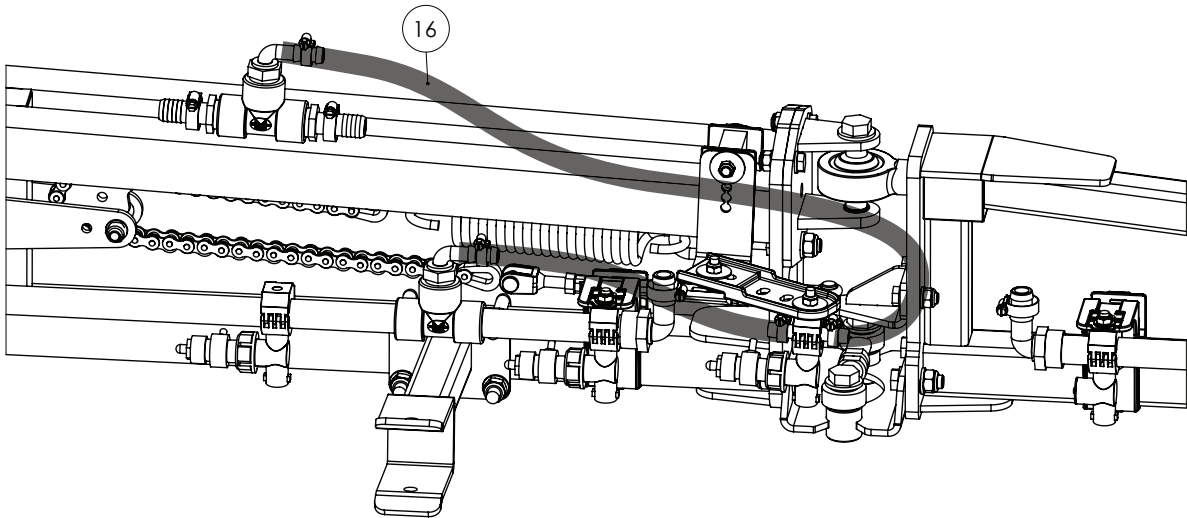
ITEM NO.	PART NUMBER	DESCRIPTION	QTY
1	GA5018259	Nozzle bracket, plastic, U shape	1
2	GA5018257	Nozzle bracket, plastic, L shape, short	1
	GA5018258	Nozzle bracket, plastic, L shape, long	
3	GA5066965	Spacer suit nozzle brackets	1
4	GA5018255	Bracket, Nozzle extension, Plastic	1
5	GA5003645	Washer 5/16" ID x 1 1/4" OD Flat SS	4
6	GA5004741	Bolt M8 x 75 GR8.8 ZP	1
7	GA5004085	Bolt M8 x 20 GR8.8 ZP	1
8	GA5004917	Nut M8 Nyloc ZP	2

Nozzles - Bracket Kits



ITEM NO.	PART NUMBER	DESCRIPTION
1	GA4948675	Nozzle bracket kit, Single line, Suit 50mm RHS
2	GA4948695	Nozzle bracket kit, Single line with extension, Suit 50mm RHS
3	GA4948685	Nozzle bracket kit, Dual line, Suit 50mm RHS

Nozzles - Mid Breakaway Assembly



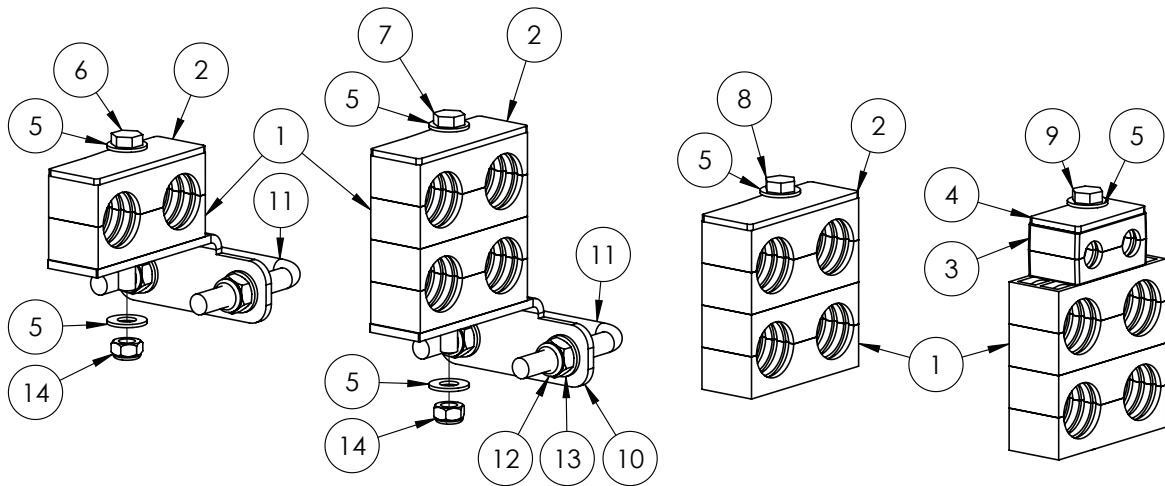
Continued over page

Nozzles - Mid Breakaway Assembly

ITEM NO.	PART NUMBER	DESCRIPTION	QTY.
1	GA5000999	Hose Clamp, 3/4", SS (16-27/12W)	2
2	GA5077709	Hose barb, Straight, 3/4" male thread x 3/4" hose	2
3	GA5078150	Tee, Threaded, 3/4" female	2
4	GA5077710	Hose barb, Elbow, 90 degree, 3/4" male thread x 1/2" hose	2
5	GA5004865	Hose Clamp, 3/8",SS (8-16/9W)	4
6	GA5052600	Bolt M8 x 75 SS A2-70	2
7	GA5003645	Washer 5/16" ID x 1 1/4" OD Flat SS	5
8	GA5004917	Nut M8 Nyloc ZP	3
9	GA5066965	Spacer, square, plastic, 21 x 24 x 50 mm, suits nozzle brackets	1
10	GA5018259	Nozzle bracket, plastic, U shape	3
11	GA4537810	Nozzle bracket Long SS	1
12	GA5018255	Bracket, Nozzle extension, Plastic	1
13	GA5004713	Bolt M8 x 25 SS A2-70	2
14	GA5023620	Teejet Nozzle Body Inline Manifold Assembly 1/2"	1
15	GA5065520	Spray Stop, 6mm, Rapidfire, Suit Teejet nozzle body, Altek	1
16	GA2000211	Hose, Pressure, 12mm, Black, 250psi, HOS13P - Cut to 1000 mm	1

Quantities shown are per side.

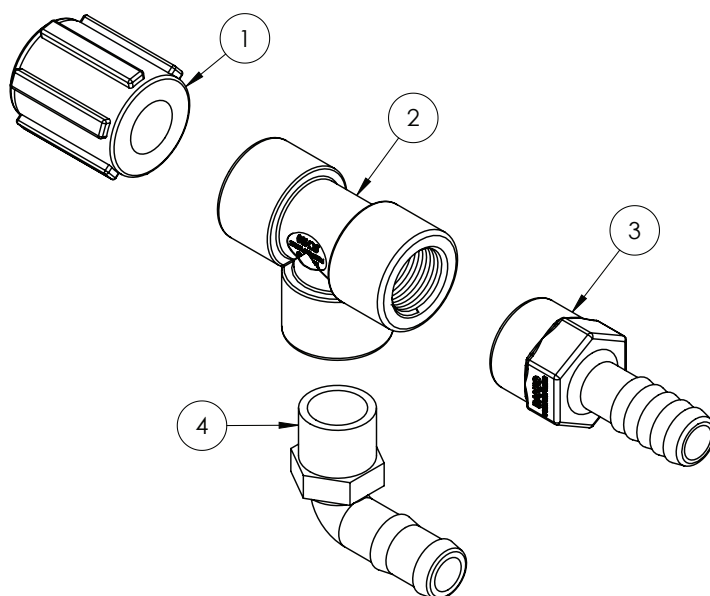
Boom Poly - Mounts



ITEM NO.	PART NUMBER	DESCRIPTION	QTY.
1	RCD-28J	Mounting clamp, Double type, Jaw, Pair, Group 4, 28mm	#
2	RCD-4PT	Mounting clamp, Double type, Plate, Top, Group 4	#
3	GA5078031	Mounting clamp, Double type, Jaw, Pair, Group 2, 14mm	#
4	GA5078042	Mounting clamp, Double type, Plate, Top, Group 2	#
5	GA5003643	Washer 8mm Flat SS HD	#
6	GA5004737	Bolt M8 x 70 SS A2-70	#
7	GA5004933	Bolt M8 x 110 GR8.8 ZP	#
8	GA5011495	Bolt M8 x 90 GR8.8 ZP	#
9	GA5011501	Bolt M8 x 120 GR8.8 ZP	#
10	GA4509725	Plate, Boom Line Mount, Outer Boom	#
11	GA5053645	U bolt Square top M10 x 52 x 75 mm	#
12	GA5000141	Nut M10 Nyloc ZP	#
13	GA5000117	Washer 10mm Flat SS HD	#
14	GA5052590	Nut M8 Nyloc SS	#

Quantities vary

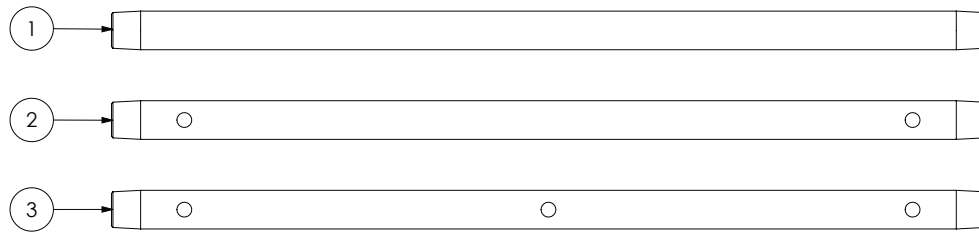
Boom Poly - Fittings



ITEM NO.	PART NUMBER	DESCRIPTION	QTY.
1	GA5077637	Coupling, socket, 3/4" female thread, Banjo	#
2	GA5078150	Tee, Threaded, 3/4" female, Banjo	#
3	GA5077743	Hose barb, Straight, 3/4" female x 3/4" hose, Banjo	#
4	GA5077717	Hose barb, Elbow, 90 degree, 3/4" male thread x 3/4" hose, Banjo	#

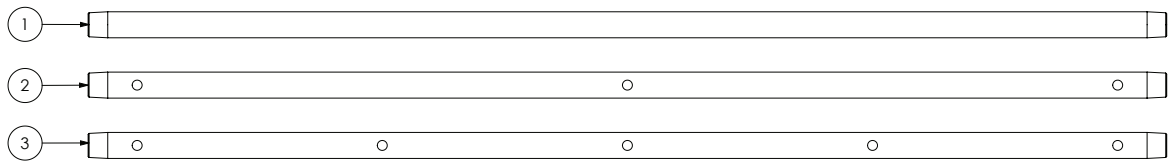
Quantities vary

Boom Poly - 600mm



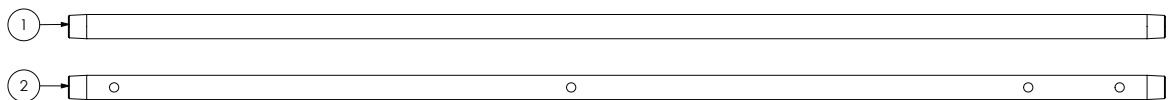
ITEM NO.	PART NUMBER	DESCRIPTION
1	GA5018287	Boom line, Poly, 3/4", 600 long, No holes
2	GA2000510	Boom line, Poly, 3/4", 600 long, 2 holes, 500mm spacing
3	GA2000511	Boom line, Poly, 3/4", 600 long, 3 holes, 250mm spacing

Boom Poly - 1100mm



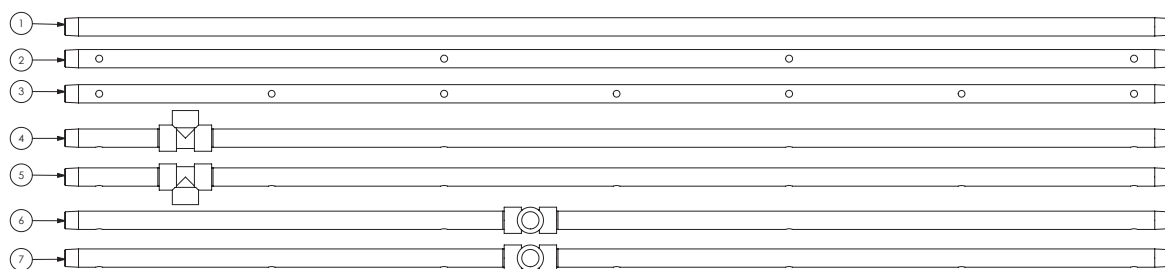
ITEM NO.	PART NUMBER	DESCRIPTION
1	GA5018269	Boom line, Poly, 3/4", 1100 long, No holes
2	GA2000506	Boom line, Poly, 3/4", 1100 long, 3 holes, 500mm spacing
3	GA2000507	Boom line, Poly, 3/4", 1100 long, 5 holes, 250mm spacing

Boom Poly - 1200mm



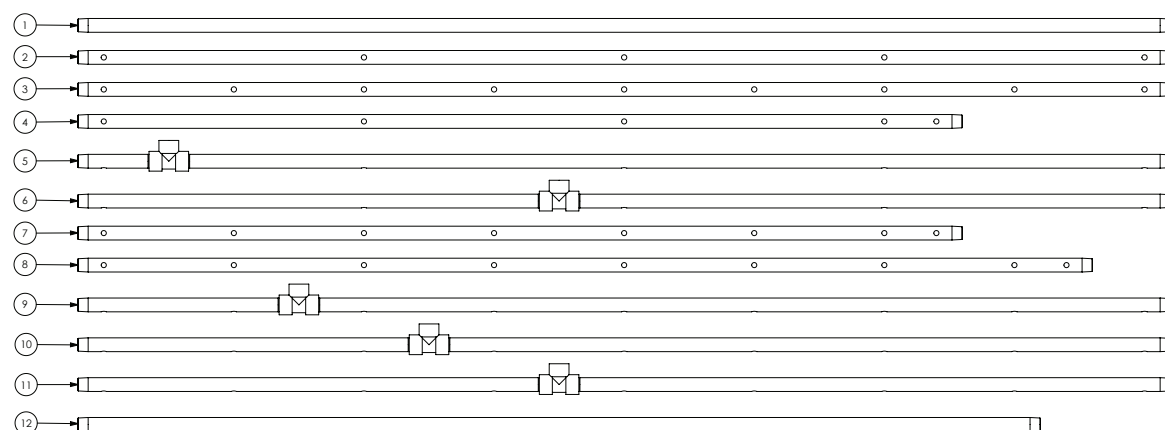
ITEM NO.	PART NUMBER	DESCRIPTION
1	GA5018271	Boom line, Poly, 3/4", 1200 long, No holes
2	GA2000515	Boom line, Poly, 3/4", 1200 long, 3 holes plus fenceline, 500mm spacing

Boom Poly - 1600mm



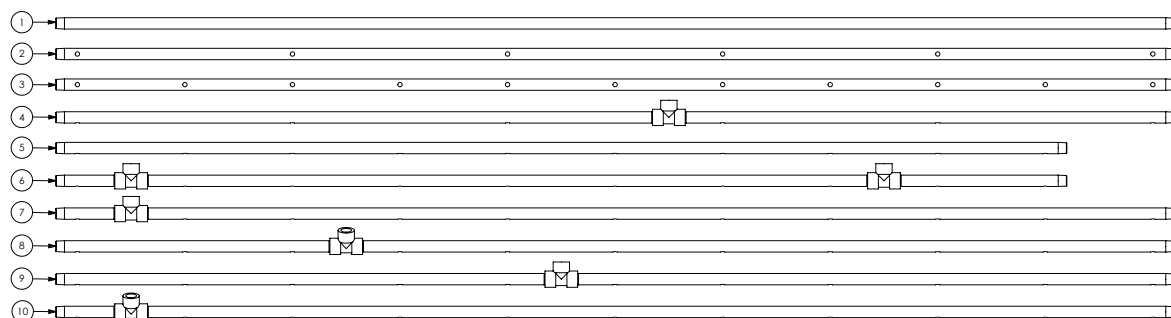
ITEM NO.	PART NUMBER	DESCRIPTION
1	GA5018273	Boom line, Poly, 3/4", 1600 long, No holes
2	GA2000500	Boom line, Poly, 3/4", 1600 long, 4 holes, 500mm spacing
3	GA2000501	Boom line, Poly, 3/4", 1600 long, 7 holes, 250mm spacing
4	GA2000520	Boom line, Poly, 3/4", 1600 long, 4 holes, 500mm spacing, Tee 175mm
5	GA2000521	Boom line, Poly, 3/4", 1600 long, 7 holes, 250mm spacing, Tee 175mm
6	GA2000522	Boom line, Poly, 3/4", 1600 long, 4 holes, 500mm spacing, Tee 675mm 90 Deg.
7	GA2000523	Boom line, Poly, 3/4", 1600 long, 7 holes, 250mm spacing, Tee 675mm 90 Deg.

Boom Poly - 2100mm



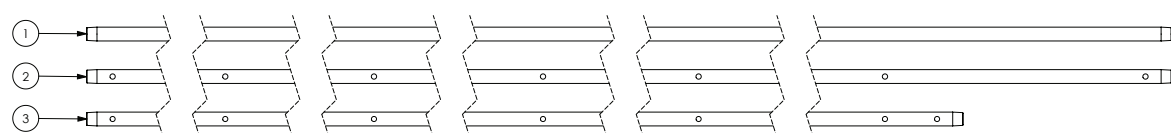
ITEM NO.	PART NUMBER	DESCRIPTION
1	GA5018275	Boom line, Poly, 3/4", 2100 long, No holes
2	GA2000502	Boom line, Poly, 3/4", 2100 long, 5 holes, 500mm spacing
3	GA2000503	Boom line, Poly, 3/4", 2100 long, 9 holes, 250mm spacing
4	GA2000525	Boom line, Poly, 3/4", 1700 long, 4 holes plus fenceline, 500mm spacing
5	GA2000526	Boom line, Poly, 3/4", 2100 long, 5 holes, 500mm spacing, Tee 175mm
6	GA2000527	Boom line, Poly, 3/4", 2100 long, 5 holes, 500mm spacing, Tee 925mm
7	GA2000530	Boom line, Poly, 3/4", 1700 long, 7 holes plus fenceline, 250mm spacing
8	GA2000531	Boom line, Poly, 3/4", 1950 long, 8 holes plus fenceline, 250mm spacing
9	GA2000532	Boom line, Poly, 3/4", 2100 long, 9 holes, 250mm spacing, Tee 425mm
10	GA2000533	Boom line, Poly, 3/4", 2100 long, 9 holes, 250mm spacing, Tee 675mm
11	GA2000534	Boom line, Poly, 3/4", 2100 long, 9 holes, 250mm spacing, Tee 925mm
12	GA2000535	Boom line, Poly, 3/4, 1850 long, 8 holes, 250mm spacing

Boom Poly - 2600mm



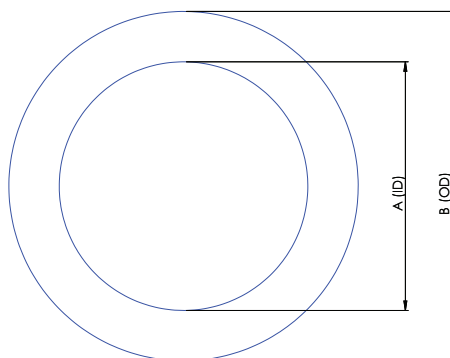
ITEM NO.	PART NUMBER	DESCRIPTION
1	GA5018279	Boom line, Poly, 3/4", 2600 long, No holes
2	GA2000504	Boom line, Poly, 3/4", 2600 long, 6 holes, 500mm spacing
3	GA2000505	Boom line, Poly, 3/4", 2600 long, 11 holes, 250mm spacing
4	GA2000540	Boom line, Poly, 3/4", 2600 long, 6 holes, 500mm spacing, Tee 1175mm
5	GA2000541	Boom line, Poly, 3/4", 2350 long, 10 holes, 250mm spacing
6	GA2000542	Boom line, Poly, 3/4", 2600 long, 10 holes, 250mm spacing, Tee 175mm & 1925mm
7	GA2000543	Boom line, Poly, 3/4", 2600 long, 11 holes, 250mm spacing, Tee 175mm
8	GA2000544	Boom line, Poly, 3/4", 2600 long, 11 holes, 250mm spacing, Tee 675mm angled
9	GA2000545	Boom line, Poly, 3/4", 2600 long, 11 holes, 250mm spacing, Tee 1175mm
10	GA2000546	Boom line, Poly, 3/4", 2600 long, 11 holes, 250mm spacing, Tee 175mm angled

Boom Poly - 3100mm



ITEM NO.	PART NUMBER	DESCRIPTION
1	GA5018281	Boom line, Poly, 3/4", 3100 long, No holes
2	GA2000508	Boom line, Poly, 3/4", 3100 long, 7 holes, 500mm spacing
3	GA2000550	Boom line, Poly, 3/4", 2700 long, 6 holes, 500mm spacing

Hoses



SUCTION HOSE

PART NUMBER	DESCRIPTION	INTERNAL DIAMETER (A)	OUTSIDE DIAMETER (B)
GA2000218	20mm Suction Hose	20mm	32mm
GA2000222	25mm Suction Hose	25mm	35mm
GA2000224	32mm Suction Hose	32mm	45mm
GA2000226	38mm Suction Hose	38mm	48mm
GA2000229	51mm Suction Hose	51mm	63mm
GA2000230	63mm Suction Hose	63mm	76mm
GA2000232	75mm Suction Hose	75mm	93mm

NOTE: Suction hose can be identified by its external green stripe and wire reinforcement.

PRESSURE HOSE

PART NUMBER	DESCRIPTION	INTERNAL DIAMETER (A)	OUTSIDE DIAMETER (B)
GA2000200	7mm Pressure Hose	7mm	12.5mm
GA2000211	13mm Pressure Hose	13mm	20mm
GA2000216	20mm Pressure Hose	20mm	28mm
GA2000219	25mm Pressure Hose	25mm	34mm
GA2000223	32mm Pressure Hose	32mm	43mm
GA2000225	38mm Pressure Hose	38mm	48mm

NOTE: Pressure hose can be identified by its blue internal layer.

PVC HOSE

PART NUMBER	DESCRIPTION	INTERNAL DIAMETER (A)	OUTSIDE DIAMETER (B)
GA2000220	25mm PVC Hose	25mm	32mm
GA2000227	40mm PVC Hose	40mm	50mm
GA2000228	50mm PVC Hose	50mm	58mm

NOTE: PVC Hose can be identified by its ribbed outer surface.

SIGHT TUBE HOSE

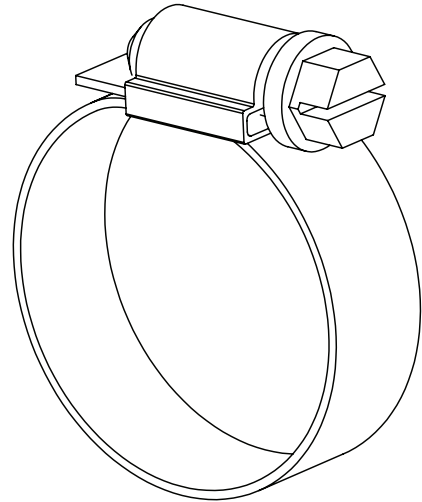
PART NUMBER	DESCRIPTION	INTERNAL DIAMETER (A)	OUTSIDE DIAMETER (B)
GA2000209	12mm Clear Sight Tube Hose	12mm	-
GA2000210	12mm Clear Sight Tube Hose with wire	12mm	-

LAY FLAT HOSE

PART NUMBER	DESCRIPTION	INTERNAL DIAMETER (A)	OUTSIDE DIAMETER (B)
GA2000220	25mm PVC Hose	25mm	32mm

Hose Clamps

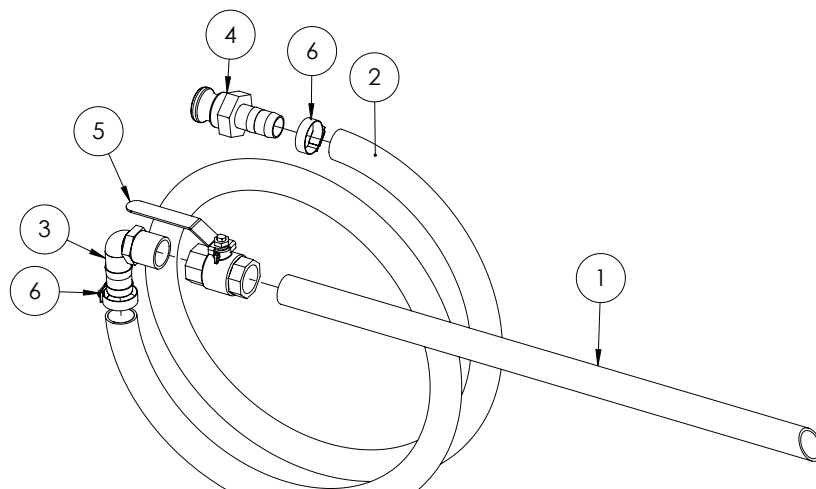
PART NUMBER	DESCRIPTION
GA5004865	8-16mm Hose Clamp
GA5000469	12-20mm Hose Clamp
GA5000999	16-25mm Hose Clamp
GA5001681	20-32mm Hose Clamp
GA5002783	30-45mm Hose Clamp
GA5002873	32-50mm Hose Clamp
GA5003325	40-60mm Hose Clamp
GA5016815	50-70mm Hose Clamp
GA5004241	60-80mm Hose Clamp



Cable Ties

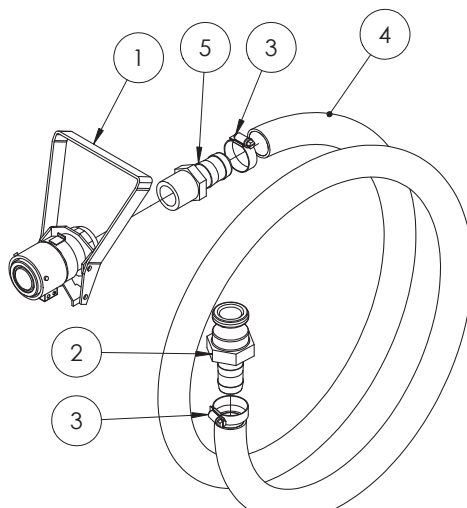
PART NUMBER	DESCRIPTION
GA5002173	Cable Tie, Black, 100 x 2.5mm
GA5003517	Cable Tie, Black, 140 x 3.5mm
GA5004455	Cable Tie, Black, 190 x 4.5mm
GA5000685	Cable Tie, Black, 320 x 7.5mm
GA5000687	Cable Tie, Black, 360 x 4.5mm
GA5021235	Cable Tie, Black, 540 x 7.5mm

Chemical Probe Hose Lance



ITEM NO.	PART NUMBER	DESCRIPTION	QTY.
-	GA4948250	Chemical suction probe, Assembled	-
1	GA5013603	Poly Pipe 25 (cut 630mm long)	1
2	GA2000220	Hose, Suction, PVC, 25mm, Black - cut 3200 mm long	1
3	GA5077723	Hose barb, Elbow, 90 degree, 1" male x 1" hose, Banjo	1
4	GA5076011	Cam lever, 1" male coupling x 1" hose barb, Banjo	1
5	GA5018319	Valve, Ball, 25mm female thread inlet / outlet, Lever handle, SS	1
6	GA5001681	Hose Clamp, 1" SS (20-32/12W)	2

Enviro Coupling & Hose

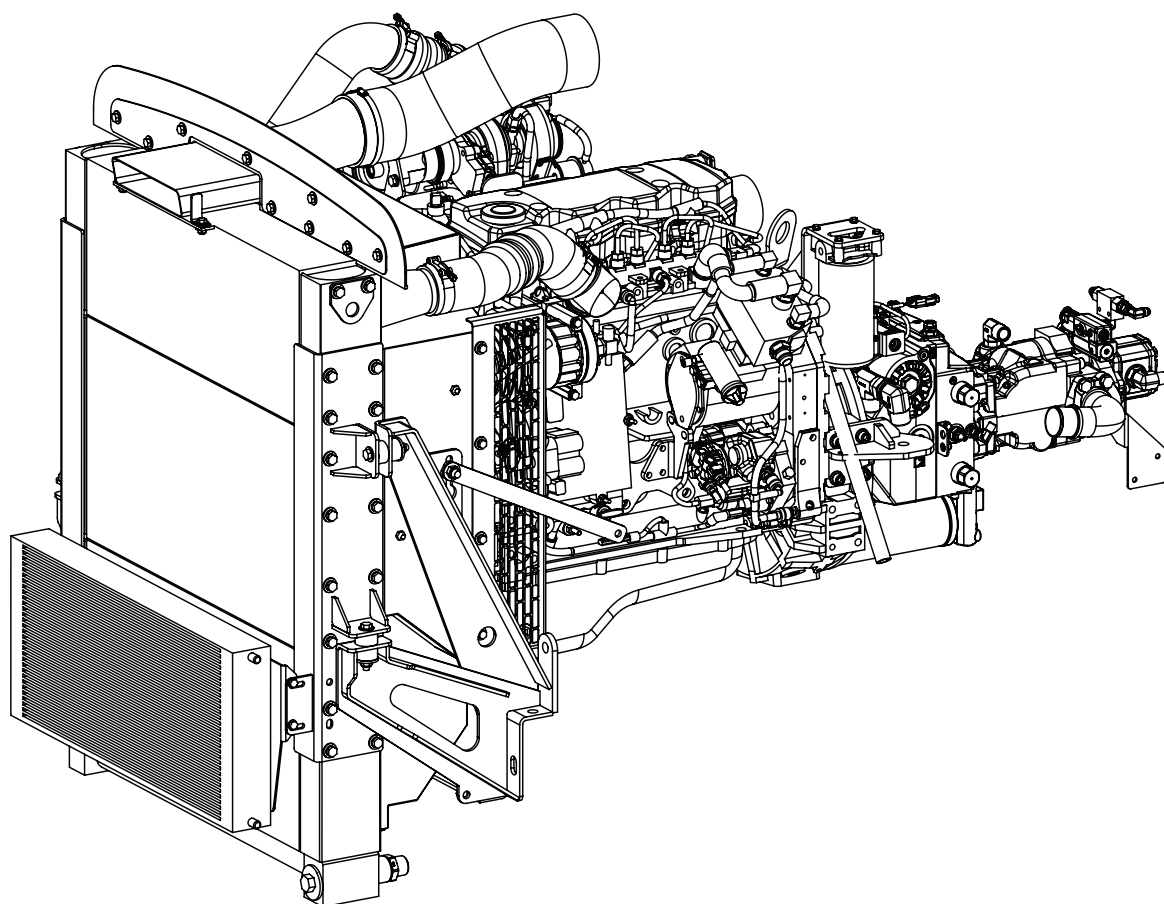


ITEM NO.	PART NUMBER	DESCRIPTION	QTY.
-	GA5020600	Enviro drum / micromatic coupling with suction hose	-
1	GA5018803	Micromatic drum valve coupling, 3 pin, Viton seals	1
	GA5018799	Seal kit, Suit micromatic / enviro drum coupling GA5018803	-
2	GA5076011	Cam lever, 1" male coupling x 1" hose barb, Banjo	1
3	GA5001681	Hose Clamp, 1" SS (20-32/12W)	2
4	GA2000220	Hose, Suction, PVC, 25mm, Black - cut 2840mm long	1
5	GA5077718	Hose barb, Straight, 1" male thread x 1" hose	1

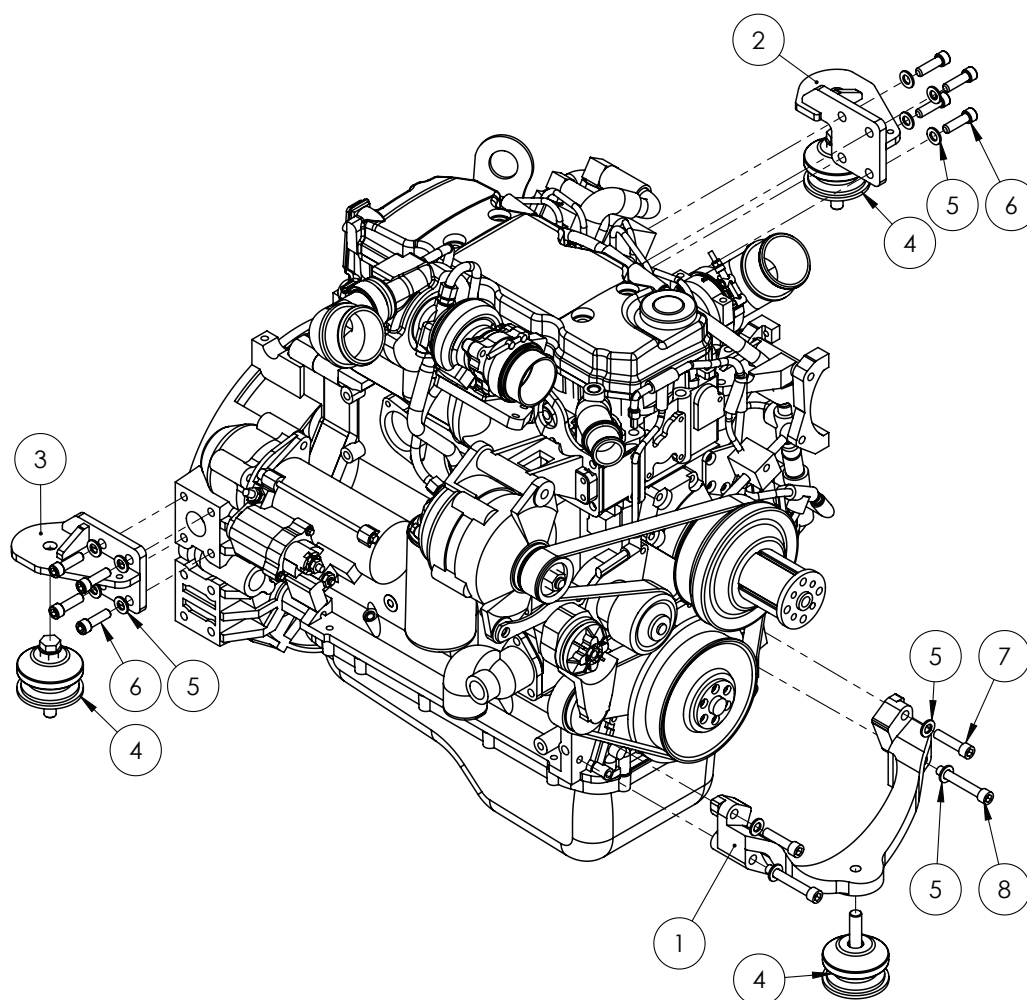
Chapter 20

ENGINE & TRANSMISSION

Engine / Transmission Pump

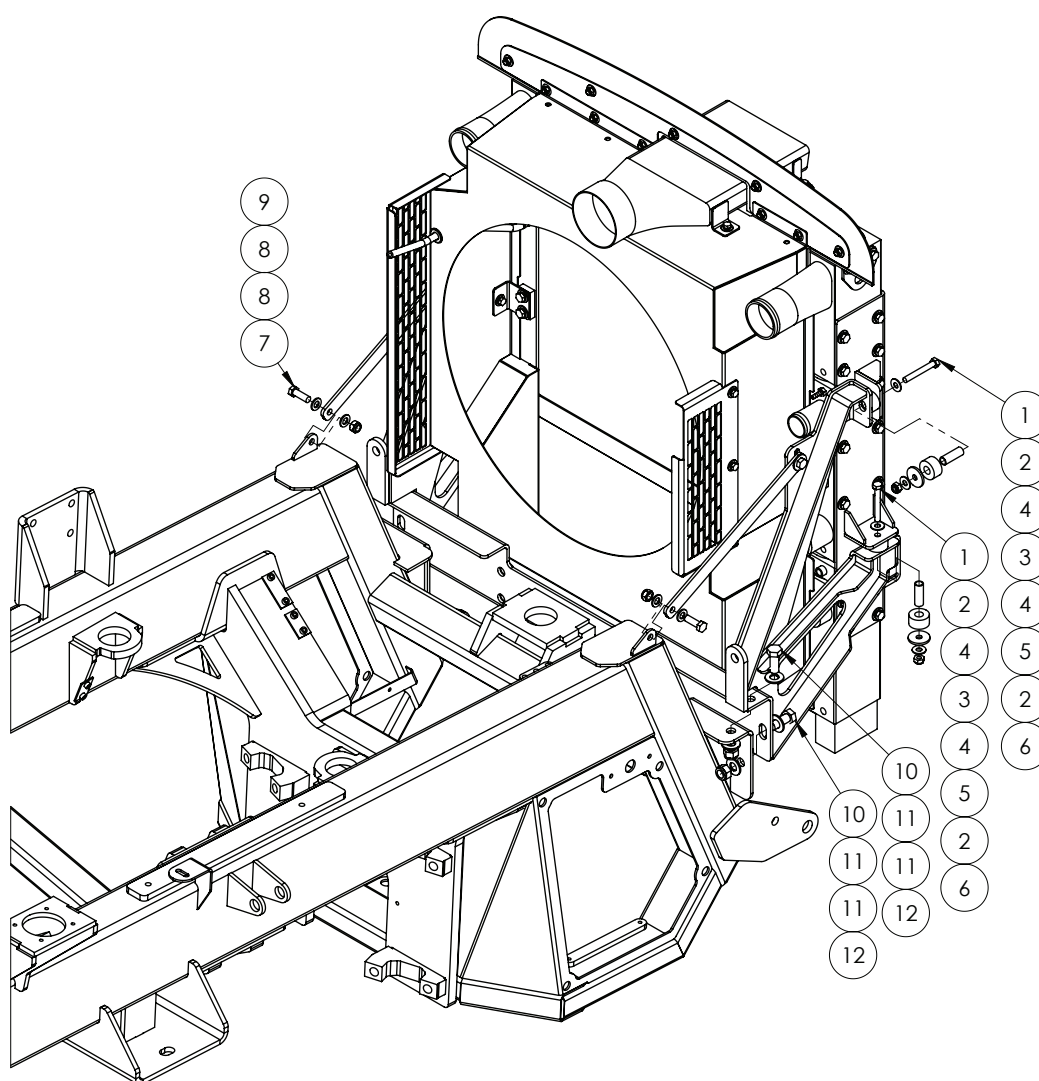


Engine Mounts



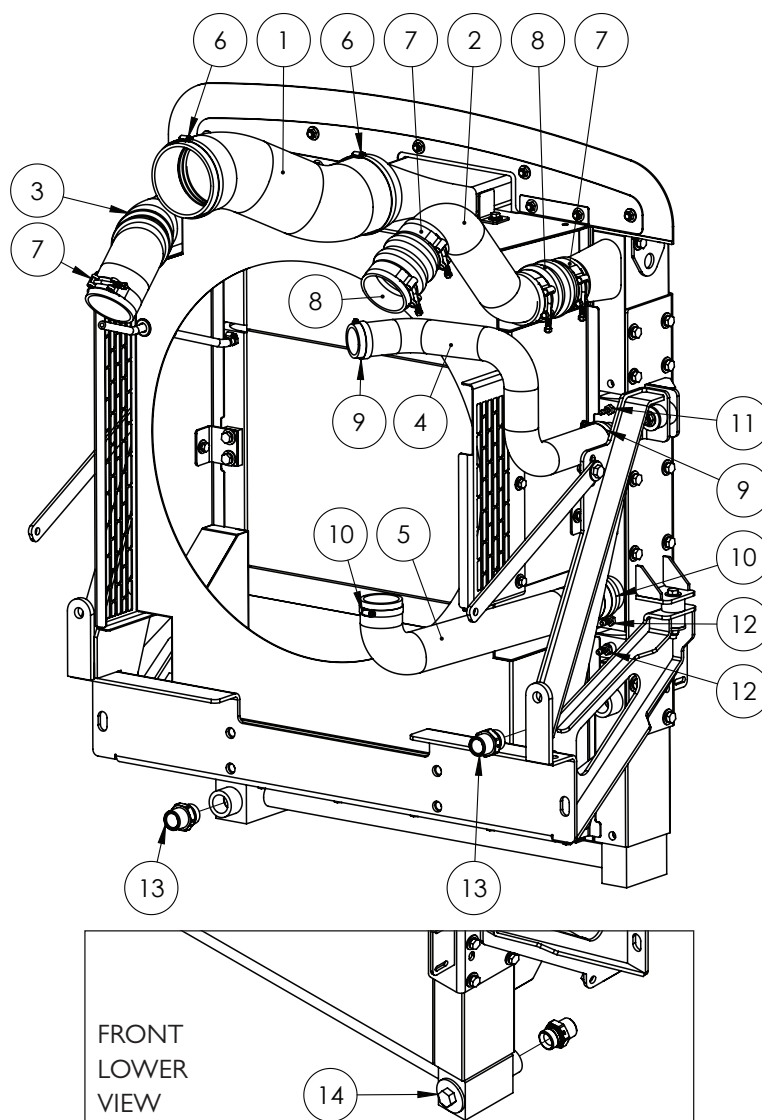
ITEM NO.	PART NUMBER	DESCRIPTION	QTY.
1	-	Supplied with engine	1
2	GA4660120	Engine Mount Flywheel Housing LH	1
3	GA4660125	Engine Mount Flywheel Housing RH	1
4	GA5055635	Isolator Kit, 70 Duro, Black	3
	GA5011297	Bolt M16 x 90 GR8.8 ZP - Front engine mount only	1
5	GA5000577	Washer 12mm Flat SS HD	12
6	GA5000321	SHCS M12 x 40 GR12.9 ZP	8
7	GA5051470	SHCS M12 x 50 GR12.9 ZP	2
8	GA5000353	SHCS M12 x 80 GR12.9 ZP	2

Combination Cooler Mounting



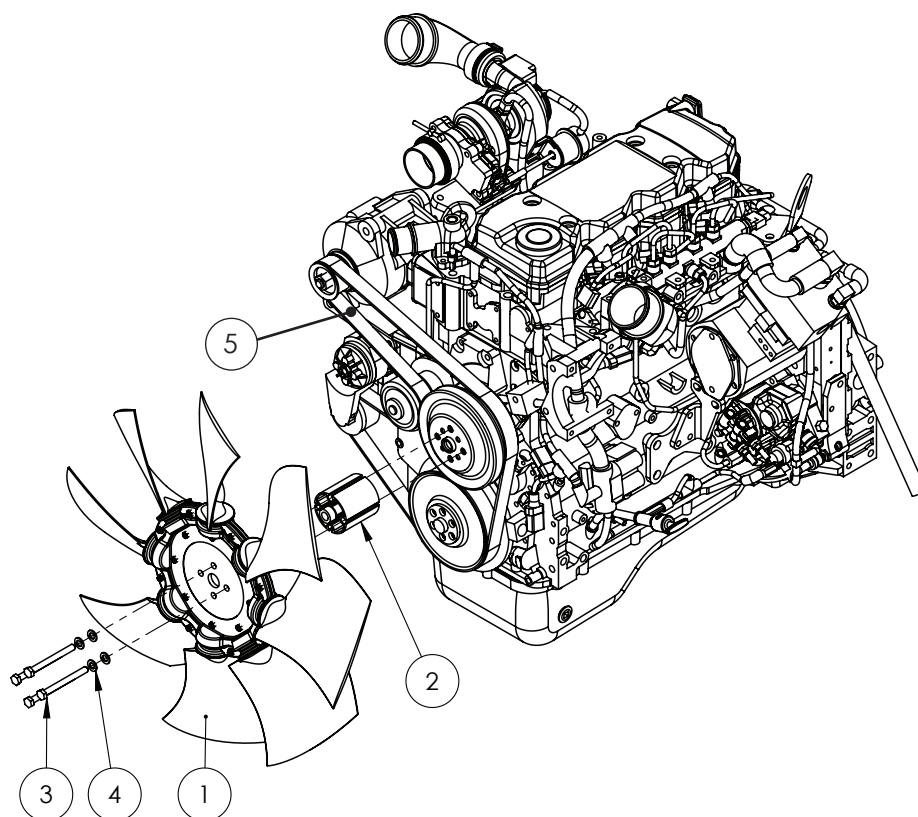
ITEM NO.	PART NUMBER	DESCRIPTION	QTY.
1	GA5006073	Bolt M10 x 75 GR8.8 ZP	4
2	GA5000117	Washer 10mm Flat SS HD	8
3	GA2700017	Spacer, Tube, Combi Cooler	4
4	GA2700016	Bush, Isolator	8
5	GA2700018	Washer, Snubber	4
6	GA5000141	Nut M10 Nyloc ZP	4
7	GA5000311	Set Screw M12 x 35 GR 8.8 ZP	2
8	GA5000577	Washer 12mm Flat SS HD	4
9	GA5012461	Nut M12 Nyloc ZP	2
10	GA5011287	Set Screw M16 x 40 GR 8.8 ZP	4
11	GA5001043	Washer 16mm Flat SS HD	8
12	GA5001029	Nut M16 Nyloc ZP	4

Combination Cooler - Pipes & Fittings



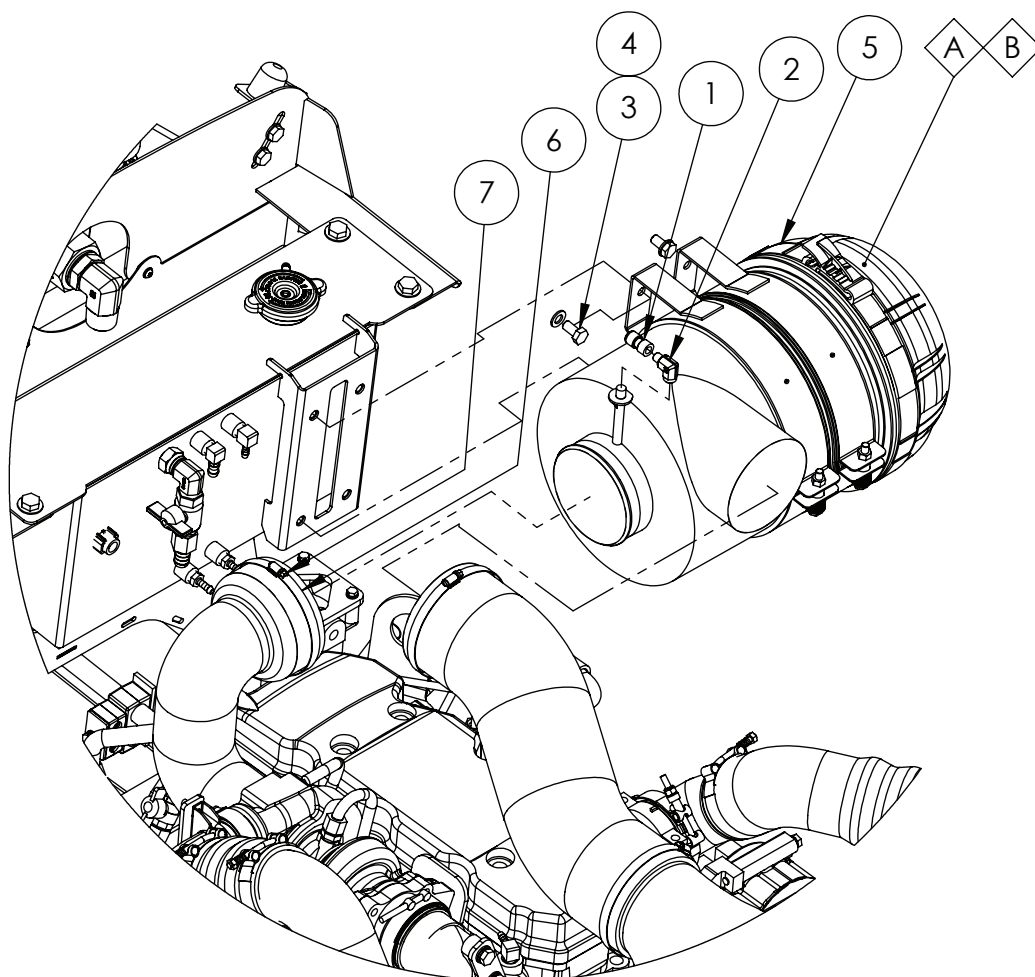
ITEM NO.	PART NUMBER	DESCRIPTION	QTY.
1	GA2700024	Hose, Air filter	1
2	GA2700023	Pipe, Charge air, Diameter 76 mm	1
3	GA2700021	Hose, Diameter 76 mm, Charge air	1
4	GA2700019	Radiator Hose, Diameter 45.mm	1
5	GA2700020	Radiator Hose, Diameter 58.mm	1
6	GA2700026	Hose clamp, 110-135mm	2
7	GA2700025	Hose clamp, Constant tension, 82-90mm	6
8	GA2700022	Hose, Hump, 3 Ring, Diameter 89 x 160mm	2
9	GA5016815	Hose Clamp, 50-70mm SS	4
10			
11	GA5020540	Hose barb, Straight, 1/4 male thread x 1/4 hose, Brass	1
12	GA5068780	Hose barb, 1/4" BSPT male x 5/16" hose, Brass	2
13	GA3500317	Hydraulic adaptor, Nipple, 1" BSPT male x 1" BSPP male	2
14	PA-180508-01	Thermal Bypass Valve	1

Combination Cooler Fan



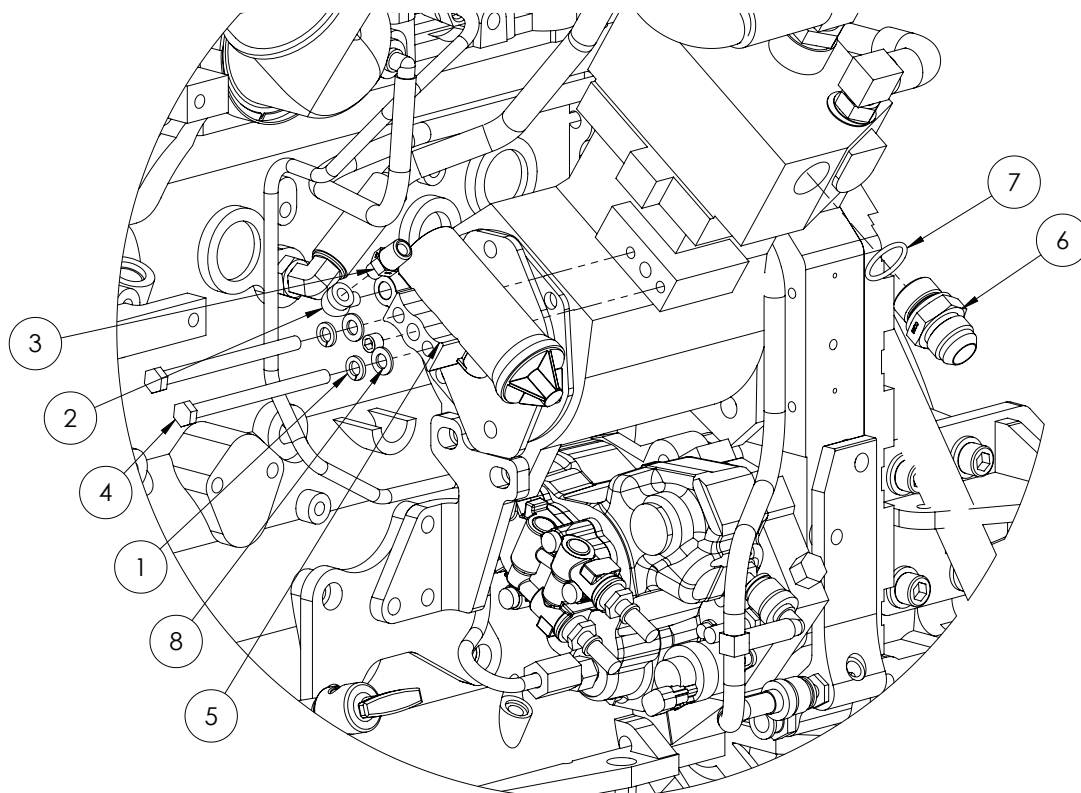
ITEM NO.	PART NUMBER	DESCRIPTION	QTY.
1	GA2700047	Fan, suit G3 G4, QSB4.5 with 0.96:1 Ratio, Innotherm	1
2	GA5071665	Spacer, Fan pilot coupling, 76mm long, aluminium, Cummins	1
3	GA5006091	Bolt M10 x 100 GR8.8 ZP	4
4	GA5000117	Washer 10mm Flat SS HD	4
5	GA5075275	Belt, Serpentine, Water Pump Alternator	1

Air Cleaner




ITEM NO.	PART NUMBER	DESCRIPTION	QTY.
A	GA5071700	Filter, Air Cleaner Engine Primary Large AF26120, G3 G4 Series	1
B	GA5071705	Filter, Air Cleaner Engine Secondary Small AF26121, G3 G4 Series	1
1	GA5070450	Female Adaptor Push In 6mm x 1/8 BSP	1
2	GA3500208	Hydraulic adaptor, Elbow, 90 degree, 1/8" BSPT male x 1/8" BSPT female, S25-0202	1
3	GA5006113	Set Screw M10 x 20 GR8.8 ZP	4
4	GA5000117	Washer M10 Flat SS HD	4
5	GA5025835	Housing, Air Filter, FleetGuard, AH19479	1
6	GA2700144	Hose, Air Filter Outlet, G4, MY14 to MY22	1
7	GA2700026	Hose clamp, 110-135mm, G3 G4	1

Air Governor



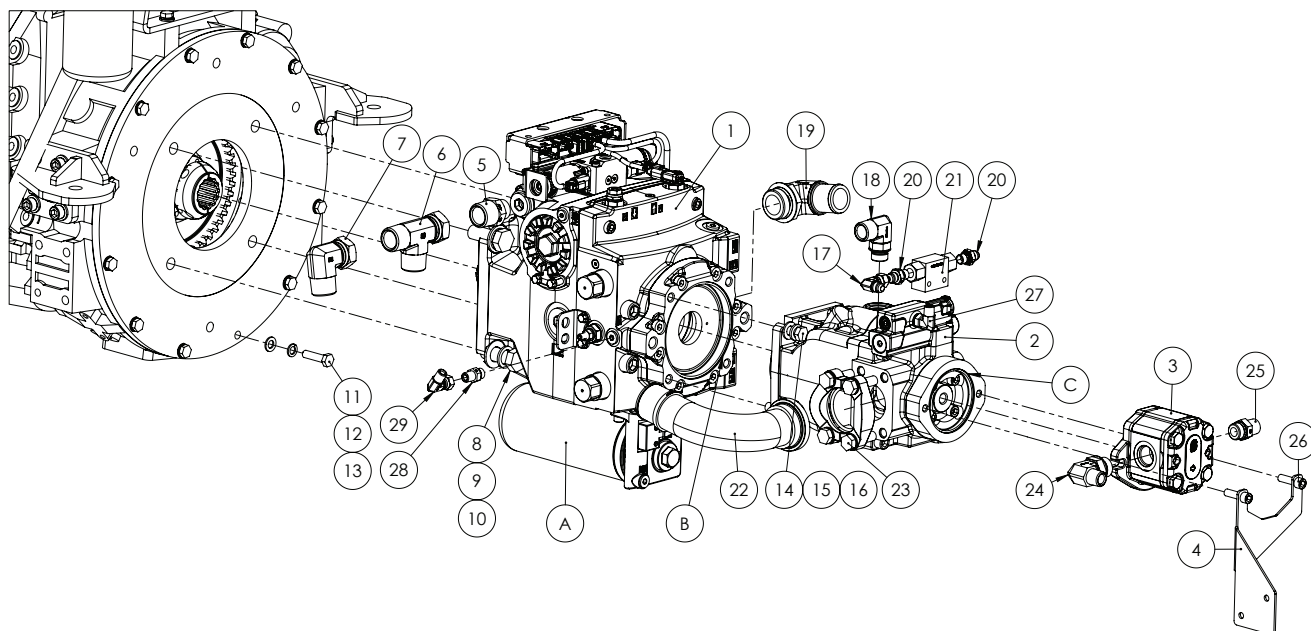
ITEM NO.	PART NUMBER	DESCRIPTION	QTY.
1	GA5004919	Washer 8mm Spring SS	2
2	GA3500208	Hydraulic adaptor, Elbow, 90 degree, 1/8" BSP male x 1/8" BSP female	1
3	GA3500217	Hydraulic adaptor, Nipple, 1/4" BSP x 1/8" BSP	1
4	GA5004933	Bolt M8 x 110mm ZP GR8.8	2
5	GA5007623	Cummins - Air Governor	1
6	GA5077883	Hydraulic adaptor, Nipple, 1 1/16" JIC thread x M27 x 2.0P thread	1
7	GA5078122	3/4" BSPP O-Ring	1
8	GA5003643	Washer 8mm Flat HD SS	2

Transmission Pump Adaptor



ITEM NO.	PART NUMBER	DESCRIPTION	QTY.
1	GA2700048	Mounting Kit, Hydraulic Pump To Bell Housing, 95/P0408, QSB4.5L	1
2	-	Fly wheel supplied with engine	1

Transmission Pumps



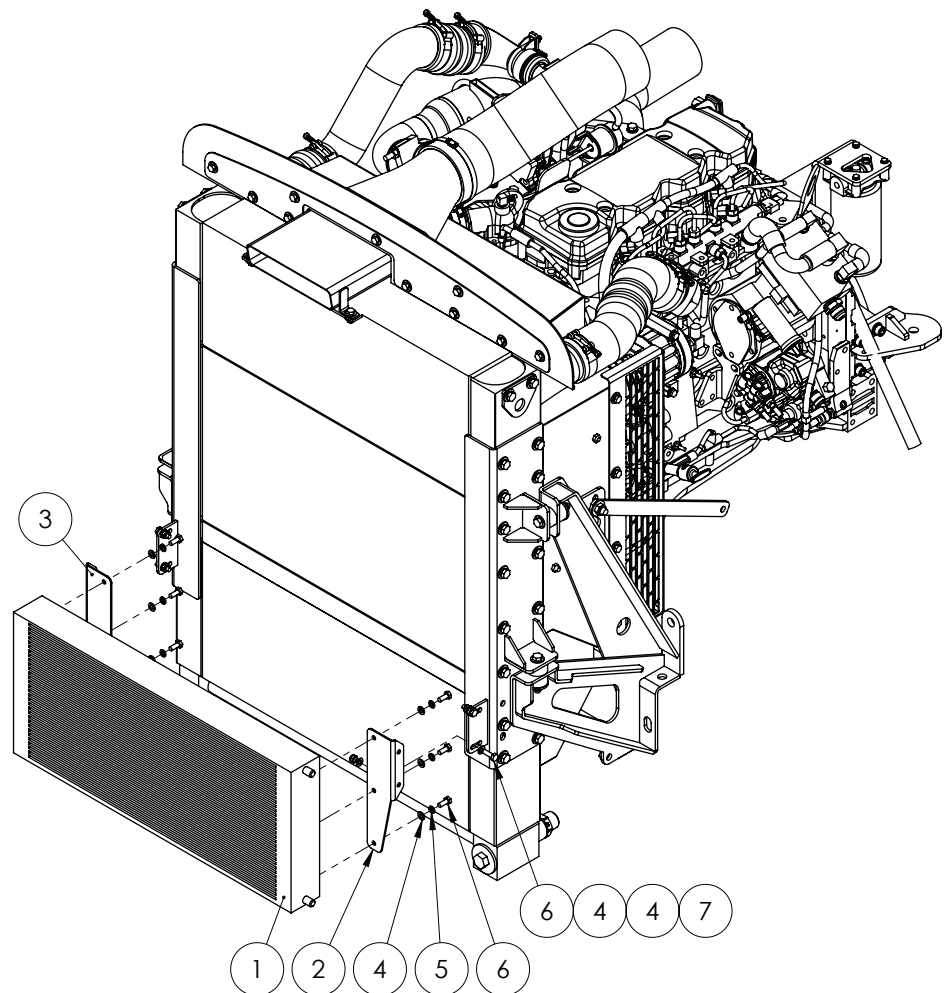
ITEM NO.	PART NUMBER	DESCRIPTION	QTY.
A	GA3500565	Filter Cartridge, Hydraulic Transmission Pump, Danfoss, G3V G4V	-
B	GA5078431	O-Ring, 120.3mm ID x 2.62mm, Viton	-
C	GA5078432	O-Ring, 82.2mm ID x 2.62mm, Viton	-
1	GA3500142	Hydraulic Pump, Transmission, 115cc, Danfoss	1
2	GA3500165	Hydraulic Pump, 75cc, Load Sense Piston Pump, Danfoss	1
3	GA3500166	Hydraulic Pump, 3.9cc Gear Pump, Danfoss	1
4	GA4500665	Plate, Ride Height Valve Mount, Front	1
5	GA3500371	Hydraulic adaptor, Nipple, 1" BSPT male x 1 1/16" UN male O-ring	1
6	GA3500472	Hydraulic Adaptor, Tee, 1" BSPT Male x 1" BSPT Female x 1" BSPT Male	1
7	GA5071200	Hydraulic Elbow 1" male / female nut	1
8	GA0500043	Bolt, 3/4" x 2" UNC, ZP, Gr8	4
9	GA5001721	Washer 20mm Spring SS	4
10	GA5001741	Washer 20mm Flat SS HD	4
11	GA5006071	Bolt M10 x 40 GR10.9 ZP	12
12	GA5000137	Washer 10mm Spring SS	12
13	GA5000117	Washer 10mm Flat SS HD	12
14	GA5000319	Set Screw M12 x 40 GR8.8 ZP	4
15	GA5000575	Washer 12mm Spring SS	4
16	GA5000577	Washer 12mm Flat SS HD	4
17	GA3500002	Hydraulic Adaptor Elbow, 90 Degree, 9/16" male JIC, 9/16" Female Swivel JIC	1

Continued over page

Transmission Pumps

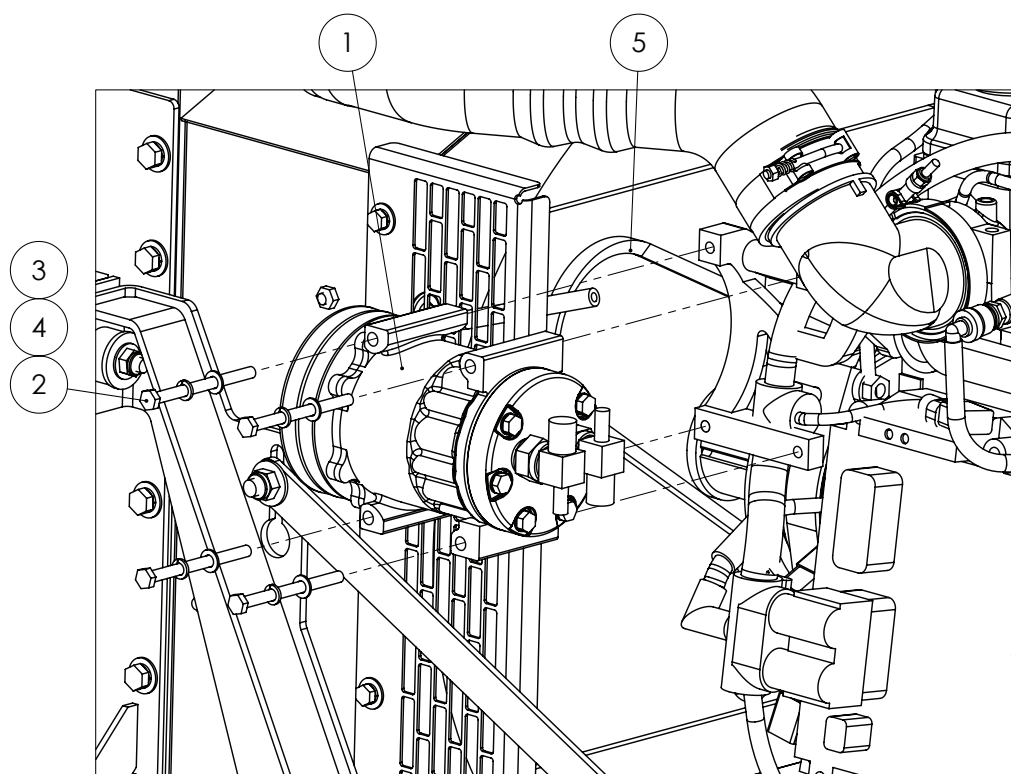
ITEM NO.	PART NUMBER	DESCRIPTION	QTY.
18	GA3500459	Hydraulic Adaptor Elbow, 3/4" BSPT Male x 7/8" UNO Male	1
19	GA3500465	Hydraulic Coupling, 1 5/8" UNO male x 1 1/2" Barb, Elbow	1
20	GA3500544	Hydraulic Adaptor Nipple, 1/4" BSP O-ring x 9/16" JIC	2
21	GA3500584	Hydraulic Shuttle Valve, 1/4" BSPP Female, Inline	1
22	GA3500467	Hydraulic Coupling, Code 61 Flange x 2" Hose Barb, 90 Deg Elbow	1
23	GA3500109	Clamp Kit, 2", Code 61 Flange, Includes O Rings and UNC Bolts	1
24	GA3500351	Hydraulic adaptor, Elbow, 90 degree, 1/2" BSPT male x 1 1/16" UN male O-ring	1
25	GA3500364	Hydraulic adaptor, Nipple, 1/2" BSPT male x 7/8" UN male O-ring	1
26	GA0500044	SHCS 3/8" x 1 1/4", ZP	2
27	GA3500433	Hydraulic Adaptor, Elbow, 90 degree, 1/4" BSPT male x 7/16" UN O-ring male	1
28	GA3500358	Hydraulic adaptor, Nipple, 1/4" BSPT male x 9/16" UN male O-ring	1
29	GA3500332	Hydraulic adaptor, Elbow, 90 degree, 1/4" BSPT male x 1/4" BSPP female swivel	1

Air Conditioner Condenser



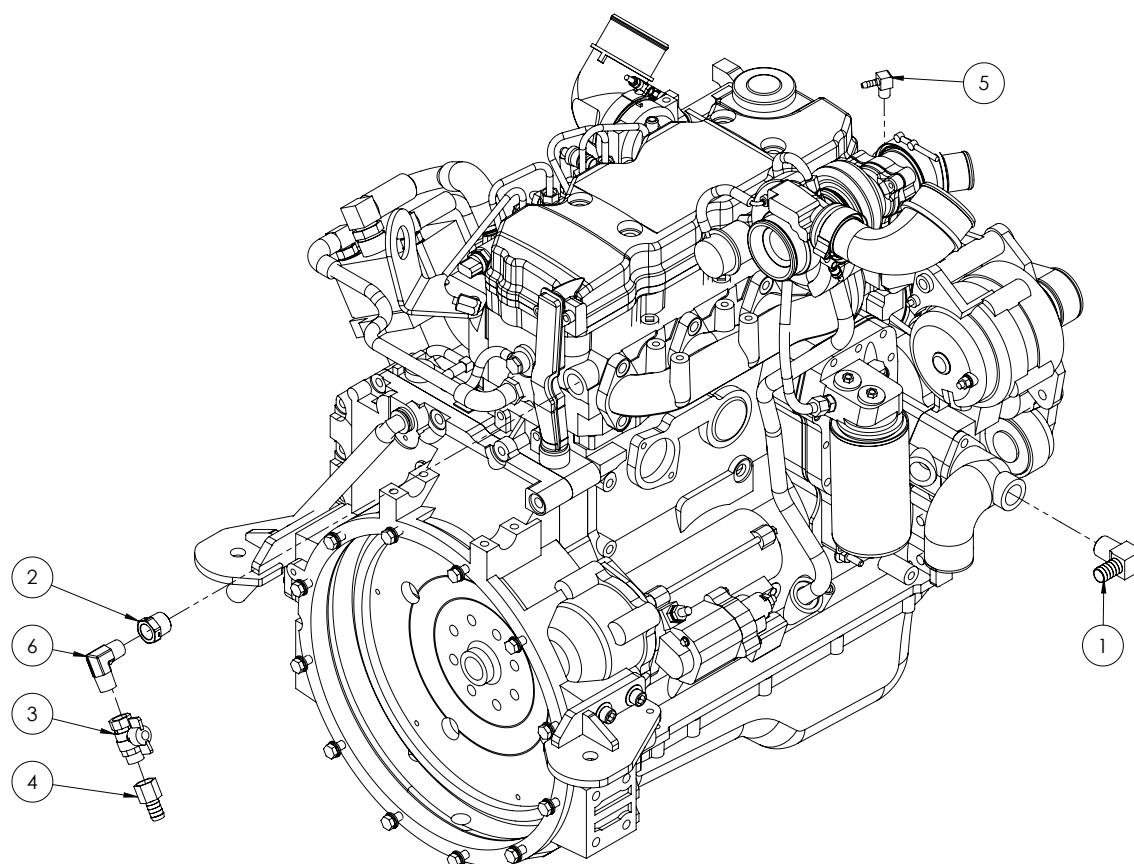
ITEM NO.	PART NUMBER	DESCRIPTION	QTY.
1	GA5007361	Condenser assy (tube & fin 6 rows 5/16")	1
2	GA4507065	Bracket AC Condenser Left Hand	1
3	GA4507070	Bracket AC Condenser Right Hand	1
4	GA5003643	Washer 8mm Flat SS HD	18
5	GA5004919	Washer 8mm Spring SS	10
6	GA5004085	Bolt M8 x 20 GR8.8 ZP	14
7	GA5052590	Nut M8 Nyloc SS	4

Air Conditioner Compressor



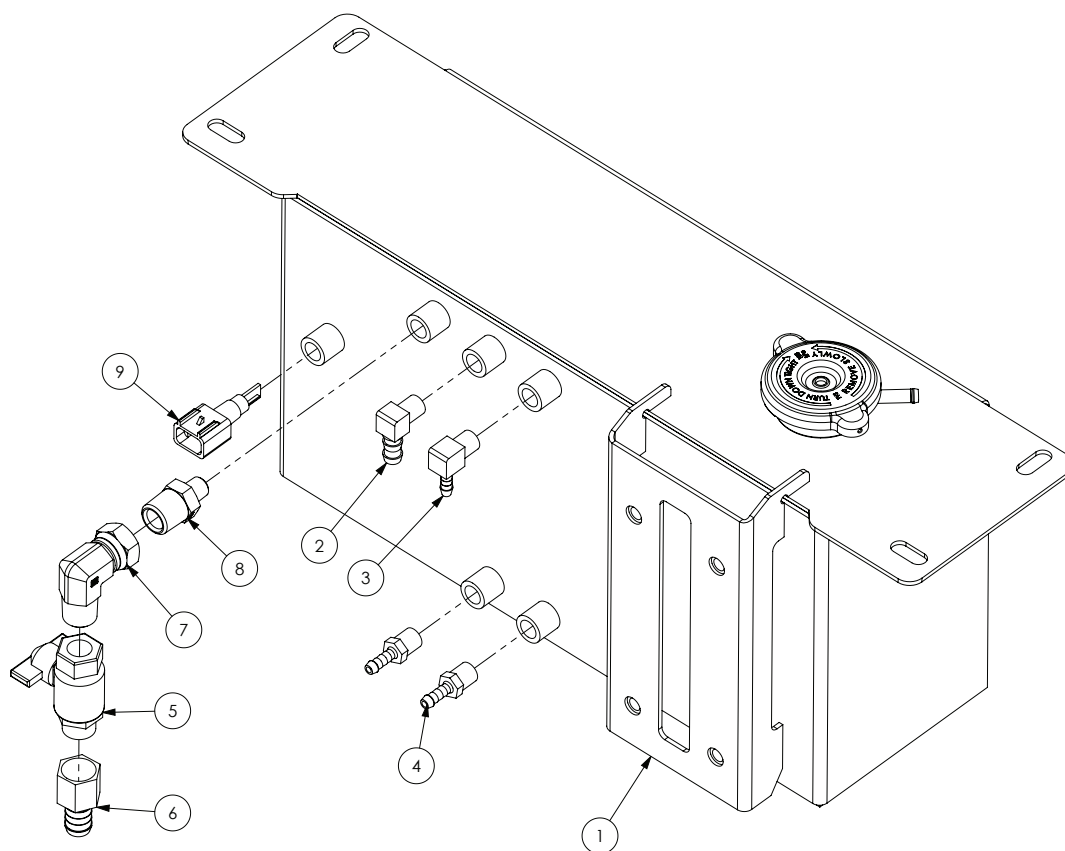
ITEM NO.	PART NUMBER	DESCRIPTION	QTY.
1	GA5071640	AC Compressor Sanden U4626	1
2	GA5004681	Bolt, M8 x 100mm ZP GR8.8	4
3	GA5003643	Washer 8mm Flat SS HD	4
4	GA5004919	Washer 8mm Spring SS	4
5	GA5071435	V Belt, Air Conditioner Compressor	1

Coolant System - Heater Hose Fittings



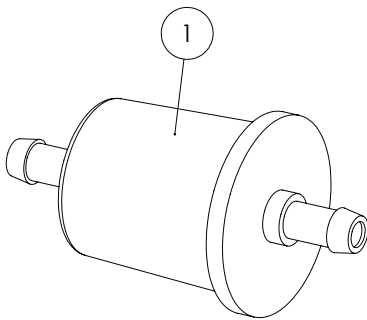
ITEM NO.	PART NUMBER	DESCRIPTION	QTY.
1	GA3500020	Elbow, 3/4" BSPT Male x 3/4" Barb, Brass	1
2	GA3500204	Hydraulic reducing bush, 3/4" BSPP x 1/2" BSPP	1
3	GA5020615	Valve, Ball, 12mm male / female thread inlet / outlet, Butterfly handle	1
4	GA4903350	Water Restrictor suit QSB engine	1
5	GA5048340	Elbow, 90 degree, 1/4" male thread x 1/4" hose, Brass	1
6	GA3500262	Hydraulic coupling, Elbow, 90 degree, 1/2" BSPT male x 1/2" BSPT male	1

Coolant System - Header Tank Assembly



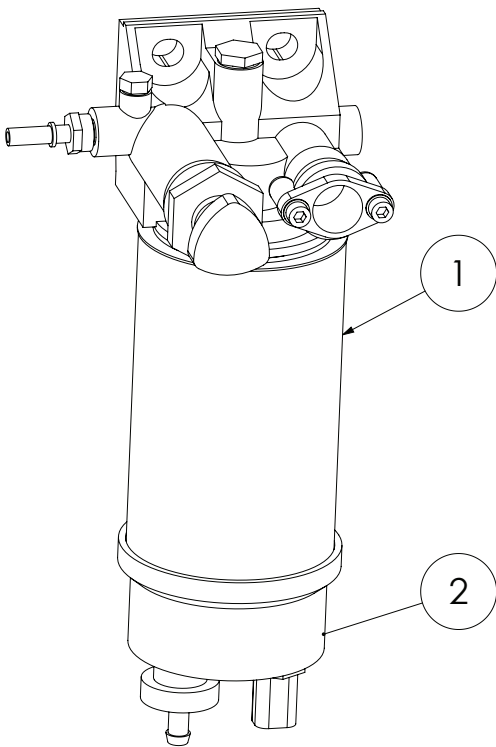
ITEM NO.	PART NUMBER	DESCRIPTION	QTY.
1	PA-130314-03	Header tank	1
2	GA5049290	Elbow brass 3/8" x 1/4"	1
3	GA5048340	1/4" Brass Elbow	1
4	GA5020540	1/4" Brass Hose Barb	2
5	GA5020615	Valve, Ball, 12mm male / female thread inlet / outlet, Butterfly handle, SS	1
6	GA5003697	Hose barb, 1/2" BSP Male x 5/8" hose, Brass	1
7	GA3500333	Hydraulic adapter, Elbow, 90 degree, 1/2" male x 1/2" female swivel	1
8	GA3500221	Hydraulic adaptor, Nipple, 1/2" BSP x 1/4" BSP	1
9	GA5066280	Sensor, Low coolant level	1

Fuel Filter - In-line



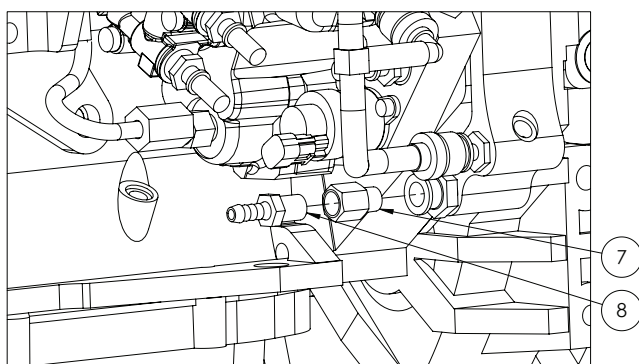
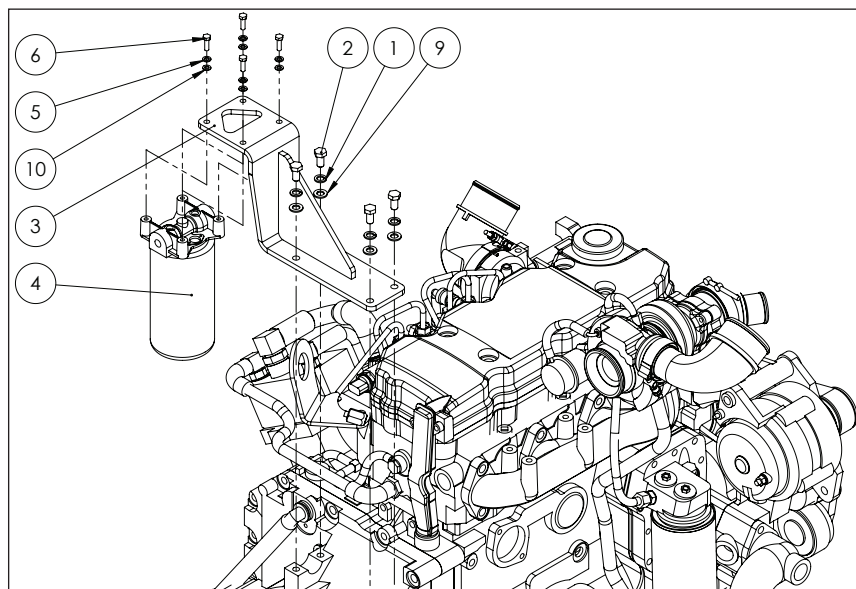
ITEM NO.	PART NUMBER	DESCRIPTION	QTY.
1	GA5069895	Filter, Fuel, Inline 3/8" hose barbs	1

Fuel Filter - Primary



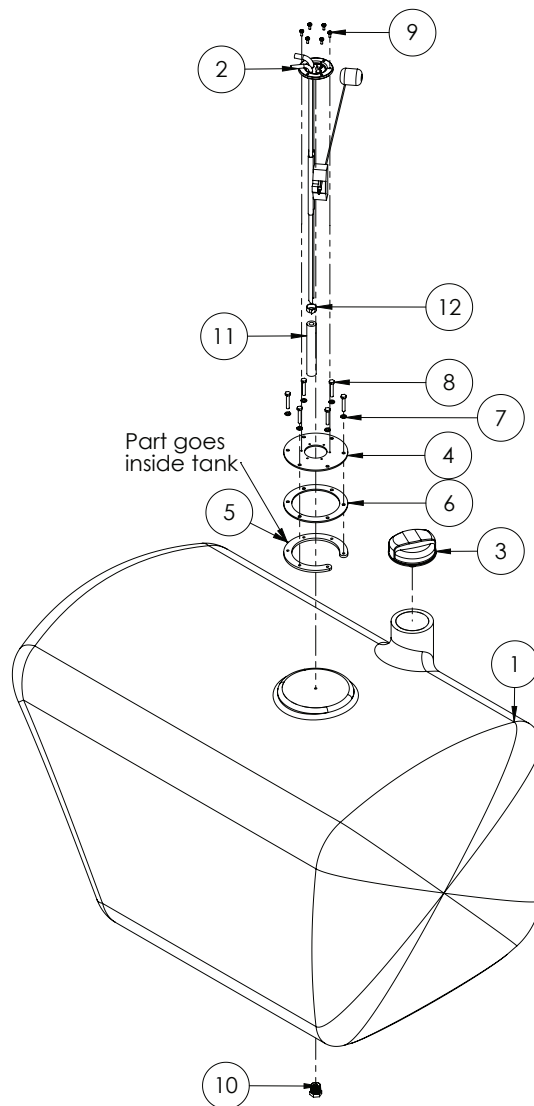
ITEM NO.	PART NUMBER	DESCRIPTION	QTY.
1	GA5051760	Cartridge, Primary fuel filter	1
2	GA5070560	Bowl, Clear glass, Primary fuel filter	1

Fuel Filter - Secondary



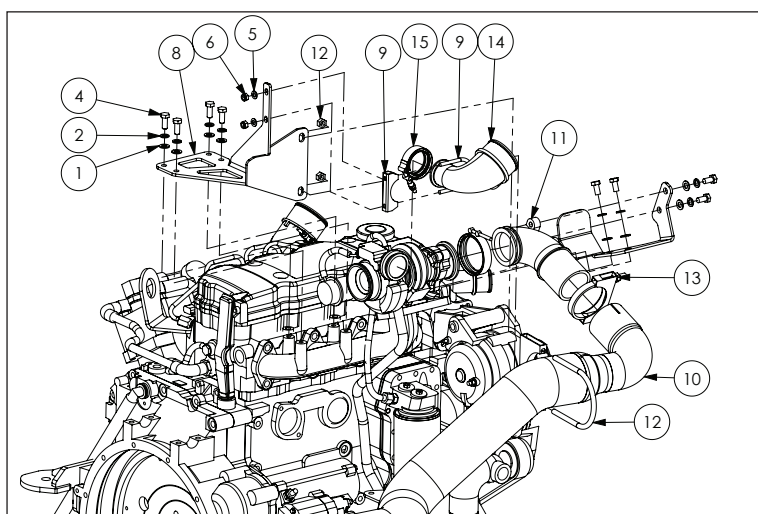
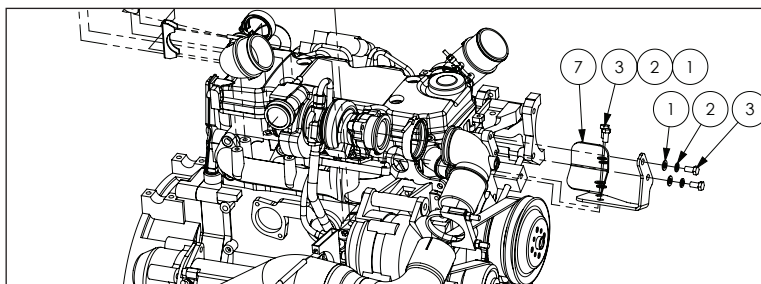
ITEM NO.	PART NUMBER	DESCRIPTION	QTY.
1	GA5000137	Washer 10mm Spring SS	4
2	GA5006113	Bolt M10 x 20 ZP Gr8.8	4
3	GA4660530	Bracket, Secondary Fuel Filter Cummins QSB4.5	1
4	GA5051765	Filter, Fuel, Engine, Suit QSB	1
5	GA5004447	Washer 6mm Spring SS	4
6	GA5004065	Bolt M6 x 20	4
7	GA2000012	Thread Adaptor Male M12 x 1.5 to Female 1/4" BSPT Brass	1
8	GA5068780	Hose barb, 1/4" BSPT male x 5/16" hose, Brass	1
9	GA5000117	Washer 10mm Flat SS HD	4
10	GA5004437	Washer 6mm Flat SS	4

Fuel Tank



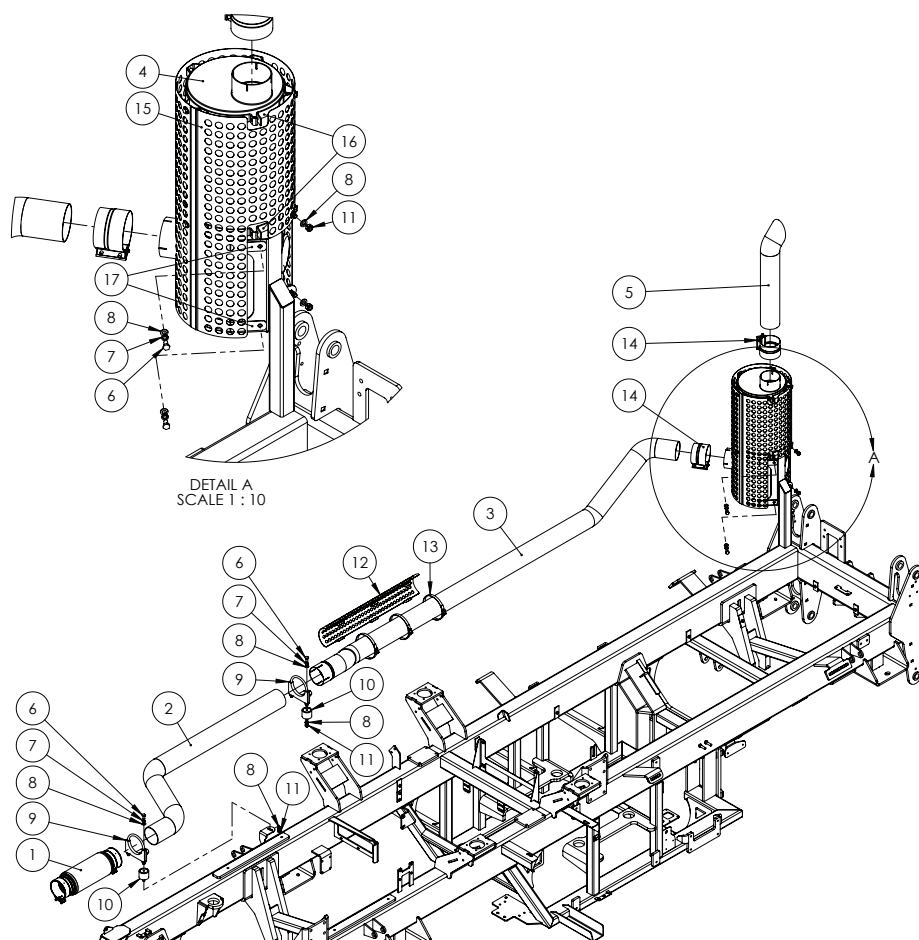
ITEM NO.	PART NUMBER	DESCRIPTION	QTY.
1	GA5071155	Tank, Fuel, 300L, G3 G4 Series	1
2	GA5070420	Fuel Sender - Cobo	1
3	GA5069066	Fuel Cap - Farma	1
4	GA4502550	Fuel Sender Mounting Plate SS	1
5	GA4502570	Fuel Sender Mount Retaining Plate	1
6	GA4502635	Fuel Sender Gasket	1
7	GA5004437	Washer 6mm Flat SS	6
8	GA5070504	Set Screw M6 x 35 ZP GR8.8	6
9	GA5011360	Bolt M4 x 10 Pan Head SS	6
10	GA5048560	1/2" Brass Magnetic Plug	1
11	GA5010211	Hose, fuel line, 3/8" ID, Black (cut to 130mm)	1
12	GA5007231	Hose clamp, Cobra type, 1/2"	1

Exhaust Pipe Work



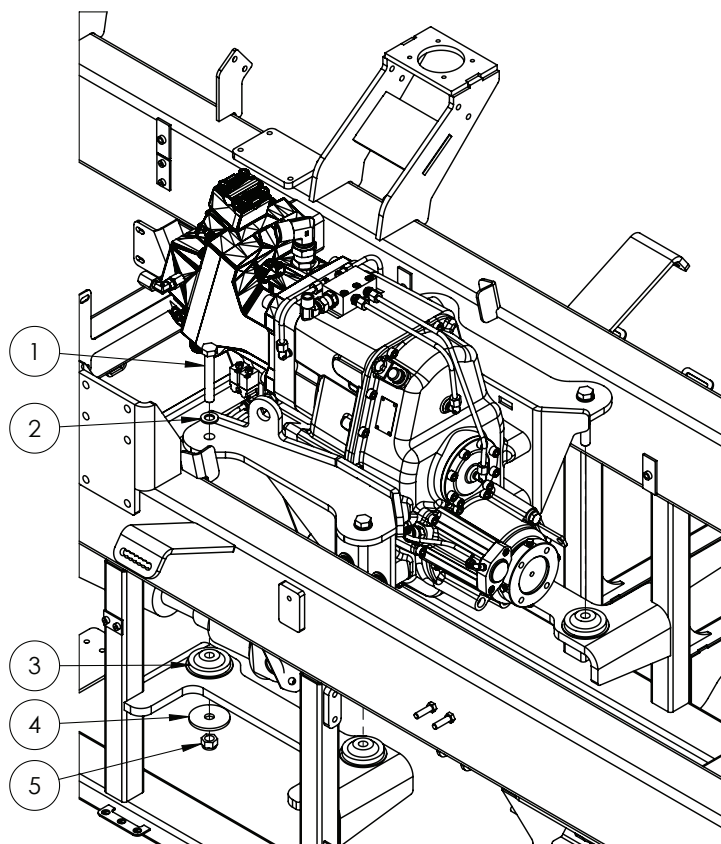
ITEM NO.	PART NUMBER	DESCRIPTION	QTY.
1	GA5000117	Washer 10mm SS Flat HD	8
2	GA5000137	Washer 10mm Spring SS	8
3	GA5006113	Bolt M10 x 20 ZP Gr8.8	4
4	GA5006161	Bolt M10 x 25 ZP Gr8.8	4
5	GA5003643	Washer 8mm Flat SS HD	2
6	GA5052590	Nut M8 Nyloc SS 316	2
7	GA4508145	Plate, Turbo Exhaust Outlet Mount and Shield QSB4.5	1
8	GA4660525	Bracket, Turbo Ancillary Support Cummins QSB4.5	1
9	GA5006705	Exhaust Clamp C8 2"	1
10	GA5071595	Exhaust Pipe Header 3" to 4"	1
11	GA5071684	Exhaust Turbo Outlet Cast 90 Degree Elbow suit Cummins QSB	1
12	GA5066215	Exhaust clamp 4 1/8"	1
13	GA5002297	Exhaust clamp - 79mm (3.125")	1
14	-	Charge air elbow	1
15	3926702	Hose clamp - Intercooler pipes	1
-	GA5053700	Exhaust heat wrap fibreglass Black 2 x 50'	1
-	GA5055470	Cable tie, Stainless steel, 520mm 7.9mm, Heavy duty	4

Exhaust



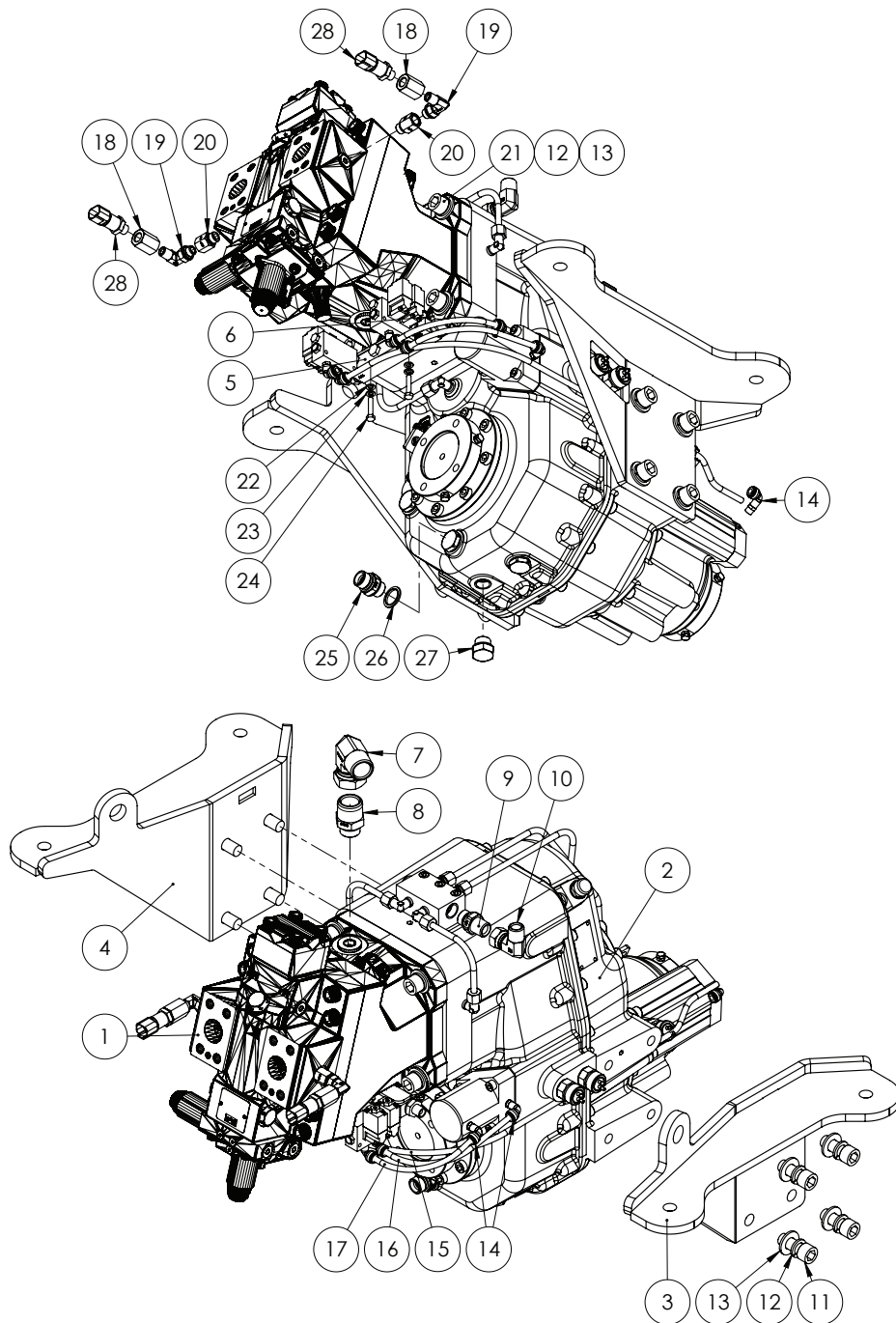
ITEM NO.	PART NUMBER	DESCRIPTION	QTY.
1	GA5068741	Exhaust Bellow, 4" ID, 16.6" long, Heavy duty, braided, with clamps	1
2	GA5024170	Exhaust Pipe, Front	1
3	GA5024175	Exhaust Pipe, Rear	1
4	GA5071590	Muffler, Exhaust 4"	1
5	GA2700056	Exhaust Tip, 4" x 635mm	1
6	GA5006113	Bolt M10 x 20 GR8.8 ZP	4
7	GA5000137	Washer 10mm Spring SS	4
8	GA5000117	Washer 10mm Flat SS HD	8
9	GA4658835	Exhaust Clamp/Buffer bracket, Single	2
10	GA5014609	Rubber Buffer, 50mm Dia x 40mm Long, M10 x 25 male x M10 Female	2
11	GA5000141	Nut M10 Nyloc ZP	4
12	GA4509510	Plate, Exhaust Heat Shield, Suit 4"	1
13	GA5053945	Hose Clamp Quick release 51mm - 130 mm (PK 10)	3
14	GA2700015	Exhaust Clamp, 4" Torctite	2
15	GA4500650	Plate, Exhaust Muffler Heat Shield	1
16	GA5071980	Mount Bracket Kit, Exhaust Muffler Heat Shield (includes 2x brackets & 10 bolts)	2
17	GA4661580	Mount Strap, Exhaust Muffler	2

Transfer Case - Mounting



ITEM NO.	PART NUMBER	DESCRIPTION	QTY.
1	GA5011269	Bolt M16 x 100 GR8.8 ZP	4
2	GA5069810	Washer- Nylon 16 ID x 30 OD x 3 mm	4
3	GA5070020	Vibration Isolator - 80mm	4
4	GA4502820	Large washer - Engine mount	4
5	GA5001029	Nut M16 Nyloc ZP	4

Transfer Case



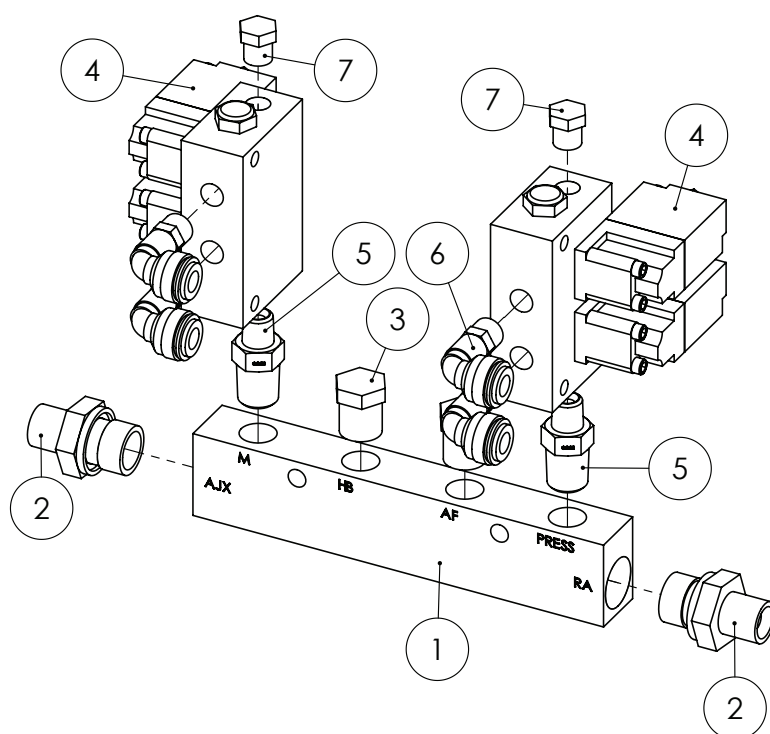
ITEM NO.	PART NUMBER	DESCRIPTION	QTY.
1	GA3500143	Hydraulic Motor, Transmission, 160cc, Danfoss	1
2	GA2700039	Transfer Case, G4, Dromos	1
3	GA4660885	Transfer Case Mount, LH	1
4	GA4660890	Transfer Case Mount, RH	1
5	*	Pneumatic Manifold Assembly	1
6	GA4500465	Plate, Pneumatic Manifold Mount	1
7	GA5071200	Hydraulic Elbow 1" male / female nut	1

Transfer Case

ITEM NO.	PART NUMBER	DESCRIPTION	QTY.
8	GA3500371	Hydraulic adaptor, Nipple, 1" BSPT male x 1 1/16" UN male O-ring	1
9	GA3500310	Hydraulic adaptor, Nipple, 1/2" BSPT male x 1/2" BSPP male	1
10	GA3500333	Hydraulic adaptor, Elbow, 90 degree, 1/2" BSPT male x 1/2" BSPP female swivel	1
11	GA5000925	SHCS M16 x 40 GR12.9 ZP	8
12	GA5001051	Washer 16mm Spring SS	12
13	GA5001043	Washer 16mm Flat SS HD	12
14	GA5045145	Elbow 6mm brass male x 1/8" plastic	3
15	Nylon Tube 02	Hydrostatic Hose, 6mm Black	1
16	Nylon Tube 03	Hydrostatic Hose, 6mm Green	1
17	Nylon Tube 01	Hydrostatic Hose, 6mm Red	1
18	GA5015469	Socket 1/4" Stainless	2
19	GA3500320	Hydraulic adaptor, Elbow, 90 degree, 1/4" BSPT male x 1/4" BSPP male O-ring	2
20	GA3500541	Hydraulic Adaptor, 1/4" BSPT Female x 9/16" UNO Male	2
21	GA5011305	SHCS M16 x 70 GR12.9 ZP	4
22	GA5004437	Washer 6mm Flat SS	2
23	GA5004447	Washer 6mm Spring SS	2
24	GA5004077	Bolt M6 x 30 GR8.8 ZP	2
25	GA3500178	Hydraulic Nipple, M22 x 1.5mm Male to 1/2" BSPP Male	1
26	GA3500179	Hydraulic Seal, M22, Metal Bonded	1
27	GA3500301	Hydraulic adaptor, Plug, 1/2" BSPP male	1
28	GA3000162	Pressure Transducer Sensor, 0-500 Bar, Suit Hydraulic Transmission System, G3V G4V	2

* Sub-assembly shown on following pages

Transfer Case - Pneumatic Manifold Assembly

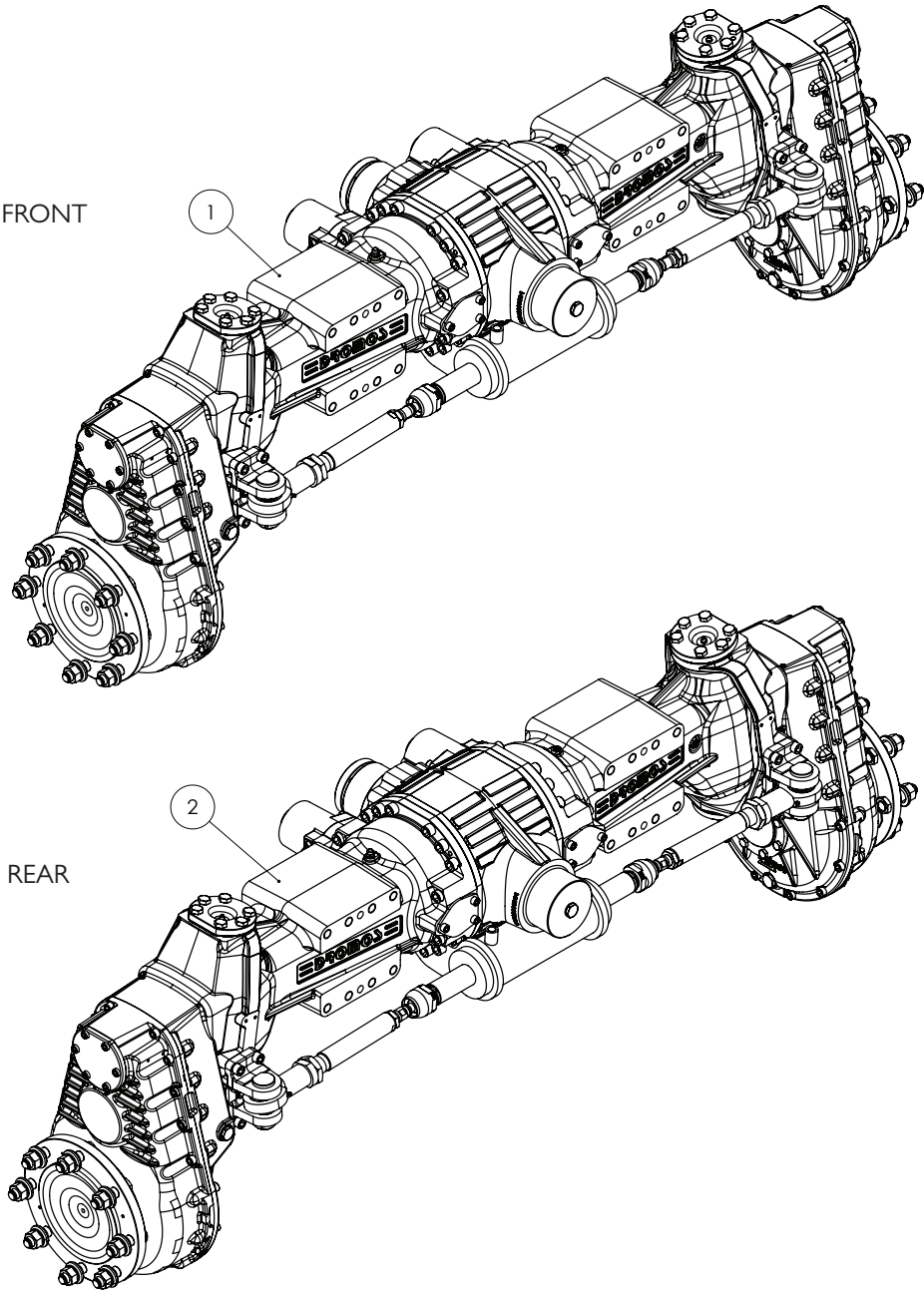


ITEM NO.	PART NUMBER	DESCRIPTION	QTY.
1	GA5069195	Manifold Pneumatic, 3/8"-1/4", 2 in 4 out	1
2	GA3500307	Hydraulic adaptor, Nipple, 1/4" BSPT male x 3/8" BSPP male	2
3	GA5069335	Plug, 1/4" BSPT male thread, Brass	2
4	GA5068804	Pneumatic valve bank 2 section with manual override	2
5	GA3500217	Hydraulic adaptor, Nipple, 1/4" BSPT male x 1/8" BSPT male	2
6	GA5045145	Elbow, swivel, push in 6mm, Brass 1/8" BSPT	4
7	GA5055720	Plug, Brass, 1/8" BSPT	2

Chapter 21

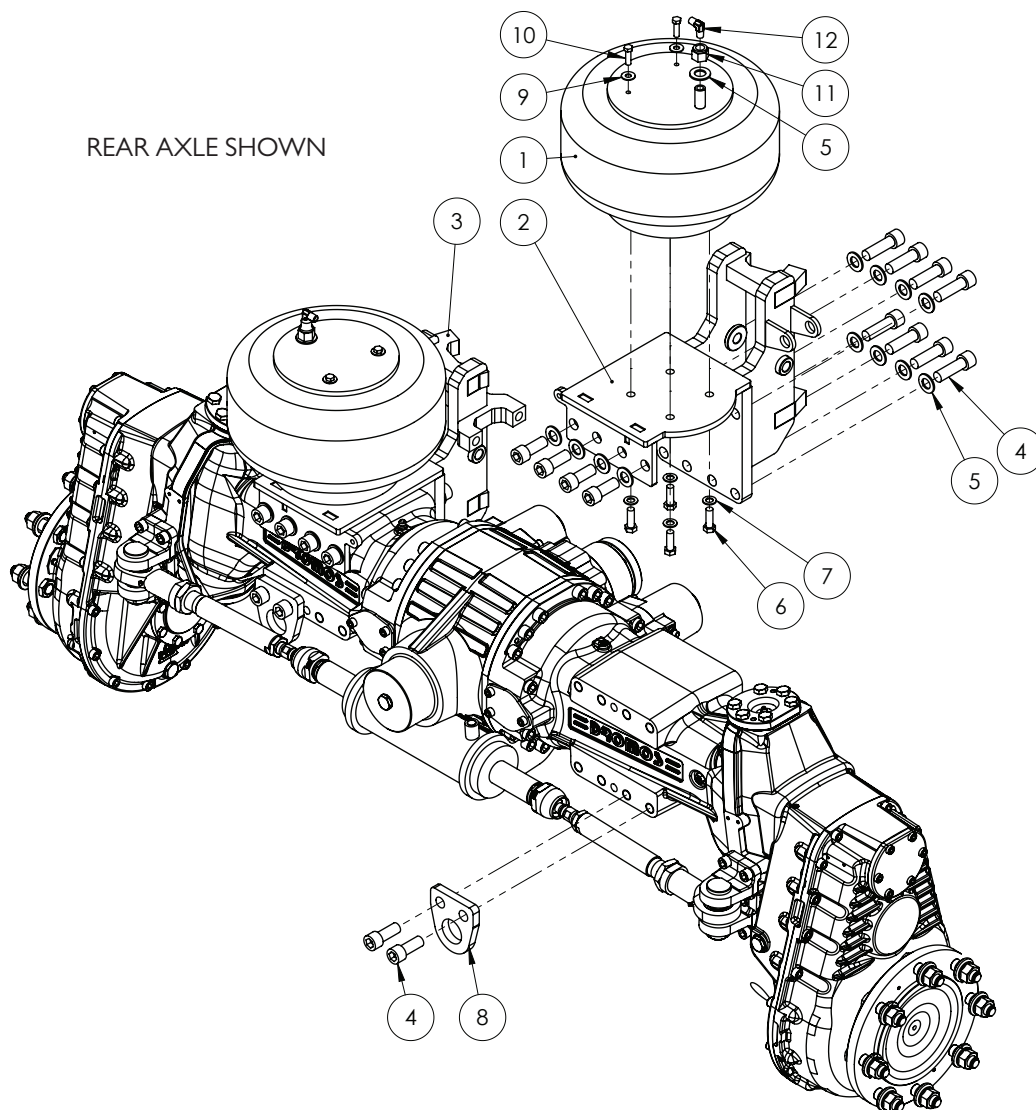
DRIVELINE & DIFFERENTIAL

Front & Rear Axle



ITEM NO.	PART NUMBER	DESCRIPTION	QTY.
1	GA2700037	Axle, Front 4WD, 4WS, 2100mm, Dromos	1
2	GA2700038	Axle, Rear 4WD, 4WS, 2100mm, Dromos	1

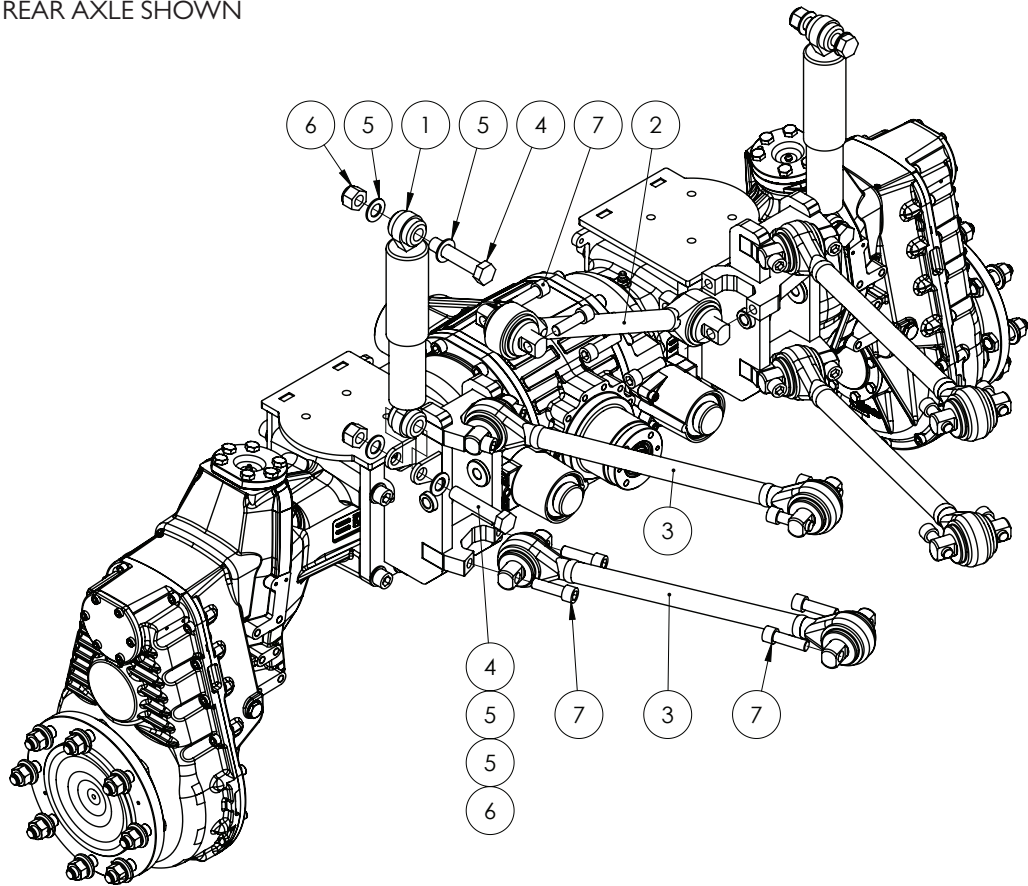
Front & Rear Axle - Airbag Mounts & Tow Points



ITEM NO.	PART NUMBER	DESCRIPTION	QTY.
1	GA5005311	Air spring HT230 single air stud	2
2	GA4660865	Suspension Mount, RH	1
3	GA4660870	Suspension Mount, LH	1
4	GA0500028	SHCS, M20 x 50, ZP Gr12.9	28
5	GA5001741	Washer 20mm Flat SS HD	26
6	GA5006167	Bolt 1/2" UNC x 1 1/2" GR8 ZP	8
7	GA5017655	Washer 1/2" Flat SS	8
8	GA4500980	Plate, Chain Down Point, Axle	2
9	GA5002565	Washer 3/8" x 1" Flat SS	4
10	GA5002599	Bolt 3/8" UNC x 1 1/4" SS	4
11	GA5048430	Nut 3/4" UNC Nyloc ZP	2
12	GA3500258	Hydraulic coupling, Elbow, 90 degree, 1/4" BSPT male x 1/4" BSPT male	2

Front & Rear Axle - Torque Rods & Shocks

REAR AXLE SHOWN



ITEM NO.	PART NUMBER	DESCRIPTION	QTY.
1	GA2500000	Shock Absorber, Damper, 168.7mm Stroke	2
2	GA5068852	Torque Rod, 500mm, Hollow	1
3	GA5068850	Torque Rod (Hollow) ATRO 650mm centre	4
4	GA5011344	Bolt M24 x 120 GR8.8 ZP	4
5	GA5001891	Washer 24mm Flat HD SS	8
6	GA5012469	Nut M24 Nyloc ZP	4
7	GA5053145	SHCS 3/4" UNF x 2 1/2" GR12.9 ZP Blue	20

PANHARD ROD SHIMS

PART NUMBER	DESCRIPTION
GA4537165	Panhard shim 1mm
GA4537170	Panhard shim 3mm
GA4537175	Panhard shim 5mm

Continued over page

Front & Rear Axle - Torque Rods & Shocks

TORQUE ROD SHIMS

PART NUMBER	DESCRIPTION
GA4505076	Shim 1mm
GA4505075	Shim 5mm

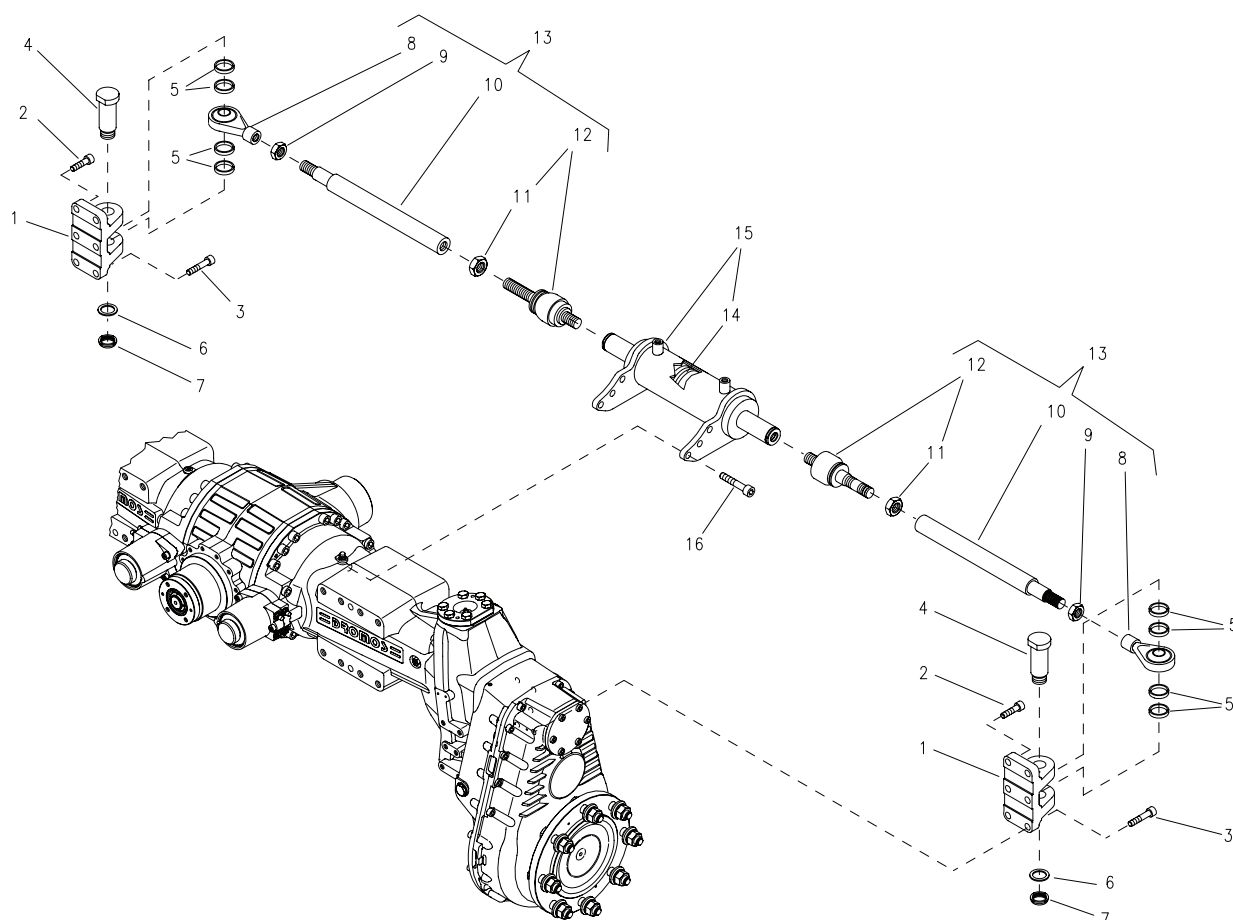
SUSPENSION SPARE PARTS

PART NUMBER	DESCRIPTION
GA5069825	Bush, Suspension link end replacement, 3/4" bolt holes, TS38750, ATRO
GA5053450	Rubber insert, suit shock absorber

BUSH TOOL

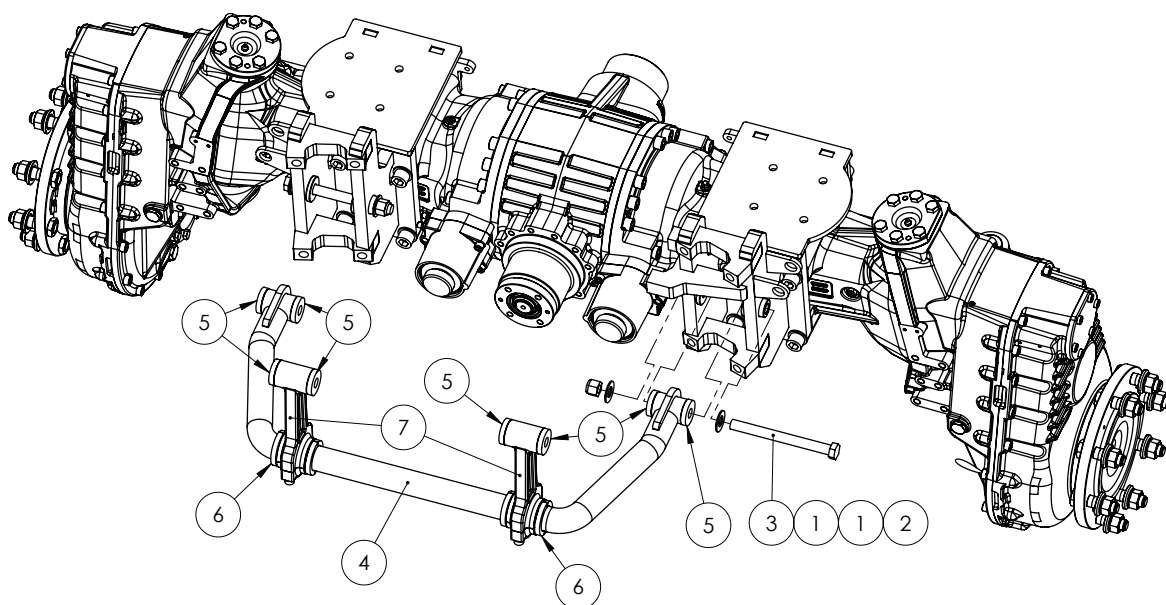
PART NUMBER	DESCRIPTION
PT59-59100 / PT00-52100	Atro bush tool

Front & Rear Axle - Steering



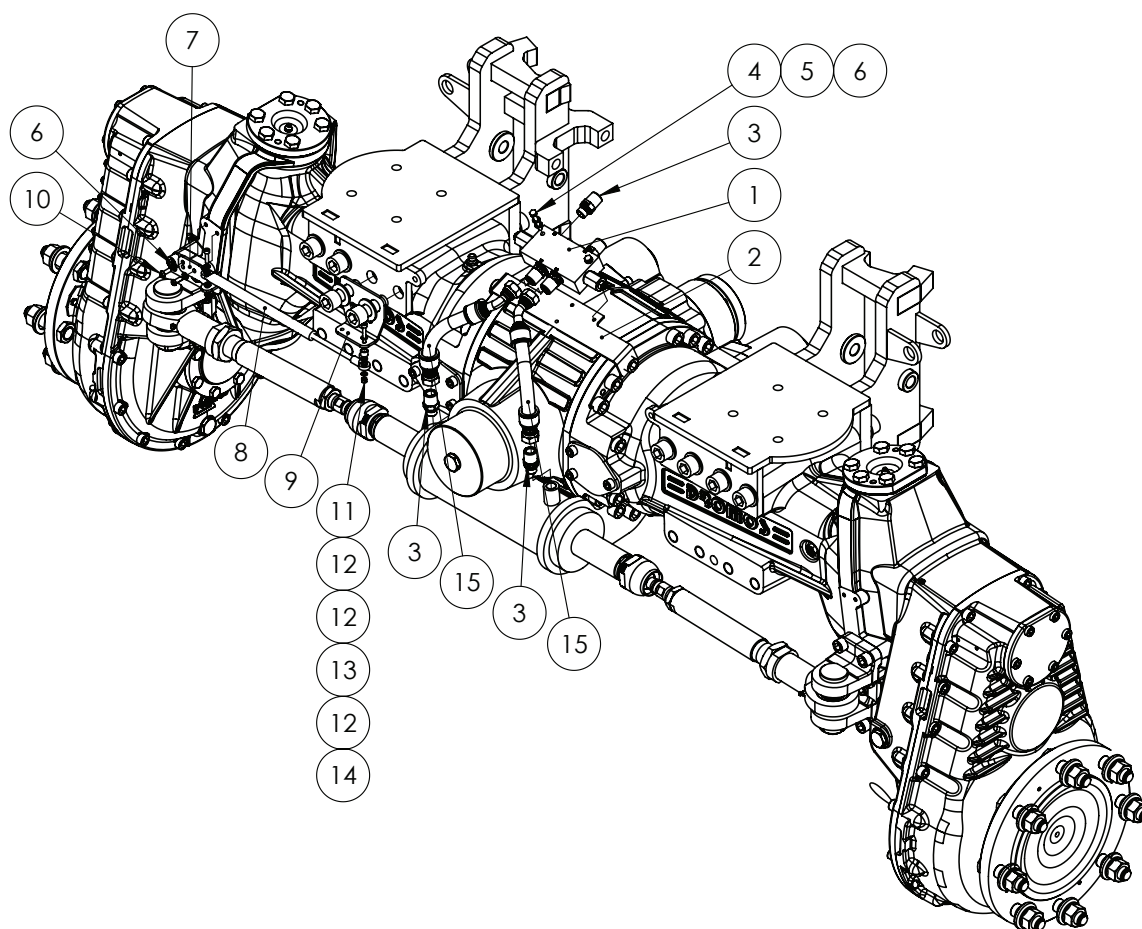
ITEM NO.	PART NUMBER	DESCRIPTION	QTY.
1	012.340.0510.1	CONTROL LEVER	2
2	001.091.0400.0	SCREW	6
3	001.091.0010.0	SCREW	6
4	012.270.0660.1	PIN	2
5	012.320.0230.1	SPACER	8
6	001.120.0010.0	FLAT WASHER	2
7	001.114.0020.0	RING NUT	2
8	GA5025205	Ball joint, G4V, Dromos, 001.050.0130.0	2
9	001.110.0450.0	NUT	2
10	GA5025210	Control bar, G4V, Dromos, 012.210.0370.1	2
11	012.010.6320.1	NUT	2
12	GA5025215	Axial joint, G4V, Dromos, 001.410.0050.0	2
13	GA5025220	Control bar assembly, G4V, Dromos, 909.211.0170.0	2
14	GA3500540	Seal Kit, Hydraulic Steering Cylinder	1
15	012.600.0650.1	DOUBLE-ACTING CYLINDER	1
16	001.091.1070.0	SCREW	6

Rear Axle - Sway Bar



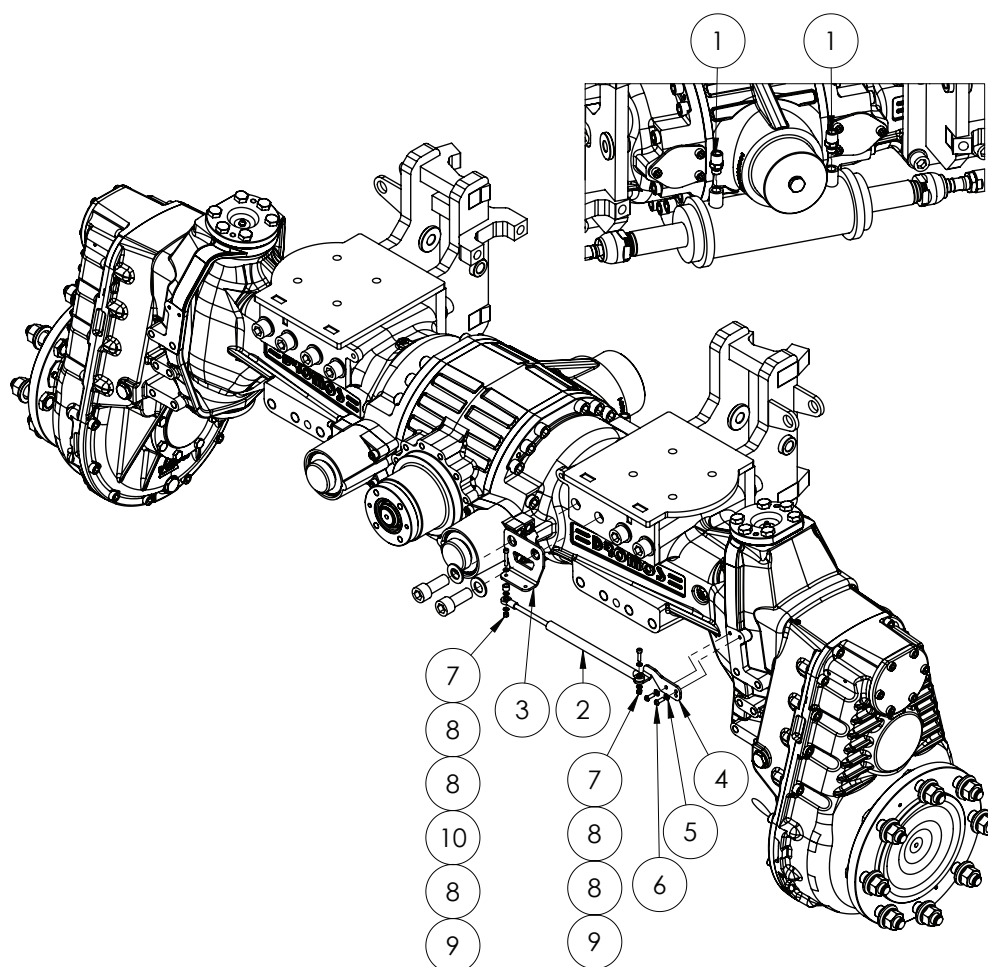
ITEM NO.	PART NUMBER	DESCRIPTION	QTY.
1	GA5001045	Washer 3/4" Flat ZP	4
2	GA5048430	Nut 3/4" UNC Nyloc ZP	2
3	GA0500030	Bolt, 3/4" x 8", UNC, ZP, Gr8	2
4	GA2500002	Sway Bar, 48mm Fabricated	1
5	GA5016195	Sway bar pivot bush	8
6	GA4550710	Bush, Lower Sway Bar, 48mm ID Nylon	2
7	GA5024595	Sway Bar Hanger Kit	2

Rear Axle - Steering Lines & Sensor



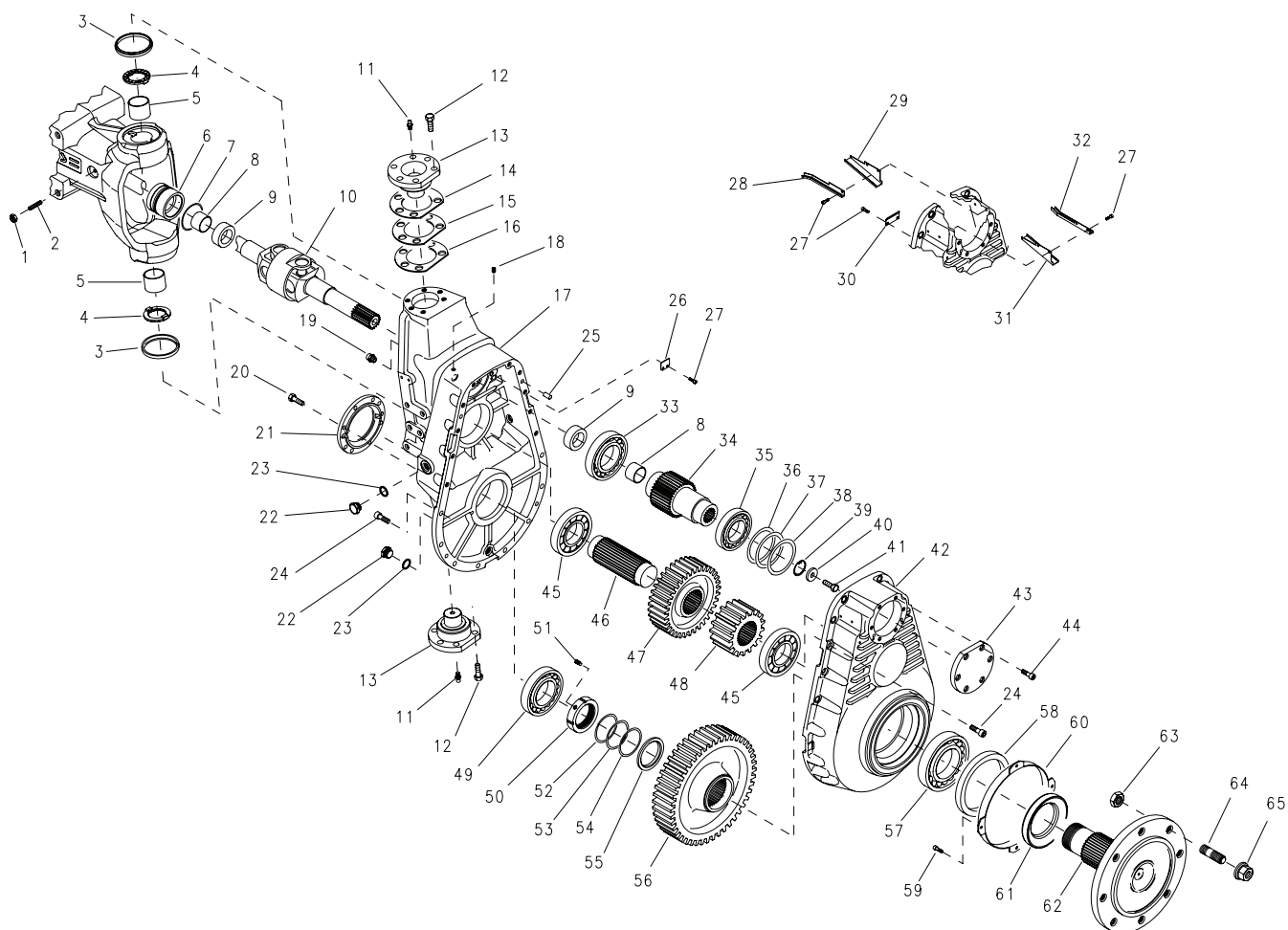
ITEM NO.	PART NUMBER	DESCRIPTION	QTY.
1	GA5052795	Valve, Dual Counterbalance, Smart Steer and Rear Steering	1
2	GA4501010	Plate, Dual Counterbalance Valve Mount, Axle	1
3	GA3500309	Hydraulic adaptor, Nipple, 1/2" BSPT male x 3/8" BSPP male	6
4	GA5004081	Bolt M6 x 40 GR8.8 ZP	2
5	GA5004447	Washer 6mm Spring SS	2
6	GA5004437	Washer 6mm Flat SS	4
7	GA4500860	Plate, Linear Sensor Mount Outer, 4WS	1
8	GA3000246	Linear Sensor Kit, 175mm Stroke, Connector Fitted, Inc. Mount Bracket, 4WD	1
9	GA4500865	Plate, Linear Sensor Mount Inner, 4WS	1
10	GA5004050	BHCS M6 x 16 SS A2-70	2
11	GA5003974	Nut M5 Nyloc ZP	2
12	GA5003983	Washer 5mm Flat SS	6
13	GA4572280	Crush tube suit sp training seat	1
14	GA5003581	SHCS M5 x 20 SS A2-70	2
15	GA3500539	Hydraulic Hose Assembly, Dual Counterbalance Valve to Rear Cylinder	2

Front Axle - Steering Lines & Sensor



ITEM NO.	PART NUMBER	DESCRIPTION	QTY.
1	GA3500309	Hydraulic adaptor, Nipple, 1/2" BSPT male x 3/8" BSPP male	2
2	GA3000246	Linear Sensor Kit, 175mm Stroke, Connector Fitted, Inc. Mount Bracket, 4WD	1
3	GA4500865	Plate, Linear Sensor Mount Inner, 4WS	1
4	GA4500860	Plate, Linear Sensor Mount Outer, 4WS	1
5	GA5004437	Washer 6mm Flat SS	2
6	GA5004050	BHCS M6 x 16 SS A2-70	2
7	GA5003974	Nut M5 Nyloc ZP	2
8	GA5003983	Washer 5mm Flat SS	5
9	GA5003581	SHCS M5 x 30 GR12.9 ZP	2
10	GA4572280	Crush tube suit sp training seat	1

Front & Rear Axle - Drop Leg



ITEM NO.	PART NUMBER	DESCRIPTION	QTY.
1	001.110.0020.0	NUT	2
2	001.093.0020.0	SCREW	2
3	001.062.0110.0	WIPER RING	4
4	012.540.0020.1	THRUST WASHER	4
5	001.040.0230.0	BUSHING	4
6	012.010.0930.1	CARDAN BUSH	2
7	001.061.0210.0	O-RING	2
8	001.040.0040.0	BUSHING	4
9	001.060.0170.0	OIL SEAL	4
10	012.190.0440.1	UNIVERSAL JOINT WITH DRIVE SHAFTS	2
11	001.180.0020.0	LUBRICATOR	4
12	001.090.0210.0	SCREW	24
13	012.270.0760.1	ARTICULATION PIN	4
14	012.312.0300.1	SHIM	4
15	012.312.0310.1	SHIM	4

Continued over page

Front & Rear Axle - Drop Leg

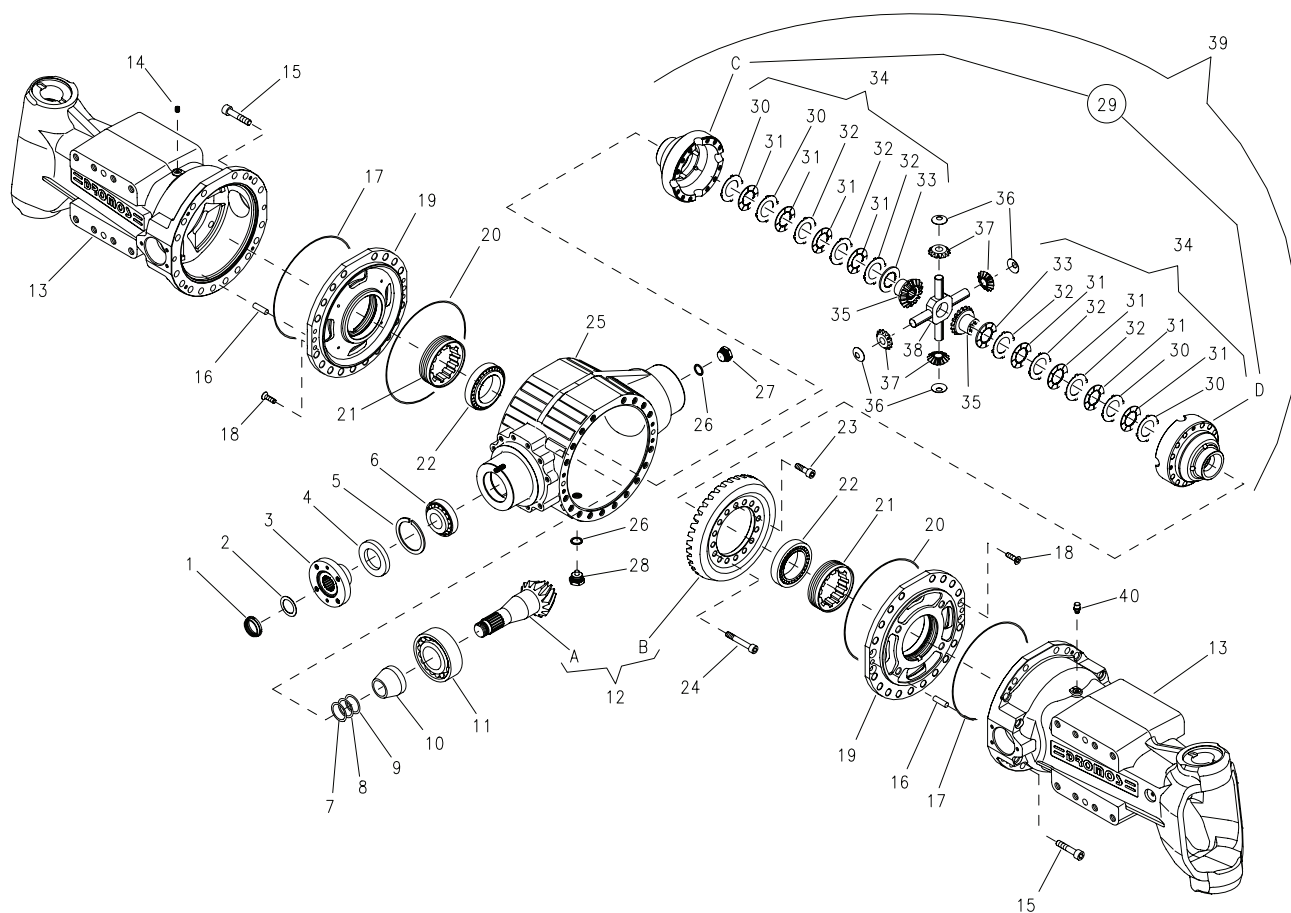
ITEM NO.	PART NUMBER	DESCRIPTION	QTY.
16	012.312.0320.1	SHIM	8
17	012.030.0850.1	GEARBOX CASE	2
18	001.150.0020.0	PLUG	2
19	001.152.0040.0	BREATHER PLUG	2
20	001.090.0130.0	SCREW	16
21	012.020.1440.1	COVER	2
22	001.151.0050.0	PLUG	6
23	001.159.0040.0	GASKET	6
24	001.091.0080.0	SCREW	36
25	001.132.0200.0	PARALLEL PIN	8
26	012.010.6310.1	OIL LEVEL PLATE	4
27	001.091.0670.0	SCREW	24
28	012.010.6300.1	OIL GUTTER	2
29	012.010.0640.1	OIL GUTTER	2
30	012.010.6240.1	OIL LEVEL PLATE	4
31	012.010.0610.1	OIL GUTTER	2
32	012.010.6290.1	OIL GUTTER	2
33	001.013.0780.0	BEARING	2
34	012.252.1670.1	SHAFT WITH GEARWHEEL	2
35	001.013.0770.0	BEARING	2
36	012.310.0080.1	SHIM	4
37	012.310.0090.1	SHIM	8
38	012.310.0100.1	SHIM	4
39	001.071.0300.0	RETAINING RING	2
40	012.480.0290.1	LOCK WASHER	2
41	001.090.0320.0	SCREW	2
42	012.030.0840.1	REDUCTION GEAR COVER	2
43	012.020.1430.1	COVER	2
44	001.091.0260.0	SCREW	12
45	001.010.0230.0	BEARING	4
46	012.252.1680.1	INTERMEDIATE SHAFT	2
47	012.250.3450.1	GEARWHEEL	2
48	012.250.3460.1	GEARWHEEL	2
49	001.013.0100.0	BEARING	2
50	012.450.0240.1	RING NUT	2
51	001.093.0380.0	SCREW	2
52	012.310.0250.1	SHIM	4
53	012.310.0260.1	SHIM	8
54	012.310.0270.1	SHIM	4
55	012.320.2030.1	SPACER	2
56	012.250.3470.1	GEARWHEEL	2

Continued over page

Front & Rear Axle - Drop Leg

ITEM NO.	PART NUMBER	DESCRIPTION	QTY.
57	001.013.0720.0	BEARING	2
58	001.060.0670.0	OIL SEAL	2
59	001.090.0580.0	SCREW	8
60	012.010.1790.1	PROTECTION	2
61	012.324.0470.1	RING	2
62	012.102.0040.1	WHEEL HUB WITH SHAFT	2
63	001.110.0170.0	NUT	16
64	012.360.0140.1	STUD BOLT	16
65	001.115.0040.0	NUT	16

Front & Rear Axle - Differential



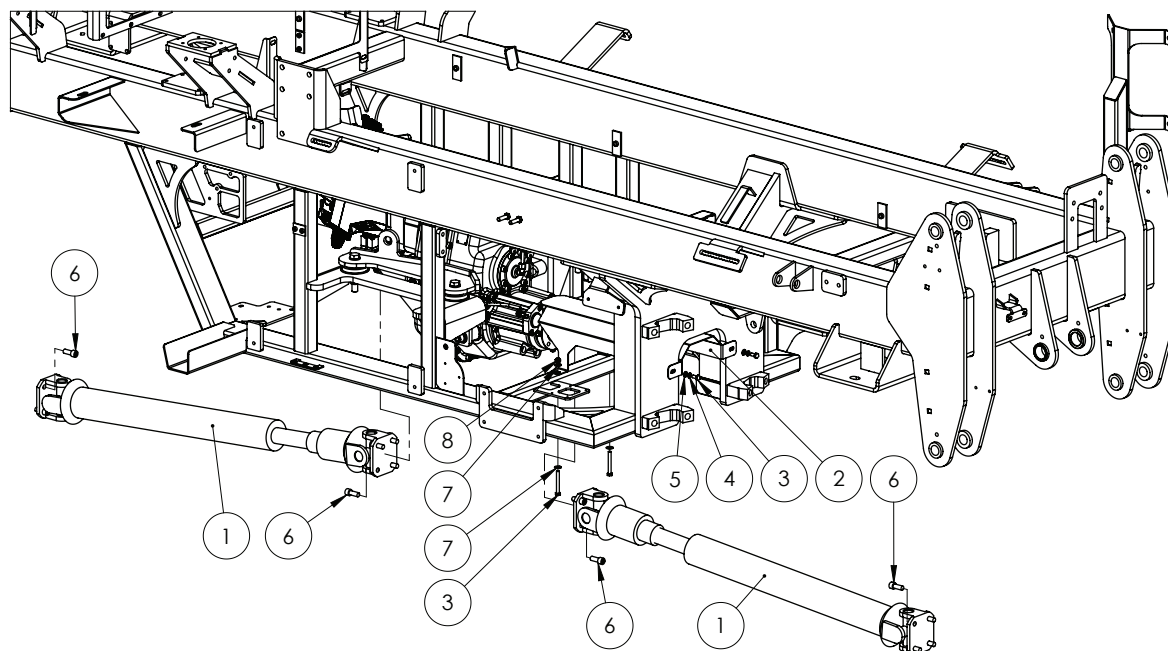
ITEM NO.	PART NUMBER	DESCRIPTION	QTY.
1	012.450.0200.1	RING NUT	1
2	001.031.0040.0	WASHER FOR RING NUT	1
3	012.230.0780.1	TRANSMISSION FLANGE	1
4	001.060.0700.0	OIL SEAL	1
5	001.071.0180.0	RETAINING RING	1
6	001.013.0300.0	BEARING	1
7	012.310.0110.1	SHIM	4
8	012.310.0120.1	SHIM	2
9	012.310.0130.1	SHIM	2
10	012.320.2020.1	SPACER	1
11	001.013.0810.0	BEARING	1
12	808.010.0720.0	BEVEL GEAR AND PINION	1
13	012.120.2730.1	STEERING SIDE CASING	2
14	001.150.0020.0	PLUG	1
15	001.091.0370.0	SCREW	22
16	001.132.0270.0	PARALLEL PIN	2
17	001.061.1110.0	O-RING	2
18	001.092.0100.0	SCREW	4

Continued over page

Front & Rear Axle - Differential

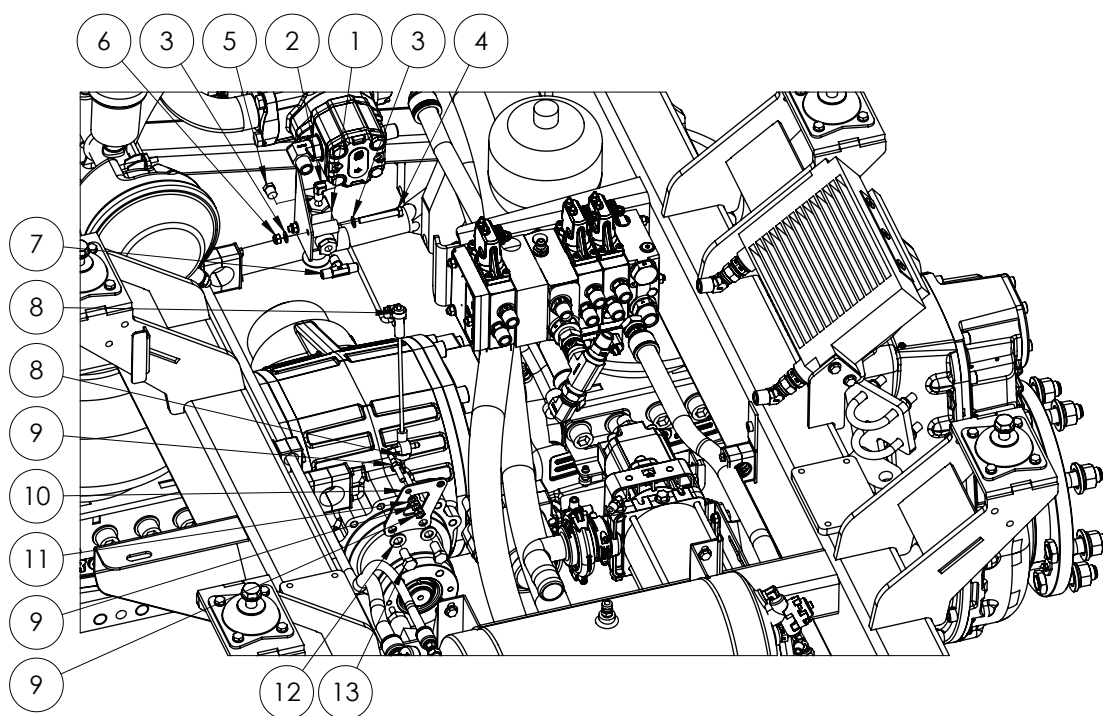
ITEM NO.	PART NUMBER	DESCRIPTION	QTY.
19	012.120.2720.1	DIFFERENTIAL SUPPORT	2
20	001.061.0340.0	O-RING	2
21	012.450.0020.1	RING NUT	2
22	001.013.0010.0	BEARING	2
23	001.091.0080.0	SCREW	4
24	001.091.0990.0	SCREW	12
25	012.120.0600.1	CENTRAL CASING	1
26	001.159.0040.0	GASKET	2
27	001.151.0050.0	PLUG	1
28	001.156.0030.0	MAGNETIC PLUG	1
29	808.020.0130.0	DIFFERENTIAL UNIT	1
30	012.081.0080.1	INTERMEDIATE DISC	4
31	012.082.0070.1	CLUTCH DISK	8
32	012.081.0070.1	INTERMEDIATE DISC	6
33	012.082.0080.1	CLUTCH DISK	2
34	707.970.0080.0	CLUTCH DISCS KIT	2
35	012.262.0250.1	BEVEL PLANETARY GEAR	2
36	012.300.0020.1	DIFFERENTIAL PLANETARY SUPPORT RING	4
37	012.262.0010.1	BEVEL PLANETARY GEAR	4
38	012.271.0010.1	CROSS	1
39	909.051.0080.0	SELF-LOCKING DIFFERENTIAL UNIT	1
40	001.152.0080.0	BREATHER PLUG	1

Drive Shafts



ITEM NO.	PART NUMBER	DESCRIPTION	QTY.
1	GA2700049	Drive Shaft, Transfer Case To Axles, SAE1400 Flanges - Inc. Uni Joint	2
	GA2700081	Universal Joint Cross, 1410 Series	4
2	GA4501070	Plate, Drive Shaft Cover, Rear	1
3	GA5052710	Bolt M8 x 65 GR 8.8 ZP	4
4	GA5004919	Washer 8mm Spring SS	2
5	GA5003643	Washer 8mm Flat SS HD	2
6	GA5000307	SHCS M12 x 30 GR12.9 ZP	16
7	GA5003643	Washer 8mm Flat SS HD	4
8	GA5004917	Nut M8 Nyloc ZP	2


Ride Height Valves - Front



ITEM NO.	PART NUMBER	DESCRIPTION	QTY.
1	GA5010868*	Ride height leveling valve 1/4" (includes lever arms)	1
2	GA3500258	Hydraulic coupling, Elbow, 90 degree, 1/4" BSPT male x 1/4" BSPT	1
3	GA5003643	Washer 8mm Flat SS HD	4
4	GA5011489	Bolt M8 x 60 GR8.8 ZP	2
5	GA5069335	Plug 1/4" BSPT Brass	1
6	GA5004917	Nut M8 Nyloc ZP	2
7	GA3500269	Hydraulic adaptor, Tee, 1/4" BSPT male x 1/4" BSPT male x 1/4" BSPT male	1
8	GA5004865	Hose Clamp 8-16mm	2
9	GA5011499	Nut M8 ZP	3
10	GA4500425	Plate, Ride Height Valve and John Deere Sensor Mount, G4V	1
11	GA5004919	Washer 8mm Spring SS	1
12	GA5000577	Washer 12mm Flat SS HD	2
13	GA5011229	Bolt M12 x 25 GR8.8 ZP	2

* NOTE: Part number GA5010868 comes with ride height valve and all connecting rods, rubber tees, split pins, washers, nuts and clamps. Some items cannot be supplied separately.

Ride Height Valves - Rear

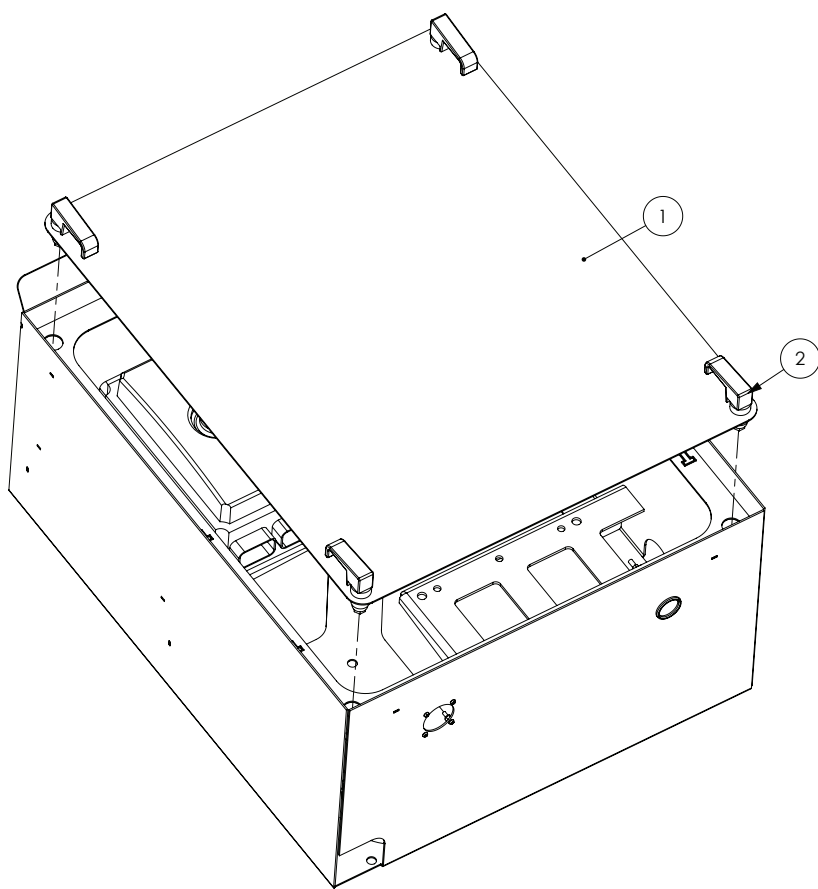


ITEM NO.	PART NUMBER	DESCRIPTION	QTY.
1	GA5010868*	Ride height leveling valve 1/4" (includes lever arms)	2
2	GA3500248	Hydraulic coupling, Elbow, 90 degree, 1/4" BSPT male x 1/4" BSPT	2
3	GA5003643	Washer 8mm Flat SS HD	4
4	GA5011489	Bolt M8 x 60 GR8.8 ZP	4
5	GA5004865	Hose Clamp 8-16mm	4
6	GA5069335	Plug 1/4" BSPT Brass	2
7	GA5011499	Nut M8 ZP	6
8	GA5004919	Washer 8mm Spring SS	2

* NOTE: Part number GA5010868 comes with ride height valve and all connecting rods, rubber tees, split pins, washers, nuts and clamps. Some items cannot be supplied separately.

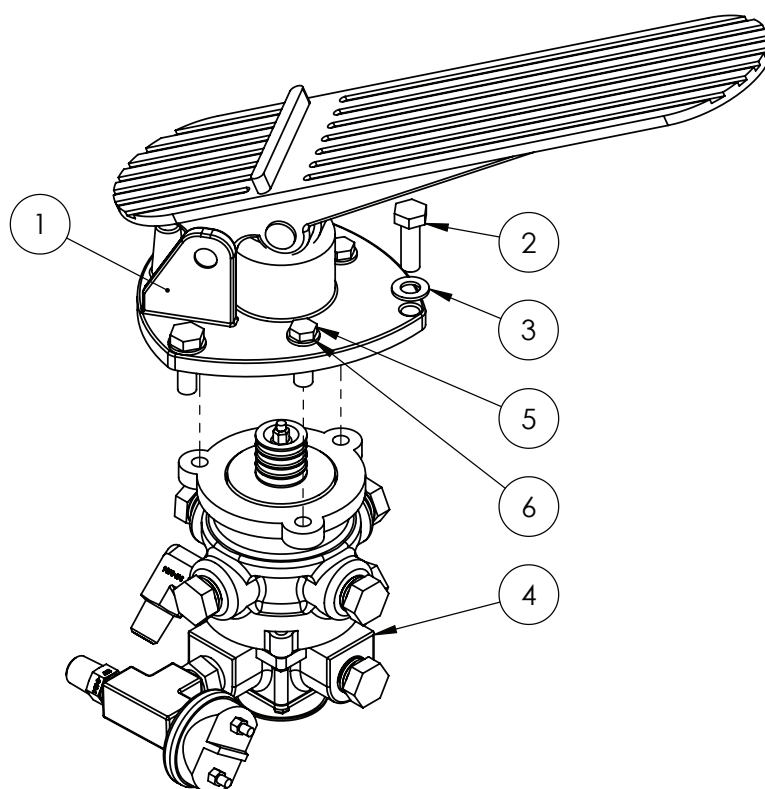
CAB

Fuse Box Lid



ITEM NO.	PART NUMBER	DESCRIPTION	QTY.
1	GA4507810	Cover Plate, Box Cabin Electrical, G3 G4 Series	1
2	GA5066600	Rawl action latch suit Advance pod door	4
-	GA5044995	Carpet, Charcoal, Marine Unbacked	-

Brake Pedal Assembly

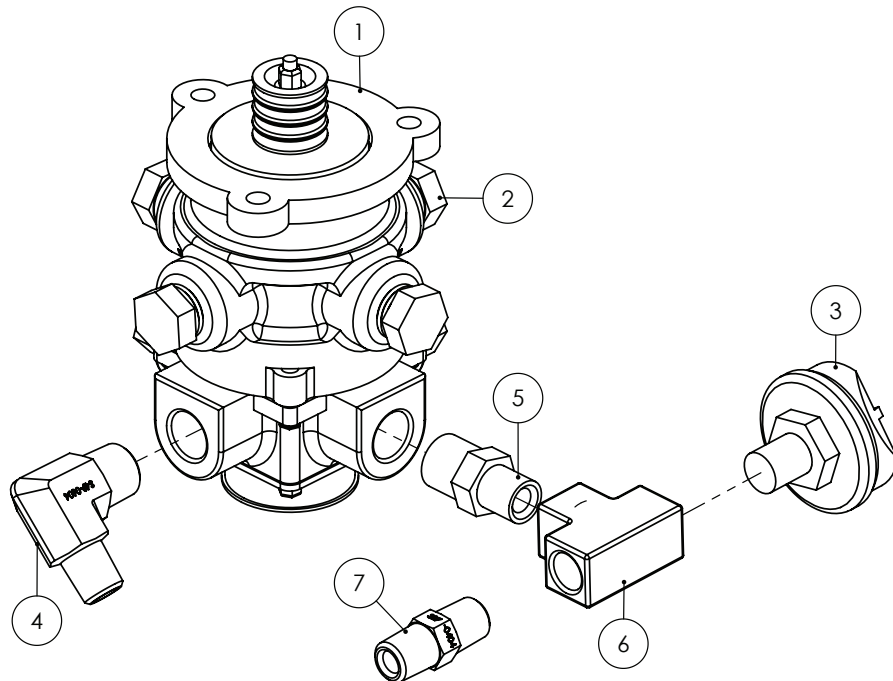


ITEM NO.	PART NUMBER	DESCRIPTION	QTY.
1	GA5016965**	Treadle assembly, Brake Pedal, air	1
2	GA5004711	Bolt M8 x 25 GR8.8 ZP	3
3	GA5003643	Washer 8mm Flat SS HD	3
4	*	Brake Valve Assembly	1
5	GA5004085	Bolt M8 x 20 GR8.8 ZP	3
6	GA5004919	Washer 8mm Spring SS	3

* Sub-assembly shown on following pages.

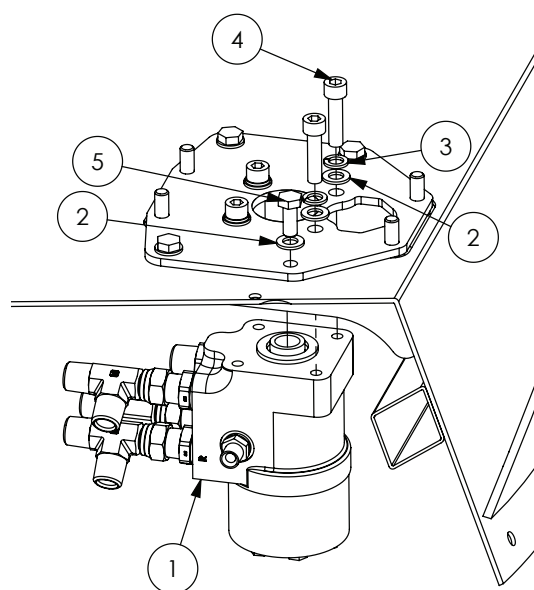
** NOTE: Items 5 & 6 are supplied with item 1.

Brake Valve Assembly



ITEM NO.	PART NUMBER	DESCRIPTION	QTY.
1	GA5005769	Basic foot valve, Dual circuit	1
2	GA5002575	3/8" NPT male taper plug brass	6
3	GA5016081	Pressure switch, Stop light, 3-5 PSI actuation, Normally open, SPST, 1/4"	1
4	GA3500259	Hydraulic adaptor, Elbow, 90 degree, 3/8" BSPT male x 1/4" BSPT male	1
5	GA5045085	Reducing nipple, 3/8" male thread x 1/4" male thread, Brass	1
6	GA5048300	Tee, 1/4" female thread x 1/4" female thread x 1/4" female thread, Brass	1
7	GA3500218	Hydraulic adaptor, Nipple, 1/4" BSPT male x 1/4" BSPT male	1

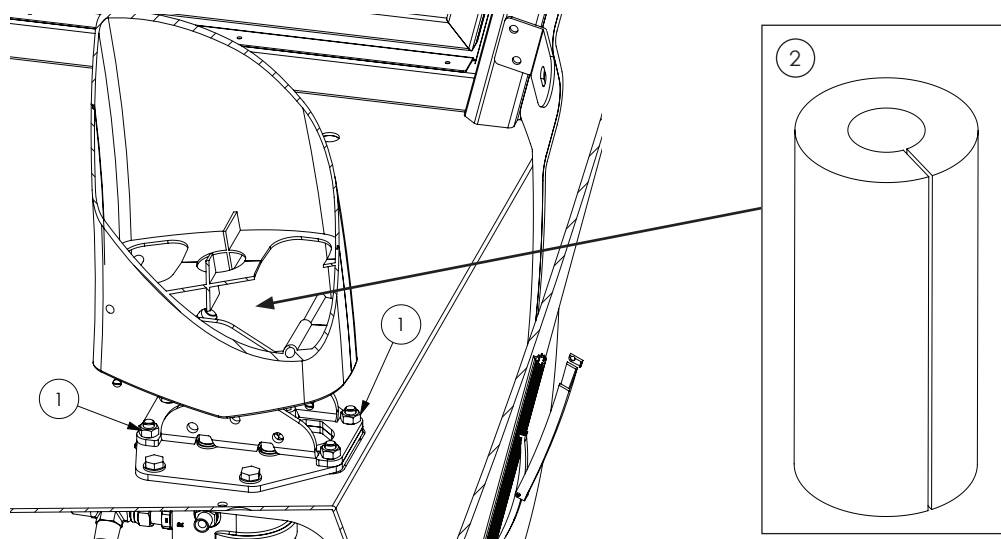
Steering Orbitrol - Plate Mount



ITEM NO.	PART NUMBER	DESCRIPTION	QTY.
1	^	Steering Orbitrol Assembly	1
2	GA5000117	Washer 10mm Flat SS HD	8
3	GA5000137	Washer 10mm Spring SS	4
4	GA5006141	SHCS M10 x 40	4
5	GA5006161	Bolt M10 x 25 ZP GR8.8	4

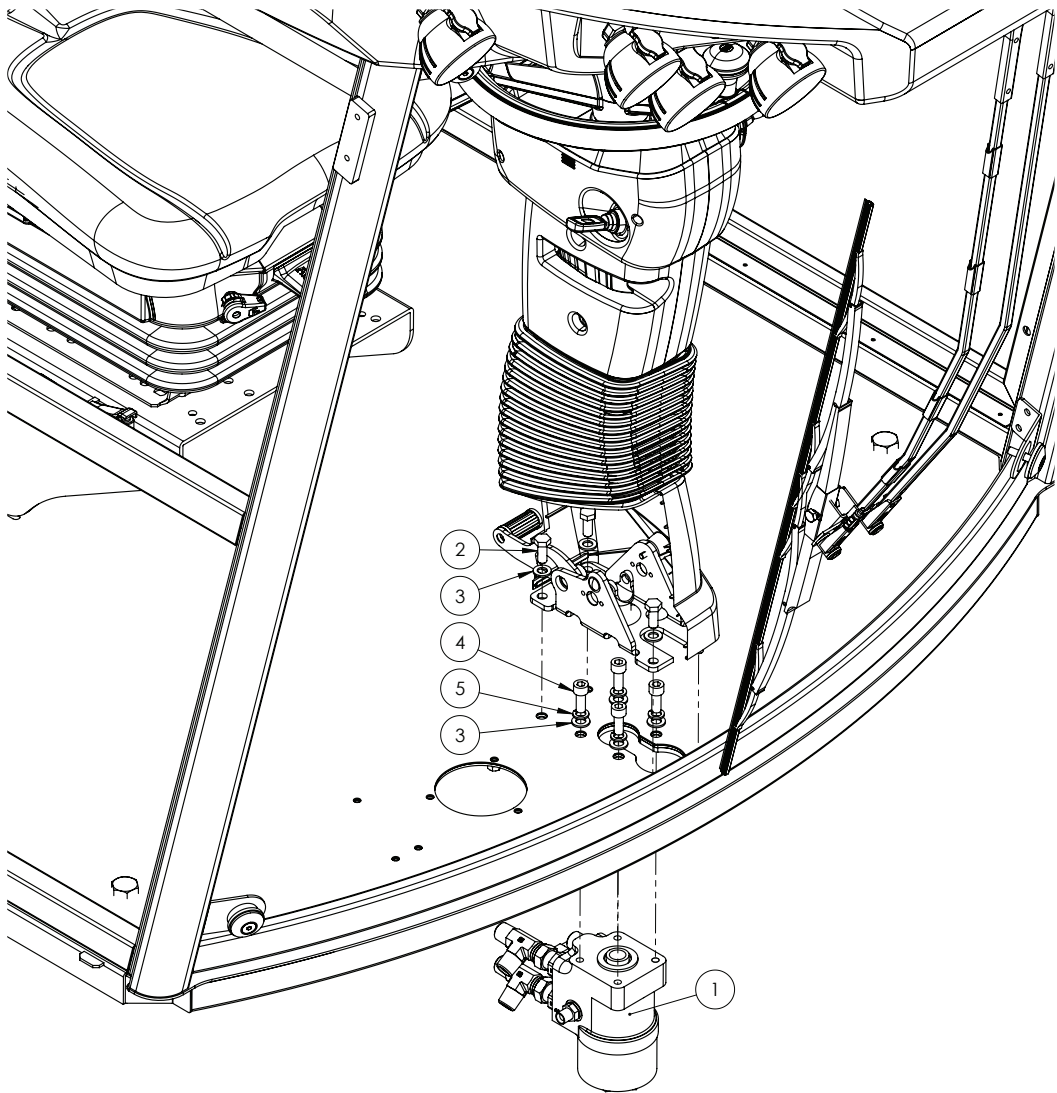
^ See Chapter 18 'Hydraulics' for subassembly.

Steering Column - Plate Mount



ITEM NO.	PART NUMBER	DESCRIPTION	QTY.
1	GA5012459	Nut M10 hex	4
2	GA5073255	Pipe Insulation, 13mm Wall, 19mm ID, Cut 100mm	1

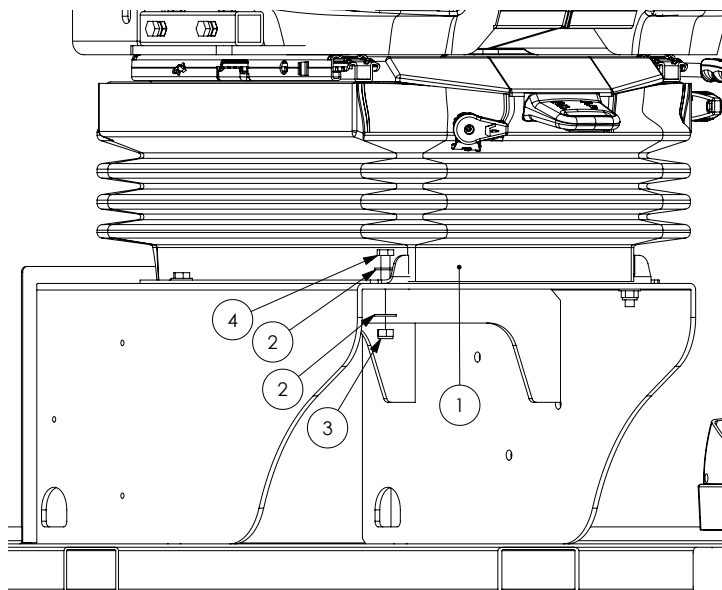
Steering Column & Orbitrol - Direct Mount



ITEM NO.	PART NUMBER	DESCRIPTION	QTY.
1	^	Steering Orbitrol Assembly	1
2	GA5006161	Bolt M10 x 25 GR8.8 ZP	4
3	GA5000117	Washer 10mm Flat SS HD	8
4	GA5071085	SHCS M10 x 25 GR12.9 ZP	4
5	GA5000137	Washer 10mm Spring SS	4

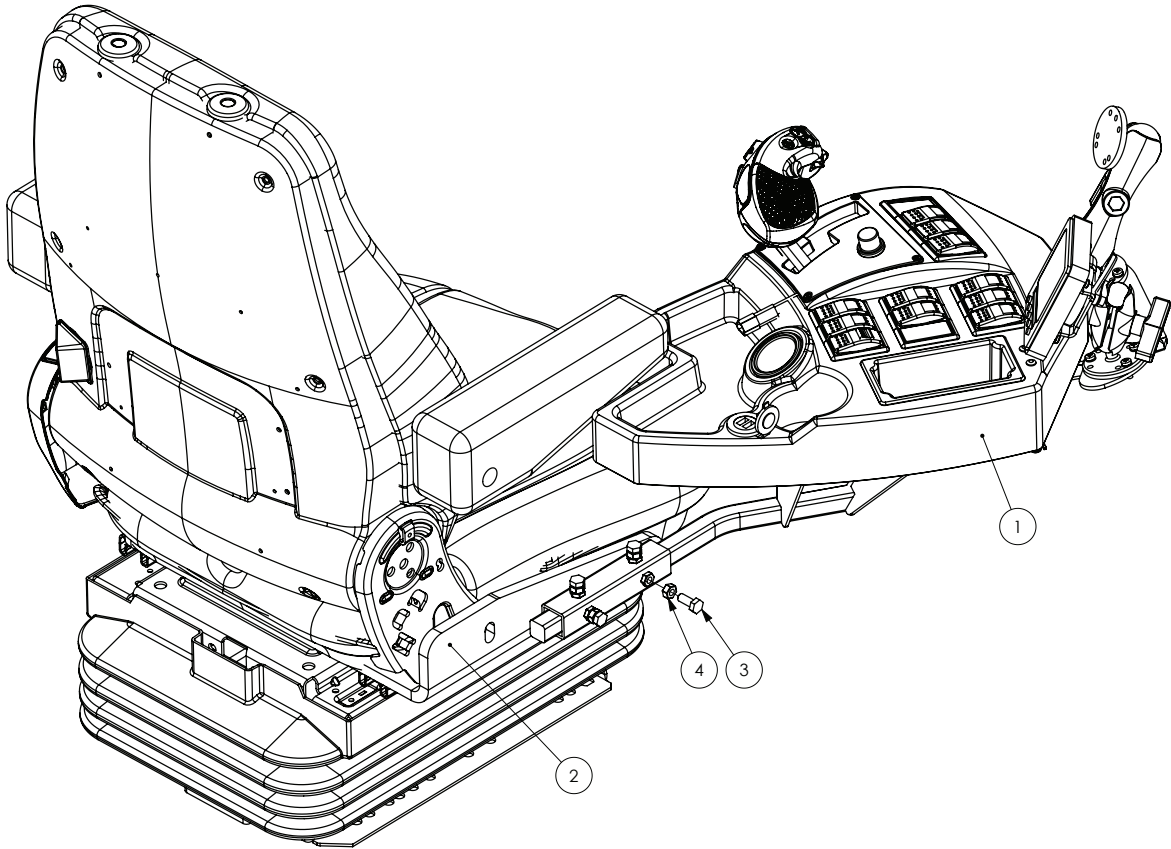
^ See Chapter 18 'Hydraulics' for subassembly.

Seat Mounting



ITEM NO.	PART NUMBER	DESCRIPTION	QTY.
1	GA4913255	Seat Assembly, G3 G4 Cabin	1
2	GA5003643	Washer 8mm Flat SS HD	8
3	GA5052590	Nut M8 Nyloc SS 316	4
4	GA5004711	Bolt M8 x 25	4

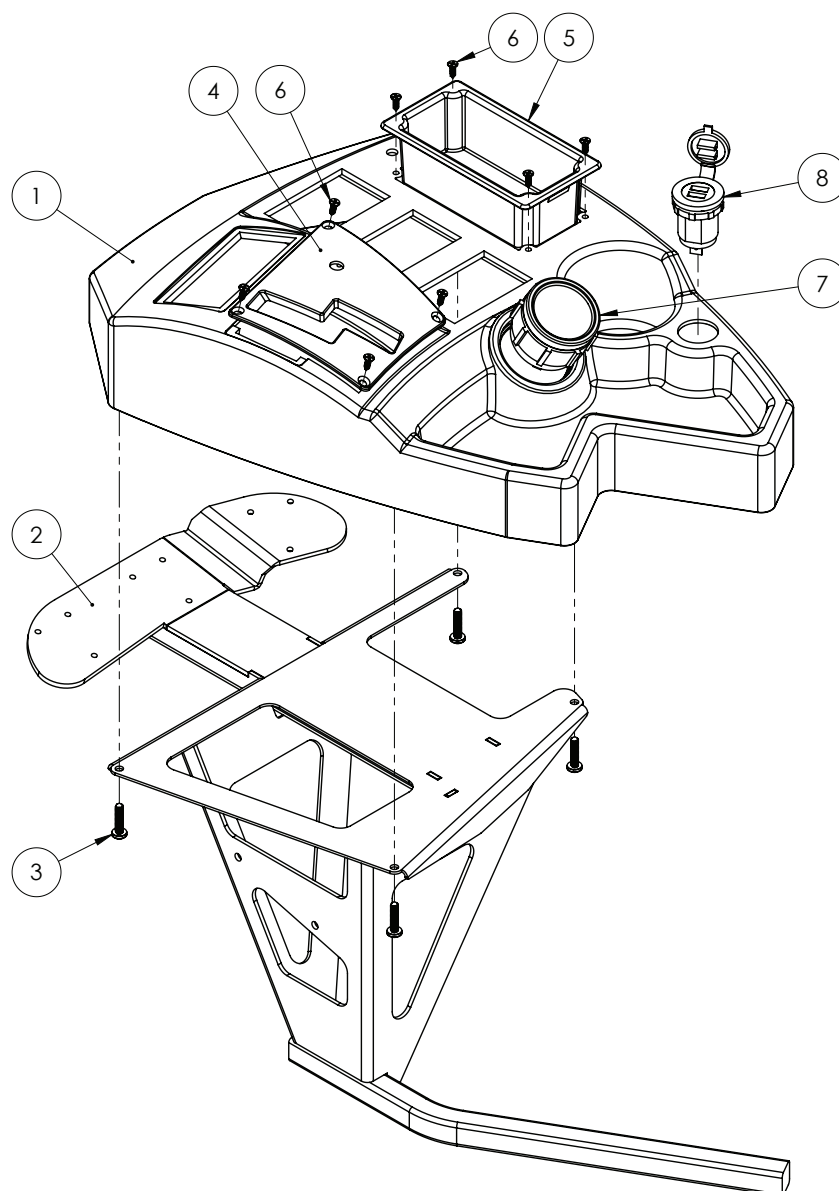
Seat & Side Console



ITEM NO.	PART NUMBER	DESCRIPTION	QTY.
-	GA5024770	Seat assembly, with double arm rest, Eurocab	1
1	*	Console Assembly	1
2	GA4661135	Seat Base Console Mount	1
3	GA5004085	Bolt M8 x 20 GR8.8 ZP	4
4	GA5004918	Nut M8 SS	4

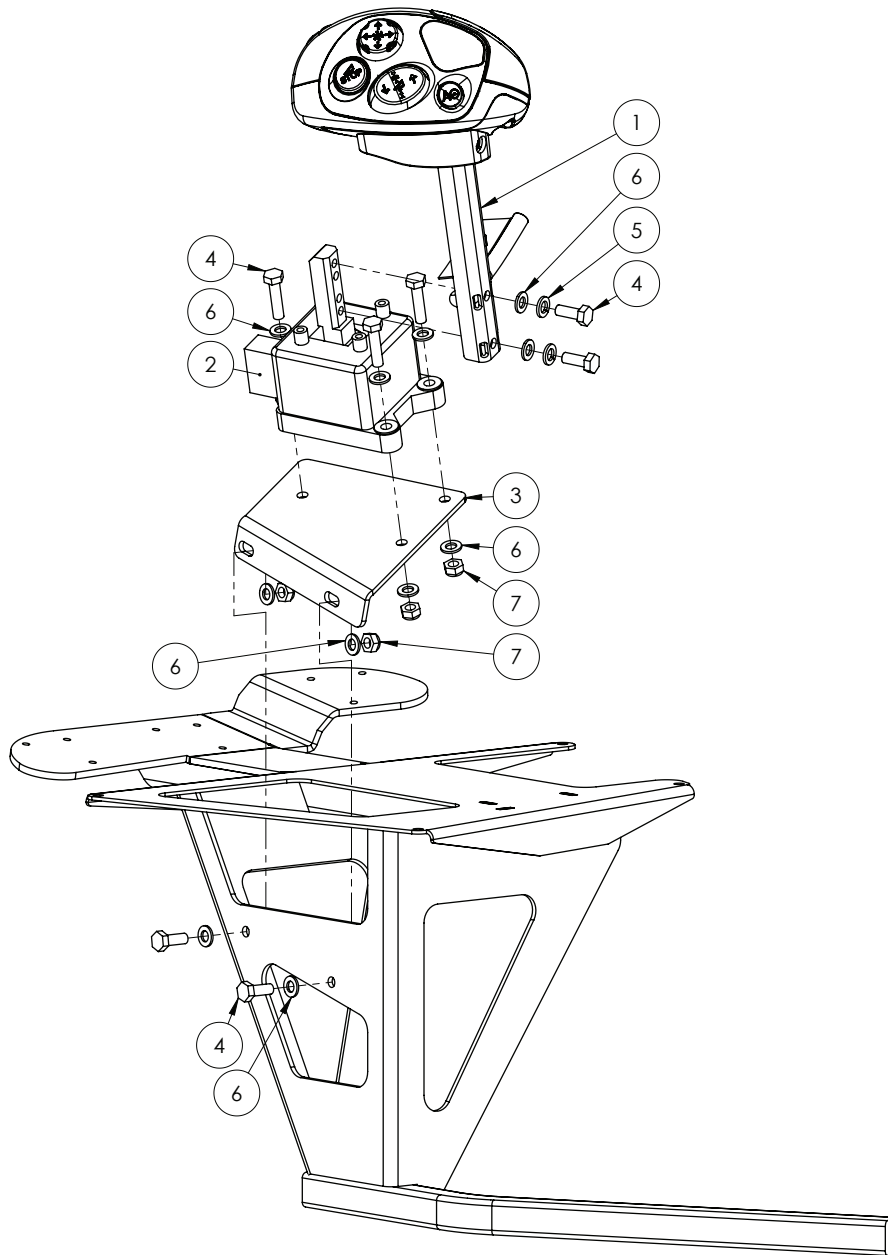
* Sub-assembly shown on following pages

Side Console - Base Assembly



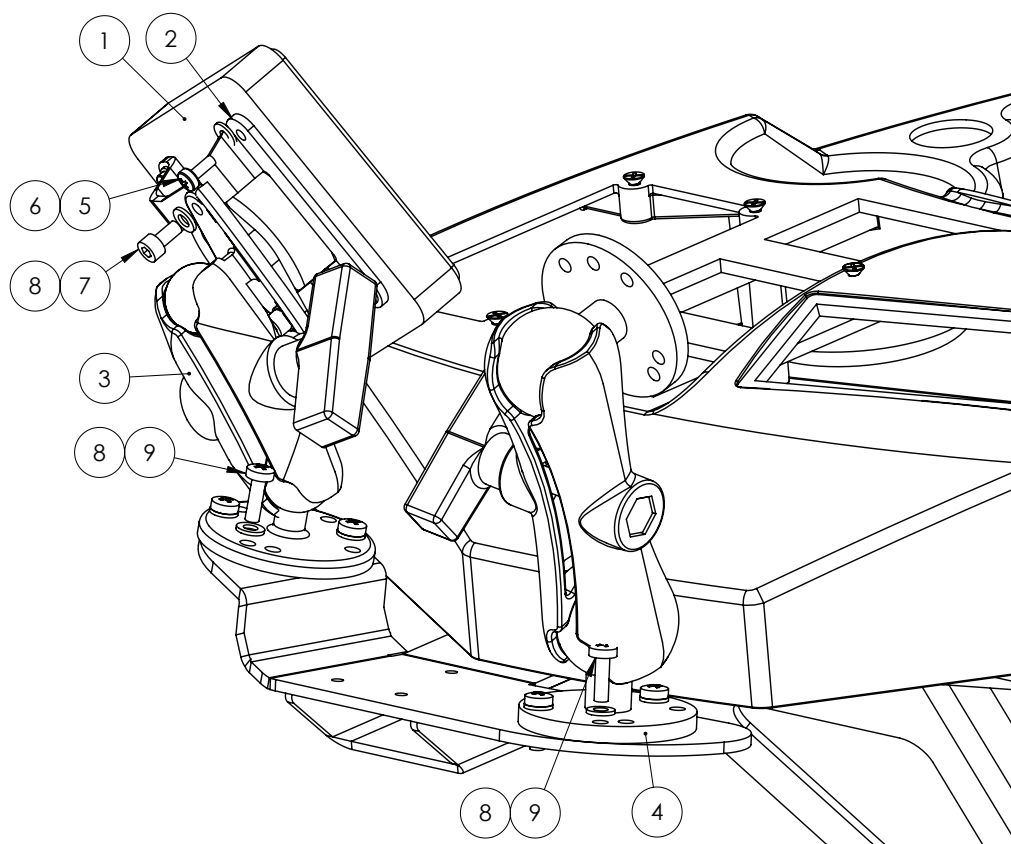
ITEM NO.	PART NUMBER	DESCRIPTION	QTY.
1	GA5072090	Console, Side Dash	1
2	GA4660645	Console Mount	1
3	GA5000527	Screw Pan Head 12g x 25mm SS	4
4	GA5024900	Console Joystick Guide, Plastic Moulded	1
5	GA5078429	Console Insert, Storage Tray	1
6	GA0500019	Screw, 8G x 1/2", Self Tapping, Countersunk Phillips, Black	8
7	GA5069037	Fuel gauge	1
8	GA3000084	Auxiliary Power Socket, Dual USB	1

Side Console - Joystick



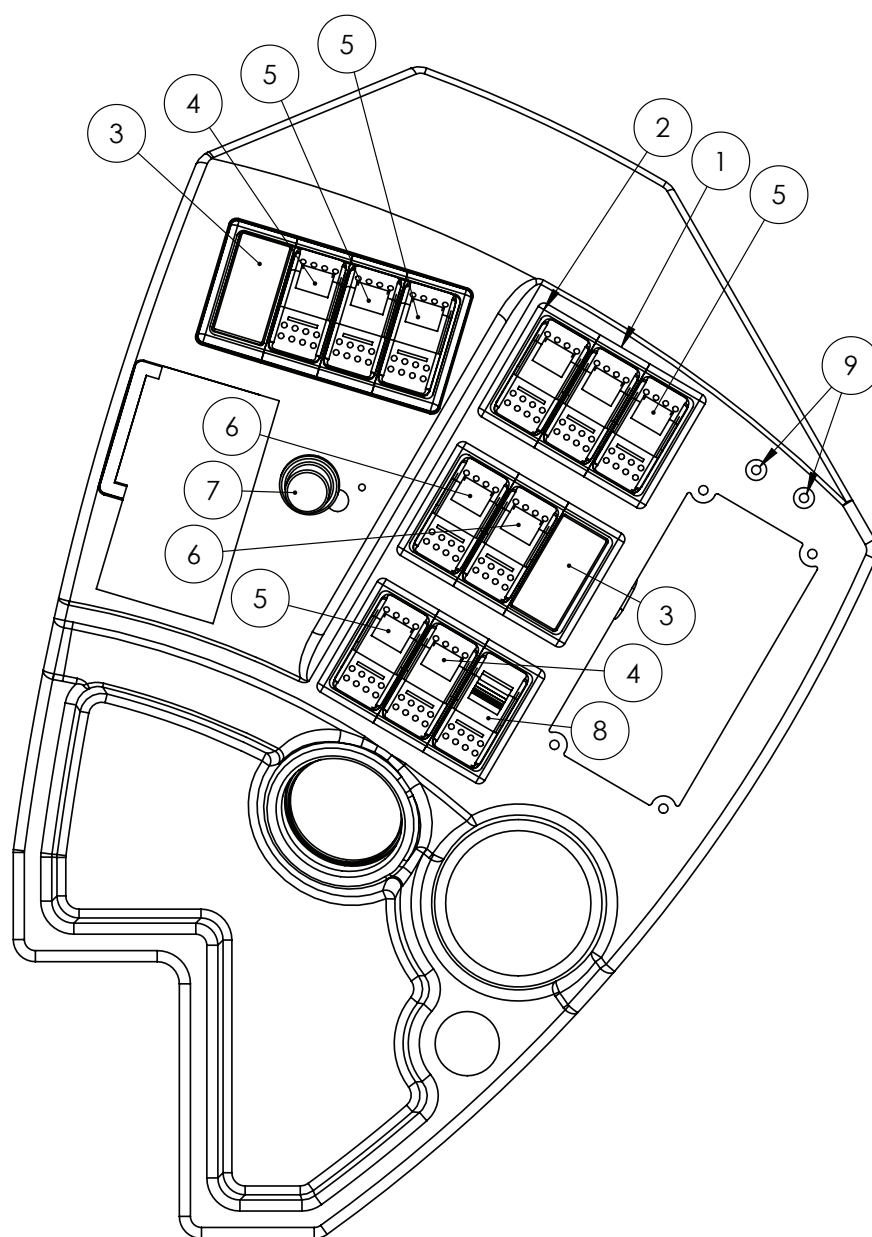
ITEM NO.	PART NUMBER	DESCRIPTION	QTY.
1	GA3000071	Joystick, multi function, ergonomic, Claas	1
2	GA3000107	Throttle Control, Joystick Base, Claas	1
3	GA4500660	Plate, Joystick Base Mount	1
4	GA5004073	Bolt M6 x 25 GR8.8 ZP	7
5	GA5004447	Washer 6mm Spring SS	2
6	GA5004437	Washer 6mm Flat SS	12
7	GA5048115	Nut M6 Nyloc ZP	5

Side Console - Screen Mounts



ITEM NO.	PART NUMBER	DESCRIPTION	QTY.
1	GA3000211	Display, Engine Monitor, DP570, G3V G4V, Danfoss	1
2	GA4509470	Plate, Cantrak Mount	1
3	GA5068930	Ram Mount, Small	1
4	GA5020825	Ram Mount, Large	1
5	GA5011360	M4 x 10mm Pan Head	4
6	GA5020510	Washer 4mm Flat SS	4
7	GA5069975	SHCS M5 x 10 SS A2-70	2
8	GA5003983	Washer 5mm Flat SS	8
9	GA5003977	Bolt Pan Head M5 x 16 SS A2-70	6
10	GA0500019	Screw, 8G x 1/2", Self Tapping, Countersunk Phillips, Black	8

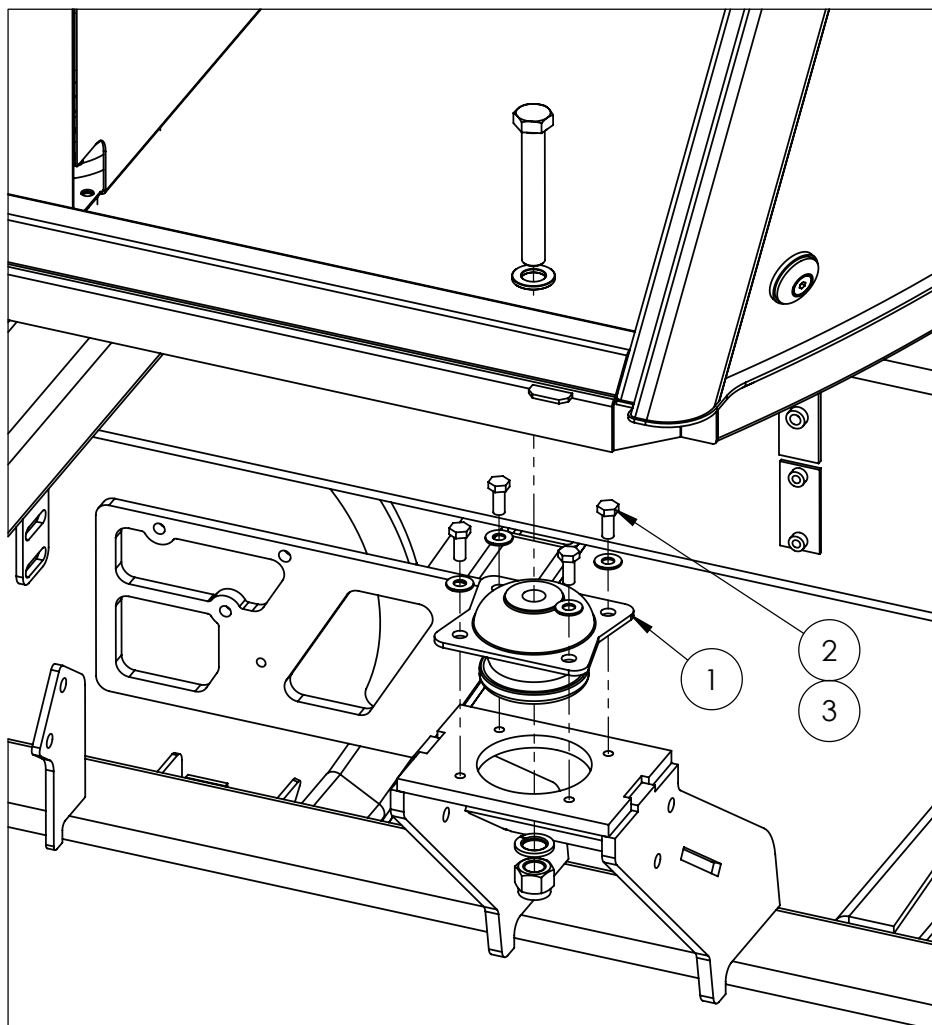
Side Console - Switches



ITEM NO.	PART NUMBER	DESCRIPTION	QTY.
-	GA4906205	Buzzer Assembly with Weather pack connector fitted	2
1	GA5006387	Mounting bracket, Rocker switch, Centre	5
2	GA5006397	Mounting bracket, Rocker, End switch	8
3	GA5006421	Carling Switch Blank Hole Panel Plug (black)	2
4	GA5071506	Switch, Rocker, On / Off / On DPDT, Blue LED 12v	2
5	GA5071505	Switch, Rocker, On / On DPDT, Blue LED 12v	6
6	GA5071507	Switch, Rocker, (On) / Off / (On) momentary, DPDT, Blue LED 12v	2
7	GA3000173	Rotary Potentiometer, Maximum Speed Control Switch	1
8	GA5071508	Switch, Rocker, On / On DPDT, Locking, Orange LED 12v	1
9	GA3000074	Light, LED Pilot Lamp, Red, 12v	2

Cabin Isolators

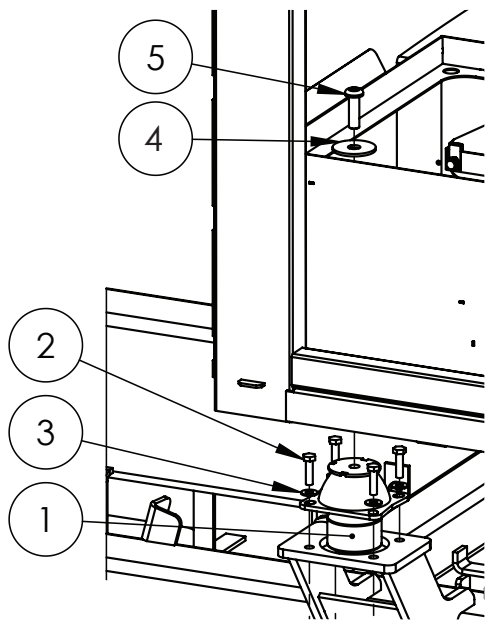
UP TO SERIAL #202071



ITEM NO.	PART NUMBER	DESCRIPTION	QTY.
1	GA5071615	Isolator kit, Euro Cabin, G3 G4 Series	4
	-	Bolt M16 x 110 (supplied in isolator kit)	4
	-	Washer 16mm Flat (supplied in isolator kit)	4
	-	Nut M16 Nyloc (supplied in isolator kit)	4
	-	Washer 16mm Spring (supplied in isolator kit)	4
2	GA5011475	Bolt M8 x 30	16
3	GA5003643	Washer 8mm Flat HD	16

Cabin Isolators

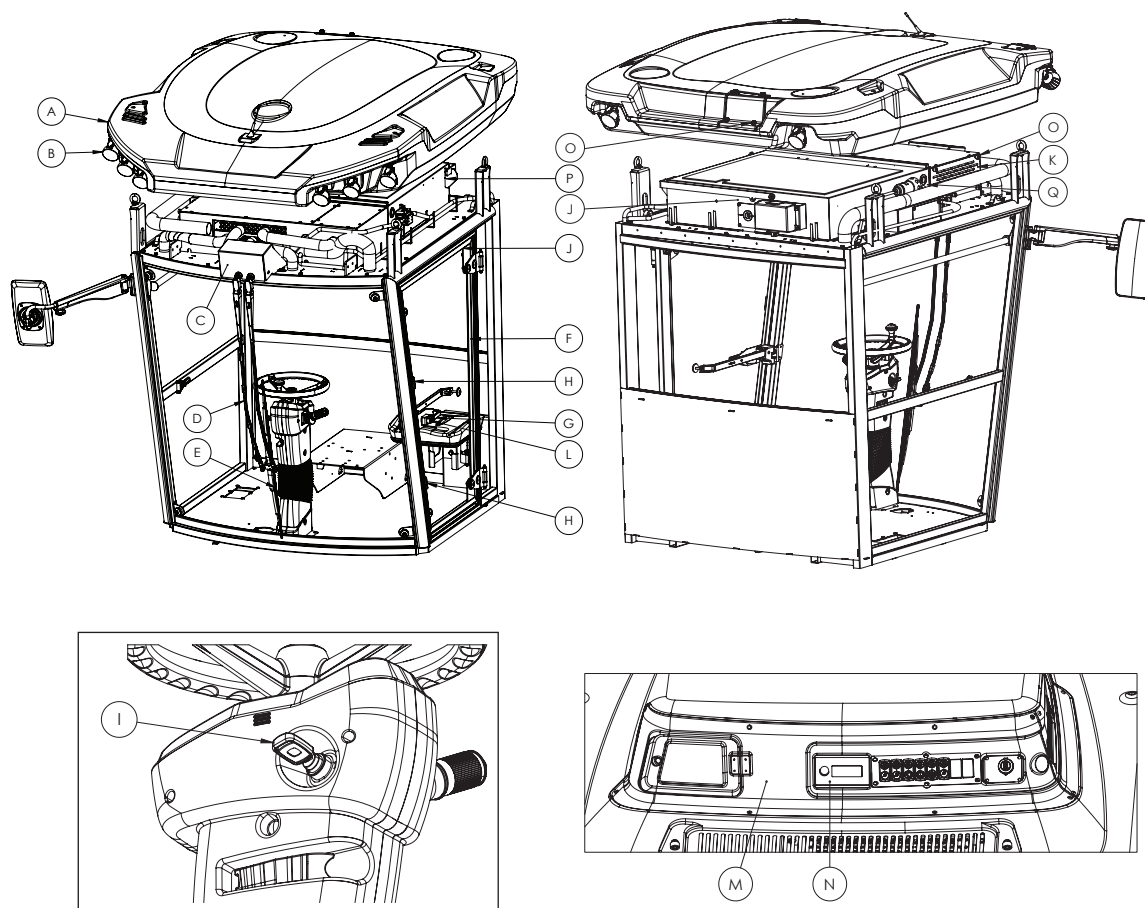
SERIALS AFTER #202071



NOTE: Cabin mount GA5078455 may be used to upgrade earlier models as they may reduce cabin vibration by up to 64%.

ITEM NO.	PART NUMBER	DESCRIPTION	QTY.
1	GA5078455	Cabin Mount, Hydraulic, G3 G4, Eurocab	4
2	GA5011475	Bolt M8 x 30 GR8.8 ZP	16
3	GA5003643	Washer 8mm Flat SS HD	16
4	GA4535345	Washer, 50 OD x 14.5 mm ID, SS	4
5	GA0500079	BHCS M12 x 30 SS A2-70	4

EuroCab Spare Parts - Miscellaneous



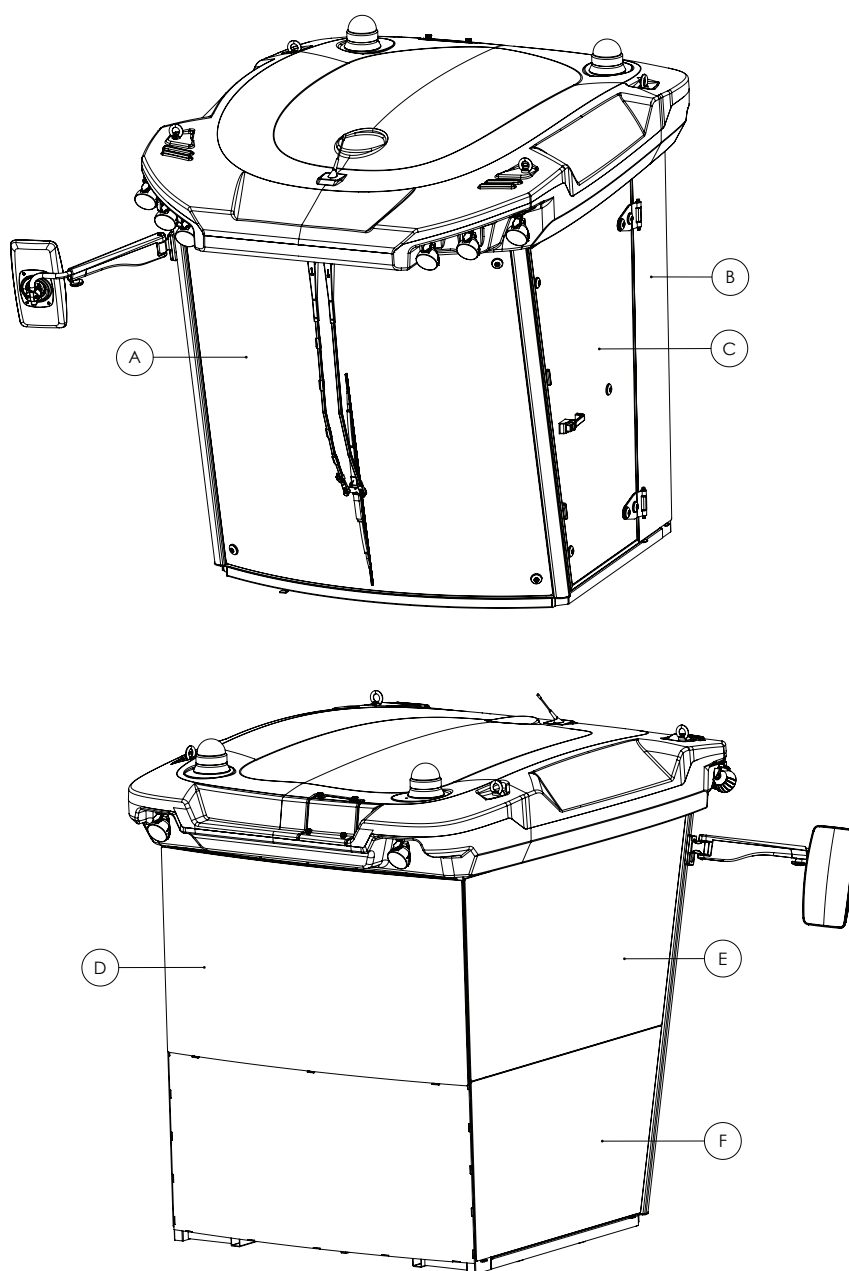
ITEM	PART NUMBER	DESCRIPTION
-	GA5075311	Cabin air filter, Interior
-	GA5075312	Cabin air filter, Interior, Plastic grill cover
-	GA5024750	Mirror assembly, RHS, Eurocab
-	GA5024775	Flap, Overhead compartment, Interior, Eurocab
-	GA5024765	Fuse compartment access cover, Roof, Eurocab
-	GA5075321	AC evaporator, including fan unit, suit Euro cab
-	GA5075313	Drier receiver, A/C, Eurocab
-	GA5024850	Heater tap assembly, Electric, Eurocab
-	GA5024815	Blanking insert, Switch, Overhead control panel, Eurocab
-	GA5024795	Worklights switch, Cover piece, Eurocab
-	GA5024800	Wiper switch, Cover piece, Eurocab
-	GA5024805	Windscreen washer switch, Cover piece, Eurocab
-	GA5024810	Beacon light switch, Cover piece, Eurocab
-	GA5024785	Worklights switch, ON/OFF, Eurocab
-	GA5024790	Windscreen washer switch, ON/OFF, Eurocab
-	GA5024840	Air conveyor, Heater A/C unit, Eurocab
A	GA5055800	Cabin Roof, Moulded Plastic, Eurocab

Continued over page

EuroCab Spare Parts - Miscellaneous

ITEM	PART NUMBER	DESCRIPTION
B	GA5075317	Work Light, round, LED 11w, bare wires, Black suit Euro cab
C	GA5075330	Wiper motor 12v suit euro cab
	GA5075335	Wiper motor assembly suit euro cab
D	GA5075340	Wiper arm suit euro cab
E	GA5075345	Wiper blade suit euro cab 1200 mm long
F	GA5075360	Door frame painted suit euro cab
	GA5075365	Door sealing profile 6 m suit euro cab
	GA5075361	Door assembly, with glass, Eurocab
G	GA5075350	Door handle suit euro cabin
	GA5075355	Door lock suit euro cabin
H	GA5069745	Rubber Buffer, Door Stop, Cabin Door
I	GA5071617	Master Key, suit Euro cabin, coxo steering column 2016 on
J	GA5075325	Gas strut, black, open length 365 mm, 150 N, suit Euro cab
K	GA5075310	Carbon filter replacement suit Euro Cab 102.01
	GA5024835	Cover plate, Carbon air filter, Eurocab
L	GA5071616	Master Key, suit Euro Cab Door
M	GA5055795	Roof Panel, Internal Front, Eurocab
N	GA5075320	AC fan module controller, Horizon basic, suit Euro cab
O	GA5024745	Knob screw, M6 x 25, Eurocab
P	GA5048640	Relay, 12V, 180 Amp Peak, 100 Amp continuous, 4 pin, Normally open
Q	GA5078473	AC speed control module, suit Euro cab

EuroCab Spare Parts - Window Glass

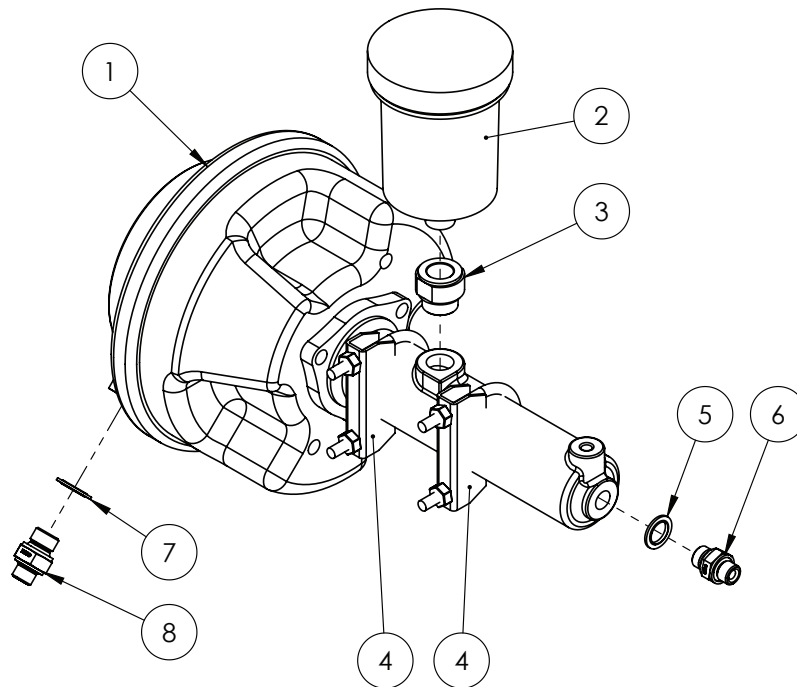


ITEM	PART NUMBER	DESCRIPTION
A	GA5075306	Glass panel, Front Windscreen, Euro Cab with flat floor, 2016 on
B	GA5075375	Glass panel, rear left, suit Euro cab
C	GA5075370	Glass panel, door, suit Euro cab
D	GA5075381	Glass panel, rear, curved, with tint, suit Euro cab, 2016 on
E	GA5075385	Glass panel, right upper, suit Euro cab
F	GA5075390	Glass panel, right lower, suit Euro cab

Chapter 23

BRAKES

Brake Booster

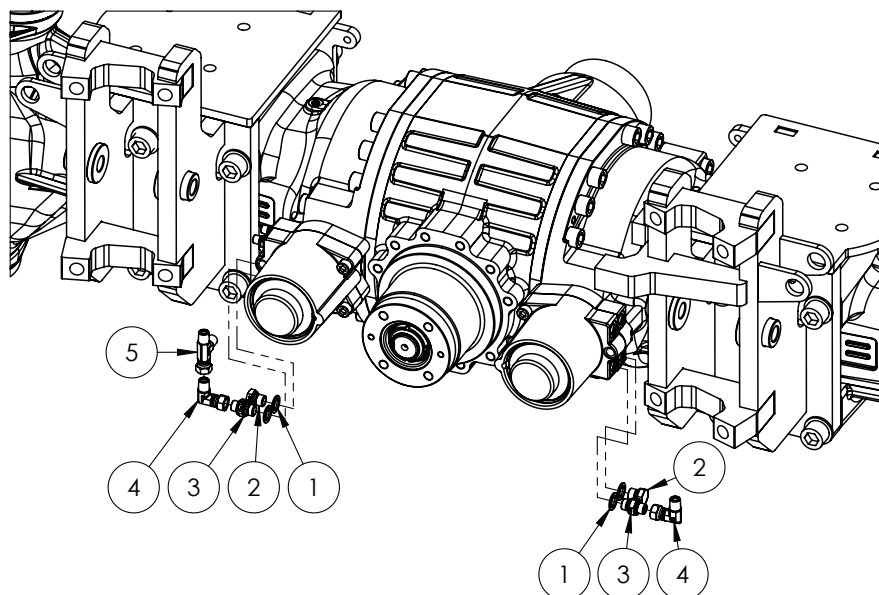


NOTE: Use ONLY hydraulic oil grade 46 in brake system. Do NOT use DOT rated brake fluid.

ITEM NO.	PART NUMBER	DESCRIPTION	QTY.
1	GA7000006	Brake Booster and Master Cylinder, I01594, Knott	1
2	GA5071745	Reservoir Assembly, Brake Booster, Catai	1
3	GA4550885	Reducing Bush, M22 x 1.5 Male x M18 x 1.5 Female, ZP	1
4	GA5006705	Exhaust clamp C8 2"	2
5	GA3500130	Hydraulic adaptor, Seal, Metal Bonded, M14	1
6	GA3500127	Hydraulic adaptor, Nipple, M14 x 1.5 DKL male x 1/4" BSPP male O-ring	1
7	GA3500129	Hydraulic adaptor, Seal, Metal Bonded, M16	1
8	GA3500128	Hydraulic adaptor, Nipple, M16 x 1.5 DKS male x 1/4" BSPP male O-ring	1

Brake Fittings - Front & Rear Axle

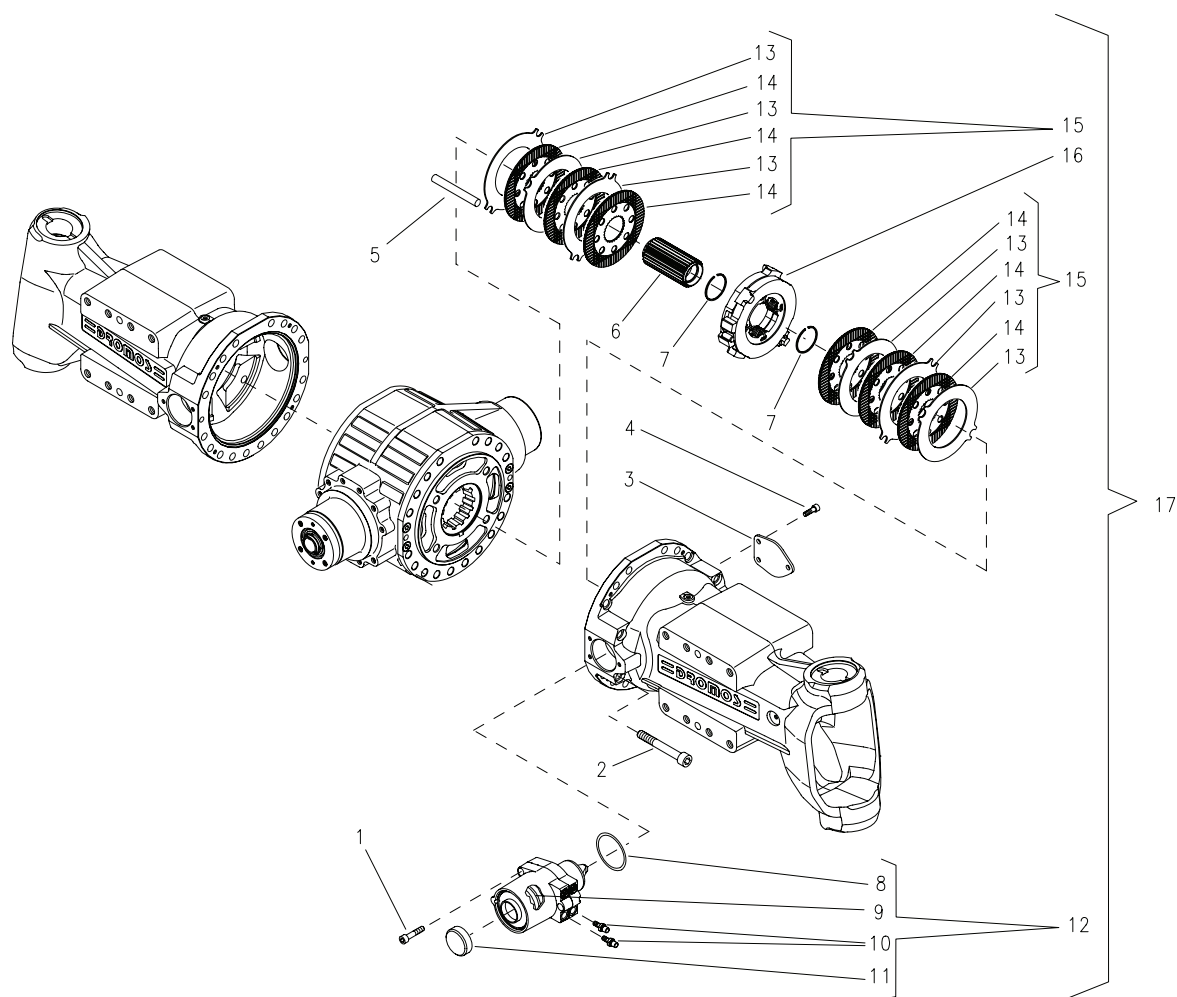
REAR AXLE SHOWN




Quantities shown are per side.

ITEM NO.	PART NUMBER	DESCRIPTION	QTY.
1	GA3500130	Hydraulic Adaptor, Seal, Metal Bonded, suit M14 Male Thread	4
2	GA3500510	Hydraulic Plug, M14 x 1.5 mm	2
3	GA3500127	Hydraulic Adaptor, M14 x 1.5 Metric Male Thread to 1/4" BSPP Mate Thread	2
4	GA3500332	Hydraulic adaptor, Elbow, 90 degree, 1/4" BSPT male x 1/4" BSPP female swivel	2
5	GA3500199	Hydraulic adaptor, Tee, 1/4" BSPT male x 1/4" BSPT male x 1/4" BSPP female	1

Brake Packs - Front & Rear Axle



ITEM NO.	PART NUMBER	DESCRIPTION	QTY.
1	001.091.0210.0	SCREW	6
2	001.091.11100.0	SCREW	8
3	012.020.1750.1	COVER	2
4	001.091.0260.0	SCREW	6
5	001.132.0060.0	PARALLEL PIN	8
6	012.231.1850.1	SLEEVE FOR DISC BRAKE	2
7	001.080.0070.0	SHOULDER RING	4
8	001.061.0940.0	O-RING	2
9	707.980.0160.0	GASKETS KIT	2
10	003.010.0220.1	BLEED SCREW	4
11	003.010.0210.1	PLUG	2
12	001.430.0240.0	BRAKE ACTUATOR CYLINDER WITH SPRING	2
13	012.081.0040.1	INTERMEDIATE DISC	12
14	012.082.0040.1	CLUTCH DISK	12
15	707.970.0030.0	BRAKE DISCS KIT	2
16	707.960.0040.0	BRAKE CASING	2
17	707.950.0110.0	DISC BRAKE	2



GOLDACRES

www.goldacres.com.au