


# Super Cruiser G8

## Parts Manual MY19



  SEE INSIDE COVER  
GA8700986 REV 8  
xxx 2020  
FROM SERIAL #202114



# GOLDACRES

For further information about any of the products shown please visit - [www.goldacres.com.au](http://www.goldacres.com.au).

© Goldacres Trading 2020

This publication and all designs are copyright.

No part, products or designs may be reproduced by any process except in accordance with the Copyright act 1968.

All information in this operator's manual is based on the latest product information available at the time of printing. The policy of Goldacres is one of continuous improvement and as such, Goldacres reserve the right to alter any specifications and designs without notice and without incurring any obligation regarding such changes.

No part of this manual may be reproduced without written permission from Goldacres. All photographs and technical information remain the property of Goldacres.

Goldacres Trading Pty Ltd  
3 Morang Crescent  
Mitchell Park Vic 3355

Ph: 03 5342 6399

Fax: 03 5342 6308

DOWNLOAD AN ELECTRONIC VERSION OF THESE  
MANUALS ON THE GOLDACRES WEBSITE:

[goldacres.com.au](http://goldacres.com.au)

Under Parts & Service > Owner-Operator Manuals:

GA8700989 - Operator's Manual, Super Cruiser G8 MY19

Under Parts & Service > Parts Manuals:

GA8700986 - Parts Manual, Super Cruiser G8 MY19





# Contents

<b>I CHASSIS</b>	<b>7</b>	<b>3 FLUSH TANK</b>	<b>45</b>
Chassis - 8000L . . . . .	7	Rinse Water Tank & Frame . . . . .	45
36-42m Side Platform & Boom Rest. . . . .	8	Rinse Water Tank & Frame . . . . .	46
36-42m Side Platform & Boom Rest. . . . .	9	<b>4 RH POD</b>	<b>47</b>
36-42m Side Platform & Boom Rest. . . . .	10	Not Fitted . . . . .	47
36-42m Side Platform & Boom Rest. . . . .	11	<b>5 LH POD</b>	<b>49</b>
36-42m Side Platform & Boom Rest. . . . .	12	LH Pod - Mounting. . . . .	49
36-42m Side Platform & Boom Rest. . . . .	13	LH Pod - Base . . . . .	50
36-42m Side Platform & Boom Rest. . . . .	14	LH Pod - Base . . . . .	51
36-42m Side Platform & Boom Rest - Mounting . . . . .	15	LH Pod - 2" Fill - Standard. . . . .	52
48m Side Platform & Boom Rest . . . . .	16	LH Pod - 3" Fill - Hydraulic Pump . . . . .	53
48m Side Platform & Boom Rest . . . . .	17	LH Pod - 3" Fill - Direct . . . . .	54
36-42m Boom Rest - Left Side . . . . .	18	LH Pod - Chemical Probe . . . . .	55
36-42m Boom Rest - Right Side . . . . .	19	LH Pod - Micromatic Rinse . . . . .	56
48m Boom Rest - Right Side . . . . .	20	Ball Valve - 3-Way - Main Tank/Hopper . . . . .	57
Left Hand Mirror. . . . .	21	Pressure Delivery Manifold . . . . .	58
Hand Wash Bottle Assembly . . . . .	22	Tank Fill Manifold. . . . .	59
Tool Box . . . . .	23	Hopper Manifold. . . . .	59
Cabin - Shockers. . . . .	24	Main Tank Rinse/Rinse Tank Fill Manifold . . . . .	60
Cabin - Panhard Rod. . . . .	25	Main Tank Rinse/Agitation Manifold. . . . .	61
Headstock - 36-42m. . . . .	26	Valve - Quick Fit 2 Way Assembly. . . . .	62
Headstock - 48m. . . . .	27	Rinse Tank Fill Manifold Assembly. . . . .	63
Bonnet . . . . .	28	Wash Down Gun Assembly . . . . .	64
Cover Plate Lower - LHS . . . . .	29	Wash Down Gun Pump Assembly . . . . .	65
Cover Plate Lower - RHS - Battery Cover . . . . .	30	Chemical Probe Hose Lance. . . . .	66
Cover Plates Under Cabin. . . . .	31	Enviro Coupling & Hose . . . . .	66
Tow Bar . . . . .	32	<b>6 DIRECT CHEMICAL INJECTION</b>	<b>67</b>
Air Tank . . . . .	33	Not Fitted . . . . .	67
Crop Deflector Set . . . . .	34	<b>7 DUAL PRODUCT</b>	<b>69</b>
<b>2 PUMPS</b>	<b>35</b>	Not Fitted . . . . .	69
Spray Pump - Zeta 260 . . . . .	35	<b>8 INDUCTION HOPPER</b>	<b>71</b>
Spray Pump - Zeta 260 - Hydraulic Drive . . . . .	36	Induction Hopper - 60L . . . . .	71
Spray Pump - ARAG MSP400 . . . . .	37	Induction Hopper - Tank Assembly . . . . .	72
Spray Pump - ARAG MSP400 Assembly . . . . .	38	Induction Hopper - Tank Assembly . . . . .	73
Spray Pump - ARAG MSP400 Assembly . . . . .	39	Induction Hopper - Frame Assembly . . . . .	74
Spray Pump - Mounting . . . . .	40	Induction Hopper - Frame Assembly . . . . .	75
Hydraulic Fill Pump. . . . .	41		
Hydraulic Fill Pump. . . . .	42		
Chemical Transfer Pump & Bracket . . . . .	43		
Chemical Transfer Pump Assembly . . . . .	44		

Hopper Bottom - 2" Flanged . . . . .	76	42m - Boom Centre - Tilt Assembly. . . . .	106
<b>9 FOAM MARKER TANK</b>	<b>77</b>	36m - Boom Centre - Yaw Assembly . . . . .	107
Not Fitted . . . . .	77	36m - Boom Centre - Yaw Assembly . . . . .	108
<b>10 TRANSCAL</b>	<b>79</b>	42m - Boom Centre - Yaw Assembly . . . . .	109
Not Fitted . . . . .	79	42m - Boom Centre - Yaw Assembly . . . . .	110
<b>11 MAIN TANK</b>	<b>81</b>	36-42m - Boom Centre - Roll Shockers . . . . .	111
Tank Assembly - 8000L . . . . .	81	36-42m - Boom Centre - Flow Div's & Check Valves	112
Tank Assembly - 8000L . . . . .	82	36-42m - Boom Centre - Centre Level . . . . .	113
Tank Cradle - 8000L . . . . .	83	48m - Boom Centre - Paralift Assembly. . . . .	114
Tank Cradle - 8000L . . . . .	84	48m - Boom Centre - First Stage Fold. . . . .	115
Tank Rinsing Nozzle - Elbow Assembly . . . . .	85	48m - Boom Centre - Tilt Rams . . . . .	116
Tank Rinsing Nozzle - Tee Assembly . . . . .	85	48m - Boom Centre - Delta Links . . . . .	117
Tank Fill - Venturi Assembly . . . . .	86	48m - Boom Centre - Yaw. . . . .	118
Supermix Agitator - Angled Barb . . . . .	87	48m - Boom Centre - Bump Stops . . . . .	119
Supermix Agitator - Straight Barb . . . . .	87	48m - Boom Centre - Roll Shockers. . . . .	120
Tank Fill - 1" Chemical Assembly . . . . .	88	48m - Boom Centre - Level . . . . .	121
Tank Fill - 2" Assembly . . . . .	89	48m - Boom Centre - Hydraulic Control Manifold .	122
Tank Fill - 2" Hopper Assembly . . . . .	89	Oversize Sign Mount - 36-48m . . . . .	123
Tank Fill - Boom Recirculation Assembly . . . . .	90	Delta Link - 36-48m . . . . .	124
Tank Fill - 3" Front & Side Fill Assembly . . . . .	90	Lower Limit Switch - 36-42m . . . . .	125
Outlet - Tank Overflow 3" . . . . .	91	Lower Limit Switch - 48m . . . . .	126
Breather Valve Assembly . . . . .	91	Tilt Sensor - 48m. . . . .	127
Remote Drain - 3" . . . . .	92	Manual Grease Station. . . . .	128
Dry Sight Tube - Cap & Tube Assembly. . . . .	93	RapidFire Components - 36-48m . . . . .	129
Dry Sight Tube - Float & Guide . . . . .	94	RapidFire Components - 36-48m . . . . .	130
Dry Sight Tube - Locating Cap Assembly . . . . .	95	Norac System - 36-42m . . . . .	131
Dry Sight Tube - Float Assembly . . . . .	95	Norac System - 48m. . . . .	132
Dry Sight Tube - Mount . . . . .	96	Norac Spare Parts List. . . . .	133
<b>12 WHEELS &amp; MUDGUARD</b>	<b>97</b>	Norac Spare Parts List . . . . .	134
Mud Guards - Front Axle (520/85R46 Tyre) . . . . .	97	<b>14 BOOM WINGS</b>	<b>135</b>
Mud Guards - Rear Axle (520/85R46 Tyre). . . . .	98	36-42m - Boom Pivot . . . . .	135
Wheels & Tyres . . . . .	98	36m - First Stage Fold . . . . .	136
<b>13 BOOM CENTRE</b>	<b>99</b>	42m - First Stage Fold . . . . .	137
36-42m - Boom Centre - Paralift Assembly . . . . .	99	36-42m - Second Stage Fold . . . . .	138
36-42m - Boom Centre - Paralift Assembly . . . . .	100	36-42m - Second Stage Fold . . . . .	139
36-42m - Boom Centre - Base Assembly . . . . .	101	36-42m - Bi-fold Boom Catch . . . . .	140
36-42m - Boom Centre - Base Assembly . . . . .	102	36-42m - Bi-fold Boom Catch Bracket & Mounting .	141
36m - Boom Centre - Tilt Assembly. . . . .	103	36-42m - Bi-fold Boom Catch Assembly . . . . .	142
36m - Boom Centre - Tilt Assembly. . . . .	104	36m - Second Stage Fold - Lower Pivot . . . . .	143
42m - Boom Centre - Tilt Assembly. . . . .	105	36m - Second Stage Fold - Upper Pivot . . . . .	143
		36-42m - Breakaway Springs. . . . .	144
		36-42m - Breakaway Cables . . . . .	145
		36-42m - Aluminium Outer Assembly. . . . .	146

36m - Poly Brackets . . . . .	147	Cabin - Fuse Boxes. . . . .	179
42m - Poly Brackets & 4th Chord . . . . .	148	Fuse Box 'A' - Cabin . . . . .	180
36-42m - Boom Wings Inner - Steel. . . . .	149	Fuse Box 'B' - Cabin . . . . .	181
36-42m - Boom Wings Outer - Aluminium . . . . .	149	Fuse Box 'C' - Cabin . . . . .	182
36-42m - Breakaway Aluminium Tip. . . . .	149	Cabin - Fridge - Optional . . . . .	183
36-42m - Boom Saddle . . . . .	150	Batteries . . . . .	184
36-42m - Boom Slide Protectors . . . . .	151	Battery Isolator . . . . .	185
36-42m - Boom Stopper. . . . .	152	Bus Bar. . . . .	186
36-42m - Boom Bumper Assembly . . . . .	153	Reverse Warning Beeper . . . . .	187
36-42m - Touch Down Wheel. . . . .	154	Horn . . . . .	187
36-42m - Touch Down Wheel . . . . .	155	Electrical Connectors - AMP. . . . .	188
48m - Boom Pivot . . . . .	156	Electrical Connectors - AMP. . . . .	189
48m - Boom Catch. . . . .	157	Electrical Connectors - Deutsch. . . . .	190
48m - Second Stage Fold. . . . .	158	Electrical Connectors - Deutsch. . . . .	191
48m - Second Stage Fold. . . . .	159	Electrical Connectors - Weather Pack. . . . .	192
48m - Third Stage Fold. . . . .	160	Electrical Connectors - Weather Pack. . . . .	193
48m - Third Stage Fold. . . . .	161	Electrical Harnesses & Components. . . . .	194
48m - Boom Bearing End Assembly . . . . .	161	Electrical Harnesses & Components. . . . .	195
48m - Boom Link Assembly . . . . .	162		
48m - Boom Catch Assembly . . . . .	162	<b>16 SCHEMATICS</b>	<b>196</b>
48m - Boom Wings Inner - Steel . . . . .	163	Hydraulics - Transmission Lines . . . . .	196
48m - Boom Wings Outer - Aluminium. . . . .	163	Hydraulics - General 48 m . . . . .	197
48m - Breakaway Aluminium Tip . . . . .	163	Hydraulics - Braking System . . . . .	199
48m - Boom Bumper & Protectors . . . . .	164	Hydraulics - Trimble Steering . . . . .	200
36-48m - 3D Breakaway Tip. . . . .	165	Hydraulics - John Deere Steering . . . . .	201
36-48m - 3D Breakaway Tip. . . . .	166	Hydraulics - General 36-42 m . . . . .	202
36-48m - 3D Breakaway Mechanism . . . . .	166	Hydraulics - Booms Detail 36 m. . . . .	203
36-42m - 3D Breakaway Tip - End Protector . . . . .	167	Hydraulics - Booms Detail 42 m. . . . .	204
48m - 3D Breakaway Tip - End Protector. . . . .	168	Hydraulics - Hose List . . . . .	205
		Hydraulics - Hose List . . . . .	206
		Hydraulics - Hose List . . . . .	207
		Hydraulics - Hose List . . . . .	208
		Hydraulics - Hose List . . . . .	209
		Norac - Active Wing Roll . . . . .	210
		Norac - Active Wing Roll - Hose List . . . . .	211
		Norac - Passive Wing Roll . . . . .	212
		Norac - Passive Wing Roll - Hose List. . . . .	213
		Pneumatics - Schematic . . . . .	214
		Plumbing Schematic - Zeta 260 Pump . . . . .	215
		Plumbing Schematic - Arag MSP400 Pump . . . . .	216
		Plumbing - Hose List. . . . .	217
<b>15 ELECTRICS</b>	<b>170</b>	<b>17 DECALS</b>	<b>218</b>
Lighting - Boom Tip LEDs . . . . .	170	Decals - Base Kit . . . . .	218
Lighting - Headlight & Indicator . . . . .	171		
Lighting - Bonnet LED Light Bar - Optional . . . . .	171		
Lighting - Cab Front . . . . .	172		
Lighting - Cab Front LED Light Bar - Optional. . . . .	172		
Lighting - Cab Lights Rear . . . . .	173		
Lighting - Beacon Lights . . . . .	173		
Lighting - Tail Lights . . . . .	174		
Lighting - Side deck. . . . .	175		
Lighting - Tank Cradle . . . . .	176		
Lighting - Night Pro LEDs . . . . .	177		
Lighting - Egress Relay . . . . .	177		
Cabin - Fuse Boxes. . . . .	178		



Decals - Base Kit . . . . .	219	48m Cylinder - Yaw . . . . .	256
Decals - Base Kit . . . . .	220	48m Cylinder - Boom Catch Arm . . . . .	257
Decals - Base Kit . . . . .	221	48m Cylinder - Boom Mid Catch . . . . .	257
Decals - Base Kit . . . . .	222	48m Cylinder - First Fold. . . . .	258
Decals - Base Kit . . . . .	223	48m Cylinder - Second Fold . . . . .	259
Decals - Tank. . . . .	224	48m Cylinder - Third Fold . . . . .	259
Decals - Bonnet . . . . .	224	48m Cylinder - Boom Tilt . . . . .	260
Decals - Dry Sight Tube . . . . .	224	48m Cylinder - Centre Leveling . . . . .	260
Decals - Cabin & Miscellaneous . . . . .	225	48m Hydraulic Control Manifold . . . . .	261
<b>18 HYDRAULICS</b>	<b>226</b>	Cylinder Rose End - Spare Parts . . . . .	262
Oil Tank & Frame . . . . .	226	Boom Rest & Fill Pump Hydraulic Block . . . . .	263
Oil Tank & Frame . . . . .	227	NORAC Valve Block. . . . .	264
Oil Tank Assembly. . . . .	228	Boom Lift Accumulator Lockout - Mounting . . . . .	265
Oil Tank Reservoir Assembly . . . . .	229	Boom Lift Accumulator Lockout. . . . .	266
Gauge Assembly . . . . .	230	Yaw Control Valve Assembly . . . . .	267
Hydraulic Oil Return Filter. . . . .	231	Yaw Control Charge Line . . . . .	268
Bulkhead . . . . .	232	Air Manifold . . . . .	269
Steering Orbital . . . . .	233	<b>19 PLUMBING</b>	<b>270</b>
Brake Pedal Assembly . . . . .	234	Dual Pressure Filter Assembly. . . . .	270
Manifold - Trimble Auto Steer. . . . .	235	Suction Filter Mounting . . . . .	271
Manifold - John Deere Auto Steer. . . . .	236	Suction Filter Valve Assembly . . . . .	272
Manifold - Park Brake, Fan Relief . . . . .	237	Suction Filter Bowl Assembly . . . . .	273
Manifold - Hydraulic Return . . . . .	238	3" Direct Fill - Front Mount Option . . . . .	274
Hydraulic Load Sense Control Block . . . . .	238	Fill Flow Meter - Teejet . . . . .	275
Spray Pump Flow Control . . . . .	239	Fill Flow Meter - Teejet & Shut Off Valve . . . . .	275
Valves - Pressure Relief & Priority Valve . . . . .	240	Regulator Valve - Zeta 260 Pump . . . . .	276
Pressure Reducing Valve Assembly . . . . .	241	Regulator Valve - Zeta 260 Pump . . . . .	277
Double Pilot Operated Check Valve - LH & RH . . . . .	242	Regulator Valve - MSP400 Pump. . . . .	278
Oil Cooler Mounting. . . . .	243	Regulator Valve - MSP400 Pump. . . . .	279
Oil Cooler Assembly . . . . .	244	Flow Meter - Raven Controller - Flange Clamps . . . . .	280
36m Cylinder - Yaw . . . . .	245	Flow Meter Assembly . . . . .	281
42m Cylinder - Yaw . . . . .	246	Flow Distributor & Boom Recirc. Valve 36-42m . . . . .	282
36-42m Cylinder - Boom Rest. . . . .	247	Flow Distributor & Boom Recirc. Valve 36-42m . . . . .	283
36-42m Cylinder - Centre Leveling . . . . .	247	Flow Distributor & Boom Recirc. Valve 48m . . . . .	284
36-42m Cylinder - First Fold. . . . .	248	Nozzles - Teejet Single Body. . . . .	285
36-42m Cylinder - Second Fold . . . . .	249	Nozzles - Teejet Clock Face Body. . . . .	286
36-42m Cylinder - Boom Tilt . . . . .	250	Nozzles - Altek Clamp. . . . .	287
36-42m - Spool Valve Block Fittings . . . . .	251	Nozzles - Altek Dual Spray Body . . . . .	288
36-42m - Spool Valve Block Manifold . . . . .	252	Nozzles - Altek Spray Stop - Push On Type. . . . .	289
36-42m - Spool Valve Block Manifold . . . . .	253	Nozzles - Altek Spray Stop - Push In Type. . . . .	290
36-42m - Spool Valve Block - Mounting . . . . .	253	Nozzles - Direct Control - Single . . . . .	291
36-42m Cylinder - Boom Lift . . . . .	254	Nozzles - Direct Control - Dual. . . . .	292
48m Cylinder - Boom Lift . . . . .	255	Nozzles - Direct Control - Dual Assembly . . . . .	293

Nozzles - Fence Line - Solenoid Operated . . . . .	294	Fuel Filters . . . . .	322
Nozzles - Tip Strainers. . . . .	295	Fuel Filter - Primary . . . . .	323
Nozzles - IDK - Cap . . . . .	295	Fluid Drain Point . . . . .	324
Nozzles - IDK - Tips . . . . .	295	Header Tank Mounting . . . . .	325
Nozzles - ID3 - Cap . . . . .	296	Header Tank Assembly . . . . .	326
Nozzles - ID3 - Tips . . . . .	296	Combination Cooler. . . . .	327
Nozzles - AIXR - Tips . . . . .	296	Combination Cooler. . . . .	328
Plumbing Lines - Miscellaneous . . . . .	297	Engine Air Divider . . . . .	328
Plumbing Lines - Miscellaneous . . . . .	298	Engine Air Divider Assembly . . . . .	329
Plumbing Lines - Nozzle Brackets . . . . .	299	Exhaust System - Down Pipe . . . . .	330
Plumbing Lines - Nozzle Bracket Kits . . . . .	299	Exhaust System - Mid Section . . . . .	331
Boom Pipe Clamps - 36-42m . . . . .	300	Exhaust System - Rear Section. . . . .	332
Boom Pipe Clamps - 48m . . . . .	301	Exhaust System - Muffler. . . . .	333
Boom Poly - 3/4" - 600mm . . . . .	302	Allison Transmission . . . . .	334
Boom Poly - 3/4" - 1100mm. . . . .	302	Allison Transmission - Spring . . . . .	335
Boom Poly - 3/4" - 1200mm. . . . .	302		
Boom Poly - 3/4" - 1600mm. . . . .	303	<b>21 DRIVE LINES, TRANSFER CASE &amp;</b>	
Boom Poly - 3/4" - 2100mm. . . . .	303	<b>DIFFERENTIAL</b>	<b>337</b>
Boom Poly - 3/4" - 2600mm. . . . .	304	Front Axle - Steering. . . . .	337
Boom Poly - 3/4" - 3100mm. . . . .	304	Front Axle - Differential . . . . .	338
Boom Poly - 1" - 6000mm . . . . .	304	Front Axle - Differential . . . . .	339
Hoses . . . . .	305	Front Axle - Brakes . . . . .	340
Hose Clamps. . . . .	306	Front Axle - Brakes . . . . .	341
Cable Ties . . . . .	306	Front Axle - Driveshafts . . . . .	342
Spiral Guard . . . . .	306	Front Axle - Driveshafts . . . . .	343
Chemical Probe Hose Lance. . . . .	307	Front Axle - Planetary Hubs . . . . .	344
Enviro Coupling & Hose . . . . .	307	Front Axle - Planetary Hubs . . . . .	345
		Rear Axle - Differential . . . . .	346
<b>20 ENGINE &amp; TRANSMISSION</b>	<b>308</b>	Rear Axle - Differential . . . . .	347
Cummins Engine & Allison Transmission . . . . .	308	Rear Axle - Differential . . . . .	348
Air Cleaner. . . . .	309	Rear Axle - Brakes . . . . .	349
Air Cleaner. . . . .	310	Rear Axle - Brakes . . . . .	350
Air Cleaner - Heat Shield . . . . .	310	Rear Axle - Driveshafts . . . . .	351
Air Conditioner Compressor & Belts . . . . .	311	Rear Axle - Planetary Hubs . . . . .	352
Coolant System Plumbing . . . . .	312	Rear Axle - Planetary Hubs . . . . .	353
Charge Air Intake Pipes . . . . .	313	Suspension - Air Bags . . . . .	354
Sump Drain . . . . .	314	Suspension - Shock Absorbers. . . . .	355
Air Governor. . . . .	315	Suspension - Links . . . . .	356
Hydraulic Gear Pumps. . . . .	316	Suspension - Rear Sway Bar . . . . .	357
Hydraulic Gear Pumps Assembly . . . . .	317	Ride Height Valve - Front . . . . .	358
Hydraulic Pump - Variable Displacement . . . . .	318	Ride Height Valve - Rear. . . . .	359
Engine Mounts . . . . .	319	Drive Shafts & Transfer Case . . . . .	360
Engine Vibration Isolators . . . . .	320	Transfer Case - Mounting Bracket, Fill & Drain Plugs	361
Fuel Tank. . . . .	321	Transfer Case - Upper Drive Assembly . . . . .	362

Transfer Case - Upper Drive Assembly . . . . .	363
Transfer Case - Lower Drive Assembly . . . . .	364
Transfer Case - Lower Drive Assembly . . . . .	365
Transfer Case - Engagement Assembly . . . . .	366
Transfer Case - Engagement Assembly . . . . .	367
Steering Angle Sensor - John Deere System. . . . .	368

<b>22 CABIN</b>	<b>369</b>
-----------------	------------

---

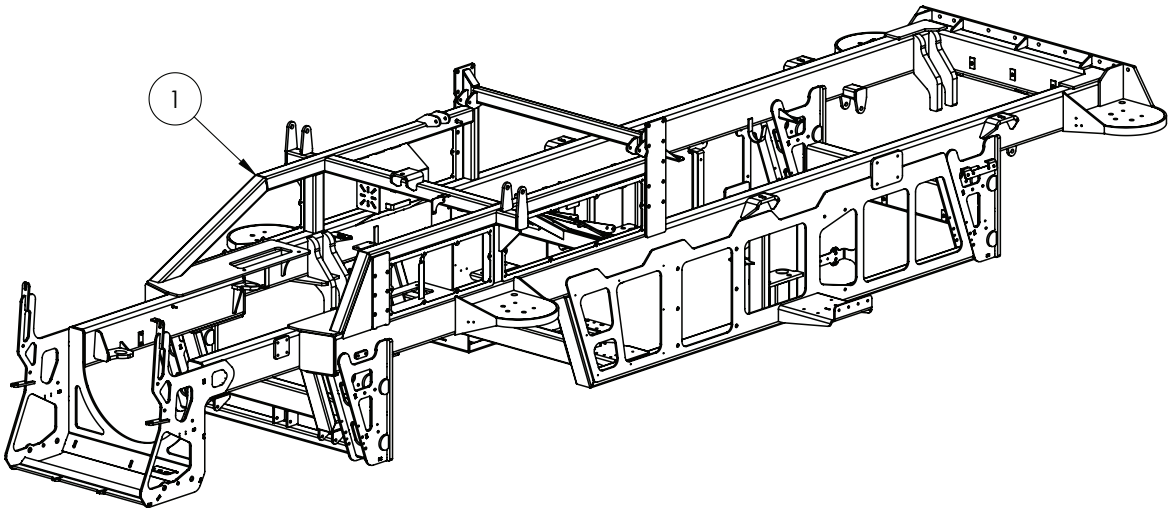
Cabin - Claas . . . . .	369
Cabin - Claas . . . . .	370
Cabin - Claas . . . . .	371
Cabin - Claas . . . . .	372
Cabin - Assembled . . . . .	373
Cabin - Assembled . . . . .	374
Cabin - Overhead Components . . . . .	374
Cabin - Right Corner Panel . . . . .	375
Fuel Gauge . . . . .	375
Mirror RHS Extension Bracket - 48m . . . . .	376
GPS Accessories Bar . . . . .	377
Fuse Box Cover Mount . . . . .	378
Seat & Console. . . . .	379
Seat - Upper Section . . . . .	380
Seat - Lower Section . . . . .	381
Claas Console . . . . .	382
CANTRAK Assembly . . . . .	383
Ram Mount Assembly . . . . .	383
G Motion Joystick Assembly . . . . .	384
Gear Selector Assembly . . . . .	385
Switch Panel Assembly . . . . .	386
Left Foot Rest . . . . .	387
Pedal Assembly . . . . .	388
Carbon Filter . . . . .	389
ISOBUS Raven Plug . . . . .	390
John Deere Roof Mount . . . . .	391



# Chapter I

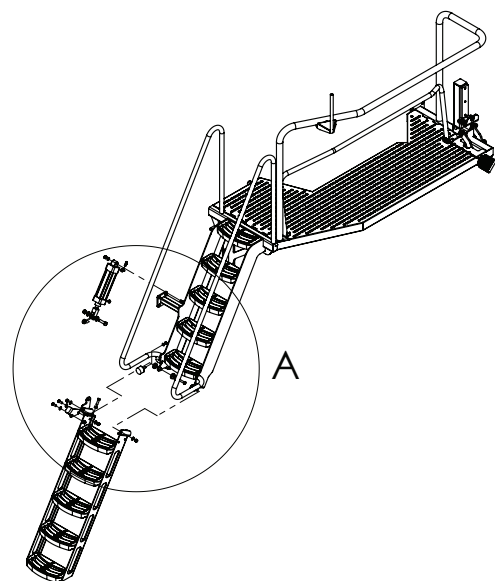
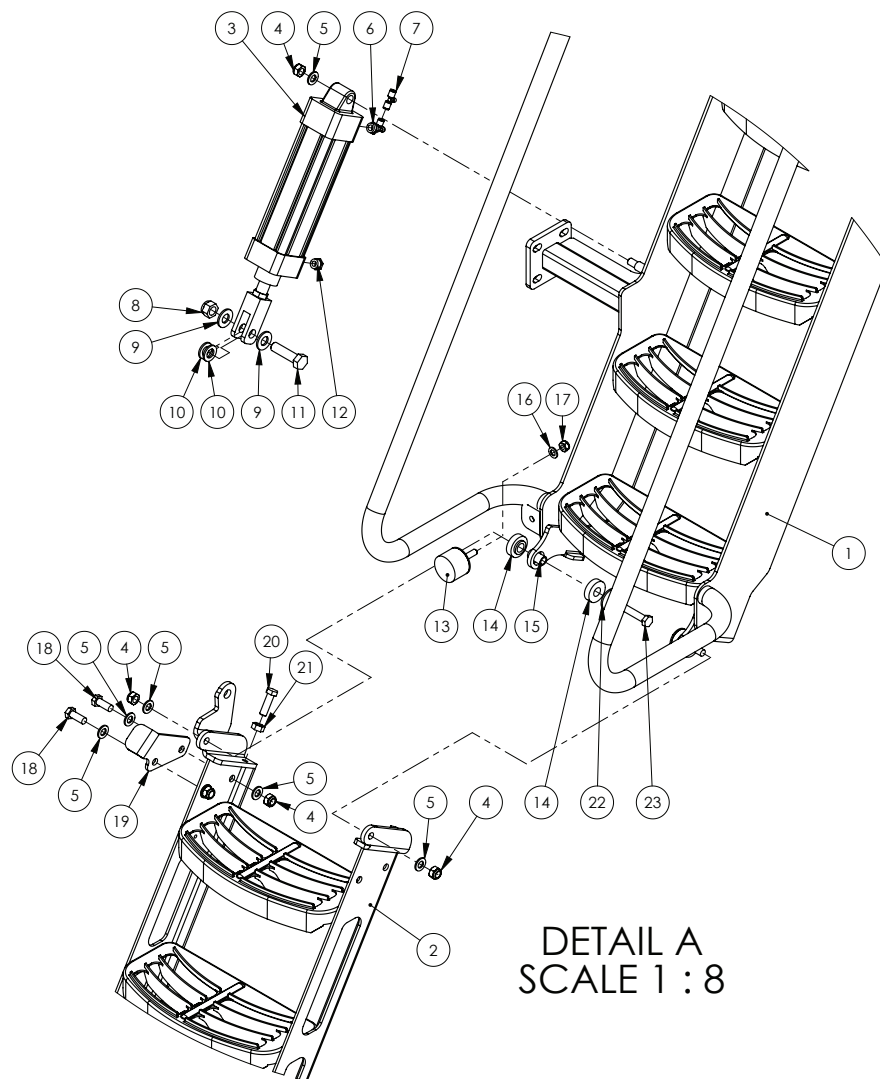
## CHASSIS

### Chassis - 8000L



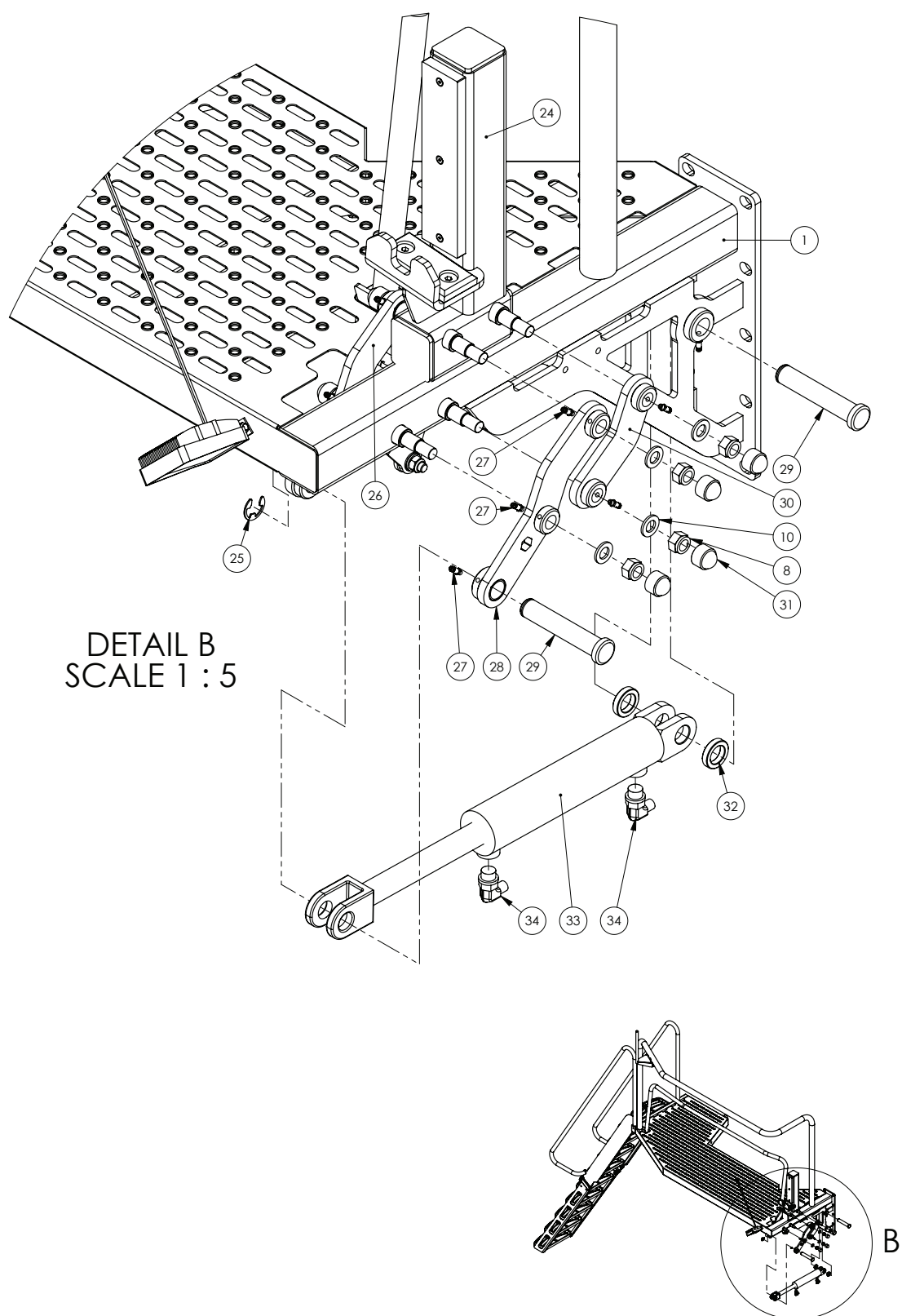
ITEM NO.	PART NUMBER	DESCRIPTION	QTY.
I	GA4661000	Chassis, Super Cruiser, G8	I

## 36-42m Side Platform & Boom Rest



Continued over page

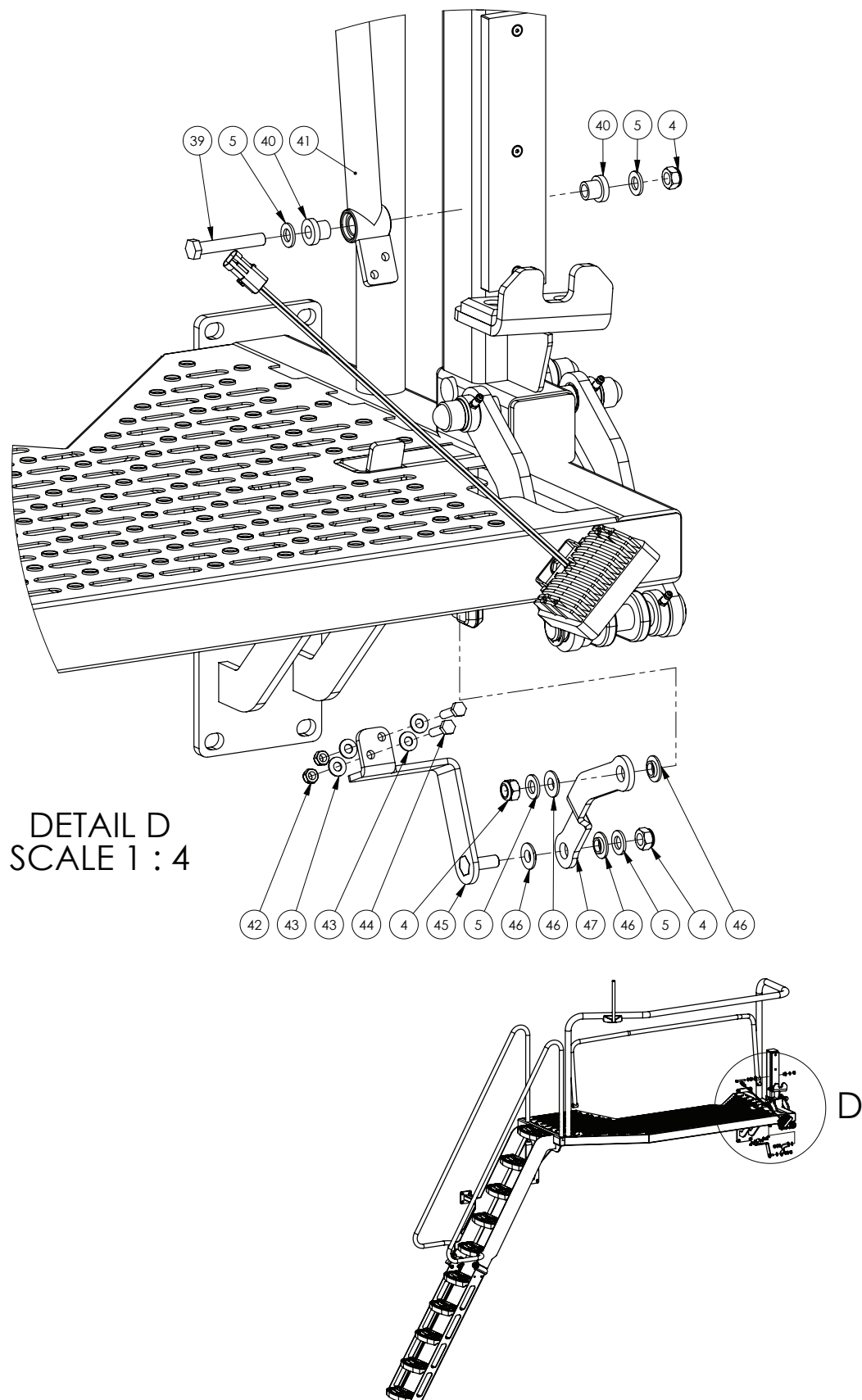
## 36-42m Side Platform & Boom Rest



Continued over page

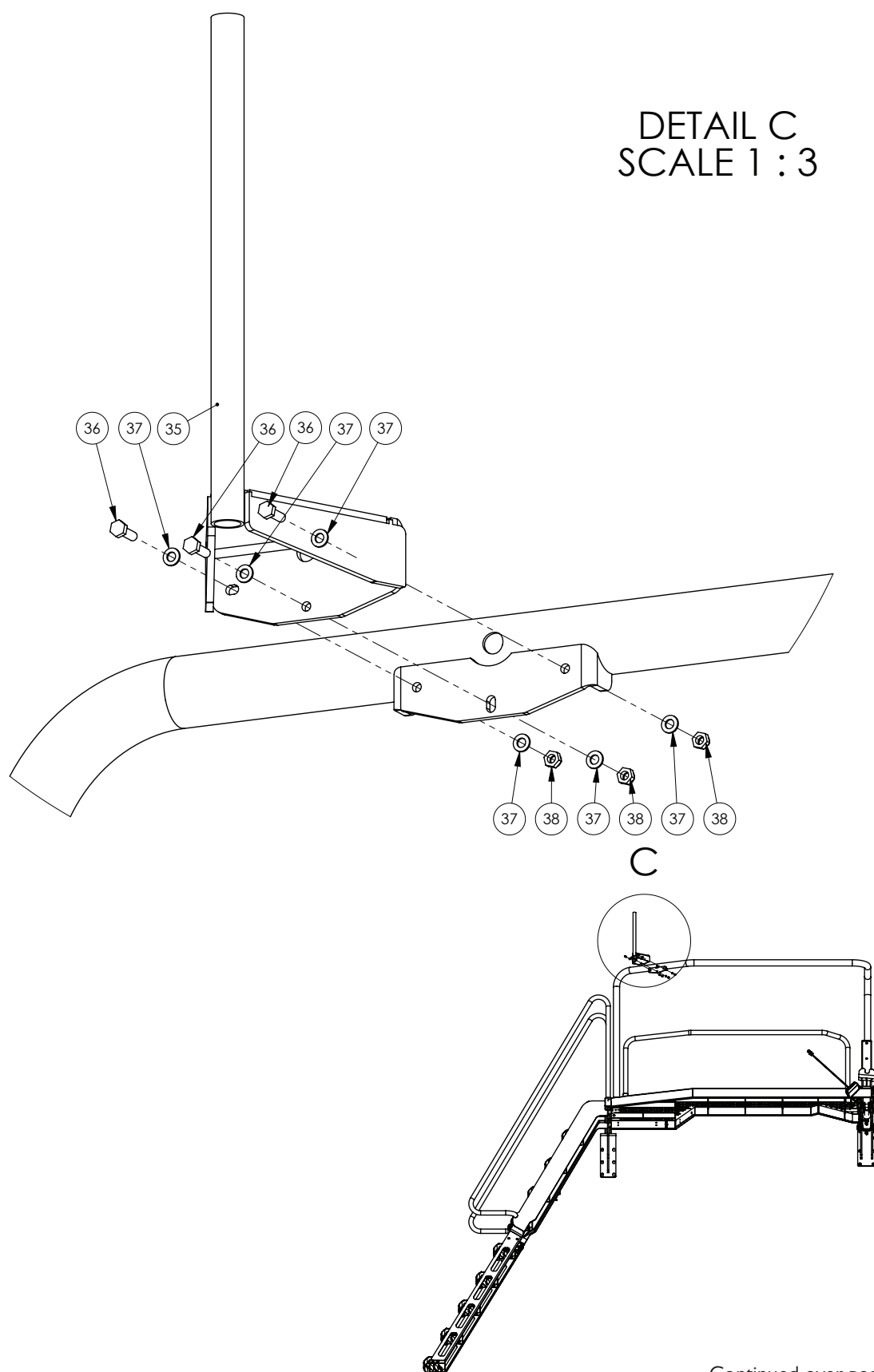


# 36-42m Side Platform & Boom Rest



## 36-42m Side Platform & Boom Rest

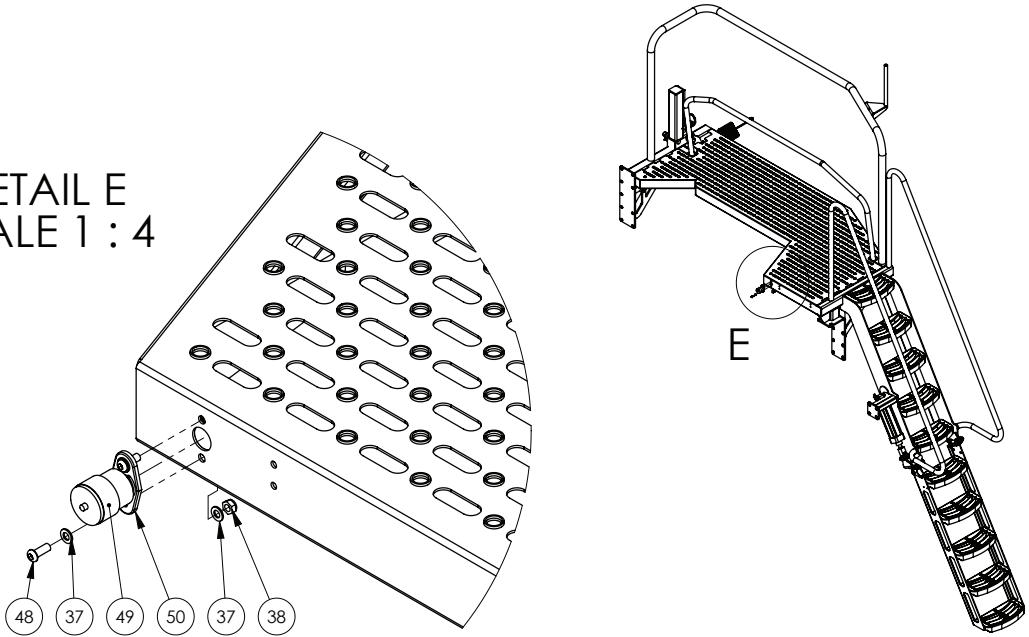
DETAIL C  
SCALE 1 : 3



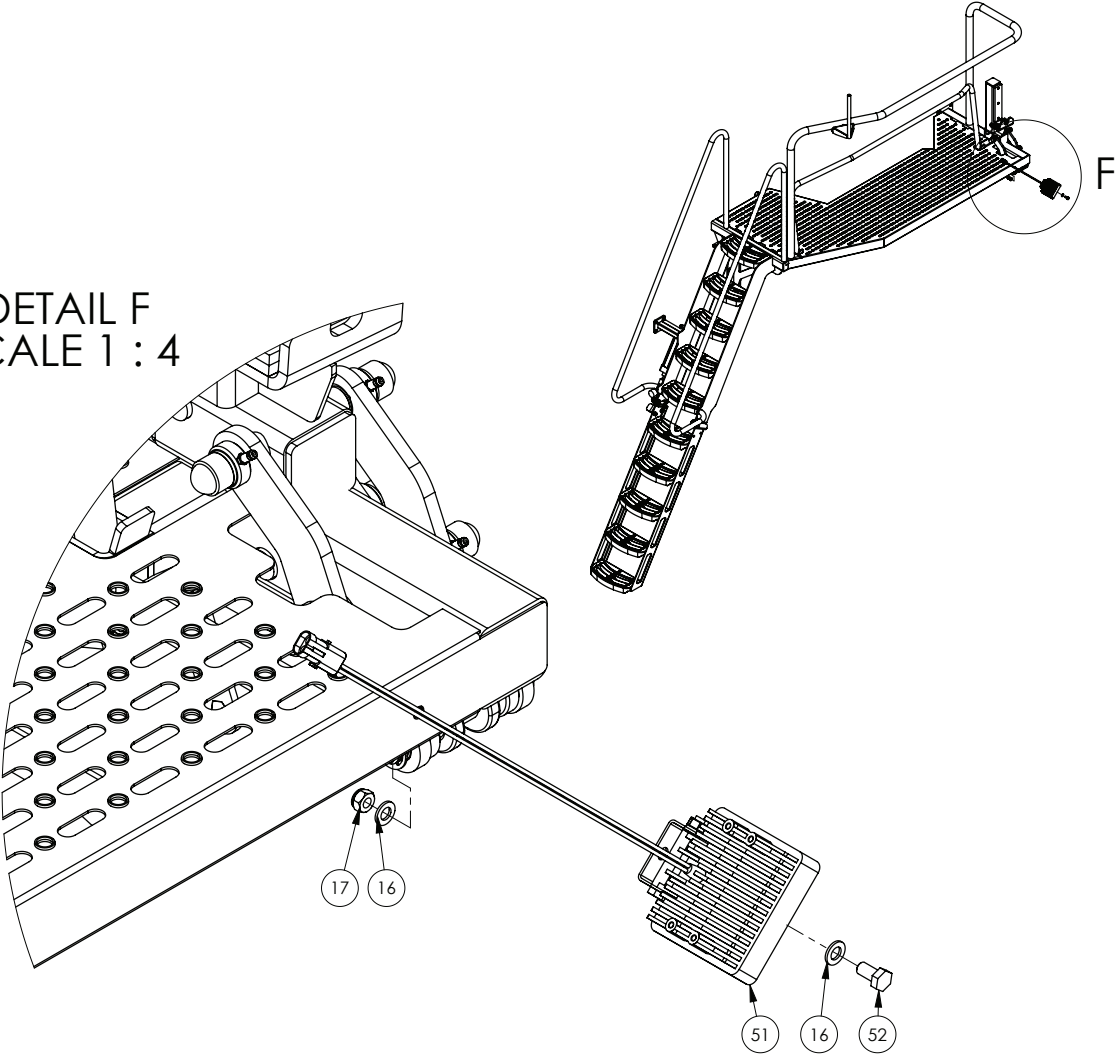
Continued over page

# 36-42m Side Platform & Boom Rest

DETAIL E  
SCALE 1 : 4



DETAIL F  
SCALE 1 : 4



Continued over page

## 36-42m Side Platform & Boom Rest

ITEM NO.	PART NUMBER	DESCRIPTION	QTY.
1	GA4661005	Side Platform	1
2	GA4659760	Lower Ladder	1
3	GA5069674	Pneumatic Cylinder, 63 x 175 mm, 3/8" ports, aluminium	1
4	GA5012461	Nut M12 Nyloc ZP	9
5	GA5000577	Washer 12mm Flat SS HD	13
6	GA5015643	Valve, Needle, 6mm push type inlet x 1/4" male BSP thread inlet, Legris	1
7	GA7000004	Pneumatic Flow Control Needle Valve, 1 Way, 6mm Push In, Inline	1
8	GA5001029	Nut M16 Nyloc ZP	7
9	GA5001009	Washer 16mm Flat ZP HD	2
10	GA5069810	Washer, Nylon, 16 ID x 30 OD x 3 mm	8
11	GA5000941	Bolt M16 x 60 GR8.8 ZP	1
12	GA7000001	Breather Silencer, 3/8" BSP, Brass, Flat	1
13	GA5052815	Rubber Stopper, Diameter 50 x 35 mm Long, With M10 x 35 Stud	1
14	GA4553030	Bush Nylon Ladder Pivot	4
15	GA4553025	Bush Ladder Pivot	2
16	GA5000117	Washer 10mm Flat SS HD	3
17	GA5000141	Nut M10 Nyloc ZP	2
18	GA5000305	Set Screw M12 x 30 GR8.8 ZP	2
19	GA4507330	Plate, Ladder Fold Stop Access Platform	1
20	GA5000319	Set Screw M12 x 40 GR8.8 ZP	2
21	GA5000559	Nut M12 Hex ZP	2
22	GA4505410	Ladder Pivot Bush Retainer Plate, 12.4 ID x 40 OD x 3mm SS	2
23	GA5000335	Bolt M12 x 60 GR8.8 ZP	2
24	*	Boom Rest Assembly	1
25	GA5001223	Circlip, 19mm, E type, zinc plated	2
26	GA4658767	Boom Rest Link LH suit Pivoting Mid Handrail	1
27	GA5009639	Grease nipple, Long, 1/4" UNF male thread, 1 1/8" long	10
28	GA4658765	Boom rest link assy-long link RH	1
29	GA4552835	Pin, Hydraulic cylinder to Boomrest	2
30	GA4658770	Boom rest link assy-short link RH	1
31	GA5075080	End cap, Plastic, Black, Cover, Hex. Dome, M16	6
32	GA4572135	Spacer bush, 40 OD x 25.8 ID x 9 thick, Paralift arm spacer	2
33	GA5069110	Hydraulic Cylinder, Bore 2", Rod 1.25", Stroke 6"	1
34	GA3500348	Hydraulic adaptor, Elbow, 90 degree, 1/4" BSPT male x 3/4" UN male O-ring	2
35	GA4658810	Mounting bracket, Left side mirror	1
36	GA5004063	Bolt M6 x 20 SS A-70	3
37	GA5004437	Washer 6mm Flat SS	10
38	GA5048115	Nut M6 Nyloc ZP	5
39	GA5000351	Bolt M12 x 75 GR8.8 ZP	2

Continued over page

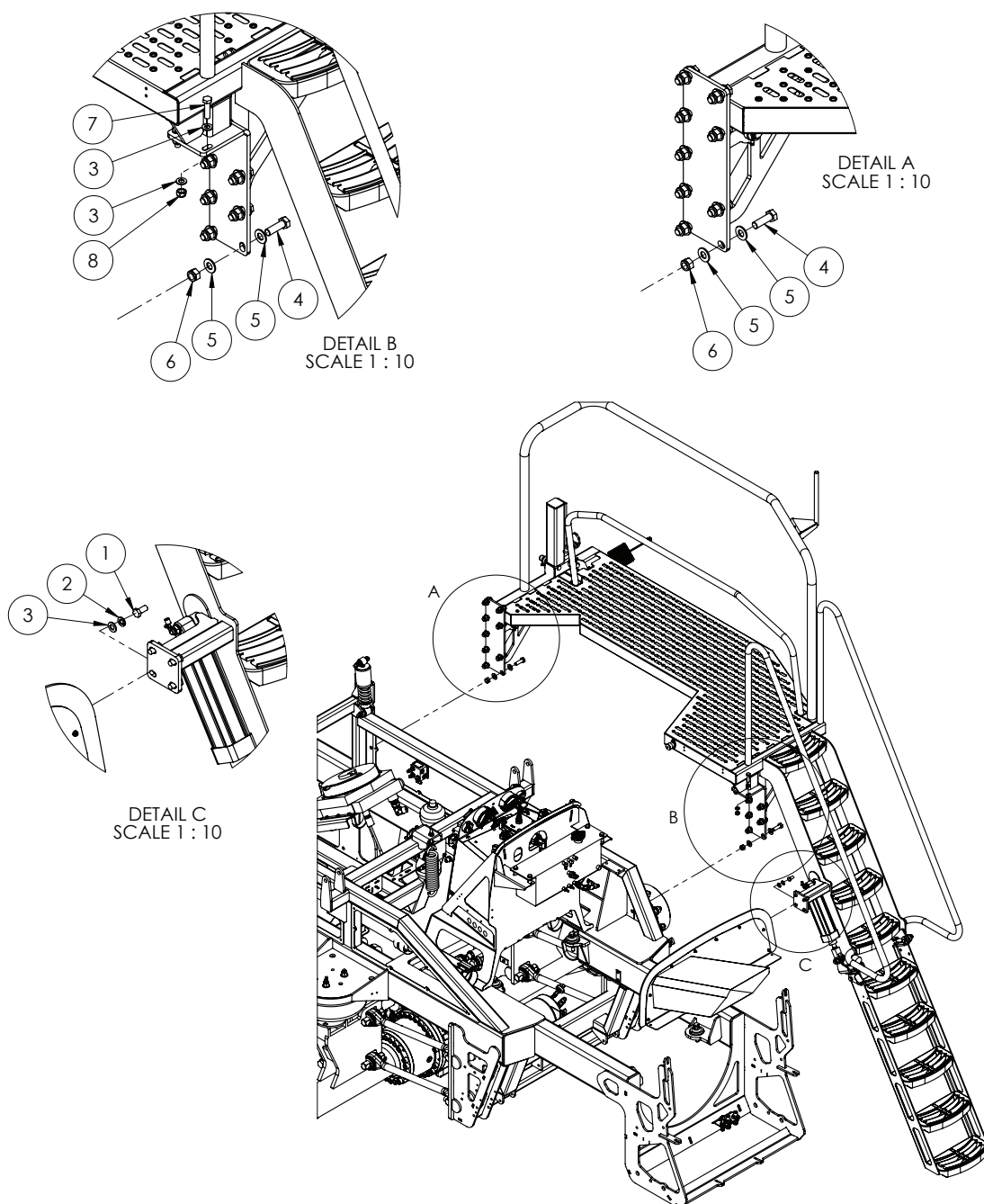
## 36-42m Side Platform & Boom Rest

ITEM NO.	PART NUMBER	DESCRIPTION	QTY.
40	GA4553055	Nylon Bush Mid Handrail	4
41	GA4661010	Handrail, Middle, Side Platform	1
42	GA5052590	Nut M8 Nyloc SS	2
43	GA5003643	Washer 8mm Flat SS HD	4
44	GA5011475	Bolt M8 x 30 GR8.8 ZP	2
45	GA4659775	Bracket, Middle Handrail link	1
46	GA4553060	Nylon Bush Mid Handrail suit Link Plate	4
47	GA4505590	Link Plate Handrail Mid	1
48	GA5004050	BHCS M6 x 16 SS A2-70	2
49	GA5010525	Service Indicator kit 25	1
50	GA5070470	Mounting Flange Donaldson Air Cleaner Service Indicator Remote	1
51	GA5075500^	Light, LED, Work, Flood beam, bare wires, 12v, 24W	1
52	GA5006113	Bolt M10 x 20 GR8.8 ZP	1

\* Sub-assembly on following pages

^ See Chapter 15 'Electrics' for more detail on light parts.

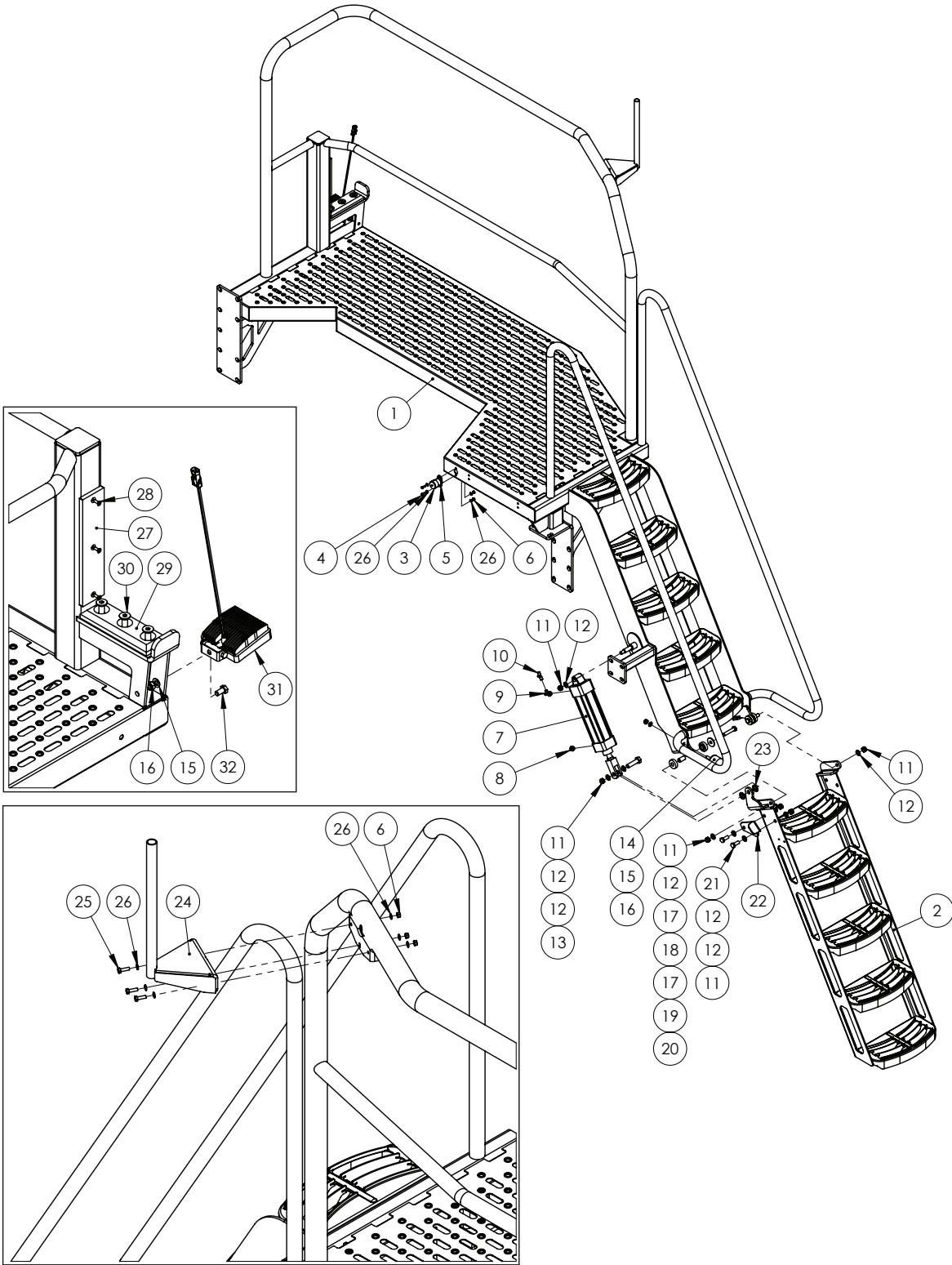
## 36-42m Side Platform & Boom Rest - Mounting



ITEM NO.	PART NUMBER	DESCRIPTION	QTY.
1	GA5011229	Bolt M12 x 25 GR8.8 ZP	4
2	GA5000575	Washer 12mm Spring SS	4
3	GA5000577	Washer 12mm Flat SS HD	8
4	GA5000931	Bolt M16 x 50 GR8.8 ZP	15
5	GA5001043	Washer 16mm Flat SS HD	30
6	GA5001029	Nut M16 Nyloc ZP	15
7	GA5000327	Set Screw M12 x 45 ZP GR8.8	2
8	GA5012461	Nut M12 Nyloc ZP	2



# 48m Side Platform & Boom Rest



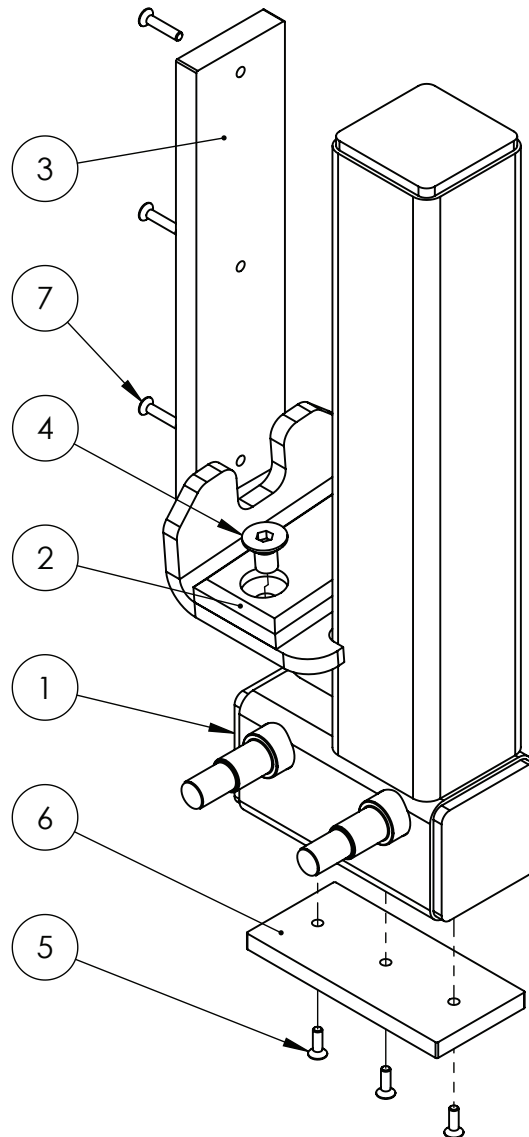
Continued over page

## 48m Side Platform & Boom Rest

ITEM NO.	PART NUMBER	DESCRIPTION	QTY.
1	GA4661007	Side Platform, Super Cruiser, G8 with 48m Boom	1
2	GA4659760	Lower Ladder	1
3	GA5010525	Service Indicator kit 25	1
4	GA5004050	BHCS M6 x 16 SS A2-70	2
5	GA5070470	Mounting Flange Donaldson Air Cleaner Service Indicator Remote	1
6	GA5048115	Nut M6 Nyloc ZP	5
7	GA5069674	Pneumatic Cylinder, 63 x 175mm, 3/8 ports, aluminium	1
8	GA7000001	Breather Silencer, 3/8 BSP, Brass, Flat	1
9	GA5015643	Valve, Needle, 6mm push type inlet x 1/4 male BSP thread inlet, Legris	1
10	GA7000004	Pneumatic Flow Control Needle Valve, 1 Way, 6mm Push In, Inline	1
11	GA5012461	Nut M12 Nyloc ZP	6
12	GA5000577	Washer 12mm Flat SS HD	9
13	GA5000941	Bolt M16 x 60 GR8.8 ZP	1
14	GA5052815	Rubber Stopper, Diameter 50 x 35 Long, With M10 x 35 Stud	1
15	GA5000117	Washer 10mm Flat SS HD	2
16	GA5000141	Nut M10 Nyloc ZP	2
17	GA4553030	Bush Nylon Ladder Pivot	4
18	GA4553025	Bush Ladder Pivot	2
19	GA4505410	Ladder Pivot Bush Retainer Plate, 12.4 ID x 40 OD x 3mm SS	2
20	GA5000335	Bolt M12 x 60 GR8.8 ZP	2
21	GA5000305	Set Screw M12 x 30 GR8.8 ZP	2
22	GA4507330	Plate, Ladder Fold Stop Access Platform	1
23	GA5069810	Washer, Nylon, 16 ID x 30 OD x 3 mm	2
24	GA4658810	Mounting bracket, Left side mirror	1
25	GA5004063	Bolt M6 x 20 SS A-70	3
26	GA5004437	Washer 6mm Flat SS	10
27	GA5071970	Plastic Wear Strip Boom Rest Polystone 7000SR 65 x 280 x 10mm	1
28	GA5051230	CSCS M5 x 16 SS A2-70	3
29	GA4550795	Plastic Wear Pad, Lower, Boom Rest, 48m Boom	1
30	GA5069080	CSCS M12 x 35 GR12.9 ZP	3
31	GA5075500^	Light, LED, Work, Flood beam, bare wires, 12v, 24W	1
32	GA5006113	Bolt M10 x 20 GR8.8 ZP	1

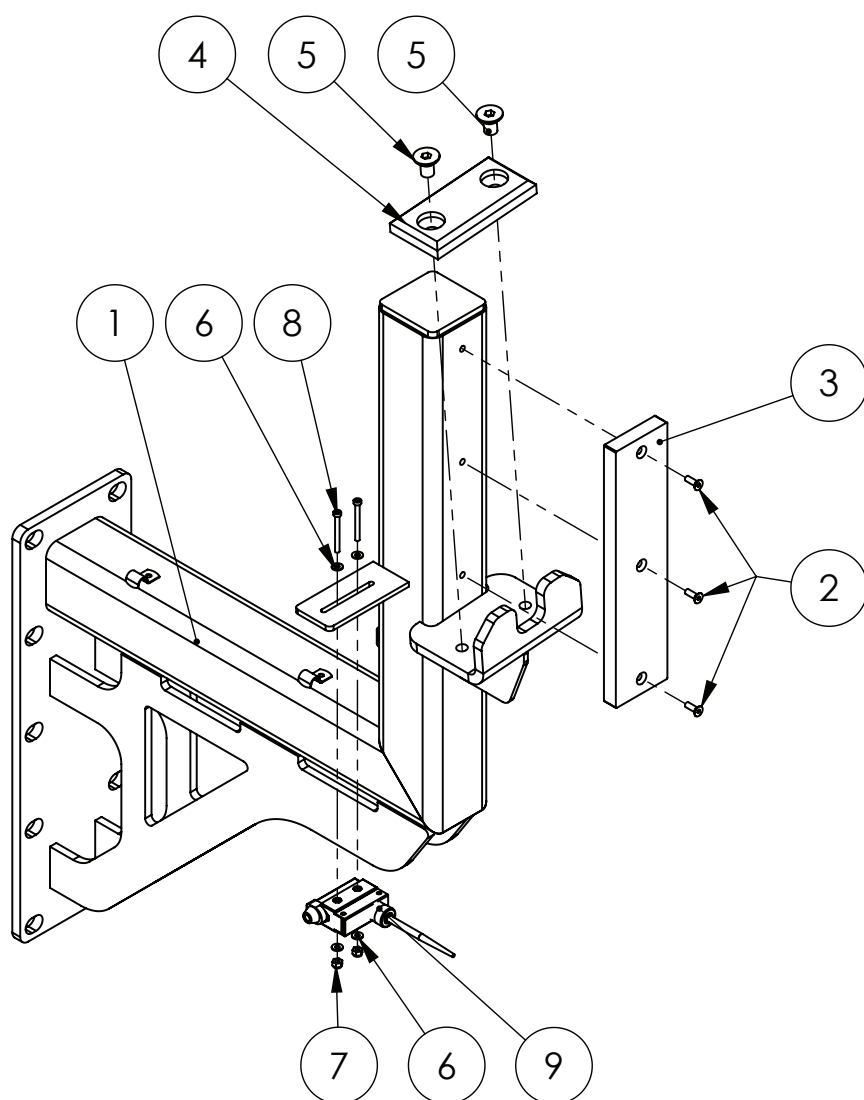
^ See Chapter 15 'Electrics' for more detail on light parts.

## 36-42m Boom Rest - Left Side



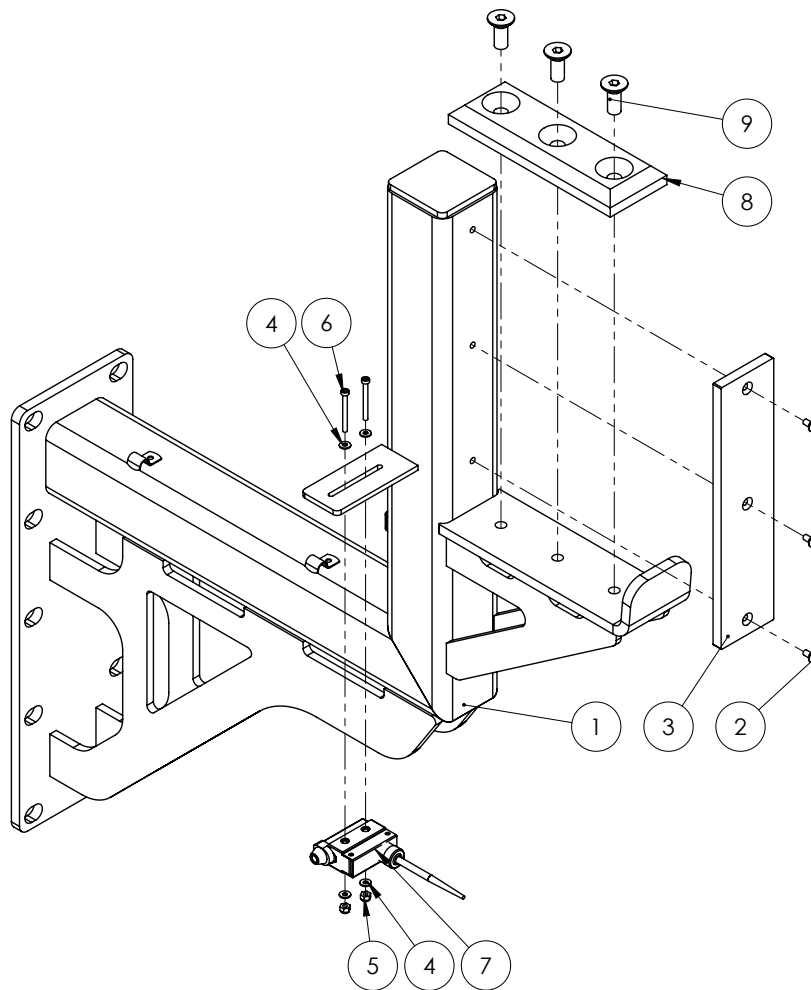
ITEM NO.	PART NUMBER	DESCRIPTION	QTY.
1	GA4660451	Boom Rest, LH 36-42m	1
2	GA4550055	Wear Slide Plate Boom Rest Bottom	1
3	GA5071970	Plastic Wear Strip Boom Rest Polystone 7000SR 65 x 280 x 15 mm	1
4	GA5070860	CSCS M12 x 20 GR12.9 ZP	2
5	GA5051230	CSCS M5 x 16 SS A2-70	3
6	GA5072450	Plastic Wear Strip Boom Rest Polystone 7000SR 65 x 140 x 10 mm	1
7	GA5050115	CSCS M5 x 25 SS A2-70	3

## 36-42m Boom Rest - Right Side



ITEM NO.	PART NUMBER	DESCRIPTION	QTY.
1	GA4661017	Boom Rest, RH 36-42m	1
2	GA5050115	CSCS M5 x 25 SS A2-70	3
3	GA5071970	Plastic Wear Strip Boom Rest Polystone 7000SR 65 x 280 x 15mm	1
4	GA4550055	Wear Slide Plate Boom Rest Bottom	1
5	GA5070860	CSCS M12 x 20 GR12.9 ZP	2
6	GA5011361	Washer 4mm Flat ZP	4
7	GA5049025	Nut M4 Nyloc SS	2
8	GA5049800	SHCS M4 x 40 GR12.9 ZP	2
9	GA5012129	Limit switch, Flexible arm, Micro, IP65, 10 Amp	1

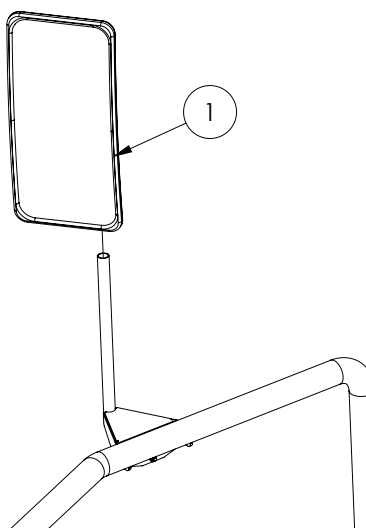
## 48m Boom Rest - Right Side



ITEM NO.	PART NUMBER	DESCRIPTION	QTY.
1	GA4661016	Boom Rest, Super Cruiser, G8 with 48m Boom	1
2	GA5051230	CSCS M5 x 16 SS A2-70	3
3	GA5071970	Plastic Wear Strip Boom Rest Polystone 7000SR 65 x 280 x 10mm	1
4	GA5011361	Washer 4mm Flat SS	4
5	GA5049025	Nut M4 Nyloc SS	2
6	GA5049800	SHCS M4 x 40 GR12.9 ZP	2
7	GA5012129	Limit switch, Flexible arm, Micro, IP65, 10 Amp	1
8	GA4550795	Plastic Wear Pad, Lower, Boom Rest, 48m Boom	1
9	GA5051290	CSCS M12 x 30 GR12.9 ZP	3

## Left Hand Mirror

---

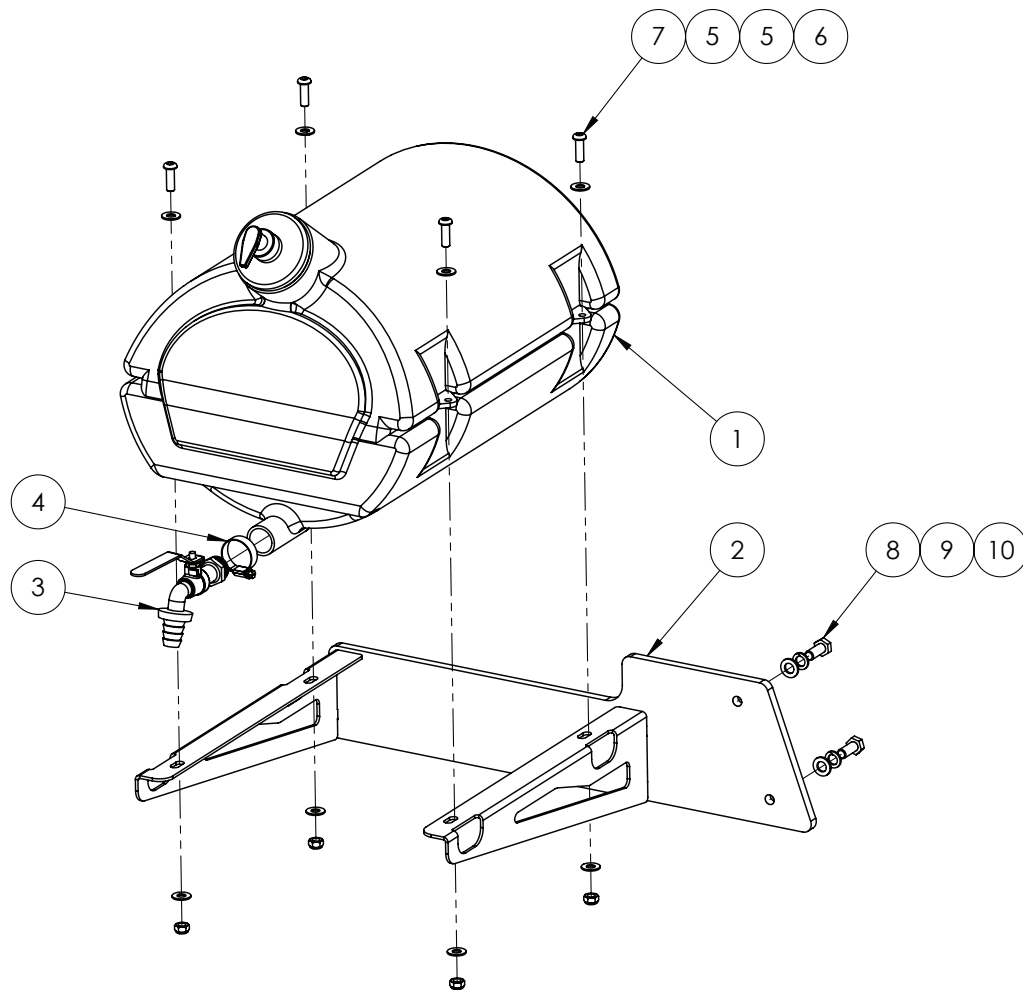


ITEM NO.	PART NUMBER	DESCRIPTION	QTY.
1	GA5054120	Side mirror, Complete assembly, Suit Claas cab	1
	GA5054125	Side mirror glass, Suit Claas cab	-
	GA5054130	Cover Cap Mirror suit Class Cab	-
	GA5069795	Grommet, Rubber, 28 OD x 7 thick, Material up to 2mm thick	-

NOTE: See Chapter 22 'Cabin' for RHS mirror and extension bracket for 48 metre boom optioned machines.

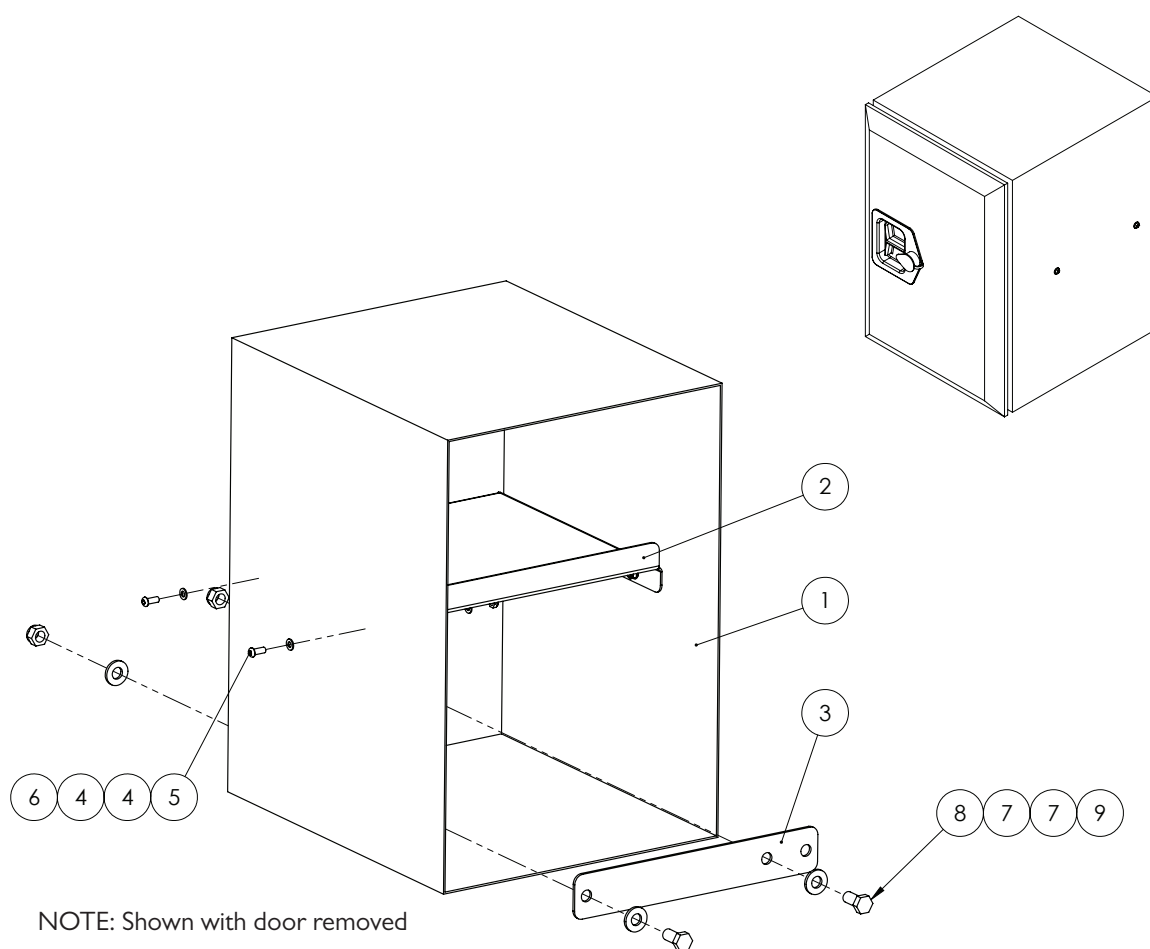


## Hand Wash Bottle Assembly



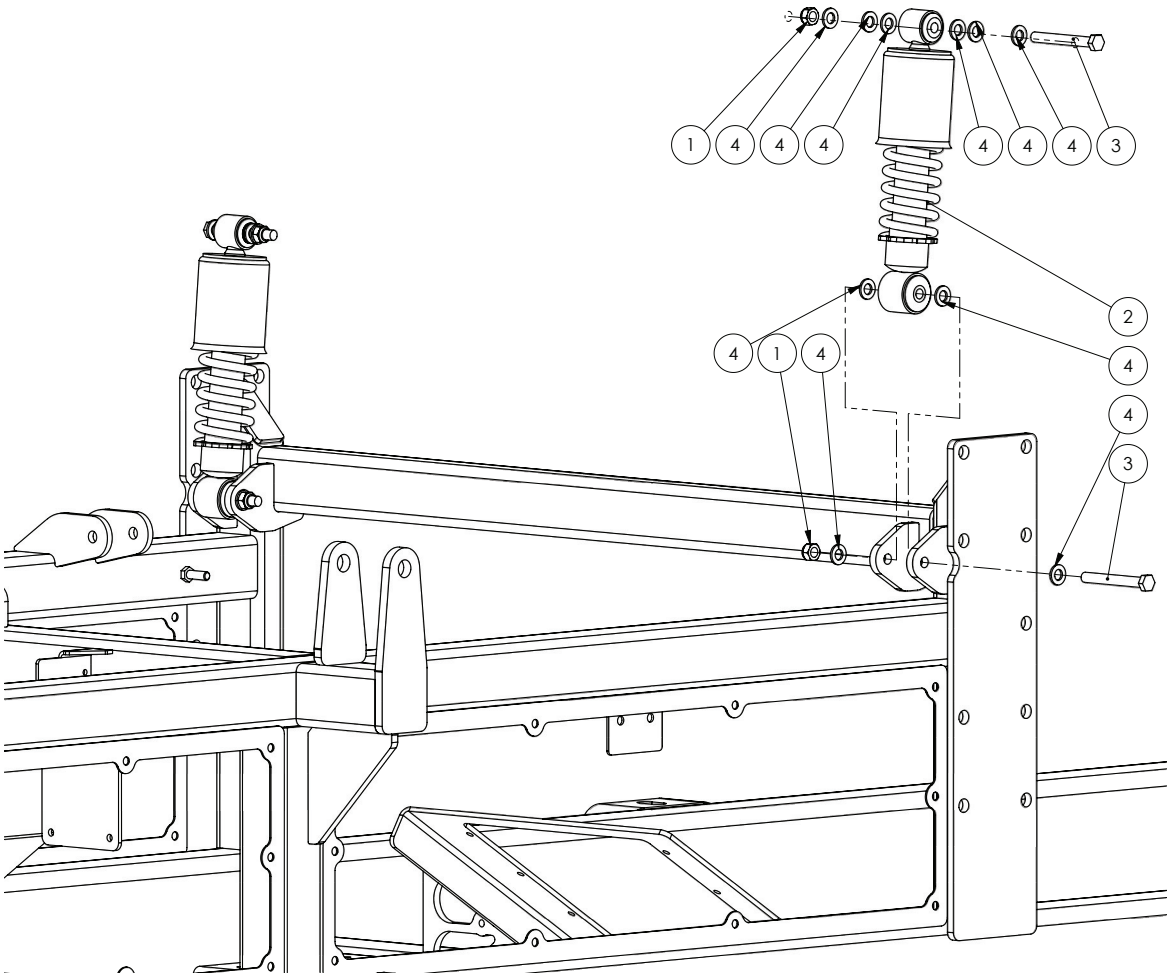
ITEM NO.	PART NUMBER	DESCRIPTION	QTY.
1	GA5075110	Water tank, 30L, Black plastic, With soap dispenser	1
	GA5051275	Soap dispenser, Suit hand wash tank GA5075110	-
2	GA4660815	Hand Wash Bottle Bracket	1
3	GA5070735	Hand wash bottle tap	1
4	GA5001681	Hose Clamp, 1" SS (20-32/12W)	1
5	GA5003643	Washer 8mm Flat SS HD	8
6	GA5052590	Nut M8 Nyloc SS	4
7	GA5011473	M8 x 25 SS A2-70	4
8	GA5066162	Bolt M10 x 25 SS	2
9	GA5000137	Washer 10mm Spring SS	2
10	GA5000117	Washer 10mm Flat SS HD	2

## Tool Box



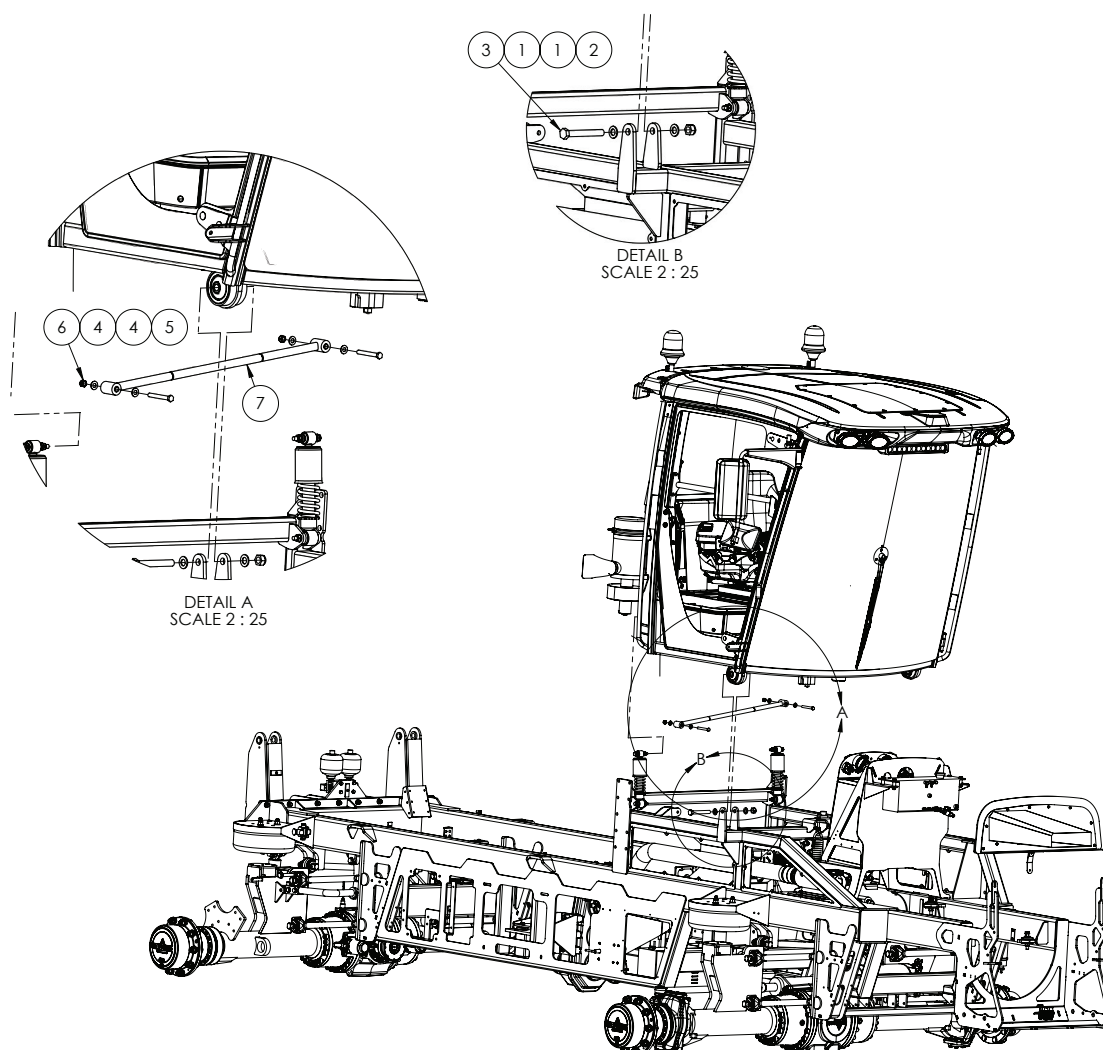
ITEM NO.	PART NUMBER	DESCRIPTION	QTY.
1	GA5068675	Tool box, T handle, Black, w 500 x h 350 x d 400 mm	1
2	GA4502895	Tool box shelf	1
3	GA4503890	Bracket, Tool box mount, inner	2
4	GA5004437	Washer 6mm Flat SS	8
5	GA5004050	BHCS M6 x 16 SS GR8.8	4
6	GA5048115	Nut M6 Nyloc ZP	4
7	GA5000577	Washer 12mm Flat SS HD	8
8	GA5000311	Set screw, M12 x 35, ZP GR 8.8	4
9	GA5012461	Nut M12 Nyloc ZP	4

# Cabin - Shockers



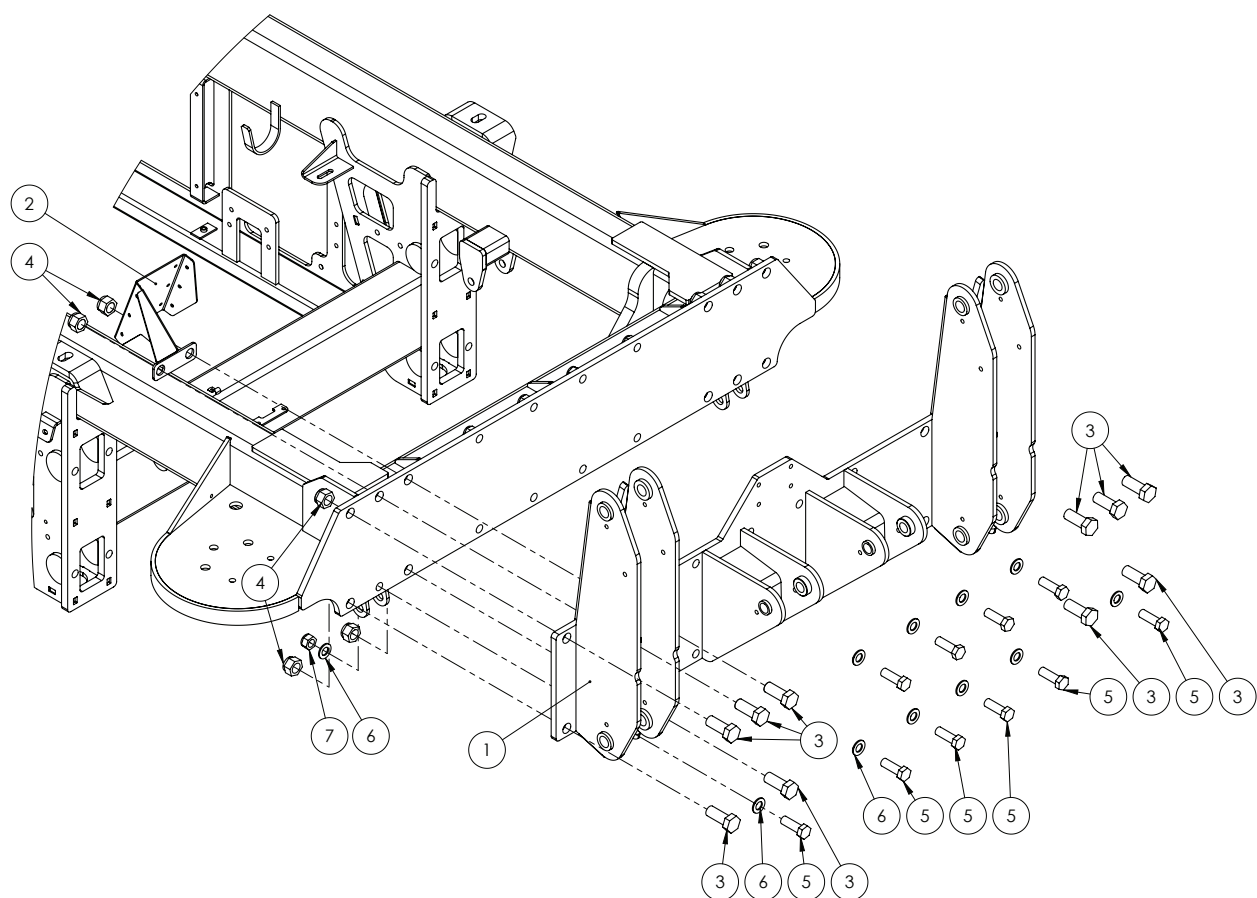
ITEM NO.	PART NUMBER	DESCRIPTION	QTY.
1	GA5012461	Nut M12 Nyloc ZP	4
2	GA5054105	Damper, shock absorber suit Claas Cab	2
3	GA5000259	M12 x 100 Bolt	4
4	GA5000577	Washer 12mm Flat SS HD	20

## Cabin - Panhard Rod



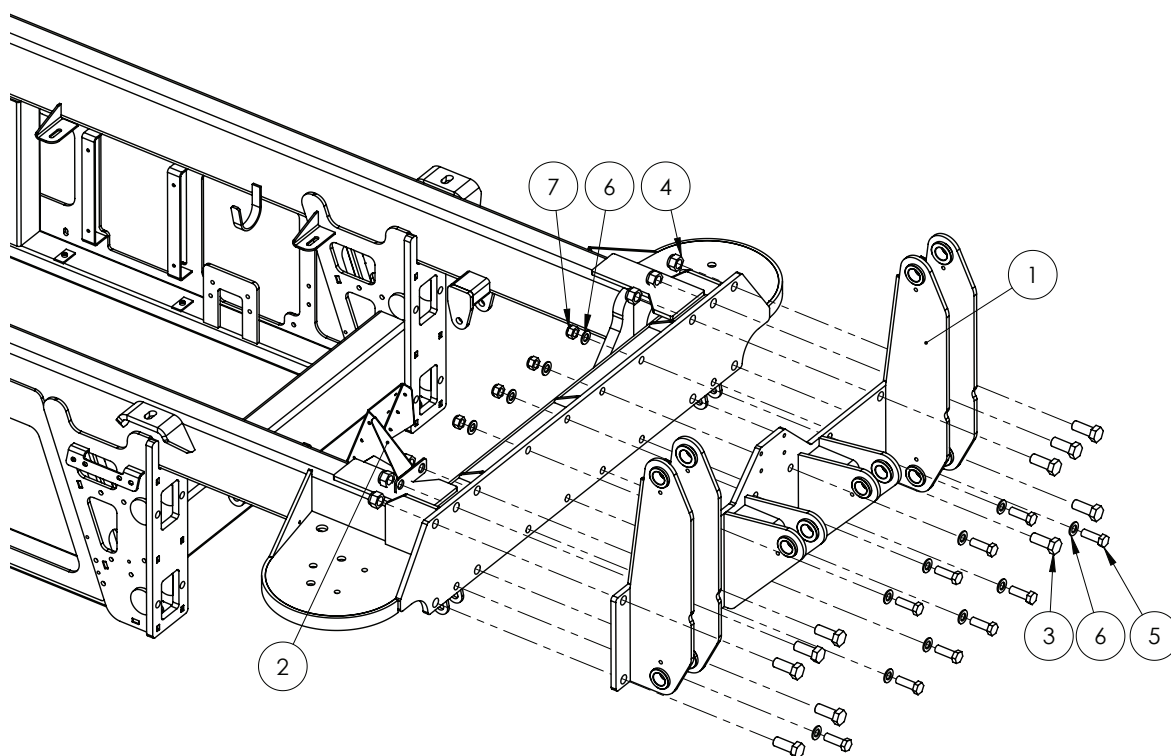
ITEM NO.	PART NUMBER	DESCRIPTION	QTY.
1	GA5001741	Washer 20mm Flat SS HD	4
2	GA5048125	Nut M20 Nyloc Coarse ZP	2
3	GA5001531	Bolt M20 x 150 GR8.8 ZP	2
4	GA5000577	Washer 12mm Flat SS HD	4
5	GA5000259	Bolt M12 x 100 GR8.8 ZP	2
6	GA5012461	Nut M12 Nyloc ZP	2
7	GA4600290	Panhard Rod, 870mm Centres, Super Cruiser, Claas Cabin	1

# Headstock - 36-42m



ITEM NO.	PART NUMBER	DESCRIPTION	QTY.
1	GA4661047	Headstock, Super Cruiser, 36m & 42m	1
2	GA4660835	Heat Shield, Rear Chassis	1
3	GA0500027	Set Screw, 1" x 2 1/2" UNF, ZP	10
4	GA5012446	Nut, 1", UNF, 12 TPI, Nyloc ZP	10
5	GA5011333	Bolt M20 x 60 GR8.8 ZP	10
6	GA5001741	Washer 20mm Flat SS HD	20
7	GA5048125	Nut M20 Nyloc Coarse ZP	10

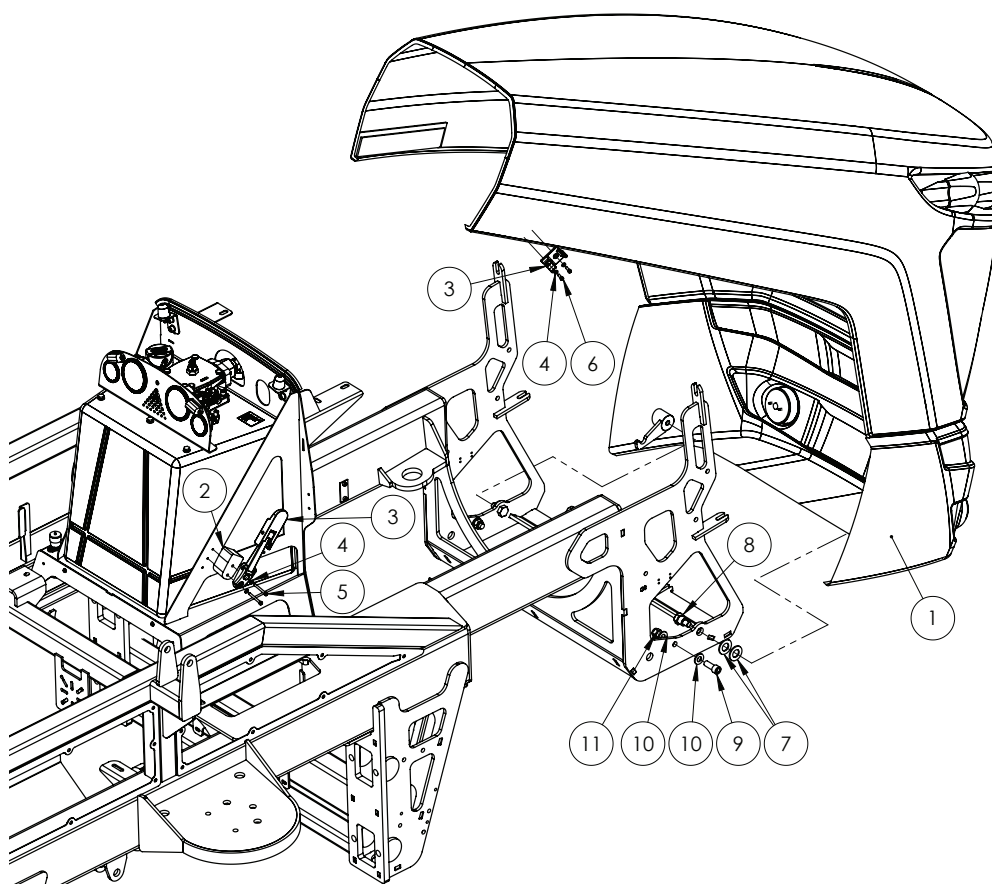
## Headstock - 48m



ITEM NO.	PART NUMBER	DESCRIPTION	QTY.
1	GA4661046	Headstock, Super Cruiser, G8, 48m Boom	1
2	GA4660835	Heat Shield, Rear Chassis, G8	1
3	GA0500027	Set Screw, 1" x 2 1/2" UNF 12 TPI, ZP	10
4	GA5012446	Nut, 1", UNF, 12 TPI, Nyloc ZP	10
5	GA5011333	Bolt M20 x 60 GR8.8 ZP	10
6	GA5001741	Washer 20mm Flat SS HD	20
7	GA5048125	Nut M20 Nyloc Coarse ZP	10



## Bonnet



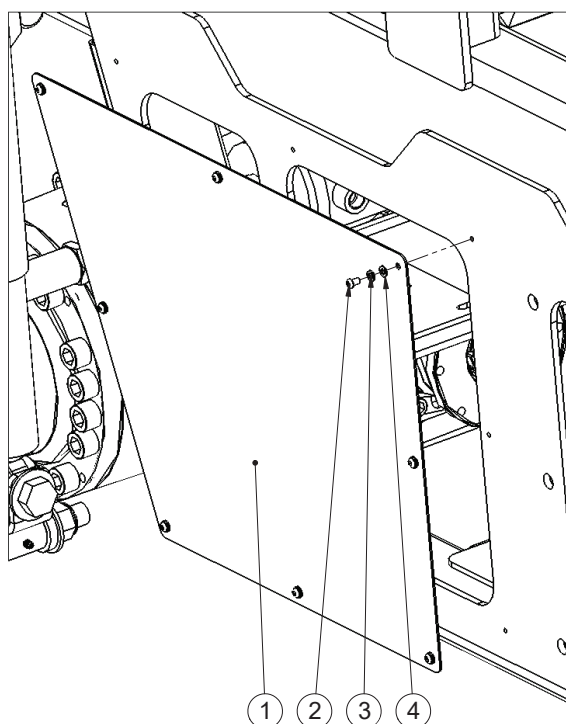
### BONNET SPARE PARTS

PART NUMBER	DESCRIPTION
GA3000082	Globe, HB3, 12v, 60w, Narva
GA5075415	Indicator / Running Light Assembly, LED
GA5072720	Bonnet Grill Mesh, suit GA5072135 and GA5072145, 2015 - 2019 design, no center support (one piece front mesh)

ITEM NO.	PART NUMBER	DESCRIPTION	QTY.
1	GA5072135	Bonnet	1
2	GA4502630	Spacer block, Bonnet latch, HDPE	2
3	GA5066595	Latch, Suit Crop Cruiser bonnet & ladder	2
4	GA5004437	Washer 6mm Flat SS	8
5	GA5070460	SHCS M6 x 60 SS A2-70	4
6	GA5004055	SHCS M6 x 20 GR12.9 ZP	4
7	GA0500078	Washer, 1" ID x 1 7/8" OD x 1/8" Thick, Nylon	4
8	GA4552765	Bolt Shoulder	2
9	GA5000925	SHCS M16 x 40 GR12.9 ZP	2
10	GA5001043	Washer 16mm Flat SS HD	2
11	GA5001029	Nut M16 Nyloc ZP	2

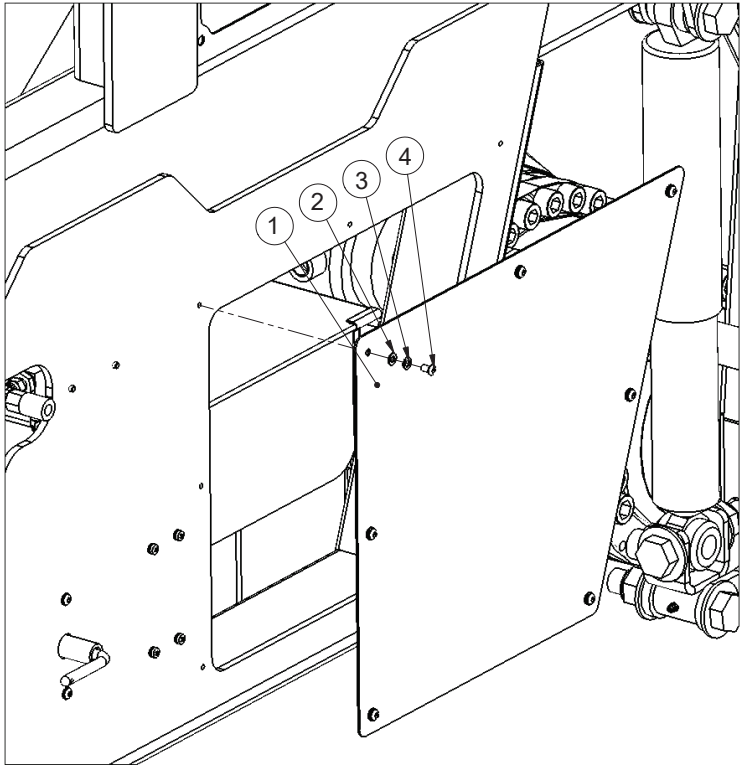
## Cover Plate Lower - LHS

---



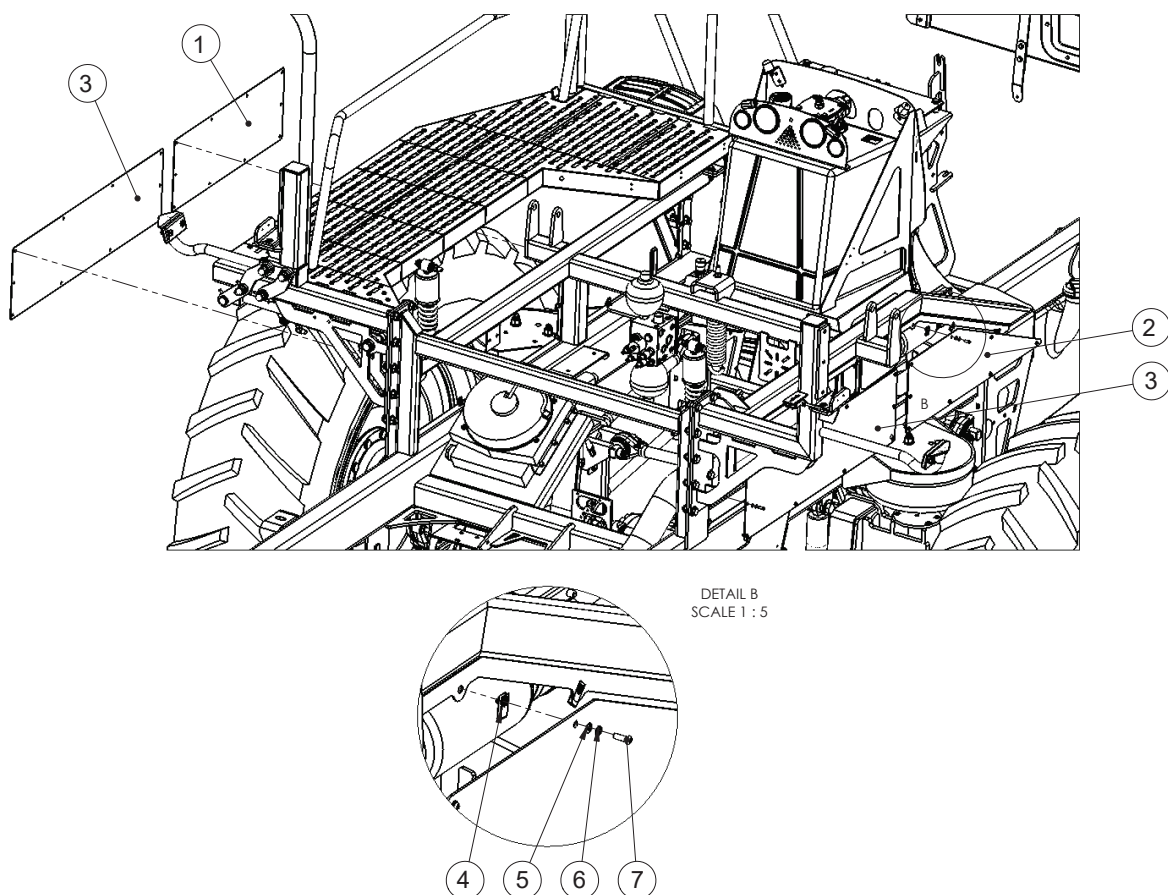
ITEM NO.	PART NUMBER	DESCRIPTION	QTY.
1	GA4509850	Plate, Chassis Cover, LH Lower Section Front	1
2	GA5004023	BHCS M6 x 10 SS A2-70	8
3	GA5004447	Washer 6mm Spring SS	8
4	GA5004437	Washer 6mm Flat SS	8

# Cover Plate Lower - RHS - Battery Cover



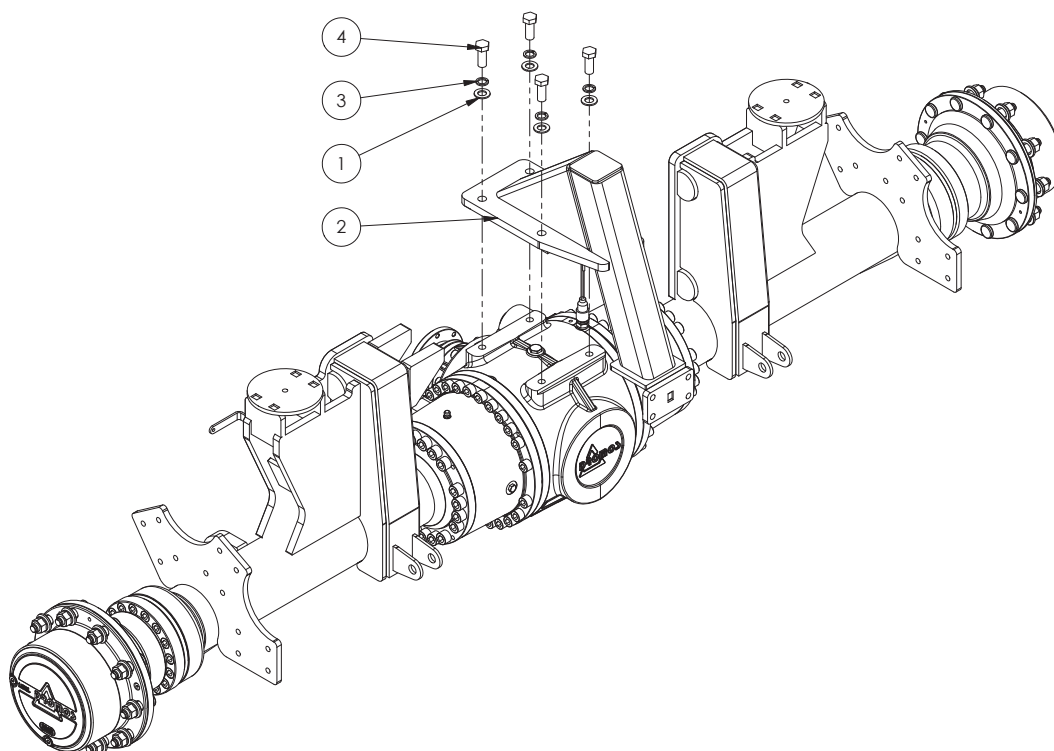
ITEM NO.	PART NUMBER	DESCRIPTION	QTY.
1	GA4509245	Plate, Battery Cover Chassis Side	1
2	GA5004023	BHCS M6 x 10 SS A2-70	7
3	GA5004447	Washer 6mm Spring SS	7
4	GA5004437	Washer 6mm Flat SS	7

## Cover Plates Under Cabin



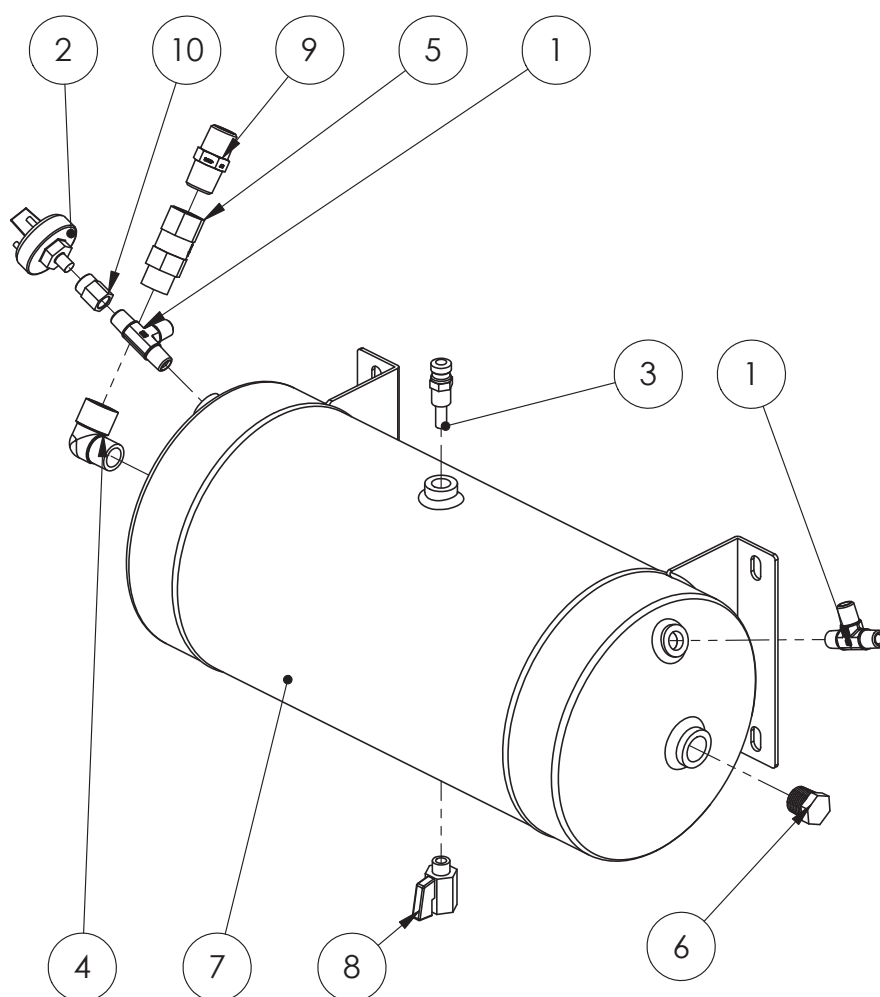
ITEM NO.	PART NUMBER	DESCRIPTION	QTY.
1	GA4509215	Plate, Cover Under Cabin Front LH	1
2	GA4509220	Plate, Cover Under Cabin Front RH	1
3	GA4509210	Plate, Cover Under Cabin Rear	2
4	GA5066830	Speed clip M6	38
5	GA5004447	Washer 6mm Spring SS	38
6	GA5004437	Washer 6mm Flat SS	38
7	GA5004053	BHCS M6 x 20 SS A2-70	38

## Tow Bar



ITEM NO.	PART NUMBER	DESCRIPTION	QTY.
1	GA5001741	Washer 20mm Flat SS HD	4
2	GA4661070	Tow Bar Axle Mounted, Super Cruiser, G8	1
3	GA5001721	Washer 20mm Spring SS	4
4	GA5011321	Set Screw M20 Course x 50 GR8.8 ZP	4

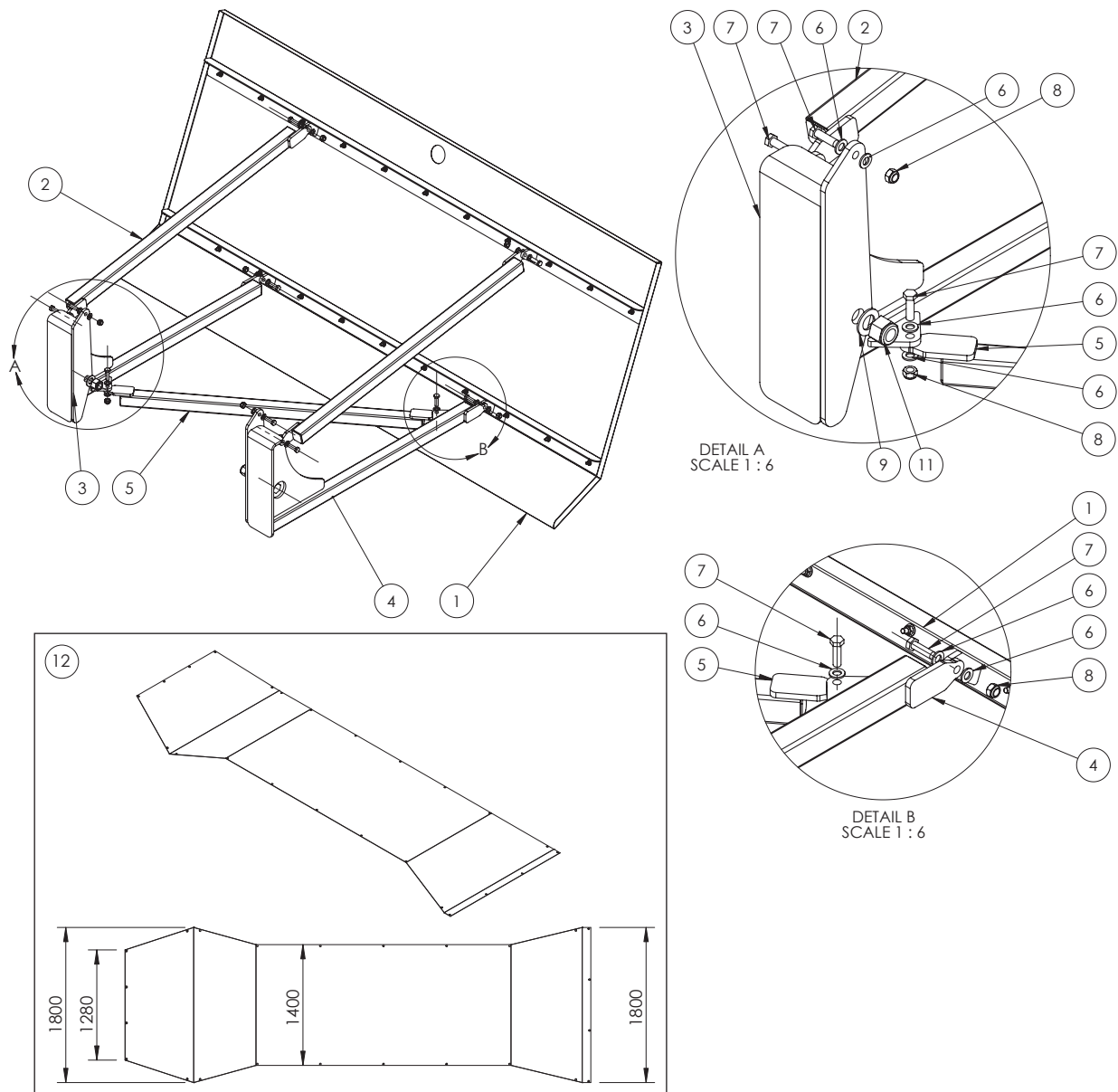
## Air Tank



ITEM NO.	PART NUMBER	DESCRIPTION	QTY.
1	GA3500269	Hydraulic adaptor, Tee, 1/4" BSPT male x 1/4" BSPT male x 1/4" BSPT male	2
2	GA5011059	Low Pressure Switch	1
3	GA5017369	Pressure Relief Valve	1
4	GA5048150	Plumbing adaptor, Elbow, 90 degree, 1/2" male thread x 1/2" female thread, Cast	1
5	GA5014795	SC3 single check valve 1/2" M/F	1
6	GA5050670	Plug, Brass, 1/2" BSPT male	1
7	GA5071940	Tank, Air, 14.75L	1
8	GA5018323	Valve, Ball, 1/4 male, female, Black Lever handle, Chromed	1
9	GA3500223	Hydraulic adaptor, Nipple, 1/2" BSPT male x 1/2" BSPT male	1
10	GA5069925	1/4" - 1/8" BSPT female reducing socket	1



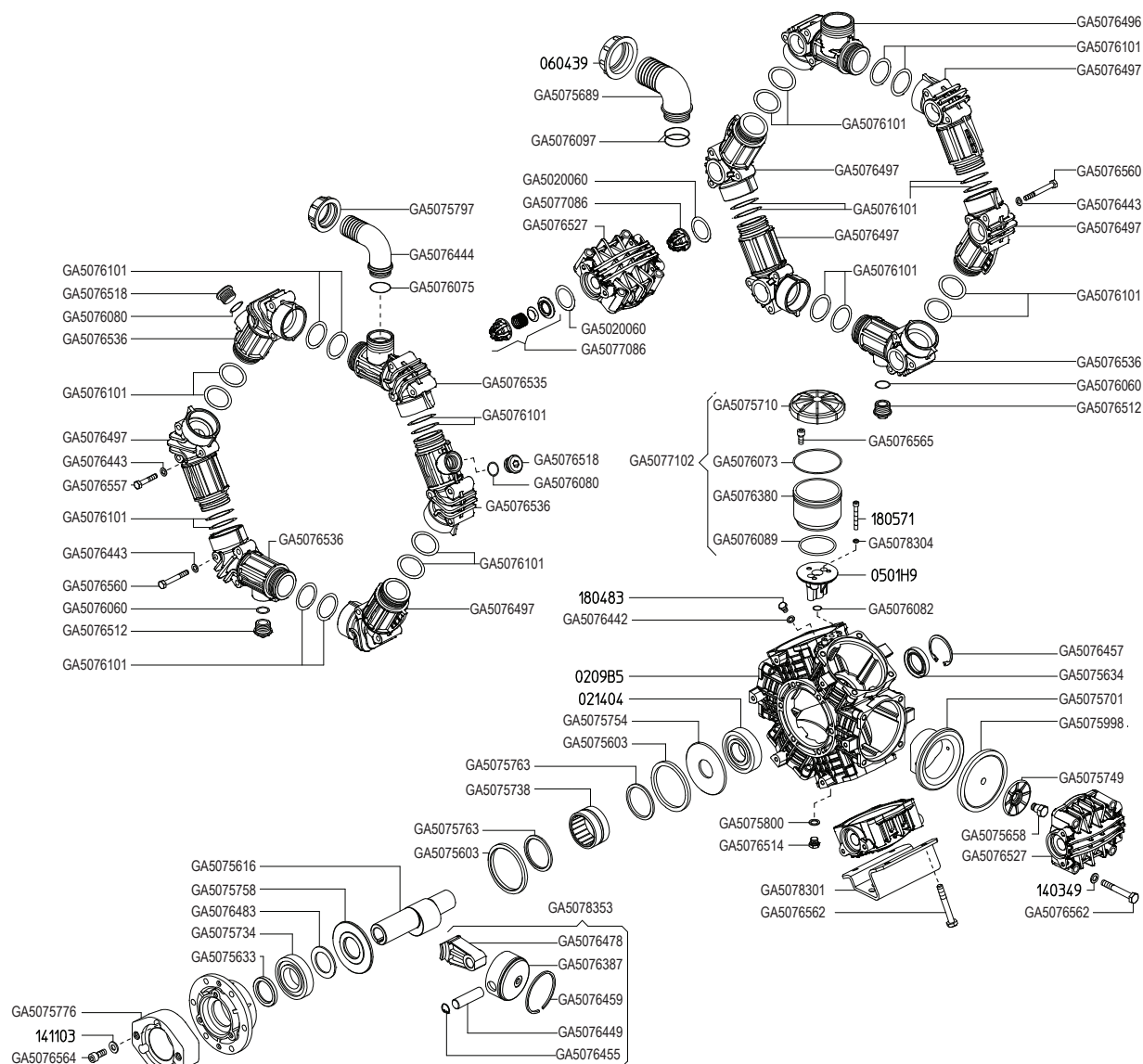
# Crop Deflector Set



ITEM NO.	PART NUMBER	DESCRIPTION	QTY.
1	GA4949860	Assembly, Front Crop Deflector, Skid Plate	1
2	GA4602745	Upper Mount Arm	2
3	GA4602750	Mount, Front Crop Deflector, Chassis Mount LHS	1
4	GA4602755	Mount, Front Crop Deflector, Chassis Mount RHS	1
5	GA4602760	Support Arm, Front Crop Deflector, Cross Brace Sub Assembly	1
6	GA5000577	Washer 12mm Flat SS HD	20
7	GA5000319	Set Screw M12 x 40 GR8.8 ZP	10
8	GA5012461	Nut M12 Nyloc ZP	10
9	GA5001891	Washer 24mm Flat HD SS	4
10	M24X60 BOLT	M24X60 BOLT	2
11	GA5012469	Nut M24 Nyloc ZP	2
12	GA5025255	Belly Shield, Heavy PVC Tarp	1

## PUMPS

## Spray Pump - Zeta 260



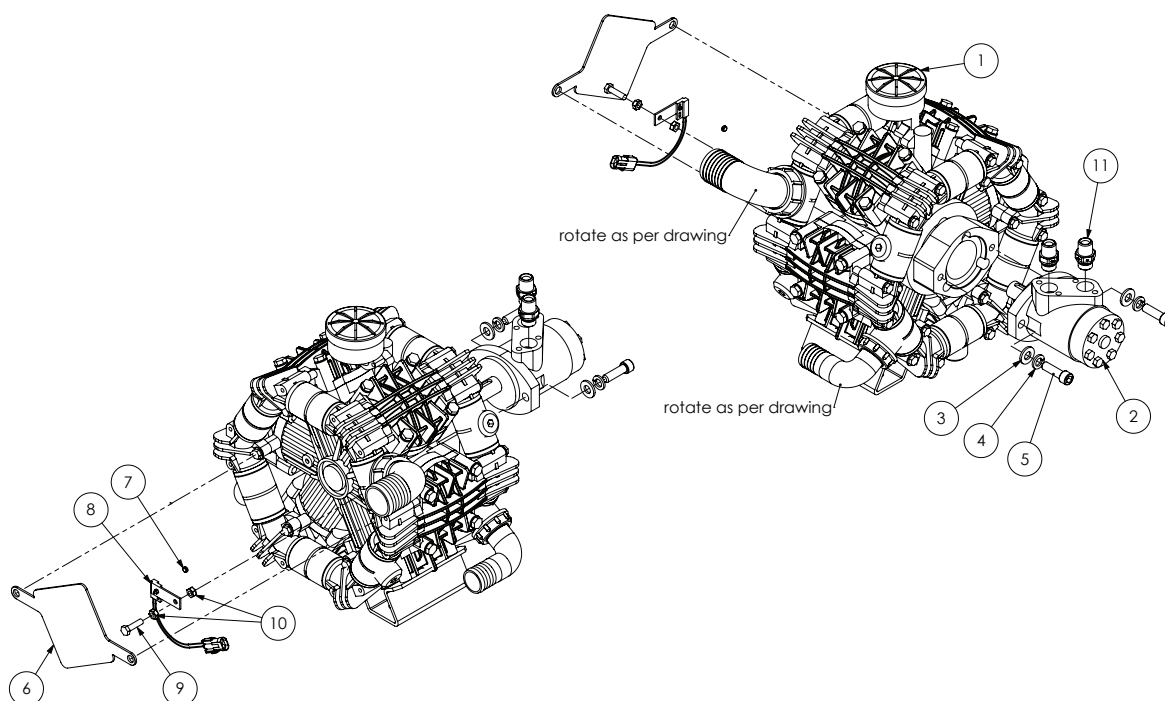
## PUMP ASSEMBLY

PART NUMBER	DESCRIPTION	QTY.
GA5054500	Pump Zeta 260 MI-I	1

## PUMP SERVICE PARTS

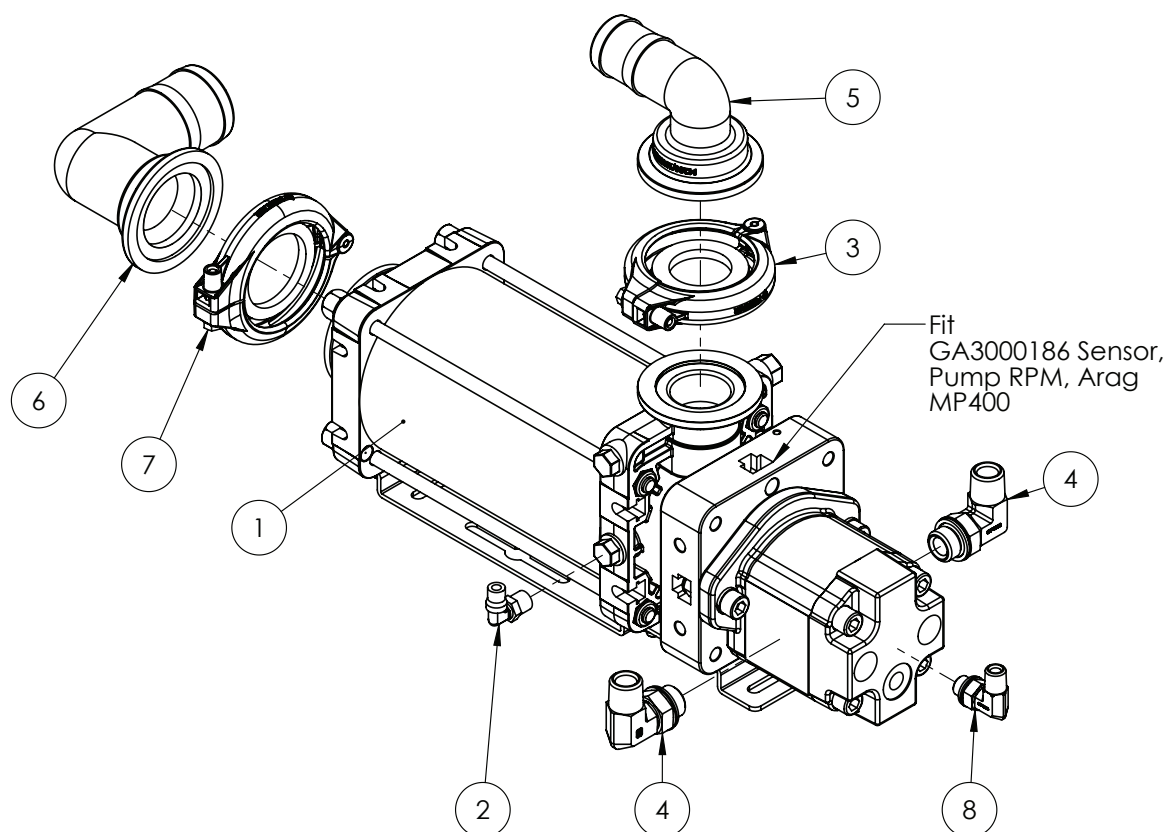
PART NUMBER	DESCRIPTION
GA5077793	Pump Diaphragm Kit suit Zeta 260 and RO250 Udor Pumps
GA5077792	Pump rebuild kit, includes diaphragms, seals & valves, Suits both Zeta 260 and RO250 in PTO and Hyd Drive
GA5023115	Seal kit, 60cc & 80cc hydraulic motor, GA5009525 and GA5047515

## Spray Pump - Zeta 260 - Hydraulic Drive



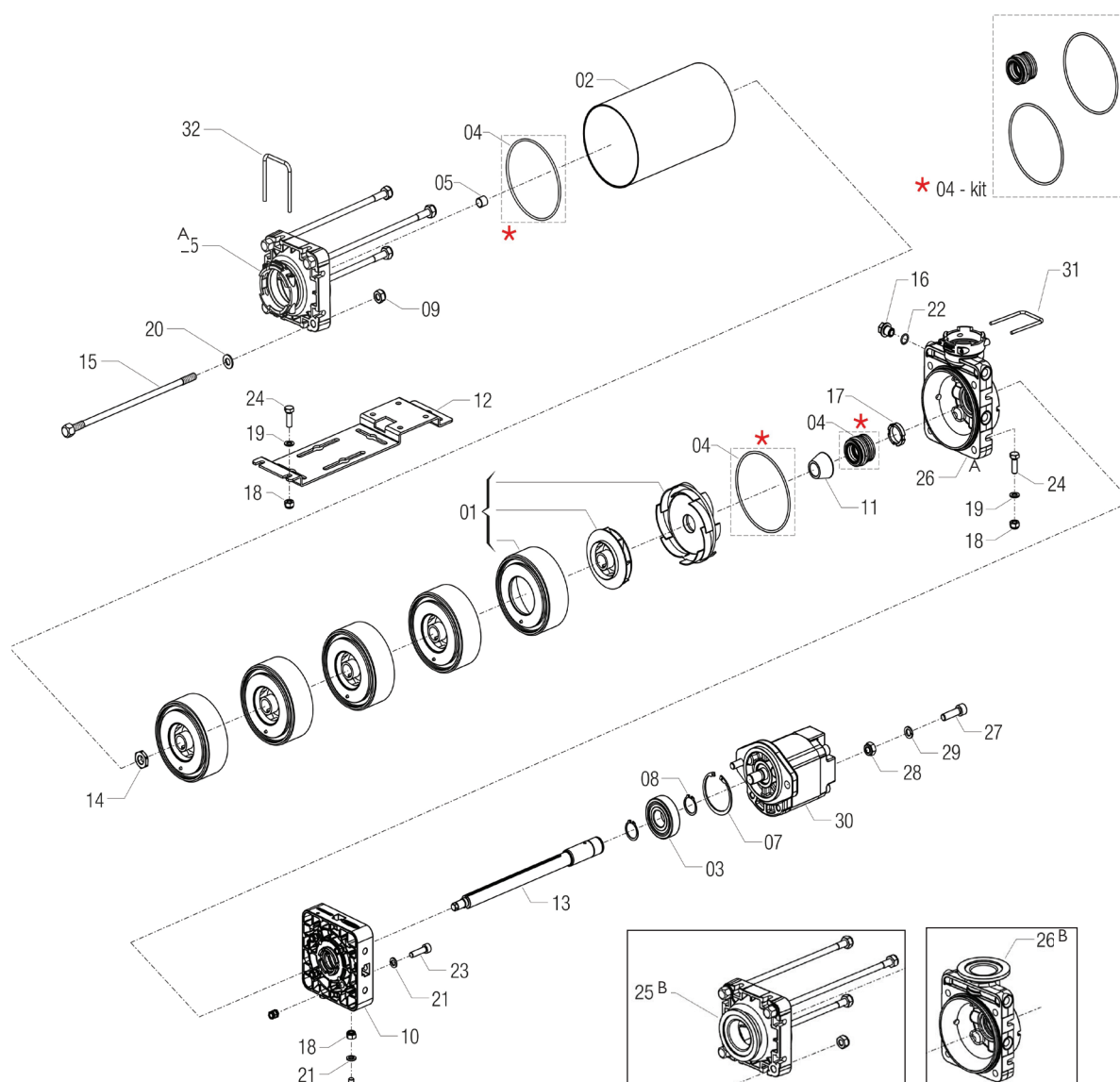
ITEM NO.	PART NUMBER	DESCRIPTION	QTY.
1	GA5054500	Pump Zeta 260 MI-I	1
2	GA5047515	Motor, hydraulic, 80cc/rev, 25.4mm shaft, Suit spray pump drive	1
3	GA5000577	Washer 12mm Flat SS HD	2
4	GA5000575	Washer 12mm Spring SS	2
5	GA5000321	SHCS M12 x 40 ZP GR12.9	2
6	pumpcover250	Plate, Rear Pump Shaft Cover, RO250, Zeta 260 and 300	1
7	GA5016169	Magnet, High strength, 12mm diameter x 1.5mm thick	1
8	GA5076307	Sensor, Spray pump RPM, suit 4400 / 4070, Raven	1
9	GA5048655	Bolt M8 x 40 GR8.8 ZP	1
10	GA5011499	Nut M8 ZP	2
11	GA3500310	Hydraulic adaptor, Nipple, 1/2" BSPT male x 1/2" BSPP male	2

## Spray Pump - ARAG MSP400



ITEM NO.	PART NUMBER	DESCRIPTION	QTY.
-	GA3000186	Sensor, Pump RPM, Arag MP400	1
1	GA2000123	Pump, Multistage Centrifugal, Hydraulic Drive, 2" FP Flange Inlet, 2" SP Flange Outlet, Arag MP400	1
2	GA5016233	Pneumatic fitting, Elbow, 90 degree, 1/4 BSP male x 6mm push in type, Metal	1
3	GA2000114	Flange Clamp, and Gasket, 1.5"	1
4	GA3500323	Hydraulic adaptor, Elbow, 90 degree, 1/2" BSPT male x 1/2" BSPP male O-ring	2
5	GA5077834	Hose barb, Elbow, 90 degree, 2" flange x 1 1/2" hose	1
6	GA5077860	Hose barb, Elbow, 2" FP Flange x 2" HB 90 Degree	1
7	GA2000115	Flange Clamp, and Gasket, 2"	1
8	GA3500320	Hydraulic adaptor, Elbow, 90 degree, 1/4" BSPT male x 1/4" BSPP male O-ring,	1

## Spray Pump - ARAG MSP400 Assembly



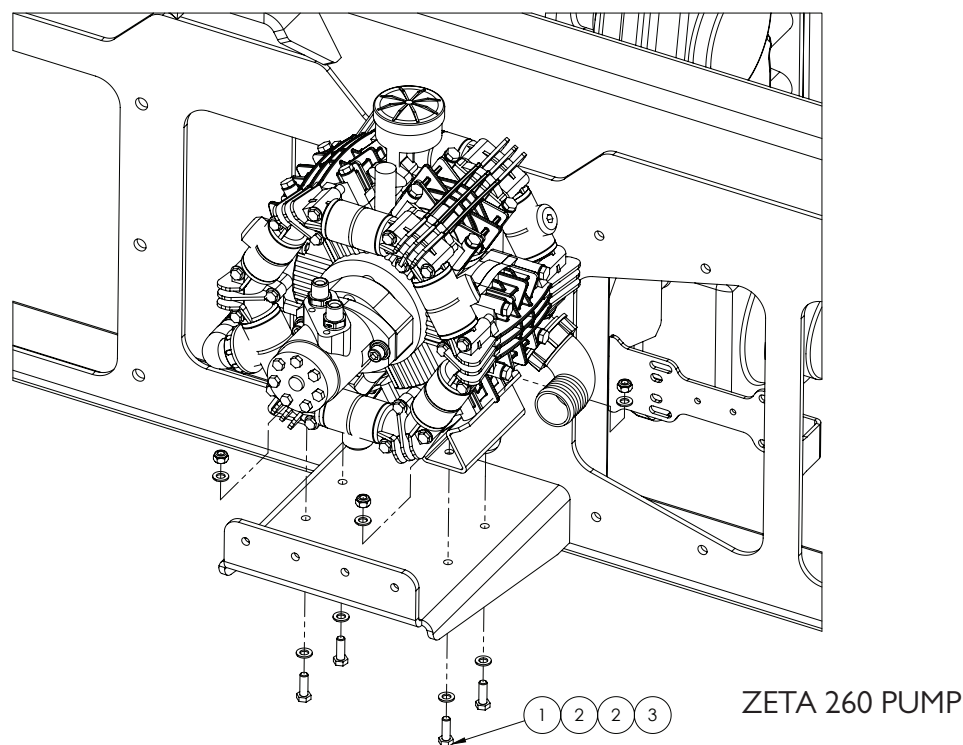
ITEM NO.	PART NUMBER	DESCRIPTION	QTY.
-	GA3000186	Sensor, Pump RPM, Arag MP400	-
-	GA2000129	Pump, Multistage Centrifugal, T7 Inlet T6 Outlet, Arag MP400, Pump Only, No Motor or RPM Sensor	-
1	GA5073640	Impeller kit MSP400 PP pump	-
2	GA2000182	Pump tube cover	-
3	GA5078740	Radial Ball Bearing, 6305-2RS, Suit, ARAG, MSP400, 970000.06 I	-
4	GA5073620	Tightening kit	-
5	GA2000183	Spacer	-
7	GA2000184	Circlip inner	-
8	GA2000185	Circlip outer	-
9	GA5078744	Self-Locking Nut M10 INOX UNI7474, Suit, ARAG, MSP400, B1226 I	-
10	GA2000186	Bearing support	-

Continued over page

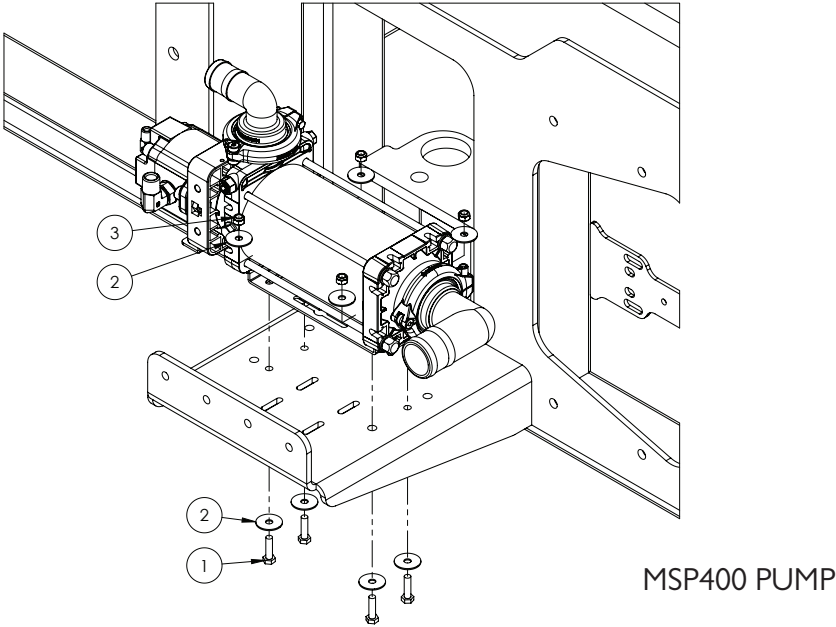
## Spray Pump - ARAG MSP400 Assembly

ITEM NO.	PART NUMBER	DESCRIPTION	QTY.
11	GA5073625	Internal spacer MSP400 pump	-
12	GA5078745	Bracket, Fixing, Suit, ARAG, MSP400, 970050.05	-
13	GA2000187	Shaft, MSP400, ARAG, 970050.05	-
14	GA5078747	Bolt, Impeller, Tightening, Suit, ARAG, MSP400, 97000.082	-
15	GA5078748	Fixing Screw, 10x268mm S/S, Suit, ARAG, MSP400 Pump, 970050.091	-
16	GA5078749	Plug, 1/4"M, Suit, ARAG, MSP400 Pump, 970000.084	-
17	GA5073630	Seal spacer	-
18	GA5078750	Nut, Self Locking, M8, INOX UNI7474, Suit, ARAG, MSP400 Pump, B12251	-
19	GA5078751	Washer, Flat, 8.4x15x1.5 INOX, Suit, ARAG, MSP400 Pump, B202H0	-
20	GA5078752	Washer, Flat, D10.5x21x2, INOX, Suit, ARAG, MSP400, B202J0	-
21	GA5078753	Washer, Grover, D 8.2 INOX UN11751, Suit, ARAG, MSP400 Pump, B222H0	-
22	GA2000188	O-ring, 1.78 x 12.42 mm, Viton	-
23	GA5078755	Screw, TCEI, 8x30, INOX UNI5931, Suit, ARAG, MSP400 Pump, VIC25L	-
24	GA5078756	Screw, TE, 8x25 INOX	-
25A	GA2000189	Flange, Inlet, T7F	-
25B	GA2000191	Flange, Inlet, 220 2" FP	-
26A	GA2000190	Flange, Outlet, T6	-
26B	GA2000192	Flange, Outlet, 220 2" SP	-
27	GA5078757	Screw, TCEI, 10x35, INOX UNI5931, Suit, ARAG, MSP400 Pump, VIC26M	-
28	GA5078744	Self-Locking Nut M10 INOX UNI7474, Suit, ARAG, MSP400, B12261	-
29	GA5078758	Washer, Grover, 10.5x17.5x2.2 INOX, Suit, ARAG, MSP400 Pump, B222J0	-
30	GA5073645	Pump motor, Hydraulic pump, MP400/MSP400, Arag, 9700000.100	-
31	GA2000193	Fork D.4, DIST.47	-
32	GA2000194	Fork D.5, DIST.59	-

# Spray Pump - Mounting



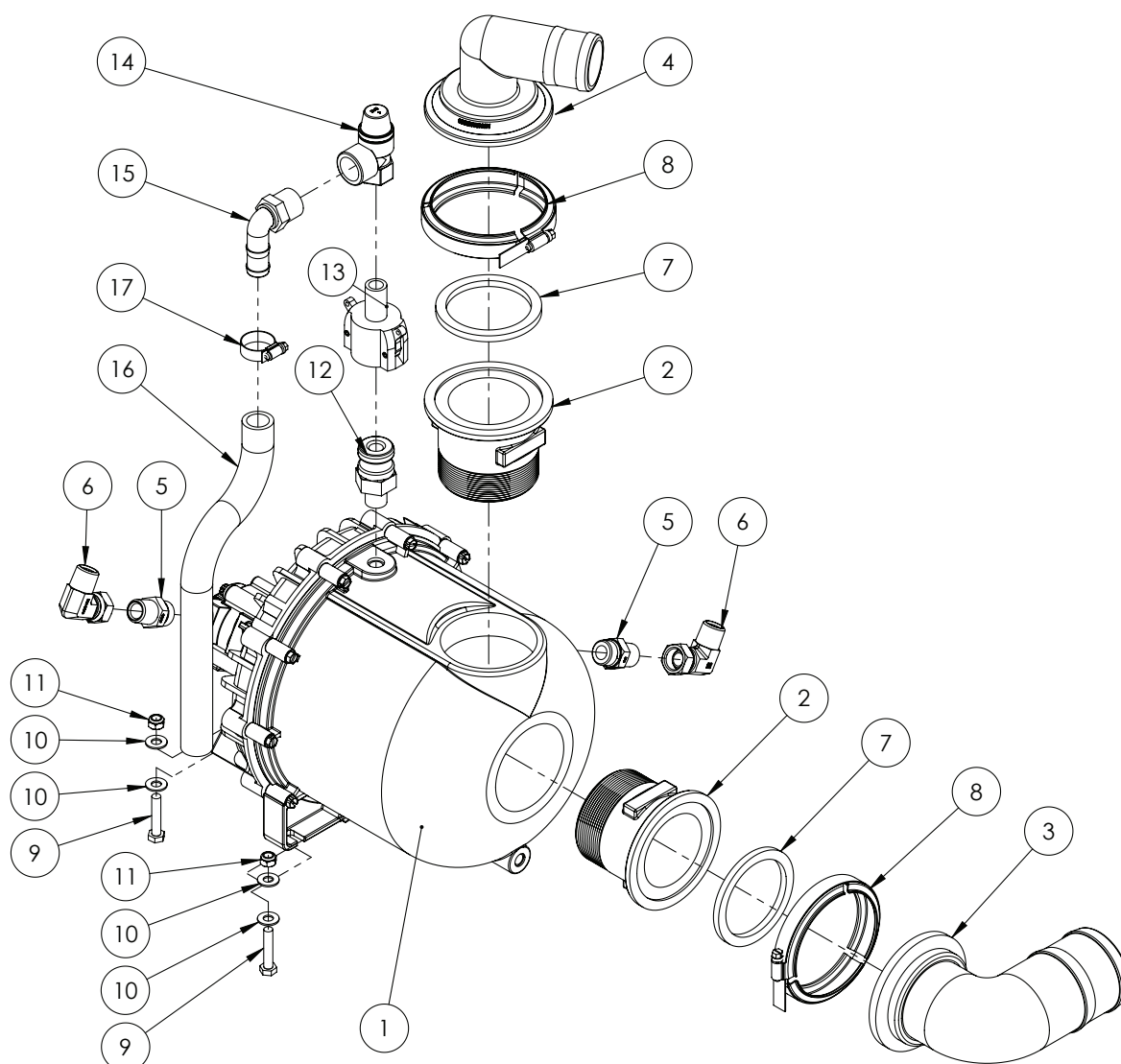
ITEM NO.	PART NUMBER	DESCRIPTION	QTY.
1	GA5065455	Bolt M10 x 30 ZP GR8.8	4
2	GA5000117	Washer 10mm Flat SS HD	8
3	GA5000141	Nut M10 Nyloc ZP	4



ITEM NO.	PART NUMBER	DESCRIPTION	QTY.
1	GA5011475	Bolt M8 x 30 GR8.8 ZP	4
2	GA5017613	Washer 1/4" x 1 1/4" Flat ZP	8
3	GA5004917	Nut M8 Nyloc ZP	4



# Hydraulic Fill Pump



## SPARE PARTS

PART NUMBER	DESCRIPTION
GA5072631	Pump casing, Rear, Poly 3" BSP, Transfer, Viton, Hydraulic drive, GA5072085
GA5072605	Shaft seals, Carbon ceramic, Pump, Poly 3" BSP, Transfer, Viton, Hydraulic drive
GA5072610	Impeller, High volume, Pump, Poly 3" BSP, Transfer, Viton, Hydraulic drive
GA5072620	Drain plug, Pump, Poly 3" BSP, Transfer, Viton, Hydraulic drive
GA5072625	Filler plug, Pump, Poly 3" BSP, Transfer, Viton, Hydraulic drive
GA5072630	Pump casing, Front, Poly 3" BSP, Transfer, Viton, Hydraulic drive
GA5072600	Seal conversion kit, Pump, Poly 3" BSP, Transfer, Viton, Hydraulic drive
GA5072075	Seal kit, Pump, Poly 3" BSP, Service Kit, No Mech Seal

ITEM NO.	PART NUMBER	DESCRIPTION	QTY.
-	GA5072075	Seal kit, Pump, Poly 3" BSP, Complete rebuild, suit GA5072085	-
1	GA5072085	Pump, Poly 3" BSP, Transfer, Viton, Hydraulic drive	1
2	GA5077876	Plumbing Fitting, 3" Flange to 3" BSP Thread	2

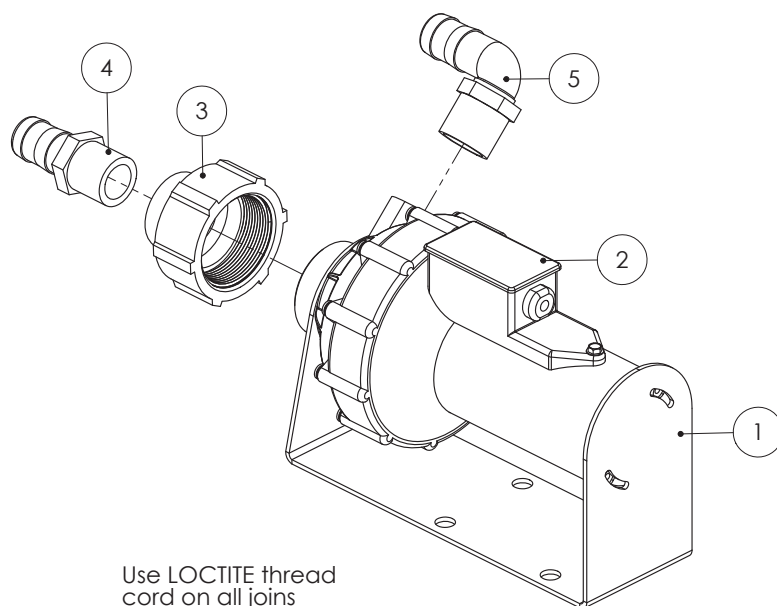
Continued over page

## Hydraulic Fill Pump

ITEM NO.	PART NUMBER	DESCRIPTION	QTY.
3	GA5077875	Hose barb, Elbow, 90 degree, 3" flange x 3" hose	1
4	GA5077871	Hose barb, Elbow, 90 degree, 3" flange x 2" hose barb	1
5	GA3500364	Hydraulic adaptor, Nipple, 1/2" BSPT male x 7/8" UN male O-ring	2
6	GA3500333	Hydraulic adaptor, Elbow, 90 degree, 1/2" BSPT male x 1/2" BSPP female swivel	2
7	GA5076723	Seal, EPDM, Suit 3" flange fitting	2
8	FC300	Hose clamp, Worm screw, 3"	2
9	GA5048655	Bolt M8 x 40 ZP GR8.8	4
10	GA5003643	Washer 8mm Flat SS HD	8
11	GA5052590	Nut M8 Nyloc SS	4
12	GA5075782	Cam lever, 3/4" male coupling x 1/2" male thread	1
13	GA5077128	Cam lever, 3/4" female coupling x 1/2" male thread	1
14	GA2000131	Pressure relief valve, Spike, 4 Bar, 1/2" in, 3/4" out, Brass	1
15	GA5077717	Hose barb, Elbow, 90 degree, 3/4" male thread x 3/4" hose	1
16	GA2000216	Hose, Pressure, 20mm, Black 250psi	1
17	GA5000999	Hose Clamp, 3/4", SS	1

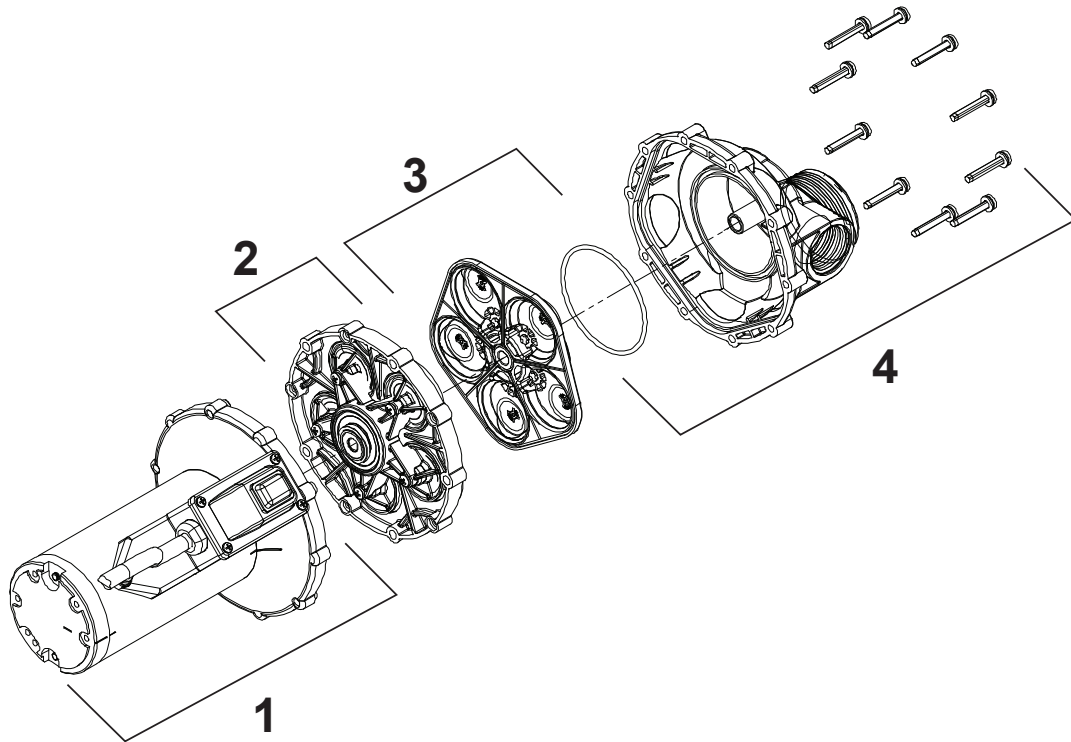
## Chemical Transfer Pump & Bracket

---



ITEM NO.	PART NUMBER	DESCRIPTION
1	GA4510405	Plate, Chemical Trasfer Pump Mount
2	GA2000030	Pump, Diaphragm, Chemical transfer 12v, Viton SHURflo
3	GA2000032	Reducing coupling, 2" female NPT to 1" female NPT, SHURflo
4	GA5077718	Hose barb, Straight, 1 male thread x 1 hose, Banjo, HB100
5	GA5077723	Hose barb, Elbow, 90 degree, 1 male x 1 hose, Banjo, HB100-90

## Chemical Transfer Pump Assembly



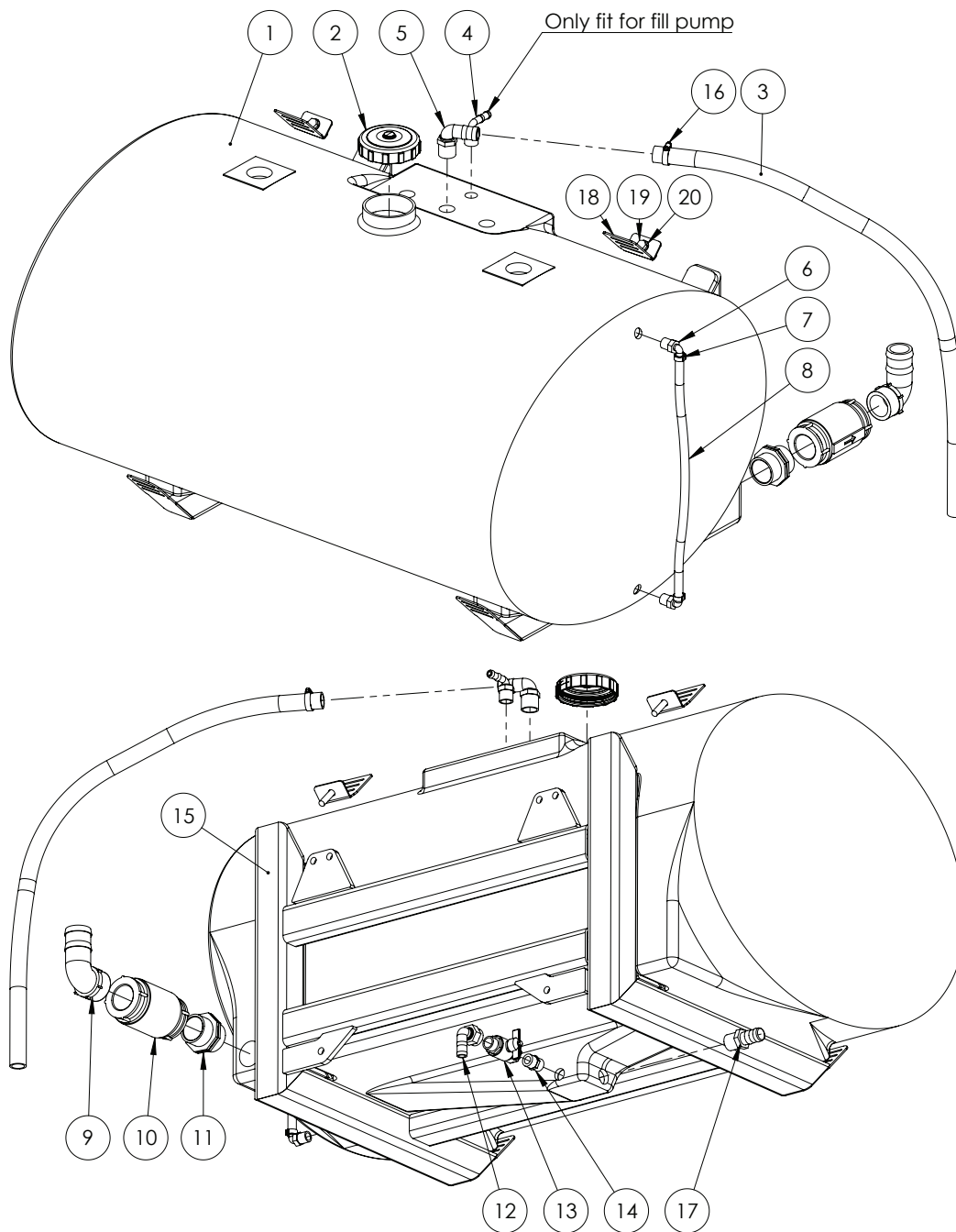
ITEM NO.	PART NUMBER	DESCRIPTION
-	GA2000030	Pump, Diaphragm, Chemical transfer 12v, Viton SHURflo
1	-	Motor Assembly Kit
2	GA2000033	Diaphragm, Drive Assembly Kit, Housing, replacement, SHURflo
3	GA2000034	Valve Housing Kit, Viton, replacement, SHURflo
4	-	Upper Housing Assembly Kit

NOTE: Not all parts stocked

# Chapter 3

## FLUSH TANK

### Rinse Water Tank & Frame



Continued over page

## Rinse Water Tank & Frame

ITEM NO.	PART NUMBER	DESCRIPTION	QTY.
1	GA5069961	Tank, 520L, Fresh Water SP Black, Bare	1
2	GA5076885	Lid, Diameter 113mm, With breather	1
3	GA2000220	Hose, Suction, PVC, 25mm, Black - Cut 1200 mm	1
4	GA5077710	Hose barb, Elbow, 90 degree, 3/4" male thread x 1/2" hose, Banjo	1
5	GA5077723	Hose barb, Elbow, 90 degree, 1" male x 1" hose, Banjo	1
6	GA5077708	Hose barb, Elbow, 90 degree, 1/2" male thread x 1/2" hose	2
7	GA5007231	Hose clamp, Cobra type, 1/2"	2
8	GA2000209	Hose, Clear, 12mm, Sight tube - Cut 550 mm	1
9	GA5077740	Hose barb, Elbow, 90 degree, 2" male thread x 2" hose, Banjo	1
10	GA2000111	Valve, Check, 2" Female Thread Inlet and Outlet	1
11	GA5078410	Plumbing fitting, Nipple, 2"	1
12	GA5077746	Hose barb, Elbow, 90 degree, 3/4" female thread x 3/4" hose	1
13	GA5018315	Valve, Ball, 20mm, 3/4" male, female, Black Butterfly handle, Brass	1
14	GA5077913	Nipple, 3/4" male x 3/4" male, Short, Banjo	1
15	GA4658936	Fresh Water Tank Frame 520L	1
16	GA5001681	Hose Clamp, 1" SS (20-32/12W)	1
17	GA5077718	Hose barb, Straight, 1" male thread x 1" hose	1
18	F70127A	Bracket, Tank strap, 50mm	2
19	GA5011239	Bolt M12 x 50 GR 8.8 ZP	2
20	GA5000577	Washer 12mm Flat SS HD	2

## Chapter 4

---

RH POD

Not Fitted

---

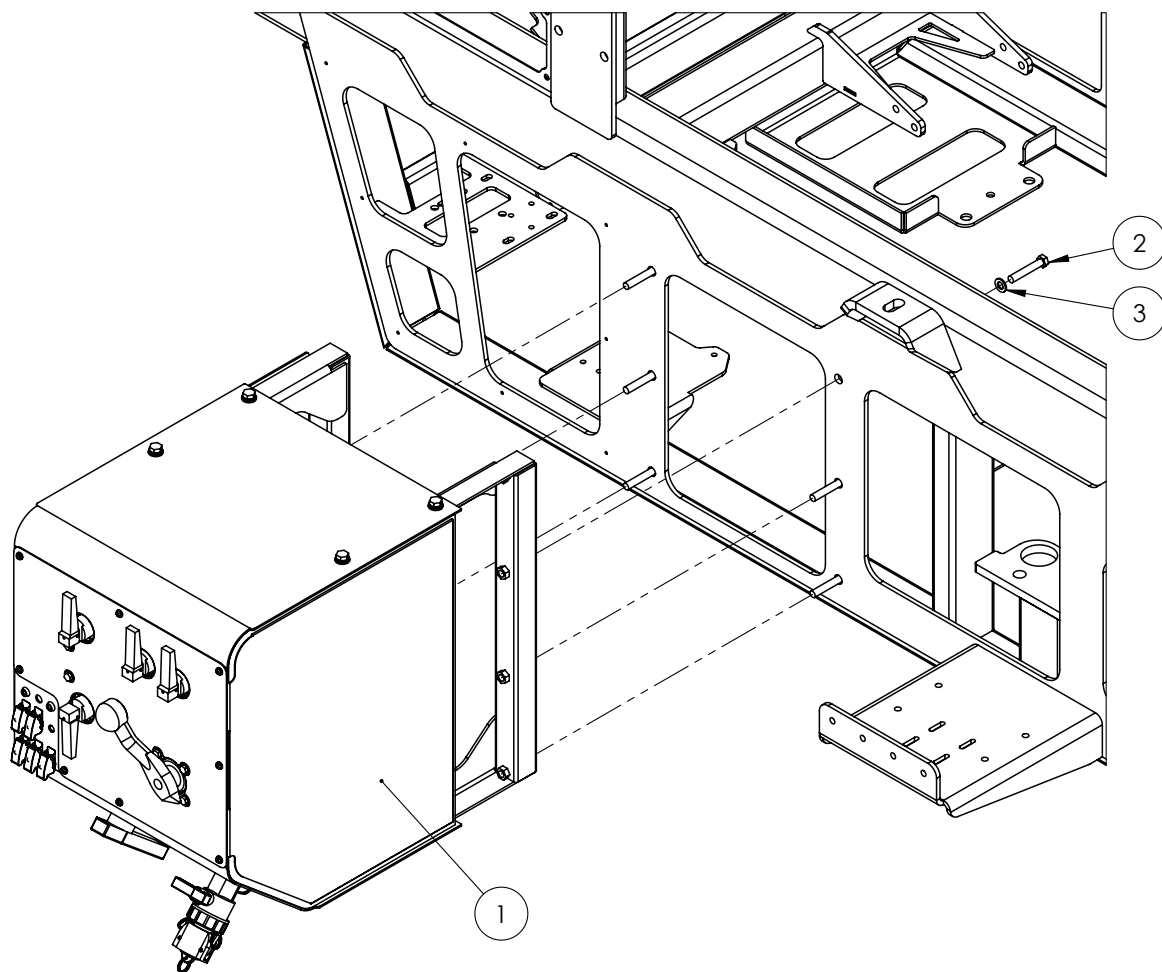




# Chapter 5

## LH POD

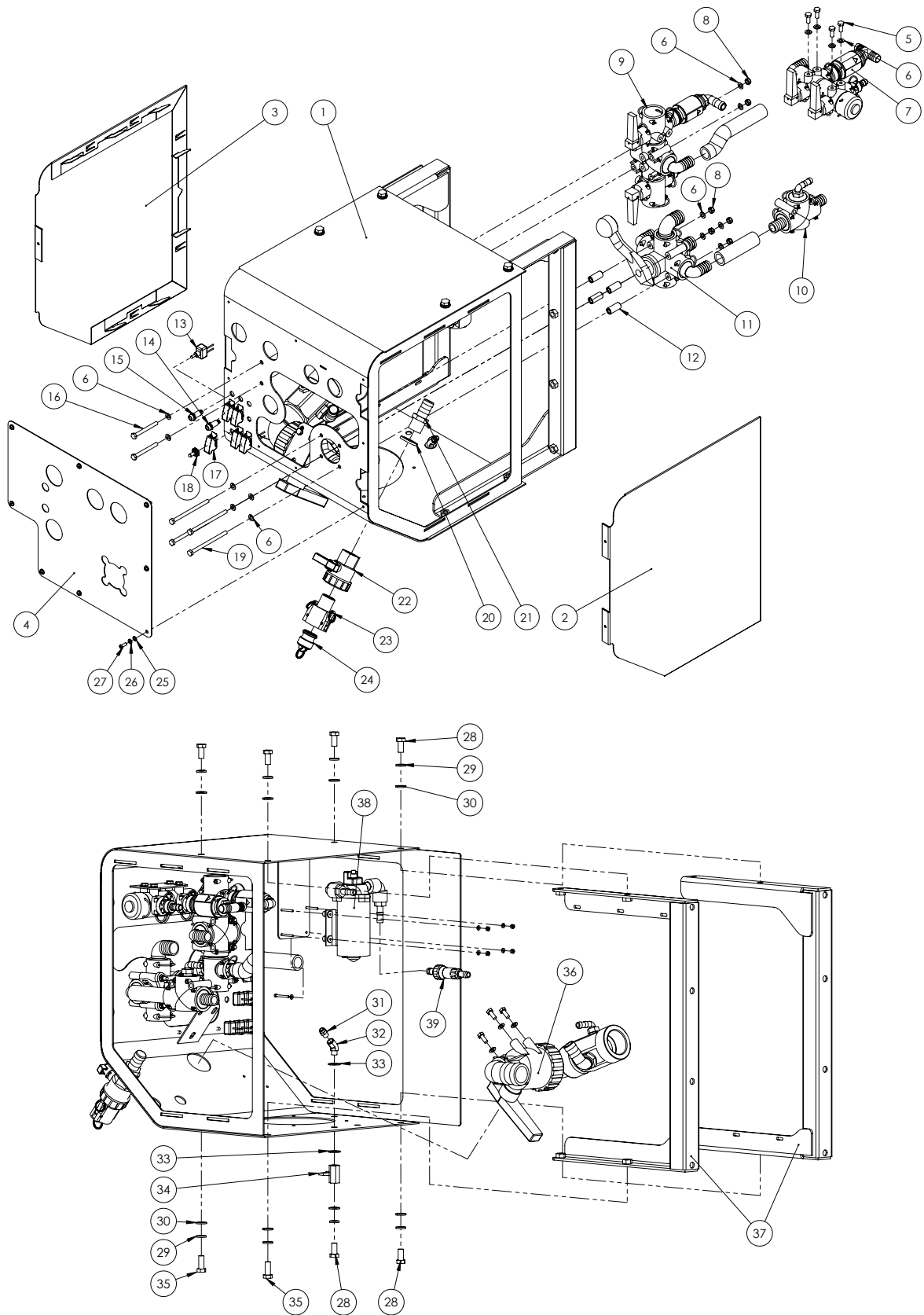
### LH Pod - Mounting



ITEM NO.	PART NUMBER	DESCRIPTION	QTY.
1	*	LH Pod	1
2	GA5000347	Bolt M12 x 70 ZP GR8.8	6
3	GA5000577	Washer 12mm Flat SS HD	6

\* Sub-assembly on following pages

## LH Pod - Base



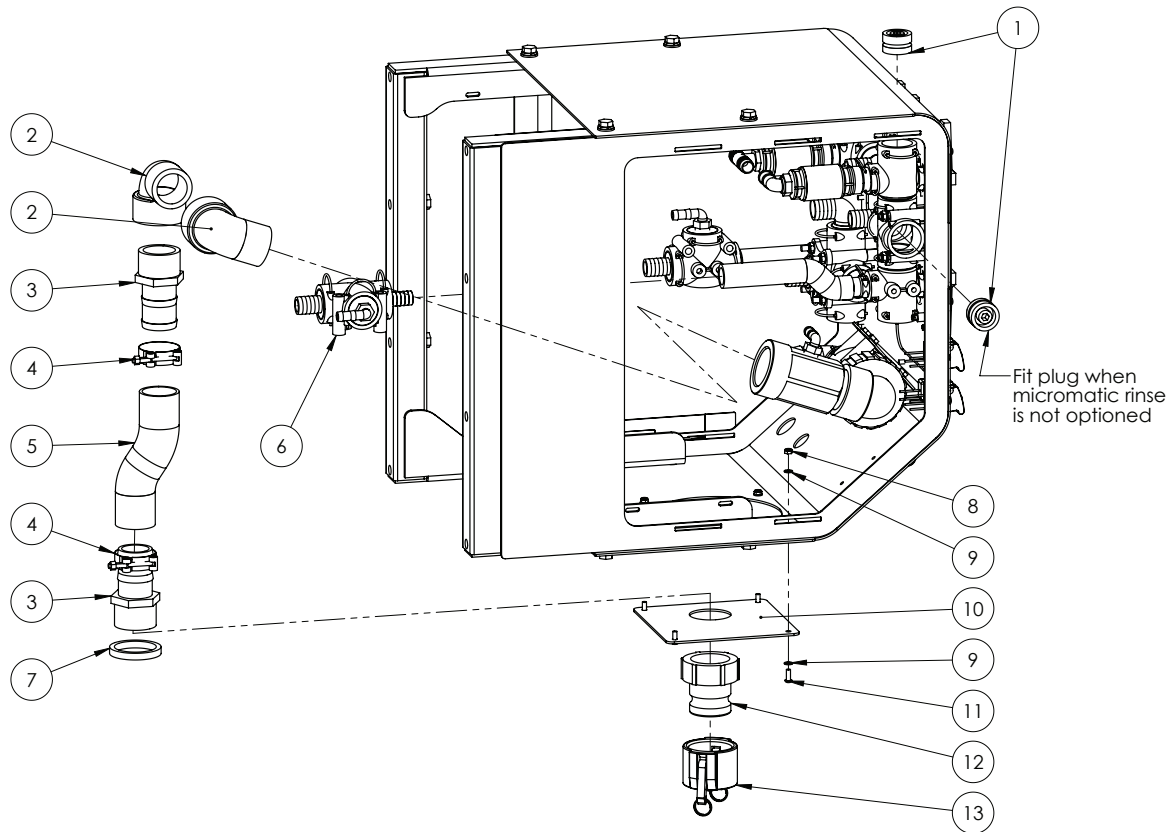
Continued over page

## LH Pod - Base

ITEM NO.	PART NUMBER	DESCRIPTION	QTY.
1	GA4600865	Plumbing Control Pod Frame	1
2	GA4401560	Plate, Side Cover B, Plumbing Pod	1
3	GA4401555	Plate, Side Cover A, Plumbing Pod	1
4	GA4401545	Plate, Decal Plumbing Pod	1
5	GA5004085	Bolt M8 x 20 GR8.8 ZP	7
6	GA5003643	Washer 8mm Flat SS HD	19
7	*	Main Tank Rinse/Agitation Manifold	1
8	GA5052590	Nut M8 Nyloc SS	6
9	*	Main Tank Rinse/Rinse Tank Fill Manifold	1
10	*	Hopper Manifold	1
11	GA4902240*	Rotary Tap Sub Assembly, Plumbing Pod	1
12	GA4552135	Spacer for Altek rotary valve	4
13	GA5016749	Switch, Toggle, On / Off, Water proof, pvc coated, 25 amp	5
14	GA5013799	Red LED warning light	1
15	GA5009647	Green LED warning light	1
16	GA5052600	Bolt M8 x 75 SS A2-70	2
17	GA5016753	Toggle switch cover (narva)	5
18	GA5012175	Cover, Toggle switch, Waterproof	5
19	GA5011501	Bolt M8 x 120 GR8.8 ZP	4
20	GA4552865	Spacer, POD fill point fitting 3/ 4"	1
21	GA5077718	Hose barb, Straight, 1" male thread x 1" hose	1
22	UV100FP	Valve, Ball, 1" female thread inlet / outlet, Full port, Lever handle	1
23	GA5076007	Cam lever, 1" female coupler, 1" male thread	1
24	GA5076013	Cam lever, Male plug, 1"	1
25	GA5004437	Washer 6mm Flat SS	8
26	GA5004447	Washer 6mm Spring SS	8
27	GA5004050	BHCS M6 x 16 SS A2-70	8
28	GA5011229	Bolt M12 x 25 GR8.8 ZP	6
29	GA5000575	Washer 12mm Spring SS	8
30	GA5000577	Washer 12mm Flat SS HD	8
31	GA5045140	Pneumatic fitting, Nipple, 1/4" BSPT male x 6mm push type, Brass	1
32	GA5049405	Elbow, 1/4" BSPT Male x 1/4" BSPT Female, 45 Deg	1
33	GA5017673	Washer 1/ 2" High Tensile	2
34	GA5018321	Valve, Ball, 1/ 4" female, Black Lever handle, Chromed	1
35	GA5000305	Set Screw M12 x 30 GR8.8 ZP	2
36	*	Tank Fill Manifold Assembly	1
37	GA4658805	Mounting bracket U shape	2
38	*	Wash Down Gun Pump Assembly	1
39	GA5008745	Filter, Inline, 1/ 2" hose barbs	1

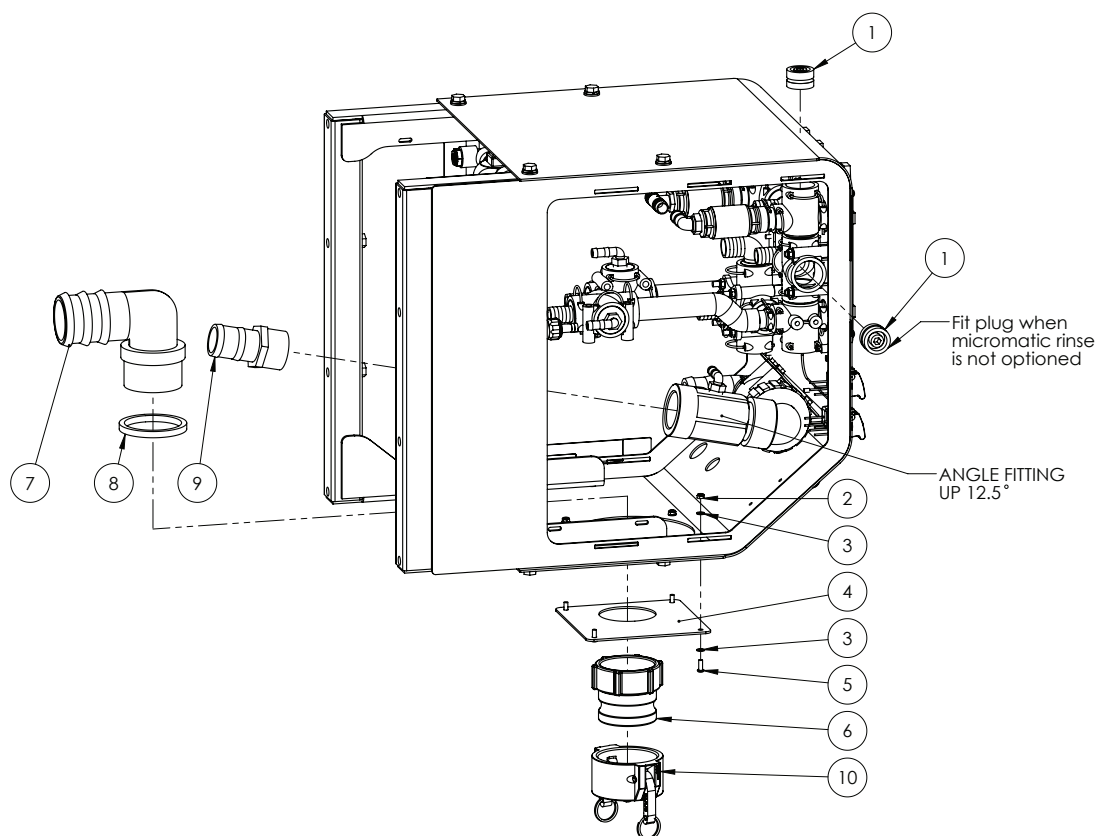
\* Sub-assembly on following pages

## LH Pod - 2" Fill - Standard



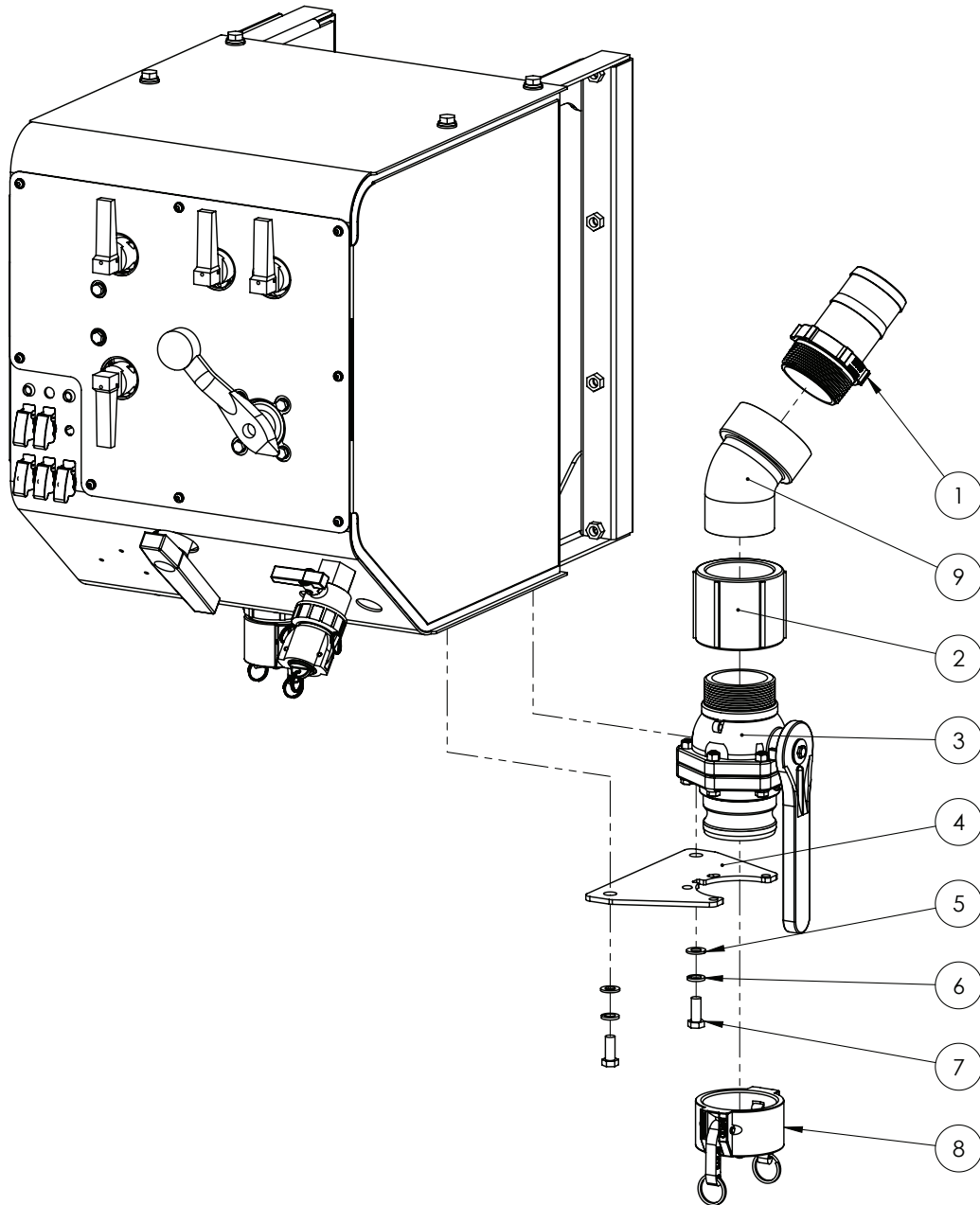
ITEM NO.	PART NUMBER	DESCRIPTION	QTY.
1	GA5065680	Plug, AS40 male	2
2	GA5078142	Street elbow, 90 degree, 2 male thread x 2 female thread	2
3	GA5077737	Hose barb, Straight, 2" male thread x 2" hose	2
4	GA5010193	Hose Clamp 2 1/4"	2
5	GA2000229	Hose, Suction, 51mm, Wire reinforced - Cut to 180 mm	1
6	*	Rinse Tank Fill Manifold Assemblies	1
7	GA4552870	Spacer, Ring, 61mm, POD fill point fitting	1
8	GA5048115	Nut M6 Nyloc ZP	4
9	GA5004437	Washer 6mm Flat SS	8
10	GA4504380	Plate, 2" Fill insert-Spray pod	1
11	GA5004050	BHCS M6 x 16 SS A2-70	4
12	GA5076606	Cam lever, 2" male coupler x 2" female thread	1
13	GA5076609	Cam lever, 2" female cap	1

## LH Pod - 3" Fill - Hydraulic Pump



ITEM NO.	PART NUMBER	DESCRIPTION	QTY.
1	GA5065680	Plug, AS40 male	2
2	GA5048115	Nut M6 Nyloc ZP	4
3	GA5004437	Washer 6mm Flat SS	8
4	GA4504375	Plate Fill Mount 3"	1
5	GA5004050	BHCS M6 x 16 SS A2-70	4
6	GA5076716	Cam lever, 3" male coupling x 3" female thread	1
7	GA5077742	Hose barb, Elbow, 90 degree, 3" male thread x 3" hose	1
8	GA4552875	Spacer-POD fill point fitting 89	1
9	GA5077737	Hose barb, Straight, 2" male thread x 2" hose	1
10	GA5076719	Cam lever, Female cap, 3"	1

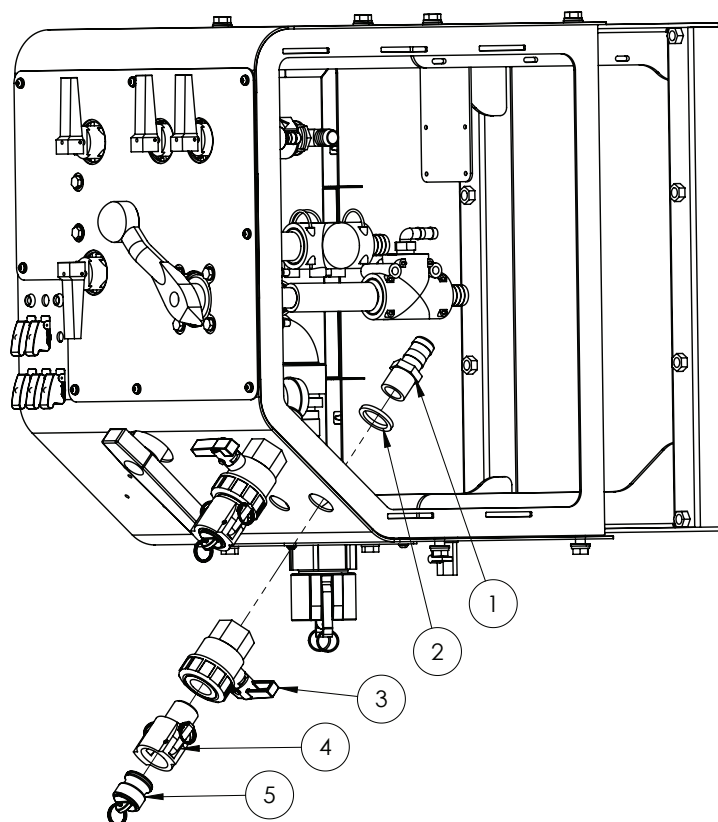
## LH Pod - 3" Fill - Direct



ITEM NO.	PART NUMBER	DESCRIPTION	QTY.
1	GA5077741	Hose barb, Straight, 3" male thread x 3" hose	1
2	GA5077642	Coupling, socket, 3" female thread	1
3	GA5078204	Valve, Ball, 3", Male NPT, Male Cam lock, stubby, long handle	1
4	GA4401565	Plate, 3 Inch Side Fill Mount, Pod	1
5	GA5000577	Washer 12mm Flat SS HD	2
6	GA5000575	Washer 12mm Spring SS	2
7	GA5000305	Set Screw M12 x 30 GR8.8 ZP	2
8	GA5076719	Cam lever, Female cap, 3"	1
9	GA5078143	Street elbow, 45 degree, 3" male x 3" female	1

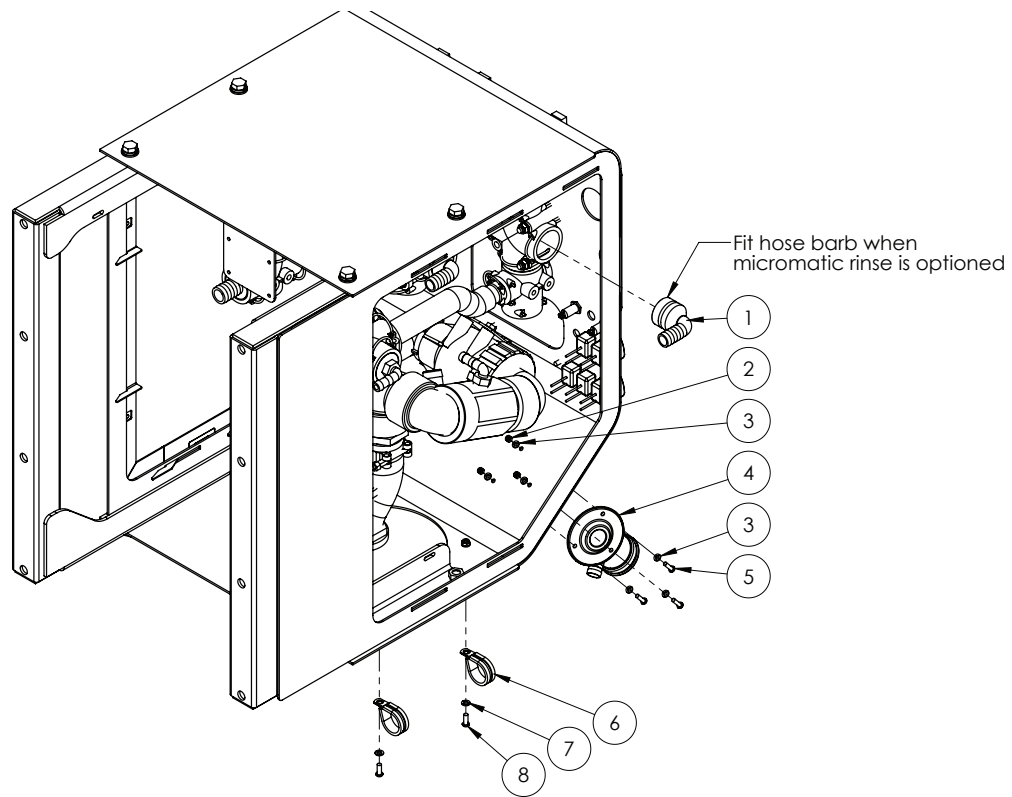
## LH Pod - Chemical Probe

---



ITEM NO.	PART NUMBER	DESCRIPTION	QTY.
1	GA5077718	Hose barb, Straight, 1" male thread x 1" hose	1
2	GA4552865	Spacer, POD fill point fitting 3/4"	1
3	GA5078164	Valve, Ball, 1" female thread inlet / outlet, Full port, Lever handle	1
4	GA5076007	Cam lever, 1" female coupler, 1" male thread	1
5	GA5076013	Cam lever, Male plug, 1"	1

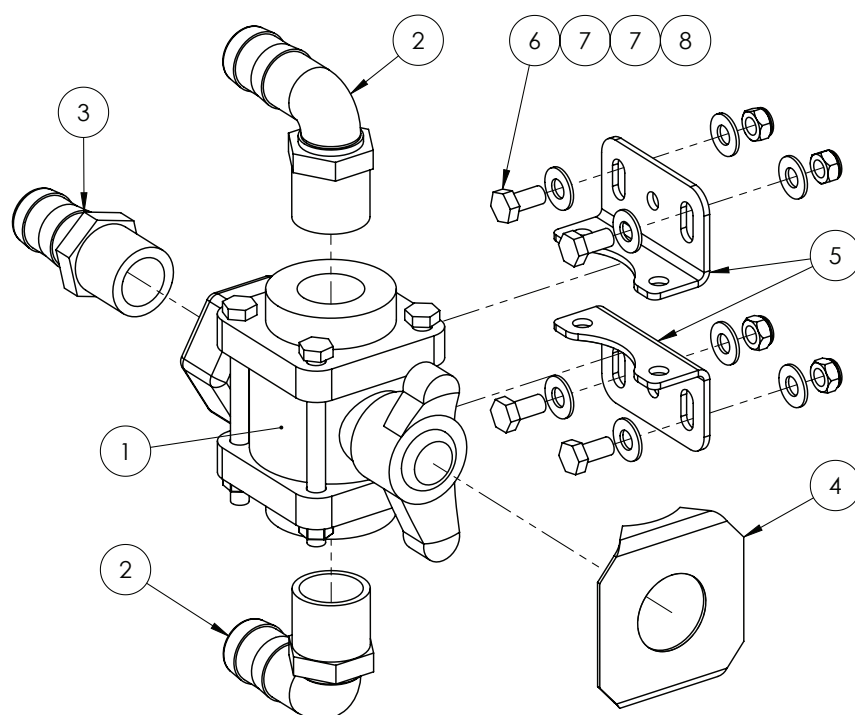
## LH Pod - Micromatic Rinse



ITEM NO.	PART NUMBER	DESCRIPTION	QTY.
1	GA5065610	Hose barb, Elbow, 90 degree, AS40 x 20mm hose	1
2	GA5003974	Nut M5 Nyloc ZP	3
3	GA5003983	Washer 5mm Flat SS	6
4	GA5018800	Rinsing socket, 3 pin, Micromatic / Enviro drum coupling	1
5	GA0500004	BHCS M5 x 20 SS A2-70	3
6	GA5048090	Clamp, P-type, 35mm	2
7	GA5004437	Washer 6mm Flat SS	2
8	GA5004050	BHCS M6 x 16 SS A2-70	2

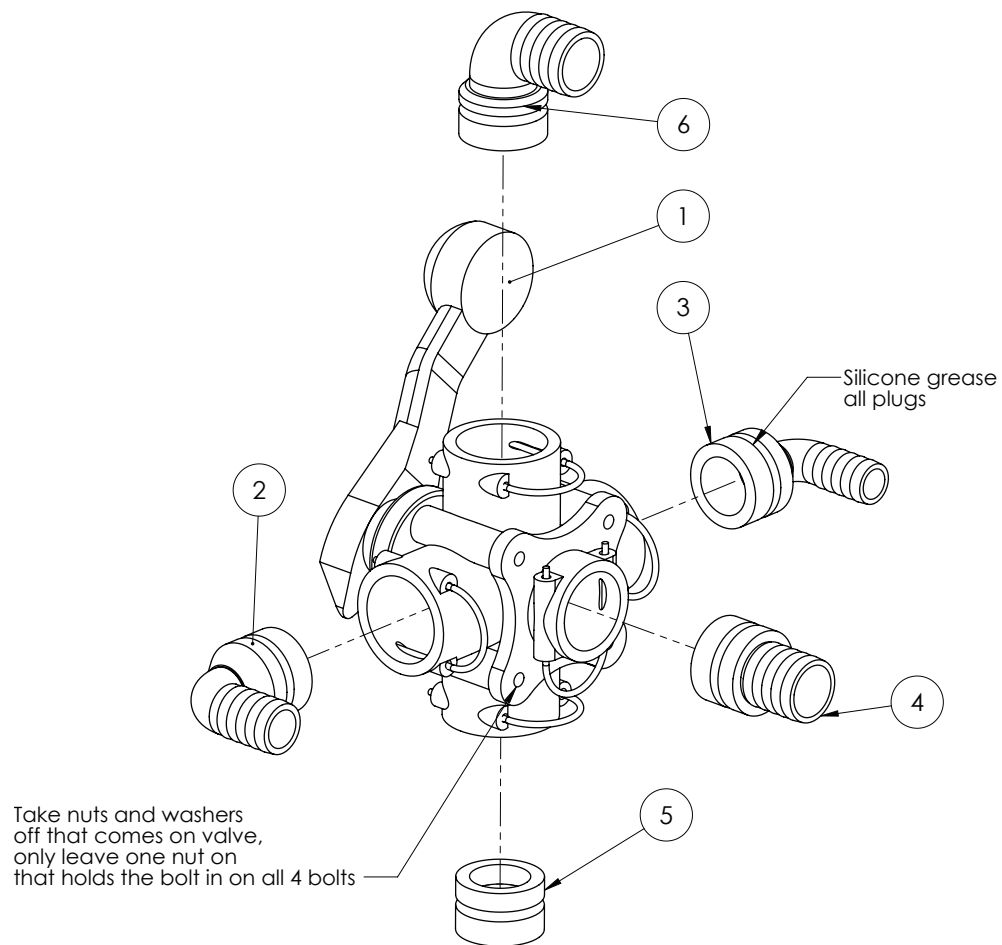


## Ball Valve - 3-Way - Main Tank/Hopper



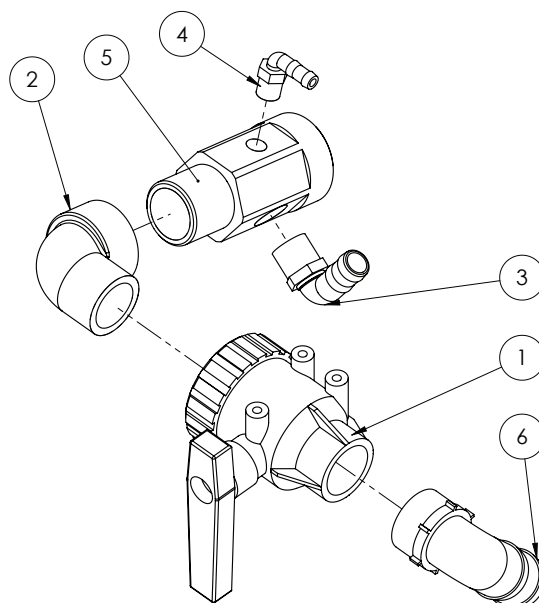
ITEM NO.	PART NUMBER	DESCRIPTION	QTY.
1	GA5078177	Valve, Ball, 3 way, 1" female thread inlet / outlet, Bottom port, Butterfly handle	1
2	GA5077723	Hose barb, Elbow, 90 degree, 1" male x 1" hose	2
3	GA5077718	Hose barb, Straight, 1" male thread x 1" hose	1
4	F70146A	Decal plate, suit 1" banjo tap V-100, sticker mount	1
5	GA4502210	Mounting plate, to suit ball valve	2
6	GA5011465	Bolt M8 x 16 GR8.8 ZP	4
7	GA5003643	Washer 8mm Flat SS HD	8
8	GA5004917	Nut M8 Nyloc ZP	4

## Pressure Delivery Manifold



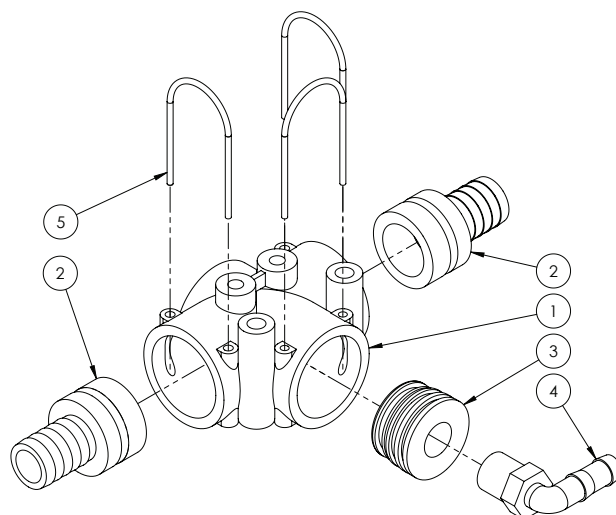
ITEM NO.	PART NUMBER	DESCRIPTION	QTY.
1	GA5065530	Valve,Ball, 5 x AS40 female inlet / outlets, Lever handle	1
2	GA5065615	Hose barb, Elbow 90 degree, AS40 x 25mm	1
3	GA5065610	Hose barb, Elbow, 90 degree, AS40 x 20mm hose, Altek	1
4	GA5065585	Hose barb, Straight, AS40, 33mm hose, Altek	1
5	GA5065680	Plug, AS40 male, Altek	1
6	GA5065620	Hose barb, Elbow, 90 degree, AS40 x 33mm hose barb, Altek	1

## Tank Fill Manifold



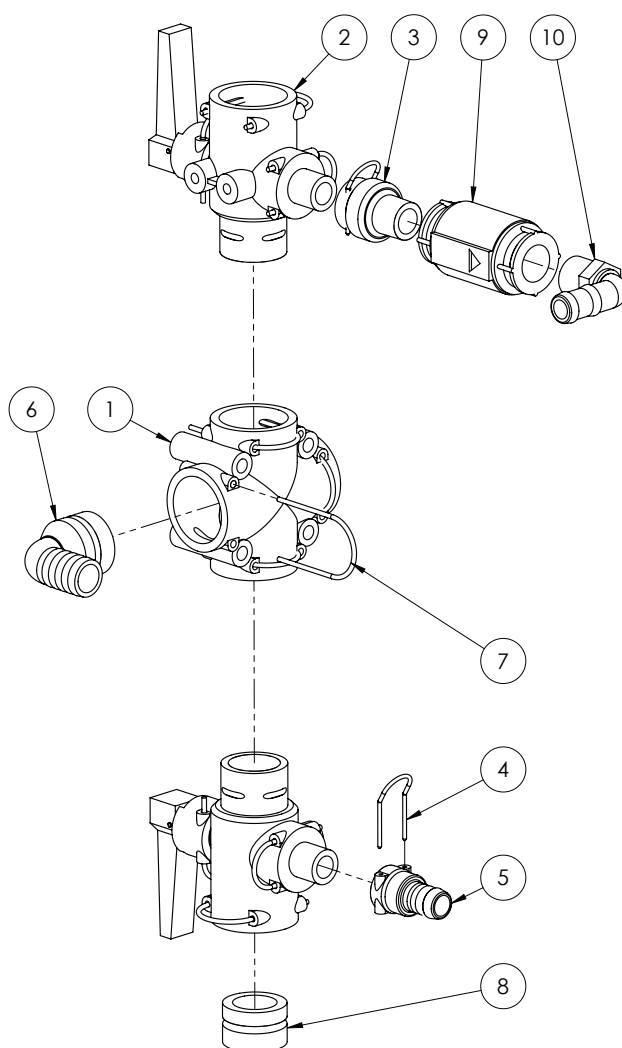
ITEM NO.	PART NUMBER	DESCRIPTION	QTY.
1	GA5076981	Valve, Ball, 2" way, 2" female thread inlet / outlet, Lever handle	1
2	GA5078142	Street elbow, 90 degree, 2" male thread x 2" female thread	1
3	GA5077723	Hose barb, Elbow, 90 degree, 1" male x 1" hose	1
4	GA5077708	Hose barb, Elbow, 90 degree, 1/2" male thread x 1/2" hose	1
5	MACH0311	Poly fitting suit fresh water fill 2" male - 2" female - 1" female	1
6	GA5077740	Hose barb, Elbow, 90 degree, 2" male thread x 2" hose	1

## Hopper Manifold



ITEM NO.	PART NUMBER	DESCRIPTION	QTY.
1	GA5065555	Tee, AS40 female, no M8 inserts	1
2	GA5065580	Plug in hose tail AS40/25	2
3	GA4582345	Dummy plug AS40 G1/ 2" female (45mm Delron)	1
4	GA5077708	Hose barb, Elbow, 90 degree, 1/ 2" male thread x 1/ 2" hose	1
5	GA5065690	Safety pin, Suit AS40 plumbing fittings	3

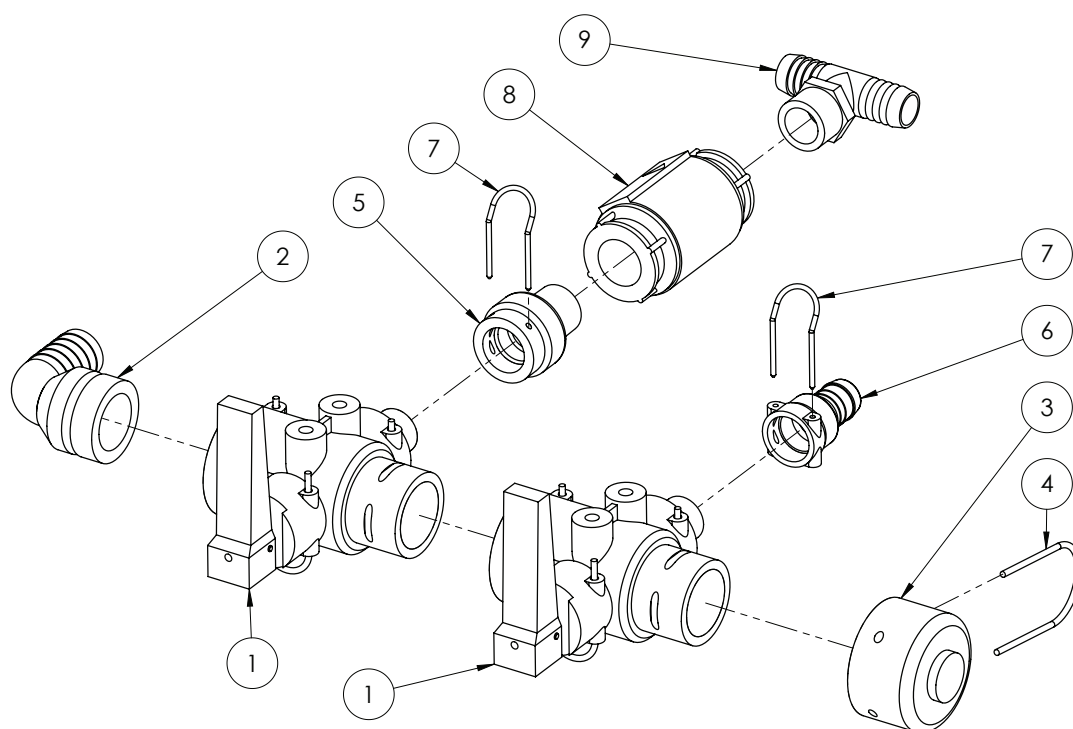
## Main Tank Rinse/Rinse Tank Fill Manifold



ITEM NO.	PART NUMBER	DESCRIPTION	QTY.
1	GA5065565	Plumbing coupling, Cross, AS40 female inlets / outlets	1
2	GA5065545*	Valve, Quick fit flip top, 2 way, AS40 male x AS24 female x AS40 Female	2
3	GA4582415	Plumbing adaptor, AS24 female x 3/4" BSPT male	1
4	GA5065695	Safety pin AS24	2
5	GA5065640	Hose barb, AS24 female x 20mm hose	1
6	GA5065615	Hose barb, Elbow 90 degree, AS40 x 25mm	1
7	GA5065690	Safety pin, Suit AS40 plumbing fittings	4
8	GA5065680	Plug, AS40 male	1
9	GA5002473	Valve nonreturn, check 3/4"	1
10	GA5077717	Hose barb, Elbow, 90 degree, 3/4" male thread x 3/4" hose	1

\* Sub-assembly on following pages

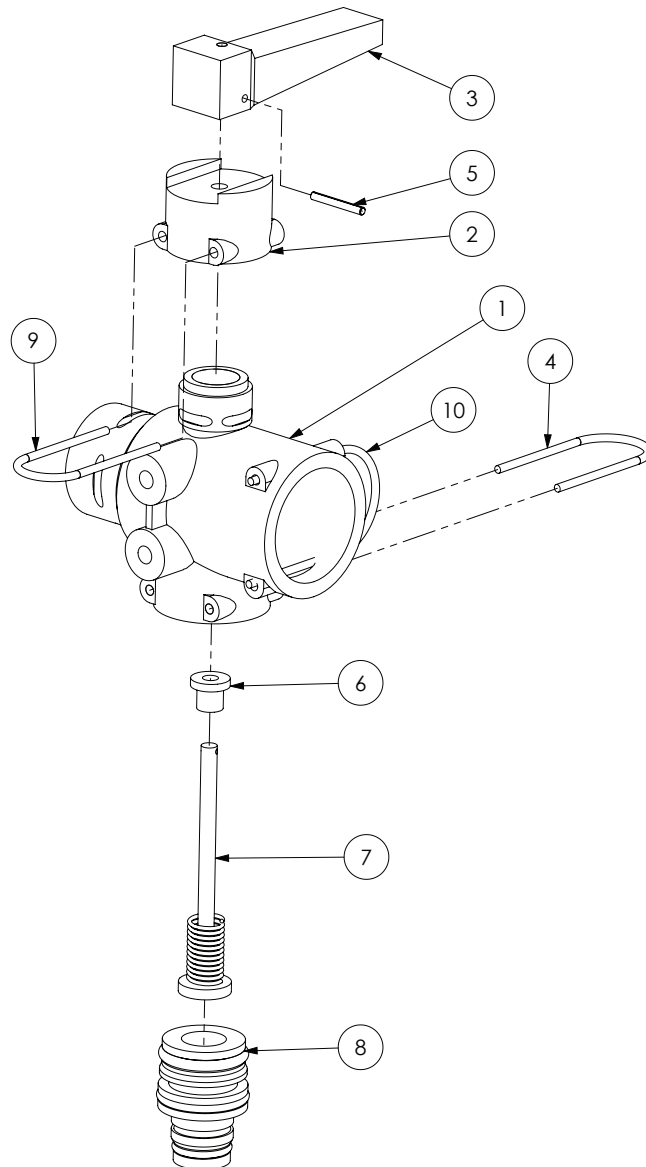
## Main Tank Rinse/Agitation Manifold



ITEM NO.	PART NUMBER	DESCRIPTION	QTY.
1	GA5065545*	Valve, Quick fit flip top, 2 way, AS40 male x AS24 female x AS40 female	2
2	GA5065615	Hose barb, Elbow 90 degree, AS40 x 25mm	1
3	GA4582395	Plumbing Fitting, Cap, AS40	1
4	GA5065690	Safety pin, Suit AS40 plumbing fittings	1
5	GA4582415	Plumbing adaptor, AS24 female x 3/4" BSPT male	1
6	GA5065640	Hose barb, AS24 female x 20mm hose	1
7	GA5065695	Safety pin AS24	2
8	GA5002473	Valve non-return, check 3/4"	1
9	GA3500431	Hose barb, Tee, 3/4" hose barb x 3/4" hose barb x 3/4" male thread	1

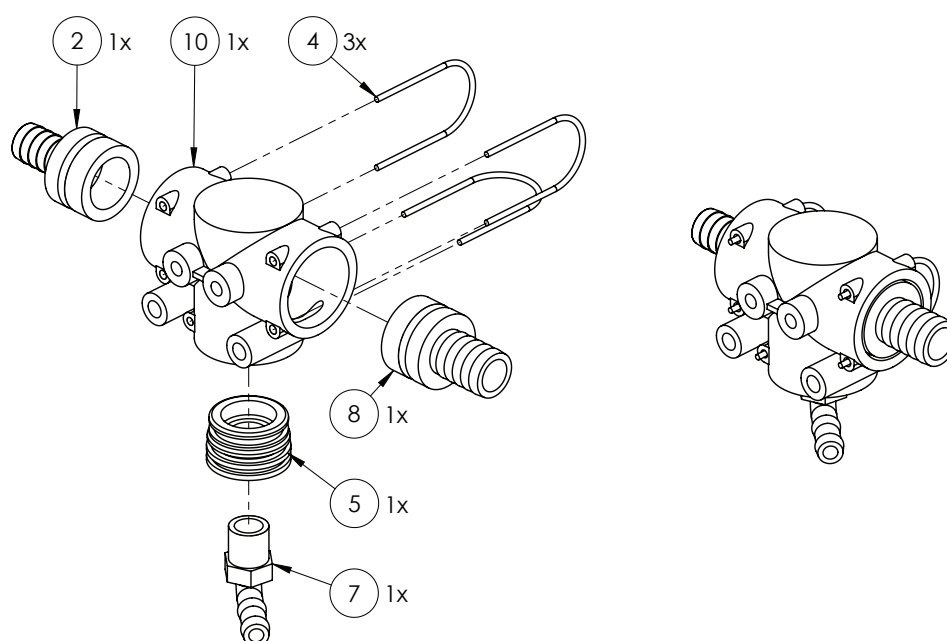
\* Sub-assembly on following pages

## Valve - Quick Fit 2 Way Assembly



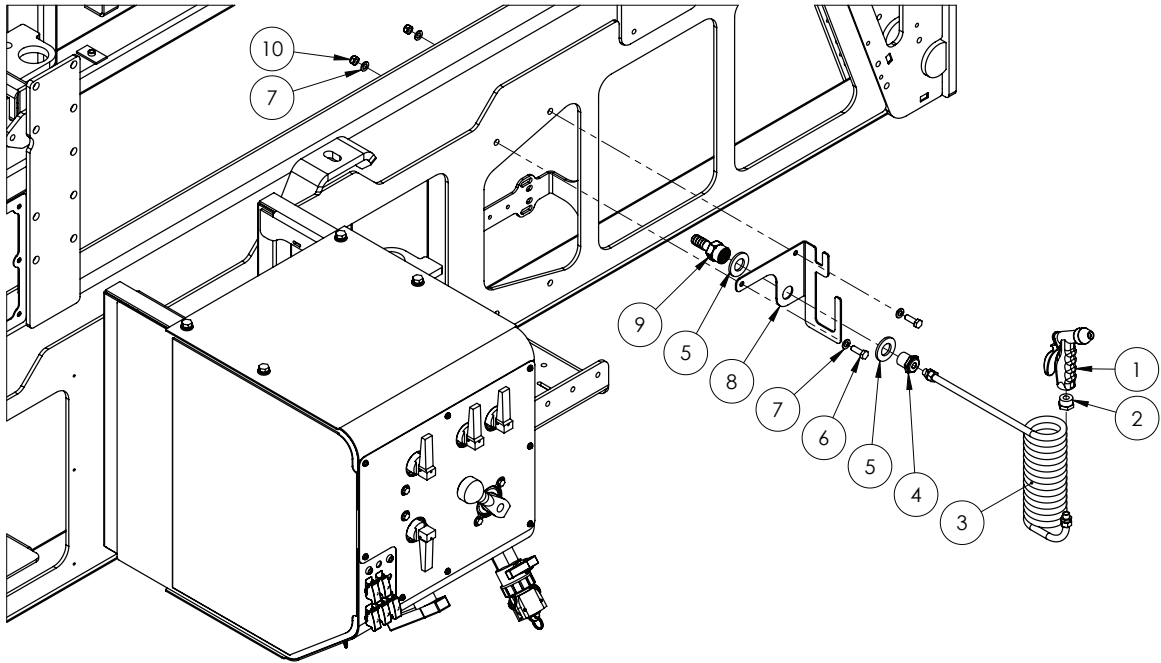
ITEM NO.	PART NUMBER	DESCRIPTION	QTY.
-	GA5065545	Valve, Quick fit flip top, 2 way, AS40 male x AS24 female x AS40 female, Altek	-
1	GA5073750	Body	1
2	GA5073755	Slide cap	1
3	GA5073760	Red lever	1
4	GA5065701	Retaining pin, Suit AS30 plumbing fittings	1
5	GA5073765	Handle retaining pin	1
6	GA5073770	Spring guide	1
7	GA5073775	Switch rod	1
8	GA5065835	Plug in adapter, AS30 x AS24	1
9	GA5073780	Retaining pin, 4 x 26 mm	1
10	GA5065690	Retaining pin, Suit AS40 plumbing fittings	1

## Rinse Tank Fill Manifold Assembly



ITEM NO.	PART NUMBER	DESCRIPTION
1	GA5065565	Plumbing coupling, Cross, AS40 female inlets / outlets
2	GA5065575	Hose barb, Straight, AS40 male x 20mm hose
3	GA5065610	Hose barb, Elbow, 90 degree, AS40 x 20mm hose
4	GA5065690	Safety pin AS40
5	GA4582345	Dummy plug AS40 G1/2 female (45mm Delron)
6	GA2000082	Plumbing Fitting, Cross, AS40, 3x Female 1x Male, 2x M8 Inserts, No O-Rings
7	GA5077708	Hose barb, Elbow, 90 degree, 1/2" male thread x 1/2" hose
8	GA5065580	Plug in hose tail AS40/25
9	GA5065680	Plug, AS40 male
10	GA5065560	Tee, AS40 female, M8 inserts

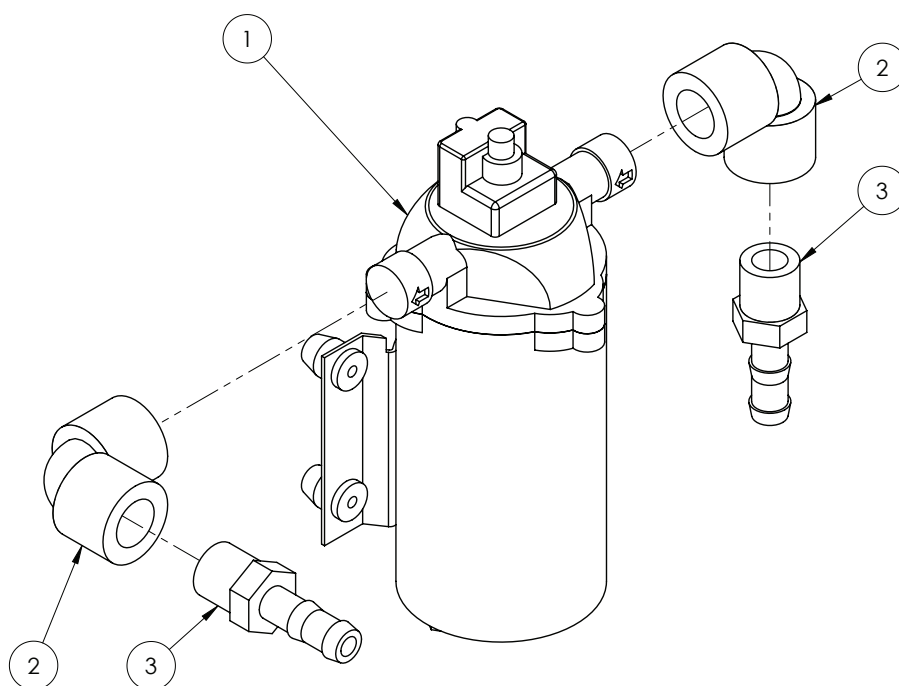
## Wash Down Gun Assembly



ITEM NO.	PART NUMBER	DESCRIPTION	QTY.
1	GA5051390	Wash down gun, Suit EF / Advance / Evolution	1
2	GA5049701	Bush, Brass reducing 3/4" x 1/4"	1
3	GA5051455	Suzi coil 12 x 8 x 5m (1/4" male swivel ends with springs)	1
4	GA5078008	Reducing bush, 3/4" male thread x 1/4" female thread, Banjo	1
5	GA5017681	Washer 1" x 2" 7g Flat Thin SS	2
6	GA5065455	Bolt M10 x 30 GR8.8 ZP	4
7	GA5000117	Washer 10mm Flat SS HD	4
8	GA4510620	Plate, Wash Down Gun Mount, G8	1
9	GA5077743	Hose barb, Straight, 3/4" female x 3/4" hose, Banjo	1
10	GA5000141	Nut M10 Nyloc ZP	2

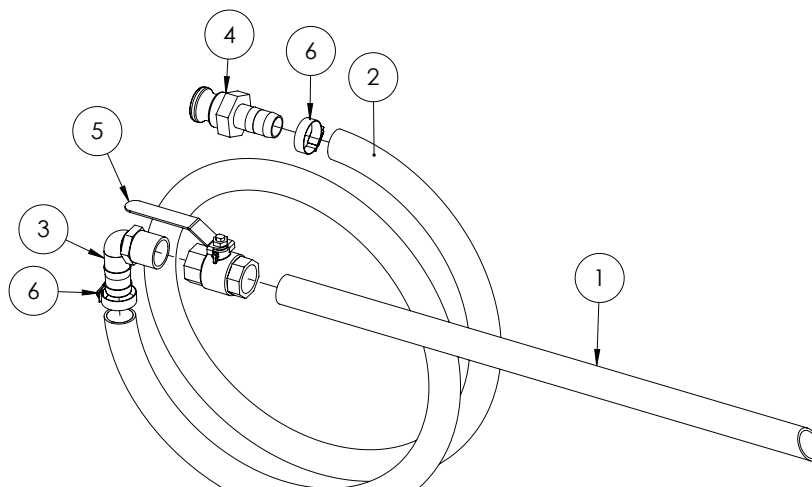


## Wash Down Gun Pump Assembly



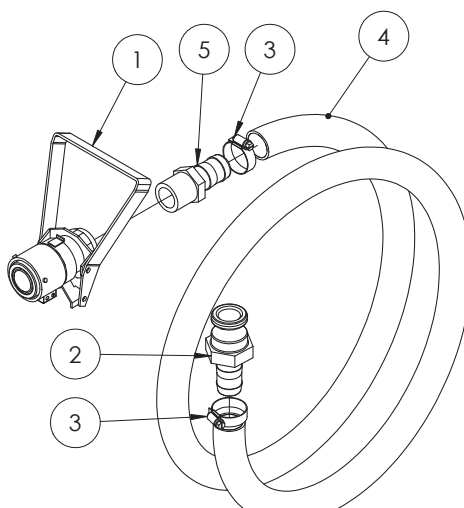
ITEM NO.	PART NUMBER	DESCRIPTION	QTY.
1	GA5023400	Pump, 12 Volt , 6.8lt/min Max 100 psi, Male ports - Complete	1
	GA5071545	Pressure Switch, suit GA5023400	1
	GA5071550	Valve Assembly Kit, Viton, suit GA5023400	1
	GA5071555	Diaphragm Assembly Kit, Santoprene, suit GA5023400	1
	GA5071560	Check Valve Kit, suit GA5023400	1
2	GA5077652	Street elbow, 90 degree, 1/2" female thread	2
3	GA5077702	Hose barb, Straight, 1/2" male thread x 1/2" hose	2

## Chemical Probe Hose Lance



ITEM NO.	PART NUMBER	DESCRIPTION	QTY.
-	GA4948250	Chemical suction probe, Assembled	-
1	GA5013603	Poly Pipe 25 (cut 630mm long)	1
2	GA2000220	Hose, Suction, PVC, 25mm, Black - cut 3200 mm long	1
3	GA5077723	Hose barb, Elbow, 90 degree, 1" male x 1" hose, Banjo	1
4	GA5076011	Cam lever, 1" male coupling x 1" hose barb, Banjo	1
5	GA5018319	Valve, Ball, 25mm female thread inlet / outlet, Lever handle, SS	1
6	GA5001681	Hose Clamp, 1" SS (20-32/12W)	2

## Enviro Coupling & Hose



ITEM NO.	PART NUMBER	DESCRIPTION	QTY.
-	GA5020600	Enviro drum / micromatic coupling with suction hose	-
1	GA5018803	Micromatic drum valve coupling, 3 pin, Viton seals	1
	GA5018799	Seal kit, Suit micromatic / enviro drum coupling GA5018803	-
2	GA5076011	Cam lever, 1" male coupling x 1" hose barb, Banjo	1
3	GA5001681	Hose Clamp, 1" SS (20-32/12W)	2
4	GA2000220	Hose, Suction, PVC, 25mm, Black - cut 2840mm long	1
5	GA5077718	Hose barb, Straight, 1" male thread x 1" hose	1

## Chapter 6

---

# DIRECT CHEMICAL INJECTION

Not Fitted

---



## Chapter 7

---

### DUAL PRODUCT

Not Fitted

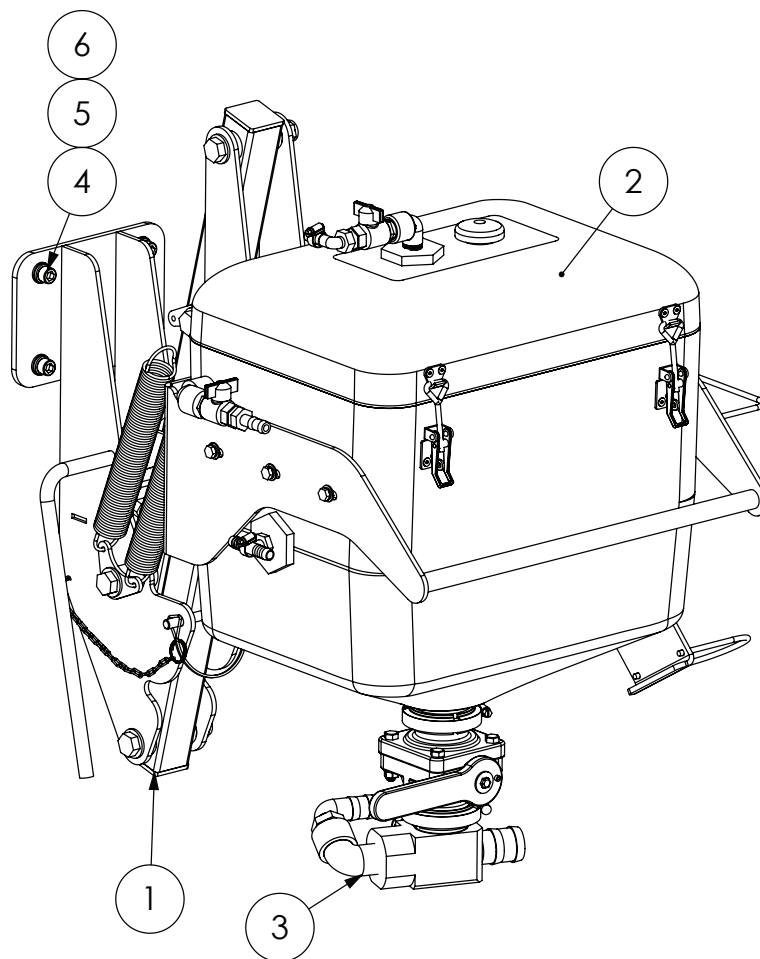
---



## Chapter 8

# INDUCTION HOPPER

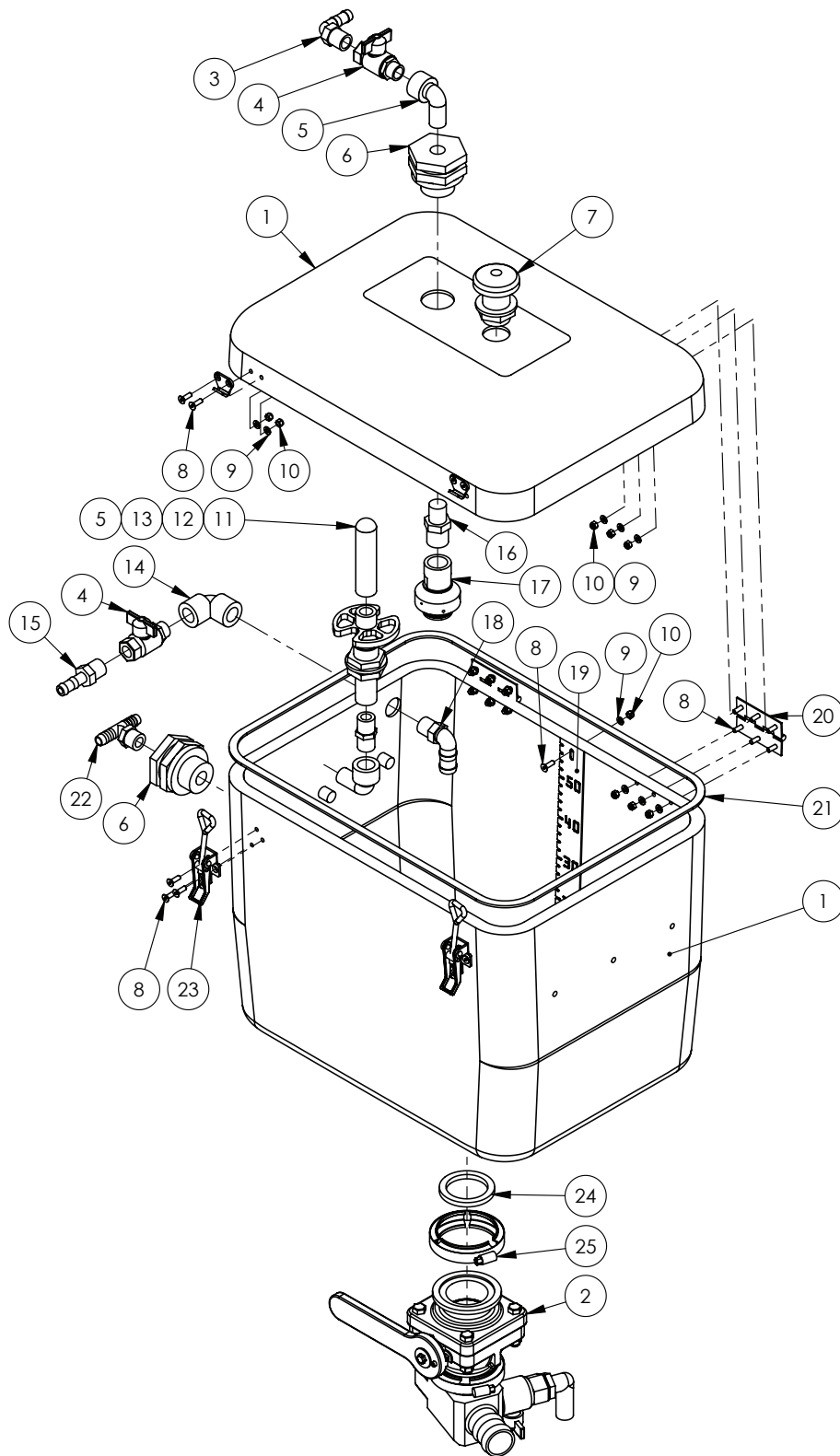
## Induction Hopper - 60L



ITEM NO.	PART NUMBER	DESCRIPTION	QTY.
-	GA4524985	Plate, Hopper Mount Adaptor, Offset, Self Propelled (optional)	-
1	*	Induction Hopper - Frame	1
2	*	Induction Hopper - Tank Assembly	1
3	*	Hopper Bottom 2" Flanged	1
4	GA5000577	Washer 12mm Flat SS HD	4
5	GA5000575	Washer 12mm Spring SS	4
6	GA5000297	SHCS M12 x 25 ZP GR12.9	4

\* Sub-assembly on following pages

# Induction Hopper - Tank Assembly



Continued over page

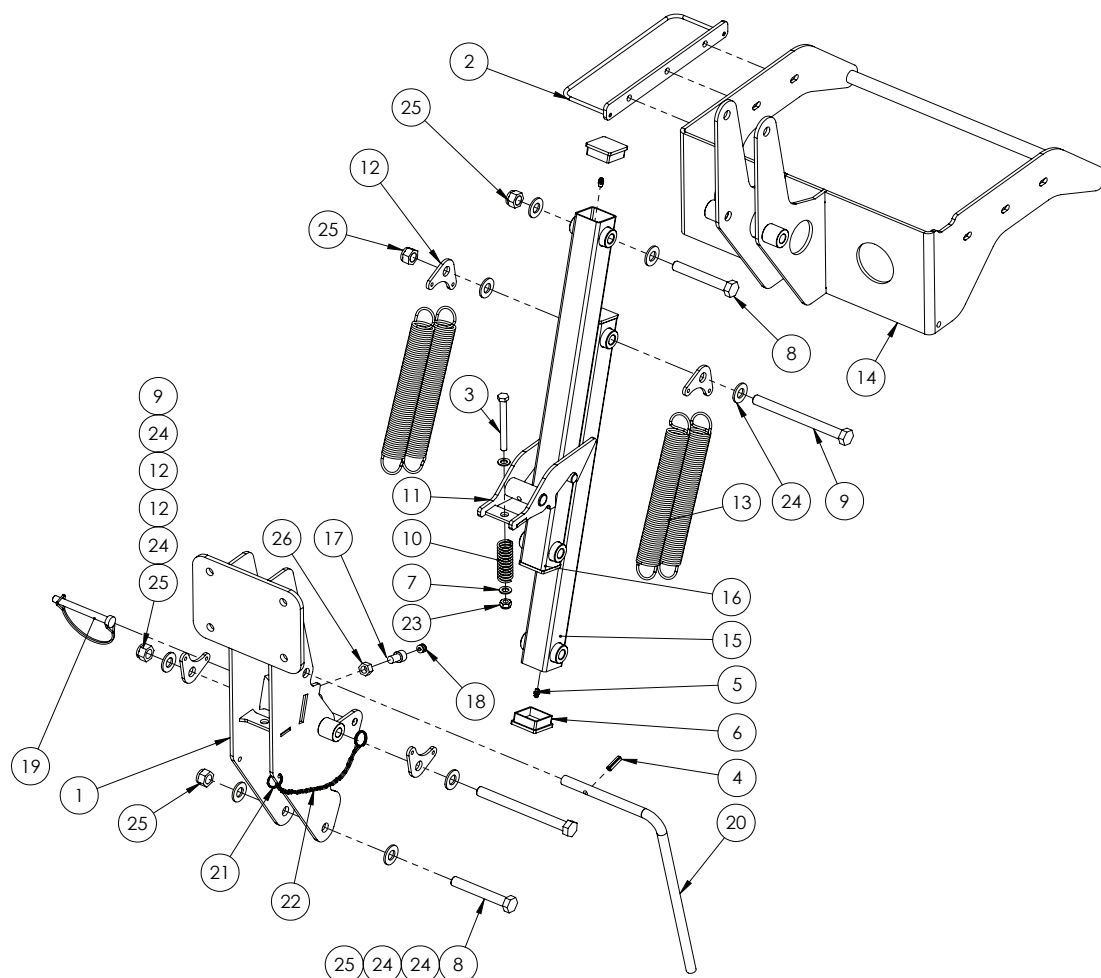


## Induction Hopper - Tank Assembly

ITEM NO.	PART NUMBER	DESCRIPTION	QTY.
1	GA5071208	Tank, Induction Hopper, 60L with Flange, includes lid	1
2	*	Pre-assembled 60L Hopper Bottom 2" Flanged	1
3	GA5077708	Hose barb, Elbow, 90 degree, 1/2" male thread x 1/2" hose	1
4	GA5020615	Valve, Ball, 12mm, 1/2" Male, Female Butterfly, Brass	2
5	GA5078133	Street elbow, 90 degree, 1/2" female thread x 1/2" male thread	2
6	GA5078156	Tank flange, 1/2" female threads	2
7	GA5077045	Breather valve, Labyrinth type, 1" male thread	1
8	GA5051230	CSCS M5 x 16 SS A2-70	23
9	GA5003983	Washer 5mm Flat SS	23
10	GA5003975	Nut M5 Nyloc SS	23
11	GA5077063	Nozzle, Drum & container rinsing	1
12	GA5077062	Valve, Drum & container rinsing nozzle	1
13	GA5077911	Nipple, Short, 1/2" male thread x 1/2" male thread	1
14	GA5077652	Street elbow, 90 degree, 1/2" female thread	1
15	GA5077702	Hose barb, Straight, 1/2" male thread x 1/2" hose	1
16	RN075050	Reducing nipple, 3/4" male thread x 1/2" male thread	1
17	GA5077336	Nozzle, Tank rinsing, 3/4" BSPT female inlet	1
18	GA5077704	Hose barb, Elbow, 90 degree, 1/2" male thread x 3/4" hose	1
19	GA4522296	Level indicator, 60L induction hopper	1
20	GA5006661	Hinge, Butt, 70 long x 50 wide x 1.5, SS	2
21	GA5016473	Tape PM foam 6.4 x 18 L/Density	1
22	GA3500391	Tee, Threaded, 1/2" male x 1/2" hose, T12T	1
23	GA5007071	Latch, Adjustable, Induction Hopper Lid	2
24	GA5076615	Seal, EPDM, Suit 2" flange fitting	1
25	FC220	2" Full Port Worm Screw Clamp	1

\* Sub-assembly on following pages

## Induction Hopper - Frame Assembly



GA4903049-60CC Frame, Induction hopper, Assembly

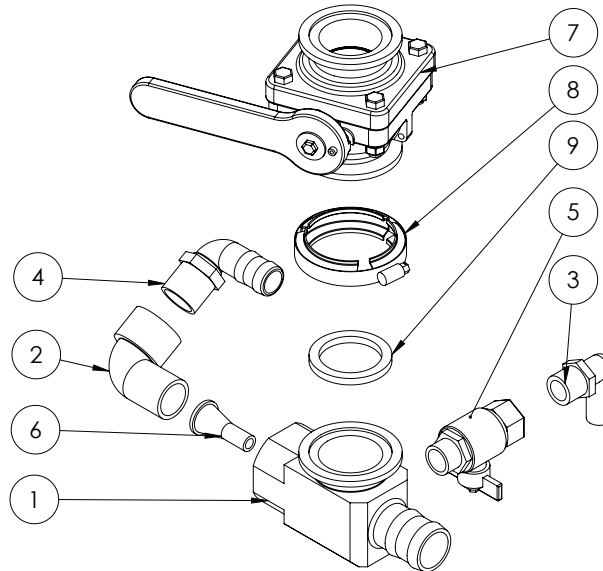
ITEM NO.	PART NUMBER	DESCRIPTION	QTY.
1	GA4657560	CCSP Hopper Mounting Assembly	1
2	GA4659155	Hose guide bracket	1
3	GA5006091	Bolt M10 x 100 GR8.8 ZP	1
4	GA5075130	Roll pin M8 x 30mm coated	1
5	GA5012203	Grease nipple, Short, 1/4" UNF	4
6	GA5003783	End cap, Plastic, Black, Insert, RHS. 50 x 50, 0.8 - 2.5mm wall	4
7	GA5000117	Washer 10mm Flat SS HD	2
8	GA5000855	Bolt M16 x 110 GR8.8 ZP	2
9	GA5000879	Bolt M16 x 180 GR8.8 ZP	2
10	GA5007329	Spring compression, 76.2mm x 25.4 x 3.15 mm, gold	1
11	GA4653490	Induction hopper latch	1
12	GA4522294	Mounting plate, Double spring	4
13	GA5007073	Spring, Tension, 38.2 OD x 284.3 long x 3.55mm	4
14	GA4656855	Induction hopper tank support 60L	1
15	GA4657570	CCSP Lower Hopper Arm	1
16	GA4657565	CCSP Upper Hopper Arm	1

Continued over page

## Induction Hopper - Frame Assembly

ITEM NO.	PART NUMBER	DESCRIPTION	QTY.
17	GA5050330	SHCS M12 x 20 GR12.9 ZP	1
18	GA5052905	End cap, Plastic, Black, Insert, Round. 10mm, 0.8 - 1.5mm wall	1
19	GA5048380	Pin, 11mm OD shaft, Spring Steel wire loop lock, Yellow zinc	1
20	GA4699435	Handle, Induction Hopper Latch arm	1
21	GA5002077	Key ring, 25mm, SS	2
22	GA5001491	Chain 2 x 20 mm SS 316 - Cut to 600 mm	1
23	GA5000141	Nut M10 Nyloc ZP	1
24	GA5001043	Washer 16mm Flat SS HD	8
25	GA5001029	M16 Nyloc Nut	4
26	GA5000559	Nut M12 Hex ZP	1

## Hopper Bottom - 2" Flanged



ITEM NO.	PART NUMBER	DESCRIPTION	QTY.
1	GA4552240	Hopper Bottom Venturi Housing with 2" Flange MY14	1
2	GA5078137	Street elbow, 90 degree, 1" male x 1" female, Banjo	1
3	GA5077717	Hose barb, Elbow, 90 degree, 3/4" male thread x 3/4" hose, Banjo	1
4	GA5077723	Hose barb, Elbow, 90 degree, 1" male x 1" hose, Banjo	1
5	GA5018315	Valve, Ball, 20mm male & female thread, Black Butterfly handle	1
6	L057A	Venturi, 9mm outlet, Suit Induction Hopper	1
7	GA5077908	Ball valve, 2" Full port , 4 Bolt Flanged, short, Banjo	1
8	FC220	2" Full Port Worm Screw Clamp	1
9	GA5076615	Seal, EPDM, Suit 2" flange fitting, Banjo	1

## Chapter 9

---

### FOAM MARKER TANK

Not Fitted

---



## Chapter 10

---

TRANSCAL

Not Fitted

---

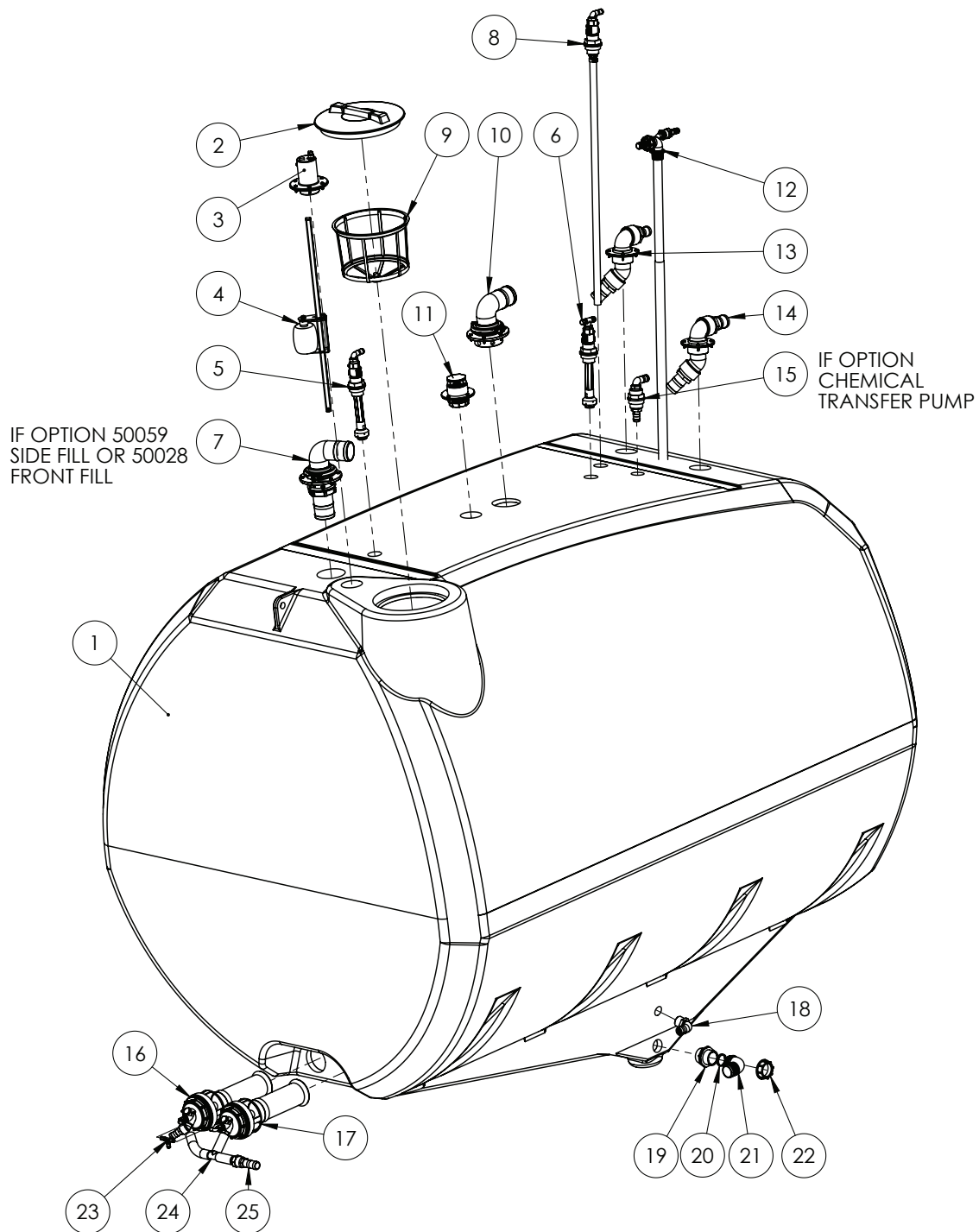




# Chapter 11

## MAIN TANK

### Tank Assembly - 8000L



Continued over page

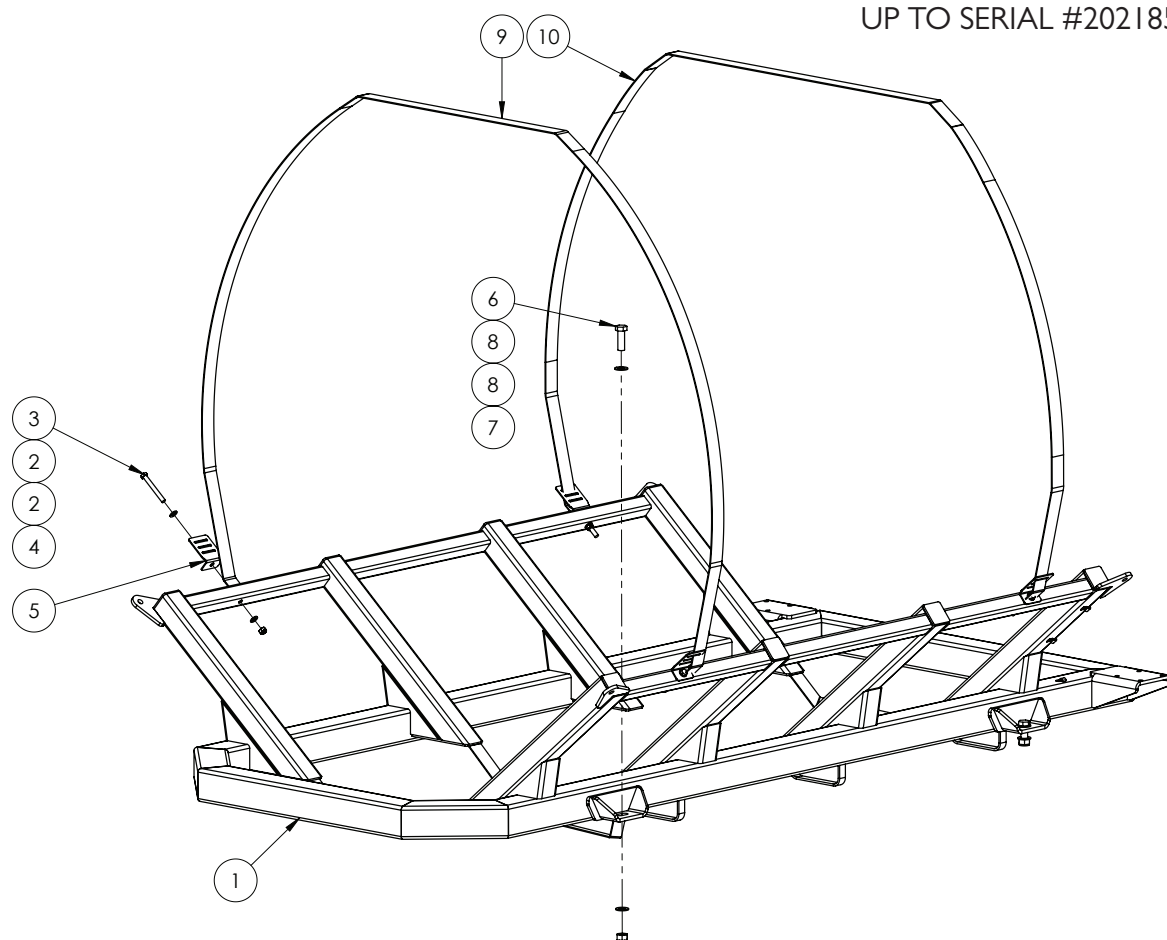
## Tank Assembly - 8000L

ITEM NO.	PART NUMBER	DESCRIPTION	QTY.
1	GA5071965	Tank, 8000L, Plastic, Green, Super Cruiser, G8	1
2	GA5076880	Lid, Black, Without breather, Medium, Diameter 355 mm	1
3	*	Dry Sight Tube - Locating Cap Assembly	1
4	*	Dry Sight Tube - Float & Guide Assembly	1
5	*	Tank Rinsing Nozzle - Elbow Assembly	1
6	*	Tank Rinsing Nozzle - Tee Assembly	1
7	*	Tank Fill - 3" Front & Side Fill Assembly	1
8	*	Tank Fill - Boom Recirculation Assembly	1
9	GA5076714	Filter, Basket type, Diameter 305 x 245mm deep	1
10	*	Tank Overflow - 3" Assembly	1
11	*	Breather Valve Assembly	1
12	*	Tank Fill - Venturi Assembly	1
13	*	Tank Fill - Hopper Assembly	1
14	*	Tank Fill - 2" Assembly	1
15	*	Tank Fill - 1" Chemical Assembly	1
16	*	Super Mix Agitator - Angled Barb	1
17	*	Super Mix Agitator - Straight Barb	1
18	GA5077730	Hose barb, Elbow, 90 degree, 1 1/4" male thread x 1 1/4" hose	1
19	GA5078410	Plumbing fitting, Nipple, 2"	1
20	GA5048385	O-ring, 42.5 x 2.62 mm, BS131, suit 2" hose barb	2
21	GA5076262	Hose barb, Elbow, 90 degree, 2" fly nut end x 52 mm hose	1
22	GA5076605	Fly nut, 2"	1
23	GA5077751	Tee, Hose barb, 1/2"	1
24	GA5077755	Hose barb, Tee, 1" hose	1
25	GA5077722	Hose barb, Straight, 1" male thread x 1 1/4 hose"	1

\* Sub-assembly on following pages

## Tank Cradle - 8000L

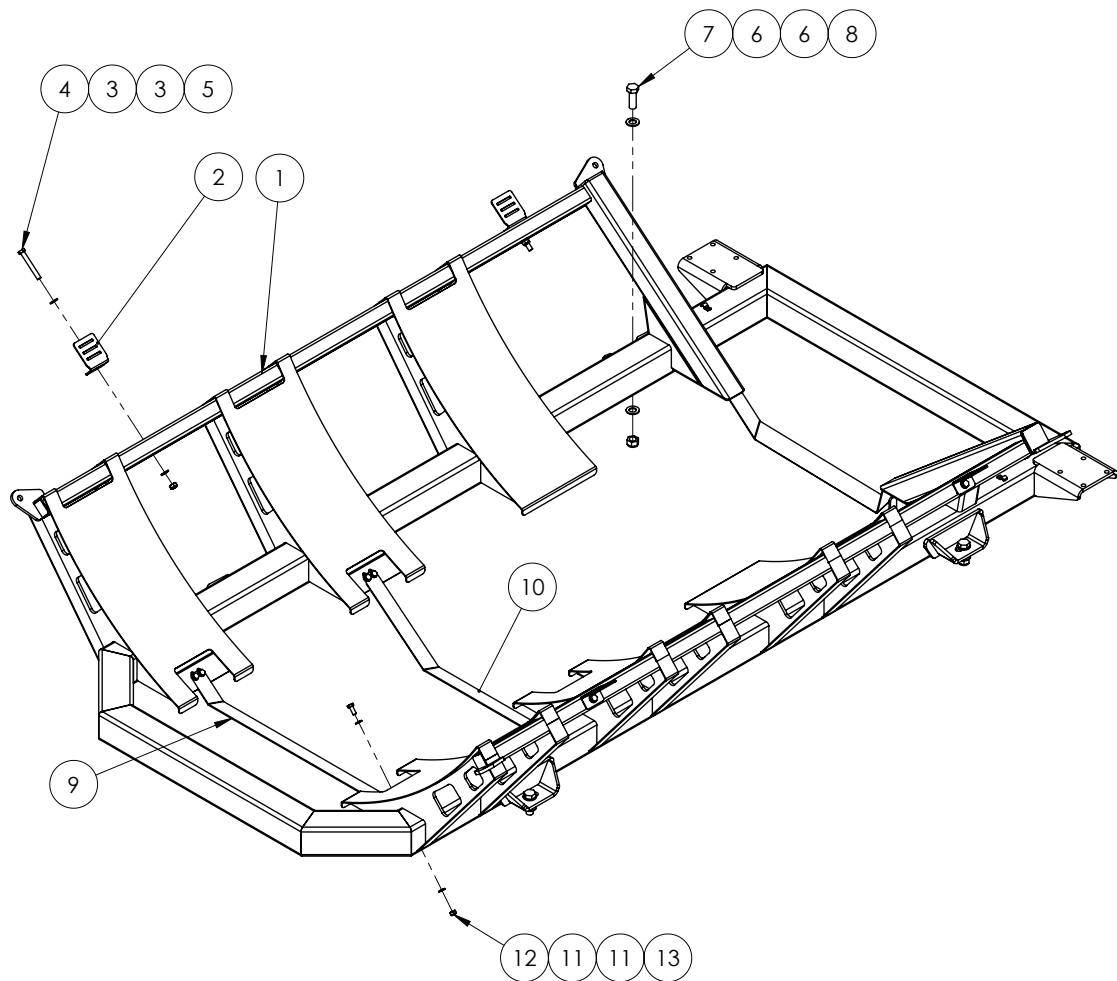
UP TO SERIAL #202185



ITEM NO.	PART NUMBER	DESCRIPTION	QTY.
1	GA4661075	Tank Cradle, 8000L, Super Cruiser, G8	1
2	GA5000577	Washer 12mm Flat SS HD	8
3	GA5000259	Bolt M12 x 100 GR8.8 ZP	4
4	GA5012461	Nut M12 Nyloc ZP	4
5	F70127A	50mm Tank Strap Bracket	4
6	GA5011333	Bolt M20 x 60 GR8.8 ZP	4
7	GA5048125	Nut M20 Nyloc Coarse ZP	4
8	GA5001741	Washer 20mm Flat SS HD	8
9 & 10	GA5003859	Strap, Tank, 50mm, Goldacres branded, (price is per meter)	See below.
		Front Tank Strap 50mm	4600mm
		Rear Tank Strap 50mm	4470mm

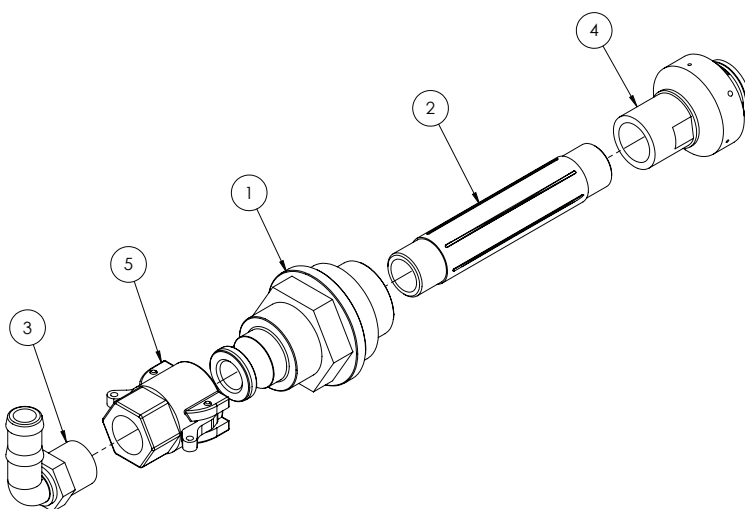
# Tank Cradle - 8000L

FROM SERIAL #202215



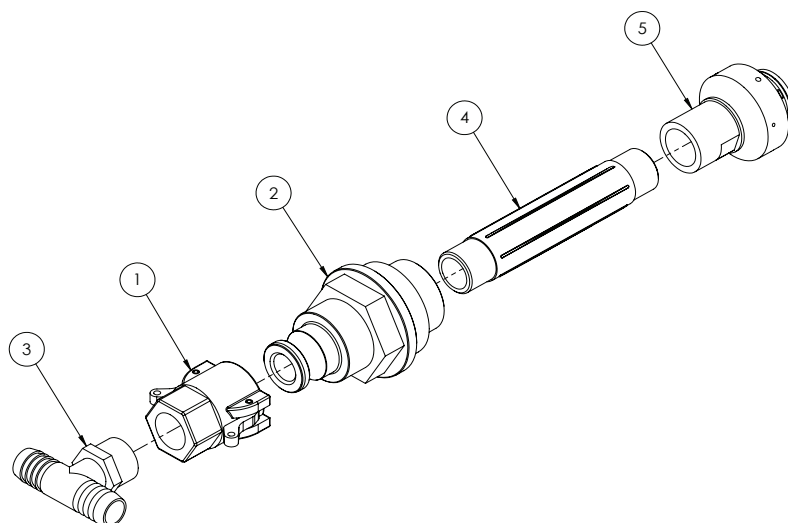
ITEM NO.	PART NUMBER	DESCRIPTION	QTY.
-	GA5003859	Strap, Tank, 50mm, Goldacres branded, (price is per meter)	See below.
		Front Tank Strap 50mm	4600mm
		Rear Tank Strap 50mm	4470mm
1	GA4602335	Tank Cradle, 8000L, Super Cruiser, G8, 2019	1
2	F70127A	50mm Tank Strap Bracket	4
3	GA5000577	Washer 12mm Flat SS HD	8
4	GA5011263	Bolt M12 x 90 GR8.8 ZP	4
5	GA5012461	Nut M12 Nyloc ZP	4
6	GA5001741	Washer 20mm Flat SS HD	8
7	GA5011333	Bolt M20 x 60 GR8.8 ZP	4
8	GA5048125	Nut M20 Nyloc Coarse ZP	3
9	GA4405890	Plate, Strap, Tank Cradle, Front, G8	1
10	GA4406000	Plate, Strap, Tank Cradle, Middle, G8	1
11	GA5000117	Washer 10mm Flat SS HD	16
12	GA5051445	Nut M10 Nyloc SS	8
13	GA5006161	Bolt M10 x 25 GR8.8 ZP	8

## Tank Rinsing Nozzle - Elbow Assembly



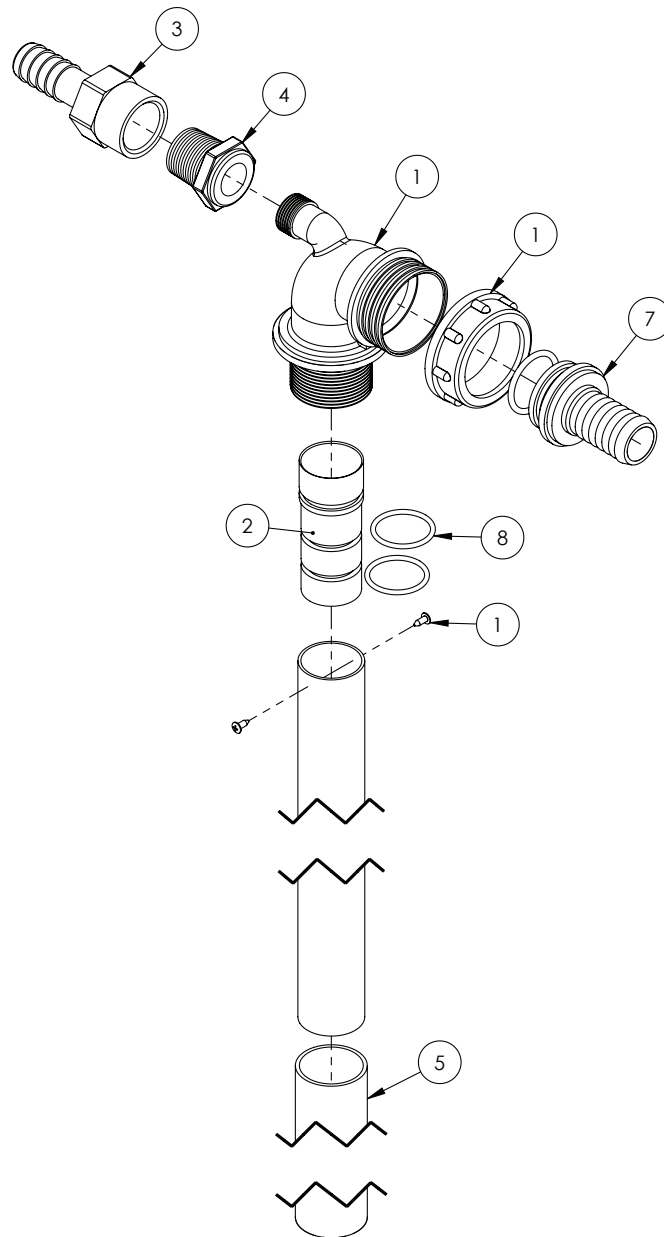
ITEM NO.	PART NUMBER	DESCRIPTION	QTY.
-	GA4901285-1	Tank rinsing nozzle, Elbow, Complete	-
1	GA4572015	Tank rinse adaptor with cam lock	1
2	GA5077912	Nipple, 6" long, 3/4" male thread, Banjo	1
3	GA5077717	Hose barb, Elbow, 90 degree, 3/4" male thread x 3/4" hose, Banjo	1
4	GA5077336	Nozzle, Tank rinsing, 3/4" BSPT female inlet, Teejet	1
5	GA5077132	Cam lever, 3/4" female coupling x 3/4" hose barb, Banjo	1

## Tank Rinsing Nozzle - Tee Assembly



ITEM NO.	PART NUMBER	DESCRIPTION	QTY.
-	GA4901285-2	Tank rinsing nozzle, Tee, Complete	-
1	GA5077132	Cam lever, 3/4" female coupling x 3/4" hose barb, Banjo	1
2	GA4572015	Tank rinse adaptor with cam lock	1
3	GA3500431	Hose barb, Tee, 3/4" hose barb x 3/4" hose barb x 3/4" male thread	1
4	GA5077912	Nipple, 6" long, 3/4" male thread, Banjo	1
5	GA5077336	Nozzle, Tank rinsing, 3/4" BSPT female inlet, Teejet	1

## Tank Fill - Venturi Assembly

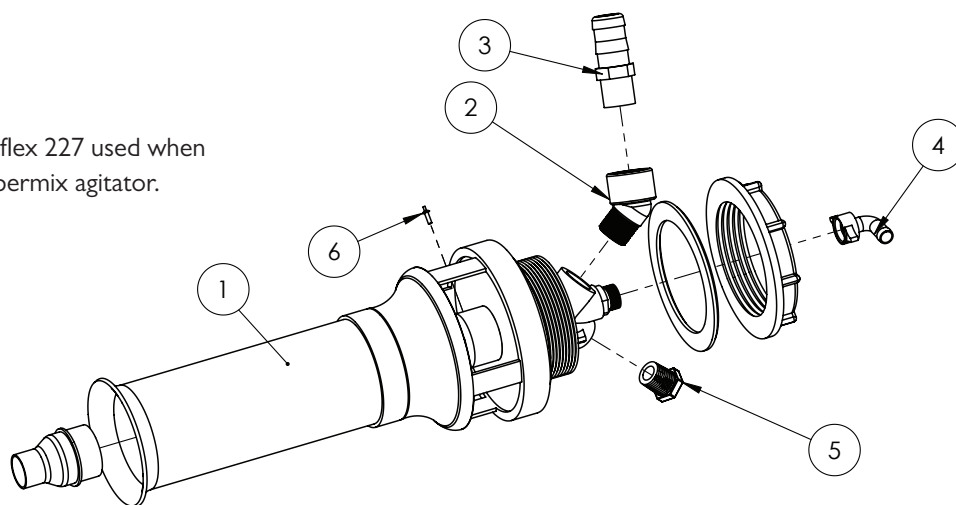


ITEM NO.	PART NUMBER	DESCRIPTION	QTY.
-	GA4903086	Venturi filler - Complete assembly	-
-	GA5007235	Hose clamp, Cobra type, 1 1/2"	1
1	GA5077035	Venturi, Top of tank, 32mm OD outlet	1
2	MACH0022	Jet for Arag venturi	1
3	GA5077743	Hose barb female 3/4"	1
4	GA5078010	Poly Pipe Reducer Bush 3/4" x 1/2"	1
5	GA5050205	Hose Lay flat Blue, 32mm - Cut 405mm long	1
6	GA5077679	O-ring 30 x 3mm	1
7	GA5076036	Hose barb, Straight, 1 1/2" fly nut end x 1" hose barb	1
8	GA5049125	O-ring, 23.4 x 3.53mm, BS213	2

NOTE: Not all parts supplied with kit 500232 are used in this assembly.

## Supermix Agitator - Angled Barb

NOTE: Sikaflex 227 used when installing supermix agitator.

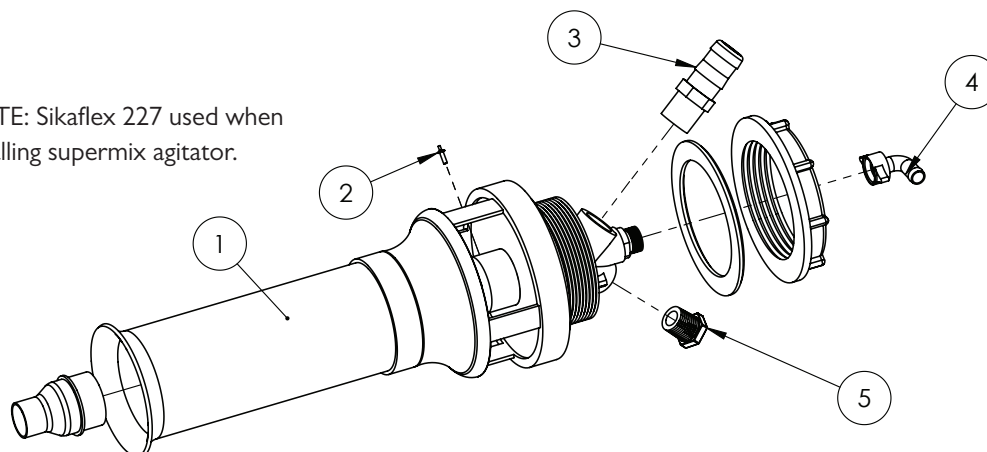


GA4905585 Super mix agitator, Pre assembled, Angled barb

ITEM NO.	PART NUMBER	DESCRIPTION	QTY.
1	GA5077038	Agitator, Super mix, 3mm jet, Arag	1
2	GA5078134	Street elbow, 45 degree, 3/4" male thread x 3/4" female thread	1
3	GA5077715	Hose barb, Straight, 3/4" male thread x 1" hose barb, Banjo	1
4	GA5075657	Hose barb, Elbow, 90 degree, 13mm hose, including 1/2" fly nut and seal, Brass, Arag	1
5	GA5077943	Plug, 1/2" male thread, Banjo	1
6	GA5078134	Pop Rivet 1/8" x 1/2" SS	1

## Supermix Agitator - Straight Barb

NOTE: Sikaflex 227 used when installing supermix agitator.

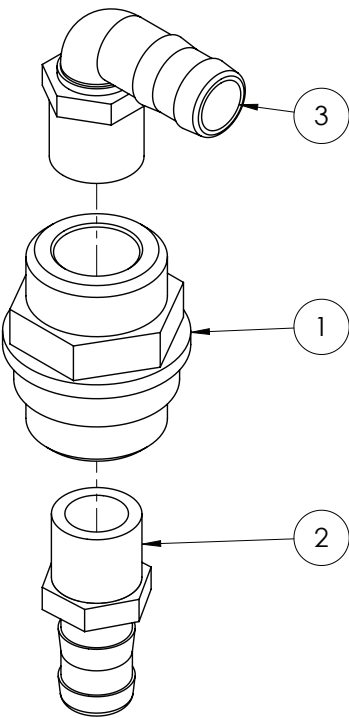


GA4903096 Super mix agitator, Pre assembled, Straight barb

ITEM NO.	PART NUMBER	DESCRIPTION	QTY.
1	GA5077038	Agitator, Super mix, 3mm jet, Arag	1
2	GA5078134	Pop Rivet 1/8" x 1/2" SS	1
3	GA5077715	Hose barb, Straight, 3/4" male thread x 1" hose barb, Banjo	1
4	GA5075657	Hose barb, Elbow, 90 degree, 13mm hose, including 1/2" fly nut and seal, Brass, Arag	1
5	GA5077943	Plug, 1/2" male thread, Banjo	1

# Tank Fill - 1" Chemical Assembly

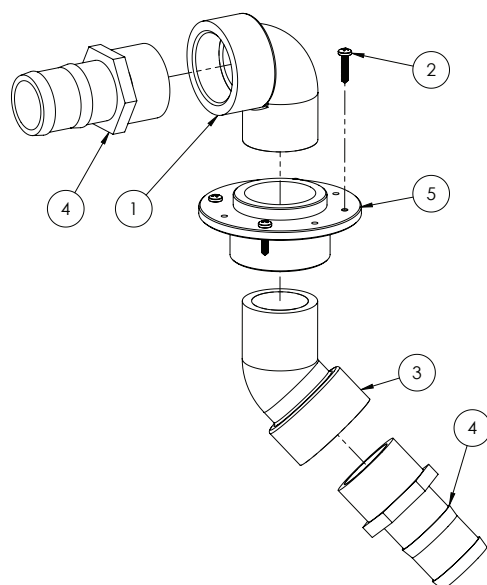
---



ITEM NO.	PART NUMBER	DESCRIPTION	QTY.
1	GA4572395	Main tank line return fitting 1"	1
2	GA5077718	Hose barb, Straight, 1" male thread x 1" hose	1
3	GA5077723	Hose barb, Elbow, 90 degree, 1" male x 1" hose	1

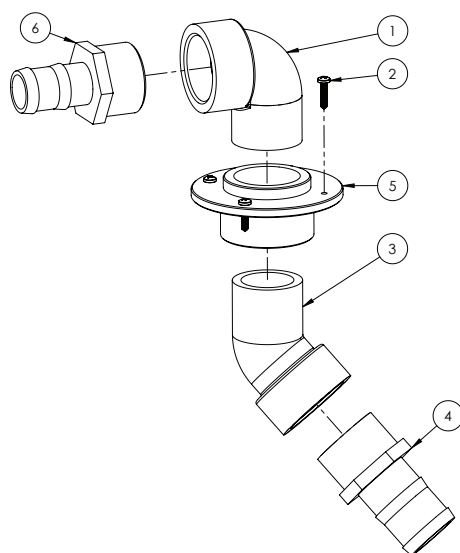


## Tank Fill - 2" Assembly



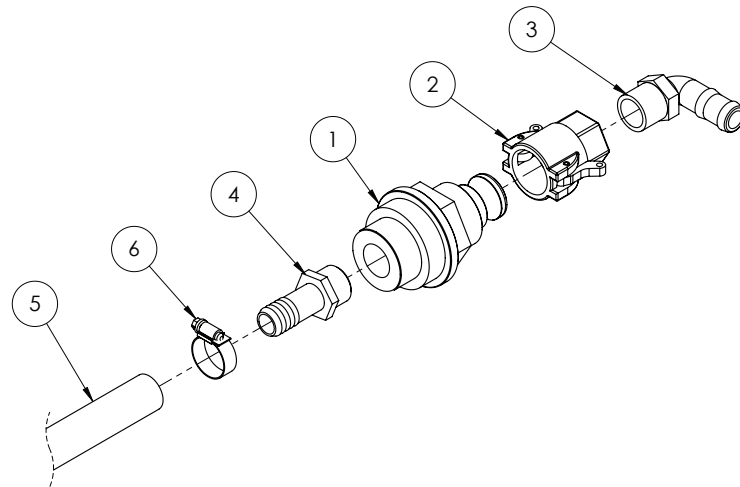
ITEM NO.	PART NUMBER	DESCRIPTION	QTY.
1	GA5078142	Street elbow, 90 degree, 2" male thread x 2" female thread, Banjo	1
2	GA5000527	Screw, Pan head, 12G x 25mm, SS	4
3	GA5078141	Street elbow, 45 degree, 2" male thread x 2" female thread, Banjo	1
4	GA5077737	Hose barb, Straight, 2" male thread x 2" hose, Banjo	2
5	GA4583370	Threaded Tank Flange 2"	1

## Tank Fill - 2" Hopper Assembly



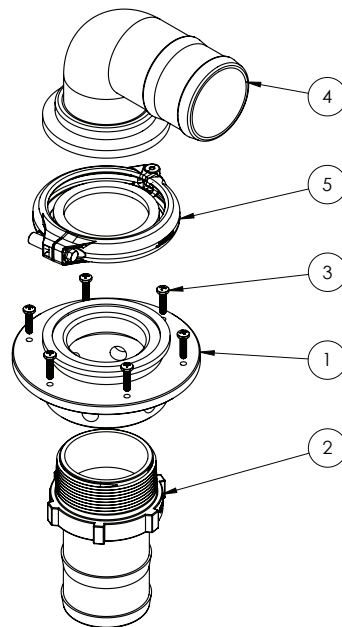
ITEM NO.	PART NUMBER	DESCRIPTION	QTY.
1	GA5078142	Street elbow, 90 degree, 2" male thread x 2" female thread, Banjo	1
2	GA5077739	Hose barb, Straight, 2" male thread x 1 1/2" hose, Banjo	1
3	GA5000527	Screw, Pan head, 12G x 25mm, SS	4
4	GA5078141	Street elbow, 45 degree, 2" male thread x 2" female thread, Banjo	1
5	GA5077737	Hose barb, Straight, 2" male thread x 2" hose, Banjo	1
6	GA4583370	Threaded Tank Flange 2"	1

## Tank Fill - Boom Recirculation Assembly



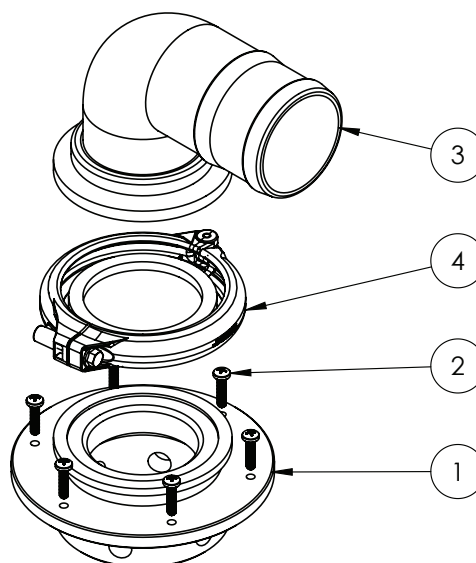
ITEM NO.	PART NUMBER	DESCRIPTION	QTY.
1	GA4572015	Tank rinse adaptor with cam lock	1
2	GA5077132	Cam lever, 3/4" female coupling x 3/4" hose barb, Banjo	1
3	GA5077717	Hose barb, Elbow, 90 degree, 3/4" male thread x 3/4" hose, Banjo	1
4	GA5077709	Hose barb, Straight, 3/4" male thread x 3/4" hose, Banjo	1
5	GA2000216	Hose, Pressure, 20mm, Black 250psi (cut 1300 mm)	1
6	GA5000999	Hose Clamp, 3/4", SS (16-27/12W)	1

## Tank Fill - 3" Front & Side Fill Assembly



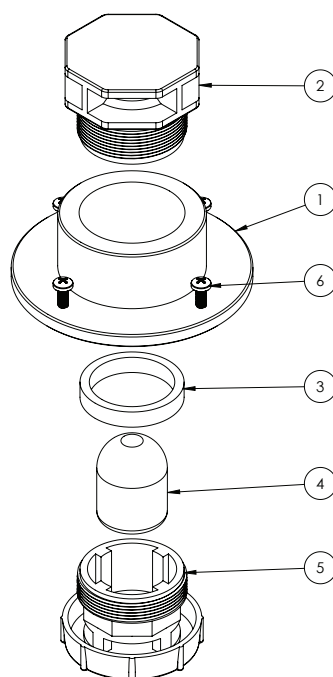
ITEM NO.	PART NUMBER	DESCRIPTION	QTY.
1	GA4550590	Tank Top Inlet Fitting, 3" Flange and 3" NPT Female Thread	1
2	GA5077741	Hose barb, Straight, 3" male thread x 3" hose	1
3	GA5000527	Screw, Pan head, 12G x 25mm, SS	6
4	GA5077875	Hose barb, Elbow, 90 degree, 3" flange x 3" hose	1
5	GA2000116	Flange Clamp, and Gasket, 3"	1

## Outlet - Tank Overflow 3"



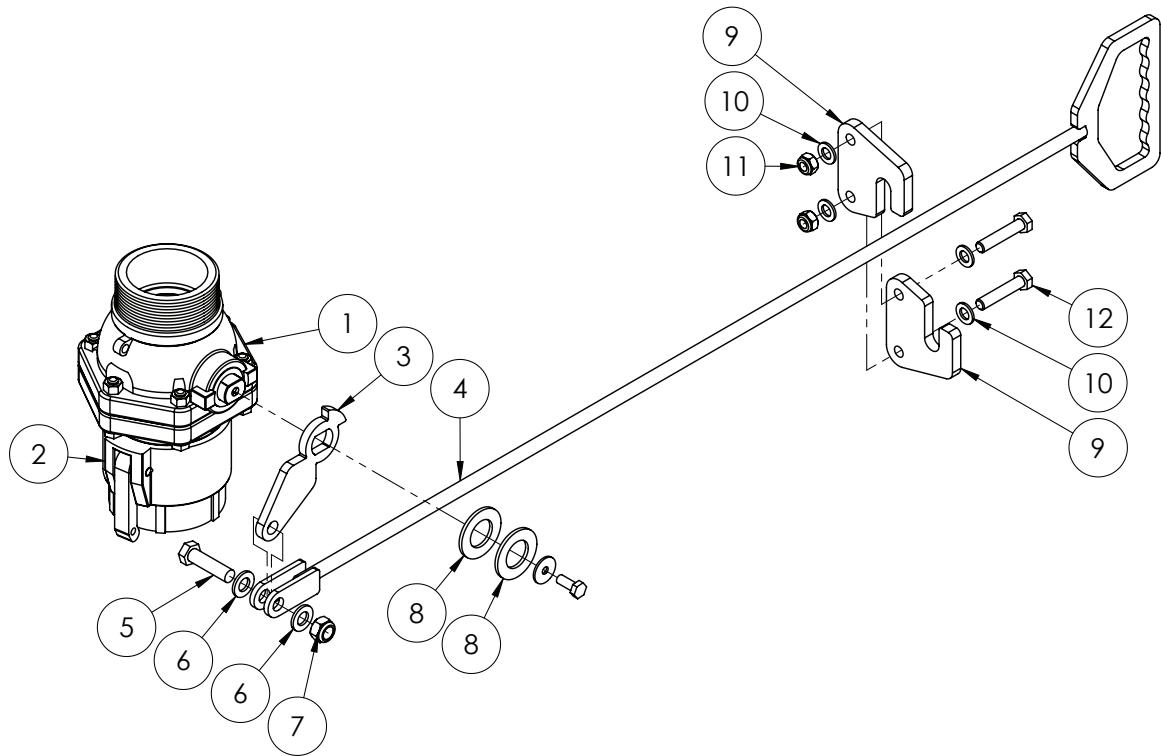
ITEM NO.	PART NUMBER	DESCRIPTION	QTY.
1	GA4550590	Tank Top Inlet Fitting, 3" Flange and 3" NPT Female Thread	1
2	GA5000527	Screw, Pan head, 12G x 25mm, SS	6
3	GA5077875	Hose barb, Elbow, 90 degree, 3" flange x 3" hose	1
4	GA2000116	Flange Clamp, and Gasket, 3"	1

## Breather Valve Assembly



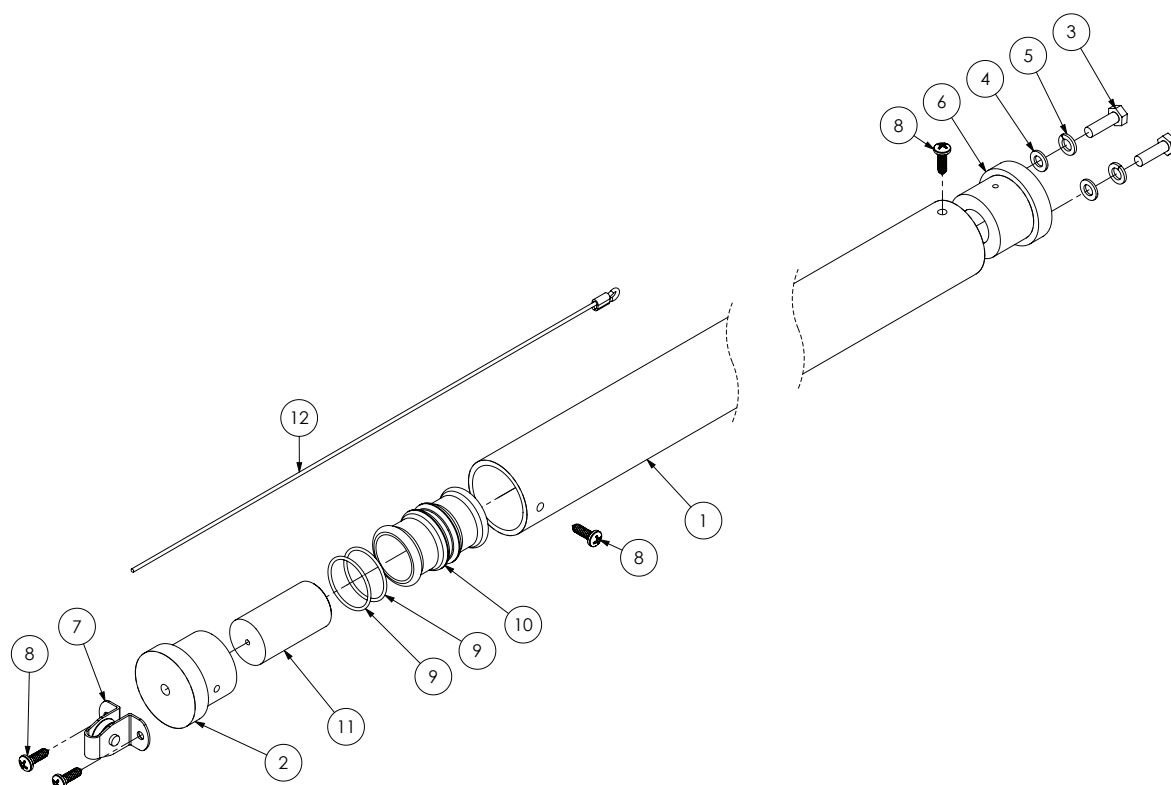
ITEM NO.	PART NUMBER	DESCRIPTION	QTY.
1	GA4583370	Threaded Tank Flange 2"	1
2	GA5000527	Screw, Pan head, 12G x 25mm, SS	1
3	GA4551975	Spacer, 56mm OD, 5mm wall, 10mm Uniboard Poly	1
4,5,6	GA5077046	Valve, Breather, Single Floating Ball	1

## Remote Drain - 3"



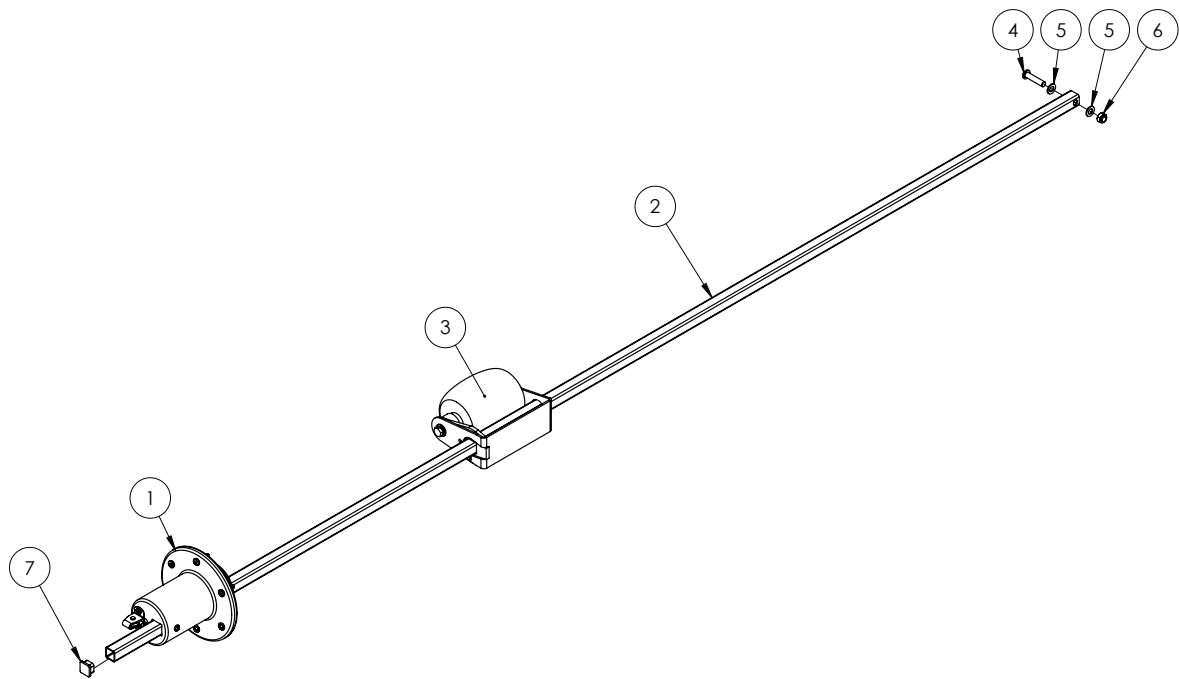
ITEM NO.	PART NUMBER	DESCRIPTION	QTY.
1	GA5078204	Valve, Ball, 3", Male NPT, Male Cam lock, stubby, long handle	1
2	GA5076720	Cam lever, 3 female coupling x 3 female thread, Banjo - NSPT thread	1
3	GA4400290	Plate, Remote Valve Tap Link, 3" Drain	1
4	GA4661150	Remote Valve Handle 3" Drain	1
5	GA5000327	Set Screw M12 x 45 GR8.8 ZP	1
6	GA5000577	Washer 12mm Flat SS HD	2
7	GA5012461	Nut M12 Nyloc ZP	1
8	GA5001893	Washer 1" x 1 7/8" x 14g	2
9	GA4400285	Plate, Remote Valve Handle Support Bracket, Plastic	2
10	GA5000117	Washer 10mm Flat SS HD	4
11	GA5000141	Nut M10 Nyloc ZP	2
12	GA5006057	Bolt M10 x 50 GR8.8 ZP	2

## Dry Sight Tube - Cap & Tube Assembly



ITEM NO.	PART NUMBER	DESCRIPTION	QTY.
-	GA5065075	Decal, Dry sight tube, 6000L, Crop Cruiser	-
1	GA5002979	Sight tube, Clear, 38 ID x 44 OD x 2000 mm long, Polycarbonate	1
2	MACH0306	Remote sight tube end cap (Blk Poly)	1
3	GA5004065	Bolt M6 x 20 ZP GR8.8	2
4	GA5004437	Washer 6mm Flat SS	2
5	GA5004447	M6 Spring washer SS	2
6	MACH0316	Tube End Cap with Light Attachment	1
7	GA5015221	Pulley, Upright, 19 mm, Suit sight tube cable roller	1
8	GA5014817	Screw 10G x 5/8" Pan Head SS	4
9	GA5012529	O-ring, 34.65 x 1.78 mm, BS024	2
10	MACH0307	Remote sight tube level indicator	1
11	MACH0317	Level Indicator Insert	1
12	GA4902149	Cable, Pre assembly, 5m - Includes cable and ferrules	-
	GA5017873	Cable, Wire rope, 1.6 mm, 7x19 core, 316 SS, suit sight tube - Cut to 5 metres	1
	GA5008643	Ferrule, Hand swage, Nickle plated copper, suits GA5017873 cable	2

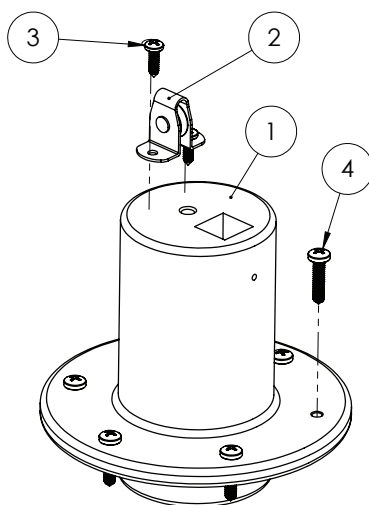
## Dry Sight Tube - Float & Guide



ITEM NO.	PART NUMBER	DESCRIPTION	QTY.
1	*	Dry Sight Tube - Locating Cap Assembly	1
2	GA5046955	19 x 19 x 1.6mm SS RHS - cut 2150 mm	1
3	*	Dry Sight Tube - Float Assembly	1
4	GA5051370	BHCS M8 x 35mm SS	1
5	GA5003643	Washer 8mm SS HD	2
6	GA5052590	Nut M8 Nyloc SS	1
7	GA5001101	Square tube Insert 19 x 19mm, Black	1

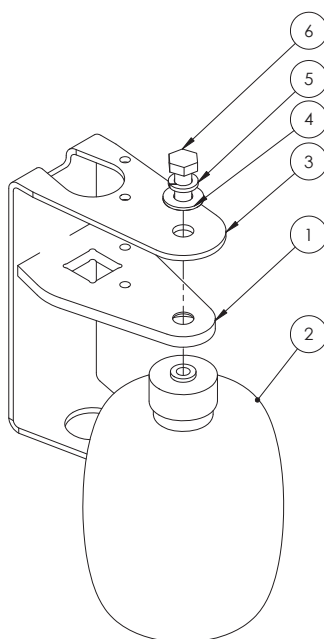
\* Sub-assembly on following pages

## Dry Sight Tube - Locating Cap Assembly



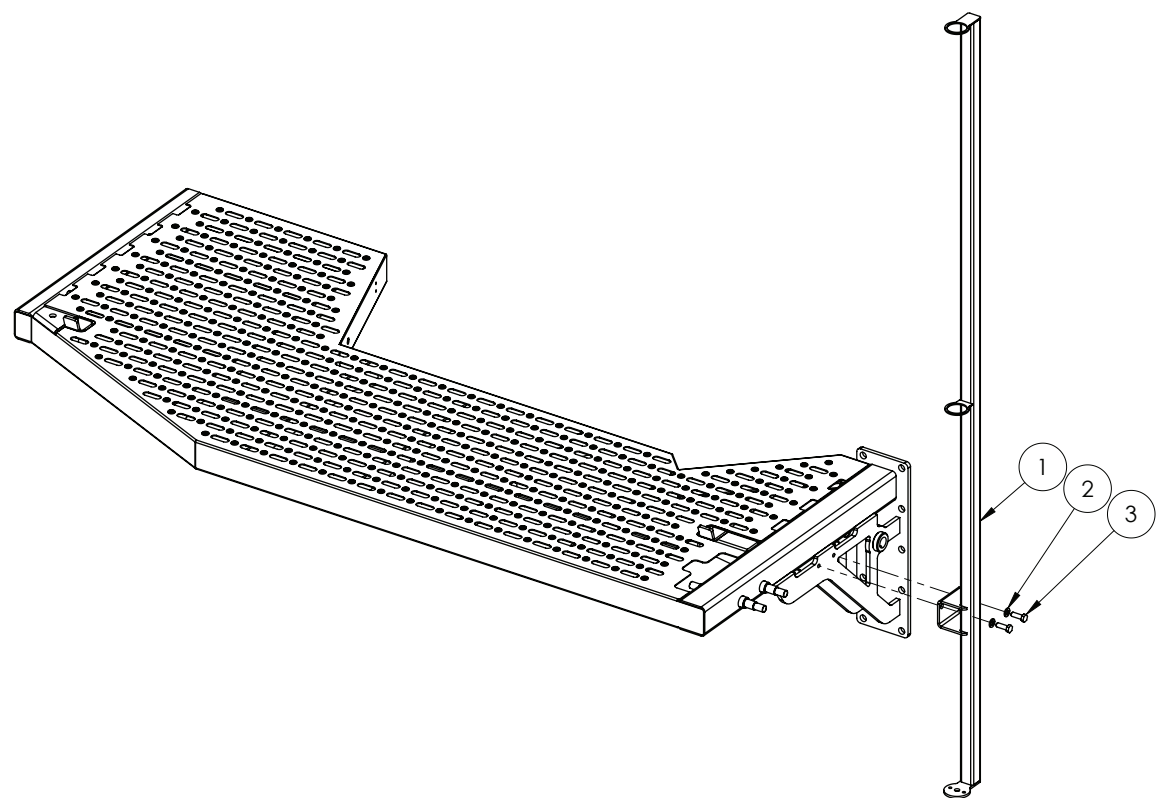
ITEM NO.	PART NUMBER	DESCRIPTION	QTY.
1	MACH0308	Float tube locating cap (Blk Poly)	1
2	GA5015221	Pulley, Upright, 19mm	1
3	GA5014817	Screw 10G x 5/8" Pan Head SS	2
4	GA5000527	Screw, Pan head, 12G x 25mm, SS	6

## Dry Sight Tube - Float Assembly



ITEM NO.	PART NUMBER	DESCRIPTION	QTY.
1	GA5072660	Float Plate Dry Sight Tube	1
2	GA5072665	Ball Float 4" Plastic 5/16" Whitworth Threads	1
3	GA4401610	Plate, Float, Dry Sight Tube	1
4	GA5003643	Washer 8mm Flat SS HD	1
5	GA5004919	Washer 8mm Spring SS	1
6	GA5048485	Set Screw, 5/16" x 3/4" BSW, SS GR8	1

# Dry Sight Tube - Mount



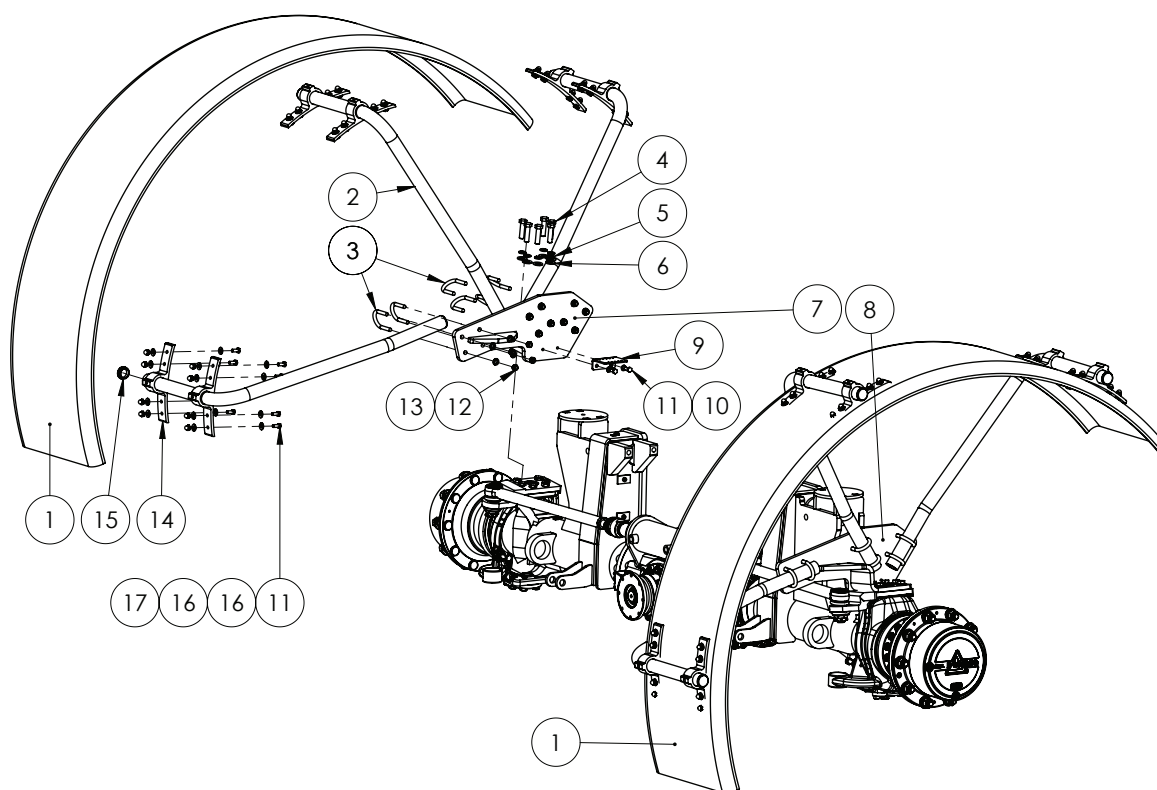
ITEM NO.	PART NUMBER	DESCRIPTION	QTY.
1	GA4661080	Dry Sight Tube Mount	1
2	GA5000117	Washer 10mm Flat SS HD	2
3	GA5006145	Bolt M10 x 30 SS A2-70	2



## Chapter 12

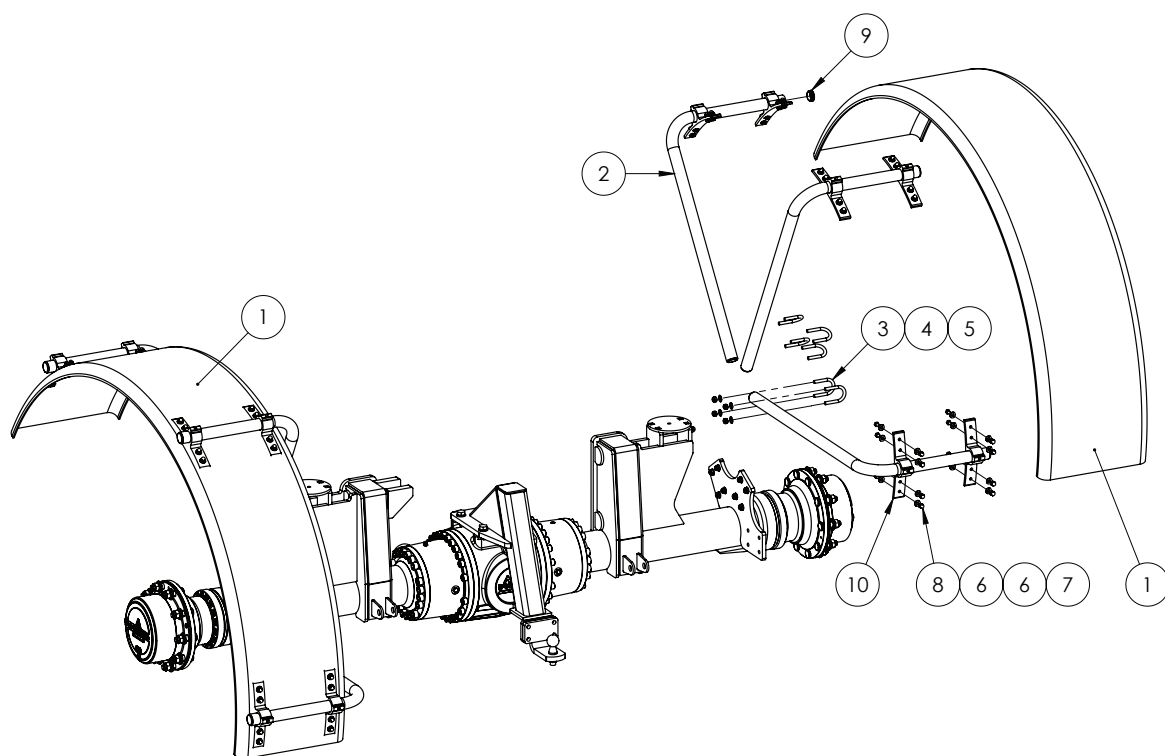
### WHEELS & MUDGUARD

#### Mud Guards - Front Axle (520/85R46 Tyre)



ITEM NO.	PART NUMBER	DESCRIPTION	QTY.
1	GA5003825	Mudguard, Black plastic, 500 wide x 1000mm radius	2
2	GA5071955	Pipe, Mudguard Mount, Front Axle, Super Cruiser, G8	6
3	GA5071209	U Bolt, round top, M12 x 91L x 50W	12
4	GA5000941	Bolt M16 x 60 GR8.8 ZP	12
5	GA5001051	Washer 16mm Spring SS	12
6	GA5001043	Washer 16mm Flat SS HD	12
7	GA4661050	Mudguard Mount, Front, LH, Super Cruiser, G8, 2015	1
8	GA4661055	Mudguard Mount, Front, RH, Super Cruiser, G8, 2015	1
9	GA4506600	Plate Trimble Giro Mount	1
10	GA5000117	Washer 10mm Flat SS HD	2
11	GA5066162	Bolt M10 x 25 SS	50
12	GA5012461	Nut M12 Nyloc ZP	24
13	GA5000577	Washer 12mm Flat SS HD	24
14	GA5020450	Bracket, Plastic, Black, Mudguard mounting	12
	GA5050675	Grub Screw M12 x 16 SS	12
15	GA5003925	End cap, 45 mm round, Black plastic	9
16	GA5002565	Washer 3/8" ID x 1" OD Flat SS	96
17	GA5011133	Nut M10 Dome nut SS	48

## Mud Guards - Rear Axle (520/85R46 Tyre)



ITEM NO.	PART NUMBER	DESCRIPTION	QTY.
1	GA5003825	Mudguard W500 x R1000mm	2
2	GA5071960	Pipe, Mudguard Mount, Rear Axle, Super Cruiser, G8	6
3	GA5071209	U-bolt, round top, M12 x 91L x 50W	12
4	GA5000577	Washer 12mm Flat SS HD	24
5	GA5012461	Nut M12 Nyloc ZP	24
6	GA5002565	Washer 3/8" ID x 1" OD Flat SS	48
7	GA5066162	Bolt M10 x 25 SS	24
8	GA5011133	Nut M10 Dome nut SS	24
9	GA5003925	Insert round 45mm x 0.8 - 3.0mm	12
10	GA5020450	Bracket, Plastic, Black, Mudguard mounting	12
	GA5050675	Grub Screw M12 x 16 SS	12

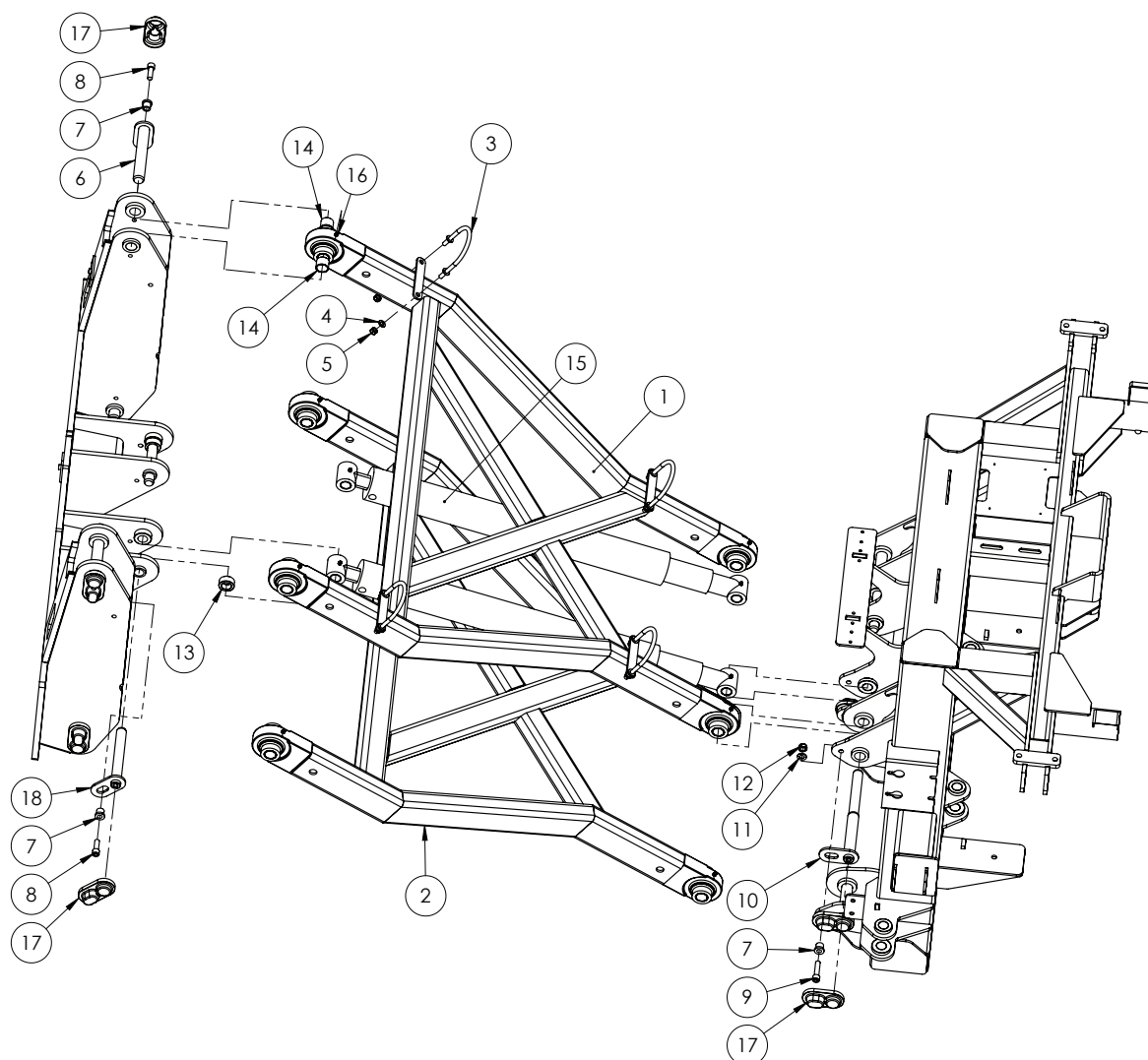
## Wheels & Tyres

PART NUMBER	DESCRIPTION
GA1500004	Wheel, DD16 x 46, Zero Offset
GA1500024	Tyre, 520/85R46, X-Load I73A8/I69D, Harvest
GA1500009	Tyre, 520/85R46 I58A8, BKT, Agrimax
GA5018892	Wheel nut, M22 x 1.5mm, ZP
GA5070815	Hex Nut Cap Suit M22 Crop Cruiser Stud

# Chapter 13

## BOOM CENTRE

### 36-42m - Boom Centre - Paralift Assembly



ITEM NO.	PART NUMBER	DESCRIPTION	QTY.
-	GA5066673~	Pin kit suit paralift	1
1	GA4658750	Paralift Arm Upper	1
	GA5066192	Weld on end, Paralift arm, Solid bush insert - Suit field repair	-
2	GA4662025	Paralift Arm Lower	1
	GA5066192	Weld on end, Paralift arm, Solid bush insert - Suit field repair	-

Continued over page

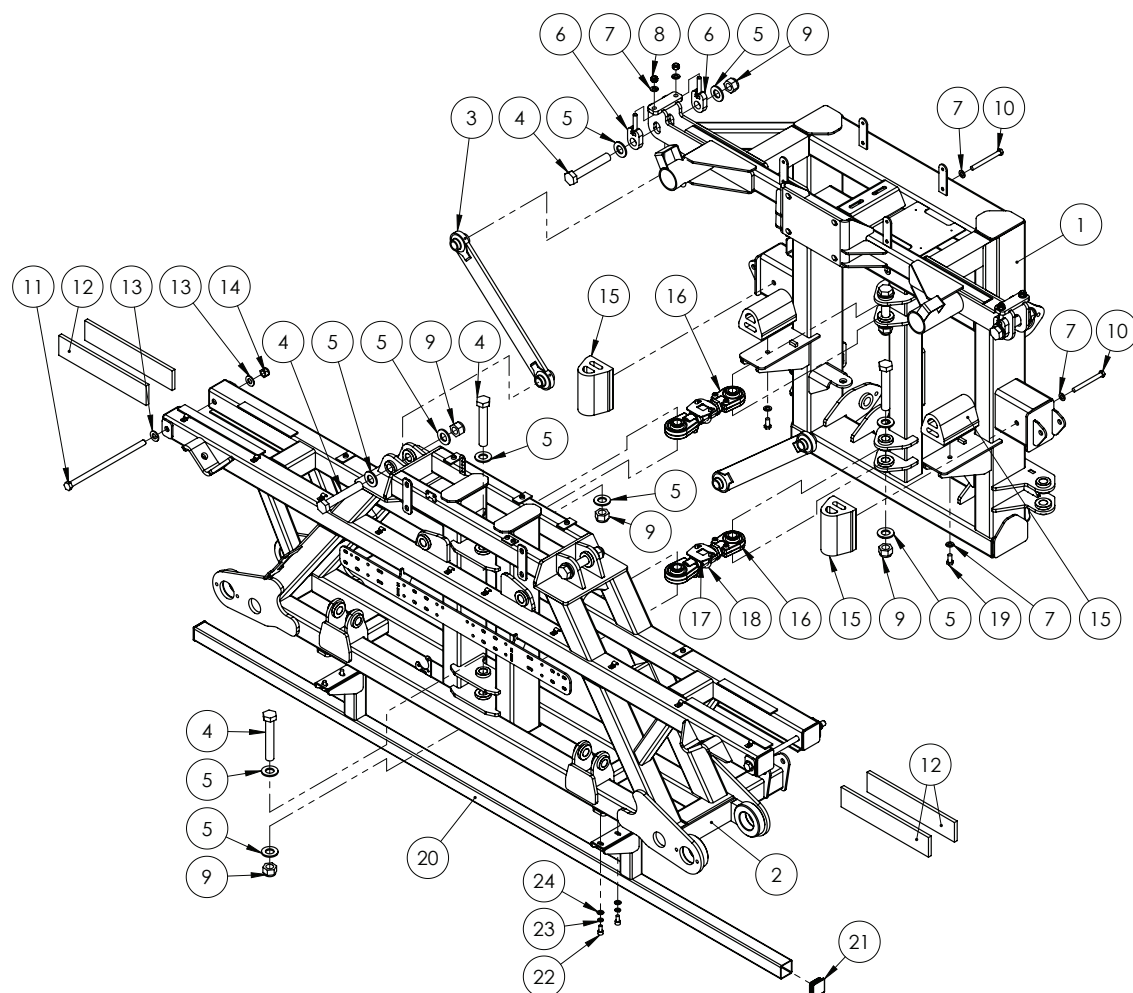
## 36-42m - Boom Centre - Paralift Assembly

ITEM NO.	PART NUMBER	DESCRIPTION	QTY.
3	GA5070905	U-bolt, Round top, M10 x 118 x 115mm, with stopper washers, ZP	4
4	GA5000117	Washer 10mm Flat SS HD	8
5	GA5000141	Nut M10 Nyloc ZP	8
6	GA5066655	Pin with retaining plate, 28.575mm OD x 180mm long, paralift arm	6
7	MACH0152	Bush with shoulder, 12.3mm ID x 25mm OD x 21mm long	10
8	GA5000313	SHCS M12 x 35 GR12.9 ZP	6
9	GA5051470	SHCS M12 x 50 GR12.9 ZP	4
10	GA5066675	Pin with retaining plate, Stepped, 294mm Long	2
11	GA5000577	Washer 12mm Flat SS HD	4
12	GA5012461	Nut M12 Nyloc ZP	4
13	GA4562190	Spacer bush, 40mm OD x 26mm ID x 17.5mm long, Paralift arms	2
14	GA5065486	Glacier bush 1 1/8" x 1" long	2
15	GA5070081^	Hydraulic Cylinder, Bore 3", Rod 2.5", Stroke 26"	2
16	GA5012203	Grease nipple, Short, 1/4" UNF	8
17	GA5067885	Pin cover, Black, clip on, plastic	10
18	GA5066646	Pin with retainer, 1" OD x 180 mm long	2

~ NOTE: 2 pins in this kit will require cutting down to match the length of Item no. 6 before fitment.

^ See Chapter 18 'Hydraulics' for sub-assembly

## 36-42m - Boom Centre - Base Assembly



ITEM NO.	PART NUMBER	DESCRIPTION	QTY.
1	GA4658138	Paralift Rear, Trittech, 24m to 42m Boom	1
2	GA4658122	Centre Section, Trittech, 24m - 42m	1
3	GA4656240	Delta link, Long	2
4	GA4683145	Bolt 1" UNC x 6" cut down from 7"	8
5	GA5017681	Washer 1" x 2" 7g Flat Thin SS	16
6	GA4656260	Boom Delta hanger adjuster bolt	4
7	GA5000577	Washer 12mm Flat SS HD	8
8	GA5012461	Nut M12 Nyloc ZP	4
9	GA5012439	1" Nyloc Nut UNC ZP	8
10	GA5000265	Bolt M12 x 120 GR8.8 ZP	2
11	GA5075125	M16 x 325 GR4.4 ZP 60.mm Thread	2
12	GA5075090	Wear pad, 380 x 74 x 12 mm, Polystone, Suit Tri Tech tilt arm	4

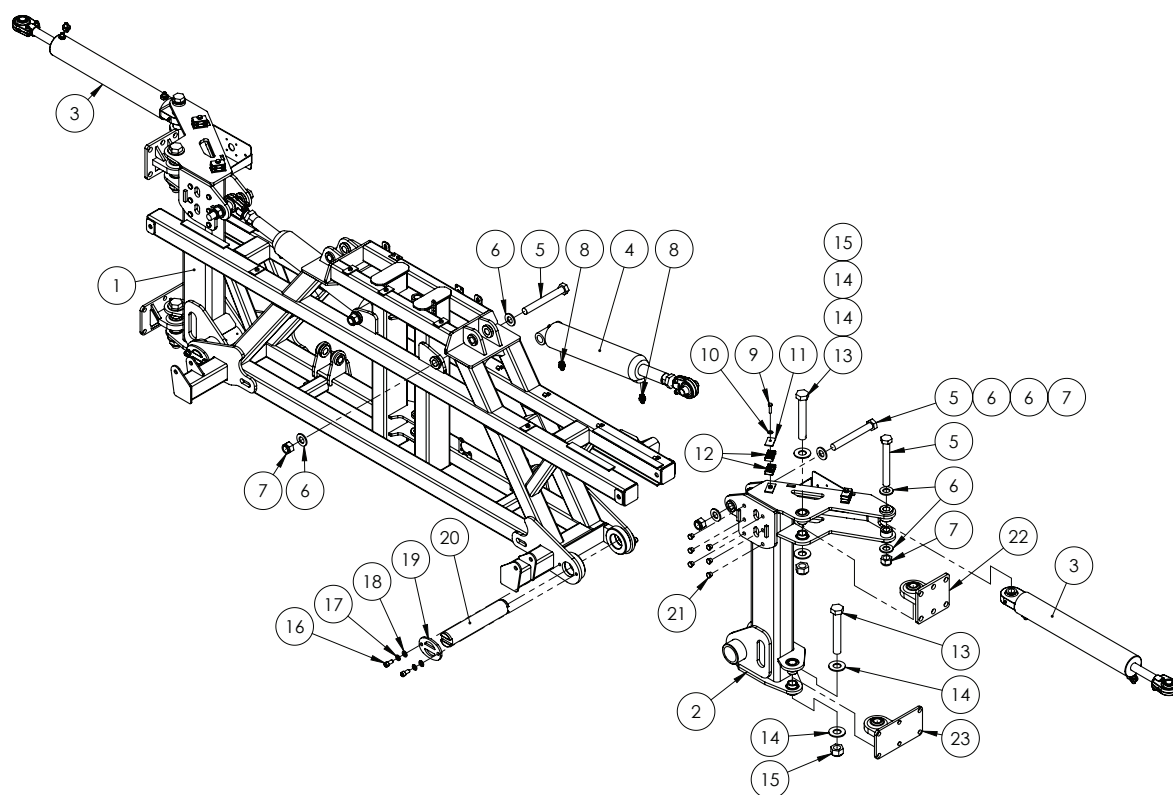
Continued over page

## 36-42m - Boom Centre - Base Assembly

ITEM NO.	PART NUMBER	DESCRIPTION	QTY.
13	GA5001009	Washer 16mm Flat ZP HD	4
14	GA5012463	Nut M16 Nyloc SS	2
15	GA5075240	Bump Stop Rubber with threaded insert	4
16	DELTA-LINKSA*	Short Adjustable delta link	2
17	GA4524140	Locking plate suit adjustable delta link	2
18	GA5018245	U bolt, Round top, M8 x 50 x 60 mm	2
19	GA5011229	Bolt M12 x 25 GR8.8 ZP	2
20	GA4660330	Spray Bar Trittech Centre Section	1
21	GA5003783	End cap, Plastic, Black, Insert, RHS. 50 x 50, 0.8 - 2.5mm wall	2
22	GA5011153	SHCS M10 x 20 GR12.9 ZP	4
23	GA5000137	Washer 10mm Spring SS	4
24	GA5000117	Washer 10mm Flat SS HD	4

\* Sub-assembly on following pages

## 36m - Boom Centre - Tilt Assembly



ITEM NO.	PART NUMBER	DESCRIPTION	QTY.
1	GA4660445	Tilt Arm Centre Section Trittech RH inc. bushing	1
	GA5075060	Glacier bush 60 mm ID x 50 mm long	2
2	GA4660440	Tilt Arm Centre Section Trittech LH inc. bushing	1
	GA5075060	Glacier bush 60 mm ID x 50 mm long	2
3	GA5018538^	Hydraulic Cylinder, Bore 3", Rod 1.25", Stroke 18"	2
4	GA5065051^	Hydraulic Cylinder, Bore 3.5", Rod 1.75", Stroke 5"	2
5	GA5006151	Bolt 1" UNF 12 TPI x 8" GR8 ZP	6
6	GA5017681	Washer 1 x 2 7g Flat Thin SS	12
7	GA5012446	Nut, 1", UNF, 12 TPI, Nyloc ZP	6
8	GA3500147	Hydraulic adaptor, Nipple, 9/16" JIC male x 3/4" UN male O-ring	4
9	GA5011481	Bolt M8 x 35 GR8.8 ZP	4
10	GA5003643	Washer 8mm Flat SS HD	4
11	GA5078042	Mounting clamp, Double type, Plate, Top, Group 2	4
12	GA5078031	Mounting clamp, Double type, Jaw, Pair, Group 2, 14mm	8
13	GA0500053	Bolt, 1 1/8" x 7 1/2" UNC, ZP, Gr8	4
14	GA5017607	Washer 1 1/8" Flat ZP	8
15	GA0500054	1 1/8" Nyloc Nut UNC ZP	4
16	GA5000297	SHCS M12 x 25 GR12.9 ZP	8

Continued over page

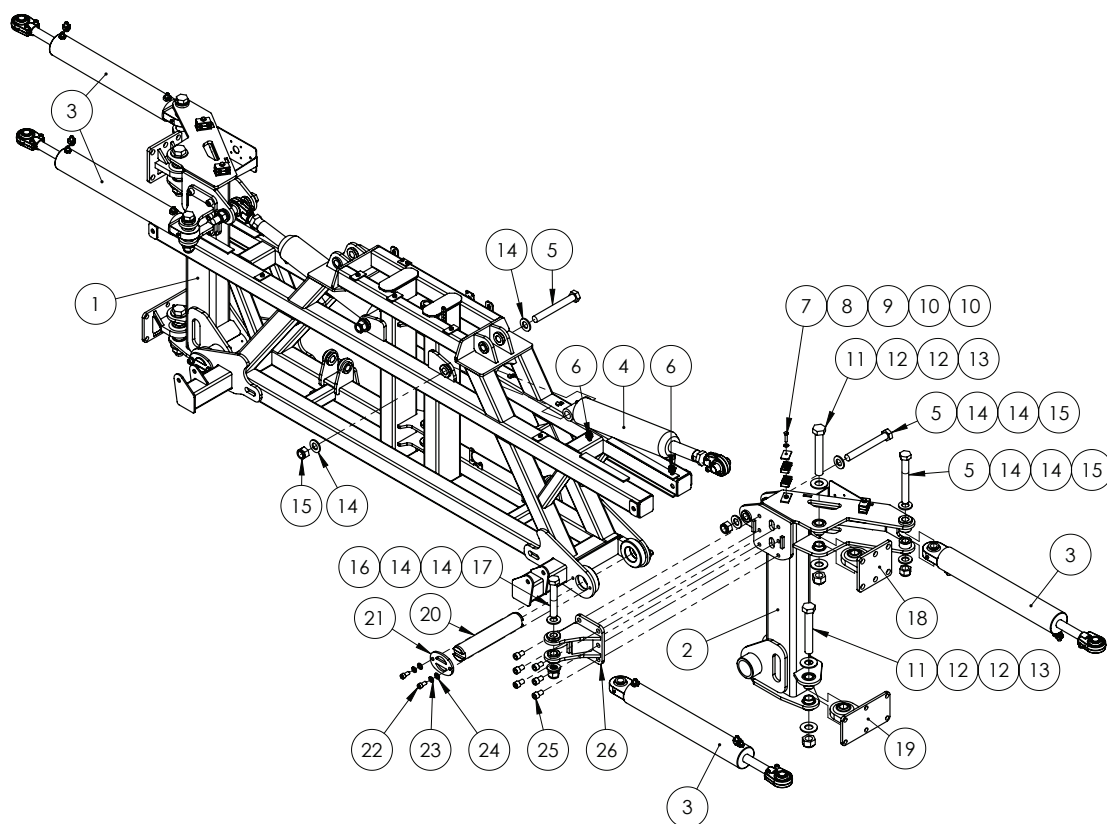
## 36m - Boom Centre - Tilt Assembly

ITEM NO.	PART NUMBER	DESCRIPTION	QTY.
17	GA5000575	Washer 12mm Spring SS	8
18	GA5000577	Washer 12mm Flat SS HD	8
19	GA4502280	Pin retainer	4
20	GA4572365	Tilt pin	2
21	GA5052910	End cap, Plastic, Black, Insert, Round, 18 mm, 0.8 - 2.5 mm wall	12
22	GA4660915	Top Rose End Large Tritech	2
23	GA4659220	Bottom Rose End Large Tritech	2

^ See Chapter 18 'Hydraulics' for sub-assembly



## 42m - Boom Centre - Tilt Assembly



ITEM NO.	PART NUMBER	DESCRIPTION	QTY.
1	GA4660445	Tilt Arm Centre Section Trittech RH inc. bushing	1
	GA5075060	Glacier bush 60 mm ID x 50 mm long	2
2	GA4660440	Tilt Arm Centre Section Trittech LH inc. bushing	1
	GA5075060	Glacier bush 60 mm ID x 50 mm long	2
3	GA5018538^	Hydraulic Cylinder, Bore 3", Rod 1.25", Stroke 18"	4
4	GA5065051^	Hydraulic Cylinder, Bore 3.5", Rod 1.75", Stroke 5"	2
5	GA5006151	Bolt 1" UNF 12 TPI x 8 GR8 ZP	6
6	GA3500147	Hydraulic adaptor, Nipple, 9/16" JIC male x 3/4" UN male O-ring	4
7	GA5011481	Bolt M8 x 35 GR8.8 ZP	4
8	GA5003643	Washer 8mm Flat SS HD	4
9	GA5078042	Mounting clamp, Double type, Plate, Top, Group 2	4
10	GA5078031	Mounting clamp, Double type, Jaw, Pair, Group 2, 14mm	8
11	GA0500053	Bolt, 1 1/8" x 7 1/2" UNC, ZP, Gr8	4
12	GA5017607	Washer 1 1/8" Flat ZP	8
13	GA0500054	Nut 1 1/8", Nyloc, ZP, UNC	4
14	GA5017681	Washer 1" x 2" 7g Flat Thin SS	16
15	GA5012446	Nut, 1", UNF, 12 TPI, Nyloc ZP	6
16	GA5012439	Nut 1" UNC Nyloc ZP	2
17	GA4683145	Bolt 1" UNC x 6" cut down from 7"	2
18	GA4660915	Top Rose End Large Trittech	2

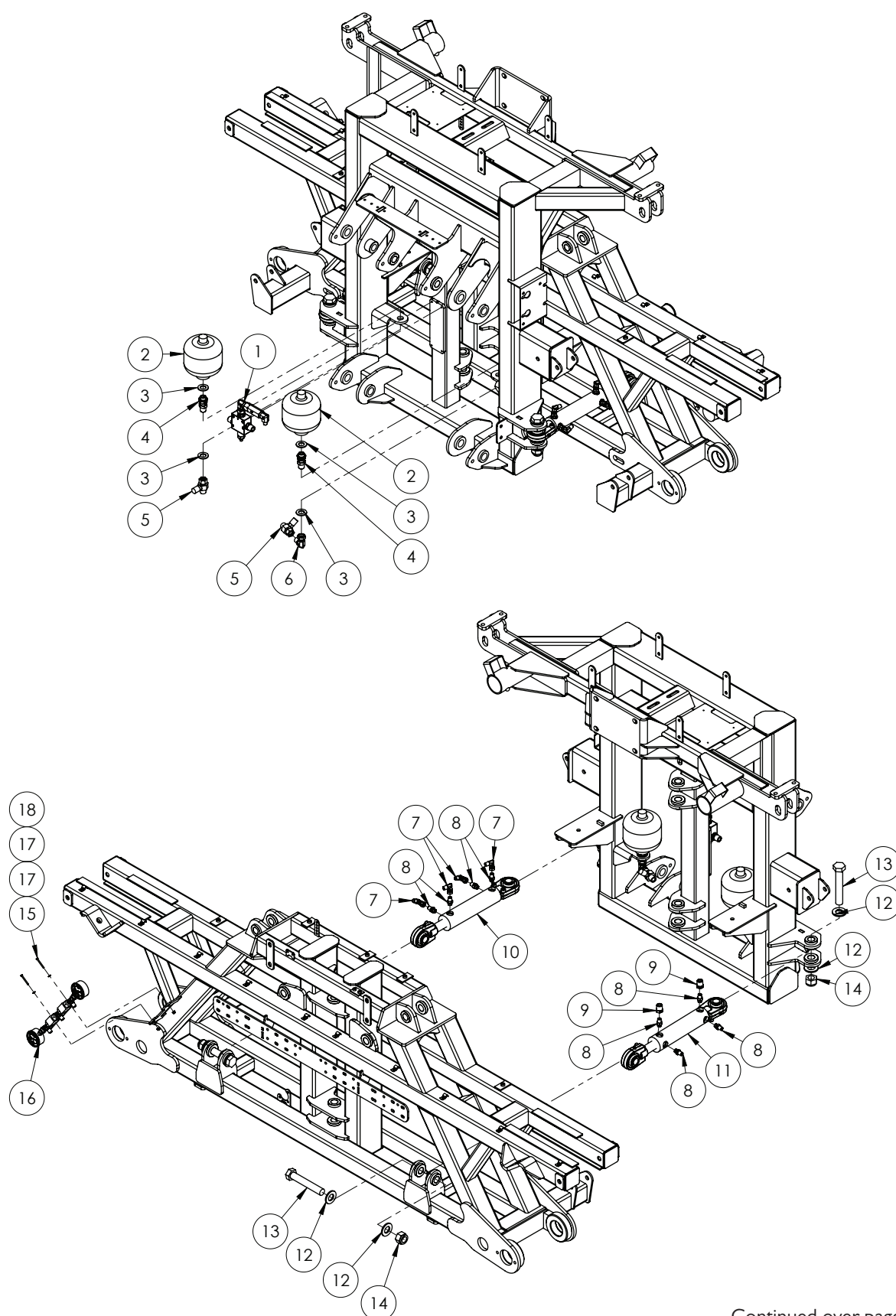
Continued over page

## 42m - Boom Centre - Tilt Assembly

ITEM NO.	PART NUMBER	DESCRIPTION	QTY.
19	GA4659220	Bottom Rose End Large Tritech	2
20	GA4572365	Tilt pin	2
21	GA4502280	Pin retainer	4
22	GA5000297	SHCS M12 x 25 GR12.9 ZP	8
23	GA5000575	Washer 12mm Spring SS	8
24	GA5000577	Washer 12mm Flat SS HD	8
25	GA5000905	SHCS M16 x 25 GR12.9 ZP	12
26	GA4658875	Mount, Fold cylinder	2

^ See Chapter 18 'Hydraulics' for sub-assembly

## 36m - Boom Centre - Yaw Assembly



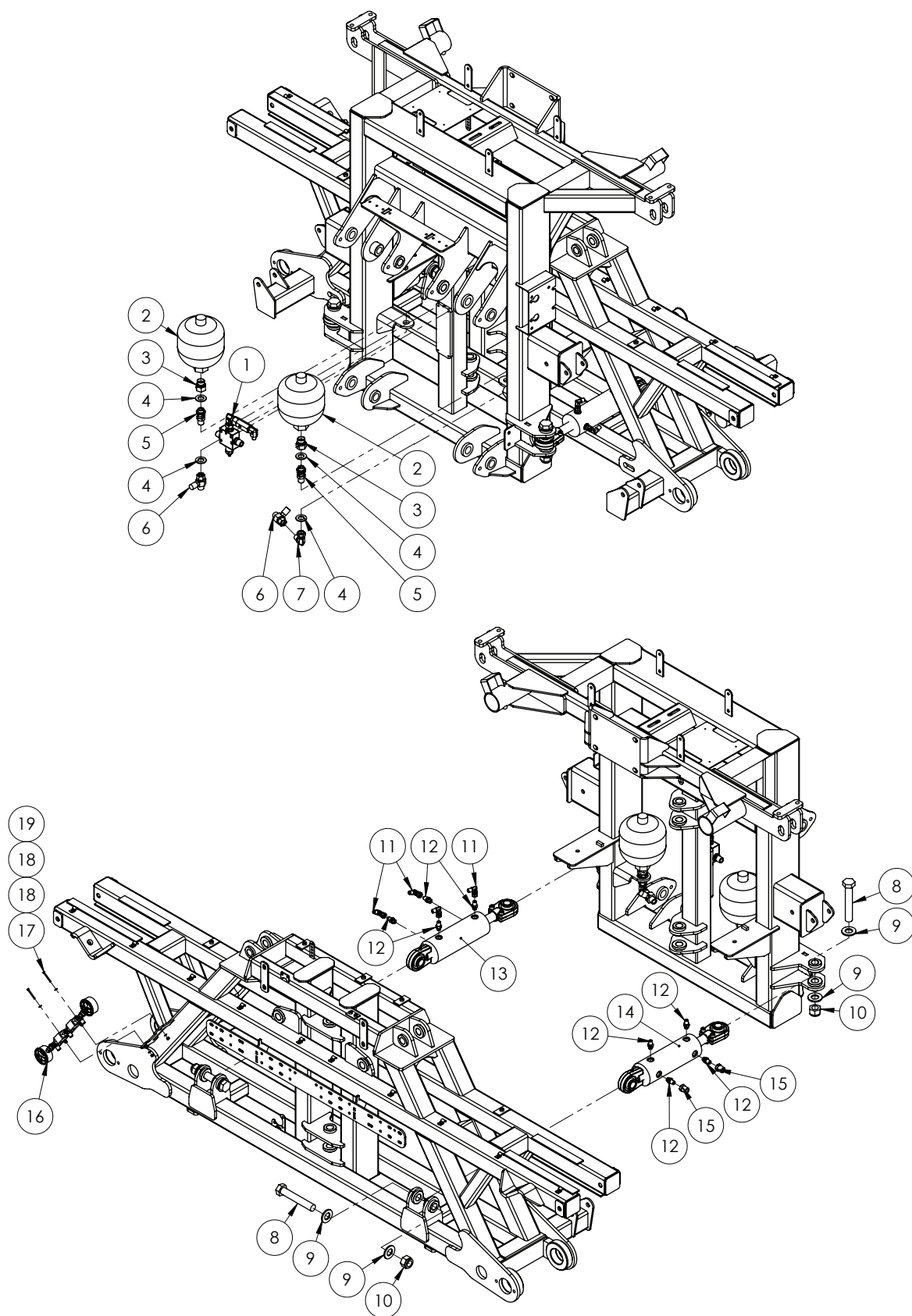
Continued over page

## 36m - Boom Centre - Yaw Assembly

ITEM NO.	PART NUMBER	DESCRIPTION	QTY.
1	^	Pressure Reducer Valve Assembly	1
2	GA5007787	Accumulator, Hydraulic, 1L, precharged to 70 bar	2
3	GA5001741	Washer 20mm Flat SS HD	4
4	GAS99-603	Hydraulic adaptor, Bulkhead nipple, 1/2 BSP male x 1/2 BSP male	2
5	GA3500198	Hydraulic adaptor, Inline test point, 1/2" BSPP female swivel x 1/2" BSPT male x M16 x 2.0 test port	2
6	GA3500333	Hydraulic adaptor, Elbow, 90 degree, 1/2" BSPT male x 1/2" BSPP female swivel	1
7	GA3500332	Hydraulic adaptor, Elbow, 90 degree, 1/4" BSPT male x 1/4" BSPP female swivel	4
8	GA3500358	Hydraulic adaptor, Nipple, 1/4" BSPT male x 9/16" UN male O-ring	8
9	GA3500203	Hydraulic adaptor, Reducing bush, 1/2" BSPT male x 1/4" BSPT female	2
10	^	Hydraulic Cylinder - Yaw Left side	1
11	^	Hydraulic Cylinder - Yaw Right side	1
12	GA5017681	Washer 1" x 2" 7g Flat Thin SS	8
13	GA4683145	Bolt 1" UNC x 6" cut down from 7"	4
14	GA5012439	1" Nyloc Nut UNC ZP	4
15	GA5049800	SHCS M4 x 40 GR12.9 ZP	2
16	^	Yaw Control Valve Assembly	1
17	GA5011361	Washer 4mm Flat ZP	4
18	GA5049025	Nut M4 Nyloc SS	2

^ See Chapter 18 'Hydraulics' for sub-assembly

## 42m - Boom Centre - Yaw Assembly



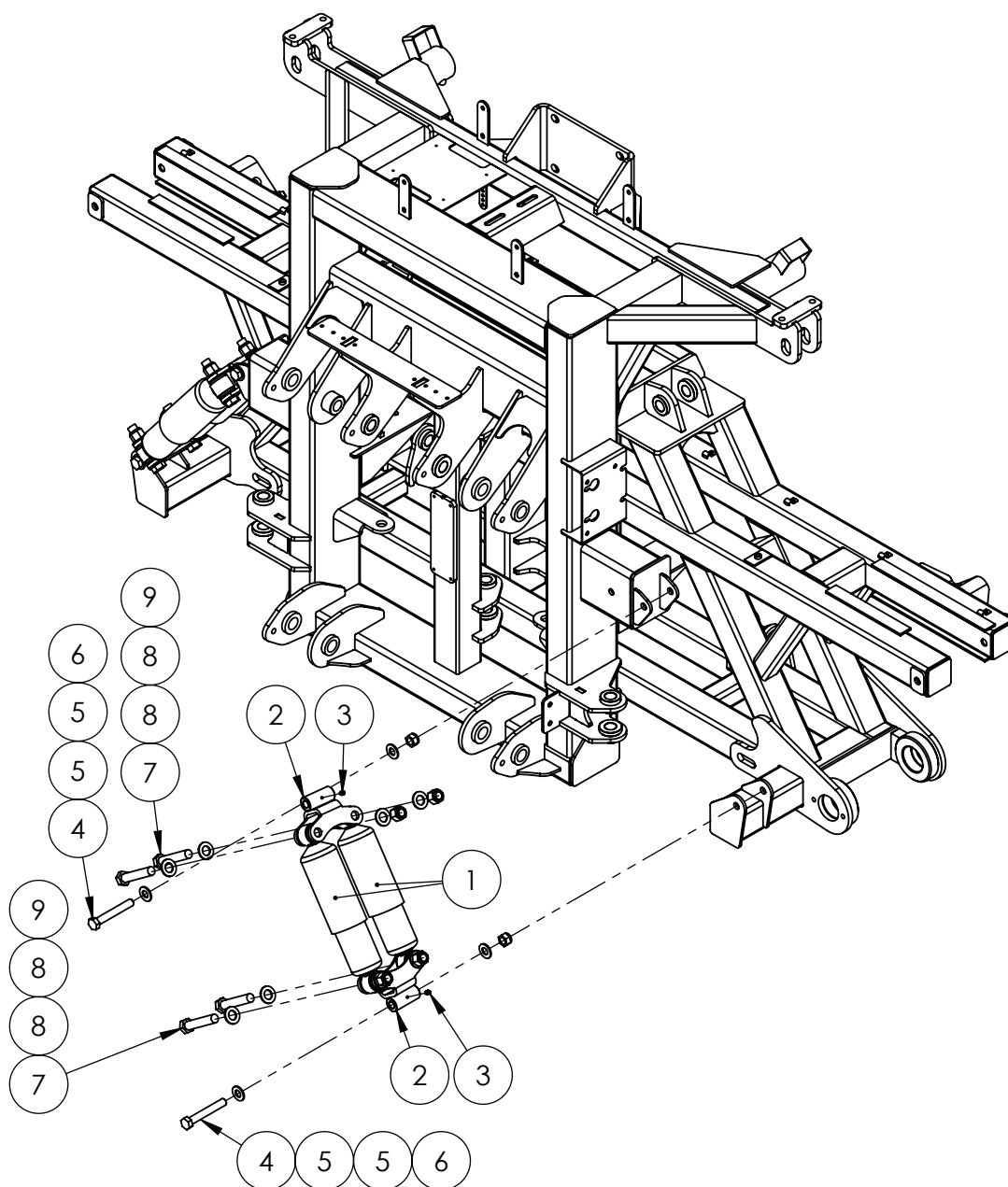
Continued over page

## 42m - Boom Centre - Yaw Assembly

ITEM NO.	PART NUMBER	DESCRIPTION	QTY.
1	^	Pressure Reducer Valve Assembly	1
2	GA3500021	Accumulator, Hydraulic, 2L, 90 Bar pre charge, suit 42m yaw	2
3	GA3500483	Hydraulic Adaptor, 3/4" BSPP to 1/2" BSPP Reducing Bush	2
4	GA5001741	Washer 20mm Flat SS HD	4
5	GAS99-603	Hydraulic adaptor, Bulkhead nipple, 1/2" BSP male x 1/2" BSP male	2
6	GA3500198	Hydraulic adaptor, Inline test point, 1/2" BSPP female swivel x 1/2" BSPT male x M16 x 2.0 test port	2
7	GA3500333	Hydraulic adaptor, Elbow, 90 degree, 1/2" BSPT male x 1/2" BSPP female swivel	1
8	GA4683145	Bolt 1" UNC x 6" cut down from 7"	4
9	GA5017681	Washer 1" x 2" 7g Flat Thin SS	8
10	GA5012439	1" Nyloc Nut UNC ZP	4
11	GA3500332	Hydraulic adaptor, Elbow, 90 degree, 1/4" BSPT male x 1/4" BSPP female swivel	4
12	GA3500358	Hydraulic adaptor, Nipple, 1/4" BSPT male x 9/16" UN male O-ring	8
13	^	Hydraulic Cylinder - Yaw Left side	1
14	^	Hydraulic Cylinder - Yaw Right side	1
15	GA3500203	Hydraulic adaptor, Reducing bush, 1/2" BSPT male x 1/4" BSPT female	2
16	^	Yaw Control Valve Assembly	1
17	GA5049800	SHCS M4 x 40 GR12.9 ZP	2
18	GA5011361	Washer 4mm Flat SS	4
19	GA5049025	Nut M4 Nyloc SS	2

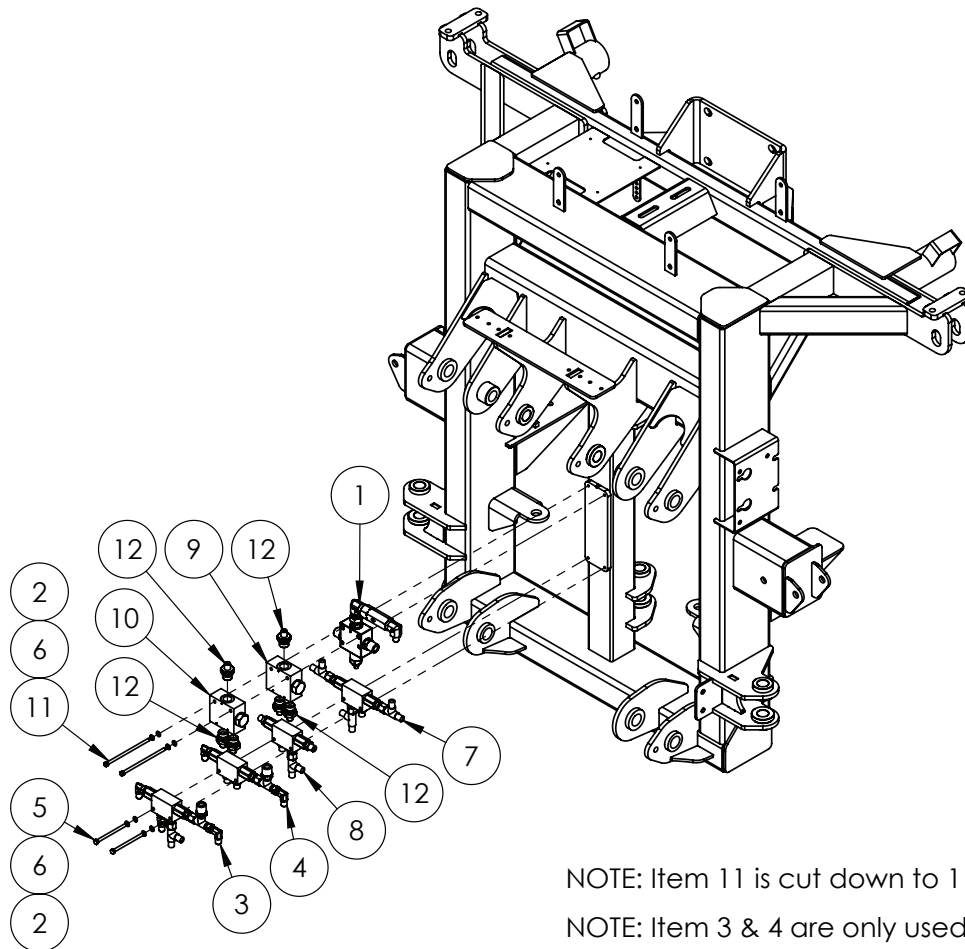
^ See Chapter 18 'Hydraulics' for sub-assembly

## 36-42m - Boom Centre - Roll Shockers



ITEM NO.	PART NUMBER	DESCRIPTION	QTY.
1	GA5015139	Shock Absorber, Double eye, 19mm eye, 82mm OD, Black	4
2	GA4659360	Mounting bracket, Dual roll shock absorber	4
3	GA5012203	Grease nipple, Short, 1/4" UNF	4
4	GA5000855	Bolt M16 x 110 GR8.8 ZP	4
5	GA5001009	Washer 16mm Flat ZP HD	8
6	GA5012463	Nut M16 Nyloc SS	4
7	GA5049490	Bolt 3/4" UNC x 4" HT ZP	8
8	GA5001741	Washer 20mm Flat SS HD	16
9	GA5048430	Nut 3/4" UNC Nyloc ZP	8

## 36-42m - Boom Centre - Flow Div's & Check Valves



NOTE: Item 11 is cut down to 115 mm.

NOTE: Item 3 & 4 are only used bi-fold.

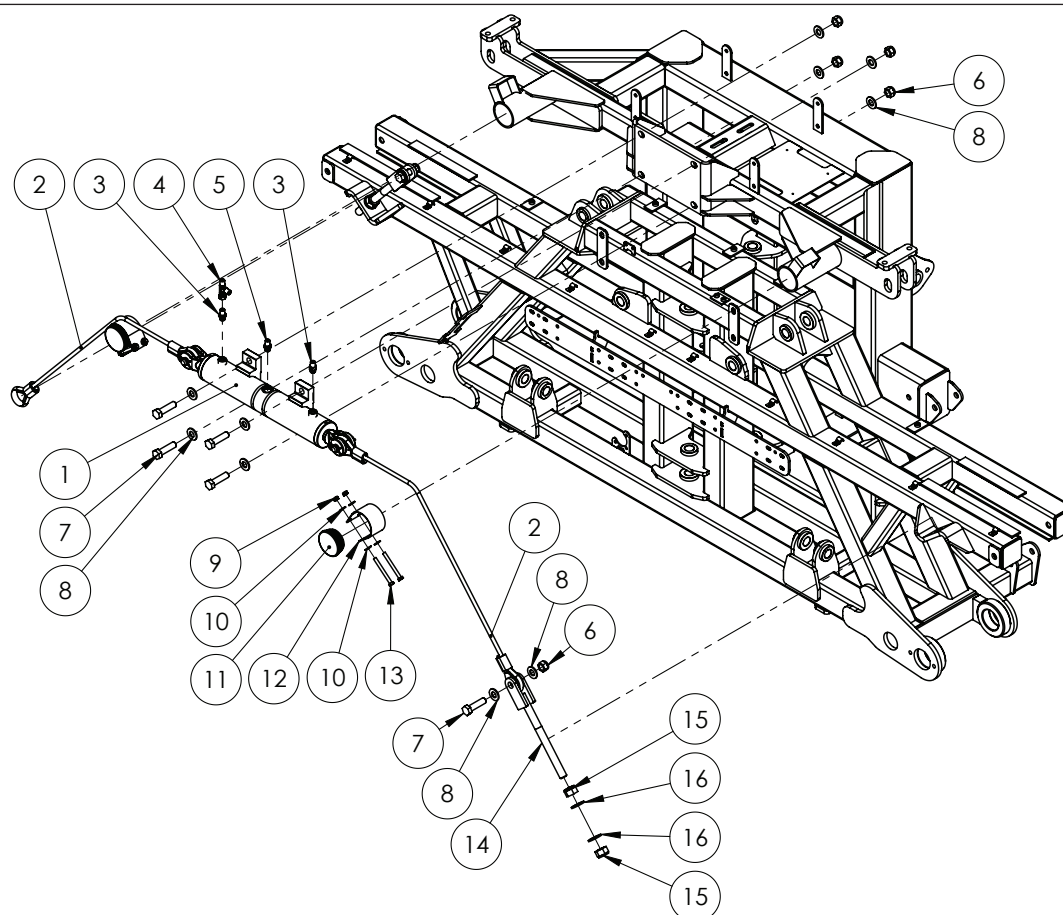
NOTE: Item 7 & 8 are only used on 42m

ITEM NO.	PART NUMBER	DESCRIPTION	QTY.
1	^	Hydraulic yaw pressure reducing valve	1
2	GA5004437	Washer 6mm Flat SS	4
3	^	Double Pilot Operated Check Valve LH	1
4	^	Double Pilot Operated Check Valve RH	1
5	GA5011389	Bolt M6 x 120 GR8.8 ZP - Bi-fold & 42 m boom optioned	2
	GA5004107	Bolt M6 x 70 GR8.8 ZP - Either bi-fold or 42 m boom optioned	2
6	GA5004447	Washer 6mm Spring SS	4
7	^	Double Pilot Check Valve Assembly, 42m Boom Fold, Front Cylinders	1
8	^	Double Pilot Check Valve Assembly, 42m Boom Fold, Rear Cylinders	1
9	GA3500106^	Hydraulic Valve, Flow Divider, 1 - 3 l/min	1
10	GA3500120^	Hydraulic Valve, Flow Divider, 5 - 13 l/min	1
11	GA5051525	SHCS M6 x 130 GR12.9 ZP - Cut down to 115 mm	2
12	GA3500308	Hydraulic adaptor, Nipple, 1/4" BSPT male x 1/2" BSPP male	6

^ See Chapter 18 'Hydraulics' for sub-assembly



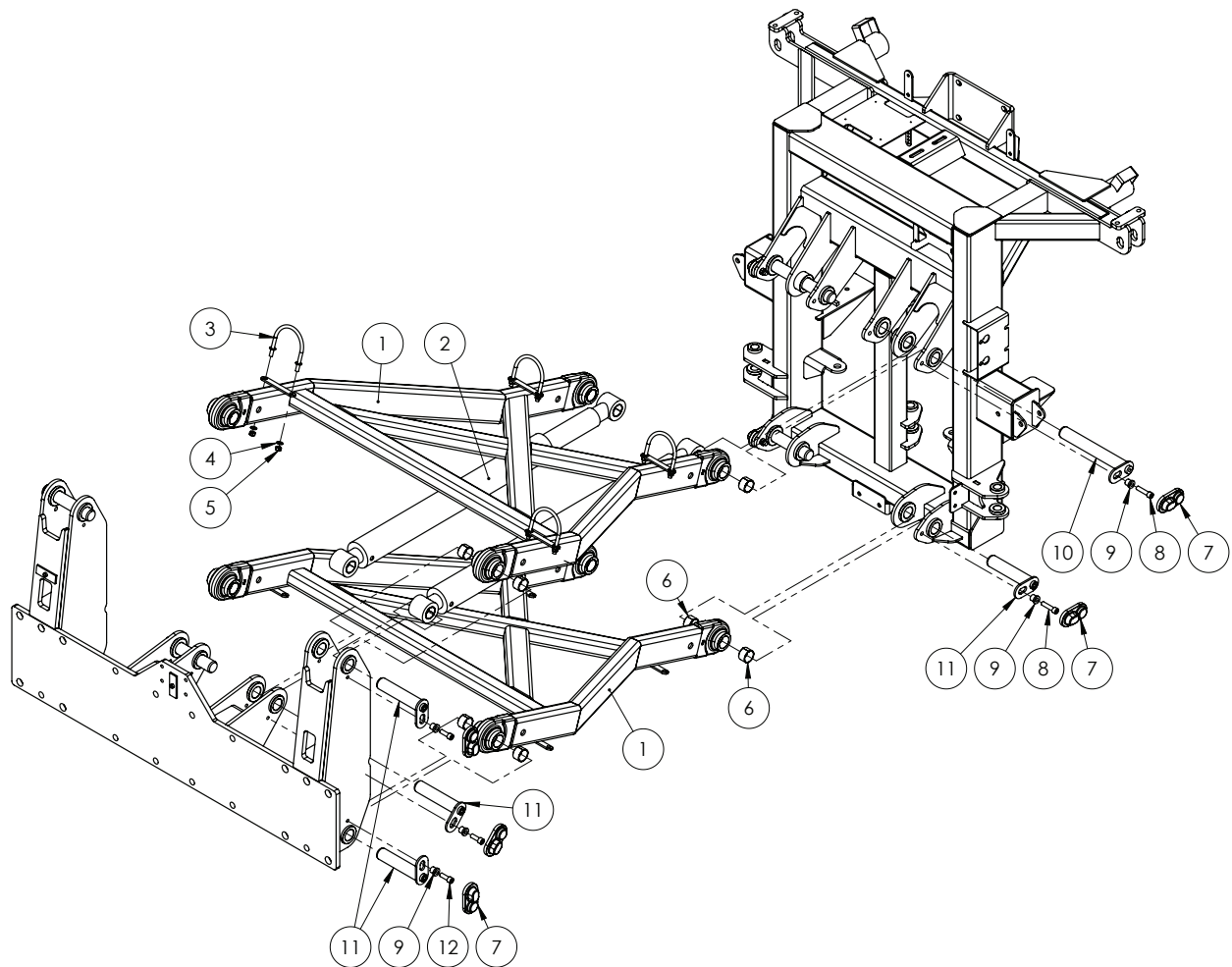
## 36-42m - Boom Centre - Centre Level



ITEM NO.	PART NUMBER	DESCRIPTION	QTY.
1	GA3500477^	Hydraulic Cylinder, Bore 2.5", Rod 1", Stroke 110mm, Back to Back	1
2	GA4907856	Cable Assembly, 12mm with Thimbles and Ferrules, Centre Level, 850mm eye to eye	2
3	GA3500358	Hydraulic adaptor, Nipple, 1/4" BSPT male x 9/16" UN male O-ring	2
4	GA3500199	Hydraulic adaptor, Tee, 1/4" BSPT male x 1/4" BSPT male x 1/4" BSPP female	1
5	GA3500359	Hydraulic adaptor, Nipple, 1/4" BSPT male x 3/4" UN male O-ring	1
6	GA5001029	Nut M16 Nyloc ZP	6
7	GA5000941	Bolt M16 x 60 GR8.8 ZP	6
8	GA5001009	Washer 16mm Flat ZP HD	12
9	GA5052590	Nut M8 Nyloc SS	4
10	GA5003643	Washer 8mm Flat ZP HD	8
11	GA5050355	End cap, 76.1 mm round, suit 65 NB pipe, Black plastic	2
12	GA4506750	Wear Strip SS for Centre Leveling Cables	2
13	GA5022480	Bolt M8 x 100 SS A2-70	4
14	GA5020320	Cable Adjuster, threaded, M20	2
15	GA5048125	Nut M20 Nyloc Coarse ZP	4
16	GA5001741	Washer 20mm Flat SS HD	4

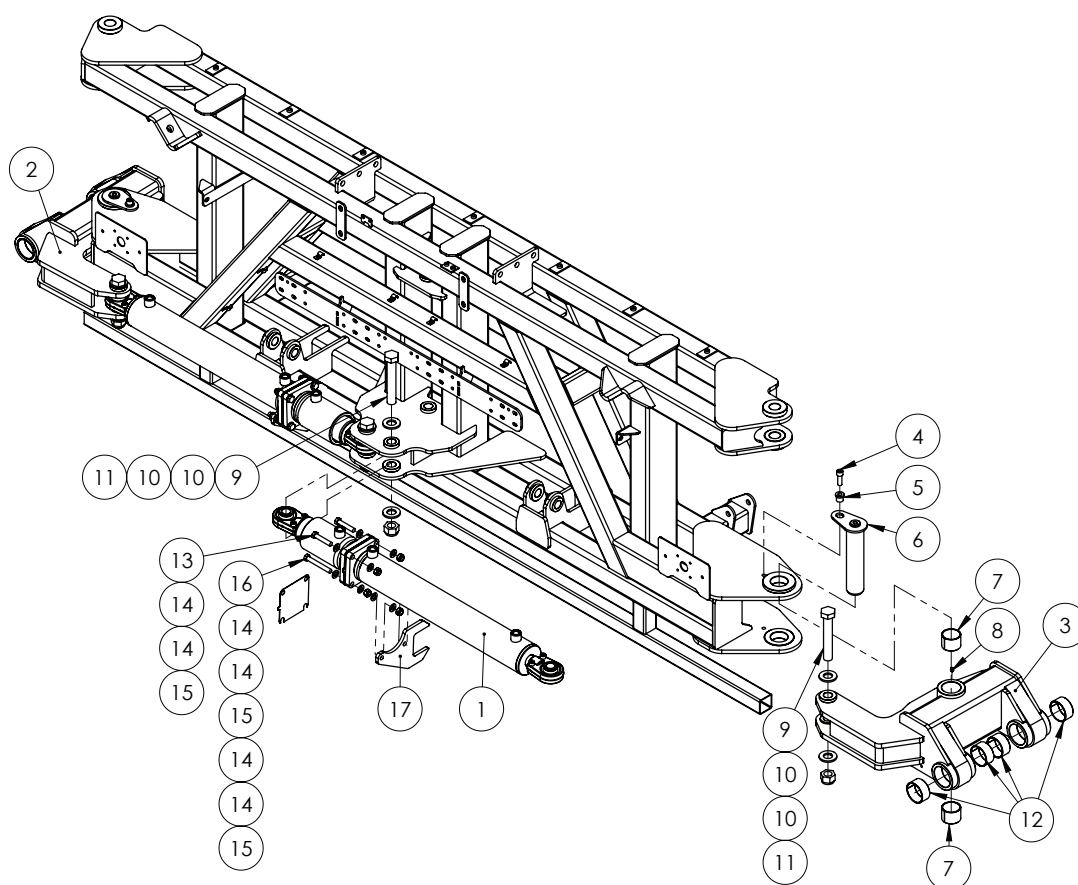
^ See Chapter 18 'Hydraulics' for sub-assembly

## 48m - Boom Centre - Paralift Assembly



ITEM NO.	PART NUMBER	DESCRIPTION	QTY.
1	GA4661220	Paralift Arm	2
2	GA3500593	Hydraulic Cylinder, Displacement, 3" Bore, 2.5" Rod, 26" Stroke suit 1.5" Pins	2
3	GA5070905	U bolt, Round top, M10 x 118 x 115mm, with stopper washers, ZP	4
4	GA5000117	Washer 10mm Flat SS HD	8
5	GA5000141	Nut M10 Nyloc ZP	8
6	GA1700027	Bearing, Glacier Bush, 1 1/2" ID x 1" long	16
7	GA5067885	Pin cover - plastic	10
8	GA5051470	SHCS M12 x 50 GR12.9 ZP	4
9	MACH0152	Bush with shoulder, 12.3 ID x 25 OD x 21mm long, paralift pin bolts	10
10	GA5073465	Pin, 1 1/2", Suit Paralift Arm and Cylinder, Chrome Plated	2
11	GA5073460	Pin, 1 1/2", Suit Paralift Arm, Chrome Plated	8
12	GA5000313	SHCS M12 x 35 GR12.9 ZP	6
13	GA5012461	Nut M12 Nyloc ZP	4

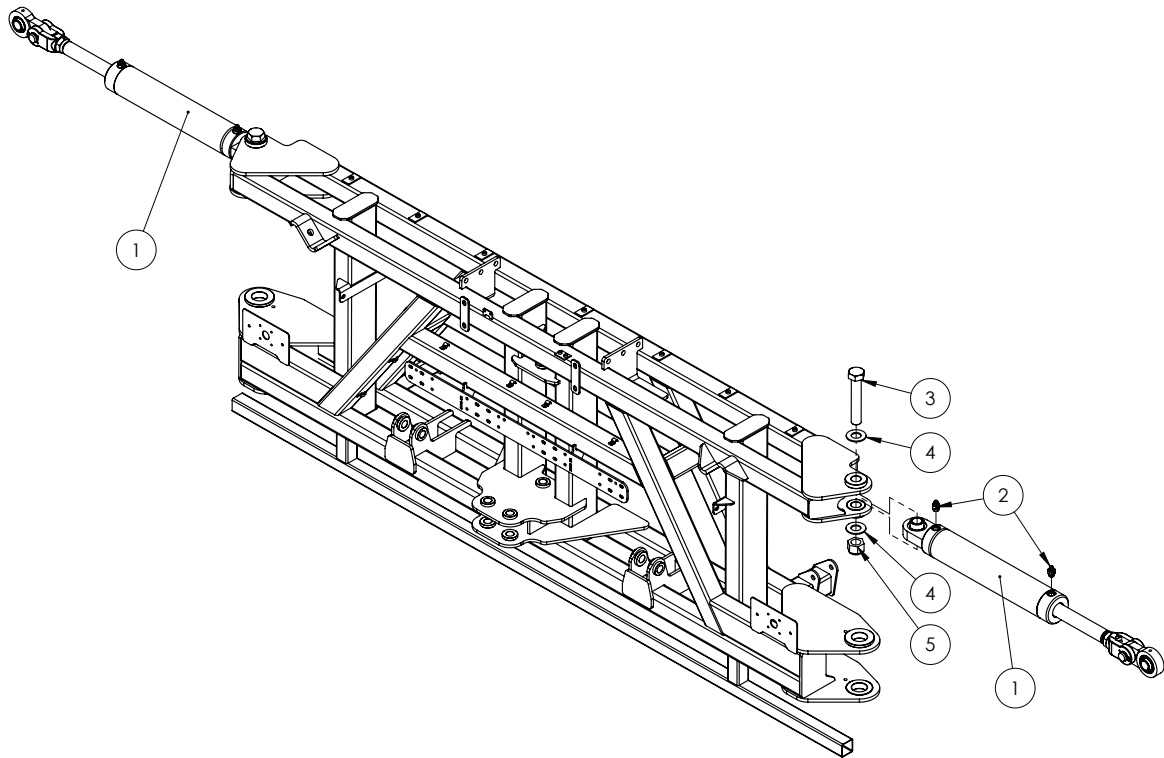
## 48m - Boom Centre - First Stage Fold



ITEM NO.	PART NUMBER	DESCRIPTION	QTY.
-	GA4500975	Plate, Shim, 1mm, Fold Cylinder, 48m Boom	-
1	GA3500475^	Hydraulic Cylinder, Bore 3.25", Rod 1.5", Stroke 530mm and 26mm, Back to Back	2
2	GA4600610	Boom Mount Hinge, LH, 48m Boom	1
3	GA4600615	Boom Mount Hinge, RH, 48m Boom	1
4	GA5000313	SHCS M12 x 35 GR12.9 ZP	2
5	MACH0152	Bush with shoulder, 12.3 ID x 25 OD x 21 mm long, paralift pin bolts	2
6	GA4600620	Pin, Boom Fold Pivot, 50mm OD, Fabricated, 48m	2
7	GA1700012	Bearing, Glacier Bush, 50mm ID x 40mm long	4
8	GA5012203	Grease nipple, Short, 1/4" UNF	4
9	GA4683145	Bolt 1" UNC x 6" - cut down from 7"	4
10	GA5017681	Washer 1" x 2" 7g Flat Thin SS	8
11	GA5012439	Nut 1" UNC Nyloc ZP	4
12	GA1700011	Bearing, Glacier Bush, 60mm ID x 30mm long	8
13	GA5000335	Bolt M12 x 60 GR8.8 ZP	4
14	GA5000577	Washer 12mm Flat SS HD	24
15	GA5012461	Nut M12 Nyloc ZP	12
16	GA5011263	Bolt M12 x 90 GR8.8 ZP	4
17	GA5073235	Anti Rotation Bracket, Hydraulic Fold Cylinder, 48m Boom	2

^ See Chapter 18 'Hydraulics' for sub-assembly

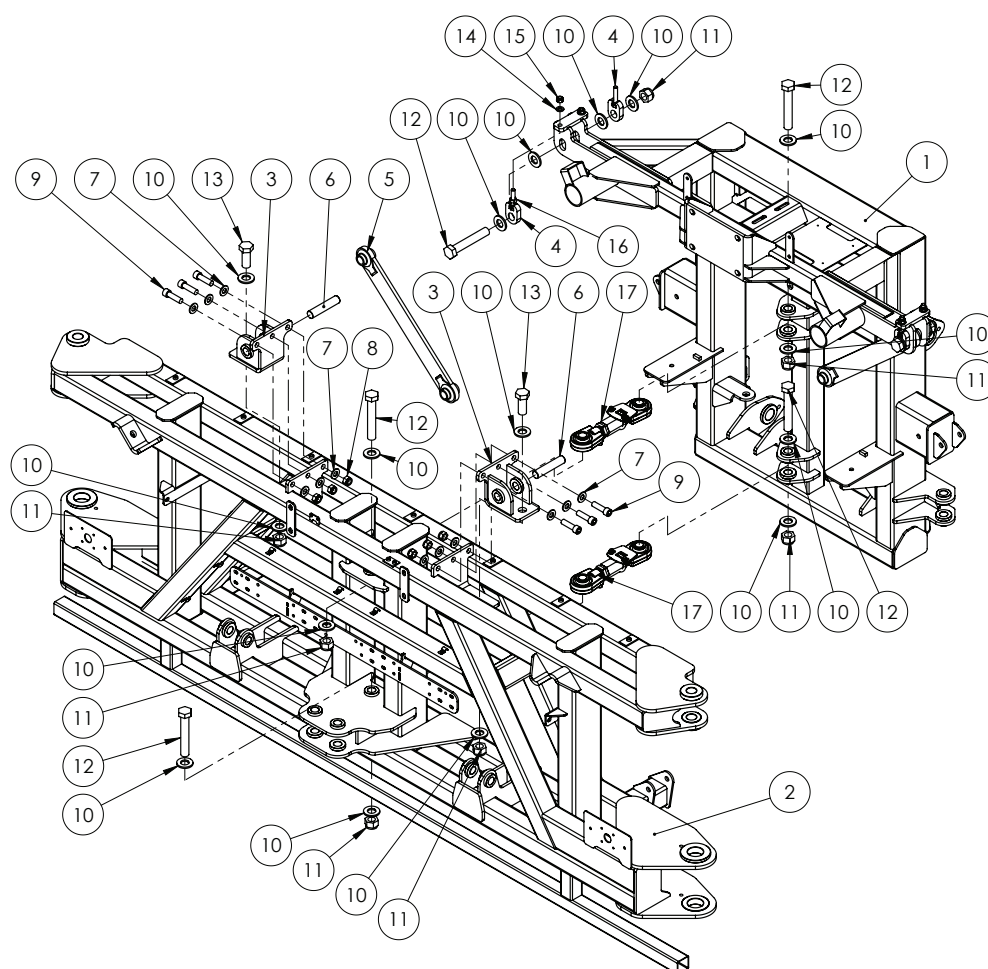
## 48m - Boom Centre - Tilt Rams



ITEM NO.	PART NUMBER	DESCRIPTION	QTY.
1	GA3500478^	Hydraulic Cylinder, Bore 3.5", Rod 1.75", Stroke 200mm	2
2	GA3500147	Hydraulic adaptor, Nipple, 9/16" JIC male x 3/4" UN male O-ring	4
3	GA0500074	Bolt, 1 1/4" x 7" UNC, ZP, Gr8	2
4	GA0500072	Washer, 1 1/4", ZP	4
5	GA0500071	Nut, 1 1/4", Nyloc, ZP, UNC	2

^ See Chapter 18 'Hydraulics' for sub-assembly

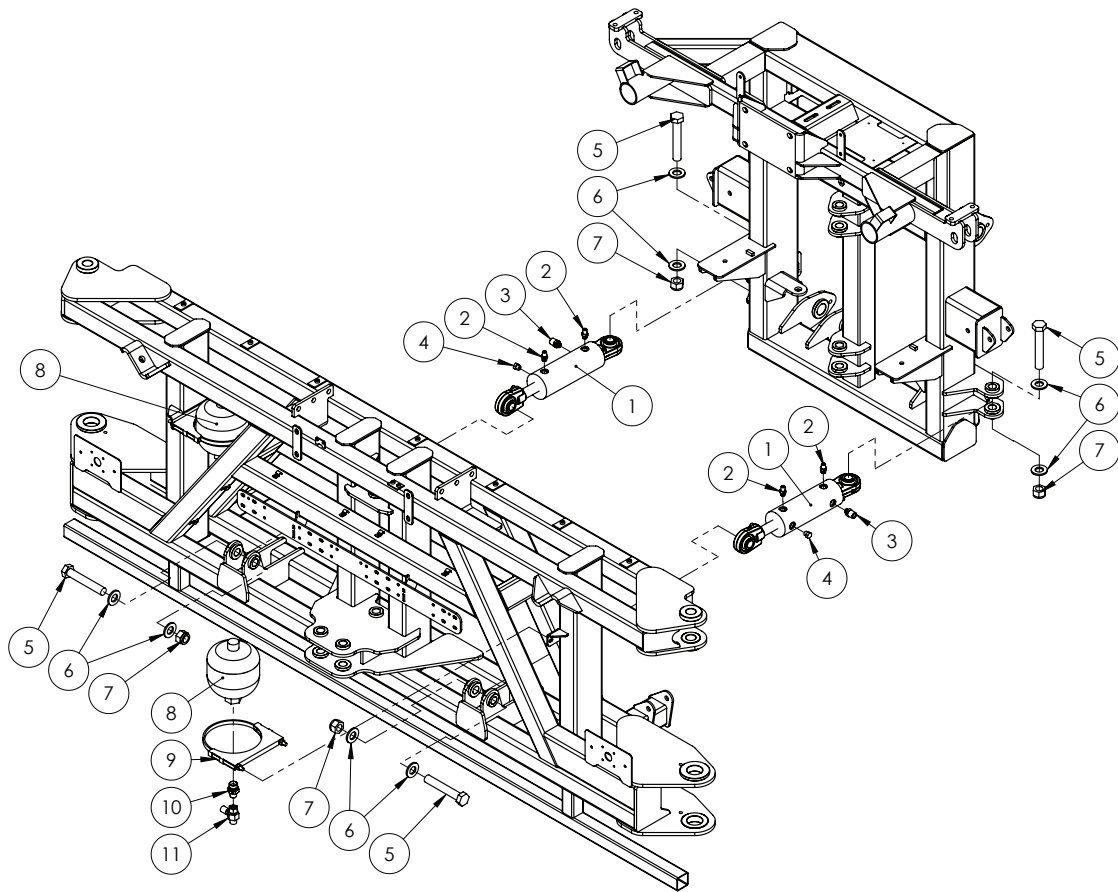
## 48m - Boom Centre - Delta Links



ITEM NO.	PART NUMBER	DESCRIPTION	QTY.
1	GA4600630	Paralift Rear, 48m Boom	1
2	GA4600600	Centre Section, 48m Boom	1
3	GA4600605	Delta Link Mount, Centre Section, 48m Boom	2
4	GA4656260	Adjuster bolt, Delta link hanger	4
5	GA4656240	Delta link, Long	2
6	GA4550495	Pin, Delta Link Centre Section Mount, 1" OD x 120mm Long	2
7	GA5001009	Washer 16mm Flat ZP HD	12
8	GA5001029	Nut M16 Nyloc ZP	6
9	GA5003687	SHCS M16 x 55 GR12.9 ZP	6
10	GA5017681	Washer 1" x 2" 7g Flat Thin SS	20
11	GA5012439	Nut 1" UNC Nyloc ZP	8
12	GA4683145	Bolt 1" UNC x 6" cut down from 7"	6
13	GA0500027	Set Screw, 1" x 2 1/2" UNF 12 TPI, ZP	2
14	GA5000577	Washer 12mm Flat SS HD	4
15	GA5012461	Nut M12 Nyloc ZP	4
16	GA5000559	Nut M12 Hex ZP	4
17	*	Delta Link	2

\* Sub-assembly on following pages

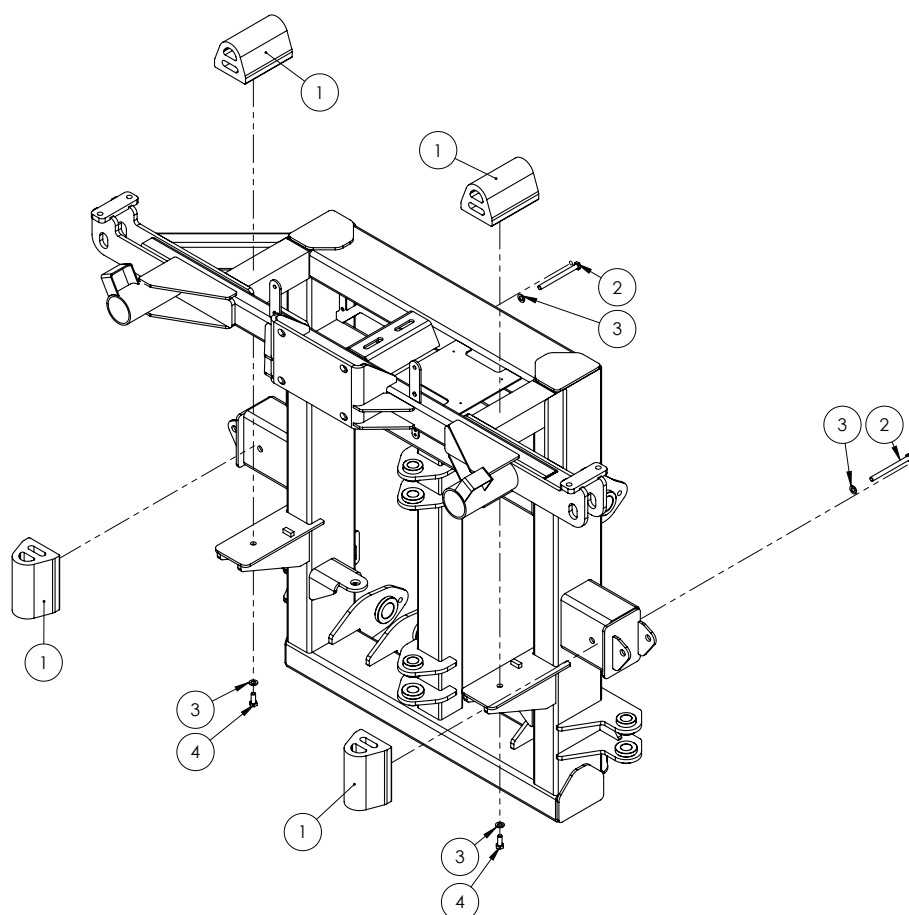
## 48m - Boom Centre - Yaw



ITEM NO.	PART NUMBER	DESCRIPTION	QTY.
1	GA5060818^	Hydraulic Cylinder, Bore 3", Rod 1.25", Stroke 117.5mm	2
2	GA3500358	Hydraulic adaptor, Nipple, 1/4" BSPT male x 9/16" UN male O-ring	4
3	GA3500362	Hydraulic adaptor, Nipple, 1/2" BSPT male x 9/16" UN male O-ring	2
4	GA3500380	Hydraulic adaptor, Plug, 9/16" UN male O-ring	2
5	GA4683145	Bolt 1" UNC x 6" cut down from 7"	4
6	GA5017681	Washer 1" x 2" 7g Flat Thin SS	8
7	GA5012439	Nut 1" UNC Nyloc ZP	4
8	GA3500021	Accumulator, Hydraulic, 2L, 90 Bar pre charge, suit 42m yaw	2
9	GA5070025	Clamp Exhaust 7"	2
10	GA3500312	Hydraulic adaptor, Nipple, 1/2" BSPT male x 3/4" BSPP male	2
11	GA3500198	Hydraulic adaptor, Inline test point, 1/2" BSPP female swivel x 1/2" BSPT male x M16 x 2.0 test port	2

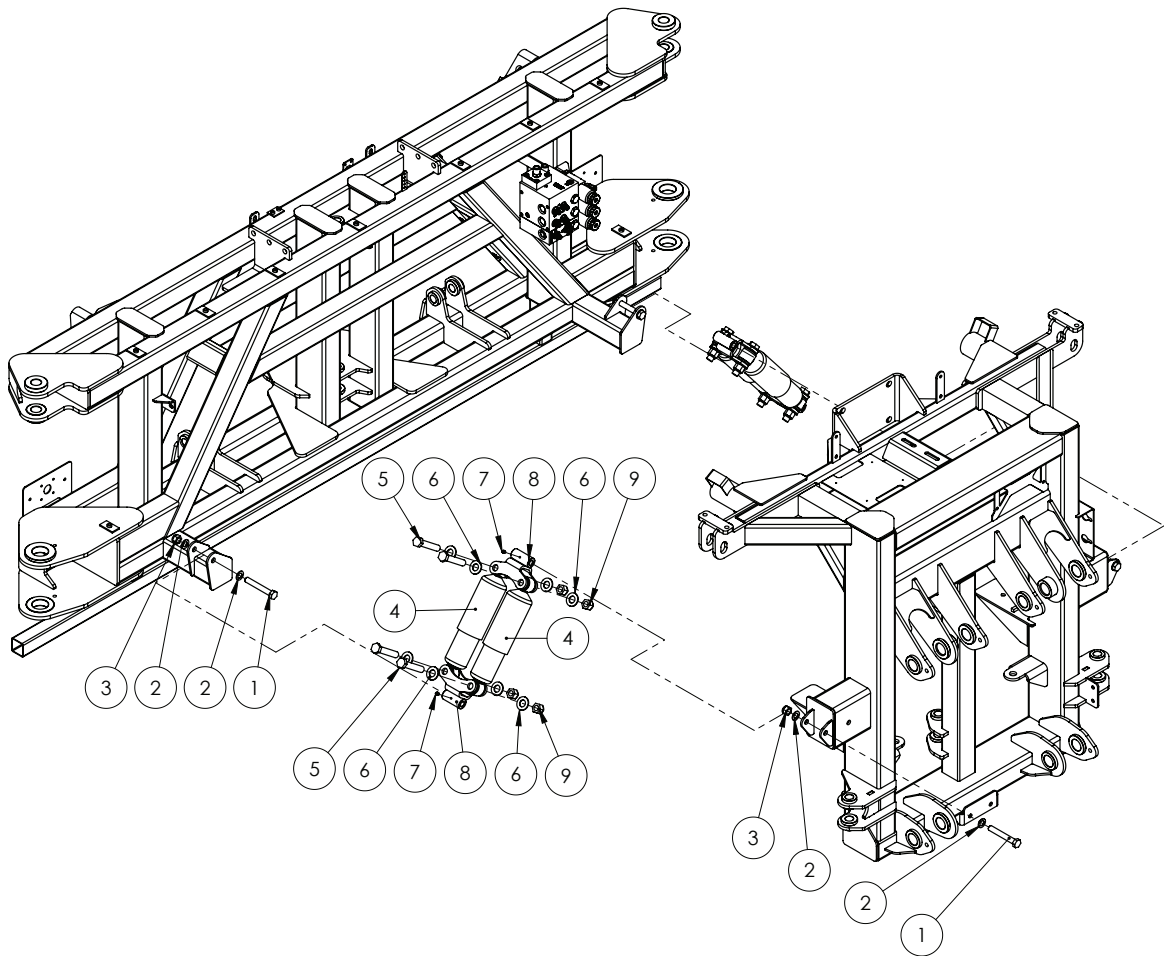
^ See Chapter 18 'Hydraulics' for sub-assembly

## 48m - Boom Centre - Bump Stops



ITEM NO.	PART NUMBER	DESCRIPTION	QTY.
1	GA5075240	Bump Stop Rubber with threaded insert	4
2	GA5011143	Bolt M10 x 120 GR8.8 ZP	2
3	GA5000117	Washer 10mm Flat SS HD	4
4	GA5006161	Bolt M10 x 25 GR8.8 ZP	2

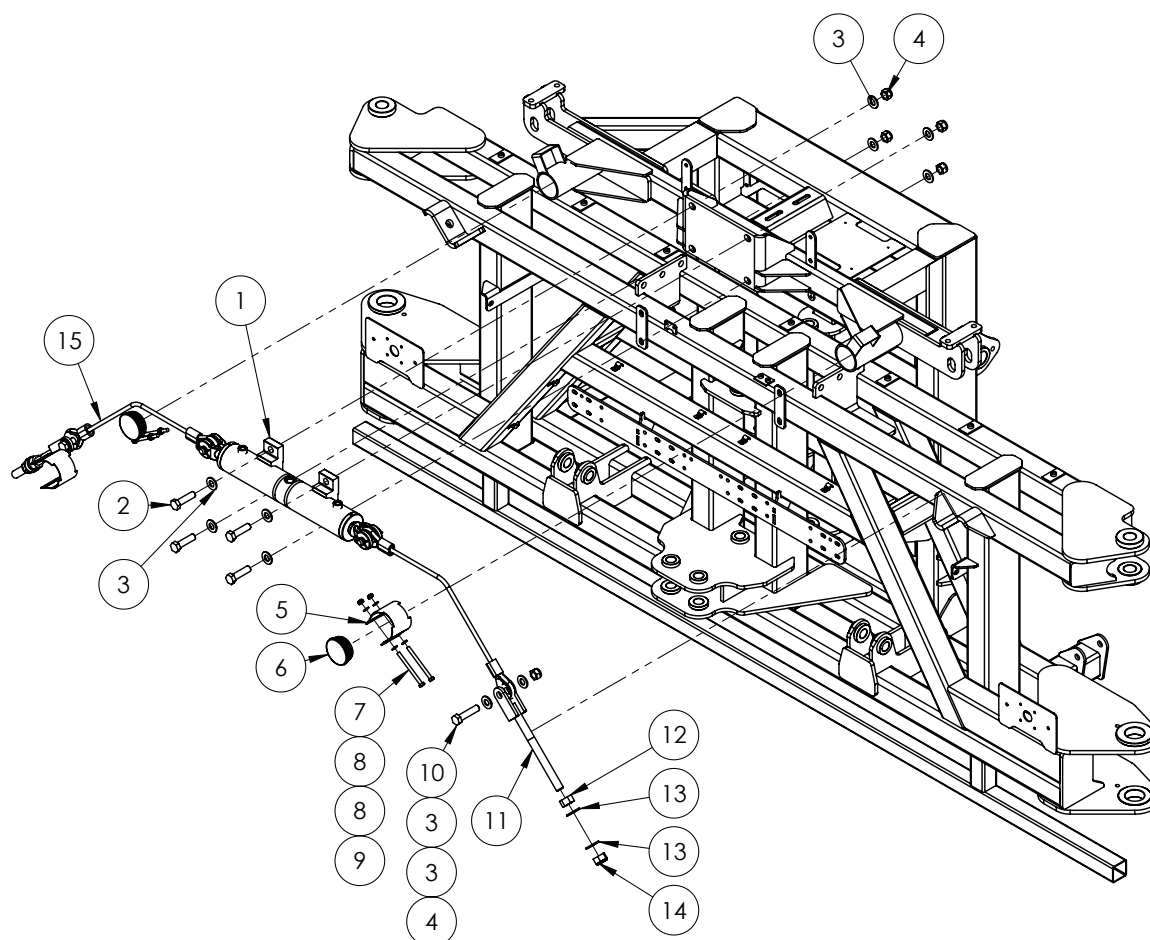
## 48m - Boom Centre - Roll Shockers



ITEM NO.	PART NUMBER	DESCRIPTION	QTY.
1	GA5000855	Bolt M16 x 110 GR8.8 ZP	4
2	GA5001055	Washer 16mm Flat SS	8
3	GA5001029	Nut M16 Nyloc ZP	4
4	GA5015139	Shock Absorber, Double eye, 19mm eye, 82mm OD, Black	4
5	GA5049490	Bolt 3/4" UNC x 4" GR8 ZP	8
6	GA5001045	Washer 3/4" Flat ZP	16
7	GA5012203	Grease nipple, Short, 1/4" UNF	4
8	GA4659360	Mounting bracket, Dual roll shock absorber, Tri Tech centre	4
9	GA5048430	Nut 3/4" UNC Nyloc ZP	8



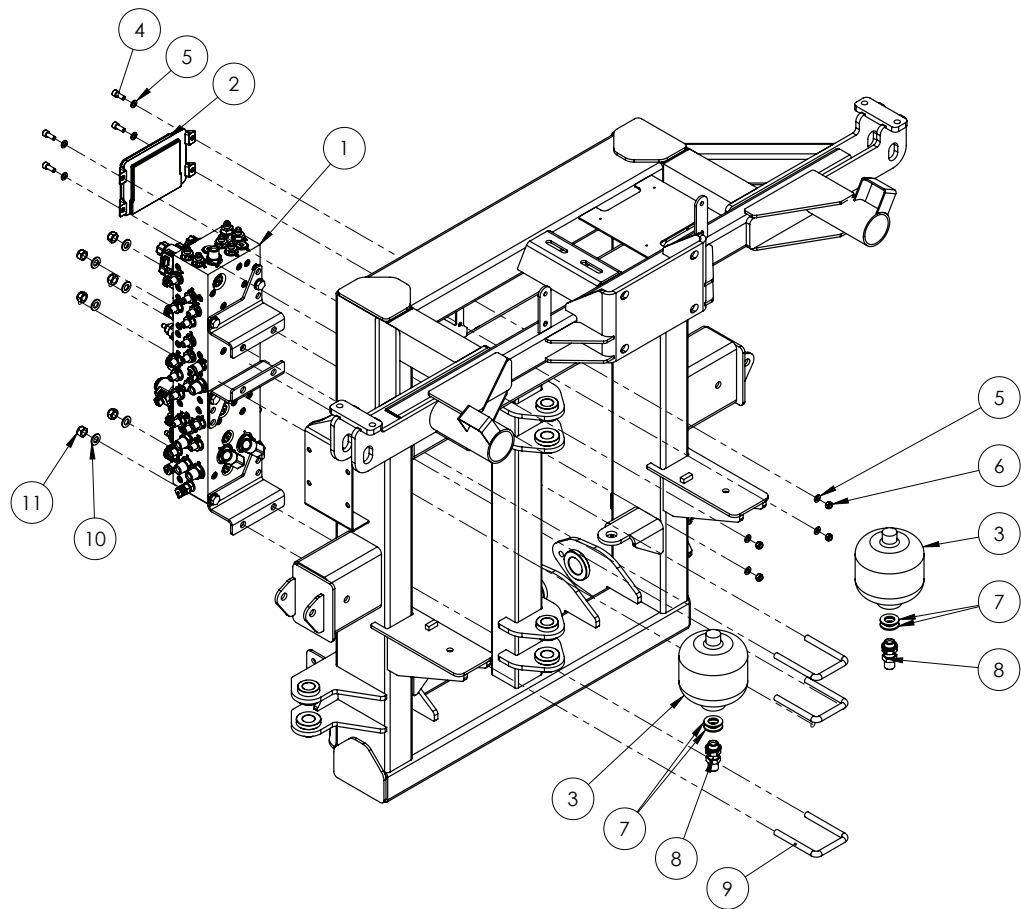
## 48m - Boom Centre - Level



ITEM NO.	PART NUMBER	DESCRIPTION	QTY.
1	GA3500477^	Hydraulic Cylinder, Bore 2.5", Rod 1", Stroke 110mm, Back to Back	1
2	GA5000941	Bolt M16 x 60 GR8.8 ZP	4
3	GA5001009	Washer 16mm Flat ZP HD	12
4	GA5001029	Nut M16 Nyloc ZP	6
5	GA4506750	Wear Strip SS for Centre Leveling Cables	2
6	GA5050355	End cap, Plastic, Black, Insert, Round. 76.2mm, 3.2 - 5.0mm wall	2
7	GA5022480	Bolt M8 x 100 SS A2-70	4
8	GA5003643	Washer 8mm Flat SS HD	8
9	GA5052590	Nut M8 Nyloc SS	4
10	GA5000949	Bolt M16 x 70 GR8.8 ZP	2
11	GA5020320	Cable Adjuster, threaded, M20	2
12	GA5001709	Nut M20 Coarse ZP	2
13	GA5001741	Washer 20mm Flat SS HD	4
14	GA5048125	Nut M20 Nyloc Coarse ZP	2
15	GA4908675	Cable, Centre Level Lock, Assembly, 48m Boom	2

^ See Chapter 18 'Hydraulics' for sub-assembly

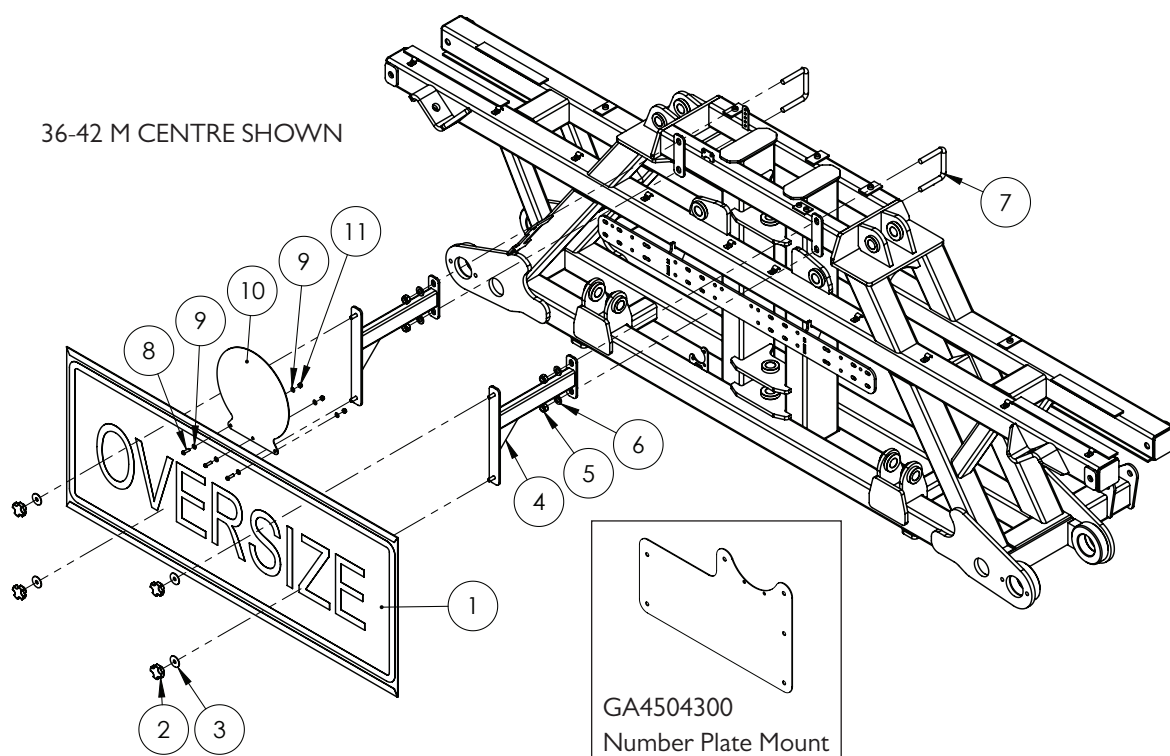
## 48m - Boom Centre - Hydraulic Control Manifold



ITEM NO.	PART NUMBER	DESCRIPTION	QTY.
1	^	Hydraulic Control Manifold Assembly, 48m Boom	1
2	GA3000216	PLC, Programmable Logic Controller, suit 48m Boom, Hydac TTControl, HY-TTC 60	1
3	GA5007787	Accumulator, Hydraulic, 1L, precharged to 70 bar	2
4	GA5004707	SHCS M8 x 20 GR12.9 ZP	4
5	GA5003643	Washer 8mm Flat SS HD	8
6	GA5004917	Nut M8 Nyloc ZP	4
7	GA5001741	Washer 20mm Flat SS HD	4
8	GA599-603	Hydraulic adaptor, Bulkhead nipple, 1/2" BSP male x 1/2" BSP male	2
9	GA5011259	U Bolt Square top M12 x 76mm x 110mm	3
10	GA5000577	Washer 12mm Flat SS HD	6
11	GA5012461	Nut M12 Nyloc ZP	6

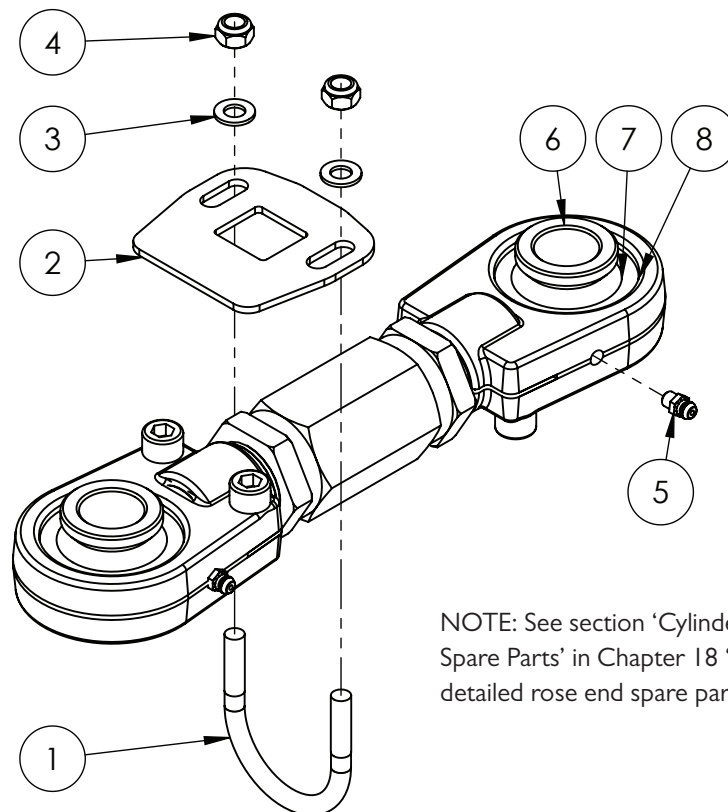
^ See Chapter 18 'Hydraulics' for sub-assembly

## Oversize Sign Mount - 36-48m



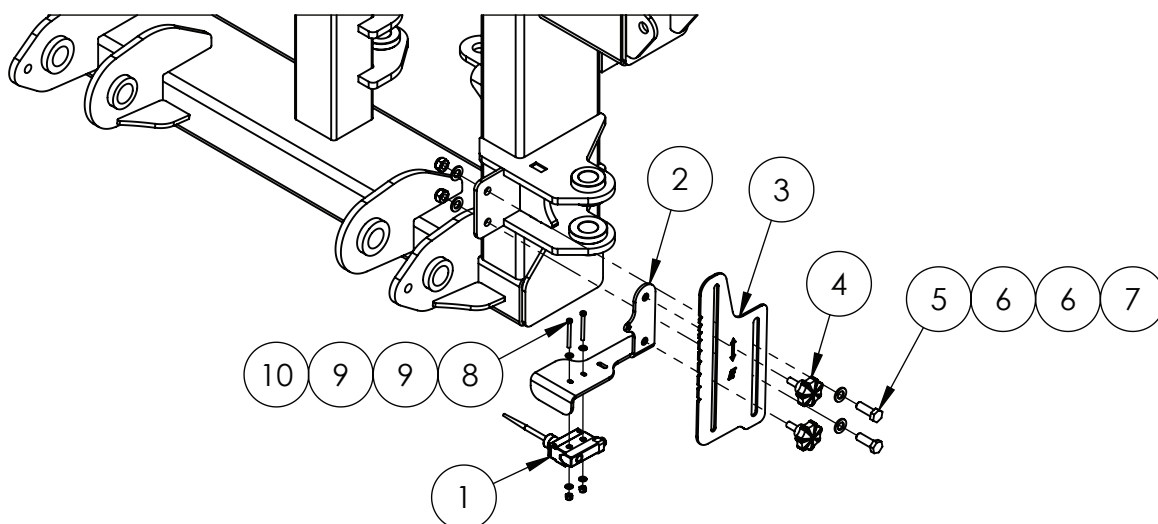
ITEM NO.	PART NUMBER	DESCRIPTION	QTY.
1	GA5009613	Oversize sign, Yellow, Reflective with folded edges	1
2	GA5069875	Knob, Star grip nut M8 x 40 diameter	4
3	GA5003645	Washer 5/16 ID x 1 1/4 OD Flat SS	4
4	GA4658150	Bracket, Oversize sign mount arm, Bolt on	2
5	GA5012461	Nut M12 Nyloc ZP	4
6	GA5000577	Washer 12mm Flat SS HD	4
7	GA5075160	U bolt, Square top M12 x 76 x 80	2
8	GA5004053	BHCS M6 x 20 SS A2-70	3
9	GA5004437	Washer 6mm Flat SS	6
10	F70906A	Plate, Maximum road Speed warning sticker	1
11	GA5004429	Nut M6 Nyloc SS	3

## Delta Link - 36-48m



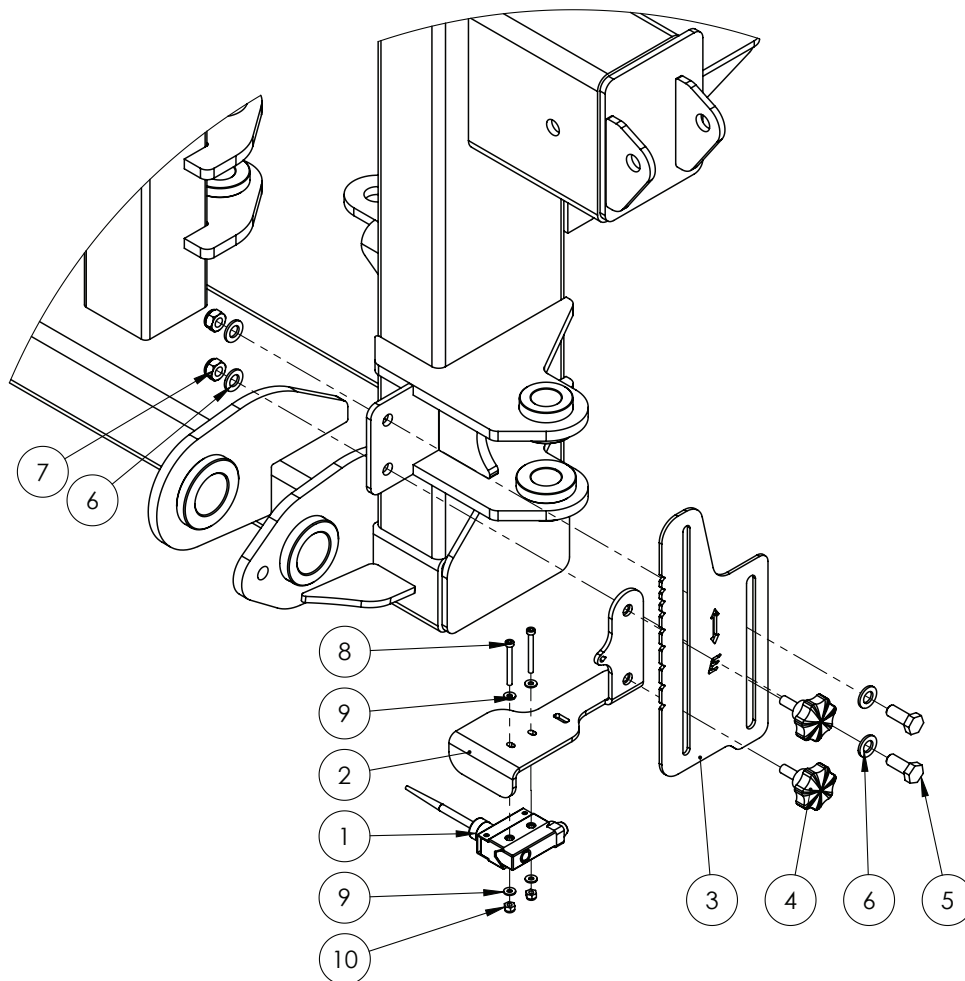
ITEM NO.	PART NUMBER	DESCRIPTION	QTY.
-	DELTA-LINKSA	Delta link, short, heavy duty, adjustable - Locking plate not included	-
1	GA4524140	Locking plate, suit adjustable delta link SS	1
2	GA5018245	U bolt, Round top, M8 x 50 x 60mm	1
3	GA5052590	Nut M8 Nyloc SS	2
4	GA5003643	Washer 8mm Flat SS HD	2
5	GA5012203	Grease nipple, Short, 1/4" UNF	2
6	GA5021925	Small bearing bush, Suit screw on rose end	4
7	GA5067605	Bearing, suit screw on rose end	2
8	GA5067610	Circlip, suit bearing screw on rose end	2

## Lower Limit Switch - 36-42m



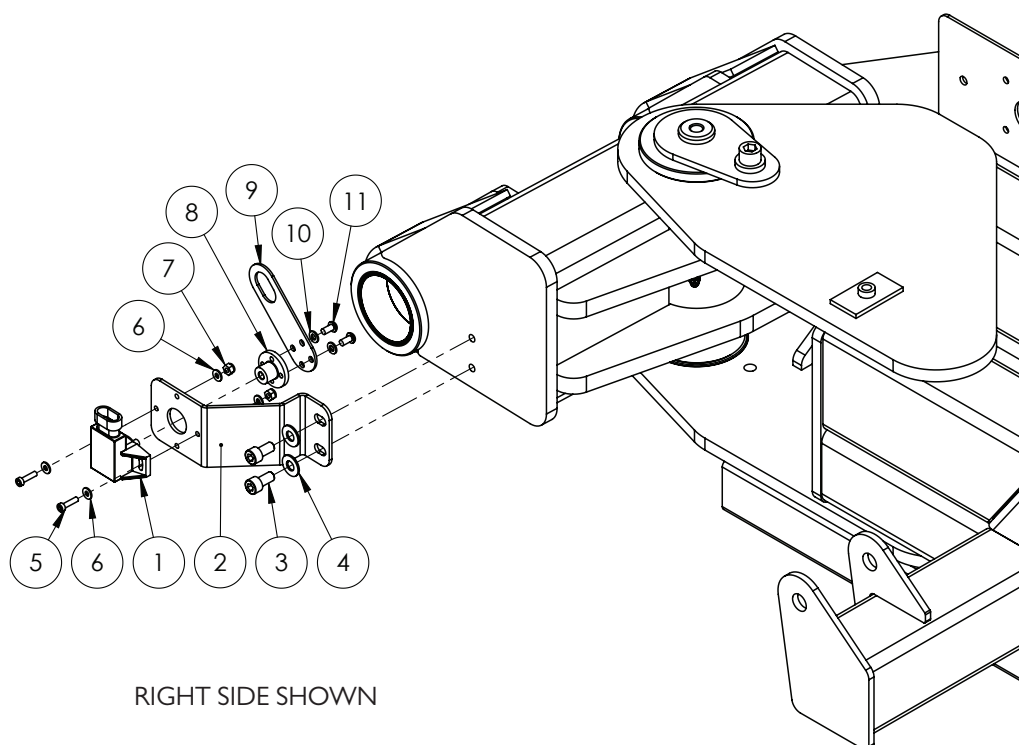
ITEM NO.	PART NUMBER	DESCRIPTION	QTY.
1	GA5012129	Limit switch, Flexible arm, Micro, IP65, 10 Amp	1
2	GA4654161	Bracket mount Paralift Switch	1
3	GA4523965	Boom Height Adjustment Bracket	1
4	GA5067080	Knob Bolt M8 x 20	2
5	GA5065455	Bolt M10 x 30 GR8.8 ZP	2
6	GA5000117	Washer 10mm Flat SS HD	4
7	GA5051445	Nut M10 Nyloc SS	2
8	GA5049800	SHCS M4 x 40 GR12.9 ZP	2
9	GA5011361	Washer 4mm Flat SS	4
10	GA5049025	Nut M4 Nyloc SS	2

## Lower Limit Switch - 48m



ITEM NO.	PART NUMBER	DESCRIPTION	QTY.
1	GA5012129	Limit switch, Flexible arm, Micro, IP65, 10 Amp	1
2	GA4654161	Bracket mount Paralift Switch	1
3	GA4523965	Boom Height Adjustment Bracket	1
4	GA5067080	Knob Bolt M8 x 20	2
5	GA5006161	Bolt M10 x 25 GR8.8 ZP	2
6	GA5000117	Washer 10mm Flat SS HD	4
7	GA5051445	Nut M10 Nyloc SS	2
8	GA5049800	SHCS M4 x 40 GR12.9 ZP	2
9	GA5020510	Washer 4mm Flat SS	4
10	GA5049025	Nut M4 Nyloc SS	2

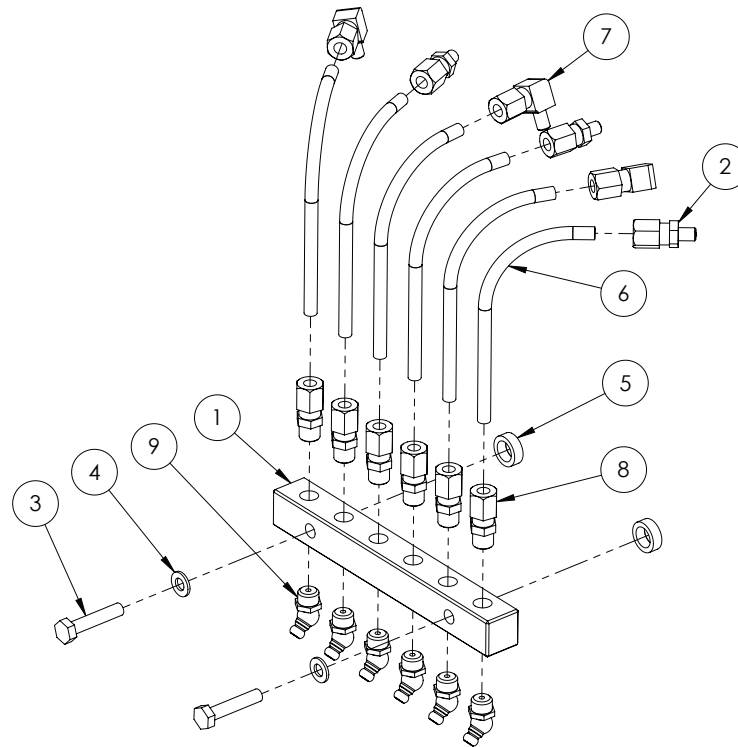
## Tilt Sensor - 48m



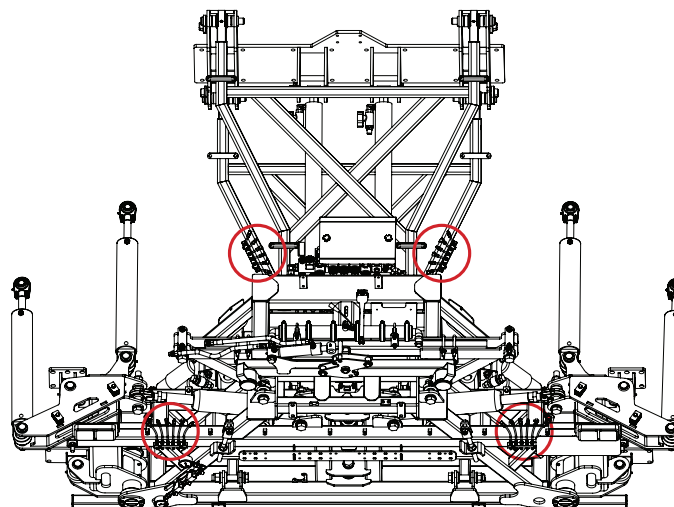
# Quantities shown are per side.

ITEM NO.	PART NUMBER	DESCRIPTION	QTY.
1	GA5069455	Potentiometer, 60 degree, Elobau, GATMC	1
2	GA4403655	Plate, Bracket, Tilt Sensor, 48m Boom	1
3	GA5050690	SHCS M8 x 16 GR12.9 ZP	2
4	GA5003643	Washer 8mm Flat SS HD	2
5	GA5011363	M4 x 16 SHCS	2
6	GA5020510	Washer 4mm Flat SS	4
7	GA5049025	Nut M4 Nyloc SS	2
8	GA4552855	Bush-Tilt sensor switch	1
	GA5069970	M5 Grub screw x 5mm long SS	1
9	GA4403660	Plate, Guide, Tilt Sensor, 48m Boom	1
10	GA5003983	Washer 5mm Flat SS	2
11	-	BHCS M5 x 10	2

## Manual Grease Station



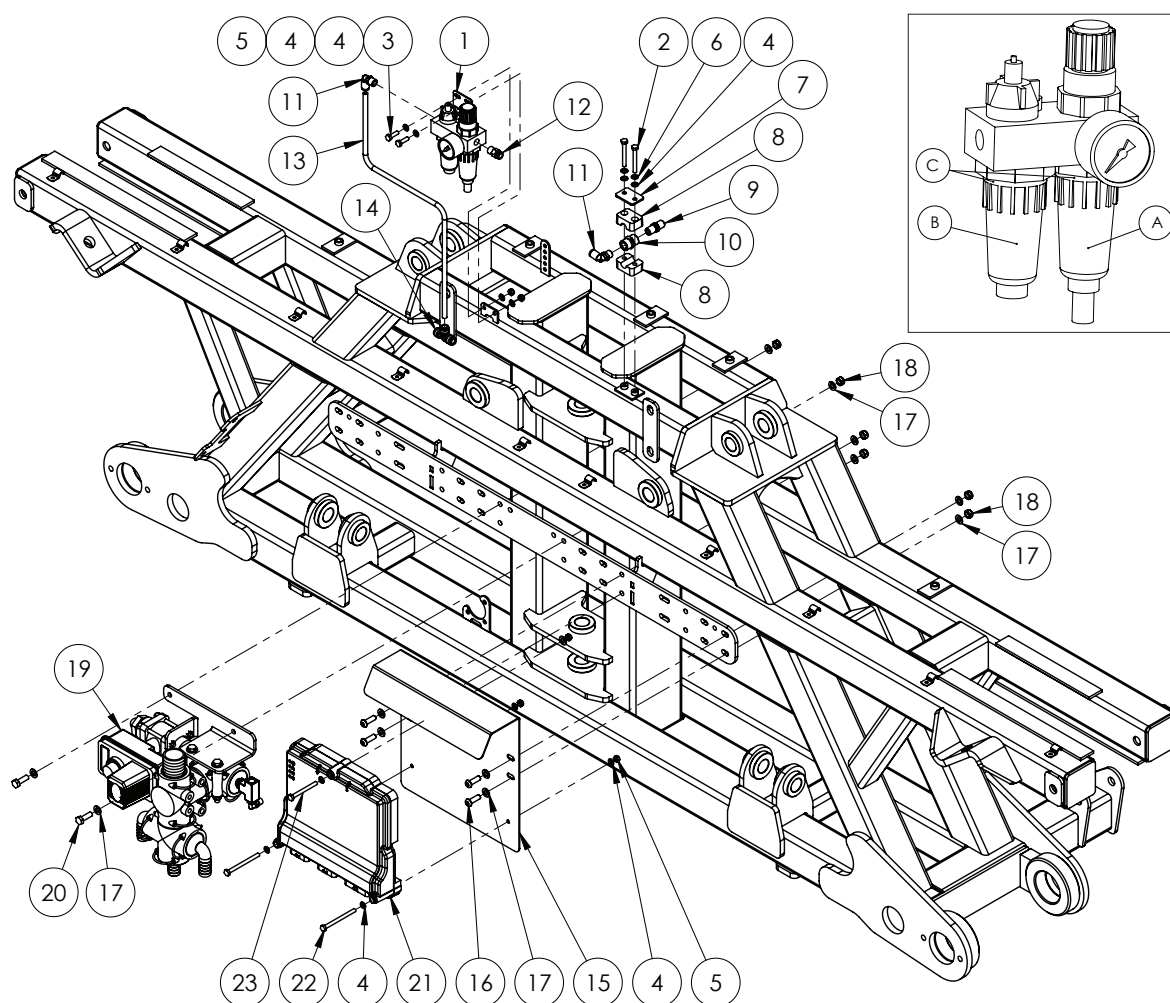
ITEM NO.	PART NUMBER	DESCRIPTION	QTY.
1	GA5070000	Grease Fitting Header Block	1
2	GA5069985	Grease fitting, Line connector, Straight 6mm	3
3	GA5004079	Set Screw M6 x 30 ZP GR8.8	2
4	GA5004437	Washer 6mm Flat SS	2
5	GA4552080	Crush tube, 10.2 ID x 15 OD x 5mm long	2
6	GA5070005	Grease line 6mm pre filled	6
7	GA5069995	Grease fitting, Elbow 90 degree, Line connector 6mm	3
8	GA5055225	Pneumatic fitting, Straight adaptor, 1/8" BSP male thread x Nut retainer suit 6mm tube	6
9	GA5055125	Grease Nipple 45 degree 1/8" gas thread ZP	6



MANUAL GREASE STATION LOCATIONS



## RapidFire Components - 36-48m



36-42 M CENTRE SHOWN

ITEM NO.	PART NUMBER	DESCRIPTION	QTY.
A	GA5054620	Bowl, suit air dryer / oiler GA5068806	1
B	GA5054625	Bowl Lubricator, suit air dryer / oiler GA5068806	1
C	GA5071805	O-Ring Seal, 33x2mm, Suits GA5068806 Pneumatic Air Line Oiler Reservoir	-
1	GA5068806	Pneumatic, air, Mini Filter Oiler and Regulator, 1/4" BSP	1
2	GA5004091	Bolt M6 x 50 GR8.8 ZP	2
3	GA5004065	Bolt M6 x 20 GR8.8 ZP	2
4	GA5004437	Washer 6mm Flat SS	11
5	GA5048115	Nut M6 Nyloc ZP	5
6	GA5004447	Washer 6mm Spring SS	2
7	GA5078068	Mounting clamp, Single type, Plate, Top, Group 2	1
8	GA5078058	Mounting clamp, Single type, Jaw, Pair, Group 3, 14mm	2

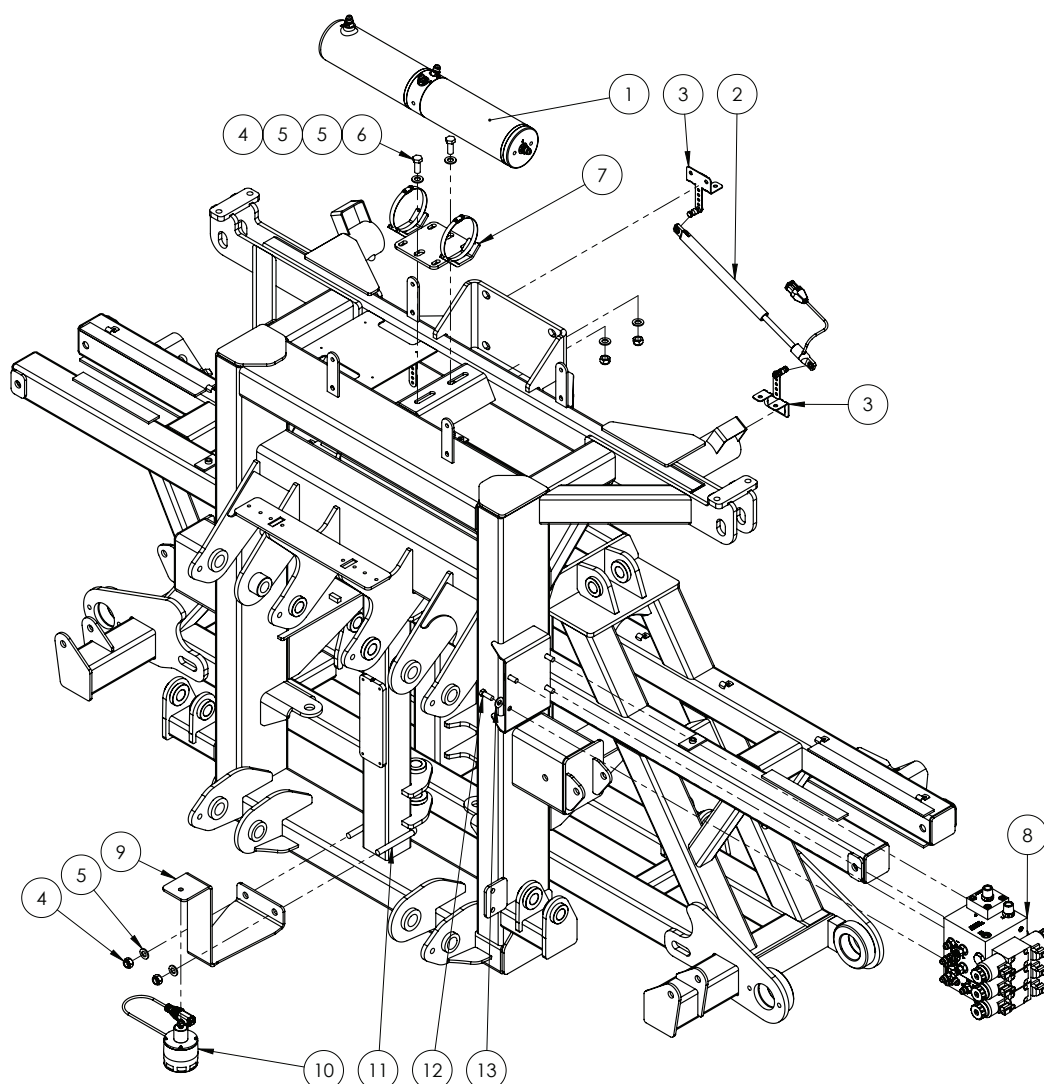
Continued over page

## RapidFire Components - 36-48m

ITEM NO.	PART NUMBER	DESCRIPTION	QTY.
9	GA3500218	Hydraulic adaptor, Nipple, 1/4" BSPT male x 1/4" BSPT male	1
10	GA3500211	Hydraulic adaptor, Socket, 1/4" BSPT female x 1/4" BSPT female	1
11	GA5052690	Pneumatic fitting, Elbow, 90 degree, 1/4 BSP male x 8mm push type, Metal	2
12	GA5052695	Straight Adaptor, Push in, 8mm x 1/4" BSP	1
13	GA5004382	Tube, Nylon, 8mm, Black	1
14	GA5067010	Equal Tee push in 8mm	1
15	GA4404570	Plate, Mount, RCM Node	1
16	GA5011473	BHCS M8 x 25 SS A2-70	4
17	GA5003643	Washer 8mm Flat SS HD	13
18	GA5052590	Nut M8 Nyloc SS	6
19	*	Flow Distributer & Boom Recirculation Valve Assembly 36-42 m & 48 m	1
20	GA5004711	Bolt M8 x 25 GR8.8 ZP	2
21	GA3000202	ISO Node, Rate control module, RCM, Goldacres, Raven	1
22	GA5011437	Bolt M6 x 75 ZP GR8.8	2
23	GA5004097	Bolt M6 x 60 GR8.8 ZP	1

\* See Chapter 19 'Plumbing' for sub-assembly.

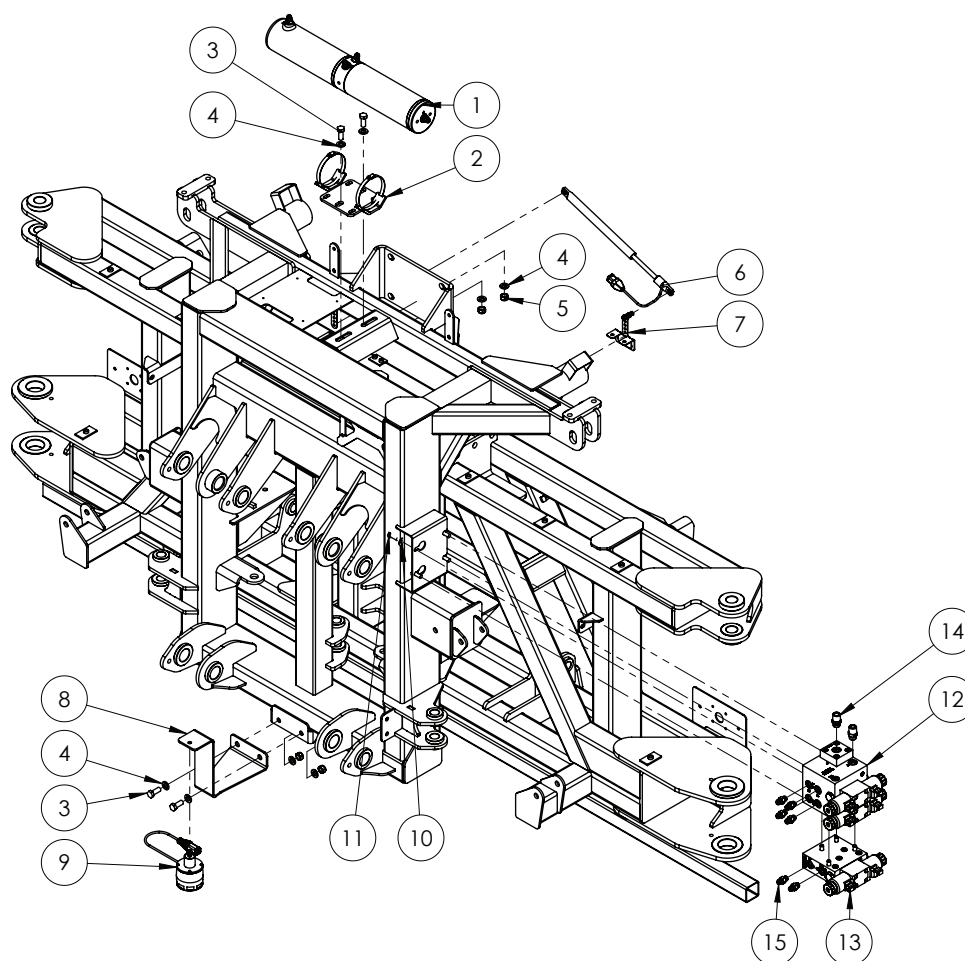
## Norac System - 36-42m



ITEM NO.	PART NUMBER	DESCRIPTION	QTY.
1	GA3500136	Hydraulic cylinder, Wing roll with position sensor, Norac	1
	GA3500146	Hydraulic adaptor, Nipple, 9/16" JIC male x 9/16" UN male O-ring	4
2	GA3000127	Sensor, Linear position NF, UC5, Norac	1
3	GA5075480	Bracket, Linear position sensor mount (one bracket is welded)	1
4	GA5012461	Nut M12 Nyloc ZP	4
5	GA5000577	Washer 12mm Flat SS HD	6
6	GA5000305	Set Screw M12 x 30 GR8.8 ZP	2
7	GA5075495	Mounting bracket suit 2017 on AWR Cylinder, with clamps, Black	1
8	^	Norac Valve Block	1
9	GA4510595	Plate, Mount, Norac Ultrasonic Sensor, Centre Section	1
10	GA3000128	Ultrasonic sensor, UC5	1
11	GA5011259	U Bolt Square top M12 x 76mm x 110mm	1
12	GA5002601	Bolt 3/8" UNC x 1" GR8 ZP Yellow	4
13	GA5017623	Washer 3/8" Flat ZP HD	4

^ See Chapter 18 'Hydraulics' for sub-assembly.

## Norac System - 48m



ITEM NO.	PART NUMBER	DESCRIPTION	QTY.
1	GA3500136	Hydraulic cylinder, Wing roll with position sensor, Norac	1
	GA3500146	Hydraulic adaptor, Nipple, 9/16" JIC male x 9/16" UN male O-ring	4
2	GA5075495	Mounting bracket suit 2017 on AWR Cylinder, with clamps, Black	1
3	GA5000305	Set Screw M12 x 30 GR8.8 ZP	2
4	GA5000577	Washer 12mm Flat SS HD	6
5	GA5012461	Nut M12 Nyloc ZP	2
6	GA3000127	Sensor, Linear position NF, UC5, Norac	1
7	GA5075480	Bracket, Linear position sensor mount, Norac	1
8	GA4510595	Plate, Mount, Norac Ultrasonic Sensor, Centre Section	1
9	GA3000128	Ultrasonic sensor, UC5, Norac	1
10	GA5017623	Washer 3/8" Flat ZP HD	4
11	GA5002601	Bolt 3/8" UNC x 1" GR8 ZP Yellow	4
12	GA3500164	Valve block, 2 station assembly, Closed centre, Load sense, DT 4 Bolt, Norac	1
13	GA3500139	Valve block, expansion assembly, DPOC PROP DT 4 bolt, Norac	1
14	GA3500363	Hydraulic adaptor, Nipple, 1/2" BSPT male x 3/4" UNO male O-ring	2
15	GA3500146	Hydraulic adaptor, Nipple, 9/16" JIC male x 9/16" UN male O-ring	6

^ See Chapter 18 'Hydraulics' for sub-assembly.

## Norac Spare Parts List

ITEM NO.	PART NUMBER	DESCRIPTION
1	GA3000110	Console, UC5 Pulse, Display panel, screen, Norac
2	GA3000111	Controller module, UC5 Input pass through, Norac
3	GA3000112	Controller module, UC5 Valve, Norac
4	GA3000113	Controller module, UC5, CAN Bus, Norac
5	GA3000114	Electrical Harness, UC5 Battery feed fused, Norac
6	GA3000115	Electrical Harness, UC5 Main CAN Interface, ISO bus 4 pin DT
7	GA3000116	Electrical Harness, UC5 Network, 1M, 14 AWG, Norac
8	GA3000117	Electrical Harness, UC5 Network, 10M, 14 AWG, Norac
9	GA3000118	Electrical Harness, UC5 Network, 10M, 18 AWG, Norac
10	GA3000119	Electrical Harness, UC5 Network, 20M, 18 AWG, Norac
11	GA3000120	Electrical Harness, UC5 Valve 2 pin DT, Norac
12	GA3000121	Electrical Harness, UC5, Main Interface Goldacres, Norac
13	GA3000122	Electrical Harness, UC5, Tilt Interface Goldacres, Norac
14	GA3000123	Network Coupler, UC5, 2 way, Black, Norac
15	GA3000124	Network Coupler, UC5, 2 way, white, terminator, Norac
16	GA3000125	Network Coupler, UC5, 3 way, Norac
17	GA3000126	Network Coupler, UC5, 8 way, Norac
18	GA3000127	Sensor, Linear position NF, UC5, Norac
19	GA3000128	Ultrasonic sensor, UC5, Norac
20	GA3000129	Connector, Plug, UC5 Network, 6 Pin, Norac
21	GA3000130	Connector, Plug, UC5 Network, 2 Pin, Norac
22	GA3000131	Connector, Plug, UC5 Network, 12 Pin, Norac
23	GA3500136	Hydraulic cylinder, Wing roll with position sensor, Norac
24	GA3500137	Hydraulic fitting kit, 12 parts, GNI, Norac
25	GA3500138	Valve block, 2 station assembly, Open centre LS Proportional, DT 4 Bolt, Norac
26	GA3500139	Valve block, expansion assembly, DPOC PROP DT 4 bolt, Norac
27	GA8700392	Manual, Installation UC5 AND UC4.5 Severe terrain option, Norac
28	GA8700393	Manual, Installation, UC5 Goldacres active wing roll upgrade Norac
29	GA8700394	Manual, installation, UC5 Goldacres active wing roll, Norac
30	GA8700395	Manual, installation, UC5 Goldacres passive roll, Norac
31	GA8700396	Manual, UC5 operators, Norac
32	GA8700397	Manual, UC5 Pulse display kit Self Propelled, Norac
33	GA5075480	Bracket, Linear position sensor mount, Norac
34	GA5075485	Mounting bracket, main lift sensor UC4 Plus, Norac
35	GA5075490	Mounting bracket, suit ultra sonic sensor, low profile, Norac
36	GA5075495	Spacer, 2" square tubing 8" long, Black, Norac
37	GA4510595	Plate, Mount, Norac Ultrasonic Sensor, Centre Section
38	GA5011259	U Bolt Square top M12 x 76mm x 110mm
39	GA3500363	Hydraulic adapter, Nipple, 1/2" BSPT male x 3/4" UN male O-ring

Continued over page

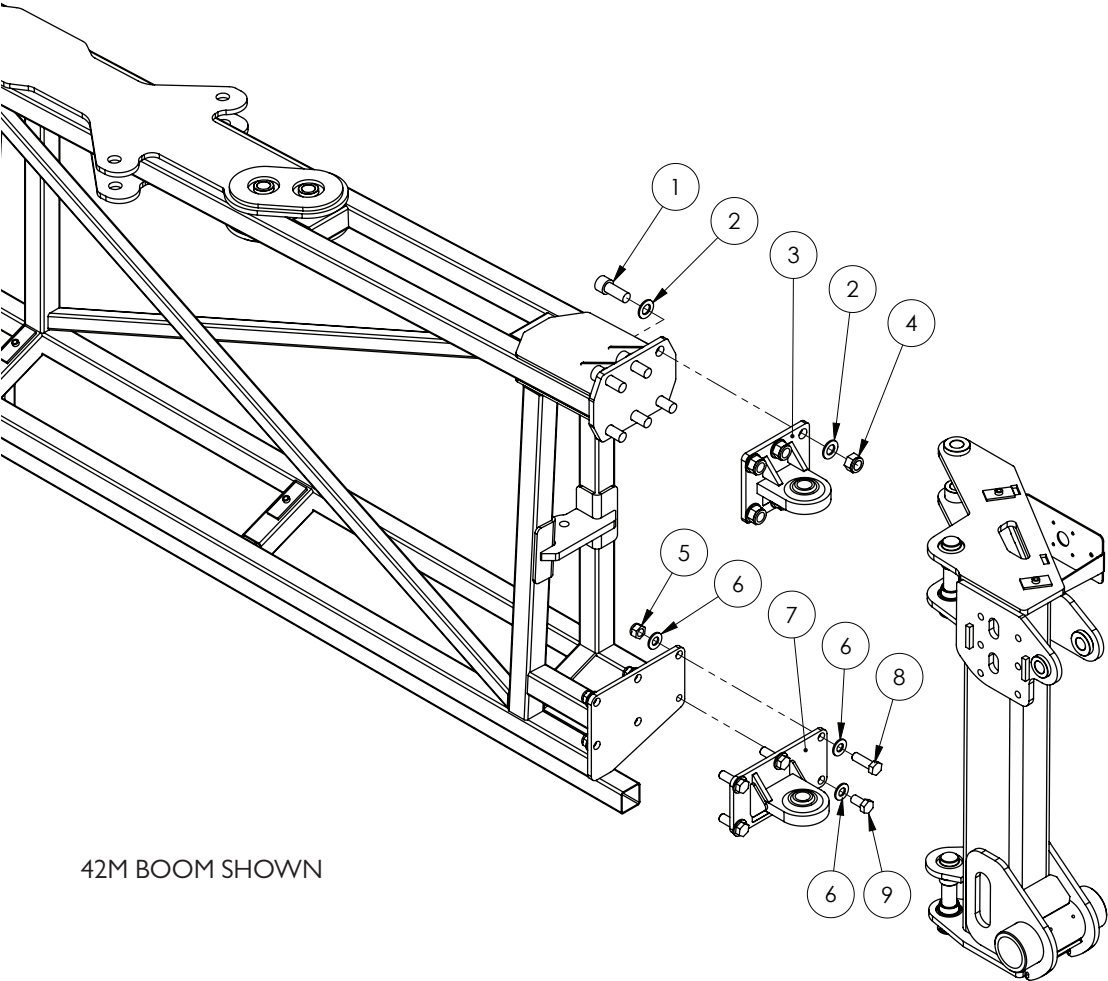
## Norac Spare Parts List

ITEM NO.	PART NUMBER	DESCRIPTION
40	GA3500146	Hydraulic adaptor, Nipple, 9/16" JIC male x 9/16" UN male O-ring
41	GA3500144	Hydraulic adaptor, Tee, 9/16" JIC male x 9/16" JIC male x 9/16" JIC female swivel
42	GA3500145	Hydraulic adaptor, Nipple, 3/8" BSPP male x 9/16" JIC male
43	GA3500147	Hydraulic adaptor, Nipple, 9/16" JIC male x 3/4" UN male O-ring
44	GA3500200	Hydraulic adaptor, Tee, 1/2" BSPT male x 1/2" BSPT male x 1/2" BSPP female swivel

# Chapter 14

## BOOM WINGS

### 36-42m - Boom Pivot



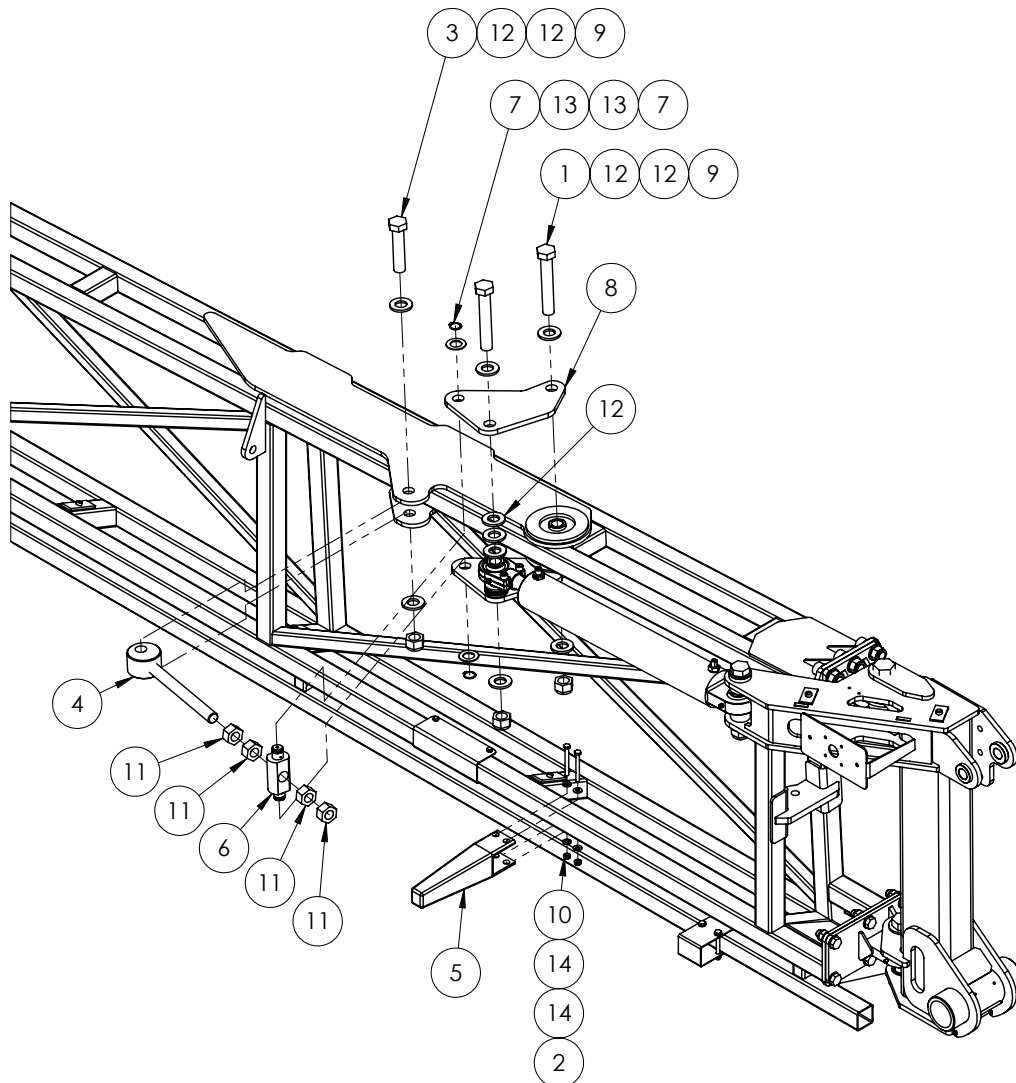
42M BOOM SHOWN

# Quantities shown are per side.

ITEM NO.	PART NUMBER	DESCRIPTION	QTY.
-	GA4537795*	Shim lower rose end, 1mm, 42m Boom	-
1	GA0500028	SHCS, M20 x 50, ZP Gr12.9	6
2	GA5001741	Washer 20mm Flat SS HD	12
3	GA4660915	Top Rose End Large Tritech	1
4	GA5048125	Nut M20 Nyloc Coarse ZP	6
5	GA5001029	Nut M16 Nyloc ZP	5
6	GA5001043	Washer 16mm Flat SS HD	11
7	GA4659220	Bottom Rose End Large Tritech	1
8	GA5000931	Bolt M16 x 50 GR8.8 ZP	5
9	GA5000913	Set Screw M16 x 30 GR8.8 ZP	1

\* NOTE: Quantity will vary depending on adjustments needed.

## 36m - First Stage Fold

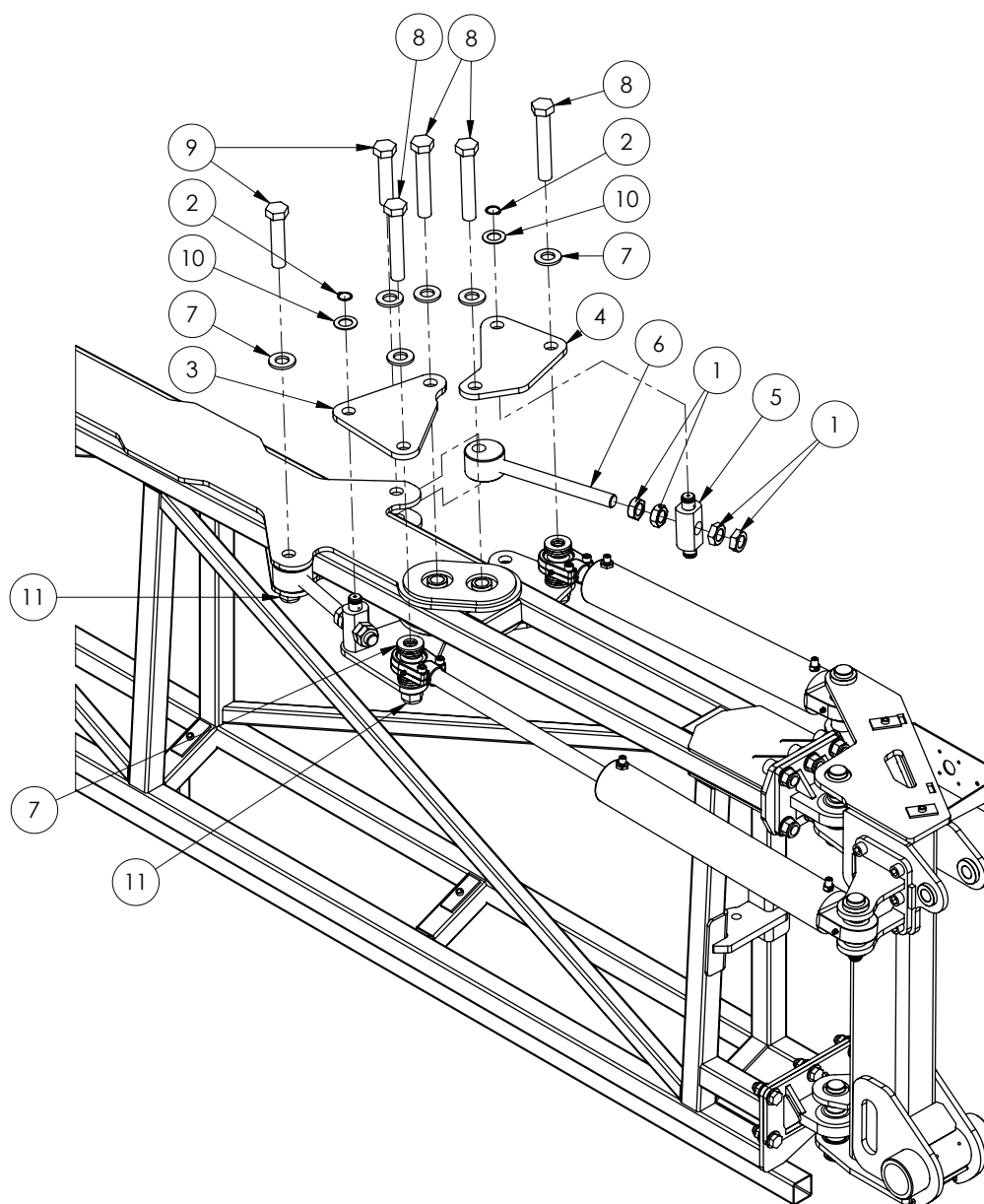


# Quantities shown are per side.

ITEM NO.	PART NUMBER	DESCRIPTION	QTY.
1	GA5006043	Bolt 1 Unf 14 Tpi X 6 Gr8 Zp	2
2	GA5052600	Bolt M8 X 75 Ss A2-70	2
3	GA5006039	Bolt, 1" Unf, 14 Tpi X 4 1/2", Gr8 Zp	1
4	GA5070775	Boom Fold Adjuster Eyelet Bolt, Hd	1
5	GA5006226	Boom Stopper, Rubber, 210mm Bumper, Suits 50 X 50mm Rhs	1
6	24MK4DB006	Bush / Pin, Fold Ram Adjuster Nut And Bolt Retainer	1
7	GA5008519	Circlip, External, 25mm	2
8	GA4506970	Fold Adjuster Plate Rear 42m Dual Fold Cylinder	2
9	GA5012445	Nut 1" Unf 14 Tpi Nyloc Zp	2
10	GA5052590	Nut M8 Nyloc Ss	2
11	GA5010991	Nut, 1" Unf, 12 Tpi, Zp	4
12	GA5017659	Washer 1 Flat Zp Hd (5mm Thick)	13
13	GA5001893	Washer 1 X 1 7/8 X 14g	2
14	GA5003643	Washer 8mm Flat Ss Hd	4



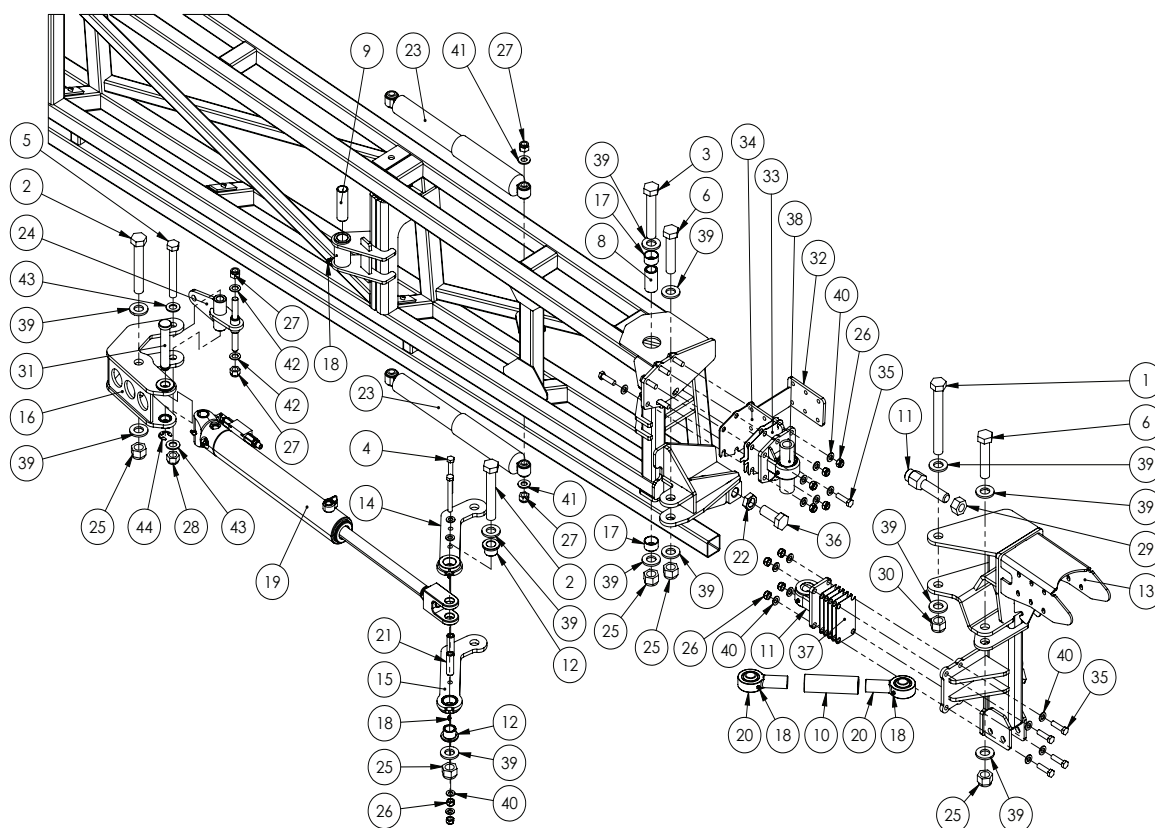
## 42m - First Stage Fold



# Quantities shown are per side.

ITEM NO.	PART NUMBER	DESCRIPTION	QTY.
1	GA0500048	Lock Nut, 1" UNF 12 TPI, ZP	8
2	GA5008519	Circlip external 25mm	4
3	GA4506965	Fold Adjuster Plate Front 42m Dual Fold Cylinder	2
4	GA4506970	Fold Adjuster Plate Rear 42m Dual Fold Cylinder	2
5	24mk4DB006	Bush / pin, Fold ram adjuster nut and bolt retainer	2
6	GA5070775	Boom fold adjuster HD	2
7	GA5017659	Washer 1" Flat ZP HD (5mm thick)	26
8	GA5006043	Bolt 1" UNF 12 TPI x 8" GR8 ZP	4
9	GA5006039	Bolt 1" UNF 14 TPI x 4 1/2" GR8 ZP	2
10	GA5001893	Washer 24mm X 2mm Thick Flat ZP	4
11	GA5012446	Nut 1" UNF 12 TPI Nyloc ZP	6

## 36-42m - Second Stage Fold



# Quantities shown are per side.

ITEM NO.	PART NUMBER	DESCRIPTION	QTY.
1	GA5006151	Bolt 1" UNF 12TPI x 8" GR8 ZP	1
2	GA5006043	Bolt 1 UNF 14 TPI x 6 GR8 ZP	2
3	GA5006041	Bolt 1" UNF 14TPI x 5 1/2" GR8 ZP	1
4	GA5000259	Bolt M12 x 100 GR8.8 ZP	2
5	GA5001531	Bolt M20 x 150 GR8.8 ZP	1
6	GA5006039	Bolt 1" UNF 14TPI x 4 1/2" GR8 ZP	2
7	GA4572495	Bolt, 1" UNF, 12 TPI, Boom drum stopper	1
8	GA4550210	Bush, Fold Link Boom End	1
9	GA4550220	Bush, Fold Link Centre Pivot	1
10	GA4550230	Bush, Rose End Link, 1 1/4"UNF, 150mm Long, Trittech Boom 2015	1
11	GA4932343	Cable drum Bearing pivot kit, lower, Suit Trittech boom	1
12	GA4550205	Flange Bush, Rod End Pivot	2
13	GA4610025	Fold Hinge, RH, TriTech Boom	1
14	GA4601005	Fold Link, Top, Rod End	1
15	GA4601010	Fold Link, Bottom, Rod End	1
16	GA4601015	Fold Link, Main Mount	1
17	GA5055650	Glacier Bush, ID 35 x OD 39 x 20 long	2
18	GA5012203	Grease Nipple, Short, 1/4 UNF, MACH0207	7
19	GA4907625	Hydraulic Cylinder Sub Assembly, Second Stage Fold, LH, Trittech, 2016	1

Continued over page

## 36-42m - Second Stage Fold

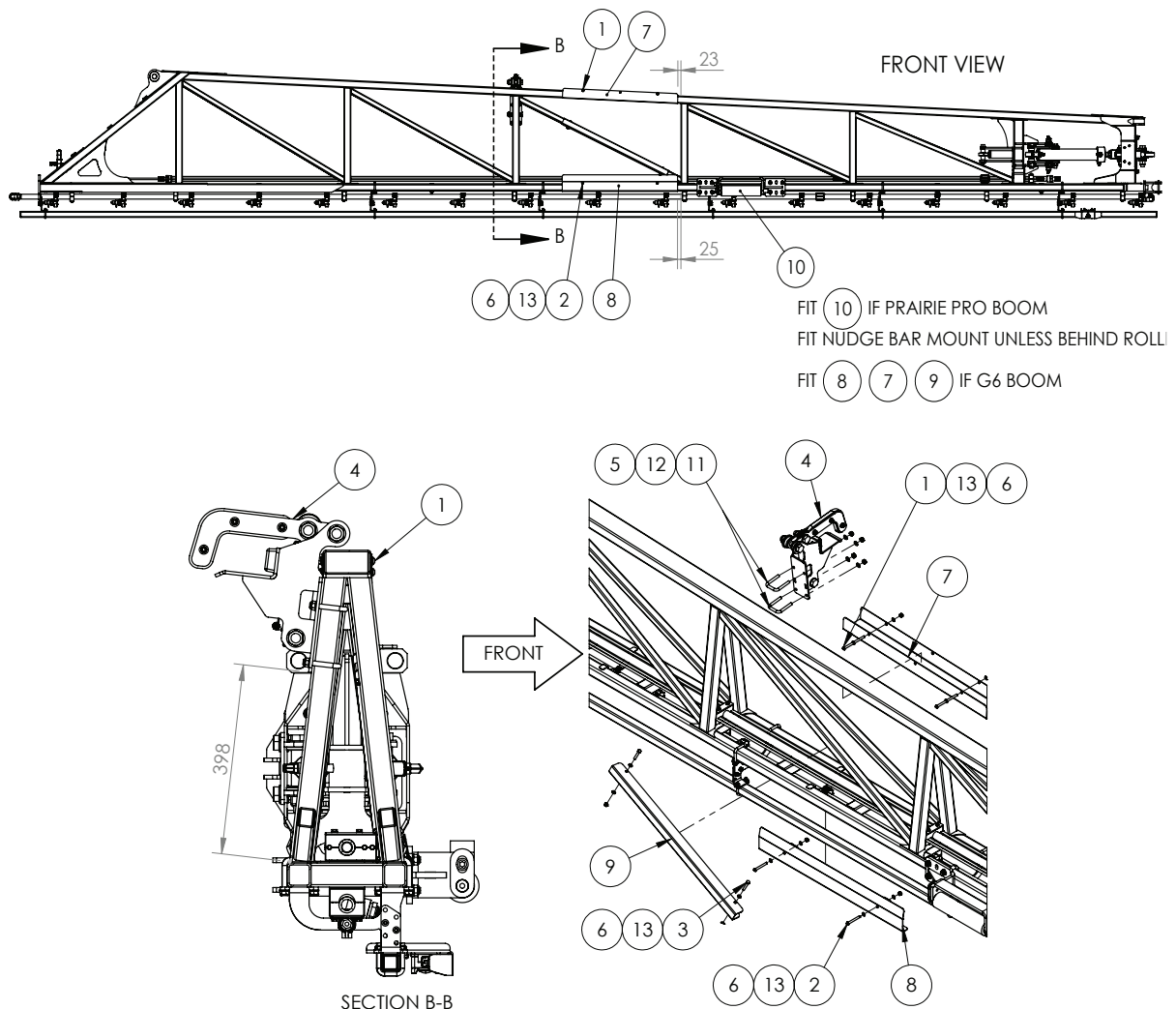
ITEM NO.	PART NUMBER	DESCRIPTION	QTY.
20	GA5070530	Rose End 1 x 1 1/4 male UNF thread BB074-VM16	2
21	GA4550215	Link Spacer	2
22	GA0500048	Lock Nut, 1" UNF 12 TPI, ZP	1
23	GA5075115	Shock absorber, Heavy duty, Eye ends 15 ID, Suit Tri Tech spring yaw	2
24	GA4601020	Spring, Shocker Mount Pivot	1
25	GA5012445	Nut 1" Nyloc UNF 14 ZP	5
26	GA5012461	Nut M12 Nyloc ZP	12
27	GA5001029	Nut M16 Nyloc ZP	4
28	GA5048125	Nut M20 Nyloc ZP	1
29	GA5010991	Nut 1" Hex UNF 12 TPI ZP	1
30	GA5012446	Nut 1" Nyloc UNF 12 ZP	1
31	GA4572200	Pin, 1" diameter x 132.4 mm long, With shoulder and circlip groove, Suit centre section fold ram	1
32	GA4404735	Plate, Boom Clamp, Outer Support	2
33	GA4510165	Plate, Shim, Top Second Pivot, Boom, 2015	2
34	GA4510170	Plate, Top Stopper Wear Plate, Boom Hinge, 2015	1
35	GA5000327	Set Screw M12 x 45 GR8.8 ZP	10
36	GA0500027	Set Screw 1" UNF 12TPI x 2 1/2" GR8 ZP	1
37	DB-ADJ-16LAS	Shim, cable drum pivot, SS, 1mm, DB-ADJ-16LAS	5
38	GA4906950	Upper bearing Pivot Kit suit Tritech Drum Hinge 2015	1
39	GA5017659	Washer 1" Flat ZP HT Yellow	12
40	GA5000577	Washer M12 Flat SS HD	24
41	GA5001043	Washer M16 Flat SS HD	2
42	GA5001055	Washer 16mm Flat SS	2
43	GA5001741	Washer M20 Flat SS HD	2
44	GA5001223	Circlip, 19mm, E type, zinc plated	1

\* Sub-assembly on following pages

# Quantities shown are per side.

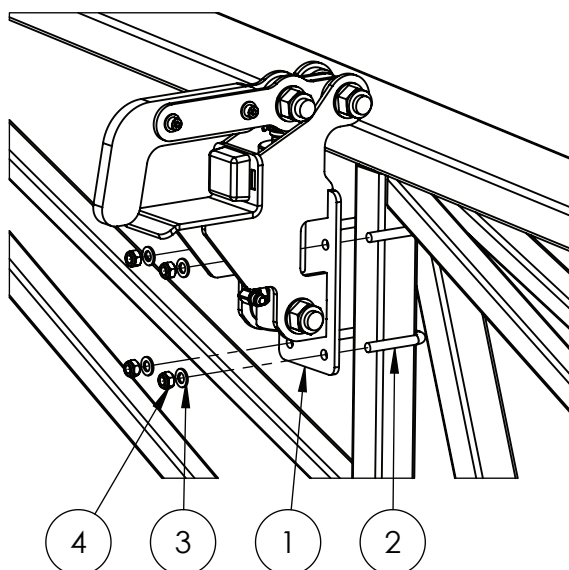
^ See Chapter 18 'Hydraulics' for sub-assembly

## 36-42m - Bi-fold Boom Catch



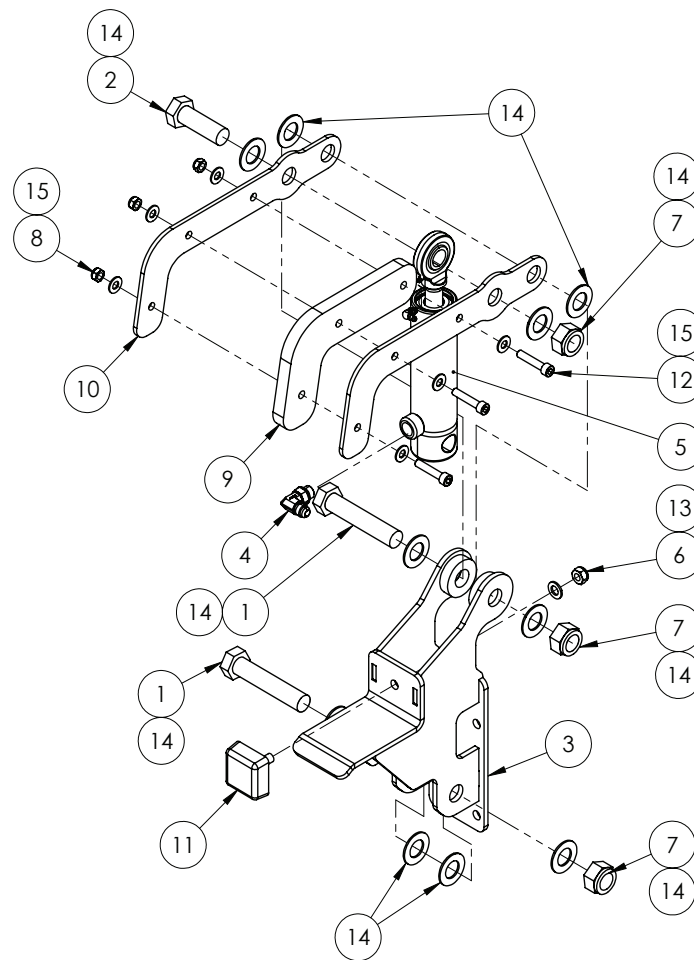
ITEM NO.	PART NUMBER	DESCRIPTION	QTY.
1	GA0500187	BHCS M8 X 120 SS A2-70	2
2	GA5078889	BHCS M8 X 70 SS A2-70	2
3	GA5004727	BOLT M8 X 50 GR8.8 ZP	2
4	GA4949740	BOOM BIFOLD CATCH ASSEMBLY, MY20	1
5	GA5051445	NUT M10 NYLOC SS	4
6	GA5052590	NUT M8 NYLOC SS	6
7	GA4408155	PROTECTOR, BOOM CORD, SUIT 100 X 50, 600mm, SS	1
8	GA4402215	PROTECTOR, BOOM CORD, SUIT 50 X 50, EXTENDED GUIDE, SS	1
9	GA4000242	PROTECTOR, BOOM DIAGONAL BRACE, SUIT 35 X 35, 300mm, SS	1
10	GA4951165	SUB ASSEMBLY, BOOM REST, RIVX ROLLER, PRAIRIE PRO, 2021	1
11	GA5053645	U BOLT SQUARE TOP M10 X 52 X 75	2
12	GA5000117	WASHER 10mm FLAT SS HD	4
13	GA5003643	WASHER 8mm FLAT SS HD	12

## 36-42m - Bi-fold Boom Catch Bracket & Mounting



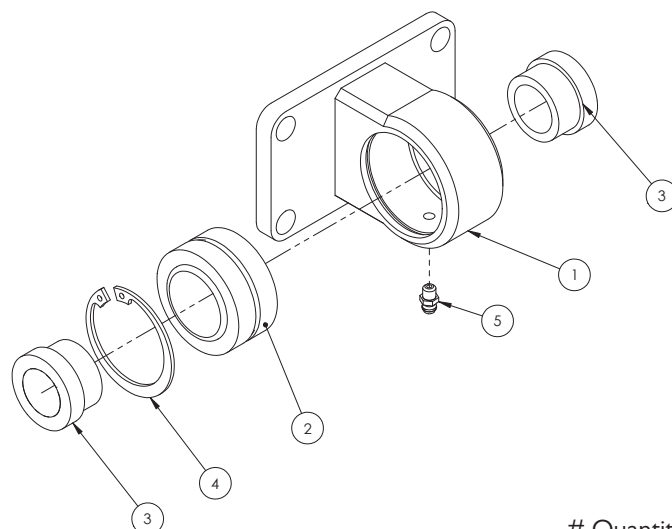
ITEM NO.	PART NUMBER	DESCRIPTION	QTY.
1	GA4602690	Boom Bifold Catch Bracket, My20	1
2	GA5053645	U Bolt Square Top M10 X 52 X 75	2
3	GA5000117	Washer 10mm Flat Ss Hd	4
4	GA5051445	Nut M10 Nyloc Ss	4

## 36-42m - Bi-fold Boom Catch Assembly



ITEM NO.	PART NUMBER	DESCRIPTION	QTY.
1	GA5048355	Bolt M20 X 100 Gr8.8 Zp	2
2	GA5011333	Bolt M20 X 60 Gr8.8 Zp	1
3	GA4602690	Boom Bifold Catch Bracket, My20	1
4	GA3500716	Hydraulic adaptor, Elbow, 90 degree, 9/16" JIC male x 9/16" UN male O-ring, S91-0909	1
5	GA3500480	Hydraulic Cylinder, Bore 1.5", Rod 0.75", Stroke 28mm, Displacement, Spring Return	1
6	GA5000141	Nut M10 Nyloc ZP	1
7	GA5048125	Nut M20 Nyloc ZP	3
8	GA5052590	Nut M8 Nyloc SS	1
9	GA5078598	Plastic Boom Bifold Catch Hook, MY20	1
10	GA4403556	Plate, Latch Bracket, Boom Latch, Rivex Boom	2
11	GA5078569	Rubber Buffer, 50 x 50 x 20mm Square, M10 x 28mm Male Thread	1
12	GA5011487	SHCS M8 x 40 GR 12.9 ZP	3
13	GA5000117	Washer M10 Flat SS HD	1
14	GA5001742	Washer M20 Flat SS 2.0mm	10
15	GA5003643	Washer M8 Flat SS HD	6

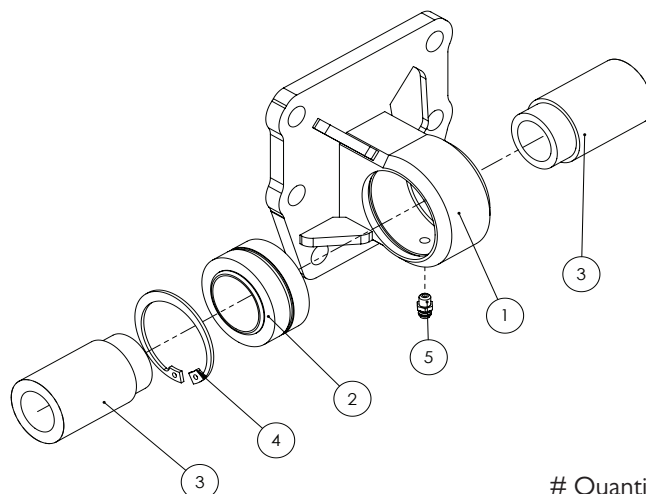
## 36m - Second Stage Fold - Lower Pivot



# Quantities shown are per side.

ITEM NO.	PART NUMBER	DESCRIPTION	QTY.
-	GA4932343	Lower pivot assembly	-
1	GA4656190	Boom hinge bearing Mount 24+	1
2	GA5015659	Bearing, Spherical bush, 35.0mm ID x 55.7mm OD x 30.2mm thick	1
3	DB-ADJ-02	Bush, Short, 40 OD x 25.5 ID x 23.75mm long	2
4	GA5010573	Circlip, Internal, 55mm bore	1
5	GA5012203	Grease nipple, Short, 1/4" UNF	1

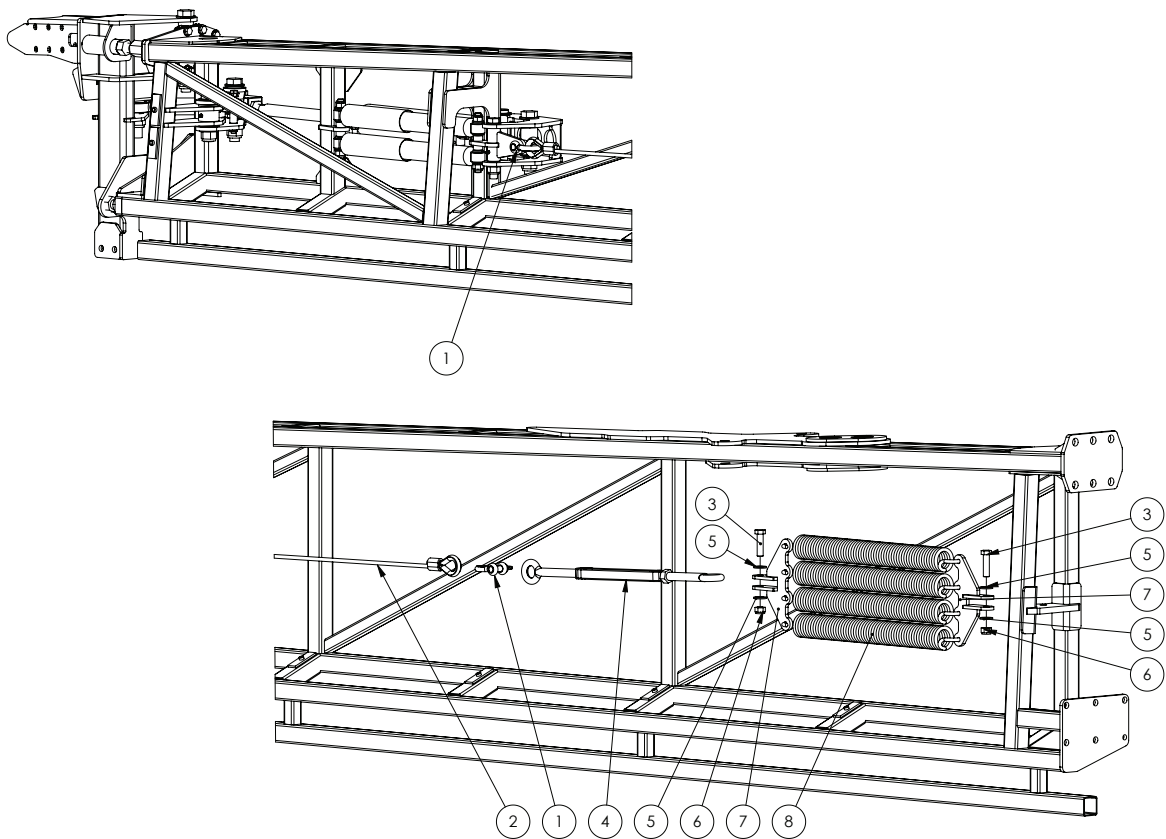
## 36m - Second Stage Fold - Upper Pivot



# Quantities shown are per side.

ITEM NO.	PART NUMBER	DESCRIPTION	QTY.
-	GA4906950	Upper bearing Pivot Kit	-
1	GA4660460	Boom Top Hinge 36m	1
2	GA5015659	Bearing, Spherical bush, 35.0mm ID x 55.7mm OD x 30.2mm thick	1
3	DB-ADJ-13	Bush, Stepped, 25.5mm ID x 40mm OD x 69.75mm long, Used on bearing pivot	2
4	GA5010573	Circlip, Internal, Suit 55mm bore	1
5	GA5012203	Grease nipple, Short, 1/4" UNF	1

# 36-42m - Breakaway Springs



# Quantities shown are per side.

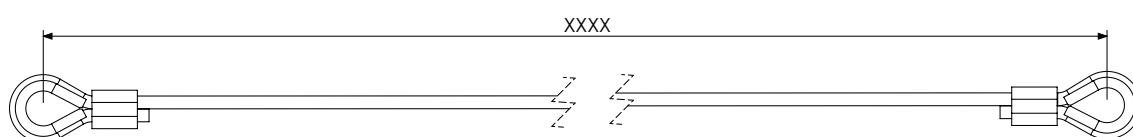
ITEM NO.	PART NUMBER	DESCRIPTION	QTY.
1	GA5075230	Bow Shackle 13mm WLL 3.25T Black	2
2	*	Breakaway cable	1
3	GA5000941	Bolt M16 x 60 GR8.8 ZP	2
4	GA5017061	Turnbuckle, Eye ends, M22 thread & lock nut, Galvanised	1
5	GA5001009	Washer 16mm Flat ZP HD	4
6	GA5001029	Nut M16 Nyloc ZP	2
7	GA4600985	Spring Mount Bracket, V Series Trittech Boom	2
8	GA5072315	Spring, Tension, 65 OD, 57 Turns, 9.5mm Wire, 662mm long, 8.4 N/mm	4

\* Sub-assembly on following pages



## 36-42m - Breakaway Cables

PART NUMBER	DESCRIPTION	QTY.
GA5000073	Cable, 10mm, Solid core, Heavy duty, Galvanised	See below.
	36m Breakaway cable cut length (Eye to eye length 4690 mm)	5   20mm (x2)
	42m Breakaway cable cut length (Eye to eye length 6220mm per side)	6600mm (x2)
GA5000215	Thimble, Cable, suit 11 - 12mm	4
GA5005391	Ferrule, Aluminium, 40 long x 4.5 wall, Code 11	4
GA5001965	Heat Shrink 25.4mm Black x 120mm long	4

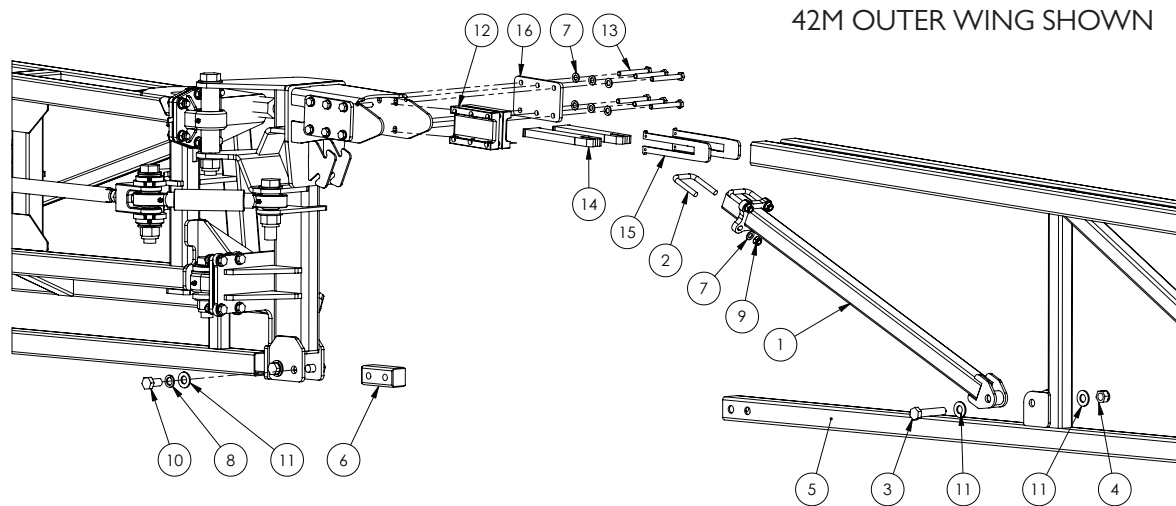


NOTE: Cable cut lengths are 380 mm longer than eye to eye measurement.

### PRE-MADE FORM - SPECIFIC FITMENT

PART NUMBER	DESCRIPTION	QTY.
GA4933630	Cable, Boom, G8 Breakaway, TriTech 36m MY17	2
GA4933635	Cable, Boom, G8 Breakaway, TriTech 42m MY17	2

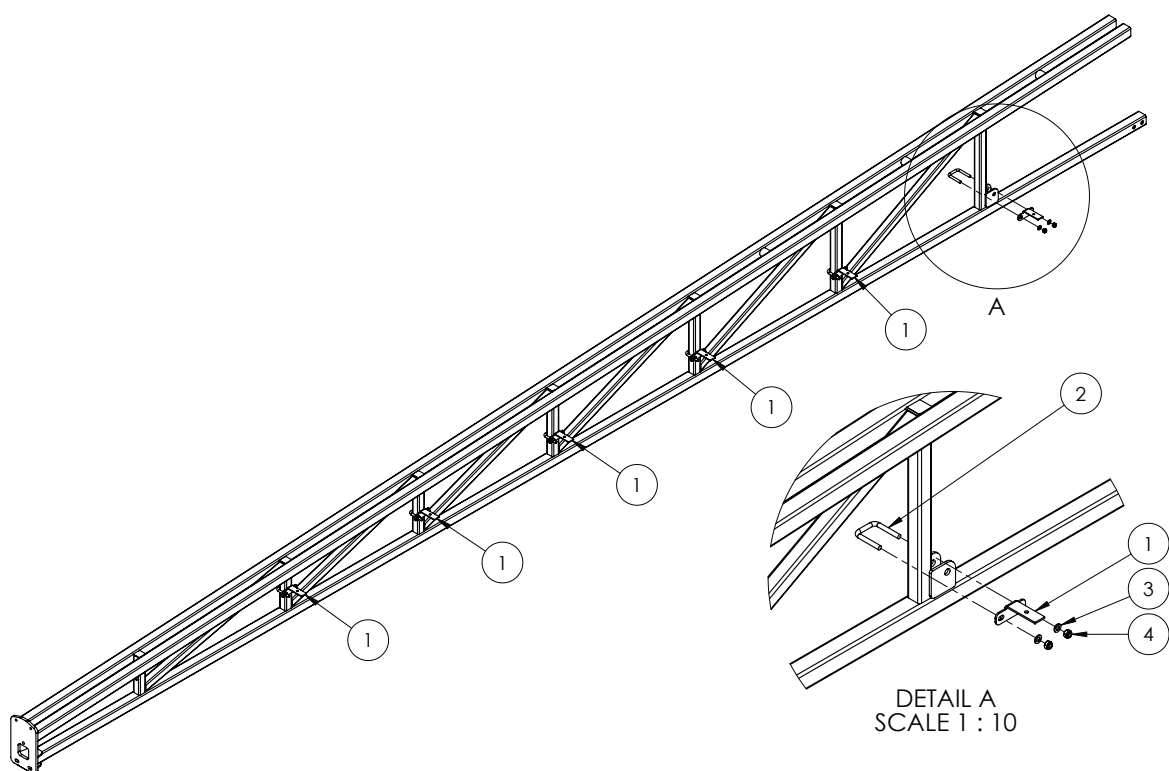
## 36-42m - Aluminium Outer Assembly



# Quantities shown are per side.

ITEM NO.	PART NUMBER	DESCRIPTION	QTY.
1	GA4660750	Brace Bar, Aluminium Boom	1
2	GA5053645	U-bolt Square top M10 x 52 x 75mm	2
3	GA5011307	Bolt M16 x 80 GR8.8 ZP	1
4	GA5001029	M16 Nyloc nut	1
5	GA4660920	Boom Outer 42m Aluminium	1
	GA4660470	Boom Outer 36m Aluminium	1
6	GA4550031	Threaded Steel Insert Block suit 50mm x 50mm x 4mm Aluminium Boom Bottom Chord	1
7	GA5000117	Washer 10mm Flat SS HD	16
8	GA5000961	Washer 16mm Spring ZP	4
9	GA5000141	Nut M10 Nyloc ZP	4
10	GA5000913	Set Screw M16 x 30 GR8.8 ZP	4
11	GA5001043	Washer 16mm Flat SS HD	6
12	GA4550740	Clamp Block, Aluminium Boom Mount	2
13	GA5011182	Bolt M10 x 85 GR8.8 ZP	12
14	GA4403910	Spacer Insert, Aluminium Boom RHS Chord	2
15	GA4403915	Locating Plate, Spacer Insert, Aluminium Boom RHS Chord	2
16	GA4404735	Plate, Boom Clamp, Outer Support	2

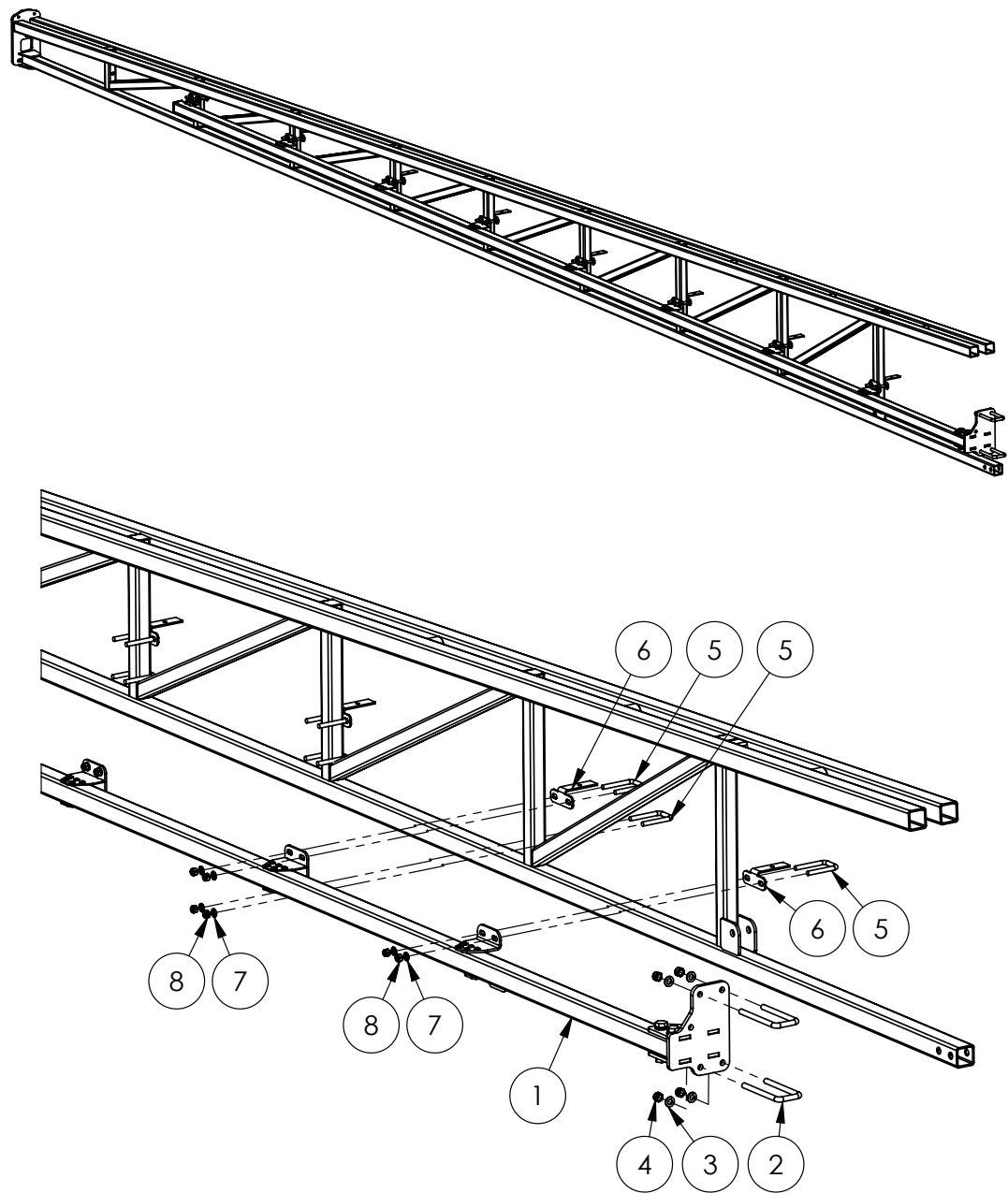
## 36m - Poly Brackets



# Quantities shown are per side.

ITEM NO.	PART NUMBER	DESCRIPTION	QTY.
1	GA4509725	Plate, Boom Line Mount, Outer Boom	6
2	GA5053645	U-Bolt Square top M10 x 52mm x 75mm	6
3	GA5000117	Washer 10mm Flat SS HD	12
4	GA5000141	Nut M10 Nyloc ZP	12

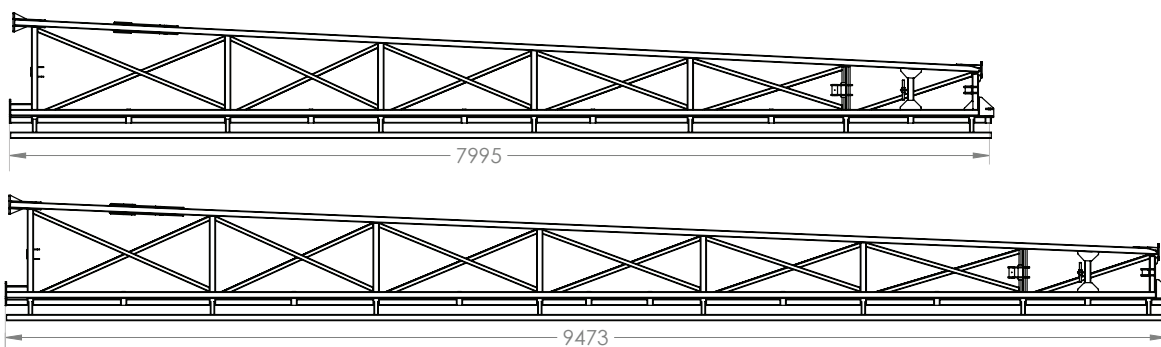
# 42m - Poly Brackets & 4th Chord



# Quantities shown are per side.

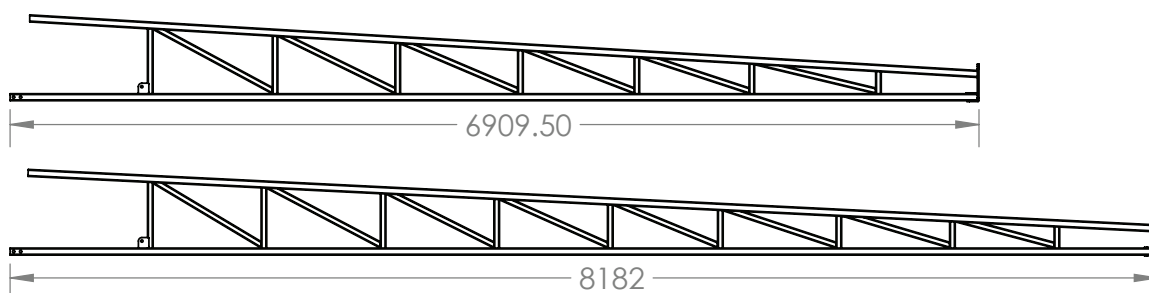
ITEM NO.	PART NUMBER	DESCRIPTION	QTY.
1	GA4949315	Boom, 4th Chord, RH, 42m, Retrofit	1
2	GA5011249	U bolt, Square top, M12 x 40 x 127 mm	2
3	GA5000577	Washer 12mm Flat SS HD	4
4	GA5012461	Nut M12 Nyloc ZP	4
5	GA5073570	U bolt, Square top, M10 x 43 x 82 mm	15
6	GA4405140	Plate, Boom Line Mount, 40-50mm Centres, Outer Boom	8
7	GA5000117	Washer 10mm Flat SS HD	30
8	GA5000141	Nut M10 Nyloc ZP	30

## 36-42m - Boom Wings Inner - Steel



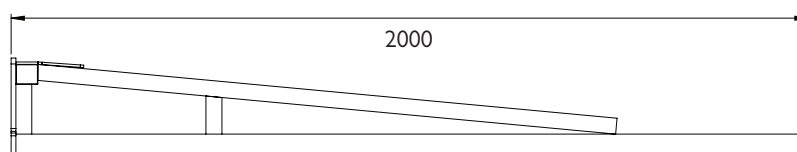
PART NUMBER	DESCRIPTION
GA4660405	Boom Inner 36m RH - 7995mm
GA4660400	Boom Inner 36m LH - 7995mm
GA4660705	Boom Inner 42m RH - 9473mm
GA4660700	Boom Inner 42m LH - 9473mm

## 36-42m - Boom Wings Outer - Aluminium



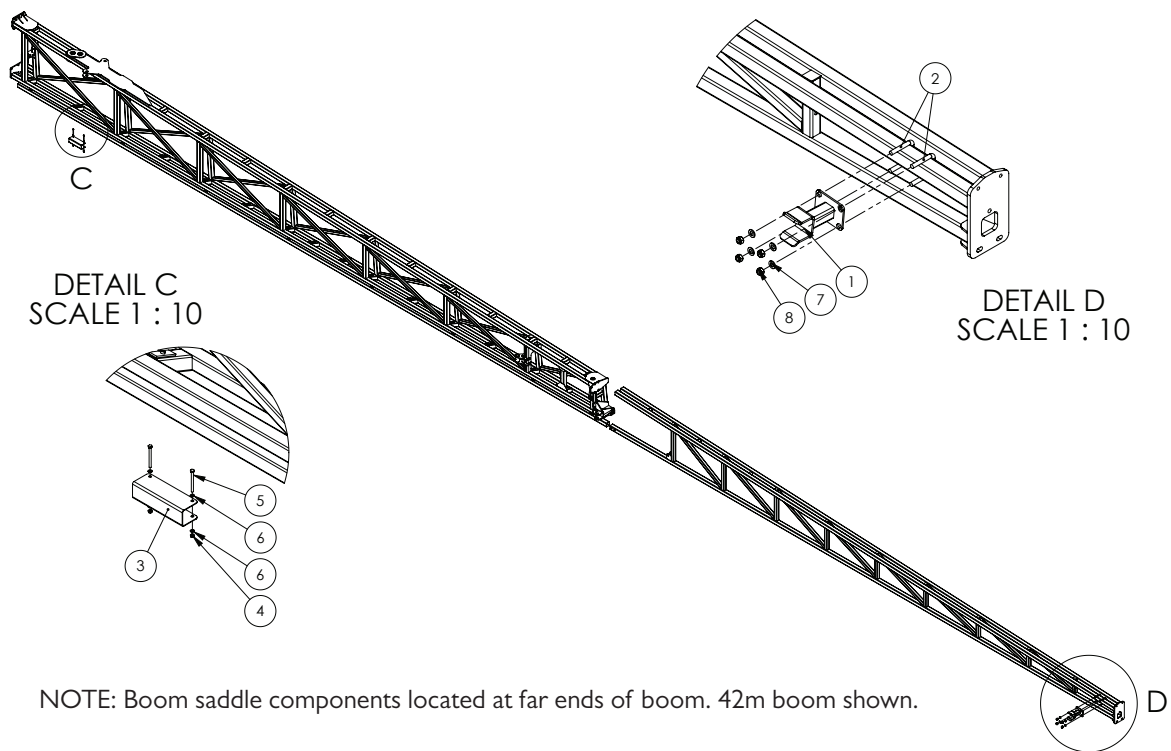
PART NUMBER	DESCRIPTION
GA4660470	Boom Outer, 36m Aluminium LH & RH - 6910mm
GA4660920	Boom Outer, 42m Aluminium LH & RH - 8182mm
GA4949315	Boom, 4th Chord, RH, 42m, Retrofit
GA4949290	Boom, 4th Chord, LH, 42m, Retrofit

## 36-42m - Breakaway Aluminium Tip



PART NUMBER	DESCRIPTION
GA4656123	Alum Breakaway 2m, Suit 3D breakaway 2.0

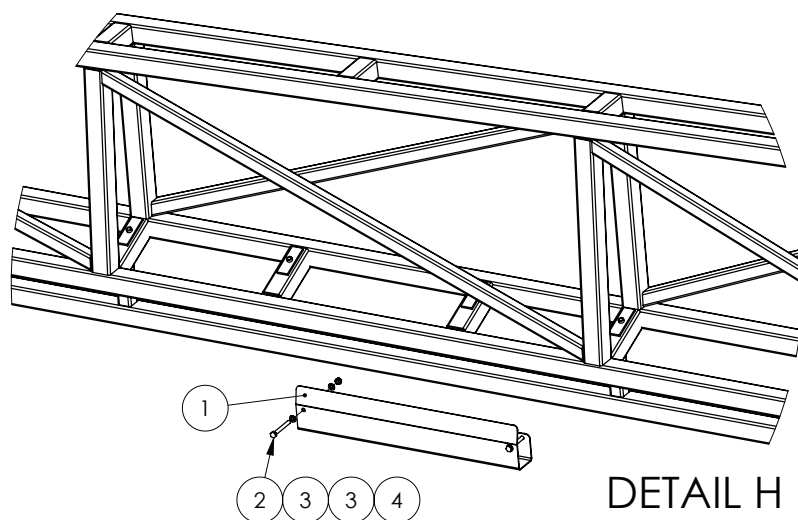
# 36-42m - Boom Saddle



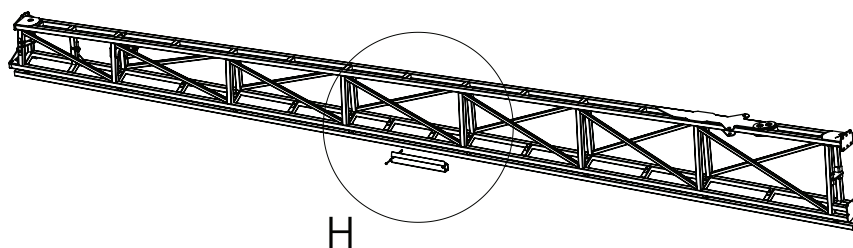
# Quantities shown are per side.

ITEM NO.	PART NUMBER	DESCRIPTION	QTY.
1	GA4661160	Boom Support Bracket Saddle, Tritech	1
2	GA5011251	U-Bolt Square top M12 x 52mm x 80mm	2
3	F70294A	Boom wing protector Suit 50mm x 50mm x 200mm long	1
4	GA5048115	Nut M6 Nyloc ZP	2
5	GA5004107	Bolt M6 x 70 GR8.8 ZP	2
6	GA5004437	Washer 6mm Flat SS	4
7	GA5000577	Washer 12mm Flat SS HD	4
8	GA5012461	Nut M12 Nyloc ZP	4

## 36-42m - Boom Slide Protectors



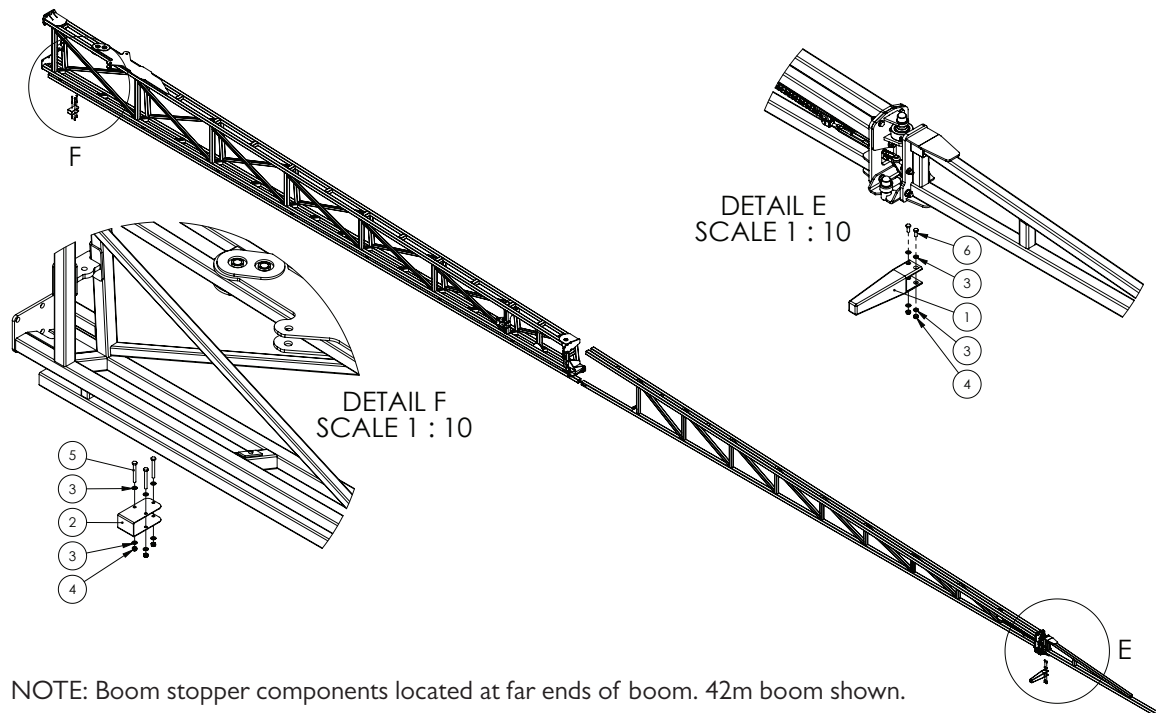
NOTE: Slide protector components located in middle of inner boom wing. 42m boom wing shown.



# Quantities shown are per side.

ITEM NO.	PART NUMBER	DESCRIPTION	QTY.
1	GA4402215	Boom Protector SS Fits Over Gusset	1
2	GA5004737	Bolt M8 x 70 SS A2-70	2
3	GA5003651	Washer 8mm Flat SS	4
4	GA5052590	Nut M8 Nyloc SS	2

## 36-42m - Boom Stopper

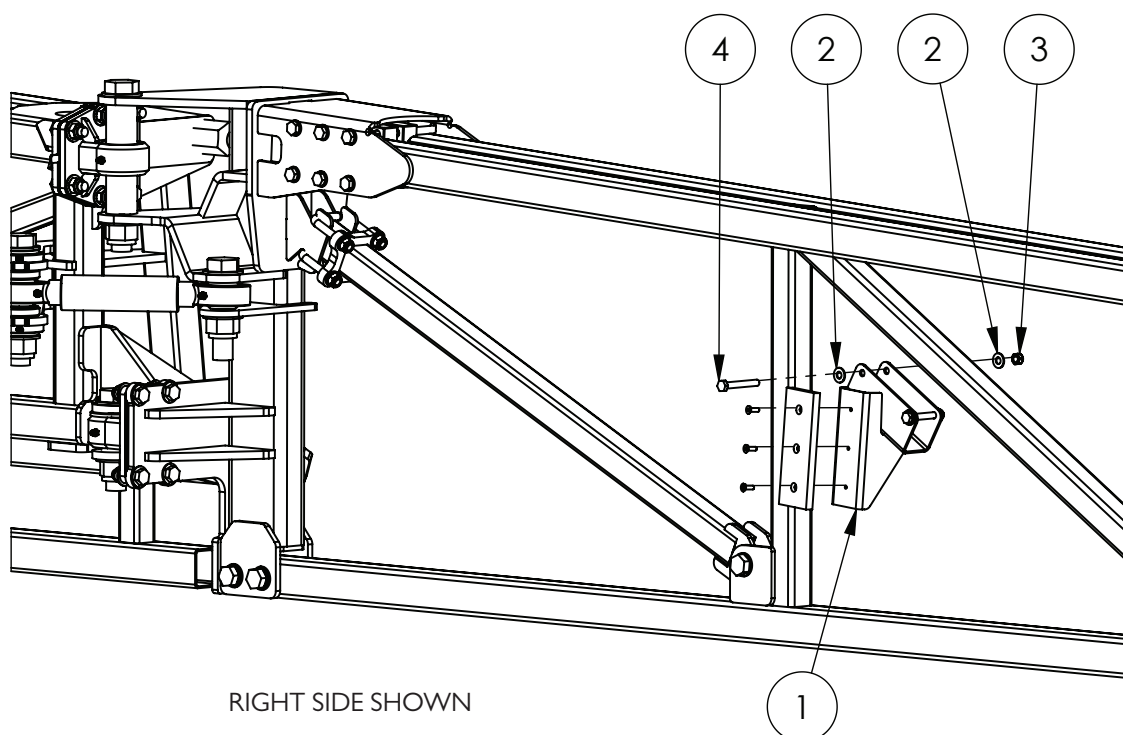


# Quantities shown are per side.

ITEM NO.	PART NUMBER	DESCRIPTION	QTY.
1	GA5006226	Boom stopper, Rubber, 210mm bumper, Suits 50mm x 50mm RHS	1
2	GA4522995	Extension bracket Rubber bump stop	1
3	GA5003651	Washer 8mm Flat SS	10
4	GA5052590	Nut M8 Nyloc SS	5
5	GA5004737	Bolt M8 x 70 SS A2-70	3
6	GA5004085	Bolt M8 x 20 GR8.8 ZP	2



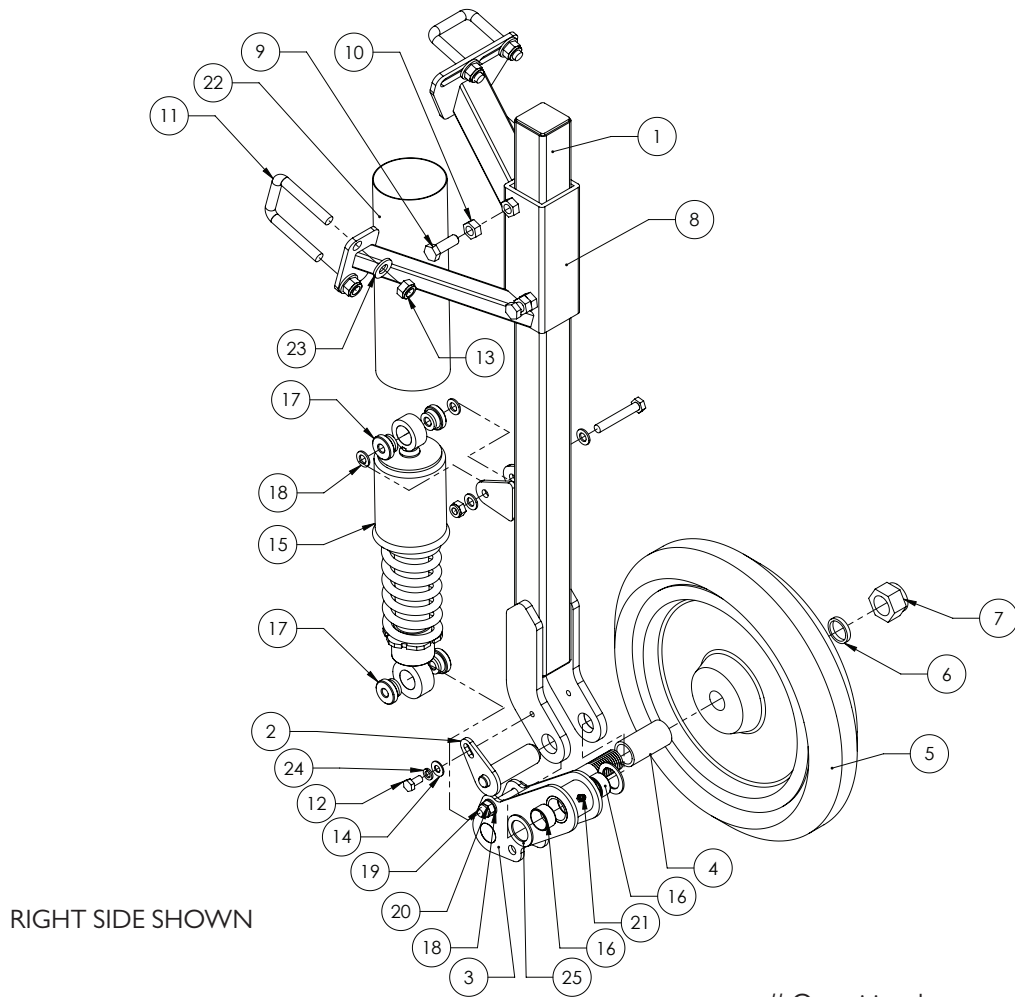
## 36-42m - Boom Bumper Assembly



# Quantities shown are per side.

ITEM NO.	PART NUMBER	DESCRIPTION	QTY.
1	GA4661165	Breakaway Bumper, LH, Tritech	1
	GA4661170	Breakaway Bumper, RH, Tritech	1
2	GA5003643	Washer 8mm HD	8
3	GA5011489	Bolt M8 x 60 GR8.8 ZP	4
4	GA5004917	Nut M8 Nyloc ZP	4
5	GA5072310	Pad, Plastic, Breakaway Bumper, Tritech (Suits LH & RH)	2
6	GA5051230	CSCS M5 x 16 SS A2-70	6

## 36-42m - Touch Down Wheel



# Quantities shown are per side.

ITEM NO.	PART NUMBER	DESCRIPTION	QTY
-	GA4902492	Touch down wheel LH Assembly	-
-	GA4902491	Touch down wheel RH Assembly	-
1	GA4657650	Boom Touch Down Wheel Arm	1
2	GA4657645	Pivot Pin, suit Boom Touch Down Wheel Swing Arm	1
3	GA4657655	Swing Arm Boom Touch Down Wheel	1
4	GA4583030	Spacer Touch Down Wheel	1
5	GA5052275	Press Wheel 15" with sealed bearings	1
6	GA4535115	Bearing Washer, suit Touch Down Wheel	1
7	GA5012446	Nut 1" UNF 12 TPI Nyloc ZP	1
8	GA4657640	Mount Boom touch down wheel	1
9	GA5000311	Set screw, M12 x 35, ZP GR 8.8	2
10	GA5000559	Nut M12 Hex ZP	2
11	GA5011251	U bolt, Square top, M12 x 52mm x 80mm	3
12	GA5011465	Bolt M8 x 16 ZP GR8.8	1
13	GA5012461	Nut M12 Nyloc ZP	6
14	GA5003643	Washer 8mm Flat SS HD	1

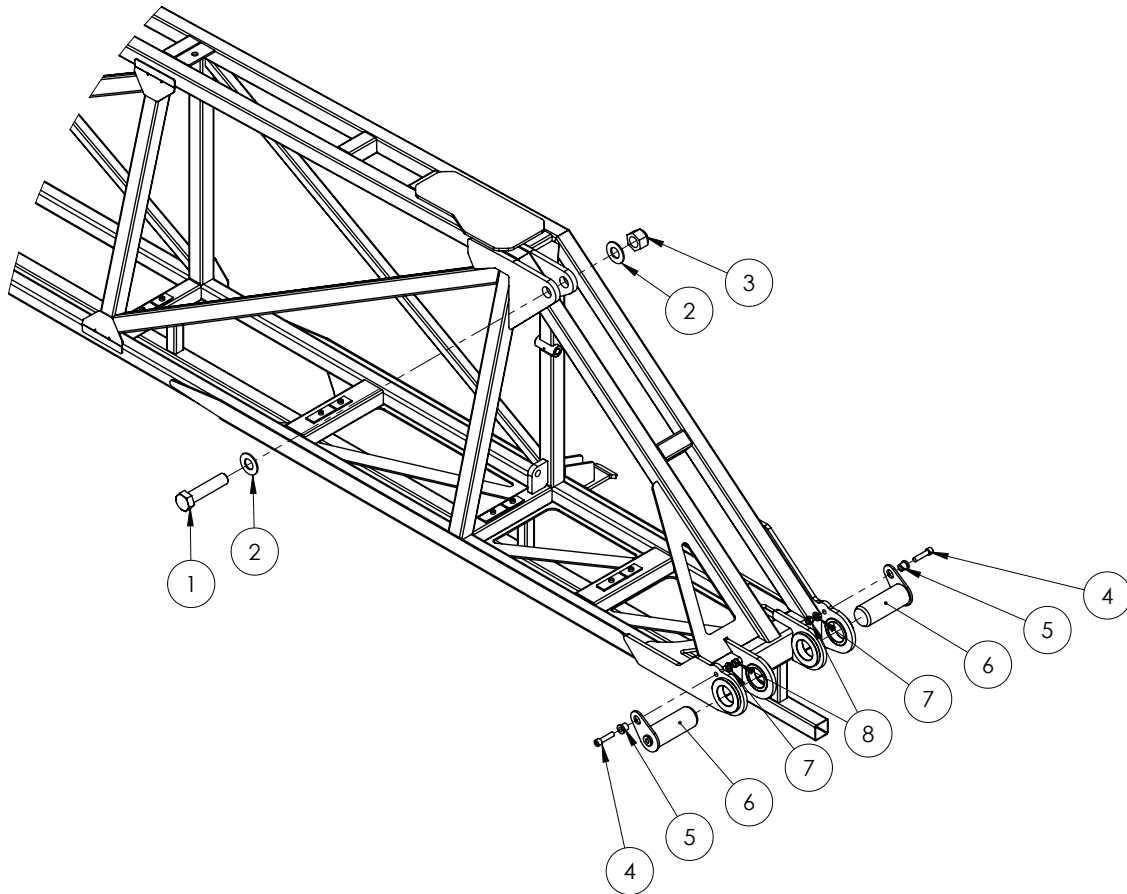
Continued over page

## 36-42m - Touch Down Wheel

ITEM NO.	PART NUMBER	DESCRIPTION	QTY
15	GA5067085	Shocker, Universal, 320mm eye to eye	1
16	GA5009463	Glacier Bush, ID 25 x 15mm long	2
17	GA4583100	Bush, Black nylon, 30 OD x 10 ID x 16.5mm	4
18	GA5000117	Washer 10mm Flat SS HD	6
19	GA5006101	Bolt M10 x 65 ZP GR8.8	2
20	GA5000141	Nut M10 Nyloc ZP	2
21	GA5012203	Grease nipple, Short, 1/4" UNF	1
22	GA5052375	Hose Lay Flat 63mm Blue (cut 270mm long)	1
23	GA5000577	Washer 12mm Flat SS HD	6
24	GA5004919	Washer 8mm Spring SS	1
25	GA4522315	Washer, 27 ID x 40 OD x 2mm thick, SS	2

# Quantities shown are per side.

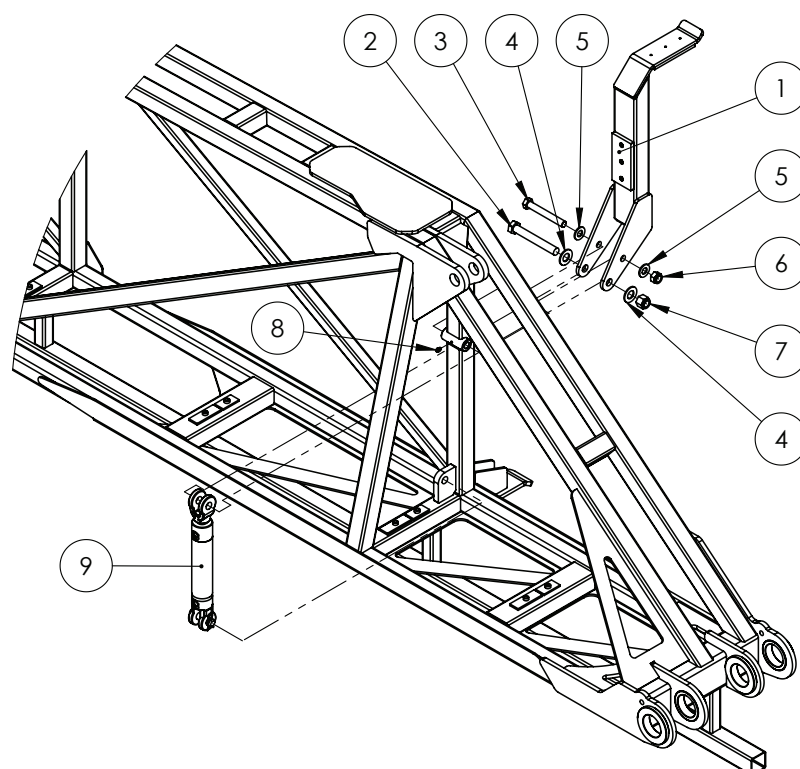
## 48m - Boom Pivot



# Quantities shown are per side.

ITEM NO.	PART NUMBER	DESCRIPTION	QTY.
1	GA0500073	Bolt, 1 1/4" x 5 1/2" UNC, ZP, Gr8	1
2	GA0500072	Washer, 1 1/4", ZP	2
3	GA0500071	Nut, 1 1/4", Nyloc, ZP, UNC	1
4	GA0500052	SHCS, M12 x 50, Gr10.9, ZP	2
5	MACH0152	Bush with shoulder, 12.3 ID x 25 OD x 21 mm long	2
6	GA4600625	Pin, Boom Tilt Pivot, 60mm OD, Fabricated, 48m	2
7	GA5000577	Washer 12mm Flat SS HD	2
8	GA5012461	Nut M12 Nyloc ZP	2

## 48m - Boom Catch



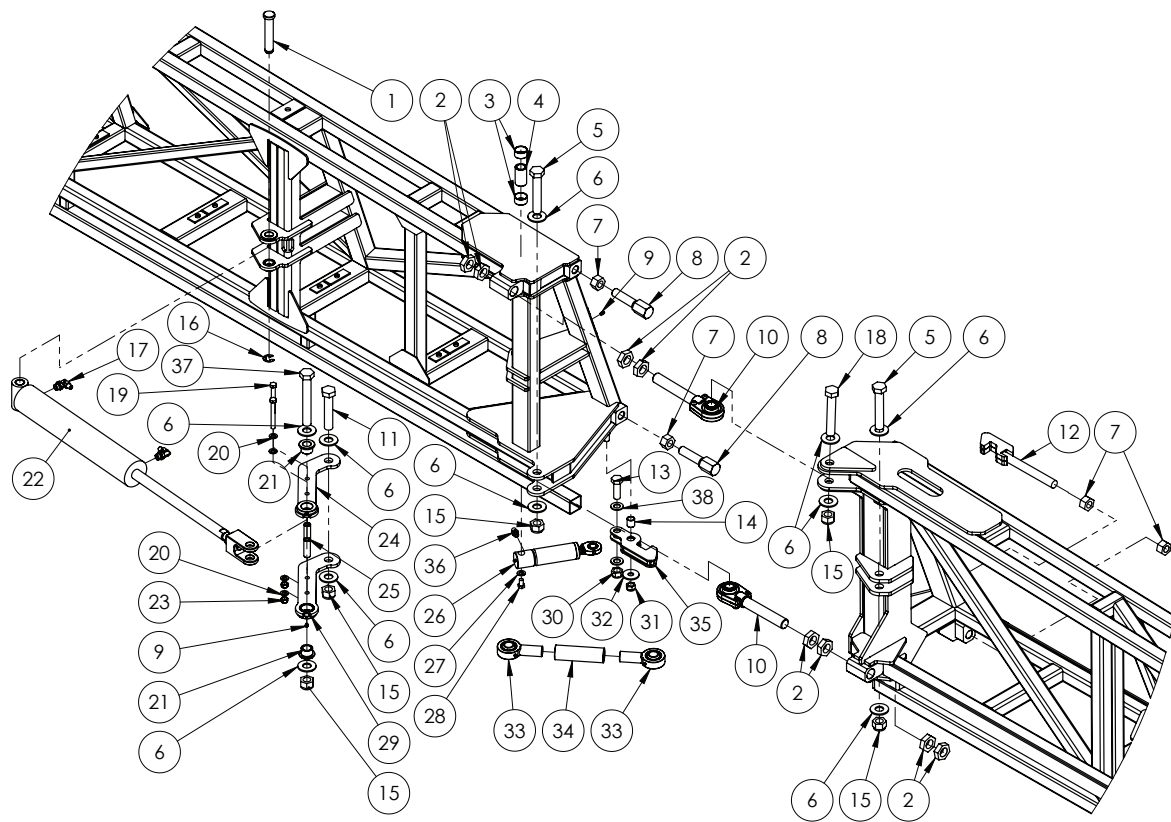
# Quantities shown are per side.

ITEM NO.	PART NUMBER	DESCRIPTION	QTY.
1	*	Boom Catch Assembly, 48m Boom	1
2	GA5070335	Bolt 3/4" UNC x 5 1/2" GR8 ZP	1
3	GA5011275	Bolt M16 x 120 GR8.8 ZP	1
4	GA5001045	Washer 3/4" Flat ZP	2
5	GA5001009	Washer 16mm Flat ZP HD	2
6	GA5001029	Nut M16 Nyloc ZP	1
7	GA5048430	Nut 3/4" UNC Nyloc ZP	1
8	GA5012203	Grease nipple, Short, 1/4" UNF	1
9	GA3500601^	Hydraulic Cylinder , Double Acting, 1.5" Bore, 0.875" Rod, 4" Stroke	1

\* Sub-assembly on following pages

^ See Chapter 18 'Hydraulics' for sub-assembly

## 48m - Second Stage Fold



# Quantities shown are per side.

ITEM NO.	PART NUMBER	DESCRIPTION	QTY.
1	GA4572200	Pin, 1" diameter x 132.4 mm long, With shoulder and circlip groove	1
2	GA5010963	Nut 1 1/4" UNF 12 TPI ZP Lock nut	8
3	GA5055650	Glacier Bush, ID 35 x OD 39 x 20 mm long	2
4	GA4550210	Bush, Fold Link Boom End	1
5	GA5048175	Bolt 1" UNC x 5 1/2" GR8 ZP	2
6	GA5017659	Washer 1" Flat ZP HD (5mm thick)	10
7	GA5010991	Nut, 1" UNF, 12 TPI, ZP	4
8	GA4572495	Bolt, 1" UNF, 12 TPI, Boom drum stopper	2
9	GA5012203	Grease nipple, Short, 1/4" UNF	3
10	*	Bearing End with 1 1/4" UNF Threaded Adjuster Assembly	2
11	GA5006031	Bolt 1" UNC x 5"	1
12	GA4600725	Latch Hook, Adjuster, 48m Boom	1
13	GA5011333	Bolt M20 x 60 GR8.8 ZP	1
14	GA5009461	Glacier Bush 20 ID x 25 mm Long	1
15	GA5012439	Nut 1" UNC Nyloc ZP	5
16	GA5001223	Circlip, 19mm, E type, zinc plated	1
17	GA3500348	Hydraulic adaptor, Elbow, 90 degree, 1/4" BSPT male x 3/4" UN male O-ring	2
18	GA5006033	Bolt 1" UNC x 6" ZP	1

Continued over page

## 48m - Second Stage Fold

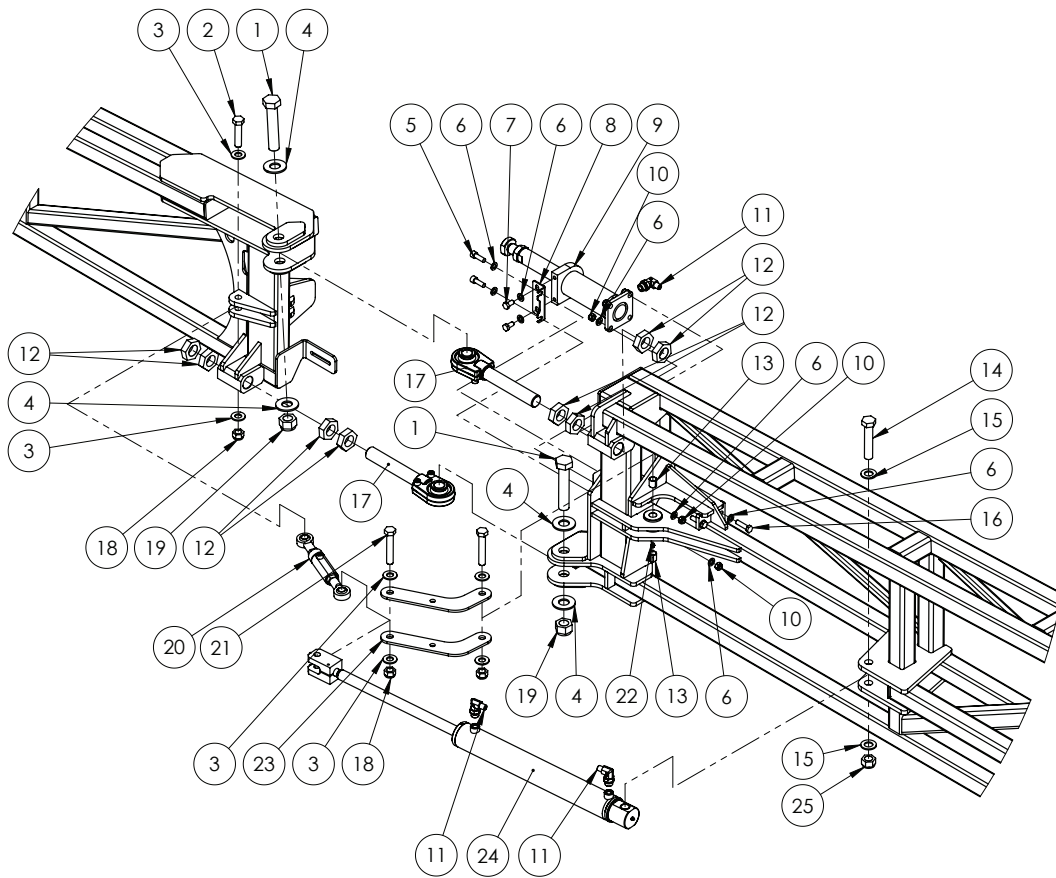
ITEM NO.	PART NUMBER	DESCRIPTION	QTY.
19	GA5000259	Bolt M12 x 100 GR8.8 ZP	2
20	GA5000577	Washer 12mm Flat SS HD	4
21	GA4550205	Flange Bush, Rod End Pivot	2
22	GA3500060^	Hydraulic Cylinder, Bore 2.5", Rod 1.25", Stroke 400mm	1
23	GA5012461	Nut M12 Nyloc ZP	2
24	GA4601005	Fold Link, Top, Rod End	1
25	GA4550215	Link Spacer	2
26	GA3500480^	Hydraulic Cylinder, Bore 1.5", Rod 0.875", Stroke 28mm, Displacement, Spring Return	1
27	GA5017655	Washer 1/2" Flat SS	1
28	GA5011227	Bolt M12 x 20 GR8.8 ZP	1
29	GA4601010	Fold Link, Bottom, Rod End	1
30	GA5048125	Nut M20 Nyloc Coarse ZP	1
31	GA5001029	Nut M16 Nyloc ZP	1
32	GA5011955	Washer 16 mm x 50 x 4 Mudguard ZP	1
33	GA5070530	Rose End 1" x 1 1/4" male UNF thread	2
34	GA4550230	Bush, Rose End Link, 1 1/4" UNF, 150mm Long	1
35	GA4600720	Latch Hook, Pivot, 48m Boom	1
36	GA3500358	Hydraulic adaptor, Nipple, 1/4" BSPT male x 9/16" UN male O-ring	1
37	GA5006147	Bolt 1" UNC x 7" GR8 ZP	1
38	GA5001741	Washer 20mm Flat SS HD	2

\* Sub-assembly on following pages

# Quantities shown are per side.

^ See Chapter 18 'Hydraulics' for sub-assembly

## 48m - Third Stage Fold



# Quantities shown are per side.

ITEM NO.	PART NUMBER	DESCRIPTION	QTY.
1	GA5048175	Bolt 1" UNC x 5 1/2" GR8 ZP	2
2	GA5000949	Bolt M16 x 70 GR8.8 ZP	1
3	GA5001043	Washer 16mm Flat SS HD	6
4	GA5017659	Washer 1" Flat ZP HD (5mm thick)	4
5	GA5006129	SHCS M10 x 30 GR12.9 ZP	2
6	GA5000117	Washer 10mm Flat SS HD	14
7	GA5006113	Bolt M10 x 20 GR8.8 ZP	2
8	GA4401860	Plate, Mount Bracket, Breakaway Cylinder Support, 48m Boom	1
9	GA3500479	Hydraulic Cylinder, Bore 2", Rod 1.5", Stroke 80mm, Adjustable Stopper in Rod End	1
10	GA5051445	Nut M10 Nyloc SS	6
11	GA3500348	Hydraulic adaptor, Elbow, 90 degree, 1/4" BSPT male x 3/4" UN male O-ring	3

Continued over page



## 48m - Third Stage Fold

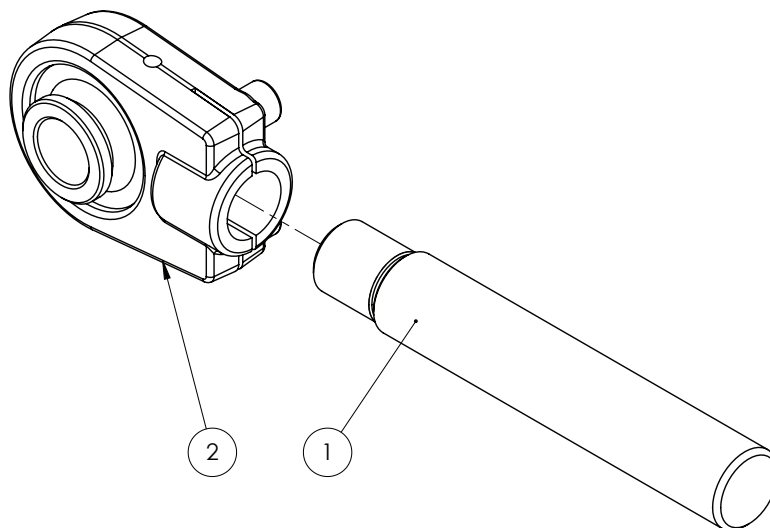
ITEM NO.	PART NUMBER	DESCRIPTION	QTY.
12	GA5010963	Nut 1 1/4" UNF 12 TPI ZP Lock nut	8
13	GA1700013	Bearing, Glacier Bush, 16mm ID x 20mm long	2
14	GA5048355	Bolt M20 x 100 GR8.8 ZP	1
15	GA5001741	Washer 20mm Flat SS HD	2
16	GA5006079	Bolt M10 x 40 SS A2-70	4
17	*	Bearing End with 1 1/4" UNF Threaded Adjuster Assembly	2
18	GA5012463	Nut M16 Nyloc SS	3
19	GA5012439	1" Nyloc Nut UNC ZP	2
20	*	Link Assembly, Third Stage Fold, 48m Boom	1
21	GA5011297	Bolt M16 x 90 GR8.8 ZP	2
22	GA5050450	Grease nipple 6mm	1
23	GA4401080	Plate, Fold Link, Outer Fold, 48m Boom	2
24	GA3500476^	Hydraulic Cylinder, Bore 2", Rod 1", Stroke 395mm	1
25	GA5048125	Nut M20 Nyloc Coarse ZP	1

\* Sub-assembly on following pages

# Quantities shown are per side.

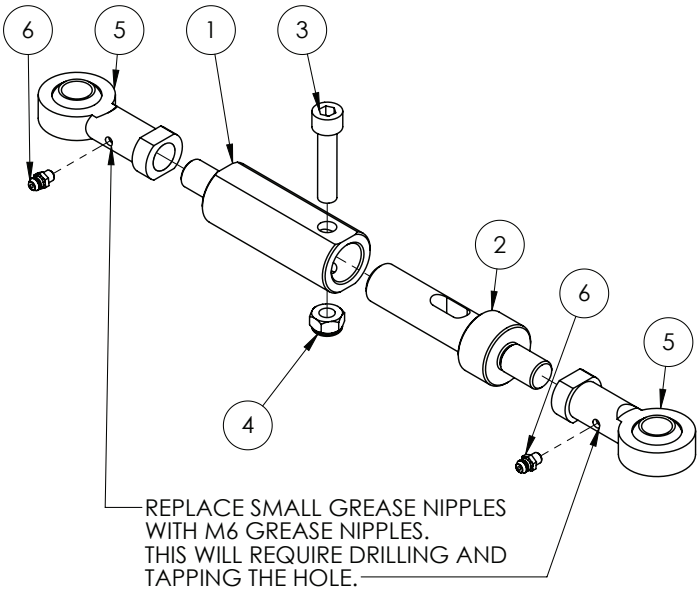
^ See Chapter 18 'Hydraulics' for sub-assembly

## 48m - Boom Bearing End Assembly



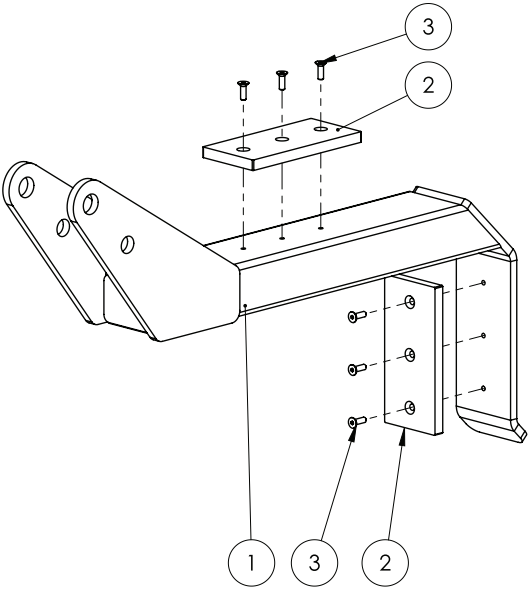
ITEM NO.	PART NUMBER	DESCRIPTION	QTY.
-	GA5012203	Grease nipple, Short, 1/4" UNF	1
-	GA5067610	Circlip, suit bearing screw on rose end, RTW 55	1
-	GA5067605	Bearing, suit screw on rose end, GEG 30 ES 2RS	1
-	GA5021925	Small bearing bush, Suit screw on rose end	2
1	GA4550645	Threaded Boom Pivot Adjuster, 1 1/4" UNF and M28 Threads	1
2	GA5052965	Bearing, Rose End Housing, M28 Screw On, Suit Hydraulic Cylinder and Delta Link, No Bushes	1

# 48m - Boom Link Assembly



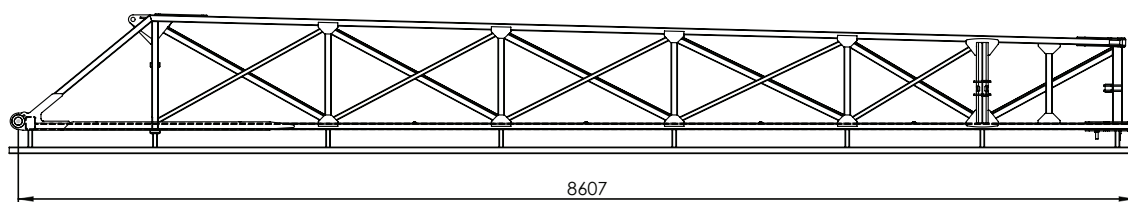
ITEM NO.	PART NUMBER	DESCRIPTION	QTY.
1	GA4550900	Link, Outer, Third Fold, 48m Boom	1
2	GA4550905	Link, Inner, Third Fold, 48m Boom	1
3	GA5011183	SHCS M10 x 45 SS A2-70	1
4	GA5000141	Nut M10 Nyloc ZP	1
5	GA5014469	Rod end, Ball 16 ID, M16 female thread	2
6	GA5050450	Grease nipple 6mm	2

# 48m - Boom Catch Assembly



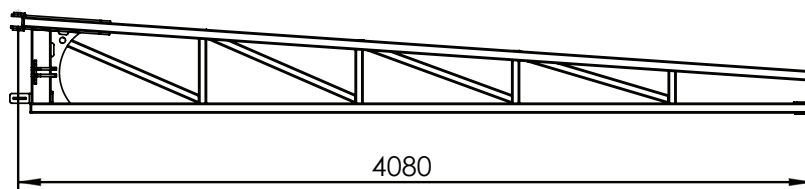
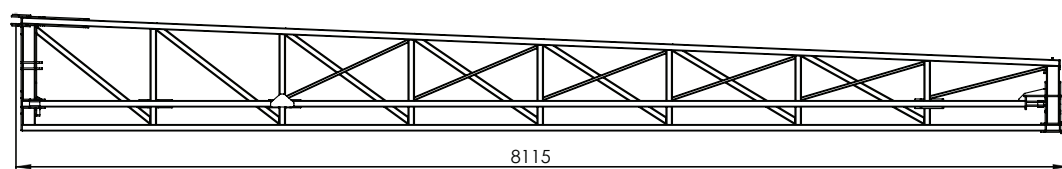
ITEM NO.	PART NUMBER	DESCRIPTION	QTY.
1	GA4600730	Transport Catch Arm, 48m Boom	1
2	GA5072450	Plastic Wear Strip Boom Rest Polystone 7000SR 65 x 140 x 10 mm	2
3	GA5051230	CSCS M5 x 16 SS A2-70	6

## 48m - Boom Wings Inner - Steel



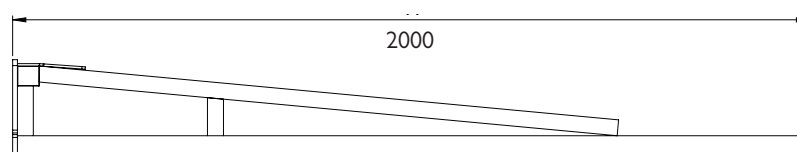
PART NUMBER	DESCRIPTION
GA4600635	Boom Inner 48m LH - 8607 mm
GA4600640	Boom Inner 48m RH - 8607 mm

## 48m - Boom Wings Outer - Aluminium



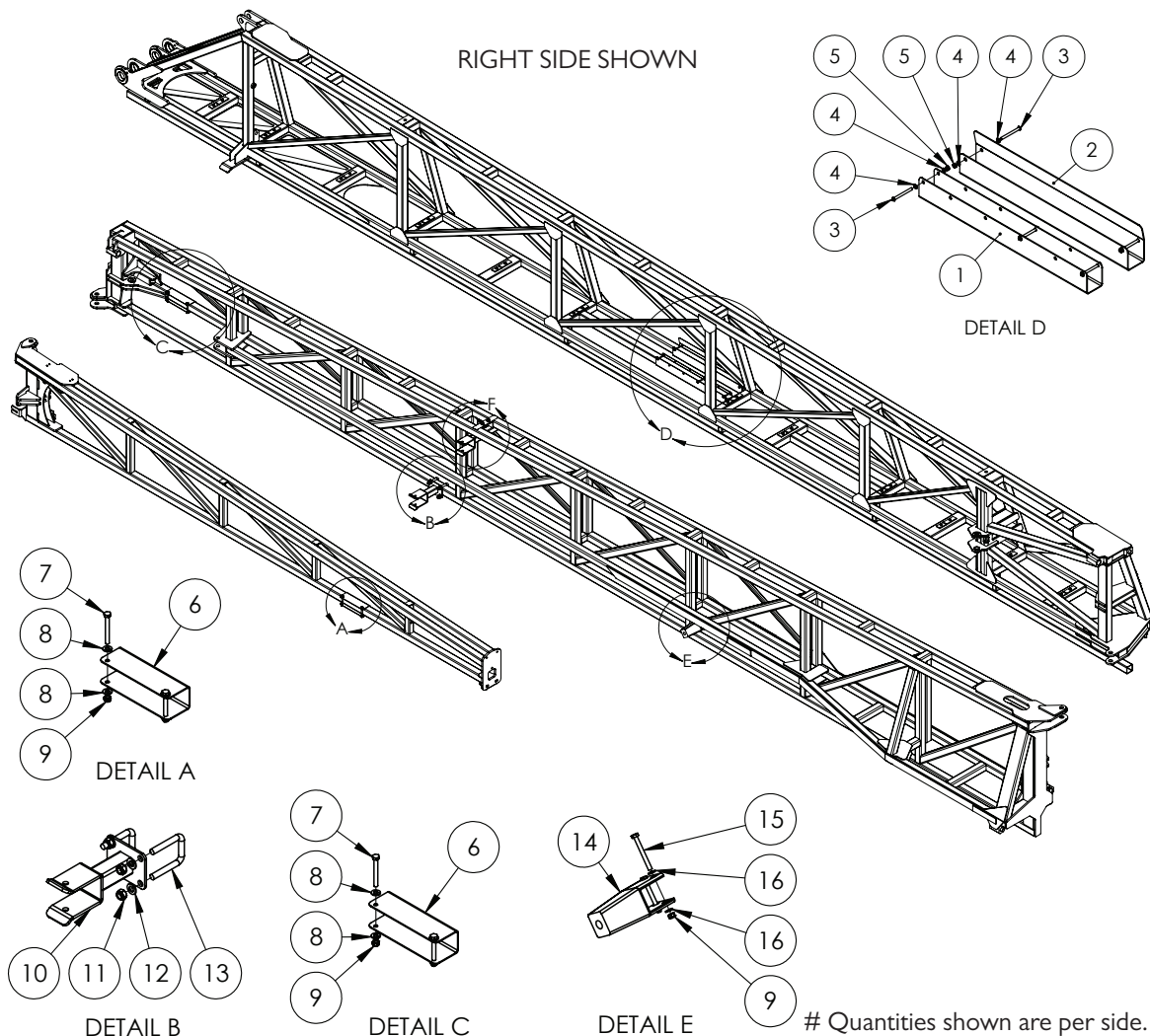
PART NUMBER	DESCRIPTION
GA4600650	Boom Outer, 48m Aluminium RH - 8115 mm
GA4600645	Boom Outer, 48m Aluminium LH - 8115 mm
GA4600660	Boom Outer, 48m Aluminium RH - 4080mm
GA4600655	Boom Outer, 48m Aluminium LH - 4080mm

## 48m - Breakaway Aluminium Tip



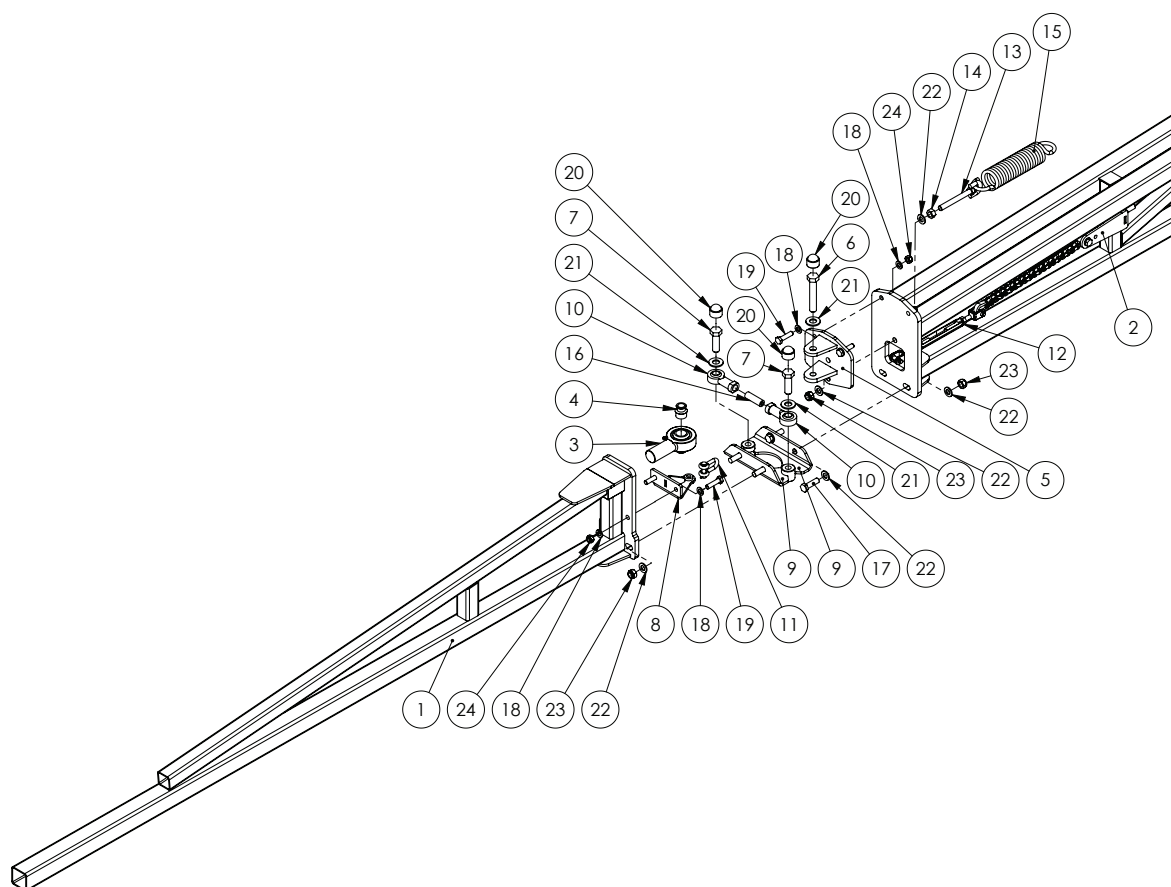
PART NUMBER	DESCRIPTION
GA4656123	Alum Breakaway 2m, Suit 3D breakaway 2.0

## 48m - Boom Bumper & Protectors



ITEM NO.	PART NUMBER	DESCRIPTION	QTY.
1	F70799A	Protector, Outer wing, Suit 50 x 50 RHS, 600 mm long, 2mm SS	1
2	GA4505972	Boom Protector SS Fits Over Gusset	1
3	GA0500067	BHCS M6 x 65 GR12.9 ZP	5
4	GA5004437	Washer 6mm Flat SS	10
5	GA5048115	Nut M6 Nyloc ZP	5
6	F70294A	Boom wing protector Suit 50 x 50 200mm long (2mm SS)	2
7	GA5004737	Bolt M8 x 70 SS A2-70	4
8	GA5003643	Washer 8mm Flat SS HD	8
9	GA5052590	Nut M8 Nyloc SS	6
10	GA4601280	Boom Fold Support Bracket, 48m	1
11	GA5012461	Nut M12 Nyloc ZP	4
12	GA5000577	Washer 12mm Flat SS HD	4
13	GA5011251	U bolt Square top M12 x 52mm x 80mm	2
14	GA5006226	Boom stopper, Rubber, 210mm bumper, Suits 50 x 50mm RHS	1
15	GA5052600	Bolt M8 x 75 SS A2-70	2
16	GA5003643	Washer 8mm Flat SS HD	4

## 36-48m - 3D Breakaway Tip



# Quantities shown are per side.

ITEM NO.	PART NUMBER	DESCRIPTION	QTY.
1	GA4656123	Alum Breakaway 2m, Suit 3D breakaway 2.0	1
2	*	Breakaway Mechanism	1
3	GA5070530	Rose End 1" x 1 1/4" male UNF thread	1
4	GA4552225	Spacer bush, Rose end, Suit breakaway 3D 2.0	2
5	GA4656131	Rose End Clevis, Breakaway	1
6	GA5011297	Bolt M16 x 90 GR8.8 ZP	1
7	GA5000931	Bolt M16 x 50 GR8.8 ZP	2
8	GA4659810	Breakaway Hinge Bracket	1
9	GA4659336	Lower Pivot Bracket	2
10	GA5014469	Rod end, Ball 16 mm ID, M16 female thread	2
11	GA5071060	Utility Clevis 10 mm	1
12	GA5070505	Turnbuckle / rigging screw, 10mm, SS, Clevis ends	1
13	GA5075150	Eye Bolt 12mm x 100mm Short	1
14	GA5000559	Nut M12 Hex ZP	1
15	GA5016605	Spring, tension, 51.5 OD x 260 Long x 8mm, Breakaway	1
16	GA5071105	Grub Screw M16 x 50	1
17	GA5000319	Set Screw M12 x 40 GR8.8 ZP	4
18	GA5000117	Washer 10mm Flat SS HD	8

Continued over page

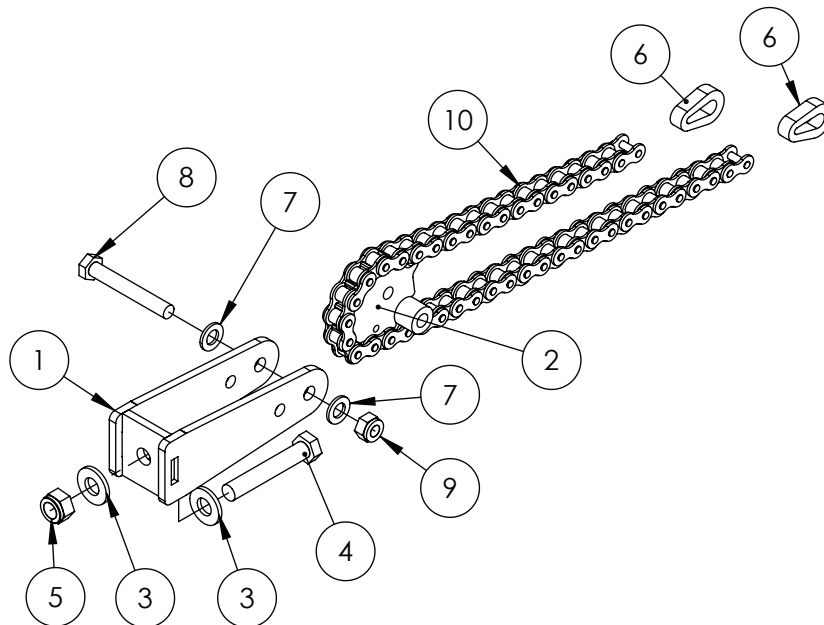
## 36-48m - 3D Breakaway Tip

ITEM NO.	PART NUMBER	DESCRIPTION	QTY.
19	GA5011161	Set Screw M10 x 40 GR8.8 ZP	4
20	GA5075080	End cap, Plastic, Black, Cover, Hex. Dome, M16	3
21	GA5001043	Washer 16mm Flat SS HD	3
22	GA5000577	Washer 12mm Flat SS HD	10
23	GA5012461	Nut M12 Nyloc ZP	5
24	GA5000141	Nut M10 Nyloc ZP	4

\* Sub-assembly on following pages

# Quantities shown are per side.

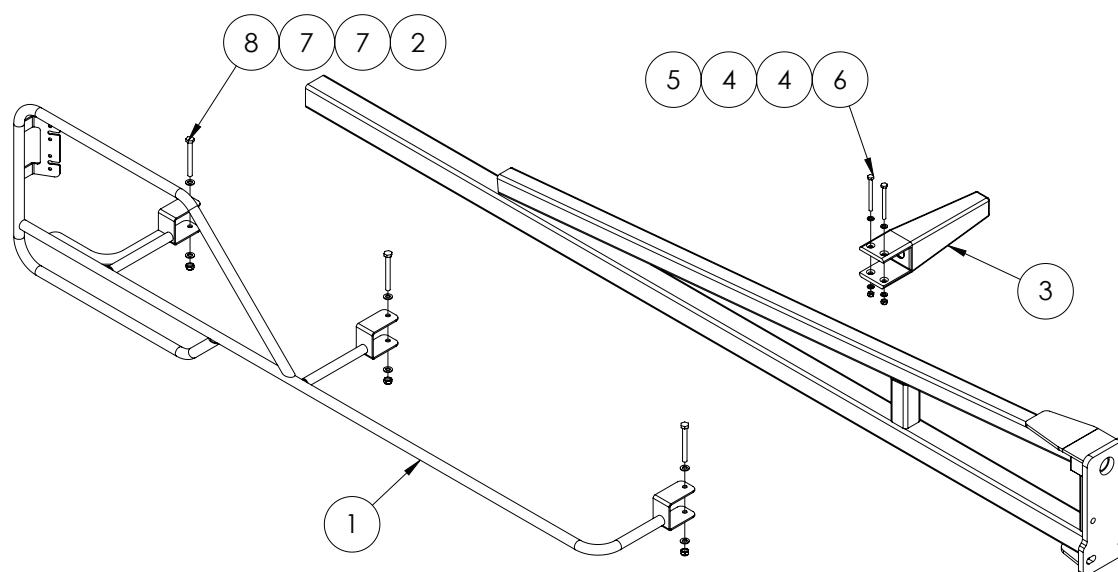
## 36-48m - 3D Breakaway Mechanism



# Quantities shown are per side.

ITEM NO.	PART NUMBER	DESCRIPTION	QTY
1	GA4659805	Breakaway Mount	1
2	GA4659800	Breakaway Centre Pivot Fab Assembly	1
3	GA5000577	Washer 12mm Flat SS HD	2
4	GA5000347	Bolt M12 x 70 ZP GR8.8	1
5	GA5012461	Nut M12 Nyloc ZP	1
6	GA4505695	Link Plate Chain End, suit breakaway	2
7	GA5000117	Washer 10mm Flat SS HD	2
8	GA5011163	Bolt M10 x 70 ZP GR8.8	1
9	GA5000141	Nut M10 Nyloc ZP	1
10	GA5068985	Chain, 5/8", 41 Pitch Breakaway Hinge, inc 2 Joining Links, 43 rollers total	1

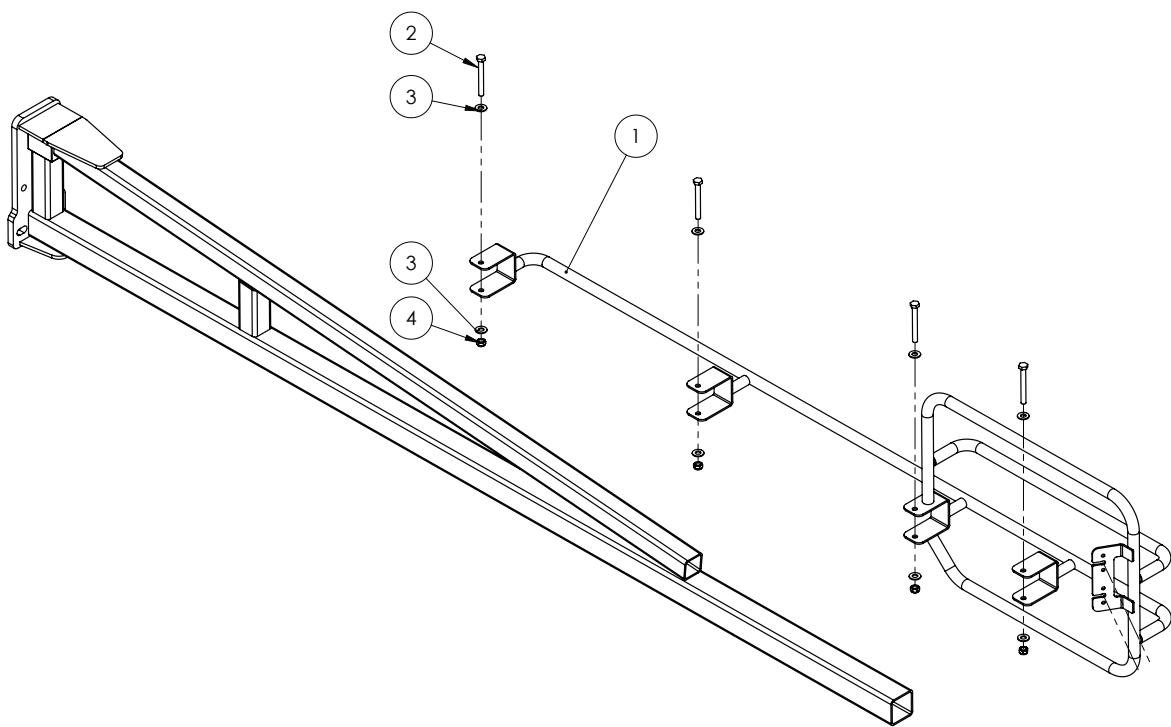
## 36-42m - 3D Breakaway Tip - End Protector



# Quantities shown are per side.

ITEM NO.	PART NUMBER	DESCRIPTION	QTY.
1	GA4656316	Boom End Protector easy fit, Right Hand	1
	GA4656317	Boom End Protector easy fit, Left Hand	
2	GA5004917	Nut M8 Nyloc ZP	3
3	GA5006226	Boom stopper, Rubber, 210mm bumper, Suits 50 x 50mm RHS	1
4	GA5004437	Washer 6mm Flat SS	4
5	GA5048115	Nut M6 Nyloc ZP	2
6	GA5004107	Bolt M6 x 70 ZP GR8.8	2
7	GA5003643	Washer 8mm Flat SS HD	6
8	GA5052600	Bolt M8 x 75 SS A2-70	3

# 48m - 3D Breakaway Tip - End Protector



# Quantities shown are per side.

ITEM NO.	PART NUMBER	DESCRIPTION	QTY.
1	GA4601260	Boom End Protector, LH, Slim	1
	GA4601265	Boom End Protector, RH, Slim	
2	GA5004737	Bolt M8 x 70 SS A2-70	4
3	GA5003643	Washer 8mm Flat SS HD	8
4	GA5052590	Nut M8 Nyloc SS	4

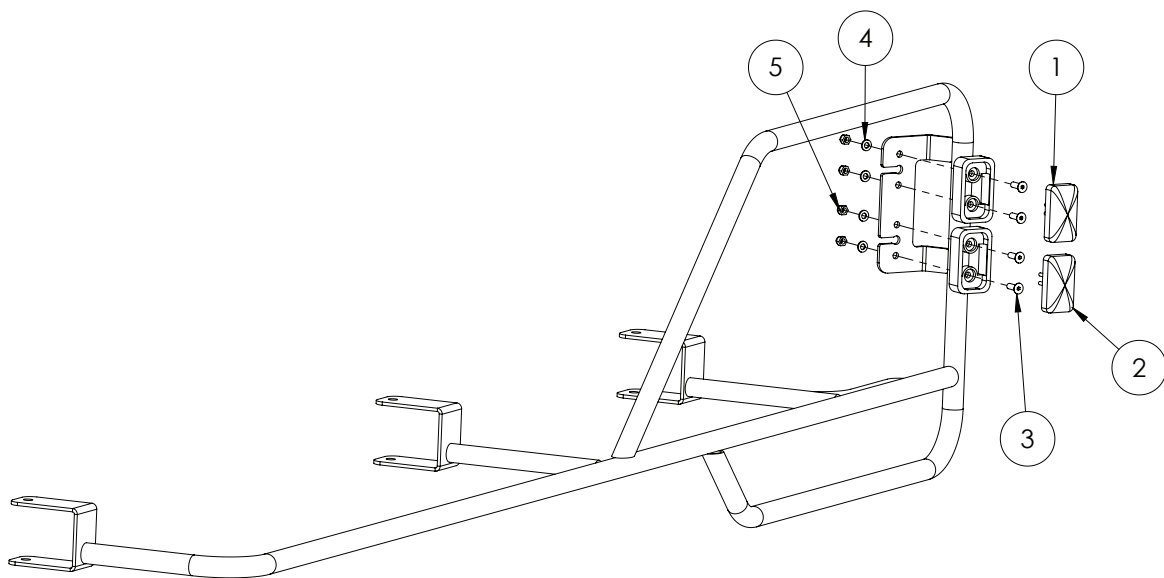




# Chapter 15

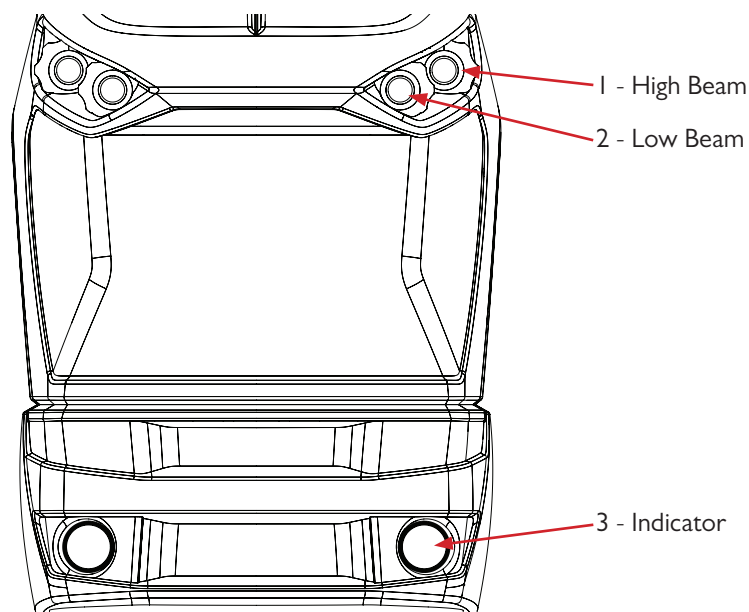
## ELECTRICS

### Lighting - Boom Tip LEDs



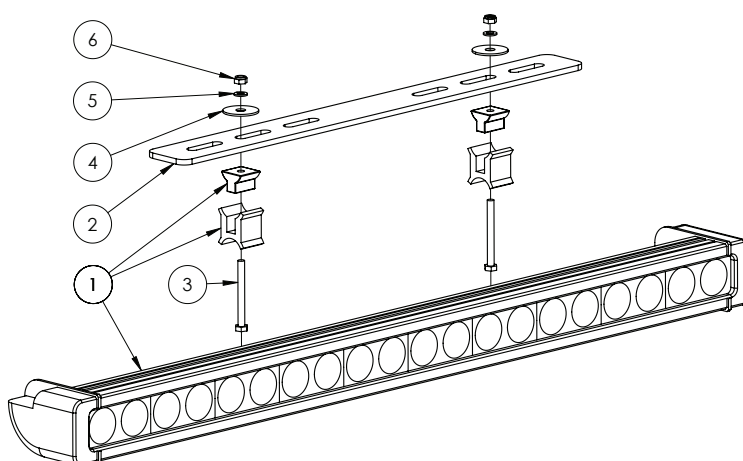
ITEM NO.	PART NUMBER	DESCRIPTION	QTY.
1	GA5060057	Clearance light with connector, Orange LED	1
2	GA5060056	Clearance light with connector, Red LED	1
3	GA5051230	CSCS M5 x 16 SS	4
4	GA5003983	Washer 5mm Flat SS	4
5	GA5003975	Nut M5 Nyloc SS	4

## Lighting - Headlight & Indicator



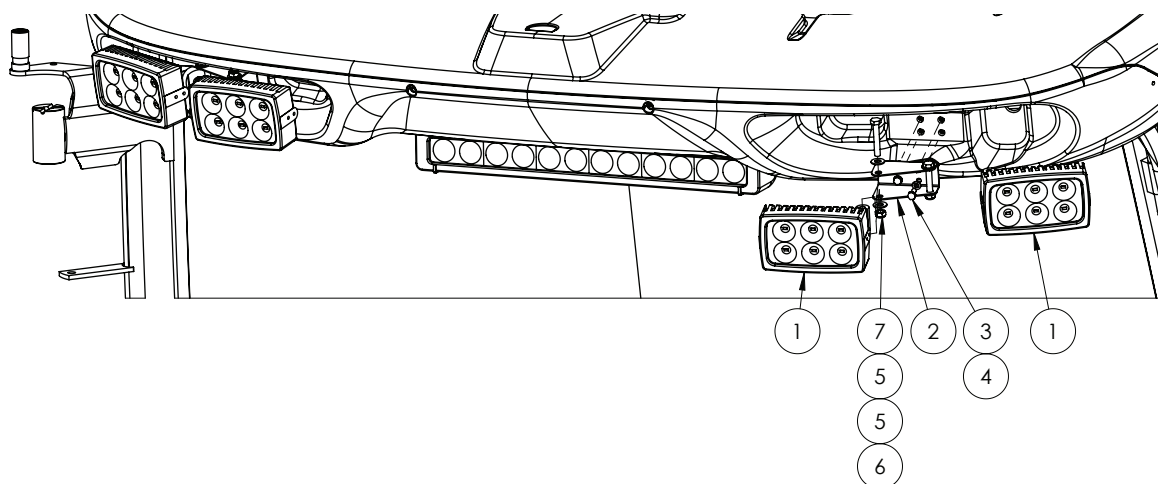
ITEM NO.	PART NUMBER	DESCRIPTION	QTY.
-	GA3000082	HB3 12V 60w Globe - High and low beam	-
1	GA5075410	Headlight Assembly, High Beam, 12v, 60w, Projector	-
2	GA5075405	Headlight Assembly, Low Beam, 12v, 60w, Projector	-
3	GA5075415	Indicator / Running Light Assembly, LED	-

## Lighting - Bonnet LED Light Bar - Optional



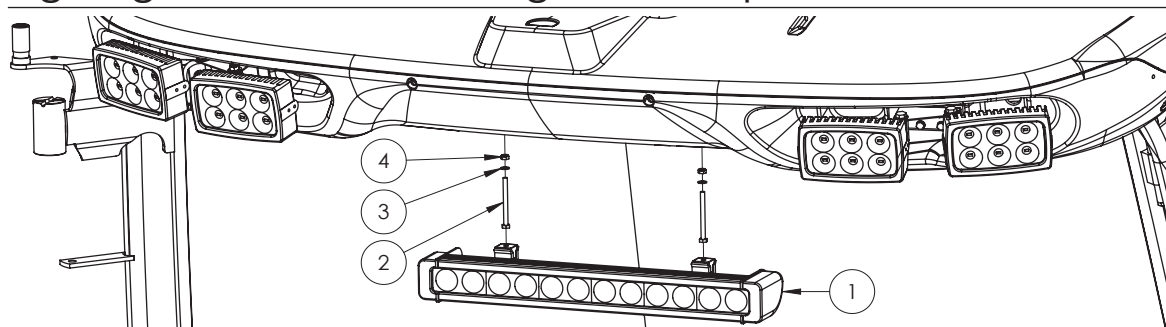
ITEM NO.	PART NUMBER	DESCRIPTION	QTY.
1	GA5075510	Light, LED, Bar, Spot & Flood beam, 180W - Includes connector	1
2	GA4506725	Plate, Light Bar Mount, Lower Bonnet	1
3	GA5004097	Bolt M6 x 60 GR8.8 ZP	2
4	GA5017645	Washer 1/4" ID x 1 1/4" OD x 16g SS	2
5	GA5004437	Washer 6mm Flat SS	2
6	GA5048115	Nut M6 Nyloc ZP	2

## Lighting - Cab Front



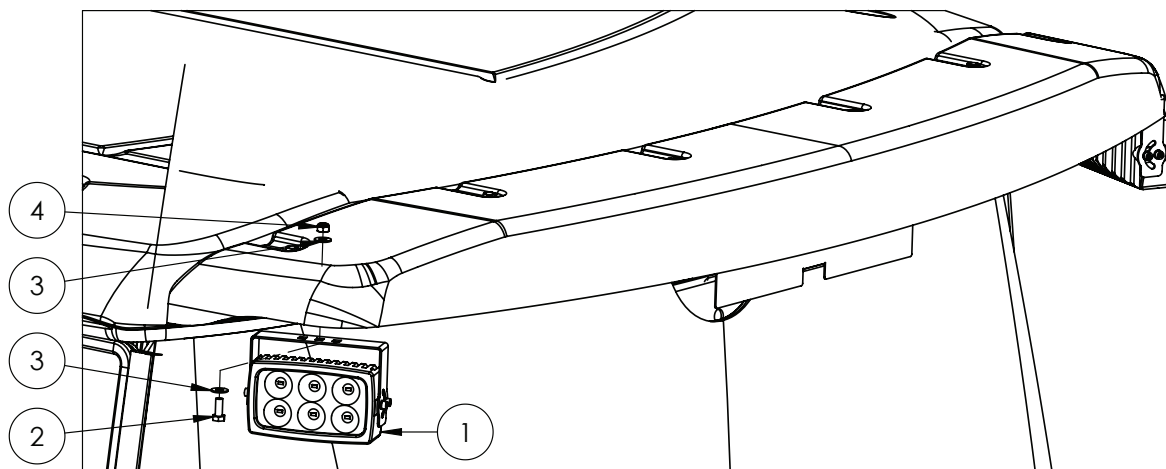
ITEM NO.	PART NUMBER	DESCRIPTION	QTY.
-	GA5052825	Wedge Lock, 2 Way, sockets, DT series	1
-	GA5052830	Receptacle, 2 way, pins, DT series	1
-	GA5061240	Pin, Male, solid, nickel, Number 16, Green band, AWG 14, Deutsch	2
1	GA3000250	Light, LED, Work, Cabin, 30 Watt, with connector, brackets & mounting hardware	2
2	GA4404375	Bracket, Light Mount, Claas Cabin	1
3	GA5004041	Bolt M6 x 16 GR8.8 ZP	4
4	GA5004437	Washer 6mm Flat SS	8
5	GA5003643	Washer 8mm Flat SS HD	4
6	GA5004727	Bolt M8 x 50 GR8.8 ZP	2
7	GA5004917	Nut M8 Nyloc ZP	2
8	GA5048115	Nut M6 Nyloc ZP	4

## Lighting - Cab Front LED Light Bar - Optional



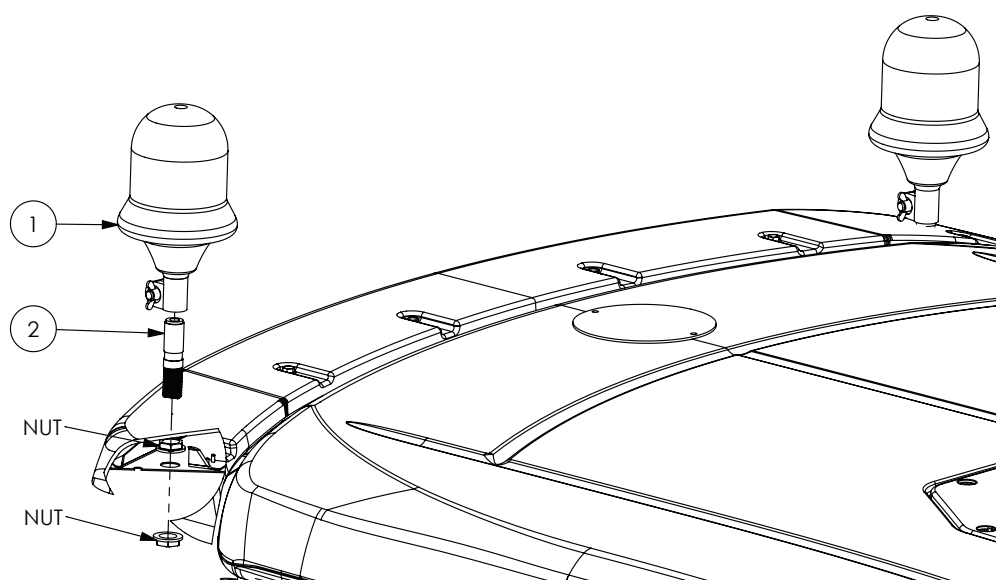
ITEM NO.	PART NUMBER	DESCRIPTION	QTY.
-	GA5007381	Connector, 2 pin, Female, Weather pack	1
-	GA5016617	Pin, Male, Sealed, Weather pack, Wire 1.0 - 2.0mm	2
-	GA5014857	Seal, Green, Weather pack connector, Wire from 2.03 - 2.85mm	2
1	GA5075505	Light, LED, Bar, Spot & Flood beam, 120W	1
2	GA5004107	Bolt M6 x 70 GR8.8 ZP	2
3	GA5004437	Washer 6mm SS	2
4	GA5048115	Nut M6 Nyloc ZP	2

## Lighting - Cab Lights Rear



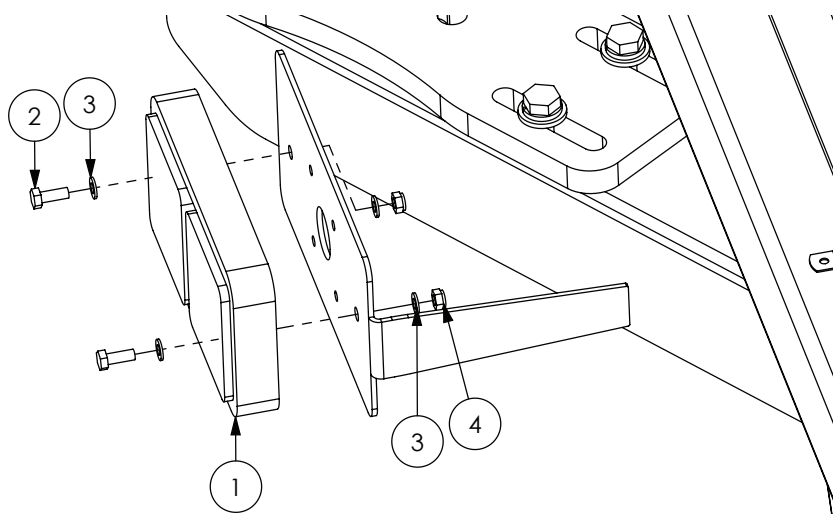
ITEM NO.	PART NUMBER	DESCRIPTION	QTY.
-	GA5052825	Wedge Lock, 2 Way, sockets, DT series	1
-	GA5052830	Receptacle, 2 way, pins, DT series	1
-	GA5061240	Pin, Male, solid, nickel, Number 16, Green band, AWG 14, Deutsch	2
1	GA3000250	Light, LED, Work, Cabin, 30 Watt, with connector, brackets & mounting hardware	1
2	GA5004085	Bolt M8 x 20 GR8.8 ZP	1
3	GA5003643	Washer 8mm Flat SS HD	2
4	GA5004917	Nut M8 Nyloc ZP	1

## Lighting - Beacon Lights



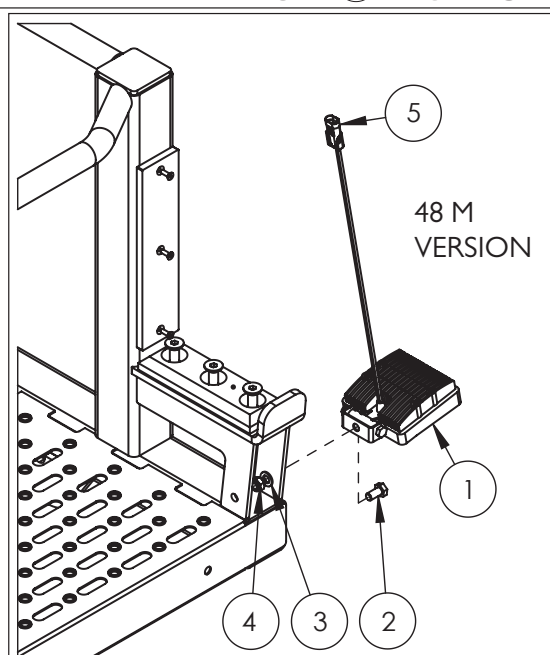
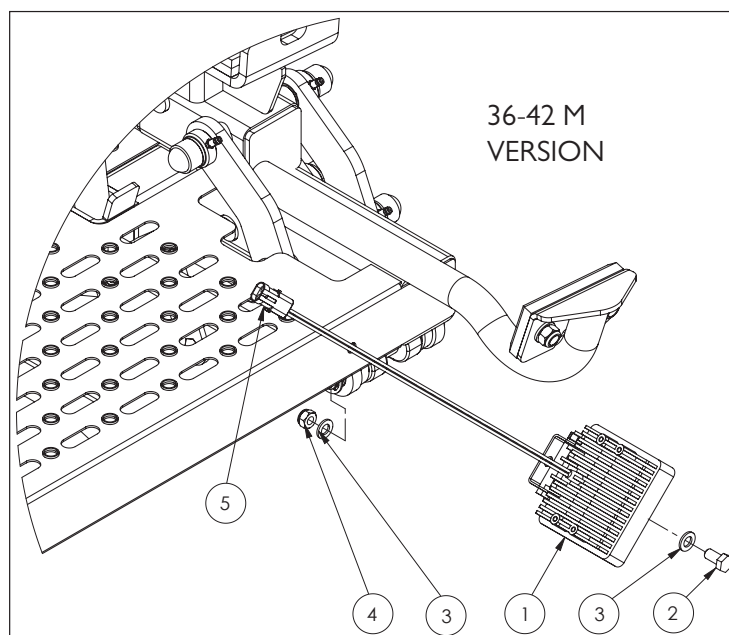
ITEM NO.	PART NUMBER	DESCRIPTION	QTY.
1	GA5048975	Beacon, Rotating, Amber, DIN A pole mount, HI globe included	2
	GA5012093	Globe, Beacon, HI 12V 55W, Narva	-
2	GA5020411	Beacon insert screw in	2

## Lighting - Tail Lights



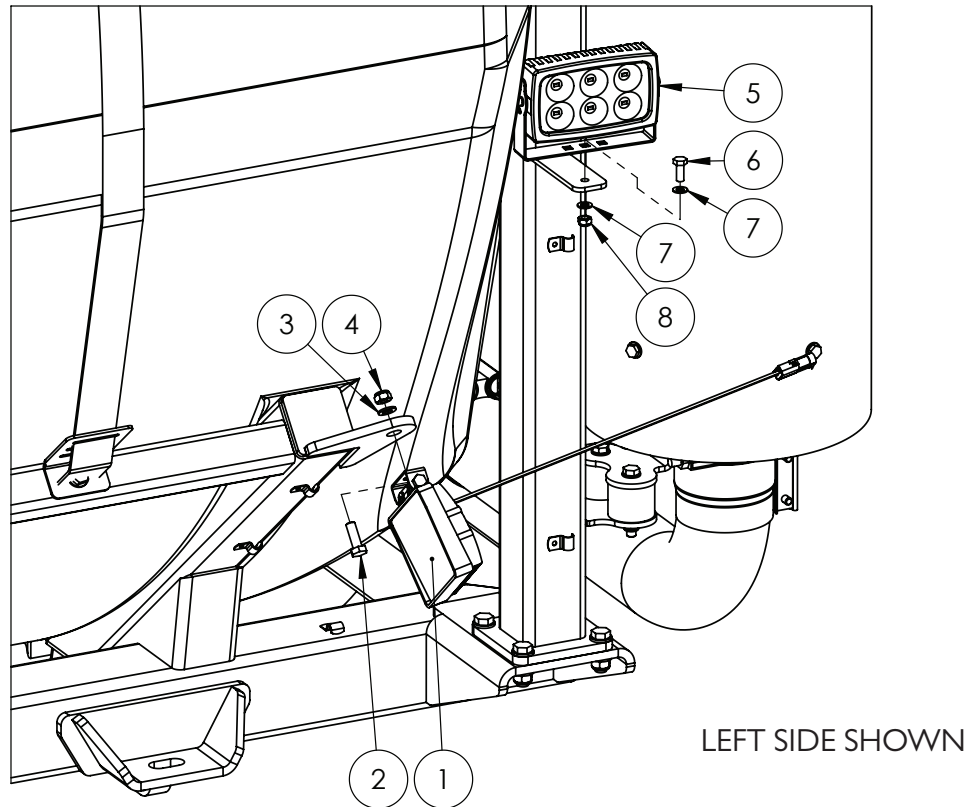
ITEM NO.	PART NUMBER	DESCRIPTION	QTY.
1	GA5018786	Lamp, LED, 12V, Brake / tail light / indicator, 190 x 100mm	2
2	GA5011395	Bolt M6 x 16 SS A2-70	4
3	GA5004437	Washer 6mm Flat SS	8
4	GA5048115	Nut M6 Nyloc ZP	4

## Lighting - Side deck



ITEM NO.	PART NUMBER	DESCRIPTION	QTY.
1	GA5075500	Light, LED, Work, Flood beam, 15W	1
2	GA5006113	Bolt M10 x 20 GR8.8 ZP	1
3	GA5003643	Washer 8mm Flat SS HD	2
4	GA5004917	Nut M8 Nyloc ZP	1
5	GA5007381	Connector, 2 pin, Female, Weather pack	1
	GA5016617	Pin, Male, Sealed, Weather pack, Wire 1.0 - 2.0mm	2
	GA5014857	Seal, Green, Weather pack connector, Wire from 2.03 - 2.85mm	2
	GA5003039	Electrical wire, 3mm, Twin core, Double insulated, Black outer , Red & black inner	-
	GA5012161	Split Tubing, 7mm	-

## Lighting - Tank Cradle

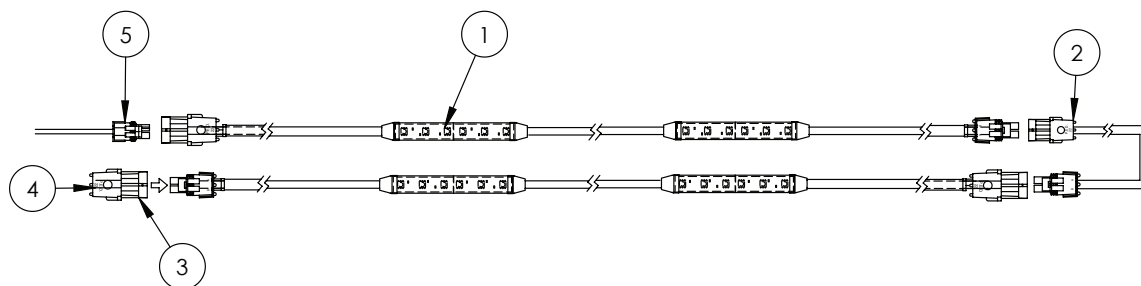


ITEM NO.	PART NUMBER	DESCRIPTION	QTY.
-	GA5007381	Connector, 2 pin, Female, Weather pack	-
-	GA5016617	Pin, Male, Sealed, Weather pack, Wire 1.0 - 2.0mm	-
-	GA5014857	Seal, Green, Weather pack connector, Wire from 2.03 - 2.85mm	-
-	GA5003039	Electrical wire, 3mm, Twin core, Double insulated, Black outer , Red & black inner	-
-	GA5012161	Split Tubing, 7mm	-
1	GA5075500	Light, LED, Work, Flood beam, 15W	1
2	GA5065455	Bolt M10 x 30 GR8.8 ZP	1
3	GA5000117	Washer 10mm Flat SS HD	1
4	GA5000141	Nut M10 Nyloc ZP	1
5	GA3000250	Light, LED, Work, Cabin, 30 Watt	1
6	GA5004085	Bolt M8 x 20 GR8.8 ZP	1
7	GA5003643	Washer 8mm Flat SS HD	2
8	GA5004917	Nut M8 Nyloc ZP	1

NOTE: Quantity shown is per side.



## Lighting - Night Pro LEDs



ITEM NO.	PART NUMBER	DESCRIPTION	QTY.
1	GA5060136	Harness, Boom Light 2 LED Strip, 12v 0.24Amp	36
2	GA5060137	Harness, Pivot Extension 2000mm	4
	GA5060138	Harness, Pivot Extension 5000mm	2
3	GA5007381	Connector, 2 pin, Female, Weather pack	4
4	GA5050245	Seal, Cavity blanking plug, Weather pack connector	8
5	GA3000016	Harness, Quad splitter, suit night pro power supply	1

NOTE: The quantity shown is for a full 36 meter boom

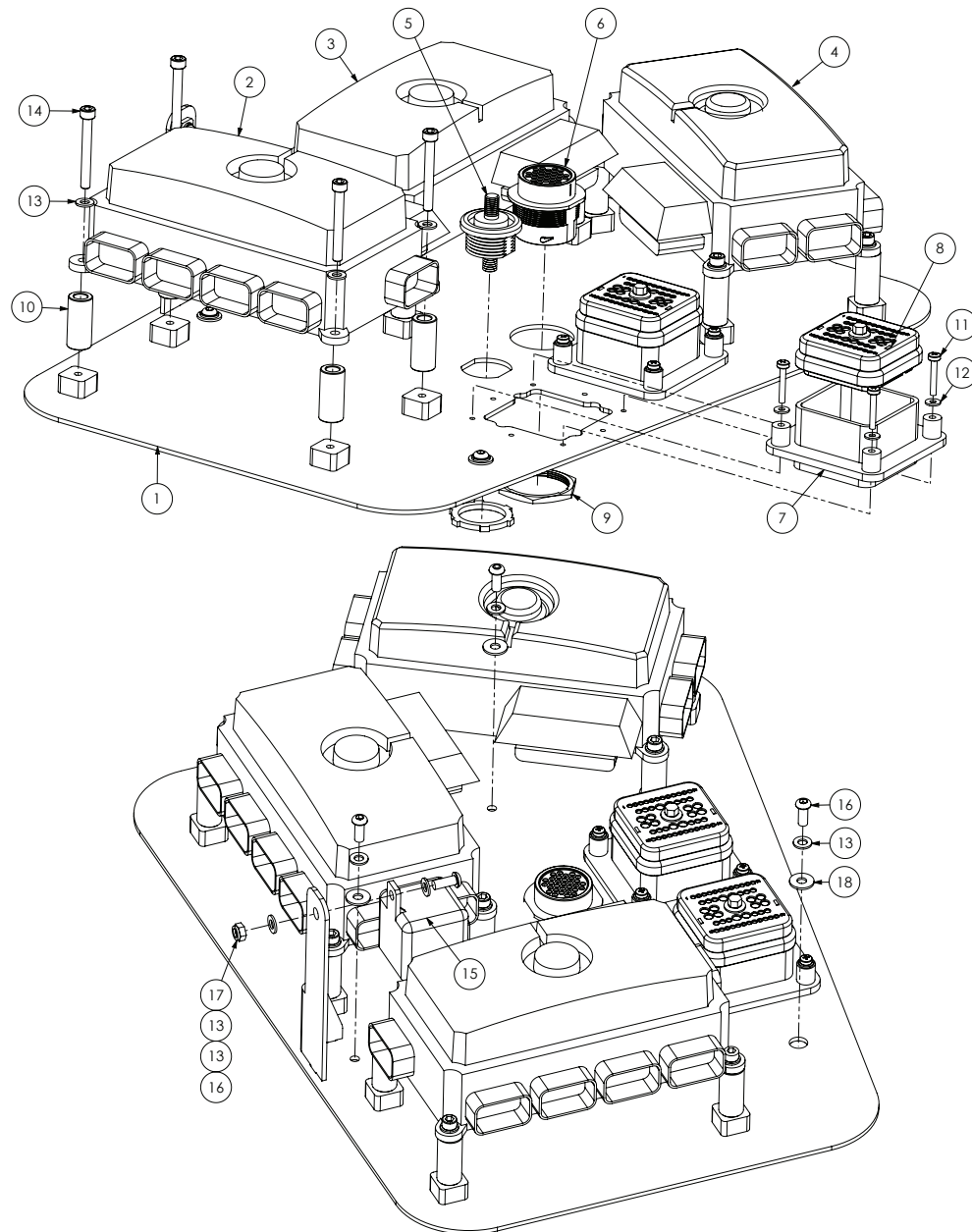
## Lighting - Egress Relay



ITEM NO.	PART NUMBER	DESCRIPTION	QTY.
1	GA5068760	Relay, Delay timer	1

NOTE: The egress lighting delay timer relay is located inside the cabin fusebox. It is mounted to the vertical panel closest to the door.

## Cabin - Fuse Boxes



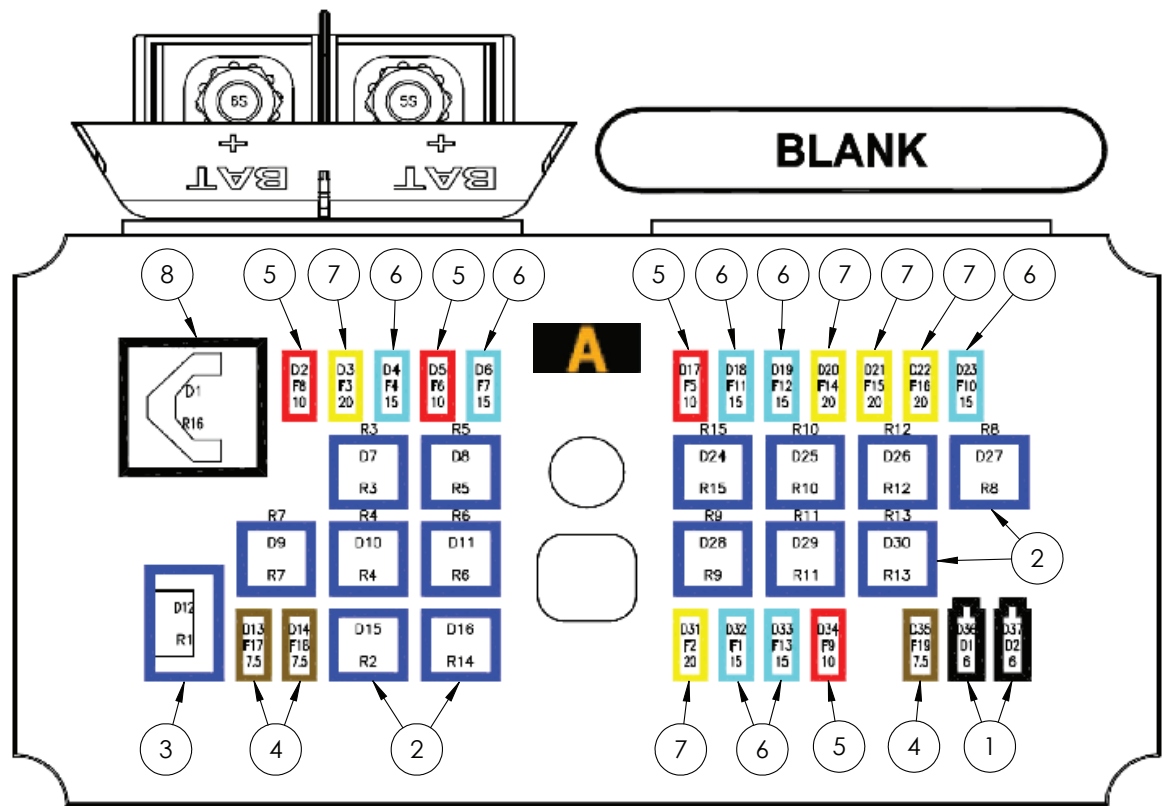
ITEM NO.	PART NUMBER	DESCRIPTION	QTY.
1	GA4658690	Cabin Fuse Box, Mounting Plate Assembly	1
2	GA5060025	Fuse box, Auxiliary B, Cabin	1
3	GA5060326	Fuse box, Joystick C, Cabin	1
4	GA5060033	Fuse box, Main control A, Cabin	1
5	GA5006379	Stud, insulated, Battery power Feed Stud	1
6	GA5061790	Receptacle, 31 pin, HPD series, Deutsch	1
7	GA5061195	Deutsch Connector DRB Bulk Head suit 48 pin	2
8	GA5060440	Plug, 48 Pin suits Pins, DRB series, Deutsch	2

Continued over page

## Cabin - Fuse Boxes

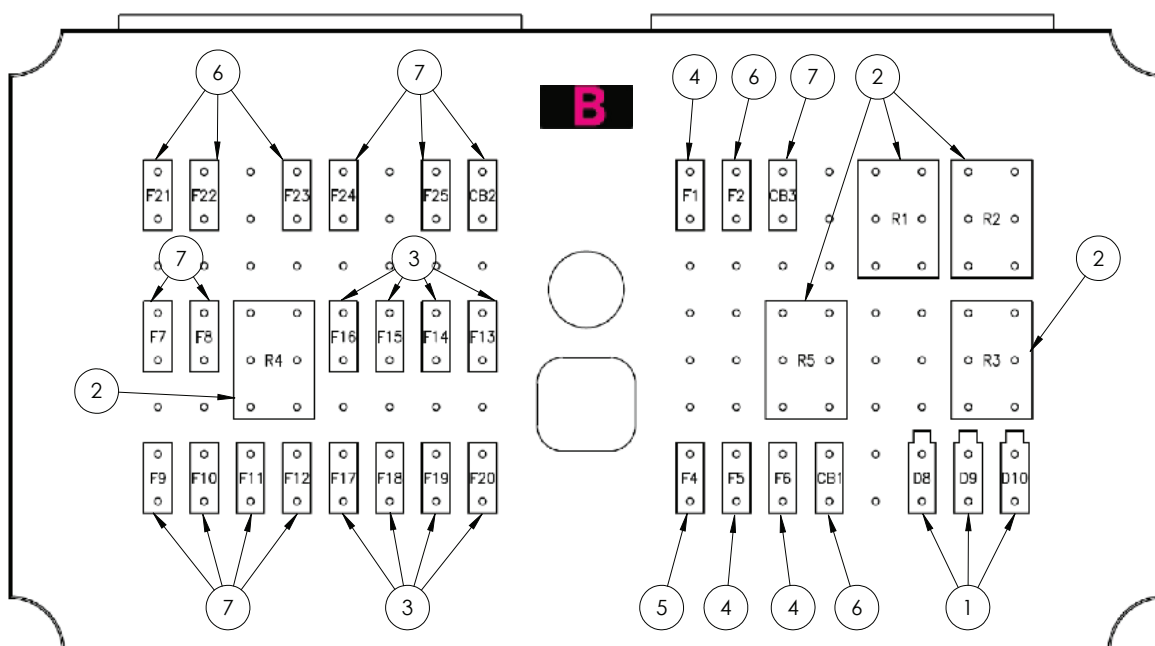
ITEM NO.	PART NUMBER	DESCRIPTION	QTY.
9	GA5012399	Nut, For connector, 24 shell, Deutsch	1
10	GA4552135	Spacer for Altek rotary valve	12
11	GA5049020	Bolt M4 x 25 Pan Head SS	8
12	GA5020510	Washer 4mm Flat SS	8
13	GA5004437	Washer 6mm Flat SS	17
14	GA5011421	SHCS M6 x 50 ZP GR12.9	12
15	GA5048640	Relay, 12V, 180 Amp Peak, 100 Amp continuous, 4 pin, Normally open	1
16	GA5004050	BHCS M6 x 16 SS GR8.8	4
17	GA5004429	Nut M6 Nyloc SS	1
18	GA5017643	Washer, 1/4" ID x 5/8" OD x 18g, Flat SS	3
-	GA5075040	Diode, 6 amp, With wing key	1

# Fuse Box 'A' - Cabin



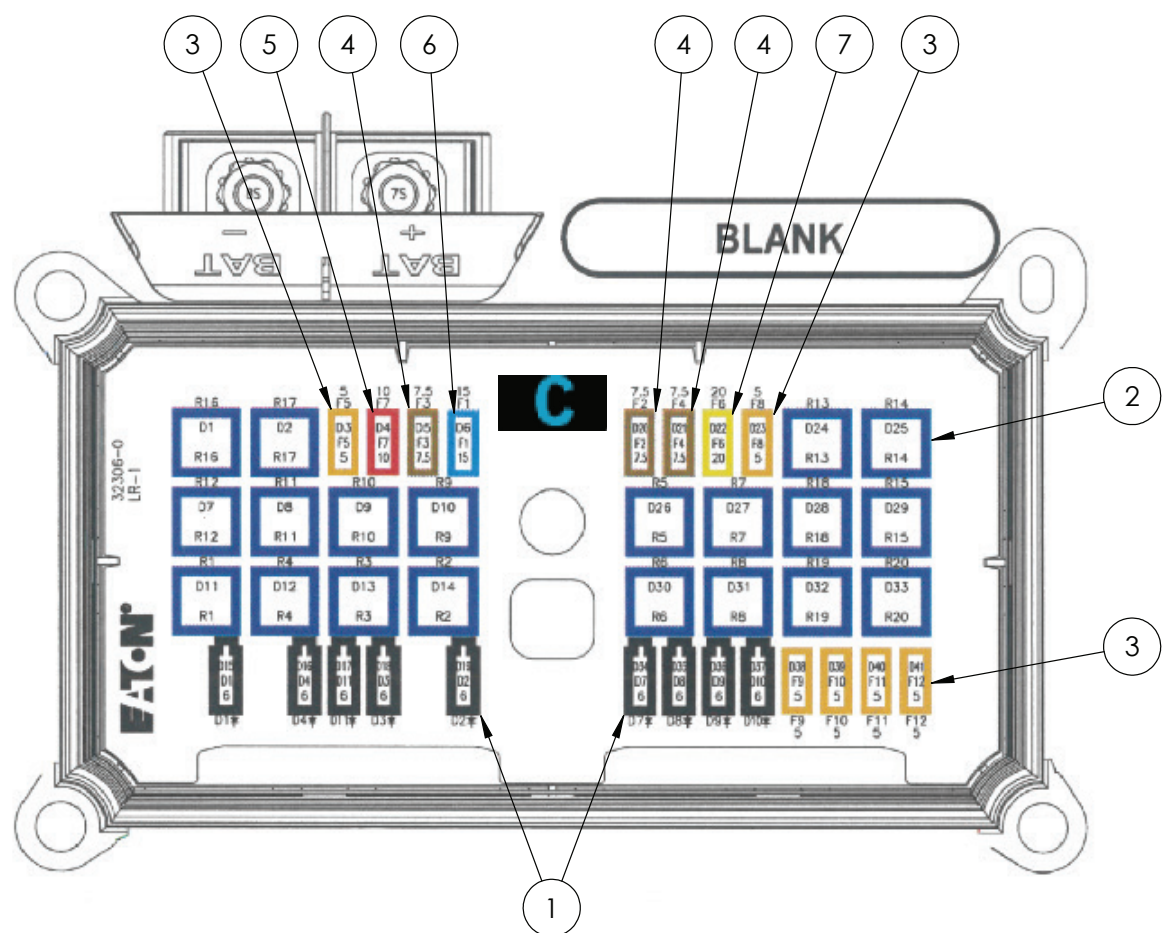
ITEM NO.	PART NUMBER	DESCRIPTION	QTY.
1	GA5075040	Diode, 6 Amp, With Wing Key, Suit Crop Cruiser 2009	2
2	GA5075035	Relay, Ultra Micro Iso280, 4 Pin Square, Spst, 12v 20a	14
3	GA5075030	Relay, Ultra Micro Iso280, 5 Pin, Spst, 12v 20a	1
4	GA5054840	Mini Blade Fuses 7.5amp	3
5	GA5054845	Mini Blade Fuses 10 Amp	4
6	GA5054850	Mini Blade Fuses 15 Amp	7
7	GA5054855	Mini Blade Fuses 20 Amp	5
8	GA5075055	Flasher Relay, Suit Sp Micro Fuse Box, Blinker, Indicator, 3 Pin Iso, Led 12v	1

## Fuse Box 'B' - Cabin



ITEM NO.	PART NUMBER	DESCRIPTION	QTY.
1	GA5075040	Diode, 6 Amp, With Wing Key, Suit Crop Cruiser 2009	3
2	GA5075035	Relay, Ultra Micro Iso280, 4 Pin Square, Spst, 12v 20a	5
3	GA3000396	Fuse, Mini Blade, 5 Amp, 52705	8
4	GA5054845	Mini Blade Fuses 10 Amp	3
5	GA5054850	Mini Blade Fuses 15 Amp	1
6	GA5054855	Mini Blade Fuses 20 Amp	6
7	GA5054865	Fuse Mini Blade 30 Amp (52730)	10

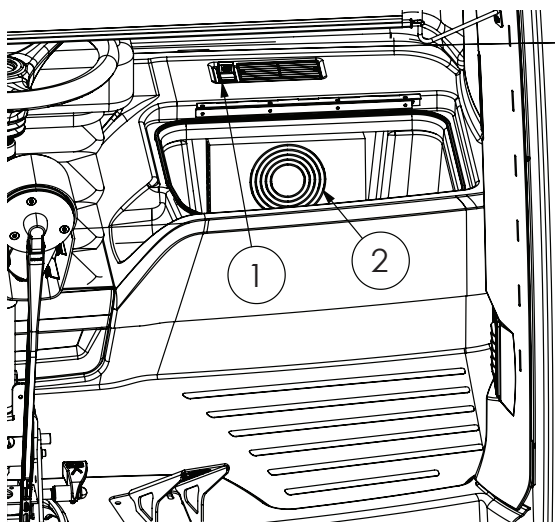
# Fuse Box 'C' - Cabin



ITEM NO.	PART NUMBER	DESCRIPTION	QTY.
1	GA5075040	Diode, 6 Amp, With Wing Key, Suit Crop Cruiser 2009	9
2	GA5075035	Relay, Ultra Micro Iso280, 4 Pin Square, Spst, 12v 20a	20
3	GA3000396	Fuse, Mini Blade, 5 Amp, 52705	6
4	GA5054840	Mini Blade Fuses 7.5amp	3
5	GA5054845	Mini Blade Fuses 10 Amp	1
6	GA5054850	Mini Blade Fuses 15 Amp	1
7	GA5054855	Mini Blade Fuses 20 Amp	1

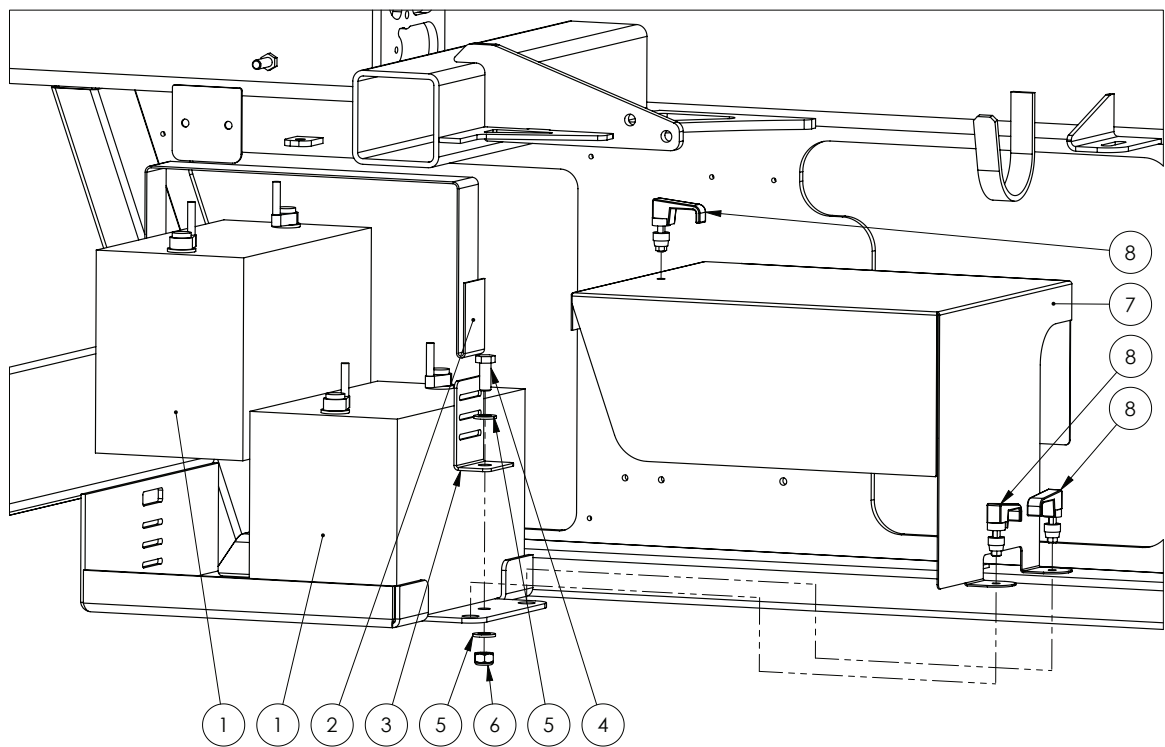
## Cabin - Fridge - Optional

---



ITEM NO.	PART NUMBER	DESCRIPTION	QTY.
-	GA5070396	Loom Fridge Claas Cabin	-
-	GA5060061	Electrical Harness, Cooler Cabin Fridge, suit GATMC	-
-	GA5060062	Electrical harness, Cooler Cabin Fridge, suit Raven	-
1	GA5070397	Rocker Switch, Claas Fridge Cooler	1
2	GA5070395	Fridge Cooling Module, suit Claas Cabin	1

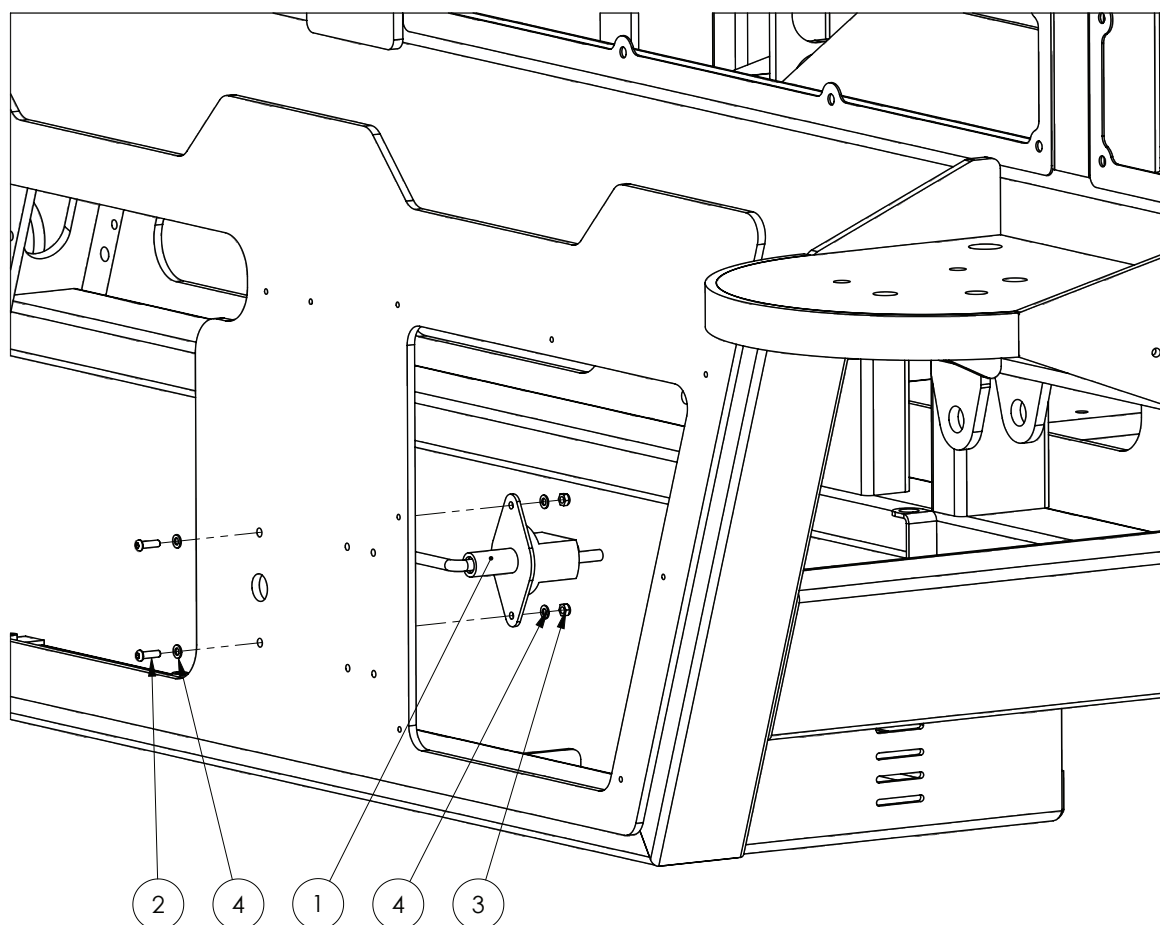
# Batteries



ITEM NO.	PART NUMBER	DESCRIPTION	QTY.
1	GA5066240	Battery, Delkor 31-900, 900 CCA, Suit SP	2
2	GA5003859	Strap, Tank, 50mm, Goldacres branded (cut to 1000 mm)	1
3	F70127A	Bracket, Tank strap, 50mm	1
4	GA5000305	Set Screw M12 x 30 GR8.8 ZP	1
5	GA5000577	Washer 12mm Flat SS HD	2
6	GA5012461	Nut M12 Nyloc ZP	1
7	GA4510395	Plate, Battery Cover	1
8	GA5066600	Rawl action latch	3

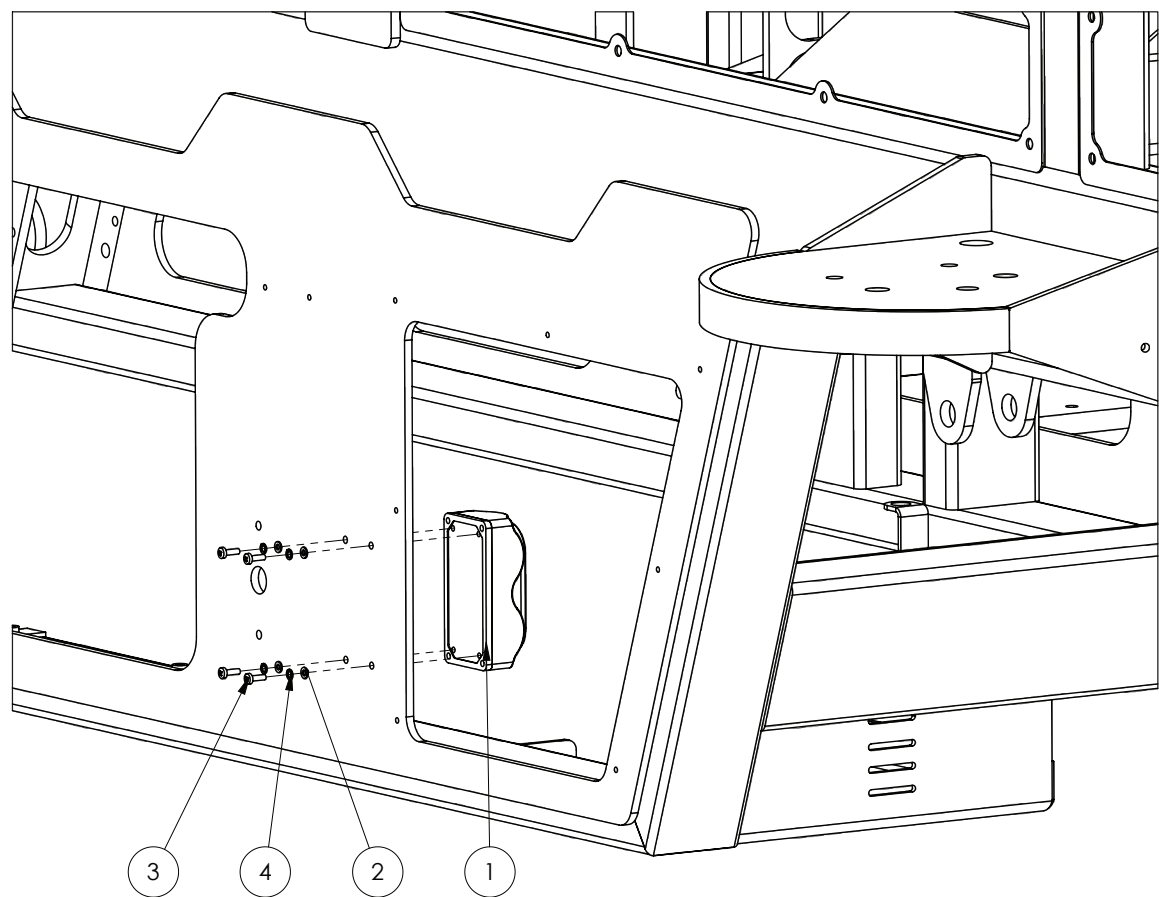


## Battery Isolator



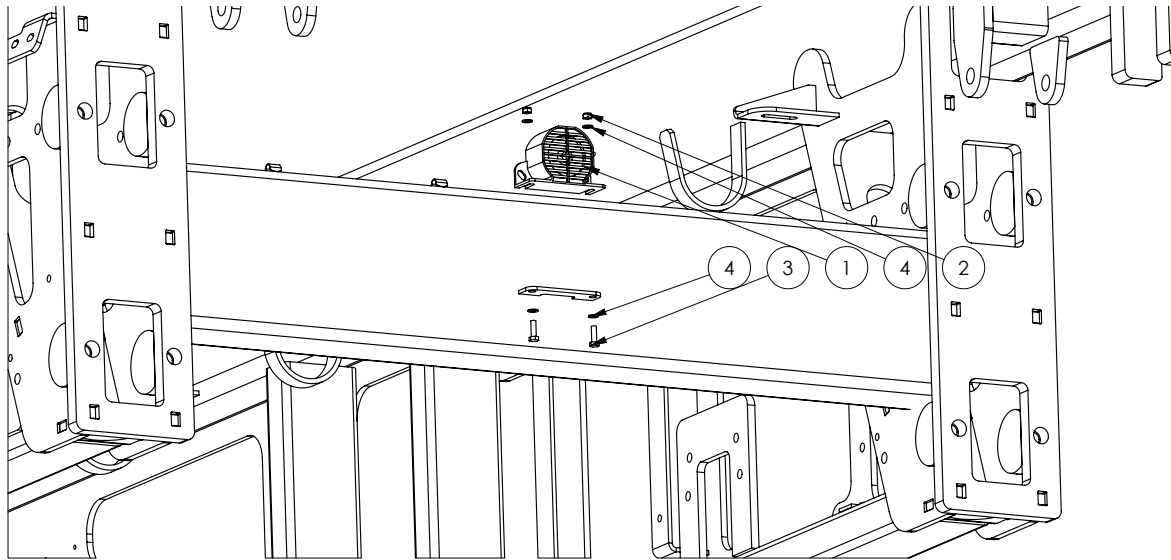
ITEM NO.	PART NUMBER	DESCRIPTION	QTY.
1	GA5005787	Battery isolator switch, large with removable key	1
	GA5005788	Battery isolator replacement key, suit GA5005787	-
2	GA5004053	BHCS M6 x 20 SS A2-70	2
3	GA5048115	Nut M6 Nyloc ZP	2
4	GA5004437	Washer 6mm Flat SS	4

# Bus Bar



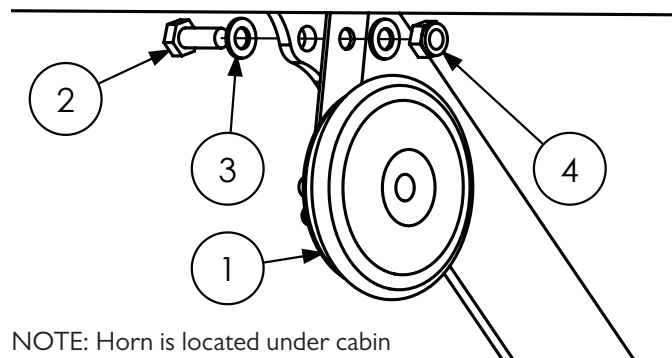
ITEM NO.	PART NUMBER	DESCRIPTION	QTY.
1	GA5050630	Buss Bar 300 amp	1
2	GA5003983	Washer 5mm Flat SS	4
3	GA5003977	Bolt Pan Head M5 x 16 SS A2-70	4
4	GA5003629	Washer 5mm Spring SS	4

## Reverse Warning Beeper



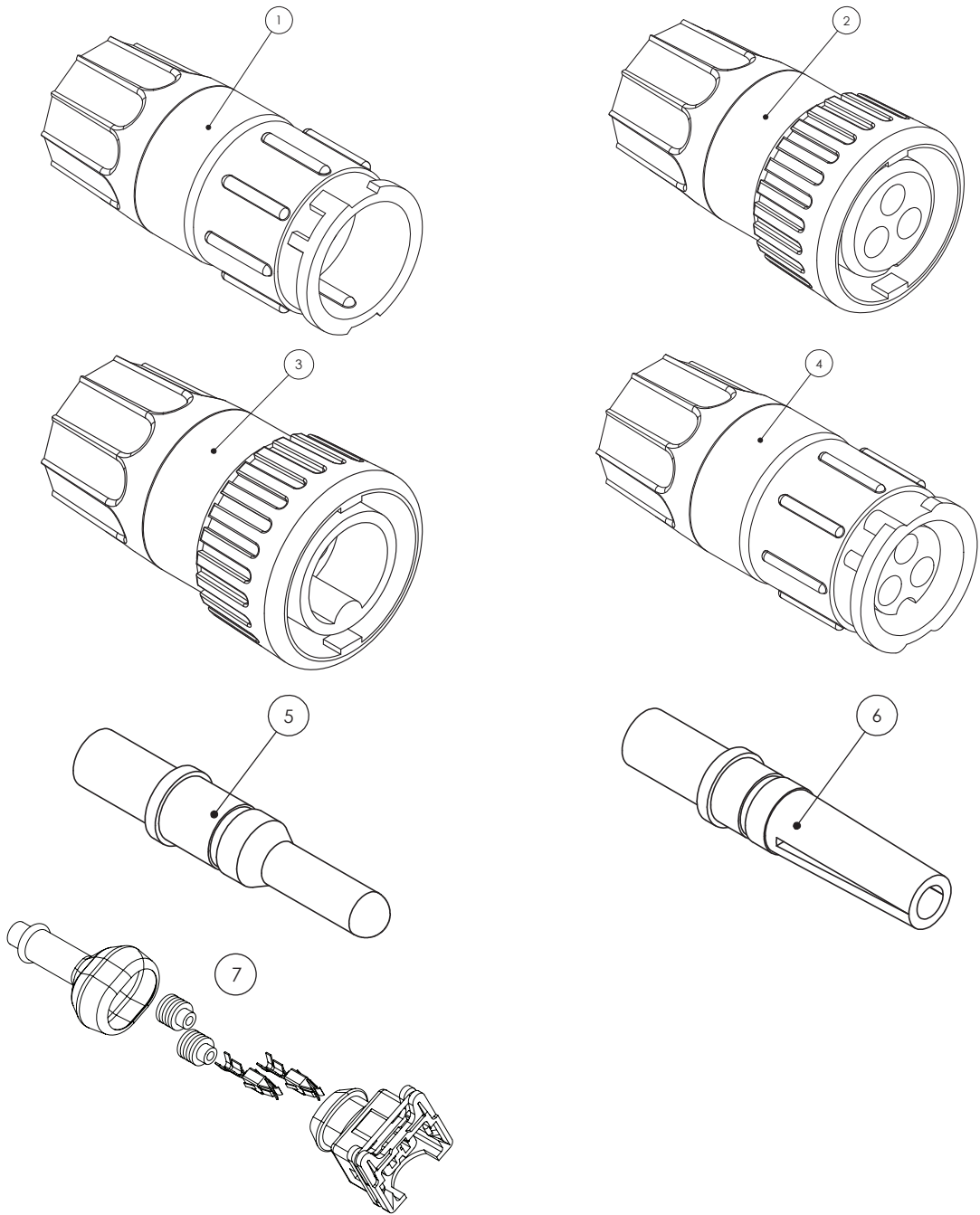
ITEM NO.	PART NUMBER	DESCRIPTION	QTY.
1	GA5011985	Reverse beeper, 12v 102db alarm	1
2	GA5048115	Nut M6 Nyloc ZP	2
3	GA5004065	Bolt M6 x 20 GR8.8 ZP	2
4	GA5004437	Washer 6mm Flat SS	4

## Horn



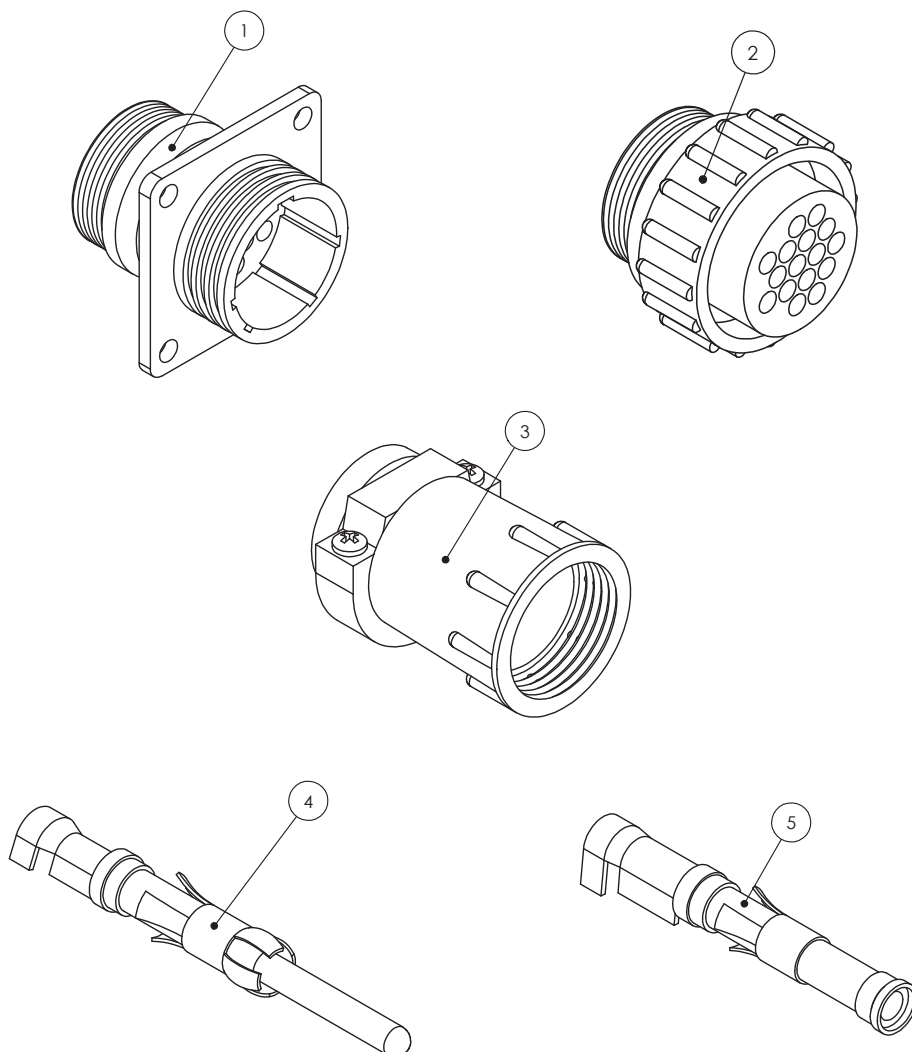
ITEM NO.	PART NUMBER	DESCRIPTION	QTY.
1	GA5011983	Disc horn, high tone, 12V	1
2	GA5004085	Bolt M8 x 20 ZP GR8.8	1
3	GA5003643	Washer 8mm Flat SS Heavy Duty	2
4	GA5052590	Nut M8 Nyloc SS	1

# Electrical Connectors - AMP



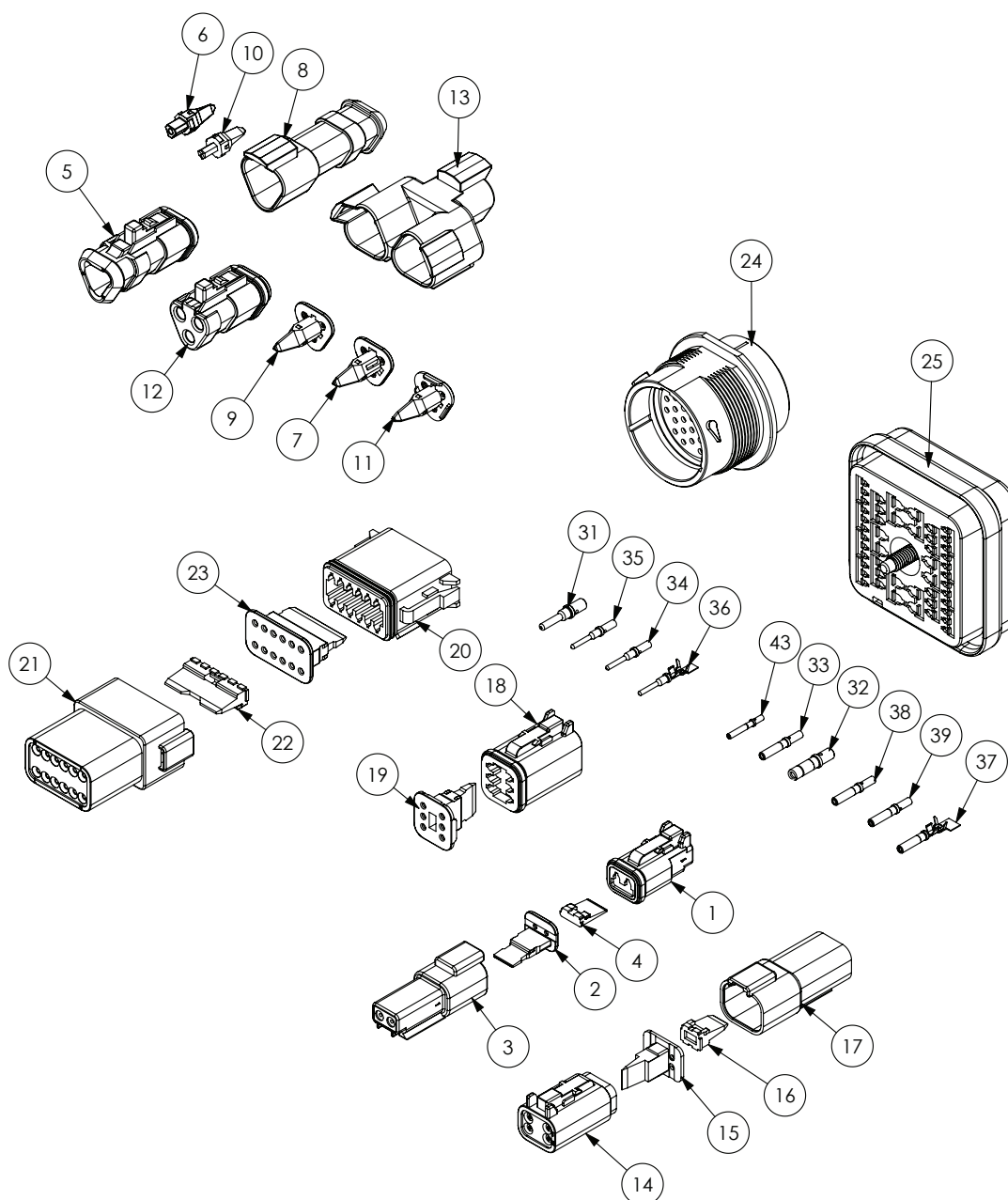
ITEM NO.	PART NUMBER	DESCRIPTION
1	GA5076921	Male Flow Meter Connector
2	GA5076922	Female Flow Meter Connector
3	GA5076920	Male Speed Sensor Connector
4	GA5076923	Female Speed Sensor Connector
5	GA5076927	Male Pin for Flow Meter & Speed Sensor Connectors
6	GA5076928	Female socket for Flow Meter & Speed Sensor Connectors
7	GA5047728	Plug, 2 pin, Black, fuel injector connector, IP65K, AMP
-	GA5068945	Connector, 3 Pin AMP super seal waterproof male

## Electrical Connectors - AMP



ITEM NO.	PART NUMBER	DESCRIPTION
1	GA5076924	Connector, 16 Pin AMP, Square Flange, Suit Male Pins, Raven
2	GA5076925	Connector, 16 Pin AMP, Suit Female Pins, Raven
3	GA5049175	Connector, Backing Shell, Suit 16 Pin AMP, Raven
4	GA5048905	Pin, 14-18 Gauge Gold, Male, Suit 16 Pin AMP
5	GA5048900	Pin, 14-18 Gauge Gold, Female, Suit 16 Pin AMP
-	GA5020785	Connector, 37 Pin AMP, Male, Raven
-	GA5020780	Connector, 37 Pin AMP, Female
-	GA5020560	Connector, Backing Shell 23, Suit 37 Pin AMP, Standard size
-	GA5020559	Connector, Backing Shell 23, Suit 37 Pin AMP, Large size
-	GA5020561	Connector Dust Cap, 37 Pin AMP, Male, Raven
-	GA5020575	Dust Cap, 16 Pin AMP Connector, Male
-	GA5075848	Dust Cap, 16 Pin AMP Connector, Female
-	GA5075927	DustCap 37 Pin Series 23 (4000 series Connector Dust Cap, 37 Pin AMP, Series 23, Raven

## Electrical Connectors - Deutsch



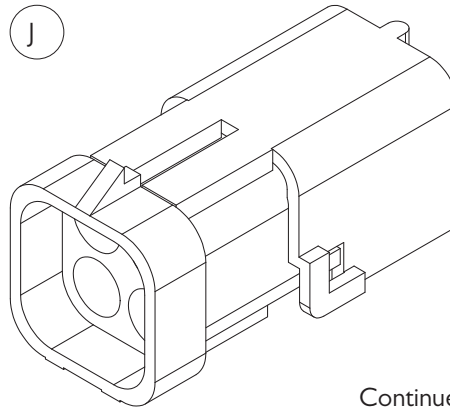
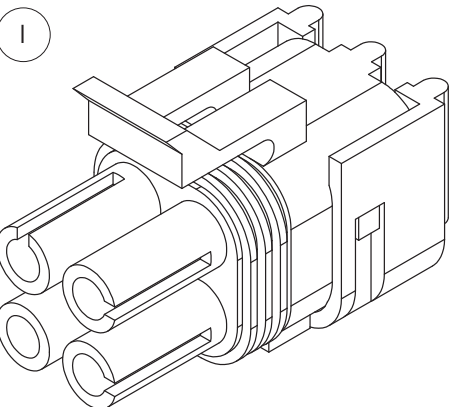
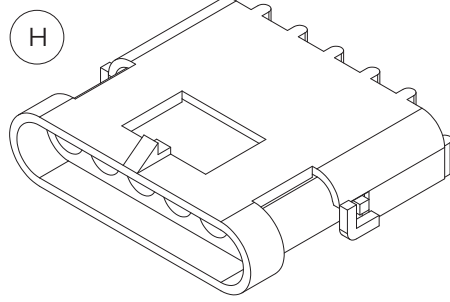
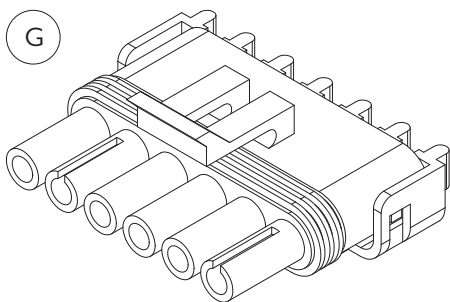
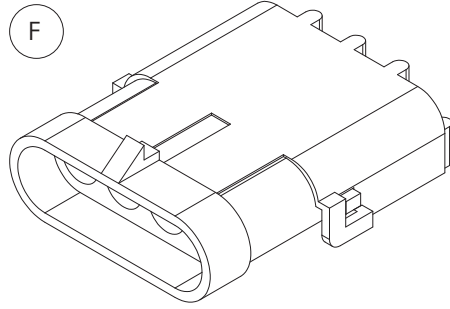
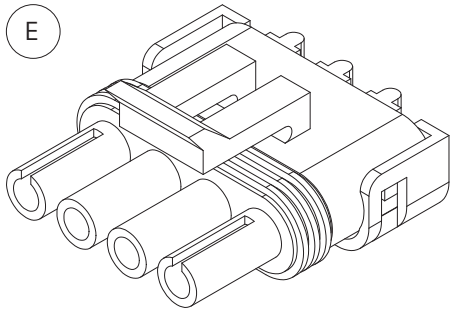
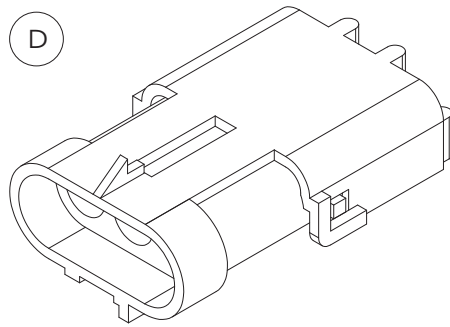
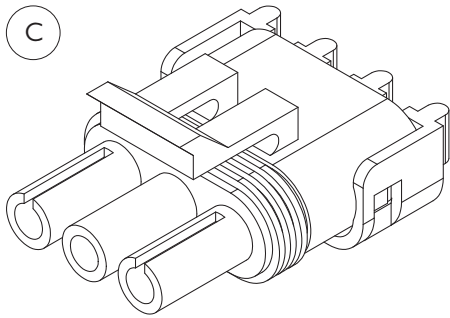
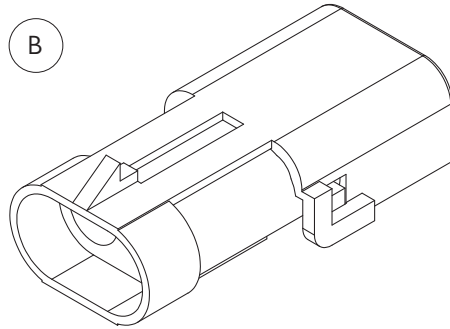
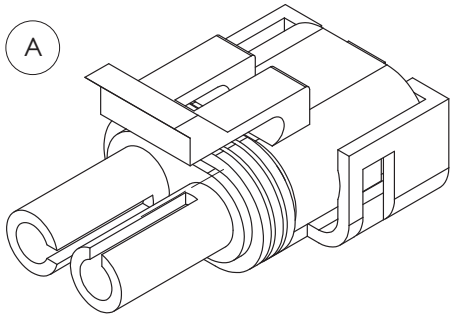
ITEM NO.	PART NUMBER	DESCRIPTION
1	GA5052820	Plug, 2 way, socket, DT series, Deutsch
2	GA5052825	Wedge Lock, 2 Way, sockets, DT series, Deutsch
3	GA5052830	Receptacle, 2 way, pins, DT series, Deutsch
4	GA5052835	Wedge Lock, 2 way, DT series, Deutsch
5	GA5011831	Plug, 3 way sockets, shrink boot adapter, Deutsch
6	GA5017719	Wedge lock, blue, 3 pin, suit terminator, Deutsch
7	GA5017721	Wedge lock, blue, 3 socket, Deutsch
8	GA5050740	Receptical, 3 pin, shrink boot, Deutsch
9	GA5050750	Wedge Lock, orange, 3 socket, Deutsch

Continued over page

## Electrical Connectors - Deutsch

ITEM NO.	PART NUMBER	DESCRIPTION
10	GA5050760	Wedge Lock, Green, 3 pin, Deutsch
11	GA5050761	Wedge Lock, Green, 3 socket, Deutsch
12	GA5054350	Plug, grey, 120 ohm resistor terminator, Deutsch
13	GA5054365	Receptacle, 3 way 3 Pin, Y splitter, Deutsch
14	GA5050840	Plug, 4 way socket, DT series, Deutsch
15	GA5050845	Wedge Lock, orange, 4 way sockets, Deutsch
16	GA5050765	Wedge Lock, Green, 4 Way pins, Deutsch
17	GA5013783	Receptacle, 4 way, pins, DT series Deutsch
18	GA5050960	Plug, 6 way Socket, DT series, Deutsch
19	GA5050965	Wedge Lock, orange, 6 way sockets, DT series, Deutsch
20	GA5061780	Plug, 12 way sockets, DT series, Deutsch
21	GA5061785	Receptacle, 12 way suit pins, DT series, Deutsch
22	GA5070590	Wedge lock, green, 12 way suit pins, Deutsch
23	GA5070595	Wedge lock, Green, 12 way sockets, Deutsch
24	GA5061790	Receptacle, 31 pin, HPD series, Deutsch
25	GA5060440	Plug, 48 Pin suits Pins, DRB series, Deutsch
26	GA5060445	Wedge lock, 48 way suits Pins, DRB series, Deutsch
27	GA5060450	Flange connector, 48 way suits DRB series, Deutsch
28	GA5060455	Wedge lock, 48 way suit, Sockets, DRB series, Deutsch
29	GA5060460	Plug, 48 Pin suits Sockets, DRB series, Deutsch
30	GA5061170	Rubber boot, suit 48 pin DRB series, Deutsch
31	GA5061260	Pin, Male, Solid, nickel, Number 12, Deutsch
32	GA5061270	Socket, Female, Solid, Nickel, Number 12, Deutsch
33	GA5053235	Socket, Female, Nickel, number 14, Green Band, Deutsch
34	GA5061220	Pin, Male, Gold, Number 16, Deutsch
35	GA5061240	Pin, Male, solid, nickel, Number 16, Green band, AWG 14, Deutsch
36	GA5075255	Pin, Male, Nickel, Crimp style, Number 16, Deutsch
37	GA3000022	Socket, Female, Nickel, Crimp style, Number 16, Deutsch
38	GA5061225	Socket, Female, solid gold, number 16, Deutsch
39	GA5061230	Socket, Female, solid, Nickel, Number 16, Deutsch
40	GA5061235	Socket, solid gold, number 16, 16-20 AWG, Deutsch
41	GA5061200	Pin, Male, Solid, nickel, Number 20, Deutsch
42	GA5061205	Pin, Male, Solid, gold, Number 20, Deutsch
43	GA5061210	Socket, Female, Solid, nickel, Number 20, Deutsch
44	GA5061215	Socket, Female, Solid, gold, Number 20, Deutsch
45	GA5052840	Sealing plug, White, size 12 - 16, Deutsch

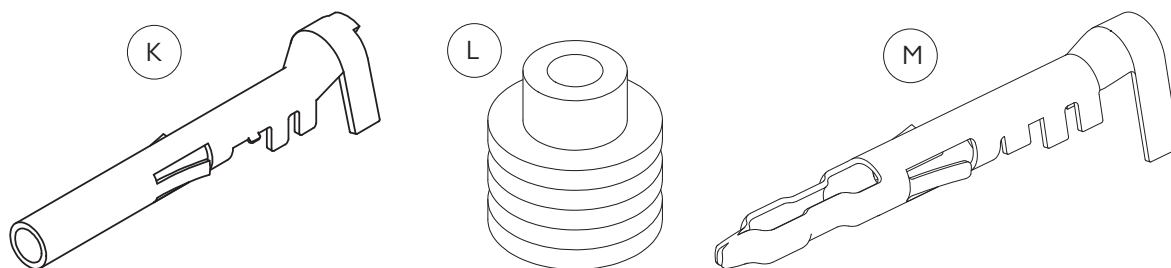
# Electrical Connectors - Weather Pack



Continued over page



## Electrical Connectors - Weather Pack



ITEM NO.	PART NUMBER	DESCRIPTION
-	GA5049685	Boot, Weather pack, Suit 2 pin connector
-	GA5049690	Boot, Weather pack, Suit 3 pin connector
A	GA5001351	Connector, Male, 2 Pin, Weather pack
B	GA5007381	Connector, 2 pin, Female, Weather pack
C	GA5002211	Connector, Male, 3 pin, Weather pack
D	GA5048550	Connector, Female, 3 Pin, Weather pack
E	GA5007385	Connector, Male, 4 pin, Weather pack
F	GA5007383	Connector, Female, 4 pin, Flat, Weather pack
G	GA5004009	Connector, Male, 6 pin, Weather pack
H	GA5048510	Connector, Female, 6 pin, Weather pack
I	GA5049000	Connector, Female, 4 pin, Square, Weather pack
J	GA5050805	Connector, Male, 4 pin, Square, Weather pack
K	GA5016619	Pin, Female, Sealed, Weather pack, Wire 1.0 - 2.0mm
L	GA5014857	Seal, Green, Weather pack connector, Wire from 2.03 - 2.85mm
M	GA5016617	Pin, Male, Sealed, Weather pack, Wire 1.0 - 2.0mm

## Electrical Harnesses & Components

### CHASSIS

PART NUMBER	DESCRIPTION
GA3000075	Electrical harness, Chassis, Spray
GA3000080	Electrical harness, Main chassis
GA3000097	Electrical harness, Battery lead kit
GA3000098	Electrical harness, extension kit suit GA3000080, G8 and G10S
GA3000247	Electrical harness, Hydraulic 48m Boom
GA5060043	Electrical harness, Boom suspension lockout for transport
GA5060066	Electrical harness, Tail light connection

### CABIN

PART NUMBER	DESCRIPTION
GA3000078	Electrical harness, Main side console, Raven
GA3000083	Electrical harness, Claas seat power adaptor
GA3000086	Electrical harness, Clarion Stereo Head Unit 15 Pin to ISO 16 Pin
GA3000088	Electrical harness, Claas Joystick aux functions, Raven side dash
GA3000089	Electrical harness, Main cabin Claas
GA3000248	Electrical Harness, 48m, Cabin Switch Harness
GA5060042	Electrical harness, Power lead kit side console, Raven
GA5060044	Electrical harness, Engine monitor CAN

### CABIN - OPTIONAL

PART NUMBER	DESCRIPTION
GA5060061	Electrical harness, Cooler Cabin Fridge

### TRIMBLE SYSTEM

PART NUMBER	DESCRIPTION
GA3000062	Electrical harness, Raven ISO to Trimble FMX/FM1000 display

### RAVEN RCM SYSTEM

PART NUMBER	DESCRIPTION
GA3000361	Diode 4 Bank, Suit RCM Boom Harness, Raven
GA3000251	Terminator, CAN, active, suit ISO bus, Raven
GA3000253	Electrical Harness, RCM, G8 Chassis
GA3000258	Electrical Harness, RCM, 16 section 3 Tier, Boom Center
GA3000264	Electrical Harness, RCM, 16 section 3 Tier, Breakout
GA3000259	Electrical Harness, Boom Inner 36-48m, 16 Section , 2 Tier
GA3000269	Electrical Harness, Boom Outer 36-48m, 16 Section , 2 Tier
GA3000260	Electrical Harness, Boom Inner 36-48m, 16 Section , 1 Tier
GA3000270	Electrical Harness, Boom Outer 36-48m, 16 Section , 1 Tier

Continued over page

## Electrical Harnesses & Components

### JOHN DEERE SYSTEM

PART NUMBER	DESCRIPTION
GA3000138	Electrical harness, main ISO side console armrest
GA3000141	Electrical harness, steering valve cable
GA3000142	Electrical harness, Roof cable extension
GA3000144	Sensor, Linear non contact, Steering, 250mm
GA3000145	Rose end, M10 suit GA3000144
GA3000146	Stud end, M10 suit GA3000144
GA3000147	Electrical harness, JD autotrack node
GA3000148	Electrical harness, JD Starfire roof adapter
GA3000156	Electrical harness, JD Greenstar cable

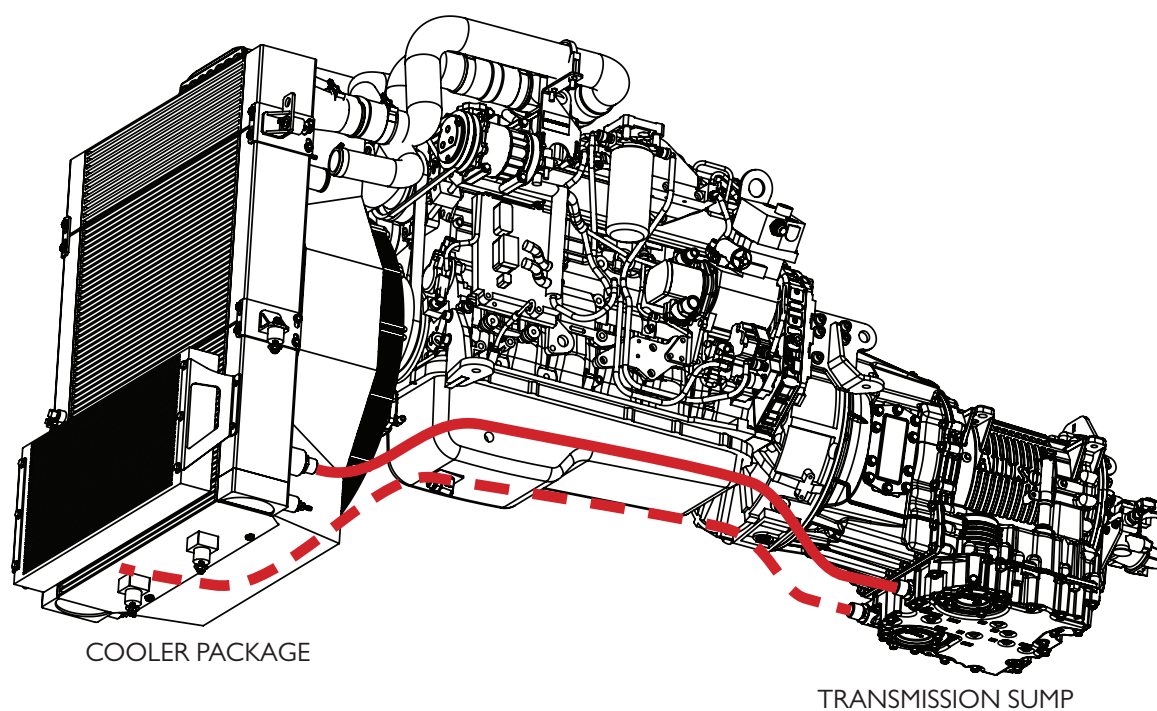
### NORAC SYSTEM

PART NUMBER	DESCRIPTION
GA3000111	Controller module, UC5 Input pass through, Norac
GA3000112	Controller module, UC5 Valve, Norac
GA3000113	Controller module, UC5, CAN Bus, Norac
GA3000114	Electrical Harness, UC5 Battery feed fused, Norac
GA3000116	Electrical harness, UC5 Network, 1M, 14 AWG, Norac
GA3000117	Electrical harness, UC5 Network, 10M, 14 AWG, Norac
GA3000120	Electrical harness, UC5 Valve 2 pin DT, Norac
GA3000122	Electrical Harness, UC5, Tilt Interface Goldacres, Norac
GA3000123	Network Coupler, UC5, 2 way, Black, Norac
GA3000124	Network Coupler, UC5, 2 way, white, terminator, Norac
GA3000125	Network Coupler, UC5, 3 way, Norac
GA3000126	Network Coupler, UC5, 8 way, Norac
GA3000127	Sensor, Linear position NF, UC5, Norac
GA3000128	Ultrasonic sensor, UC5, Norac
GA3000129	Connector, Plug, UC5 Network, 6 Pin, Norac
GA3000130	Connector, Plug, UC5 Network, 2 Pin, Norac
GA3000238	Electrical Harness, UC5 Main Interface, Closed Center, NORAC
GA3500136	Hydraulic cylinder, Wing roll with position sensor, Norac
GA3500137	Hydraulic fitting kit, 12 parts, GNI, Norac
GA3500138	Valve block, 2 station assembly, Open centre, Proportional, DT 4 Bolt, Norac
GA3500139	Valve block, expansion assembly, DPOC PROP DT 4 bolt, Norac
GA5075480	Bracket, Linear position sensor mount, Norac
GA5075490	Mounting bracket, suit ultra sonic sensor, low profile, Norac
GA8700394	Manual, installation, UC5 Goldacres active wing roll, Norac
GA8700396	Manual, Norac UC5 operators manual

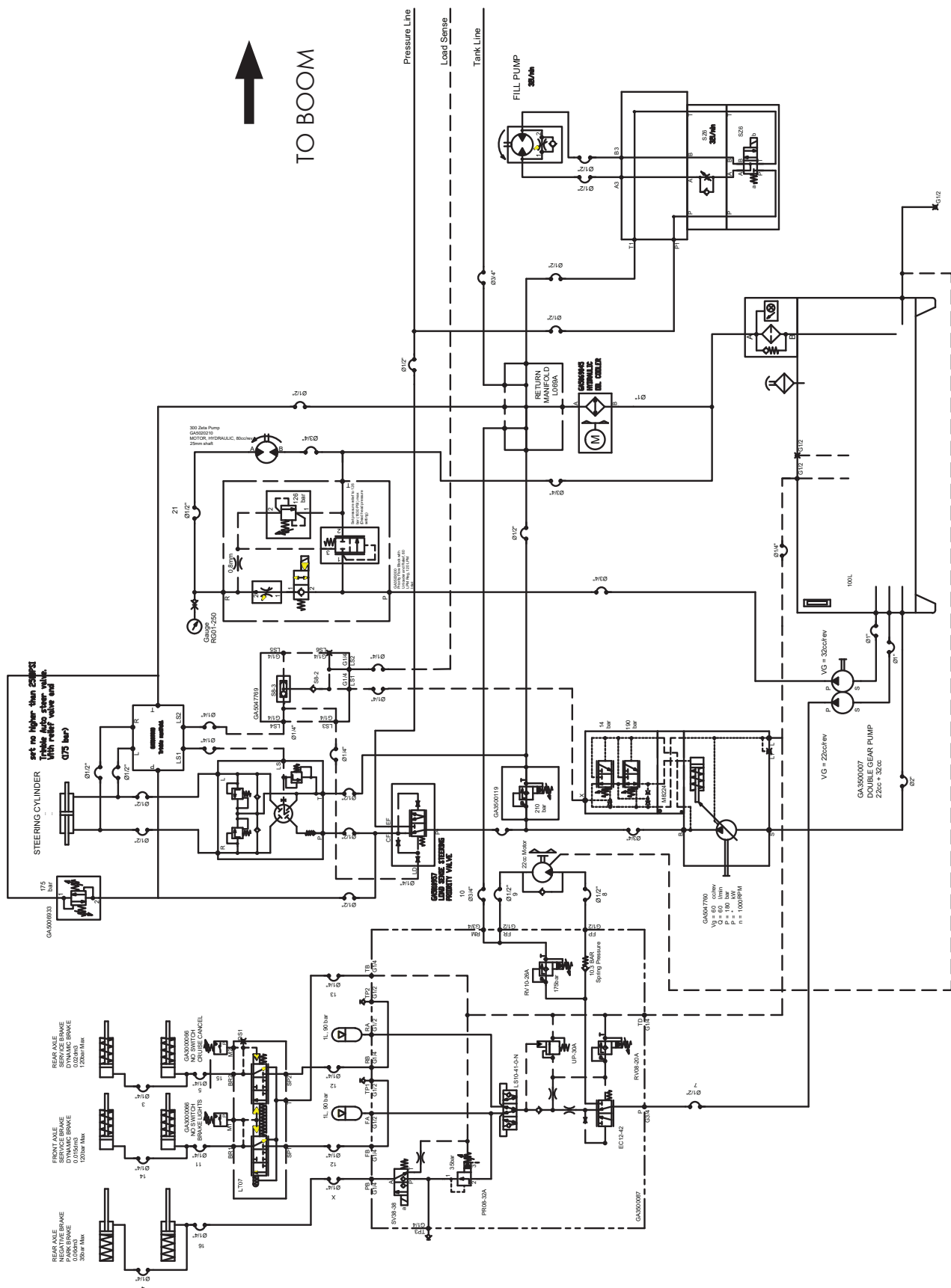
# Chapter 16

## SCHEMATICS

### Hydraulics - Transmission Lines



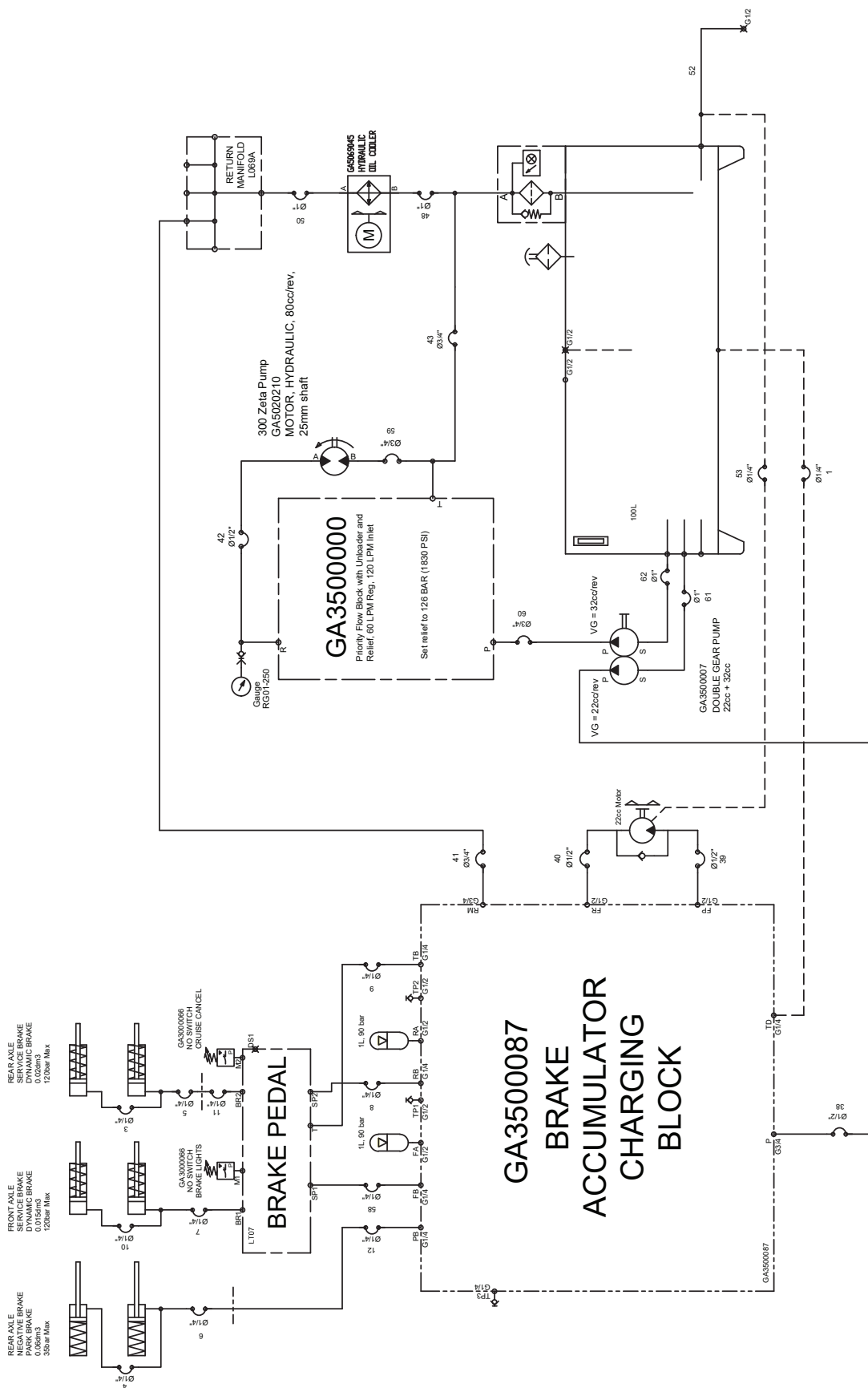
## Hydraulics - General 48 m

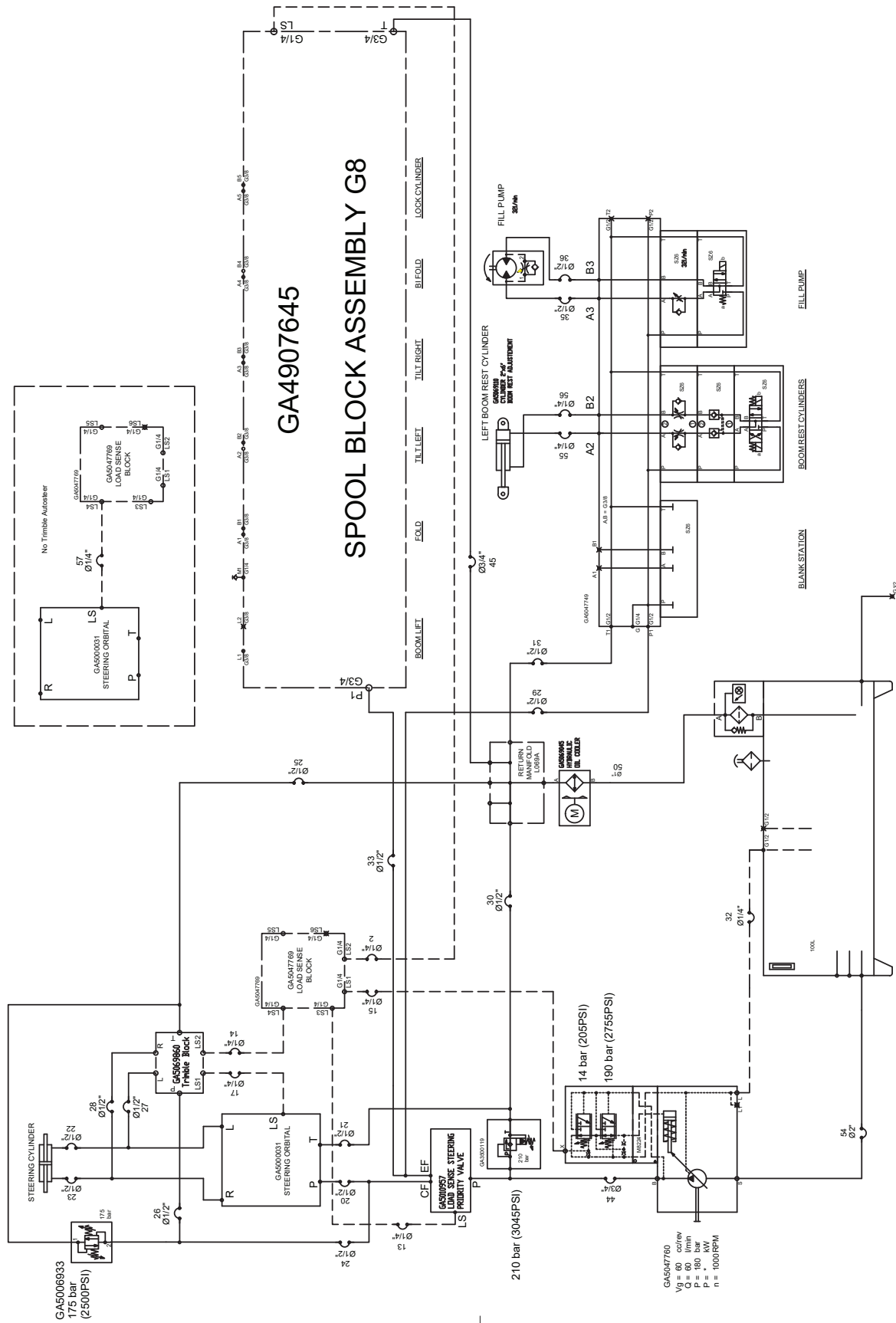




Pressure Line	Ø 1/2"
Load Sense	Ø 1/4"
Tank Line	Ø 3/4"








## Hydraulics - Braking System

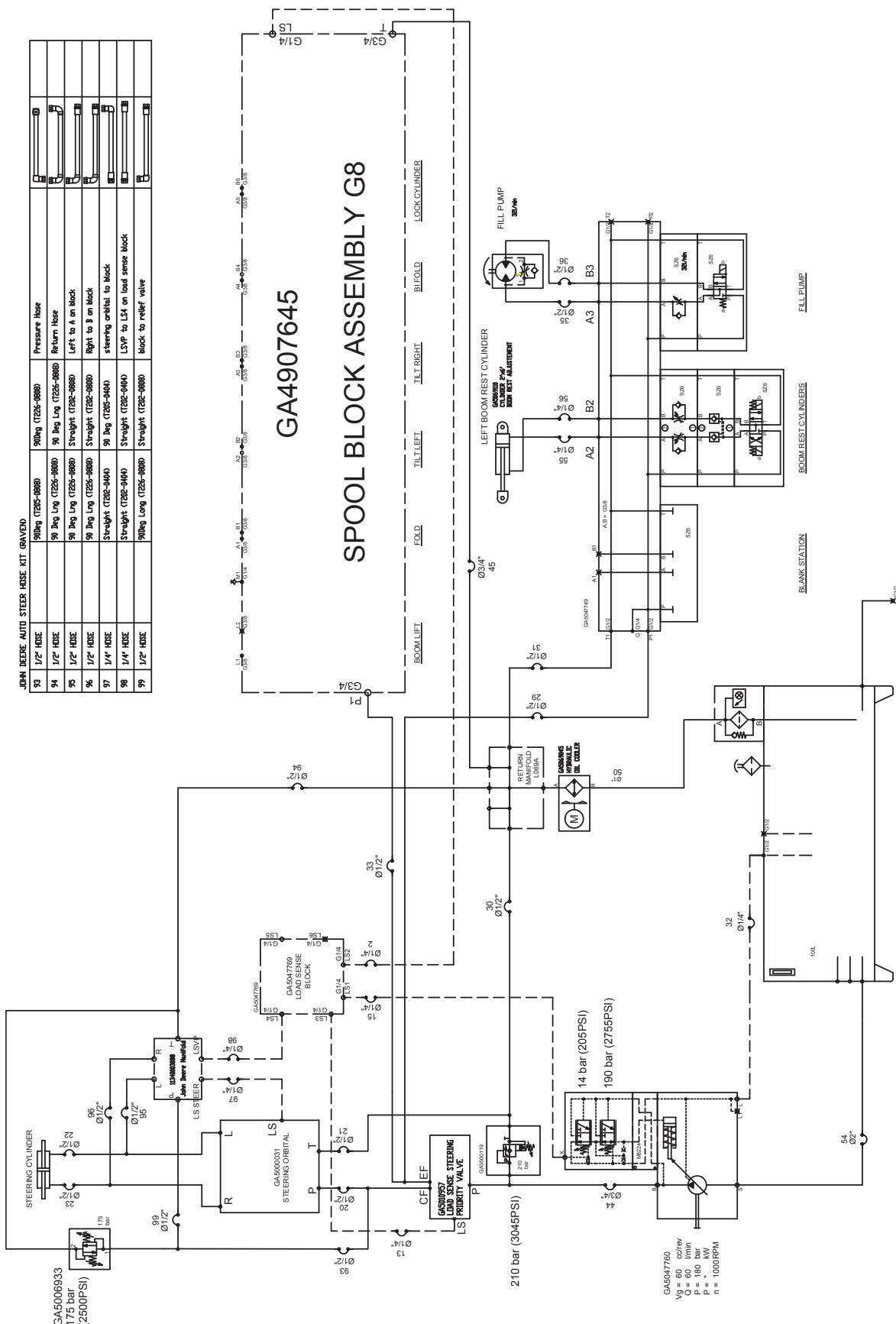




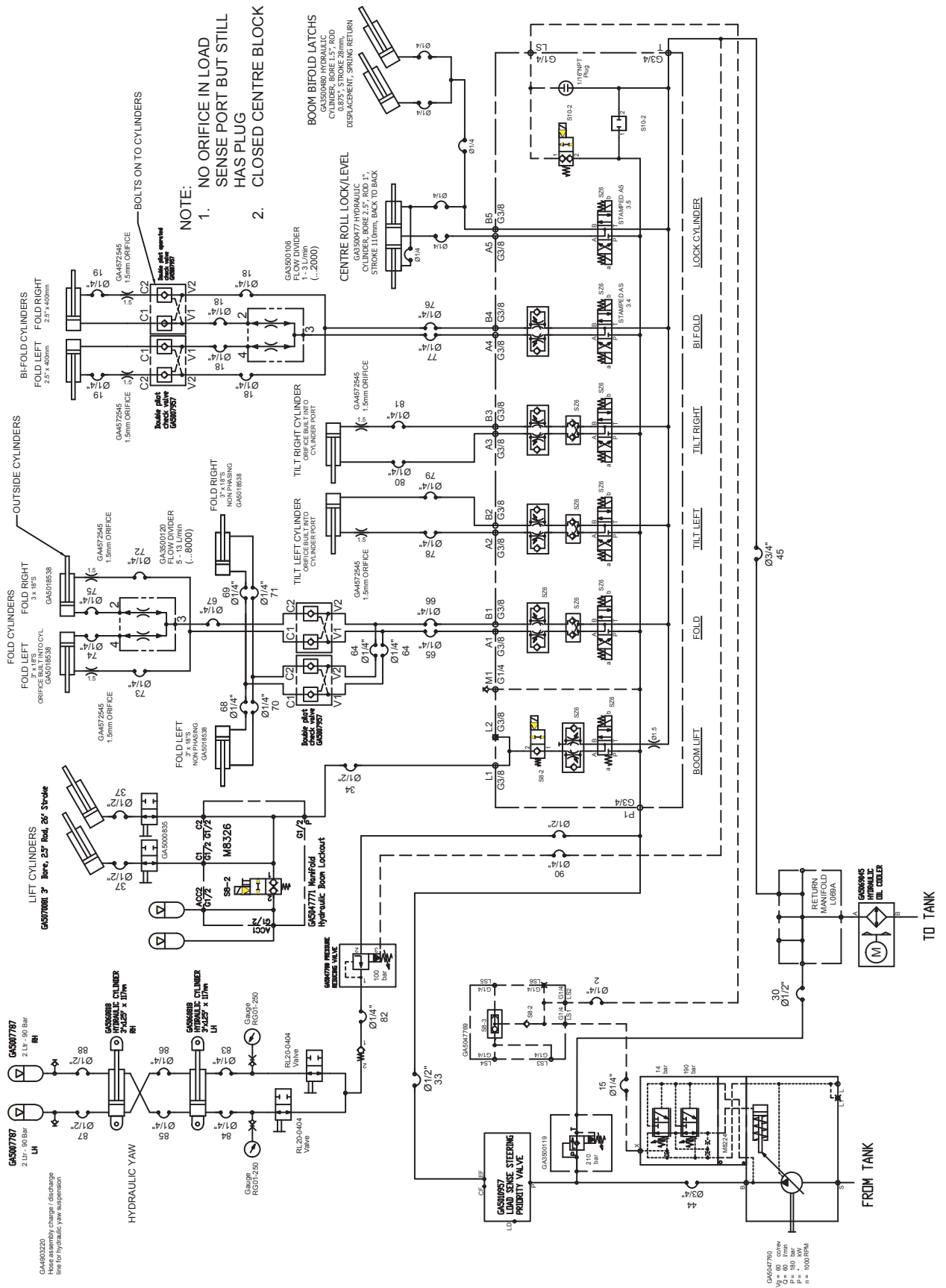


# Hydraulics - John Deere Steering

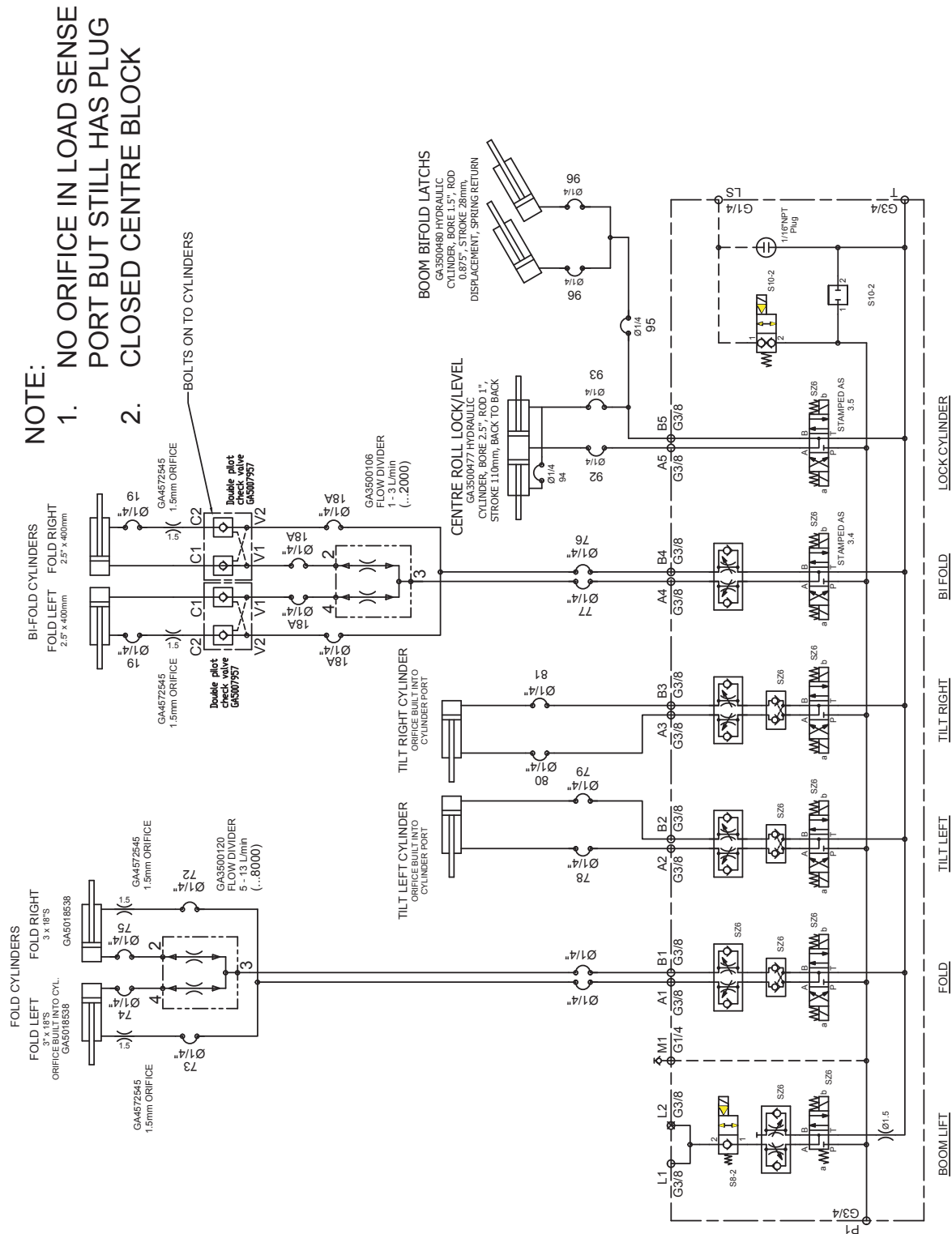
93	1/2" HSE	90deg (T235-0080)	90deg (T235-0080)	Pressure hose	
94	1/2" HSE	90 deg (T235-0080)	90 deg (T235-0080)	Return hose	
95	1/2" HSE	90 deg (T235-0080)	Straight (T235-0080)	Left to A on block	
96	1/2" HSE	90 deg (T235-0080)	Straight (T235-0080)	Right to B on block	
97	1/4" HSE	Straight (T232-0040)	90 deg (T235-0040)	steering orbital to block	
98	1/4" HSE	Straight (T232-0040)	Straight (T235-0040)	LSPY to L&A on load sense block	
99	1/2" HSE	90deg (T235-0080)	Straight (T235-0080)	block to relief valve	



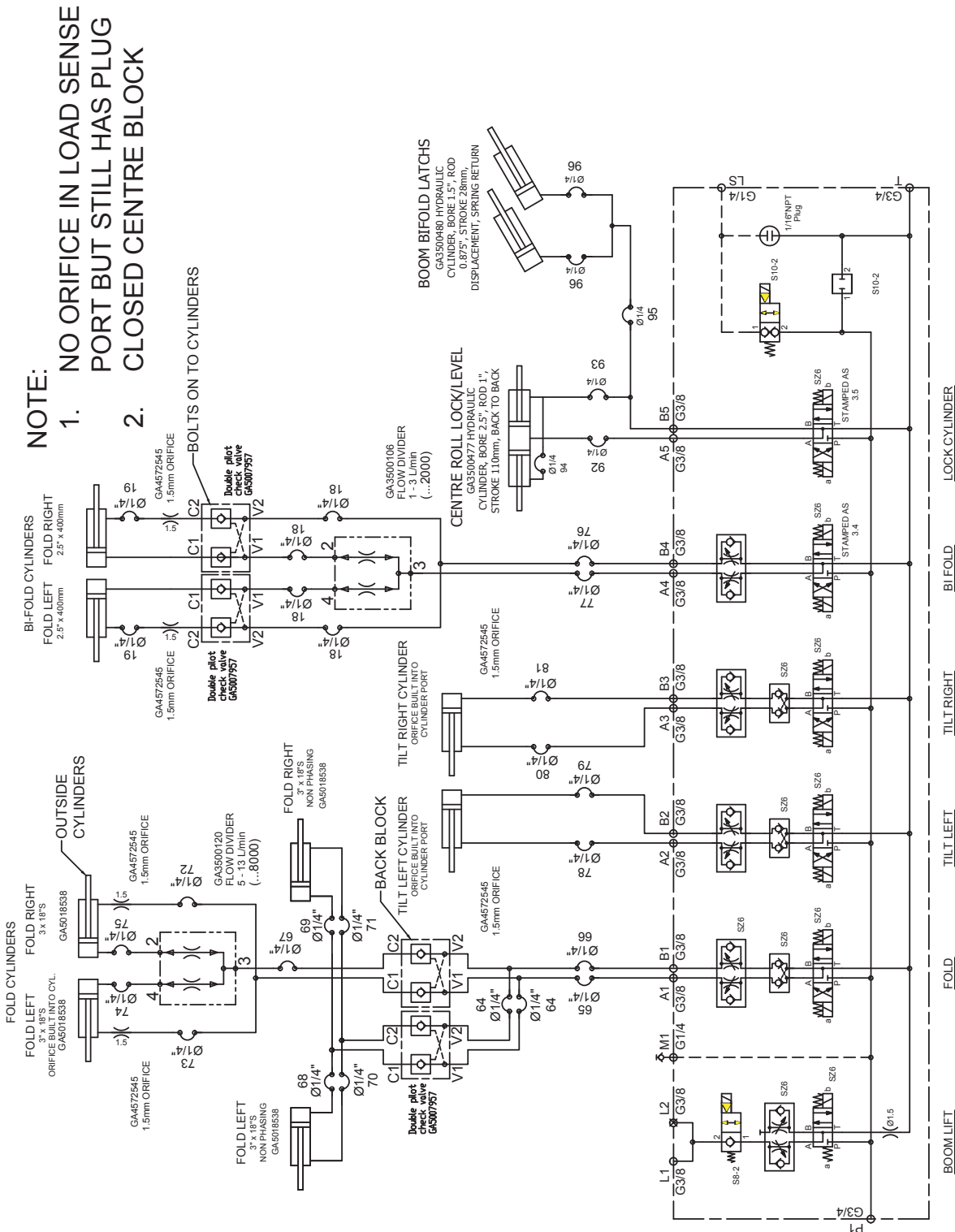
## Hydraulics - General 36-42 m



## Hydraulics - Booms Detail 36 m



## Hydraulics - Booms Detail 42 m



## Hydraulics - Hose List

HOSE NO.	HOSE SIZE	LENGTH	END FITTING 1	END FITTING 2	DESCRIPTION	QTY.
1	1/4" Black	1040mm	T205-0404	T202-0404	Brake/Fan Manifold Port TD to Tee Hydraulic Tank Drain	1
2	1/4" Black	8130mm	T202-0404	T202-0404	Rear Hydraulic Manifold to Load Sense Manifold LS2	1
3	1/4" Black	935mm	T205-0404	T202-0404	Rear Brake Crossover Hose	1
4	1/4" Black	960mm	T205-0404	T202-0404	Park Brake Crossover Hose	1
5	1/4" Black	2800mm	T205-0404	T202-0404	Rear Axle Rear Brake to Chassis Bulkhead fitting	1
6	1/4" Black	2825mm	T205-0404	T202-0404	Rear Axle Park Brake to Chassis Bulkhead fitting	1
7	1/4" Black	2600mm	T205-0404	T202-0404	Brake Pedal Valve Port BR1 to TEE on Front Axle	1
8	1/4" Black	600mm	T202-0404	T202-0404	Brake Pedal Valve Port SP2 to Brake Accumulator Charger Port RB	1
9	1/4" Black	700mm	T202-0404	T202-0404	Brake Pedal Valve Port T to Brake/Fan Manifold Port TB	1
10	1/4" Black	875mm	T205-0404	T202-0404	Front Brake Crossover Hose on Front Axle	1
11	1/4" Black	5240mm	T202-0404	T202-0404	Brake Pedal Valve Port BR2 to Rear Chassis Bulkhead Fitting Top Inside	1
12	1/4" Black	4625mm	T205-0404	T202-0404	Brake/Fan Manifold Port PB to Rear Chassis Bulkhead Fitting (Park Brake) Bottom Inside	1
13	1/4" Black	800mm	T205-0404	T202-0404	Priority Valve Port LS to Load Sense Manifold LS3	1
14	1/4" Black	960mm	T204-0409	T202-0404	Trimble Port LS2 to Load Sense Manifold LS4	1
15	1/4" Black	2100mm	T202-0404	T202-0404	Hydraulic Piston Pump Load Sense to Load Sense Manifold Port LS1	1
17	1/4" Black	1700mm	T204-0409	T202-0404	Steering Orbital Load Sense to Trimble Port LS1	1
18	1/4" Black	10950mm	T202-0404	T202-0404	42m Boom Bifold Cylinders	4
18A	1/4" Black	9470mm	T202-0404	T202-0404	36m Boom Bifold Cylinders	4
19	1/4" Black	400mm	T205-0404	T202-0404	Bifold Cylinder Rod End to Check Valve	2
53	1/4" Black	570mm	T226-0404	T202-0404	Fan Motor Relief to TEE on Oil Tank Drain Bulkhead	1

Continued over page

## Hydraulics - Hose List

HOSE NO.	HOSE SIZE	LENGTH	END FITTING 1	END FITTING 2	DESCRIPTION	QTY.
55	1/4" Black	1240mm	T205-0404	T202-0404	Boom Rest / Fill Pump Manifold Port A2 to Boom Rest Cylinder Base End	1
56	1/4" Black	1475mm	T205-0404	T202-0404	Boom Rest / Fill Pump Manifold Port B2 to Boom Rest Cylinder Rod End	1
57	1/4" Black	1640mm	T205-0404	T202-0404	Steering Orbital Load Sense to Load Sense Manifold Port LS4 (NO AUTO STEER)	1
58	1/4" Black	600mm	T202-0404	T202-0404	Brake Pedal Valve Port SPI to Brake Accumulator Charger Port FB	1
20	1/2" Black	480mm	T205-0808	T202-0808	Priority Valve Port CF to TEE on Steering Orbital Port P	1
21	1/2" Black	1160mm	T205-0808	T202-0808	Steering Orbital Port T to Return Manifold	1
22	1/2" Black	2000mm	T202-0808	T202-0808	Steering Orbital Port L to Steering Cylinder	1
23	1/2" Black	2140mm	T202-0808	T202-0808	Steering Orbital Port R to Steering Cylinder	1
24	1/2" Black	1200mm	T202-0808	T202-0808	Steering Orbital TEE on Port P to Pressure Relief Valve Port ? (With Trimble Auto Steer)	1
25	1/2" Black	700mm	T205-0808	T202-0808	Trimble Port T to Return Manifold	1
26	1/2" Black	1200mm	T205-0808	T202-0808	Trimble Port P to Relief Manifold Port ?	1
27	1/2" Black	1480mm	T205-0808	T202-0808	Steering Orbital Port R to Trimble Port B	1
28	1/2" Black	1520mm	T205-0808	T202-0808	Steering Orbital Port L to Trimble Port A	1
29	1/2" Black	500mm	T205-0808	T202-0808	Priority Valve Tee Port EF to Boom Rest / Fill Pump Manifold Port PI	1
30	1/2" Black	1050mm	T205-0808	T202-0808	Priority Valve and Hydraulic Pressure Relief Manifold Port T to Return Manifold	1
31	1/2" Black	440mm	T205-0808	T202-0808	Boom Rest / Fill Pump Manifold Port T to Return Manifold	1
32	1/2" Black	1260mm	T205-0808	T202-0808	Hydraulic Piston Pump Case Drain TEE to Oil Tank Drain TEE	1

Continued over page

## Hydraulics - Hose List

HOSE NO.	HOSE SIZE	LENGTH	END FITTING 1	END FITTING 2	DESCRIPTION	QTY.
33	1/2" Black	7820mm	T202-808	T202-0808	Priority Valve Port EF TEE to Rear Hydraulic Manifold Port P	1
34	1/2" Black	3150mm	T227-0808	T202-0808	Boom Lockout Manifold Port P to Rear Hydraulic Manifold Port LI	1
35	1/2" Black	1410mm	T205-0808	T202-0808	Boom Rest / Fill Pump Manifold Port A3 to Fill Pump Port A	1
36	1/2" Black	1270mm	T205-0808	T202-0808	Boom Rest / Fill Pump Manifold Port B3 to Fill Pump Port B	1
37	1/2" Black	1600mm	T202-0808	T202-0808	Boom Lockout Manifold to Paralift Cylinder	2
38	1/2" Black	2680mm	T226-0808	T202-0808	22 cc Gear Pump Pressure to Brake/Fan Manifold Port P	1
39	1/2" Black	2850mm	T205-0808	T202-0808	Brake/Fan Manifold Port FP to Fan Motor Pressure	1
40	1/2" Black	2750mm	T205-0808	T202-0808	Brake/Fan Manifold Port FR to Fan Motor Return	1
42	1/2" Black	2760mm	T205-0808	T205-0808	Pump Speed control Port REG to 80cc Hydraulic spray pump motor	1
51	1/2" Black	555mm	T205-0808	T202-0808	Hydraulic, Hose, Assembly, Sump Drain, Engine	1
52	1/2" Black	2050mm	T227-0808	T202-0808	Hydraulic Oil Tank Drain	1
41	3/4" Black	560mm	T205-1212	T202-1212	Brake/Fan Manifold Port RM to Return Manifold	1
43	3/4" Black	3200mm	T205-1212	T202-1212	Pump Speed Control Manifold Port T TEE to Return Filter	1
44	3/4" Black	930mm	T717-1216	T202-1212	Hydraulic Piston Pump to Priority Valve Pressure	1
45	3/4" Black	7570mm	T202-1212	T202-1212	Rear Hydraulic Manifold Port T to Return Manifold	1
59	3/4" Black	2670mm	T205-1212	T202-1212	Pump Speed Control Manifold Port T TEE to 80cc Hydraulic spray pump motor	1
60	3/4" Black	2960mm	T226-1212	T202-1212	32 cc Gear Pump Pressure to Pump Speed Control Manifold Port P	1
46	1" Black	2180mm	T202-1616	T227-1616	Transmission To Combi Cooler LH	1
47	1" Black	2000mm	T202-1616	T227-1616	Transmission To Combi Cooler RH	1

Continued over page

## Hydraulics - Hose List

HOSE NO.	HOSE SIZE	LENGTH	END FITTING 1	END FITTING 2	DESCRIPTION	QTY.
48	1" Black	2540mm	T202-1616	T227-1616	Hydraulic Oil Cooler to Return Filter	1
50	1" Black	710mm	T205-1616	T202-1616	Return Manifold to Hydraulic Oil Cooler	1
61	1" Black	565mm	T205-1616	T205-1616	22cc Gear Pump suction to Oil tank front Port	1
62	1" Black	575mm	T205-1616	T205-1616	32cc Gear Pump suction to Oil tank Middle Port	1
54	2" Black	800mm	2" BSPP 90	2" Code 61 90	Pump Suction Hose	1
64	1/4" Black	300mm	T202-0404	T202-0404	Double Pilot Check Valve Link Hose	2
65	1/4" Black	705mm	T205-0404	T202-0404	Spool Port A to Double Pilot Check Valve Port V1	1
66	1/4" Black	735mm	T205-0404	T202-0404	Spool Port B to Double Pilot Check Valve Port V2	1
67	1/4" Black	330mm	T205-0404	T205-0404	Double Pilot Check Valve Port C2 to Main Fold Flow Divider Port 3	1
68	1/4" Black	2040mm	T205-0404	T202-0404	Double Pilot Check Valve Port C1 to LH Inside Cylinder Base End	1
69	1/4" Black	2225mm	T205-0404	T202-0404	Double Pilot Check Valve Port C1 to RH Inside Cylinder Base End	1
70	1/4" Black	2960mm	T205-0404	T202-0404	Double Pilot Check Valve Port C2 to LH Inside Cylinder Rod End	1
71	1/4" Black	2640mm	T205-0404	T202-0404	Double Pilot Check Valve Port C2 to RH Inside Cylinder Rod End	1
72	1/4" Black	3525mm	T205-0404	T202-0404	Double Pilot Check Valve Port C1 to RH Outside Cylinder Rod End	1
73	1/4" Black	3345mm	T205-0404	T202-0404	Double Pilot Check Valve Port C1 to LH Outside Cylinder Rod End	1
74	1/4" Black	2880mm	T202-0404	T202-0404	Main Fold Flow Divider Port 4 to LH Outside Cylinder Base End	1
75	1/4" Black	2925mm	T202-0404	T202-0404	Main Fold Flow Divider Port 2 to RH Outside Cylinder Base End	1
44	1/4" Black	3425mm	T205-0404	T202-0404	Spool Block A, Right Fold Cylinder Rod End	1
45	1/4" Black	3725mm	T205-0404	T202-0404	Spool Block A, Left Fold Cylinder Rod End	1

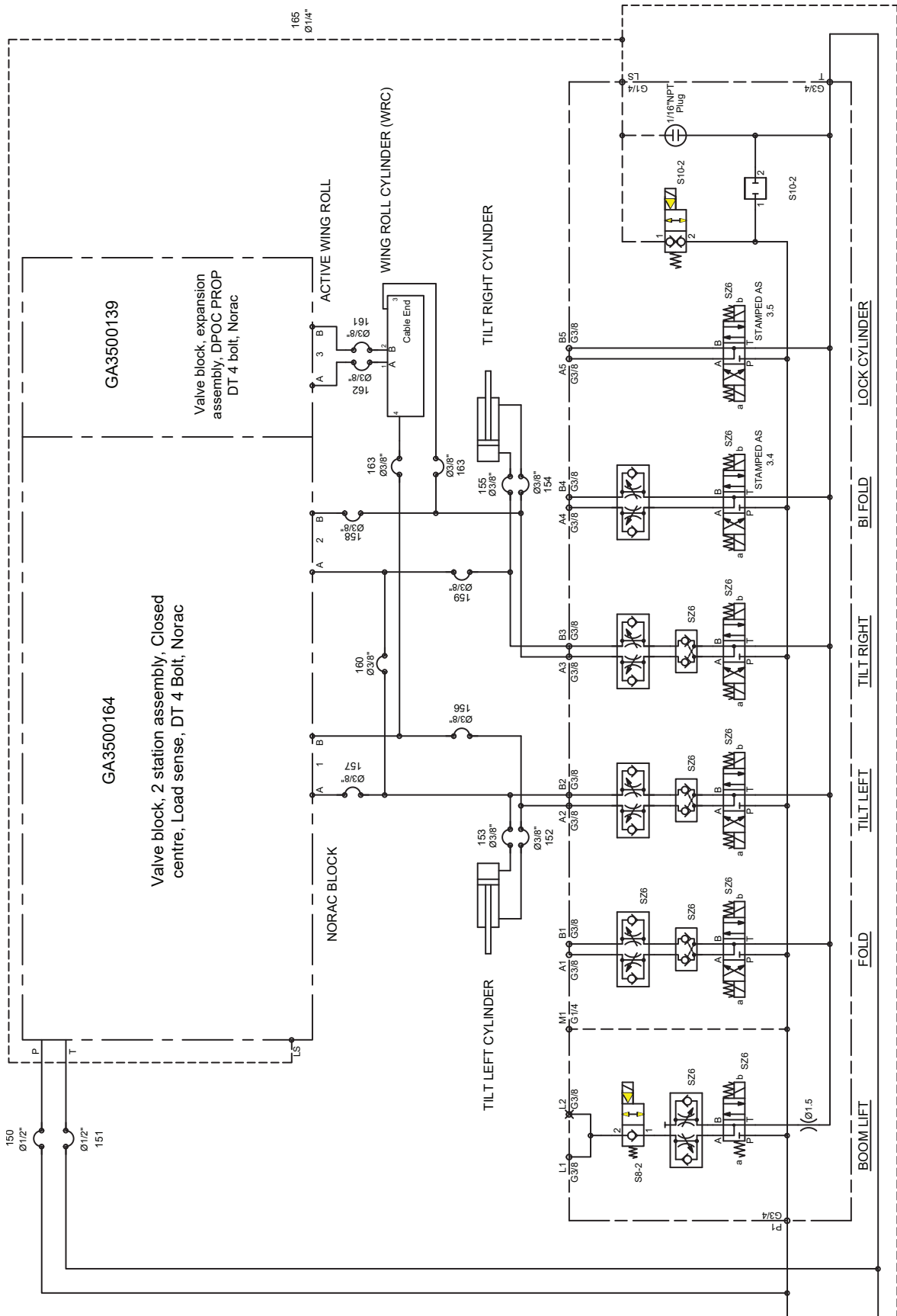
Continued over page



















## Hydraulics - Hose List

HOSE NO.	HOSE SIZE	LENGTH	END FITTING 1	END FITTING 2	DESCRIPTION	QTY.
46	1/4" Black	2870mm	T202-0404	T202-0404	Flow Divider 2, Right Fold Cylinder Base End	1
167	1/4" Black	2885mm	T202-0404	T202-0404	Flow Divider 4, Left Fold Cylinder Base End	1
168	1/4" Black	440mm	T202-0404	T202-0404	Spool Block B , Flow Divider 3, Fold Cylinder	1
76	1/4" Black	720mm	T205-0404	T202-0404	Spool Port B to Tee for Bifold	1
77	1/4" Black	470mm	T227-0404	T202-0404	Spool Port A to Bifold Flow Divider Port 3	1
78	3/8" Black	1480mm	T207-0609	T204-0609	Spool Port A to LH Tilt Cylinder Rod End	1
79	3/8" Black	1140mm	T204-0609	T204-0609	Spool Port B to LH Tilt Cylinder Base End	1
80	3/8" Black	1400mm	T207-0609	T204-0609	Spool Port A to RH Tilt Cylinder Rod End	1
81	3/8" Black	1030mm	T204-0609	T204-0609	Spool Port B to RH Tilt Cylinder Base End	1
82	1/4" Black	1500mm	T227-0404	T202-0404	Pressure Reducing Valve to Yaw Ball Valve Assembly	1
83	1/4" Black	555mm	T227-0404	T202-0404	Yaw Ball Valve Assembly to LH Yaw Cylinder Rod End	1
84	1/4" Black	785mm	T227-0404	T202-0404	Yaw Ball Valve Assembly to LH Yaw Cylinder Base End	1
85	1/4" Black	1680mm	T205-0404	T202-0404	Yaw Cylinder Crossover LH Base to RH Rod	1
86	1/4" Black	1680mm	T205-0404	T202-0404	Yaw Cylinder Crossover LH Rod to RH Base	1
87	1/2" Black	1140mm	T205-0808	T202-0808	Yaw Cylinder to LH Accumulator	1
88	1/2" Black	560mm	T205-0808	T202-0808	Yaw Cylinder to RH Accumulator	1
89	1/2" Black	830mm	T205-0808	T202-0808	Pressure from Spool Block Tee to Yaw Pressure Reducing Valve STD	1
89a	1/2" Black	780mm	T205-0808	T202-0808	Pressure from Spool Block Tee to Yaw Pressure Reducing Valve Norac	1
90	1/2" Black	720mm	T205-0808	T202-0808	Yaw Pressure Reducing Valve to Tee on Spool Block Tank Line	1
92	1/4" Black	1170mm	T205-0404	T202-0404	Spool block A cylinder centre port	1
93	1/4" Black	1250mm	T202-0404	T202-0404	Spool block B cylinder rod end	1
94	1/4" Black	225mm	T205-0404	T202-0404	Hose link	1

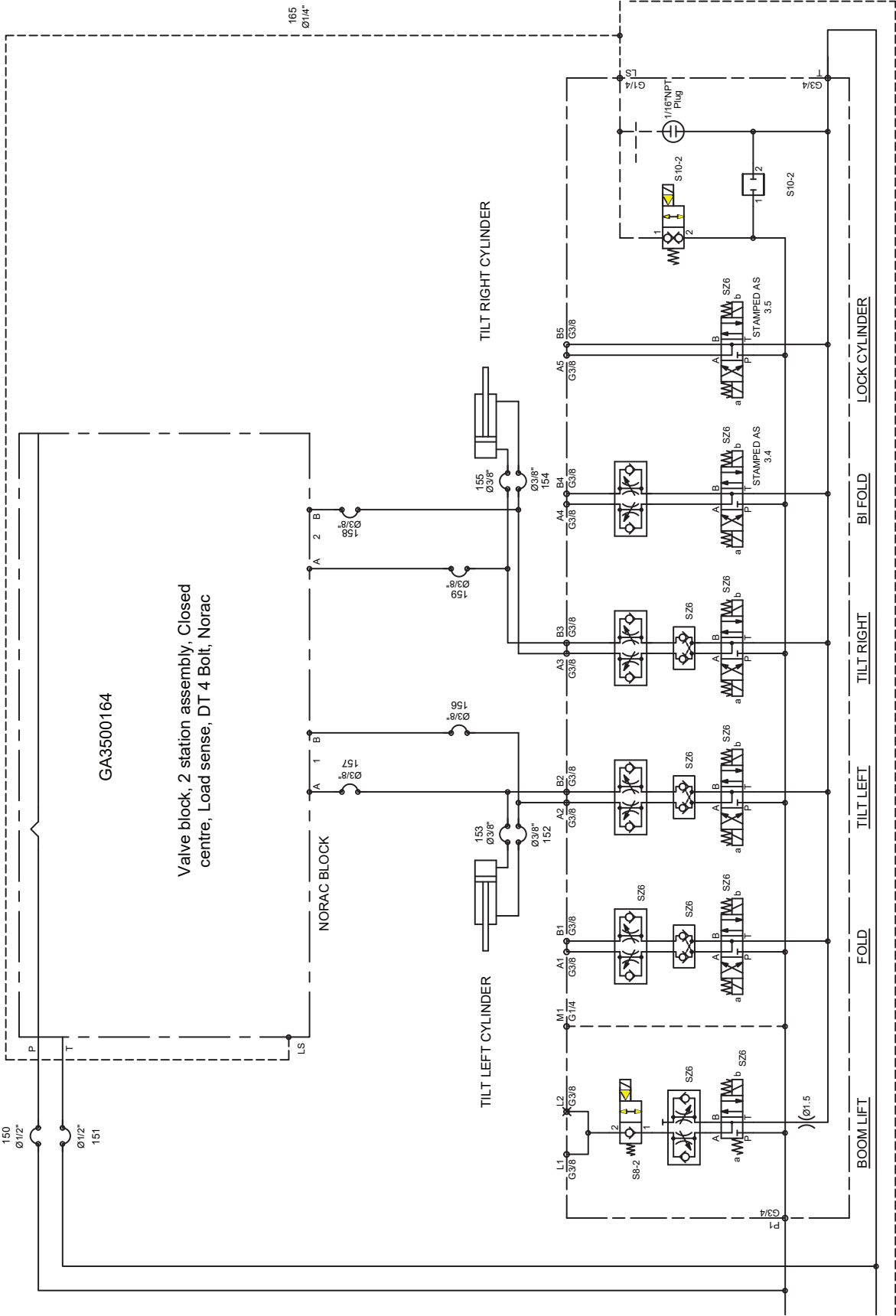
# Norac - Active Wing Roll














# Norac - Active Wing Roll - Hose List

NORAC	HOSE SIZE	HOSE LENGTH	DESCRIPTION	ORIENTATION	QTY	Hose P/No.	TIE
150	1/2" HOSE	370mm	Pressure to Norac block		1	GA3500445	IR
151	1/2" HOSE	1010mm	Tank to Norac block		1	GA3500446	2R
152	3/8" HOSE	1480mm	Tilt cylinder LH rod end		1	GA3500447	1Y
153	3/8" HOSE	1140mm	Tilt cylinder LH base end		1	GA3500448	2Y
154	3/8" HOSE	1400mm	Tilt cylinder RH rod end		1	GA3500449	1B
155	3/8" HOSE	1030mm	Tilt cylinder RH base end		1	GA3500450	2B
156	3/8" HOSE	1300mm	Norac block (1B) to Spool Block LH A		1	GA3500451	1B+1R
157	3/8" HOSE	1350mm	Norac block (1A) to Spool Block LH B		1	GA3500452	1B+2R
158	3/8" HOSE	1420mm	Norac block (2B) to Spool Block RH A		1	GA3500453	1Y+1R
159	3/8" HOSE	1455mm	Norac block (2A) to Spool Block RH B		1	GA3500454	1Y+2R
160	3/8" HOSE	280mm	Tilt cylinder base link		1	GA3500455	1B+2R
161	3/8" HOSE	1330mm	Norac block (3B) to top of WRC 2		1	GA3500456	1Y+1B
162	3/8" HOSE	1370mm	Norac block (3A) to top of WRC 1		1	GA3500457	1Y+2B
163	3/8" HOSE	800mm	Left end WRC to Left A		1	GA3500458	2Y+1B
164	3/8" HOSE	855mm	Right end WRC to Right A		1	GA3500594	2Y+2B
165	1/4" HOSE	1110mm	Rear Hydraulic Manifold to Norac Load Sense Manifold		1	GA3500460	

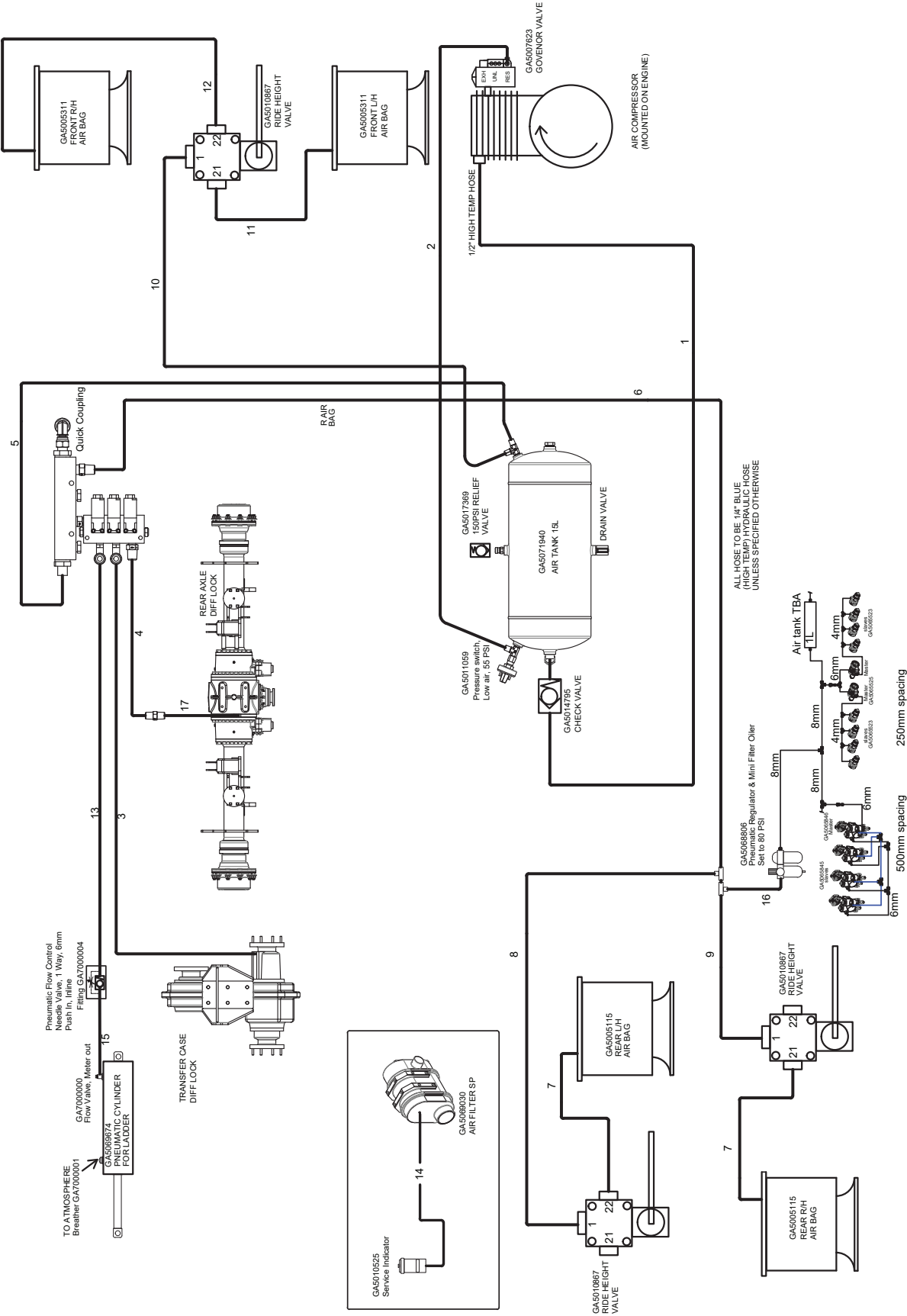
# Norac - Passive Wing Roll



## Norac - Passive Wing Roll - Hose List

NORAC	HOSE SIZE	HOSE LENGTH	DESCRIPTION	ORIENTATION	QTY	Hose P/No.	TIE
150	1/2" HOSE	370mm	Pressure to Norac block		1	GA3500445.	1R
151	1/2" HOSE	1010mm	Tank to Norac block		1	GA3500446	2R
152	3/8" HOSE	1480mm	Tilt cylinder LH rod end		1	GA3500447	1Y
153	3/8" HOSE	1140mm	Tilt cylinder LH base end		1	GA3500448.	2Y
154	3/8" HOSE	1400mm	Tilt cylinder RH rod end		1	GA3500449	1B
155	3/8" HOSE	1030mm	Tilt cylinder RH base end		1	GA3500450	2B
156	3/8" HOSE	1300mm	Norac block (1B) to Spool Block LH A		1	GA3500451	1B+1R
157	3/8" HOSE	1350mm	Norac block (1A) to Spool Block LH B		1	GA3500452	1B+2R
158	3/8" HOSE	1420mm	Norac block (2B) to Spool Block RH A		1	GA3500453	1Y+1R
159	3/8" HOSE	1455mm	Norac block (2A) to Spool Block RH B		1	GA3500454	1Y+2R
165	1/4" HOSE	1110mm	Rear Hydraulic Manifold to Norac Load Sense Manifold		1	GA3500460	

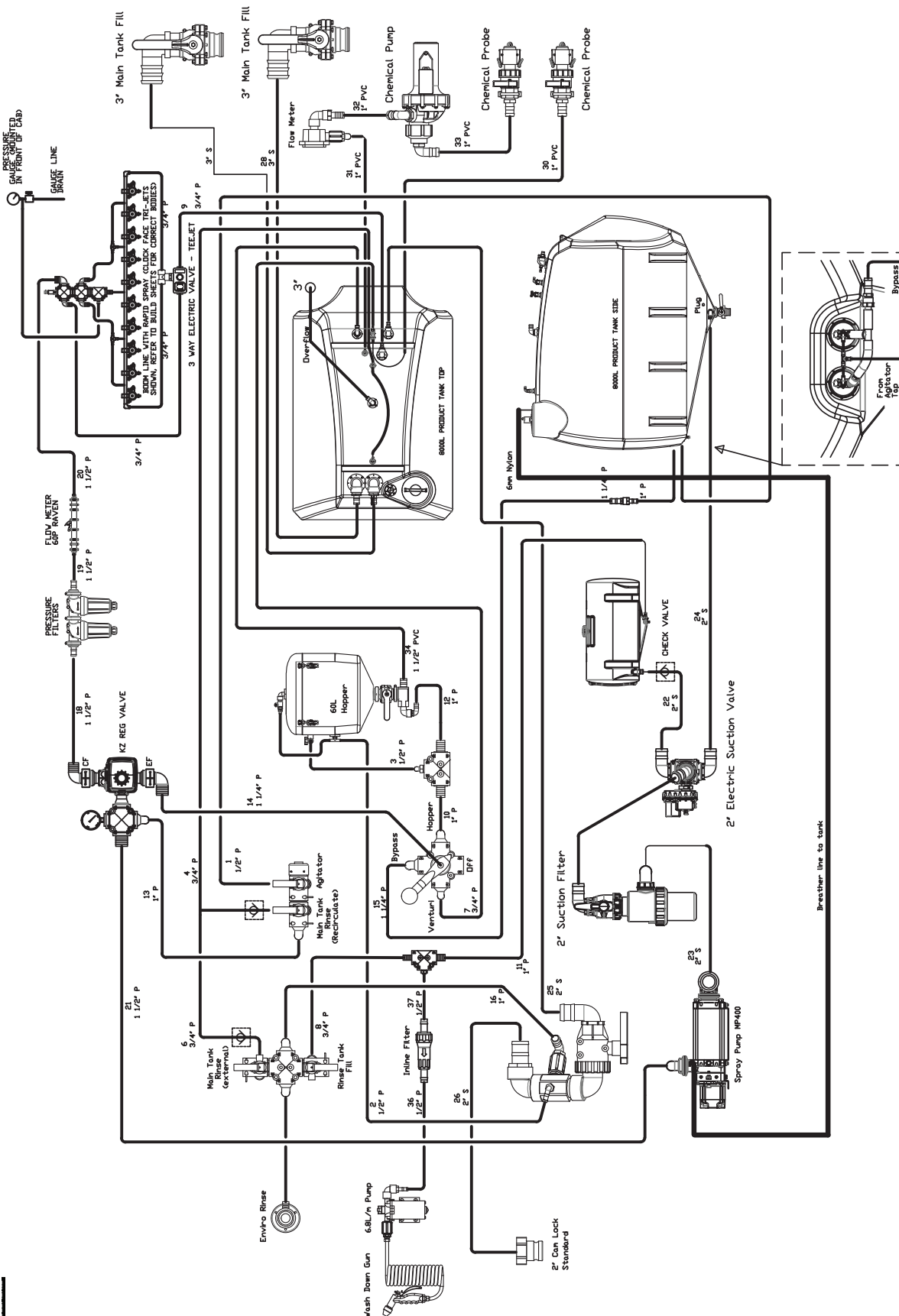
# Pneumatics - Schematic



The diagram illustrates a complex piping system for a 3000L product tank. Key components include:

- 3" Main Tank Fill:** Located at the top left, connected to a 3" S line.
- Flow Meter:** Connected to the 3" S line and a 32" 1" PVC line.
- Chemical Pump:** Connected to the 32" 1" PVC line and a 33" 1" PVC line.
- Chemical Probe:** Connected to the 33" 1" PVC line and a 30" 1" PVC line.
- 3000L PRODUCT TANK:** The central storage tank with a 3" line and a 30" 1" PVC line.
- 60L Hopper:** Connected to the 30" 1" PVC line and a 34" 1 1/2" PVC line.
- 2" Electric Suction Valve:** Connected to the 34" 1 1/2" PVC line and a 24" 2" S line.
- Zeta 260 Pump:** Connected to the 24" 2" S line and a 23" 2" S line.
- 2" Suction Filter:** Connected to the 23" 2" S line and a 25" 2" S line.
- Inline Filter:** Connected to the 25" 2" S line and a 37" 1 1/2" P line.
- Main Tank Agitator (Rebuildable):** Connected to the 37" 1 1/2" P line and a 15" 1 1/2" P line.
- 6.8L/n Pump:** Connected to the 15" 1 1/2" P line and a 16" 1" P line.
- Wash Down Gun:** Connected to the 16" 1" P line and a 35" 1 1/2" P line.
- 3" Can Lock Standard DR:** Connected to the 35" 1 1/2" P line and a 29" 3" S line.
- 3" Fill Pump Optional:** Connected to the 29" 3" S line and a 3" S line.
- Pressure Relief Valve:** Connected to the 3" S line and a 3" S line.
- Flow Meter:** Connected to the 3" S line and a 3" S line.
- Pressure Filters:** Connected to the 3" S line and a 3" S line.
- K2 REG VALVE:** Connected to the 3" S line and a 3" S line.
- 3 VAY ELECTRIC VALVE - TEEL-ET:** Connected to the 3" S line and a 3" S line.
- 3" Main Tank Fill:** Located at the bottom left, connected to a 3" S line.

The diagram also includes a detailed view of the 3000L PRODUCT TANK SIDE, showing the internal structure and the 3" Main Tank Fill.



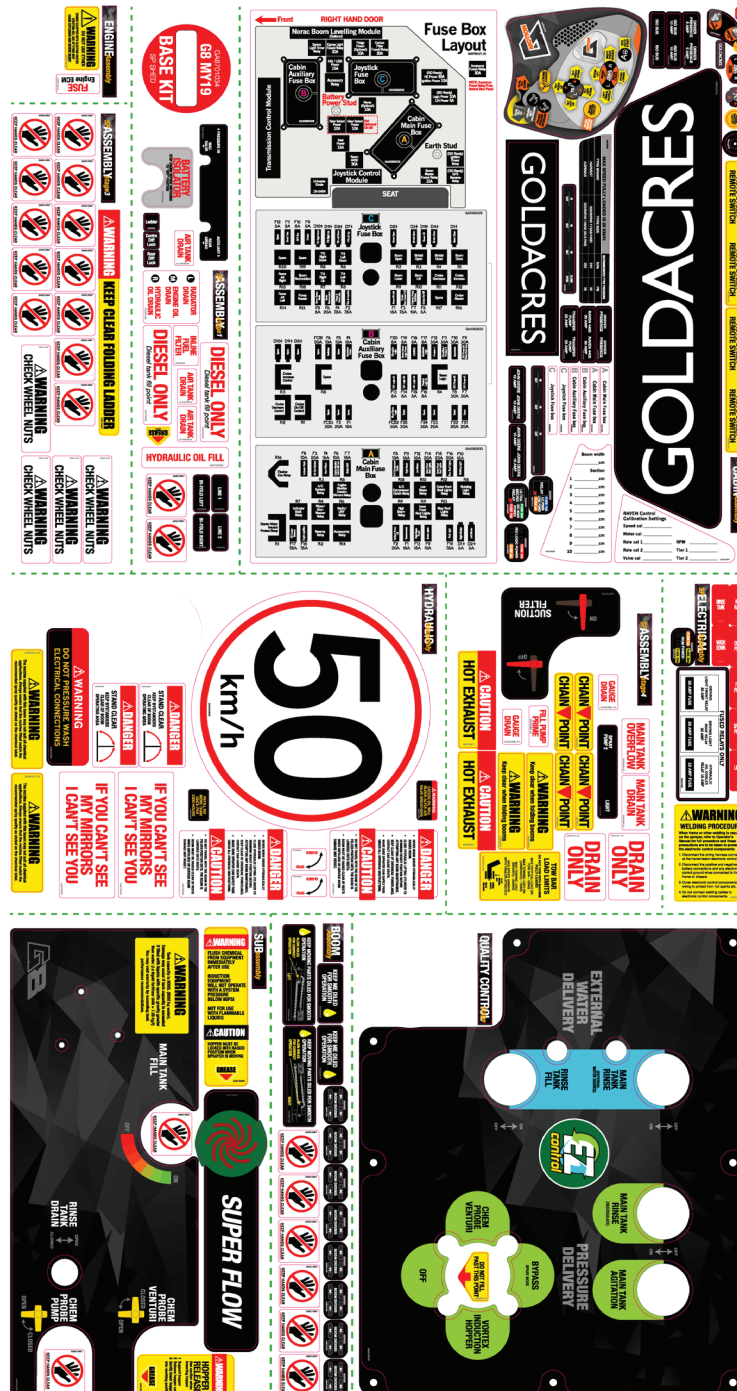


## Plumbing - Hose List

HOSE NO.	HOSE SIZE	DESCRIPTION	LENGTH(mm)
1	1/2" Pressure	Manifold to Agitator	1500
2	1/2" Pressure	Hopper Rinse	5500
3	1/2" Pressure	Tee to Hopper	6000
4	3/4" Pressure	Manifold to Rinse Nozzles	7000
5	3/4" Pressure	Between Rinse Nozzles	1900
6	3/4" Pressure	Between Tank Rinse Check Valves	130
7	3/4" Pressure	Rotary Manifold to Venturi	6500
8	3/4" Pressure	Fresh Water Fill to Altek Cross	120
9	3/4" Pressure	Boom Recirc Valve To Tank	7300
10	1" Pressure	Rotary Valve to Hopper Tee	120
11	1" Pressure	Altek Cross to Rinse Tank	3000
12	1" Pressure	Hopper to Pod	4800
13	1" Pressure	Regulator Cross to Small Manifold	3200
14	1 1/4" Pressure	EF Port to Back of Rotary Valve	3100
15	1 1/4" Pressure	Rotary Valve to Agitator	1500
16	1" Pressure	Fill Manifold to Fill Tee	300
17	1 1/4" Pressure	Relief Valve to Tank	1000
18	1 1/2" Pressure	Regulator Valve CF to Filters	890
19	1 1/2" Pressure	Filters to Flow Meter	5200
20	1 1/2" Pressure	Flow Meter to Boom	950
21	1 1/2" Pressure	Pump Delivery	780
22	2" Suction	Rinse Tank to 3 Way Valve	3000
23	2" Suction	Pump to Suction Filter	510
24	2" Suction	Main Tank to 3 Way Valve	1400
25	2" Suction	Main Fill	6300
26-1	2" Suction	Cam Lock Fill to 2 Way Valve ASM	0
26-2	2" Suction	Fill Pump to 2 Way Valve ASM	700
27	3" PVC	Tank Overflow	4000
28-1	3" Suction	3" Direct Fill - Front	0
28-1	3" Suction	3" Direct Fill - Side	3500
29	3" Suction	Fill Pump Suction	580
30	1" PVC	Venturi to Chem Probe	7300
31	1" PVC	Chemical Flow Meter to Tank	7000
32	1" PVC	Chem Pump to Flow Meter	0
33	1" PVC	Chem Pump to Chem Probe	0
34	1 1/2" PVC	Hopper to Tank	6000
35	1/2" Pressure	Fill Pump Prime	-
36	1/2" Pressure	Tee to Inline Filter For Wash Down Gun	-
37	1/2" Pressure	Filter to Wash Down Gun Pump	-

## DECALS

## Decals - Base Kit



PART NUMBER	DESCRIPTION
GA8701034	Decal, Base Kit, Goldacres G8, MY19

## Decals - Base Kit



ITEM NO.	PART NUMBER	DESCRIPTION	QTY.
1	GA5063876	Warning - Keep clear when folding booms	2
2	GA5063995	Warning - Welding procedure	1
3	GA8700889	Decal, Induction hopper warning, Arm	1
4	GA8700871	Caution hot exhaust	2
5	GA5065170	Do not fill past this point	1
6	GA8700353	Warning - Tank Capacity 8000L	1
7	GA8700670	Chain point	4
8	GA5064160	Warning - Do not use ether	1
9	GA5060510	Tow bar load limits	1
10	GA8700890	Decal, Induction hopper warning, Catch release, SP	1
11	GA5063370	Warning nozzle	2
12	GA222	Grease point	3
13	GA8700891	Decal, platform ladder warning	1

## Decals - Base Kit



ITEM NO.	PART NUMBER	DESCRIPTION	QTY.
1	GA5064122	Radiator drain / Engine oil drain / Hydraulic oil drain	1
2	GA5015971	Drain only	2
3	GA8700665	Danger / Caution	1
4	GA5063855	Fill pump prime	1
5	GA5063880	Gauge drain	2
6	GA5015991	Keep hands clear	24
7	GA8700102	Battery isolator	1
8	GA5063865	Main Tank Overflow	1
9	GA8700296	Inline fuel filter	1
10	GA5063840	Air tank drain	2
11	GA8700666	Diesel only	2
12	GA8700283	Hydraulic oil fill	1
13	GA5062490	Fuse - Engine ECM	1
14	GA8700664	Danger - Stand clear boom	2
15	GA8700669	If you can't see my mirrors	2
16	GA5064500	Open / Closed	2
17	GA5017555	Warning - Check wheel nuts	4

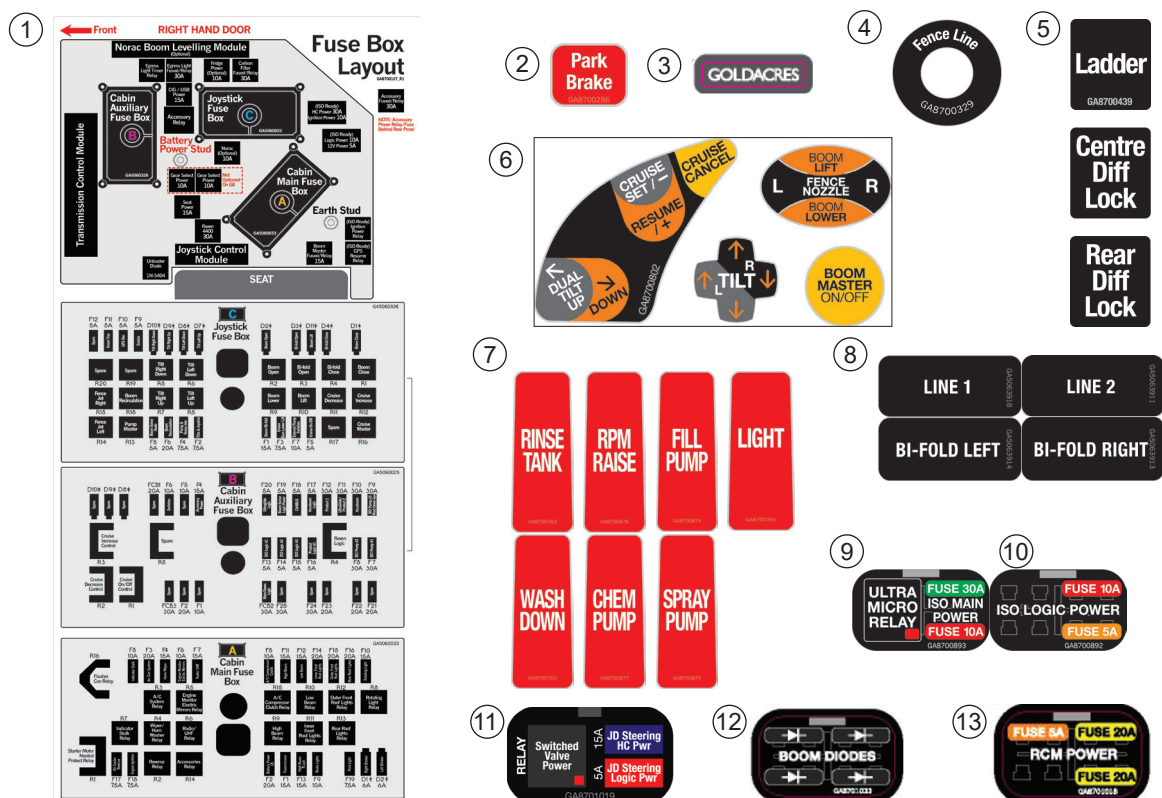
## Decals - Base Kit



ITEM NO.	PART NUMBER	DESCRIPTION	QTY.
1	GA8700361	Suction Filter	1
2	GA5064166	3D Breakaway adjustment - Left / Right	2
3	GA8700760	EZ control station - Upper section	1
4	GA5063895	Goldacres - Cabin exterior rear	1
5	GA5063878	Keep me oiled	2
6	GA8700003	Super flow	1
7	GA8700759	EZ control station - Lower section	1
8	GA5063830	50 km/h	1
9	GA5063885	Goldacres - Cabin exterior front	1
10	GA8700939	Pneumatic Manifold	1
11	GA8700668	Spray pump 2 / Light	1
12	GA8701004	Warning excess oil	1
13	GA8701061	Refill no more than once 1000 hours	1
14	GA8701003	Warning do not pressure wash	1



## Decals - Base Kit



ITEM NO.	PART NUMBER	DESCRIPTION	QTY.
1	GA8700127	Fuse box layout	1
2	GA8700286	Park brake	1
3	-	Goldacres	1
4	GA8700329	Fence line LED	1
5	GA8700439	Ladder / Centre Diff Lock / Rear Diff Lock	1
6	GA8700802	Decal Kit, G Motion joystick	1
7	GA8700874	Fill Pump	1
	GA8700875	Spray Pump	1
	GA8700876	RPM Raise	1
	GA8700877	Chem Pump	1
	GA8700761	Light	1
	GA8700762	Wash Down	1
	GA8700763	Rinse Tank	1
8	GA5063918	Line 1	1
	GA5063911	Line 2	1
	GA5063914	Bi-fold Left	1
	GA5063913	Bi-fold Right	1
9	GA8700893	ISO Main Power	1
10	GA8700892	ISO Logic Power	1
11	GA8701019	HC power & Logic power	1
12	GA8701033	Boom diodes	1
13	GA8701016	RCM power	1

## Decals - Base Kit

⑦

MAX SPEED FULLY LOADED IS 25 KM/H		RECOMMENDED TYRE PRESSURE	
TYRE BRAND	TYRE SIZE	KPA	PSI
HARVEST	520/85R46 173A8/169D	240	35
AGRIMAX	520/85R46 158A8 (20.8 R46)	262	38

⑧

**AUTO STEER  
REMOTE SWITCH**

**AUTO STEER  
REMOTE SWITCH**

⑨

IN OUT IN OUT IN OUT

⑩

Boom width \_\_\_\_\_ cm

Section \_\_\_\_\_

1 \_\_\_\_\_ cm

2 \_\_\_\_\_ cm

3 \_\_\_\_\_ cm

4 \_\_\_\_\_ cm

5 \_\_\_\_\_ cm

6 \_\_\_\_\_ cm

7 \_\_\_\_\_ cm

8 \_\_\_\_\_ cm

9 \_\_\_\_\_ cm

10 \_\_\_\_\_ cm

⑪

**MOTION**

⑫

**RAVEN Control  
Calibration Settings**

Speed cal \_\_\_\_\_

Meter cal \_\_\_\_\_

Rate cal 1 \_\_\_\_\_ RPM \_\_\_\_\_

Rate cal 2 \_\_\_\_\_ Tier 1 \_\_\_\_\_

Valve cal \_\_\_\_\_ Tier 2 \_\_\_\_\_

⑬

**FUSED RELAYS ONLY**

DRIVING LIGHT FRONT RELAY 30 AMP	DRIVING LIGHT ROOF RELAY 30 AMP	HYDRAULIC OIL COOLER RELAY 10 AMP
30 AMP FUSE	30 AMP FUSE	10 AMP FUSE


⑭ **A Cabin Main Fuse box**

⑮ **B Cabin Auxiliary Fuse box**

⑯ **C Joystick Fuse box**

ITEM NO.	PART NUMBER	DESCRIPTION	QTY.
1	GA8700288	John Deere - 10 AMP	1
2	GA8700292	Driver presence	1
3	GA8700291	Transfer Pump - 25 AMP	1
4	GA8700289	Driver presence - 5 AMP	1
5	GA8700287	ISOBUS - 10 AMP	1
6	GA8700293	ISOBUS	1
7	GA8700354	Tyre pressure guide	1
8	GA5065165	Auto steer switch	2
9	GA8700417	Switch bank - IN / OUT	1
10	GA8700328	Boom width calibration chart	1
11	GA8700801	G motion control guide	1
12	GA8700327	Raven control calibration chart	1
13	GA8701006	Decal, Fuse Layout / Relay	1
14	GA8700693	Cabin main fuse box A	2
15	GA5060025	Cabin auxilliary fuse box B	2
16	GA5060326	Joystick fuse box C	2

Decals - Tank



ITEM NO.	PART NUMBER	DESCRIPTION	QTY.
-	GA8700440	Decal, Tank, 8036, Left and Right	1
-	GA8700333	Decal, Tank, 8042, Left and Right	1
-	GA8700826	Decal, Tank, 8048, Left and Right	1

Decals - Bonnet



ITEM NO.	PART NUMBER	DESCRIPTION	QTY.
-	GA8700332	Decal, Bonnet G8	1

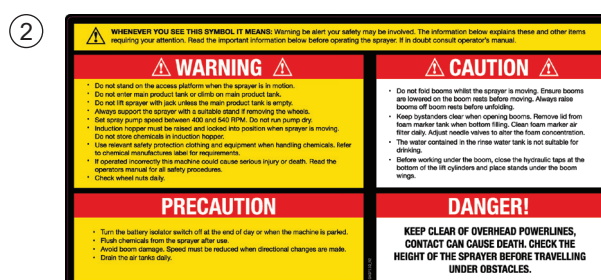
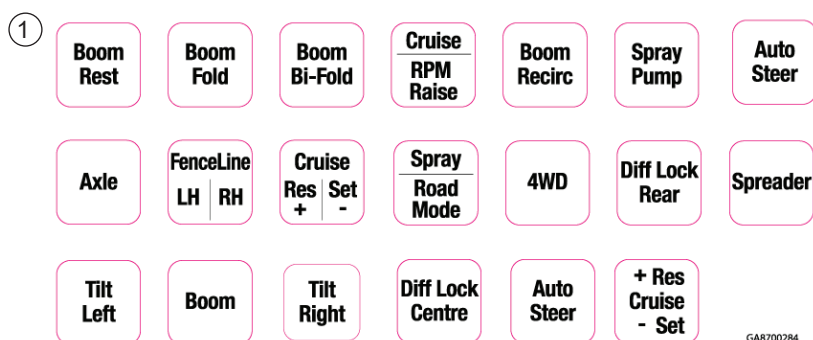
Decals - Dry Sight Tube

GA8700361 G8 8000L DRY	0	2800	6000
	400	3000	6200
		3200	6400
	600	3400	6600
		3600	6800
	800	4000	7000
		4200	7200
	1000	4400	
		4600	7400
	1200	4800	
		5000	7600
	1400	5200	7800
		5400	7900
	1600	5600	
		5800	
	1800		

ITEM NO.	PART NUMBER	DESCRIPTION	QTY.
-	GA8700361	Decal, Dry sight tube, 8000L, G8	1



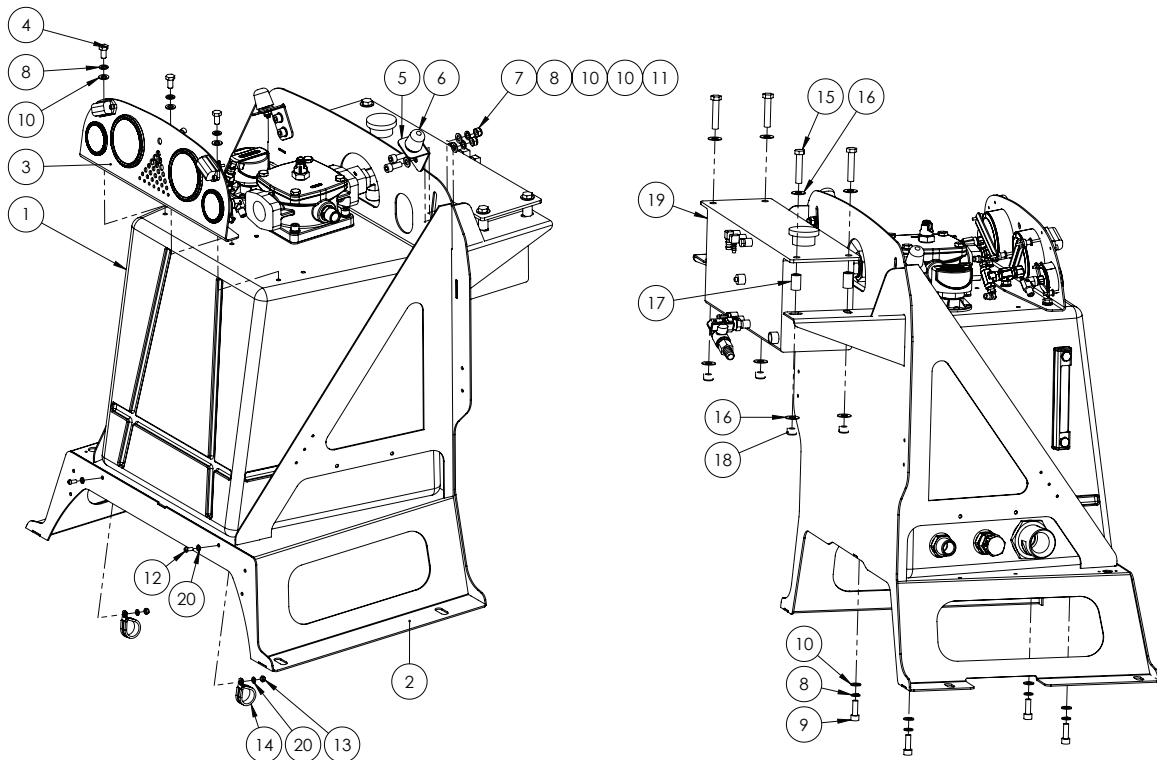
## Decals - Cabin & Miscellaneous



ITEM NO.	PART NUMBER	DESCRIPTION	QTY.
1	GA8700284	Decal, Cabin Control Panel	1
2	GA8700356	Warning / Caution / Precaution / Danger	1

## HYDRAULICS

### Oil Tank & Frame



ITEM NO.	PART NUMBER	DESCRIPTION	QTY.
1	*	Oil Tank Assembly	1
2	-	Oil Tank Support Frame MY15	1
3	*	Gauge Assembly	1
4	GA5006113	Bolt M10 x 20 GR8.8 ZP	3
5	GA4504235	Bracket, Bonnet buffer, Mount on oil tank	2
6	GA5075600	Buffer, Isolator, Suit Claas cabin door and Oil tank frame	2
7	GA5051445	Nut M10 Nyloc SS	4
8	GA5000137	Washer 10mm Spring SS	15
9	GA5020115	SHCS M10 x 30 ZP GR12.9	8
10	GA5000117	Washer 10mm Flat SS HD	19
11	GA5071085	SHCS M10 x 25 GR12.9 ZP	4
12	GA5004050	BHCS M6 x 16 SS GR8.8	2

Continued over page

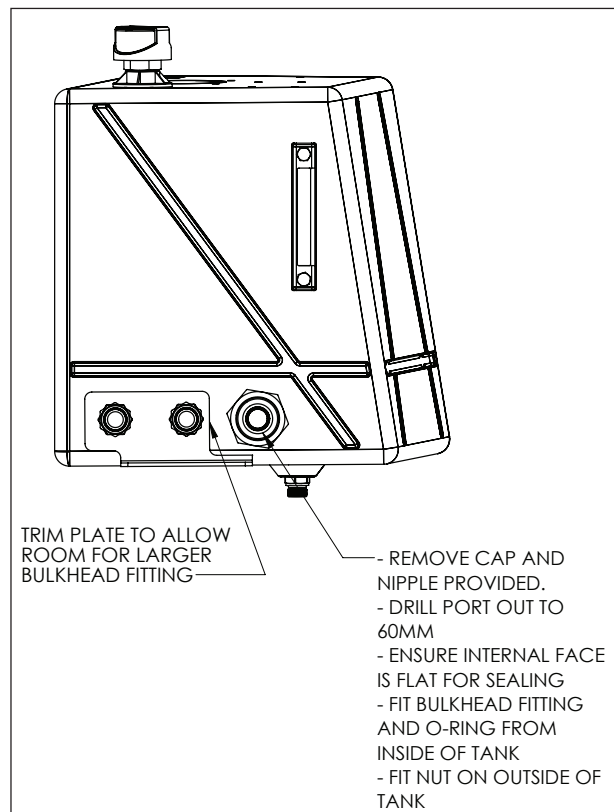
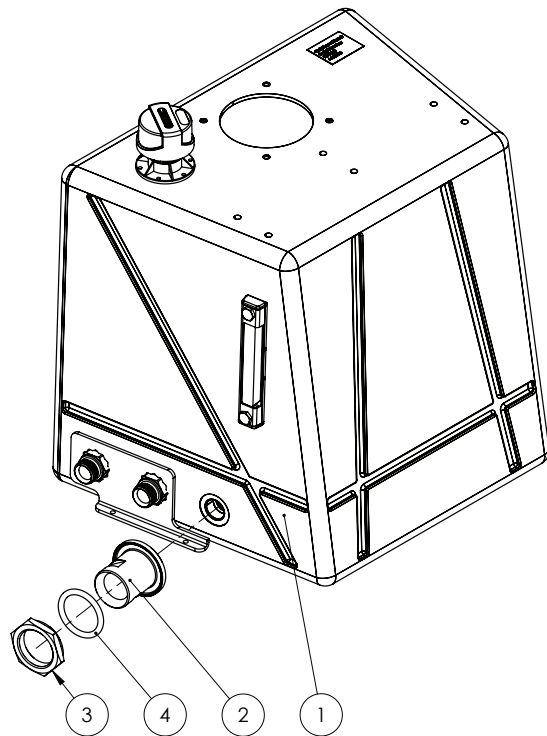
## Oil Tank & Frame

ITEM NO.	PART NUMBER	DESCRIPTION	QTY.
13	GA5048115	Nut M6 Nyloc ZP	2
14	GA5048090	Clamp, P, 35mm 56487	2
15	GA5000335	Bolt M12 x 60 GR8.8 ZP	4
16	GA5000577	Washer 12mm Flat SS HD	8
17	GA4552860	Crush tube, 12.5mm ID x 19mm OD x 30mm long	4
18	GA5012461	Nut M12 Nyloc ZP	4
19	~	Header tank Assembly	1
20	GA5004437	Washer 6mm Flat SS	6

\* Sub-assembly on following pages

~ See Chapter 20 'Engine & Transmission'

## Oil Tank Assembly

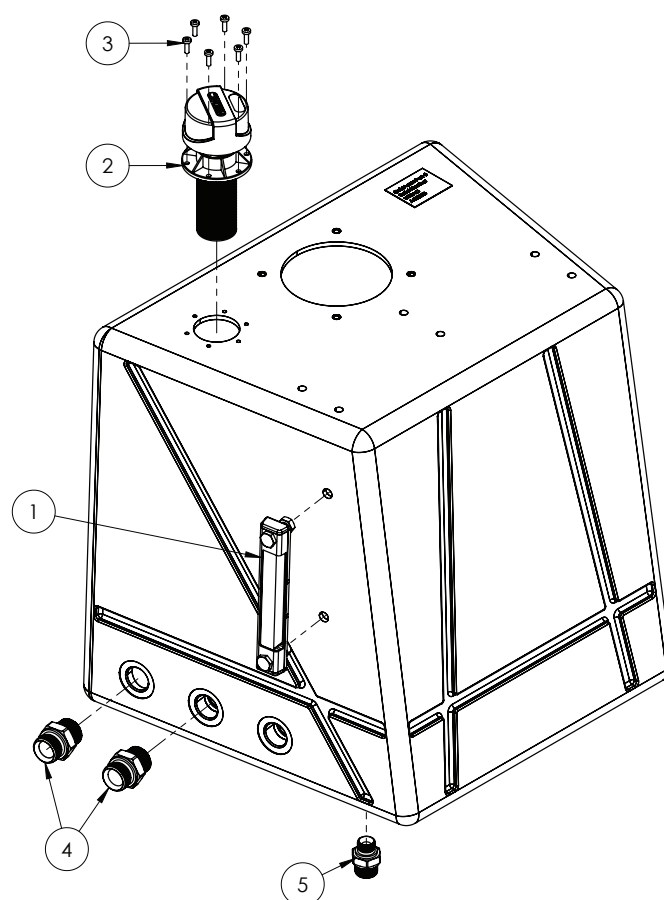


ITEM NO.	PART NUMBER	DESCRIPTION	QTY.
-	GA4949130	Oil Tank Replacement Assembly, G8	-
1	GA5072110*	Hydraulic Oil Reservoir Assembly	1
2	GA4550345	Bulkhead, 2" BSPP suit Hydraulic Fitting	1
3	GA4550350	Nut, Bulkhead, 2" BSPP suit Hydraulic Fitting	1
4	GA5072365	O Ring, 60 x 8 mm, Rubber	1

\* Sub-assembly on following pages

## Oil Tank Reservoir Assembly

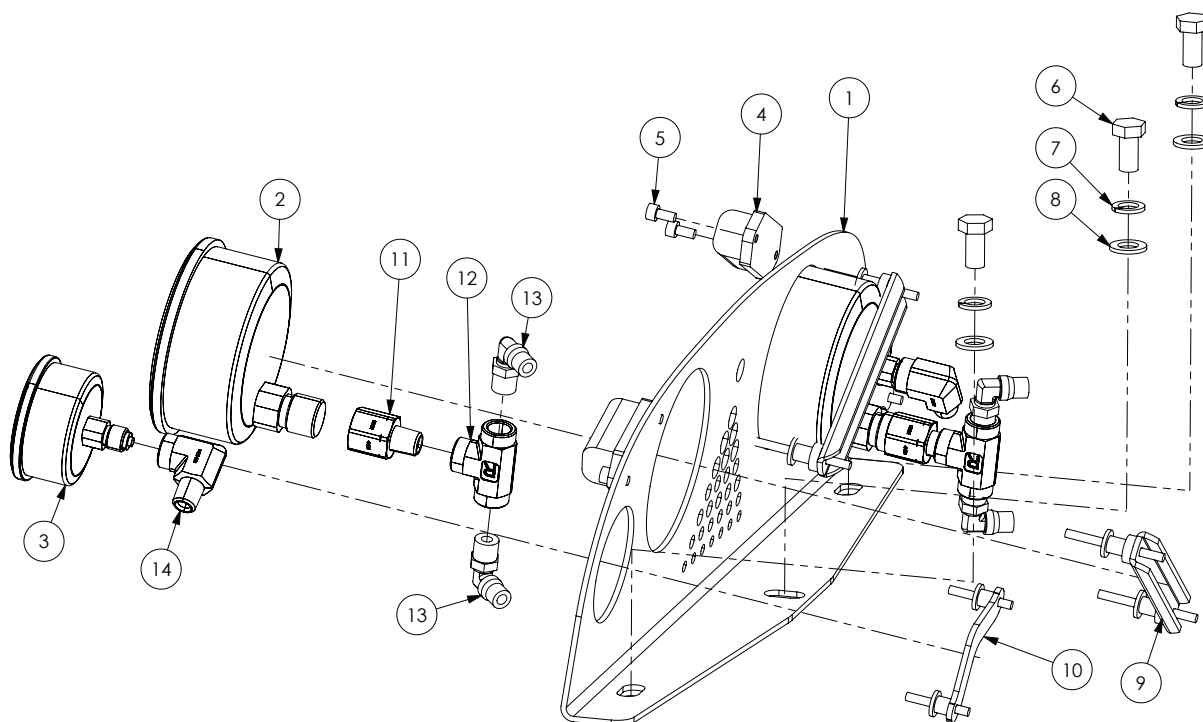
---



ITEM NO.	PART NUMBER	DESCRIPTION	QTY.
1	GA5075435	Level Gauge, Thermometer, Oil Reservoir	1
2	GA5075450	Breather Cap, Oil Reservoir Filler	1
3	GA5003977	Bolt Pan Head M5 x 16 SS A2-70	6
4	GA5075440	Nipple, 1" BSPT x 1" BSPP O-ring	2
5	GA5075445	Nipple, 3/4" BSPP x 1/2" BSPT	1

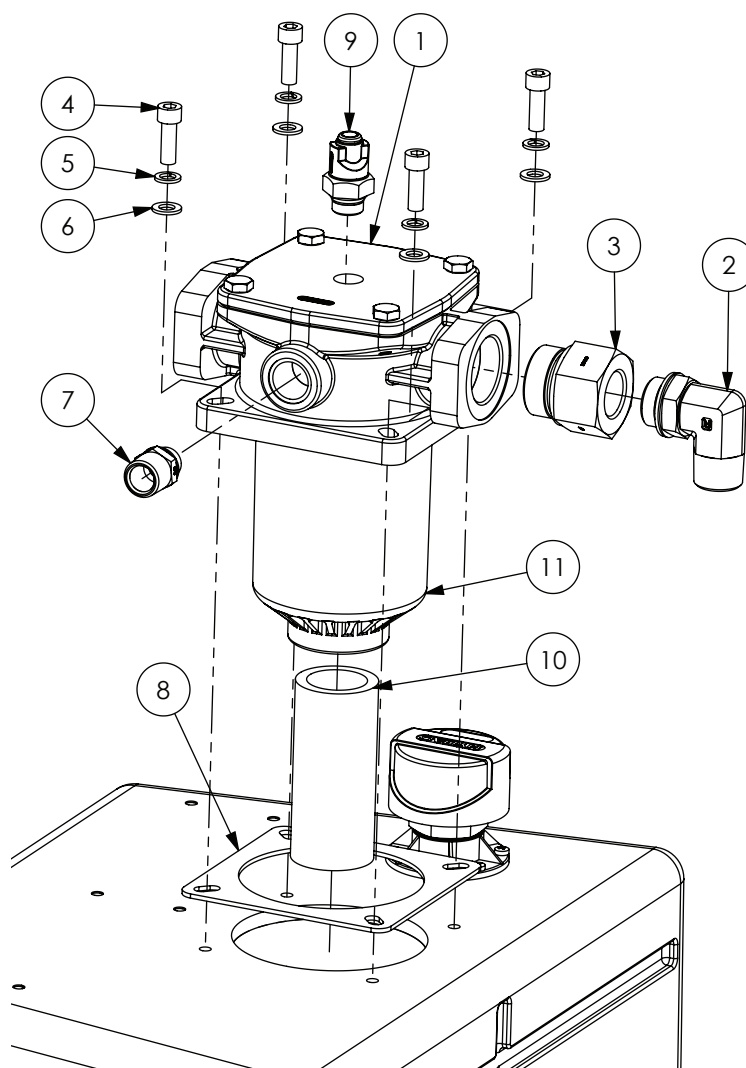
\* NOTE: Parts #2, 3, 5 & 6 and side plate are included with #1.

## Gauge Assembly



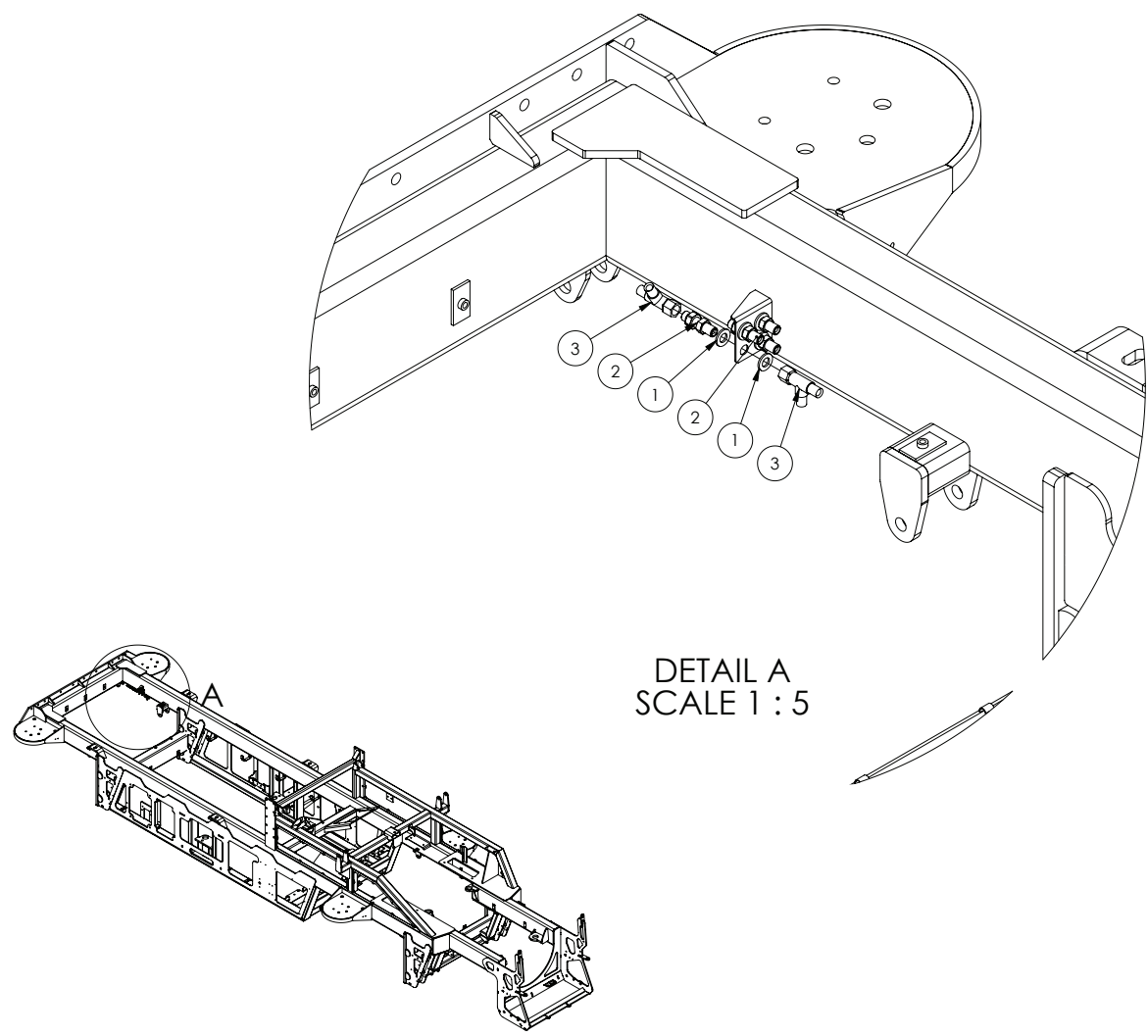
ITEM NO.	PART NUMBER	DESCRIPTION	QTY.
1	-	Steel Gauge Pane	1
2	GA5075420	Gauge, 100mm, 3/8" BSP Rear Port, Large	2
3	GA5075425	Gauge, 63mm, 1/4" BSP Rear Port, Small	2
4	GA5075430	Light, LED, Gauge Light, Oil Reservoir	2
5	GA5069975	SHCS M5 x 10 SS	4
6	GA5006113	Bolt M10 x 20 ZP GR8.8	3
7	GA5000137	Washer 10mm Spring SS	3
8	GA5000117	Washer 10mm Flat SS HD	3
9	GA5075460	Gauge Retainer, Mounting Bracket, 100mm Gauge	2
10	GA5075455	Gauge Retainer, Mounting Bracket, 63mm Gauge	2
11	S72-0406	Hydraulic adaptor, 1/4" BSPT male x 3/8" BSPT female	2
12	GA3500242	Hydraulic adaptor, Tee, 1/4" BSPT female x 1/4" BSPT female x 1/4" BSPT female	2
13	GA5016233	Pneumatic fitting, Elbow, 90 degree, 1/4" BSP male x 6mm push type, Metal	4
14	GA3500209	Hydraulic adaptor, Elbow, 90 degree, 1/4" BSPT male x 1/4" BSPT female	2

## Hydraulic Oil Return Filter



ITEM NO.	PART NUMBER	DESCRIPTION	QTY.
1	GA5069055	Filter, Hydraulic Return, Tank top, RMF BN/HC 330	1
2	GA3500327	Hydraulic adaptor, Elbow, 90 degree, 1" BSPT male x 1" BSPP male O-ring	1
3	GA3500191	Hydraulic adaptor, Reducing bush, 1 1/2" BSPP male x 1" BSPP female	1
4	GA5020115	SHCS M10 x 30 ZP GR12.9	4
5	GA5000137	Washer 10mm Spring SS	4
6	GA5000117	Washer 10mm Flat SS HD	4
7	GA3500313	Hydraulic adaptor, Nipple, 3/4" BSPT male x 1/2" BSPP male	1
8	GA5070580	Gasket Hydraulic Oil Return Filter Housing	1
9	GA5070780	Clogging Service Indicator Oil Return	1
10	GA5069910	Pipe Black Steel riser 2" x 150mm, 2" BSPT male thread one end	1
11	GA5069056	Filter element, suit tank mounted filter GA5069055, Hydac	1

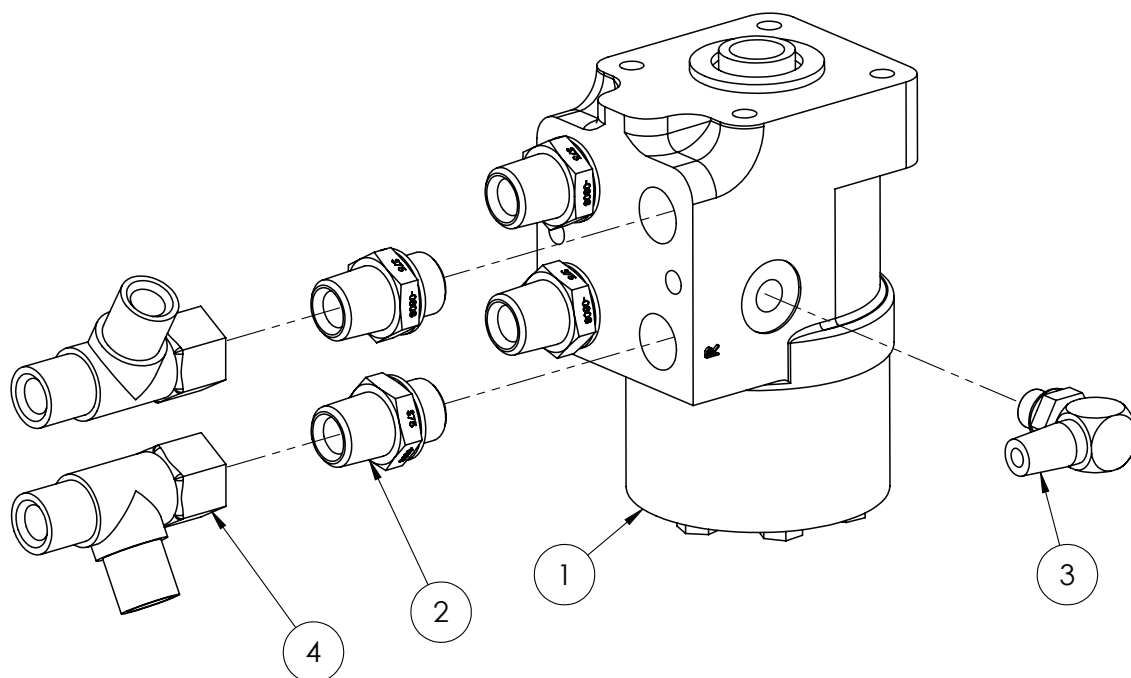
# Bulkhead



ITEM NO.	PART NUMBER	DESCRIPTION	QTY.
1	GA5000577	Washer 12mm Flat SS HD	8
2	GA3500249	Hydraulic adaptor, Bulkhead nipple, 1/4" BSPP male x 1/4" BSPP male	4
3	GA3500199	Hydraulic adaptor, Tee, 1/4 BSPT male x 1/4 BSPT male x 1/4 BSPP female	2

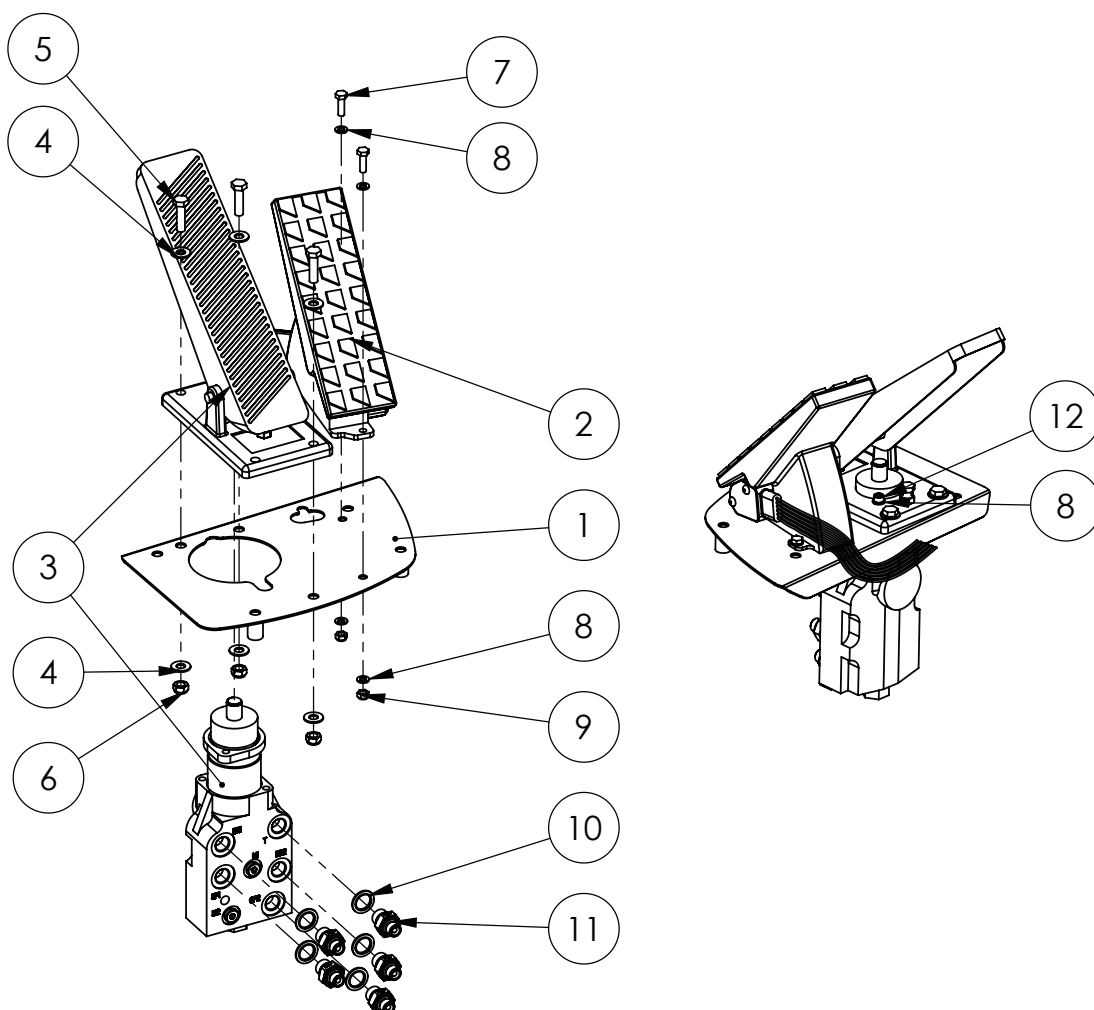


## Steering Orbital



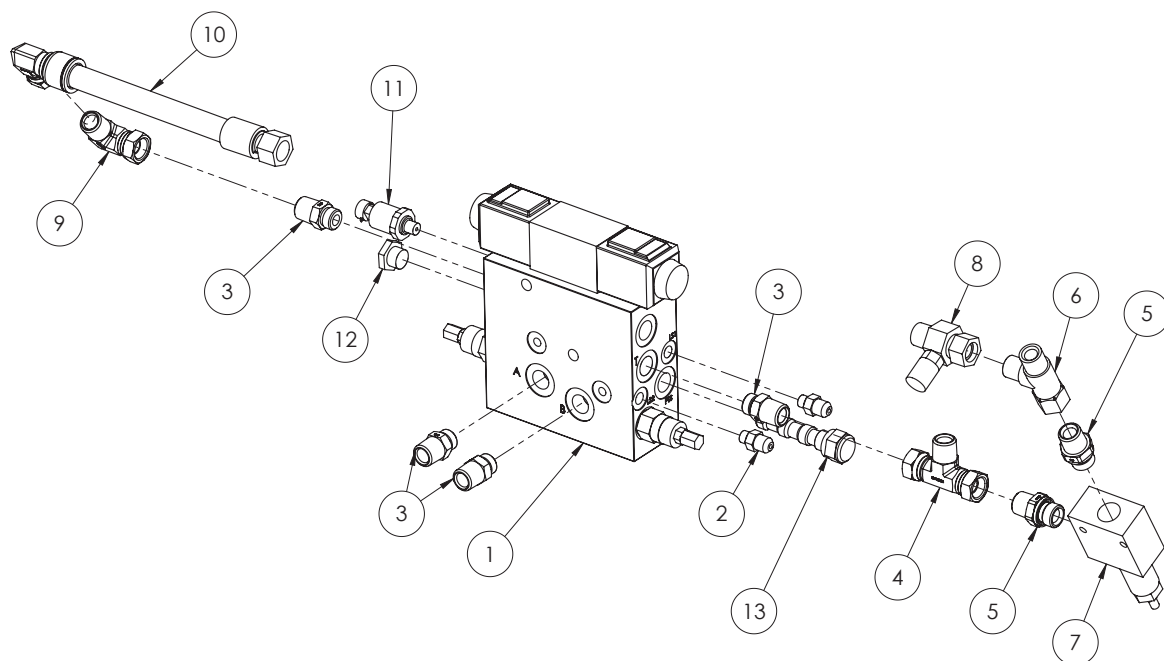
ITEM NO.	PART NUMBER	DESCRIPTION	QTY.
1	GA5000031	Steering Orbital , 250cc, Load Sensing	1
2	GA3500310	Hydraulic adaptor, Nipple, 1/2" BSPT male x 1/2" BSPP male	4
3	GA3500320	Hydraulic adaptor, Elbow, 90 degree, 1/4" BSPT male x 1/4" BSPP male O-ring	1
4	GA3500200	Hydraulic adaptor, Tee, 1/2" BSPT male x 1/2" BSPT male x 1/2" BSPP female swivel	2

## Brake Pedal Assembly



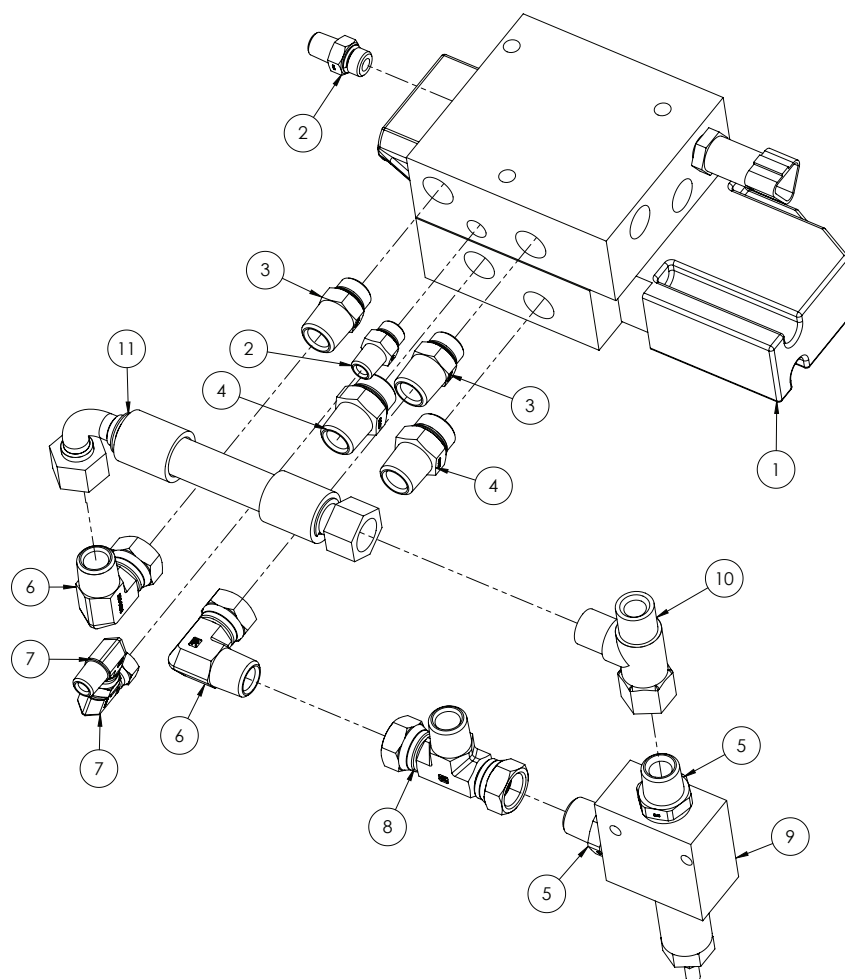
ITEM NO.	PART NUMBER	DESCRIPTION	QTY.
1	GA4600270	Accelerator and Brake Pedal Mount, G8	1
2	GA5065460	Throttle Pedal Electronic, with idle validation	1
3	GA3500088	Hydraulic Valve, Brake, Dual, including foot pedal and rubber cover	1
4	GA5003643	Washer 8mm HD	6
5	GA5011475	Bolt M8 x 30 GR8.8 ZP	3
6	GA5052590	Nut M8 Nyloc SS	3
7	GA5004063	M6 x 20 SS Bolt	2
8	GA5004437	Washer 6mm Flat SS	6
9	GA5048115	Nut M6 Nyloc ZP	2
10	GA3500129	Hydraulic Adaptor, Seal, Metal Bonded, suit M16 Male Thread, MBD-16, Ryco	5
11	GA3500128	Hydraulic Adaptor, M16 x 1.5 Metric Male Thread to 1/4" BSPP Mate Thread, M75SI604, Ryco	5
12	GA5004061	SHCS M6 x 25 SS A2-70	2

## Manifold - Trimble Auto Steer



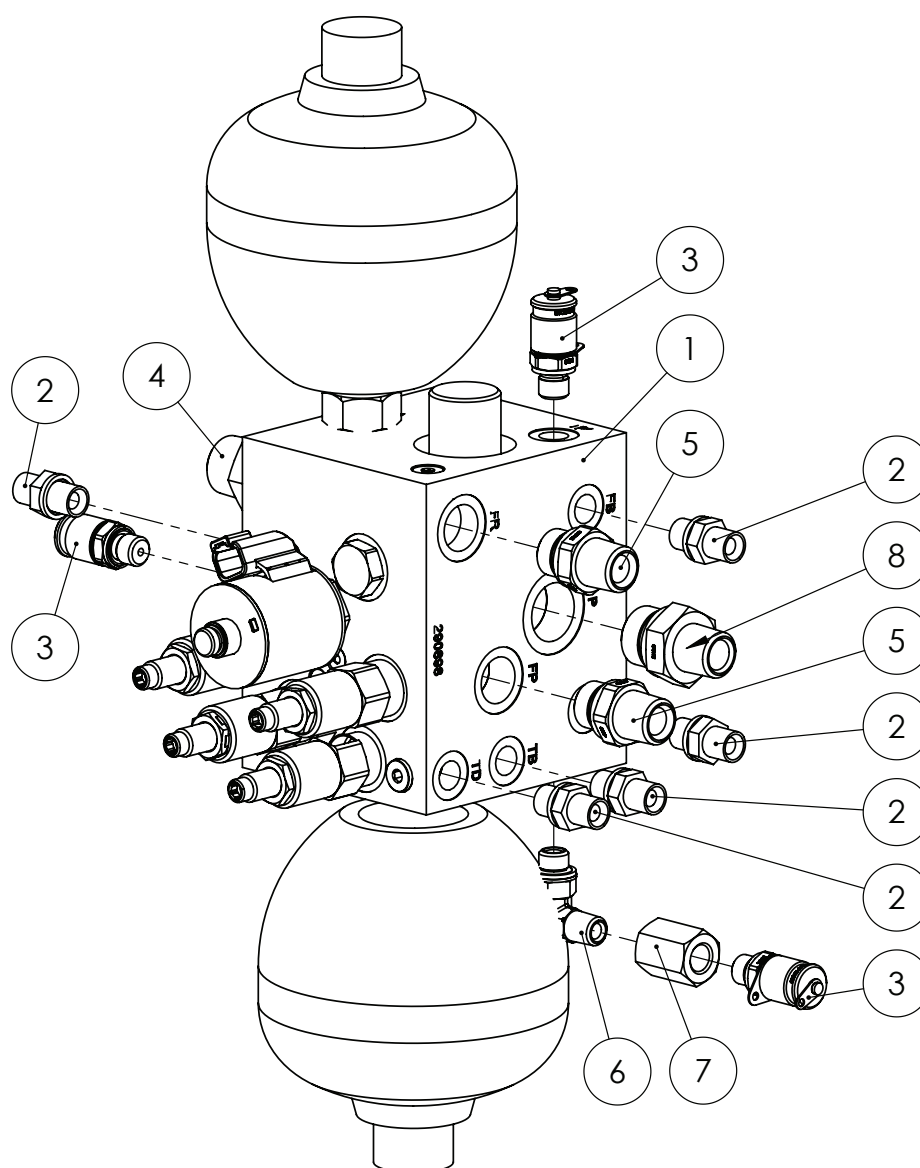
ITEM NO.	PART NUMBER	DESCRIPTION	QTY.
1	GA5069860	Trimble auto steer platform kit	1
2	GA3500354	Hydraulic adaptor, Nipple, 9/16" JIC male x 7/16" UN male O-ring	2
3	GA3500363	Hydraulic adaptor, Nipple, 1/2" BSPT male x 3/4" UN male O-ring	4
4	GA3500336	Hydraulic adaptor, Tee, 1/2" BSPP female swivel x 1/2" BSPT male x 1/2" BSPP female swivel	1
5	GA3500310	Hydraulic adaptor, Nipple, 1/2" BSPT male x 1/2" BSPP male	2
6	GA3500200	Hydraulic adaptor, Tee, 1/2" BSPT male x 1/2" BSPT male x 1/2" BSPP female swivel	1
7	GA5006933	Hydraulic pressure relief (CartReliefDIR.OP.BI Directional)	1
8	GA3500198	Hydraulic adaptor, Inline test point, 1/2" BSPP female swivel x 1/2" BSPT male x M16 x 2.0 test port	1
9	GA3500333	Hydraulic adaptor, Elbow, 90 degree, 1/2" BSPT male x 1/2" BSPP female swivel	1
10	GA4904895	Hydraulic hose assembly	1
11	GA5070350	Pressure Sensor - Trimble P/No 49669	1
12	-	P Comp - Trimble P/No 56907	1
13	GA5069865	Trimble valve cartridge PTS 40 - Trimble P/No 56904	1

## Manifold - John Deere Auto Steer



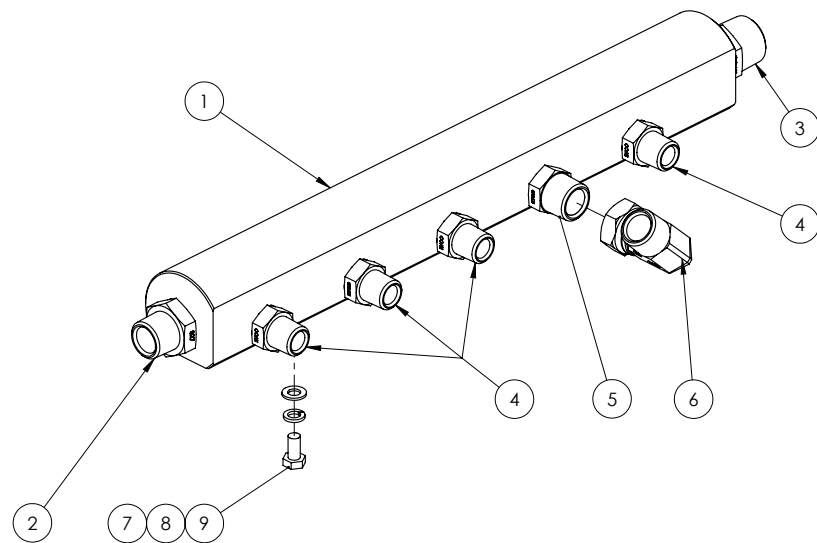
ITEM NO.	PART NUMBER	DESCRIPTION	QTY.
1	I1340003088	John Deere Steering Block	1
2	GA3500358	Hydraulic adapter, Nipple, 1/4" BSPT male x 9/16" UN male O-ring	2
3	GA3500363	Hydraulic adapter, Nipple, 1/2" BSPT male x 3/4" UN male O-ring	2
4	GA3500364	Hydraulic adaptor, Nipple, 1/2" BSPT male x 7/8" UN male O-ring	2
5	GA3500310	Hydraulic adaptor, Nipple, 1/2" BSPT male x 1/2" BSPP male	2
6	GA3500333	Hydraulic adapter, Elbow, 90 degree, 1/2" BSPT male x 1/2" BSPP female swivel	2
7	GA3500332	Hydraulic adapter, Elbow, 90 degree, 1/4" BSPT male x 1/4" BSPP female swivel	2
8	GA3500336	Hydraulic adaptor, Tee, 1/2" BSPP female swivel x 1/2 BSPP" female swivel x 1/2" BSPT male	1
9	GA5006933	Hydraulic pressure relief (CartReliefDIR.OP.BI Directional)	1
10	GA3500200	Hydraulic adapter, Tee, 1/2" BSPT male x 1/2" BSPT male x 1/2" BSPP female swivel	1
11	GA5067971	Hydraulic Hose Assembly, John Deere Auto Steer, H123	1

## Manifold - Park Brake, Fan Relief



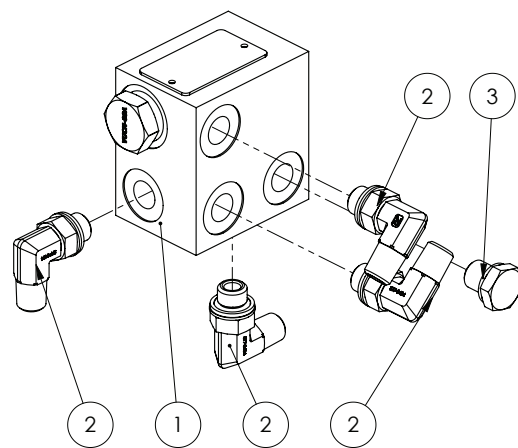
ITEM NO.	PART NUMBER	DESCRIPTION	QTY.
1	GA3500087	Hydraulic Manifold, Park Brake Valve, Accumulators, Fan Relief, Assembly	1
2	GA3500306	Hydraulic adaptor, Nipple, 1/4" BSPT male x 1/4" BSPP male	5
3	GA3500133	Hydraulic Coupling, Easy Test Point, 1/4" BSPP	3
4	GA3500314	Hydraulic adaptor, Nipple, 3/4" BSPT male x 3/4" BSPP male	1
5	GA3500310	Hydraulic adaptor, Nipple, 1/2" BSPT male x 1/2" BSPP male	2
6	GA3500320	Hydraulic adaptor, Elbow, 90 degree, 1/4" BSPT male x 1/4" BSPP male O-ring	1
7	GA5015469	Socket 1/4" Stainless	1
8	GA3500312	Hydraulic adaptor, Nipple, 1/2" BSPT male x 3/4" BSPP male	1

# Manifold - Hydraulic Return



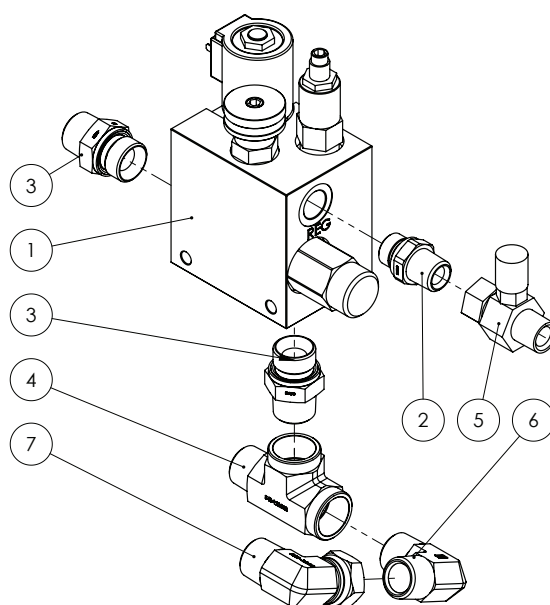
ITEM NO.	PART NUMBER	DESCRIPTION	QTY.
1	L069A	Manifold - 480mm Long	1
2	GA3500230	Hydraulic adaptor, Nipple, 1" BSPT male x 3/4" BSPT male	1
3	GA3500231	Hydraulic adaptor, Nipple, 1" BSPT male x 1" BSPT male	1
4	GA3500226	Hydraulic adaptor, Nipple, 3/4" BSPT male x 1/2" BSPT male	4
5	GA3500227	Hydraulic adaptor, Nipple, 3/4" BSPT male x 3/4" BSPT male	1
6	GA3500334	Hydraulic adaptor, Elbow, 90 degree, 3/4" BSPT male x 3/4" BSPP female swivel	1
7	GA5003643	Washer 8mm Flat SS HD	4
8	GA5004919	Washer 8mm Spring SS	4
9	GA5011465	Bolt M8 x 16 GR8.8 ZP	4

# Hydraulic Load Sense Control Block



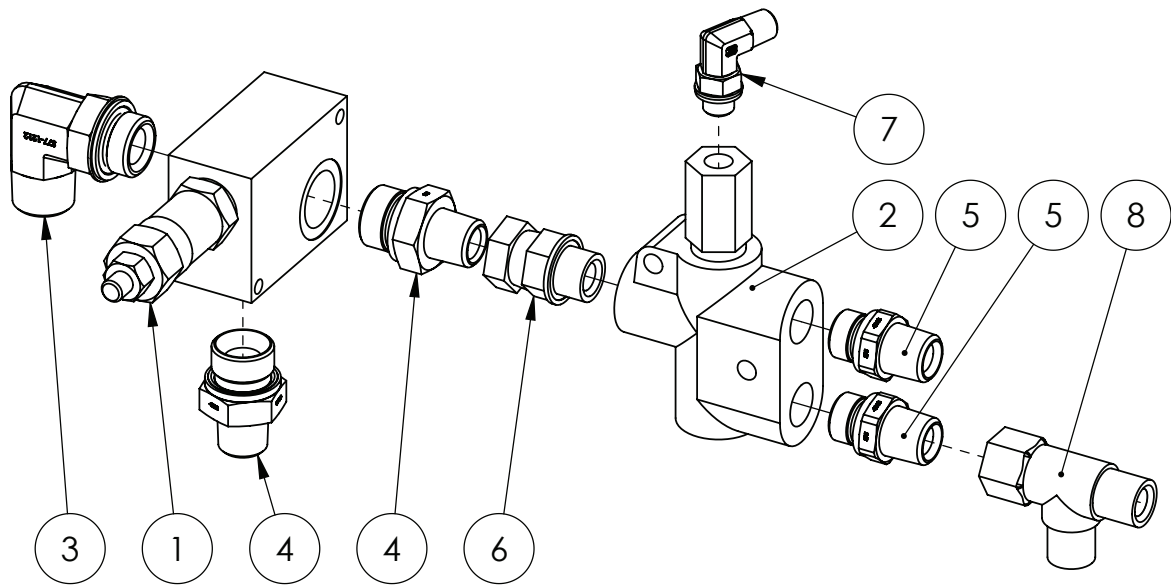
ITEM NO.	PART NUMBER	DESCRIPTION	QTY.
1	GA5047769	Hydraulic valve, Load sense flow control block	1
2	GA3500320	Hydraulic adaptor, Elbow, 90 degree, 1/4" BSPT male x 1/4" BSPP male O-ring	4
3	GA3500299	Hydraulic adaptor, Plug, 1/4" BSPP male	1

## Spray Pump Flow Control



ITEM NO.	PART NUMBER	DESCRIPTION	QTY.
1	GA3500000	Priority Flow Block with Unloader and Relief, 60 LPM Reg, 120 LPM Inlet	1
2	GA3500310	Hydraulic adaptor, Nipple, 1/2" BSPT male x 1/2" BSPP male	1
3	GA3500314	Hydraulic adaptor, Nipple, 3/4" BSPT male x 3/4" BSPP male	2
4	GA3500255	Hydraulic adaptor, Tee, 3/4" BSPT male x 3/4" BSPT female x 3/4" BSPT female	1
5	GA3500198	Hydraulic adaptor, Inline test point, 1/2" BSPP female swivel x 1/2" BSPT male x M16 x 2.0 test port	1
6	GA3500264	Hydraulic adaptor, Elbow, 90 degree, 3/4" BSPT male x 3/4" BSPT male	1
7	GA3500334	Hydraulic adaptor, Elbow, 90 degree, 3/4" BSPT male x 3/4" BSPP female swivel	1

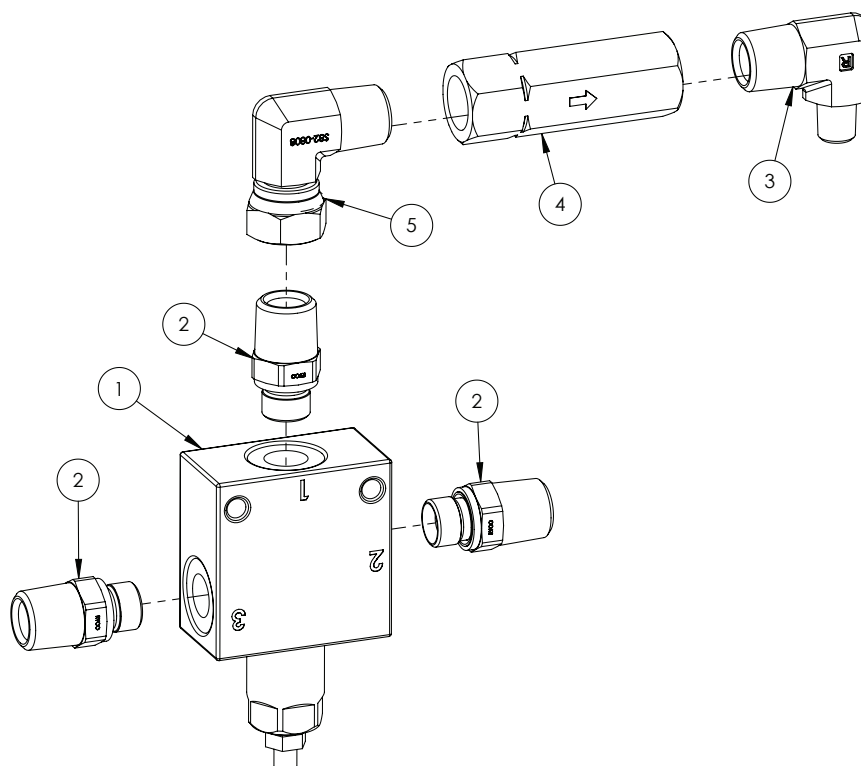
## Valves - Pressure Relief & Priority Valve



ITEM NO.	PART NUMBER	DESCRIPTION	QTY.
1	GA3500091	Hydraulic Valve, Relief, Inline, Catridge in Manifold, Bosch Rexroth	1
2	GA5010957	Load sensing priority valve	1
3	GA3500325	Hydraulic adaptor, Elbow, 90 degree, 3/4" BSPT male x 3/4" BSPP male O-ring	1
4	GA3500312	Hydraulic adaptor, Nipple, 1/2" BSPT male x 3/4" BSPP male	2
5	GA3500310	Hydraulic adaptor, Nipple, 1/2" BSPT male x 1/2" BSPP male	1
6	GA3500248	Hydraulic adaptor, Nipple, 1/2" BSPP male x 1/2" BSPP female swivel	1
7	GA3500320	Hydraulic adaptor, Elbow, 90 degree, 1/4" BSPT male x 1/4" BSPP male O-ring	1
8	GA3500200	Hydraulic adaptor, Tee, 1/2" BSPT male x 1/2" BSPT male x 1/2" BSPP female swivel	1

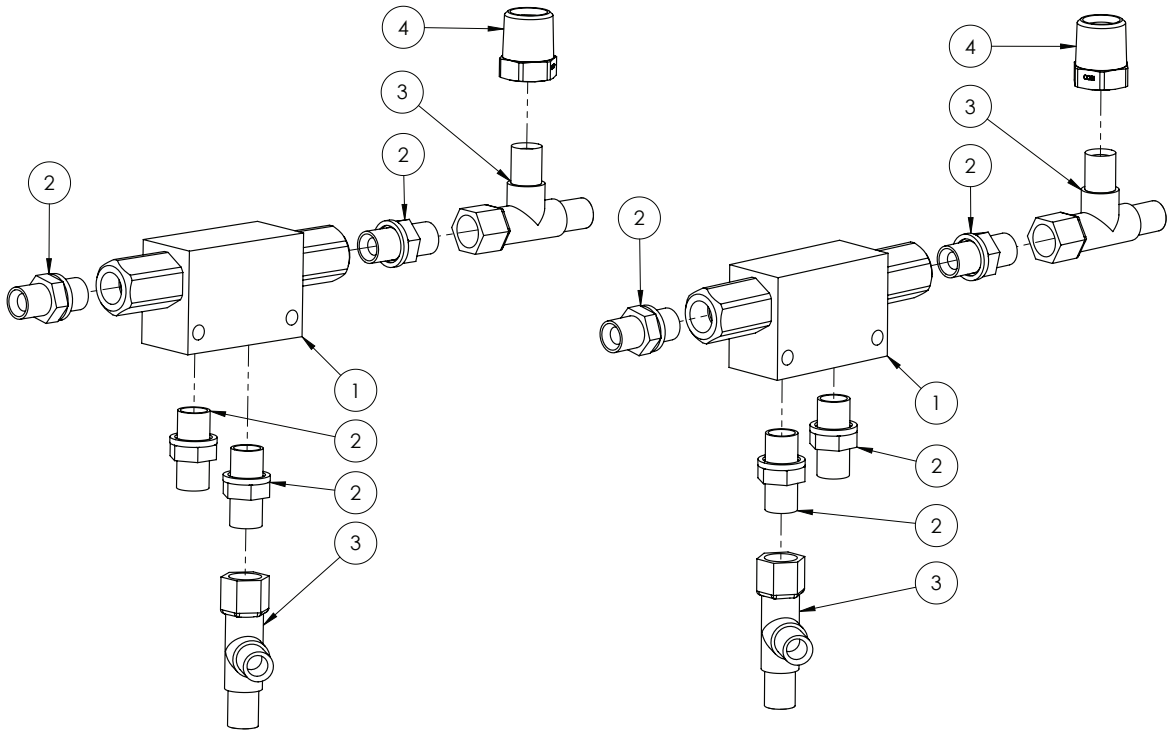


## Pressure Reducing Valve Assembly



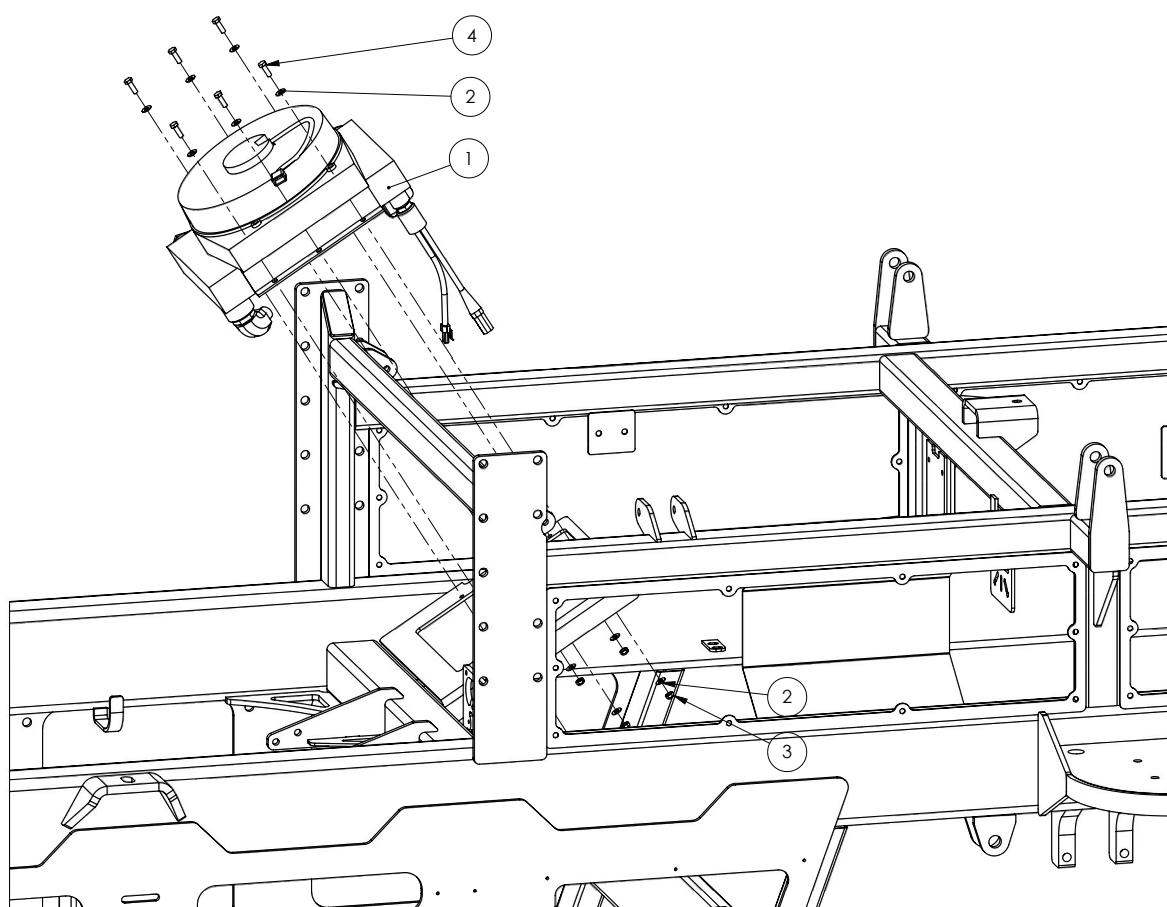
ITEM NO.	PART NUMBER	DESCRIPTION	QTY.
1	GA5047708	Valve, Pressure reducing, Hydraulic, 10 - 140bar	1
2	GA3500309	Hydraulic adaptor, Nipple, 1/2" BSPT male x 3/8" BSPP male	3
3	GA3500260	Hydraulic adaptor, Elbow, 90 degree, 1/2" BSPT male x 1/4" BSPT male	1
4	GA5007060	Valve, Check, Hydraulic, 1/2 BSPP female inlet & outlet, 45L/min flow, Maximum 320bar	1
5	GA3500333	Hydraulic adaptor, Elbow, 90 degree, 1/2" BSPT male x 1/2" BSPP female swivel	1

# Double Pilot Operated Check Valve - LH & RH



ITEM NO.	PART NUMBER	DESCRIPTION	QTY.
1	GA5007957	Double pilot check (RA) 12LPM 1/4" BSPP	1
2	GA3500306	Hydraulic adaptor, Nipple, 1/4" BSPT male x 1/4" BSPP male	4
3	GA3500199	Hydraulic adaptor, Tee, 1/4 BSPT male x 1/4 BSPT male x 1/4 BSPP female	2
4	GA3500203	Hydraulic adaptor, Reducing bush, 1/2" BSPT male x 1/4" BSPT female	1

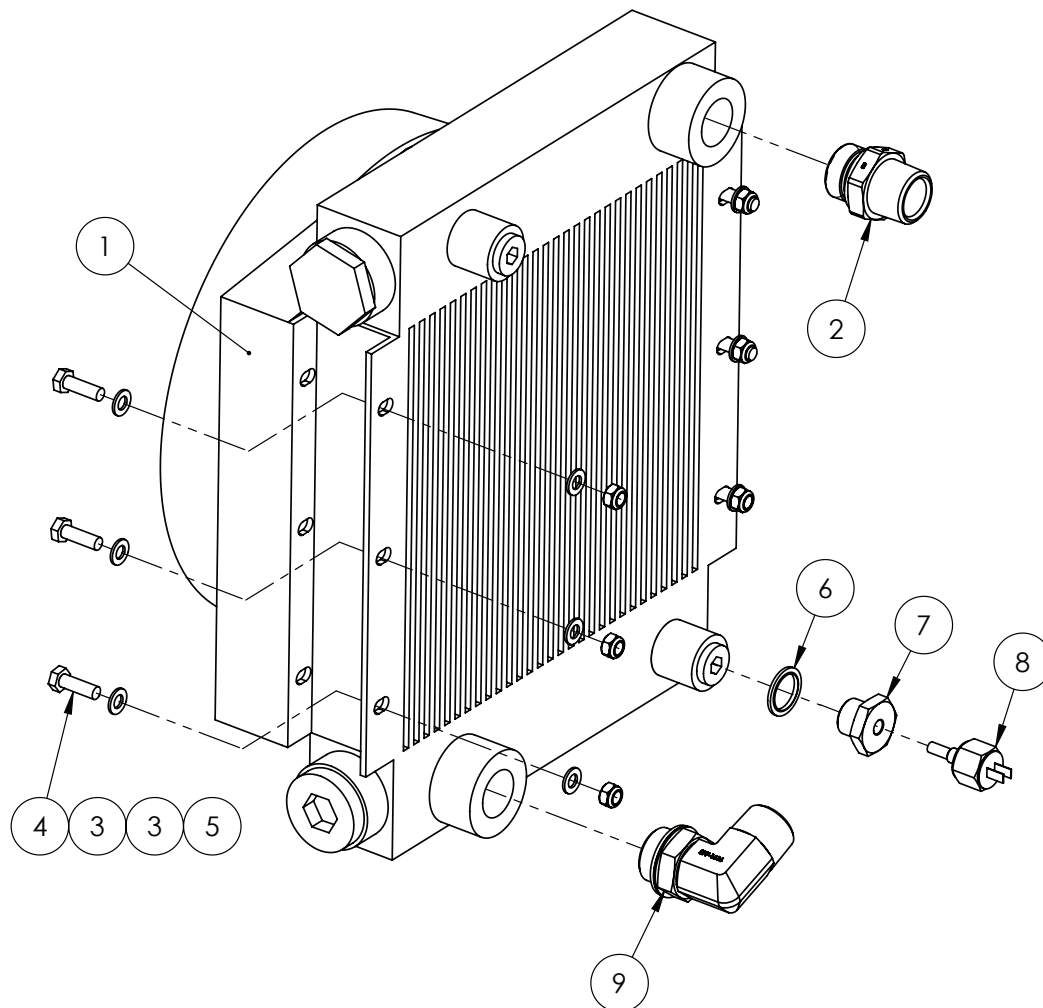
## Oil Cooler Mounting



ITEM NO.	PART NUMBER	DESCRIPTION	QTY.
1	GA4903743*	Oil Cooler, Assembly	1
2	GA5003643	Washer 8mm Flat SS HD	12
3	GA5004917	Nut M8 Nyloc ZP	6
4	GA5004711	Bolt M8 x 25 GR8.8 ZP	6

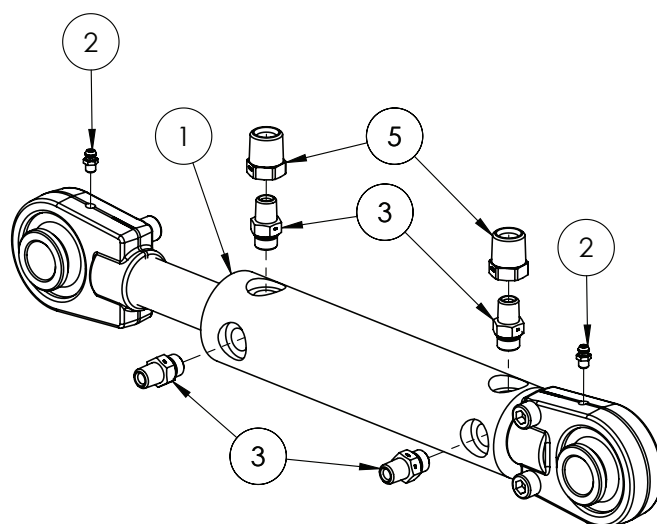
\* Sub-assembly on following pages

## Oil Cooler Assembly

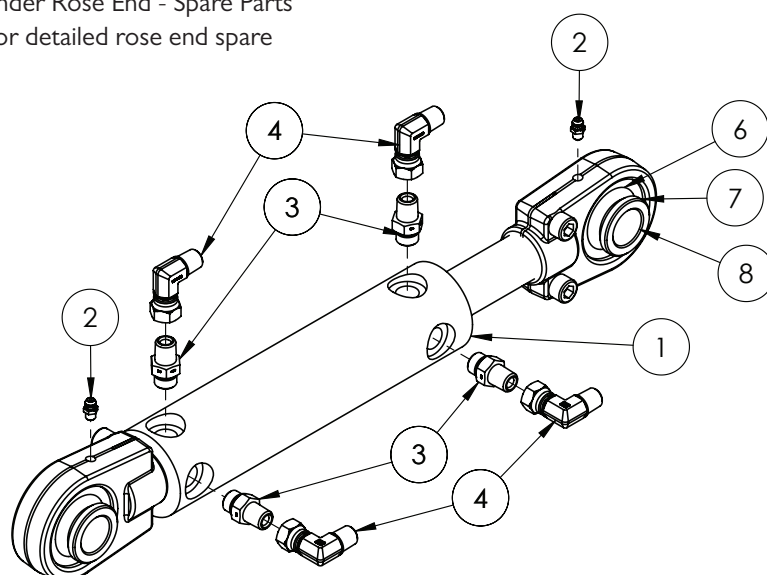


ITEM NO.	PART NUMBER	DESCRIPTION	QTY.
-	GA5071855	Fan shroud, Complete including motor & connector, Hydraulic Oil Cooler, Hydac	-
-	GA5071860	Core, Bare with no fittings, Hydraulic Oil Cooler, Hydac	-
1	GA5069045	Oil cooler, Hydac OK-ELD3H size 3	1
2	GA3500317	Hydraulic adaptor, Nipple, 1" BSPT male x 1" BSPP male	1
3	GA5003643	Washer 8mm Flat SS HD	12
4	GA5004711	Bolt M8 x 25 GR8.8 ZP	6
5	GA5052590	Nut M8 Nyloc SS	6
6	GA3500179	Hydraulic Seal, M22, Metal Bonded	1
7	GA4551145	Reducer Bush, M22 x 1.5P Male x 1/8" Female NPT	1
8	GA5078472	Switch, Temperature, 95C, NO, Spade Terminal, 15mm Probe	1
9	GA3500327	Hydraulic adaptor, Elbow, 90 degree, 1" BSPT male x 1" BSPP male O-ring	1

## 36m Cylinder - Yaw

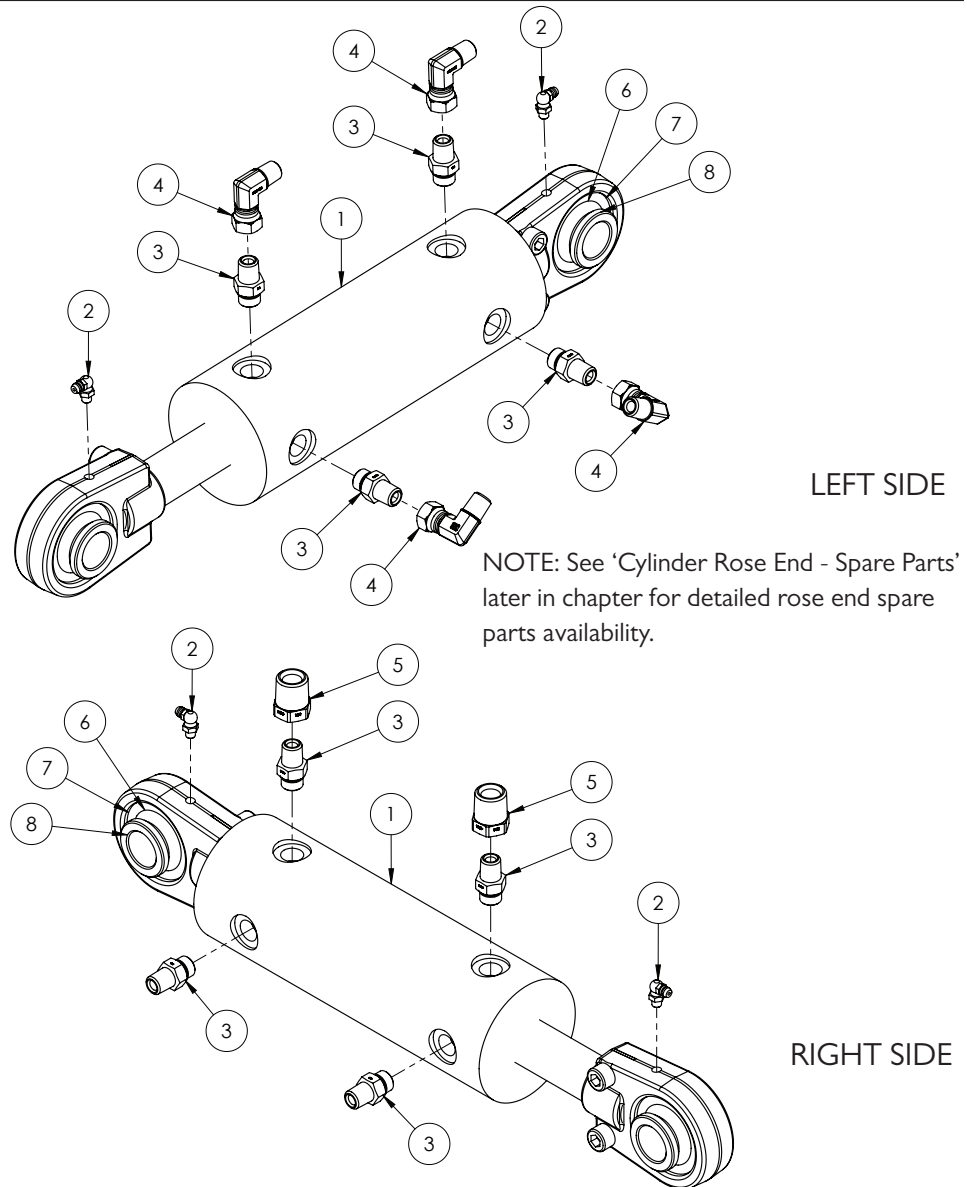


NOTE: See 'Cylinder Rose End - Spare Parts' later in chapter for detailed rose end spare parts availability.



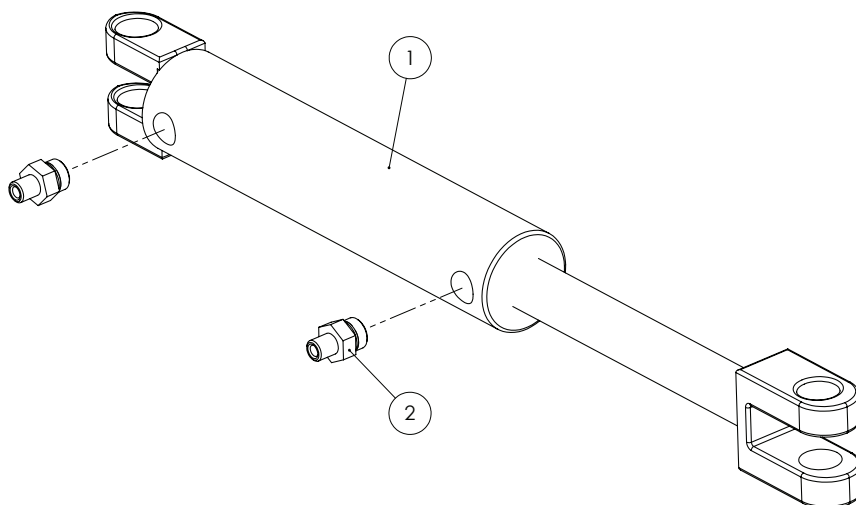
ITEM NO.	PART NUMBER	DESCRIPTION	QTY.
-	GA5052745	Seal Kit, suit 2" bore x 1 1/4" rod, suit GA5060816, GA5060817	-
1	GA5060817	Hydraulic cylinder, 2" bore x 1 1/4" rod x 117.5mm stroke, Spherical bearing ends, Suit yaw	1
2	GA5009637	Grease nipple, Elbow, 90 degree, 1/4" UNF male	2
3	GA3500358	Hydraulic adaptor, Nipple, 1/4" BSPT male x 9/16" UN male O-ring	4
4	GA3500332	Hydraulic adaptor, Elbow, 90 degree, 1/4" BSPT male x 1/4" BSPP female swivel	4
5	GA3500203	Hydraulic adaptor, Reducing bush, 1/2" BSPT male x 1/4" BSPT female	2
6	GA5067605	Bearing, suit screw on rose end, GEG 30 ES 2RS	2
7	GA5067610	Circlip, suit bearing screw on rose end, RTW 55	2
8	GA5021925	Small bearing bush, Suit screw on rose end	2

## 42m Cylinder - Yaw



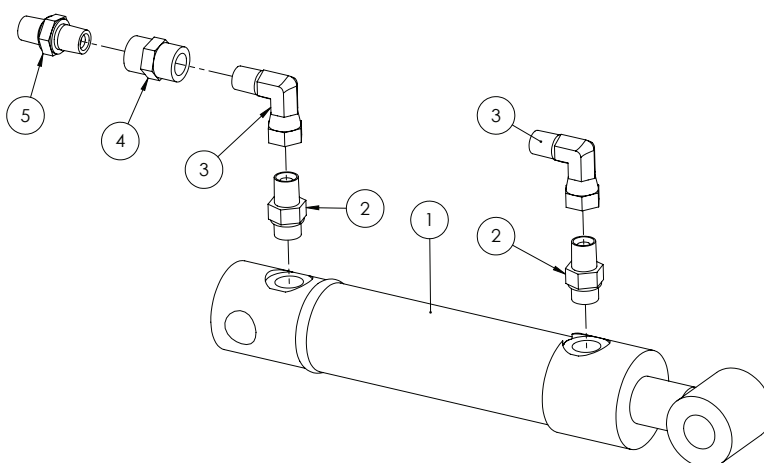
ITEM NO.	PART NUMBER	DESCRIPTION	QTY.
-	GA5052732	Seal kit, suit 3" bore x 1 1/4" rod, suit GA5060818	-
1	GA5060818	Hydraulic cylinder, 3" bore x 1 1/4" rod x 117.5mm stroke, with bearing ends	1
2	GA5009637	Grease nipple, Elbow, 90 degree, 1/4" UNF male	2
3	GA3500358	Hydraulic adaptor, Nipple, 1/4" BSPT male x 9/16" UN male O-ring	4
4	GA3500332	Hydraulic adaptor, Elbow, 90 degree, 1/4" BSPT male x 1/4" BSPP female swivel	4
5	GA3500203	Hydraulic adaptor, Reducing bush, 1/2" BSPT male x 1/4" BSPT female	2
6	GA5067605	Bearing, suit screw on rose end, GEG 30 ES 2RS	2
7	GA5067610	Circlip, suit bearing screw on rose end, RTW 55	2
8	GA5021925	Small bearing bush, Suit screw on rose end	2

## 36-42m Cylinder - Boom Rest



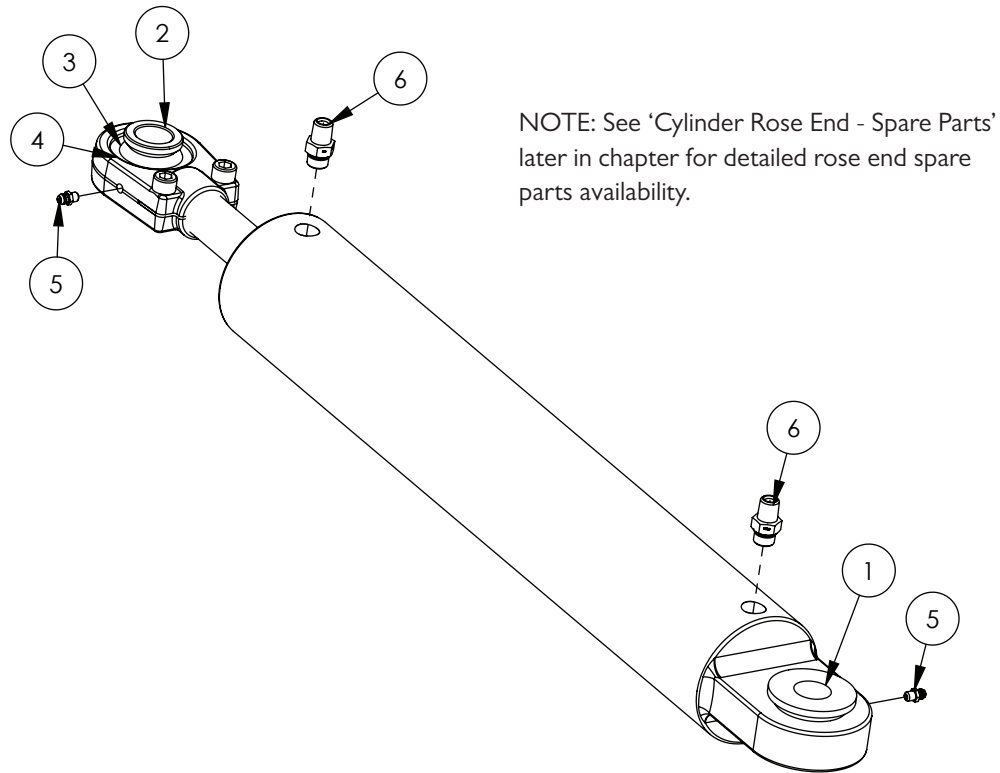
ITEM NO.	PART NUMBER	DESCRIPTION	QTY.
-	GA5052734	Seal kit, suit 2" bore x 1.25" rod, suit GA5069110	-
1	GA5069110	Hydraulic cylinder, Boom rest, 2" bore x 6" stroke, std F clevis	1
2	GA3500359	Hydraulic adaptor, Nipple, 1/4" BSPT male x 3/4" UN male O-ring	2

## 36-42m Cylinder - Centre Leveling



ITEM NO.	PART NUMBER	DESCRIPTION	QTY.
-	GA5052750	Seal Kit, suit 1 1/2" bore x 1" rod, suit GA5016121, GA5016122	-
1	GA5016122	Hydraulic Ram, 1 1/2" Bore x 1" rod, 100mm stroke, pin eye ends, double acting	1
2	GA3500358	Hydraulic adaptor, Nipple, 1/4" BSPT male x 9/16" UN male O-ring	2
3	GA3500332	Hydraulic adaptor, Elbow, 90 degree, 1/4" BSPT male x 1/4" BSPP female swivel	2
4	GA3500211	Hydraulic adaptor, Socket, 1/4" BSPT female x 1/4" BSPT female	1
5	GA4562025	Restrictor nipple 1/4" BSPT 0.5mm orifice	1

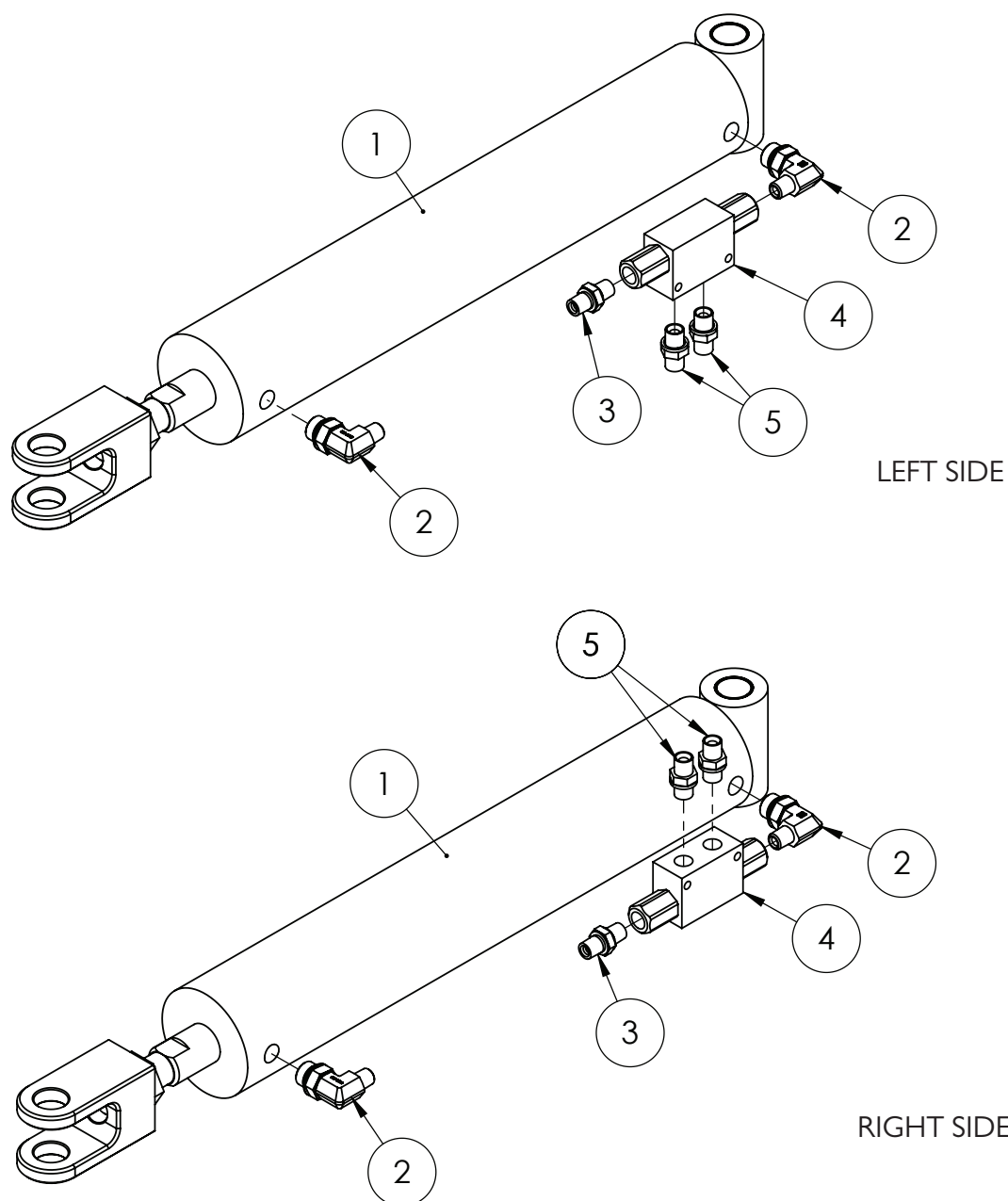
## 36-42m Cylinder - First Fold



ITEM NO.	PART NUMBER	DESCRIPTION	QTY.
-	GA5018538	Hydraulic cylinder, 3" bore x 1 1/4" rod x 18" stroke, external phasing (single phase only)	-
-	GA5052680	Seal Kit, suit 3" bore x 1 1/4" rod, suit cylinder GA5018538, GA5018540	-
-	GA3500098	Rod, suit Hydraulic Fold Cylinder GA5018538, GA5018540, GA5018542	-
1	GA5021930	Large bearing bush, Suit screw on rose end	1
2	GA5021925	Small bearing bush, Suit screw on rose end	3
3	GA5067605	Bearing, suit screw on rose end, GEG 30 ES 2RS	2
4	GA5067610	Circlip, suit bearing screw on rose end, RTW 55	2
5	GA5012203	Grease nipple, Short, 1/4" UNF	2
6	GA3500359	Hydraulic adaptor, Nipple, 1/4" BSPT male x 3/4" UN male O-ring	2

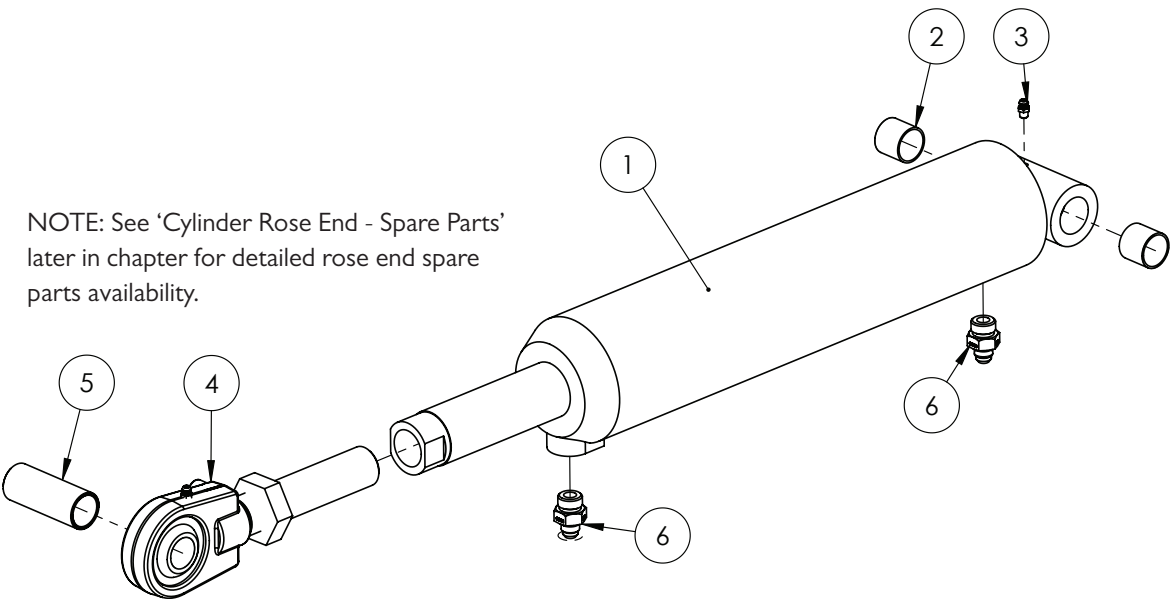


## 36-42m Cylinder - Second Fold



ITEM NO.	PART NUMBER	DESCRIPTION	QTY.
1	GA3500060	Hydraulic Cylinder, 2.5" bore, 1.25" rod, 400mm stroke	1
2	GA3500348	Hydraulic adaptor, Elbow, 90 degree, 1/4" BSPT male x 3/4" UN male O-ring	2
3	GA4562025	Restrictor nipple 1/4" BSPT 0.5mm orifice	1
4	GA5007957	Double pilot check (RA) 12LPM 1/4" BSPP	1
5	GA3500306	Hydraulic adaptor, Nipple, 1/4" BSPT male x 1/4" BSPP male	2

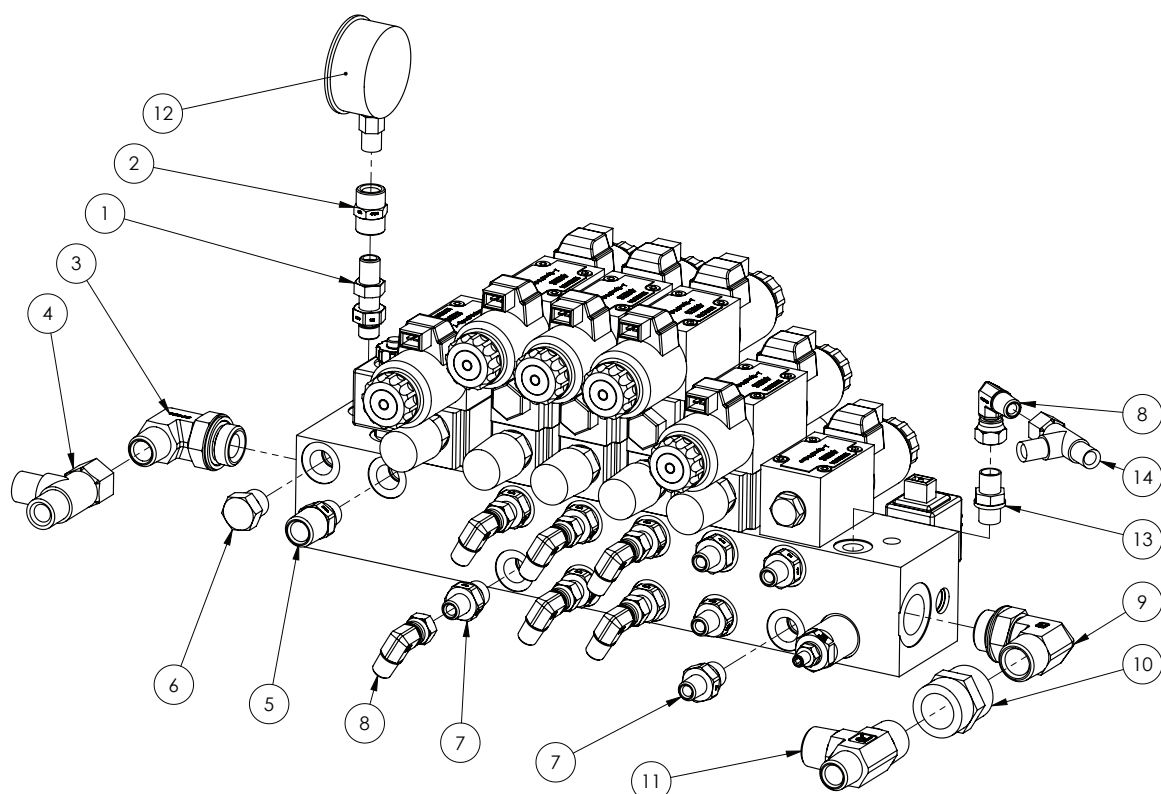
# 36-42m Cylinder - Boom Tilt



# Quantities shown are per side.

ITEM NO.	PART NUMBER	DESCRIPTION	QTY.
-	GA5052730	Seal kit, suit 3 1/2" bore x 1 3/4" Rod	-
1	GA5065051	Hydraulic cylinder, 3 1/2" bore x 1 3/4" rod x 5" stroke	1
2	GA5065487	Glacier Bush 1" ID x 1" long	2
3	GA5012203	Grease nipple, Short, 1/4" UNF	2
4	GA5052762	Hydraulic tilt cylinder adjusting rod end, Ball End with nut, suit 3 1/2" x 5" tilt ram GA5065051	1
	GA5067605	Bearing, suit screw on rose end, GEG 30 ES 2RS	-
	GA5067610	Circlip, suit bearing screw on rose end, RTW 55	-
5	GA4572535	Bush, Rose end pivot wide suit tilt ram	1
6	GA3500147	Hydraulic adaptor, Nipple, 9/16" JIC male x 3/4" UN male O-ring	2

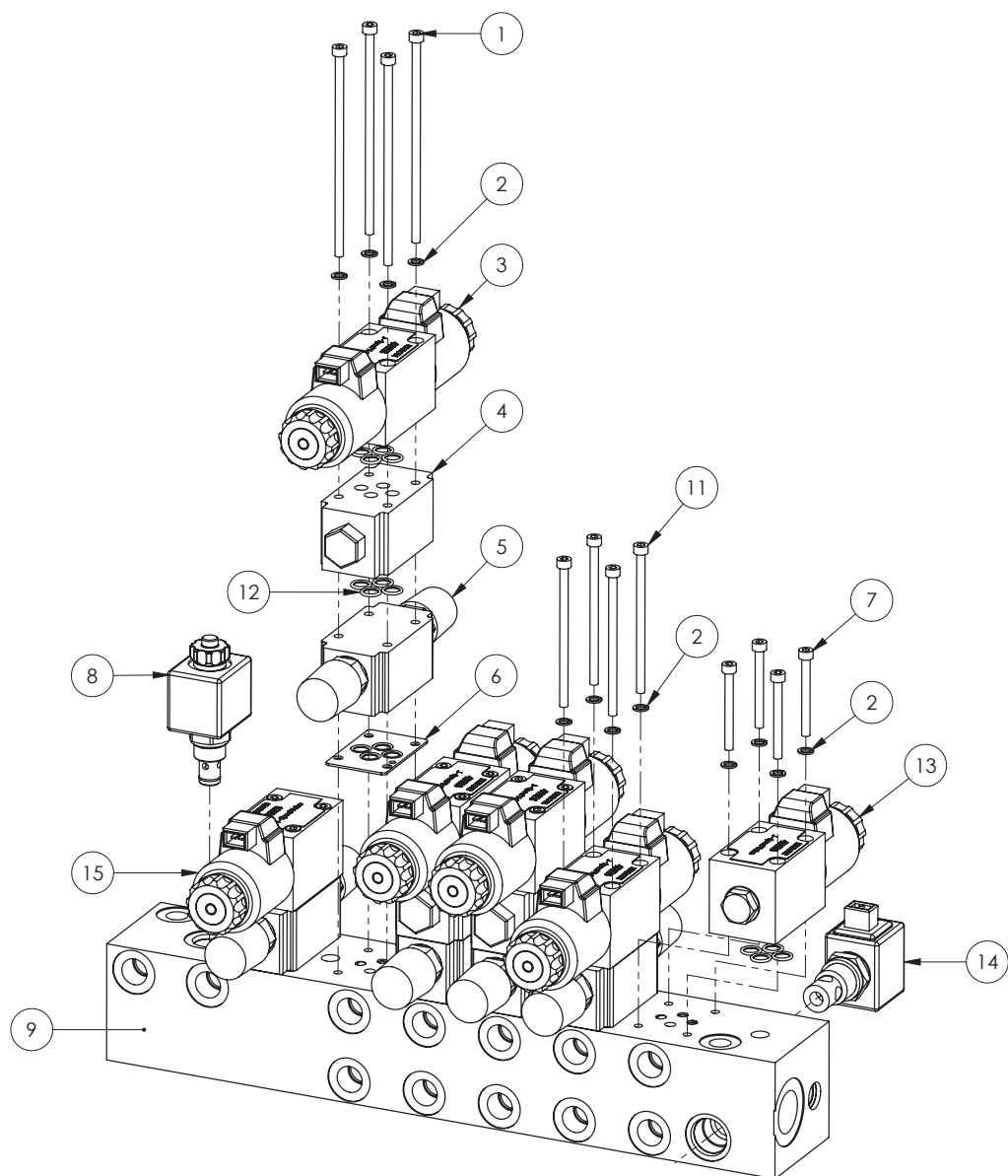
## 36-42m - Spool Valve Block Fittings



ITEM NO.	PART NUMBER	DESCRIPTION	QTY.
1	GA3500249	Hydraulic adaptor, Bulkhead nipple, 1/4" BSPP male x 1/4" BSPP male	1
2	GA3500211	Hydraulic adaptor, Socket, 1/4" BSPT female x 1/4" BSPT female	1
3	GA3500324	Hydraulic adaptor, Elbow, 90 degree, 1/2" BSPT male x 3/4" BSPP male O-ring	1
4	GA3500200	Hydraulic adaptor, Tee, 1/2" BSPT male x 1/2" BSPT male x 1/2" BSPP female swivel	1
5	GA3500309	Hydraulic adaptor, Nipple, 1/2" BSPT male x 3/8" BSPP male	1
6	GA3500300	Hydraulic adaptor, Plug, 3/8" BSPP male	1
7	GA3500307	Hydraulic adaptor, Nipple, 1/4" BSPT male x 3/8" BSPP male	10
8	GA3500332	Hydraulic adaptor, Elbow, 90 degree, 1/4" BSPT male x 1/4" BSPP female swivel	7
9	GA3500325	Hydraulic adaptor, Elbow, 90 degree, 3/4" BSPT male x 3/4" BSPP male O-ring	1
10	GA3500213	Hydraulic adaptor, Socket, 1/2 BSPT female x 1/2 BSPT female	1
11	GA3500272	Hydraulic adaptor, Tee, 3/4" BSPT male x 1/2" BSPT male x 3/4" BSPT male	1
12	GA5021455	Gauge, Pressure, Small face, 3500psi	1
13	GA3500306	Hydraulic adaptor, Nipple, 1/4" BSPT male x 1/4" BSPP male	1
14	GA3500199	Hydraulic adaptor, Tee, 1/4 BSPT male x 1/4 BSPT male x 1/4 BSPP female	1

NOTE: Fitting quantity and fitting types will depend on machine options.

## 36-42m - Spool Valve Block Manifold



ITEM NO.	PART NUMBER	DESCRIPTION	QTY.
-	GA5047750	Solenoid coil, 12V DC, Slip on, 2 pin AMP	-
1	GA5048570	SHCS M5 x 130 ZP GR12.9	12
2	GA5003629	Washer 5mm Spring SS	24
3	GA5047726	Valve solenoid J spool 12v 2 pin amp connector	4
4	GA5017335	Valve check modular	3
5	GA5047581	Hydraulic Valve, Flow control, NG6 A+B, Suit spool	5
6	GA5047615	Plate Z2FS6 O-ring	-
7	GA5054410	SHCS M5 x 50 ZP GR12.9	4

NOTE: Fitting quantity and fitting types will depend on machine options.

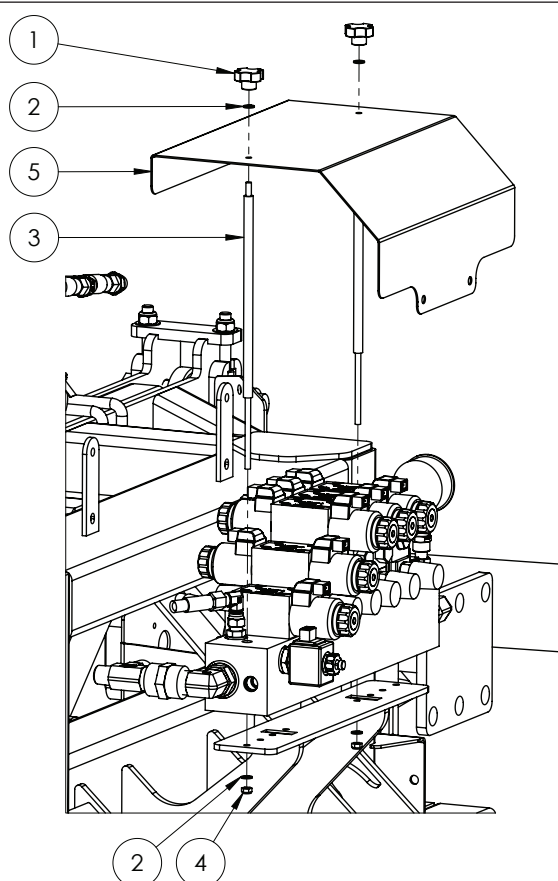
Continued over page

## 36-42m - Spool Valve Block Manifold

ITEM NO.	PART NUMBER	DESCRIPTION	QTY.
8	GA5047734	Valve cart hyd sol poppet 2/2-8-2 cav 12vdc 2 pin amp without manual override, Boom lower	1
9	GA5047759	Manifold, Blank, 6 Station spool, Bare	1
10	-	Not used	-
11	GA5067050	SHCS M5 x 90 ZP GR12.9	4
12	GA5047627	Seal kit, Viton, suit Cetop	9
13	GA5047756	Valve, D spool hydraulic solenoid, centre level, 2 pin AMP	1
14	GA5047738	Valve Cartridge, Hydraulic, Poppet, Solenoid, AMP Plug, 12V DC, Normally Closed (Used for Closed Centre System)	1
15	GA5047727	Valve Hydraulic, J spool, 12V, Single, 2 pin amp connector	1

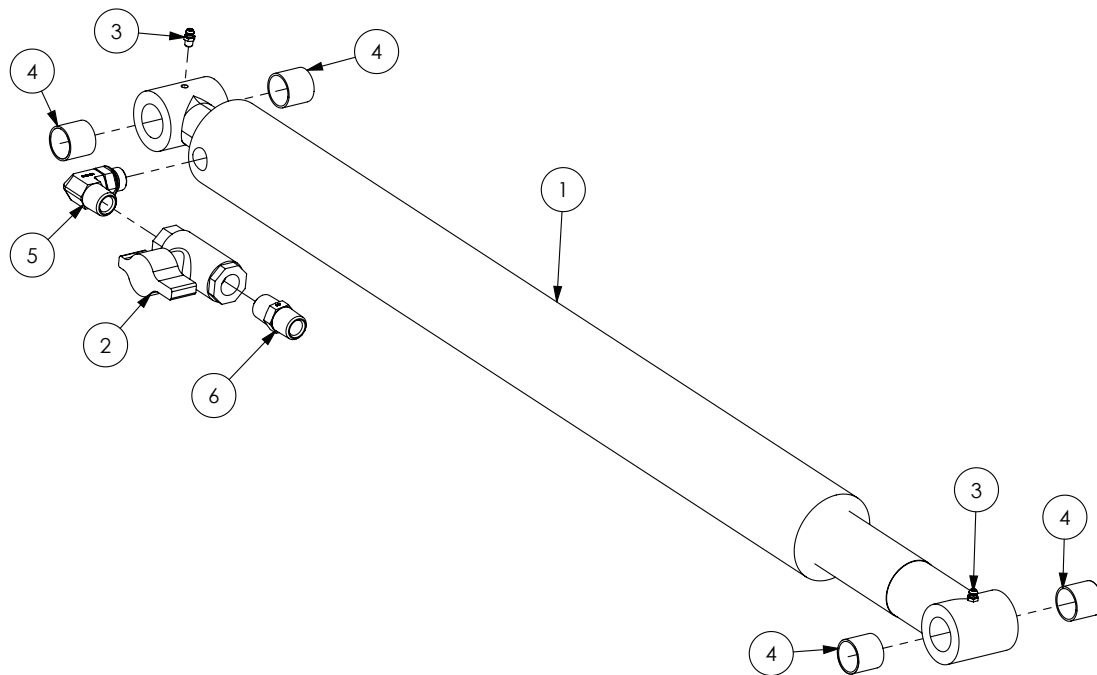
NOTE: Fitting quantity and fitting types will depend on machine options.

## 36-42m - Spool Valve Block - Mounting



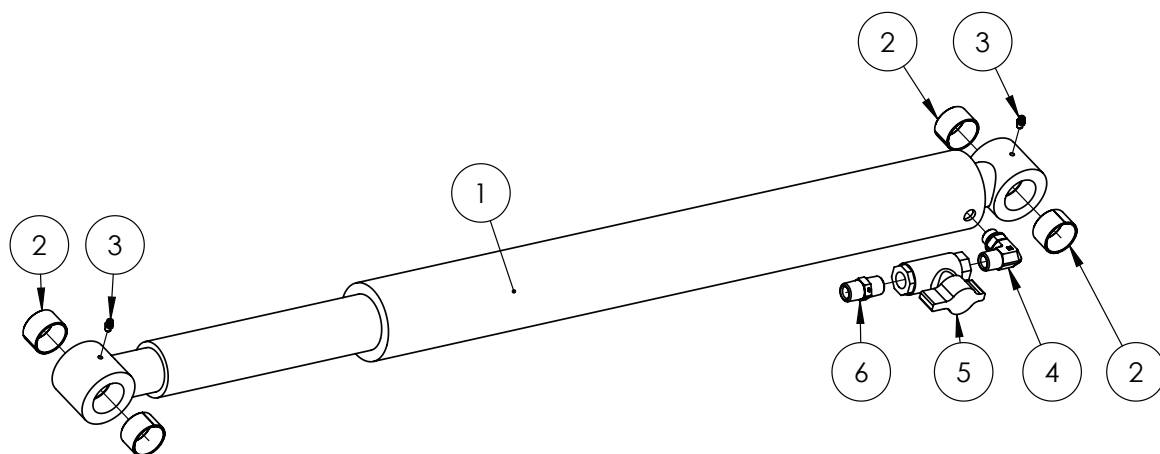
ITEM NO.	PART NUMBER	DESCRIPTION	QTY.
1	GA5069870	Knob, Star grip, M6 x 32 DIA	2
2	GA5004437	Washer 6mm Flat SS	4
3	MACH0035	Mounting Bolts, for solenoid cover	2
4	GA5048115	Nut M6 Nyloc ZP	2
5	COMP0013	Spool valve cover	1

## 36-42m Cylinder - Boom Lift



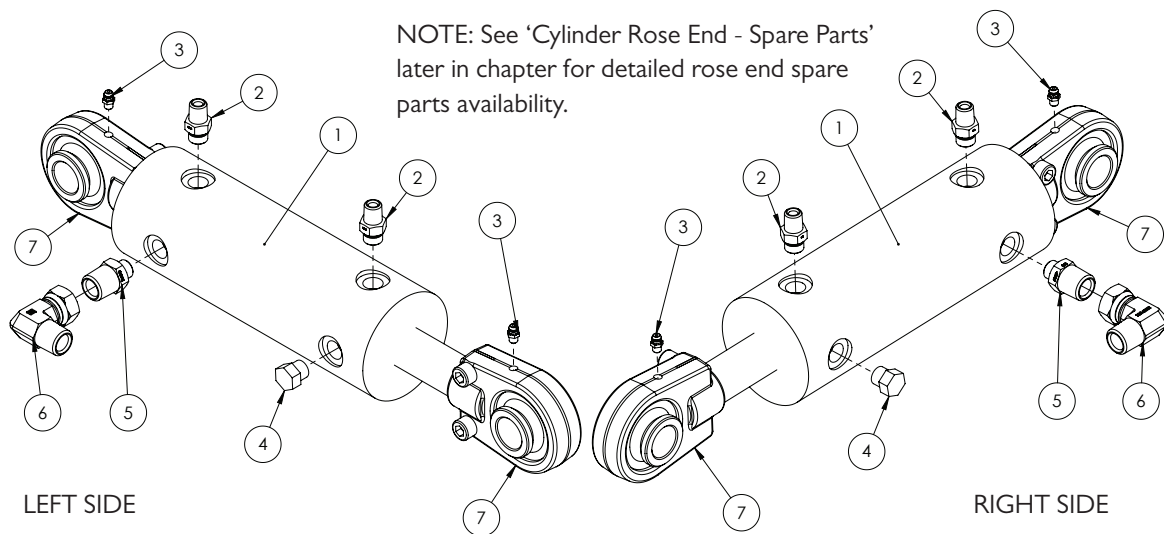
ITEM NO.	PART NUMBER	DESCRIPTION	QTY.
-	GA5055510	Kit, Rod Eye, Weld on	-
-	GA5052731	Seal kit, suit 3" bore x 2 1/2" rod	-
1	GA5070081	Hydraulic cylinder, 3" bore, 2 1/2" rod, 26" stroke, pin eye ends with glacier bushes and grease nipples	1
2	GA5000835	Valve, Ball, Hydraulic, 1/2" female thread inlet / outlet	1
3	GA5012203	Grease nipple, Short, 1/4" UNF	2
4	GA5065487	Glacier Bush 1" ID x 1" long	4
5	GA3500349	Hydraulic adaptor, Elbow, 90 degree, 1/2" BSPT male x 3/4" UN male O-ring	1
6	GA3500223	Hydraulic adaptor, Nipple, 1/2" BSPT male x 1/2" BSPT male	1

## 48m Cylinder - Boom Lift



ITEM NO.	PART NUMBER	DESCRIPTION	QTY.
-	GA5052731	Seal kit, suit 3" bore x 2 1/2" rod	-
1	GA3500593	Hydraulic Cylinder, Displacement, 3" Bore, 2.5" Rod, 26" Stroke suit 1.5" Pins	1
2	GA1700027	Bearing, Glacier Bush, 1 1/2" ID x 1" long	4
3	GA5012203	Grease nipple, Short, 1/4" UNF	2
4	GA3500349	Hydraulic adaptor, Elbow, 90 degree, 1/2" BSPT male x 3/4" UN male O-ring	1
5	GA5000835	Valve, Ball, Hydraulic, 1/2" female thread inlet / outlet	1
6	GA3500223	Hydraulic adaptor, Nipple, 1/2" BSPT male x 1/2" BSPT male	1

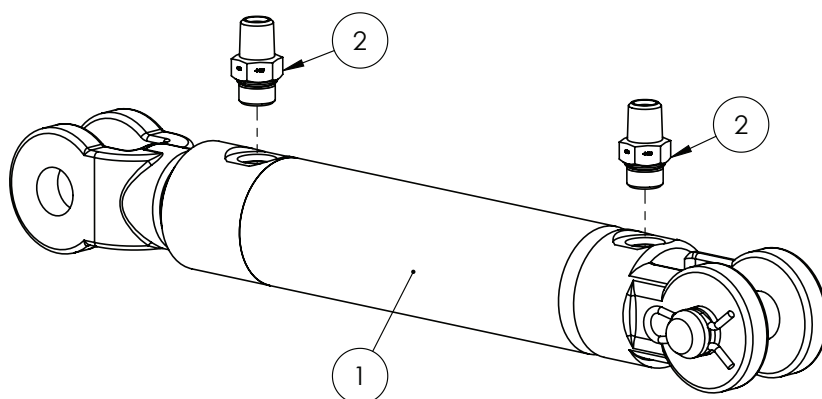
## 48m Cylinder - Yaw



ITEM NO.	PART NUMBER	DESCRIPTION	QTY.
-	GA5067605	Bearing, suit screw on rose end, GEG 30 ES 2RS	4
-	GA5067610	Circlip, suit bearing screw on rose end, RTW 55	4
-	GA5021925	Small bearing bush, Suit screw on rose end	8
-	GA5052732	Seal kit, suit 3" bore x 1 1/4" rod, suit GA5060818	-
1	GA5060818	Hydraulic cylinder, 3" bore x 1 1/4" rod x 117.5 mm stroke, with bearing ends	2
2	GA3500358	Hydraulic adaptor, Nipple, 1/4" BSPT male x 9/16" UN male O-ring	4
3	GA5012203	Grease nipple, Short, 1/4" UNF	4
4	GA3500380	Hydraulic adaptor, Plug, 9/16" UN male O-ring	2
5	GA3500362	Hydraulic adaptor, Nipple, 1/2" BSPT male x 9/16" UN male O-ring	2
6	GA3500333	Hydraulic adaptor, Elbow, 90 degree, 1/2" BSPT male x 1/2" BSPP female swivel	2
7	GA5052965	Bearing, Rose End Housing, M28 Screw On, Suit Hydraulic Cylinder and Delta Link, No Bushes	4
	GA5052965	Bearing, screw on rose end, inc bushes, clips	-
	GA5021925	Small bearing bush, Suit screw on rose end	-
	GA5067605	Bearing, suit screw on rose end, GEG 30 ES 2RS	-
	GA5067610	Circlip, suit bearing screw on rose end, RTW 55	-



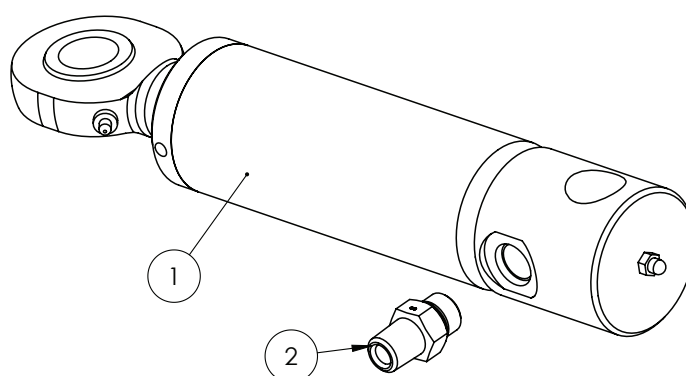
## 48m Cylinder - Boom Catch Arm



# Quantities shown are per side.

ITEM NO.	PART NUMBER	DESCRIPTION	QTY.
1	GA3500601	Hydraulic Cylinder , Double Acting, 1.5" Bore, 0.875" Rod, 4" Stroke	1
2	GA3500358	Hydraulic adaptor, Nipple, 1/4" BSPT male x 9/16" UN male O-ring	2

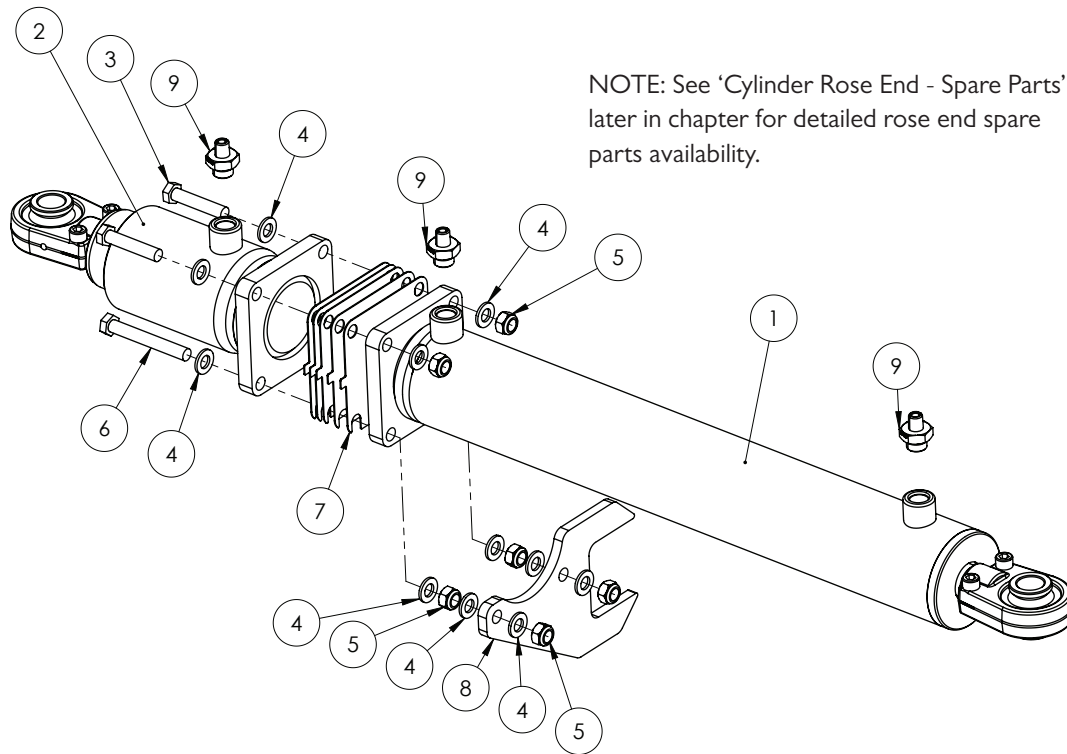
## 48m Cylinder - Boom Mid Catch



# Quantities shown are per side.

ITEM NO.	PART NUMBER	DESCRIPTION	QTY.
1	GA3500480	Hydraulic Cylinder, Bore 1.5", Rod 0.875", Stroke 28mm, Displacement, Spring Return	1
2	GA3500358	Hydraulic adaptor, Nipple, 1/4" BSPT male x 9/16" UN male O-ring	2

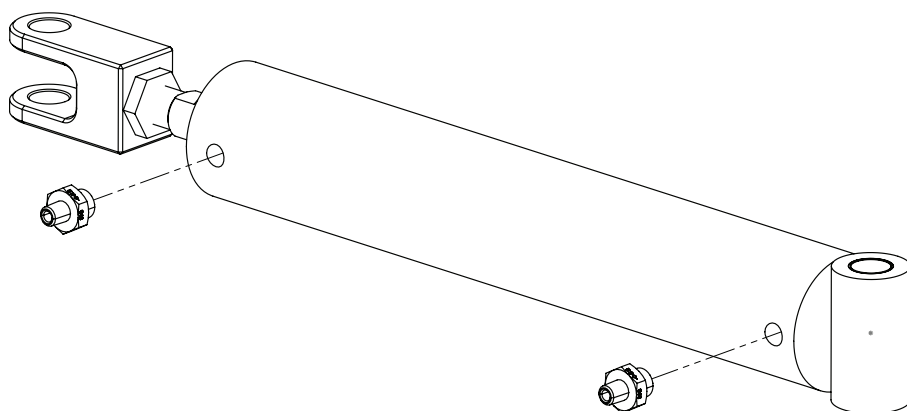
## 48m Cylinder - First Fold



# Quantities shown are per side.

ITEM NO.	PART NUMBER	DESCRIPTION	QTY.
-	GA5067605	Bearing, suit screw on rose end, GEG 30 ES 2RS	2
-	GA5067610	Circlip, suit bearing screw on rose end, RTW 55	2
-	GA5021925	Small bearing bush, Suit screw on rose end	4
-	GA5052965	Bearing, Rose End Housing, M28 Screw On, Suit Hydraulic Cylinder and Delta Link, No Bushes	2
1	GA3500655	Hydraulic Cylinder, Double Acting, 3.25" Bore, 1.25" Rod, Flange Base Mount, 1" Rose End	1
2	GA3500656	Hydraulic Cylinder, Displacement (Cushion), 3.25" Bore, 3" Rod, Flange Base Mount, 1" Rose End	1
3	GA5000335	Bolt M12 x 60 GR8.8 ZP	2
4	GA5000577	Washer 12mm Flat SS HD	12
5	GA5012461	Nut M12 Nyloc ZP	6
6	GA5011263	Bolt M12 x 90 GR8.8 ZP	2
7	GA4500975	Plate, Shim, 1mm, Fold Cylinder, 48m Boom - Specify Qty. Required	-
8	GA5073235	Anti Rotation Bracket, Hydraulic Fold Cylinder	1
9	GA3500359	Hydraulic adaptor, Nipple, 1/4" BSPT male x 3/4" UN male O-ring	3

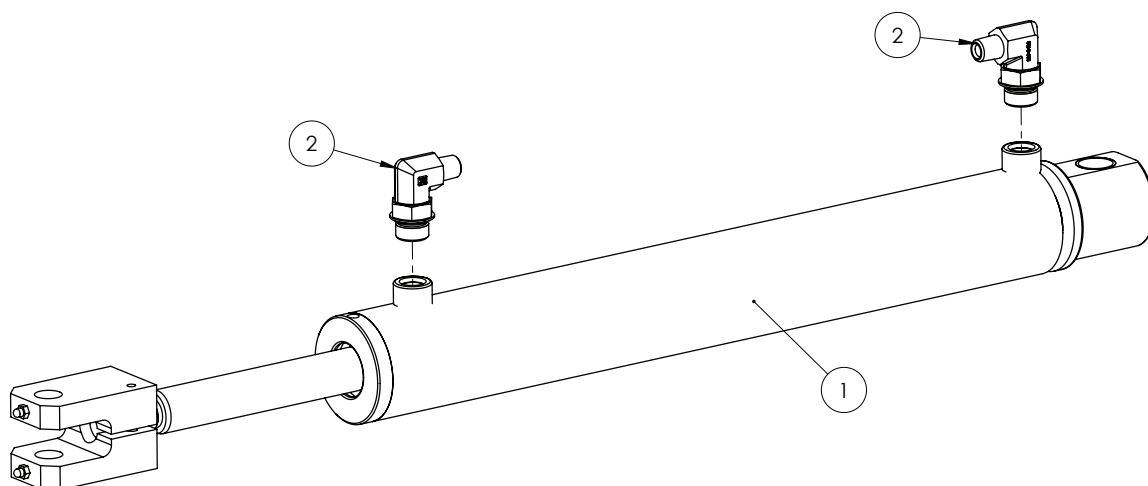
## 48m Cylinder - Second Fold



# Quantities shown are per side.

ITEM NO.	PART NUMBER	DESCRIPTION	QTY.
1	GA3500060	Hydraulic Cylinder, Bore 2.5", Rod 1.25", Stroke 400 mm	1
2	GA3500359	Hydraulic adaptor, Nipple, 1/4" BSPT male x 3/4" UN male O-ring	2

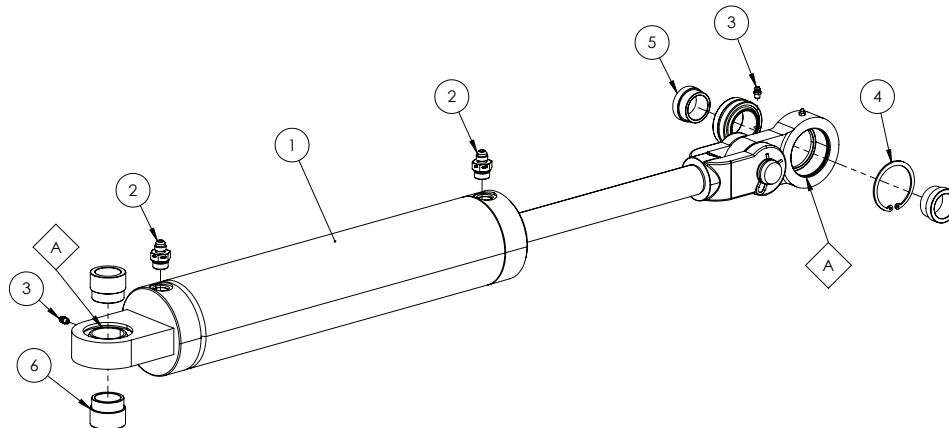
## 48m Cylinder - Third Fold



# Quantities shown are per side.

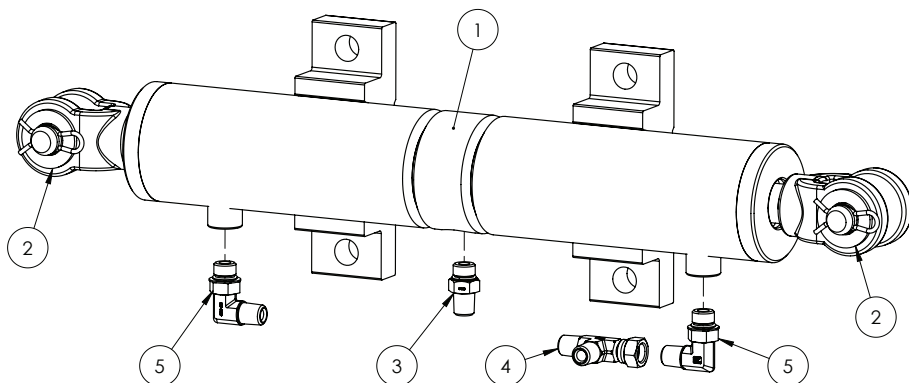
ITEM NO.	PART NUMBER	DESCRIPTION	QTY.
1	GA3500476	Hydraulic Cylinder, Bore 2", Rod 1", Stroke 395mm	1
2	GA3500348	Hydraulic adaptor, Elbow, 90 degree, 1/4" BSPT male x 3/4" UN male O-ring	2

## 48m Cylinder - Boom Tilt



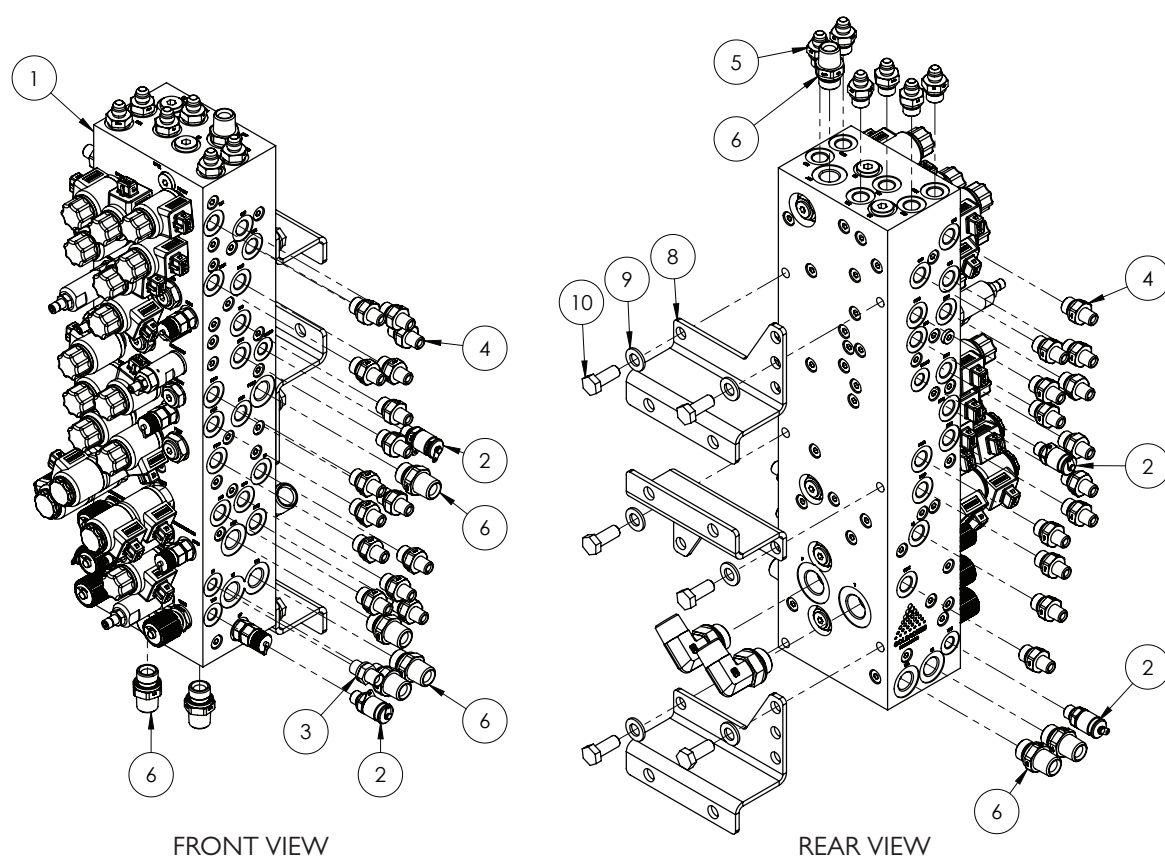
ITEM NO.	PART NUMBER	DESCRIPTION	
A	GA1700029	Bearing, Ball End, 40mm, GE40ES-2RS	
ITEM NO.	PART NUMBER	DESCRIPTION	QTY.
1	GA3500478	Hydraulic Cylinder, Bore 4", Rod 1.5", Stroke 200mm	1
2	GA3500147	Hydraulic adaptor, Nipple, 9/16" JIC male x 3/4" UN male O-ring, S90-0912	2
3	GA5012203	Grease Nipple, Short, 1/4 UNF, MACH0207	2
4	GA5010573	Circlip, Internal, Suit 55mm bore	1
5	GA4551645	Bush, Spacer, Ball End, Rod, Tilt Cylinder	2
6	GA4551640	Bush, Spacer, Ball End, Base, Tilt Cylinder	2

## 48m Cylinder - Centre Leveling



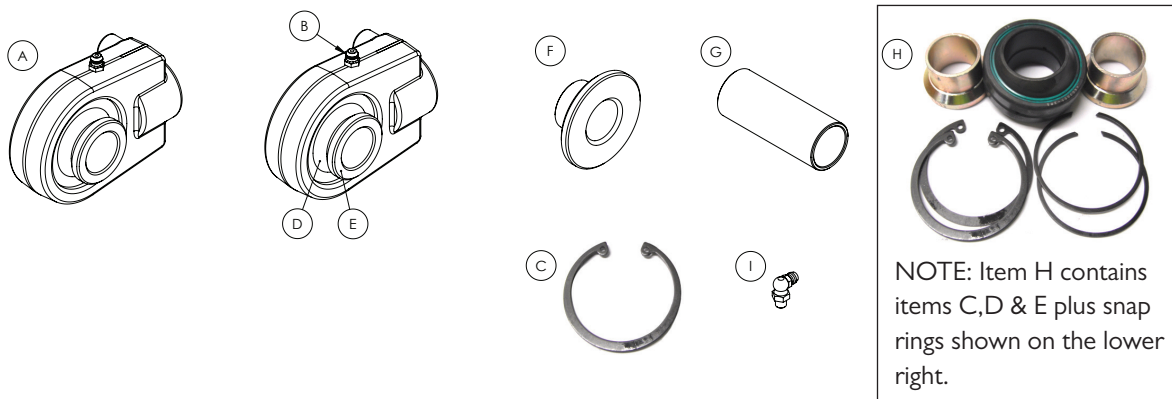
ITEM NO.	PART NUMBER	DESCRIPTION	QTY.
1	GA3500477	Hydraulic Cylinder, Centre Level	1
2	GA5001741	Washer 20mm Flat SS HD	4
3	GA3500359	Hydraulic adaptor, Nipple, 1/4" BSPT male x 3/4" UN male O-ring	1
4	GA3500199	Hydraulic adaptor, Tee, 1/4" BSPT male x 1/4" BSPT male x 1/4" BSPP female	1
5	GA3500347	Hydraulic adaptor, Elbow, 90 degree, 1/4" BSPT male x 9/16" UN male O-ring	2

## 48m Hydraulic Control Manifold



ITEM NO.	PART NUMBER	DESCRIPTION	QTY.
1	GA3500603	Hydraulic Control Manifold, 48m Boom	1
2	GA3500133	Hydraulic Coupling, Easy Test Point, 1/4" BSPP	4
3	GA3500306	Hydraulic adaptor, Nipple, 1/4" BSPT male x 1/4" BSPP male	1
4	GA3500307	Hydraulic adaptor, Nipple, 1/4" BSPT male x 3/8" BSPP male	28
5	GA3500145	Hydraulic adaptor, Nipple, 3/8" BSPP male x 9/16" JIC male	6
6	GA3500310	Hydraulic adaptor, Nipple, 1/2" BSPT male x 1/2" BSPP male	9
7	GA3500325	Hydraulic adaptor, Elbow, 90 degree, 3/4" BSPT male x 3/4" BSPP male O-ring	2
8	GA4403645	Plate, Bracket, Hydraulic Manifold Block	3
9	GA5000577	Washer 12mm Flat SS HD	6
10	GA5000305	Set Screw M12 x 30 GR8.8 ZP	6

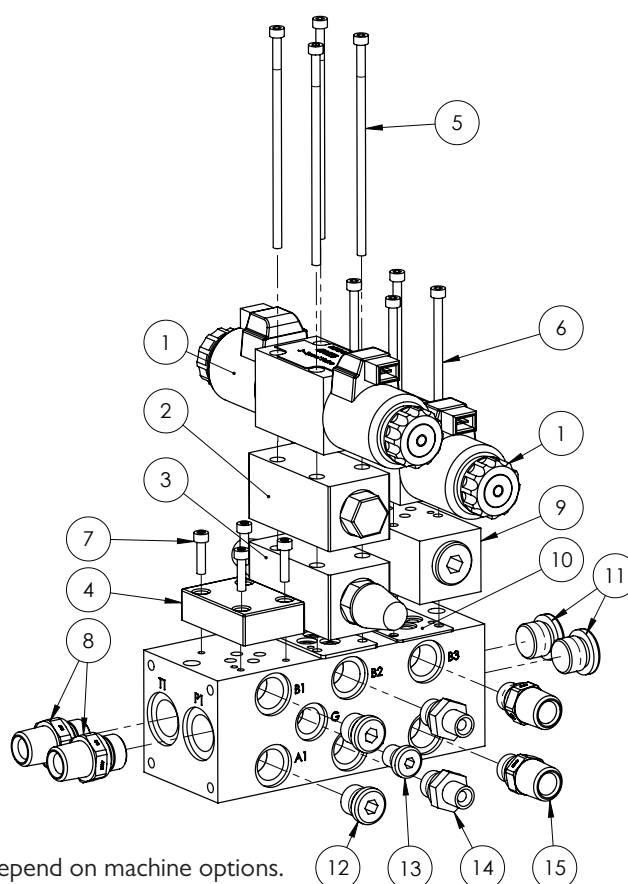
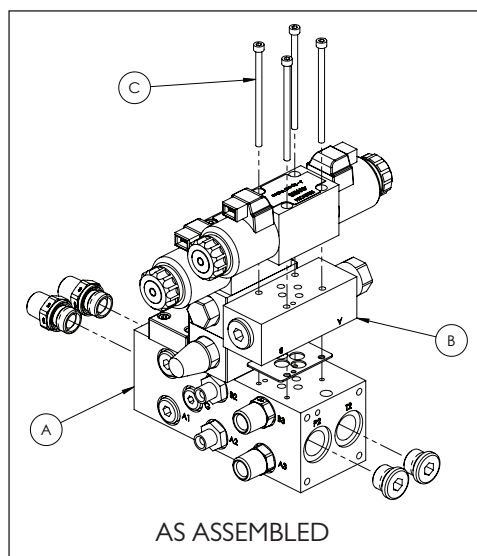
## Cylinder Rose End - Spare Parts



ITEM NO.	PART NUMBER	DESCRIPTION	QTY.
A	GA5052965	Complete Rose end, M28 Screw on, suit Hydraulic cylinder & Delta link, including Bushes (Item E)	1
B	GA5012203	Grease nipple, Short, 1/4" UNF	1
C	GA5067610	Circlip, suit bearing screw on rose end, RTW 55	2
D	GA5067605	Bearing, suit screw on rose end, GEG 30 ES 2RS	1
E	GA5021925	Small bearing bush, Suit screw on rose end, Hypower, R-10424	2
F	GA5021930	Large bearing bush, Suit screw on rose end, Hypower, R-10429	2
G	GA4572535	Bush, Rose end pivot wide suit tilt ram	1
H	GA5052966	Bearing Kit, suit screw on rose end, cylinders and delta links	1
I	GA5009637	Grease nipple, Elbow, 90 degree, 1/4" UNF male	1

NOTE: Quantities shown represent the number of parts needed per rose end and depend on your configuration e.g. the rose end will have either 2x Item E or 2x Item F but not both.

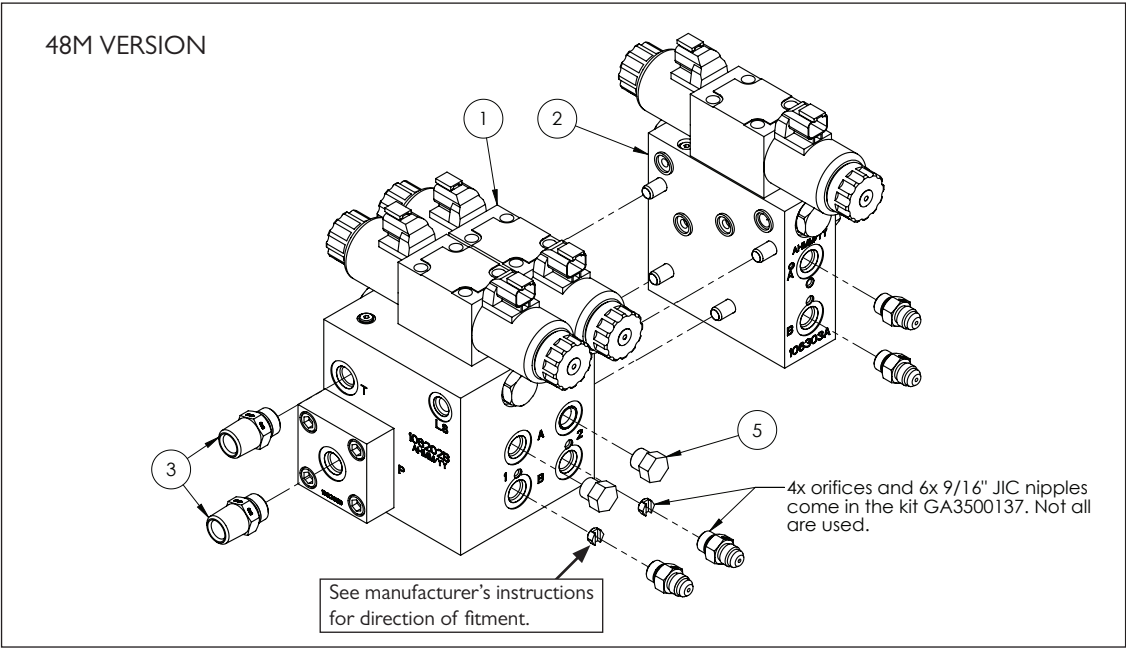
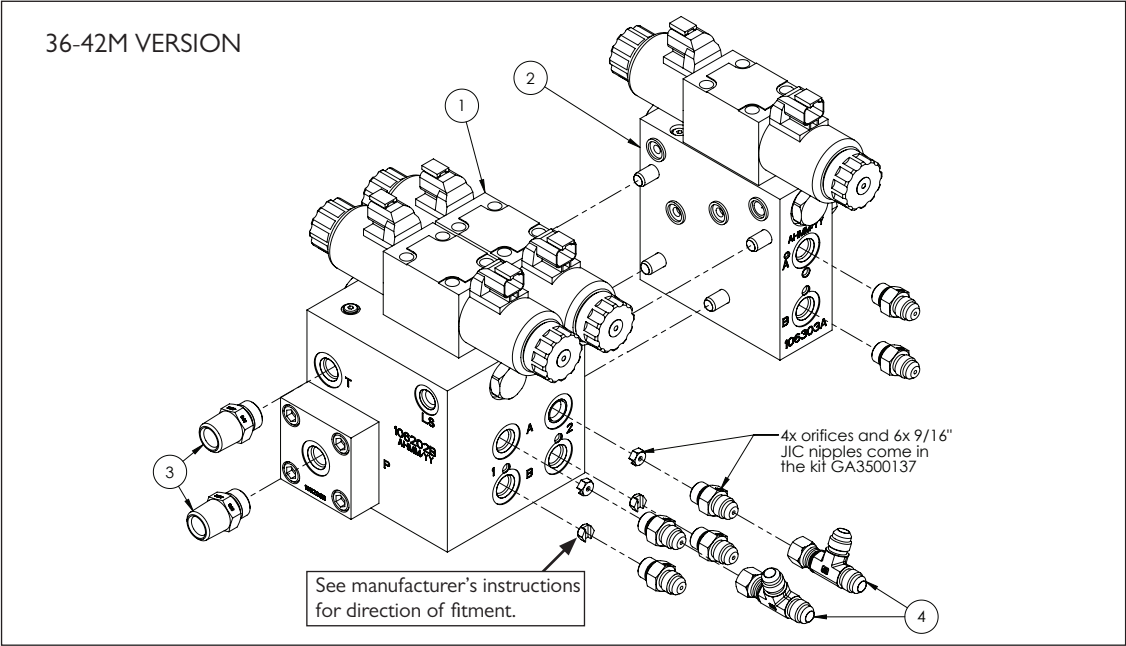
## Boom Rest & Fill Pump Hydraulic Block



NOTE: Fitting quantity and fitting types will depend on machine options.

ITEM NO.	PART NUMBER	DESCRIPTION	QTY.
-	GA5047750	Solenoid coil, 12V DC, Slip on, 2 pin AMP	-
-	GA5047627	Seal kit, O-ring, viton, suit cee top 3, Bosch	-
A	GA4903747	Hydraulic block, Boom rest & Fill pump	1
B	GA5047583	Valve pressure flow comp stackable	1
C	GA5067050	SHCS M5 x 90 GR12.9 ZP	4
1	GA5047726	Valve solenoid J spool 12v 2 pin amp connector, Bosch	2
2	GA5017335	Valve check modular	1
3	GA5047581	Hydraulic Valve, Flow control, NG6 A+B, Suit spool	1
4	GA5047335	Plate blanking MS-P6/314128680	1
5	GA5048570	SHCS M5 x 130 GR12.9 ZP	4
6	GA5067050	SHCS M5 x 90 GR12.9 ZP	4
7	GA5003581	SHCS M5 x 20 SS A2-70	4
8	GA3500310	Hydraulic adaptor, Nipple, 1/2" BSPT male x 1/2" BSPP male	2
9	GA5047583	Valve pressure flow comp stackable	1
10	GA5047615	O-Ring retaining plate with O-rings	2
11	GA3500301	Hydraulic adaptor, Plug, 1/2" BSPP male	2
12	GA3500300	Hydraulic adaptor, Plug, 3/8" BSPP male	2
13	GA3500299	Hydraulic adaptor, Plug, 1/4" BSPP male	1
14	GA3500307	Hydraulic adaptor, Nipple, 1/4" BSPT male x 3/8" BSPP male	2
15	GA3500309	Hydraulic adaptor, Nipple, 1/2" BSPT male x 3/8" BSPP male	2

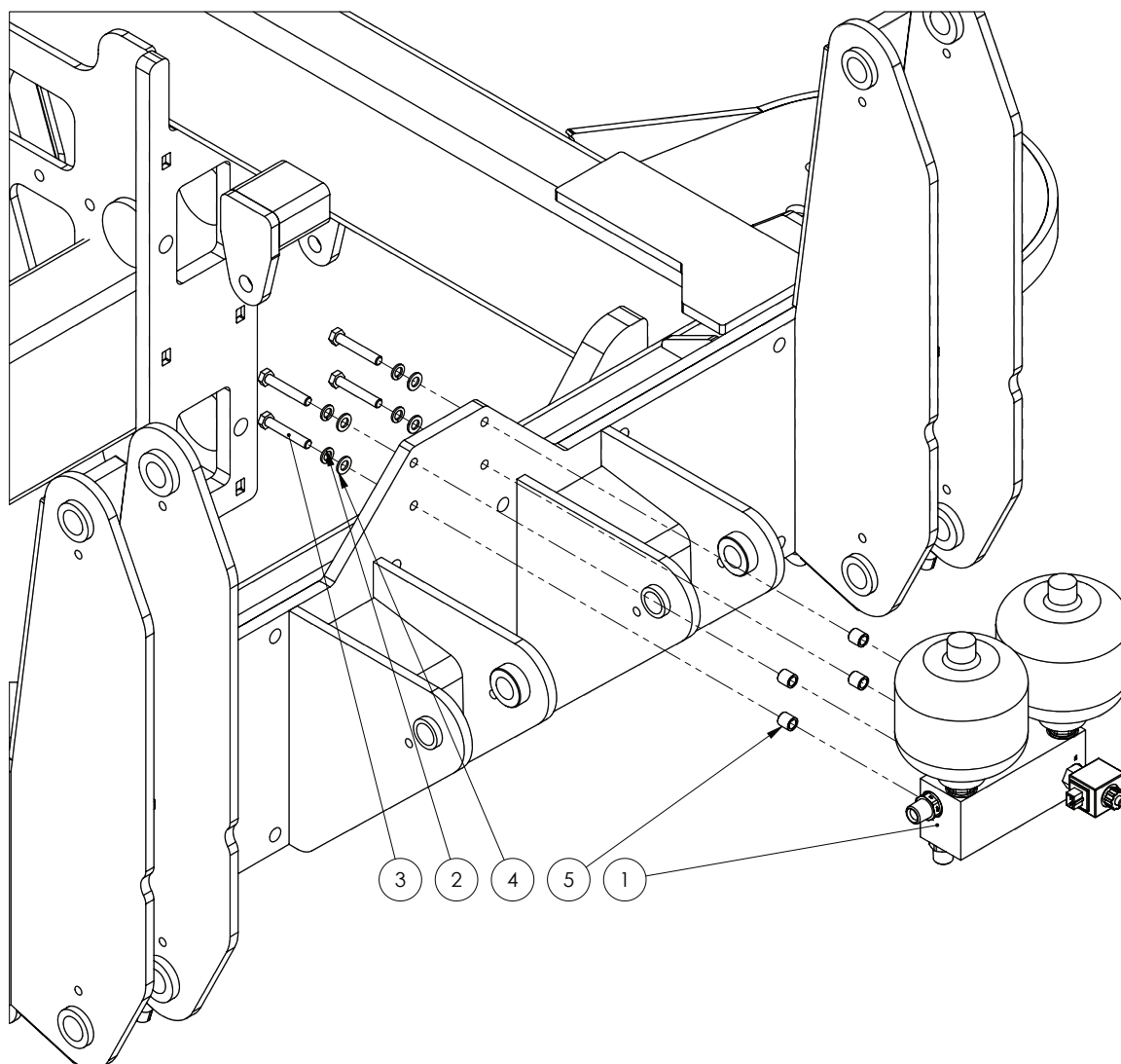
# NORAC Valve Block



ITEM NO.	PART NUMBER	DESCRIPTION	QTY.
-	GA3500137	Hydraulic fitting kit, 12 parts, GNI, Norac	-
1	GA3500164	Valve block, 2 station assembly, Closed centre, Load sense, DT 4 Bolt	1
2	GA3500139	Valve block, expansion assembly, DPOC PROP DT 4 bolt, Norac	1
3	GA3500363	Hydraulic adaptor, Nipple, 1/2" BSPT male x 3/4" UN male O-ring	2
4	GA3500144	Hydraulic adaptor, Tee, 9/16" JIC male x 9/16" JIC male x 9/16" JIC female swivel	2
5	GA3500380	Hydraulic adaptor, Plug, 9/16" UN male O-ring	2



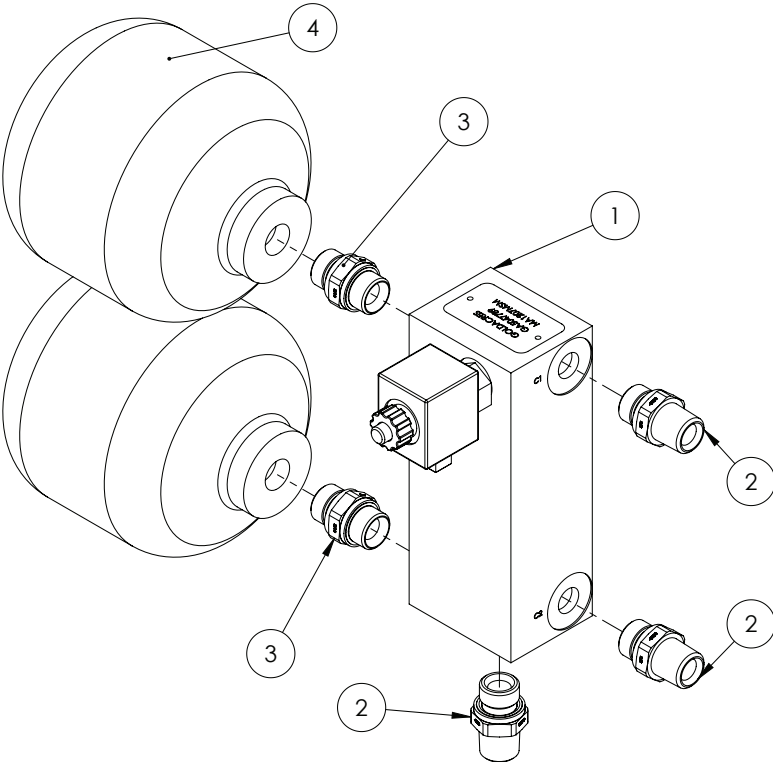
## Boom Lift Accumulator Lockout - Mounting



ITEM NO.	PART NUMBER	DESCRIPTION	QTY.
1	*	Boom Lift Accumulator Lockout Assembly	-
2	GA5000137	Washer 10mm Spring SS	4
3	GA5011175	Bolt M10 x 60 GR8.8 ZP	4
4	GA5000117	Washer 10mm Flat SS HD	4
5	GA4552075	Crush tube, 10.2mm ID x 15mm OD x 15mm long	4

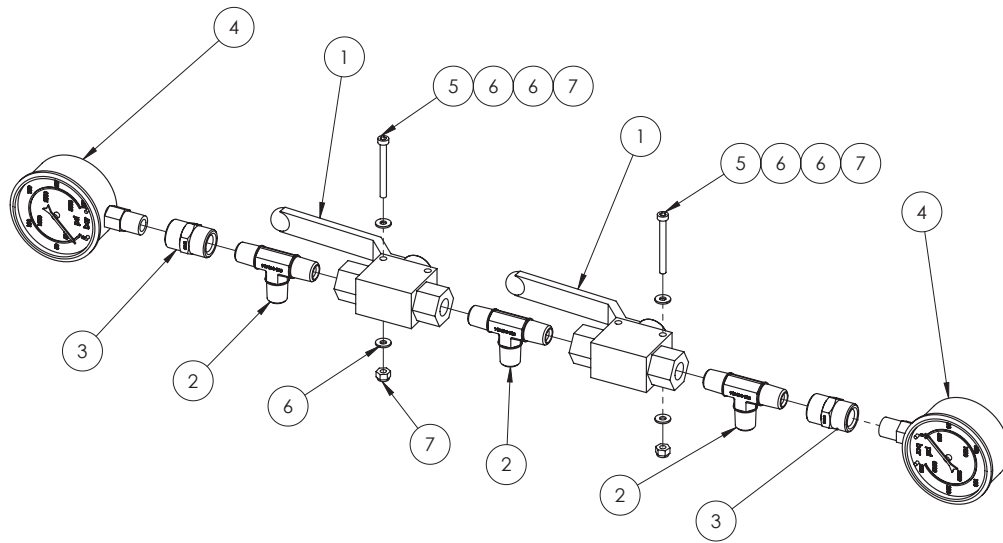
\* Sub-assembly on following page

# Boom Lift Accumulator Lockout



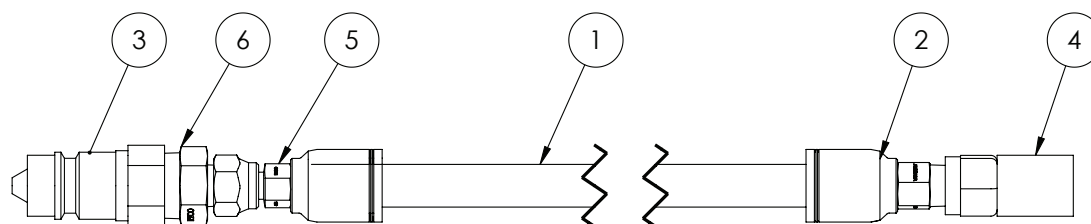
ITEM NO.	PART NUMBER	DESCRIPTION	QTY.
-	GA5047730	Valve cartridge hyd sol poppet NC-12V with override plus body	-
1	GA5047789	Manifold, Hydraulic, Accumulator Lockout MY14	1
2	GA3500310	Hydraulic adaptor, Nipple, 1/2" BSPT male x 1/2" BSPP male	3
3	GA3500253	Hydraulic adaptor, Nipple, 1/2" BSPP male x 1/2" BSPP male	2
4	GA5007787	Accumulator, Hydraulic, 1L, precharged to 70 bar	2

## Yaw Control Valve Assembly



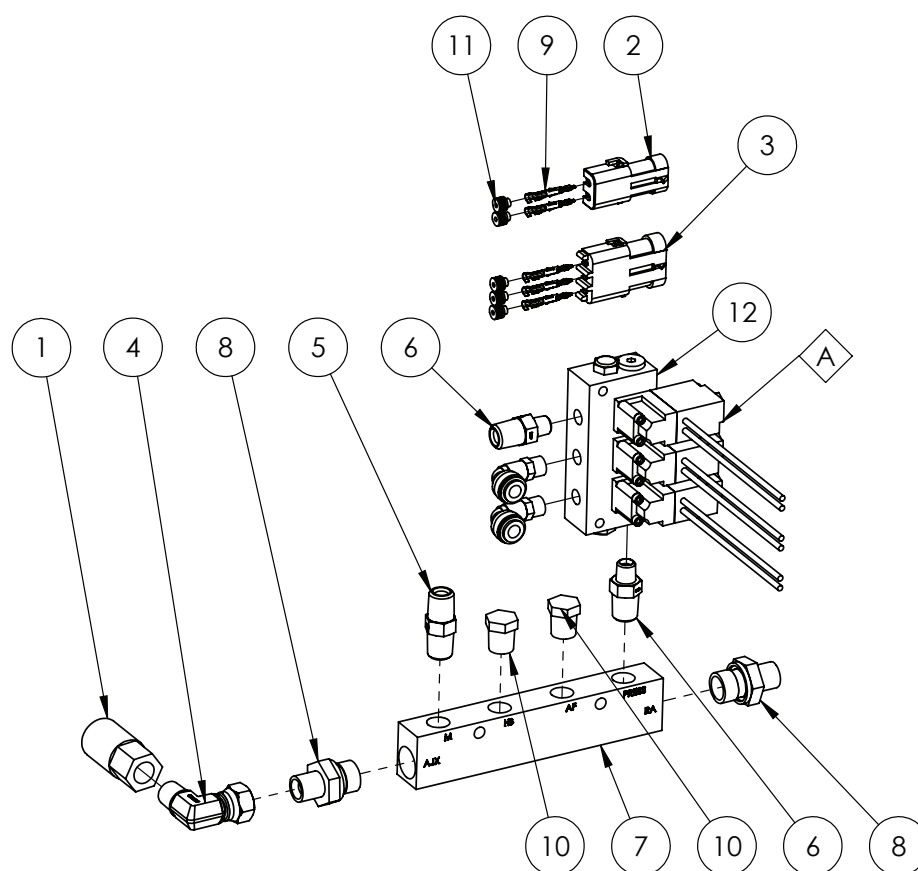
ITEM NO.	PART NUMBER	DESCRIPTION	QTY.
1	GA5078083	Valve, Ball, Hydraulic, 1/4" BSPP female ports	2
2	GA3500269	Hydraulic adaptor, Tee, 1/4" BSPT male x 1/4" BSPT male x 1/4" BSPT male	3
3	GA3500211	Hydraulic adaptor, Socket, 1/4" BSPT female x 1/4" BSPT female	2
4	GA5078076	Gauge, Pressure, 250 bar, 3500psi	2
5	GA5049800	SHCS M4 x 40 GR12.9 ZP	2
6	GA5020510	Washer 4mm Flat SS	4
7	GA5003501	Nut M4 Nyloc ZP	2

## Yaw Control Charge Line



ITEM NO.	PART NUMBER	DESCRIPTION	QTY.
-	GA4903220	Hose assembly charge / discharge line for hydraulic yaw suspension	-
1	GA5049695	Hose, Hydraulic, 1/4", 2 wire, Black	1
2	GA3500394	Hydraulic crimp coupling, Straight, 1/4" hose x 1/4" BSPT male	1
3	GA5078000	Quick connect fitting, 1/2" male tip x 1/2" female thread	1
4	GA5077350	Adaptor, Direct Gauge, M16 x 2.0 female x 1/4" BSPP female	1
5	GA3500397	Hydraulic crimp coupling, Straight, 1/4" hose x 1/4" BSPP female swivel	1
6	GA3500221	Hydraulic adaptor, Nipple, 1/2" BSPT male x 1/4" BSPT male	1

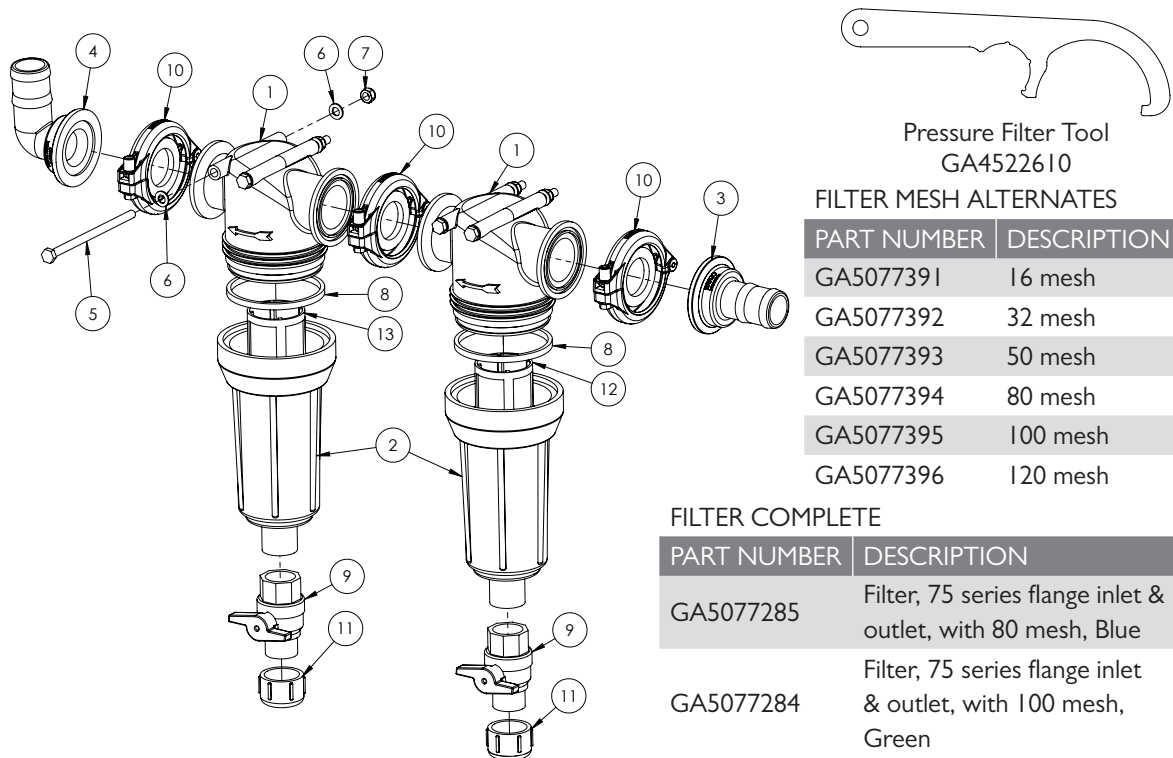
# Air Manifold



ITEM NO.	PART NUMBER	DESCRIPTION	QTY.
A	GA5054430	Solenoid valve, MAC 3/2 pneumatic, Viton seals, 12V, Bare wires	3
1	GA5076620	Coupling, Air, 1/4" BSPP female x female, Brass, 200	1
2	GA5007381	Connector, Female, 2 Pin, Weather pack	1
3	GA5048550	Connector, Female, 3 Pin, Weather pack	1
4	GA3500332	Hydraulic adaptor, Elbow, 90 degree, 1/4" BSPT male x 1/4" BSPP female swivel, S82-0404	1
5	GA3500218	Hydraulic adaptor, Nipple, 1/4" BSPT male x 1/4" BSPT male, S27-0404	1
6	GA3500217	Hydraulic adaptor, Nipple, 1/4" BSPT male x 1/8" BSPT male, S27-0402	2
7	GA5069195	Manifold Pneumatic, 3/8"-1/4", 2 in 4 out	1
8	GA3500307	Hydraulic adaptor, Nipple, 1/4" BSPT male x 3/8" BSPP male, S75-0406	2
9	GA5016617	Pin, Male, Sealed, Weather pack, Wire 1.0 - 2.0mm	5
10	GA5069335	Plug, 1/4 BSPT male thread, Brass	2
11	GA5014857	Seal, Green, Weather pack connector, Wire from 2.03 - 2.85mm	5
12	GA7000003	Valve, Pneumatic solenoid, 3 section bank, Suit rapid fire, bare wires, 6mm outlets, 8mm inlet, MAC	1

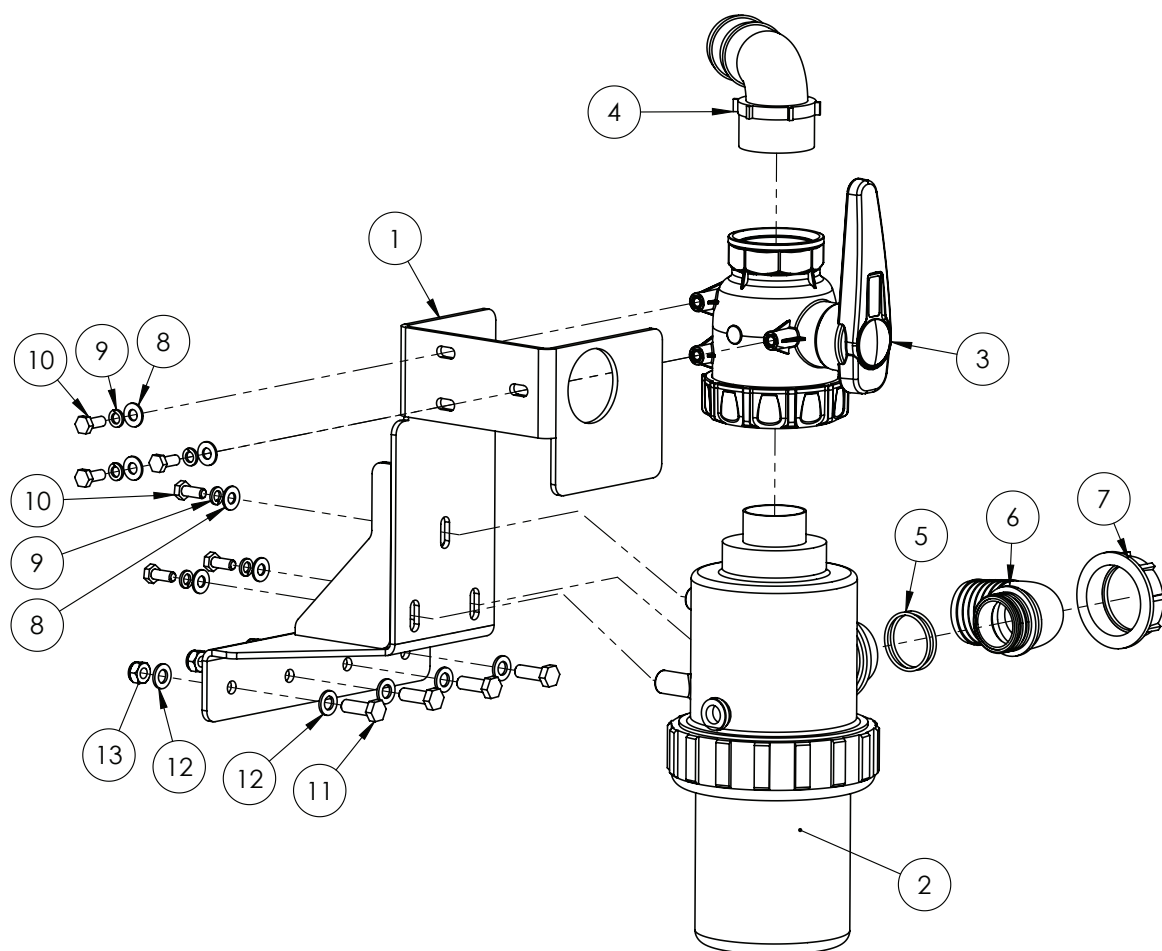
## PLUMBING

### Dual Pressure Filter Assembly



ITEM NO.	PART NUMBER	DESCRIPTION	QTY.
1	GA5078386	Strainer head, 1 1/2" inlet / outlets	2
2	GA5077539	Filter bowl	2
3	GA5077833	Hose barb, Flange, Straight, 2" flange x 1 1/2" hose	1
4	GA5077834	Hose barb, Elbow, 90 degree, 2" flange x 1 1/2" hose	1
5	GA5011503	Bolt M8 x 140 ZP GR8.8	4
6	GA5003643	Washer 8mm Flat SS HD	8
7	GA5004917	Nut M8 Nyloc ZP	4
8	GA5077541	Seal, 98 OD x 91 ID x 7mm thick, EPDM type - Alternate	2
	GA5077542	Seal, 98 OD x 91 ID x 7mm thick, VITON type - Alternate	
9	GA5067620	Ball Valve, 1" Male / Female, Tee Handle, Brass	2
10	GA2000114	Flange Clamp, and Gasket, 1.5", series 200, Hypro	3
	GA5077540	Filter bowl cap, AA126, Polypropylene	
11	GA5077564	Seal, suit GA5077540, EPDM type - Alternate	2
	GA5077565	Seal, suit GA5077540, VITON type - Alternate	
12	GA5077394	Filter screen, 80 mesh, Blue, SS & polypropylene	1
13	GA5077395	Filter screen, 100 mesh, Green, SS & polymer	1

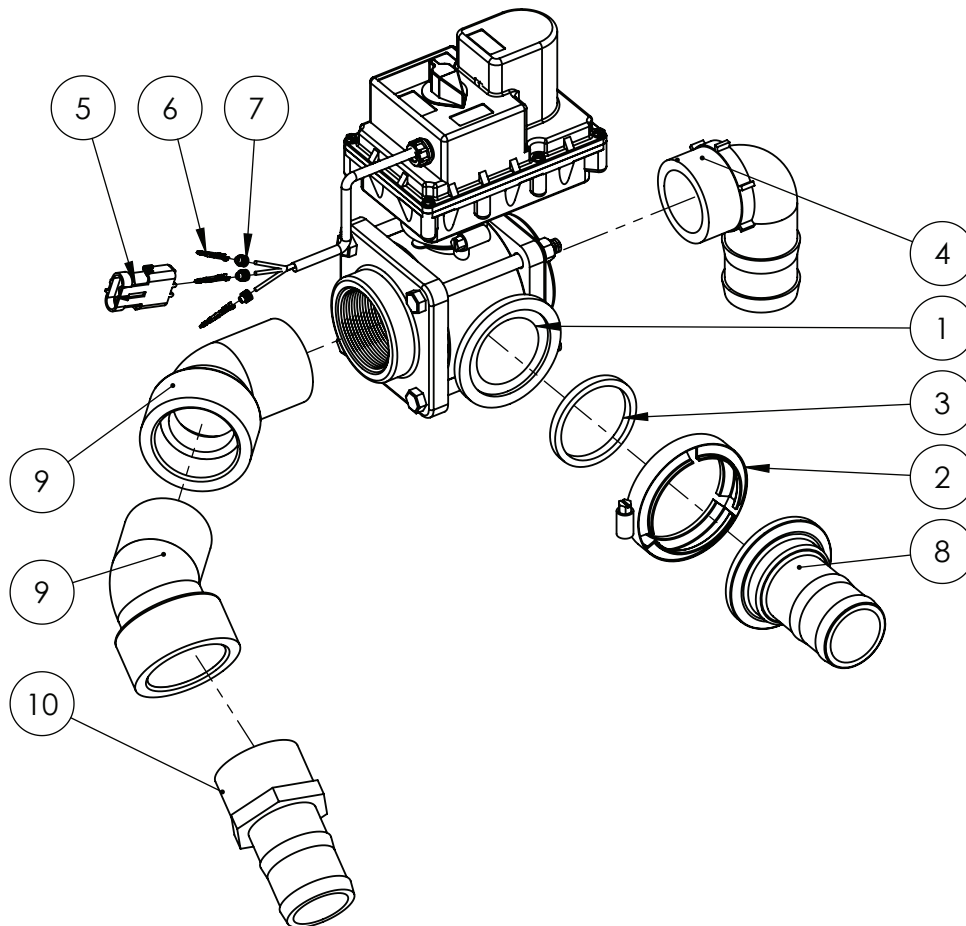
## Suction Filter Mounting



ITEM NO.	PART NUMBER	DESCRIPTION	QTY.
1	GA4661230	Suction Filter Bracket suit Electric Valve	1
2	GA5076799	Filter, Suction, 317, 2 BSP male inlet and outlet, 32 mesh screen	1
3	GA5076981	Valve, Ball, 2 way, 2 female thread inlet / outlet, Lever handle	1
4	GA5077740	Hose barb, Elbow, 90 degree, 2" male thread x 2" hose	1
5	GA5048385	O ring, 42.5 x 2.62, BS131, suit 2" hose barb	2
6	GA5076262	Hose barb, Elbow, 90 degree, 2" fly nut end x 52 mm hose	1
7	GA5076605	Fly nut, 2"	1
8	GA5003643	Washer 8mm Flat ZP HD	6
9	GA5004919	Washer 8mm Spring SS	6
10	GA5004085	M8x20 Set Screw	6
11	GA5065455	Bolt M10 x 30 GR8.8 ZP	4
12	GA5000117	Washer 10mm Flat SS HD	8
13	GA5000141	Nut M10 Nyloc ZP	4

\* Sub-assembly on following pages

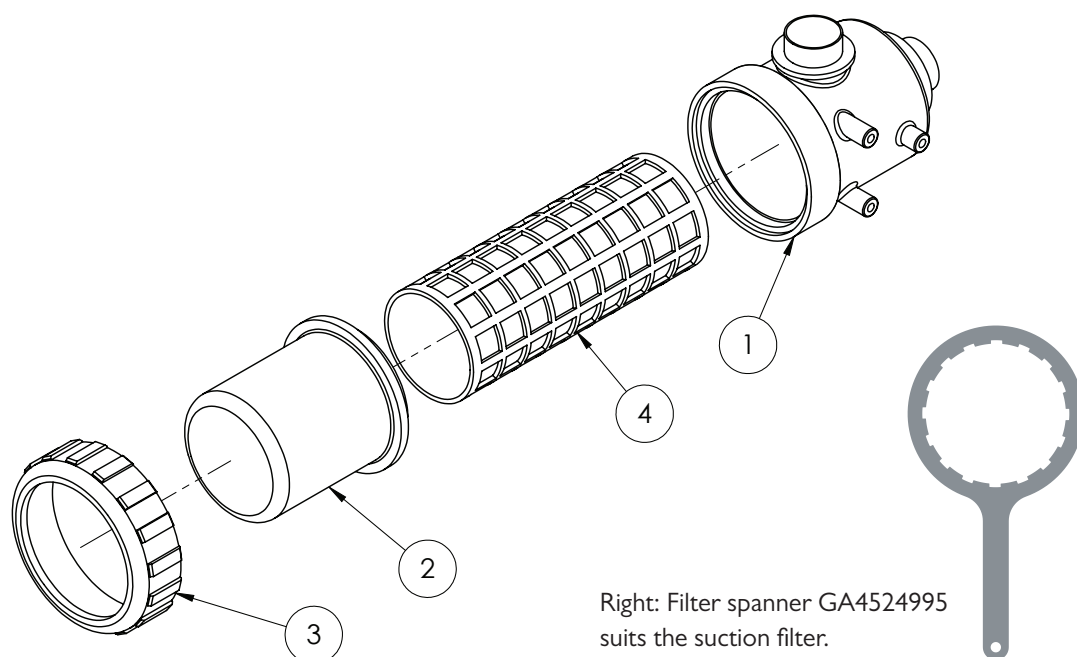
## Suction Filter Valve Assembly



ITEM NO.	PART NUMBER	DESCRIPTION	QTY.
1	GA2000018	Valve, Ball, Electric 3 way, 2" Full Port, Banjo	1
2	FC220	2" Full Port Worm Screw Clamp	1
3	GA2000023	Seal, 2" Full Port, Banjo	1
4	GA5077740	Hose barb, Elbow, 90 degree, 2" male thread x 2" hose	1
5	GA5048550	Connector, Female, 3 Pin, Weather pack	1
6	GA5016617	Pin, Male, Sealed, Weather pack, Wire 1.0 - 2.0mm	3
7	GA5014857	Seal, Green, Weather pack connector, Wire from 2.03 - 2.85mm	3
8	GA5077859	Hose barb, Straight, 2" flange x 2" hose, Banjo, M220BRB	1
9	GA5078141	Street elbow, 45 degree, 2" male thread x 2" female thread	2
10	GA5077737	Hose barb, Straight, 2" male thread x 2" hose	1

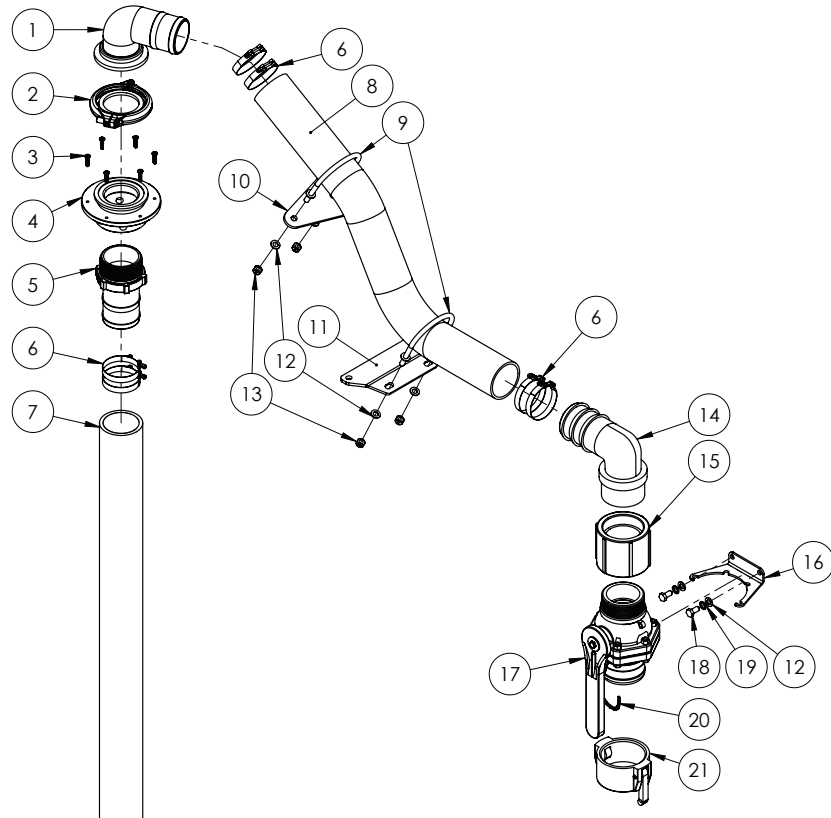


## Suction Filter Bowl Assembly



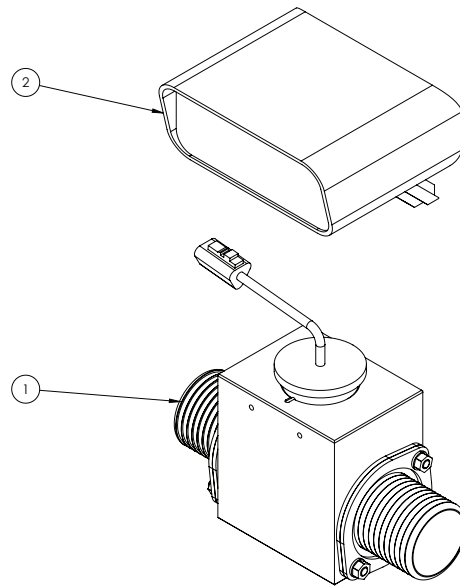
ITEM NO.	PART NUMBER	DESCRIPTION	QTY.
-	GA5076799	Suction filter, 317, 2" BSP male inlet / outlet, 32 mesh - Complete	-
1	GA5076773	Filter Body, 317, "2", Inlet Outlet thread	1
	GA5076793	317 Suction Filter Bowl	1
2	GA5076769	O Ring 126.4 x 7 mm, suit 317 filter bowl, BS429 - Alternate	1
	GA5076770	O Ring 126.4 x 7 mm, suit 317 filter bowl, Viton - Alternate	1
3	GA5076768	Nut, Plastic, Suit 317 suction filter, 8 Threads	1
	GA5076797	32 Mesh Screen - Red - Standard fitment	
4	GA5076795	50 Mesh Screen - Blue - Alternate	1
	GA5076798	80 mesh Screen - Yellow - Alternate	
	GA5077684	O ring, 2.62 x 94.92 mm, EPDM, GI 1046, suits filter screen	2

## 3" Direct Fill - Front Mount Option



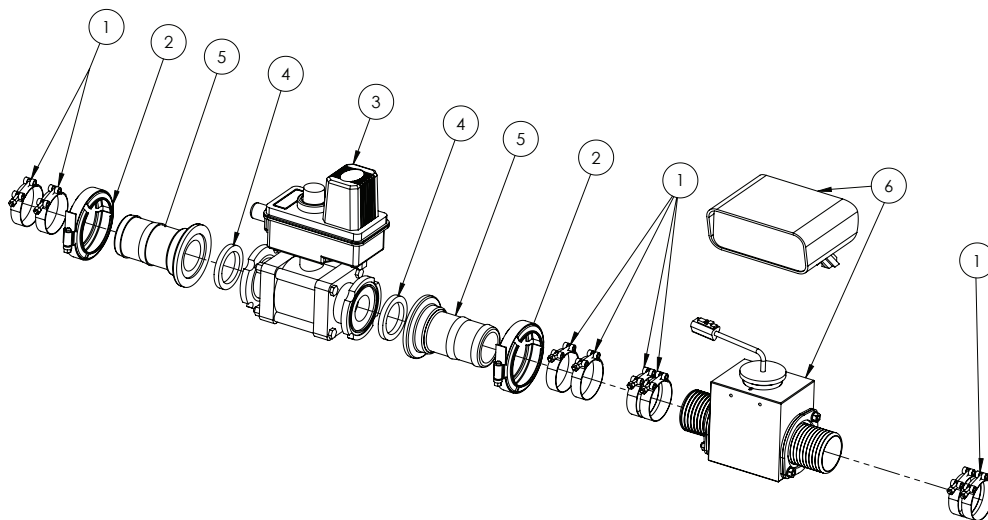
ITEM NO.	PART NUMBER	DESCRIPTION	QTY.
1	GA5077875	Hose barb, Elbow, 90 degree, 3" flange x 3" hose	1
2	GA2000116	Flange Clamp, and Gasket, 3"	1
3	GA5000527	Screw Pan Head 12g x 25mm SS	6
4	GA4550590	Tank Top Inlet Fitting, 3" Banjo Flange and 3" NPT Female Thread	1
5	GA5077741	Hose barb, Straight, 3" male thread x 3" hose	1
6	GA5003835	Hose Clamp 3" S/Steel (70-90/12w3)	6
7	GA2000231	Hose, Suction, PVC, 75mm, Black	1
8	GA2000232	Hose, Suction, 75mm, Wire reinforced	1
9	GA5070905	U bolt, Round top, M10 x 118 x 115mm, with stopper washers, ZP	2
10	GA4509820	Plate, U-bolt Mount, 3" Fill Hose	1
11	GA4509825	Plate, U bolt Mount, Boom Rest Mount, 3" Fill Hose	1
12	GA5000117	Washer 10mm Flat SS HD	6
13	GA5000141	Nut M10 Nyloc ZP	4
14	GA5077742	Hose barb, Elbow, 90 degree, 3" male thread x 3" hose	1
15	GA5077642	Coupling, socket, 3" female thread	1
16	GA4509400	Plate, Ball Valve Mount 3"	1
17	GA5078204	3" NPT Male x 3" Male Adaptor Long Handle	1
18	GA5006113	Bolt M10 x 20 ZP GR8.8	2
19	GA5000137	Washer 10mm Spring SS	2
20	GA5001491	Chain 2mm x 20 SS 316 (cut 150mm long)	13
21	GA5076719	Cam lever, Female cap, 3"	1

## Fill Flow Meter - Teejet



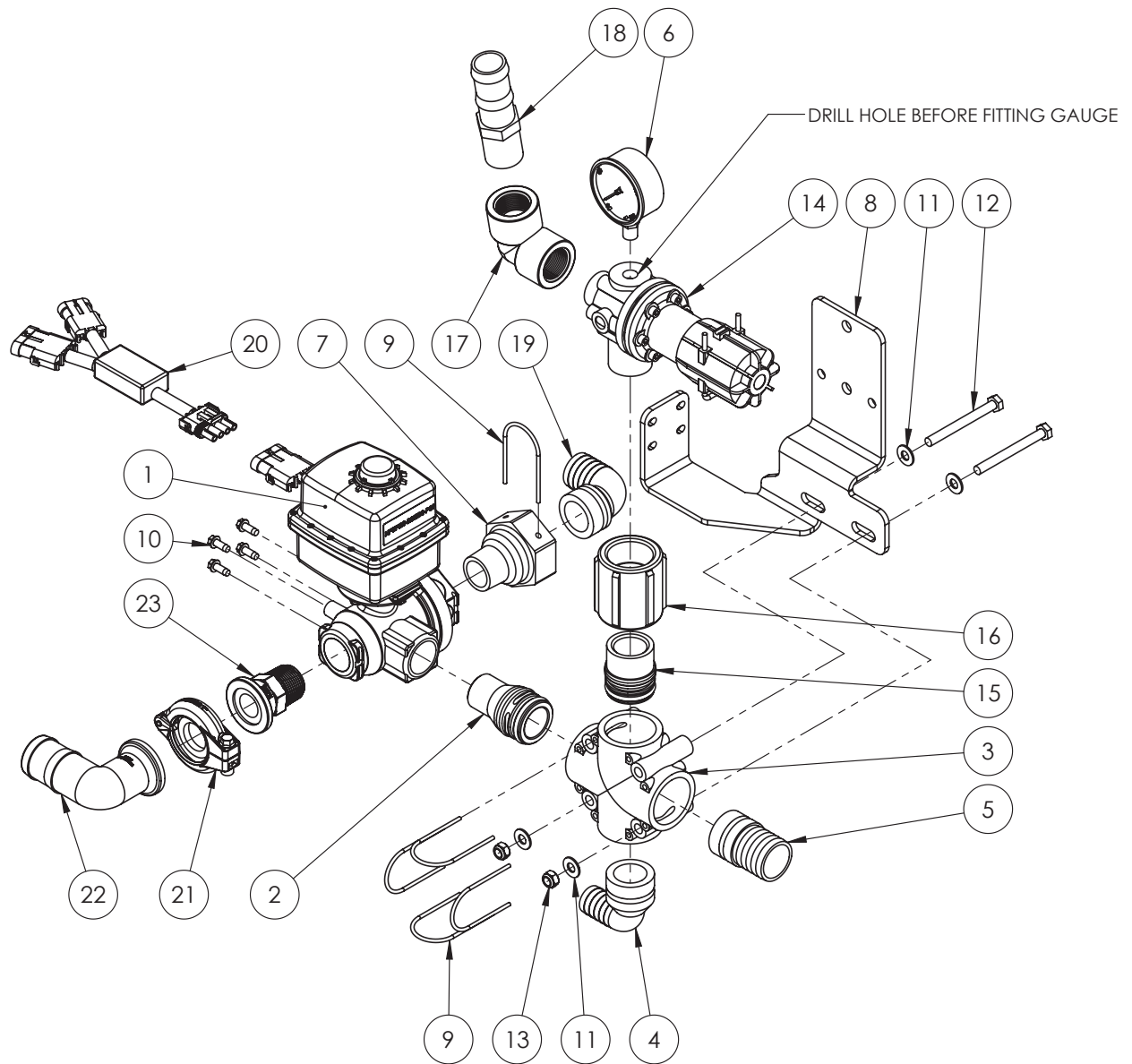
ITEM NO.	PART NUMBER	DESCRIPTION	QTY.
1	GA5077191	Kit, Flowmeter 40D2 Hose Barbs	1
2	75-30018	Console, Fill flow, Metric	1

## Fill Flow Meter - Teejet & Shut Off Valve



ITEM NO.	PART NUMBER	DESCRIPTION	QTY.
1	GA5010191	Hose Clamp 2" T-bolt SS	8
2	FC200	Clamp, Worm screw, Use with 2" standard flange port	2
3	GA5076868	Ball Valve Electric 2 way 2" flange	1
	GA5077048	Motor, Replacement only, 346 Style, 25RPM, Bare wires, Teejet	-
4	GA5009335	Seal, 41.5 ID x 55 OD x 6.5 mm thick, EPDM, suit 1 1/2" flange	2
5	GA5077837	Hose barb, Straight, 2" flange x 2" hose	2
6	GA5077193	Kit, Fill Flow, 40D F.m.metric, 70 Series Monitor	1

## Regulator Valve - Zeta 260 Pump



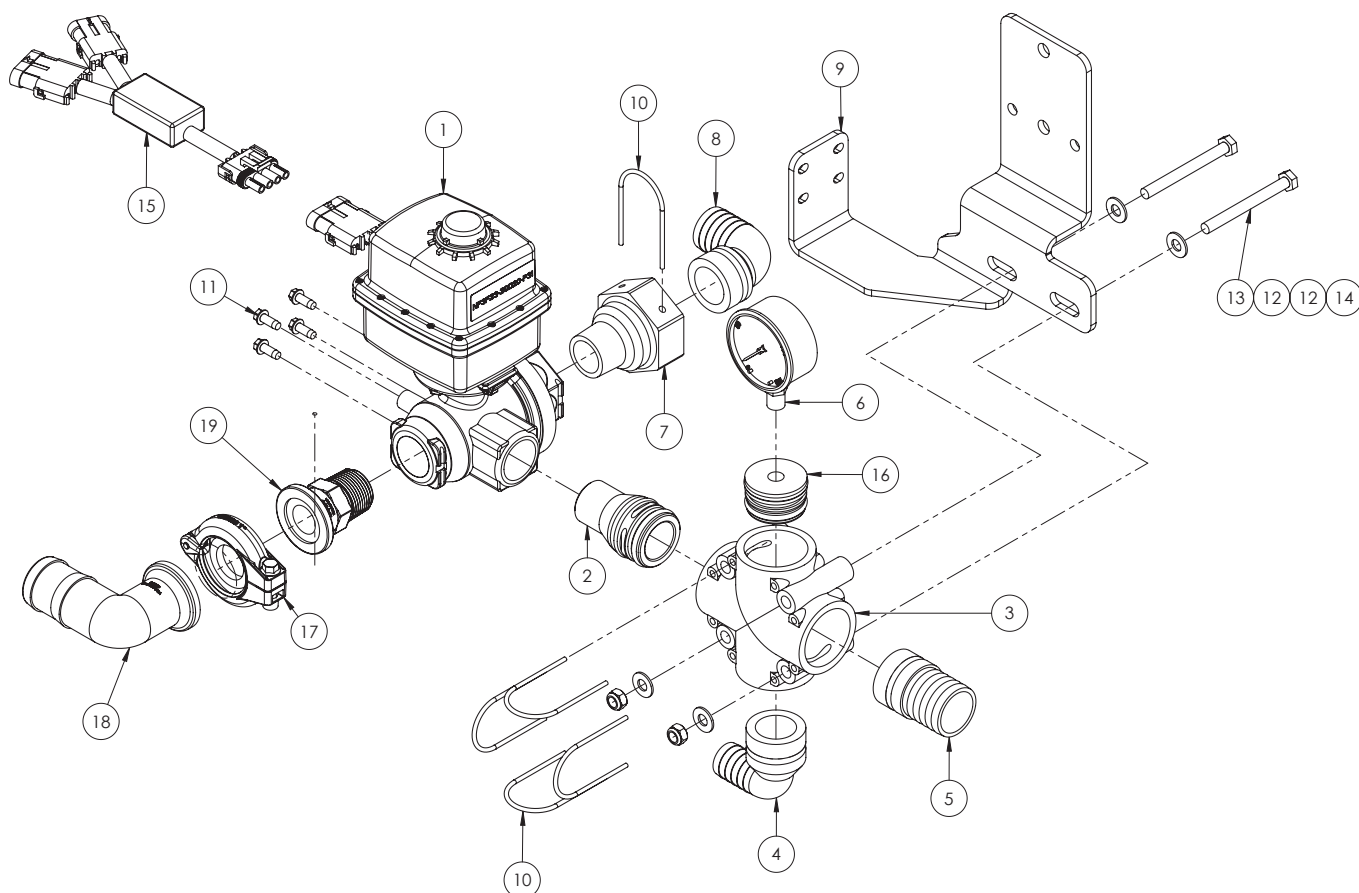
ITEM NO.	PART NUMBER	DESCRIPTION	QTY.
-	GA5065815	O ring, 35 x 4 mm, Suit AS40 fittings	-
-	GA5065820	O ring, 38 x 3 mm, Suits AS40 plumbing fittings	-
1	GA2000065	Regulator valve, 1" NPT, full port, 3 way, 0.8 sec 12v, KZ valve	1
	GA2000067	Regulator valve, valve only, suit GA2000065, KZ valve	-
	GA2000066	Regulator valve, Actuator only, 0.8 sec 12v, suit GA2000065, KZ valve	-
2	GA2000077	Plumbing Fitting, AS40 to 1" NPT Male Thread	1
3	GA5065565	Tee, 4 Port, AS40 female, no M8 inserts	1
4	GA5065615	Hose barb, Elbow 90 degree, AS40 x 25mm	1
5	GA5065590	Hose barb, Straight, AS40 x 39mm hose	1

Continued over page

## Regulator Valve - Zeta 260 Pump

ITEM NO.	PART NUMBER	DESCRIPTION	QTY.
6	GA4948470	Gauge, Pressure, Small face, 160psi	1
7	GA4582385	Coupling, AS40 female x 1" NPT male thread	1
8	GA4509960	Plate, Regulator Valve Assembly Mount	1
9	GA5065690	Safety pin, Suit AS40 plumbing fittings, Altek	5
10	GA0500022	Set Screw Self Tapping Trilobe M6 x 16 ZP	4
11	GA5003643	Washer 8mm Flat SS HD	4
12	GA5004749	Bolt M8 x 80 GR8.8 ZP	2
13	GA5004917	Nut M8 Nyloc ZP	2
14	GA5075640	Valve, Pressure relief, 15 bar, 1" male thread inlet x 1 1/4" male thread outlet, Polmac	1
15	GA5065595	Plumbing adaptor, AS40, 1-1/4" male thread, Altek	1
16	GA5077639	Coupling, socket, 1 1/4" female thread	1
17	GA5077655	Street elbow, 90 degree, 1" female thread x 1" female thread	1
18	GA5077722	Hose barb, Straight, 1" male thread x 1 1/4" hose	1
19	GA5065620	Hose barb, Elbow, 90 degree, AS40 x 33mm hose barb	1
20	GA5060059	Loom Boom Recirc Bypass Module	1
21	GA2000113	Flange Clamp, and Gasket, 1", series 100	1
22	GA2000138	Hose barb, Elbow, 90 Degree, 1" Flange, x 1 1/2" Hose	1
23	GA5077820	Coupling, Flanged, 1" flange x 1" male thread	1

## Regulator Valve - MSP400 Pump



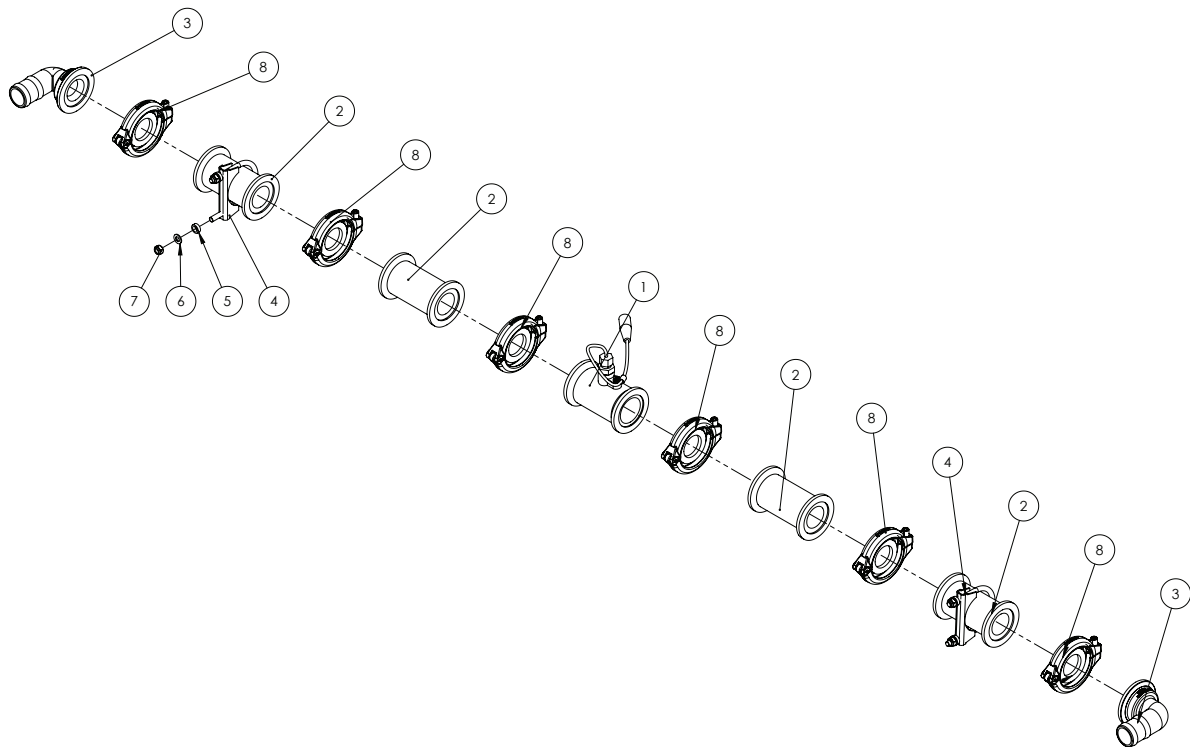
ITEM NO.	PART NUMBER	DESCRIPTION	QTY.
-	GA5065815	O ring, 35 x 4 mm, Suit AS40 fittings	-
-	GA5065820	O ring, 38 x 3 mm, Suits AS40 plumbing fittings	-
1	GA2000065	Regulator valve, 1" NPT, full port, 3 way, 0.8 sec 12v, KZ valve	1
	GA2000067	Regulator valve, valve only, suit GA2000065, KZ valve	-
	GA2000066	Regulator valve, Actuator only, 0.8 sec 12v, suit GA2000065, KZ valve	-
2	GA2000077	Plumbing Fitting, AS40 to 1" NPT Male Thread	1
3	GA5065565	Tee, 4 Port, AS40 female, no M8 inserts	1
4	GA5065615	Hose barb, Elbow 90 degree, AS40 x 25mm	1
5	GA5065590	Hose barb, Straight, AS40 x 39mm hose	1

Continued over page

## Regulator Valve - MSP400 Pump

ITEM NO.	PART NUMBER	DESCRIPTION	QTY.
6	GA4948470	Gauge, Pressure, Small face, 160psi	1
7	GA4582385	Coupling, AS40 female x 1" NPT male thread	1
8	GA5065620	Hose barb, Elbow, 90 degree, AS40 x 33mm hose barb	1
9	GA4509960	Plate, Regulator Valve Assembly Mount	1
10	GA5065690	Safety pin, Suit AS40 plumbing fittings, Altek	5
11	GA0500022	Set Screw Self Tapping Trilobe M6 x 16 ZP	4
12	GA5003643	Washer 8mm Flat SS HD	4
13	GA5004749	Bolt M8 x 80 GR8.8 ZP	2
14	GA5004917	Nut M8 Nyloc ZP	2
15	GA5060059	Loom Boom Recirc Bypass Module	1
16	GA4582160	Plumbing adaptor, Plug, AS40 male x G1/4" Female Thread, Altek	1
17	GA2000113	Flange Clamp, and Gasket, 1", series 100	1
18	GA2000138	Hose barb, Elbow, 90 Degree, 1" Flange, x 1 1/2" Hose	1
19	GA5077820	Coupling, Flanged, 1" flange x 1" male thread	1

## Flow Meter - Raven Controller - Flange Clamps



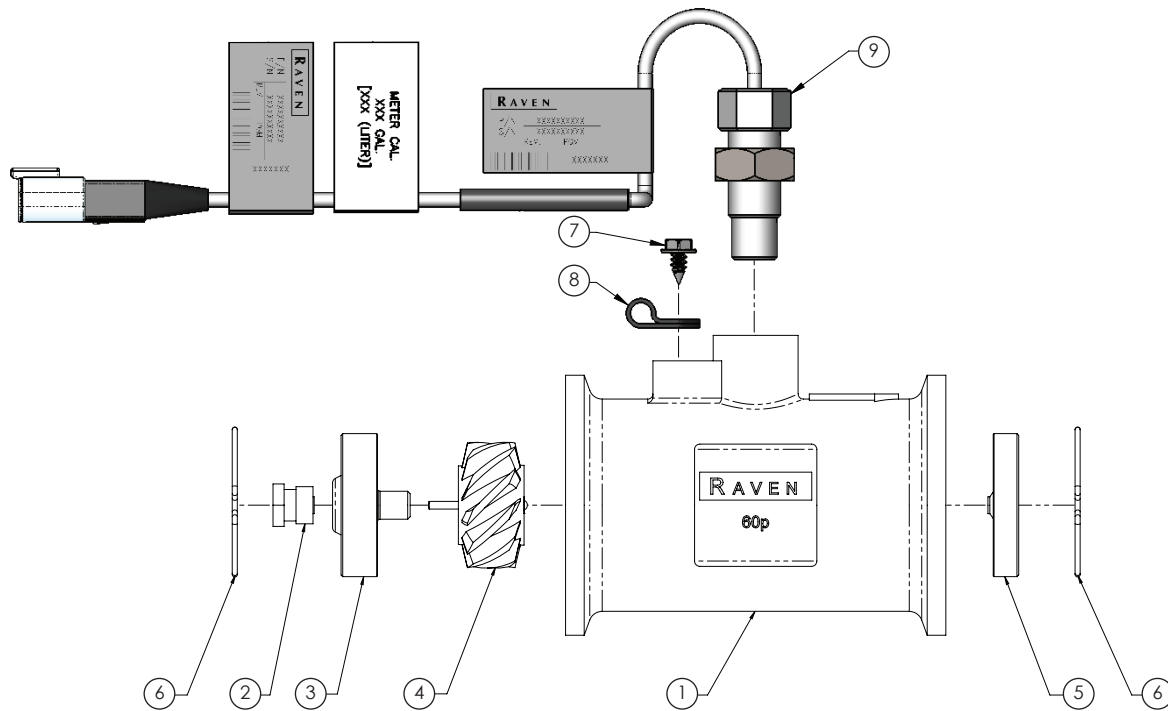
ITEM NO.	PART NUMBER	DESCRIPTION	QTY.
1	GA5075890*	Flowmeter, RFM60P High Pulse, Raven	1
2	GA5077840	Plumbing coupling, Straight, 2" flange x " flange x 4 1/2" long	4
3	GA5077834	Hose barb, Elbow, 90 degree, 2 flange x 1 1/2" hose	2
4	GA5006689	Exhaust clamp - 66mm C12	2
5	GA4552080	Crush tube, 10.2 ID x 15 OD x 5 mm	4
6	GA5003643	Washer 8mm Flat SS HD	4
7	GA5052590	Nut M8 Nyloc SS	4
8	GA2000114	Flange Clamp, and Gasket, 1.5", series 200, Hypro	6

\* Sub-assembly on following pages

NOTE: The flange clamps come with a built in seal/gasket.

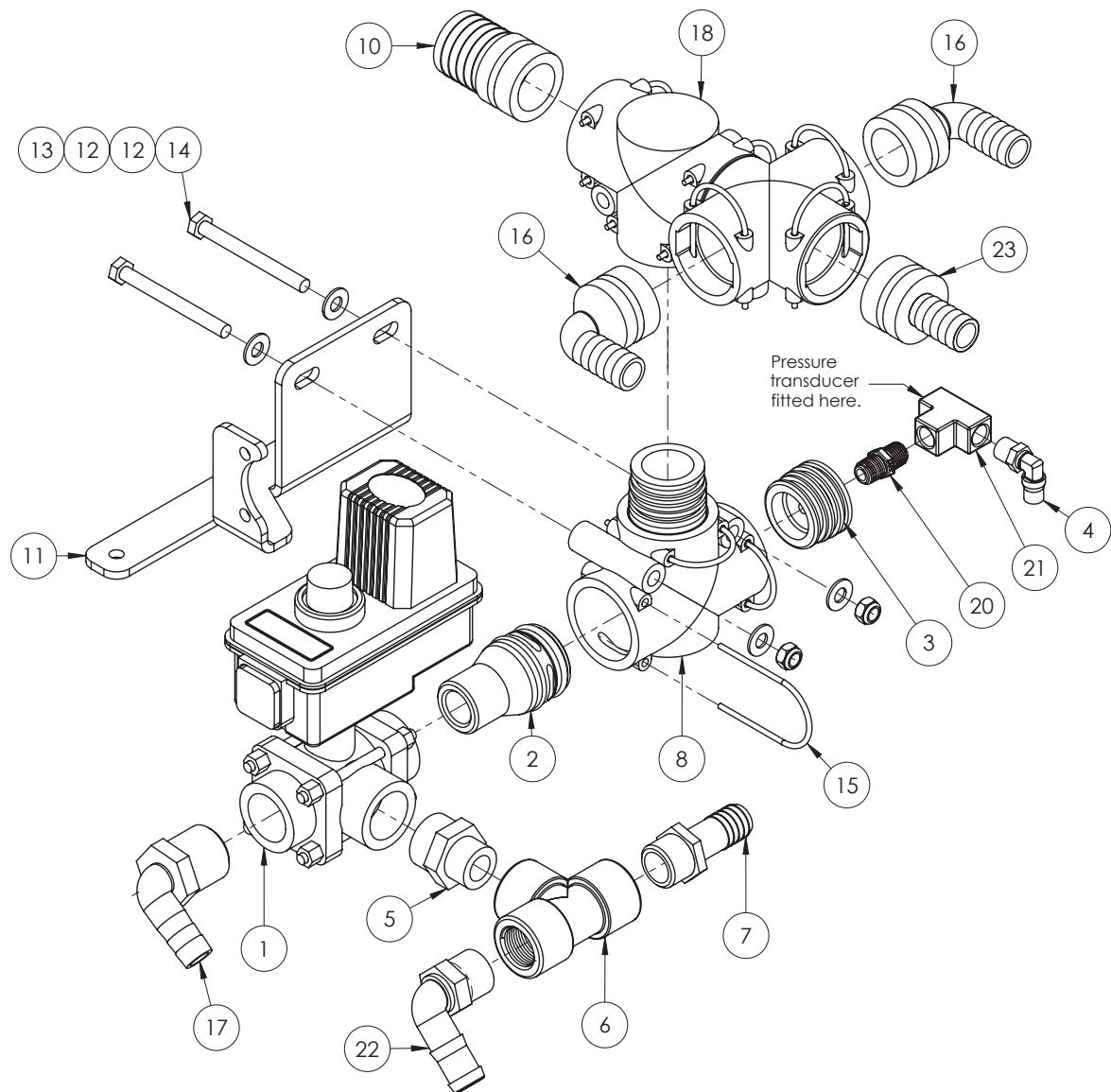


## Flow Meter Assembly



ITEM NO.	PART NUMBER	DESCRIPTION	QTY.
-	GA5075890	Flowmeter, RFM60P High Pulse, Raven - Complete Assembly	-
1	-	Body, Moulded, Flowmeter RFM-60, I060159514	1
2	0630173062F	Turbine, Stud, Poly, Flowmeter RFM-60	2
3	GA5075870	Hub/Bearing Assembly, Upstream, Flowmeter RFM-60	1
4	GA5075869	Rotor/Magnet Assembly RFM-60	1
5	GA5075871	Bearing, Down Stream End Bearing suit RFM-60	1
6	-	Retaining ring, Wireform, Flowmeter RFM-60, 3350003200	2
7	GA5076734	Screw 10-16 x 3/8" Sltd Hex	1
8	GA5076966	Clamp Cable Plastic 1/4" x 1/2"	1
9	GA3000399	Sensor, External Flow Meter, High Pulse, suit 15P and 60P, Deutsch connector, Raven	1

## Flow Distributor & Boom Recirc. Valve 36-42m



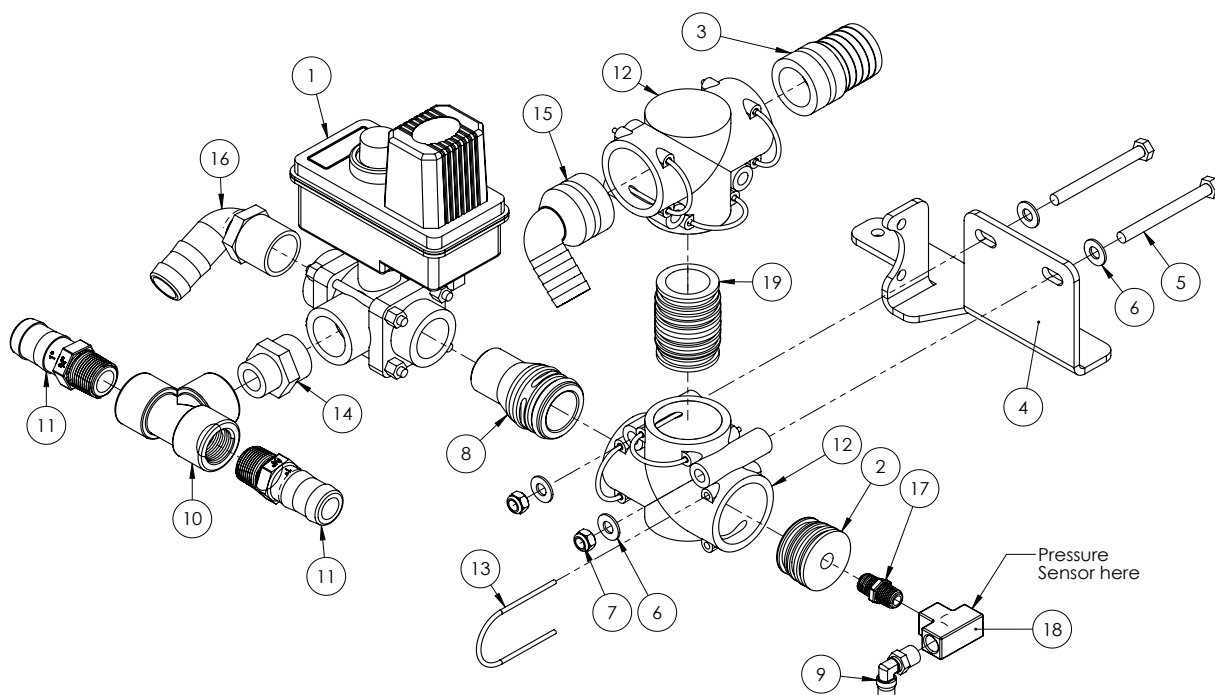
ITEM NO.	PART NUMBER	DESCRIPTION	QTY.
-	GA3000199	Pressure Transducer, 0-250PSI, 1-5V, deutsch, Sealed	1
-	GA5065815	O ring, 35 x 4 mm, Suit AS40 fittings	-
-	GA5065820	O ring, 38 x 3 mm, Suits AS40 plumbing fittings	-
1	GA5077319	Valve, Electric ball 3 way, Shutoff/Bypass, 1" - Complete unit	1
	GA5077047	Replacement 12v motor, suit Teejet valve GA5077319, bare wires	-
2	GA2000077	Plumbing Fitting, AS40 to 1" NPT Male Thread	1
3	GA4582160	Plumbing adaptor, Plug, AS40 male x G1/4" Female Thread	1
4	GA5016233	Pneumatic fitting, Elbow, 90 degree, 1/4 BSP male x 6mm push in type, Metal	1

Continued over page

## Flow Distributor & Boom Recirc. Valve 36-42m

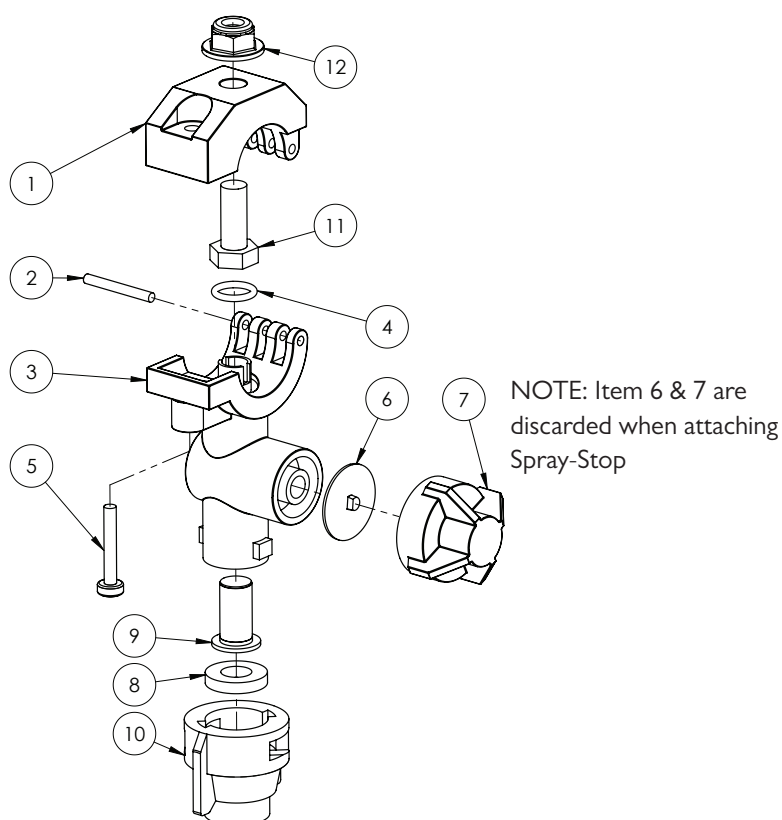
ITEM NO.	PART NUMBER	DESCRIPTION	QTY.
5	GA5078089	Nipple, Reducing, Poly, 1" x 3/4" Thread	1
6	GA5078150	Tee, Threaded, 3/4 female, Banjo, TEE075	1
7	GA5077709	Hose barb, Straight, 3/4" male thread x 3/4" hose	1
8	GA5065560	Tee, 3 Port, AS40 female, M8 inserts	1
9	GA2000082	Plumbing Fitting, Cross, AS40, 3x Female 1x Male, 2x M8 Inserts, No O-Rings	1
10	GA5065590	Plug in hose tail AS40/39	1
11	GA4400975	Plate, Bracket, Flow Distributer and Boom Recirculation Valve Assembly	1
12	GA5003643	Washer 8mm Flat SS HD	4
13	GA5004917	Nut M8 Nyloc ZP	2
14	GA5004749	Bolt M8 x 80 GR8.8 ZP	2
15	GA5065690	Safety pin AS40	9
16	GA5065610	Hose barb, Elbow, 90 degree, AS40 x 20mm hose	2
17	GA5077719	Hose barb, Elbow, 90 degree, 1" male thread x 3/4" hose	1
18	GA5065555	Tee, 3 Port, AS40 female, no M8 inserts	1
19	GA5065735	Plumbing adaptor, AS40 male x AS40 male	1
20	GA5077909	Nipple, Short, 1/4 male thread x 1/4 male thread	1
21	GA5048300	Tee, 1/4 female thread x 1/4 female thread x 1/4 female thread, Brass	1
22	GA5077717	Hose barb, Elbow, 90 degree, 3/4 male thread x 3/4 hose	1
23	GA5065575	Hose barb, Straight, AS40 male x 20mm hose	1

## Flow Distributor & Boom Recirc. Valve 48m



ITEM NO.	PART NUMBER	DESCRIPTION	QTY.
-	GA3000199	Pressure Transducer, 0-250PSI, 1-5V, deutsch, Sealed	1
-	GA5065815	O ring, 35 x 4 mm, Suit AS40 fittings	-
-	GA5065820	O ring, 38 x 3 mm, Suits AS40 plumbing fittings	-
1	GA5077319	Valve, Electric ball 3 way, Shutoff/Bypass, 1" - Complete unit	1
	GA5077047	Replacement 12v motor, suit Teejet valve GA5077319, bare wires	-
2	GA4582160	Plumbing adaptor, Plug, AS40 male x 1/4" Female Thread	1
3	GA5065590	Safety pin, Suit AS40 plumbing fittings	1
4	GA4400975	Plate, Bracket, Flow Distributer and Boom Recirculation Valve Assembly, 48m	1
5	GA5004749	Bolt M8 x 80 GR8.8 ZP	2
6	GA5003643	Washer 8mm Flat SS HD	4
7	GA5004917	Nut M8 Nyloc ZP	2
8	GA2000077	Plumbing Fitting, AS40 to 1" NPT Male Thread	1
9	GA5016233	Pneumatic fitting, Elbow, 90 degree, 1/4" BSP male x 6mm push type	1
10	GA5078150	Tee, Threaded, 3/4" female	1
11	GA5077715	Hose barb, Straight, 3/4" male thread x 1" hose barb	2
12	GA5065560	Tee, 3 Port, AS40 female, M8 inserts	2
13	GA5065690	Safety pin, Suit AS40 plumbing fittings	6
14	GA5078089	Nipple, Reducing, Poly, 1" x 3/4" Thread	1
15	GA5065615	Hose barb, Elbow 90 degree, AS40 x 25mm	1
16	GA5077723	Hose barb, Elbow, 90 degree, 1" male x 1" hose	1
17	GA5077909	Nipple, Short, 1/4" male thread x 1/4" male thread	1
18	GA5048300	Tee, 1/4" F thread x 1/4" F thread x 1/4" F thread, Brass	1
19	GA5065735	Plumbing adaptor, AS40 male x AS40 male	1

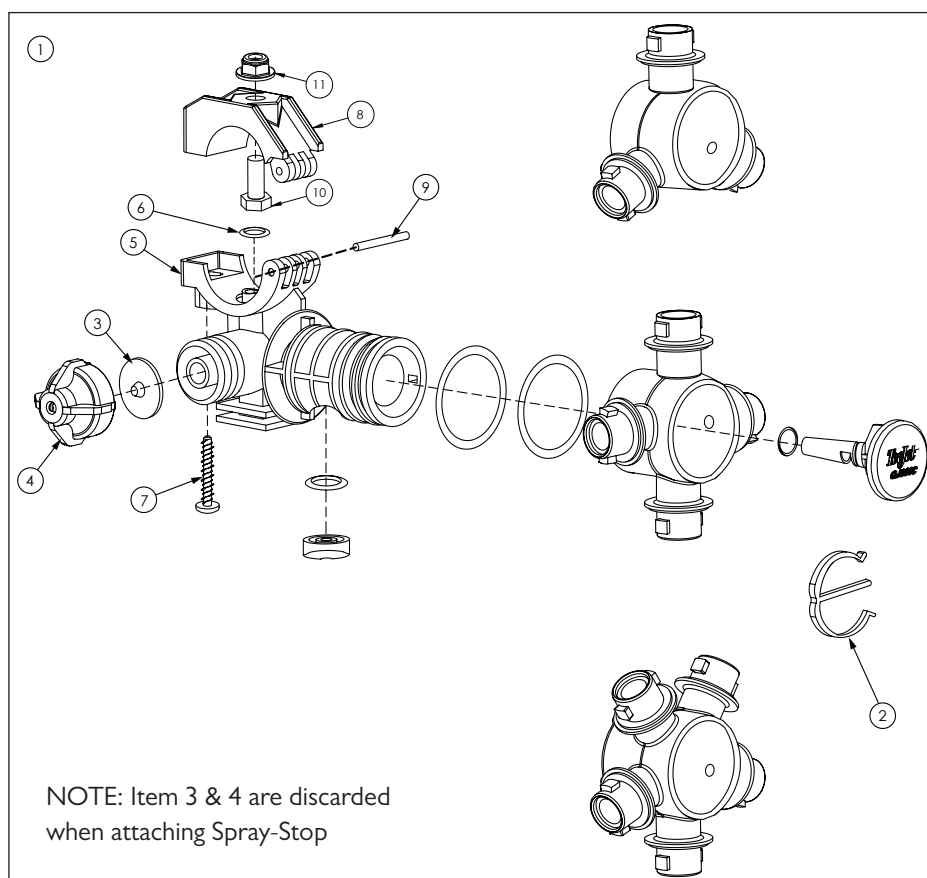
## Nozzles - Teejet Single Body



ITEM NO.	PART NUMBER	DESCRIPTION	QTY.
-	GA5077964	Nozzle body, Single, 3/4", Teejet	-
-	GA5077962	Nozzle body, Single, 1", Teejet	-
1	GA5077532	Nozzle body clamp, Upper, 3/4", Teejet	1
	GA5077533	Nozzle body clamp, Upper, 1", Teejet	1
2	GA5077537	Pin, Nozzle body clamp, Teejet	1
3	GA5077538	3/4" Nylon body	1
	CP48499-NYB	1" Nylon body	1
4	GA5077596	O-ring, 14.5 x 2.5mm, Buna	1
	GA5077597	O-ring, Viton	1
5	GA5077536	Screw, suit Teejet Nozzle bodies, 1-1/4" long, SS	1
6	GA5077439	Chemsaver, Diaphragm, Teejet	1
	GA5077440	Diaphragm, Viton, Nozzle body check valve, Teejet	1
7	GA5076670	Chemsaver, 10psi, Black, Teejet	1
8	GA5055245	Washer, Nozzle cap seal, Rubber, 19 OD x 9mm ID	1
9	GA5077159	Filter, Nozzle tip, Red, 50 mesh, Polypropylene & SS, Teejet	1
	GA5077160	Nozzle filter screen, Blue 80 mesh, Polypropylene / SS, Teejet	1
10	GA8100464	Nozzle cap, Black, Teejet, Suit flat spray smaller capacity nozzles (up to 08)	1
	GA8100059	Nozzle Cap, 10mm across flats, Black, Lechler	1
11	GA5004085	Bolt M8 x 20 GR8.8 ZP	1
12	GA5070710	Nut Flange Plastic M8 x 1.25	1

NOTE: See nozzle tip strainer, cap and nozzle sections on following pages for more detailed nozzle parts guide.

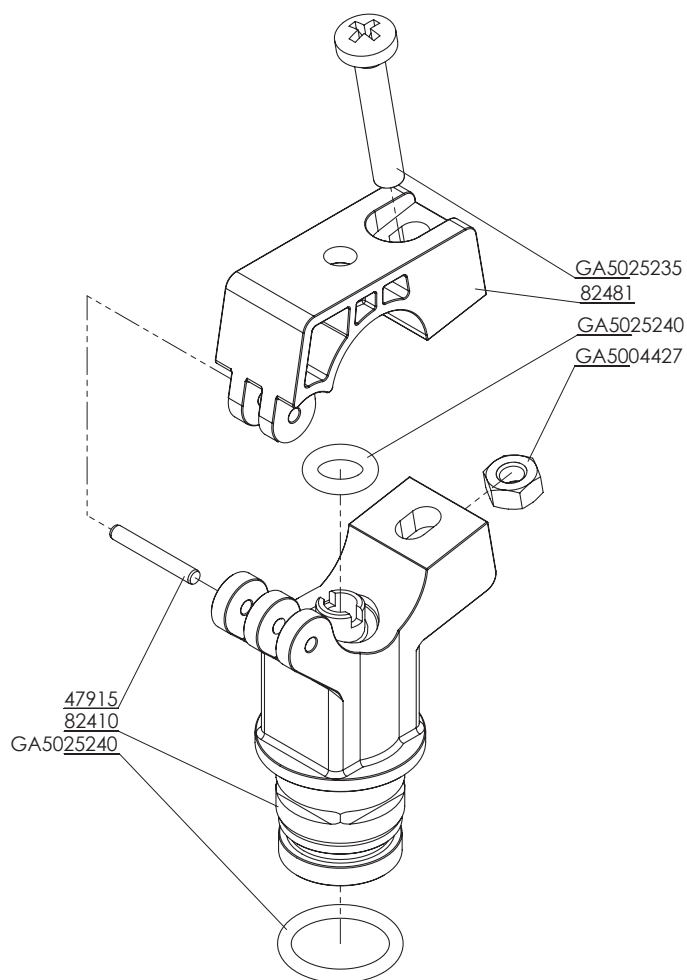
## Nozzles - Teejet Clock Face Body



ITEM NO.	PART NUMBER	DESCRIPTION	QTY.
1	GA5077972	Nozzle body assembly, Clock face, 3 outlet, 3/4", Teejet	-
	GA5077974	Nozzle body assembly, Clock face, 4 outlet, 3/4", Teejet	-
	GA5077977	Nozzle body assembly, Clock face, 5 outlet, 3/4", Teejet	-
	GA5077970	Nozzle body, Triple, Trijet, Clock face, 1", Teejet	-
2	GA5077496	E clip, Nozzle body, Teejet	1
3	GA5077439	Chemsaver, Diaphragm, Teejet	1
	GA5077440	Diaphragm, Viton, Nozzle body check valve, Teejet	1
4	GA5076670	Chemsaver, 10psi, Black, Teejet	1
5	GA5077493	Body, 360 series 3/4", Teejet	1
	GA5077494	Body, 360 series 1", Teejet	1
6	GA5077596	O-ring, 14.5 x 2.5mm, Buna	1
	GA5077597	O-ring, Viton	1
7	GA5077536	Screw, suit Teejet Nozzle bodies, 1-1/4" long, SS	1
8	GA5077532	Nozzle body clamp, Upper, 3/4", Teejet	1
	GA5077533	Nozzle body clamp, Upper, 1", Teejet	1
9	GA5077537	Pin, Nozzle body clamp, Teejet	1
10	GA5004085	Bolt M8 x 20 GR8.8 ZP	1
11	GA5070710	Nut Flange Plastic M8 x 1.25	1
12	GA5077057	Nozzle body extension, Quick Teejet type, 1" long, Black, Teejet	1

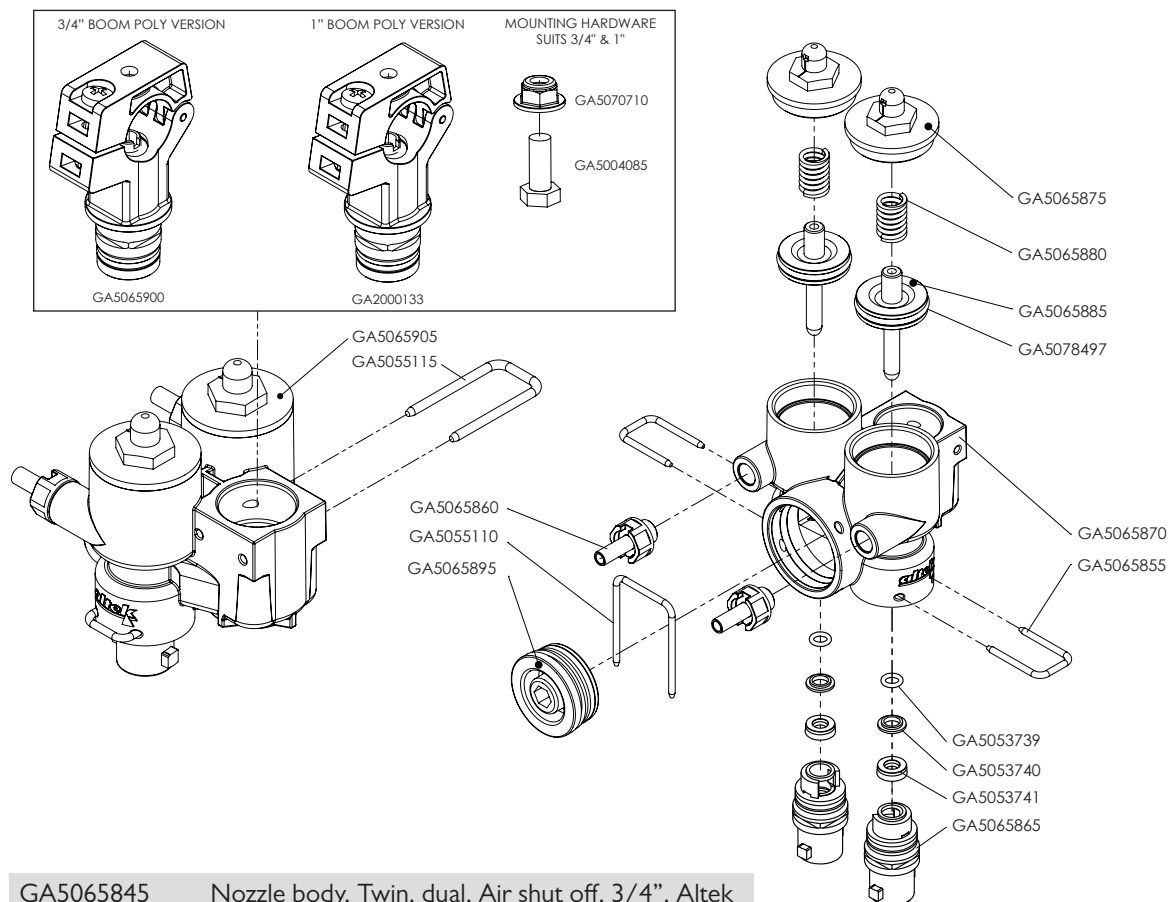
NOTE: See nozzle tip strainer, cap and nozzle sections on following pages for more detailed nozzle parts guide.

## Nozzles - Altek Clamp



PART NUMBER	DESCRIPTION	QTY.
GA5065900	Clamp, Dual Nozzle Body, suit 3/4" Boom Poly, Includes Screw, Nut and O Ring	-
GA2000133	Clamp, Dual Nozzle Body, suit 1" Boom Poly, Includes Screw, Nut and O Ring	-
GA5025235	Screw, M6, Nozzle body clamp, Altek	1
82481	Nozzle body clamp, Upper section, Altek	1
GA5025240	O-ring, 9.5 x 3 mm EPDM, Nozzle body clamp, Altek	1
GA5004427	Nut M6 SS	1
47915	Pin, Nozzle body clamp, Altek	1
82410	Nozzle body clamp, Lower section, Altek	1
GA5025245	O-ring, 19 x 2.65 mm FPM80, Nozzle body clamp, Altek	1

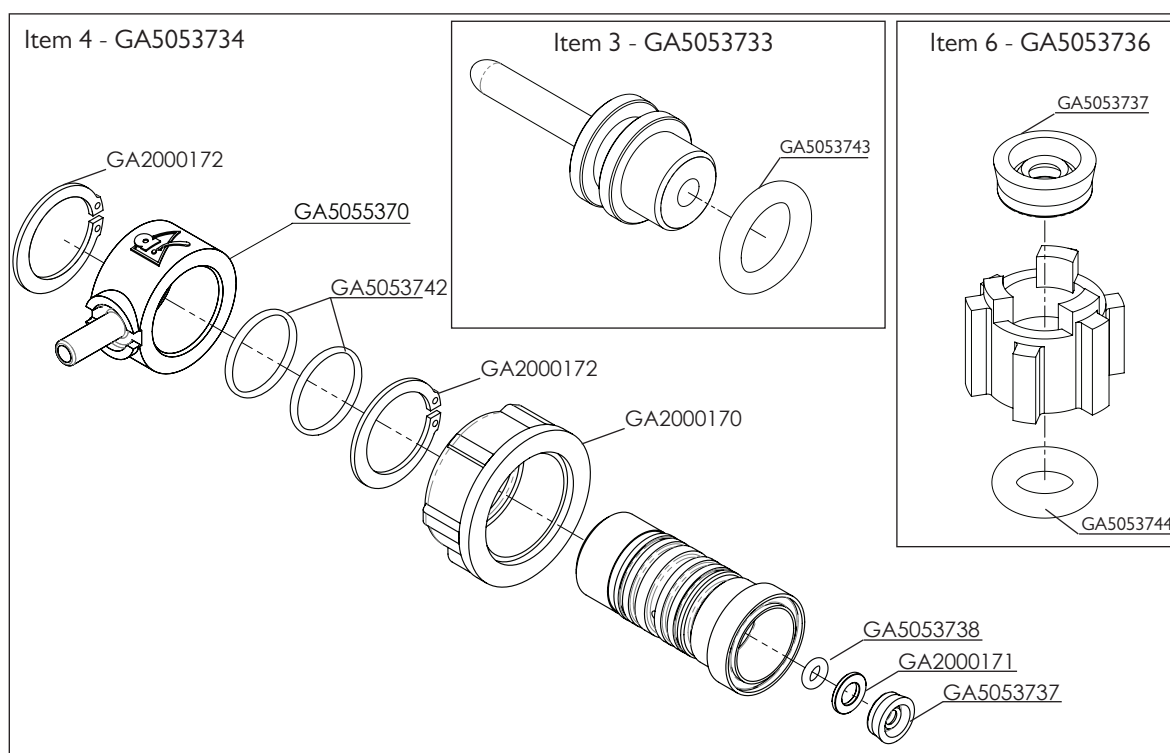
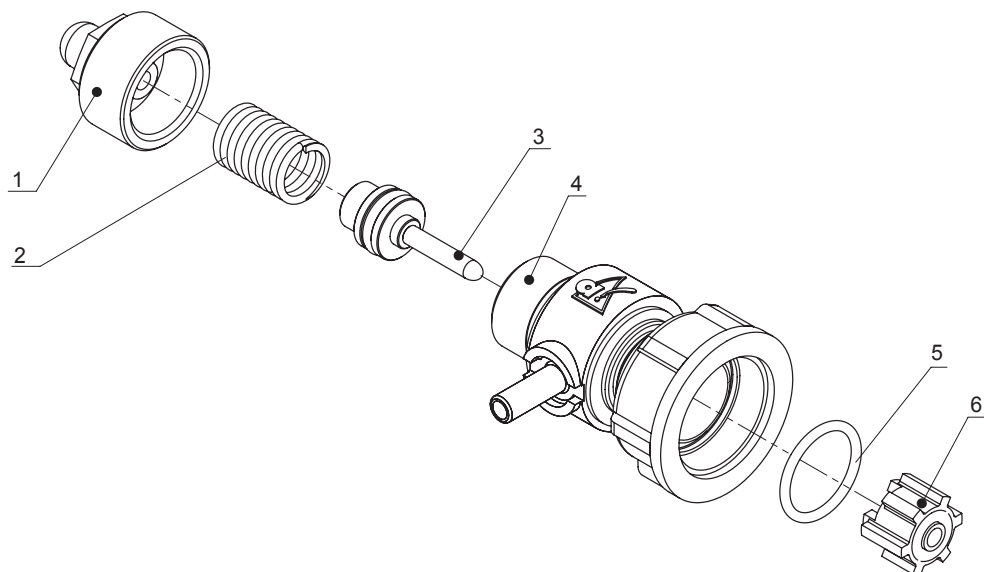
## Nozzles - Altek Dual Spray Body



GA5065845	Nozzle body, Twin, dual, Air shut off, 3/4", Altek	
PART NUMBER	DESCRIPTION	QTY.
GA5070710	Nut Flange Plastic M8 x 1.25	1
GA5004085	Bolt M8 x 20 GR8.8 ZP	1
GA5065900	Nozzle body clamp, suit 3/4" Boom poly, Includes Screw, Nut and O-ring	1
GA2000133	Nozzle body clamp, suit 1" Boom poly, Includes Screw, Nut and O-ring	1
GA5065905	Lower body, Multi spray, Altek	1
GA5055115	U clip, 20 x 40 x 3mm	1
GA5065875	Top cap	2
GA5065880	Spring	2
GA5065885	Stainless piston complete with O-ring	2
GA5078497	O-ring, 23.5 x 2.6 mm, FPM80	-
GA5065870	Outer body	1
GA5065855	U-Clip	2
GA5065865	Outlet, Valve inner, Nozzle body, Altek	2
GA5065860	Hose barb, Air fitting, 6mm hose, male thread, includes seal	2
GA5055110	U Clip 30 x 41 x 2.5mm	1
GA5065895	Shutoff Plug	1
GA5053739	O-ring, 5.6mm x 1.8mm FMP, suit GA5065845, Altek	2
GA5053740	Retaining disk, 11.8mm x 6.8mm x 2mm, suit GA5065845, Altek	2
GA5053741	Lip seal, 6mm x 12mm x 4.2mm FMP, suit GA5065845, Altek	2

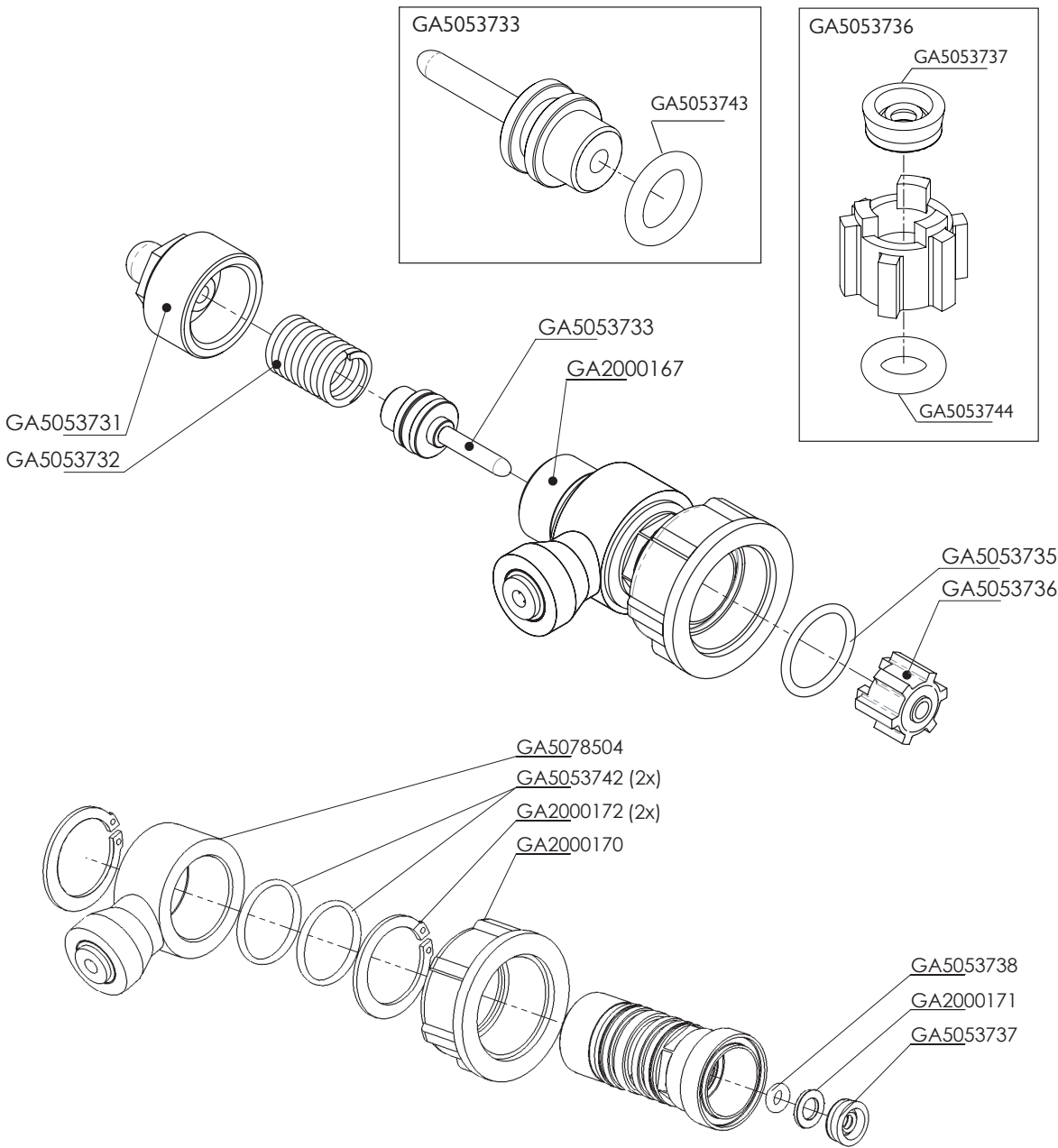


## Nozzles - Altek Spray Stop - Push On Type



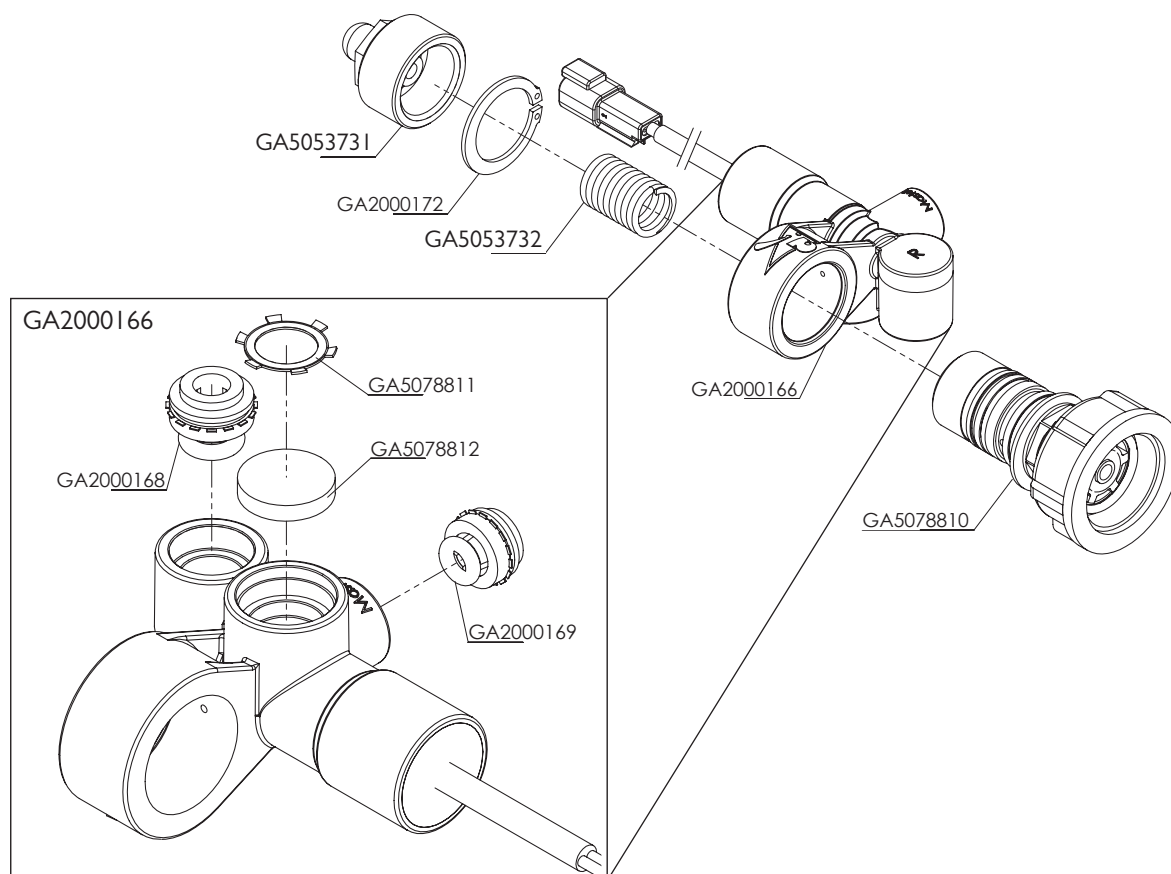
ITEM NO.	PART NUMBER	DESCRIPTION	QTY.
-	GA5065520	Spray Stop, RapidFire, Suit Teejet nozzle body, Altek	-
1	GA5053731	End Cap with Breather	1
2	GA5053732	Spring, 10 Bar	1
3	GA5053733	Piston	1
4	GA5053734	Valve Body	1
5	GA5053735	O-ring external	1
6	GA5053736	Plunger	1

# Nozzles - Altek Spray Stop - Push In Type



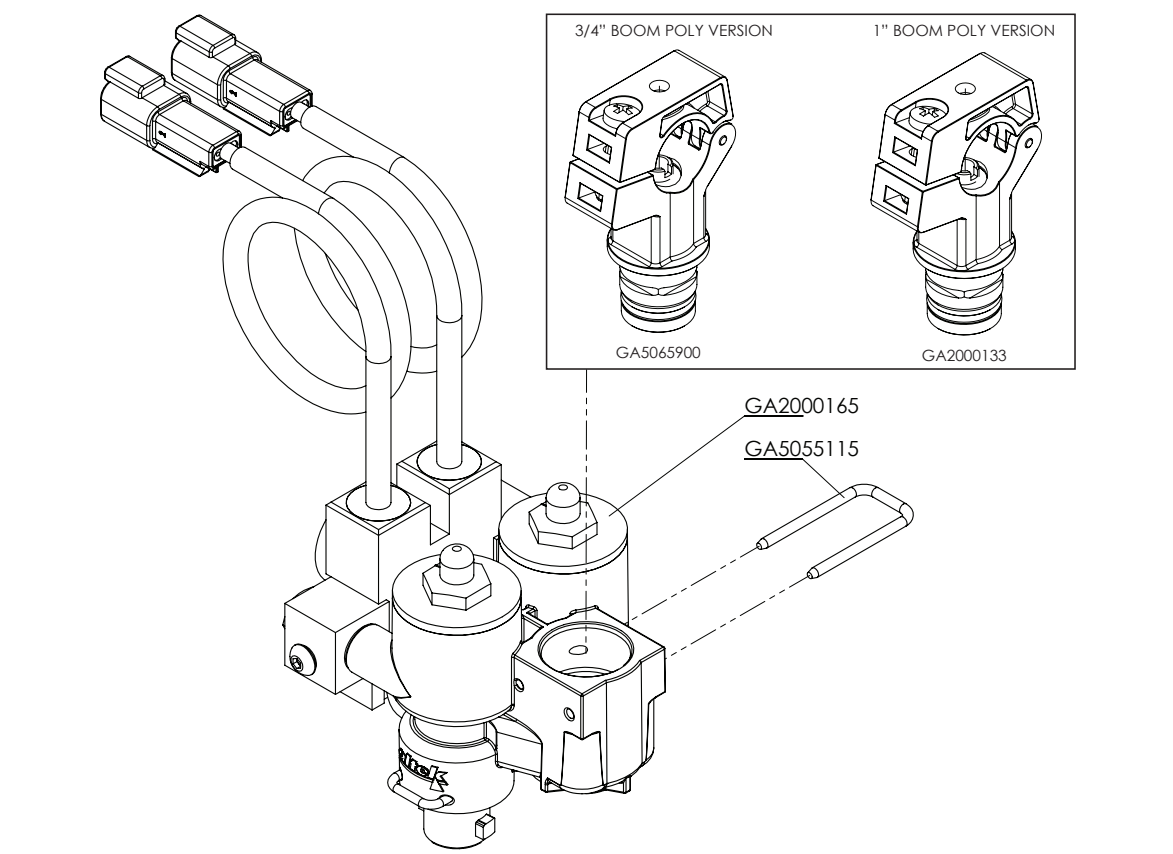
PART NUMBER	DESCRIPTION	QTY.
GA5065523	Spray Stop, 4mm, Rapidfire, Suit Teejet nozzle body, Altek	-
GA5053731	End Cap with Breather	1
GA5053732	Spring, 10 Bar	1
GA5053733	Piston	1
GA5053734	Valve Body	1
GA5053735	O-ring external	1
GA5053736	Plunger	1

## Nozzles - Direct Control - Single



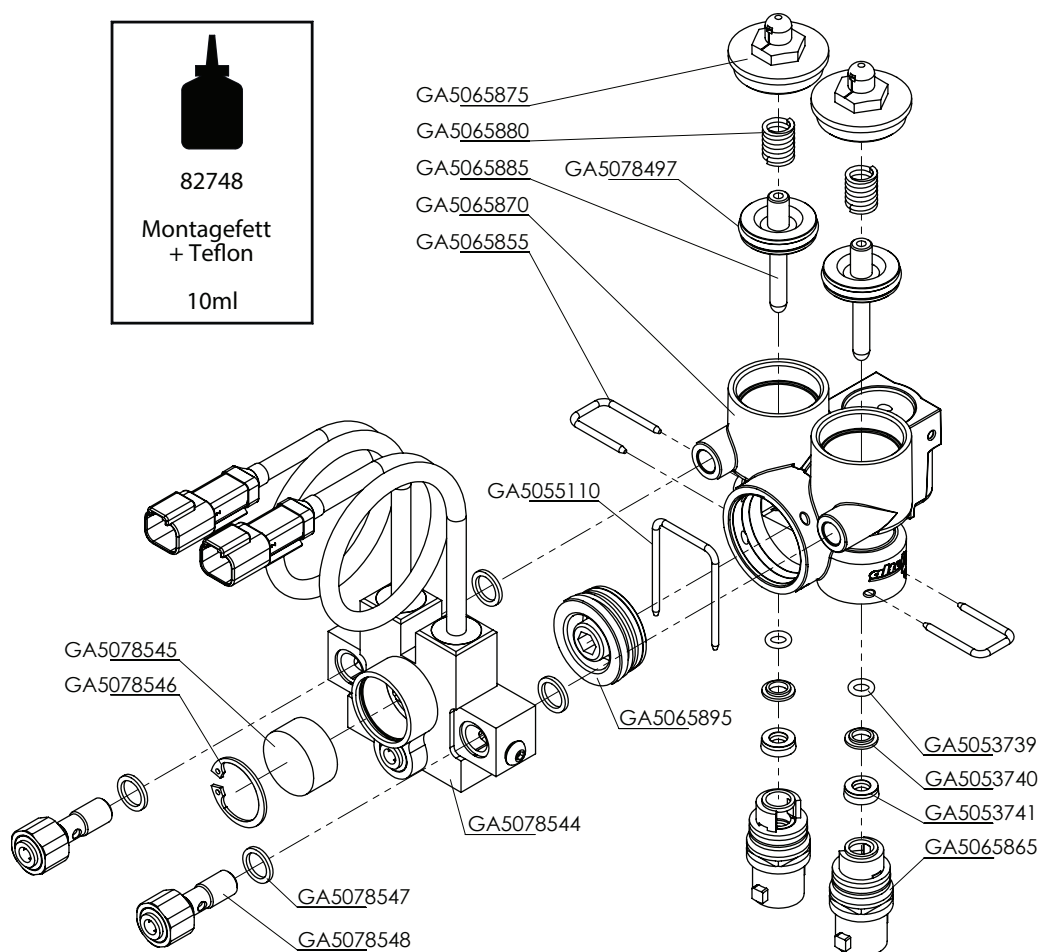
PART NUMBER	DESCRIPTION	QTY.
GA5065525	Spray Stop, Solenoid Direct control, Rapidfire, 6mm in, 4mm out	-
GA5053731	End Cap with Breather, suit GA5065520 Spray Stop, Altek	1
GA2000172	Circlip, Spray stop, Altek, 81376	1
GA5053732	Spring, 10 Bar, suit Spray Stop, Altek	1
GA2000166	Single nozzle body assembly, Direct control, Deutsch connector	1
GA5078810	Cartridge, Spray-Stop, Teejet, 83224	1
GA5078811	Clip, Breather Retainer, Altek, 84033	1
GA5078812	Breather Insert, Direct Control, Altek, 84003	1
GA2000168	Inlet cartridge, 6mm, Plastic, Includes O-ring, Altek, 83250	1
GA2000169	Outlet cartridge, 4mm, Plastic, Includes O-ring, Altek, 83759	1

# Nozzles - Direct Control - Dual



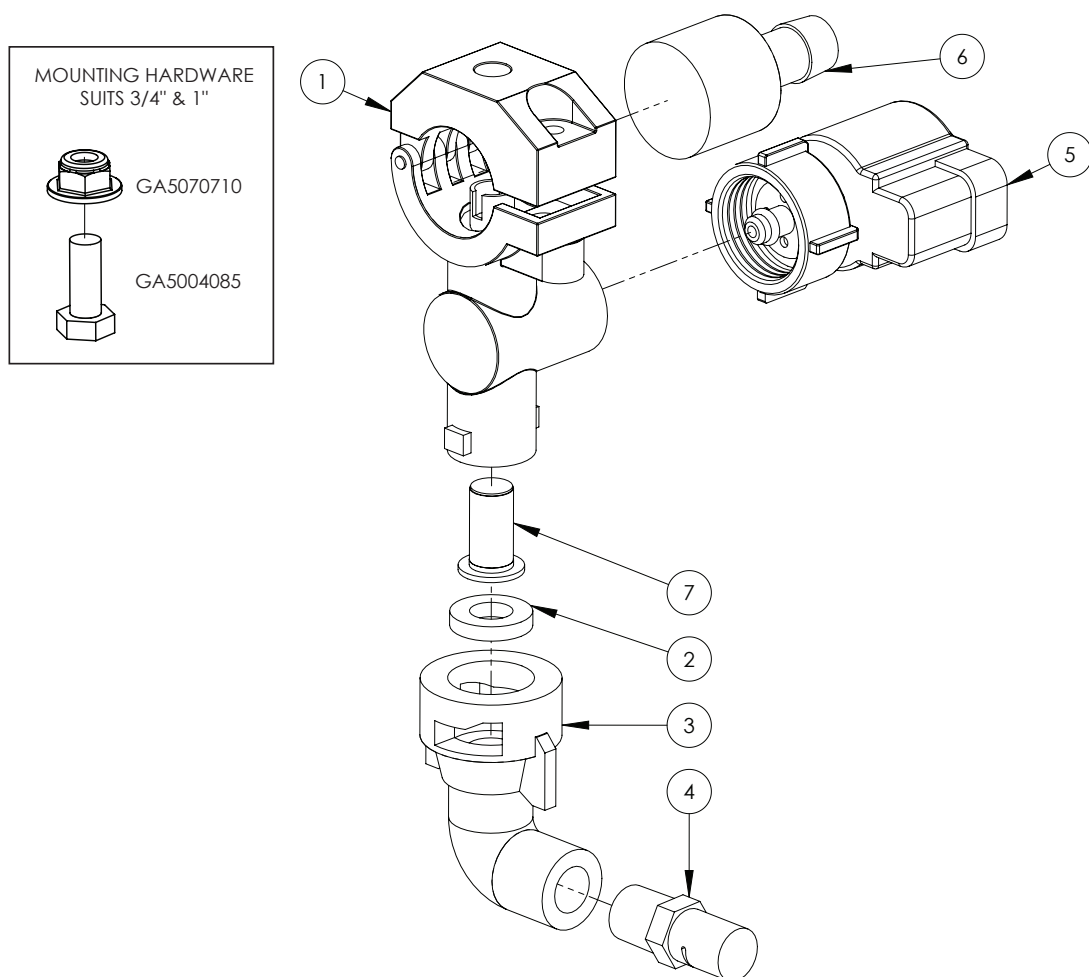
PART NUMBER	DESCRIPTION	QTY.
GA5065846	Spray Stop, Nozzle body, Twin, dual, Solenoid Direct control Multi-Spray master, Air shut off, 3/4"	-
GA5070710	Nut Flange Plastic M8 x 1.25	1
GA5004085	Bolt M8 x 20 GR8.8 ZP	1
GA5065900	Nozzle body clamp, suit 3/4" Boom poly, Includes Screw, Nut and O-ring	1
GA2000133	Nozzle body clamp, suit 1" Boom poly, Includes Screw, Nut and O-ring	1
GA2000165	Dual nozzle body assembly, Direct control	1
GA5055115	U clip, 20 x 40 x 3 mm, 82297, Suit Altek nozzle body GA5065845	1

## Nozzles - Direct Control - Dual Assembly



PART NUMBER	DESCRIPTION	QTY.
GA5078544	Dual solenoid valve, including 200mm cables & Deutsch connectors	1
GA5065870	Housing Multi-Spray 2-Nozzle	1
GA5053739	O-Ring	2
GA5053740	Stainless washer	2
GA5053741	Lip Seal 6 x 12 x 4.2 mm	2
GA5065865	Nozzle Holder 5° Complete, 0°, 0°	2
GA5065855	U-Clip AS20	2
GA5065885	Stainless piston complete with O-ring	2
GA5078497	O-ring, 23.5 x 2.6 mm, FPM80	-
GA5065880	Spring	2
GA5065875	Cylinder Cap	2
GA5065895	Blanking Plug	1
GA5055110	U-clip 30 x 41 x 2.5 mm	1
GA5078547	Seal, White PVC	4
GA5078545	Breather insert, 25.5 x 12 x 12 mm	1
GA5078546	Circlip, 26 x 1.2 mm	1
GA5078548	Push fitting, Air line, 6mm	2

## Nozzles - Fence Line - Solenoid Operated



ITEM NO.	PART NUMBER	DESCRIPTION	QTY.
1	GA5077964	Nozzle body, Single, 3/4", Teejet	1
	GA5077962	Nozzle body, Single, 1", Teejet	1
	GA5070710	Nut Flange Plastic M8 x 1.25	1
	GA5004085	Bolt M8 x 20 GR8.8 ZP	1
2	GA5055245	Washer, Nozzle cap seal, Rubber, 19 OD x 9mm ID	1
3	GA5077986	Nozzle cap & washer, 90 degree cap, 1/4" NPT female outlet	1
4	GA8100339	Nozzle, Fence line, Orange, Polymer, Left side, 1/4" NPT, Teejet	1
	GA8100340	Nozzle, Fence line, Orange, Polymer, Right side, 1/4" NPT, Teejet	1
5	GA5071785	Solenoid, e-Chemsaver suit 2 Pin Metri-pack, Fence Line	1
6	GA5077497	Hose barb suit nozzle body, Single 1/2", Nylon, Teejet	1
7	GA5076947	Check valve & filter screen, Nozzle tip, 5psi valve, 50 mesh	1

## Nozzles - Tip Strainers

PART NUMBER	DESCRIPTION
GA5076947	Tip strainer, Check valve, 5 PSI, Polypropylene / Stainless steel, 50 mesh, Teejet
GA5077158	Tip strainer, Polypropylene / Stainless steel, 24 mesh, Teejet
GA5077159	Tip strainer, Polypropylene / Stainless steel, 50 mesh, Teejet
GA5077160	Tip strainer, Polypropylene / Stainless steel, 80 mesh, Teejet
GA5077156	Tip strainer, Polypropylene / Stainless steel, 100 mesh, Teejet
GA5077157	Tip strainer, Polypropylene / Stainless steel, 200 mesh, Teejet

## Nozzles - IDK - Cap

PART NUMBER	DESCRIPTION
GA8100464	Cap to suit IDK nozzle
GA5055245	Cap washer, IDK nozzle

## Nozzles - IDK - Tips

PART NUMBER	DESCRIPTION	STRAINER
GA8100018	IDK 120-01, Orange, Lechler	80 mesh
GA8100019	IDK 120-015, Green, Lechler	50 mesh
GA8100020	IDK 120-02, Yellow, Lechler	50 mesh
GA8100021	IDK 120-025, Purple, Lechler	50 mesh
GA8100022	IDK 120-03, Blue, Lechler	50 mesh
GA8100023	IDK 120-04, Red, Lechler	50 mesh
GA8100024	IDK 120-05, Brown, Lechler	24 mesh
GA8100025	IDK 120-06, Grey, Lechler	24 mesh
GA8100026	IDK 120-08, White, Lechler	24 mesh

## Nozzles - ID3 - Cap

PART NUMBER	DESCRIPTION
GA8100059	Cap to suit ID3 nozzle
GA5055245	Cap washer, ID3 nozzle

## Nozzles - ID3 - Tips

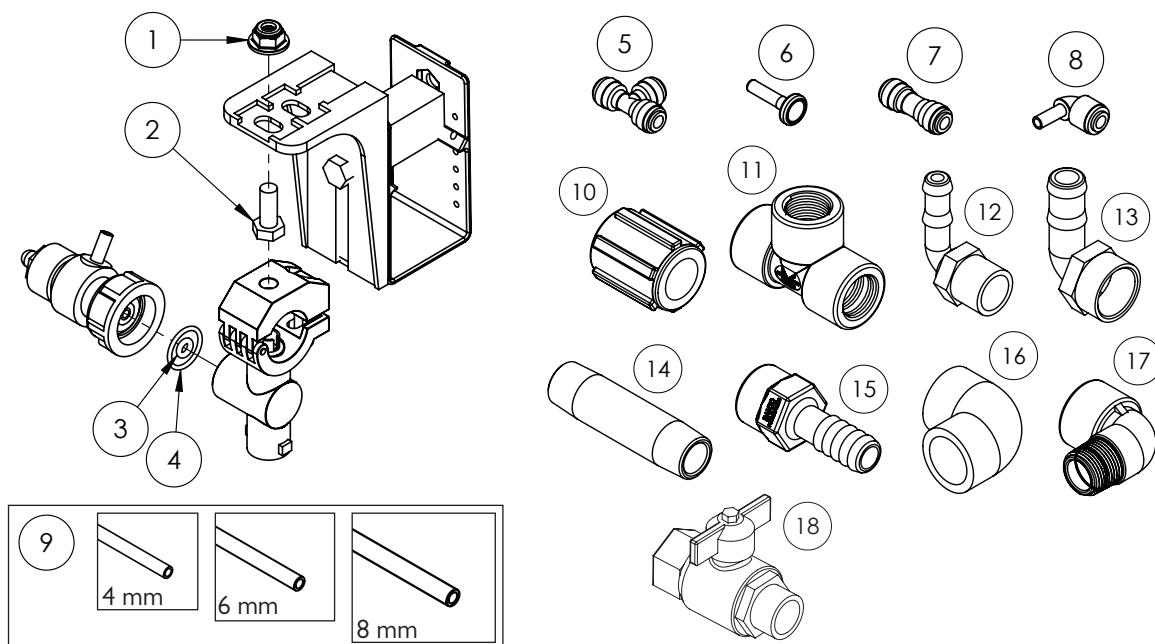
PART NUMBER	DESCRIPTION	STRAINER
GA8100000	ID3 I20-01, Orange, Lechler	80 mesh
GA8100001	ID3 I20-015, Green, Lechler	50 mesh
GA8100002	ID3 I20-02, Yellow, Lechler	50 mesh
GA8100003	ID3 I20-025, Purple, Lechler	50 mesh
GA8100004	ID3 I20-03, Blue, Lechler	50 mesh
GA8100005	ID3 I20-04, Red, Lechler	50 mesh
GA8100006	ID3 I20-05, Brown, Lechler	24 mesh
GA8100007	ID3 I20-06, Grey, Lechler	24 mesh
GA8100008	ID3 I20-08, White, Lechler	24 mesh

## Nozzles - AIXR - Tips

PART NUMBER	DESCRIPTION	STRAINER
GA8100429	AIXRI I0015VP, Green 015, Polymer, Teejet	100 mesh
GA8100430	AIXRI I0025VP, Violet 025, Polymer, Teejet	50 mesh
GA8100431	AIXRI I002VP, Yellow 02, Polymer, Teejet	50 mesh
GA8100432	AIXRI I003VP, Blue 03, Polymer, Teejet	50 mesh
GA8100433	AIXRI I004VP, Red 04, Polymer, Teejet	50 mesh
GA8100434	AIXRI I005VP, Brown 05, Polymer, Teejet	50 mesh
GA8100435	AIXRI I006VP, Grey 06, Polymer, Teejet	50 mesh



## Plumbing Lines - Miscellaneous



# Quantities vary

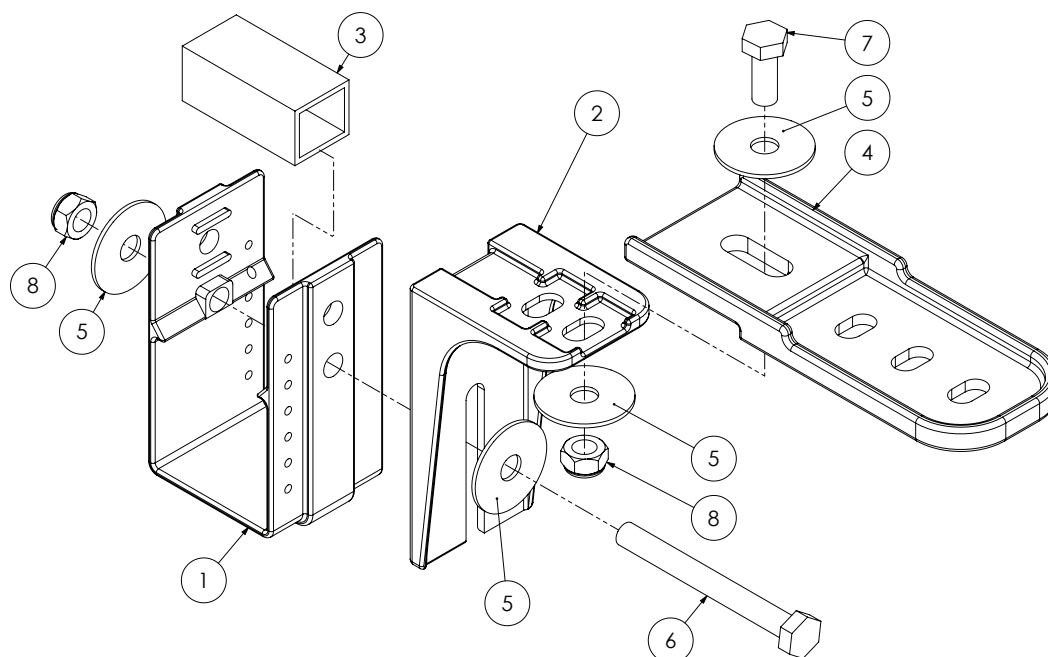
ITEM NO.	PART NUMBER	DESCRIPTION	QTY.
1	GA5070710	Nut with flange, Plastic, M8 x 1.25P	#
2	GA5004085	Bolt M8 x 20 GR8.8 ZP	#
3	GA5065521	O ring, 6.02 x 2.62 mm, Suits spray stop inner	#
4	GA5053135	O ring, 18 x 2 mm, Suit spray stop outer	#
5	GA5016246	Tee, Equal, 4mm push in type, Black plastic	#
	GA5016245	Tee, Equal, 6mm push in type, Black plastic	#
	GA5067010	Tee, Equal, 8mm push in type, Black plastic	#
6	GA5004405	Plug, Push in, 6mm	#
7	GA5066991	Pneumatic fitting, Push in, Joiner, 6mm	#
	GA5054600	Push in fitting, reducer, straight, 6mm to 4mm	#
	GA5065175	Push in fitting, reducer, straight, 8mm to 6mm	#
8	GA5071215	Stem Elbow, suit 6mm air line, push in	#
9	GA5004384	Tube, Nylon, 4mm, Black	#
	GA5004386	Tube, Nylon, 4mm, Blue	#
	GA5004383	Tube, Nylon, 6mm, Black	#
	GA5004385	Tube, Nylon, 6mm, Blue	#
	GA7000002	Tube, Nylon, 6mm, Red	#
	GA5004382	Tube, Nylon, 8mm, Black	#
10	GA5077637	Coupling, socket, 3/4" female thread	#
	GA5077638	Coupling, socket, 1" female thread	#
11	GA5078150	Tee, Threaded, 3/4" female	#
	GA5078151	Tee, Threaded, 1" female	#
12	GA5077710	Hose barb, Elbow, 90 degree, 3/4" male thread x 1/2" hose	#
	GA5077723	Hose barb, Elbow, 90 degree, 1" male thread x 1" hose	#

Continued over page

## Plumbing Lines - Miscellaneous

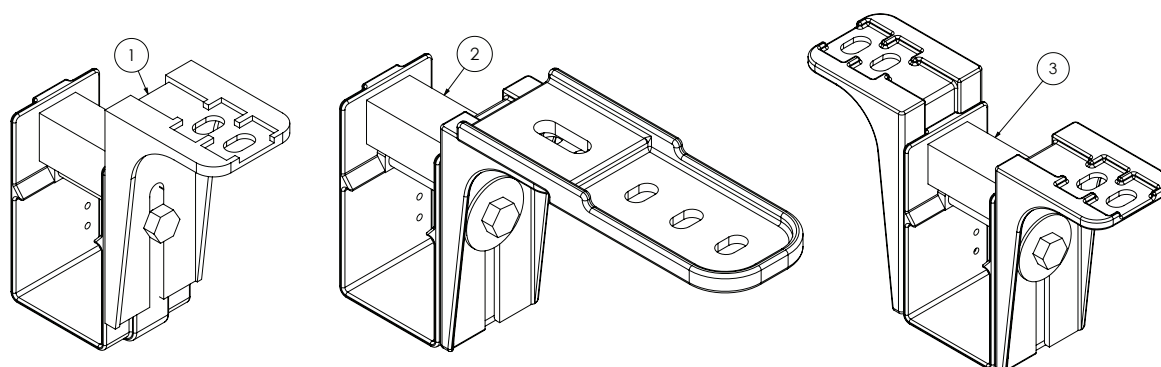
ITEM NO.	PART NUMBER	DESCRIPTION	QTY.
13	GA5077746	Hose barb, Elbow, 90 degree, 3/4" female thread x 3/4" hose	#
14	GA5049090	BSP Riser 3/4" x 100 mm	#
15	GA5077743	Hose barb, Straight, 3/4" female x 3/4" hose	#
	GA5077747	Hose barb, Straight, 1" female thread x 1" hose	#
16	GA5077653	Street elbow, 90 degree, 3/4" female thread	#
	GA5077655	Street elbow, 90 degree, 1" female thread	#
17	GA5078135	Street elbow, 90 degree, 3/4" female thread x 3/4" male thread	#
	GA5078137	Street elbow, 90 degree, 1" female thread x 1" male thread	#
18	GA5018315	Valve, Ball, 20mm male & female thread, Black Butterfly handle	#

## Plumbing Lines - Nozzle Brackets



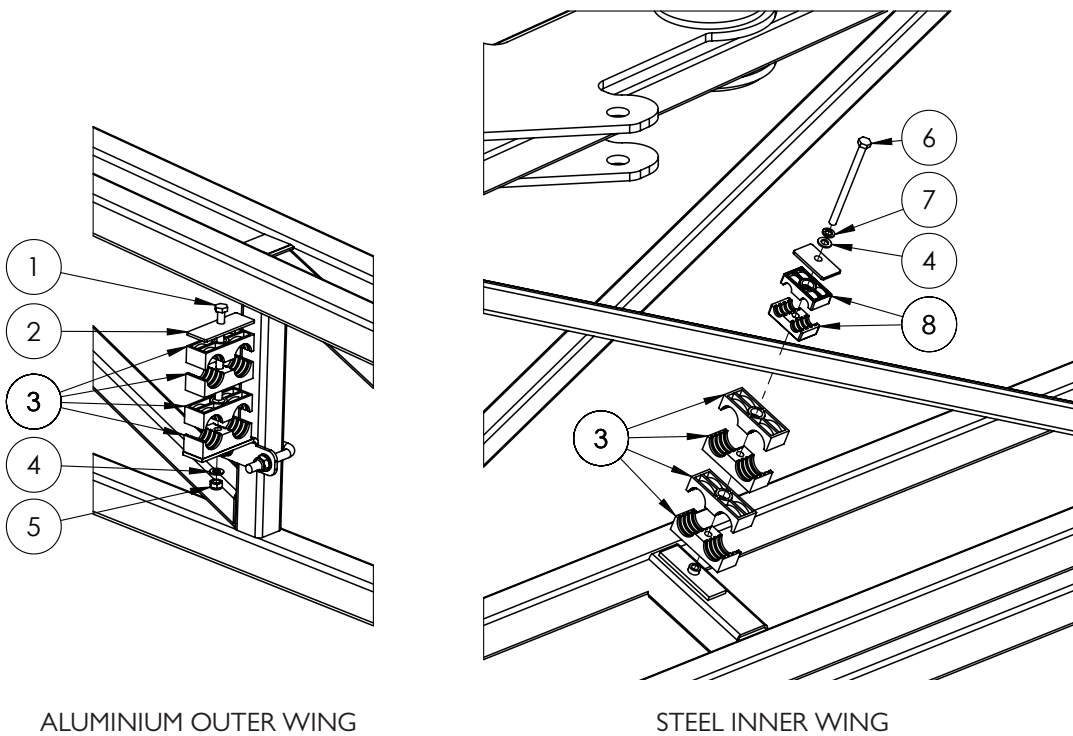
ITEM NO.	PART NUMBER	DESCRIPTION	QTY
1	GA5018259	Nozzle bracket, plastic, U shape	1
2	GA5018257	Nozzle bracket, plastic, L shape, short	1
	GA5018258	Nozzle bracket, plastic, L shape, long	1
3	GA5066965	Spacer suit nozzle brackets	1
4	GA5018255	Bracket, Nozzle extension, Plastic	1
5	GA5003645	Washer 5/16" ID x 1 1/4" OD Flat SS	4
6	GA5004741	Bolt M8 x 75 GR8.8 ZP	1
7	GA5004085	Bolt M8 x 20 GR8.8 ZP	1
8	GA5004917	Nut M8 Nyloc ZP	2

## Plumbing Lines - Nozzle Bracket Kits



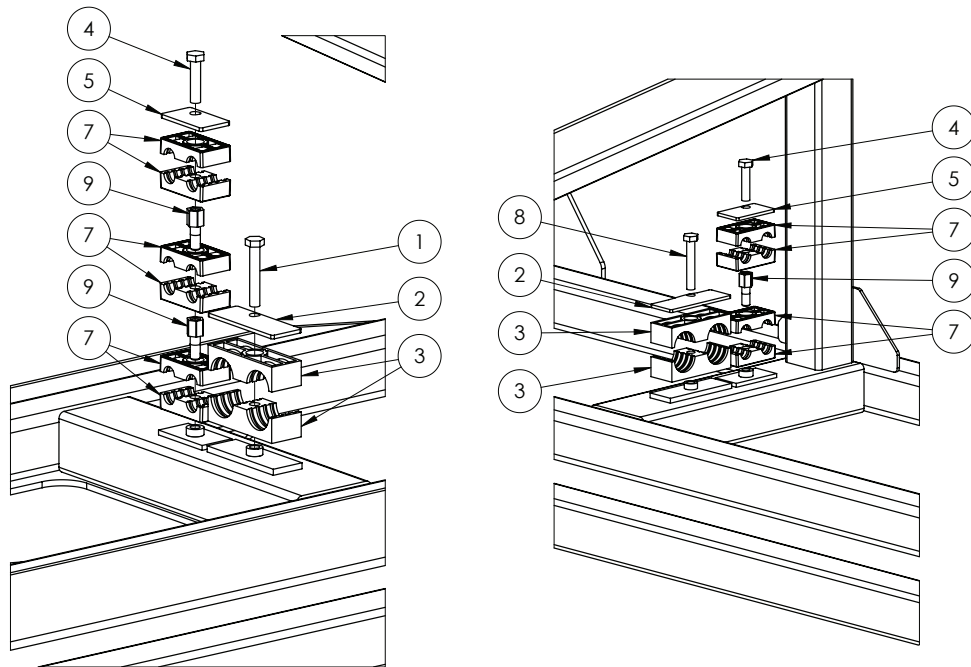
ITEM NO.	PART NUMBER	DESCRIPTION
1	GA4948675-SK	Nozzle bracket kit, Single line, Suit 50mm RHS
2	GA4948695-SK	Nozzle bracket kit, Single line with extension, Suit 50mm RHS
3	GA4948685-SK	Nozzle bracket kit, Dual line, Suit 50mm RHS

# Boom Pipe Clamps - 36-42m



# Quantities vary			
ITEM NO.	PART NUMBER	DESCRIPTION	QTY.
1	GA5004933	Bolt M8 x 110 GR8.8 ZP	#
2	GA5078049	Mounting Clamp, Double type, Plate, Top, Group 4	#
3	GA5078038	Mounting clamp, Double type, Jaw, Pair, Group 4, 28mm	#
4	GA5003643	Washer 8mm Flat SS HD	#
5	GA5052590	Nut M8 Nyloc SS	#
6	GA5011501	Bolt M8 x 120 GR8.8 ZP	#
7	GA5004919	Washer 8mm Spring SS	#
8	GA5078031	Mounting clamp, Double type, Jaw, Pair, Group 2, 14mm	#

## Boom Pipe Clamps - 48m

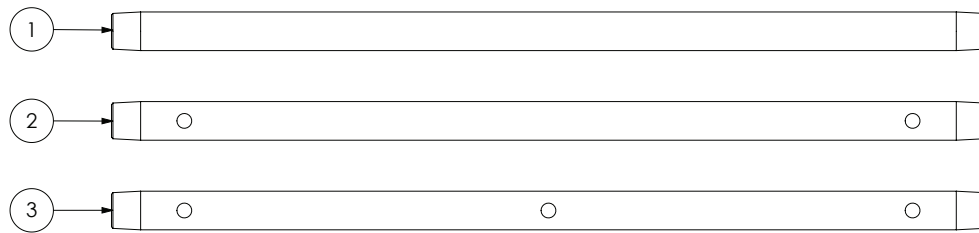


STEEL INNER WING

# Quantities vary

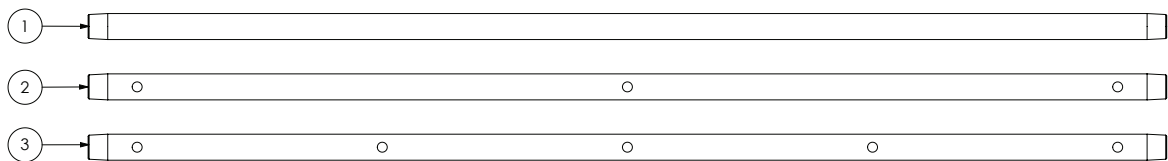
ITEM NO.	PART NUMBER	DESCRIPTION	QTY.
1	GA5004727	Bolt M8 x 50 GR8.8 ZP	#
2	GA5078049	Mounting clamp, Double type, Plate, Top, Group 4	#
3	GA5078038	Mounting clamp, Double type, Jaw, Pair, Group 4, 28mm	#
4	GA5011481	Bolt M8 x 35 GR8.8 ZP	#
5	GA5078042	Double Clamp Plate Top GR2	#
6	GA4600635	Boom Wing, Inner, 48m, LH, Steel	#
7	GA5078031	Double Clamp Jaws PP Gr 2 14mm	#
8	GA5054700	Bolt M8 x 50 SS A2-70	#
9	GA5070740	Build up Bolt, Stacking, M8 x 20, with washer	#
	GA5070760	Locking Plate suit Hydac clamps, Build up Bolt, stacking	#

## Boom Poly - 3/4" - 600mm



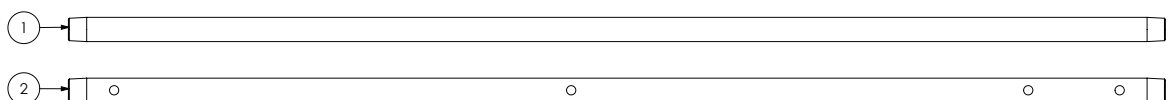
ITEM NO.	PART NUMBER	DESCRIPTION
1	GA5018287	Boom line, Poly, 3/4", 600 long, No holes
2	GA2000510	Boom line, Poly, 3/4", 600 long, 2 holes, 500mm spacing
3	GA2000511	Boom line, Poly, 3/4", 600 long, 3 holes, 250mm spacing

## Boom Poly - 3/4" - 1100mm



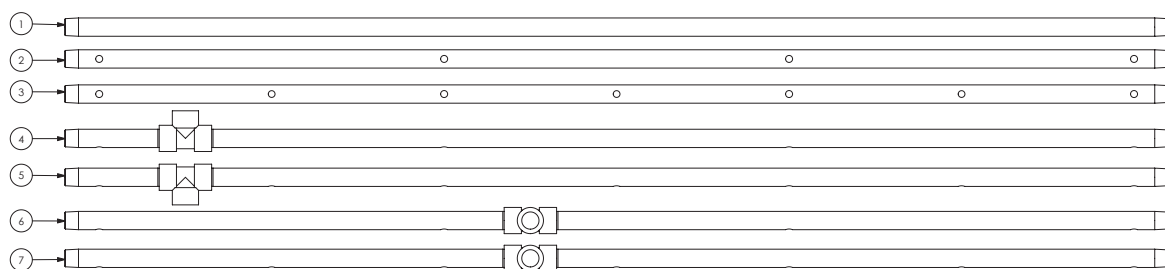
ITEM NO.	PART NUMBER	DESCRIPTION
1	GA5018269	Boom line, Poly, 3/4", 1100 long, No holes
2	GA2000506	Boom line, Poly, 3/4", 1100 long, 3 holes, 500mm spacing
3	GA2000507	Boom line, Poly, 3/4", 1100 long, 5 holes, 250mm spacing

## Boom Poly - 3/4" - 1200mm



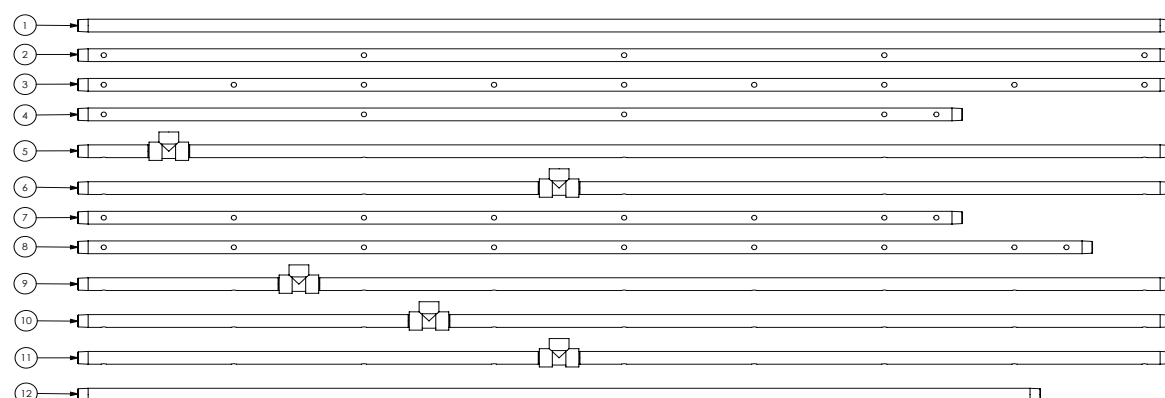
ITEM NO.	PART NUMBER	DESCRIPTION
1	GA5018271	Boom line, Poly, 3/4", 1200 long, No holes
2	GA2000515	Boom line, Poly, 3/4", 1200 long, 3 holes plus fenceline, 500mm spacing

## Boom Poly - 3/4" - 1600mm



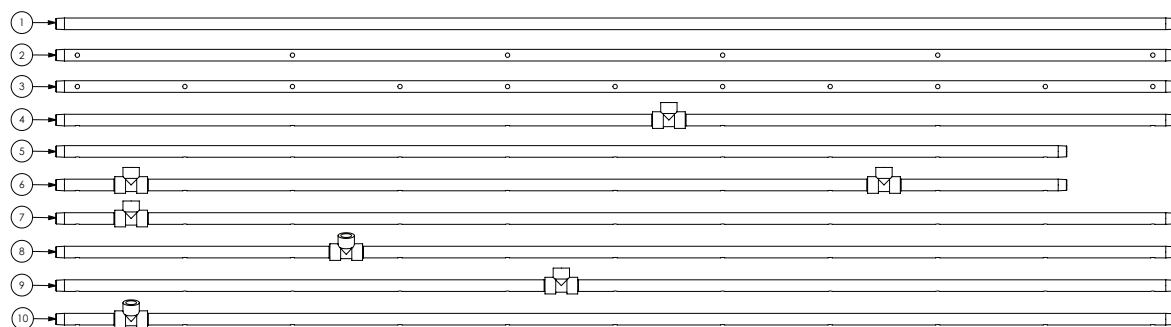
ITEM NO.	PART NUMBER	DESCRIPTION
1	GA5018273	Boom line, Poly, 3/4", 1600 long, No holes
2	GA2000500	Boom line, Poly, 3/4", 1600 long, 4 holes, 500mm spacing
3	GA2000501	Boom line, Poly, 3/4", 1600 long, 7 holes, 250mm spacing
4	GA2000520	Boom line, Poly, 3/4", 1600 long, 4 holes, 500mm spacing, Tee 175mm
5	GA2000521	Boom line, Poly, 3/4", 1600 long, 7 holes, 250mm spacing, Tee 175mm
6	GA2000522	Boom line, Poly, 3/4", 1600 long, 4 holes, 500mm spacing, Tee 675mm 90 Deg.
7	GA2000523	Boom line, Poly, 3/4", 1600 long, 7 holes, 250mm spacing, Tee 675mm 90 Deg.

## Boom Poly - 3/4" - 2100mm



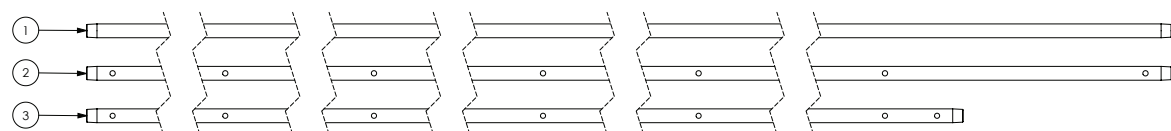
ITEM NO.	PART NUMBER	DESCRIPTION
1	GA5018275	Boom line, Poly, 3/4", 2100 long, No holes
2	GA2000502	Boom line, Poly, 3/4", 2100 long, 5 holes, 500mm spacing
3	GA2000503	Boom line, Poly, 3/4", 2100 long, 9 holes, 250mm spacing
4	GA2000525	Boom line, Poly, 3/4", 1700 long, 4 holes plus fenceline, 500mm spacing
5	GA2000526	Boom line, Poly, 3/4", 2100 long, 5 holes, 500mm spacing, Tee 175mm
6	GA2000527	Boom line, Poly, 3/4", 2100 long, 5 holes, 500mm spacing, Tee 925mm
7	GA2000530	Boom line, Poly, 3/4", 1700 long, 7 holes plus fenceline, 250mm spacing
8	GA2000531	Boom line, Poly, 3/4", 1950 long, 8 holes plus fenceline, 250mm spacing
9	GA2000532	Boom line, Poly, 3/4", 2100 long, 9 holes, 250mm spacing, Tee 425mm
10	GA2000533	Boom line, Poly, 3/4", 2100 long, 9 holes, 250mm spacing, Tee 675mm
11	GA2000534	Boom line, Poly, 3/4", 2100 long, 9 holes, 250mm spacing, Tee 925mm
12	GA2000535	Boom line, Poly, 3/4, 1850 long, 8 holes, 250mm spacing

## Boom Poly - 3/4" - 2600mm



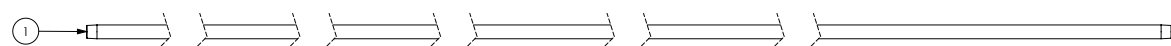
ITEM NO.	PART NUMBER	DESCRIPTION
1	GA5018279	Boom line, Poly, 3/4", 2600 long, No holes
2	GA2000504	Boom line, Poly, 3/4", 2600 long, 6 holes, 500mm spacing
3	GA2000505	Boom line, Poly, 3/4", 2600 long, 11 holes, 250mm spacing
4	GA2000540	Boom line, Poly, 3/4", 2600 long, 6 holes, 500mm spacing, Tee 1175mm
5	GA2000541	Boom line, Poly, 3/4", 2350 long, 10 holes, 250mm spacing
6	GA2000542	Boom line, Poly, 3/4", 2600 long, 10 holes, 250mm spacing, Tee 175mm & 1925mm
7	GA2000543	Boom line, Poly, 3/4", 2600 long, 11 holes, 250mm spacing, Tee 175mm
8	GA2000544	Boom line, Poly, 3/4", 2600 long, 11 holes, 250mm spacing, Tee 675mm angled
9	GA2000545	Boom line, Poly, 3/4", 2600 long, 11 holes, 250mm spacing, Tee 1175mm
10	GA2000546	Boom line, Poly, 3/4", 2600 long, 11 holes, 250mm spacing, Tee 175mm angled

## Boom Poly - 3/4" - 3100mm



ITEM NO.	PART NUMBER	DESCRIPTION
1	GA5018281	Boom line, Poly, 3/4", 3100 long, No holes
2	GA2000508	Boom line, Poly, 3/4", 3100 long, 7 holes, 500mm spacing
3	GA2000550	Boom line, Poly, 3/4", 2700 long, 6 holes, 500mm spacing

## Boom Poly - 1" - 6000mm

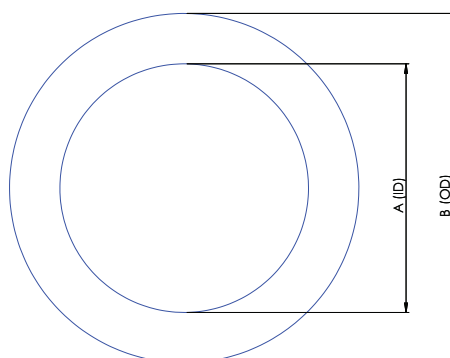


ITEM NO.	PART NUMBER	DESCRIPTION
1	GA2000130	Boom Line, Poly, 1", 6000mm Length, No Holes

NOTE: The 1" boom poly is used exclusively on the 48 metre boom option.



# Hoses



## SUCTION HOSE

PART NUMBER	DESCRIPTION	INTERNAL DIAMETER (A)	OUTSIDE DIAMETER (B)
GA2000218	20mm Suction Hose	20mm	32mm
GA2000222	25mm Suction Hose	25mm	35mm
GA2000224	32mm Suction Hose	32mm	45mm
GA2000226	38mm Suction Hose	38mm	48mm
GA2000229	51mm Suction Hose	51mm	63mm
GA2000230	63mm Suction Hose	63mm	76mm
GA2000232	75mm Suction Hose	75mm	93mm

NOTE: Suction hose can be identified by its external green stripe and wire reinforcement.

## PRESSURE HOSE

PART NUMBER	DESCRIPTION	INTERNAL DIAMETER (A)	OUTSIDE DIAMETER (B)
GA2000200	7mm Pressure Hose	7mm	12.5mm
GA2000211	13mm Pressure Hose	13mm	20mm
GA2000216	20mm Pressure Hose	20mm	28mm
GA2000219	25mm Pressure Hose	25mm	34mm
GA2000223	32mm Pressure Hose	32mm	43mm
GA2000225	38mm Pressure Hose	38mm	48mm

NOTE: Pressure hose can be identified by its blue internal layer.

## PVC HOSE

PART NUMBER	DESCRIPTION	INTERNAL DIAMETER (A)	OUTSIDE DIAMETER (B)
GA2000220	25mm PVC Hose	25mm	32mm
GA2000227	40mm PVC Hose	40mm	50mm
GA2000228	50mm PVC Hose	50mm	58mm

NOTE: PVC Hose can be identified by its ribbed outer surface.

## SIGHT TUBE HOSE

PART NUMBER	DESCRIPTION	INTERNAL DIAMETER (A)	OUTSIDE DIAMETER (B)
GA2000209	12mm Clear Sight Tube Hose	12mm	-
GA2000210	12mm Clear Sight Tube Hose with wire	12mm	-

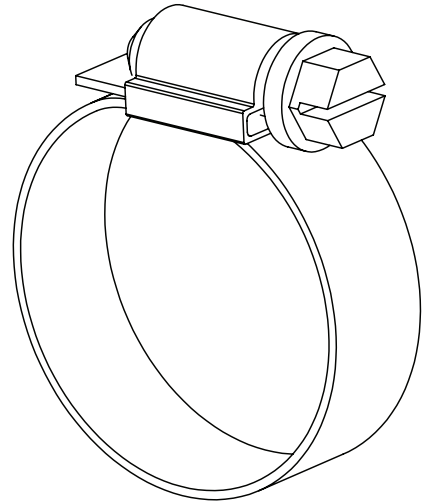
## LAY FLAT HOSE

PART NUMBER	DESCRIPTION	INTERNAL DIAMETER (A)	OUTSIDE DIAMETER (B)
GA2000220	25mm PVC Hose	25mm	32mm

## Hose Clamps

---

PART NUMBER	DESCRIPTION
GA5004865	8-16mm Hose Clamp
GA5000469	12-20mm Hose Clamp
GA5000999	16-25mm Hose Clamp
GA5001681	20-32mm Hose Clamp
GA5016813	25-40mm Hose Clamp
GA5002783	30-45mm Hose Clamp
GA5002873	32-50mm Hose Clamp
GA5003325	40-60mm Hose Clamp
GA5016815	50-70mm Hose Clamp
GA5004241	60-80mm Hose Clamp



## Cable Ties

---

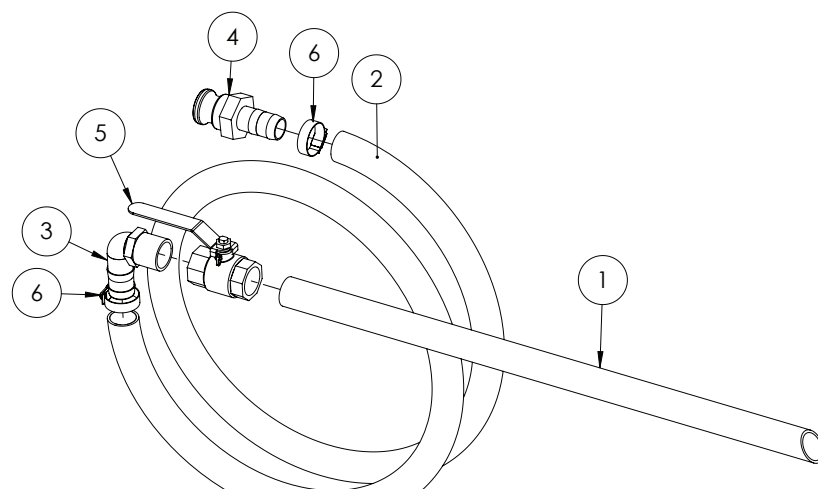
PART NUMBER	DESCRIPTION
GA5002173	Cable Tie, Black, 100 x 2.5mm
GA5003517	Cable Tie, Black, 140 x 3.5mm
GA5004455	Cable Tie, Black, 190 x 4.5mm
GA5000685	Cable Tie, Black, 320 x 7.5mm
GA5000687	Cable Tie, Black, 360 x 4.5mm
GA5021235	Cable Tie, Black, 540 x 7.5mm

## Spiral Guard

---

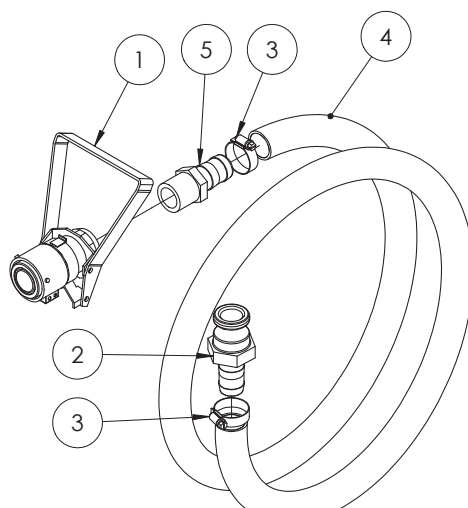
PART NUMBER	DESCRIPTION
GA5015669	Spiral guard, Black

## Chemical Probe Hose Lance



ITEM NO.	PART NUMBER	DESCRIPTION	QTY.
-	GA4948250	Chemical suction probe, Assembled	-
1	GA5013603	Poly Pipe 25 (cut 630mm long)	1
2	GA2000220	Hose, Suction, PVC, 25mm, Black - cut 3200 mm long	1
3	GA5077723	Hose barb, Elbow, 90 degree, 1" male x 1" hose, Banjo	1
4	GA5076011	Cam lever, 1" male coupling x 1" hose barb, Banjo	1
5	GA5018319	Valve, Ball, 25mm female thread inlet / outlet, Lever handle, SS	1
6	GA5001681	Hose Clamp, 1" SS (20-32/12W)	2

## Enviro Coupling & Hose

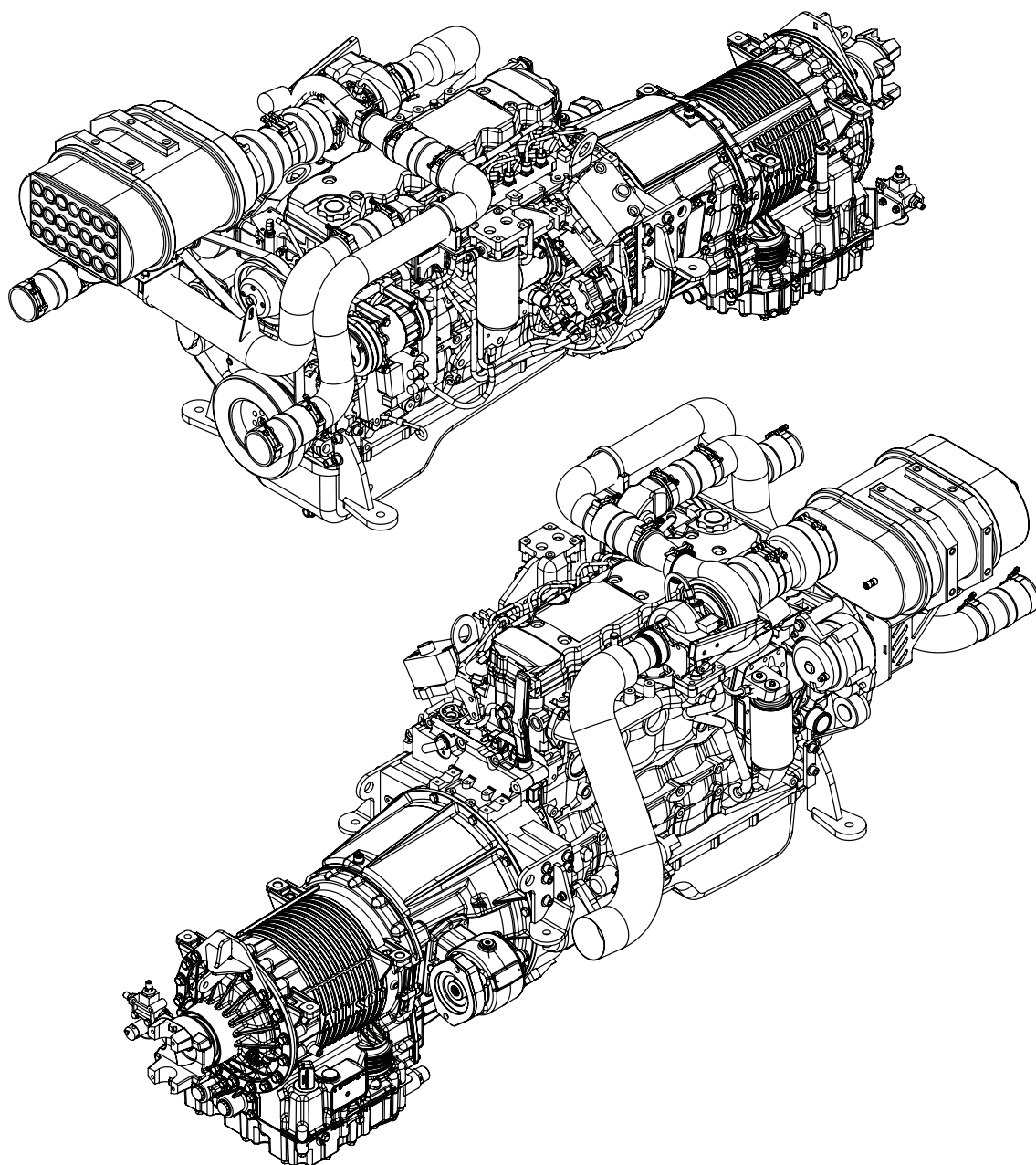


ITEM NO.	PART NUMBER	DESCRIPTION	QTY.
-	GA5020600	Enviro drum / micromatic coupling with suction hose	-
1	GA5018803	Micromatic drum valve coupling, 3 pin, Viton seals	1
	GA5018799	Seal kit, Suit micromatic / enviro drum coupling GA5018803	-
2	GA5076011	Cam lever, 1" male coupling x 1" hose barb, Banjo	1
3	GA5001681	Hose Clamp, 1" SS (20-32/12W)	2
4	GA2000220	Hose, Suction, PVC, 25mm, Black - cut 2840mm long	1
5	GA5077718	Hose barb, Straight, 1" male thread x 1" hose	1

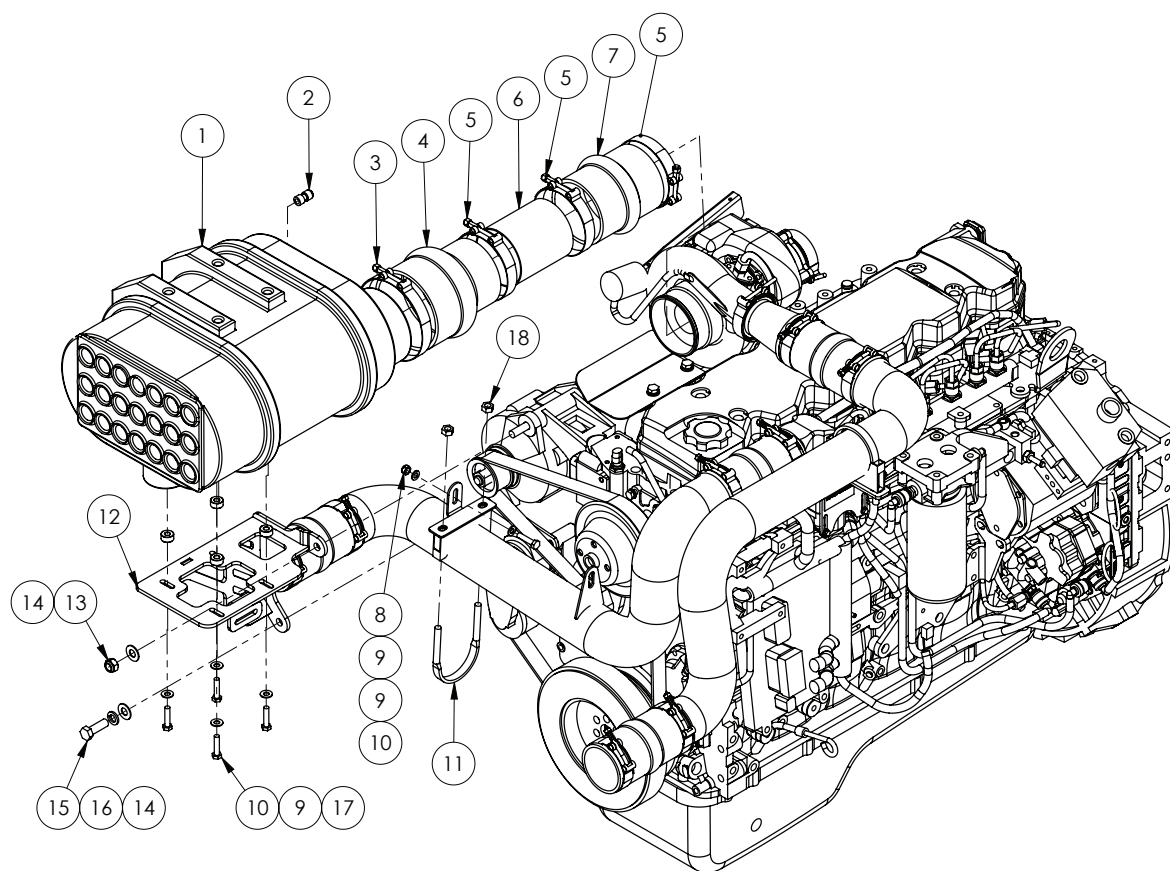
## Chapter 20

# ENGINE & TRANSMISSION

## Cummins Engine & Allison Transmission



## Air Cleaner



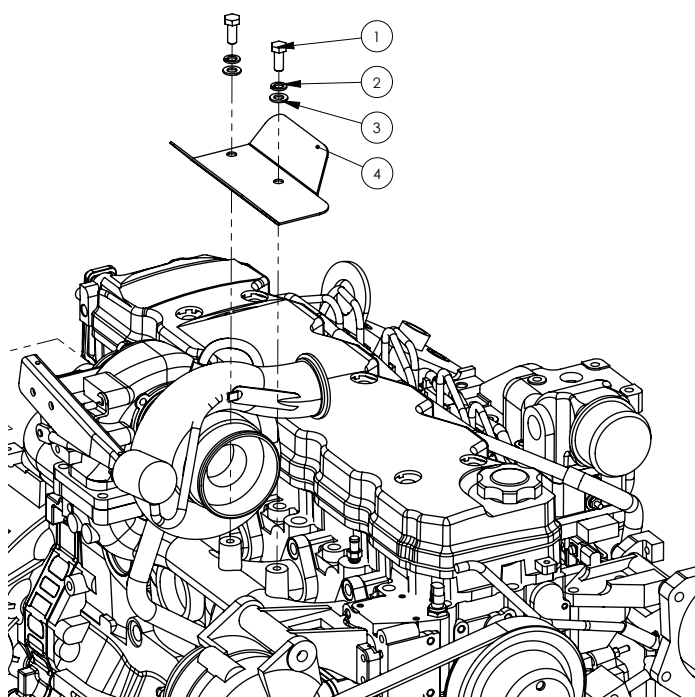
ITEM NO.	PART NUMBER	DESCRIPTION	QTY.
-	GA5069031	Air cleaner primary element, suit GA5069030, Donaldson	-
-	GA5069032	Air cleaner safety element, suit GA5069030, Donaldson	-
1	GA5069030	Air cleaner, Powercore suit QSB 6.7L, includes elements, Donaldson	1
2	GA5070450	Female Adaptor Push In 6mm x 1/8" BSP	1
3	GA5010201	Hose Clamp 5" T-bolt	1
4	GA5010347	Hump Reducer 5" x 4"	1
5	GA5010197	Hose Clamp 4" T-bolt	3
6	GA4699415	Pipe- Adaptor Air cleaner	1
7	GA5066526	Rubber hump joiner 4"	1
8	GA5052590	Nut M8 Nyloc SS	1
9	GA5003643	Washer 8mm Flat SS HD	6
10	GA5011481	Bolt M8 x 35 GR8.8 ZP	5
11	GA5002297	Clamp Exhaust 3 1/8"	1
12	GA4661085	Air Cleaner Bracket, QSB6.7 Alternator Mounted, Super Cruiser, G8	1
13	GA5012461	Nut M12 Nyloc ZP	1

Continued over page

## Air Cleaner

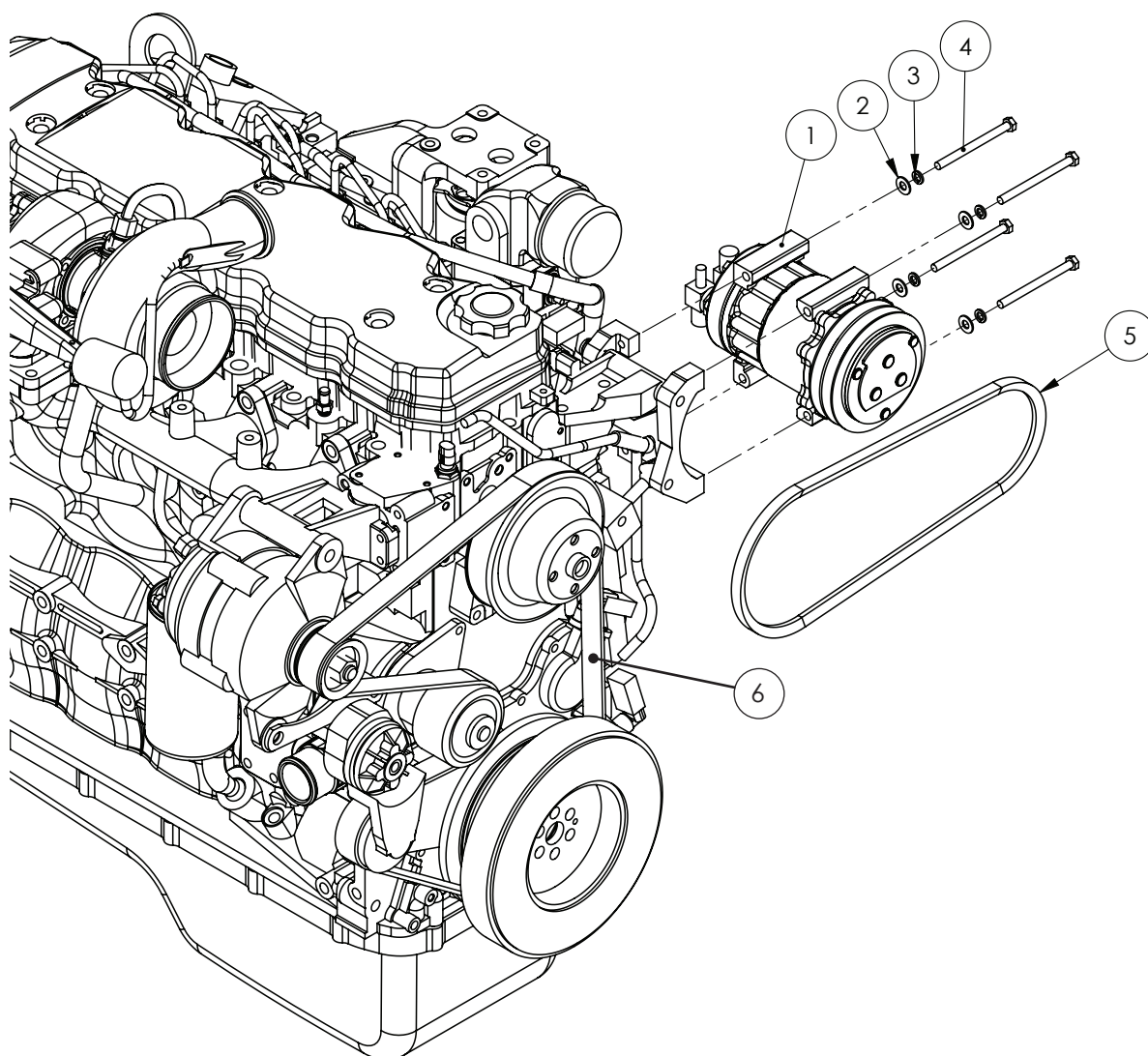
ITEM NO.	PART NUMBER	DESCRIPTION	QTY.
14	GA5000577	Washer 12mm Flat SS HD	3
15	GA5006167	Bolt 1/2" UNC x 1 1/2" GR8 ZP	1
16	GA5000575	Washer 12mm Spring SS	1
17	GA4552830	Spacer	4
18	GA5012459	Nut M10 Hex ZP	2

## Air Cleaner - Heat Shield



ITEM NO.	PART NUMBER	DESCRIPTION	QTY.
1	GA5066162	Bolt M10 x 25 ZP GR8.8	2
2	GA5000137	Washer 10mm Spring SS	2
3	GA5000117	Washer 10mm Flat SS HD	2
4	GA4503765	Heat Shield-Air Cleaner SS	1

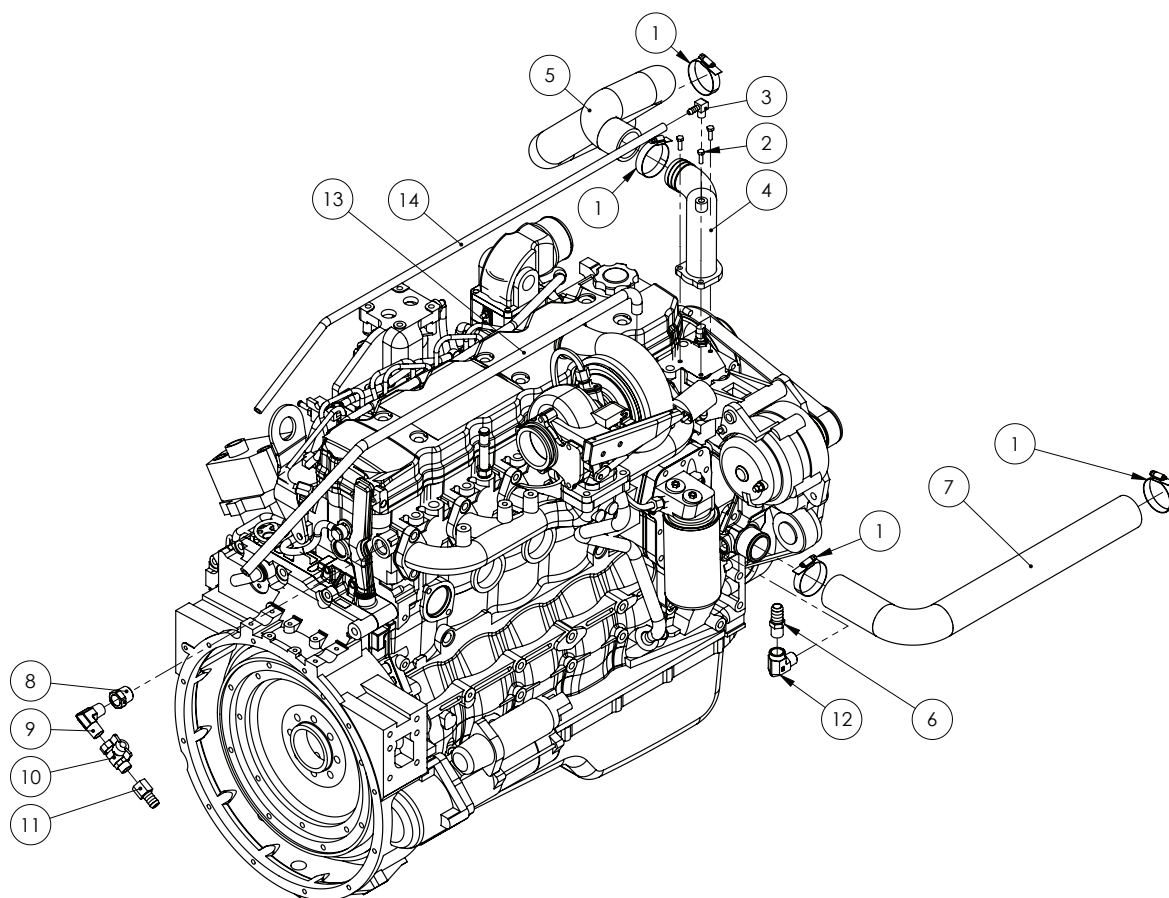
## Air Conditioner Compressor & Belts



ITEM NO.	PART NUMBER	DESCRIPTION	QTY.
1	GA5071641	Air Conditioner Compressor, Pad Mount	1
2	GA5003643	Washer 8mm Flat SS HD	4
3	GA5004919	M8 Spring washer SS	4
4	GA5004681	Bolt M8 x 100 GR8.8 ZP	4
5	GA5071435	V Belt, Air Conditioner, 13A1080	1
6	GA5075275	Belt, Serpentine, Water Pump Alternator	1



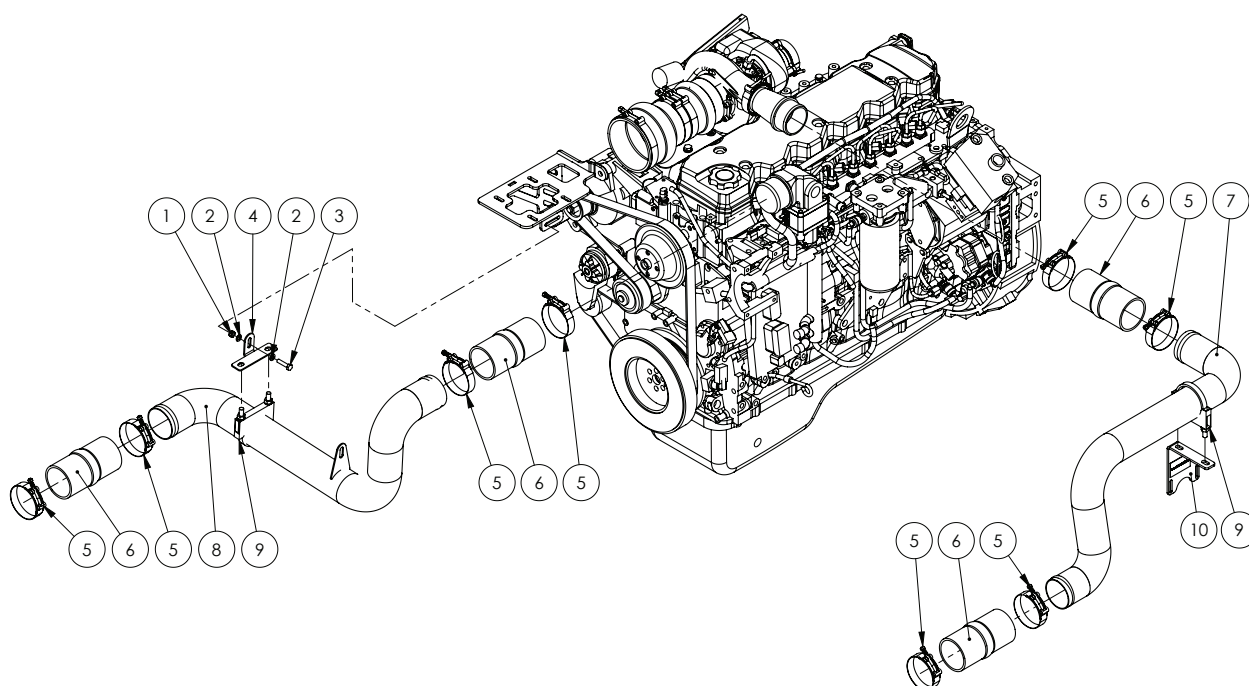
## Coolant System Plumbing



ITEM NO.	PART NUMBER	DESCRIPTION	QTY.
1	GA5016815	2 1/2" Hose Clamp SS	4
2	GA5004053	BHCS M6 x 20 SS A2-70	3
3	GA5048565	Hose barb, brass, elbow, 1/4" male x 5/16" barb	1
4	GA4657280	Thermostat Housing Elbow 304 Stainless Steel	1
5	GA5070485	Radiator hose, Upper, Green silicone	1
6	GA5069720	Hose barb, brass, straight, 1/2" BSPT male x 3/4" barb	1
7	GA5070486	Radiator hose, Lower right hand side, Green silicone	1
8	GA3500204	Hydraulic adaptor, Reducing bush, 3/4" BSPT male x 1/2" BSPT female	1
9	GA3500262	Hydraulic adaptor, Elbow, 90 degree, 1/2" BSPT male x 1/2" BSPT male	1
10	GA5020615	Valve, Ball, 12mm, 1/2" Male, Female Butterfly, Brass	1
11	GA4903350	Water Restrictor suit QSB engine	1
12	GA3500210	Hydraulic adaptor, Elbow, 90 degree, 1/2" BSPT male x 1/2" BSPT female	1
13	GA5010211	Hose, fuel line, 3/8" ID, Black (cut to 1000mm)	1
14	GA5077825	Hose, fuel line, 5/16" ID, Black (cut to 1000mm)	1

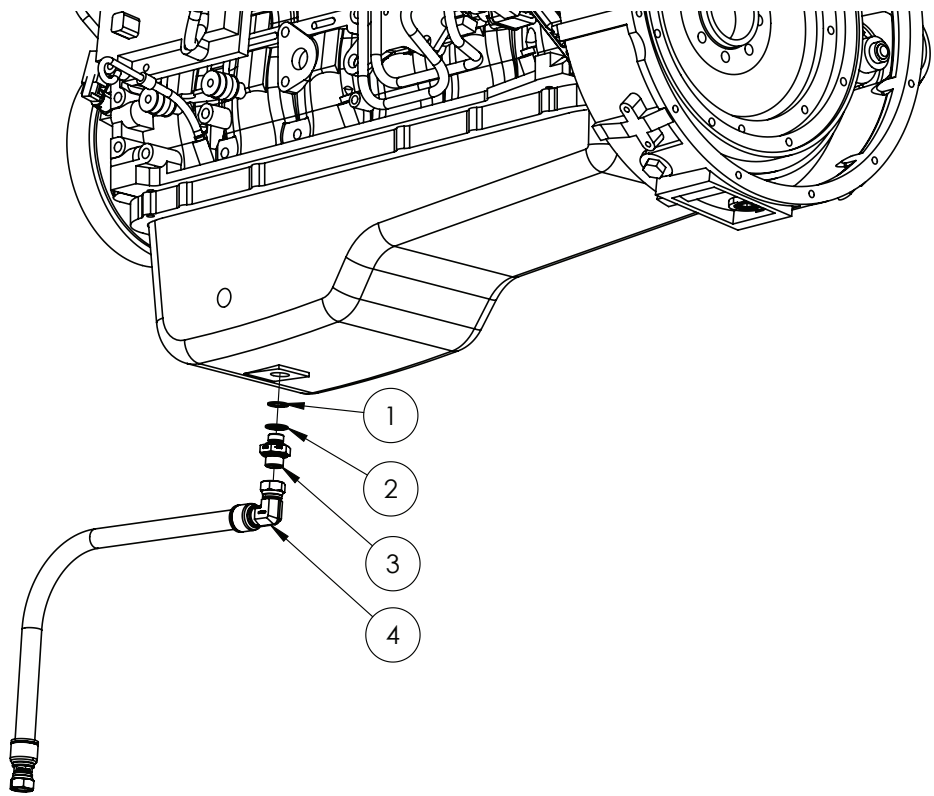


## Charge Air Intake Pipes



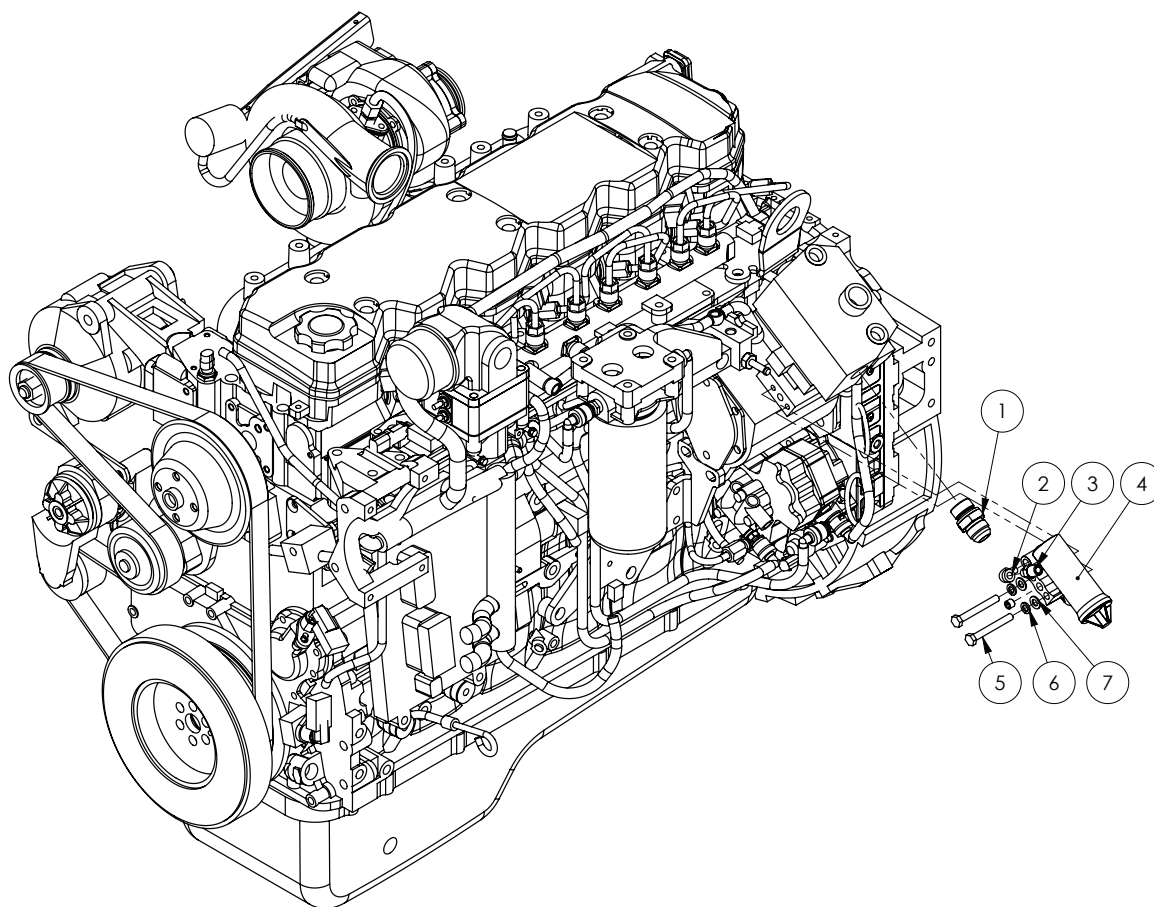
ITEM NO.	PART NUMBER	DESCRIPTION	QTY.
1	GA5004917	Nut M8 Nyloc ZP	1
2	GA5003643	Washer 8mm Flat SS HD	2
3	GA5011481	Bolt M8 x 35 GR8.8 ZP	1
4	GA4510055	Plate, Charge Air Pipe Mount Bracket, G8	1
5	-	Hose Clamp, Intercooler Pipes	8
6	-	Hump Hose, Cummins	4
7	GA5069235	Pipe-Charge air LH suit SP 201 I	1
8	GA5069230	Pipe charge air C/W weld on tab SP 201 I	1
9	GA5002297	Clamp Exhaust 3 1/8"	2
10	GA4503755	Bracket-Charge air pipe to throttle body mount	1

# Sump Drain



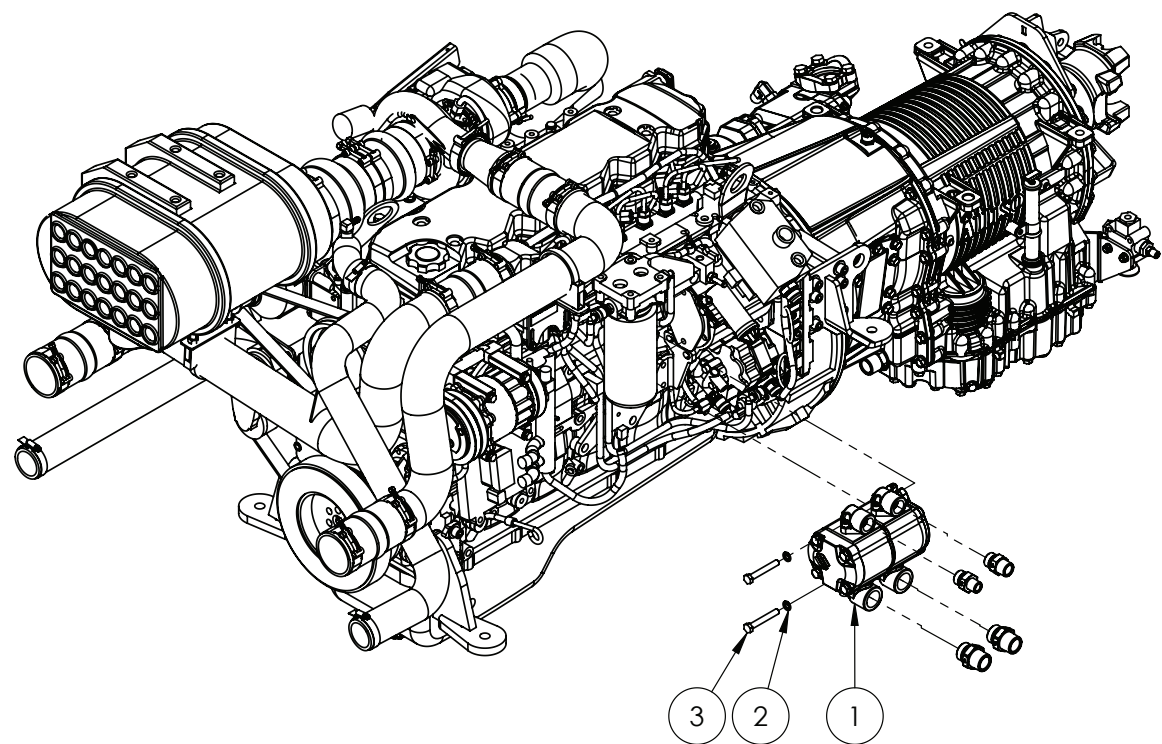
ITEM NO.	PART NUMBER	DESCRIPTION	QTY.
1	GA5070725	Copper Washer 18 mm x 1.5	1
2	GA5077886	Hydraulic Seal, Metal bonded, M18	1
3	GA3500484	Hydraulic Adaptor Nipple, M18 x 1/2" BSPP	1
4	GA4908095	Hydraulic Hose, Hydraulic Hose, Sump, Drain, Engine	1

## Air Governor



ITEM NO.	PART NUMBER	DESCRIPTION	QTY.
1	GA5077883	Hydraulic adaptor, Nipple, 1 1/16" JIC male x M27 x 2.0 male	1
2	GA3500208	Hydraulic adaptor, Elbow, 90 degree, 1/8" BSPT male x 1/8" BSPT female	1
3	GA3500217	Hydraulic adaptor, Nipple, 1/4" BSPT male x 1/8" BSPT male	1
4	GA5007623	Cummins - Air Governor	1
5	GA5052710	Bolt M8 x 65 GR 8.8 ZP	2
6	GA5004919	M8 Spring washer SS	2
7	GA5003643	Washer 8mm Flat SS HD	2

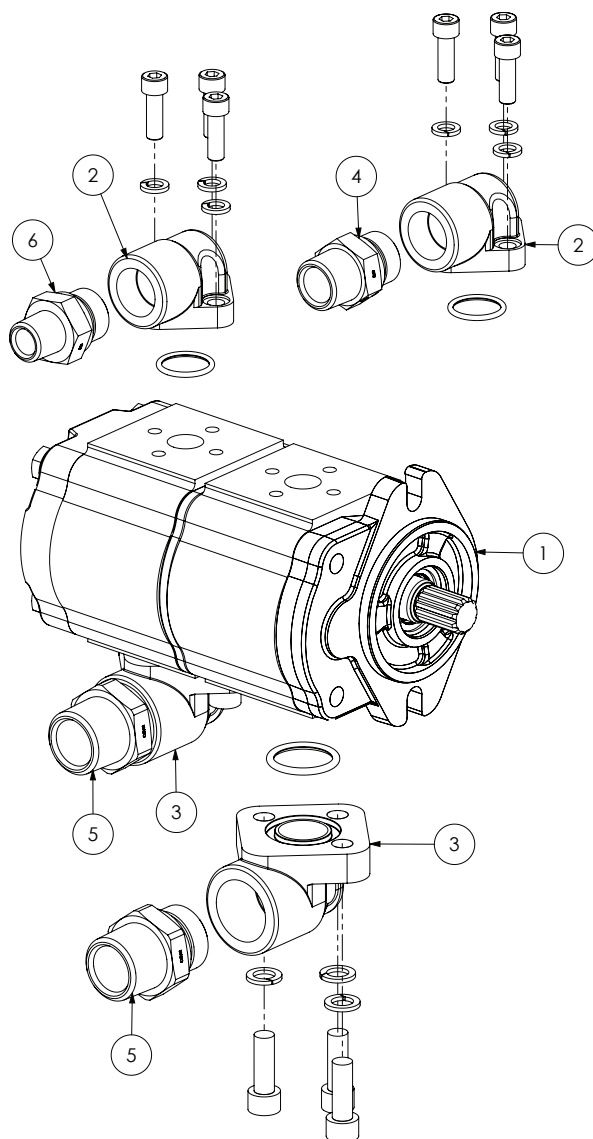
# Hydraulic Gear Pumps



ITEM NO.	PART NUMBER	DESCRIPTION	QTY.
1	*	Hydraulics Pumps Assembly	1
2	GA5000137	Washer 10mm Spring SS	2
3	GA5011163	Bolt M10 x 70 GR8.8 ZP	2

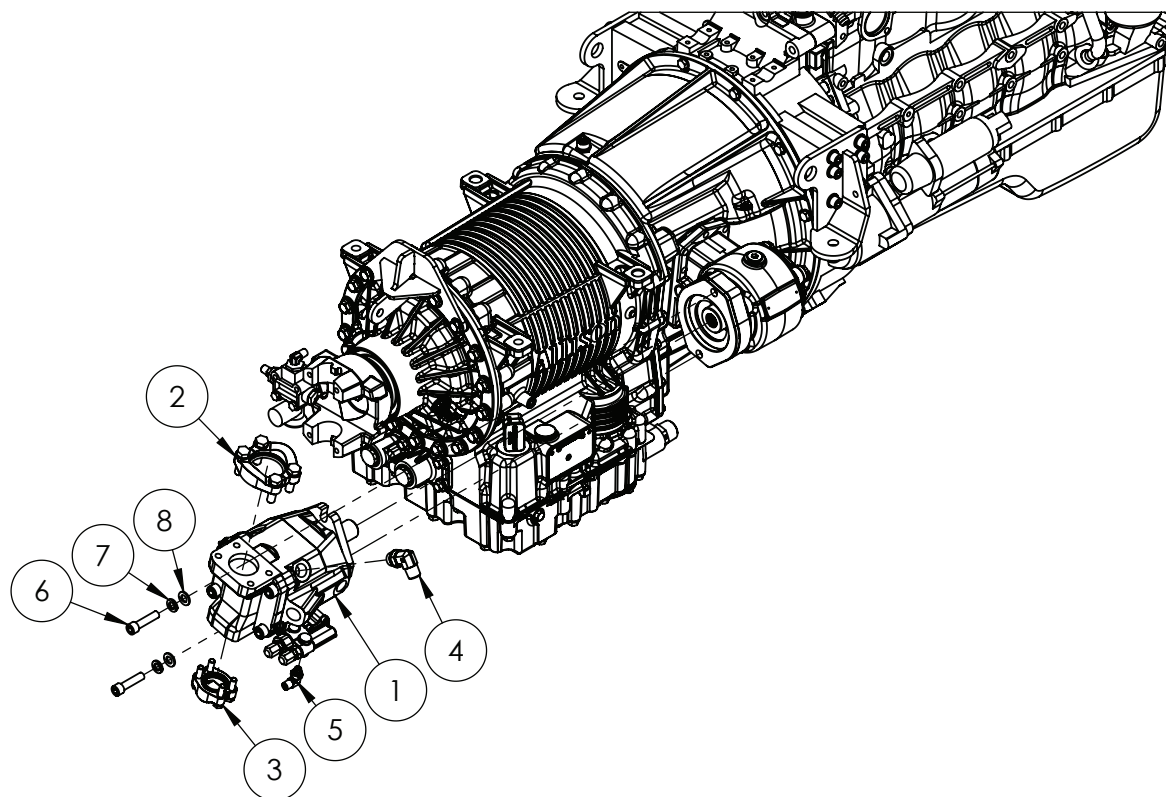
\* Sub-assembly on following pages

## Hydraulic Gear Pumps Assembly



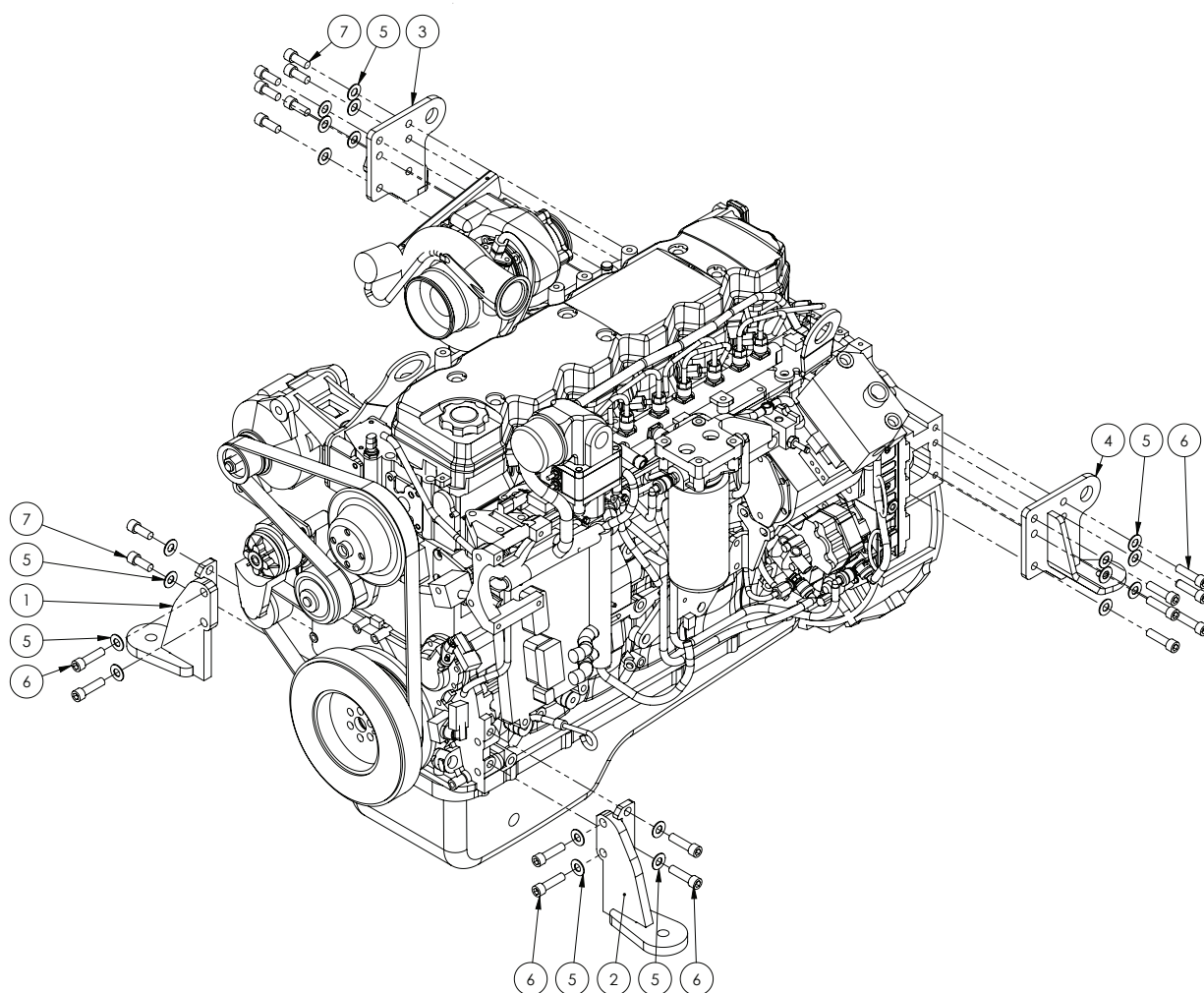
ITEM NO.	PART NUMBER	DESCRIPTION	QTY.
-	GA3500121	Seal kit, Hydraulic pump, Single only (2 required per pump)	-
1	GA3500007	Pump, Hydraulic, 22+32cc, 11 tooth spline, Including port adaptors	1
2	GA3500064	Port Adaptor, Hydraulic, 90 degree, 3/4", suit Salami pump	2
3	GA3500065	Port Adaptor, Hydraulic, 90 degree, 1", suit Salami pump	2
4	GA3500314	Hydraulic adaptor, Nipple, 3/4" BSPT male x 3/4" BSPP male	1
5	GA3500317	Hydraulic adaptor, Nipple, 1" BSPT male x 1" BSPP male	2
6	GA3500312	Hydraulic adaptor, Nipple, 1/2" BSPT male x 3/4" BSPP male	1

## Hydraulic Pump - Variable Displacement



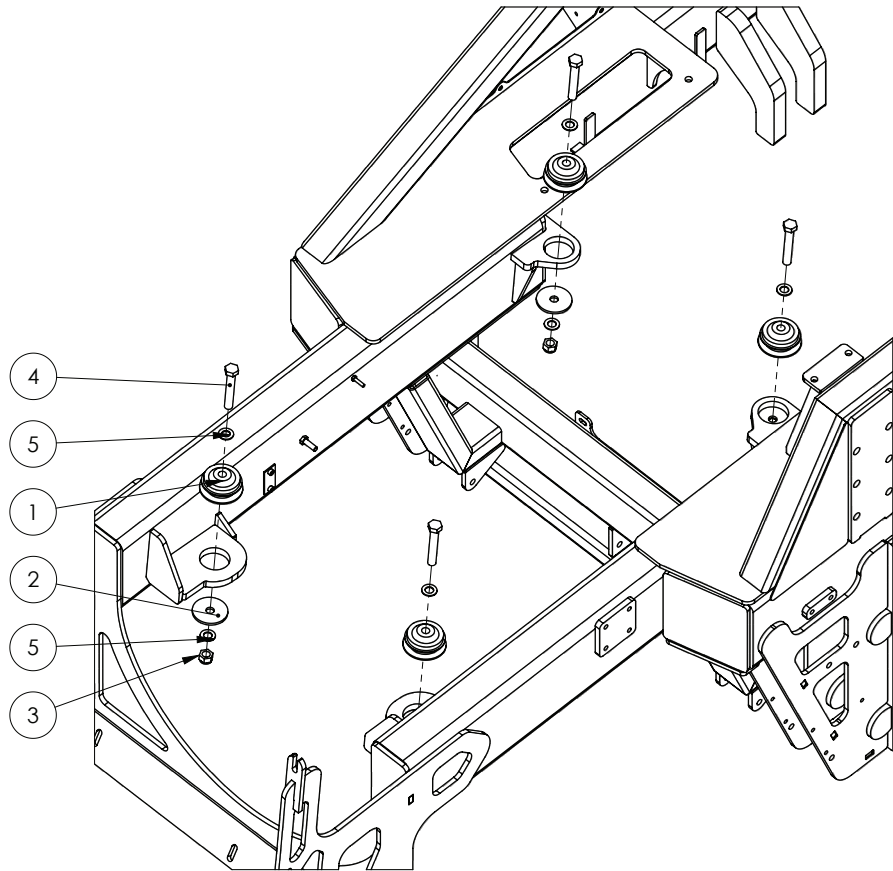
ITEM NO.	PART NUMBER	DESCRIPTION	QTY.
1	GA5047760	Pump, Hydraulic, Variable Displacement, 60cc, RH, Bosch	1
2	GA3500109	Clamp Kit, 2", Code 6I Flange, Includes O Rings and UNC Bolts	1
3	GA3500110	Clamp Kit, 1", Code 6I Flange, Includes O Rings and UNC Bolts	1
4	GA3500350	Hydraulic Adaptor, Elbow, 90 degree, 1/2" BSPT male x 7/8" UN O-ring male	1
5	GA3500433	Hydraulic Adaptor, Elbow, 90 degree, 1/4" BSPT male x 7/16" UN O-ring male	1
6	GA5051470	SHCS M12 x 50 GR12.9 ZP	2
7	GA5000575	Washer 12mm Spring SS	2
8	GA5000577	Washer 12mm Flat SS HD	2

## Engine Mounts



ITEM NO.	PART NUMBER	DESCRIPTION	QTY.
1	GA4656610	Engine Mount SCSP Front RH	1
2	GA4656611	Engine Mount SCSP Front LH	1
3	GA4661065	Engine Mount Bracket, Rear, RH, Cummins QSB6.7, Super Cruiser, G8	1
4	GA4661060	Engine Mount Bracket, Rear, LH, Cummins QSB6.7, Super Cruiser, G8	1
5	GA5000577	Washer 12mm Flat SS HD	20
6	GA5000325	SHCS M12 x 45 ZP GR12.9	12
7	GA5000307	SHCS M12 x 30 ZP GR12.9	8

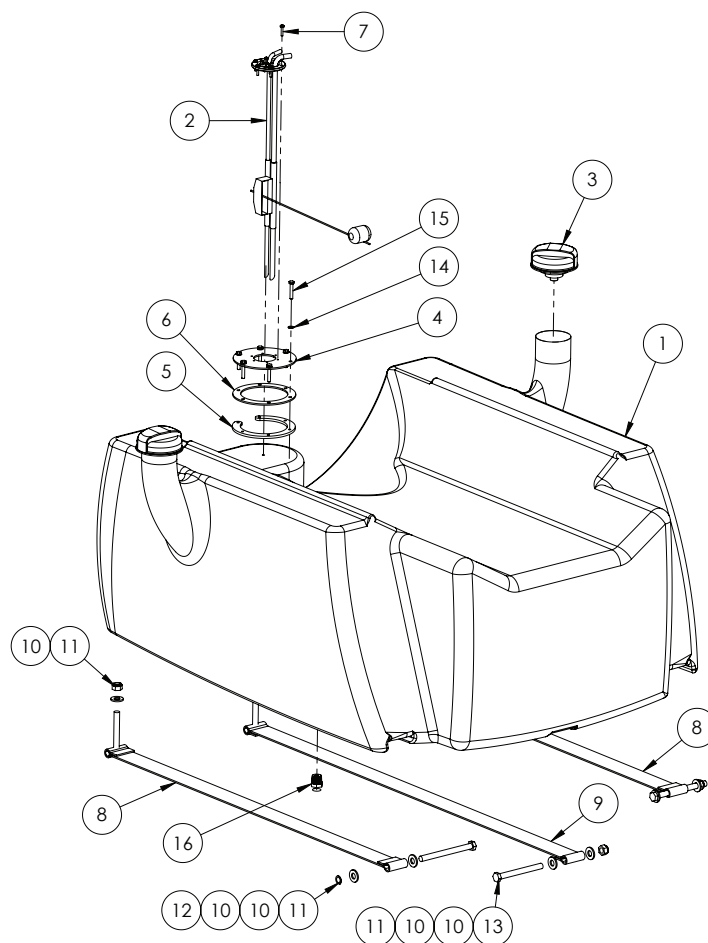
# Engine Vibration Isolators



ITEM NO.	PART NUMBER	DESCRIPTION	QTY.
1	GA5070020	Vibration Isolator - 80mm	4
2	GA4502820	Washer, 70mm OD x 16.5mm ID x 5mm thick	4
3	GA5001029	Nut M16 Nyloc ZP	4
4	GA5011269	Bolt M16 x 100 GR8.8 ZP	4
5	GA5001043	Washer 16mm Flat SS HD	8

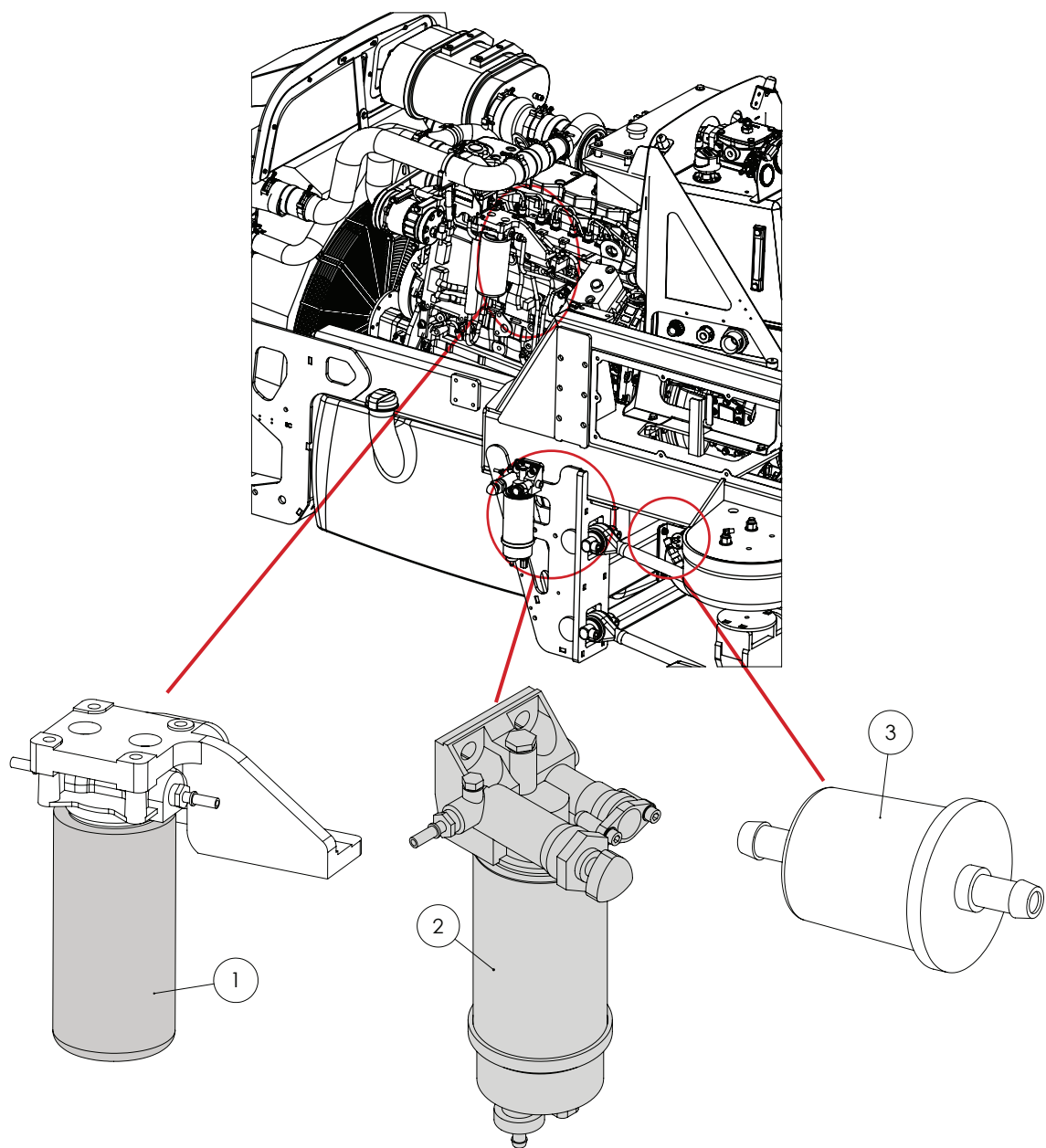


## Fuel Tank



ITEM NO.	PART NUMBER	DESCRIPTION	QTY.
1	GA5069065	Tank, Diesel, 300L, Bare	1
2	GA5070420	Fuel sender assembly, Suction & return tubes, adjustable float arm	1
3	GA5069066	Fuel tank cap, Farma brand	2
4	GA4502550	Fuel Sender Mounting Plate SS	1
5	GA4502570	Fuel Sender Mount Retaining Plate	1
6	GA4502635	Fuel Sender Gasket Cork	1
7	GA5020525	Bolt Pan Head M4 x 20 SS	6
8	GA5069120	Tank Strap, Outer come with Rubber SP2011 Fuel Tank	2
9	GA5069125	Tank Strap, Centre, comes with Rubber SP2011 Fuel Tank	1
10	GA5000577	Washer 12mm Flat SS HD	9
11	GA5012461	Nut M12 Nyloc ZP	6
12	GA5000271	Bolt M12 x 140 ZP GR8.8	2
13	GA5000265	Bolt M12 x 120 ZP GR8.8	1
14	GA5004437	Washer 6mm Flat SS	6
15	GA5070504	Set Screw M6 x 35 ZP GR8.8	6
16	GA5048560	Plug male 1/2" BSPT Magnetic	1

# Fuel Filters

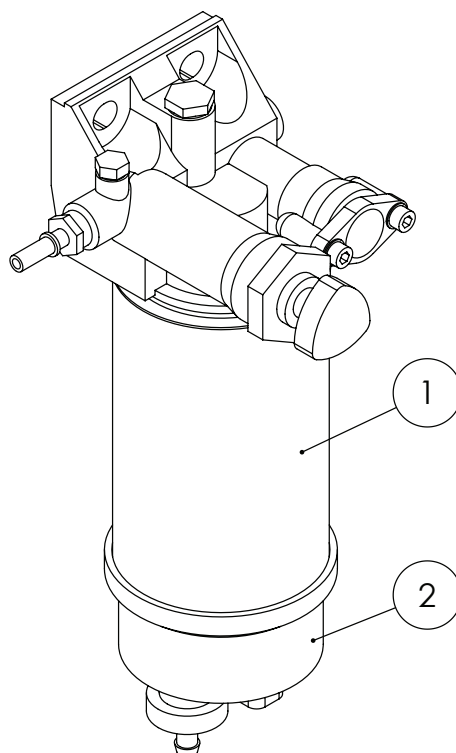


ITEM NO.	PART NUMBER	DESCRIPTION	QTY.
1	GA5051765	Fuel Filter, Spin on, suit QSB Engine	1
2	GA5071020*	Fuel Filter Assembly, Primary, Includes Pump Head, Filter Element and Glass Bowl	1
3	GA5069895	Fuel filter, Inline, 3/8" male hose barbs	1

\* Sub-assembly on following pages

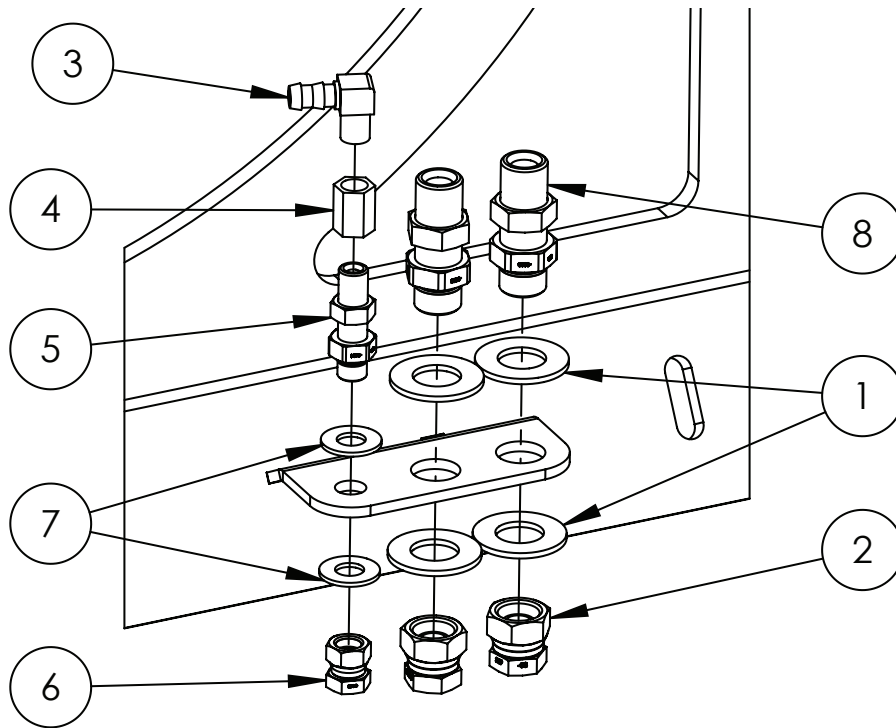
## Fuel Filter - Primary

---



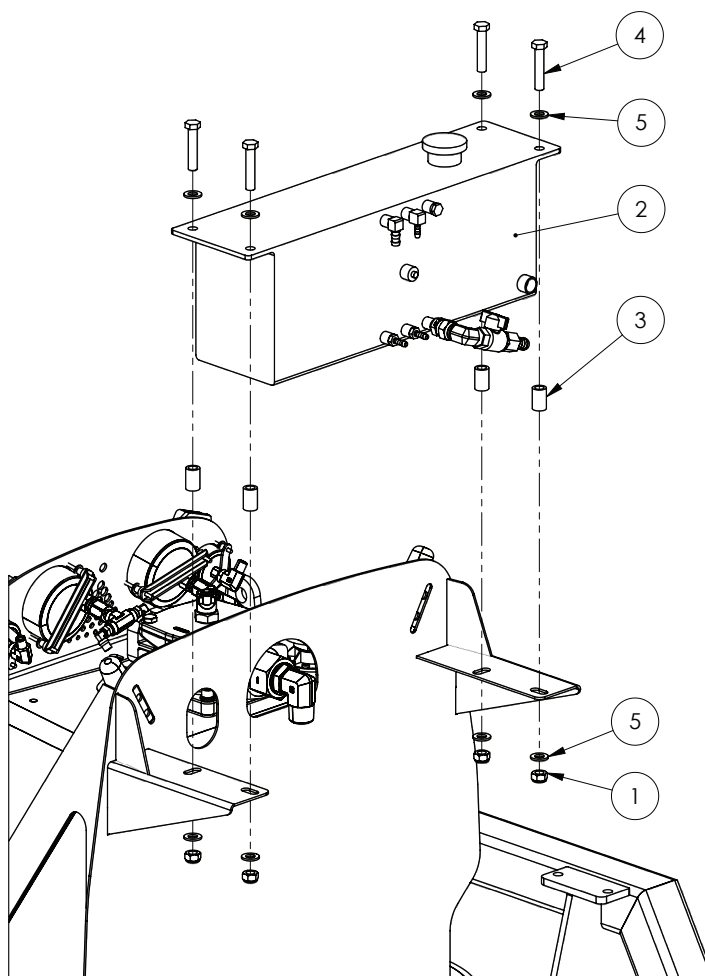
ITEM NO.	PART NUMBER	DESCRIPTION	QTY.
1	GA5051760	Filter cartridge, Suit primary fuel filter on self propelled with QSB	1
2	GA5070560	Fuel Filter Bowl Clear Glass Suit Primary, without WIF sensor	1
-	GA5066275	Sensor, Water in Fuel, Suit Primary Fuel Filter With Glass Bowl, Deutsch, 3911940S	1

## Fluid Drain Point



ITEM NO.	PART NUMBER	DESCRIPTION	QTY.
1	GA5001045	Washer, 3/4", Flat ZP	4
2	GA3500278	Cap, Swivel, 1/2" BSPP female	2
3	GA5049290	Elbow 1/4" male thread x 3/8" barb brass	1
4	GA5066940	Socket, 1/4" female thread, Hex, Brass	1
5	GA3500249	Hydraulic adaptor, Bulkhead nipple, 1/4" BSPP male x 1/4" BSPP male	1
6	GA3500277	Cap, Swivel, 1/4" BSPP female	1
7	GA5017673	Washer 1/2" High Tensile	2
8	GAS99-603	Hydraulic adaptor, Bulkhead nipple, 1/2" BSP male x 1/2" BSP male	2

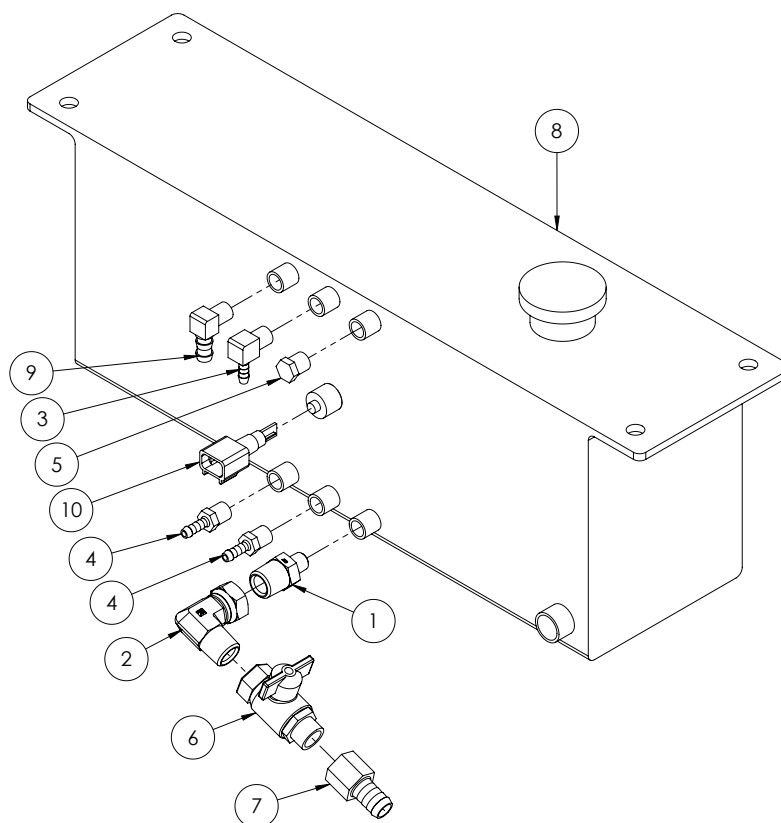
## Header Tank Mounting



ITEM NO.	PART NUMBER	DESCRIPTION	QTY.
1	GA5012461	Nut M12 Nyloc ZP	4
2	*	Header Tank Assembly	1
3	GA4552860	Crush tube, 12.5mm ID x 19mm OD x 30mm long	4
4	GA5000335	Bolt M12 x 60 GR8.8 ZP	4
5	GA5000577	Washer 12mm Flat SS HD	8

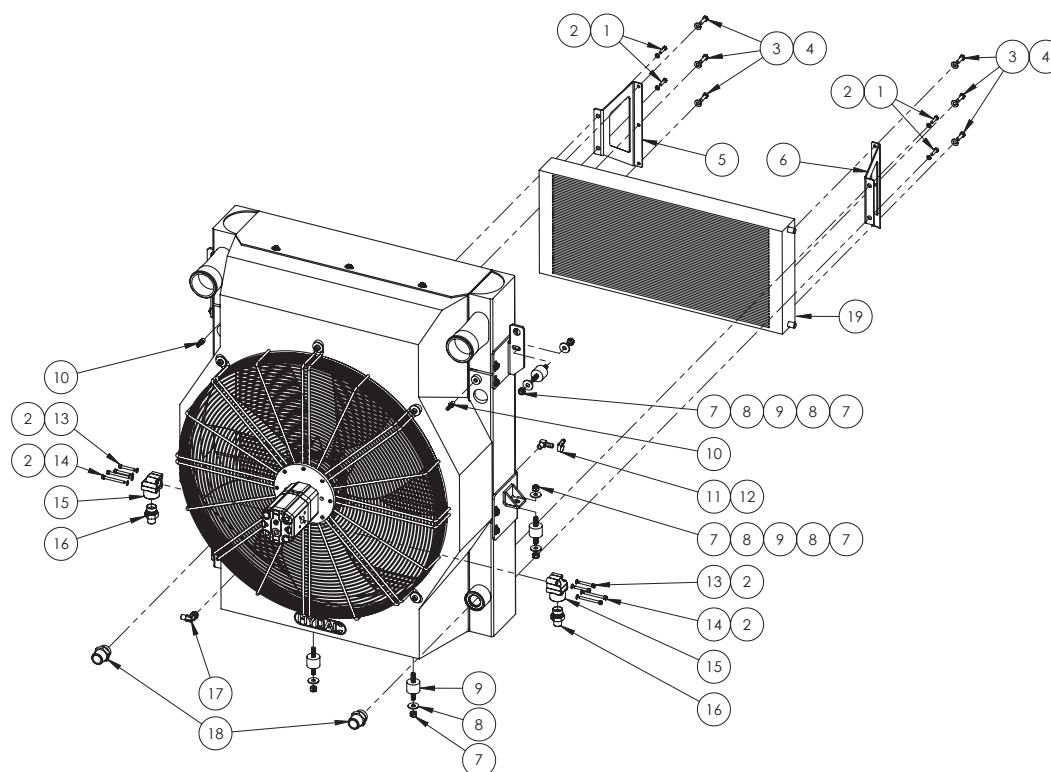
\* Sub-assembly on following page

## Header Tank Assembly



ITEM NO.	PART NUMBER	DESCRIPTION	QTY.
1	GA3500221	Hydraulic adaptor, Nipple, 1/2" BSPT male x 1/4" BSPT male	1
2	GA3500333	Hydraulic adaptor, Elbow, 90 degree, 1/2" BSPT male x 1/2" BSPP female swivel	1
3	GA5048340	Elbow, 90 degree, 1/4" male thread x 1/4" hose, Brass	1
4	GA5020540	Hose barb, Straight, 1/4" male thread x 1/4" hose, Brass	2
5	GA5069335	Plug, 1/4" BSPT male thread, Brass	1
6	GA5020615	Valve, Ball, 12mm, 1/2" Male, Female Butterfly, Brass	1
7	GA5003697	Hose barb, 1/2" BSP female x 5/8" hose, Brass	1
8	GA5069041	Header tank - Includes cap	1
	GA5025150	Radiator cap, 1.2 bar, G6 G8, Hydac	-
9	GA5049290	Elbow 1/4" male thread x 3/8" barb brass	1
10	GA5066280	Sensor low coolant level	1

## Combination Cooler



### MOTOR & SEALS

PART NUMBER	DESCRIPTION
GA5070840	Gear Motor, Hydraulic, GR2 Fan Drive
GA5078412	Seal kit, suit GA5070840, Combi cooler hydraulic motor, HYDAC, Exc. shaft seal
GA3500844	Seal, Motor Shaft, Hydraulic Fan Drive Motor GA5070840, G6 & G8

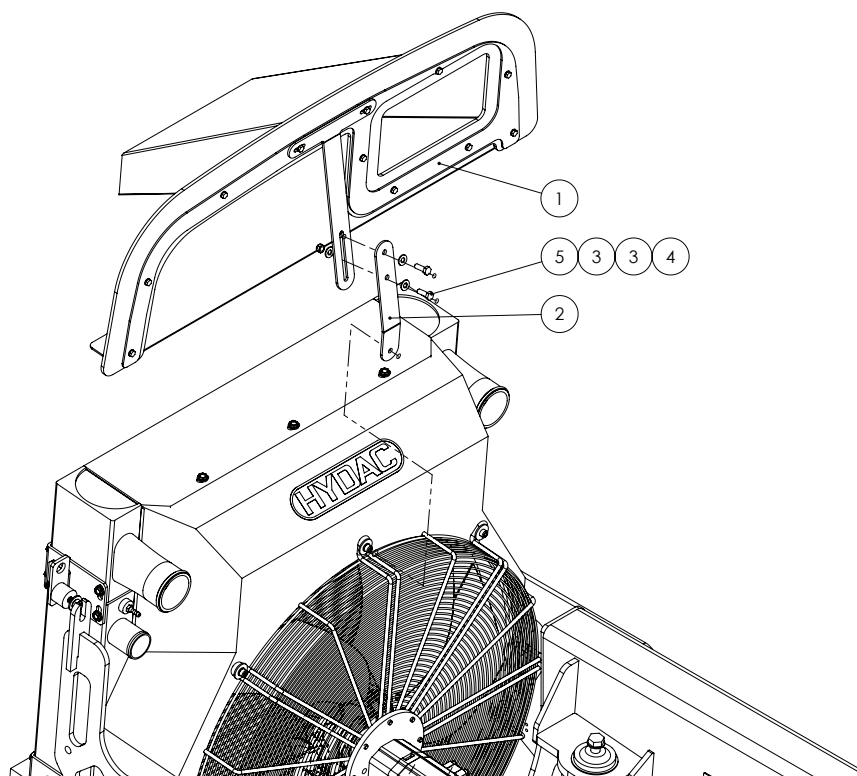
ITEM NO.	PART NUMBER	DESCRIPTION	QTY.
-	GA2700014	Engine Cooler, Radiator, Combinational inc. motor	-
1	GA5004073	Bolt M6 x 25 GR8.8 ZP	4
2	GA5004437	Washer 6mm Flat SS	12
3	GA5004711	Bolt M8 x 25 GR8.8 ZP	6
4	GA5003643	Washer 8mm Flat ZP HD	6
5	GA4501015	Plate, Bracket, AC Condensor, LH, Super Cruiser	1
6	GA4501020	Plate, Bracket, AC Condensor, RH, Super Cruiser	1
7	GA5000141	Nut M10 Nyloc ZP	10
8	GA5002627	Washer 3/8" ID x 1 1/8" OD High Tensile	10
9	GA5069130	Isolator, Sandwich mount, 28 mm long x 40 mm OD, M10 x 25	6
10	GA5020695	Hose Tail Brass 1/4" x 1/8"	2
11	GA5004865	Hose Clamp 8-16mm	1
12	GA5049290	Elbow 1/4" male thread x 3/8" barb brass	1
13	GA5011411	SHCS M6 x 40 GR12.9 ZP	4
14	GA5070460	SHCS M6 x 60 SS A2-70	4

Continued over page

## Combination Cooler

ITEM NO.	PART NUMBER	DESCRIPTION	QTY.
15	GA5013231	Port Adaptor 90 degree 3/4"	2
16	GA3500312	Hydraulic adaptor, Nipple, 1/2" BSPT male x 3/4" BSPP male	2
17	GA3500320	Hydraulic adaptor, Elbow, 90 deg, 1/4" BSPT M x 1/4" BSPP M O-ring	1
18	GA3500126	Hydraulic adaptor, Nipple, 1" BSPT male x 1 5/16" UN male O-ring	2
19	GA5007361	Condensor assembly (tube & fin 6 rows 5/16")	1

## Engine Air Divider

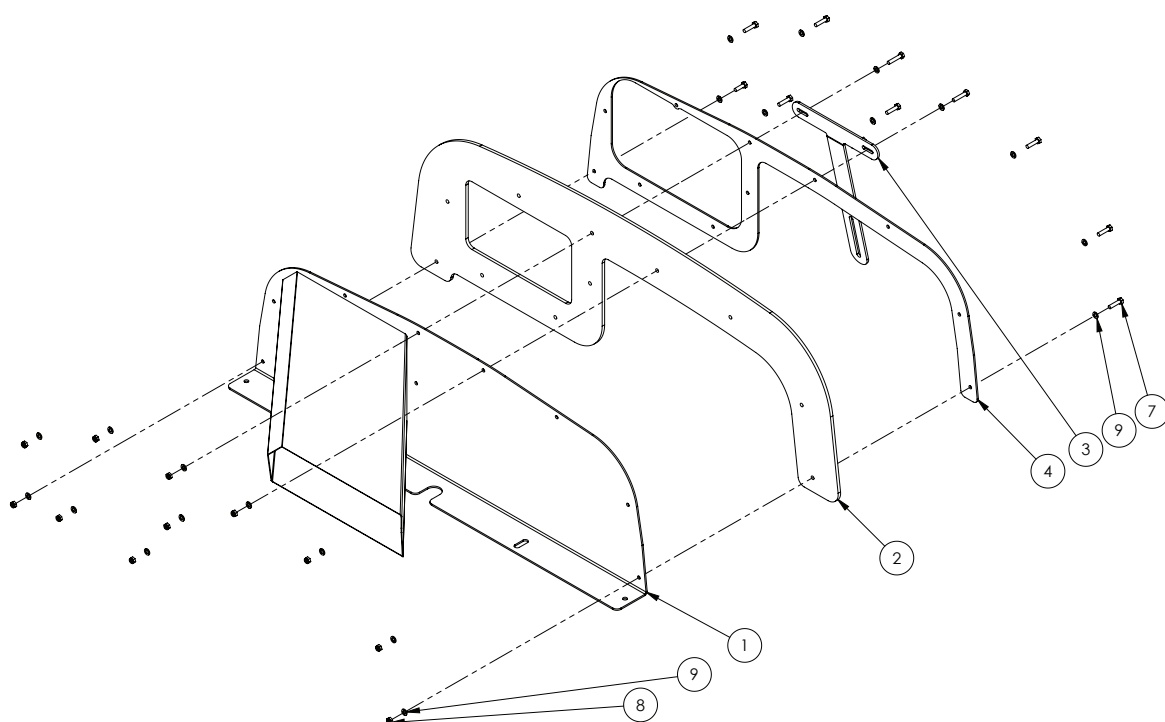


ITEM NO.	PART NUMBER	DESCRIPTION	QTY.
1	*	Engine Air Divider Assembly	1
2	GA4502760	Radiator Infill Panel Lower Support Bracket	1
3	GA5003643	Washer 8mm HD	4
4	GA5004917	Nut M8 Nyloc ZP	2
5	GA5004713	Bolt M8 x 25 SS A2-70	2

\* Sub-assembly on following pages

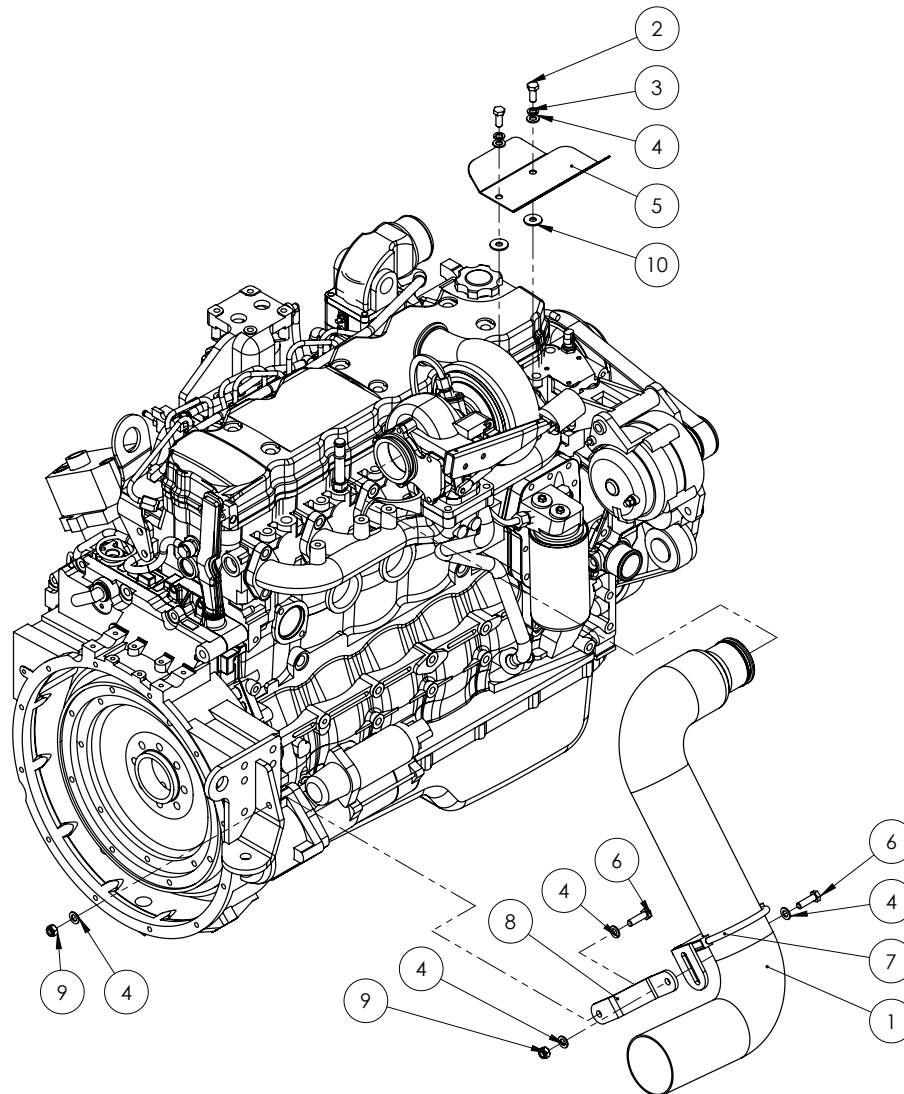


## Engine Air Divider Assembly



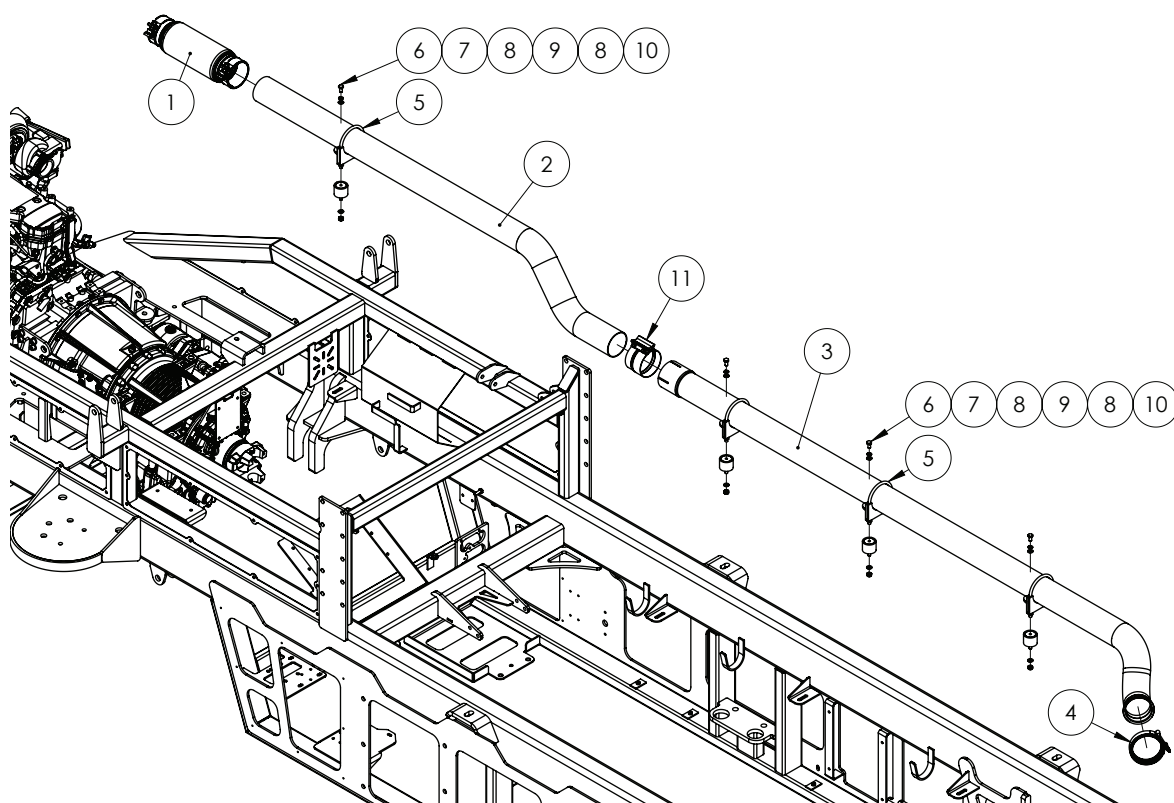
ITEM NO.	PART NUMBER	DESCRIPTION	QTY.
1	GA4660745	Radiator Infill Baffle and Intake	1
2	GA4502586	Seal, Rubber, Radiator infill panel	1
3	GA4502765	Radiator Infill Panel Upper Support Bracket	1
4	GA4502626	Plate, Infill Panel Clamp	1
5	GA5004065	Bolt M6 x 20 GR8.8 ZP	1
6	GA5004077	Bolt M6 x 30 GR8.8 ZP	2
7	GA5004073	Bolt M6 x 25 GR8.8 ZP	8
8	GA5048115	Nut M6 Nyloc ZP	11
9	GA5004437	Washer 6mm Flat SS	22

## Exhaust System - Down Pipe



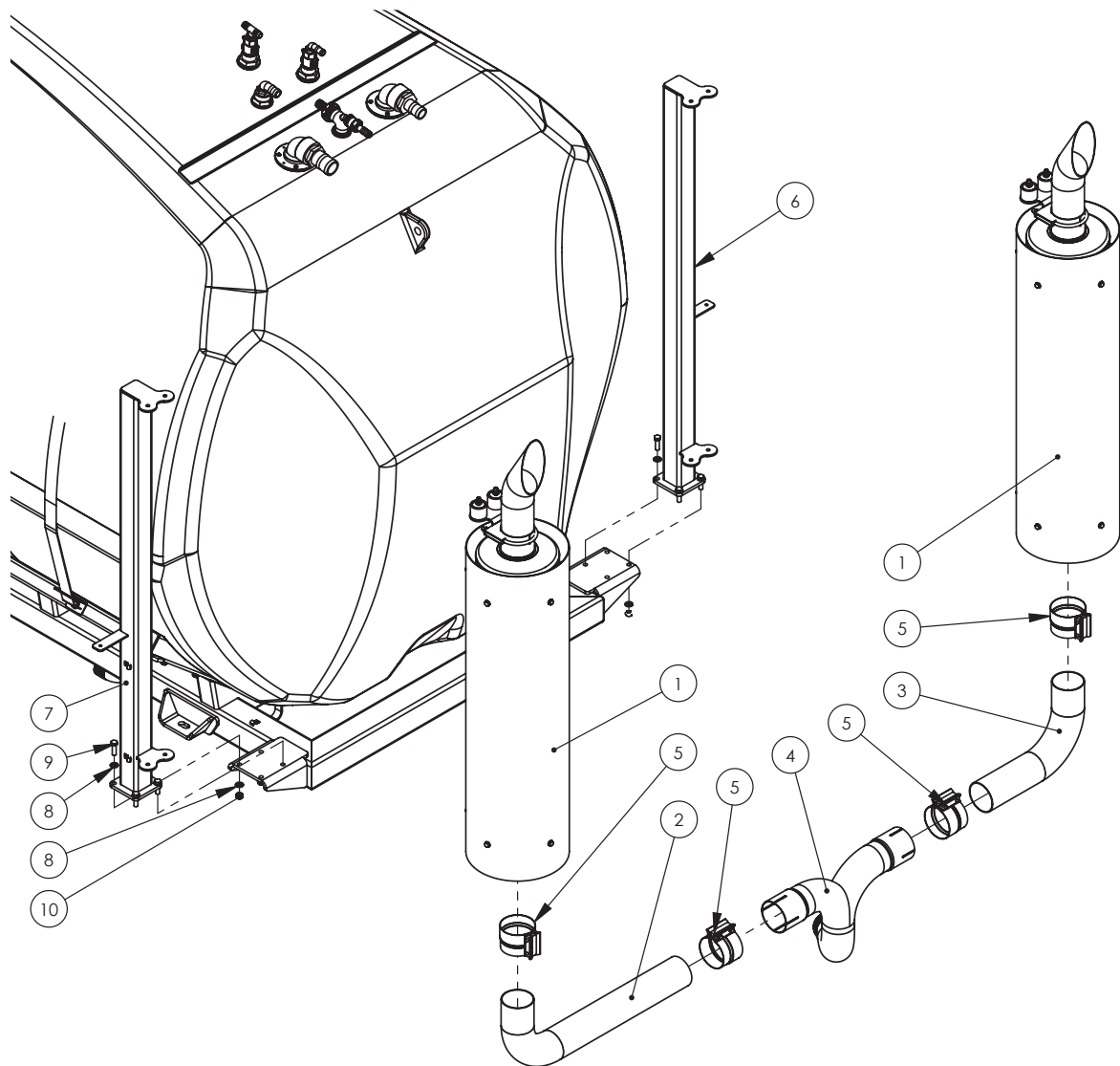
ITEM NO.	PART NUMBER	DESCRIPTION	QTY.
-	GA5053700	Exhaust Heat Wrap Fibreglass Black, Sold per roll	1
-	GA5055470	Tie Cable SS 520mm SS316	-
1	GA5062502	Exhaust Pipe, Turbo to Bellow	1
2	GA5006161	Bolt M10 x 25 GR8.8 ZP	2
3	GA5000137	Washer 10mm Spring SS	2
4	GA5000117	Washer 10mm Flat SS HD	6
5	GA4503765	Heat Shield-Air Cleaner SS	1
6	GA5006111	Bolt M10 x 35 ZP GR8.8	2
7	GA4658836	Exhaust clamp bracket 'S' bend pipe	1
8	GA4509336	Plate, Exhaust Support Bracket	1
9	GA5000141	Nut M10 Nyloc ZP	2
10	GA5002627	Washer 3/8" ID x 1 1/8" OD High Tensile	2

## Exhaust System - Mid Section



ITEM NO.	PART NUMBER	DESCRIPTION	QTY.
1	GA5068741	Exhaust Bellow, 4" ID, 16.6" long, Heavy duty, braided, with clamps	1
2	GA2700011	Exhaust Pipe, Bellow to Under Tank, 4"	1
3	GA2700009	Exhaust Pipe, Rear Section Under Tank, 4"	1
4	GA2700044	Exhaust Clamp, 4", V Band	1
5	GA4658835	Exhaust clamp / buffer bracket	4
6	GA5006113	Bolt M10 x 20 GR8.8 ZP	4
7	GA5000137	Washer 10mm Spring SS	4
8	GA5000117	Washer 10mm Flat SS HD	8
9	GA5014609	Rubber Buffer, 50mm Dia x 40mm Long, M10 x 25 male x M10 Female	4
10	GA5000141	Nut M10 Nyloc ZP	4
11	GA2700015	Exhaust Clamp, 4" Torctite	1

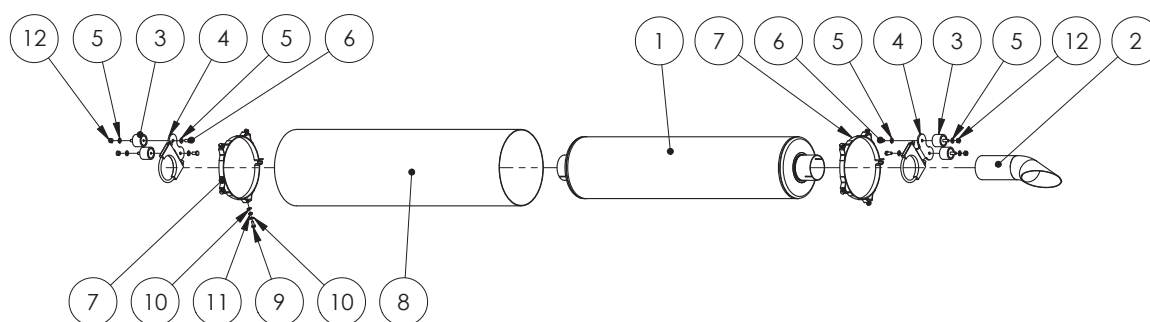
## Exhaust System - Rear Section



ITEM NO.	PART NUMBER	DESCRIPTION	QTY.
1	*	Exhaust System - Muffler	2
2	GA2700006	Exhaust Pipe, LH Muffler to Tee, 4"	1
3	GA2700007	Exhaust Pipe, RH Muffler to Tee, 4"	1
4	GA2700008	Exhaust Pipe, Tee, 4"	1
5	GA2700015	Exhaust Clamp, 4" Torctite	4
6	GA4602075	Exhaust Muffler Post, RH	1
7	GA4602070	Exhaust Muffler Post, LH	1
8	GA5000577	Washer 12mm Flat SS HD	16
9	GA5000319	Set Screw M12 x 40 GR8.8 ZP	8
10	GA5012461	Nut M12 Nyloc ZP	8

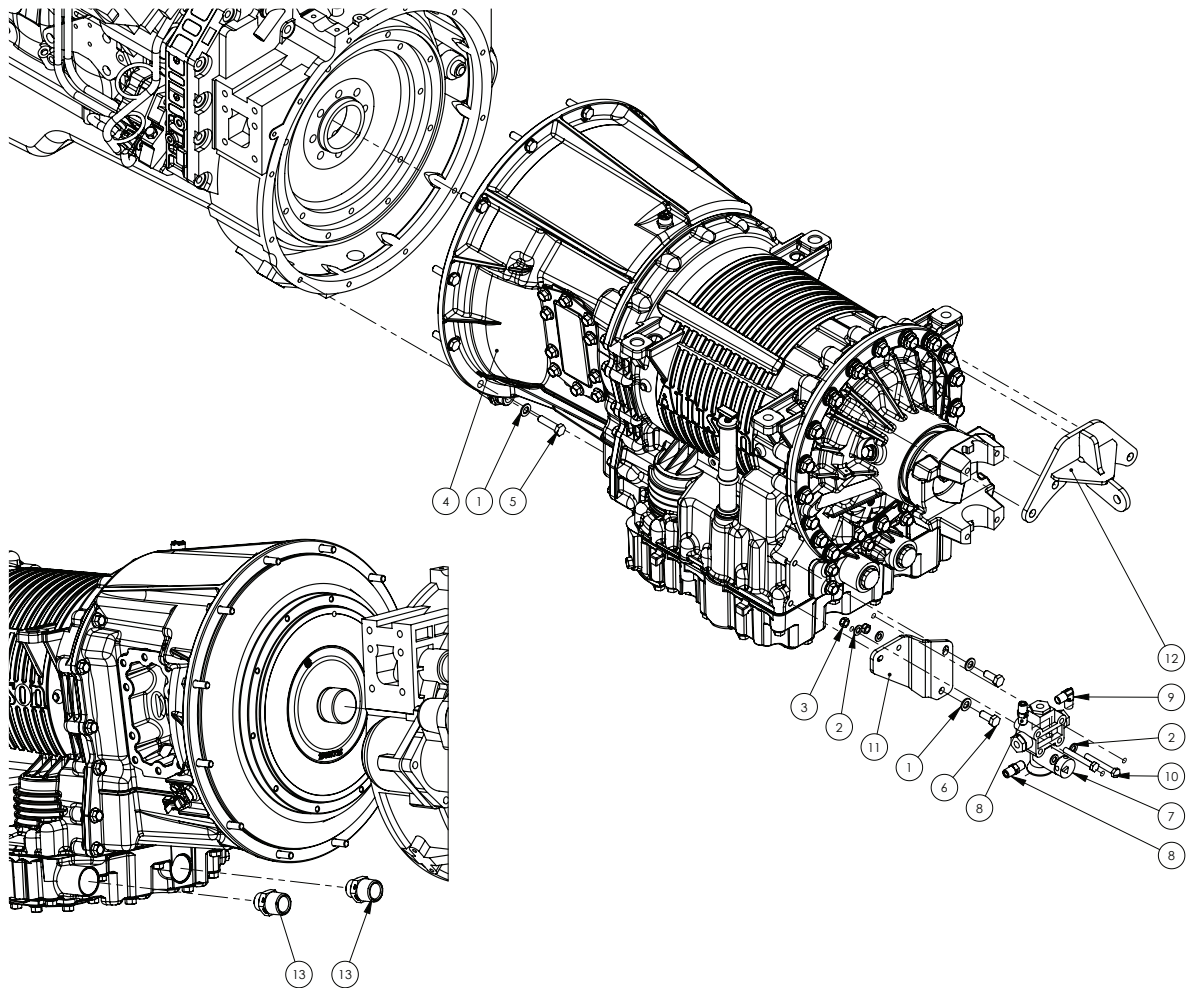
\* Sub-assembly on following page

## Exhaust System - Muffler



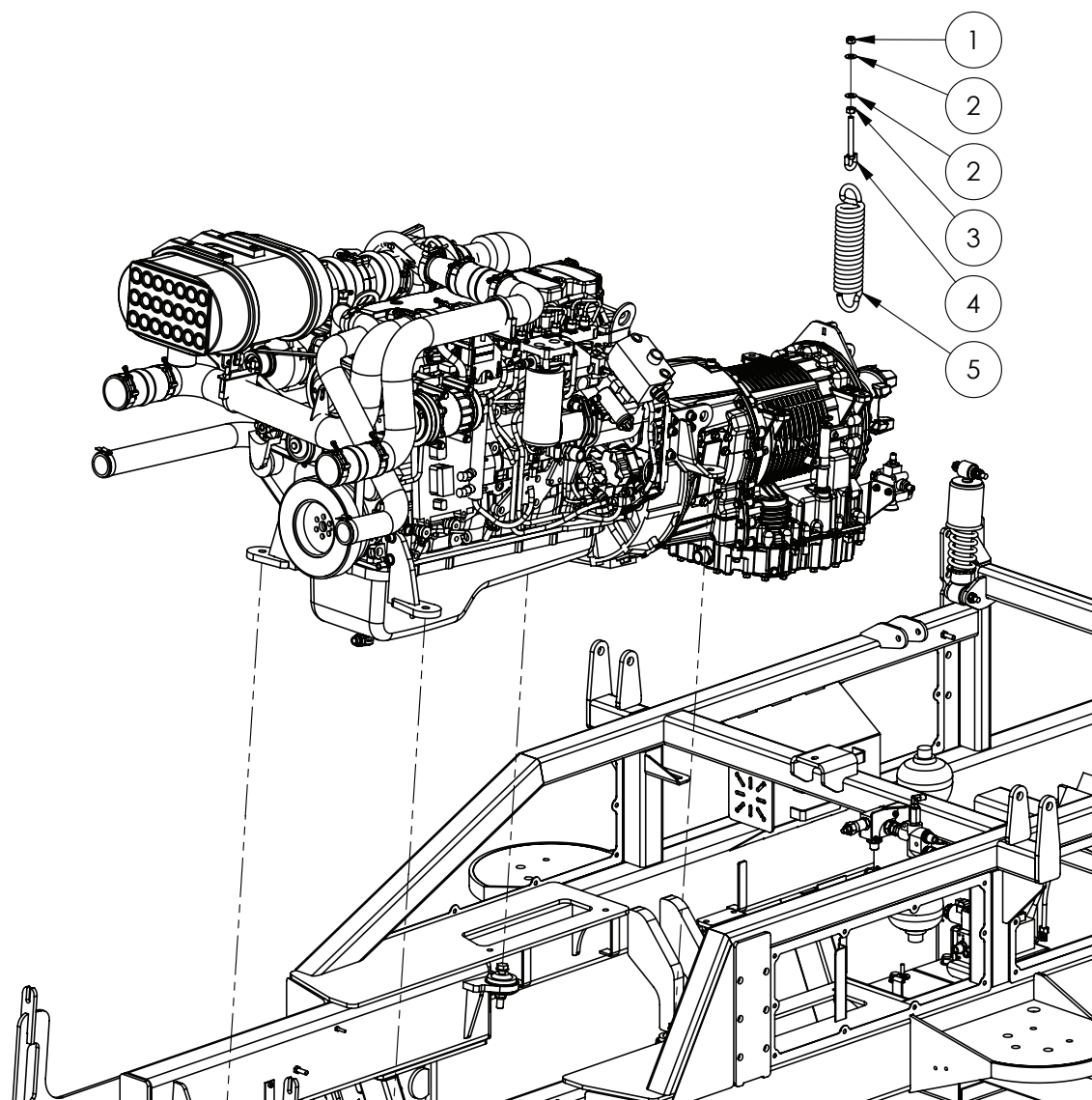
ITEM NO.	PART NUMBER	DESCRIPTION	QTY.
1	GA5069240	Muffler Exhaust, 4"	2
2	GA2700010	Exhaust Pipe, Chrome Deflector Tip, 4", 600mm	2
3	GA5014609	Rubber Buffer, 50mm Dia x 40mm Long, M10 x 25 Male x M10 Female	8
4	GA4658830	Exhaust clamp / buffer bracket Double	4
5	GA5000117	Washer 10mm Flat SS HD	16
6	GA5006113	Bolt M10 x 20 GR8.8 ZP	8
7	GA5071980	Mount Bracket Kit, Exhaust Muffler Heat Shield (inc. 2x brackets)	4
8	GA4505985	Heat Shield Exhaust 360deg	2
9	GA5048485	Set Screw 5/16" BSW x 3/4" SS A2-70	16
10	GA5003631	Washer 5/16" Flat SS	32
11	GA4552080	Crush tube, 10.2mm ID x 15mm OD x 5mm long	16
12	GA5000141	Nut M10 Nyloc ZP	8

## Allison Transmission



ITEM NO.	PART NUMBER	DESCRIPTION	QTY.
-	GA3500140	Filter kit, Allison 3000 Transmission, Filter and seals included	-
1	GA5000117	Washer 10mm Flat SS HD	14
2	GA5003643	Washer 8mm Flat SS HD	4
3	GA5004917	Nut M8 Nyloc ZP	2
4	GA2700004	Transmission, 3000 series, Allison, G8	1
5	GA5006071	Bolt M10 x 40 GR10.9 ZP	12
6	GA5006161	Bolt M10 x 25 GR8.8 ZP	2
7	GA5010868	Ride height valve, 1/4" connecting rods	1
8	GA3500218	Hydraulic adaptor, Nipple, 1/4" BSPT male x 1/4" BSPT male	2
9	GA3500258	Hydraulic coupling, Elbow, 90 degree, 1/4" BSPT male x 1/4" BSPT male	1
10	GA5011489	Bolt M8 x 60 GR8.8 ZP	2
11	GA4509345	Plate, Bracket, Ride Height Valve, Front, Transmission Mounted	1
12	GA4661090	Mount Bracket, Spring Support, Allison Transmission 3000	1
13	GA3500371	Hydraulic adaptor, Nipple, 1" BSPT male x 1 1/16" UN male O-ring	2

## Allison Transmission - Spring



ITEM NO.	PART NUMBER	DESCRIPTION	QTY.
1	GA5012461	Nut M12 Nyloc ZP	1
2	GA5000577	Washer 12mm Flat SS HD	2
3	GA5000559	Nut M12 Hex ZP	1
4	GA5075150	Eye Bolt 12mm x 100mm Short	1
5	GA5010793	Spring, tension, 70mm OD x 329mm long x 12mm, large, suit delta boom yaw / cable	1

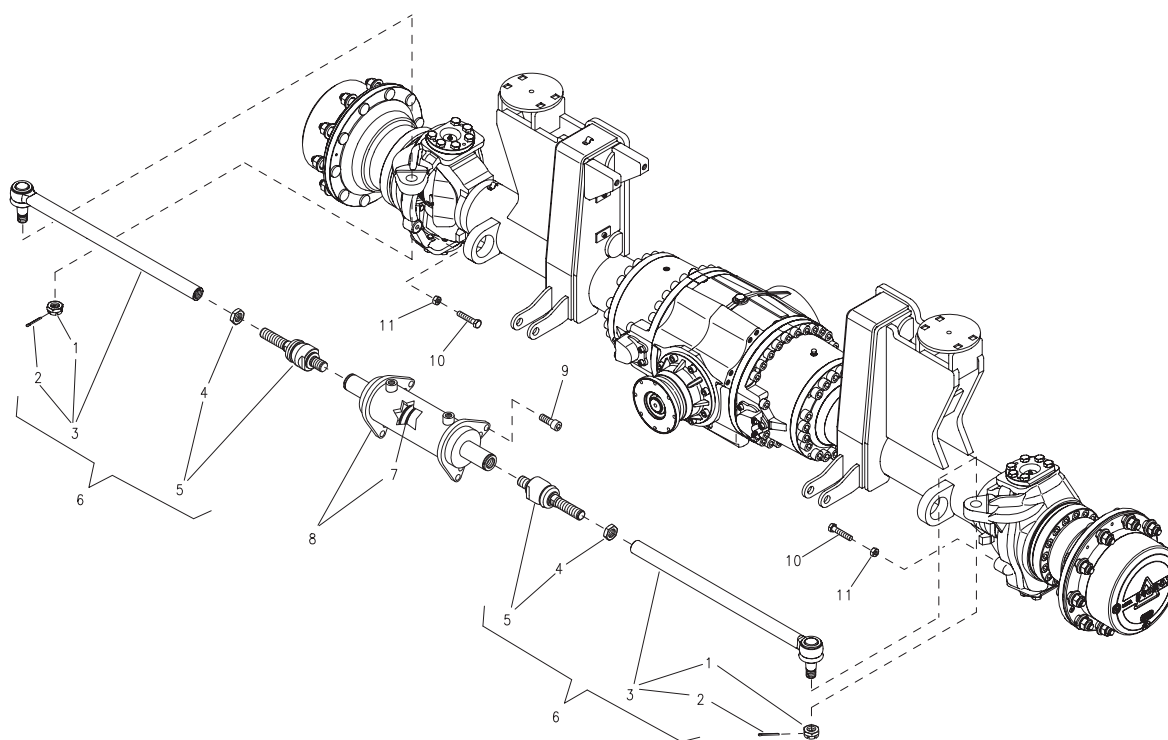




## Chapter 21

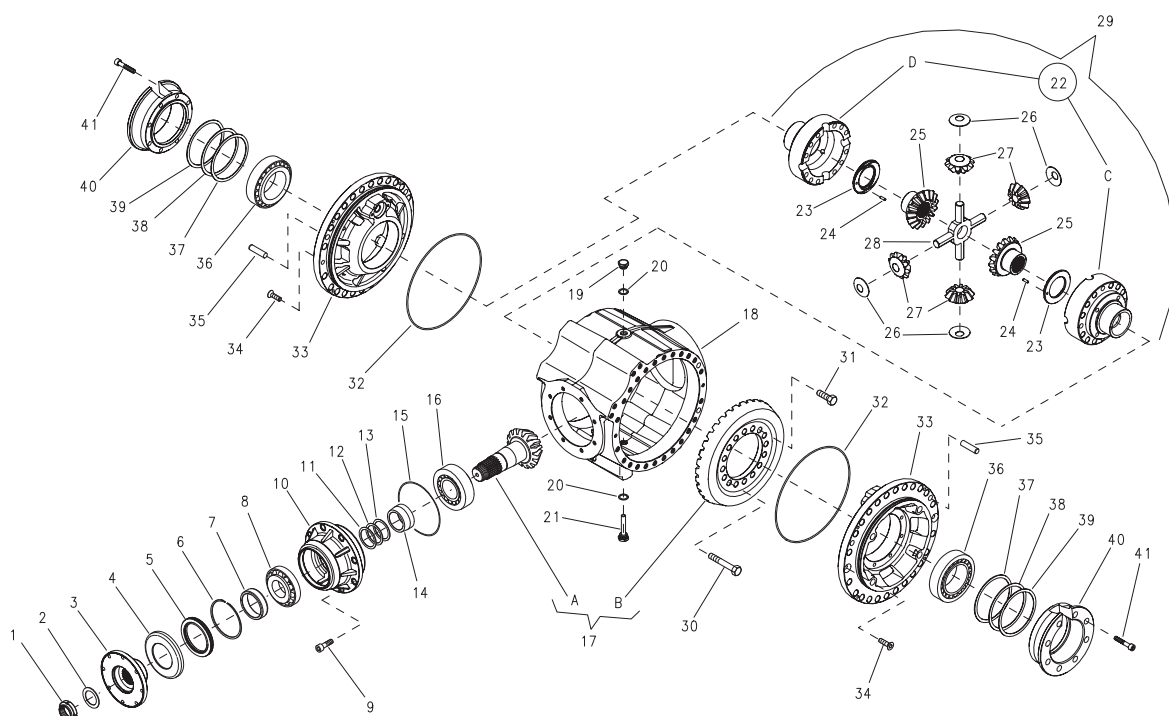
# DRIVE LINES, TRANSFER CASE & DIFFERENTIAL

## Front Axle - Steering



ITEM NO.	PART NUMBER	DESCRIPTION	QTY.
1	GA5056030	Nut M27 x 1.5, UNI 5594 Cl.8, Dromos, 001.110.0530.0	2
2	GA5056035	Split Pin, 5x4 UNI 1336, Dromos, 001.142.0060.0	2
3	GA5078809	Ball End, DROMOS, 001.412.0160.0	2
4	GA5056040	Nut M28 x 1.5, Dx, Dromos, 012.010.7700.1	2
5	GA5056045	Axial Joint, Dromos, 001.410.0060.0	2
6	GA5072840	Complete Control Rod, Steering Cylinder, Front Axle, G8 Dromos, 001.411.0160	2
7	GA5056050	Gasket Kit, Dromos, Suit, Steering Cylinder, GA5072965, 707.980.0300.0	1
	GA5072965	Double-Acting Cylinder, Front Axle, G8, Dromos	1
8	GA3500323	Hydraulic adaptor, Elbow, 90 degree, 1/2" BSPT male x 1/2" BSPP male O-ring (Not shown)	2
9	GA5056055	Cap Screw, Socket Head, Hexagon, M18 x 50, UNI 5931 12.9, Dromos, 001.091.0240.0	8
10	001.090.0850.0	Hexagon Head Cap Screw M14x70 Uni 5739 8.8 Zincata	2
11	001.110.0100.0	Nut M14 Uni 5588 Cl.8	2

## Front Axle - Differential



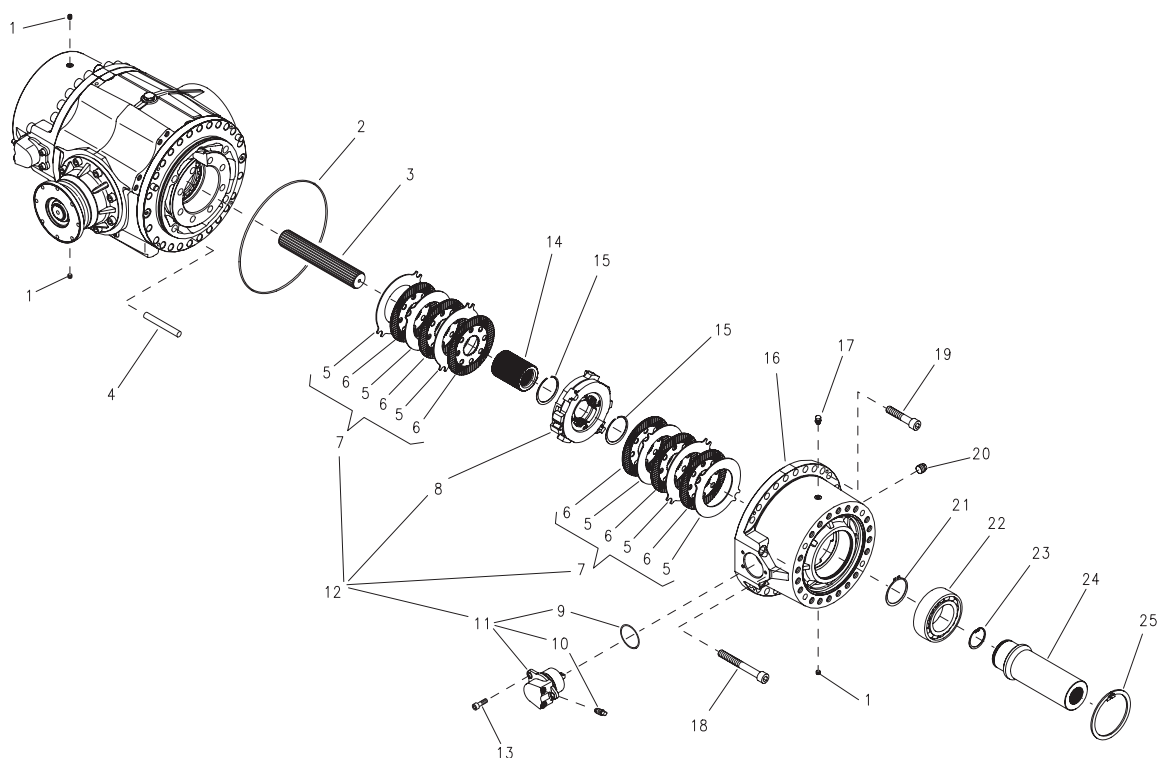
ITEM NO.	PART NUMBER	DESCRIPTION	QTY.
-	GA9000000	Differential assembly - no driveshafts, Front, G8 Super Cruiser, Dromos, Customer exchange	-
1	GA5073520	Ring nut, Input Shaft, Differential, Front & Rear, G8, Dromos	1
2	GA5056070	Thrust Washer, 45x65x1 Cod. AS4565, Torrington, Dromos, 001.031.0020.0	1
3	GA5056075	Transmission Flange, Front Axle, G8, Dromos, 012.230.1270.1	1
4	GA5056080	Oil Seal Protector, Front Axle, G8, Dromos, 012.370.0060.1	1
5	GA5072790	Oil Seal Baum6slx7 90x120x12 Fkm Ref.: Simrit	1
6	GA5056085	Shoulder Ring, BR 120, Torrington, Dromos, 001.081.0280.0	1
7	GA5072945	Oil Seal Ring Race, Diff Input, Axle, G8, Dromos	1
8	GA1700019	Bearing, Tapered 31311 Ref.: Timken, Axle, Dromos	1
9	GA5056090	Cap Screw, Socket Head, Hexagon, M14x40 UNI 5931 12.9, Dromos, 001.091.0020.0	8
10	GA5056095	Bearing Support Bush, Front Axle, G8, Dromos, 012.140.0460.1	1
11	GA5056100	Shim, 55x68x0.30, Front Axle, Dromos, 012.310.0160.1	2
12	GA5056105	Shim, 55x68x0.20 Front Axle, Dromos, 012.310.0150.1	4
13	GA5056110	Shim, 55x68x0.15 Front Axle, Dromos, 012.310.0140.1	2
14	GA5056115	Spacer, Pinion, Front Axle, Dromos, 012.320.1220.1	1
15	GA5072805	O-Ring 2-260 - 164,69x3,53 Nbr 70 Ref.: Parker	1
16	GA1700021	Bearing Tapered 32312 C Ref.: Ntn, Axle, Dromos	1
17	GA5056120	Bevel Gear & Pinion, Front Axle, Dromos, 808.010.0990.0	1
18	GA5056125	Central Casing, Front Axle, Dromos, 012.120.2340.1	1
19	GA5078486	Fill plug, M22 x 1.5, Dromos	1

Continued over page

## Front Axle - Differential

ITEM NO.	PART NUMBER	DESCRIPTION	QTY.
20	GA5073435	Washer, Copper Gasket, 22 x 28 x 1.5 mm, Dromos	2
21	GA5056130	Magenetic Drain Plug, with Rod, M22x1.5-75 Cod. Fmc4m, Mintor, Dromos, 002.156.0010.1	1
22	GA5056135	Differential Unit, Front Axle, Dromos, 808.020.0010.0	1
23	GA5056140	Support Ring, Crown, Wheel, Front Axle, Dromos, 012.300.0410.1	2
24	GA5056145	Parallel Pin A, 6x20 UNI En ISO, 8734, Dromos, 001.132.0150.0	2
25	GA5056150	Planetary Gear, Bevelled, Dromos, 012.262.0160.1	2
26	GA5056155	Support Ring, Planetary, Differential, Dromos, 012.300.0400.1	4
27	GA5056160	Planetary Gear, Bevelled, Dromos, 012.262.0170.1	4
28	GA5056165	Cross, Central, Spider Gear, Dromos, 012.271.0040.1	1
29	GA5072980	Differential Unit, Axle, G8, Dromos	1
30	GA5056170	Cap Screw, Hexagonal Head, M16x1.5x110, UNI 5738 10.9, Dromos, 001.090.0510.0	12
31	GA5056175	Cap Screw, Hexagonal Head, M16x1.5x50 UNI 5740 10.9, Dromos, 001.090.0520.0	4
32	GA5072800	O-Ring 2-278 - 304,39x3,53 Nbr 70 Ref.: Parker	2
33	GA5056180	Differential Support Flange, Front Axle, Dromos, 012.120.2310.1	2
34	GA5056185	Cap Screw, Hexagon Socket, Flat Head, M12x40, UNI 5933 10.9, Dromos, 001.092.0080.0	4
35	GA5056190	Parallel Pin A, 16x60, UNI En ISO 8734, Dromos, 001.132.0370.0	2
36	GA5068835	Bearing, Taper roller, 90 ID x 150 OD x 45 thick, 33118	2
37	GA5056195	Shim, 133,4x149,7x0,15, Front Axle, Dromos, 012.310.0360.1	5
38	012.310.0370.1	Shim	5
39	012.310.0380.1	Shim	5
40	012.320.2970.1	Adjustment Spacer	2
41	001.091.0690.0	Hexagon Socket Head Cap Screw M12x55 Uni 5931 12.9	16

## Front Axle - Brakes



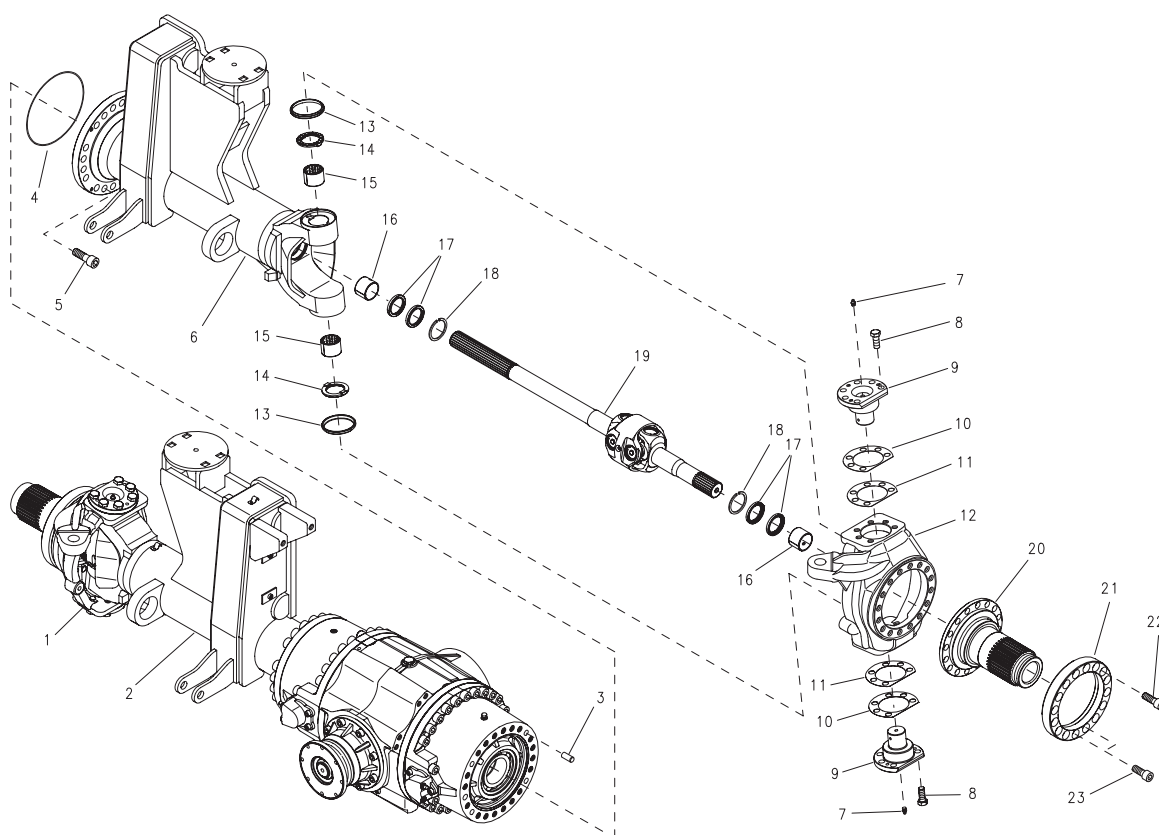
ITEM NO.	PART NUMBER	DESCRIPTION	QTY.
1	GA5056220	Conical Plug, Hexagon Socket, Head Cap, M10x1, DIN 906 5.8, Dromos, 001.150.0020.0	3
2	GA5056225	O-Ring 2-275 - 266,29x33,53, Nbr 70, Parker, Dromos, 001.061.0340.0	2
3	GA5072860	Drive Shaft, Front Axle, G8, Dromos	2
4	GA0500062	Parallel Pin A 20x140 Uni En Iso 8734	8
5	GA5056230	Disc, Intermediate, Brake Assy, Front Axle, Dromos, 012.081.0050.1	12
6	GA5056235	Clutch Disc, Brake Assy, Front Axle, Dromos, 012.082.0050.1	12
7	GA5056240	Kit, Brake Discs, Front Axle, Dromos, 707.970.0050.0	2
8	GA5056245	Brake Casing, Front Axle, Brake Assy, Dromos, 707.960.0080.0	2
9	GA5056250	O-Ring 64,00x4,00 Nbr 70, Dichtomatik, Front Axle, Dromos, 001.061.0940.0	2
10	GA5056255	Bleeder Valve, M14x1,5 Cod. 45554.02, Knott, Dromos, 003.010.0220.1	2
11	GA5056260	Actuation Cylinder, Brake Assy, Front Axle, Dromos, 001.430.0150.0	2
12	GA5072970	Disc Brake Kit, Front Axle, Dromos	2
13	GA5056265	Cap Screw, Socket Head, Hexagon, M10x30 UNI 5931 12.9, Dromos, 001.091.0210.0	6
14	GA5072875	Sleeve For Disc Brake, Axle, Dromos	2

Continued over page

## Front Axle - Brakes

ITEM NO.	PART NUMBER	DESCRIPTION	QTY.
15	GA5056270	Shoulder Ring, Wr 75, Torrington, Front Axle, Brake Assy, Dromos, 001.080.0130.0	4
16	GA5056275	Casing, Brake Assy, Front Axle, Dromos, 012.030.1660.1	2
17	GA5056280	Conical Breather Plug, with Valve, M10x1 Cod. 130400058-Mod. 33a, Nostrali, Dromos, 001.155.0010.0	1
18	GA5056285	Cap Screw, Socket Head, Hexagon, M18x150, UNI 5931 12.9, Dromos, 001.091.1370.0	4
19	GA5056290	Cap Screw, Socket Head, Hexagon, M18x90, UNI 5931 12.9, Dromos, 001.091.1360.0	44
20	GA5056295	Conical Plug, Hexagonal Head, M22x1.5, DIN 909 5.8, Dromos, 001.150.0010.0	2
21	GA5056300	Retaining Ring, Brake Assy, Front Axle, E80, UNI 7435, Dromos, 001.070.0200.0	2
22	GA1700016	Bearing, Double Row Angular Contact Ball 3216 A Ref.: Skf, Axle, Dromos	2
23	GA5056305	Retaining Ring, Brake Assy, Front Axle, I45, UNI 7437, Dromos, 001.071.0060.0	2
24	GA5056310	Sleeve, Drive Shaft, Brake Assy, Front Axle, Dromos, 012.231.2410.1	2
25	GA5056315	Retaining Ring, Brake Assy, Front Axle, I140, UNI 7437, Dromos, 001.071.0430.0	2

## Front Axle - Driveshafts



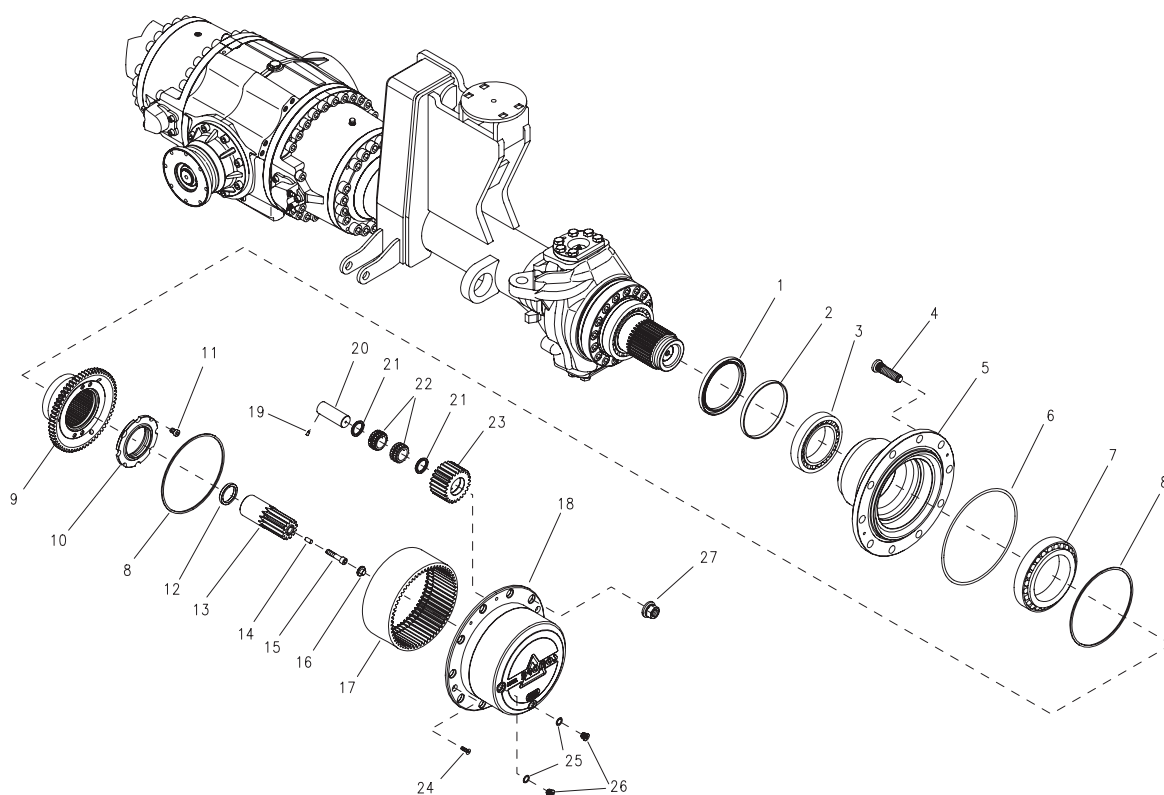
ITEM NO.	PART NUMBER	DESCRIPTION	QTY.
1	GA5056320	External Left side Articulation, Front Axle, Dromos, 012.160.0960.1, (ONLY SOLD IN CONJUNCTION WITH RH SIDE 012.160.0950.1, SOLD AS PAIRS)	1
2	GA5056325	Casing, L/H Side, Complete Assy, Front Axle, Dromos, 012.120.2760.1	1
3	GA0500063	Parallel Pin A 16x35 Uni En Iso 8734	2
4	GA5072815	O-Ring 2-269 - 221,84x3,53 Nbr 70 Ref.: Parker	2
5	GA5056330	Cap Screw, Socket Head, Hexagon, M20x60, UNI 5931 12Cap Screw, Socket Head, Hexagon, M20x60, UNI 5931 12.9, Dromos, 001.091.0730.0	40
6	GA5056335	Casing, R/H Side, Complete Assy, Front Axle, Dromos, 012.120.2760.1	1
7	GA5072835	Straight Lubricator M10x1 Uni 7663 Mod. A 5.8 (Grease Nipple)	4
8	GA5011287	Set Screw M16 x 40 GR 8.8 ZP	24
9	GA5072910	Articulation Pin, Axle, G8, Dromos	4
10	GA5072920	Shim A, Articulation Pin, Axle, G8, Dromos	10
11	GA5072925	Shim B, Articulation Pin, Axle, G8, Dromos	10
12	GA5056495	External Right Half Articulation, (REFER TO GA5056320, 012.160.0960.1 -ONLY SOLD IN CONJUNCTION WITH LH SIDE, SOLD AS PAIRS)	1

Continued over page

## Front Axle - Driveshafts

ITEM NO.	PART NUMBER	DESCRIPTION	QTY.
13	GA5072820	Wiper Ring Au As 85x95x10/7 Ref.: Simrit, Articulation Pin, Front Axle, G8, Dromos	4
14	GA5072960	Thrust Washer, Articulation Pin, Front Axle, G8, Dromos	4
15	GA1700023	Bushing, Bearing, Sliding, Sb-30 - 50x55x40, Axle, Dromos	4
16	GA1700022	Bushing, Bearing, Sliding, 50x55x40 C Sb-20, Axle, Dromos	4
17	GA5072780	Oil Seal Bau3slx2 50x65x8 Nbr Ref.: Simrit	8
18	GA5072825	Retaining Ring J 65x2,5 V	4
19	GA5072870	Universal Joint With Drive Shafts Cod. 3442019 Ref.: Sorem Trasm. Meccaniche	2
20	GA5072880	Spindle	2
21	GA5072845	Wiper Ring	2
22	GA5050825	Hexagon Socket Head Cap Screw M18x55 Uni 593I 12.9	28
23	GA0500056	Hexagon Socket Head Cap Screw M18x50 Uni 593I 12.9	4

## Front Axle - Planetary Hubs



ITEM NO.	PART NUMBER	DESCRIPTION	QTY.
1	GA5072785	Oil Seal Basl 140x170x12 Nbr Ref.: Simrit	2
2	GA5072930	Spacer, Seal, Planetary Hub, Axle, G8, Dromos	2
3	GA1700018	Bearing, Tapered 32022 X Ref.: Timken, Axle, Dromos	2
4	GA5072950	Stud M22x1,5x85 Cl. 010.9, Axle, G8, Dromos	20
5	GA5072850	Wheel Hub, Axle, G8, Dromos	2
6	GA5072795	O-Ring 2-379 - 278,77x5,33 Nbr 70 Ref.: Parker	2
7	GA1700020	Bearing Tapered 32028 X Ref.: Timken, Axle, Dromos	2
8	GA5072830	Shoulder Ring Br 240 Ref.: Torrington, Planetary Hub, Axle, G8, Dromos	4
9	GA5072895	Hub For Planetary Annulus Gear, Axle, G8, Dromos	2
10	GA5072955	Ring Nut, Planetary Hub, Axle, G8, Dromos	2
11	GA5000277	Bolt M12 x 160 GR8.8 ZP	4
12	GA5072940	Spacer, Sun Gear, Axle, G8, Dromos	2
13	GA5072885	Sun Gear, Axle, G8, Dromos	2
14	GA0500066	Parallel Pin 10x20 Ref.: Dromos	2
15	GA5072990	Hexagon Socket Head Cap Screw M12x56 12.9 Ref.: Dromos	2
16	GA5072915	Small Block, Sun Gear, Axle, G8, Dromos	2
17	GA5072900	Annular Gear, Axle, G8, Dromos	2

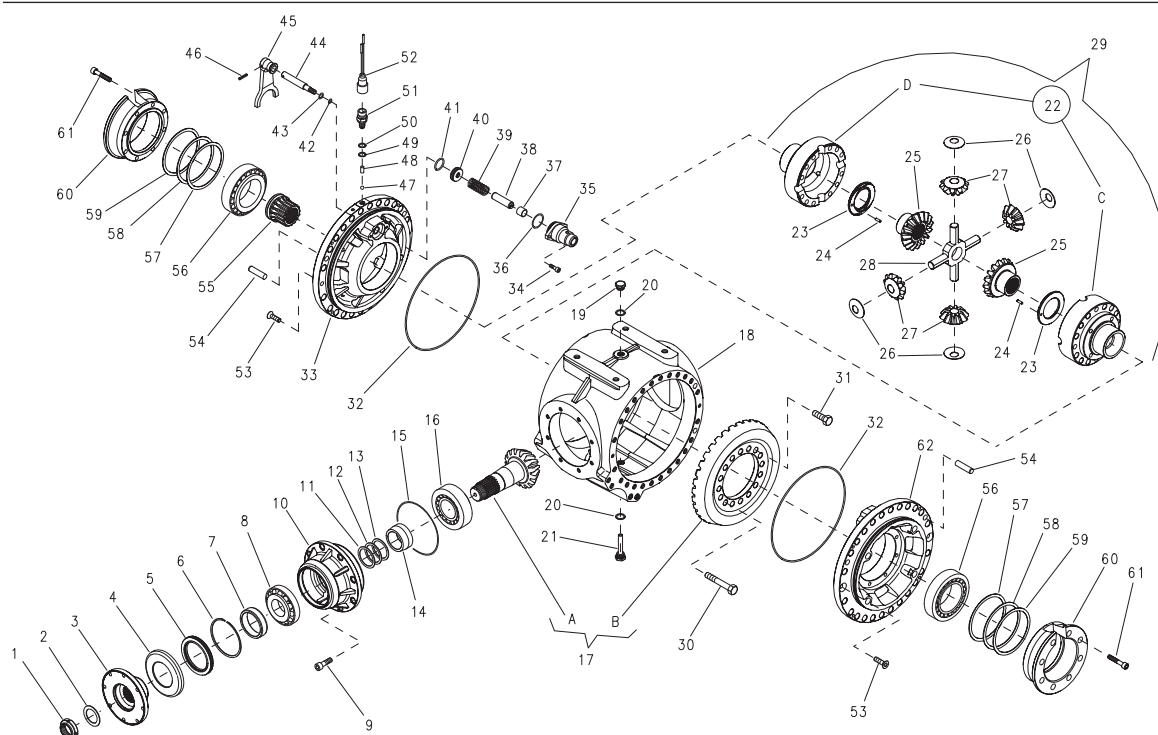
Continued over page



## Front Axle - Planetary Hubs

ITEM NO.	PART NUMBER	DESCRIPTION	QTY.
18	GA5074370	Planetary Hub, Dromos, 012.111.0270.1	2
19	GA0500061	Hexagon Socket Screw Without Head Cap M6x12 Uni 5925 45 H	8
20	GA5072905	Planetary Gear Pin, Axle, G8, Dromos	8
21	GA5072935	Spacer, Planetary Gear Pin, Axle, G8, Dromos	16
22	GA1700017	Bearing, Cylindrical Roller Double Row Cod. 2488 Ref.: Cp, Axle, Dromos	16
23	GA5072890	Planet Gear, Axle, G8, Dromos	8
24	GA0500060	Hex Socket Countersunk Flat Head Cap Screw M8x25 Uni 5933 10.9	4
25	GA0500065	Copper Gasket 16x22x1,5	4
26	GA0500064	Cylindrical Head Plug With Hexagon Slot M16x1,5 Din 908 5.8	4
27	GA5018892	Stud Nut M22x1,5 P Din 7436 1/H Cl. 10	20

## Rear Axle - Differential



ITEM NO.	PART NUMBER	DESCRIPTION	QTY.
-	GA9000001	Differential assembly - no driveshafts, Rear, G8 Super Cruiser, Dromos, Customer exchange	-
1	GA5073520	Ring nut, Input Shaft, Differential, Front & Rear, G8, Dromos	1
2	GA5073520	Ring nut, Input Shaft, Differential, Front & Rear, G8, Dromos	1
3	GA5056075	Transmission Flange, Front Axle, G8, Dromos, 012.230.1270.1	1
4	GA5056080	Oil Seal Protector, Front Axle, G8, Dromos, 012.370.0060.1	1
5	GA5072790	Oil Seal Baum6slx7 90x120x12 Fkm Ref.: Simrit	1
6	GA5056085	Shoulder Ring, BR 120, Torrington, Dromos, 001.081.0280.0	1
7	GA5072945	Oil Seal Ring Race, Diff Input, Axle, G8, Dromos	1
8	GA1700019	Bearing, Tapered 31311 Ref.: Timken, Axle, Dromos	1
9	GA5056090	Cap Screw, Socket Head, Hexagon, M14x40 UNI 5931 12.9, Dromos, 001.091.0020.0	8
10	GA5072855	Bearing Support Bush, Differential Input Shaft, Axle, G8, Dromos	1
11	GA5056110	Shim, 55x68x0.15 Front Axle, Dromos, 012.310.0140.1	2
12	GA5056105	Shim, 55x68x0.20 Front Axle, Dromos, 012.310.0150.1	4
13	GA5056100	Shim, 55x68x0.30, Front Axle, Dromos, 012.310.0160.1	2
14	GA5056115	Spacer, Pinion, Front Axle, Dromos, 012.320.1220.1	1
15	GA5056340	O-Ring, 2-260 - 164,69x3,53, Nbr 70, Parker, Dromos, 001.061.0310.0	1
16	GA5056345	Tapered Bearing, 32312 C, Ntn, Dromos, 001.013.0420.0	1
17	GA5056350	Gear & Pinion, Rear Axle, Differential, Dromos, 808.010.1000.0	1
18	GA5056125	Central Casing, Front Axle, Dromos, 012.120.2340.1	1
19	GA5078486	Fill plug, M22 x 1.5, Dromos	1

Continued over page

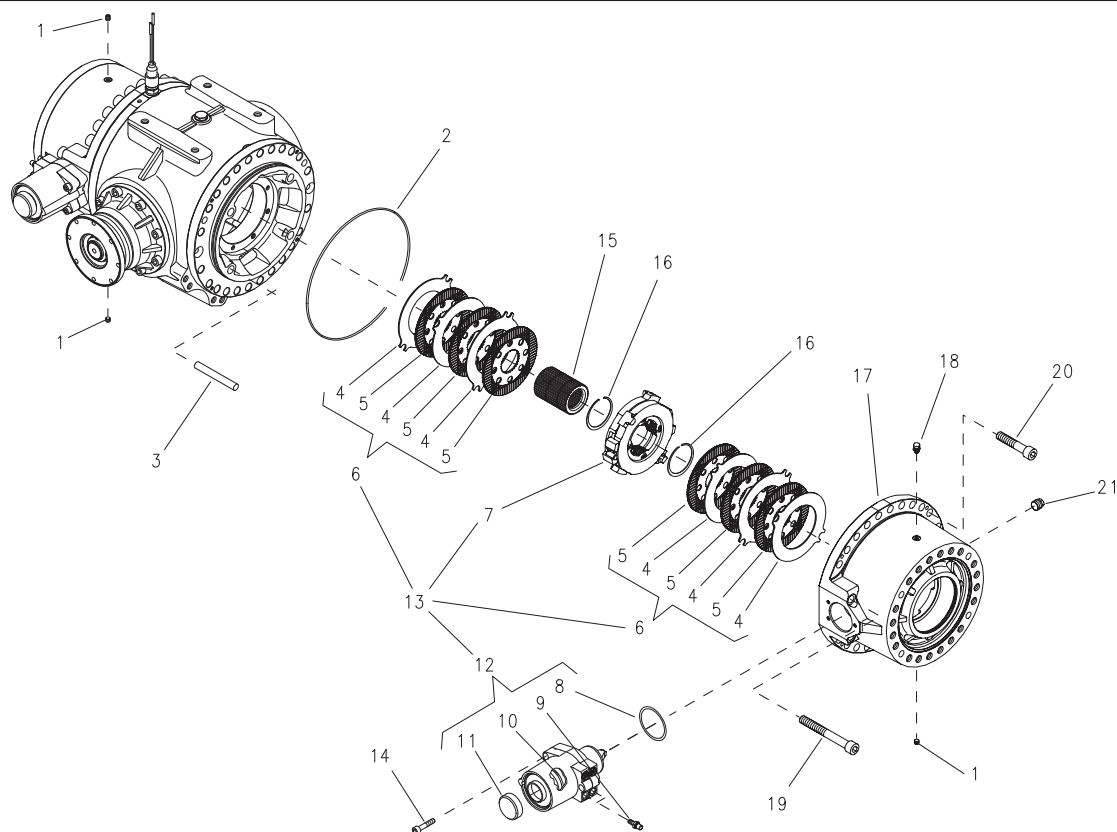
## Rear Axle - Differential

ITEM NO.	PART NUMBER	DESCRIPTION	QTY.
20	GA5073435	Copper Gasket 22x28x1,5	2
21	GA5056130	Magenetic Drain Plug, with Rod, M22x1.5-75 Cod. Fmc4m, Mintor, Dromos, 002.156.0010.1	1
22	GA5056500	Differential Unit, Rear Axle, Dromos, 808.020.0150.0	1
23	GA5056140	Support Ring, Crown, Wheel, Front Axle, Dromos, 012.300.0410.1	2
24	GA5056145	Parallel Pin A, 6x20 UNI En ISO, 8734, Dromos, 001.132.0150.0	2
25	GA5056150	Planetary Gear, Bevelled, Dromos, 012.262.0160.1	2
26	GA5056155	Support Ring, Planetary, Differential, Dromos, 012.300.0400.1	4
27	GA5056160	Planetary Gear, Bevelled, Dromos, 012.262.0170.1	4
28	GA5056165	Cross, Central, Spider Gear, Dromos, 012.271.0040.1	1
29	GA5072985	Differential Locking Control, Axle, G8, Dromos	1
30	GA5056170	Cap Screw, Hexagonal Head, M16x1.5x110, UNI 5738 10.9, Dromos, 001.090.0510.0	12
31	GA5056175	Cap Screw, Hexagonal Head, M16x1.5x50 UNI 5740 10.9, Dromos, 001.090.0520.0	4
32	GA5056355	O-Ring 2-278 - 304,39x3,53, Nbr 70, Parker, Dromos, 001.061.0140.0	2
33	GA5056360	Differential Support, Rear Axle, Dromos, 012.120.2600.1	1
34	GA5056365	Cap Screw, Socket Head, Hexagon, M8x25, UNI 5931 12.9, Dromos, 001.091.0140.0	2
35	GA5056370	Locking Cylinder, Casing, Rear Axle, Dromos, 012.010.7950.1	1
36	GA5056375	O-Ring, 2-133 - 45,69x2,62, Nbr 70, Parker, Dromos, 001.061.0020.0	1
37	GA5056380	Bushing, 20x23x20, C Sb-20, Fp - Sliding Bearings, Dromos, 001.040.0130.0	1
38	GA5056385	Rod Extension, Rear Axle, Dromos, 012.010.7610.1	1
39	GA5056390	Spring Cod. D13390, Meter - SpecSpring Cod. D13390, Meter - Spec, Rear Axle, Dromos, 012.490.0310.1c	1
40	GA5056395	Piston, Locking Cylinder, Rear Axle, Dromos, 012.010.7940.1	1
41	GA5056400	O-ring, 2-219 - 32,92x3,53, Nbr 70, Parker, Suit, Rear Axle, Dromos, 001.061.0330.0	1
42	GA5056405	O-Ring 2-015 - 14,00x1,78, Nbr 70, Parker, Suit, Rear Axle, Dromos, 001.061.0630.0	1
43	GA5056410	O-Ring 5-256 - 17,96x2,62, Nbr 70, Parker, Suit, Rear Axle, Dromos, 001.061.0390.0	1
44	GA5056415	Fork Rod, Suit, Rear Axle, Dromos, 012.272.0680.1	1
45	GA5056420	Fork, Locking, Suit, Rear Axle, Differential, Dromos, 012.272.0680.1	1
46	GA5055915	Spiral dowel pin, M6 x 30 DIN 7344, Adjustable drive shaft, G3 G4, Dromos, 001.133.0080.0	1
47	GA5056425	Ball Diam. 3/8", 9,525, G40 - Aisi52100, Tridella, Dromos, 001.033.0010.0	1
48	GA5056430	Parallel Pin, 10x19, Dromos, 002.132.0060.1	1
49	GA5056435	Shim, 16x22x0.20, Suit, Rear Axle, Dromos, 012.310.0340.1	5
50	GA5056440	Shim, 16x22x0.10, Suit, Rear Axle, Dromos, 012.310.0680.1	5

## Rear Axle - Differential

ITEM NO.	PART NUMBER	DESCRIPTION	QTY.
51	GA5056445	Switch Cod, 330.460, Era, Dromos, 001.440.0250.0	1
52	GA5056450	Cable Connector, Suit, Rear Axle, Dromos, 001.490.0060.0	1
53	GA5056185	Cap Screw, Hexagon Socket, Flat Head, M12x40, UNI 5933 10.9, Dromos, 001.092.0080.0	4
54	GA5056190	Parallel Pin A, 16x60, UNI En ISO 8734, Dromos, 001.132.0370.0	2
55	GA5056455	Clutch Sleeve, Suit, Rear Axle, Dromos, 012.231.2400.1	1
56	GA5068835	Bearing, Taper roller, 90 ID x 150 OD x 45 thick, 33118	2
57	GA5056195	Shim, 133,4x149,7x0,15, Front Axle, Dromos, 012.310.0360.1	5
58	GA5056200	Shim, 133,4x149,7x0,20, Front Axle, Dromos, 012.310.0370.1	5
59	GA5056205	Shim, 133,4x149,7x0,30, Front Axle, Dromos, 012.310.0380.1	5
60	GA5056210	Adjustment Spacer, Front Axle, Dromos, 012.320.2970.1	2
61	GA5056215	Hexagon Socket Head Cap Screw, M12x55, UNI 5931 12.9, Dromos, 001.091.0690.0	16
62	GA5056180	Differential Support Flange, Front Axle, Dromos, 012.120.2310.1	1

## Rear Axle - Brakes

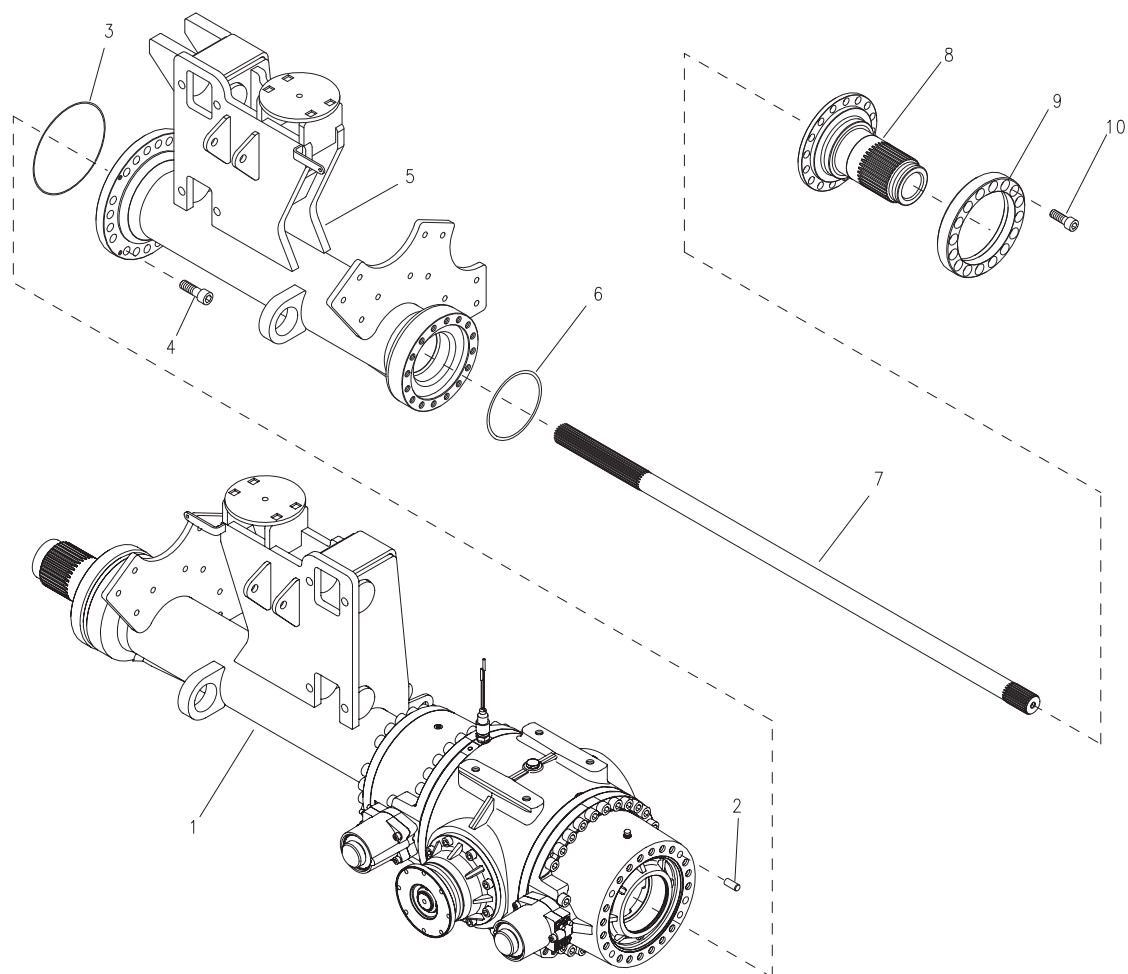


ITEM NO.	PART NUMBER	DESCRIPTION	QTY.
1	GA5056220	Conical Plug, Hexagon Socket, Head Cap, M10x1, DIN 906 5.8, Dromos, 001.150.0020.0	3
2	GA5056225	O-Ring 2-275 - 266,29x33,53, Nbr 70, Parker, Dromos, 001.061.0340.0	2
3	GA5056460	Parallel Pin, 20x140, UNI En ISO 8734, Suit, Rear Axle, Dromos, 001.132.0220.0	8
4	GA5056230	Disc, Intermediate, Brake Assy, Front Axle, Dromos, 012.081.0050.1	12
5	GA5056235	Clutch Disc, Brake Assy, Front Axle, Dromos, 012.082.0050.1	12
6	GA5056240	Kit, Brake Discs, Front Axle, Dromos, 707.970.0050.0	2
7	GA5056245	Brake Casing, Front Axle, Brake Assy, Dromos, 707.960.0080.0	2
8	GA5056250	O-Ring 64,00x4,00 Nbr 70, Dichtomatik, Front Axle, Dromos, 001.061.0940.0	2
9	GA5056255	Bleeder Valve, M14x1,5 Cod. 45554.02, Knott, Dromos, 003.010.0220.1	4
10	GA5056465	Gasket Kit, Suit, Brake Actuator, Rear Axle, Dromos, 707.980.0160.0	2
11	GA5056470	Plug Cod. 45987, Knott, suir, Rear Axle, Dromos, 003.010.0210.1	2
12	GA5056475	Brake Actuat. Cylinder With Spring	2
13	GA5072975	Disc Brake Kit, Rear Axle, Dromos	2
14	GA5056265	Cap Screw, Socket Head, Hexagon, M10x30 UNI 5931 12.9, Dromos, 001.091.0210.0	6

## Rear Axle - Brakes

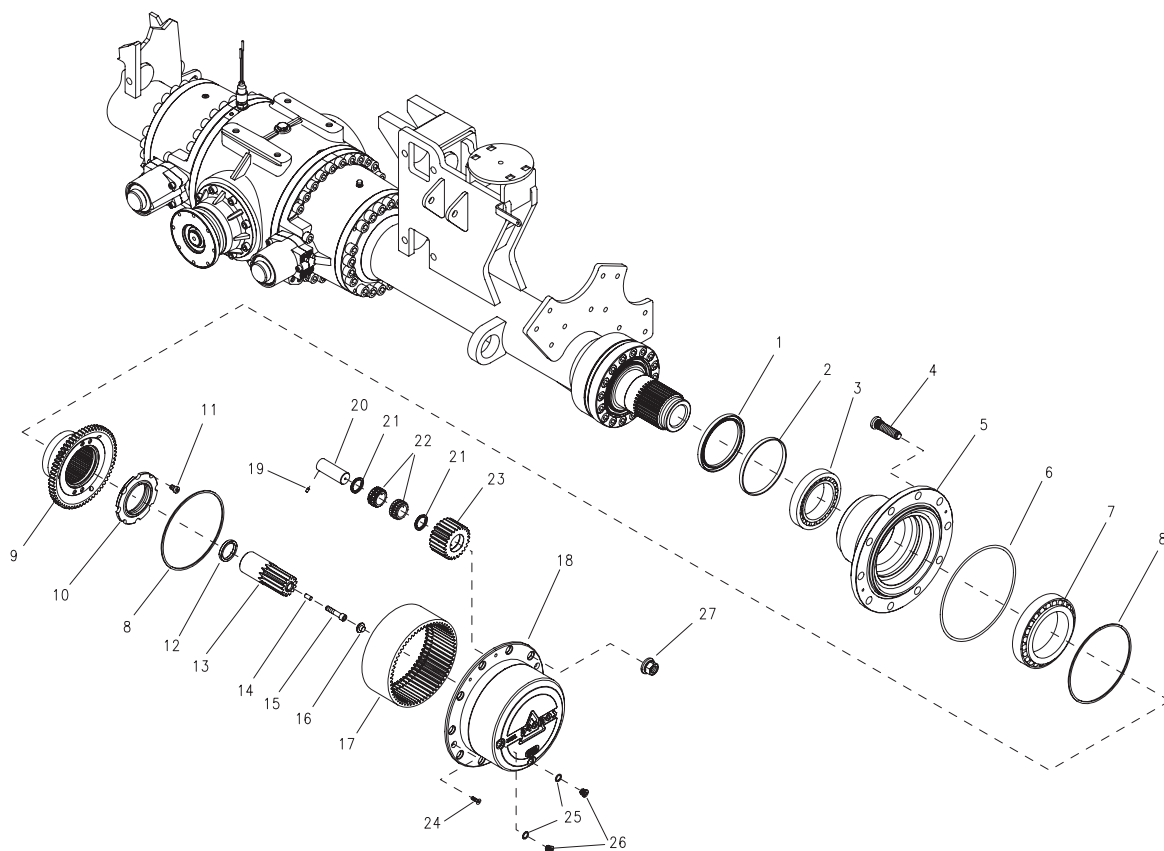
ITEM NO.	PART NUMBER	DESCRIPTION	QTY.
15	GA5056480	Brake Sleeve, Suit, Rear Axle, Dromos, 012.231.2440.1	2
16	GA5056270	Shoulder Ring, Wvr 75, Torrington, Front Axle, Brake Assy, Dromos, 001.080.0130.0	4
17	GA5056275	Casing, Brake Assy, Front Axle, Dromos, 012.030.1660.1	2
18	GA5056280	Conical Breather Plug, with Valve, M10x1 Cod. 130400058-Mod. 33a, Nostrali, Dromos, 001.155.0010.0	1
19	GA5056285	Cap Screw, Socket Head, Hexagon, M18x150, UNI 5931 12.9, Dromos, 001.091.1370.0	4
20	GA5056290	Cap Screw, Socket Head, Hexagon, M18x90, UNI 5931 12.9, Dromos, 001.091.1360.0	44
21	GA5056295	Conical Plug, Hexagonal Head, M22x1.5, DIN 909 5.8, Dromos, 001.150.0010.0	2

## Rear Axle - Driveshafts



ITEM NO.	PART NUMBER	DESCRIPTION	QTY.
1	GA5056485	Rigid Side Casing, LH Side, Dromos, 012.120.2780.1	1
2	GA0500063	Parallel Pin A 16x35 Uni En Iso 8734	2
3	GA5072815	O-Ring 2-269 - 221,84x3,53 Nbr 70 Ref.: Parker	2
4	GA0500059	Hexagon Socket Head Cap Screw M20x60 Uni 593I 12.9	40
5	GA5056490	Rigid Side Casing, RH Side, Dromos, 012.120.2770.1	1
6	GA5072810	O-Ring 2-261 - 171,04x3,53 Nbr 70 Ref.: Parker	2
7	GA5072865	Drive Shaft, Rear Axle, G8, Dromos	2
8	GA5072880	Spindle, Axle, G8, Dromos	2
9	GA5072845	Wiper Ring, Axle, G8, Dromos	2
10	GA0500058	Hexagon Socket Head Cap Screw M18x60 Uni 593I 12.9	32

## Rear Axle - Planetary Hubs



ITEM NO.	PART NUMBER	DESCRIPTION	QTY.
1	GA5072785	Oil Seal Basl 140x170x12 Nbr Ref.: Simrit	2
2	GA5072930	Spacer, Seal, Planetary Hub, Axle, G8, Dromos	2
3	GA1700018	Bearing, Tapered 32022 X Ref.: Timken, Axle, Dromos	2
4	GA5072950	Stud M22x1,5x85 Cl. 010.9, Axle, G8, Dromos	20
5	GA5072850	Wheel Hub, Axle, G8, Dromos	2
6	GA5072795	O-Ring 2-379 - 278,77x5,33 Nbr 70 Ref.: Parker	2
7	GA1700020	Bearing Tapered 32028 X Ref.: Timken, Axle, Dromos	2
8	GA5072830	Shoulder Ring Br 240 Ref.: Torrington, Planetary Hub, Axle, G8, Dromos	4
9	GA5072895	Hub For Planetary Annulus Gear, Axle, G8, Dromos	2
10	GA5072955	Ring Nut, Planetary Hub, Axle, G8, Dromos	2
11	GA5000277	Bolt M12 x 160 GR8.8 ZP	4
12	GA5072940	Spacer, Sun Gear, Axle, G8, Dromos	2
13	GA5072885	Sun Gear, Axle, G8, Dromos	2
14	GA0500066	Parallel Pin 10x20 Ref.: Dromos	2
15	GA5072990	Hexagon Socket Head Cap Screw M12x56 12.9 Ref.: Dromos	2
16	GA5072915	Small Block, Sun Gear, Axle, G8, Dromos	2
17	GA5072900	Annular Gear, Axle, G8, Dromos	2
18	GA5074370	Planetary Hub, Dromos, 012.111.0270.1	2
19	GA0500061	Hexagon Socket Screw Without Head Cap M6x12 Uni 5925 45 H	8

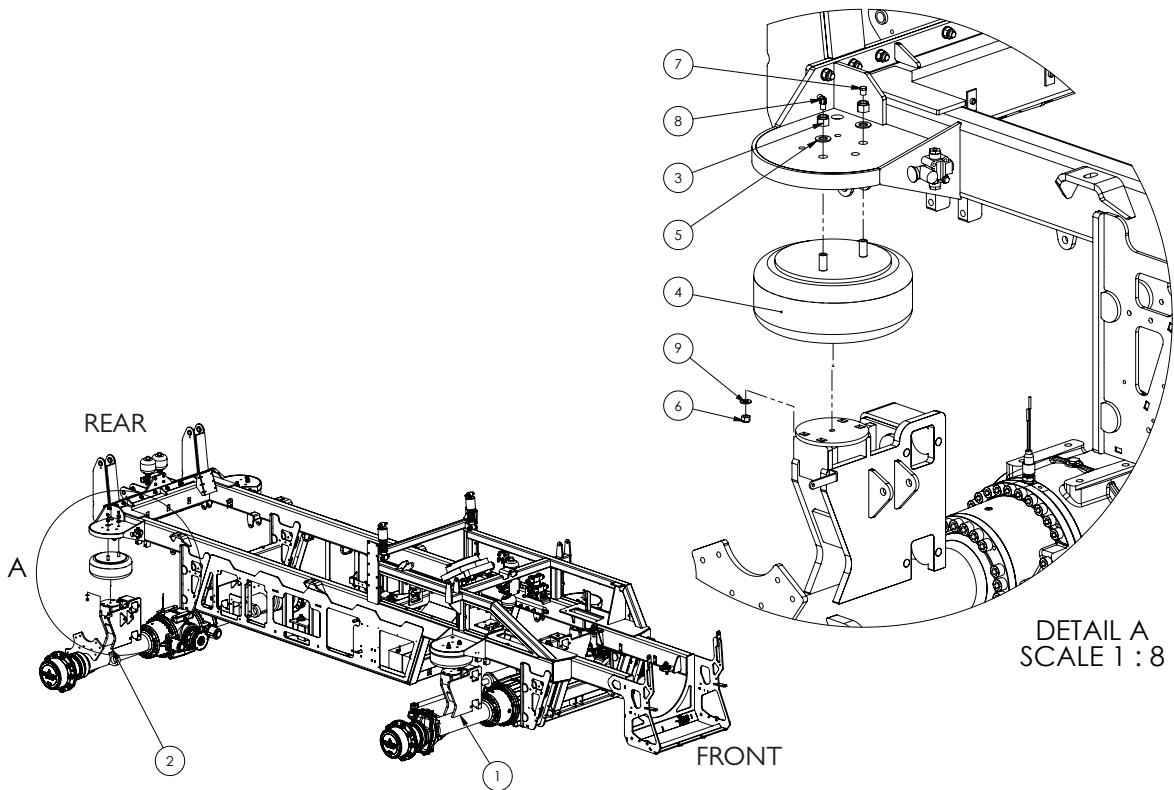
Continued over page



## Rear Axle - Planetary Hubs

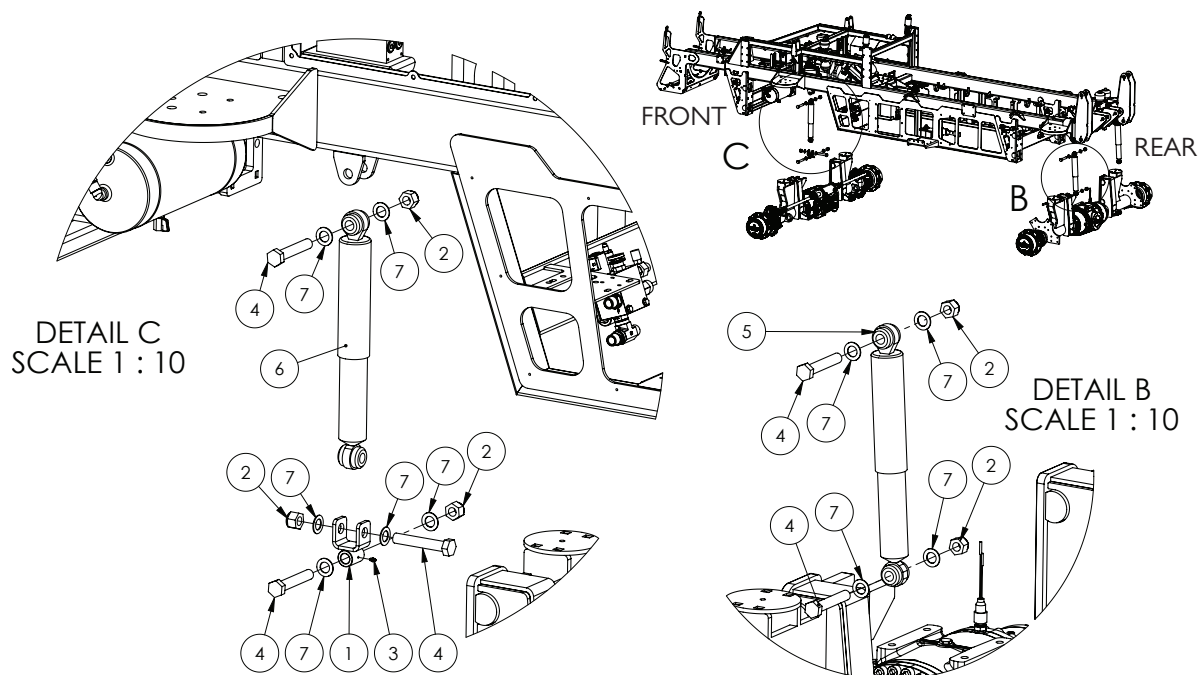
ITEM NO.	PART NUMBER	DESCRIPTION	QTY.
20	GA5072905	Planetary Gear Pin, Axle, G8, Dromos	8
21	GA5072935	Spacer, Planetary Gear Pin, Axle, G8, Dromos	16
22	GA1700017	Bearing, Cylindrical Roller Double Row Cod. 2488 Ref.: Cp, Axle, Dromos	16
23	GA5072890	Planet Gear, Axle, G8, Dromos	8
24	GA0500060	Hex Socket CS Flat Head Cap Screw M8x25 Uni 5933 10.9	4
25	GA0500065	Copper Gasket 16x22x1,5	4
26	GA0500064	Cylindrical Head Plug With Hexagon Slot M16x1,5 Din 908 5.8	4
27	GA5018892	Stud Nut M22x1,5 P Din 74361/H Cl. 10	20

# Suspension - Air Bags



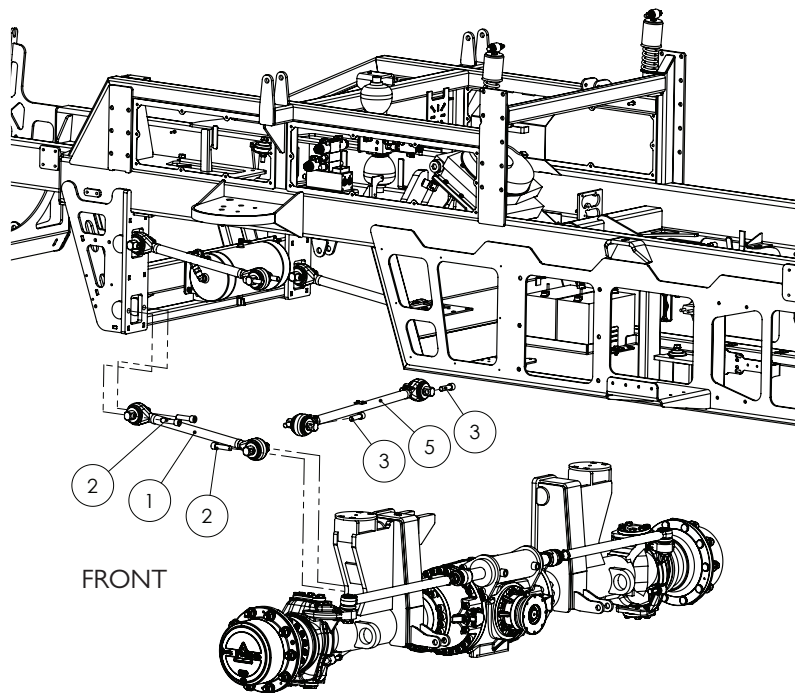
ITEM NO.	PART NUMBER	DESCRIPTION	QTY.
1	GA4661020	Front Axle	1
2	GA4661025	Rear Axle	1
3	GA5048430	3/4" UNC Nyloc Nut	8
4	GA5005115	Air Spring dual air stud	4
5	GA5001741	Washer 20mm Flat SS HD	8
6	GA5050580	Nut 1/2" UNC Nyloc ZP	4
7	GA5069335	Plug 1/4" BSPT Brass	4
8	GA3500258	Hydraulic coupling, Elbow, 90 degree, 1/4" BSPT male x 1/4" BSPT male	4
9	GA5017673	Washer 1/2" Flat ZP HD	4

## Suspension - Shock Absorbers

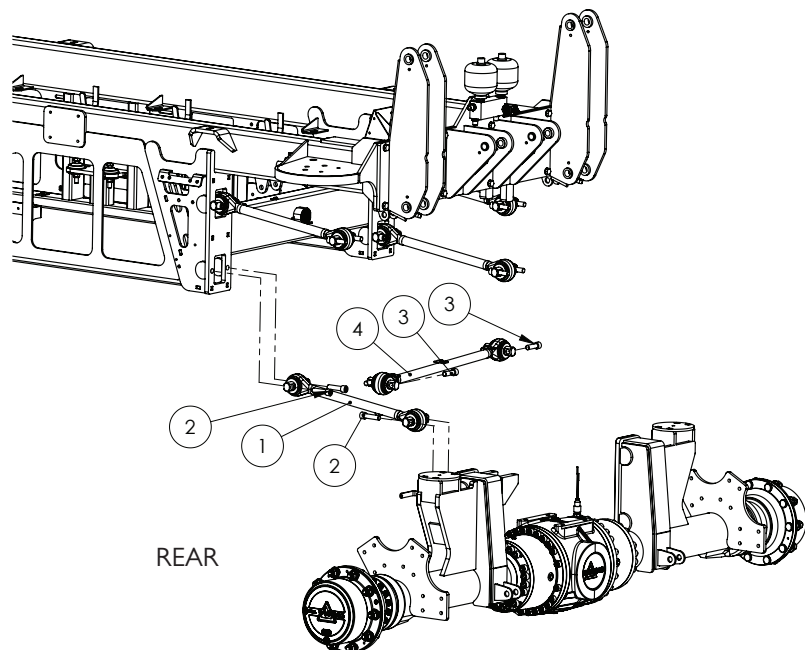


ITEM NO.	PART NUMBER	DESCRIPTION	QTY.
1	GA4660670	Shock Absorber Mount, Front Axle	2
2	GA5012469	Nut M24 Nyloc ZP	10
3	GA5050450	Grease nipple 6mm	2
4	GA5070380	Bolt, M24 x 140, ZP GR8.8	10
5, 6	GA2500001	Shock Absorber, Damper, 267mm Stroke, F5007, Monroe	4
7	GA5001893	Washer 24mm X 2mm Thick Flat ZP	20

## Suspension - Links



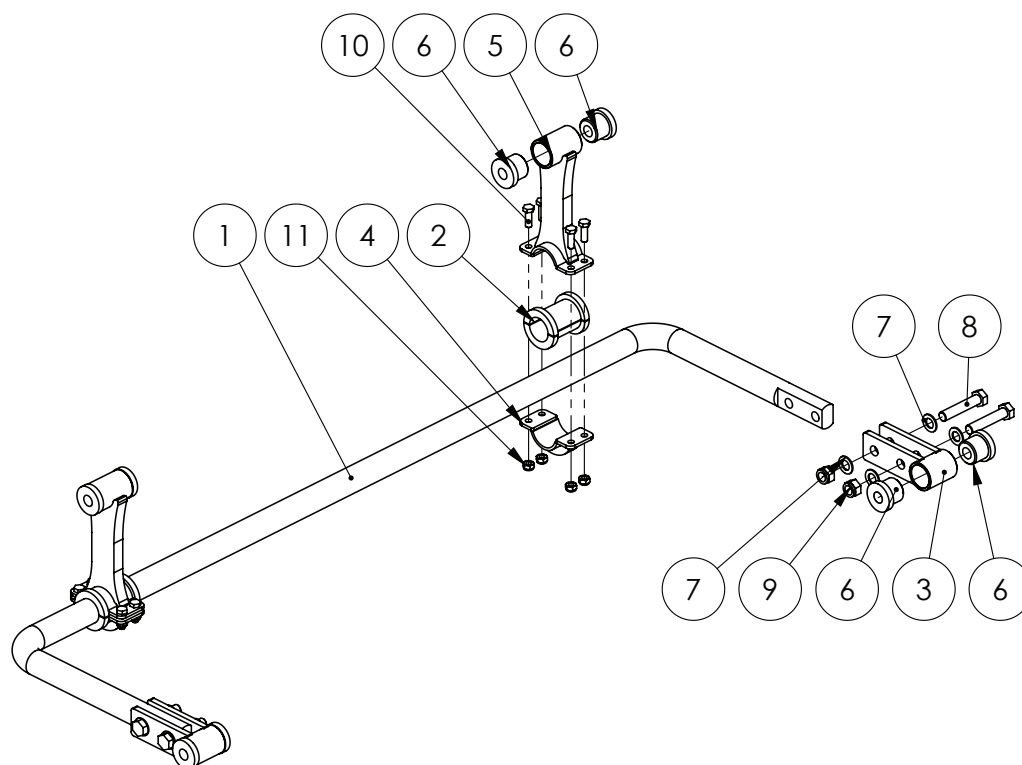
FRONT



REAR

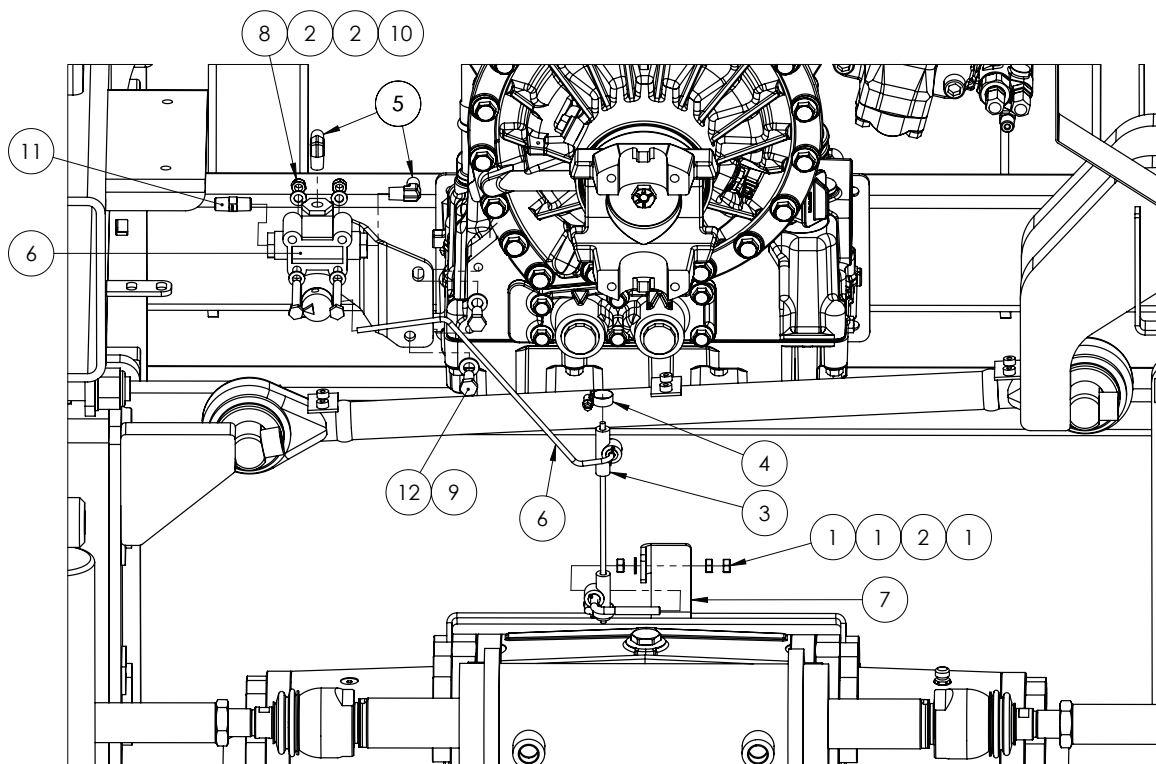
ITEM NO.	PART NUMBER	DESCRIPTION	QTY.
1	GA5068850	Suspension link, Torque rod, 650mm centre, Hollow, ATRO	8
2	GA5053150	SHCS 3/4" UNF x 3" GR12.9 ZP Blue	32
3	GA5053145	SHCS 3/4" UNF x 2 1/2" GR12.9 ZP Blue	8
4	GA4660900	Panhard Bar, Rear, with Double Hose Clamp Mounts	1
5	GA4660895	Panhard Bar, Front, with Single Hose Clamp Mounts	1

## Suspension - Rear Sway Bar



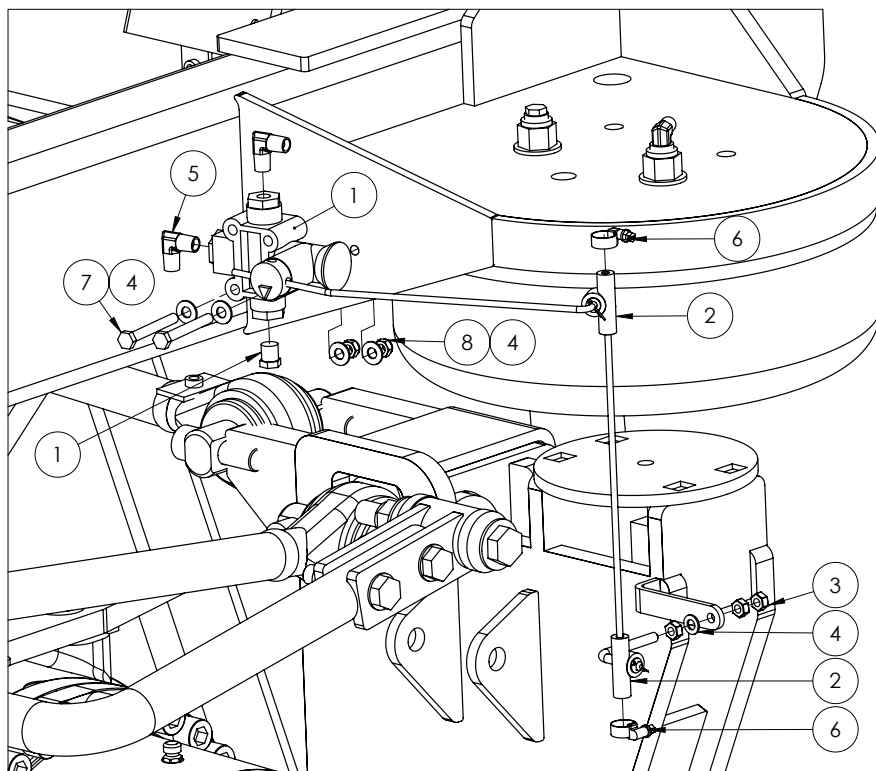
ITEM NO.	PART NUMBER	DESCRIPTION	QTY.
1	GA5071910	Sway Bar	1
2	GA4583285	Nylon Bush for Sway Bar, 42mm, Part comes in two halves	2
3	GA4654790	Mounting swaybar to axle	2
4	GA4654800	Clamp, Lower, Sway bar, Crop Cruiser	2
5	GA4654805	Clamp, Upper, Sway bar, Crop Cruiser	2
6	GA5016195	Bush, Sway bar pivot, Pigthane 90A duro	8
7	GA5001043	Washer 16mm Flat SS HD	8
8	GA5011307	Bolt M16 x 80 GR8.8 ZP	4
9	GA5001029	M16 Nyloc nut	4
10	GA5065455	Bolt M10 x 30 GR8.8 ZP	8
11	GA5000141	Nut M10 Nyloc ZP	8

## Ride Height Valve - Front



ITEM NO.	PART NUMBER	DESCRIPTION	QTY.
1	GA5011499	Nut M8 ZP	3
2	GA5003643	Washer 8mm Flat SS HD	6
3	GA5014651	Tee, Rubber, Suit ride height levelling valve rods	2
4	GA5004865	Hose Clamp, 3/8", SS (8-16/9W)	2
5	GA3500218	Hydraulic adaptor, Nipple, 1/4" BSPT male x 1/4" BSPT male	2
6	GA5010868	Ride height valve, 1/4" connecting rods	1
7	GA4509340	Plate, Bracket, Ride Height Valve, Front, Axle Mounted	1
8	GA5052590	Nut M8 Nyloc SS	2
9	GA5000117	Washer 10mm Flat SS HD	2
10	GA5011489	Bolt M8 x 60 GR8.8 ZP	2
11	GA3500258	Hydraulic coupling, Elbow, 90 degree, 1/4" BSPT male x 1/4" BSPT male	1
12	GA5006161	Bolt M10 x 25 GR8.8 ZP	2

## Ride Height Valve - Rear

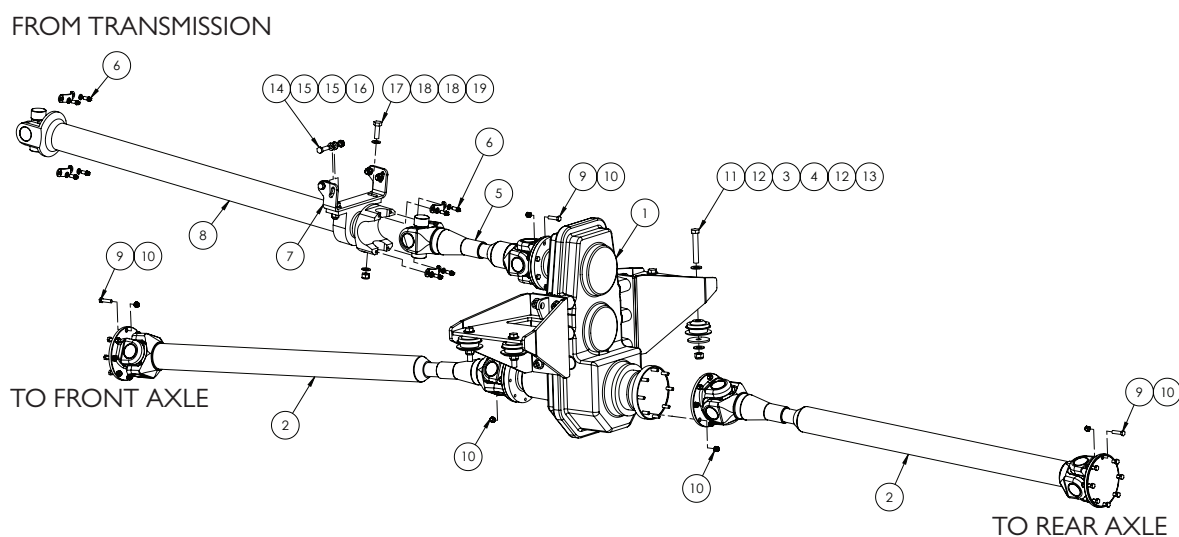


LEFT SIDE SHOWN

# Quantities shown are per side.

ITEM NO.	PART NUMBER	DESCRIPTION	QTY.
1	GA5010868	Ride height valve, 1/4" connecting rods	1
2	GA5014651	Tee, Rubber, Suit ride height levelling valve rods	2
3	GA5011499	Nut M8 ZP	3
4	GA5003643	Washer 8mm Flat SS HD	5
5	GA3500258	Hydraulic coupling, Elbow, 90 degree, 1/4" BSPT male x 1/4" BSPT male	2
6	GA5004865	Hose Clamp, 3/8",SS (8-16/9W)	2
7	GA5052710	Bolt M8 x 65 GR 8.8 ZP	2
8	GA5052590	Nut M8 Nyloc SS	2

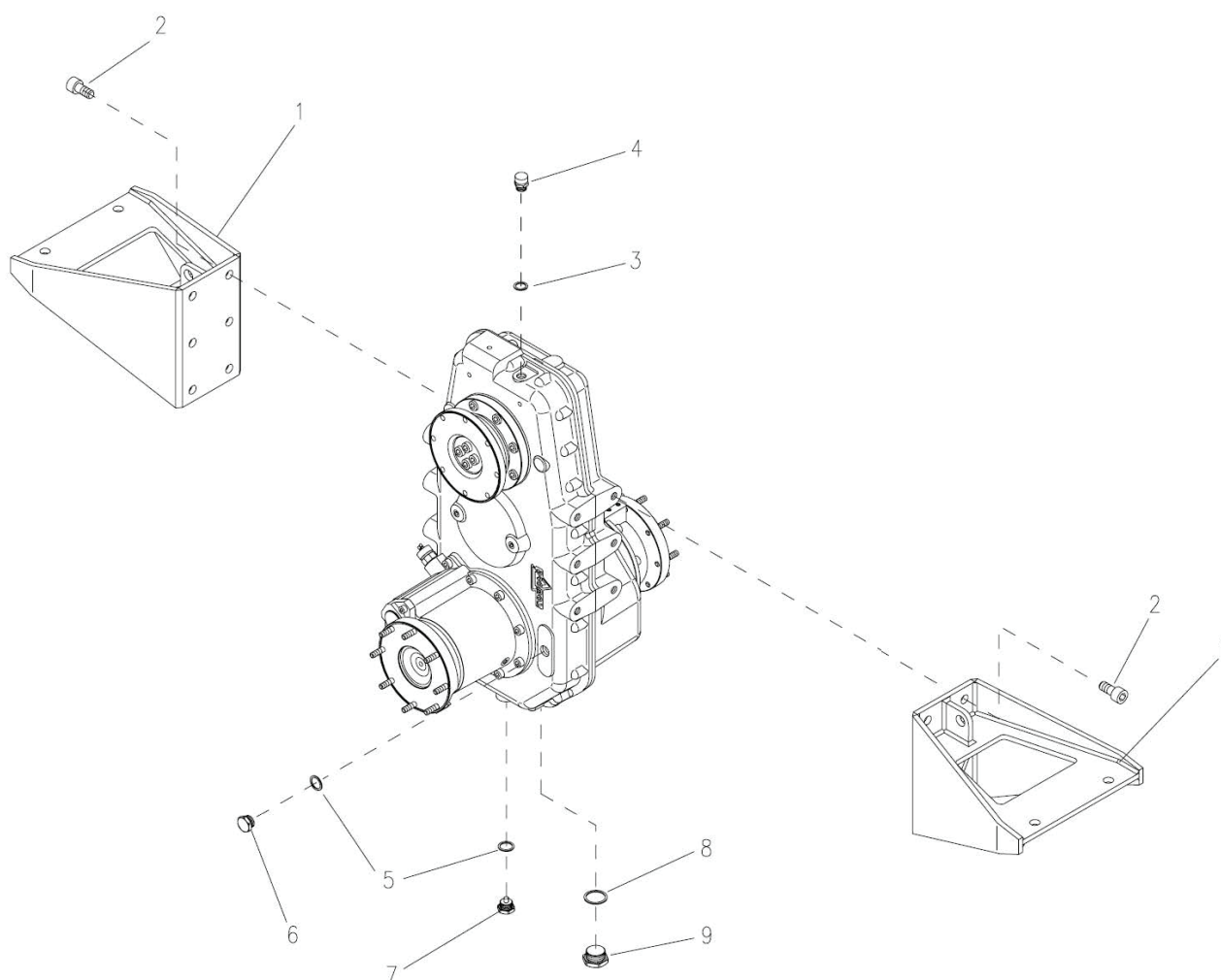
## Drive Shafts & Transfer Case



ITEM NO.	PART NUMBER	DESCRIPTION	QTY.
-	GA2700084	Universal Joint Cross, I610 Series	7
1	GA2700013	Transfer Case. Differential with Lock, 1.42308:1 Ratio, Dromos	1
2	GA2700040	Drive Shaft, Transfer Case to Axle, G8	2
3	GA5070020	Vibration Isolator - 80mm	4
4	GA4502820	Washer, 70mm OD x 16.5mm ID x 5mm thick	4
5	GA2700041	Drive Shaft, Transfer Case to Centre Bearing Shaft, G8	1
6	5-70-28X	Driveshaft retainer kit	2
7	GA4504345	Plate, Centre Bearing Mount, SWB G8	1
8	GA2700030	Drive Shaft, Transmission to Centre Bearing, G8	1
	GA2700141	Centre Bearing Assembly, 45mm, G8, 210084-2X	1
9	GA0500032	Bolt 3/8" x 1 1/2" UNF, ZP, Gr8	24
10	GA0500026	Nut 3/8", Nyloc, ZP, UNF	40
11	GA5011269	Set Screw M16 x 100 GR8.8 ZP	4
12	GA5001043	Washer 16mm Flat SS HD	8
13	GA5001029	Nut M16 Nyloc ZP	4
14	GA5000319	Set Screw M12 x 40 GR8.8 ZP	4
15	GA5000577	Washer 12mm Flat SS HD	8
16	GA5012461	Nut M12 Nyloc ZP	4
17	GA5000343	Bolt M14 x 45 GR8.8 ZP	2
18	GA5050325	Washer 14mm Flat SS	4
19	GA5012427	Nut M14 Nyloc ZP	2

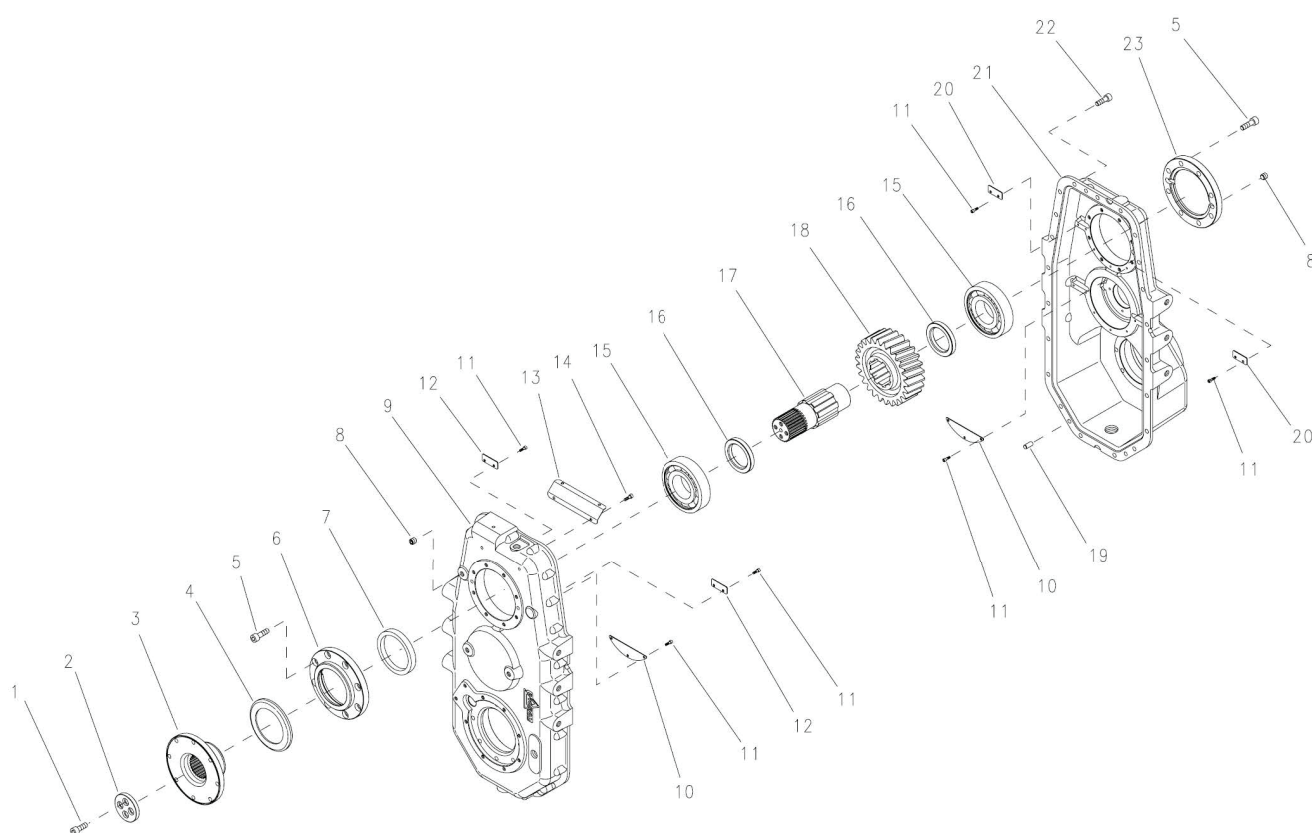


## Transfer Case - Mounting Bracket, Fill & Drain Plugs



ITEM NO.	PART NUMBER	DESCRIPTION	QTY.
1	GA4661040	Bracket, Transfer Case, Super Cruiser, 2015	2
2	GA5000935	Shcs M16 X 50 Gr12.9 Zp	12
	GA5001043	Washer 16mm Flat Ss Hd	12
3	GA5073430	Washer, Copper Gasket, 18 X 24 X 1.5 Mm, Dromos	1
4	GA5026140	Plug, Breather, Dromos	1
5	GA5073435	Washer, Copper Gasket, 22 X 28 X 1.5 Mm, Dromos	2
6	GA5078486	Fill Plug, M22 X 1.5, Dromos	1
7	GA5073445	Plug, Drain, Magnetic, M22 X 1.5, Drop Leg, Rear, Dromos	1
8	GA5073090	Gasket, Large Oil Drain Plug, Transfer Case, G8, Dromos	1
9	GA5073075	Plug, Drain, Transfer Case, Dromos	1

## Transfer Case - Upper Drive Assembly



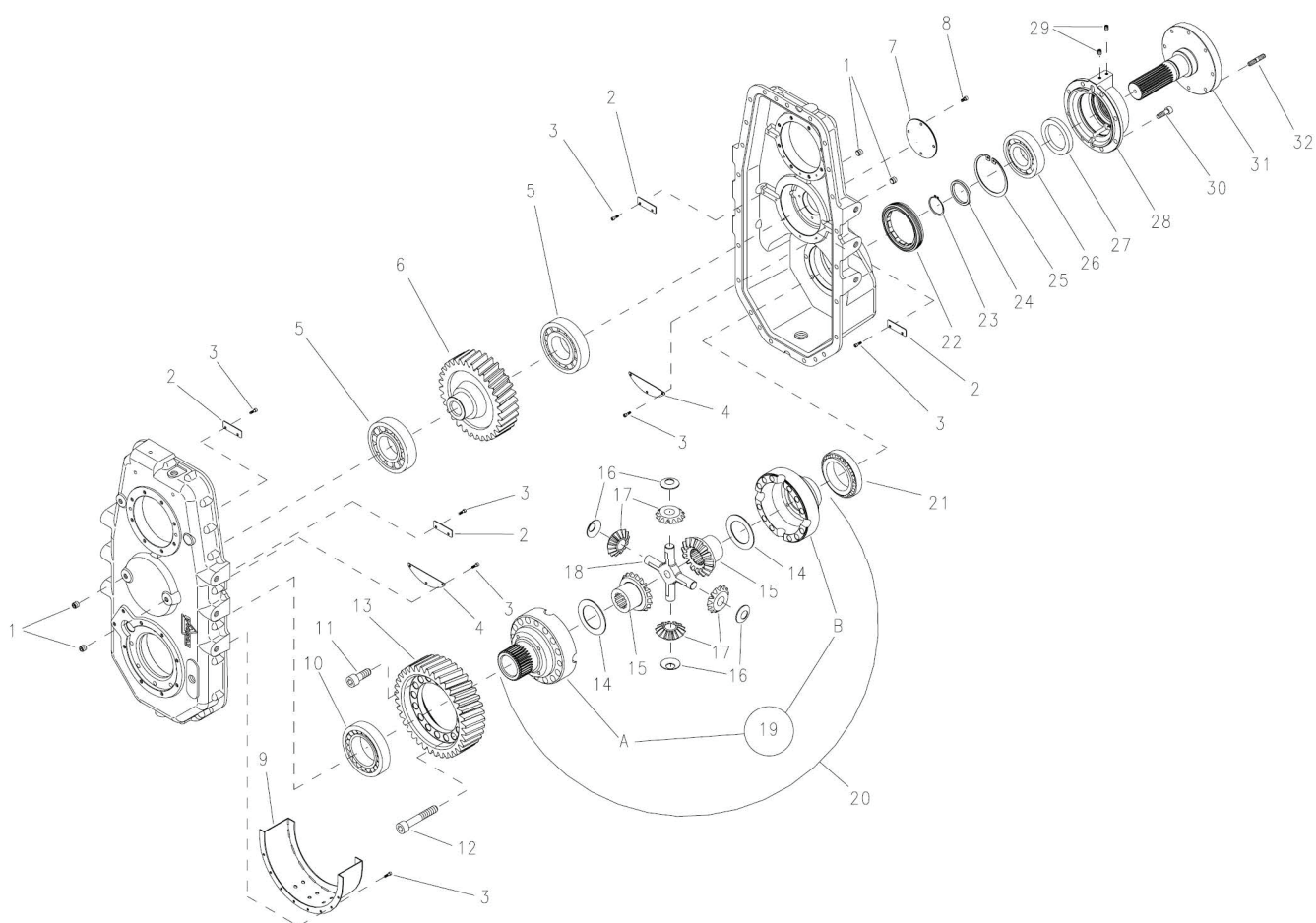
ITEM NO.	PART NUMBER	DESCRIPTION	QTY.
1	GA5078846	Hexagon Socket Head Cap Screw M12x30 Uni 593I 12.9 Ref.: -, Dromos	4
2	GA5073220	Lock Washer, Input Shaft Flange,	1
3	GA5078847	Transmission Flange, Suit, Dromos, Transfer Case	1
4	GA5073205	Oil Seal Protection, Input Shaft, Transfer Case, Dromos	1
5	GA5000313	Shcs M12 X 35 Gr12.9 Zp	16
6	GA5073135	Ring Support Cover, Input Shaft Bearing, Transfer Case, Dromos	1
7	GA5073030	Seal, Oil, Input Shaft, Transfer Case, Dromos	1
8	GA5073065	Plug, Grub Screw, Transfer Case, Dromos	2
9	GA5026141	Casing, Transfer Case, Dromos, Suit, Ga2700013	1
10	GA5073110	Oil Level Plate, Input Shaft Bearings, Transfer Case, Dromos	2
11	GA5026142	Shcs M5x14 Uno 593I	14
12	GA5073115	Oil Level Plate, A, Small, Transfer Case, G8, Dromos	2
13	GA5026143	Protector, Oil Shake, Transfer Case, Dromos, Suit, Ga2700013	1
14	GA5026144	Shcs M6x10 Uni 593I Gr12.9	1
15	GA5073000	Bearing, Input Shaft, Transfer Case, G8, Dromos	2

Continued over page

## Transfer Case - Upper Drive Assembly

ITEM NO.	PART NUMBER	DESCRIPTION	QTY.
16	GA5073190	Spacer, Input Shaft, Transfer Case, G8, Dromos	2
17	GA5073155	Drive Input Shaft, Transfer Case, G8, Dromos	1
18	GA5073145	Gearwheel, Input Shaft, Transfer Case, G8, Dromos	1
19	GA5026145	Parallel Pin A, 10x20 Uni En Iso 8734	3
20	GA5073120	Oil Level Plate, B, Small, Transfer Case, G8, Dromos	2
21	GA5026146	Cover, Transfer Case, Dromos, Suit, Ga2700013	1
22	GA5056265	Cap Screw, Socket Head, Hexagon, M10x30 Uni 5931 12.9, Dromos	21
23	GA5073130	Cover, Input Shaft Bearing, Transfer Case, G8, Dromos	1

## Transfer Case - Lower Drive Assembly



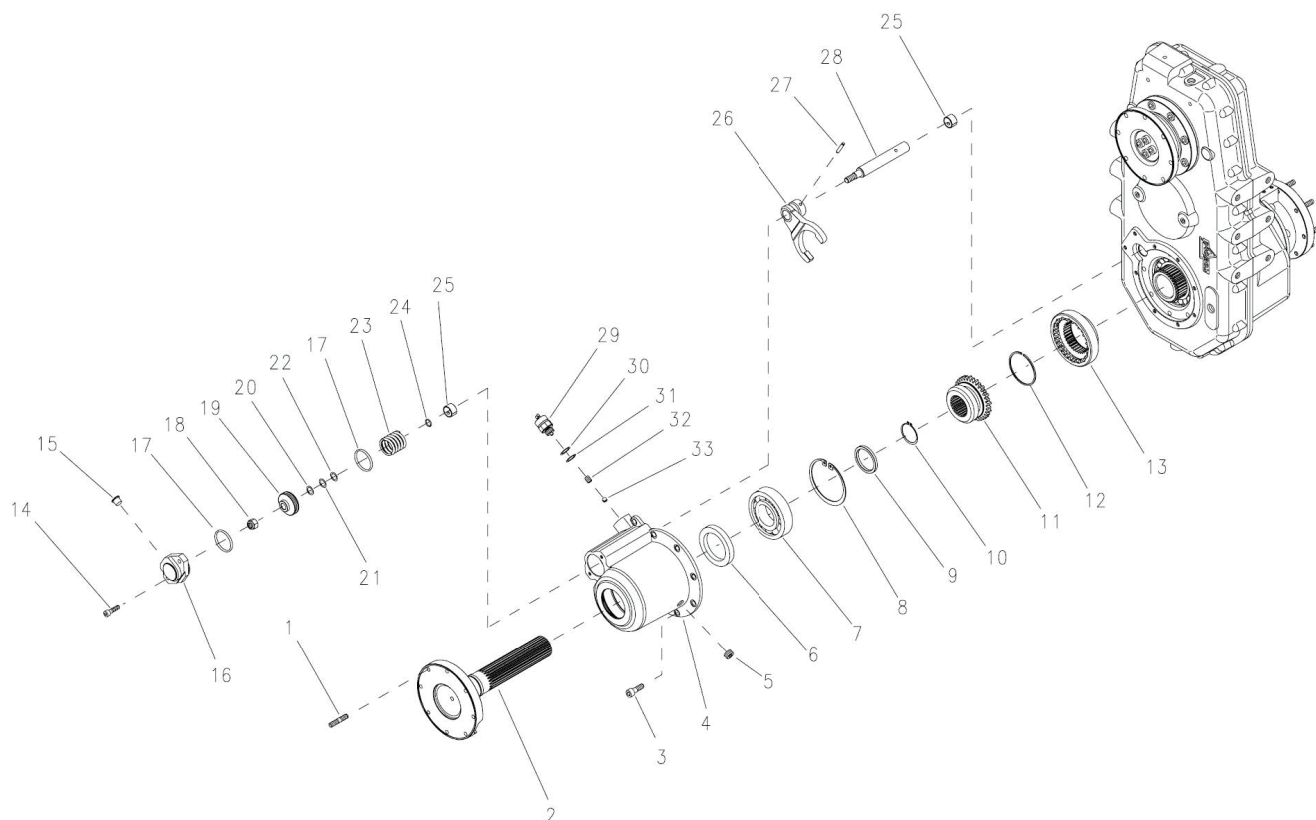
ITEM NO.	PART NUMBER	DESCRIPTION	QTY.
1	GA5073065	Plug, Grub Screw, Transfer Case, Dromos	4
2	GA5026147	Plate, Oil Level, Transfer Case, Dromos	4
3	GA5026148	Shcs M5x14 Uni 593I Gr12.9	22
4	GA5073110	Oil Level Plate, Input Shaft Bearings, Transfer Case, Dromos	2
5	GA5073005	Bearing, Idler Shaft, Transfer Case, G8, Dromos	2
6	GA5073150	Shaft With Gearwheel, Idler, Transfer Case, G8, Dromos	1
7	GA5026149	Plate, Cover, Suit, Transfer Case, Dromos	1
8	GA5026144	Shcs M6x10 Uni 593I Gr12.9	4
9	GA5026151	Cover, Protector, Oil Shake, Dromos, Transfer Case, Suit, Ga2700013	1
10	GA5073015	Bearing, Differential, Front, Transfer Case, G8, Dromos	1
11	GA5078869	Hexagon Socket Head Cap Screw M16x45 Gr12.9	4
12	GA0500017	Shcs M16 X 100 Gr12.9 Zp	12
13	GA5078848	Gearwheel, Suit, Dromos, Transfer Case	1

Continued over page

## Transfer Case - Lower Drive Assembly

ITEM NO.	PART NUMBER	DESCRIPTION	QTY.
14	GA5079100	Support Ring, Crown Wheel, Dromos	2
15	GA5079086	Bevel, Planetary Gear, Dromos	2
16	GA5079091	Support Ring, Planetary, Differential, Dromos	4
17	GA5079101	Planetary Gear, Suit, Dromos, Differential	4
18	GA5079102	Cross, Spider Gear, Suit, Dromos, Differential	1
19	GA5026152	Differential, Transfer Case, DROMOS, Suit, GA2700013	1
20	GA5073230	DIFFERENTIAL UNIT, Transfer Case, G8, Dromos	1
21	GA5073010	BEARING, Differential, Rear, Transfer Case, G8, Dromos	1
22	GA5078489	Ring nut, Dromos diff, G4 Adjustable axle	1
23	GA5026150	Retaining Ring, E 50, UNI 7435	1
24	GA5073195	SPACER, Output Shaft, Transfer Case, G8, Dromos	1
25	GA5073050	Circlip, Retaining Ring, Output Shaft, Transfer Case, G8, Dromos	1
26	GA5072995	BEARING, Rear Output Shaft, Transfer Case, G8, Dromos	1
27	GA5073035	SEAL, Oil, Output Shaft, Transfer Case, G8, Dromos	1
28	GA5026153	Cover, Bearing Assembly, Transfer Case, DROMOS, Suit, GA2700013	1
29	GA5026154	SHCS, HEADLESS, M8x10 UNI 5923 45 H	2
30	GA5056265	Cap Screw, Socket Head, Hexagon, M10x30 UNI 5931 12.9, Dromos	8
31	GA5073140	TRANSMISSION FLANGE, Rear Output Shaft, Transfer Case, G8, Dromos	1
32	GA5073210	STUD BOLT, Output Shaft Flanges, 3/8" UNF, Transfer Case, G8, Dromos	8

## Transfer Case - Engagement Assembly



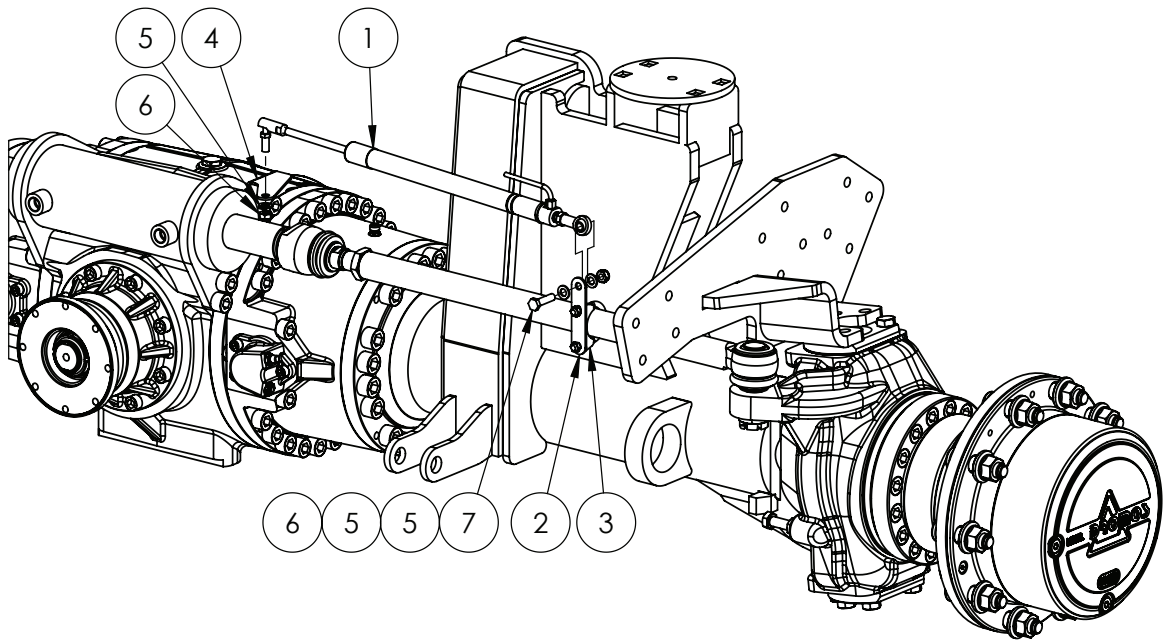
ITEM NO.	PART NUMBER	DESCRIPTION	QTY.
1	GA5073210	Stud Bolt, Output Shaft Flanges, 3/8" Unf, Transfer Case, G8, Dromos	8
2	GA5078849	Transmission Flange, Suit, Dromos, Transfer Case	1
3	GA5056265	Cap Screw, Socket Head, Hexagon, M10x30nuni 5931 12.9, Dromos	9
4	GA5026155	Disengagement Casing, Transfer Case, Dromos, Suit, Ga2700013	1
5	GA5026156	Plug, Conical, M18x1.5, Din 906 5.8	1
6	GA5073035	Seal, Oil, Output Shaft, Transfer Case, G8, Dromos	1
7	GA5072995	Bearing, Rear Output Shaft, Transfer Case, G8, Dromos	1
8	GA5073050	Circlip, Retaining Ring, Output Shaft, Transfer Case, G8, Dromos	1
9	GA5073195	Spacer, Output Shaft, Transfer Case, G8, Dromos	1
10	GA5026150	Retaining Ring, E 50, Uni 7435	1
11	GA5026157	Clutch Sleeve, Dromos, Suit, Transfer Case, Ga2700013	1
12	GA5026158	Ring, Shoulder, Torrington, Dromos, Suit, Transfer Case, Ga2700013	1

Continued over page

## Transfer Case - Engagement Assembly

ITEM NO.	PART NUMBER	DESCRIPTION	QTY.
13	GA5026159	Clutch Ring, Dromos, Suit, Transfer Case, Ga2700013	1
14	GA5070765	Shcs M8 X 30 Gr12.9 Zp	2
15	GA5026160	Plug, Dromos, Suit, Transfer Case	1
16	GA5026161	Cover, Disengagement Casing, Dromos, Suit, Transfer Case, Ga2700013	1
17	GA5073040	O-Ring, Large, Differential Lock, Transfer Case, G8, Dromos	2
18	GA5000141	Nut M10 Nyloc Zp	1
19	GA5073125	Shim, Differential Lock Piston, B, Transfer Case, G8, Dromos	2
20	GA5073180	Shim, Differential Lock Piston, B, Transfer Case, G8, Dromos	2
21	GA5073185	Shim, Differential Lock Piston, C, Transfer Case, G8, Dromos	4
22	GA5073165	Shim, Differential Lock Piston, A, Transfer Case, G8, Dromos	2
23	GA5073225	Spring, Differential Lock Piston, Transfer Case, G8, Dromos	1
24	GA5056405	O-Ring 2-015 - 14,00x1,78, Nbr 70, Parker, Suit, Rear Axle, Dromos	1
25	GA5073025	Bushing, Differential Lock, Transfer Case, G8, Dromos	2
26	GA5073200	Fork, Differential Lock, Transfer Case, G8, Dromos	1
27	GA5073060	Spring Fork, Differential Lock, Transfer Case, G8, Dromos	1
28	GA5073160	Fork Rod, Differential Lock, Transfer Case, G8, Dromos	1
29	GA5073100	Switch, Differential Lock Sensor, Transfer Case, G8, Dromos	1
30	GA5073175	Shim, Differential Lock Sensor, B, Transfer Case, G8, Dromos	5
31	GA5073170	Shim, Differential Lock Sensor, A, Transfer Case, G8, Dromos	5
32	GA5073105	Pin, Differential Lock Sensor, Transfer Case, G8, Dromos	1
33	GA5056425	Ball Diam. 3/8", 9,525, G40 - Aisi52100, Tridella, Dromos	1

## Steering Angle Sensor - John Deere System



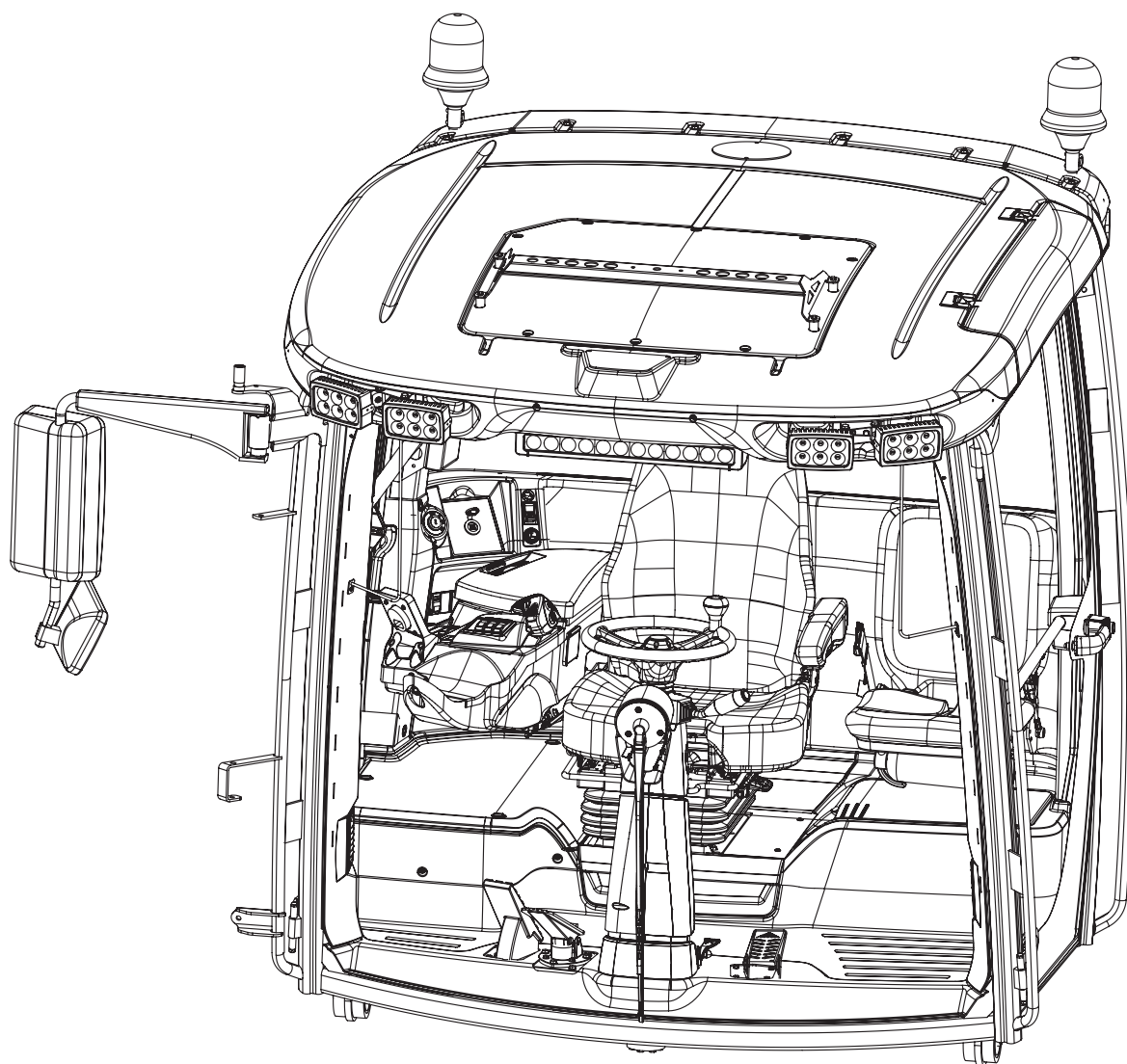
ITEM NO.	PART NUMBER	DESCRIPTION	QTY.
1	630181017	Sensor, Linear, 250 mm Non-Contact, Raven John Deere	1
2	GA4501120	Plate, Linear Sensor Mount, Steering Rod, John Deere Steering, G8	1
3	GA5006701	Exhaust Clamp, C6 1 3/4"	1
4	GA4501115	Plate, Linear Sensor Mount, Base, John Deere Steering, G8	1
5	GA5000117	Washer 10mm Flat SS HD	3
6	GA5051445	Nut M10 Nyloc SS	2
7	GA5006055	Bolt M10 x 40 GR8.8 ZP	1



## Chapter 22

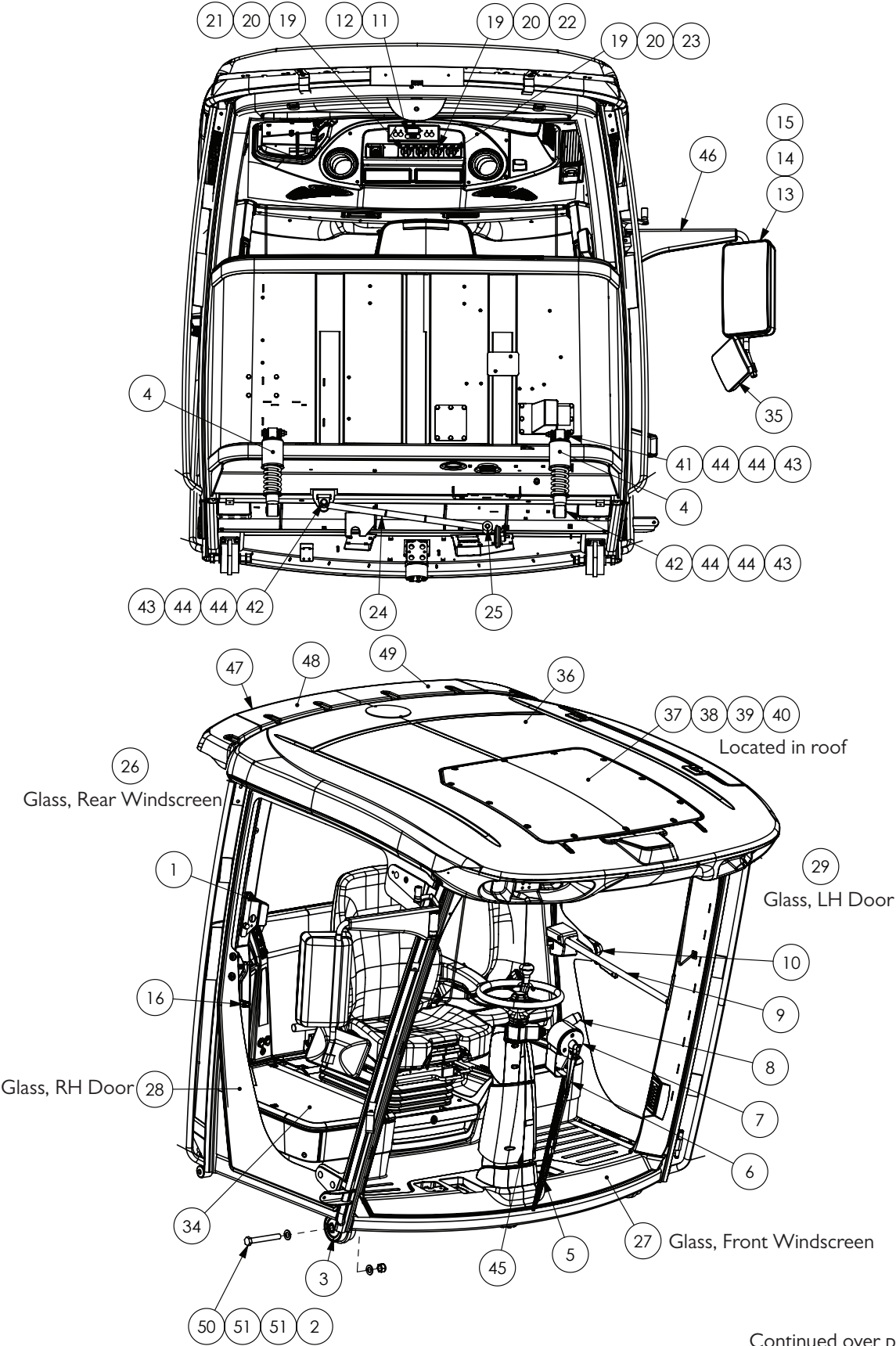
### CABIN

#### Cabin - Claas




Continued over page

# Cabin - Claas



Continued over page

## Cabin - Claas



ITEM NO.	PART NUMBER	DESCRIPTION	QTY.
1	GA5054100	Cup holder	1
2	GA5048125	Nut M20 Nyloc Coarse ZP	2
3	GA5054110	Bushing	1
4	GA5054105	Damper, shock absorber	2
5	GA5054155	Wiper Blade	1
6	GA5054150	Wiper Arm	1
7	GA5054145	Wiper Motor	1
8	GA5054195	Indicator Stalk	1
9	GA5054665	Door Lock	1
10	GA5054180	Handle Exterior	1
11	GA5054285	A/C - Heater Control Unit	1
12	GA5054280	Sender Temperature	3
13	GA5054125	Side mirror glass	1
14	GA5054130	Cover Cap Mirror	1
15	GA5054120	Side mirror, Complete assembly	1
16	GA5054135	Handle Internal RHS	1
17	GA5054635	Locking Cylinder	1
18	GA5054206	Master Key	1
19	GA5054250	Rotary Knob, for light	3
20	GA5054270	Switch Insert, for Lighting Knob	3
21	GA5054210	Switch Light, LHS	1
22	GA5054215	Switch Light, Middle	1
23	GA5054095	Switch Light, RHS	1
24	GA4659380	Panhard rod, 655mm centres	1

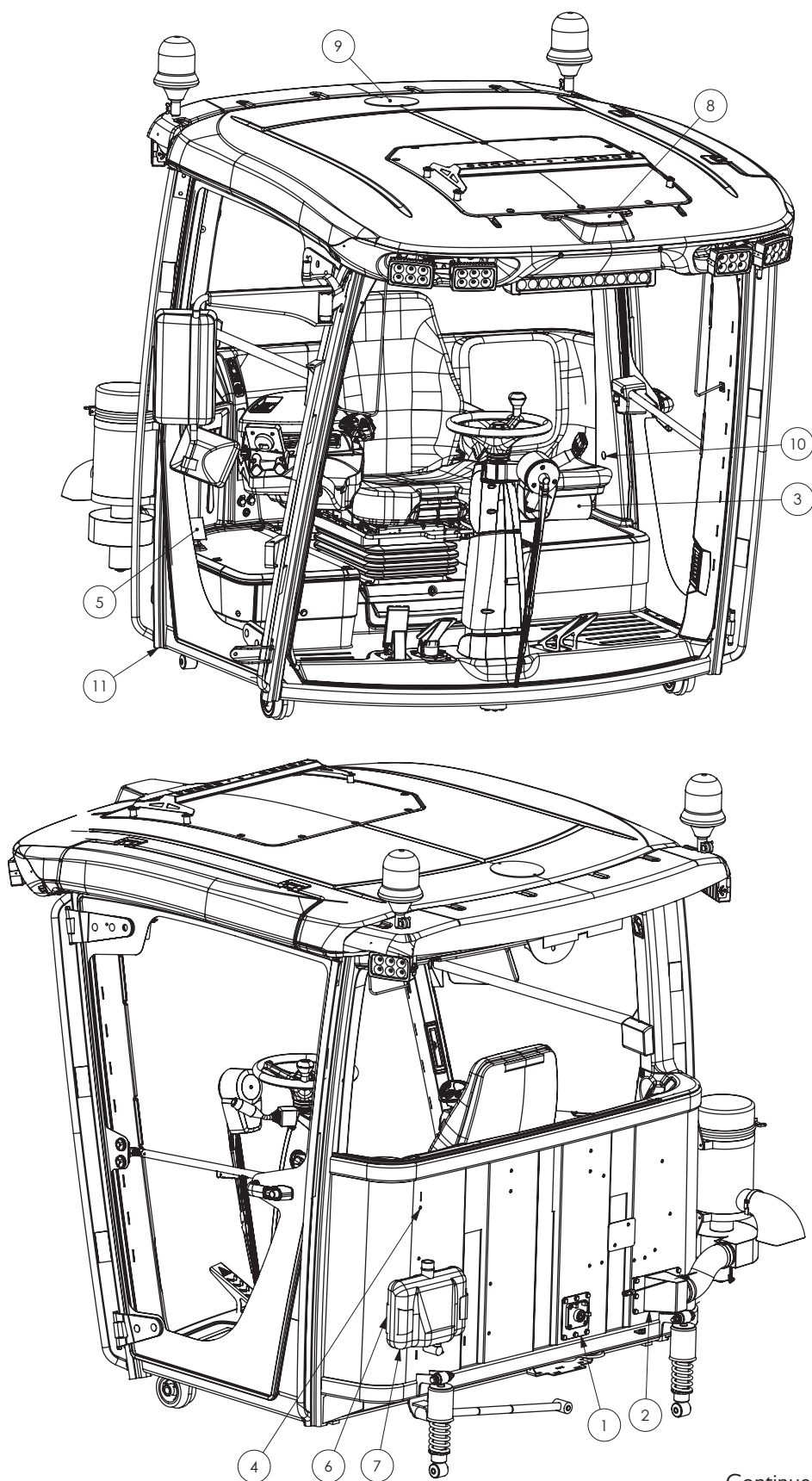
Continued over page

## Cabin - Claas

ITEM NO.	PART NUMBER	DESCRIPTION	QTY.
25	GA5054535	Bearing bush, for Panhard rod	2
26	GA5065481	Glass, Claas cab, Rear	1
27	GA5065489	Glass, Front Windscreen, laminated	1
28	GA5065483	Glass, suit Claas cab, door right	1
29	GA5065484	Glass, suit Claas cab, door left	1
30	GA5054470	Sunshade Rear	1
31	GA5065463	Side blind, LH	1
32	GA5065462	Side blind, RH	1
33	GA5065461	Seal, suit Claas cab door	2
34	GA5070404	Cover Panel Fuse Box	1
35	GA5070330	Mirror, Convex, Lower, manual adjust - Not used	1
36	GA5054530	Cabin Roof	1
37	GA5054275	Fan Blower Assembly,	1
38	GA5054185	Evaporator coil	1
39	GA5054115	Heater Exchange / core	1
40	GA5054190	Expansion Valve	1
41	GA5011263	Bolt M12 x 90 ZP GR8.8	2
42	GA5000259	Bolt M12 x 100 ZP GR8.8	4
43	GA5012461	Nut M12 Nyloc ZP	6
44	GA5000577	Washer 12mm Flat SS HD	24
45	GA5055540	Gas Strut, Steering Column Lower	1
46	GA5075270	Mirror Bracket, Adjustable	1
47	GA5066805	Roof Panel, Rear Roof, Plastic	1
	GA5071950	Roof Support Panel, Rear Roof, Steel	1
48	GA5054255	Antenna Aerial Radio AM FM GME with Base and Lead	1
49	GA5054265	Aerial, UHF, AE409L GME (includes Base & Lead)	1
50	GA5001531	Bolt M20 x 150 GR8.8 ZP	2
51	GA5001741	Washer 20mm Flat SS HD	4

## Cabin - Assembled

---



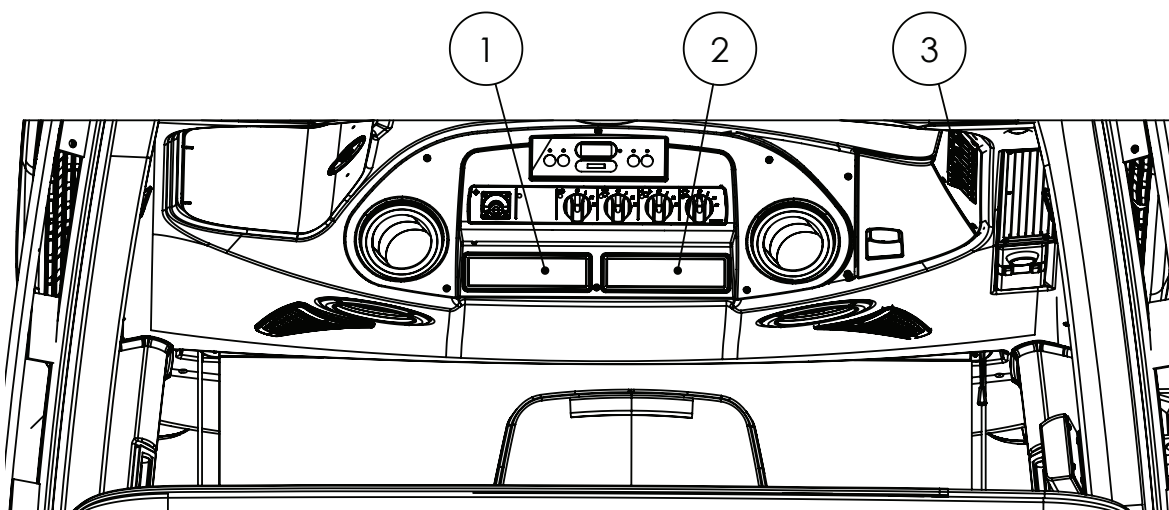
Continued over page

## Cabin - Assembled

ITEM NO.	PART NUMBER	DESCRIPTION	QTY.
1	GA4536285	Cover Plate Back of SP Cabin Small	1
	*	ISOBUS Raven Plug	1
	*	ISOBUS John Deere Plug	1
2	GA4658850	Carbon Filter Air Intake	1
3	GA5007099	Extinguisher, Fire B&E Flameguard 1Kg ABE	1
4	GA5017909	Xmas Tree Clip, Black, 16mm Head, 27mm Length	17
5	GA4504390	Cover plate, Access port, Right side door jam	1
6	GA4505035	Mounting Bracket Washer Bottle	1
7	GA5070785	Windscreen Washer Bottle 5.8L	1
	GA5012199	Grommet, 29mm OD, Neoprene	1
8	GA4503820	Plate Receiver Mount Rear Claas Cabin	1
9	GA4503815	Plate Receiver Mount Front Claas Cabin	1
10	GA5054170	Cover Cap for screws	1
11	GA5069905	Fitting Brass 5/8" - 5/8" straight hose barb (Heater hose joiner)	2
-	GA4504105	Plate, Round, Aluminium, Steering Wheel Centre	1
-	GA5011465	Bolt M8 x 16 ZP GR8.8	16
-	GA5003643	Washer 8mm Flat SS HD	16

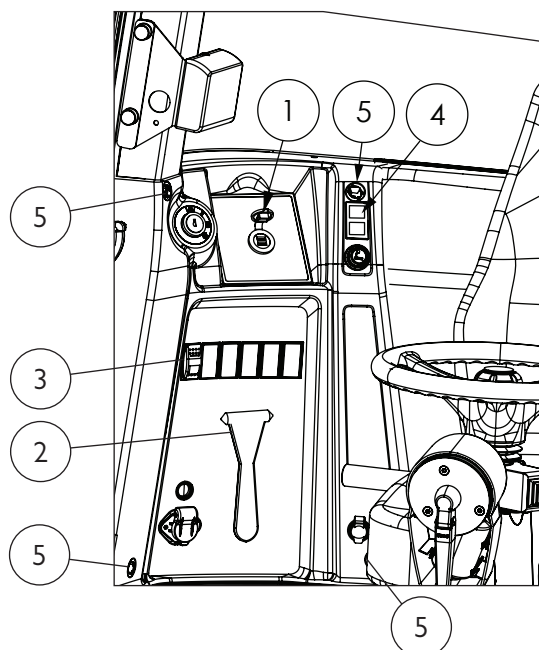
\* Sub-assembly on following pages

## Cabin - Overhead Components



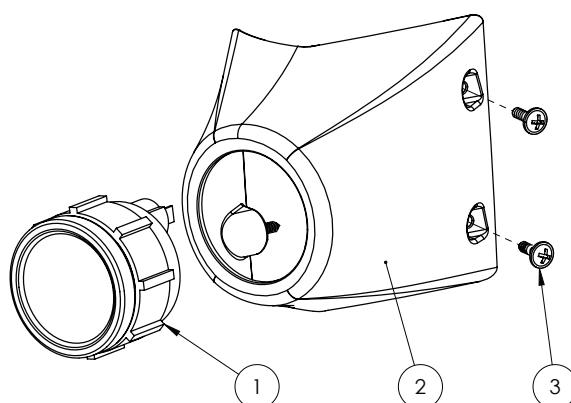
ITEM NO.	PART NUMBER	DESCRIPTION	QTY.
1	GA5017409	Audio head unit, CD/MP3/WMA AM/FM Radio, Bluetooth, iPod Control & Remote	1
2	GA5017131	UHF 477 MHz CB radio, DIN size	1
3	GA5069290	SWF switch ON/OFF I2v	1
	GA5069277	SWF switch insert, Beacon	1

## Cabin - Right Corner Panel



ITEM NO.	PART NUMBER	DESCRIPTION	QTY.
1	GA3000084	Auxiliary Power Socket, Dual USB	1
2	GA5053425	Emergency Exit Hammer	1
3	GA5069290	SWF switch ON/OFF 12v	1
	GA5069276	SWF switch insert, Fan	1
	GA5069295	SWF Dual warning lamp 12v	1
4	GA5069285	SWF switch insert, Pneumatic suspension	1
	GA5069275	SWF switch insert, Park brake	1
5	GA5054170	Cover Cap for screws	4

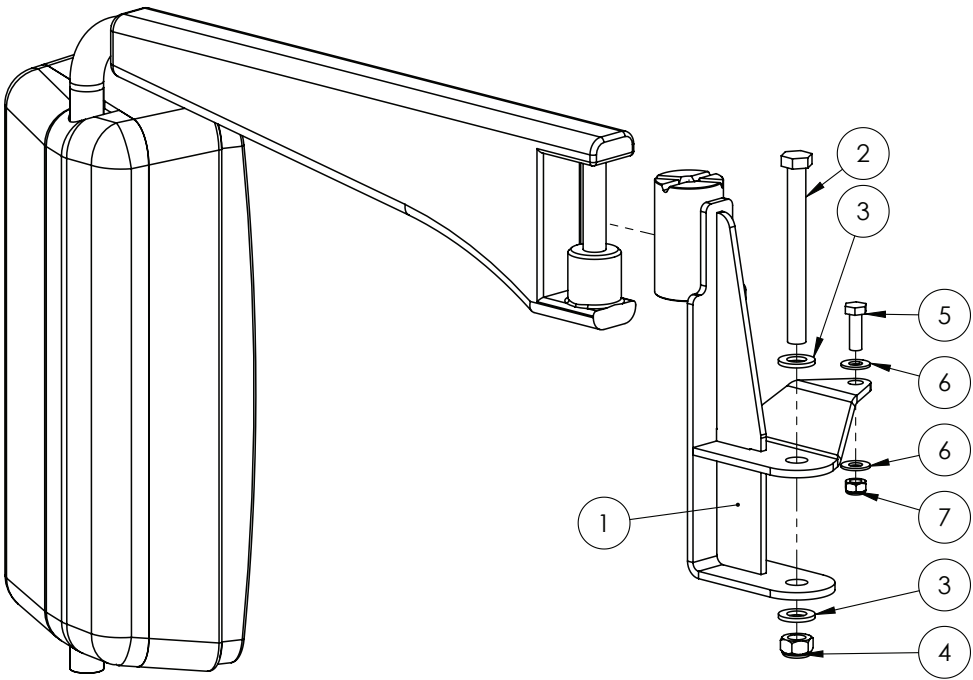
## Fuel Gauge



ITEM NO.	PART NUMBER	DESCRIPTION	QTY.
1	GA5069037	Fuel gauge, COBO	1
2	GA5072515	Fuel Gauge Mount, suit Claas Cabin RH Pillar	1
3	GA5054395	Screw Mushroom Head 4.2 x 16mm Black Self Tapper	4



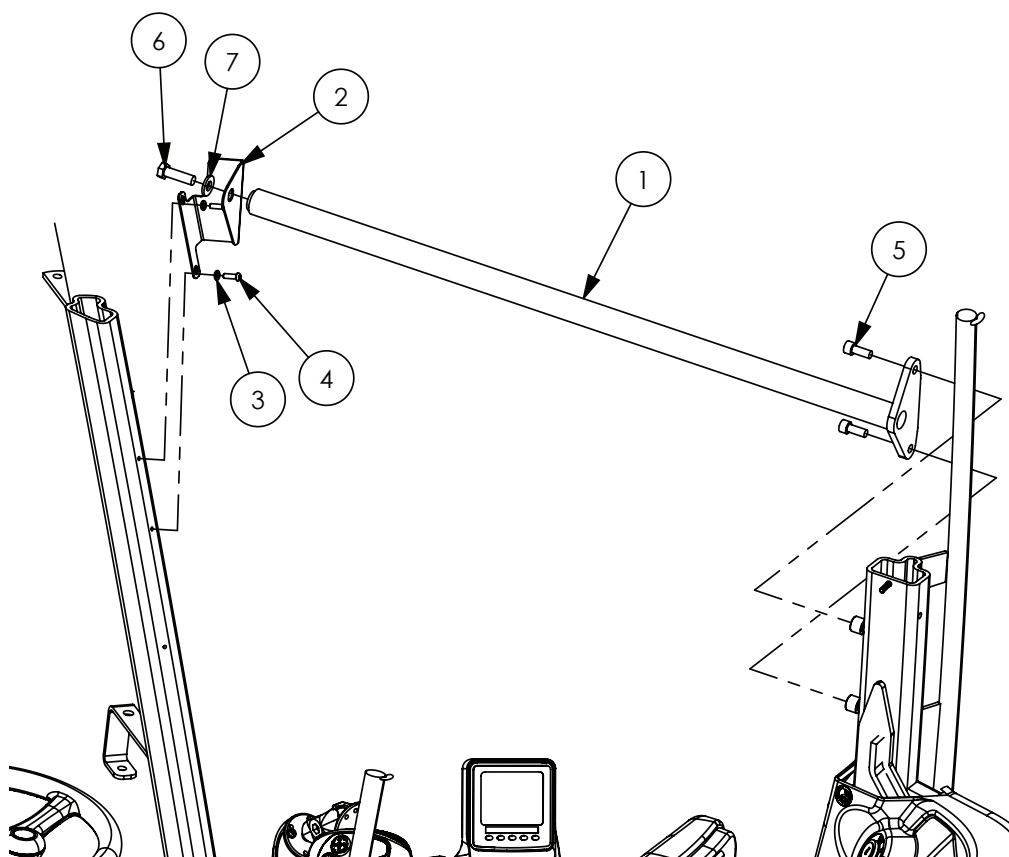
# Mirror RHS Extension Bracket - 48m



ITEM NO.	PART NUMBER	DESCRIPTION	QTY.
1	GA4602185	Bracket, Mirror Extension Spacer, RH, Claas Cabin	1
2	GA5011201	Bolt M12 x 120 SS GR8.8	1
3	GA5000577	Washer 12mm Flat SS HD	2
4	GA5012461	Nut M12 Nyloc ZP	1
5	GA5004713	Bolt M8 x 25 SS A2-70	1
6	GA5003643	Washer 8mm Flat SS HD	2
7	GA5004917	Nut M8 Nyloc ZP	1

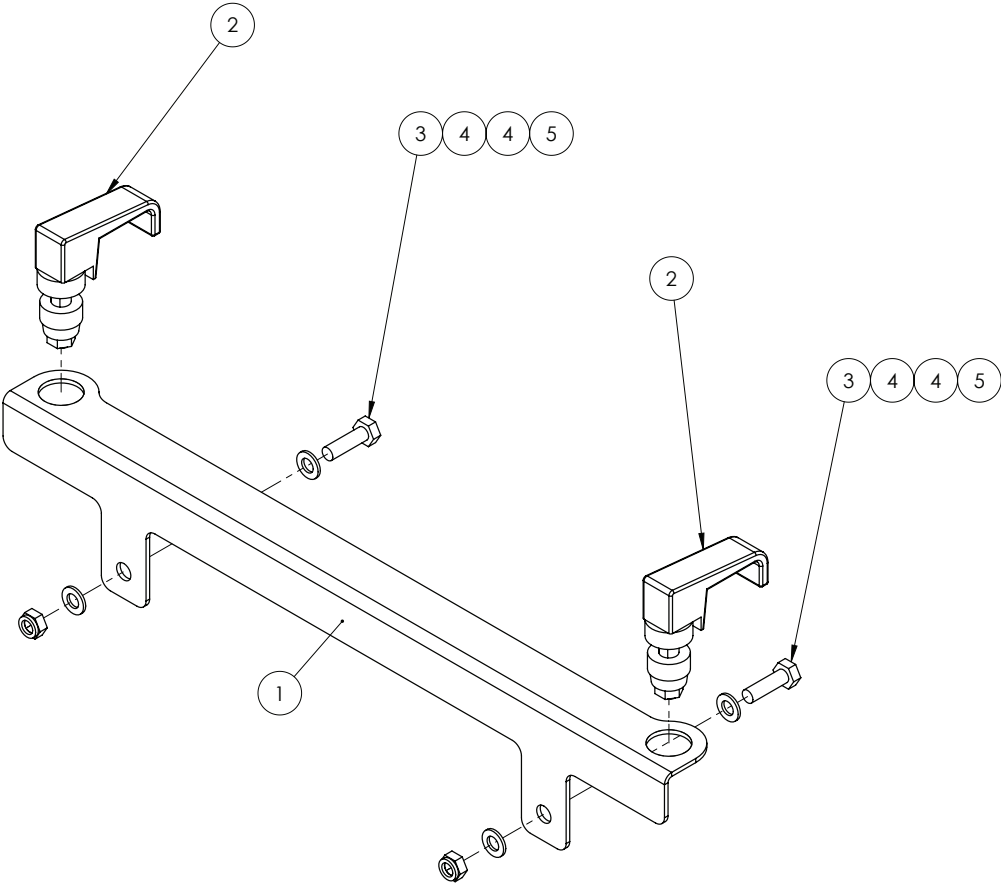


## GPS Accessories Bar



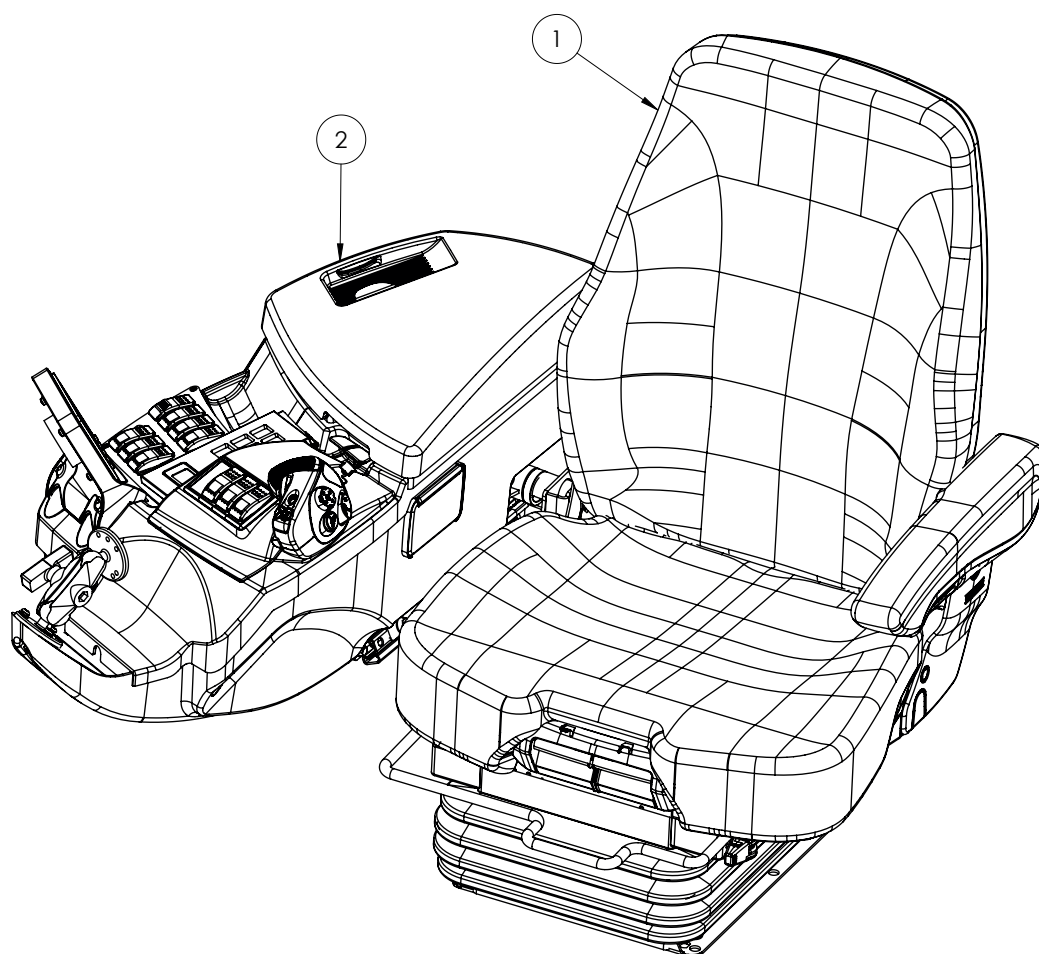
ITEM NO.	PART NUMBER	DESCRIPTION	QTY.
1	GA4660680	Accessory Rail Bar, Straight, Cabin, Crop Cruiser, 2015	1
2	GA4509450	Plate, Bent, Console Rail Mount Front, Claas Cabin	1
3	GA5004437	Washer 6mm Flat SS	2
4	GA5004053	BHCS M6 x 20 SS	2
5	GA5071085	SHCS M10 x 25 ZP GR12.9	2
6	GA5000319	Set Screw M12 x 40 ZP GR8.8	1
7	GA5000577	Washer 12mm Flat SS HD	1

# Fuse Box Cover Mount



ITEM NO.	PART NUMBER	DESCRIPTION	QTY.
1	GA4402220	Plate, fuse box lid mount suit claas cabin	1
2	GA5066600	Rawl action latch suit Advance pod door	2
3	GA5004065	Bolt M6 x 20 GR8.8 ZP	2
4	GA5004437	Washer 6mm Flat SS	4
5	GA5048115	Nut M6 Nyloc ZP	2

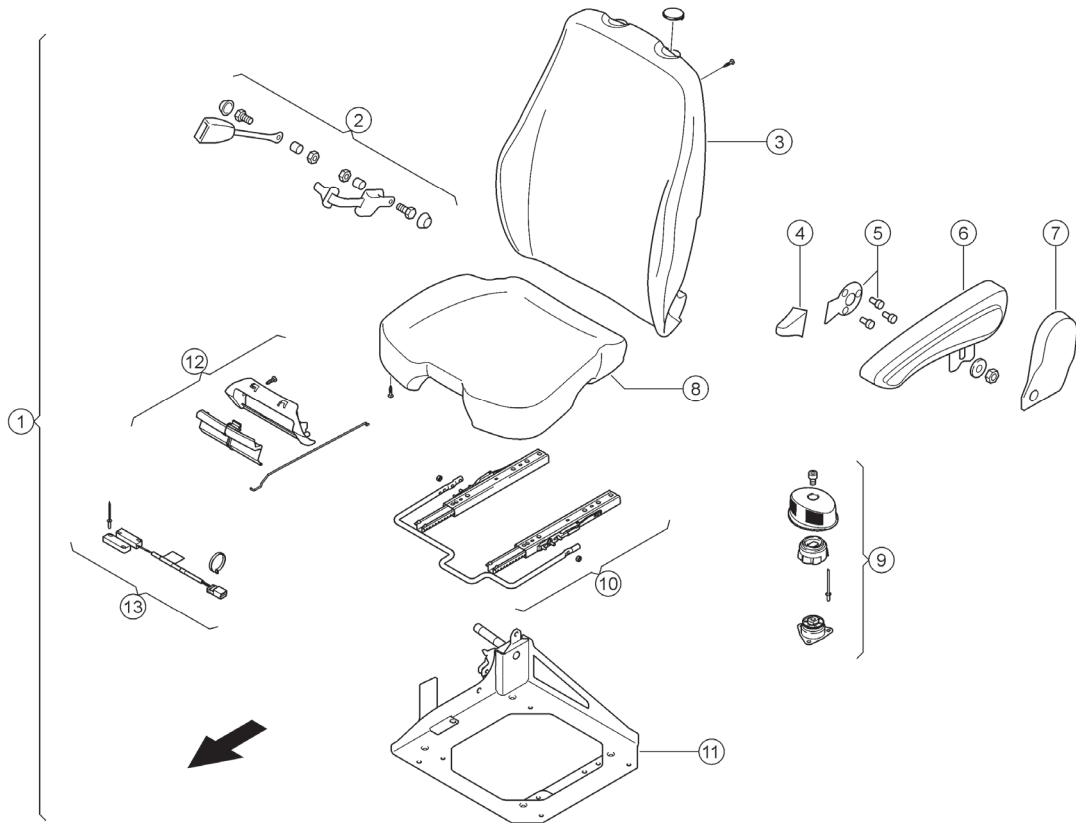
## Seat & Console



ITEM NO.	PART NUMBER	DESCRIPTION	QTY.
-	GA5071930	Seat Cover, Driver and Training Seat, Suit Claas Seat, G5 G6 MY15	-
1	GA5070385	Claas Cabin Seat Assembly with Air Suspension	1
2	*	Claas Console	1

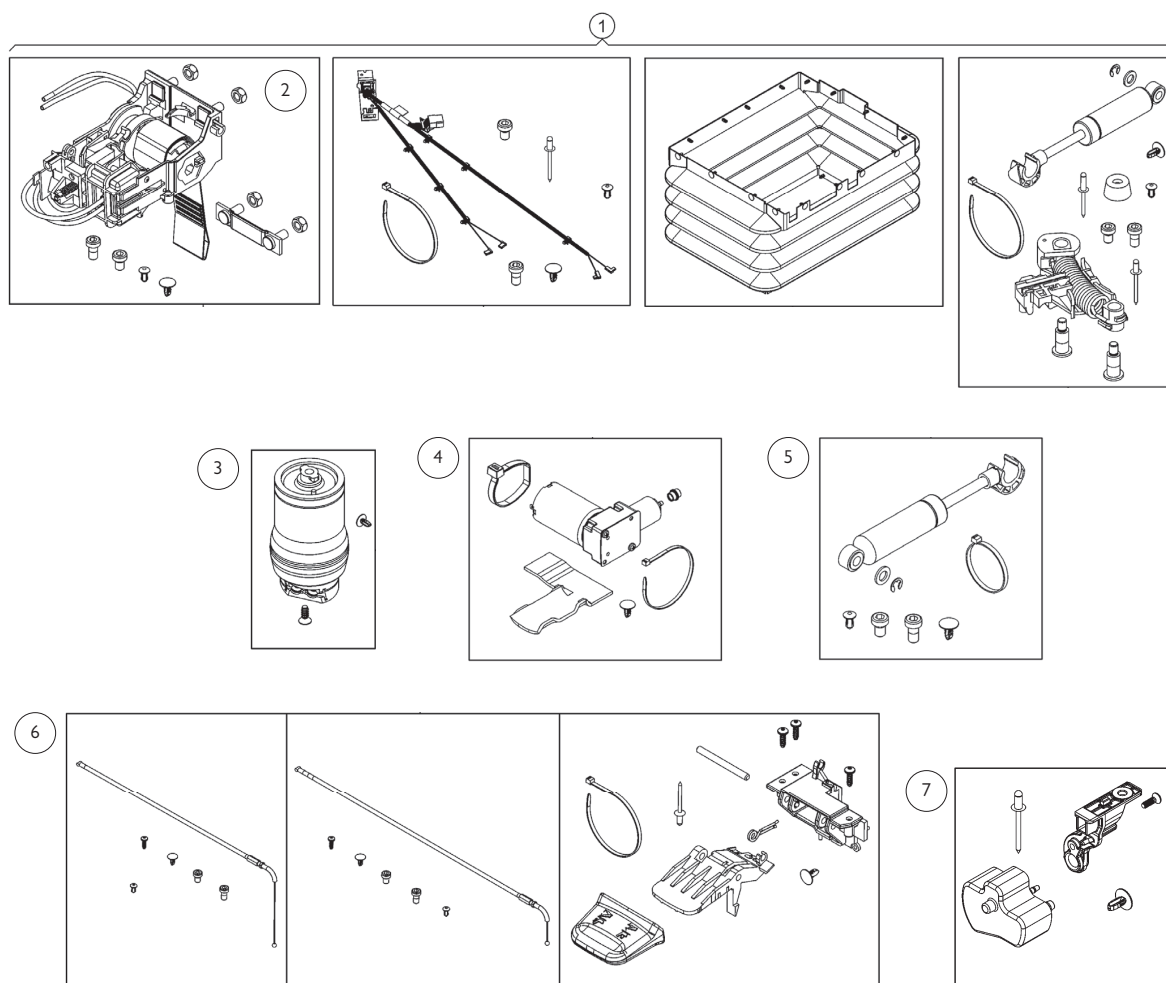
\* Sub-assembly on following pages

## Seat - Upper Section



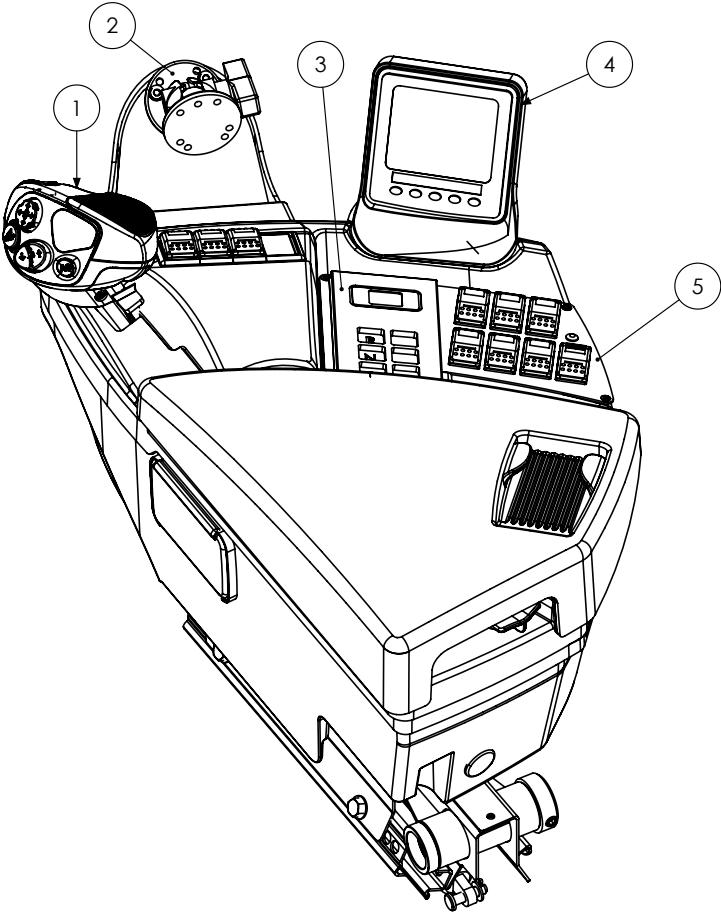
ITEM NO.	PART NUMBER	DESCRIPTION	QTY.
1	-	Seat assembly, no suspension	-
2	GA5078556	Seat belt buckle	1
3	-	Seat back	1
4	-	Seat back adjustment handle	1
5	-	Seat back adapter plate	1
6	-	Arm rest	1
7	-	Arm rest cover	1
8	-	Seat base	1
9	-	Lever	1
10	-	Seat rail sliders	1
11	-	Seat base adapter	1
12	GA5078557	Handle, front adjustment	1
13	GA5078558	Seat switch	1

## Seat - Lower Section



ITEM NO.	PART NUMBER	DESCRIPTION	QTY.
1	GA5078559	Suspension kit - Includes item 2	1
2	GA5078560	Level control mechanism	1
3	GA5078561	Air spring	1
4	GA5078562	Air compressor	1
5	GA5078563	Shock absorber	1
6	GA5078564	Swivel handle kit	1
7	GA5078565	Air outlet panel	1

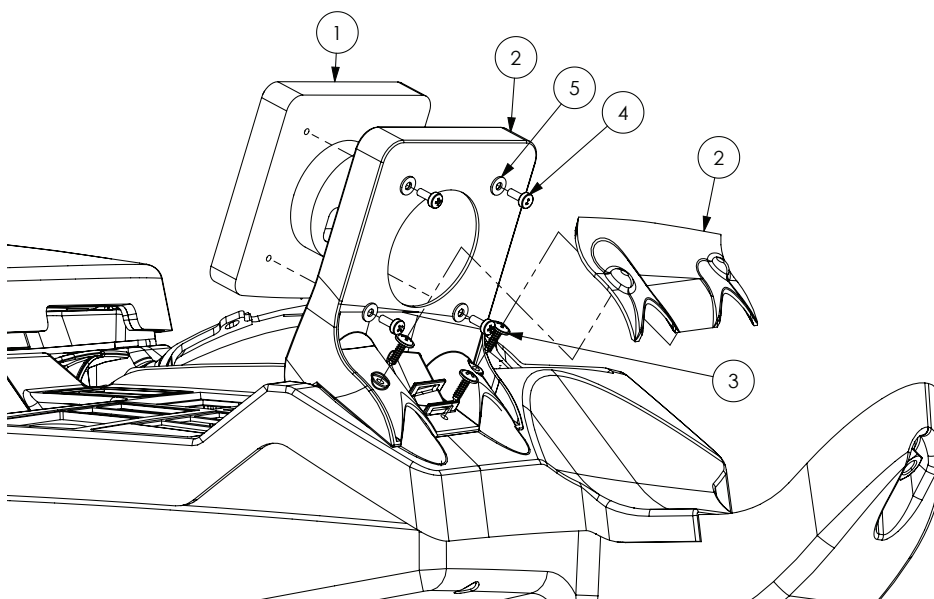
# Claas Console



ITEM NO.	PART NUMBER	DESCRIPTION	QTY.
1	*	G Motion Joystick Assembly	
2	*	Ram Mount Assembly	
3	*	Gear Selector Assembly	
4	*	CANTRAK Assembly	
5	*	Switch Panel Assembly	

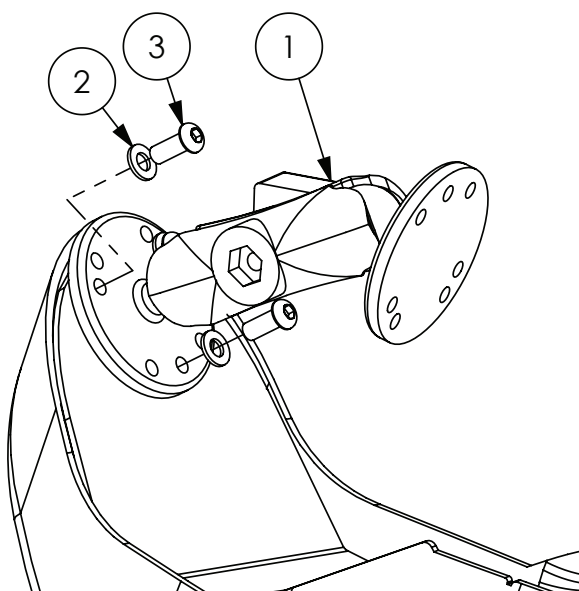
\* Sub-assembly on following pages

## CANTRAK Assembly



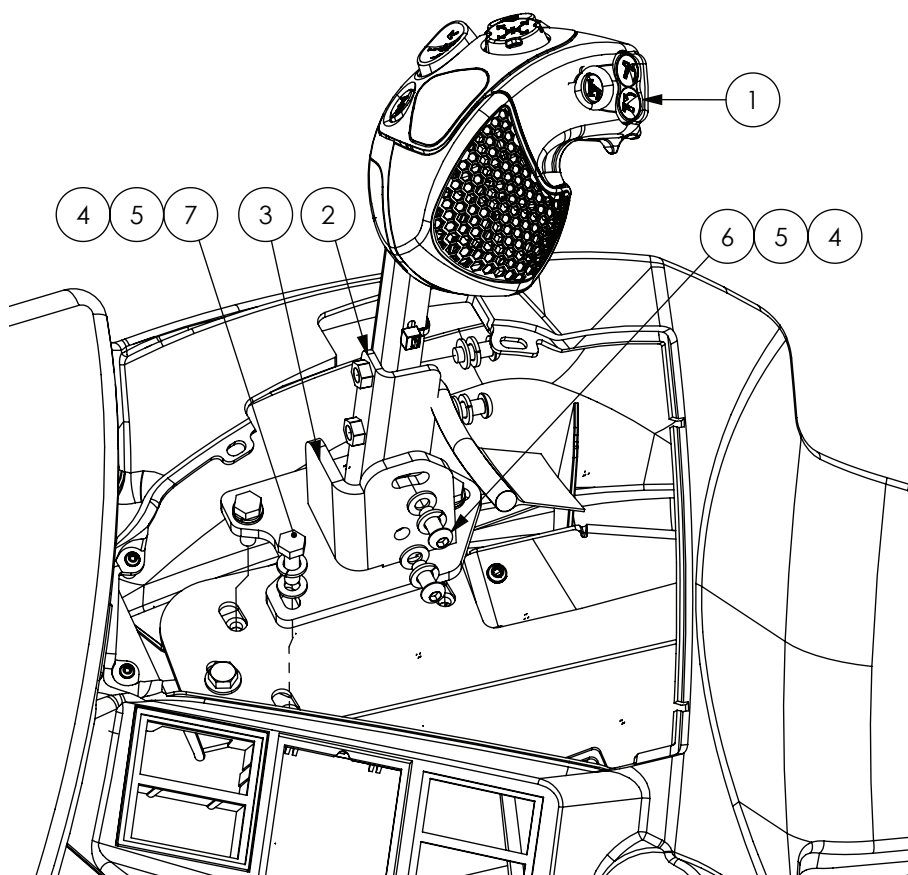
ITEM NO.	PART NUMBER	DESCRIPTION	QTY.
1	GA5066210	Engine monitor, CANtrak, Kantrak, 2700, IP 67, 3.8"	1
2	GA5072065	Monitor Mount, CANTRAK, Claas Console	1
3	GA5054395	Screw Mushroom Head 4.2 x 16mm Black Self Tapper	3
4	GA5011360	Bolt M4 x 10 Pan Head SS	4
5	GA5020510	Washer 4mm Flat SS	4

## Ram Mount Assembly



ITEM NO.	PART NUMBER	DESCRIPTION	QTY.
1	GA5020825	RAM Mount, Universal, Adjustable kit 101U	1
2	GA5004437	Washer 6mm Flat SS	3
3	GA5004050	BHCS M6 x 16 SS GR8.8	3

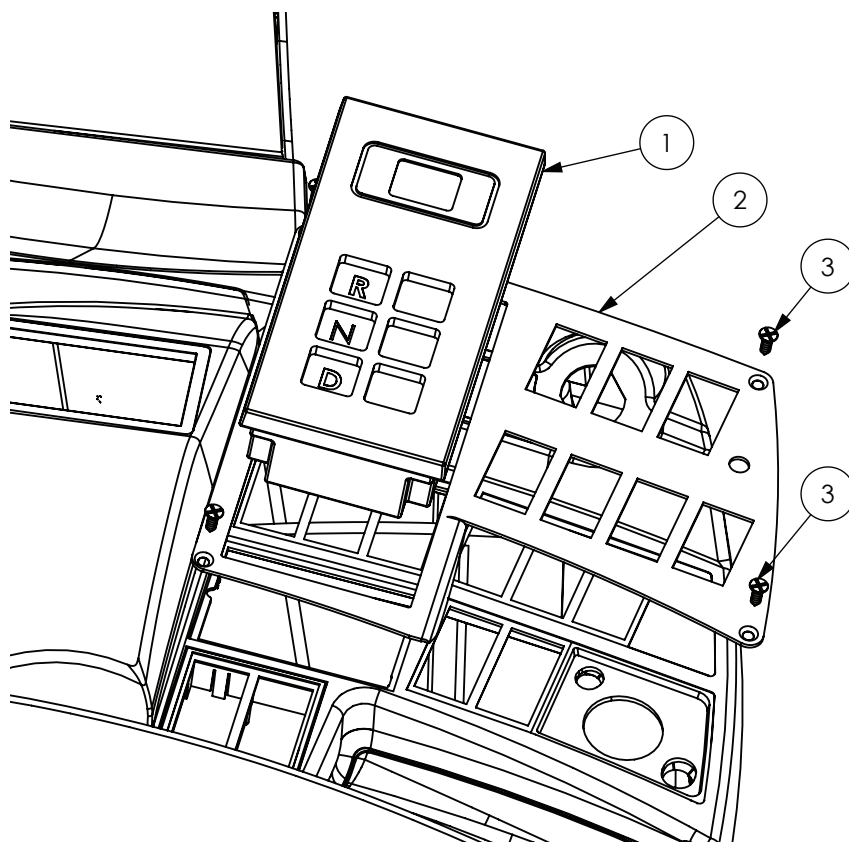
## G Motion Joystick Assembly



ITEM NO.	PART NUMBER	DESCRIPTION	QTY.
1	GA3000071	Joystick, multi function, ergonomic, Claas	1
2	GA4660660	Mount Bracket, Angle Adjuster, Claas Joystick, Crop Cruiser, 2015	1
3	GA4660655	Mount Bracket, Base, Claas Joystick, Crop Cruiser, 2015	1
4	GA5004437	Washer 6mm Flat SS	7
5	GA5004447	Washer, 6mm, Spring, SS	7
6	GA5004050	BHCS M6 x 16 SS GR8.8	4
7	GA5004065	Bolt M6 x 20 ZP GR8.8	3



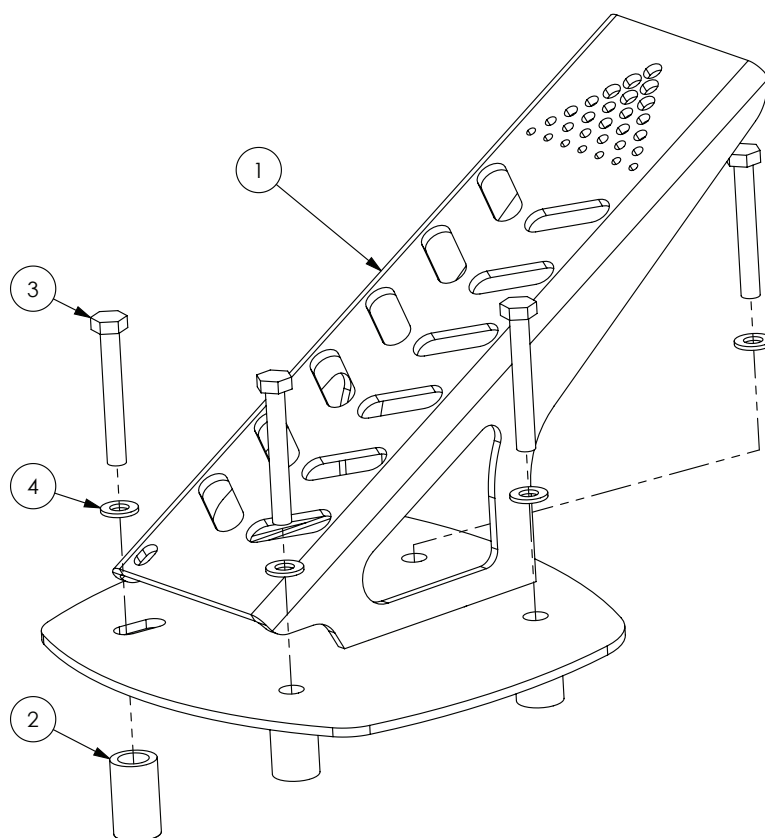
## Gear Selector Assembly



ITEM NO.	PART NUMBER	DESCRIPTION	QTY.
1	GA3000106	Gear selector, Electronic Push button, suit 3000 series, Allison	1
2	GA4504630	Plate, Gear Selector Switch Mount, G5 G6 G8	1
3	GA0500019	Screw, 8G x 1/2", Self Tapping, Countersunk Phillips, Black	4



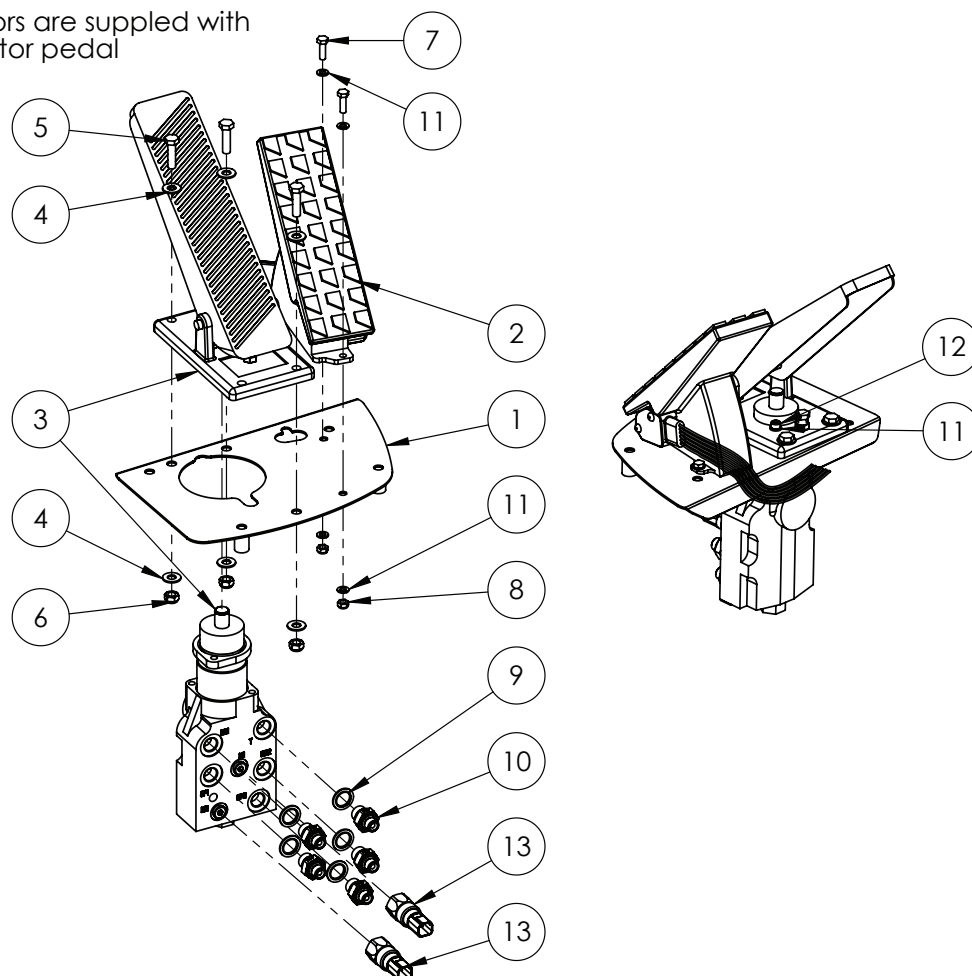
## Left Foot Rest



ITEM NO.	PART NUMBER	DESCRIPTION	QTY.
1	GA4658680	Cabin Left Foot Rest	1
2	GA4583150	Crush Tube, 15 OD x 10 ID x 25mm long	1
3	GA5011449	Bolt M6 x 45 ZP GR8.8	3
4	GA5004437	Washer 6mm Flat SS	3

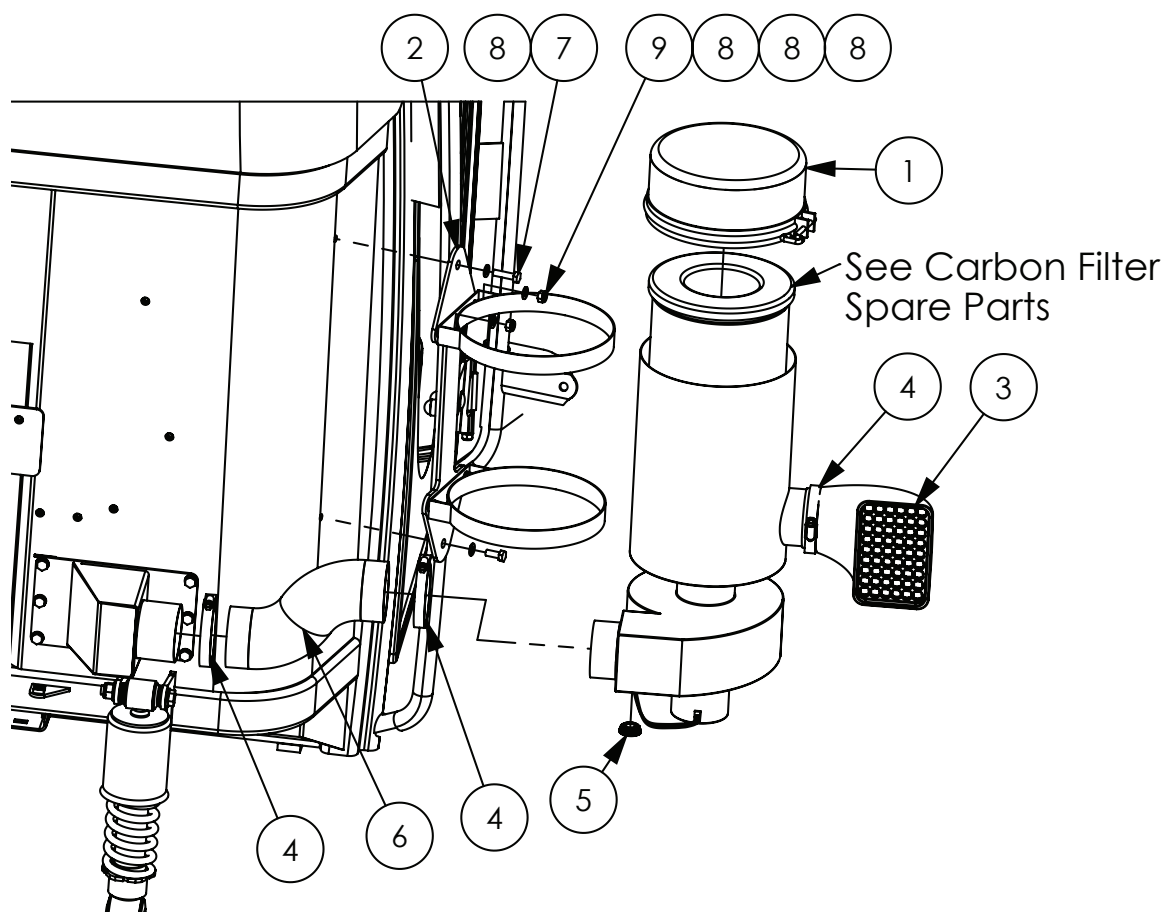
## Pedal Assembly

Connectors are supplied with accelerator pedal



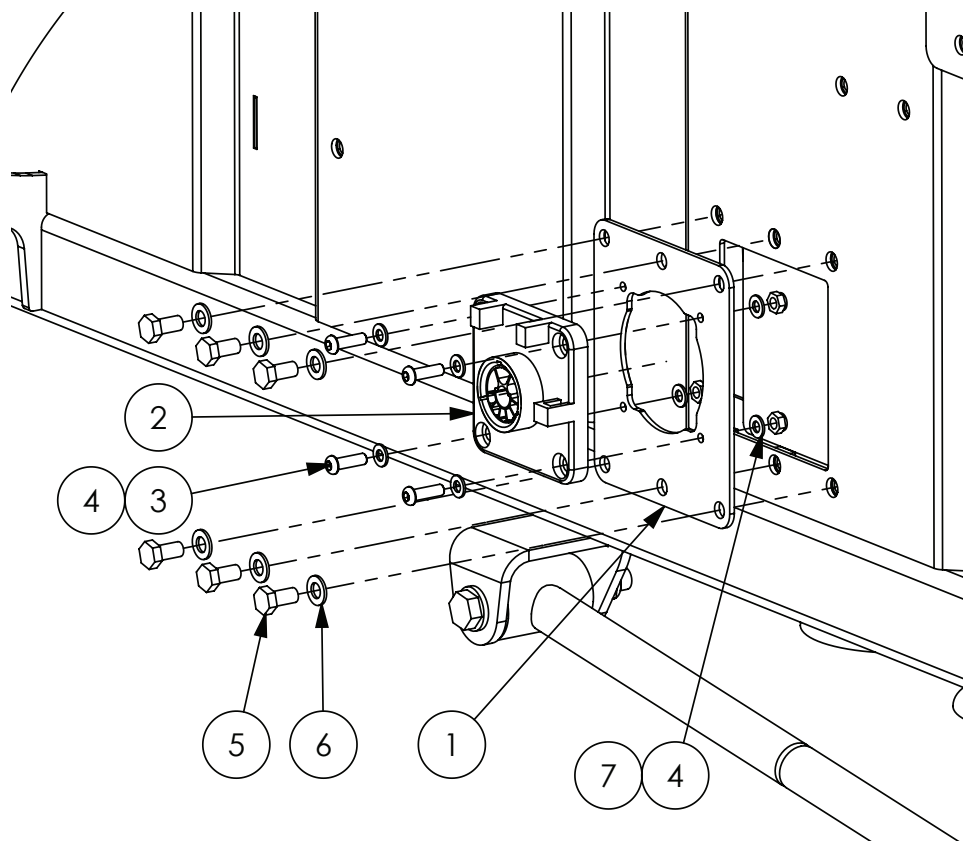
ITEM NO.	PART NUMBER	DESCRIPTION	QTY.
1	GA4600270	Accelerator and Brake Pedal Mount	1
2	GA5065460	Throttle Pedal - Electronic	1
3	GA3500088	Hydraulic Valve, Dual, Brake, foot pedal	1
4	GA5003643	Washer 8mm Flat SS HD	6
5	GA5011475	Bolt M8 x 30 GR8.8 ZP	3
6	GA5052590	Nut M8 Nyloc SS	3
7	GA5004063	Bolt M6 x 20 SS A-70	2
8	GA5048115	Nut M6 Nyloc ZP	2
9	GA3500129	Hydraulic adaptor, Seal, Metal Bonded, M16	5
10	GA3500128	Hydraulic adaptor, Nipple, M16 x 1.5 DKS male x 1/4" BSPP male O-ring	5
11	GA5004437	Washer 6mm Flat SS	6
12	GA5004061	SHCS M6 x 25 SS A2-70	2
13	GA3000066	Pressure switch, hydraulic, NO, 1/8", 1-10 bar	2

## Carbon Filter



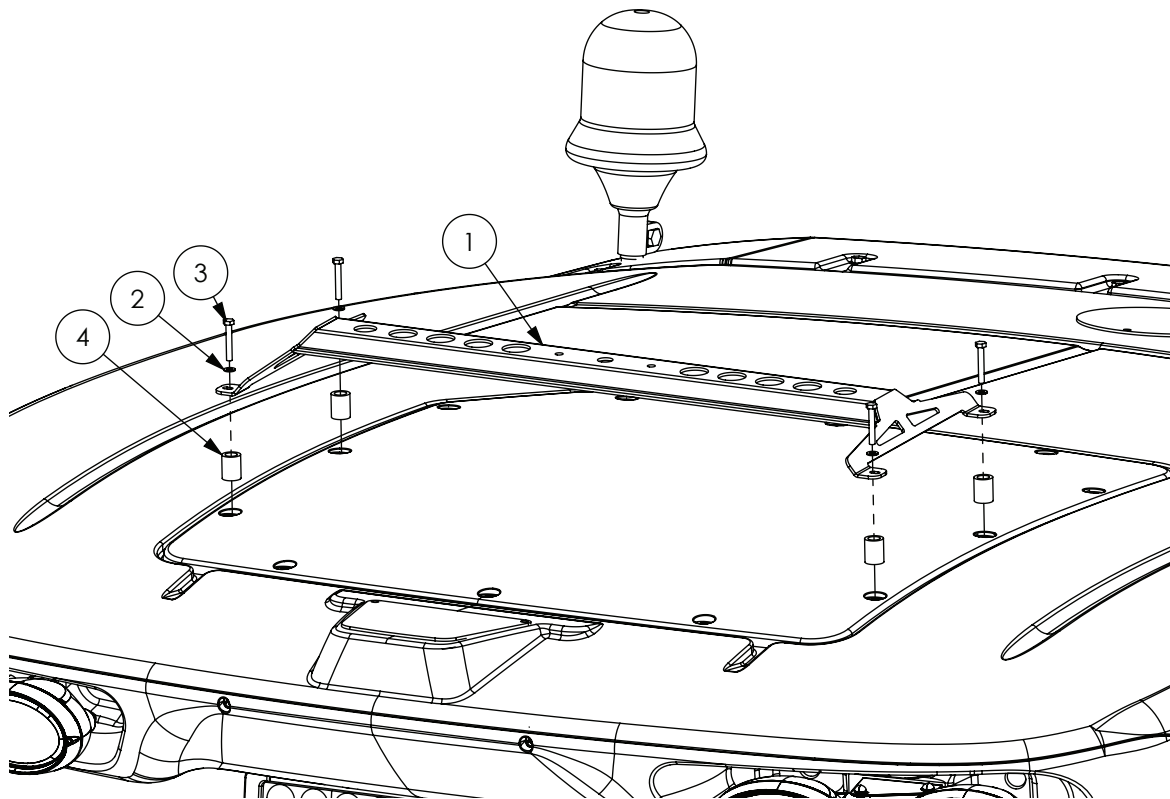
ITEM NO.	PART NUMBER	DESCRIPTION	QTY.
-	GA5066740	Carbon filter, Replacement insert suit Donaldson	-
1	GA5066741	External mount 12V Ultrguard carbon filter	1
2	GA4658845	Carbon Filter Mounting Bracket	1
3	GA5002179	Air Ram 3" inlet	1
4	GA5004241	Hose Clamp 60-80mm (3 1/2") SS	3
5	GA5012199	Neop Grommet 29mm OD	1
6	GA5016849	Duct 3" TPRDS - (Cut to 300 mm)	1
7	GA5004085	Bolt M8 x 20 ZP GR8.8	2
8	GA5003643	Washer 8mm Flat SS HD	14
9	GA5004917	Nut M8 Nyloc ZP	4

## ISOBUS Raven Plug




ITEM NO.	PART NUMBER	DESCRIPTION	QTY.
1	GA4509350	Plate, Iso Connector Mount, Cabin Rear, Crop Cruiser	1
2	-	ISOBUS Raven Plug Mount	1
3	GA5004053	BHCS M6 x 20 SS	4
4	GA5004437	Washer 6mm Flat SS	8
5	GA5011465	Bolt M8 x 16 GR8.8 ZP	6
6	GA5003651	Washer 8mm Flat SS	6
7	GA5004429	Nut M6 Nyloc SS	4

## John Deere Roof Mount



ITEM NO.	PART NUMBER	DESCRIPTION	QTY.
1	GA4660140	Receiver Mount Universal John Deere	1
2	GA5004437	Washer 6mm Flat SS	4
3	GA5004081	Bolt M6 x 40 ZP GR8.8	4
4	24MK3CS011M	Crush tube	4



**GOLDACRES**

[www.goldacres.com.au](http://www.goldacres.com.au)