

Prairie Special 1500-3000L Parts Manual MY17-19




SEE INSIDE COVER

GA8701078 REV 3

JUL 2020

FROM SERIAL #201833



GOLDACRES

For further information about any of the products shown please visit - www.goldacres.com.au.

© Goldacres Trading 2020

This publication and all designs are copyright.

No part, products or designs may be reproduced by any process except in accordance with the Copyright act 1968.

All information in this operator's manual is based on the latest product information available at the time of printing. The policy of Goldacres is one of continuous improvement and as such, Goldacres reserve the right to alter any specifications and designs without notice and without incurring any obligation regarding such changes.

No part of this manual may be reproduced without written permission from Goldacres. All photographs and technical information remain the property of Goldacres.

Goldacres Trading Pty Ltd
3 Morang Crescent
Mitchell Park Vic 3355

Ph: 03 5342 6399

Fax: 03 5342 6308

DOWNLOAD AN ELECTRONIC VERSION OF THESE
MANUALS ON THE GOLDACRES WEBSITE:

goldacres.com.au

Under Parts & Service > Owner-Operator Manuals:

GA8701082 - Operator's Manual, Prairie Special MY19 I500-3000L

Under Parts & Service > Parts Manuals:

GA8701078 - Parts Manual, Prairie Special MY19 I500-3000L



GOLDACRES - RESELLER TERMS AND CONDITIONS OF SALE
Goldacres Goods are only available for purchase upon the terms and conditions set out below.

- Interpretation
1. In terms and conditions:
 - (1) "Goldacres" means Goldacres Trading Pty. Ltd. A.C.N. 061 306 732 trading as Goldacres Agricultural Equipment (its successors and assigns) which is the seller of the Goods;
 - (2) "Purchaser" means the purchaser of the Goods;
 - (3) "Goods" means the products and, if any, the services sold or provided by Goldacres to the Purchaser;
 - (4) "GST Act" and "GST" are given the meanings referred to in a New Tax System (Goods and Services Tax) Act 1999.
 - (5) "PPSA" means the Personal Property Securities Act 2009 (Cth) (as amended);
 - (6) Nothing in these terms and conditions shall be read or applied so as to exclude, restrict or modify or have the effect of excluding, restricting or modifying, any condition, warranty, guarantee, right or remedy implied by law (including the Competition and Consumer Act 2010) and which by law cannot be excluded, restricted or modified.
- General
2. (1) The Goods and all other products or services provided by Goldacres are provided subject to these terms and conditions. These terms and conditions and any terms and conditions incorporated herein by virtue of clause 3 hereto shall prevail over all other terms and conditions of the Purchaser or otherwise to the extent of any inconsistency.
 - (2) These terms and conditions may not be modified or amended without the expressed written consent of Goldacres endorsed by the Managing Director of Goldacres Trading P/L.
- Additional Terms and Conditions
3. From time to time Goldacres may provide additional or extended warranties in respect of certain goods and/or services. Where such additional or extended warranties are provided to a Purchaser in writing they will be incorporated into these terms and conditions provided that in the event of any inconsistency between these terms and conditions and the terms of any additional or extended warranty, the provisions of the additional or extended warranty shall prevail.
- Goldacres quotations.
4. Unless previously withdrawn, Goldacres quotations are open for acceptance within the period stated therein or, when no period is stated, with 14 days of the quotation date. Goldacres reserves the right to refuse any order based on any quotation within 7 days of receipt of the order.
- Packing
5. The cost of any special packing and packing materials used in relation to the Goods shall be at the Purchaser's expense notwithstanding that such cost may have been omitted from any quotation.
- Shortage
6. The Purchaser waives any claim for shortage of any Goods delivered if a claim in respect thereof has not been lodged with Goldacres within (7) seven days from the date of receipt of the Goods by the Purchaser.
- Specifications, etc: Catalogues, etc: Quantities
7. All specifications, (including but not limited to: drawings, particulars of weights, volumes, capacities, dimensions, load factors) are approximate only and any deviation shall not be taken to vitiate any contract with Goldacres or form any claim against Goldacres. The descriptions, illustrations, and performances contained in catalogues, price lists and other advertising matter do not form part of the contract of sale of the Goods. Where specifications, drawings or other particulars are supplied by the Purchaser, Goldacres' price is made on estimates of quantities required. Should there be any adjustments in quantities above or below the quantities estimated by Goldacres and set out in a quotation, then on any such increase or decrease shall be adjusted on a unit rate basis according to unit prices set out in the quotation.
- Performance, Capacities, Chemicals, Liquids, Application Methods, Environmental Effects
8. Any performance, volumes, and/or capacity figures given by Goldacres are estimates only. Goldacres shall be under no liability for damages for failure to obtain such figures unless specifically guaranteed in writing and any such written guarantee shall be subject to the recognised tolerances applicable to such figures. The suitability of chemicals and other liquids for any application and the application methods and the environmental effects shall be the sole decision and responsibility of the Purchaser and the user of the Goods. Goldacres gives no warranty as to the suitability of any chemicals or other liquids for any application, nor the application methods nor the environmental effects, which may result from the use of the Goods. Goldacres shall be under no liability for damages arising out of the use of any chemicals, liquids, or mixtures in the Goods nor for any application, nor for the application methods nor for the environmental effects, which may result from the use of the Goods.
- Delivery/Service Times
9. The delivery times and service times made known to the Purchaser are estimates only and Goldacres shall not be liable for late delivery, non-delivery or delay and under no circumstances shall Goldacres be liable for any loss, damage or delay occasioned by the Purchaser or its customers arising from the late or non-delivery or late installation of the Goods.
- Loss or damage in transit
10. Goldacres is not responsible for any loss or damage to Goods in transit. Goldacres shall render the Purchaser such assistance as may be necessary to press claims on carriers provided that the Purchaser shall have notified Goldacres and the carriers immediately the loss or damage is discovered on receipt of Goods and shall lodge a claim on the carrier within three days of the date of receipt of the Goods. Insurance of Goods in transit is the responsibility of the Purchaser.
- Limit of Liability
11. (1) Goldacres liability for Goods manufactured by it is limited to:
 - (a) where the law implies consumer guarantees into these terms and conditions pursuant to Part 3.2 Division 1 of Schedule 2 to the Competition and Consumer Act 2010 (Cth) ("consumer guarantees") which cannot be excluded and Goldacres breaches a consumer guarantee, the loss and damage the Purchaser is entitled to at law which cannot be excluded by these terms and conditions; and, in all other cases
 - (b) making good any defects by repairing the same or at Goldacres option by replacement within a period not exceeding either 1000 hours or twelve calendar months, whichever comes first, after the Goods have been dispatched provided that:
 - (i) the defects have arisen solely from faulty materials or workmanship;
 - (ii) the Goods have not received maltreatment inattention or interference;
 - (iii) accessories of any kind used by the Purchaser are manufactured or approved by Goldacres;
 - (iv) where applicable, the seals on the Goods remain unbroken;
 - (v) there has been no improper adjustment, calibration or operation;
 - (vi) the use of accessories including consumables, hardware or software (not manufactured by Goldacres) has been approved in writing by Goldacres;
 - (vii) no contamination or leakage has been caused or induced;
 - (viii) any modification to the Goods has been authorised in writing by Goldacres;
 - (ix) there has been no inadequate or incorrect use, storage, handling or application of the Goods;
 - (x) there has been no use or operation of the Goods outside of the physical, electrical or environmental specifications of the Goods;
 - (xi) there has been no inadequate or incorrect site preparations;
 - (xii) there has been no inadequate or improper maintenance of the Goods;
 - (xiii) it has not been caused by fair wear and tear; and
 - (xiv) firstly the Goods have been thoroughly inspected and any damage (from whatever cause) to the Goods (and in particular – the structure, welding, seams, bolts, booms) has been repaired prior to the Goods being operated, used driven or moved and on each occasion the tanks are filled; and
 - (xv) there has been no failure to comply with the requirements of all present or future laws or regulations relating to the Goods and/or the use and/or the operation of the Goods; and
 - (xvi) there has been no failure to maintain a record of hours of operation (which record shall contain full details of all inspections, repairs and maintenance) and produce same to Goldacres at the time of the claim;
 - (xvii) the defective Goods or any damaged part of the Goods are promptly returned free of cost to Goldacres or a representative of Goldacres;
 - (xviii) all warranty related repairs have been carried out with the prior authorisation of Goldacres;
 - (ix) If Goods or any part thereof are not manufactured by Goldacres, in particular engines, engine accessories, transmissions, transfer cases, differentials, tyres, tubes, batteries, radios and UHF's, the guarantee of the manufacturer thereof shall be accepted by the Purchaser and is the only guarantee given to the Purchaser in respect of the Goods or that part provided always that this clause does not seek to exclude the consumer guarantees;
- (3) In the case of hydraulic systems, Goldacres shall replace defective parts in accordance with clause 11(1) of these conditions, provided that the failure of the part was not related to contamination within the system, Goldacres shall not be liable for labour in the case of repairing hydraulic system defects;
 - (4) Goldacres will not accept liability for damage attributed to fair wear and tear including but not limited to fair wear and tear to nozzles, chains, belts, filters, brake pads, polyethylene bushes and liquid pump valves, valve O-rings, diaphragms and seals;
 - (5) Goldacres shall not be liable for and the Purchaser releases Goldacres from any claims in respect of faulty or defective design of any Goods supplied unless such a design has been wholly prepared by Goldacres and the responsibility for any claim has been specifically accepted by Goldacres in writing and in any event Goldacres liability hereunder shall be strictly limited to the replacement of defective parts in accordance with paragraph 11(1) of these conditions provided always that this clause does not seek to exclude the consumer guarantees;
 - (6) Except as provided herein, all express and implied warranties, guarantees and conditions under statute or general law as to the merchantability, description, quality, suitability or fitness of the Goods for any purpose or as to design, assembly, installation, materials or workmanship or otherwise are hereby expressly excluded and Goldacres shall not be liable for physical or financial injury, loss or damage or for consequential loss or damage of any kind arising out of the supply, layout, assembly, installation or operation of the Goods or arising out of Goldacres negligence or in any other way whatsoever;
 - (7) The benefit of any warranty provided under these terms and conditions shall only be available to the Purchaser and shall not be transferable by the Purchaser;
 - (8) The warranties provided under these terms and conditions do not extend to second hand or used Goods that may be sold by Goldacres.
 12. Goldacres liability for breach of a consumer guarantee is hereby limited (in the case of goods and services not used for personal, domestic or household purposes) to:
 - (1) in the case of Goods, any one or more of the following:
 - (a) the replacement of the Goods or the supply of equivalent Goods;
 - (b) the repair of the Goods;
 - (c) the payment of the cost of replacing the Goods or acquiring the equivalent Goods;
 - (d) the payment of having the Goods repaired; or
 - (2) in the case of services;
 - (a) the supplying of the services again; or
 - (b) the payment of the cost of having the services supplied again.
- Prices
13. (1) Unless otherwise stated in writing by Goldacres, all prices quoted by Goldacres are inclusive of GST for supplies within Australia and exclusive of GST for exports outside of Australia. Prices quoted are those ruling at the time of quotation or the date the price is given and are based on rates of freight, insurance, customs, duties, taxes, exchange, shipping expenses, sorting and stacking charges, cartage, cost of materials and other charges affecting the cost of production ruling on that date and any alterations thereto either before acceptance of or during currency of the contract shall be to the Purchaser's account.
 - (2) For the purpose of 38-185 of the GST Act, the day upon which the seller gives the invoice for the supply shall be the date of the invoice.
- Payment
14. (1) The purchase price in relation to the Goods and the cost of the service shall be payable without deduction and or set off and payment thereof shall be made on or before the thirtieth day of the month following the delivery of the Goods or performance of the services unless other terms of payment are expressly stated in writing.
 - (2) A decreasing or increasing adjustment and or the issuing of an adjustment note, pursuant to Division 21 and Division 29-C of the GST Act, shall not, in any way, constitute a release, waiver, or forgiveness of the debt incurred by the Purchaser.
- Interest on overdue payments
15. If Goldacres is not paid for any Goods or services on the due date specified in this agreement without prejudice to any other right or remedy, all outstanding money shall bear interest at the rate set, pursuant to the Penalty Interest Rates Act, Victoria, 1986, as such money, together with interest shall be recoverable forthwith from the Purchaser.
- Rights in relation to Goods.
16. (1) Title to the Goods supplied by Goldacres to the Purchaser shall remain with Goldacres until the total amount due in respect of the Goods and all monies owing to Goldacres have been paid in full (the "Debts"). Risk in the Goods shall pass to the Purchaser upon delivery.
 - (2) The Purchaser shall have the right to resell Goods but only as fiduciary agent and trustee for Goldacres by way of bona fide sale at full market value and in the ordinary course of its business.
 - (3) Until all the Debts have been paid in full:
 - (a) the Purchaser shall take custody of the Goods as trustee, fiduciary agent and bailee for Goldacres;
 - (b) the Purchaser shall keep the Goods separate from any other goods and properly marked, stored, protected and insured;
 - (c) the Purchaser must hold all of the money it receives ("Proceeds")
 - (d) from the sale of any property into which Goods supplied have been incorporated; and
 - (e) from the sale of Goods or provision of services including the Goods supplied by the Goldacres as bailee, fiduciary agent and trustee for Goldacres, but the Purchaser need not hold on trust any money exceeding the amount of the Debts at the time the money is received.
 - (4) The Purchaser expressly acknowledges that it is bound by the fiduciary obligation created in the preceding paragraph and acknowledges that:
 - (i) it must hold the Proceeds on trust for Goldacres;
 - (ii) it must place the whole of the Proceeds in an account separate from its own moneys (the "Proceeds Account");
 - (iii) it must maintain the Proceeds Account separate from its own moneys at all times.
 - (iv) it must maintain proper records for the Proceeds Account.
 - (v) it must not assign or encumber any book debts arising from sales made in circumstances set out in clauses 16(c)(i) and (ii) or do any other act in derogation of Goldacres' legal or beneficial interests; and
 - (vi) it must account to Goldacres on demand for all moneys standing to the credit of such account.
 - (7) For the purposes of identification of different consignments of Goods purchased from Goldacres and receipt of Proceeds, the Purchaser agrees that the principle of "Last In, First Out" shall be applied to any items that cannot be distinguished.
 - (f) Goldacres may trace the Proceeds in equity.
 - (4) Goldacres may at any time, without notice to the Purchaser and without prejudice to any other rights which it may have against the Purchaser, terminate any contract connected with the Goods and the bailment referred to in clause 16(3) and enter upon any premises owned or occupied by the Purchaser where Goldacres reasonably believes the Goods may be stored, and repossess the Goods without liability for any damaged caused, and subsequently dispose of the Goods at Goldacres' discretion if:
 - (a) the Debts are not paid in accordance with these terms and conditions or any other contract or arrangement between Goldacres and the Purchaser; or
 - (b) Goldacres receives notice of or reasonably believes that:
 - (i) a third person may attempt to levy execution against the Goods; or
 - (ii) the Purchaser is insolvent (within the meaning of the Corporations Act 2001) or bankrupt; or
 - (iii) the Purchaser has entered into any arrangement or composition with its creditors, gone into liquidation, or has appointed a receiver, a receiver and manager or administrator.
 - (5) If after repossession under clause 16(4) Goldacres sells the Goods, Goldacres shall account to the Purchaser for any proceeds of sale (less expenses of repossession and sale) that exceeds the amount of the outstanding Debts.
 - (6) If any Goods belonging to Goldacres are disposed of by the Purchaser or an insurance claim is made in respect of them, Goldacres shall be entitled to trace the sale or insurance proceeds, which proceeds shall be held by the Purchaser in a separate bank account on trust for Goldacres.
 - (7) The Purchaser agrees and acknowledges that in the event it sells Goods to a third party on account, it will include in its terms and conditions of sale a provision under which the Purchaser retains title to the Goods until such time that the total amount due in respect of the Goods and all monies owing to the Purchaser have been paid in full by that third party debtor. The Purchaser also agrees and acknowledges that in these instances, it will register its PMSI in accordance with the PPSA in respect of its security interest in the Goods.
- PPSA provisions
17. (1) The Purchaser acknowledges that these terms and conditions constitute a security agreement for the purposes of section 20 of the PPSA and that a security interest exists in all Goods (and any associated Proceeds from their sale) previously supplied by Goldacres to the Purchaser (if any) and in all future Goods (and any associated Proceeds from their sale) that may be supplied to the Purchaser by Goldacres.
 - (2) The Purchaser acknowledges that Goldacres has a first ranking purchase money security interest ("PMSI") (as defined in section 14 of the PPSA) in the Goods and the Purchaser must not jeopardise such ranking (whether by act or omission).
 - (3) The Purchaser acknowledges that it has received value as at the date of first delivery of the Goods and has not agreed to postpone the time for attachment of the security interest (as defined in the PPSA) granted to Goldacres under these terms and conditions.
 - (4) The Purchaser will execute documents and do such further acts as may be required by Goldacres to register the security interest granted to Goldacres under these terms and conditions under the PPSA.
 - (5) Until ownership of the Goods passes, the Purchaser must not give to Goldacres a written demand or allow any other person to give Goldacres a written demand requiring Goldacres to register a financing change statement under the PPSA in respect of Goldacres' interest in the Goods.
 - (6) The Purchaser must indemnify Goldacres and on demand reimburse Goldacres for all costs and expenses incurred by Goldacres in respect of these terms and conditions including but not limited to Goldacres registering its security interest in the Goods, lodging, discharging or amending any financing statement or financing change statement, or otherwise complying with the PPSA.
 - (7) The Purchaser agrees (other than as provided in these terms and conditions) not to sell, lease, mortgage, deal with, dispose of or create or attempt to create any other security interest in or affecting the Goods unless and until the Purchaser's Debts have been satisfied.
 - (8) The Purchaser waives its rights under the following provisions of Chapter 4 of the PPSA:
 - (a) to receive a notice on enforcement action against liquid assets (section 121(4));
 - (b) to receive a notice to seize collateral (section 123);
 - (c) to receive a notice of disposal of Goods by Goldacres purchasing the Goods (section 129);
 - (d) to receive a notice to dispose of Goods (section 130);
 - (e) to receive a statement of account following disposal of Goods (section 132(2));
 - (f) to receive a statement of account if no disposal of Goods for each 6 month period (section 132(4));
 - (g) to receive notice of any proposal of Goldacres to retain Goods (section 135(2));
 - (h) to object to any proposal of Goldacres to either retain or dispose of Goods (section 137(2));
 - (i) to redeem the Goods (section 142);
 - (j) to reinstate the security agreement (section 143);
 - (k) to receive a notice of any verification statement (section 157(1) and section 157(3));
 - (9) The rights Goldacres may have under the PPSA are supplementary and in addition to those set out in these terms and conditions and do not derogate from the rights and remedies of Goldacres under these terms and conditions or under any other statute or under general law.
 - (10) The Purchaser must give 10 business days prior written notice of any proposed change in the Purchaser's name or other identifying characteristics and details.
- Purchasers property
18. Any property of the Purchaser under Goldacres' custody or control shall be entirely at the Purchaser's risk as regards loss or damage caused to the property or by it.
- Storage
19. Goldacres reserves the right to make a reasonable charge for storage if delivery instructions are not provided by the Purchaser within (14) fourteen days of a request by Goldacres for such information.
- Returned Goods
20. Goldacres shall not be under any obligation to accept Goods returned by the Purchaser and will do so only on terms to be agreed in writing in each individual case.
- Goods sold
21. All Goods to be supplied by Goldacres shall be described on the purchase order agreed by Goldacres and the Purchaser and the description on such purchase order modified as so agreed shall prevail over other descriptions including any Purchaser's specification or enquiry.
- Cancellation
22. No order may be cancelled except with the consent in writing and on terms, which will indemnify Goldacres against all losses.
- No waiver
23. The failure of any party to enforce the provisions of these terms and conditions or to exercise any rights expressed in these terms and conditions shall not be a waiver of such provisions or rights and shall not affect the enforcement of this agreement. The exercise by any party of any of its rights expressed in this agreement shall not preclude or prejudice such party from exercising the same or any other rights it may have irrespective of any previous action taken by that party.
- Force Majeure
24. If by reason of any fact, circumstance, matter or thing beyond the reasonable control of Goldacres is unable to perform in whole or in part any obligation under these terms and conditions then Goldacres shall be relieved of that obligation under these terms and conditions to the extent and for the period that it is so unable to perform and shall not be liable to the Purchaser in respect of such inability.
- Passing of risk
25. Risk in the Goods shall pass to the Purchaser upon delivery of the Goods to the Purchaser or collection of the Goods by the Purchaser's agent or carrier as the case may be.
- Exclusion of liability
26. To the extent permitted by law Goldacres shall not be liable to the Purchaser in contract or in tort arising out of, or in connection with, or relating to, the performance of the Goods or any breach of these conditions or any fact, matter or thing relating to the Goods or error (whether or not it is negligent or a breach of contract) in information supplied to the Purchaser or a user before or after the date of the Purchaser's or user's use of the Goods and Goldacres shall be under no liability for damages arising out of the use of any chemicals, liquids, or mixtures in the Goods, nor for any application, not for the application methods nor for the environmental effects, which may result therefrom or from the use of the Goods.
- Exclusion of representations and arrangements
27. To the extent permitted by law the terms and conditions supersede and exclude all prior and other discussions, representations (contractual or otherwise) and arrangements relating to the supply of the Goods or any part thereof including, but without limiting the generality of the foregoing, those relating to the performance of the Goods or any part thereof or the results that ought to be expected from using the Goods.
- Place of contract
28. The contract for sale of the Goods and the provision of the services is made in the State of Victoria and the Purchaser agrees to submit all disputes arising with Goldacres to the courts of such State and any court competent to hear appeals therefrom.

Contents

I CHASSIS	5	Fill System Assembly	40
Chassis - I500-3000L	5	Valve - Quick Fit 2 Way Assembly	41
Pull - I500-2500L	6	Chemical Probe Coupling Ball Valve	42
Pull - 3000L	7	6 DIRECT CHEMICAL INJECTION	44
Front Steps - I500-3000L	8	Not Fitted	44
Spray Pressure Gauge	9	7 DUAL PRODUCT	46
H Frame - I500-2500L	10	Not Fitted	46
H Frame - 3000L	11	8 INDUCTION HOPPER	48
Boom Rests - I500-2500L	12	Induction Hopper - 40L Tank	48
Boom Rests - 3000L	13	Induction Hopper - Cleanload	49
Hand Wash Tank Assembly - I500-2500L	14	Induction Hopper - Cleanload	50
Hand Wash Tank Assembly	15	Induction Hopper - Frame	51
2 PUMPS	17	Induction Hopper - Frame	52
Zeta I40 - PTO Drive	17	9 FOAM MARKER	54
Zeta I40 - PTO Drive Assembly (Red Series)	18	Foam Marker	54
Zeta I40 - PTO Drive Assembly (Green Series)	19	10 TRANSCAL	56
Zeta I40 - Hydraulic Drive	20	Transcal Assembly	56
Zeta I70 - PTO Drive	21	Tap Assembly	57
Zeta I70 - PTO & Hydraulic Drive Assembly	22	Rinse Nozzle Cap Assembly	58
Zeta I70 - Hydraulic Drive	23	11 MAIN TANK	60
Hydraulic Hose Kit	24	Tank Assembly - I500L	60
Hydraulic Drive Conversion Kit	25	Tank Assembly - I500L	61
Pressure Flow Compensator	26	Tank Assembly - 2000L	62
3 FLUSH TANK	28	Tank Assembly - 2000L	63
100L Flush Tank - I500-2500L	28	Tank Assembly - 2500L	64
100L Flush Tank Assembly - I500-2500L	29	Tank Assembly - 2500L	65
180L Flush Tank - 3000L	30	Tank Assembly - 3000L	65
Flush Tank - In-line Check Valve - I80L	31	Tank Drain - 1½" - I500-2500L	67
4 RIGHT HAND POD	32	Tank Drain - 2" - 3000L	67
Not Fitted	32	Tank Sump Drain Valve	68
5 LEFT HAND POD	34	Tank Rinsing Nozzle, Tee - Assembly	68
Left Hand Pod	34	Tank Rinsing Nozzle, Elbow - Assembly	69
Left Hand Pod	35	Supermix Agitator	69
Suction Filter	36	Venturi Filler	70
Flow Control Valve - Zeta I40	37	Hopper Tank Inlet	71
Flow Control Valve - Zeta I70	38	Tank Fill - 2"	71
Pressure Manifold Assembly	39		

Tank Stops - 1500-2500L	72	Delta - 3D Breakaway	107
Tank Stops - 3000L	72	Delta - 3D Breakaway	108
Tank Straps & Brackets - 1500-3000L	73	Inner Wings - Steel.	109
12 WHEELS, AXLES & MUDGUARDS	74	Outer Wings - Steel & Aluminium.	110
Axles - 1500-2500L	74	Aluminium Break Away Tip	110
Axles - 3000L	75	15 ELECTRICS	112
Mudguard Assembly - 1500-2500L	76	Lighting - Boom Tip LEDs	112
Mudguard Assembly - 3000L	77	Lighting - Tail Light & Beacon	113
Wheel Speed Sensor - 1500-2500L	78	Electrical Components.	113
Wheel Speed Sensor - 3000L	79	Electrical Connectors - AMP.	114
Wheels.	80	Electrical Connectors - AMP.	115
Hub - 70 Series.	81	Electrical Connectors - Weather Pack.	116
13 BOOM CENTRE	82	Electrical Connectors - Weather Pack.	117
Boom Paralift Assembly - 1500-2500L	82	Electrical Connectors - Deutsch.	118
Boom Paralift Assembly - 3000L.	83	Electrical Connectors - Deutsch.	119
Boom Centre Assembly - 1500-2500L	84	Electrical Connectors - Deutsch.	120
Boom Centre Assembly - 1500-2500L	85	Console Mounting Kit	121
Boom Centre Assembly - 3000L	86	16 SCHEMATICS	122
Boom Centre Assembly - 3000L	87	Electrical Layout - Basic Control Box	122
Boom Centre - Flow Meter & Section Valve Assy Mounting.	88	Electrical Layout - Raven SCS 450.	123
Boom Centre - Flow Meter & Section Valve Assy Mounting.	89	Electrical Layout - ISOBUS.	124
Boom Centre - Adjustable Tilt Links.	90	Hydraulics - 1500L.	125
Boom Centre - Hydraulic Tilt	91	Hydraulics - 2500L.	126
Boom Cable Adjuster	92	Hydraulics - 3000L.	127
Height Limit Switch - 3000L	93	Hydraulics - 2500L - Electric Over Hydraulic	128
Oversize Sign Mount.	94	Plumbing - 1500L - 2500L (Zeta140)	129
14 BOOM WING	96	Plumbing - 2500L.	130
Fence Line End Protector - Quick Fit	96	Plumbing - 3000L.	131
Flip Over Ends	97	17 DECALS	132
Flip Over End Saddle.	97	Decals - Base Kit	132
Rubber Bump Stop.	98	Decals - Base Kit	133
Boom Protector - Inner	99	Decals - Base Kit	134
Boom Protector - Outer.	99	Decals - Base Kit	135
Boom Fold Adjuster	100	Decals - Base Kit	136
Boom Cable Spring - Single	101	Decals - Tank.	137
Boom Cable Spring - Double	102	Decals - Wet Sight Tube.	137
Boom Cables.	103	18 HYDRAULICS	138
Cable Drum	104	Boom Lower Solenoid.	138
Upper Bearing Pivot	105	Boom Lift Accumulator Manifold - 1500-2500L.	139
Lower Bearing Pivot	106	Boom Lift Accumulator Manifold - 3000L.	140

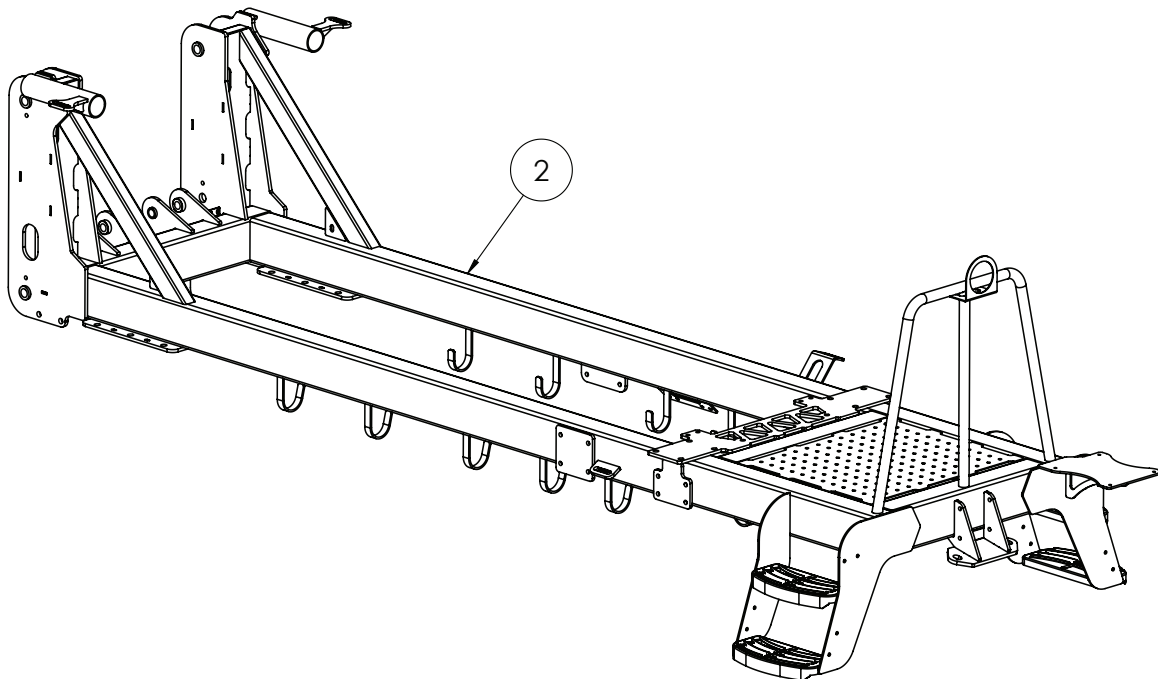
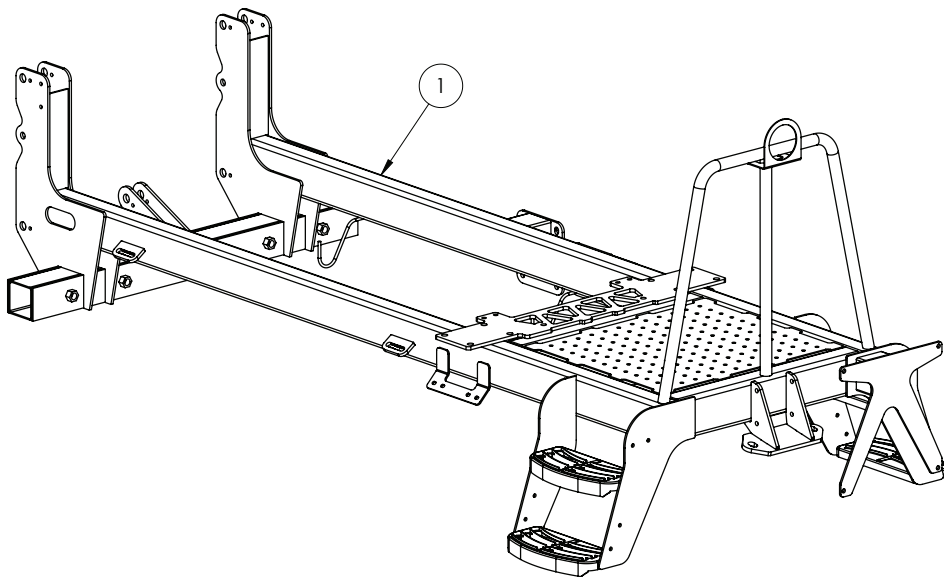
Hydraulic Manifold Assembly - Fold, Tilt & Lift . . .	141	Nozzles - Bracket Kits	174
Hydraulic Cylinder - Fold RH	142	Nozzles - Mid Breakaway Assembly.	175
Hydraulic Cylinder - Fold LH	142	Nozzles - Mid Breakaway Assembly.	176
Hydraulic Cylinder - Boom Lift 1500-2500L.	143	Boom Lines	177
Hydraulic Cylinder - Boom Lift 3000L.	143	Boom Poly - 3/4"- 600mm	178
Hydraulic Cylinder - Wing Tilt	144	Boom Poly - 3/4"- 1100mm.	178
Load Sense Turbo Valve	145	Boom Poly - 3/4"- 1200mm.	178
Quick Release Coupling, Option Code Reference .	146	Boom Poly - 3/4"- 1600mm.	179
Quick Release Couplings.	147	Boom Poly - 3/4"- 2100mm.	179
Hydraulic O-rings & Retaining Washers	147	Boom Poly - 3/4"- 2600mm.	180
Hydraulic Hose ID Tags	148	Boom Poly - 3/4"- 3100mm.	180
Hydraulic Hoses	148	Hoses	181
Raw Hide & Spiral Guard	149	Hose Clamps.	182
		Cable Ties	182
19 PLUMBING	150		

Filter - Dual Pressure Assembly (Zeta140)	150
Filter - Dual Pressure Assembly (Zeta140)	151
Filter - Dual Pressure Assembly (Zeta170)	152
Filter - 1 1/2" Suction	153
Spray Flow Meter - 1500.	154
Spray Flow Meter - 2500.	155
Spray Flow Meter - 3000L	156
Flow Meter Assembly - 1500L - 2500L	157
Flow Meter Assembly - 3000L.	158
Boom Valve Manifold - 3 Section	159
Boom Valve Assembly - 3 Section	160
Boom Valve Manifold - 4 Section	161
Boom Valve Assembly - 4 Section	162
Boom Valve Manifold - 5 Section	163
Boom Valve Assembly - 5 Section	164
Boom Valve Unit Assembly	165
Boom Valve Unit Assembly	166
Nozzles - Teejet Turret Body	167
Nozzles - Teejet Single Body.	168
Nozzles - Teejet Clock Face Body.	169
Nozzles - Fence Line - Manual Operated	170
Nozzles - Fence Line - Solenoid Operated	171
Nozzles - Tip Strainers.	172
Nozzles - IDK - Cap	172
Nozzles - IDK - Tips	172
Nozzles - ID3 - Cap	173
Nozzles - ID3 - Tips	173
Nozzles - AIXR - Tips	173
Nozzles - Brackets	174

Chapter I

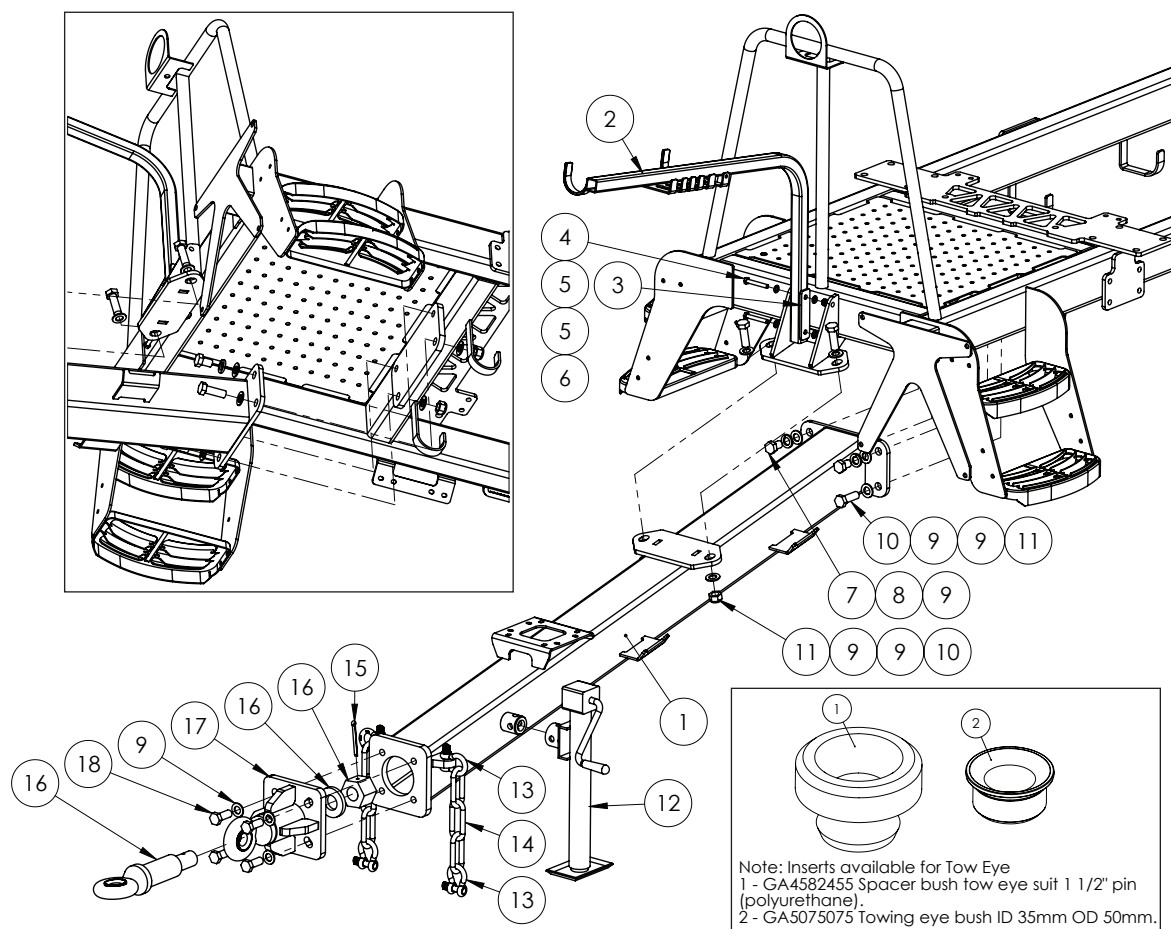
CHASSIS

Chassis - 1500-3000L



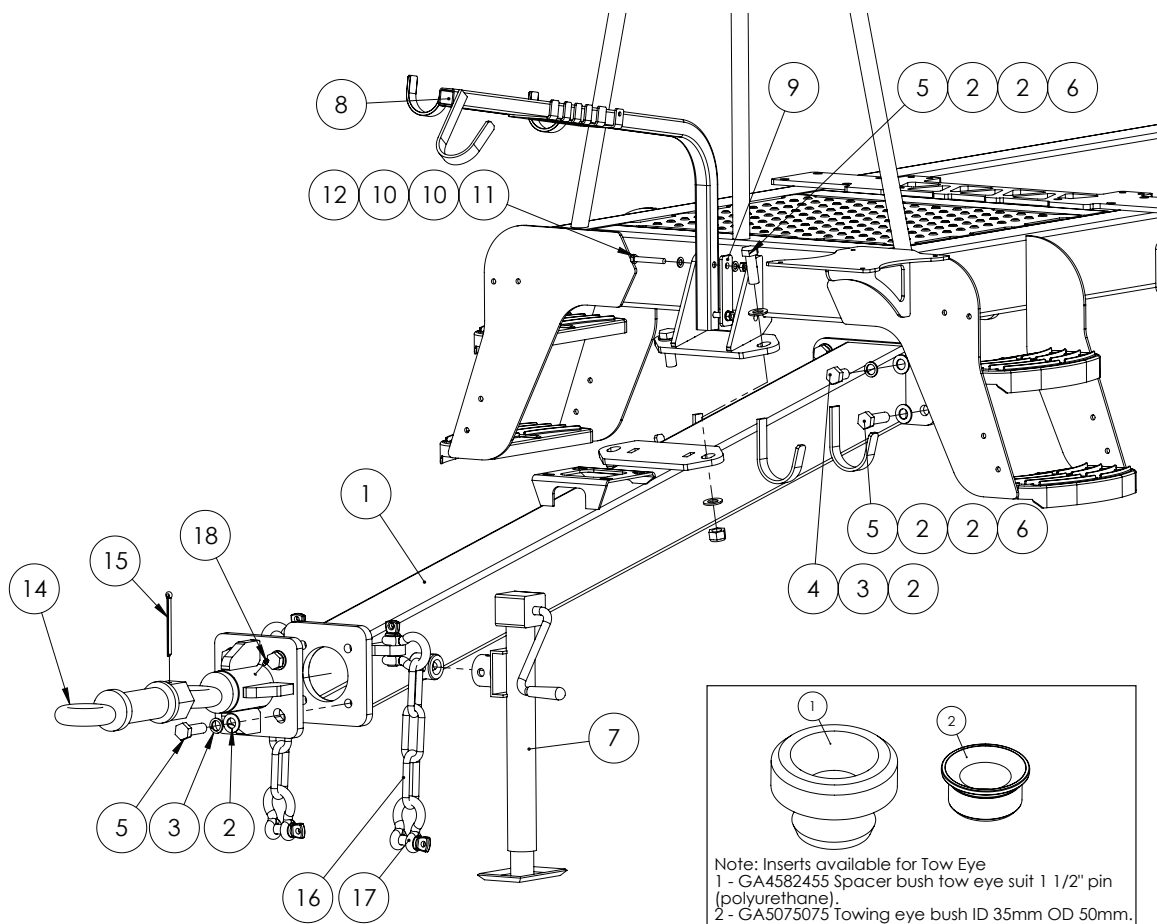
ITEM NO.	PART NUMBER	DESCRIPTION	QTY.
1	GA4600215	Chassis Special, 1500-2500L	1
2	GA4659500	Chassis Special, 3000L	1

Pull - 1500-2500L



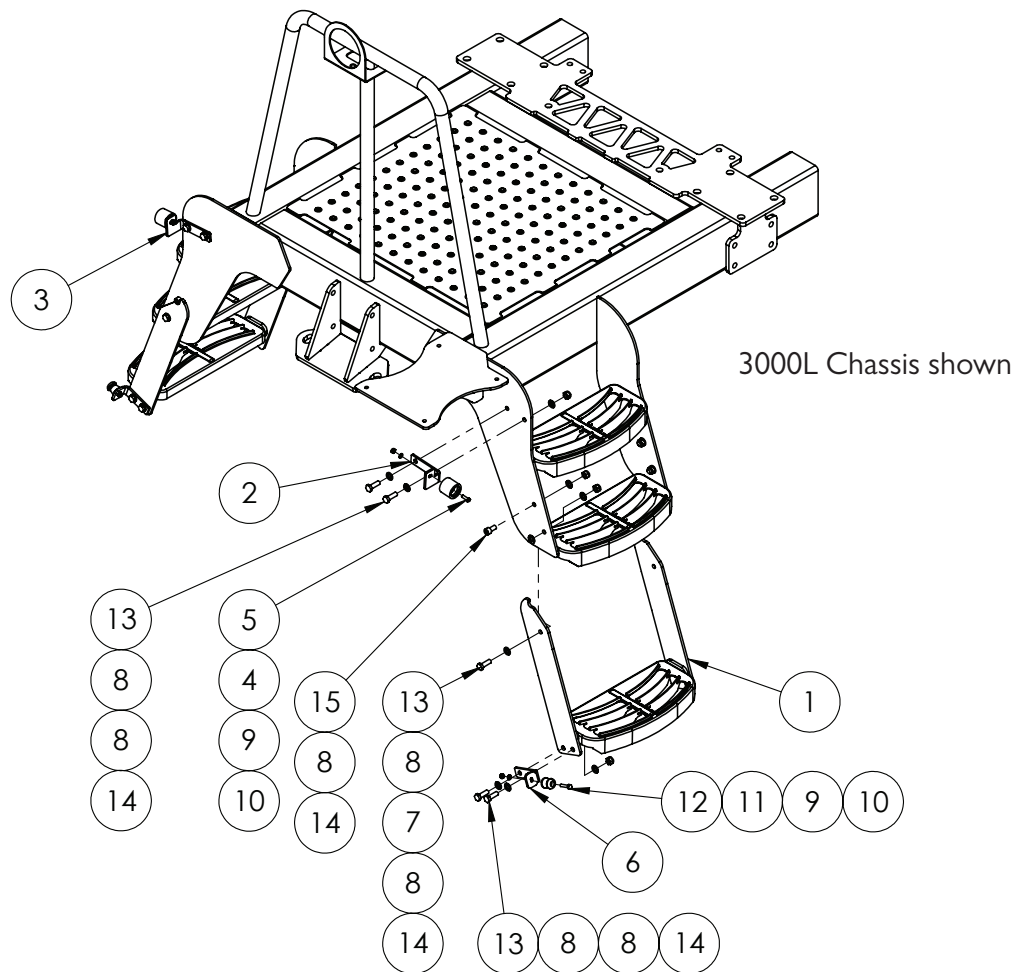
ITEM NO.	PART NUMBER	DESCRIPTION	QTY.
1	GA4600245	Pull, 1950mm, Suit 2015 Compact Evo	1
2	GA4657665	Hose support arm	1
3	GA4522926	Hose support arm, Backing plate	1
4	GA5011163	Bolt M10 x 70 GR8.8 ZP	2
5	GA5000117	Washer 10mm Flat SS HD	4
6	GA5000141	Nut M10 Nyloc ZP	2
7	GA5011323	M20x30 Set Screw	2
8	GA5020645	Washer 22mm Spring ZP	2
9	GA5001741	Washer 20mm Flat SS HD	14
10	GA5011333	Bolt M20 x 60 GR8.8 ZP	4
11	GA5048125	Nut M20 Nyloc Coarse ZP	4
12	GA5015213	Jack, Medium duty, Side wind, 1300kg load limit	1
13	GA5075230	Bow Shackle 13mm WLL 3.25T Black	4
14	GA5065030	Chain, Long link, 13mm thick, GR 80, Paint black	6
15	GA5051385	M8 x 90mm Split Pin	1
16	GA5016243	Swivel Tow Eye (minus bush)	1
17	GA4652485	Towing eye, housing, Straight, Bolt on	1
18	GA5011321	Bolt M20 x 50 ZP	4

Pull - 3000L



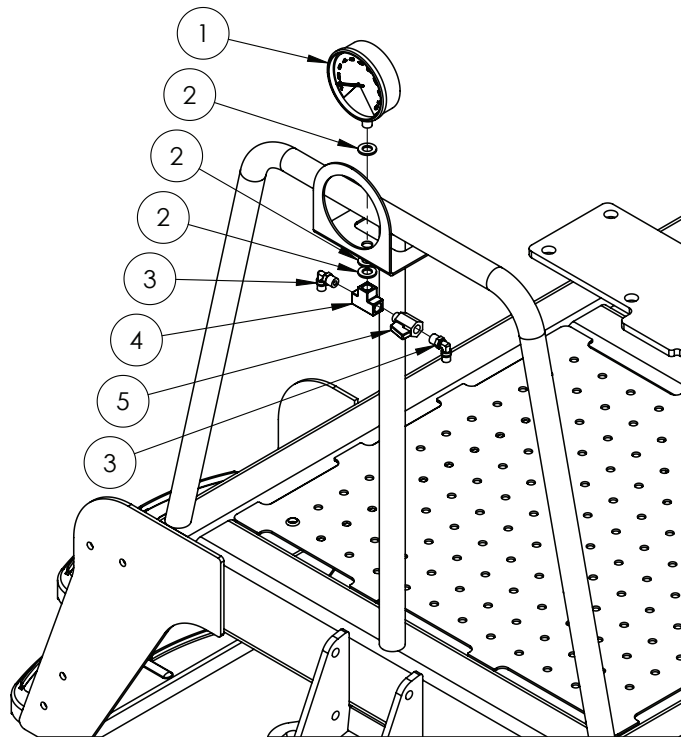
ITEM NO.	PART NUMBER	DESCRIPTION	QTY.
1	GA4659535	Pull Special 3000	1
2	GA5001741	Washer 20mm Flat SS HD	14
3	GA5001721	Washer 20mm Spring SS	6
4	GA5011323	Set Screw M20 x 30 ZP GR8.8	2
5	GA5011333	Bolt M20 x 60 ZP GR8.8	8
6	GA5048125	Nut M20 Nyloc Coarse ZP	4
7	GA5015213	Jack, Medium duty, Side wind, 1300kg load limit	1
8	GA4657666	Hose support arm	1
9	GA4522926	Hose support arm backing plate	1
10	GA5000117	Washer 10mm Flat SS HD	4
11	GA5011163	Bolt M10 x 70 ZP GR8.8	2
12	GA5000141	Nut M10 Nyloc ZP	2
13	GA4652485	Towing eye, housing, Straight, Bolt on	1
14	GA5016243	Towing eye, Suit trailing sprayer, No insert bush	1
15	GA5051385	Split Pin M8 x 90	1
16	GA5065030	Chain, Long link, 13mm thick, GR 80, Paint black	6
17	GA5075230	Bow Shackle 13mm WLL 3.25T Black	4
18	GA5012203	Grease nipple, Short, 1/4" UNF	1

Front Steps - I500-3000L



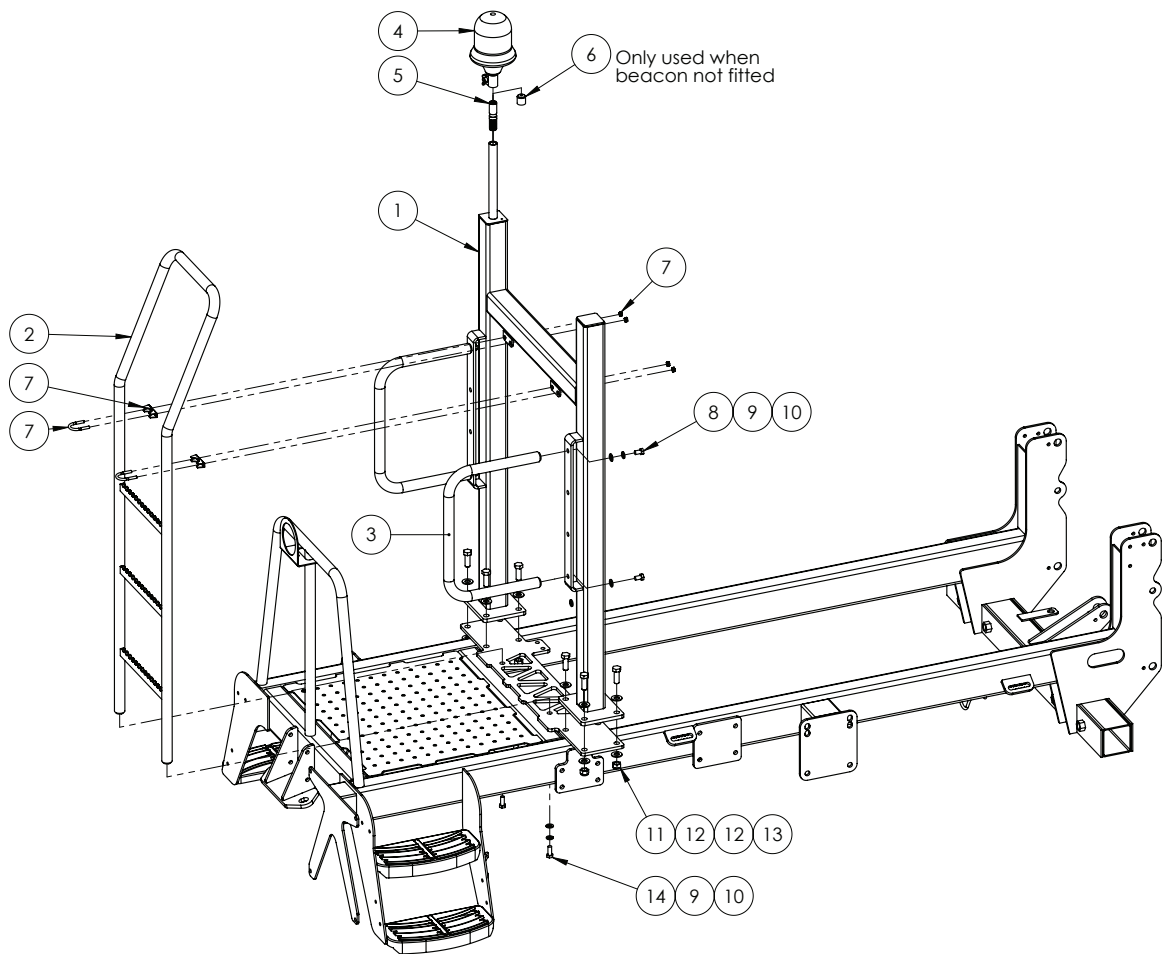
ITEM NO.	PART NUMBER	DESCRIPTION	QTY.
1	GA4659691	Lower Ladder 3000L	2
2	F70684A	Rigid step catch mounting plate	1
3	F70654A	Rigid step catch mounting plate 5mm FMS	1
4	GA5008629	Door holder, Female, Rubber, Black	2
5	GA5004053	BHCS M6 x 20 SS	2
6	GA4522617	Latch plate suit prairie EF narrow step	2
7	GA5000115	Washer 10mm Flat SS	4
8	GA5000117	Washer 10mm Flat SS HD	27
9	GA5004437	Washer 6mm Flat SS	4
10	GA5048115	Nut M6 Nyloc ZP	4
11	GA5011607	Door holder, Male, Rubber, Black	2
12	GA5004079	Set Screw M6 x 30 ZP GR8.8	2
13	GA5065455	Bolt M10 x 30 ZP GR8.8	12
14	GA5000141	Nut M10 Nyloc ZP	16
15	GA5011153	SHCS M10 x 20 ZP GR12.9	4

Spray Pressure Gauge



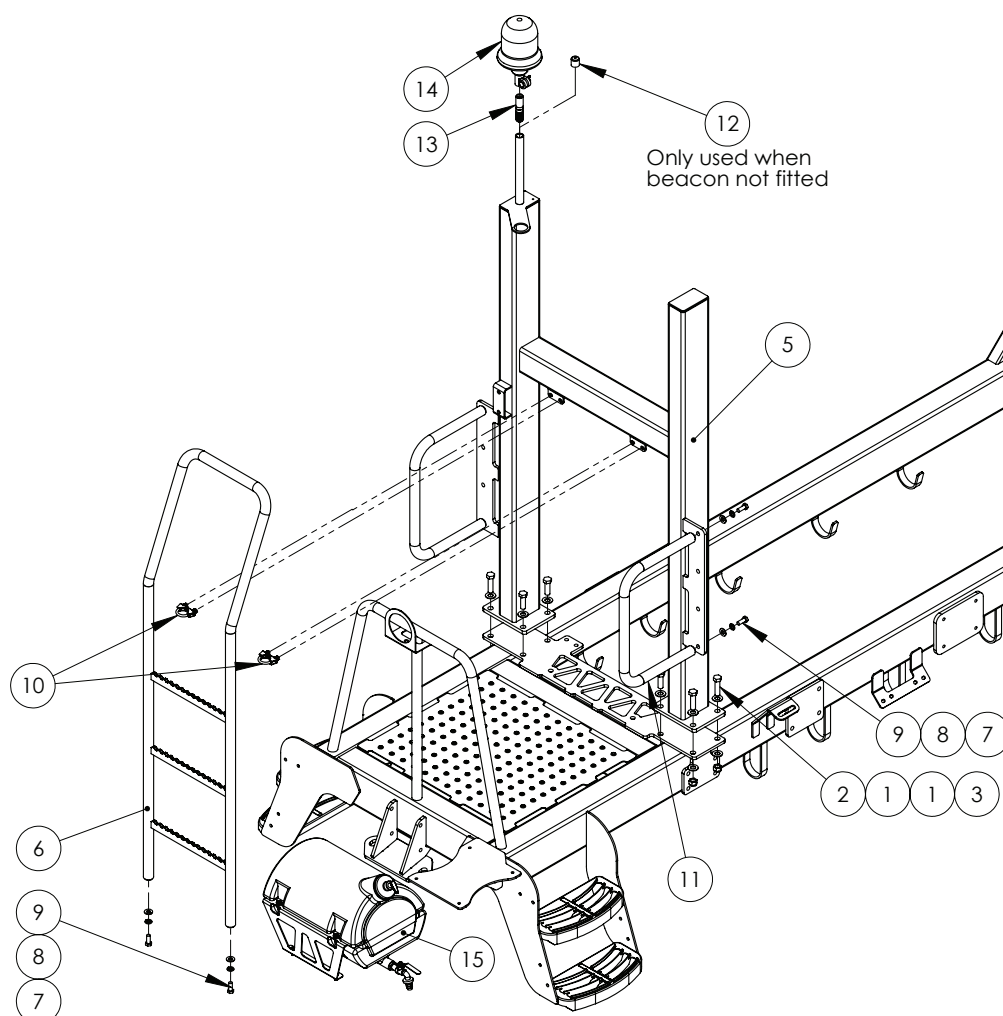
ITEM NO.	PART NUMBER	DESCRIPTION	QTY.
1	GA4948460	Pressure gauge large face 160PSI	1
2	GA5000577	Washer 12mm Flat SS HD	3
3	GA5016233	Elbow - Swivel 6mm x 1/4"	2
4	GA5048300	1/4" Female brass Tee	1
5	GA5018323	Valve, Ball, 1/4 male, female, Black Lever handle, Chromed	1

H Frame - I500-2500L



ITEM NO.	PART NUMBER	DESCRIPTION	QTY.
1	GA4654165	H-Frame	1
2	GA4658161	Ladder	1
3	GA4659680	Handrail Side Special	2
4	GA5048975	Beacon, Rotating, Amber, DIN A pole mount, H1 globe included	1
	GA5012093	Globe, Beacon, H1 12V 55W, Narva	-
5	GA5020411	Beacon mount screw on	1
6	GA5052650	Plastic end cap 25.4x25mm	1
7	GA5075120	Exhaust Clamp 36mm Heavy Duty	2
8	GA5011227	Bolt M12 x 20 GR8.8 ZP	4
9	GA5000575	Washer 12mm Spring SS	6
10	GA5000577	Washer 12mm Flat SS HD	6
11	GA5012463	Nut M16 Nyloc SS	8
12	GA5001043	Washer 16mm Flat SS HD	16
13	GA5011291	Bolt M16 x 45 GR8.8 ZP	8
14	GA5000305	Set Screw M12 x 30 GR8.8 ZP	2

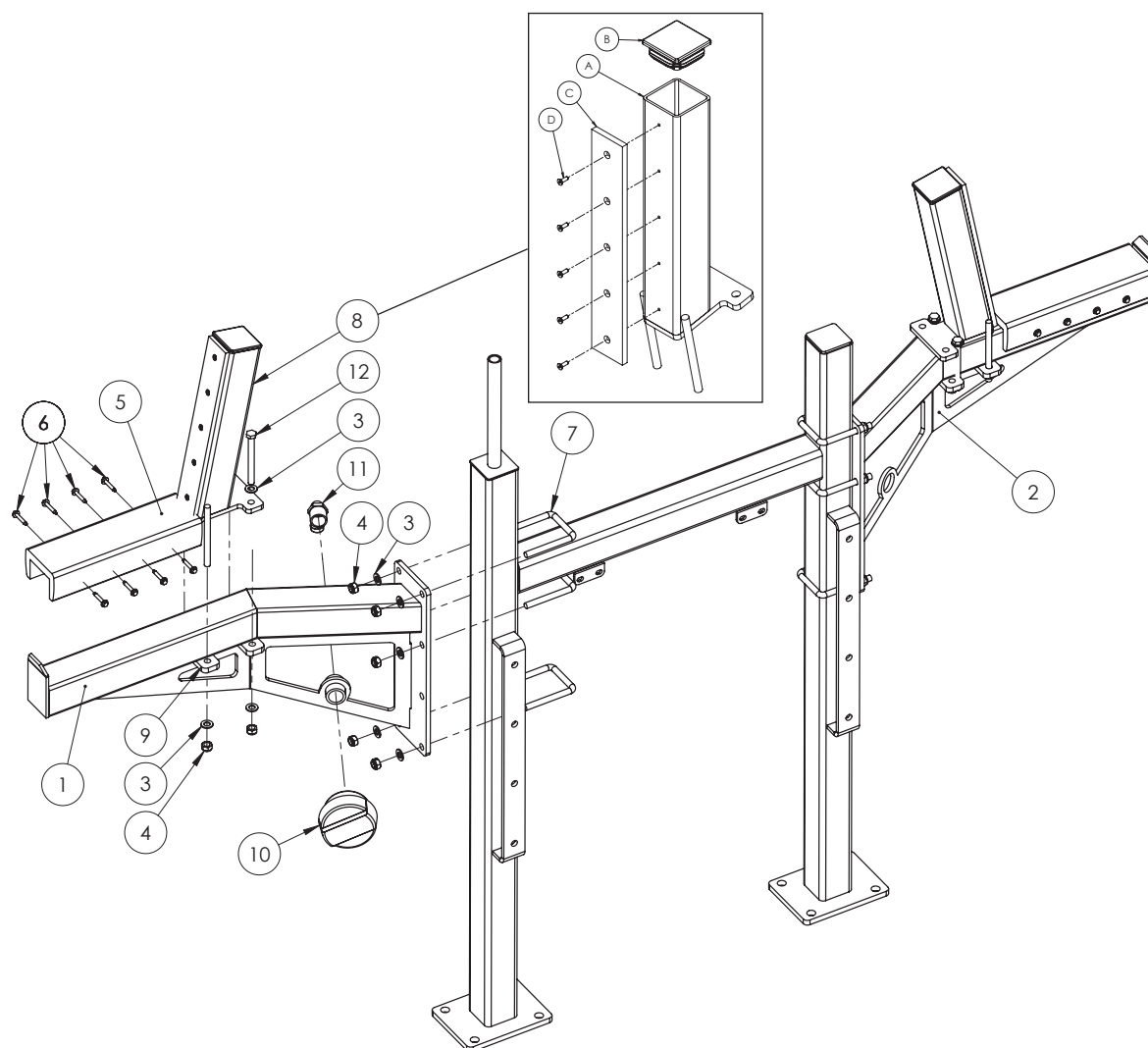
H Frame - 3000L



ITEM NO.	PART NUMBER	DESCRIPTION	QTY.
1	GA5001043	Washer I6mm Flat SS HD	16
2	GA5000939	Bolt M16 x 60 Black GR8.8	4
3	GA5001029	Nut M16 Nyloc ZP	8
4	GA5000931	Bolt M16 x 50 ZP GR8.8	4
5	GA4659685	H-Frame	1
6	GA4658161	Ladder	1
7	GA5000577	Washer I2mm Flat SS HD	6
8	GA5000575	Washer I2mm Spring SS	6
9	GA5000307	SHCS M12 x 30 ZP GR12.9	6
10	GA5075120	Exhaust Clamp 36mm Heavy Duty	2
11	GA4659680	Handrail Side Special	2
12	GA5052650	Cap Plastic 25.4mm Black	1
13	GA5020411	Beacon insert screw in	1
14	GA5048975	Beacon, Rotating, Amber, DIN A pole mount, HI globe included	1
	GA5012093	Globe, Beacon, HI 12V 55W, Narva	-
15	*	Hand Wash Bottle Assembly	1

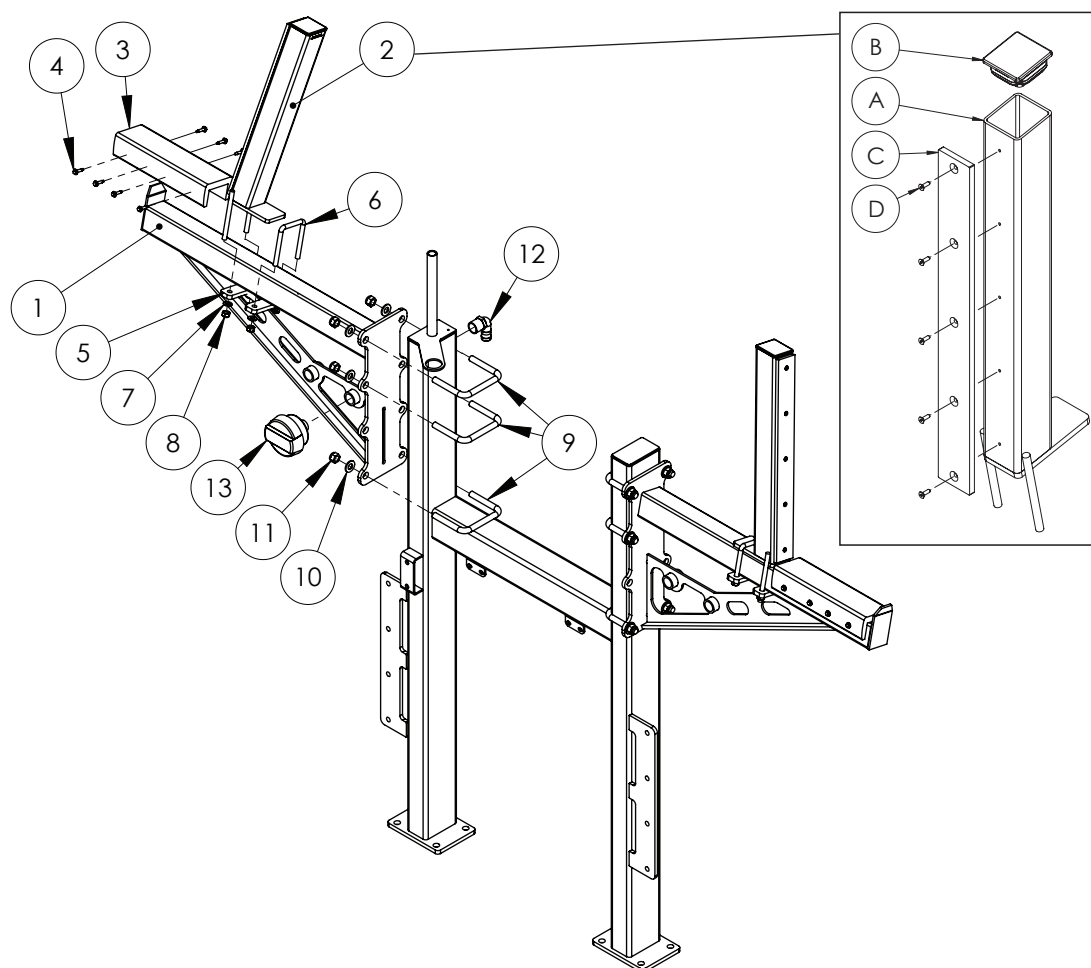
* Sub-assembly on following pages

Boom Rests - I500-2500L



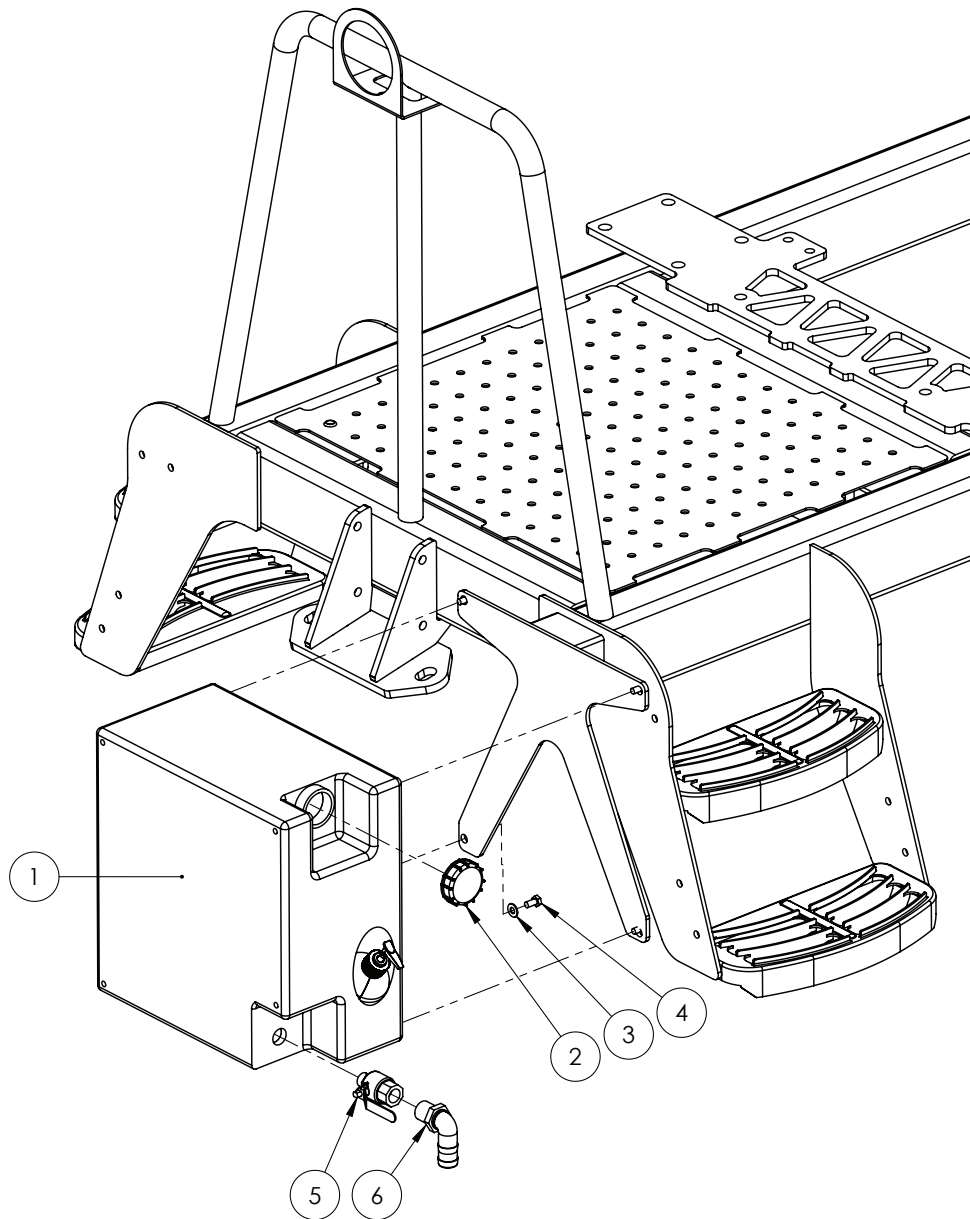
ITEM NO.	PART NUMBER	DESCRIPTION	QTY.
1	GA4600355	Boom Rest, 250mm Step Back RH	1
2	GA4600350	Boom Rest, 250mm Step Back LH	1
3	GA5000577	Washer 12mm Flat SS HD	24
4	GA5012461	Nut M12 Nyloc ZP	20
5	GA5014617	Rubber channel, 350mm long, Suit 75mm RHS	2
6	GA5000707	Tek Screw 14g x 42mm Galvanised	16
7	GA5011259	U Bolt Square top M12 x 76mm x 110mm	6
8A	GA4600540	Boom Rest Upright	2
8B	GA5052345	End cap, Plastic, Black, Insert, RHS. 75 x 75, 2.0 - 4.5mm wall	2
8C	GA5066635	Plastic wear strip polystone 7000SR 65 x 400 x 10mm	2
8D	GA5051230	CSCS M5 x 16 SS A2-70	10
9	F70107A	Plate, Clamp, 130 long x 40 wide x 12 mm thick	4
10	GA5005259	Air Filter	1
11	GA5077723	Hose barb, Elbow, 90 degree, 1" male x 1" hose	1
12	GA5000265	Bolt M12 x 120 GR8.8 ZP	4

Boom Rests - 3000L



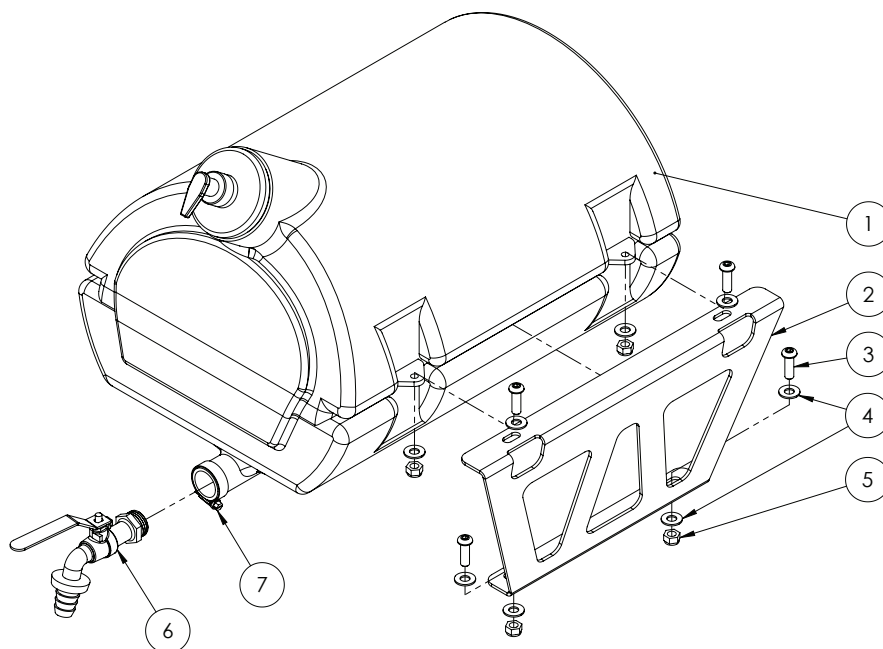
ITEM NO.	PART NUMBER	DESCRIPTION	QTY.
1	GA4654200	Boom rest RH Prairie Special/Advance Mk3	1
	GA4654205	Boom rest LH Prairie Special/Advance Mk3	1
2A	GA4654250	Boom rest upright bolt on, suit Praire	2
2B	GA5052345	End cap, Plastic, Black, Insert, RHS. 75 x 75, 2.0 - 4.5mm wall	2
2C	GA5066630	Wear strip, 65 wide x 590 long x 10 mm thick, Polystone 7000SR	2
2D	GA5051230	CSCS M5 x 16 SS A2-70	10
3	GA5014617	Rubber channel, 350mm long, Suit 75mm RHS	2
4	GA5000707	Tek Screw, 14G x 42mm, Galvanised	16
5	F70107A	Plate, Clamp, 130 long x 40 wide x 12mm thick	4
6	GA5011259	U Bolt, Square top, M12 x 76mm x 110mm	2
7	GA5000577	Washer 12mm Flat SS HD	8
8	GA5012461	Nut M12 Nyloc ZP	8
9	GA5011277	U Bolt, Square top, M16 x 127mm x 110mm	6
10	GA5001043	Washer 16mm Flat SS HD	12
11	GA5001029	Nut M16 Nyloc ZP	12
12	GA5077723	Hose barb, Elbow, 90 degree, 1" male x 1" hose	1
13	GA5005259	Air filter, 1" BSP male thread	1

Hand Wash Tank Assembly - 1500-2500L



ITEM NO.	PART NUMBER	DESCRIPTION	QTY.
1	GA5023525	Tank, Hand Wash, 23L	1
2	GA5023296	Lid, Black, Suit 23L handwash tank	1
3	GA5003643	Washer 8mm Flat ZP HD	4
4	GA5011465	Bolt M8 x 16 GR8.8 ZP	4
5	GA5018317	Valve, Ball, 20mm, 3/4" male, female, Lever handle, Brass	1
6	GA5077716	Hose Barb, Elbow, 90 degree, 3/4" male thread x 1" hose	1

Hand Wash Tank Assembly

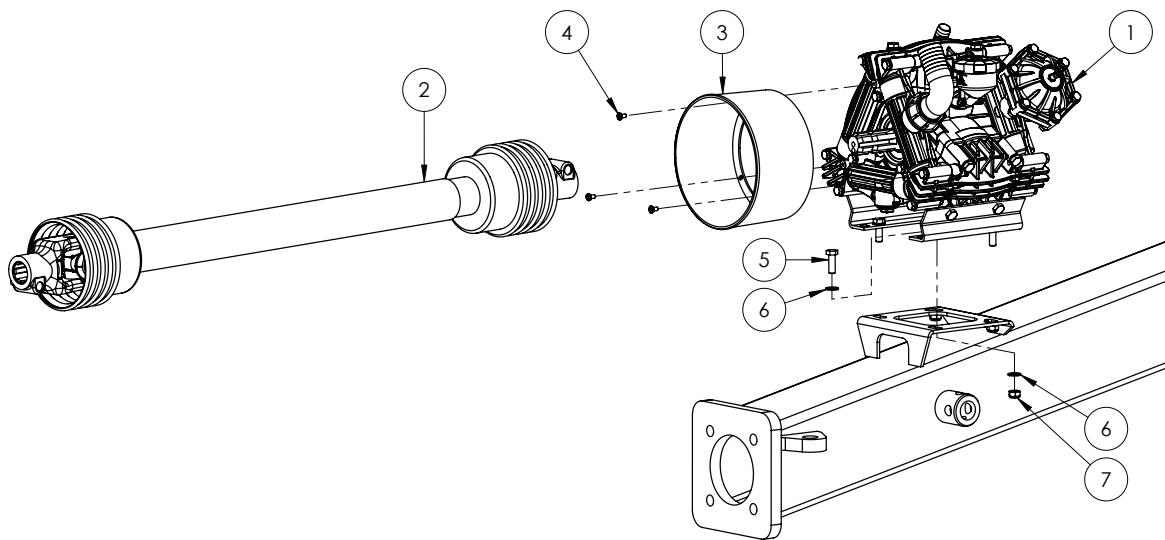


ITEM NO.	PART NUMBER	DESCRIPTION	QTY.
1	GA5075110	Water tank, 30L, Black plastic, With soap dispenser	1
	GA5051275	Soap dispenser, Suit hand wash tank GA5075110	-
2	GA4523740	Tank mount bracket 30L hand wash	2
3	GA5011473	BHCS M8 x 25 SS	8
4	GA5003643	Washer 8mm Flat SS HD	16
5	GA5004917	Nut M8 Nyloc ZP	8
6	GA5070735	Tap 3/4" BSP, with hose barb suit Hand Wash Bottle	1
7	GA5001681	Hose Clamp, 1" SS (20-32/12W)	1

Chapter 2

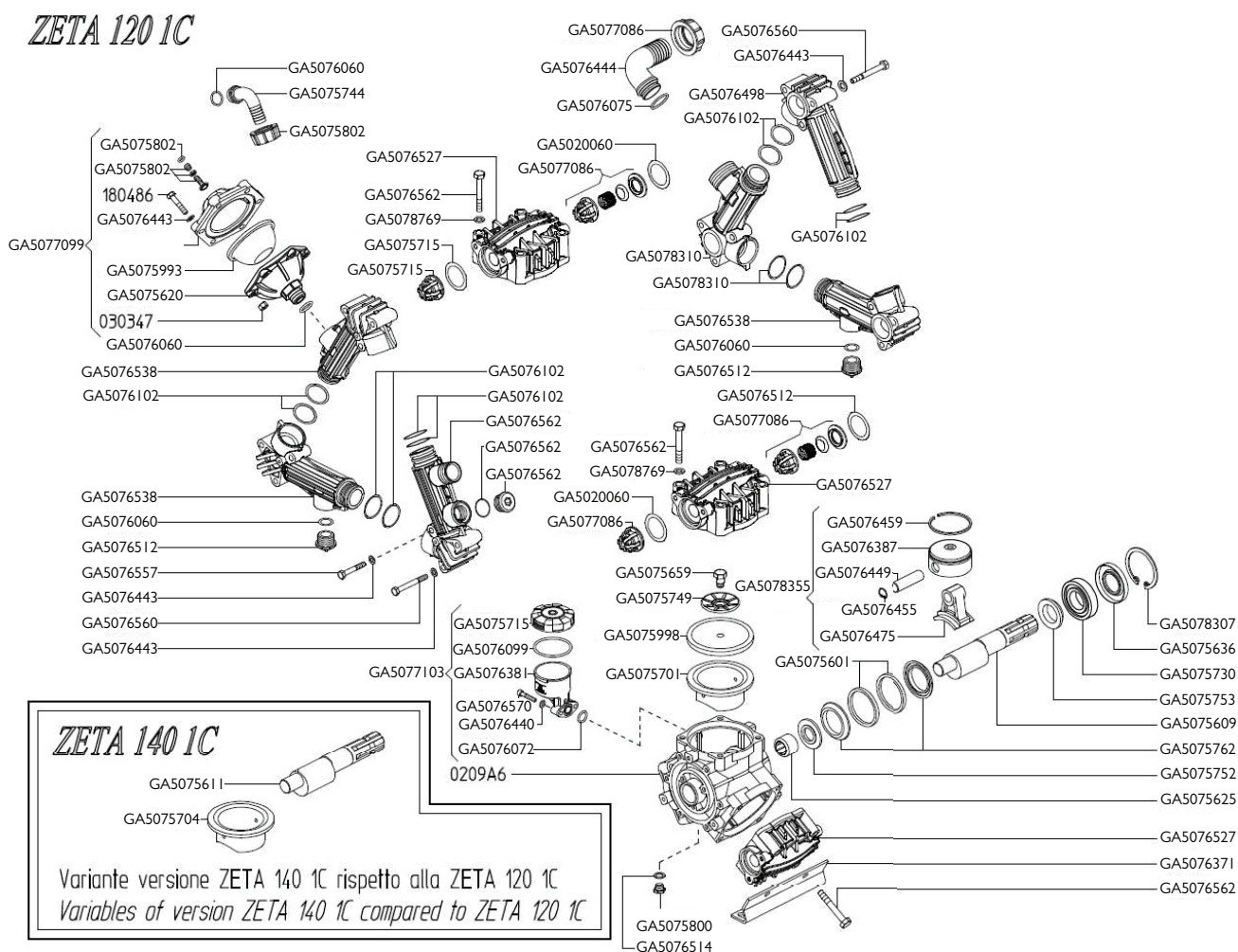
PUMPS

Zeta 140 - PTO Drive



ITEM NO.	PART NUMBER	DESCRIPTION	QTY.
1	GA5054540	Diaphragm Pump, Zeta 140, PTO drive IC, UDOR	1
2	GA4900714	PTO shaft, Series 2, 860 mm to suit 3 point linkage, includes PTO Cover Chains	1
3	GA5076400	Cover, PTO shaft, Black, Suit 70, 85, 106, 121, 130	1
4	GA5014827	Screw Pan head 12g x 1/2 ZP	3
5	GA5065455	Bolt M10 x 30 GR8.8 ZP	4
6	GA5000117	Washer 10mm Flat SS HD	8
7	GA5000141	Nut M10 Nyloc ZP	4

Zeta 140 - PTO Drive Assembly (Red Series)



PUMP ASSEMBLY

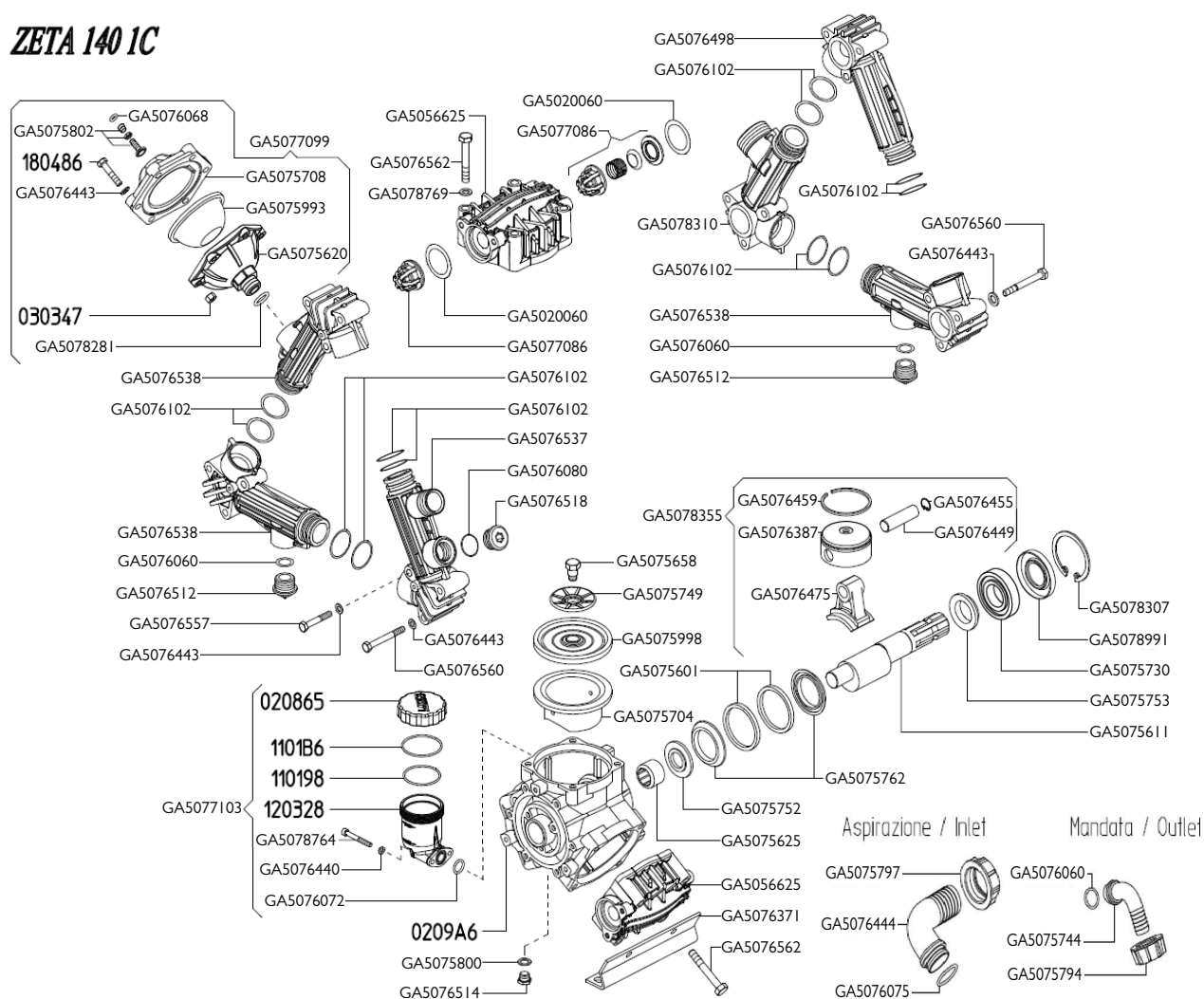
PART NUMBER	DESCRIPTION	QTY.
GA4900360-PS-EF	Pump , Diaphragm type, Zeta 140 PTO Shaft drive. NOTE: PTO shaft is included with this option (complete kit)	1

PUMP SERVICE PARTS

PART NUMBER	DESCRIPTION
GA5077789	Pump Diaphragm Kit suit Zeta 140 and RO130 Udor Pumps, KIT-ZETA140-D
GA5077788	Pump rebuild kit, includes diaphragms, seals & valves, suits both Zeta 140 and RO130 Udor Pumps, KIT-ZETA140-C

Zeta I40 - PTO Drive Assembly (Green Series)

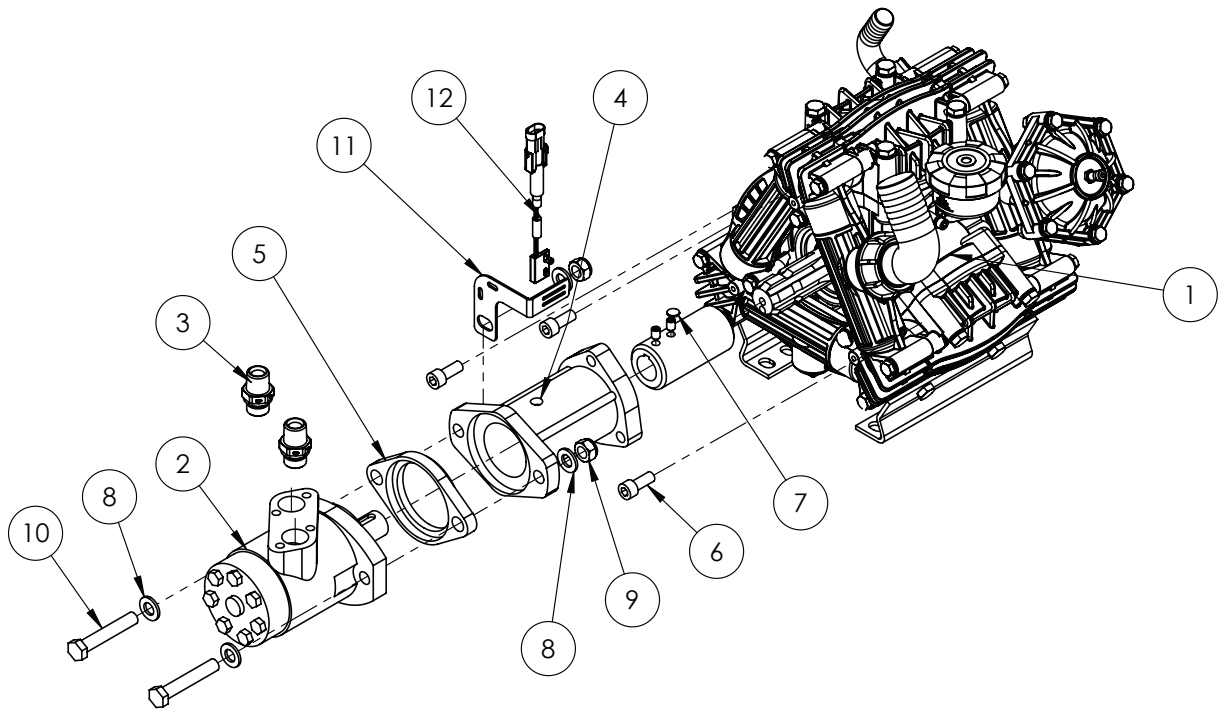
ZETA 140 1C



PUMP SERVICE PARTS

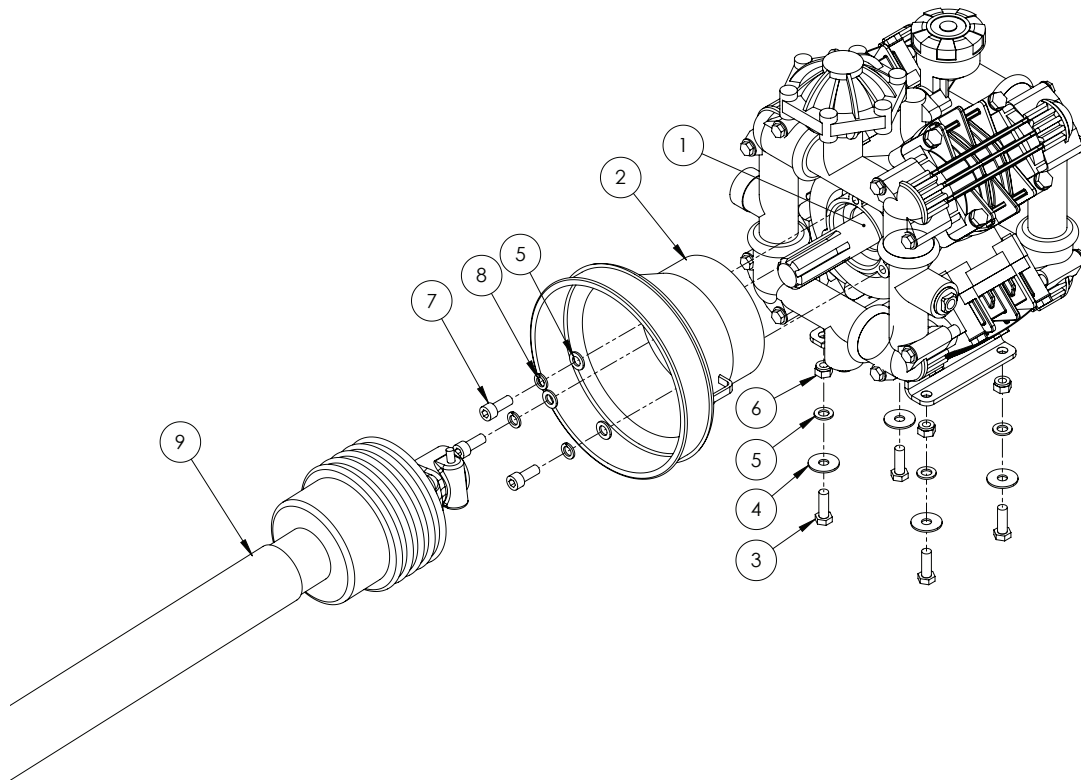
PART NUMBER	DESCRIPTION
GA5077789	Pump Diaphragm Kit suit Zeta I40 and RO130 Udor Pumps, KIT-ZETA I40-D
GA5077788	Pump rebuild kit, includes diaphragms, seals & valves, suits both Zeta I40 and RO130 Udor Pumps, KIT-ZETA I40-C

Zeta I40 - Hydraulic Drive

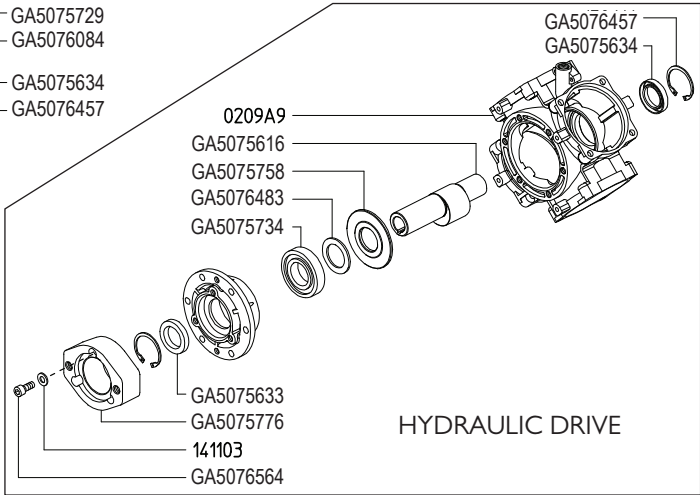


ITEM NO.	PART NUMBER	DESCRIPTION	QTY.
1	GA5054540	DIAPHRAGM PUMP, ZETA I40, PTO DRIVE IC, UDOR	1
2	GA5047515	MOTOR, HYDRAULIC, 80CC/REV, 25.4mm SHAFT, SUIT SPRAY PUMP DRIVE	1
3	GA3500310	HYDRAULIC ADAPTOR, NIPPLE, 1/2" BSPT MALE X 1/2" BSPP MALE	2
4	GA5077663	ADAPTOR HYDRAULIC MOTOR TO UDOR	1
5	GA4552100	SPACER PLATE, SUIT ADAPTER PTO TO HYDRAULIC DRIVE, UDOR	1
6	GA5071085	SHCS M10 X 25 GR12.9 ZP	3
7	GA5016169	MAGNET, HIGH STRENGTH, 12mm DIAMETER X 1.5mm THICK	1
8	GA5000577	WASHER 12mm FLAT SS HD	4
9	GA5012461	NUT M12 NYLOC ZP	2
10	GA5000347	BOLT M12 X 70 GR8.8 ZP	2
11	GA4525015	RPM SENSOR MOUNT BRACKET, SUIT UDOR PTO CONVERTED PUMP	1
12	GA5076331	SENSOR, SPRAY PUMP RPM SUIT 440, 450 & G-HUB, RAVEN, 11170171293	1

Zeta 170 - PTO Drive



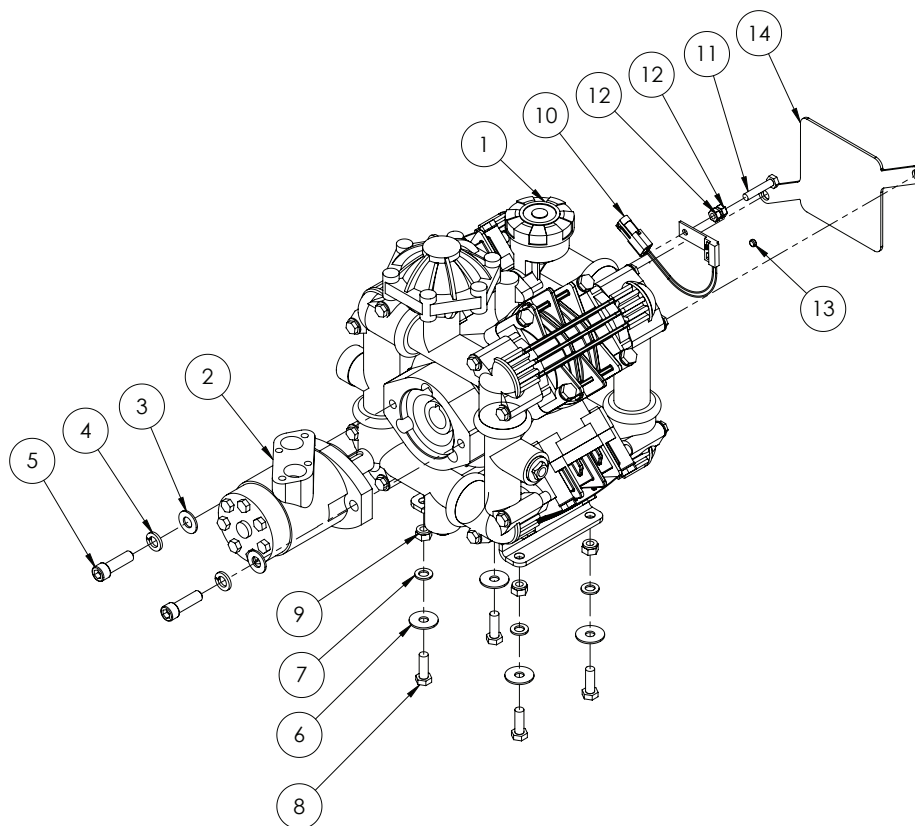
ITEM NO.	PART NUMBER	DESCRIPTION	QTY.
1	GA5054515	Pump, Diaphragm type, Zeta 170 PTO shaft drive, shaft not included	1
2	GA5076401	PTO Cover, Black, Front, suit 170 and 260 spray pumps	1
3	GA5065455	Bolt M10 x 30 ZP GR8.8	4
4	GA5002595	Washer, Flat, 3/8" ID x 1 1/2" OD, SS	4
5	GA5000117	Washer 10mm Flat SS HD	7
6	GA5000141	Nut M10 Nyloc ZP	4
7	GA5071085	SHCS M10 x 25 ZP GR12.9	3
8	GA5000137	Washer 10mm Spring SS	3
9	GA5060830	PTO shaft standard angle 1.05m, Suit EF special	1



PART NUMBER	DESCRIPTION	QTY.
GA5054515	Pump Zeta 170 IC - PTO Shaft drive	1
GA5054510	Pump Zeta 170 MI-I - Hydraulic drive	1

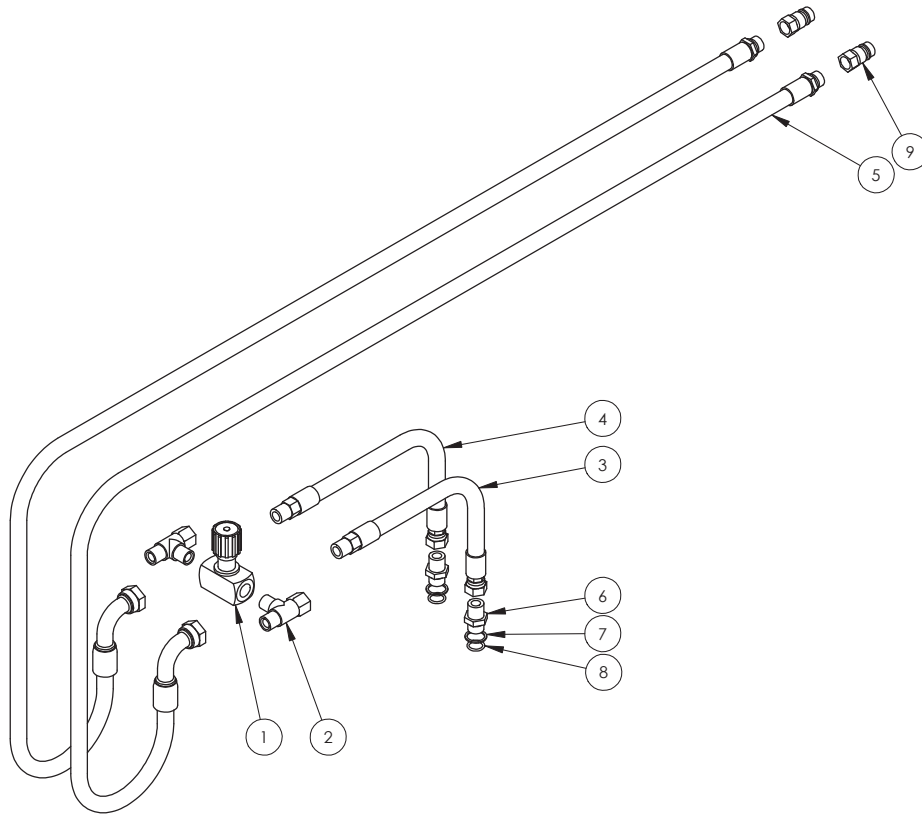
PART NUMBER	DESCRIPTION
GA5077791	Pump Diaphragm Kit suit Zeta 170 and RO160 Udor Pumps
GA5077790	Pump rebuild kit, includes diaphragms, seals & valves, suits both Zeta 170 and RO160 Udor Pumps

Zeta 170 - Hydraulic Drive



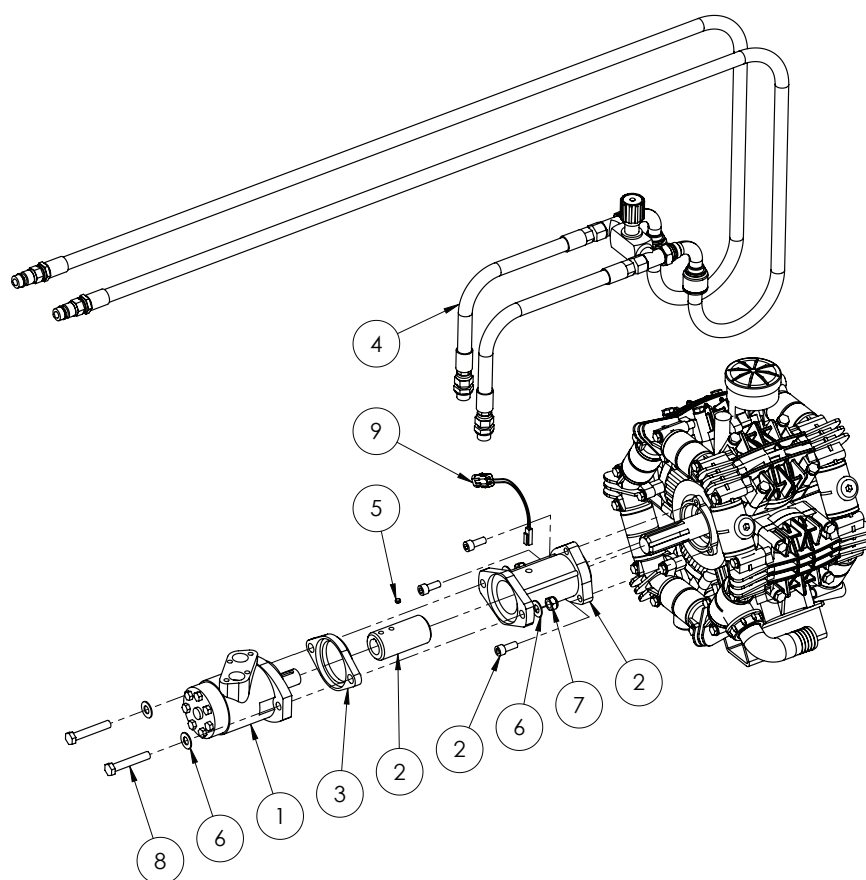
ITEM NO.	PART NUMBER	DESCRIPTION	QTY.
1	GA5054510	Pump Zeta 170 MI-I	1
2	GA5047515	Motor, hydraulic, 80cc/rev, 25.4mm shaft, Suit spray pump drive	1
3	GA5000577	Washer 12mm Flat SS HD	2
4	GA5000575	Washer 12mm Spring SS	2
5	GA5000321	SHCS M12 x 40 ZP GR12.9	2
6	GA5002595	Washer, Flat, 3/8" ID x 1 1/2" OD, SS	4
7	GA5000117	Washer 10mm Flat SS HD	4
8	GA5065455	Bolt M10 x 30 ZP GR8.8	4
9	GA5000141	Nut M10 Nyloc ZP	4
10	GA5076331	Sensor, Spray pump RPM Suit 440 / 450, Raven	1
11	GA5048655	Bolt M8 x 40 ZP GR8.8	1
12	GA5011499	Nut M8 Hex ZP	2
13	GA5016169	Magnet, High strength, 12mm diameter x 1.5mm thick	1
14	PUMPCOVER	Plate, Rear Pump Shaft Cover, RO160 and Zeta 170	1

Hydraulic Hose Kit



ITEM NO.	PART NUMBER	DESCRIPTION	QTY.
1	GA5018221	Valve check needle throttle 1/2"	1
2	GA3500200	Hydraulic adaptor, Tee, 1/2" BSPT male x 1/2" BSPT male x 1/2" BSPP female swivel	2
3	GA4905044	Hydraulic Hose Assembly, Prairie, Spray pump R0160	1
4	GA4905046	Hydraulic Hose Assembly, Prairie, Spray pump R0160	1
5	GA4922105	Hyd hose suit EF MY10 tractor end	2
6	GA3500310	Hydraulic adaptor, Nipple, 1/2" BSPT male x 1/2" BSPP male	2
7	GA5076891	Ring, Retaining BSPP 1/2"	2
8	GA5078121	O-Ring BSPP 1/2"	2
9	GA5078000	Quick connect fitting, 1/2" male tip x 1/2" female thread	2
-	GA5052365	Cover, Green plastic, Suit hydraulic quick connect fitting GA5078000	2

Hydraulic Drive Conversion Kit



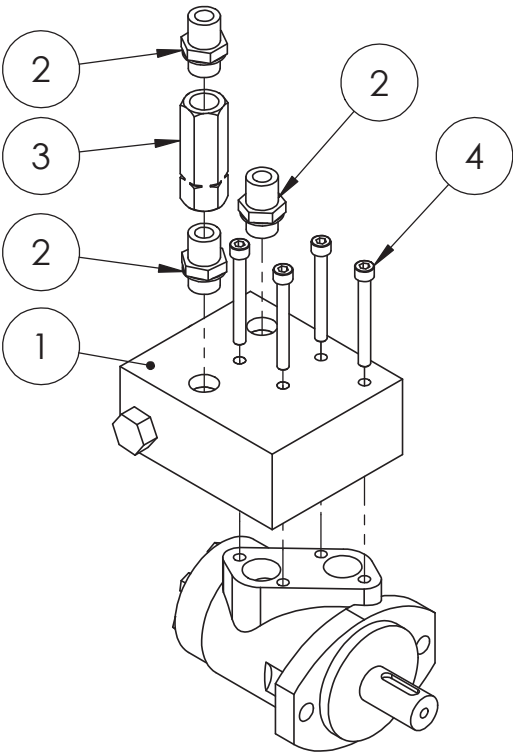
ITEM NO.	PART NUMBER	DESCRIPTION	QTY.
1	GA5047515	Motor, hydraulic, 80cc/rev, 25.4mm shaft, Suit spray pump drive	1
2	GA5077663	Adaptor, Hydraulic motor to Udor PTO pump only, kit includes housing, coupler, 2 grub screws, 3 bolts	1
3	GA4552100	Spacer plate, Suit adapter PTO to hydraulic drive, Udor	1
4	GA5067186	Hose assembly kit hydraulic drive suit hose support MY10	1
5	GA5016169	Magnet, High strength, 12mm diameter x 1.5mm thick	1
6	GA5000577	Washer 12mm Flat SS HD	4
7	GA5012461	Nut M12 Nyloc ZP	2
8	GA5000347	Bolt M12 x 70 ZP GR8.8	2
9	GA5076307	Sensor, Spray pump RPM, suit 4400 / 4070	1

NOTE: Machines fitted with 70 series pump RPM monitors use the parts below:

RPM MONITOR & SPEED SENSOR

PART NUMBER	DESCRIPTION	QTY.
GA5077195	70 series RPM monitor & speed sensor - Complete	1
GA5076542	Teejet speed sensor	1

Pressure Flow Compensator

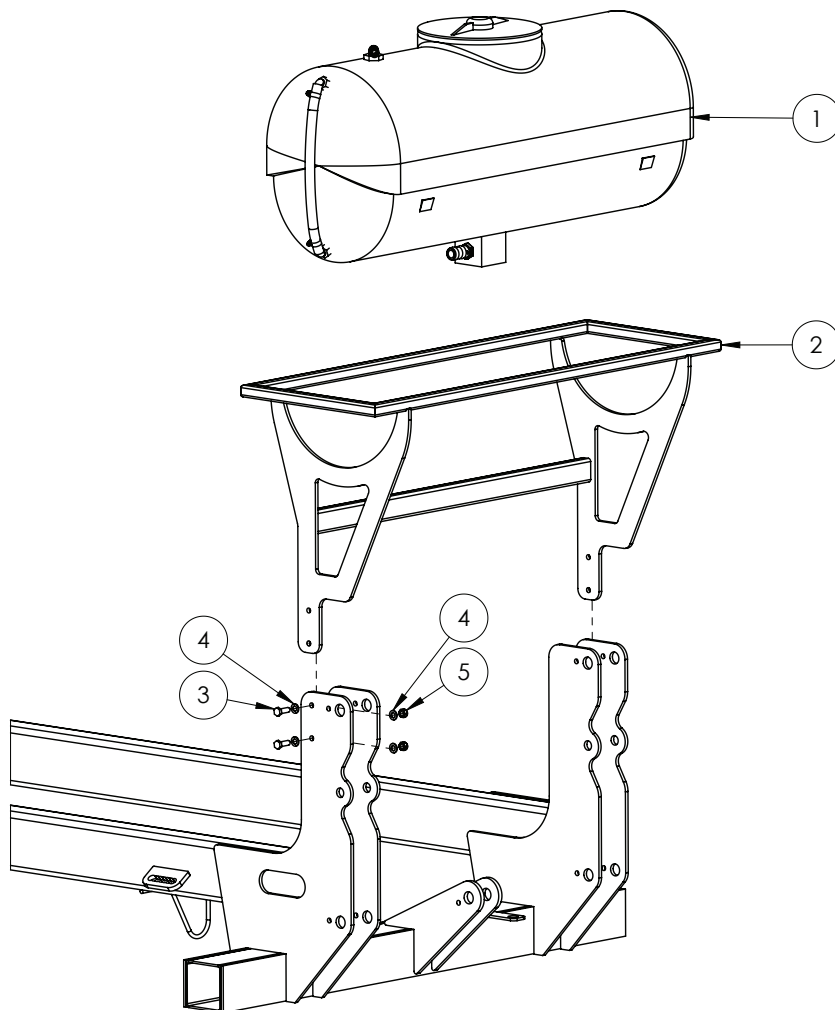


ITEM NO.	PART NUMBER	DESCRIPTION	QTY.
1	GA5049425	Manual flow control	1
2	GA3500310	Hydraulic adaptor, Nipple, 1/2" BSPT male x 1/2" BSPP male	3
3	GA5007060	Valve, Check, Hydraulic, 1/2" BSPP female inlet & outlet, 45L/min flow, Maximum 320bar	1
4	GA5049430	SHCS M8 x 70 ZP GR12.9	4

Chapter 3

FLUSH TANK

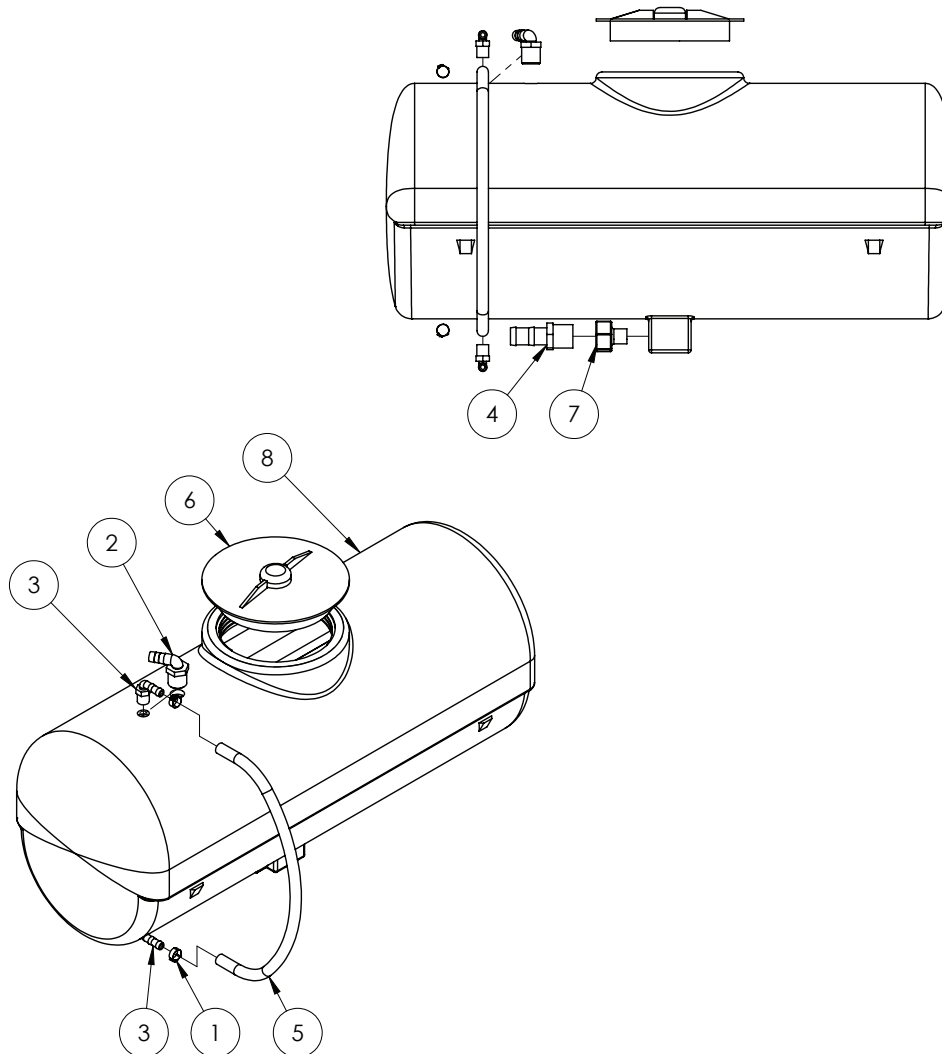
100L Flush Tank - 1500-2500L



ITEM NO.	PART NUMBER	DESCRIPTION	QTY.
1	*	100L Flush Tank Assembly	1
2	GA4660800	Tank Cradle, Fresh Water, 100L	1
3	GA5065455	Bolt M10 x 30 GR8.8 ZP	4
4	GA5000117	Washer 10mm Flat SS HD	8
5	GA5051445	Nut M10 Nyloc SS	4

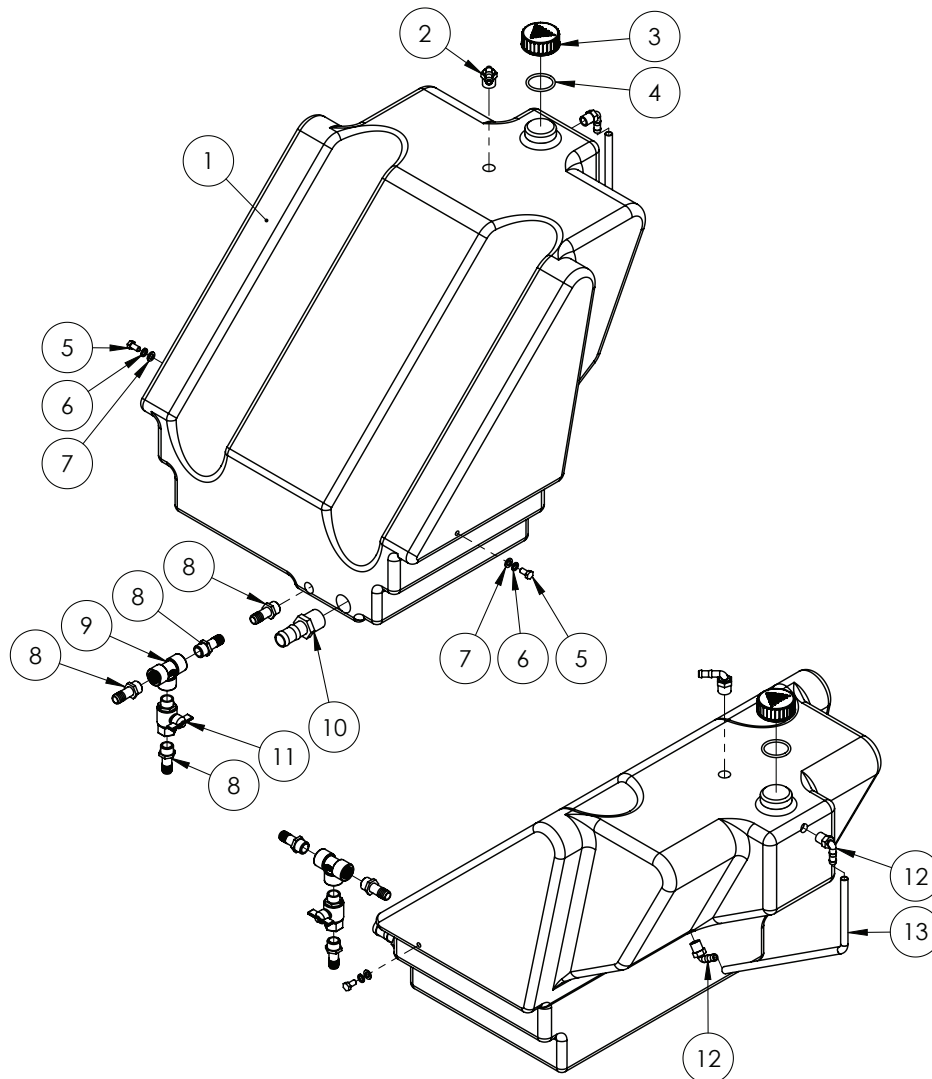
* Sub-assembly on following pages

100L Flush Tank Assembly - 1500-2500L



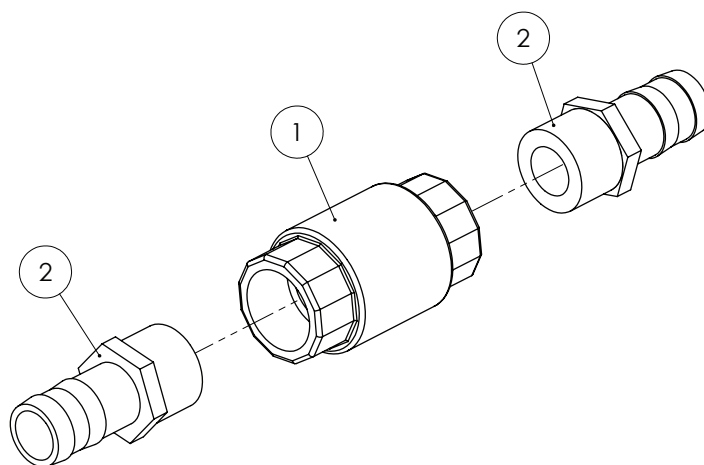
ITEM NO.	PART NUMBER	DESCRIPTION	QTY.
1	GA5007231	Cobra Clamp 1 5/8 W4 VPE, 108 7006 015	2
2	GA5077719	Hose barb, Elbow, 90 degree, 1 male thread x 3/4 hose, Banjo, HB100/075-90	1
3	GA5077708	Hose barb, Elbow, 90 degree, 1/2 male thread x 1/2 hose, Banjo, HB050-90	2
4	GA5077724	Hose barb, Straight, 1 1/4 male thread x 1 1/4 hose barb, Banjo, HB125	1
5	GA2000209	Hose, Clear, 12mm, Sight tube, HOS12SIGHT	0.7
6	GA5076882	Lid, Tank, 255 diameter, With breather, 3522221	1
7	GA4583645	Plumbing Fitting, 3/4" Male to 1 1/4" Female, Reducing Bush	1
8	GA4901062	Tank, 100 Litre, XLTube, As purchased	1

180L Flush Tank - 3000L



ITEM NO.	PART NUMBER	DESCRIPTION	QTY.
1	GA5061120	Tank 180L, Flush Tank, Angled to suit 3000L EF tank, bare	1
2	GA5077710	Hose barb, Elbow, 90 degree, 3/4" male thread x 1/2" hose	1
3	GA5075400	Cap, Tank, Plastic, Lid, M65.5x8 Thread, Black, Goldacres Logo, O Ring Not Included	1
4	GA5009187	O-ring, 60 x 5.5mm, suits Exacta tank cap	1
5	GA5006113	Bolt M10 x 20 ZP GR8.8	2
6	GA5000137	Washer 10mm Spring SS	2
7	GA5000117	Washer 10mm Flat SS HD	2
8	GA5077709	Hose barb, Straight, 3/4" male thread x 3/4" hose	4
9	GA5078150	Tee, Threaded, 3/4 female	1
10	GA5077724	Hose barb, Straight, 1 1/4" male thread x 1 1/4" hose	1
11	GA5018315	Valve, Ball, 20mm, 3/4" male, female, Black Butterfly handle, Brass	1
12	GA5077708	Hose barb, Elbow, 90 degree, 1/2 male thread x 1/2 hose	2
13	GA2000209	Hose, Clear, 12mm, Sight tube - (cut 600mm)	1

Flush Tank - In-line Check Valve - 180L



ITEM NO.	PART NUMBER	DESCRIPTION	QTY.
1	GA5017361	Valve non-return 1 1/4"	1
2	GA5077724	Hose barb, Straight, 1 1/4" male thread x 1 1/4" hose	2

Chapter 4

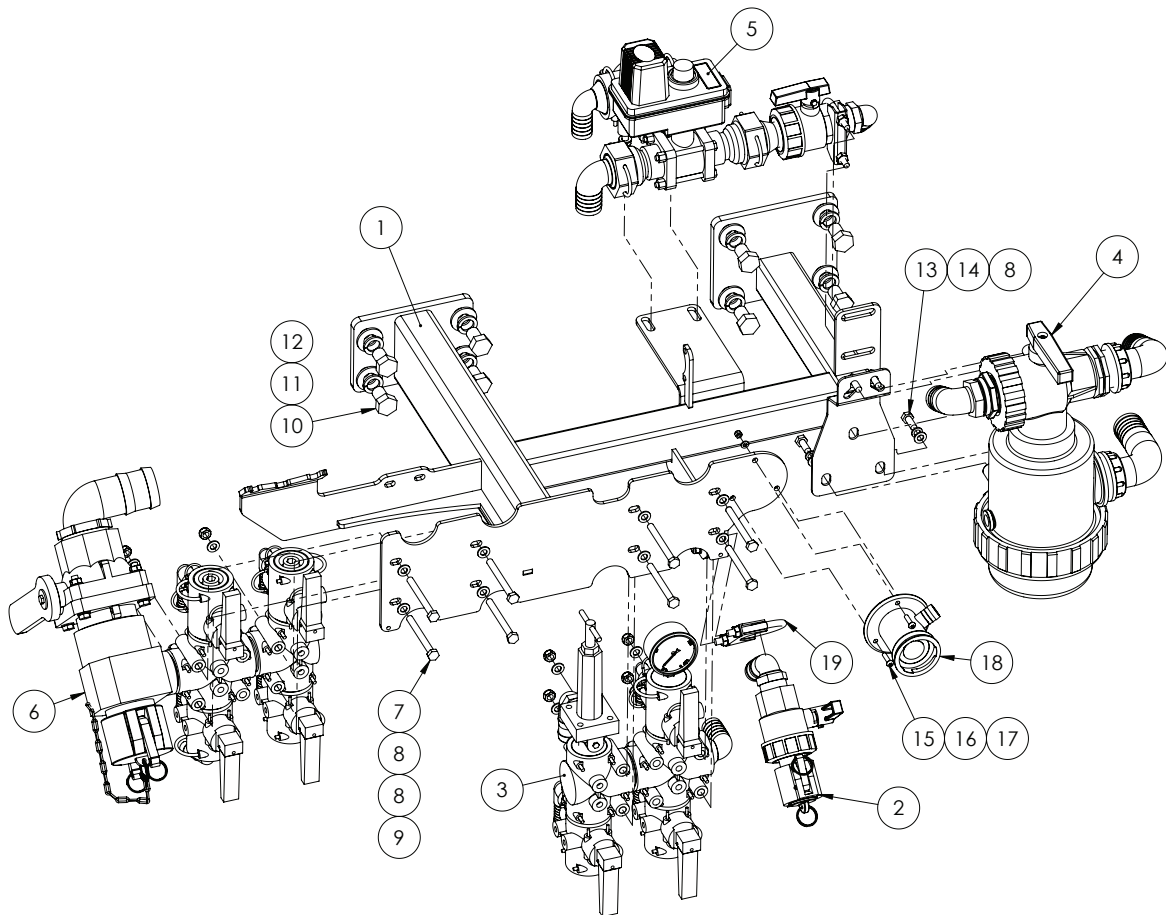
RIGHT HAND POD

Not Fitted

Chapter 5

LEFT HAND POD

Left Hand Pod



ITEM NO.	PART NUMBER	DESCRIPTION	QTY.
1	GA4657691	Left Pod Frame	1
2	*	Chemical Probe Coupling Ball Valve	1
3	*	Pressure Manifold Assembly	1
4	*	Suction Filter	1
5	*	Flow Control Valve	1
6	*	Fill System Assembly	1
7	GA5004749	Bolt M8 x 80 ZP GR8.8	8
8	GA5003643	Washer 8mm Flat SS HD	24
9	GA5004917	Nut M8 Nyloc ZP	10
10	GA5000903	Bolt M16 x 25 GR8.8 ZP	8

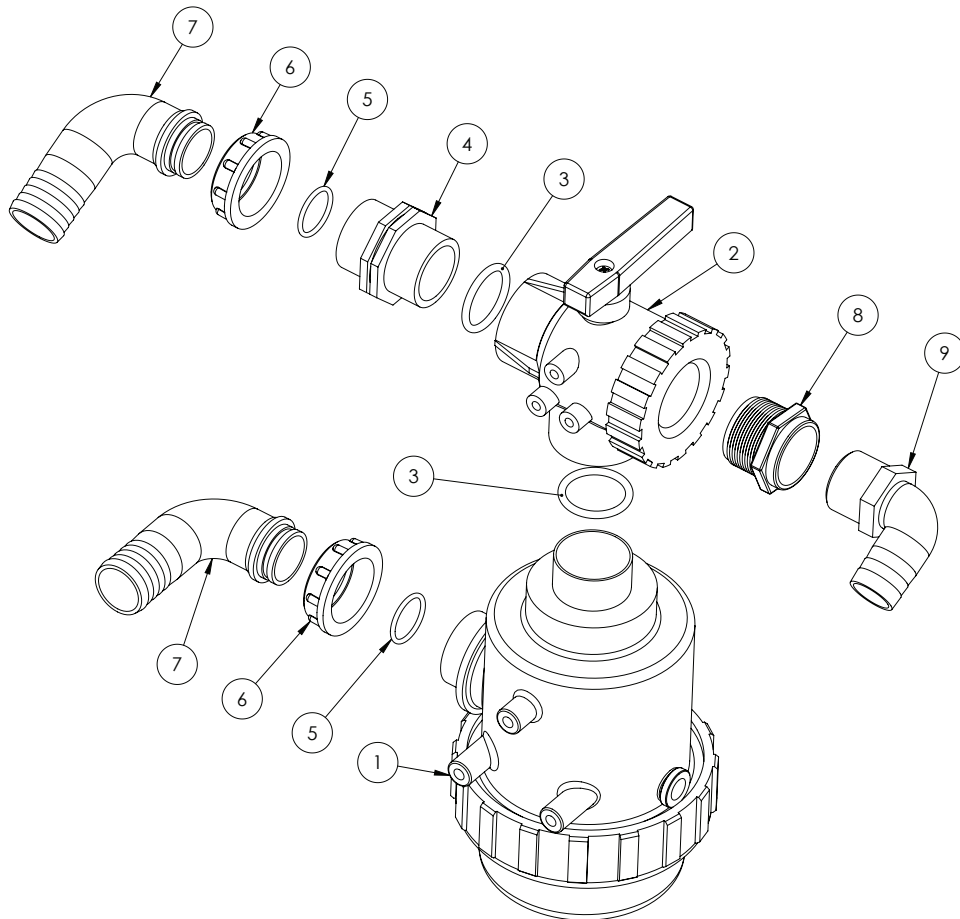
Continued over page

Left Hand Pod

ITEM NO.	PART NUMBER	DESCRIPTION	QTY.
11	GA5000961	Washer 16mm Spring ZP	8
12	GA5001009	Washer 16mm Flat ZP HD	8
13	GA5004085	Bolt M8 x 20 GR8.8 ZP	5
14	GA5004919	Washer 8mm Spring SS	5
15	GA0500004	BHCS M5 x 20 SS A2-70	3
16	GA5003983	Washer 5mm Flat SS	3
17	GA5003974	Nut M5 Nyloc ZP	3
18	GA5018800	Rinsing socket, 3 pin, Micromatic / Enviro drum coupling	1
19	GA5006705	Exhaust clamp C8 2"	1

* Sub-assembly on following pages

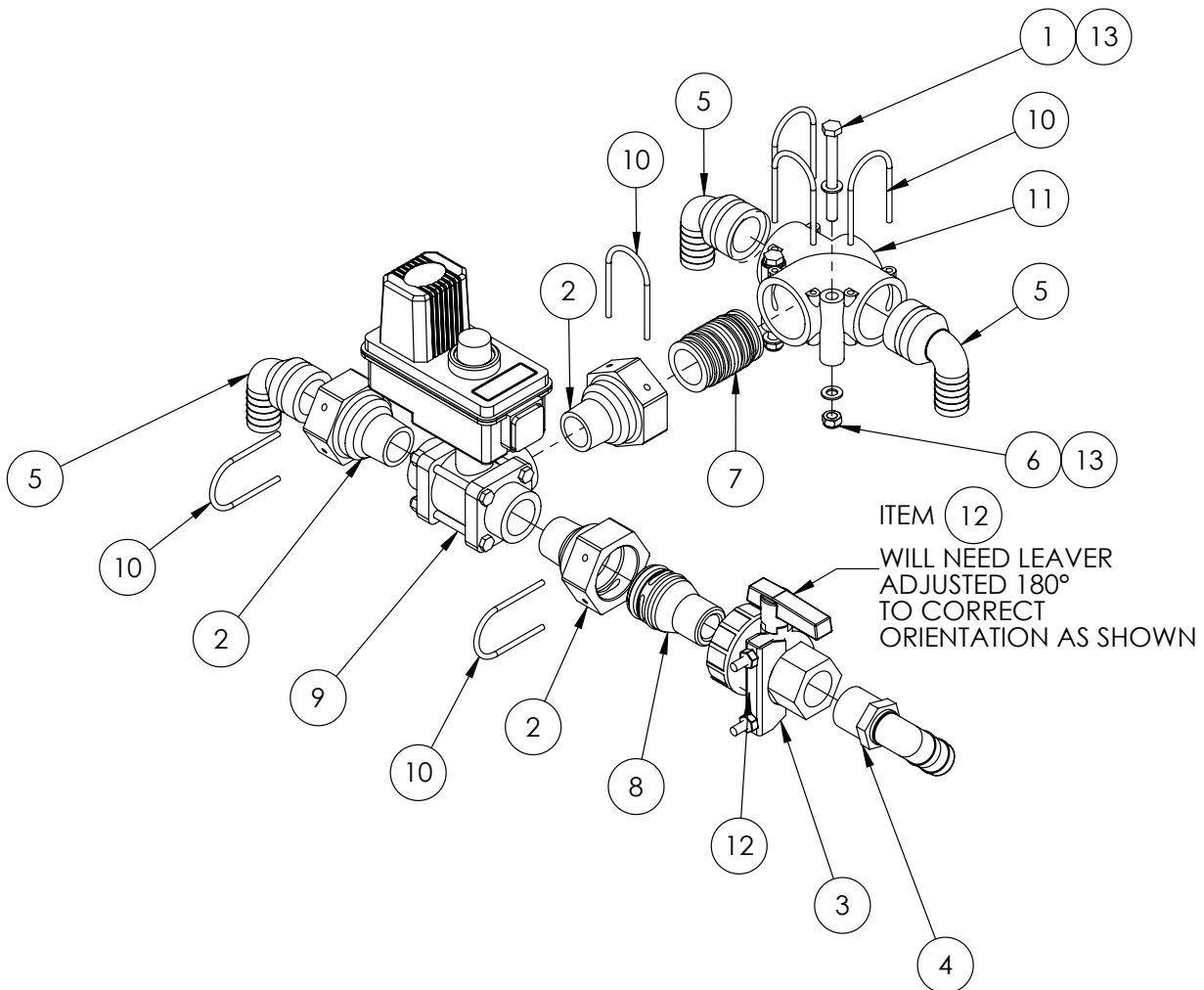
Suction Filter



ITEM NO.	PART NUMBER	DESCRIPTION	QTY.
1	GA5076782^	Filter, Suction, 1 1/2" male inlet & outlet, 50 mesh screen	1
2	GA5076985	Valve, Ball, 3 way, 1 1/2" female thread inlet / outlet	1
3	GA5010489	Imperial O Ring 1.5" x 3/16"	2
4	GA5078409	Plumbing fitting, Nipple, 1 1/2"	1
5	GA5077679	O ring, 30 x 3 mm	2
6	GA5076604	Fly nut, 1 1/2"	2
7	GA5076260	Hose barb, Elbow, 90 degree, 1 1/2" fly nut end x 40mm hose	2
8	GA5078019	Bush, Reducing, Poly, 1 1/2" Male Thread x 1 1/4" Female Thread	1
9	GA5077730	Hose barb, Elbow, 90 degree, 1 1/4" male thread x 1 1/4" hose	1

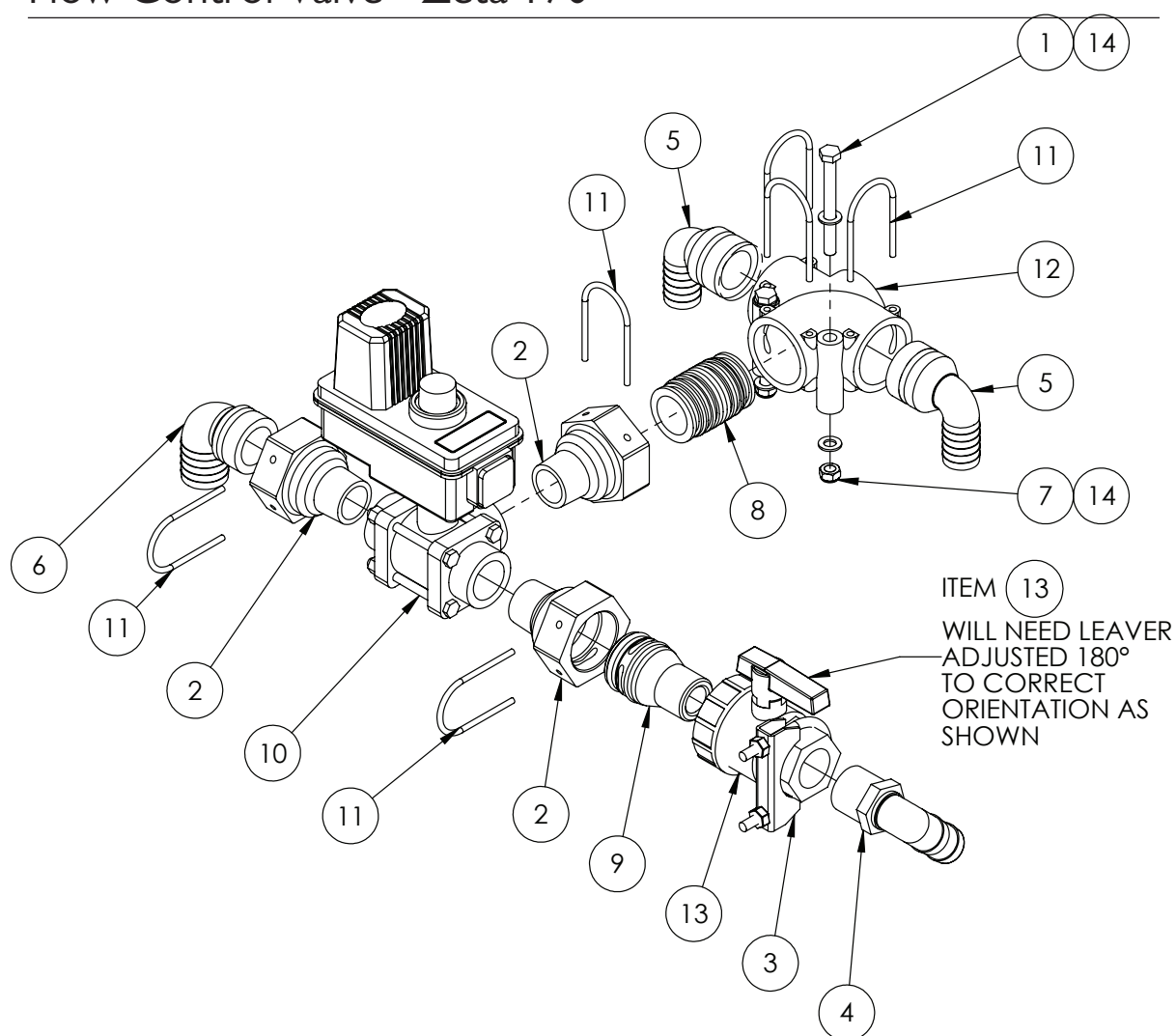
^ See Chapter 19 'Plumbing' for sub-assembly.

Flow Control Valve - Zeta I40



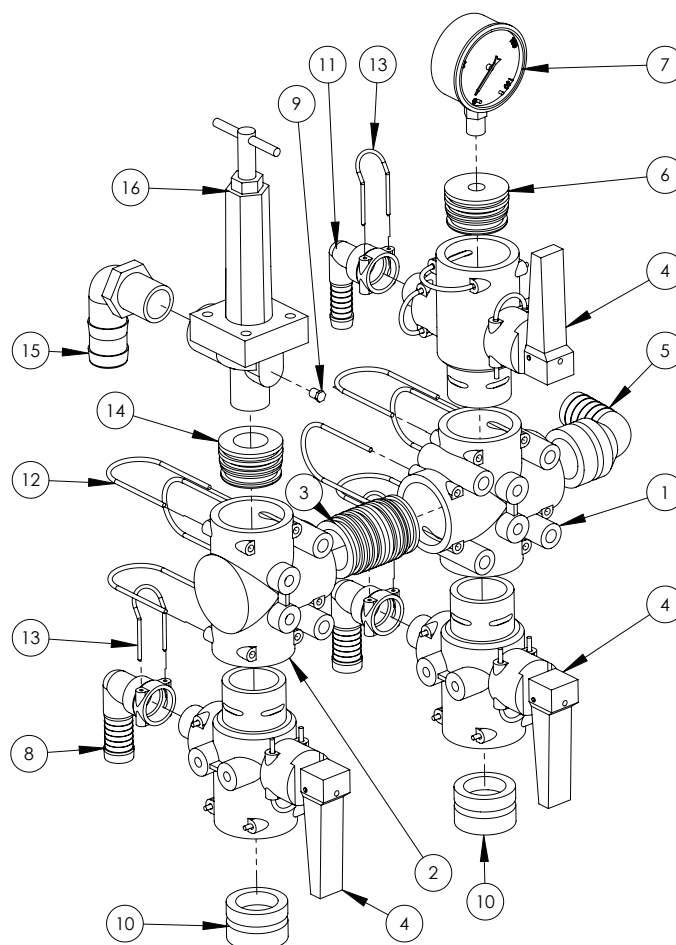
ITEM NO.	PART NUMBER	DESCRIPTION	QTY.
1	GA5004749	Bolt M8 X 80 Gr8.8 Zp	2
2	GA4582385	Coupling Altek As40 To 1" Npt Male Thread	3
3	GA5006705	Exhaust Clamp C8 2"	1
4	GA5077723	Hose Barb 90 Degree 1" Banjo	1
5	GA5065615	Hose Barb, Elbow 90 Degree, As40 X 25mm, Altek	3
6	GA5052590	Nut M8 Nyloc Ss	2
7	GA5065735	Plug In Hose Tail As40/As40	1
8	GA2000077	Plumbing Fitting, As40 To 1" Npt Male Thread, Altek	1
9	GA5076867	Regulating Valve, Ball, 3 Way, 1" Npt, 12v, Red Indicator, Teejet, 344br-34-03cec	1
10	GA5065690	Retaining Pin, Safety Clip, Suit As40 Plumbing Fittings, Altek	6
11	GA5065555	Tee, 3 Port, As40 Female, No M8 Inserts, Altek	1
12	GA5078164	Valve, Ball, 1 Female Thread Inlet / Outlet, Full Port, Lever Handle, Banjo	1
13	GA5003651	Washer 8mm Flat Ss	4

Flow Control Valve - Zeta I70



ITEM NO.	PART NUMBER	DESCRIPTION	QTY.
1	GA5004749	Bolt M8 X 80 Gr8.8 Zp	2
2	GA4582385	Coupling Altek As40 To 1" Npt Male Thread	3
3	GA5006705	Exhaust Clamp C8 2"	1
4	GA5077723	Hose Barb 90 Degree 1" Banjo	1
5	GA5065615	Hose Barb, Elbow 90 Degree, As40 X 25mm, Altek	2
6	GA5065620	Hose Barb, Elbow, 90 Degree, As40 X 33mm Hose Barb, Altek	1
7	GA5052590	Nut M8 Nyloc Ss	2
8	GA5065735	Plug In Hose Tail As40/As40	1
9	GA2000077	Plumbing Fitting, As40 To 1" Npt Male Thread, Altek	1
10	GA5076867	Regulating Valve, Ball, 3 Way, 1" Npt, 12v, Red Indicator, Teejet, 344br-34-03cec	1
11	GA5065690	Retaining Pin, Safety Clip, Suit As40 Plumbing Fittings, Altek	6
12	GA5065555	Tee, 3 Port, As40 Female, No M8 Inserts, Altek	1
13	GA5078164	Valve, Ball, 1 Female Thread Inlet / Outlet, Full Port, Lever Handle, Banjo	1
14	GA5003651	Washer 8mm Flat Ss	4

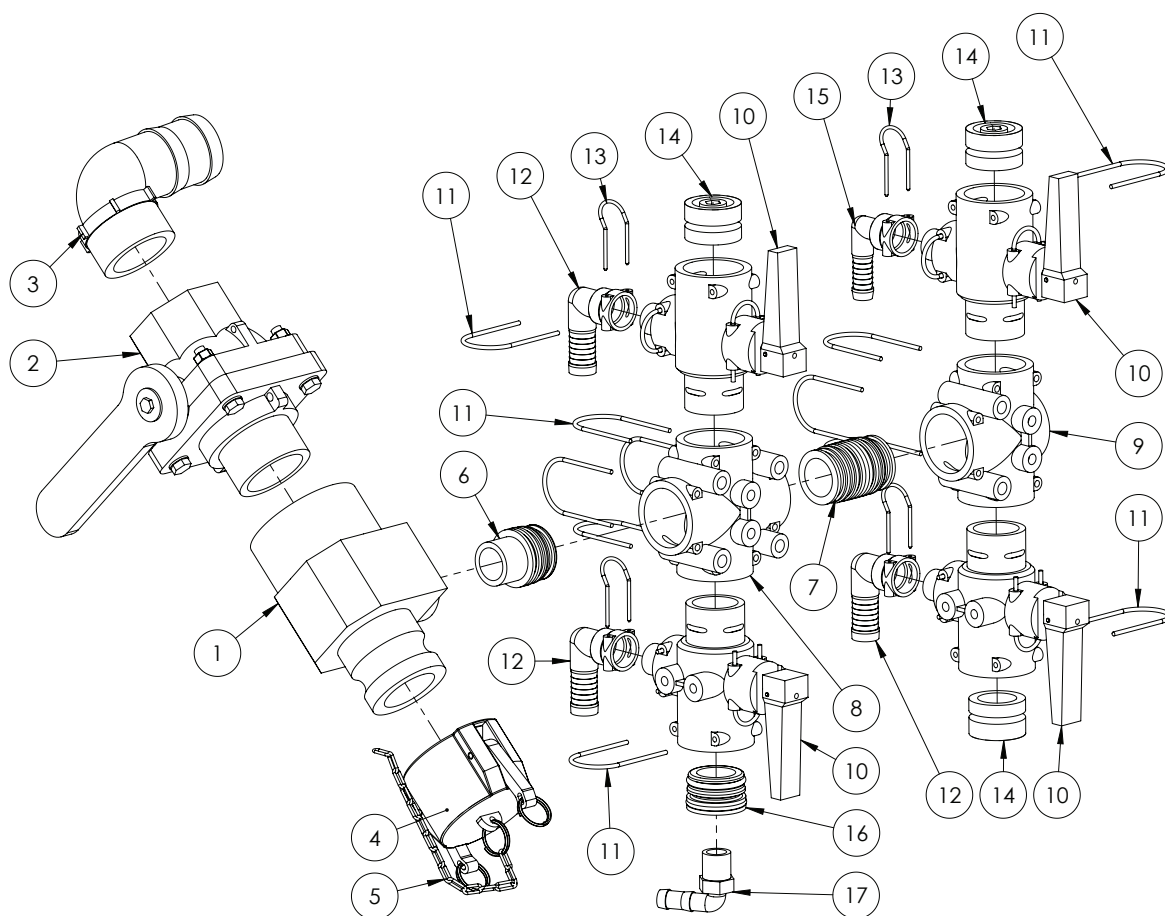
Pressure Manifold Assembly



ITEM NO.	PART NUMBER	DESCRIPTION	QTY.
1	GA5065565	Plumbing coupling, Cross, AS40 female inlets / outlets, Altek	1
2	GA5065560	Tee, AS40 female, M8 inserts, Altek	1
3	GA5065735	Plumbing adaptor, AS40 male x AS40 male, Altek	1
4	GA5065545*	Valve, Quick fit flip top, 2 way, AS40 male x AS24 female x AS40 female, Altek	3
5	GA5065615	Hose barb, Elbow 90 degree, AS40 x 25mm, Altek	1
6	GA4582160	Plumbing adaptor, AS40 male x 1/4" female thread, Delrin	1
7	GA4948470	Gauge, Pressure, Small face, 160psi	1
8	GA5065675	Hose barb, Elbow, 90 degree, AS24 female x 20mm hose, Altek	2
9	GA5077942	Plug, 1/4" male thread	1
10	GA5065680	Plug, AS40 male, Altek	2
11	GA5065750	Hose barb, Elbow, 90 degree, AS24 female x 15mm hose, Altek	1
12	GA5065690	Safety pin, Suit AS40 plumbing fittings, Altek	7
13	GA5065695	Safety pin AS24	3
14	GA4583060	Dummy Plug AS40 3/4" BSPT female	1
15	GA5077716	Hose Barb, Elbow, 90 degree, 3/4" male thread x 1" hose	1
16	GA5077179	Pressure relief valve, 300psi, Inlet 3/4" thread female, Outlet 3/4" thread male, Teejet	1

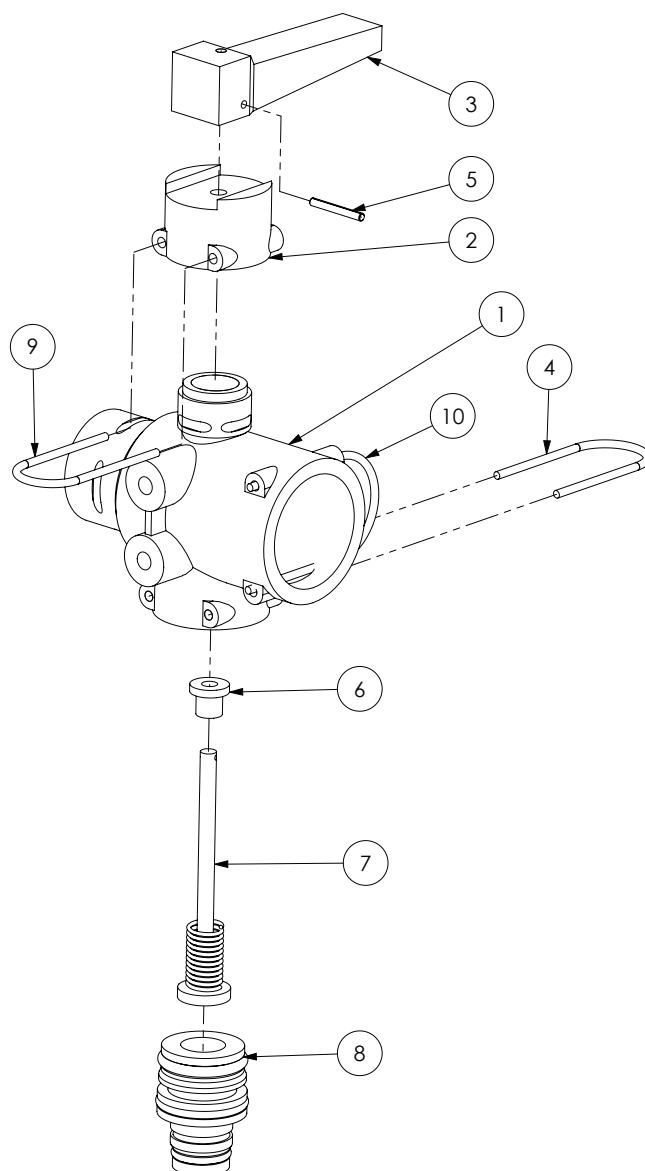
* Sub-assembly on following pages

Fill System Assembly



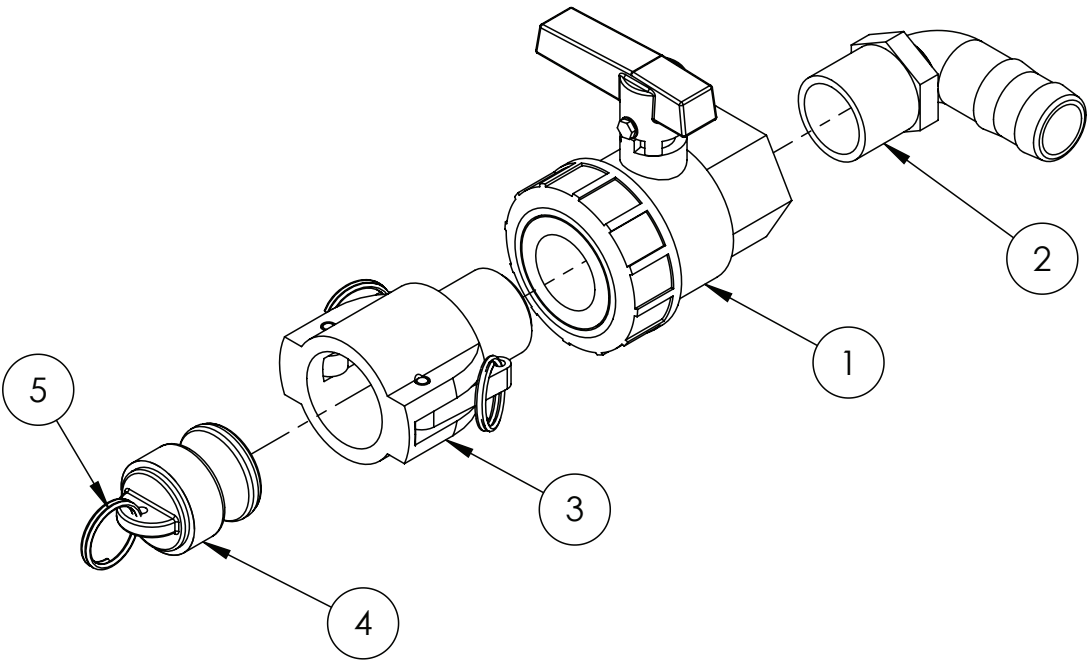
ITEM NO.	PART NUMBER	DESCRIPTION	QTY.
1	GA4582295	2" fill Cam Lock fitting	1
2	GA5078205	Valve, Ball, 2 Way, 2" Male NPT x 2" Female NPT, Full Port	1
3	GA5077740	Hose barb, Elbow, 90 degree, 2" male thread x 2" hose	1
4	GA5076609	Cam lever, 2" female cap	1
5	GA5001491	Chain 2 x 20 mm SS 316 - Cut 200 mm	1
	GA5002077	Key ring, 25mm, SS	1
6	GA5065600	Plumbing adaptor, AS40 male x 1" male thread	1
7	GA5065735	Plumbing adaptor, AS40 male x AS40 male	1
8	GA5065565	Plumbing coupling, Cross, AS40 female inlets / outlets	1
9	GA5065555	Tee, AS40 female, no M8 inserts	1
10	GA5065545*	Valve, Quick fit flip top, 2 way, AS40 male x AS24 female x AS40 female	4
11	GA5065690	Safety pin, Suit AS40 plumbing fittings	11
12	GA5065675	Hose barb, Elbow, 90 degree, AS24 female x 20mm hose	3
13	GA5065695	Safety pin AS24	4
14	GA5065680	Plug, AS40 male	3
15	GA5065750	Hose barb, Elbow, 90 degree, AS24 female x 15mm hose	1
16	GA4582345	Dummy plug AS40 G1/2 female (45mm Delron)	1
17	GA5077708	Hose barb, Elbow, 90 degree, 1/2" male thread x 1/2" hose	1

Valve - Quick Fit 2 Way Assembly



ITEM NO.	PART NUMBER	DESCRIPTION	QTY.
-	GA5065545	Valve, Quick fit flip top, 2 way, AS40 male x AS24 female x AS40 female, Altek	-
1	GA5073750	Body	1
2	GA5073755	Slide cap	1
3	GA5073760	Red lever	1
4	GA5065701	Retaining pin, Suit AS30 plumbing fittings	1
5	GA5073765	Handle retaining pin	1
6	GA5073770	Spring guide	1
7	GA5073775	Switch rod	1
8	GA5065835	Plug in adapter, AS30 x AS24	1
9	GA5073780	Retaining pin, 4 x 26 mm	1
10	GA5065690	Retaining pin, Suit AS40 plumbing fittings	1

Chemical Probe Coupling Ball Valve



ITEM NO.	PART NUMBER	DESCRIPTION	QTY.
1	GA5078164	Valve, Ball, 1" female thread inlet / outlet, Full port, Lever handle	1
2	GA5077723	Hose barb, Elbow, 90 degree, 1" male x 1" hose, Banjo	1
3	GA5076007	Cam lever, 1" female coupler, 1" male thread, Banjo	1
4	GA5076005	Cam lever, Male plug, Suits 1" & 1 1/4" couplings, Banjo	1
5	GA5001491	Chain 2 x 20 mm SS 316 - Cut 200 mm	1
	GA5002077	Key ring, 25mm, SS	1

Chapter 6

DIRECT CHEMICAL INJECTION

Not Fitted

Chapter 7

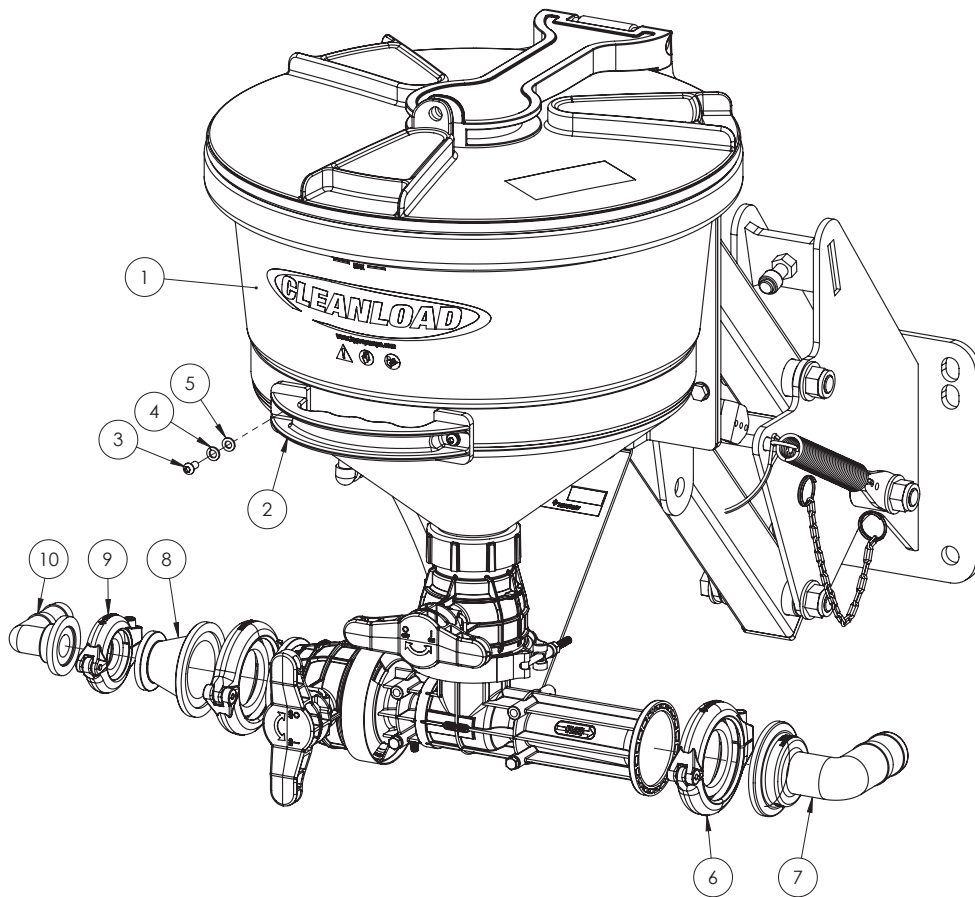
DUAL PRODUCT

Not Fitted

Chapter 8

INDUCTION HOPPER

Induction Hopper - 40L Tank

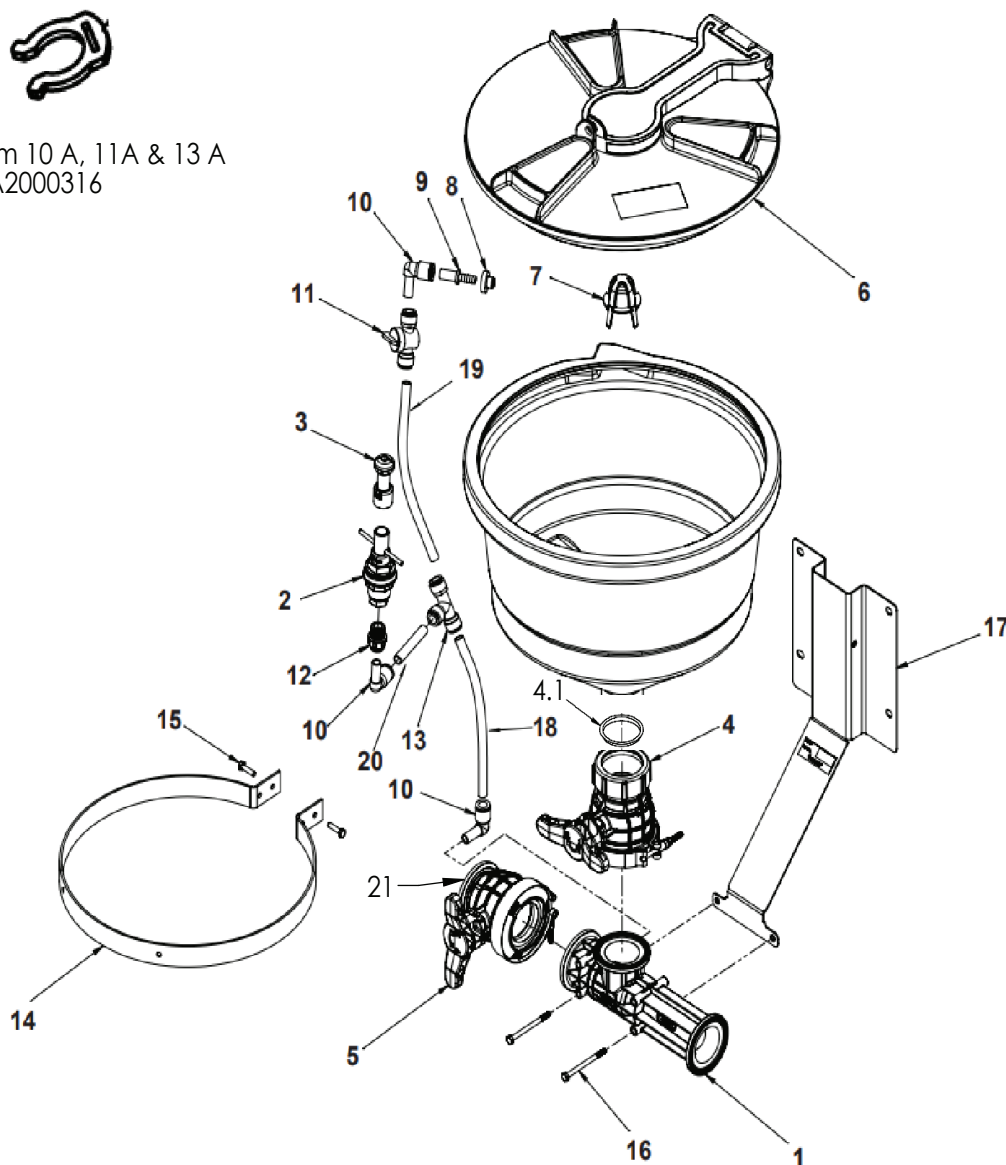


ITEM NO.	PART NUMBER	DESCRIPTION	QTY.
1	GA2000124	Induction hopper, Cleanload, Black, Right Hand, 08 nozzle, 3376 series Hypro	1
2	GA5009841	Handle, Black, Heavy duty, Polyethylene	1
3	GA5004033	BHCS M6 x 12 SS A2-70	2
4	GA5004447	Washer 6mm Spring SS	2
5	GA5004437	Washer 6mm Flat SS	2
6	GA2000115	Flange Clamp, and Gasket, 2", series 220	2
7	GA5077856	Hose barb, 2" FP Flange, 1-1/2" HB, 90 Degree	1
8	GA2000112	Reducing Flange, 2" Full Port Flange x 1" Flange	1
9	GA2000113	Flange Clamp, and Gasket, 1", series 100	1
10	GA5077812	Hose barb, Elbow, 90 degree, 1" flange x 1" hose	1

Induction Hopper - Cleanload



Item 10 A, 11A & 13 A
GA2000316



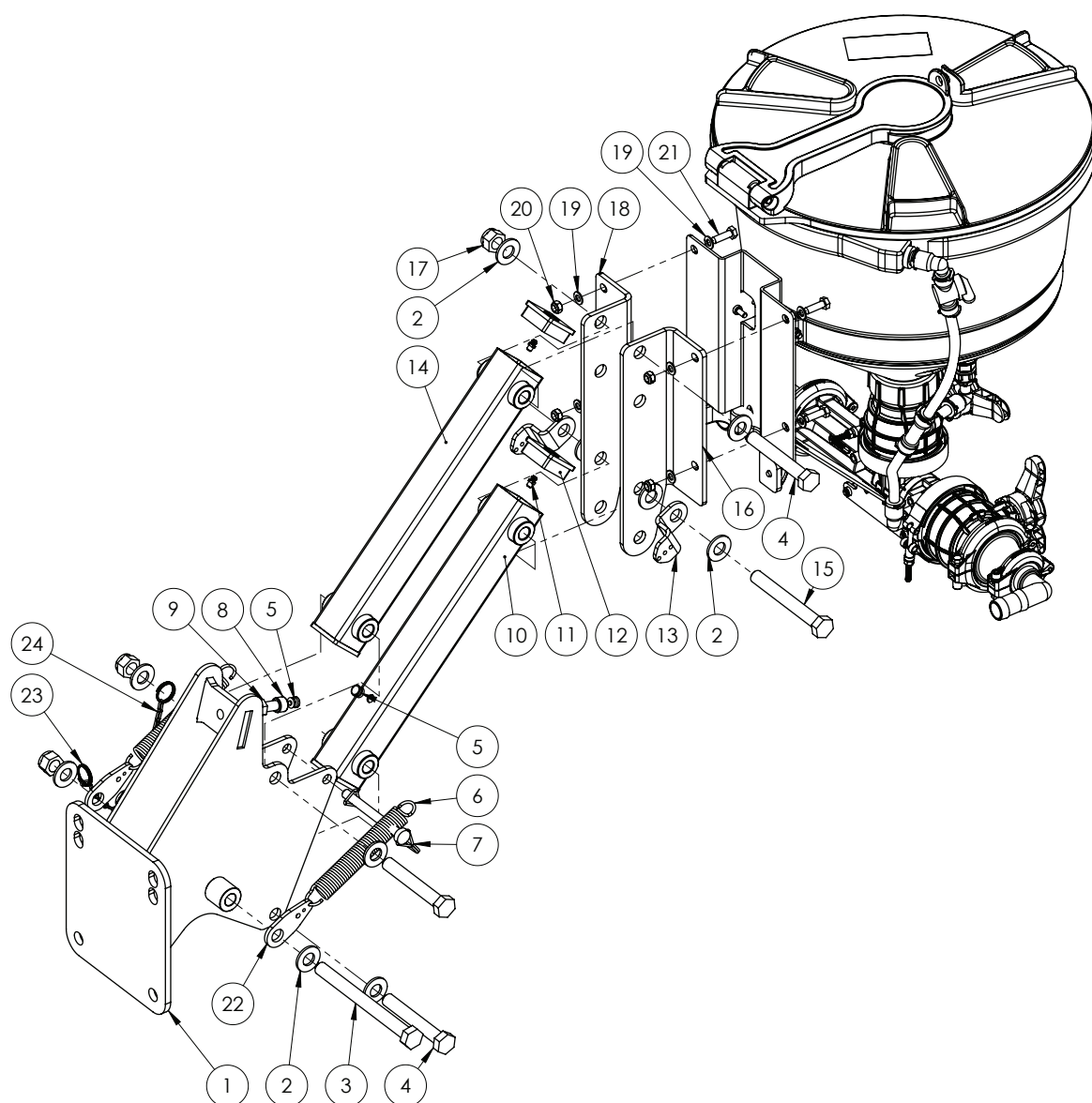
ITEM NO.	PART NUMBER	DESCRIPTION	QTY.
1	GA2000307	HOPPER BOTTOM VENTURI ASSEMBLY, CLEANLOAD	1
2	GA5078979	TANKWASH, VALVE, PROCLEAN WITH NOZZLE, SUIT, CLEANLOAD HOPPER, 3400-0175	1
3	GA2000308	BALL VALVE, HOPPER OUTLET, CLEANLOAD	1
4	GA2000346	SEAL, O-RING, HOPPER OUTLET TO BALL VALVE, CLEANLOAD	1
5	GA5026266	HANDLE, VALVE TEE, RED, CLEANLOAD	1
6	GA2000309	HOPPER LID KIT, CLEANLOAD	1
7	GA5078987	STRAINER, SUIT, CLEANLOAD HOPPER, 3350- 0180	1
8	GA2000310	GROMMET, HOPPER TANK SEAL, CLEANLOAD	1
9	GA2000311	HOSE BARB FITTING, HOPPER TANK RINSE INLET, CLEANLOAD	1
10	GA2000312	PLASTIC FITTING, 1/2" PUSH IN STYLE, MALE FEMALE ELBOW, HOPPER, CLEANLOAD	3

Continue Over Page

Induction Hopper - Cleanload

ITEM NO.	PART NUMBER	DESCRIPTION	QTY.
10 A	GA2000316	RETAINING CLIP, 1/2" TUBE FITTING, CLEANLOAD	1
11	GA2000313	BALL VALVE, 1/2" PUCH IN STYLE, FEMALE, HOPPER RINSE JET, CLEANLOAD	1
11 A	GA2000316	RETAINING CLIP, 1/2" TUBE FITTING, CLEANLOAD	2
12	GA2000357	FITTING PUSH IN ADAPTOR	1
13	GA2000314	PLASTIC FITTING, 1/2" PUSH IN STYLE, FEMALE TEE, HOPPER, CLEANLOAD	1
13 A	GA2000316	RETAINING CLIP, 1/2" TUBE FITTING, CLEANLOAD	3
14	GA5026265	RING, MOUNTING, CLEANLOAD 26L	1
15	GA5004073	SET SCREW M6 X 25 GR8.8 ZP	2
16	GA5011439	BOLT M6 X 80 GR8.8 ZP	2
17	GA5056505	BRACKET, TANK MOUNT, SUIT, CLEANLOAD HOPPER, 1510-0127	1
"18-19-20"	GA2000315	HOSE KIT, 1/2" HOPPER TUBES, CONTAINS 3 TUBES, CLEANLOAD	1
21	GA5026365	BALL VALVE, BOTTOM, VENTURI, CLEANLOAD	1

Induction Hopper - Frame



ITEM NO.	PART NUMBER	DESCRIPTION	QTY.
1	GA4653430	Induction hopper, Chassis mount, Row Crop (RC)	1
	GA5001043	Washer 16mm Flat SS HD - not shown	4
	GA5000961	Washer 16mm Spring ZP - not shown	4
	GA5000903	Bolt M16 x 25 GR8.8 ZP - not shown	4
2	GA5001043	Washer 16mm Flat SS HD	10
3	GA5000879	Bolt M16 x 180 GR8.8 ZP	1
4	GA5000855	Bolt M16 x 110 GR8.8 ZP	3
5	GA5052905	End cap, Plastic, Black, Insert, Round. 10mm, 0.8 - 1.5mm wall	2
6	GA5007755	Spring, Tension, 25 OD x 180 long x 3mm, Suit trailer Brakes	2
7	GA5048380	Pin shaft locking 11mm	1

Continued over page

Induction Hopper - Frame

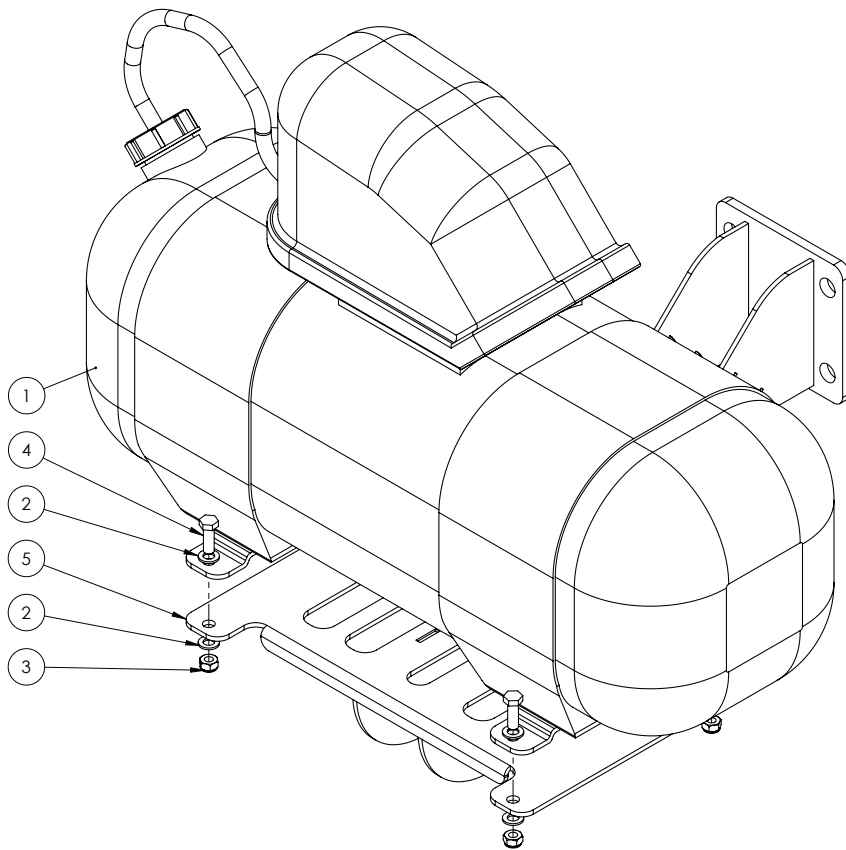
ITEM NO.	PART NUMBER	DESCRIPTION	QTY.
8	GA5000321	SHCS M12 x 40 GR12.9 ZP	1
9	GA5000559	Nut M12 Hex ZP	1
10	GA4662030	Induction Hopper Arm (Complete with Stopper hole) RC	1
11	GA5012203	Grease nipple, Short, 1/4" UNF	4
12	GA5003783	End cap, Plastic, Black, Insert, RHS. 50 x 50, 0.8 - 2.5mm wall	4
13	GA4405015	Plate, Hopper Spring Retainer, Prairie	2
14	GA4653455	Induction hopper, Arm, Row Crop (RC)	1
15	GA5000861	Bolt M16 x 130 ZP GR8.8 ZP	1
16	GA4404485	Plate, Mount, Left, Hypro Hopper	1
17	GA5001029	Nut M16 Nyloc ZP	5
18	GA4404490	Plate, Mount, Right, Hypro Hopper	1
19	GA5003643	Washer 8mm Flat SS HD	8
20	GA5052590	Nut M8 Nyloc SS	4
21	GA5004713	Bolt M8 x 25 SS A2-70	4
22	F70121A	Hopper spring retainer, 5mm SS	2
23	GA5002077	Key ring, 25mm, SS	2
24	GA5001491	Chain 2 x 20 mm SS 316	18

* Sub-assembly on following pages

Chapter 9

FOAM MARKER

Foam Marker



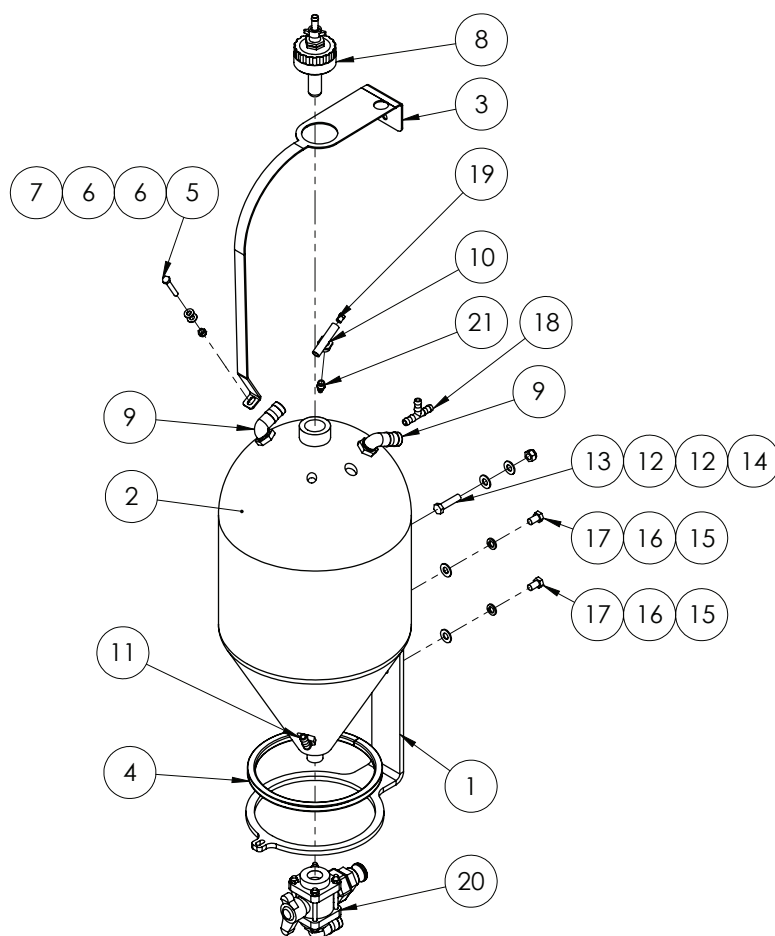
FOAM MARKER SPARE PARTS

PART NUMBER	DESCRIPTION	
GA5023110	Foam Marker Generator, horizontal, Complete end, Ezi Mate, Salvarani	
GA5023113	Foam Marker Tank Lid Needle Valve and Pickup Tube, Salvarani	
GA5023111	Solenoid suit Ezi mate Foam Marker	

ITEM NO.	PART NUMBER	DESCRIPTION	QTY.
1	GA5078459	Ezi Mate foam marker, double sided, 60L	1
2	GA5000117	Washer 10mm Flat SS HD	8
3	GA5000141	Nut M10 Nyloc ZP	4
4	GA5065455	Bolt M10 x 30 GR8.8 ZP	4
5	GA4949190	Mount, Foam Marker, Prairie Special, 1500-3000L	1

TRANSCAL

Transcal Assembly



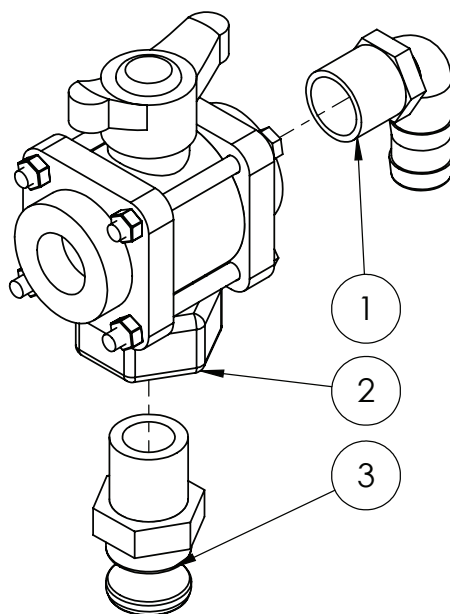
ITEM NO.	PART NUMBER	DESCRIPTION	QTY.
1	F70608A	45L Transcal mount plate 10mm FMS	1
2	GA4901047	Tank, 45L, Natural, Suit Transcal, Purchased	1
3	F70623A	Transcal bottle strap Yellow Zinc Plated	1
4	GA5010085	Hollow section rectangular rubber	1
5	GA5004731	Set Screw M8 x 50 ZP GR8.8	1
6	GA5003643	Washer 8mm Flat SS HD	2
7	GA5004917	Nut M8 Nyloc ZP	1
8	*	Cap with Rinse Nozzle Assembly	1
9	GA5077723	Hose barb, Elbow, 90 degree, 1" male x 1" hose, Banjo	2
10	GA3500391	Tee, Threaded, 1/2" male x 1/2" hose	1

Continued over page

ITEM NO.	PART NUMBER	DESCRIPTION	QTY.
11	GA5077708	Hose barb, Elbow, 90 degree, 1/2" male thread x 1/2" hose	1
12	GA5017673	Washer 1/2" High Tensile	2
13	GA5011239	Bolt, M12 x 50, ZP GR 8.8	1
14	GA5012461	Nut M12 Nyloc ZP	1
15	GA5000577	Washer 12mm Flat SS HD	2
16	GA5000575	Washer 12mm Spring SS	2
17	GA5011227	Bolt M12 x 20 ZP GR8.8	2
18	GA5077751	Tee, Hose barb, 1/2", Banjo	1
19	GA5020695	Hosetail (brass) 1/4" x 1/8" Male Thread	1
20	*	Tap Assembly	1
21	GA5020540	Hose barb, Straight, 1/4" male thread x 1/4" hose, Brass	1

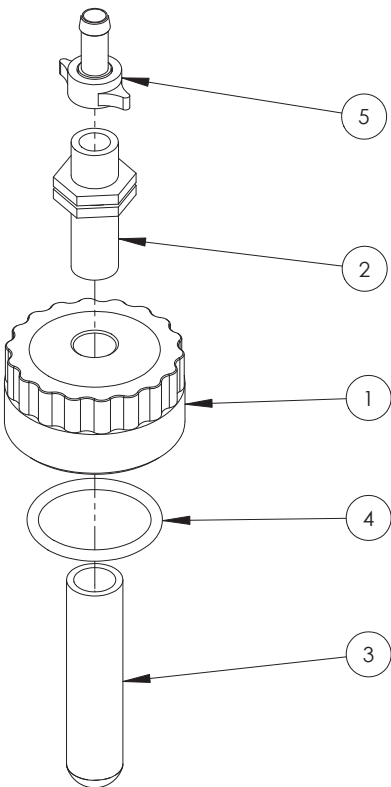
* Sub-assembly on following pages

Tap Assembly



ITEM NO.	PART NUMBER	DESCRIPTION	QTY.
1	GA5077723	Hose barb, Elbow, 90 degree, 1" male x 1" hose, Banjo	1
2	GA5078177	Valve, Ball, 3 way, 1" female thread inlet / outlet, Bottom port, Butterfly handle, Banjo	1
3	GA5076012	Cam lever, 1" male coupling x 1" male thread, Banjo	1
-	F70146A	Label Plate, Transcal (not shown)	1

Rinse Nozzle Cap Assembly



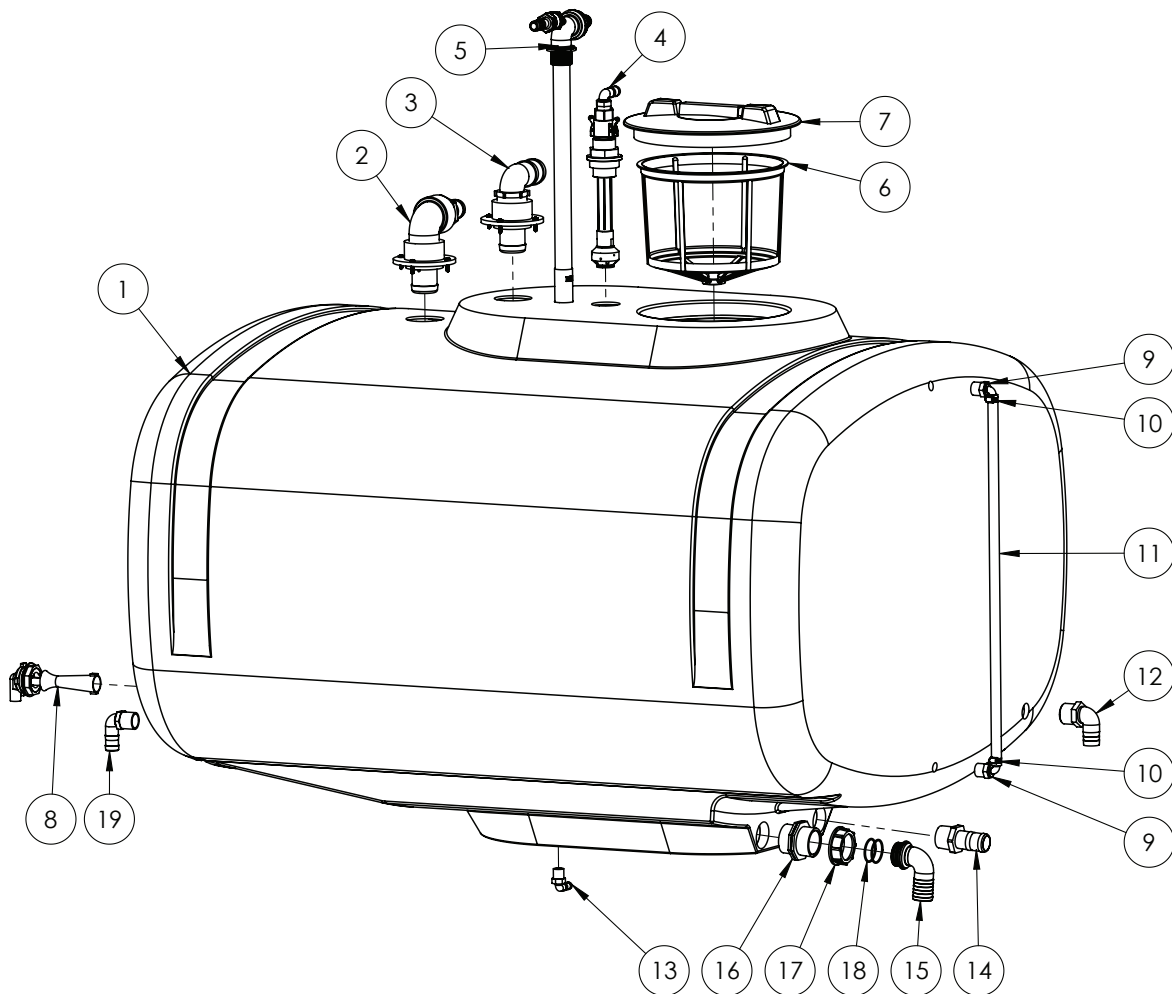
GA4903050 Complete Assembly

ITEM NO.	PART NUMBER	DESCRIPTION	QTY.
1	L055A	Cap / Lid, 80 OD, 1/2" BSPP female thread in top, Suit Transcal	1
2	GA5078408	Plumbing fitting, Nipple, 1/2", long	1
3	GA5077063	Nozzle, Drum & container rinsing, ARAG	1
4	GA5009187	O-ring, 60 x 5.5mm, suits Exacta tank cap	1
5	GA5075655	Hose barb, Brass, 13mm hose x fly nut end, ARAG	1

Chapter 11

MAIN TANK

Tank Assembly - 1500L



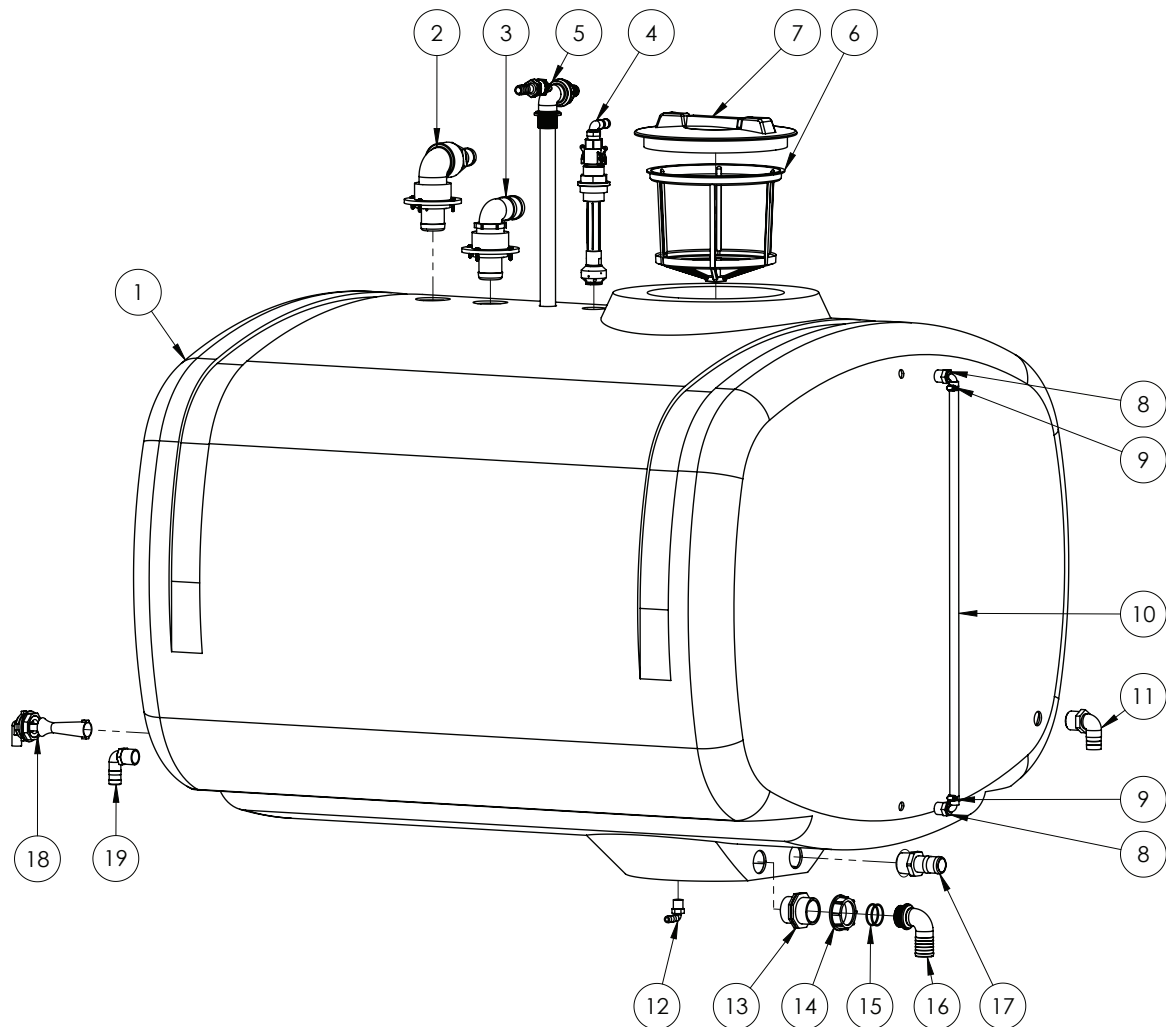
ITEM NO.	PART NUMBER	DESCRIPTION	QTY.
1	GA5061100	Tank 1500L Compact, Green, Bare	1
2	*	Hopper Tank Inlet	1
3	*	Tank Fill - 2"	1
4	GA4901285-1*	Tank Rinsing Nozzle - Elbow Assembly	1
5	GA4903086*	Venturi Filler Assembly	1
6	GA5076714	Filter, Basket type, Diameter 305 x 245mm deep	1

Continued over page

Tank Assembly - I500L

ITEM NO.	PART NUMBER	DESCRIPTION	QTY.
7	GA5076877	Lid, Black Plastic, Diameter 355mm, With breather	1
	GA5010405	Hydrojet agitator	1
8	GA5075653	Seal, Rubber, 11.8 ID x 18 OD x 2 mm	1
	GA5078264	Hose Barb D13 + Gasket	1
9	GA5077710	Hose barb, Elbow, 90 degree, 3/4" male thread x 1/2" hose	2
10	GA5000469	1/2" SS hose clamp	2
11	GA2000210	Hose, 12mm, Clear, Wire reinforced	1
12	GA5077730	Hose barb, Elbow, 90 degree, 1 1/4" male thread x 1 1/4" hose	1
13	GA5077708	Hose barb, Elbow, 90 degree, 1/2" male thread x 1/2" hose	1
14	GA5077731	Hose barb, Straight, 1 1/2" male thread x 1 1/2" hose	1
15	GA5076261	Hose barb, Elbow, 90 degree, 2 fly nut end x 40mm hose barb	1
16	GA5078410	Plumbing fitting, Nipple, 2"	1
17	GA5076605	Fly nut, 2"	1
18	GA5076097	O ring, 42.52 x 2.62mm	2
19	GA5077723	Hose barb, Elbow, 90 degree, 1" male x 1" hose	1

Tank Assembly - 2000L



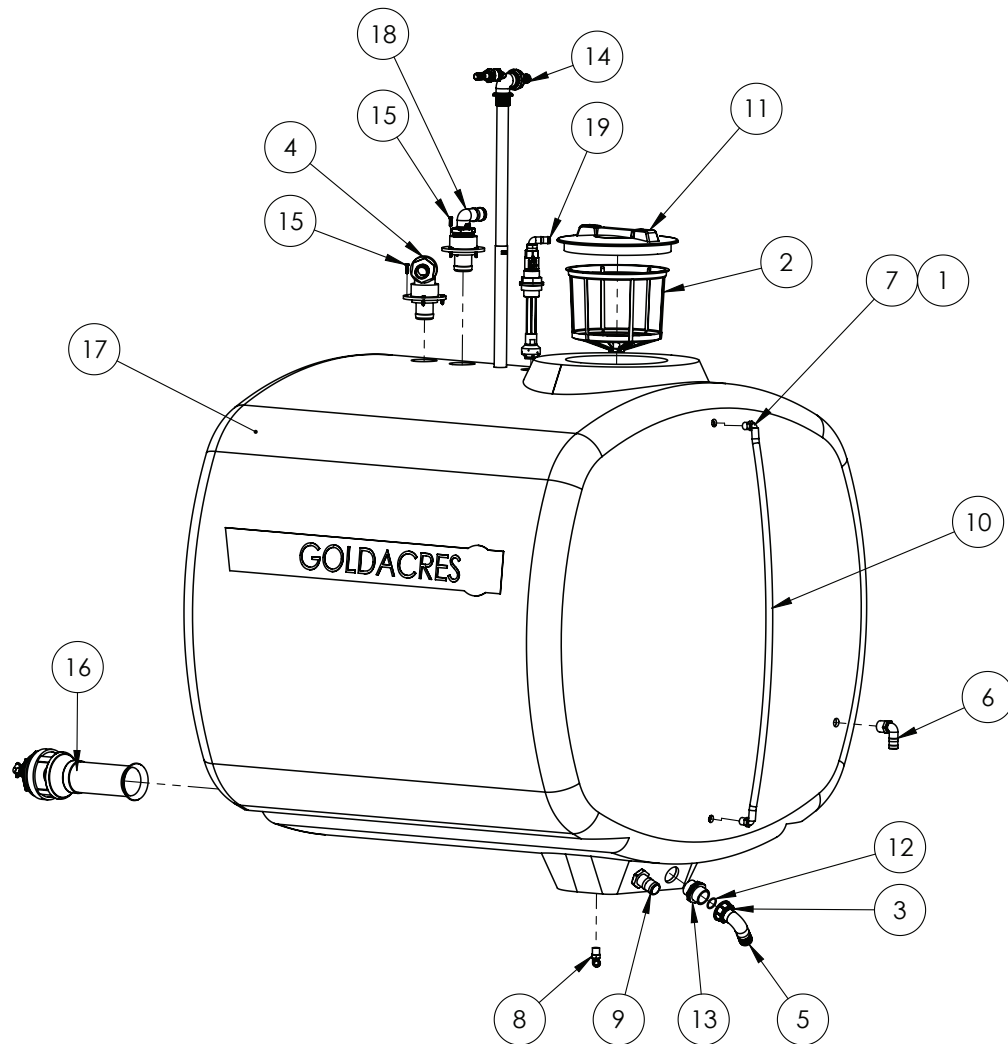
ITEM NO.	PART NUMBER	DESCRIPTION	QTY.
1	GA4901206	Tank, 2000 litre Compact SP	1
2	*	Hopper Tank Inlet	1
3	*	Tank Fill - 2"	1
4	GA4901285-1*	Tank Rinsing Nozzle - Elbow Assembly	1
5	GA4903086*	Venturi Filler Assembly	1
6	GA5076714	Filter, Basket type, Diameter 305 x 245mm deep	1
7	GA5076877	Lid, Black Plastic, Diameter 355mm, With breather	1
8	GA5077710	Hose barb, Elbow, 90 degree, 3/4" male thread x 1/2" hose	2
9	GA5000469	1/2" SS hose clamp	2
10	GA2000210	Hose, 12mm, Clear, Wire reinforced	1
11	GA5077730	Hose barb, Elbow, 90 degree, 1 1/4" male thread x 1 1/4" hose	1
12	GA5077708	Hose barb, Elbow, 90 degree, 1/2" male thread x 1/2" hose	1

Continued over page

Tank Assembly - 2000L

ITEM NO.	PART NUMBER	DESCRIPTION	QTY.
13	GA5078410	Plumbing fitting, Nipple, 2"	1
14	GA5076605	Fly nut, 2"	1
15	GA5076097	O ring, 42.52 x 2.62mm	2
16	GA5076261	Hose barb, Elbow, 90 degree, 2 fly nut end x 40mm hose barb	1
17	GA5077731	Hose barb, Straight, 1 1/2" male thread x 1 1/2" hose	1
	GA5010405	Hydrojet agitator	1
18	GA5075653	Seal, Rubber, 11.8 ID x 18 OD x 2 mm	1
	GA5078264	Hose Barb D13 + Gasket	1
19	GA5077723	Hose barb, Elbow, 90 degree, 1" male x 1" hose	1

Tank Assembly - 2500L



ITEM NO.	PART NUMBER	DESCRIPTION	QTY.
1	GA5007231	Cobra Clamp 15/8 W4 VPE, I08 7006 015	2
2	GA5076714	Filter, Basket type, Diameter 305 x 245mm deep, Suit main spray tank, 300120	1
3	GA5076604	Fly nut, 1 1/2, Arag, 2002060	1
4	GA4903098	Tank induction hopper inlet, Pre assembled	1
5	GA5076260	Hose barb, Elbow, 90 degree, 1 1/2 fly nut end x 40mm hose, I16640	1
6	GA5077723	Hose barb, Elbow, 90 degree, 1" male x 1" hose, Banjo, HB100-90	1
7	GA5077708	Hose barb, Elbow, 90 degree, 1/2 male thread x 1/2 hose, Banjo, HB050-90	2
8	GA5077704	Hose barb, Elbow, 90 degree, 1/2 male thread x 3/4 hose, Banjo, HB050/075-90	1
9	GA5077731	Hose barb, Straight, 1 1/2 male thread x 1 1/2 hose, Banjo, HB150	1

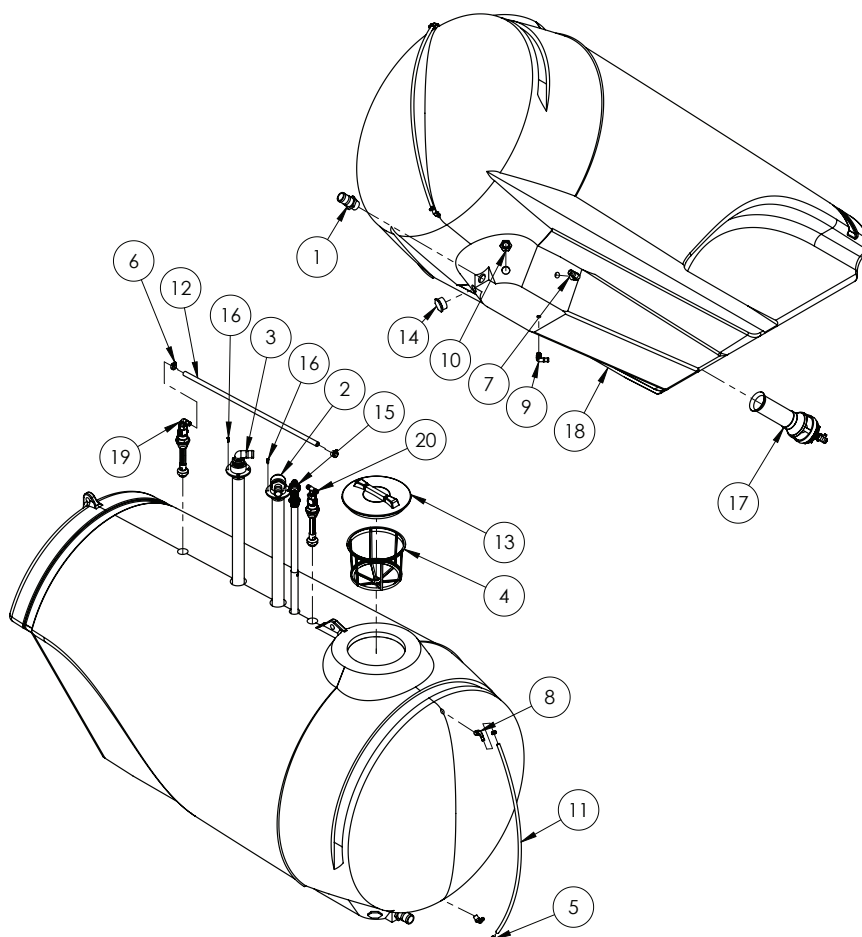
* Sub-assembly on following pages

Continued over page

Tank Assembly - 2500L

ITEM NO.	PART NUMBER	DESCRIPTION	QTY.
10	GA2000209	Hose, Clear, 12mm, Sight tube, HOS12SIGHT, Sold per meter	1.2
11	GA5076877	Lid, Black Plastic, Diameter 313mm ID, 355mm OD, With breather, 3522040	1
12	GA5076075	O ring, 32.00 x 3.0, 110142	1
13	GA5078409	Plumbing fitting, Nipple, 1 1/2", Arag, 2502060	1
14	GA4903086	Venturi filler, Pre assembled, to mount in top of tank	1
15	GA5000527	Screw Pan Head 12g x 25mm SS	8
16	GA4903096	Super mix agitator, Pre assembled, Straight barb	1
17	GA5018509	Tank 2500L short suit SP, Compact	1
18	GA4903136	Tank inlet, 2" tank fill, Pre assembled	1
19	GA4901285-1	Tank flushing nozzle (elbow) cam adaptor	1

Tank Assembly - 3000L



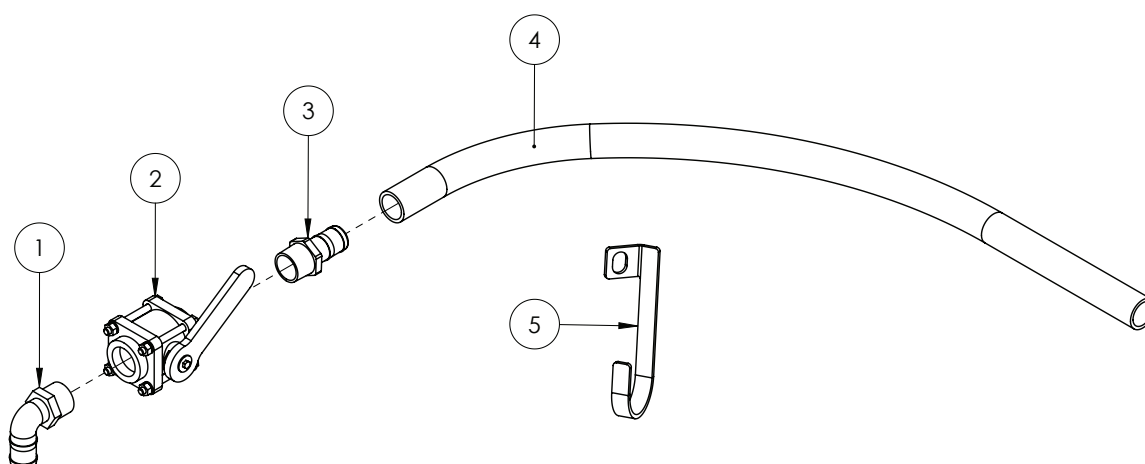
ITEM NO.	PART NUMBER	DESCRIPTION	QTY.
1	GA5077735	Hose Barb, Straight, 1 1/2 Male Thread X 2 Hose, Banjo	1
2	GA4951855	Assembly Drawing Only. Hopper Tank Inlet	1

Continued over page

ITEM NO.	PART NUMBER	DESCRIPTION	QTY.
3	GA4951860	Assembly Drawing Only. Tank Inlet, 2" Tank Fill	1
4	GA5076714	Filter, Basket Type, Diameter 305 X 245 Deep, Suit Main Spray Tank	1
5	GA5000469	Hose Clamp, 1/2" Ss 12-20/9w3	2
6	GA5000999	Hose Clamp, 3/4" Ss (16-27/12w)	2
7	GA5077723	Hose Barb, Elbow, 90 Degree, 1" Male X 1" Hose, Banjo	1
8	GA5077708	Hose Barb, Elbow, 90 Degree, 1/2 Male Thread X 1/2 Hose, Banjo, Hb050-90	2
9	GA5077704	Hose Barb, Elbow, 90 Degree, 1/2 Male Thread X 3/4 Hose, Banjo	1
10	GA5077731	Hose Barb, Straight, 1 1/2 Male Thread X 1 1/2 Hose, Banjo	1
11	GA2000209	Hose, Clear, 12mm, Sight Tube, Hos12sight, Cut To 1400mm	1
12	GA2000216	Hose, Pressure, 20mm, Black 250psi, Hos20p, Cut To 970mm.	1
13	GA5076877	Medium Lid D355 C/W Breather	1
14	GA5077948	Plug, 2" Male Thread, Banjo	1
15	GA4903086	Pre-Assembled Venturi Filler	1
16	GA5000527	Screw Pan Head 12g X 25mm Ss	8
17	GA4903096	Super Mix Agitator, Pre Assembled, Straight Barb	1
18	GA5061115	Tank, 3000l Ef, Bare	1
19	GA4901285-1	Tank, Flushing Nozzle (Elbow) Cam Adaptor	1
20	GA4901285-2	Tank, Rinsing Nozzle, Assembly With Tee Cam Adaptor	1

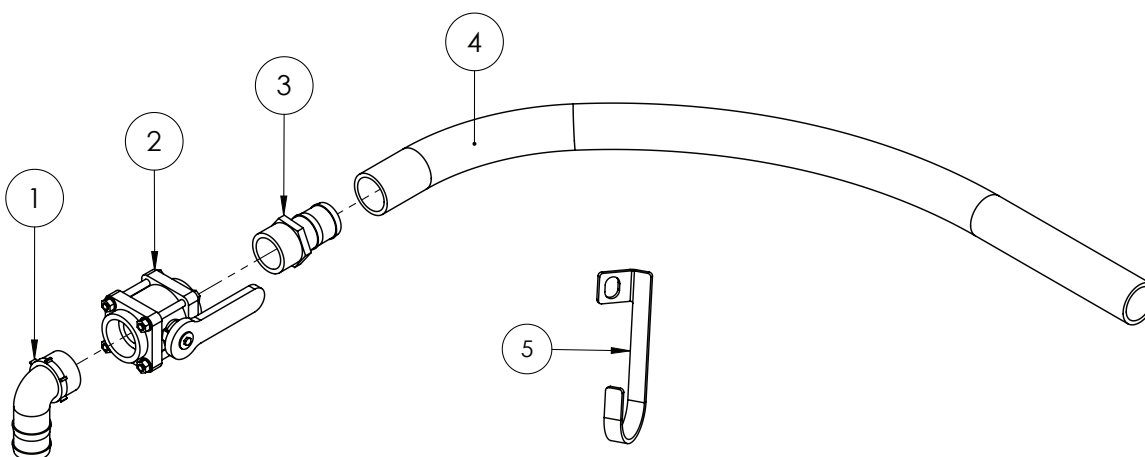
* Sub-assembly on following pages

Tank Drain - 1 1/2" - 1500-2500L



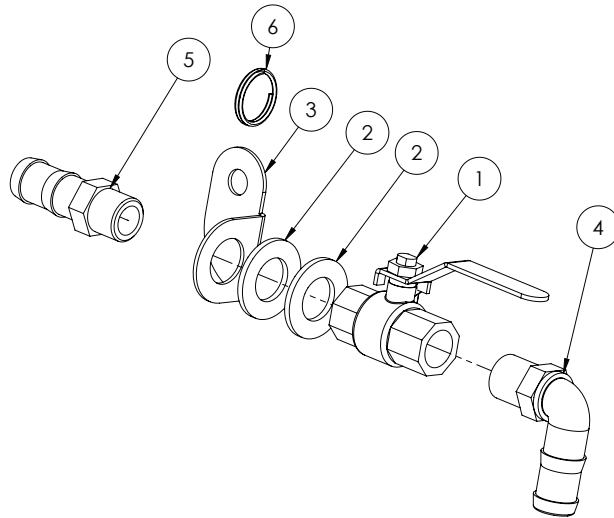
ITEM NO.	PART NUMBER	DESCRIPTION	QTY.
1	GA5077736	Hose barb, Elbow, 90 degree, 1 1/2" male thread x 1 1/2" hose	1
2	GA5078185	Valve, Ball, 1 1/2" female threaded inlet / outlet, Full port, Lever handle	1
3	GA5077731	Hose barb, Straight, 1 1/2" male thread x 1 1/2" hose	1
4	GA2000226	Hose, Suction, 38mm, Wire reinforced	1
5	GA4535605	Hook, Sump Drain	1

Tank Drain - 2" - 3000L



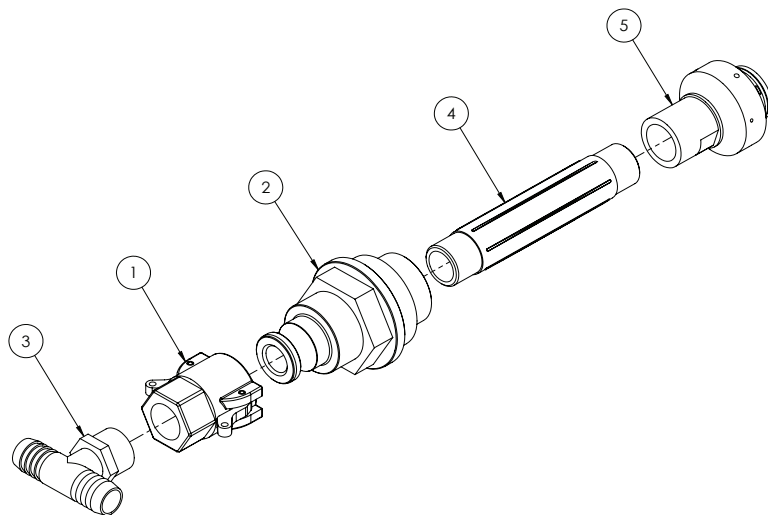
ITEM NO.	PART NUMBER	DESCRIPTION	QTY.
1	GA5077740	Hose barb, Elbow, 90 degree, 2" male thread x 2" hose, Banjo	1
2	GA5078188	Valve, Bolted, 2 female thread inlet / outlet, Lever handle	1
3	GA5077737	Hose barb, Straight, 2" male thread x 2" hose, Banjo	1
4	GA2000229	Hose, Suction, 51mm, Wire reinforced	1
5	GA4535605	Hook, Sump Drain	1

Tank Sump Drain Valve



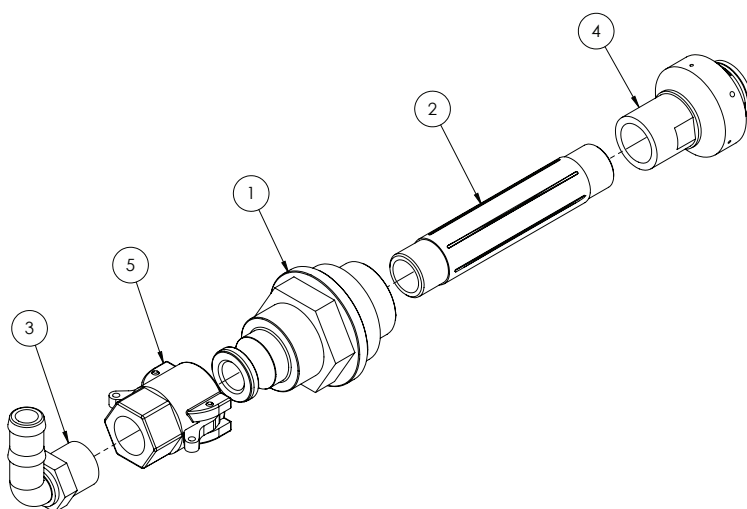
ITEM NO.	PART NUMBER	DESCRIPTION	QTY.
1	GA5018309	Valve, Ball, 12mm female thread inlet / outlet, Lever handle, SS	1
2	GA5001741	Washer 20mm Flat SS HD	2
3	GA4504980	Mounting Plate Bent Sump Drain	1
4	GA5077704	Hose barb, Elbow, 90 degree, 1/2" male thread x 3/4" hose, Banjo	1
5	GA5077707	Hose barb, 1/2" male thread x 3/4" hose, Banjo	1
6	GA5002077	25mm Key ring SS	1

Tank Rinsing Nozzle, Tee - Assembly



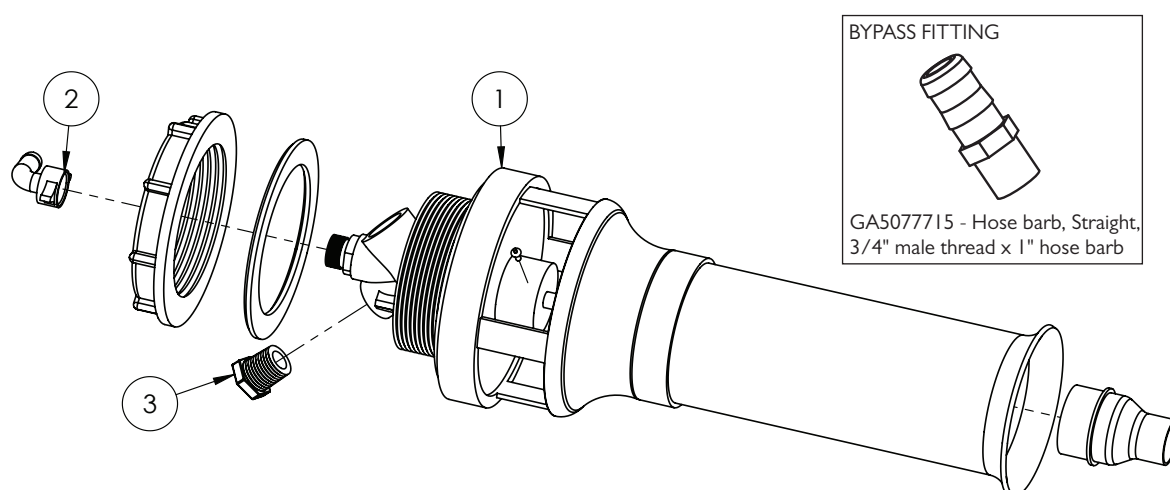
ITEM NO.	PART NUMBER	DESCRIPTION	QTY.
-	GA4901285-2	Tank rinsing nozzle, Tee, Complete	-
1	GA5077132	Cam lever, 3/4" female coupling x 3/4" hose barb, Banjo	1
2	GA4572015	Tank rinse adaptor with cam lock	1
3	GA3500431	Hose barb, Tee, 3/4" hose barb x 3/4" hose barb x 3/4" male thread	1
4	GA5077912	Nipple, 6" long, 3/4" male thread, Banjo	1
5	GA5077336	Nozzle, Tank rinsing, 3/4" BSPT female inlet, Teejet	1

Tank Rinsing Nozzle, Elbow - Assembly



ITEM NO.	PART NUMBER	DESCRIPTION	QTY.
-	GA4901285-1	Tank rinsing nozzle, Elbow, Complete	-
1	GA4572015	Tank rinse adaptor with cam lock	1
2	GA5077912	Nipple, 6" long, 3/4" male thread, Banjo	1
3	GA5077717	Hose barb, Elbow, 90 degree, 3/4" male thread x 3/4" hose, Banjo	1
4	GA5077336	Nozzle, Tank rinsing, 3/4" BSPT female inlet, Teejet	1
5	GA5077132	Cam lever, 3/4" female coupling x 3/4" hose barb, Banjo	1

Supermix Agitator

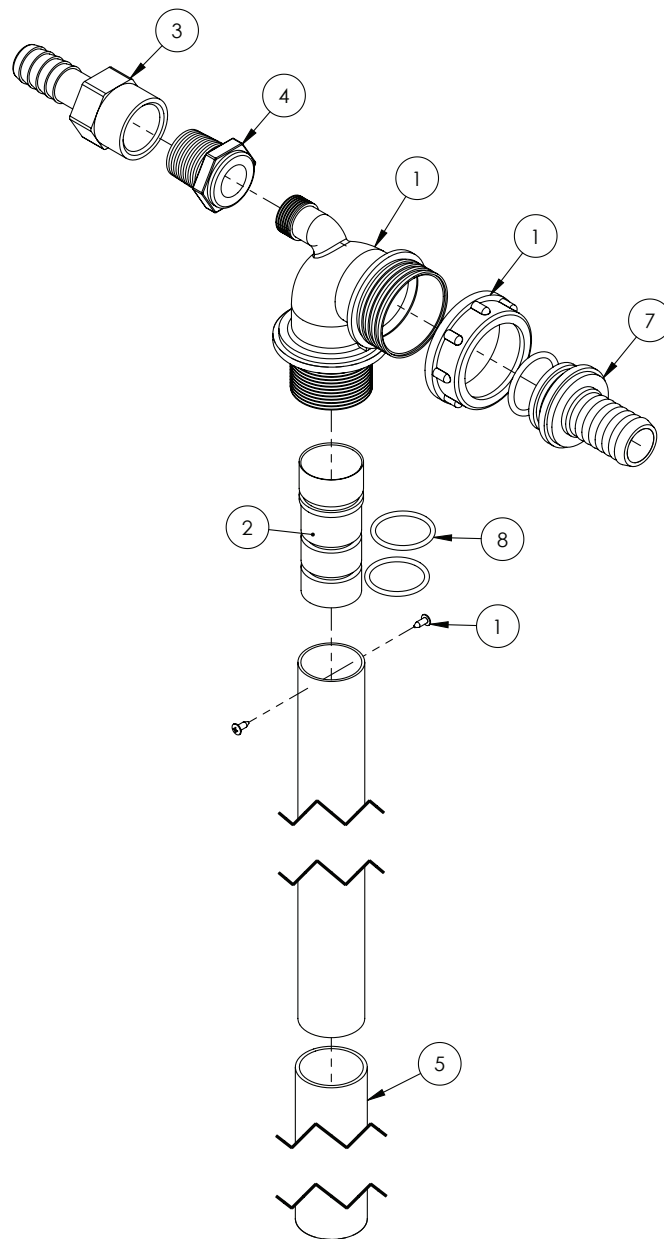


GA4908705	Super mix agitator, Pre assembled, No Bypass fitting
GA4903096	Super mix agitator, Pre assembled, Straight barb

ITEM NO.	PART NUMBER	DESCRIPTION	QTY.
1	GA5077038	Agitator, Super mix, 3mm jet, Arag	1
2	GA5075657	Hose barb, Elbow, 90 degree, 13mm hose, including 1/2" fly nut and seal, Brass, Arag	1
3	GA5077943	Plug, 1/2" male thread, Banjo	1

NOTE: Sikaflex 227 used when installing supermix agitator.

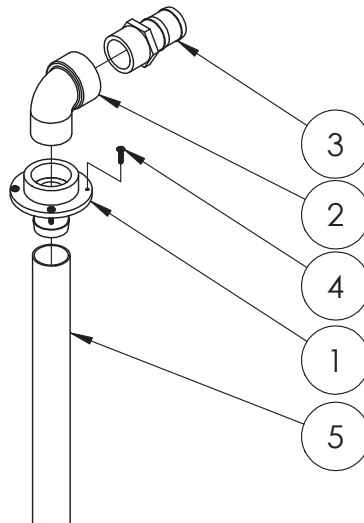
Venturi Filler



ITEM NO.	PART NUMBER	DESCRIPTION	QTY.
-	GA4903086	Venturi filler - Complete assembly	-
-	GA5007235	Hose clamp, Cobra type, 1 1/2"	1
1	GA5077035	Venturi, Top of tank, 32mm OD outlet	1
2	MACH0022	Jet for Arag venturi	1
3	GA5077743	Hose barb female 3/4"	1
4	GA5078010	Poly Pipe Reducer Bush 3/4" x 1/2"	1
5	GA5050205	Hose Lay flat Blue, 32mm - Cut 405mm long	1
6	GA5077679	O-ring 30 x 3mm	1
7	GA5076036	Hose barb, Straight, 1 1/2" fly nut end x 1" hose barb	1
8	GA5049125	O-ring, 23.4 x 3.53mm, BS213	2

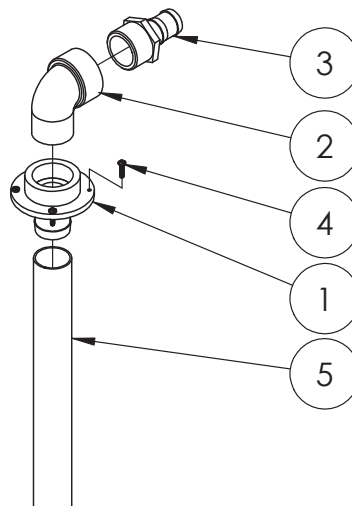
NOTE: Not all parts supplied with kit 500232 are used in this assembly.

Hopper Tank Inlet



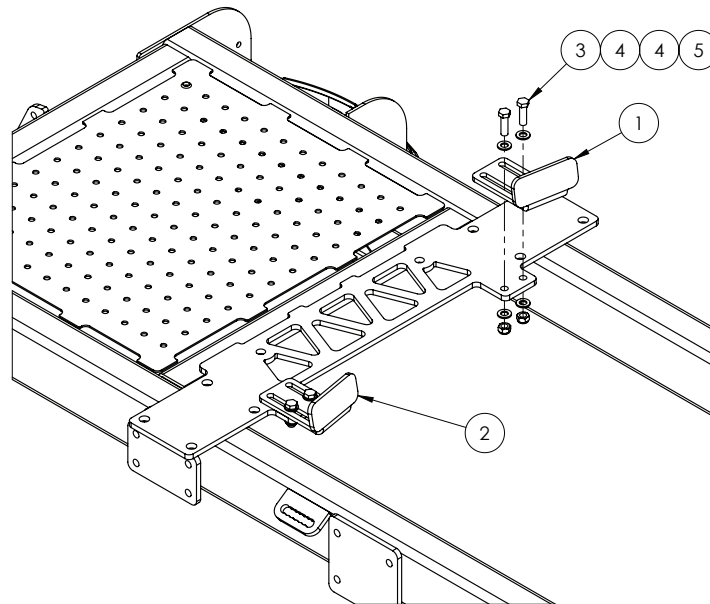
ITEM NO.	PART NUMBER	DESCRIPTION	QTY.
1	L026A	Barb to suit tank fill top	1
2	GA5078142	Street elbow, 90 degree, 2" male thread x 2" female thread, Banjo	1
3	GA5077737	Hose barb, Straight, 2" male thread x 2" hose	1
4	GA5000527	Screw, Pan head, 12G x 25mm, SS	4
5	GA2000228	Hose, PVC, 50mm, Black (cut 1550mm)	1
-	GA5003325	Hose clamp, 2" SS, (40-60/12W)	2

Tank Fill - 2"



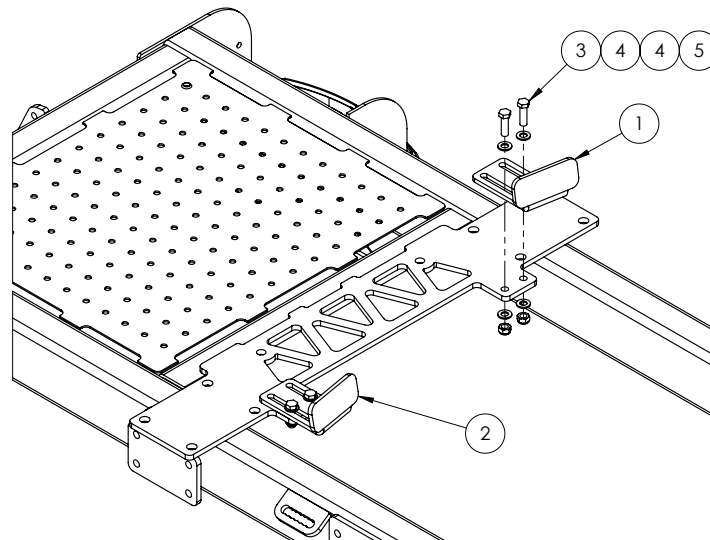
ITEM NO.	PART NUMBER	DESCRIPTION	QTY.
1	L026A	Barb to suit tank fill top	1
2	GA5078142	Street elbow, 90 degree, 2" male thread x 2" female thread, Banjo	1
3	GA5077739	Hose barb, Straight, 2" male thread x 1 1/2" hose	1
4	GA5000527	Screw, Pan head, 12G x 25mm, SS	4
5	GA2000228	Hose, PVC, 50mm, Black (cut 1550mm)	1
-	GA5003325	Hose clamp, 2" SS, (40-60/12W)	2

Tank Stops - 1500-2500L



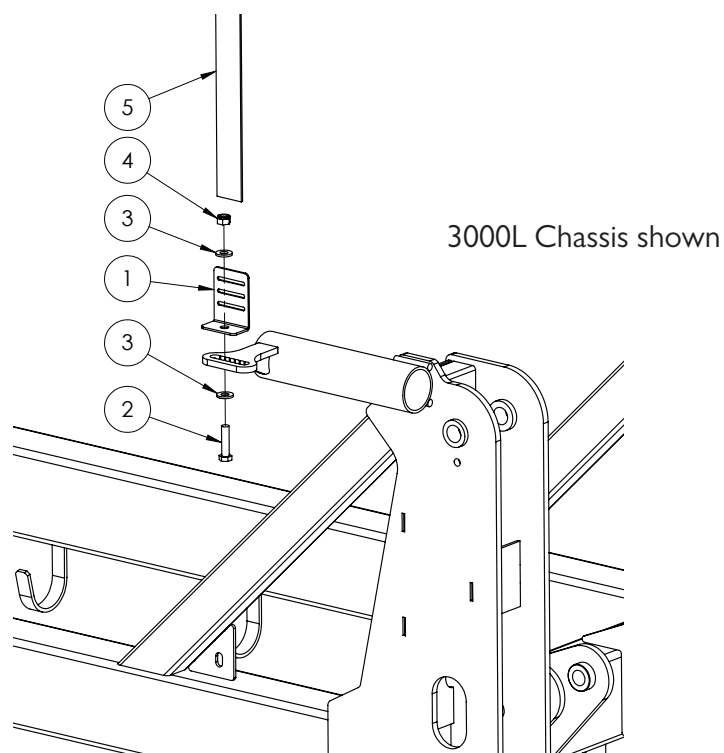
ITEM NO.	PART NUMBER	DESCRIPTION	QTY.
1	GA4522515	Front tank stop RHS	1
2	GA4522510	Front tank stop LHS	1
3	GA5000319	Bolt Gr 8.8 ZP M12x40	4
4	GA5000577	Washer 12mm Flat SS HD	8
5	GA5012461	Nut M12 Nyloc ZP	4

Tank Stops - 3000L



ITEM NO.	PART NUMBER	DESCRIPTION	QTY.
1	GA4522515	Front tank stop RHS	1
2	GA4522510	Front tank stop LHS	1
3	GA5000319	Bolt Gr 8.8 ZP M12x40	4
4	GA5000577	Washer 12mm Flat SS HD	8
5	GA5012461	Nut M12 Nyloc ZP	4

Tank Straps & Brackets - 1500-3000L

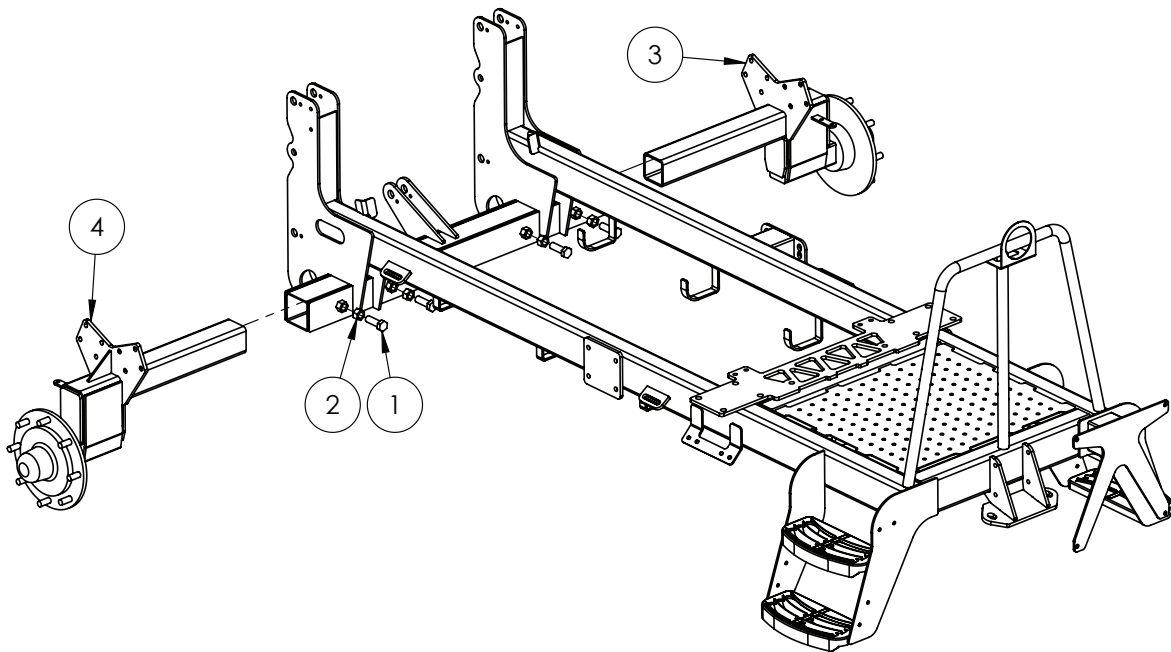


ITEM NO.	PART NUMBER	DESCRIPTION	QTY.
1	F70127A	Bracket, Tank strap, 50mm	4
2	GA5011239	Bolt, M12 x 50, ZP GR 8.8	8
3	GA5000577	Washer 12mm Flat SS HD	4
4	GA5012461	Nut M12 Nyloc ZP	4
5	GA5003859	Strap, Tank, 50mm, Goldacres branded, (price is per meter)	See below.
		1500L Tank - Cut length	3100mm(x2)
		2000L Tank - Cut length	3700mm(x2)
		2500L Tank - Cut length	4000mm(x2)
		3000L Tank - Cut length - Front	3300mm
		3000L Tank - Cut length - Rear	1900mm

Chapter 12

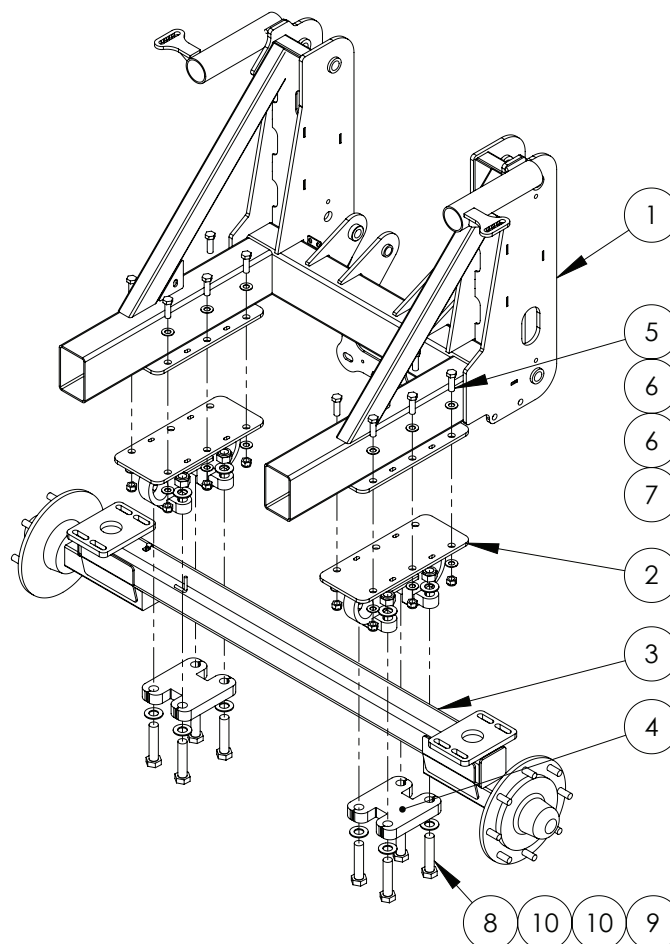
WHEELS, AXLES & MUDGUARDS

Axles - 1500-2500L



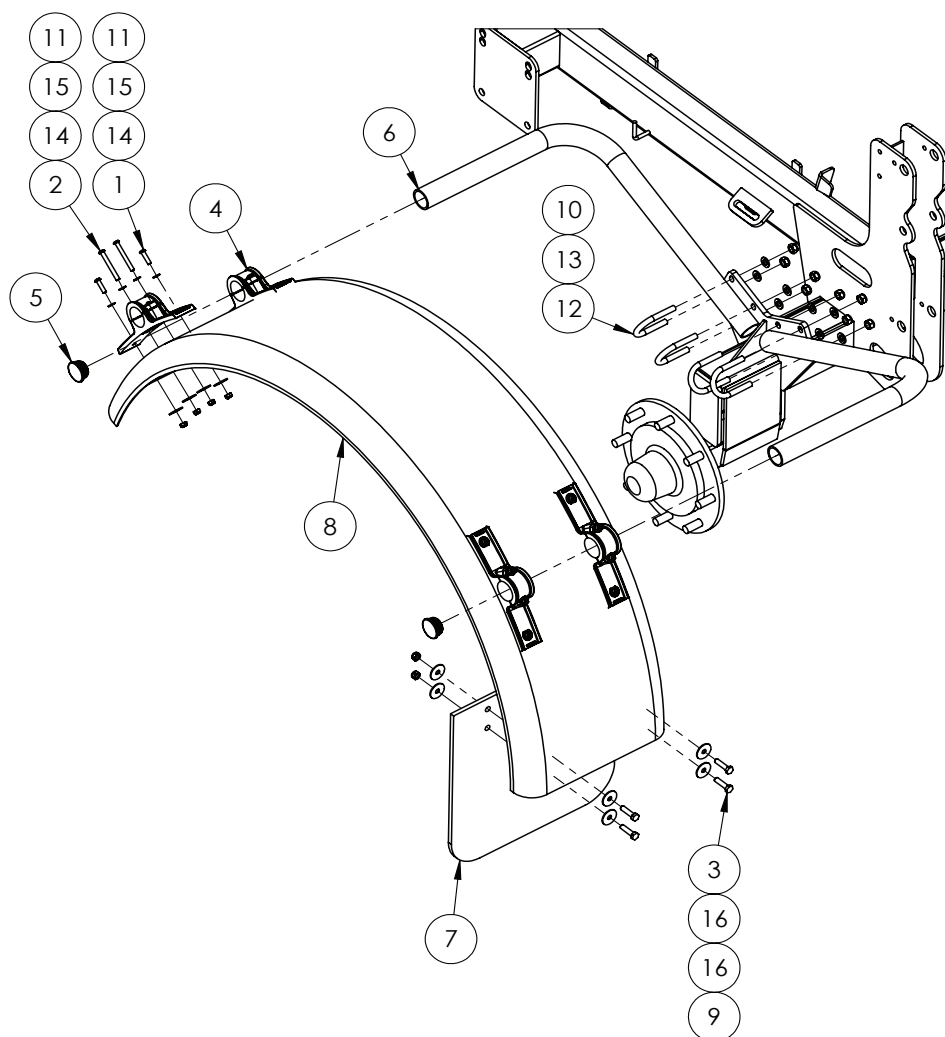
ITEM NO.	PART NUMBER	DESCRIPTION	QTY.
1	GA5001557	Set Screw M20 x 2P x 60 GR8.8 ZP	4
2	GA5001709	Nut M20 Coarse ZP	4
3	GA4600220	Axle, Adjustable, LH, 2500L Compact Evo With 70 Series Hub	1
4	GA4600260	Axle, Adjustable, RH, 2500L Compact Evo With 70 Series Hub	1

Axles - 3000L



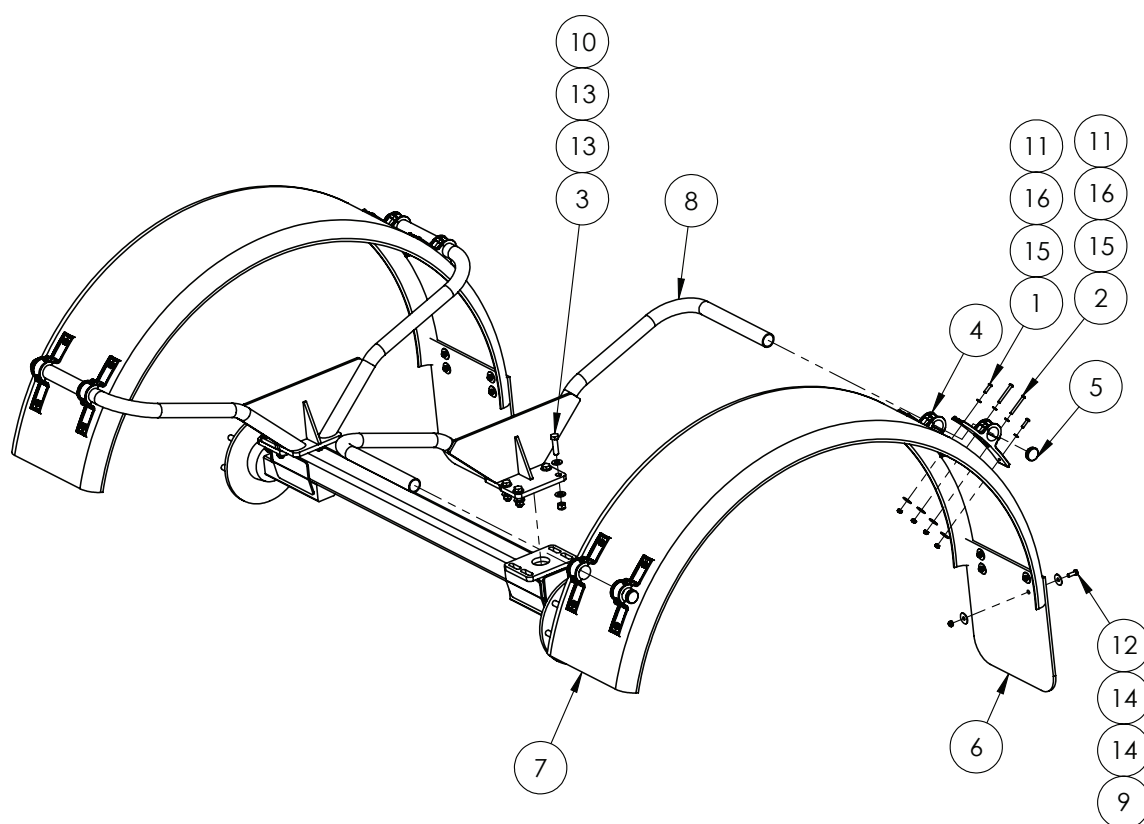
ITEM NO.	PART NUMBER	DESCRIPTION	QTY.
1	GA4659500	3000L EF Chassis to suit Paralift	1
2	GA4657845	Fixed Axle Carrier to suit 3000L	2
	GA4657820	1.6m Axle to suit 3000L	1
3	GA4657815	Axle, 1.8m, 8 stud, to suit 3000L (Standard Fitment)	1
	GA4657825	2.0m Axle to suit 3000L	1
4	GA4632050	Suspension narrow retainer (32mm FMS)	2
5	GA5000933	Set Screw M16 x 50 ZP GR8.8	12
6	GA5001043	Washer 16mm Flat SS HD	24
7	GA5001029	Nut M16 Nyloc ZP	12
8	GA5006149	Bolt 1" UNC x 4 1/2" ZP GR8	8
9	GA5012439	Nut, Nyloc, 1" UNC, ZP	8
10	GA5017659	Washer, 1", Flat, ZP, Heavy duty (5mm thick)	16

Mudguard Assembly - I500-2500L



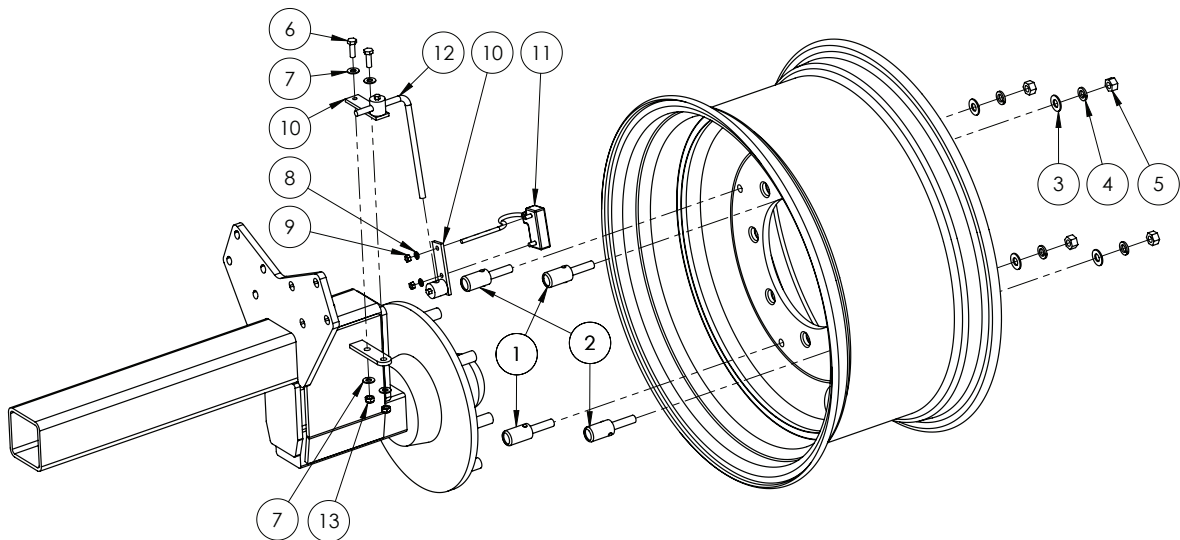
ITEM NO.	PART NUMBER	DESCRIPTION	QTY.
1	GA5050680	BHCS M8 X 30 Ss A2-70	16
2	GA5078889	BHCS M8 X 70 Ss A2-70	16
3	GA5006071	Bolt M10 X 40 Gr10.9 Zp	8
4	GA5078888	Bracket, Mudguard Mount Assembly, Suit 48.5mm Pipe	8
5	GA5003925	End Cap, 45 Mm Round, Black Plastic	4
6	GA5024005	Mud Guard Pipe, 2015 Compact Evo	4
7	GA5018325	Mudflap, Goldacres, 450 X 450	2
8	GA5003321	Mudguard, Black Plastic, 400 Wide X 730 Radius	2
9	GA5000141	Nut M10 Nyloc Zp	8
10	GA5012461	Nut M12 Nyloc Zp	16
11	GA5004917	Nut M8 Nyloc Zp	32
12	GA5071209	U Bolt, Round Top, M12 X 50 X 91, G/P	8
13	GA5000577	Washer 12mm Flat Ss Hd	16
14	GA5003651	Washer 8mm Flat Ss	32
15	GA5003645	Washer Flat Ss 5-16 X 1 1/4	32
16	GA5002595	Washer, 3/8" X 1 1/2" Od, Flat Ss	16

Mudguard Assembly - 3000L



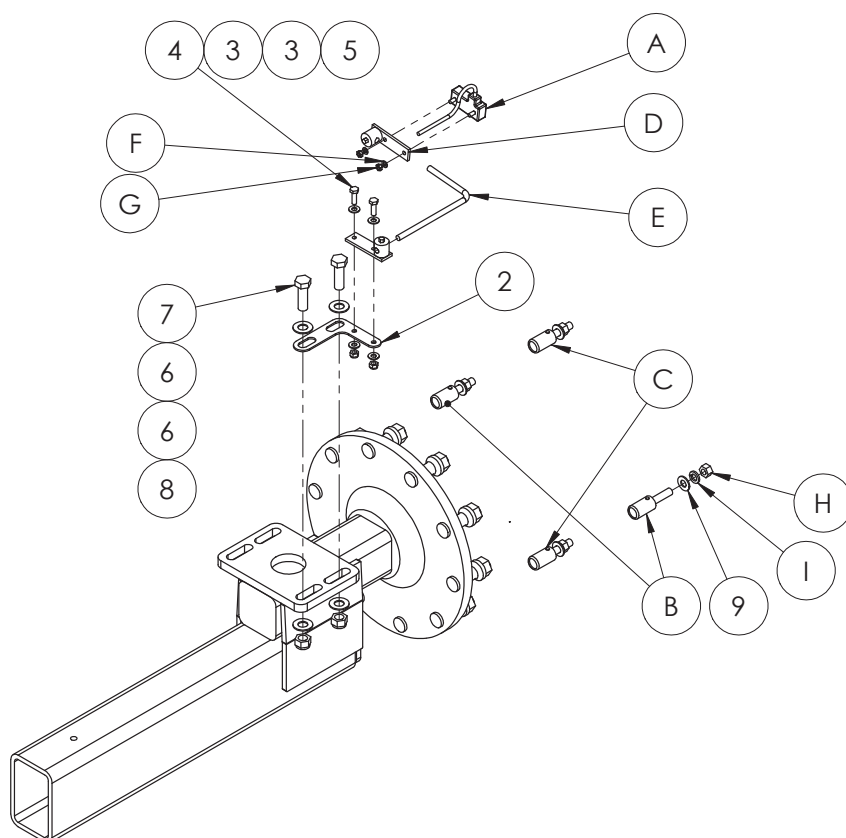
ITEM NO.	PART NUMBER	DESCRIPTION	QTY.
1	GA5050680	BHCS M8 X 30 Ss A2-70	16
2	GA5078889	BHCS M8 X 70 Ss A2-70	16
3	GA5000941	Bolt M16 X 60 Gr8.8 Zp	8
4	GA5078888	Bracket, Mudguard Mount Assembly, Suit 48.5mm Pipe	8
5	GA5003925	End Cap, 45 Mm Round, Black Plastic	4
6	GA5018325	Mudflap, 550mm Wide X 770mm High, Goldacres Branded	2
7	GA5003453	Mudguard 470w X R900	2
8	GA4657865	Mudguard Bracket To Suit 3000l Ef	2
9	GA5000141	Nut M10 Nyloc Zp	8
10	GA5001029	Nut M16 Nyloc Zp	8
11	GA5004917	Nut M8 Nyloc Zp	32
12	GA5006145	Set Screw M10 X 30 Ss A2-70	8
13	GA5001043	Washer 16mm Flat Ss Hd	16
14	GA5002595	Washer 3/8 X 1 1/2 X 14g	16
15	GA5003651	Washer 8mm Flat Ss	32
16	GA5003645	Washer Flat Ss 5-16 X 1 1-4	32

Wheel Speed Sensor - I500-2500L



ITEM NO.	PART NUMBER	DESCRIPTION	QTY.
1	630159402	Wheel Speed Sensor Magnet North pole red	2
2	630159403	Wheel Speed Sensor Magnet South pole black	2
3	GA5017655	Washer 1/2" Flat SS	4
4	3131000028	M12 Spring washer SS	4
5	3121001043	Nut 1/2" - 13 Hex ZP	4
6	GA5004711	Bolt M8 x 25 ZP GR8.8	2
7	GA5004917	Nut M8 Nyloc ZP	2
8	3131000016	Washer 1/4" lock split zinc	2
9	3121001031	Nut 1/4" - 20 hex ZP	2
10	GA5076045	Rod, Speed Sensor, Raven	1
11	GA5075857	Sensor, Wheel Drive Speed with 7 1/2' Cable	1
12	GA5076045	Rod, Speed Sensor, Raven	1
13	GA5004917	Nut M8 Nyloc ZP	2

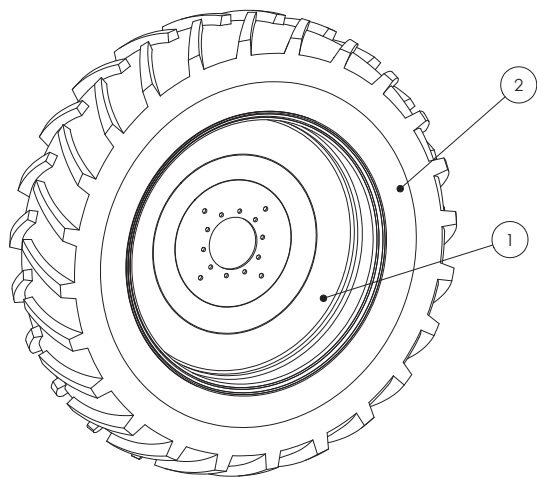
Wheel Speed Sensor - 3000L



GA5075858 Wheel speed sensor kit

ITEM NO.	PART NUMBER	DESCRIPTION	QTY.
A	GA5075857	Sensor, Wheel Drive Speed with 7 1/2' Cable, Raven	1
B	GA5075817	Magnet, Red North Pole Speed Sensor Assembly, Raven	2
C	GA5075818	Magnet, Black South Pole Speed Sensor Assembly, Raven	2
D	GA5075822	Sensor, Turret Assembly Speed Sensor, Raven	2
E	GA5076045	Rod, Speed Sensor, Raven	1
F	3131000016	Washer 1/4" lock split zinc	2
G	3121001031	Nut 1/4" - 20 hex ZP	2
H	3121001043	Nut 1/2" - 13 hex ZP	4
I	3131000028	1/2" lock washer	4
I	GA5075858	Sensor, Speed 4 Pole Wheel Drive with 7 1/2' Cable Kit, Raven	1
2	GA4534520	Speed Sensor Tab Bolt On	1
3	GA5003643	Washer 8mm Flat SS HD	4
4	GA5004711	Bolt M8 x 25 ZP GR8.8	2
5	GA5004917	Nut M8 Nyloc ZP	2
6	GA5001043	Washer 16mm Flat SS HD	4
7	GA5000931	Bolt M16 x 50 ZP GR8.8	2
8	GA5001029	Nut M16 Nyloc ZP	2
9	GA5017655	Washer 1/2" Flat SS	4

Wheels



NOTE: When ordering complete wheel and tyre unit, please note which side is required. Rims are supplied painted and with speed sensor holes.

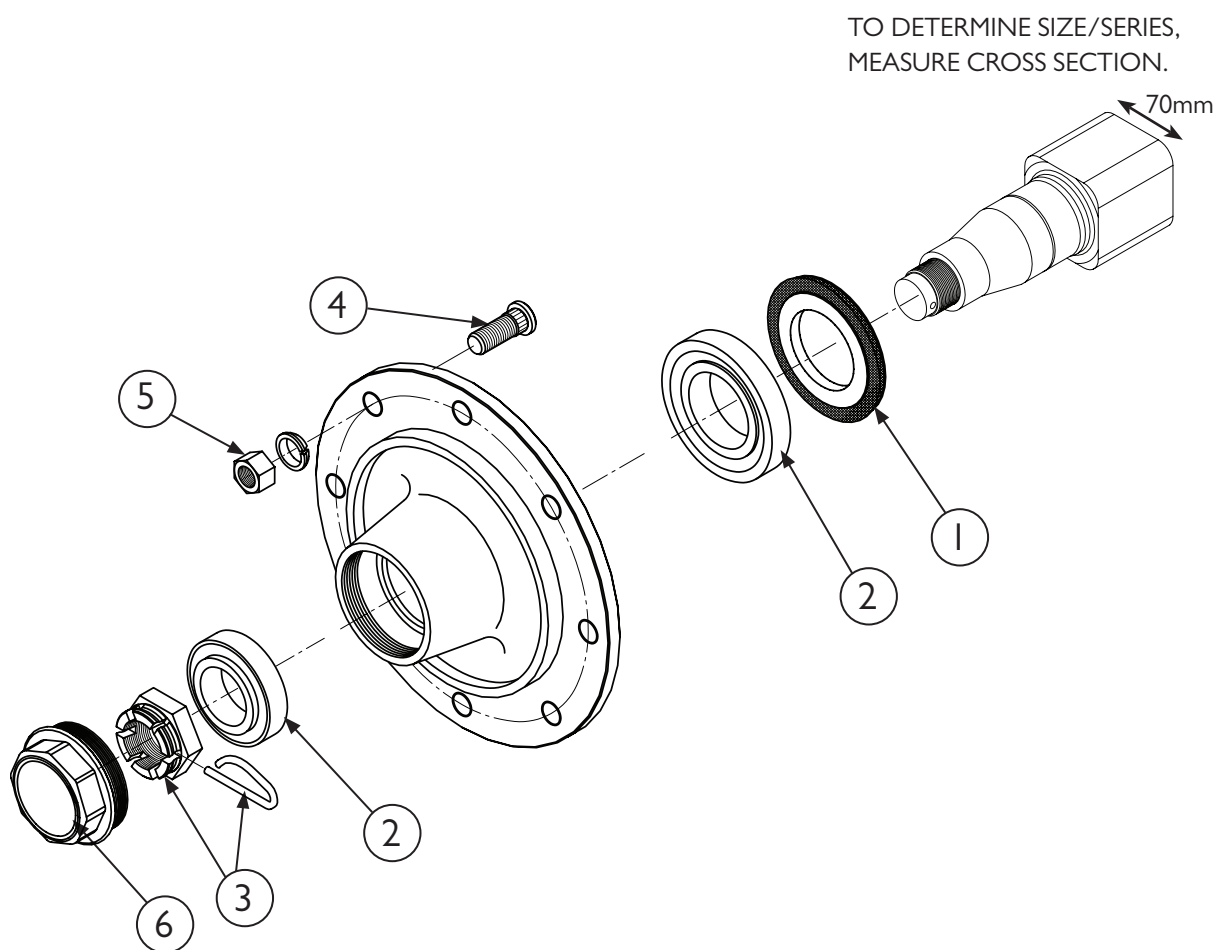
14.9 x 24"

PART NUMBER	DESCRIPTION
GA4901403	Wheels 14.9 X 24" 8 ply (1 x pair)
GA5009877	Tyre, 14.9 X 24" 8ply R1
GA5009878	Tyre, 14.9 X 24 8ply R3 Turf (TR391) TL, BKT

16.9 x 34"

PART NUMBER	DESCRIPTION
GA5020685	Wheel DW15 x 34", 8 studs on 275 Zero Offset
GA5016337	Tyre 16.9 x 34" 10PR tyre & tube

Hub - 70 Series

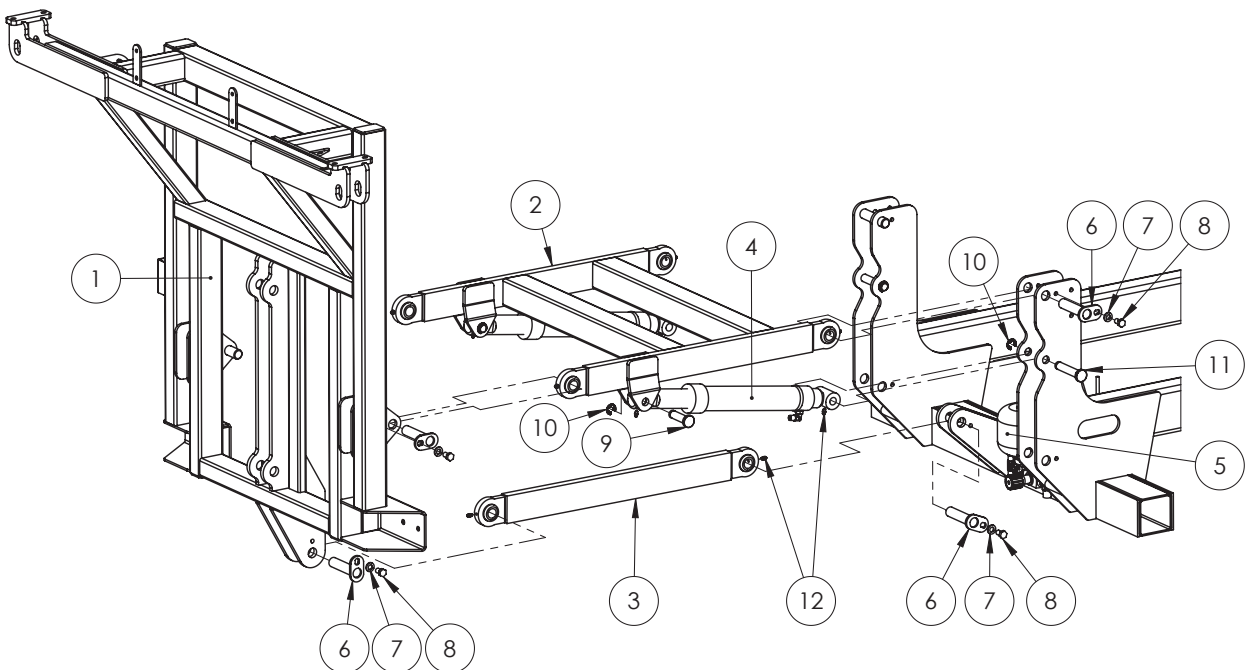


ITEM NO.	PART NUMBER	DESCRIPTION	QTY.
-	GA5018115	Stub axle, 70 series, ADR	-
1	GA5066406	Seal, Heavy duty, Suit 70 series axle, ADR	1
2	GA5052105	70 Series ADR Bearing Kit	1
3	GA5052115	70 Series ADR Crown Nut Kit	1
4	GA5018894	Wheel stud, Suit 60, 70 & 80 series axles	1
	GA5052150	Wheel Nut, M18 x 1.50, ADR 70 / 80 series, with conical washer, Set of 12	-
5	GA5018891	Wheel nut, M18 x 1.5, 24mm A/F R16 Spherical, FAD , FSP34	8
	GA5018811	Wheel nut, M18 x 1.5, 27mm A/F R16 Spherical, ADR 170057010	8
6	GA5052110	70 Series ADR Cap kit	1

Chapter 13

BOOM CENTRE

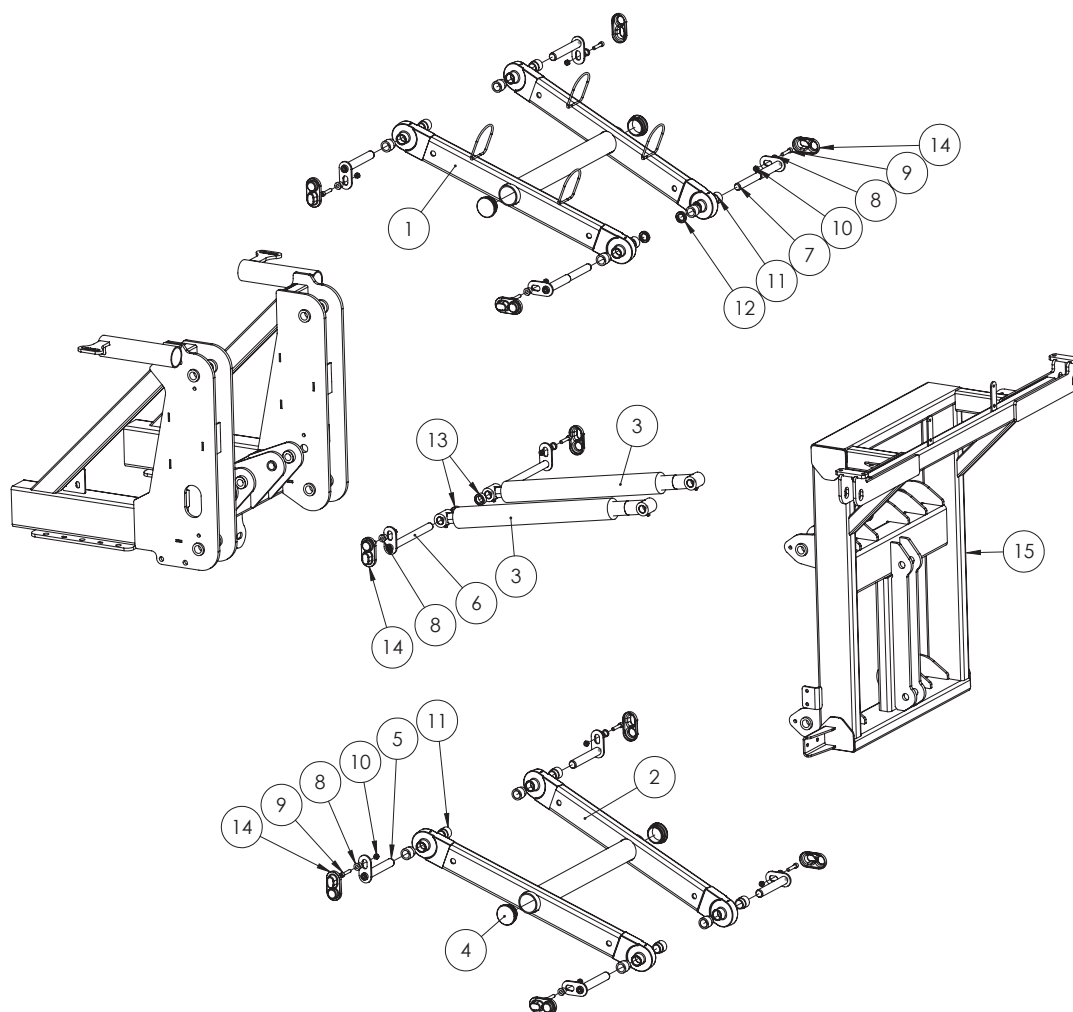
Boom Paralift Assembly - 1500-2500L



ITEM NO.	PART NUMBER	DESCRIPTION	QTY.
1	GA4660780	Para Lift Rear, Delta, 1500-2500L	1
2	GA4600240	Para Lift Top Arm	1
3	GA4600255	Para Lift Arm	1
4	GA5066800^	Hydraulic Cylinder - Boom Lift	2
5	^	Hydraulic Accumulator Assembly	1
6	PIN-1-110	Pin with retaining plate, 1" x 110 mm long	6
7	GA5000577	Washer 12mm Flat SS HD	6
8	GA5011227	Bolt M12 x 20 GR8.8 ZP	6
9	GA4582490	Pin Ram 20 dia 74 mm long	2
10	GA5053020	E-clip 15mm	4
11	GA4562300	Pin Ram 20 dia 104 mm long (material 4140)	2
12	GA5012203	Grease nipple, Short, 1/4" UNF	10

^ See chapter 18 'Hydraulics' for sub-assembly.

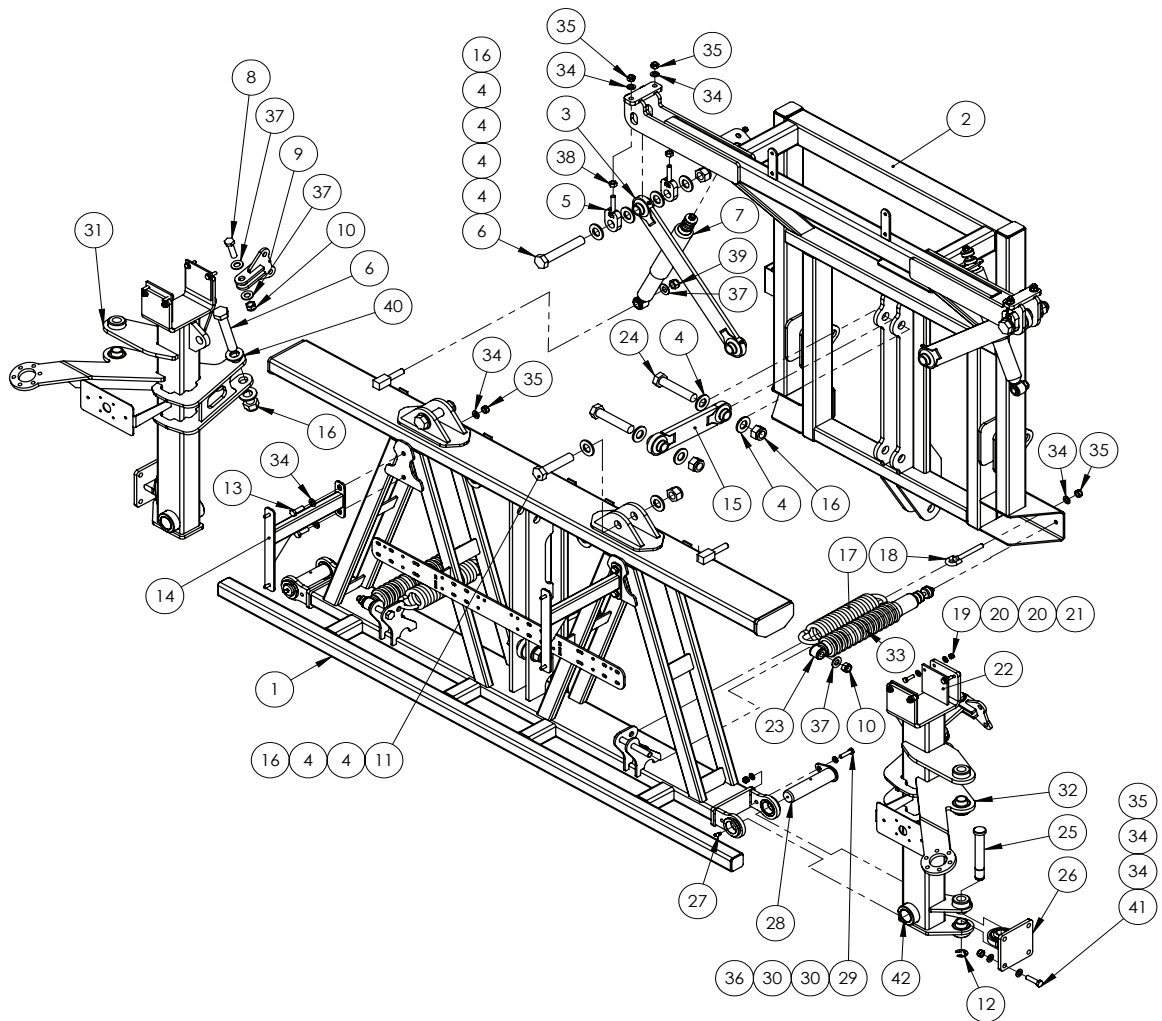
Boom Paralift Assembly - 3000L



ITEM NO.	PART NUMBER	DESCRIPTION	QTY.
1	GA4657850	Top Short Paralift Arm	1
2	GA4657855	Bottom Short Paralift Arm	1
3	GA5070075^	Hydraulic Cylinder, Bore 2.5", Rod 2", Stroke 20", Displacement cylinder	2
4	GA5050355	End cap, 76.1mm round, suit 65 NB pipe, Black plastic	4
5	GA5066655	Pin with retaining plate, 28.575 OD x 180mm long	6
6	GA5066645	Pin with retaining plate, 1" x 280mm long, Paralift chassis ram	2
7	GA5066675	Pin with retaining plate, Stepped, 294mm Long	2
8	MACH0152	Bush with shoulder, 12.3 ID x 25 OD x 21mm long	10
9	GA5066985	SHCS M10 x 40 ZP GR12.9	10
10	GA5000141	Nut M10 Nyloc ZP	10
11	MACH0134	Bush, Stepped, Paralift, 40mm OD, 38.5mm long	16
12	GA4572135	Spacer bush, 40 OD x 25.8 ID x 9mm thick, Paralift arm spacer	2
13	GA4562190	Spacer bush, 40 OD x 26 ID x 17.5mm long, Paralift arms	2
14	GA5067885	Pin cover, Black, clip on, plastic	10
15	GA4654122	Para Lift Rear, Delta, 3000L	1

^ See chapter 18 'Hydraulics' for sub-assembly.

Boom Centre Assembly - I 500-2500L



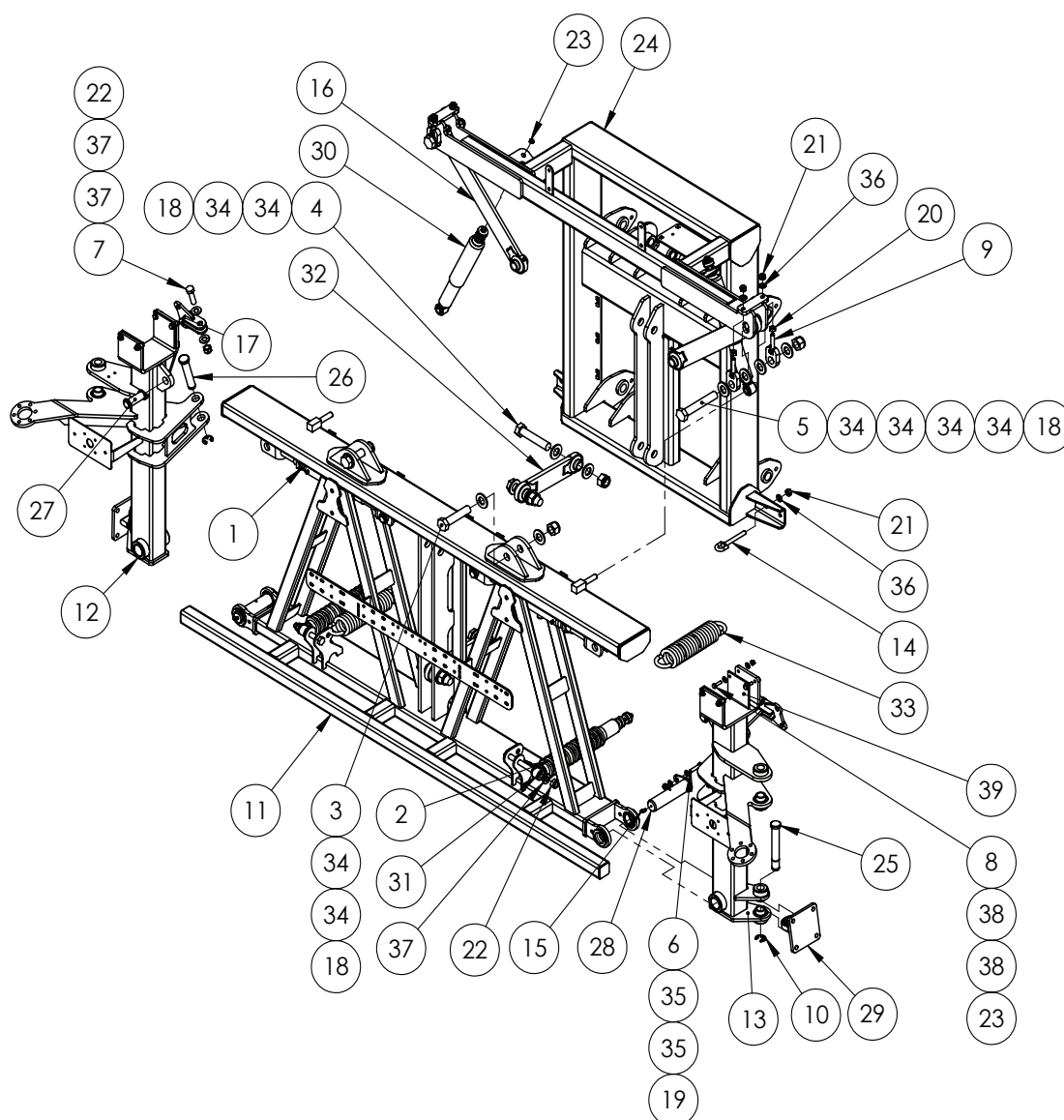
ITEM NO.	PART NUMBER	DESCRIPTION	QTY.
1	GA4658110	Delta centre 2012 18 to 24m	1
2	GA4660780	Para Lift	1
3	GA4656240	Delta link, Long	2
4	GA5017681	Washer 1" x 2" 7g Flat Thin SS	20
5	GA4656260	Adjuster bolt, Delta link hanger	4
6	GA4683145	Bolt 1 UNC x 6 cut down from 7	4
7	GA5015143	Shock absorber, Eye & Pin, Eye 15mm, Pin 73mm long M10	2
8	GA5000941	Bolt M16 x 60 GR8.8 ZP	2
9	GA4658375	Mount, Boom cable spring, Suit 18 - 24 meter	2
10	GA5001029	Nut M16 Nyloc ZP	4
11	GA5006149	Bolt 1 UNC x 4 1/2 GR8 ZP	2
12	GA5001223	Circlip, 19mm, E type, zinc plated	2
13	GA5000311	Set Screw M12 x 35 GR 8.8 ZP	4
14	GA4658150	Bracket, Oversize sign mount arm, Bolt on	2
15	GA4656245	Delta link, short, standard duty	2
16	GA5012439	1" Nyloc Nut UNC ZP	10

Continued over page

Boom Centre Assembly - I500-2500L

ITEM NO.	PART NUMBER	DESCRIPTION	QTY.
17	GA5010793	Spring, tension, 70 OD x 329 long x 12mm, large	2
18	GA5075150	Eye Bolt 12mm x 100mm Short	2
19	GA5052590	Nut M8 Nyloc SS	10
20	GA5003643	Washer 8mm Flat SS HD	16
21	GA5011475	Bolt M8 x 30 GR8.8 ZP	8
22	GA5075190	Wear plate Delta tilt arm	4
23	GA5015899	Shock absorber, Eye & pin, 16mm eye, Pin 70mm long M8, 45mm OD, Black	2
24	GA5006031	Bolt 1" UNC x 5"	4
25	L002A	Pin 1" used on hydraulic rams	2
26	GA4656195	Rose end, Bolt on, Suit 12 - 24m boom	2
27	GA5009637	Grease nipple, Elbow, 90 degree, 1/4" UNF male	2
28	GA4502515	Pivot pin	2
29	GA5006071	Bolt M10 x 40 GR10.9 ZP	2
30	GA5000117	Washer 10mm Flat SS HD	4
31	GA4658116	Delta centre tilt arm LH 2012 18 to 24m	1
	GA5009475	Glacier Bush, 40 ID x 50 mm long	2
32	GA4658115	Delta centre tilt arm RH 2012 18 to 24m	1
	GA5009475	Glacier Bush, 40 ID x 50 mm long	2
33	GA5075215	Black PVC shocker cover clip on suit SC2914	2
34	GA5000577	Washer 12mm Flat SS HD	32
35	GA5012461	Nut M12 Nyloc ZP	18
36	GA5000141	Nut M10 Nyloc ZP	2
37	GA5001043	Washer 16mm Flat SS HD	8
38	GA5000559	Nut M12 Hex ZP	4
39	GA5069145	Nut M16 x 1.5P Nyloc ZP, fine thread	2
40	GA5017659	Washer 1 Flat ZP HD (5mm thick)	16
41	GA5000327	Set Screw M12 x 45 GR8.8 ZP	8
42	GA5009475	Glacier Bush, 40 IDx 50 long	4

Boom Centre Assembly - 3000L



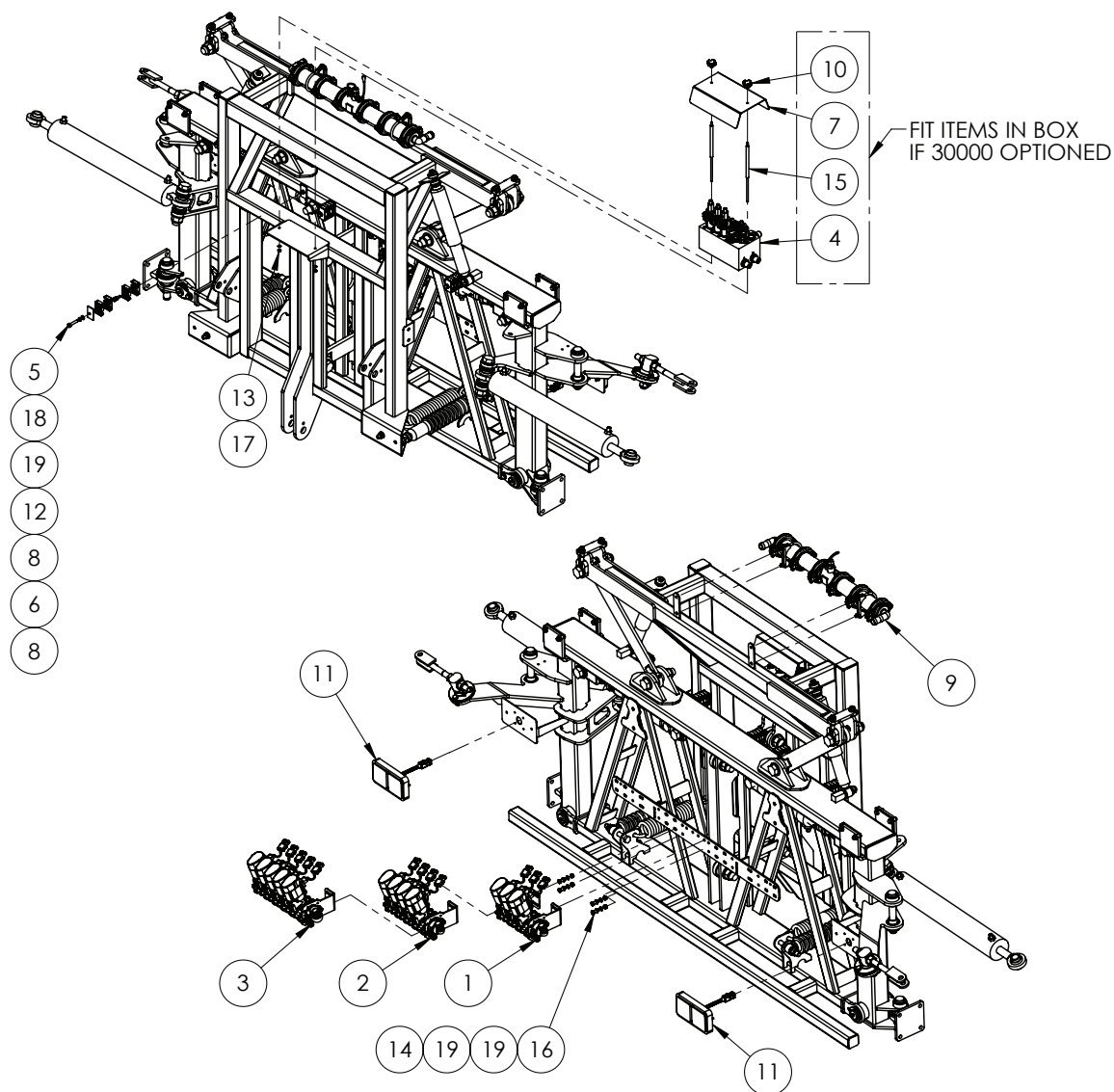
ITEM NO.	PART NUMBER	DESCRIPTION	QTY.
1	GA5075225	ADJUSTABLE LINK WITH CLEVIS ENDS	2
2	GA5075215	BLACK PVC SHOCKER COVER CLIP ON SUIT SC2914	2
3	GA5006149	BOLT 1 UNC X 4 1/2 GR8 ZP	2
4	GA5006031	BOLT 1" UNC X 5" GR8 ZP	4
5	GA5006033	BOLT 1" UNC X 6" ZP	2
6	GA5006173	BOLT M10 X 45 GR8.8 ZP	2
7	GA5000941	BOLT M16 X 60 GR8.8 ZP	2
8	GA5011475	BOLT M8 X 30 GR8.8 ZP	8
9	GA4656260	BOOM DELTA HANGER ADJUSTER BOLT	4
10	GA5001223	CIRCLIP, 19mm, E TYPE, ZINC PLATED	4
11	GA4658110	DELTA CENTRE 2012 18 TO 24m	1
12	GA4658116	DELTA CENTRE TILT ARM LH 2012 18 TO 24M	1
13	GA4658115	DELTA CENTRE TILT ARM RH 2012 18 TO 24M	1

Continued over page

Boom Centre Assembly - 3000L

ITEM NO.	PART NUMBER	DESCRIPTION	QTY.
14	GA5075150	EYE BOLT 12mm X 100mm SHORT	2
15	GA5009637	GREASE NIPPLE, ELBOW, 90 DEGREE, 1/4" UNF MALE	2
16	GA4656240	LONG DELTA LINK	2
17	GA4658375	MOUNT, BOOM CABLE SPRING, SUIT 18 - 24 METER DELTA BOOM, 2012	2
18	GA5012439	NUT 1" NYLOC UNC ZP	8
19	GA5000141	NUT M10 NYLOC ZP	2
20	GA5000559	NUT M12 HEX ZP	4
21	GA5012461	NUT M12 NYLOC ZP	6
22	GA5001029	NUT M16 NYLOC ZP	4
23	GA5052590	NUT M8 NYLOC SS	10
24	GA4654122	PARALIFT REAR SUIT 24m DELTA 2012	1
25	L002A	PIN 1" USED ON HYDRAULIC RAMS	2
26	GA4572200	PIN, 1" DIAMETER X 132.4 mm LONG, WITH SHOULDER AND CIRCLIP GROOVE, SUIT CENTRE SECTION FOLD RAM	2
27	GA4572040	PIN, 1" DIAMETER X 84 LONG, SUITS CYLINDER CLEVIS END, COMES WITH CIRCLIPS, GA5018551, GA5069110, GA5065054	4
28	GA4502515	PIVOT PIN SUIT DELTA CENTRE 2011	2
29	GA4656195	ROSE END, BOLT ON, SUIT 12 - 24m BOOM	2
30	GA5015143	SHOCK ABSORBER, EYE & PIN, EYE 15mm, PIN 73mm LONG M10	2
31	GA5015899	SHOCK ABSORBER, EYE & PIN, 16mm EYE, PIN 70mm LONG M8, 45mm OD, BLACK	2
32	GA4656245	SHORT DELTA BOOM LINK ASSEMBLY	2
33	GA5010793	SPRING, TENSION, 70 OD X 329 LONG X 12mm, LARGE, SUIT DELTA BOOM YAW / CABLE	2
34	GA5017681	WASHER 1 X 2 7G FLAT THIN SS	20
35	GA5000117	WASHER 10mm FLAT SS HD	4
36	GA5000577	WASHER 12mm FLAT SS HD	6
37	GA5001043	WASHER 16mm FLAT SS HD	8
38	GA5003643	WASHER 8mm FLAT SS HD	16
39	GA5075190	WEAR PLATE DELTA TILT ARM, SUIT 2012 CENTRE	4

Boom Centre - Flow Meter & Section Valve Assy Mounting



- 1 FITTED IF 20091 OPTIONED
- 2 FITTED IF 20092 OPTIONED
- 3 FITTED IF 20093 OPTIONED

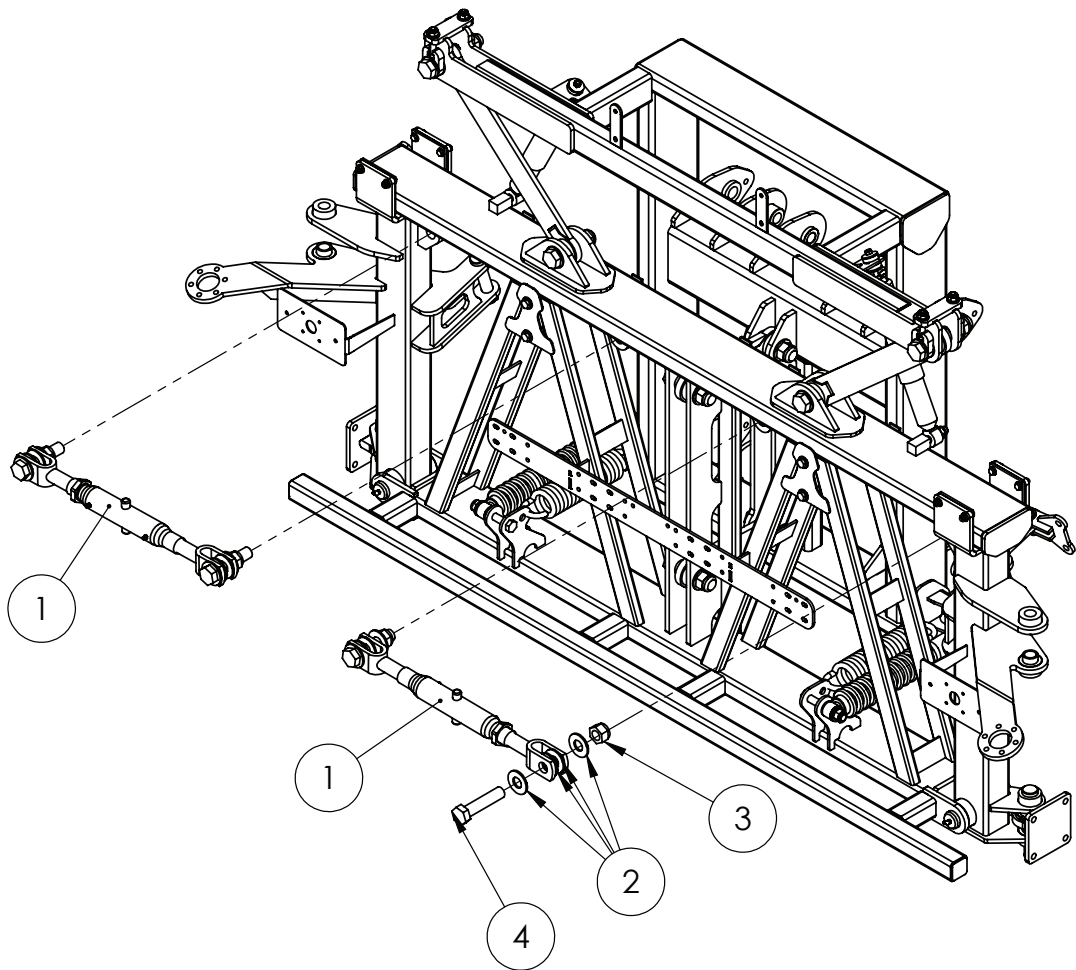
ITEM NO.	PART NUMBER	DESCRIPTION	QTY.
1	GA6101966	Assembly Drawing Only. 3 Section Boom Valve	1
2	GA6101967	Assembly Drawing Only. 3 Section Boomvalve	1
3	GA6101968	Assembly Drawing Only. 5 Section Boom Valve	1
4	GA4951210	ASSEMBLY, HYDRAULIC MANIFOLD, FOLD TILT LIFT, PRAIRIE SPECIAL	1
5	GA5048655	BOLT M8 X 40 GR8.8 ZP	5
6	GA5070740	BUILD UP BOLT, STACKING, M8 X 20 HYDAC	5

Continued over page

Boom Centre - Flow Meter & Section Valve Assy Mounting

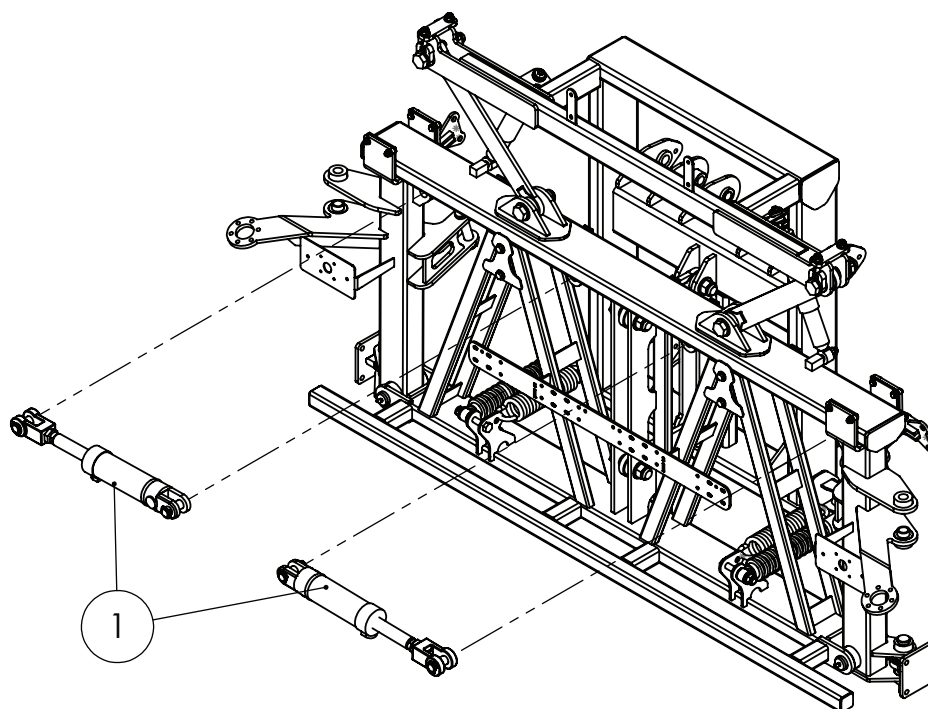
ITEM NO.	PART NUMBER	DESCRIPTION	QTY.
7	GA4408841	Cover, Hydraulic Manifold, Boom Control, Fold, Tilt, Lift, Bifold, Yaw	1
8	GA5078031	Double Clamp Jaws Pp Gr 2 14mm	20
9	GA4951215	Flow Meter Assembly, Long, Raven 15p, 1" Hose Barbs	1
10	GA5069870	Knob-Star Grip M6 X 32 Dia	2
11	GA3000249	Led Tail Light, Large With Connector	2
12	GA5078042	Mounting Clamp, Double Type, Plate, Top, Group 2, Rcd-2pt	5
13	GA5048115	Nut M6 Nyloc Zp	2
14	GA5004917	Nut M8 Nyloc Zp	4
15	GA4572580	Rod, Hydraulic Block Mount, Large Frame 3pl, My20	2
16	GA5004711	Set Screw M8 X 25 Gr8.8 Zp	4
17	GA5004437	Washer 6mm Flat Ss	2
18	GA5004919	Washer 8mm Spring Ss	5
19	GA5003643	Washer M8 Flat Ss Hd	13

Boom Centre - Adjustable Tilt Links



ITEM NO.	PART NUMBER	DESCRIPTION	QTY.
1	GA5075225	Adjustable link with clevis ends (not ratchet ram)	2
2	GA5017659	Washer, 1", Flat, ZP, Heavy duty (5mm thick)	16
3	GA5012439	Nut, Nyloc, 1" UNC, ZP	4
4	GA5006149	Bolt 1" UNC x 4 1/2" ZP GR8	4

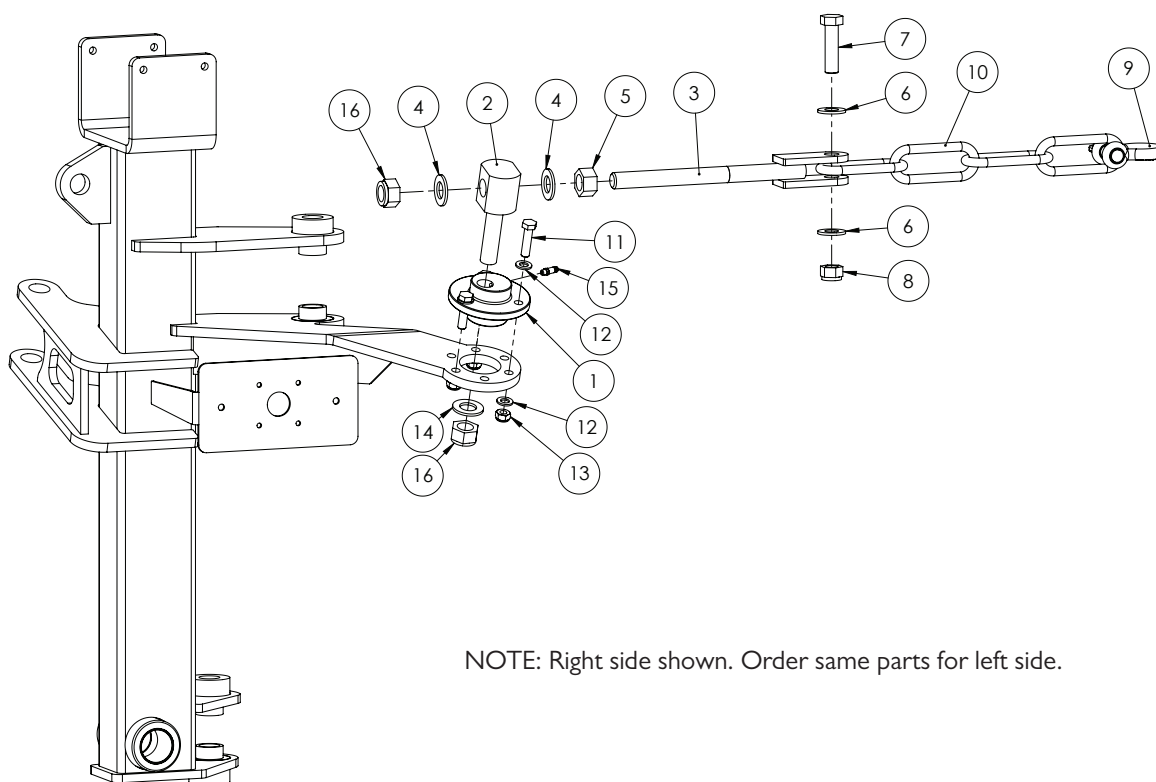
Boom Centre - Hydraulic Tilt



ITEM NO.	PART NUMBER	DESCRIPTION	QTY.
I	GA5065054^	Hydraulic Tilt Cylinder	2

^ See chapter I8 'Hydraulics' for sub-assembly.

Boom Cable Adjuster

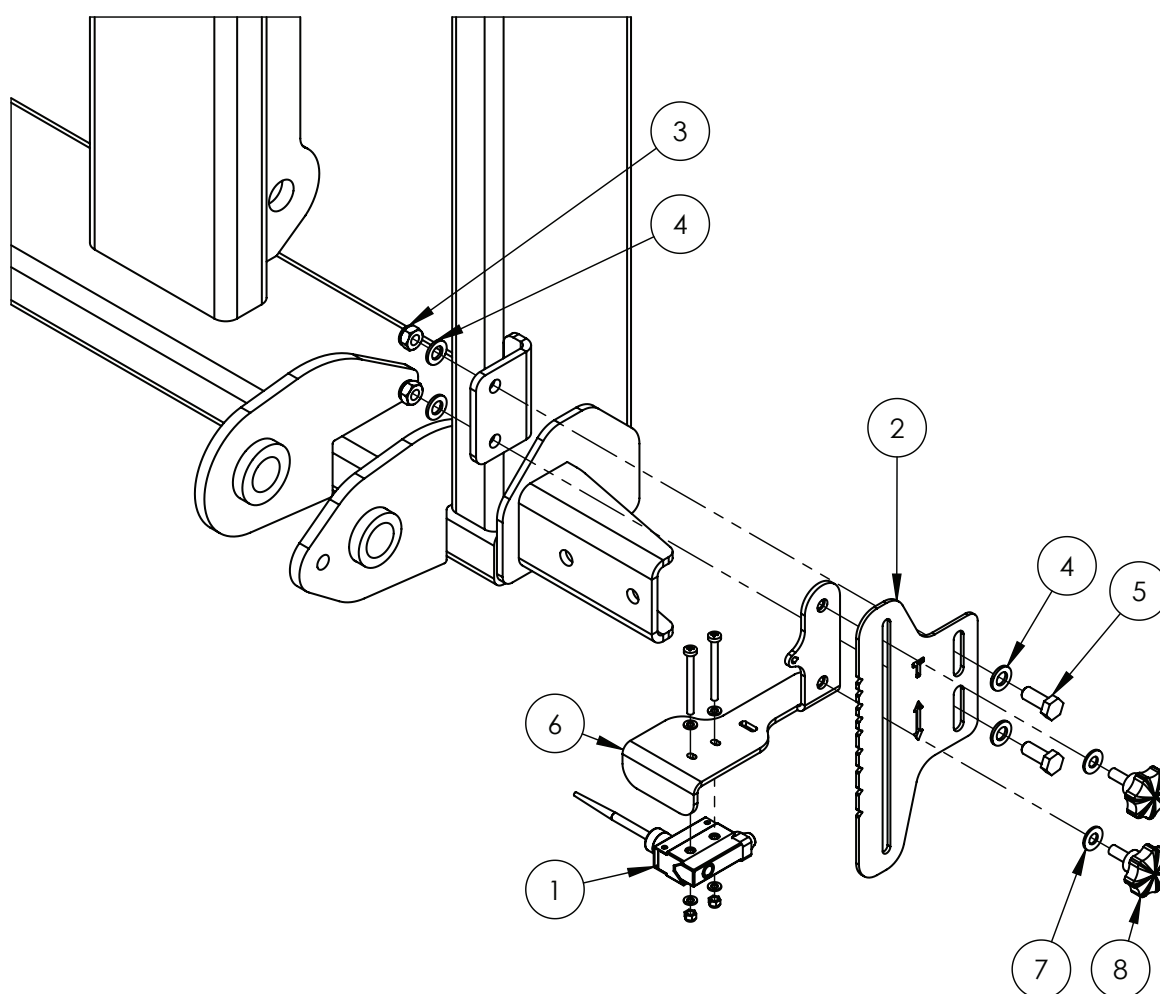


NOTE: Right side shown. Order same parts for left side.

ITEM NO.	PART NUMBER	DESCRIPTION	QTY.
1	MACH0029	Bush, Eccentric hole, Suit 18 - 24m Delta centre section	1
2	L006A	Bolt, M20, Anchor Pivot, Suit cable adjuster	1
3	GA5020320	Cable Adjuster, threaded, M20	1
4	GA5001741	Washer 20mm Flat SS HD	2
5	GA5001709	Nut M20 Coarse ZP	1
6	GA5001043	Washer 16mm Flat SS HD	2
7	GA5000941	Bolt M16 x 60 GR8.8 ZP	1
8	GA5001029	Nut M16 Nyloc ZP	1
9	GA5075230	Bow Shackle 13mm WLL 3.25T Black	1
10	GA5065020	Chain 11mm Long link grade 100 rated 3 tonne	4
11	GA5006055	Bolt M10 x 40 GR8.8 ZP	3
12	GA5000117	Washer 10mm Flat SS HD	6
13	GA5000141	Nut M10 Nyloc ZP	3
14	GA5001741	Washer 20mm Flat SS HD	1
15	GA5009639	Grease Nipple 1/4" UNF Long	1
16	GA5048125	Nut M20 Nyloc Coarse ZP	2

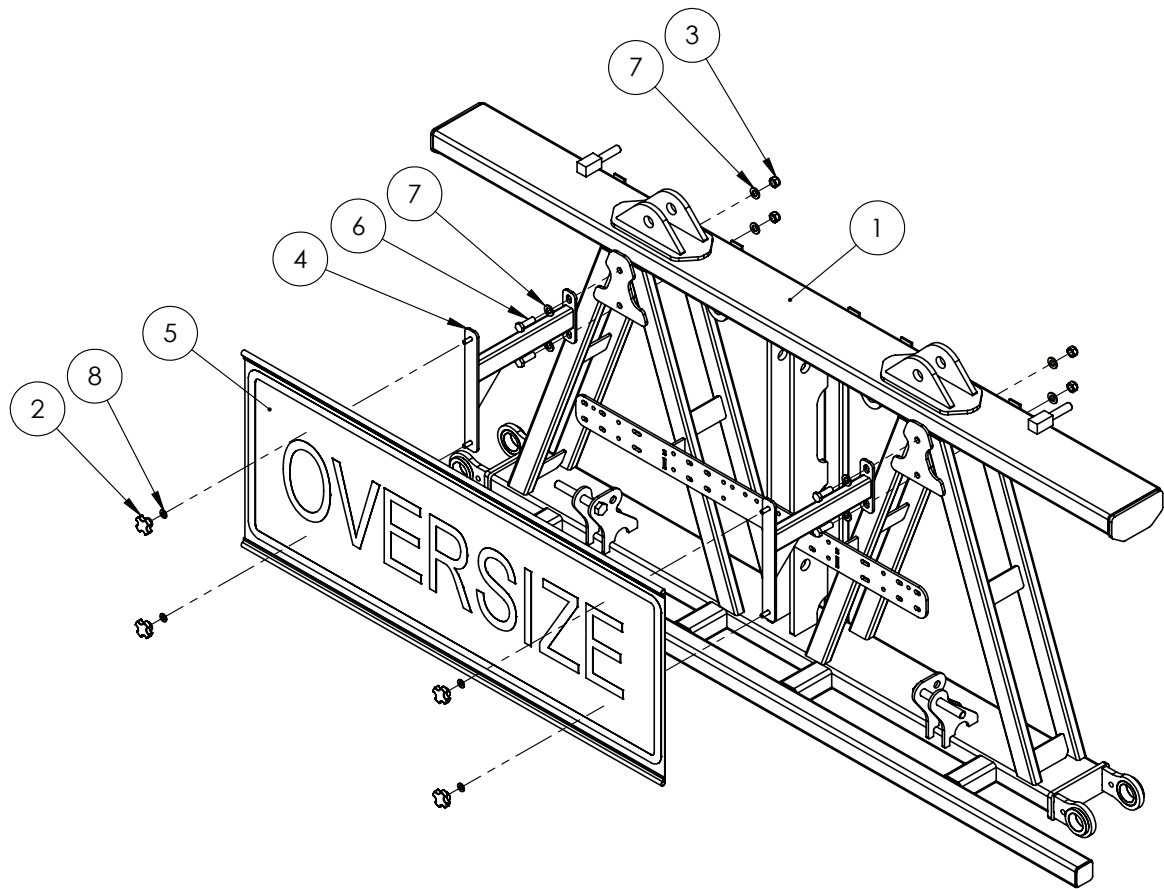
NOTE: All quantities shown above are for one side only.

Height Limit Switch - 3000L



ITEM NO.	PART NUMBER	DESCRIPTION	QTY.
1	GA5012129	Limit switch, Flexible arm, Micro, IP65, 10 Amp	1
2	GA4522290	Boom Height adjustment bracket	1
3	GA5000141	Nut M10 Nyloc ZP	2
4	GA5000117	Washer 10mm Flat SS HD	4
5	GA5065455	Bolt M10 x 30 ZP GR8.8	2
6	GA4654161	Bracket mount Paralift Switch	1
7	GA5003643	Washer 8mm Flat SS HD	2
8	GA5067080	Knob Bolt M8 x 20	2

Oversize Sign Mount

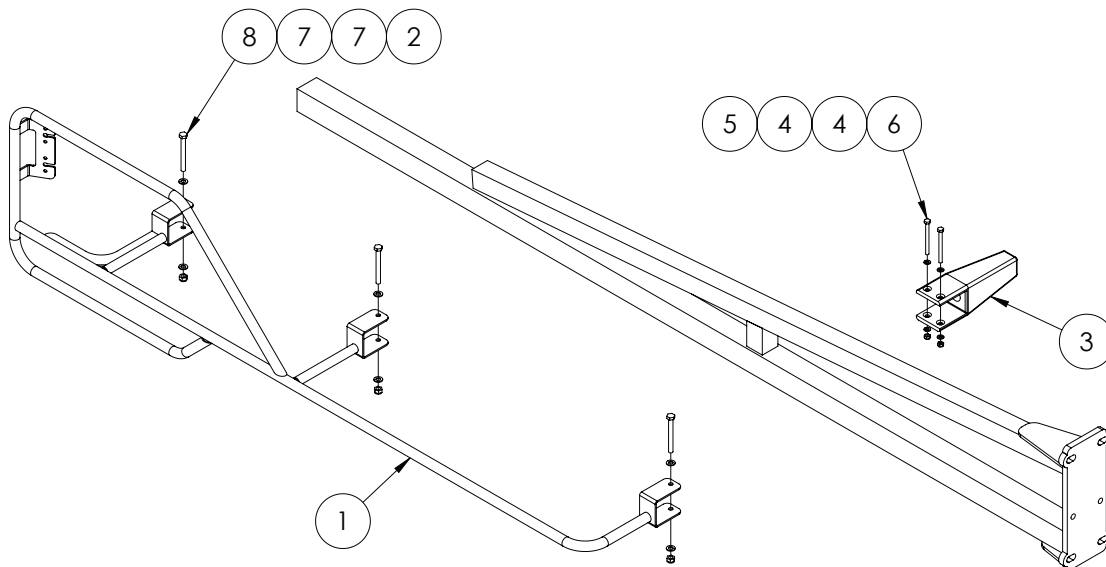


ITEM NO.	PART NUMBER	DESCRIPTION	QTY.
1	GA4658110	DELTA CENTRE 2012 18 TO 24m	1
2	GA5069875	KNOB-STAR GRIP M8 X 40 DIA	4
3	GA5012461	NUT M12 NYLOC ZP	4
4	GA4658150	OVERSIZE MOUNT BRACKET SUIT 2011 CENTRE	2
5	GA5009613	OVERSIZE SIGN, YELLOW, REFLECTIVE WITH FOLDED EDGES	1
6	GA5000311	SET SCREW M12 X 35 GR 8.8 ZP	4
7	GA5000577	WASHER 12mm FLAT SS HD	8
8	GA5003631	WASHER 5/16" FLAT SS	4

Chapter 14

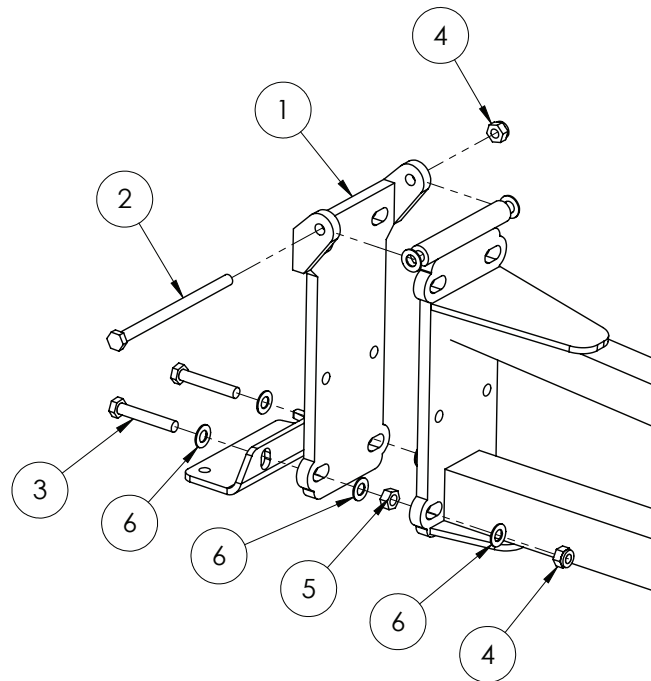
BOOM WING

Fence Line End Protector - Quick Fit



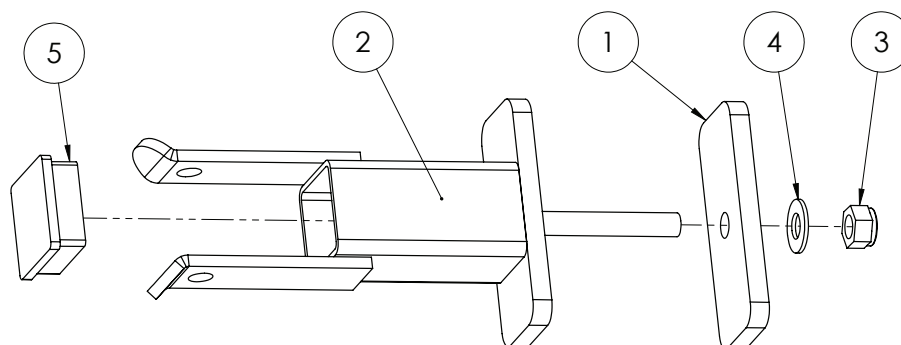
ITEM NO.	PART NUMBER	DESCRIPTION	QTY.
1	GA4656316	Boom End Protector easy fit Right Hand	1
	GA4656317	Boom End Protector easy fit Left Hand	
2	GA5004917	Nut M8 Nyloc ZP	3
3	GA5006226	Boom stopper, Rubber, 210mm bumper, Suits 50 x 50mm RHS	1
4	GA5004437	Washer 6mm Flat SS	4
5	GA5048115	Nut M6 Nyloc ZP	2
6	GA5004107	Bolt M6 x 70 ZP GR8.8	2
7	GA5003643	Washer 8mm Flat SS HD	6
8	GA5052600	Bolt M8 x 75 SS	3

Flip Over Ends



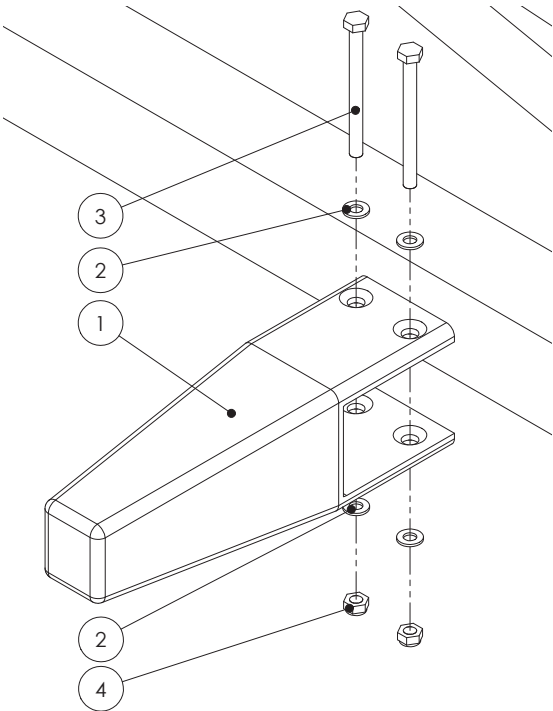
ITEM NO.	PART NUMBER	DESCRIPTION	QTY.
-	GA4656119	Boom breakaway end, Aluminium, 2000mm, suit flip over	-
1	GA4656110	Flip over end bracket only	1
2	GA5066910	Bolt M10 x 160 ZP GR8.8	1
3	GA5072300	BHCS M10 x 60 SS GR8.8	2
4	GA5000119	Nut M10 Hex SS	3
5	GA5051445	Nut M10 Nyloc SS	2
6	GA5002565	Washer 3/8 ID x 1 OD Flat SS	10

Flip Over End Saddle



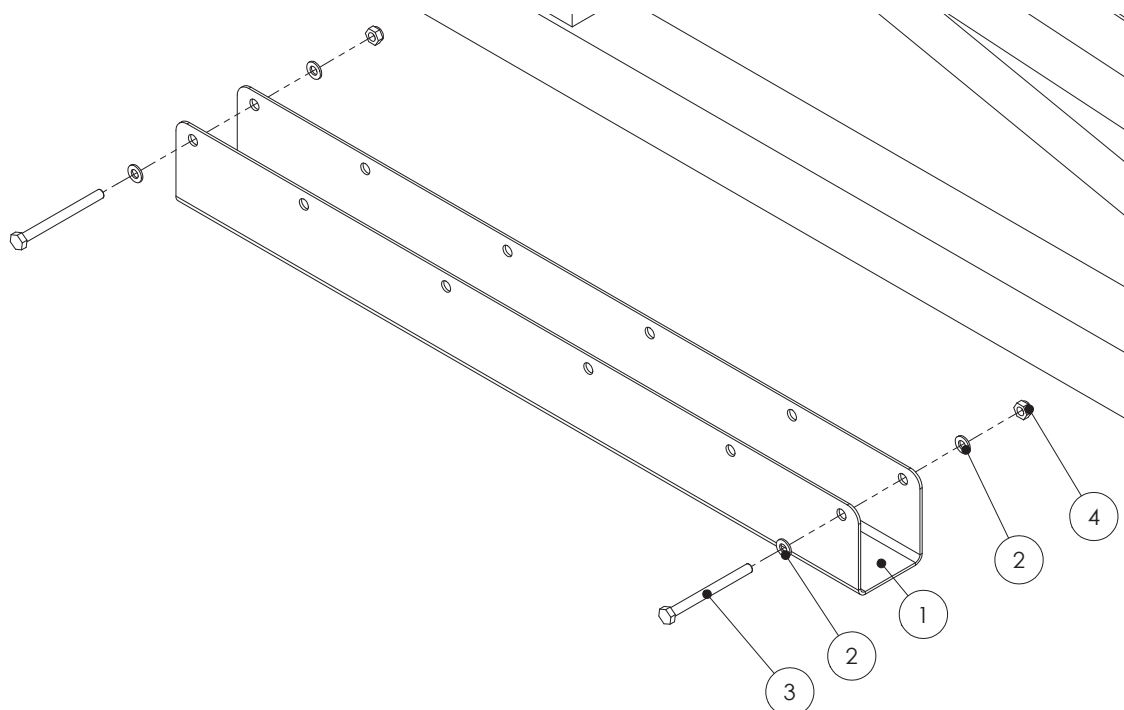
ITEM NO.	PART NUMBER	DESCRIPTION	QTY.
1	FOE-005LAS	Mounting plate	4
2	GA4656310	Boom flipover saddle suit 50mm top cord	2
3	GA5012461	Nut M12 Nyloc ZP	2
4	GA5000577	Washer 12mm Flat SS HD	1
5	GA5003783	End cap, Insert, Black, Plastic, 50 x 50 mm	1

Rubber Bump Stop



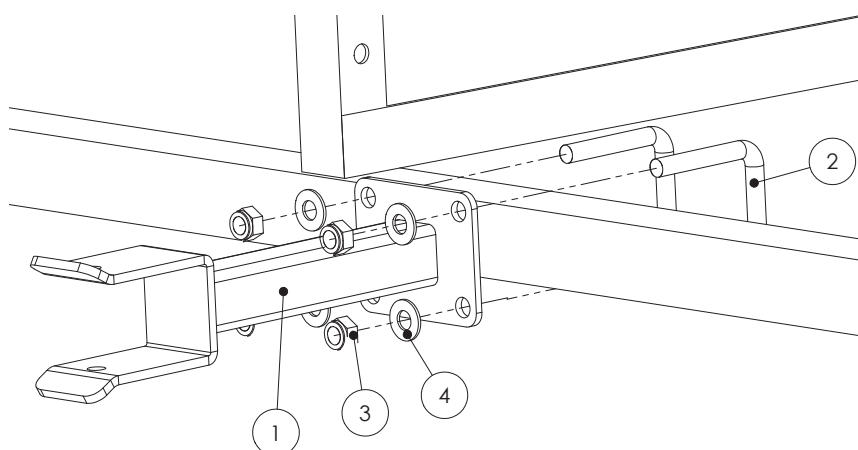
ITEM NO.	PART NUMBER	DESCRIPTION	QTY.
1	GA5006226	Boom stopper, Rubber, 210mm bumper, Suits 50 x 50mm RHS	1
2	GA5004437	Washer 6mm Flat SS	4
3	GA5004103	Bolt M6 x 70 ZP GR8.8	2
4	GA5048115	Nut M6 Nyloc ZP	2

Boom Protector - Inner



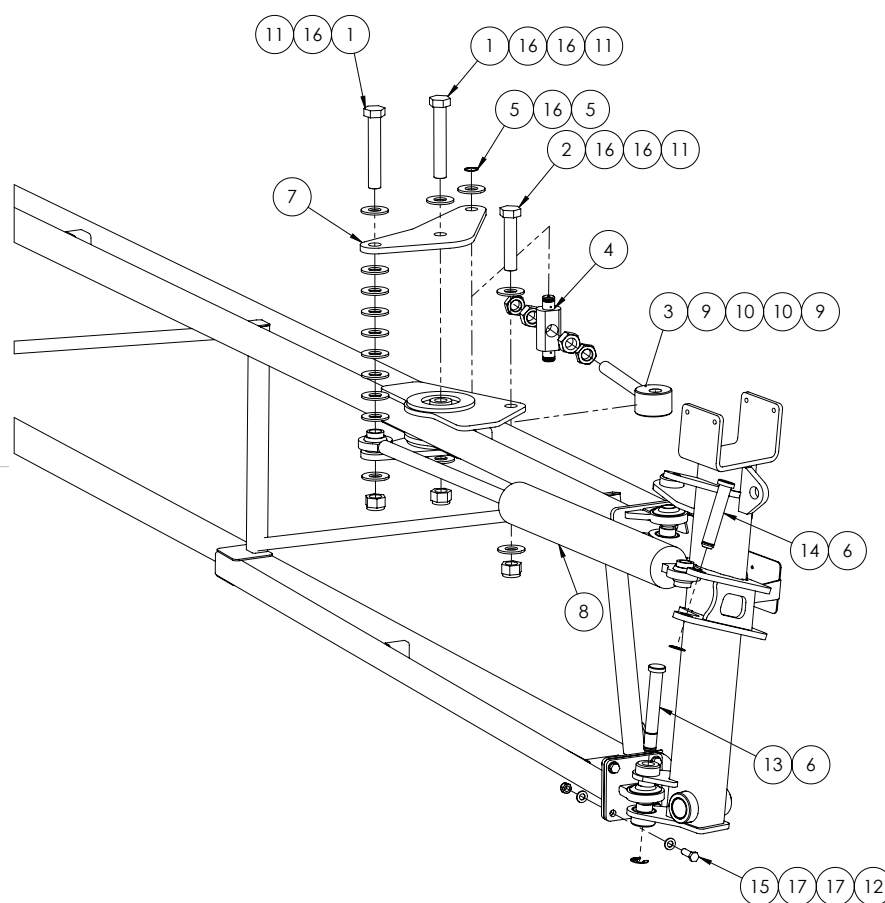
ITEM NO.	PART NUMBER	DESCRIPTION	QTY.
1	F70799A	Boom wing protector Suit 50 x 50 x 600mm long (2mm SS)	1
	F70287A	Boom wing protector Suit 50 x 50 x 400mm long (2mm SS)	1
	F70294A	Boom wing protector Suit 50 x 50 x 200mm long (2mm SS)	1
2	GA5004437	Washer 6mm Flat SS	4
3	GA5004103	Bolt M6 x 70 ZP GR8.8	2
4	GA5048115	Nut M6 Nyloc ZP	2

Boom Protector - Outer



ITEM NO.	PART NUMBER	DESCRIPTION	QTY.
1	GA4656284	Delta boom fold saddle suit 50mm top cord	2
2	GA5011251	U Bolt M12 x 52mm x 80mm Square Top	4
3	GA5012461	Nut M12 Nyloc ZP	8
4	GA5000577	Washer 12mm Flat SS HD	8

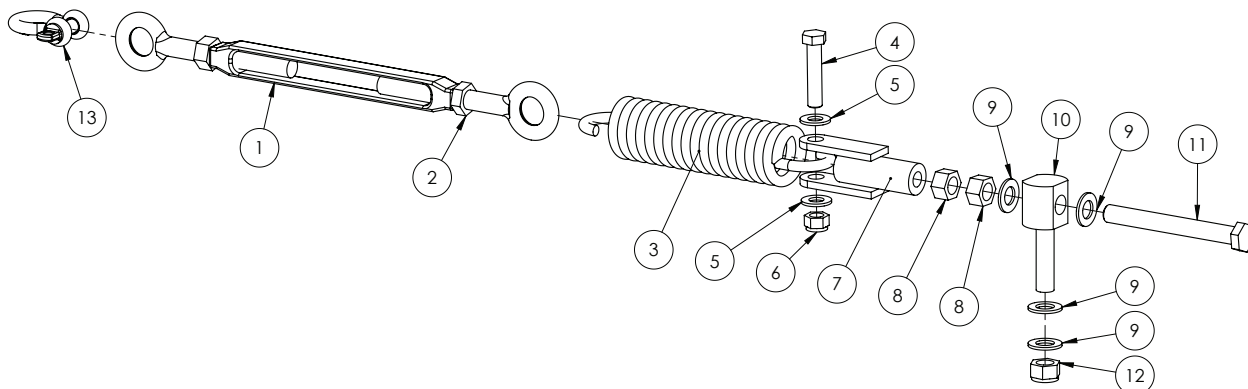
Boom Fold Adjuster



ITEM NO.	PART NUMBER	DESCRIPTION	QTY.
1	GA5006043	Bolt 1 Unf 14 Tpi X 6 Gr8 Zp	2
2	GA5006039	Bolt 1" Unf 14tpi X 4 1/2" Gr8 Zp	1
3	GA5070775	Boom Fold Adjuster Eyelet Bolt, Hd My13.	1
4	24MK4DB006	Bush / Pin, Fold Ram Adjuster Nut And Bolt Retainer	1
5	GA5008519	Circlip, External, 25mm	2
6	GA5001223	Circlip, 19mm, E Type, Zinc Plated	2
7	24mk4DB005LAS	Adjuster Plate, Fold Ram, Trittech And Delta Boom	2
8	GA5018555	Hydraulic Cylinder Slp (Tld) 2.5" X 18" Stroke	1
	GA5018557	Hydraulic Cylinder Slp 2.75" Bore X 18" Stroke	1
9	GA0500048	Lock Nut, 1" Unf 12 Tpi, Zp	2
10	GA5010991	Nut 1" Hex Unf 12 Tpi Zp	2
11	GA5012445	Nut 1" Nyloc Unf 14 Zp	3
12	GA5012461	Nut M12 Nyloc Zp	4
13	L002A	Pin, 1" X 180mm, Double Circlip Groove	1
14	GA4572200	Pin, 1" Diameter X 132.4 Mm Long, With Shoulder And Circlip Groove, Suit Centre Section Fold Ram	1
15	GA5000319	Set Screw M12 X 40 Gr8.8 Zp	4
16	GA5017659	Washer 1 Flat Zp Hd (5mm Thick)	15
17	GA5000577	Washer 12mm Flat Ss Hd	8

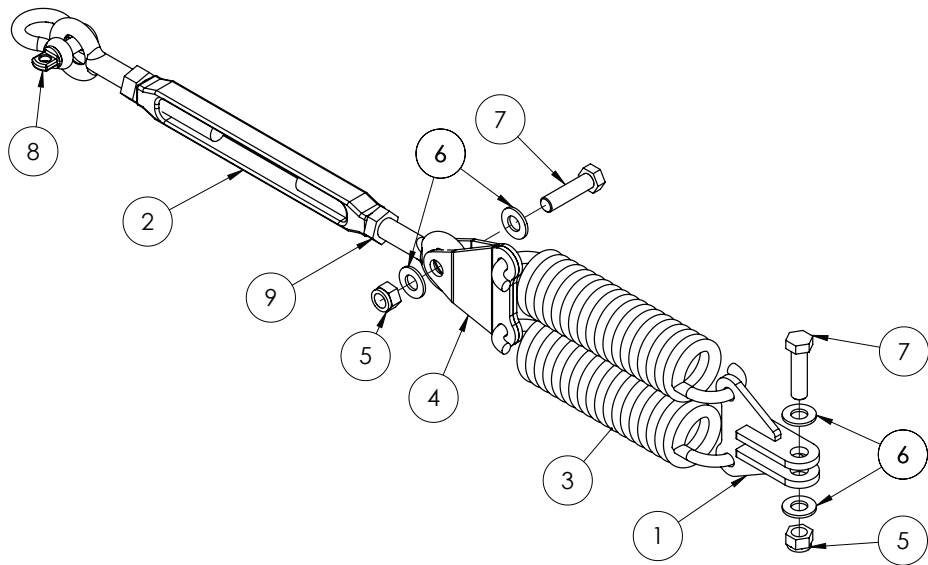
NOTE: Right hand side shown, all quantities shown are for one side only.

Boom Cable Spring - Single



ITEM NO.	PART NUMBER	DESCRIPTION	QTY.
1	GA5017061	Turnbuckle, Eye ends, M22 thread & lock nut, Galvanised	1
2	GA5070430	Nut M22 Lock Nut ZP LH Thread	1
3	GA5010793	Spring, tension, 70 OD x 329 long x 12mm, large, suit delta boom yaw / cable	1
4	GA5000955	Bolt M16 x 75 GR8.8 ZP	1
5	GA5001043	Washer 16mm Flat SS HD	2
6	GA5001029	Nut M16 Nyloc ZP	1
7	GA4656265	Boom cable tension adjust 18-24m	1
8	GA5001709	Nut M20 Coarse ZP	2
9	GA5001741	Washer 20mm Flat SS HD	4
10	L006A	Bolt, M20, Anchor Pivot, Suit cable adjuster	1
11	MACH0137	18CS Tension Bolts (30mm HEX)	1
12	GA5048125	Nut M20 Nyloc Coarse ZP	1
13	GA5075230	Bow Shackle 13mm WLL 3.25T Black	1

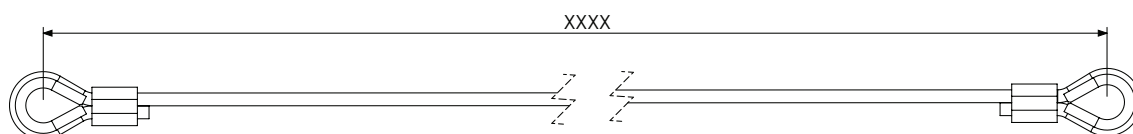
Boom Cable Spring - Double



ITEM NO.	PART NUMBER	DESCRIPTION	QTY.
1	GA4658375	18-24m Cable Spring Shocker Mount suit 2012 delta	1
2	GA5017061	Turnbuckle, Eye ends, M22 thread & lock nut, Galvanised	1
3	GA5010793	Spring, tension, 70 OD x 329 long x 12mm, large, suit delta boom yaw / cable	2
4	GA4522755	Delta boom dual spring mount	2
5	GA5001029	Nut M16 Nyloc ZP	2
6	GA5001043	Washer 16mm Flat SS HD	4
7	GA5000941	Bolt M16 x 60 GR8.8 ZP	2
8	GA5075230	Bow Shackle 13mm WLL 3.25T Black	1
9	GA5070430	Nut M22 Lock Nut ZP LH Thread	1

Boom Cables

PART NUMBER	DESCRIPTION	QTY.
GA5000073	Cable, 10mm, Solid core, Heavy duty, Galvanised	See below.
	Suit steel inner 3426mm - Cable cut length (Eye to eye length 6520mm)	6170mm
	Suit steel inner 3917mm - Cable cut length (Eye to eye length 7500mm)	7150mm
	Suit steel inner 5001mm - Cable cut length (Eye to eye length 9300mm)	9650mm
GA5000215	Thimble, Cable, suit 11 - 12mm	4
GA5005391	Ferrule, Aluminium, 40 long x 4.5mm wall	4
GA5001965	Heat Shrink 25.4mm Black x 120mm long	4

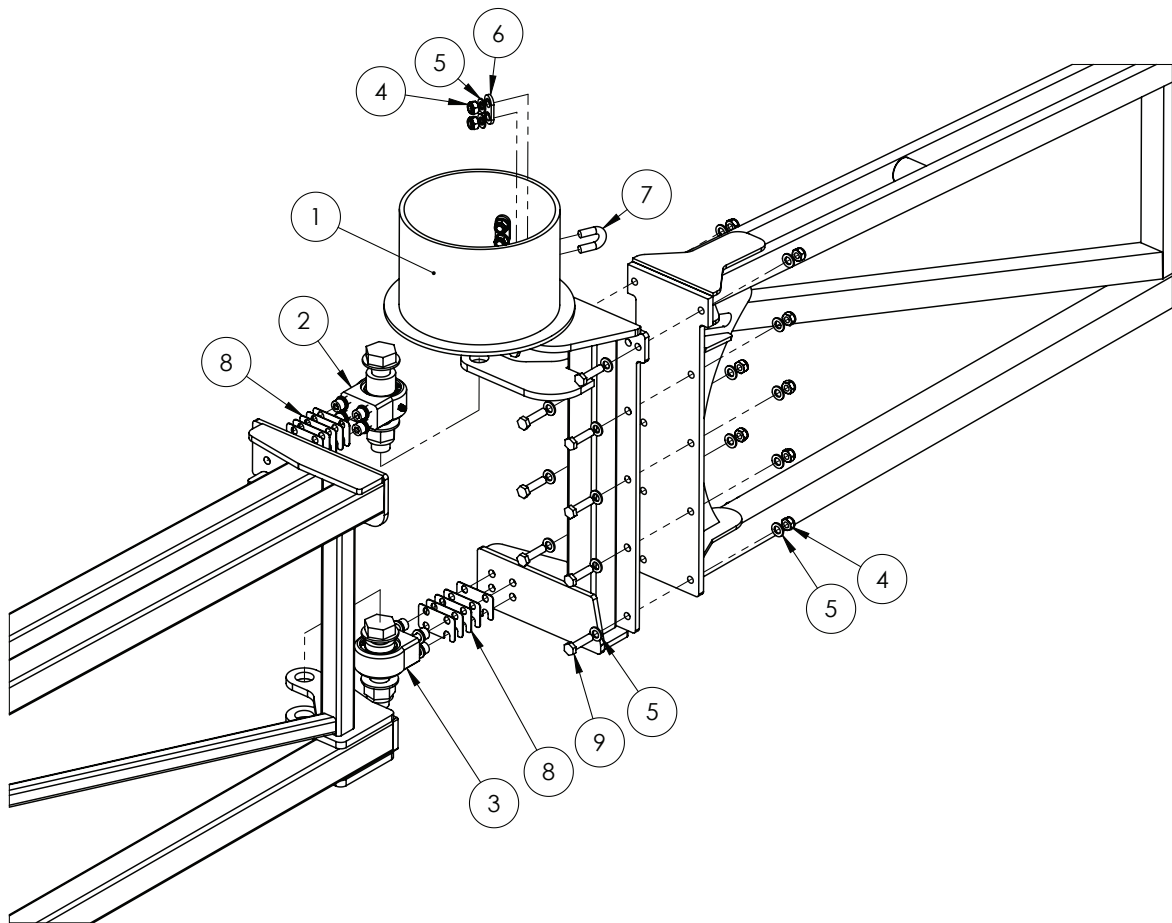


NOTE: Cable cut lengths are 350 mm longer than eye to eye measurement.

PRE-MADE FORM - SPECIFIC FITMENT 18-24M

PART NUMBER	DESCRIPTION	QTY.
GA4932465	Boom Cable 18-24m Delta suit dual springs	2

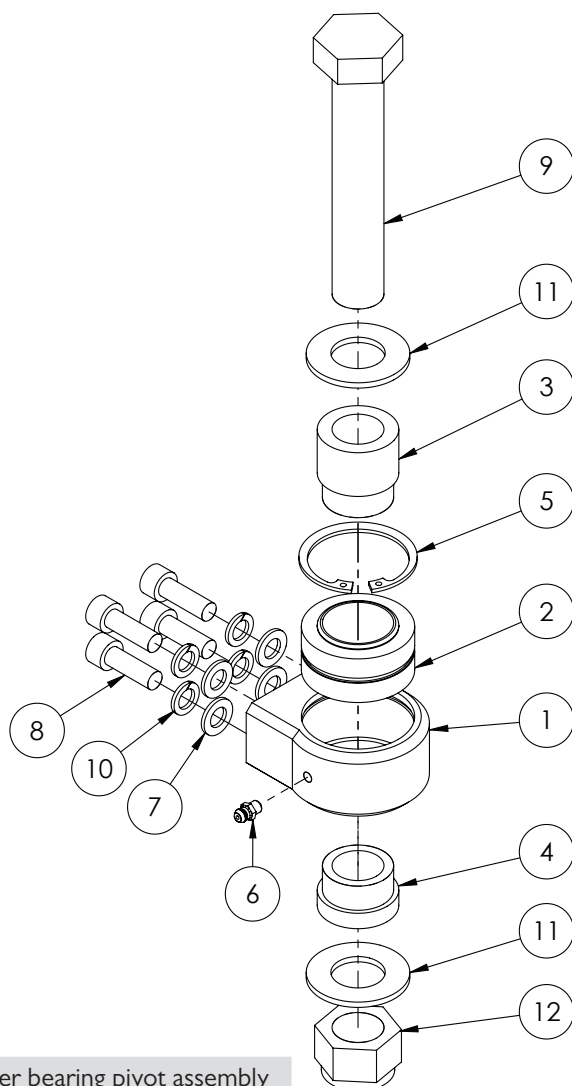
Cable Drum



ITEM NO.	PART NUMBER	DESCRIPTION	QTY.
1	GA4657745	Delta boom drum hinge heavy LH	1
	GA4657740	Delta boom drum hinge heavy RH	1
	GA4657785	Delta Boom Cable Drum 12-21m LH (2016)	1
	GA4657780	Delta Boom Cable Drum 12-21m RH (2016)	1
2	GA4932346*	Upper Bearing Pivot	1
3	GA4932347*	Lower Bearing Pivot	1
4	GA5000141	Nut M10 Nyloc ZP	14
5	GA5000117	Washer 10mm Flat SS HD	24
6	F70266A	U bolt, Cable clamp	2
7	GA5018247	U Bolt, Round top, M10 x 30 long x 24 mm wide	2
8	F70771A	Shim, 1mm, Cable drum pivot	10
9	GA5006071	Bolt M10 x 40 ZP GR10.9	10

* Sub-assembly on following pages

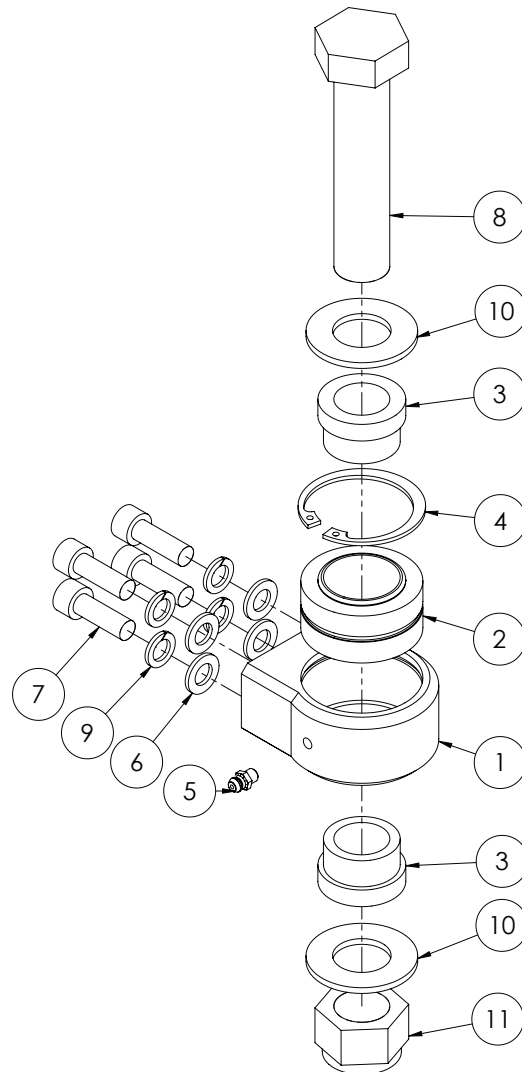
Upper Bearing Pivot



GA4932340 Upper bearing pivot assembly

ITEM NO.	PART NUMBER	DESCRIPTION	QTY.
1	MACH0123	12-24m boom hinge block (bolt on)	1
2	GA5015659	Spherical bushing 1 3/8"	1
3	MACH0119	Short centre pivot bushs	1
4	DB-ADJ-02	Bush, Short, 40 OD x 25.5 ID x 23.75 mm long	1
5	GA5010573	55mm internal circlip	1
6	GA5012203	Grease nipple, Short, 1/4" UNF	1
7	GA5000117	Washer 10mm Flat SS HD	4
8	GA5006129	SHCS M10 x 30 GR12.9 ZP	4
9	GA5006041	Bolt 1" UNF 14 TPI x 5 1/2" GR8 ZP	1
10	GA5000137	Washer 10mm Spring SS	4
11	GA5017659	Washer 1 Flat ZP HD (5mm thick)	2
12	GA5012445	Nut, 1" UNF, 14 TPI, Nyloc, ZP	1

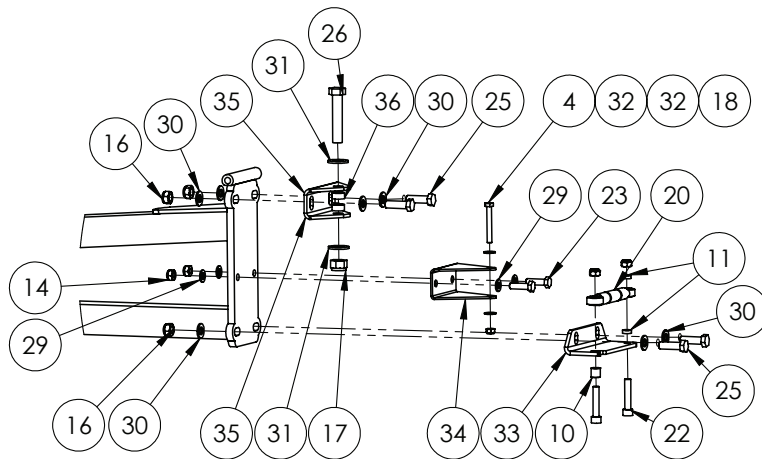
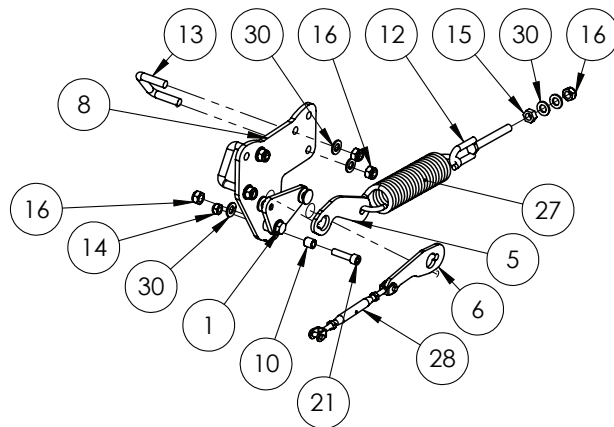
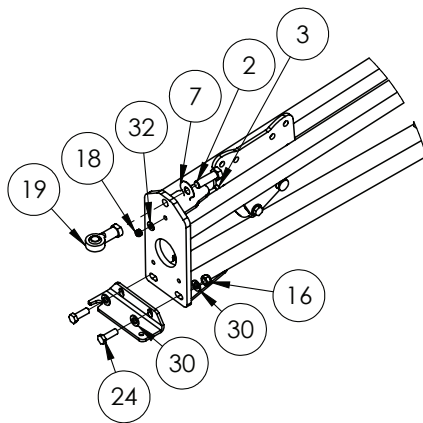
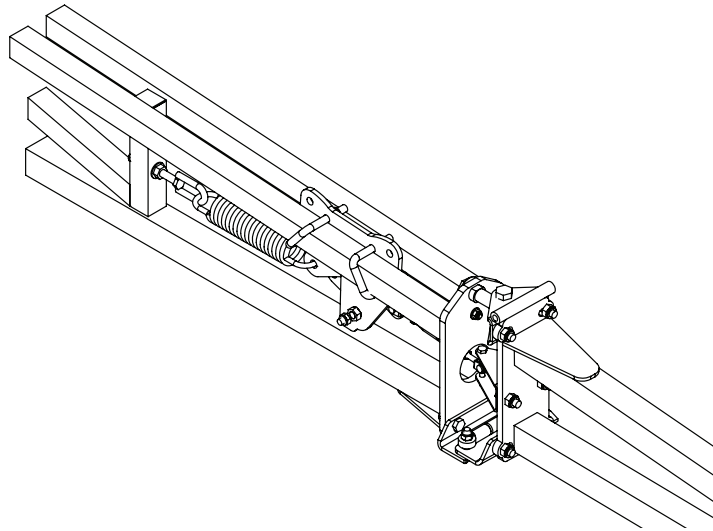
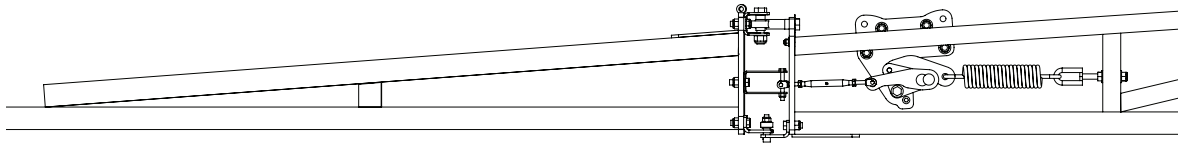
Lower Bearing Pivot



GA4932345 Lower bearing pivot assembly

ITEM NO.	PART NUMBER	DESCRIPTION	QTY.
1	MACH0123	12-24m Boom hinge block (bolt on)	1
2	GA5015659	Spherical bushing 1 3/8"	1
3	DB-ADJ-02	Bush, Short, 40 OD x 25.5 ID x 23.75 mm long	2
4	GA5010573	55mm internal circlip	1
5	GA5012203	Grease nipple, Short, 1/4" UNF	1
6	GA5000117	Washer 10mm Flat SS HD	4
7	GA5006129	SHCS M10 x 30 GR12.9 ZP	4
8	GA5006039	Bolt 1" UNF 14 TPI x 4 1/2", ZP GR8	1
9	GA5000137	Washer 10mm Spring SS	4
10	GA5017659	Washer 1 Flat ZP HD (5mm thick)	2
11	GA5012445	Nut, 1" UNF, 14 TPI, Nyloc, ZP	1

Delta - 3D Breakaway

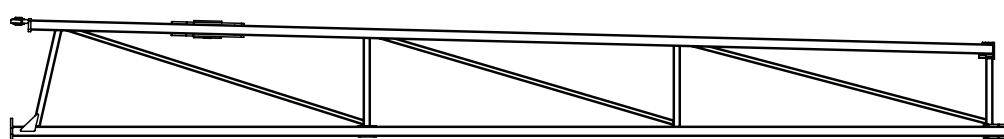
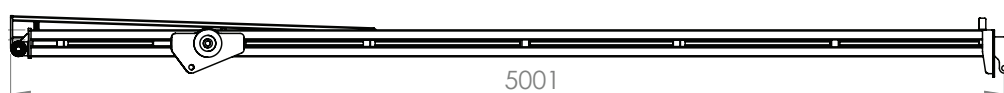
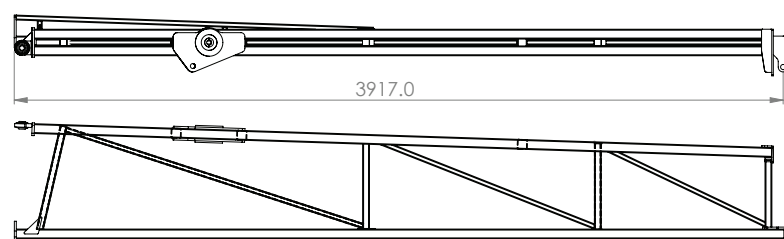
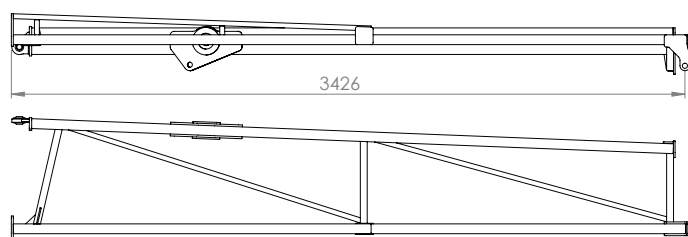


Continued over page

Delta - 3D Breakaway

ITEM NO.	PART NUMBER	DESCRIPTION	QTY.
1	GA5011239	BOLT M12 X 50 GR 8.8 ZP	1
2	GA5000931	BOLT M16 X 50 GR8.8 ZP	1
3	GA5004713	BOLT M8 X 25 SS A2-70	1
4	GA5011489	BOLT M8 X 60 GR8.8 ZP	1
5	GA4532565	BREAKAWAY MK3 SPRING PLATE	1
6	GA4532590	BREAKAWAY MK3 TURNBUCKLE PLATE	1
7	GA4522485	BREAKAWAY ROSE END LOCK PLATE	1
8	GA4656115-01	BREAKAWAY LOCKING MECHANISM SUBASSY 1	1
9	GA4656115-02	BREAKAWAY LOCKING MECHANISM SUBASSY 2	1
10	GA4552075	CRUSH TUBE, 10.2 ID X 15 OD X 15 mm LONG	2
11	GA4552080	CRUSH TUBE, 10.2 ID X 15 OD X 5 mm LONG	2
12	GA5008545	EYE BOLT, BOLT M12 X 100, EYE 63mm X 18mm	1
13	GA5011243	M12X50X50 SQUARE TOP U BOLT	2
14	GA5051445	NUT M10 NYLOC SS	5
15	GA5000559	NUT M12 HEX ZP	1
16	GA5012461	NUT M12 NYLOC ZP	12
17	GA5001029	NUT M16 NYLOC ZP	1
18	GA5052590	NUT M8 NYLOC SS	2
19	GA5014469	ROD END FEMALE 16mm	1
20	GA4902060-3	RODEND SUBASSEMBLY	1
21	GA5006141	SHCS M10 X 40 GR12.9 ZP	1
22	GA5049990	SHCS M10 X 50 GR 12.9 ZP	2
23	GA5015011	SET SCREW M10 X 35	2
24	GA5000311	SET SCREW M12 X 35 GR 8.8 ZP	2
25	GA5000319	SET SCREW M12 X 40 GR8.8 ZP	4
26	GA5011307	SET SCREW M16 X 80 GR8.8 ZP	1
27	GA5016605	SPRING, TENSION, 51.5 OD X 260 LONG X 8mm, BREAKAWAY	1
28	GA5066930	TURNBUCKLE JAW & JAW M8 SS	1
29	GA5000117	WASHER 10mm FLAT SS HD	4
30	GA5000577	WASHER 12mm FLAT SS HD	20
31	GA5001043	WASHER 16mm FLAT SS HD	2
32	GA5003643	WASHER 8mm FLAT SS HD	3
33	GA4502105	BRACKET LOWER SUIT BREAKAWAY HINGE	2
34	GA4502100	BRACKET MIDDLE BREAKAWAY HINGE	1
35	GA4502095	BRACKET UPPER BREAKAWAY HINGE	1
36	GA4552070	CRUSH TUBE 16.2X20.5X9.5	2

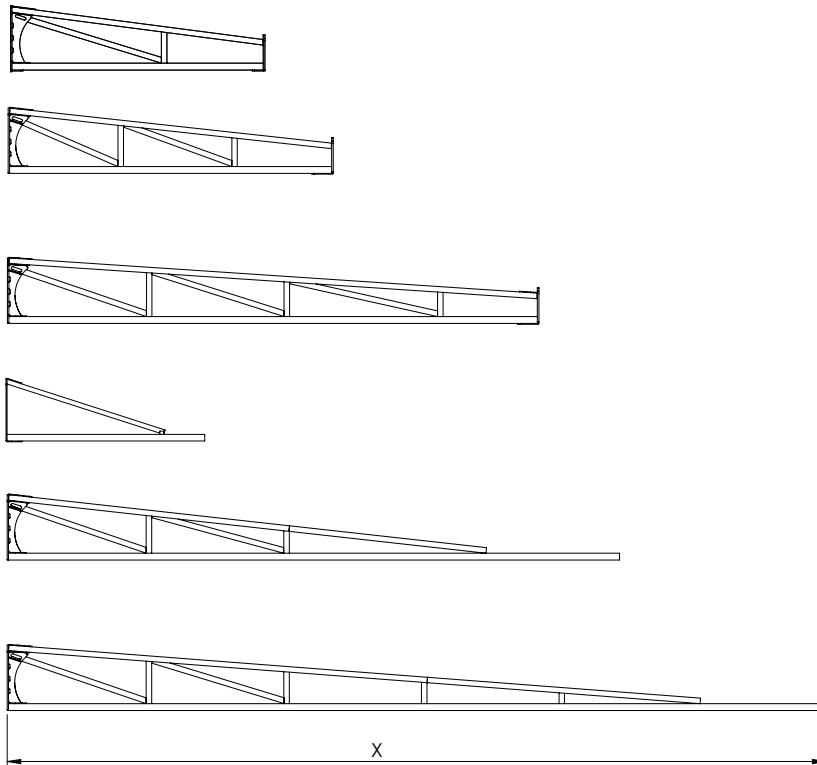
Inner Wings - Steel



PART NUMBER	DESCRIPTION
GA4657730	Inner delta boom 12 - 18m heavy RH (3426mm long)
GA4657735	Inner delta boom 12 - 18m heavy LH (3426mm long)
GA4600405	Delta Boom Inner, LH, 4m suit 18m Booms (3917mm)
GA4600410	Delta Boom Inner, RH, 4m suit 18m Booms (3917mm)
GA4657720	Inner delta boom 21-24m heavy RH (5001mm long)
GA4657725	Inner delta boom 21-24m heavy LH (5001mm long)

NOTE: Pre-2016 18 metre breakaway equipped booms use inner wings: GA4657730, GA4657735.
2016 and onward 18 metre breakaway equipped booms use inner wings: GA4600405, GA4600410.

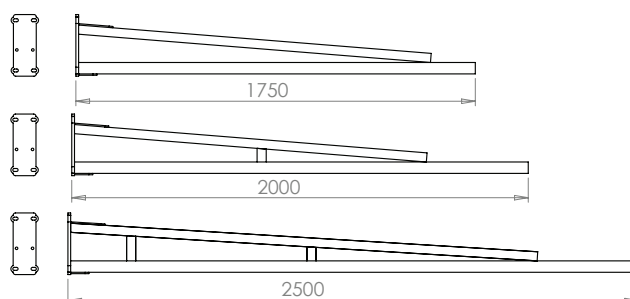
Outer Wings - Steel & Aluminium



PART NUMBER	DESCRIPTION
GA4661630	Delta Boom 18m, Outer, Aluminium, St Arnaud suit breakaway (1837mm long)
GA4656056	Delta 21m aluminium outer wing suit breakaway (2362mm long)
GA4656055	Delta 24m aluminium outer wing suit breakaway (3862mm long)
GA4655920	Delta 12m steel outer wing (1500mm long)
GA4657770	Delta 18-21m aluminium outer wing (4450mm long)
GA4655935	Delta 24m aluminium outer wing (5950mm long)

NOTE: Pre-2016 18 metre breakaway equipped booms use outer wings: GA4656056.
2016 and onward 18 metre breakaway equipped booms use outer wings: GA4661630.

Aluminium Break Away Tip

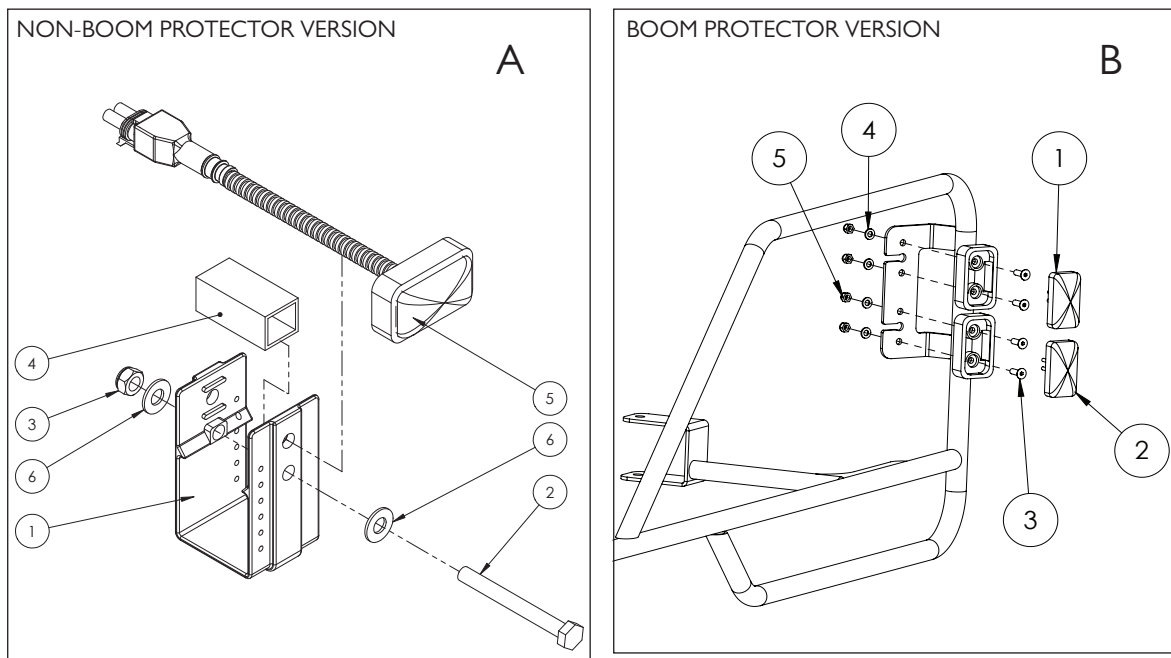


PART NUMBER	DESCRIPTION
GA4656122	Boom breakaway end - 1750 mm
GA4656120	Boom breakaway end - 2000 mm
GA4656121	Boom breakaway end - 2500 mm

Chapter 15

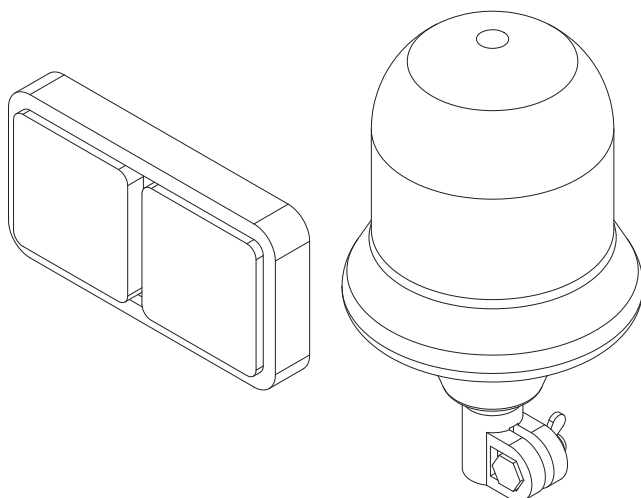
ELECTRICS

Lighting - Boom Tip LEDs



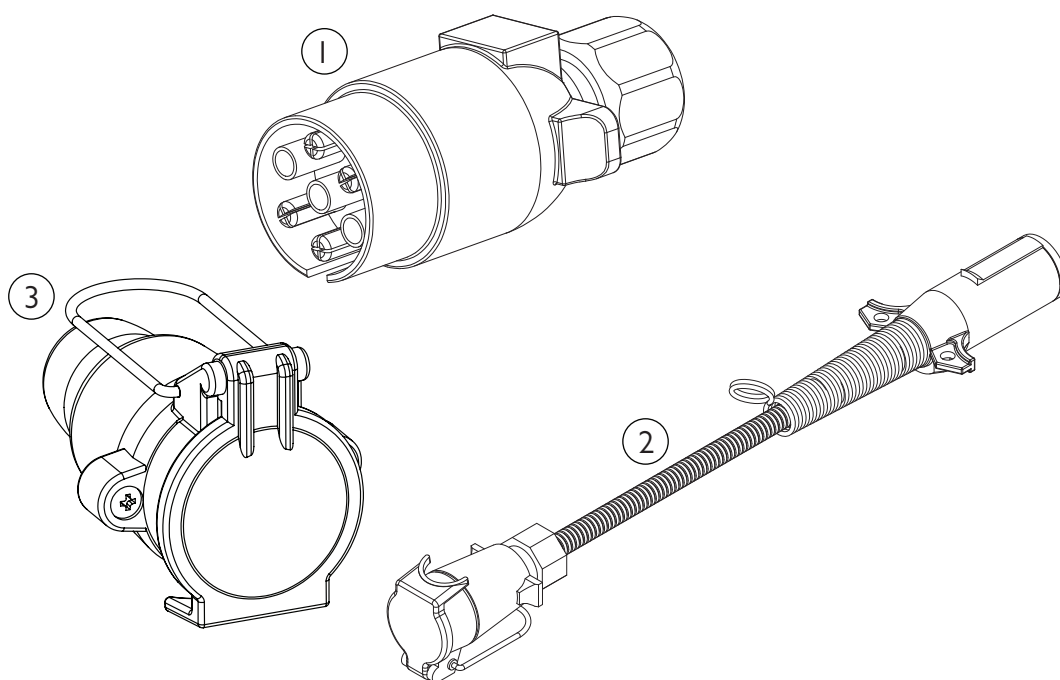
ITEM NO.	PART NUMBER	DESCRIPTION	QTY.
1A	GA5018259	Nozzle bracket, plastic, U shape	1
2A	GA5052600	Bolt M8 x 75 SS A2-70	1
3A	GA5004917	Nut M8 Nyloc ZP	1
4A	GA5066965	Spacer, square, plastic, 21 x 24 x 50mm, suits nozzle brackets	1
5A	GA5060056	Clearance light with connector, Red LED	1
6A	GA5003643	Washer 8mm Flat SS HD	2
1B	GA5060057	Clearance light with connector, Orange LED	1
2B	GA5060056	Clearance light with connector, Red LED	1
3B	GA5051230	CSCS M5 x 16 SS A2-70	4
4B	GA5003983	Washer 5mm Flat SS	4
5B	GA5003975	Nut M5 Nyloc SS	4

Lighting - Tail Light & Beacon



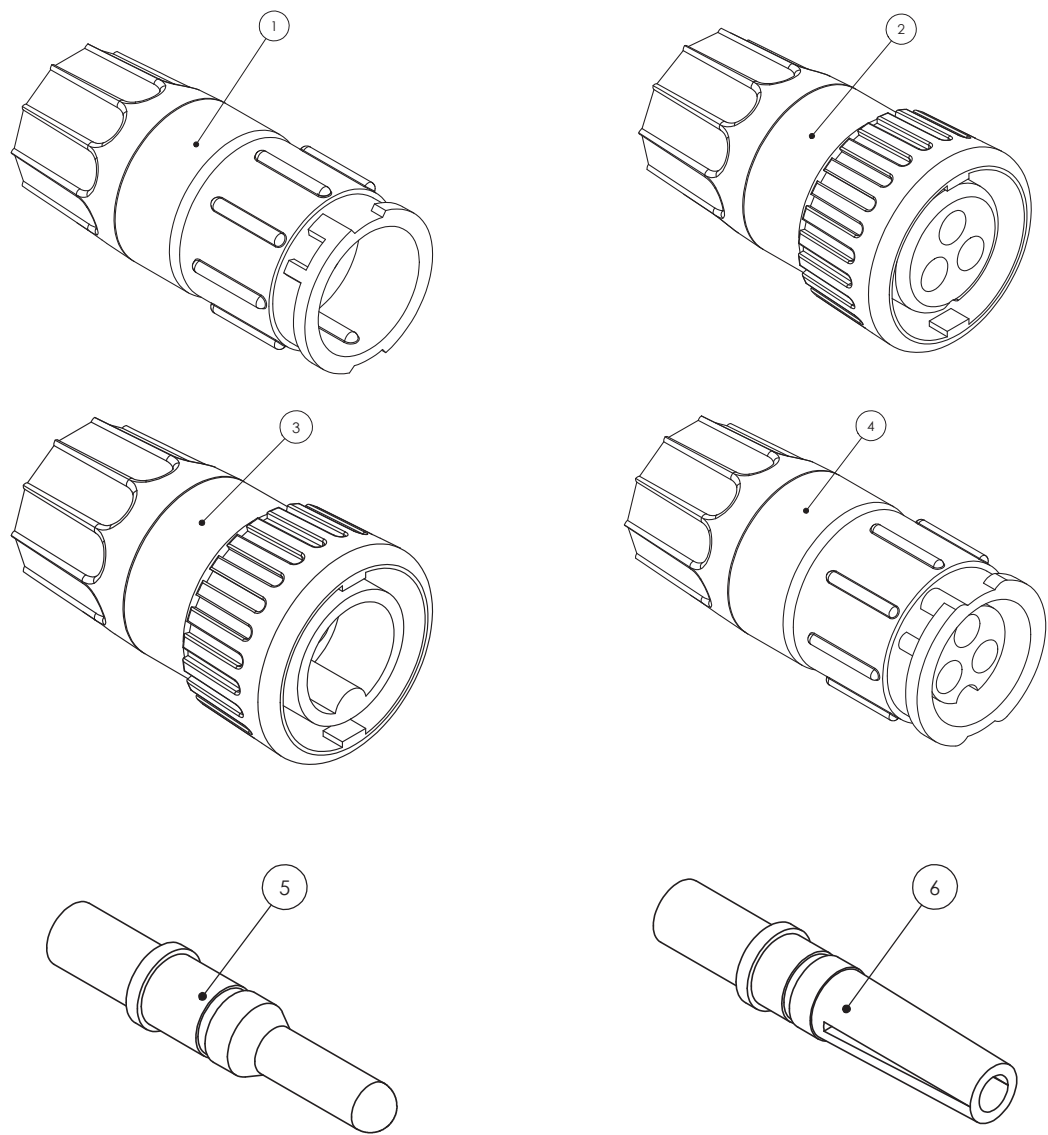
PART NUMBER	DESCRIPTION
GA5018786	Lamp, LED, 12V, Brake / tail light / indicator, 190 x 100mm
GA5048975	Beacon, Rotating, Amber, DIN A pole mount, H1 globe

Electrical Components



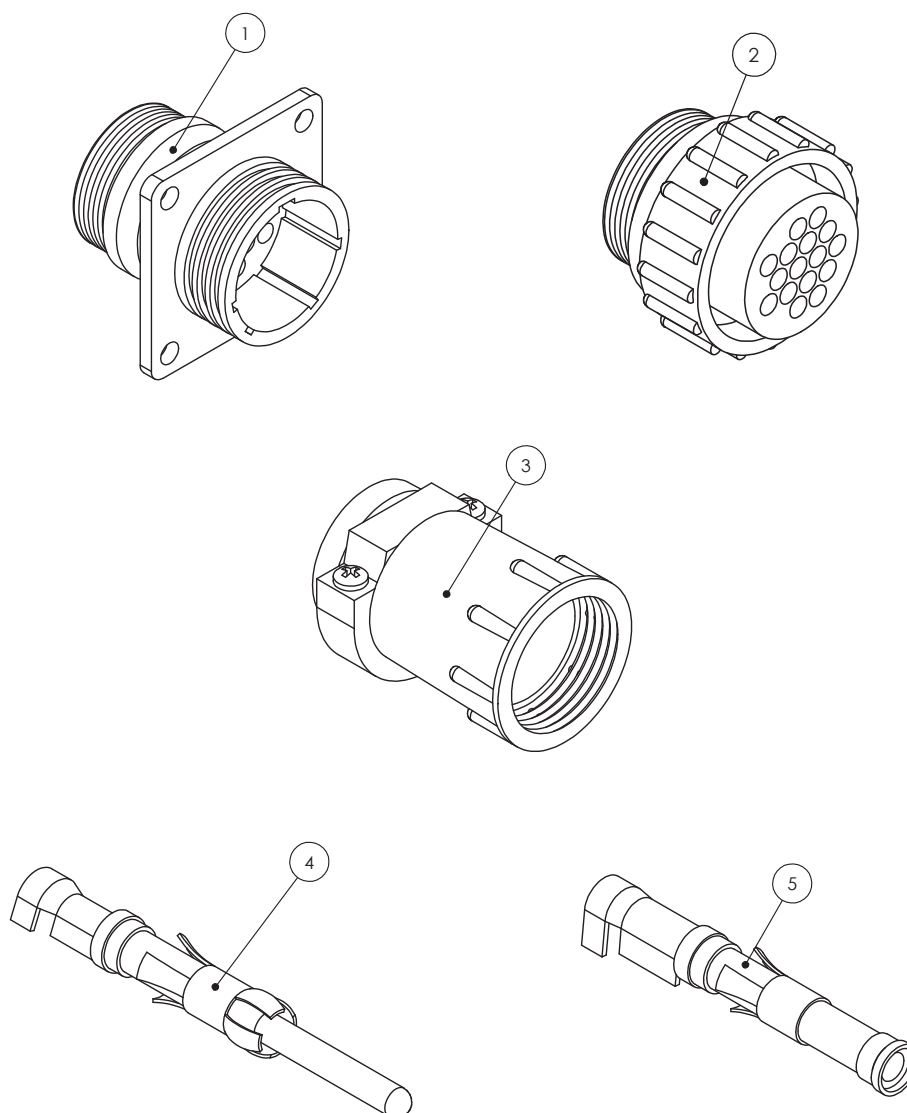
ITEM NO.	PART NUMBER	DESCRIPTION
1	GA5004477	Plug, 7 pin trailer type, Male, Plastic
2	GA5060350	Electrical harness, Adaptor, 7 pin female trailer plug to North American style male trailer plug
3	GA5004479	7 Pole Remote Base

Electrical Connectors - AMP



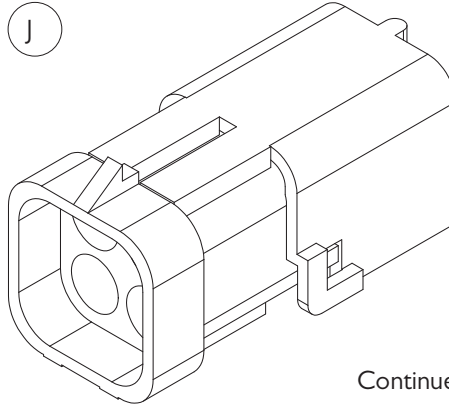
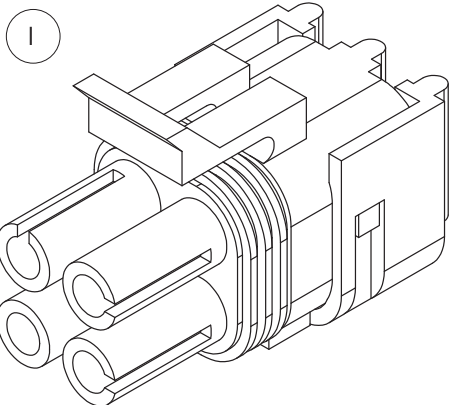
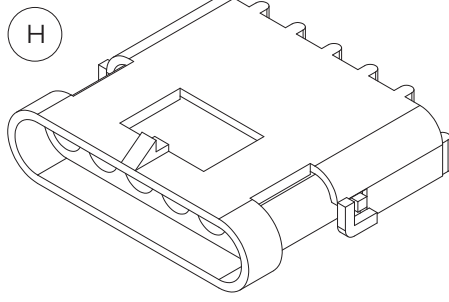
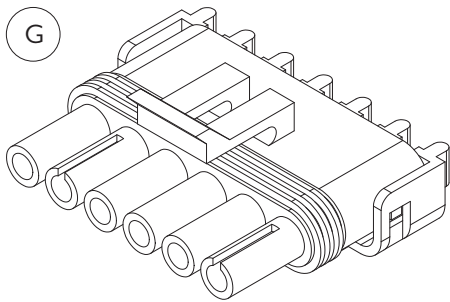
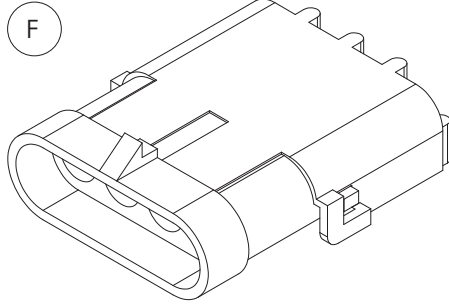
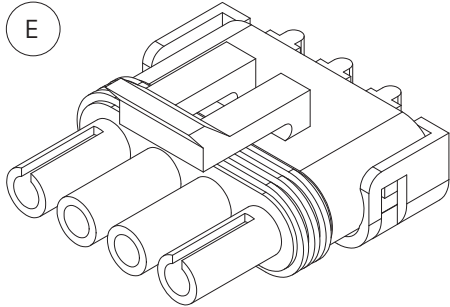
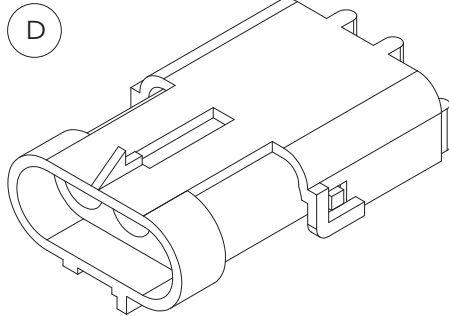
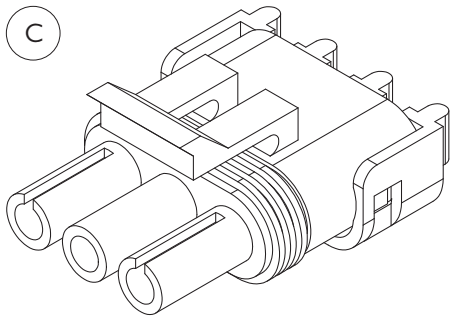
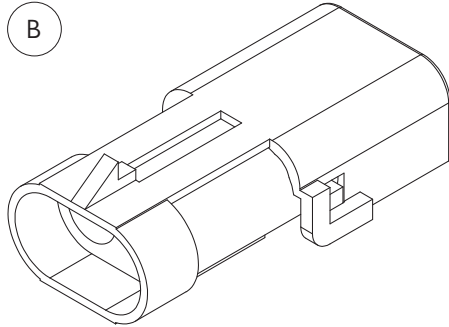
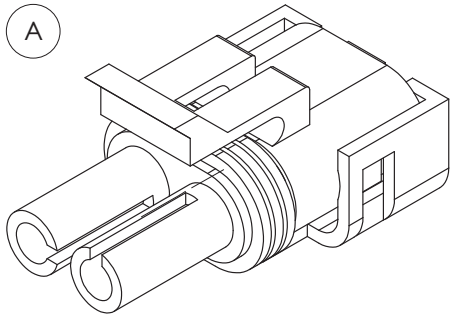
ITEM NO.	PART NUMBER	DESCRIPTION
1	GA5076921	Connector, 3 Pin kit, Flow Meter, Including Male Pins, Raven
2	GA5076922	Connector, 3 Pin kit, Flow Meter, Including Female Pins, Raven
3	GA5076920	Connector, 3 Pin Kit, Speed Sensor, including Male Pins, Raven
4	GA5076923	Connector, 3 Pin kit, Speed Sensor, Including Female Pins, Raven
5	GA5076927	Pin, 16-20 Gauge, Male, Suit Speed Sensor - Flow Meter, Raven
6	GA5076928	Pin, 16-20 Gauge, Female, Suit Speed Sensor - Flow Meter, Raven

Electrical Connectors - AMP



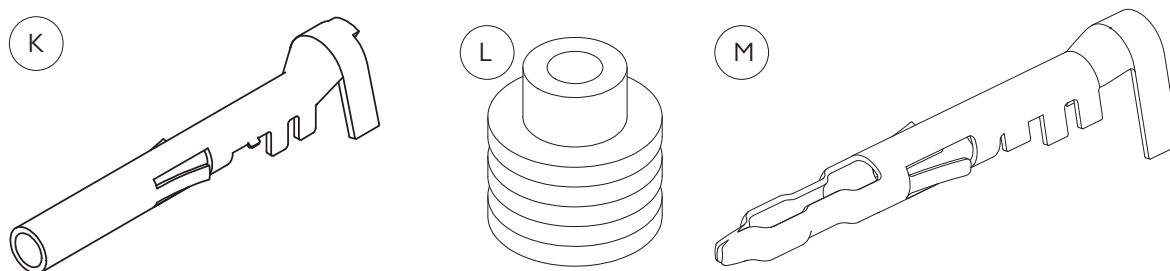
ITEM NO.	PART NUMBER	DESCRIPTION
1	GA5076924	Connector, 16 Pin AMP, Square Flange, Suit Male Pins, Raven
2	GA5076925	Connector, 16 Pin AMP, Suit Female Pins, Raven
3	GA5049175	Connector, Backing Shell, Suit 16 Pin AMP, Raven
4	GA5048905	Pin, 14-18 Gauge Gold, Male, Suit 16 Pin AMP
5	GA5048900	Pin, 14-18 Gauge Gold, Female, Suit 16 Pin AMP
-	GA5020785	Connector, 37 Pin AMP, Male, Raven
-	GA5020780	Connector, 37 Pin AMP, Female
-	GA5020560	Connector, Backing Shell 23, Suit 37 Pin AMP, Standard size

Electrical Connectors - Weather Pack



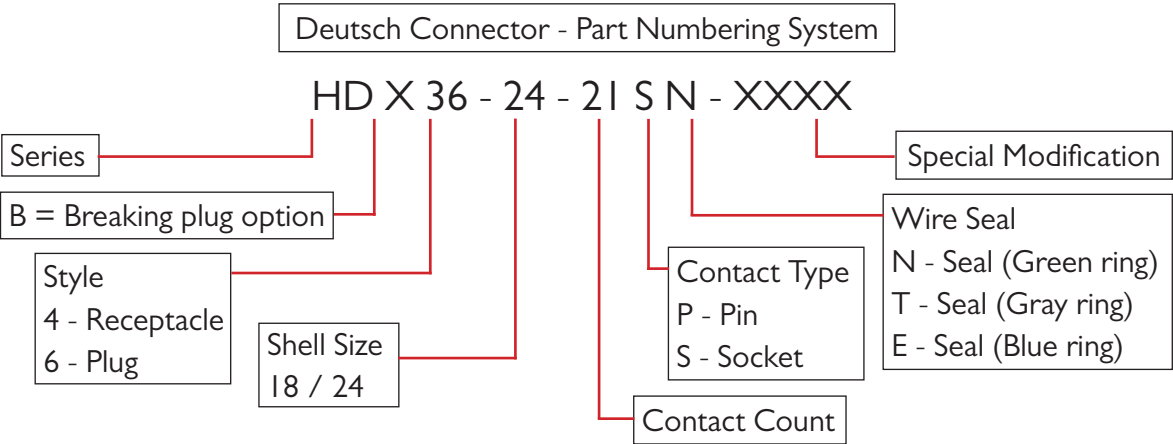
Continued over page

Electrical Connectors - Weather Pack




ITEM NO.	PART NUMBER	DESCRIPTION
A	GA5001351	Connector, Male, 2 Pin, Weather pack
B	GA5007381	Connector, 2 pin, Female, Weather pack
C	GA5002211	Connector, Male, 3 pin, Weather pack
D	GA5048550	Connector, Female, 3 Pin, Weather pack
E	GA5007385	Connector, Male, 4 pin, Weather pack
F	GA5007383	Connector, Female, 4 pin, Flat, Weather pack
G	GA5004009	Connector, Male, 6 pin, Weather pack
H	GA5048510	Connector, Female, 6 pin, Weather pack
I	GA5049000	Connector, Female, 4 pin, Square, Weather pack
J	GA5050805	Connector, Male, 4 pin, Square, Weather pack
K	GA5016619	Pin, Female, Sealed, Weather pack, Wire 1.0 - 2.0mm
L	GA5014857	Seal, Green, Weather pack connector, Wire from 2.03 - 2.85mm
M	GA5016617	Pin, Male, Sealed, Weather pack, Wire 1.0 - 2.0mm
-	GA5049685	Boot, Weather pack, Suit 2 pin connector
-	GA5049690	Boot, Weather pack, Suit 3 pin connector

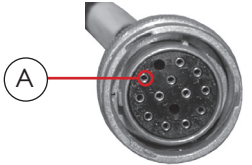
Electrical Connectors - Deutsch




ITEM	PART NUMBER	DESCRIPTION
-	GA5002671	HD34-18-14PN Connector (14 Pin)
A	GA5061240	Pin, Male, Solid, Nickel, Number 16



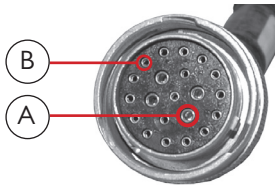
ITEM	PART NUMBER	DESCRIPTION
-	GA5002663	HD36-18-14SN Connector (14 Socket)
A	GA5061230	Socket, Female, Solid, Nickel, Number 16



ITEM	PART NUMBER	DESCRIPTION
-	GA5002675	HD34-24-21PN Connector (21 Pin)
A	GA5061260	Pin, Male, Solid, Nickel, Number 12
B	GA5061240	Pin, Male, Solid, Nickel, Number 16

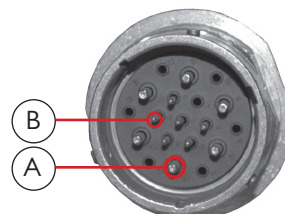


ITEM	PART NUMBER	DESCRIPTION
-	GA5002655	HD36-24-21SN Connector (21 Socket)
A	GA5061270	Socket, Female, Solid, Nickel, Number 12
B	GA5061230	Socket, Female, Solid, Nickel, Number 16




Electrical Connectors - Deutsch


ITEM	PART NUMBER	DESCRIPTION
-	GA5021315	HD34-24-19PN Connector (19 Pin)
A	GA5061260	Pin, Male, Solid, Nickel, Number 12
B	GA5061240	Pin, Male, Solid, Nickel, Number 16



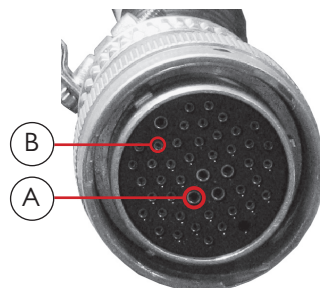
ITEM	PART NUMBER	DESCRIPTION
-	GA5021310	HD36-24-19SN-059 Connector (19 Socket)
A	GA5061270	Socket, Female, Solid, Nickel, Number 12
B	GA5061230	Socket, Female, Solid, Nickel, Number 16



ITEM	PART NUMBER	DESCRIPTION
-	GA5062635	HD34-24-47-PE Connector (47 Pin)
A	GA5061240	Pin, Male, Solid, Nickel, Number 16
B	GA5061200	Pin, Male, Solid, Nickel, Number 20



ITEM	PART NUMBER	DESCRIPTION
-	GA5062640	HD36-24-47-SE-059 Connector (47 Socket)
A	GA5061230	Socket, Female, Solid, Nickel, Number 16
B	GA5061210	Socket, Female, Solid, Nickel, Number 20



Electrical Connectors - Deutsch


PART NUMBER	DESCRIPTION
GA5020920	Plug for size 24 Connector with External Thread on Plug
GA5020910	Plug for size 18 Connector with External Thread on Plug



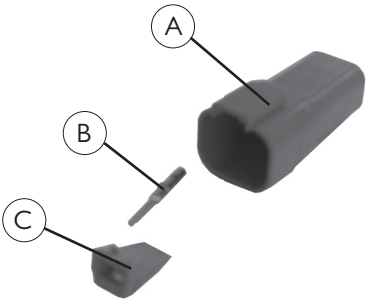
PART NUMBER	DESCRIPTION
GA5020925	Plug for size 24 Connector with External Thread on Connector
GA5020915	Plug for size 18 Connector with External Thread on Connector



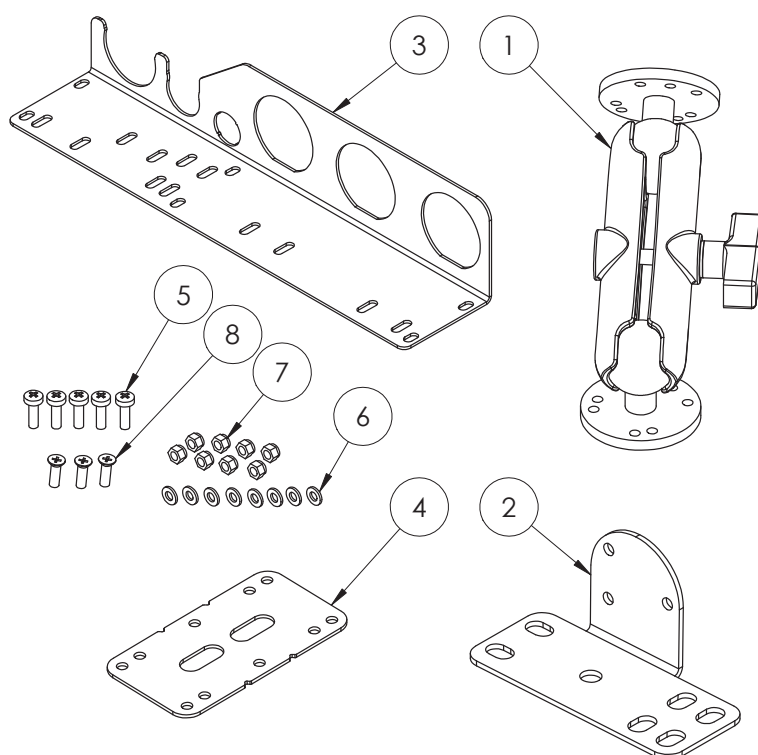
ITEM NO.	PART NUMBER	DESCRIPTION
A	GA5012399	Connector Lock Nut suit 24 shell
	GA5009887	Connector Lock Nut suit 18 shell
B	GA5017621	Connector Lock Washer suit 24 shell
	GA5009893	Connector Lock Washer suit 18 shell



ITEM NO.	PART NUMBER	DESCRIPTION
A	GA5013783	Housing (4 Pin)
B	GA5061240	Pin
C	GA5050765	Lock Wedge



Console Mounting Kit



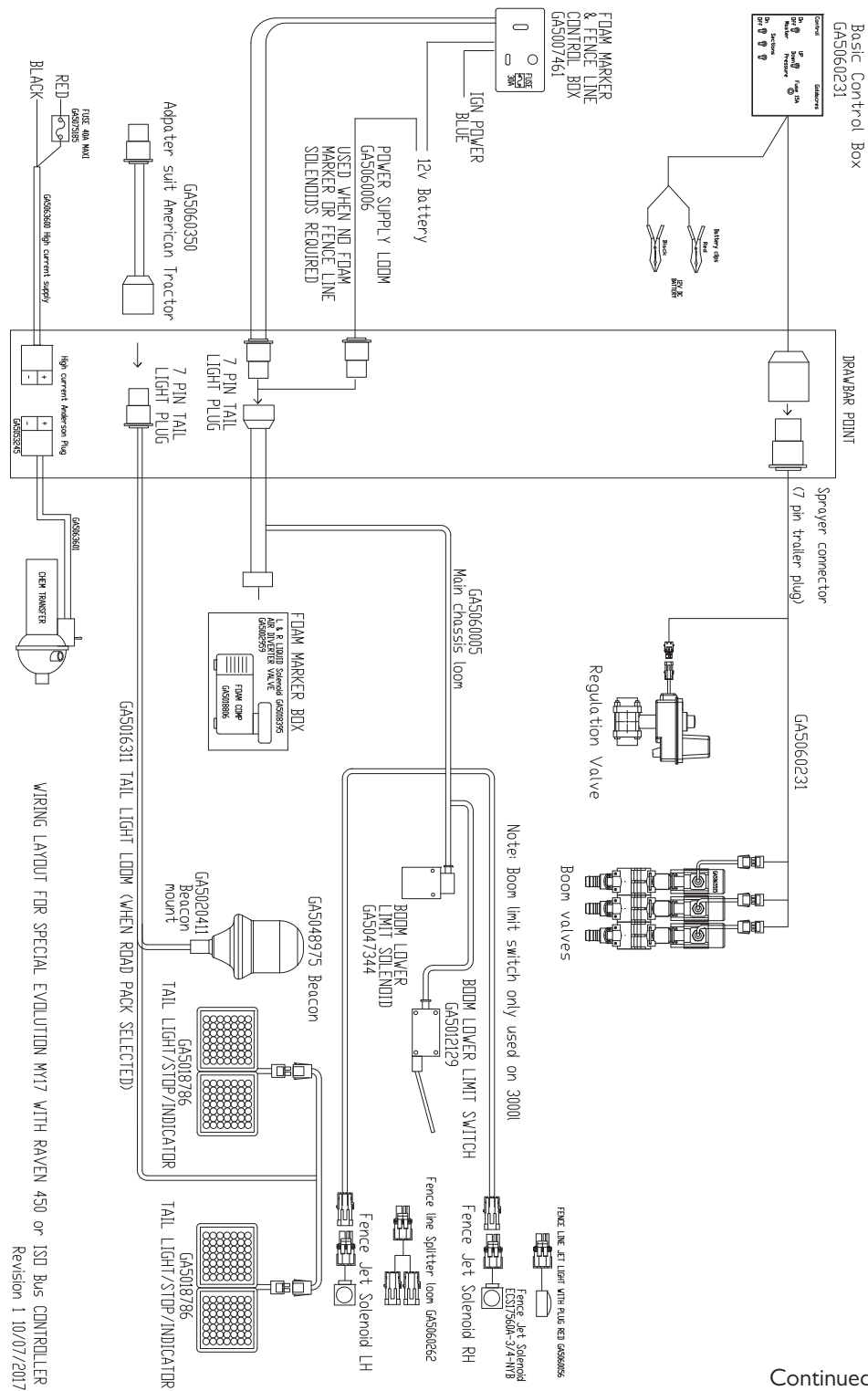
GA4903665 Complete console mounting kit

ITEM NO.	PART NUMBER	DESCRIPTION	QTY.
1	GA5020825	Universal Standard Mount RAM IOI	1
2	GA4522930	Tractor controller ram mount bracket	1
3	GA4523475	Loom support plate suit 440 and 4400	1
4	GA4523935	Control box dual mounting plate	1
5	GA5003976	M5 x 20mm Pan head Screw	5
6	GA5003983	Washer 5mm Flat SS	8
7	GA5003975	Nut M5 Nyloc SS	8
8	GA5051230	CSCS M5 x 16 SS A2-70	3

Chapter 16

SCHEMATICS

Electrical Layout - Basic Control Box



Continued over page

RAVEN SCS 450 CONSOLE
063017191 GAS075872

FDM MARKER & FENCE LINE CONTROL BOX
GAS007461

IGN POWER
BLUE

CONSOLE LOOM
1150159935
GAS076151

SPEED EXTENSION CABLE 12'
1150159932
GAS076111

OPTIONAL SPEED SENSOR EXTENSION CABLE 12' FT
1150159032 GAS076111

OPTIONAL CHASSIS CABLE EXTENSION 10' FT
115-0171-051 GAS076155

POWER SUPPLY LOOM
GAS060006
USED WHEN NO FDM MARKER OR FENCE LINE SOLENOIDS REQUIRED

MAGNETS (x4) RED, BLACK, RED, BLACK
6-25mm GAP

SENSOR
SPEED SENSOR 7 1/2" 063-017-419

SUPER MAGNET (SUITS W/ PUMPS)
GAS016169

PUMP SPEED SENSOR
Suit 440/450
1170171293
GAS076331

CHASSIS CABLE
1150171339
GAS076181

FLOW METER RPM 60P
GAS075873, 063-0171-793, STD PULSE
GAS075890, 063-0171-985, HIGH PULSE

EXTENSION CABLE
GAS075898
12' - 115-015-017 GAS076019
36' - 115071544 GAS076007

BDW SECTION VALVES
3 to 6 valve bank

FENCE LINE LFT LIGHT WITH BLUE RED
GAS060505

Fence Jet Solenoid RH
Fence Jet Solenoid
EC075600-3/4-W/3

Fence line Splitter loom
GAS060262

Fence Jet Solenoid LH

BDW LOWER LIMIT SWITCH
GAS012129

BDW LOWER LIMIT SOLENOID
GAS047344

FDM MARKER BOX
L & R LIQUID Solenoid GAS081895
AIR TRIGGER VALVE GAS082593
FDM CRIP GAS081896

GA5048975 Beacon

GA5020411 Beacon mount

GA5018786 TAIL LIGHT/STDP/INDICATOR

GA5018786 TAIL LIGHT/STDP/INDICATOR

GA506311 TAIL LIGHT LOOM (WHEN ROAD PACK SELECTED)

GA5060350 Adapter suit American Tractor

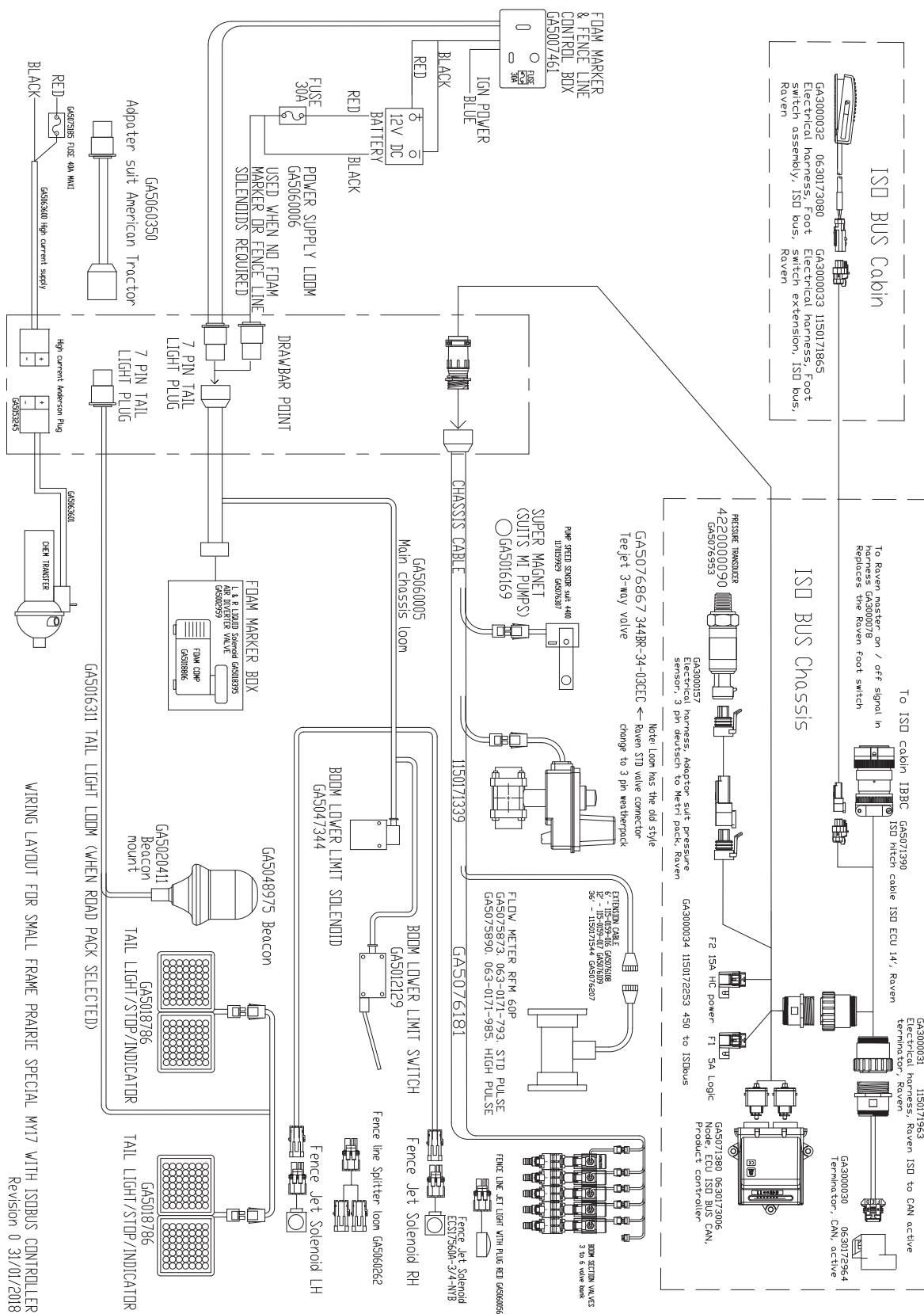
High current American Plug
GAS052451

DECO TRANSFER
GAS053601

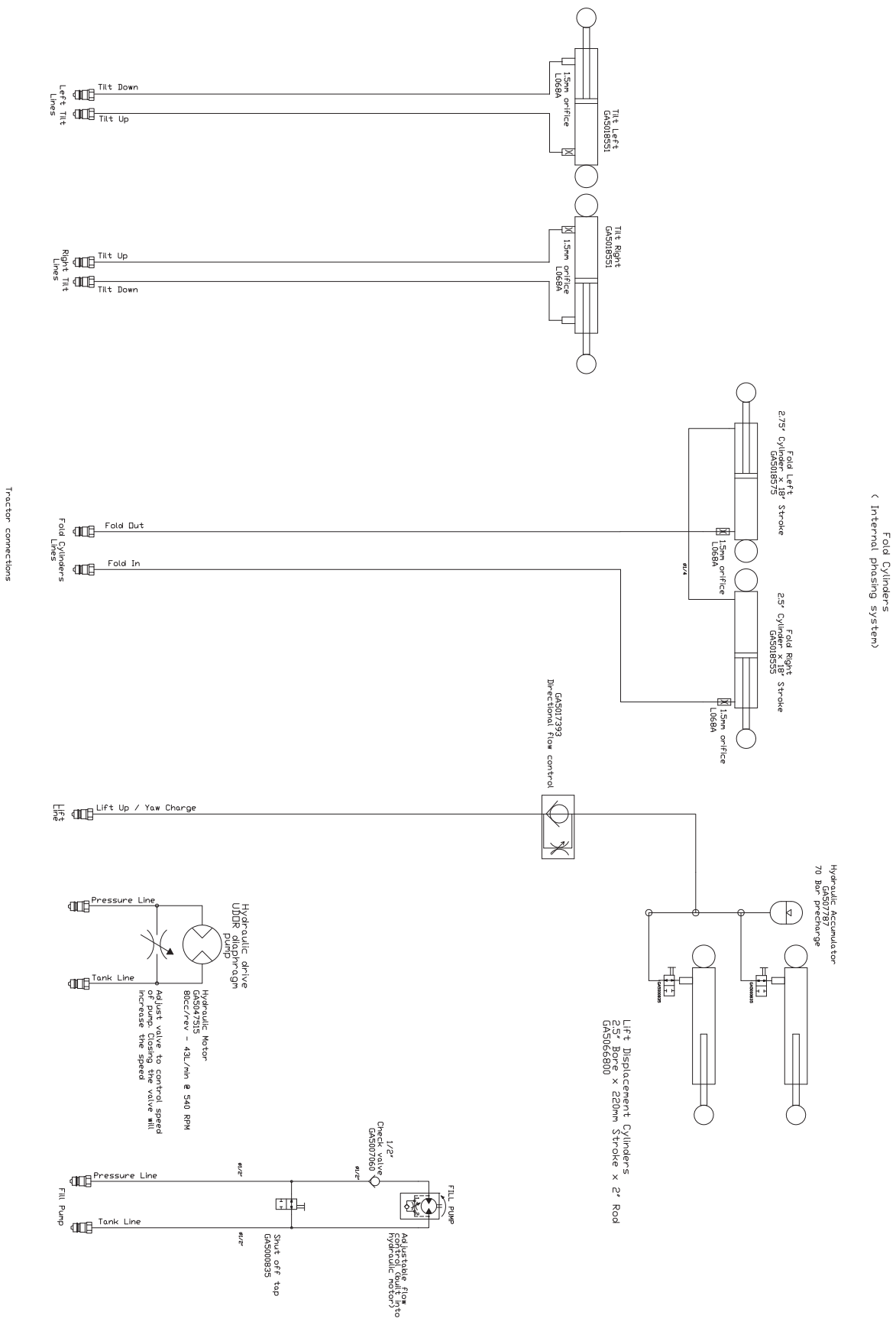
WIRING LAYOUT FOR SMALL FRAME PRAIRIE SPECIAL M17 WITH RAVEN 450 CONTROLLER
Revision 0 31/01/2018

Note: Loom has the old style Raven STD valve connector
change to 3 pin W/P
344BR-34-03CEC GAS076867
teejet 3-way valve

Electrical Layout - ISOBUS

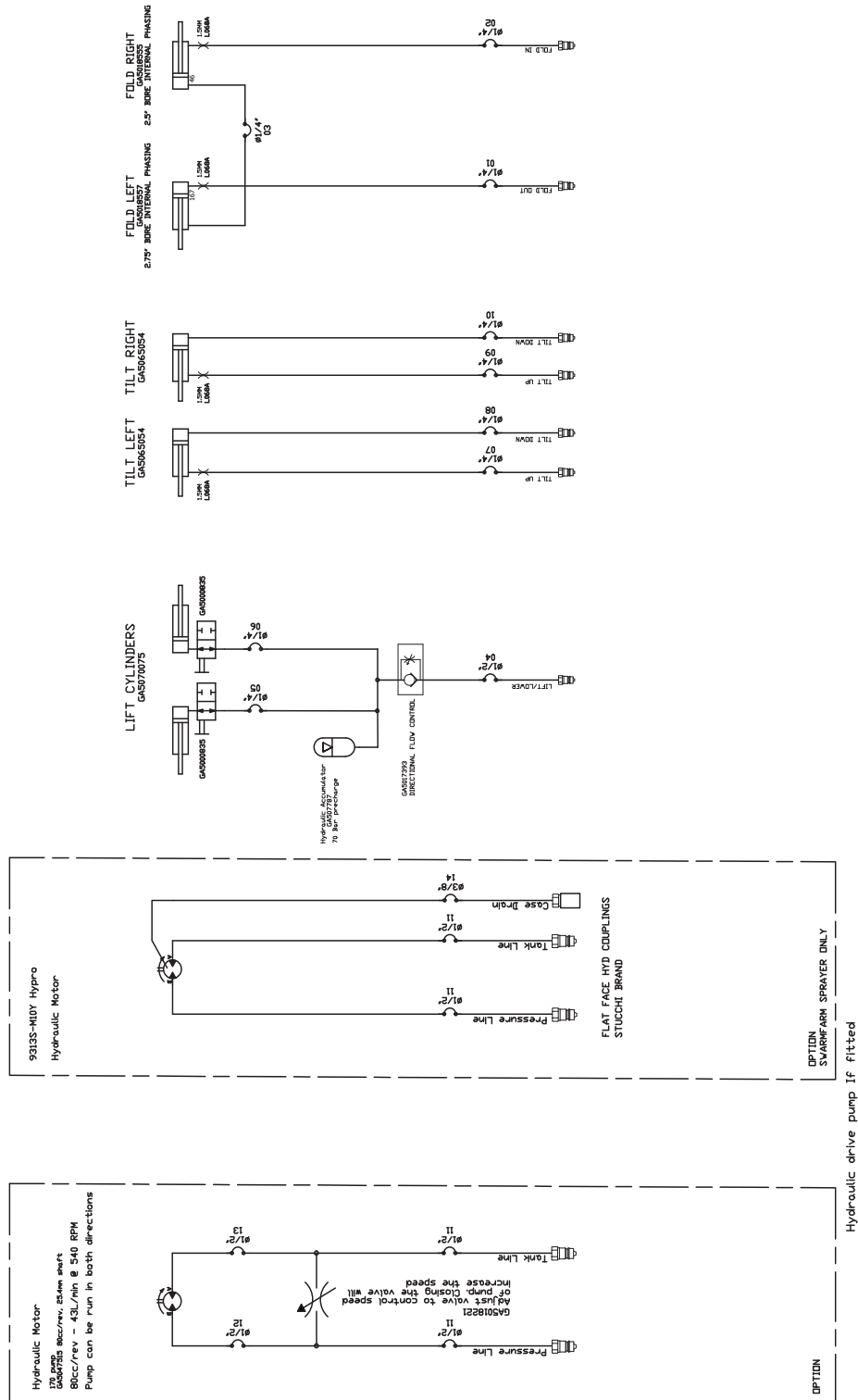


Hydraulics - I500L



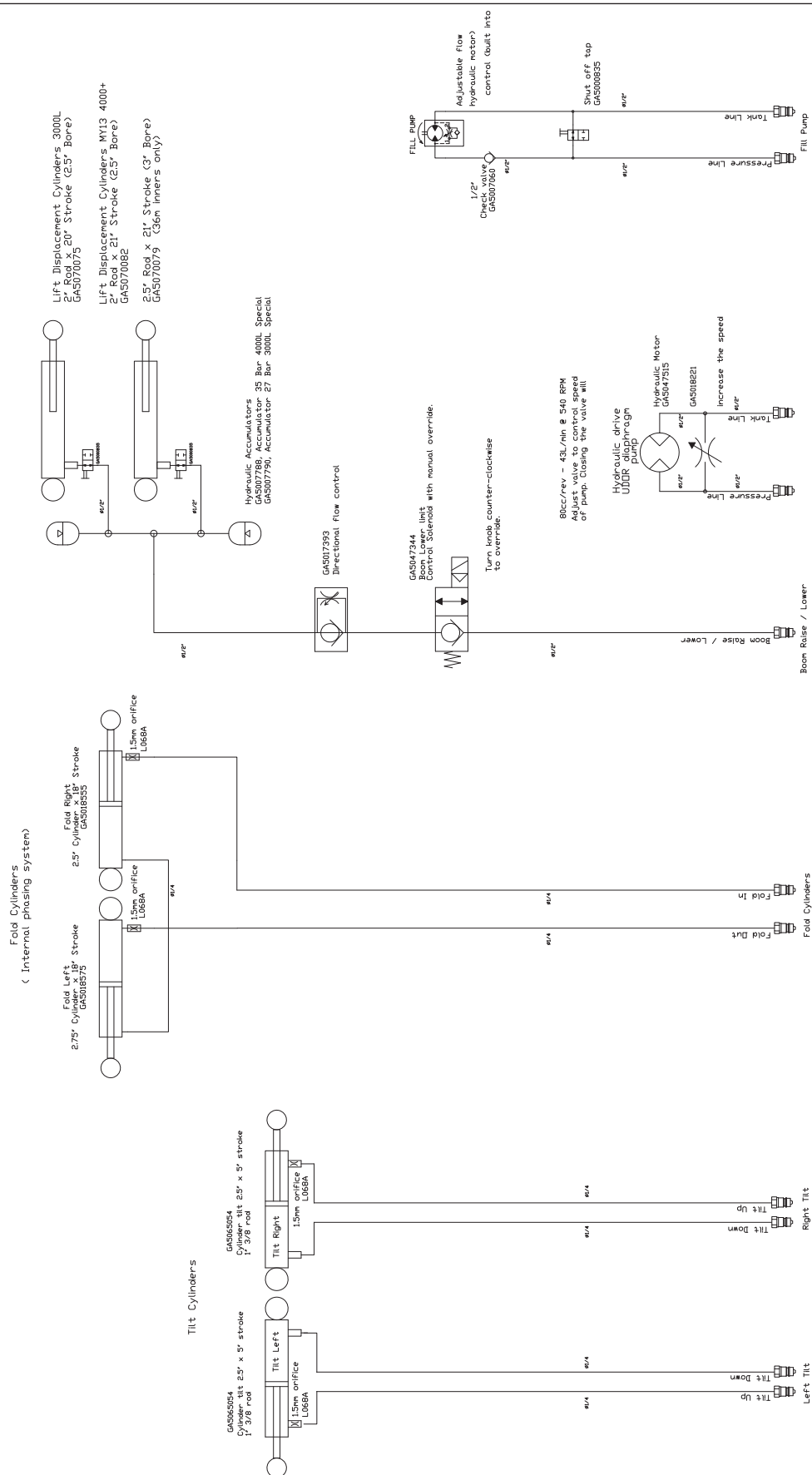
Tractor connections

Hydraulics - 2500L

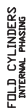


<p>GA7500048</p> <p> GOLDACRES</p>	<p>PRAIRIE SPECIAL 2500L WITH DELTA BOOM - TRACTOR REMOTES</p>	<p>REV 02</p>
--	--	---------------

Hydraulics - 3000L



Tractor connections



Part Number	Part Description
GA3501273	Fold Left 2.75" Cylinder x 18" Stroke
GA3501272	Fold Right 2.5" Cylinder x 18" Stroke

Tilt Left
GA5065051

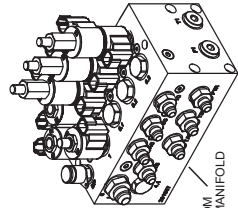
LIFT CYLINDERS
GA5070075

Hydraulic Accumulator
GAS07787
70 Bar precharge

Hydraulic Motor
170 and 260 mm

80cc/rev - 43L/min @ 540 RPM
Pump can be run in both directions

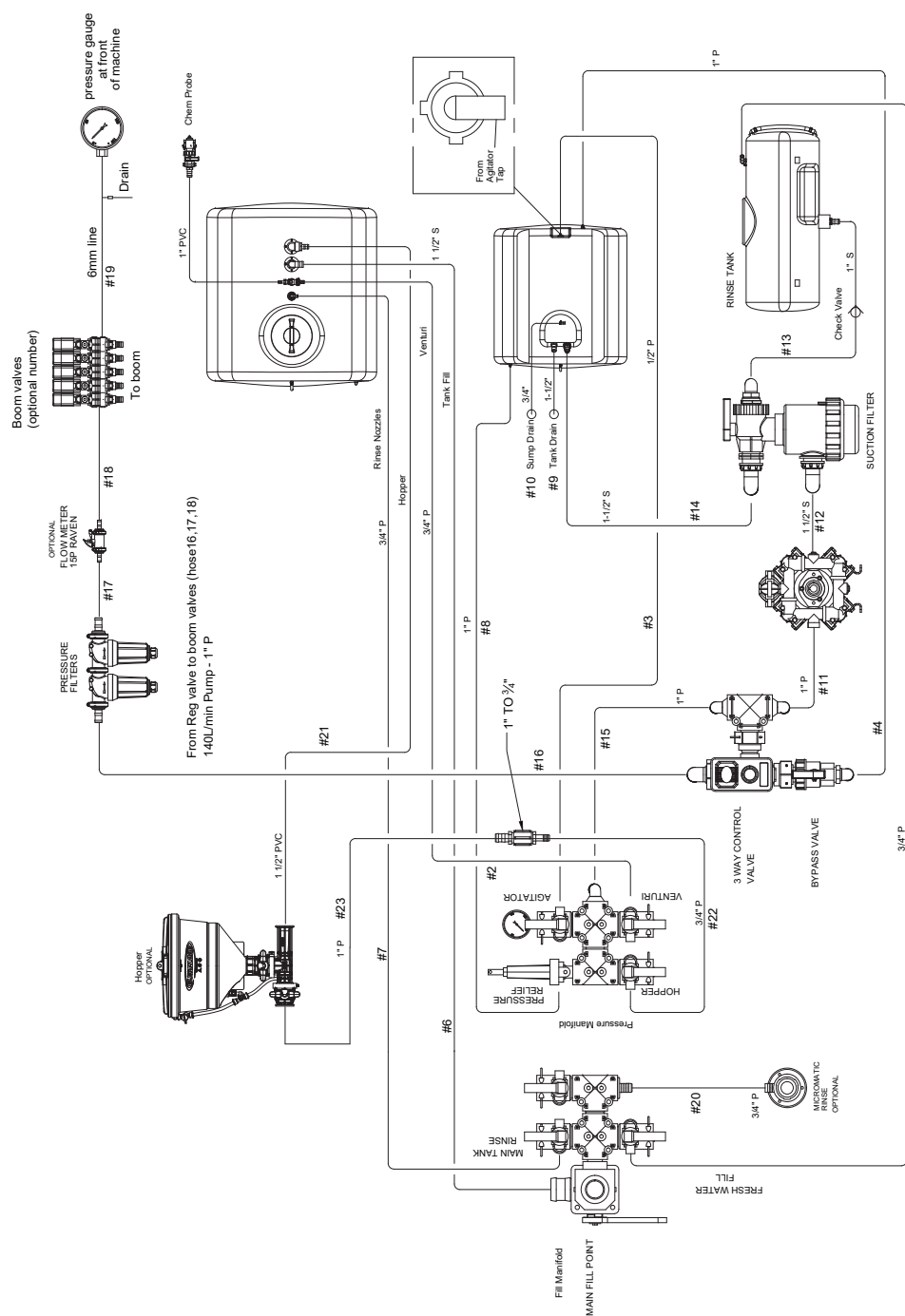
Hydraulic drive pump If fitted



691967 BOOM
CONTROL MANIFOLD

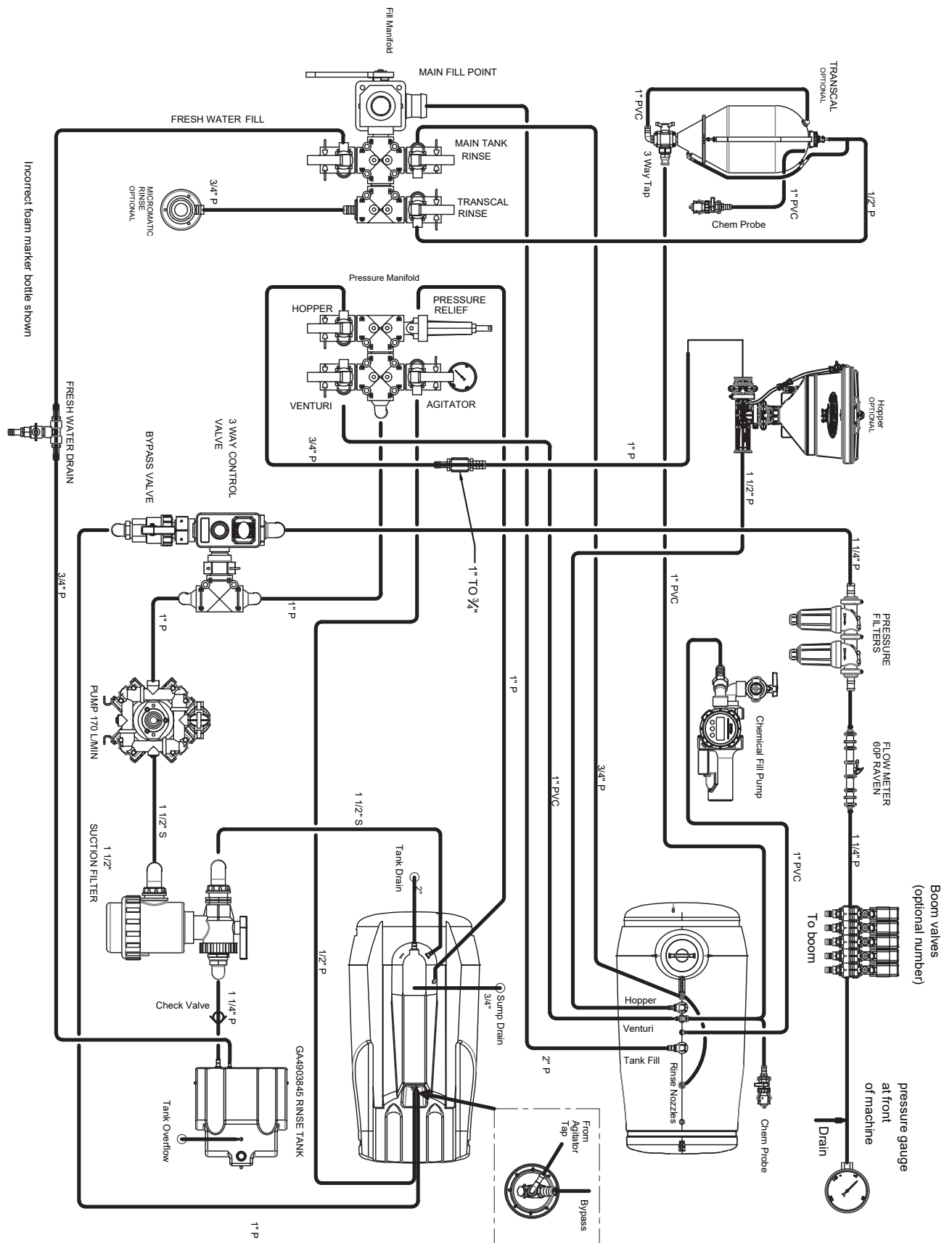
<p>GA7500047</p> <p> GOLDACRES</p>	<p>PRAIRIE SPECIAL 2500-3000L WITH DELTA BOOM - ELECTRIC OVER HYDRAULIC</p>	<p>REV 02</p>
--	---	-------------------

Plumbing - 1500L - 2500L (Zeta140)



GA750214	PLUMBING LAYOUT PRAIRIE SPECIAL 1500L MY19	REV 03
----------	---	-----------

Plumbing - 3000L



DECALS

Decals - Base Kit




PART NUMBER	DESCRIPTION
GA8700189	Decal, Base Kit, Goldacres Prairie Special

Decals - Base Kit



ITEM NO.	PART NUMBER	DESCRIPTION	QTY.
1	GA208EVO	Hopper warnings	1
2	GA501599I	Keep hands clear	10
3	GA222EVO	Grease point	57
4	GA501597IEVO	Drain only	1
5	GA207EVO	General sprayer warnings	1
6	GA006-EVO	WARNING Check Wheel Nuts	2
7	GA5061900EVO	Spray pressure, drain valve	2
8	GA5013EVO	Danger - stand clear of boom	2
9	GA209EVO	Danger/Caution - Boom	2

Decals - Base Kit



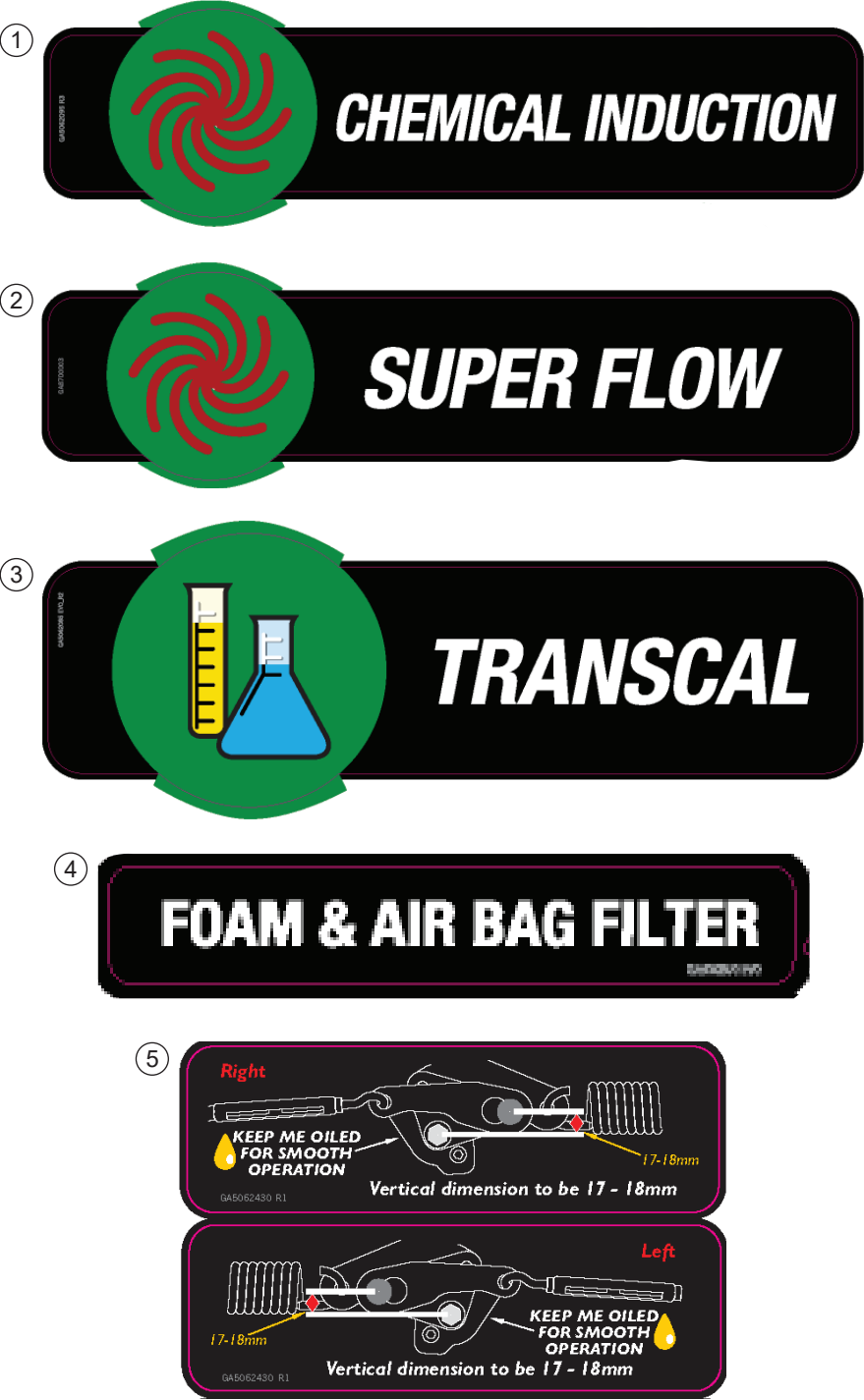
ITEM NO.	PART NUMBER	DESCRIPTION	QTY.
1	GA8700274	Decal, EZ Control Panel, Prairie Special, MY15	1
2	GA5062475	Flush water only	1
3	-	Main spray pressure	1
4	GA5062485	Foam marker concentrate	1
5	GA5062995	Bypass valve	1
6	GA5062470	Foam marker water	1

Decals - Base Kit



ITEM NO.	PART NUMBER	DESCRIPTION	QTY.
1	GA210EVO	Warning - tank & platform	1
2	GA5063370	Warning - nozzle suitability	2
3	GA5063878	Keep me oiled	2
4	GA5064169	Boom over ride and speed control valve	1
5	GA212EVO	Main tank drain	1
6	GA5062795	Special EF Valve bypass indicator	1
7	GA5061885 EVO	GOLDACRES	1

Decals - Base Kit



ITEM NO.	PART NUMBER	DESCRIPTION	QTY.
1	GA5062095	Chemical induction	1
2	GA8700003	SuperFlow	1
3	GA5062085 EVO	Transcal	1
4	GA5062870 EVO	Foam & Air Bag Filter	1
5	GA5062430	3D breakaway adjustment & lubrication	2

Decals - Tank

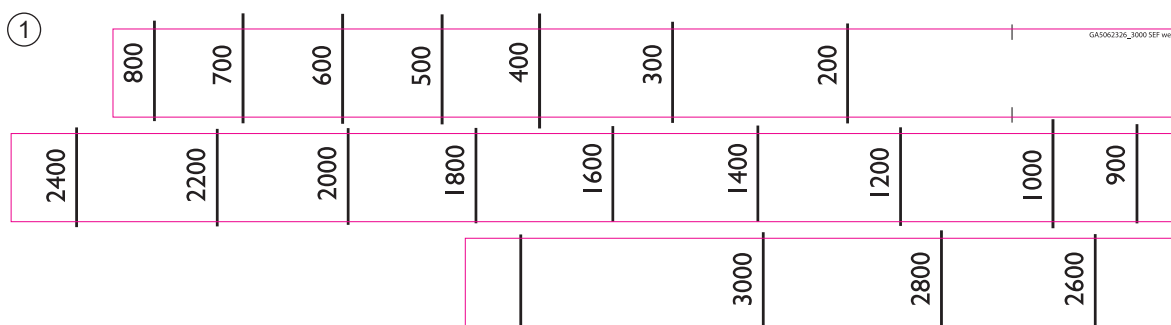
①



ITEM NO.	PART NUMBER	DESCRIPTION	QTY.
1	GA8700683	Decal, Tank, 1512, Left and Right, Goldacres Special	1
	GA8700684	Decal, Tank, 1515, Left and Right, Goldacres Special	
	GA8700685	Decal, Tank, 1518, Left and Right, Goldacres Special	
	GA8700686	Decal, Tank, 1521, Left and Right, Goldacres Special	
	GA8700687	Decal, Tank, 1524, Left and Right, Goldacres Special	
	GA8700688	Decal, Tank, 2012, Left and Right, Goldacres Special	
	GA8700561	Decal, Tank, 2015, Left and Right, Goldacres Special	
	GA8700689	Decal, Tank, 2018, Left and Right, Goldacres Special	
	GA8700690	Decal, Tank, 2021, Left and Right, Goldacres Special	
	GA8700691	Decal, Tank, 2024, Left and Right, Goldacres Special	
	GA8700494	Decal, Tank, 2512, Left and Right, Goldacres Special	
	GA8700434	Decal, Tank, 2515, Left and Right, Goldacres Special	
	GA8700435	Decal, Tank, 2518, Left and Right, Goldacres Special	
	GA8700541	Decal, Tank, 2521, Left and Right, Goldacres Special	
	GA8700547	Decal, Tank, 2524, Left and Right, Goldacres Special	
	GA8700217	Decal, Tank, 3018, Left and Right, Goldacres Special	
	GA8700218	Decal, Tank, 3020, Left and Right, Goldacres Special	
	GA8700219	Decal, Tank, 3021, Left and Right, Goldacres Special	
	GA8700220	Decal, Tank, 3024, Left and Right, Goldacres Special	

Decals - Wet Sight Tube

①

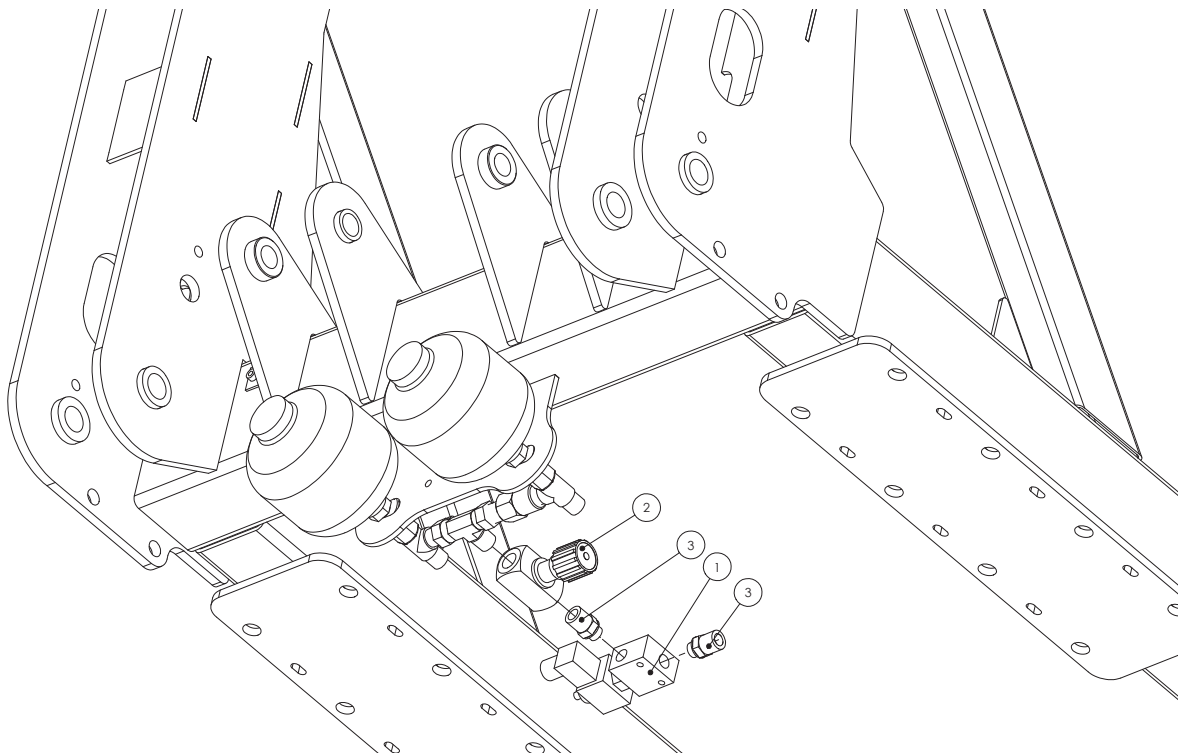


ITEM NO.	PART NUMBER	DESCRIPTION	QTY.
1	GA5062326	Sight tube, Wet, 3000 L, Prairie Special	1

Chapter 18

HYDRAULICS

Boom Lower Solenoid

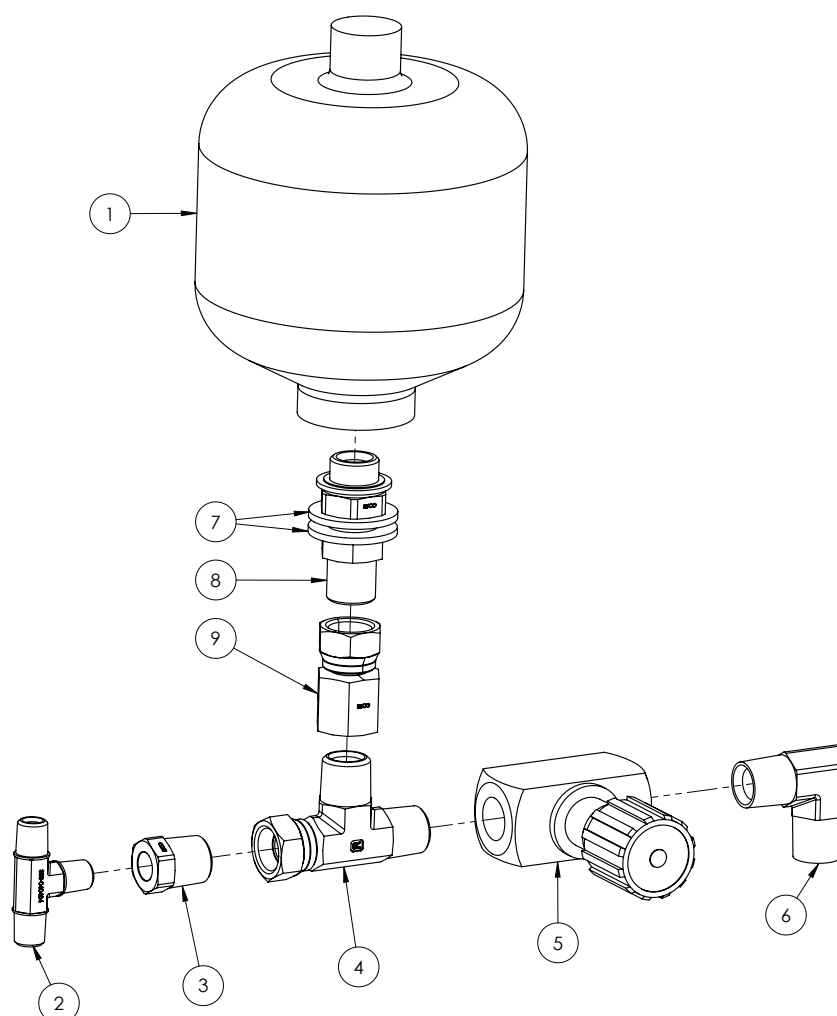


ITEM NO.	PART NUMBER	DESCRIPTION	QTY.
1	GA5047344	Hydraulic Solenoid Boom Lower Limit Cartridge and Body	1
2	GA5018221	Flow control valve, needle throttle 1/2", type DV, hydac	1
3	GA3500309	Hydraulic adaptor, Nipple, 1/2" BSPT male x 3/8" BSPP male	2

SPARE PARTS

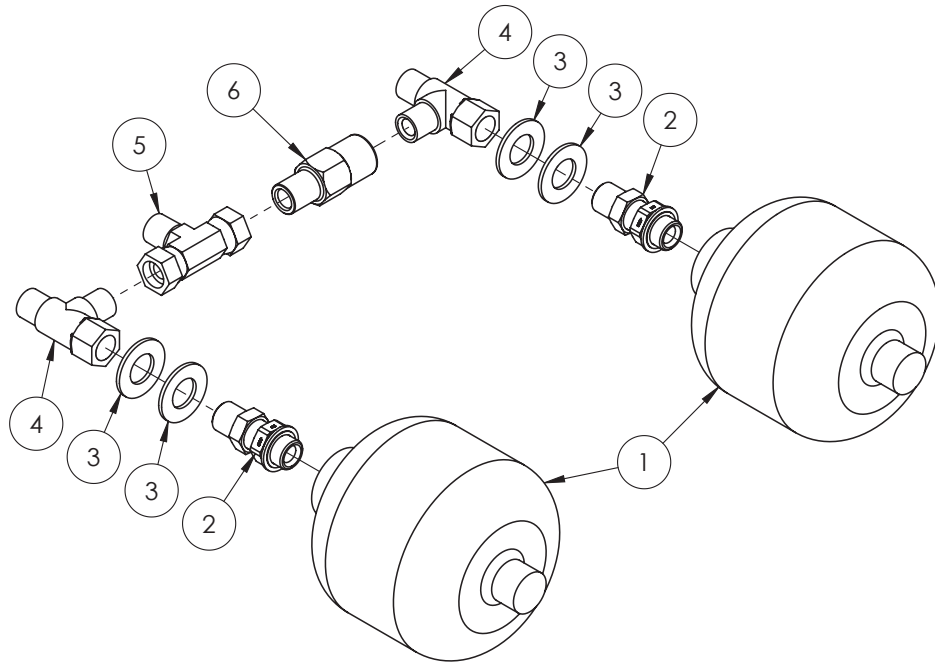
PART NUMBER	DESCRIPTION
GA5047650	Coil DIN class H 12V DC IP65/S8 (suit unloader after 3-3-2008 and boom lower spool), Bosch
GA5010039	Din Hirschmann Connector Std Black suit C Top 3
GA5048580	Din Hirschmann Connector K4L12 LED.

Boom Lift Accumulator Manifold - I500-2500L



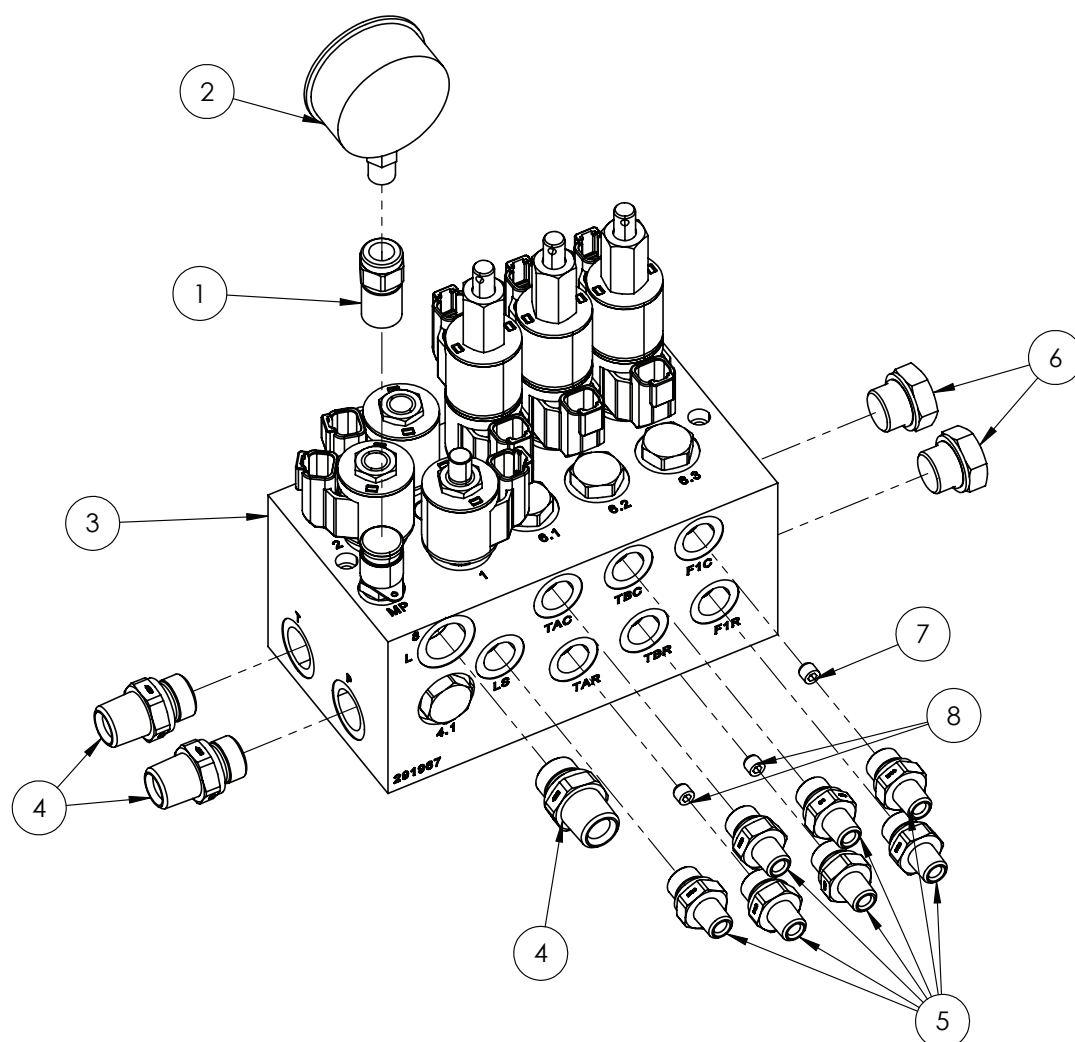
ITEM NO.	PART NUMBER	DESCRIPTION	QTY.
1	GA5007787	Accumulator, Hydraulic, 1L, precharged to 70 bar	1
2	GA3500269	Hydraulic adaptor, Tee, 1/4" BSPT male x 1/4" BSPT male x 1/4" BSPT male	1
3	GA5078005	Bush, Reducing, Poly, 1/2" Male Thread x 1/4" Female Thread, Banjo, RB050025	1
4	GA3500200	Hydraulic adaptor, Tee, 1/2" BSPT male x 1/2" BSPT male x 1/2" BSPP female swivel	1
5	GA5017393	Flow control valve, with reverse flow check, needle throttle 1/2", type DRV	1
6	GA3500262	Hydraulic adaptor, Elbow, 90 degree, 1/2" BSPT male x 1/2" BSPT male	1
7	GA5001741	Washer 20mm Flat SS HD	2
8	GAS99-603	Hydraulic adaptor, Bulkhead nipple, 1/2" BSP male x 1/2" BSP male	1
9	GA3500331	Hydraulic adaptor, Nipple, 1/2" BSPT female x 1/2" BSPP female swivel	1

Boom Lift Accumulator Manifold - 3000L



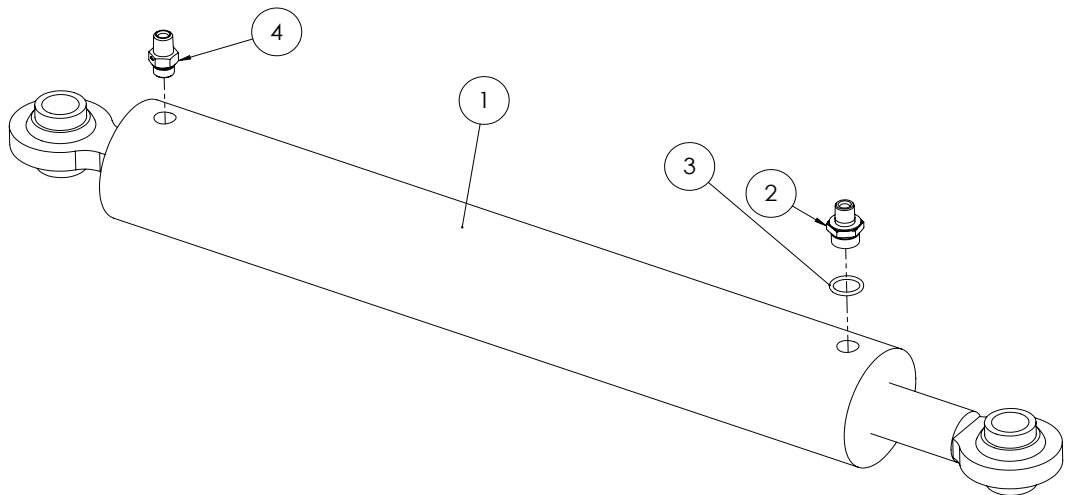
ITEM NO.	PART NUMBER	DESCRIPTION	QTY.
1	GA5007790	Accumulator 1.0L Precharge 27 Bar	2
2	GAS99-603	Hydraulic adaptor, Bulkhead nipple, 1/2" BSP male x 1/2" BSP male	2
3	GA5001045	Washer, 3/4", Flat ZP	4
4	GA3500200	Hydraulic adaptor, Tee, 1/2" BSPT male x 1/2" BSPT male x 1/2" BSPP female swivel	2
5	GA3500336	Hydraulic adaptor, Tee, 1/2" BSPP female swivel x 1/2" BSPT male x 1/2" BSPP female swivel	1
6	GA4572110	Hydraulic adaptor, Fitting to suit accumulator, 1/2" BSPT male x 1/2" BSPT female	1

Hydraulic Manifold Assembly - Fold, Tilt & Lift



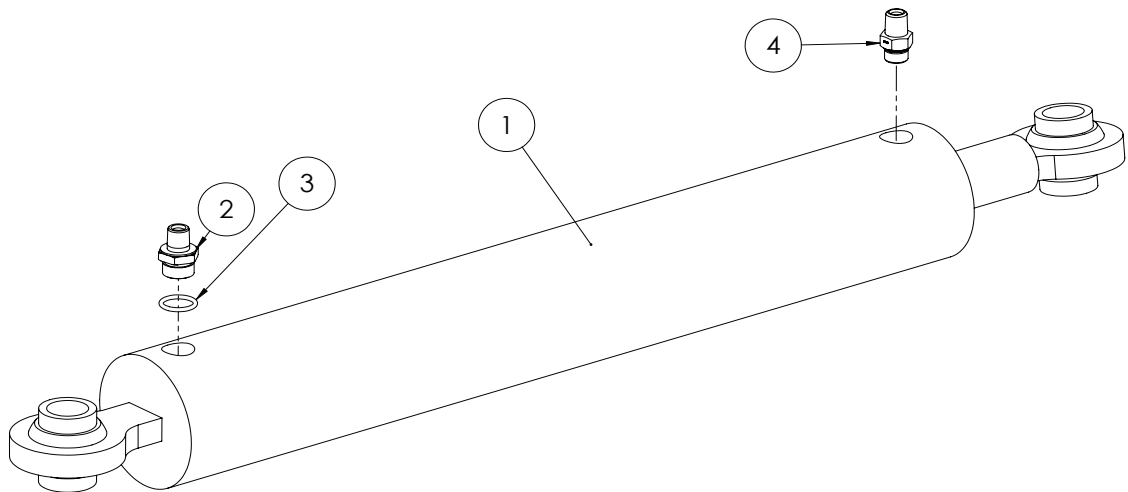
ITEM NO.	PART NUMBER	DESCRIPTION	QTY.
1	GA5077350	ADAPTOR, DIRECT GAUGE, M16 X 2.0 FEMALE X 1/4" BSPP FEMALE	1
2	GA5078076	GAUGE, PRESSURE, 250 BAR, 3500PSI	1
3	GA3500841	HYDRAULIC MANIFOLD ASSEMBLY, BOOM CONTROL, CLOSED CENTRE, UNLOAD, TILTS, LIFT, FOLD	1
4	GA3500310	HYDRAULIC ADAPTOR, NIPPLE, 1/2" BSPT MALE X 1/2" BSPP MALE	3
5	GA3500307	HYDRAULIC ADAPTOR, NIPPLE, 1/4" BSPT MALE X 3/8" BSPP MALE, S75-0406	7
6	GA3500301	HYDRAULIC ADAPTOR, PLUG, 1/2" BSPP MALE, S73-08	2
7	GA3500849	PLUG, ORIFICE, 1/16 NPT X 0.8mm	1
8	GA3500851	PLUG, ORIFICE, 1/16 NPT X 1.0mm	2

Hydraulic Cylinder - Fold RH



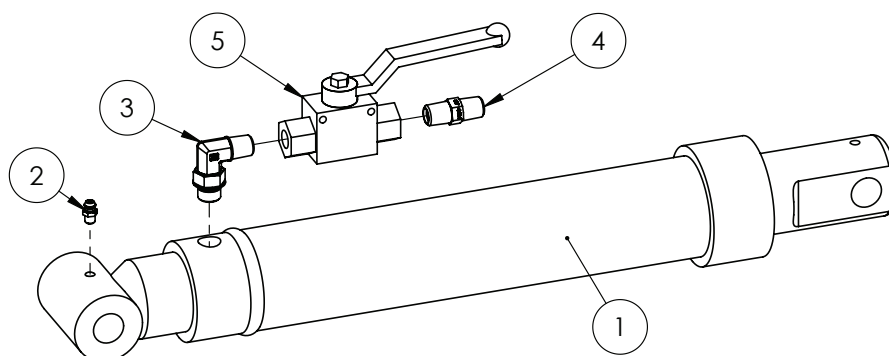
ITEM NO.	PART NUMBER	DESCRIPTION	QTY.
-	GA5020730	Seal Kit SKSLP 2 1/2" bore x 1 1/8" rod, suit GA5018555	-
1	GA3501272	Hydraulic Cylinder, Bore 2.5", Rod 1.125", Stroke 18", Internal Phasing, Motus	1
2	L068A	Reducing restrictor nipple, 3/4" UNO x 1/4" BSPT, 1.5mm orifice	1
3	GA5078121	O-Ring BSPP 1/2"	1
4	GA3500359	Hydraulic adaptor, Nipple, 1/4" BSPT male x 3/4" UN male O-ring	1

Hydraulic Cylinder - Fold LH



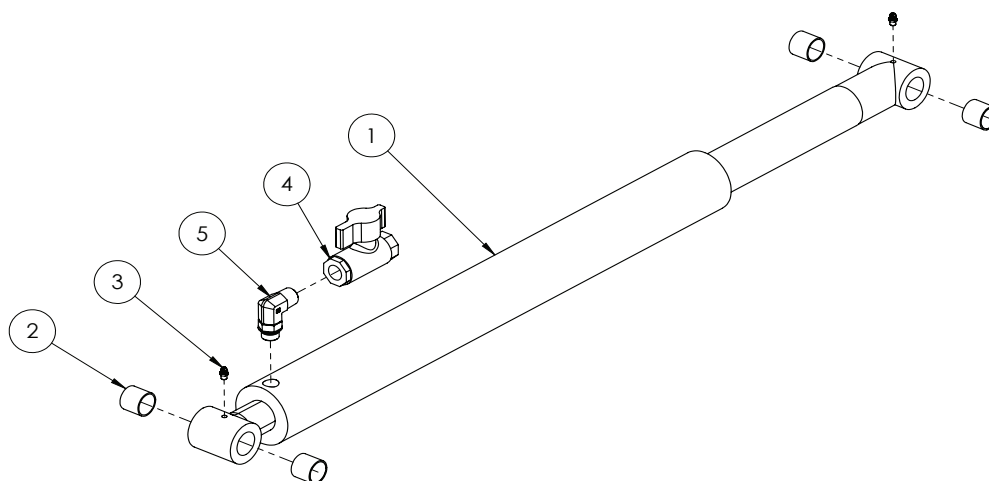
ITEM NO.	PART NUMBER	DESCRIPTION	QTY.
-	GA5051630	Seal kit SLMSP 2 3/4" bore x 1 1/8" rod, suit GA5018557	-
1	GA3501273	Hydraulic Cylinder, Bore 2.75", Rod 1.125", Stroke 18", Internal Phasing, Motus	1
2	L068A	Reducing restrictor nipple, 3/4" UNO x 1/4" BSPT, 1.5mm orifice	1
3	GA5078121	O-Ring BSPP 1/2"	1
4	GA3500359	Hydraulic adaptor, Nipple, 1/4" BSPT male x 3/4" UN male O-ring	1

Hydraulic Cylinder - Boom Lift 1500-2500L



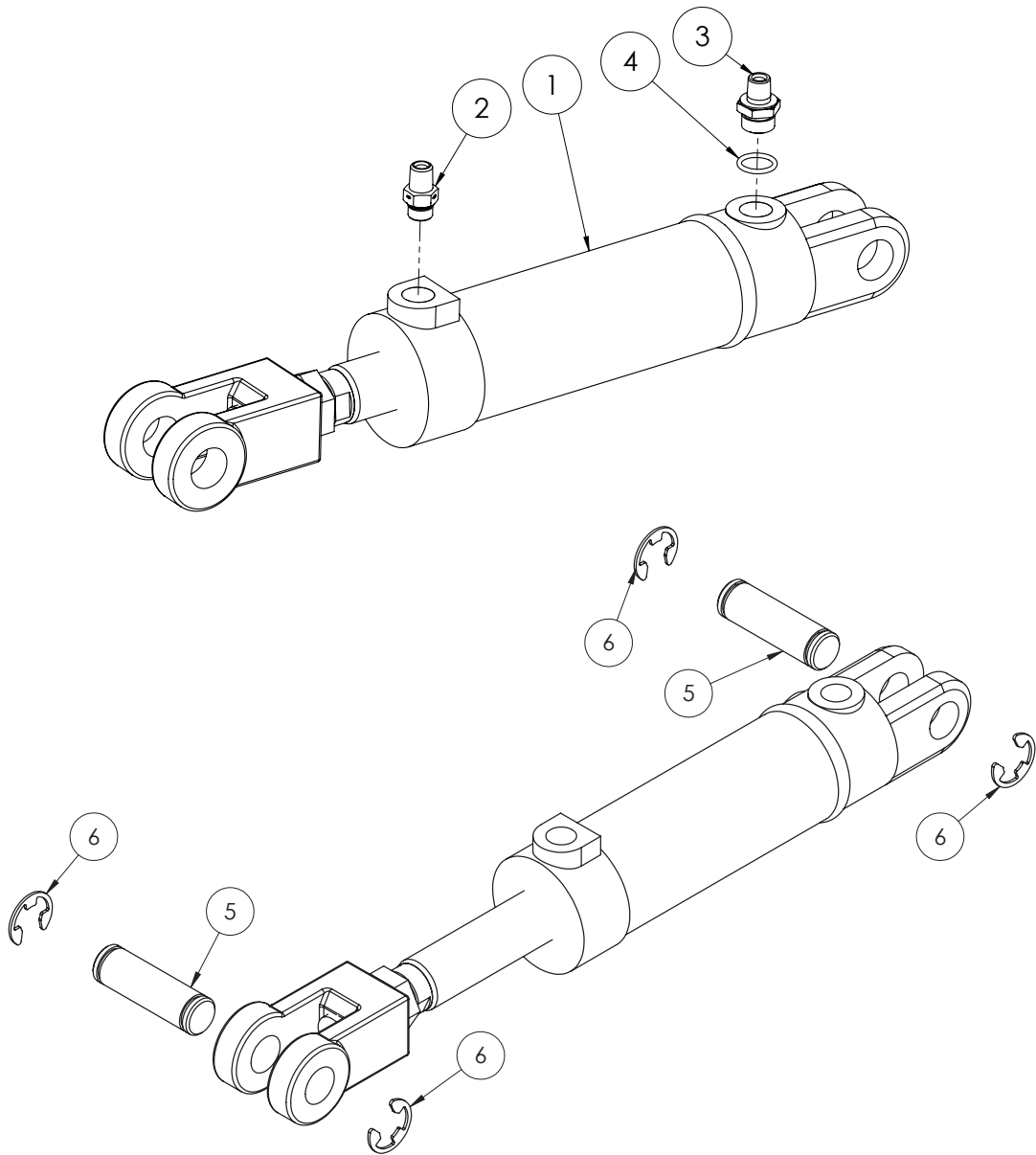
ITEM NO.	PART NUMBER	DESCRIPTION	QTY.
1	GA5066800	Ram hydraulic displacement 2.5" x 2" x 220mm	1
2	GA5012203	Grease nipple, Short, 1/4" UNF	1
3	GA3500347	Hydraulic adaptor, Elbow, 90 degree, 1/4" BSPT male x 9/16" UN male O-ring	1
4	GA3500218	Hydraulic adaptor, Nipple, 1/4" BSPT male x 1/4" BSPT male	1
5	GA5078083	Valve, Ball, Hydraulic, 1/4" BSPP female ports	1

Hydraulic Cylinder - Boom Lift 3000L




ITEM NO.	PART NUMBER	DESCRIPTION	QTY.
-	GA5052740	Seal kit, 2 1/2" bore x 2" rod, suit GA5070075, GA5070076 and GA5070082 , Hypower Brand only	-
1	GA5070075	Hydraulic cylinder, 2.5" bore, 2" rod, 20" stroke displacement pin eye	1
2	GA5065487	Glacier Bush 1" ID x 1" long	4
3	GA5012203	Grease nipple, Short, 1/4" UNF	2
4	GA5000835	Valve, Ball, Hydraulic, 1/2" female thread inlet / outlet	1
5	GA3500349	Hydraulic adaptor, Elbow, 90 degree, 1/2" BSPT male x 3/4" UN male O-ring	1

Hydraulic Cylinder - Wing Tilt



ITEM NO.	PART NUMBER	DESCRIPTION	QTY.
-	GA5078542	Seal kit, Hydraulic cylinder, 2.5" bore x 5" stroke x 1 3/8" rod, suit GA5065054, Hypower	-
1	GA5065054	Cylinder tilt 2.5" x 5" stroke 1 3/8" rod suit 2012 Delta	1
2	GA3500359	Hydraulic adaptor, Nipple, 1/4" BSPT male x 3/4" UN male O-ring	1
3	L068A	Reducing restrictor nipple, 3/4" UNO x 1/4" BSPT, 1.5mm orifice	1
4	GA5078121	O-Ring BSPP 1/2"	1
5	GA4572040	Pin, 1" diameter x 84mm long, Suits cylinder clevis end, includes circlips	2
6	GA5001223	Circlip, 19mm, E type, zinc plated	4

Load Sense Turbo Valve

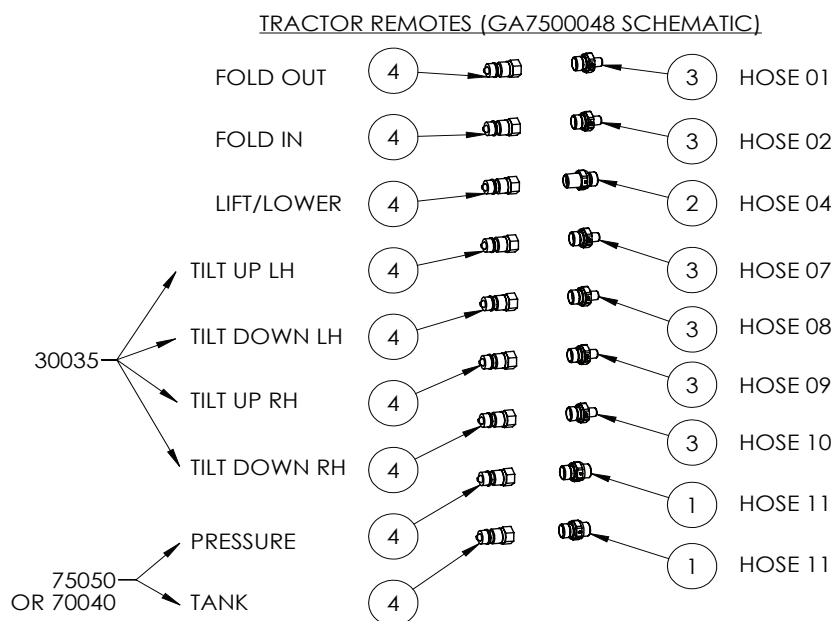
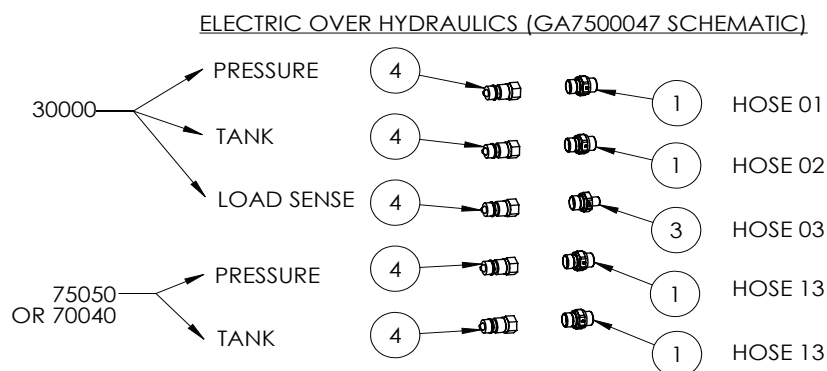


GA4902590 Complete Assembly

PART NUMBER	DESCRIPTION	QTY.
GA5047677	Load sense turbo valve	1
GA5078000	Quick connect fitting, 1/2" male tip x 1/2" female thread	2
GA5078001	Quick release coupling, Ball check valve, Push/pull, Female body, 1/2" BSPP female	2
GA3500308	Hydraulic adaptor, Nipple, 1/4" BSPT male x 1/2" BSPP male	2
GA3500270	Hydraulic adaptor, Tee, 1/2" BSPT male x 1/2" BSPT male x 1/2" BSPT male	1
GA3500399	Hydraulic crimp coupling, Straight, 1/2" hose x 1/2" BSPP female swivel	2
GA3500397	Hydraulic crimp coupling, Straight, 1/4" hose x 1/4" BSPP female swivel	2
GA3500310	Hydraulic adaptor, Nipple, 1/2" BSPT male x 1/2" BSPP male	1
GA3500320	Hydraulic adaptor, Elbow, 90 degree, 1/4" BSPT male x 1/4" BSPP male O-ring	1
GA3500203	Hydraulic adaptor, Reducing bush, 1/2" BSPT male x 1/4" BSPT female	1
GA3500182	Hose, Hydraulic, 1/2"	1
GA5049695	Hose, Hydraulic, 1/4", 2 wire, Black	1

Quick Release Coupling, Option Code Reference

FITTINGS FOR ALL OPTIONS SHOWN



BUILD OPTIONS:

30000 - ELECTRIC OVER HYDRAULIC VALVE BLOCK AND ASSOCIATED WIR

30035 - INDIVIDUAL BOOM WING TILT

75045 - PUMP, ZETA 140L/MIN

75050 - PUMP, ZETA 140L/MIN, HYDRAULIC DRIVE

70030 - PUMP, ZETA 170L/MIN

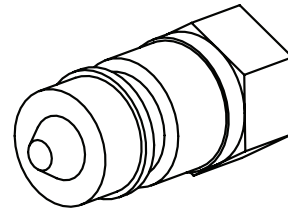
70040 - PUMP, ZETA 170L/MIN, HYDRAULIC DRIVE

ITEM NO.	PART NUMBER	DESCRIPTION	QTY.
1	GA3500253	Hydraulic adaptor, Nipple, 1/2" BSPP male x 1/2" BSPP male, S46-0808	-
2	GA3500310	Hydraulic adaptor, Nipple, 1/2" BSPT male x 1/2" BSPP male, S75-0808	-
3	GA3500308	Hydraulic adaptor, Nipple, 1/4" BSPT male x 1/2" BSPP male, S75-0408	-
4	GA5078000	Quick connect fitting, 1/2 male tip x 1/2 female thread, R8I-08M	-

Quick Release Couplings

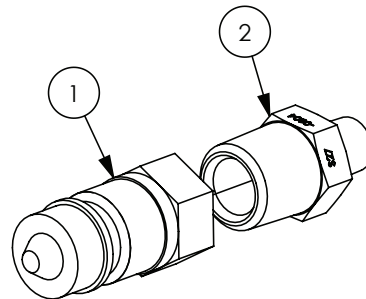
1/2" HYDRAULIC LINES

ITEM	PART NO	DESCRIPTION
1	GA5078000	Quick connect fitting, 1/2" male tip x 1/2" female thread



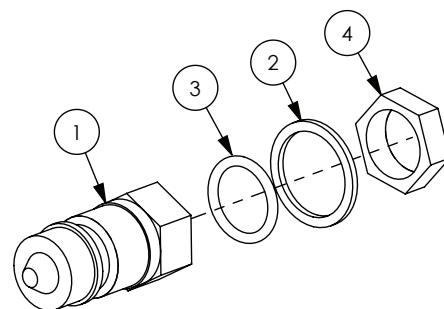
1/4" HYDRAULIC LINES

ITEM	PART NO	DESCRIPTION
1	GA5078000	Quick connect fitting, 1/2" male tip x 1/2" female thread
2	GA3500221	Hydraulic adaptor, Nipple, 1/2" BSP x 1/4" BSP



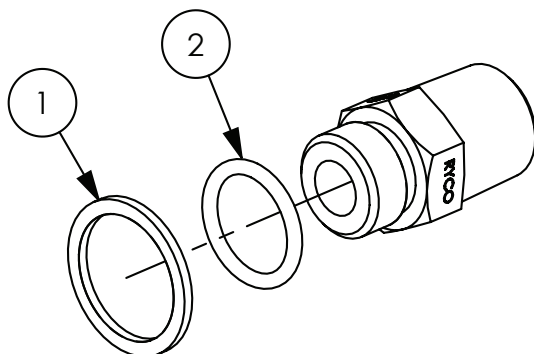
HYDRAULIC PUMP LINES

ITEM	PART NO	DESCRIPTION
1	GA5078000	Quick connect fitting, 1/2" male tip x 1/2" female thread
2	GA5076891	Ring Retaining BSPP 1/2"
3	GA5078121	1/2" Hydraulic O-Ring
4	35B-08	1/2" BSPP Lock Nut



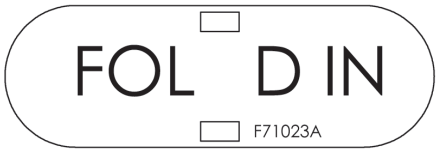
NOTE: Plastic Cover for when fittings are not in use: GA5052365.

Hydraulic O-rings & Retaining Washers



ITEM	PART NO	DESCRIPTION
1	GA5076889	Ring Retaining 1/4" BSPP
	GA5076890	Ring Retaining BSPP 3/8"
	GA5076891	Ring Retaining BSPP 1/2"
	GA5076892	Retaining Ring BSPP 3/4"
	GA5078119	O-Ring BSPP 1/4"
2	GA5078120	O-Ring 3/8" BSPP
	GA5078121	O-Ring BSPP 1/2"
	GA5078122	O-Ring BSPP 3/4"

Hydraulic Hose ID Tags



PART NUMBER	DESCRIPTION
F71023A	ID Tag for Fold In
F71024A	ID Tag for Fold Out
F71025A	ID Tag for Boom Raise/Lower
F70134A	ID Tag for Left Hand Tilt
F70135A	ID Tag for Right Hand Tilt
F71018A	ID Tag for Bi-Fold In
F71019A	ID Tag for Bi-Fold Out
F71020A	ID Tag for Pressure
F71021A	ID Tag for Tank
F71022A	ID Tag for Load Sense
F71026A	ID Tag for Brakes

Hydraulic Hoses

PART NUMBER	DESCRIPTION
GA5067925	1/4" Hydraulic Hose, Tractor to fold cylinders
GA5067930	1/2" Hydraulic Hose, Tractor to Boom Lower Solenoid
GA5067940	1/2" Hydraulic Hose, Accumulator manifold to lift cylinders
GA5067945	1/4" Hydraulic Hose, Tractor to tilt cylinders

Raw Hide & Spiral Guard

RAWHIDE

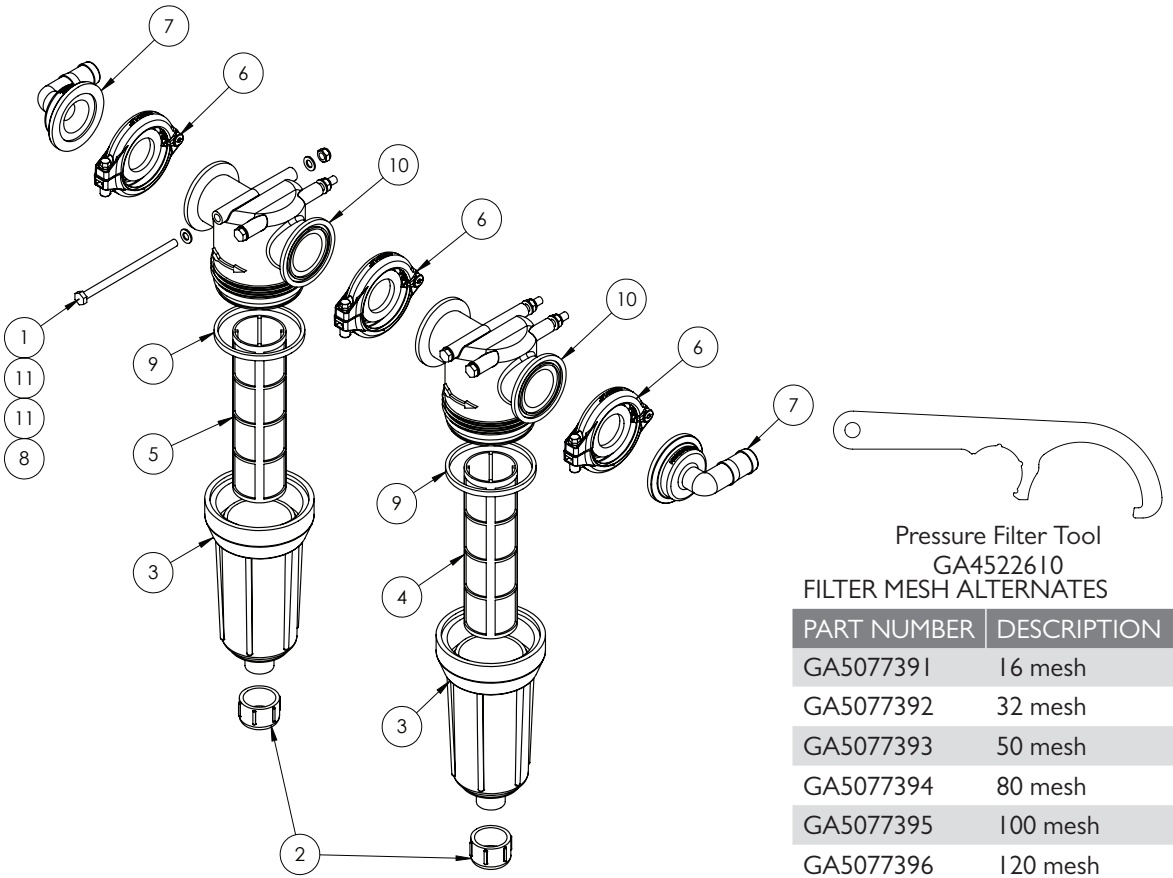
PART NUMBER	DESCRIPTION
GA5053630	Rawhide hose protection 23mm
GA5053710	Rawhide Hose protector 31mm
GA5053640	Rawhide hose protection 36mm
GA5053715	Rawhide Hose protector 56mm
GA5053705	Rawhide Hose protector 73mm
GA5066710	Rawhide hose protection 93mm
GA5054375	Rawhide, Nylon sleeve, 102mm, Hook & loop closure

SPIRAL GUARD

PART NUMBER	DESCRIPTION
GA5015669	Spiral guard, Black

PLUMBING

Filter - Dual Pressure Assembly (Zeta I 40)



FILTER COMPLETE

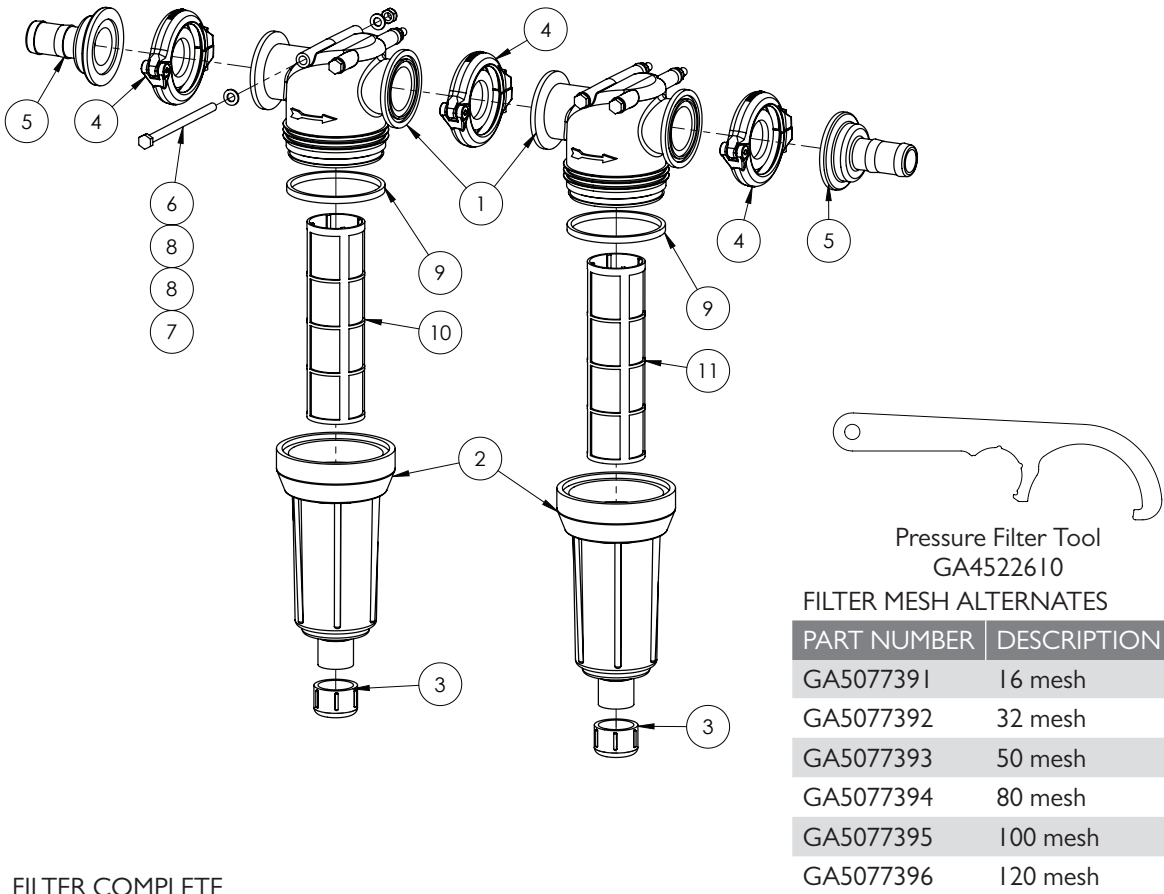
PART NUMBER		DESCRIPTION	
GA5077285		Filter, 75 series flange inlet & outlet, with 80 mesh, Blue	
GA5077284		Filter, 75 series flange inlet & outlet, with 100 mesh, Green	
ITEM NO.	PART NUMBER	DESCRIPTION	QTY.
1	GA5011503	BOLT M8 X 140 GR8.8 ZP	4
	GA5077540	Filter bowl cap, AA126, Polypropylene, Teejet, CP48655-PP	2
2	GA5077564	Seal, suit GA5077540, EPDM type	2
	GA5077565	Seal, suit GA5077540, VITON type - Alternate	-
3	GA5077539	Filter bowl, AA126, Suits 1 1/2 + 1 1/4, Polypropylene, Teejet, CP48654-PP	2
4	GA5077395	Filter screen, 100 mesh, SS & polypropylene, Suits Teejet 1 1/4, 1 1/2 & 75 series flange filters. Dia 58mm x Length 200mm.	1
5	GA5077394	Filter screen, 80 mesh, Yellow, SS & polypropylene, Suits Teejet 1 1/4, 1 1/2 & 75 series flange filters. Dia 58mm x Length 200mm.	1

Continue Over Page

Filter - Dual Pressure Assembly (Zeta I 40)

ITEM NO.	PART NUMBER	DESCRIPTION	QTY.
6	GA2000114	Flange Clamp, and Gasket, 1.5", series 200, Hypo	3
7	GA5077827	Hose barb, Elbow, 90 degree, 2 flange x 1 hose, Banjo, M200100BRB90	2
8	GA5004917	Nut M8 Nyloc ZP	4
9	GA5077541	Seal, 98 OD x 91 ID x 7mm thick, EPDM type	2
	GA5077542	Seal, 98 OD x 91 ID x 7mm thick, VITON type - Alternate	-
10	GA5078386	Strainer Head, 1 1/2" Inlet/Outlets BSPT, CPB63066-1-1/2-PP	2
11	GA5003643	Washer M8 Flat SS HD	8

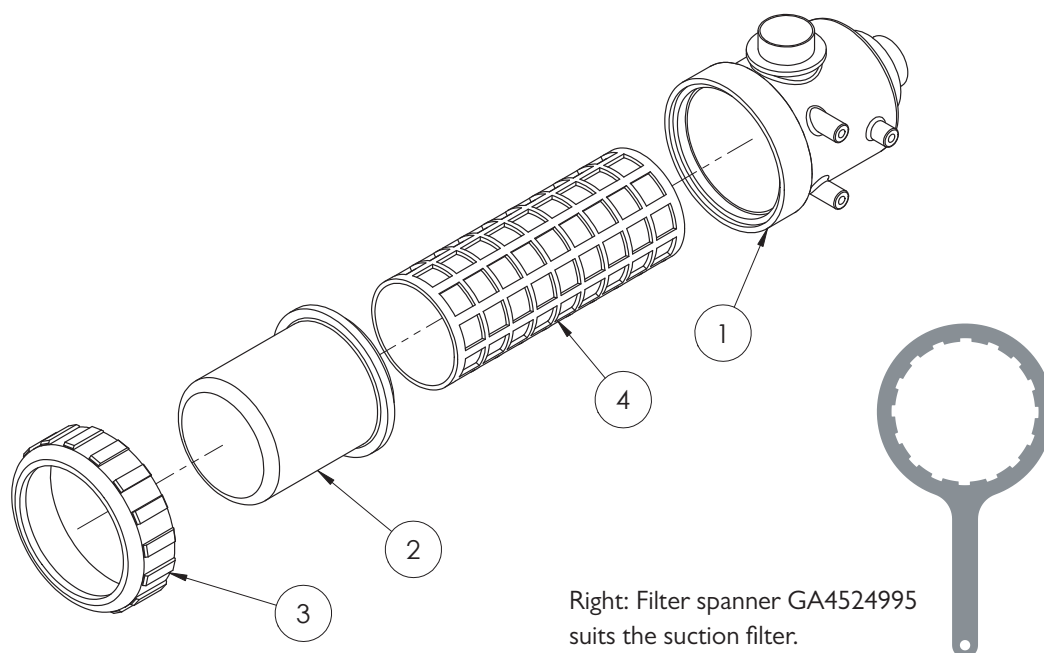
Filter - Dual Pressure Assembly (Zeta I 70)



FILTER COMPLETE

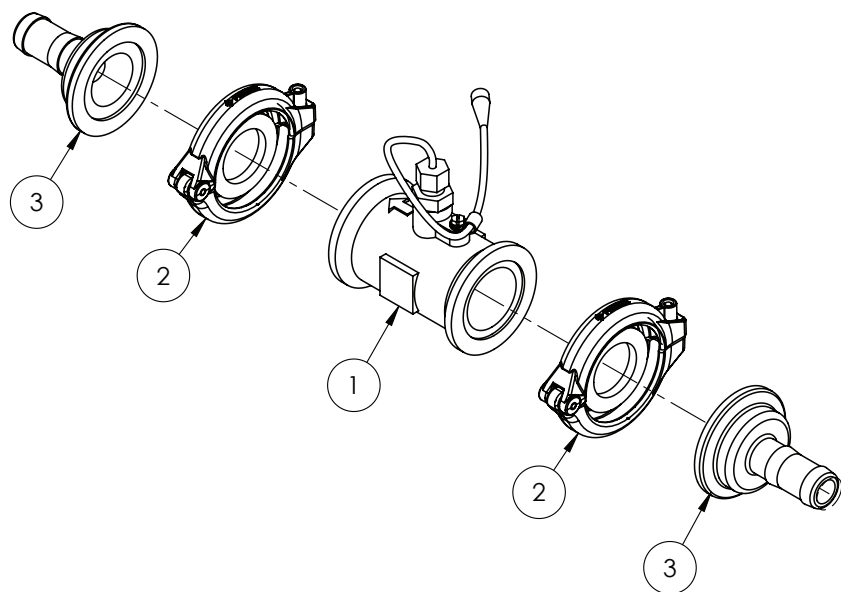
PART NUMBER	DESCRIPTION		
GA5077285	Filter, 75 series flange inlet & outlet, with 80 mesh, Blue		
GA5077284	Filter, 75 series flange inlet & outlet, with 100 mesh, Green		
ITEM NO.	PART NUMBER	DESCRIPTION	QTY.
1	GA5078386	Strainer head, 1 1/2" inlet / outlets	2
2	GA5077539	Filter bowl	2
3	GA5077540	Filter bowl cap, AA126, Polypropylene	2
	GA5077564	Seal, suit GA5077540, EPDM type - Alternate	2
	GA5077565	Seal, suit GA5077540, VITON type - Alternate	
4	GA2000114	Flange Clamp, and Gasket, 1.5", series 200, Hypro	3
5	GA5077830	Hose barb, Flanged, Straight, 2" flange x 1 1/4" barb, Banjo	2
6	GA5011503	Bolt M8 x 140 ZP GR8.8	4
7	GA5003643	Washer 8mm Flat SS HD	8
8	GA5004917	Nut M8 Nyloc ZP	4
9	GA5077541	Seal, 98 OD x 91 ID x 7mm thick, EPDM type - Alternate	2
	GA5077542	Seal, 98 OD x 91 ID x 7mm thick, VITON type - Alternate	
10	GA5077395	Filter screen, 100 mesh, Green, SS & polymer	1
11	GA5077394	Filter screen, 80 mesh, Blue, SS & polypropylene	1

Filter - 1 1/2" Suction



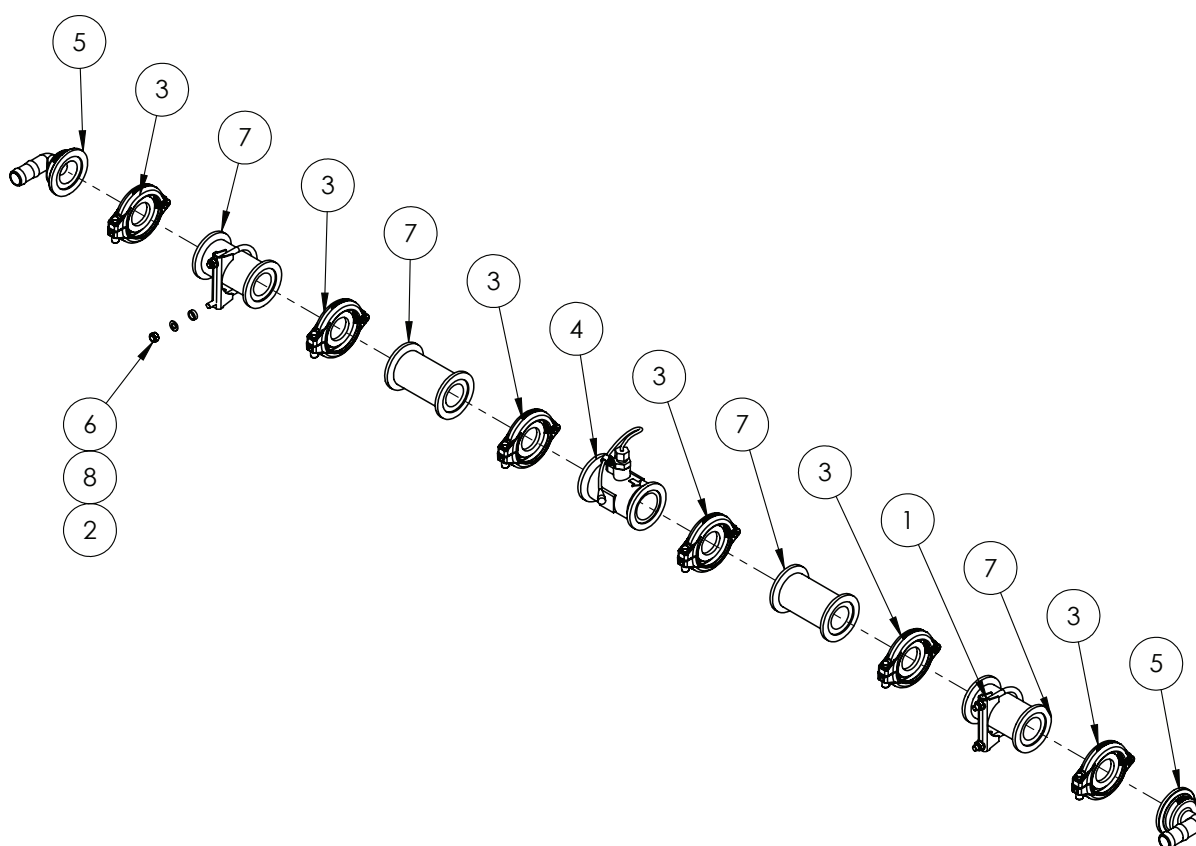
ITEM NO.	PART NUMBER	DESCRIPTION	QTY.
-	GA5076782	Filter, Suction, 1 1/2" male inlet & outlet, 50 mesh screen	-
1	GA5076771	Filter Body, 316, 1 1/2", Inlet Outlet thread	1
	GA5076767	316 Suction Filter Bowl	1
2	GA5076769	O Ring 126.4 x 7 mm, suit filter bowl, BS429 - Alternate	1
	GA5076770	O Ring 126.4 x 7 mm, suit filter bowl, Viton - Alternate	1
3	GA5076768	Nut, Plastic, Suit suction filter, 8 Threads	1
	GA5076779	32 Mesh Screen - Red - Alternate	
4	GA5076780	50 Mesh Screen - Blue - Standard fitment	1
	GA5076781	80 mesh Screen - Yellow - Alternate	
	GA5077684	O ring, 2.62 x 94.92 mm, EPDM, G11046, suits filter screen	2

Spray Flow Meter - I500



ITEM NO.	PART NUMBER	DESCRIPTION	QTY.
1	GA5075892	Flowmeter, RFM-I5P with Flanged Ends Assembly, Raven	1
2	GA2000114	Flange Clamp, and Gasket, 1.5", series 200, Hypro	2
3	GA5077826	Hose barb, Flange, Straight, 2" flange x 1" hose	2

Spray Flow Meter - 2500



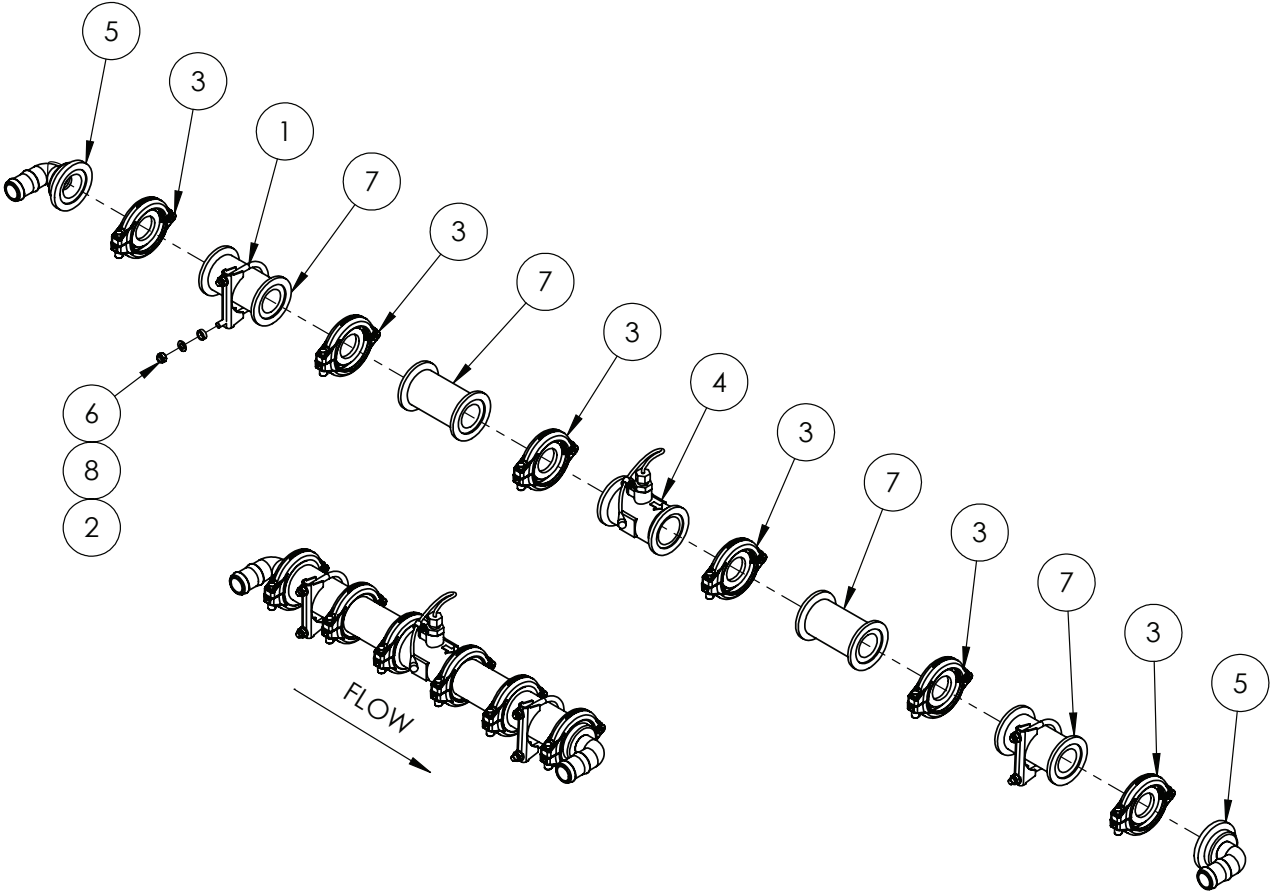
FLOW METER ASSEMBLY

PART NUMBER	DESCRIPTION		
GA4951215	Flow Meter Assembly, Long, Raven I5P, 1" Hose Barbs		
ITEM NO.	PART NUMBER	DESCRIPTION	QTY.
1	GA5006689	Clamp Exhaust 2 5/8 (C12)	2
2	GA4552080	Crush tube, 10.2 ID x 15 OD x 5 long	4
3	GA2000114	Flange Clamp, and Gasket, 1.5", series 200, Hypro	6
4	GA5075892	Flow meter, RFM-I5P with Flanged Ends Assembly, was 10630172040 will be 10630172058 HP late 2018, Raven	1
5	GA5077827	Hose barb, Elbow, 90 degree, 2 flange x 1 hose, Banjo, M200100BRB90	1
6	GA5052590	Nut M8 Nyloc SS	2
7	GA5077840	Plumbing coupling, Straight, 2 flange x 2 flange x 4 1/2 long, Banjo, M200CPG	4
8	GA5003643	Washer M8 Flat SS HD	4

* Sub-assembly on following pages

NOTE: The flange clamps come with a built in seal/gasket.

Spray Flow Meter - 3000L



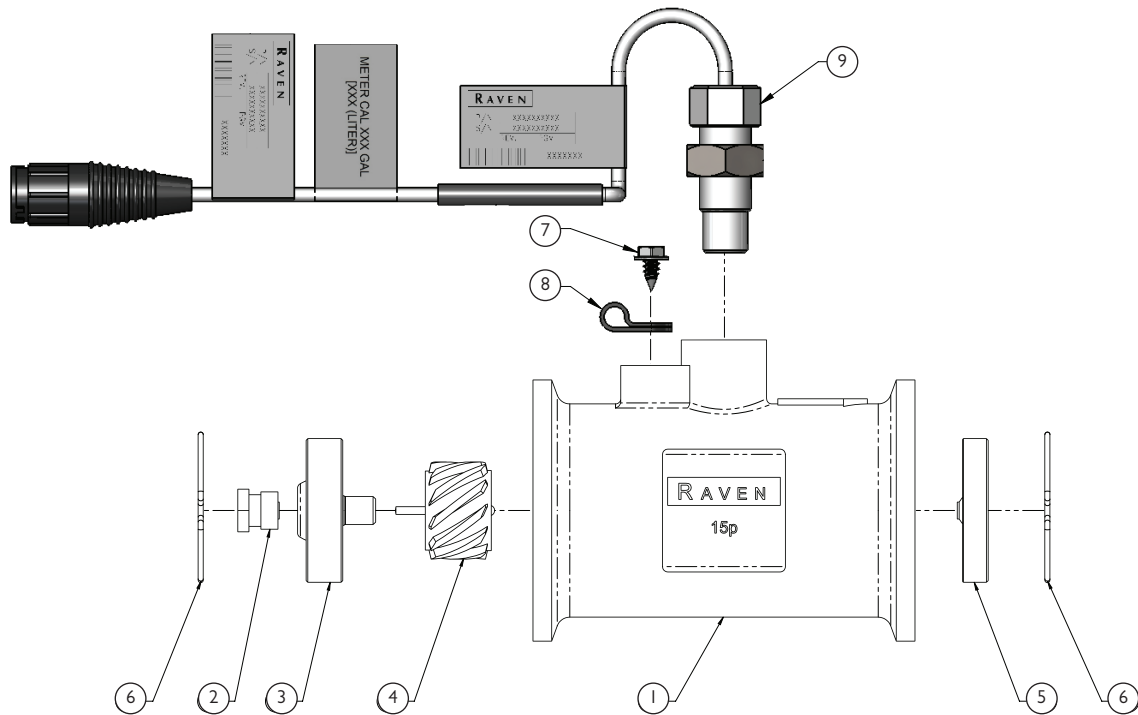
FLOW METER ASSEMBLY

PART NUMBER	DESCRIPTION		
GA4903084-PA	Flow Meter Assembly, long, Raven 60P High Pulse with round connector, 1 1/4" Hose Barbs, suit 4400 and PCI ISO Bus		
ITEM NO.	PART NUMBER	DESCRIPTION	QTY.
1	GA5006689	Clamp Exhaust 2 5/8 (C12)	2
2	GA4552080	Crush Tube, 10.2 Id X 15 Od X 5 Mm Long	4
3	GA2000114	Flange Clamp, And Gasket, 1.5", Series 200, Hypro	6
4	GA5075890	Flowmeter, Rfm60p High Pulse, Raven, 0630171985	1
5	GA5077831	Hose Barb, Elbow, 90 Degree, 2" Flange X 1 1/4" Hose, Banjo	2
6	GA5052590	Nut M8 Nyloc Ss	4
7	GA5077840	Plumbing Coupling, Straight, 2" Flange X " Flange X 4 1/2" Long, Banjo	4
8	GA5003643	Washer 8mm Flat Ss Hd	4

* Sub-assembly on following pages

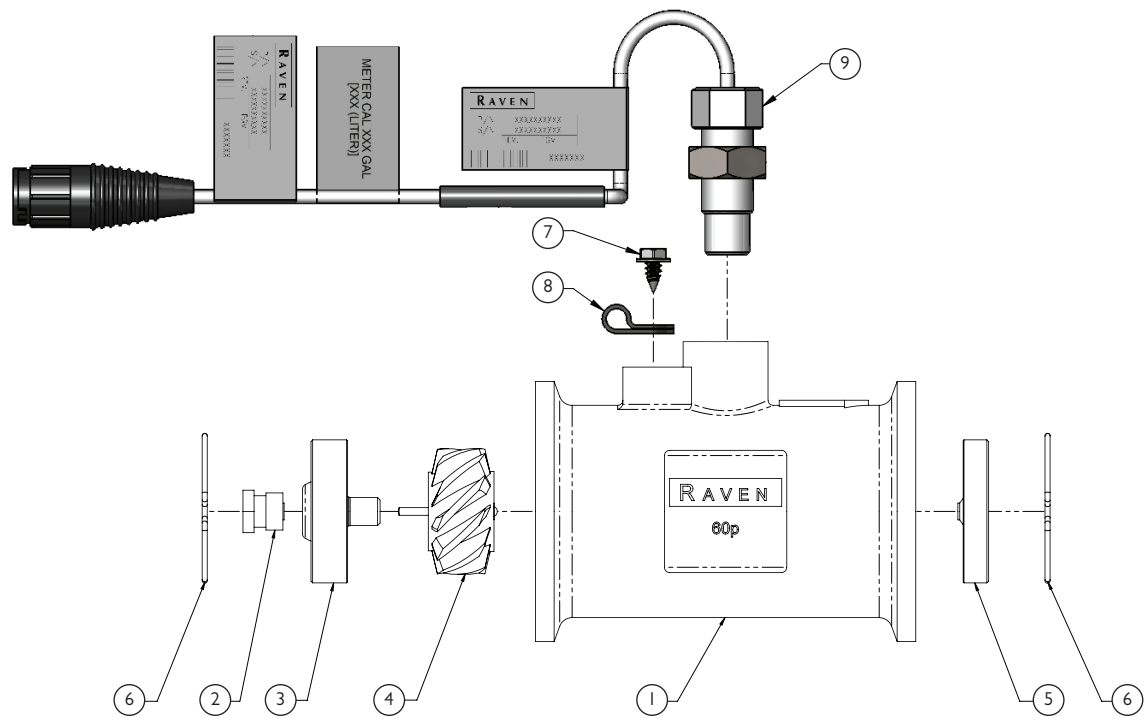
NOTE: The flange clamps come with a built in seal/gasket.

Flow Meter Assembly - 1500L - 2500L



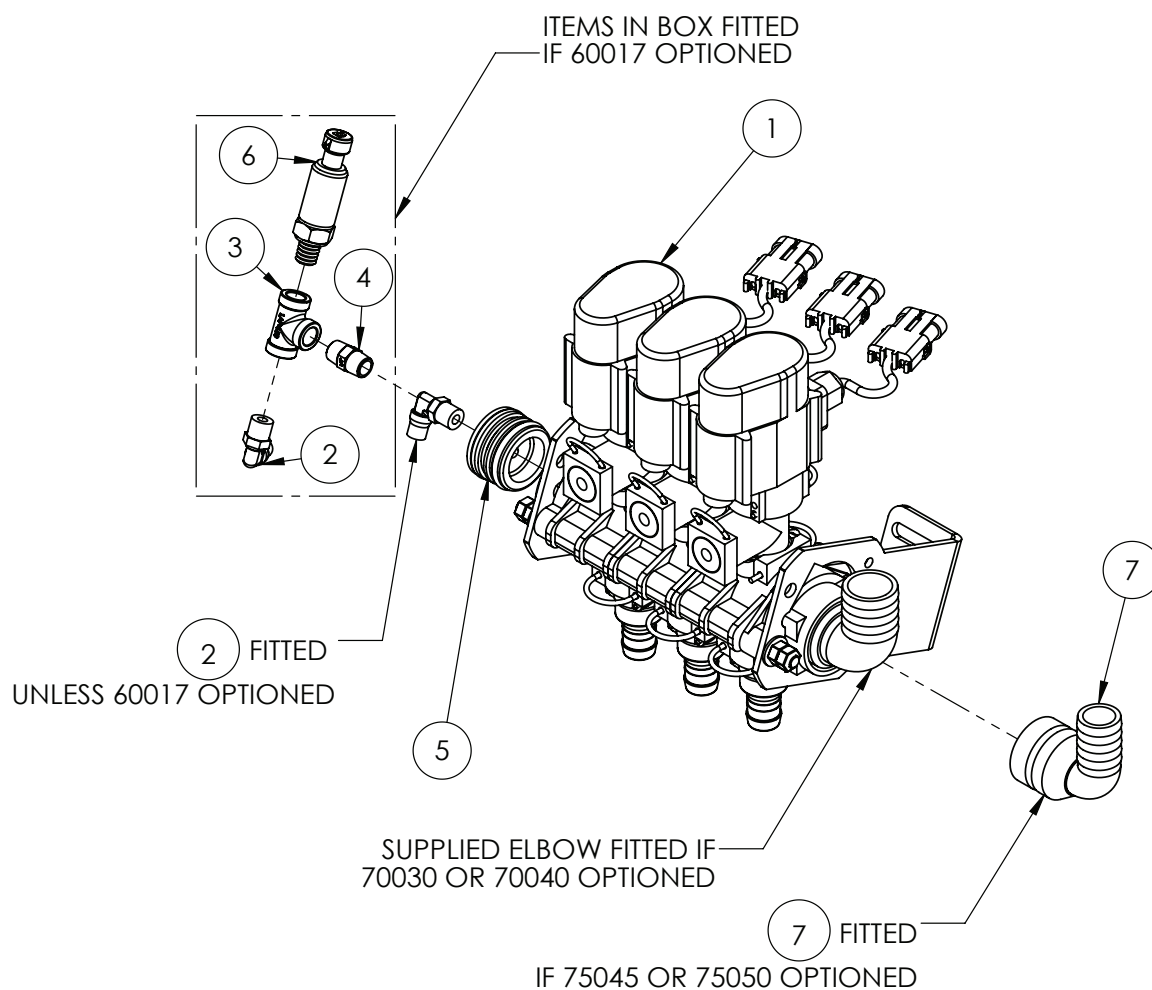
ITEM NO.	PART NUMBER	DESCRIPTION	QTY.
-	GA5075892	Flowmeter, RFM15P, Raven - Complete Assembly	-
1	GA5076027	Body Molded RFM15P	1
2	0630173062F	Turbine, Stud, Poly	2
3	GA5075877	Hub/Bearing Assembly, Upstream, Flowmeter RFM-15	1
4	GA5075893	Turbine Assembly RFM-15	1
5	GA5075871	Bearing, Down Stream End Bearing	1
6	-	Retaining ring, Wireform, Flowmeter, 3350003200	2
7	GA5076734	Screw 10-16 x 3/8" Sltd Hex	1
8	GA5076966	Clamp Cable Plastic 1/4" x 1/2"	1
9	GA3000195	Sensor, External Flow Meter, High Pulse, suit 15P and 60P, Raven	1

Flow Meter Assembly - 3000L



ITEM NO.	PART NUMBER	DESCRIPTION	QTY.
-	GA5075873	Flowmeter, RFM60P, Round connector, suit ISO & 4400 Raven	-
1	-	Body, Moulded, Flowmeter RFM-60, 1060159514	1
2	0630173062F	Turbine, Stud, Poly	2
3	GA5075870	Hub/Bearing Assembly, Upstream, Flowmeter RFM-60	1
4	GA5075869	Rotor/Magnet Assembly RFM-60	1
5	GA5075871	Bearing, Down Stream End Bearing	1
6	-	Retaining ring, Wireform, Flowmeter, 3350003200	2
7	GA5076734	Screw 10-16 x 3/8" Sltd Hex	1
8	GA5076966	Clamp Cable Plastic 1/4" x 1/2"	1
9	GA3000195	Sensor, External Flow Meter, High Pulse, suit 15P and 60P, round connector, Raven	1

Boom Valve Manifold - 3 Section



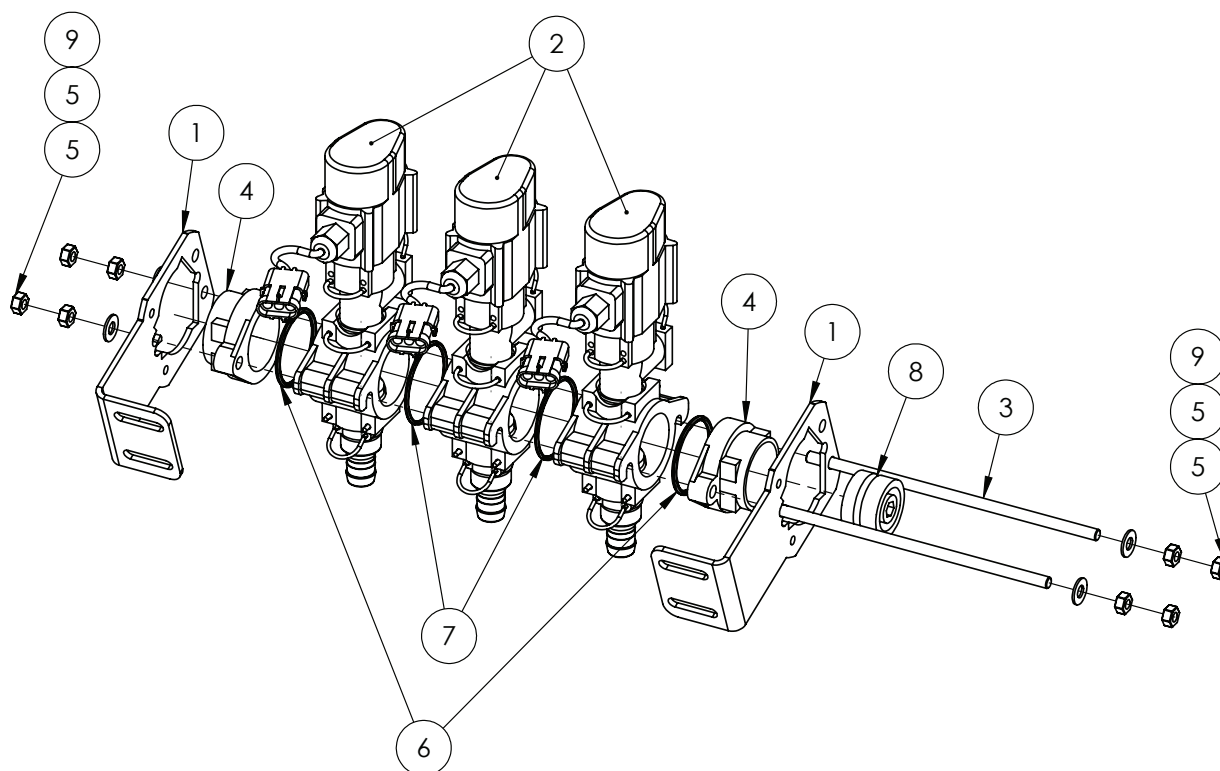
ITEM NO	PART NUMBER	DESCRIPTION	QTY.
1	GA5065740	Valve, Boom Section, AS24, 3W 3 section assembly, with connector, Altek	1
2	GA5016233	Pneumatic fitting, Elbow, 90 degree, 1/4 BSP male x 6mm push in type, Metal	1
3	GA2000279	Plumbing fitting, Tee, 1/4" Female, BSP, SS, Stainless Steel, High Pressure	1
4	GA2000278	Plumbing fitting, Nipple, 1/4" BSPT, SS, Stainless Steel, long, 150 PSI	1
5	GA4582160	Plumbing adaptor, Plug, AS40 male x G1/4" Female Thread, Altek	1
6	GA5076953	Pressure Transducer, 0-250PSI, Sealed, metri pack, Raven, I4220000090	1
7	GA5065615	Hose barb, Elbow 90 degree, AS40 x 25mm, Altek	1

* Sub-assembly on following pages

NOTE: Boom valve assemblies do not come with plumbing fittings.

Continued over page

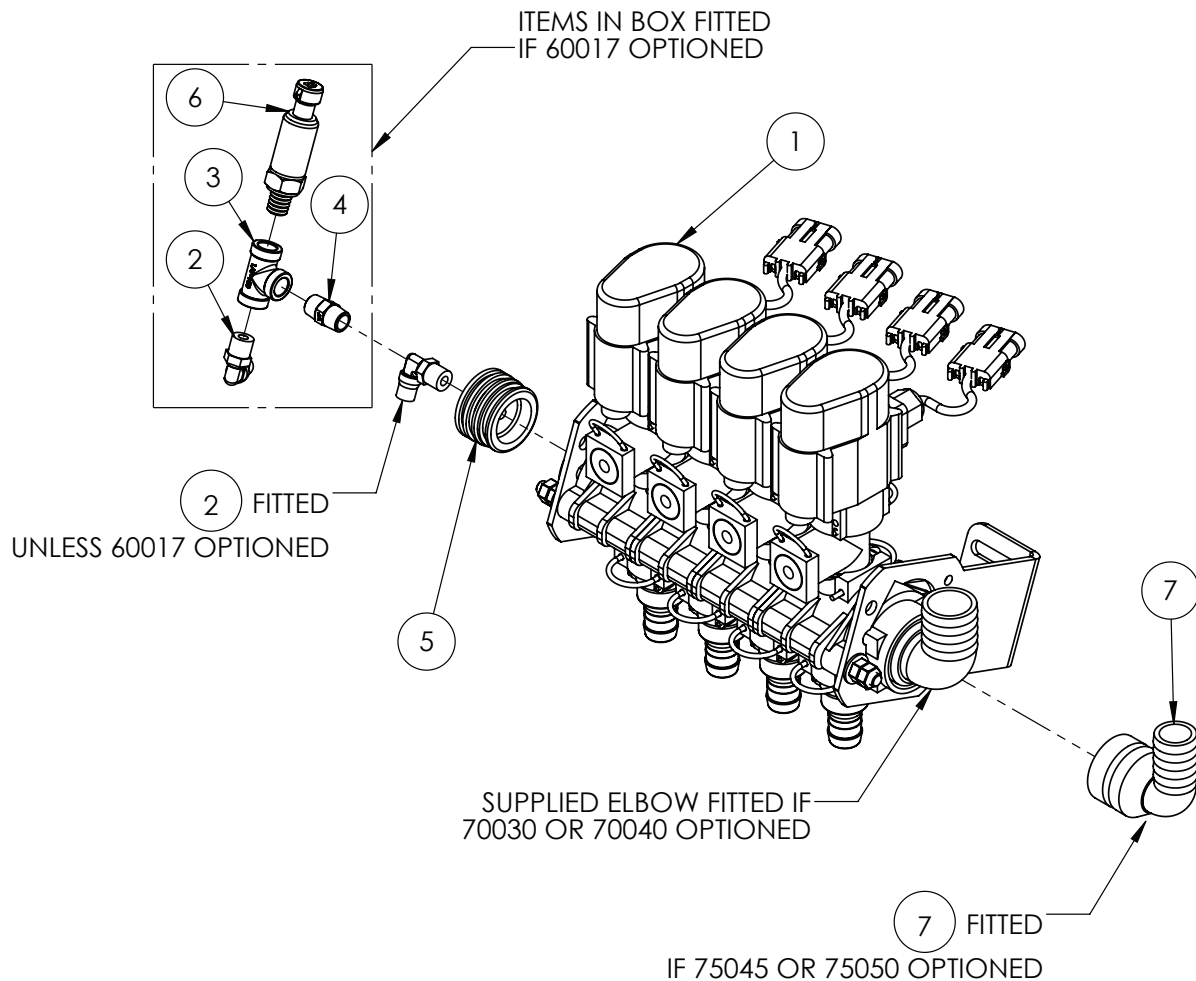
Boom Valve Assembly - 3 Section



ITEM NO	PART NUMBER	DESCRIPTION	QTY.
1	GA5065800	Boom Valve Bracket	2
2	GA5065515	Boom Valve, Single, As24, 3 Wire, 3 Pin Amp Connector, Altek	3
3	GA5065805	Connecting Rod Suit 3 Bank (303 Ss)	2
4	GA5065810	End Cap, Altek Boom Valve	2
5	GA5011499	Nut M8 Zp	8
6	GA5048385	O Ring 50 X 3.0 (Suit Altek Boom Valve)	2
7	GA5012507	O Ring 55.25 X 2.62 (Suit Altek Boom Valve)	2
8	GA5065680	Plug, As40 Male, Altek	1
9	GA5003643	Washer 8mm Flat Ss Hd	4

Sub-assembly on following pages

Boom Valve Manifold - 4 Section



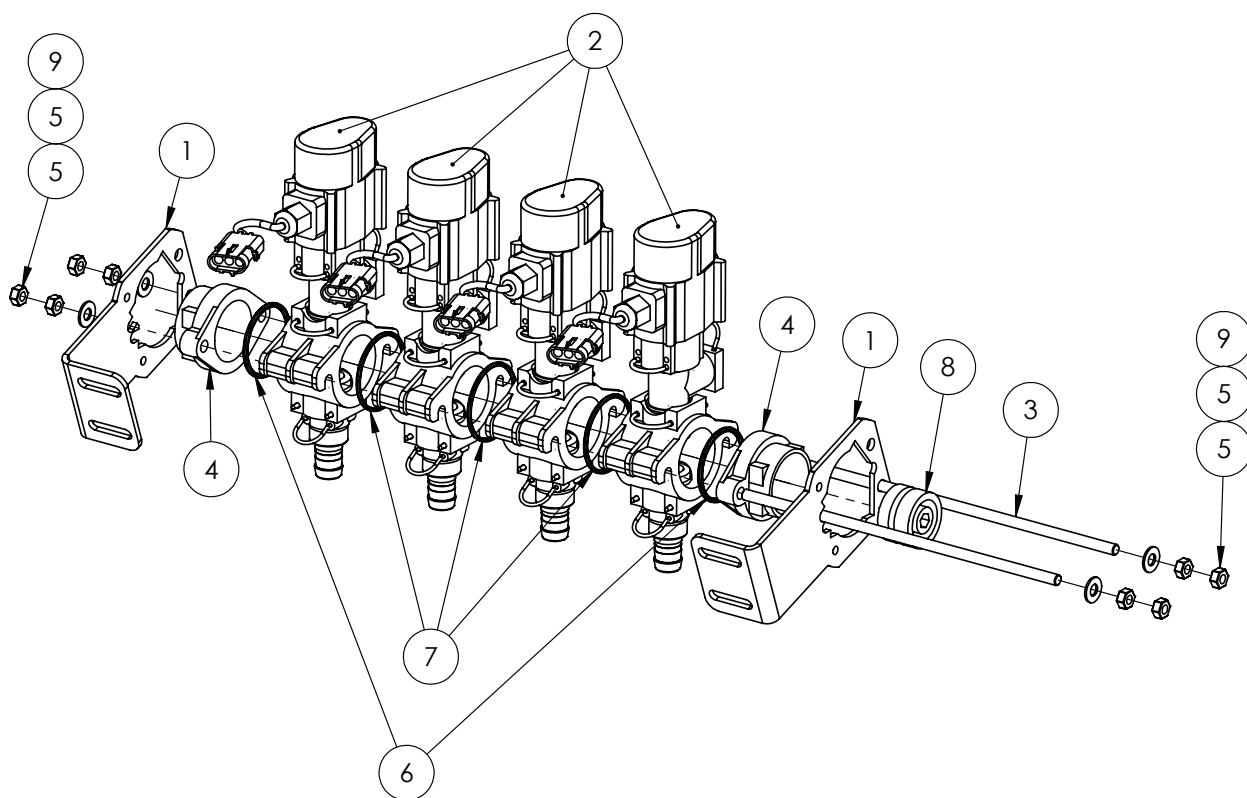
ITEM NO	PART NUMBER	DESCRIPTION	QTY.
1	GA5065741	Boom Valve Assembly, 4 Section, Altek	1
2	GA5016233	Pneumatic Fitting, Elbow, 90 Degree, 1/4 Bsp Male X 6mm Push In Type, Metal	1
3	GA2000279	Plumbing Fitting, Tee, 1/4" Female, Bsp, Ss, Stainless Steel, 150 Psi	1
4	GA2000278	Plumbing Fitting, Nipple, 1/4" Bspt, Ss, Stainless Steel, 150 Psi	1
5	GA4582160	Plumbing Adaptor, Plug, As40 Male X G1/4" Female Thread, Altek	1
6	GA5076953	Pressure Transducer, 0-250psi, Sealed, Metri Pack, Raven, 14220000090	1
7	GA5065615	Hose Barb, Elbow 90 Degree, As40 X 25mm, Altek	1

* Sub-assembly on following pages

NOTE: Boom valve assemblies do not come with plumbing fittings.

Continued over page

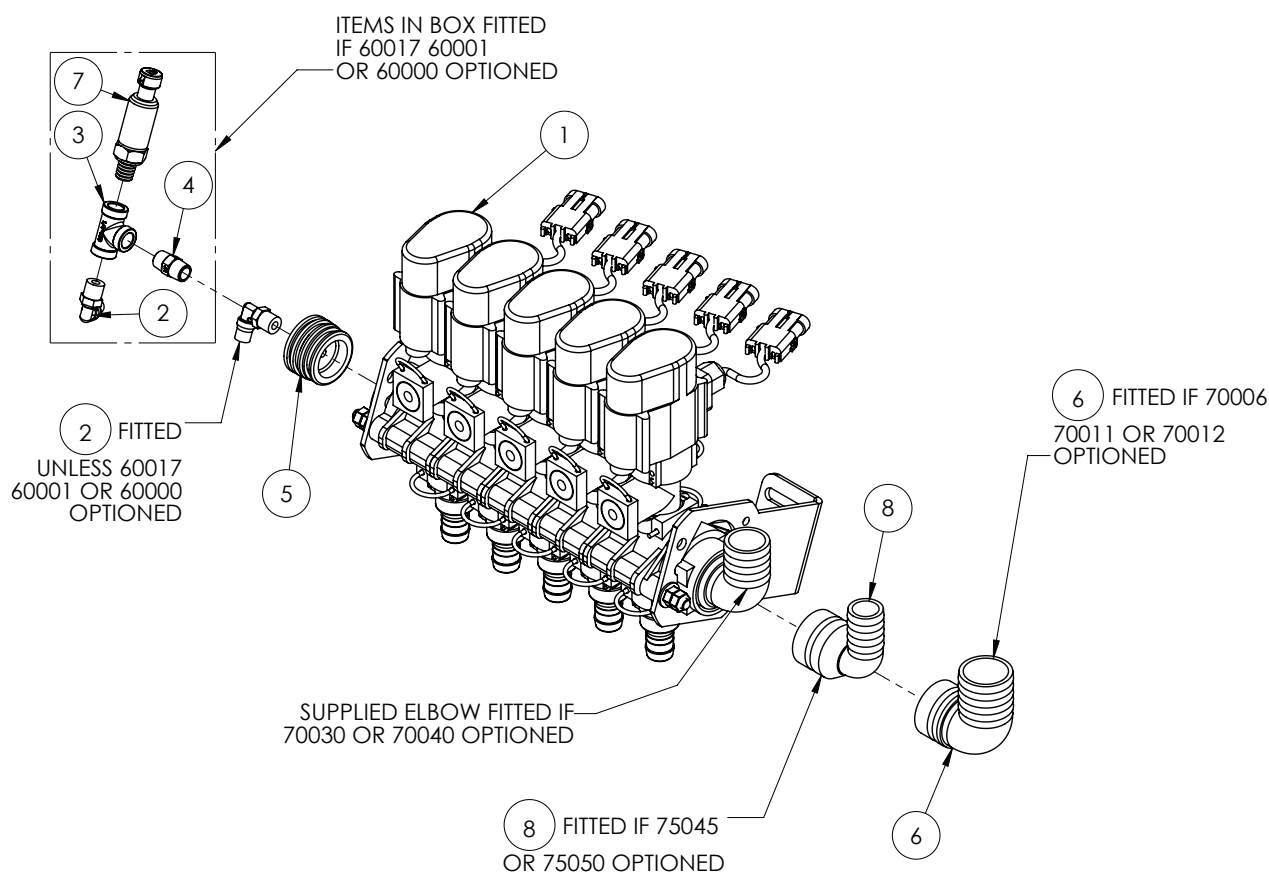
Boom Valve Assembly - 4 Section



ITEM NO	PART NUMBER	DESCRIPTION	QTY.
1	GA5065800	Boom Valve Bracket	2
2	GA5065515	Boom Valve, Single, As24, 3 Wire, 3 Pin Amp Connector, Altek	4
3	GA4562055	Connecting Rod - Suit 4 Bank (Ss)	2
4	GA5065810	End Cap, Altek Boom Valve	2
5	GA5011499	Nut M8 Zp	8
6	GA5048385	O Ring 50 X 3.0 (Suit Altek Boom Valve)	2
7	GA5012507	O Ring 55.25 X 2.62 (Suit Altek Boom Valve)	3
8	GA5065680	Plug, As40 Male, Altek	1
9	GA5003643	Washer 8mm Flat Ss Hd	4

Sub-assembly on following pages

Boom Valve Manifold - 5 Section



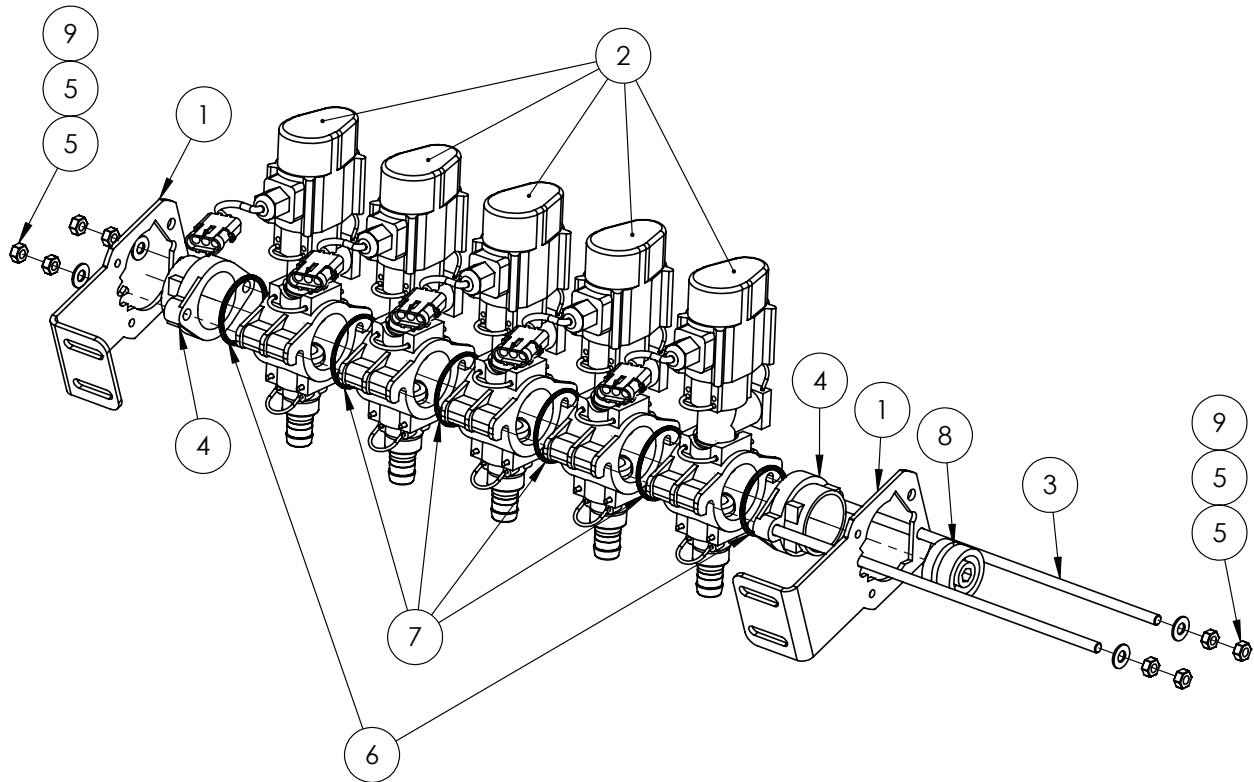
ITEM NO	PART NUMBER	DESCRIPTION	QTY.
1	GA5065704	5 Section Boom Valves	1
2	GA5016233	Pneumatic Fitting, Elbow, 90 Degree, 1/4 Bsp Male X 6mm Push In Type, Metal	1
3	GA2000279	Plumbing Fitting, Tee, 1/4" Female, Bsp, Ss, Stainless Steel, 150 Psi	1
4	GA2000278	Plumbing Fitting, Nipple, 1/4" Bspt, Ss, Stainless Steel, 150 Psi	1
5	GA4582160	Plumbing Adaptor, Plug, As40 Male X G1/4" Female Thread, Altek	1
6	GA5065625	Hose Barb, Elbow, 90 Degree, As40 Male X 39mm Barb, Altek	1
7	GA5076953	Pressure Transducer, 0-250psi, Sealed, Metri Pack, Raven, I4220000090	1
8	GA5065615	Hose Barb, Elbow 90 Degree, As40 X 25mm, Altek	1

* Sub-assembly on following pages

NOTE: Boom valve assemblies do not come with plumbing fittings.

Continued over page

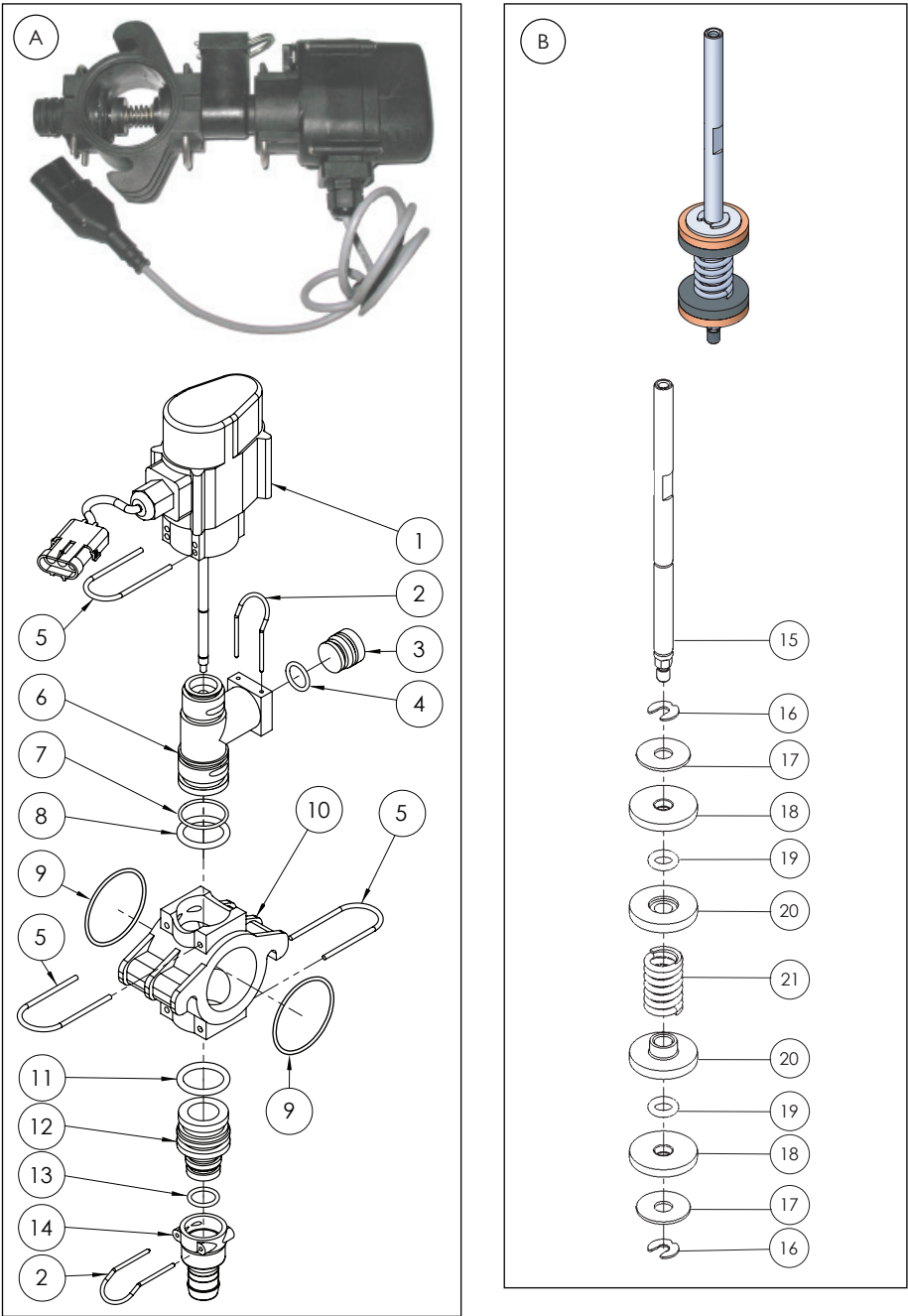
Boom Valve Assembly - 5 Section



ITEM NO	PART NUMBER	DESCRIPTION	QTY.
1	GA5065800	Boom Valve Bracket	2
2	GA5065515	Boom Valve, Single, As24, 3 Wire, 3 Pin Amp Connector, Altek	5
3	GA4562125	Connecting Rod - Suit 5 Bank (Ss)	2
4	GA5065810	End Cap, Altek Boom Valve	2
5	GA5011499	Nut M8 Zp	8
6	GA5048385	O Ring 50 X 3.0 (Suit Altek Boom Valve)	2
7	GA5012507	O Ring 55.25 X 2.62 (Suit Altek Boom Valve)	4
8	GA5065680	Plug, As40 Male, Altek	1
9	GA5003643	Washer 8mm Flat Ss Hd	4

Sub-assembly on following pages

Boom Valve Unit Assembly



ITEM NO.	PART NUMBER	DESCRIPTION	QTY.
A	GA5065515	Boom valve assembly, Single, AS24, 3 wire, with connector (Includes plunger assembly - Part B)	-
B	GA2000262	Plunger assembly, Boom valve	-

Continued over page

Boom Valve Unit Assembly

ITEM NO.	PART NUMBER	DESCRIPTION	QTY.
1	GA2000266	Switch unit, 3 wire, Weatherpack plug, Boom Valve	1
2	GA5065695	Retaining pin, Suit AS24 plumbing fittings	2
3	GA2000269	Plug, AS24, Altek, 80376	1
4	GA5065840	O ring, 18.0 x 2.5 mm	1
5	GA5065701	Retaining pin, Suit AS30 plumbing fittings	3
6	GA2000267	Valve body, Boom Valve	1
7	GA5053510	O ring, 25 x 2.5 mm	1
8	GA5065830	O ring, 24.3 x 4.2 mm, FPM75	1
9	GA5012507	O Ring 55.25 x 2.62 mm	2
10	GA5065825	Manifold piece, Boom valve	1
11	GA5065830	O ring, 24.3 x 4.2 mm, FPM75	1
12	GA5065835	Plug in adapter, AS30 x AS24	1
13	GA5001067	O Ring 17.1 x 2.6 mm	1
14	GA5065640	Hose barb, AS24 female x 20mm hose	1
15	GA2000263	Plunger rod, Boom valve	1
16	GA5054650	Circlip, Boom Valve	2
17	GA5054640	Washer 17.8 x 6.1 x 1 mm	2
18	GA5054645	Rubber Plunger Seal, Boom Valve	2
19	GA5025250	O-ring, seal, 6 x 2 mm, FPM75, suit boom valve	2
20	GA2000264	Plunger spring cap, Boom valve	2
21	GA2000265	Plunger spring, Boom valve	1

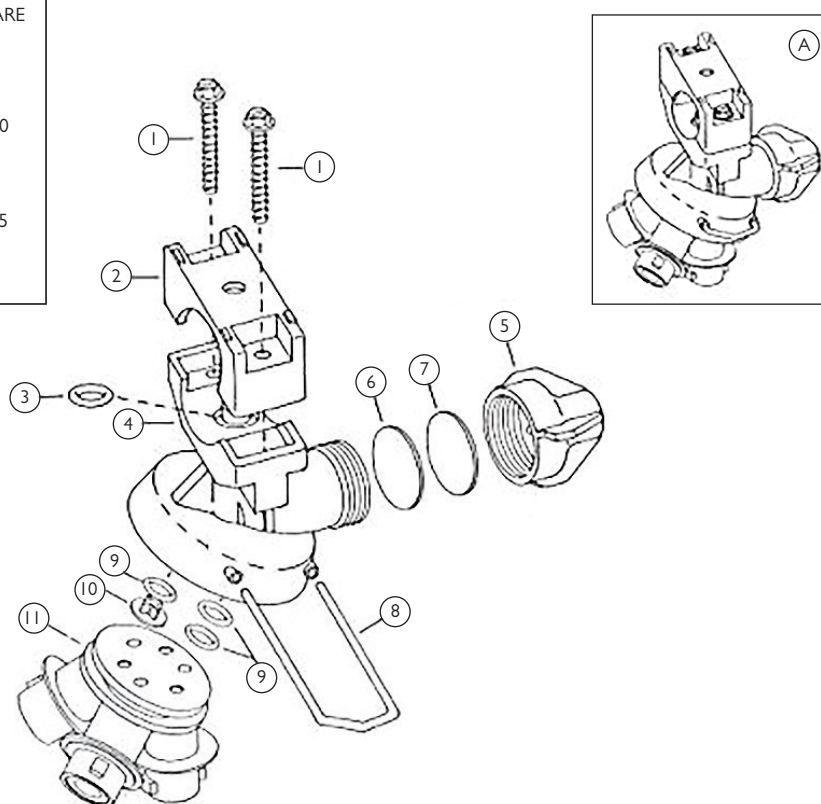
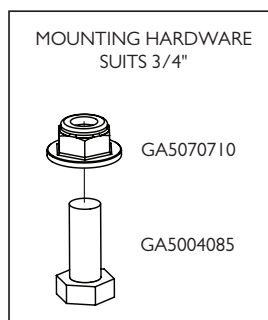
CONNECTING RODS

PART NUMBER	DESCRIPTION
GA5065805	3 Section connecting rod
GA4562055	4 Section connecting rod
GA4562125	5 Section connecting rod
GA4562050	6 Section connecting rod
GA4562045	7 Section connecting rod
GA4562040	8 Section connecting rod

BOOM VALVES

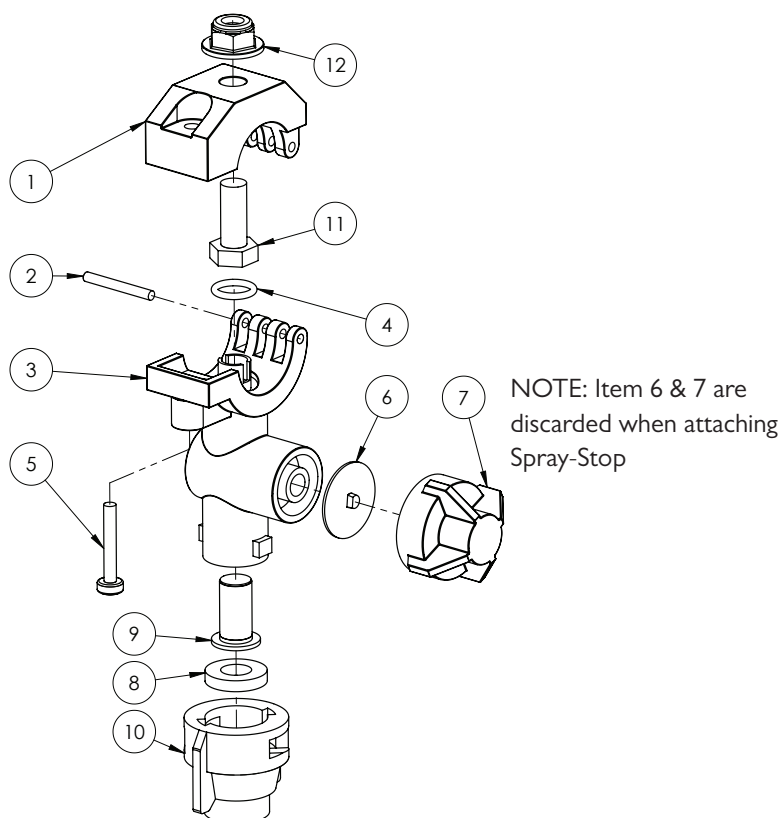
PART NUMBER	DESCRIPTION
GA5065740	3 Section Boom Valves
GA5065741	4 Section Boom Valves
GA5065704	5 Section Boom Valves
GA5065705	6 Section Boom Valves
GA5065706	7 Section Boom Valves
GA5065710	8 Section Boom Valves

Nozzles - Teejet Turret Body



ITEM NO.	PART NUMBER	DESCRIPTION	QTY.
A	GA5076697	Nozzle body, Triple turret, 3/4" - Complete	-
1	CP20123-1-1/4	Screw, suit Teejet turret nozzle body	2
2	CP24222-NYB	Clamp 3/4"	1
3	GA5077596	O-ring, 14.5 x 2.5mm, Buna	1
	GA5077597	O-ring, Viton	
4	GA5077461	Nozzle body, Triple turret, Upper body with 3/4" lower clamp	1
5	-	Not used	-
6	-	Not used	-
7	-	Not used	-
8	CP24221-SSPV	Retaining pin	1
9	GA5077595	O-ring, EPR	3
10	CP24224-CE	Button	1
11	CP24217-CE	Plate	1

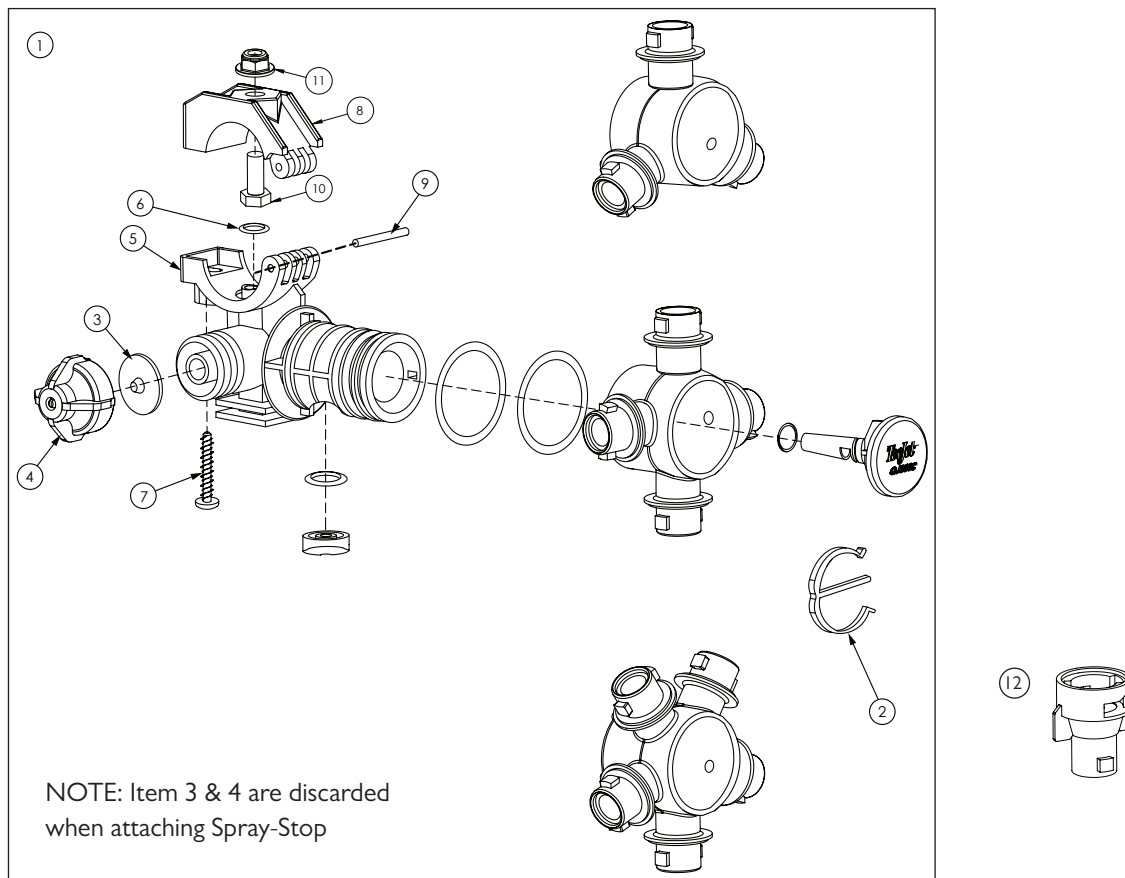
Nozzles - Teejet Single Body



ITEM NO.	PART NUMBER	DESCRIPTION	QTY.
-	GA5077964	Nozzle body, Single, 3/4", Teejet	-
-	GA5077988	Nozzle body, Single, 1", Teejet	-
1	GA5077532	Nozzle body clamp, Upper, 3/4", Teejet	1
	GA5077533	Nozzle body clamp, Upper, 1", Teejet	1
2	GA5077537	Pin, Nozzle body clamp, Teejet	1
3	GA5077538	3/4" Nylon body	1
	CP48499-NYB	1" Nylon body	1
4	GA5077596	O-ring, 14.5 x 2.5mm, Buna	1
	GA5077597	O-ring, Viton	1
5	GA5077536	Screw, suit Teejet Nozzle bodies, 1-1/4" long, SS	1
6	GA5077439	Chemsaver, Diaphragm, Teejet	1
	GA5077440	Diaphragm, Viton, Nozzle body check valve, Teejet	1
7	GA5076670	Chemsaver, 10psi, Black, Teejet	1
8	GA5055245	Washer, Nozzle cap seal, Rubber, 19 OD x 9mm ID	1
9	GA5077159	Filter, Nozzle tip, Red, 50 mesh, Polypropylene & SS, Teejet	1
	GA5077160	Nozzle filter screen, Blue 80 mesh, Polypropylene / SS, Teejet	1
10	GA8100464	Nozzle cap, Black, Teejet, Suit flat spray smaller capacity nozzles (up to 08)	1
	GA8100059	Nozzle Cap, 10mm across flats, Black, Lechler	1
11	GA5004085	Bolt M8 x 20 GR8.8 ZP	1
12	GA5070710	Nut Flange Plastic M8 x 1.25	1

NOTE: See nozzle tip strainer, cap and nozzle sections on following pages for more detailed nozzle parts guide.

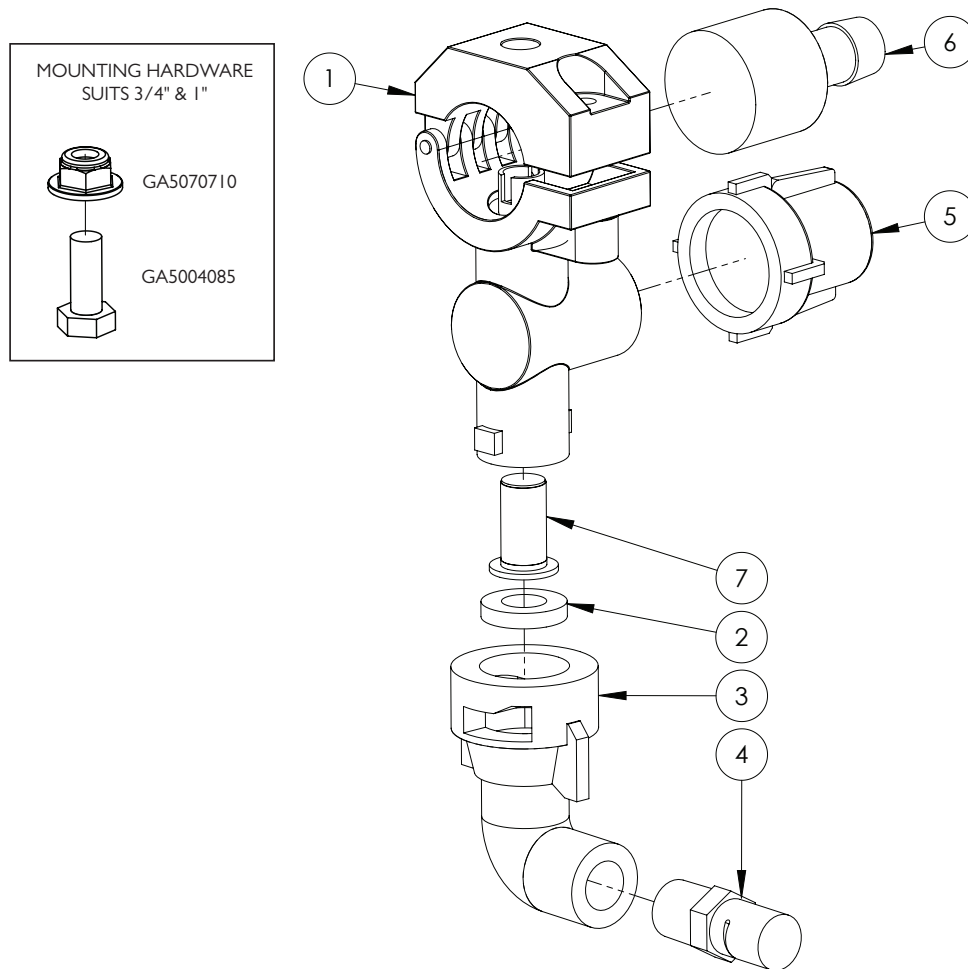
Nozzles - Teejet Clock Face Body



ITEM NO.	PART NUMBER	DESCRIPTION	QTY.
1	GA5077972	Nozzle body assembly, Clock face, 3 outlet, 3/4", Teejet	-
	GA5077974	Nozzle body assembly, Clock face, 4 outlet, 3/4", Teejet	-
	GA5077977	Nozzle body assembly, Clock face, 5 outlet, 3/4", Teejet	-
	GA5077970	Nozzle body, Triple, Trijet, Clock face, 1", Teejet	-
2	GA5077496	E clip, Nozzle body, Teejet	1
3	GA5077439	Chemsaver, Diaphragm, Teejet	1
	GA5077440	Diaphragm, Viton, Nozzle body check valve, Teejet	1
4	GA5076670	Chemsaver, 10psi, Black, Teejet	1
5	GA5077493	Body, 360 series 3/4", Teejet	1
	GA5077494	Body, 360 series 1", Teejet	1
6	GA5077596	O-ring, 14.5 x 2.5mm, Buna	1
	GA5077597	O-ring, Viton	1
7	GA5077536	Screw, suit Teejet Nozzle bodies, 1-1/4" long, SS	1
8	GA5077532	Nozzle body clamp, Upper, 3/4", Teejet	1
	GA5077533	Nozzle body clamp, Upper, 1", Teejet	1
9	GA5077537	Pin, Nozzle body clamp, Teejet	1
10	GA5004085	Bolt M8 x 20 GR8.8 ZP	1
11	GA5070710	Nut Flange Plastic M8 x 1.25	1
12	GA5077057	Nozzle body extension, Quick Teejet type, 1" long, Black, Teejet	1

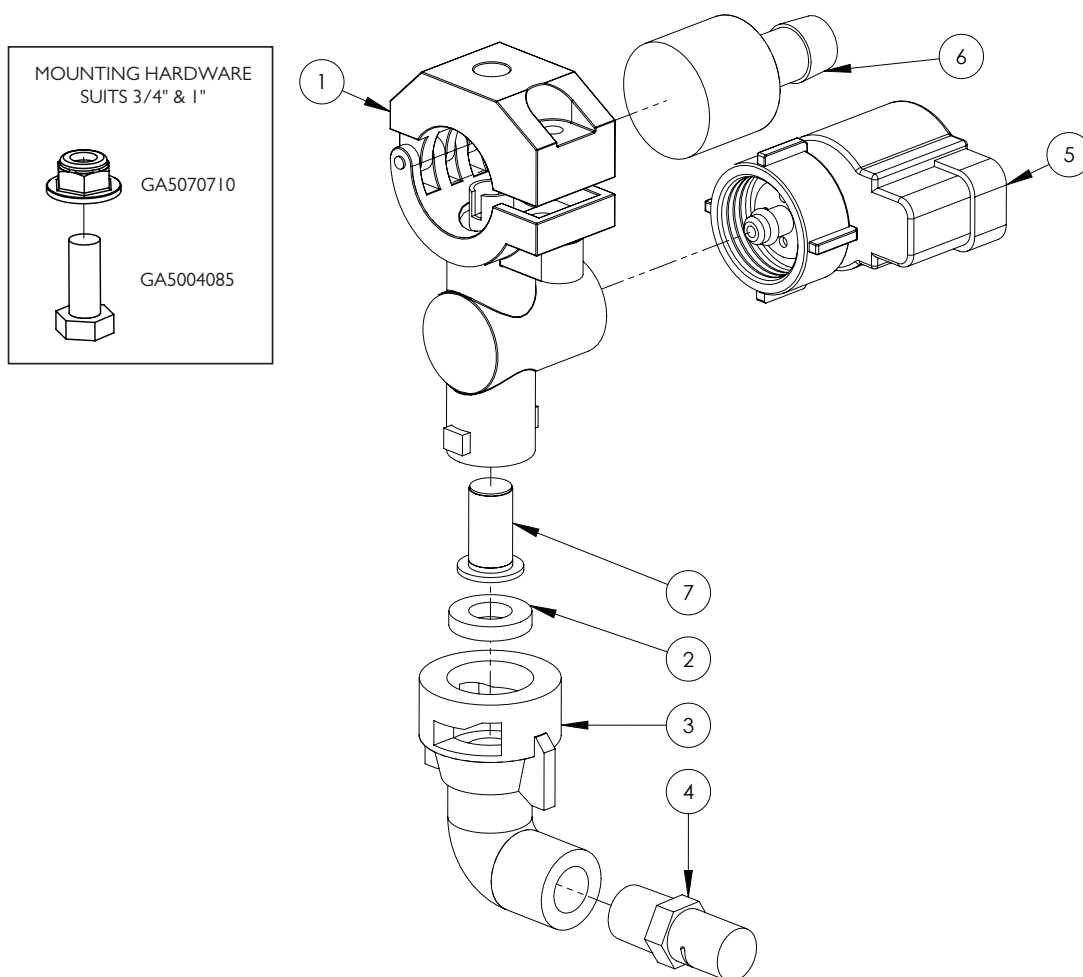
NOTE: See nozzle tip strainer, cap and nozzle sections on following pages for more detailed nozzle parts guide.

Nozzles - Fence Line - Manual Operated



ITEM NO.	PART NUMBER	DESCRIPTION	QTY.
1	GA5077964	Nozzle body, Single, 3/4", Teejet	1
	GA5077988	Nozzle body, Single, 1", Teejet	1
	GA5070710	Nut Flange Plastic M8 x 1.25	1
	GA5004085	Bolt M8 x 20 GR8.8 ZP	1
2	GA5055245	Washer, Nozzle cap seal, Rubber, 19 OD x 9mm ID	1
3	GA5077986	Nozzle cap & washer, 90 degree cap, 1/4" NPT female outlet	1
4	GA8100339	Nozzle, Fence line, Orange, Polymer, Left side, 1/4" NPT, Teejet	1
	GA8100340	Nozzle, Fence line, Orange, Polymer, Right side, 1/4" NPT, Teejet	1
5	GA5077074	Chemsaver, Manual shutoff, Maximum 150psi pressure, Teejet	1
6	GA5077497	Hose barb suit nozzle body, Single 1/2", Nylon, Teejet	1
7	GA5076947	Check valve & filter screen, Nozzle tip, 5psi valve, 50 mesh	1

Nozzles - Fence Line - Solenoid Operated



ITEM NO.	PART NUMBER	DESCRIPTION	QTY.
1	GA5077964	Nozzle body, Single, 3/4", Teejet	1
	GA5077988	Nozzle body, Single, 1", Teejet	1
	GA5070710	Nut Flange Plastic M8 x 1.25	1
	GA5004085	Bolt M8 x 20 GR8.8 ZP	1
2	GA5055245	Washer, Nozzle cap seal, Rubber, 19 OD x 9mm ID	1
3	GA5077986	Nozzle cap & washer, 90 degree cap, 1/4" NPT female outlet	1
4	GA8100339	Nozzle, Fence line, Orange, Polymer, Left side, 1/4" NPT, Teejet	1
	GA8100340	Nozzle, Fence line, Orange, Polymer, Right side, 1/4" NPT, Teejet	1
5	GA5071785	Solenoid, e-Chemsaver suit 2 Pin Metri-pack, Fence Line	1
6	GA5077497	Hose barb suit nozzle body, Single 1/2", Nylon, Teejet	1
7	GA5076947	Check valve & filter screen, Nozzle tip, 5psi valve, 50 mesh	1

Nozzles - Tip Strainers

PART NUMBER	DESCRIPTION
GA5076947	Tip strainer, Check valve, 5 PSI, Polypropylene / Stainless steel, 50 mesh, Teejet
GA5077158	Tip strainer, Polypropylene / Stainless steel, 24 mesh, Teejet
GA5077159	Tip strainer, Polypropylene / Stainless steel, 50 mesh, Teejet
GA5077160	Tip strainer, Polypropylene / Stainless steel, 80 mesh, Teejet
GA5077156	Tip strainer, Polypropylene / Stainless steel, 100 mesh, Teejet
GA5077157	Tip strainer, Polypropylene / Stainless steel, 200 mesh, Teejet

Nozzles - IDK - Cap

PART NUMBER	DESCRIPTION
GA8100464	Cap to suit IDK nozzle
GA5055245	Cap washer, IDK nozzle

Nozzles - IDK - Tips

PART NUMBER	DESCRIPTION	STRAINER
GA8100018	IDK I20-01, Orange, Lechler	80 mesh
GA8100019	IDK I20-015, Green, Lechler	50 mesh
GA8100020	IDK I20-02, Yellow, Lechler	50 mesh
GA8100021	IDK I20-025, Purple, Lechler	50 mesh
GA8100022	IDK I20-03, Blue, Lechler	50 mesh
GA8100023	IDK I20-04, Red, Lechler	50 mesh
GA8100024	IDK I20-05, Brown, Lechler	24 mesh
GA8100025	IDK I20-06, Grey, Lechler	24 mesh
GA8100026	IDK I20-08, White, Lechler	24 mesh

Nozzles - ID3 - Cap

PART NUMBER	DESCRIPTION
GA8100059	Cap to suit ID3 nozzle
GA5055245	Cap washer, ID3 nozzle

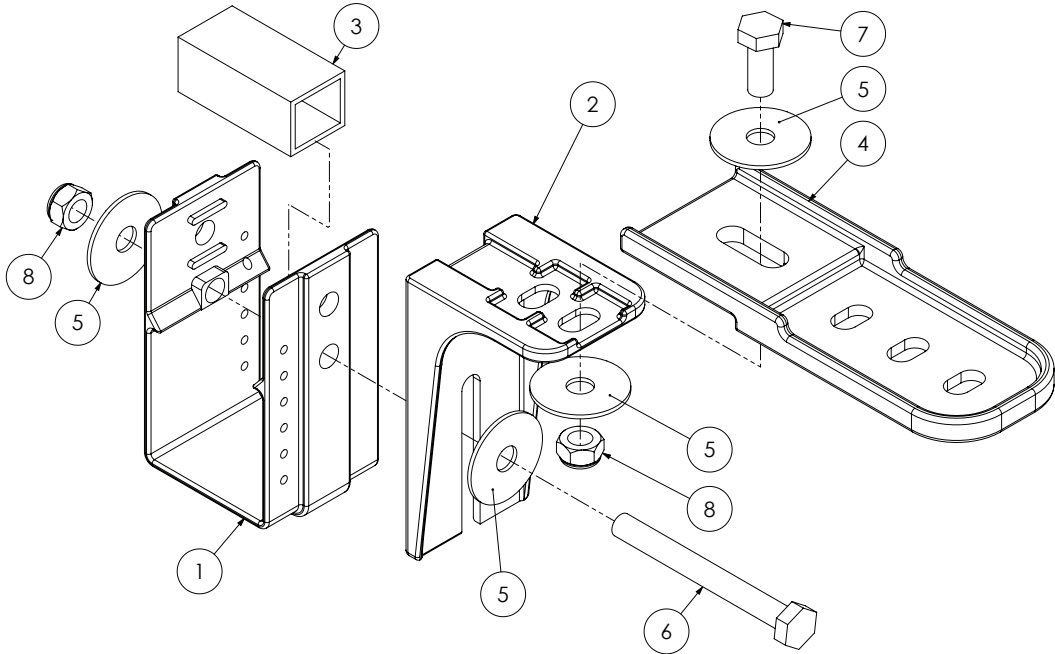
Nozzles - ID3 - Tips

PART NUMBER	DESCRIPTION	STRAINER
GA8100000	ID3 120-01, Orange, Lechler	80 mesh
GA8100001	ID3 120-015, Green, Lechler	50 mesh
GA8100002	ID3 120-02, Yellow, Lechler	50 mesh
GA8100003	ID3 120-025, Purple, Lechler	50 mesh
GA8100004	ID3 120-03, Blue, Lechler	50 mesh
GA8100005	ID3 120-04, Red, Lechler	50 mesh
GA8100006	ID3 120-05, Brown, Lechler	24 mesh
GA8100007	ID3 120-06, Grey, Lechler	24 mesh
GA8100008	ID3 120-08, White, Lechler	24 mesh

Nozzles - AIXR - Tips

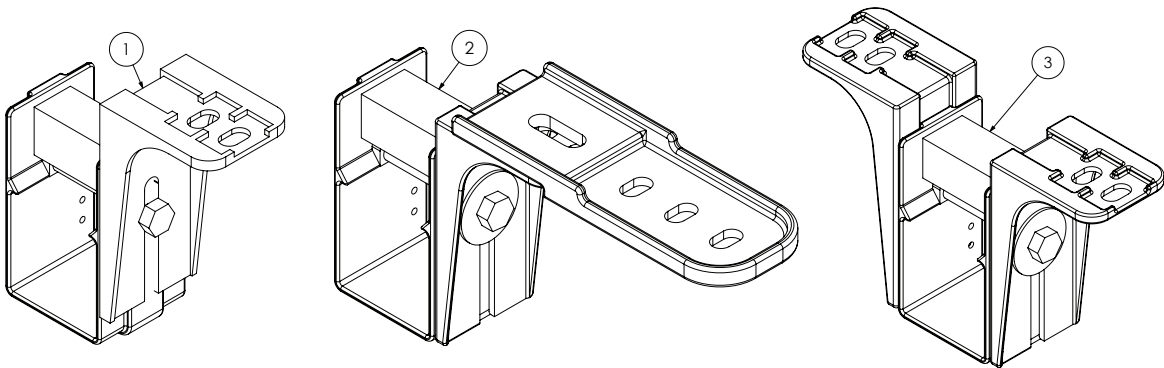
PART NUMBER	DESCRIPTION	STRAINER
GA8100429	AIXRI 10015VP, Green 015, Polymer, Teejet	100 mesh
GA8100430	AIXRI 10025VP, Violet 025, Polymer, Teejet	50 mesh
GA8100431	AIXRI 1002VP, Yellow 02, Polymer, Teejet	50 mesh
GA8100432	AIXRI 1003VP, Blue 03, Polymer, Teejet	50 mesh
GA8100433	AIXRI 1004VP, Red 04, Polymer, Teejet	50 mesh
GA8100434	AIXRI 1005VP, Brown 05, Polymer, Teejet	50 mesh
GA8100435	AIXRI 1006VP, Grey 06, Polymer, Teejet	50 mesh

Nozzles - Brackets



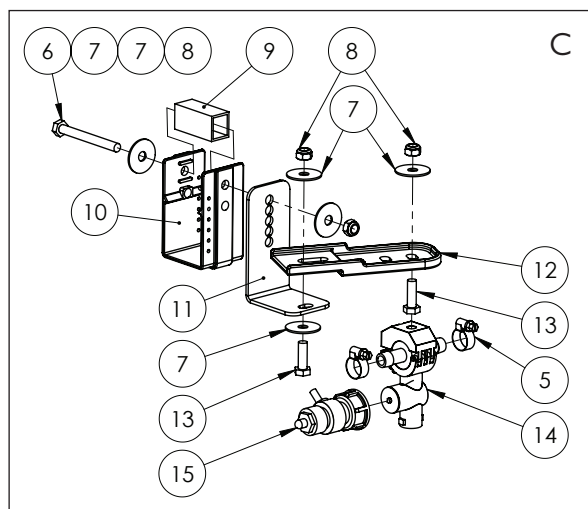
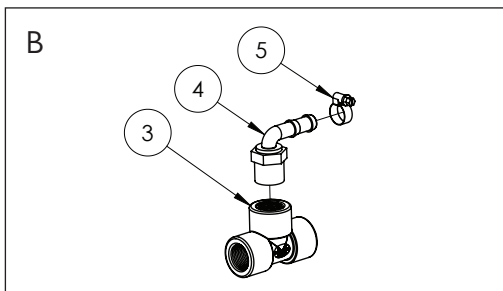
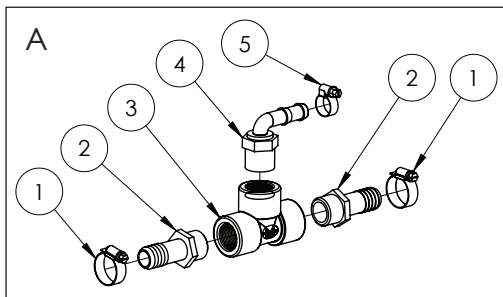
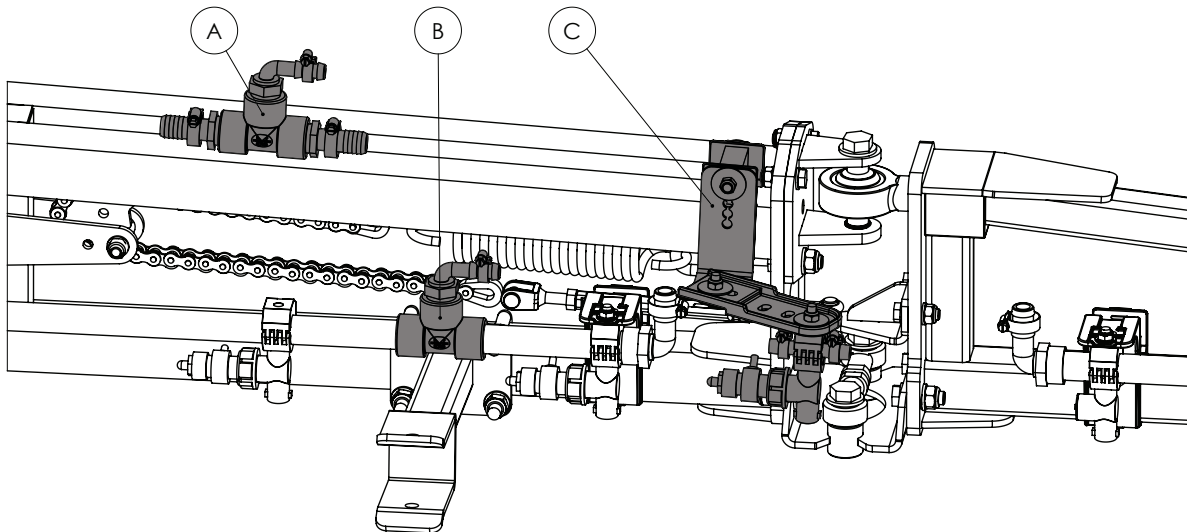
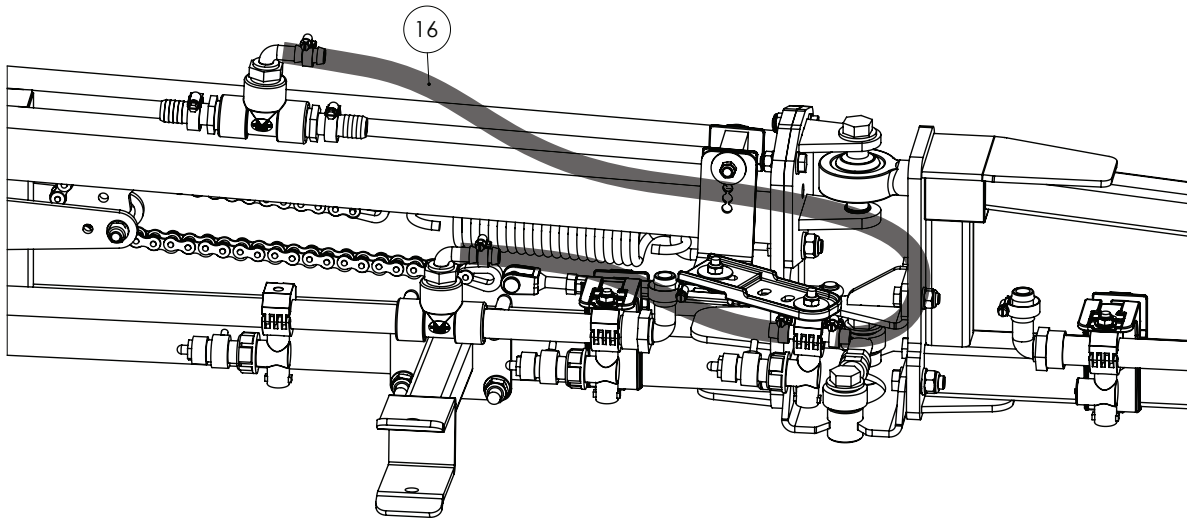
ITEM NO.	PART NUMBER	DESCRIPTION	QTY.
1	GA5018259	Nozzle bracket, plastic, U shape	1
2	GA5018257	Nozzle bracket, plastic, L shape, short	1
	GA5018258	Nozzle bracket, plastic, L shape, long	
3	GA5066965	Spacer suit nozzle brackets	1
4	GA5018255	Bracket, Nozzle extension, Plastic	1
5	GA5003645	Washer 5/16" ID x 1 1/4" OD Flat SS	4
6	GA5004741	Bolt M8 x 75 GR8.8 ZP	1
7	GA5004085	Bolt M8 x 20 GR8.8 ZP	1
8	GA5004917	Nut M8 Nyloc ZP	2

Nozzles - Bracket Kits



ITEM NO.	PART NUMBER	DESCRIPTION
1	GA4948675-SK	Nozzle bracket kit, Single line, Suit 50mm RHS
2	GA4948695-SK	Nozzle bracket kit, Single line with extension, Suit 50mm RHS
3	GA4948685-SK	Nozzle bracket kit, Dual line, Suit 50mm RHS

Nozzles - Mid Breakaway Assembly



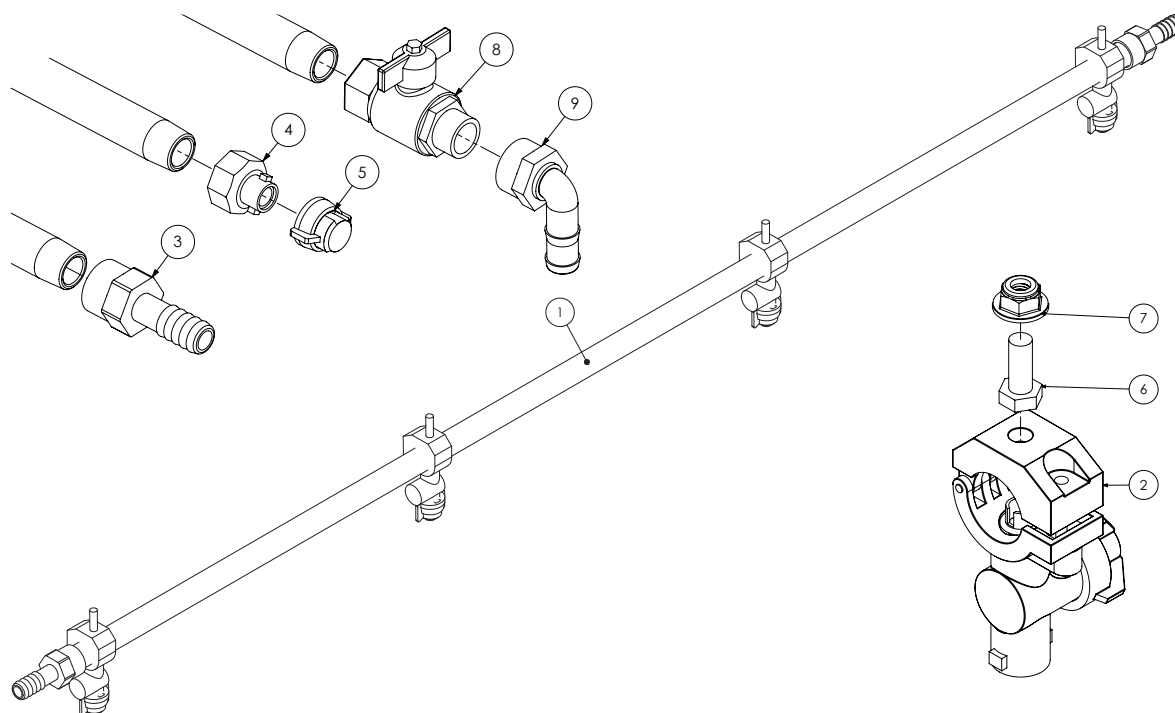
Continued over page

Nozzles - Mid Breakaway Assembly

ITEM NO.	PART NUMBER	DESCRIPTION	QTY.
1	GA5000999	Hose Clamp, 3/4", SS (16-27/12W)	2
2	GA5077709	Hose barb, Straight, 3/4" male thread x 3/4" hose	2
3	GA5078150	Tee, Threaded, 3/4" female	2
4	GA5077710	Hose barb, Elbow, 90 degree, 3/4" male thread x 1/2" hose	2
5	GA5004865	Hose Clamp, 3/8",SS (8-16/9W)	4
6	GA5052600	Bolt M8 x 75 SS A2-70	2
7	GA5003645	Washer 5/16" ID x 1 1/4" OD Flat SS	5
8	GA5004917	Nut M8 Nyloc ZP	3
9	GA5066965	Spacer, square, plastic, 21 x 24 x 50 mm, suits nozzle brackets	1
10	GA5018259	Nozzle bracket, plastic, U shape	3
11	GA4537810	Nozzle bracket Long SS	1
12	GA5018255	Bracket, Nozzle extension, Plastic	1
13	GA5004713	Bolt M8 x 25 SS A2-70	2
14	GA5023620	Teejet Nozzle Body Inline Manifold Assembly 1/2"	1
15	GA5065520	Spray Stop, 6mm, Rapidfire, Suit Teejet nozzle body, Altek	1
16	GA2000211	Hose, Pressure, 12mm, Black, 250psi, HOS13P - Cut to 1000 mm	1

Quantities shown are per side.

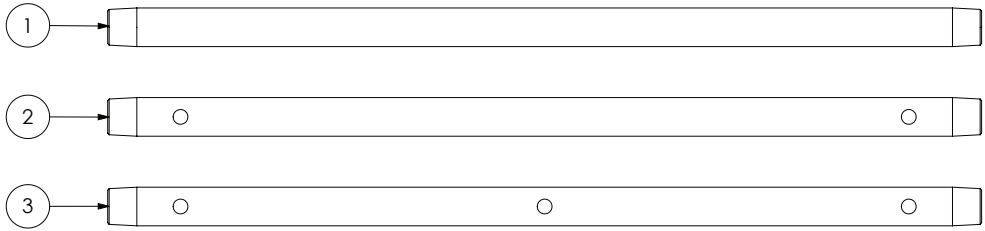
Boom Lines



ITEM NO.	PART NUMBER	DESCRIPTION	QTY
1	GA5018273	Boom line, Poly, 3/4", 1600 mm long, No holes	#
	GA5018275	Boom line, Poly, 3/4", 2100 mm long, No holes	#
	GA5018279	Boom line, Poly, 3/4", 2600 mm long, No holes	#
	GA5018281	Boom line, Poly, 3/4", 3100 mm long, No holes	#
2	GA5077964	Nozzle body, Single, 3/4", Teejet	#
3	GA5077743	Hose barb, Straight, 3/4" female x 3/4" hose, Banjo	#
4	GA5076904	Adapter, Boom flush, 3/4" female quick fitting	#
5	GA5076594	Nozzle shut off cap & washer, Teejet	#
6	GA5052595	Bolt, M8 x 20, SS	#
7	GA5070710	Nut with flange, Plastic, M8 x 1.25P	#
8	GA5018315	Valve, Ball, 20mm male & female thread, Black Butterfly handle	#
9	GA5077746	Hose barb, Elbow, 90 degree, 3/4" female thread x 3/4" hose	#

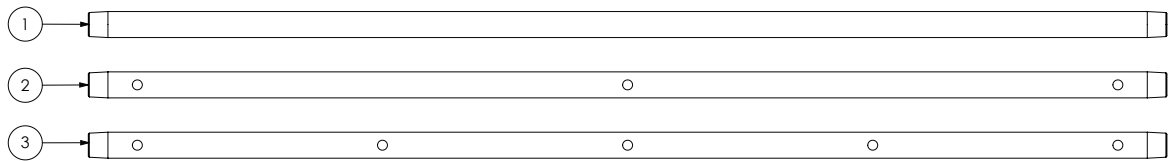
Quantities vary

Boom Poly - 3/4"- 600mm



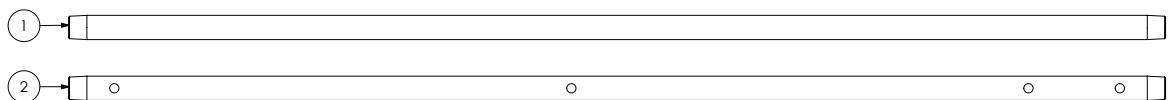
ITEM NO.	PART NUMBER	DESCRIPTION
1	GA5018287	Boom line, Poly, 3/4", 600 long, No holes
2	GA2000510	Boom line, Poly, 3/4", 600 long, 2 holes, 500mm spacing
3	GA2000511	Boom line, Poly, 3/4", 600 long, 3 holes, 250mm spacing

Boom Poly - 3/4"- 1100mm



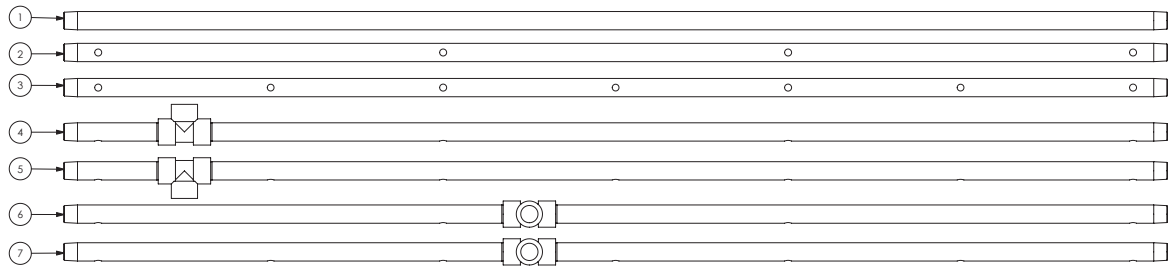
ITEM NO.	PART NUMBER	DESCRIPTION
1	GA5018269	Boom line, Poly, 3/4", 1100 long, No holes
2	GA2000506	Boom line, Poly, 3/4", 1100 long, 3 holes, 500mm spacing
3	GA2000507	Boom line, Poly, 3/4", 1100 long, 5 holes, 250mm spacing

Boom Poly - 3/4"- 1200mm



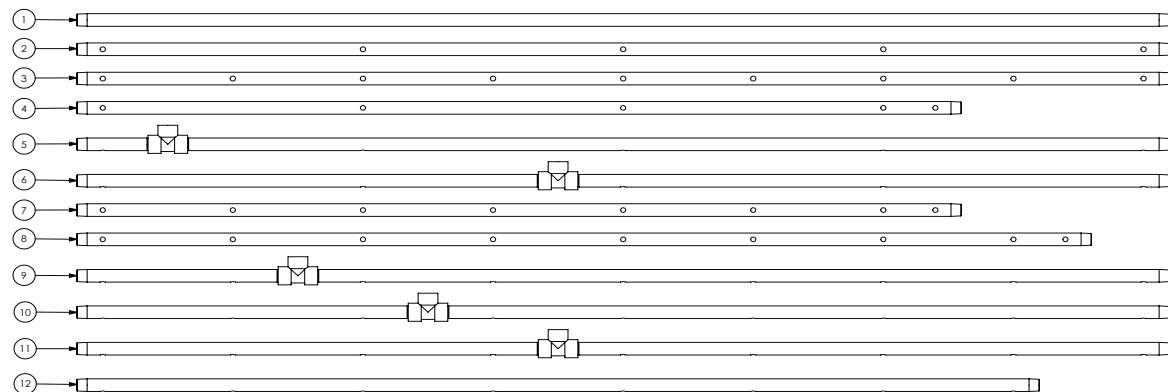
ITEM NO.	PART NUMBER	DESCRIPTION
1	GA5018271	Boom line, Poly, 3/4", 1200 long, No holes
2	GA2000515	Boom line, Poly, 3/4", 1200 long, 3 holes plus fenceline, 500mm spacing

Boom Poly - 3/4" - 1600mm



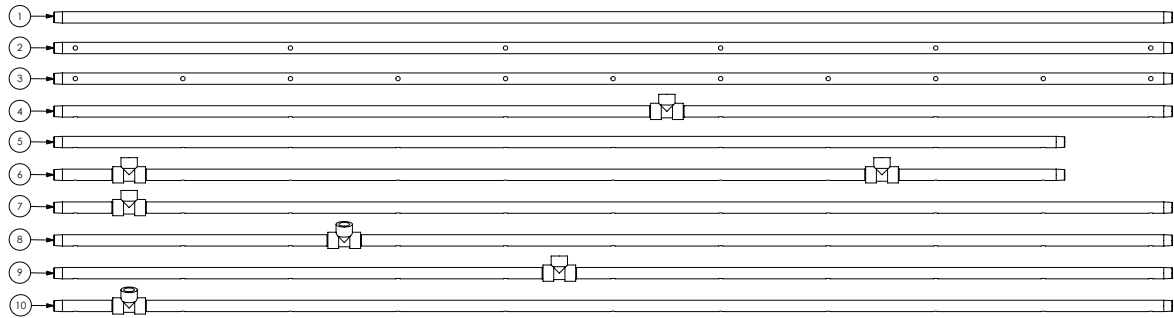
ITEM NO.	PART NUMBER	DESCRIPTION
1	GA5018273	Boom line, Poly, 3/4", 1600 long, No holes
2	GA2000500	Boom line, Poly, 3/4", 1600 long, 4 holes, 500mm spacing
3	GA2000501	Boom line, Poly, 3/4", 1600 long, 7 holes, 250mm spacing
4	GA2000520	Boom line, Poly, 3/4", 1600 long, 4 holes, 500mm spacing, Tee 175mm
5	GA2000521	Boom line, Poly, 3/4", 1600 long, 7 holes, 250mm spacing, Tee 175mm
6	GA2000522	Boom line, Poly, 3/4", 1600 long, 4 holes, 500mm spacing, Tee 675mm 90 Deg.
7	GA2000523	Boom line, Poly, 3/4", 1600 long, 7 holes, 250mm spacing, Tee 675mm 90 Deg.

Boom Poly - 3/4" - 2100mm



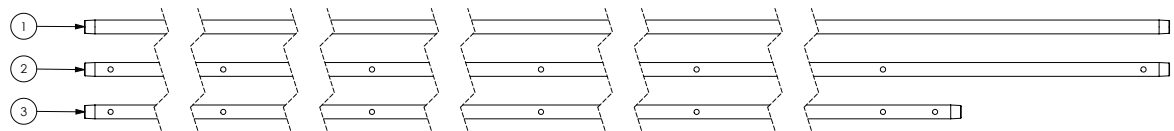
ITEM NO.	PART NUMBER	DESCRIPTION
1	GA5018275	Boom line, Poly, 3/4", 2100 long, No holes
2	GA2000502	Boom line, Poly, 3/4", 2100 long, 5 holes, 500mm spacing
3	GA2000503	Boom line, Poly, 3/4", 2100 long, 9 holes, 250mm spacing
4	GA2000525	Boom line, Poly, 3/4", 1700 long, 4 holes plus fenceline, 500mm spacing
5	GA2000526	Boom line, Poly, 3/4", 2100 long, 5 holes, 500mm spacing, Tee 175mm
6	GA2000527	Boom line, Poly, 3/4", 2100 long, 5 holes, 500mm spacing, Tee 925mm
7	GA2000530	Boom line, Poly, 3/4", 1700 long, 7 holes plus fenceline, 250mm spacing
8	GA2000531	Boom line, Poly, 3/4", 1950 long, 8 holes plus fenceline, 250mm spacing
9	GA2000532	Boom line, Poly, 3/4", 2100 long, 9 holes, 250mm spacing, Tee 425mm
10	GA2000533	Boom line, Poly, 3/4", 2100 long, 9 holes, 250mm spacing, Tee 675mm
11	GA2000534	Boom line, Poly, 3/4", 2100 long, 9 holes, 250mm spacing, Tee 925mm
12	GA2000535	Boom line, Poly, 3/4, 1850 long, 8 holes, 250mm spacing

Boom Poly - 3/4" - 2600mm



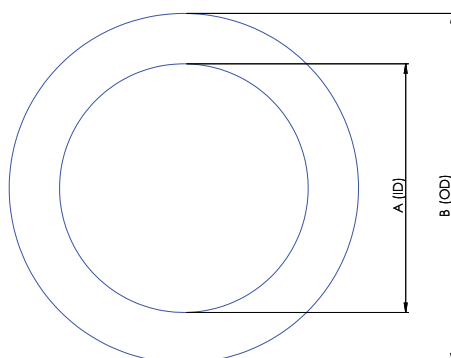
ITEM NO.	PART NUMBER	DESCRIPTION
1	GA5018279	Boom line, Poly, 3/4", 2600 long, No holes
2	GA2000504	Boom line, Poly, 3/4", 2600 long, 6 holes, 500mm spacing
3	GA2000505	Boom line, Poly, 3/4", 2600 long, 11 holes, 250mm spacing
4	GA2000540	Boom line, Poly, 3/4", 2600 long, 6 holes, 500mm spacing, Tee 175mm
5	GA2000541	Boom line, Poly, 3/4", 2350 long, 10 holes, 250mm spacing
6	GA2000542	Boom line, Poly, 3/4", 2600 long, 10 holes, 250mm spacing, Tee 175mm & 1925mm
7	GA2000543	Boom line, Poly, 3/4", 2600 long, 11 holes, 250mm spacing, Tee 175mm
8	GA2000544	Boom line, Poly, 3/4", 2600 long, 11 holes, 250mm spacing, Tee 675mm angled
9	GA2000545	Boom line, Poly, 3/4", 2600 long, 11 holes, 250mm spacing, Tee 175mm
10	GA2000546	Boom line, Poly, 3/4", 2600 long, 11 holes, 250mm spacing, Tee 175mm angled

Boom Poly - 3/4" - 3100mm



ITEM NO.	PART NUMBER	DESCRIPTION
1	GA5018281	Boom line, Poly, 3/4", 3100 long, No holes
2	GA2000508	Boom line, Poly, 3/4", 3100 long, 7 holes, 500mm spacing
3	GA2000550	Boom line, Poly, 3/4", 2700 long, 6 holes, 500mm spacing

Hoses



SUCTION HOSE

PART NUMBER	DESCRIPTION	INTERNAL DIAMETER (A)	OUTSIDE DIAMETER (B)
GA2000218	20mm Suction Hose	20mm	32mm
GA2000222	25mm Suction Hose	25mm	35mm
GA2000224	32mm Suction Hose	32mm	45mm
GA2000226	38mm Suction Hose	38mm	48mm
GA2000229	51mm Suction Hose	51mm	63mm
GA2000230	63mm Suction Hose	63mm	76mm
GA2000232	75mm Suction Hose	75mm	93mm

NOTE: Suction hose can be identified by its external green stripe and wire reinforcement.

PRESSURE HOSE

PART NUMBER	DESCRIPTION	INTERNAL DIAMETER (A)	OUTSIDE DIAMETER (B)
GA2000200	7mm Pressure Hose	7mm	12.5mm
GA2000211	13mm Pressure Hose	13mm	20mm
GA2000216	20mm Pressure Hose	20mm	28mm
GA2000219	25mm Pressure Hose	25mm	34mm
GA2000223	32mm Pressure Hose	32mm	43mm
GA2000225	38mm Pressure Hose	38mm	48mm

NOTE: Pressure hose can be identified by its blue internal layer.

PVC HOSE

PART NUMBER	DESCRIPTION	INTERNAL DIAMETER (A)	OUTSIDE DIAMETER (B)
GA2000220	25mm PVC Hose	25mm	32mm
GA2000227	40mm PVC Hose	40mm	50mm
GA2000228	50mm PVC Hose	50mm	58mm

NOTE: PVC Hose can be identified by its ribbed outer surface.

SIGHT TUBE HOSE

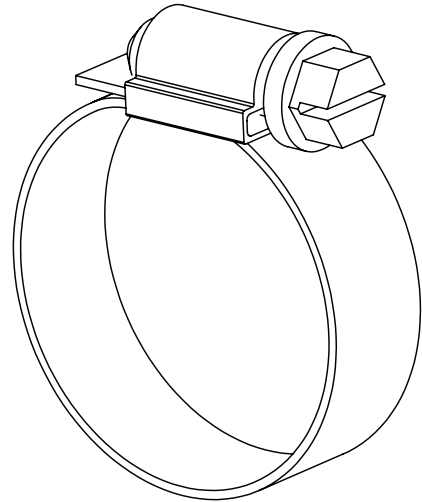
PART NUMBER	DESCRIPTION	INTERNAL DIAMETER (A)	OUTSIDE DIAMETER (B)
GA2000209	12mm Clear Sight Tube Hose	12mm	-
GA2000210	12mm Clear Sight Tube Hose with wire	12mm	-

LAY FLAT HOSE

PART NUMBER	DESCRIPTION	INTERNAL DIAMETER (A)	OUTSIDE DIAMETER (B)
GA2000220	25mm PVC Hose	25mm	32mm


Hose Clamps

PART NUMBER	DESCRIPTION
GA5004865	8-16mm Hose Clamp
GA5000469	12-20mm Hose Clamp
GA5000999	16-25mm Hose Clamp
GA5001681	20-32mm Hose Clamp
GA5016813	25-40mm Hose Clamp
GA5002783	30-45mm Hose Clamp
GA5002873	32-50mm Hose Clamp
GA5003325	40-60mm Hose Clamp
GA5016815	50-70mm Hose Clamp
GA5004241	60-80mm Hose Clamp



Cable Ties

PART NUMBER	DESCRIPTION
GA5002173	Cable Tie, Black, 100 x 2.5mm
GA5003517	Cable Tie, Black, 140 x 3.5mm
GA5004455	Cable Tie, Black, 190 x 4.5mm
GA5000685	Cable Tie, Black, 320 x 7.5mm
GA5000687	Cable Tie, Black, 360 x 4.5mm
GA5021235	Cable Tie, Black, 540 x 7.5mm



GOLDACRES

www.goldacres.com.au