

Prairie Special 4000-6500L Parts Manual MY17-19




SEE INSIDE COVER

GA8701079 REV 3

xxx 2020

FROM SERIAL #201833



GOLDACRES

For further information about any of the products shown please visit - www.goldacres.com.au.

© Goldacres Trading 2020

This publication and all designs are copyright.

No part, products or designs may be reproduced by any process except in accordance with the Copyright act 1968.

All information in this operator's manual is based on the latest product information available at the time of printing. The policy of Goldacres is one of continuous improvement and as such, Goldacres reserve the right to alter any specifications and designs without notice and without incurring any obligation regarding such changes.

No part of this manual may be reproduced without written permission from Goldacres. All photographs and technical information remain the property of Goldacres.

Goldacres Trading Pty Ltd
3 Morang Crescent
Mitchell Park Vic 3355

Ph: 03 5342 6399

Fax: 03 5342 6308

DOWNLOAD AN ELECTRONIC VERSION OF THESE
MANUALS ON THE GOLDACRES WEBSITE:

goldacres.com.au

Under Parts & Service > Owner-Operator Manuals:

GA8701083 - Operator's Manual, Prairie Special MY19 4000-6500L

Under Parts & Service > Parts Manuals:

GA8701079 - Parts Manual, Prairie Special MY19 4000-6500L



GOLDACRES - RESELLER TERMS AND CONDITIONS OF SALE
Goldacres Goods are only available for purchase upon the terms and conditions set out below.

- Interpretation
1. In terms and conditions:
 - (1) "Goldacres" means Goldacres Trading Pty. Ltd. A.C.N. 061 306 732 trading as Goldacres Agricultural Equipment (its successors and assigns) which is the seller of the Goods;
 - (2) "Purchaser" means the purchaser of the Goods;
 - (3) "Goods" means the products and, if any, the services sold or provided by Goldacres to the Purchaser;
 - (4) "GST Act" and "GST" are given the meanings referred to in a New Tax System (Goods and Services Tax) Act 1999.
 - (5) "PPSA" means the Personal Property Securities Act 2009 (Cth) (as amended);
 - (6) Nothing in these terms and conditions shall be read or applied so as to exclude, restrict or modify or have the effect of excluding, restricting or modifying, any condition, warranty, guarantee, right or remedy implied by law (including the Competition and Consumer Act 2010) and which by law cannot be excluded, restricted or modified.
- General
2. (1) The Goods and all other products or services provided by Goldacres are provided subject to these terms and conditions. These terms and conditions and any terms and conditions incorporated herein by virtue of clause 3 hereto shall prevail over all other terms and conditions of the Purchaser or otherwise to the extent of any inconsistency.
 - (2) These terms and conditions may not be modified or amended without the expressed written consent of Goldacres endorsed by the Managing Director of Goldacres Trading P/L.
- Additional Terms and Conditions
3. From time to time Goldacres may provide additional or extended warranties in respect of certain goods and/or services. Where such additional or extended warranties are provided to a Purchaser in writing they will be incorporated into these terms and conditions provided that in the event of any inconsistency between these terms and conditions and the terms of any additional or extended warranty, the provisions of the additional or extended warranty shall prevail.
- Goldacres quotations.
4. Unless previously withdrawn, Goldacres quotations are open for acceptance within the period stated therein or, when no period is stated, with 14 days of the quotation date. Goldacres reserves the right to refuse any order based on any quotation within 7 days of receipt of the order.
- Packing
5. The cost of any special packing and packing materials used in relation to the Goods shall be at the Purchaser's expense notwithstanding that such cost may have been omitted from any quotation.
- Shortage
6. The Purchaser waives any claim for shortage of any Goods delivered if a claim in respect thereof has not been lodged with Goldacres within (7) seven days from the date of receipt of the Goods by the Purchaser.
- Specifications, etc: Catalogues, etc: Quantities
7. All specifications, (including but not limited to: drawings, particulars of weights, volumes, capacities, dimensions, load factors) are approximate only and any deviation shall not be taken to vitiate any contract with Goldacres or form any claim against Goldacres. The descriptions, illustrations, and performances contained in catalogues, price lists and other advertising matter do not form part of the contract of sale of the Goods. Where specifications, drawings or other particulars are supplied by the Purchaser, Goldacres' price is made on estimates of quantities required. Should there be any adjustments in quantities above or below the quantities estimated by Goldacres and set out in a quotation, then on any such increase or decrease shall be adjusted on a unit rate basis according to unit prices set out in the quotation.
- Performance, Capacities, Chemicals, Liquids, Application Methods, Environmental Effects
8. Any performance, volumes, and/or capacity figures given by Goldacres are estimates only. Goldacres shall be under no liability for damages for failure to obtain such figures unless specifically guaranteed in writing and any such written guarantee shall be subject to the recognised tolerances applicable to such figures. The suitability of chemicals and other liquids for any application and the application methods and the environmental effects shall be the sole decision and responsibility of the Purchaser and the user of the Goods. Goldacres gives no warranty as to the suitability of any chemicals or other liquids for any application, nor the application methods nor the environmental effects, which may result from the use of the Goods. Goldacres shall be under no liability for damages arising out of the use of any chemicals, liquids, or mixtures in the Goods nor for any application, nor for the application methods nor for the environmental effects, which may result from the use of the Goods.
- Delivery/Service Times
9. The delivery times and service times made known to the Purchaser are estimates only and Goldacres shall not be liable for late delivery, non-delivery or delay and under no circumstances shall Goldacres be liable for any loss, damage or delay occasioned by the Purchaser or its customers arising from the late or non-delivery or late installation of the Goods.
- Loss or damage in transit
10. Goldacres is not responsible for any loss or damage to Goods in transit. Goldacres shall render the Purchaser such assistance as may be necessary to press claims on carriers provided that the Purchaser shall have notified Goldacres and the carriers immediately the loss or damage is discovered on receipt of Goods and shall lodge a claim on the carrier within three days of the date of receipt of the Goods. Insurance of Goods in transit is the responsibility of the Purchaser.
- Limit of Liability
11. (1) Goldacres liability for Goods manufactured by it is limited to:
 - (a) where the law implies consumer guarantees into these terms and conditions pursuant to Part 3.2 Division 1 of Schedule 2 to the Competition and Consumer Act 2010 (Cth) ("consumer guarantees") which cannot be excluded and Goldacres breaches a consumer guarantee, the loss and damage the Purchaser is entitled to at law which cannot be excluded by these terms and conditions; and, in all other cases
 - (b) making good any defects by repairing the same or at Goldacres option by replacement within a period not exceeding either 1000 hours or twelve calendar months, whichever comes first, after the Goods have been dispatched provided that:
 - (i) the defects have arisen solely from faulty materials or workmanship;
 - (ii) the Goods have not received maltreatment inattention or interference;
 - (iii) accessories of any kind used by the Purchaser are manufactured or approved by Goldacres;
 - (iv) where applicable, the seals on the Goods remain unbroken;
 - (v) there has been no improper adjustment, calibration or operation;
 - (vi) the use of accessories including consumables, hardware or software (not manufactured by Goldacres) has been approved in writing by Goldacres;
 - (vii) no contamination or leakage has been caused or induced;
 - (viii) any modification to the Goods has been authorised in writing by Goldacres;
 - (ix) there has been no inadequate or incorrect use, storage, handling or application of the Goods;
 - (x) there has been no use or operation of the Goods outside of the physical, electrical or environmental specifications of the Goods;
 - (xi) there has been no inadequate or incorrect site preparations;
 - (xii) there has been no inadequate or improper maintenance of the Goods;
 - (xiii) it has not been caused by fair wear and tear; and
 - (xiv) firstly the Goods have been thoroughly inspected and any damage (from whatever cause) to the Goods (and in particular – the structure, welding, seams, bolts, booms) has been repaired prior to the Goods being operated, used driven or moved and on each occasion the tanks are filled; and
 - (xv) there has been no failure to comply with the requirements of all present or future laws or regulations relating to the Goods and/or the use and/or the operation of the Goods; and
 - (xvi) there has been no failure to maintain a record of hours of operation (which record shall contain full details of all inspections, repairs and maintenance) and produce same to Goldacres at the time of the claim;
 - (xvii) the defective Goods or any damaged part of the Goods are promptly returned free of cost to Goldacres or a representative of Goldacres;
 - (xviii) all warranty related repairs have been carried out with the prior authorisation of Goldacres;
 - (ix) If Goods or any part thereof are not manufactured by Goldacres, in particular engines, engine accessories, transmissions, transfer cases, differentials, tyres, tubes, batteries, radios and UHF's, the guarantee of the manufacturer thereof shall be accepted by the Purchaser and is the only guarantee given to the Purchaser in respect of the Goods or that part provided always that this clause does not seek to exclude the consumer guarantees;
- (3) In the case of hydraulic systems, Goldacres shall replace defective parts in accordance with clause 11(1) of these conditions, provided that the failure of the part was not related to contamination within the system, Goldacres shall not be liable for labour in the case of repairing hydraulic system defects;
 - (4) Goldacres will not accept liability for damage attributed to fair wear and tear including but not limited to fair wear and tear to nozzles, chains, belts, filters, brake pads, polyethylene bushes and liquid pump valves, valve O-rings, diaphragms and seals;
 - (5) Goldacres shall not be liable for and the Purchaser releases Goldacres from any claims in respect of faulty or defective design of any Goods supplied unless such a design has been wholly prepared by Goldacres and the responsibility for any claim has been specifically accepted by Goldacres in writing and in any event Goldacres liability hereunder shall be strictly limited to the replacement of defective parts in accordance with paragraph 11(1) of these conditions provided always that this clause does not seek to exclude the consumer guarantees;
 - (6) Except as provided herein, all express and implied warranties, guarantees and conditions under statute or general law as to the merchantability, description, quality, suitability or fitness of the Goods for any purpose or as to design, assembly, installation, materials or workmanship or otherwise are hereby expressly excluded and Goldacres shall not be liable for physical or financial injury, loss or damage or for consequential loss or damage of any kind arising out of the supply, layout, assembly, installation or operation of the Goods or arising out of Goldacres negligence or in any other way whatsoever;
 - (7) The benefit of any warranty provided under these terms and conditions shall only be available to the Purchaser and shall not be transferable by the Purchaser;
 - (8) The warranties provided under these terms and conditions do not extend to second hand or used Goods that may be sold by Goldacres.
 12. Goldacres liability for breach of a consumer guarantee is hereby limited (in the case of goods and services not used for personal, domestic or household purposes) to:
 - (1) in the case of Goods, any one or more of the following:
 - (a) the replacement of the Goods or the supply of equivalent Goods;
 - (b) the repair of the Goods;
 - (c) the payment of the cost of replacing the Goods or acquiring the equivalent Goods;
 - (d) the payment of having the Goods repaired; or
 - (2) in the case of services;
 - (a) the supplying of the services again; or
 - (b) the payment of the cost of having the services supplied again.
- Prices
13. (1) Unless otherwise stated in writing by Goldacres, all prices quoted by Goldacres are inclusive of GST for supplies within Australia and exclusive of GST for exports outside of Australia. Prices quoted are those ruling at the time of quotation or the date the price is given and are based on rates of freight, insurance, customs, duties, taxes, exchange, shipping expenses, sorting and stacking charges, cartage, cost of materials and other charges affecting the cost of production ruling on that date and any alterations thereto either before acceptance of or during currency of the contract shall be to the Purchaser's account.
 - (2) For the purpose of 38-185 of the GST Act, the day upon which the seller gives the invoice for the supply shall be the date of the invoice.
- Payment
14. (1) The purchase price in relation to the Goods and the cost of the service shall be payable without deduction and or set off and payment thereof shall be made on or before the thirtieth day of the month following the delivery of the Goods or performance of the services unless other terms of payment are expressly stated in writing.
 - (2) A decreasing or increasing adjustment and or the issuing of an adjustment note, pursuant to Division 21 and Division 29-C of the GST Act, shall not, in any way, constitute a release, waiver, or forgiveness of the debt incurred by the Purchaser.
- Interest on overdue payments
15. If Goldacres is not paid for any Goods or services on the due date specified in this agreement without prejudice to any other right or remedy, all outstanding money shall bear interest at the rate set, pursuant to the Penalty Interest Rates Act, Victoria, 1986, as such money, together with interest shall be recoverable forthwith from the Purchaser.
- Rights in relation to Goods.
16. (1) Title to the Goods supplied by Goldacres to the Purchaser shall remain with Goldacres until the total amount due in respect of the Goods and all monies owing to Goldacres have been paid in full (the "Debts"). Risk in the Goods shall pass to the Purchaser upon delivery.
 - (2) The Purchaser shall have the right to resell Goods but only as fiduciary agent and trustee for Goldacres by way of bona fide sale at full market value and in the ordinary course of its business.
 - (3) Until all the Debts have been paid in full:
 - (a) the Purchaser shall take custody of the Goods as trustee, fiduciary agent and bailee for Goldacres;
 - (b) the Purchaser shall keep the Goods separate from any other goods and properly marked, stored, protected and insured;
 - (c) the Purchaser must hold all of the money it receives ("Proceeds")
 - (d) from the sale of any property into which Goods supplied have been incorporated; and
 - (e) from the sale of Goods or provision of services including the Goods supplied by the Goldacres as bailee, fiduciary agent and trustee for Goldacres, but the Purchaser need not hold on trust any money exceeding the amount of the Debts at the time the money is received.
 - (4) The Purchaser expressly acknowledges that it is bound by the fiduciary obligation created in the preceding paragraph and acknowledges that:
 - (i) it must hold the Proceeds on trust for Goldacres;
 - (ii) it must place the whole of the Proceeds in an account separate from its own moneys (the "Proceeds Account");
 - (iii) it must maintain the Proceeds Account separate from its own moneys at all times.
 - (iv) it must maintain proper records for the Proceeds Account.
 - (v) it must not assign or encumber any book debts arising from sales made in circumstances set out in clauses 16(c)(i) and (ii) or do any other act in derogation of Goldacres' legal or beneficial interests; and
 - (vi) it must account to Goldacres on demand for all moneys standing to the credit of such account.
 - (7) For the purposes of identification of different consignments of Goods purchased from Goldacres and receipt of Proceeds, the Purchaser agrees that the principle of "Last In, First Out" shall be applied to any items that cannot be distinguished.
 - (f) Goldacres may trace the Proceeds in equity.
 - (4) Goldacres may at any time, without notice to the Purchaser and without prejudice to any other rights which it may have against the Purchaser, terminate any contract connected with the Goods and the bailment referred to in clause 16(3) and enter upon any premises owned or occupied by the Purchaser where Goldacres reasonably believes the Goods may be stored, and repossess the Goods without liability for any damaged caused, and subsequently dispose of the Goods at Goldacres' discretion if:
 - (a) the Debts are not paid in accordance with these terms and conditions or any other contract or arrangement between Goldacres and the Purchaser; or
 - (b) Goldacres receives notice of or reasonably believes that:
 - (i) a third person may attempt to levy execution against the Goods; or
 - (ii) the Purchaser is insolvent (within the meaning of the Corporations Act 2001) or bankrupt; or
 - (iii) the Purchaser has entered into any arrangement or composition with its creditors, gone into liquidation, or has appointed a receiver, a receiver and manager or administrator.
 - (5) If after repossession under clause 16(4) Goldacres sells the Goods, Goldacres shall account to the Purchaser for any proceeds of sale (less expenses of repossession and sale) that exceeds the amount of the outstanding Debts.
 - (6) If any Goods belonging to Goldacres are disposed of by the Purchaser or an insurance claim is made in respect of them, Goldacres shall be entitled to trace the sale or insurance proceeds, which proceeds shall be held by the Purchaser in a separate bank account on trust for Goldacres.
 - (7) The Purchaser agrees and acknowledges that in the event it sells Goods to a third party on account, it will include in its terms and conditions of sale a provision under which the Purchaser retains title to the Goods until such time that the total amount due in respect of the Goods and all monies owing to the Purchaser have been paid in full by that third party debtor. The Purchaser also agrees and acknowledges that in these instances, it will register its PMSI in accordance with the PPSA in respect of its security interest in the Goods.
- PPSA provisions
17. (1) The Purchaser acknowledges that these terms and conditions constitute a security agreement for the purposes of section 20 of the PPSA and that a security interest exists in all Goods (and any associated Proceeds from their sale) previously supplied by Goldacres to the Purchaser (if any) and in all future Goods (and any associated Proceeds from their sale) that may be supplied to the Purchaser by Goldacres.
 - (2) The Purchaser acknowledges that Goldacres has a first ranking purchase money security interest ("PMSI") (as defined in section 14 of the PPSA) in the Goods and the Purchaser must not jeopardise such ranking (whether by act or omission).
 - (3) The Purchaser acknowledges that it has received value as at the date of first delivery of the Goods and has not agreed to postpone the time for attachment of the security interest (as defined in the PPSA) granted to Goldacres under these terms and conditions.
 - (4) The Purchaser will execute documents and do such further acts as may be required by Goldacres to register the security interest granted to Goldacres under these terms and conditions under the PPSA.
 - (5) Until ownership of the Goods passes, the Purchaser must not give to Goldacres a written demand or allow any other person to give Goldacres a written demand requiring Goldacres to register a financing change statement under the PPSA in respect of Goldacres' interest in the Goods.
 - (6) The Purchaser must indemnify Goldacres and on demand reimburse Goldacres for all costs and expenses incurred by Goldacres in respect of these terms and conditions including but not limited to Goldacres registering its security interest in the Goods, lodging, discharging or amending any financing statement or financing change statement, or otherwise complying with the PPSA.
 - (7) The Purchaser agrees (other than as provided in these terms and conditions) not to sell, lease, mortgage, deal with, dispose of or create or attempt to create any other security interest in or affecting the Goods unless and until the Purchaser's Debts have been satisfied.
 - (8) The Purchaser waives its rights under the following provisions of Chapter 4 of the PPSA:
 - (a) to receive a notice on enforcement action against liquid assets (section 121(4));
 - (b) to receive a notice to seize collateral (section 123);
 - (c) to receive a notice of disposal of Goods by Goldacres purchasing the Goods (section 129);
 - (d) to receive a notice to dispose of Goods (section 130);
 - (e) to receive a statement of account following disposal of Goods (section 132(2));
 - (f) to receive a statement of account if no disposal of Goods for each 6 month period (section 132(4));
 - (g) to receive notice of any proposal of Goldacres to retain Goods (section 135(2));
 - (h) to object to any proposal of Goldacres to either retain or dispose of Goods (section 137(2));
 - (i) to redeem the Goods (section 142);
 - (j) to reinstate the security agreement (section 143);
 - (k) to receive a notice of any verification statement (section 157(1) and section 157(3));
 - (9) The rights Goldacres may have under the PPSA are supplementary and in addition to those set out in these terms and conditions and do not derogate from the rights and remedies of Goldacres under these terms and conditions or under any other statute or under general law.
 - (10) The Purchaser must give 10 business days prior written notice of any proposed change in the Purchaser's name or other identifying characteristics and details.
- Purchasers property
18. Any property of the Purchaser under Goldacres' custody or control shall be entirely at the Purchaser's risk as regards loss or damage caused to the property or by it.
- Storage
19. Goldacres reserves the right to make a reasonable charge for storage if delivery instructions are not provided by the Purchaser within (14) fourteen days of a request by Goldacres for such information.
- Returned Goods
20. Goldacres shall not be under any obligation to accept Goods returned by the Purchaser and will do so only on terms to be agreed in writing in each individual case.
- Goods sold
21. All Goods to be supplied by Goldacres shall be described on the purchase order agreed by Goldacres and the Purchaser and the description on such purchase order modified as so agreed shall prevail over other descriptions including any Purchaser's specification or enquiry.
- Cancellation
22. No order may be cancelled except with the consent in writing and on terms, which will indemnify Goldacres against all losses.
- No waiver
23. The failure of any party to enforce the provisions of these terms and conditions or to exercise any rights expressed in these terms and conditions shall not be a waiver of such provisions or rights and shall not affect the enforcement of this agreement. The exercise by any party of any of its rights expressed in this agreement shall not preclude or prejudice such party from exercising the same or any other rights it may have irrespective of any previous action taken by that party.
- Force Majeure
24. If by reason of any fact, circumstance, matter or thing beyond the reasonable control of Goldacres is unable to perform in whole or in part any obligation under these terms and conditions then Goldacres shall be relieved of that obligation under these terms and conditions to the extent and for the period that it is so unable to perform and shall not be liable to the Purchaser in respect of such inability.
- Passing of risk
25. Risk in the Goods shall pass to the Purchaser upon delivery of the Goods to the Purchaser or collection of the Goods by the Purchaser's agent or carrier as the case may be.
- Exclusion of liability
26. To the extent permitted by law Goldacres shall not be liable to the Purchaser in contract or in tort arising out of, or in connection with, or relating to, the performance of the Goods or any breach of these conditions or any fact, matter or thing relating to the Goods or error (whether or not it is negligent or a breach of contract) in information supplied to the Purchaser or a user before or after the date of the Purchaser's or user's use of the Goods and Goldacres shall be under no liability for damages arising out of the use of any chemicals, liquids, or mixtures in the Goods, nor for any application, not for the application methods nor for the environmental effects, which may result therefrom or from the use of the Goods.
- Exclusion of representations and arrangements
27. To the extent permitted by law the terms and conditions supersede and exclude all prior and other discussions, representations (contractual or otherwise) and arrangements relating to the supply of the Goods or any part thereof including, but without limiting the generality of the foregoing, those relating to the performance of the Goods or any part thereof or the results that ought to be expected from using the Goods.
- Place of contract
28. The contract for sale of the Goods and the provision of the services is made in the State of Victoria and the Purchaser agrees to submit all disputes arising with Goldacres to the courts of such State and any court competent to hear appeals therefrom.

Contents

I CHASSIS	5	5 LEFT HAND POD	37
Chassis	5	Left Hand Pod - Zeta 170	37
Pull	6	Left Hand Pod - Zeta 170	38
Pull	7	Left Hand Pod - Zeta 260	39
Front Steps	8	Flow Control Valve - Zeta 170	40
Spray Pressure Gauge	9	Flow Control Valve - Zeta 260	41
H Frame	10	Suction Filter - Zeta 170	42
Boom Rests Delta - 4000L	11	Suction Filter - Zeta 260	43
Boom Rests Delta - 5000L	12	Pressure Manifold Assembly - Zeta 170	44
Boom Rests TriTech - 4000-6500L	13	Pressure Manifold Assembly - Zeta 260	45
Boom Rests TriTech - Step Back	14	Fill System Assembly	46
Hand Wash Tank Assembly	15	Chemical Probe Coupling Ball Valve	47
Towbars	16	Valve - Quick Fit 2 Way Assembly	48
2 PUMPS	17	6 DIRECT CHEMICAL INJECTION	49
Zeta 170 - PTO Shaft Drive	17	Not Fitted	49
Zeta 170 - PTO & Hydraulic Drive Assembly	18	7 DUAL PRODUCT	51
Zeta 170 - Hydraulic Drive	19	Not Fitted	51
Zeta 260 - PTO Shaft Drive	20	8 INDUCTION HOPPER	53
Zeta 260 - PTO Shaft Drive Assembly	21	Induction Hopper - 60L	53
Zeta 260 - Hydraulic Drive	22	Induction Hopper - Frame Assembly	54
Zeta 260 - Hydraulic Drive Assembly	23	Induction Hopper - Frame Assembly	55
Hydraulic Drive Conversion Kit	24	Induction Hopper - Tank Assembly	56
Hydraulic Hose Kit	25	Induction Hopper - Tank Assembly	57
Hydraulic Pressure Flow Compensator	26	Hopper Bottom - 2" Flanged	58
3 FLUSH TANK	27	9 FOAM MARKER	59
400L Flush Tank Assembly	27	Foam Marker	59
400L Flush Tank Assembly	28	10 TRANSCAL	61
4 RIGHT HAND POD	29	Transcal Assembly	61
RapidFire Box Mounting	29	Transcal Assembly	62
RapidFire Box Assembly	30	Tap Assembly	62
RapidFire Box Assembly	31	Rinse Nozzle Cap Assembly	63
RapidFire Pump Assembly	32	11 MAIN TANK	65
Airbag Compressor Box Mounting	33	Tank - 4000-6500L	65
Airbag Compressor Box Assembly	34	Tank - 4000-6500L	66
Airbag Compressor Box Assembly	35	Tank Rinsing Nozzle, Elbow - Assembly	67
Airbag Compressor Assembly	35	Tank Rinsing Nozzle, Tee - Assembly	67
Airbag Compressor Filters	36		
Gauge Assembly	36		

Venturi Filler	68	Fence Line End Protector - Quick Fit	103
Supermix Agitator	69	Delta - Flip Over Ends	104
Inlet - Tank Fill 1" - Chemical Pump	69	Delta - Flip Over End Saddle.	104
Inlet - Tank Fill 2" - Straight	70	Delta - Rubber Bump Stop	105
Inlet - Hopper Fill 2" - Straight	70	Delta - Boom Protector - Inner	106
Remote Tank Drain	71	Delta - Boom Protector - Outer.	106
Sump Drain Valve	72	Boom Fold Adjuster	107
Tank Stops	73	Delta - Boom Cable Spring	108
Tank Straps & Brackets.	74	Delta - Boom Cables.	108
12 WHEELS, AXLES & MUDGUARDS	75	Delta - Cable Drum	109
Rigid Axle	75	Delta - Upper Bearing Pivot	110
Air Bag Axle	76	Delta - Lower Bearing Pivot	111
Air Bag Axle	77	Delta - 3D Breakaway	112
Mudguards	78	Delta - 3D Breakaway	113
Mudguards	79	Delta - Steel Inner Wings	114
Wheel Speed Sensor.	80	Delta - Aluminium Outer Wings.	115
Wheels.	81	Delta - Aluminium Break Away Tip	115
Hub - 90 Series - Unbraked	82	TriTech - Boom Pivots	116
13 BOOM CENTRE	83	TriTech - Cable Drum	117
Delta - Boom Paralift Assembly -18-24m	83	TriTech - Cable Drum	118
Delta - Boom Paralift Assembly -18-24m	84	TriTech - 3D Breakaway 2.0	119
Delta - Boom Centre Assembly	84	TriTech - 3D Breakaway 2.0	120
Delta - Boom Centre Assembly	85	TriTech - 3D Breakaway 2.0 - Mechanism.	120
Delta - Centre - Adjustable Tilt Links	86	TriTech - Boom Protector Assembly - Outer Wing	121
Delta - Centre - Hydraulic Tilt.	87	TriTech - Boom Protector Assembly - Inner Wing .	121
Delta - Boom Cable Adjuster	88	TriTech - Boom Cables 24-36m	122
Delta - Boom Height Limit Switch.	89	TriTech - Upper Pivot Assembly.	123
Delta - Oversize Sign Mount.	90	TriTech - Lower Pivot Assembly.	123
TriTech - Paralift & Paralift Arms.	91	TriTech - Boom Cable Spring - 24m	124
TriTech - Boom Centre - Base Assembly	92	TriTech - Boom Cable Spring - 28-30m	124
TriTech - Boom Centre - Base Assembly	93	TriTech - Boom Cable Spring - 33 & 36m	125
TriTech - Boom Centre - Tilt Assembly	94	TriTech - Steel Inner Wings	126
TriTech - Boom Centre - Tilt Assembly	95	TriTech - Aluminium Outer Wings	127
TriTech - Boom Centre - Yaw Assembly	96	TriTech - Aluminium Breakaway Tip.	127
TriTech - Boom Centre - Yaw Assembly	97	Aluminium Outer Assembly 36m	128
TriTech - Roll Shocker Assembly	98	Touch Down Wheel	129
TriTech - Roll Shocker Assembly	99	Touch Down Wheel	130
TriTech - Oversize Sign Mount.	99	15 ELECTRICS	131
TriTech - Cable Mount Rear	100	Lighting - Boom Tip LEDs	131
Delta Links	101	Lighting - Tail Light & Beacon	132
Lower Limit Switch - Raven	102	Electrical Components.	132
14 BOOM WING	103	Electrical Connectors - AMP.	133
		Electrical Connectors - AMP.	134

Electrical Connectors - Weather Pack.	135	Quick Release Couplings.	171
Electrical Connectors - Weather Pack.	136	Hydraulic O-rings & Retaining Washers	171
Electrical Connectors - Deutsch.	137	Hydraulic Hose ID Tags	172
Electrical Connectors - Deutsch.	138	Hydraulic Hoses	172
Electrical Connectors - Deutsch.	139	Raw Hide & Spiral Guard	173
Console Mounting Kit	140		
16 SCHEMATICS	141	19 PLUMBING	175
Electrical Layout - Raven SCS 450.	141	Filter - Dual Pressure Assembly	175
Electrical Layout - ISOBUS.	142	Filter - Pressure - Body Assembly	176
Hydraulics - TriTech Booms	143	Filter - 1 1/2" Suction	177
Hydraulics - Delta Booms	144	Filter - 2" Suction.	178
Plumbing - Zeta 170	145	Filter - In Line Boom	179
Plumbing - Zeta 260	146	Flow Meter.	180
Pneumatics.	147	Flow Meter Assembly	181
17 DECALS	149	Pump - Chemical Transfer	182
Decals - Base Kit	149	Boom Valves Assembly	183
Decals - Base Kit	150	Boom Valve Unit Assembly	184
Decals - Base Kit	151	Boom Valve Unit Assembly	185
Decals - Base Kit	152	Nozzles - Teejet Single Body.	186
Decals - Tank.	153	Nozzles - Teejet Turret Body	187
Decals - Wet Sight Tube	153	Nozzles - Teejet Clock Face Body	188
18 HYDRAULICS	155	Nozzles - Altek Spray Stop - Push On Type.	189
Solenoid Valve - Boom Lower	155	Nozzles - Fence Line - Manual Operated	190
Pressure Reducing Valve Assembly	156	Nozzles - Fence Line - Solenoid Operated	191
Pressure Reducing Valve Assembly - Non-Spool	157	Nozzles - Tip Strainers.	192
Boom Lift Accumulator Manifold Assembly.	158	Nozzles - IDK - Cap	192
Hydraulic Cylinder - Delta - Tilt	159	Nozzles - IDK - Tips	192
Hydraulic Cylinder - Delta - Fold RH	160	Nozzles - ID3 - Cap	193
Hydraulic Cylinder - Delta - Fold LH	160	Nozzles - ID3 - Tips	193
Hydraulic Cylinder - Delta - Boom Lift	161	Nozzles - AIXR - Tips	193
Hydraulic Cylinder - TriTech - Boom Lift	162	Plumbing Lines - Miscellaneous	194
Hydraulic Cylinder - TriTech - Yaw	163	Plumbing Lines - Miscellaneous	195
Hydraulic Cylinder - TriTech - Wing Tilt	164	Boom Poly - Pipe Clamps - Singles	195
Hydraulic Cylinder - TriTech - Boom Fold.	165	Boom Poly - Pipe Clamps - Multi	196
Hydraulic Line Assy, Boom Fold, Motus, GA5018540	166	Plumbing Lines - Nozzle Brackets	197
Hydraulic Line Assy, Boom Fold, Motus, GA5018542	167	Plumbing Lines - Nozzle Bracket Kits	197
Cylinder Rose End - Spare Parts	168	Plumbing Lines - Mid Breakaway Assembly	198
Yaw Control Valve Assembly	169	Plumbing Lines - Mid Breakaway Assembly	199
Yaw Charge Line.	169	Boom Poly - 3/4"- 600mm	200
Load Sense Turbo Valve	170	Boom Poly - 3/4"- 1100mm.	200
		Boom Poly - 3/4"- 1200mm.	200
		Boom Poly - 3/4"- 1600mm.	201
		Boom Poly - 3/4"- 2100mm.	201
		Boom Poly - 3/4"- 2600mm.	202

Boom Poly - 3/4"- 3100mm 202

Hoses 203

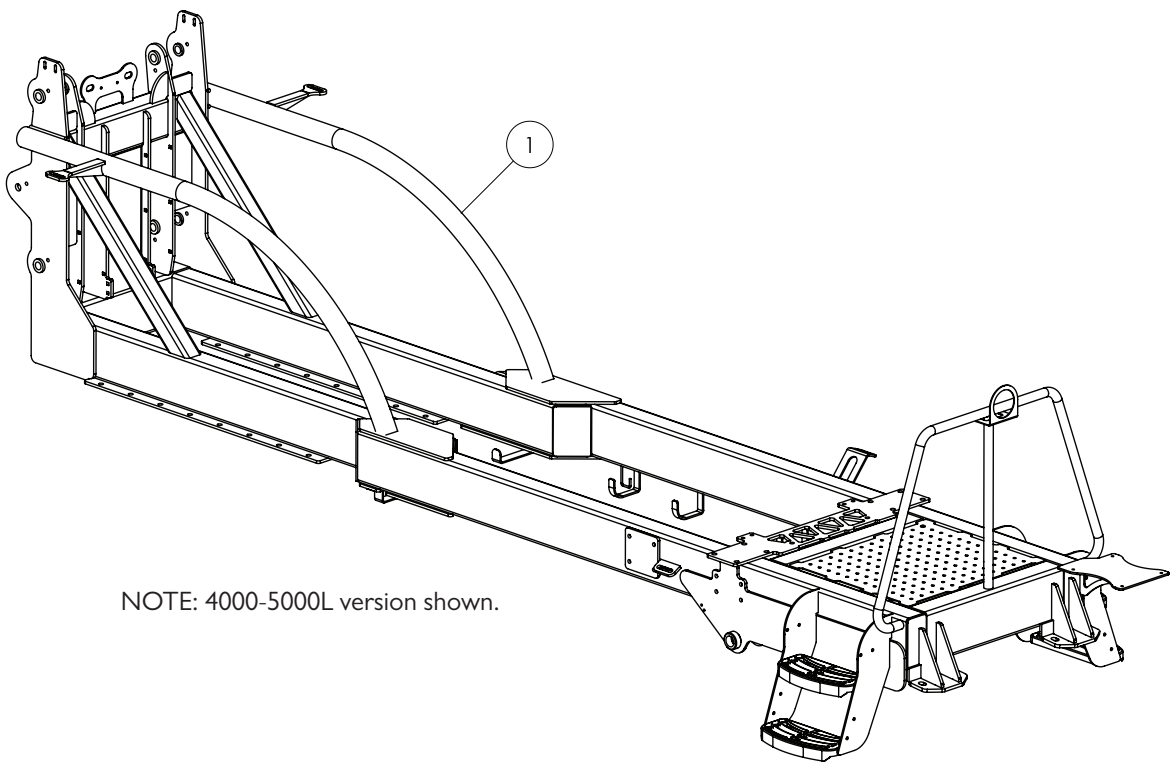
Hose Clamps. 204

Cable Ties 204

Chapter I

CHASSIS

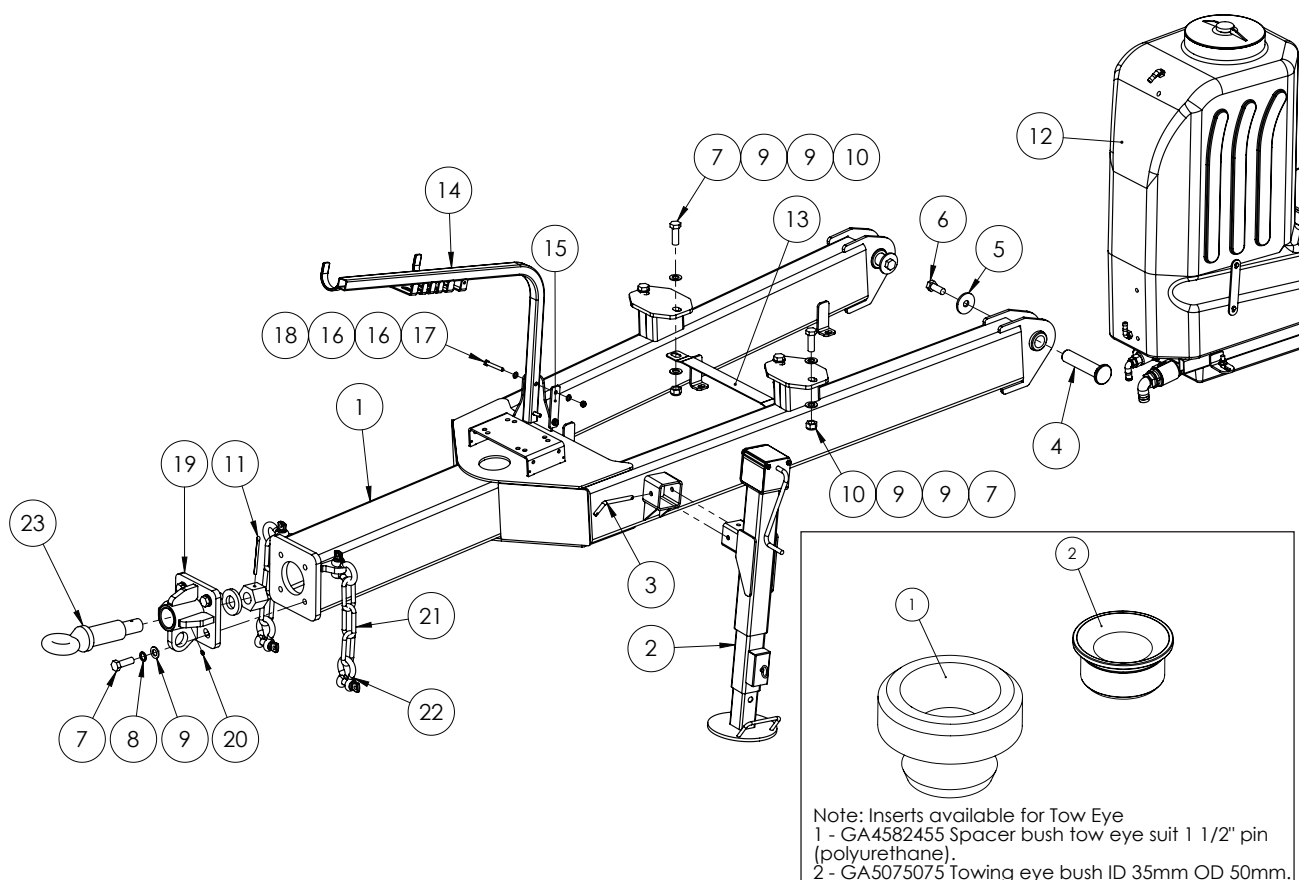
Chassis - 4000L, 5000L & 6500L



NOTE: 4000-5000L version shown.

ITEM NO.	PART NUMBER	DESCRIPTION	QTY.
1	GA4659505	Chassis Special 4000L and 5000L	1
	GA4659507	Chassis Special 6500L	

Pull



ITEM NO.	PART NUMBER	DESCRIPTION	QTY.
1	GA4659540	Pull Special 4000 and 5000 MY13	1
2	GA4657680	Special EF jack	1
3	SP-IH-009MACH	Hopper Latch Pin (12mm RND)	1
4	PCH-019MACH	Pin with flanged end, 39.5 minor OD x 188 long	2
5	L073A	Washer suit drawbar pin	2
6	GA5011321	Set Screw M20 x 50 Course ZP GR8.8	2
7	GA5011333	Bolt M20 x 60 ZP GR8.8	6
8	GA5001721	Washer 20mm Spring SS	4
9	GA5001741	Washer 20mm Flat SS HD	12
10	GA5048125	Nut M20 Nyloc Coarse ZP	4
11	GA5051385	Split Pin, 8 Diameter x 90	1
12	^	Flush Tank Assembly	1
13	GA4522385	Prairie EF belly tank retaining strap	1
14	GA4657665	Hose support arm suit EF pull	1
15	GA4522926	EF pull hose support backing plate	1
16	GA5000117	Washer 10mm Flat SS HD	4
17	GA5011163	Bolt M10 x 70 ZP GR8.8	2
18	GA5000141	Nut M10 Nyloc ZP	2
19	GA4652486	Welded towing eye housing - angled	1

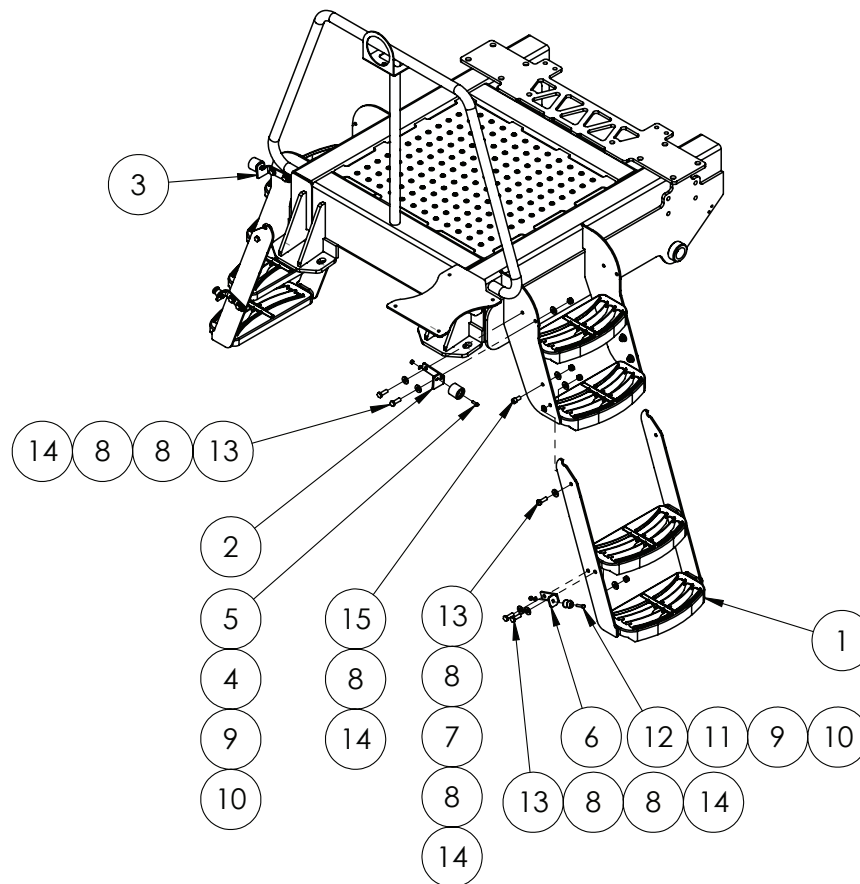
Continued over page

Pull

ITEM NO.	PART NUMBER	DESCRIPTION	QTY.
20	GA5012203	Grease nipple, Short, 1/4" UNF	1
21	GA5065030	Chain, Long link, 13mm thick, GR 80, Paint black	2
22	GA5075230	Bow Shackle 13mm WLL 3.25T Black	4
23	GA5016243	Towing eye, Suit trailing sprayer, No insert bush	1

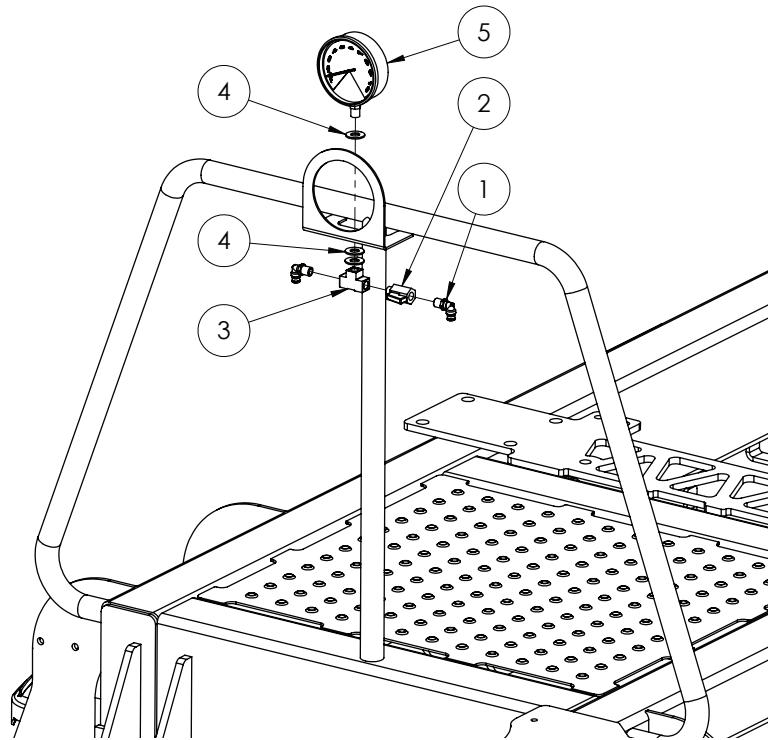
^ See Chapter 3 'Flush Tank' for sub-assembly.

Front Steps



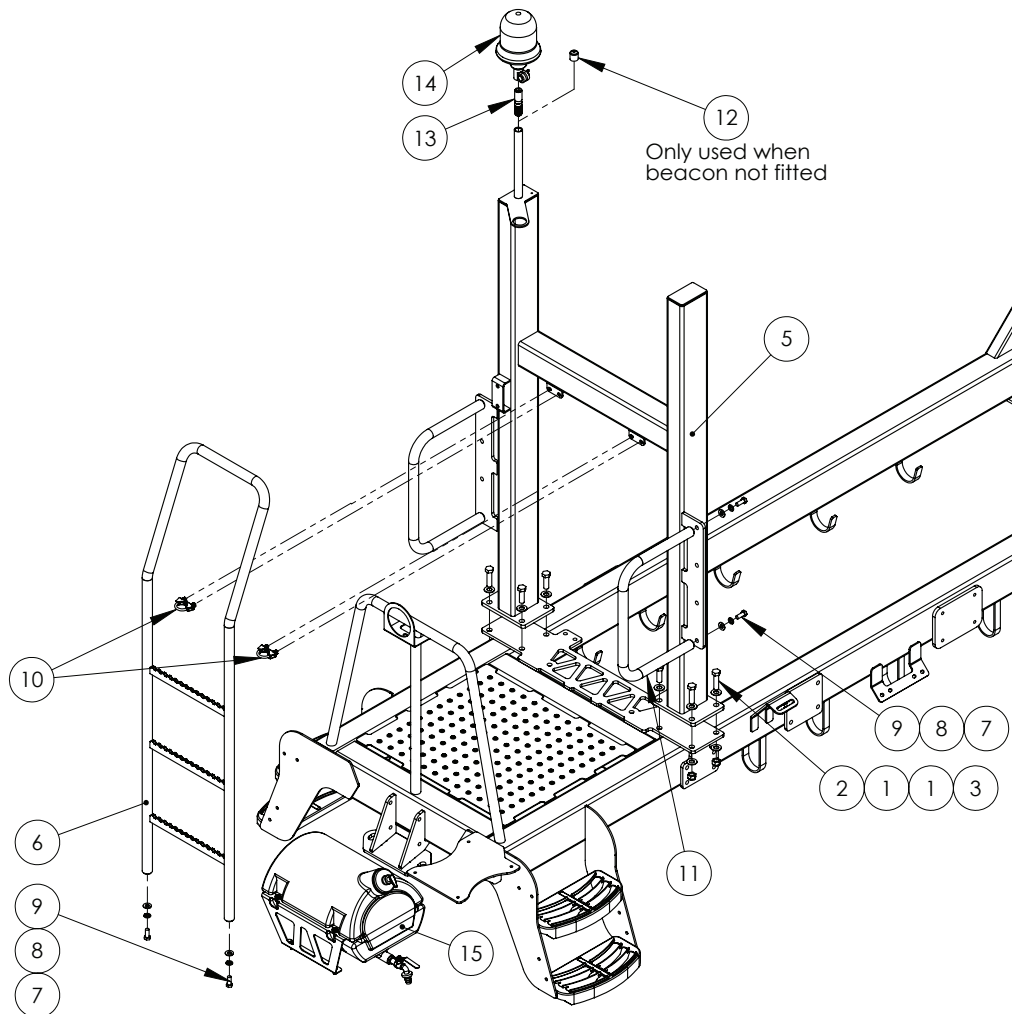
ITEM NO.	PART NUMBER	DESCRIPTION	QTY.
1	GA4659690	Lower Steps, Prairie, Eco and Special 2013	2
2	F70684A	Rigid step catch mounting plate	1
3	F70654A	Rigid step catch mounting plate 5mm FMS	1
4	GA5008629	Door holder, Female, Rubber, Black	2
5	GA5004053	BHCS M6 x 20 SS	2
6	GA4522617	Latch plate, suit Prairie EF narrow step	2
7	GA5000115	Washer 10mm Flat SS	4
8	GA5000117	Washer 10mm Flat SS HD	27
9	GA5004437	Washer 6mm Flat SS	4
10	GA5048115	Nut M6 Nyloc ZP	4
11	GA5011607	Door holder, Male, Rubber, Black	2
12	GA5004079	Set Screw M6 x 30 ZP GR8.8	2
13	GA5065455	Bolt M10 x 30 ZP GR8.8	12
14	GA5000141	Nut M10 Nyloc ZP	16
15	GA5011153	SHCS M10 x 20 ZP GR12.9	4

Spray Pressure Gauge



ITEM NO.	PART NUMBER	DESCRIPTION	QTY.
1	GA5016233	Pneumatic fitting, Elbow, 90 degree, 1/4" BSP male x 6mm push type, Metal	2
2	GA5018323	Valve, Ball, 1/4" male/female thread inlet/outlet, SS, Lever handle	1
3	GA5048300	Tee, 1/4" female thread x 1/4" female thread x 1/4" female thread, Brass	1
4	GA5000577	Washer 12mm Flat SS HD	3
5	GA4948460	Gauge, Pressure, Large Face, 160 psi	1

H Frame

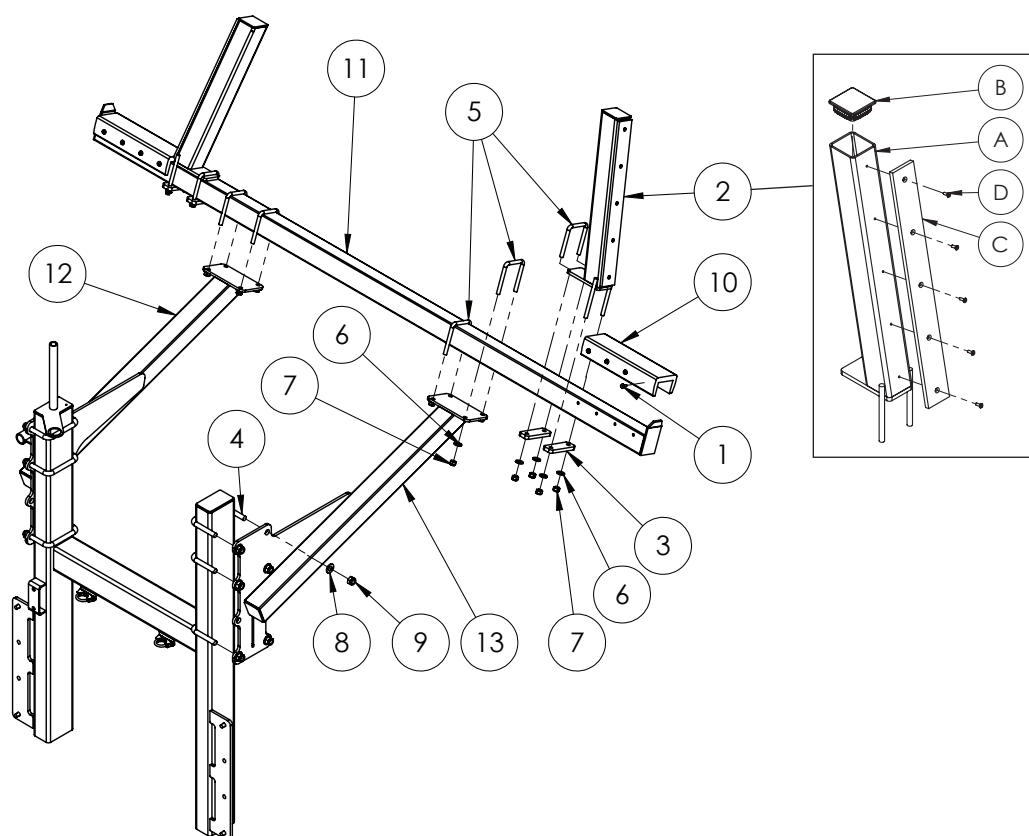


GA4659505 Chassis, Special, 4000L and 5000L

ITEM NO.	PART NUMBER	DESCRIPTION	QTY.
1	GA5001043	Washer 16mm Flat SS HD	16
2	GA5000939	Bolt M16 x 60 Black GR8.8	4
3	GA5001029	Nut M16 Nyloc ZP	8
4	GA5000931	Bolt M16 x 50 ZP GR8.8	4
5	GA4659685	H-Frame to suit 3-5000L Special 2013	1
6	GA4658161	Ladder, suit 2013 Prairie	1
7	GA5000577	Washer 12mm Flat SS HD	6
8	GA5000575	Washer 12mm Spring SS	6
9	GA5000307	SHCS M12 x 30 ZP GR12.9	6
10	GA5075120	Exhaust Clamp 36mm Heavy Duty	2
11	GA4659680	Handrail Side Special	2
12	GA5052650	Cap Plastic 25.4mm Black	1
13	GA5020411	Beacon insert screw in	1
14	GA5048975	Beacon, Rotating, Amber, DIN A pole mount, HI globe	1
15	*	Hand Wash Bottle Assembly	1

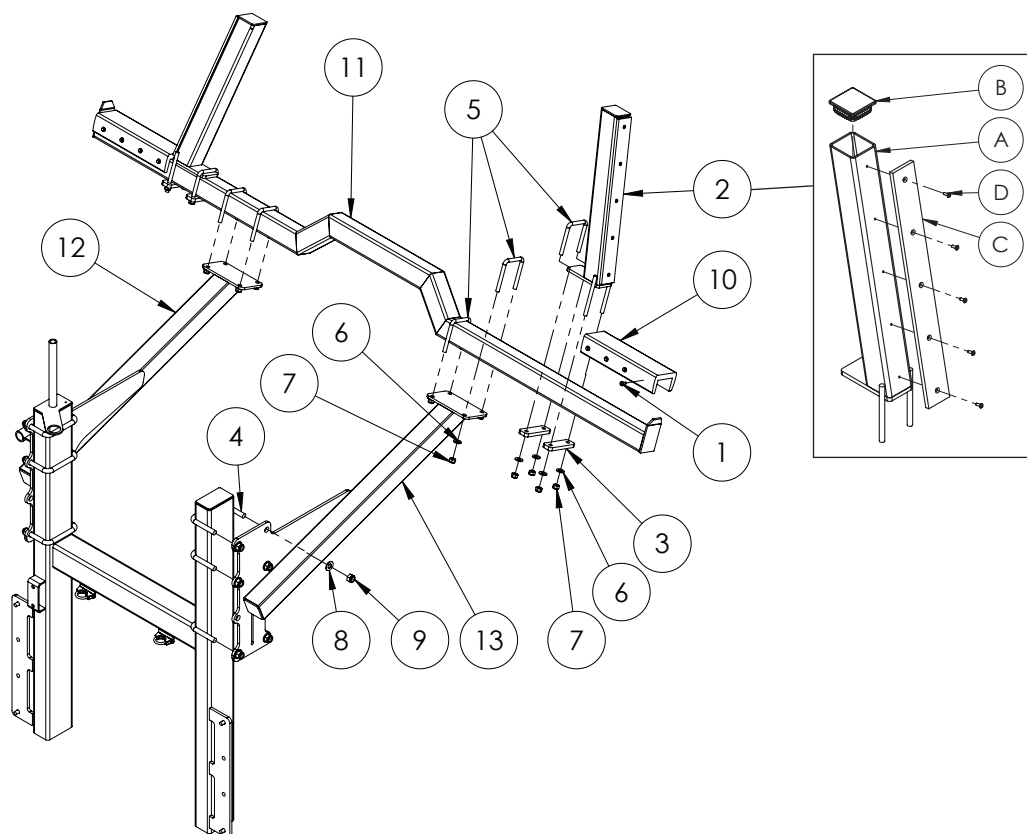
* Sub-assembly on following pages

Boom Rests Delta - 4000L



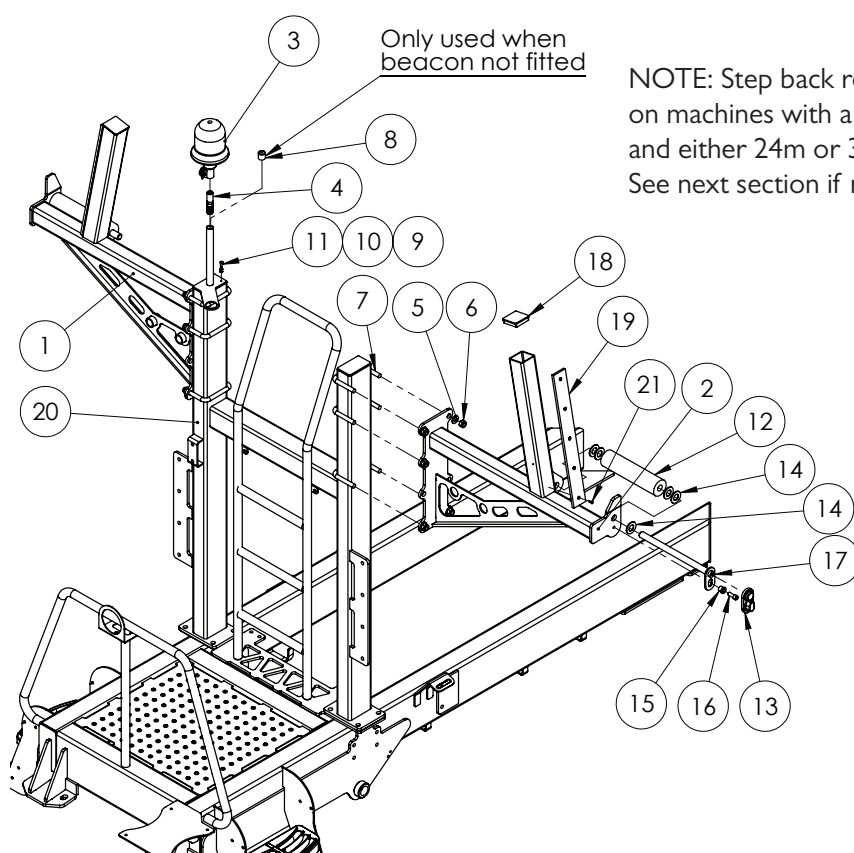
ITEM NO.	PART NUMBER	DESCRIPTION	QTY.
1	GA5000707	Tek Screw, 14G x 42mm, Galvanised	16
2A	GA4654250	Boom rest upright bolt on, suit Praire	1
2B	GA5052345	End cap, Plastic, Black, Insert, RHS. 75 x 75, 2.0 - 4.5mm wall	1
2C	GA5066630	Wear strip, 65 wide x 590 long x 10 mm thick, Polystone 7000SR	1
2D	GA5051230	CSCS M5 x 16 SS A2-70	5
3	F70107A	Plate, Clamp, 130 long x 40 wide x 12mm thick	4
4	GA5011277	U Bolt, Square top, M16 x 127mm x 110mm	6
5	GA5011259	U Bolt, Square top, M12 x 76mm x 110mm	6
6	GA5000577	Washer 12mm Flat SS HD	16
7	GA5012461	Nut M12 Nyloc ZP	16
8	GA5001043	Washer 16mm Flat SS HD	12
9	GA5001029	Nut M16 Nyloc ZP	12
10	GA5014617	Rubber channel, 350mm long, Suit 75mm RHS	2
11	GA4654218	Step back boom rest cross member	1
12	GA4654216	Step back boom rest RH suit EF delta boom	1
13	GA4654217	Step back boom rest LH suit EF delta boom	1

Boom Rests Delta - 5000L



ITEM NO.	PART NUMBER	DESCRIPTION	QTY.
1	GA5000707	Tek Screw, 14G x 42mm, Galvanised	16
2A	GA4654250	Boom rest upright bolt on, suit Praire	1
2B	GA5052345	End cap, Plastic, Black, Insert, RHS. 75 x 75, 2.0 - 4.5mm wall	1
2C	GA5066630	Wear strip, 65 wide x 590 long x 10 mm thick, Polystone 7000SR	1
2D	GA5051230	CSCS M5 x 16 SS A2-70	5
3	F70107A	Plate, Clamp, 130 long x 40 wide x 12mm thick	4
4	GA5011277	U Bolt, Square top, M16 x 127mm x 110mm	6
5	GA5011259	U Bolt, Square top, M12 x 76mm x 110mm	6
6	GA5000577	Washer 12mm Flat SS HD	16
7	GA5012461	Nut M12 Nyloc ZP	16
8	GA5001043	Washer 16mm Flat SS HD	12
9	GA5001029	Nut M16 Nyloc ZP	12
10	GA5014617	Rubber channel, 350mm long, Suit 75mm RHS	2
11	GA4654219	Step back boom rest cross member (5000L)	1
12	GA4654216	Step back boom rest RH suit EF delta boom	1
13	GA4654217	Step back boom rest LH suit EF delta boom	1

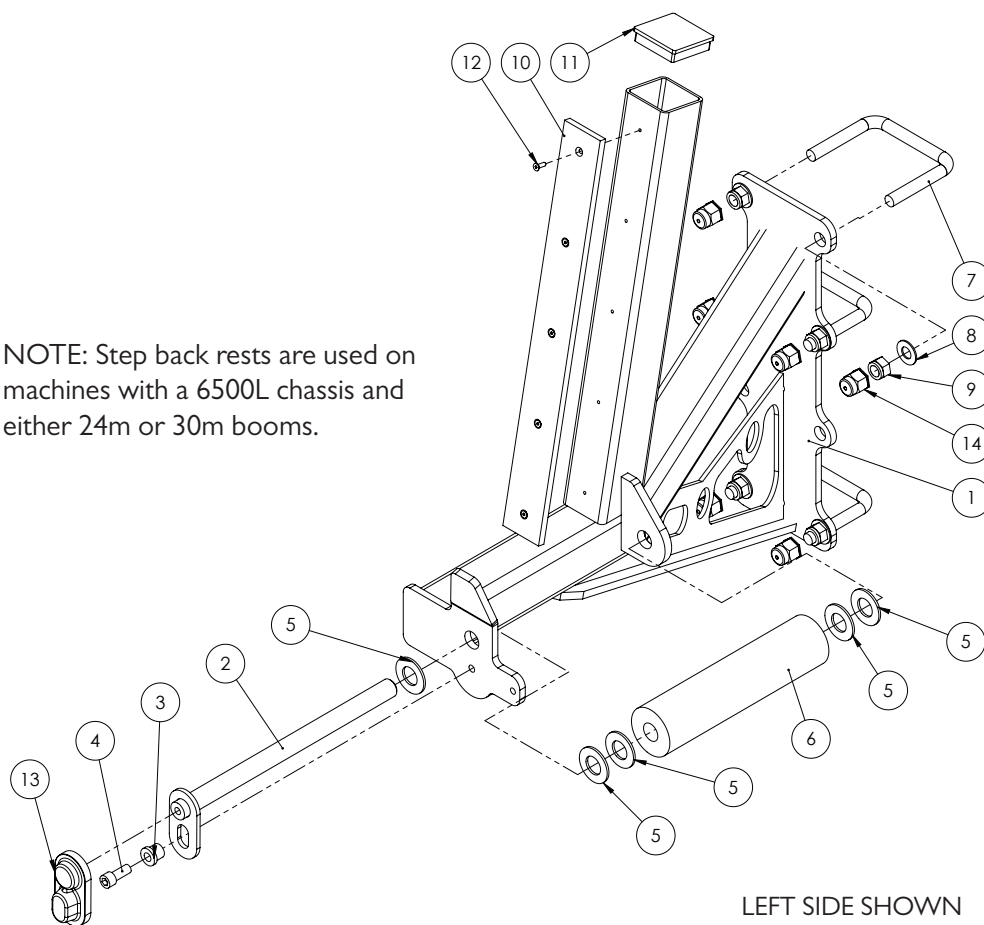
Boom Rests TriTech - 4000-6500L



ITEM NO.	PART NUMBER	DESCRIPTION	QTY.
1	GA4659670	Boom Rest Prairie RH 4000, 5000, 6500	1
2	GA4659675	Boom Rest Prairie LH 4000, 5000, 6500	1
3	GA5048975	Beacon, Rotating, Amber, DIN A pole mount, HI globe	1
4	GA5020411	Beacon insert screw in	1
5	GA5001043	Washer 16mm Flat SS HD	12
6	GA5001029	Nut M16 Nyloc ZP	12
7	GA5011277	U Bolt, Square top, M16 x 127mm x 110mm	6
8	GA5052650	Cap Plastic 25.4mm Black	1
9	GA5004437	Washer 6mm Flat SS	1
10	GA5004447	Washer 6mm Spring SS	1
11	GA5004053	BHCS M6 x 20 SS	1
12	GA5070700	Roller Boom Rest Prairie	2
13	GA5067885	Pin cover, Black, clip on, plastic	2
14	GA5017659	Washer, 1", Flat, ZP, Heavy duty (5mm thick)	10
15	MACH0152	Bush with shoulder, 12.3 ID x 25 OD x 21mm long	2
16	GA5000307	SHCS M12 x 30 ZP GR12.9	2
17	GA4658745	Pin suit Boom rest roller	2
18	GA5052345	End cap, Insert, 75 x 75 mm, black, plastic	2
19	GA5066630	Wear strip, 65 wide x 590 long x 10mm thick, Polystone 7000SR	2
20	GA4659685	H-Frame to suit 3-5000L Special 2013	1
21	GA5051230	CSCS M5 x 16 SS A2-70	10

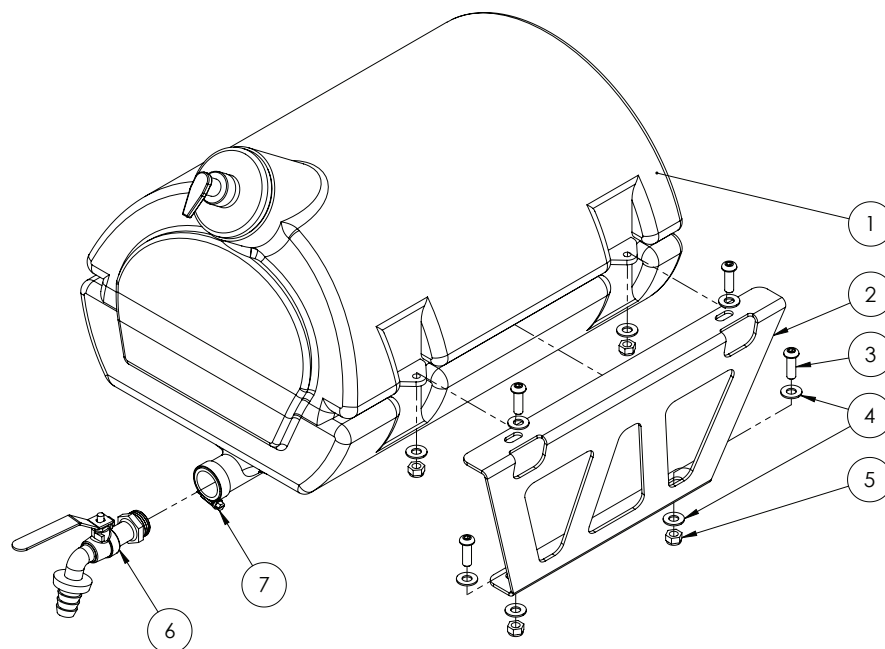
Boom Rests TriTech - Step Back

NOTE: Step back rests are used on machines with a 6500L chassis and either 24m or 30m booms.



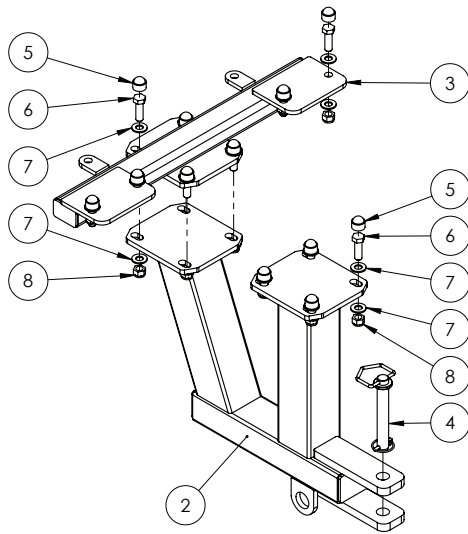
ITEM NO.	PART NUMBER	DESCRIPTION	QTY.
-	GA4906570	Boom Rest Assembly Step Back 250mm suit Prairie LH - Assembly	-
-	GA4906575	Boom Rest Assembly Step Back 250mm suit Prairie RH - Assembly	-
1	GA4659990	Boom Rest Step Back 250mm suit Prairie LH	1
	GA4659995	Boom Rest Step Back 250mm suit Prairie RH	1
2	GA4658745	Pin suit Boom rest roller	1
3	MACH0152	Bush with shoulder, 12.3 ID x 25 OD x 21 mm long	1
4	GA5000307	SHCS M12 x 30 ZP GR12.9	1
5	GA5017681	Washer 1" x 2" 7g Flat Thin SS	5
6	GA5070700	Roller Boom Rest Prairie	1
7	GA5011277	U bolt, Square top, M16 x 127mm x 110mm	3
8	GA5001043	Washer 16mm Flat SS HD	6
9	GA5001029	Nut M16 Nyloc ZP	6
10	GA5066630	Wear strip, 65 wide x 590 long x 10mm thick, Polystone 7000SR	1
11	GA5052345	End cap, Insert, 75 x 75 mm, black, plastic	1
12	GA5051230	CSCS M5 x 16 Countersink SS	5
13	GA5067885	Pin cover, Black, clip on, plastic	1
14	GA5054685	Cap M16 hex nut cover	6

Hand Wash Tank Assembly

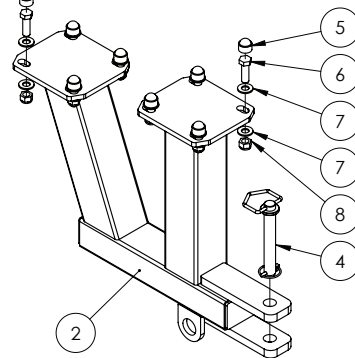


ITEM NO.	PART NUMBER	DESCRIPTION	QTY.
1	GA5075110	Water tank, 30L, Black plastic, With soap dispenser	1
	GA5051275	Soap dispenser, Suit hand wash tank GA5075110	-
2	GA4523740	Tank mount bracket 30L hand wash	2
3	GA5011473	BHCS M8 x 25 SS	8
4	GA5003643	Washer 8mm Flat SS HD	16
5	GA5004917	Nut M8 Nyloc ZP	8
6	GA5070735	Tap 3/4" BSP, with hose barb suit Hand Wash Bottle	1
7	GA5001681	Hose Clamp, 1" SS (20-32/12W)	1

Towbars



RIGID AXLE



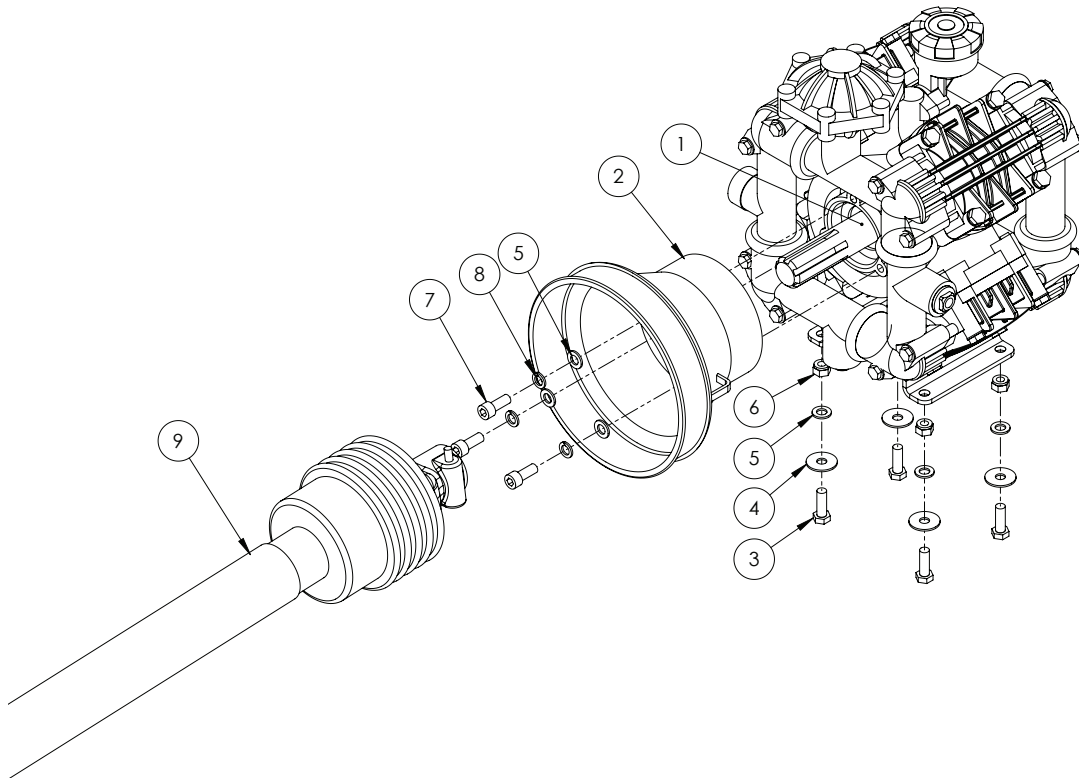
AIRBAG AXLE

ITEM NO.	PART NUMBER	DESCRIPTION	QTY.
1	-	-	-
2	GA4655466	Towbar, suit 4000-6500L	1
3	GA4655467	Towbar Mount, suit 4000-6500L, Rigid axle	1
4	GA5051930	Tow Pin With Chain	1
5	GA5075080	End cap, Plastic, Black, Dome - 4000-6500L, Airbag axle	8
		End cap, Plastic, Black, Dome - 4000-6500L, Rigid axle	12
		End cap, Plastic, Black, Dome - 4000-6500L, Rigid axle	12
6	GA5000931	Bolt M16 x 50 GR8.8 ZP - 4000-6500L, Airbag axle	8
		Bolt M16 x 50 GR8.8 ZP - 4000-6500L, Rigid axle	12
7	GA5001043	Washer 16mm Flat SS HD - 4000-6500L, Airbag axle	16
		Washer 16mm Flat SS HD - 4000-6500L, Rigid axle	24
8	GA5001029	M16 Nyloc Nut - 4000-6500L, Airbag axle	8
		M16 Nyloc Nut - 4000-6500L, Rigid axle	12

Chapter 2

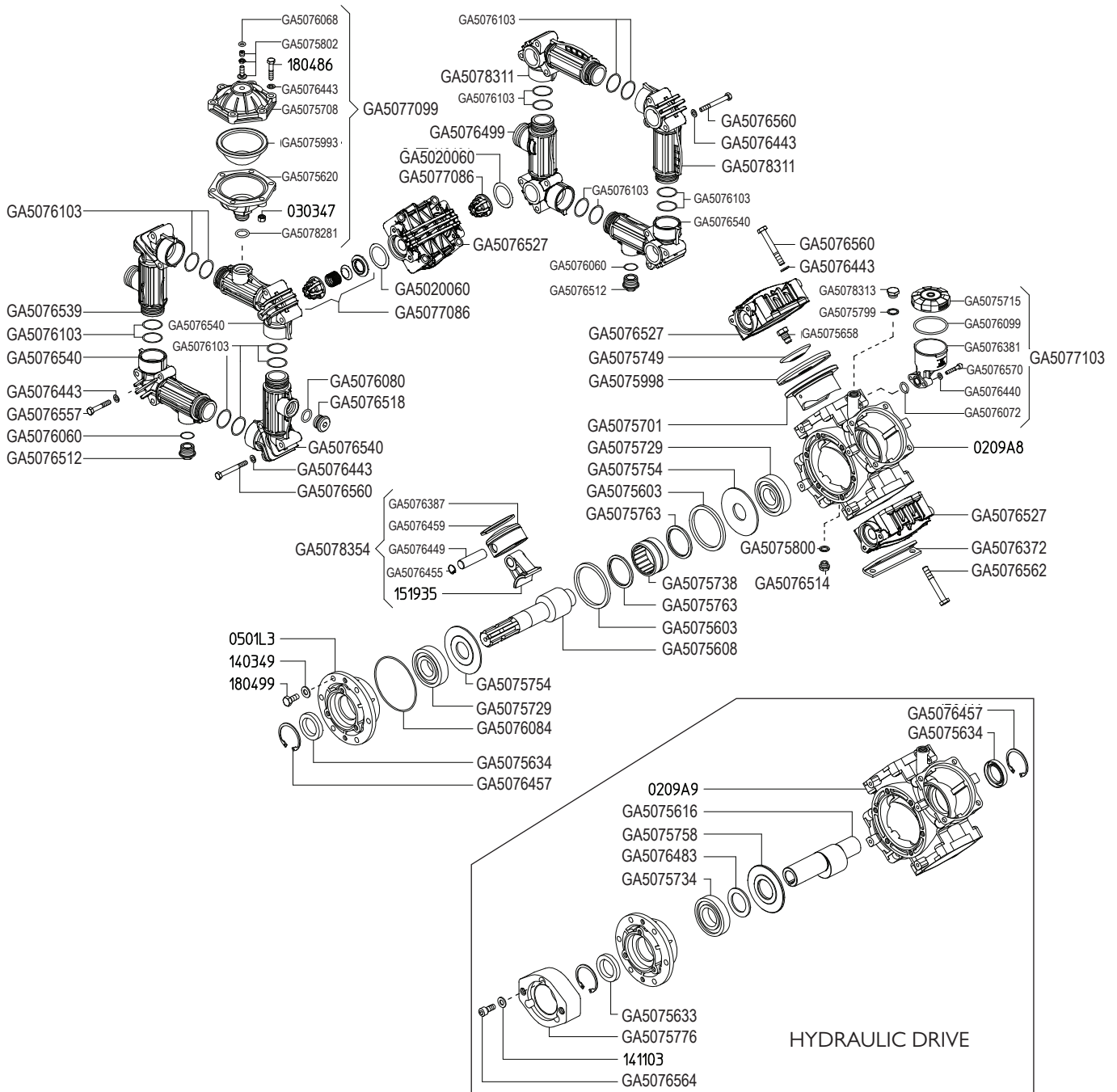
PUMPS

Zeta 170 - PTO Shaft Drive



ITEM NO.	PART NUMBER	DESCRIPTION	QTY.
1	GA5054515	Pump, Diaphragm type, Zeta 170 PTO shaft drive, shaft not included	1
2	GA5076401	PTO Cover, Black, Front, suit 170 and 260 spray pumps	1
3	GA5065455	Bolt M10 x 30 ZP GR8.8	4
4	GA5002595	Washer, Flat, 3/8" ID x 1 1/2" OD, SS	4
5	GA5000117	Washer 10mm Flat SS HD	7
6	GA5000141	Nut M10 Nyloc ZP	4
7	GA5071085	SHCS M10 x 25 ZP GR12.9	3
8	GA5000137	Washer 10mm Spring SS	3
9	GA5060830	PTO shaft standard angle 1.05m, Suit EF special	1

Zeta I70 - PTO & Hydraulic Drive Assembly



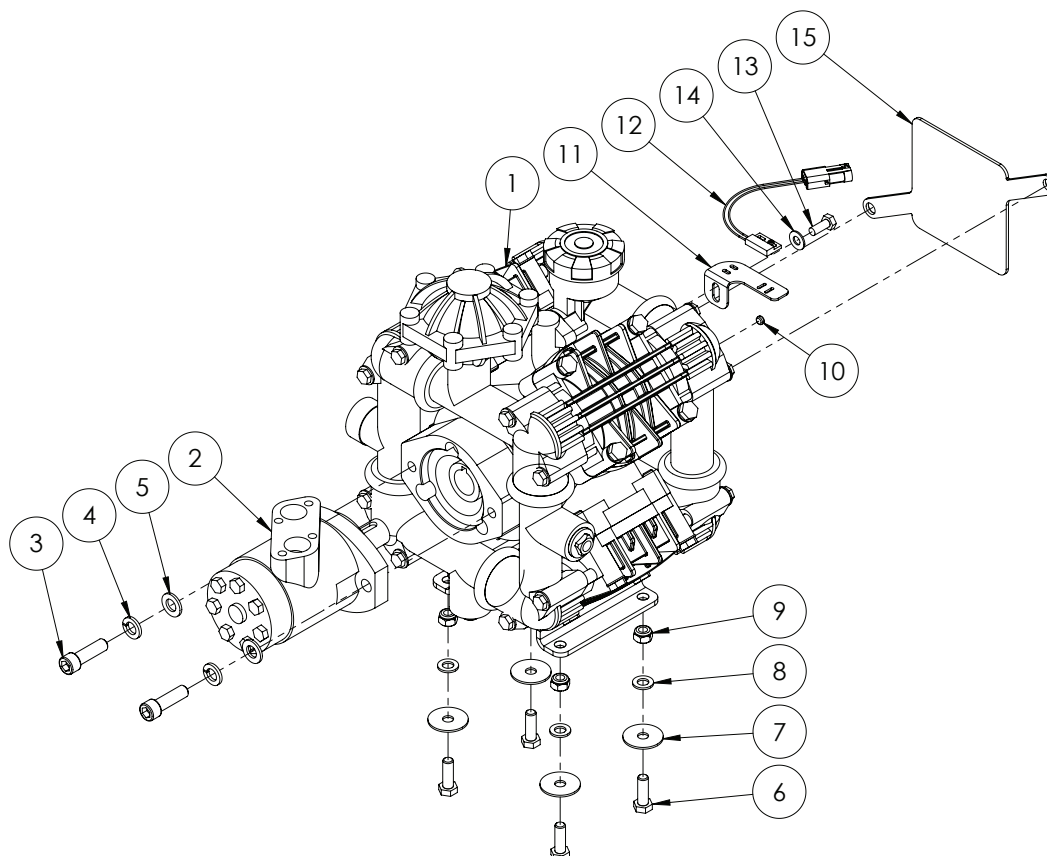
PUMP ASSEMBLY

PART NUMBER	DESCRIPTION	QTY.
GA5054515	Pump Zeta I70 IC - PTO Shaft drive	1
GA5054510	Pump Zeta I70 MI-I - Hydraulic drive	1

PUMP SERVICE PARTS

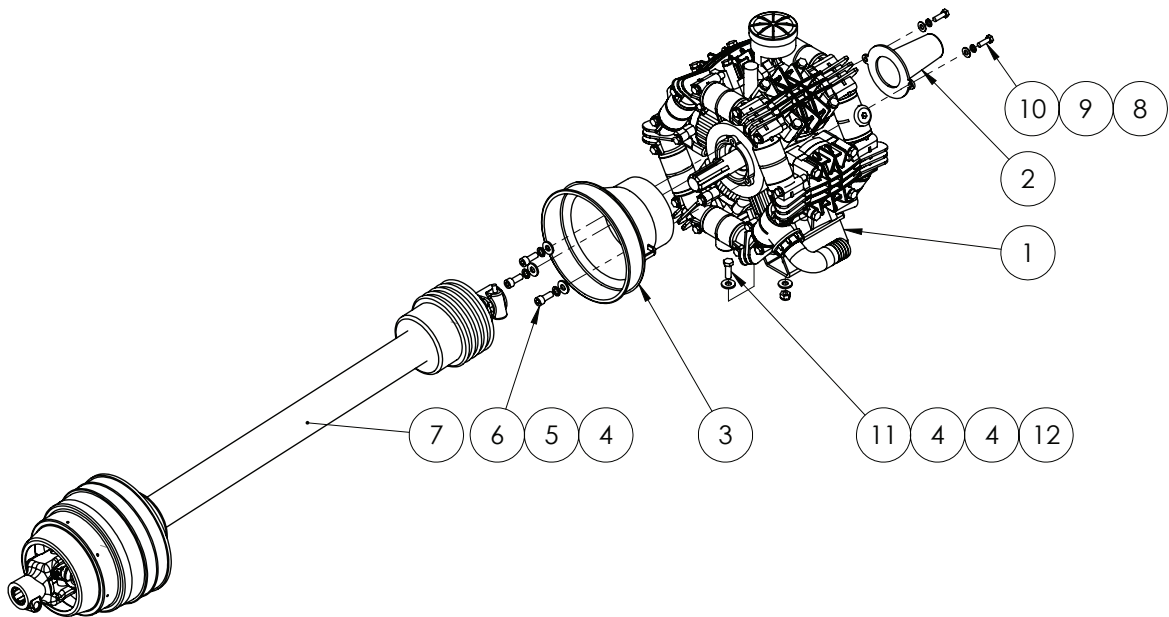
PART NUMBER	DESCRIPTION
GA5077791	Pump Diaphragm Kit suit Zeta I70 and RO I60 Udor Pumps
GA5077790	Pump rebuild kit, includes diaphragms, seals & valves, suits both Zeta I70 and RO I60 Udor Pumps

Zeta 170 - Hydraulic Drive



ITEM NO.	PART NUMBER	DESCRIPTION	QTY.
1	GA5054510	Pump Zeta 170 MI-I	1
2	GA5047515	Motor, hydraulic, 80cc/rev, 25.4mm shaft, Suit spray pump drive	1
3	GA5000321	SHCS M12 x 40 GR12.9 ZP	2
4	GA5000575	Washer 12mm Spring SS	2
5	GA5000577	Washer 12mm Flat SS HD	2
6	GA5065455	Bolt M10 x 30 GR8.8 ZP	4
7	GA5002595	Washer, 3/8" x 1 1/2" OD, Flat SS	4
8	GA5000117	Washer 10mm Flat SS HD	4
9	GA5000141	Nut M10 Nyloc ZP	4
10	GA5016169	Magnet, High strength, 12mm diameter x 1.5mm thick	1
11	GA4525010	RPM sensor mount bracket, suit Udor MI pump	1
12	GA5076307	Sensor, Spray pump RPM, suit 4400 / 4070, Raven	1
13	GA5052595	Bolt M8 x 20 SS A270	1
14	GA5003643	Washer 8mm Flat SS HD	1
15	PUMPCOVER	Plate, Rear Pump Shaft Cover, RO160 and Zeta 170	1

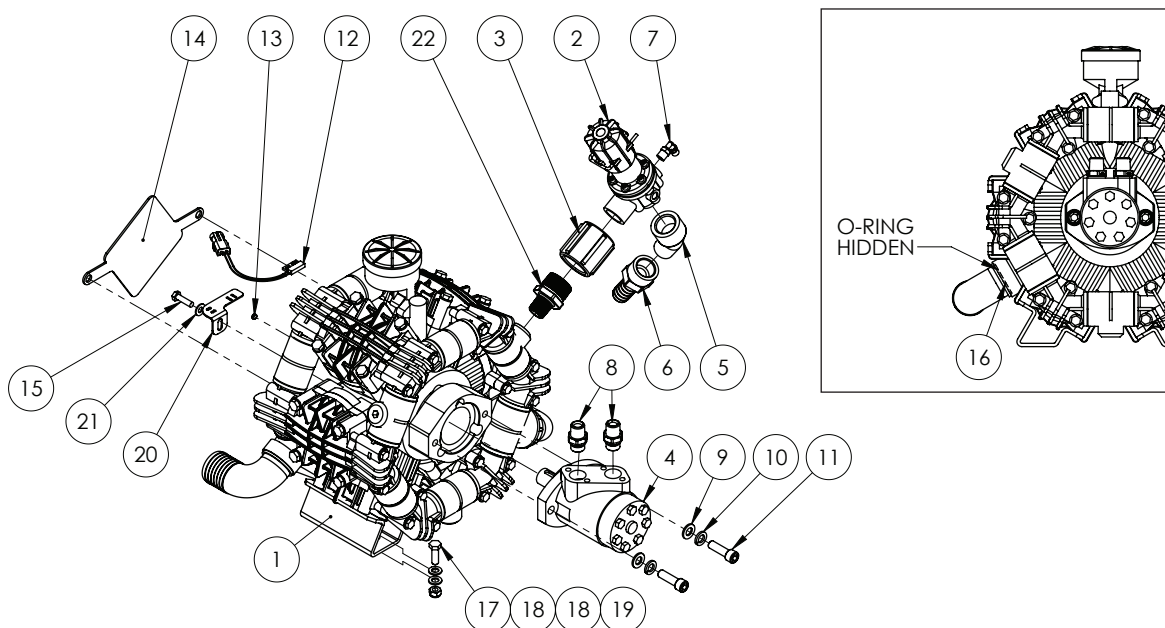
Zeta 260 - PTO Shaft Drive



ZETA COVER KIT

PART NUMBER	DESCRIPTION		
GA5023075	Cover kit, Suit Zeta 170 & 260 PTO pump		
ITEM NO.	PART NUMBER	DESCRIPTION	QTY.
1	GA5054505	Pump, Diaphragm type, Zeta 260, Through shaft PTO drive, Udor	1
2	GA5013499	Guard, Plastic, PTO protector suit rear of 2C pumps	1
3	GA5076401	PTO Cover, Black, Front, suit 170 and 260 spray pumps	1
4	GA5000117	Washer 10mm Flat SS HD	11
5	GA5000137	Washer 10mm Spring SS	3
6	GA5071085	SHCS M10 x 25 ZP GR12.9	3
7	GA5013511	PTO Shaft wide angle suit Advance EF 1.05m	1
	GA5060830	PTO shaft standard angle 1.05m, suits EF special	
8	GA5003643	Washer 8mm Flat SS HD	2
9	GA5004919	Washer 8mm Spring SS	2
10	GA5004711	Bolt M8 x 25 ZP GR8.8	2
11	GA5065455	Bolt M10 x 30 ZP GR8.8	4
12	GA5000141	Nut M10 Nyloc ZP	4

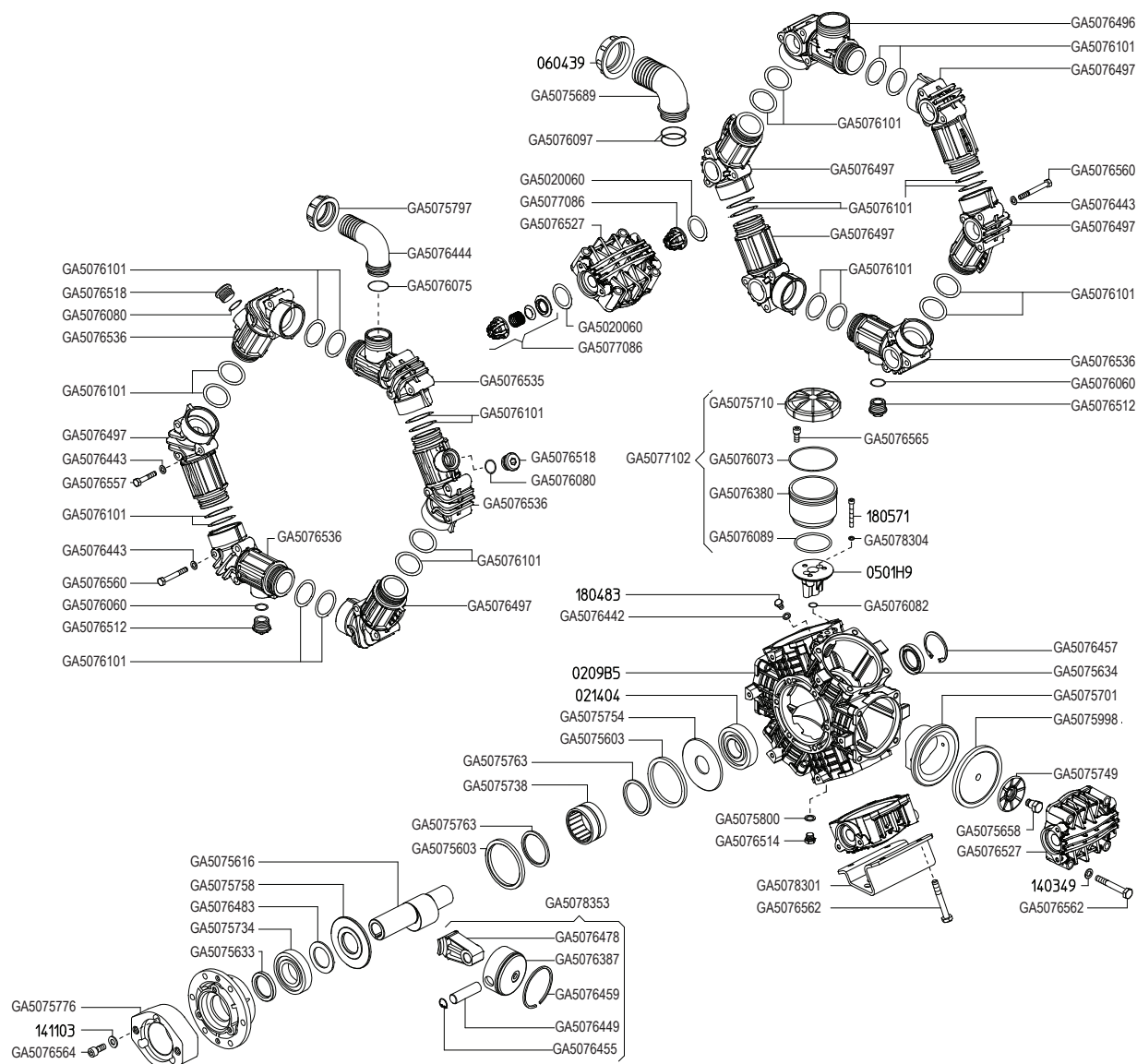
Zeta 260 - Hydraulic Drive



ITEM NO.	PART NUMBER	DESCRIPTION	QTY.
-	GA5067186	Hose assembly kit hydraulic drive suit hose support	-
1	GA5054500*	Pump Zeta 260 MI-I	1
2	GA5075640	Valve, Pressure relief, 15 bar, 1" male thread inlet x 1 1/4" male thread outlet, Polmac	1
3	GA5077639	Coupling, socket, 1 1/4" female thread	1
4	GA5047515	Motor, hydraulic, 80cc/rev, 25.4mm shaft, Suit spray pump drive	1
5	GA5078136	Street elbow, 45 degree, 1" male thread x 1" female thread	1
6	GA5077747	Hose barb, Straight, 1" female thread x 1" hose	1
7	GA5016233	Elbow - Swivel 6mm x 1/4"	1
8	GA3500310	Hydraulic adaptor, Nipple, 1/2" BSPT male x 1/2" BSPP male	2
9	GA5000577	Washer 12mm Flat SS HD	2
10	GA5000575	Washer 12mm Spring SS	2
11	GA5000321	SHCS M12 x 40 GR12.9 ZP	2
12	GA5076307	Pump RPM sensor with Connector suit 4400/4070	1
13	GA5016169	Magnet, High strength, 12mm diameter x 1.5mm thick	1
14	pumpcover250	Plate, Rear Pump Shaft Cover, RO250, Zeta 260 and 300	1
15	GA5011475	Bolt M8 x 30 GR8.8 ZP	1
16	GA5048385	O ring, 42.5 x 2.62, BS131, suit 2" hose barb	1
17	GA5065455	Bolt M10 x 30 GR8.8 ZP	4
18	GA5000117	Washer 10mm Flat SS HD	8
19	GA5000141	Nut M10 Nyloc ZP	4
20	GA4525010	RPM sensor mount bracket, suit Udor MI pump	1
21	GA5003643	Washer 8mm Flat SS HD	1
22	GA5078090	Nipple, Reducing, Poly, 1 1/4" x 3/4" Male Thread	1

* Sub-assembly on following pages

Zeta 260 - Hydraulic Drive Assembly



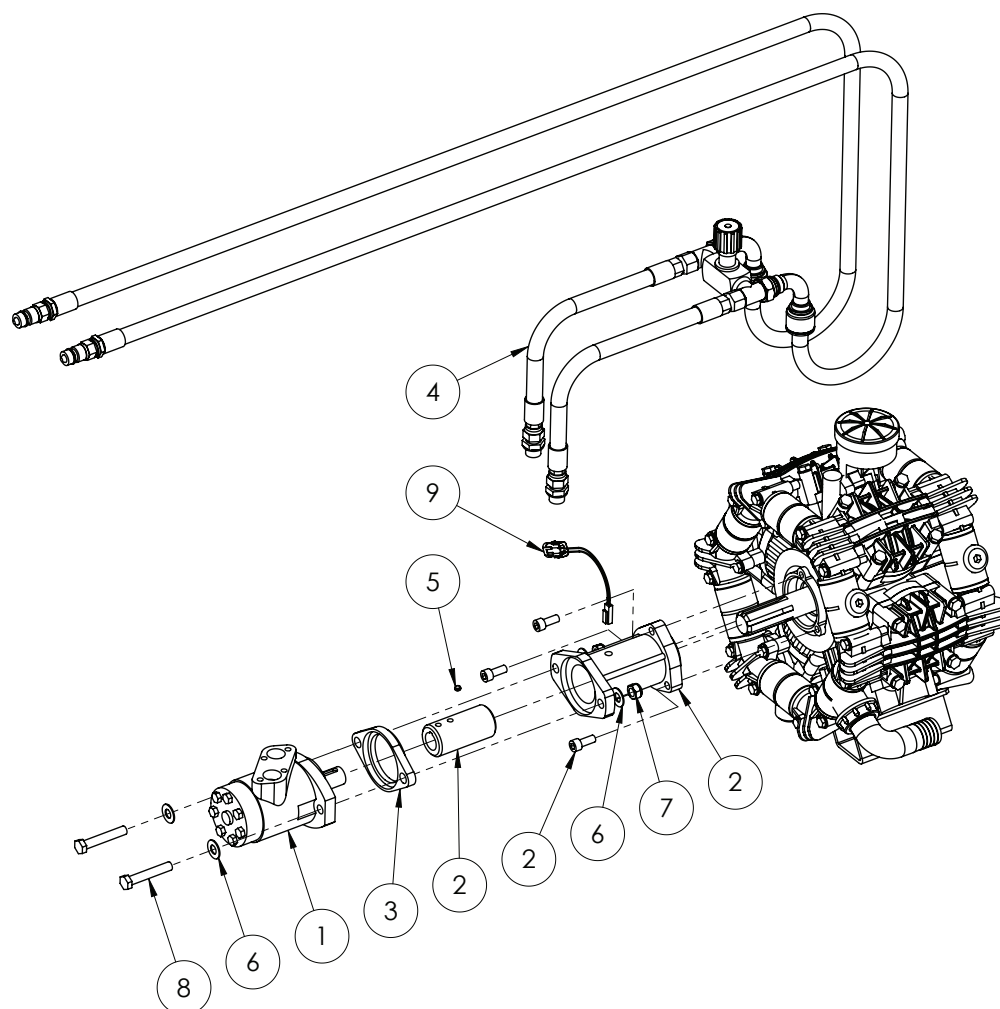
PUMP ASSEMBLY

PART NUMBER	DESCRIPTION	QTY.
GA5054500	Pump Zeta 260 MI-I	1

PUMP SERVICE PARTS

PART NUMBER	DESCRIPTION
GA5077793	Pump Diaphragm Kit suit Zeta 260 and RO250 Udor Pumps
GA5077792	Pump rebuild kit, includes diaphragms, seals & valves, Suits both Zeta 260 and RO250 in PTO and Hyd Drive
GA5023115	Seal kit, 60cc & 80cc hydraulic motor, GA5009525 and GA5047515

Hydraulic Drive Conversion Kit



NOTE: Machines fitted with 70 series pump RPM monitors use the parts below:

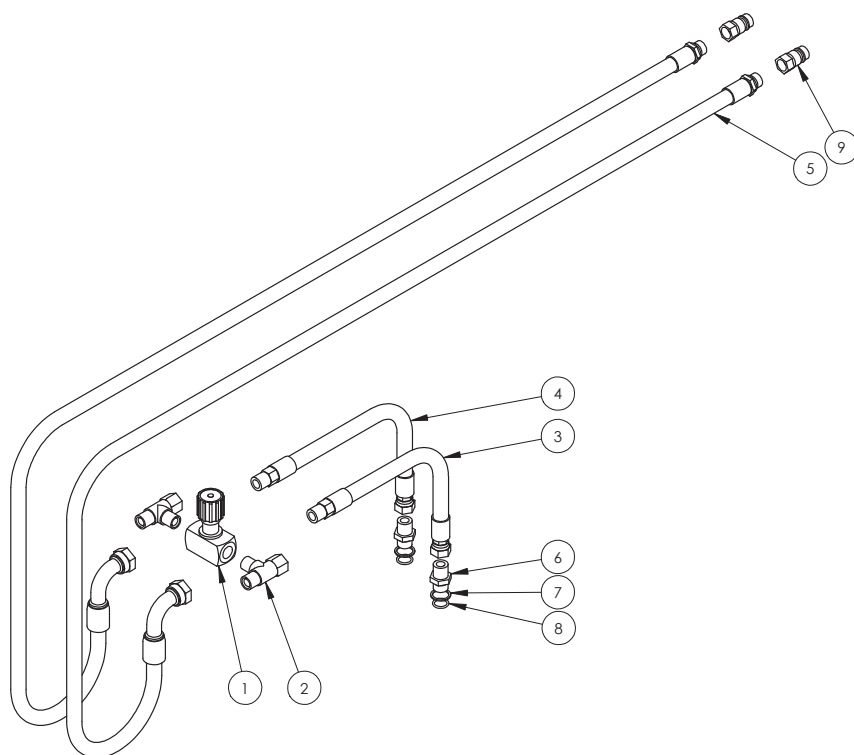
RPM MONITOR & SPEED SENSOR

PART NUMBER	DESCRIPTION	QTY.
GA5077195	70 series RPM monitor & speed sensor - Complete	1
GA5076542	Teejet speed sensor	1

ITEM NO.	PART NUMBER	DESCRIPTION	QTY.
1	GA5047515	Motor, hydraulic, 80cc/rev, 25.4mm shaft, Suit spray pump drive	1
2	GA5077663	Adaptor, Hydraulic motor to Udor PTO pump only, kit includes housing, coupler, 2 grub screws, 3 bolts	1
3	GA4552100	Spacer plate, Suit adapter PTO to hydraulic drive, Udor	1
4	GA5067186*	Hose assembly kit hydraulic drive suit hose support	1
5	GA5016169	Magnet, High strength, 12mm diameter x 1.5mm thick	1
6	GA5000577	Washer 12mm Flat SS HD	4
7	GA5012461	Nut M12 Nyloc ZP	2
8	GA5000347	Bolt M12 x 70 ZP GR8.8	2
9	GA5076307	Sensor, Spray pump RPM, suit 4400 / 4070	1

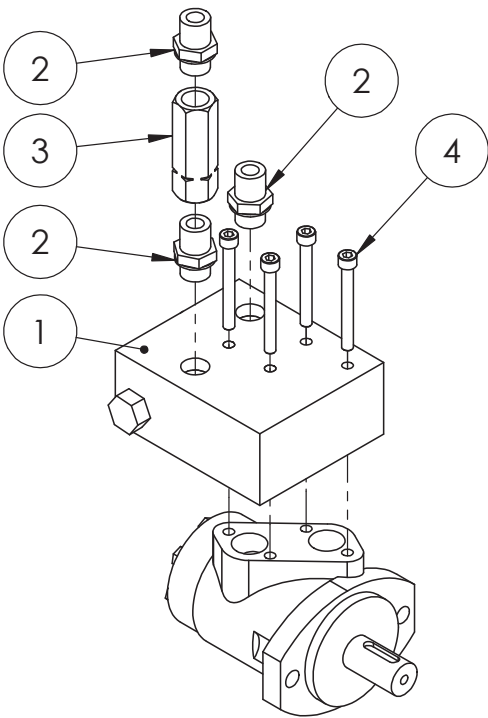
* Sub-assembly on following pages

Hydraulic Hose Kit



ITEM NO.	PART NUMBER	DESCRIPTION	QTY.
-	GA5067186	Hose assembly kit hydraulic drive suit hose support	-
-	GA5052365	Cover, Green plastic, Suit GA5078000	2
1	GA5018221	Valve check needle throttle 1/2"	1
2	GA3500200	Hydraulic adaptor, Tee, 1/2" BSPT male x 1/2" BSPT male x 1/2" BSPP female swivel	2
3	GA4922110	Hydraulic hose, suit Hydraulic product pump on Prairie, Motor to Needle valve	1
4	GA4922115	Hydraulic hose, suit Hydraulic product pump on Prairie, Motor to Needle valve	1
5	GA4922105	Hydraulic hose, suit Hydraulic product pump on Prairie, Tractor to Needle valve	2
6	GA3500310	Hydraulic adaptor, Nipple, 1/2" BSPT male x 1/2" BSPP male	2
7	GA5076891	Ring, Retaining BSPP 1/2"	2
8	GA5078121	O-Ring BSPP 1/2"	2
9	GA5078000	Quick connect fitting, 1/2" male tip x 1/2" female thread	2

Hydraulic Pressure Flow Compensator

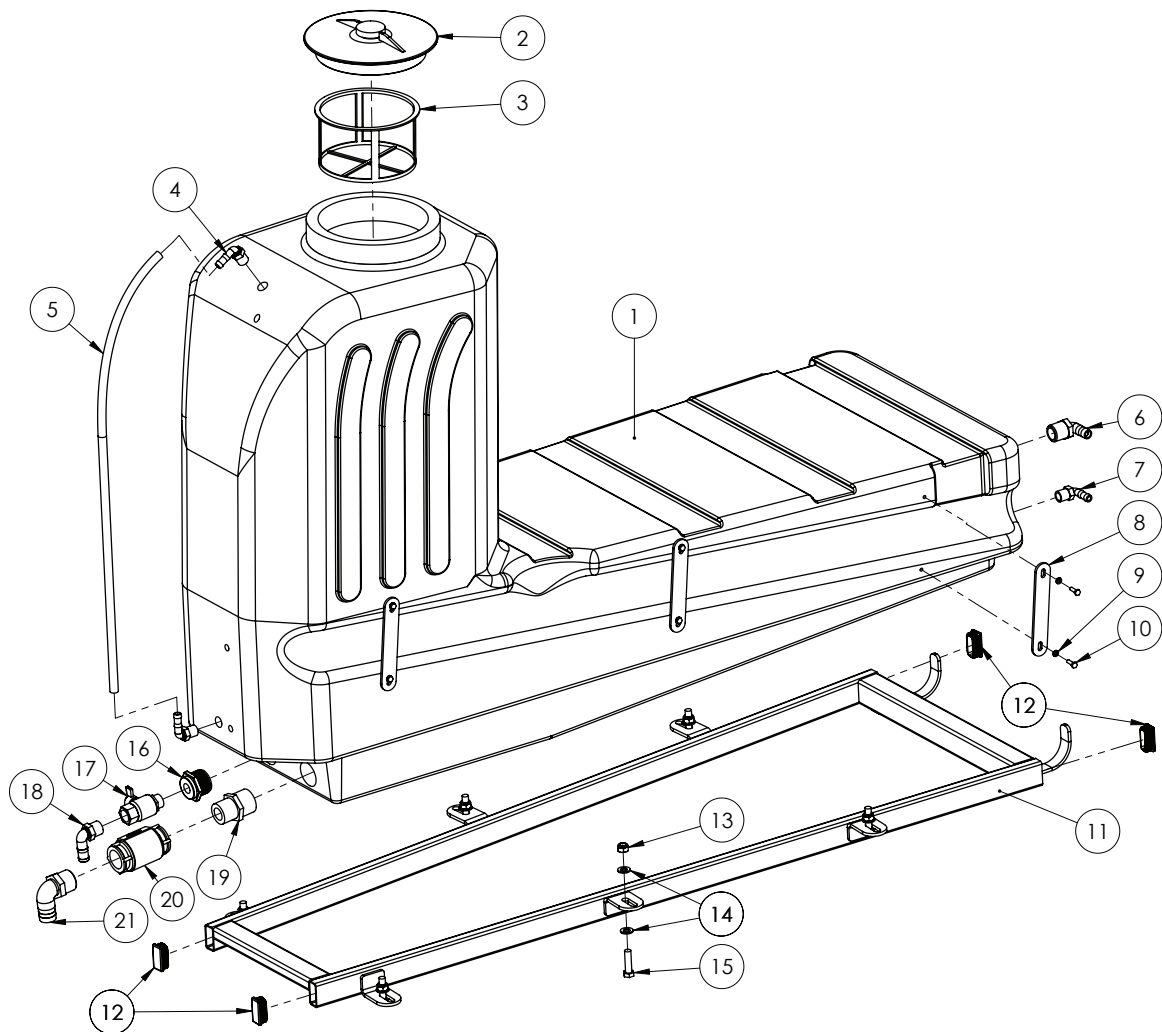


ITEM NO.	PART NUMBER	DESCRIPTION	QTY.
1	GA5049425	Manual flow control	1
2	GA3500310	Hydraulic adaptor, Nipple, 1/2" BSPT male x 1/2" BSPP male	3
3	GA5007060	Valve, Check, Hydraulic, 1/2" BSPP female inlet & outlet, 45L/min flow, Maximum 320bar	1
4	GA5049430	SHCS M8 x 70 ZP GR12.9	4

Chapter 3

FLUSH TANK

400L Flush Tank Assembly



ITEM NO.	PART NUMBER	DESCRIPTION	QTY.
1	GA5018367	Tank 400L underbelly	1
2	GA5076882	Lid, Tank, 255 diameter, With breather	1
3	GA5076713	Filter screen, Basket type, Diameter 203 x 120 mm deep	1
4	GA5077708	Hose barb, Elbow, 90 degree, 1/2 male thread x 1/2 hose, Banjo	2
5	GA2000209	Hose, Clear, 12mm, Sight tube - (cut to 940mm)	1
6	GA5077719	Hose barb, Elbow, 90 degree, 1 male thread x 3/4 hose, Banjo	1

Continued over page

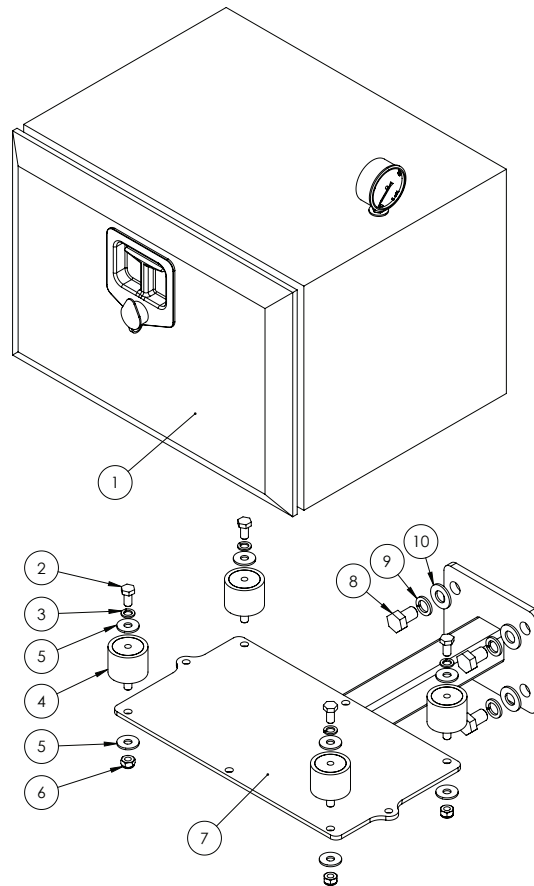
400L Flush Tank Assembly

ITEM NO.	PART NUMBER	DESCRIPTION	QTY.
7	GA5077708	Hose barb, Elbow, 90 degree, 1/2" male thread x 1/2" hose, Banjo	1
8	F70681A	Hose retaining strap for belly tank	6
9	GA5004437	Washer 6mm Flat SS	12
10	GA5004065	Bolt M6 x 20 GR8.8 ZP	12
11	GA4654320	Rinse tank frame	1
12	GA5003733	End Cap, 50x25 RHS	4
13	GA5012461	Nut M12 Nyloc ZP	6
14	GA5000577	Washer 12mm Flat SS HD	12
15	GA5000327	Set Screw M12 x 45 ZP GR8.8	6
16	GA5078017	Reducing bush, 1 1/2" male thread x 3/4" female thread, Banjo	1
17	GA5018315	Valve, Ball, 20mm, 3/4" male, female, Black Butterfly handle, Brass	1
18	GA5077717	Hose barb, Elbow, 90 degree, 3/4" male thread x 3/4" hose, Banjo	1
19	GA5078093	Reducing nipple, 1 1/2" male thread x 1 1/4" male thread, Banjo	1
20	GA5017361	Valve nonreturn 1 1/4"	1
21	GA5077730	Hose barb, Elbow, 90 degree, 1 1/4" male thread x 1 1/4" hose, Banjo	1

Chapter 4

RIGHT HAND POD

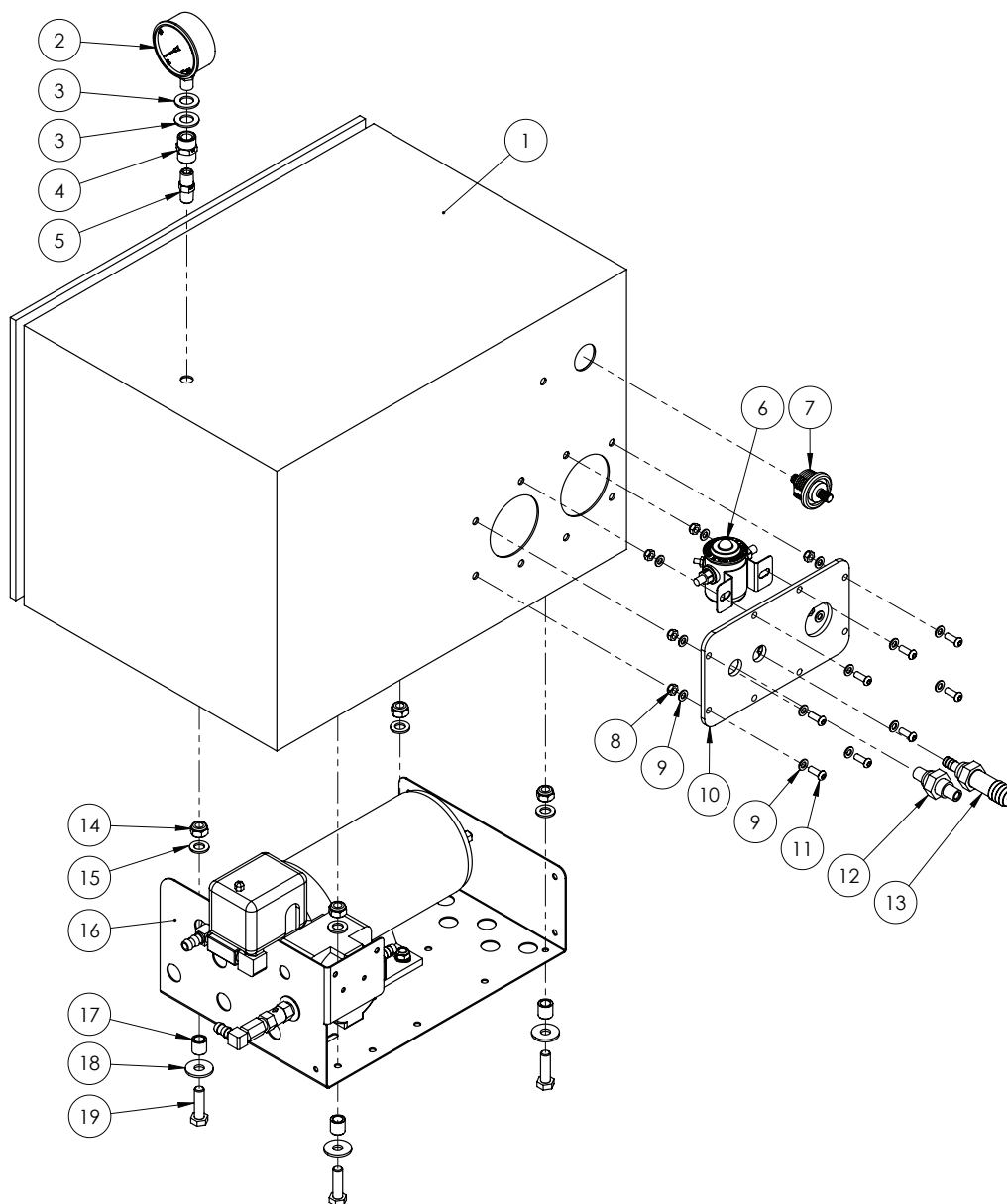
RapidFire Box Mounting



ITEM NO.	PART NUMBER	DESCRIPTION	QTY.
1	*	RapidFire Box Assembly	1
2	GA5006113	Bolt M10 x 20 GR8.8 ZP	4
3	GA5000137	Washer 10mm Spring SS	4
4	GA5014609	Rubber Buffer, 50mm Dia x 40mm Long, M10 x 25 male x M10 Female	4
5	GA5002627	Washer 3/8" ID x 1 1/8" OD High Tensile	12
6	GA5000141	Nut M10 Nyloc ZP	8
7	GA4657695	Special Airbag Compressor Mount	1
8	GA5000903	Bolt M16 x 25 GR8.8 ZP	4
9	GA5000961	Washer 16mm Spring ZP	4
10	GA5001043	Washer 16mm Flat SS HD	4

* Sub-assembly on following pages

RapidFire Box Assembly



ITEM NO.	PART NUMBER	DESCRIPTION	QTY.
1	GA5068675	Tool box, T handle, Black, w 500 x h 350 x d 400 mm	1
2	GA4948470	Gauge, Pressure, Small face, 160psi	1
3	GA5017655	Washer 1/2 Flat SS	2
4	GA3500211	Hydraulic adaptor, Socket, 1/4" BSPT female x 1/4" BSPT female	1
5	GA3500218	Hydraulic adaptor, Nipple, 1/4" BSPT male x 1/4" BSPT male	1
6	GA5063602	Loom High current solenoid to suit rapid fire compressor	1
7	GA5006379	Stud, insulated, Battery power Feed Stud	1
8	GA5048115	Nut M6 Nyloc ZP	8
9	GA5004437	Washer 6mm Flat SS	16
10	GA4524715	Plumbing Manifold Plate EVO air bag only	1
11	GA5004050	BHCS M6 x 16 SS A2-70	8

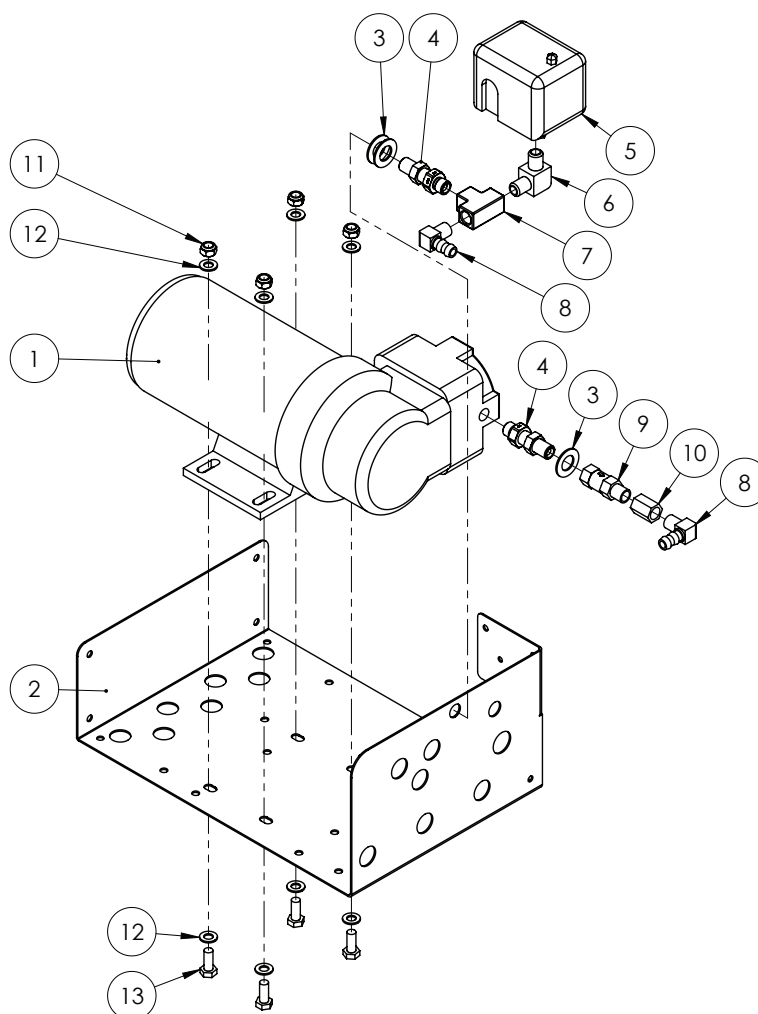
* Sub-assembly on following pages

RapidFire Box Assembly

ITEM NO.	PART NUMBER	DESCRIPTION	QTY.
12	GA4582465	1/4" BSPT Nipple S/S suit RH Pod Manifold	1
13	MACH0129	3/4" barb to 3/8"	1
14	GA5000141	Nut M10 Nyloc ZP	8
15	GA5000117	Washer 10mm Flat SS HD	4
16	*	Rapidfire Pump Assembly	1
17	GA4552075	Crush tube, 10.2 ID x 15 OD x 15 mm long	4
18	GA5002627	Washer 3/8" ID x 1 1/8" OD High Tensile	12
19	GA5006111	Bolt M10 x 35 GR8.8 ZP	4

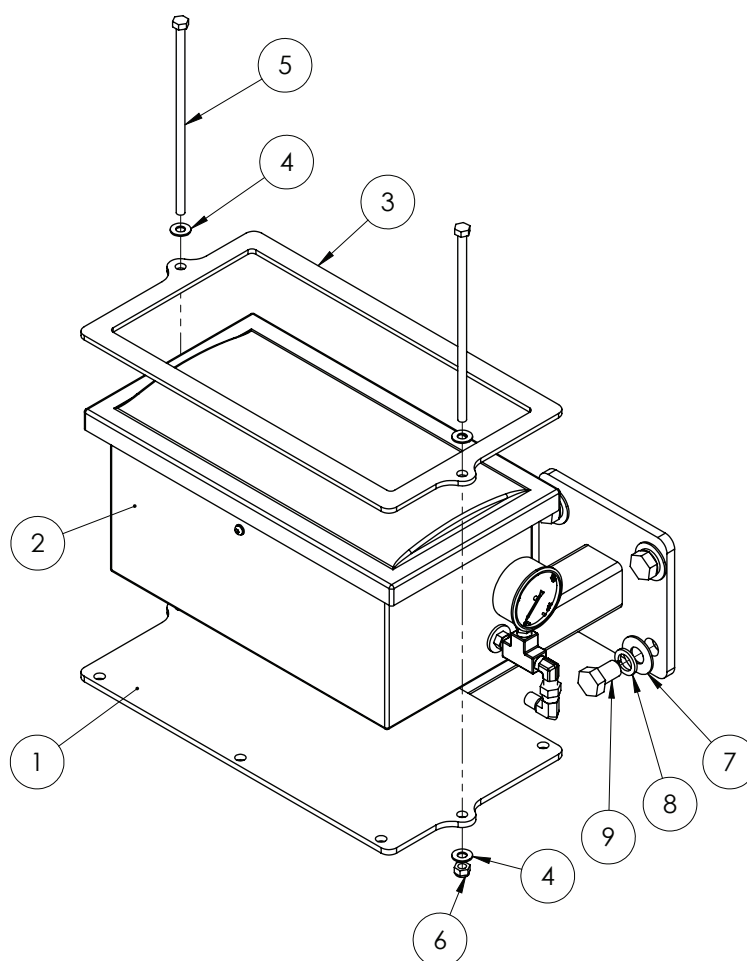
* Sub-assembly on following pages

RapidFire Pump Assembly



ITEM NO.	PART NUMBER	DESCRIPTION	QTY.
1	GA5053340	Air compressor, Suit airbag, rapidfire, 12V, 62.3L/min, 100 psi maximum	1
2	F70785A	Foam marker/airbag comp plate	1
3	GA5050325	Washer 14mm Flat SS	3
4	GA3500249	Hydraulic adaptor, Bulkhead nipple, 1/4" BSPP male x 1/4" BSPP male	2
5	GA5016221	Switch differential Press. T/S Air Bag	1
6	GA5008343	Elbow male thread 1/4" X 1/4"	1
7	GA5048300	Tee, 1/4" female thread x 1/4" female thread x 1/4" female thread, Brass	1
8	GA5049290	Elbow 1/4" male thread x 3/8" barb brass	2
9	GA5014796	Valve, Check, Pneumatic, 1/4" thread female inlet & male outlet	1
10	GA5066940	Socket, 1/4" female thread, Hex, Brass	1
11	GA5004917	Nut M8 Nyloc ZP	4
12	GA5003643	Washer 8mm Flat SS HD	8
13	GA5004085	Bolt M8 x 20 GR8.8 ZP	4
14	GA5050725	Hosetail Brass P3 1/4" thread x 3/8" barb	1

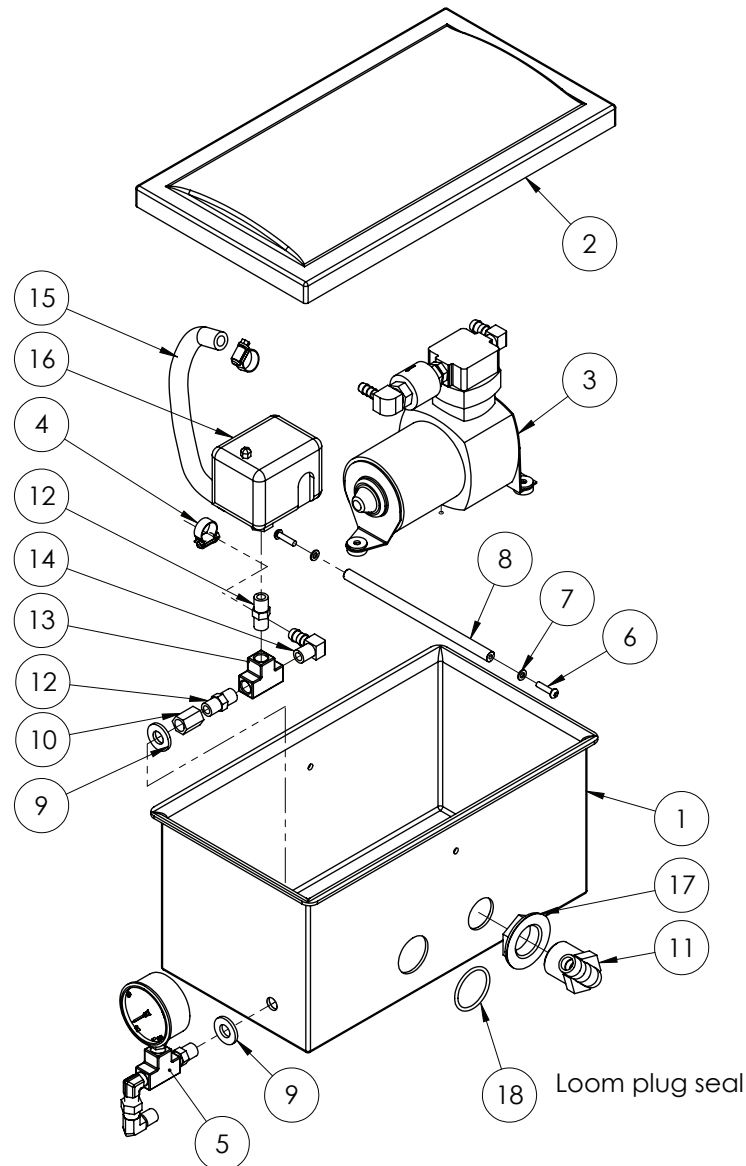
Airbag Compressor Box Mounting



ITEM NO.	PART NUMBER	DESCRIPTION	QTY.
1	GA4657695	Special Airbag Compressor Mount	1
2	*	Airbag Compressor Box Assembly	1
3	F70254A	Top retaining plate for plastic foam/air box GA5066955	1
4	GA5003643	Washer 8mm Flat SS HD	4
5	MACH0041	Bolt hex M8 x 210 ZP	2
6	GA5004917	Nut M8 Nyloc ZP	2
7	GA5001043	Washer 16mm Flat SS HD	4
8	GA5000961	Washer 16mm Spring ZP	4
9	GA5000903	Bolt M16 x 25 ZP GR8.8	4

* Sub-assembly on following pages

Airbag Compressor Box Assembly



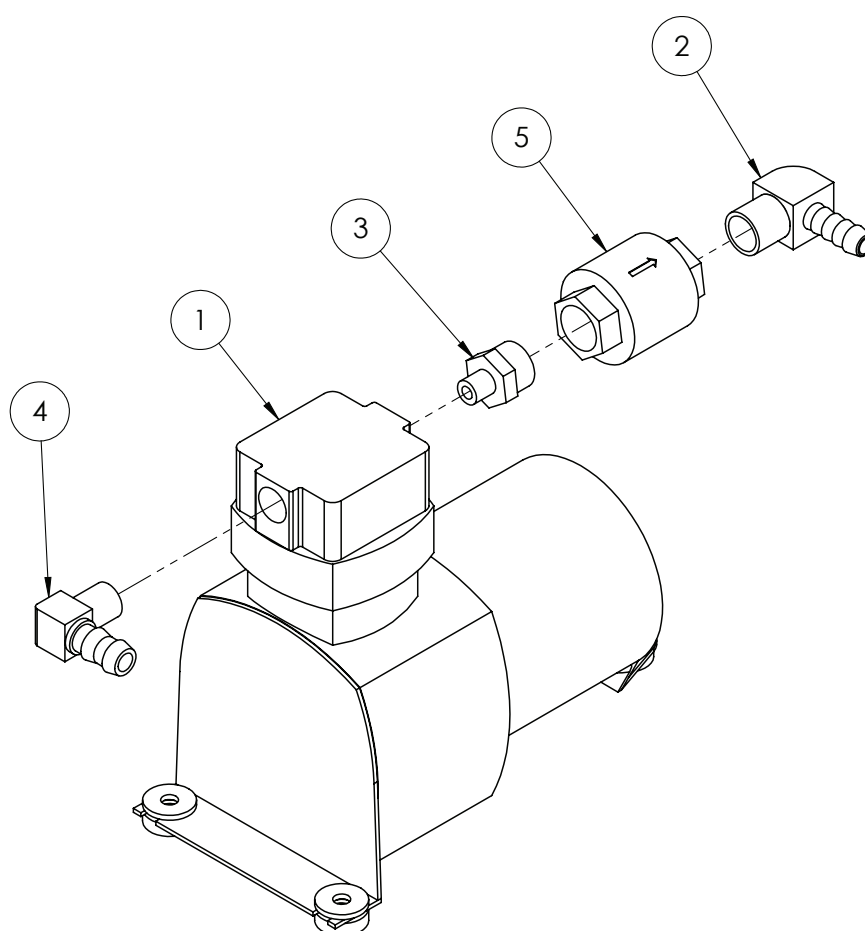
ITEM NO.	PART NUMBER	DESCRIPTION	QTY.
1	GA5066955	Foam Marker Box Bottom	1
2	GA5066955-2	Foam Marker Box Lid	1
3	*	Airbag Compressor Assembly	1
4	GA5000469	Hose clamp, 1/2", SS, 12-20/9W3	2
5	*	Gauge Assembly	1
6	GA5003581	SHCS M5 x 20 SS GR12.9	2
7	GA5003983	Washer 5mm Flat SS	2
8	GA4572130	Compressor Box Spacer Rod	1
9	GA5000577	Washer 12mm Flat SS HD	2
10	GA5066940	Socket, 1/4" female thread, Hex, Brass	1
11	GA5077719	Hose barb, Elbow, 90 degree, 1" male thread x 3/4" hose, Banjo	1
12	GA5050285	Nipple, 1/4" male thread x 1/4" male thread, Brass	2

* Sub-assembly on following pages

Airbag Compressor Box Assembly

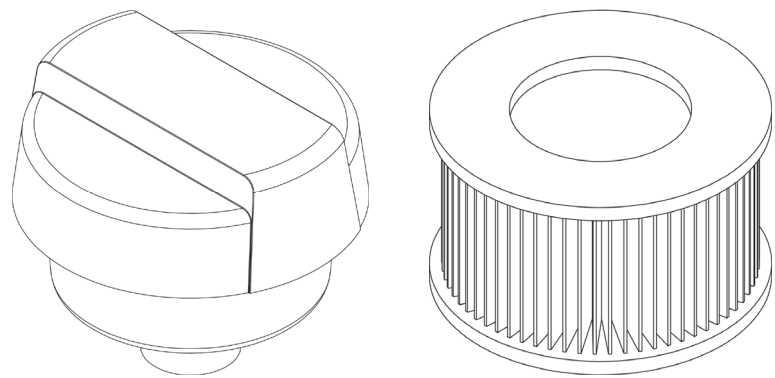
ITEM NO.	PART NUMBER	DESCRIPTION	QTY.
13	GA5048300	Tee, 1/4" female thread x 1/4" female thread x 1/4" female thread, Brass	1
14	GA5049290	Elbow 1/4" male thread x 3/8" barb brass	1
15	GA5051025	Hose, High Temperature Multi purpose, 3/8" ID 200psi RED	1
16	GA5016221	Switch differential Press. suit Air Bag	1
17	GA5076630	Back Nut 1"	1
18	GA5065820	O-ring, 38 x 3mm, Suits AS40 plumbing fittings	1

Airbag Compressor Assembly



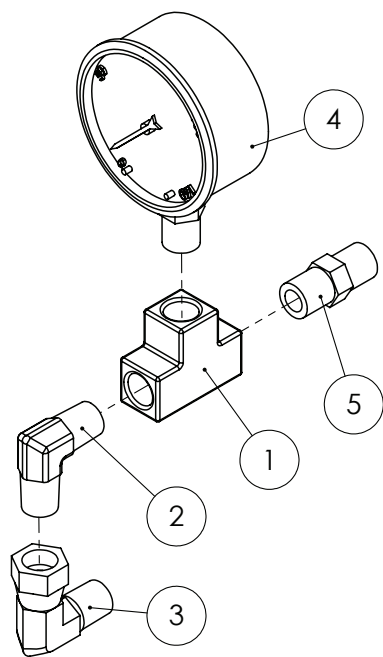
ITEM NO.	PART NUMBER	DESCRIPTION	QTY.
1	GA5018809	Air compressor, Suit airbag, 12V, 30.6L/min, 150psi maximum	1
2	GA5070730	Elbow Brass 3/8" x 3/8"	1
3	GA5020690	Reducing nipple, 1/8" male thread x 3/8" male thread, Brass	1
4	GA5049290	Elbow 1/4" male thread x 3/8" barb brass	1
5	GA5020010	Valve, Check, 3/8" female thread inlet & outlet, Brass	1

Airbag Compressor Filters



PART NUMBER	DESCRIPTION
GA5005259	Air filter, 1" BSP male thread
GA5049460	Filter element, For filter body GA5005259, Suit foam marker compressor

Gauge Assembly

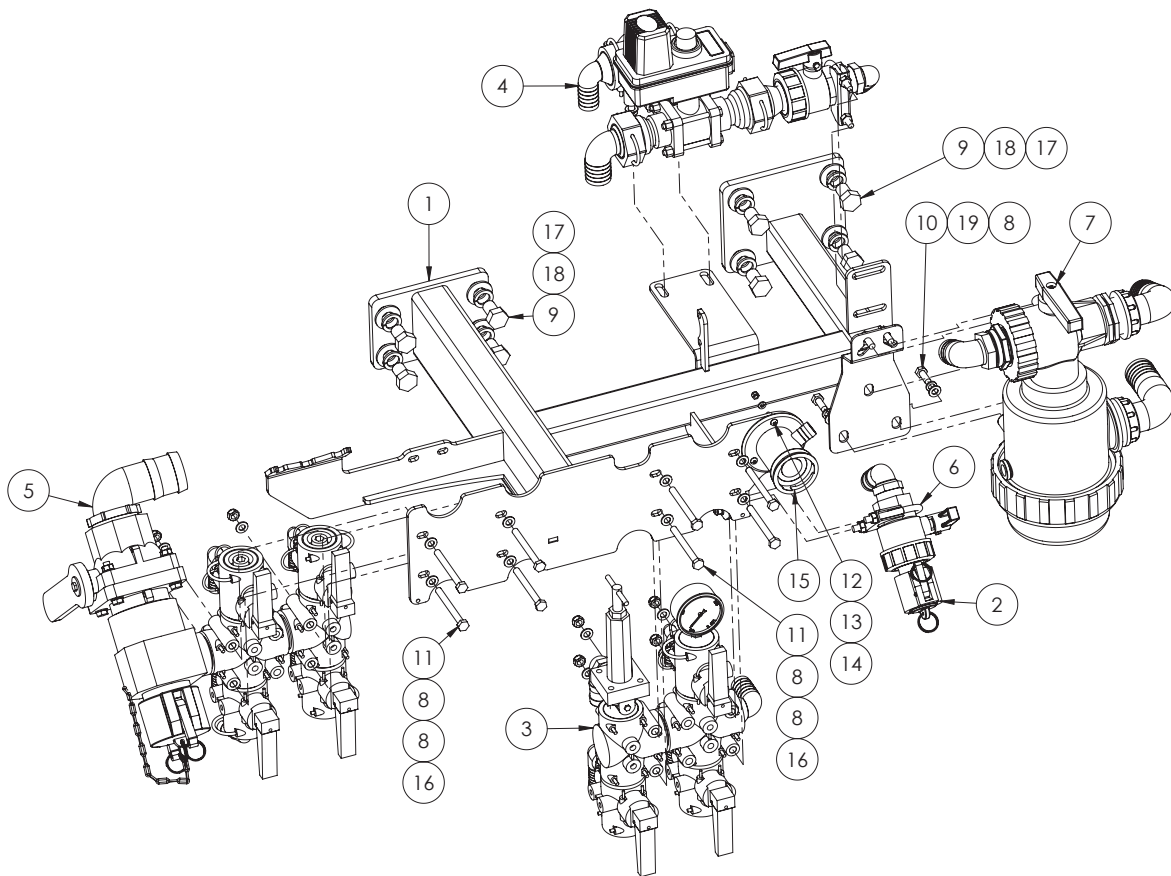


ITEM NO.	PART NUMBER	DESCRIPTION	QTY.
1	GA5048300	Tee, 1/4" female thread x 1/4" female thread x 1/4" female thread, Brass	1
2	GA3500258	Hydraulic coupling, Elbow, 90 degree, 1/4" BSPT male x 1/4" BSPT male	1
3	GA3500332	Hydraulic adapter, Elbow, 90 degree, 1/4" BSP male x 1/4" BSP female swivel	1
4	GA4948470	Gauge, Pressure, Small face, 160psi	1
5	GA5050285	Nipple, 1/4" male thread x 1/4" male thread, Brass	1

Chapter 5

LEFT HAND POD

Left Hand Pod - Zeta 170



ITEM NO.	PART NUMBER	DESCRIPTION	QTY.
1	GA4657691	Left Pod Frame	1
2	*	Chemical Probe Coupling Ball Valve	1
3	*	Pressure Manifold Assembly - Zeta 260	1
4	*	Flow Control Valve	1
5	*	Fill System Assembly	1
6	GA5006705	Exhaust clamp C8 2"	1
7	*	Suction Filter - Zeta 170	1
8	GA5003643	Washer 8mm Flat SS HD	23
9	GA5000903	Bolt M16 x 25 GR8.8 ZP	8
10	GA5004085	Bolt M8 x 20 GR8.8 ZP	5

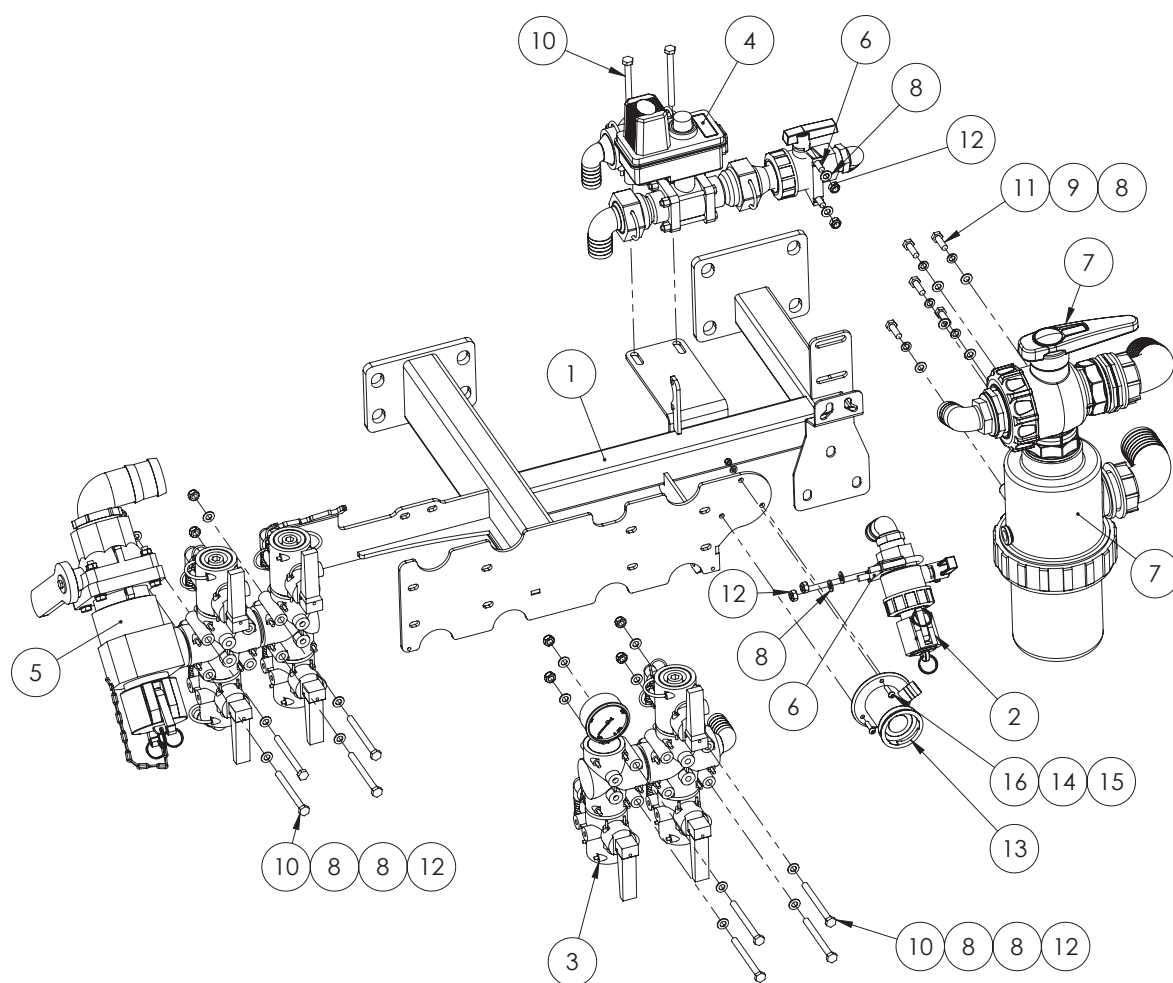
* Sub-assembly on following pages

Continued over page

Left Hand Pod - Zeta I70

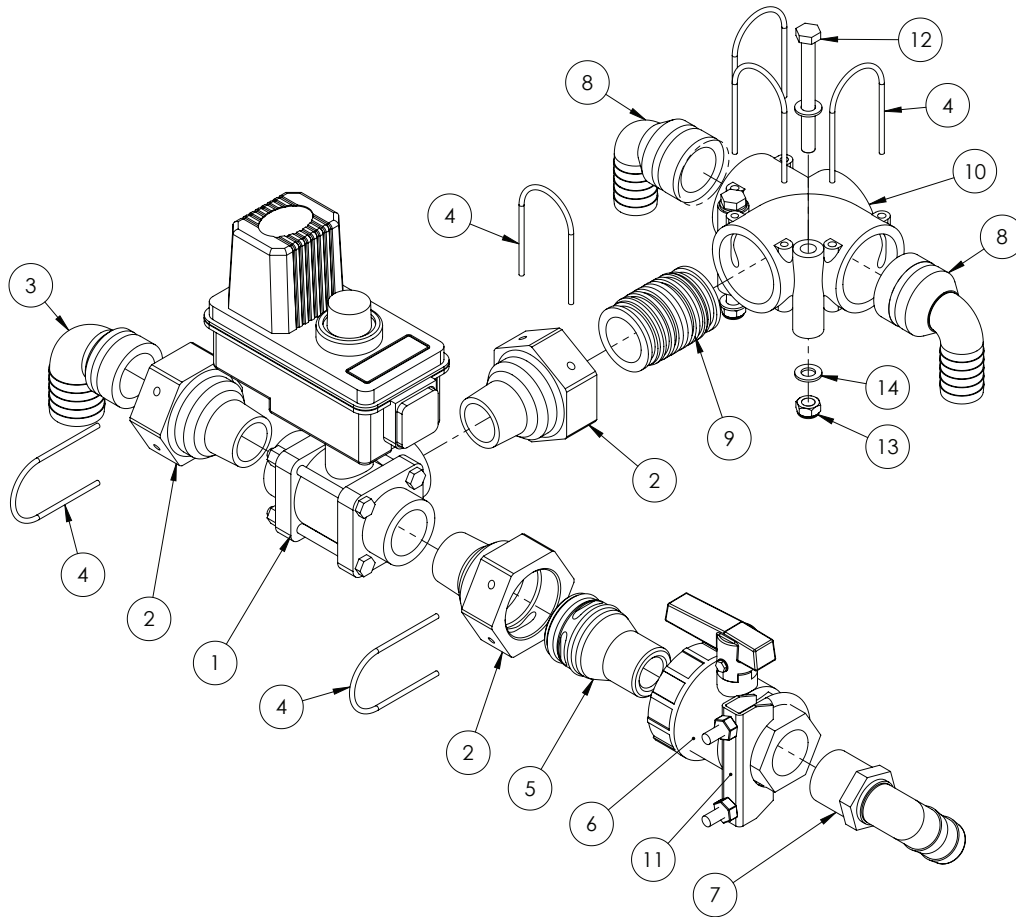
ITEM NO.	PART NUMBER	DESCRIPTION	QTY.
11	GA5004749	Bolt M8 x 80 GR8.8 ZP	8
12	GA0500004	BHCS M5 x 20 SS A2-70	3
13	GA5003983	Washer 5mm Flat SS	3
14	GA5003974	Nut M5 Nyloc ZP	3
15	GA5018800	Rinsing socket 3 pin EPDM	1
16	GA5004917	Nut M8 Nyloc ZP	10
17	GA5001043	Washer 16mm Flat SS HD	8
18	GA5000961	Washer 16mm Spring ZP	8
19	GA5004919	Washer 8mm Spring SS	5

Left Hand Pod - Zeta 260



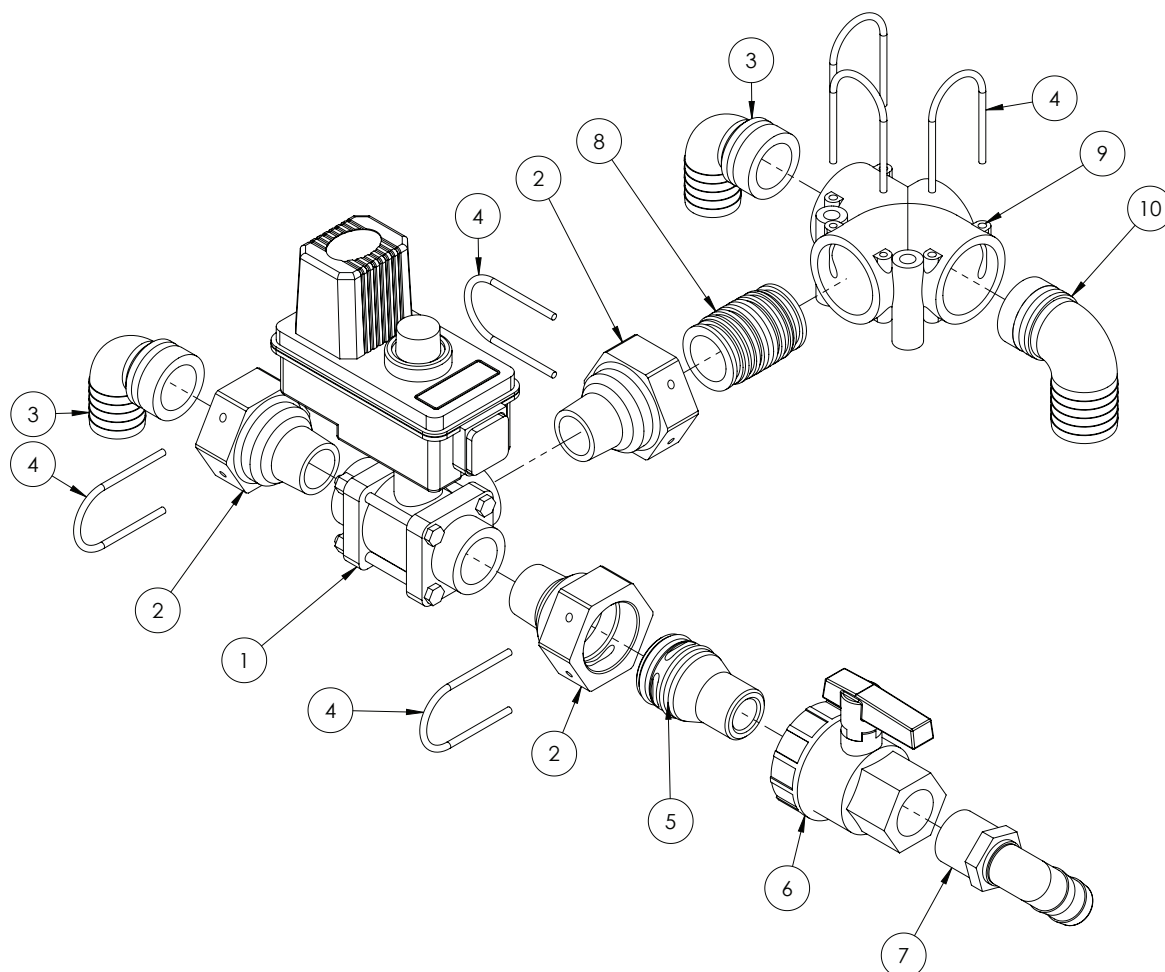
ITEM NO.	PART NUMBER	DESCRIPTION	QTY.
1	GA4657691	Left Pod Frame	1
2	*	Chemical Probe Coupling Ball Valve	1
3	*	Pressure Manifold Assembly - Zeta 260	1
4	*	Flow Control Valve	1
5	*	Fill System Assembly	1
6	GA5006705	Exhaust clamp C8 2"	2
7	*	Suction Filter - Zeta 260	1
8	GA5003643	Washer 8mm Flat SS HD	29
9	GA5004919	Washer 8mm Spring SS	5
10	GA5011495	Bolt M8 x 90 GR8.8 ZP	10
11	GA5004711	Bolt M8 x 25 GR8.8 ZP	5
12	GA5004917	Nut M8 Nyloc ZP	14
13	GA5018800	Rinsing socket, 3 pin, Micromatic / Enviro drum coupling	1
14	GA5003983	Washer 5mm Flat SS	3
15	GA5003974	Nut M5 Nyloc ZP	3
16	GA0500004	BHCS M5 x 20 SS A2-70	3

Flow Control Valve - Zeta 170



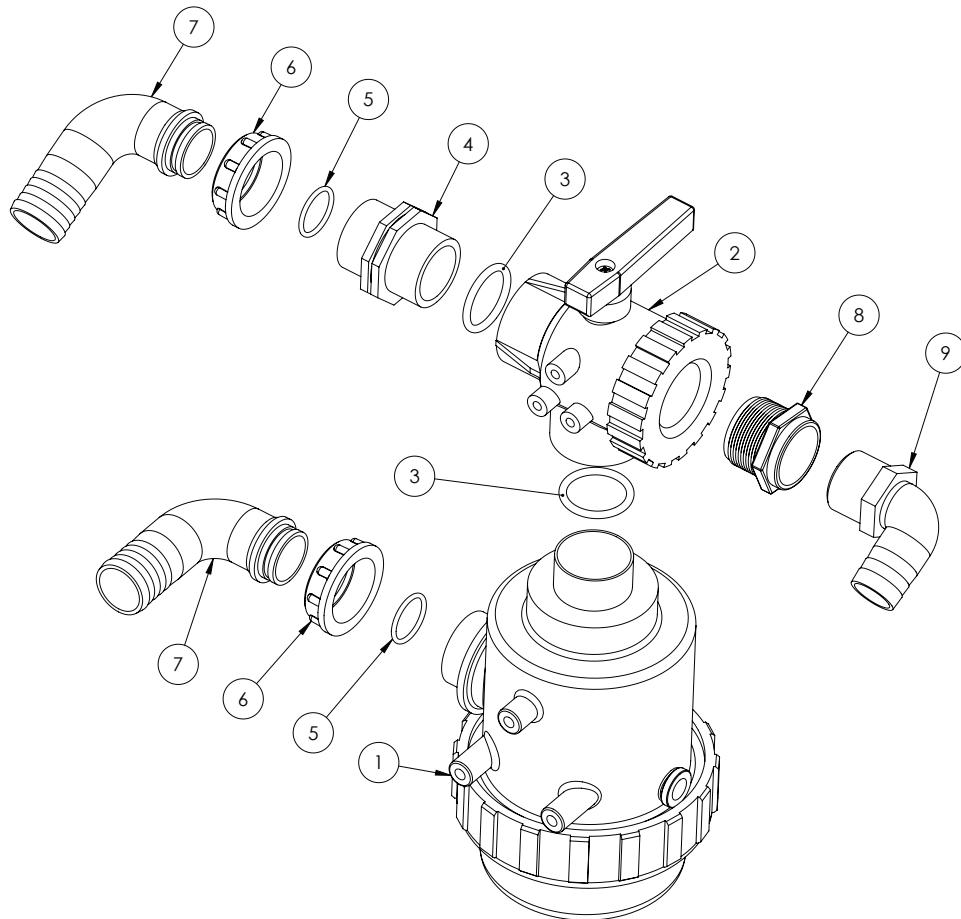
ITEM NO.	PART NUMBER	DESCRIPTION	QTY.
1	GA5076867	Regulating valve, Ball, 3 way, 1" NPT, 12v, Red indicator	1
2	GA4582385	Coupling, AS40 female x 1" NPT male thread	3
3	GA5065620	Hose barb, Elbow, 90 degree, AS40 x 33mm hose barb	1
4	GA5065690	Safety pin, Suit AS40 plumbing fittings	6
5	GA2000077	Plumbing Fitting, AS40 to 1" NPT Male Thread	1
6	GA5078164	Valve, Ball, 1" female thread inlet / outlet, Full port, Lever handle	1
7	GA5077723	Hose barb, Elbow, 90 degree, 1" male x 1" hose	1
8	GA5065615	Hose barb, Elbow 90 degree, AS40 x 25mm	2
9	GA5065735	Plumbing adaptor, AS40 male x AS40 male	1
10	GA5065555	Tee, AS40 female, no M8 inserts	1
11	GA5006705	Exhaust clamp C8 2"	1
12	GA5004749	Bolt M8 x 80 GR8.8 ZP	2
13	GA5052590	Nut M8 Nyloc SS	2
14	GA5003651	Washer 8mm Flat SS	4

Flow Control Valve - Zeta 260



ITEM NO.	PART NUMBER	DESCRIPTION	QTY.
1	GA5076867	Regulating valve, Ball, 3 way, 1" NPT, 12v, Red indicator	1
2	GA4582385	Coupling, AS40 female x 1" NPT male thread	3
3	GA5065620	Hose barb, Elbow, 90 degree, AS40 x 33mm hose barb	2
4	GA5065690	Retaining pin, Suit AS40 plumbing fittings	6
5	GA2000077	Plumbing Fitting, AS40 to 1" NPT Male Thread	1
6	GA5078164	Valve, Ball, 1" female thread inlet / outlet, Full port, Lever handle	1
7	GA5077723	Hose barb, Elbow, 90 degree, 1" male x 1" hose	1
8	GA5065735	Plumbing adaptor, AS40 male x AS40 male	1
9	GA5065560	Tee, 3 Port, AS40 female, M8 inserts	1
10	GA5065625	Hose barb, Elbow, 90 degree, AS40 male x 39mm barb	1

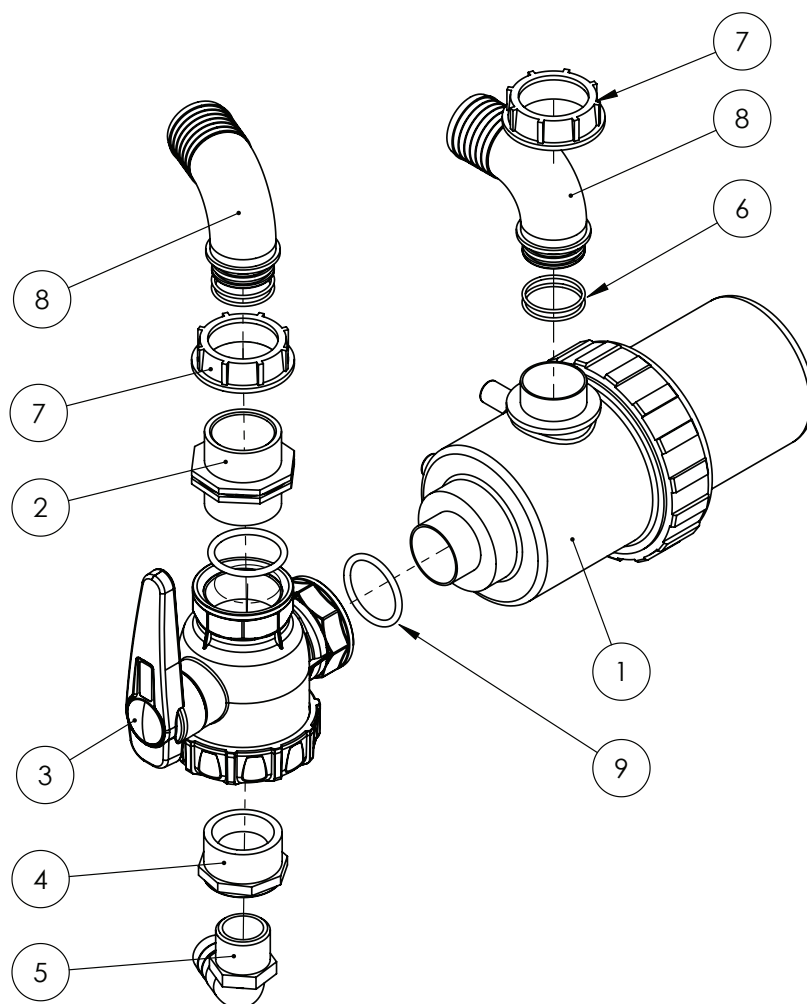
Suction Filter - Zeta 170



ITEM NO.	PART NUMBER	DESCRIPTION	QTY.
1	GA5076782^	Filter, Suction, 1 1/2" male inlet & outlet, 50 mesh screen	1
2	GA5076985	Valve, Ball, 3 way, 1 1/2" female thread inlet / outlet	1
3	GA5010489	Imperial O Ring 1.5" x 3/16"	2
4	GA5078409	Plumbing fitting, Nipple, 1 1/2"	1
5	GA5077679	O ring, 30 x 3 mm	2
6	GA5076604	Fly nut, 1 1/2"	2
7	GA5076260	Hose barb, Elbow, 90 degree, 1 1/2" fly nut end x 40mm hose	2
8	GA5078019	Bush, Reducing, Poly, 1 1/2" Male Thread x 1 1/4" Female Thread	1
9	GA5077730	Hose barb, Elbow, 90 degree, 1 1/4" male thread x 1 1/4" hose	1

^ See Chapter 19 'Plumbing' for sub-assembly.

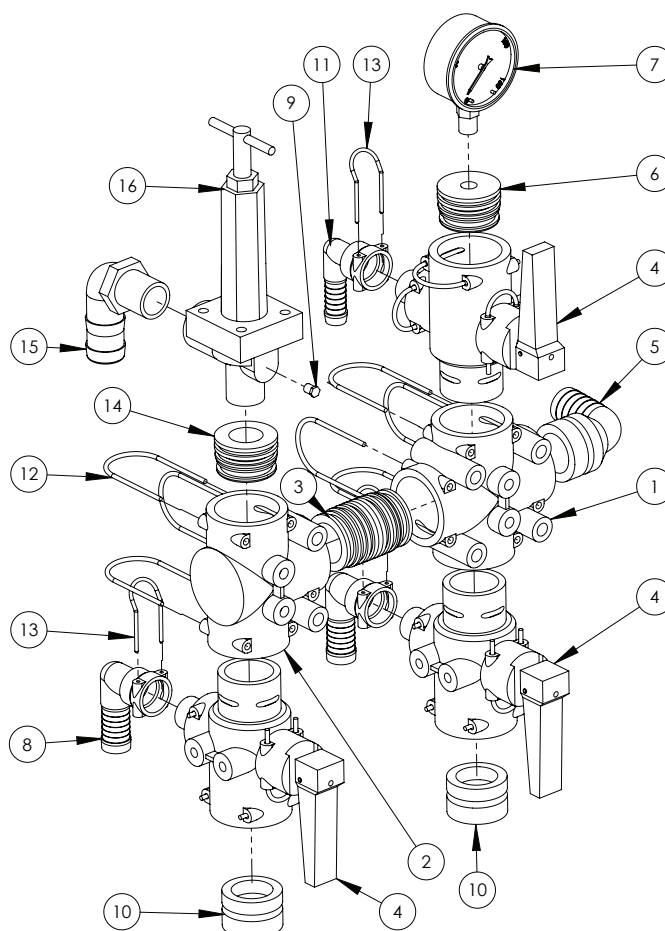
Suction Filter - Zeta 260



ITEM NO.	PART NUMBER	DESCRIPTION	QTY.
1	GA5076799^	Filter, Suction, 2" male inlet & outlet, 32 mesh screen, Arag	1
2	GA5078410	Nipple, 2" male thread x 2" male thread, Arag	1
3	GA5076987	Valve, Ball, 3 way, 2" female thread inlet & outlet	1
4	GA5078022	Reducing bush, 2" male thread x 1 1/4" female thread, Banjo	1
5	GA5077730	Hose barb, Elbow, 90 degree, 1 1/4" male thread x 1 1/4" hose	1
6	GA5048385	O-ring, 42.5 x 2.62mm, BS131	4
7	GA5076605	Fly nut, 2", Arag	2
8	GA5076262	Hose barb, Elbow, 90 degree, 2" fly nut end x 52mm hose, Arag	2
9	GA5009187	O-ring, 60 x 5.5mm, suits Exacta tank cap	2

^ See Chapter 19 'Plumbing' for sub-assembly.

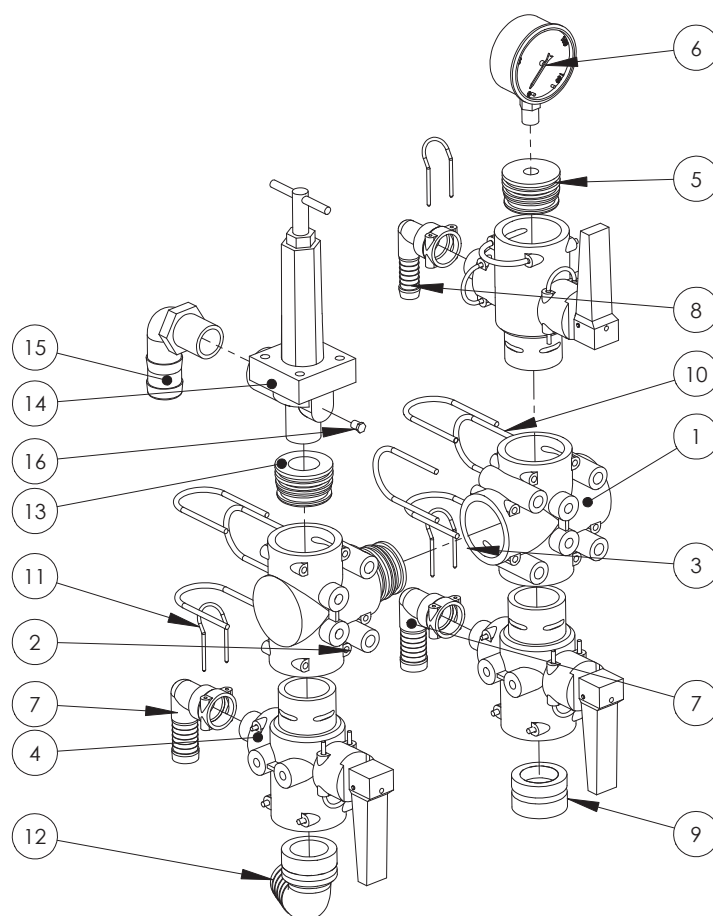
Pressure Manifold Assembly - Zeta 170



ITEM NO.	PART NUMBER	DESCRIPTION	QTY.
1	GA5065565	Plumbing coupling, Cross, AS40 female inlets / outlets, Altek	1
2	GA5065560	Tee, AS40 female, M8 inserts, Altek	1
3	GA5065735	Plumbing adaptor, AS40 male x AS40 male, Altek	1
4	GA5065545*	Valve, Quick fit flip top, 2 way, AS40 male x AS24 female x AS40 female, Altek	3
5	GA5065615	Hose barb, Elbow 90 degree, AS40 x 25mm, Altek	1
6	GA4582160	Plumbing adaptor, AS40 male x 1/4" female thread, Delrin	1
7	GA4948470	Gauge, Pressure, Small face, 160psi	1
8	GA5065675	Hose barb, Elbow, 90 degree, AS24 female x 20mm hose, Altek	2
9	GA5077942	Plug, 1/4" male thread	1
10	GA5065680	Plug, AS40 male, Altek	2
11	GA5065750	Hose barb, Elbow, 90 degree, AS24 female x 15mm hose, Altek	1
12	GA5065690	Safety pin, Suit AS40 plumbing fittings, Altek	7
13	GA5065695	Safety pin AS24	3
14	GA4583060	Dummy Plug AS40 3/4" BSPT female	1
15	GA5077716	Hose Barb, Elbow, 90 degree, 3/4" male thread x 1" hose	1
16	GA5077179	Pressure relief valve, 300psi, Inlet 3/4" thread female, Outlet 3/4" thread male, Teejet	1

* Sub-assembly on following pages

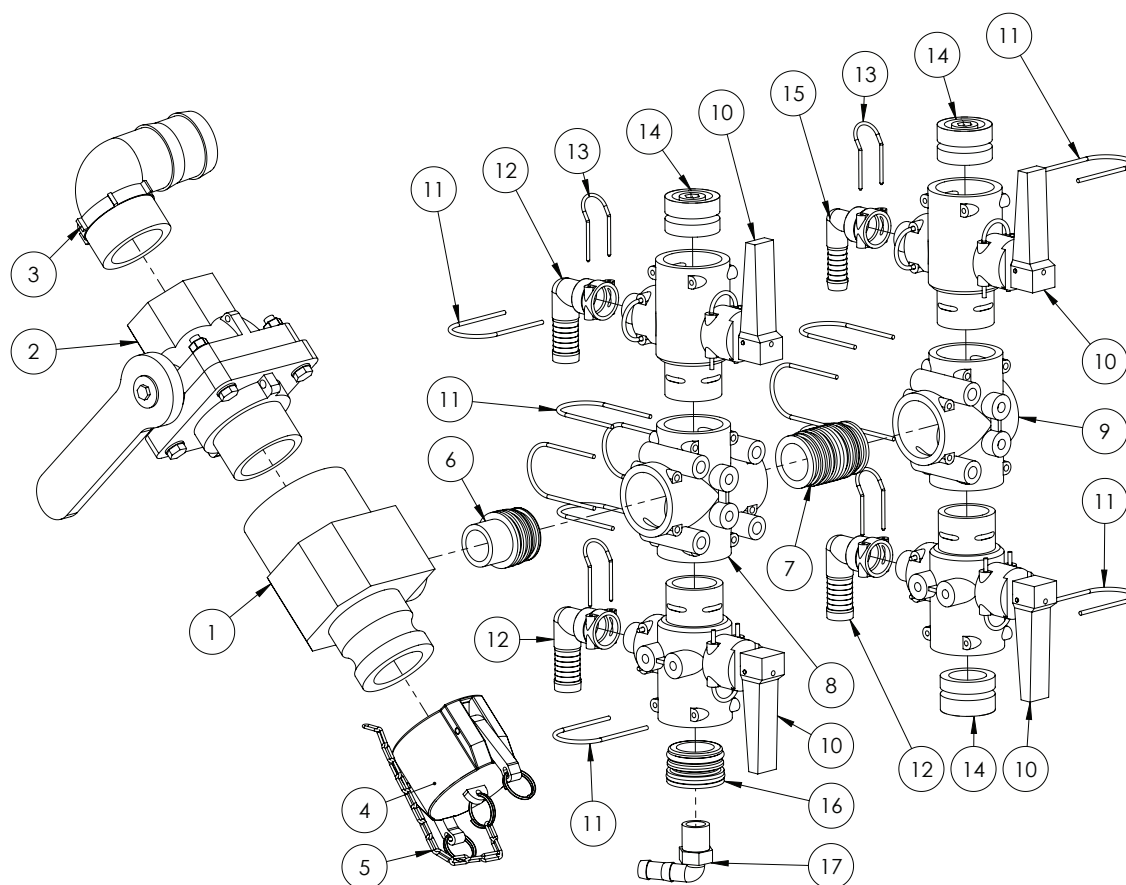
Pressure Manifold Assembly - Zeta 260



ITEM NO.	PART NUMBER	DESCRIPTION	QTY.
1	GA5065565	Cross, Tee, 4 Port, AS40 female, no M8 inserts	1
2	GA5065560	Tee, 3 Port, AS40 female, M8 inserts	1
3	GA5065735	Plumbing adaptor, AS40 male x AS40 male	1
4	GA5065545*	Valve, Quick fit flip top, 2 way, AS40 male x AS24 female x AS40 female	3
5	GA4582160	Plumbing adaptor, Plug, AS40 male x G1/4" Female Thread	1
6	GA4948470	Gauge Pressure, Bottom mount, 160psi, 11bar, 63mm Face, 1/4" male thread	1
7	GA5065675	Hose barb, Elbow, 90 degree, AS24 female x 20mm hose	2
8	GA5065750	Hose barb, Elbow, 90 degree, AS24 female x 15mm hose	1
9	GA5065680	Plug, AS40 male	2
10	GA5065690	Retaining pin, Suit AS40 plumbing fittings	7
11	GA5065695	Retaining pin, Suit AS24 plumbing fittings	3
12	GA5065620	Hose barb, Elbow, 90 degree, AS40 x 33mm hose barb	1
13	GA4583060	Dummy Plug AS40 3/4" BSPT female	1
14	GA5077179	Valve, Pressure Relief, 300psi, Inlet 3/4" thread female, Outlet 3/4" thread male	1
15	GA5077716	Hose Barb, Elbow, 90 degree, 3/4" male thread x 1" hose	1
16	GA5077942	Plug, 1/4" male thread	1

* Sub-assembly on following pages

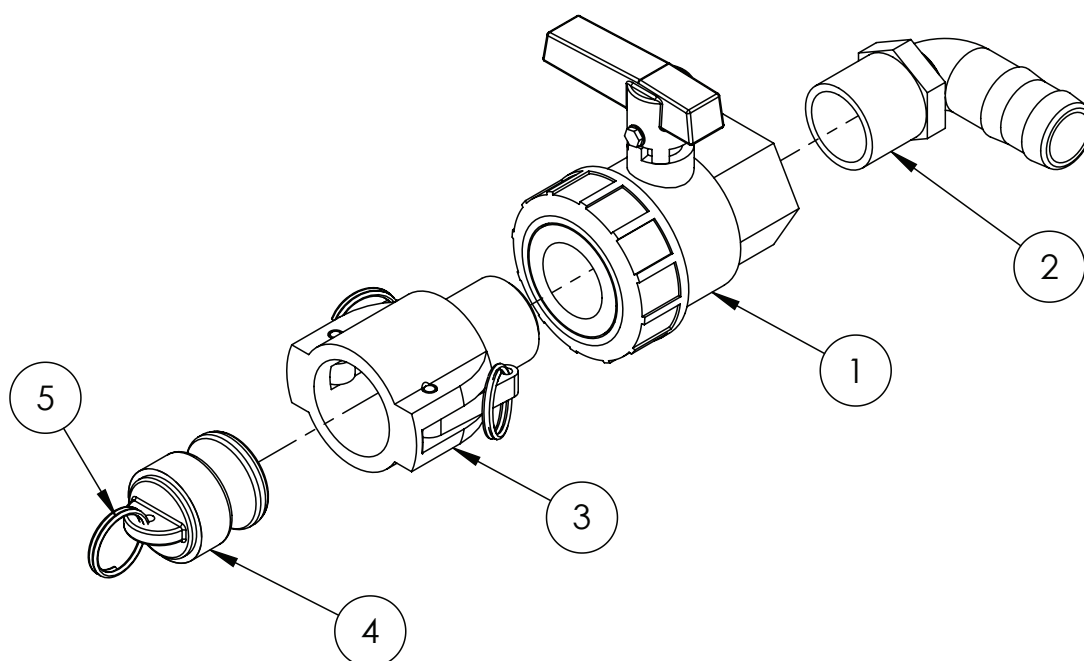
Fill System Assembly



ITEM NO.	PART NUMBER	DESCRIPTION	QTY.
1	GA4582295	2" fill Cam Lock fitting	1
2	GA5078205	Valve, Ball, 2 Way, 2" Male NPT x 2" Female NPT, Full Port	1
3	GA5077740	Hose barb, Elbow, 90 degree, 2" male thread x 2" hose	1
4	GA5076609	Cam lever, 2" female cap	1
5	GA5001491	Chain 2 x 20 mm SS 316 - Cut 200 mm	1
5	GA5002077	Key ring, 25mm, SS	1
6	GA5065600	Plumbing adaptor, AS40 male x 1" male thread	1
7	GA5065735	Plumbing adaptor, AS40 male x AS40 male	1
8	GA5065565	Plumbing coupling, Cross, AS40 female inlets / outlets	1
9	GA5065555	Tee, AS40 female, no M8 inserts	1
10	GA5065545*	Valve, Quick fit flip top, 2 way, AS40 male x AS24 female x AS40 female	4
11	GA5065690	Safety pin, Suit AS40 plumbing fittings	11
12	GA5065675	Hose barb, Elbow, 90 degree, AS24 female x 20mm hose	3
13	GA5065695	Safety pin AS24	4
14	GA5065680	Plug, AS40 male	3
15	GA5065750	Hose barb, Elbow, 90 degree, AS24 female x 15mm hose	1
16	GA4582345	Dummy plug AS40 G1/2 female (45mm Delron)	1
17	GA5077708	Hose barb, Elbow, 90 degree, 1/2" male thread x 1/2" hose	1

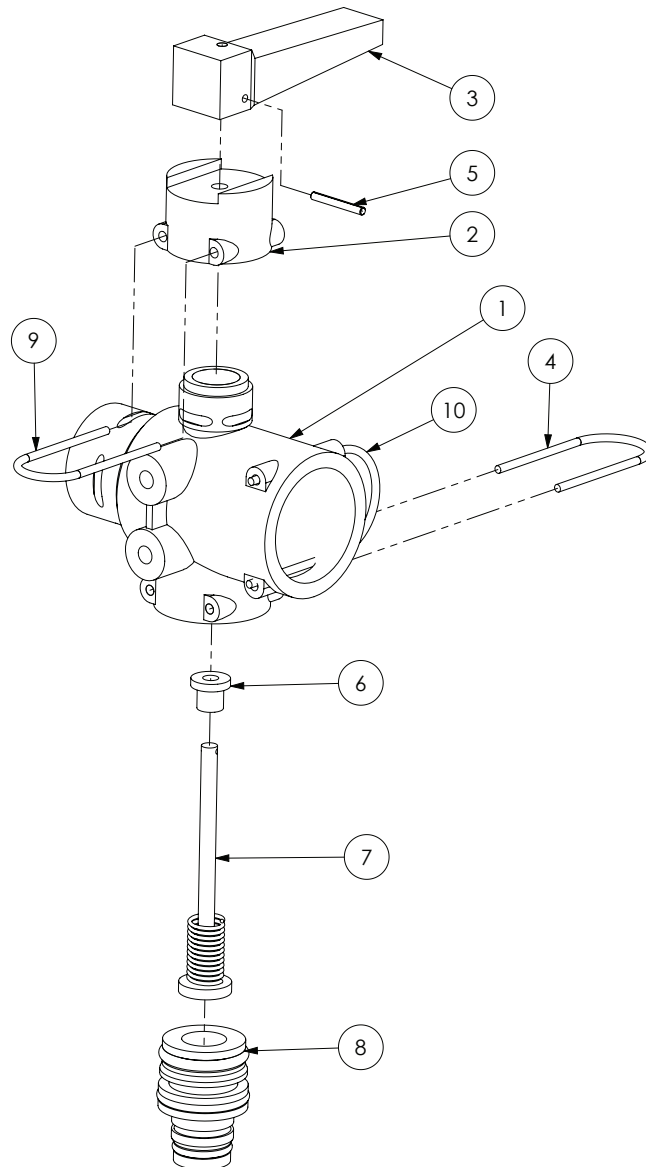
* Sub-assembly on following pages

Chemical Probe Coupling Ball Valve



ITEM NO.	PART NUMBER	DESCRIPTION	QTY.
1	GA5078164	Valve, Ball, 1" female thread inlet / outlet, Full port, Lever handle	1
2	GA5077723	Hose barb, Elbow, 90 degree, 1" male x 1" hose, Banjo	1
3	GA5076007	Cam lever, 1" female coupler, 1" male thread, Banjo	1
4	GA5076005	Cam lever, Male plug, Suits 1" & 1 1/4" couplings, Banjo	1
5	GA5001491	Chain 2 x 20 mm SS 316 - Cut 200 mm	1
	GA5002077	Key ring, 25mm, SS	1

Valve - Quick Fit 2 Way Assembly



ITEM NO.	PART NUMBER	DESCRIPTION	QTY.
-	GA5065545	Valve, Quick fit flip top, 2 way, AS40 male x AS24 female x AS40 female, Altek	-
1	GA5073750	Body	1
2	GA5073755	Slide cap	1
3	GA5073760	Red lever	1
4	GA5065701	Retaining pin, Suit AS30 plumbing fittings	1
5	GA5073765	Handle retaining pin	1
6	GA5073770	Spring guide	1
7	GA5073775	Switch rod	1
8	GA5065835	Plug in adapter, AS30 x AS24	1
9	GA5073780	Retaining pin, 4 x 26 mm	1
10	GA5065690	Retaining pin, Suit AS40 plumbing fittings	1

Chapter 6

DIRECT CHEMICAL INJECTION

Not Fitted

Chapter 7

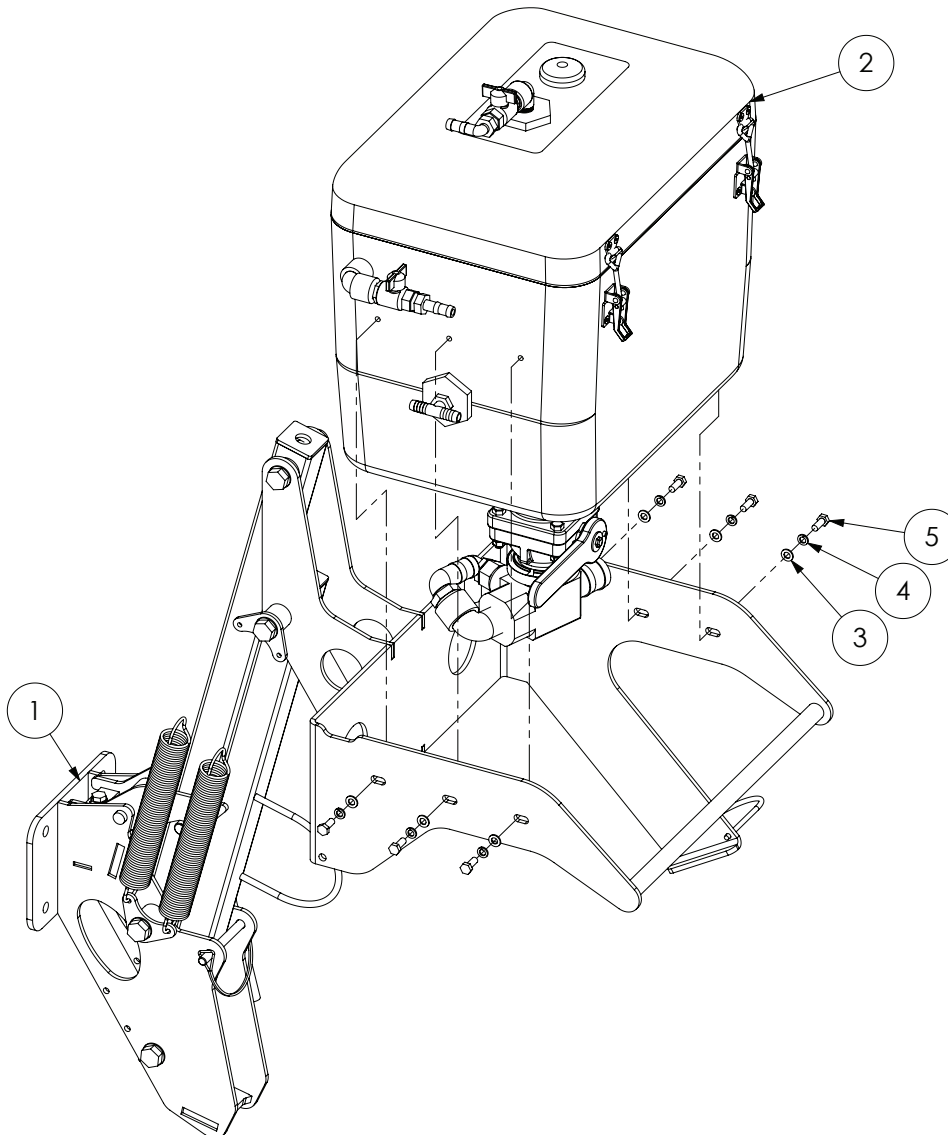
DUAL PRODUCT

Not Fitted

Chapter 8

INDUCTION HOPPER

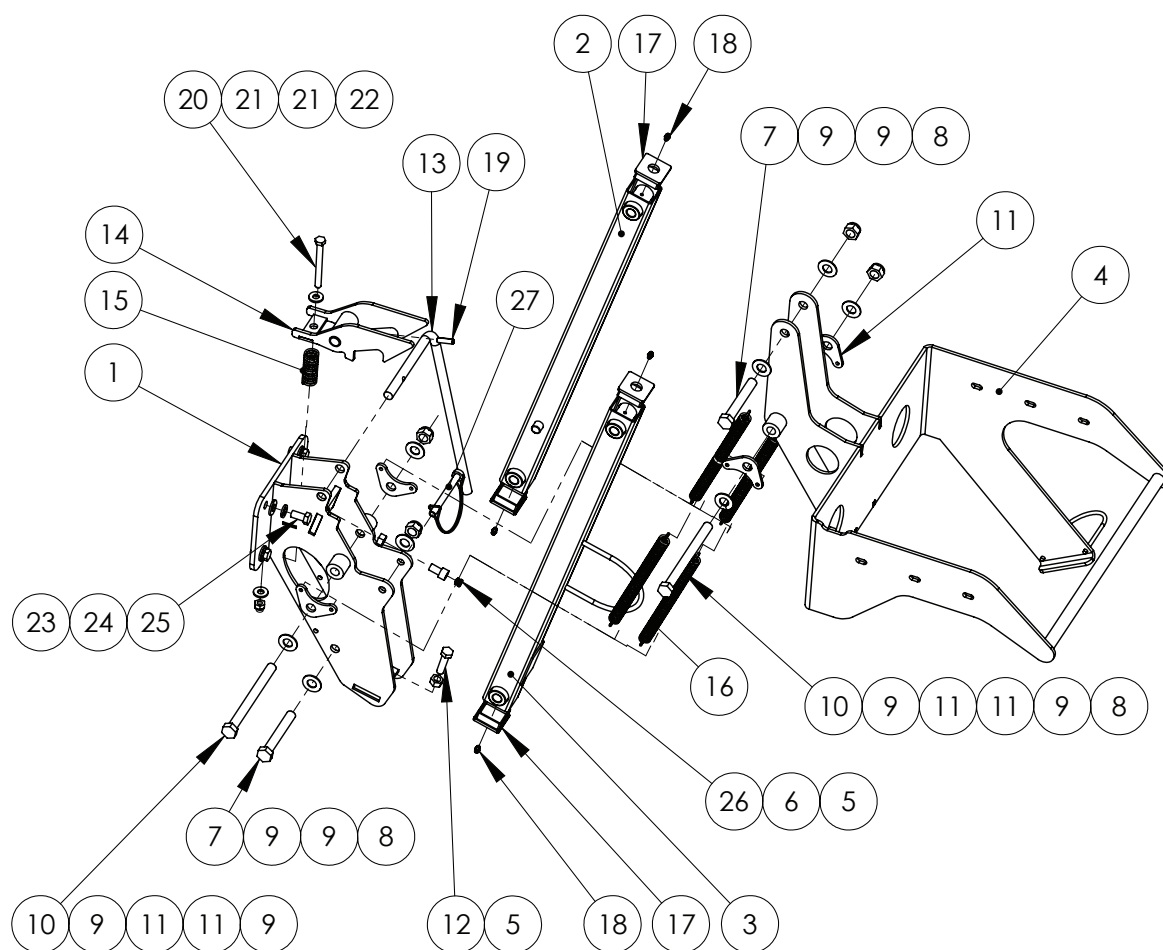
Induction Hopper - 60L



ITEM NO.	PART NUMBER	DESCRIPTION	QTY.
1	*	Induction Hopper - Frame Assembly	1
2	*	Induction Hopper - Tank Assembly	1
3	GA5003643	Washer 8mm HD	6
4	GA5004919	Washer 8mm Spring SS	6
5	GA5004085	Bolt M8 x 20 GR8.8 ZP	6

* Sub-assembly on following pages

Induction Hopper - Frame Assembly



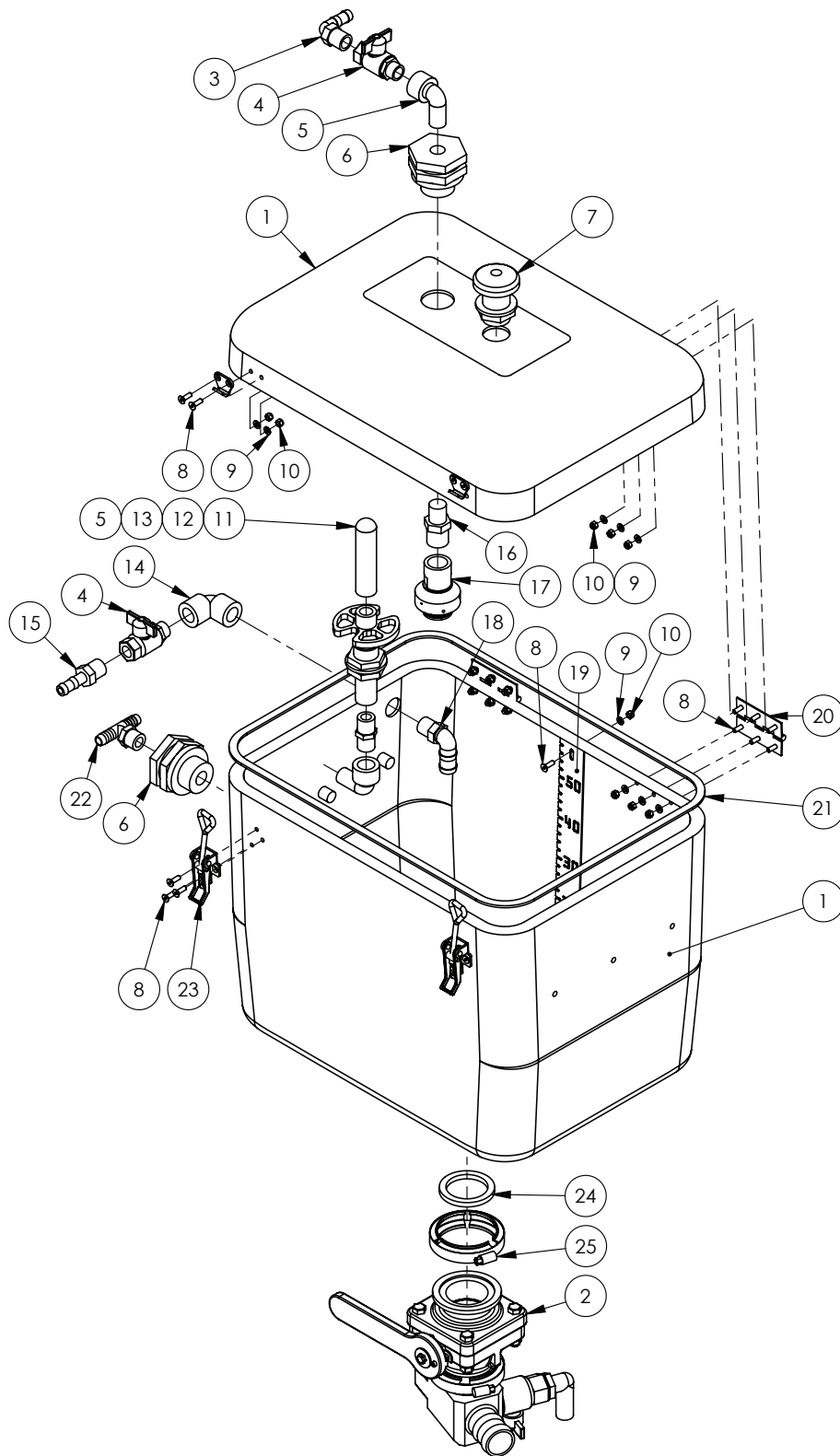
ITEM NO.	PART NUMBER	DESCRIPTION	QTY.
1	GA4653420	Induction Hopper Chassis Mount Advance	1
2	GA4653440	Induction Hopper Arm Upper Advance	1
3	GA4653445	Induction Hopper Arm Lower Advance	1
4	GA4656855	Induction Hopper tank support 60L suit EF range	1
5	GA5000559	Nut M12 Hex ZP	2
6	GA5050330	SHCS M12 x 20 ZP GR12.9	1
7	GA5000855	Bolt M16 x 110 GR8.8 ZP	2
8	GA5001029	Nut M16 Nyloc ZP	4
9	GA5001043	Washer 16mm Flat SS HD	8
10	GA5000879	Bolt M16 x 180 GR8.8 ZP	2
11	GA4522294	Mounting plate, Double induction hopper spring	4
12	GA5000327	Set Screw M12 x 45 GR8.8 ZP	1
13	GA4699435	Handle, Induction Hopper Latch Arm	1
14	GA4653490	Induction Hopper Latch Advance	1
15	GA5007329	Spring compression, 76.2mm x 25.4 x 3.15mm, gold	1
16	GA5007073	Spring, Tension, 38.2 OD x 284.3 long x 3.55mm	4
17	GA5003783	End cap, Insert, Black, Plastic, 50 x 50 mm	4

Continued over page

Induction Hopper - Frame Assembly

ITEM NO.	PART NUMBER	DESCRIPTION	QTY.
18	GA5012203	Grease nipple, Short, 1/4" UNF	4
19	GA5075130	Roll pin M8 x 30mm coated	1
20	GA5006091	Bolt M10 x 100 GR8.8 ZP	1
21	GA5000117	Washer 10mm Flat SS Heavy Duty	2
22	GA5000141	Nut M10 Nyloc ZP	1
23	GA5000577	Washer 12mm Flat SS HD	4
24	GA5000575	Washer 12mm Spring SS	4
25	GA5011229	Bolt M12 x 25 GR8.8 ZP	4
26	GA5052905	Insert, suit 12mm Hole, Black, plastic	1
27	GA5048380	Pin, 11mm OD shaft, Spring Steel wire loop lock, Yellow zinc	1

Induction Hopper - Tank Assembly



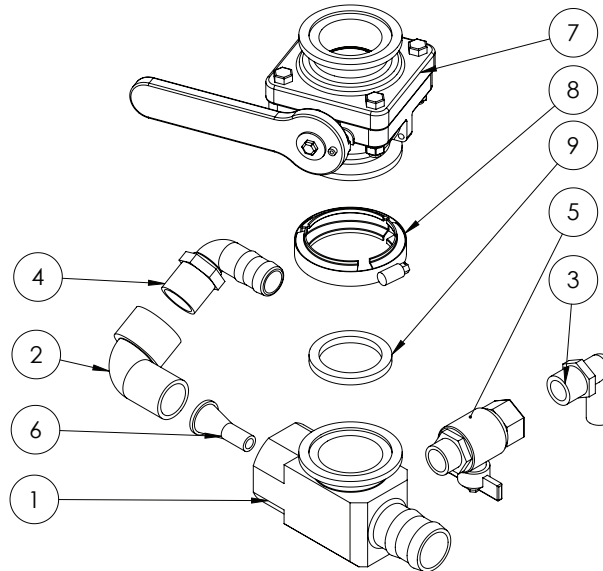
Continued over page

Induction Hopper - Tank Assembly

ITEM NO.	PART NUMBER	DESCRIPTION	QTY.
1	GA5071208	Tank, Induction Hopper, 60L with Flange, includes lid	1
2	*	Pre-assembled 60L Hopper Bottom 2" Flanged	1
3	GA5077708	Hose barb, Elbow, 90 degree, 1/2" male thread x 1/2" hose	1
4	GA5020615	Valve, Ball, 12mm, 1/2" Male, Female Butterfly, Brass	2
5	GA5078133	Street elbow, 90 degree, 1/2" female thread x 1/2" male thread	2
6	GA5078156	Tank flange, 1/2" female threads	2
7	GA5077045	Breather valve, Labyrinth type, 1" male thread	1
8	GA5051230	CSCS M5 x 16 SS A2-70	23
9	GA5003983	Washer 5mm Flat SS	23
10	GA5003975	Nut M5 Nyloc SS	23
11	GA5077063	Nozzle, Drum & container rinsing	1
12	GA5077062	Valve, Drum & container rinsing nozzle	1
13	GA5077911	Nipple, Short, 1/2" male thread x 1/2" male thread	1
14	GA5077652	Street elbow, 90 degree, 1/2" female thread	1
15	GA5077702	Hose barb, Straight, 1/2" male thread x 1/2" hose	1
16	RN075050	Reducing nipple, 3/4" male thread x 1/2" male thread	1
17	GA5077336	Nozzle, Tank rinsing, 3/4" BSPT female inlet	1
18	GA5077704	Hose barb, Elbow, 90 degree, 1/2" male thread x 3/4" hose	1
19	GA4522296	Level indicator, 60L induction hopper	1
20	GA5006661	Hinge, Butt, 70 long x 50 wide x 1.5, SS	2
21	GA5016473	Tape PM foam 6.4 x 18 L/Density	1
22	GA3500391	Tee, Threaded, 1/2" male x 1/2" hose, T12T	1
23	GA5007071	Latch, Adjustable, Induction Hopper Lid	2
24	GA5076615	Seal, EPDM, Suit 2" flange fitting	1
25	FC220	2" Full Port Worm Screw Clamp	1

* Sub-assembly on following pages

Hopper Bottom - 2" Flanged

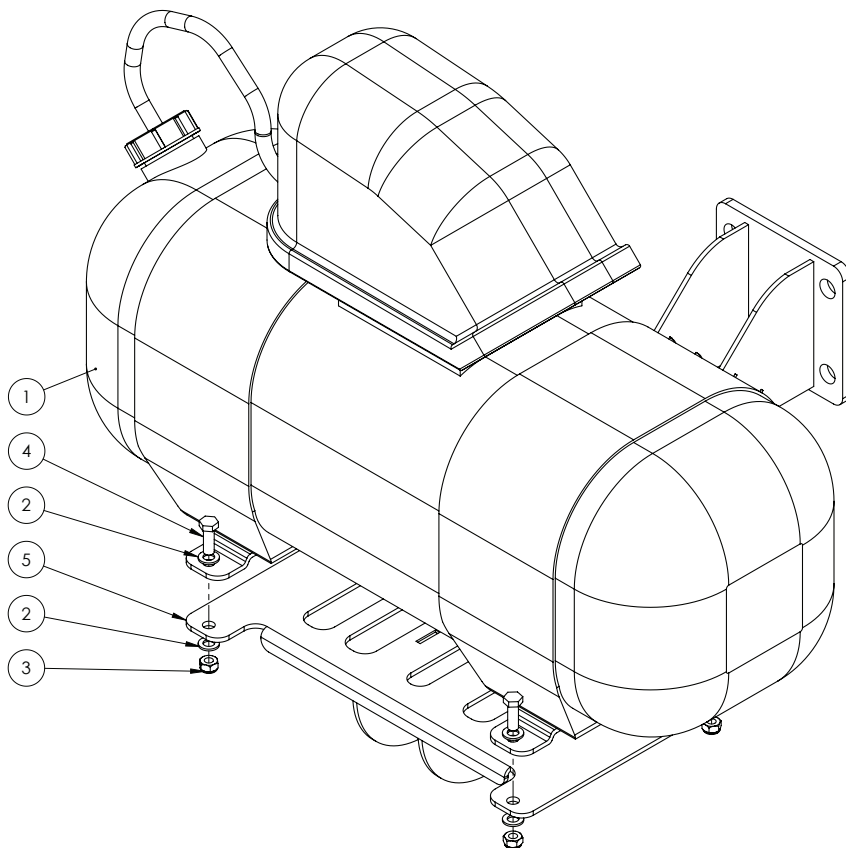


ITEM NO.	PART NUMBER	DESCRIPTION	QTY.
1	GA4552240	Hopper Bottom Venturi Housing with 2" Flange MY14	1
2	GA5078137	Street elbow, 90 degree, 1" male x 1" female, Banjo	1
3	GA5077717	Hose barb, Elbow, 90 degree, 3/4" male thread x 3/4" hose, Banjo	1
4	GA5077723	Hose barb, Elbow, 90 degree, 1" male x 1" hose, Banjo	1
5	GA5018315	Valve, Ball, 20mm male & female thread, Black Butterfly handle	1
6	L057A	Venturi, 9mm outlet, Suit Induction Hopper	1
7	GA5077908	Ball valve, 2" Full port , 4 Bolt Flanged, short, Banjo	1
8	FC220	2" Full Port Worm Screw Clamp	1
9	GA5076615	Seal, EPDM, Suit 2" flange fitting, Banjo	1

Chapter 9

FOAM MARKER

Foam Marker



FOAM MARKER SPARE PARTS

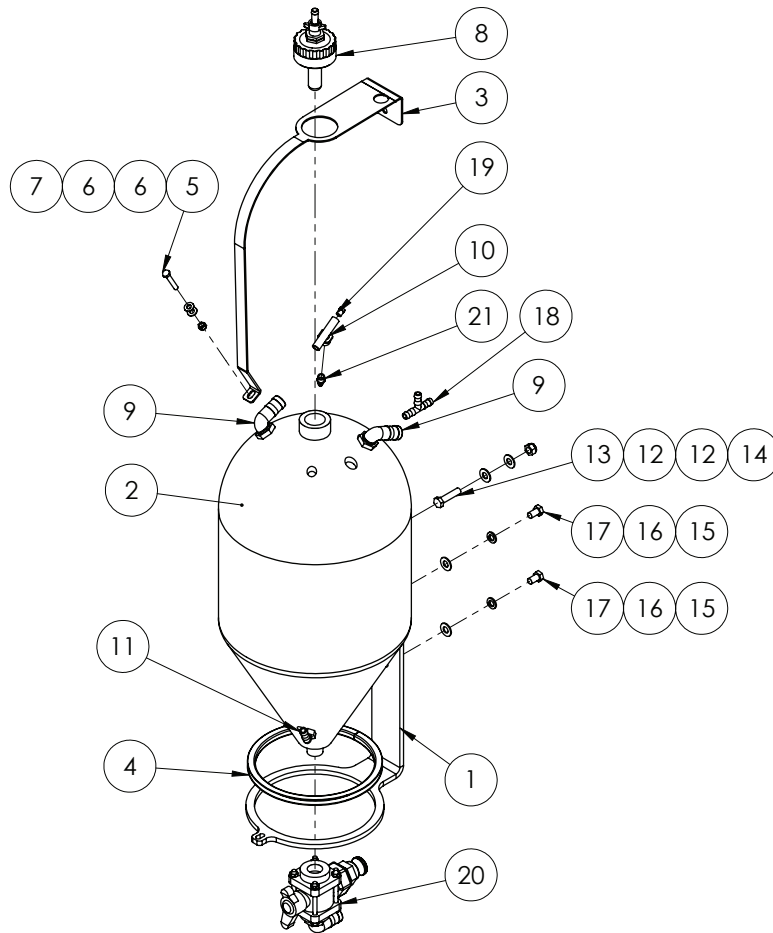
PART NUMBER	DESCRIPTION
GA5023110	Foam Marker Generator, horizontal, Complete end, Ezi Mate, Salvarani
GA5023113	Foam Marker Tank Lid Needle Valve and Pickup Tube, Salvarani
GA5023111	Solenoid suit Ezi mate Foam Marker

ITEM NO.	PART NUMBER	DESCRIPTION	QTY.
-	GA5078496	Extension Cable, Foam Marker, 5m, Ezi-Mate	-
1	GA5078459	Ezi Mate foam marker, double sided, 60L	1
2	GA5000117	Washer 10mm Flat SS HD	8
3	GA5000141	Nut M10 Nyloc ZP	4
4	GA5065455	Bolt M10 x 30 GR8.8 ZP	4
5	GA4949190	Mount, Foam Marker, Prairie Special, 1500-3000L	1

Chapter 10

TRANSCAL

Transcal Assembly



ITEM NO.	PART NUMBER	DESCRIPTION	QTY.
1	F70608A	45l Transcal mount plate 10mm FMS	1
2	GA4901047	Tank, 45L, Natural, Suit Transcal	1
3	F70623A	Transcal bottle strap Yellow Zinc Plated	1
4	GA5010085	Hollow section rectangular rubber (cut 735mm)	1
5	GA5011489	Bolt M8 x 60 ZP GR8.8	1
6	GA5003643	Washer 8mm Flat SS HD	2
7	GA5004917	Nut M8 Nyloc ZP	1
8	*	Rinse Nozzle Cap	1
9	GA5077723	Hose barb, Elbow, 90 degree, 1" male x 1" hose	2
10	GA3500391	Tee, Threaded, 1/2" male x 1/2" hose	1

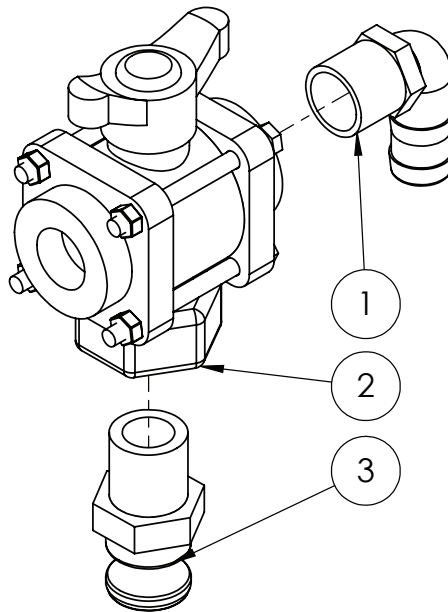
Continued over page

Transcal Assembly

ITEM NO.	PART NUMBER	DESCRIPTION	QTY.
11	GA5077708	Hose barb, Elbow, 90 degree, 1/2" male thread x 1/2" hose	1
12	GA5017673	Washer 1/2" High Tensile	2
13	GA5011239	Bolt, M12 x 50, ZP GR 8.8	1
14	GA5012461	Nut M12 Nyloc ZP	1
15	GA5000577	Washer 12mm Flat SS HD	2
16	GA5000575	Washer 12mm Spring SS	2
17	GA5011227	Bolt M12 x 20 ZP GR8.8	2
18	GA5077751	Tee, Hose barb, 1/2", Banjo	1
19	GA5020695	Hosetail (brass) 1/4" x 1/8" Male Thread	1
20	*	Tap Assembly	1
21	GA5020540	Hose barb, Straight, 1/4" male thread x 1/4" hose, Brass	1

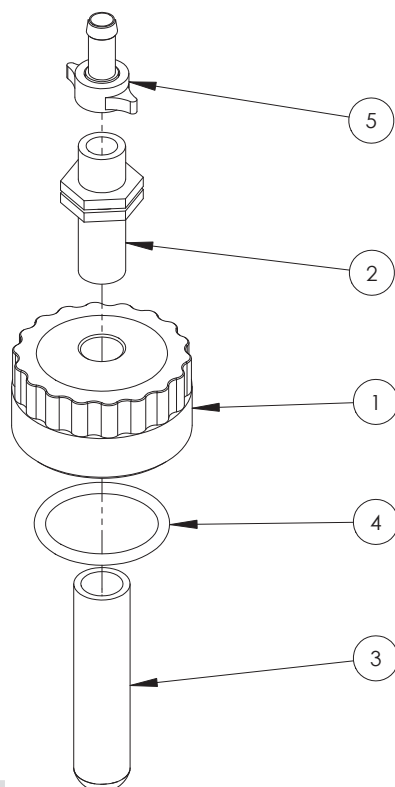
* Sub-assembly on following pages

Tap Assembly



ITEM NO.	PART NUMBER	DESCRIPTION	QTY.
1	GA5077723	Hose barb, Elbow, 90 degree, 1" male x 1" hose, Banjo	1
2	GA5078177	Valve, Ball, 3 way, 1" female thread inlet / outlet, Bottom port, Butterfly handle, Banjo	1
3	GA5076012	Cam lever, 1" male coupling x 1" male thread, Banjo	1
-	F70146A	Label Plate, Transcal (not shown)	1

Rinse Nozzle Cap Assembly



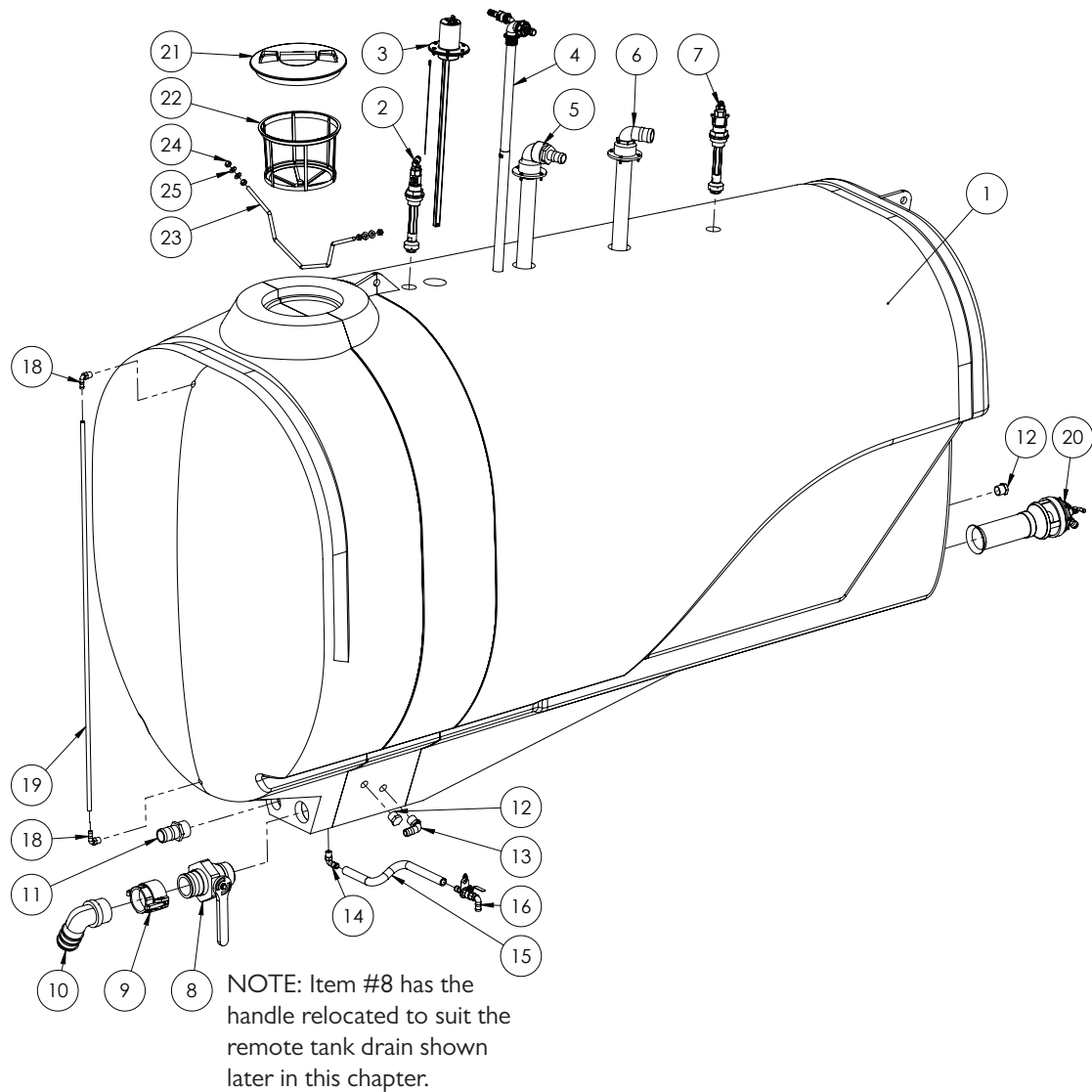
GA4903050 Complete Assembly

ITEM NO.	PART NUMBER	DESCRIPTION	QTY.
1	L055A	Cap / Lid, 80 OD, 1/2" BSPP female thread in top, Suit Transcal	1
2	GA5078408	Plumbing fitting, Nipple, 1/2", long	1
3	GA5077063	Nozzle, Drum & container rinsing, ARAG	1
4	GA5009187	O-ring, 60 x 5.5mm, suits Exacta tank cap	1
5	GA5075655	Hose barb, Brass, 13mm hose x fly nut end, ARAG	1

Chapter 11

MAIN TANK

Tank - 4000-6500L



ITEM NO.	PART NUMBER	DESCRIPTION	QTY.
1	GA5070200	Tank, 4000L, Prairie Advance EF, Bare	1
	GA5070030	Tank, 5000L, Prairie Advance EF, Bare	
	GA5070100	Tank, 6500L, Prairie Advance EF, Bare	
2	GA4901285-2*	Tank rinsing nozzle - Elbow Assembly	1
3	*	Dry Sight Tube - Float & Guide Assembly	1
4	GA4903086*	Venturi filler Assembly	1
5	*	Hopper Tank Inlet	1

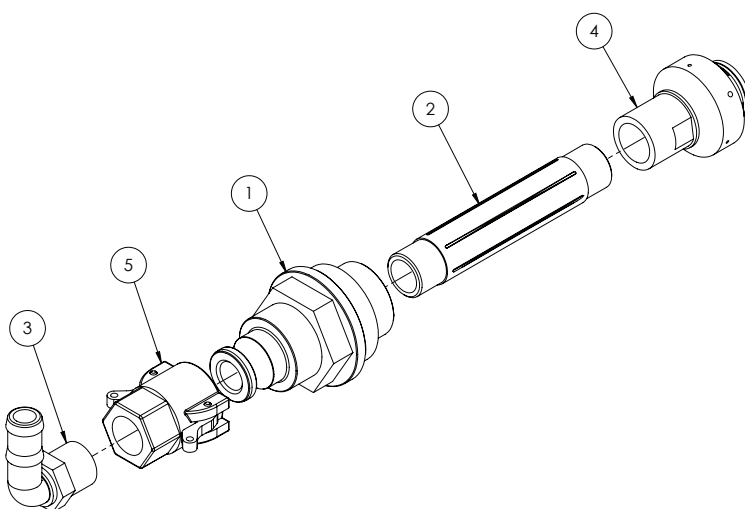
Continued over page

Tank - 4000-6500L

ITEM NO.	PART NUMBER	DESCRIPTION	QTY.
6	*	Tank Fill - 2"	1
7	GA4901285-1*	Tank rinsing nozzle - Elbow Assembly	1
8	GA5078204	Valve, Ball, 3", Male NPT, Male Cam lock, stubbly, long handle	1
9	GA5076720	Cam lever, 3" female coupling x 3" female thread	1
10	GA5077742	Hose barb, Elbow, 90 degree, 3" male thread x 3" hose, Banjo	1
11	GA5077737	Hose barb, Straight, 2" male thread x 2" hose, Banjo	1
12	GA5077945	Plug, 1" male thread, Banjo	2
13	GA5077723	Hose barb, Elbow, 90 degree, 1" male x 1" hose, Banjo	1
14	GA5077704	Hose barb, Elbow, 90 degree, 1/2" male thread x 3/4" hose, Banjo	1
15	GA2000216	Hose, Pressure, 20mm, Black 250psi	1
16	*	Sump Drain Valve	1
17	*	Remote Tank Drain	1
18	GA5077708	Hose barb, Elbow, 90 degree, 1/2" male thread x 1/2" hose, Banjo	2
19	GA2000209	Hose, Clear, 12mm, Sight tube	1
20	GA4908705*	Supermix Agitator Assembly	1
21	GA5076877	Lid, Black Plastic, Diameter 355, With breather	1
22	GA5076714	Filter, Basket type, Diameter 305 x 245mm deep, Suit main spray tank	1
23	GA4672885	Bar, Tank lid opening support, Suit EF tanks	1
24	GA5000581	Nut M12 Hex SS	4
25	GA5000577	Washer 12mm Flat SS HD	4

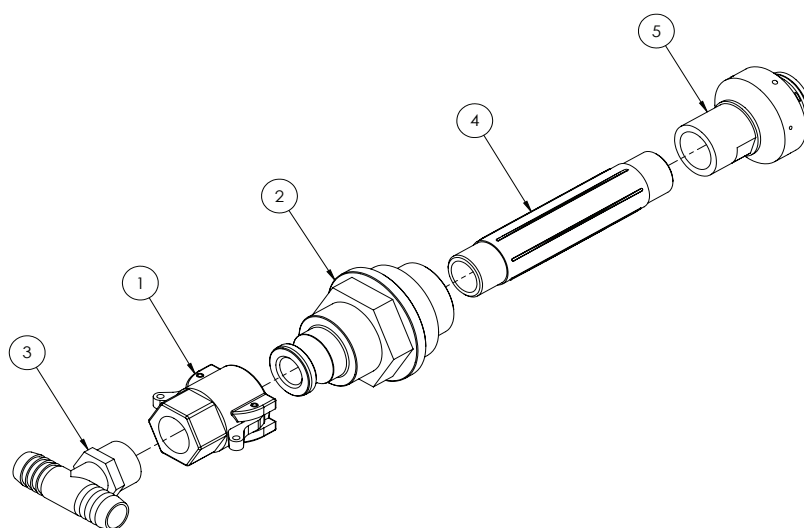
* Sub-assembly on following pages

Tank Rinsing Nozzle, Elbow - Assembly



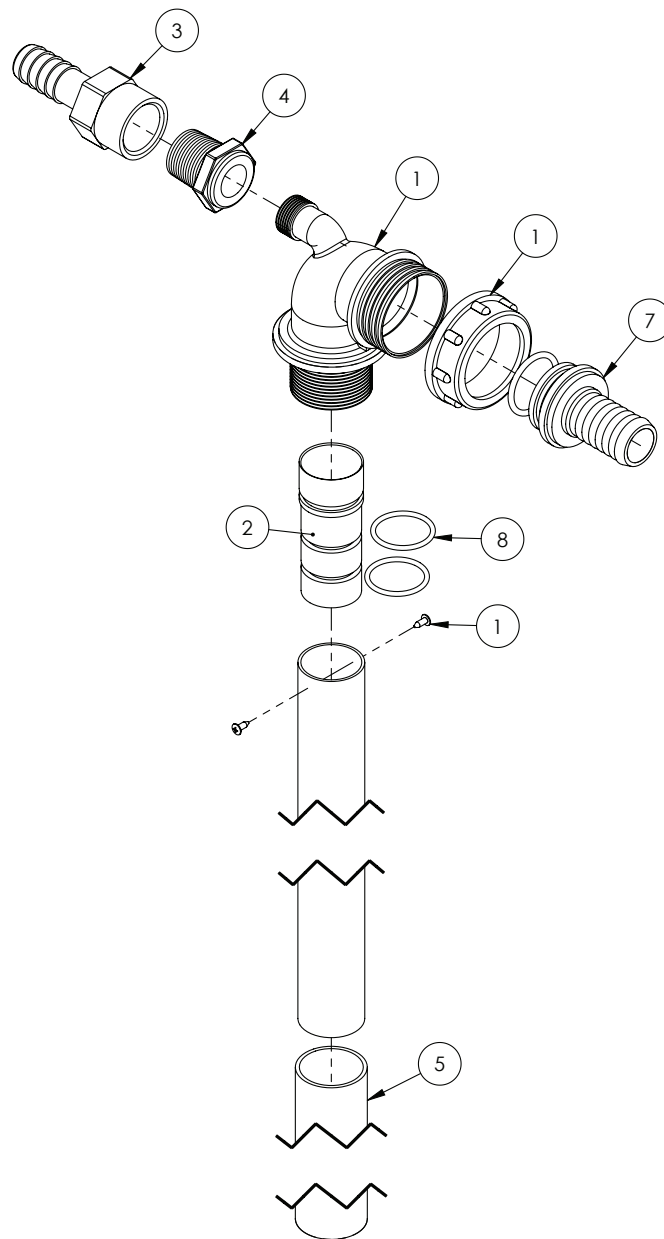
ITEM NO.	PART NUMBER	DESCRIPTION	QTY.
-	GA4901285-1	Tank rinsing nozzle, Elbow, Complete	-
1	GA4572015	Tank rinse adaptor with cam lock	1
2	GA5077912	Nipple, 6" long, 3/4" male thread, Banjo	1
3	GA5077717	Hose barb, Elbow, 90 degree, 3/4" male thread x 3/4" hose, Banjo	1
4	GA5077336	Nozzle, Tank rinsing, 3/4" BSPT female inlet, Teejet	1
5	GA5077132	Cam lever, 3/4" female coupling x 3/4" hose barb, Banjo	1

Tank Rinsing Nozzle, Tee - Assembly



ITEM NO.	PART NUMBER	DESCRIPTION	QTY.
-	GA4901285-2	Tank rinsing nozzle, Tee, Complete	-
1	GA5077132	Cam lever, 3/4" female coupling x 3/4" hose barb, Banjo	1
2	GA4572015	Tank rinse adaptor with cam lock	1
3	GA3500431	Hose barb, Tee, 3/4" hose barb x 3/4" hose barb x 3/4" male thread	1
4	GA5077912	Nipple, 6" long, 3/4" male thread, Banjo	1
5	GA5077336	Nozzle, Tank rinsing, 3/4" BSPT female inlet, Teejet	1

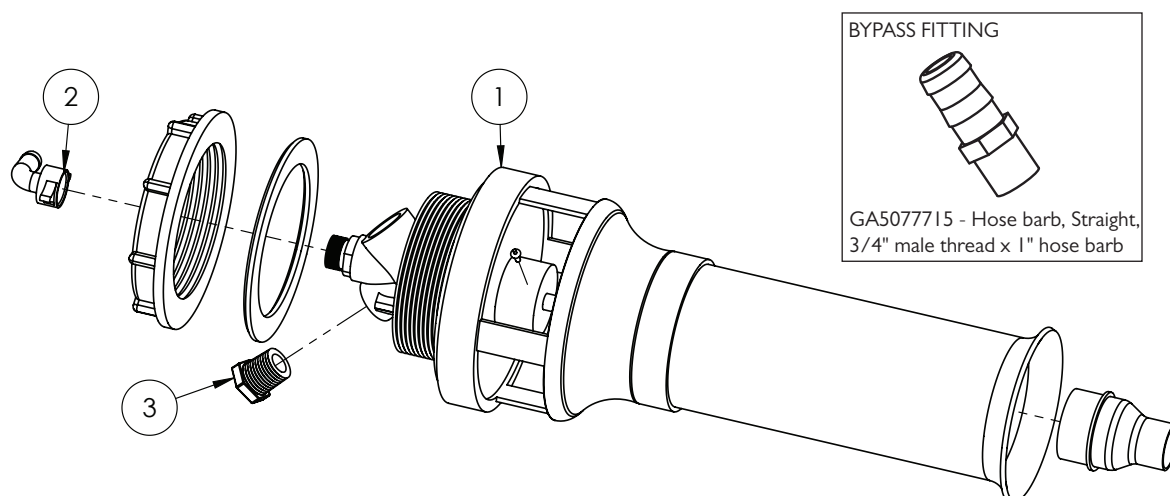
Venturi Filler



ITEM NO.	PART NUMBER	DESCRIPTION	QTY.
-	GA4903086	Venturi filler - Complete assembly	-
-	GA5007235	Hose clamp, Cobra type, 1 1/2"	1
1	GA5077035	Venturi, Top of tank, 32mm OD outlet	1
2	MACH0022	Jet for Arag venturi	1
3	GA5077743	Hose barb female 3/4"	1
4	GA5078010	Poly Pipe Reducer Bush 3/4" x 1/2"	1
5	GA5050205	Hose Lay flat Blue, 32mm - Cut 405mm long	1
6	GA5077679	O-ring 30 x 3mm	1
7	GA5076036	Hose barb, Straight, 1 1/2" fly nut end x 1" hose barb	1
8	GA5049125	O-ring, 23.4 x 3.53mm, BS213	2

NOTE: Not all parts supplied with kit 500232 are used in this assembly.

Supermix Agitator

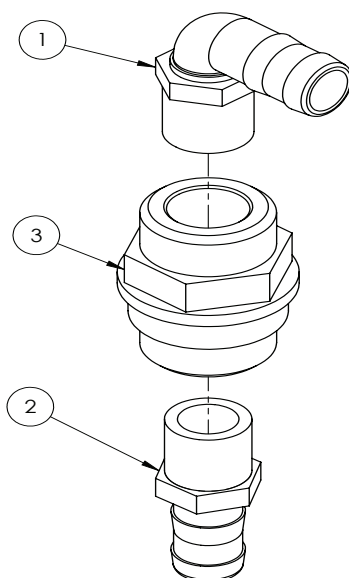


GA4908705 Super Mix Agitator Assembly, No Bypass fitting

ITEM NO.	PART NUMBER	DESCRIPTION	QTY.
1	GA5077038	Agitator, Super mix, 3mm jet, Arag	1
2	GA5075657	Hose barb, Elbow, 90 degree, 13mm hose, including 1/2" fly nut and seal, Brass, Arag	1
3	GA5077943	Plug, 1/2" male thread, Banjo	1

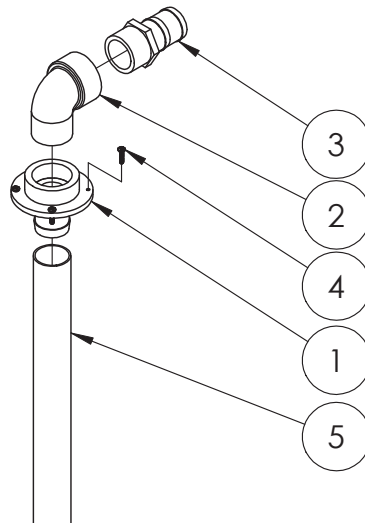
NOTE: Sikaflex 227 used when installing supermix agitator.

Inlet - Tank Fill 1" - Chemical Pump



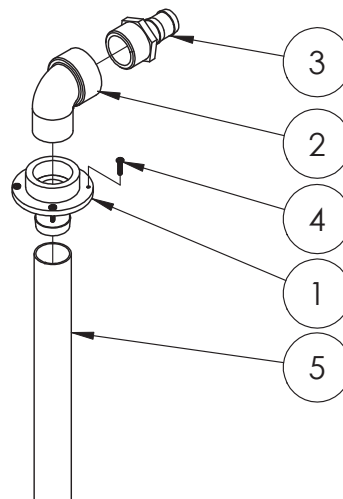
ITEM NO.	PART NUMBER	DESCRIPTION	QTY.
*	GA4922140	TANK INLET, 1", CHEMICAL FILL POINT	
1	GA5077723	Hose barb, Elbow, 90 degree, 1" male x 1" hose, Banjo, HB100-90	1
2	GA5077718	Hose barb, Straight, 1" male thread x 1" hose, Banjo, HB100	1
3	GA4572395	Main tank line return fitting 1"	1

Inlet - Tank Fill 2" - Straight



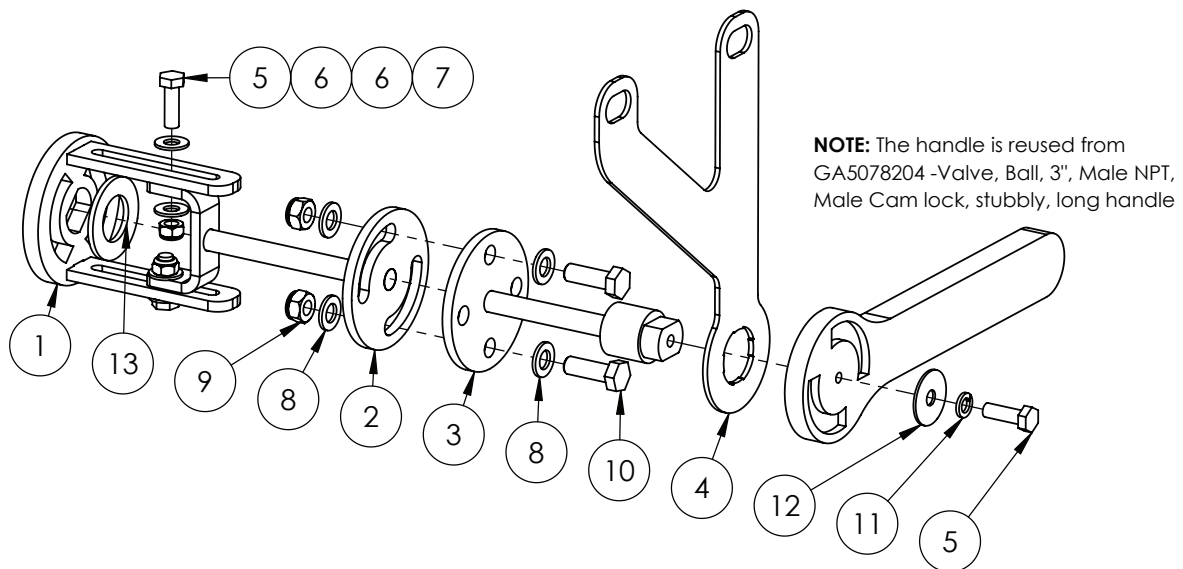
ITEM NO.	PART NUMBER	DESCRIPTION	QTY.
1	L026A	Barb to suit tank fill top	1
2	GA5078142	Street elbow, 90 degree, 2" male thread x 2" female thread, Banjo	1
3	GA5077737	Hose barb, Straight, 2" male thread x 2" hose	1
4	GA5000527	Screw, Pan head, 12G x 25mm, SS	4
5	GA2000228	Hose, PVC, 50mm, Black (cut 1550mm)	1
-	GA5003325	Hose clamp, 2" SS, (40-60/12W)	2

Inlet - Hopper Fill 2"- Straight



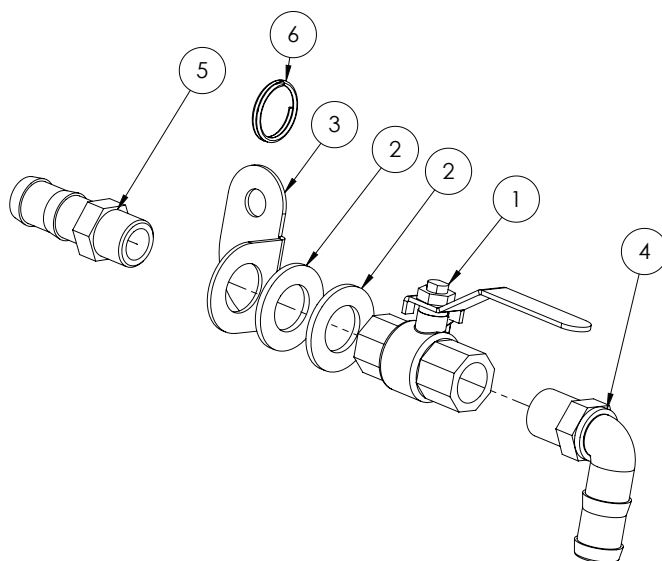
ITEM NO.	PART NUMBER	DESCRIPTION	QTY.
1	L026A	Barb to suit tank fill top	1
2	GA5078142	Street elbow, 90 degree, 2" male thread x 2" female thread, Banjo	1
3	GA5077739	Hose barb, Straight, 2" male thread x 1 1/2" hose	1
4	GA5000527	Screw, Pan head, 12G x 25mm, SS	4
5	GA2000228	Hose, PVC, 50mm, Black (cut 1550mm)	1
-	GA5003325	Hose clamp, 2" SS, (40-60/12W)	2

Remote Tank Drain



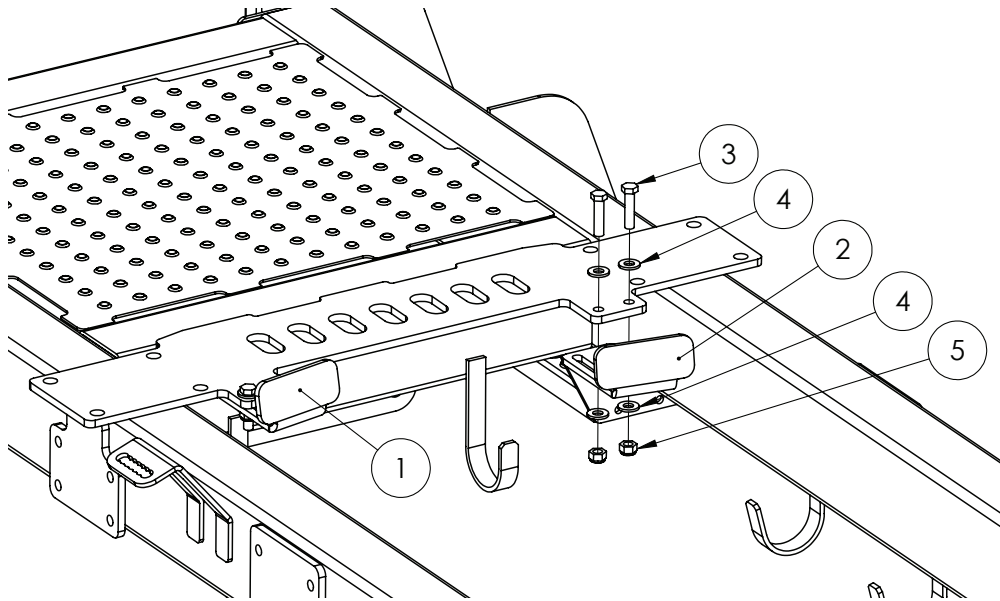
ITEM NO.	PART NUMBER	DESCRIPTION	QTY.
1	GA4653656	Sump ball valve drive flange	1
2	GA4653657	Sump ball valve inter drive shaft	1
3	GA4653663	Sump ball valve drive shaft	1
4	GA4523050	Remote sump drain mount	1
5	GA5004711	Bolt M8 x 25 GR8.8 ZP	3
6	GA5003643	Washer 8mm Flat SS HD	4
7	GA5004917	Nut M8 Nyloc ZP	2
8	GA5000117	Washer 10mm Flat SS HD	4
9	GA5000141	Nut M10 Nyloc ZP	2
10	GA5065455	Bolt M10 x 30 GR8.8 ZP	2
11	GA5004919	Washer 8mm Spring SS	1
12	GA5003645	Washer 5/16" ID x 1 1/4" OD Flat SS	1
13	GA5001893	Washer 1" x 1 7/8" x 14g	1

Sump Drain Valve



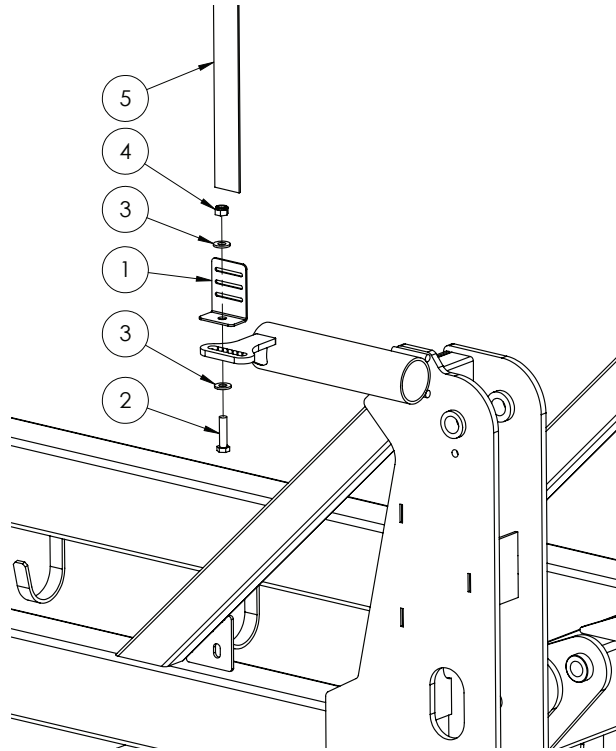
ITEM NO.	PART NUMBER	DESCRIPTION	QTY.
1	GA5018309	Valve, Ball, 12mm female thread inlet / outlet, Lever handle, SS	1
2	GA5001741	Washer 20mm Flat SS HD	2
3	GA4504980	Mounting Plate Bent Sump Drain	1
4	GA5077704	Hose barb, Elbow, 90 degree, 1/2" male thread x 3/4" hose, Banjo	1
5	GA5077707	Hose barb, 1/2" male thread x 3/4" hose, Banjo	1
6	GA5002077	25mm Key ring SS	1

Tank Stops



ITEM NO.	PART NUMBER	DESCRIPTION	QTY.
1	GA4522510	Front tank stop Left Hand Side	1
2	GA4522515	Front tank stop Right Hand Side	1
3	GA5011239	Bolt, M12 x 50, ZP GR 8.8	4
4	GA5000577	Washer 12mm Flat SS HD	8
5	GA5012461	Nut M12 Nyloc ZP	4

Tank Straps & Brackets

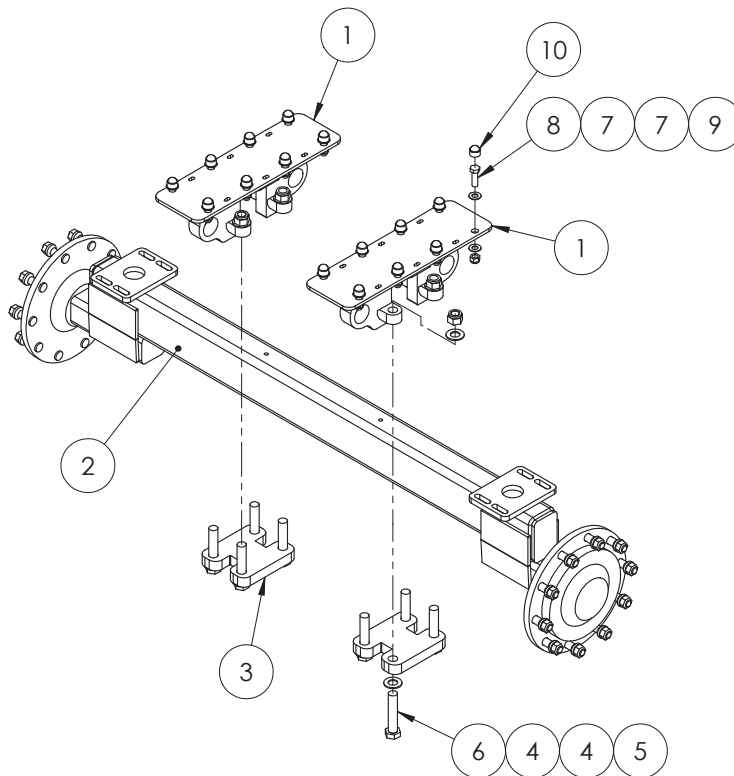


ITEM NO.	PART NUMBER	DESCRIPTION	QTY.
1	F70127A	Bracket, Tank strap, 50mm	4
2	GA5011239	Bolt, M12 x 50, ZP GR 8.8	4
3	GA5000577	Washer 12mm Flat SS HD	8
4	GA5012461	Nut M12 Nyloc ZP	4
5	GA5003859	Strap, Tank, 50mm, Goldacres branded, (price is per meter)	See below.
		4000L Tank - Cut length - Front	3600mm
		4000L Tank - Cut length - Rear	1900mm
		5000L Tank - Cut length - Front	4200mm
		5000L Tank - Cut length - Rear	2400mm
		6500L Tank - Cut length - Front	4300mm
		6500L Tank - Cut length - Rear	2400mm

Chapter 12

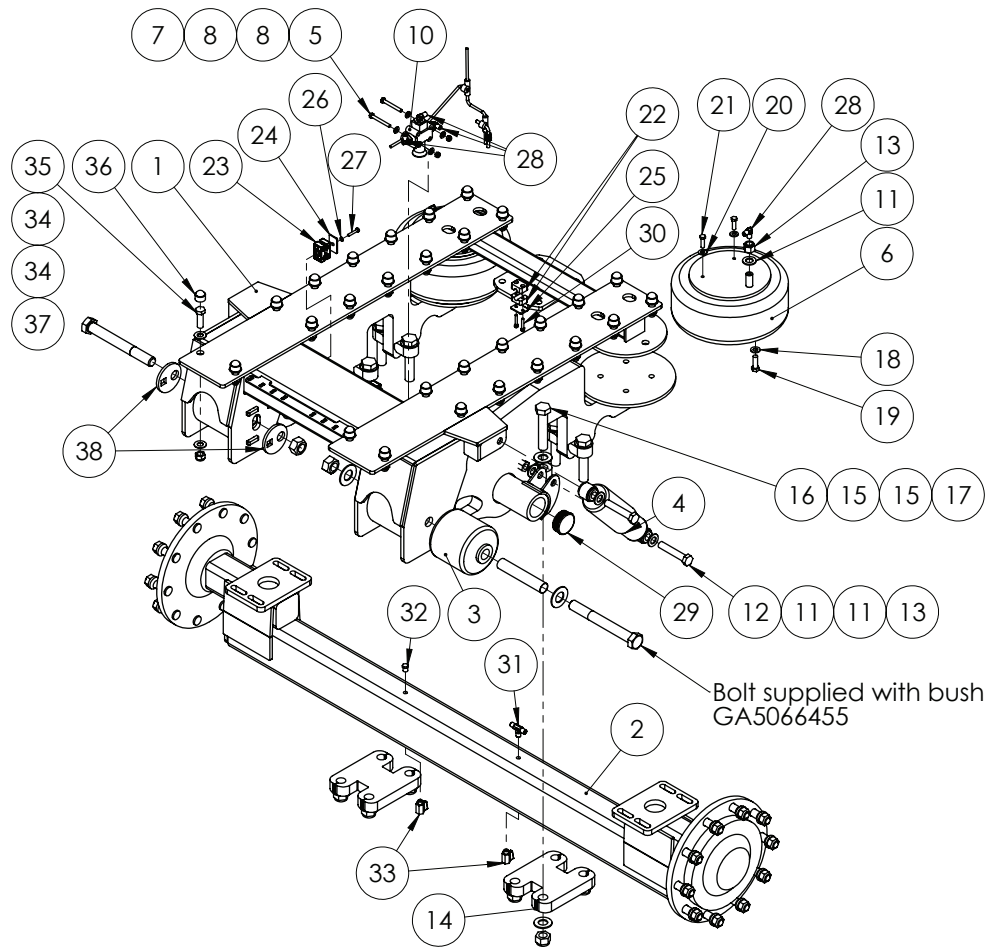
WHEELS, AXLES & MUDGUARDS

Rigid Axle



ITEM NO.	PART NUMBER	DESCRIPTION	QTY.
1	GA4652986	Axle carrier suit EF chassis	2
2	GA4656921	Axle EF Rigid 2000mm I0 Stud	1
	GA4656926	Axle EF Rigid 2050mm I0 Stud	
	GA4656931	Axle EF Rigid 2100mm I0 Stud	
	GA4656936	Axle EF Rigid 3000mm I0 Stud (with stiffener plates)	
3	GA4632050	Suspension narrow retainer (32mm FMS)	2
4	GA5017659	Washer, 1", Flat, ZP, Heavy duty (5mm thick)	16
5	GA5012439	Nut, Nyloc, 1" UNC, ZP	8
6	GA5006031	Bolt, 1"UNC x 5" ZP GR8	8
7	GA5001043	Washer 16mm Flat SS HD	32
8	GA5000931	Bolt M16 x 50 ZP GR8.8	16
9	GA5001029	Nut M16 Nyloc ZP	16
10	GA5075080	Hex nut protection cap suit M16, Black	16

Air Bag Axle



ITEM NO.	PART NUMBER	DESCRIPTION	QTY.
1	GA4652810	Axle airbag frame EF 1.8m to 3m	1
	GA4656920	Axle EF Airbag 2000mm I0 Stud	
2	GA4656925	Axle EF Airbag 2050mm I0 Stud	1
	GA4656930	Axle EF Airbag 2100mm I0 Stud	
	GA4656935	Axle EF Airbag 3000mm I0 stud (with stiffener plates)	
3	GA5071010	Bi-functional Bush, Trailing Airbag Suspension Frame, Includes Bolt, Nut and Sleeve	2
4	GA5015139	Shock Absorber, Double eye, 19mm eye, 82mm OD, Black	2
5	GA5004738	Bolt M8 x 70 ZP GR8.8	2
6	GA5005311	Air spring, HT230 single air stud	2
7	GA5004917	Nut M8 Nyloc ZP	2
8	GA5003643	Washer 8mm Flat SS HD	4
9	GA5001045	Washer, 3/4", Flat ZP	1
10	GA5010868	Ride height valve, 1/4" connecting rods	1
11	GA5001741	Washer 20mm Flat SS HD	13
12	GA5049490	Bolt 3/4" UNC x 4" ZP GR8	4
13	GA5048430	Nut, Nyloc, 3/4" UNC, ZP	6

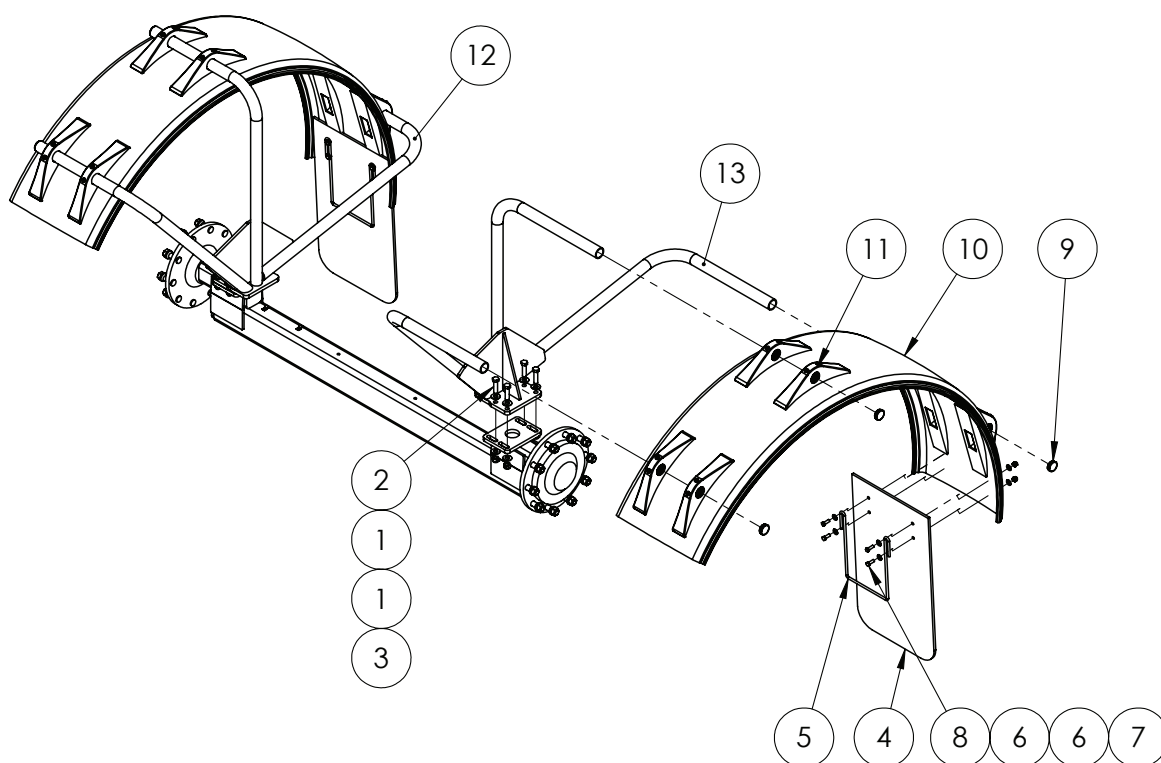
Continued over page

Air Bag Axle

ITEM NO.	PART NUMBER	DESCRIPTION	QTY.
14	GA4632050	Suspension narrow retainer (32mm FMS)	2
15	GA5017659	Washer, 1", Flat, ZP, Heavy duty (5mm thick)	16
16	GA5006031	Bolt, 1"UNC x 5" ZP GR8 (2050mm Axles)	8
	GA5006151	Bolt 1"UNF x 8" x12 TPI ZP GR8 (3000mm Axles)	
17	GA5012439	Nut, 1" UNC, Nyloc ZP (2050mm Axles)	8
	GA5012445	Nut, 1" UNF 14 tpi Nyloc ZP (3000mm Axles)	
18	GA5017673	Washer 1/2" High Tensile	8
19	GA5068715	Bolt, 1/2"UNC x 1 1/2" GR8.8 ZP	8
20	GA5017623	Washer 3/8" Flat ZP HD	4
21	GA5002599	Set screw, 3/8"UNC x 1 1/4", SS	4
22	GA5078058	Mounting Clamp, Single type, Jaw, Pair, Group 3, 14mm	4
23	GA5078031	Mounting clamp, Double type, Jaw, Pair, Group 2, 14mm	4
24	GA5078042	Mounting clamp, Double type, Plate, Top, Group 2	2
25	GA5078068	Mounting Clamp, Single type, Plate, Top, Group 2	2
26	GA5004447	Washer, 6mm, Spring, SS	2
27	GA5011405	Bolt M6 x 35 ZP GR8.8	2
28	GA3500258	Hydraulic coupling, Elbow, 90 degree, 1/4" BSPT male x 1/4" BSPT male	5
29	GA5051366	End cap, 63.5 mm round, 1.25 - 2.0mm wall, black plastic	2
30	GA5011425	SHCS M6 x 35 SS GR304	4
31	GA3500269	Hydraulic adaptor, Tee, 1/4" BSPT male x 1/4" BSPT male x 1/4" BSPT male	1
32	GA5069335	Plug, 1/4" BSPT male thread, Brass	1
33	GA5018323	Valve, Ball, 1/4" male / female thread inlet / outlet, SS, Lever handle	2
34	GA5001043	Washer 16mm Flat SS HD	56
35	GA5000931	Bolt M16 x 50 ZP GR8.8	28
36	GA5075080	Hex nut protection cap suit M16, Black	28
37	GA5001029	Nut M16 Nyloc ZP	28
38	GA4524630	Plate Alignment Eccentric Air bag	2

NOTE: Rubber tee suit ride height levelling valve - GA5014651

Mudguards



ITEM NO.	PART NUMBER	DESCRIPTION	QTY.
1	GA5001043	Washer 16mm Flat SS HD	16
2	GA5000939	Bolt M16 x 60 GR8.8 Black	8
3	GA5001029	Nut M16 Nyloc ZP	8
4	GA5011949	Mudflap Goldacres green /gold 450 old style	2
5	GA5075070	Bracket, Mud guard anti sail, Black	2
6	GA5002565	Washer, 3/8" ID x 1" OD, Flat SS	16
7	GA5011133	Nut M10 Dome nut SS	8
8	GA5006145	Bolt M10 x 30 SS A2-70	8
9	GA5003925	End cap, 45 mm round, Black plastic	6
10	GA5004263	Mudguard 630W x R1000	2
	GA5003825	Mudguard, Black plastic, 500 wide x 1000mm radius	
11	GA5066977	Mudguard Bracket Dunloflex suit 48.3mm pipe (H50.660)	12
12	Refer to tables over page for mudguard bracket part numbers		1
13			1

Continued over page

Mudguards

32" WHEELS, AIR BAG AXLE

PART NUMBER	DESCRIPTION
GA490059I-EF-NS-32	Mudguard kit airbag axle 32"
GA4655078	Mudguard Bracket 38" RH EF rigid
GA4655079	Mudguard Bracket 38" LH EF rigid

38" WHEELS, AIR BAG AXLE

PART NUMBER	DESCRIPTION
GA490059I-EF-NS-38	Mudguards kit 38" to suit EF with a/bag suspension
GA4655078	Mudguard Bracket 38" RH EF airbag
GA4655079	Mudguard Bracket 38" LH EF airbag

38" WHEELS, RIGID AXLE

PART NUMBER	DESCRIPTION
GA490059I-P-EF-R	Mudguards kit 38" to suit EF with rigid axle
GA4655082	Mudguard Bracket 38" RH EF non airbag
GA4655083	Mudguard Bracket 38" LH EF non airbag

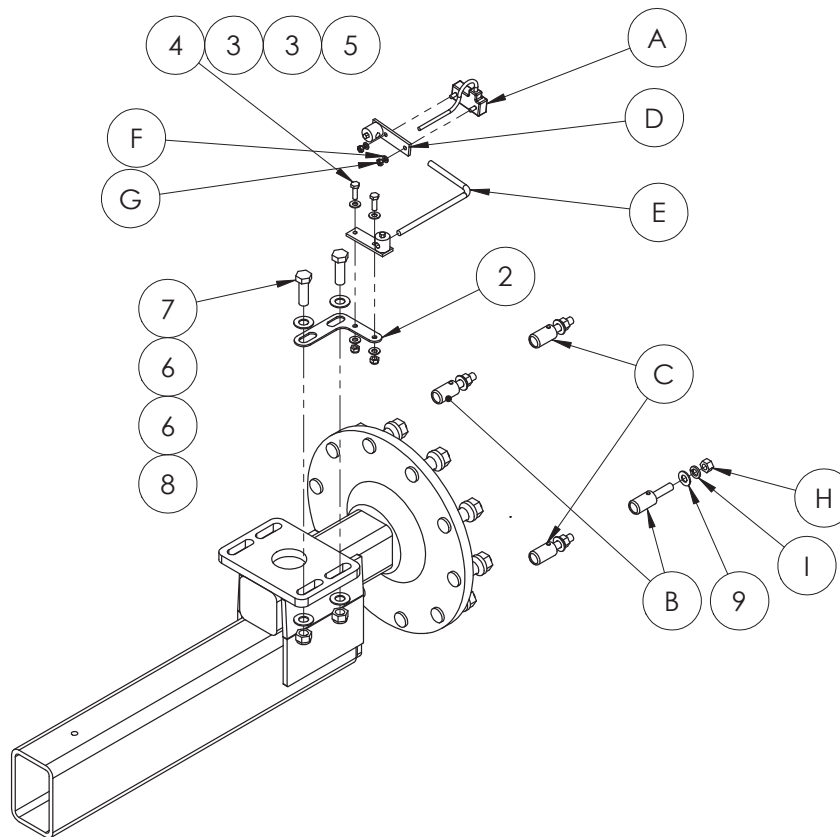
42" WHEELS, AIR BAG AXLE

PART NUMBER	DESCRIPTION
GA490059I-EF-NS-42	Mudguards kit 42" to suit EF with a/bag suspension
GA4655076	Mudguard Bracket 42" RH EF airbag
GA4655077	Mudguard Bracket 42" LH EF airbag

42" WHEELS, RIGID AXLE

PART NUMBER	DESCRIPTION
GA490059I-P-EF-R-42	Mudguards kit 42" to suit EF with rigid axle
GA4655088	Mudguard Bracket 42" RH EF non airbag
GA4655089	Mudguard Bracket 42" LH EF non airbag

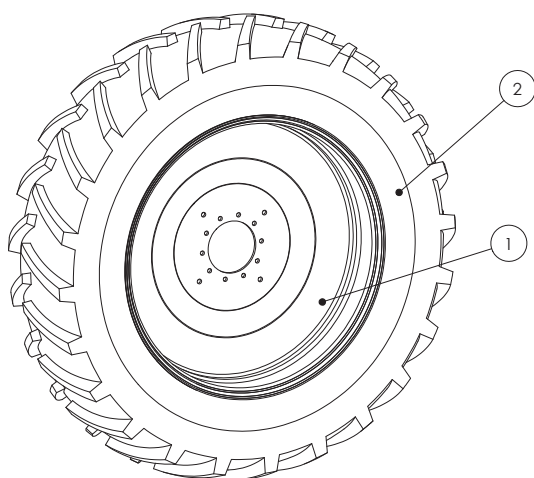
Wheel Speed Sensor



GA5075858 Wheel speed sensor kit

ITEM NO.	PART NUMBER	DESCRIPTION	QTY.
A	GA5075857	Sensor, Wheel Drive Speed with 7 1/2' Cable, Raven	1
B	GA5075817	Magnet, Red North Pole Speed Sensor Assembly, Raven	2
C	GA5075818	Magnet, Black South Pole Speed Sensor Assembly, Raven	2
D	GA5075822	Sensor, Turret Assembly Speed Sensor, Raven	2
E	GA5076045	Rod, Speed Sensor, Raven	1
F	3131000016	Washer 1/4" lock split zinc	2
G	3121001031	Nut 1/4" - 20 hex ZP	2
H	3121001043	Nut 1/2" - 13 hex ZP	4
I	3131000028	1/2" lock washer	4
I	GA5075858	Sensor, Speed 4 Pole Wheel Drive with 7 1/2' Cable Kit, Raven	1
2	GA4534520	Speed Sensor Tab Bolt On	1
3	GA5003643	Washer 8mm Flat SS HD	4
4	GA5004711	Bolt M8 x 25 ZP GR8.8	2
5	GA5004917	Nut M8 Nyloc ZP	2
6	GA5001043	Washer 16mm Flat SS HD	4
7	GA5000931	Bolt M16 x 50 ZP GR8.8	2
8	GA5001029	Nut M16 Nyloc ZP	2
9	GA5017655	Washer 1/2" Flat SS	4

Wheels



NOTE: When ordering complete wheel and tyre unit, please note which side is required. Rims are supplied painted.

18.4 x 38"

PART NUMBER	DESCRIPTION
GA5018820	Wheel DW15 x 38", 10 studs on 335, 0 offset
GA5001108	Tyre 18.4 x 38 (16 Ply)

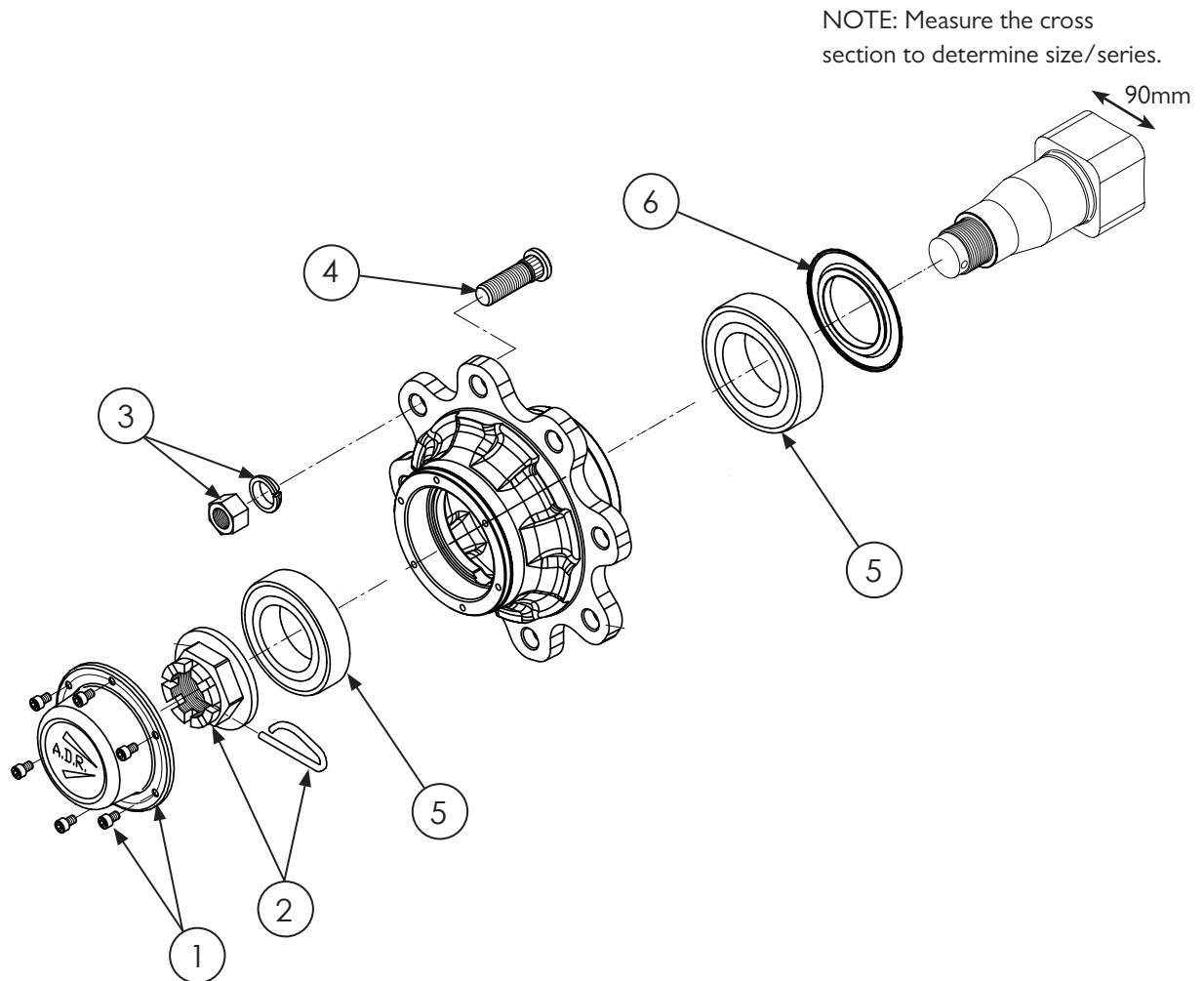
20.8 x 42"

PART NUMBER	DESCRIPTION
GA5020340	Wheel DW18 x 42", 10 Stud on 335 0 offset
GA5020830	Tyre, 20.8 X 42 (16 Ply) TLR

520/85R42

PART NUMBER	DESCRIPTION
GA5020340	Wheel DW18 x 42", 10 Stud on 335 0 offset
GA5020831	Tyre, Radial 520/85R42 (20.8 X 42), HR45 X-Load 169A8

Hub - 90 Series - Unbraked

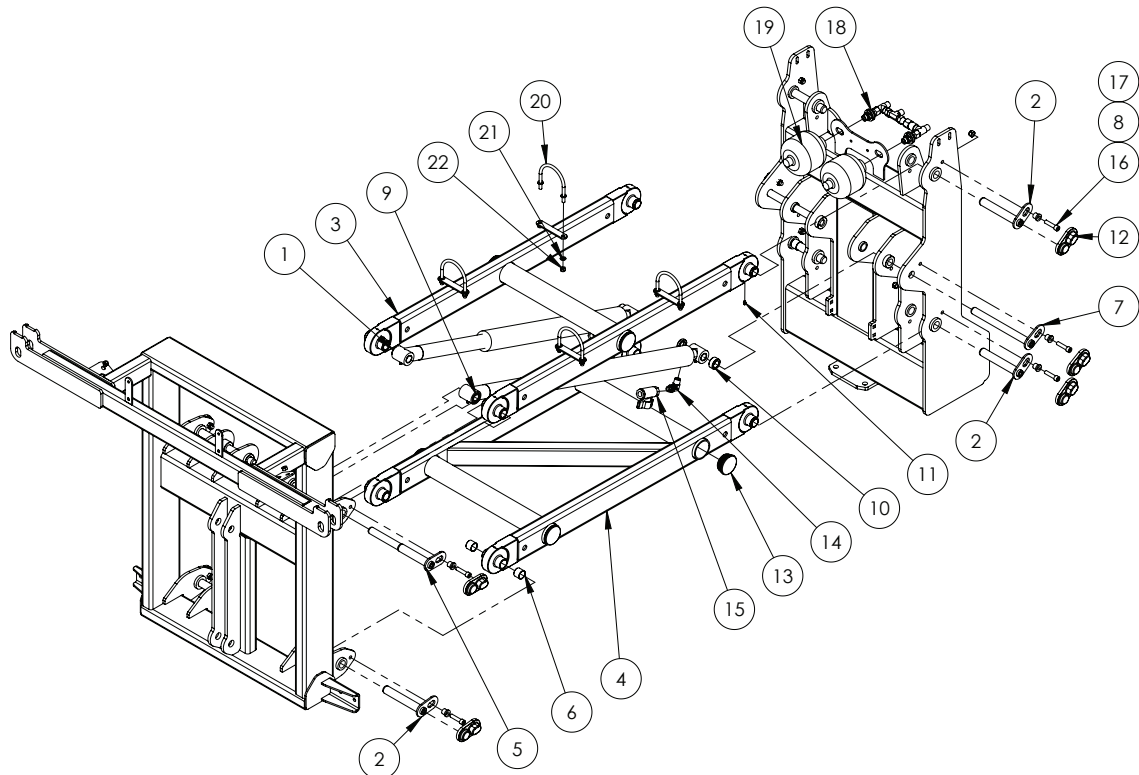


ITEM NO.	PART NUMBER	DESCRIPTION	QTY.
-	GA5018119	Stub axle, 90 series, ADR	-
1	GA5052120	Cap Kit, 90 series, ADR	1
2	GA5052190	Crown Nut Kit, 80/90 Series, ADR	1
	GA5052165	Wheel nut kit, Suit 90 / 110 series stub axle, ADR (set of 10)	-
3	GA5018892	Wheel nut, M22 x 1.5mm, ZP	8
	GA5018900	Tapered spring Washers suit M22 wheel stud (329F003)	8
	GA5054675	Cap M20 hex Wheel nut cover	8
4	GA5052205	Stud Wheel Kit, M22 x 1.5, 90, 100, 110 Series, ADR (set of 10)	1
5	GA5052200	Bearing Kit, 90 Series, ADR	1
6	GA5066405	Seal kit, 90 Series, ADR	1

Chapter 13

BOOM CENTRE

Delta - Boom Paralift Assembly - 18-24m



ITEM NO.	PART NUMBER	DESCRIPTION	QTY.
1	GA5070082^	Hydraulic cylinder, 2.5" bore, 2" rod, 21" Stroke	2
2	GA5066655	Pin with retaining plate, 28.575 OD x 180mm long	6
3	GA4659305	Top Paralift Arm MY12	1
4	GA4659310	Bottom Paralift Arm MY12	1
5	GA5066675	Pin with retaining plate, Stepped, 294mm Long	2
6	GA5065486	Glacier bush 1 1/8" x 1" long	16
7	GA5066645	Pin with retaining plate, 1" x 280mm long, Paralift chassis ram	2
8	MACH0152	Bush with shoulder, 12.3 ID x 25 OD x 21mm long	10
9	GA4572135	Spacer bush, 40 OD x 25.8 ID x 9mm thick, Paralift arm spacer	4
10	GA4562190	Spacer bush, 40 OD x 26 ID x 17.5mm long, Paralift arms	2
11	GA5050450	Grease nipple 6mm	8
12	GA5067885	Pin cover, Black, clip on, plastic	10
13	GA5050355	End cap, 76.1 mm round, suit 65 NB pipe, Black plastic	6
14	GA3500349	Hydraulic adaptor, 90 degree Elbow, 1/2" BSP- 3/4" UNO	2

Continued over page

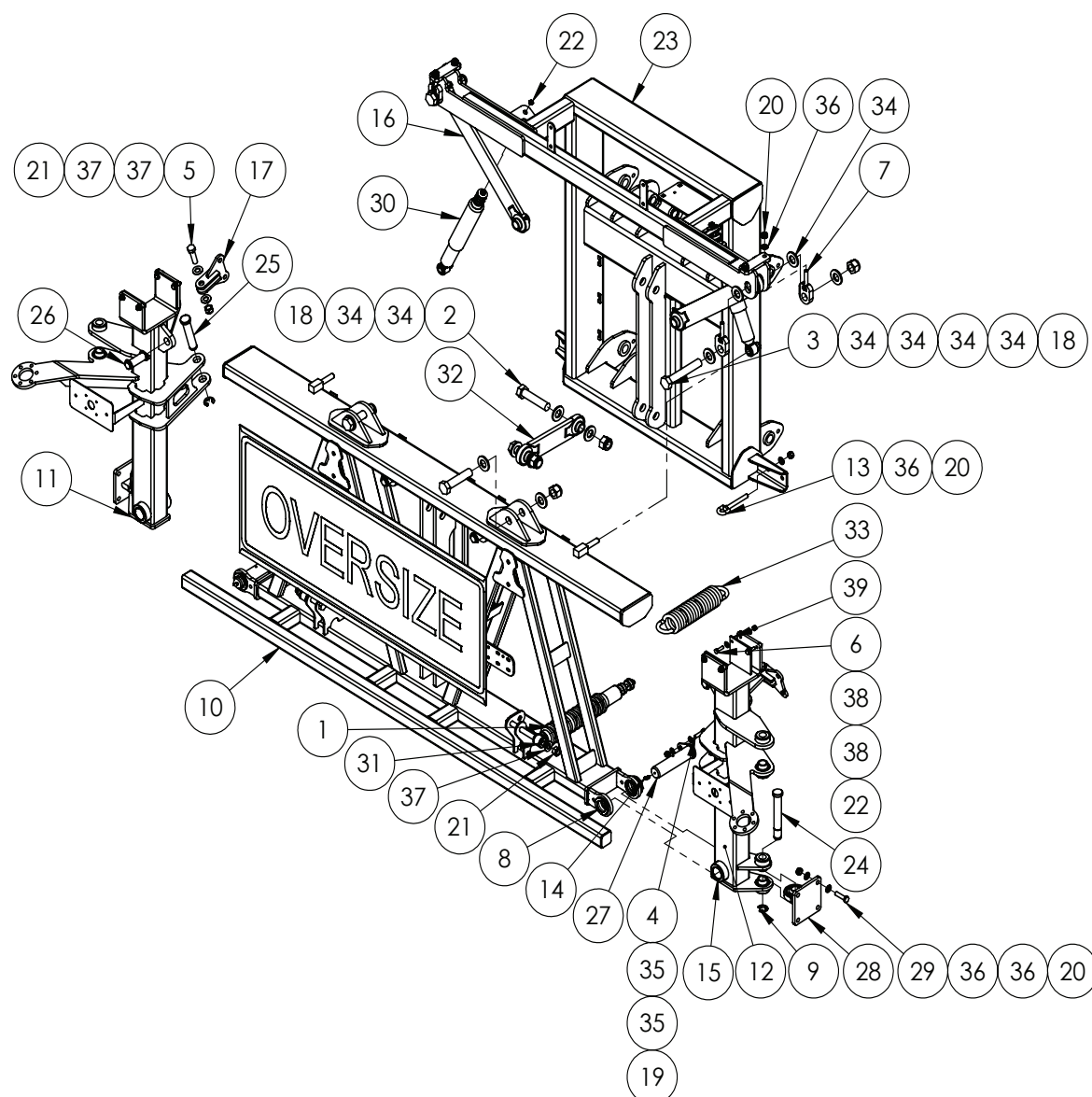
Delta - Boom Paralift Assembly - 18-24m

ITEM NO.	PART NUMBER	DESCRIPTION	QTY.
15	GA5000835	Valve, Ball, Hydraulic, 1/2" female thread inlet / outlet	2
16	GA5051470	SHCS M12 x 50 ZP GR12.9	10
17	GA5012461	Nut M12 Nyloc ZP	11
18	*	Hydraulic Accumulator Manifold	1
19	GA5007788	Accumulator 1.0L Precharge, 35 Bar	2
20	GA5070905	U bolt, M10 x 118L x 115mm Round Top, inc welded washers ZP	4
21	GA5000117	Washer 10mm Flat SS HD	8
22	GA5000141	Nut M10 Nyloc ZP	8

* Sub-assembly on following pages

^ See Chapter 18 'Hydraulics' for sub-assembly.

Delta - Boom Centre Assembly

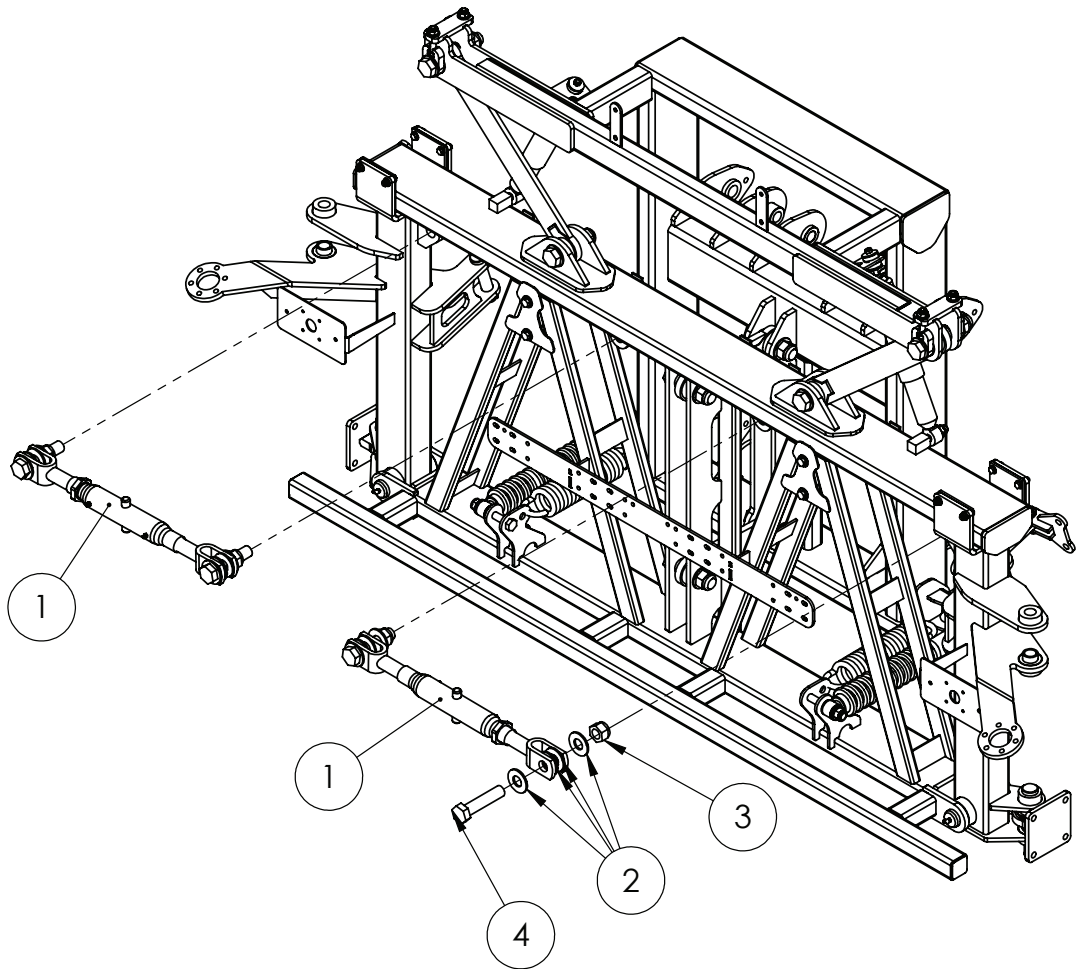


Continued over page

Delta - Boom Centre Assembly

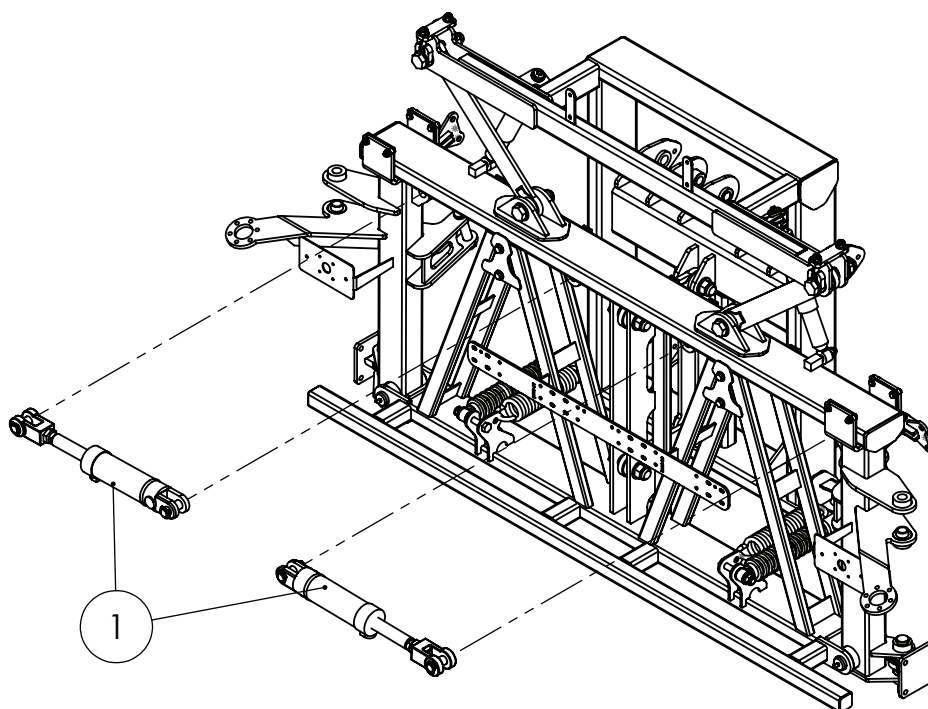
ITEM NO.	PART NUMBER	DESCRIPTION	QTY.
1	GA5075215	Black PVC shocker cover clip on suit SC2914	2
2	GA5006149	Bolt 1 UNC x 4 1/2 GR8 ZP	6
3	GA5006033	Bolt 1 UNC x 6 GR8 ZP	2
4	GA5006071	Bolt M10 x 40 GR10.9 ZP	2
5	GA5000941	Bolt M16 x 60 GR8.8 ZP	2
6	GA5011475	Bolt M8 x 30 GR8.8 ZP	8
7	GA4656260	Adjuster bolt, Delta link hanger	4
8	GA4550130	Bush, Delta Centre Section Tilt Arm Pivot 40mm ID	2
9	GA5001223	Circlip, 19mm, E type, zinc plated	4
10	GA4658110	Delta centre 2012 18 to 24m	1
11	GA4658116	Delta centre tilt arm LH 2012 18 to 24m	1
12	GA4658115	Delta centre tilt arm RH 2012 18 to 24m	1
13	GA5075150	Eye Bolt 12mm x 100mm Short	2
14	GA5009637	Grease nipple, Elbow, 90 degree, 1/4 UNF male, MACH0207	2
15	GA5009475	Glacier Bush, 40 IDx 50 long	4
16	GA4656240	Delta link, Long	2
17	GA4658375	Mount, Boom cable spring, Suit 18 - 24 meter Delta boom, 2012	2
18	GA5012439	Nut 1 UNC Nyloc ZP	8
19	GA5051445	Nut M10 Nyloc SS	2
20	GA5012461	Nut M12 Nyloc ZP	7
21	GA5001029	Nut M16 Nyloc ZP	6
22	GA5052590	Nut M8 Nyloc SS	10
23	GA4654122	Paralift rear suit 24m delta 2012	1
24	L002A	Pin, 1" x 180mm, Double circlip groove	2
25	GA4572200	Pin, 1" diameter x 132.4 mm long, With shoulder and circlip groove, Suit centre section fold ram	2
26	GA4572040	Pin, 1" diameter x 84 long, Suits cylinder clevis end, Comes with circlips, GA5018551, GA5069110, GA5065054	4
27	GA4502515	Pivot pin suit delta centre 2011	2
28	GA4656195	Rose end, Bolt on, Suit 12 - 24m boom	2
29	GA5000327	Set Screw M12 x 45 GR8.8 ZP	1
30	GA5015143	Shock absorber, Eye & Pin, Eye 15mm, Pin 73mm long M10	2
31	GA5015899	Shock absorber, Eye & pin, 16mm eye, Pin 70mm long M8, 45mm OD, Black	2
32	GA4656245	Delta link, short, standard duty	2
33	GA5010793	Spring, tension, 70 OD x 329 long x 12mm, large, suit delta boom yaw / cable	2
34	GA5017659	Washer 1 Flat ZP HT Yellow	20
35	GA5000117	Washer M10 Flat SS HD	4
36	GA5000577	Washer M12 Flat SS HD	8
37	GA5001043	Washer M16 Flat SS HD	8
38	GA5003643	Washer M8 Flat SS HD	16
39	GA5075190	Wear plate Delta tilt arm suit 2012 centre	4

Delta - Centre - Adjustable Tilt Links



ITEM NO.	PART NUMBER	DESCRIPTION	QTY.
1	GA5075225	Adjustable link with clevis ends (not ratchet ram)	2
2	GA5017659	Washer, 1", Flat, ZP, Heavy duty (5mm thick)	16
3	GA5012439	Nut, Nyloc, 1" UNC, ZP	4
4	GA5006149	Bolt 1" UNC x 4 1/2" ZP GR8	4

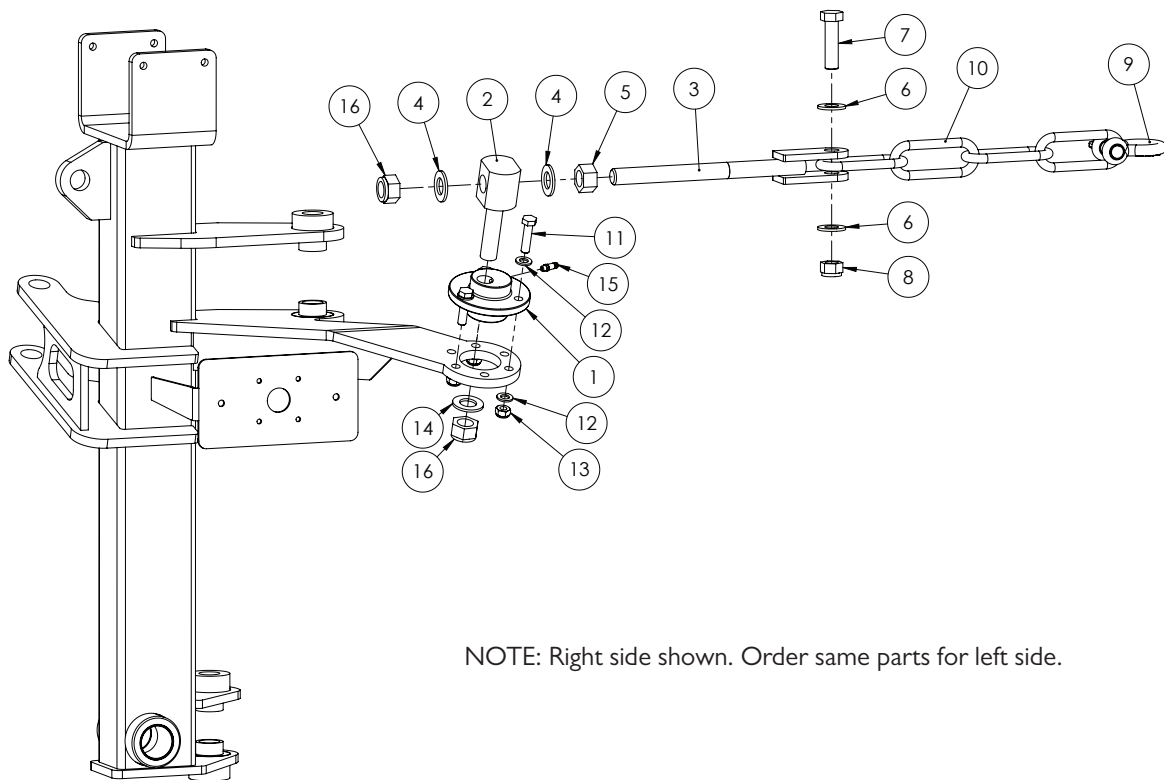
Delta - Centre - Hydraulic Tilt



ITEM NO.	PART NUMBER	DESCRIPTION	QTY.
1	GA4905675^	Tilt Cylinder 18 to 24m Centre Section Assembly	2

^ See Chapter 18 'Hydraulics' for sub-assembly.

Delta - Boom Cable Adjuster

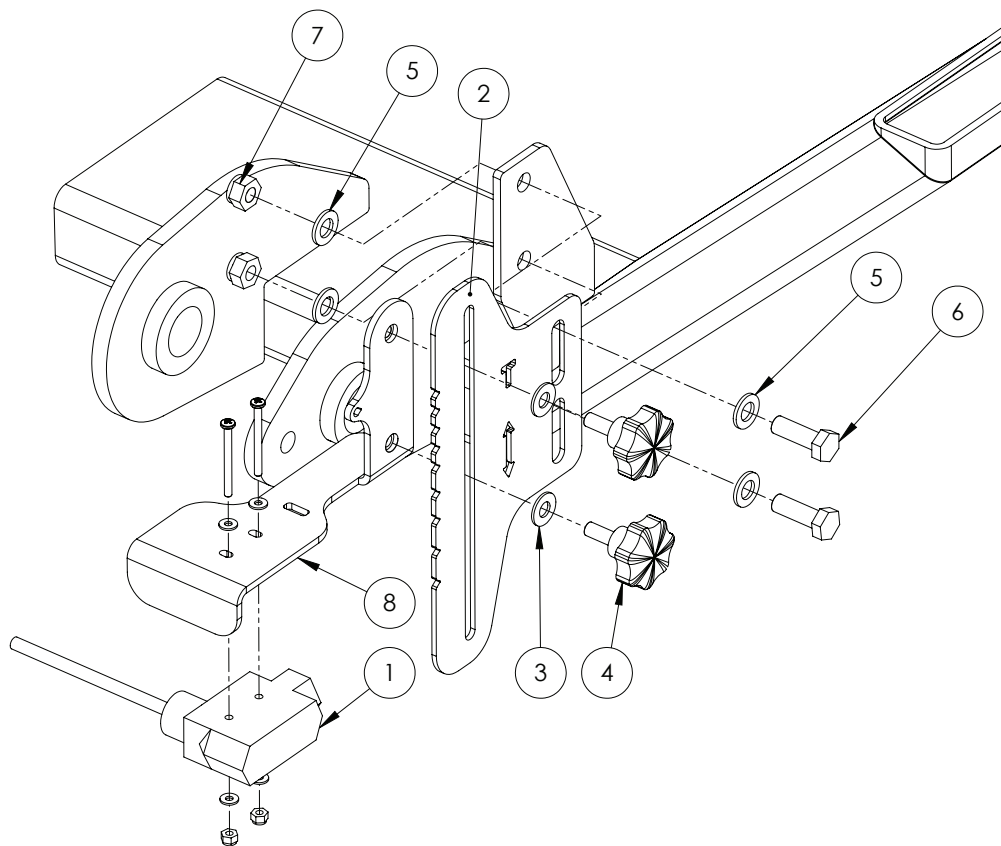


NOTE: Right side shown. Order same parts for left side.

ITEM NO.	PART NUMBER	DESCRIPTION	QTY.
1	MACH0029	Bush, Eccentric hole, Suit 18 - 24m Delta centre section	1
2	L006A	Bolt, M20, Anchor Pivot, Suit cable adjuster	1
3	GA5020320	Cable Adjuster, threaded, M20	1
4	GA5001741	Washer 20mm Flat SS HD	2
5	GA5001709	Nut M20 Coarse ZP	1
6	GA5001043	Washer 16mm Flat SS HD	2
7	GA5000941	Bolt M16 x 60 GR8.8 ZP	1
8	GA5001029	Nut M16 Nyloc ZP	1
9	GA5075230	Bow Shackle 13mm WLL 3.25T Black	1
10	GA5065020	Chain 11mm Long link grade 100 rated 3 tonne	4
11	GA5006055	Bolt M10 x 40 GR8.8 ZP	3
12	GA5000117	Washer 10mm Flat SS HD	6
13	GA5000141	Nut M10 Nyloc ZP	3
14	GA5001741	Washer 20mm Flat SS HD	1
15	GA5009639	Grease Nipple 1/4" UNF Long	1
16	GA5048125	Nut M20 Nyloc Coarse ZP	2

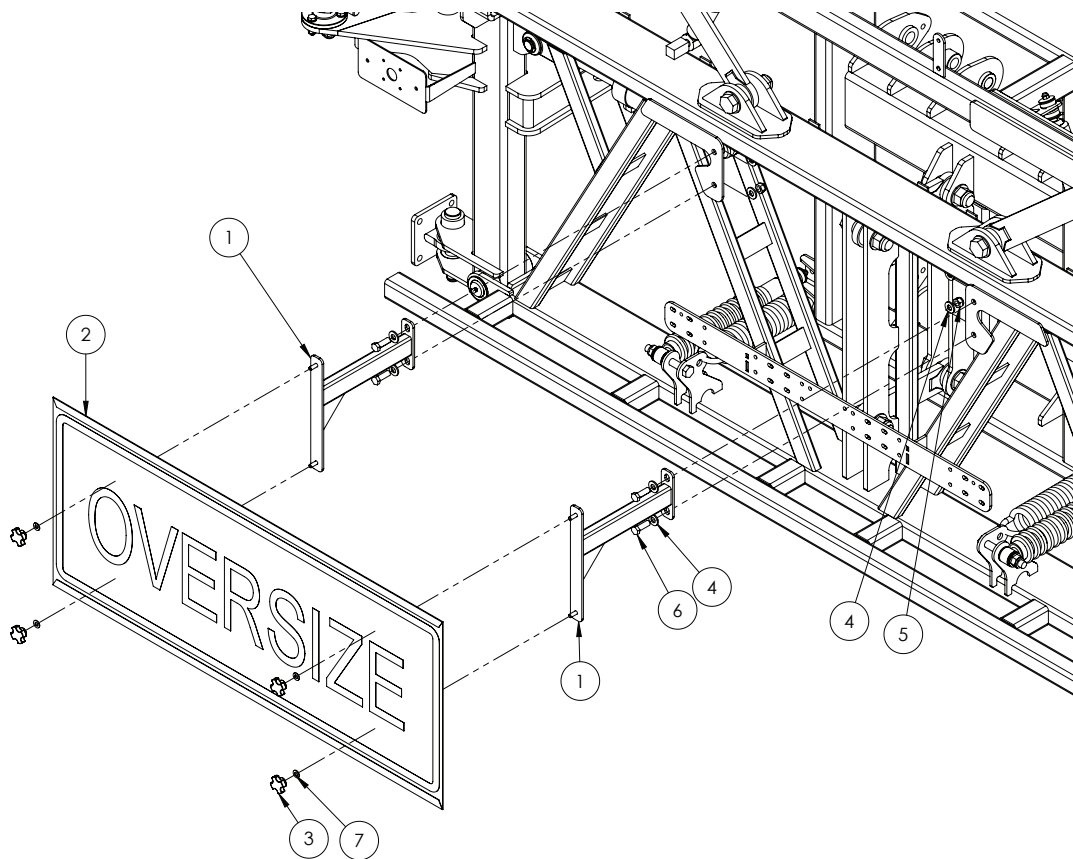
NOTE: All quantities shown above are for one side only.

Delta - Boom Height Limit Switch



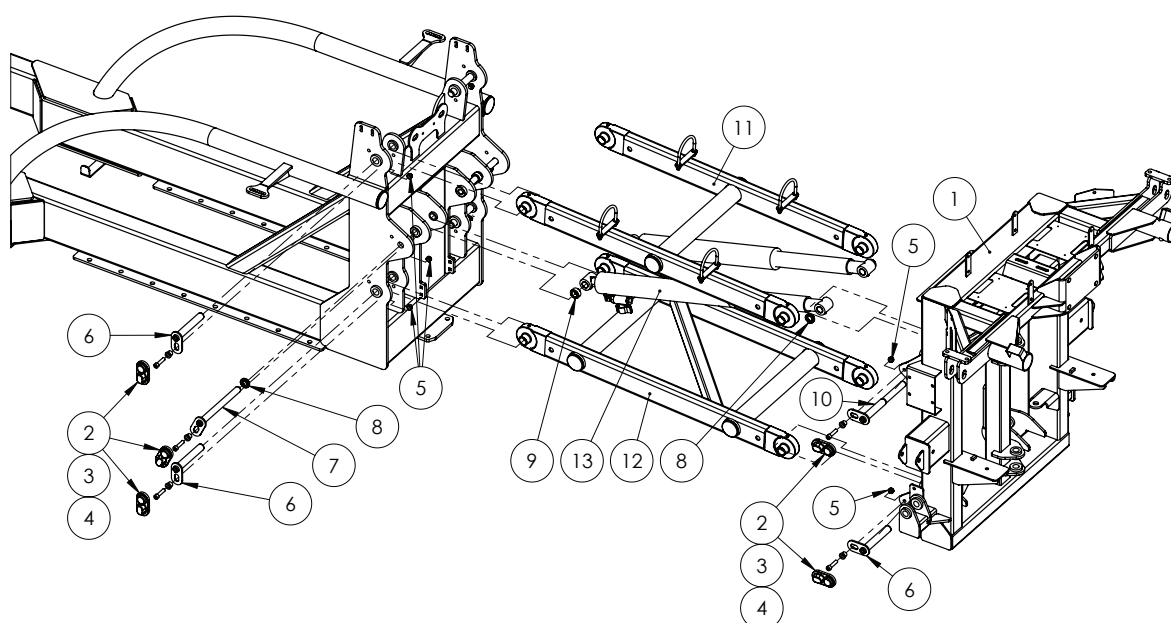
ITEM NO.	PART NUMBER	DESCRIPTION	QTY.
1	GA5012129	Limit switch, Flexible arm, Micro, IP65, 10 Amp	1
2	GA4522290	Boom Height adjustment bracket	1
3	GA5003643	Washer 8mm Flat SS HD	2
4	GA5067080	Knob Bolt M8 x 20	2
5	GA5000117	Washer 10mm Flat SS HD	4
6	GA5065455	Bolt M10 x 30 ZP GR8.8	2
7	GA5000141	Nut M10 Nyloc ZP	2
8	GA4654161	Bracket mount Paralift Switch	1

Delta - Oversize Sign Mount



ITEM NO.	PART NUMBER	DESCRIPTION	QTY.
1	GA4658150	Bracket, Oversize sign mount arm, Bolt on, 2011 centre	2
2	GA5009613	Oversize sign, Yellow, Reflective with folded edges	1
3	GA5069875	Knob Star grip nut M8 x 40mm DIA	4
4	GA5000577	Washer 12mm Flat SS HD	8
5	GA5012461	Nut M12 Nyloc ZP	4
6	GA5000311	Set screw, M12 x 35, ZP GR 8.8	4
7	GA5003631	Washer 5/16" Flat SS	4

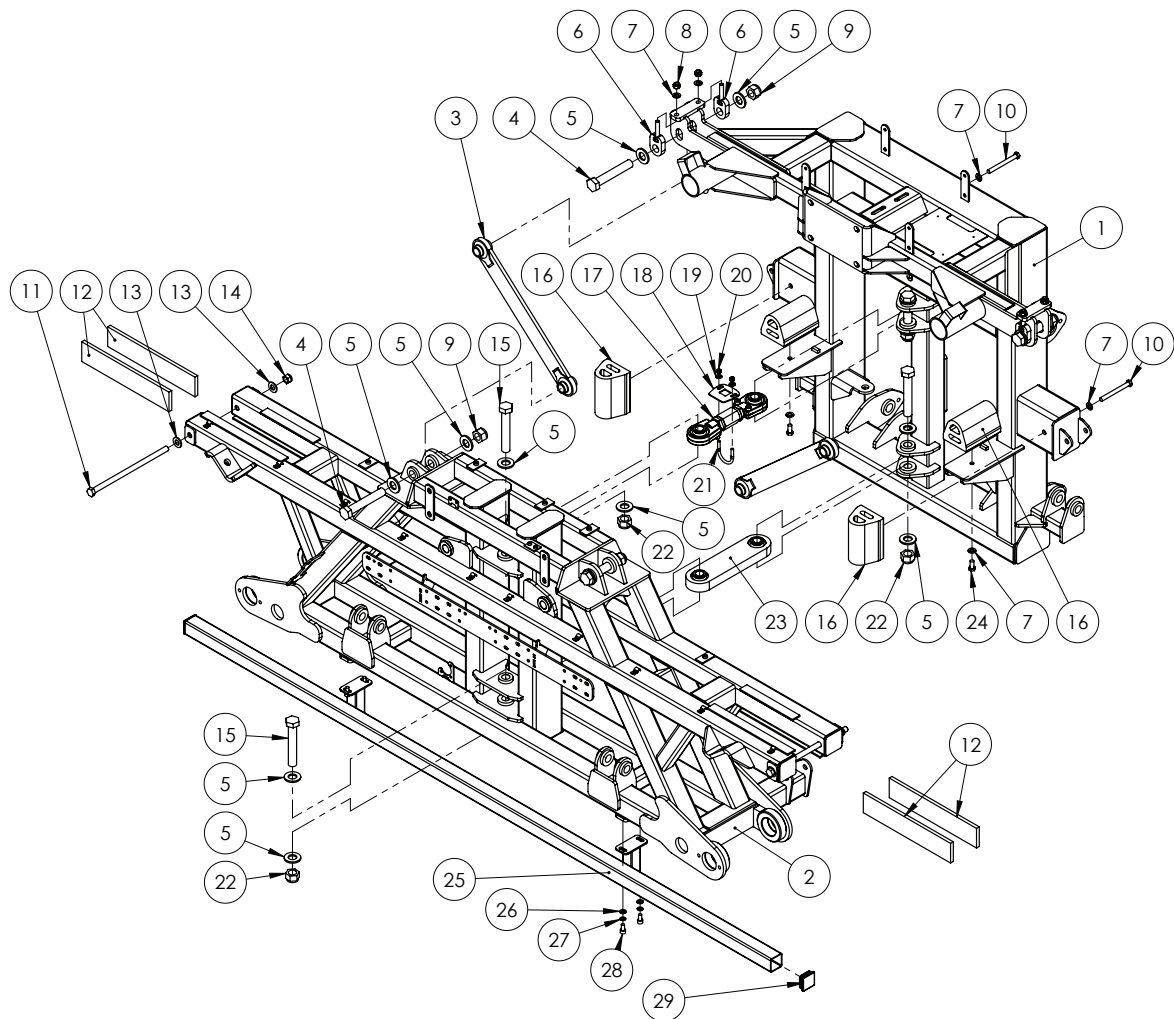
TriTech - Paralift & Paralift Arms



ITEM NO.	PART NUMBER	DESCRIPTION	QTY.
1	GA4658138	Paralift Rear, Tritech	1
2	GA5067885	Pin cover, Black, clip on, plastic	10
3	GA5051470	SHCS M12 x 50 GR12.9 ZP	10
4	MACH0152	Bush with shoulder, 12.3 ID x 25 OD x 21 mm long, Suit paralift pin bolts	10
5	GA5012461	Nut M12 Nyloc ZP	10
6	GA5066655	Pin with retaining plate, 28.575 OD x 180 mm long, Suit paralift chassis arm	6
7	GA5066645	Pin with retaining plate, 1" x 280 mm long, Paralift chassis ram	2
8	GA4572135	Spacer bush, 40 OD x 25.8 ID x 9 mm thick, Paralift arm spacer	4
9	GA4562190	Spacer bush, 40 OD x 26 ID x 17.5 mm long, Paralift arms	2
10	GA5066675	Pin with retaining plate, Stepped, 294 mm Long, Suit paralift ram & arm at chassis	2
11	GA4659305	Top Paralift Arm	1
12	GA4659310	Bottom Paralift Arm	1
13	^	Hydraulic Cylinder - Boom Lift	2

^ See Chapter 18 'Hydraulics' for sub-assembly.

TriTech - Boom Centre - Base Assembly



ITEM NO.	PART NUMBER	DESCRIPTION	QTY.
1	GA4658138	Paralift Rear, Tritech	1
2	GA4658122	Centre Section, Tritech	1
3	GA4656240	Delta link, Long	2
4	GA4683145	Bolt 1" UNC x 6" cut down from 7"	4
5	GA5017659	Washer 1" Flat ZP HD (5mm thick)	16
6	GA4656260	Adjuster bolt, Delta link hanger	4
7	GA5000577	Washer 12mm Flat SS HD	8
8	GA5012461	Nut M12 Nyloc ZP	4
9	GA5012439	Nut 1" UNC Nyloc ZP	4
10	GA5000265	Bolt M12 x 120 GR8.8 ZP	2
11	GA5075125	Bolt M16 x 325 GR4.4 ZP 60 mm of thread	2
12	GA5075090	Wear pad, 380 x 74 x 12 mm, Polystone, Suit Tri Tech tilt arm	4
13	GA5001009	Washer 16mm Flat ZP HD	4
14	GA5012463	Nut M16 Nyloc SS	2
15	GA5006043	Bolt 1" UNF 14 TPI x 6" GR8 ZP	4
16	GA5075240	Bump Stop Rubber with threaded insert	4

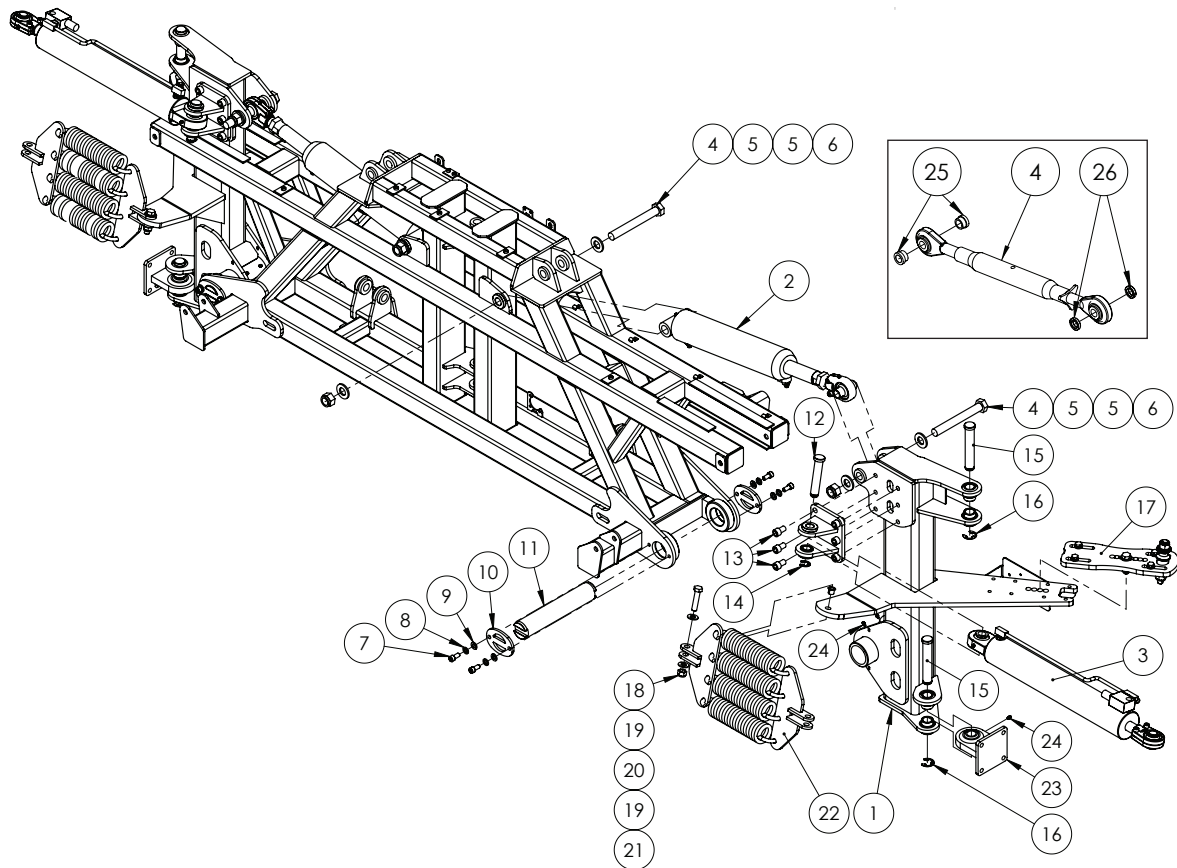
Continued over page

TriTech - Boom Centre - Base Assembly

ITEM NO.	PART NUMBER	DESCRIPTION	QTY.
17	*	Delta links - Adjustable	1
18	GA4524140	Locking plate suit adjustable delta link SS	1
19	GA5003643	Washer 8mm Flat SS HD	2
20	GA5052590	Nut M8 Nyloc SS	2
21	GA5018245	U bolt, Round top, M8 x 50 x 60 mm	1
22	GA5012445	Nut, 1" UNF, 14 TPI, Nyloc, ZP	4
23	*	Delta links - Non-adjustable	1
24	GA5011229	Bolt M12 x 25 GR8.8 ZP	2
25	GA4658145	Spray bar suit 2011 center section	1
26	GA5000117	Washer 10mm Flat SS HD	4
27	GA5000137	Washer 10mm Spring SS	4
28	GA5011153	SHCS M10 x 20 GR12.9 ZP	4
29	GA5003783	End cap, Insert, Black, Plastic, 50 x 50 mm	2

* Sub-assembly on following pages

TriTech - Boom Centre - Tilt Assembly



ITEM NO.	PART NUMBER	DESCRIPTION	QTY.
1	GA4658130	Tilt arm - LH	1
	GA5075060	Glacier bush 60 mm ID x 50 mm long	2
	GA4658125	Tilt arm - RH	1
	GA5075060	Glacier bush 60 mm ID x 50 mm long	2
2	GA5075135	Tilt cylinder replacement adjustable top link - Standard Fitment	2
	GA5065051^	Hydraulic Cylinder, Bore 3.5", Rod 1.75", Stroke 5" - Optional	2
3	GA5018542^	Hydraulic Cylinder, Bore 3.25", Rod 1.25", Stroke 18", Ext. phasing	2
4	GA5006151	Bolt 1" UNF 12 TPI x 8" GR8 ZP	4
5	GA5017659	Washer 1 Flat ZP HD (5mm thick)	8
6	GA5012445	Nut, 1" UNF, 14 TPI, Nyloc, ZP	4
7	GA5000297	SHCS M12 x 25 GR12.9 ZP	8
8	GA5000575	Washer 12mm Spring SS	8
9	GA5000577	Washer 12mm Flat SS HD	8
10	GA4502280	Pin retainer	4
11	GA4572365	Tilt pin	2
12	GA4572200	Pin, 1" diameter x 132.4 mm long, With shoulder and circlip groove, Suit centre section fold ram	2
13	GA5000905	SHCS M16 x 25 GR12.9 ZP	12

Continued over page

TriTech - Boom Centre - Tilt Assembly

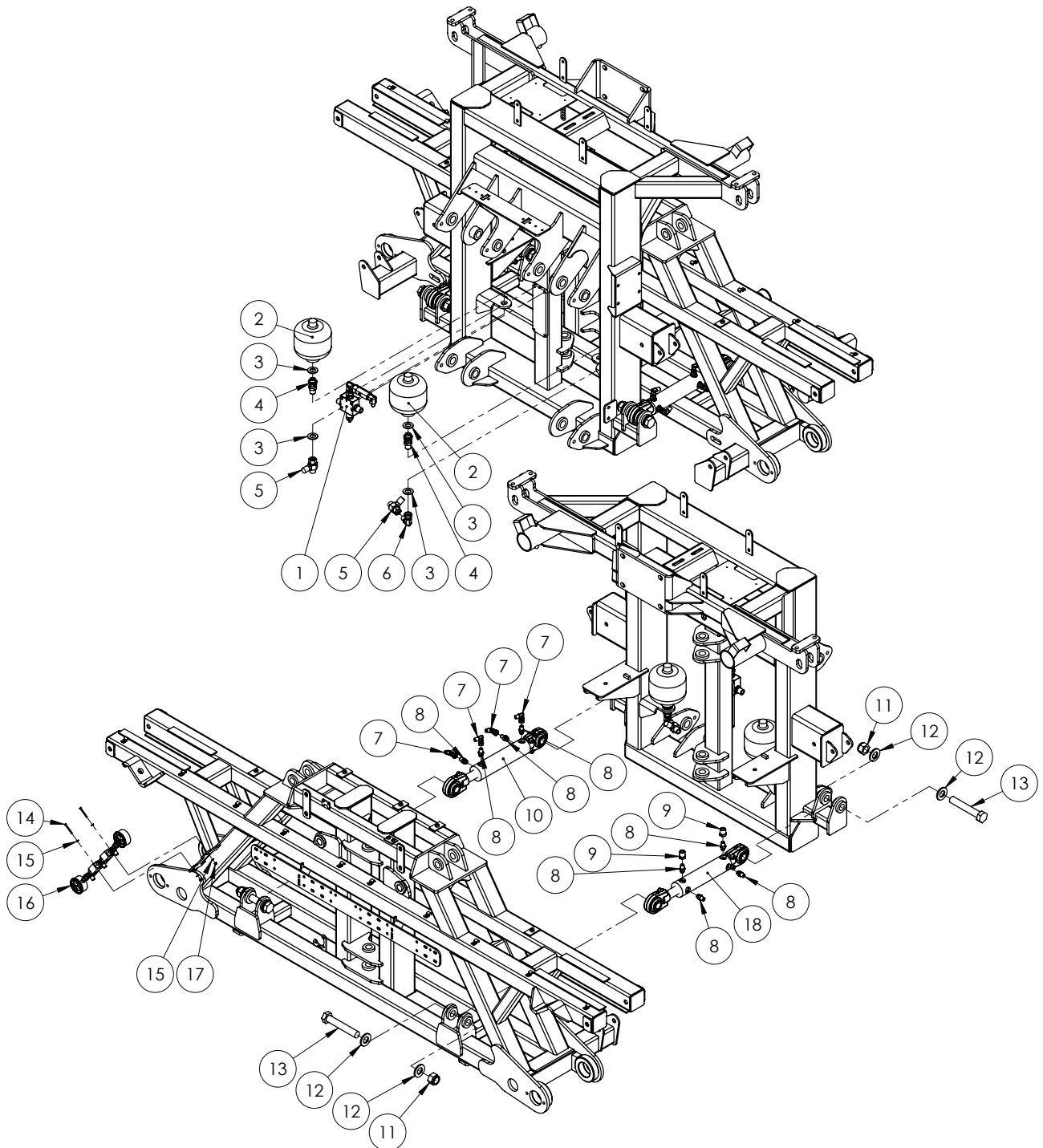
ITEM NO.	PART NUMBER	DESCRIPTION	QTY.
14	GA5001223	Circlip, 19mm, E type, zinc plated	2
15	L003A	Pin, 1 1/8" x 170mm, with circlip groove	4
16	GA5001883	Circlip, E type, 24mm, Zinc plated	4
17	*	Cable Mount - Rear LH - 24-36m	1
	*	Cable Mount - Rear RH - 24-36m	1
18	GA5012463	Nut M16 Nyloc SS	2
19	GA5001009	Washer 16mm Flat ZP HD	4
20	GA5075220	Glacier bush flanged 16mm suit boom cable pivot	2
21	GA5000949	Bolt M16 x 70 GR8.8 ZP	2
22	~	Boom Cable Springs	2
23	GA4656200	Rose end, Bolt on, RH, Suit 24 - 36m boom	1
	GA4656201	Rose end, Bolt on, LH, Suit 24 - 36m boom	1
24	GA5050450	Grease nipple 6mm	6
25	DB-ADJ-02	Bush, Short, 40 OD x 25.5 ID x 23.75 mm long	4
26	GA4572135	Spacer bush, 40 OD x 25.8 ID x 9 mm thick, Paralift arm spacer	4

* Sub-assembly on following pages

~ See Chapter 14 'Boom Wings' for sub-assembly

^ See Chapter 18 'Hydraulics' for sub-assembly

TriTech - Boom Centre - Yaw Assembly



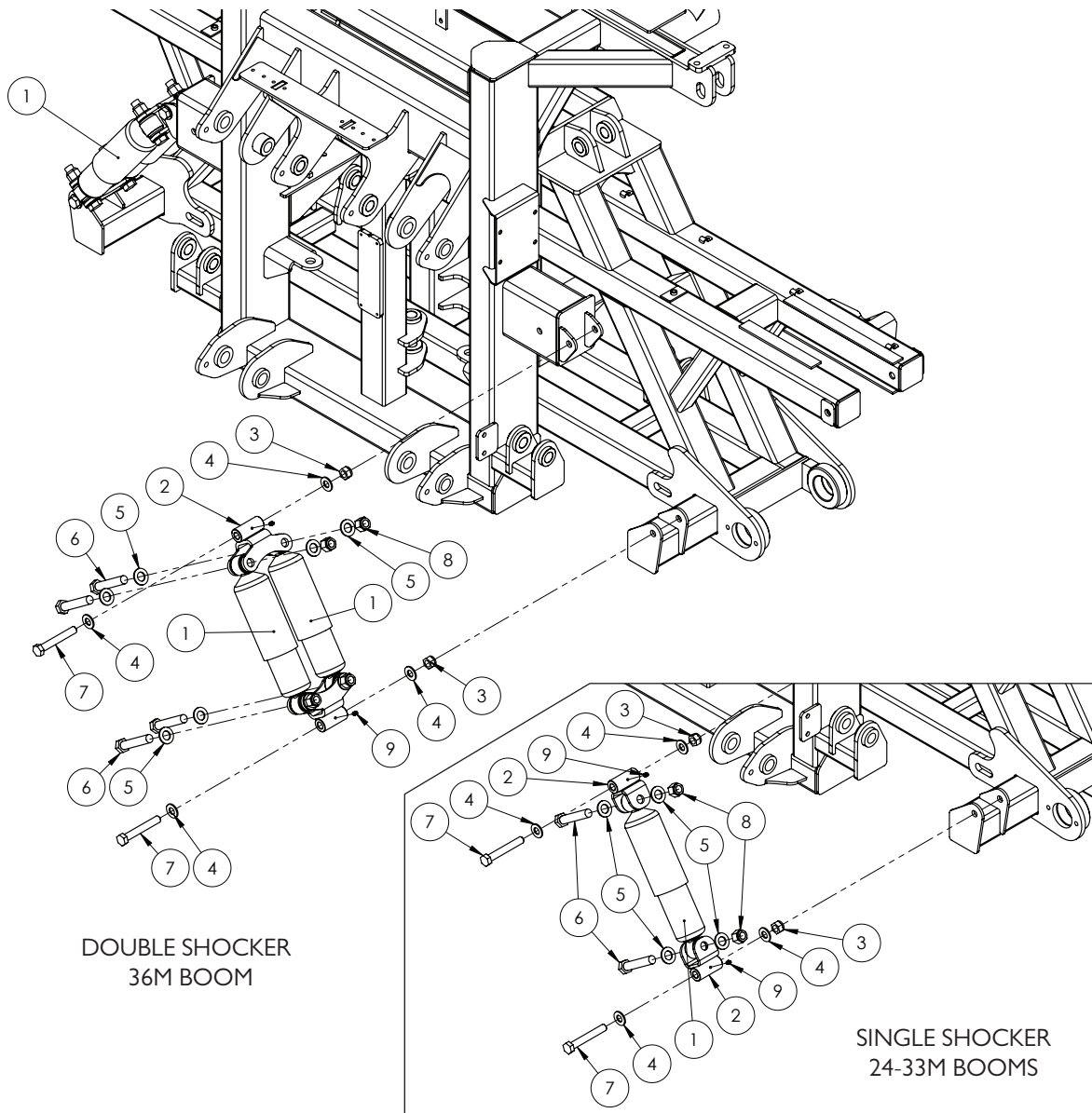
Continued over page

TriTech - Boom Centre - Yaw Assembly

ITEM NO.	PART NUMBER	DESCRIPTION	QTY.
1	^	Pressure Reducer Valve Assembly	1
2	GA5007787	Accumulator, Hydraulic, 1L, precharged to 70 bar	2
3	GA5001741	Washer 20mm Flat SS HD	4
4	GAS99-603	Hydraulic adaptor, Bulkhead nipple, 1/2 BSP male x 1/2 BSP male	2
5	GA3500198	Hydraulic adaptor, Inline test point, 1/2" BSPP female swivel x 1/2" BSPT male x M16 x 2.0 test port	2
6	GA3500333	Hydraulic adaptor, Elbow, 90 degree, 1/2" BSPT male x 1/2" BSPP female swivel	1
7	GA3500332	Hydraulic adaptor, Elbow, 90 degree, 1/4" BSPT male x 1/4" BSPP female swivel	4
8	GA3500358	Hydraulic adaptor, Nipple, 1/4" BSPT male x 9/16" UN male O-ring	8
9	GA3500203	Hydraulic adaptor, Reducing bush, 1/2" BSPT male x 1/4" BSPT female	2
10	^	Hydraulic Cylinder - TriTech - Yaw Left side	1
11	GA5012445	Nut, 1" UNF, 14 TPI, Nyloc, ZP	4
12	GA5017659	Washer 1 Flat ZP HD (5mm thick)	8
13	GA5006151	Bolt 1" UNF 12 TPI x 8" GR8 ZP	4
14	GA5049800	SHCS M4 x 40 GR12.9 ZP	2
15	GA5011361	Washer 4mm Flat ZP	4
16	^	Yaw Control Valve Assembly	1
17	GA5049025	Nut M4 Nyloc SS	2
18	^	Hydraulic Cylinder - TriTech - Yaw Right side	1

^ See Chapter 18 'Hydraulics' for sub-assembly

TriTech - Roll Shocker Assembly



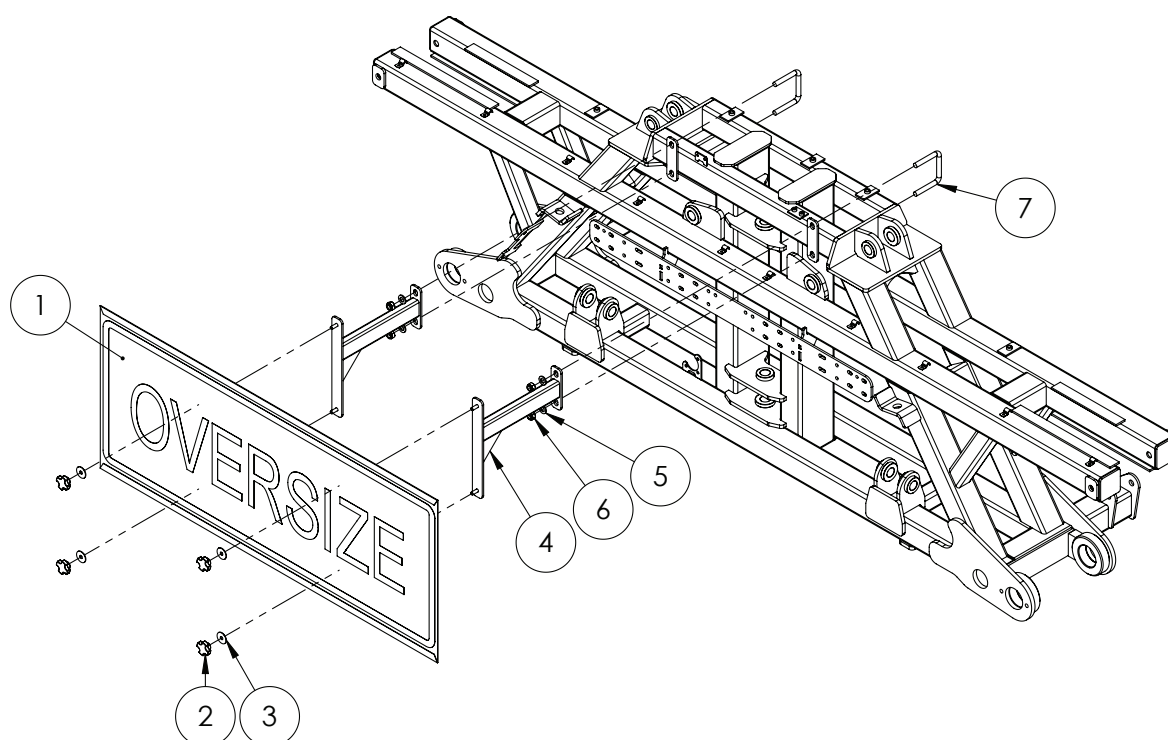
ITEM NO.	PART NUMBER	DESCRIPTION	QTY.
1	GA5015139	Shock Absorber, Double eye, 19mm eye, 82mm OD - 24-33m Boom	2
		Shock Absorber, Double eye, 19mm eye, 82mm OD - 36m Boom	4
2	GA4658140	Mounting bracket, Single roll shock absorber - 24-33m Boom	4
	GA4659360	Mounting bracket, Dual roll shock absorber - 36m Boom	4
3	GA5048430	Nut, Nyloc, 3/4" UNC, ZP	8
4	GA5001043	Washer 16mm Flat SS HD	8
5	GA5001741	Washer 20mm Flat SS HD - 24-33m Boom	8
		Washer 20mm Flat SS HD - 36m Boom	16
6	GA5049490	Bolt 3/4" UNC x 4" ZP GR8 - 24-33m Boom	4
		Bolt 3/4" UNC x 4" ZP GR8 - 36m Boom	8

Continued over page

TriTech - Roll Shocker Assembly

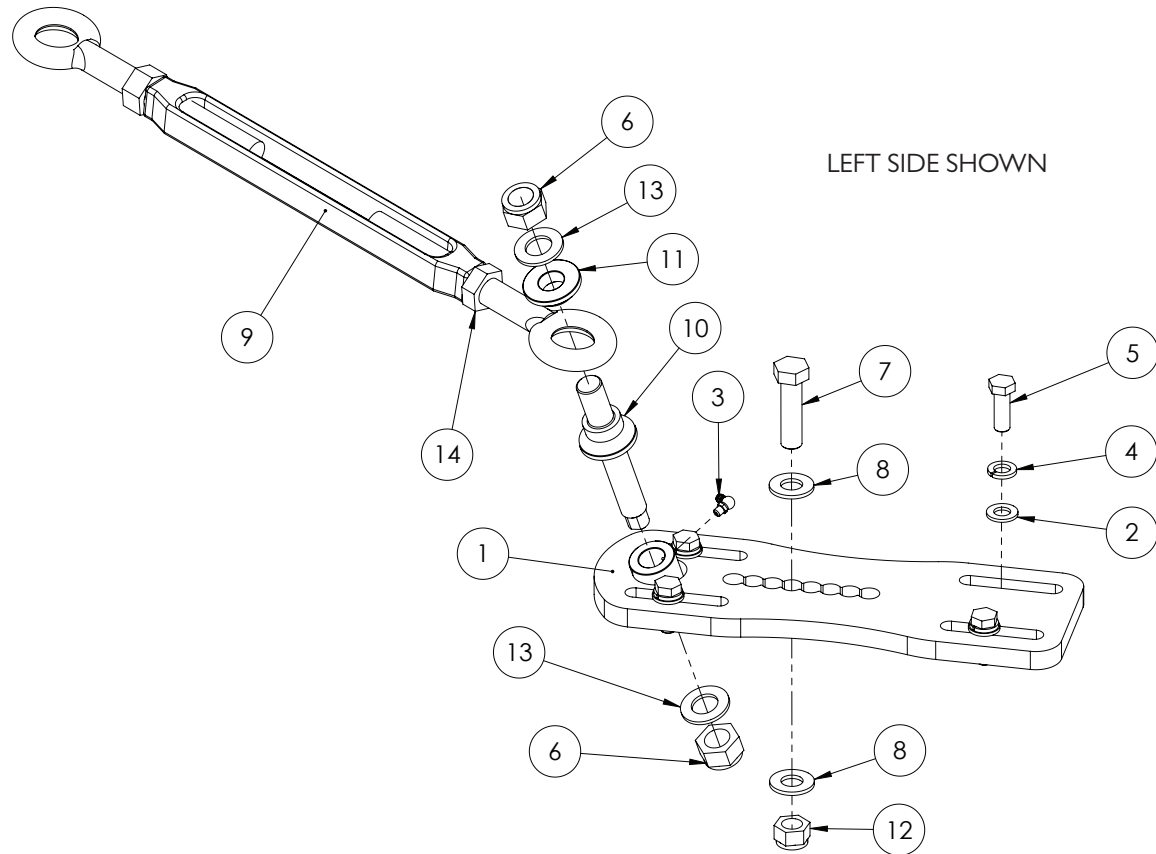
ITEM NO.	PART NUMBER	DESCRIPTION	QTY.
7	GA5000941	Bolt M16 x 60 GR8.8 ZP	4
8	GA5048430	Nut 3/4" UNC Nyloc ZP - 24-33m Boom	4
		Nut 3/4" UNC Nyloc ZP - 36m Boom	8
9	GA5012203	Grease nipple, Short, 1/4" UNF	4

TriTech - Oversize Sign Mount



ITEM NO.	PART NUMBER	DESCRIPTION	QTY.
1	GA5009613	Oversize sign, Yellow, Reflective with folded edges	1
2	GA5069875	Knob, Star grip nut M8 x 40 diameter	4
3	GA5003645	Washer 5/16 ID x 1 1/4 OD Flat SS	4
4	GA4658150	Bracket, Oversize sign mount arm, Bolt on	2
5	GA5012461	Nut M12 Nyloc ZP	4
6	GA5000577	Washer 12mm Flat SS HD	4
7	GA5075160	U bolt, Square top M12 x 76 x 80	2

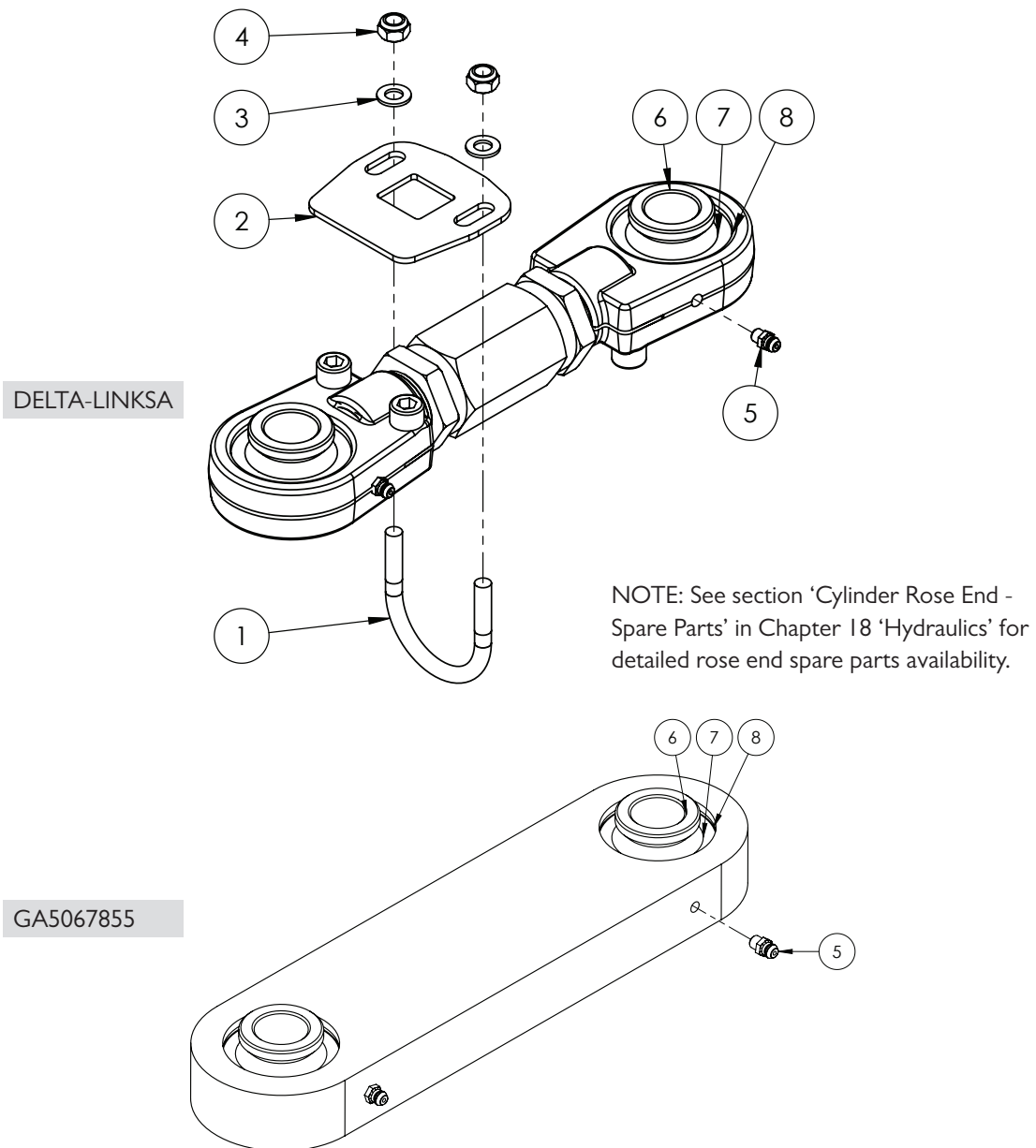
TriTech - Cable Mount Rear



Quantities shown are per side.

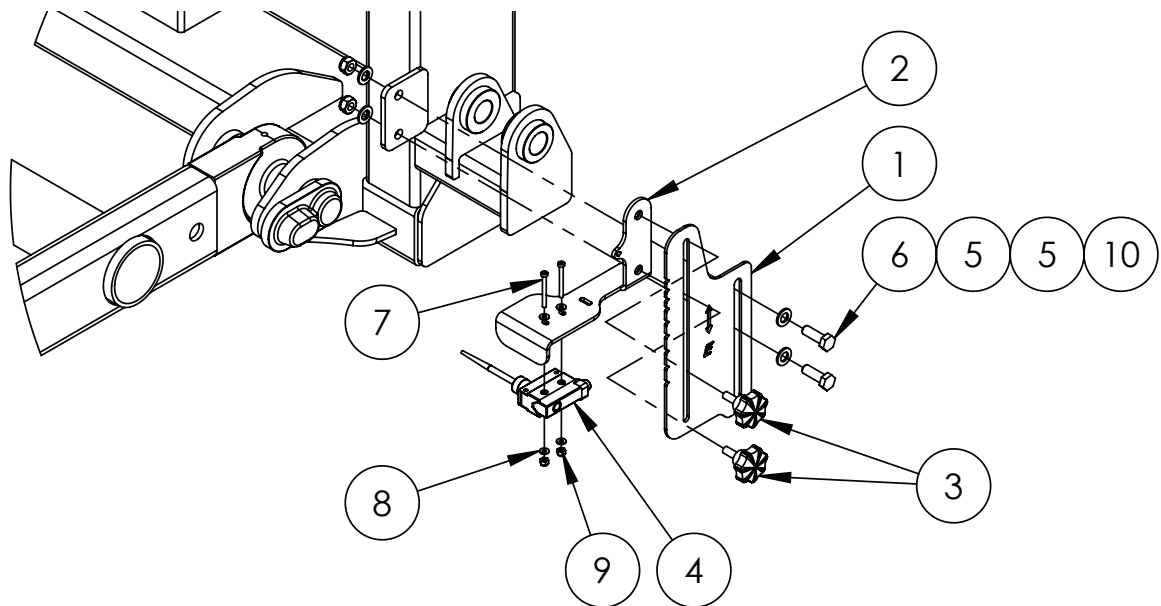
ITEM NO.	PART NUMBER	DESCRIPTION	QTY.
1	GA4656255	Slide plate, Boom cable adjuster, Left side	1
	GA4656250	Slide plate, Boom cable adjuster, Right side	
2	GA5000577	Washer 12mm Flat SS HD	4
3	GA5009637	Grease nipple, Elbow, 90 degree, 1/4" UNF male	1
4	GA5000575	Washer 12mm Spring SS	4
5	GA5000311	Set Screw M12 x 35 GR 8.8 ZP	4
6	GA5048125	Nut M20 Nyloc Coarse ZP	2
7	GA5000941	Bolt M16 x 60 GR8.8 ZP	1
8	GA5001043	Washer 16mm Flat SS HD	2
9	GA5017061	Turnbuckle, Eye ends, M22 thread & lock nut, Galvanised	1
10	GA4572510	Pivot pin, Boom cable	1
11	GA4572515	Boom cable retainer, Pivot pin	1
12	GA5001029	Nut M16 Nyloc ZP	1
13	GA5001741	Washer 20mm Flat SS HD	2
14	GA5070430	Nut M22 Lock Nut ZP LH Thread	1

Delta Links



ITEM NO.	PART NUMBER	DESCRIPTION	QTY.
-	DELTA-LINKSA	Delta link, short, heavy duty, adjustable - Locking plate not included	-
-	GA5067855	Delta link, short, heavy duty, non-adjustable	-
1	GA4524140	Locking plate, suit adjustable delta link SS	1
2	GA5018245	U bolt, Round top, M8 x 50 x 60mm	1
3	GA5052590	Nut M8 Nyloc SS	2
4	GA5003643	Washer 8mm Flat SS HD	2
5	GA5012203	Grease nipple, Short, 1/4" UNF	2
6	GA5021925	Small bearing bush, Suit screw on rose end	4
7	GA5067605	Bearing, suit screw on rose end	2
8	GA5067610	Circlip, suit bearing screw on rose end	2

Lower Limit Switch - Raven

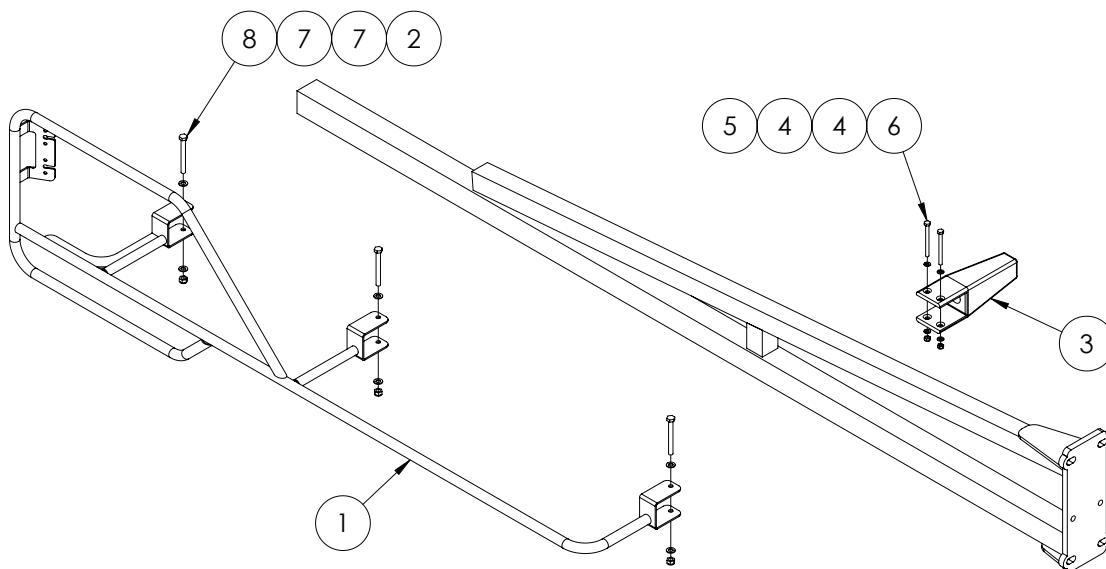


ITEM NO.	PART NUMBER	DESCRIPTION	QTY.
1	GA4523965	Boom Height adjustment bracket	1
2	GA4654161	Paralift switch bracket	1
3	GA5067080	M8 x 20 Plastic Knob Bolt	2
4	GA5012129	Limit switch, Flexible arm, Micro, IP65, 10 Amp	1
5	GA5000117	Washer 10 mm Flat SS HD	4
6	GA5065455	Bolt M10 x 30 GR8.8 ZP	2
7	GA5049800	SHCS M4 x 40 GR12.9 ZP	2
8	GA5020510	Washer 4mm Flat SS	4
9	GA5049025	Nut M4 Nyloc SS	2
10	GA5000141	Nut M10 Nyloc ZP	2

Chapter 14

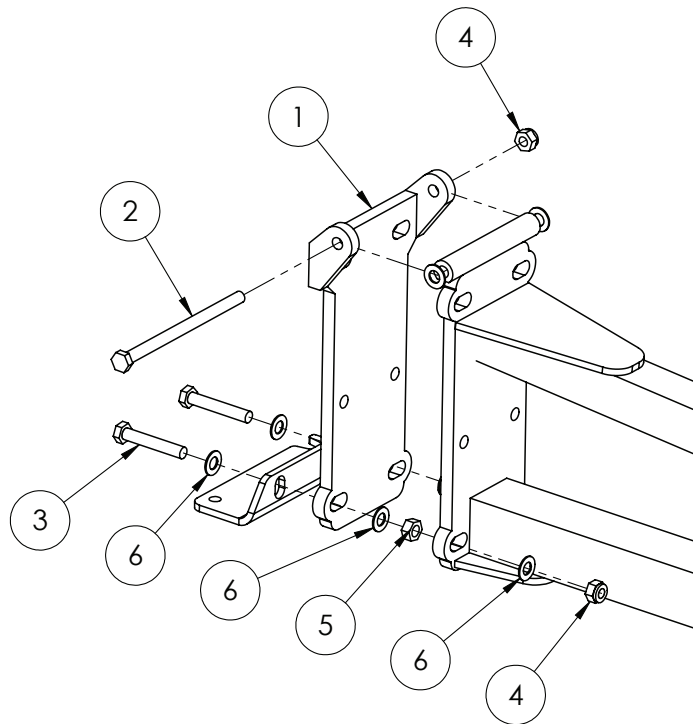
BOOM WING

Fence Line End Protector - Quick Fit



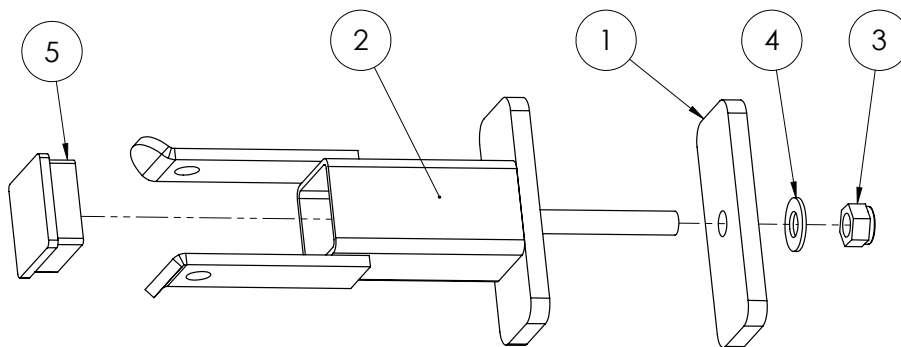
ITEM NO.	PART NUMBER	DESCRIPTION	QTY.
1	GA4656316	Boom End Protector easy fit Right Hand	1
	GA4656317	Boom End Protector easy fit Left Hand	
2	GA5004917	Nut M8 Nyloc ZP	3
3	GA5006226	Boom stopper, Rubber, 210mm bumper, Suits 50 x 50mm RHS	1
4	GA5004437	Washer 6mm Flat SS	4
5	GA5048115	Nut M6 Nyloc ZP	2
6	GA5004107	Bolt M6 x 70 ZP GR8.8	2
7	GA5003643	Washer 8mm Flat SS HD	6
8	GA5052600	Bolt M8 x 75 SS	3

Delta - Flip Over Ends



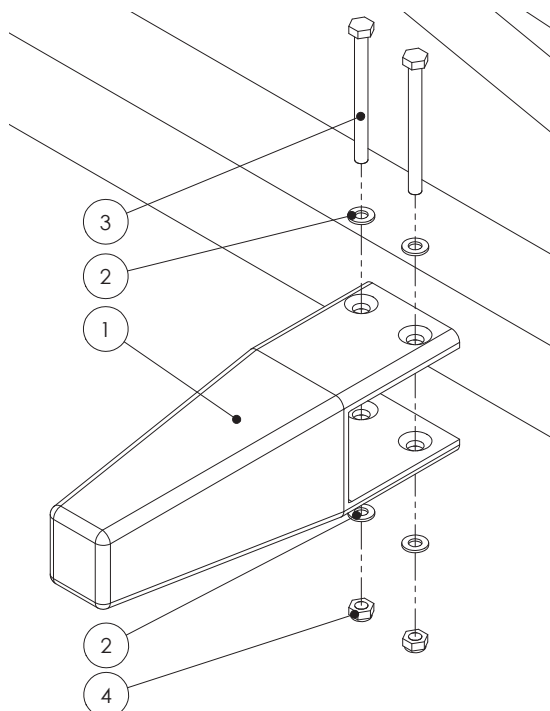
ITEM NO.	PART NUMBER	DESCRIPTION	QTY.
1	GA4656110	Flip over end bracket only	1
2	GA5066910	Bolt M10 x 160 ZP GR8.8	1
3	GA5011175	Bolt M10 x 60 ZP GR8.8	2
4	GA5000141	Nut M10 Nyloc ZP	3
5	GA5012459	Nut M10 Hex ZP	2
6	GA5000117	Washer 10mm Flat SS HD	10

Delta - Flip Over End Saddle



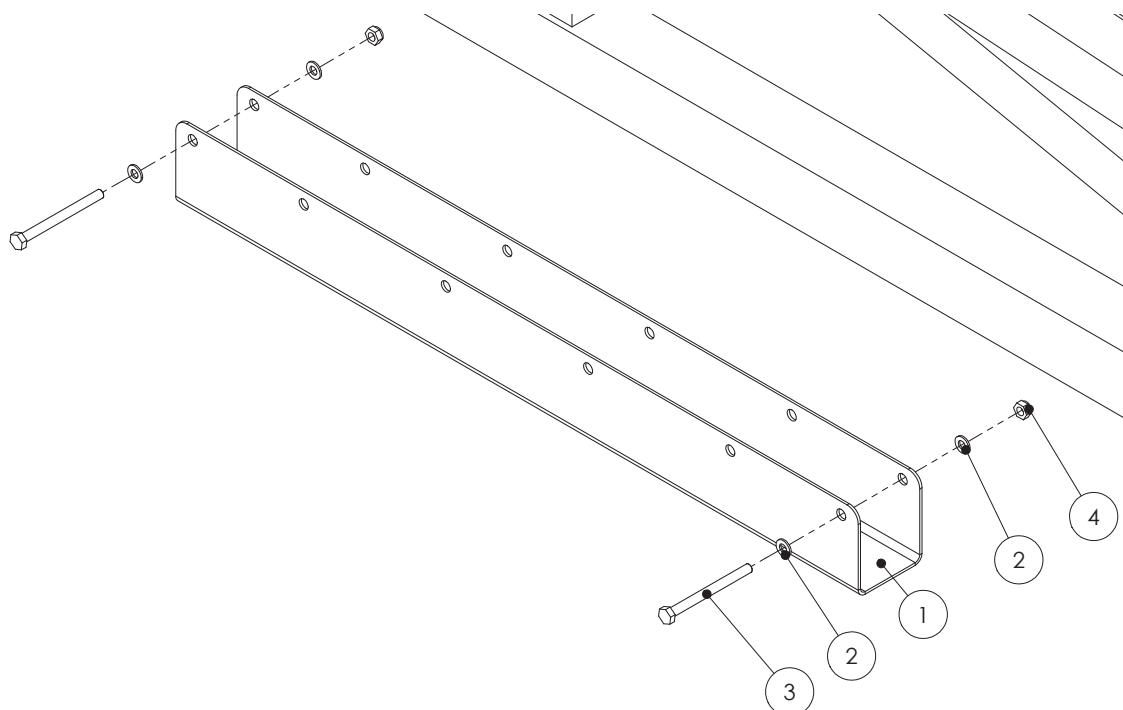
ITEM NO.	PART NUMBER	DESCRIPTION	QTY.
1	FOE-005LAS	Mounting plate	4
2	GA4656310	Boom flipover saddle suit 50mm top cord	2
3	GA5012461	Nut M12 Nyloc ZP	2
4	GA5000577	Washer 12mm Flat SS HD	1
5	GA5003783	End cap, Insert, Black, Plastic, 50 x 50 mm	1

Delta - Rubber Bump Stop



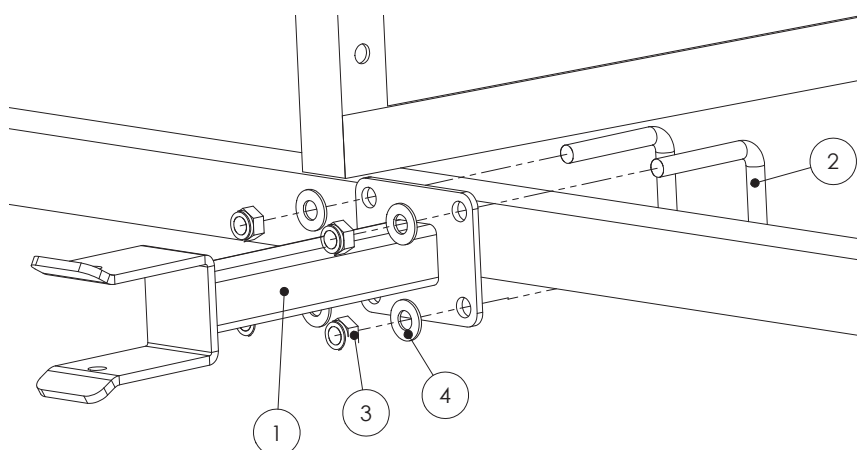
ITEM NO.	PART NUMBER	DESCRIPTION	QTY.
1	GA5006226	Boom stopper, Rubber, 210mm bumper, Suits 50 x 50mm RHS	1
2	GA5004437	Washer 6mm Flat SS	4
3	GA5004103	Bolt M6 x 70 ZP GR8.8	2
4	GA5048115	Nut M6 Nyloc ZP	2

Delta - Boom Protector - Inner



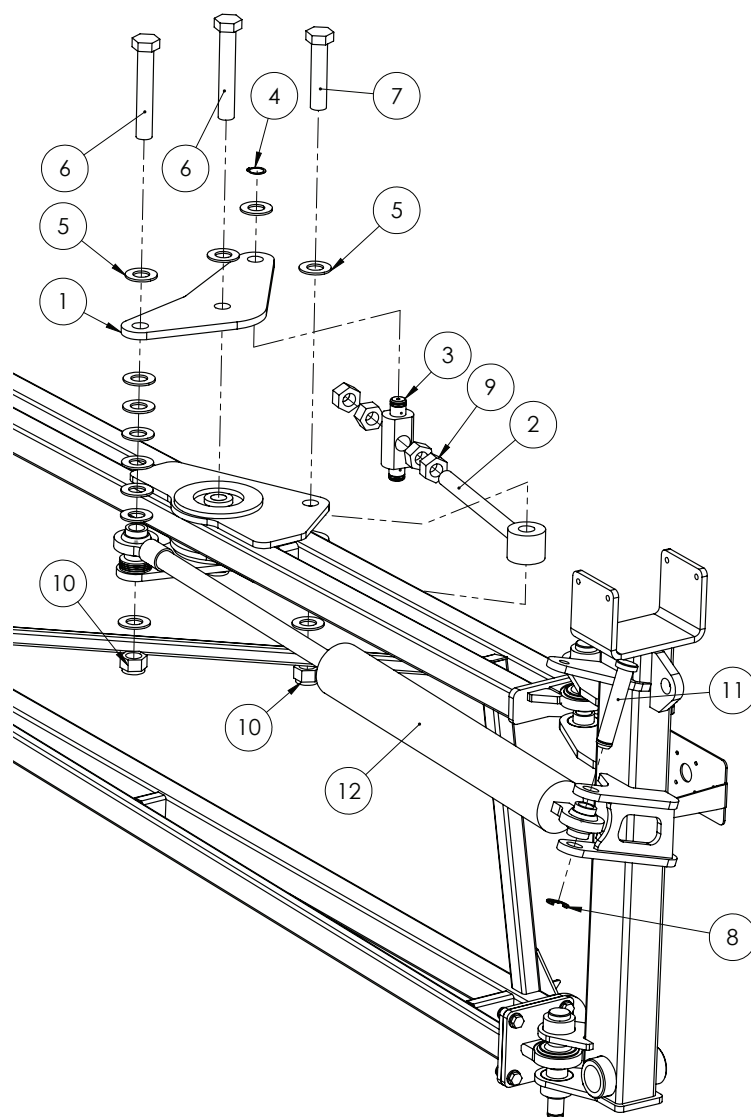
ITEM NO.	PART NUMBER	DESCRIPTION	QTY.
1	F70799A	Boom wing protector Suit 50 x 50 x 600mm long (2mm SS)	1
	F70287A	Boom wing protector Suit 50 x 50 x 400mm long (2mm SS)	1
	F70294A	Boom wing protector Suit 50 x 50 x 200mm long (2mm SS)	1
2	GA5004437	Washer 6mm Flat SS	4
3	GA5004103	Bolt M6 x 70 ZP GR8.8	2
4	GA5048115	Nut M6 Nyloc ZP	2

Delta - Boom Protector - Outer



ITEM NO.	PART NUMBER	DESCRIPTION	QTY.
1	GA4656284	Delta boom fold saddle suit 50mm top cord	2
2	GA5011251	U Bolt M12 x 52mm x 80mm Square Top	4
3	GA5012461	Nut M12 Nyloc ZP	8
4	GA5000577	Washer 12mm Flat SS HD	8

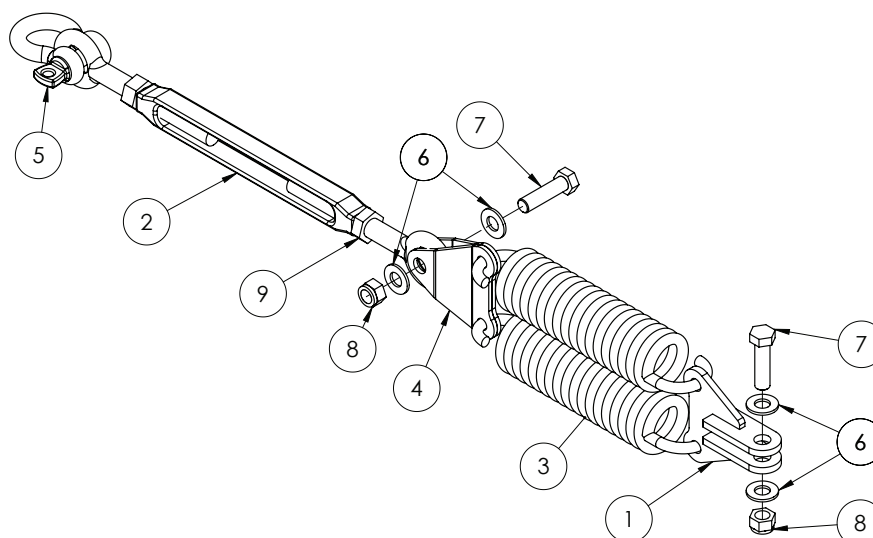
Boom Fold Adjuster



ITEM NO.	PART NUMBER	DESCRIPTION	QTY.
1	24mk4DB005	Adjuster plate, Fold ram, Tritech boom	2
2	GA5070775	Boom fold adjuster eyelet bolt, HD MY13	1
3	24mk4DB006	Bush / pin, Fold ram adjuster nut and bolt retainer	1
4	GA5008519	Circlip, External, 25mm	2
5	GA5017659	Washer, 1", Flat, ZP, Heavy duty (5mm thick)	19
6	GA5006043	Bolt 1" UNF x 6" x 14 TPI ZP GR8	2
7	GA5006039	Bolt 1" UNF 14 TPI x 4 1/2" ZP GR8	1
8	GA5001223	Circlip, 19mm, E type, zinc plated	2
9	GA5010991	Nut 1" UNF 12 tpi ZP	4
10	GA5012445	Nut 1" UNF 14 tpi Nyloc ZP	3
11	GA4572200	Pin, 1" diameter x 132.4mm long, With shoulder and circlip groove	1
12	GA5018555	Hydraulic Cylinder SLPSP (tld) 2.5" x 18" stroke	1
	GA5018557	Hydraulic Cylinder SLPSP 2.75" bore x 18" stroke	1

NOTE: Right hand side shown, all quantites shown are for one side only.

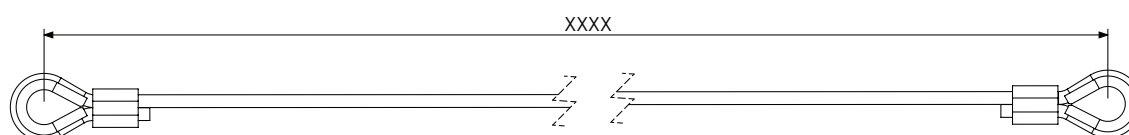
Delta - Boom Cable Spring



ITEM NO.	PART NUMBER	DESCRIPTION	QTY.
1	GA4658375	18-24m Cable Spring Shocker Mount suit 2012 delta	1
2	GA5017061	Turnbuckle, Eye ends, M22 thread & lock nut, Galvanised	1
3	GA5010793	Heavy Spring	2
4	GA4522755	Delta boom dual spring mount	2
5	GA5000667	Bow Shackle (Now use GA5075230)	1
6	GA5001043	Washer 16mm Flat SS HD	4
7	GA5000941	Bolt M16 x 60 GR8.8 ZP	2
8	GA5001029	M16 Nyloc nut	2
9	GA5070430	Nut M22 Lock Nut ZP LH Thread	1

Delta - Boom Cables

PART NUMBER	DESCRIPTION	QTY.
GA5000073	Cable, 10mm, Solid core, Heavy duty, Galvanised	See below.
	18-24m - Left - Cable cut length (Eye to eye length 9570mm)	9930mm
	18-24m - Right - Cable cut length (Eye to eye length 9570mm)	9930mm
GA5000215	Thimble, Cable, suit 11 - 12mm	4
GA5005391	Ferrule, Aluminium, 40 long x 4.5 wall, Code 11	4
GA5001965	Heat Shrink 25.4mm Black x 120mm long	4

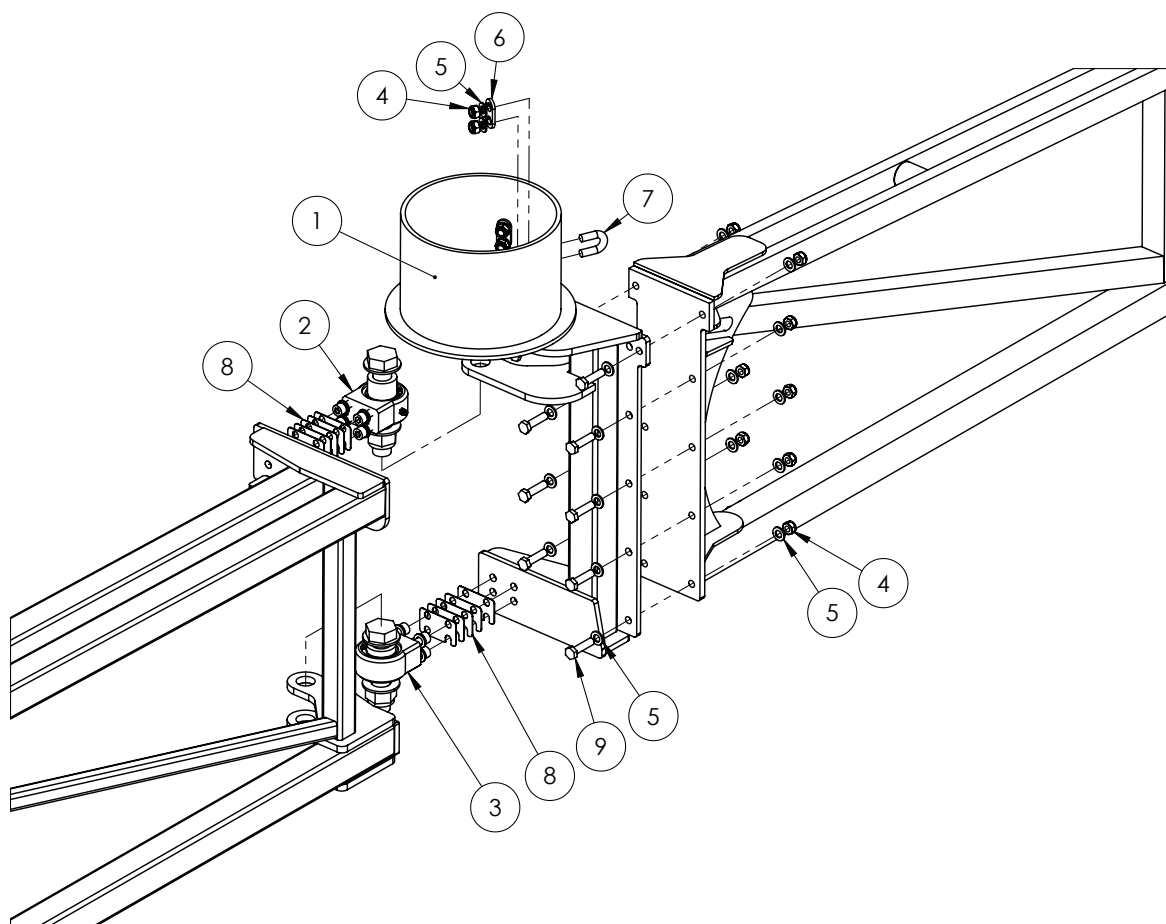


NOTE: Cable cut lengths are 360 mm longer than eye to eye measurement.

PRE-MADE FORM - SPECIFIC FITMENT 18-24M

PART NUMBER	DESCRIPTION	QTY.
GA4932465	Boom Cable 18-24m Delta suit dual springs	2

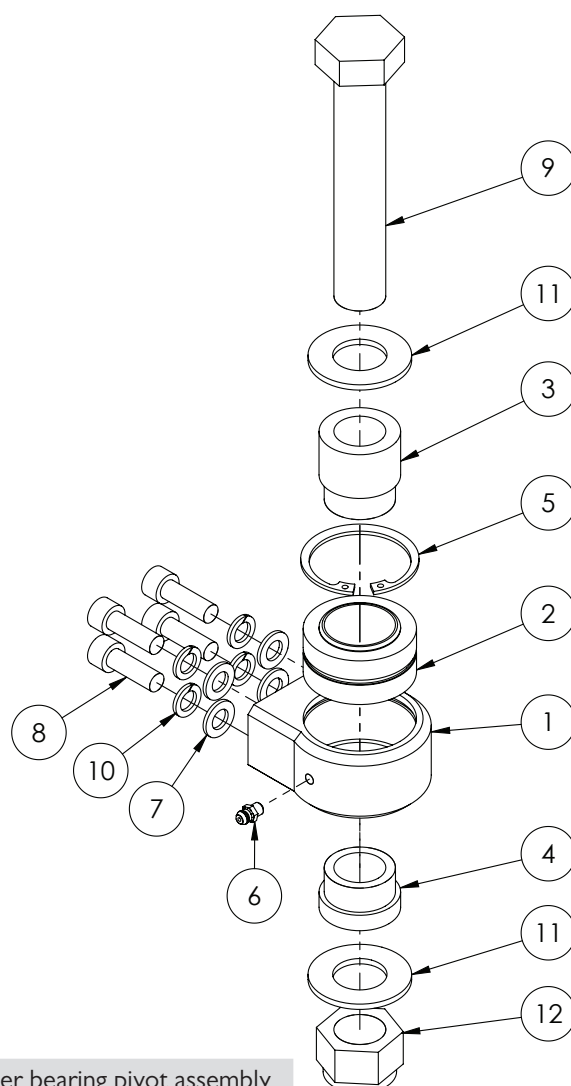
Delta - Cable Drum



ITEM NO.	PART NUMBER	DESCRIPTION	QTY.
1	GA4657745	Delta boom drum hinge heavy LH	1
	GA4657740	Delta boom drum hinge heavy RH	1
2	GA4932346*	Upper Bearing Pivot	1
3	GA4932347*	Lower Bearing Pivot	1
4	GA5000141	Nut M10 Nyloc ZP	14
5	GA5000117	Washer 10mm Flat SS HD	24
6	F70266A	U bolt, Cable clamp	2
7	GA5018247	U Bolt, Round top, M10 x 30 long x 24 mm wide	2
8	F70771A	Shim, 1mm, Cable drum pivot	10
9	GA5006071	Bolt M10 x 40 ZP GR10.9	10

* Sub-assembly on following pages

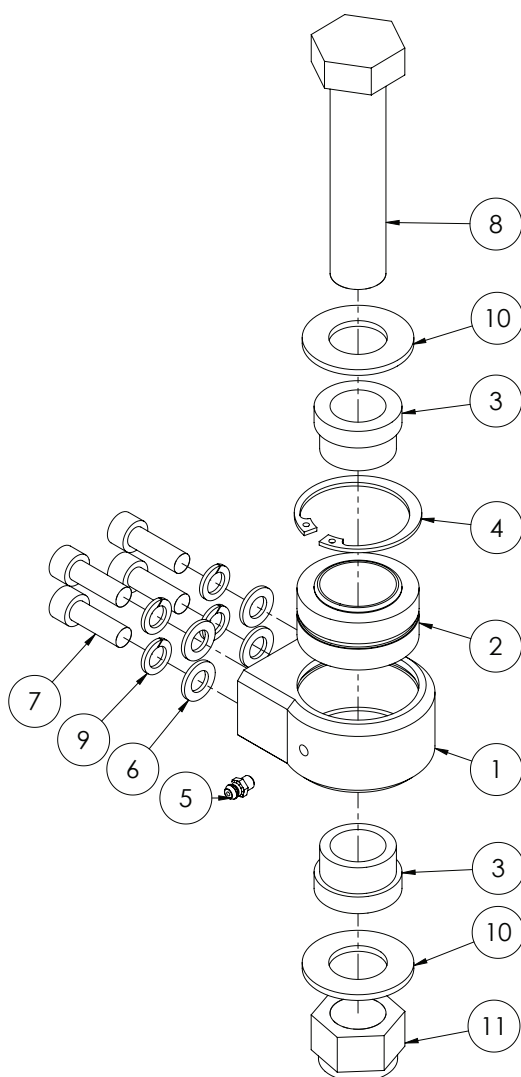
Delta - Upper Bearing Pivot



GA4932340 Upper bearing pivot assembly

ITEM NO.	PART NUMBER	DESCRIPTION	QTY.
1	MACH0123	12-24m boom hinge block (bolt on)	1
2	GA5015659	Spherical bushing 1 3/8"	1
3	MACH0119	Short centre pivot bushes	1
4	DB-ADJ-02	Bush, Short, 40 OD x 25.5 ID x 23.75 mm long	1
5	GA5010573	55mm internal circlip	1
6	GA5012203	Grease nipple, Short, 1/4" UNF	1
7	GA5000117	Washer 10mm Flat SS HD	4
8	GA5006129	SHCS M10 x 30 GR12.9 ZP	4
9	GA5006041	Bolt 1" UNF 14 TPI x 5 1/2" GR8 ZP	1
10	GA5000137	Washer 10mm Spring SS	4
11	GA5017659	Washer 1 Flat ZP HD (5mm thick)	2
12	GA5012445	Nut, 1" UNF, 14 TPI, Nyloc, ZP	1

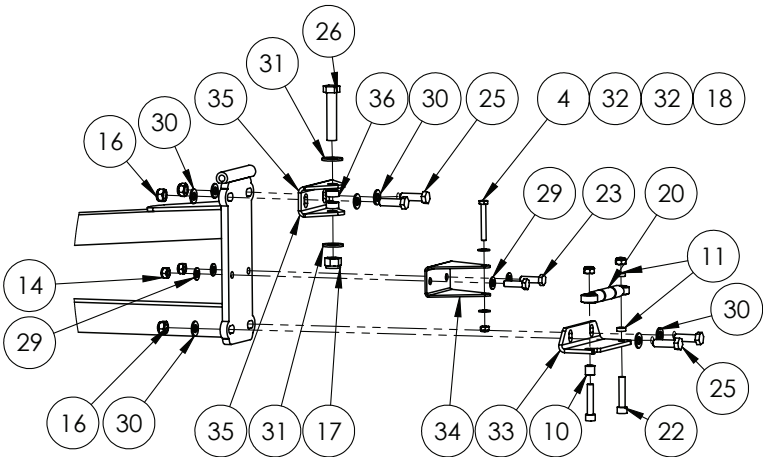
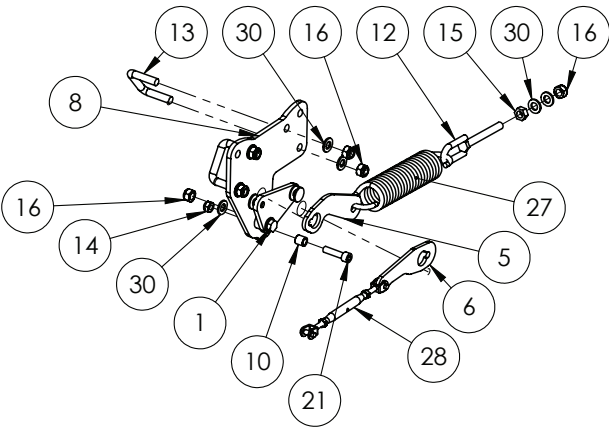
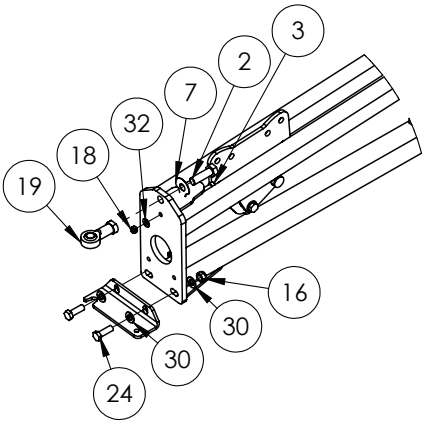
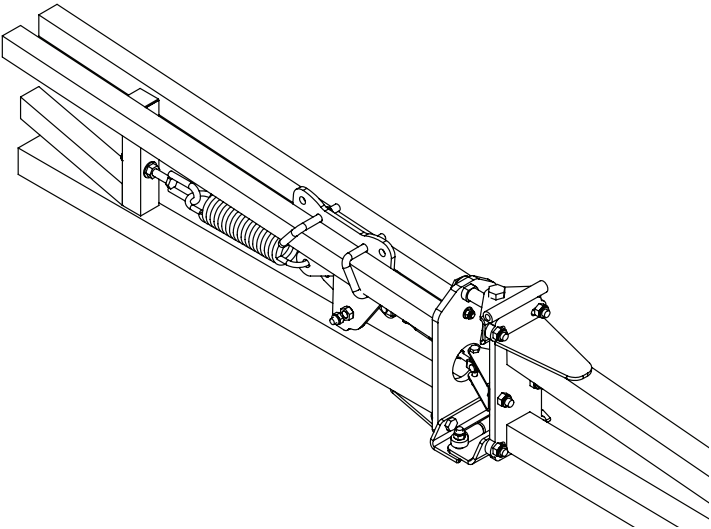
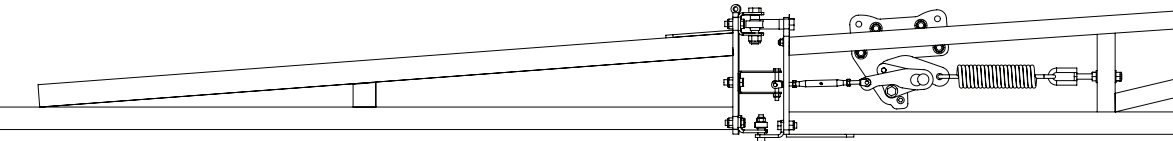
Delta - Lower Bearing Pivot



GA4932345 Lower bearing pivot assembly

ITEM NO.	PART NUMBER	DESCRIPTION	QTY.
1	MACH0123	12-24m Boom hinge block (bolt on)	1
2	GA5015659	Spherical bushing 1 3/8"	1
3	DB-ADJ-02	Bush, Short, 40 OD x 25.5 ID x 23.75 mm long	2
4	GA5010573	55mm internal circlip	1
5	GA5012203	Grease nipple, Short, 1/4" UNF	1
6	GA5000117	Washer 10mm Flat SS HD	4
7	GA5006129	SHCS M10 x 30 GR12.9 ZP	4
8	GA5006039	Bolt 1" UNF 14 TPI x 4 1/2", ZP GR8	1
9	GA5000137	Washer 10mm Spring SS	4
10	GA5017659	Washer 1 Flat ZP HD (5mm thick)	2
11	GA5012445	Nut, 1" UNF, 14 TPI, Nyloc, ZP	1

Delta - 3D Breakaway



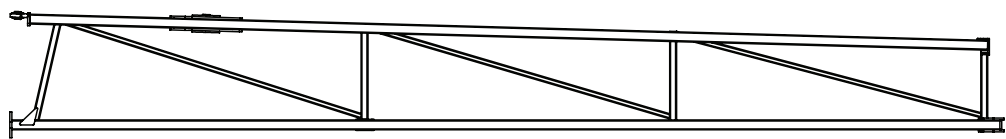
Continued over page

Delta - 3D Breakaway

ITEM NO.	PART NUMBER	DESCRIPTION	QTY.
1	GA5011239	BOLT M12 X 50 GR 8.8 ZP	1
2	GA5000931	BOLT M16 X 50 GR8.8 ZP	1
3	GA5004713	BOLT M8 X 25 SS A2-70	1
4	GA5011489	BOLT M8 X 60 GR8.8 ZP	1
5	GA4532565	BREAKAWAY MK3 SPRING PLATE	1
6	GA4532590	BREAKAWAY MK3 TURNBUCKLE PLATE	1
7	GA4522485	BREAKAWAY ROSE END LOCK PLATE	1
8	GA4656115-01	BREAKAWAY LOCKING MECHANISM SUBASSY 1	1
9	GA4656115-02	BREAKAWAY LOCKING MECHANISM SUBASSY 2	1
10	GA4552075	CRUSH TUBE, 10.2 ID X 15 OD X 15 mm LONG	2
11	GA4552080	CRUSH TUBE, 10.2 ID X 15 OD X 5 mm LONG	2
12	GA5008545	EYE BOLT, BOLT M12 X 100, EYE 63mm X 18mm	1
13	GA5011243	M12X50X50 SQUARE TOP U BOLT	2
14	GA5051445	NUT M10 NYLOC SS	5
15	GA5000559	NUT M12 HEX ZP	1
16	GA5012461	NUT M12 NYLOC ZP	12
17	GA5001029	NUT M16 NYLOC ZP	1
18	GA5052590	NUT M8 NYLOC SS	2
19	GA5014469	ROD END FEMALE 16mm	1
20	GA4902060-3	RODEND SUBASSEMBLY	1
21	GA5006141	SHCS M10 X 40 GR12.9 ZP	1
22	GA5049990	SHCS M10 X 50 GR 12.9 ZP	2
23	GA5015011	SET SCREW M10 X 35	2
24	GA5000311	SET SCREW M12 X 35 GR 8.8 ZP	2
25	GA5000319	SET SCREW M12 X 40 GR8.8 ZP	4
26	GA5011307	SET SCREW M16 X 80 GR8.8 ZP	1
27	GA5016605	SPRING, TENSION, 51.5 OD X 260 LONG X 8mm, BREAKAWAY	1
28	GA5066930	TURNBUCKLE JAW & JAW M8 SS	1
29	GA5000117	WASHER 10mm FLAT SS HD	4
30	GA5000577	WASHER 12mm FLAT SS HD	20
31	GA5001043	WASHER 16mm FLAT SS HD	2
32	GA5003643	WASHER 8mm FLAT SS HD	3
33	GA4502105	BRACKET LOWER SUIT BREAKAWAY HINGE	2
34	GA4502100	BRACKET MIDDLE BREAKAWAY HINGE	1
35	GA4502095	BRACKET UPPER BREAKAWAY HINGE	1
36	GA4552070	CRUSH TUBE 16.2X20.5X9.5	2

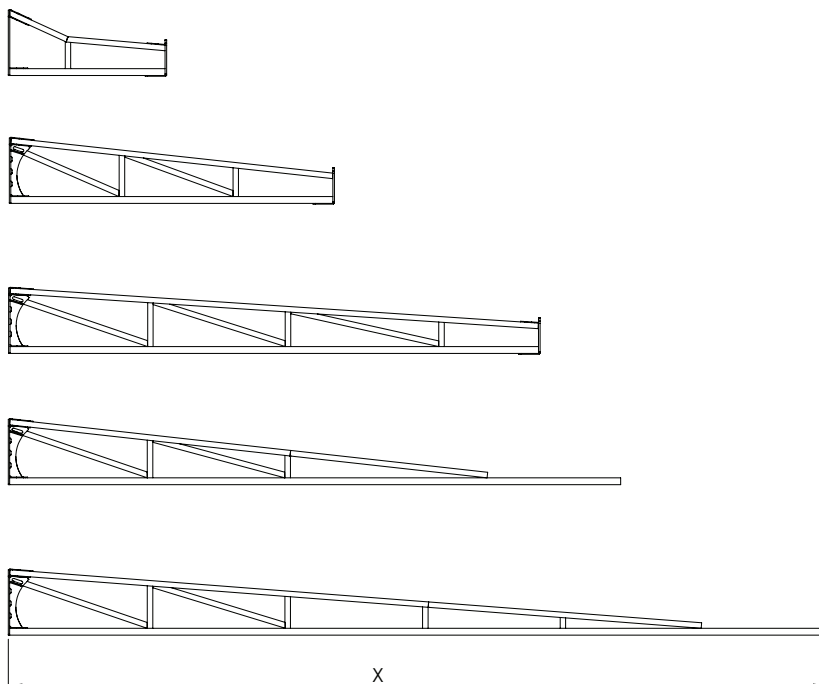
* Sub-assembly on following pages

Delta - Steel Inner Wings



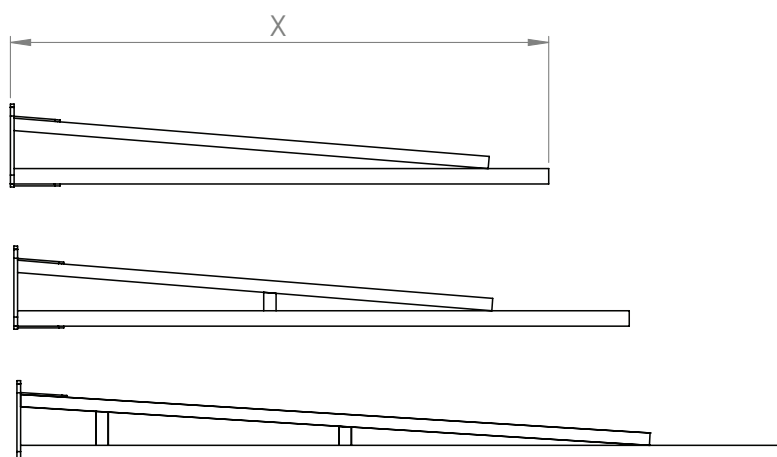
PART NUMBER	DESCRIPTION
GA4657720	18-24m Delta wing Heavy RH (5001 mm long)
GA4657725	18-24m Delta wing Heavy LH (5001 mm long)

Delta - Aluminium Outer Wings



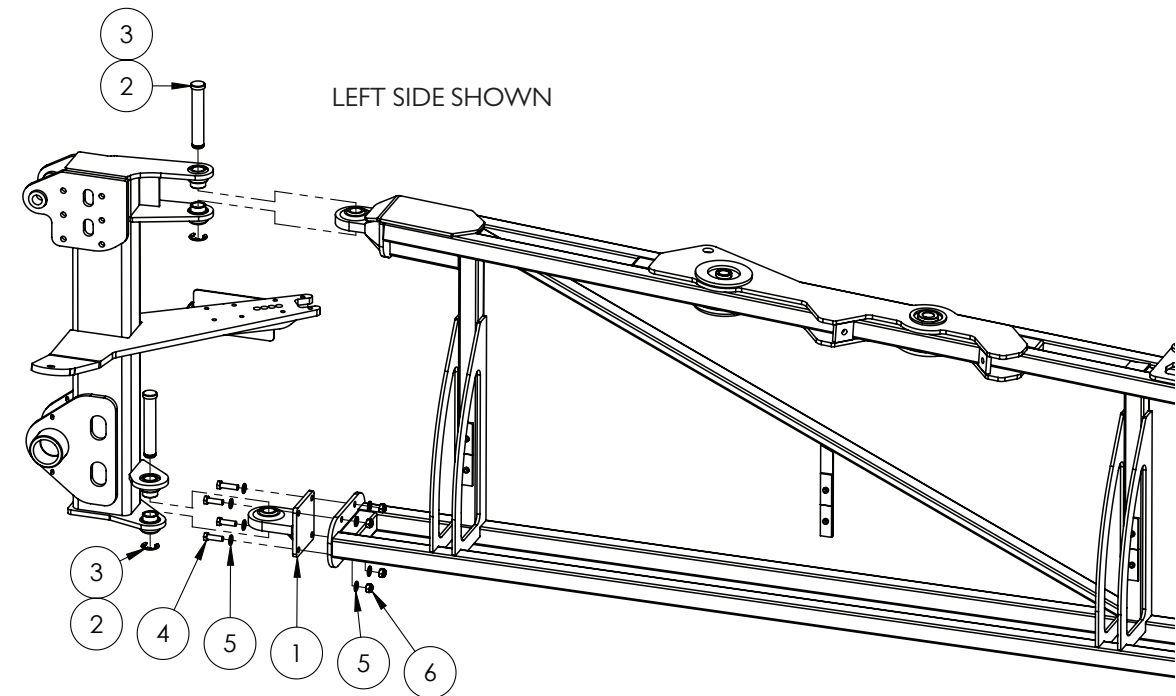
PART NUMBER	DESCRIPTION
GA4656057	Delta 18m aluminium outer wing suit breakaway (1150mm long)
GA4656056	Delta 21m aluminium outer wing suit breakaway (2362mm long)
GA4656055	Delta 24m aluminium outer wing suit breakaway (3862mm long)
GA4657770	Delta 18m aluminium outer wing (4450mm long)
GA4655935	Delta 24m aluminium outer wing (5950mm long)

Delta - Aluminium Break Away Tip



PART NUMBER	DESCRIPTION
GA4656122	Boom breakaway end - 1750mm
GA4656120	Boom breakaway end - 2000mm
GA4656121	Boom breakaway end - 2500mm

TriTech - Boom Pivots

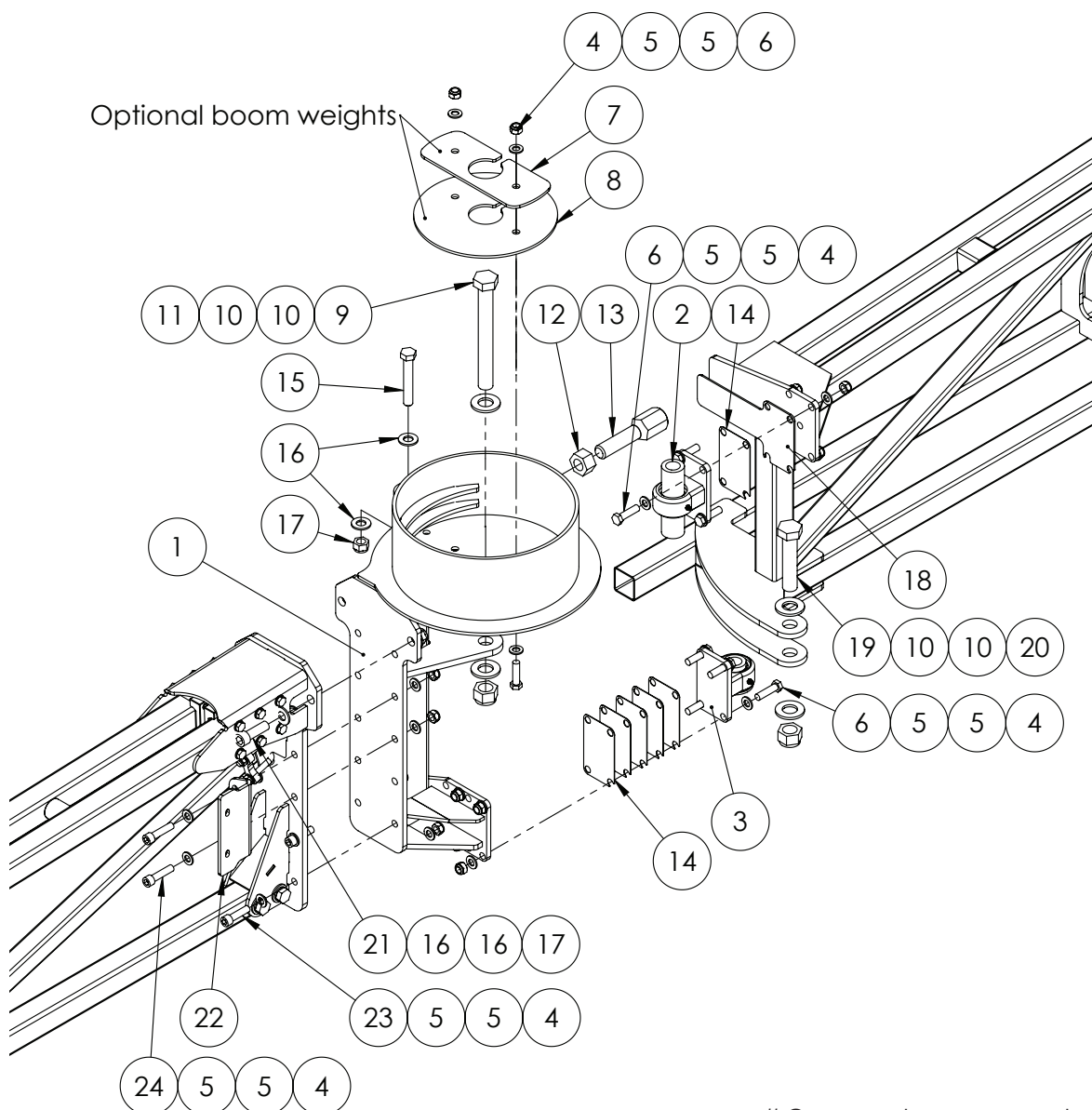


Quantities shown are per side.

ITEM NO.	PART NUMBER	DESCRIPTION	QTY.
-	GA4535285~	Shim, 1mm, Lower rose end	-
	GA4535355~	Shim, 3mm, Lower rose end	
	GA4535360~	Shim, 5mm, Lower rose end	
1	GA4656200	Rose end, Bolt on, RH, Suit 24 - 36m boom	1
	GA4656201	Rose end, Bolt on, LH, Suit 24 - 36m boom	
2	L003A	Pin, 1 1/8" x 170mm, with circlip groove	2
3	GA5001883	Circlip, E type, 24mm, Zinc plated	2
4	GA5000327	Set Screw M12 x 45 GR8.8 ZP	4
5	GA5000577	Washer 12mm Flat SS HD	8
6	GA5012461	Nut M12 Nyloc ZP	4

~ NOTE: Quantity will vary depending on adjustments needed.

TriTech - Cable Drum



Quantities shown are per side.

ITEM NO.	PART NUMBER	DESCRIPTION	QTY.
1	GA4659580	Cable drum, Boom hinge, Right side, TriTech	1
	GA4659585	Cable drum, Boom hinge, Left side, TriTech	1
	GA4659600	Boom drum hinge OFFSET 24+ RH	1
	GA4659605	Boom drum hinge OFFSET 24+ LH	1
2	*	Upper Pivot Assembly	1
3	*	Lower Pivot Assembly	1
4	GA5012461	Nut M12 Nyloc ZP	20
5	GA5000577	Washer 12mm Flat SS HD	40
6	GA5000327	Set Screw M12 x 45 ZP GR8.8	10
7	GA4504535	Boom weight, Cable drum disc, 0.806 kg	1
8	GA4504530	Boom weight, Cable drum disc, 1.792 kg	1

Continued over page

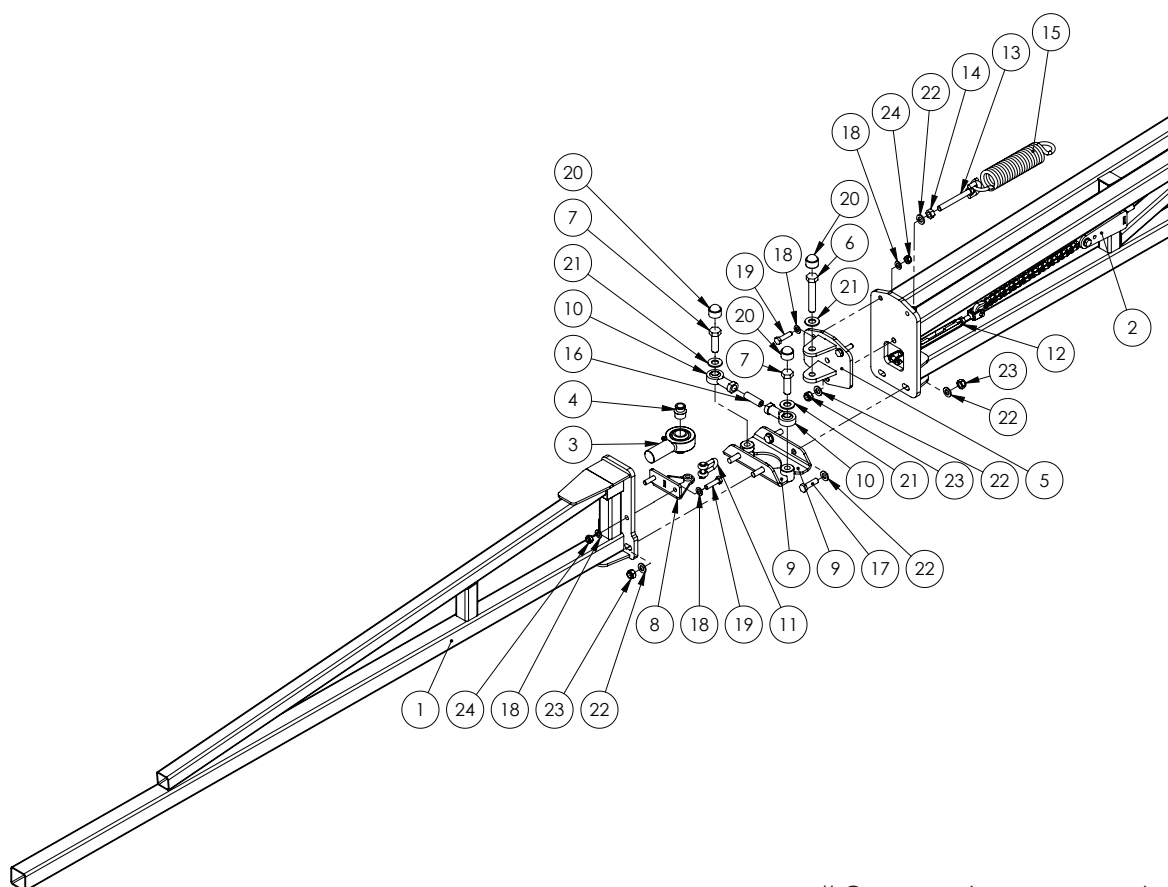
TriTech - Cable Drum

ITEM NO.	PART NUMBER	DESCRIPTION	QTY.
9	GA0500025	Bolt 1" UNF 12 TPI x 8 1/2" GR8 ZP	1
10	GA5017681	Washer 1" x 2" 7g Flat Thin SS	4
11	GA0500036	Nut, 1", UNF, 12 TPI, Conelock ZP	1
12	GA5010991	Nut, 1" UNF, 12 TPI, ZP	1
13	GA4572495	Bolt 1" UNF 12 TPI Boom drum stopper	1
14	DB-ADJ-16LAS	Shim, cable drum pivot, SS, 1mm	6
15	GA5011269	Bolt M16 x 100 GR8.8 ZP	1
16	GA5001043	Washer 16mm Flat SS HD	6
17	GA5001029	Nut M16 Nyloc ZP	3
18	GA4524690	Wear plate Upper boom top SS	1
19	GA5006039	Bolt, 1" UNF, 14 TPI x 4 1/2", GR8 ZP	1
20	GA5012445	Nut 1" UNF 14 TPI Nyloc ZP	1
21	GA5000935	SHCS M16 x 50 GR12.9 ZP	2
22	GA4522725	Boom hose holder plate outer	1
23	GA5000325	SHCS M12 x 45 GR12.9 ZP	8
24	GA5051470	SHCS M12 x 50 GR12.9 ZP	2

* Sub-assembly on following pages

Quantities shown are per side.

TriTech - 3D Breakaway 2.0



Quantities shown are per side.

ITEM NO.	PART NUMBER	DESCRIPTION	QTY.
1	GA4656123	Alum Breakaway 2m, Suit 3D breakaway 2.0	1
2	*	Breakaway Mechanism	1
3	GA5070530	Rose End 1" x 1 1/4" male UNF thread	1
4	GA4552225	Spacer bush, Rose end, Suit breakaway 3D 2.0	2
5	GA4656131	Rose End Clevis, Breakaway	1
6	GA5011297	Bolt M16 x 90 GR8.8 ZP	1
7	GA5000931	Bolt M16 x 50 GR8.8 ZP	2
8	GA4659810	Breakaway Hinge Bracket	1
9	GA4659336	Lower Pivot Bracket	2
10	GA5014469	Rod end, Ball 16 mm ID, M16 female thread	2
11	GA5071060	Utility Clevis 10 mm	1
12	GA5070505	Turnbuckle / rigging screw, 10mm, SS, Clevis ends	1
13	GA5075150	Eye Bolt 12mm x 100mm Short	1
14	GA5000559	Nut M12 Hex ZP	1
15	GA5016605	Spring, tension, 51.5 OD x 260 Long x 8mm, Breakaway	1
16	GA5071105	Grub Screw M16 x 50	1
17	GA5000319	Set Screw M12 x 40 GR8.8 ZP	4
18	GA5000117	Washer 10mm Flat SS HD	8

Continued over page

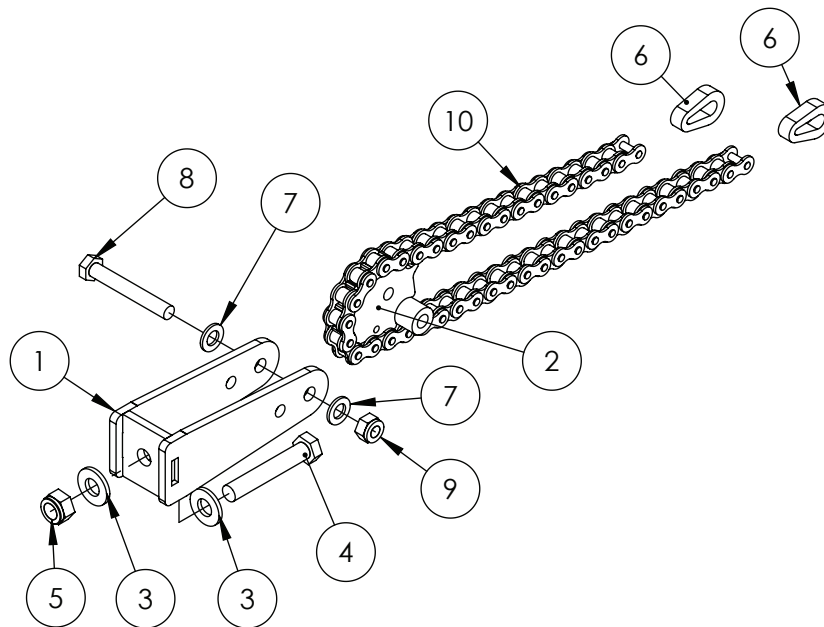
TriTech - 3D Breakaway 2.0

ITEM NO.	PART NUMBER	DESCRIPTION	QTY.
19	GA5011161	Set Screw M10 x 40 GR8.8 ZP	4
20	GA5075080	Hex nut protection cap suit M16, Black	3
21	GA5001043	Washer 16mm Flat SS HD	3
22	GA5000577	Washer 12mm Flat SS HD	10
23	GA5012461	Nut M12 Nyloc ZP	5
24	GA5000141	Nut M10 Nyloc ZP	4

* Sub-assembly on following pages

Quantities shown are per side.

TriTech - 3D Breakaway 2.0 - Mechanism

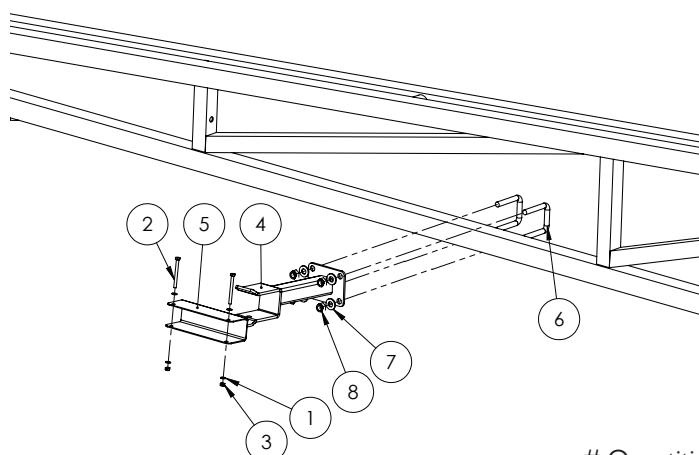


Quantities shown are per side.

ITEM NO.	PART NUMBER	DESCRIPTION	QTY.
1	GA4659805	Breakaway Mount	1
2	GA4659800	Breakaway Centre Pivot Fab Assembly	1
3	GA5000577	Washer 12mm Flat SS HD	2
4	GA5000347	Bolt M12 x 70 ZP GR8.8	1
5	GA5012461	Nut M12 Nyloc ZP	1
6	GA4505695	Link Plate Chain End, suit breakaway	2
7	GA5000117	Washer 10mm Flat SS HD	2
8	GA5011163	Bolt M10 x 70 ZP GR8.8	1
9	GA5000141	Nut M10 Nyloc ZP	1
10	GA5068985	Chain, 5/8", 41 Pitch Breakaway Hinge, inc 2 Joining Links, 43 rollers total	1

Continued over page

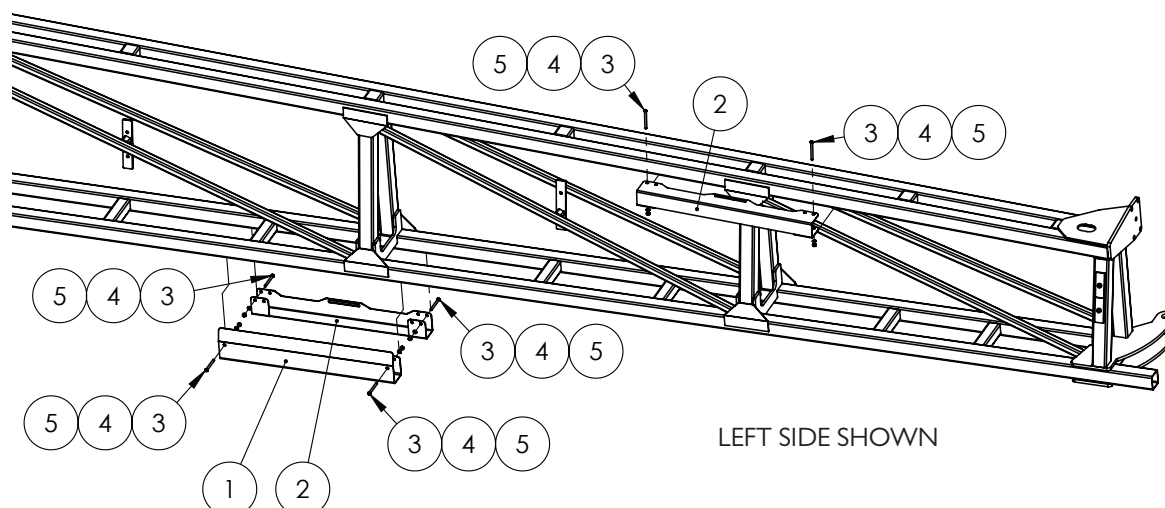
TriTech - Boom Protector Assembly - Outer Wing



Quantities shown are per side.

ITEM NO.	PART NUMBER	DESCRIPTION	QTY.
1	GA5004437	Washer 6mm Flat SS	4
2	GA5004107	Bolt M6 x 70 ZP GR8.8	2
3	GA5048115	Nut M6 Nyloc ZP	2
4	GA4656277	Support bracket, Folded boom wing, Tri Tech	1
5	F70294A	Boom wing protector, Suit 50 x 50 x 200mm long (2mm SS)	1
6	GA5011251	U bolt, Square top, M12 x 52mm x 80mm	2
7	GA5000577	Washer 12mm Flat SS HD	4
8	GA5012461	Nut M12 Nyloc ZP	4

TriTech - Boom Protector Assembly - Inner Wing



LEFT SIDE SHOWN

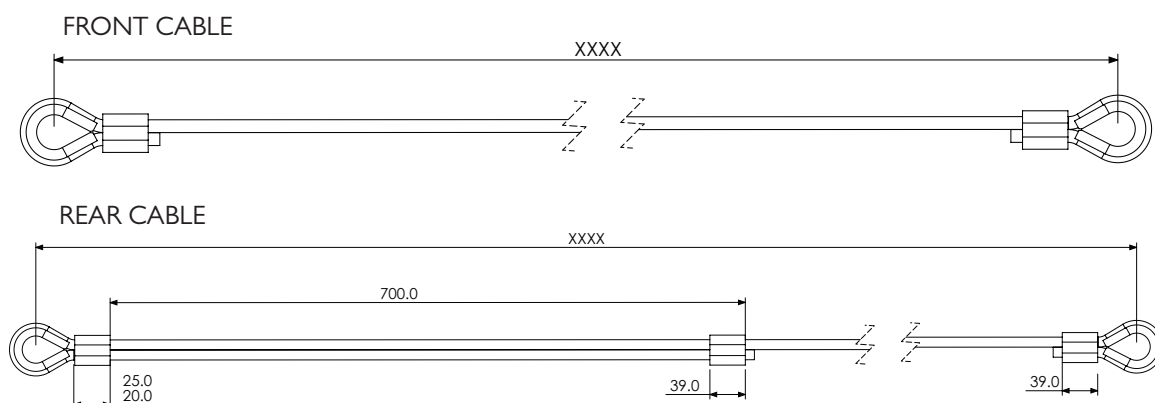
Quantities shown are per side.

ITEM NO.	PART NUMBER	DESCRIPTION	QTY.
1	GA4402215	Boom Protector SS Fits Over Gusset	1
2	GA4505005	Boom Slide Protector SS with cutout	2
3	GA0500067	BHCS M6 x 65 GR12.9 ZP	6
4	GA5004437	Washer 6mm Flat SS	12
5	GA5048115	Nut M6 Nyloc ZP	6

TriTech - Boom Cables 24-36m

PART NUMBER	DESCRIPTION	QTY.
	Cable, 10mm, Solid core, Heavy duty, Galvanised	See below.
	24-30m - Front - Cable cut length (Eye to eye length 5140mm)	5490mm(x2)
	24-30m - Rear - Cable cut length (Eye to eye length 5760mm)	6830mm(x2)
	24-30m - Bi-fold Front - Cable cut length (Eye to eye length 4710mm)	5065mm(x2)
GA5000073	24-30m - Bi-fold Rear - Cable cut length (Eye to eye length 4700mm)	5720mm(x2)
	33-36m - Front - Cable cut length (Eye to eye length 6820mm)	7200mm(x2)
	33-36m - Rear - Cable cut length (Eye to eye length 7450mm)	8530mm(x2)
	33-36m - Bi-fold Front - Cable cut length (Eye to eye length 6170mm)	6765mm(x2)
	33-36m - Bi-fold Rear - Cable cut length (Eye to eye length 6170mm)	7465mm(x2)
GA5000215	Thimble, Cable, suit 11 - 12mm	8
GA5005391	Ferrule, Aluminium, 40 long x 4.5mm wall	10
GA5001965	Heat Shrink 25.4mm Black x 120mm long	10

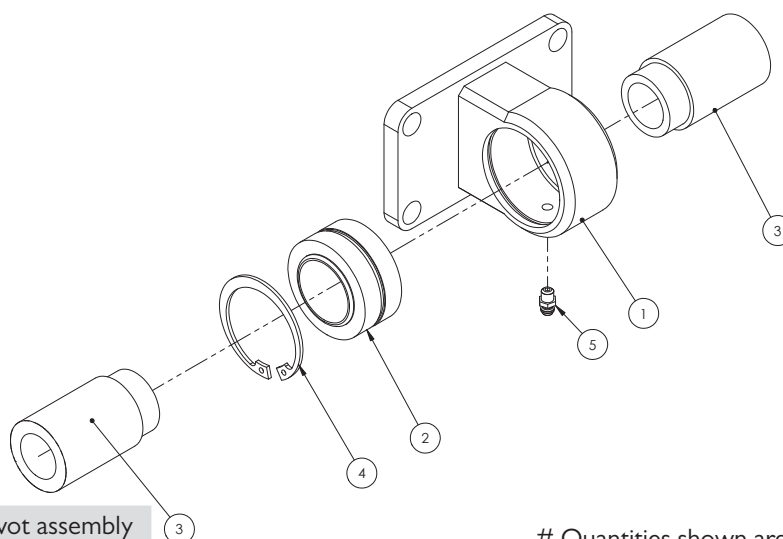
NOTE: Cable cut lengths are longer than eye to eye measurement.



PRE-MADE FORM - SPECIFIC FITMENT 24-36M

PART NUMBER	DESCRIPTION	QTY.
GA4933670	Cable Front, Boom, TriTech 24 - 30m	2
GA4933640	Cable Front, Boom, TriTech 33 - 36m	2
GA4933675	Cable Rear, Boom, TriTech 24 - 30m	2
GA4933645	Cable Rear, Boom, TriTech 33 - 36m	2

TriTech - Upper Pivot Assembly

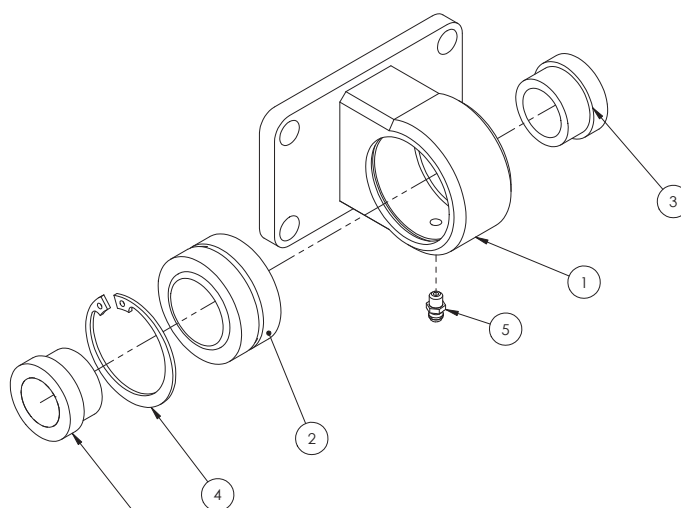


GA4932342 Upper pivot assembly

Quantities shown are per side.

ITEM NO.	PART NUMBER	DESCRIPTION	QTY.
1	GA4656190	Boom hinge bearing Mount 24+	1
2	GA5015659	Bearing, Spherical bush, 34.925 ID x 55.663 OD x 30.150mm thick, GEZ34ES2RS	1
3	DB-ADJ-13	Bush, Stepped, 25.5 ID x 40 OD x 69.75mm long	2
4	GA5010573	Circlip, Internal, 55mm bore	1
5	GA5012203	Grease nipple, Short, 1/4" UNF	1

TriTech - Lower Pivot Assembly

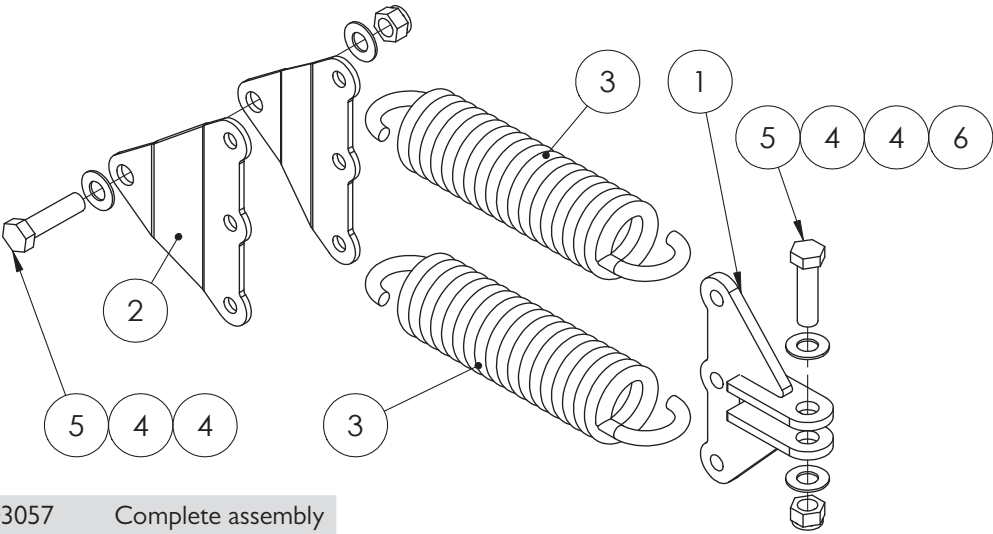


GA4932343 Lower pivot assembly

Quantities shown are per side.

ITEM NO.	PART NUMBER	DESCRIPTION	QTY.
1	GA4656190	Boom hinge bearing Mount 24+	1
2	GA5015659	Bearing, Spherical bush, 34.925 ID x 55.663 OD x 30.150mm thick, GEZ34ES2RS	1
3	DB-ADJ-02	Bush, Short, 40 OD x 25.5 ID x 23.75mm long	2
4	GA5010573	Circlip, Internal, 55mm bore	1
5	GA5012203	Grease nipple, Short, 1/4" UNF	1

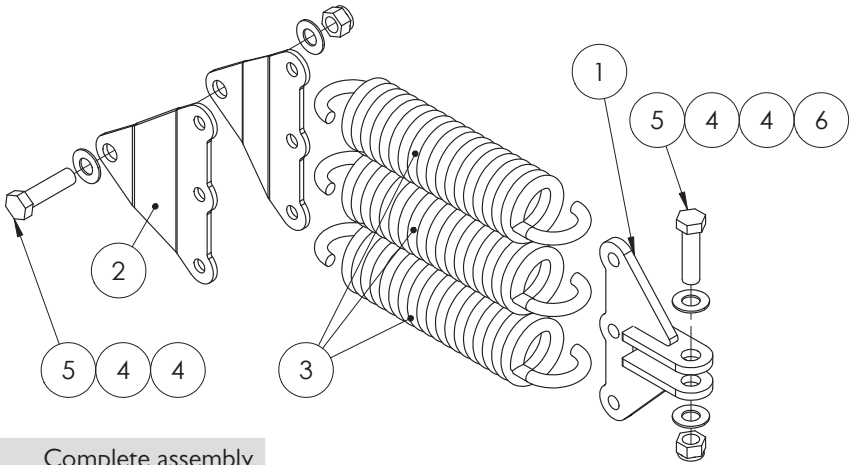
TriTech - Boom Cable Spring - 24m



GA4903057 Complete assembly

ITEM NO.	PART NUMBER	DESCRIPTION	QTY.
1	GA4656230	Mount, Boom cable spring, Suit 24 - 33 meter TriTech boom	1
2	F70057A	3 spring mounting plate suit delta boom	2
3	GA5010793	Spring, tension, 70 OD x 329 long x 12mm, large	2
4	GA5001043	Washer 16mm Flat SS HD	4
5	GA5000939	Bolt M16 x 60 Black GR8.8	2
6	GA5001029	Nut M16 Nyloc ZP	2

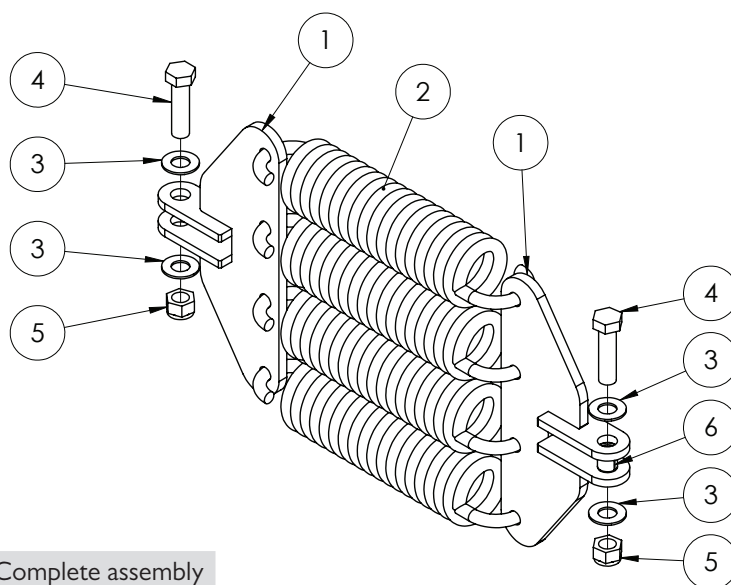
TriTech - Boom Cable Spring - 28-30m



GA4903067 Complete assembly

ITEM NO.	PART NUMBER	DESCRIPTION	QTY.
1	GA4656230	Mount, Boom cable spring, Suit 24 - 33 meter TriTech boom	1
2	F70057A	3 spring mounting plate suit delta boom	2
3	GA5010793	Spring, tension, 70 OD x 329 long x 12mm, large	3
4	GA5001043	Washer 16mm Flat SS HD	4
5	GA5000939	Bolt M16 x 60 Black GR8.8	2
6	GA5001029	Nut M16 Nyloc ZP	2

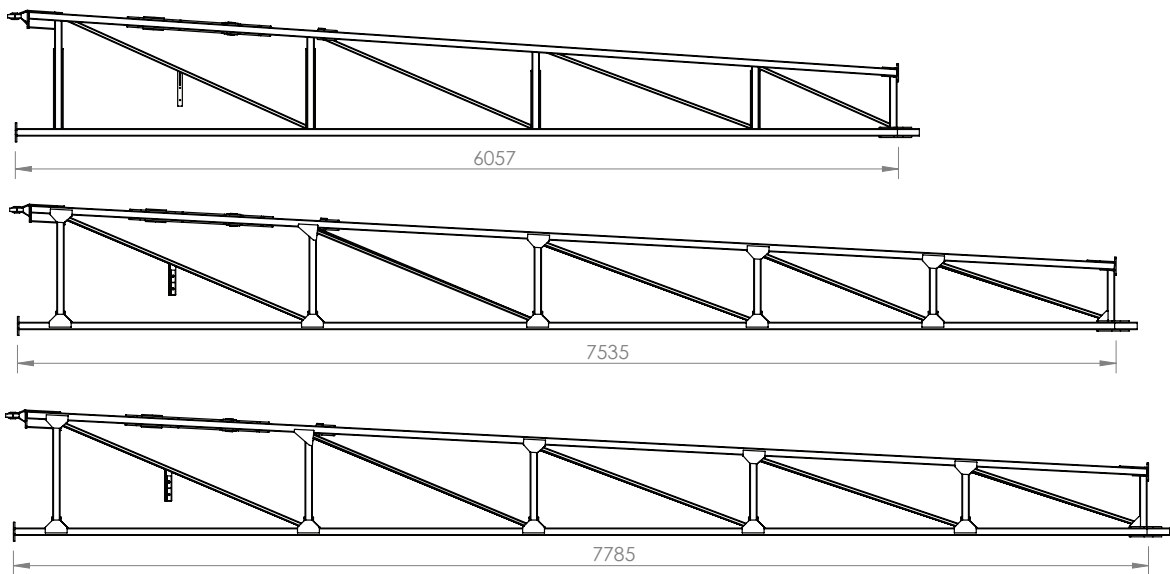
TriTech - Boom Cable Spring - 33 & 36m



GA4905665 Complete assembly

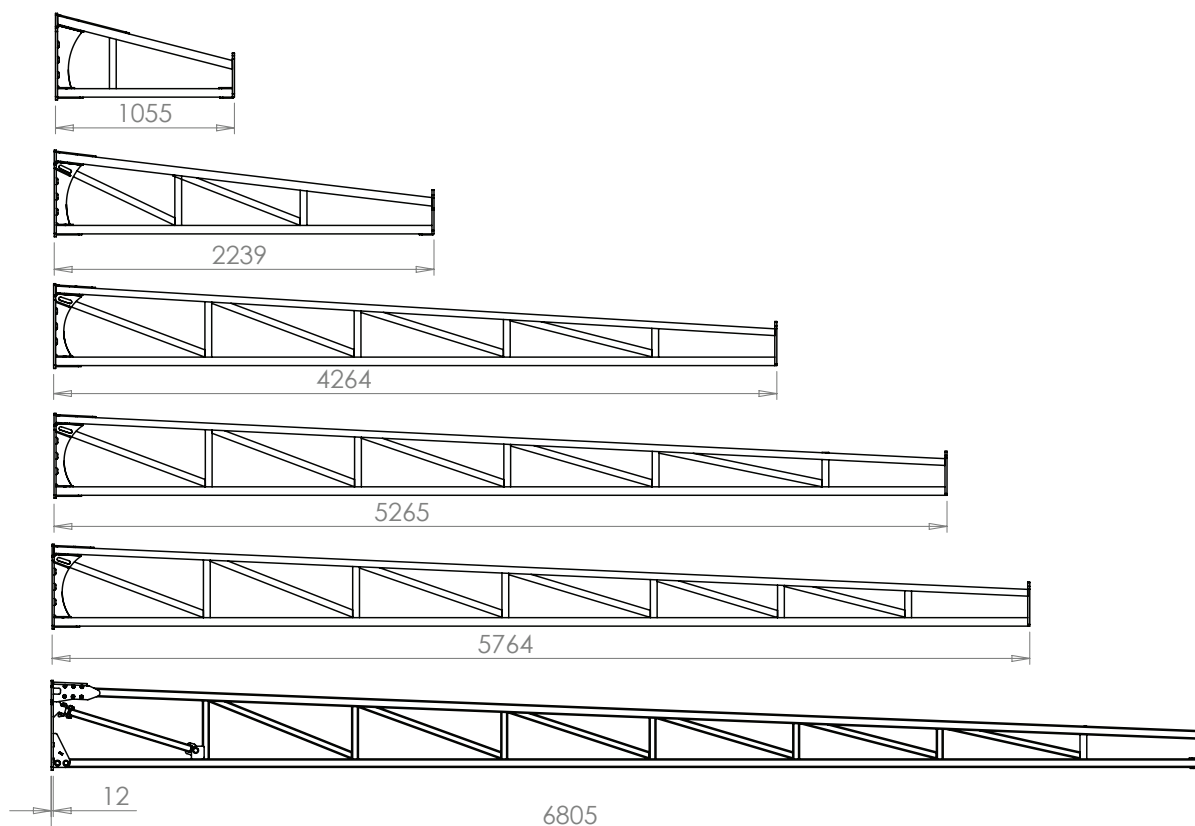
ITEM NO.	PART NUMBER	DESCRIPTION	QTY.
1	GA4659710	Cable Spring-Shocker Mount Component	2
2	GA5010793	Spring, tension, 70 OD x 329 long x 12mm, large	4
3	GA5001043	Washer 16mm Flat SS HD	4
4	GA5000939	Bolt M16 x 60 Black GR8.8	2
5	GA5001029	Nut M16 Nyloc ZP	2
6	GA5075220	Glacier bush flanged 16mm suit boom cable pivot	1

TriTech - Steel Inner Wings



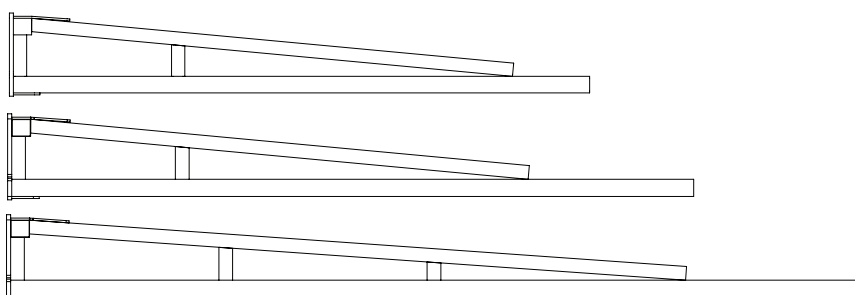
PART NUMBER	DESCRIPTION
GA4656780	24-30m Boom inner Bi-Fold RH (6057mm)
GA4656785	24-30m Boom inner Bi-Fold LH (6057mm)
GA4656790	36m Boom inner Bi-Fold RH (7535mm)
GA4656795	36m Boom inner Bi-Fold LH (7535mm)
GA4656791	36m Inner Wing RH (7785mm)
GA4656796	36m Inner Wing LH (7785mm)

TriTech - Aluminium Outer Wings



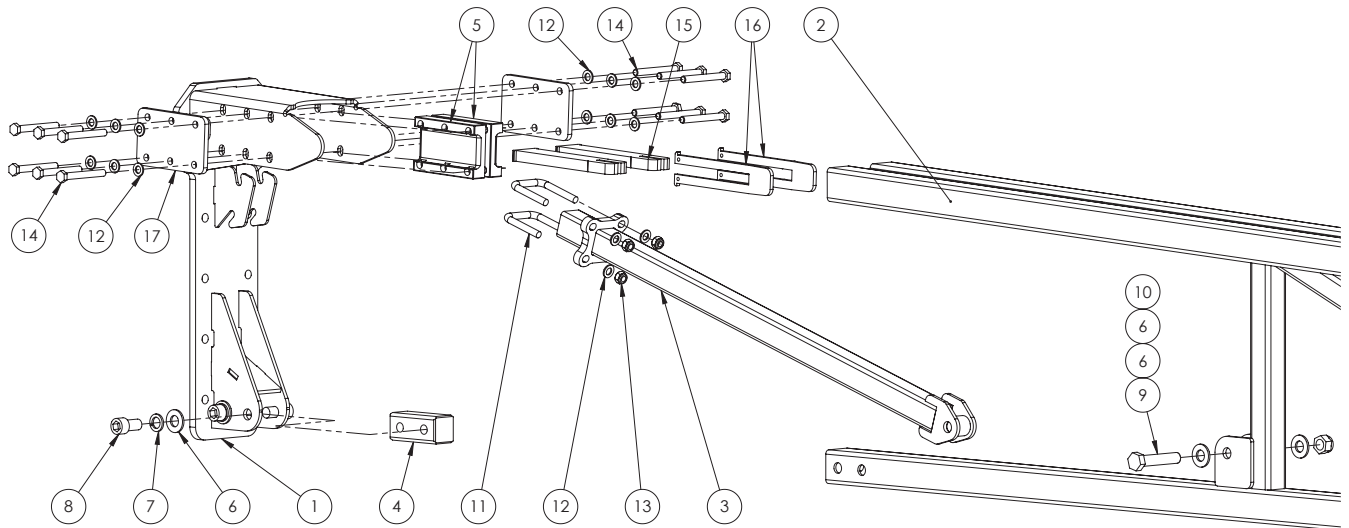
PART NUMBER	DESCRIPTION
GA4659820	24m Outer boom section (1055mm Long) (Fit with 36m inner)
GA4659965	24m Outer boom section (2239mm Long) (Fit with 30m inner)
GA4656062	28m Outer boom section (4264mm Long)
GA4656067	30-33m Outer boom section (5265mm Long)
GA4656072	33m Outer boom section (5764mm Long)
GA4907345	36m Outer boom Assembly (6805mm Long)

TriTech - Aluminium Breakaway Tip



PART NUMBER	DESCRIPTION
GA4656640	Boom breakaway end - 1.75 m
GA4656123	Boom breakaway end - 2.0 m
GA4656124	Boom breakaway end - 2.5 m

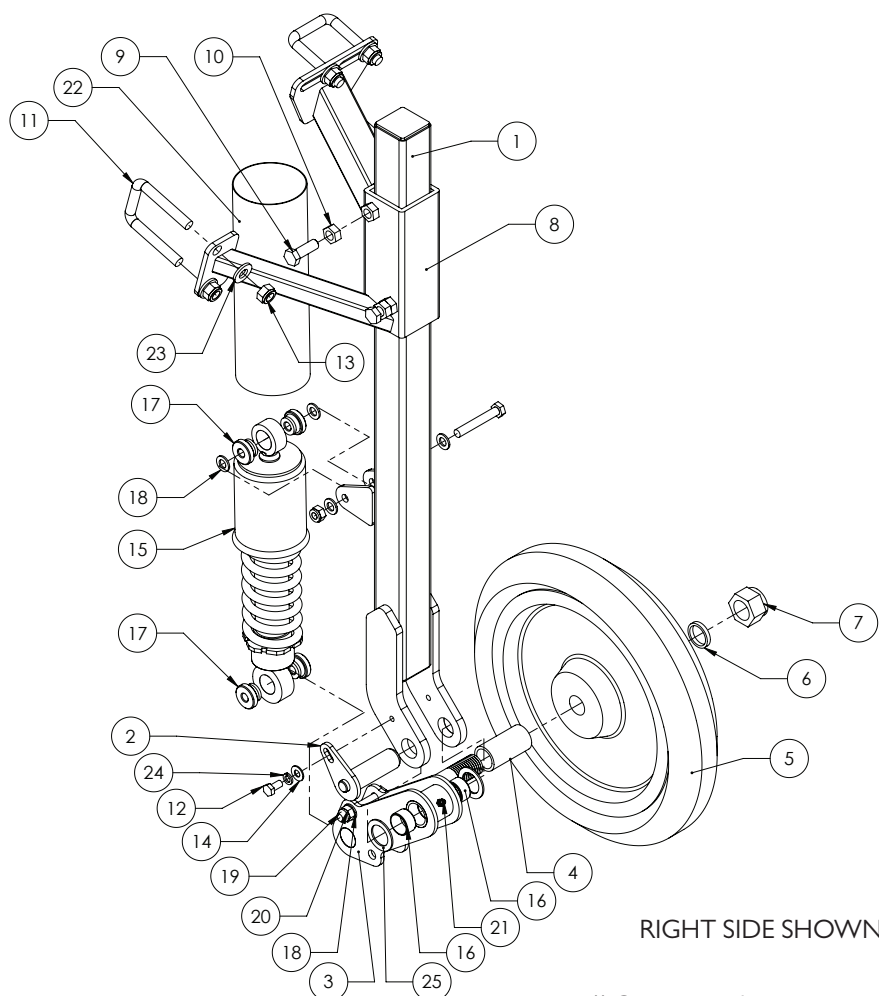
Aluminium Outer Assembly 36m



Quantities shown are per side.

ITEM NO.	PART NUMBER	DESCRIPTION	QTY.
1	GA4660376	Mount Bracket, for Aluminium Boom	1
2	GA4660390	Boom Section, 36m Aluminium, U Bolt Mounted	1
3	GA4660740	Brace Bar, Aluminium Boom	1
4	GA4550031	Threaded Steel Insert Block suit 50x50x4 mm, Bottom Chord	1
5	GA4550740	Clamp Block, Aluminium Boom Mount	2
6	GA5001043	Washer 16mm Flat SS HD	6
7	GA5001051	Washer 16mm Spring SS	4
8	GA5000915	SHCS M16 x 30 GR12.9 ZP	4
9	GA5011307	Bolt M16 x 80 GR8.8 ZP	1
10	GA5001029	M16 Nyloc Nut	1
11	GA5053645	U bolt Square top M10 x 52 x 75 mm	2
12	GA5000117	Washer 10mm Flat SS HD	16
13	GA5000141	Nut M10 Nyloc ZP	4
14	GA5011182	Bolt M10 x 85 GR8.8 ZP	12
15	GA4403910	Spacer Insert, Aluminium Boom RHS Chord	2
16	GA4403915	Locating Plate, Spacer Insert, Aluminium Boom RHS Chord	2
17	GA4404735	Plate, Boom Clamp, Outer Support	2

Touch Down Wheel



Quantities shown are per side.

ITEM NO.	PART NUMBER	DESCRIPTION	QTY.
-	GA4902492	Touch down wheel LH	-
-	GA4902491	Touch down wheel RH	-
1	GA4657650	Boom Touch Down Wheel Arm	1
2	GA4657645	Pivot Pin, suit Boom Touch Down Wheel Swing Arm	1
3	GA4657655	Swing Arm Boom Touch Down Wheel	1
4	GA4583030	Spacer Touch Down Wheel	1
5	GA5052275	Press Wheel 15" with sealed bearings	1
6	GA4535115	Bearing Washer, suit Touch Down Wheel	1
7	GA5012446	Nut 1" UNF 12 TPI Nyloc ZP	1
8	GA4657640	Mount Boom touch down wheel	1
9	GA5000311	Set screw, M12 x 35, ZP GR 8.8	2
10	GA5000559	Nut M12 Hex ZP	2
11	GA5011251	U bolt, Square top, M12 x 52mm x 80mm	3
12	GA5011465	Bolt M8 x 16 ZP GR8.8	1
13	GA5012461	Nut M12 Nyloc ZP	6
14	GA5003643	Washer 8mm Flat SS HD	1

Continued over page

Touch Down Wheel

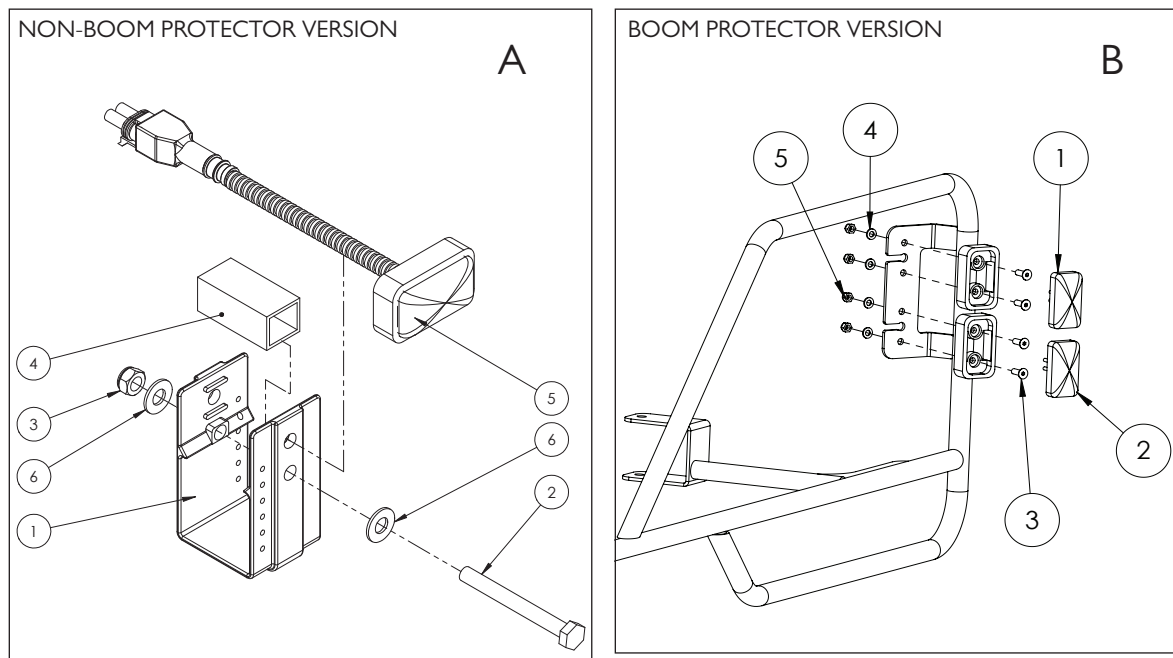
ITEM NO.	PART NUMBER	DESCRIPTION	QTY.
15	GA5067085	Universal shocker 320 eye-eye	1
16	GA5009463	Glacier Bush, ID 25 x 15mm long	2
17	GA4583100	Bush, Black nylon, 30 OD x 10 ID x 16.5mm	4
18	GA5000117	Washer 10mm Flat SS HD	6
19	GA5006101	Bolt M10 x 65 ZP GR8.8	2
20	GA5000141	Nut M10 Nyloc ZP	2
21	GA5012203	Grease nipple, Short, 1/4" UNF	1
22	GA5052375	Hose Lay Flat 63mm Blue (cut 270mm long)	1
23	GA5000577	Washer 12mm Flat SS HD	6
24	GA5004919	Washer 8mm Spring SS	1
25	GA4522315	Washer, 27 ID x 40 OD x 2mm thick, SS	2

Quantities shown are per side.

Chapter 15

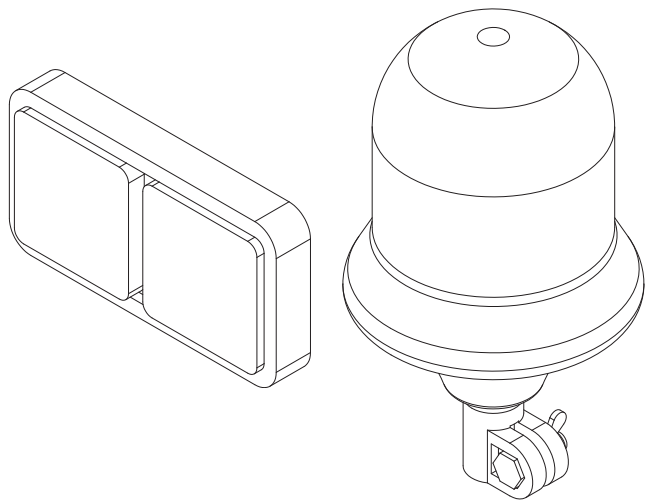
ELECTRICS

Lighting - Boom Tip LEDs



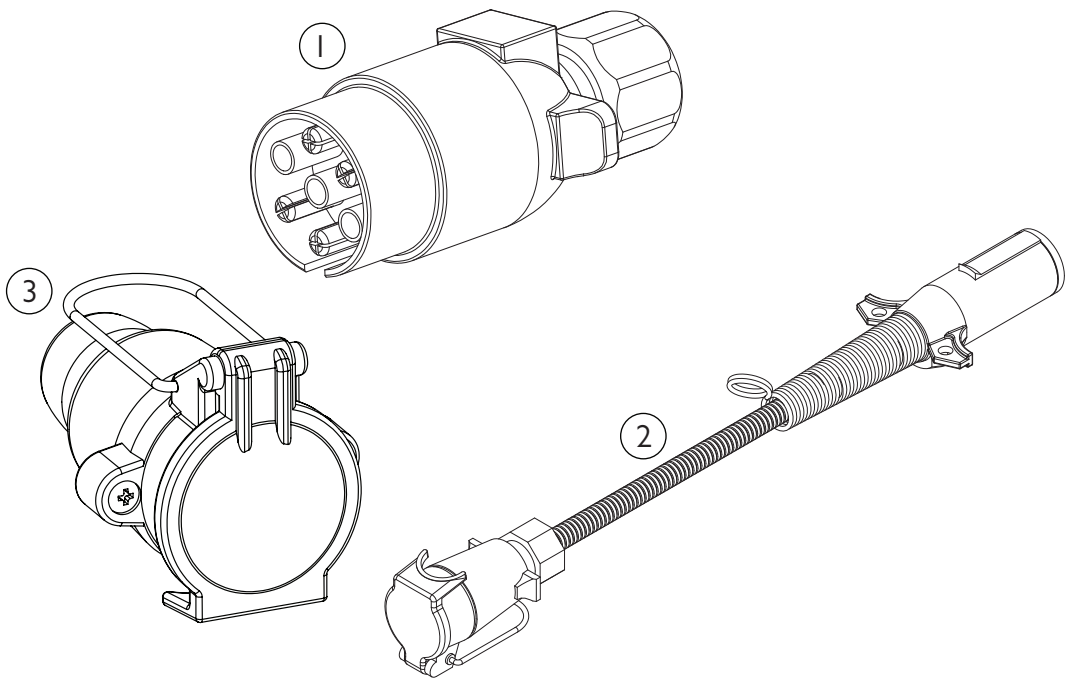
ITEM NO.	PART NUMBER	DESCRIPTION	QTY.
1A	GA5018259	Nozzle bracket, plastic, U shape	1
2A	GA5052600	Bolt M8 x 75 SS A2-70	1
3A	GA5004917	Nut M8 Nyloc ZP	1
4A	GA5066965	Spacer, square, plastic, 21 x 24 x 50mm, suits nozzle brackets	1
5A	GA5060056	Clearance light with connector, Red LED	1
6A	GA5003643	Washer 8mm Flat SS HD	2
1B	GA5060057	Clearance light with connector, Orange LED	1
2B	GA5060056	Clearance light with connector, Red LED	1
3B	GA5051230	CSCS M5 x 16 SS A2-70	4
4B	GA5003983	Washer 5mm Flat SS	4
5B	GA5003975	Nut M5 Nyloc SS	4

Lighting - Tail Light & Beacon



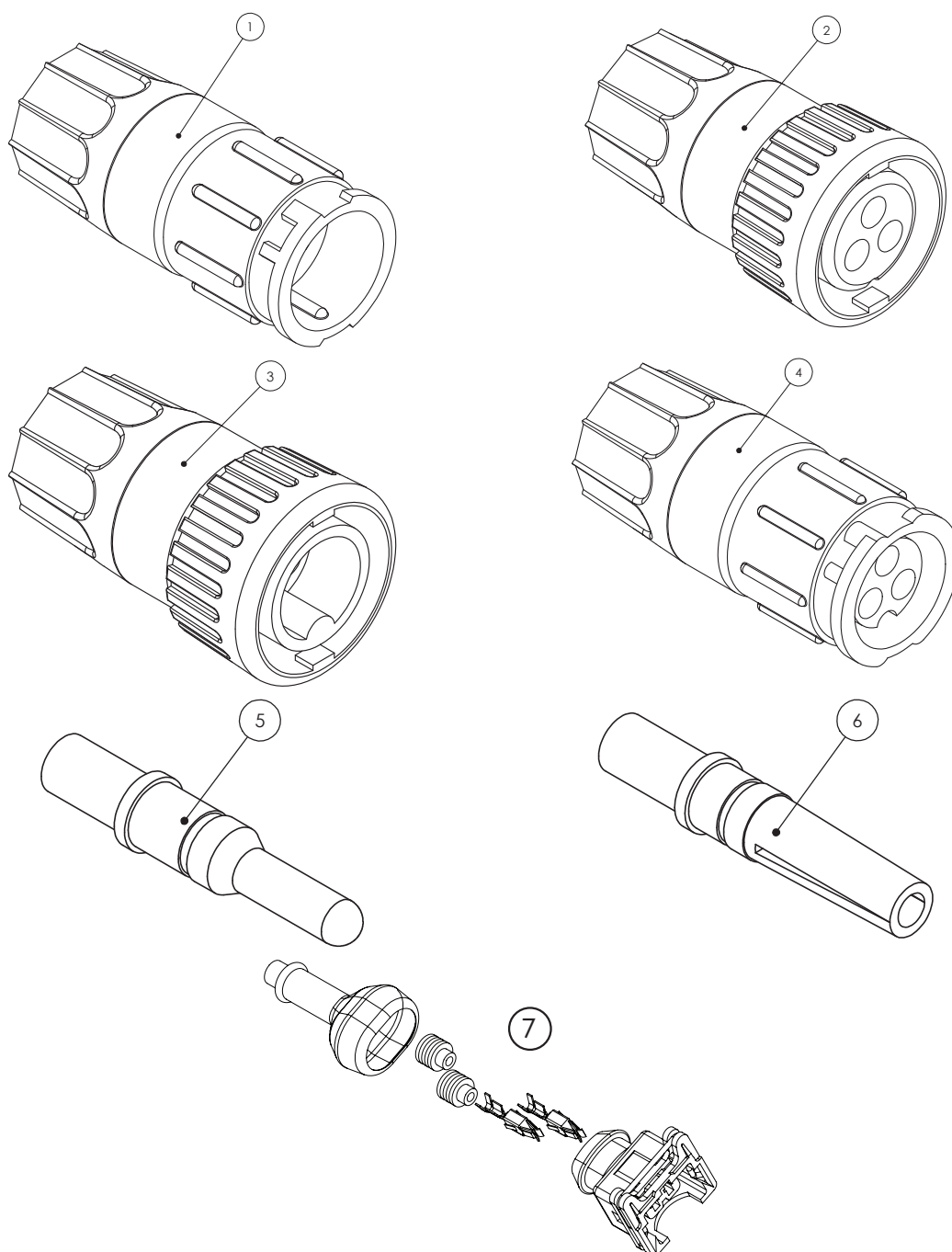
PART NUMBER	DESCRIPTION
GA5018786	Lamp, LED, 12V, Brake / tail light / indicator, 190 x 100mm
GA5048975	Beacon, Rotating, Amber, DIN A pole mount, HI globe included
GA5012093	Globe, Beacon, HI 12V 55W, Narva

Electrical Components



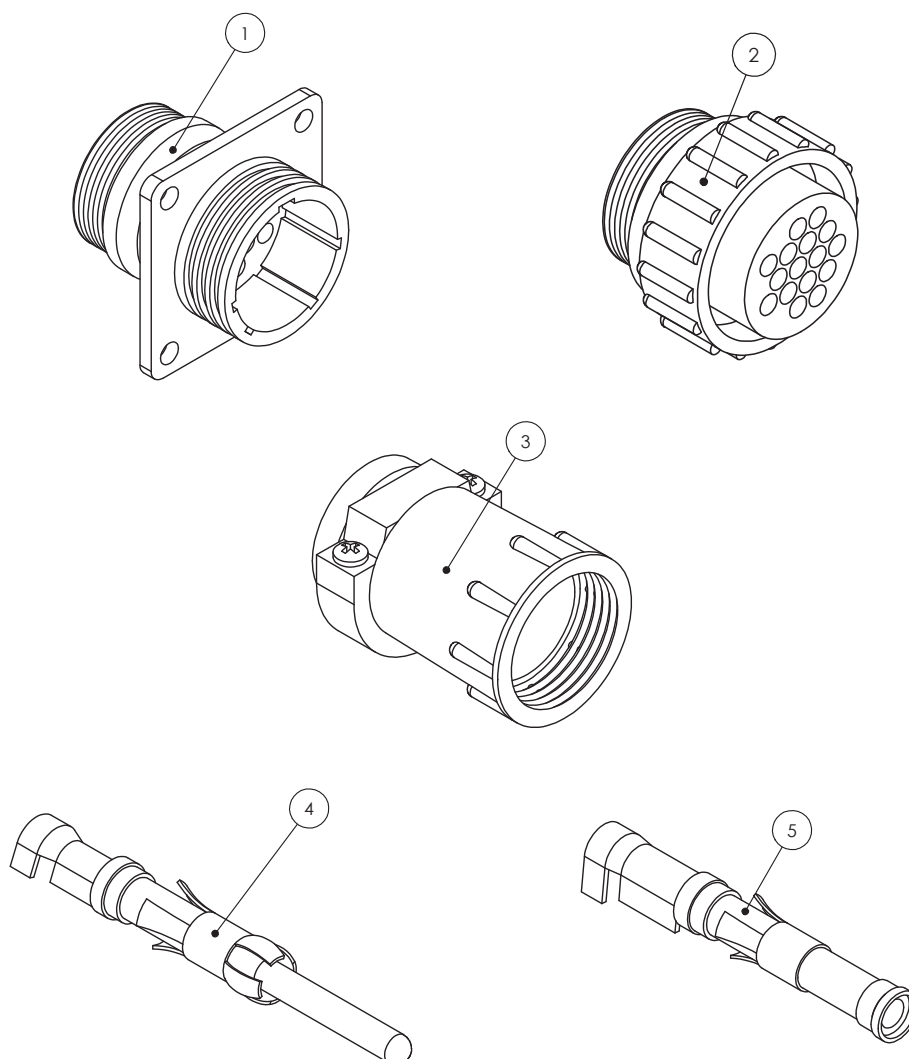
ITEM NO.	PART NUMBER	DESCRIPTION
1	GA5004477	Plug, 7 pin trailer type, Male, Plastic
2	GA5060350	Electrical harness, Adaptor, 7 pin female trailer plug to North American style male trailer plug
3	GA5004479	7 Pole Remote Base

Electrical Connectors - AMP



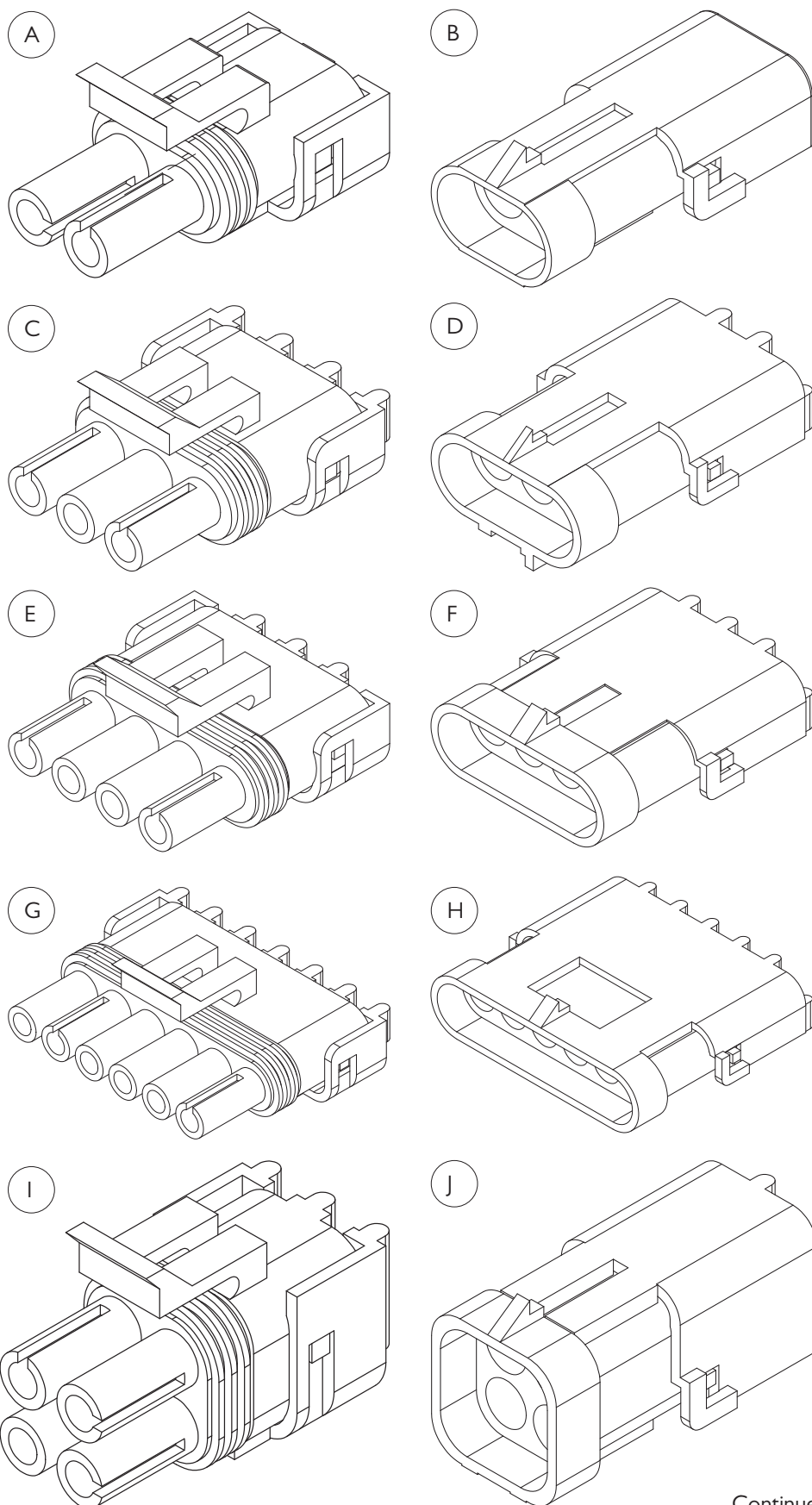
ITEM NO.	PART NUMBER	DESCRIPTION
1	GA5076921	Connector, 3 Pin kit, Flow Meter, Including Male Pins, Raven
2	GA5076922	Connector, 3 Pin kit, Flow Meter, Including Female Pins, Raven
3	GA5076920	Connector, 3 Pin Kit, Speed Sensor, including Male Pins, Raven
4	GA5076923	Connector, 3 Pin kit, Speed Sensor, Including Female Pins, Raven
5	GA5076927	Pin, 16-20 Gauge, Male, Suit Speed Sensor - Flow Meter, Raven
6	GA5076928	Pin, 16-20 Gauge, Female, Suit Speed Sensor - Flow Meter, Raven
7	GA5047728	Plug, 2 pin, Black, fuel injector connector, IP65K, AMP
-	GA5068945	Connector, 3 Pin AMP super seal waterproof male

Electrical Connectors - AMP



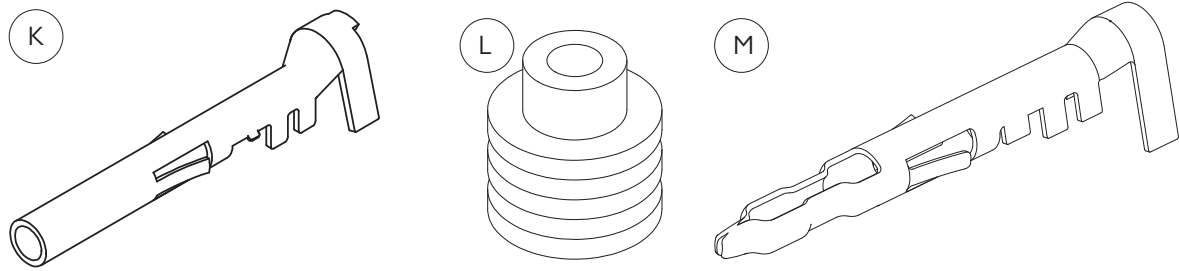
ITEM NO.	PART NUMBER	DESCRIPTION
1	4084001017	Connector, 16 Pin AMP, Square Flange, Suit Male Pins, Raven
2	4084001018	Connector, 16 Pin AMP, Suit Female Pins, Raven
3	GA5049175	Connector, Backing Shell, Suit 16 Pin AMP, Raven
4	GA5048905	Pin, 14-18 Gauge Gold, Male, Suit 16 Pin AMP
5	GA5048900	Pin, 14-18 Gauge Gold, Female, Suit 16 Pin AMP
-	GA5020785	Connector, 37 Pin AMP, Male, Raven
-	GA5020780	Connector, 37 Pin AMP, Female
-	GA5020560	Connector, Backing Shell 23, Suit 37 Pin AMP, Standard size
-	GA5020559	Connector, Backing Shell 23, Suit 37 Pin AMP, Large size
-	GA5020561	Connector Dust Cap, 37 Pin AMP, Male, Raven
-	GA5020575	Dust Cap, 16 Pin AMP Connector, Male
-	0630171042-E	Dust Cap, 16 Pin AMP Connector, Female
-	0630172526-B	DustCap 37 Pin Series 23 (4000 series Connector Dust Cap, 37 Pin AMP, Series 23, Raven

Electrical Connectors - Weather Pack



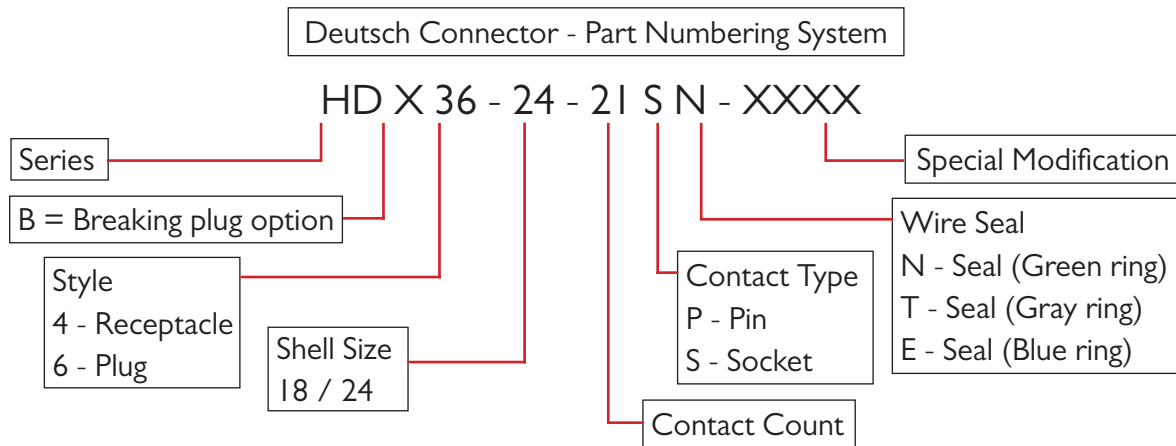
Continued over page

Electrical Connectors - Weather Pack




ITEM NO.	PART NUMBER	DESCRIPTION
A	GA5001351	Connector, Male, 2 Pin, Weather pack
B	GA5007381	Connector, 2 pin, Female, Weather pack
C	GA5002211	Connector, Male, 3 pin, Weather pack
D	GA5048550	Connector, Female, 3 Pin, Weather pack
E	GA5007385	Connector, Male, 4 pin, Weather pack
F	GA5007383	Connector, Female, 4 pin, Flat, Weather pack
G	GA5004009	Connector, Male, 6 pin, Weather pack
H	GA5048510	Connector, Female, 6 pin, Weather pack
I	GA5049000	Connector, Female, 4 pin, Square, Weather pack
J	GA5050805	Connector, Male, 4 pin, Square, Weather pack
K	GA5016619	Pin, Female, Sealed, Weather pack, Wire 1.0 - 2.0mm
L	GA5014857	Seal, Green, Weather pack connector, Wire from 2.03 - 2.85mm
M	GA5016617	Pin, Male, Sealed, Weather pack, Wire 1.0 - 2.0mm
-	GA5049685	Boot, Weather pack, Suit 2 pin connector
-	GA5049690	Boot, Weather pack, Suit 3 pin connector


Electrical Connectors - Deutsch




ITEM	PART NUMBER	DESCRIPTION
-	GA5002671	HD34-18-14PN Connector (14 Pin)
A	GA5061240	Pin, Male, Solid, Nickel, Number 16



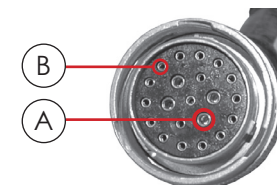
ITEM	PART NUMBER	DESCRIPTION
-	GA5002663	HD36-18-14SN Connector (14 Socket)
A	GA5061230	Socket, Female, Solid, Nickel, Number 16



ITEM	PART NUMBER	DESCRIPTION
-	GA5002675	HD34-24-21PN Connector (21 Pin)
A	GA5061260	Pin, Male, Solid, Nickel, Number 12
B	GA5061240	Pin, Male, Solid, Nickel, Number 16

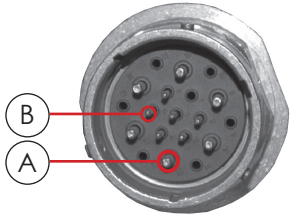


ITEM	PART NUMBER	DESCRIPTION
-	GA5002655	HD36-24-21SN Connector (21 Socket)
A	GA5061270	Socket, Female, Solid, Nickel, Number 12
B	GA5061230	Socket, Female, Solid, Nickel, Number 16




Electrical Connectors - Deutsch


ITEM	PART NUMBER	DESCRIPTION
-	GA5021315	HD34-24-19PN Connector (19 Pin)
A	GA5061260	Pin, Male, Solid, Nickel, Number 12
B	GA5061240	Pin, Male, Solid, Nickel, Number 16



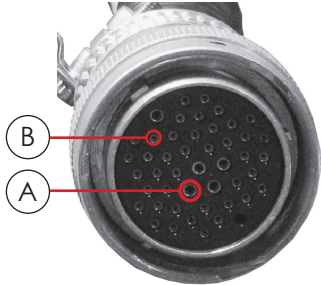
ITEM	PART NUMBER	DESCRIPTION
-	GA5021310	HD36-24-19SN-059 Connector (19 Socket)
A	GA5061270	Socket, Female, Solid, Nickel, Number 12
B	GA5061230	Socket, Female, Solid, Nickel, Number 16



ITEM	PART NUMBER	DESCRIPTION
-	GA5062635	HD34-24-47-PE Connector (47 Pin)
A	GA5061240	Pin, Male, Solid, Nickel, Number 16
B	GA5061200	Pin, Male, Solid, Nickel, Number 20



ITEM	PART NUMBER	DESCRIPTION
-	GA5062640	HD36-24-47-SE-059 Connector (47 Socket)
A	GA5061230	Socket, Female, Solid, Nickel, Number 16
B	GA5061210	Socket, Female, Solid, Nickel, Number 20



Electrical Connectors - Deutsch

PART NUMBER	DESCRIPTION
GA5020920	Plug for size 24 Connector with External Thread on Plug
GA5020910	Plug for size 18 Connector with External Thread on Plug



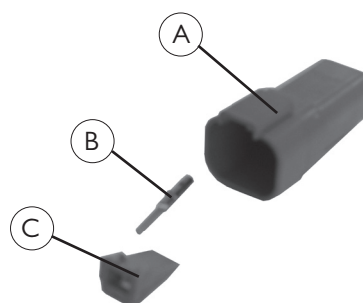
PART NUMBER	DESCRIPTION
GA5020925	Plug for size 24 Connector with External Thread on Connector
GA5020915	Plug for size 18 Connector with External Thread on Connector



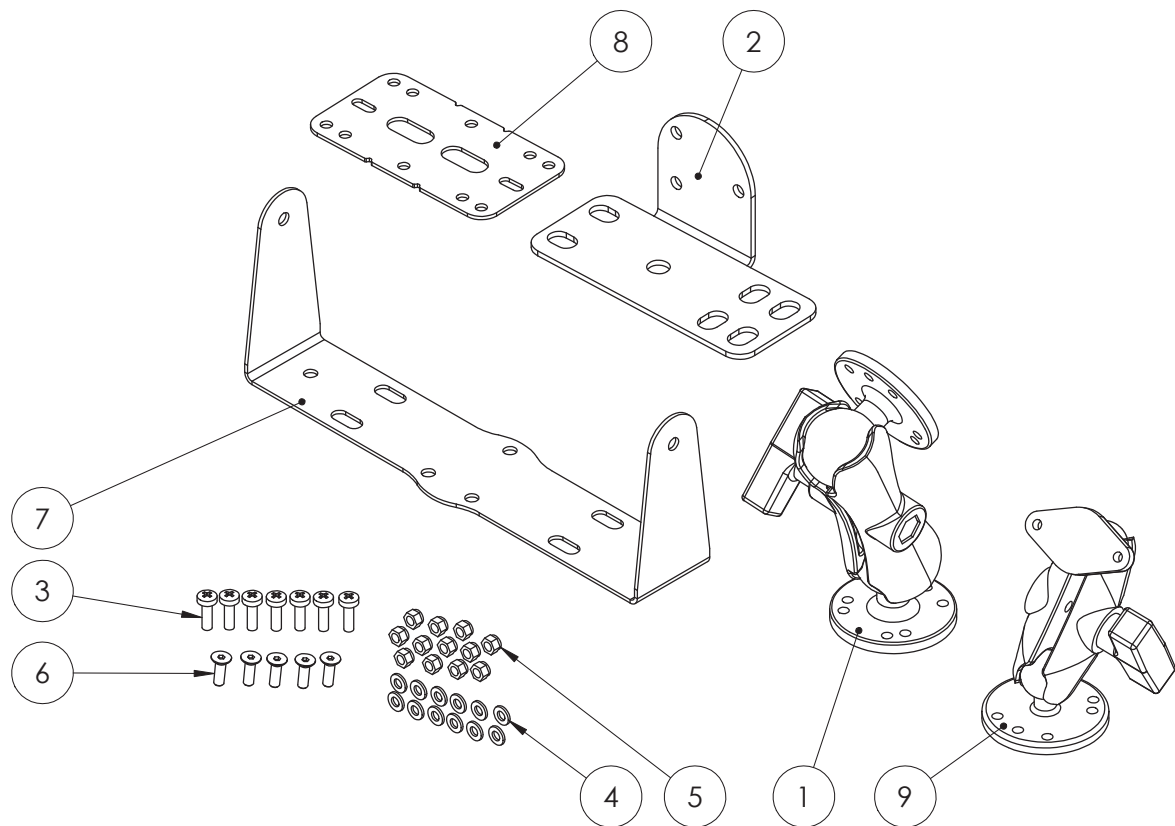
ITEM NO.	PART NUMBER	DESCRIPTION
A	GA5012399	Connector Lock Nut suit 24 shell
	GA5009887	Connector Lock Nut suit 18 shell
B	GA5017621	Connector Lock Washer suit 24 shell
	GA5009893	Connector Lock Washer suit 18 shell



ITEM NO.	PART NUMBER	DESCRIPTION
A	GA5013783	Housing (4 Pin)
B	GA5061240	Pin
C	GA5050765	Lock Wedge



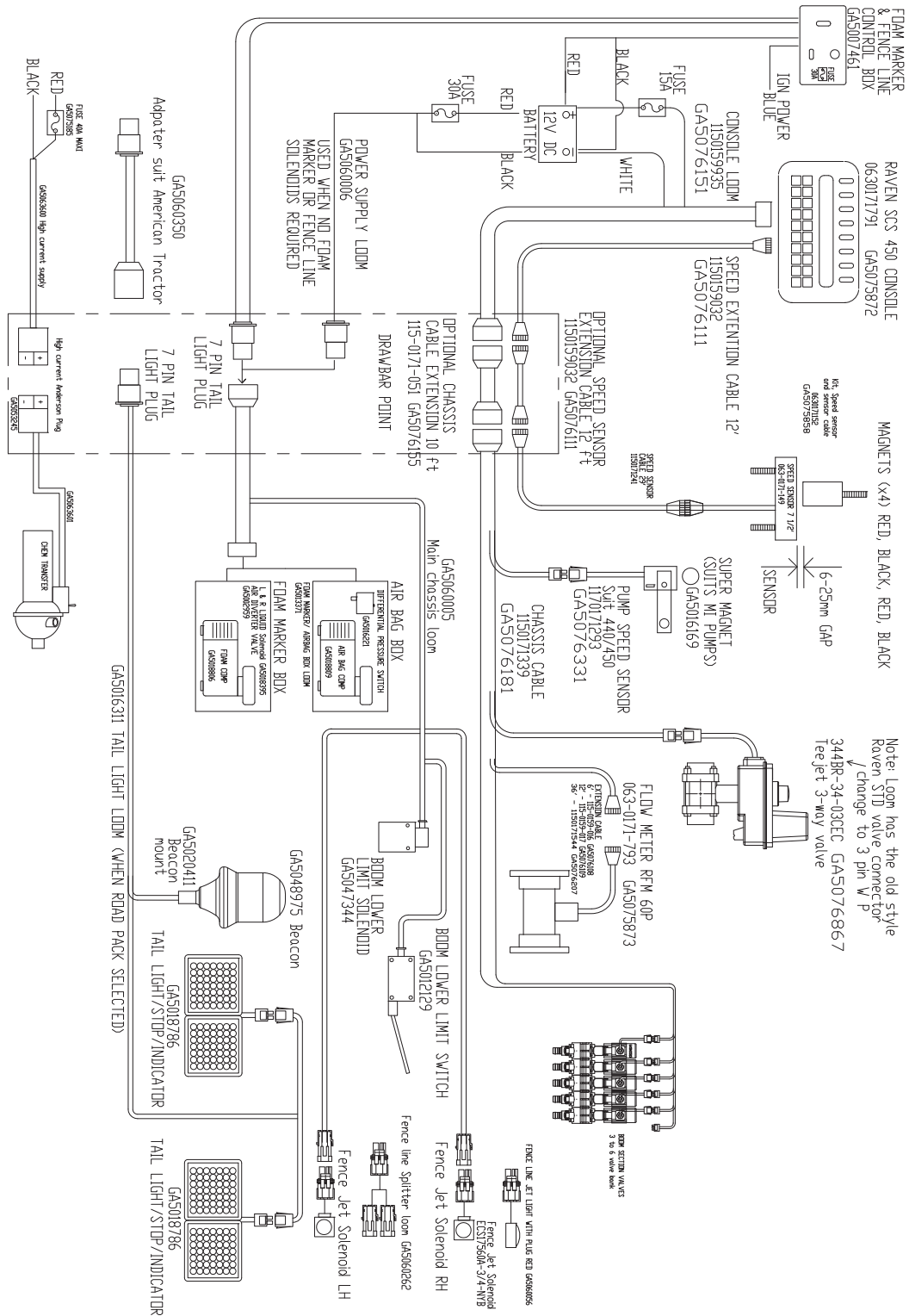
Console Mounting Kit



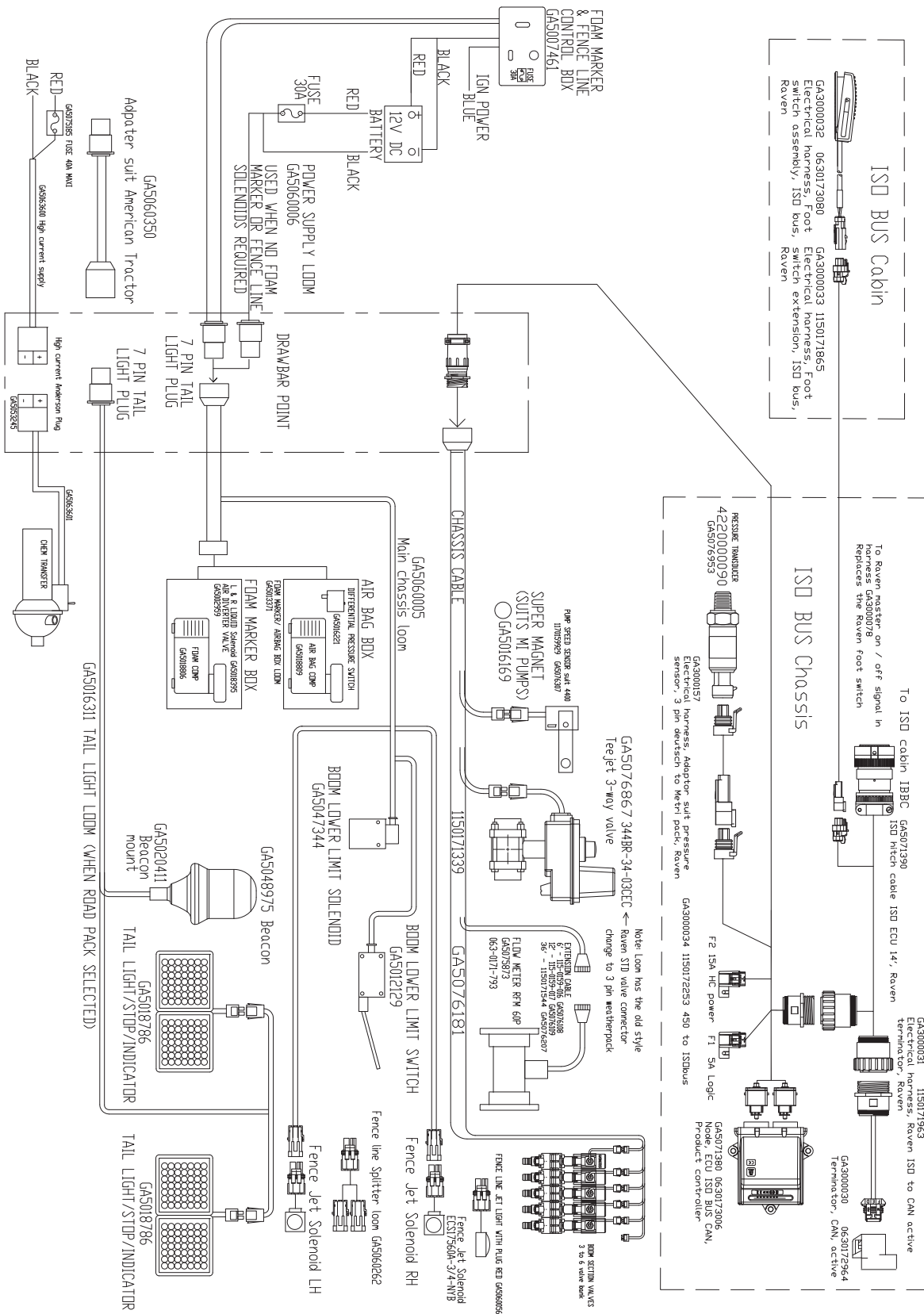
ITEM NO.	PART NUMBER	DESCRIPTION	QTY.
-	GA4903665	Complete console mounting kit	-
1	GA5020825	RAM Mount, Universal, Adjustable kit	1
2	GA4522930	Tractor controller ram mount bracket	1
3	GA5003977	Bolt Pan Head M5 x 16 SS A2-70	7
4	GA5003983	Washer 5mm Flat SS	12
5	GA5003975	Nut M5 Nyloc SS	12
6	GA5051230	CSCS M5 x 16 SS A2-70	5
7	GA4522936	Mount bracket, suit 440 and 450 Raven controller to Ram mount	1
8	GA4523935	Control box dual mounting plate	1
9	GA5068930	RAM mount, Universal, Adjustable, B Size 1" ball, 5" length	1

SCHEMATICS

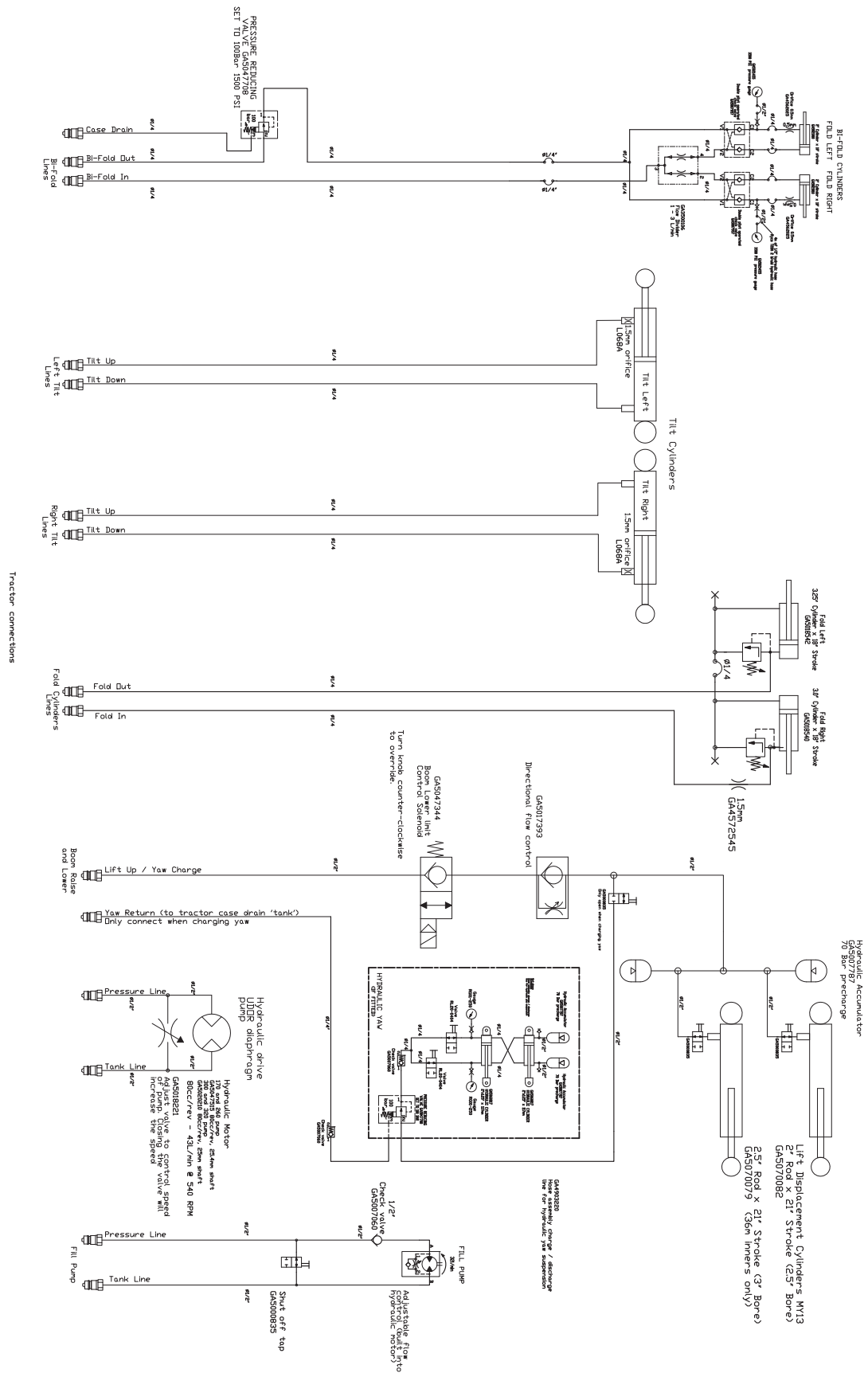
Electrical Layout - Raven SCS 450



Electrical Layout - ISOBUS

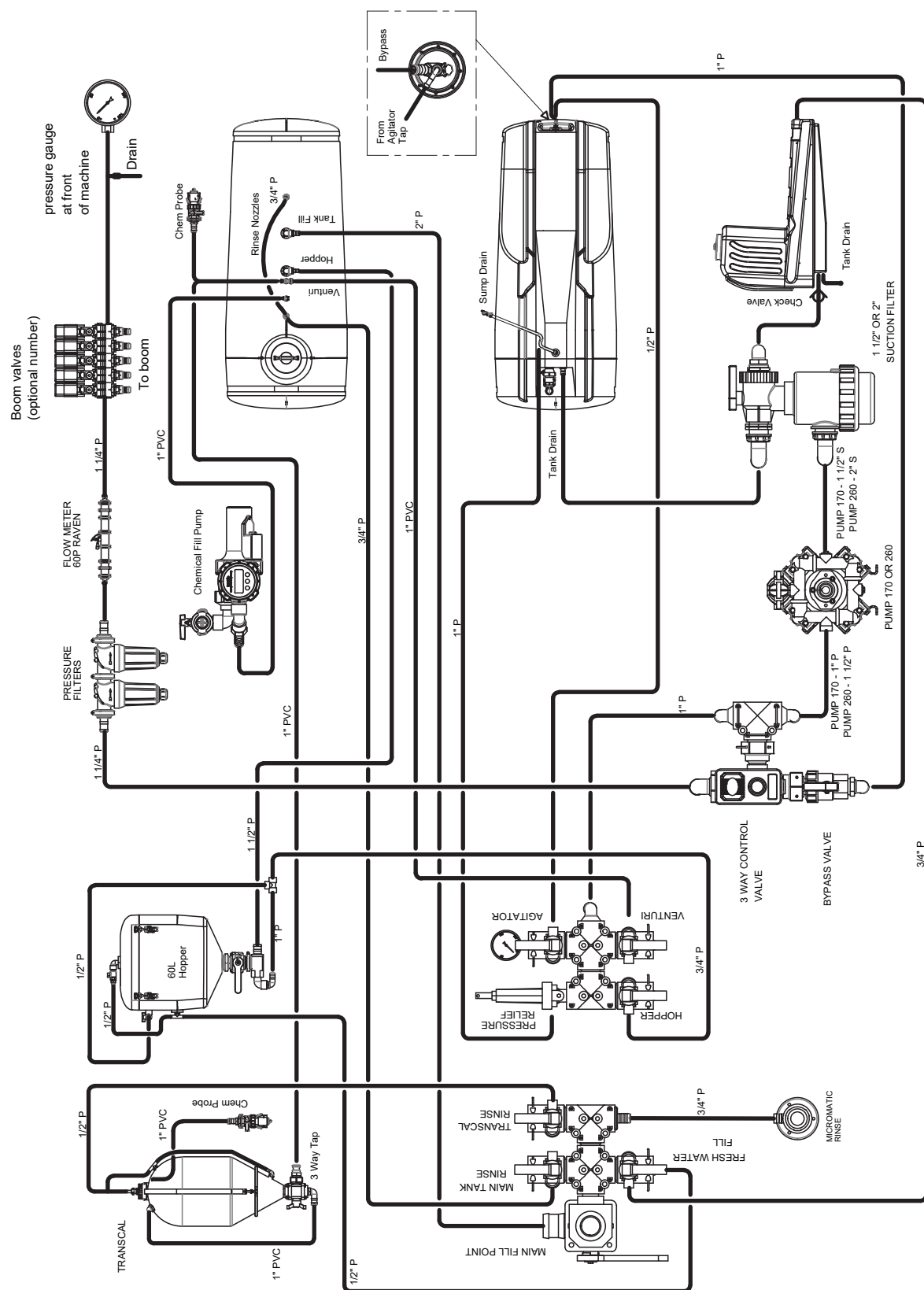


Prairie Special 4000-6500L Parts Manual MY17-MY19 - REV 3

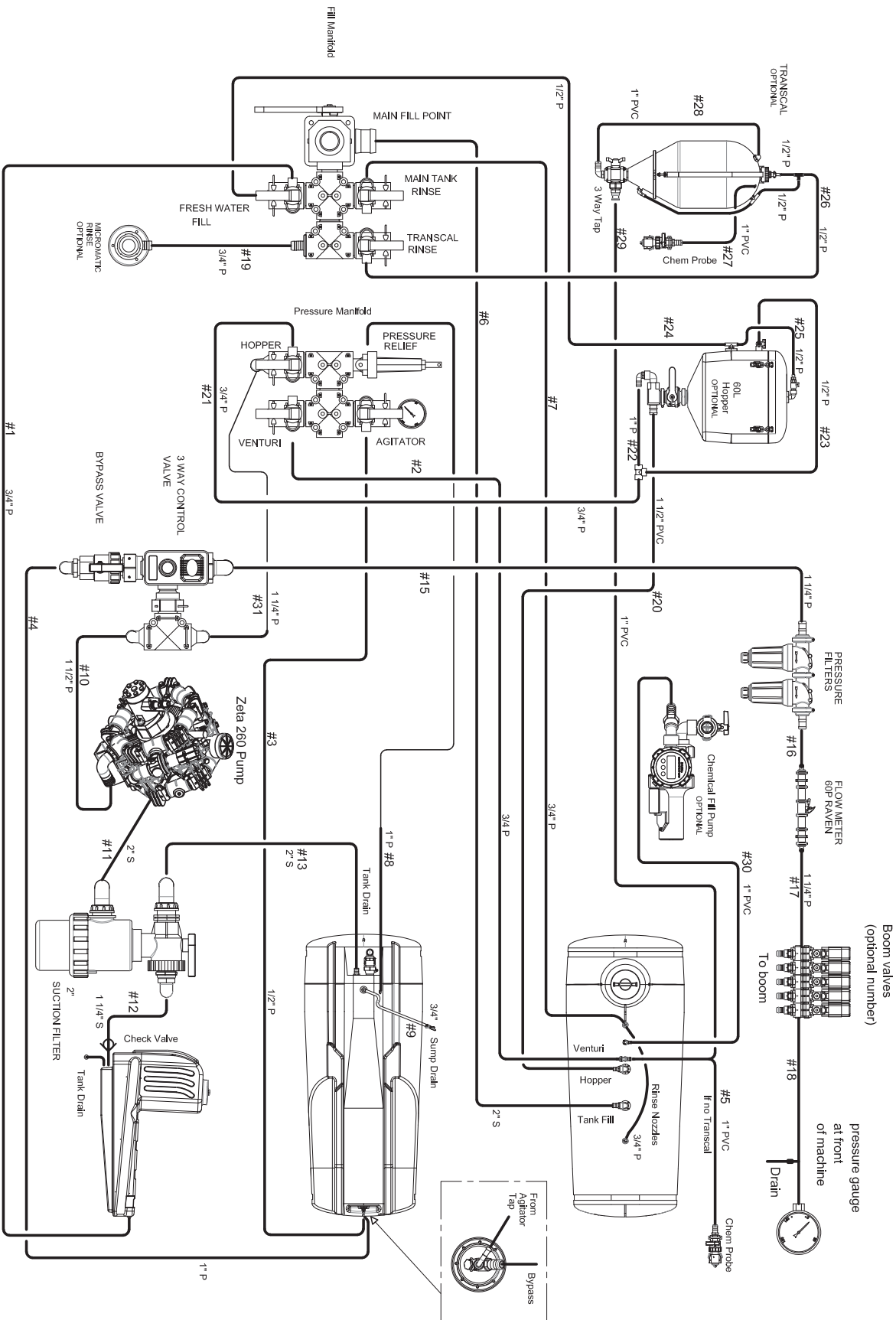




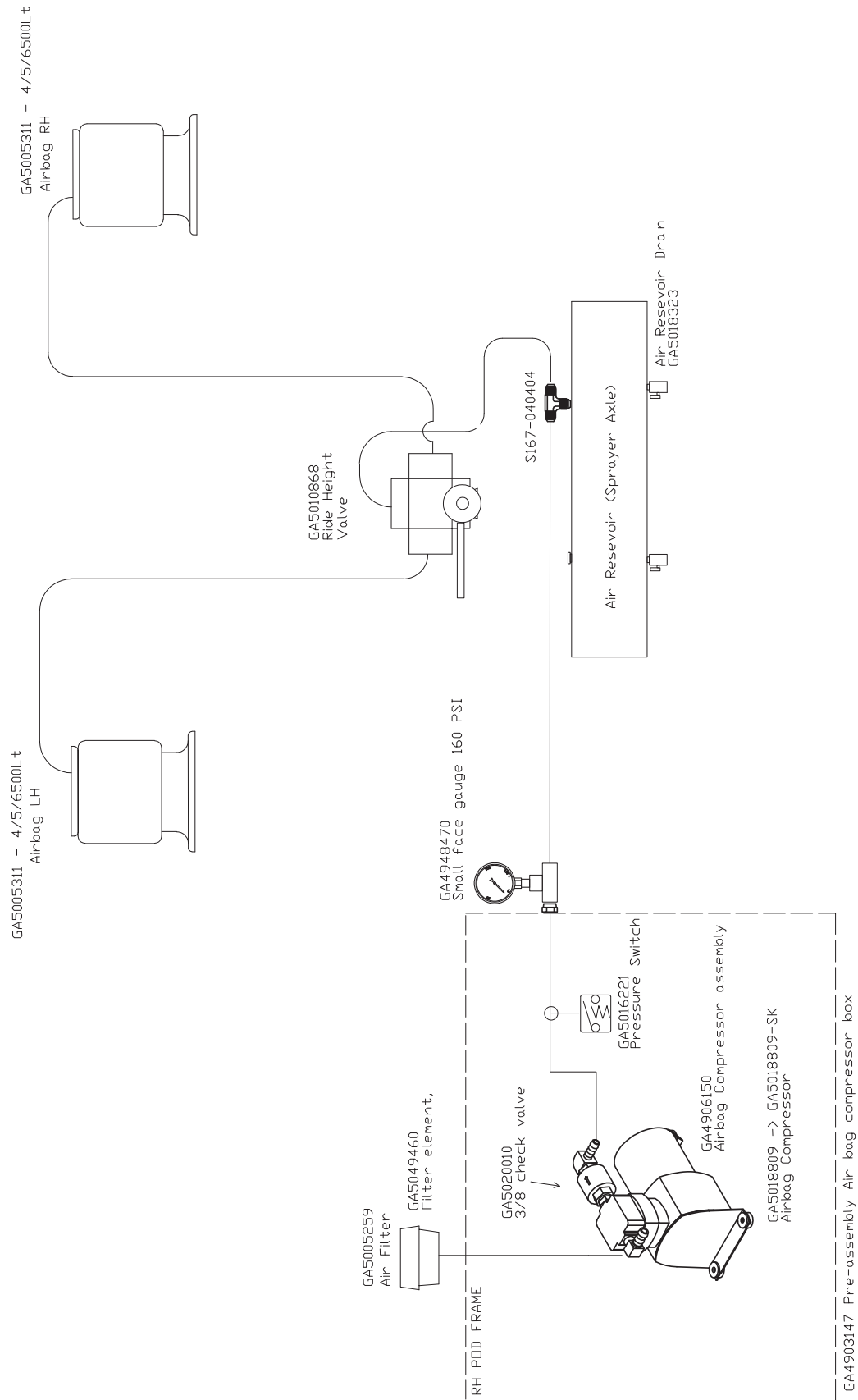
Prairie Special 4000-6500L Parts Manual MY17-MY19 - REV 3



Plumbing - Zeta 260




Pneumatics



Chapter 17

DECALS

Decals - Base Kit



PART NUMBER	DESCRIPTION
GA8700189	Decal, Base Kit, Goldacres Prairie Special

Decals - Base Kit



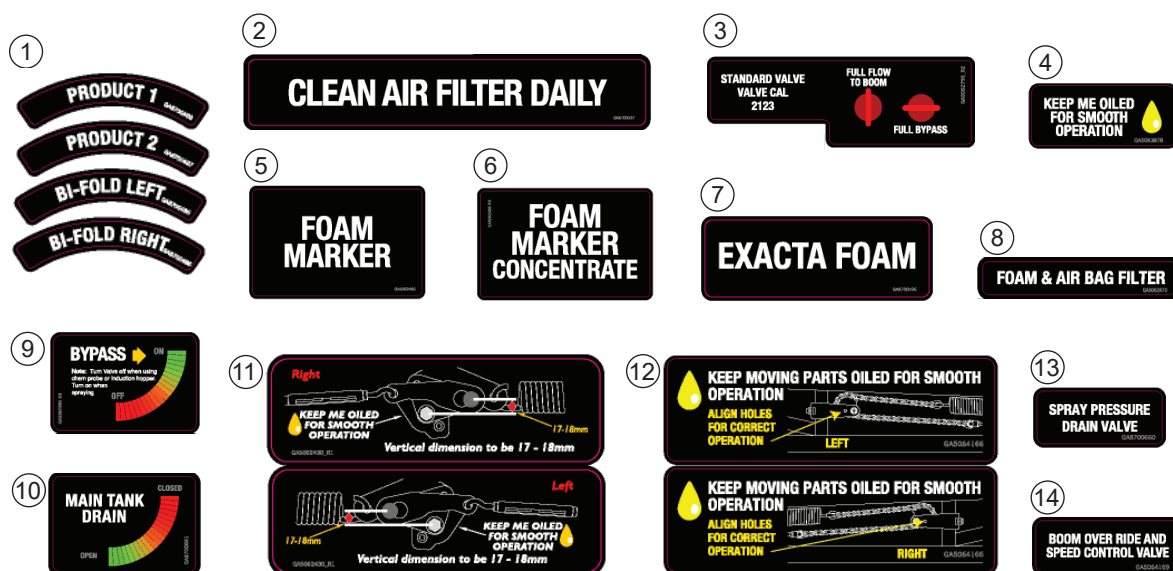
ITEM NO.	PART NUMBER	DESCRIPTION	QTY.
1	GA5061885	GOLDACRES	1
2	GA5062470	Foam marker water	1
3	GA8700484	Main spray pressure	1
4	GA8700456	Probe	1
5	GA8700457	Fill	1
6	GA8700483	Drain only	1
7	GA8700532	Flush water only - Not for hand washing or drinking	1
8	GA8700140	Hand wash only	1
9	GA5062475	Flush water only	1
10	GA5062821	Spray pod decal	1
11	GA8700003	SuperFlow	1
12	GA5062095	Chemical induction	1
13	GA222	Grease point	30

Decals - Base Kit



ITEM NO.	PART NUMBER	DESCRIPTION	QTY.
1	GA8700894	Warning - Hopper release	1
2	GA8700889	Warning / Caution / Grease	1
3	GA8700172	Safety Summary	1
4	GA8700662	Warning - Do not stand	1
5	GA8700866	Warning - Foam tank	1
6	GA8700670	Chain point	1
7	GA5015991	Keep hands clear	1
8	GA8700664	Danger - Stand clear of boom	1
9	GA8700665	Danger / Caution - Boom	1
10	GA5063370	Warning - Nozzle suitability	1
11	GA5017555	Warning - Check wheel nuts	1
12	GA5015971	Drain only	1

Decals - Base Kit



ITEM NO.	PART NUMBER	DESCRIPTION	QTY.
1	GA8700488	Product 1	1
	GA8700487	Product 2	1
	GA8700486	Bi-Fold Left	1
	GA8700485	Bi-Fold Right	1
2	GA8700537	Clean air filter daily	1
3	GA5062795	Valve bypass indicator	1
4	GA5063878	Keep me oiled	2
5	GA5063490	Foam marker	1
6	GA5062485	Foam marker concentrate	1
7	GA8700496	Exacta foam	1
8	GA5062870	Foam & air bag filter	1
9	GA5062995	Bypass	1
10	GA8700661	Main tank drain	1
11	GA5062430	Adjustment & lubrication - Breakaway	2
12	GA5064166	Keep moving parts oiled	2
13	GA8700660	Spray pressure drain valve	1
14	GA5064169	Boom override and speed control valve	1

Decals - Tank



ITEM NO.	PART NUMBER	DESCRIPTION	QTY.
1	GA8700221	Decal, Tank, 4018, Left and Right, Goldacres Special	1
	GA8700222	Decal, Tank, 4020, Left and Right, Goldacres Special	
	GA8700223	Decal, Tank, 4021, Left and Right, Goldacres Special	
	GA8700224	Decal, Tank, 4024, Left and Right, Goldacres Special	
	GA8700225	Decal, Tank, 4028, Left and Right, Goldacres Special	
	GA8700226	Decal, Tank, 4030, Left and Right, Goldacres Special	
	GA8700229	Decal, Tank, 5018, Left and Right, Goldacres Special	
	GA8700231	Decal, Tank, 5021, Left and Right, Goldacres Special	
	GA8700232	Decal, Tank, 5024, Left and Right, Goldacres Special	
	GA8700233	Decal, Tank, 5028, Left and Right, Goldacres Special	
	GA8700234	Decal, Tank, 5030, Left and Right, Goldacres Special	
	GA8700235	Decal, Tank, 5033, Left and Right, Goldacres Special	
	GA8700236	Decal, Tank, 5036, Left and Right, Goldacres Special	
	GA8700897	Decal, Tank, 6524, Left and Right, Goldacres Special	
	GA8700898	Decal, Tank, 6528, Left and Right, Goldacres Special	
	GA8700899	Decal, Tank, 6530, Left and Right, Goldacres Special	
	GA8700900	Decal, Tank, 6533, Left and Right, Goldacres Special	
	GA8700901	Decal, Tank, 6536, Left and Right, Goldacres Special	

Decals - Wet Sight Tube

1

5200

5000

4800

4600

4400

4200

4000

3800

3600

3400

3200

3000

2800

2600

2400

2200

2000

1800

1600

1400

1200

1000

900

800

700

600

500

400

300

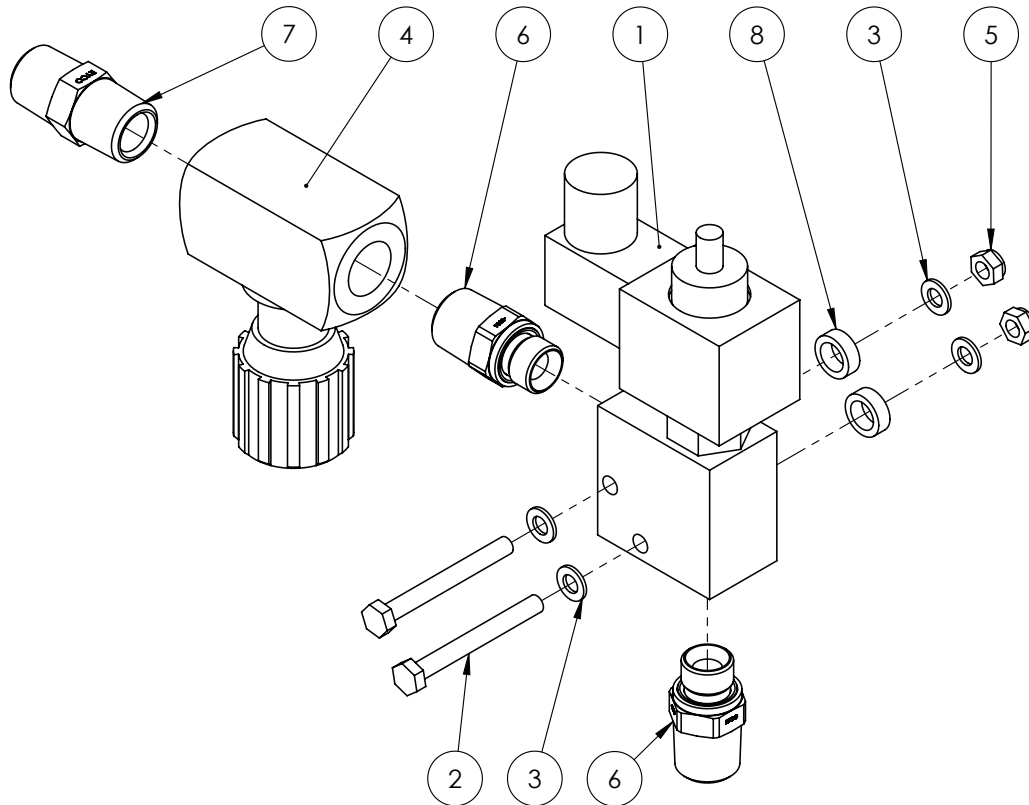
200

ITEM NO.	PART NUMBER	DESCRIPTION	QTY.
1	GA5062325	Decal, Wet sight tube, 4000L, Tow behind	1
	GA5061883	Decal, Wet sight tube, 5000L, Tow behind	
	GA5061881	Decal, Wet sight tube, 6500L, Tow behind	

Chapter 18

HYDRAULICS

Solenoid Valve - Boom Lower

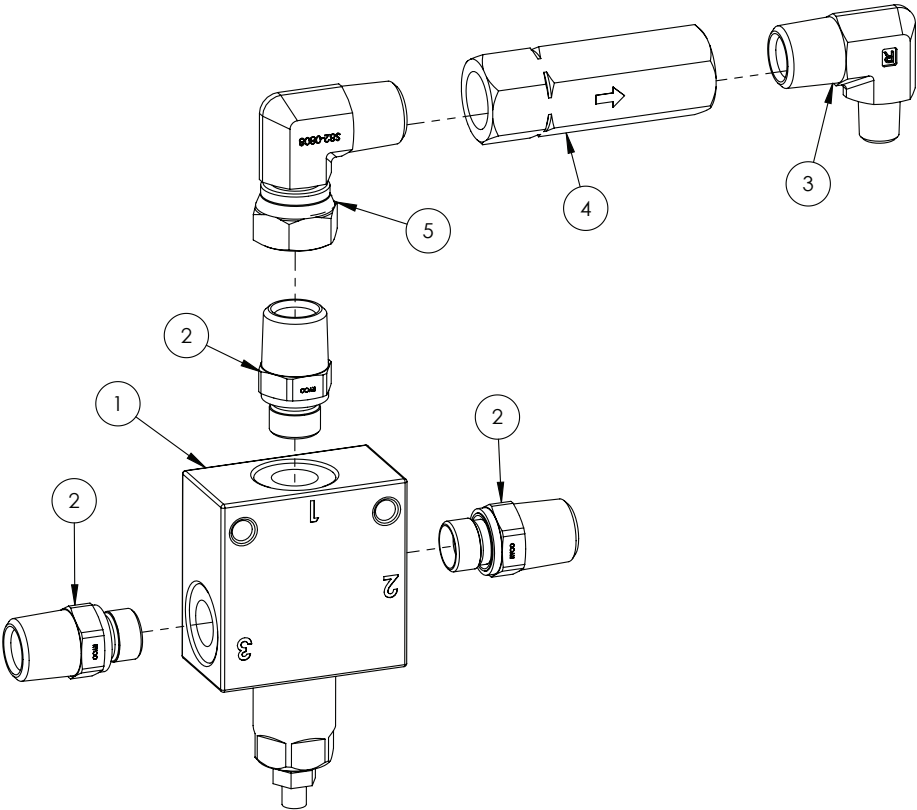


ITEM NO.	PART NUMBER	DESCRIPTION	QTY.
1	GA5047344	Hydraulic Solenoid Boom Lower Limit Cartridge and Body	1
2	GA5004093	Bolt M6 x 55 GR8.8 ZP	2
3	GA5004437	Washer 6mm Flat SS	4
4	GA5017393	Flow control valve, with reverse flow check, needle throttle 1/2", type DRV, hydac	1
5	GA5048115	Nut M6 Nyloc ZP	2
6	GA3500309	Hydraulic adaptor, Nipple, 1/2" BSPT male x 3/8" BSPP male	2
7	GA3500223	Hydraulic adaptor, Nipple, 1/2" BSPT male x 1/2" BSPT male	1
8	GA4552080	Crush tube, 10.2 ID x 15 OD x 5 mm long	2

SPARE PARTS

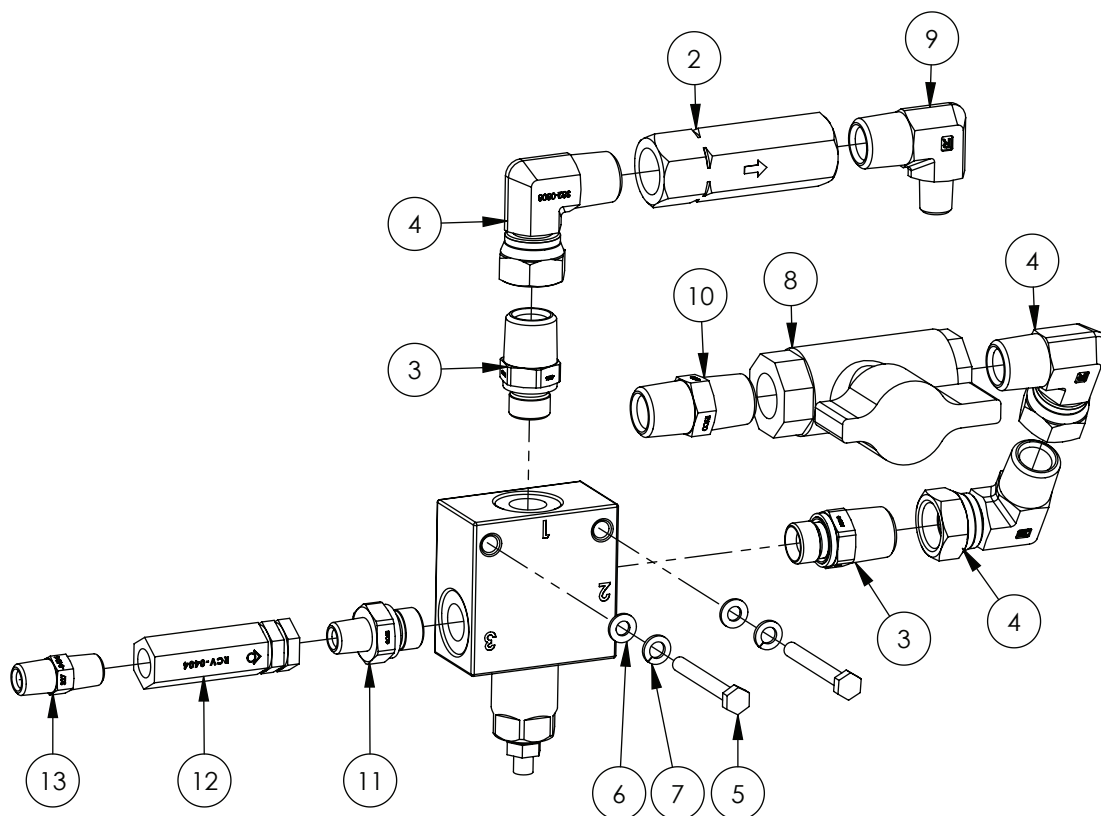
PART NUMBER	DESCRIPTION
GA5047650	Coil DIN class H 12V DC IP65/S8 (suit unloader after 3-3-2008 and boom lower spool)
GA5010039	Din Hirschmann Connector Std Black suit C Top 3
GA5048580	Din Hirschmann Connector K4L12 LED.

Pressure Reducing Valve Assembly



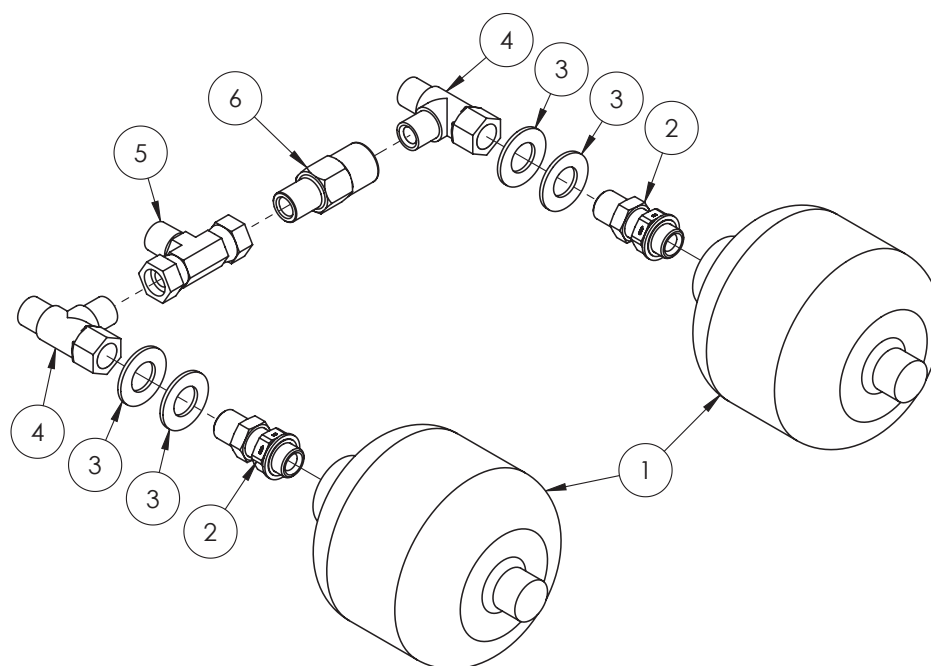
ITEM NO.	PART NUMBER	DESCRIPTION	QTY.
1	GA5047708	Valve, Pressure reducing, Hydraulic, 10 - 140bar	1
2	GA3500309	Hydraulic adaptor, Nipple, 1/2" BSPT male x 3/8" BSPP male	3
3	GA3500262	Hydraulic adaptor, Elbow, 90 degree, 1/2" BSPT male x 1/2" BSPT male	1
4	GA5007060	Valve, Check, Hydraulic, 1/2" BSPP female inlet & outlet, 45L/min flow, Maximum 320 Bar	1
5	GA3500333	Hydraulic adaptor, Elbow, 90 degree, 1/2" BSPT male x 1/2" BSPP female swivel	1

Pressure Reducing Valve Assembly - Non-Spool



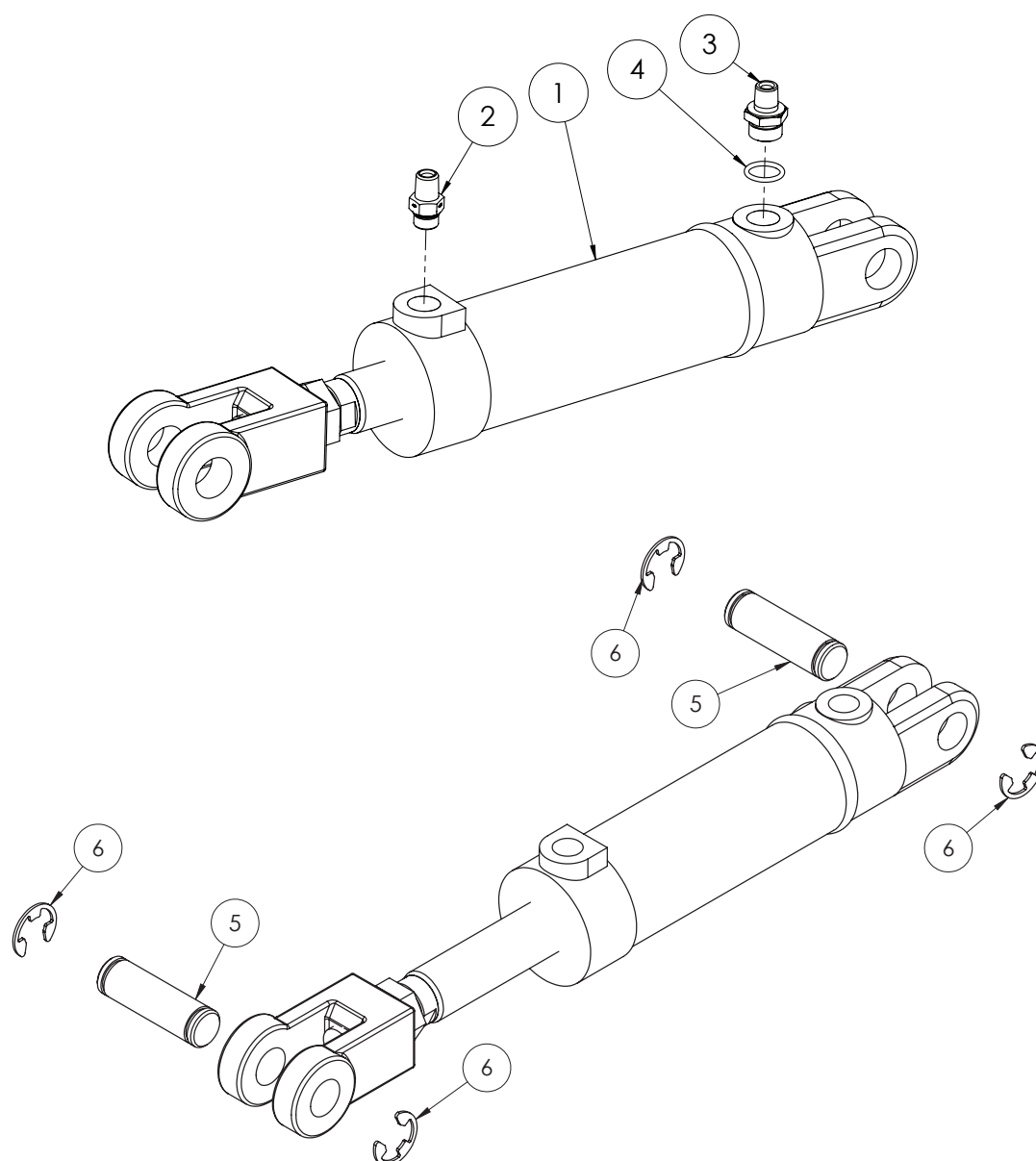
ITEM NO.	PART NUMBER	DESCRIPTION	QTY.
1	GA5047708	Valve, Pressure reducing, Hydraulic, 10 - 140bar	1
2	GA5007060	Valve, Check, Hydraulic, 1/2" BSPP female inlet & outlet, 45L/min flow, Maximum 320bar	1
3	GA3500309	Hydraulic adaptor, Nipple, 1/2" BSPT male x 3/8" BSPP male	2
4	GA3500333	Hydraulic adaptor, Elbow, 90 degree, 1/2" BSPT male x 1/2" BSPP female swivel	3
5	GA5011419	Bolt M6 x 50 SS A2-70	2
6	GA5004437	Washer 6mm Flat SS	2
7	GA5004447	Washer, 6mm, Spring, SS	2
8	GA5000835	Valve, Ball, Hydraulic, 1/2" female thread inlet / outlet	1
9	GA3500260	Hydraulic adaptor, Elbow, 90 degree, 1/2" BSPT male x 1/4" BSPT male	1
10	GA3500223	Hydraulic adaptor, Nipple, 1/2" BSPT male x 1/2" BSPT male	1
11	GA3500307	Hydraulic adaptor, Nipple, 1/4" BSPT male x 3/8" BSPP male	1
12	GA5066400	Check Valve inline 1/4" BSPP	1
13	GA3500218	Hydraulic adaptor, Nipple, 1/4" BSPT male x 1/4" BSPT male	1

Boom Lift Accumulator Manifold Assembly



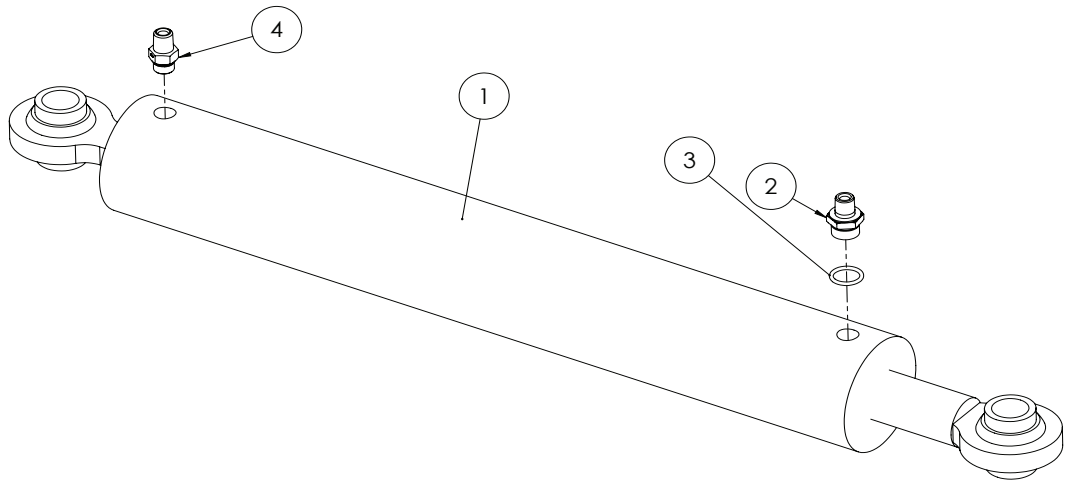
ITEM NO.	PART NUMBER	DESCRIPTION	QTY.
1	GA5007788	Accumulator, 1.0L Precharge, 35 Bar - suit 4000L	2
	GA5007787	Accumulator, 1.0L Precharge, 70 Bar - suit 5000-6500L	2
2	GAS99-603	Hydraulic adaptor, Bulkhead nipple, 1/2" BSP male x 1/2" BSP male	2
3	GA5001045	Washer, 3/4", Flat ZP	4
4	GA3500200	Hydraulic adaptor, Tee, 1/2" BSPT male x 1/2" BSPT male x 1/2" BSPP female swivel	2
5	GA3500336	Hydraulic adaptor, Tee, 1/2" BSPP female swivel x 1/2" BSPT male x 1/2" BSPP female swivel	1
6	GA4572110	Hydraulic adaptor, Fitting to suit accumulator, 1/2" BSPT male x 1/2" BSPT female	1

Hydraulic Cylinder - Delta - Tilt



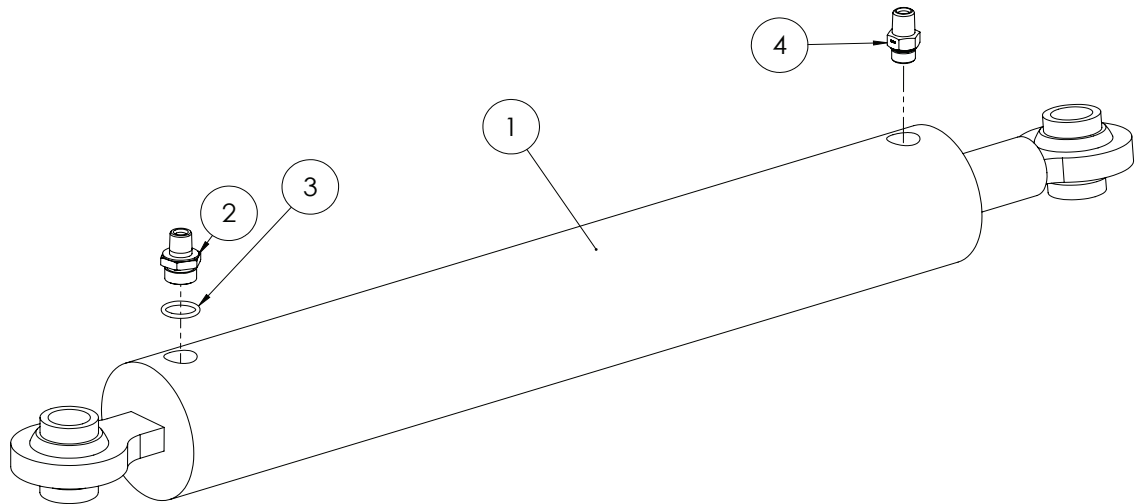
ITEM NO.	PART NUMBER	DESCRIPTION	QTY.
-	GA5078542	Seal kit, Hydraulic cylinder, 2.5" bore x 5" stroke x 1 3/8" rod, suit GA5065054, Hypower	-
1	GA5065054	Cylinder tilt 2.5" x 5" stroke 1 3/8" rod suit 2012 Delta	1
2	GA3500359	Hydraulic adaptor, Nipple, 1/4" BSPT male x 3/4" UN male O-ring	1
3	L068A	Reducing restrictor nipple, 3/4" UNO x 1/4" BSPT, 1.5mm orifice	1
4	GA5078121	O-Ring BSPP 1/2"	1
5	GA4572040	Pin, 1" diameter x 84mm long, Suits cylinder clevis end, includes circlips	2
6	GA5001223	Circlip, 19mm, E type, zinc plated	4

Hydraulic Cylinder - Delta - Fold RH



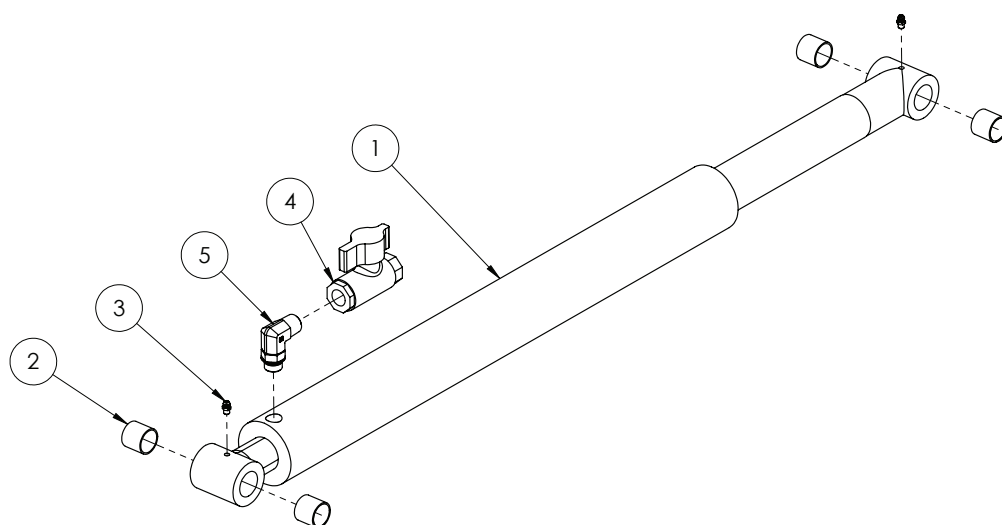
ITEM NO.	PART NUMBER	DESCRIPTION	QTY.
-	GA5020730	Seal Kit SKSLP 2.50 bore x 1.125 rod, suit GA5018555, PTE Hydraulics	-
1	GA5018555	Hydraulic cylinder SLPSP (TLD) 2 1/2" bore x 1 1/8" rod x 18" Stroke	1
2	L068A	Reducing restrictor nipple, 3/4" UNO x 1/4" BSPT, 1.5mm orifice	1
3	GA5078121	O-Ring BSPP 1/2"	1
4	GA3500359	Hydraulic adaptor, Nipple, 1/4" BSPT male x 3/4" UN male O-ring	1

Hydraulic Cylinder - Delta - Fold LH



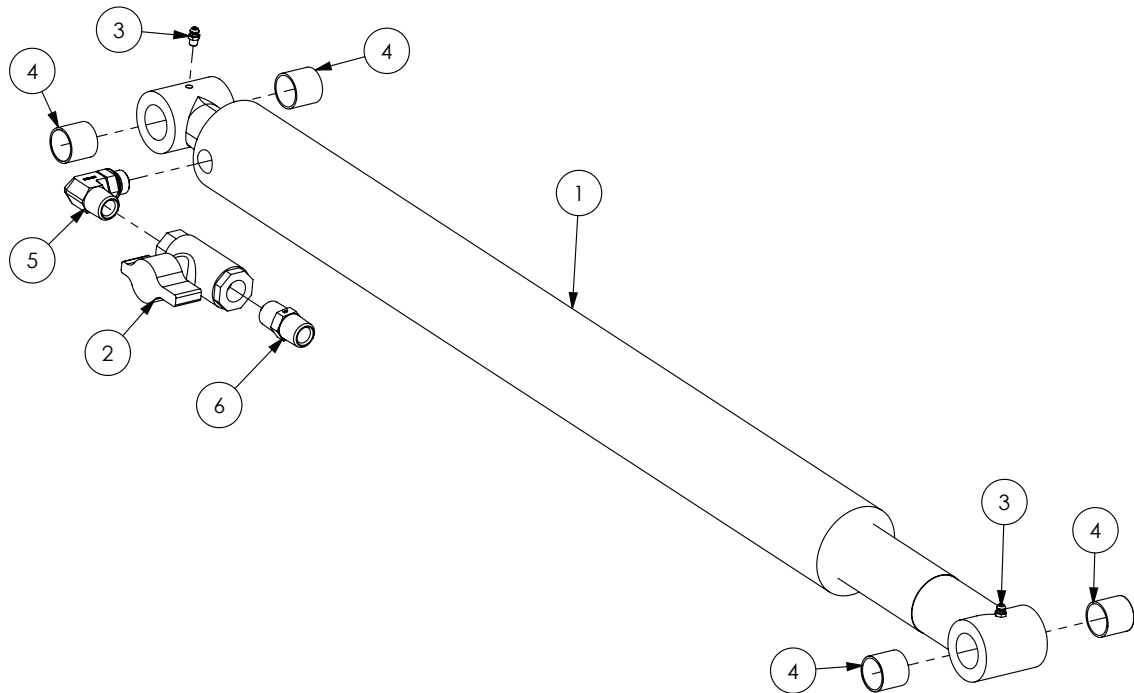
ITEM NO.	PART NUMBER	DESCRIPTION	QTY.
-	GA5051630	Seal kit SLMSP 2.75 bore x 1.125 rod, suit GA5018557, PTE Hydraulics	-
1	GA5018557	Hydraulic Cylinder SLPSP 2 3/4" bore x 1 1/8" rod x 18" stroke	1
2	L068A	Reducing restrictor nipple, 3/4" UNO x 1/4" BSPT, 1.5mm orifice	1
3	GA5078121	O-Ring BSPP 1/2"	1
4	GA3500359	Hydraulic adaptor, Nipple, 1/4" BSPT male x 3/4" UN male O-ring	1

Hydraulic Cylinder - Delta - Boom Lift



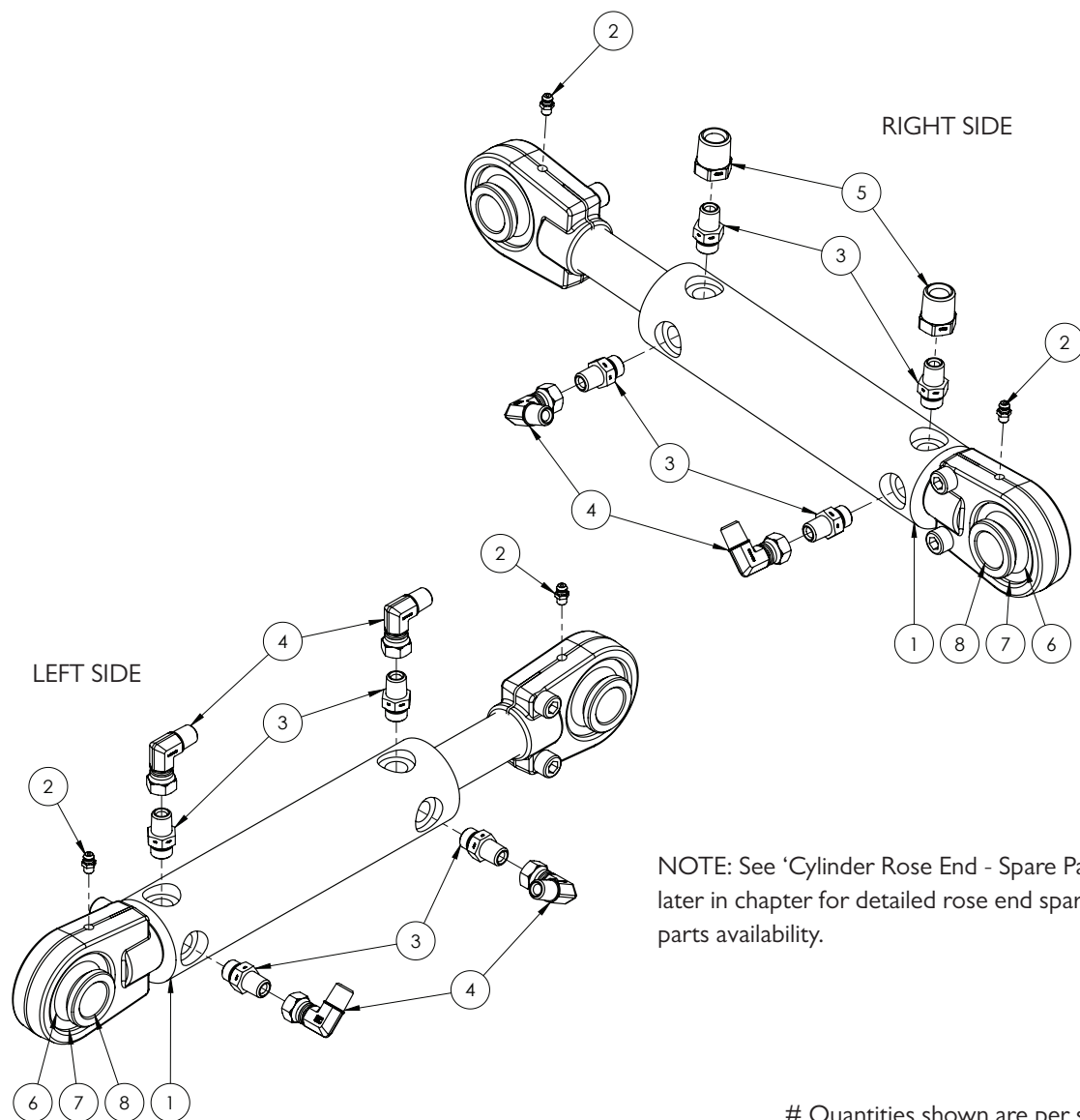
ITEM NO.	PART NUMBER	DESCRIPTION	QTY.
-	GA5052740	Seal kit, 2 1/2" bore x 2" rod, suit GA5070075, GA5070076 and GA5070082 , Hypower Brand only	-
1	GA5070082	Hydraulic cylinder - 2.5" bore x 2" rod x 21" Stroke	1
2	GA5065487	Glacier Bush 1" ID x 1" long	4
3	GA5012203	Grease nipple, Short, 1/4" UNF	2
4	GA5000835	Valve, Ball, Hydraulic, 1/2" female thread inlet / outlet	1
5	GA3500349	Hydraulic adaptor, Elbow, 90 degree, 1/2" BSPT male x 3/4" UN male O-ring	1

Hydraulic Cylinder - TriTech - Boom Lift



ITEM NO.	PART NUMBER	DESCRIPTION	QTY.
-	GA5055510	Kit, Rod Eye, Weld on, Suit lift cylinder 2007 onward	-
-	GA5052731	Seal kit, suit 3" bore x 2 1/2" rod, Suits GA5070081, GA5070079, GA3500669, GA3500593, Hypower Brand only	-
1	GA5070082	Hydraulic cylinder - 2.5" bore x 2" rod x 21" Stroke (24-36m Boom)	2
	GA5070079	Hydraulic cylinder - 3" bore, 2.5" rod, 21" Stroke (36-42m Boom)	
2	GA5000835	Valve, Ball, Hydraulic, 1/2" female thread inlet / outlet	1
3	GA5012203	Grease nipple 1/4" UNF short	2
4	GA5065487	Glacier bush, 1" ID x 1 1/8" OD x 1" long	4
5	GA3500349	Hydraulic adaptor, Elbow, 90 degree, 1/2" BSPT male x 3/4" UN male O-ring	1
6	GA3500223	Hydraulic adaptor, Nipple, 1/2" BSPT male x 1/2" BSPT male	1

Hydraulic Cylinder - TriTech - Yaw

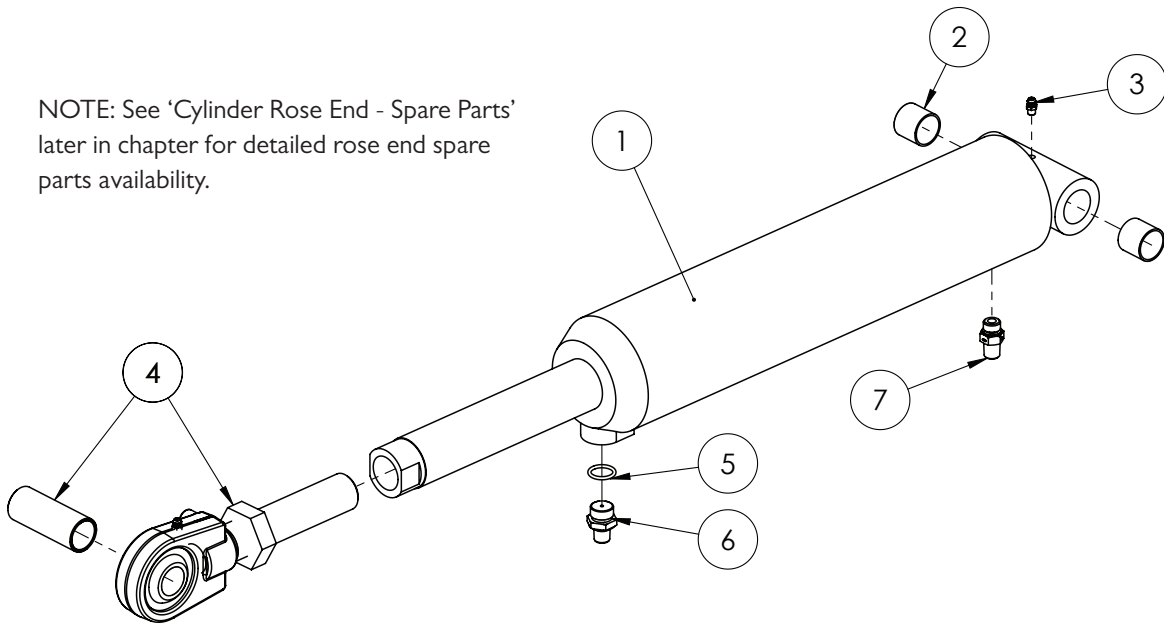


NOTE: See 'Cylinder Rose End - Spare Parts' later in chapter for detailed rose end spare parts availability.

Quantities shown are per side.

ITEM NO.	PART NUMBER	DESCRIPTION	QTY.
-	GA5052745	Seal Kit, suit 2" bore x 1 1/4" rod, suit GA5060816, GA5060817, GA5069110, Hypower Brand only	-
1	GA5060817	Hydraulic cylinder, 2" bore x 1 1/4" rod x 117.5mm stroke, Spherical bearing ends	1
2	GA5012203	Grease nipple, Short, 1/4" UNF	2
3	GA3500358	Hydraulic adaptor, Nipple, 1/4" BSPT male x 9/16" UN male O-ring	4
4	GA3500332	Hydraulic adaptor, Elbow, 90 degree, 1/4" BSPT male x 1/4" BSPP female swivel	4
5	GA3500203	Hydraulic adaptor, Reducing bush, 1/2" BSPT male x 1/4" BSPT female	2
6	GA5067605	Bearing, suit screw on rose end	2
7	GA5067610	Circlip, suit bearing screw on rose end	2
8	GA5021925	Small bearing bush, Suit screw on rose end	2

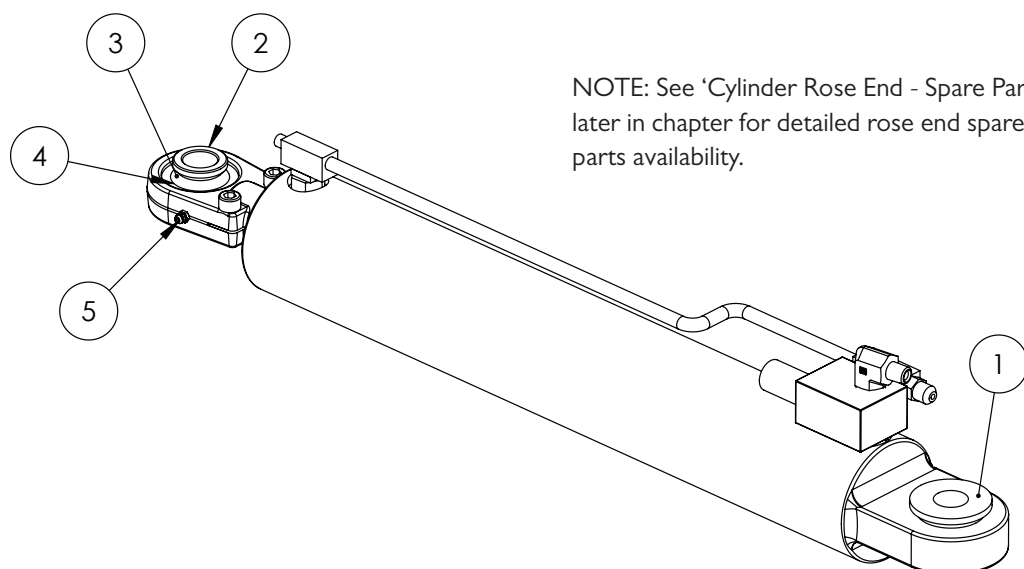
Hydraulic Cylinder - TriTech - Wing Tilt



Quantities shown are per side.

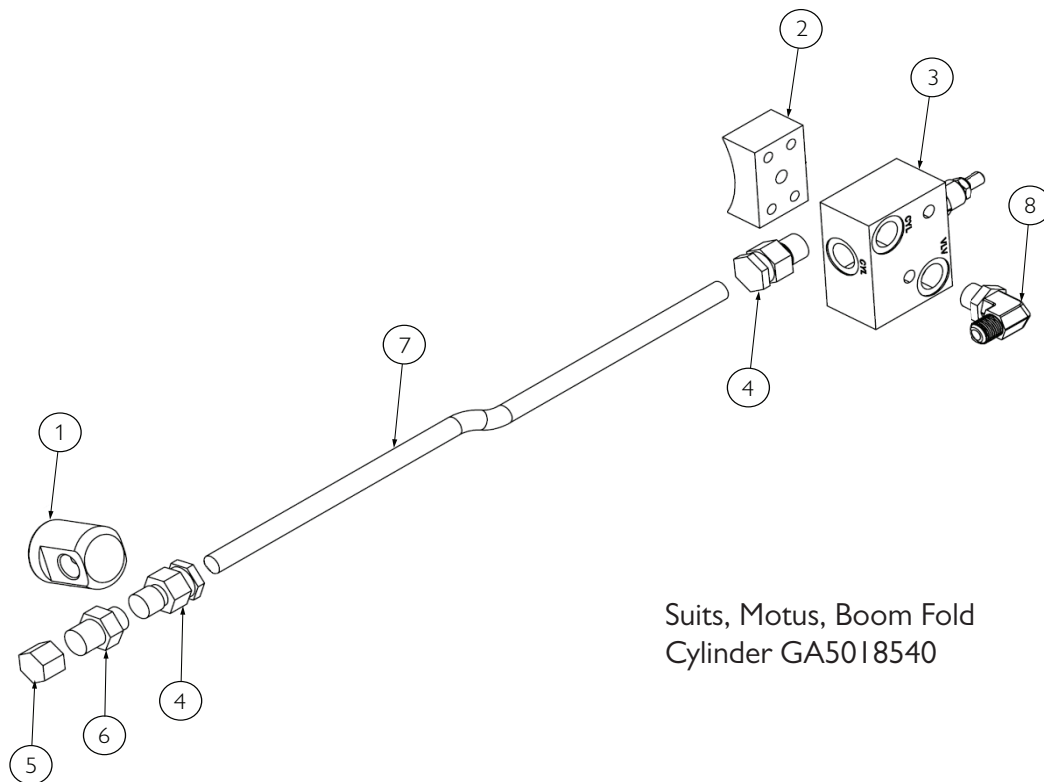
ITEM NO.	PART NUMBER	DESCRIPTION	QTY.
-	GA5052730	Seal kit, suit 3 1/2" bore x 1 3/4" Rod	-
1	GA5065051	Hydraulic cylinder, 3 1/2" bore x 1 3/4" rod x 5" stroke	1
2	GA5065487	Glacier Bush 1" ID x 1" long	2
3	GA5012203	Grease nipple, Short, 1/4" UNF	2
4	GA5052762	Hydraulic tilt cylinder adjusting rod end, Ball End with nut, suit 3 1/2" x 5" tilt ram GA5065051	1
	GA4572535	Bush, Rose end pivot wide	-
	GA5067605	Bearing, suit screw on rose end, GEG 30 ES 2RS	-
	GA5067610	Circlip, suit bearing screw on rose end, RTW 55	-
5	GA5078121	O-ring BSPP 1/2"	1
6	L068A	Reducing restrictor nipple, 3/4" UNO x 1/4" BSPT, 1.5mm orifice	1
7	GA3500359	Hydraulic adaptor, Nipple, 1/4" BSPT male x 3/4" UN male O-ring	1

Hydraulic Cylinder - TriTech - Boom Fold



ITEM NO.	PART NUMBER	DESCRIPTION	QTY.
-	GA5018540	Hydraulic Cylinder, Bore 3", Rod 1.25", Stroke 18", External phasing	-
-	GA5018542	Hydraulic Cylinder, External phasing, 3 1/4" bore x 1 1/4" rod x 18" stroke	-
-	GA3501270	Seal Kit, Suit, Hydraulic Cylinder, GA5018540, "MOTUS", SK300125	-
-	GA3501271	Seal Kit, Suit, Hydraulic Cylinder, GA5018542, "MOTUS", SK325125	-
-	GA3500098	Rod, suit Hydraulic Fold Cylinder GA5018538, GA5018540, GA5018542 (Material: 4140), Hypower built only	-
-	GA5052685	Seal Kit, suit 3 1/4 " bore x 1 1/4" rod, suit GA5018542, Hypower Brand only	-
-	GA5071245	Phasing Block Assembly, with pipe, Fold Cylinder, GA5018540 and GA5018542, Hypower brand only	-
1	GA5021930	Large bearing bush, Suit screw on rose end	1
2	GA5021925	Small bearing bush, Suit screw on rose end	3
3	GA5067605	Bearing, suit screw on rose end, GEG 30 ES 2RS	2
4	GA5067610	Circlip, suit bearing screw on rose end, RTW 55	2
5	GA5012203	Grease nipple, Short, 1/4" UNF	2

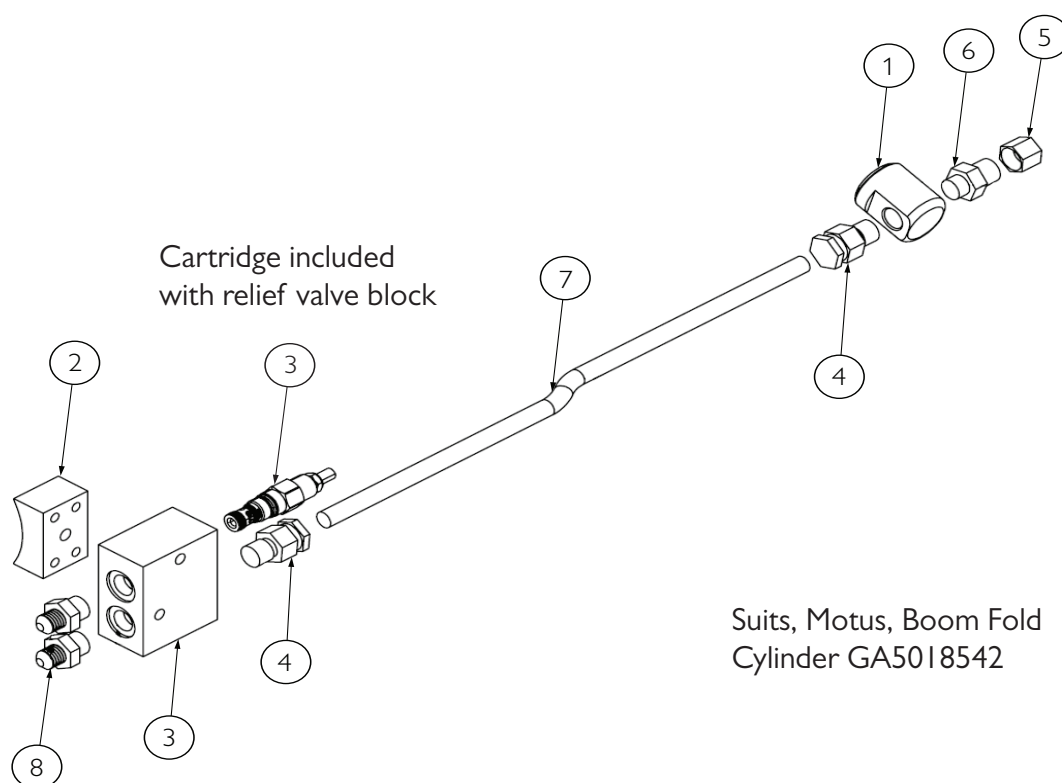
Hydraulic Line Assy, Boom Fold, Motus, GA5018540



Suits, Motus, Boom Fold
Cylinder GA5018540

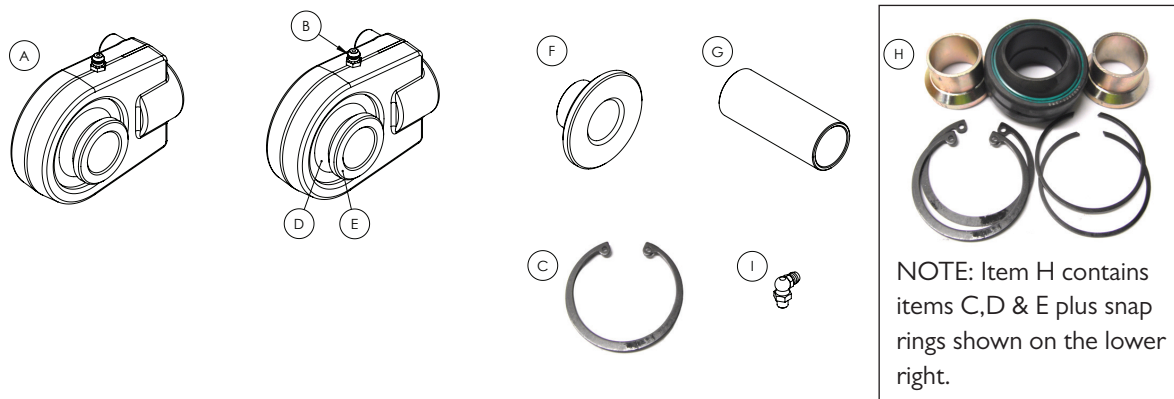
ITEM NO.	PART NUMBER	DESCRIPTION	QTY.
1	GA3501274	Port Block, 3/8" BSPP DE, Suit, Motus Hydraulic Cylinder, 6007027, GA5018540 & GA5018542	1
2	GA3501275	Pad Mount, Suit, Hydraulic Cylinder, "MOTUS", GA5018540 & GA5018542	1
3	GA3501276	Hydraulic Relief Valve, HCV 3900, Block w/RDBA @ 2350psi, Suit, GA5018540 & GA5018542, "MOTUS" 2002930	1
4	GA3501278	Hydraulic Line End, M12, LD-3/8, BSPP Male, MLBX-1206, Suit, GA5018540 & GA5018542, "MOTUS", 2002590	2
5	GA3501279	Cap, Hydraulic Line End, AG-09 9/16 JIC, Suit, GA5018540 & GA5018542, "MOTUS", 2002588	1
6	GA3501281	Connector, Hydraulic Line, B-G-0609 3/8 BSPP-9/16 JIC, Suit, GA5018540 & GA5018542, "MOTUS", 2002589	1
7	GA3501280	Hydraulic Pipe, Light, M12x1.5, DIN Z/P, Suit, GA5018540 & GA5018542, "MOTUS", STP-M1215	-
8	GA3501282	Elbow, Hydraulic, 9/16 JICM, 3/8 BSPPM, Suit, GA5018540 & GA5018542, "MOTUS" G-BP-90-0906, 2002593	1

Hydraulic Line Assy, Boom Fold, Motus, GA5018542



ITEM NO.	PART NUMBER	DESCRIPTION	QTY.
1	GA3501274	Port Block, 3/8" BSPP DE, Suit, Motus Hydraulic Cylinder, 6007027, GA5018540 & GA5018542	1
2	GA3501275	Pad Mount, Suit, Hydraulic Cylinder, "MOTUS", GA5018540 & GA5018542	1
3	GA3501277	Hydraulic Relief Valve, HCV Block with RDBA @2350psi, Suit, GA5018540 & GA5018542, "MOTUS", 2002931	1
4	GA3501278	Hydraulic Line End, M12, LD-3/8, BSPP Male, MLBX-I206, Suit, GA5018540 & GA5018542, "MOTUS", 2002590	2
5	GA3501279	Cap, Hydraulic Line End, AG-09 9/16 JIC, Suit, GA5018540 & GA5018542, "MOTUS", 2002588	1
6	GA3501281	Connector, Hydraulic Line, B-G-0609 3/8 BSPP-9/16 JIC, Suit, GA5018540 & GA5018542, "MOTUS", 2002589	1
7	GA3501280	Hydraulic Pipe, Light, M12x1.5, DIN Z/P, Suit, GA5018540 & GA5018542, "MOTUS", STP-M1215	-
8	GA3501282	Elbow, Hydraulic, 9/16 JICM, 3/8 BSPPM, Suit, GA5018540 & GA5018542, "MOTUS" G-BP-90-0906, 2002593	1

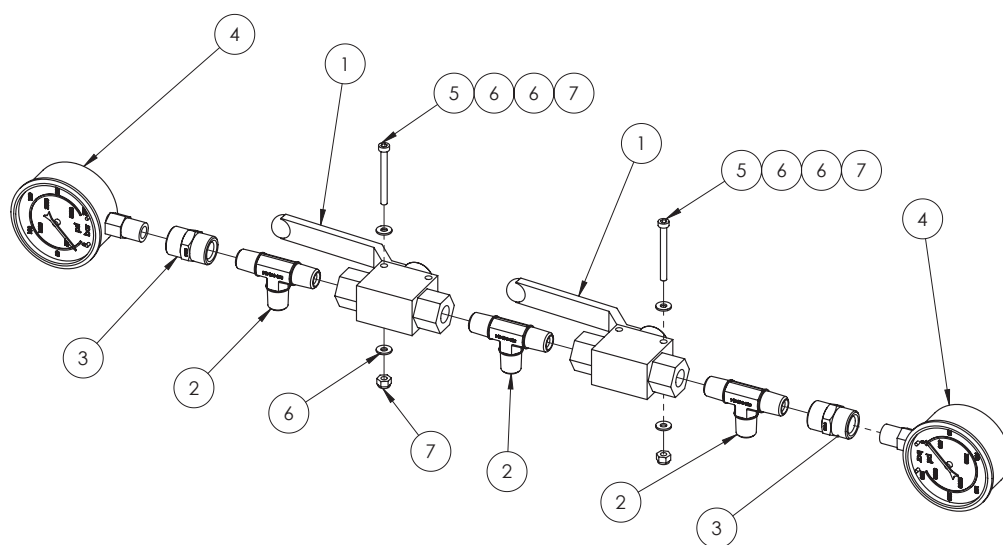
Cylinder Rose End - Spare Parts



ITEM NO.	PART NUMBER	DESCRIPTION	QTY.
A	GA5052965	Complete Rose end, M28 Screw on, suit Hydraulic cylinder & Delta link, including Bushes (Item E)	1
B	GA5012203	Grease nipple, Short, 1/4" UNF	1
C	GA5067610	Circlip, suit bearing screw on rose end, RTW 55	2
D	GA5067605	Bearing, suit screw on rose end, GEG 30 ES 2RS	1
E	GA5021925	Small bearing bush, Suit screw on rose end, Hypower, R-10424	2
F	GA5021930	Large bearing bush, Suit screw on rose end, Hypower, R-10429	2
G	GA4572535	Bush, Rose end pivot wide suit tilt ram	1
H	GA5052966	Bearing Kit, suit screw on rose end, cylinders and delta links	1
I	GA5009637	Grease nipple, Elbow, 90 degree, 1/4" UNF male	1

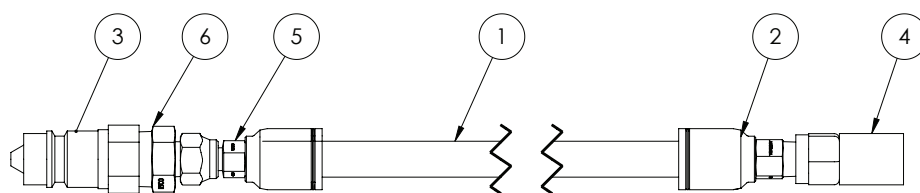
NOTE: Quantities shown represent the number of parts needed per rose end and depend on your configuration e.g. the rose end will have either 2x Item E or 2x Item F but not both.

Yaw Control Valve Assembly



ITEM NO.	PART NUMBER	DESCRIPTION	QTY.
1	GA5078083	Valve, Ball, Hydraulic, 1/4" BSPP female ports	2
2	GA3500269	Hydraulic adaptor, Tee, 1/4" BSPT male x 1/4" BSPT male x 1/4" BSPT male	3
3	GA3500211	Hydraulic adaptor, Socket, 1/4" BSPT female x 1/4" BSPT female	2
4	GA5078076	Gauge, Pressure, 250 bar, 3500psi	2
5	GA5049800	SHCS M4 x 40 GR12.9 ZP	2
6	GA5020510	Washer 4mm Flat SS	4
7	GA5003501	Nut M4 Nyloc ZP	2

Yaw Charge Line



ITEM NO.	PART NUMBER	DESCRIPTION	QTY.
-	GA4903220	Hose assembly charge / discharge line for hydraulic yaw suspension	-
1	GA5049695	Hose, Hydraulic, 1/4", 2 wire, Black	1
2	GA3500394	Hydraulic crimp coupling, Straight, 1/4" hose x 1/4" BSPT male	1
3	GA5078000	Quick connect fitting, 1/2" male tip x 1/2" female thread	1
4	GA5077350	Adaptor, Direct Gauge, M16 x 2.0 female x 1/4" BSPP female	1
5	GA3500397	Hydraulic crimp coupling, Straight, 1/4" hose x 1/4" BSPP female swivel	1
6	GA3500221	Hydraulic adaptor, Nipple, 1/2" BSPT male x 1/4" BSPT male	1

Load Sense Turbo Valve



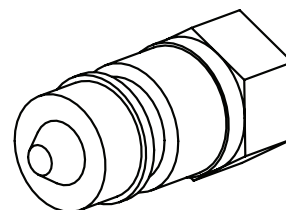
GA4902590 Complete Assembly

PART NUMBER	DESCRIPTION	QTY.
GA5047677	Load sense turbo valve	1
GA5078000	Quick connect fitting, 1/2" male tip x 1/2" female thread	2
GA5078001	Quick release coupling, Ball check valve, Push/pull, Female body, 1/2" BSPP female	2
GA3500308	Hydraulic adaptor, Nipple, 1/4" BSPT male x 1/2" BSPP male	2
GA3500270	Hydraulic adaptor, Tee, 1/2" BSPT male x 1/2" BSPT male x 1/2" BSPT male	1
GA3500399	Hydraulic crimp coupling, Straight, 1/2" hose x 1/2" BSPP female swivel	2
GA3500397	Hydraulic crimp coupling, Straight, 1/4" hose x 1/4" BSPP female swivel	2
GA3500310	Hydraulic adaptor, Nipple, 1/2" BSPT male x 1/2" BSPP male	1
GA3500320	Hydraulic adaptor, Elbow, 90 degree, 1/4" BSPT male x 1/4" BSPP male O-ring	1
GA3500203	Hydraulic adaptor, Reducing bush, 1/2" BSPT male x 1/4" BSPT female	1
GA3500182	Hose, Hydraulic, 1/2"	1
GA5049695	Hose, Hydraulic, 1/4", 2 wire, Black	1

Quick Release Couplings

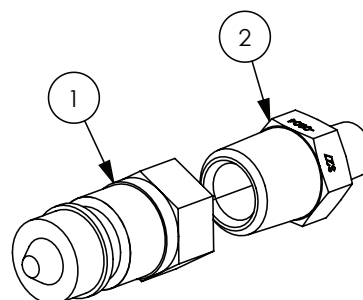
1/2" HYDRAULIC LINES

ITEM	PART NO	DESCRIPTION
1	GA5078000	Quick connect fitting, 1/2" male tip x 1/2" female thread



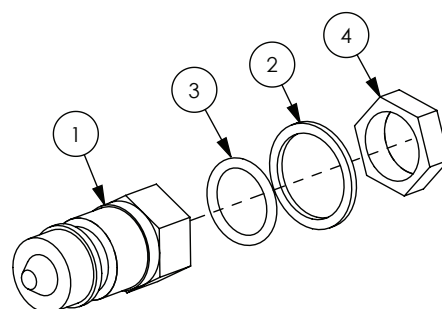
1/4" HYDRAULIC LINES

ITEM	PART NO	DESCRIPTION
1	GA5078000	Quick connect fitting, 1/2" male tip x 1/2" female thread
2	GA3500221	Hydraulic adaptor, Nipple, 1/2" BSP x 1/4" BSP



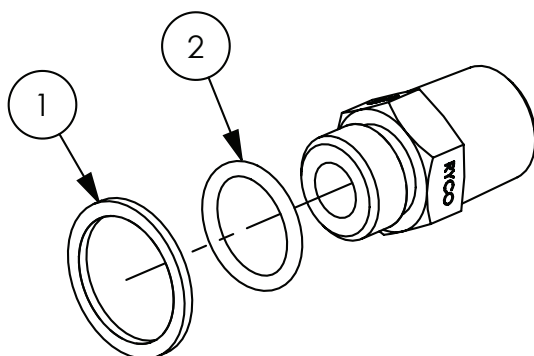
HYDRAULIC PUMP LINES

ITEM	PART NO	DESCRIPTION
1	GA5078000	Quick connect fitting, 1/2" male tip x 1/2" female thread
2	GA5076891	Ring Retaining BSPP 1/2"
3	GA5078121	1/2" Hydraulic O-Ring
4	35B-08	1/2" BSPP Lock Nut



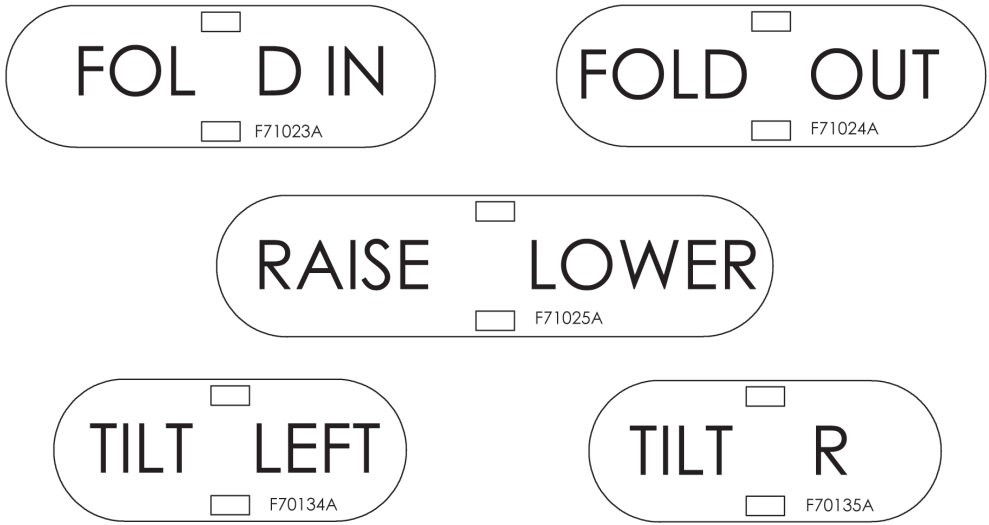
NOTE: Plastic Cover for when fittings are not in use: GA5052365.

Hydraulic O-rings & Retaining Washers



ITEM	PART NO	DESCRIPTION
1	GA5076889	Ring Retaining 1/4" BSPP
	GA5076890	Ring Retaining BSPP 3/8"
	GA5076891	Ring Retaining BSPP 1/2"
	GA5076892	Retaining Ring BSPP 3/4"
2	GA5078119	O-Ring BSPP 1/4"
	GA5078120	O-Ring 3/8" BSPP
	GA5078121	O-Ring BSPP 1/2"
	GA5078122	O-Ring BSPP 3/4"

Hydraulic Hose ID Tags



PART NUMBER	DESCRIPTION
F71023A	ID Tag for Fold In
F71024A	ID Tag for Fold Out
F71025A	ID Tag for Boom Raise/Lower
F70134A	ID Tag for Left Hand Tilt
F70135A	ID Tag for Right Hand Tilt
F71018A	ID Tag for Bi-Fold In
F71019A	ID Tag for Bi-Fold Out
F71020A	ID Tag for Pressure
F71021A	ID Tag for Tank
F71022A	ID Tag for Load Sense
F71026A	ID Tag for Brakes

Hydraulic Hoses

PART NUMBER	DESCRIPTION
GA5067925	1/4" Hydraulic Hose, Tractor to fold cylinders
GA5067930	1/2" Hydraulic Hose, Tractor to Boom Lower Solenoid
GA5067940	1/2" Hydraulic Hose, Accumulator manifold to lift cylinders
GA5067945	1/4" Hydraulic Hose, Tractor to tilt cylinders

Raw Hide & Spiral Guard

RAWHIDE

PART NUMBER	DESCRIPTION
GA5053630	Rawhide hose protection 23mm
GA5053710	Rawhide Hose protector 31mm
GA5053640	Rawhide hose protection 36mm
GA5053715	Rawhide Hose protector 56mm
GA5053705	Rawhide Hose protector 73mm
GA5066710	Rawhide hose protection 93mm
GA5054375	Rawhide, Nylon sleeve, 102mm, Hook & loop closure

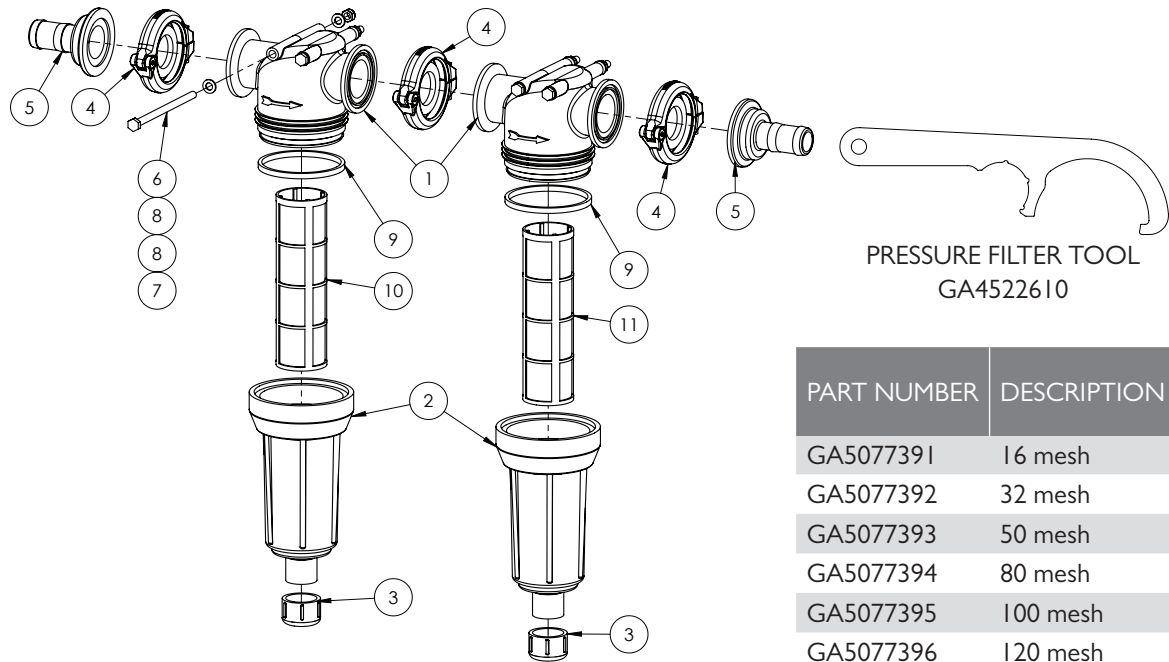
SPIRAL GUARD

PART NUMBER	DESCRIPTION
GA5015669	Spiral guard, Black

Chapter 19

PLUMBING

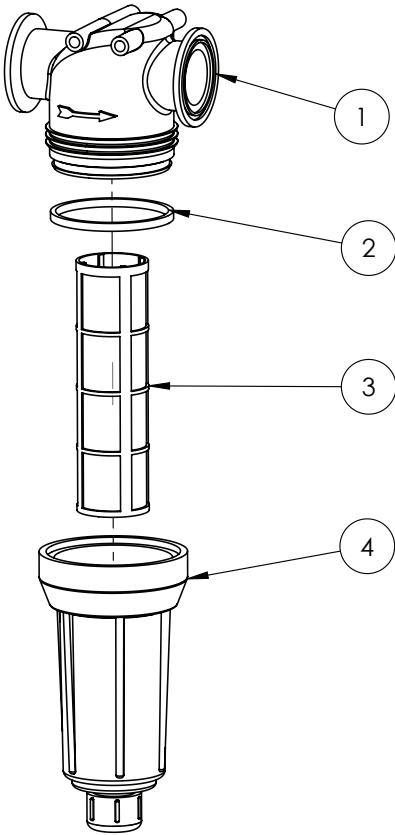
Filter - Dual Pressure Assembly



PART NUMBER	DESCRIPTION
GA5077285	Filter, 75 series flange inlet & outlet, with 80 mesh, Blue
GA5077284	Filter, 75 series flange inlet & outlet, with 100 mesh, Green

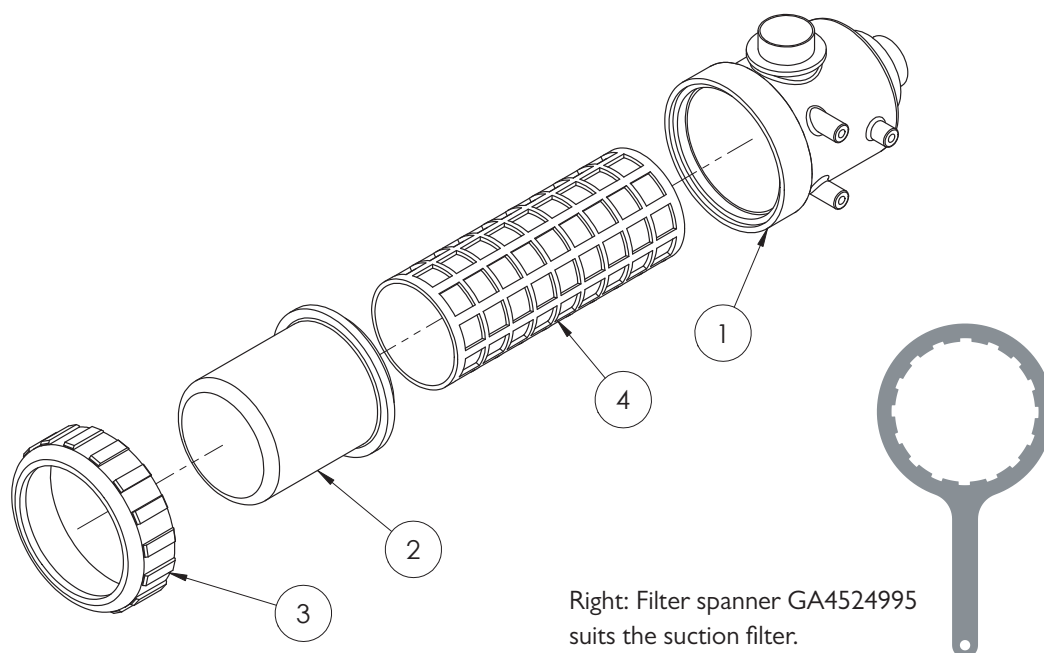
ITEM NO.	PART NUMBER	DESCRIPTION	QTY.
1	GA5078386	Strainer head, 1 1/2" inlet / outlets	2
2	GA5077539	Filter bowl	2
	GA5077540	Filter bowl cap, AA126, Polypropylene	2
3	GA5077564	Seal, suit GA5077540, EPDM type - Alternate	2
	GA5077565	Seal, suit GA5077540, VITON type - Alternate	
4	GA2000114	Flange Clamp, and Gasket, 1.5", series 200, Hypro	3
5	GA5077830	Hose barb, Flanged, Straight, 2" flange x 1 1/4" barb, Banjo	2
6	GA5011503	Bolt M8 x 140 ZP GR8.8	4
7	GA5003643	Washer 8mm Flat SS HD	8
8	GA5004917	Nut M8 Nyloc ZP	4
9	GA5077541	Seal, 98 OD x 91 ID x 7mm thick, EPDM type - Alternate	2
	GA5077542	Seal, 98 OD x 91 ID x 7mm thick, VITON type - Alternate	
10	GA5077395	Filter screen, 100 mesh, Green, SS & polymer	1
11	GA5077394	Filter screen, 80 mesh, Blue, SS & polypropylene	1

Filter - Pressure - Body Assembly



ITEM NO.	PART NUMBER	DESCRIPTION	QTY.
1	GA5077285	Filter, 75 series flange inlet & outlet, 80 mesh	1
	GA5077284	Filter, 75 series flange inlet & outlet, 100 mesh	1
2	GA5077541	Seal, 98 OD x 91 ID x 7mm thick	1
3	GA5077394	Filter screen, 80 mesh, SS & polypropylene	1
	GA5077395	Filter screen, 100 mesh, SS & polypropylene	1
4	GA5077539	Filter bowl, AA126, Suits 1 1/2 + 1 1/4, Grey, Polypropylene	2

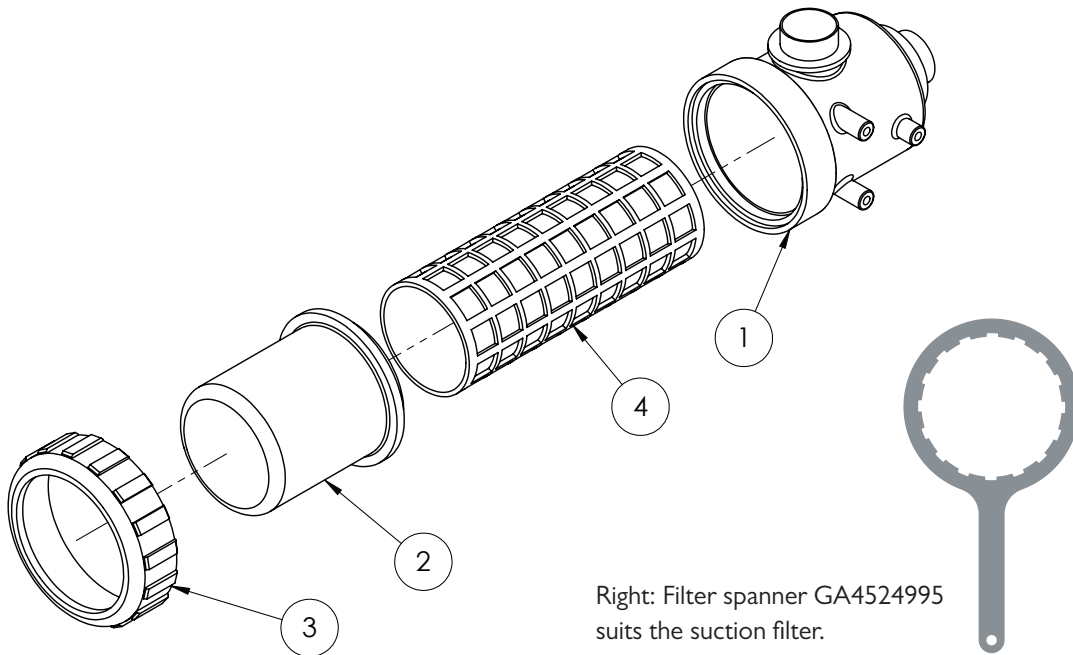
Filter - 1 1/2" Suction



ITEM NO.	PART NUMBER	DESCRIPTION	QTY.
-	GA5076782	Filter, Suction, 1 1/2" male inlet & outlet, 50 mesh screen	-
1	GA5076771	Filter Body, 316, 1 1/2", Inlet Outlet thread	1
	GA5076767	316 Suction Filter Bowl	1
2	GA5076769	O Ring 126.4 x 7 mm, suit filter bowl, BS429 - Alternate	1
	GA5076770	O Ring 126.4 x 7 mm, suit filter bowl, Viton - Alternate	1
3	GA5076768	Nut, Plastic, Suit suction filter, 8 Threads	1
	GA5076779	32 Mesh Screen - Red - Alternate	1
4	GA5076780	50 Mesh Screen - Blue - Standard fitment	1
	GA5077684	O ring, 2.62 x 94.92, EPDM, GI 1046, suits Arag 317, 316, 335, 333 filters	2

NOTE: Filter meshes finer than 50 mesh are not recommended as they can cause restrictions on the spray pump.

Filter - 2" Suction

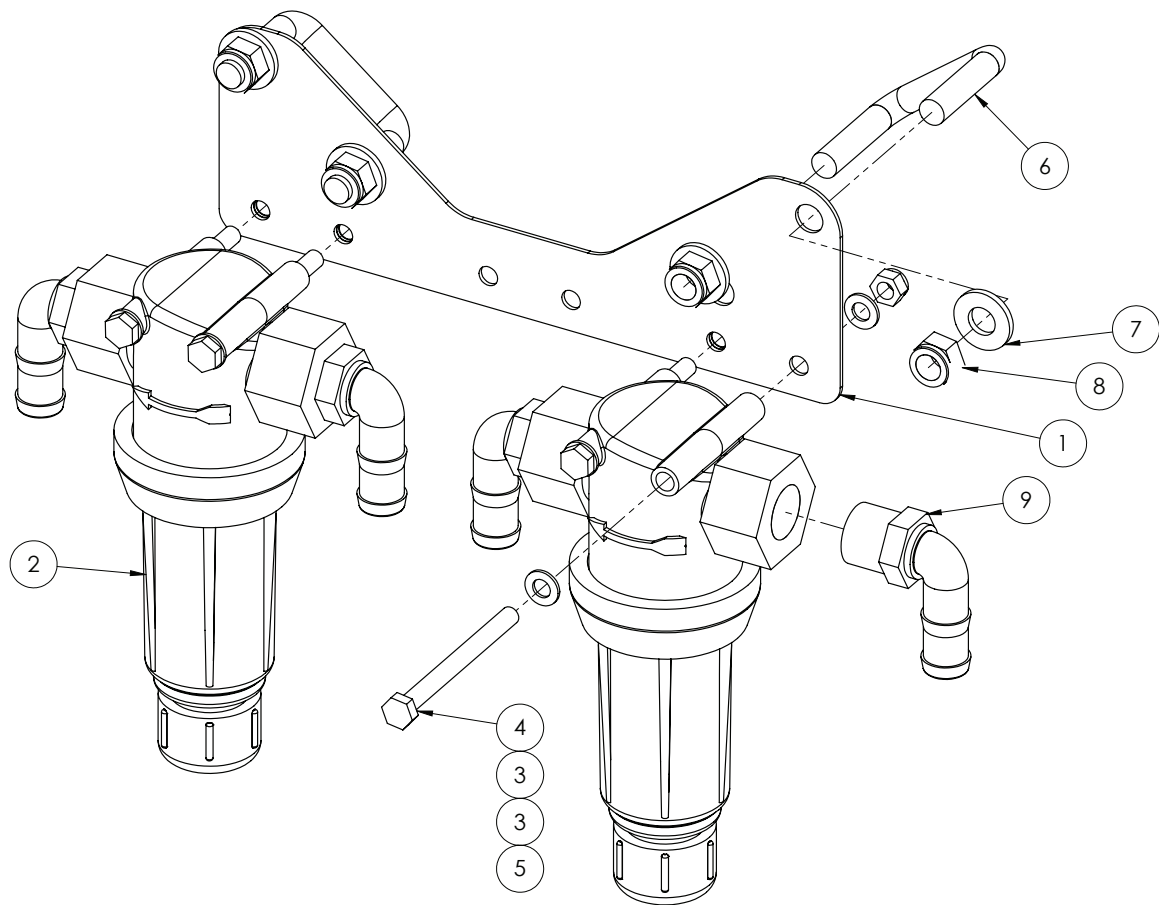


Right: Filter spanner GA4524995 suits the suction filter.

ITEM NO.	PART NUMBER	DESCRIPTION	QTY.
-	GA5076799	Suction filter, 317, 2" BSP male inlet / outlet, 32 mesh - Complete	-
1	GA5076773	Filter Body, 317, "2", Inlet Outlet thread	1
	GA5076793	317 Suction Filter Bowl	1
2	GA5076769	O Ring 126.4 x 7 mm, suit 317 filter bowl, BS429 - Alternate	1
	GA5076770	O Ring 126.4 x 7 mm, suit 317 filter bowl, Viton - Alternate	1
3	GA5076768	Nut, Plastic, Suit 317 suction filter, 8 Threads	1
	GA5076797	32 Mesh Screen - Red - Standard fitment	1
4	GA5077684	O ring, 2.62 x 94.92 mm, EPDM, G11046, suits filter screen	2

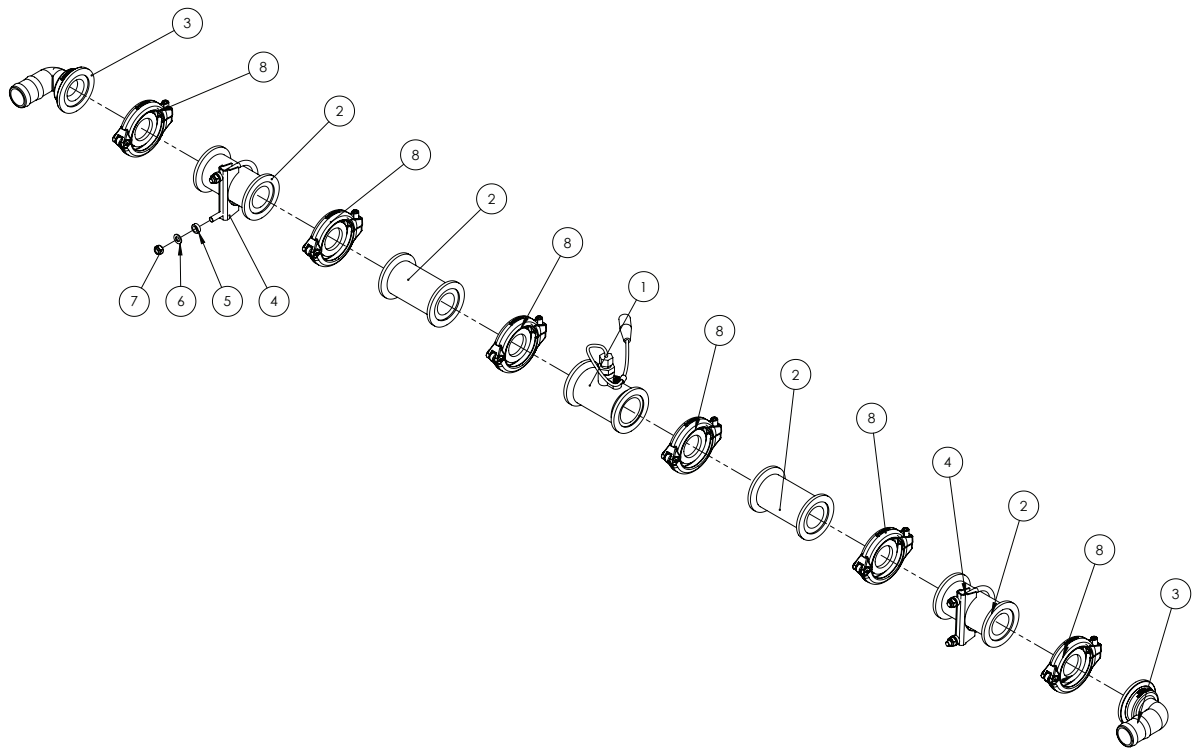
NOTE: Filter meshes finer than 32 mesh are not recommended as they can cause restrictions on the spray pump.

Filter - In Line Boom



ITEM NO.	PART NUMBER	DESCRIPTION	QTY.
1	GA4505205	Boom line filter mount plate bolt on	1
2	GA5077270	Filter, 3/4" female thread inlet/outlet, 200 mesh screen	2
3	GA5048115	Nut M6 Nyloc ZP	8
4	GA5011495	Bolt M8 x 90 ZP GR8.8	4
5	GA5004917	Nut M8 Nyloc ZP	4
6	GA5011243	M12 x 50mm x 50mm Square Top U Bolts	2
7	GA5000577	Washer 12mm Flat SS HD	4
8	GA5012461	Nut M12 Nyloc ZP	4
9	GA5077717	Hose barb, Elbow, 90 degree, 3/4" male thread x 3/4" hose, Banjo	4

Flow Meter



FLOW METER ASSEMBLY

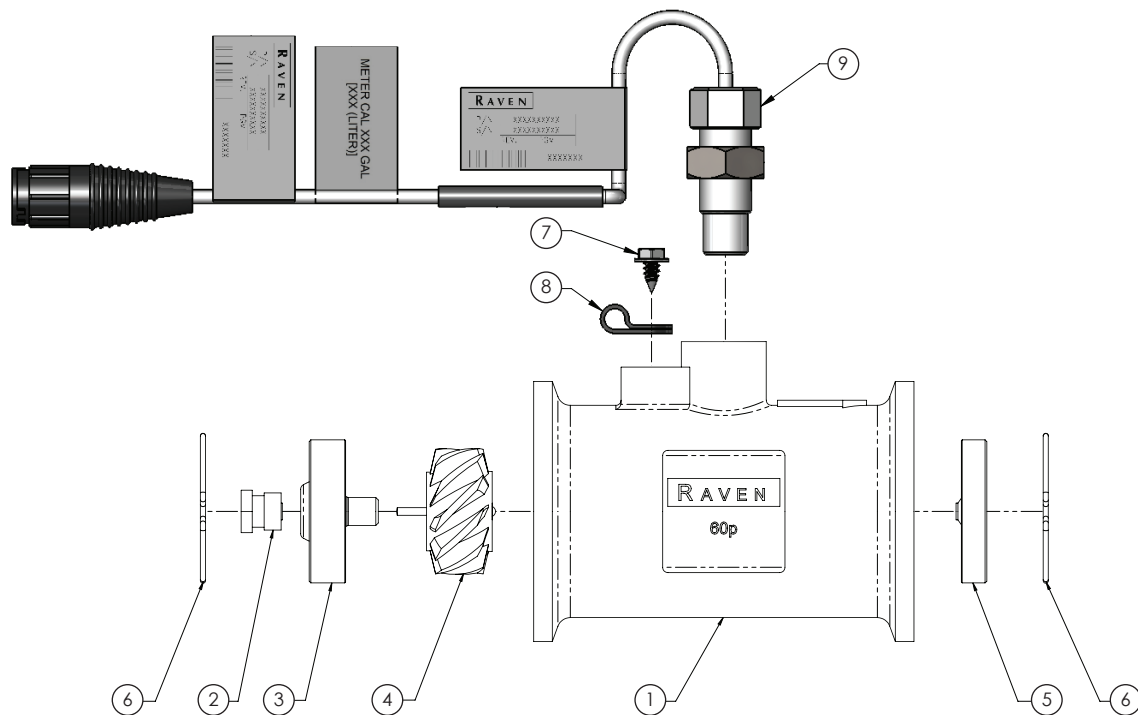
PART NUMBER	DESCRIPTION
GA4908545	Flow Meter Assembly, long, Raven 60P High Pulse with round connector, 1 1/2" Hose Barbs, suit 4400 and PCI ISO Bus

ITEM NO.	PART NUMBER	DESCRIPTION	QTY.
1	GA5075873	Flowmeter, RFM60P, Round connector; suit ISO & 4400 Raven	1
2	GA5077840	Plumbing coupling, Straight, 2" flange x " flange x 4 1/2" long	4
3	GA5077834	Hose barb, Elbow, 90 degree, 2 flange x 1 1/2" hose	2
4	GA5006689	Exhaust clamp - 66mm C12	2
5	GA4552080	Crush tube, 10.2 ID x 15 OD x 5 mm	4
6	GA5003643	Washer 8mm Flat SS HD	4
7	GA5052590	Nut M8 Nyloc SS	4
8	GA2000114	Flange Clamp, and Gasket, 1.5", series 200, Hypro	6

* Sub-assembly on following pages

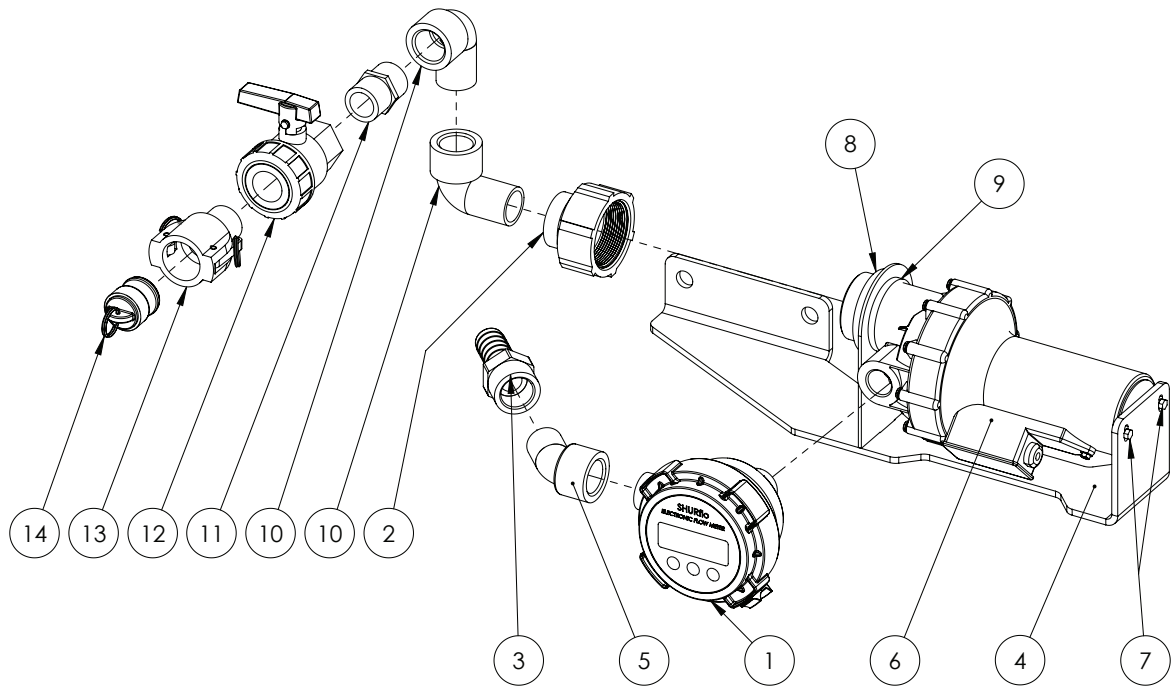
NOTE: The flange clamps come with a built in seal/gasket.

Flow Meter Assembly



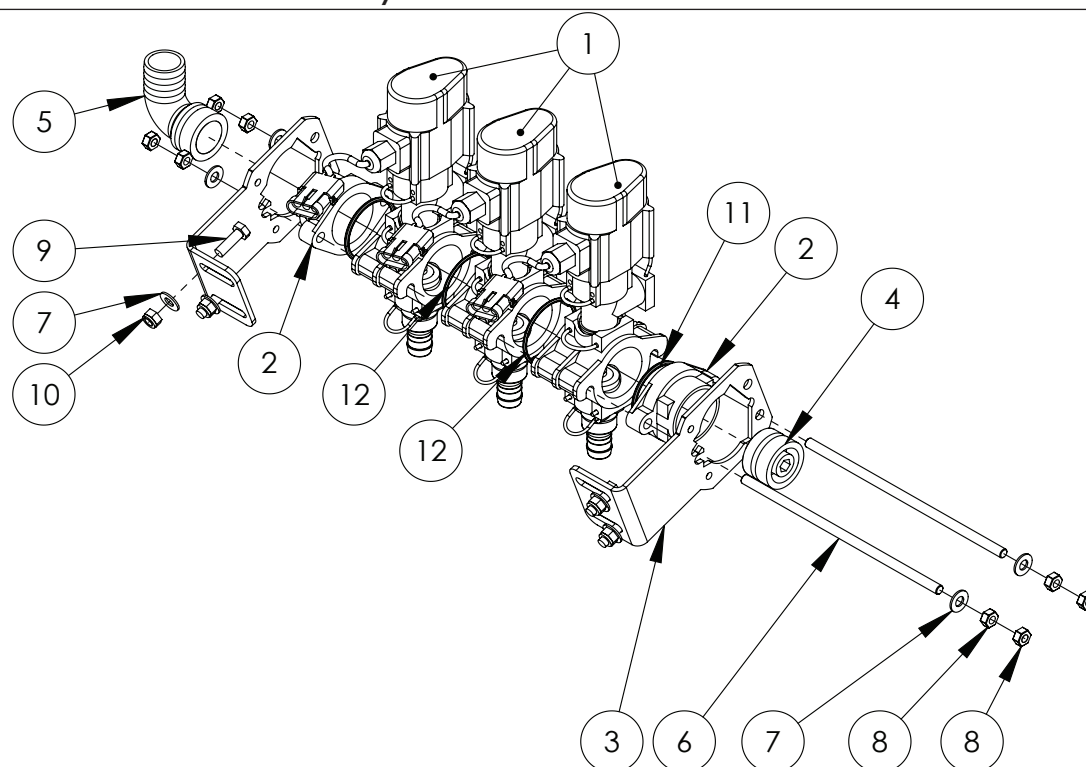
ITEM NO.	PART NUMBER	DESCRIPTION	QTY.
-	GA5075873	Flowmeter, RFM60P, Round connector, suit ISO & 4400 Raven	-
1	-	Body, Moulded, Flowmeter RFM-60, 1060159514	1
2	0630173062F	Turbine, Stud, Poly, Flowmeter RFM-60	2
3	GA5075870	Hub/Bearing Assembly, Upstream, Flowmeter RFM-60	1
4	GA5075869	Rotor/Magnet Assembly RFM-60	1
5	GA5075871	Bearing, Down Stream End Bearing suit RFM-60	1
6	-	Retaining ring, Wireform, Flowmeter RFM-60, 3350003200	2
7	GA5076734	Screw 10-16 x 3/8" Sltd Hex	1
8	GA5076966	Clamp Cable Plastic 1/4" x 1/2"	1
9	GA3000195	Sensor, External Flow Meter, High Pulse, suit 15P and 60P, round connector, Raven	1

Pump - Chemical Transfer



ITEM NO.	PART NUMBER	DESCRIPTION	QTY.
1	GA2000031	Flow meter, Chemical transfer, 90 degree, Shurflo	1
2	GA2000032	Reducing coupling, 2" female NPT to 1" female NPT, SHURflo	1
3	GA5077747	Hose barb, Straight, 1" female thread x 1" hose, Banjo, HBF100	1
4	GA4600250	Bracket, Shurflo Transfer Pump, Special	1
5	GA5078136	Street elbow, 45 degree, 1" male thread x 1" female thread	1
6	GA2000030	Pump, Diaphragm, Chemical transfer 12v, Viton SHURflo	1
7	GA5003577	Bolt M5 x 16 GR8.8 ZP	2
8	GA4552870	Spacer, Pod fill point fitting 61	1
9	GA5076615	Seal, EPDM, Suit 2" flange fitting, Banjo, 200G	1
10	GA5078137	Street elbow, 90 degree, 1" male x 1" female, Banjo, SL100-90	2
11	GA5077914	Nipple, Short, 1" male thread x 1" male thread, Banjo, NIP100-SH	1
12	GA5078164	Valve, Ball, 1" female thread inlet / outlet, Full port, Lever handle	1
13	GA5076007	Cam lever, 1" female coupler, 1" male thread, Banjo, 100B	1
14	GA5076005	Cam lever, Male plug, Suits 1" & 1 1/4" couplings	1

Boom Valves Assembly



ITEM NO	PART NUMBER	DESCRIPTION	QTY.
1	GA5065515*	Boom valve, Single, AS24, 3 wire, 3 pin AMP connector, Altek	3
2	GA5065810	End cap, Altek boom valve	2
3	GA5065800	Altek boom valve mounting bracket	2
4	GA4582160	Plumbing adaptor, AS40 male x 1/4" female thread, Delrin	1
5	GA5065620	Hose barb, Elbow, 90 degree, AS40 x 33mm hose barb, Altek	1
6	GA5065805	Connecting rod suit 3 bank SS	2
7	GA5003643	Washer 8mm Flat SS HD	12
8	GA5011499	Nut M8 Hex ZP	8
9	GA5004711	Bolt M8 x 25 ZP GR8.8	4
10	GA5004917	Nut M8 Nyloc ZP	4
11	GA5048385	O ring, 42.5 x 2.62 mm, BSI 31, suit 2" hose barb	2
12	GA5012507	O-Ring 55.25 x 2.62mm (suit Altek boom valve)	2

* Sub-assembly on following pages
CONNECTING RODS

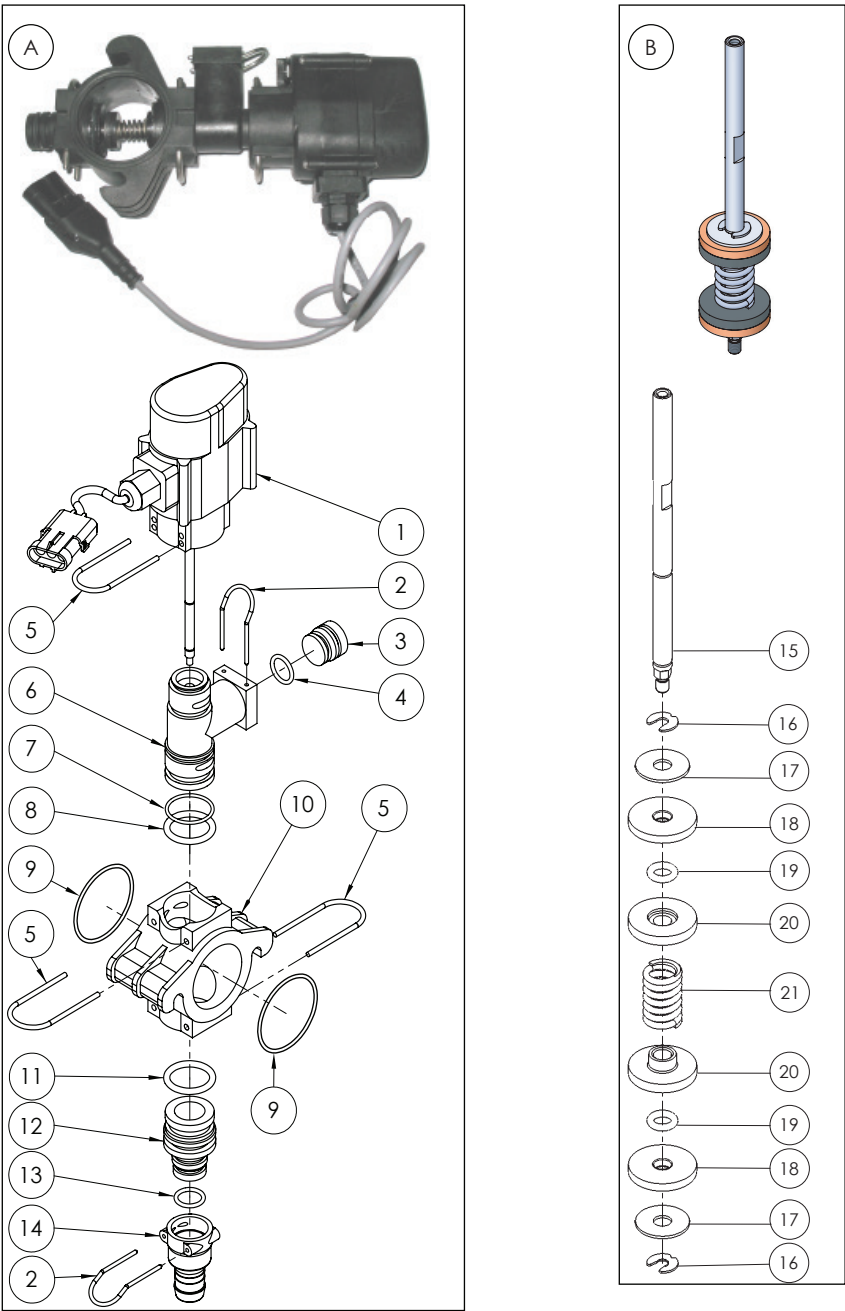
PART NUMBER	DESCRIPTION
GA5065805	3 Section connecting rod
GA4562055	4 Section connecting rod
GA4562125	5 Section connecting rod
GA4562050	6 Section connecting rod
GA4562045	7 Section connecting rod
GA4562040	8 Section connecting rod

BOOM VALVES

PART NUMBER	DESCRIPTION
GA5065740	3 Section Boom Valves
GA5065741	4 Section Boom Valves
GA5065704	5 Section Boom Valves
GA5065705	6 Section Boom Valves
GA5065706	7 Section Boom Valves
GA5065710	8 Section Boom Valves

NOTE: Boom valve assemblies do not come with plumbing fittings.

Boom Valve Unit Assembly



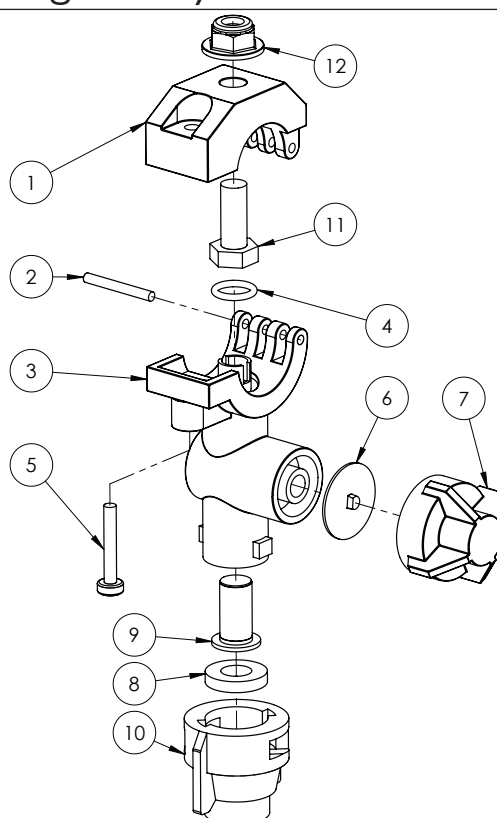
ITEM NO.	PART NUMBER	DESCRIPTION	QTY.
A	GA5065515	Boom valve assembly, Single, AS24, 3 wire, with connector (Includes plunger assembly - Part B)	-
B	GA2000262	Plunger assembly, Boom valve	-
I	GA2000266	Switch unit, 3 wire, Weatherpack plug, Boom Valve	1
2	GA5065695	Retaining pin, Suit AS24 plumbing fittings	2
3	GA2000269	Plug, AS24, Altek, 80376	1
4	GA5065840	O ring, 18.0 x 2.5 mm	1

Continued over page

Boom Valve Unit Assembly

ITEM NO.	PART NUMBER	DESCRIPTION	QTY.
5	GA5065701	Retaining pin, Suit AS30 plumbing fittings	3
6	GA2000267	Valve body, Boom Valve	1
7	GA5053510	O ring, 25 x 2.5 mm	1
8	GA5065830	O ring, 24.3 x 4.2 mm, FPM75	1
9	GA5012507	O Ring 55.25 x 2.62 mm	2
10	GA5065825	Manifold piece, Boom valve	1
11	GA5065830	O ring, 24.3 x 4.2 mm, FPM75	1
12	GA5065835	Plug in adapter, AS30 x AS24	1
13	GA5001067	O Ring 17.1 x 2.6 mm	1
14	GA5065640	Hose barb, AS24 female x 20mm hose	1
15	GA2000263	Plunger rod, Boom valve	1
16	GA5054650	Circlip, Boom Valve	2
17	GA5054640	Washer 17.8 x 6.1 x 1 mm	2
18	GA5054645	Rubber Plunger Seal, Boom Valve	2
19	GA5025250	O-ring, seal, 6 x 2 mm, FPM75, suit boom valve	2
20	GA2000264	Plunger spring cap, Boom valve	2
21	GA2000265	Plunger spring, Boom valve	1

Nozzles - Teejet Single Body

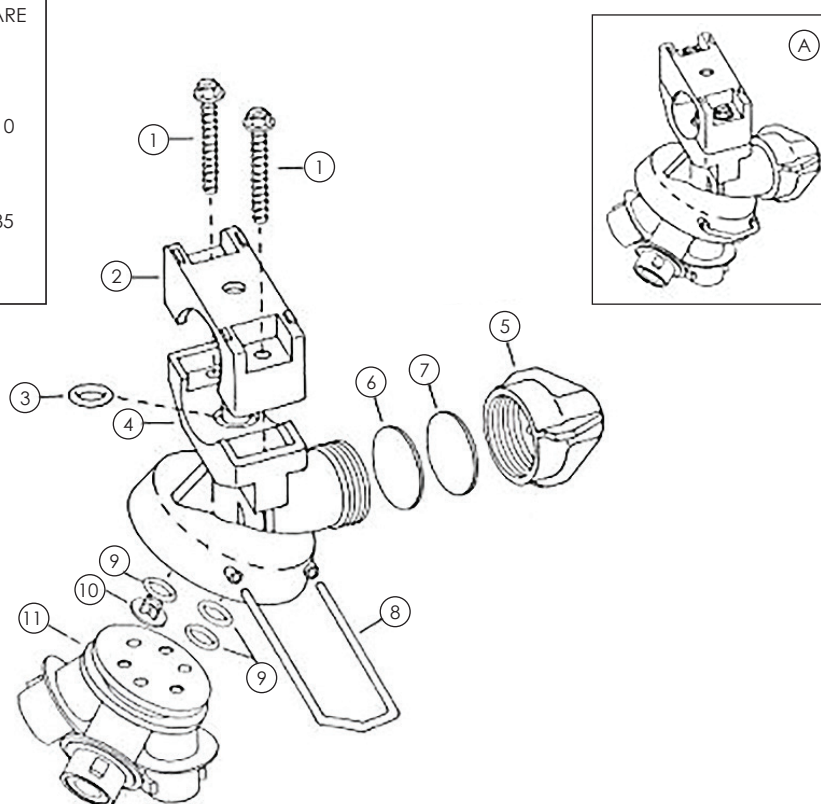
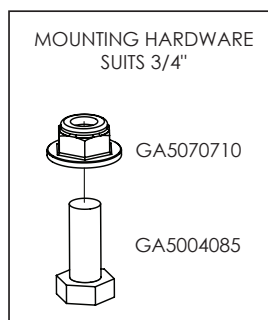


NOTE: Item 6 & 7 are discarded when attaching Spray-Stop

ITEM NO.	PART NUMBER	DESCRIPTION	QTY.
-	GA5077964	Nozzle body, Single, 3/4", Teejet	-
-	GA5077988	Nozzle body, Single, 1", Teejet	-
1	GA5077532	Nozzle body clamp, Upper, 3/4", Teejet	1
	GA5077533	Nozzle body clamp, Upper, 1", Teejet	1
2	GA5077537	Pin, Nozzle body clamp, Teejet	1
3	GA5077538	3/4" Nylon body	1
	CP48499-NYB	1" Nylon body	1
4	GA5077596	O-ring, 14.5 x 2.5mm, Buna	1
	GA5077597	O-ring, Viton	1
5	GA5077536	Screw, suit Teejet Nozzle bodies, 1-1/4" long, SS	1
6	GA5077439	Chemsaver, Diaphragm, Teejet	1
	GA5077440	Diaphragm, Viton, Nozzle body check valve, Teejet	1
7	GA5076670	Chemsaver, 10psi, Black, Teejet	1
8	GA5055245	Washer, Nozzle cap seal, Rubber, 19 OD x 9mm ID	1
9	GA5077159	Filter, Nozzle tip, Red, 50 mesh, Polypropylene & SS, Teejet	1
	GA5077160	Nozzle filter screen, Blue 80 mesh, Polypropylene / SS, Teejet	1
10	GA8100464	Nozzle cap, Black, Teejet, Suit flat spray smaller capacity nozzles (up to 08)	1
	GA8100059	Nozzle Cap, 10mm across flats, Black, Lechler	1
11	GA5004085	Bolt M8 x 20 GR8.8 ZP	1
12	GA5070710	Nut Flange Plastic M8 x 1.25	1

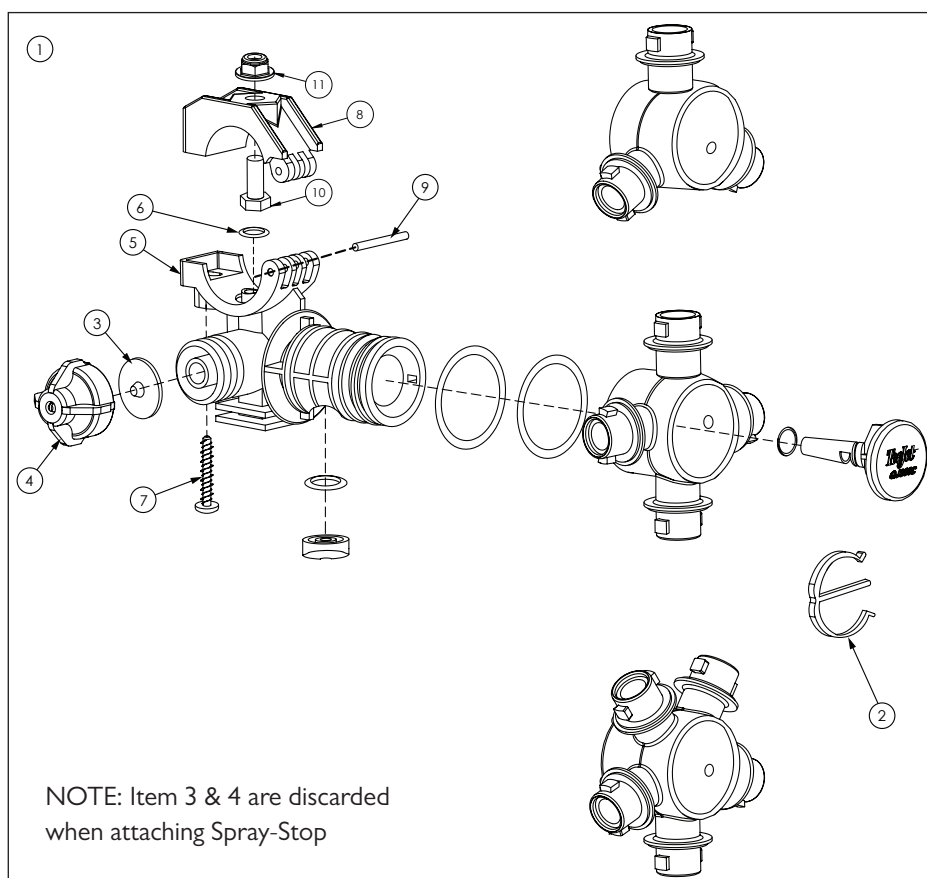
NOTE: See nozzle tip strainer, cap and nozzle sections on following pages for more detailed nozzle parts guide.

Nozzles - Teejet Turret Body



ITEM NO.	PART NUMBER	DESCRIPTION	QTY.
A	GA5076697	Nozzle body, Triple turret, 3/4" - Complete	-
1	GA5077430	HEAD SCREW 430SS, Suits QJ742I Series Nozzle Body	2
2	CP24222-NYB	Clamp 3/4"	1
3	GA5077596	O-ring, 14.5 x 2.5mm, Buna	1
	GA5077597	O-ring, Viton	
4	GA5077461	Nozzle body, Triple turret, Upper body with 3/4" lower clamp	1
5	-	Not used	-
6	-	Not used	-
7	-	Not used	-
8	CP24221-SSPV	Retaining pin	1
9	GA5077595	O-ring, EPR	3
10	CP24224-CE	Button	1
11	CP24217-CE	Plate	1

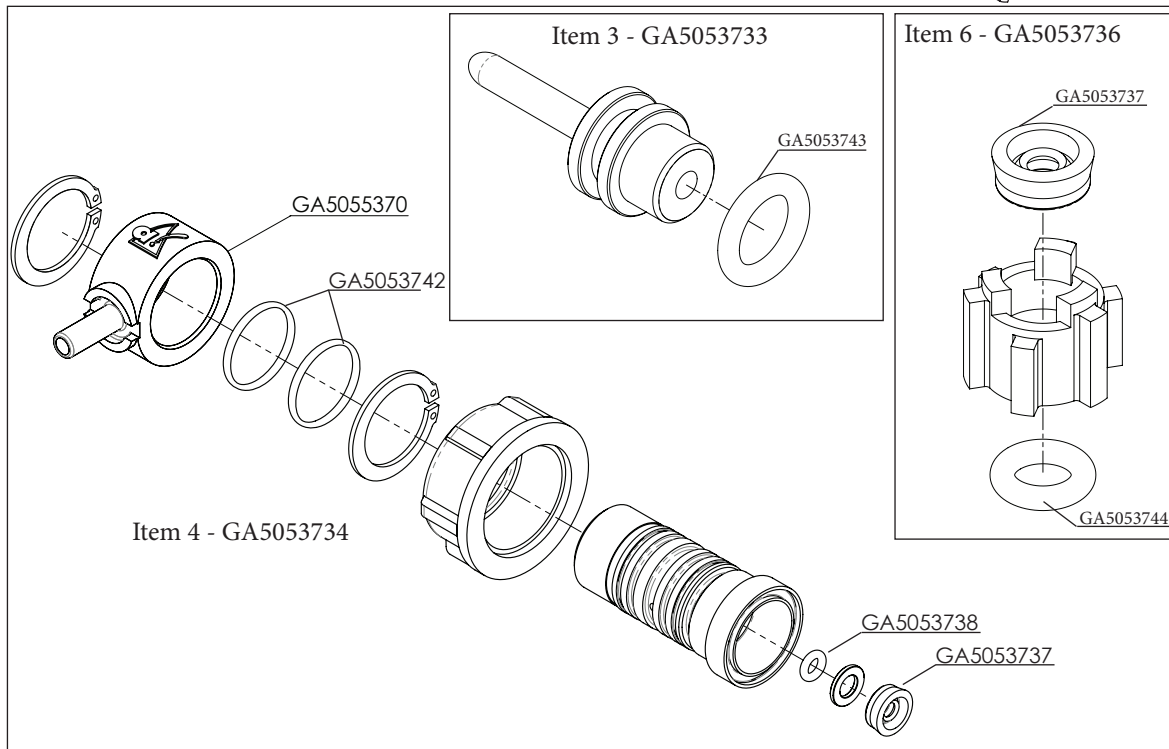
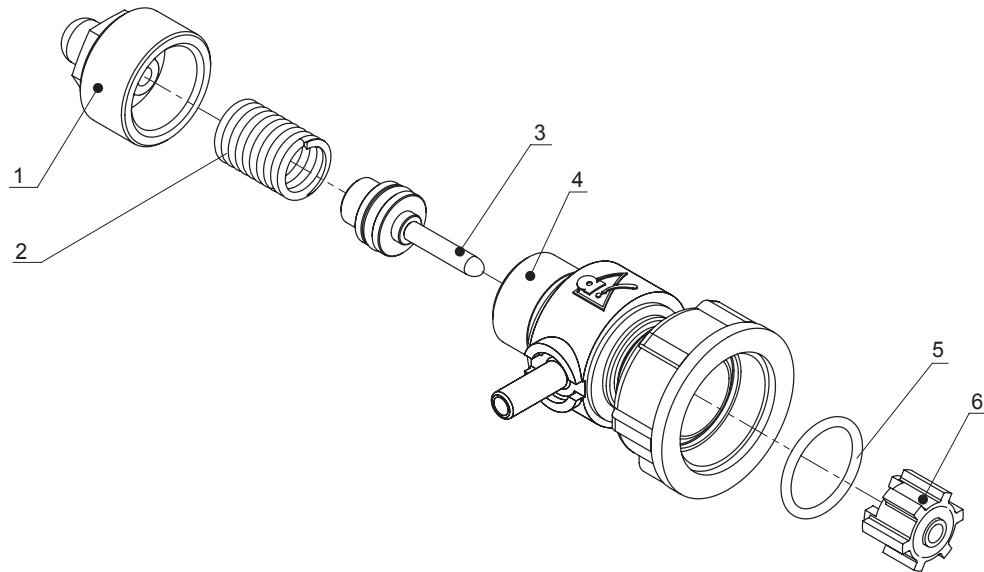
Nozzles - Teejet Clock Face Body



ITEM NO.	PART NUMBER	DESCRIPTION	QTY.
1	GA5077972	Nozzle body assembly, Clock face, 3 outlet, 3/4", Teejet	-
	GA5077974	Nozzle body assembly, Clock face, 4 outlet, 3/4", Teejet	-
	GA5077977	Nozzle body assembly, Clock face, 5 outlet, 3/4", Teejet	-
	GA5077970	Nozzle body, Triple, Trijet, Clock face, 1", Teejet	-
2	GA5077496	E clip, Nozzle body, Teejet	1
3	GA5077439	Chemsaver, Diaphragm, Teejet	1
	GA5077440	Diaphragm, Viton, Nozzle body check valve, Teejet	1
4	GA5076670	Chemsaver, 10psi, Black, Teejet	1
5	GA5077493	Body, 360 series 3/4", Teejet	1
	GA5077494	Body, 360 series 1", Teejet	1
6	GA5077596	O-ring, 14.5 x 2.5mm, Buna	1
	GA5077597	O-ring, Viton	1
7	GA5077536	Screw, suit Teejet Nozzle bodies, 1-1/4" long, SS	1
8	GA5077532	Nozzle body clamp, Upper, 3/4", Teejet	1
	GA5077533	Nozzle body clamp, Upper, 1", Teejet	1
9	GA5077537	Pin, Nozzle body clamp, Teejet	1
10	GA5004085	Bolt M8 x 20 GR8.8 ZP	1
11	GA5070710	Nut Flange Plastic M8 x 1.25	1
12	GA5077057	Nozzle body extension, Quick Teejet type, 1" long, Black, Teejet	1

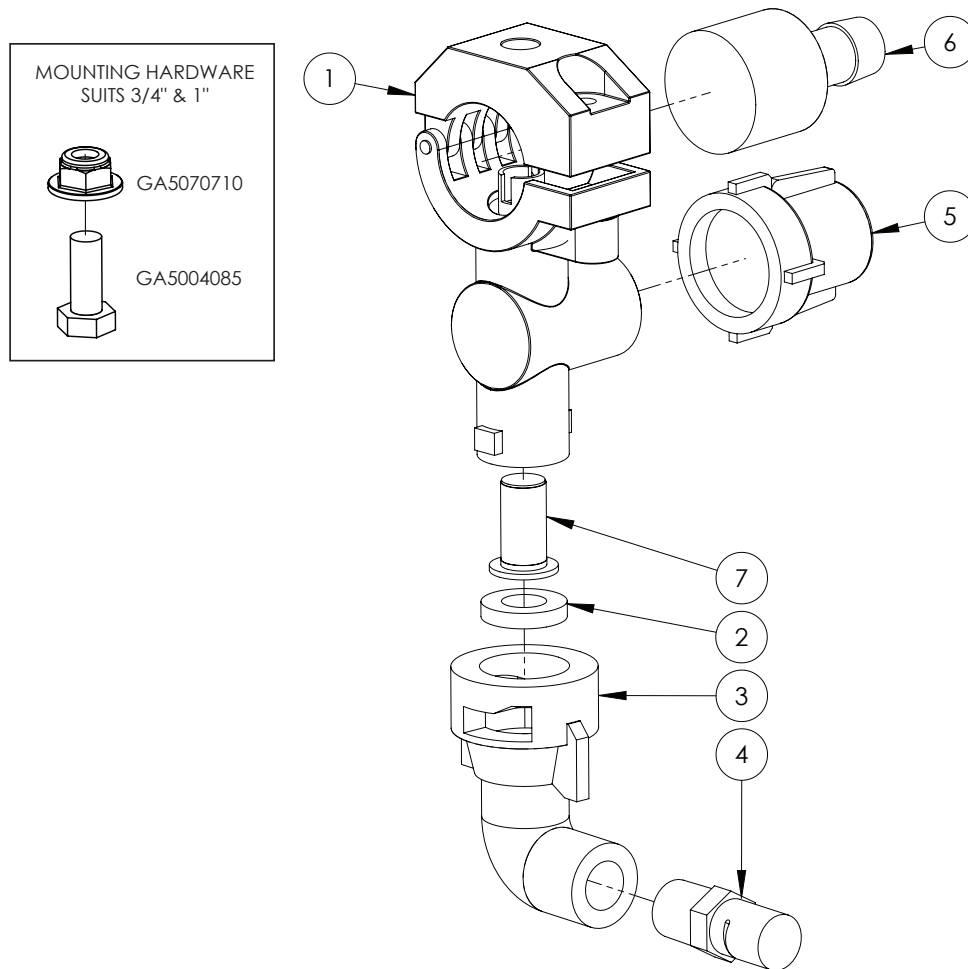
NOTE: See nozzle tip strainer, cap and nozzle sections on following pages for more detailed nozzle parts guide.

Nozzles - Altek Spray Stop - Push On Type



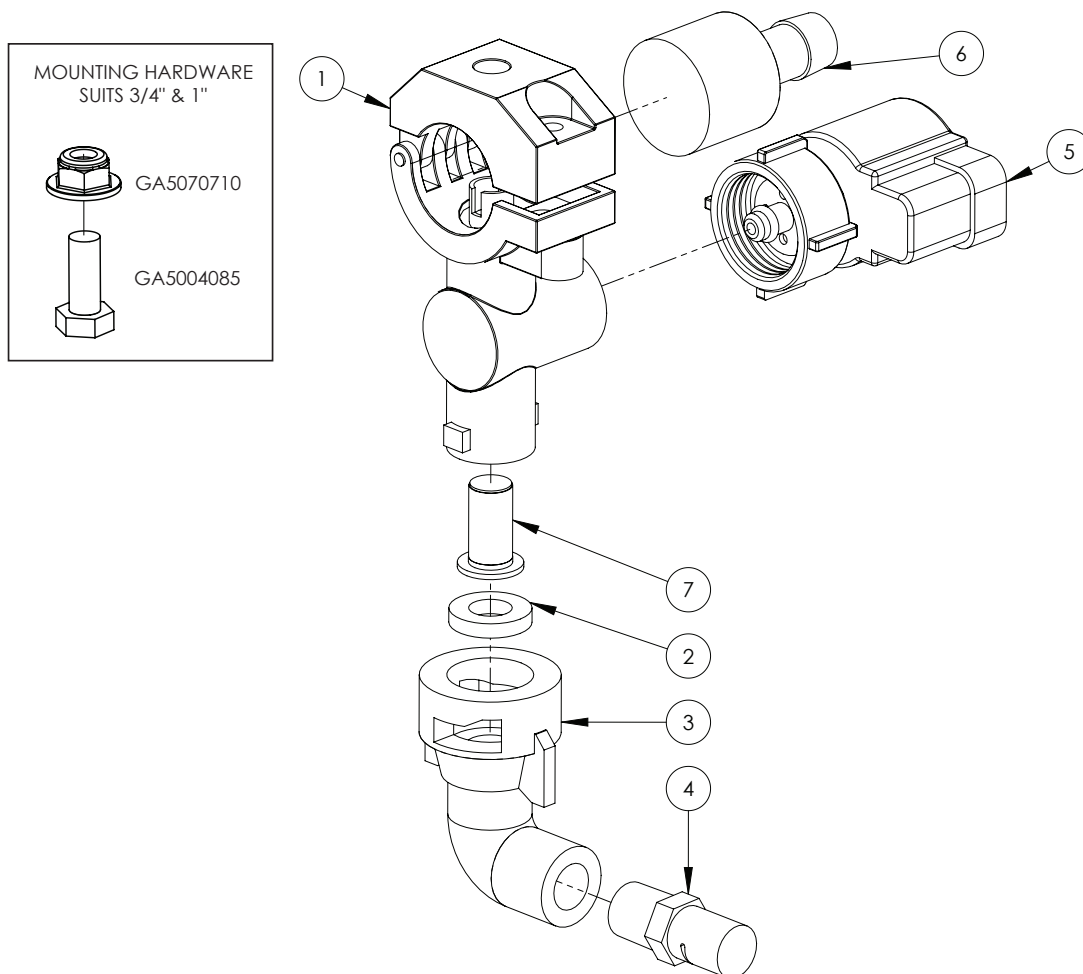
ITEM NO.	PART NUMBER	DESCRIPTION	QTY.
-	GA5065520	Spray Stop, RapidFire, Suit Teejet nozzle body, Altek	-
1	GA5053731	End Cap with Breather	1
2	GA5053732	Spring, 10 Bar	1
3	GA5053733	Piston	1
4	GA5053734	Valve Body	1
5	GA5053735	O-ring external	1
6	GA5053736	Plunger	1

Nozzles - Fence Line - Manual Operated



ITEM NO.	PART NUMBER	DESCRIPTION	QTY.
1	GA5077964	Nozzle body, Single, 3/4", Teejet	1
	GA5077988	Nozzle body, Single, 1", Teejet	1
	GA5070710	Nut Flange Plastic M8 x 1.25	1
	GA5004085	Bolt M8 x 20 GR8.8 ZP	1
2	GA5055245	Washer, Nozzle cap seal, Rubber, 19 OD x 9mm ID	1
3	GA5077986	Nozzle cap & washer, 90 degree cap, 1/4" NPT female outlet	1
4	GA8100339	Nozzle, Fence line, Orange, Polymer, Left side, 1/4" NPT, Teejet	1
	GA8100340	Nozzle, Fence line, Orange, Polymer, Right side, 1/4" NPT, Teejet	1
5	GA5077074	Chemsaver, Manual shutoff, Maximum 150psi pressure, Teejet	1
6	GA5077497	Hose barb suit nozzle body, Single 1/2", Nylon, Teejet	1
7	GA5076947	Check valve & filter screen, Nozzle tip, 5psi valve, 50 mesh	1

Nozzles - Fence Line - Solenoid Operated



ITEM NO.	PART NUMBER	DESCRIPTION	QTY.
1	GA5077964	Nozzle body, Single, 3/4", Teejet	1
	GA5077988	Nozzle body, Single, 1", Teejet	1
	GA5070710	Nut Flange Plastic M8 x 1.25	1
	GA5004085	Bolt M8 x 20 GR8.8 ZP	1
2	GA5055245	Washer, Nozzle cap seal, Rubber, 19 OD x 9mm ID	1
3	GA5077986	Nozzle cap & washer, 90 degree cap, 1/4" NPT female outlet	1
4	GA8100339	Nozzle, Fence line, Orange, Polymer, Left side, 1/4" NPT, Teejet	1
	GA8100340	Nozzle, Fence line, Orange, Polymer, Right side, 1/4" NPT, Teejet	1
5	GA5071785	Solenoid, e-Chemsaver suit 2 Pin Metri-pack, Fence Line	1
6	GA5077497	Hose barb suit nozzle body, Single 1/2", Nylon, Teejet	1
7	GA5076947	Check valve & filter screen, Nozzle tip, 5psi valve, 50 mesh	1

Nozzles - Tip Strainers

PART NUMBER	DESCRIPTION
GA5076947	Tip strainer, Check valve, 5 PSI, Polypropylene / Stainless steel, 50 mesh, Teejet
GA5077158	Tip strainer, Polypropylene / Stainless steel, 24 mesh, Teejet
GA5077159	Tip strainer, Polypropylene / Stainless steel, 50 mesh, Teejet
GA5077160	Tip strainer, Polypropylene / Stainless steel, 80 mesh, Teejet
GA5077156	Tip strainer, Polypropylene / Stainless steel, 100 mesh, Teejet
GA5077157	Tip strainer, Polypropylene / Stainless steel, 200 mesh, Teejet

Nozzles - IDK - Cap

PART NUMBER	DESCRIPTION
GA8100464	Cap to suit IDK nozzle
GA5055245	Cap washer, IDK nozzle

Nozzles - IDK - Tips

PART NUMBER	DESCRIPTION	STRAINER
GA8100018	IDK 120-01, Orange, Lechler	80 mesh
GA8100019	IDK 120-015, Green, Lechler	50 mesh
GA8100020	IDK 120-02, Yellow, Lechler	50 mesh
GA8100021	IDK 120-025, Purple, Lechler	50 mesh
GA8100022	IDK 120-03, Blue, Lechler	50 mesh
GA8100023	IDK 120-04, Red, Lechler	50 mesh
GA8100024	IDK 120-05, Brown, Lechler	24 mesh
GA8100025	IDK 120-06, Grey, Lechler	24 mesh
GA8100026	IDK 120-08, White, Lechler	24 mesh

Nozzles - ID3 - Cap

PART NUMBER	DESCRIPTION
GA8100059	Cap to suit ID3 nozzle
GA5055245	Cap washer, ID3 nozzle

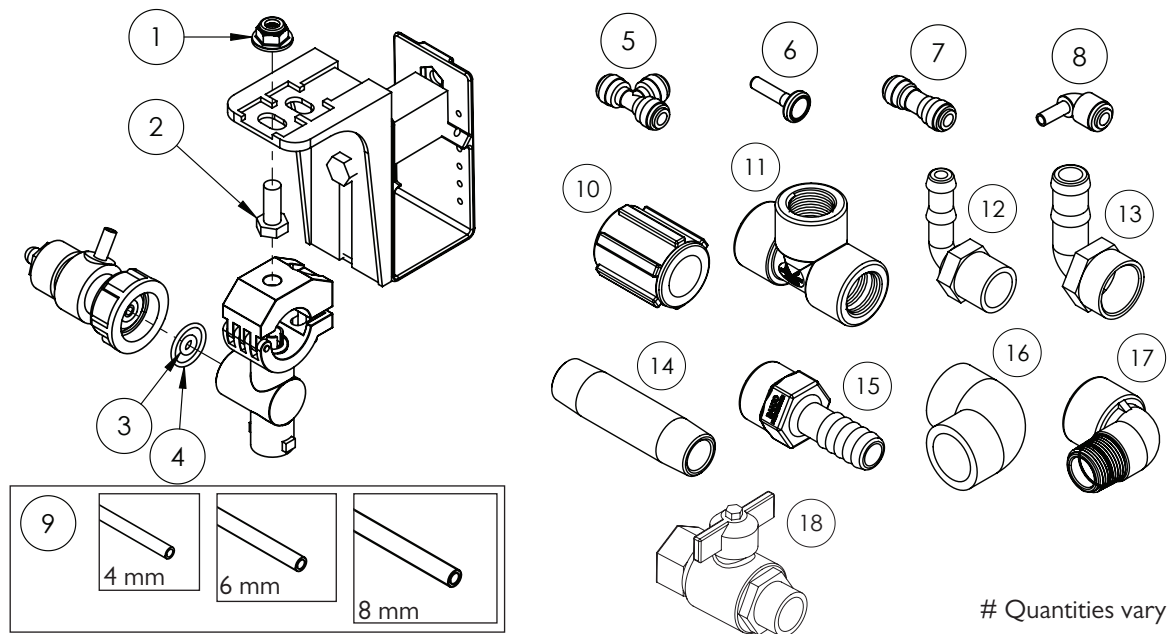
Nozzles - ID3 - Tips

PART NUMBER	DESCRIPTION	STRAINER
GA8100000	ID3 120-01, Orange, Lechler	80 mesh
GA8100001	ID3 120-015, Green, Lechler	50 mesh
GA8100002	ID3 120-02, Yellow, Lechler	50 mesh
GA8100003	ID3 120-025, Purple, Lechler	50 mesh
GA8100004	ID3 120-03, Blue, Lechler	50 mesh
GA8100005	ID3 120-04, Red, Lechler	50 mesh
GA8100006	ID3 120-05, Brown, Lechler	24 mesh
GA8100007	ID3 120-06, Grey, Lechler	24 mesh
GA8100008	ID3 120-08, White, Lechler	24 mesh

Nozzles - AIXR - Tips

PART NUMBER	DESCRIPTION	STRAINER
GA8100429	AIXRI 10015VP, Green 015, Polymer, Teejet	100 mesh
GA8100430	AIXRI 10025VP, Violet 025, Polymer, Teejet	50 mesh
GA8100431	AIXRI 1002VP, Yellow 02, Polymer, Teejet	50 mesh
GA8100432	AIXRI 1003VP, Blue 03, Polymer, Teejet	50 mesh
GA8100433	AIXRI 1004VP, Red 04, Polymer, Teejet	50 mesh
GA8100434	AIXRI 1005VP, Brown 05, Polymer, Teejet	50 mesh
GA8100435	AIXRI 1006VP, Grey 06, Polymer, Teejet	50 mesh

Plumbing Lines - Miscellaneous



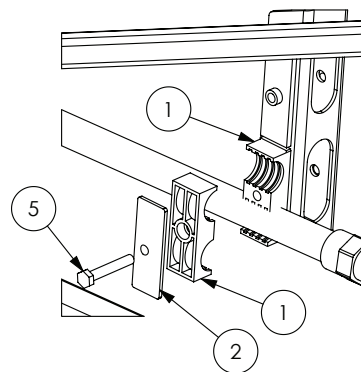
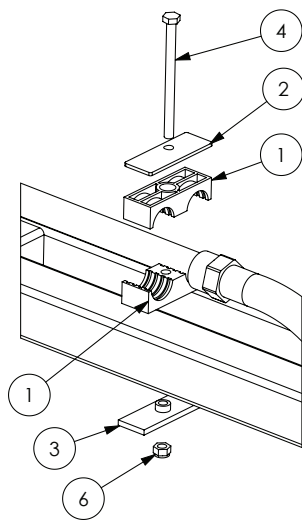
ITEM NO.	PART NUMBER	DESCRIPTION	QTY.
1	GA5070710	Nut with flange, Plastic, M8 x 1.25P	#
2	GA5004085	Bolt M8 x 20 GR8.8 ZP	#
3	GA5065521	O ring, 6.02 x 2.62 mm, Suits spray stop inner	#
4	GA5053135	O ring, 18 x 2 mm, Suit spray stop outer	#
5	GA5016246	Tee, Equal, 4mm push in type, Black plastic	#
	GA5016245	Tee, Equal, 6mm push in type, Black plastic	#
	GA5067010	Tee, Equal, 8mm push in type, Black plastic	#
6	GA5004405	Plug, Push in, 6mm	#
7	GA5066991	Pneumatic fitting, Push in, Joiner, 6mm	#
	GA5054600	Push in fitting, reducer, straight, 6mm to 4mm	#
	GA5065175	Push in fitting, reducer, straight, 8mm to 6mm	#
8	GA5071215	Stem Elbow, suit 6mm air line, push in	#
9	GA5004384	Tube, Nylon, 4mm, Black	#
	GA5004386	Tube, Nylon, 4mm, Blue	#
	GA5004383	Tube, Nylon, 6mm, Black	#
	GA5004385	Tube, Nylon, 6mm, Blue	#
	GA7000002	Tube, Nylon, 6mm, Red	#
	GA5004382	Tube, Nylon, 8mm, Black	#
10	GA5077637	Coupling, socket, 3/4" female thread	#
	GA5077638	Coupling, socket, 1" female thread	#
11	GA5078150	Tee, Threaded, 3/4" female	#
	GA5078151	Tee, Threaded, 1" female	#

Continued over page

Plumbing Lines - Miscellaneous

ITEM NO.	PART NUMBER	DESCRIPTION	QTY.
12	GA5077710	Hose barb, Elbow, 90 degree, 3/4" male thread x 1/2" hose	#
	GA5077723	Hose barb, Elbow, 90 degree, 1" male thread x 1" hose	#
13	GA5077746	Hose barb, Elbow, 90 degree, 3/4" female thread x 3/4" hose	#
14	GA5049090	BSP Riser 3/4" x 100 mm	#
15	GA5077743	Hose barb, Straight, 3/4" female x 3/4" hose	#
	GA5077747	Hose barb, Straight, 1" female thread x 1" hose	#
16	GA5077653	Street elbow, 90 degree, 3/4" female thread	#
	GA5077655	Street elbow, 90 degree, 1" female thread	#
17	GA5078135	Street elbow, 90 degree, 3/4" female thread x 3/4" male thread	#
	GA5078137	Street elbow, 90 degree, 1" female thread x 1" male thread	#
18	GA5018315	Valve, Ball, 20mm male & female thread, Black Butterfly handle	#

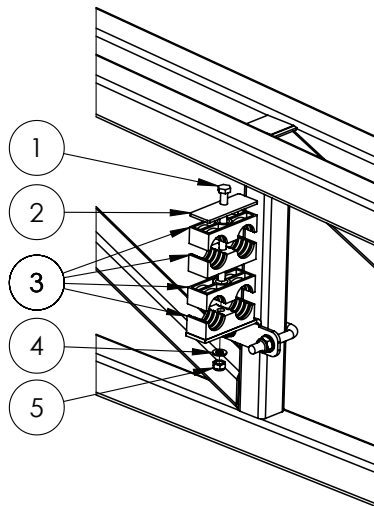
Boom Poly - Pipe Clamps - Singles



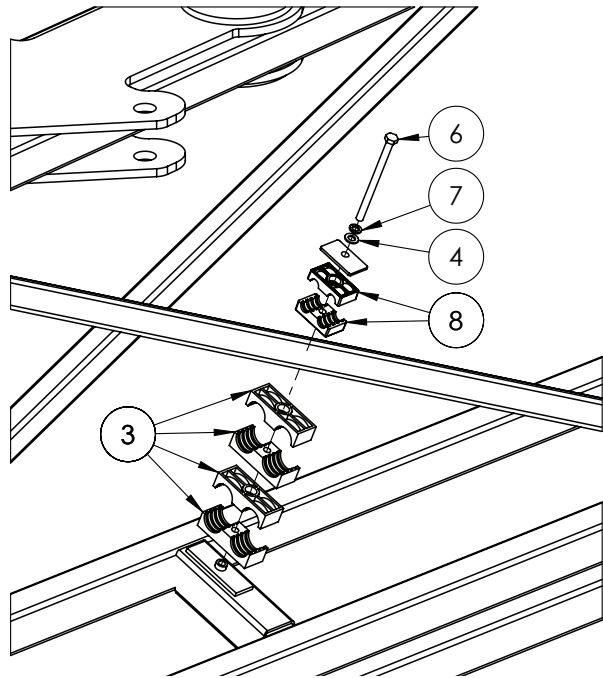
Quantities vary

ITEM NO.	PART NUMBER	DESCRIPTION	QTY.
1	GA5078038	RCD clamp jaws, Double 28mm hose, Black polypropylene	#
2	GA5078049	Hose clamp, Double RCD, Top plate, Grade 4, Suit clamp 28-30	#
3	GA5078048	Double Clamp Plate Bottom Gr4	#
4	GA5011501	Bolt M8 x 120 GR8.8 ZP	#
5	GA5004727	Bolt M8 x 50 ZP GR8.8	#
6	GA5052590	Nut M8 Nyloc SS	#

Boom Poly - Pipe Clamps - Multi



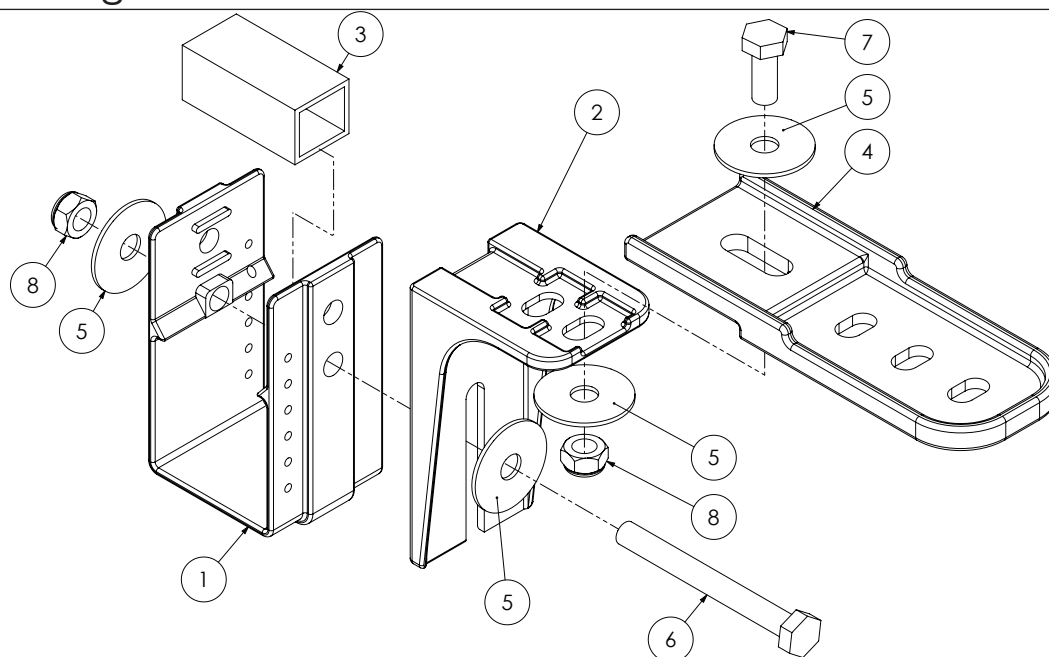
ALUMINIUM OUTER WING



STEEL INNER WING

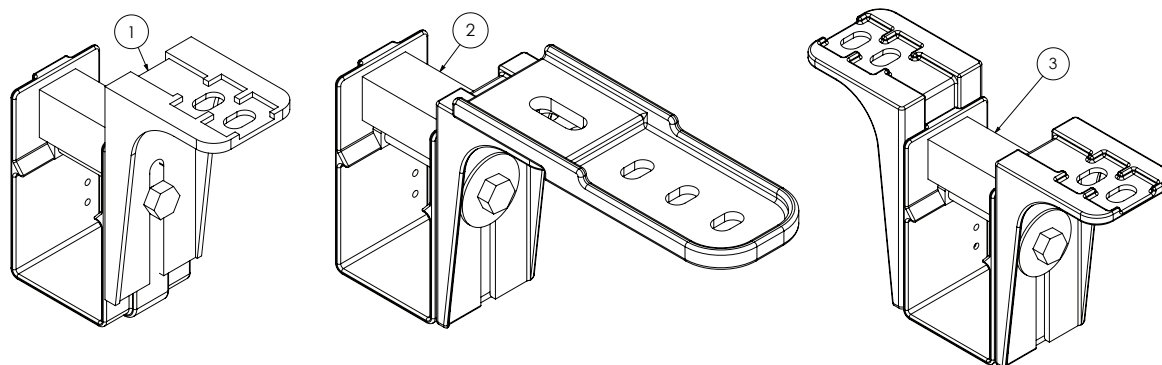
ITEM NO.	PART NUMBER	DESCRIPTION	# Quantities vary
			QTY.
1	GA5004933	Bolt M8 x 110 GR8.8 ZP	#
2	GA5078049	Mounting Clamp, Double type, Plate, Top, Group 4	#
3	GA5078038	Mounting clamp, Double type, Jaw, Pair, Group 4, 28mm	#
4	GA5003643	Washer 8mm Flat SS HD	#
5	GA5052590	Nut M8 Nyloc SS	#
6	GA5011501	Bolt M8 x 120 GR8.8 ZP	#
7	GA5004919	Washer 8mm Spring SS	#
8	GA5078031	Mounting clamp, Double type, Jaw, Pair, Group 2, 14mm	#

Plumbing Lines - Nozzle Brackets



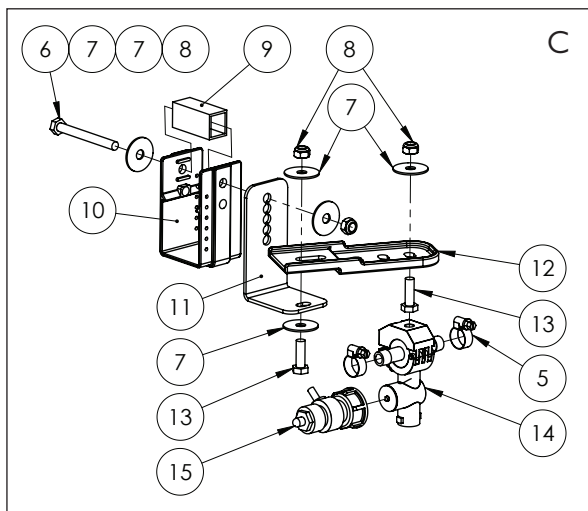
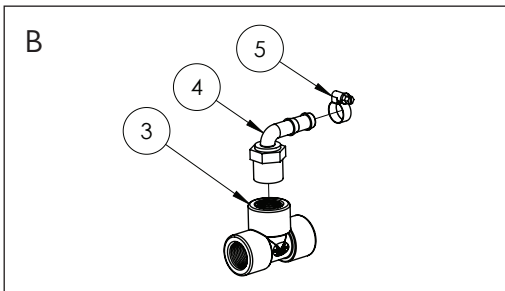
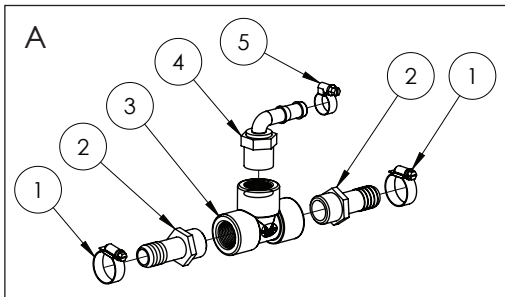
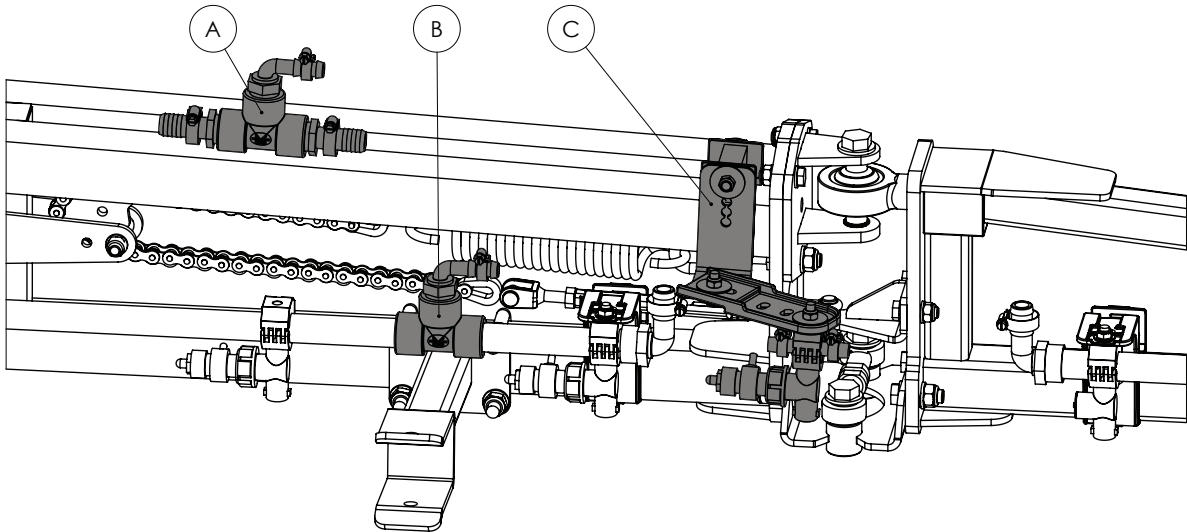
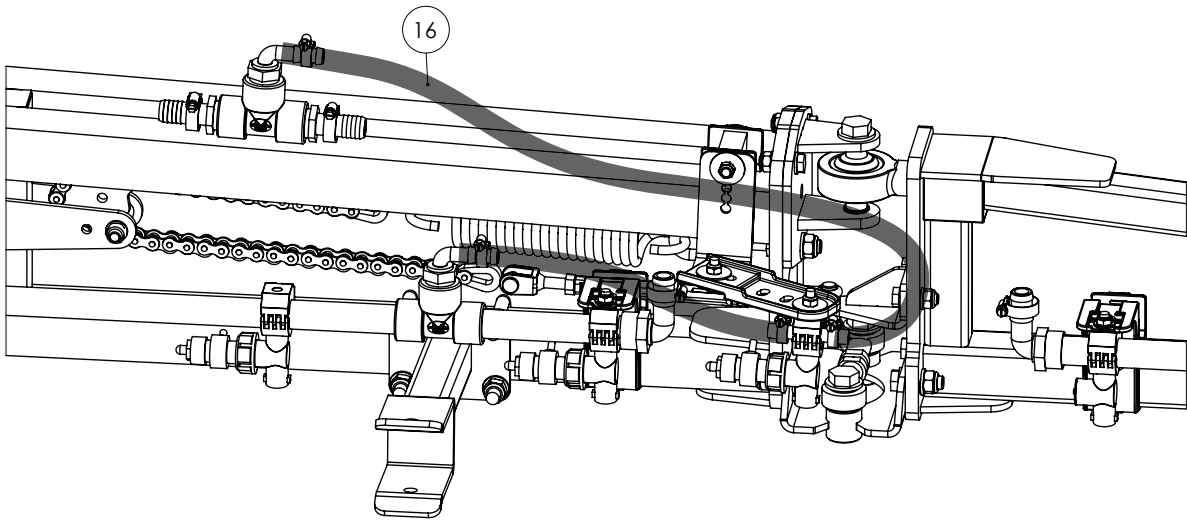
ITEM NO.	PART NUMBER	DESCRIPTION	QTY.
1	GA5018259	Nozzle bracket, plastic, U shape	1
2	GA5018257	Nozzle bracket, plastic, L shape, short	1
	GA5018258	Nozzle bracket, plastic, L shape, long	
3	GA5066965	Spacer suit nozzle brackets	1
4	GA5018255	Bracket, Nozzle extension, Plastic	1
5	GA5003645	Washer 5/16" ID x 1 1/4" OD Flat SS	4
6	GA5004741	Bolt M8 x 75 GR8.8 ZP	1
7	GA5004085	Bolt M8 x 20 GR8.8 ZP	1
8	GA5004917	Nut M8 Nyloc ZP	2

Plumbing Lines - Nozzle Bracket Kits



ITEM NO.	PART NUMBER	DESCRIPTION
1	GA4948675-SK	Nozzle bracket kit, Single line, Suit 50mm RHS
2	GA4948695-SK	Nozzle bracket kit, Single line with extension, Suit 50mm RHS
3	GA4948685-SK	Nozzle bracket kit, Dual line, Suit 50mm RHS

Plumbing Lines - Mid Breakaway Assembly



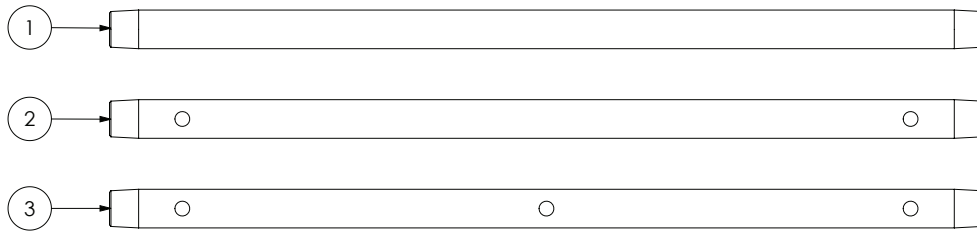
Continued over page

Plumbing Lines - Mid Breakaway Assembly

ITEM NO.	PART NUMBER	DESCRIPTION	QTY.
1	GA5000999	Hose Clamp, 3/4", SS (16-27/12W)	2
2	GA5077709	Hose barb, Straight, 3/4" male thread x 3/4" hose	2
3	GA5078150	Tee, Threaded, 3/4" female	2
4	GA5077710	Hose barb, Elbow, 90 degree, 3/4" male thread x 1/2" hose	2
5	GA5004865	Hose Clamp, 3/8",SS (8-16/9W)	4
6	GA5052600	Bolt M8 x 75 SS A2-70	2
7	GA5003645	Washer 5/16" ID x 1 1/4" OD Flat SS	5
8	GA5004917	Nut M8 Nyloc ZP	3
9	GA5066965	Spacer, square, plastic, 21 x 24 x 50 mm, suits nozzle brackets	1
10	GA5018259	Nozzle bracket, plastic, U shape	3
11	GA4537810	Nozzle bracket Long SS	1
12	GA5018255	Bracket, Nozzle extension, Plastic	1
13	GA5004713	Bolt M8 x 25 SS A2-70	2
14	GA5023620	Teejet Nozzle Body Inline Manifold Assembly 1/2"	1
15	GA5065520	Spray Stop, 6mm, Rapidfire, Suit Teejet nozzle body, Altek	1
16	GA2000211	Hose, Pressure, 12mm, Black, 250psi, HOS13P - Cut to 1000 mm	1

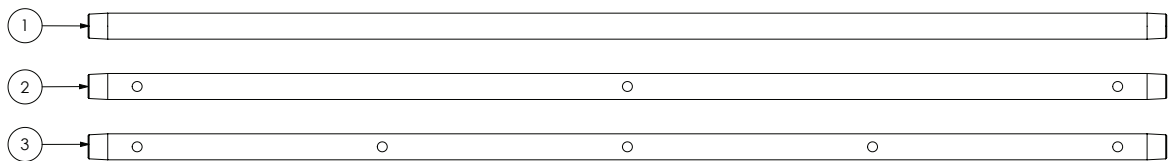
Quantities shown are per side.

Boom Poly - 3/4"- 600mm



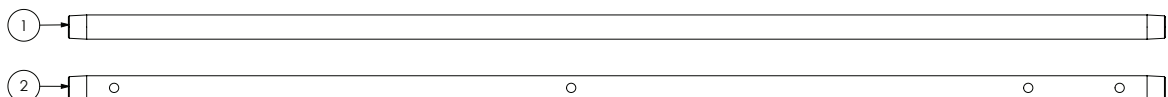
ITEM NO.	PART NUMBER	DESCRIPTION
1	GA5018287	Boom line, Poly, 3/4", 600 long, No holes
2	GA2000510	Boom line, Poly, 3/4", 600 long, 2 holes, 500mm spacing
3	GA2000511	Boom line, Poly, 3/4", 600 long, 3 holes, 250mm spacing

Boom Poly - 3/4"- 1100mm



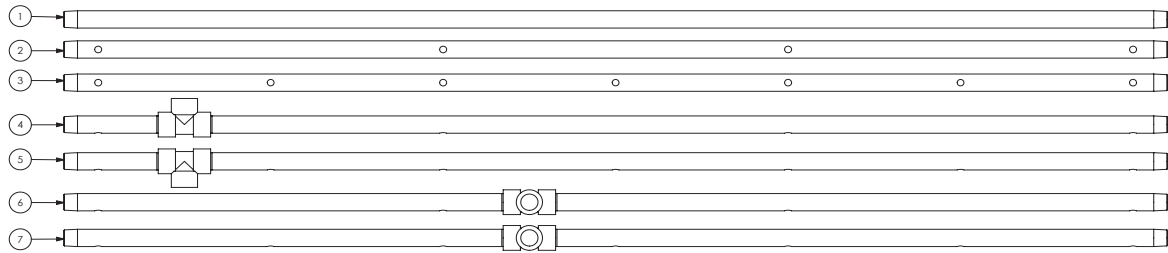
ITEM NO.	PART NUMBER	DESCRIPTION
1	GA5018269	Boom line, Poly, 3/4", 1100 long, No holes
2	GA2000506	Boom line, Poly, 3/4", 1100 long, 3 holes, 500mm spacing
3	GA2000507	Boom line, Poly, 3/4", 1100 long, 5 holes, 250mm spacing

Boom Poly - 3/4"- 1200mm




ITEM NO.	PART NUMBER	DESCRIPTION
1	GA5018271	Boom line, Poly, 3/4", 1200 long, No holes
2	GA2000515	Boom line, Poly, 3/4", 1200 long, 3 holes plus fenceline, 500mm spacing

Boom Poly - 3/4" - 1600mm



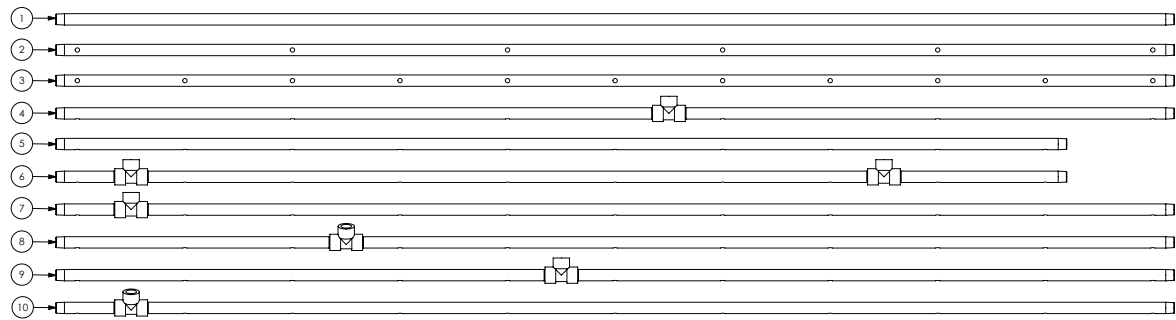
ITEM NO.	PART NUMBER	DESCRIPTION
1	GA5018273	Boom line, Poly, 3/4", 1600 long, No holes
2	GA2000500	Boom line, Poly, 3/4", 1600 long, 4 holes, 500mm spacing
3	GA2000501	Boom line, Poly, 3/4", 1600 long, 7 holes, 250mm spacing
4	GA2000520	Boom line, Poly, 3/4", 1600 long, 4 holes, 500mm spacing, Tee 175mm
5	GA2000521	Boom line, Poly, 3/4", 1600 long, 7 holes, 250mm spacing, Tee 175mm
6	GA2000522	Boom line, Poly, 3/4", 1600 long, 4 holes, 500mm spacing, Tee 675mm 90 Deg.
7	GA2000523	Boom line, Poly, 3/4", 1600 long, 7 holes, 250mm spacing, Tee 675mm 90 Deg.

Boom Poly - 3/4" - 2100mm



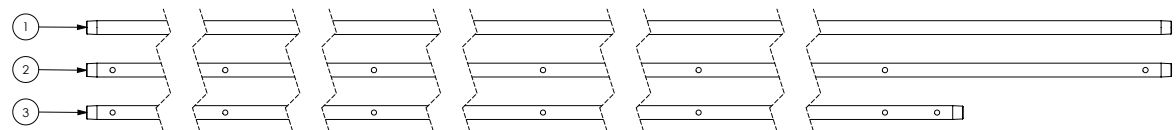
ITEM NO.	PART NUMBER	DESCRIPTION
1	GA5018275	Boom line, Poly, 3/4", 2100 long, No holes
2	GA2000502	Boom line, Poly, 3/4", 2100 long, 5 holes, 500mm spacing
3	GA2000503	Boom line, Poly, 3/4", 2100 long, 9 holes, 250mm spacing
4	GA2000525	Boom line, Poly, 3/4", 1700 long, 4 holes plus fenceline, 500mm spacing
5	GA2000526	Boom line, Poly, 3/4", 2100 long, 5 holes, 500mm spacing, Tee 175mm
6	GA2000527	Boom line, Poly, 3/4", 2100 long, 5 holes, 500mm spacing, Tee 925mm
7	GA2000530	Boom line, Poly, 3/4", 1700 long, 7 holes plus fenceline, 250mm spacing
8	GA2000531	Boom line, Poly, 3/4", 1950 long, 8 holes plus fenceline, 250mm spacing
9	GA2000532	Boom line, Poly, 3/4", 2100 long, 9 holes, 250mm spacing, Tee 425mm
10	GA2000533	Boom line, Poly, 3/4", 2100 long, 9 holes, 250mm spacing, Tee 675mm
11	GA2000534	Boom line, Poly, 3/4", 2100 long, 9 holes, 250mm spacing, Tee 925mm
12	GA2000535	Boom line, Poly, 3/4", 1850 long, 8 holes, 250mm spacing

Boom Poly - 3/4" - 2600mm



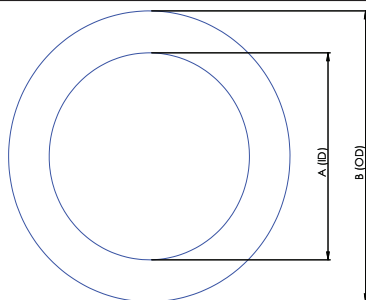
ITEM NO.	PART NUMBER	DESCRIPTION
1	GA5018279	Boom line, Poly, 3/4", 2600 long, No holes
2	GA2000504	Boom line, Poly, 3/4", 2600 long, 6 holes, 500mm spacing
3	GA2000505	Boom line, Poly, 3/4", 2600 long, 11 holes, 250mm spacing
4	GA2000540	Boom line, Poly, 3/4", 2600 long, 6 holes, 500mm spacing, Tee 175mm
5	GA2000541	Boom line, Poly, 3/4", 2350 long, 10 holes, 250mm spacing
6	GA2000542	Boom line, Poly, 3/4", 2600 long, 10 holes, 250mm spacing, Tee 175mm & 1925mm
7	GA2000543	Boom line, Poly, 3/4", 2600 long, 11 holes, 250mm spacing, Tee 175mm
8	GA2000544	Boom line, Poly, 3/4", 2600 long, 11 holes, 250mm spacing, Tee 675mm angled
9	GA2000545	Boom line, Poly, 3/4", 2600 long, 11 holes, 250mm spacing, Tee 175mm
10	GA2000546	Boom line, Poly, 3/4", 2600 long, 11 holes, 250mm spacing, Tee 175mm angled

Boom Poly - 3/4" - 3100mm



ITEM NO.	PART NUMBER	DESCRIPTION
1	GA5018281	Boom line, Poly, 3/4", 3100 long, No holes
2	GA2000508	Boom line, Poly, 3/4", 3100 long, 7 holes, 500mm spacing
3	GA2000550	Boom line, Poly, 3/4", 2700 long, 6 holes, 500mm spacing

Hoses



SUCTION HOSE

PART NUMBER	DESCRIPTION	INTERNAL DIAMETER (A)	OUTSIDE DIAMETER (B)
GA2000218	20mm Suction Hose	20mm	32mm
GA2000222	25mm Suction Hose	25mm	35mm
GA2000224	32mm Suction Hose	32mm	45mm
GA2000226	38mm Suction Hose	38mm	48mm
GA2000229	51mm Suction Hose	51mm	63mm
GA2000230	63mm Suction Hose	63mm	76mm
GA2000232	75mm Suction Hose	75mm	93mm

NOTE: Suction hose can be identified by its external green stripe and wire reinforcement.

PRESSURE HOSE

PART NUMBER	DESCRIPTION	INTERNAL DIAMETER (A)	OUTSIDE DIAMETER (B)
GA2000200	7mm Pressure Hose	7mm	12.5mm
GA2000211	13mm Pressure Hose	13mm	20mm
GA2000216	20mm Pressure Hose	20mm	28mm
GA2000219	25mm Pressure Hose	25mm	34mm
GA2000223	32mm Pressure Hose	32mm	43mm
GA2000225	38mm Pressure Hose	38mm	48mm

NOTE: Pressure hose can be identified by its blue internal layer.

PVC HOSE

PART NUMBER	DESCRIPTION	INTERNAL DIAMETER (A)	OUTSIDE DIAMETER (B)
GA2000220	25mm PVC Hose	25mm	32mm
GA2000227	40mm PVC Hose	40mm	50mm
GA2000228	50mm PVC Hose	50mm	58mm

NOTE: PVC Hose can be identified by its ribbed outer surface.

SIGHT TUBE HOSE

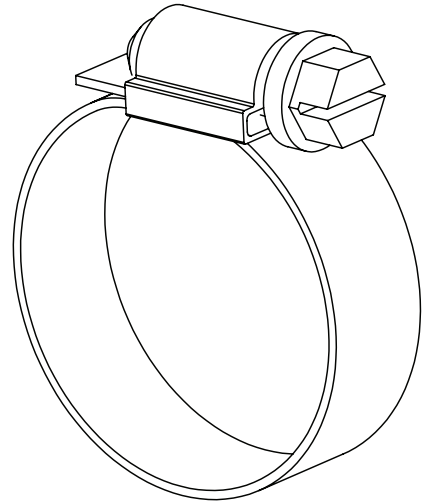
PART NUMBER	DESCRIPTION	INTERNAL DIAMETER (A)	OUTSIDE DIAMETER (B)
GA2000209	12mm Clear Sight Tube Hose	12mm	-
GA2000210	12mm Clear Sight Tube Hose with wire	12mm	-

LAY FLAT HOSE

PART NUMBER	DESCRIPTION	INTERNAL DIAMETER (A)	OUTSIDE DIAMETER (B)
GA2000220	25mm PVC Hose	25mm	32mm


Hose Clamps

PART NUMBER	DESCRIPTION
GA5004865	8-16mm Hose Clamp
GA5000469	12-20mm Hose Clamp
GA5000999	16-25mm Hose Clamp
GA5001681	20-32mm Hose Clamp
GA5016813	25-40mm Hose Clamp
GA5002783	30-45mm Hose Clamp
GA5002873	32-50mm Hose Clamp
GA5003325	40-60mm Hose Clamp
GA5016815	50-70mm Hose Clamp
GA5004241	60-80mm Hose Clamp



Cable Ties

PART NUMBER	DESCRIPTION
GA5002173	Cable Tie, Black, 100 x 2.5mm
GA5003517	Cable Tie, Black, 140 x 3.5mm
GA5004455	Cable Tie, Black, 190 x 4.5mm
GA5000685	Cable Tie, Black, 320 x 7.5mm
GA5000687	Cable Tie, Black, 360 x 4.5mm
GA5021235	Cable Tie, Black, 540 x 7.5mm



GOLDACRES

www.goldacres.com.au