

Prairie Special 3000L Parts Manual MY21



For further information about any of the products shown please visit - www.goldacres.com.au.

© Goldacres Trading 2020

This publication and all designs are copyright.

No part, products or designs may be reproduced by any process except in accordance with the Copyright act 1968.

All information in this operator's manual is based on the latest product information available at the time of printing. The policy of Goldacres is one of continuous improvement and as such, Goldacres reserve the right to alter any specifications and designs without notice and without incurring any obligation regarding such changes.

No part of this manual may be reproduced without written permission from Goldacres. All photographs and technical information remain the property of Goldacres.

Goldacres Trading Pty Ltd
3 Morang Crescent
Mitchell Park Vic 3355

Ph: 03 5342 6399

Fax: 03 5342 6308

DOWNLOAD AN ELECTRONIC VERSION OF THESE
MANUALS ON THE GOLDACRES WEBSITE:

goldacres.com.au

Under Parts & Service > Owner-Operator Manuals:

GA8700304 - Operator's Manual, Prairie Special I 500 - 3000L

Under Parts & Service > Parts Manuals:

GA8701573 - Parts Manual, Prairie Special MY21-3000L



GOLDACRES - RESELLER TERMS AND CONDITIONS OF SALE
Goldacres Goods are only available for purchase upon the terms and conditions set out below.

Interpretation

1. In terms and conditions:
- (1) "Goldacres" means Goldacres Trading Pty. Ltd. A.C.N. 061 306 732 trading as Goldacres Agricultural Equipment (its successors and assigns) which is the seller of the Goods;
- (2) "Purchaser" means the purchaser of the Goods;
- (3) "Goods" means the products and, if any, the services sold or provided by Goldacres to the Purchaser;
- (4) "GST Act" and "GST" are given the meanings referred to in a New Tax System (Goods and Services Tax) Act 1999.
- (5) "PPSA" means the Personal Property Securities Act 2009 (Cth) (as amended);
- (6) Nothing in these terms and conditions shall be read or applied so as to exclude, restrict or modify or have the effect of excluding, restricting or modifying, any condition, warranty, guarantee, right or remedy implied by law (including the Competition and Consumer Act 2010) and which by law cannot be excluded, restricted or modified.

General

2. (1) The Goods and all other products or services provided by Goldacres are provided subject to these terms and conditions. These terms and conditions and any terms and conditions incorporated herein by virtue of clause 3 hereto shall prevail over all other terms and conditions of the Purchaser or otherwise to the extent of any inconsistency.
- (2) These terms and conditions may not be modified or amended without the expressed written consent of Goldacres endorsed by the Managing Director of Goldacres Trading P/L.

Additional Terms and Conditions

3. From time to time Goldacres may provide additional or extended warranties in respect of certain goods and/or services. Where such additional or extended warranties are provided to a Purchaser in writing they will be incorporated into these terms and conditions provided that in the event of any inconsistency between these terms and conditions and the terms of any additional or extended warranty, the provisions of the additional or extended warranty shall prevail.

Goldacres quotations.

4. Unless previously withdrawn, Goldacres quotations are open for acceptance within the period stated therein or, when no period is stated, with 14 days only of the quotation date. Goldacres reserves the right to refuse any order based on any quotation within 7 days of receipt of the order.

Packing

5. The cost of any special packing and packing materials used in relation to the Goods shall be at the Purchaser's expense notwithstanding that such cost may have been omitted from any quotation.

Shortage

6. The Purchaser waives any claim for shortage of any Goods delivered if a claim in respect thereof has not been lodged with Goldacres within (7) seven days from the date of receipt of the Goods by the Purchaser.

Specifications, etc: Catalogues, etc Quantities

7. All specifications, (including but not limited to: drawings, particulars of weights, volumes, capacities, dimensions, load factors) are approximate only and any deviation shall not be taken to vitiate any contract with Goldacres or form any claim against Goldacres. The descriptions, illustrations, and performances contained in catalogues, price lists and other advertising matter do not form part of the contract of sale of the Goods. Where specifications, drawings or other particulars are supplied by the Purchaser, Goldacres' price is made on estimates of quantities required. Should there be any adjustments in quantities above or below the quantities estimated by Goldacres and set out in a quotation, then any such increase or decrease shall be adjusted on a unit rate basis according to unit prices set out in the quotation.

Performance, Capacities, Chemicals, Liquids, Application Methods, Environmental Effects

8. Any performance, volumes, and/or capacity figures given by Goldacres are estimates only. Goldacres shall be under no liability for damages for failure to obtain such figures unless specifically guaranteed in writing and any such written guarantee shall be subject to the recognised tolerances applicable to such figures. The suitability of chemicals and other liquids for any application and the application methods and the environmental effects shall be the sole decision and responsibility of the Purchaser and the user of the Goods. Goldacres gives no warranty as to the suitability of any chemicals or other liquids for any application, nor the application methods nor the environmental effects, which may result from the use of the Goods. Goldacres shall be under no liability for damages arising out of the use of any chemicals, liquids, or mixtures in the Goods nor for any application, nor for the application methods nor for the environmental effects, which may result from the use of the Goods.

Delivery/Service Times

9. The delivery times and service times made known to the Purchaser are estimates only and Goldacres shall not be liable for late delivery, non-delivery or delay and under no circumstances shall Goldacres be liable for any loss, damage or delay occasioned by the Purchaser or its customers arising from the late or non-delivery or late installation of the Goods.

Loss or damage in transit

10. Goldacres is not responsible for any loss or damage to Goods in transit. Goldacres shall render the Purchaser such assistance as may be necessary to press claims on carriers provided that the Purchaser shall have notified Goldacres and the carriers immediately the loss or damage is discovered on receipt of Goods and shall lodge a claim on the carrier within three days of the date of receipt of the Goods. Insurance of Goods in transit is the responsibility of the Purchaser.

Limit of Liability

11. (1) Goldacres liability for Goods manufactured by it is limited to:
 - (a) where the law implies consumer guarantees into these terms and conditions pursuant to Part 3.2 Division 1 of Schedule 2 to the Competition and Consumer Act 2010 (Cth) ("consumer guarantees") which cannot be excluded and Goldacres breaches a consumer guarantee, the loss and damage the Purchaser is entitled to at law which cannot be excluded by these terms and conditions;
 - (b) making good any defects by repairing the same or at Goldacres option by replacement within a period not exceeding either 1000 hours or twelve calendar months, whichever comes first, after the Goods have been dispatched provided that:
 - (i) the defects have arisen solely from faulty materials or workmanship;
 - (ii) the Goods have not received maltreatment inattention or interference;
 - (iii) accessories of any kind used by the Purchaser are manufactured or approved by Goldacres;
 - (iv) where applicable, the seals on the Goods remain unbroken;
 - (v) there has been no improper adjustment, calibration or operation;
 - (vi) the use of accessories including consumables, hardware or software (not manufactured by Goldacres) has been approved in writing by Goldacres;
 - (vii) no contamination or leakage has been caused or induced;
 - (viii) any modification to the Goods have been authorised in writing by Goldacres;
 - (ix) there has been no inadequate or incorrect use, storage, handling or application of the Goods;
 - (x) there has been no use or operation of the Goods outside of the physical, electrical or environmental specifications of the Goods;
 - (xi) there has been no inadequate or incorrect site preparations;
 - (xii) there has been no inadequate or improper maintenance of the Goods;
 - (xiii) it has not been caused by fair wear and tear; and
 - (xiv) firstly the Goods have been thoroughly inspected and any damage (from whatever cause) to the Goods (and in particular – the structure, welding, seams, bolts, booms) has been repaired prior to the Goods being operated, used driven or moved and on each occasion the tanks are filled; and
 - (xv) there has been no failure to comply with the requirements of all present or future laws or regulations relating to the Goods and/or the use and/or the operation of the Goods; and
 - (xvi) there has been no failure to maintain a record of hours of operation (which record shall contain full details of all inspections, repairs and maintenance) and produce same to Goldacres at the time of the claim;
 - (xvii) the defective Goods or any damaged part of the Goods are promptly returned free of cost to Goldacres or a representative of Goldacres;
 - (xviii) all warranty related repairs have been carried out with the prior authorisation of Goldacres;
 - (2) If Goods or any part thereof are not manufactured by Goldacres, in particular engines, engine accessories, transmissions, transfer cases, differentials, tyres, tubes, batteries, radios and U-HFs, the guarantee of the manufacturer thereof shall be accepted by the Purchaser and is the only guarantee given to the Purchaser in respect of the Goods or that part provided always that this clause does not seek to exclude the consumer guarantees;
 - (3) In the case of hydraulic systems, Goldacres shall replace defective parts in accordance with clause 11(1) of these conditions, provided that the failure of the part was not related to contamination within the system, Goldacres shall not be liable for labour in the case of repairing hydraulic system defects;
 - (4) Goldacres will not accept liability for damage attributed to fair wear and tear including but not limited to fair wear and tear to nozzles, chains, belts, filters, brake pads, polyethylene bushes and liquid pump valves, valve O-rings, diaphragms and seals;
 - (5) Goldacres shall not be liable for and the Purchaser releases Goldacres from any claims in respect of faulty or defective design of any Goods supplied unless such a design has been wholly prepared by Goldacres and the responsibility for any claim has been specifically accepted by Goldacres in writing and in any event Goldacres liability hereunder shall be strictly limited to the replacement of defective parts in accordance with paragraph

- 11(1) of these conditions provided always that this clause does not seek to exclude the consumer guarantees;
- (6) Except as provided herein, all express and implied warranties, guarantees and conditions under statute or general law as to the merchantability, description, quality, suitability or fitness of the Goods for any purpose or as to design, assembly, installation, materials or workmanship or otherwise are hereby expressly excluded and Goldacres shall not be liable for physical or financial injury, loss or damage or for consequential loss or damage of any kind arising out of the supply, layout, assembly, installation or operation of the Goods or arising out of Goldacres negligence or in any other way whatsoever;

- (7) The benefit of any warranty provided under these terms and conditions shall only be available to the Purchaser and shall not be transferable by the Purchaser;
- (8) The warranties provided under these terms and conditions do not extend to second hand or used Goods that may be sold by Goldacres.

12. Goldacres liability for breach of a consumer guarantee is hereby limited (in the case of goods and services not used for personal, domestic or household purposes) to:

- (1) in the case of Goods, any one or more of the following:
 - (a) the replacement of the Goods or the supply of equivalent Goods;
 - (b) the repair of the Goods;
 - (c) the payment of the cost of replacing the Goods or acquiring the equivalent Goods;
 - (d) the payment of having the Goods repaired; or
- (2) in the case of services:
 - (a) the supplying of the services again; or
 - (b) the payment of the cost of having the services supplied again.

Prices

13. (1) Unless otherwise stated in writing by Goldacres, all prices quoted by Goldacres are inclusive of GST for supplies within Australia and exclusive of GST for exports outside of Australia. Prices quoted are those ruling at the time of quotation or the date the price is given and are based on rates of freight, insurance, customs, duties, taxes, exchange, shipping expenses, sorting and stacking charges, cartage, cost of materials and other charges affecting the cost of production ruling on that date and any alterations thereto either before acceptance of or during currency of the contract shall be to the Purchaser's account.
- (2) For the purpose of 38-185 of the GST Act, the day upon which the seller gives the invoice for the supply shall be the date of the invoice.

Payment

14. (1) The purchase price in relation to the Goods and the cost of the service shall be payable without deduction and or set off and payment thereof shall be made on or before the thirtieth day of the month following the delivery of the Goods or performance of the services unless other terms of payment are expressly stated in writing.
- (2) A decreasing or increasing adjustment and or the issuing of an adjustment note, pursuant to Division 21 and Division 29-C of the GST Act, shall not, in any way, constitute a release, waiver, and or forgiveness of the debt incurred by the Purchaser.

Interest on overdue payments

15. If Goldacres is not paid for any Goods or services on the due date specified in this agreement without prejudice to any other right or remedy, all outstanding money shall bear interest at the rate set, pursuant to the Penalty Interest Rates Act, Victoria, 1986, as such money, together with interest shall be recoverable forthwith from the Purchaser.

Rights in relation to Goods.

16. (1) Title to the Goods supplied by Goldacres to the Purchaser shall remain with Goldacres until the total amount due in respect of the Goods and all monies owing to Goldacres have been paid in full (the "Debts"). Risk in the Goods shall pass to the Purchaser upon delivery.
- (2) The Purchaser shall have the right to resell Goods but only as fiduciary agent and trustee for Goldacres by way of bona fide sale at full market value and in the ordinary course of its business.
- (3) Until all the Debts have been paid in full:
 - (a) the Purchaser shall take custody of the Goods as trustee, fiduciary agent and bailee for Goldacres;
 - (b) the Purchaser shall keep the Goods separate from any other goods and properly marked, stored, protected and insured;
 - (c) the Purchaser must hold all of the money it receives ("Proceeds"):
 - (i) from the sale of any property into which Goods supplied have been incorporated; and
 - (ii) from the sale of Goods or provision of services including the Goods supplied by the Goldacres as bailee, fiduciary agent and trustee for Goldacres, but the Purchaser need not hold on trust any money exceeding the amount of the Debts at the time the money is received.
 - (d) The Purchaser expressly acknowledges that it is bound by the fiduciary obligation created in the preceding paragraph and acknowledges that:
 - (i) it must hold the Proceeds on trust for Goldacres;
 - (ii) it must place the whole of the Proceeds in an account separate from its own moneys (the "Proceeds Account");
 - (iii) it must maintain the Proceeds Account separate from its own moneys at all times.
 - (iv) it must maintain proper records for the Proceeds Account.
 - (v) it must not assign or encumber any book debts arising from sales made in circumstances set out in clauses 16(c) (i) and (ii) or do any other act in derogation of Goldacres' legal or beneficial interests; and
 - (vi) it must account to Goldacres on demand for all moneys standing to the credit of such account.
 - (e) For the purposes of identification of different consignments of Goods purchased from Goldacres and receipt of Proceeds, the Purchaser agrees that the principle of "Last In, First Out" shall be applied to any items that cannot be distinguished.
 - (f) Goldacres may trace the Proceeds in equity.
- (4) Goldacres may at any time, without notice to the Purchaser and without prejudice to any other rights which it may have against the Purchaser, terminate any contract connected with the Goods and the bailment referred to in clause 16(3) and enter upon any premises owned or occupied by the Purchaser where Goldacres reasonably believes the Goods may be stored, and repossess the Goods without liability for any damaged caused, and subsequently dispose of the Goods at Goldacres' discretion if:
 - (a) the Debts are not paid in accordance with these terms and conditions or any other contract or arrangement between Goldacres and the Purchaser; or
 - (b) Goldacres receives notice of or reasonably believes that:
 - (i) a third person may attempt to levy execution against the Goods; or
 - (ii) the Purchaser is insolvent (within the meaning of the Corporations Act 2001) or bankrupt; or
 - (iii) the Purchaser has entered into any arrangement or composition with its creditors, gone into liquidation, or has appointed a receiver, a receiver and manager or administrator.
- (5) If after repossession under clause 16(4) Goldacres sells the Goods, Goldacres shall account to the Purchaser for any proceeds of sale (less expenses of repossession and sale) that exceeds the amount of the outstanding Debts.

- (6) If any Goods belonging to Goldacres are disposed of by the Purchaser or an insurance claim is made in respect of them, Goldacres shall be entitled to trace the sale or insurance proceeds, which proceeds shall be held by the Purchaser in a separate bank account on trust for Goldacres.
- (7) The Purchaser agrees and acknowledges that in the event it sells Goods to a third party on account, it will include in its terms and conditions of sale a provision under which the Purchaser retains title to the Goods until such time that the total amount due in respect of the Goods and all monies owing to the Purchaser have been paid in full by that third party debtor. The Purchaser also agrees and acknowledges that in these instances, it will register its PMSI in accordance with the PPSA in respect of its security interest in the Goods.

PPSA provisions

17. (1) The Purchaser acknowledges that these terms and conditions constitute a security agreement for the purposes of section 20 of the PPSA and that a security interest exists in all Goods (and any associated Proceeds from their sale) previously supplied by Goldacres to the Purchaser (if any) and in all in future Goods (and any associated Proceeds from their sale) that may be supplied to the Purchaser by Goldacres.
- (2) The Purchaser acknowledges that Goldacres has a first ranking purchase money security interest ("PMSI") (as defined in section 14 of the PPSA) in the Goods and the Purchaser must not jeopardise such ranking (whether by act or omission).
- (3) The Purchaser acknowledges that it has received value as at the date of first delivery of the Goods and has not agreed to postpone the time for attachment of the security interest (as defined in the PPSA) granted to Goldacres under these terms and conditions.

- (4) The Purchaser will execute documents and do such further acts as may be required by Goldacres to register the security interest granted to Goldacres under these terms and conditions under the PPSA.
 - (5) Until ownership of the Goods passes, the Purchaser must not give to Goldacres a written demand or allow any other person to give Goldacres a written demand requiring Goldacres to register a financing change statement under the PPSA in respect of Goldacres' interest in the Goods.
 - (6) The Purchaser must indemnify Goldacres and on demand reimburse Goldacres for all costs and expenses incurred by Goldacres in respect of these terms and conditions including but not limited to Goldacres registering its security interest in the Goods, lodging, discharging or amending any financing statement or financing change statement, or otherwise complying with the PPSA.
 - (7) The Purchaser agrees (other than as provided in these terms and conditions) not to sell, lease, mortgage, deal with, dispose of or create or attempt to create any other security interest in or affecting the Goods unless and until the Purchaser's Debts have been satisfied.
 - (8) The Purchaser waives its rights under the following provisions of Chapter 4 of the PPSA:
 - (a) to receive a notice on enforcement action against liquid assets (section 121(4));
 - (b) to receive a notice to seize collateral (section 123);
 - (c) to receive a notice of disposal of Goods by Goldacres purchasing the Goods (section 129);
 - (d) to receive a notice to dispose of Goods (section 130);
 - (e) to receive a statement of account following disposal of Goods (section 132(2));
 - (f) to receive a statement of account if no disposal of Goods for each 6 month period (section 132(4));
 - (g) to receive notice of any proposal of Goldacres to retain Goods (section 135(2));
 - (h) to object to any proposal of Goldacres to either retain or dispose of Goods (section 137(2));
 - (i) to redeem the Goods (section 142);
 - (j) to reinstate the security agreement (section 143);
 - (k) to receive a notice of any verification statement (section 157(1)) and section 157(3);
 - (9) The rights Goldacres may have under the PPSA are supplementary and in addition to those set out in these terms and conditions and do not derogate from the rights and remedies of Goldacres under these terms and conditions or under any other statute or under general law.
 - (10) The Purchaser must give 10 business days prior written notice of any proposed change in the Purchaser's name or other identifying characteristics and details.
- Purchasers property**
18. Any property of the Purchaser under Goldacres' custody or control shall be entirely at the Purchaser's risk as regards loss or damage caused to the property or by it.
- Storage**
19. Goldacres reserves the right to make a reasonable charge for storage if delivery instructions are not provided by the Purchaser within (14) fourteen days of a request by Goldacres for such information.
- Returned Goods**
20. Goldacres shall not be under any obligation to accept Goods returned by the Purchaser and will do so only on terms to be agreed in writing in each individual case.
- Goods sold**
21. All Goods to be supplied by Goldacres shall be described on the purchase order agreed by Goldacres and the Purchaser and the description on such purchase order modified as so agreed shall prevail over other descriptions including any Purchaser's specification or enquiry.
- Cancellation**
22. No order may be cancelled except with the consent in writing and on terms, which will indemnify Goldacres against all losses.
- No waiver**
23. The failure of any party to enforce the provisions of these terms and conditions or to exercise any rights expressed in these terms and conditions shall not be a waiver of such provisions or rights and shall not affect the enforcement of this agreement. The exercise by any party of any of its rights expressed in this agreement shall not preclude or prejudice such party from exercising the same or any other rights it may have irrespective of any previous action taken by that party.
- Force Majeure**
24. If by reason of any fact, circumstance, matter or thing beyond the reasonable control of Goldacres is unable to perform in whole or in part any obligation under these terms and conditions then Goldacres shall be relieved of that obligation under these terms and conditions to the extent and for the period that it is so unable to perform and shall not be liable to the Purchaser in respect of such inability.
- Passing of risk**
25. Risk in the Goods shall pass to the Purchaser upon delivery of the Goods to the Purchaser or collection of the Goods by the Purchaser's agent or carrier as the case may be.
- Exclusion of liability**
26. To the extent permitted by law Goldacres shall not be liable to the Purchaser in contract or in tort arising out of, or in connection with, or relating to, the performance of the Goods or any breach of these conditions or any fact, matter or thing relating to the Goods or error (whether or not it is negligent or a breach of contract) in information supplied to the Purchaser or a user before or after the date of the Purchaser's or user's use of the Goods and Goldacres shall be under no liability for damages arising out of the use of any chemicals, liquids, or mixtures in the Goods, nor for any application, not for the application methods nor for the environmental effects, which may result therefrom or from the use of the Goods.
- Exclusion of representations and arrangements**
27. To the extent permitted by law the terms and conditions supersede and exclude all prior and other discussions, representations (contractual or otherwise) and arrangements relating to the supply of the Goods or any part thereof including, but without limiting the generality of the foregoing, those relating to the performance of the Goods or any part thereof or the results that ought to be expected from using the Goods.
- Place of contract**
28. The contract for sale of the Goods and the provision of the services is made in the State of Victoria and the Purchaser agrees to submit all disputes arising with Goldacres to the courts of such State and any court

Contents

I CHASSIS	5	Not Fitted	40
Chassis - 3000L	5	7 INDUCTION HOPPER	41
Pull - 3000L	6	40L Induction Hopper - Tank - 3000L	41
3PL Hitch - 3000L	7	40L Induction Hopper - Tank - 3000L	42
3PL Hitch - 3000L	8	40L Induction Hopper - Frame - 3000L	43
Front Steps - 3000L	9	40L Induction Hopper - Frame-3000L	44
Gauges	10	40L Induction Hopper - Base - 3000L	45
H Frame - 3000L	11	40L Induction Hopper - Tank Level - 3000L	46
Boom Rests - 3000L	12	40L Induction Hopper - Spacer Plate - 3000L	47
Hand Wash Tank Assembly	13	8 FOAM MARKER	48
Zeta 170 - PTO Drive	15	9 TRANSCAL	50
Zeta 170 - Hydraulic Drive	16	10 MAIN TANK	51
Zeta 170 - Hydraulic Drive	17	Tank Assembly - 3000L	52
Hydraulic Hose Kit.	18	Tank Assembly - 3000L	53
Hydraulic Drive Conversion Kit	19	Tank Assembly - 3000L	54
Pressure Flow Compensator	20	Tank Drain - 2" - 3000L	54
UDOR, Zeat 170, Pump Breakdown	21	Tank Sump Drain Valve	55
2 180L FLUSH TANK - 3000L	24	Tank Rinsing Nozzle - Tee Assembly	55
Flush Tank - In-line Check Valve - 180L	25	Tank Rinsing Nozzle, Elbow - Assembly	56
3 RIGHT HAND POD	26	Supermix Agitator	56
Not Fitted	26	Venturi Filler	57
4 LEFT HAND POD	28	Hopper Tank Inlet	58
Left Hand Pod - Zeta 170	28	Tank Fill - 2"	58
Plumbing Pod Assembly - 3000L	29	Tank Stops - 3000L	59
Flow Control Valve - Zeta 170	30	Tank Straps & Brackets - 3000L	60
Suction Filter - Zeta 170	31	11 WHEELS, AXLES & MUDGUARDS	61
Pressure Manifold Assembly	32	Axles - Adjustable 1.6M To 2M Trailer	62
Plumbing Pod, Sub Assembly	33	Mudguard Assembly - 3000L	63
Fill System Assembly	35	Wheel Speed Sensor - 3000L	64
Valve - Quick Fit 2 Way Assembly	36	Wheels	65
Chemical Probe Coupling Ball Valve	37	Hub - 70 Series.	66
5 DIRECT CHEMICAL INJECTION	39	12 BOOM CENTRE	67
Not Fitted	39	Boom Paralift Assembly - 3000L	67
6 DUAL PRODUCT	40	Boom Centre Links - 3000L	68
		Boom Centre Suspension - 3000L	69

Boom Centre Tilt Assembly - 3000L	70
Boom Centre Tilt Assembly - 3000L	71
Boom Centre - Hydraulic Fold.	71
Boom Centre - Hydraulic Fold.	72
Boom Centre - Hydraulic Manifold Cover & Flow Control.	73
Boom Centre - Hydraulic Manifold Cover & Flow Control.	74
Boom Cable Adjuster	75
Height Limit Switch - 3000L	76
Oversize Sign Mount.	77

13 BOOM WING 78

Fence Line End Protector - Quick Fit	78
Flip Over Ends	79
Flip Over End Saddle.	79
Rubber Bump Stop.	80
Boom Protector - Inner	81
Boom Protector - Outer.	81
Boom Fold Adjuster	82
Boom Cable Spring - Single	83
Boom Cable Spring - Double	84
Boom Cables.	85
Cable Drum	86
Upper Bearing Pivot	87
Lower Bearing Pivot	88
3D Breakaway	89
3D Breakaway	90
Inner Wings - Steel.	91
Outer Wings - Steel & Aluminium.	92
Aluminium Break Away Tip	92

14 ELECTRICS 94

Lighting - Boom Tip LEDs	94
Lighting - Tail Light & Beacon	95
Electrical Components.	95
Electrical Connectors - AMP.	96
Electrical Connectors - AMP.	97
Electrical Connectors - Weather Pack. . . .	98
Electrical Connectors - Weather Pack. . . .	99
Electrical Connectors - Deutsch.	100
Electrical Connectors - Deutsch.	101
Electrical Connectors - Deutsch.	102

Console Mounting Kit	103
--------------------------------	-----

15 SCHEMATICS 104

Electrical Layout	104
Electrical Layout	105
Hydraulics - 1500-2500L.	106
Hydraulics - 3000L.	107
Plumbing - 1500-2500L	108
Plumbing - 3000L.	109
Plumbing - Exacta Foam Marker.	110

16 DECALS 112

Decals - Base Kit	112
-----------------------------	-----

17 HYDRAULICS 118

Boom Lower Solenoid	118
Load Sense Turbo Valve	119
Quick Release Couplings.	120
Hydraulic Hoses	120
Hose ID Tags.	121
Hydraulic O-Rings and Retaining Washers	121
Hydraulic Manifold Assembly, Fold, Tilt, Lift	122
Hydraulic Manifold Assembly, Fold, Tilt, Lift	123
Hydraulic Accumulator Manifold	124
Delta Hydraulic Cylinder - Fold RH	125
Delta Hydraulic Cylinder - Fold LH	125
Delta Hydraulic Cylinder - Boom Lift . . .	126
Delta Hydraulic Cylinder - Wing Tilt . . .	126
Raw Hide & Spiral Guard	127

18 PLUMBING 128

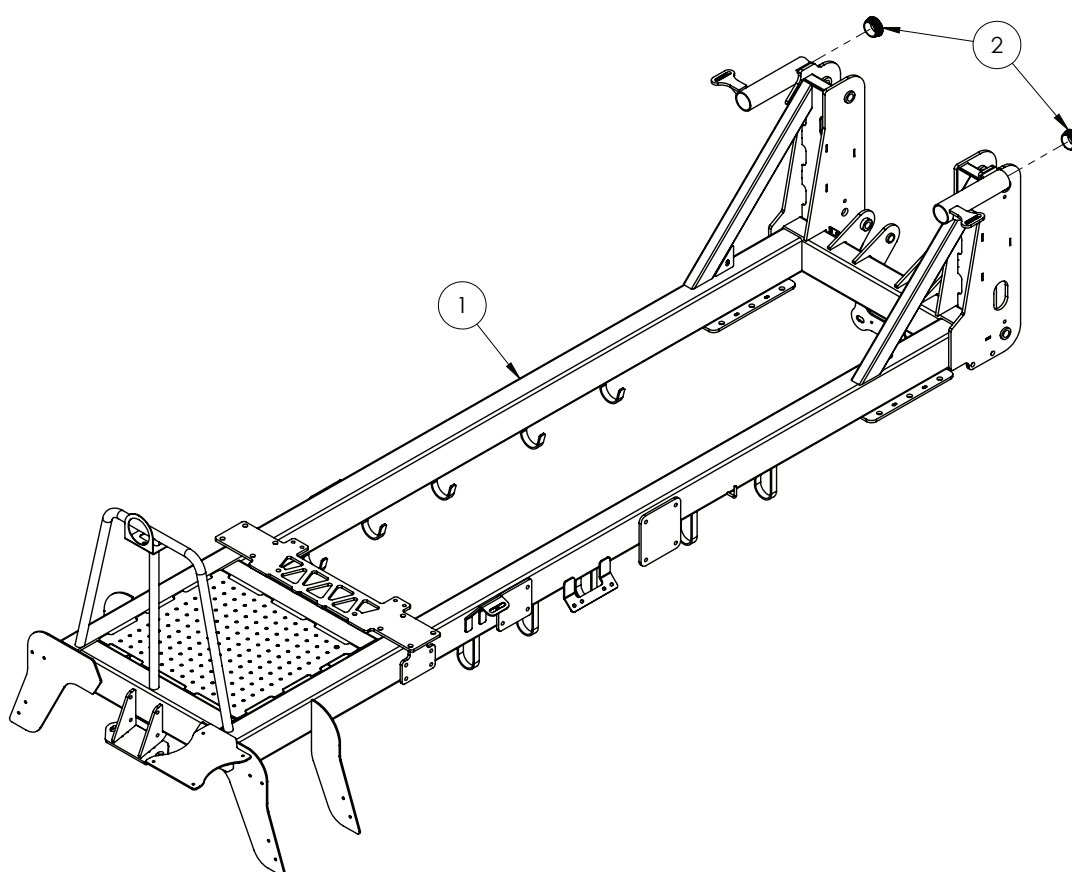
Filter - Dual Pressure Assembly	128
Filter - Pressure - Body Assembly	129
Filter - 2" Fill	130
Filter - 1 1/2" Suction	131
Spray Flow Meter Assembly - 3000L . . .	132
Flow Meter Assembly - 3000L.	133
Boom Valve Manifold - 3 Section	134
Boom Valve Manifold Assembly - 3 Section	135
Boom Valve Manifold - 4 Section	136
Boom Valve Manifold Assembly - 4 Section	137
Boom Valve Manifold - 5 Section	138
Boom Valve Manifold Assembly - 5 Section	139

Boom Valve Unit Assembly	140
Boom Valve Unit Assembly	141
Boom Valve Unit Assembly - Replacement Parts	142
Nozzles - Teejet Turret Body	143
Nozzles - Teejet Single Body.	144
Nozzles - Teejet Clock Face Body.	145
Nozzles - Fence Line - Manual Operated .	146
Nozzles - Fence Line - Solenoid Operated	147
Nozzles - Tip Strainers.	148
Nozzles - IDK - Cap	148
Nozzles - IDK - Tips	148
Nozzles - ID3 - Cap	149
Nozzles - ID3 - Tips	149
Nozzles - AIXR - Tips	149
Nozzles - Brackets	150
Nozzles - Bracket Kits	150
Nozzles - Mid Breakaway Assembly. . . .	151
Nozzles - Mid Breakaway Assembly. . . .	152
Boom Lines	153
Boom Poly - 3/4"- 600mm	154
Boom Poly - 3/4"- 1100mm.	154
Boom Poly - 3/4"- 1200mm.	154
Boom Poly - 3/4"- 1600mm.	155
Boom Poly - 3/4"- 2100mm.	156
Boom Poly - 3/4"- 2600mm.	157
Boom Poly - 3/4"- 3100mm	157
Hoses	158
Hose Clamps.	159
Cable Ties	159

Chapter I

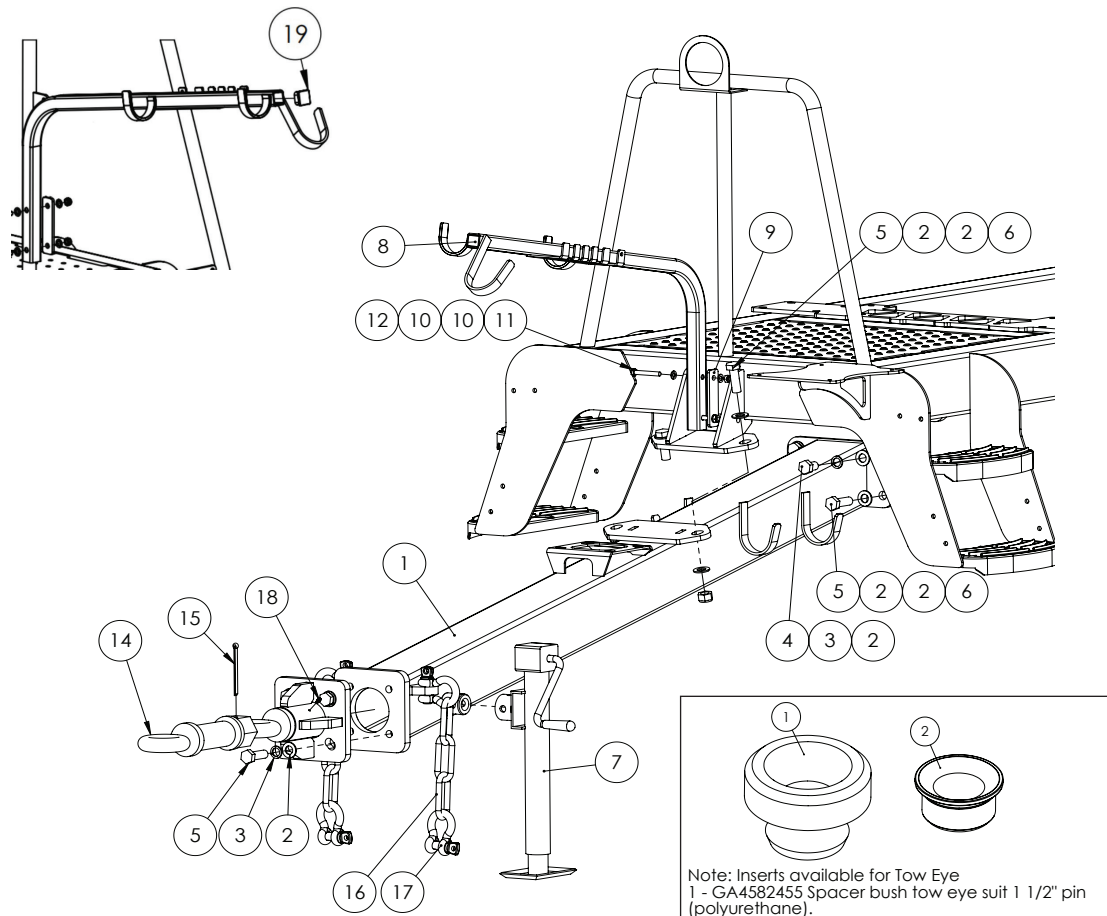
CHASSIS

Chassis - 3000L



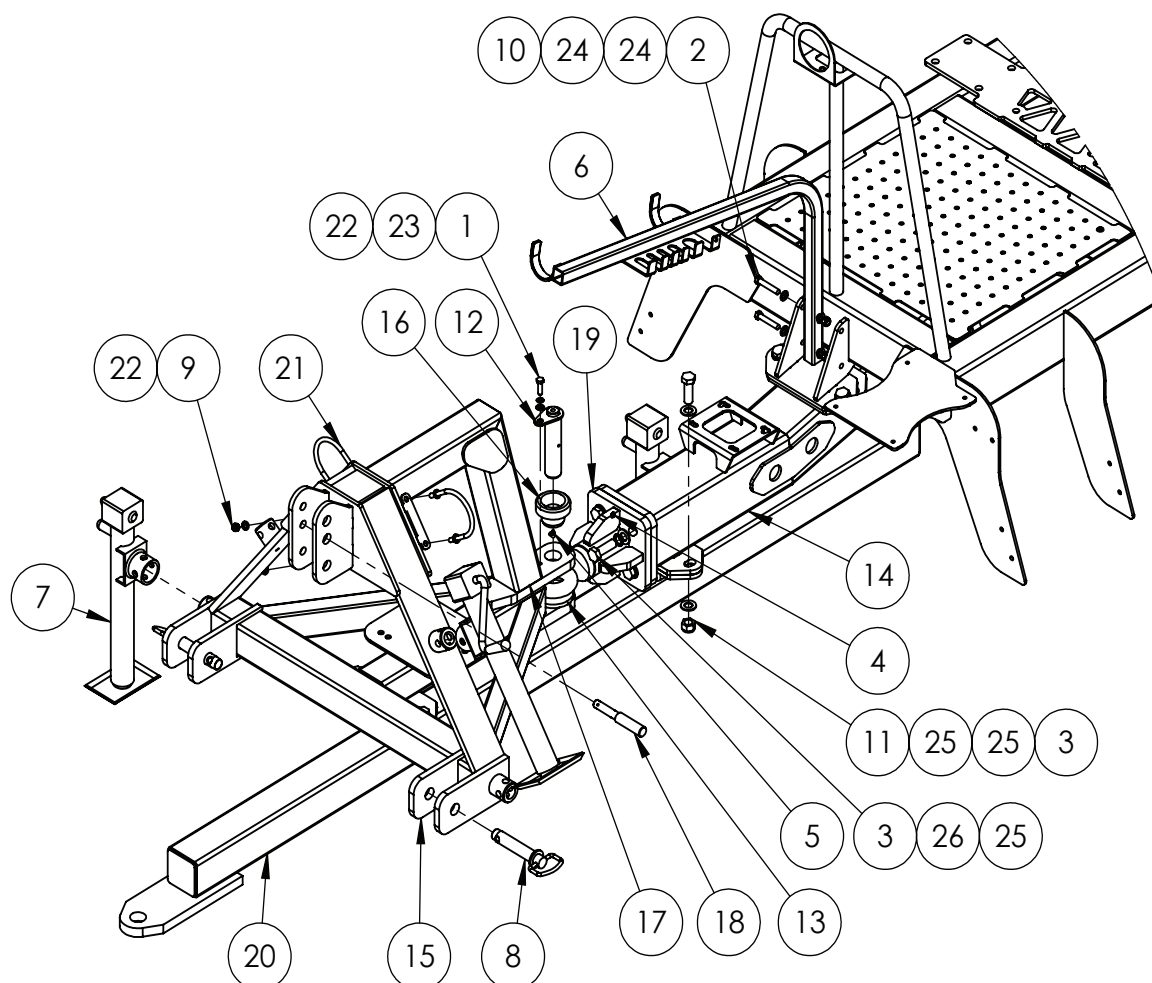
ITEM NO.	PART NUMBER	DESCRIPTION	QTY.
1	GA4659500	CHASSIS SPECIAL 3000 MY13	1
2	GA5050355	INSERT TO SUIT 65NB TUBE	2

Pull - 3000L



ITEM NO.	PART NUMBER	DESCRIPTION	QTY.
1	GA4659535	PULL, SPECIAL 3000L	1
2	GA5001741	WASHER, 20MM FLAT SS HD	14
3	GA5001721	WASHER, 20MM SPRING SS	6
4	GA5011323	M20X30 SET SCREW	2
5	GA5011333	BOLT M20 X 60 GR8.8 ZP	8
6	GA5001513	NUT, M20 X 1.5P NYLOC ZP	4
7	GA5015213	JACK, MEDIUM DUTY, SIDE WIND, 1300KG LOAD LIMIT	1
8	GA4657666	HOSE SUPPORT ARM	1
9	GA4522926	HOSE SUPPORT BACKING PLATE, PRAIRIE	1
10	GA5000117	WASHER 10MM FLAT SS HD	4
11	GA5011163	BOLT M10 X 70 GR8.8 ZP	2
12	GA5051445	NUT M10 NYLOC SS	2
13	GA4652485	TOWING EYE, HOUSING, STRAIGHT, BOLT ON	1
14	GA5016243	TOW EYE, SUIT TRAILING SPRAYER, (NO INSERT BUSH)	1
15	GA5051385	M8 X 125 SPLIT PIN	1
16	GA5065030	CHAIN, LONG LINK, 13MM THICK, GR80, PAINT BLACK	6
17	GA5075230	BOW SHACKLE 13MM WLL 3.2T, BLACK	4
18	GA5012203	GREASE NIPPLE, 1/4" UNF SHORT	1
19	GA5002911	END CAP, PLASTIC, BLACK, INSERT, RHS. 35 X 35, 1.0 - 3.0MM WALL	1

3PL Hitch - 3000L



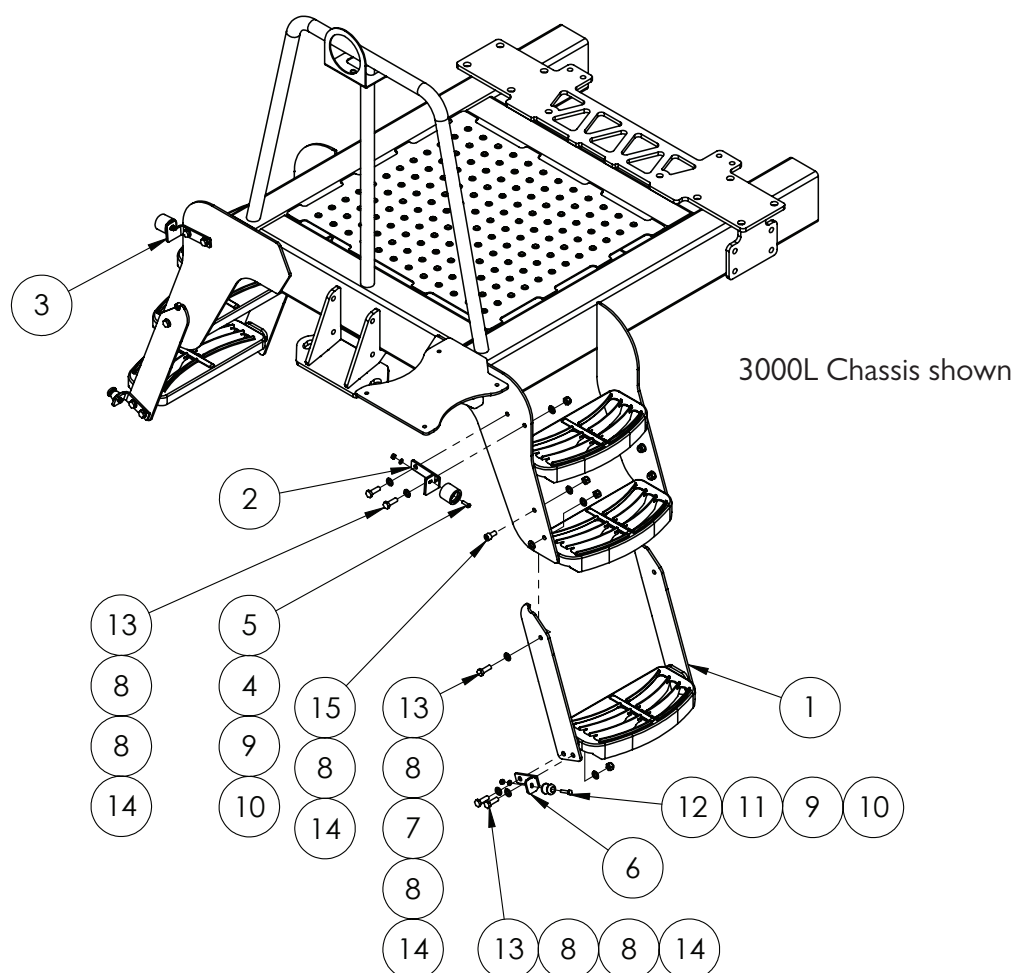
ITEM NO.	PART NUMBER	DESCRIPTION	QTY.
1	GA5006111	BOLT M10 X 35 GR8.8 ZP	1
2	GA5000339	BOLT M12 X 65 GR8.8 ZP	2
3	GA5011333	BOLT M20 X 60 GR8.8 ZP	12
4	GA5050450	GREASE NIPPLE, 6MM	1
5	GA5051970	GREASE NIPPLE 6MM 90 DEG	1
6	GA4657665	HOSE SUPPORT ARM SUIT EF PULL	1
7	GA5015213	JACK, MEDIUM DUTY, SIDE WIND, 1300KG LOAD LIMIT	1
8	GA5072730	HITCH PIN, CAT 2, 28.5MM DIA, 140 LONG, INC CHAIN AND LINCH PIN	2
9	GA5000141	NUT M10 NYLOC ZP	4
10	GA5012461	NUT M12 NYLOC ZP	2
11	GA5048125	NUT M20 NYLOC COARSE ZP	8
12	GA4502515	PIVOT PIN SUIT DELTA CENTRE 2011	1
13	GA5073720	POLYSTONE WEAR PAD, DIRECTOR HITCH MY18	1
14	GA4601760	PULL, SPECIAL, 3000L MY18 SUIT ROWCROP HITCH	1
15	GA4601770	ROWCROP HITCH, 3PL MOUNT, CAT 2 PIN, SUIT TRAILER, MY18	1

Continued over page

3PL Hitch - 3000L

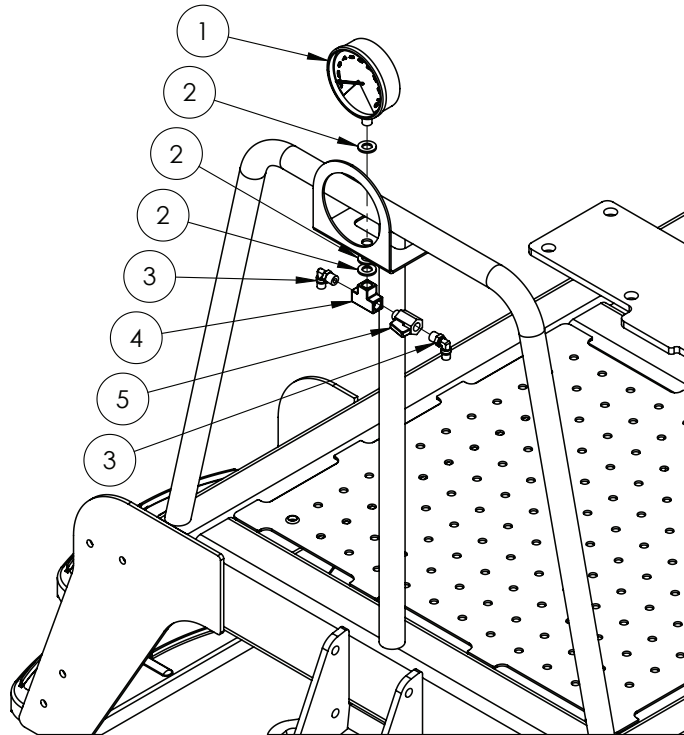
ITEM NO.	PART NUMBER	DESCRIPTION	QTY.
16	GA4582455	BUSH, FOR 1 1/2" PIN, TOW EYE, URETHANE 90 DURO	1
17	GA5016243	TOWING EYE, SUIT TRAILING SPRAYER, NO INSERT BUSH	1
18	GA5016789	TOP LINK PIN, DUAL CAT.	1
19	GA4652485	TOWING EYE, HOUSING, STRAIGHT, BOLT ON	1
20	GA4601765	TRANSPORT HITCH, MY18 SUIT ROWCROP HITCH	1
21	GA5070905	U BOLT, ROUND TOP, M10 X 118 X 115MM, WITH STOPPER WASHERS, Z/P	2
22	GA5000117	WASHER 10MM FLAT SS HD	5
23	GA5000137	WASHER 10MM SPRING SS	1
24	GA5000577	WASHER 12MM FLAT SS HD	4
25	GA5001741	WASHER 20MM FLAT SS HD	20
26	GA5001721	WASHER 20MM SPRING SS	4

Front Steps - 3000L



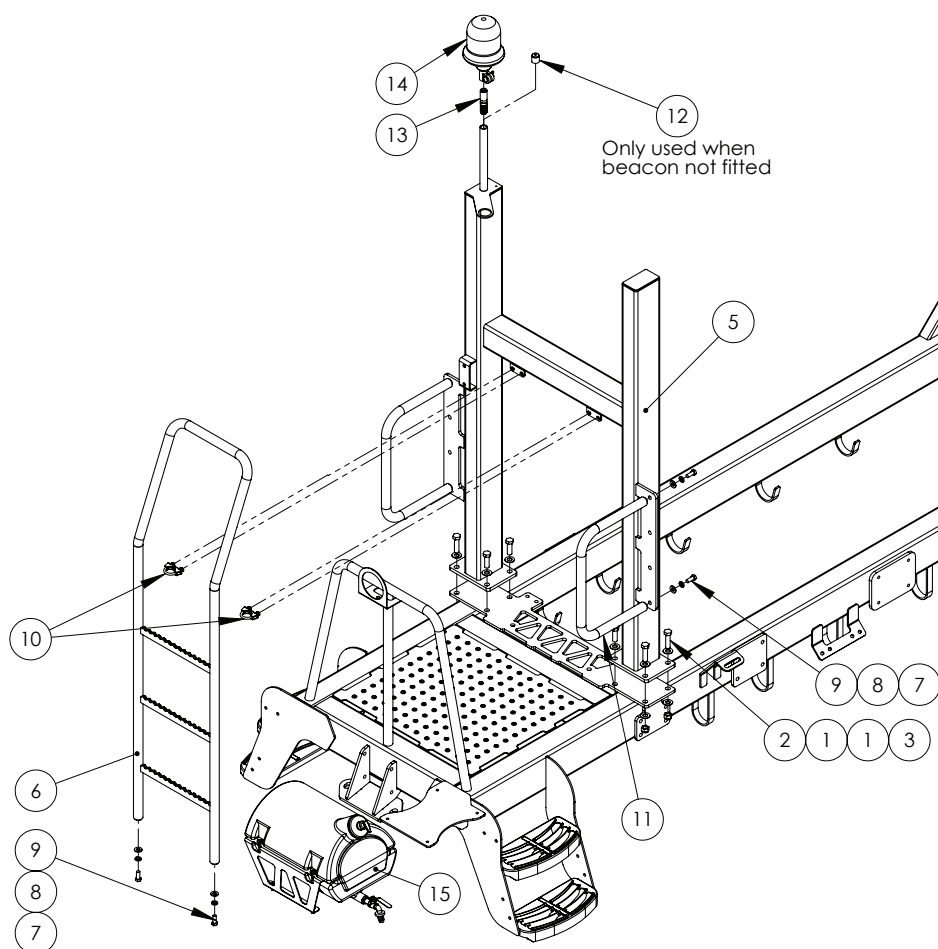
ITEM NO.	PART NUMBER	DESCRIPTION	QTY.
1	GA4659691	LOWER LADDER 3000L	2
2	F70684A	RIGID STEP CATCH MOUNTING PLATE	1
3	F70654A	RIGID STEP CATCH MOUNTING PLATE 5MM FMS	1
4	GA5008629	DOOR HOLDER, FEMALE, RUBBER, BLACK	2
5	GA5004053	BHCS M6 X 20 SS	2
6	GA4522617	LATCH PLATE SUIT PRAIRIE EF NARROW STEP	2
7	GA5000115	WASHER 10MM FLAT SS	4
8	GA5000117	WASHER 10MM FLAT SS HD	27
9	GA5004437	WASHER 6MM FLAT SS	4
10	GA5048115	NUT M6 NYLOC ZP	4
11	GA5011607	DOOR HOLDER, MALE, RUBBER, BLACK	2
12	GA5004079	SET SCREW M6 X 30 ZP GR8.8	2
13	GA5065455	BOLT M10 X 30 ZP GR8.8	12
14	GA5000141	NUT M10 NYLOC ZP	16
15	GA5011153	SHCS M10 X 20 ZP GR12.9	4

Gauges



ITEM NO.	PART NUMBER	DESCRIPTION	QTY.
1	GA4948460	PRESSURE GAUGE LARGE FACE 160PSI	1
2	GA5000577	WASHER 12MM FLAT SS HD	3
3	GA5016233	ELBOW - SWIVEL 6MM X 1/4"	2
4	GA5048300	1/4" FEMALE BRASS TEE	1
5	GA5018323	VALVE, BALL, 1/4 MALE, FEMALE, BLACK LEVER HANDLE, CHROMED	1

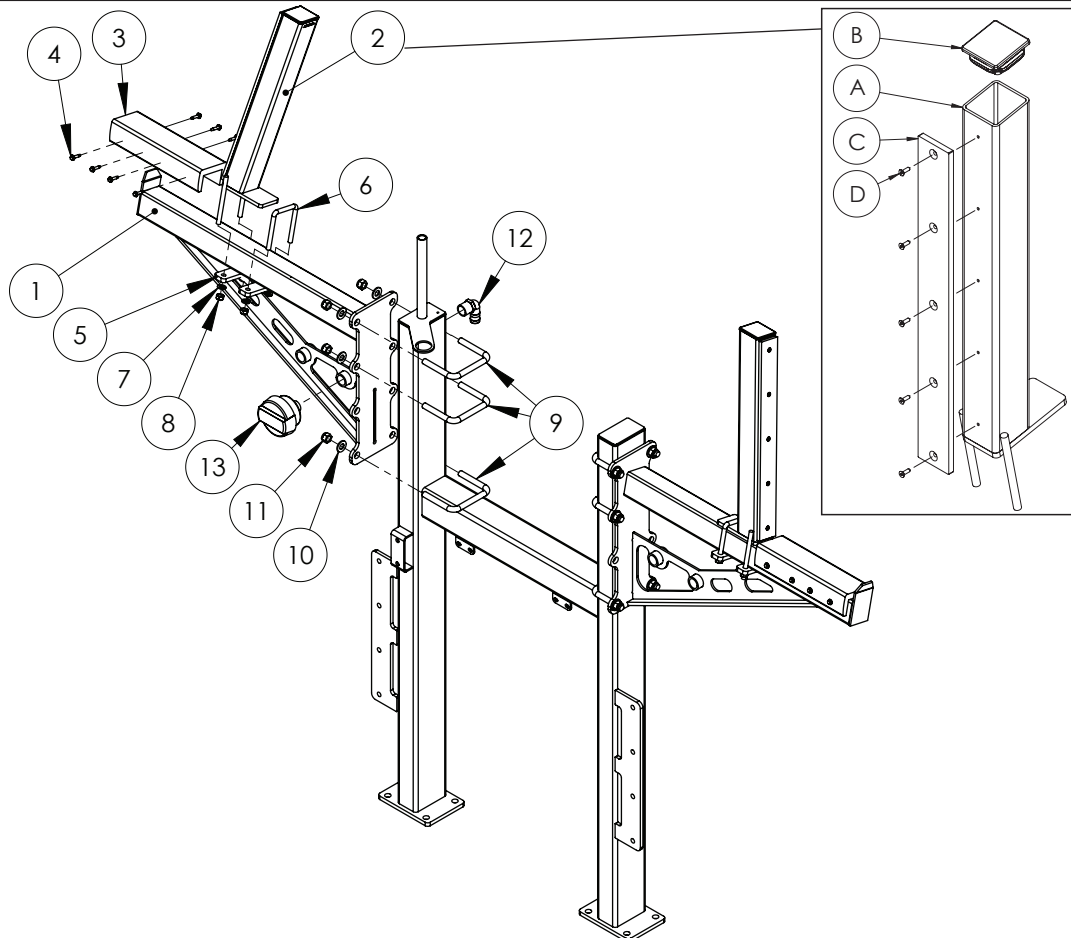
H Frame - 3000L



ITEM NO.	PART NUMBER	DESCRIPTION	QTY.
1	GA5001043	WASHER 16MM FLAT SS HD	16
2	GA5000939	BOLT M16 X 60 BLACK GR8.8	4
3	GA5001029	NUT M16 NYLOC ZP	8
4	GA5000931	BOLT M16 X 50 ZP GR8.8	4
5	GA4659685	H-FRAME	1
6	GA4658161	LADDER	1
7	GA5000577	WASHER 12MM FLAT SS HD	6
8	GA5000575	WASHER 12MM SPRING SS	6
9	GA5000307	SHCS M12 X 30 ZP GR12.9	6
10	GA5075120	EXHAUST CLAMP 36MM HEAVY DUTY	2
11	GA4659680	HANDRAIL SIDE SPECIAL	2
12	GA5052650	CAP PLASTIC 25.4MM BLACK	1
13	GA5020411	BEACON INSERT SCREW IN	1
14	GA5048975	BEACON, ROTATING, AMBER, DIN A POLE MOUNT, HI GLOBE INCLUDED	1
	GA5012093	GLOBE, BEACON, HI 12V 55W, NARVA	-
15	*	HAND WASH BOTTLE ASSEMBLY	1

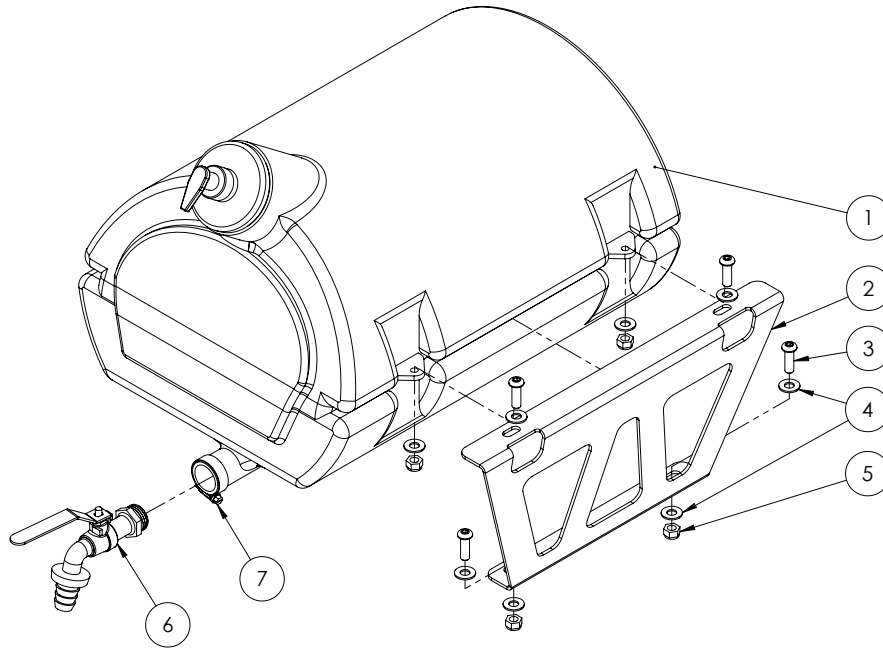
* Sub-assembly on following pages

Boom Rests - 3000L



ITEM NO.	PART NUMBER	DESCRIPTION	QTY.
1	GA4654200	BOOM REST RH PRAIRIE SPECIAL/ADVANCE MK3	1
	GA4654205	BOOM REST LH PRAIRIE SPECIAL/ADVANCE MK3	1
2A	GA4654250	BOOM REST UPRIGHT BOLT ON, SUIT PRAIRE	2
2B	GA5052345	END CAP, PLASTIC, BLACK, INSERT, RHS. 75 X 75, 2.0 - 4.5MM WALL	2
2C	GA5066630	WEAR STRIP, 65 WIDE X 590 LONG X 10 MM THICK, POLYSTONE 7000SR	2
2D	GA5051230	CSCS M5 X 16 SS A2-70	10
3	GA5014617	RUBBER CHANNEL, 350MM LONG, SUIT 75MM RHS	2
4	GA5000707	TEK SCREW, 14G X 42MM, GALVANISED	16
5	F70107A	PLATE, CLAMP, 130 LONG X 40 WIDE X 12MM THICK	4
6	GA5011259	U BOLT, SQUARE TOP, M12 X 76MM X 110MM	2
7	GA5000577	WASHER 12MM FLAT SS HD	8
8	GA5012461	NUT M12 NYLOC ZP	8
9	GA5011277	U BOLT, SQUARE TOP, M16 X 127MM X 110MM	6
10	GA5001043	WASHER 16MM FLAT SS HD	12
11	GA5001029	NUT M16 NYLOC ZP	12
12	GA5077723	HOSE BARB, ELBOW, 90 DEGREE, 1" MALE X 1" HOSE	1
13	GA5005259	AIR FILTER, 1" BSP MALE THREAD	1

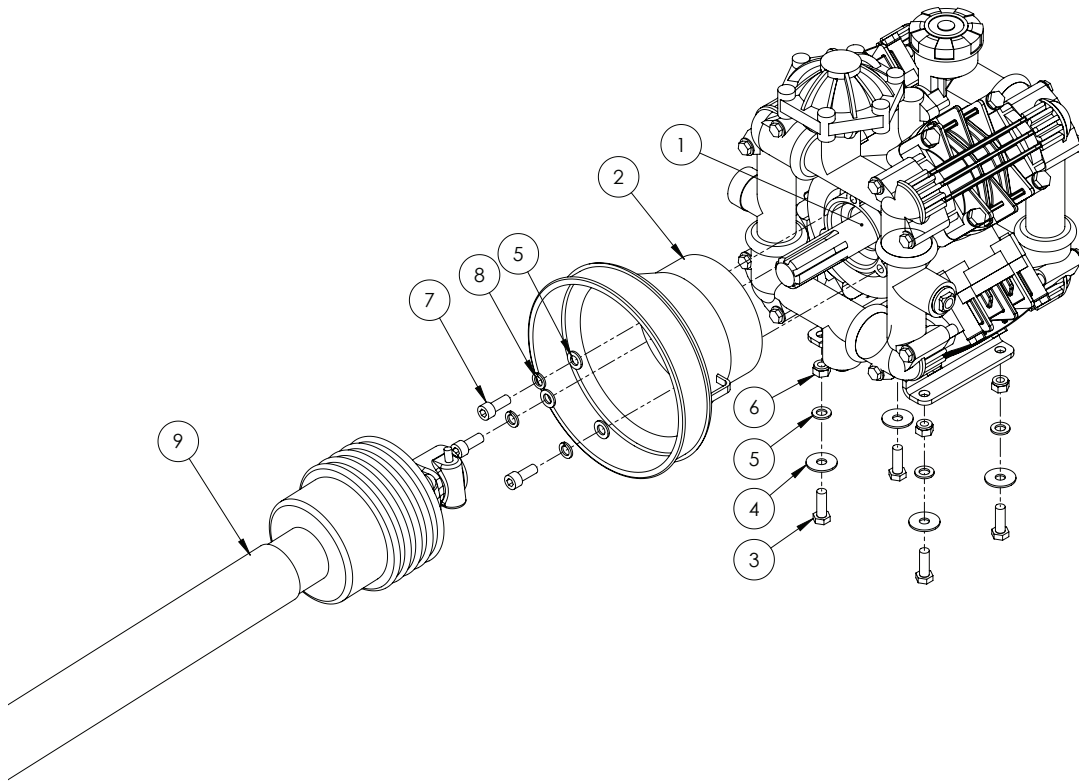
Hand Wash Tank Assembly



ITEM NO.	PART NUMBER	DESCRIPTION	QTY.
1	GA5075110	WATER TANK, 30L, BLACK PLASTIC, WITH SOAP DISPENSER	1
	GA5051275	SOAP DISPENSER, SUIT HAND WASH TANK GA5075110	-
2	GA4523740	TANK MOUNT BRACKET 30L HAND WASH	2
3	GA5011473	BHCS M8 X 25 SS	8
4	GA5003643	WASHER 8MM FLAT SS HD	16
5	GA5004917	NUT M8 NYLOC ZP	8
6	GA5070735	TAP 3/4" BSP, WITH HOSE BARB SUIT HAND WASH BOTTLE	1
7	GA5001681	HOSE CLAMP, 1" SS (20-32/12W)	1

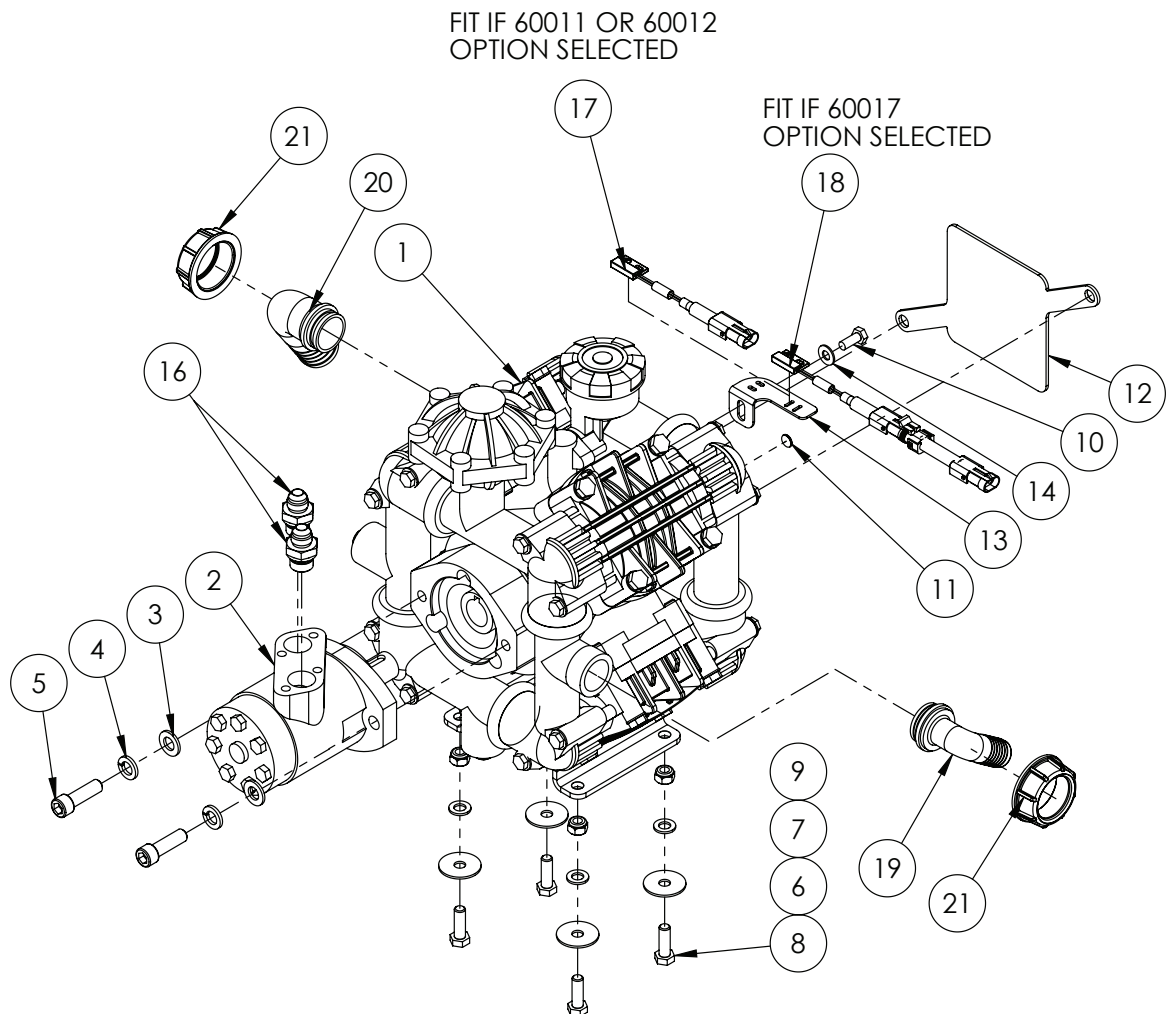
Chapter 2

Zeta 170 - PTO Drive



ITEM NO.	PART NUMBER	DESCRIPTION	QTY.
1	GA5054515	PUMP, DIAPHRAGM TYPE, ZETA 170 PTO SHAFT DRIVE, SHAFT NOT INCLUDED	1
2	GA5076401	PTO COVER, BLACK, FRONT, SUIT 170 AND 260 SPRAY PUMPS	1
3	GA5065455	BOLT M10 X 30 ZP GR8.8	4
4	GA5002595	WASHER, FLAT, 3/8" ID X 1 1/2" OD, SS	4
5	GA5000117	WASHER 10MM FLAT SS HD	7
6	GA5000141	NUT M10 NYLOC ZP	4
7	GA5071085	SHCS M10 X 25 ZP GR12.9	3
8	GA5000137	WASHER 10MM SPRING SS	3
9	GA5060830	PTO SHAFT STANDARD ANGLE 1.05M, SUIT EF SPECIAL	1

Zeta 170 - Hydraulic Drive



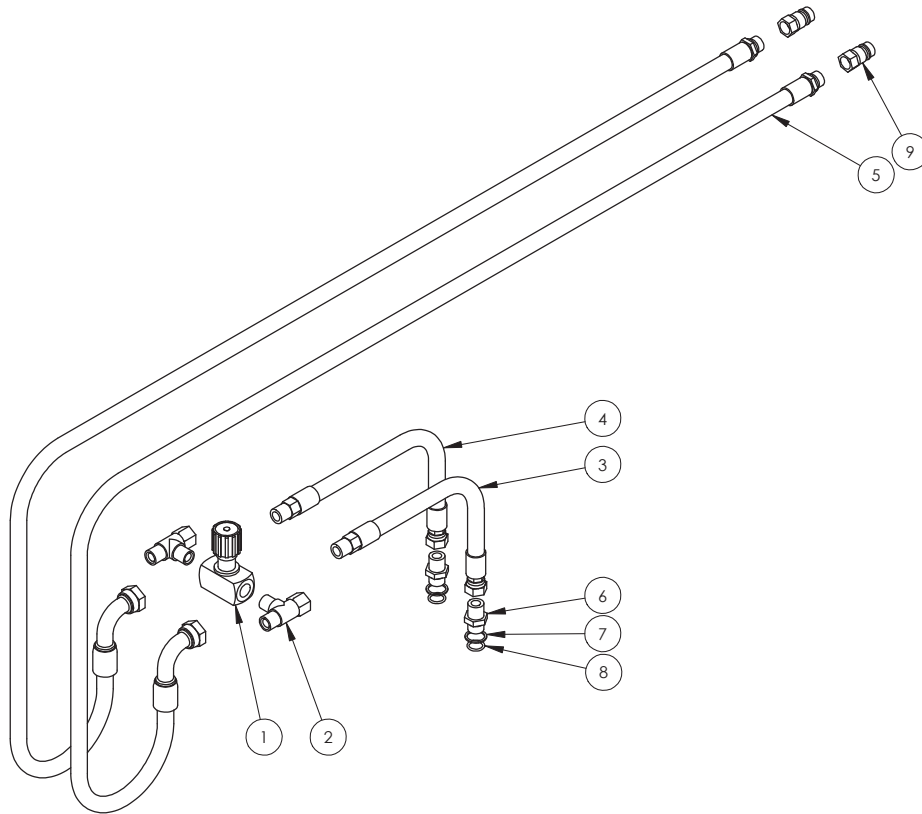
ITEM NO.	PART NUMBER	DESCRIPTION	QTY.
1	GA5054510	PUMP ZETA 170 MI-I	1
2	GA5047515	MOTOR, HYDRAULIC, 80CC/REV, 25.4mm SHAFT, SUIT SPRAY PUMP DRIVE	1
3	GA5000577	WASHER M12 FLAT SS HD	2
4	GA5000575	WASHER 12mm SPRING SS	2
5	GA5000321	SHCS M12 X 40 GR12.9 ZP	2
6	GA5002595	WASHER, 3/8" X 1 1/2" OD, FLAT SS	4
7	GA5000117	WASHER 10mm FLAT SS HD	4
8	GA5065455	BOLT M10 X 30 GR8.8 ZP	4
9	GA5000141	NUT M10 NYLOC ZP	4
10	GA5052595	BOLT M8 X 20 SS A270	1
11	GA5016169	MAGNET, HIGH STRENGTH, 12mm DIAMETER X 1.5mm THICK	1
12	PUMPCOVER	PLATE, REAR PUMP SHAFT COVER, RO160 AND ZETA 170	1

Continue Over Page

Zeta 170 - Hydraulic Drive

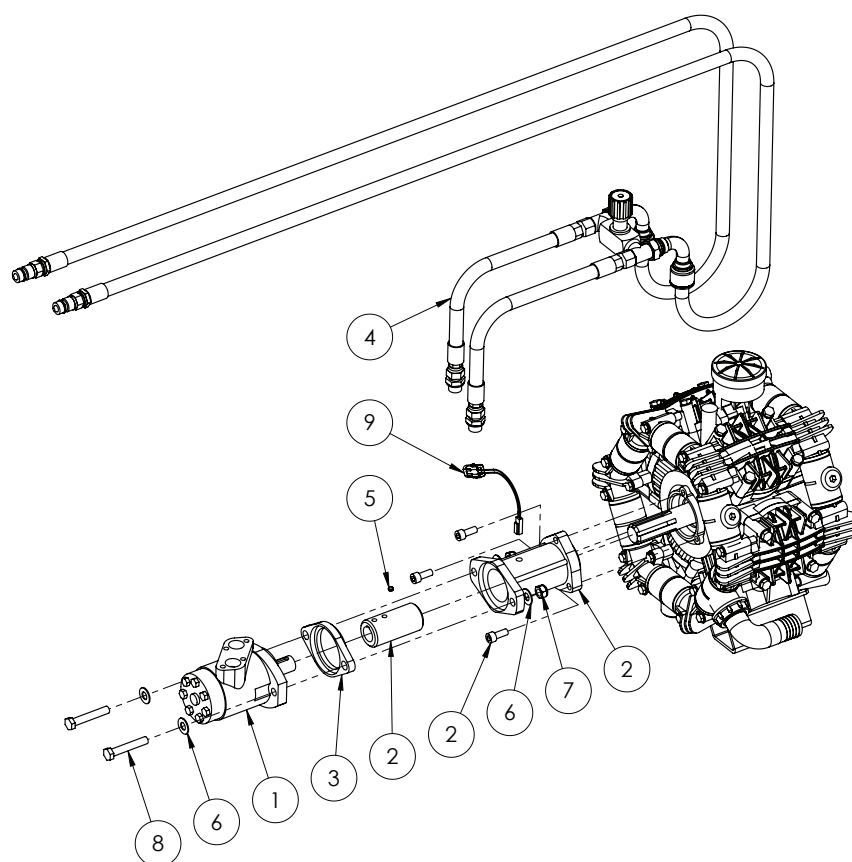
ITEM NO.	PART NUMBER	DESCRIPTION	QTY.
13	GA4525010	RPM SENSOR MOUNT BRACKET, SUIT UDOR MI PUMP	1
14	GA5003643	WASHER 8mm FLAT SS HD	1
15	GA4912557	HOSE KIT, SPRAY PUMP, HYDRAULIC DRIVE, TRAILERS	1
16	GA3500303	HYDRAULIC ADAPTER, NIPPLE, 1/2" BSPP O-RING MALE X 3/4" JIC MALE, S74-0812	2
17	GA5076331	SENSOR, SPRAY PUMP RPM SUIT 440, 450 & G-HUB, RAVEN, 11170171293	1
18	GA5076307	SENSOR, SPRAY PUMP RPM, SUIT 4400 / 4070 / ISOBUS, INLINE 0.1UF CAP, RAVEN, 11170159929	1
19	GA5076258	HOSE BARB, 90 DEGREE, 1 1/2 FLY NUT END X 25mm HOSE, ARAG, 116625	1
20	GA5076260	HOSE BARB, ELBOW, 90 DEGREE, 1 1/2 FLY NUT END X 40mm HOSE	1
21	GA5076604	FLY NUT, 1 1/2", ARAG, 2002060	2

Hydraulic Hose Kit



ITEM NO.	PART NUMBER	DESCRIPTION	QTY.
1	GA5018221	VALVE CHECK NEEDLE THROTTLE 1/2"	1
2	GA3500200	HYDRAULIC ADAPTOR, TEE, 1/2" BSPT MALE X 1/2" BSPT MALE X 1/2" BSPP FEMALE SWIVEL	2
3	GA4905044	HYDRAULIC HOSE ASSEMBLY, PRAIRIE, SPRAY PUMP R0160	1
4	GA4905046	HYDRAULIC HOSE ASSEMBLY, PRAIRIE, SPRAY PUMP R0160	1
5	GA4922105	HYD HOSE SUIT EF MY10 TRACTOR END	2
6	GA3500310	HYDRAULIC ADAPTOR, NIPPLE, 1/2" BSPT MALE X 1/2" BSPP MALE	2
7	GA5076891	RING, RETAINING BSPP 1/2"	2
8	GA5078121	O-RING BSPP 1/2"	2
9	GA5078000	QUICK CONNECT FITTING, 1/2" MALE TIP X 1/2" FEMALE THREAD	2
-	GA5052365	COVER, GREEN PLASTIC, SUIT HYDRAULIC QUICK CONNECT FITTING GA5078000	2

Hydraulic Drive Conversion Kit



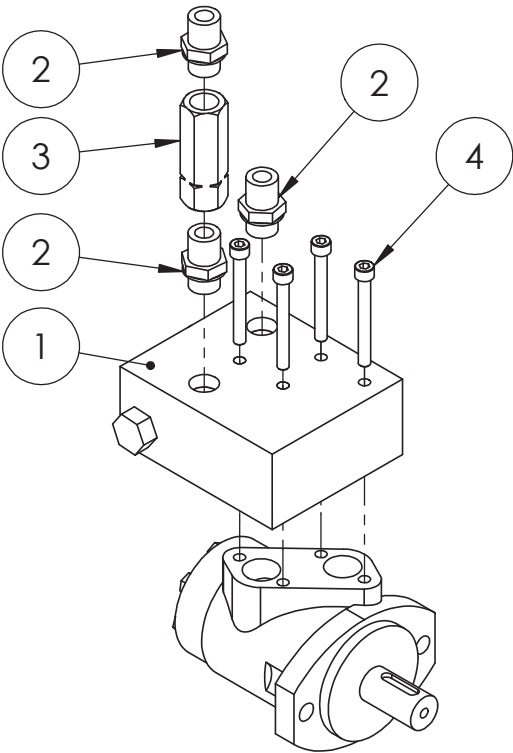
ITEM NO.	PART NUMBER	DESCRIPTION	QTY.
1	GA5047515	MOTOR, HYDRAULIC, 80CC/REV, 25.4MM SHAFT, SUIT SPRAY PUMP DRIVE	1
2	GA5077663	ADAPTOR, HYDRAULIC MOTOR TO UDOR PTO PUMP ONLY, KIT INCLUDES HOUSING, COUPLER, 2 GRUB SCREWS, 3 BOLTS	1
3	GA4552100	SPACER PLATE, SUIT ADAPTER PTO TO HYDRAULIC DRIVE, UDOR	1
4	GA5067186	HOSE ASSEMBLY KIT HYDRAULIC DRIVE SUIT HOSE SUPPORT MY10	1
5	GA5016169	MAGNET, HIGH STRENGTH, 12MM DIAMETER X 1.5MM THICK	1
6	GA5000577	WASHER 12MM FLAT SS HD	4
7	GA5012461	NUT M12 NYLOC ZP	2
8	GA5000347	BOLT M12 X 70 ZP GR8.8	2
9	GA5076307	SENSOR, SPRAY PUMP RPM, SUIT 4400 / 4070	1

NOTE: Machines fitted with 70 series pump RPM monitors use the parts below:

RPM MONITOR & SPEED SENSOR

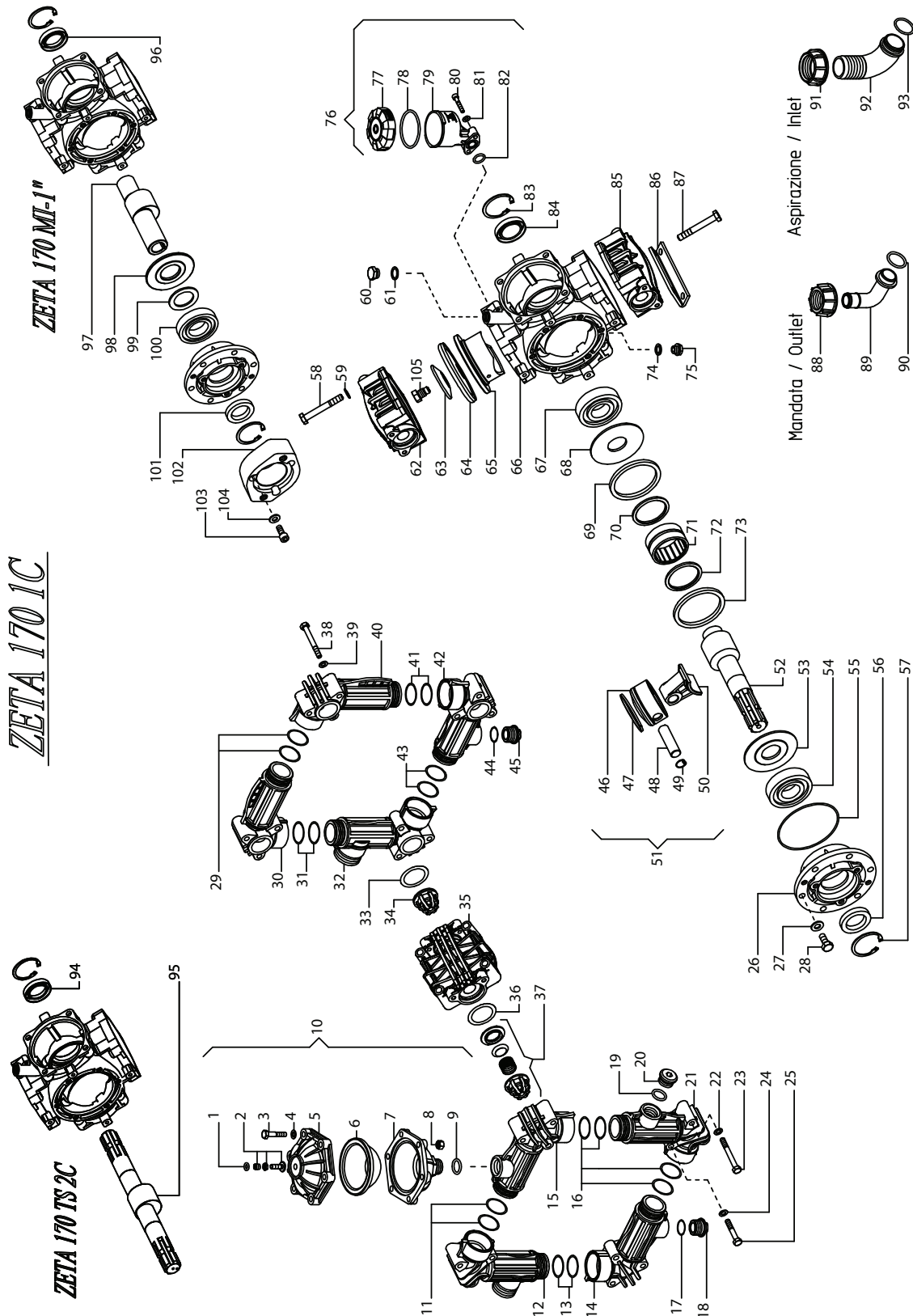
PART NUMBER	DESCRIPTION	QTY.
GA5077195	70 SERIES RPM MONITOR & SPEED SENSOR - COMPLETE	1
GA5076542	TEEJET SPEED SENSOR	1

Pressure Flow Compensator



ITEM NO.	PART NUMBER	DESCRIPTION	QTY.
1	GA5049425	MANUAL FLOW CONTROL	1
2	GA3500310	HYDRAULIC ADAPTOR, NIPPLE, 1/2" BSPT MALE X 1/2" BSPP MALE	3
3	GA5007060	VALVE, CHECK, HYDRAULIC, 1/2" BSPP FEMALE INLET & OUTLET, 45L/MIN FLOW, MAXIMUM 320BAR	1
4	GA5049430	SHCS M8 X 70 ZP GR12.9	4

UDOR, Zeat 170, Pump Breakdown

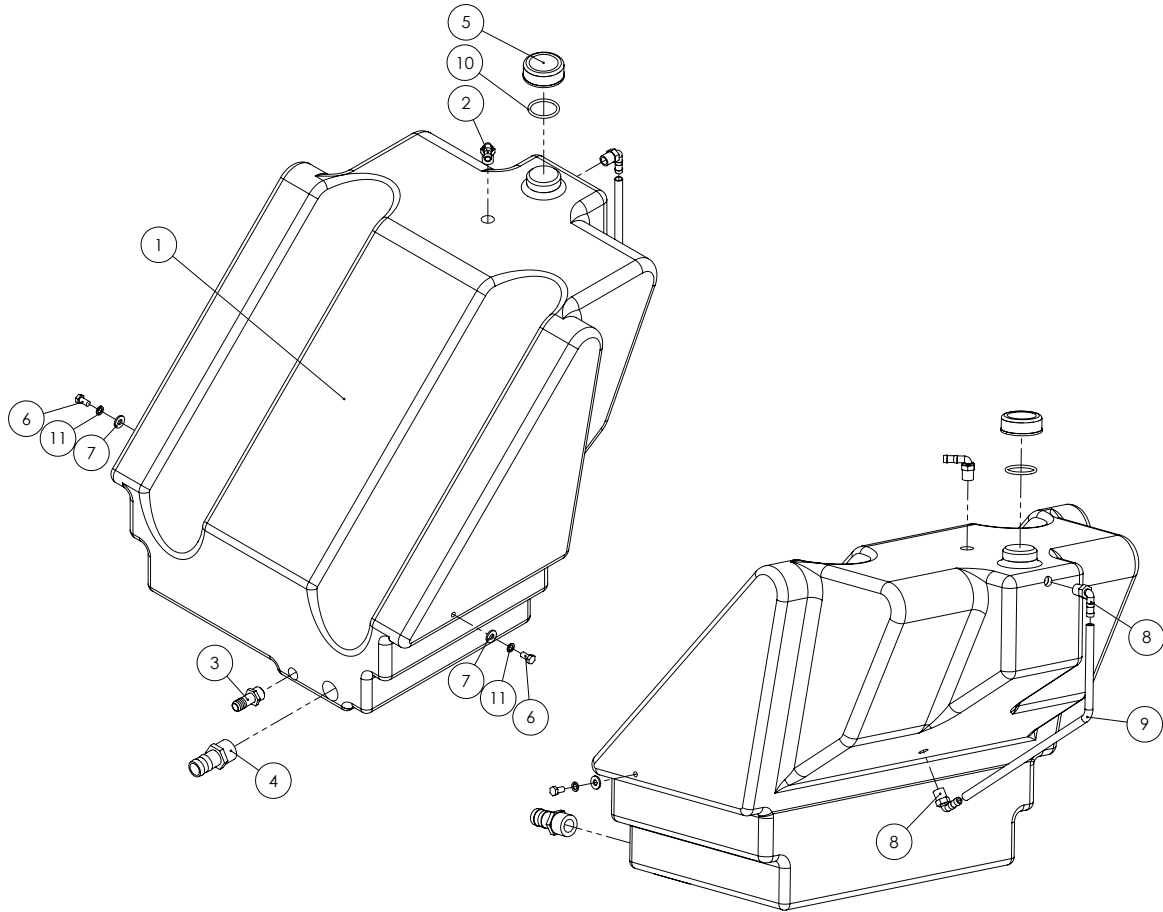


1	GA5076068	O RING, 6.00 X 3, UDOR, 110116	27	GA5078769	WASHER, 140349
2	GA5075802	AIR VALVE ASSY, 060816	28	GA5078770	BOLT, 180499
3	180486	BOLT, 180486	29	GA5076103	O-RING 35.00X4.00, 1101L6
4	GA5076443	WASHER D8.4X16X1.6 DACROMET, 140348	30	GA5078311	INLET-OUTLET HOSE ZETA 170/200, 160138
5	GA5075708	ACCUMULATOR COVER "ZETA", 606309	31	GA5076103	O-RING 35.00X4.00, 1101L6
6	GA5075993	DIAPHRAGM, PUMP ACCUMULATOR, KAPPA / ZETA PUMPS, 090314	32	GA5076499	SUCTION HOSE G 11/2 M ZETA 170/200, 160137
7	GA5075620	PRESSURE ACCUMULATOR, ASSEMBLY, SUIT ZETA PUMP, UDOR, 000315	33	GA5020060	O-RING, 40 X 3.5, 110101
8	030347	NUT, 030347	34	GA5077086	VALVE, CHECK, INLET / OUTLET, SUIT ZETA 140 / 200 / 300, O-RING NOT INCLUDED, 600677
9	GA5078281	O-RING D25.07X2.62 (RIF.3100), 110123	35	GA5076527	HEAD ZETA 120...300, 1604E3
10	GA5077099	PRESSURE ACCUMULATOR, ASSEMBLY, SUIT SIGMA / DELTA 100 PUMP, 603129, UDOR, 603109	36	GA5020060	O-RING, 40 X 3.5, 110101
11	GA5076103	O-RING 35.00X4.00, 1101L6	37	GA5077086	VALVE, CHECK, INLET / OUTLET, SUIT ZETA 140 / 200 / 300, O-RING NOT INCLUDED, 600677
12	GA5076539	OUTLET HOSE G 11/4 M ZETA 170/200, 160541	38	GA5076560	BOLT, M8 X 70, DACROMET, UDOR, 180479
13	GA5076103	O-RING 35.00X4.00, 1101L6	39	GA5076443	WASHER D8.4X16X1.6 DACROMET, 140348
14	GA5076540	INLET-OUTLET HOSE G3/4 F ZETA 170/200, 160542	40	GA5078311	INLET-OUTLET HOSE ZETA 170/200, 160138
15	GA5076540	INLET-OUTLET HOSE G3/4 F ZETA 170/200, 160542	41	GA5076103	O-RING 35.00X4.00, 1101L6
16	GA5076103	O-RING 35.00X4.00, 1101L6	42	GA5075749	WASHER, PUMP DIAPHRAGM RETAINER, SUIT ZETA & KAPPA 120 / 150, RO 320, 030107
17	GA5076060	O RING, 20.63 X 2.62, 110104	43	GA5076103	O-RING 35.00X4.00, 1101L6
18	GA5076512	PLUG G3/4, 160336	44	GA5076060	O RING, 20.63 X 2.62, 110104
19	GA5076080	O-RING D20.00X4 (RIF.2820), 110151	45	GA5076512	PLUG G3/4, 160336
20	GA5076518	PLUG, 3/4 MALE THREAD, UDOR, 160387	46	GA5076387	ALUMINIUM PLUNGER D75 BETA/OMEGA/ZETA, 120508
21	GA5076540	INLET-OUTLET HOSE G3/4 F ZETA 170/200, 160542	47	GA5076459	RING, PISTON, D75X3X3, 105905
22	GA5076443	WASHER D8.4X16X1.6 DACROMET, 140348	48	GA5076449	PIN D18X64, 150201
23	GA5076560	BOLT, M8 X 70, DACROMET, UDOR, 180479	49	GA5076455	SNAP RING D18, 150602
24	GA5076443	WASHER D8.4X16X1.6 DACROMET, 140348	50	151935	CONROD, ZETA 170
25	GA5076557	BOLT, M8 X 50, DACROMET, UDOR, 180472	51	GA5078354	ROD ASSY ZETA 170 D75, 601561
26	GA5078768	BEARING SUPPORT FLANGE, 0501L3	52	GA5075608	SHAFT "ZETA 170" (9) 1C, 000246

53	GA5075754	ROD DISC ZETA 170/200/260/300, 030128	81	GA5076440	WASHER D6.4X12X1.6, 140307
54	GA5075729	BEARING, SINGLE ROW BALL, 35 ID X 80 OD X 21, 6307, 021404	82	GA5076072	O RING, 16.20 X 3.0, 110129
55	GA5076084	O RING, 2.5 X 110, 110158	83	GA5076457	SNAP RING D55, 150616
56	GA5075634	OIL SEAL, 35 ID X 55 OD X 10 THICK, 000749, 000702	84	021809	SEAL, BEARING, ZETA 170, 021809
57	GA5076457	SNAP RING D55, 150616	85	GA5076527	HEAD ZETA 120...300, 1604E3
58	GA5076562	BOLT, M10 X 75, DACROMET, UDOR, 1804A2	86	GA5076372	BASE PLATE ZETA 170/200, 120297
59	GA5078769	WASHER, 140349	87	GA5076562	BOLT, M10 X 75, DACROMET, UDOR, 1804A2
60	GA5078313	OIL PLUG, 3/8", BRASS, UDOR, 160364	88	GA5075793	FLY NUT, 1 1/4, UDOR, 060432
61	GA5075799	GASKET D17X22X1.5, 060509	89	GA5075679	HOSE BARB, ELBOW, 90 DEGREE, 25mm BARB X FLY NUT END, UDOR, 020218
62	GA5076527	HEAD ZETA 120...300, 1604E3	90	GA5076059	O-RING, 29.75 X 3.53 mm, NITRILE, SUIT 1" PORT ADAPTOR, 110102
63	GA5075749	WASHER, PUMP DIAPHRAGM RETAINER, SUIT ZETA & KAPPA 120 / 150, RO 320, 030107	91	GA5075797	FLY NUT, 1 1/2, HEAVY DUTY FOR USE ON SPRAY PUMPS, UDOR, 060450
64	GA5075998	DIAPHRAGM, PUMP PISTON, DIAMETER 11.54, ZETA PUMP, 090361, 090359	92	GA5075686	HOSE BARB, ELBOW, 90 DEGREE, FLY NUT END X 40 mm HOSE BARB, UDOR, 020272
65	GA5075701	SLEEVE, PISTON BORE, DIAMETER 75, SUIT ZETA 120 / 170 / 260, UDOR, 020614	93	GA5076075	O RING, 32.00 X 3.0, 110142
66	0209A9	HOUSING, CRANK BLOCK, ZETA 0209A9	94	GA5075634	OIL SEAL, 35 ID X 55 OD X 10 THICK, 000749, 000702
67	GA5075729	BEARING, SINGLE ROW BALL, 35 ID X 80 OD X 21, 6307, 021404	95	GA5075607	SHAFT "BETA/ZETA 170/260" (9) IS 2C, 000229
68	GA5075754	ROD DISC ZETA 170/200/260/300, 030128	96	GA5075634	OIL SEAL, 35 ID X 55 OD X 10 THICK, 000749, 000702
69	GA5075603	RETAINER RING "ZETA 170/260", 000108	97	GA5075616	SHAFT "ZETA 170/260" (9) MI D1", 0002A9
70	GA5075763	ROD SPACER "ZETA 230/260", 030259	98	GA5075758	ROD DISC ZETA 170/260 OMR80, 030148
71	GA5075738	ROLLER BEARING D55X48X35 NK55-35, 021607	99	GA5076483	DISC "ZETA" MI, 153409
72	GA5075763	ROD SPACER "ZETA 230/260", 030259	100	GA5075734	BEARING, RADIAL BALL, 40 ID X 80 OD X 18, 6208, 021414
73	GA5075603	RETAINER RING "ZETA 170/260", 000108	101	GA5075633	OIL SEAL, 40 ID X 55 OD X 7 THICK, 000741
74	GA5075800	SEAL, RUBBER, 13 ID X 19 OD X 1.5, SUIT DIAPHRAGM PUMP OIL PLUG, UDOR, 060549	102	GA5075776	FLANGE RO 160/250 MI, 0501C1
75	GA5076514	PLUG G1/4, 160367	103	GA5076564	ALLEN SCREW M10X25 UNIS931, 180501
76	GA5077103	OIL RESERVOIR, ASSEMBLY, SUIT RO AND ZETA UP TO 200 SERIES PUMPS, UDOR, 603313	104	141103	WASHER, 141103
77	GA5075715	CAP, PUMP OIL RESERVOIR, UDOR, 020898	105	GA5075658	BOLT, SUIT PUMP DIAPHRAGM, KAPPA / ZETA PUMPS, UDOR, 010201
78	1101N8	O RING, OIL BOWL, ZETA 170	-	GA5077790	KIT, PUMP REBUILD, INCLUDES DIAPHRAGMS, SEALS & VALVES, SUITS BOTH ZETA 170 AND RO160 UDOR PUMPS, KIT-ZETA170-C
79	GA5076381	OIL RESERVOIR, SUIT DIAPHRAGM PUMP, UDOR, NOTE: DOESN'T SUIT ALL PUMPS CHECK BEFORE ORDERING, 120356	-	GA5077791	PUMP DIAPHRAGM KIT SUIT ZETA 170 AND RO160 UDOR PUMPS, KIT-ZETA170-D
80	GA5076570	ALLEN SCREW M6X30 UNIS931 DACROMET, 180531			
 GOLDACRES DRAWING NUMBER NOT FOR SALE:					REV-

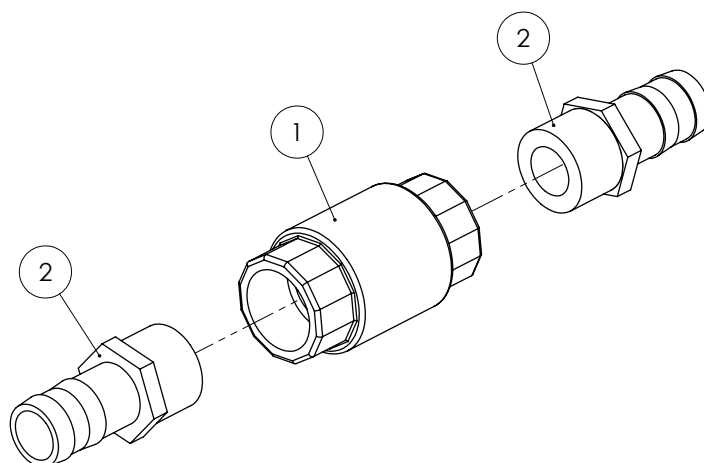
Chapter 3

180L FLUSH TANK - 3000L



ITEM NO.	PART NUMBER	DESCRIPTION	QTY.
1	GA5061120	TANK 180L, FLUSH TANK, ANGLED TO SUIT 3000L EF TANK, BARE	1
2	GA5077717	HOSE BARB, ELBOW, 90 DEGREE, 3/4" MALE THREAD X 3/4" HOSE	1
3	GA5077709	HOSE BARB, STRAIGHT, 3/4" MALE THREAD X 3/4" HOSE, BANJO	1
4	GA5077724	HOSE BARB, STRAIGHT, 1 1/4" MALE THREAD X 1 1/4" HOSE, BANJO	1
5	GA5009187	O-RING, 60 X 5.5MM, SUITS EXACTA TANK CAP	1
6	GA5009157	CAP, SUIT EXACTA FOAM TANK, O-RING NOT INCLUDED	1
7	GA5006113	BOLT M10 X 20 ZP GR8.8	2
8	GA5000117	WASHER 10MM FLAT SS HD	2
9	GA5000137	WASHER 10MM SPRING SS	2
10	GA5077702	HOSE BARB, STRAIGHT, 1/2" MALE THREAD X 1/2" HOSE, BANJO	2
11	GA2000209	HOSE, CLEAR, 12MM, SIGHT TUBE - (CUT 600MM)	1

Flush Tank - In-line Check Valve - 180L



ITEM NO.	PART NUMBER	DESCRIPTION	QTY.
1	GA5017361	VALVE NON-RETURN 1 1/4"	1
2	GA5077724	HOSE BARB, STRAIGHT, 1 1/4" MALE THREAD X 1 1/4" HOSE, BANJO	2

Chapter 4

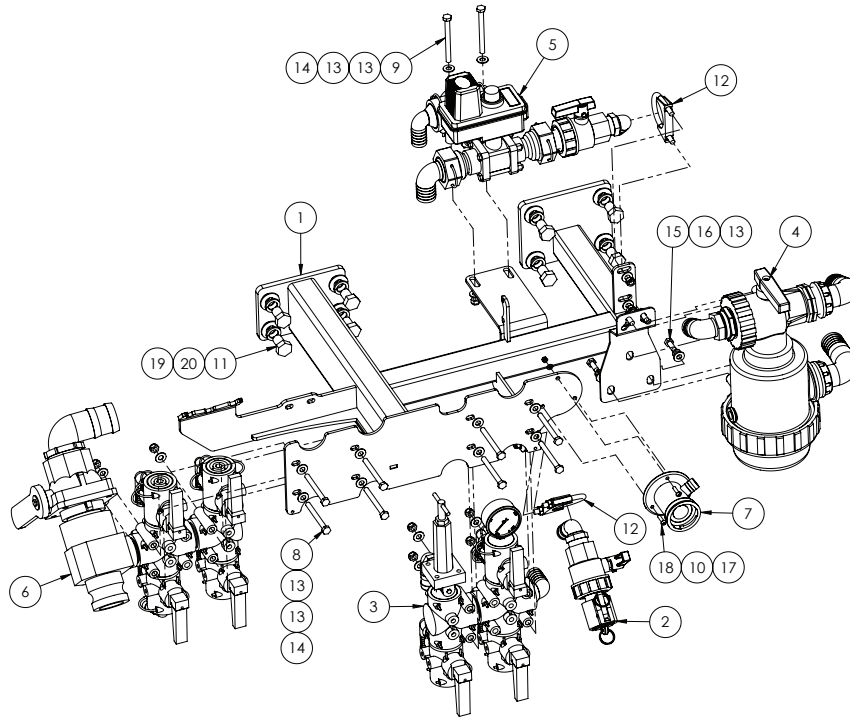
RIGHT HAND POD

Not Fitted

Chapter 5

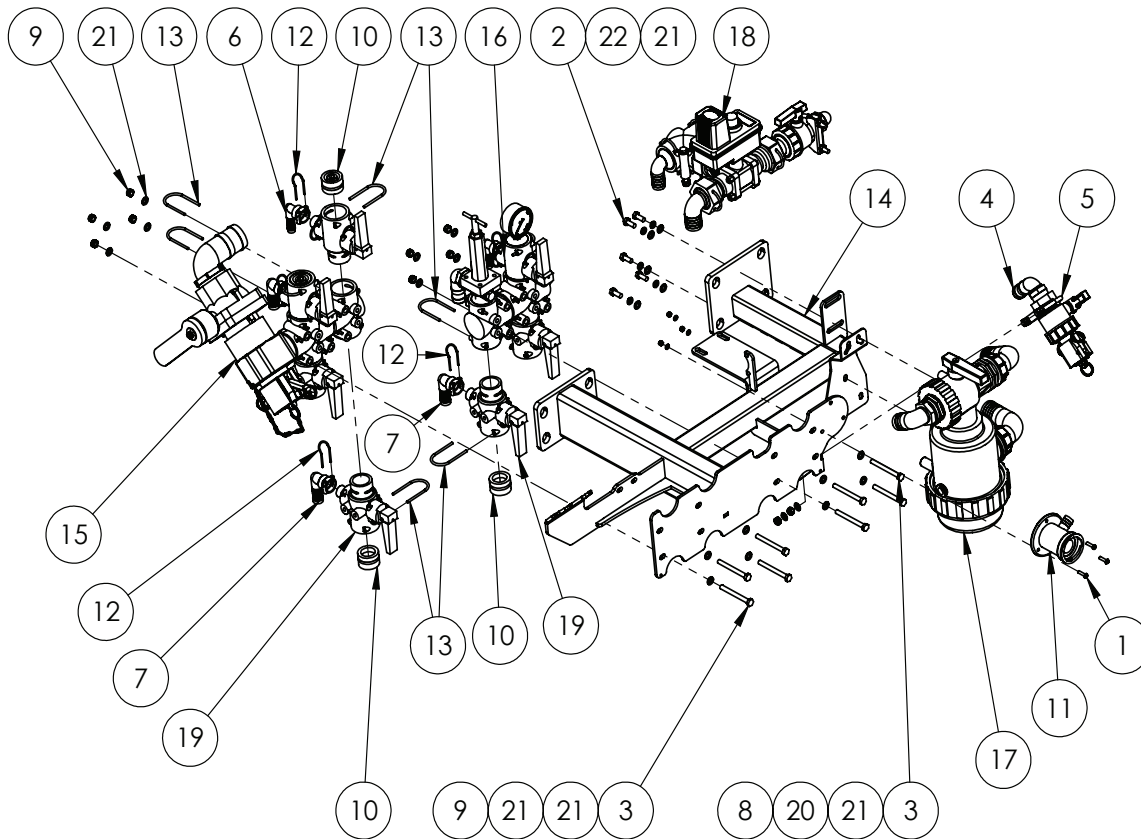
LEFT HAND POD

Left Hand Pod - Zeta 170



ITEM NO.	PART NUMBER	DESCRIPTION	QTY.
1	GA4600265	LEFT POD FRAME	1
2	*	CHEMICAL PROBE COUPLING BALL VALVE	1
3	*	PRESSURE MANIFOLD ASSEMBLY	1
4	*	SUCTION FILTER - ZETA 170	1
5	*	FLOW CONTROL VALVE - ZETA 170	1
6	*	FILL SYSTEM ASSEMBLY	1
7	GA5018800	RINSING SOCKET, 3 PIN, MICROMATIC / ENVIRO DRUM COUPLING	1
8	GA5004749	BOLT M8 X 80 ZP GR8.8	8
9	GA5011495	BOLT M8 X 90 ZP GR8.8	2
10	GA5003983	WASHER 5MM FLAT SS	3
11	GA5000903	BOLT M16 X 25 ZP GR8.8	8
12	GA5006705	EXHAUST CLAMP C8 2"	2
13	GA5003643	WASHER 8MM FLAT SS HD	29
14	GA5004917	NUT M8 NYLOC ZP	14
15	GA5004085	BOLT M8 X 20 ZP GR8.8	5
16	GA5004919	WASHER 8MM SPRING SS	5
17	GA5003975	NUT M5 NYLOC SS	3
18	GA0500004	BHCS M5 X 20, SS	3
19	GA5001043	WASHER 16MM FLAT SS HD	8
20	GA5000961	WASHER 16MM SPRING ZP	8

Plumbing Pod Assembly - 3000L

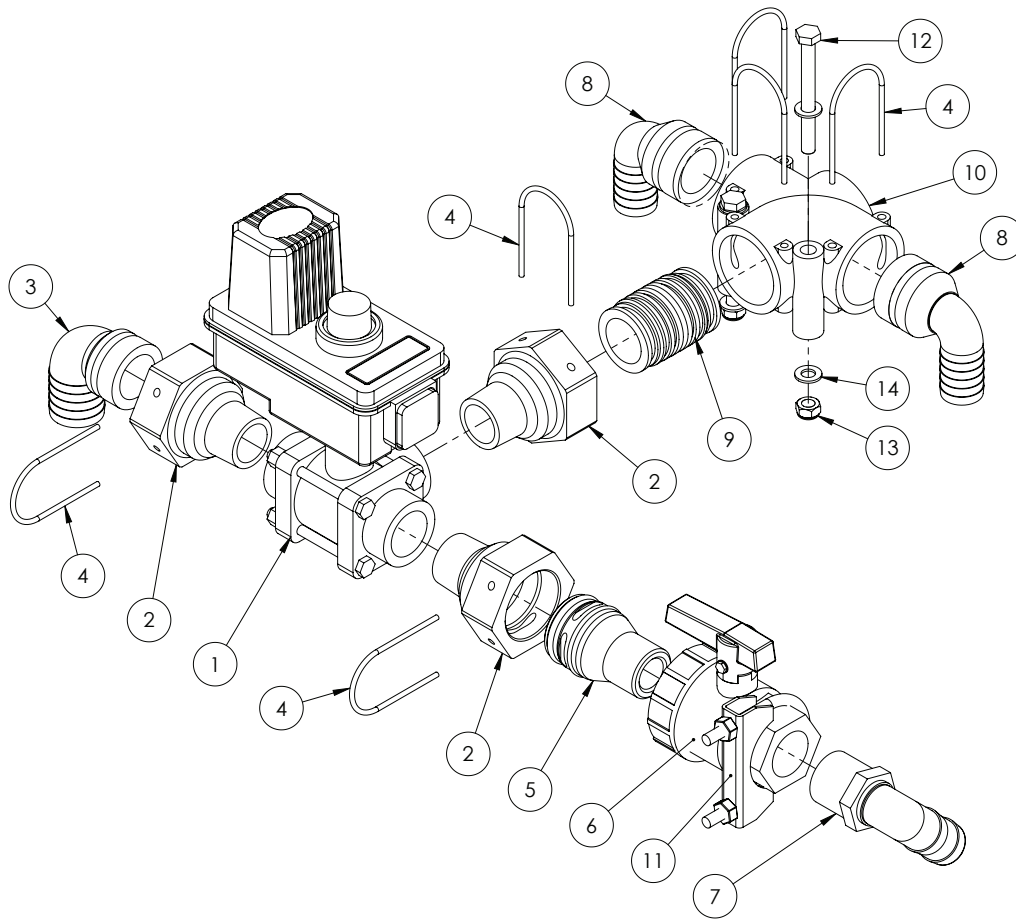


ITEM NO.	PART NUMBER	DESCRIPTION	QTY.
1	GA0500004	BHCS M5 X 20 SS A2-70	3
2	GA5004085	BOLT M8 X 20 GR8.8 ZP	5
3	GA5004749	BOLT M8 X 80 GR8.8 ZP	8
4	GA4900807-7	CHEM PROBE COUPLING BALL VALVE SUB-ASSEMBLY	1
5	GA5006705	EXHAUST CLAMP C8 2"	1
6	GA5065750	HOSE BARB, ELBOW, 90 DEGREE, AS24 FEMALE X 15MM HOSE, ALTEK	1
7	GA5065675	HOSE BARB, ELBOW, 90 DEGREE, AS24 FEMALE X 20MM HOSE, ALTEK	2
8	GA5003974	NUT M5 NYLOC ZP	3
9	GA5004917	NUT M8 NYLOC ZP	10
10	GA5065680	PLUG, AS40 MALE, ALTEK	3
11	GA5018800	RINSING SOCKET, 3 PIN, MICROMATIC / ENVIRO DRUM COUPLING	1
12	GA5065695	RETAINING PIN, SUIT AS24 PLUMBING FITTINGS, ALTEK	3
13	GA5065690	RETAINING PIN, SAFETY CLIP, SUIT AS40 PLUMBING FITTINGS, ALTEK	7
14	GA4657691	SPECIAL EF LEFT POD FRAME WITH 3-WAY VALVE MY15	1
15	GA4951200	SUB ASSEMBLY, PLUMBING POD, FILL VALVES, PRAIRIE SPECIAL	1
16	GA4951205	SUB ASSEMBLY, PLUMBING POD, PRESSURE VALVES, PRAIRIE SPECIAL WITH 170 PUMP	1
17	GA4903825	EF SPECIAL PREASSEMBLY PUMP SUCTION	1
18	GA4903830	VALVE ASSEMBLY, 3 WAY REG VALVE MANIFOLD TO SUIT SPECIAL	1
19	GA5065545	VALVE, QUICK FIT FLIP TOP, 2 WAY, AS40 MALE X AS24 FEMALE X AS40 FEMALE, ALTEK	3
20	GA5003983	WASHER 5MM FLAT SS	3
21	GA5003643	WASHER 8MM FLAT SS HD	23
22	GA5004919	WASHER 8MM SPRING SS	5

* Sub-assembly on following pages

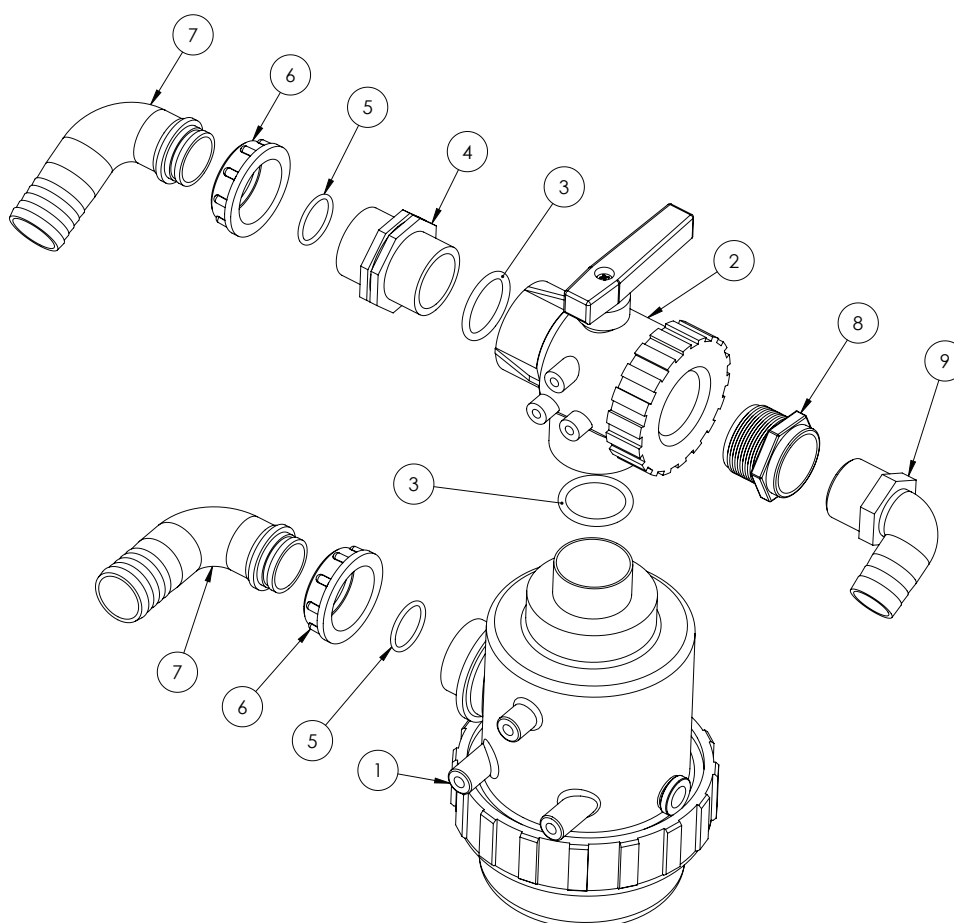
Continued over page

Flow Control Valve - Zeta 170



ITEM NO.	PART NUMBER	DESCRIPTION	QTY.
1	GA5076867	REGULATING VALVE, BALL, 3 WAY, 1" NPT, 12V, RED INDICATOR	1
2	GA4582385	COUPLING, AS40 FEMALE X 1" NPT MALE THREAD	3
3	GA5065620	HOSE BARB, ELBOW, 90 DEGREE, AS40 X 33MM HOSE BARB	1
4	GA5065690	SAFETY PIN, SUIT AS40 PLUMBING FITTINGS	6
5	GA2000077	PLUMBING FITTING, AS40 TO 1" NPT MALE THREAD	1
6	GA5078164	VALVE, BALL, 1" FEMALE THREAD INLET / OUTLET, FULL PORT, LEVER HANDLE	1
7	GA5077723	HOSE BARB, ELBOW, 90 DEGREE, 1" MALE X 1" HOSE	1
8	GA5065615	HOSE BARB, ELBOW 90 DEGREE, AS40 X 25MM	2
9	GA5065735	PLUMBING ADAPTOR, AS40 MALE X AS40 MALE	1
10	GA5065555	TEE, AS40 FEMALE, NO M8 INSERTS	1
11	GA5006705	EXHAUST CLAMP C8 2"	1
12	GA5004749	BOLT M8 X 80 GR8.8 ZP	2
13	GA5052590	NUT M8 NYLOC SS	2
14	GA5003651	WASHER 8MM FLAT SS	4

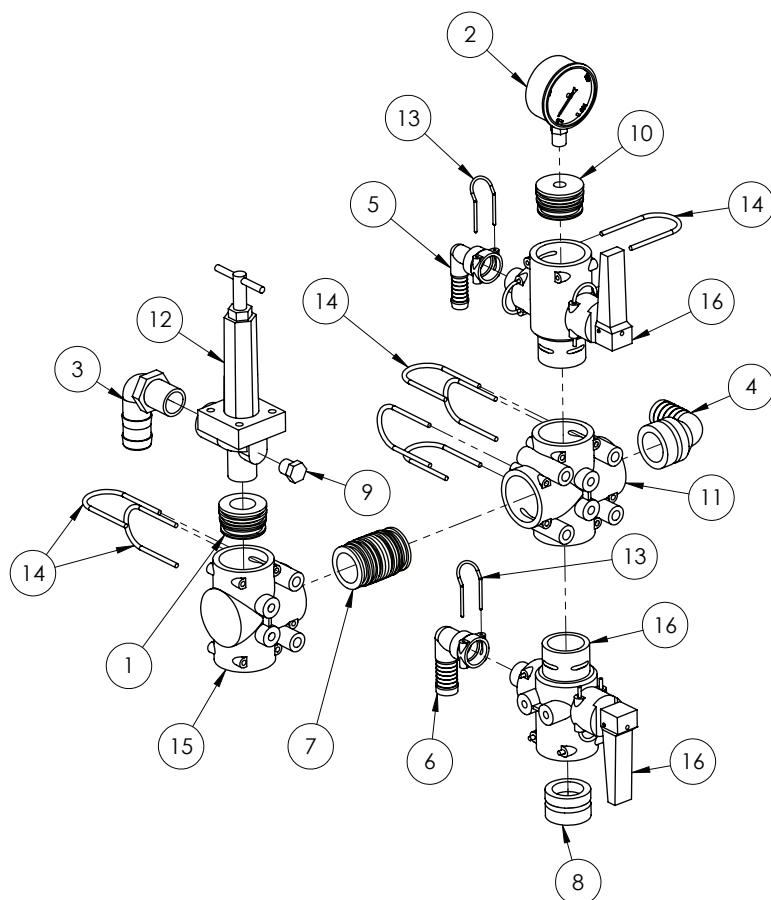
Suction Filter - Zeta I70



ITEM NO.	PART NUMBER	DESCRIPTION	QTY.
1	GA5076782^	FILTER, SUCTION, 1 1/2" MALE INLET & OUTLET, 50 MESH SCREEN	1
2	GA5076985	VALVE, BALL, 3 WAY, 1 1/2" FEMALE THREAD INLET / OUTLET	1
3	GA5010489	IMPERIAL O RING 1.5" X 3/16"	2
4	GA5078409	PLUMBING FITTING, NIPPLE, 1 1/2"	1
5	GA5077679	O RING, 30 X 3 MM	2
6	GA5076604	FLY NUT, 1 1/2"	2
7	GA5076260	HOSE BARB, ELBOW, 90 DEGREE, 1 1/2" FLY NUT END X 40MM HOSE	2
8	GA5078019	BUSH, REDUCING, POLY, 1 1/2" MALE THREAD X 1 1/4" FEMALE THREAD	1
9	GA5077730	HOSE BARB, ELBOW, 90 DEGREE, 1 1/4" MALE THREAD X 1 1/4" HOSE	1

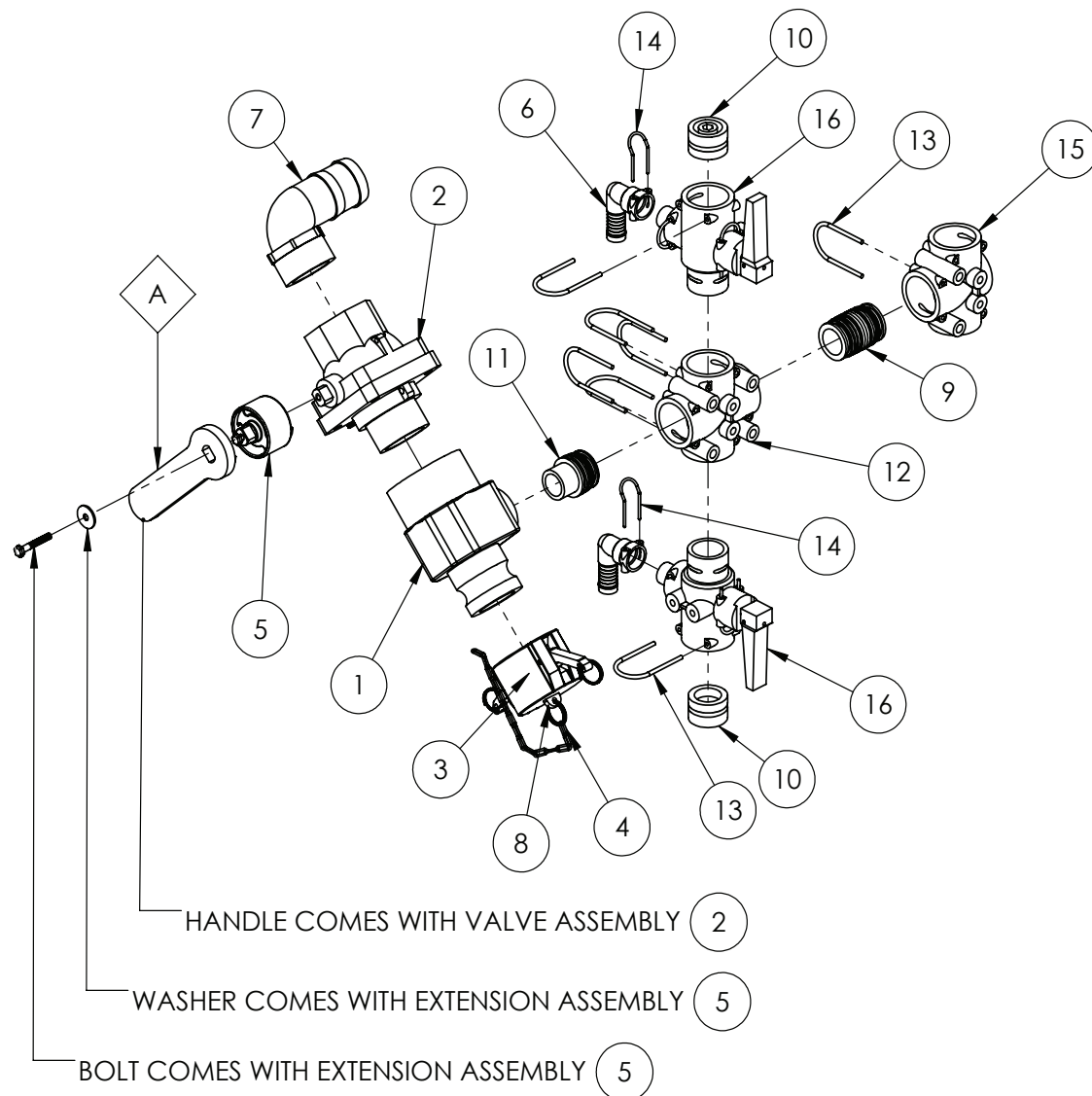
^ See Chapter 19 'Plumbing' for sub-assembly.

Pressure Manifold Assembly



ITEM NO.	PART NUMBER	DESCRIPTION	QTY.
1	GA4583060	DUMMY PLUG AS40 3/4 BSPT FEMALE	1
2	GA4948470	GAUGE, PRESSURE, SMALL FACE, 160PSI	1
3	GA5077716	HOSE BARB, ELBOW, 90 DEGREE, 3/4 MALE THREAD X 1 HOSE, BANJO	1
4	GA5065615	HOSE BARB, ELBOW 90 DEGREE, AS40 X 25mm, ALTEK	1
5	GA5065750	HOSE BARB, ELBOW, 90 DEGREE, AS24 FEMALE X 15mm HOSE, ALTEK	1
6	GA5065675	HOSE BARB, ELBOW, 90 DEGREE, AS24 FEMALE X 20mm HOSE, ALTEK	1
7	GA5065735	PLUG IN HOSE TAIL AS40/AS40	1
8	GA5065680	PLUG, AS40 MALE, ALTEK	1
9	GA5077942	PLUG, 1/4 MALE THREAD, BANJO	1
10	GA4582160	PLUMBING ADAPTOR, PLUG, AS40 MALE X G1/4" FEMALE THREAD, ALTEK	1
11	GA5065565	PLUMBING COUPLING, CROSS, AS40 FEMALE INLETS / OUTLETS, ALTEK	1
12	GA5077179	PRESSURE RELIEF VALVE, 300PSI, INLET 3/4 THREAD FEMALE, OUTLET 3/4 THREAD MALE, TEEJET, 8460-3/4-300	1
13	GA5065695	SAFETY PIN AS24	2
14	GA5065690	SAFETY PIN AS40	7
15	GA5065560	T-PIECE 3XAS40 M8 INSERTS	1
16	GA5065545	VALVE, QUICK FIT FLIP TOP, 2 WAY, AS40 MALE X AS24 FEMALE X AS40 FEMALE, ALTEK	2

Plumbing Pod, Sub Assembly



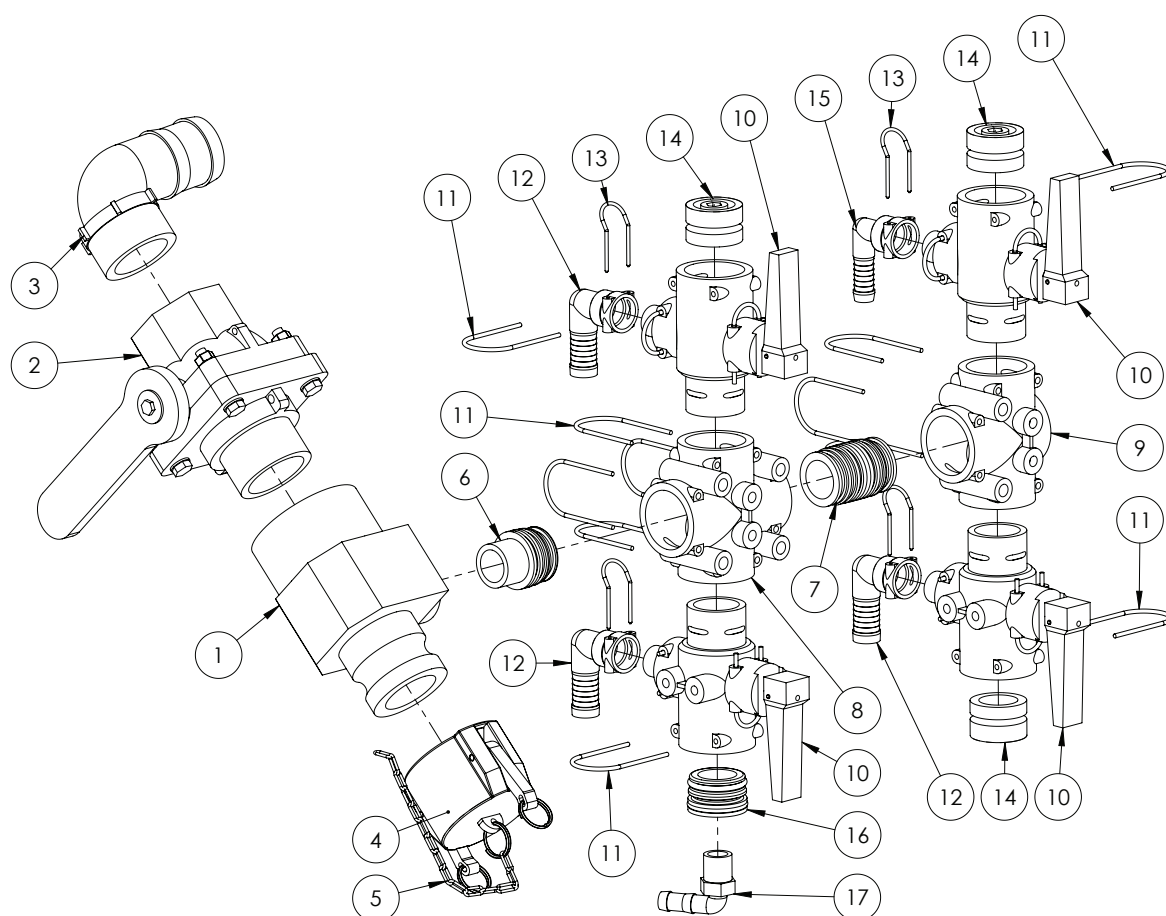
ITEM NO.	PART NUMBER	DESCRIPTION	QTY.
A	GA2000275	"HANDLE, STUBBY YELLOW BANJO BALL VALVE, VS25153"	1
1	GA4582295	2" FILL CAM LOCK FITTING SUIT PRAIRIE SPECIAL	1
2	GA5078205	VALVE, BALL, 2 WAY, 2" MALE NPT X 2" FEMALE NPT, FULL PORT, VSMT204FP	1
3	GA5076609	CAM LEVER, 2 FEMALE CAP, BANJO, 200CAP	1
4	GA5001491	CHAIN 2 X 20 MM SS 316, 146102	1
5	GA5078192	HANDLE EXTENSION, 2 X 1-3/8 HANDLE OFFSET, V20153138	1
6	GA5065675	HOSE BARB, ELBOW, 90 DEGREE, AS24 FEMALE X 20MM HOSE, ALTEK	2
7	GA5077740	HOSE BARB, ELBOW, 90 DEGREE, 2" MALE THREAD X 2" HOSE, BANJO, HB200-90	1

* Sub-assembly on following pages

Continued over page

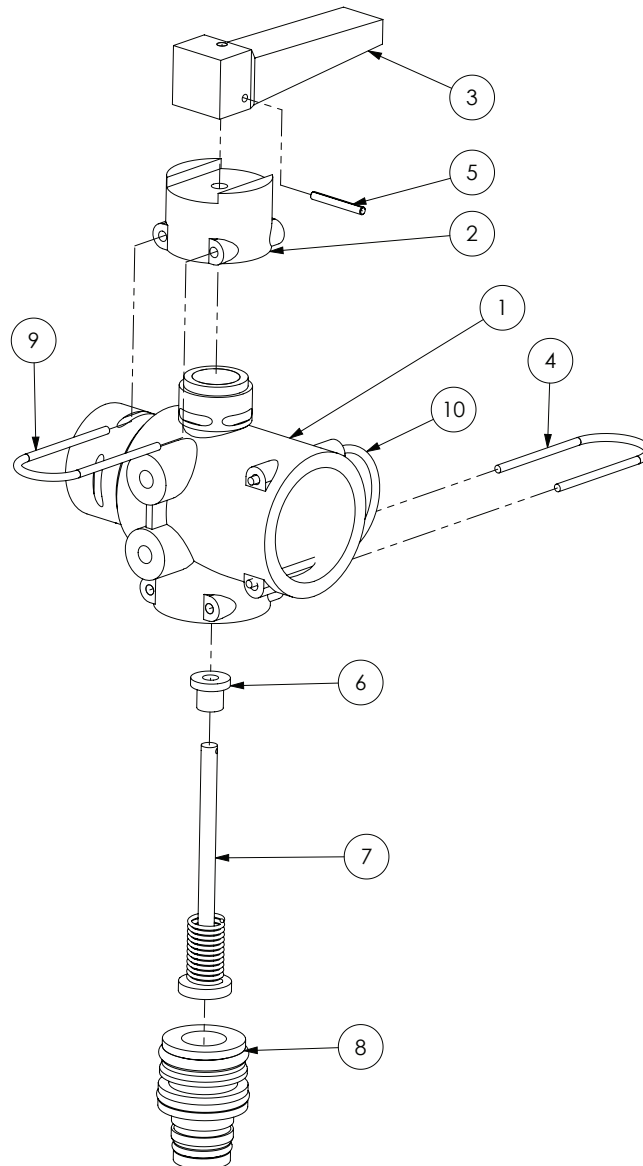
ITEM NO.	PART NUMBER	DESCRIPTION	QTY.
8	GA5002077	KEY RING, 25MM, SS	2
9	GA5065735	PLUMBING ADAPTOR, AS40 MALE X AS40 MALE, ALTEK	1
10	GA5065680	PLUG, AS40 MALE, ALTEK	2
11	GA5065600	PLUMBING ADAPTOR, AS40 MALE X 1 MALE THREAD, ALTEK	1
12	GA5065565	CROSS, TEE, 4 PORT, AS40 FEMALE, NO M8 INSERTS, ALTEK	1
13	GA5065690	RETAINING PIN, SAFETY CLIP, SUIT AS40 PLUMBING FITTINGS, ALTEK	7
14	GA5065695	RETAINING PIN, SUIT AS24 PLUMBING FITTINGS, ALTEK	2
15	GA5065555	TEE, 3 PORT, AS40 FEMALE, NO M8 INSERTS, ALTEK	1
16	GA5065545	VALVE, QUICK FIT FLIP TOP, 2 WAY, AS40 MALE X AS24 FEMALE X AS40 FEMALE, ALTEK	2

Fill System Assembly



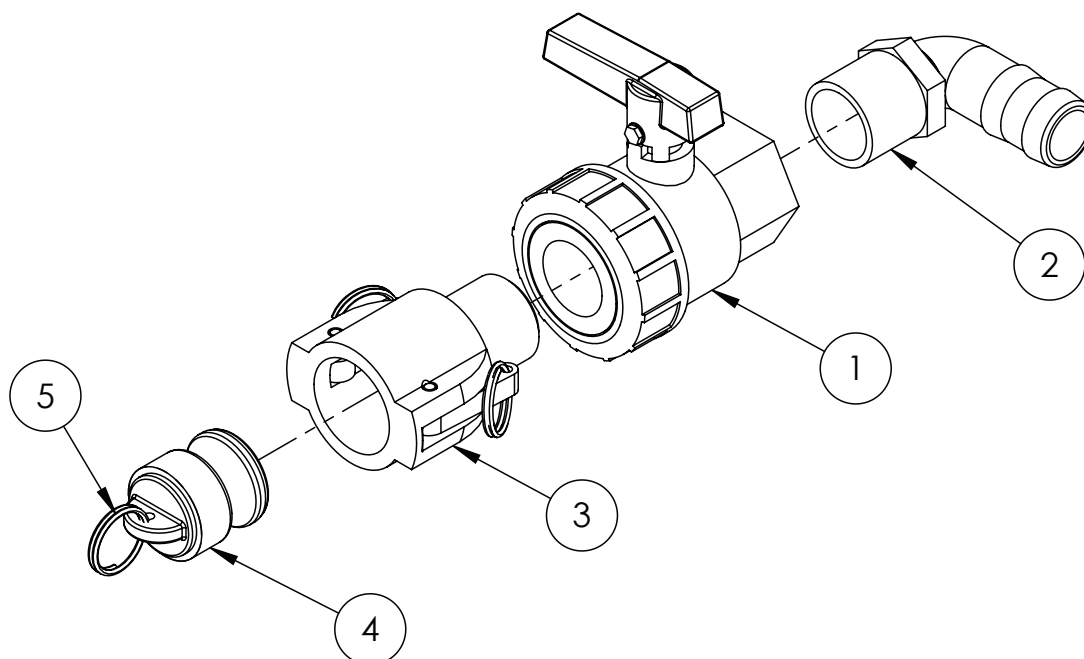
ITEM NO.	PART NUMBER	DESCRIPTION	QTY.
1	GA4582295	2" FILL CAM LOCK FITTING	1
2	GA5078205	VALVE, BALL, 2 WAY, 2" MALE NPT X 2" FEMALE NPT, FULL PORT	1
3	GA5077740	HOSE BARB, ELBOW, 90 DEGREE, 2" MALE THREAD X 2" HOSE	1
4	GA5076609	CAM LEVER, 2" FEMALE CAP	1
5	GA5001491	CHAIN 2 X 20 MM SS 316 - CUT 200 MM	1
	GA5002077	KEY RING, 25MM, SS	1
6	GA5065600	PLUMBING ADAPTOR, AS40 MALE X 1" MALE THREAD	1
7	GA5065735	PLUMBING ADAPTOR, AS40 MALE X AS40 MALE	1
8	GA5065565	PLUMBING COUPLING, CROSS, AS40 FEMALE INLETS / OUTLETS	1
9	GA5065555	TEE, AS40 FEMALE, NO M8 INSERTS	1
10	GA5065545*	VALVE, QUICK FIT FLIP TOP, 2 WAY, AS40 MALE X AS24 FEMALE X AS40 FEMALE	4
11	GA5065690	SAFETY PIN, SUIT AS40 PLUMBING FITTINGS	11
12	GA5065675	HOSE BARB, ELBOW, 90 DEGREE, AS24 FEMALE X 20MM HOSE	3
13	GA5065695	SAFETY PIN AS24	4
14	GA5065680	PLUG, AS40 MALE	3
15	GA5065750	HOSE BARB, ELBOW, 90 DEGREE, AS24 FEMALE X 15MM HOSE	1
16	GA4582345	DUMMY PLUG AS40 G1/2 FEMALE (45MM DELRON)	1
17	GA5077708	HOSE BARB, ELBOW, 90 DEGREE, 1/2" MALE THREAD X 1/2" HOSE	1

Valve - Quick Fit 2 Way Assembly



ITEM NO.	PART NUMBER	DESCRIPTION	QTY.
-	GA5065545	VALVE, QUICK FIT FLIP TOP, 2 WAY, AS40 MALE X AS24 FEMALE X AS40 FEMALE, ALTEK	-
1	GA5073750	BODY	1
2	GA5073755	SLIDE CAP	1
3	GA5073760	RED LEVER	1
4	GA5065701	RETAINING PIN, SUIT AS30 PLUMBING FITTINGS	1
5	GA5073765	HANDLE RETAINING PIN	1
6	GA5073770	SPRING GUIDE	1
7	GA5073775	SWITCH ROD	1
8	GA5065835	PLUG IN ADAPTER, AS30 X AS24	1
9	GA5073780	RETAINING PIN, 4 X 26 MM	1
10	GA5065690	RETAINING PIN, SUIT AS40 PLUMBING FITTINGS	1

Chemical Probe Coupling Ball Valve



ITEM NO.	PART NUMBER	DESCRIPTION	QTY.
1	GA5078164	VALVE, BALL, 1" FEMALE THREAD INLET / OUTLET, FULL PORT, LEVER HANDLE	1
2	GA5077723	HOSE BARB, ELBOW, 90 DEGREE, 1" MALE X 1" HOSE, BANJO	1
3	GA5076007	CAM LEVER, 1" FEMALE COUPLER, 1" MALE THREAD, BANJO	1
4	GA5076005	CAM LEVER, MALE PLUG, SUITS 1" & 1 1/4" COUPLINGS, BANJO	1
5	GA5002077	KEY RING, 25MM, SS	2
6	GA5001491	CHAIN 2MM X 20 SS	1

Chapter 6

DIRECT CHEMICAL INJECTION

Not Fitted

Chapter 7

DUAL PRODUCT

Not Fitted

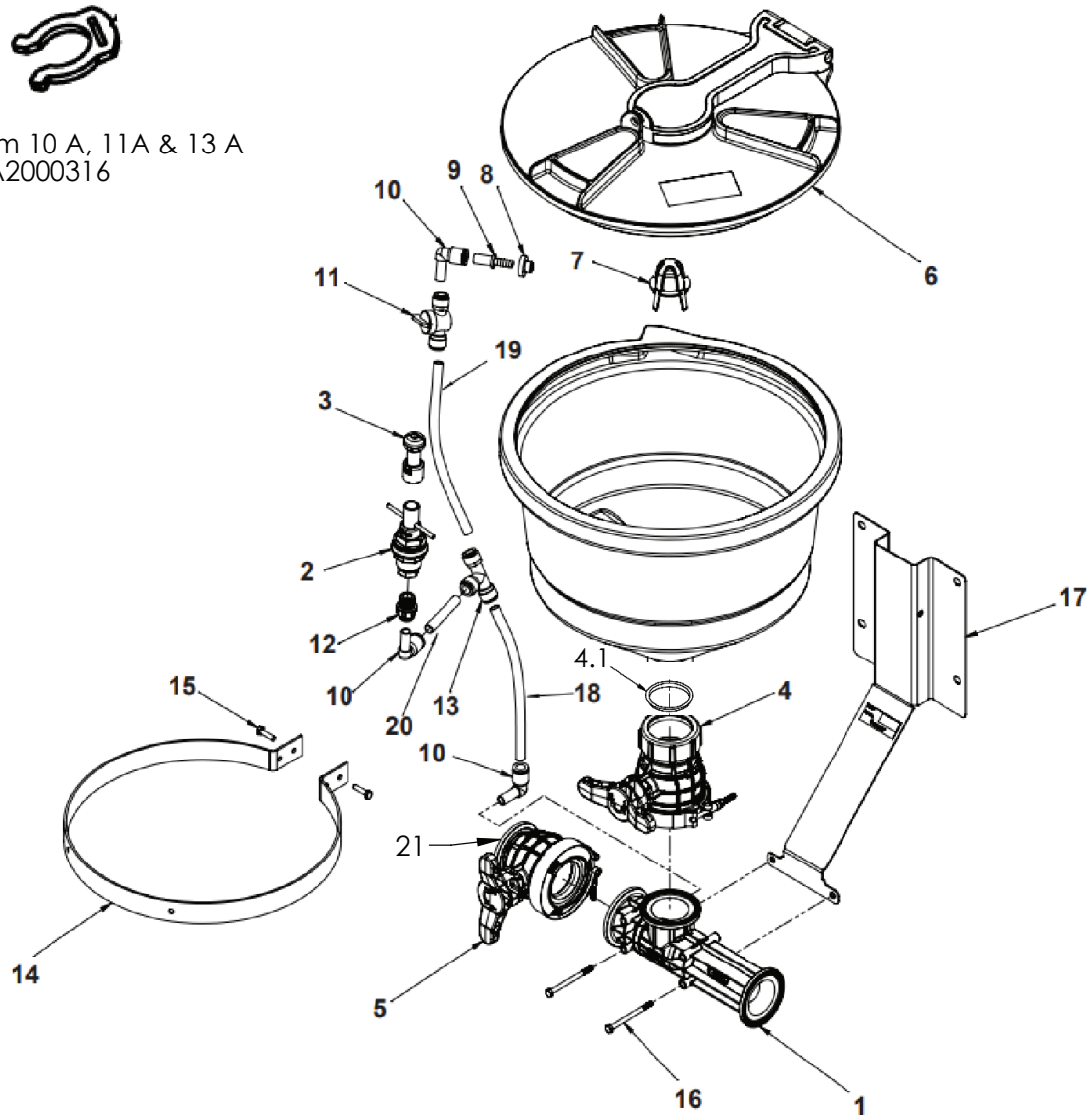
Chapter 8

INDUCTION HOPPER

40L Induction Hopper - Tank - 3000L



Item 10 A, 11A & 13 A
GA2000316



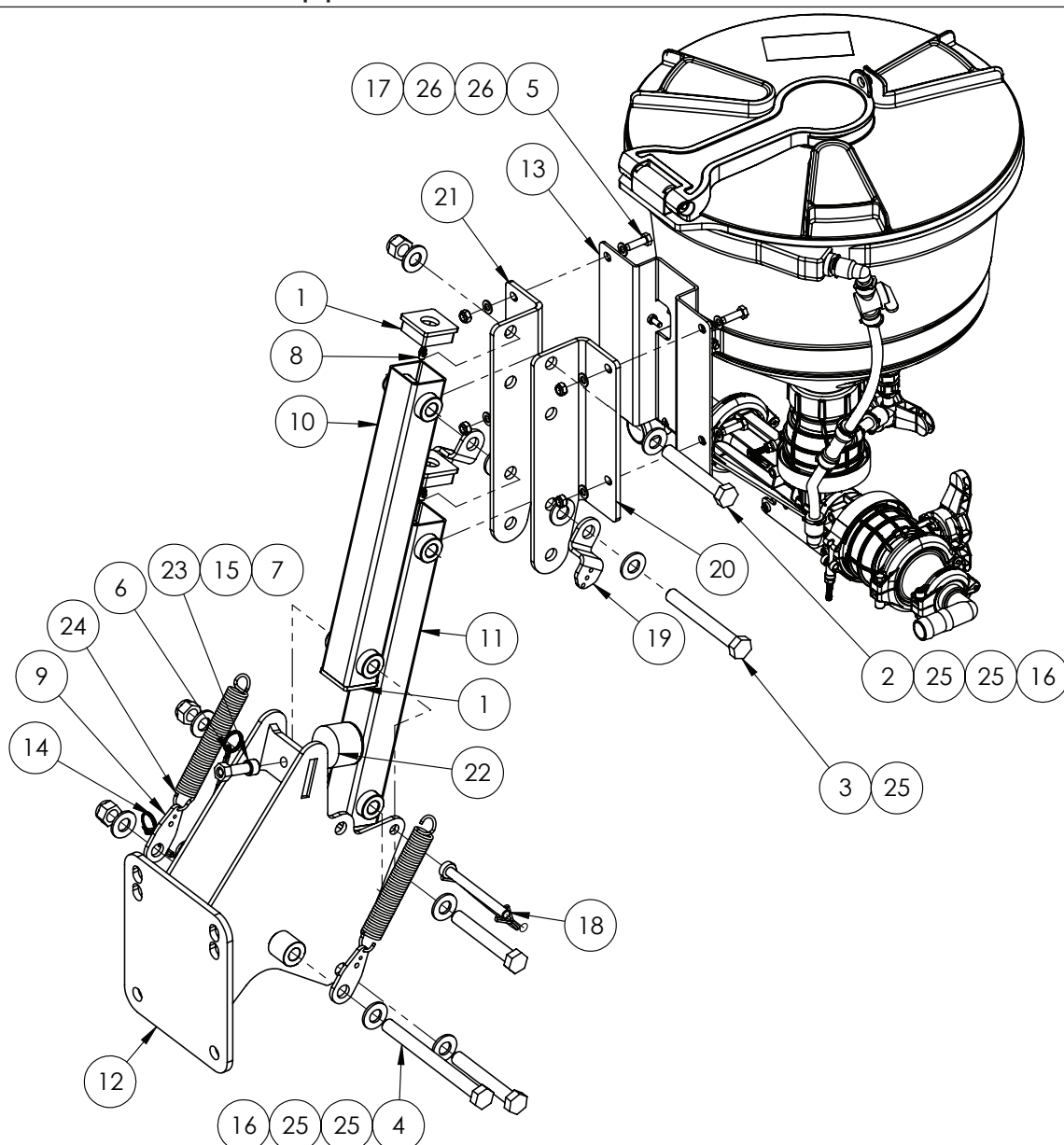
Continued over page

40L Induction Hopper - Tank - 3000L

ITEM NO.	PART NUMBER	DESCRIPTION	QTY.
1	GA2000307	HOPPER BOTTOM VENTURI ASSEMBLY, CLEANLOAD	1
2	GA5078979	TANKWASH, VALVE, PROCLEAN WITH NOZZLE, SUIT, CLEANLOAD HOPPER, 3400-0175	1
3			
4	GA2000308	BALL VALVE, HOPPER OUTLET, CLEANLOAD	1
4.1	GA2000346	SEAL, O-RING, HOPPER OUTLET TO BALL VALVE, CLEANLOAD	1
5	N/A	NOT FITTED	1
6	GA2000309	HOPPER LID KIT, CLEANLOAD	1
7	GA5078987	STRAINER, SUIT, CLEANLOAD HOPPER, 3350-0180	1
8	GA2000310	GROMMET, HOPPER TANK SEAL, CLEANLOAD	1
9	GA2000311	HOSE BARB FITTING, HOPPER TANK RINSE INLET, CLEANLOAD	1
10	GA2000312	PLASTIC FITTING, 1/2" PUSH IN STYLE, MALE FEMALE ELBOW, HOPPER, CLEANLOAD	3
10 A	GA2000316	RETAINING CLIP, 1/2" TUBE FITTING, CLEANLOAD	1
11	GA2000313	"BALL VALVE, 1/2" PUCH IN STYLE, FEMALE, HOPPER RINSE JET, CLEANLOAD"	1
11 A	GA2000316	RETAINING CLIP, 1/2" TUBE FITTING, CLEANLOAD	2
12	GA2000357	FITTING PUSH IN ADAPTOR	1
13	GA2000314	PLASTIC FITTING, 1/2" PUSH IN STYLE, FEMALE TEE, HOPPER, CLEANLOAD	1
13 A	GA2000316	RETAINING CLIP, 1/2" TUBE FITTING, CLEANLOAD	3
14	N/A	MOUNTING RING	1
15	N/A	BOLT, M6 X 25MM	2
16	N/A	BOLT, M6 X 80MM	2
17	N/A	MOUNTING BRACKET	1
"18-19-20"	GA2000315	HOSE KIT, 1/2" HOPPER TUBES, CONTAINS 3 TUBES, CLEANLOAD	1
21	GA5026365	BALL VALVE, BOTTOM, VENTURI, CLEANLOAD	1

* Sub-assembly on following pages

40L Induction Hopper - Frame - 3000L



ITEM NO.	PART NUMBER	DESCRIPTION	QTY.
1	GA5003783	END CAP, PLASTIC, BLACK, INSERT, RHS. 50 X 50, 0.8 - 2.5MM WALL	4
2	GA5000855	BOLT M16 X 110 GR8.8 ZP	3
3	GA5000861	BOLT M16 X 130 ZP GR8.8 ZP	1
4	GA5000879	BOLT M16 X 180 GR8.8 ZP	1
5	GA5004713	BOLT M8 X 25 SS A2-70	4
6	GA5001491	CHAIN 2 X 20 MM SS 316, 146102	18
7	GA5052905	END CAP, PLASTIC, BLACK, INSERT, ROUND. 13MM, 0.8 - 1.5MM WALL	1
8	GA5012203	GREASE NIPPLE, SHORT, 1/4 UNF, MACH0207	4
9	F70121A	HOPPER SPRING RETAINER, 5MM SS	2
10	GA4653455	INDUCTION HOPPER, ARM, ROW CROP (RC)	1
11	GA4662030	INDUCTION HOPPER ARM (COMPLETE WITH STOPPER HOLE) RC	1
12	GA4653430	INDUCTION HOPPER, CHASSIS MOUNT, ROW CROP (RC)	1

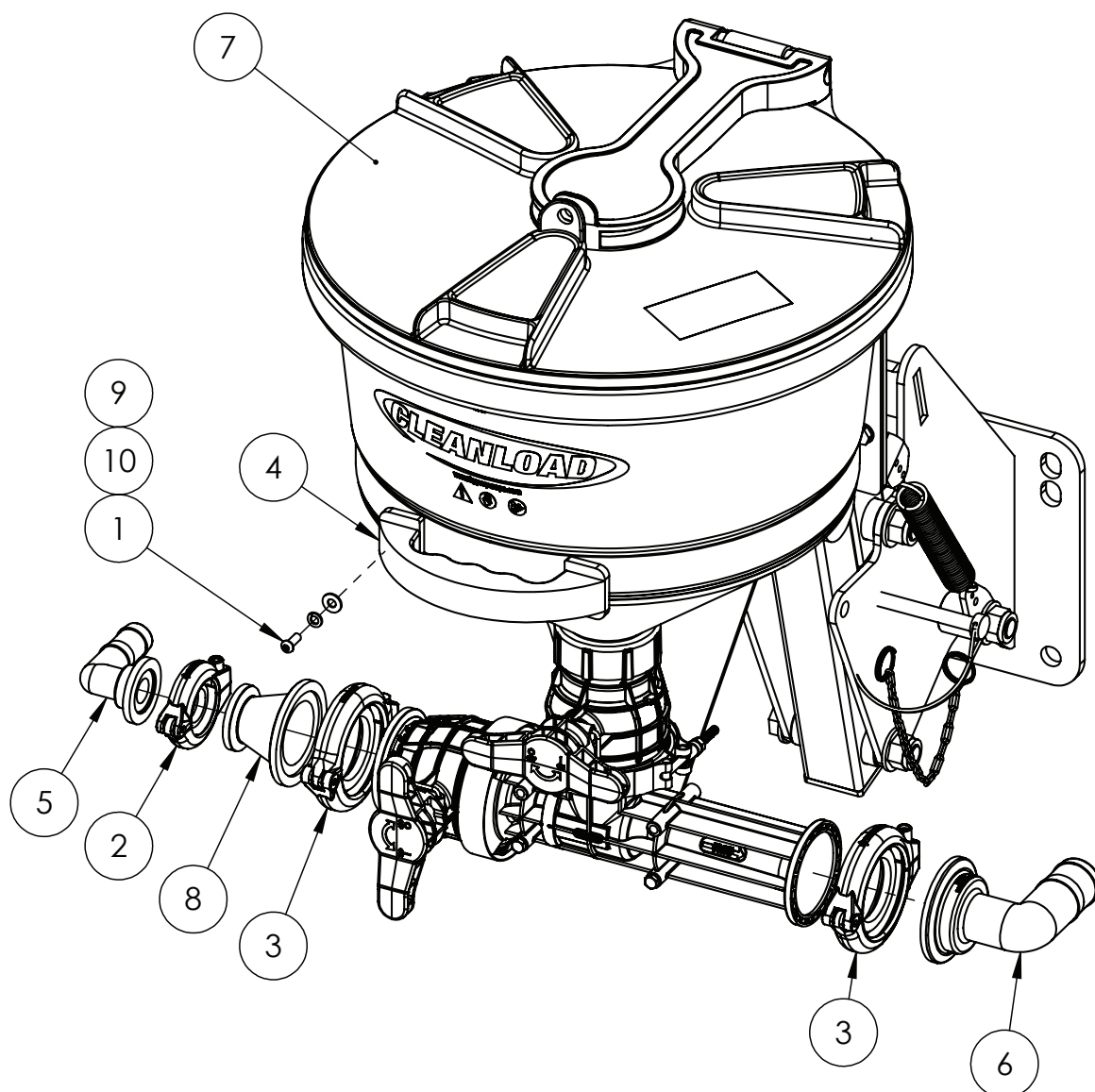
Continued over page

40L Induction Hopper - Frame-3000L

ITEM NO.	PART NUMBER	DESCRIPTION	QTY.
13	GA2000124	INDUCTION HOPPER, CLEANLOAD, BLACK, RIGHT HAND, 08 NOZZLE, 3376 SERIES HYPRO	1
14	GA5002077	KEY RING, 25MM, SS	2
15	GA5000559	NUT M12 HEX ZP	1
16	GA5001029	NUT M16 NYLOC ZP	5
17	GA5052590	NUT M8 NYLOC SS	4
18	GA5048380	PIN, 11MM OD SHAFT, SPRING STEEL WIRE LOOP LOCK, YELLOW ZINC	1
19	GA4405015	PLATE, HOPPER SPRING RETAINER, PRAIRIE	2
20	GA4404485	PLATE, MOUNT, LEFT, HYPRO HOPPER, MY18	1
21	GA4404490	PLATE, MOUNT, RIGHT, HYPRO HOPPER, MY18	1
22	GA5052815	RUBBER STOPPER, DIAMETER 50 X 35 LONG, WITH M10 X 35 STUD	1
23	GA5000321	SHCS M12 X 40 GR12.9 ZP	1
24	GA5007755	SPRING, TENSION, 25 OD X 180 LONG X 3MM, SUIT TRAILER BRAKES	2
25	GA5001043	WASHER 16MM FLAT SS HD	10
26	GA5003643	WASHER 8MM FLAT SS HD	8

Continued over page

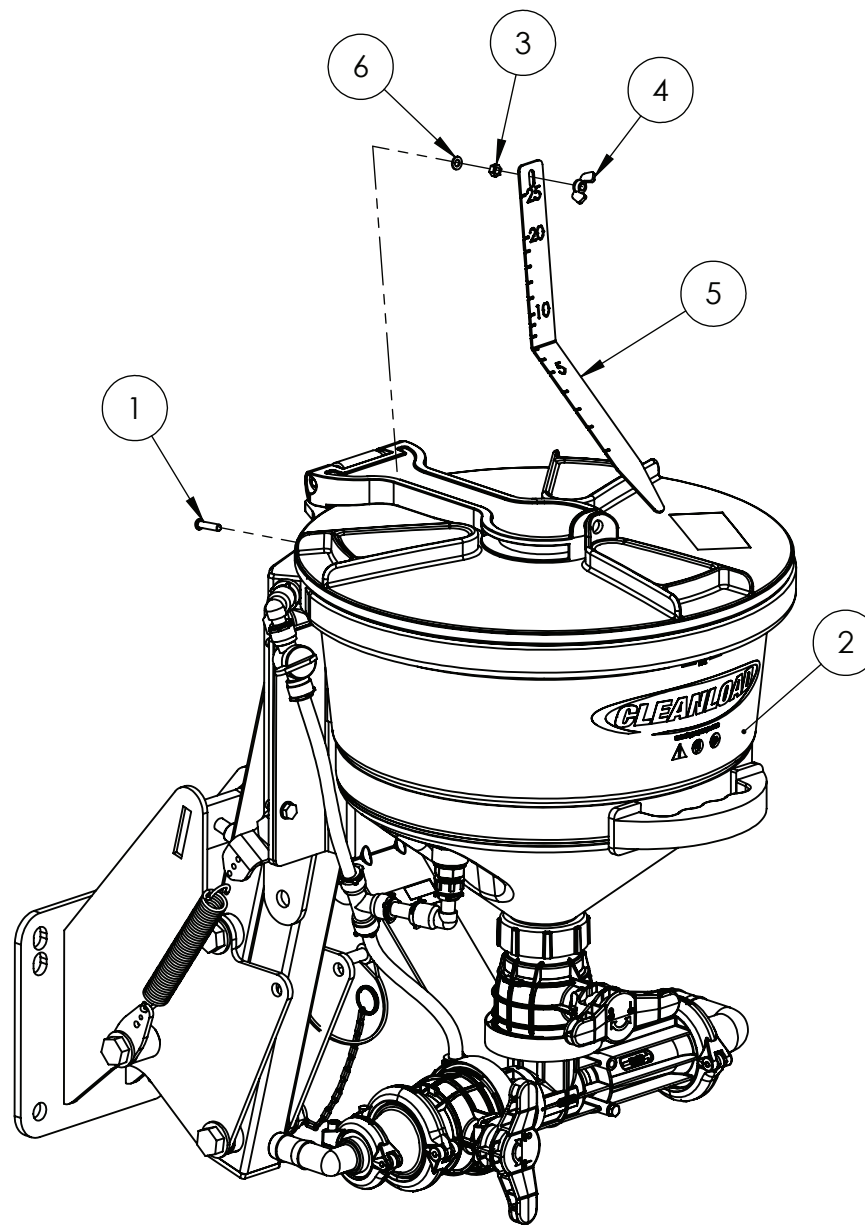
40L Induction Hopper - Base - 3000L



ITEM NO.	PART NUMBER	DESCRIPTION	QTY.
1	GA5004050	BHCS M6 X 16 SS A2-70	2
2	GA2000113	FLANGE CLAMP, AND GASKET, 1", SERIES 100, HYPRO	1
3	GA2000115	FLANGE CLAMP, AND GASKET, 2", SERIES 220, HYPRO BG-UFC0200	2
4	GA5009841	HANDLE, BLACK, HEAVY DUTY, POLYETHYLENE	1
5	GA5077812	HOSE BARB, ELBOW, 90 DEGREE, 1 FLANGE X 1 HOSE, BANJO, M100BRB90	1
6	GA5077856	HOSE BARB, 2" FP FLANGE, 1-1/2" HB, 90 DEGREE, M220150BRB90	1
7	GA2000124	INDUCTION HOPPER, CLEANLOAD, BLACK, RIGHT HAND, 08 NOZZLE, 3376 SERIES HYPRO	1
8	GA2000112	REDUCING FLANGE, 2" FULL PORT FLANGE X 1" FLANGE, BANJO, M220100CPG	1
9	GA5017643	WASHER 1/4 ID X 5/8 OD X 18G FLAT SS	2
10	GA5004447	WASHER 6MM SPRING SS	2

Continued over page

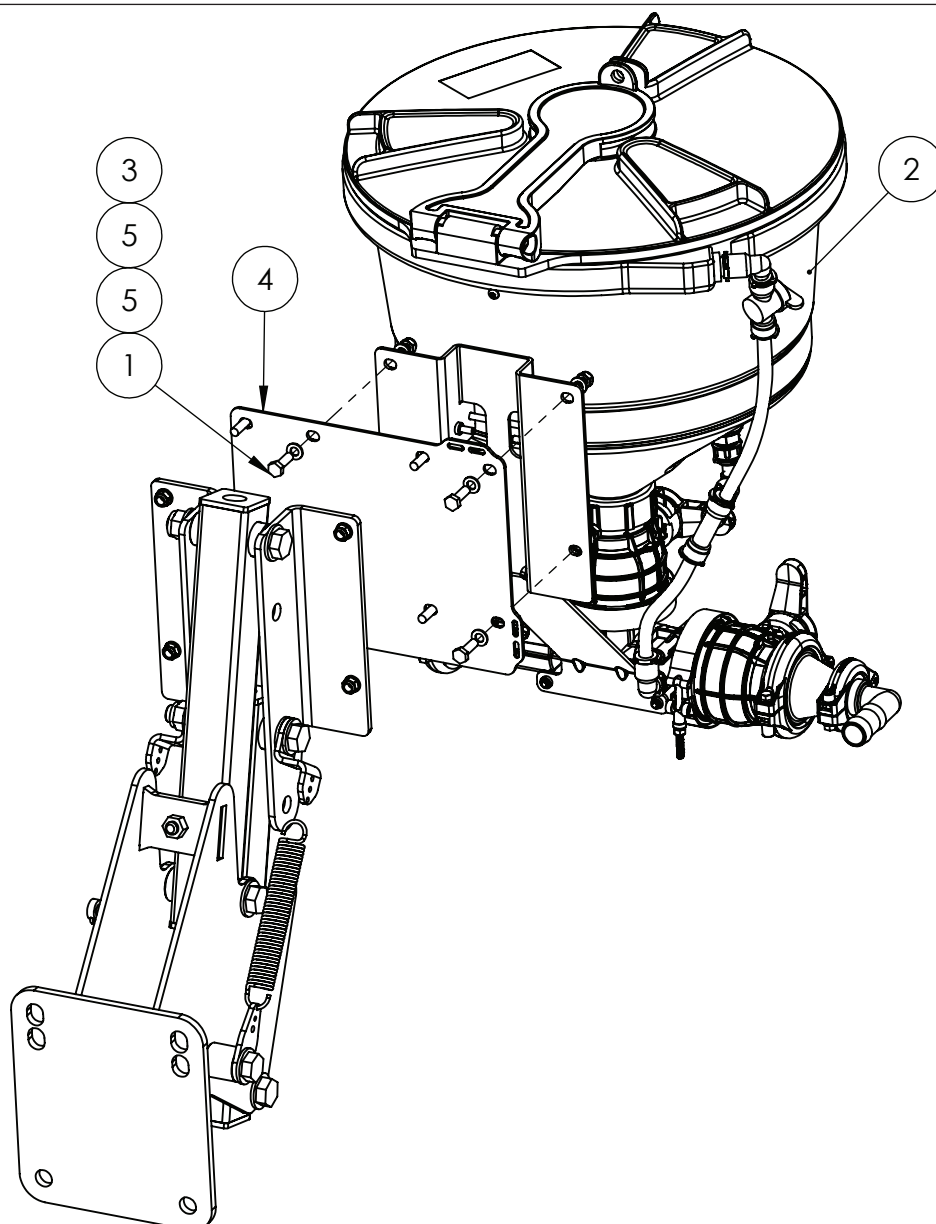
40L Induction Hopper - Tank Level - 3000L



ITEM NO.	PART NUMBER	DESCRIPTION	QTY.
1	GA5004067	BHCS M6 X 25 SS A2-70	1
2	GA2000124	INDUCTION HOPPER, CLEANLOAD, BLACK, RIGHT HAND, 08 NOZZLE, 3376 SERIES HYPRO	1
3	GA5049030	NUT M6 SS	1
4	GA0500106	NUT M6 WING SS	1
5	GA4411250	PLATE, HOPPER LEVEL GAUGE, CLEANLOAD INDUCTION HOPPER, MY21	1
6	GA5004437	WASHER 6MM FLAT SS	1

Continued over page

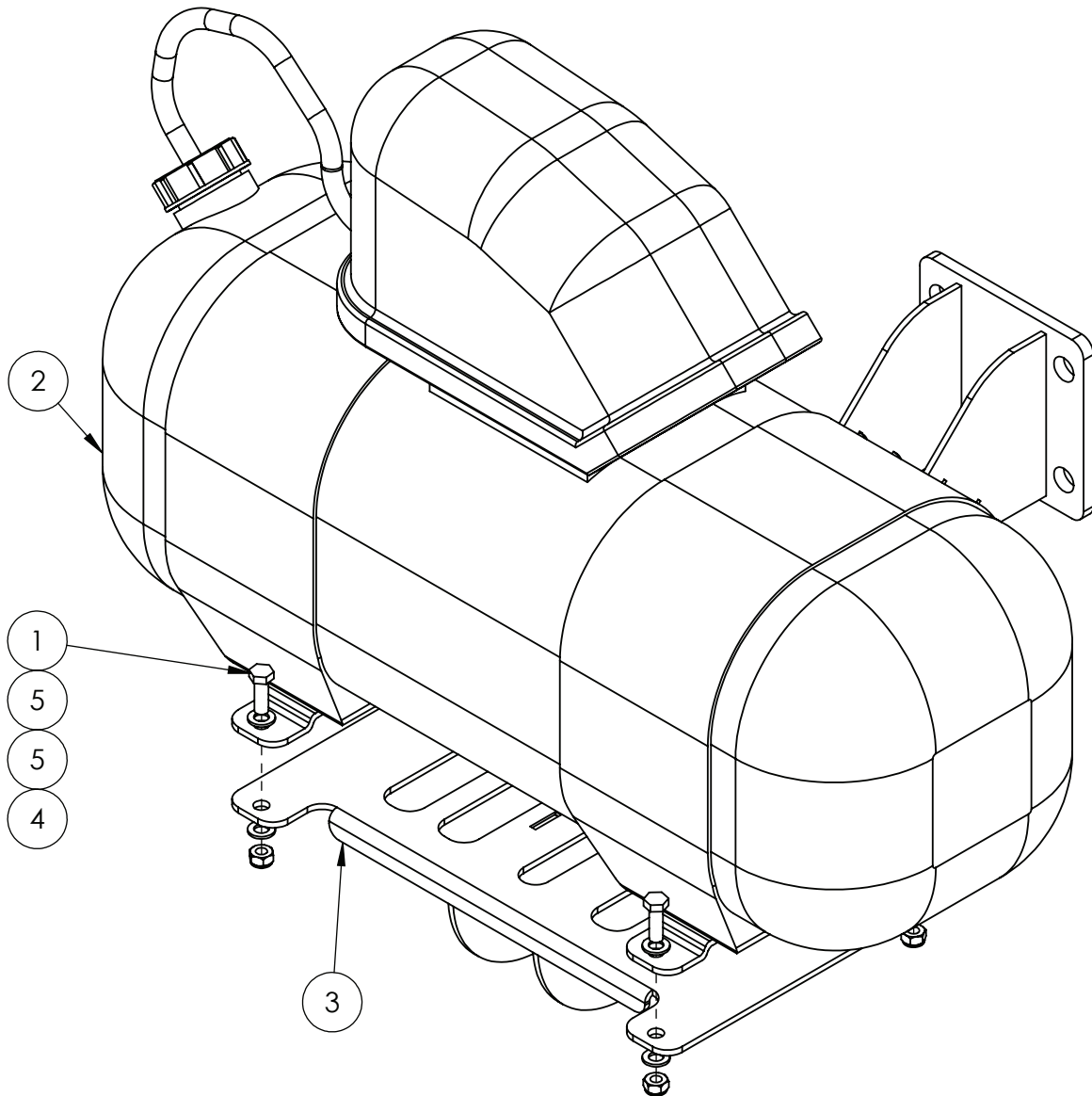
40L Induction Hopper - Spacer Plate - 3000L



ITEM NO.	PART NUMBER	DESCRIPTION	QTY.
1	GA5004713	BOLT M8 X 25 SS A2-70	4
2	GA2000124	INDUCTION HOPPER, CLEANLOAD, BLACK, RIGHT HAND, 08 NOZZLE, 3376 SERIES HYPRO	1
3	GA5052590	NUT M8 NYLOC SS	4
4	GA4406065	PLATE, SPACER, SUIT CLEAN LOAD HOPPER	1
5	GA5003643	WASHER 8MM FLAT SS HD	8

Chapter 9

FOAM MARKER



ITEM NO.	PART NUMBER	DESCRIPTION	QTY.
1	GA5065455	BOLT M10 X 30 GR8.8 ZP	4
2	GA5078459	EZI MATE FOAM MARKER, DOUBLE SIDED, 60LTR	1
3	GA4949190	MOUNT, FOAM MARKER, PRAIRIE SPECIAL, 1500-3000L	1
4	GA5000141	NUT M10 NYLOC ZP	4
5	GA5000117	WASHER 10mm FLAT SS HD	8

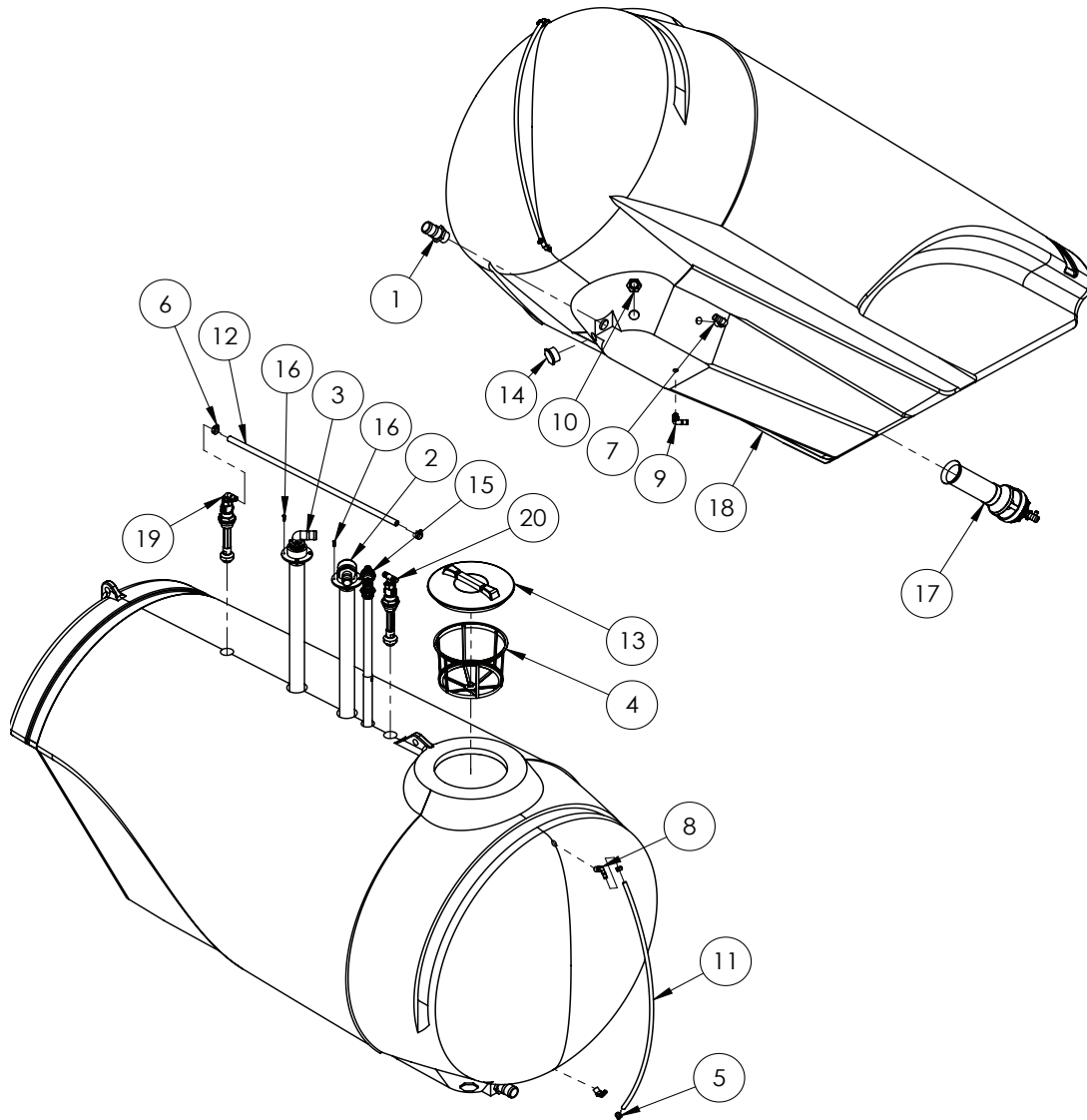
Chapter 10

TRANSCAL

Continued over page

Chapter 11

MAIN TANK



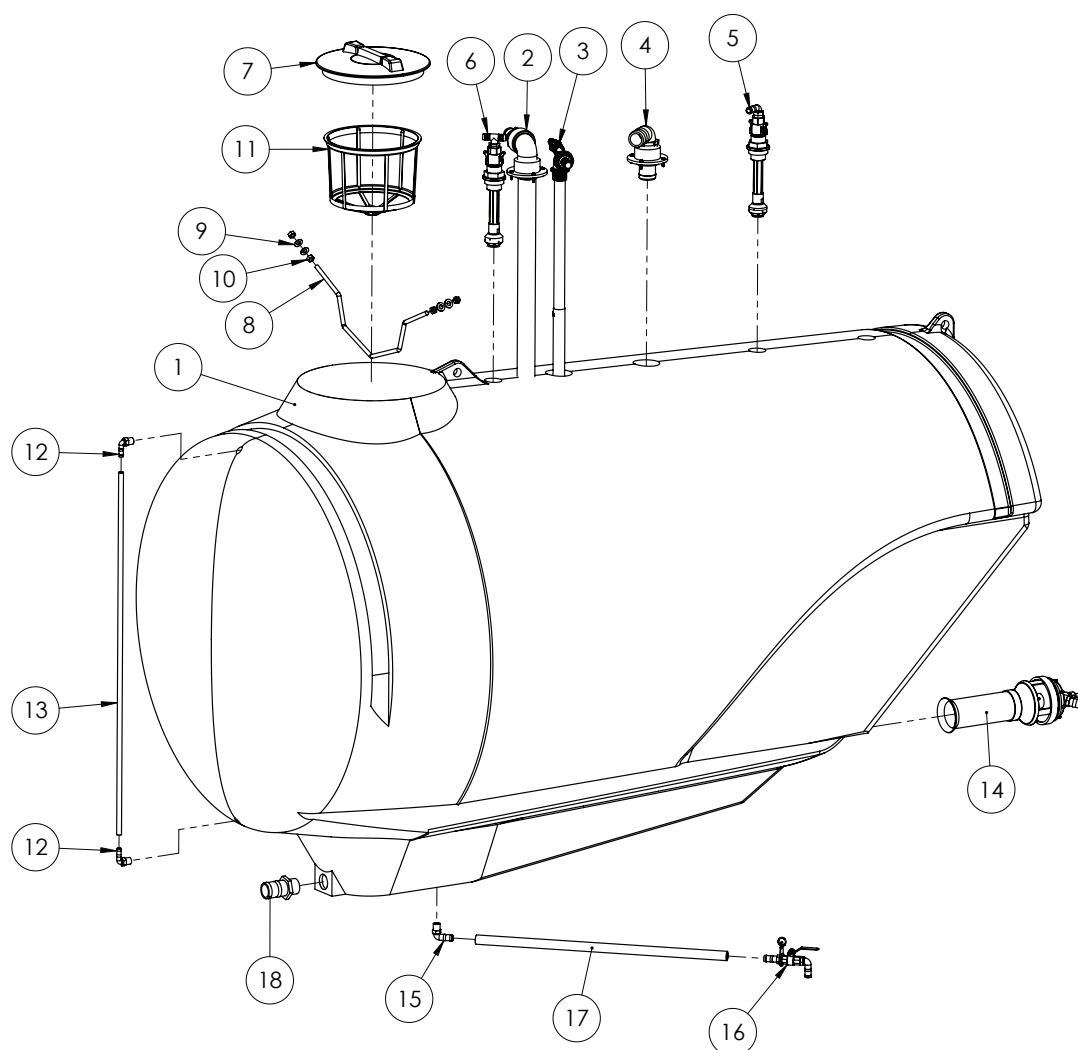
ITEM NO.	PART NUMBER	DESCRIPTION	QTY.
1	GA5077735	HOSE BARB, STRAIGHT, 1 1/2 MALE THREAD X 2 HOSE, BANJO, HB150-200	1
2	*	ASSEMBLY DRAWING ONLY, HOPPER TANK INLET	1
3	*	ASSEMBLY DRAWING ONLY, TANK INLET, 2" TANK FILL	1
4	GA5076714	FILTER, BASKET TYPE, DIAMETER 305 X 245MM DEEP, SUIT MAIN SPRAY TANK, 300120	1
5	GA5000469	HOSE CLAMP, 1/2" SS 12-20/9W3	2
6	GA5000999	HOSE CLAMP, 3/4" SS (16-27/12W)	2
7	GA5077723	HOSE BARB, ELBOW, 90 DEGREE, 1" MALE X 1" HOSE, BANJO, HB100-90	1
8	GA5077708	HOSE BARB, ELBOW, 90 DEGREE, 1/2 MALE THREAD X 1/2 HOSE, BANJO, HB050-90	2

Continued over page

Tank Assembly - 3000L

ITEM NO.	PART NUMBER	DESCRIPTION	QTY.
9	GA5077704	HOSE BARB, ELBOW, 90 DEGREE, 1/2 MALE THREAD X 3/4 HOSE, BANJO, HB050/075-90	1
10	GA5077731	HOSE BARB, STRAIGHT, 1 1/2 MALE THREAD X 1 1/2 HOSE, BANJO, HB150	1
11	GA2000209	HOSE, CLEAR, 12MM, SIGHT TUBE, HOS12SIGHT, CUT TO 1400MM	1
12	GA2000216	HOSE, PRESSURE, 20MM, BLACK 250PSI, HOS20P, CUT TO 970MM	1
13	GA5076877	LID, BLACK PLASTIC, DIAMETER 355, WITH BREATHER, 3522040	1
14	GA5077948	PLUG, 2 MALE THREAD, BANJO, PLUG200	1
15	GA4903086	VENTURI FILLER, PRE ASSEMBLED, TO MOUNT IN TOP OF TANK	1
16	GA4903096	SUPER MIX AGITATOR, PRE ASSEMBLED, STRAIGHT BARB	1
17	GA5061115	TANK, 3000L EF, BARE	1
18	GA4901285-1	TANK FLUSHING NOZZLE (ELBOW) CAM ADAPTOR	1
19	GA4901285-2	TANK RINSING NOZZLE, ASSEMBLY WITH TEE CAM ADAPTOR	1

Tank Assembly - 3000L



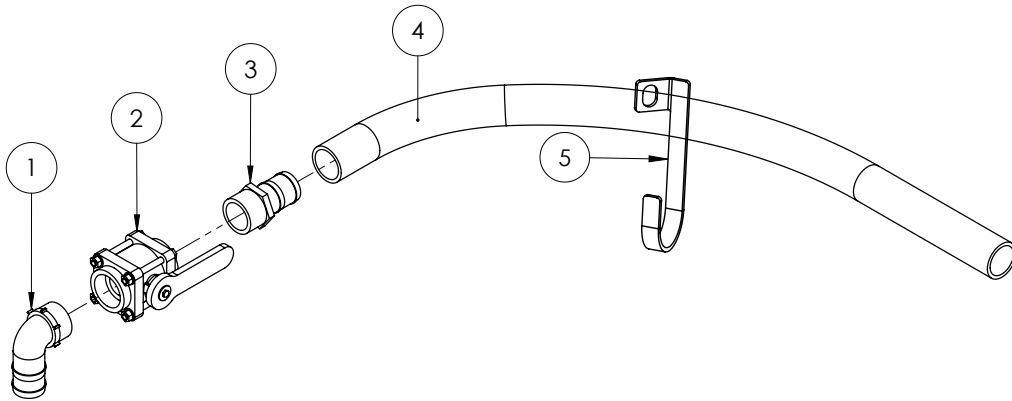
ITEM NO.	PART NUMBER	DESCRIPTION	QTY.
1	GA5061115	TANK, 3000L EF, BARE	1
2	*	HOPPER TANK INLET	1
3	GA4903086*	VENTURI FILLER ASSEMBLY	1
4	*	TANK FILL - 2"	1
5	GA4901285-1*	TANK RINSING NOZZLE - ELBOW ASSEMBLY	1
6	GA4901285-2*	TANK RINSING NOZZLE - TEE ASSEMBLY	1
7	GA5076877	LID, BLACK PLASTIC, DIAMETER 355MM, WITH BREATHER	1
8	GA4672885	BAR, TANK LID OPENING SUPPORT, SUIT EF TANKS	1
9	GA5000577	WASHER 12MM FLAT SS HD	4
10	GA5000559	NUT M12 HEX ZP	4
11	GA5076714	FILTER, BASKET TYPE, DIAMETER 305 X 245MM DEEP, SUIT MAIN SPRAY TANK	1
12	GA5077708	HOSE BARB, ELBOW, 90 DEGREE, 1/2" MALE THREAD X 1/2" HOSE	2
13	GA2000209	HOSE, CLEAR, 12MM, SIGHT TUBE (CUT 1700MM LONG)	1

Continued over page

Tank Assembly - 3000L

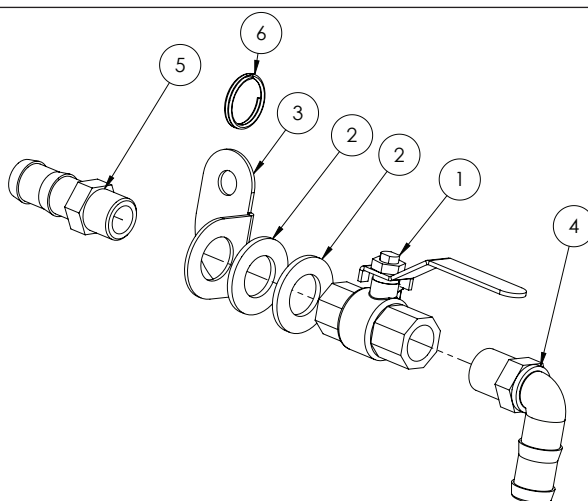
ITEM NO.	PART NUMBER	DESCRIPTION	QTY.
14	GA4908705*	SUPER MIX AGITATOR ASSEMBLY	1
15	GA5077704	HOSE BARB, ELBOW, 90 DEGREE, 1/2" MALE THREAD X 3/4" HOSE, BANJO	1
16	*	TANK SUMP DRAIN VALVE	1
17	GA2000216	HOSE, PRESSURE, 20MM, BLACK 250PSI (CUT 800MM LONG)	1
18	GA5077735	HOSE BARB, STRAIGHT, 1 1/2" MALE THREAD X 2" HOSE, BANJO	1

Tank Drain - 2" - 3000L



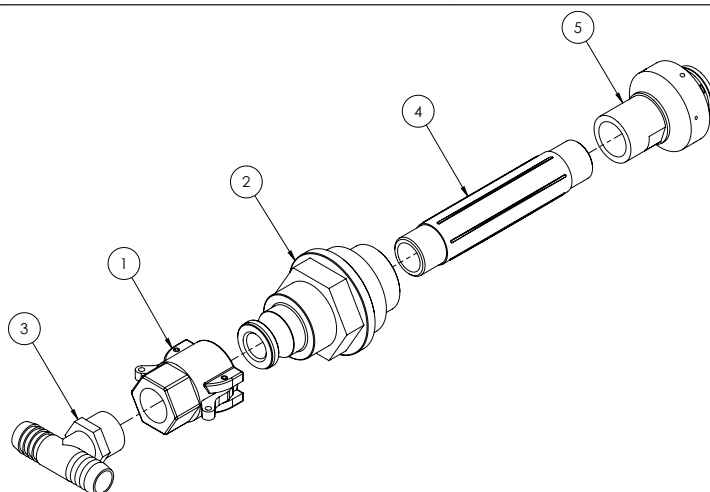
ITEM NO.	PART NUMBER	DESCRIPTION	QTY.
1	GA5077740	HOSE BARB, ELBOW, 90 DEGREE, 2" MALE THREAD X 2" HOSE, BANJO	1
2	GA5078188	VALVE, BOLTED, 2 FEMALE THREAD INLET / OUTLET, LEVER HANDLE	1
3	GA5077737	HOSE BARB, STRAIGHT, 2" MALE THREAD X 2" HOSE, BANJO	1
4	GA2000229	HOSE, SUCTION, 51MM, WIRE REINFORCED	1
5	GA4535605	HOOK, SUMP DRAIN	1

Tank Sump Drain Valve



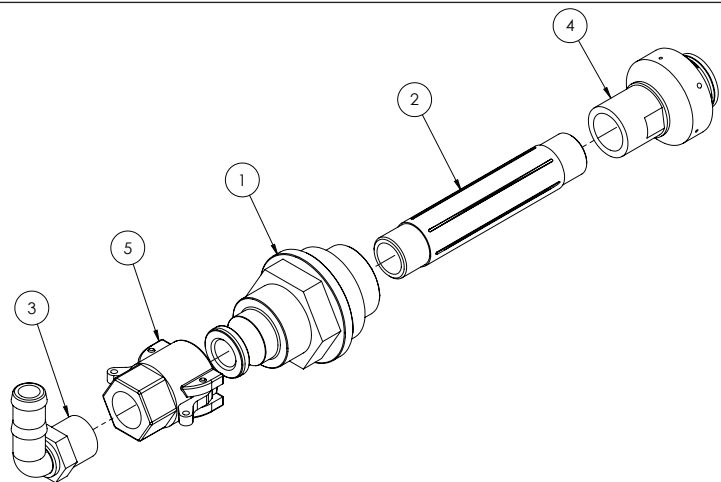
ITEM NO.	PART NUMBER	DESCRIPTION	QTY.
1	GA5018309	VALVE, BALL, 12MM FEMALE THREAD INLET / OUTLET, LEVER HANDLE, SS	1
2	GA5001741	WASHER 20MM FLAT SS HD	2
3	GA4504980	MOUNTING PLATE BENT SUMP DRAIN	1
4	GA5077704	HOSE BARB, ELBOW, 90 DEGREE, 1/2" MALE THREAD X 3/4" HOSE, BANJO	1
5	GA5077707	HOSE BARB, 1/2" MALE THREAD X 3/4" HOSE, BANJO	1
6	GA5002077	25MM KEY RING SS	1

Tank Rinsing Nozzle - Tee Assembly



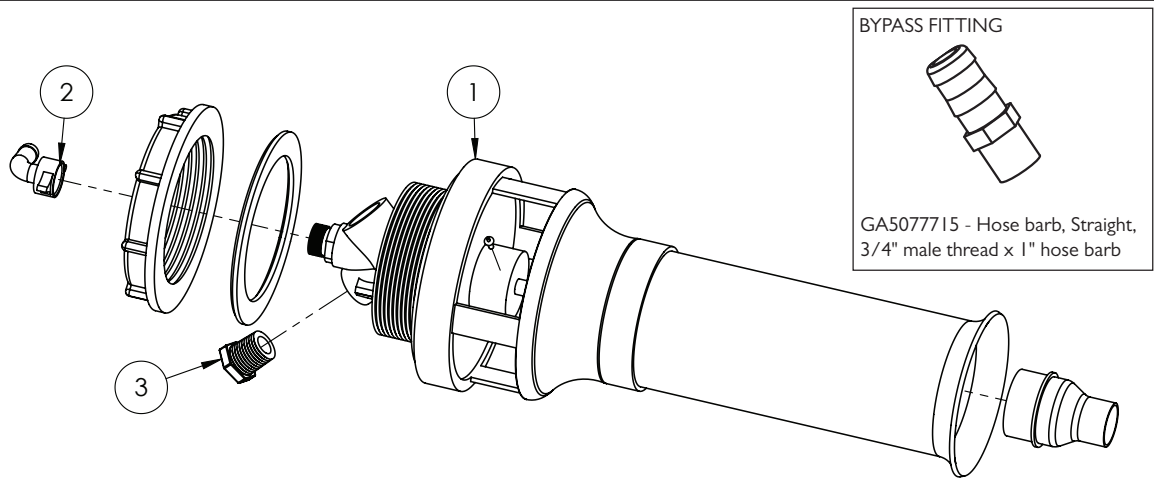
ITEM NO.	PART NUMBER	DESCRIPTION	QTY.
-	GA4901285-2	TANK RINSING NOZZLE, TEE, COMPLETE	-
1	GA5077132	CAM LEVER, 3/4" FEMALE COUPLING X 3/4" FEMALE THREAD, BANJO	1
2	GA4572015	TANK RINSE ADAPTOR WITH CAM LOCK	1
3	GA3500431	HOSE BARB, TEE, 3/4" HOSE BARB X 3/4" HOSE BARB X 3/4" MALE THREAD	1
4	GA5077912	NIPPLE, 6" LONG, 3/4" MALE THREAD, BANJO	1
5	GA5077336	NOZZLE, TANK RINSING, 3/4" BSPT FEMALE INLET, TEEJET	1

Tank Rinsing Nozzle, Elbow - Assembly



ITEM NO.	PART NUMBER	DESCRIPTION	QTY.
-	GA4901285-1	TANK RINSING NOZZLE, ELBOW, COMPLETE	-
1	GA4572015	TANK RINSE ADAPTOR WITH CAM LOCK	1
2	GA5077912	NIPPLE, 6" LONG, 3/4" MALE THREAD, BANJO	1
3	GA5077717	HOSE BARB, ELBOW, 90 DEGREE, 3/4" MALE THREAD X 3/4" HOSE, BANJO	1
4	GA5077336	NOZZLE, TANK RINSING, 3/4" BSPT FEMALE INLET, TEEJET	1
5	GA5077132	CAM LEVER, 3/4" FEMALE COUPLING X 3/4" HOSE BARB, BANJO	1

Supermix Agitator

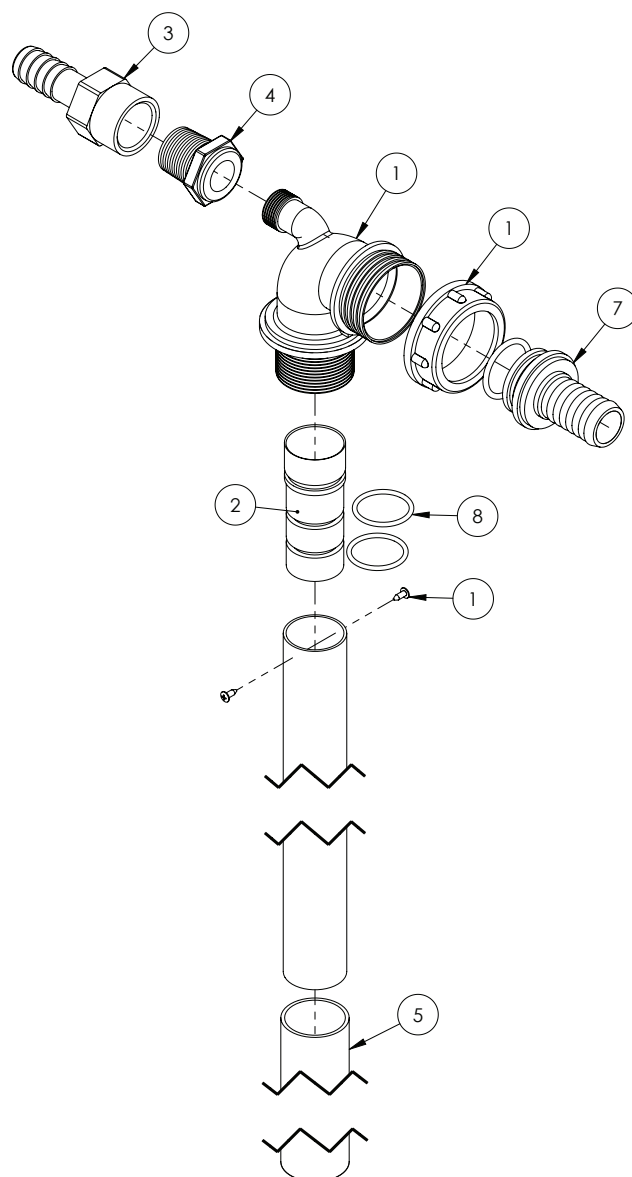


GA4908705	SUPER MIX AGITATOR, PRE ASSEMBLED, NO BYPASS FITTING
GA4903096	SUPER MIX AGITATOR, PRE ASSEMBLED, STRAIGHT BARB

ITEM NO.	PART NUMBER	DESCRIPTION	QTY.
1	GA5077038	AGITATOR, SUPER MIX, 3MM JET, ARAG	1
2	GA5075657	HOSE BARB, ELBOW, 90 DEGREE, 13MM HOSE, INCLUDING 1/2" FLY NUT AND SEAL, BRASS, ARAG	1
3	GA5077943	PLUG, 1/2" MALE THREAD, BANJO	1

NOTE: Sikaflex 227 used when installing supermix agitator.

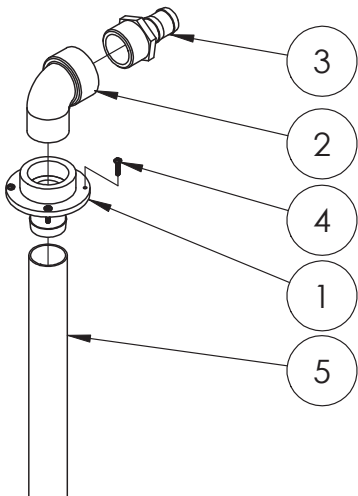
Venturi Filler



ITEM NO.	PART NUMBER	DESCRIPTION	QTY.
-	GA4903086	VENTURI FILLER - COMPLETE ASSEMBLY	-
-	GA5007235	HOSE CLAMP, COBRA TYPE, 1 1/2"	1
1	GA5077035	VENTURI, TOP OF TANK, 32MM OD OUTLET	1
2	MACH0022	JET FOR ARAG VENTURI	1
3	GA5077743	HOSE BARB FEMALE 3/4"	1
4	GA5078010	POLY PIPE REDUCER BUSH 3/4" X 1 1/2"	1
5	GA5050205	HOSE LAY FLAT BLUE, 32MM - CUT 405MM LONG	1
6	GA5077679	O-RING 30 X 3MM	1
7	GA5076036	HOSE BARB, STRAIGHT, 1 1/2" FLY NUT END X 1" HOSE BARB	1
8	GA5049125	O-RING, 23.4 X 3.53MM, BS213	2

NOTE: Not all parts supplied with kit 500232 are used in this assembly.

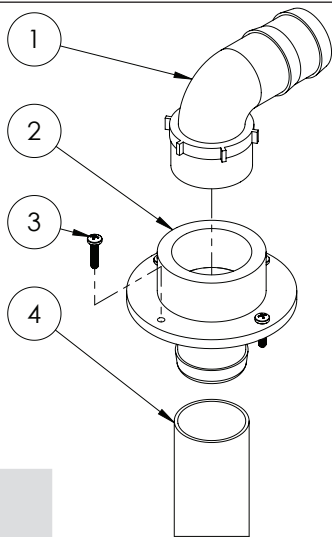
Hopper Tank Inlet



GA4903098 HOPPER TANK INLET

ITEM NO.	PART NUMBER	DESCRIPTION	QTY.
1	L026A	BARB TO SUIT TANK FILL TOP	1
2	GA5078142	STREET ELBOW, 90 DEGREE, 2 MALE THREAD X 2 FEMALE THREAD	1
3	GA5077739	HOSE BARB, STRAIGHT, 2" MALE THREAD X 1 1/2" HOSE, BANJO	1
4	GA5000527	SCREW, PAN HEAD, 12G X 25MM, SS	4
5	GA4673860	HOSE, PVC, 50MM, BLACK	1
-	GA5003325	HOSE CLAMP, 2" SS, (40-60/12W)	1

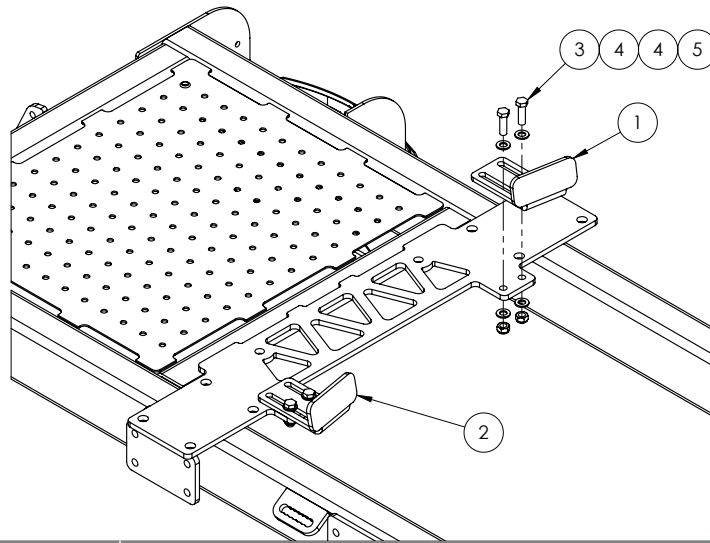
Tank Fill - 2"



GA4903136 2" TANK FILL ASSEMBLY

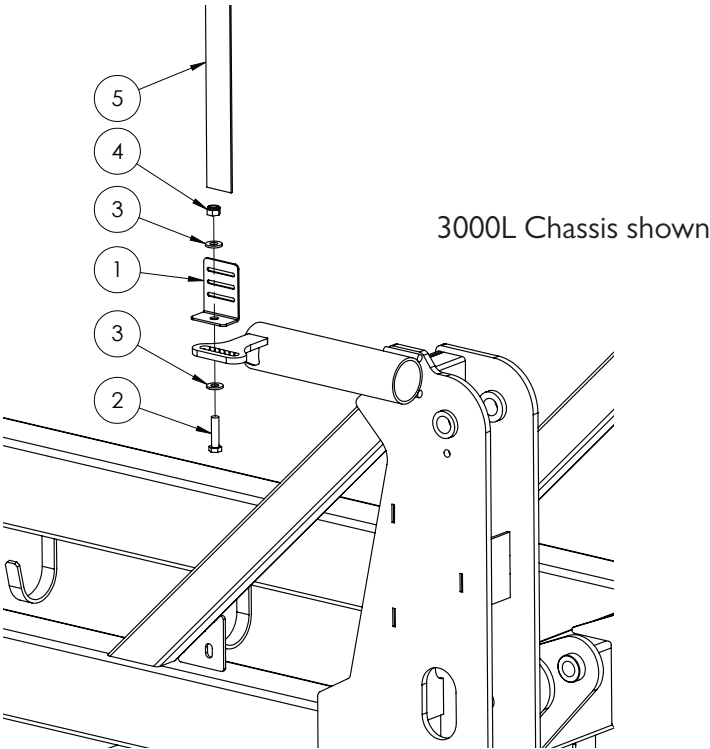
ITEM NO.	PART NUMBER	DESCRIPTION	QTY.
1	L026A	BARB TO SUIT TANK FILL TOP	1
2	GA5077740	HOSE BARB, ELBOW, 90 DEGREE, 2" MALE THREAD X 2" HOSE	1
3	GA5000527	SCREW, PAN HEAD, 12G X 25MM, SS	4
4	GA4673860	HOSE, PVC, 50MM, BLACK	1
-	GA5003325	HOSE CLAMP, 2" SS, (40-60/12W)	1

Tank Stops - 3000L



ITEM NO.	PART NUMBER	DESCRIPTION	QTY.
1	GA4522515	FRONT TANK STOP RHS	1
2	GA4522510	FRONT TANK STOP LHS	1
3	GA5000319	BOLT GR 8.8 ZP M12X40	4
4	GA5000577	WASHER 12MM FLAT SS HD	8
5	GA5012461	NUT M12 NYLOC ZP	4

Tank Straps & Brackets - 3000L

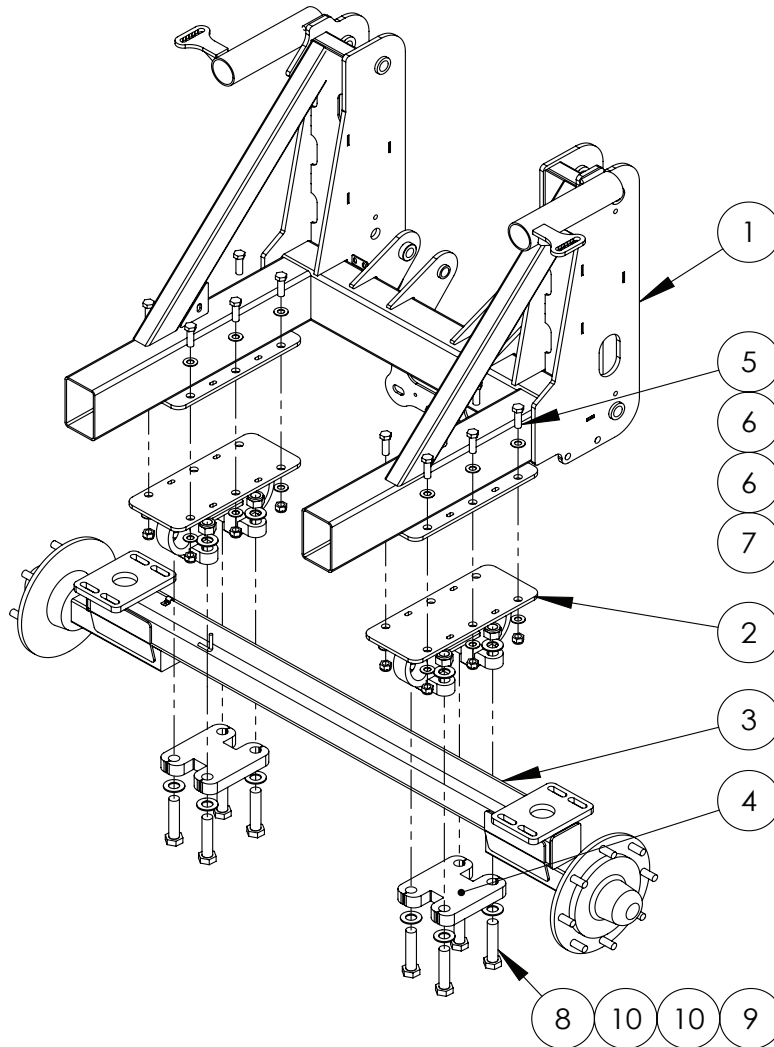


ITEM NO.	PART NUMBER	DESCRIPTION	QTY.
1	F70127A	BRACKET, TANK STRAP, 50MM	4
2	GA5011239	BOLT, M12 X 50, ZP GR 8.8	8
3	GA5000577	WASHER 12MM FLAT SS HD	4
4	GA5012461	NUT M12 NYLOC ZP	4
5	GA5003859	STRAP, TANK, 50MM, GOLDACRES BRANDED, (PRICE IS PER METER)	SEE BELOW.
		1500L TANK - CUT LENGTH	3100MM(X2)
		2000L TANK - CUT LENGTH	3700MM(X2)
		2500L TANK - CUT LENGTH	4000MM(X2)
		3000L TANK - CUT LENGTH - FRONT	3300MM
		3000L TANK - CUT LENGTH - REAR	1900MM

Chapter 12

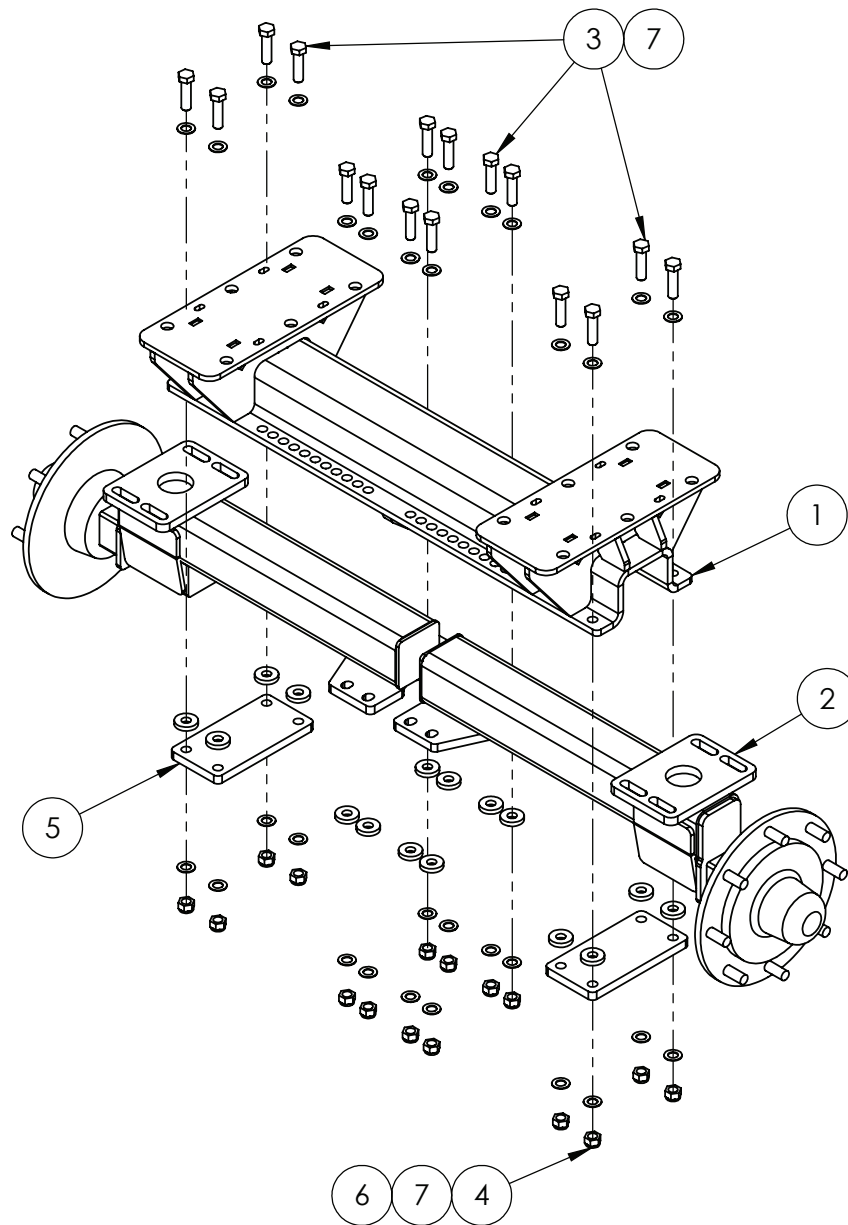
WHEELS, AXLES & MUDGUARDS

Axles - 3000L



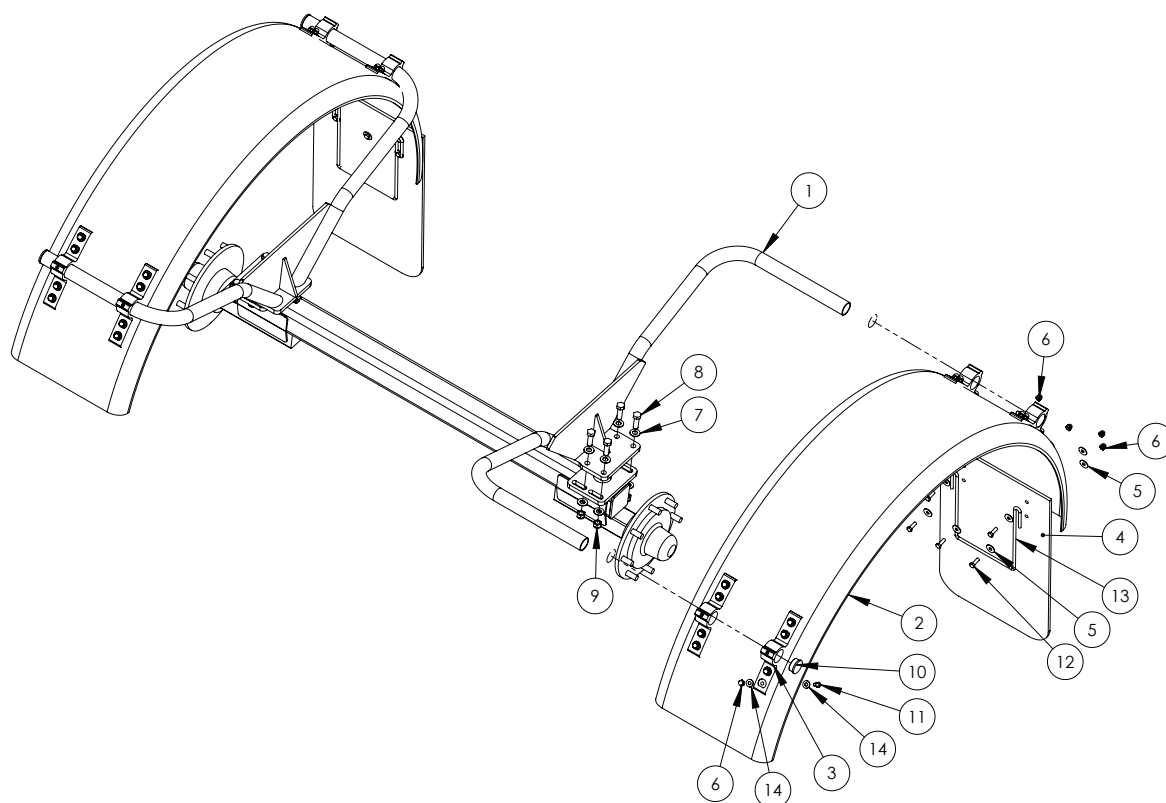
ITEM NO.	PART NUMBER	DESCRIPTION	QTY.
1	GA4659500	CHASSIS SPECIAL 3000 MY13	1
2	GA4657845	FIXED AXLE CARRIER TO SUIT 3000L	2
3	GA4657815	AXLE, 1.8M, 8 STUD, TO SUIT 3000L	1
4	GA4632050	SUSPENSION NARROW RETAINER (32MM FMS)	2
5	GA5000931	BOLT M16 X 50 GR8.8 ZP	12
6	GA5001009	WASHER 16MM FLAT ZP HD	24
7	GA5001029	NUT M16 NYLOC ZP	12
8	GA5006149	BOLT 1 UNC X 4 1/2 GR8 ZP	8
9	GA5012439	NUT 1 UNC NYLOC ZP	8
10	GA5017681	WASHER 1 X 2 7G FLAT THIN SS	16

Axles - Adjustable 1.6M To 2M Trailer



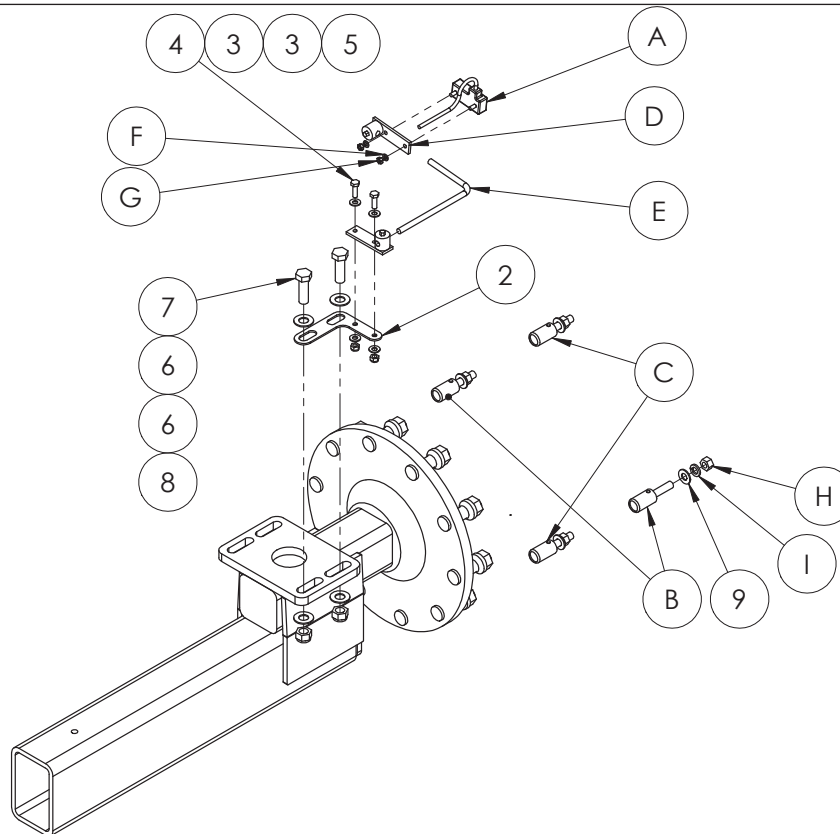
ITEM NO.	PART NUMBER	DESCRIPTION	QTY.
1	GA4603665	AXLE HOUSING, ADJUSTABLE 1.6m TO 2m, TRAILER, 3000L SPECIAL	1
2	GA4603670	AXLE STUB SLIDER, ADJUSTABLE 1.6m TO 2m, TRAILER, 3000L SPECIAL	2
3	GA5000941	BOLT M16 X 60 GR8.8 ZP	16
4	GA5001029	NUT M16 NYLOC ZP	16
5	GA4409840	PLATE, AXLE, SLIDER RETAINER, ADJUSTABLE 1.6m TO 2m, TRAILER	2
6	GA4411780	PLATE, SPACER, RETAINER, ADJUSTABLE AXLE, PRAIRIE SPECIAL	16
7	GA5001055	WASHER 16mm FLAT SS	32

Mudguard Assembly - 3000L



ITEM NO.	PART NUMBER	DESCRIPTION	QTY.
-	GA4903855-SK	MUDGUARD SALES KIT, PRAIRIE SPECIAL 3000 EF (16.9 X 34)	-
1	GA4657865	MUDGUARD BRACKET TO SUIT 3000L EF	2
2	GA5003453	MUDGUARD 470W X R900MM	2
3	GA5020450	BRACKET, PLASTIC, BLACK, MUDGUARD MOUNTING, BK-P300BK1	8
4	GA5011949	MUDFLAP GOLDACRES GREEN /GOLD 450 OLD STYLE	2
5	GA5002593	WASHER 3/8" X 1 1/2" X 14G	20
6	GA5011133	NUT M10 DOME NUT SS	42
7	GA5001043	WASHER 16MM FLAT SS HD	16
8	GA5000931	BOLT M16 X 50 ZP GR8.8	8
9	GA5001029	NUT M16 NYLOC ZP	8
10	GA5003925	END CAP, 45 MM ROUND, BLACK PLASTIC	4
11	GA5066162	BOLT M10 X 25 SS	32
12	GA5006145	BOLT M10 X 30 SS	10
13	GA5075070	BRACKET, MUD GUARD ANTI SAIL, BLACK	2
14	GA5002565	WASHER 3/8" ID X 1" OD FLAT SS	64

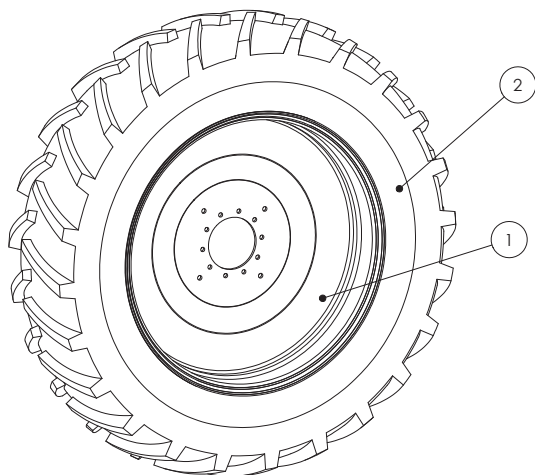
Wheel Speed Sensor - 3000L



GA5075858 Wheel speed sensor kit

ITEM NO.	PART NUMBER	DESCRIPTION	QTY.
A	GA5075857	SENSOR, WHEEL DRIVE SPEED WITH 7 1/2' CABLE, RAVEN	1
B	GA5075817	MAGNET, RED NORTH POLE SPEED SENSOR ASSEMBLY, RAVEN	2
C	GA5075818	MAGNET, BLACK SOUTH POLE SPEED SENSOR ASSEMBLY, RAVEN	2
D	GA5075822	SENSOR, TURRET ASSEMBLY SPEED SENSOR, RAVEN	2
E	GA5076045	ROD, SPEED SENSOR, RAVEN	1
F	3131000016	WASHER 1/4" LOCK SPLIT ZINC	2
G	3121001031	NUT 1/4" - 20 HEX ZP	2
H	3121001043	NUT 1/2" - 13 HEX ZP	4
I	3131000028	1/2" LOCK WASHER	4
I	GA5075858	SENSOR, SPEED 4 POLE WHEEL DRIVE WITH 7 1/2' CABLE KIT, RAVEN	1
2	GA4534520	SPEED SENSOR TAB BOLT ON	1
3	GA5003643	WASHER 8MM FLAT SS HD	4
4	GA5004711	BOLT M8 X 25 ZP GR8.8	2
5	GA5004917	NUT M8 NYLOC ZP	2
6	GA5001043	WASHER 16MM FLAT SS HD	4
7	GA5000931	BOLT M16 X 50 ZP GR8.8	2
8	GA5001029	NUT M16 NYLOC ZP	2
9	GA5017655	WASHER 1/2" FLAT SS	4

Wheels



NOTE: When ordering complete wheel and tyre unit, please note which side is required. Rims are supplied painted and with speed sensor holes.

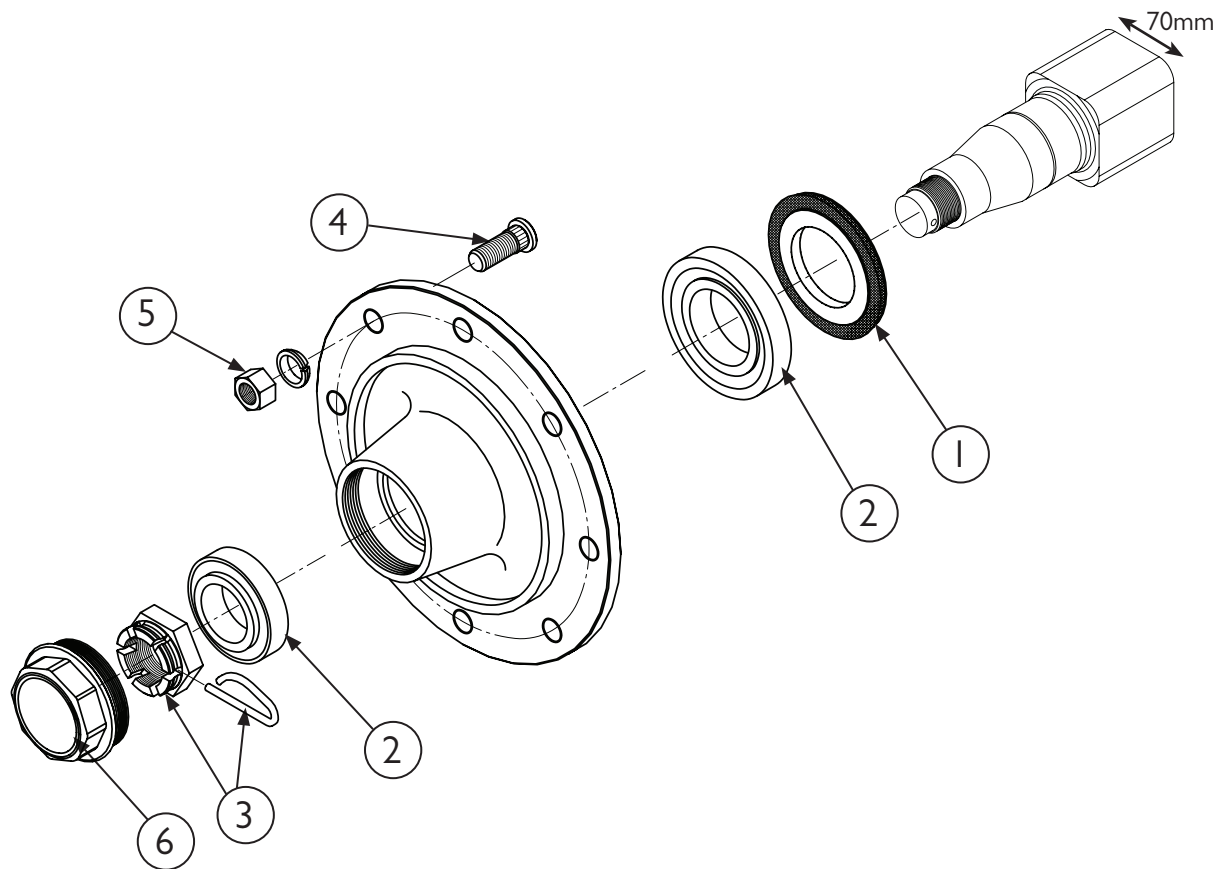
PART NUMBER	DESCRIPTION
GA5016337	TYRE 420/85R34(16.9R34) TL 142A8 HR45
GA5020685	WHEEL DW15 X 34, 8 STUDS ON 275 ZERO OFFSET

PART NUMBER	DESCRIPTION
GA5067025	TYRE 380/90 R46 156 A8/B
GA1500069	WHEEL, AG13.00-46, 8/275 R16, 0 OFFSET, NG23

PART NUMBER	DESCRIPTION
GA1500043	TYRE, 540 65R28 152A8/149D HR45, HARVEST
GA1500044	WHEEL, AG16.00-28, 8 STUD ON 275 PCD, -80MM OFFSET, NG23, WITH SPEED SENSOR HOLES

Hub - 70 Series

TO DETERMINE SIZE/SERIES,
MEASURE CROSS SECTION.

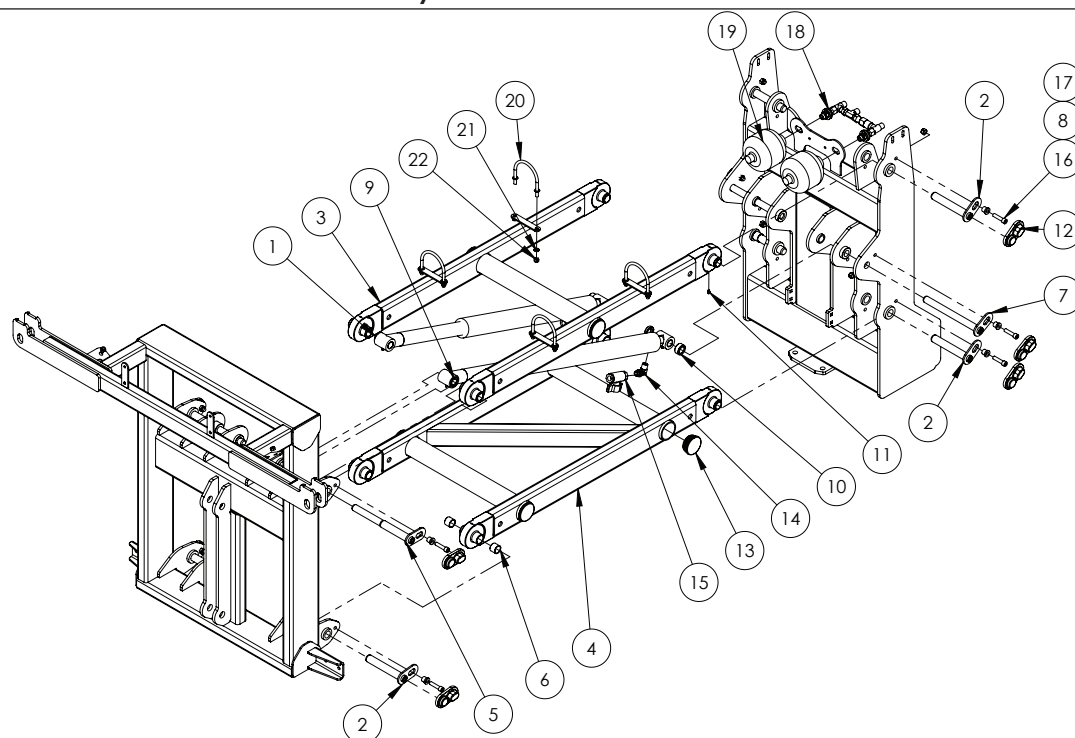


ITEM NO.	PART NUMBER	DESCRIPTION	QTY.
-	GA5018115	STUB AXLE, 70 SERIES, ADR	-
1	GA5066406	SEAL, HEAVY DUTY, SUIT 70 SERIES AXLE, ADR	1
2	GA5052105	70 SERIES ADR BEARING KIT	1
3	GA5052115	70 SERIES ADR CROWN NUT KIT	1
4	GA5018894	WHEEL STUD, SUIT 60, 70 & 80 SERIES AXLES	1
	GA5052150	WHEEL NUT, M18 X 1.50, ADR 70 / 80 SERIES, WITH CONICAL WASHER, SET OF 12	-
5	GA5018891	WHEEL NUT, M18 X 1.5, 24MM A/F R16 SPHERICAL, FAD , FSP34	8
	GA5018811	WHEEL NUT, M18 X 1.5, 27MM A/F R16 SPHERICAL, ADR 170057010	8
6	GA5052110	70 SERIES ADR CAP KIT	1

Chapter 13

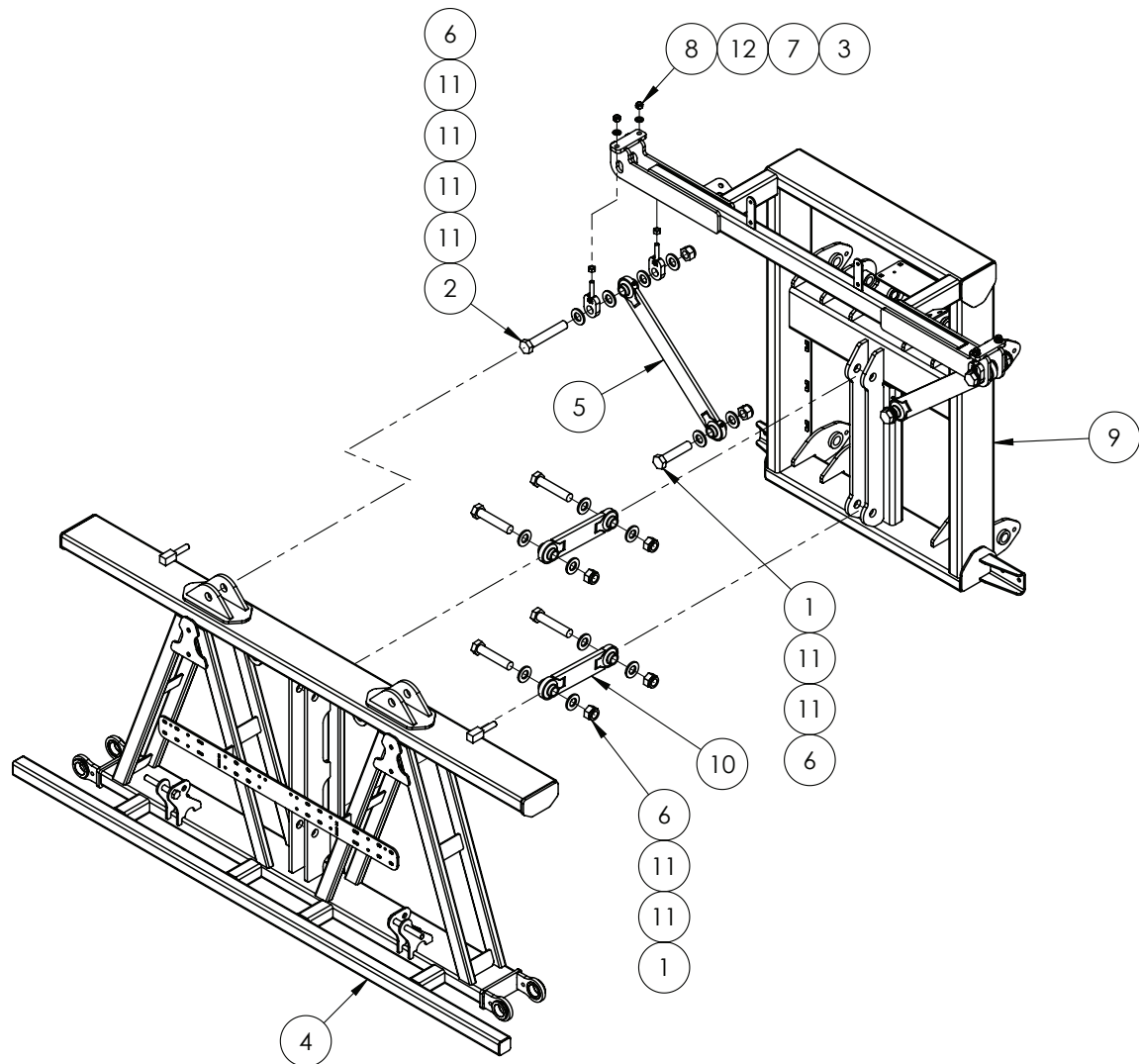
BOOM CENTRE

Boom Paralift Assembly - 3000L



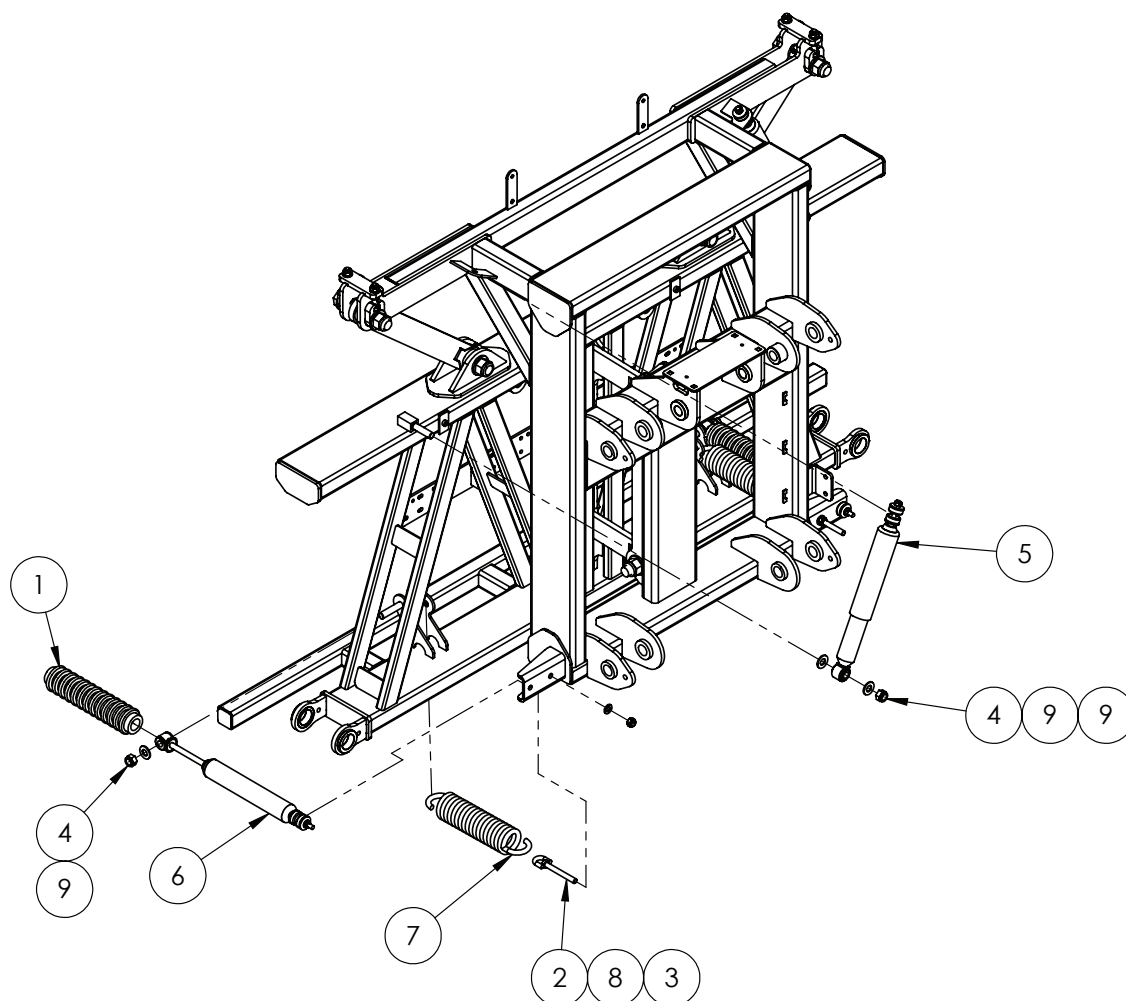
ITEM NO.	PART NUMBER	DESCRIPTION	QTY.
1	GA5070082	HYDRAULIC CYLINDER, 2.5" BORE, 2" ROD, 21" STROKE	2
2	GA5066655	PIN WITH RETAINING PLATE, 28.575 OD X 180MM LONG	6
3	GA4659305	TOP PARALIFT ARM MY12	1
4	GA4659310	BOTTOM PARALIFT ARM MY12	1
5	GA5066675	PIN WITH RETAINING PLATE, STEPPED, 294MM LONG	2
6	GA5065486	GLACIER BUSH 1 1/8" X 1" LONG	16
7	GA5066645	PIN WITH RETAINING PLATE, 1" X 280MM LONG, PARALIFT CHASSIS RAM	2
8	MACH0152	BUSH WITH SHOULDER, 12.3 ID X 25 OD X 21MM LONG	10
9	GA4572135	SPACER BUSH, 40 OD X 25.8 ID X 9MM THICK, PARALIFT ARM SPACER	4
10	GA4562190	SPACER BUSH, 40 OD X 26 ID X 17.5MM LONG, PARALIFT ARMS	2
11	GA5050450	GREASE NIPPLE 6MM	8
12	GA5067885	PIN COVER, BLACK, CLIP ON, PLASTIC	10
13	GA5050355	END CAP, 76.1 MM ROUND, SUIT 65 NB PIPE, BLACK PLASTIC	6
14	GA3500349	HYDRAULIC ADAPTOR, 90 DEGREE ELBOW, 1/2" BSP- 3/4" UNO	2
15	GA5000835	VALVE, BALL, HYDRAULIC, 1/2" FEMALE THREAD INLET / OUTLET	2
16	GA5051470	SHCS M12 X 50 ZP GR12.9	10
17	GA5012461	NUT M12 NYLOC ZP	11
18	*	HYDRAULIC ACCUMULATOR MANIFOLD	1
19	GA5007788	ACCUMULATOR 1.0L PRECHARGE, 35 BAR	2
20	GA5070905	U BOLT, M10 X 118L X 115MM ROUND TOP, INC WELDED WASHERS ZP	4
21	GA5000117	WASHER 10MM FLAT SS HD	8
22	GA5000141	NUT M10 NYLOC ZP	8

Boom Centre Links - 3000L



ITEM NO.	PART NUMBER	DESCRIPTION	QTY.
1	GA5006149	BOLT 1 UNC X 4 1/2 GR8 ZP	6
2	GA4683145	BOLT 1 UNC X 6 CUT DOWN FROM 7	2
3	GA4656260	BOOM DELTA HANGER ADJUSTER BOLT	4
4	GA4658110	DELTA CENTRE 2012 18 TO 24m	1
5	GA4656240	LONG DELTA LINK	2
6	GA5012439	NUT 1" NYLOC UNC ZP	8
7	GA5000559	NUT M12 HEX ZP	4
8	GA5012461	NUT M12 NYLOC ZP	4
9	GA4654122	PARALIFT REAR SUIT 24m DELTA 2012	1
10	GA4656245	SHORT DELTA BOOM LINK ASSEMBLY	2
11	GA5017659	WASHER 1 FLAT ZP HD (5mm THICK)	20
12	GA5000577	WASHER 12mm FLAT SS HD	4

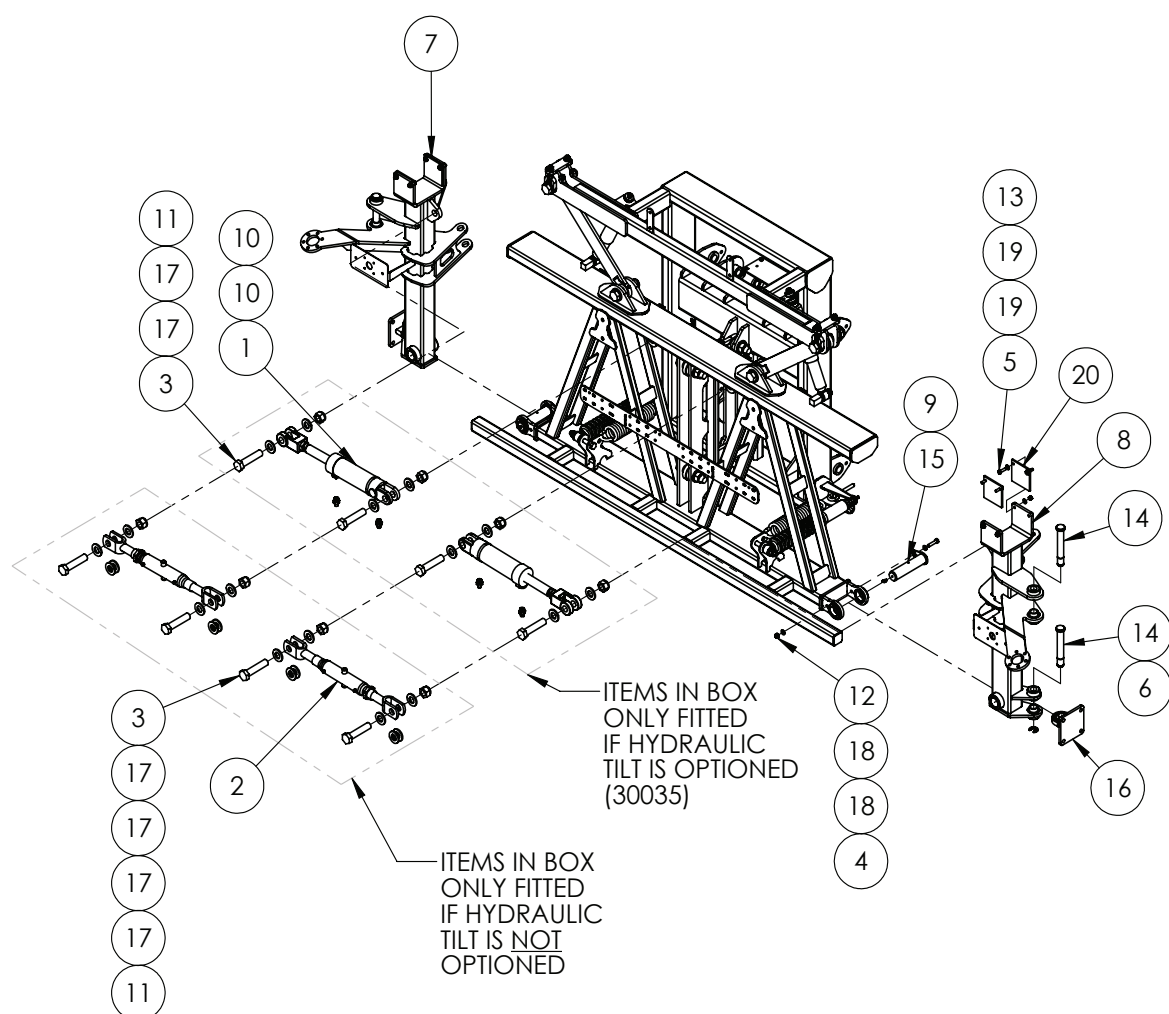
Boom Centre Suspension - 3000L



ITEM NO.	PART NUMBER	DESCRIPTION	QTY.
1	GA5075215	BLACK PVC SHOCKER COVER CLIP ON SUIT SC2914	2
2	GA5075150	EYE BOLT 12mm X 100mm SHORT	2
3	GA5012461	NUT M12 NYLOC ZP	2
4	GA5001029	NUT M16 NYLOC ZP	4
5	GA5015143	SHOCK ABSORBER, EYE & PIN, EYE 15mm, PIN 73mm LONG M10	2
6	GA5015899	SHOCK ABSORBER, EYE & PIN, 16mm EYE, PIN 70mm LONG M8, 45mm OD, BLACK	2
7	GA5010793	SPRING, TENSION, 70 OD X 329 LONG X 12mm, LARGE, SUIT DELTA BOOM YAW / CABLE	2
8	GA5000577	WASHER 12mm FLAT SS HD	2
9	GA5001043	WASHER 16mm FLAT SS HD	6

Continued over page

Boom Centre Tilt Assembly - 3000L



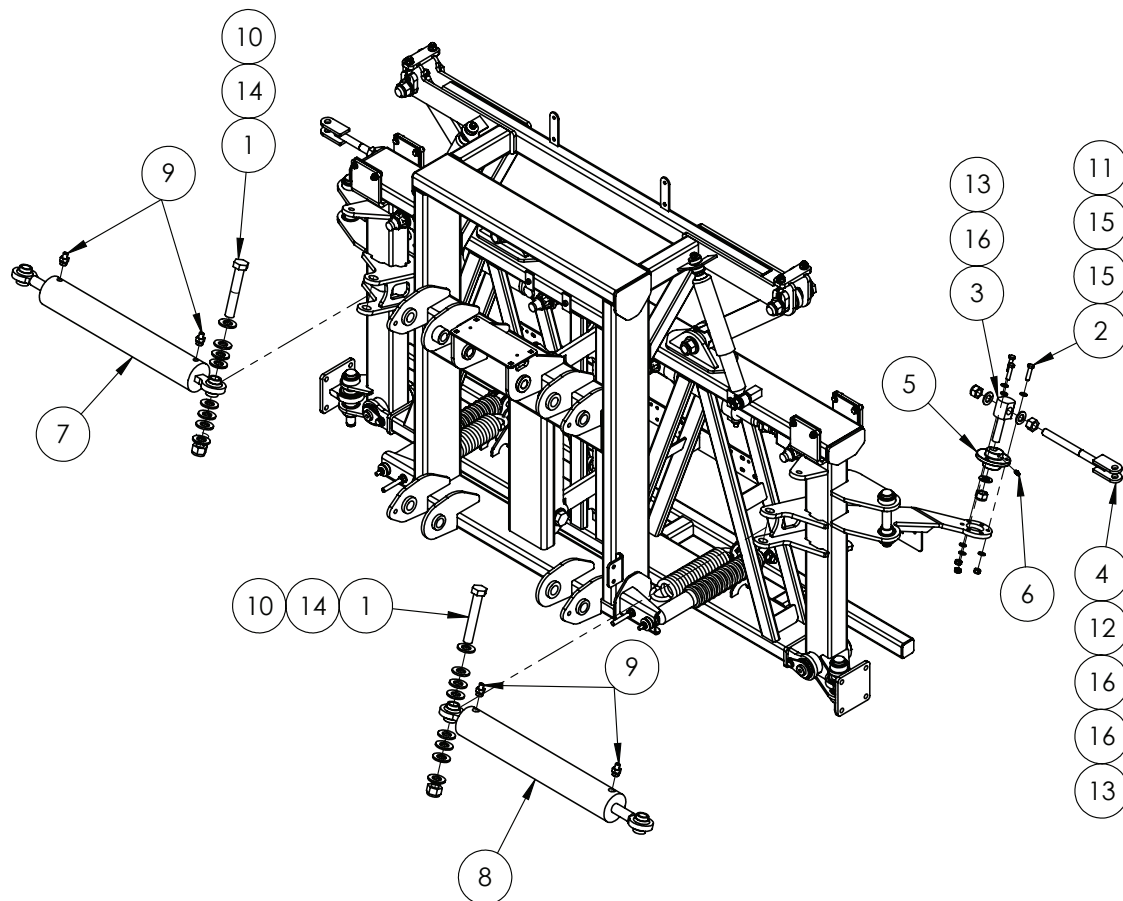
ITEM NO.	PART NUMBER	DESCRIPTION	QTY.
1	GA5065054	CYLINDER TILT 2.5" X 5" STROKE 1 3/8" ROD SUIT 2012 DELTA	2
2	GA5075225	ADJUSTABLE LINK WITH CLEVIS ENDS	2
3	GA5006149	BOLT 1 UNC X 4 1/2 GR8 ZP	8
4	GA5006173	BOLT M10 X 45 GR8.8 ZP	2
5	GA5011475	BOLT M8 X 30 GR8.8 ZP	8
6	GA5001223	CIRCLIP, 19mm, E TYPE, ZINC PLATED	2
7	GA4658116	DELTA CENTRE TILT ARM LH 2012 18 TO 24M	1
8	GA4658115	DELTA CENTRE TILT ARM RH 2012 18 TO 24M	1
9	GA5009637	GREASE NIPPLE, ELBOW, 90 DEGREE, 1/4" UNF MALE	2
10	GA3500359	HYDRAULIC ADAPTOR, NIPPLE, 1/4" BSPT MALE X 3/4" UN MALE O-RING, S93-0412	4
11	GA5012439	NUT 1" NYLOC UNC ZP	8
12	GA5000141	NUT M10 NYLOC ZP	2
13	GA5052590	NUT M8 NYLOC SS	8
14	L002A	PIN 1" USED ON HYDRAULIC RAMS	4

Continued over page

Boom Centre Tilt Assembly - 3000L

ITEM NO.	PART NUMBER	DESCRIPTION	QTY.
15	GA4502515	PIVOT PIN SUIT DELTA CENTRE 2011	2
16	GA4656195	ROSE END, BOLT ON, SUIT 12 - 24m BOOM	2
17	GA5017659	WASHER 1 FLAT ZP HD (5mm THICK)	24
18	GA5000117	WASHER 10mm FLAT SS HD	4
19	GA5003643	WASHER 8mm FLAT SS HD	16
20	GA5075190	WEAR PLATE DELTA TILT ARM, SUIT 2012 CENTRE	4

Boom Centre - Hydraulic Fold



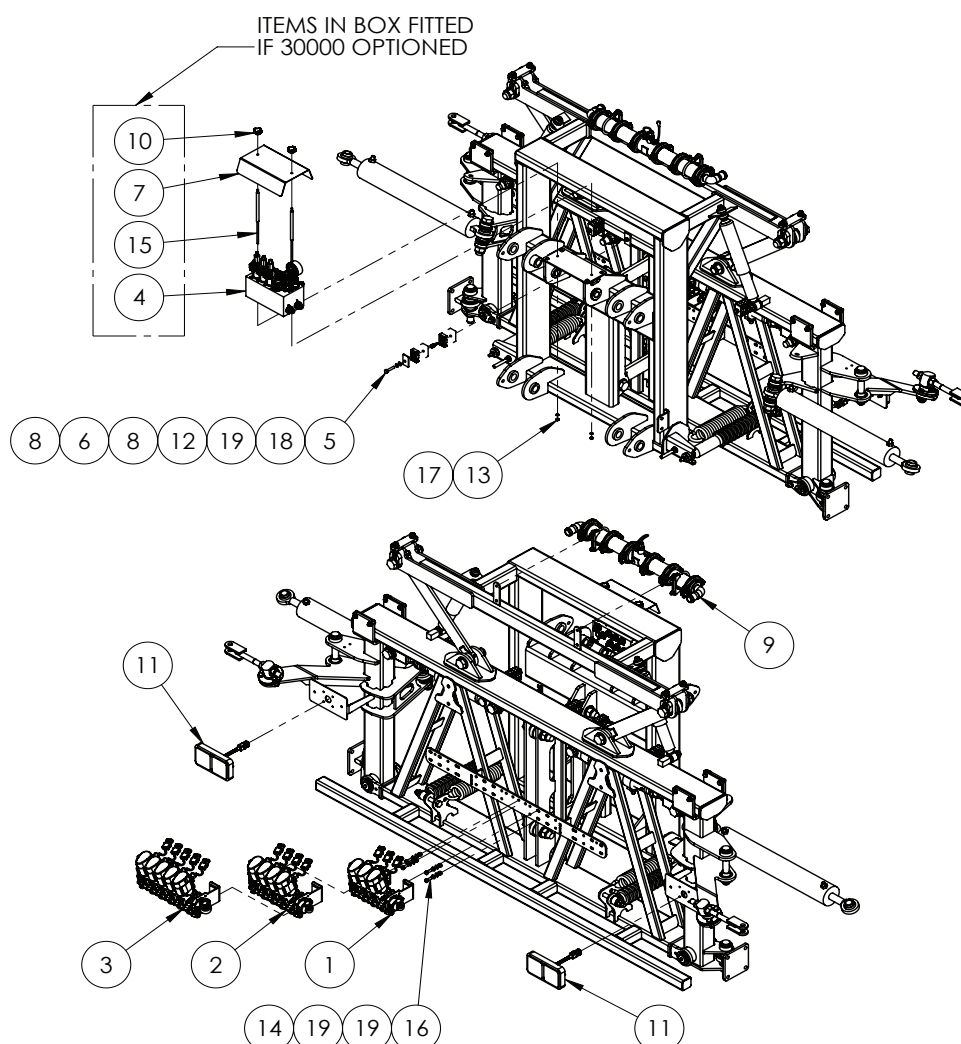
ITEM NO.	PART NUMBER	DESCRIPTION	QTY.
1	GA4683145	BOLT 1 UNC X 6 CUT DOWN FROM 7	2
2	GA5006055	BOLT M10 X 40 GR8.8 ZP	6
3	L006A	BOLT, M20, ANCHOR PIVOT, SUIT CABLE ADJUSTER	2
4	GA5020320	CABLE ADJUSTER 20mm THREADED	2
5	MACH0029	ECCENTRIC BUSH FOR 18m CENTRE SECTION	2
6	GA5009639	GREASE NIPPLE 1/4" UNF LONG	2
7	GA3501272	HYDRAULIC CYLINDER, BORE 2.5", ROD 1.125", STROKE 18", INTERNAL PHASING, MOTUS	1

Continued over page

Boom Centre - Hydraulic Fold

ITEM NO.	PART NUMBER	DESCRIPTION	QTY.
8	GA3501273	HYDRAULIC CYLINDER, BORE 2.75", ROD 1.125", STROKE 18", INTERNAL PHASING, MOTUS	1
9	GA3500359	HYDRAULIC ADAPTOR, NIPPLE, 1/4" BSPT MALE X 3/4" UN MALE O-RING, S93-0412	4
10	GA5012439	NUT 1" NYLOC UNC ZP	2
11	GA5000141	NUT M10 NYLOC ZP	6
12	GA5001709	NUT M20 COARSE ZP	2
13	GA5048125	NUT M20 NYLOC COARSE ZP	4
14	GA5017659	WASHER 1 FLAT ZP HD (5mm THICK)	16
15	GA5000117	WASHER 10mm FLAT SS HD	12
16	GA5001741	WASHER 20mm FLAT SS HD	6

Boom Centre - Hydraulic Manifold Cover & Flow Control



ITEM 1 FITTED IF 20091 OPTIONED

ITEM 2 FITTED IF 20092 OPTIONED

ITEM 3 FITTED IF 20093 OPTIONED

ITEM NO.	PART NUMBER	DESCRIPTION	QTY.
1	*	ASSEMBLY DRAWING ONLY. 3 SECTION BOOM VALVE	1
2	*	ASSEMBLY DRAWING ONLY. 4 SECTION BOOM VALVE	1
3	*	ASSEMBLY DRAWING ONLY. 5 SECTION BOOMVALVE	1
4	GA4951210	ASSEMBLY, HYDRAULIC MANIFOLD, FOLD TILT LIFT, PRAIRIE SPECIAL	1
5	GA5048655	BOLT M8 X 40 GR8.8 ZP	5
6	GA5070740	BUILD UP BOLT, STACKING, M8 X 20 HYDAC	5
7	GA4408841	COVER, HYDRAULIC MANIFOLD, BOOM CONTROL, FOLD, TILT, LIFT, BIFOLD, YAW	1
8	GA5078031	DOUBLE CLAMP JAWS PP GR 2 14mm	20

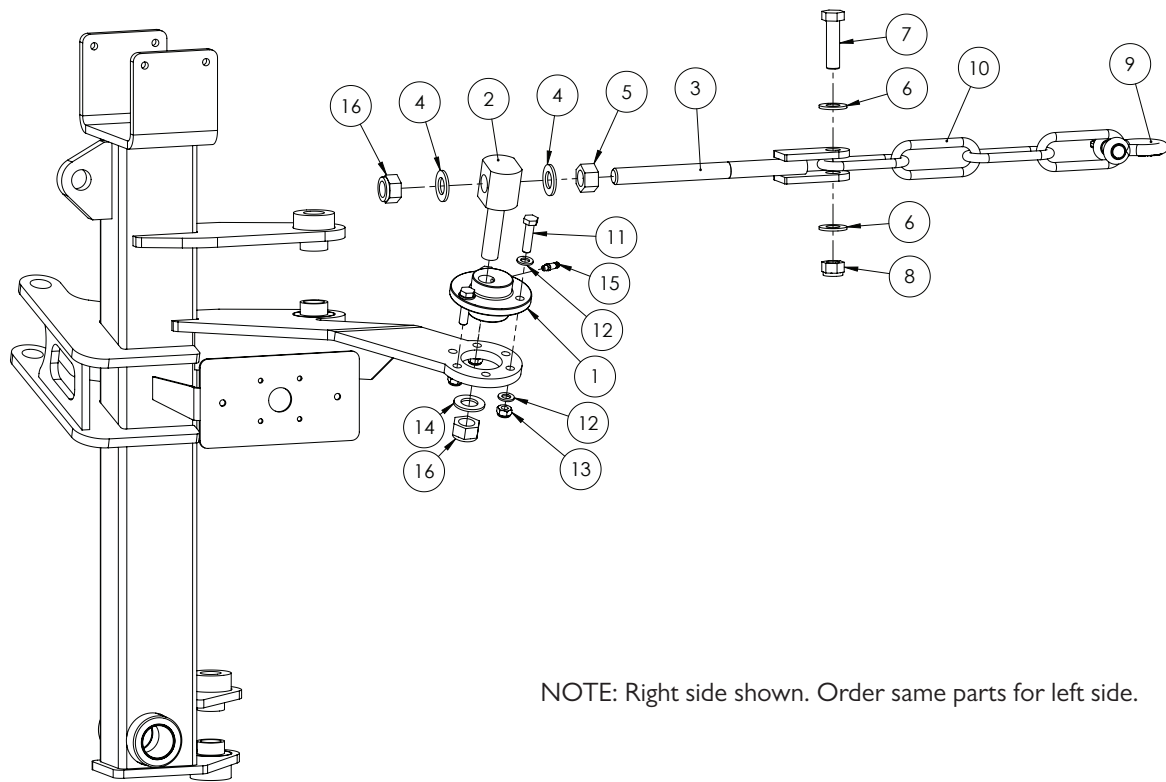
* See Plumbing Chapter

Continue Over Page

Boom Centre - Hydraulic Manifold Cover & Flow Control

ITEM NO.	PART NUMBER	DESCRIPTION	QTY.
9	GA4903084-PA	FLOW METER ASSEMBLY, LONG, RAVEN 60P HIGH PULSE WITH ROUND CONNECTOR, 1 1/4" HOSE BARBS, SUIT 4400 AND PCI ISO BUS	1
10	GA5069870	KNOB-STAR GRIP M6 X 32 DIA	2
11	GA3000249	LED TAIL LIGHT, LARGE WITH CONNECTOR	2
12	GA5078042	MOUNTING CLAMP, DOUBLE TYPE, PLATE, TOP, GROUP 2, RCD-2PT	5
13	GA5048115	NUT M6 NYLOC ZP	2
14	GA5004917	NUT M8 NYLOC ZP	4
15	GA4572580	ROD, HYDRAULIC BLOCK MOUNT, LARGE FRAME 3PL, MY20	2
16	GA5004711	SET SCREW M8 X 25 GR8.8 ZP	4
17	GA5004437	WASHER 6mm FLAT SS	2
18	GA5004919	WASHER 8mm SPRING SS	5
19	GA5003643	WASHER M8 FLAT SS HD	13

Boom Cable Adjuster

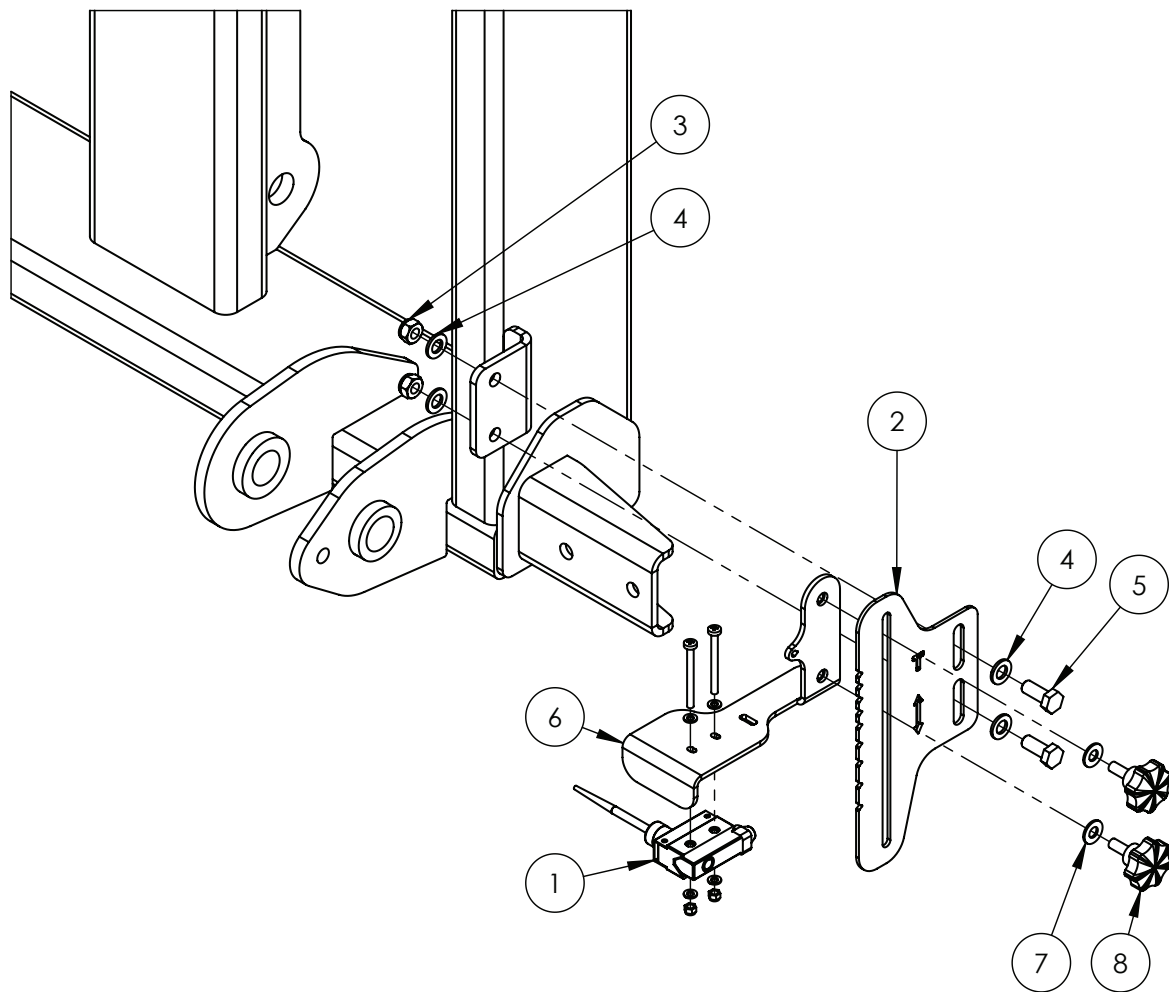


NOTE: Right side shown. Order same parts for left side.

ITEM NO.	PART NUMBER	DESCRIPTION	QTY.
1	MACH0029	BUSH, ECCENTRIC HOLE, SUIT 18 - 24M DELTA CENTRE SECTION	1
2	L006A	BOLT, M20, ANCHOR PIVOT, SUIT CABLE ADJUSTER	1
3	GA5020320	CABLE ADJUSTER, THREADED, M20	1
4	GA5001741	WASHER 20MM FLAT SS HD	2
5	GA5001709	NUT M20 COARSE ZP	1
6	GA5001043	WASHER 16MM FLAT SS HD	2
7	GA5000941	BOLT M16 X 60 GR8.8 ZP	1
8	GA5001029	NUT M16 NYLOC ZP	1
9	GA5075230	BOW SHACKLE 13MM WLL 3.25T BLACK	1
10	GA5065020	CHAIN 11MM LONG LINK GRADE 100 RATED 3 TONNE	4
11	GA5006055	BOLT M10 X 40 GR8.8 ZP	3
12	GA5000117	WASHER 10MM FLAT SS HD	6
13	GA5000141	NUT M10 NYLOC ZP	3
14	GA5001741	WASHER 20MM FLAT SS HD	1
15	GA5009639	GREASE NIPPLE 1/4" UNF LONG	1
16	GA5048125	NUT M20 NYLOC COARSE ZP	2

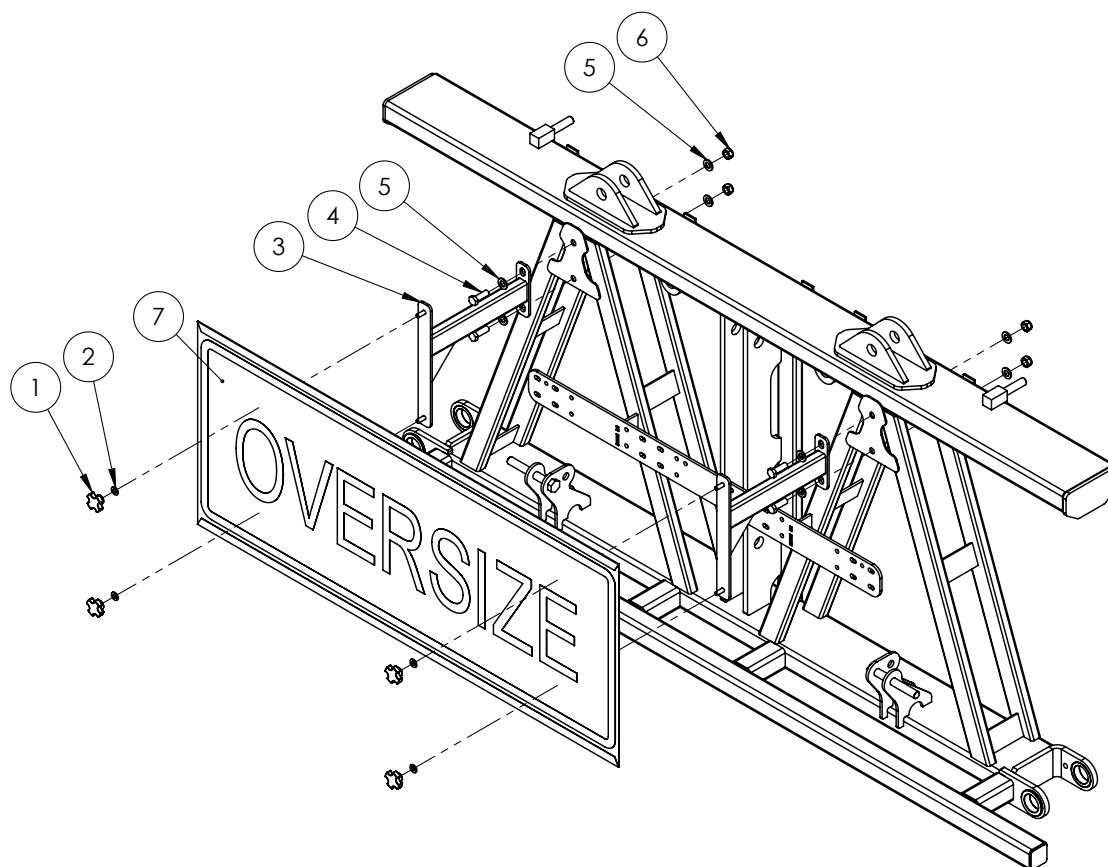
NOTE: All quantities shown above are for one side only.

Height Limit Switch - 3000L



ITEM NO.	PART NUMBER	DESCRIPTION	QTY.
1	GA5012129	LIMIT SWITCH, FLEXIBLE ARM, MICRO, IP65, 10 AMP	1
2	GA4522290	BOOM HEIGHT ADJUSTMENT BRACKET	1
3	GA5000141	NUT M10 NYLOC ZP	2
4	GA5000117	WASHER 10MM FLAT SS HD	4
5	GA5065455	BOLT M10 X 30 ZP GR8.8	2
6	GA4654161	BRACKET MOUNT PARALIFT SWITCH	1
7	GA5003643	WASHER 8MM FLAT SS HD	2
8	GA5067080	KNOB BOLT M8 X 20	2

Oversize Sign Mount

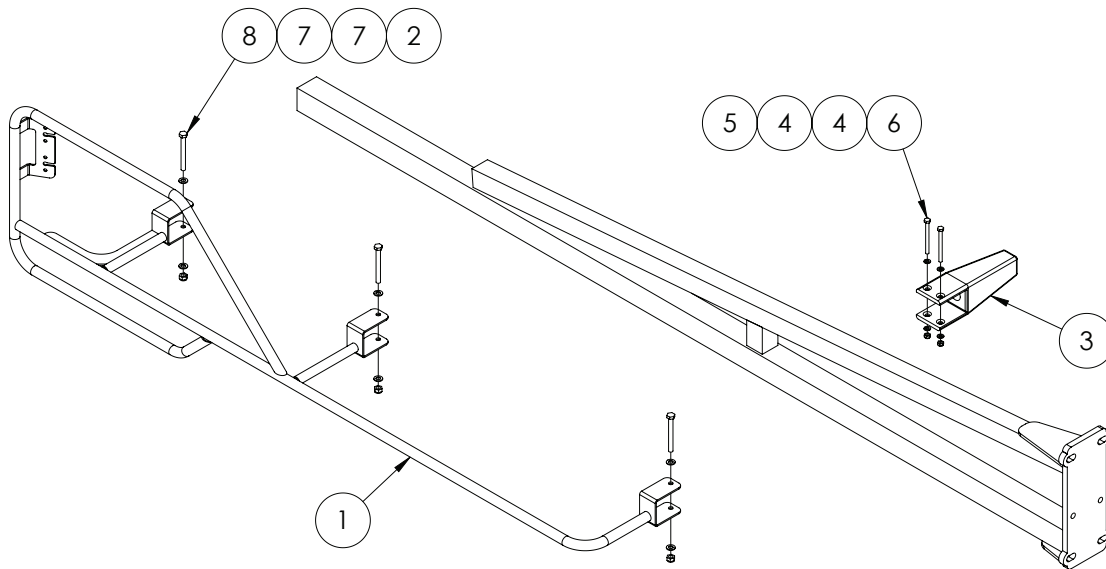


ITEM NO.	PART NUMBER	DESCRIPTION	QTY.
1	GA5069875	KNOB-STAR GRIP M8 X 40 DIA	4
2	GA5003643	WASHER 8MM FLAT SS HD	4
3	GA4658150	OVERSIZE MOUNT BRACKET SUIT 2011 CENTRE	2
4	GA5000311	SET SCREW M12 X 35 GR 8.8 ZP	4
5	GA5000577	WASHER 12MM FLAT SS HD	8
6	GA5012461	NUT M12 NYLOC ZP	4
7	GA5009613	OVERSIZE SIGN	1

Chapter 14

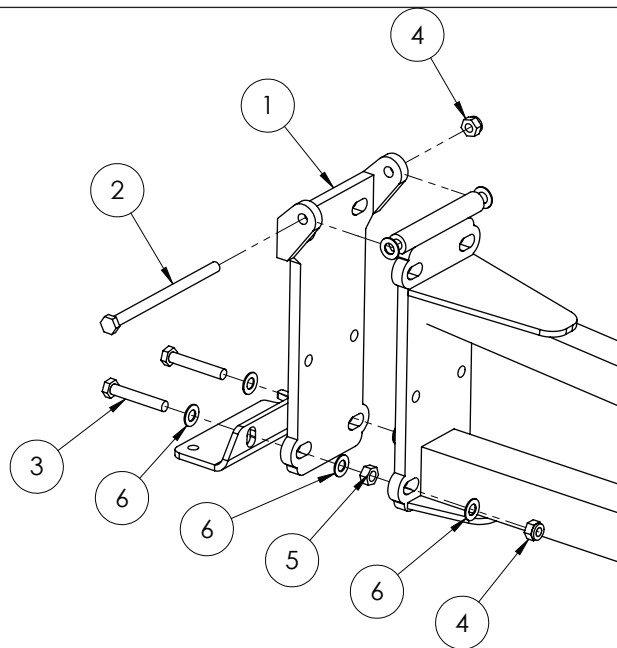
BOOM WING

Fence Line End Protector - Quick Fit



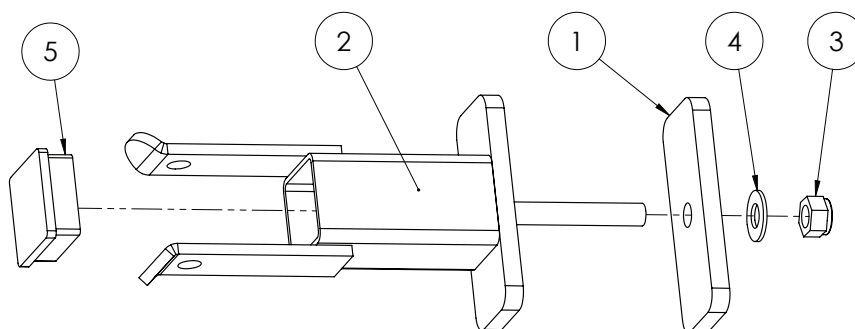
ITEM NO.	PART NUMBER	DESCRIPTION	QTY.
1	GA4656316	BOOM END PROTECTOR EASY FIT RIGHT HAND	1
	GA4656317	BOOM END PROTECTOR EASY FIT LEFT HAND	
2	GA5004917	NUT M8 NYLOC ZP	3
3	GA5006226	BOOM STOPPER, RUBBER, 210MM BUMPER, SUITS 50 X 50MM RHS	1
4	GA5004437	WASHER 6MM FLAT SS	4
5	GA5048115	NUT M6 NYLOC ZP	2
6	GA5004107	BOLT M6 X 70 ZP GR8.8	2
7	GA5003643	WASHER 8MM FLAT SS HD	6
8	GA5052600	Bolt M8 x 75 SS	3

Flip Over Ends



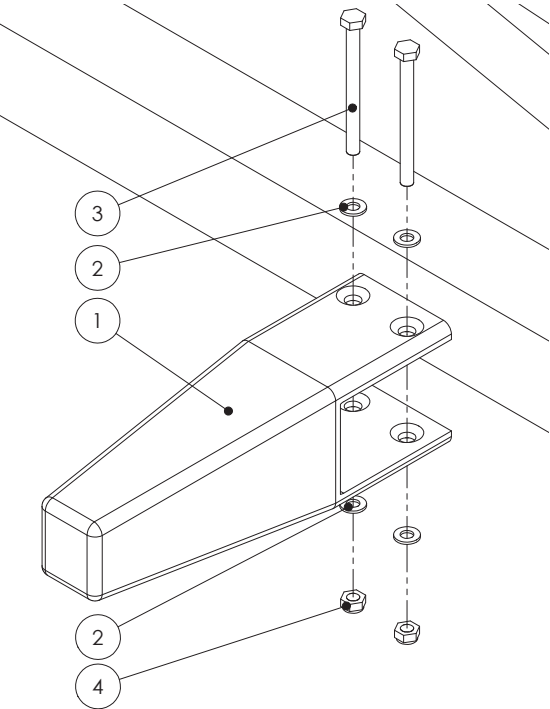
ITEM NO.	PART NUMBER	DESCRIPTION	QTY.
-	GA4656119	BOOM BREAKAWAY END, ALUMINIUM, 2000MM, SUIT FLIP OVER	-
1	GA4656110	FLIP OVER END BRACKET ONLY	1
2	GA5066910	BOLT M10 X 160 ZP GR8.8	1
3	GA5011175	BOLT M10 X 60 ZP GR8.8	2
4	GA5000141	NUT M10 NYLOC ZP	3
5	GA5012459	NUT M10 HEX ZP	2
6	GA5000117	WASHER 10MM FLAT SS HD	10

Flip Over End Saddle



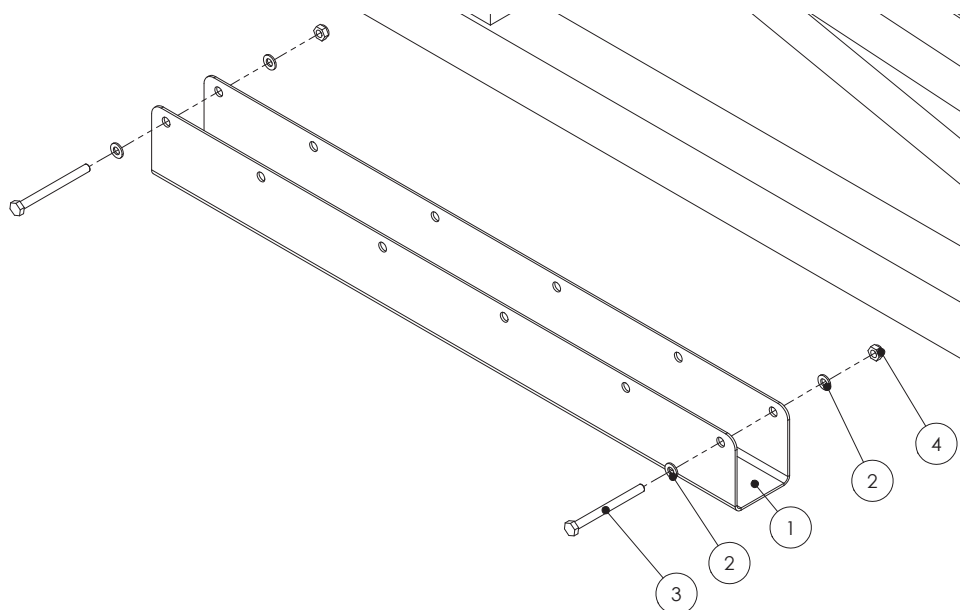
ITEM NO.	PART NUMBER	DESCRIPTION	QTY.
1	FOE-005LAS	MOUNTING PLATE	4
2	GA4656310	BOOM FLIPOVER SADDLE SUIT 50MM TOP CORD	2
3	GA5012461	NUT M12 NYLOC ZP	2
4	GA5000577	WASHER 12MM FLAT SS HD	1
5	GA5003783	END CAP, INSERT, BLACK, PLASTIC, 50 X 50 MM	1

Rubber Bump Stop



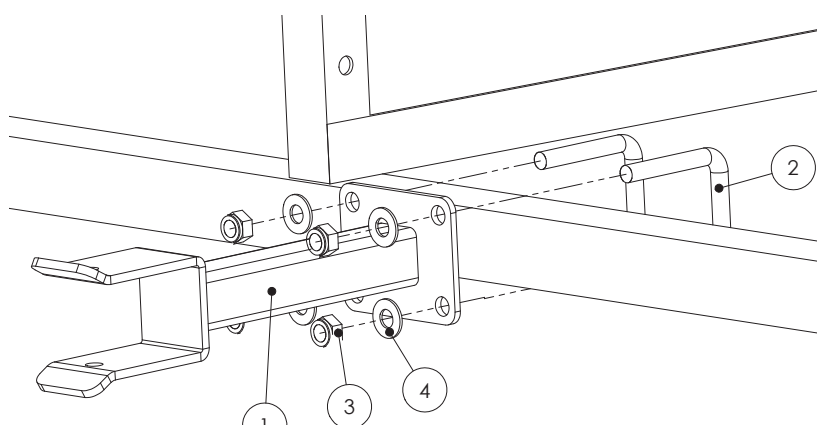
ITEM NO.	PART NUMBER	DESCRIPTION	QTY.
1	GA5006226	BOOM STOPPER, RUBBER, 210MM BUMPER, SUITS 50 X 50MM RHS	1
2	GA5004437	WASHER 6MM FLAT SS	4
3	GA5004103	BOLT M6 X 70 ZP GR8.8	2
4	GA5048115	NUT M6 NYLOC ZP	2

Boom Protector - Inner



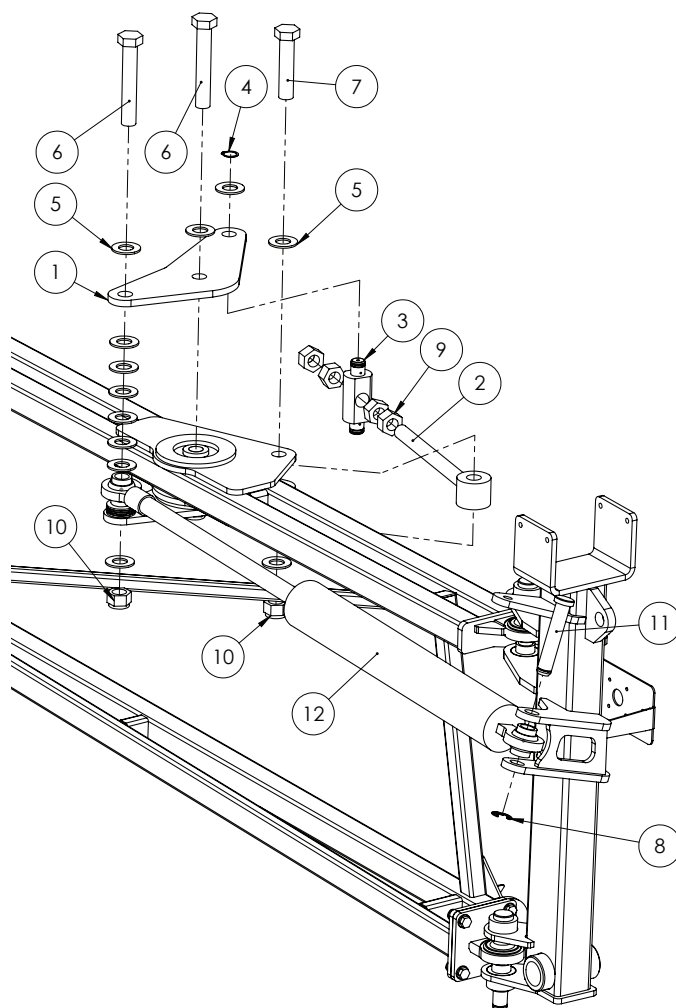
ITEM NO.	PART NUMBER	DESCRIPTION	QTY.
1	F70799A	BOOM WING PROTECTOR SUIT 50 X 50 X 600MM LONG (2MM SS)	1
	F70287A	BOOM WING PROTECTOR SUIT 50 X 50 X 400MM LONG (2MM SS)	1
	F70294A	BOOM WING PROTECTOR SUIT 50 X 50 X 200MM LONG (2MM SS)	1
2	GA5004437	WASHER 6MM FLAT SS	4
3	GA5004103	BOLT M6 X 70 ZP GR8.8	2
4	GA5048115	NUT M6 NYLOC ZP	2

Boom Protector - Outer



ITEM NO.	PART NUMBER	DESCRIPTION	QTY.
1	GA4656284	DELTA BOOM FOLD SADDLE SUIT 50MM TOP CORD	2
2	GA5011251	U BOLT M12 X 52MM X 80MM SQUARE TOP	4
3	GA5012461	NUT M12 NYLOC ZP	8
4	GA5000577	WASHER 12MM FLAT SS HD	8

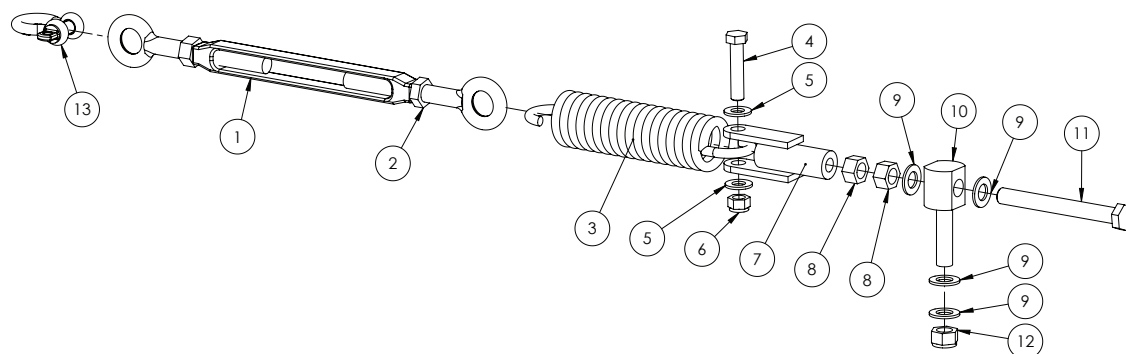
Boom Fold Adjuster



ITEM NO.	PART NUMBER	DESCRIPTION	QTY.
1	24mk4DB005	ADJUSTER PLATE, FOLD RAM, TRITECH BOOM	2
2	GA5070775	BOOM FOLD ADJUSTER EYELET BOLT, HD MY13	1
3	24mk4DB006	BUSH / PIN, FOLD RAM ADJUSTER NUT AND BOLT RETAINER	1
4	GA5008519	CIRCLIP, EXTERNAL, 25MM	2
5	GA5017659	WASHER, 1", FLAT, ZP, HEAVY DUTY (5MM THICK)	19
6	GA5006043	BOLT 1" UNF X 6" X 14 TPI ZP GR8	2
7	GA5006039	BOLT 1" UNF 14 TPI X 4 1/2" ZP GR8	1
8	GA5001223	CIRCLIP, 19MM, E TYPE, ZINC PLATED	2
9	GA5010991	NUT 1" UNF 12 TPI ZP	4
10	GA5012445	NUT 1" UNF 14 TPI NYLOC ZP	3
11	GA4572200	PIN, 1" DIAMETER X 132.4MM LONG, WITH SHOULDER AND CIRCLIP GROOVE	1
12	GA5018555	HYDRAULIC CYLINDER SLPSP (TLD) 2.5" X 18" STROKE	1
	GA5018557	HYDRAULIC CYLINDER SLPSP 2.75" BORE X 18" STROKE	1

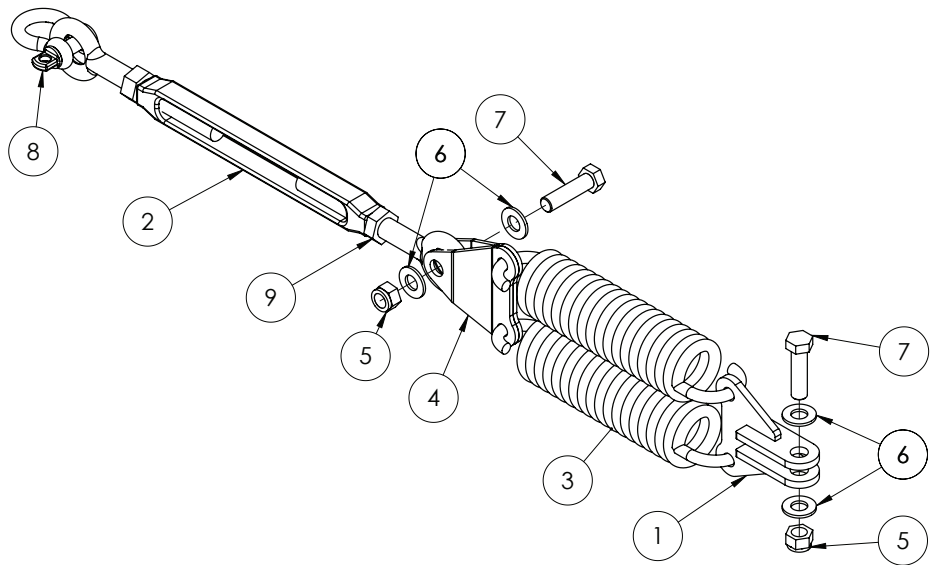
NOTE: Right hand side shown, all quantities shown are for one side only.

Boom Cable Spring - Single



ITEM NO.	PART NUMBER	DESCRIPTION	QTY.
1	GA5017061	TURNBUCKLE, EYE ENDS, M22 THREAD & LOCK NUT, GALVANISED	1
2	GA5070430	NUT M22 LOCK NUT ZP LH THREAD	1
3	GA5010793	SPRING, TENSION, 70 OD X 329 LONG X 12MM, LARGE, SUIT DELTA BOOM YAW / CABLE	1
4	GA5000955	BOLT M16 X 75 GR8.8 ZP	1
5	GA5001043	WASHER 16MM FLAT SS HD	2
6	GA5001029	NUT M16 NYLOC ZP	1
7	GA4656265	BOOM CABLE TENSION ADJUST 18-24M	1
8	GA5001709	NUT M20 COARSE ZP	2
9	GA5001741	WASHER 20MM FLAT SS HD	4
10	L006A	BOLT, M20, ANCHOR PIVOT, SUIT CABLE ADJUSTER	1
11	MACH0137	18CS TENSION BOLTS (30MM HEX)	1
12	GA5048125	NUT M20 NYLOC COARSE ZP	1
13	GA5075230	Bow Shackle 13mm WLL 3.25T Black	1

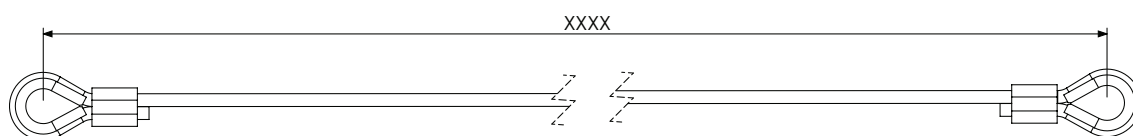
Boom Cable Spring - Double



ITEM NO.	PART NUMBER	DESCRIPTION	QTY.
1	GA4658375	18-24M CABLE SPRING SHOCKER MOUNT SUIT 2012 DELTA	1
2	GA5017061	TURNBUCKLE, EYE ENDS, M22 THREAD & LOCK NUT, GALVANISED	1
3	GA5010793	SPRING, TENSION, 70 OD X 329 LONG X 12MM, LARGE, SUIT DELTA BOOM YAW / CABLE	2
4	GA4522755	DELTA BOOM DUAL SPRING MOUNT	2
5	GA5001029	NUT M16 NYLOC ZP	2
6	GA5001043	WASHER 16MM FLAT SS HD	4
7	GA5000941	BOLT M16 X 60 GR8.8 ZP	2
8	GA5075230	BOW SHACKLE 13MM WLL 3.25T BLACK	1
9	GA5070430	Nut M22 Lock Nut ZP LH Thread	1

Boom Cables

PART NUMBER	DESCRIPTION	QTY.
	CABLE, 10MM, SOLID CORE, HEAVY DUTY, GALVANISED	SEE BELOW.
	SUIT STEEL INNER 3426MM - CABLE CUT LENGTH (EYE TO EYE LENGTH 6520MM)	6170MM
GA5000073	SUIT STEEL INNER 3917MM - CABLE CUT LENGTH (EYE TO EYE LENGTH 7500MM)	7150MM
	SUIT STEEL INNER 5001MM - CABLE CUT LENGTH (EYE TO EYE LENGTH 9300MM)	9650MM
GA5000215	THIMBLE, CABLE, SUIT 11 - 12MM	4
GA5005391	FERRULE, ALUMINIUM, 40 LONG X 4.5MM WALL	4
GA5001965	HEAT SHRINK 25.4MM BLACK X 120MM LONG	4

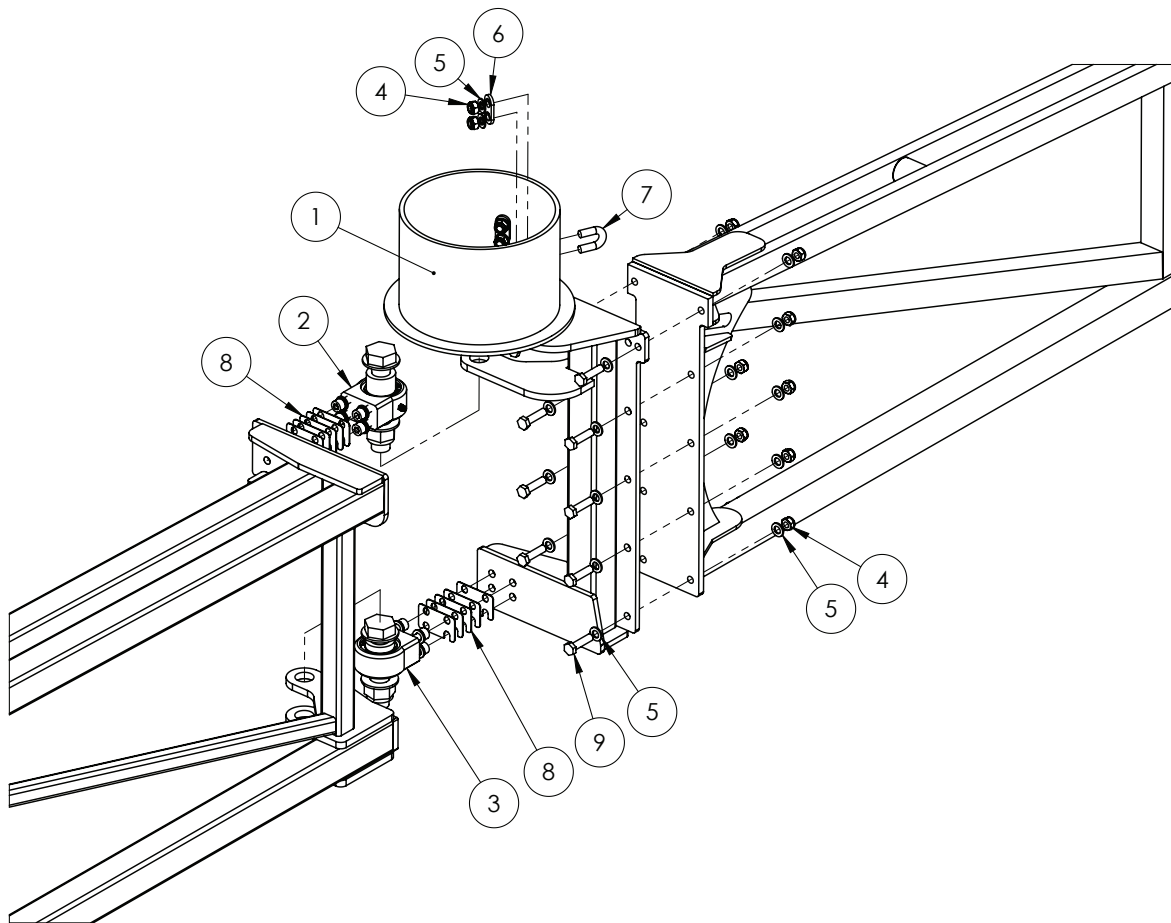


NOTE: Cable cut lengths are 350 mm longer than eye to eye measurement.

PRE-MADE FORM - SPECIFIC FITMENT 18-24M

PART NUMBER	DESCRIPTION	QTY.
GA4932465	BOOM CABLE 18-24M DELTA SUIT DUAL SPRINGS	2

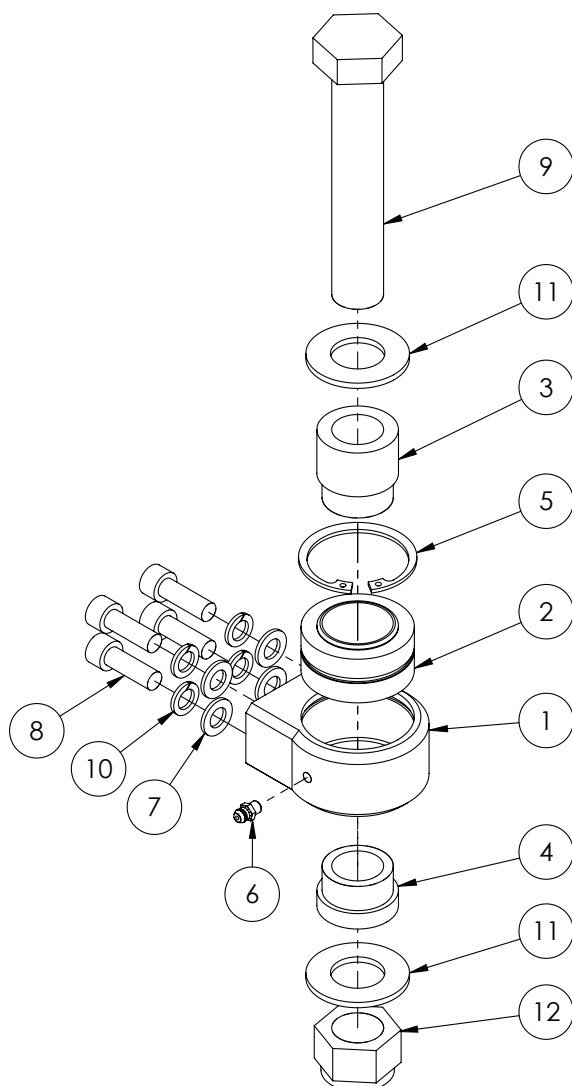
Cable Drum



ITEM NO.	PART NUMBER	DESCRIPTION	QTY.
1	GA4657745	DELTA BOOM DRUM HINGE HEAVY LH	1
	GA4657740	DELTA BOOM DRUM HINGE HEAVY RH	1
	GA4657785	DELTA BOOM CABLE DRUM 12-21M LH (2016)	1
	GA4657780	DELTA BOOM CABLE DRUM 12-21M RH (2016)	1
2	GA4932346*	UPPER BEARING PIVOT	1
3	GA4932347*	LOWER BEARING PIVOT	1
4	GA5000141	NUT M10 NYLOC ZP	14
5	GA5000117	WASHER 10MM FLAT SS HD	24
6	F70266A	U BOLT, CABLE CLAMP	2
7	GA5018247	U BOLT, ROUND TOP, M10 X 30 LONG X 24 MM WIDE	2
8	F70771A	SHIM, 1MM, CABLE DRUM PIVOT	10
9	GA5006071	BOLT M10 X 40 ZP GR10.9	10

* Sub-assembly on following pages

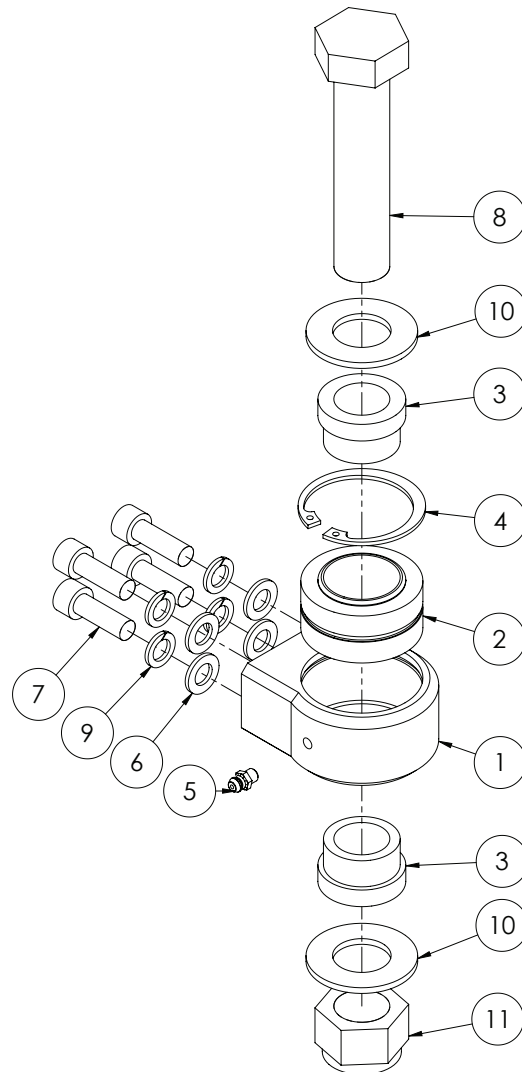
Upper Bearing Pivot



GA4932340 Upper bearing pivot assembly

ITEM NO.	PART NUMBER	DESCRIPTION	QTY.
1	MACH0123	12-24M BOOM HINGE BLOCK (BOLT ON)	1
2	GA5015659	SPHERICAL BUSHING 1 3/8"	1
3	MACH0119	SHORT CENTRE PIVOT BUSHES	1
4	DB-ADJ-02	BUSH, SHORT, 40 OD X 25.5 ID X 23.75 MM LONG	1
5	GA5010573	55MM INTERNAL CIRCLIP	1
6	GA5012203	GREASE NIPPLE, SHORT, 1/4" UNF	1
7	GA5000117	WASHER 10MM FLAT SS HD	4
8	GA5006129	SHCS M10 X 30 GR12.9 ZP	4
9	GA5006041	BOLT 1" UNF 14 TPI X 5 1/2" GR8 ZP	1
10	GA5000137	WASHER 10MM SPRING SS	4
11	GA5017659	WASHER 1 FLAT ZP HD (5MM THICK)	2
12	GA5012445	Nut, 1" UNF, 14 TPI, Nyloc, ZP	1

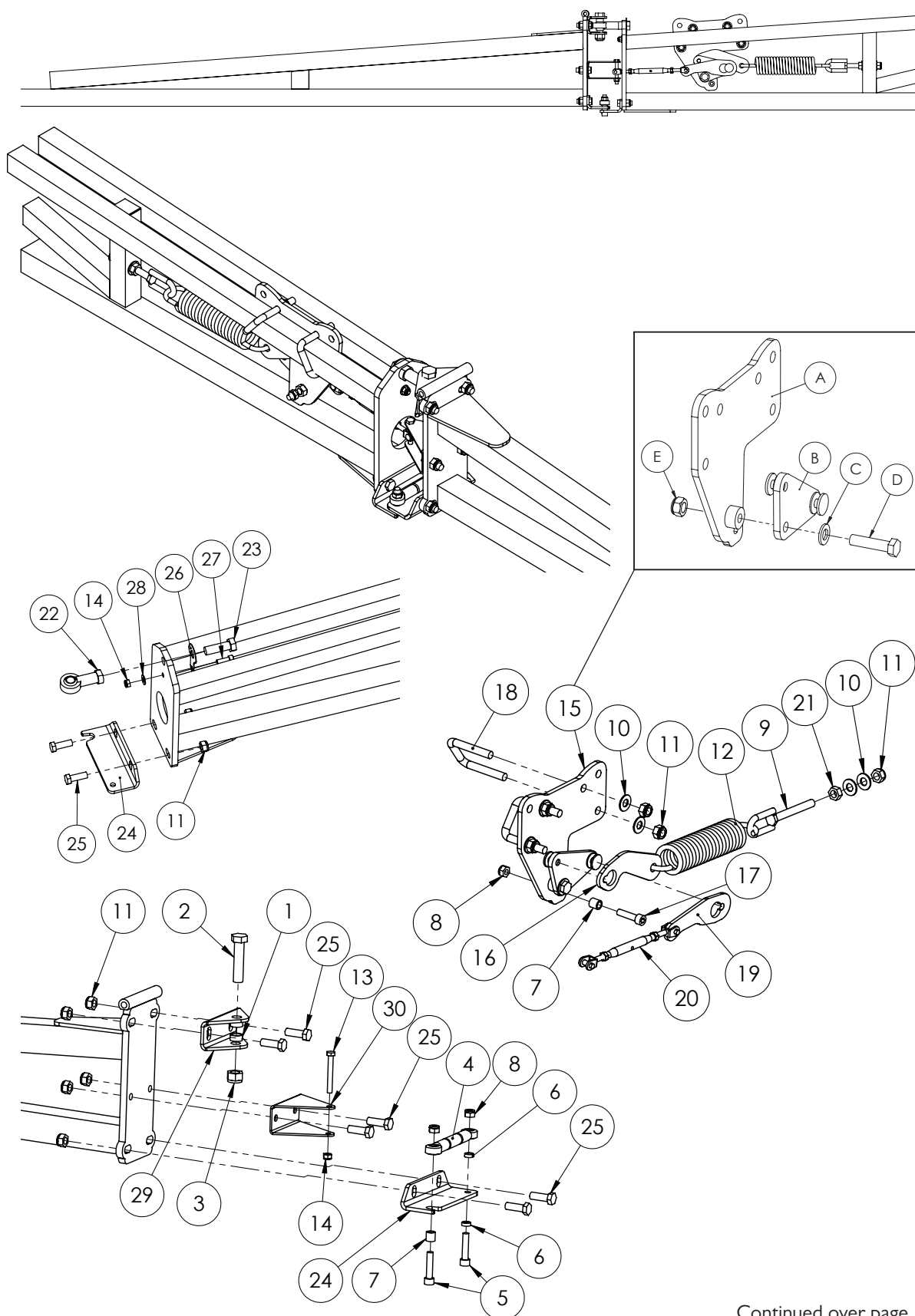
Lower Bearing Pivot



GA4932345 Lower bearing pivot assembly

ITEM NO.	PART NUMBER	DESCRIPTION	QTY.
1	MACH0123	12-24M BOOM HINGE BLOCK (BOLT ON)	1
2	GA5015659	SPHERICAL BUSHING 1 3/8"	1
3	DB-ADJ-02	BUSH, SHORT, 40 OD X 25.5 ID X 23.75 MM LONG	2
4	GA5010573	55MM INTERNAL CIRCLIP	1
5	GA5012203	GREASE NIPPLE, SHORT, 1/4" UNF	1
6	GA5000117	WASHER 10MM FLAT SS HD	4
7	GA5006129	SHCS M10 X 30 GR12.9 ZP	4
8	GA5006039	BOLT 1" UNF 14 TPI X 4 1/2", ZP GR8	1
9	GA5000137	WASHER 10MM SPRING SS	4
10	GA5017659	WASHER 1 FLAT ZP HD (5MM THICK)	2
11	GA5012445	Nut, 1" UNF, 14 TPI, Nyloc, ZP	1

3D Breakaway

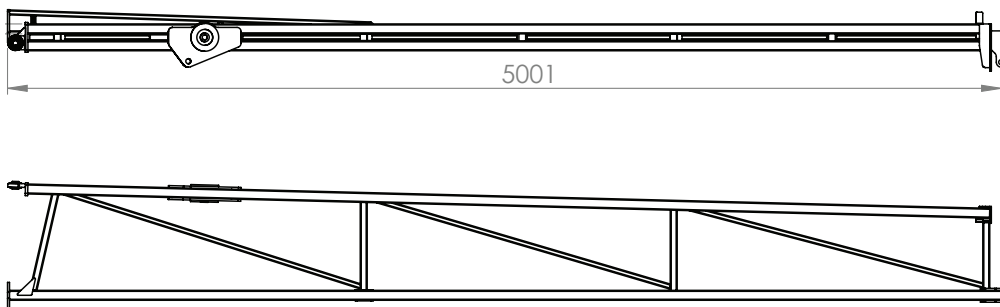
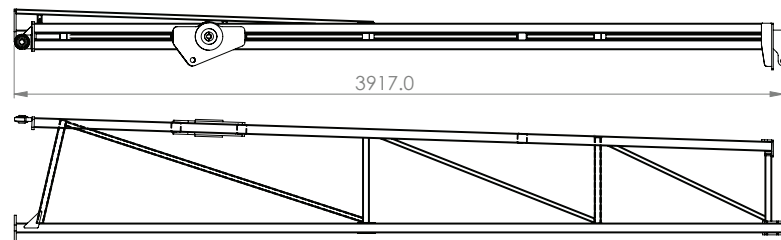
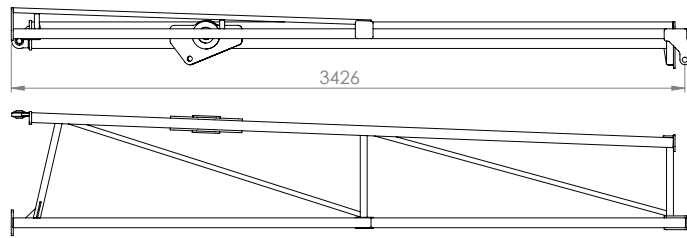


Continued over page

3D Breakaway

ITEM NO.	PART NUMBER	DESCRIPTION	QTY.
1	GA4552070	CRUSH TUBE, 16.2 ID, 20.5 OD, 9.5MM LONG	2
2	GA5000949	BOLT M16 X 70 ZP GR8.8	1
3	GA5001029	NUT M16 NYLOC ZP	1
4	GA4902060-3	ROD END ASSEMBLY, BREAKAWAY MK3	1
5	GA5011183	SHCS M10 X 45 GR 12.9	2
6	GA4552080	CRUSH TUBE, 10.2 ID X 15 OD X 5MM LONG	2
7	GA4552075	CRUSH TUBE, 10.2 ID X 15 OD X 15MM LONG	2
8	GA5000141	NUT M10 NYLOC ZP	3
9	GA5008545	EYE BOLT, BOLT M12 X 100, EYE 63MM X 18MM	1
10	GA5000577	WASHER 12MM FLAT SS HD	6
11	GA5012461	NUT M12 NYLOC ZP	13
12	GA5016605	SPRING, TENSION, 51.5 OD X 260 LONG X 8MM, BREAKAWAY	1
13	GA5011489	BOLT M8 X 60 ZP GR8.8	1
14	GA5004917	NUT M8 NYLOC ZP	2
15A	GA4656115-01	BREAKAWAY LOCKING MECHANISM SUBASSY 1	1
15B	GA4656115-02	BREAKAWAY LOCKING MECHANISM SUBASSY 2	1
15C	GA5000577	WASHER 12MM FLAT SS HD	1
15D	GA5011239	BOLT M12 X 50 GR 8.8 ZP	1
15E	GA5012461	NUT M12 NYLOC ZP	1
16	GA4532565	PLATE, BREAKAWAY SPRING, MK3	1
17	GA5006141	SHCS M10 X 40 ZP GR12.9	1
18	GA5011251	U BOLT M12 X 52MM X 80MM SQUARE TOP	2
19	GA4532590	PLATE, BREAKAWAY TURNBUCKLE, MK3	1
20	GA5066930	TURNBUCKLE, FEMALE CLEVIS, STAINLESS STEEL, M8	1
21	GA5000559	NUT M12 HEX ZP	1
22	GA5014469	ROD END, BALL 16 ID, M16 FEMALE THREAD	1
23	GA5000931	BOLT M16 X 50 ZP GR8.8	1
24	GA4502105	BRACKET, LOWER HINGE, BREAKAWAY MK3	2
25	GA5000311	SET SCREW, M12 X 35, ZP GR 8.8	8
26	GA4522485	PLATE, ROSE END LOCKING, BREAKAWAY MK3	1
27	GA5004713	BOLT M8 X 25 SS A2-70	1
28	GA5003643	WASHER 8MM FLAT SS HD	1
29	GA4502095	BRACKET, ROD END CLEVIS, BREAKAWAY MK3	1
30	GA4502100	BRACKET, TURNBUCKLE CLEVIS, BREAKAWAY MK3	1

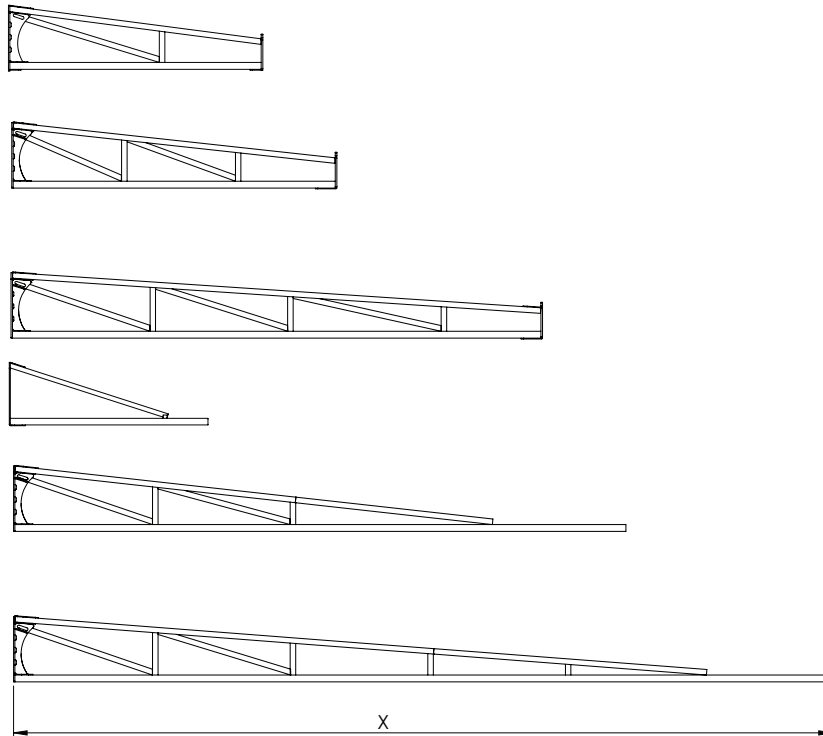
Inner Wings - Steel



PART NUMBER	DESCRIPTION
GA4657730	INNER DELTA BOOM 12 - 18M HEAVY RH (3426MM LONG)
GA4657735	INNER DELTA BOOM 12 - 18M HEAVY LH (3426MM LONG)
GA4600405	DELTA BOOM INNER, LH, 4M SUIT 18M BOOMS (3917MM)
GA4600410	DELTA BOOM INNER, RH, 4M SUIT 18M BOOMS (3917MM)
GA4657720	INNER DELTA BOOM 21-24M HEAVY RH (5001MM LONG)
GA4657725	INNER DELTA BOOM 21-24M HEAVY LH (5001MM LONG)

NOTE: Pre-2016 18 metre breakaway equipped booms use inner wings: GA4657730, GA4657735.
2016 and onward 18 metre breakaway equipped booms use inner wings: GA4600405, GA4600410.

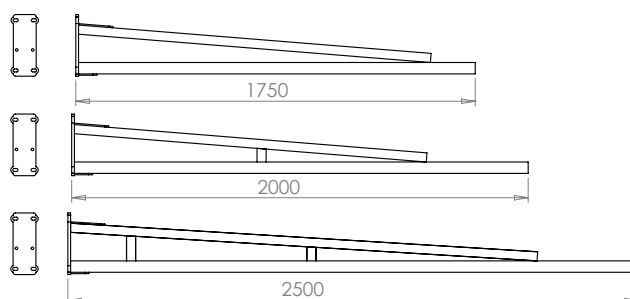
Outer Wings - Steel & Aluminium



PART NUMBER	DESCRIPTION
GA4661630	DELTA BOOM 18M, OUTER, ALUMINIUM, ST ARNAUD SUIT BREAKAWAY (1837MM LONG)
GA4656056	DELTA 21M ALUMINIUM OUTER WING SUIT BREAKAWAY (2362MM LONG)
GA4656055	DELTA 24M ALUMINIUM OUTER WING SUIT BREAKAWAY (3862MM LONG)
GA4655920	DELTA 12M STEEL OUTER WING (1500MM LONG)
GA4657770	DELTA 18-21M ALUMINIUM OUTER WING (4450MM LONG)
GA4655935	DELTA 24M ALUMINIUM OUTER WING (5950MM LONG)

NOTE: Pre-2016 18 metre breakaway equipped booms use outer wings: GA4656056.
2016 and onward 18 metre breakaway equipped booms use outer wings: GA4661630.

Aluminium Break Away Tip

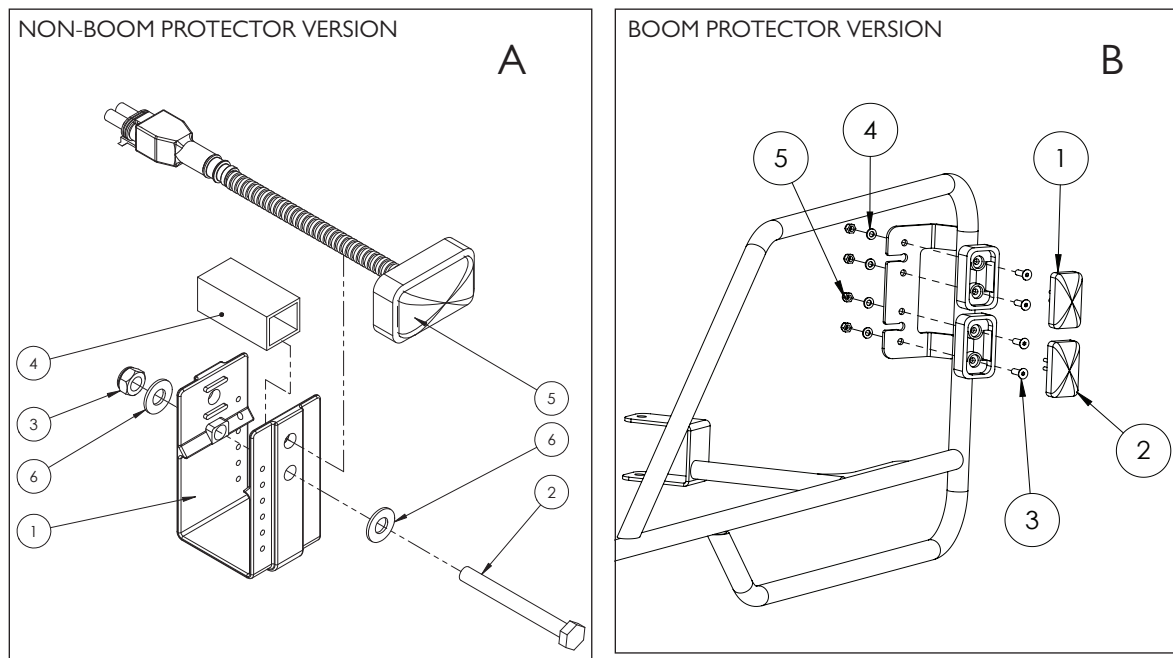


PART NUMBER	DESCRIPTION
GA4656122	BOOM BREAKAWAY END - 1750 MM
GA4656120	BOOM BREAKAWAY END - 2000 MM
GA4656121	BOOM BREAKAWAY END - 2500 MM

Chapter 15

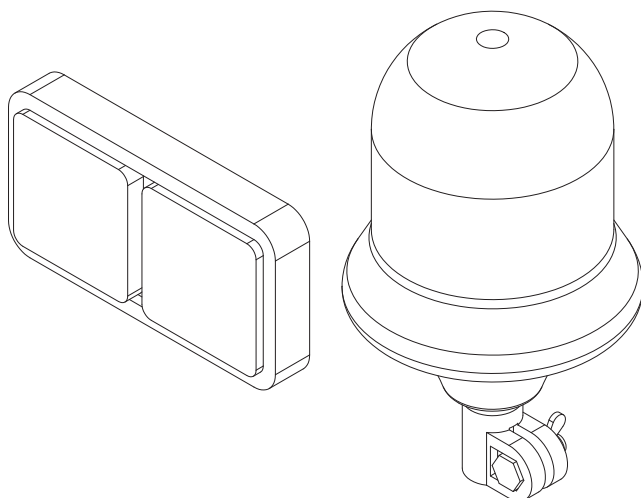
ELECTRICS

Lighting - Boom Tip LEDs



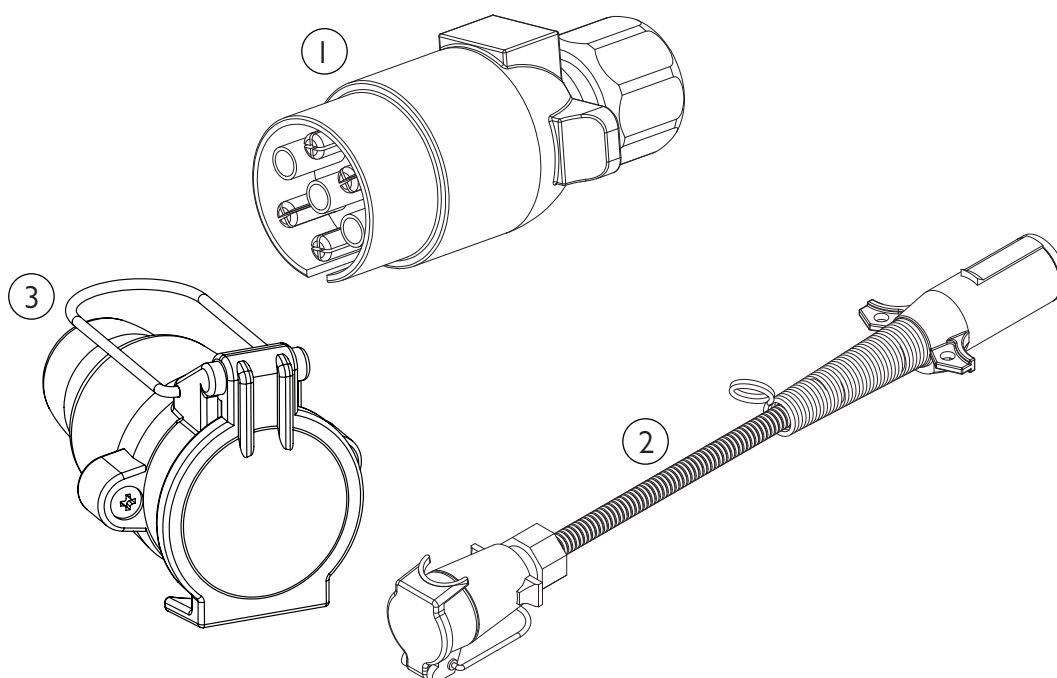
ITEM NO.	PART NUMBER	DESCRIPTION	QTY.
1A	GA5018259	NOZZLE BRACKET, PLASTIC, U SHAPE	1
2A	GA5052600	BOLT M8 X 75 SS A2-70	1
3A	GA5004917	NUT M8 NYLOC ZP	1
4A	GA5066965	SPACER, SQUARE, PLASTIC, 21 X 24 X 50MM, SUITS NOZZLE BRACKETS	1
5A	GA5060056	CLEARANCE LIGHT WITH CONNECTOR, RED LED	1
6A	GA5003643	WASHER 8MM FLAT SS HD	2
1B	GA5060057	CLEARANCE LIGHT WITH CONNECTOR, ORANGE LED	1
2B	GA5060056	CLEARANCE LIGHT WITH CONNECTOR, RED LED	1
3B	GA5051230	CSCS M5 X 16 SS A2-70	4
4B	GA5003983	WASHER 5MM FLAT SS	4
5B	GA5003975	NUT M5 NYLOC SS	4

Lighting - Tail Light & Beacon



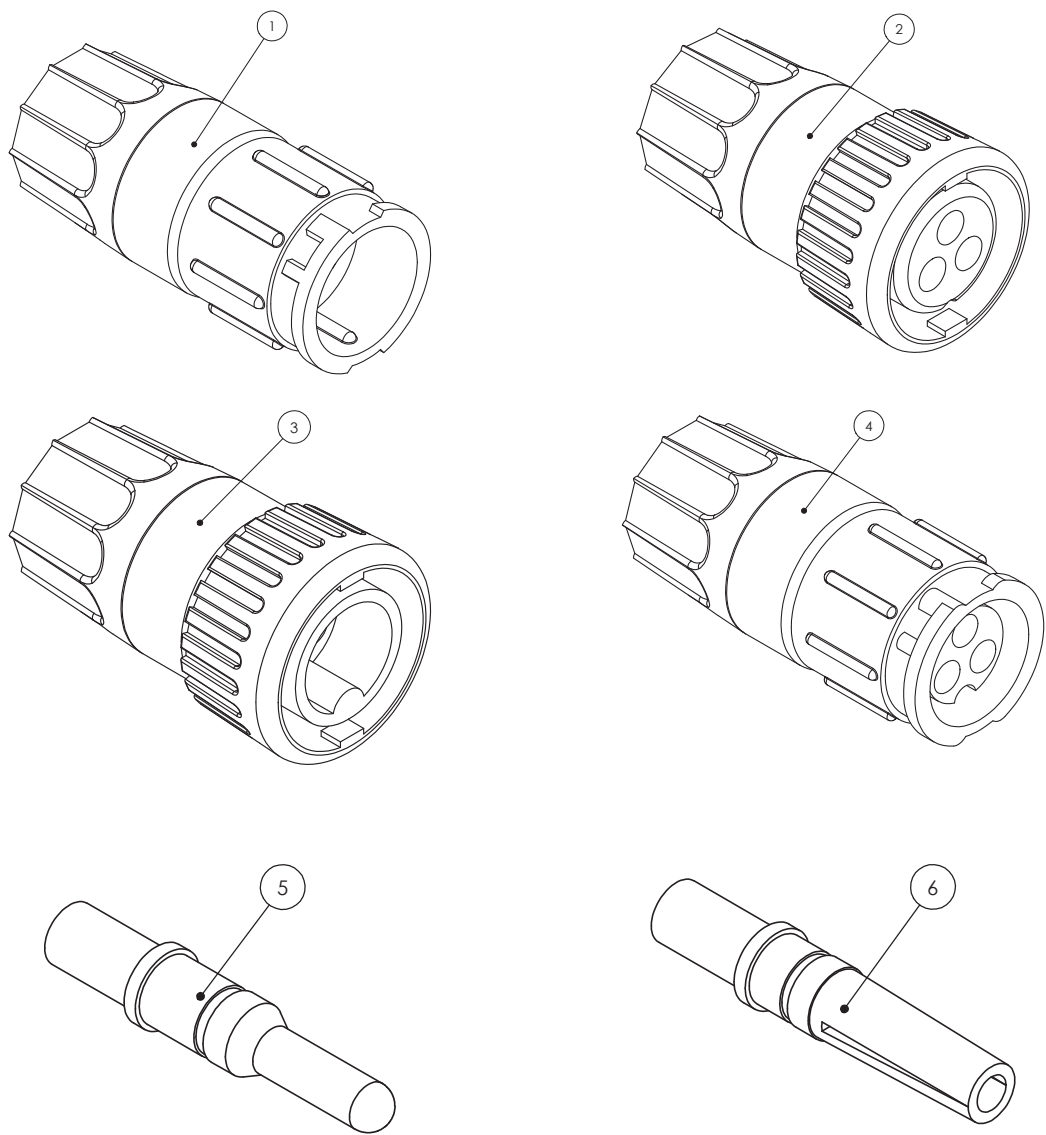
PART NUMBER	DESCRIPTION
GA5018786	LAMP, LED, 12V, BRAKE / TAIL LIGHT / INDICATOR, 190 X 100MM
GA5048975	BEACON, ROTATING, AMBER, DIN A POLE MOUNT, HI GLOBE

Electrical Components



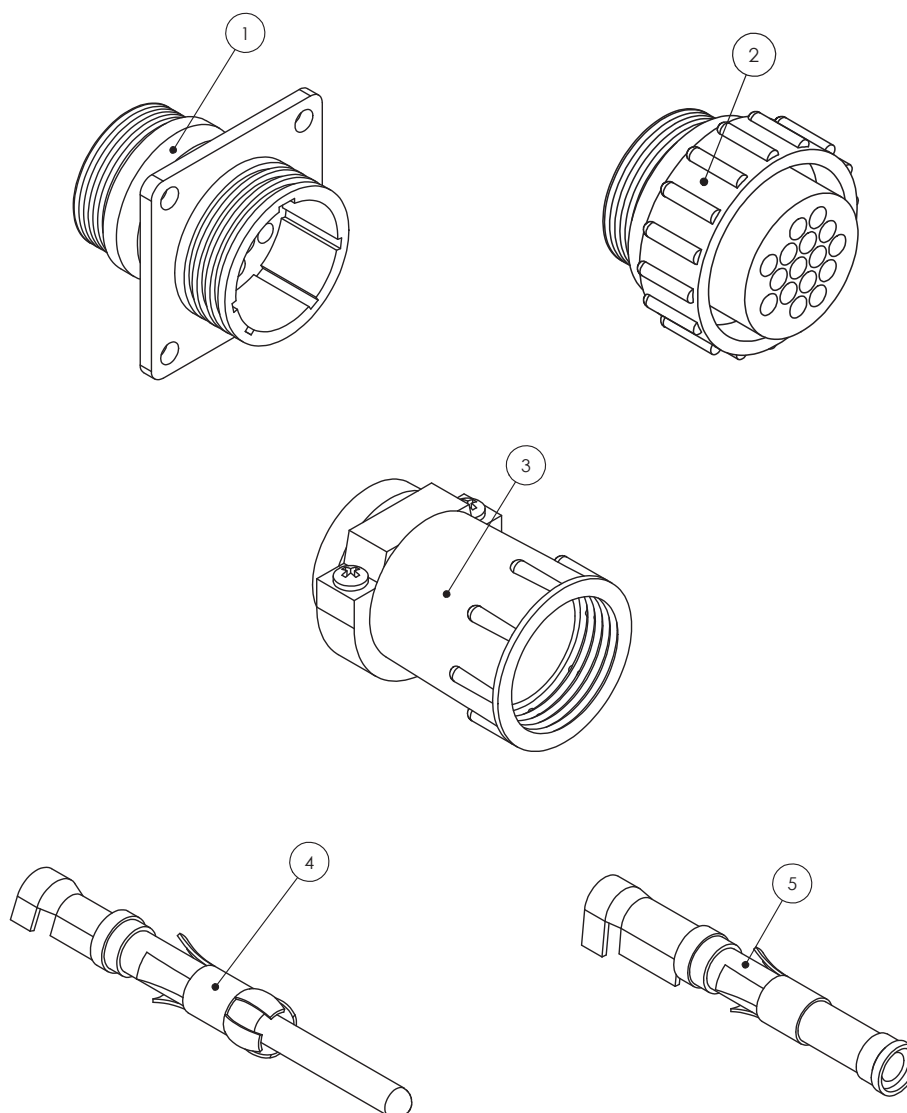
ITEM NO.	PART NUMBER	DESCRIPTION
1	GA5004477	PLUG, 7 PIN TRAILER TYPE, MALE, PLASTIC
2	GA5060350	ELECTRICAL HARNESS, ADAPTOR, 7 PIN FEMALE TRAILER PLUG TO NORTH AMERICAN STYLE MALE TRAILER PLUG
3	GA5004479	7 POLE REMOTE BASE

Electrical Connectors - AMP



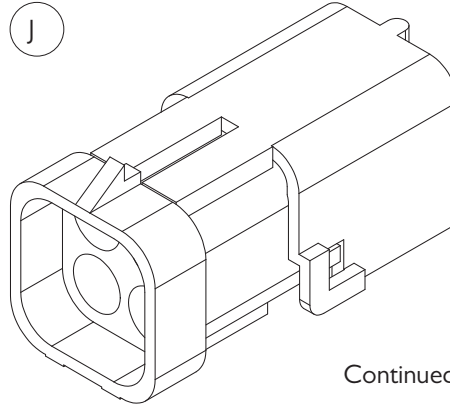
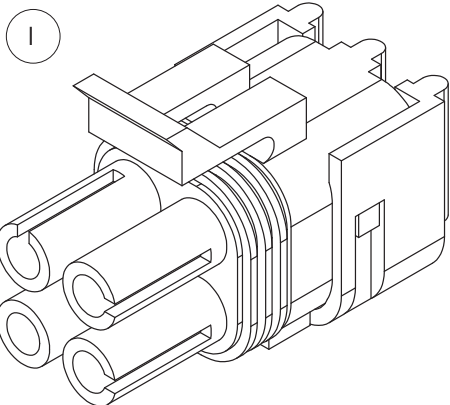
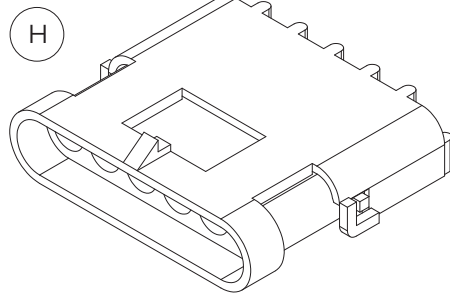
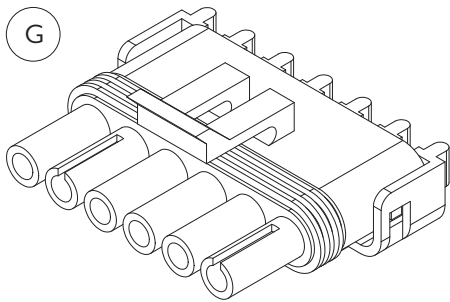
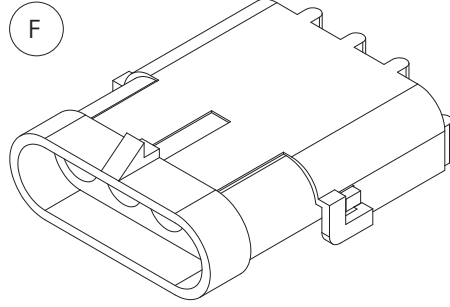
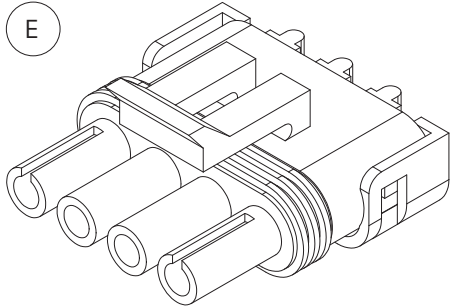
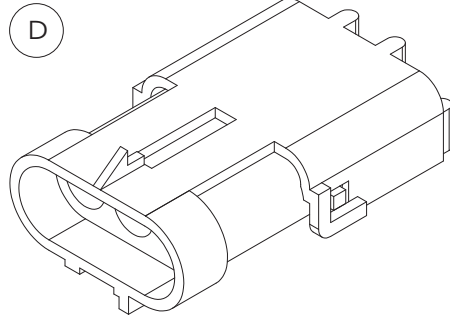
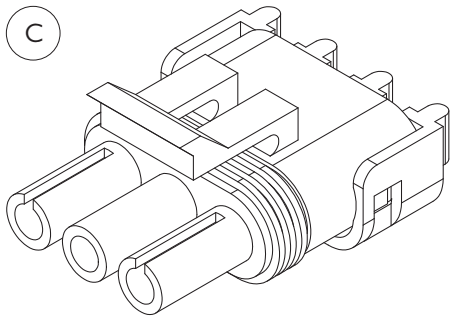
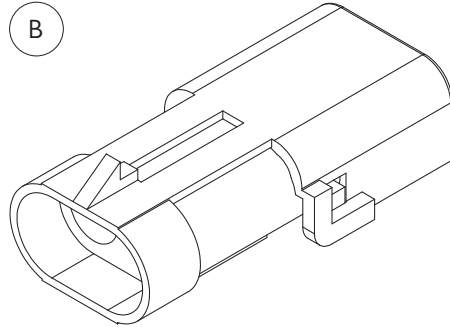
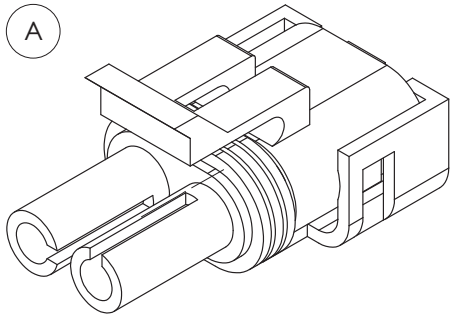
ITEM NO.	PART NUMBER	DESCRIPTION
1	GA5076921	CONNECTOR, 3 PIN KIT, FLOW METER, INCLUDING MALE PINS, RAVEN
2	GA5076922	CONNECTOR, 3 PIN KIT, FLOW METER, INCLUDING FEMALE PINS, RAVEN
3	GA5076920	CONNECTOR, 3 PIN KIT, SPEED SENSOR, INCLUDING MALE PINS, RAVEN
4	GA5076923	CONNECTOR, 3 PIN KIT, SPEED SENSOR, INCLUDING FEMALE PINS, RAVEN
5	GA5076927	PIN, 16-20 GAUGE, MALE, SUIT SPEED SENSOR - FLOW METER, RAVEN
6	GA5076928	PIN, 16-20 GAUGE, FEMALE, SUIT SPEED SENSOR - FLOW METER, RAVEN

Electrical Connectors - AMP



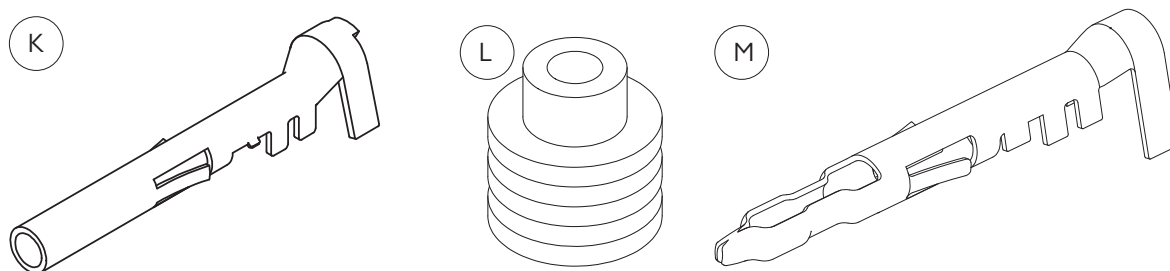
ITEM NO.	PART NUMBER	DESCRIPTION
1	GA5076924	CONNECTOR, 16 PIN AMP, SQUARE FLANGE, SUIT MALE PINS, RAVEN
2	GA5076925	CONNECTOR, 16 PIN AMP, SUIT FEMALE PINS, RAVEN
3	GA5049175	CONNECTOR, BACKING SHELL, SUIT 16 PIN AMP, RAVEN
4	GA5048905	PIN, 14-18 GAUGE GOLD, MALE, SUIT 16 PIN AMP
5	GA5048900	PIN, 14-18 GAUGE GOLD, FEMALE, SUIT 16 PIN AMP
-	GA5020785	CONNECTOR, 37 PIN AMP, MALE, RAVEN
-	GA5020780	CONNECTOR, 37 PIN AMP, FEMALE
-	GA5020560	CONNECTOR, BACKING SHELL 23, SUIT 37 PIN AMP, STANDARD SIZE

Electrical Connectors - Weather Pack



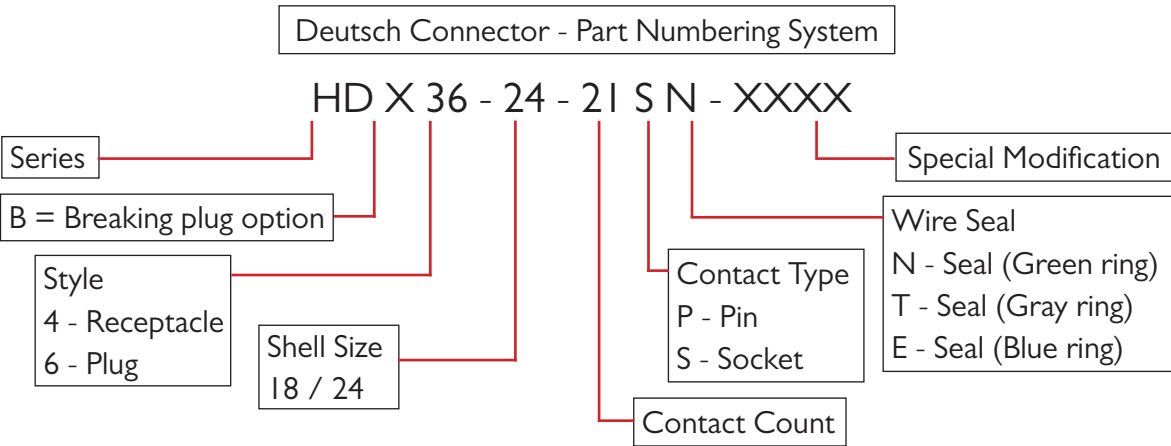
Continued over page

Electrical Connectors - Weather Pack



ITEM NO.	PART NUMBER	DESCRIPTION
A	GA5001351	CONNECTOR, MALE, 2 PIN, WEATHER PACK
B	GA5007381	CONNECTOR, 2 PIN, FEMALE, WEATHER PACK
C	GA5002211	CONNECTOR, MALE, 3 PIN, WEATHER PACK
D	GA5048550	CONNECTOR, FEMALE, 3 PIN, WEATHER PACK
E	GA5007385	CONNECTOR, MALE, 4 PIN, WEATHER PACK
F	GA5007383	CONNECTOR, FEMALE, 4 PIN, FLAT, WEATHER PACK
G	GA5004009	CONNECTOR, MALE, 6 PIN, WEATHER PACK
H	GA5048510	CONNECTOR, FEMALE, 6 PIN, WEATHER PACK
I	GA5049000	CONNECTOR, FEMALE, 4 PIN, SQUARE, WEATHER PACK
J	GA5050805	CONNECTOR, MALE, 4 PIN, SQUARE, WEATHER PACK
K	GA5016619	PIN, FEMALE, SEALED, WEATHER PACK, WIRE 1.0 - 2.0MM
L	GA5014857	SEAL, GREEN, WEATHER PACK CONNECTOR, WIRE FROM 2.03 - 2.85MM
M	GA5016617	PIN, MALE, SEALED, WEATHER PACK, WIRE 1.0 - 2.0MM
-	GA5049685	BOOT, WEATHER PACK, SUIT 2 PIN CONNECTOR
-	GA5049690	BOOT, WEATHER PACK, SUIT 3 PIN CONNECTOR

Electrical Connectors - Deutsch




ITEM	PART NUMBER	DESCRIPTION
-	GA5002671	HD34-18-14PN CONNECTOR (14 PIN)
A	GA5061240	PIN, MALE, SOLID, NICKEL, NUMBER 16

ITEM	PART NUMBER	DESCRIPTION
-	GA5002663	HD36-18-14SN CONNECTOR (14 SOCKET)
A	GA5061230	SOCKET, FEMALE, SOLID, NICKEL, NUMBER 16

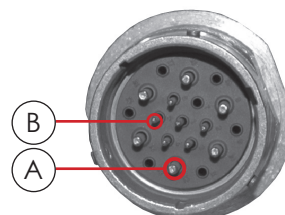
ITEM	PART NUMBER	DESCRIPTION
-	GA5002675	HD34-24-21PN CONNECTOR (21 PIN)
A	GA5061260	PIN, MALE, SOLID, NICKEL, NUMBER 12
B	GA5061240	PIN, MALE, SOLID, NICKEL, NUMBER 16

ITEM	PART NUMBER	DESCRIPTION
-	GA5002655	HD36-24-21SN CONNECTOR (21 SOCKET)
A	GA5061270	SOCKET, FEMALE, SOLID, NICKEL, NUMBER 12
B	GA5061230	SOCKET, FEMALE, SOLID, NICKEL, NUMBER 16




Electrical Connectors - Deutsch


ITEM	PART NUMBER	DESCRIPTION
-	GA5021315	HD34-24-19PN CONNECTOR (19 PIN)
A	GA5061260	PIN, MALE, SOLID, NICKEL, NUMBER 12
B	GA5061240	PIN, MALE, SOLID, NICKEL, NUMBER 16



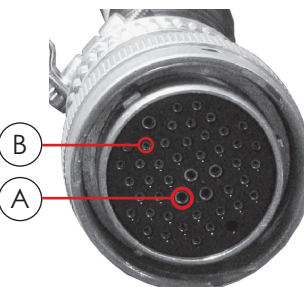
ITEM	PART NUMBER	DESCRIPTION
-	GA5021310	HD36-24-19SN-059 CONNECTOR (19 SOCKET)
A	GA5061270	SOCKET, FEMALE, SOLID, NICKEL, NUMBER 12
B	GA5061230	SOCKET, FEMALE, SOLID, NICKEL, NUMBER 16



ITEM	PART NUMBER	DESCRIPTION
-	GA5062635	HD34-24-47-PE CONNECTOR (47 PIN)
A	GA5061240	PIN, MALE, SOLID, NICKEL, NUMBER 16
B	GA5061200	PIN, MALE, SOLID, NICKEL, NUMBER 20



ITEM	PART NUMBER	DESCRIPTION
-	GA5062640	HD36-24-47-SE-059 CONNECTOR (47 SOCKET)
A	GA5061230	SOCKET, FEMALE, SOLID, NICKEL, NUMBER 16
B	GA5061210	SOCKET, FEMALE, SOLID, NICKEL, NUMBER 20



Electrical Connectors - Deutsch

PART NUMBER	DESCRIPTION
GA5020920	PLUG FOR SIZE 24 CONNECTOR WITH EXTERNAL THREAD ON PLUG
GA5020910	PLUG FOR SIZE 18 CONNECTOR WITH EXTERNAL THREAD ON PLUG



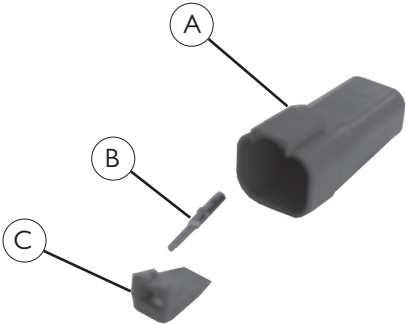
PART NUMBER	DESCRIPTION
GA5020925	PLUG FOR SIZE 24 CONNECTOR WITH EXTERNAL THREAD ON CONNECTOR
GA5020915	PLUG FOR SIZE 18 CONNECTOR WITH EXTERNAL THREAD ON CONNECTOR



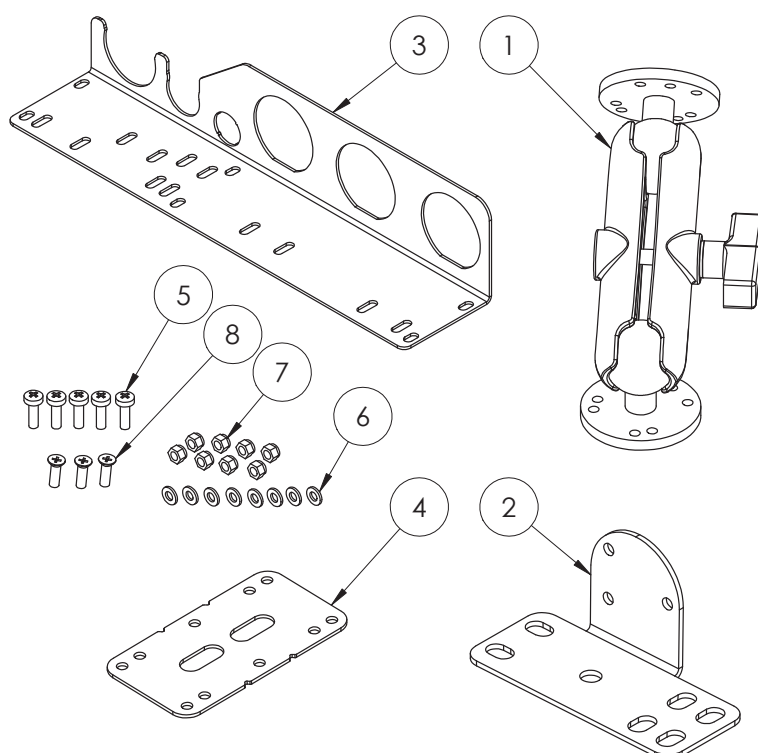
ITEM NO.	PART NUMBER	DESCRIPTION
A	GA5012399	CONNECTOR LOCK NUT SUIT 24 SHELL
	GA5009887	CONNECTOR LOCK NUT SUIT 18 SHELL
B	GA5017621	CONNECTOR LOCK WASHER SUIT 24 SHELL
	GA5009893	CONNECTOR LOCK WASHER SUIT 18 SHELL



ITEM NO.	PART NUMBER	DESCRIPTION
A	GA5013783	HOUSING (4 PIN)
B	GA5061240	PIN
C	GA5050765	LOCK WEDGE



Console Mounting Kit

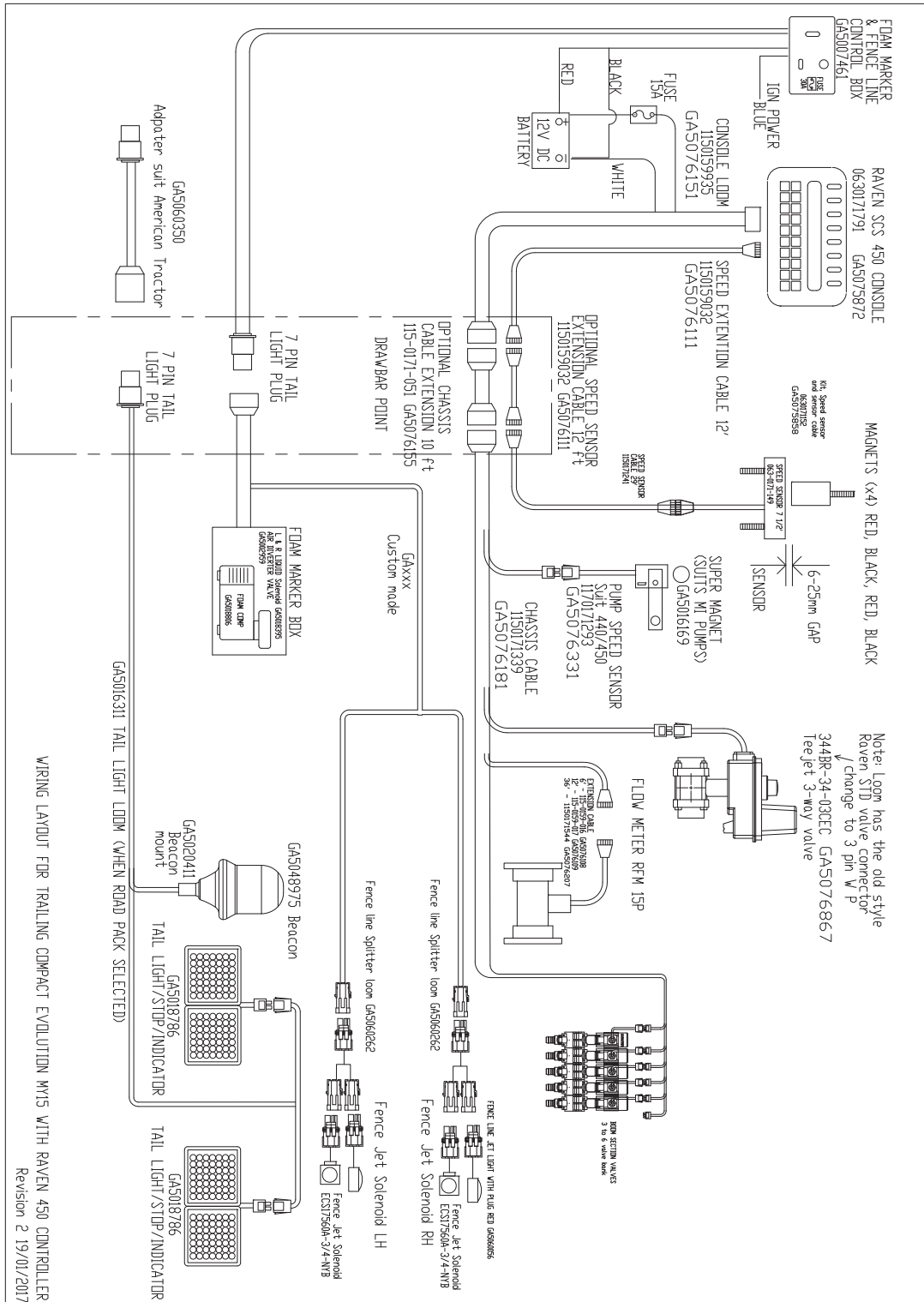


GA4903665 COMPLETE CONSOLE MOUNTING KIT			
ITEM NO.	PART NUMBER	DESCRIPTION	QTY.
1	GA5020825	UNIVERSAL STANDARD MOUNT RAM IOI	1
2	GA4522930	TRACTOR CONTROLLER RAM MOUNT BRACKET	1
3	GA4523475	LOOM SUPPORT PLATE SUIT 440 AND 4400	1
4	GA4523935	CONTROL BOX DUAL MOUNTING PLATE	1
5	GA5003976	M5 X 20MM PAN HEAD SCREW	5
6	GA5003983	WASHER 5MM FLAT SS	8
7	GA5003975	NUT M5 NYLOC SS	8
8	GA5051230	CSCS M5 X 16 SS A2-70	3

Chapter 16

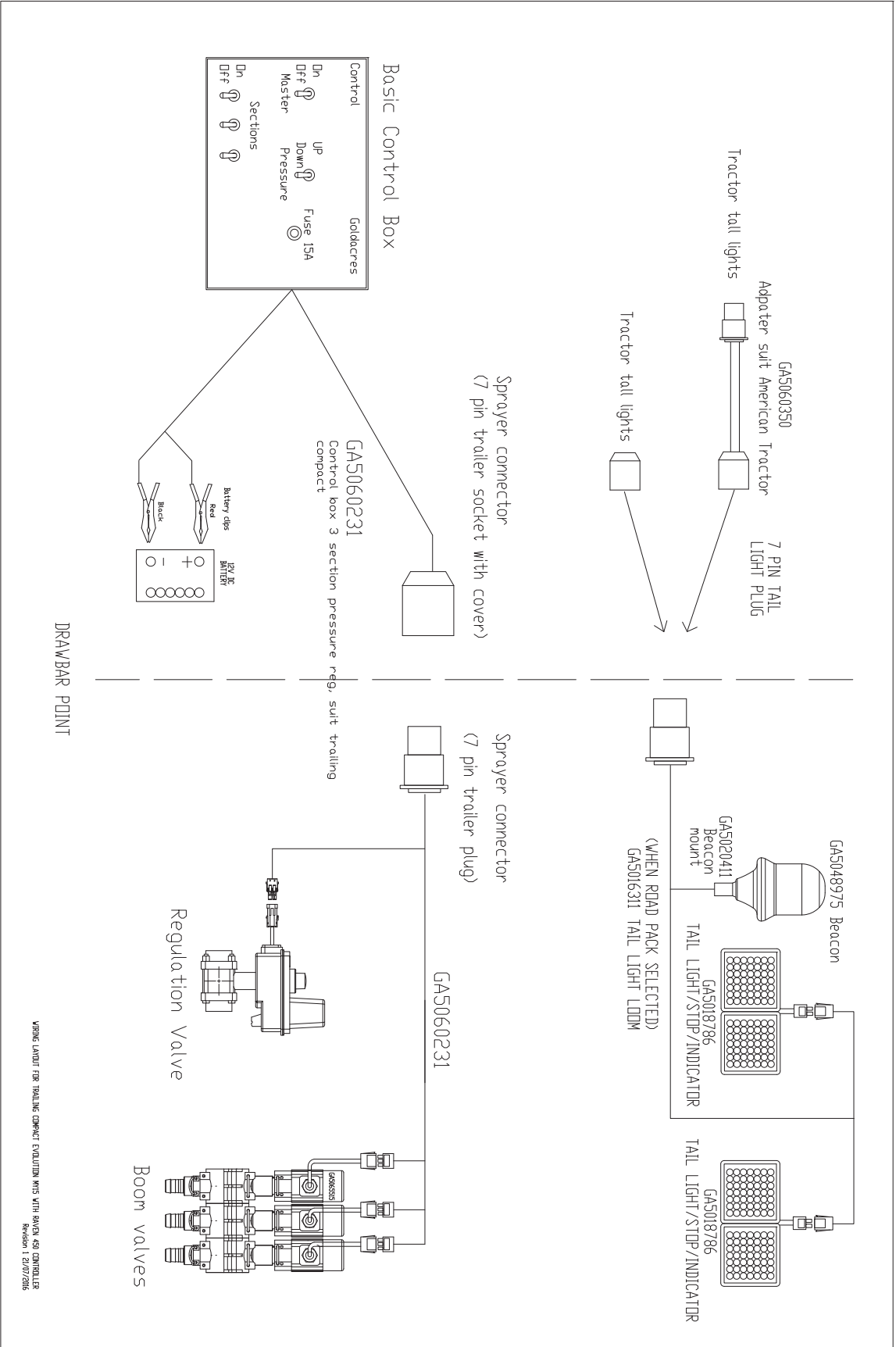
SCHEMATICS

Electrical Layout

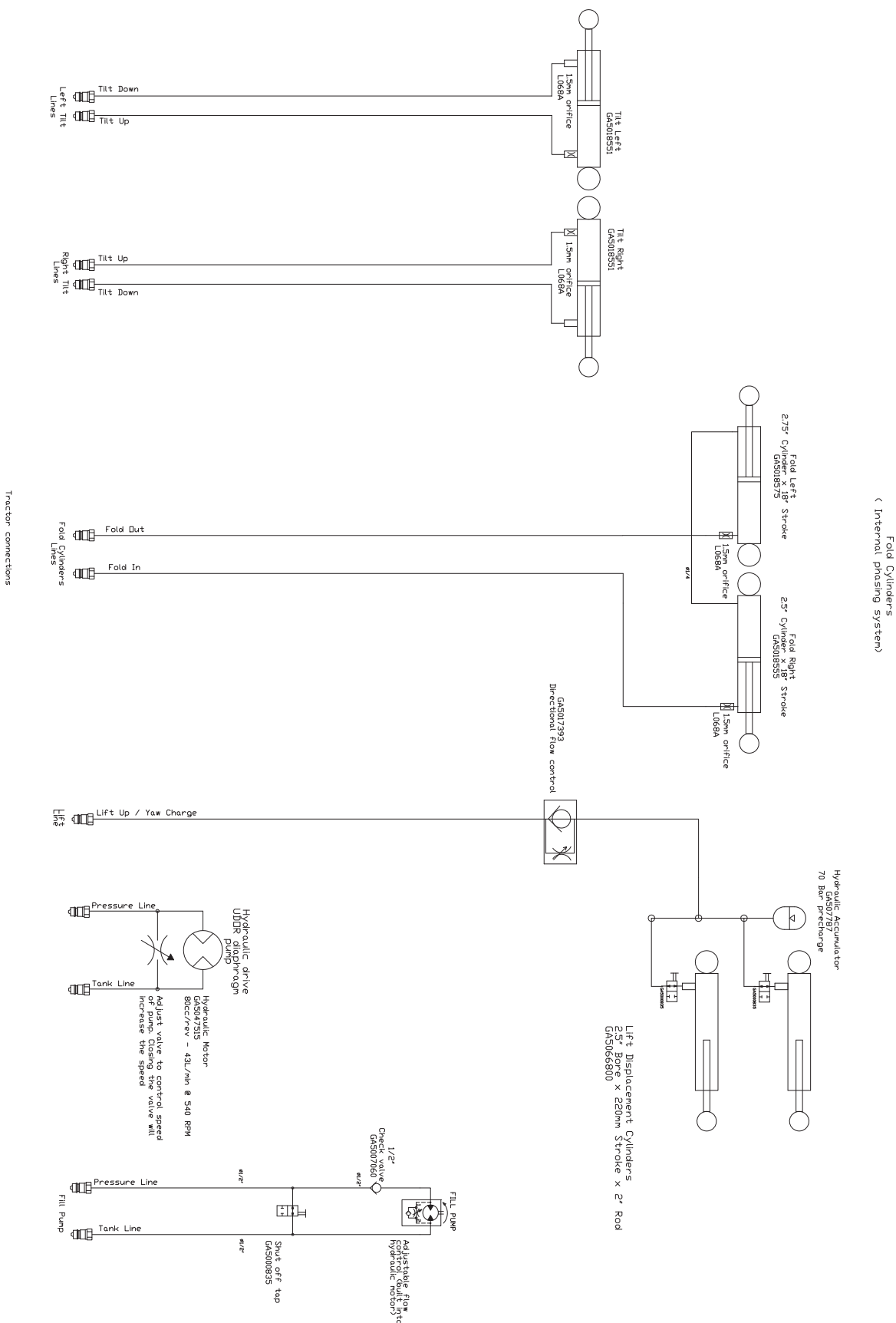


Continued over page

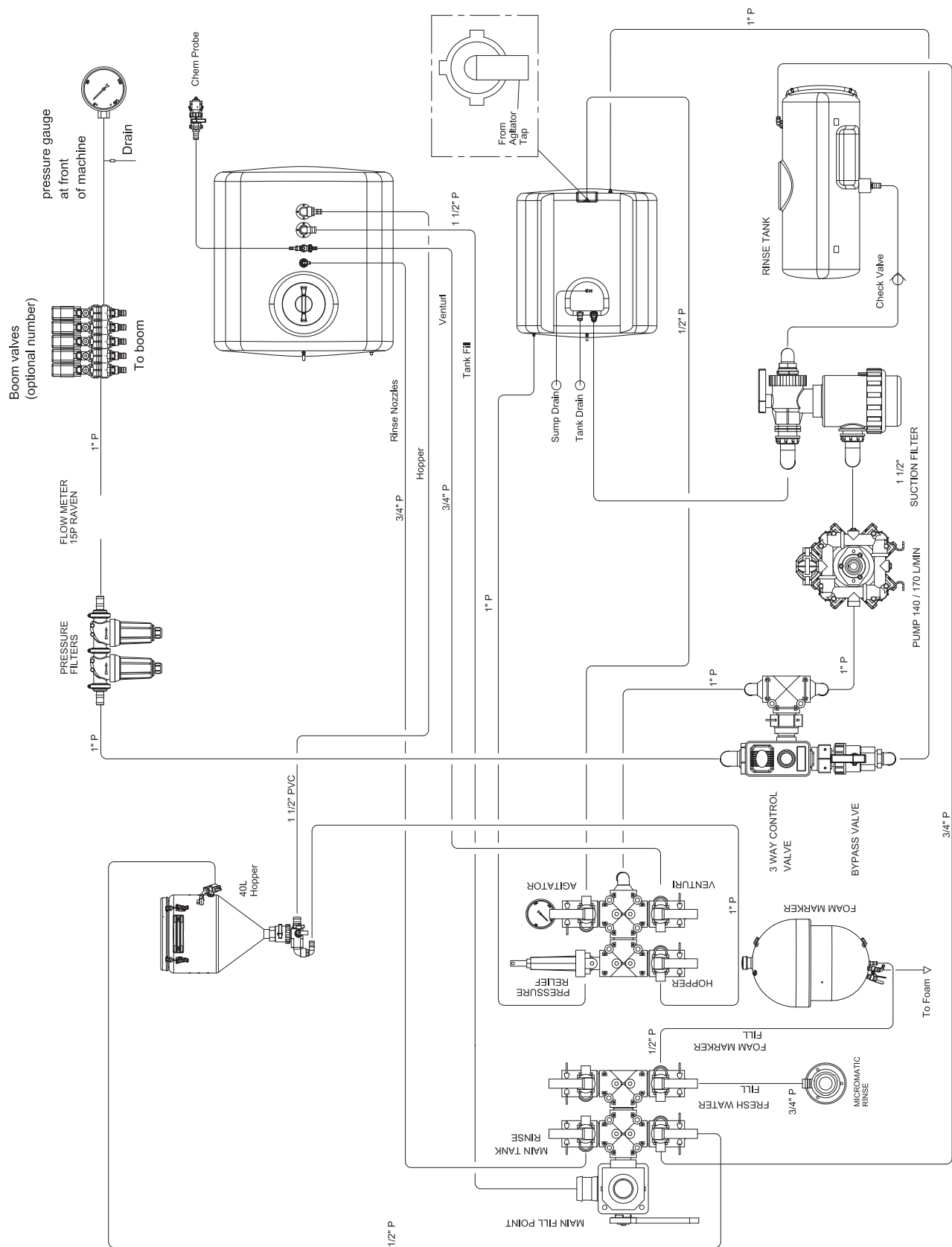
Electrical Layout



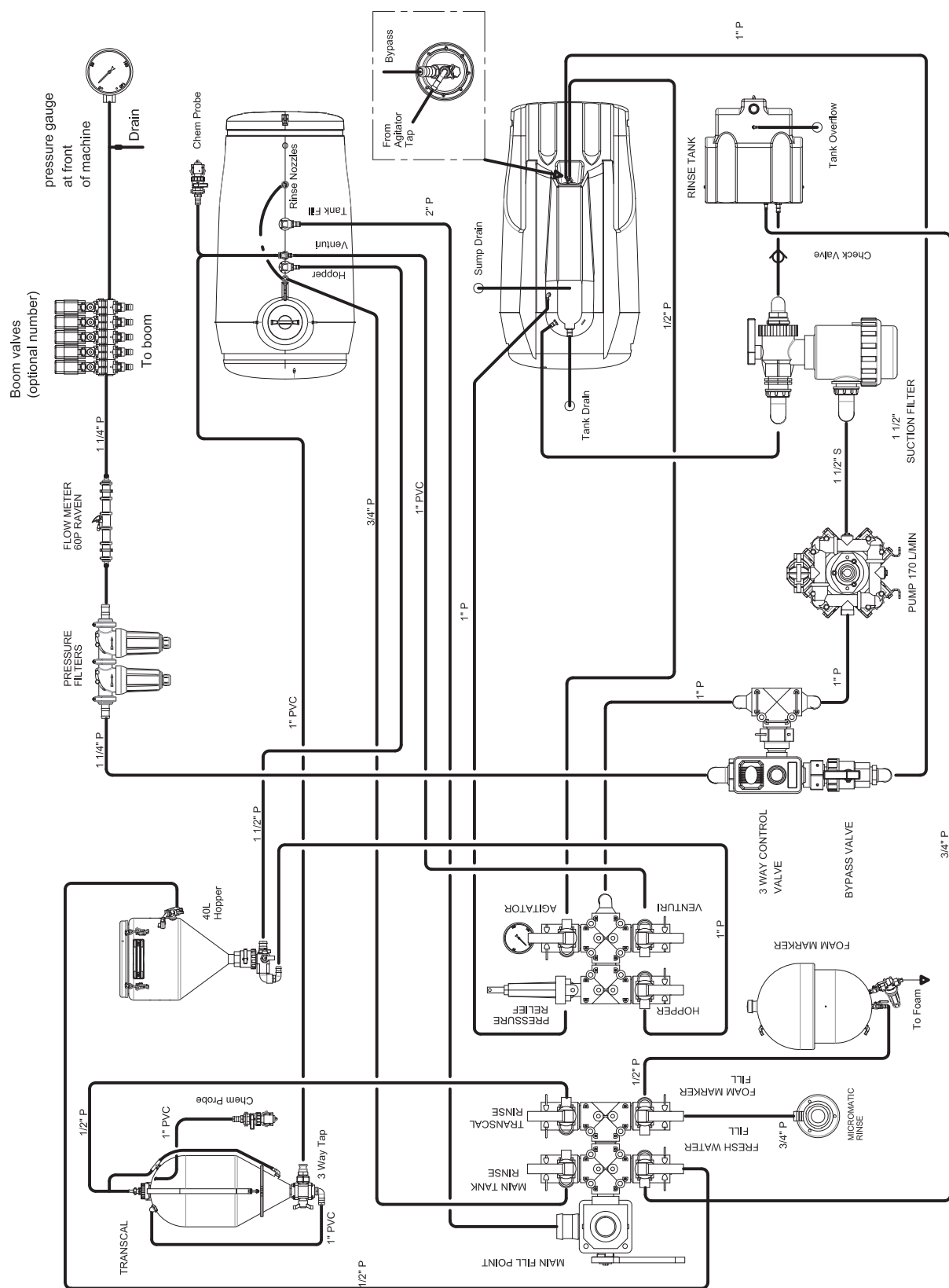
Hydraulics - I500-2500L



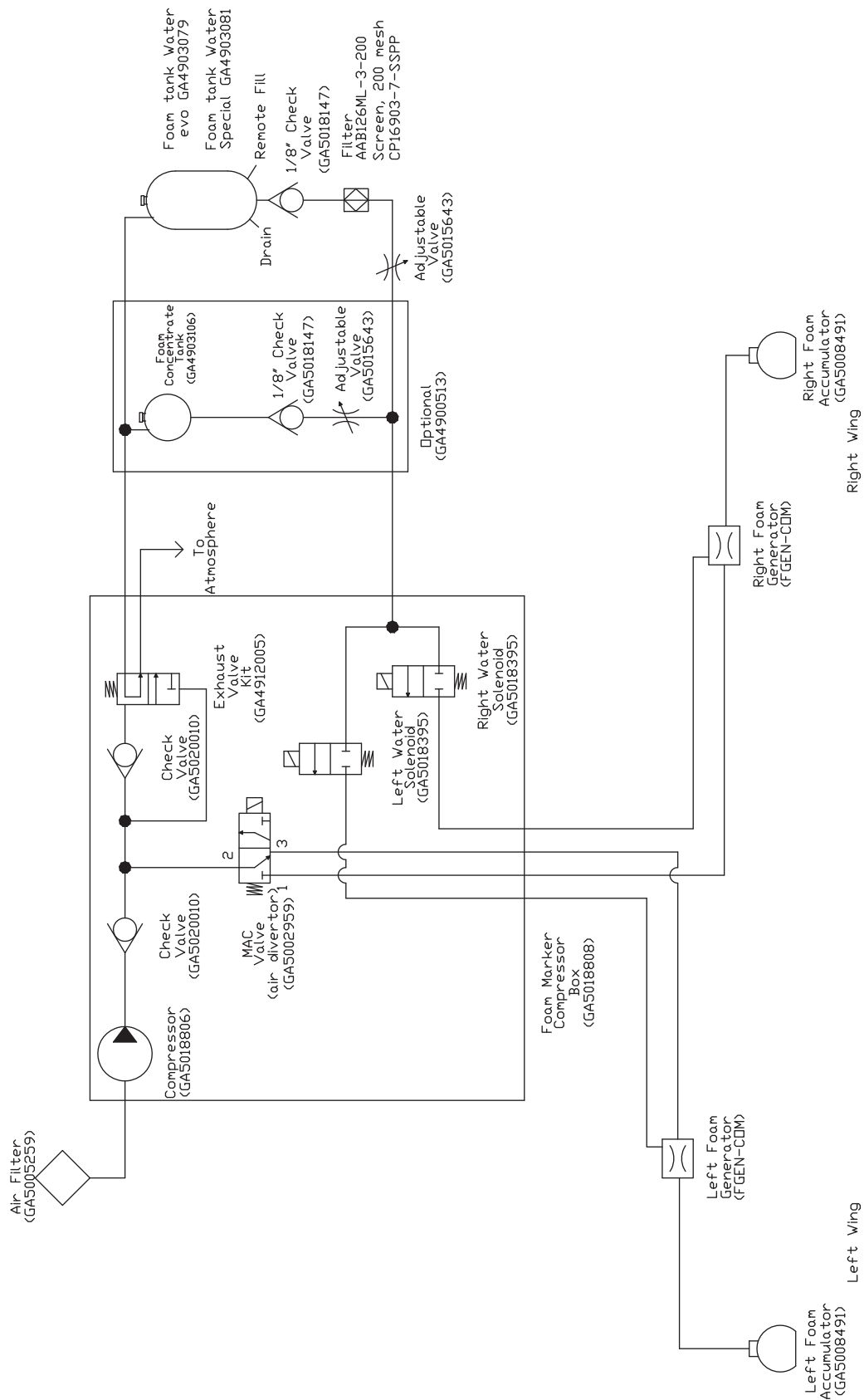
Plumbing - I 500-2500L



Prairie Special 3000L MY21 Parts Manual - REV00



Plumbing - Exacta Foam Marker



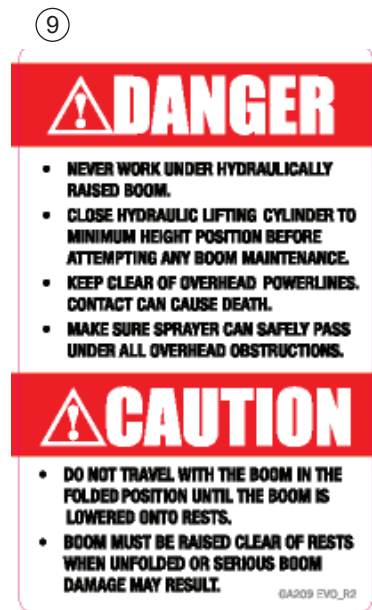
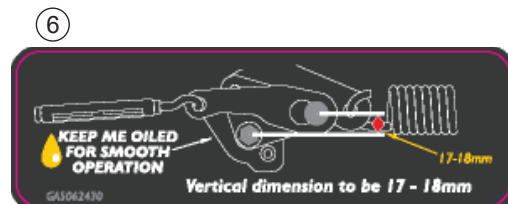
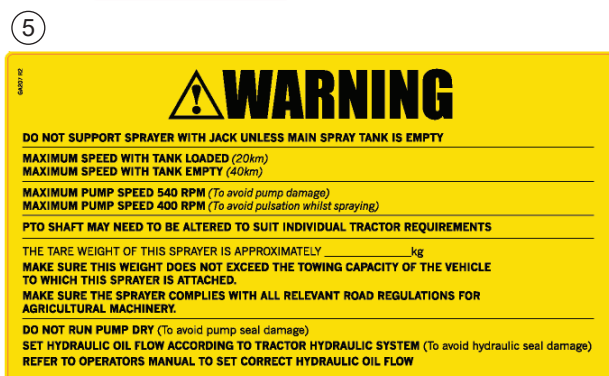
Chapter 17

DECALS

Decals - Base Kit



PART NUMBER	DESCRIPTION
GA8700189	DECAL, BASE KIT, GOLDACRES PRAIRIE SPECIAL



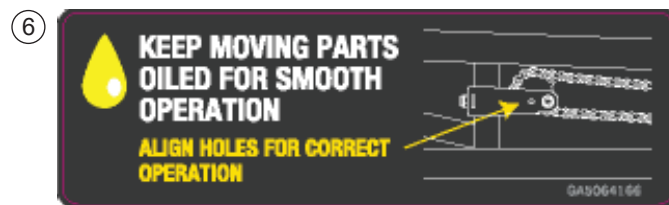
ITEM NO.	PART NUMBER	DESCRIPTION	QTY.
1	GA208EVO	HOPPER WARNINGS	1
2	GA501599I	KEEP HANDS CLEAR	10
3	GA222EVO	GREASE POINT	57
4	GA501597IEVO	DRAIN ONLY	1
5	GA207EVO	GENERAL SPRAYER WARNINGS	1
6	GA5062430	3D BREAKAWAY ADJUSTMENT & LUBRICATION	2
7	GA5061900EVO	SPRAY PRESSURE, DRAIN VALVE	2
8	GA5013EVO	DANGER - STAND CLEAR OF BOOM	2
9	GA209EVO	DANGER/CAUTION - BOOM	2



ITEM NO.	PART NUMBER	DESCRIPTION	QTY.
1	GA5062821	SPRAY POD DECAL	1
2	GA5062475	FLUSH WATER ONLY	1
3	-	MAIN SPRAY PRESSURE	1
4	GA5062485	FOAM MARKER CONCENTRATE	1
5	GA5062995	BYPASS VALVE	1
6	GA5062470	FOAM MARKER WATER	1



ITEM NO.	PART NUMBER	DESCRIPTION	QTY.
1	GA210EVO	WARNING - TANK & PLATFORM	1
2	GA5063370	WARNING - NOZZLE SUITABILITY	2
3	GA5063878	KEEP ME OILED	2
4	GA5064169	BOOM OVER RIDE AND SPEED CONTROL VALVE	1
5	GA212EVO	MAIN TANK DRAIN	1
6	GA5062795	SPECIAL EF VALVE BYPASS INDICATOR	1
7	GA5061885 EVO	GOLDACRES	1



ITEM NO.	PART NUMBER	DESCRIPTION	QTY.
1	GA5062095	CHEMICAL INDUCTION	1
2	GA8700003	SUPERFLOW	1
3	GA5062085 EVO	TRANSCAL	1
4	GA006-EVO	WARNING CHECK WHEEL NUTS	2
5	GA5062870 EVO	FOAM & AIR BAG FILTER	1
6	GA5064166	BREAKAWAY DECAL (CHAIN VERSION)	2

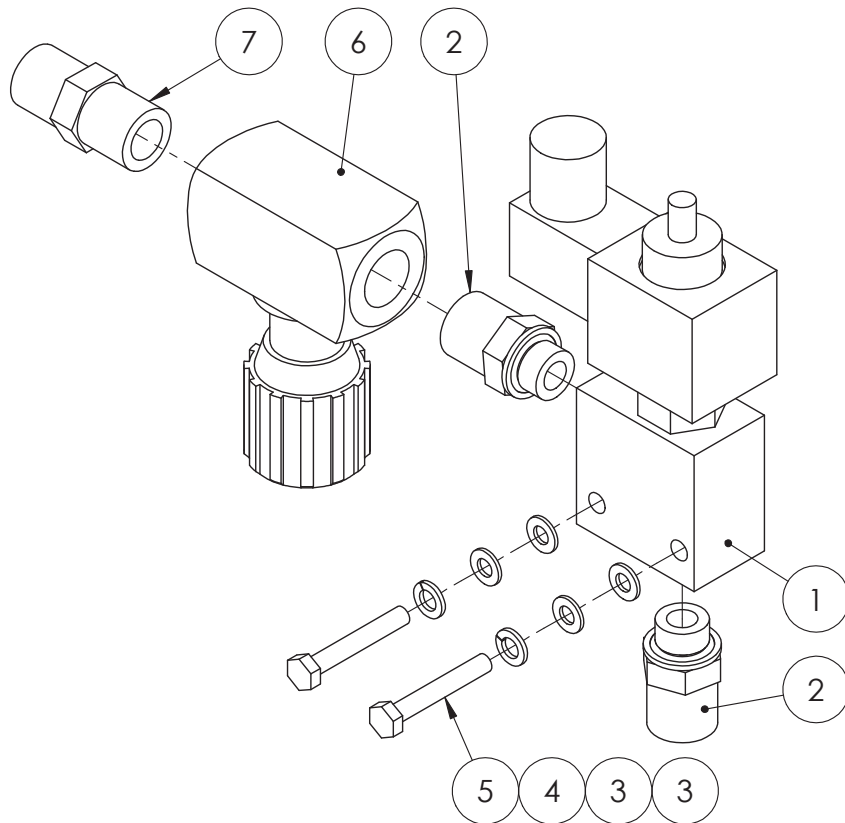


ITEM NO.	PART NUMBER	DESCRIPTION	QTY.
	GA8700217	DECAL, TANK, 3018, LEFT AND RIGHT, GOLDACRES SPECIAL, MY15	
	GA8700218	DECAL, TANK, 3020, LEFT AND RIGHT, GOLDACRES SPECIAL, MY15	
	GA8700219	DECAL, TANK, 3021, LEFT AND RIGHT, GOLDACRES SPECIAL, MY15	
	GA8700220	DECAL, TANK, 3024, LEFT AND RIGHT, GOLDACRES SPECIAL, MY15	

Chapter 18

HYDRAULICS

Boom Lower Solenoid



ITEM NO.	PART NUMBER	DESCRIPTION	QTY.
1	GA5047344	HYDRAULIC SOLENOID BOOM LOWER LIMIT CARTRIDGE AND BODY	1
2	S75-0806	HYDRAULIC ADAPTOR, NIPPLE, 1/2" BSP MALE X 3/8" BSP MALE WITH O-RING	2
3	GA5004437	WASHER 6MM FLAT SS	4
4	GA5004447	WASHER, 6MM, SPRING, SS	2
5	GA5004081	BOLT M6 X 40 ZP GR8.8	2
6	GA5017393	VALVE SPEED CONTROL 1/2" OFFSET	1
7	S27-0808	HYDRAULIC ADAPTER, NIPPLE, 1/2" BSP MALE X 1/2" BSP MALE	1

Load Sense Turbo Valve

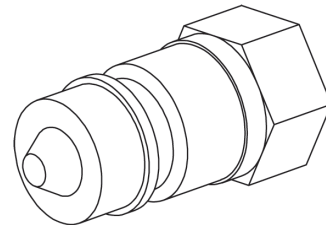


GA4902590 COMPLETE ASSEMBLY			
ITEM NO.	PART NUMBER	DESCRIPTION	QTY.
	GA5047677	LOAD SENSE TURBO VALVE	1
	R81-08M	QUICK CONNECT FITTING, 1/2" MALE TIP X 1/2" FEMALE THREAD	2
	R81-08P	08 BSPPF FQRC/POPPET/PSH.PLL	2
	S75-0408	HYDRAULIC ADAPTOR, NIPPLE, 1/4" BSPT MALE X 1/2" BSPP O-RING MALE	2
	S50-080808	HYDRAULIC ADAPTOR, TEE, 1/2" BSPT MALE X 1/2" BSPT MALE X 1/2" BSPT MALE	1
	T202-0808	HYDRAULIC COUPLING, 1/2" HOSE X 1/2" BSP FEMALE SWIVEL	2
	T202-0404	HYDRAULIC COUPLING, STRAIGHT, 1/4" BSP FEMALE THREAD X 1/4" HOSE CRIMP	2
	S75-0808	HYDRAULIC ADAPTOR, NIPPLE, 1/2" BSPT MALE X 1/2" BSPP MALE WITH O-RING	1
	S77-0404	HYDRAULIC ADAPTER, ELBOW, 90 DEGREE, 1/4" BSPT MALE X 1/4" BSPT MALE O-RING	1
	S24-0804	HYDRAULIC ADAPTOR, REDUCING BUSH, 1/2" BSPT MALE X 1/4" BSPT FEMALE	1
	868AA012000WOORL	HYDRAULIC HOSE, 1/2", FLEXOR R2AT08	1
	GA5049695	HOSE, HYDRAULIC, 1/4", 2 WIRE, BLACK	1

Quick Release Couplings

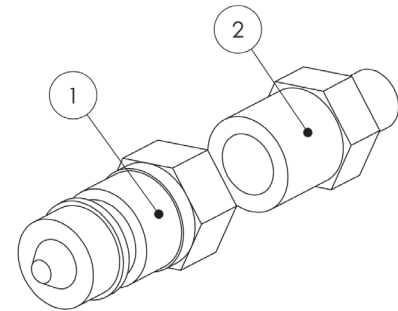
1/2" HYDRAULIC LINES

ITEM	PART NO	DESCRIPTION
1	R81-08M	QUICK CONNECT FITTING, 1/2" MALE TIP X 1/2" FEMALE THREAD



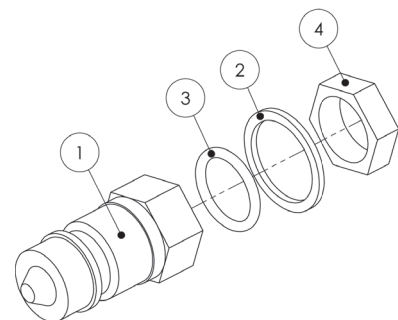
1/4" HYDRAULIC LINES

ITEM	PART NO	DESCRIPTION
1	R81-08M	QUICK CONNECT FITTING, 1/2" MALE TIP X 1/2" FEMALE THREAD
2	S27-0804	HYDRAULIC ADAPTOR, NIPPLE, 1/2" BSP X 1/4" BSP



HYDRAULIC PUMP LINES

ITEM	PART NO	DESCRIPTION
1	R81-08M	QUICK CONNECT FITTING, 1/2" MALE TIP X 1/2" FEMALE THREAD
2	36B-08	RING RETAINING BSPP 1/2"
3	RO-BP08	1/2" HYDRAULIC O-RING
4	35B-08	1/2" BSPP LOCK NUT



Note: Plastic Cover for when fittings are not in use is available Part No: GA5052365

Hydraulic Hoses

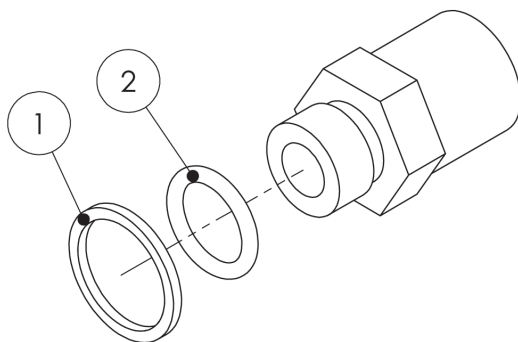
PART NUMBER	DESCRIPTION
GA5067925	1/4" HYDRAULIC HOSE, TRACTOR TO FOLD CYLINDERS
GA5067930	1/2" HYDRAULIC HOSE, TRACTOR TO BOOM LOWER SOLENOID
GA5067940	1/2" HYDRAULIC HOSE, ACCUMULATOR MANIFOLD TO LIFT CYLINDERS
GA5067945	1/4" HYDRAULIC HOSE, TRACTOR TO TILT CYLINDERS

Hose ID Tags



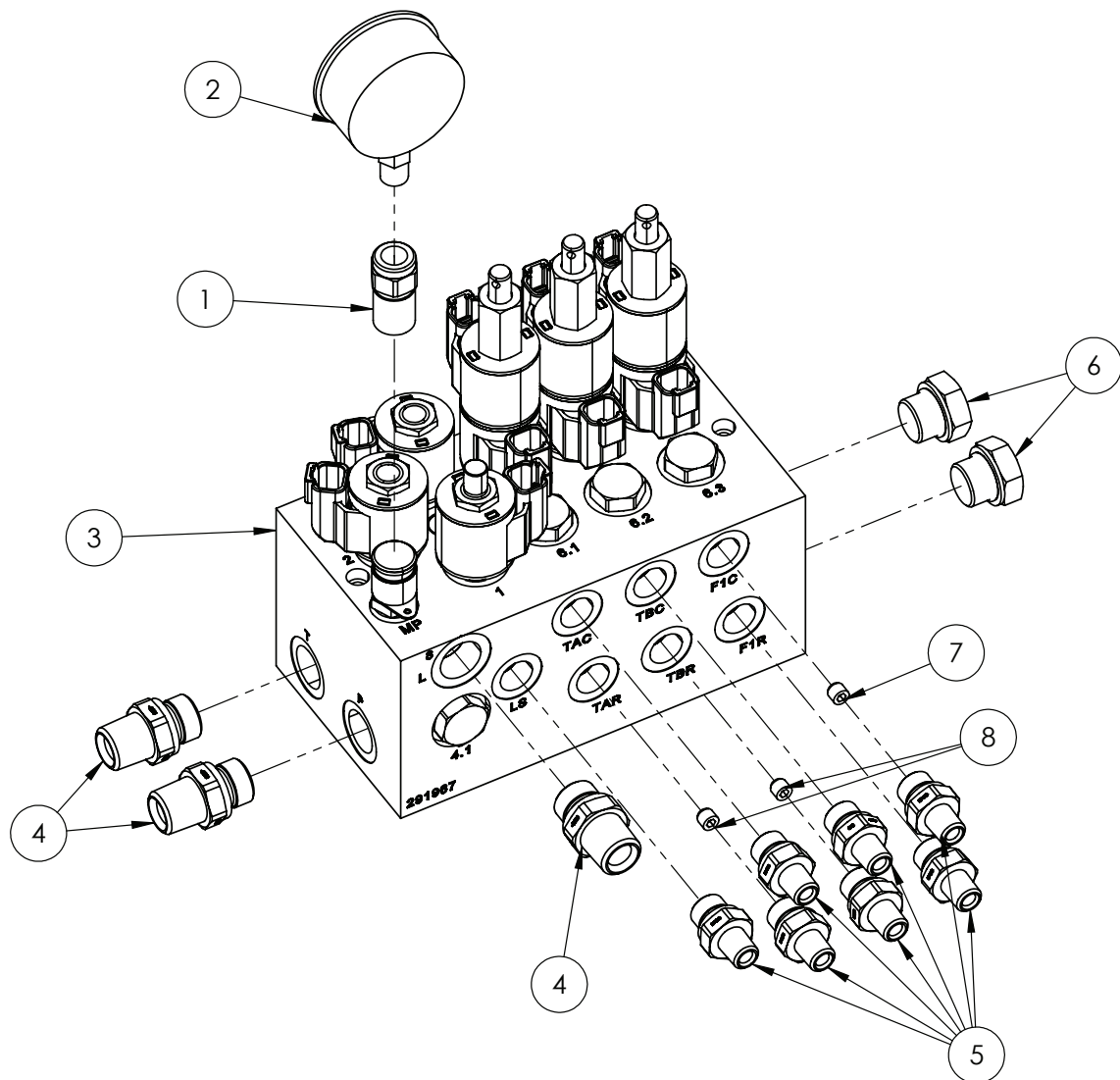
PART NUMBER	DESCRIPTION
F71023A	ID TAG FOR FOLD IN
F71024A	ID TAG FOR FOLD OUT
F71025A	ID TAG FOR BOOM RAISE/LOWER
F70134A	ID TAG FOR LEFT HAND TILT
F70135A	ID TAG FOR RIGHT HAND TILT
F71018A	ID TAG FOR BIFOLD IN
F71019A	ID TAG FOR BIFOLD OUT
F71020A	ID TAG FOR PRESSURE
F71021A	ID TAG FOR TANK
F71022A	ID TAG FOR LOAD SENSE
F71026A	ID TAG FOR BRAKES

Hydraulic O-Rings and Retaining Washers



ITEM	PART NO	DESCRIPTION
1	36B-04	RING RETAINING 1/4" BSPP
	36B-06	RING RETAINING BSPP 3/8"
	36B-08	RING RETAINING BSPP 1/2"
	36B-12	RETAINING RING BSPP 3/4"
2	RO-BP04	O-RING BSPP 1/4"
	RO-BP06	O-RING 3/8" BSPP
	RO-BP08	O-RING BSPP 1/2"
	RO-BP12	O-RING BSPP 3/4"

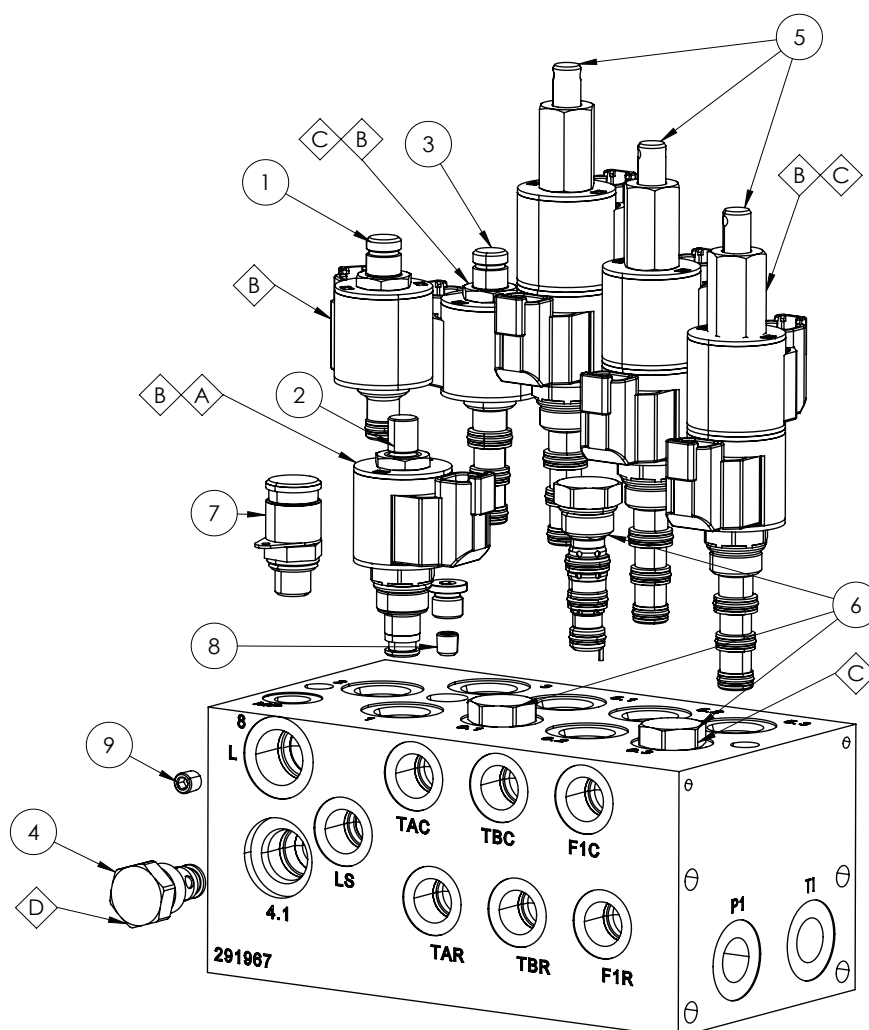
Hydraulic Manifold Assembly, Fold, Tilt, Lift



ITEM NO.	PART NUMBER	DESCRIPTION	QTY.
1	GA5077350	ADAPTOR, DIRECT GAUGE, M16 X 2.0 FEMALE X 1/4" BSPP FEMALE, C81-1604	1
2	GA5078076	GAUGE, PRESSURE, 250 BAR, 3500PSI	1
3	GA3500841	HYDRAULIC MANIFOLD ASSEMBLY, BOOM CONTROL, CLOSED CENTRE, UNLOAD, TILTS, LIFT, FOLD	1
4	GA3500310	HYDRAULIC ADAPTOR, NIPPLE, 1/2" BSPT MALE X 1/2" BSPP MALE, S75-0808	3
5	GA3500307	HYDRAULIC ADAPTOR, NIPPLE, 1/4" BSPT MALE X 3/8" BSPP MALE, S75-0406	7
6	GA3500301	HYDRAULIC ADAPTOR, PLUG, 1/2" BSPP MALE, S73-08	2
7	GA3500849	PLUG, ORIFICE, 1/16" NPT X 0.8MM	1
8	GA3500851	PLUG, ORIFICE, 1/16" NPT X 1.0MM	2

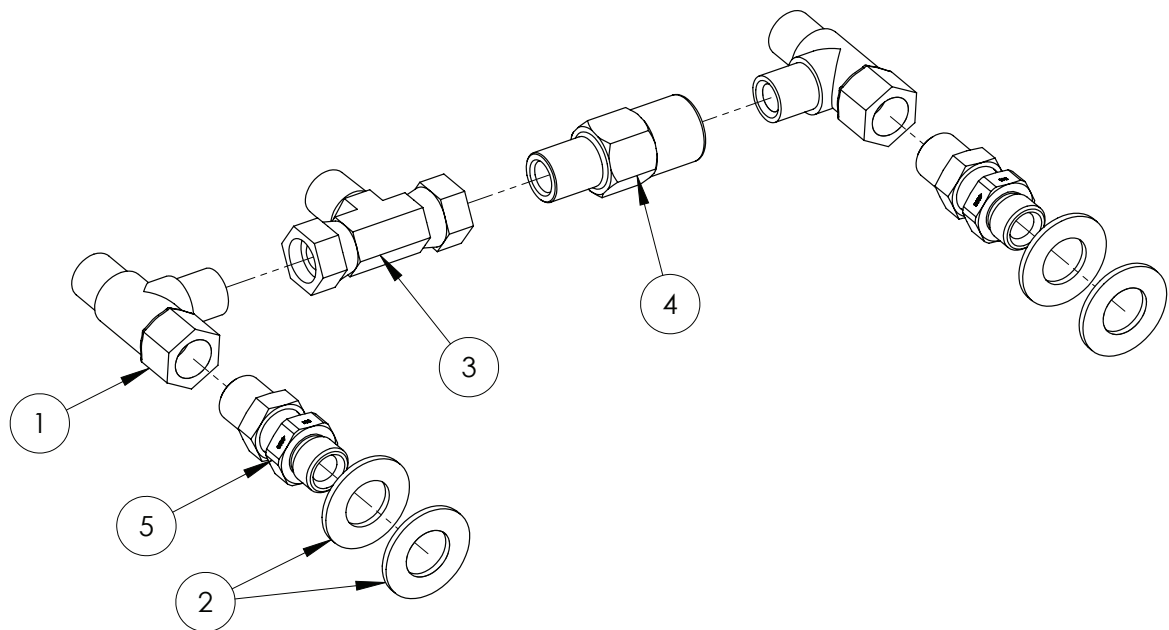
Continued over page

Hydraulic Manifold Assembly, Fold, Tilt, Lift



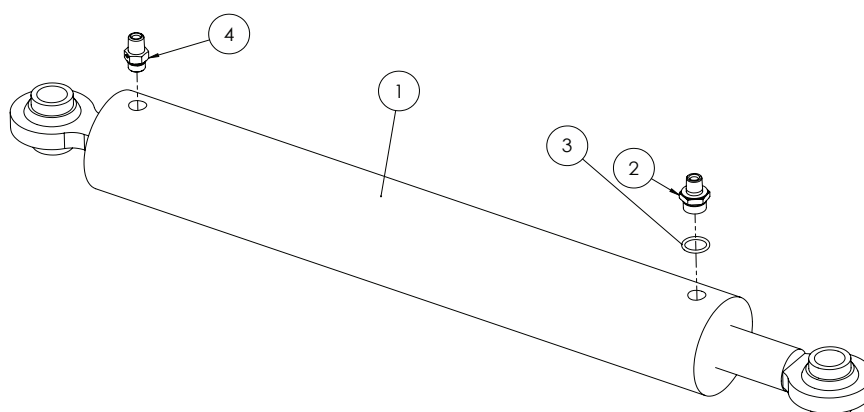
ITEM NO.	PART NUMBER	DESCRIPTION	QTY.
A	GA3500883	SEAL KIT, OILPATH, SK08-2N-M	-
B	GA3500579	HYDRAULIC HOSE ASSEMBLY, TRIMBLE LOAD SENSE 2, PRIORITY VALVE LOAD SENSE	-
C	GA3500894	SEAL KIT, OILPATH, SK08-4N-MMM	-
D	GA3500885	SEAL KIT, OILPATH, SK-2N-T	-
1	GA3501105	HYDRAULIC CARTRIDGE, SOLENOID VALVE, OILPATH, SV08-24M-0-N-00	1
2	GA3501106	HYDRAULIC CARTRIDGE, SOLENOID VALVE, OILPATH, SV08-22M-0-N-00	1
3	GA3501107	HYDRAULIC CARTRIDGE, SOLENOID VALVE, OILPATH, SV08-43-0-N-00	1
4	GA3501108	HYDRAULIC CARTRIDGE, CHECK VALVE, OILPATH, CV08-20-0-N-4	1
5	GA3501109	HYDRAULIC CARTRIDGE, SOLENOID VALVE, OILPATH, SV08-47DM-0-N-00	3
6	GA3501110	HYDRAULIC CARTRIDGE, DOUBLE PILOT CHECK VALVE, OILPATH, DC08-40-0-N-25	3
7	GA3500133	HYDRAULIC COUPLING, EASY TEST POINT, 1/4" BSPP	1
8	GA3500847	PLUG, ORIFICE, 1/16" NPT X 0.5MM	1
9	GA3500853	PLUG, ORIFICE, 1/16" NPT X 1.5MM	1

Hydraulic Accumulator Manifold



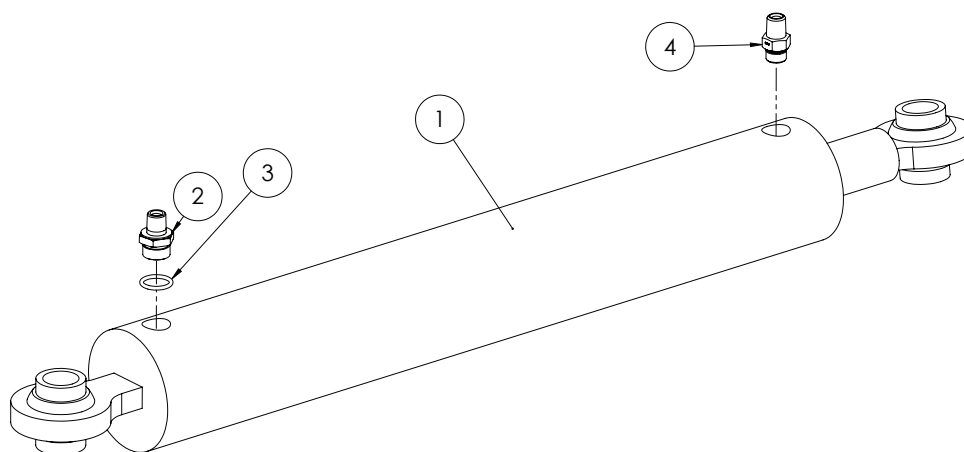
ITEM NO.	PART NUMBER	DESCRIPTION	QTY.
1	SI67-080808	HYDRAULIC ADAPTER, TEE, 1/2" MALE BSPX1/2" MALE BSPX1/2" FEMALE SWIVEL	2
2	GA5001045	WASHER, 3/4", FLAT ZP	4
3	S83-080808	HYDRAULIC ADAPTER, TEE, 1/2" FEMALE SWIVEL X1/2"MALE X1/2" FEMALE SWIVEL	1
4	GA4572110	HYDRAULIC ADAPTOR, 1/2" BSPT MALE X 1/2" BSPT FEMALE	1
5	GAS44R-0808	HYDRAULIC NIPPLE, 1/2" X 1/2" - O-RING & WASHER	2

Delta Hydraulic Cylinder - Fold RH



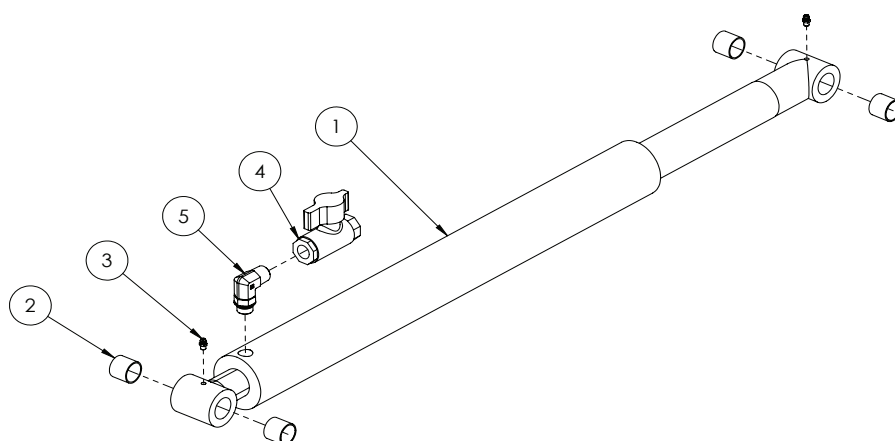
ITEM NO.	PART NUMBER	DESCRIPTION	QTY.
1	GA5018555	HYDRAULIC CYLINDER SLSP (TLD) 2 1/2" BORE X 1 1/8" ROD X 18" STROKE	1
2	L068A	REDUCING RESTRICTOR NIPPLE, 3/4" UNO X 1/4" BSPT, 1.5MM ORIFICE	1
3	RO-BP08	O-RING BSPP 1/2"	1
4	S93-0412	HYDRAULIC ADAPTOR, NIPPLE, 1/4" BSP MALE X 3/4" UNO MALE WITH O-RING	1
-	GA5020730	SEAL KIT SKSLP 2 1/2" BORE X 1 1/8" ROD, SUIT GA5018555	-

Delta Hydraulic Cylinder - Fold LH



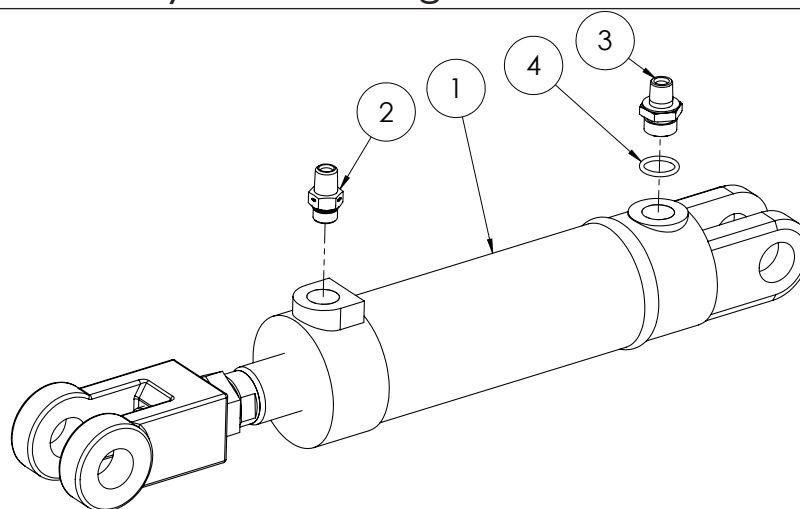
ITEM NO.	PART NUMBER	DESCRIPTION	QTY.
1	GA5018557	HYDRAULIC CYLINDER SLSP 2 3/4" BORE X 1 1/8" ROD X 18" STROKE	1
2	L068A	REDUCING RESTRICTOR NIPPLE, 3/4" UNO X 1/4" BSPT, 1.5MM ORIFICE	1
3	RO-BP08	O-RING BSPP 1/2"	1
4	S93-0412	HYDRAULIC ADAPTOR, NIPPLE, 1/4" BSP MALE X 3/4" UNO MALE WITH O-RING	1
-	GA5051630	SEAL KIT SLMSP 2 3/4" BORE X 1 1/8" ROD, SUIT GA5018557	-

Delta Hydraulic Cylinder - Boom Lift



ITEM NO.	PART NUMBER	DESCRIPTION	QTY.
1	GA5070075	HYDRAULIC CYLINDER, 2.5" BORE, 2" ROD, 20" STROKE DISPLACEMENT PIN EYE	1
2	GA5065487	GLACIER BUSH 1" ID X 1" LONG	4
3	GA5012203	GREASE NIPPLE, SHORT, 1/4" UNF	2
4	GA5000835	VALVE, BALL, HYDRAULIC, 1/2" FEMALE THREAD INLET / OUTLET	1
5	S89-0812	HYDRAULIC ADAPTOR, 90 DEGREE ELBOW, 1/2" BSP - 3/4" UNO	1
-	GA5052740	SEAL KIT, 2 1/2" BORE X 2" ROD, SUIT GA5070075	-

Delta Hydraulic Cylinder - Wing Tilt



ITEM NO.	PART NUMBER	DESCRIPTION	QTY.
1	GA5065054	CYLINDER TILT 2.5" X 5" STROKE 1 3/8" ROD SUIT 2012 DELTA	1
2	S93-0412	HYDRAULIC ADAPTOR, NIPPLE, 1/4" BSP MALE X 3/4" UNO MALE WITH O-RING	1
3	L068A	REDUCING RESTRICTOR NIPPLE, 3/4" UNO X 1/4" BSPT, 1.5MM ORIFICE	1
4	RO-BP08	O-RING BSPP 1/2"	1
-			-

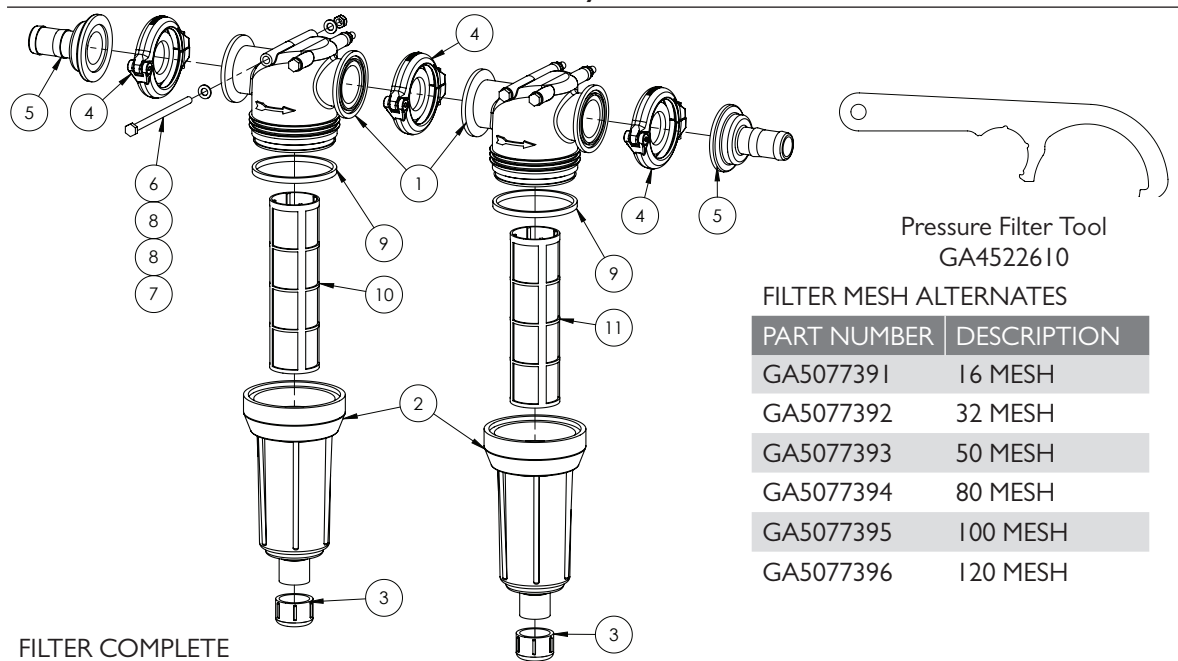
Raw Hide & Spiral Guard



ITEM NO.	PART NUMBER	DESCRIPTION	QTY.
	GA5053630	RAWHIDE HOSE PROTECTION 23MM	
	GA5053710	RAWHIDE HOSE PROTECTOR 31MM	
	GA5053640	RAWHIDE HOSE PROTECTION 36MM	
	GA5053705	RAWHIDE HOSE PROTECTOR 73MM	
	GA5053715	RAWHIDE HOSE PROTECTOR 56MM	
	GA5066710	RAWHIDE HOSE PROTECTION 93MM	
	GA5054375	RAWHIDE, NYLON SLEEVE, 102MM, HOOK & LOOP CLOSURE	
	GA5015669	SPIRAL GUARD, BLACK	

PLUMBING

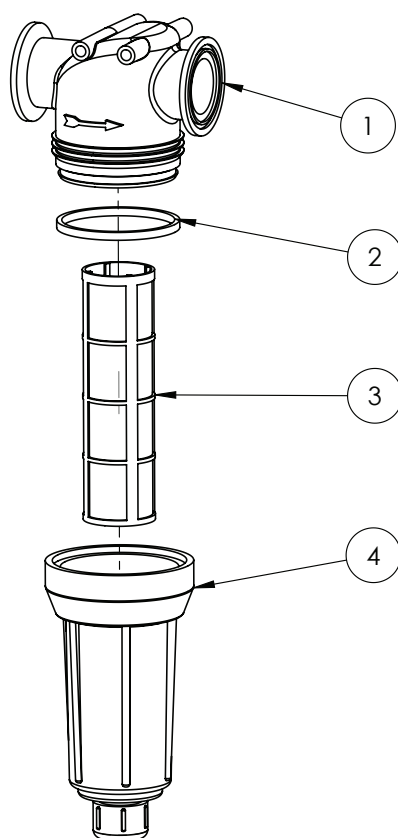
Filter - Dual Pressure Assembly



PART NUMBER	DESCRIPTION
GA5077285	FILTER, 75 SERIES FLANGE INLET & OUTLET, WITH 80 MESH, BLUE
GA5077284	FILTER, 75 SERIES FLANGE INLET & OUTLET, WITH 100 MESH, GREEN

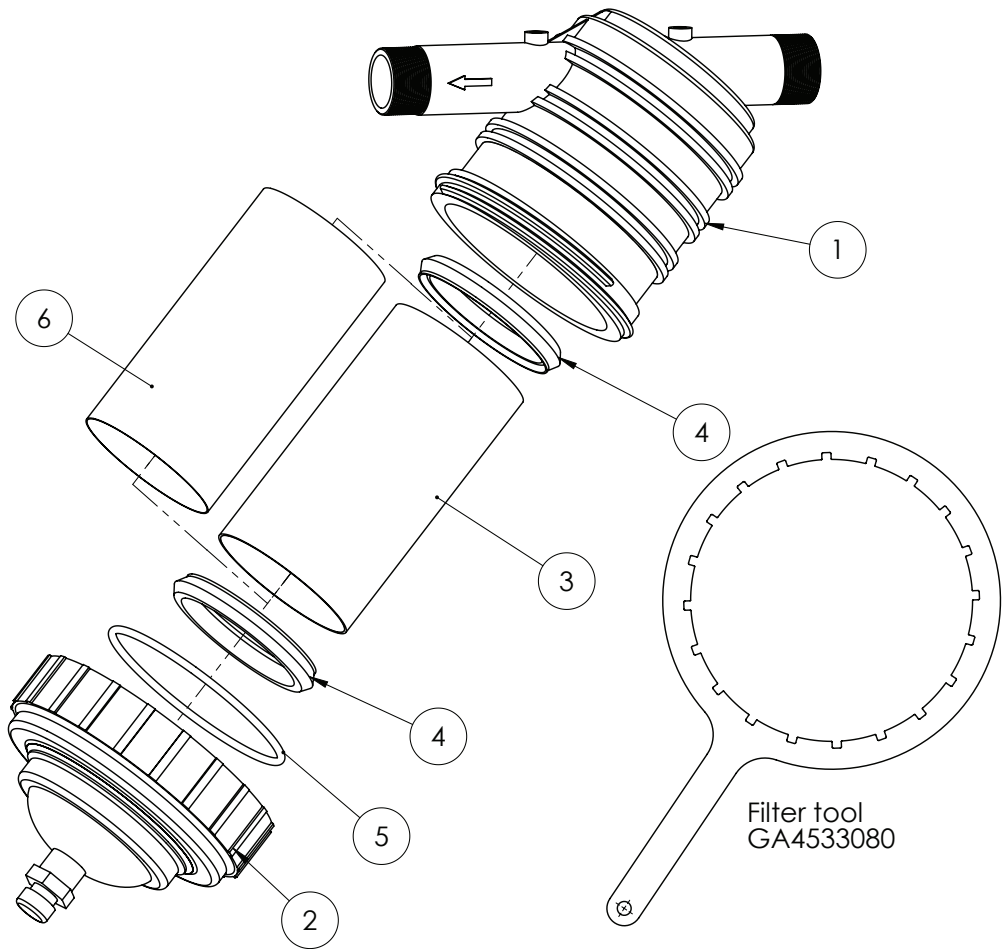
ITEM NO.	PART NUMBER	DESCRIPTION	QTY.
1	GA5078386	STRAINER HEAD, 1 1/2" INLET / OUTLETS	2
2	GA5077539	FILTER BOWL	2
	GA5077540	FILTER BOWL CAP, AA126, POLYPROPYLENE	2
3	GA5077564	SEAL, SUIT GA5077540, EPDM TYPE - ALTERNATE	2
	GA5077565	SEAL, SUIT GA5077540, VITON TYPE - ALTERNATE	
4	GA2000114	FLANGE CLAMP, AND GASKET, 1.5", SERIES 200, HYPRO	3
5	GA5077830	HOSE BARB, FLANGED, STRAIGHT, 2" FLANGE X 1 1/4" BARB, BANJO	2
6	GA5011503	BOLT M8 X 140 ZP GR8.8	4
7	GA5003643	WASHER 8MM FLAT SS HD	8
8	GA5004917	NUT M8 NYLOC ZP	4
9	GA5077541	SEAL, 98 OD X 91 ID X 7MM THICK, EPDM TYPE - ALTERNATE	2
	GA5077542	SEAL, 98 OD X 91 ID X 7MM THICK, VITON TYPE - ALTERNATE	
10	GA5077395	FILTER SCREEN, 100 MESH, GREEN, SS & POLYMER	1
11	GA5077394	FILTER SCREEN, 80 MESH, BLUE, SS & POLYPROPYLENE	1

Filter - Pressure - Body Assembly



ITEM NO.	PART NUMBER	DESCRIPTION	QTY.
1	GA5077285	FILTER, 75 SERIES FLANGE INLET & OUTLET, 80 MESH	1
	GA5077284	FILTER, 75 SERIES FLANGE INLET & OUTLET, 100 MESH	1
2	GA5077541	SEAL, 98 OD X 91 ID X 7MM THICK	1
3	GA5077394	FILTER SCREEN, 80 MESH, SS & POLYPROPYLENE	1
	GA5077395	FILTER SCREEN, 100 MESH, SS & POLYPROPYLENE	1
4	GA5077539	FILTER BOWL, AA126, SUITS 1 1/2 + 1 1/4, GREY, POLYPROPYLENE	2

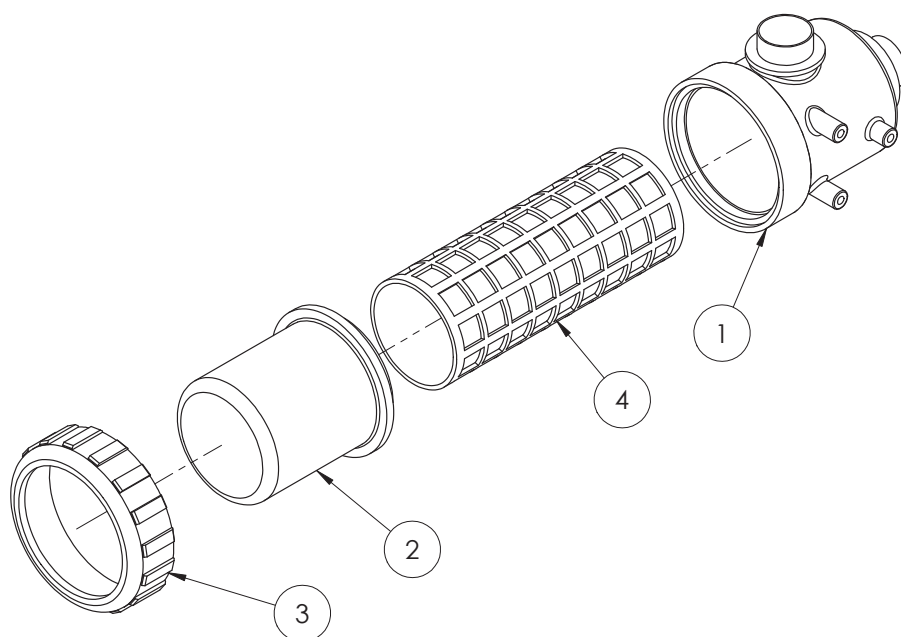
Filter - 2" Fill



GA5001333 FILL FILTER, 2", 7 MESH STAINLESS STEEL SCREEN WITH 50 MESH SCREEN SOCK, VITON, GEOLINE

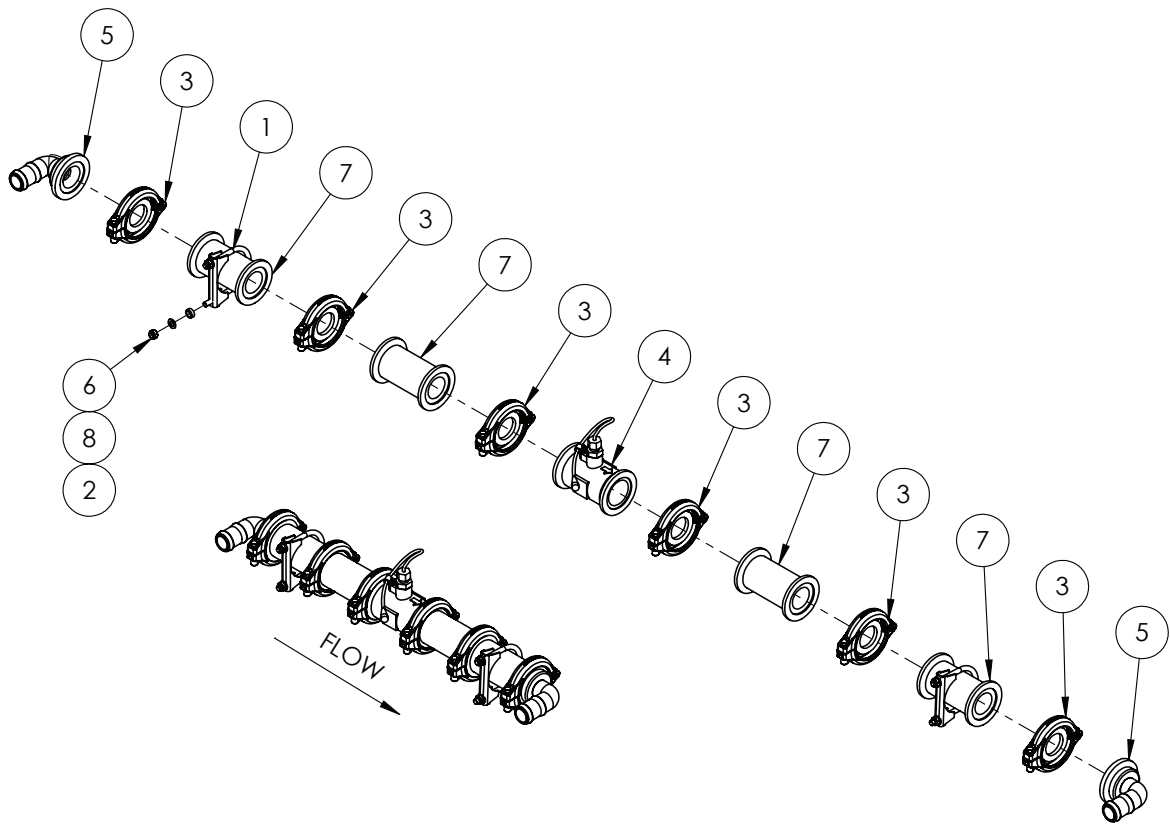
ITEM NO.	PART NUMBER	DESCRIPTION	QTY.
1	GA5077347	BODY, SUIT 2" GEOLINE	1
2	GA5077349	TOP COVER & NUT	1
3	GA5076845	FILTER SCREEN, 50 MESH, BLUE, SS & POLYPROPYLENE	1
4	GA5001329	SEAL, VITON, SUIT GEOLINE 2" FILL FILTER	2
5	GA5012545	O-RING, SUIT GEOLINE 2 FILL FILTER GA5001333	1
6	GA5000421	FILTER SCREEN, 50 MESH, WHITE, SOCK TYPE, SUIT SS FILTER SCREEN ON 2" FILL FILTER	1

Filter - 1 1/2" Suction



ITEM NO.	PART NUMBER	DESCRIPTION	QTY.
-	GA5076782	FILTER, SUCTION, 1 1/2" MALE INLET & OUTLET, 50 MESH SCREEN	-
1	316070.01	317 FILTER BODY	1
2	317000.02	317 FILTER BOWL	1
3	316000.04	317 FILTER NUT	1
4	GA5076779	32 MESH SCREEN - RED (STANDARD FITMENT)	-
	GA5076780	50 MESH SCREEN - BLUE	-
	GA5076781	80 MESH SCREEN - YELLOW	-

Spray Flow Meter Assembly - 3000L

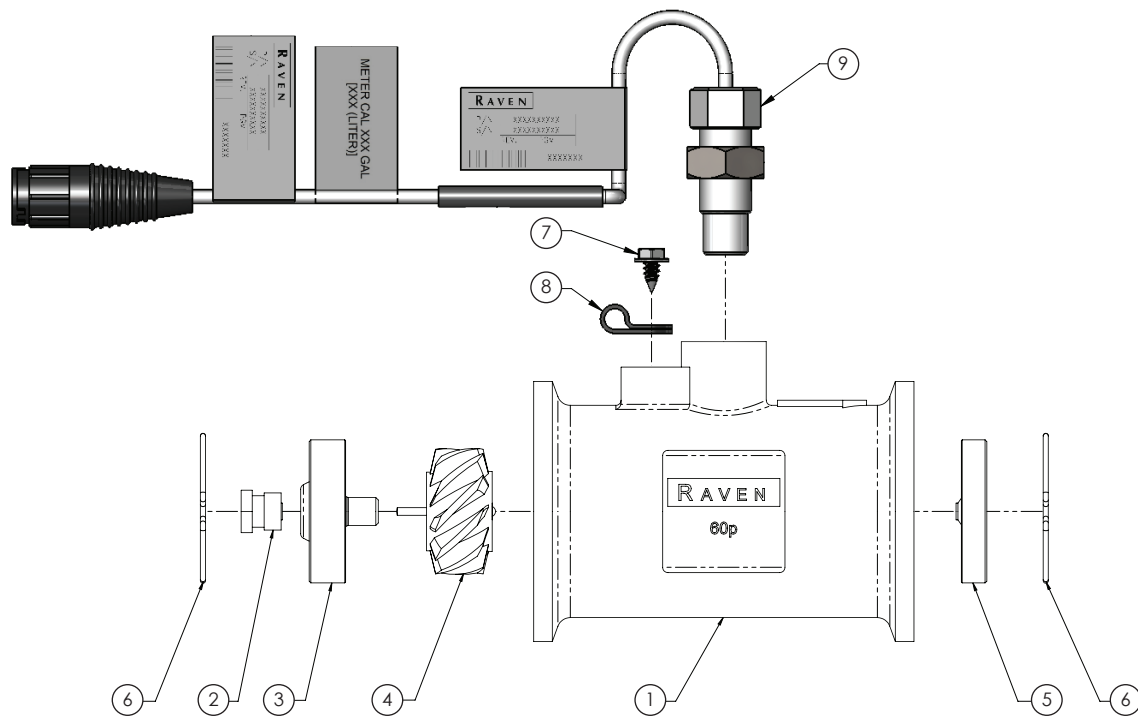


FLOW METER ASSEMBLY

PART NUMBER		DESCRIPTION	
GA4903084-PA		FLOW METER ASSEMBLY, LONG, RAVEN 60P HIGH PULSE WITH ROUND CONNECTOR, 1 1/4" HOSE BARBS, SUIT 4400 AND PCI ISO BUS	
ITEM NO.	PART NUMBER	DESCRIPTION	QTY.
1	GA5006689	CLAMP EXHAUST 2 5/8 (C12)	2
2	GA4552080	CRUSH TUBE, 10.2 ID X 15 OD X 5 mm LONG	4
3	GA2000114	FLANGE CLAMP, AND GASKET, 1.5", SERIES 200, HYPRO	6
4	GA5075890	FLOWMETER, RFM60P HIGH PULSE, RAVEN, 0630171985	1
5	GA5077831	HOSE BARB, ELBOW, 90 DEGREE, 2" FLANGE X 1 1/4" HOSE, BANJO	2
6	GA5052590	NUT M8 NYLOC SS	4
7	GA5077840	PLUMBING COUPLING, STRAIGHT, 2" FLANGE X " FLANGE X 4 1/2" LONG, BANJO	4
8	GA5003643	WASHER 8mm FLAT SS HD	4

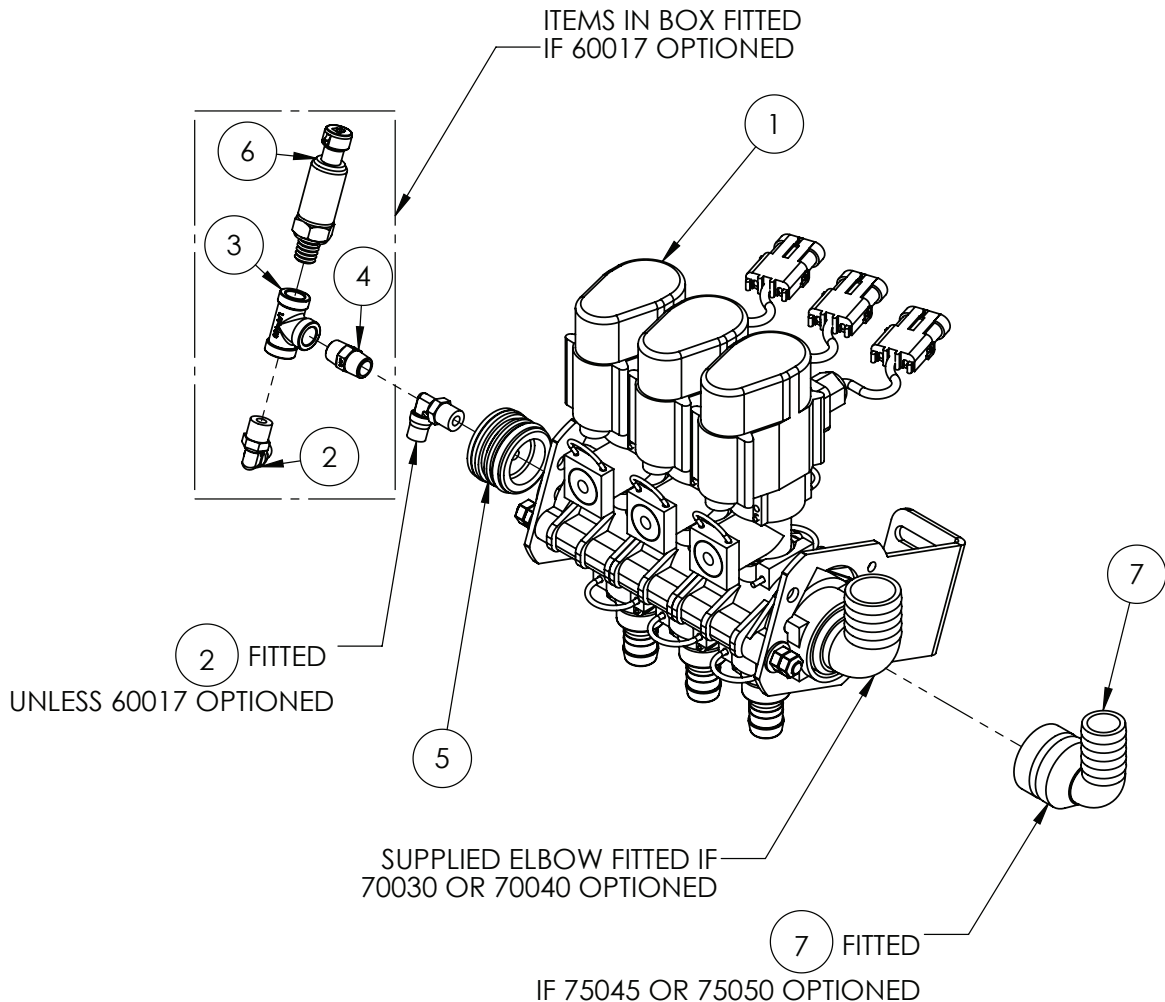
* Sub-assembly on following pages
 NOTE: The flange clamps come with a built in seal/gasket.

Flow Meter Assembly - 3000L



ITEM NO.	PART NUMBER	DESCRIPTION	QTY.
-	GA5075873	FLOWMETER, RFM60P, ROUND CONNECTOR, SUIT ISO & 4400 RAVEN	-
1	-	BODY, MOULDED, FLOWMETER RFM-60, 1060159514	1
2	0630173062F	TURBINE, STUD, POLY	2
3	GA5075870	HUB/BEARING ASSEMBLY, UPSTREAM, FLOWMETER RFM-60	1
4	GA5075869	ROTOR/MAGNET ASSEMBLY RFM-60	1
5	GA5075871	BEARING, DOWN STREAM END BEARING	1
6	-	RETAINING RING, WIREFORM, FLOWMETER, 3350003200	2
7	GA5076734	SCREW 10-16 X 3/8" SLTD HEX	1
8	GA5076966	CLAMP CABLE PLASTIC 1/4" X 1/2"	1
9	GA3000195	SENSOR, EXTERNAL FLOW METER, HIGH PULSE, SUIT 15P AND 60P, ROUND CONNECTOR, RAVEN	1

Boom Valve Manifold - 3 Section

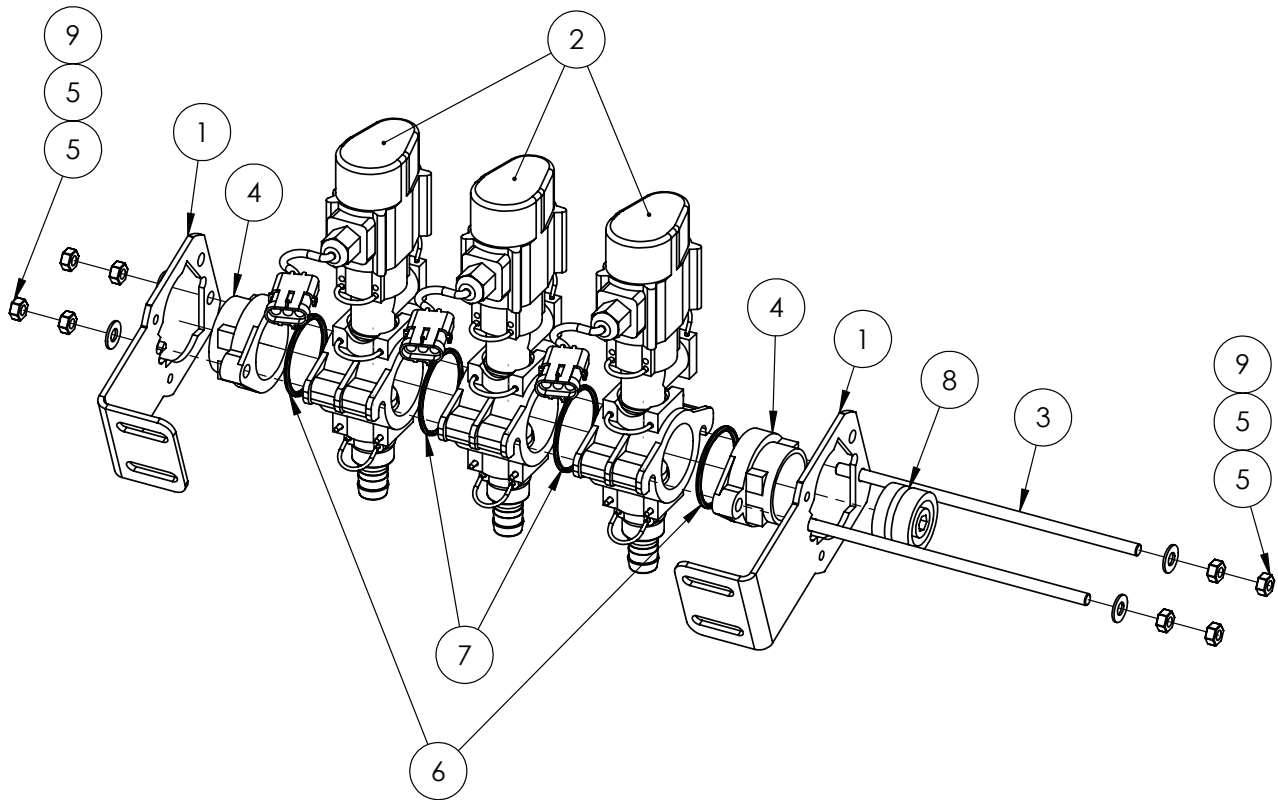


ITEM NO	PART NUMBER	DESCRIPTION	QTY.
1	GA5065740	BOOM VALVE ASSEMBLY, 3 SECTION, ALTEK	1
2	GA5016233	PNEUMATIC FITTING, ELBOW, 90 DEGREE, 1/4 BSP MALE X 6mm PUSH IN TYPE, METAL	1
3	GA2000279	PLUMBING FITTING, TEE, 1/4" FEMALE, BSP, SS, STAINLESS STEEL, 150 PSI	1
4	GA2000278	PLUMBING FITTING, NIPPLE, 1/4" BSPT, SS, STAINLESS STEEL, 150 PSI	1
5	GA4582160	PLUMBING ADAPTOR, PLUG, AS40 MALE X G1/4" FEMALE THREAD, ALTEK	1
6	GA5076953	PRESSURE TRANSDUCER, 0-250PSI, SEALED, METRI PACK, RAVEN, 14220000090	1
7	GA5065615	HOSE BARB, ELBOW 90 DEGREE, AS40 X 25mm, ALTEK	1

* Sub-assembly on following pages

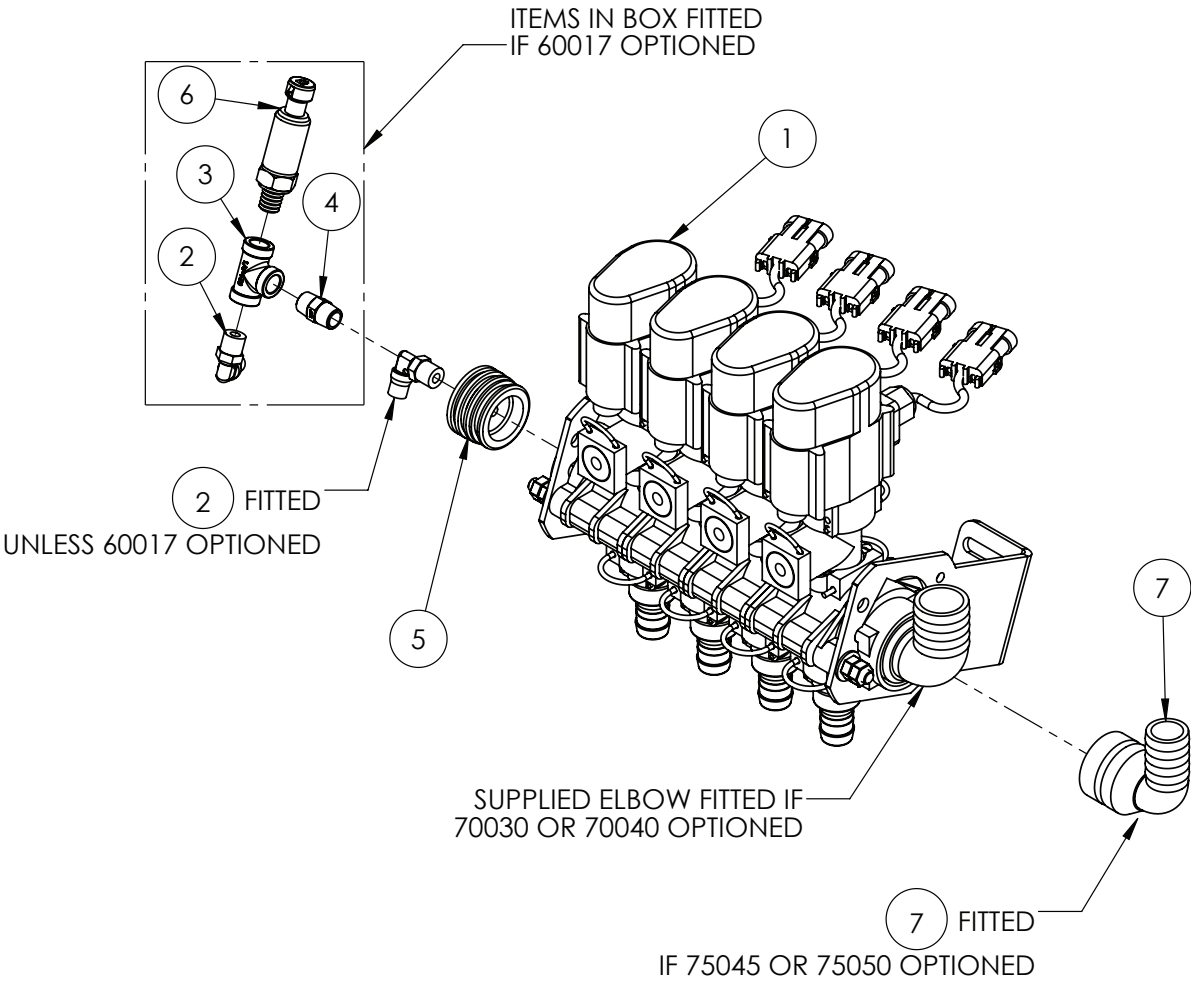
Continue Over Page

Boom Valve Manifold Assembly - 3 Section



ITEM NO	PART NUMBER	DESCRIPTION	QTY.
1	GA5065800	BOOM VALVE BRACKET	2
2	GA5065515	BOOM VALVE, SINGLE, AS24, 3 WIRE, 3 PIN AMP CONNECTOR, ALTEK	3
3	GA5065805	CONNECTING ROD SUIT 3 BANK (303 SS)	2
4	GA5065810	END CAP, ALTEK BOOM VALVE	2
5	GA5011499	NUT M8 ZP	8
6	GA5048385	O RING 50 X 3.0 (SUIT ALTEK BOOM VALVE)	2
7	GA5012507	O RING 55.25 X 2.62 (SUIT ALTEK BOOM VALVE)	2
8	GA5065680	PLUG, AS40 MALE, ALTEK	1
9	GA5003643	WASHER 8mm FLAT SS HD	4

Boom Valve Manifold - 4 Section

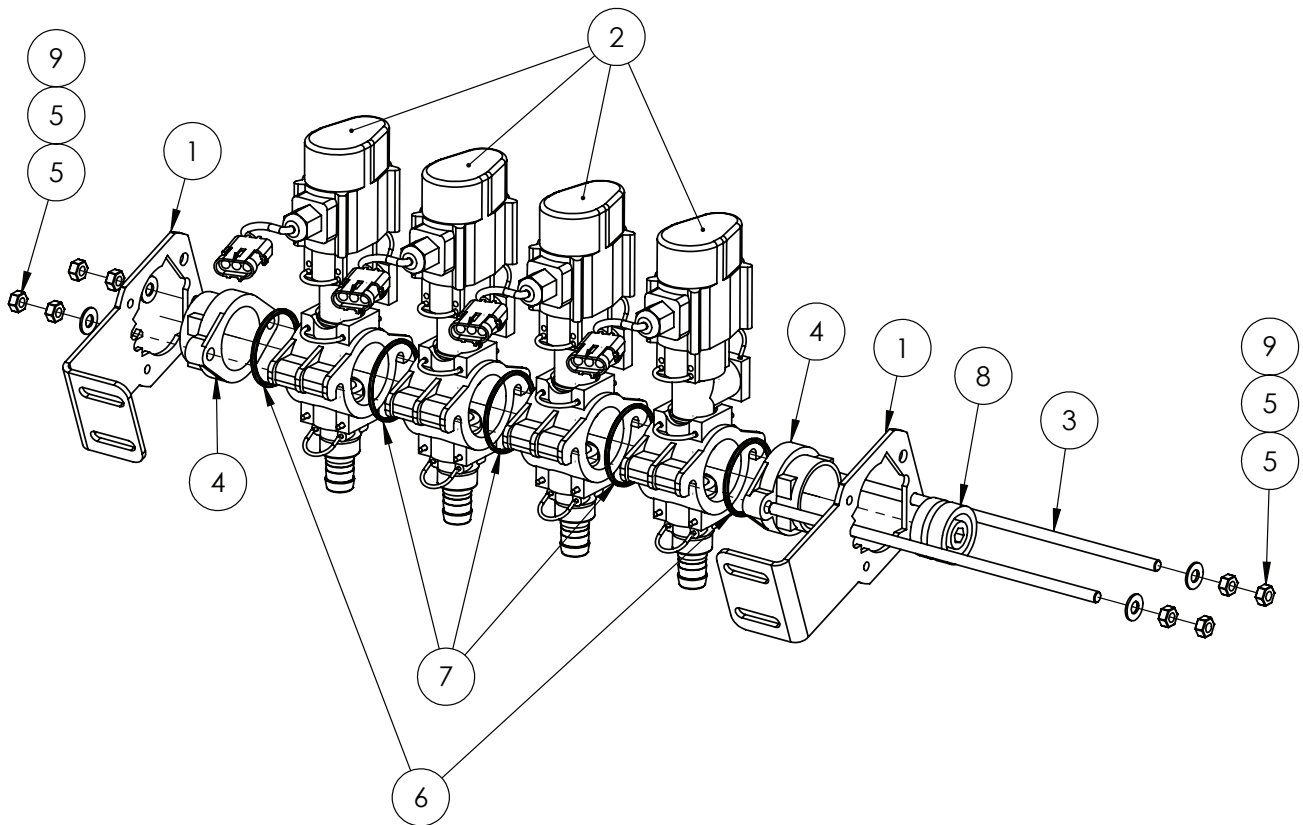


ITEM NO	PART NUMBER	DESCRIPTION	QTY.
1	GA5065741	BOOM VALVE ASSEMBLY, 4 SECTION, ALTEK	1
2	GA5016233	PNEUMATIC FITTING, ELBOW, 90 DEGREE, 1/4 BSP MALE X 6mm PUSH IN TYPE, METAL	1
3	GA2000279	PLUMBING FITTING, TEE, 1/4" FEMALE, BSP, SS, STAINLESS STEEL, 150 PSI	1
4	GA2000278	PLUMBING FITTING, NIPPLE, 1/4" BSPT, SS, STAINLESS STEEL, 150 PSI	1
5	GA4582160	PLUMBING ADAPTOR, PLUG, AS40 MALE X G1/4" FEMALE THREAD, ALTEK	1
6	GA5076953	PRESSURE TRANSDUCER, 0-250PSI, SEALED, METRI PACK, RAVEN, 14220000090	1
7	GA5065615	HOSE BARB, ELBOW 90 DEGREE, AS40 X 25mm, ALTEK	1

* Sub-assembly on following pages

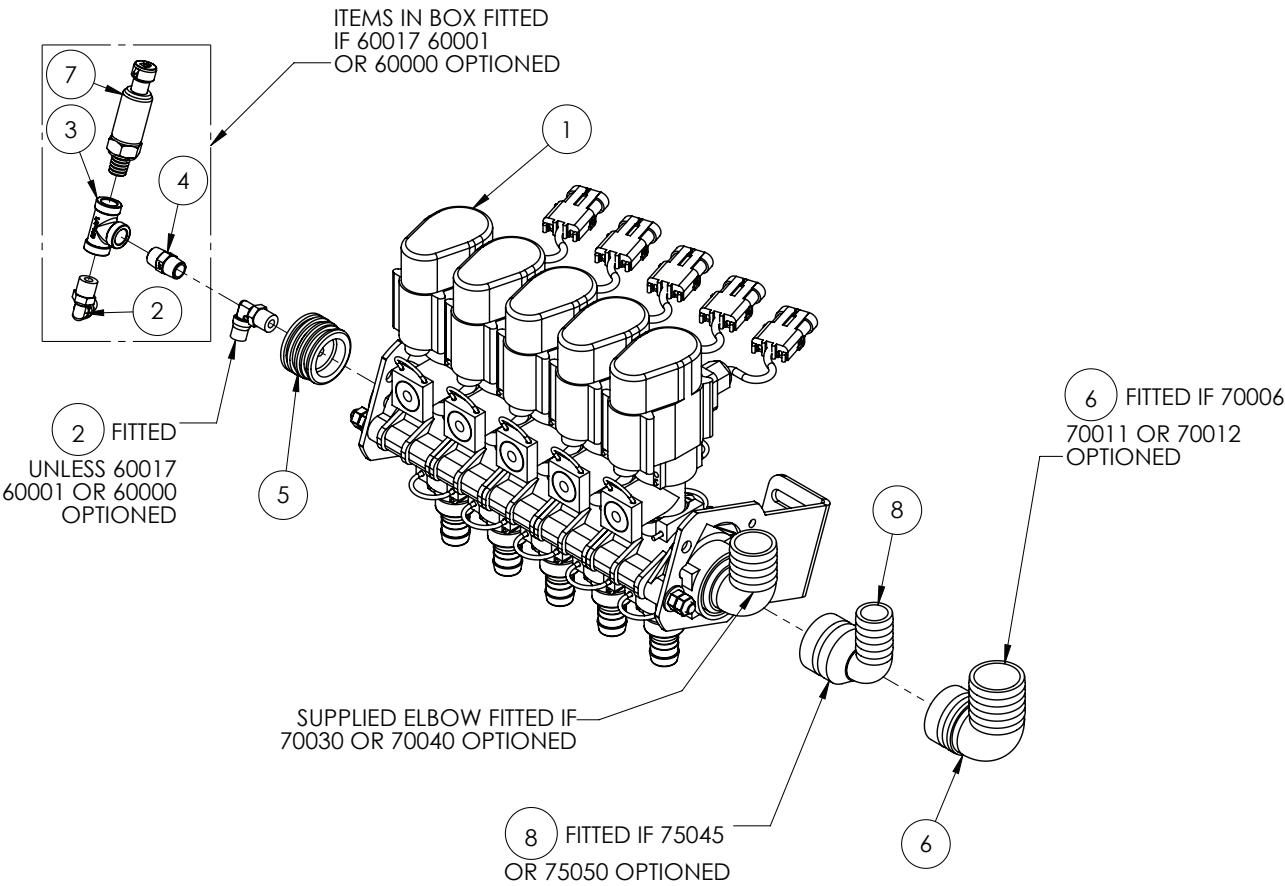
Continue Over Page

Boom Valve Manifold Assembly - 4 Section



ITEM NO	PART NUMBER	DESCRIPTION	QTY.
1	GA5065800	BOOM VALVE BRACKET	2
2	GA5065515	BOOM VALVE, SINGLE, AS24, 3 WIRE, 3 PIN AMP CONNECTOR, ALTEK	4
3	GA4562055	CONNECTING ROD - SUIT 4 BANK (SS)	2
4	GA5065810	END CAP, ALTEK BOOM VALVE	2
5	GA5011499	NUT M8 ZP	8
6	GA5048385	O RING 50 X 3.0 (SUIT ALTEK BOOM VALVE)	2
7	GA5012507	O RING 55.25 X 2.62 (SUIT ALTEK BOOM VALVE)	3
8	GA5065680	PLUG, AS40 MALE, ALTEK	1
9	GA5003643	WASHER 8mm FLAT SS HD	4

Boom Valve Manifold - 5 Section

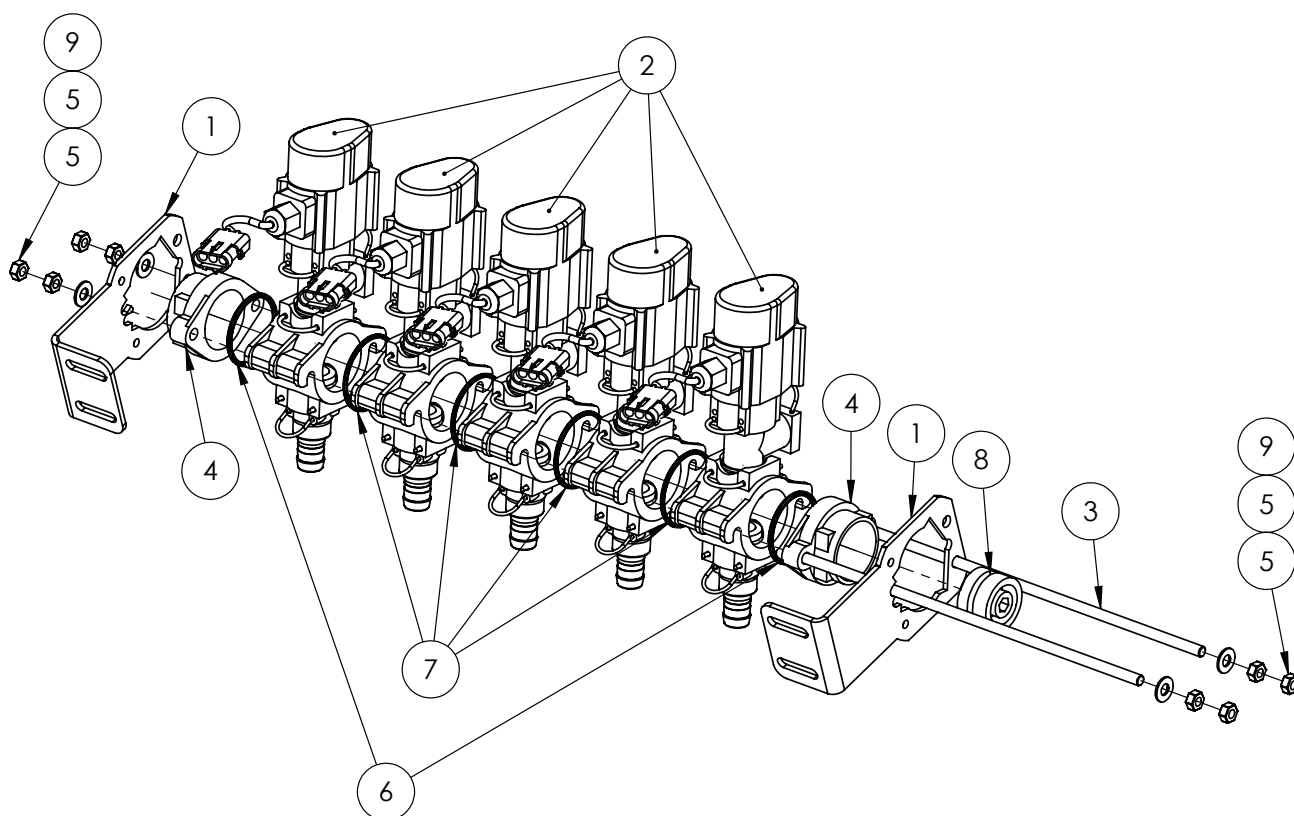


ITEM NO	PART NUMBER	DESCRIPTION	QTY.
1	GA5065704	5 SECTION BOOM VALVES	1
2	GA5016233	PNEUMATIC FITTING, ELBOW, 90 DEGREE, 1/4 BSP MALE X 6mm PUSH IN TYPE, METAL	1
3	GA2000279	PLUMBING FITTING, TEE, 1/4" FEMALE, BSP, SS, STAINLESS STEEL, 150 PSI	1
4	GA2000278	PLUMBING FITTING, NIPPLE, 1/4" BSPT, SS, STAINLESS STEEL, 150 PSI	1
5	GA4582160	PLUMBING ADAPTOR, PLUG, AS40 MALE X G1/4" FEMALE THREAD, ALTEK	1
6	GA5065625	HOSE BARB, ELBOW, 90 DEGREE, AS40 MALE X 39mm BARB, ALTEK	1
7	GA5076953	PRESSURE TRANSDUCER, 0-250PSI, SEALED, METRI PACK, RAVEN, 14220000090	1
8	GA5065615	HOSE BARB, ELBOW 90 DEGREE, AS40 X 25mm, ALTEK	1

* Sub-assembly on following pages

Continue Over Page

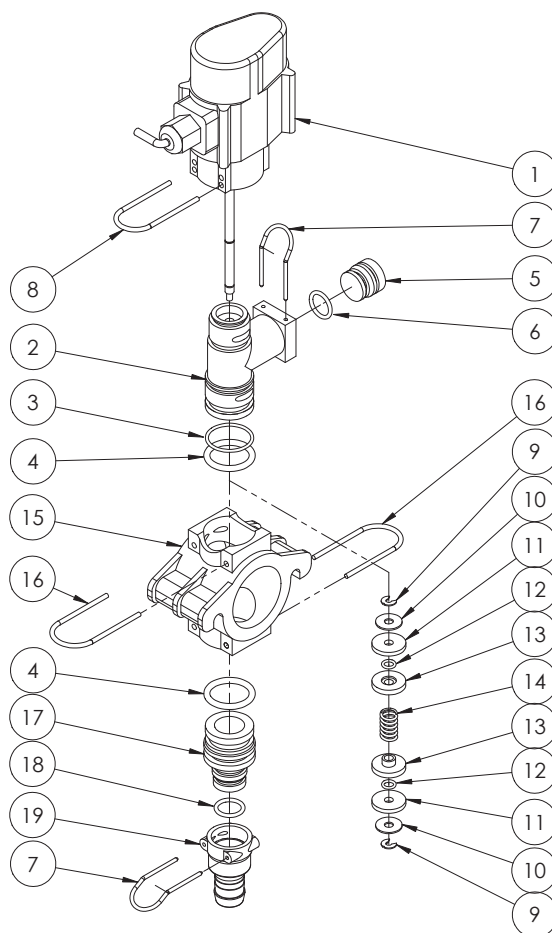
Boom Valve Manifold Assembly - 5 Section



ITEM NO	PART NUMBER	DESCRIPTION	QTY.
1	GA5065800	BOOM VALVE BRACKET	2
2	GA5065515	BOOM VALVE, SINGLE, AS24, 3 WIRE, 3 PIN AMP CONNECTOR, ALTEK	4
3	GA4562125	CONNECTING ROD - SUIT 5 BANK (SS)	2
4	GA5065810	END CAP, ALTEK BOOM VALVE	2
5	GA5011499	NUT M8 ZP	8
6	GA5048385	O RING 50 X 3.0 (SUIT ALTEK BOOM VALVE)	2
7	GA5012507	O RING 55.25 X 2.62 (SUIT ALTEK BOOM VALVE)	4
8	GA5065680	PLUG, AS40 MALE, ALTEK	1
9	GA5003643	WASHER 8mm FLAT SS HD	4

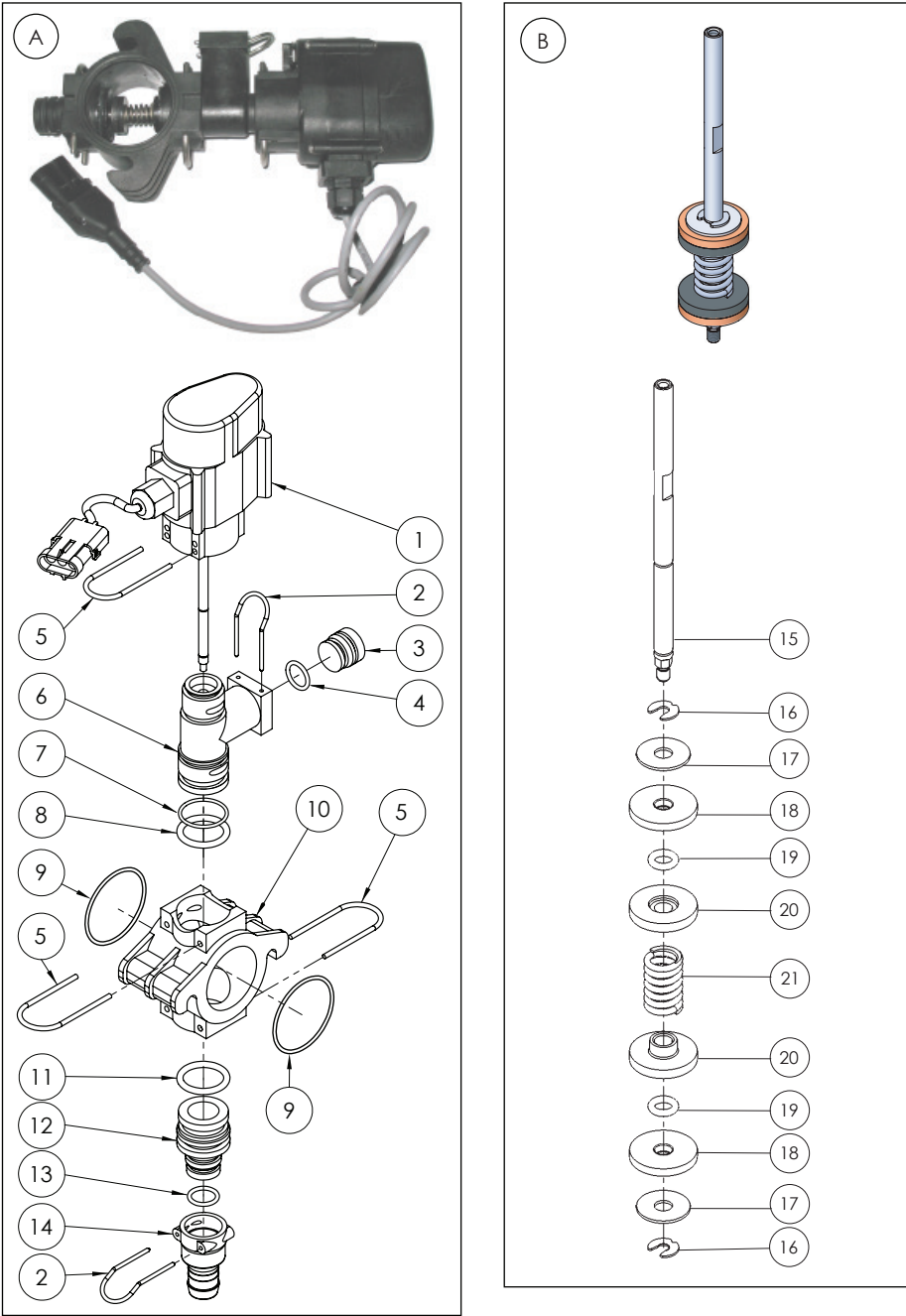
* Sub-assembly on following pages

Boom Valve Unit Assembly



ITEM NO.	PART NUMBER	DESCRIPTION	QTY.
1	-	VALVE BODY	1
2	GA5065515	TEE BODY	1
3	GA5053510	O-RING, 25 X 2.5MM, FMP 75	1
4	GA5065830	O-RING, 24.3 X 4.2MM, FMP 75	2
5	80376	PLUG	1
6	GA5065840	O-RING 18 X 2.5MM FMP 75	1
7	GA5065695	AS24 SAFETY PIN	2
8	47825	SAFETY PIN	1
9	GA5054650	C-CLIP	2
10	GA5054640	WASHER 17.8 X 6.1 X 1MM	2
11	GA5054645	RUBBER PLUNGER SEAL, FPM 90	2
12	GA5053515	O-RING, SEAL, 3.43 X 3.53MM, FMP 75	2
13	80005	DISK SPRING LOCATOR	2
14	80322	SPRING 25MM	1
15	GA5065825	MANIFOLD	1
16	GA5065701	SAFETY PIN AS30	2
17	GA5065835	PLUG IN HOSE TAIL AS30/AS24	1
18	GA5065840	O-RING 18 X 2.5MM FMP 75	1
19	GA5065640	HOSE BARB, AS24 FEMALE X 20MM HOSE	1

Boom Valve Unit Assembly



ITEM NO.	PART NUMBER	DESCRIPTION	QTY.
A	GA5065515	BOOM VALVE ASSEMBLY, SINGLE, AS24, 3 WIRE, WITH CONNECTOR (INCLUDES PLUNGER ASSEMBLY - PART B)	-
B	GA2000262	PLUNGER ASSEMBLY, BOOM VALVE	-

Continued over page

Boom Valve Unit Assembly - Replacement Parts

ITEM NO.	PART NUMBER	DESCRIPTION	QTY.
1	GA2000266	SWITCH UNIT, 3 WIRE, WEATHERPACK PLUG, BOOM VALVE	1
2	GA5065695	RETAINING PIN, SUIT AS24 PLUMBING FITTINGS	2
3	GA2000269	PLUG, AS24, ALTEK, 80376	1
4	GA5065840	O RING, 18.0 X 2.5 MM	1
5	GA5065701	RETAINING PIN, SUIT AS30 PLUMBING FITTINGS	3
6	GA2000267	VALVE BODY, BOOM VALVE	1
7	GA5053510	O RING, 25 X 2.5 MM	1
8	GA5065830	O RING, 24.3 X 4.2 MM, FPM75	1
9	GA5012507	O RING 55.25 X 2.62 MM	2
10	GA5065825	MANIFOLD PIECE, BOOM VALVE	1
11	GA5065830	O RING, 24.3 X 4.2 MM, FPM75	1
12	GA5065835	PLUG IN ADAPTER, AS30 X AS24	1
13	GA5001067	O RING 17.1 X 2.6 MM	1
14	GA5065640	HOSE BARB, AS24 FEMALE X 20MM HOSE	1
15	GA2000263	PLUNGER ROD, BOOM VALVE	1
16	GA5054650	CIRCLIP, BOOM VALVE	2
17	GA5054640	WASHER 17.8 X 6.1 X 1 MM	2
18	GA5054645	RUBBER PLUNGER SEAL, BOOM VALVE	2
19	GA5025250	O-RING, SEAL, 6 X 2 MM, FPM75, SUIT BOOM VALVE	2
20	GA2000264	PLUNGER SPRING CAP, BOOM VALVE	2
21	GA2000265	PLUNGER SPRING, BOOM VALVE	1

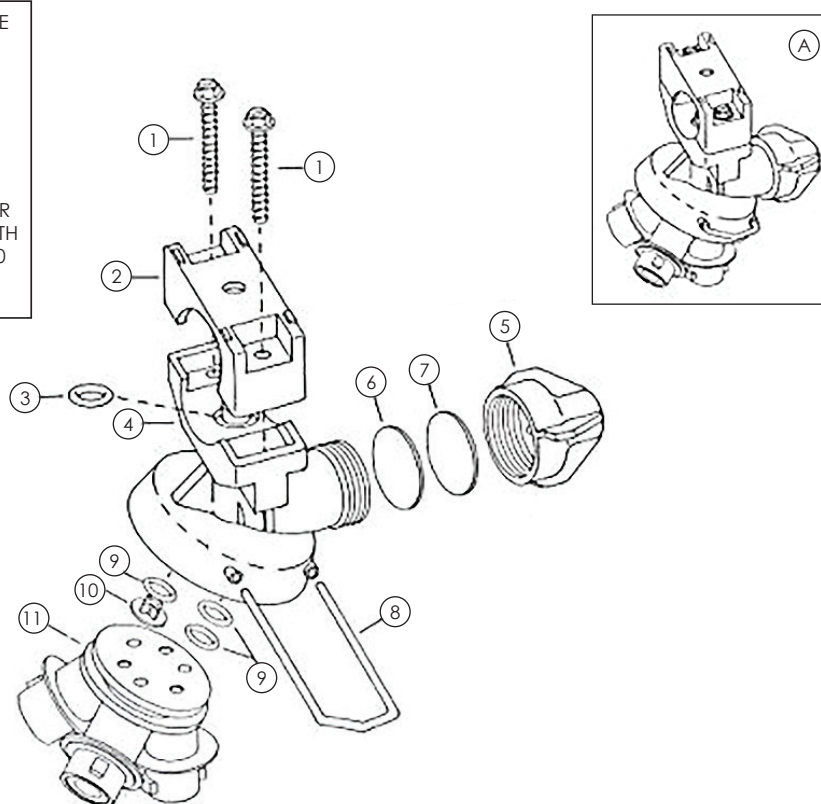
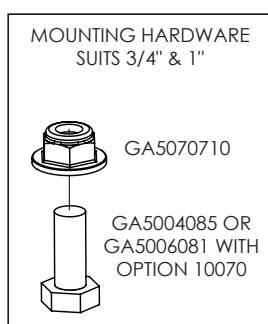
CONNECTING RODS

PART NUMBER	DESCRIPTION
GA5065805	3 Section connecting rod
GA4562055	4 Section connecting rod
GA4562125	5 Section connecting rod
GA4562050	6 Section connecting rod
GA4562045	7 Section connecting rod
GA4562040	8 Section connecting rod

BOOM VALVES

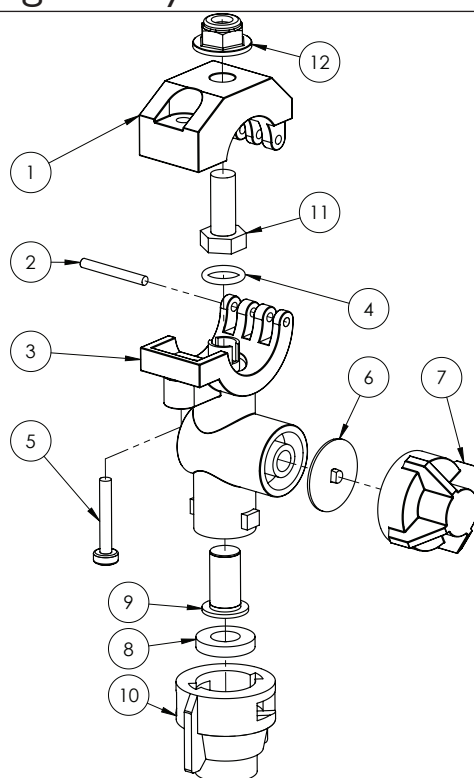
PART NUMBER	DESCRIPTION
GA5065740	3 Section boom valves
GA5065741	4 Section boom valves
GA5065704	5 Section boom valves
GA5065705	6 Section boom valves
GA5065706	7 Section boom valves
GA5065710	8 Section boom valves

Nozzles - Teejet Turret Body



ITEM NO.	PART NUMBER	DESCRIPTION	QTY.
A	GA5076697	NOZZLE BODY, TRIPLE TURRET, 3/4" - COMPLETE	-
1	CP20123-1-1/4	SCREW, SUIT TEEJET TURRET NOZZLE BODY	2
2	CP24222-NYB	CLAMP 3/4"	1
3	GA5077596	O-RING, 14.5 X 2.5MM, BUNA	1
	GA5077597	O-RING, VITON	
4	GA5077461	NOZZLE BODY, TRIPLE TURRET, UPPER BODY WITH 3/4" LOWER CLAMP	1
5	-	NOT USED	-
6	-	NOT USED	-
7	-	NOT USED	-
8	CP24221-SSPV	RETAINING PIN	1
9	GA5077595	O-RING, EPR	3
10	CP24224-CE	BUTTON	1
11	CP24217-CE	PLATE	1

Nozzles - Teejet Single Body

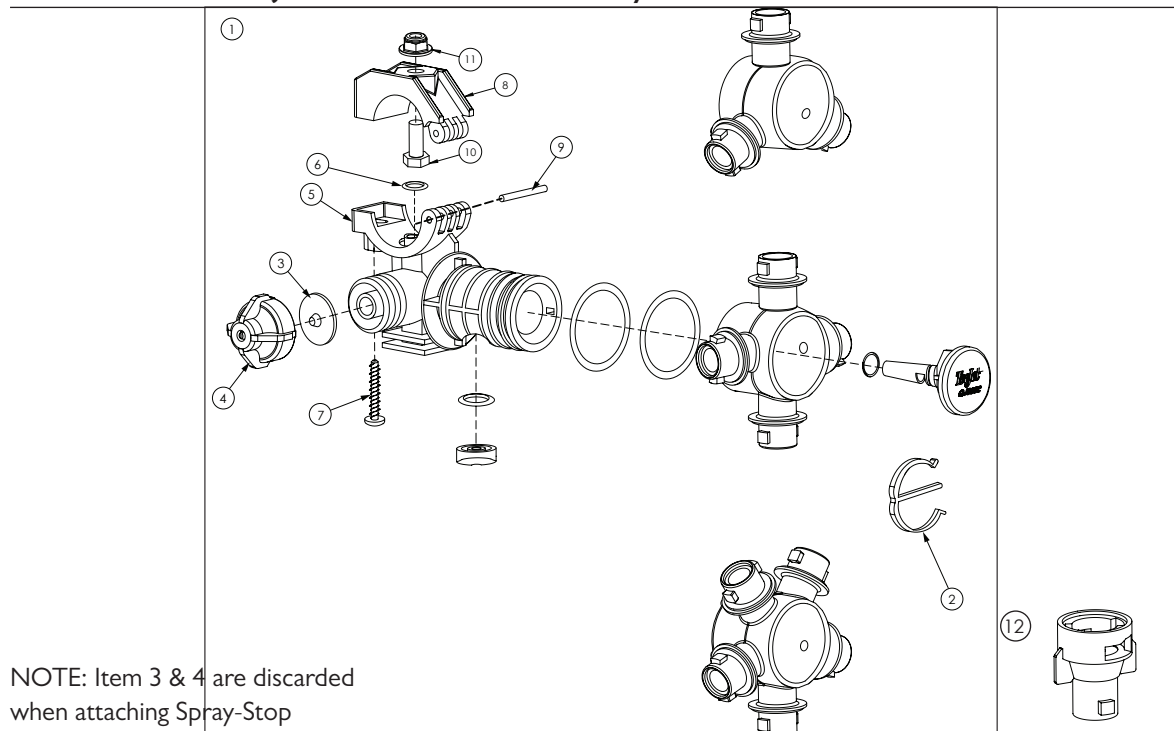


NOTE: Item 6 & 7 are discarded when attaching Spray-Stop

ITEM NO.	PART NUMBER	DESCRIPTION	QTY.
-	GA5077964	NOZZLE BODY, SINGLE, 3/4", TEEJET	-
-	GA5077988	NOZZLE BODY, SINGLE, 1", TEEJET	-
1	GA5077532	NOZZLE BODY CLAMP, UPPER, 3/4", TEEJET	1
	GA5077533	NOZZLE BODY CLAMP, UPPER, 1", TEEJET	1
2	GA5077537	PIN, NOZZLE BODY CLAMP, TEEJET	1
3	GA5077538	3/4" NYLON BODY	1
	CP48499-NYB	1" NYLON BODY	1
4	GA5077596	O-RING, 14.5 X 2.5MM, BUNA	1
	GA5077597	O-RING, VITON	1
5	GA5077536	SCREW, SUIT TEEJET NOZZLE BODIES, 1-1/4" LONG, SS	1
	GA5077439	CHEMSAVER, DIAPHRAGM, TEEJET	1
6	GA5077440	DIAPHRAGM, VITON, NOZZLE BODY CHECK VALVE, TEEJET	1
7	GA5076670	CHEMSAVER, 10PSI, BLACK, TEEJET	1
8	GA5055245	WASHER, NOZZLE CAP SEAL, RUBBER, 19 OD X 9MM ID	1
9	GA5077159	FILTER, NOZZLE TIP, RED, 50 MESH, POLYPROPYLENE & SS, TEEJET	1
	GA5077160	NOZZLE FILTER SCREEN, BLUE 80 MESH, POLYPROYLENE / SS, TEEJET	1
10	GA8100464	NOZZLE CAP, BLACK, TEEJET, SUIT FLAT SPRAY SMALLER CAPACITY NOZZLES (UP TO 08)	1
	GA8100059	NOZZLE CAP, 10MM ACROSS FLATS, BLACK, LECHLER	1
11	GA5004085	BOLT M8 X 20 GR8.8 ZP	1
12	GA5070710	NUT FLANGE PLASTIC M8 X 1.25	1

NOTE: See nozzle tip strainer, cap and nozzle sections on following pages for more detailed nozzle parts guide.

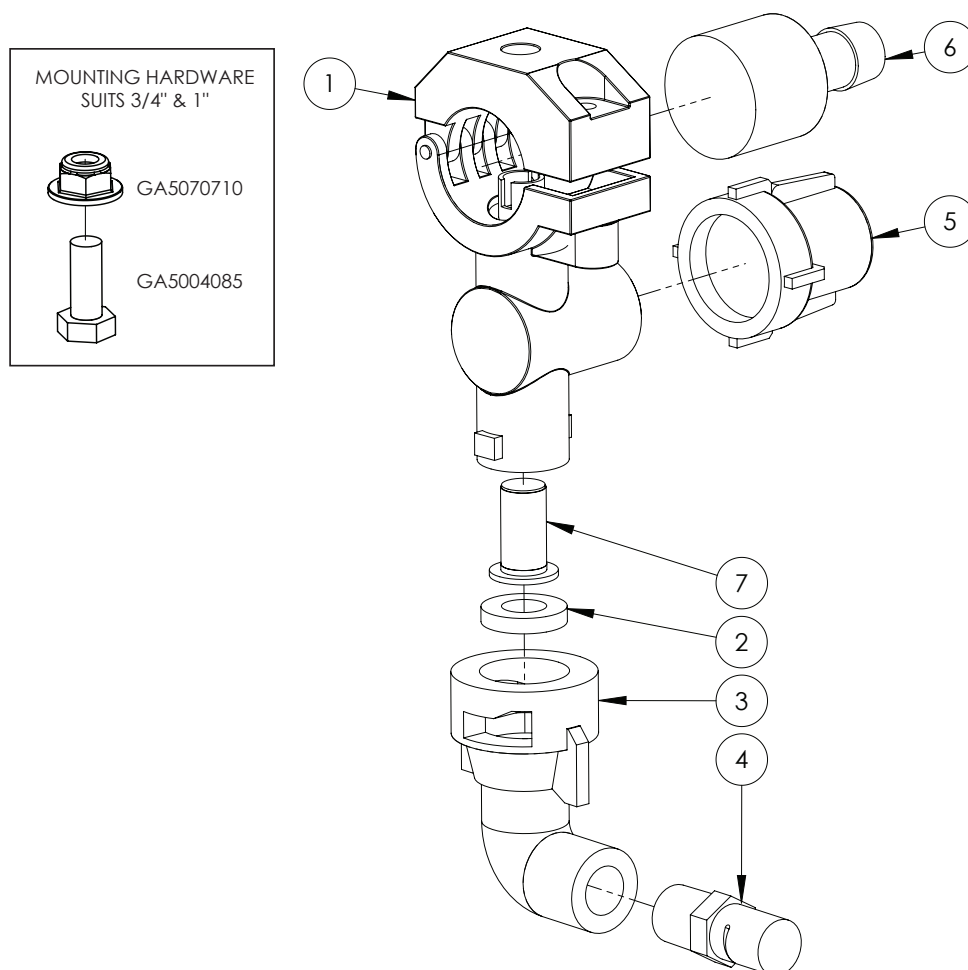
Nozzles - Teejet Clock Face Body



ITEM NO.	PART NUMBER	DESCRIPTION	QTY.
1	GA5077972	NOZZLE BODY ASSEMBLY, CLOCK FACE, 3 OUTLET, 3/4", TEEJET	-
	GA5077974	NOZZLE BODY ASSEMBLY, CLOCK FACE, 4 OUTLET, 3/4", TEEJET	-
	GA5077977	NOZZLE BODY ASSEMBLY, CLOCK FACE, 5 OUTLET, 3/4", TEEJET	-
	GA5077970	NOZZLE BODY, TRIPLE, TRIJET, CLOCK FACE, 1", TEEJET	-
2	GA5077496	E CLIP, NOZZLE BODY, TEEJET	1
3	GA5077439	CHEMSAVER, DIAPHRAGM, TEEJET	1
	GA5077440	DIAPHRAGM, VITON, NOZZLE BODY CHECK VALVE, TEEJET	
4	GA5076670	CHEMSAVER, 10PSI, BLACK, TEEJET	1
5	GA5077493	BODY, 360 SERIES 3/4", TEEJET	1
	GA5077494	BODY, 360 SERIES 1", TEEJET	1
6	GA5077596	O-RING, 14.5 X 2.5MM, BUNA	1
	GA5077597	O-RING, VITON	1
7	GA5077536	SCREW, SUIT TEEJET NOZZLE BODIES, 1-1/4" LONG, SS	1
8	GA5077532	NOZZLE BODY CLAMP, UPPER, 3/4", TEEJET	1
	GA5077533	NOZZLE BODY CLAMP, UPPER, 1", TEEJET	
9	GA5077537	PIN, NOZZLE BODY CLAMP, TEEJET	1
10	GA5004085	BOLT M8 X 20 GR8.8 ZP	1
11	GA5070710	NUT FLANGE PLASTIC M8 X 1.25	1
12	GA5077057	NOZZLE BODY EXTENSION, QUICK TEEJET TYPE, 1" LONG, BLACK, TEEJET	1

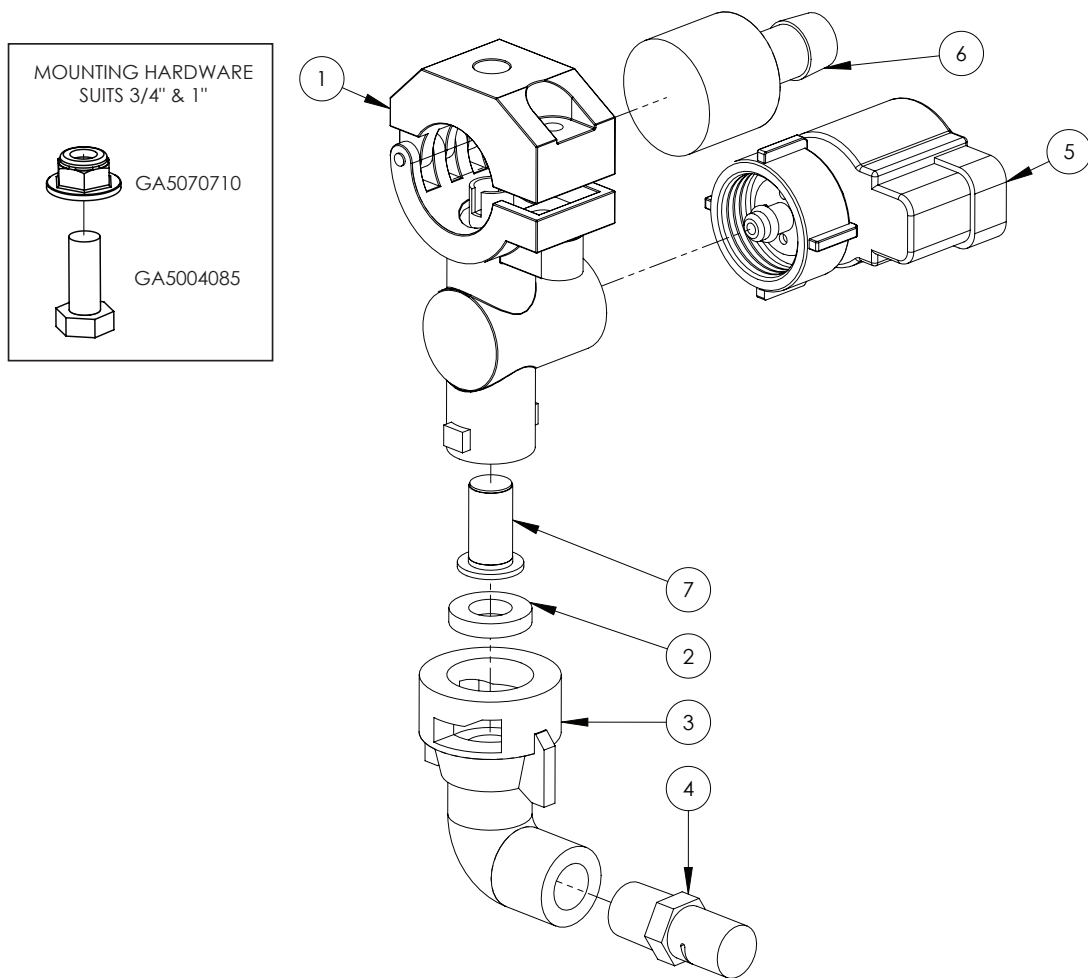
NOTE: See nozzle tip strainer, cap and nozzle sections on following pages for more detailed nozzle parts guide.

Nozzles - Fence Line - Manual Operated



ITEM NO.	PART NUMBER	DESCRIPTION	QTY.
1	GA5077964	NOZZLE BODY, SINGLE, 3/4", TEEJET	1
	GA5077988	NOZZLE BODY, SINGLE, 1", TEEJET	1
	GA5070710	NUT FLANGE PLASTIC M8 X 1.25	1
	GA5004085	BOLT M8 X 20 GR8.8 ZP	1
2	GA5055245	WASHER, NOZZLE CAP SEAL, RUBBER, 19 OD X 9MM ID	1
3	GA5077986	NOZZLE CAP & WASHER, 90 DEGREE CAP, 1/4" NPT FEMALE OUTLET	1
4	GA8100339	NOZZLE, FENCE LINE, ORANGE, POLYMER, LEFT SIDE, 1/4" NPT, TEEJET	1
	GA8100340	NOZZLE, FENCE LINE, ORANGE, POLYMER, RIGHT SIDE, 1/4" NPT, TEEJET	1
5	GA5077074	CHEMSAVER, MANUAL SHUTOFF, MAXIMUM 150PSI PRESSURE, TEEJET	1
6	GA5077497	HOSE BARB SUIT NOZZLE BODY, SINGLE 1/2", NYLON, TEEJET	1
7	GA5076947	CHECK VALVE & FILTER SCREEN, NOZZLE TIP, 5PSI VALVE, 50 MESH	1

Nozzles - Fence Line - Solenoid Operated



ITEM NO.	PART NUMBER	DESCRIPTION	QTY.
1	GA5077964	NOZZLE BODY, SINGLE, 3/4", TEEJET	1
	GA5077988	NOZZLE BODY, SINGLE, 1", TEEJET	1
	GA5070710	NUT FLANGE PLASTIC M8 X 1.25	1
	GA5004085	BOLT M8 X 20 GR8.8 ZP	1
2	GA5055245	WASHER, NOZZLE CAP SEAL, RUBBER, 19 OD X 9MM ID	1
3	GA5077986	NOZZLE CAP & WASHER, 90 DEGREE CAP, 1/4" NPT FEMALE OUTLET	1
4	GA8100339	NOZZLE, FENCE LINE, ORANGE, POLYMER, LEFT SIDE, 1/4" NPT, TEEJET	1
	GA8100340	NOZZLE, FENCE LINE, ORANGE, POLYMER, RIGHT SIDE, 1/4" NPT, TEEJET	1
5	GA5071785	SOLENOID, E-CHEMSAVER SUIT 2 PIN METRI-PACK, FENCE LINE	1
6	GA5077497	HOSE BARB SUIT NOZZLE BODY, SINGLE 1/2", NYLON, TEEJET	1
7	GA5076947	CHECK VALVE & FILTER SCREEN, NOZZLE TIP, 5PSI VALVE, 50 MESH	1

Nozzles - Tip Strainers

PART NUMBER	DESCRIPTION
GA5076947	TIP STRAINER, CHECK VALVE, 5 PSI, POLYPROPYLENE / STAINLESS STEEL, 50 MESH, TEEJET
GA5077158	TIP STRAINER, POLYPROPYLENE / STAINLESS STEEL, 24 MESH, TEEJET
GA5077159	TIP STRAINER, POLYPROPYLENE / STAINLESS STEEL, 50 MESH, TEEJET
GA5077160	TIP STRAINER, POLYPROPYLENE / STAINLESS STEEL, 80 MESH, TEEJET
GA5077156	TIP STRAINER, POLYPROPYLENE / STAINLESS STEEL, 100 MESH, TEEJET
GA5077157	TIP STRAINER, POLYPROPYLENE / STAINLESS STEEL, 200 MESH, TEEJET

Nozzles - IDK - Cap

PART NUMBER	DESCRIPTION
GA8100464	Cap to suit IDK nozzle
GA5055245	Cap washer, IDK nozzle

Nozzles - IDK - Tips

PART NUMBER	DESCRIPTION	STRAINER
GA8100018	IDK 120-01, ORANGE, LECHLER	80 MESH
GA8100019	IDK 120-015, GREEN, LECHLER	50 MESH
GA8100020	IDK 120-02, YELLOW, LECHLER	50 MESH
GA8100021	IDK 120-025, PURPLE, LECHLER	50 MESH
GA8100022	IDK 120-03, BLUE, LECHLER	50 MESH
GA8100023	IDK 120-04, RED, LECHLER	50 MESH
GA8100024	IDK 120-05, BROWN, LECHLER	24 MESH
GA8100025	IDK 120-06, GREY, LECHLER	24 MESH
GA8100026	IDK 120-08, WHITE, LECHLER	24 MESH

Nozzles - ID3 - Cap

PART NUMBER	DESCRIPTION
GA8100059	CAP TO SUIT ID3 NOZZLE
GA5055245	CAP WASHER, ID3 NOZZLE

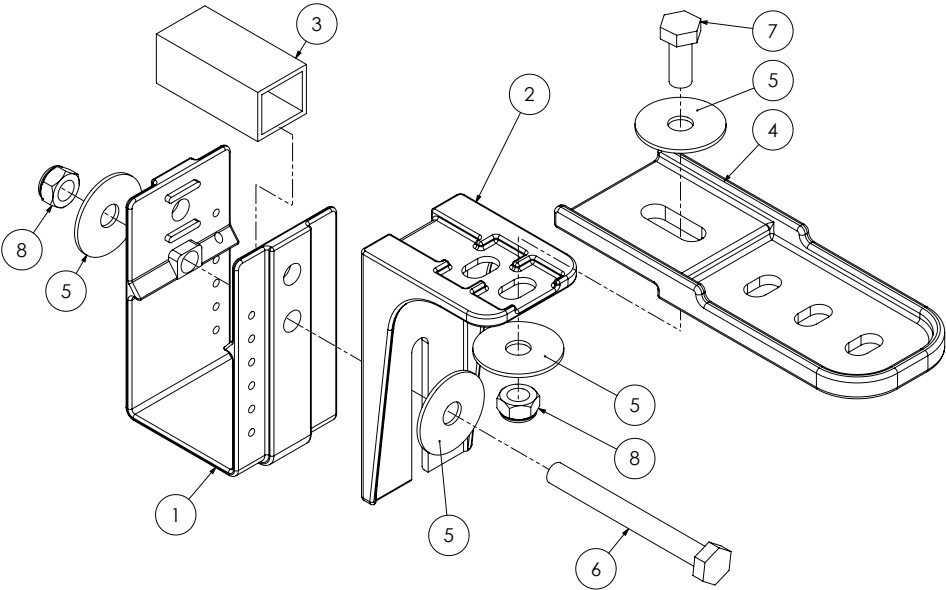
Nozzles - ID3 - Tips

PART NUMBER	DESCRIPTION	STRAINER
GA8100000	ID3 120-01, ORANGE, LECHLER	80 MESH
GA8100001	ID3 120-015, GREEN, LECHLER	50 MESH
GA8100002	ID3 120-02, YELLOW, LECHLER	50 MESH
GA8100003	ID3 120-025, PURPLE, LECHLER	50 MESH
GA8100004	ID3 120-03, BLUE, LECHLER	50 MESH
GA8100005	ID3 120-04, RED, LECHLER	50 MESH
GA8100006	ID3 120-05, BROWN, LECHLER	24 MESH
GA8100007	ID3 120-06, GREY, LECHLER	24 MESH
GA8100008	ID3 120-08, WHITE, LECHLER	24 MESH

Nozzles - AIXR - Tips

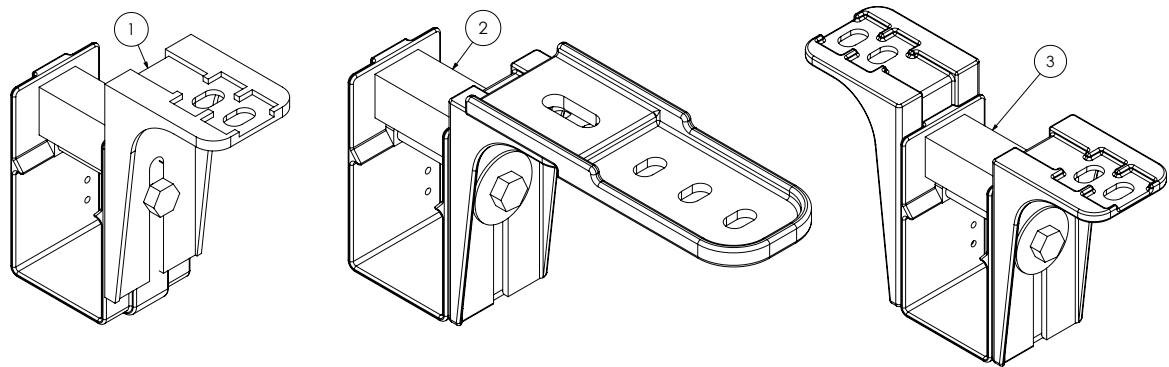
PART NUMBER	DESCRIPTION	STRAINER
GA8100429	AIXRI 10015VP, GREEN 015, POLYMER, TEEJET	100 MESH
GA8100430	AIXRI 10025VP, VIOLET 025, POLYMER, TEEJET	50 MESH
GA8100431	AIXRI 1002VP, YELLOW 02, POLYMER, TEEJET	50 MESH
GA8100432	AIXRI 1003VP, BLUE 03, POLYMER, TEEJET	50 MESH
GA8100433	AIXRI 1004VP, RED 04, POLYMER, TEEJET	50 MESH
GA8100434	AIXRI 1005VP, BROWN 05, POLYMER, TEEJET	50 MESH
GA8100435	AIXRI 1006VP, GREY 06, POLYMER, TEEJET	50 MESH

Nozzles - Brackets



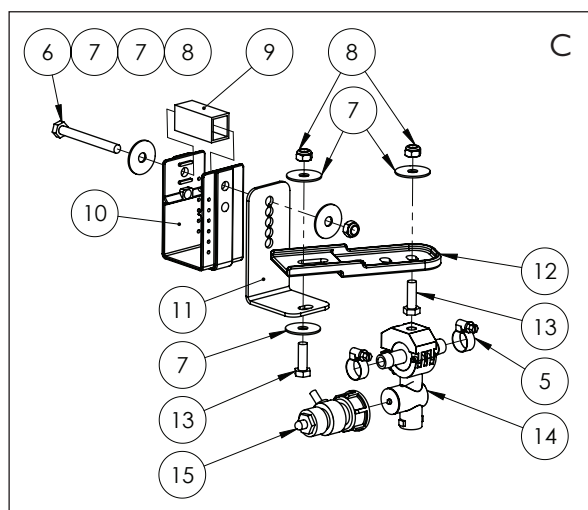
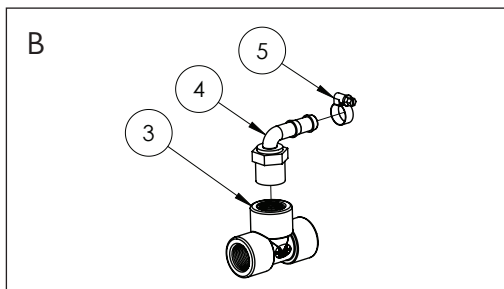
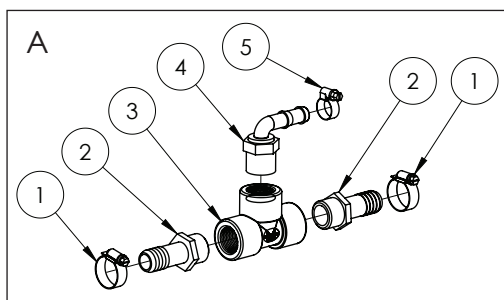
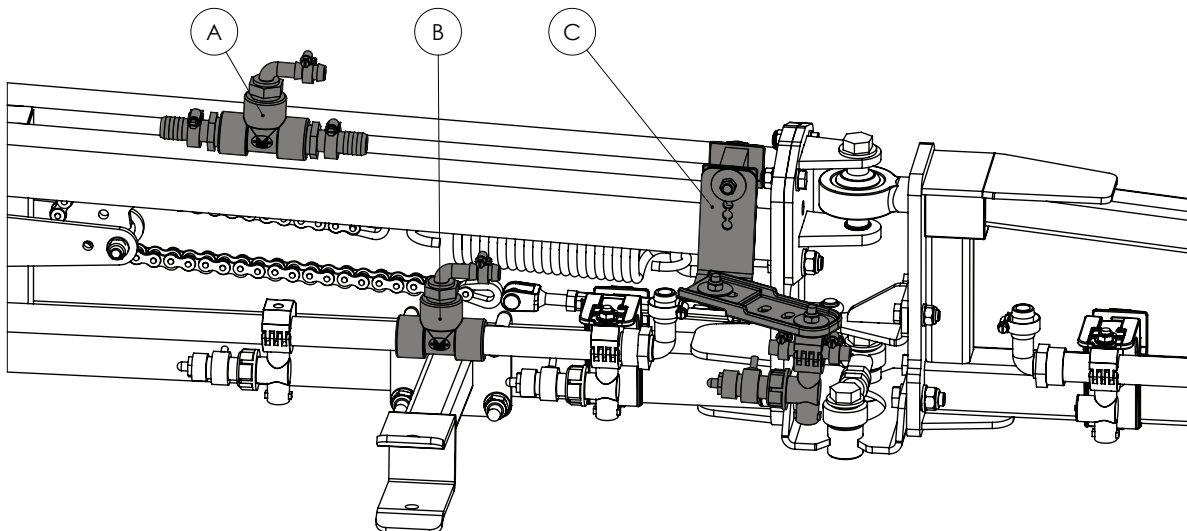
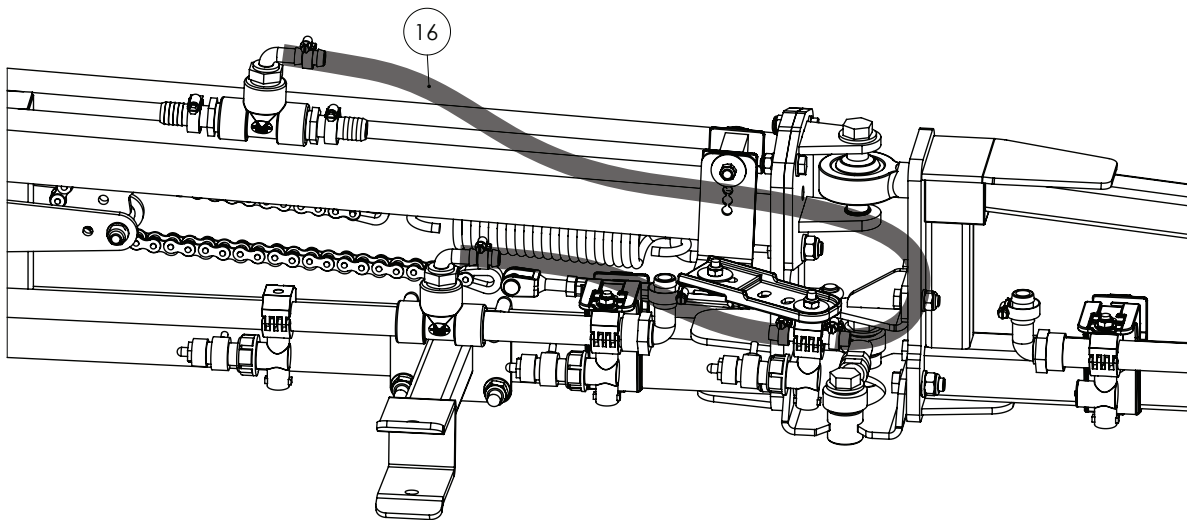
ITEM NO.	PART NUMBER	DESCRIPTION	QTY.
1	GA5018259	NOZZLE BRACKET, PLASTIC, U SHAPE	1
2	GA5018257	NOZZLE BRACKET, PLASTIC, L SHAPE, SHORT	1
	GA5018258	NOZZLE BRACKET, PLASTIC, L SHAPE, LONG	
3	GA5066965	SPACER SUIT NOZZLE BRACKETS	1
4	GA5018255	BRACKET, NOZZLE EXTENSION, PLASTIC	1
5	GA5003645	WASHER 5/16" ID X 1 1/4" OD FLAT SS	4
6	GA5004741	BOLT M8 X 75 GR8.8 ZP	1
7	GA5004085	BOLT M8 X 20 GR8.8 ZP	1
8	GA5004917	NUT M8 NYLOC ZP	2

Nozzles - Bracket Kits



ITEM NO.	PART NUMBER	DESCRIPTION
1	GA4948675-SK	NOZZLE BRACKET KIT, SINGLE LINE, SUIT 50MM RHS
2	GA4948695-SK	NOZZLE BRACKET KIT, SINGLE LINE WITH EXTENSION, SUIT 50MM RHS
3	GA4948685-SK	NOZZLE BRACKET KIT, DUAL LINE, SUIT 50MM RHS

Nozzles - Mid Breakaway Assembly



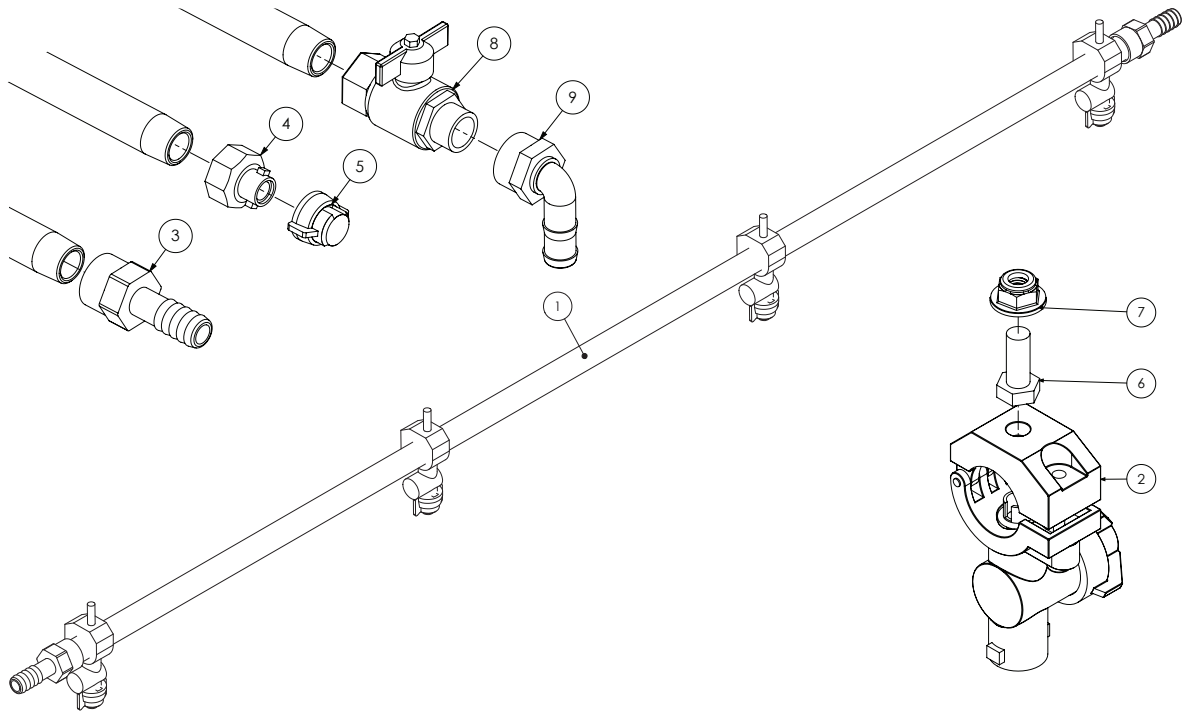
Continued over page

Nozzles - Mid Breakaway Assembly

ITEM NO.	PART NUMBER	DESCRIPTION	QTY.
1	GA5000999	HOSE CLAMP, 3/4", SS (16-27/12W)	2
2	GA5077709	HOSE BARB, STRAIGHT, 3/4" MALE THREAD X 3/4" HOSE	2
3	GA5078150	TEE, THREADED, 3/4" FEMALE	2
4	GA5077710	HOSE BARB, ELBOW, 90 DEGREE, 3/4" MALE THREAD X 1/2" HOSE	2
5	GA5004865	HOSE CLAMP, 3/8",SS (8-16/9W)	4
6	GA5052600	BOLT M8 X 75 SS A2-70	2
7	GA5003645	WASHER 5/16" ID X 1 1/4" OD FLAT SS	5
8	GA5004917	NUT M8 NYLOC ZP	3
9	GA5066965	SPACER, SQUARE, PLASTIC, 21 X 24 X 50 MM, SUITS NOZZLE BRACKETS	1
10	GA5018259	NOZZLE BRACKET, PLASTIC, U SHAPE	3
11	GA4537810	NOZZLE BRACKET LONG SS	1
12	GA5018255	BRACKET, NOZZLE EXTENSION, PLASTIC	1
13	GA5004713	BOLT M8 X 25 SS A2-70	2
14	GA5023620	TEEJET NOZZLE BODY INLINE MANIFOLD ASSEMBLY 1/2"	1
15	GA5065520	SPRAY STOP, 6MM, RAPIDFIRE, SUIT TEEJET NOZZLE BODY, ALTEK	1
16	GA2000211	HOSE, PRESSURE, 12MM, BLACK, 250PSI, HOS13P - CUT TO 1000 MM	1

Quantities shown are per side.

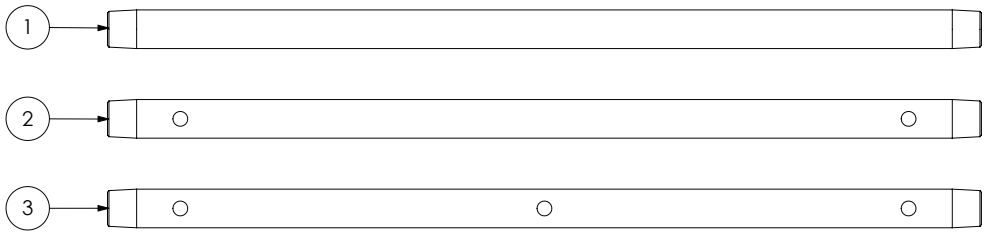
Boom Lines



ITEM NO.	PART NUMBER	DESCRIPTION	QTY
1	GA5018273	BOOM LINE, POLY, 3/4", 1600 MM LONG, NO HOLES	#
	GA5018275	BOOM LINE, POLY, 3/4", 2100 MM LONG, NO HOLES	#
	GA5018279	BOOM LINE, POLY, 3/4", 2600 MM LONG, NO HOLES	#
	GA5018281	BOOM LINE, POLY, 3/4", 3100 MM LONG, NO HOLES	#
2	GA5077964	NOZZLE BODY, SINGLE, 3/4", TEEJET	#
3	GA5077743	HOSE BARB, STRAIGHT, 3/4" FEMALE X 3/4" HOSE, BANJO	#
4	GA5076904	ADAPTER, BOOM FLUSH, 3/4" FEMALE QUICK FITTING	#
5	GA5076594	NOZZLE SHUT OFF CAP & WASHER, TEEJET	#
6	GA5052595	BOLT, M8 X 20, SS	#
7	GA5070710	NUT WITH FLANGE, PLASTIC, M8 X 1.25P	#
8	GA5018315	VALVE, BALL, 20MM MALE & FEMALE THREAD, BLACK BUTTERFLY HANDLE	#
9	GA5077746	HOSE BARB, ELBOW, 90 DEGREE, 3/4" FEMALE THREAD X 3/4" HOSE	#

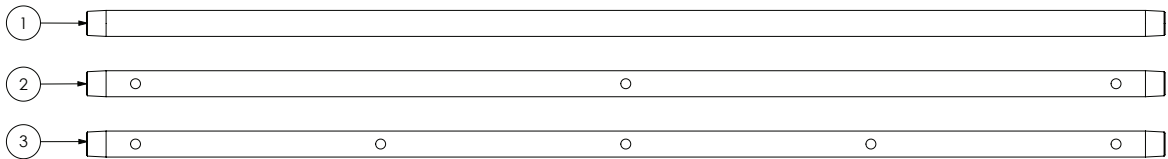
Quantities vary

Boom Poly - 3/4"- 600mm



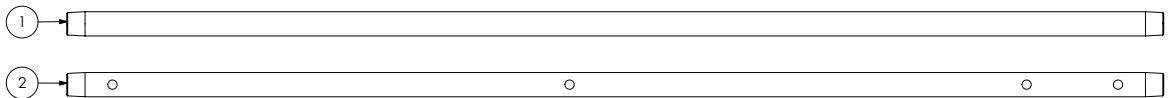
ITEM NO.	PART NUMBER	DESCRIPTION
1	GA5018287	BOOM LINE, POLY, 3/4", 600 LONG, NO HOLES
2	GA2000510	BOOM LINE, POLY, 3/4", 600 LONG, 2 HOLES, 500MM SPACING
3	GA2000511	BOOM LINE, POLY, 3/4", 600 LONG, 3 HOLES, 250MM SPACING

Boom Poly - 3/4"- 1100mm



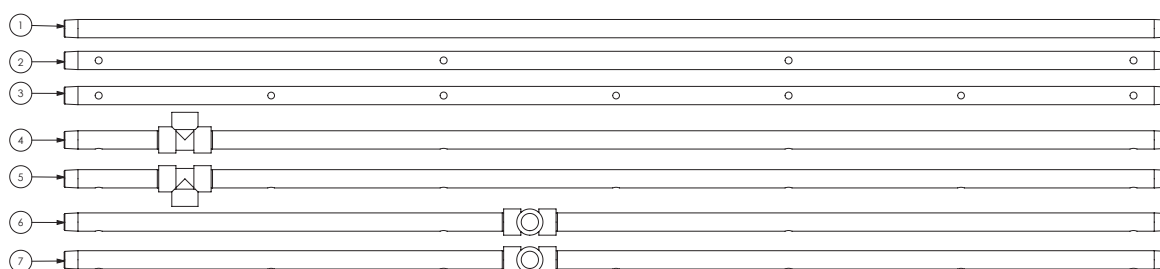
ITEM NO.	PART NUMBER	DESCRIPTION
1	GA5018269	BOOM LINE, POLY, 3/4", 1100 LONG, NO HOLES
2	GA2000506	BOOM LINE, POLY, 3/4", 1100 LONG, 3 HOLES, 500MM SPACING
3	GA2000507	BOOM LINE, POLY, 3/4", 1100 LONG, 5 HOLES, 250MM SPACING

Boom Poly - 3/4"- 1200mm




ITEM NO.	PART NUMBER	DESCRIPTION
1	GA5018271	BOOM LINE, POLY, 3/4", 1200 LONG, NO HOLES
2	GA2000515	BOOM LINE, POLY, 3/4", 1200 LONG, 3 HOLES PLUS FENCELINE, 500MM SPACING

Boom Poly - 3/4" - 1600mm



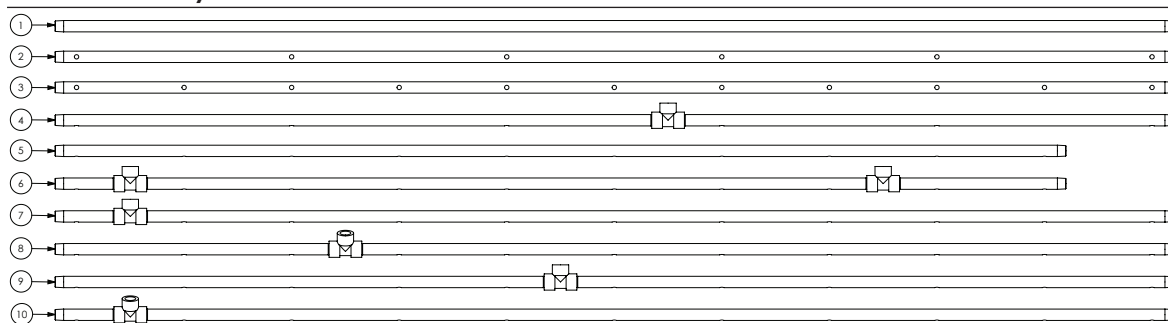
ITEM NO.	PART NUMBER	DESCRIPTION
1	GA5018273	BOOM LINE, POLY, 3/4", 1600 LONG, NO HOLES
2	GA2000500	BOOM LINE, POLY, 3/4", 1600 LONG, 4 HOLES, 500MM SPACING
3	GA2000501	BOOM LINE, POLY, 3/4", 1600 LONG, 7 HOLES, 250MM SPACING
4	GA2000520	BOOM LINE, POLY, 3/4", 1600 LONG, 4 HOLES, 500MM SPACING, TEE 175MM
5	GA2000521	BOOM LINE, POLY, 3/4", 1600 LONG, 7 HOLES, 250MM SPACING, TEE 175MM
6	GA2000522	BOOM LINE, POLY, 3/4", 1600 LONG, 4 HOLES, 500MM SPACING, TEE 675MM 90 DEG.
7	GA2000523	BOOM LINE, POLY, 3/4", 1600 LONG, 7 HOLES, 250MM SPACING, TEE 675MM 90 DEG.

Boom Poly - 3/4" - 2100mm



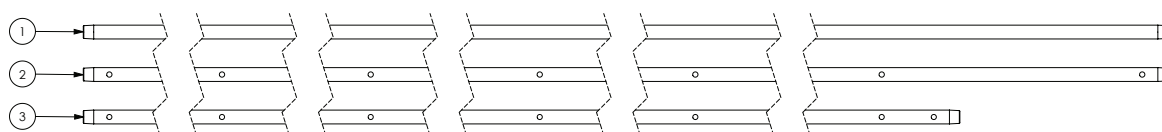
ITEM NO.	PART NUMBER	DESCRIPTION
1	GA5018275	BOOM LINE, POLY, 3/4", 2100 LONG, NO HOLES
2	GA2000502	BOOM LINE, POLY, 3/4", 2100 LONG, 5 HOLES, 500MM SPACING
3	GA2000503	BOOM LINE, POLY, 3/4", 2100 LONG, 9 HOLES, 250MM SPACING
4	GA2000525	BOOM LINE, POLY, 3/4", 1700 LONG, 4 HOLES PLUS FENCELINE, 500MM SPACING
5	GA2000526	BOOM LINE, POLY, 3/4", 2100 LONG, 5 HOLES, 500MM SPACING, TEE 175MM
6	GA2000527	BOOM LINE, POLY, 3/4", 2100 LONG, 5 HOLES, 500MM SPACING, TEE 925MM
7	GA2000530	BOOM LINE, POLY, 3/4", 1700 LONG, 7 HOLES PLUS FENCELINE, 250MM SPACING
8	GA2000531	BOOM LINE, POLY, 3/4", 1950 LONG, 8 HOLES PLUS FENCELINE, 250MM SPACING
9	GA2000532	BOOM LINE, POLY, 3/4", 2100 LONG, 9 HOLES, 250MM SPACING, TEE 425MM
10	GA2000533	BOOM LINE, POLY, 3/4", 2100 LONG, 9 HOLES, 250MM SPACING, TEE 675MM
11	GA2000534	BOOM LINE, POLY, 3/4", 2100 LONG, 9 HOLES, 250MM SPACING, TEE 925MM
12	GA2000535	BOOM LINE, POLY, 3/4, 1850 LONG, 8 HOLES, 250MM SPACING

Boom Poly - 3/4" - 2600mm



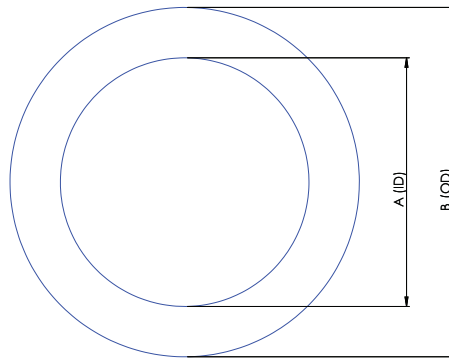
ITEM NO.	PART NUMBER	DESCRIPTION
1	GA5018279	BOOM LINE, POLY, 3/4", 2600 LONG, NO HOLES
2	GA2000504	BOOM LINE, POLY, 3/4", 2600 LONG, 6 HOLES, 500MM SPACING
3	GA2000505	BOOM LINE, POLY, 3/4", 2600 LONG, 11 HOLES, 250MM SPACING
4	GA2000540	BOOM LINE, POLY, 3/4", 2600 LONG, 6 HOLES, 500MM SPACING, TEE 175MM
5	GA2000541	BOOM LINE, POLY, 3/4", 2350 LONG, 10 HOLES, 250MM SPACING
6	GA2000542	BOOM LINE, POLY, 3/4", 2600 LONG, 10 HOLES, 250MM SPACING, TEE 175MM & 1925MM
7	GA2000543	BOOM LINE, POLY, 3/4", 2600 LONG, 11 HOLES, 250MM SPACING, TEE 175MM
8	GA2000544	BOOM LINE, POLY, 3/4", 2600 LONG, 11 HOLES, 250MM SPACING, TEE 675MM ANGLED
9	GA2000545	BOOM LINE, POLY, 3/4", 2600 LONG, 11 HOLES, 250MM SPACING, TEE 175MM
10	GA2000546	BOOM LINE, POLY, 3/4", 2600 LONG, 11 HOLES, 250MM SPACING, TEE 175MM ANGLED

Boom Poly - 3/4" - 3100mm



ITEM NO.	PART NUMBER	DESCRIPTION
1	GA5018281	BOOM LINE, POLY, 3/4", 3100 LONG, NO HOLES
2	GA2000508	BOOM LINE, POLY, 3/4", 3100 LONG, 7 HOLES, 500MM SPACING
3	GA2000550	BOOM LINE, POLY, 3/4", 2700 LONG, 6 HOLES, 500MM SPACING

Hoses



SUCTION HOSE

PART NUMBER	DESCRIPTION	INTERNAL DIAMETER (A)	OUTSIDE DIAMETER (B)
GA2000218	20MM SUCTION HOSE	20MM	32MM
GA2000222	25MM SUCTION HOSE	25MM	35MM
GA2000224	32MM SUCTION HOSE	32MM	45MM
GA2000226	38MM SUCTION HOSE	38MM	48MM
GA2000229	51MM SUCTION HOSE	51MM	63MM
GA2000230	63MM SUCTION HOSE	63MM	76MM
GA2000232	75MM SUCTION HOSE	75MM	93MM

NOTE: Suction hose can be identified by its external green stripe and wire reinforcement.

PRESSURE HOSE

PART NUMBER	DESCRIPTION	INTERNAL DIAMETER (A)	OUTSIDE DIAMETER (B)
GA2000200	7MM PRESSURE HOSE	7MM	12.5MM
GA2000211	13MM PRESSURE HOSE	13MM	20MM
GA2000216	20MM PRESSURE HOSE	20MM	28MM
GA2000219	25MM PRESSURE HOSE	25MM	34MM
GA2000223	32MM PRESSURE HOSE	32MM	43MM
GA2000225	38MM PRESSURE HOSE	38MM	48MM

NOTE: Pressure hose can be identified by its blue internal layer.

PVC HOSE

PART NUMBER	DESCRIPTION	INTERNAL DIAMETER (A)	OUTSIDE DIAMETER (B)
GA2000220	25MM PVC HOSE	25MM	32MM
GA2000227	40MM PVC HOSE	40MM	50MM
GA2000228	50MM PVC HOSE	50MM	58MM

NOTE: PVC Hose can be identified by its ribbed outer surface.

SIGHT TUBE HOSE

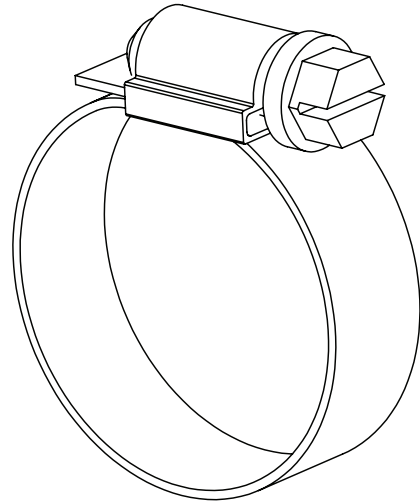
PART NUMBER	DESCRIPTION	INTERNAL DIAMETER (A)	OUTSIDE DIAMETER (B)
GA2000209	12MM CLEAR SIGHT TUBE HOSE	12MM	-
GA2000210	12MM CLEAR SIGHT TUBE HOSE WITH WIRE	12MM	-

LAY FLAT HOSE

PART NUMBER	DESCRIPTION	INTERNAL DIAMETER (A)	OUTSIDE DIAMETER (B)
GA2000220	25MM PVC HOSE	25MM	32MM


Hose Clamps

PART NUMBER	DESCRIPTION
GA5004865	8-16MM HOSE CLAMP
GA5000469	12-20MM HOSE CLAMP
GA5000999	16-25MM HOSE CLAMP
GA5001681	20-32MM HOSE CLAMP
GA5016813	25-40MM HOSE CLAMP
GA5002783	30-45MM HOSE CLAMP
GA5002873	32-50MM HOSE CLAMP
GA5003325	40-60MM HOSE CLAMP
GA5016815	50-70MM HOSE CLAMP
GA5004241	60-80MM HOSE CLAMP



Cable Ties

PART NUMBER	DESCRIPTION
GA5002173	CABLE TIE, BLACK, 100 X 2.5MM
GA5003517	CABLE TIE, BLACK, 140 X 3.5MM
GA5004455	CABLE TIE, BLACK, 190 X 4.5MM
GA5000685	CABLE TIE, BLACK, 320 X 7.5MM
GA5000687	CABLE TIE, BLACK, 360 X 4.5MM
GA5021235	CABLE TIE, BLACK, 540 X 7.5MM



GOLDACRES

www.goldacres.com.au