



**GOLDACRES**  
*Australia's World Class Sprayers*



**Buyers Guide 2015/16**

[goldacres.com.au](http://goldacres.com.au)

# Marolex

## Trolley Sprayer MX-20

GA5022201

- 20L capacity
- Pump up trolley style sprayer
- 135cm telescopic lance
- Nozzle with regulated stream angle
- Filter in handle
- No more lifting or carrying



## Master 2000

GA5022125

- 2L capacity
- Viton seals
- Lightweight, translucent yellow tank
- Safety valve
- Highly efficient pump



## Hobby 5L

GA5060875

- 5L capacity
- Light and long anodised lance
- Highly efficient pump



## Hobby 9L

GA5060885

- 9L capacity
- Light and long anodised lance
- Highly efficient pump



## Hobby 12L

GA5060890


- 12L capacity
- Light and long anodised lance
- Highly efficient pump



## Industry 5L

GA5060895

- 5L capacity
- Stainless steel lance
- Viton seals
- High pressure tank
- Stainless steel pump piston



## Industry 9L

GA5060905

- 9L capacity
- Stainless steel lance
- Viton seals
- High pressure tank
- Stainless steel pump piston



## Industry 12L

GA5060910

- 12L capacity
- Stainless steel lance
- Viton seals
- High pressure tank
- Stainless steel pump piston



## Spare Parts

### Hose

GA5061020

- 500mm replacement hose including fly nuts



### Short pump internal

GA5061031



Suits 5L sprayers

### Long pump internal

GA5061032



Suits 9L & 12L sprayers

### Pump for Titan

GA5061005



### Washers kit

GA5060970

Suits all models



### Filter

GA5061030



### Repair kit for pump assembly

GA5060975



### Repair kit for Titan knapsacks

GA5060980



## Titan 12L, 16L & 20L

12L GA5022195  
16L GA5022200  
20L GA5022205

- 12L, 16L & 20L capacity
- Long telescopic lance with inclined rotary nozzle
- Nozzle with regulated stream angle
- Viton seals
- Pump lever adaptable for LH or RH use
- Titan backpack straps GA5023105



## Vacuum pump 12L

GA5021800

- 12L capacity
- Liquid transfer vacuum tank
- Remove fluids from vehicles, lawn mowers and motorbikes etc.



## Drift guard

GA5022295

- Drift Guard is compatible with Hobby, Industry and Titan



## RX Electric 12L

GA5067980

**NEW**




- Rechargeable 12v backpack
- 12L capacity
- Net weight 8kg
- Telescopic lance with trigger handle
- Waterproof construction
- Soft ergonomic harness

## Five nozzle horizontal boom

GA5021825

## Three nozzle horizontal boom

GA5021820



## Telescopic lance

GA5060955

- 85-135cm telescopic lance with trigger handle
- Fits Hobby and Titan



## Telescopic lance

GA5060960

- 150-300cm telescopic lance with trigger handle
- Fits Hobby and Titan

## Spare Parts

### Lance tip kit

GA5061015



### Safety valve

GA5061025



### 5 piece nozzle tip kit

GA5061010



### Repair kit for lance

GA5060985



### ½" BSP female ¼" male hose tail

CP50786-PP-300



### ½" BSP female x ⅜" male hose tail

CP50786-PP-406



### ½" BSP female 8mm hose tail

006310P



### Hose inlet nipple

GA5022123



### Spraywand adapter for lance

GA5023690

Ideal for fitting Marolex boom to Squirt and Backpack sprayer



# Spotmate

## Build your own Spotmate

### 1 Choose a tank size

#### Spotmate 100L

GA4900021

- 12v, 6.8 l/min Shurflo pump 100psi
- TriggerJet spray lance
- 5m hose
- Electrical leads with battery clips
- 500 W x 850 L x 410 H



#### Spotmate 200L

GA4900039

- 12v, 6.8 l/min Shurflo pump 100psi
- TriggerJet spray lance
- 5m hose
- Electrical leads with battery clips
- 500 W x 850 L x 680 H



### 2 Add a trailer

#### Spotmate ST Trailer

GA4907025

- 40 mm RHS trailer chassis
- 1" axle with sealed bearings
- 16/6.5x8 wheels and turf tyres
- Ready to mount Spotmate tank and choice of fitting a boom or boomless nozzle.



### 3 Add your spraying system

#### Spotmate Boomless Nozzle Kit

GA4907045

- TeeJet XP BoomJet boomless nozzle
- Mounting tab for after sales fitment to Spotmate ST1



OR

#### Spotmate Boom

GA4907040

- 3 non-drip nozzle
- Steel boom
- Isolation tap and tank pressure return for 1.5m spraying width.



### OR buy your Work Ready Spotmate Trailer

#### Spotmate ST1 Boom

GA6500001



#### Spotmate ST1 Boomless

GA6500007



See page 5 for specifications on these models



# Traymate

Heavy Duty 12V Sprayer  
Designed for Spot or Boom Spraying

## Spotmate 50L

GA4900015

- 12v, 6.8 l/min Shurflo pump 100psi
- TriggerJet spray lance
- 5m hose
- Electrical leads with battery clips
- 350 W x 900 L x 350 H



## Spotmate ST1 Boom

GA6500001



- 100L tank
- Heavy duty wheels with sealed bearings
- 16 / 6.5 x 8 turf tyres
- 3 nozzle spray boom with 1.5m spray width
- 12v, 6.8 l/min Shurflo pump 100psi with isolator tap
- TriggerJet lance for spot spraying

## Spotmate ST1 Boomless

GA6500007



- 100L tank
- 12v, 6.8 l/min Shurflo pump 100psi
- 5m cable & weatherproof toggle switch
- Filter
- Tank tap
- Euro made Marolex triggerjet spray gun and 5m delivery hose.
- Mounted on a Spotmate trailer
- TeeJet XP BoomJet boomless nozzle.

## Traymate 100L

GA4900024

- 6.8 l/min 100psi 12v Shurflo pump
- Pistol grip gunjet with adjustable nozzle
- 460 W x 970 L x 550 H

Boom ready: GA5021705

- 11.3 l/min 45psi 12v pump
- Pressure regulator and gauge



## Traymate 200L

GA4900042

- 6.8 l/min 100psi 12v Shurflo pump
- Pistol grip gunjet with adjustable nozzle
- 700 W x 950 L x 750 H

Boom ready: GA5021715

- 11.3 l/min 45psi 12v pump
- Pressure regulator and gauge



## Traymate 300L

GA4900048

- 6.8 l/min 100psi 12v Shurflo pump
- Pistol grip gunjet with adjustable nozzle
- 700 W x 950 L x 950 H

Boom ready: GA5021720

- 11.3 l/min 45psi 12v pump
- Pressure regulator and gauge



## Traymate 400L

GA4900054

- 6.8 l/min 100psi 12v Shurflo pump
- Pistol grip gunjet with adjustable nozzle
- 900 W x 1150 L x 900 H

Boom ready: GA5021725

- 11.3 l/min 45psi 12v pump
- Pressure regulator and gauge



Hay & Silage applicators also available. See page 9

# Squirt

BY GOLDACRES

GA4900009



**3.5 l/min 12v pump**

**Telescopic lance**

**UV resistant tank**

**30L capacity**

**Rechargeable**

**3m hose**

**Cordless**

**Squirt spare parts**

**3.5 l/min Squirt Pump**

GA5023730

**Squirt charger**

GA5020455

**Marolex lance,  
hose tail & clamp**

GA5023885-SK

- Accessory kit to suit Squirt & Backpack



## Ultimate

### ATV200/3

GA4905995

- 200L tank
- 11.3 l/min Shurflo 12v pump with pressure regulator
- 15m hose reel with pistol grip gunjet with adjustable nozzle
- 3m aluminum folding boom
- Tank site tube
- 110kg\*



### ATV300/4

GA4905975-WR-12V

- 300L tank
- 11.3 l/min Shurflo 12v pump with pressure regulator
- 15m hose reel with pistol grip gunjet with adjustable nozzle
- 4m aluminum folding boom
- Tank site tube
- 115kg\*



### ATV300/4P

GA4905975-WR-EN

- 300L tank
- Honda GX100 petrol engine
- 20 l/min 290psi Udor diaphragm pump
- 4m steel / aluminum crossover boom
- 15m hose reel with pistol grip gunjet with adjustable nozzle
- Tank site tube
- 120kg\*





## UV400/4P

GA4905980-WR-EN

- Utility vehicle ready
- 400L tank
- Honda GX100 petrol engine
- 20 l/min 290psi Udor diaphragm pump
- 4m steel / aluminum crossover boom
- 15m hose reel with pistol grip gunjet with adjustable nozzle
- Tank site tube
- Hand wash tank
- 130kg\*



## Ultimate ST 4 & 6



*Suitable for ute or compact tractor use*

- 400 or 600L tank with 4 or 6m boom
- 11.3 l/min 12v pump with pressure regulator or Honda GX100 petrol engine 20 l/min 290psi Udor diaphragm pump
- 14" wheels with plastic mudguards
- 30m hose reel and pistol grip gunjet with adjustable nozzle
- Low centre of gravity for greater stability
- Adjustable 50mm tow hitch

ULTIMATE ST 4 400L - GA5021605 4m boom 12v 11.3 l/min pump with pressure regulator & gauge

ULTIMATE ST 4 400L - GA5021607-WR 4m boom 20 l/min Udor Iota pump & Honda GX100 engine drive

ULTIMATE ST 6 600L - GA5021608-WR 6m boom 20 l/min Udor Iota pump & Honda GX100 engine drive



## ATV75

### 75L rack mount ATV spray tank:

GA4905985 75L rack mount ATV

GA4905990 75L rack mount ATV - Boom Ready\*

- Baffled tank
- Shurflo 6.8 l/min / 100psi 12v pump
- Italian 600mm stainless spray lance with adjustable nozzle
- Adjustable nozzle from pencil to fan
- Gun holder
- Light weight
- Locking trigger
- 3.0m spray hose with hose holder
- Tank drain tap
- Suction filter
- Wiring loom with in line fuse
- 870 W x 820 L x 380 H
- 12kg\*

#### Boom ready features

- Pressure regulator\*
- Pressure gauge\*
- 1/2" ball valve\*

*Always refer to vehicle specifications regarding towing and carrying capacities.  
\*All weights shown are unladen.*



# Traymount

Heavy duty, versatile ute or trailer mounted sprayer designed for small booms & spot spraying

## Traymount DM 450 or 800L

450L GA4904510 – 800L GA4904515



- Demountable frame for easy fitting and removal by one person
- Honda GX200 engine
- Kappa 40 l/min 580psi pump
- 30m hose reel
- Pistol grip gunjet with adjustable nozzle
- 6m folding boom
- 2 section electric boom control with motorised boom valves

## Traymount SB 450 or 800L

450L GA5021560  
800L GA5021595



- Skid base tank with Honda GX200 engine
- Kappa 40 l/min 580psi pump
- Comes complete with 30m hose reel
- Pistol grip gunjet with adjustable nozzle

## Traymount 200L

200L GA4904506



- 200L tank
- Honda GX100 engine with 20 l/min 290psi Udor pump
- 30m hose reel
- Pistol grip gunjet with adjustable nozzle
- 900 L x 780 W x 580mm H

## Traymount 300L

300L GA5021755-WR



- 300L tank
- Honda GX200 engine with 40 l/min 580psi Udor pump
- 30m hose reel
- Pistol grip gunjet with adjustable nozzle
- 1000 L x 1100 W x 1000mm H

## 400 or 600L Traymount

400L GA5021760-WR  
600L GA5021765-WR



- 400 or 600L tank with sump drain
- Honda GX200 engine
- Kappa 40 l/min 580psi pump
- 30m hose reel & pistol grip gunjet with adjustable nozzle
- Suction filter with shut off
- DL3 way controller
- Sturdy full RHS frame
- **400L** 1550 L x 1150 W x 850mm H
- **600L** 1550 L x 1250 W x 1150mm H

# Hay & Silage

## 100L Hysi

GA4932435



## 200L Hysi

GA4932440



## 400L Hysi

GA5021745



## Hysi Upright

GA5021450

- 100L tank
- Shurflo 6.8 l/min pump
- 12v pressure regulator
- Easy to mount upright frame/tank design
- Remote on/off switch
- Remote mounted pressure gauge
- Sight tube



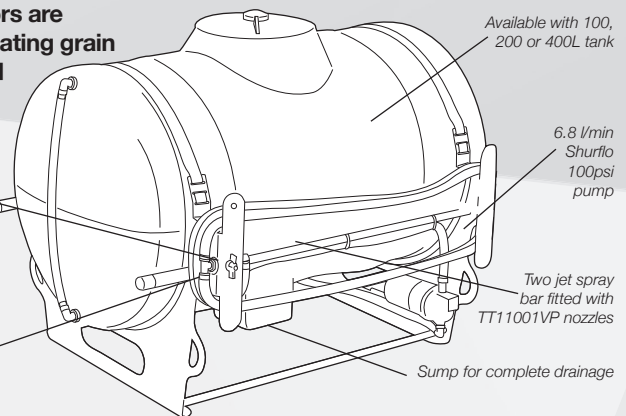
## Hysi - Hay & Silage Applicator Features

These applicators are designed for treating grain in the auger and hay and silage

Bypass tap for agitation  
Pressure regulator valve and gauge for accurate application rates

Remote on/off switch  
Option: Remote electric pressure adjustment GA5022415

Electrical leads with battery clips



## Mini Sprayer

The Mini sprayer has been designed for herbicide, fungicide, fertiliser or pesticide application on bowling greens, lawns, parks, gardens, sporting arenas, industrial areas, paths and fences.

### Features:

- Easy one-person operation
- 2 x 25L tanks
- Check valves fitted for instant cut-off and start
- Simple calibration
- Fold down handles for easy storage
- Filtration fitted
- Self contained sprayer
- Option: offset jet for spraying edges, fence lines etc





# Durable, affordable and technically advanced

**Pro-Reel is the ready-to-work hose reel of choice for a range of farming, contracting or specialist spraying applications.**

Available in a wide range of off-the-shelf designs as well as custom-built units, Pro-Reel features advanced high frequency radio electronics to allow auto hose retraction from just about any position.

Featuring durable high grade reels, powerful radio control systems, anti-kink nylon hose and super tough poly tanks, Pro-Reel is built with a 12 volt winding motor and quality Honda or Subaru driven pump motors.

Pro-Reel models are available as stand alone reels to 150 metres or as complete units with tanks, pumps and controllers to fit ute or trailer trays, utility vehicles, or in a range of towable options to suit any application.

# PRO-REEL



## Traymount

**Pro-Reel is the ready-to-work hose reel of choice for a range of farming, contracting or specialist spraying applications.**

### **200L Pro-Reel 100**

GA4905840-WR

### **300L Pro-Reel 100**

GA4905845-WR

- Single 100m Pro-Reel
- Honda GX100 engine
- Iota 20 l/min 280psi pump
- DS 3 way manual control with dump valve
- Turbo 400 gun

### **400L Pro-Reel 100**

GA4905850-WR (PICTURED)

### **600L Pro-Reel 100**

GA4905855-WR

### **800L Pro-Reel 100**

GA4905860-WR

- Single 100m Pro-Reel
- Honda GX200 engine
- Kappa 40 l/min 580psi pump
- DS 3 way manual control with dump valve
- Turbo 400 gun
- **400L** 1734 L x 1175 W x 922mm H
- **600L** 1627 L x 1290 W x 1175mm H
- **800L** 1627 L x 1290 W x 1425mm H



Gun not included

# Hose Reel

PRO-REEL 50 GA4904452  
PRO-REEL 100 GA4904451  
PRO-REEL 150 GA4904453

**Transform an existing tank and pump into a weed-killing weapon.**

**Simply add a Pro-Reel to your outfit and take the work out of spraying.**

Heavy duty steel frame combined with routed poly reel plates and a stainless steel shaft, quality bearings and up to 150 metres of Nylon 12 anti-kink hose make the Pro-Reel the perfect choice to transform your existing tank. Talk to your Goldacres Dealer about pumps and controllers to get your project or post fit off the ground.

**50 & 100m** 950 L x 450 W x 680mm H  
**150m** 950 L x 450 W x 730mm H

## Skid Base



### 400L Pro-Reel 100

GA4905900-WR

- 400L skid base tank
- Single 100m Pro-Reel
- Honda GX100 engine
- Iota 20 l/min 280psi pump
- DS 3 way manual control with dump valve
- Turbo 400 gun
- 1490 L x 760 W x 1320mm H

## Tubmate



### 200L Pro-Reel 50

GA4905840-WR-50

### 300L Pro-Reel 50

GA4905845-WR-50

- Features a single 50m
- Pro-Reel fitted with Iota 20 l/min
- 280psi pump and Honda GX100 engine
- DS 3 way manual control with dump valve
- Turbo 400 gun
- **200L** 1450 L x 1000 W x 800mm H
- **300L** 1450 L x 1000 W x 1000mm H

# Traymount Twin Reel



## 400L Pro-Reel 100 Twin

GA4905865-WR

## 600L Pro-Reel 100 Twin

GA4905870-WR

## 800L Pro-Reel 100 Twin

GA4905875-WR

- 100m Twin Pro-Reel
- 2 x Turbo 400 guns
- Udor Kappa 40 l/min 580psi pump
- Honda GX200 engine
- 3 way DS manual controller with dump valve
- **400L** 1840 L x 1400 W x 927mm H
- **600L** 1840 L x 1400 W x 1175mm H
- **800L** 1840 L x 1400 W x 1425mm H

## Utility

### 300L Pro-Reel 100 Utility

GA4906860-WR

Simply convert your RTV into a flexible and functional spray rig by adding a Pro-Reel Utility



- Designed to fit RTV vehicles
- 300L tank
- Single 100m Pro-Reel
- Honda GX200 engine
- Kappa 40 l/min 580psi pump
- DS 3 way manual control with dump valve
- Turbo 400 gun
- 1150 L x 1420 W x 1000mm H



# Utility

## 200L Pro-Reel Utility 100

GA6500006

- Designed to fit most utility vehicles
- 200L tank
- Single 100m Pro-Reel
- Honda GX100 engine
- Iota 20 l/min 280psi pump
- DS 3 way manual control with dump valve
- Turbo 400 gun
- 1190 L x 850 W x 750mm H



# Trailed

## 800L Pro-Reel 100

GA4904357-WR (PICTURED)

## 1000L Pro-Reel 100 Twin

GA4904362-WR

- 800 or 1000L tank
- Single or Double 100m Pro-Reel
- Kappa 40 l/min 580psi pump
- Honda GX200 engine
- DS 3 way manual control with dump valve
- Over-run brakes & tail lights make it an ideal unit for councils, contractors & Landcare groups
- 45L fresh water tank
- Turbo 400 gun (x 2 on twin reel)

# Deluxe

**Build your own Pro-Reel starting with a base tank and adding options to suit your application.**

Our specialists can help you customise your Pro-Reel Deluxe with fittings that will maximise your productivity and make work a breeze.



# Pro-Reel - Key Specifications



## Hose Reel

Heavy-duty routed poly, chemical resistant reel plates matched to a heavy-duty tube steel frame deliver simplicity and durability in equal measure. Quality bearing packs and stainless axle and fittings add to the package.



## Nylon 12 hose

Nylon 12 is the toughest, anti kink hose available. Rated to 250 psi the standard 8mm diameter hose can be fitted up to 150 metres as standard.

## Guns



**CT Top Spray:** Great general purpose gun delivering 30 l/min. Lightweight • 365 psi • Adjustable nozzle – pencil to fan • Easy grip nozzle adjustment • GA5023825



## Control System

GA5063500

A powerful two channel radio receiver (433 MHz FM) with a 200m range controls the Pro-Reel re-wind function. The remote features single button motor shutdown for emergencies while a manual override switch allows the hose to be rewound if the remote loses power, is damaged or lost. It has a re-settable electronic system protection for operators to use on-site if required. Weatherpack plugs allow easy removal of the controller for service and maintenance.

Includes:

- Pro-Reel control box
- 2 button remote transmitter
- Antenna

## Remote transmitter (2 button)

GA5061715

## Antenna

GA5061710



## Tank

Australian made, rotationally moulded, industrial grade UV protected polyethylene tanks eliminate blind spots allowing thorough decontamination or rinsing. Tank sump aids in complete draining.



## Motor

GA5052970

12 volt, 16 amps, 150w, 450 rpm



**Slam 907:** Nylon hand grip with lockable trigger • Stainless stem • Balancing trigger with adjustable air mixing diffuser - perfect for fine spraying and low impact on target • 725psi • 33 l/min • GA5023980



**Turbo 400:** Side lever spray pattern adjustment • 70 l/min • 725 psi • Nozzle cone incorporates a venture for added spray atomization and penetration • Repair kit available • GA5023475



# 3PL - Work Ready

Goldacres new range of 3 point linkage sprayers draws on our history of rugged design and precision spraying performance

## Work Ready 450

GA4907151

- 450L tank
- Zeta 70 l/min pto
- 6m boom
- 3 way manual controller
- 30m hose reel
- AA30 gunjet
- Suction filter with shut off valve
- 23L hand wash tank



## Work Ready 800

GA4907161

- 800L tank
- Zeta 70 l/min pto
- 8m boom
- 4 way manual controller
- 30m hose reel
- AA30 gunjet
- 23L hand wash tank
- Venturi probe
- Available with crossfold boom and 3 way electric control GA4907162



## Work Ready 600

GA4907156

- 600L tank
- Zeta 70 l/min pto
- 6m boom
- 3 way manual controller
- 30m hose reel
- AA30 gunjet
- Suction filter with shut off valve
- 23L hand wash tank



## Work Ready 800VF

GA4907167


- 800L tank
- Zeta 70 l/min pto
- 8m vertical fold
- 4 way electric controller
- 30m hose reel
- AA30 gunjet
- Venturi probe
- Suction filter with shut off valve
- 23L hand wash tank



# 3PL - Large

## ORX1000 HD

- 1000L tank
- 10m Crossover boom
- 45L rinse tank
- 85 l/min pump with pto shaft
- 3 way electric controller
- 23L hand wash tank
- Large range of options available



## LSF1200

- 1200L tank
- 12m Delta boom
- 45L rinse tank
- 85 l/min pump with pto shaft
- 3 way electric control
- Large range of options available



# 3PL - 12v

## ALL NEW RANGE

### Work Ready 1000

GA4907166



- 1000L tank
- Zeta 70 l/min pto
- 10m crossfold boom
- 4 way manual controller
- 30m hose reel
- AA30 gunjet
- 23L hand wash tank
- Venturi probe
- Suction filter with shut off valve
- 4 way electric control version GA4907163

### Krono 800

- 800L tank
- 12m Krono fully galvanised hydraulic folding boom
- Hydraulic vertical lift
- 15L water tank
- 85 l/min pump with pto shaft
- 3 way electric controller with electric regulator
- Boom end isolation
- Venturi probe & agitator
- Large range of options available



### 12V200 3PL

GA4907180

- 200L tank
- 11.3 l/min 45psi Shurflo 12v pump
- 15m hose reel
- AA30 gunjet
- Suction filter



### 12V300 3PL

GA4907185

- 300L tank
- 11.3 l/min 45psi Shurflo 12v pump
- 15m hose reel
- AA30 gunjet
- Suction filter



### 12V450 3PL

GA4907190

- 450L tank
- 20 l/min 60psi Shurflo 12v pump
- 15m hose reel
- AA30 gunjet
- Suction filter



### 12V200 3PL with boom

GA4907195

- 200L tank
- 11.3 l/min 45psi Shurflo 12v pump
- 3m boom
- 15m hose reel
- AA30 gunjet
- Suction filter



### 12V300 3PL with boom

GA4907200

- 300L tank
- 11.3 l/min 45psi Shurflo 12v pump
- 4m boom
- 15m hose reel
- AA30 gunjet
- Suction filter



### 12V450 3PL with boom

GA4907205

- 450L tank
- 20 l/min 60psi Shurflo 12v pump
- 6m boom
- 15m hose reel
- AA30 gunjet
- Suction filter



# 3PL - Option Pack

## Build your own 3 Point Linkage

### 1 Choose a base size

#### Tank sizes

- **450L** GA4906620
- **600L** GA4906625
- **800L** GA4906630
- **1000L** GA4906635
- **ORX 1000HD** GA4907225

#### Includes

- Tank
- Heavy duty frame
- 23L hand wash tank



### 2 Add from many options

- Foam marker - single side
- Foam marker - double side
- Tank Flush / Rinse
- 40L Induction hopper
- 60L SuperFlow induction hopper
- Electric controls
- Auto rate control
- Hose reels
- Remote 1 1/2" quick fill point
- Guns
- Frame access step
- Boomless nozzles
- Quick Hitch

### 3 Add a boom

- **4m Folding**  
GA4900096
- **5m Folding**  
GA4900099
- **6m Folding**  
GA4907140
- **8m Folding**  
GA4900105-MF-NS
- **10m Crossover**  
GA4900108-MF-NS
- **12m Crossover**  
GA4900117-MF-NS
- **10m Twinlink Crossover**  
GA4900111-MF-TL
- **12m Twinlink Crossover**  
GA4900117-MF-TL
- **12m Crossover**  
GA4900117-MF-NS
- **8m Crossfold**  
GA4900105-MF-NS-CO
- **10m Crossfold**  
GA4900111-MF-NS-CF
- **6m Vertical fold**  
GA4900102-HVF-NS
- **8m Vertical fold**  
GA4900105-HVF-NS
- **10m Vertical fold**  
GA4900111-HVF-NS
- **12m Vertical fold**  
GA4900132-HVF-NS
- **Boomless nozzle kit**  
GA4907309

#### Includes

- O2 size nozzles, caps & strainers

See page 26 for more details on booms

## 3PL - Specifications

3PL - Model	Part No.	Pump	Boom*	Controller	Options included
<b>12v</b>					
<b>200L 12v</b>	GA4907180	11.3 l/min Shurflo			15m hose reel. AA30 gunjet. Suction filter
<b>300L 12v</b>	GA4907185	11.3 l/min Shurflo			15m hose reel. AA30 gunjet. Suction filter
<b>450L 12v</b>	GA4907190	20.0 l/min Shurflo			15m hose reel. AA30 gunjet. Suction filter
<b>200L 12v</b>	GA4907195	11.3 l/min Shurflo	3m Boom		15m hose reel. AA30 gunjet. Suction filter
<b>300L 12v</b>	GA4907200	11.3 l/min Shurflo	4m Boom		15m hose reel. AA30 gunjet. Suction filter
<b>450L 12v</b>	GA4907205	20.0 l/min Shurflo	6m Boom		15m hose reel. AA30 gunjet. Suction filter

<b>WORK READY</b>					
<b>450L Work Ready</b>	GA4907151	Zeta 70 l/min pto	6m boom	3 way manual	30m hose reel. AA30 gunjet. Suction filter
<b>600L Work Ready</b>	GA4907156	Zeta 70 l/min pto	6m boom	3 way manual	30m hose reel. AA30 gunjet. Suction filter
<b>800L Work Ready</b>	GA4907161	Zeta 70 l/min pto	8m boom	4 way manual	30m hose reel. AA30 gunjet. Suction filter
<b>800L Work Ready</b>	GA4907162	Zeta 70 l/min pto	8m CrossFold	3 way electric	30m hose reel. AA30 gunjet. Suction filter
<b>VF 800</b>	GA4907167	Zeta 70 l/min pto	8m Vertical fold	3 way electric	30m hose reel. AA30 gunjet. Suction filter
<b>1000L Work Ready</b>	GA4907166	Zeta 70 l/min pto	10m CrossFold	4 way manual	30m hose reel. AA30 gunjet. Suction filter
<b>1000L Work Ready</b>	GA4907163	Zeta 70 l/min pto	10m CrossFold	3 way electric	30m hose reel. AA30 gunjet. Suction filter
<b>ORX 1000 HD</b>	GA4907168	Zeta 85 l/min pto	12m CrossOver	3 way electric	30m hose reel. AA30 gunjet. Suction filter
<b>Krono 1000</b>	GA4907169	Zeta 85 l/min pto	12m Krono hydraulic boom	3 way electric & regulator	30m hose reel. AA30 gunjet. Chemical induction probe. Boom end isolation. Tank agitation.

<b>OPTION PACK</b>		<b>OPTIONS</b>			
<b>450L bare</b>	GA4906620	<ul style="list-style-type: none"> <li>• Foam marker - single side</li> <li>• Foam marker - double side</li> <li>• Tank Flush / Rinse</li> <li>• 40L Induction hopper</li> <li>• 60L SuperFlow induction hopper</li> </ul>	<ul style="list-style-type: none"> <li>• Raven controller</li> <li>• Hose reels</li> <li>• Remote 2" quick fill point</li> <li>• Guns</li> <li>• Frame access step</li> </ul>	<ul style="list-style-type: none"> <li>• XP boomJet - double side</li> <li>• XP boomJet - single side</li> <li>• Quick Hitch</li> <li>• *All booms include O2 size nozzles, caps &amp; strainers</li> </ul>	
<b>600L bare</b>	GA4906625				
<b>800L bare</b>	GA4906630				
<b>1000L bare</b>	GA4906635				
<b>ORX 1000 HD</b>	GA4907225				

Not all options available on all models

# 3 Point Linkage

The large 3PL range is suited to a range of applications including dual product and weedseeking

## 3 Point Linkage

Goldacres range of broadacre 3 point linkage sprayers feature a very strong frame allowing larger booms, high capacity tanks and a range of optional equipment to be fitted.

### Common applications

Mid size pasture and broadacre crop spraying applications

### Size range

1000, 1200, 1500, 1800 and 2000L

### Boom range

12, 15, 18, 21, 24 and 30m

### Features

- Ultra strong chassis for larger boom fitment
- Various frame configurations available
- Option ready frame 1000L & 1200L only available with Delta booms
- High capacity 1200, 1500, 1800 and 2000L can be either fitted with Delta or TriTech booms
- Available with Goldacres 3 way electric controller, Raven SCS440, SCS450 or SCS4400 automatic rate control
- Pumps sizes 85 to 260 l/min
- Range of options available to suit your application

2000L unit fitted with 30m TriTech boom and flip over breakaways

## Front Mount

GA4900828

- 1200L tank
- 100L fresh water tank
- 9303 Hypro centrifugal pump
- 2 way electric controller with electric pressure regulator and pressure manifold
- Comes complete with pressure filters and suction filter
- Top mount bottom fill
- Venturi probe
- All mounted on a sturdy RHS frame ready to adapt to the front of your tractor or sprayer
- Other tank sizes and configuration available upon request





# Ultimate ST



**Goldacres Ultimate ST range is the right choice for pasture or cropping applications, delivering durability and excellent boom performance for accurate spray control**

## ULTIMATE ST 10 & 15

ULTIMATE ST 10 1000L with 10m boom GA4904306-WR

ULTIMATE ST 15 1500L with 10m boom GA4904308-WR

The simple and robust design makes the Ultimate a great alternative to medium or large linkage units, delivering the flexibility of a trailing sprayer.

- 1000 or 1500L tank with 10m Crossfold boom
- Udor Zeta 70 l/min pto drive pump
- 3 way electric controller with electric regulator
- Features a venturi probe for easy chemical transfer
- 45L flush tank
- Two pressure filters and a suction filter for optimum filtration
- Simple to use pressure manifold
- 235 / 85 x 16 Sunraysia wheels
- Durable leaf suspension and steel mudguards



# Small Trailed Sprayers - Road Pack

**Built with long term performance in mind, the Road Pack – fully road registrable with lights, brakes and leaf suspension makes a breeze of travel between paddocks**



## RP1500

The Road Pack is configured with heavy duty tandem axles, electric brakes and engine driven pump combination for a fully self contained sprayer. The ideal alternative for a tow vehicle where a PTO is not available.

Available in 1000, 1200 or 1500 litre tank sizes with booms to 12 metres.

- 1500L tank
- Tandem axle with electric brakes and leaf suspension
- 7.50 x 16" wheels
- Zeta 85 pump with Honda engine drive
- Steel mudguards
- 3 way electric controller with electric reg
- 12m Twinlink Crossover boom
- Venturi probe and agitator
- 45L flush water tank
- 23L hand wash tank with soap dispenser
- Fully road registrable
- Heavy duty chassis
- Many options available

*Always check with your state roads authority for specific registration requirements*



# Small Trailed Sprayers

## - Farm pack



The Farm Pack features a heavy duty chassis to fit all required options and has adjustable axles with large agricultural wheels and tyres and high crop clearance

Show with  
optional  
mudguards &  
foam marker

### FP2000

The Farm Pack is the ideal alternative to large linkage units. Available in 1000, 1500, 2000 and 2500 litre tank sizes with manual or hydraulic booms up to 15 metres to suit many pasture, broadacre and rowcrop situations.

- 2000L tank
- Single track adjustable axle unbraked
- 14.9 x 24" wheels
- Zeta 85 pto pump
- 3 way electric controller with electric regulator
- 12m Twinlink Crossover boom
- Venturi probe and agitator
- 45L flush water tank
- 23L hand wash tank with soap dispenser
- Heavy duty chassis
- Many options available

# Windrow



## FP1200



- 1200L tank
- Single axle unbraked with leaf suspension
- 7.50 x 16" wheels
- Steel mudguards
- Zeta 85 pto pump
- 3 way electric controller with electric regulator
- 12m Twinlink Crossover boom
- Venturi probe and agitator
- 45L flush water tank
- 23L hand wash tank with soap dispenser
- Heavy duty chassis
- Many options available

**Precision weed control - Goldacres Windrow Sprayer tows behind your self-propelled windrower for optimum farming efficiency**



Choose a spray boom with protected drop tubes for correct nozzle height or configure it behind the windrower front. It's summer weed control in a single pass.

- 3.5m track width
- 1.2m clearance
- 2000 / 2500L tank choice
- Engine drive diaphragm pump, other combinations available
- Folding spray boom
- Multiple spray bar configurations
- Controller of choice
- 100L flush water tank
- Ground level fill, chemical probe and control station
- Many practical options available



# Compact Evolution

The perfect choice for pasture and smaller cropping applications

Compact Evolution comes equipped with a range of standard features that make it the perfect choice for pasture and crop spraying applications. Like all Goldacres sprayers, the wide choice of optional extras allow you to customise a sprayer to suit your needs.

## Size range

1500, 2000 and 2500L

## Features

- Compact design enables excellent maneuverability
- Strong chassis
- Swivel tow hitch
- Quick fill point
- EZ control workstation
- Industry leading Udor diaphragm pump
- Safety work platform

## Boom range

12, 15, 18 and 21m Delta suspended, hydraulic lift and fold booms featuring aluminium outer wings offering excellent boom ride





# Rowcrop

Goldacres Rowcrop sprayers come equipped with a range of standard features making it the perfect choice for rowcrop and horticultural spraying applications

**A wide range of optional extras allow you to customise the sprayer design to suit your application.**

## Size range

1500, 2000 and 2500L

## Features

- Compact design enables excellent maneuverability
- Strong chassis
- Fully articulating Rowcrop hitch (Optional)
- Krono galvanised boom in 12m or 15m with hydraulic fold and single side or bi-fold operation. Plumbing spacings to your request
- Quick fill point
- EZ control workstation
- Industry leading Udor diaphragm pump
- Safety work platform



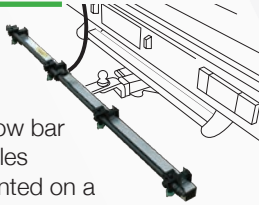
*Show with optional Rowcrop articulating hitch*

# Booms

## Towbar

GA4903235


- The perfect option for mounting to tow bar on utility vehicles
- Four jets mounted on a spray bar
- Complete with hose, fittings and mounting hardware
- Simply bolt towball through towbar boom mounting plate for attachment



## Towbar Deluxe

GA4906840

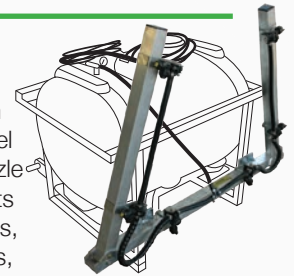
- Perfect for tow bar mount on utility vehicles
- Four nozzles and a single fence line jet on a spray bar
- Supplied with hose and fittings to mount to tow bar
- Height and length adjustable
- 50mm RHS towbar insert mount



## 3m folding


GA4900093

- Aluminum folding boom
- Stainless steel non drip nozzle body brackets
- Nozzle bodies, caps, nozzles, strainers and u-bolts supplied\*



## 4m & 5m folding

- Super strength RHS inner boom with lightweight aluminum folding wings for improved ride and spray performance
- Nozzle bodies are mounted on stainless steel nozzle body brackets behind the boom for protection
- Boom supplied with nozzle bodies, caps, nozzles and strainers\*
- Supplied with u-bolts and nuts for ease of mounting to your sprayer
- Width of the boom is the effective spray cover
- Custom made small booms available

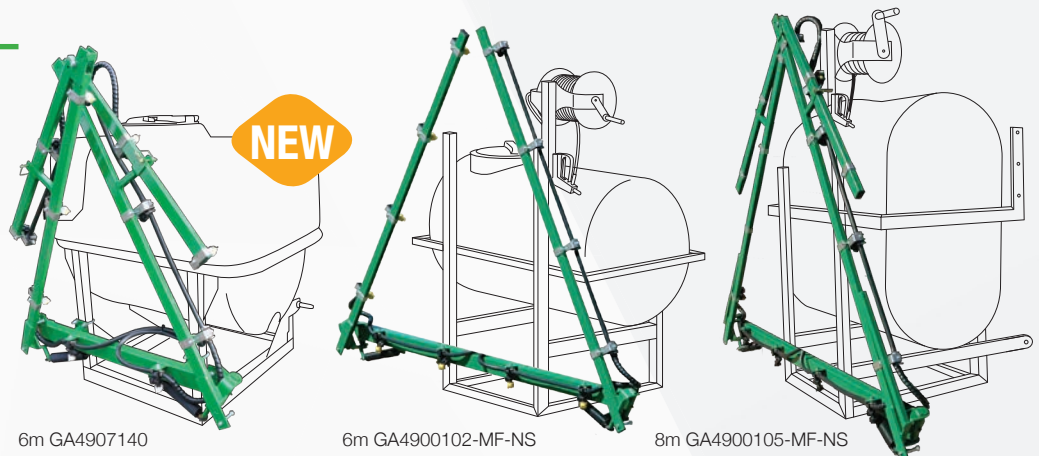


4m GA4900096

5m GA4900099

## 6m & 8m folding

- Constructed from RHS with folding wings for ease of transport
- Nozzle bodies are mounted on stainless steel brackets behind the boom for protection
- Includes nozzle bodies, caps, nozzles and strainers\*
- Supplied with u-bolts and nuts for mounting to your sprayer
- Width of the boom is the effective spray cover
- New 6m two stage folding boom with narrow centre section - now available



6m GA4907140

6m GA4900102-MF-NS

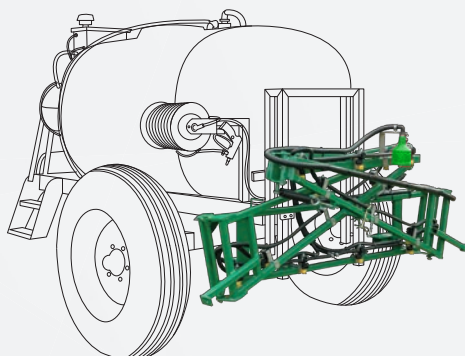
8m GA4900105-MF-NS

## Crossfold

- Constructed from RHS
- Bi-folding wings for ease of transport
- Non-drip nozzle bodies are mounted on stainless steel brackets behind the boom for protection
- All hinges are fitted with grease nipples for extended boom life
- Includes nozzle bodies, caps, nozzles\*, strainers
- U-bolts and nuts for mounting

## 8m Crossfold

GA4900105-MF-NS-CO



## 10m Crossfold

GA4900111-MF-NS-CF




## Crossover & Twinlink 10-12m

10m Crossover GA4900108-MF-NS  
 10m Twinlink Crossover GA4900111-MF-TL  
 12m Crossover GA4900117-MF-NS  
 12m Twinlink Crossover GA4900117-MF-TL


Twinlink leveling isolates the boom from tanker roll improving stability and boom longevity. However, the boom is still exposed to vertical pitch and yaw, and these booms should not be used at high speed or rough ground conditions. Nozzle bodies are mounted on stainless

brackets behind the boom for protection.  
 10 & 12m crossover booms can be fitted with the proven twin link leveling system.  
 Includes nozzle bodies, caps, nozzles\* and strainers. Supplied with u-bolts and nuts for mounting.




## Vertical fold

- **6m** hydraulic vertical fold, outer section manual fold GA4900102-HVF-NS
- **8m** hydraulic vertical fold, outer section manual fold GA4900105-HVF-NS
- **10m** hydraulic vertical fold, outer section manual fold GA4900111-HVF-NS
- **12m** hydraulic vertical fold, outer section manual fold GA4900132-HVF-NS
- **900mm** hydraulic lift to suit 6, 8, 10 and 12m booms GA4900327



## Ropewick boom

GA4907335




- 3m ropewick
- Constructed from RHS with folding wings for ease of transport
- Nylon rope mounted on poly tubing with compression nuts to regulate flow
- 3 inlet points for even distribution of chemical
- Supplied with u-bolts and nuts for mounting to your sprayer
- Other widths available

## Under row shielded boom

Single GA1100004  
 Double GA1100005

- Galvanised boom with breakaway
- Extendable from 115mm to 165mm (each side)
- 2 x 03 size nozzles and swivels included (each side)
- Boom hinges up for transport
- Ideal for spraying under trees or vines
- 480mm spray shield
- Single or double sided kits available

- Optional 480mm brush kit available GA5055695



## Krono boom 12-15m

12m Krono GA5023530  
 15m Krono GA5023535

The Krono represents the finest of European boom technology at an attractive price.

Ideal for rowcrop applications including horticulture, as well as small pasture spraying, the Krono has a compact galvanised construction with hydraulic fold and can be operated as single sided or bi-fold to give a range of operating widths. Available in 12m or 15m widths.

Krono boom is priced without plumbing. Boom plumbing layouts available on request.

- Hydraulic lift suit Krono GA5023545
- Tilt ram kit suit Krono GA5023540
- Electric valve assembly including control box & cables 4+1 Krono allows 4 hydraulic functions: L & R fold, lift & tilt GA5023561



*Krono boom is shown fitted to a 800L 3PL sprayer*

\*The nozzles supplied with these booms may not suit all chemical applications. Always ensure that the nozzles fitted match the recommended spray quality as stated on the chemical label. See the full range of nozzles pages 38-40

# Booms

## Condor boom 18-24m

Condor 18m GA5023566 – Condor 24m GA5023586

The Condor boom is ideal for rowcrop applications including horticulture, as well as pasture spraying

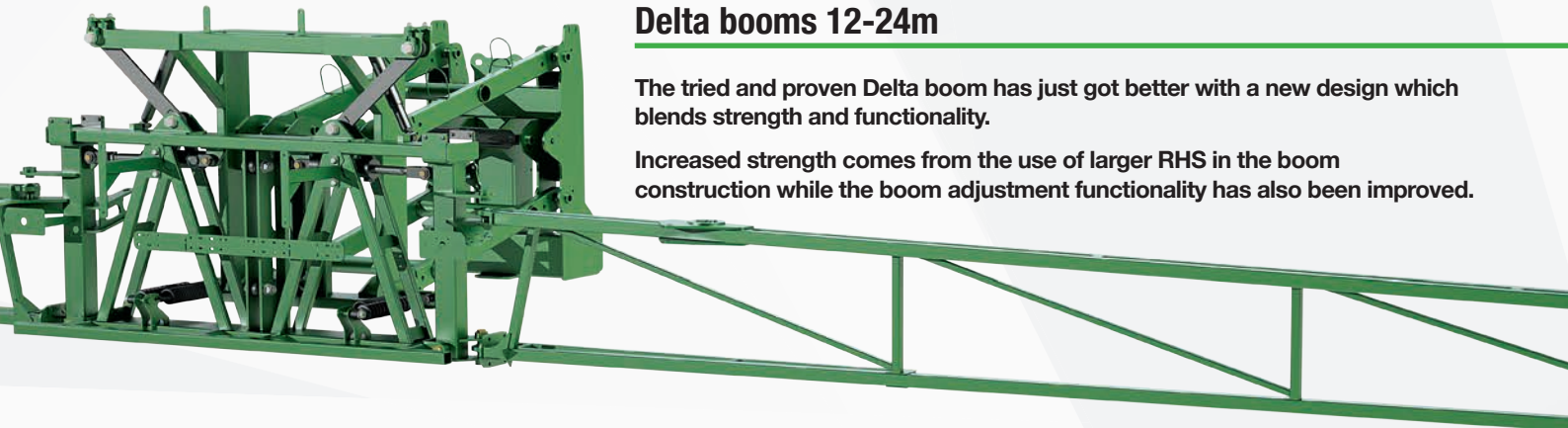
The Condor is a galvanised, individual section folding boom with hydraulic lift and comes with an electric 7 way valve assembly, including control box. Boom priced with standard 500mm plumbing spacings. Other boom plumbing layouts available on request.



## Delta booms 12-24m

The tried and proven Delta boom has just got better with a new design which blends strength and functionality.

Increased strength comes from the use of larger RHS in the boom construction while the boom adjustment functionality has also been improved.




## TriTech booms 24-42m

**Goldacres' TriTech boom gives unmatched boom strength and stability with three way suspension to dampen the forces of pitch, roll and yaw - the enemies of accurate application**

The range has a redesigned centre section, capable of controlling boom widths of up to 42 metres, and improved adjustability for maximum efficiency.

TriTech booms can be fitted with the complete range of boom options - including UltraGlide, RapidFire and RapidFlow for the ultimate blend of performance and efficiency.



- 24 - 42m boom width
- Aluminum outer booms
- Trussed design
- Twin 50 x 50 x 2.5mm RHS bottom chords
- Heavy duty paralift raise and lower, vertical suspension
- New adjustable tilt cylinders (option)
- New heavy duty tilt arms
- Heavy duty 60mm tilt pins
- Better mass centralisation dramatically improves boom ride
- Heavily triangulated 75 x 75 x 4mm RHS steel construction on boom centre section
- Heavy duty cable fold incorporates outer wing breakaway and ease of folding

## Boomless nozzle kit

GA4907309

- Requires flow rate of 2.57 l/min
- Up to 4m spray width
- Comes with mounting hardware to suit 10mm hose
- Includes 1m of 10mm hose and swivel nozzle body for easy spray adjustment.




Nozzle height from ground (mm)		200	300	400	500	600	700	800	900	1000
Spray width in cms		750	1000	1400	1750	2000	2500	3000	3200	4000
L/ha @ 10 km @ 2 bar (TK4)	2.57 l/min	200	150	110	88	77	62	52	48	40
L/ha @ 10 km @ 3 bar (TK4)	3.15 l/min	253	190	135	108	95	76	63	60	48


## XP BoomJet

For boomless field spray applications, also suitable for roadside, end of row and orchard spraying. The unique orifice geometry of the nozzles produces a wide spray pattern while maintaining superior distribution across

the entire width. Available in single (state left or right) or double sided kits ready to attach to your sprayer. Minimum pump requirement is 3 l/min to spray 3m from a single nozzle.



XP BoomJet - single sided GA5021550



XP BoomJet - double sided GA4932800

- 12-24m boom width
- Roller shockers
- Paralift hydraulic raise and lower, vertical suspension


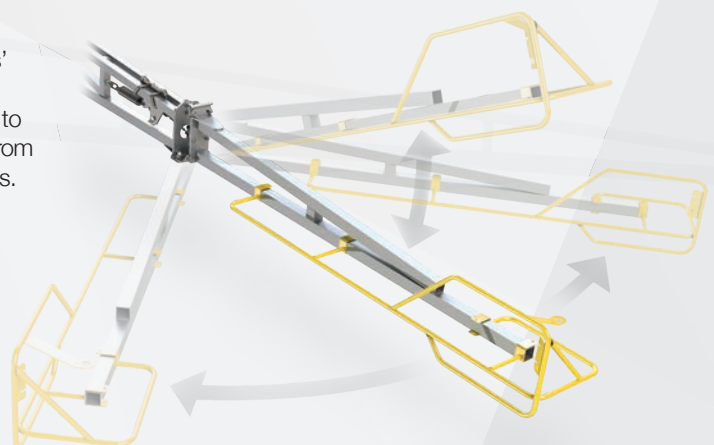
- New design 75 x 50 x 4mm RHS steel construction
- High capacity 19mm plumbing
- Single 50 x 50 x 2.5mm RHS bottom chords

- Trussed design
- Aluminum outer booms
- Easy to incorporate boom wing tilt

## 3D Breakaway

The unique Goldacres' 3D breakaway moves up, forward and back to save boom damage from ground or fence strikes.

Refer page 61 for details



# Fire Fighting

## Fire fighting FF450 SB

GA4902560

- 450L tank
- 1½" fire fighting pump and Honda engine
- 20m ¾" fire fighting hose and nozzle
- Optional 36m economy hose reel



## Fire fighting FF800 SB

GA5021580

- 800L tank
- 1½" fire fighting pump and Honda engine
- 20m ¾" fire fighting hose and nozzle
- Optional 36m economy hose reel



## Fire fighting skid 1000L

GA4902579



- Compact 1000L tank
- Rear mount 1½" fire fighting pump and Honda engine
- 36m heavy duty hose reel with ¾" fire hose & RB65 nozzle

## Eco fire trailer

FARM PACK 800L (unbraked) GA6500002  
FARM PACK 1000L (unbraked) GA6500003  
ROAD PACK 800L (brakes fitted) GA6500004  
ROAD PACK 1000L (brakes fitted) GA6500005



Suitable for fire fighting and water cartage, Goldacres' Eco Fire Trailers represent excellent value for money and are available in two configurations, road pack and farm pack in either 800L or 1000L tank sizes

- 1½" fire fighting pump and Honda engine
- 3 way suction allows refill from external source
- Non-slip checker plate platform

- Tank drain
- Tank sight tube
- 50mm standard ball hitch & safety chain
- 14" Sunraysia wheels, off road tyres and heavy duty axle and leaf spring suspension for extra durability
- 36m hose reel with lever handle nozzle
- Road pack includes over-run brakes (required if unit is to be registered)

*Always check with your state roads authority for specific registration requirements*

## Accessories

### Fire hose reel

GA4906070

- 36m fire hose
- Heavy duty reel
- ¾" internal hose shaft
- ¾" fire hose



### 36m economy fire hose reel

GA4906855

- ¾" fire hose
- 36m



### Fire fighting pump

GA5071605

- Single impeller
- 2" suction port
- 2 x 1" and 1 x 1½" discharge port
- 107psi
- 75m max head
- 450 l/min
- 5.5 Honda GX160 engine



# Fire Fighting

## Trailed fire fighting

Suitable for fire fighting and water cartage, Goldacres' Fire Fighting units are available in a range of tank sizes.

- 1½" fire fighting pump and Honda engine
- 36m top of the range hose reel
- Durable RHS chassis
- 3 way suction to refill from external source
- 16" Sunraysia wheels
- Heavy duty 2 tonne rated axle for extra durability
- \*Road pack includes over-run brakes (required if unit is to be registered)

*\*Always check with your state roads authority for specific registration requirements*



FARM PACK 800L (unbraked) GA4902570  
 FARM PACK 1000L (unbraked) GA4902575  
 FARM PACK 1200L (unbraked) GA4902580  
 ROAD PACK 800L (brakes fitted) GA4902571  
 ROAD PACK 1000L (brakes fitted) GA4902576  
 ROAD PACK 1200L (brakes fitted) GA4902581

## 2000L fire fighting

2000L Farm Pack GA5022025  
 2000L Road Pack GA5022030

2000L trailed cart designed to be a multi-purpose unit suitable for both fire fighting and water cartage.

- Easy one-person operation
- 1½" fire fighting pump & Honda engine
- 36m top of the range hose reel
- Tandem axle fitted with electric brakes and hand brake on Road Pack
- Leaf suspension with mudguards
- RHS frame with baked enamel paint, tail lights, jockey wheel and 50mm ball hitch
- Three way ball valve plumbed to enable suction from external source to refill tank



## Accessories

### Fire nozzle

GHN075

- Heavy duty machined aluminum
- Rubber twist grip
- ¾" BSP Female fitting



### Fire nozzle RB65

GA5023845

- High quality fire fighting nozzle
- Adjustment nozzle from stream to fan
- Max 350psi
- 60 l/min
- Suitable for hot water to 90°
- ½" brass inlet



### Fire branch nozzle

GA5052655

- Adjustable spray pattern branch fire fighting nozzle
- ¾" BSP Female inlet





# Diesel Tanks

## 100L diesel

GA5022385



- 800 W x 710 L x 475 H

## 200L diesel

GA5022386



- 800 W x 1180 L x 475 H

## 400L diesel low profile

GA5022387



- 800 W x 1650 L x 475 H

## Diesel Tank Features

12v 50 l/min Piusi Italian diesel pump (open flow)

Auto shut-off gun: reduces fuel spills, nozzle lever can be set in three differing flow positions for hands free operation

Lockable flip lid on 100, 200, 400 and 600L models



Lift and tie down points on 100, 200, 400, 600L models

Anti-static earth strap

Self draining tank top

UV stabilised diesel grade polyethylene tank with baffles

## 400L diesel (tall)

GA5022388



- 800 W x 1180 L x 845 H

## 600L diesel

GA5022389



- 800 W x 1650 L x 845 H

# AdBlue Diesel Tanks

## 100L AdBlue

GA4906845

- 800 W x 710 L x 475 H
- 12v 36 l/min Piusi Italian AdBlue pump
- Plastic manual nozzle
- 6m x 3/4" delivery hose
- 2m battery cable with clips



## 200L AdBlue

GA4906850

- 800 W x 1180 L x 475 H
- 12v 36 l/min Piusi Italian AdBlue pump
- Plastic manual nozzle
- 6m x 3/4" delivery hose
- 2m battery cable with clips




## ST panther transfer station

GA2000000

- 240 volt
- Flow rate up to 85 l/min
- Auto shut-off nozzle
- 6m delivery hose
- 4m suction hose included
- Water separating filter
- Electric motor

Designed for on-farm or factory use the easy to install Panther ST diesel transfer station is ideal for operators wanting that little bit more from their refueling station.

The Panther ST features a flowmeter, filter, four metres of delivery hose and a handy suction hose.



## Drum kit 3000

GA2000001

Enables battery kit 3000 to be used to draw out of 44 gal / 205L drums.

Simple effective and practical six piece mounting kit for drum storages including lance, hose barb and filter mounts – designed to work with Piusi 12 volt powered diesel fuel transfer units.

- Extendable 500 mm – 1000mm 1" BSP drum lance
- Drum connector
- 90 degree flange connector
- Nozzle holder
- 90 degree elbow
- Barbed hosetail

Note: Pump, gun, hose and filter not included refer p35 for Battery kit 3000



## 80L 12v drum pump kit

GA3000000

- 12 volt
- Flow rate up to 80 l/min
- K33 analogue flow meter
- Auto shut-off nozzle
- 6m 12v connection cables
- 1" BSP ports
- 4m delivery hose

Handy 12 volt drum style diesel transfer with proven Piusi reliability hallmarked by decades of experience.

Featuring a 12 volt powered 80 l/min pump, coupled to an easy to read K33 model analogue flow meter and Piusi quality auto nozzle this unit delivers the reliability needed for on-site refueling.



## Pitstop hose reel 12 volt diesel pump kit

GA3000002


Diesel dispenser unit with automatic hose reel and 45 l/min diesel pump

- 45 l/min diesel pump
- 12v powered Auto hose reel
- 14m x 20mm delivery hose
- Side safety guards
- Water separation filter
- Adjustable arms with end of travel hose stop
- Automatic shut-off nozzle
- Pad lockable nozzle holder
- On-off switch
- Metal supporting structure
- Optional Piusi K24 digital flow meter

Elegant design and proven Piusi performance combine in this super efficient and compact diesel transfer unit. Featuring an automated hose reel and 14 metres of 20mm delivery hose, 45L diesel pump and a Piusi automatic shut-off nozzle the Pitstop is a versatile diesel transfer unit for use with larger mobile or fixed tanks.



Built in dc pumps up to 45 l/min



## Auto hose reel

GA2000004

Auto hose reel suitable for diesel and oil which delivers high capacity with limited pressure loss. Ideal for high flow pumps – particularly diesel refueling applications.

- Includes 14m x 20mm hose
- Adjustable arms for easy positioning
- Hose stop
- 1" female BSP inlet
- 1" BSP male outlet
- 150mm wide hose reel



## Piusibox

GA3000003 (BASIC) GA3000004 (PRO)

Powerful and reliable diesel transfer pump in a super tidy hard shell case for maximum protection and cleanliness in the toughest operating conditions. Drop the suction hose in your diesel source, attach the 12 volt cable clips and pump away.

- 45 l/min diesel pump
- 12 volt
- 6m\* / 4m delivery hose
- Manual nozzle
- Filter & cartridge\*
- Suction hose with foot valve
- PPE gloves\*



\* Piusibox Pro model only

## 12V DIESEL PUMP KITS

Compact and portable diesel transfer pump kits featuring Italian quality and a cost effective price. Self-priming 12 volt electric vane pumps in a cast iron body and a massive two metre suction capacity.

### Battery kit 3000 12v

GA3000005

- Piusi 50 l/min pump complete kit 12v
- 4m cable with battery clips
- Auto shut-off nozzle
- 4m x 20mm delivery hose
- Suction hose with foot filter
- Overload fuse protection
- 3/4" BSP inline ports



### Piusi 50 l/min bare pump 12v

GA3000015

- 50 l/min 12v diesel pump
- 4m cable with battery clips
- Carry handle
- 3/4" BSP inline ports



### Piusi bipump complete kit

GA3000006

- 80 l/min 12v diesel pump
- 2m cable with battery clips
- Auto shut-off nozzle
- 4m x 25mm delivery hose
- Suction hose with foot filter
- Overload fuse protection



### K24 electronic flow meter

GA3000010

- Digital flow meter for low-viscosity fluids
- Easy to install in line or at the end of a delivery pipe, equipped with a screen that can be rotated to various positions
- The ideal instrument for controlling fluid dispensing
- Sturdy casing and a sealed display make it suitable for use in all conditions
- 20-120 l/min
- 1" male BSP thread x 1" female BSP thread



### Panther diesel pump 12/24v

GA3000008

Rotary self-priming vane pumps with high flow rates and easy operation and installation. The Panther 12/24 can be used with either voltage

- 70 l/min (24v) / 35 l/min (12v)
- 12/24 volt operation
- 30 min duty cycle
- On/off switch
- 1" BSP threaded ports



### K33 diesel flow meter

GA3000009

- +/- 1% accuracy
- 10 bar max operating pressure
- 999 litre max count
- 20-120 l/min
- 1" female BSP threads



# Diesel Accessories



## Diesel nozzle manual shut-off

GA2000002

- High efficiency, 120 l/min, low flow resistance diesel gun designed for use with any diesel transfer system
- Comes complete with removable lever protection, 1" BSP swivel, threaded connection



## Diesel nozzle auto shut-off

GA2000003


- Auto-shutoff nozzle fitted with a handy swivel connection
- 70 l/min flow rate, 1" BSP swivel fitting, 24mm spout



## Grease gun

GA5000006

- Grease is the word with this quality Piusi 500cc grease gun
- Standard 57 mm / 14oz cartridge
- 300mm flexible tube with four fastener head



## Filter unit

GA2000008

- Line filter with spin-on cartridge suitable for suction or delivery on hydraulic, diesel or lubricating systems
- 1" BSP fittings with 60 l/min 10 micron filter
- 70-150 l/min



## Diesel hose 20mm

GA2000005

- 6m of world class diesel hose with crimped 3/4" BSP male fittings
- Ready to fit to your diesel delivery system



## 3/4" swivel

GA2000006

- Rotating hose connector to add versatility to your refueling application
- Fit near the nozzle to allow a wider range of movement
- 3/4" BSP male thread x 3/4" BSP female thread



## Hand pump

GA2000007

- 40 l/min rotary vane hand pump with drum adapter and suction tube ready to work with your diesel drums
- 3/4" BSP fittings
- Easy to install and offering long-term reliability
- Does not include delivery hose



## Funnel pourer

GA5000008

- Workshop ready handy 2L pouring jug with flexible, filtered spout with a cap and cover to protect contents from contamination and spillage
- Transparent poly structure allows easy volume checking



## Rotary AdBlue hand pump

GA2000009

It doesn't come any simpler than this Italian quality hand drum pump. Simply insert into your drum and your AdBlue management is done and dusted. The complete kit is fitted with a ¾" BSP spout and 3 metres of ¾" delivery hose.



## AdBlue K24 flow meter

GA3000014

Easy to install in-line or end of line digital flow meter with a compact display for accurate AdBlue dispensing. Display can be rotated and the unit provides a five digit total, resettable total and flow rate indication. 1" BSP male threads.



## AdBlue fittings

GA2000011

Plastic AdBlue 90 degree fitting. 1" BSP female fitting / ¾" hose barb.



GA2000014

Hose connector, straight, 1" male thread, 1" barb with locking collar.



GA2000017

Hose barb, straight, 1" female thread, ¾" barb.



GA2000016

Hose connector, straight, 1" female thread, 1" female thread.



GA2000013

Hose barb, straight, 1" male thread, ¾" barb.



GA2000015

Elbow, 90 degree, 1" female thread, 1" female thread.



## AdBlue nozzle manual

GA2000010

Manual nozzle for high efficiency due to its low flow resistance. 1" hose tail connection




## AdBlue portable 12v kit

GA3000011

Portable AdBlue/urea transfer unit with a 12 volt diaphragm pump delivers 36 l/min and a 20 minute duty cycle. Featuring a handy on/off switch and two metres of cable with battery clips and six metres of ¾" delivery hose fitted with a ¾" plastic manual nozzle. A suction kit includes 1.5 metres of EPDM quality hose and a foot valve.

- 12 volt
- 2m cord
- 6m x ¾" delivery hose
- Durable plastic manual nozzle
- 20 min duty cycle
- Self priming
- Foot valve for easy prime



## AdBlue 240v kit

GA3000012

This clever and compact 32 l/min AC 230 volt pump lets you set up a practical AdBlue workshop system. Featuring a manual nozzle and six metres of ¾" delivery hose and an on/off switch for simple control. Dynamic motor seals provide a reliable long-term AdBlue solution with self-priming capabilities.

- 240 volt electric
- 2m cord
- 6m x ¾" delivery hose
- Durable plastic manual nozzle
- 20 min duty cycle
- Self priming
- Foot valve for easy prime



## AdBlue pump

GA3000013

A simple reliable Italian quality pump is the first step to building your own AdBlue delivery kit or replacing an inferior pump. Weighing just 3.6kg, the 12 volt 36 l/min pump includes on/off switch and battery connection cables and is fitted with ¾" BSP barbed hose tail fittings.









# TeeJet Nozzles

## Tips for Better Spraying








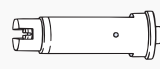



**Coverage versus drift control is a spraying trade off that must be balanced for optimum application control.**

Choose coarser spray tips for improved drift control and when working with systemic herbicides like glyphosate, 2,4-D or dicamba.

Choose finer spray tips for improved coverage and when working with contact products like fungicides and glufosinate herbicides.

							AI	TTI
XR	TT	TTJ60	AI3070	AIXR	AITTJ60			
							UC	UC
			XC	XC	XC		XC	XC
	VC	VC	VC	VC	VC		VC	
C	C	C	C	C	C			
M	M	M	M					
F								

CATEGORY	SYMBOL	COLOUR CODE	APPLICATION TYPES
Extremely Fine	XF	Violet	Specialty application only
Very Fine	VF	Red	
Fine	F	Orange	
Medium	M	Yellow	Maximum coverage - Ideal for contact products
Coarse	C	Blue	
Very Coarse	VC	Green	
Extremely Coarse	XC	White	Maximum drift control - Ideal for systemic herbicides
Ultra Coarse	UC	Black	

For use with spray tips (reference guide only)	Colour Caps	TeeJet Cap only code
<b>TeeJet Flat Spray Tips (Smaller Capacities)</b>  XR -01 Thru -08  DG TeeJet®  TT  TT  Turbo TwinJet®  AIXR TeeJet®		CP25611-1-NY
		CP25611-3-NY
		CP25611-4-NY
		CP25611-5-NY
		CP25611-6-NY
		CP25611-7-NY
		CP25611-10-NY
<b>AI TeeJet® &amp; AIUB TeeJet®</b>  <b>SJ-3 StreamJet®</b>  <b>Turbo TeeJet Induction®</b> 		CP25597-1-NY
		CP25597-3-NY
		CP25597-4-NY
		CP25597-5-NY
		CP25597-6-NY

Not all coloured caps available

## Electric Solenoid / Nozzle Body / Fenceline Jet

GA49030905-SK



- 3/4" TeeJet nozzle body with shutoff solenoid valve screwed to diaphragm check valve
- 100psi (6.8 bar) maximum spraying pressure at minimum voltage (12v)
- 2.27 l/min at 5psi (0.34 bar) pressure drop and 3.0 l/min at 10psi (0.7 bar) pressure drop
- 1/4 second response time
- 5848E-05-FC mini din power connector must be selected when ordering
- Complete with 1/4 XP10R nozzle

ECS17560A-3/4-NYB	Bare 17560A-3/4-NYB nozzle body and solenoid
GA5071785	Bare solenoid 12v solenoid
GA3000047	Electric harness 0.5m 2 pin weather pack connector

## Chem Saver Manual Shutoff

58140-NYB

- Use with any application where individual shutoff is important such as golf course and estate sprayers
- 150psi (10 bar) maximum pressure rating
- Nylon construction.






## CT Top Spray

GA5023825

- Great general purpose spray gun
- 30 l/min • Max 365psi
- Adj nozzle from pencil to fan • Light weight
- Long easy grip nozzle adjustment
- Complete with hose tail & swivel



## CT Top Spray

(with ext) GA5023835

- 30 l/min
- 1/4" female inlet
- 200mm PVC lance
- General purpose spray gun
- Light weight • Max 365psi
- Adj nozzle from pencil to fan



## TeeJet AA30L

GA4900546

AB30L-KIT – repair kit to suit AA30L GunJet

- Low pressure spray
- Adjustable nozzle
- Tough construction
- 250psi
- Includes 1/2" hose tail
- Flow rates up to 19 l/min



## CT Top Spray

GA5023830

- 30 l/min
- Light weight
- General purpose spray gun
- Max 365psi
- 1/4" female inlet
- Adjustable nozzle from pencil to fan



## RB35 spray

GA5023820

- 50 l/min • Max 175psi
- Suitable for wash down
- 1/2" swivel inlet
- Adjustable spray pattern
- Robust poly construction
- Suitable for hot water to 50°




## TeeJet AA43

AA43LA-10

Repair kit PK-AB43-KIT

- 27 l/min
- Trigger handle control
- Tough construction
- Up to 200psi
- 1/2" female inlet



## Triggerjet Model 50800

50800-15-PP-300-1/4

50800-15-PP-460-3/8

- 15" polypropylene extension wand
- Trigger lock permits locking gun in an open position for continuous flow
- Maximum operating pressure of 100psi (7 bar)
- 1/4" or 3/8" shank connections
- Polypropylene strainer located inside handle to prevent tip clogging



## Braglia Turbo 400

GA5023475

26.302.6 repair kit to suit Turbo400

- Side lever adjusts spray pattern
- 70 l/min • 725psi
- Includes 1/2" swivel with male BSP thread
- Standard with 1.5mm nozzle
- 2.5mm nozzle GA0100018
- 3mm nozzle GA5071875
- 3.5mm nozzle GA5023477



## Spraylance CP500

GA1100003

GA5071440 Repair kit for CP500

- 70 l/min
- Max 365psi
- Light weight
- 600mm lance • Max 360psi
- Adj nozzle from pencil to fan
- Lockable trigger • 1/8" hose tail
- General purpose spray gun



## Telescopic lance

GA5060955

- 85-135cm telescopic lance with trigger handle
- Hardened anodised aluminum with polypropylene body



GA5060960


- 150-300cm telescopic lance with trigger handle



## Gun Accessories

### TeeJet Gun Extensions

- 8" brass extension 7715-8
- 12" brass extension 771512
- 18" brass extension 771518
- 24" brass extension 771524
- 30" brass extension 771530
- 36" brass extension 771536
- 48" brass extension 771548



### Sprayshield

001950C

- Bell for low pressure spray gun for localised spraying
- Nylon nozzle holder with quick fitting cap



## Slam 907

GA5023980

**NEW**

- 33 l/min
- Max 725psi
- Nylon hand grip, re-enforced with fibreglass
- Spray lock lever
- Outer tube stainless steel
- Swivel 1/2" bsp connection



# Hose Reels

## Pro-Reel

PRO-REEL 50 GA4904452  
PRO-REEL 100 GA4904451  
PRO-REEL 150 GA4904453

- Fit to your existing tank
- Remote control
- Remote engine shut off
- Nylon 12 hose
- 12v motor belt drive
- FM high frequency radio electronics in fully sealed weather-proof box
- Gun not included



## Fire hose reel

GA4906070 (with 36m hose)



- 36m fire hose
- Heavy duty reel
- RHS frame
- 3/4" hose

## Hose reel accessories

### Swivel fitting

GA5023476 – swivel hose tails

1/2" x 1/2"



### Straight

GA5020695

1/4"B x 1/8"T

GA5048925

1/4"B x 3/8"T

GA5020540

1/4"B x 1/4"T

GA5050725

3/8"B x 1/4"T

GA5002639

3/8"B x 3/8"T

GA5048910

3/8"B x 1/2"T



GA5020875

1/2"B x 1/4"T

GA5021070

1/2"B x 3/8"T

GA5049350

1/2"B x 1/2"T

GA5022070

1/2"B x 3/4"T

### Olive fitting

GA5023170 – External compression fitting inc olive

1/2"T x 1/2" BSPF C073



## 15m retractable hose reel

(Steel Housing)  
GA5066075

- Water / Chemical
- Steel housing
- 15m hose length
- 3/8" hose diameter
- 300psi / 20 bar max pressure



## 15m manual hose reel

GA5066085

- Water / Chemical
- Steel housing
- 15m hose length
- 3/8" hose diameter
- 300psi / 20 bar max pressure



## 30m manual hose reel

GA5066080

- Water / Chemical
- Steel housing
- 30m hose length
- 3/8" hose diameter
- 300psi / 20 bar max pressure



## 50m manual hose reel

GA4900561

- Water / Chemical
- Steel housing
- 50m hose length
- 10mm hose diameter
- 300psi / 20 bar max pressure



## 36m economy fire hose reel

GA4906855

- 36m fire hose
- Steel frame
- 3/4" hose




# 12v Pumps

## 3.5 l/min Squirt/Backpack

GA5023730

- 3.5 l/min
- 70psi



## 12v Pathway 13.5

GA5066540

- 13.5 l/min
- 43psi



## 12v Shurflo 20

GA5071305

- Shurflo 5059 series
- 20 l/min
- 60psi
- Santoprene diaphragm
- Viton valves



## 12v Pathway 6.5

GA5066535

- 6.5 l/min
- 60psi



## 12v Shurflo 3.8

GA5055700

- Shurflo SLV10 series
- 3.8 l/min • 40psi
- Santoprene diaphragm
- Viton valves



## 12v Shurflo 11.3

GA5023405

- Shurflo 2088 series
- 11.3 l/min
- 45psi
- Santoprene diaphragm
- Viton valves



## 12v Shurflo 6.8



GA5023400 (8000 SERIES  
1/2" MALE INLET OUTLET)

GA5023401 (8000 SERIES  
1/2" FEMALE INLET OUTLET)

- Shurflo 8000 series
- 6.8 l/min
- 107psi
- Santoprene diaphragm
- Viton valves

## 12v pump spare part kits

### PATHWAY 6.5L PUMP KITS

- Valve kit GA5022475
- Diaphragm kit GA5022460
- Pressure switch assembly GA5022455

### PATHWAY 13.5L PUMP KITS

- Valve kit GA5068310
- Diaphragm kit GA5068300
- Pressure switch assembly GA5068305

### FLOJET 7.6L PUMP KITS

- Valve kit GA5017353
- Diaphragm kit 21010004
- Pressure switch GA5008853

### FLOJET 14L PUMP KITS

- Valve kit GA5008845
- Diaphragm kit GA5008841
- Pressure switch GA5008853

### 8000 SERIES SHURFLO

- Pressure switch, 100psi suit 6.8L pump GA5071545
- Valve assembly kit, viton, suit 6.8L pump GA5071550
- Diaphragm assembly kit, Santoprene, suit 6.8L pump GA5071555
- Check valve kit, suit 6.8L pump GA5071560

### 2088 SERIES SHURFLO

- Pressure switch, 45psi, suit 11.3L pump GA5071565
- Housing upper, male threads, suit 11.3L pump GA5071570
- Valve assembly kit, viton, suit 11.3L pump GA5071575
- Diaphragm assembly kit, Santoprene, suit 11.3L pump GA5071580

- Check valve kit, suit 11.3L pump GA5071585

### 5059 SERIES SHURFLO

- Pressure switch, 60psi suit 20L pump GA5071525
- Valve assembly kit, viton, suit 20L pump GA5071530
- Diaphragm assembly kit, Santoprene suit 20L pump GA5071535
- Check valve kit, suit 20L pump GA5071540

### 12V SHURFLO REPAIR KITS

- Hose Tail 1/2 x 1/2" 90° GA5005197
- Hose Tail 1/2 x 3/8" 90° GA5015187

## Hose

### Pressure Hose

20m rolls. Also available in 50m rolls

Nitrile lined  
HOS7PX20 - 7mm  
HOS10PX20 - 10mm  
HOS13PX20 - 13mm  
HOS20PX20 - 20mm  
HOS25PX20 - 25mm

### Suction hose

20m roll

HOS25PVCX20 - 25mm (Ribbed)  
HOS40PVCX20 - 40mm (Ribbed)  
HOS50PVCX20 - 50mm (Ribbed)  
HOS38SX20 - 38mm (Wire reinforce)  
HOS51X20 - 50mm (Wire reinforce)

### Diesel Hose

5, 10 & 20m roll

HOS20DX5 - 20mm Diesel Fuel Hose - 5m roll  
HOS20DX10 - 20mm Diesel Fuel Hose - 10m roll  
HOS20DX20 - 20mm Diesel Fuel Hose - 20m roll

### Fire Hose

20 & 36m roll

HOS20F-20 - 20mm Fire hose 20m roll  
HOS20F-36 - 36m Roll 20mm Fire Hose

# Diaphragm Pumps

## Iota 20

IOTA20 shaft drive

- 290psi / 20 bar
- 19 l/min @ 550 RPM
- Min 2hp required
- 2 diaphragms



## Zeta 70

ZETA701C PTO drive

- 290psi / 20 bar
- 70.5 l/min @ 550 RPM
- Min 3hp required
- 3 diaphragms



## Zeta 100

ZETA100IC PTO drive  
ZETA100VA 6:1 mounting face (VA)

- 290psi / 20 bar
- 98 l/min @ 550 RPM
- Min 3hp required
- 3 diaphragms



## Zeta 170

GA5054515 PTO Drive ZETA170  
GA5054510 MI flange ZETA170MI

- 290psi / 20 bar
- 170 l/min @ 550 RPM
- Min 8.8hp required
- 4 diaphragms



## Zeta 300

GA5054525 PTO drive ZETA300  
GA5054520 MI flange ZETA300MI


- 290psi / 20 bar
- 295 l/min @ 550 RPM
- Min 14.8hp required
- 6 diaphragms



## Kappa 40

Kappa40 PTO drive  
Kap40 6:1 mounting face (VA)

- 580psi / 50 bar
- 48 l/min @ 550 RPM
- Min 4.3hp required
- 2 diaphragms



## Zeta 85

ZETA851C PTO drive  
ZETA85VA 6:1 mounting face (VA)


- 290psi / 20 bar
- 85 l/min @ 550 RPM
- Min 3hp required
- 3 diaphragms



## Zeta 140

GA5054540 PTO drive ZETA140

- 290psi / 20 bar
- 135 l/min @ 550 RPM
- Min 6.7hp required
- 3 diaphragms



## Zeta 260

GA5054505 PTO drive ZETA260  
GA5054500 MI flange ZETA260MI

- 290psi / 20 bar
- 256 l/min @ 550 RPM
- Min 12.7hp required
- 6 diaphragms



## Complete Kits

Includes side diaphragms, air diaphragm where applicable, valves, o rings and oil seals



## Udor Diaphragm Pump Spare Part Kits

Diaphragm kits consist of side diaphragms and air diaphragm where applicable.

Suits Pump	Type	Part No:
<b>KAPPA 40</b>	Diaphragm kit	GA5023870-SK
<b>ZETA 85</b>	Diaphragm kit	KIT-ZETA85D
<b>RO121/130</b>	Diaphragm kit	KITZETA140D
<b>ZETA 140</b>	Diaphragm kit	KITZETA140D
<b>RO160</b>	Diaphragm kit	KITZETA170D
<b>ZETA 170</b>	Diaphragm kit	KITZETA170D
<b>RO250</b>	Diaphragm kit	KITZETA260D
<b>ZETA 260</b>	Diaphragm kit	KITZETA260D
<b>ZETA 300</b>	Diaphragm kit	KITZETA300D

Suits Pump	Type	Part No:
<b>IOTA20</b>	Complete kit	GA5023875-SK
<b>KAPPA 40</b>	Complete kit	KIT-KAPPA40-C
<b>ZETA 85</b>	Complete kit	KIT-ZETA85C
<b>RO121/130</b>	Complete kit	KIT-ZETA140C
<b>ZETA 140</b>	Complete kit	KIT-ZETA140C
<b>RO160</b>	Complete kit	KIT-ZETA170C
<b>ZETA 170</b>	Complete kit	KIT-ZETA170C
<b>RO250</b>	Complete kit	KIT-ZETA260C
<b>ZETA 260</b>	Complete kit	KIT-ZETA260C
<b>ZETA 300</b>	Complete kit	KIT-ZETA300C

All pump kits come with full parts break down of pump and fitting instructions

# Gearbox & Engine

## IOTA 20 Pump Gearbox & Engine

GA4906650 Pump & Honda 3hp GX100

- 290psi / 20 bar
- 20 l/min @ 550 rpm
- 3hp Honda GX100 Engine



## Delta 75 Pump Gearbox & Engine

GA4933285 Pump & 6.5hp Honda GX200


- 435psi / 30 bar
- 75 l/min @ 550 RPM
- 3 diaphragms
- 6.5hp Honda GX200 engine



## Pump Hydraulic Drive Kits

GA4900729-DFO

Hydraulic drive to suit 4400 / 4070 Raven controller and PTO pump



GA4900728-DFO

Hydraulic drive to suit SCS440 / 450 Raven controller and PTO drive pump



## Aussie Hydraulic fill pump

2" GA5072080

3" GA5072085


- 2" or 3" Aussie fill pump with hydraulic motor
- 2" pump 835 l/min
- 3" pump 1010 l/min
- BSP inlet / outlet fittings
- Viton Seals
- Hydraulic fluid capacity min 22 l/min / max 34 l/min
- Open or closed systems
- 3450rpm



## Kappa 40 Pump Gearbox & Engine

GA4933275 Pump & Honda 6.5hp GX200


- 580psi / 40 bar
- 48 l/min @ 550 RPM
- 2 diaphragms
- 6.5hp Honda GX200 engine



## Zeta 85 & Engine

GA4933295 Pump & 6.5hp Honda GX200

- 290psi / 20 bar
- 85 l/min @ 550 RPM
- 3 diaphragms
- 6.5hp Honda GX200 engine



## World's No 1 selling diaphragm pump


- Can be run dry
- Visual oil sight gauge
- Self-priming operation
- Stainless steel check valves
- Large capacity oil bath crank cases with drain plugs for ease of maintenance
- Compatible with most fluids, including liquid fertilizers, abrasive materials, suspension products, pesticides, de-icing materials and other hard to handle fluids
- Adapts easily to pto, engine drive, hydraulic and belt drive applications
- Largest selection of flows, pressures and drive options available
- One piece stainless steel diaphragm bolts
- Heavy duty pre-formed urethane diaphragms
- Stainless steel valve plates
- Full range of spare parts available
- Over 50 years of diaphragm pump experience



## Aussie fill pump & Engine

GA5055670

- 3" Aussie fill pump with GX200 Honda engine
- Open flow 1010 l/min
- 3" BSP female inlet/outlet



# Valves & Gauges

## 1/4" regulating valve

AA110-1/4-150

- For use with 12 volt pumps
- Maximum 20 bar/300psi pressure
- 1/4" male inlet 1/4" female outlet



## Brass pressure relief / regulating valve

1/2" - 6815-1/2-700  
3/4" - 6815-3/4-700

- Max pressure up to 700psi / 48 bar
- Brass body
- Adjustable to maintain spraying pressure



## Throttling valves

1/2" - 23520-1/2-PP  
3/4" - 23520-3/4-PP

- Max pressure up to 150psi (10 bar)
- Polypropylene construction
- Excellent chemical resistance
- For regulating flow in systems with centrifugal pumps



## 1" regulating ball valve

344BR-34-03CEC

- Regulating ball valve 3 way
- 1" NPT female threads
- 12 volt



## DirectoValve

AA144F-1-3

- 12v DC Solenoid Valve for foam markers
- Remote 'on-off' control
- Pressures from 0-65psi
- Two 3/4" NPT (F) inlet-bypass conn. 1/2" NPT(F) outlets



## Relief valve

00200016

- Pressure relief 20 bar / 300psi
- 1" male thread inlet x 1 1/4" male outlet



## Raven fast close valve

1170171359

- Regulating / relief ball valve 3 way
- 1" NPT female threads
- 12 volt



Bare motor 1170171360  
1" 3 way ball valve 3340002043  
Graphite seal 2190000123

## Arag safety blow-off valve

459310

- 1 1/4" male BSP thread / 1" hose tail
- Maximum pressure of 150psi / 10 bar
- Maximum flow rate of 250 l/min



## 1/2 or 3/4" regulating / relief valve

1/2" - 23120-1/2-PP  
3/4" - 23120A-3/4-PP

- Max pressure up to 150psi / 10 bar
- Stainless steel spring
- Excellent chemical resistance



## 8460 regulating / relief valve

1/2" - 8460-1/2  
3/4" - 8460-3/4-300

- As fitted to Goldacres sprayers
- Maximum 20 bar/300 psi pressure
- Aluminum housing
- Nylon body



## 8460 regulating / relief valve parts

Body CP8361 - 3/4-NYB

Seat CP8364-NYB

Diaphragm CP8366-FA

Repair Kit PK-AB8460-KIT



# Gauges

## 230psi small face

GA4948475

- 63mm 1/4" BSP back entry



## 360psi small face

GA2000059

- 63mm 1/4" BSP bottom entry
- Isometric gauge



## 60psi small face

GA5020735

- 63mm 1/4" BSP bottom entry



## 160psi small face

GA4948470

- 63mm 1/4" BSP bottom entry



## 140psi large face

GA4948460

- 100mm 1/4" BSP bottom entry



## 350psi small face

GA5023686

- 63mm 1/4" BSP bottom entry



# Controllers

## Raven SCS440

Raven SCS440 to suit large tow behind sprayers GA4900774  
Raven SCS440 to suit 3PL and small sprayers GA4900774-3PL



- Area/hr • Total Area • Field Area
- Field Volume • Total Volume

- Volume/min • Tank Volume
- RPM • Digital Pressure readout
- The SCS440 features automatic rate control with 3 boom section capability. Very easy to use and reliable the SCS440 is supplied as a complete rate control kit to suit any type of sprayer
- Easy installation allows anyone to upgrade their sprayer to automatic rate control creating a much more efficient sprayer.

## Raven SCS450

GA4900777



- The SCS450 controller boasts the same features as the SCS440 with the added ability to control up to 5 sections allowing for more flexibility in boom configuration

## Raven SCS4400

GA4900783



- Area/hr • Total Area • Field Area
- Field Volume • Total Volume
- Volume/min • Tank Volume RPM - Digital Pressure readout • Automatic rate control of up to 5 products simultaneously, ability to control 7 boom sections
- Monitor areas & volume counts for each product and has the ability to monitor rpm of a pump / fan and 2 pressure transducers
- Available as a complete rate control kit

## Start 08

GA2000051



- Manual pressure and pump delivery outlet control with dump valve
- Complete with gauge
- Poly housing
- 4 manual valves with 1/2" hose tails
- 3/4" inlet and return
- Flow rate 180 l/min
- Pressure 290psi / 20 bar
- Add and delete sections as required
- Blank off plug GA2000058
- Section valve GA5023990

## NRG 3 section electric control

GA2000052

### 3 section electric control with electric pressure regulation includes

- 1/2" hose tail outlets
- 3/4" inlet and return
- Compact switch box
- 5m loom
- Ideal for retro fit to existing sprayers utilising existing pressure manifold



## DL controllers

DL2 DL3

- Manual pressure and pump delivery outlet control with dump valve
- Complete with gauge • Lighter regulation spring enables finer pressure adjustment
- Poly housing



**DL2** • 2 outlet • Flow Rate 100 l/min

• Pressure 290psi / 20 bar

**DL3** • 3 outlet • Flow Rate 100 l/min

• Pressure 435psi / 30 bar

## DS controllers

DS2 DS3



- Manual pressure and pump delivery outlet control with dump valve • Complete with gauge • Cast housing


**DS2** • 2 outlet • Flow Rate 100 l/min

• Pressure 290psi / 20 bar

**DS3** • 3 outlets • Flow Rate 100 l/min

• Pressure 435psi / 30 bar

## SB controllers



- Manual pressure and boom section control including dump valve • Complete with gauge, modular construction permits up to 7 section boom control • Ball valve operation • Individual boom shut off

**SB3** GA4900705 • 3 outlet • Flow Rate 120 l/min • Pressure 290psi / 20 bar

**SB4** GA4900708 • 4 outlets • Flow Rate 120 l/min • Pressure 290psi / 20 bar

GA4907340

### 3 section electric control complete with pressure manifold includes

- 3 section electric valve bank
- Electric regulation valve
- Compact switch box
- 5m loom
- 3 outlet pressure manifold with dump valve and pressure relief valve

# Chemical Handling

## SuperFlow Mobile Induction Hopper

GA4914535

Whether it is liquids, powders or granules, the SuperFlow will induct product fast. The 60 litre hopper - the same as fitted to Crop Cruiser and Prairie sprayers - will transfer powders and granules as easy as liquids. Fitted with a large capacity outlet, the SuperFlow means you can induct Atrazine at about 20kg/min.

- Dry chemical friendly - Atrazine & Simazine
- 60 litre hopper capacity
- Approximately 50 l/min induction with 50psi pump
- Drum rinse nozzle
- Anti-aeration mixing jet
- Volume indicator removable for easy cleaning
- Easy grip Banjo fittings
- Fully sealed lid for improved safety
- Sturdy welded frame
- 16 x 6.50 pneumatic tyres\*
- Heavy duty 1" axle and bearings\*
- 5m suction hose and 2m induction hose\*
- Camlocks for rapid fitting\*

*\*SuperFlow Mobile only*



## SuperFlow 60L Induction Hopper

GA1000002 – Suits trailing sprayers

GA1000003 – Suits self propelled sprayers

Specially designed to quickly and easily transfer powders and granules including Atrazine and Simazine, the Super Flow is now fitted with a large capacity outlet - 63% wider and with a 260% flow capacity increase over the previous model.

That means you can load powders, granules and liquids fast - up to 20 kg/min (Atrazine).

The Super Flow now uses a flanged easy grip Banjo port tap with extreme duty seals and a sturdy clamp style fitting. The tap handle has been beefed up to make it easier to grip when wearing PPE.

- Dry chemical (Atrazine & Simazine) friendly
- 60 litre capacity • 52 mm outlet
- Easy grip port tap • Anti-aeration mixing jet
- Fully sealed lid • Easy spring loaded pull down mechanism
- Volume indicator removable for easy cleaning

*\*Standard fitment on MY14 Goldacres Crop Cruisers & large trailed sprayers*



## Super Flow Retrofit Kit

GA1000002

Retractable carriage mechanism, poly hopper, sealed clamp type lid, port fittings including tap, drum rinse, new larger agitation jet and barbed hose fittings ready to disconnect hoses and replace the unit and tank fittings.

Requires minimum 80 psi and 160 l/min pump flow rate for use as after market replacement hopper on non-Goldacres sprayers.

# Chemical Handling

## Batchmate Mix Station

GA4914520



The Batchmate allows you to mix and agitate chemical in preparation for loading into your sprayer - taking the work out of loading powders or granules.

Fitted with a high capacity 3" poly pump and powerful twin agitation system, the Batchmate delivers maximum chemical agitation and high tank fill rates.

- 800L main mix tank
- Twin 2" agitation ports
- Full sloped tank drain sump
- Honda GX200 petrol engine and Aussie 3" hi-volume centrifugal poly pump with chemical proof Viton seals
- Open flow pump capacity of 610 l/min drawing from Batchmate tank (open flow from pump alone is approximately 1010 l/min)
- 25 metre maximum pump head
- Plumbed with Banjo manifold flange fittings
- 3" camlock main fill and delivery points
- High capacity venturi with chemical induction probe
- Three bank valve system:
  - Chemical probe
  - RB35 wash down gun and 4.0m x 20mm hose
  - Drum rinse nozzle
- Twin tank lids for easy cleaning or loading
- Pressure gauge



- Easy access drain tank valve
- Sturdy 40mm RHS skid base construction
- Fork slots for easy handling
- 23L hand wash tank with soap dispenser

**Dimensions: 1520mm L x 1670mm W x 1200mm H**

### Options:

- Drumbuster for rapid loading of drums
- 12 volt flow meter for chemical induction probe measurement
- 2" + 3" coupling options available.

# Chemical Handling

## Supermix agitator

502054



Venturi creates a large bypass flow (up to 1300 l/min) and has a high multiplier effect (depending on pressure) assisting tank agitation. The nozzle can be removed for cleaning outside the spray tank.

Complete with hose tails.

## Tank rinsing nozzle

Tank flushing nozzles unfitted, single - GA5020070  
Tank flushing nozzles unfitted, double - GA5020072



Designed for access from outside the tank and easy disassembly for cleaning. Operated from the fill water supply or may alternatively be operated by the sprayer pump. Single or double kits available. Supplied complete with 3/4" hose elbow, tank mounting flange, 150mm poly extender and Teflon rotating rinsing nozzle.

## Hydro-jet agitator

GA5010405

Suitable for smaller tanks, complete with hose tails.



## Boomer Dry 2 & 10kg

GA5023480 (2kg) - GA5023485 (10kg)

Boomer Dry is an agricultural boom spray cleaner.

Dry powder formulation for long storage life.



## Shurflo AgRunner

GA5071520

Portable, flexible and extremely versatile, the Ag Runner™ is ideal for those using multiple containers.

- Shurflo 12v 40 l/min open flow chemical pump
- Viton seal equipped
- Chemical transfer pump with 12v motor, 6m cable, alligator clips and inline fuse electronic flow meter, 1" NPT x 3.5m EPDM discharge hose with ball valve/spout, and 1" NPT x 3.5m EPDM inlet hose with 1" elbow/ball valve/fitting assembly



GA2000030	Pump only, Diaphragm, Chemical transfer 12v, Viton Shurflo
GA2000031	Flow meter, Chemical transfer, 90 degree, Shurflo
GA2000032	Reducing coupling, 2" female NPT to 1" female NPT, Shurflo
GA2000033	Diaphragm, drive assembly kit, housing Shurflo AgRunner
GA2000034	Valve housing kit Viton, Shurflo AgRunner

# Valves

## Boom Valves

Altek valve (each) GA5065515  
Bank of three Altek valves GA5065740

- Inlet: 1 1/4" . Outlet: 3/4" male
- Wetted parts: Stainless steel, viton
- O-rings and seals
- Working pressure: 10 bar
- Flow rate: 75 l/min @ 500 kpa
- Optional configuration 1-10 section bank (3 bank pictured)



## Raven Elec Control Valves

3/4" VALVE 0630159001

- For use with electric control systems
- 3/4" female • 360° turn
- Maximum operating pressure of 175psi / 12 bar



## Raven Elec Control Valves

1" control valve 0630172125  
1 1/2" control valve 0630171894

- For use with Raven Spray Controller
- Electric pressure adjustment
- Available in 1" or 1 1/2" • 1/4 turn
- Max. operating pressure of 175psi / 2 bar



## 12v Solenoids & Kits

With viton seals



1/2" BSP female threads  
290psi / 20 bar  
flow rate 80 l/min  
GA5055705



1/2" BSP female threads  
GA5023125



1/2" BSP male thread x 1/2" hose tail  
GA5018421



1/2" hose tails Solenoid barb/ barb  
GA5018433



3/8" BSP female threads  
air solenoid  
GA5002959



1/4" BSP female threads  
air solenoid



1/8" BSP female threads  
liquid solenoid  
GA5018395



Blue body 1/2" thread  
1/2" barb  
GA5018405



Blue body 1/2" barb  
1/2" barb  
GA5018401

# Foam Markers

## Airbag compressor

GA5018809-SK

Articulated piston air compressor, Suit airbag, 12v, 30.6L/min, 150psi max continuous pressure. Current draw 17.5 amp



## RapidFire compressor

GA5053340

Articulated piston air compressor suit RapidFire system, 12v, 62.3 l/min, 100psi max continuous pressure, current draw – 28 amp



## Foam compressor

GA5018806


Permanently lubricated bearings, Oil-less operation, Max. continuous pressure 35psi, Max. intermittent pressure 35psi39.6 l/min, Current draw 9.7 amp



## Thomas comp repair kit

GA4948635 KIT - 107CDC20

- To suit GA5018806 (above)
- Service kit comprising diaphragms, flapper valves and gasket



## Foam marker

Double GA5053065

Single GA5053060

Double or Single sided foam marker suit boom sizes up to 12m complete kit includes in cab switch box.



## Exacta foam markers

The Exacta foam marker consistently delivers larger volumes (up to 20 l/min) of foam in big dobs or lines for easy visibility.

It will operate successfully in hot or cold weather, & is reasonably tolerant to hard water.

Equipped for remote operation with compressor box mounted on sprayer; foam generators mounted 4m from the end of the boom; short lead time between starting marker & foam coming from the accumulator.



- 25L single sided GA4900516
- 25L double sided GA4900519
- 45L single sided GA4900522
- 45L double sided GA4900525
- 100L single sided GA4900501
- 100L double sided GA4900507

## Brass Ball Valves



Part No	Port Type	Port Size	Handle Type
GA5018321	FF	1/4"	TEE
GA5018323	MF	1/4"	TEE
GA5018309	FF	1/2"	LEVER
GA5020295	MF	1/2"	LEVER
GA5018307	FF	1/2"	TEE
GA5020125	MF	1/2"	TEE
GA5018313	FF	3/4"	LEVER
GA5018317	MF	3/4"	LEVER
GA5018311	FF	3/4"	TEE
GA5018315	MF	3/4"	TEE
GA5018319	FF	1"	LEVER

Kit suits  
GA5018389  
GA5018411

Kit suits  
GA5018421 & 433  
GA5018419

Kit suits  
GA5018395  
GA5018409

Kit suits  
GA5018381  
GA5018413

## Direct foam injection kit

GA4900513

Eliminate the need for pre-mixing water and concentrate with the Exacta Direct Foam Injection Kit. Foam concentrate is stored in a separate 25L container and is only injected as required. Adapts to any Exacta foam marker.



## Foam marker components



**Green accumulator**

BARE GA5008491

COMPLETE GA4948160



**Red accumulator**

BARE GA4948170

COMPLETE GA4948175



**Accumulator elbow**

118319



**3/8" brass one way valve**

GA5020010



**Foam marker bracket**

40mm RHS F70262A

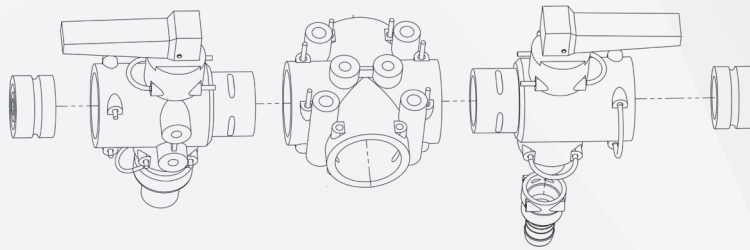
50mm RHS F70841A

# Altek Fittings

## Altek fittings clip together for ease of configuration

### FITTING LEGEND

Eg: Plug in hose tail - AS40/20  
AS40 = Altek part series  
20 = barb size



### Hose Barbs

GA5065575	Plug in hose tail - AS40/20
GA5065580	Plug in hose tail - AS40/25
GA5065585	Plug in hose tail - AS40/33
GA5065590	Plug in hose tail - AS40/39
GA5065605	Plug in hose tail - AS40/24
GA5065630	Female hose tail - AS20/21
GA5065635	Female hose tail - AS20/17
GA5065640	Female hose tail - AS24/20
GA5065645	Female hose tail - AS40/20
GA5065650	Female hose tail - AS40/25
GA5065655	Female hose tail - AS40/33
GA5065660	Female hose tail - AS40/39
GA5065745	Female hose tail - AS24/15



### Hose Barb Elbows

GA5065610	Plug in hose tail - AS40/20/90 degree
GA5065615	Plug in hose tail - AS40/25/90 degree
GA5065620	Plug in hose tail - AS40/33/90 degree
GA5065625	Plug in hose tail - AS40/39/90 degree
GA5065675	Female hose tail - AS24/20/90 degree
GA5065750	Female hose tail - AS24/15/90 degree



### Plug and Thread

GA5065595	Plug in hose tail - AS40/G1 1/4" male
GA5065600	Plug in hose tail - AS40/G1" male
GA5065665	Female hose tail - AS40/G1" male
GA5065670	Female hose tail - AS40/g1 1/2" male
GA4582385	Coupling Altek - AS40 to 1" NTP male thread
GA4582160	Dummy plug - AS40 G 1/4" female (45mm Delron)
GA4582300	Coupling - AS40 female to female (Delron)
GA4582345	Dummy plug - AS40 G 1/2" female (45mm Delron)
GA4582395	Cap - AS40 (Delron)
GA4582400	Cap - AS40 with 1/4" BSPP female thread (Delron)
GA4582405	Cap - AS40 with 1/2" BSPP female thread (Delron)
GA5065680	Plug - AS40
GA5065735	Plug in hose tail - AS40/40




### Multi. Ports

GA5065555	T-piece 3 x AS40
GA5065560	T-piece 3 x AS40 M8 inserts
GA5065565	Cross piece 4 x AS40
GA5065570	Cross piece 4 x AS40 M8 insert



### Safety pins

GA5065690	Safety pin suit AS40
GA5065695	Safety pin suit AS24
GA5065700	Safety pin suit AS20



### Miscellaneous

GA5012507	O-ring 54 x 2.5 FPM 75
GA5048385	O-ring 51 x 2.6 FPM 75
GA5065815	O-ring 35 x 4 FPM 75
GA5065820	O-ring 38 x 3 FPM 75
GA5001067	O-ring 17.12 x 2.62
GA5065520	Spray stop TeeJet control
GA5065525	Spray stop TeeJet direct control
GA5065540	Pressure filter adapter suit Arag
GA5011461	Nut M8 SS



### Valves & Parts


GA5065515	Section valve AS24 3-W AMP+
GA5065510	Section valve AS24 3-W pressure relief AMP+
GA5065740	Section valve AS24 3W 3 section
GA5065741	Section valve AS24 3W 4 section
GA5065704	Section valve AS24 3W 5 section
GA5065715	Section valve AS24 3W 6 section
GA5065706	Section valve AS24 3W 7 section
GA5065710	Section valve AS24 3W 8 section
GA5065805	Connecting rod - suit 3 bank (303 SS)
GA4562055	Connecting rod - suit 4 bank (303 SS)
GA4562125	Connecting rod - suit 5 bank (303 SS)
GA4562050	Connecting rod - suit 6 bank (303 SS)
GA4562045	Connecting rod - suit 7 bank (303 SS)
GA4562040	Connecting rod - suit 8 bank (303 SS)
GA5065810	Boom valve end cap
GA5065800	Boom valve mounting bracket
GA5065500	Pressure control valve
GA5065530	Ball valve 5 way 1 1/4"
GA5065535	Ball valve 5 way 1 1/4" electric
GA5065550	Quick fit valve 2 way electric
GA5065545	Quick fit valve 2 way
GA5065795	5 way 2" electric ball valve
GA5065755	Fitting - G 2" male long
GA5065760	Fitting - G2" male short
GA5065765	Fitting G 1 1/2" male
GA5065770	Fitting G 1 1/4" male
GA5065775	Nut G2 3/4"
GA5065780	Fitting G 2" female
GA5065785	Fitting G1 1/2" female
GA5065790	Dummy plug KH2



# Poly Fittings

## Poly Hose Menders

HM050	1/2" x 1/2" Hose Barb
HM075	3/4" x 3/4" Hose Barb
HM100	1" x 1" Hose Barb
HM125	1 1/4" x 1 1/4" Hose Barb
HM150	1 1/2" x 1 1/2" Hose Barb
HM200	2" x 2" Hose Barb



## Poly Hose Barb Tees

HBT050-038	1/2" x 1/2" x 3/8" HB Tee
HBT050-075	1/2" x 1/2" x 3/4" HB Tee
HBT050-050	3/4" x 3/4" x 1/2" HB Tee
HBT075	3/4" x 3/4" x 3/4" HB Tee
HBT100	1" HB Tee



## Poly 90° Hose Barbs

HB025-90	1/4" Male Thread x 1/4" HB 90°
HB025/038-90	1/4" Male Thread x 3/8" HB 90°
HB025/050-90	1/4" Male Thread x 1/2" HB 90°
HB038-90	3/8" Male Thread x 3/8" HB 90°
HB050/038-90	1/2" Male Thread x 3/8" HB 90°
HB050-90	1/2" Male Thread x 1/2" HB 90°
HB050/075-90	1/2" Male Thread x 3/4" HB 90°
HB075/050-90	3/4" Male Thread x 1/2" HB 90°
HB075-90	3/4" Male Thread x 3/4" HB 90°
HB075/100-90	3/4" Male Thread x 1" HB 90°
HB100/075-90	1" Male Thread x 3/4" HB 90°
HB100-90	1" Male Thread x 1" HB 90°
HB100/125-90	1" Male Thread x 1 1/4" HB 90°
HB125/100-90	1 1/4" Male Thread x 1" HB 90°
HB125-90	1 1/4" Male Thread x 1 1/4" HB 90°
HB150/125-90	1 1/2" Male Thread x 1 1/4" HB 90°
HB150-90	1 1/2" Male Thread x 1 1/2" HB 90°
HB200/150-90	2" Male Thread x 1 1/2" HB 90°
HB200-90	2" Male Thread x 2" HB 90°
HB300-90	3" Male Thread x 3" HB 90°



## Female Hose Barbs

HBF075	3/4" Female Thread x 3/4" Hose Shank
HBF075-100	3/4" Female Thread x 1" Hose Shank
HBF100	1" Female Thread x 1" Hose Shank



## Poly Straight Hose Barbs

HB025	1/4" Male Thread x 1/4" HB
HB025-038	1/4" Male Thread x 3/8" HB
HB025-050	1/4" Male Thread x 1/2" HB
HB038	3/8" Male Thread x 3/8" HB



HB038-050	3/8" Male Thread x 1/2" HB
HB050-038	1/2" Male Thread x 3/8" HB
HB050	1/2" Male Thread x 1/2" HB
HB050-075	1/2" Male Thread x 3/4" HB
HB075-038	3/4" Male Thread x 3/8" HB
HB075-050	3/4" Male Thread x 1/2" HB
HB075-038	3/4" Male Thread x 5/8" HB
HB075	3/4" Male Thread x 3/4" HB
HB075-100	3/4" Male Thread x 1" HB
HB100-075	1" Male Thread x 3/4" HB
HB100	1" Male Thread x 1" HB
HB100-125	1" Male Thread x 1 1/4" HB
HB125-075	1 1/4" Male Thread x 3/4" HB
HB125-100	1 1/4" Male Thread x 1" HB
HB125	1 1/4" Male Thread x 1 1/4" HB
HB125-150	1 1/4" Male Thread x 1 1/2" HB
HB150-100	1 1/2" Male Thread x 1" HB
HB150-125	1 1/2" Male Thread x 1 1/4" HB
HB150	1 1/2" Male Thread x 1 1/2" HB
HB150-200	1 1/2" Male Thread x 2" HB
HB200-150	2" Male Thread x 1 1/2" HB
HB200	2" Male Thread x 2" HB
HB300	3" Male Thread x 3" HB

## Poly Pipe Tee

TEE050	1/2" Poly Pipe Tee
TEE075	3/4" Poly Pipe Tee
TEE100	1" Poly Pipe Tee
TEE150	1 1/2" Poly Pipe Tee
TEE200	2" Poly Pipe Tee



## Poly Pipe Coupling

CPLG025	1/4" Poly Pipe Coupling
CPLG038	3/8" Poly Pipe Coupling
CPLG050	1/2" Poly Pipe Coupling
CPLG075	3/4" Poly Pipe Coupling
CPLG100	1" Poly Pipe Coupling
CPLG125	1 1/4" Poly Pipe Coupling
CPLG150	1 1/2" Poly Pipe Coupling
CPLG200	2" Poly Pipe Coupling
CPLG300	3" Poly Pipe Coupling

## Poly Street Elbows

SL050-90	1/2" Pipe Street Elbow 90°
SL075-90	3/4" Pipe Street Elbow 90°
SL0100-90	1" Pipe Street Elbow 90°
SL0150-90	1 1/2" Pipe Street Elbow 90°
SL0200-90	2" Pipe Street Elbow 90°

# Poly Fittings

## Poly Nipples

NIP075-SH	¾" x Short Poly Nipples
NIP075-6	¾" x 6" Poly Nipples
NIP100-SH	1" x Short Poly Nipples
NIP125-SH	1¼" x Short Poly Nipples
NIP200-SH	2" x Short Poly Nipples



## Poly Plugs

PLUG050	½" x Poly Pipe Plug
PLUG075	¾" x Poly Pipe Plug
PLUG100	1" x Poly Pipe Plug
PLUG125	1¼" x Poly Pipe Plug
PLUG150	1½" x Poly Pipe Plug
PLUG200	2" x Poly Pipe Plug

## Poly Reducing Bushing

RB050-025	½"MPT x ¼" FPT Red. Bush
RB050-038	½"MPT x ⅜" FPT Red. Bush
RB075-018	¾"MPT x ⅛" FPT Red. Bush
RB075-025	¾"MPT x ¼" FPT Red. Bush
RB075-038	¾"MPT x ⅜" FPT Red. Bush
RB075-050	¾"MPT x ½" FPT Red. Bush
RB100-050	1"MPT x ½" FPT Red. Bush
RB100-075	1"MPT x ¾" FPT Red. Bush
RB125-075	1¼"MPT x ¾" FPT Red. Bush
RB125-100	1¼"MPT x 1" FPT Red. Bush
RB150-075	1½"MPT x ¾" FPT Red. Bush
RB150-100	1½"MPT x 1" FPT Red. Bush
RB150-125	1½"MPT x 1¼" FPT Red. Bush
RB200-100	2"MPT x 1" FPT Red. Bush
RB200-150	2"MPT x 1½" FPT Red. Bush

## Poly Reducing Nipples

RN050-038	½" x ⅜" Poly Reducer Nipple
RN075-050	¾" x ½" Poly Reducer Nipple
RN100-050	1" x ½" Poly Reducer Nipple
RN100-075	1" x ¾" Poly Reducer Nipple
RN125-075	1¼" x ¾" Poly Reducer Nipple
RN125-100	1¼" x 1" Poly Reducer Nipple
RN150-100	1½" x 1" Poly Reducer Nipple
RN150-125	1½" x 1¼" Poly Reducer Nipple
RN200-125	2" x 1¼" Poly Reducer Nipple
RN200-150	2" x 1½" Poly Reducer Nipple
RN300-200	3" x 2" Poly Reducer Nipple



## Poly Flanges

M100TEE	1" Flanged Tee
M200100TEE	2" x 2" Std Port x 1" Flanged Tee
M200TEE	2" Std Port Flanged Tee
M100075BRB90	1" Flanged ¾" Hose Barb 90° Elbow
M100BRB90	1" Flanged 1" Hose Barb 90° Elbow
M100125BRB90	1" Flanged 1¼" Hose Barb 90° Elbow
M200100BRB90	2" Standard Port Flange x 1" Hose Barb 90°
M200125BRB90	2" Standard Port Flange x 1¼" Hose Barb 90°
M200150BRB90	2" Standard Port Flange x 1½" Hose Barb 90°
M200BRB90	2" Standard Port Flange x 2" Hose Barb 90°
M100075BRB	1" Flanged ¾" Hose Barb
M100BRB	1" Flanged 1" Hose Barb
M100125BRB	1" Flanged 1¼" Hose Barb
M200100BRB	2" Standard Port Flange x 1" Hose Barb
M200125BRB	2" Standard Port Flange x 1¼" Hose Barb
M200150BRB	2" Standard Port Flange x 1½" Hose Barb
M200BRB	2" Standard Port Flange x 2" Hose Barb
M100PLG	1" Flanged Plug
M200PLG	2" Std Port Flanged Plug
M220PLG	2" Std Port Flanged Plug
M100PLG025	1" Flanged Plug with ¼" FPT
M200PLG018	2" Std Port Flanged Plug with ⅛" FPT
M200PLG025	2" Std Port Flanged Plug with ¼" FPT
M200PLG038	2" Std Port Flanged Plug with ⅜" FPT
M200PLG050	2" Std Port Flanged Plug with ½" FPT
M200PLG075	2" Std Port Flanged Plug with ¾" FPT
M200PLG100	2" Std Port Flanged Plug with 1" FPT
M100075FPT	1" Flanged ¾" Female Thread
M100FPT	1" Flanged 1" Female Thread
M100125MPT	1" Flanged 1¼" Male Thread
M200125MPT	2" Standard Port Flange x 1¼" Male Thread
M200150MPT	2" Standard Port Flange x 1½" Male Thread
M200MPT	2" Standard Port Flange x 2" Male Thread
M100CPG90	1" x 1" Flanged 90°
M200CPG90	2" x 2" Standard Port Flange 90°

## Manifolds, Clamps & Gasket

FC100	100 Series Worm Screw Clamp
FC200	200 Series Standard Port Worm Screw Clamp
M100G	100 Series EPDM Gasket
150G	200 Series Standard Port Worm EPDM Gasket
200G	220 Series Standard Port Worm EPDM Gasket
FC300	300 Series Standard Sort Worm screw clamp
300G	300 Series EPDM Gasket



# Filters

## 314V 1½" suction

Part No	Description
3142463	1½" filter with 50 mesh screen
3142003.030	50 mesh screen only
31420035.030	80 mesh screen only
314000.050	O-ring to suit 314 filter

- Suction filter 1½" male thread
- Includes auto shut-off valve



## 316 1½" suction

Part No	Description
3162063	1½" filter with 50 mesh screen
31620635	1½" filter with 80 mesh screen
3162002.030	30 mesh screen only
3162003.030	50 mesh screen only
31620035.030	80 mesh screen only
316000.050	O-ring to suit 316 & 317 filter

- Suction filter 1½" male thread
- Flow rate up to 200 l/min



## 317 2" suction filter

Part No	Description
3172072	2" filter with 30 mesh screen
3172002.030	30 mesh screen only
316000.050	O-ring to suit 316 & 317 filter

- Suction filter 2" male thread
- Flow rate up to 260 l/min



## 324 ½" pressure filter

Part No	Description
3242023	324 filter with 50 mesh screen
3242024	324 filter with 100 mesh screen
322003.030	50 mesh screen only
322004.030	100 mesh screen only
322000.050	O-ring to suit 324 filter

- ½" female thread



## 326 1½" flush filter

Part No	Description
3262162	326 filter with 30 mesh screen
3262163	326 filter with 50 mesh screen
32621635	326 filter with 80 mesh screen
3262164	326 filter with 100 mesh screen
3262002.030	30 mesh screen only
3262003.030	50 mesh screen only
32620035.030	80 mesh screen only
3262004.030	100 mesh screen only
G10090	O-ring to suit 326 filter -

- Flush Filter Self Cleaning
- Pressure filters 1½" male thread



## 328 1¼" pressure filter

Part No	Description
3282052	328 filter with 30 mesh screen
3282053	328 filter with 50 mesh screen
32820535	328 filter with 80 mesh screen
3282054	328 filter with 100 mesh screen
3262002.030	30 mesh screen only
3262003.030	50 mesh screen only
32620035.030	80 mesh screen only
3262004.030	100 mesh screen only
G10090	O-ring to suit 328 filter

- 1¼" female thread



## TeeJet Filters AA122



The AA122 line strainer features a compact size that is well suited for small agricultural and turf sprayers.

The AA122 is constructed of polypropylene head and bowl with stainless steel screen for excellent chemical resistance and is available with ½" or ¾" (F) NPT pipe connections.

The maximum pressure rating is 150 PSI (10 bar).

Strainer number	Pipe Conn	Approx Flow Rate with 5psi (0.34 bar) pressure drop in l/min	Mesh Size	Part No:	Pressure Rating
AA(B)122-1/2-PP-*	½"	45	16	CP23174-1-SS	150psi (10 bar)
AA(B)122-3/4-PP-*	¾"	60	30	CP23174-2-SS	
AA(B)122ML-1/2-PP-*	½"	45	50	CP45102-3-SSPP	
AA(B)122ML-3/4-PP-*	¾"	60	80	CP45102-4-SSPP	
(B)37270-122-1/2-PP-*	½"	45	100	CP45102-5-SSPP	
(B)37270-122-3/4-PP-*	¾"	60			

# Backpack

## TeeJet filter

Part	Description
AAB126ML-3-*	AAB126ML Filter with 3/4" BSPT connections
AAB126ML-4-*	AAB126ML Filter with 1" BSPT connections
AAB126ML-5-*	AAB126ML Filter with 1 1/4" BSPT connections
AAB126ML-6-*	AAB126ML Filter with 1 1/2" BSPT connections
CPB63065-1-1/4-PP	Strainer head 1 1/4" BSPT
CPB63066-1-1/2-PP	Strainer head 1 1/2" BSPT
CP15941-1-SSPP	Screen suit 1 1/4" and 1 1/2" filter
CP16903-1-SSPP	Screen suit 3/4" and 1" filter
CP48656-EPR	Gasket EPDM rubber suit 1 1/4" and 1 1/2" filter
CP48656-VI	Gasket Viton suit 1 1/4" and 1 1/2" filter
CPB48654-PP	Bowl 1" BSPT
CP63150-EPR	Gasket EPDM rubber suit 3/4" and 1" filter
CP63150-VI	Gasket Viton suit 3/4" and 1" filter
CP48655-PP	Cap



## Filter screens to suit 3/4" and 1"

Part No.	Mesh Size	Colour	Number
CP16903-1-SSPP	16	Grey	1
CP16903-3-SSPP	30	Yellow	2
CP16903-4-SSPP	50	Red	3
CP16903-5-SSPP	80	Blue	4
CP16903-6-SSPP	100	Green	5
CP16903-7-SSPP	200	Orange	7

## Filter screens to suit 1 1/4" and 1 1/2"

Part No.	Mesh Size	Colour	No.	Size of opening
CP15941-1-SSPP	16	Grey	1	1.1mm
CP15941-2-SSPP	30	Yellow	2	.53mm
CP15941-3-SSPP	50	Red	3	.28mm
CP15941-4-SSPP	80	Blue	4	.18mm
CP15941-5-SSPP	100	Green	5	.15mm
CP15941-6-SSPP	120	Brown	6	.12mm
CP15941-7-SSPP	200	Orange	7	.08mm

## Floating filter

Floating filter 1 1/2" - 3072040  
Floating filter 2" - 307050



This suction filter operates a few centimetres beneath surface, thus preventing any risk of obstruction caused by mud lying on the bottom or debris floating on the surface.

- One way valve to suit GA4900495



## Pathway Backpack

GA5022270

- Quality telescopic lance
- 16L capacity
- Single adjustable nozzle
- 12v/8A rechargeable battery
- 6.5 kg dry weight
- 3.5 l/min 70psi pump



## Pathway Backpack spare parts

### 3.5 l/min Backpack pump

GA5023730

### Backpack charger

GA5023055


### Marolex lance, hose tail & clamp


GA5023885-SK

# Fittings, Shocks & Springs


Note: Brass fittings always quote hose size, then thread size.

## Reducer bush


GA5049640	1/4" x 1/8"	
GA5049701	3/4" x 1/4"	

GA5013809	1/4" x 1/8"	
GA5020690	1/8" x 3/8"	
GA5012259	1/2" x 1/4"	
GA5020605	1/2" x 3/8"	
GA5049355	3/4" x 1/4"	
GA5012273	1/2" x 3/4"	


## Sockets

GA5066940	1/4"	
-----------	------	-----------------------------------------------------------------------------------

## Nipples male BSP thread

GA5066935	1/8" x 1/8"	
GA5050285	1/4" x 1/4"	
GA5048310	1/2" x 1/2"	
GA5048700	3/4" x 3/4"	


## Swivel fitting

GA5023476 swivel hose tails	1/2" x 1/2"	
-----------------------------------	-------------	-------------------------------------------------------------------------------------


## Straight

GA5020695	1/4"B x 1/8"T	
GA5048925	1/4"B x 3/8"T	
GA5020540	1/4"B x 1/4"T	
GA5050725	3/8"B x 1/4"T	
GA5002639	3/8"B x 3/8"T	
GA5048910	3/8"B x 1/2"T	
GA5020875	1/2"B x 1/4"T	
GA5021070	1/2"B x 3/8"T	
GA5049350	1/2"B x 1/2"T	
GA5022070	1/2"B x 3/4"T	


## Olive fitting

GA5023170 External compression fitting inc olive	1/2"T x 1/2"BSPF C073	
-----------------------------------------------------------	-----------------------------	-------------------------------------------------------------------------------------

## Elbows

GA5049115	1/4"B x 1/8"T	
GA5048340	1/4"B x 1/4"T	
GA5049290	3/8"B x 1/4"T	
GA5002623	3/8"B x 1/8"T	
GA5050895	3/8"B x 3/8"T	
GA5020355	1/2"B x 1/4"T	
GA5012753	1/2"B x 1/2"T	

## Tee's

GA5016559	1/8"	
GA5048300	1/4"	


## Shock Absorbers

- GA5015143
- 
- Shock absorber, Eye & Pin, Eye 15mm, Pin 73mm long M10
  - Suits Ground Glider - Wheel Suspension, Tower assembly, Delta and TriTech boom centre roll

- GA5015139
- 
- Shock absorber, double eye, 19mm eye, 82mm OD, black
  - Suits centre & paralift tilt, Prairie suspension air bag, Delta and TriTech boom centre roll

- GA5015145
- 
- Shock absorber, Eye & pin, 16mm eye, Pin 57mm long M10, 54mm OD
  - Suits Delta boom centre 18-24m, tower assembly 18m MK1, Delta and TriTech boom - centre roll

- GA5015899
- 
- Steering dampner, Eye & pin, 16mm eye, Pin 70mm long M8, 45mm OD, black
  - Suits Delta yaw suspension

- GA5075215
- 
- Black PVC shocker cover clip on suit steering dampner above
- GA5015899


## Spring tension

- GA5007755
- Size: 180 x 25 x 3.15
- 

## Yaw spring

- GA5016605
- Size: 180 x 51.5 x 8
- 

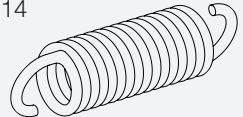
## Yaw spring

- GA5010793
- Extra Heavy 340 x 70 x 12
- 

## Yaw spring

- GA5006345
- Size: 260 x 40 x 7
- 

## Yaw spring

- GA5075095
- Yaw Spring to suit 2011 TriTech centre. Size: 330 x 95 x 14
- 

## Other Springs

Description	Part No
Spring Compression 300x130x16	GA5001039
Spring Compression with Washer 110x50x10	GA5007331
Compression Spring (Large) 85x25x4	GA5010807
Compression Spring (Small) 35x25x4.5	GA5006191
Spring Tension 240x20x3.15	GA5007073

# Dealer Fitted Options

Upgrade your sprayer the easy way – talk to your Goldacres dealer about DFO's – more than 20 options offer a simple, cost effective performance enhancement



## 3D 2.0 Breakaway Upgrade 24-36m Kit

GA4902710-DFO

This kit has been produced to upgrade sprayers with Trittech booms, to the new 2.0 3D breakaway.

## 3D 2.5m Breakaway Upgrade 24-36m Kit

GA4902712-DFO

This kit has been produced to upgrade sprayers with Trittech booms, with 2.5m wing tips to the new 2.0 3D breakaway.

### Suits:

- Crop Cruiser Evo MY11 on - Trittech 24-36m booms
- Prairie Evo MY11 on - Trittech 24-36m booms

NOTE: These kits are for one side only

## NightPro LED Light Retrofit Kit

Fitting LED lights to your boom will assist in night time spraying. The boom height and spray pattern can be easily seen from your cabin.

### GA1000008

- Suits Crop Cruiser MY11 on - up to 36m and Prairie Evo MY11 on - up to 36m
- LED spacing is 500mm
- Can be fitted to a sprayer with 250mm nozzle spacing

### GA1000007

- Suits any make of boom up to 36m
- LED spacing is 500mm
- Can be fitted to a sprayer with 250mm nozzle spacing



## Touch Down Wheel Kit

GA4902493-DFO

If you have severe undulating terrain and are concerned about boom damage, your TriTech booms can be fitted with mechanical touch down wheels to limit ground strikes.

### Suits:

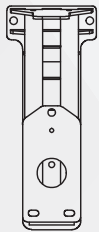
- Crop Cruiser Evolution - all models
- Prairie - all models



For more DFO's go to [goldacres.com.au/dfo](http://goldacres.com.au/dfo)

# TriTech - Aluminium outer booms

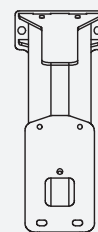
Boom measurements are taken from end plate to end plate, use illustrations below and note the date to check the aluminium breakaway end plates required and material thickness



2006 Aluminium  
Boom End  
40mm Top Chords  
Suits 3D Breakaway



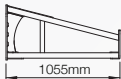
2008 Aluminium  
Boom End  
50mm Top Chords  
Suits 3D Breakaway



2012 Aluminium  
Boom End  
50mm Top Chords  
Suits 3D 2.0 Breakaway

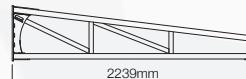
## 24m Outer Boom suit 36m Inner

2008 GA4658965 – 2012 GA4659820



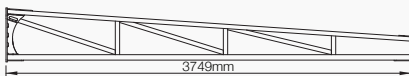
## 24m Outer Boom suit 30m Inner Mk3

2008 GA4656054 – 2012 GA4659965



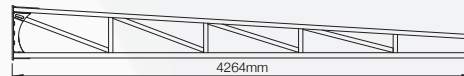
## 24m Outer Boom

2006 GA4656050 – 2008 GA4656051 – 2012 GA4659925



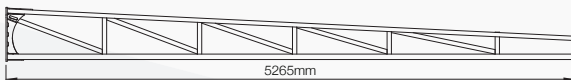
## 28m Outer Boom

2006 GA4656060 – 2008 GA4656061 – 2012 GA4656062



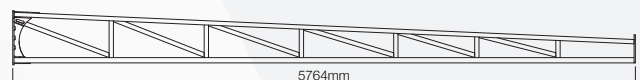
## 30m Outer Boom

2006 GA4656065 – 2008 GA4656066 – 2012 GA4656067



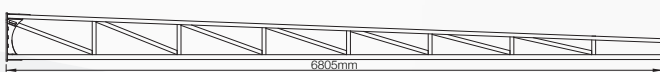
## 33m Outer Boom

2006 GA4656070 – 2008 GA4656071 – 2012 GA4656072



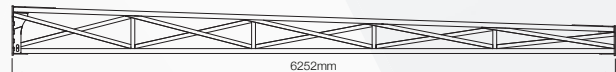
## 36m Outer Boom

2006 GA4656075 – 2008 GA4656076 – 2012 GA4656077



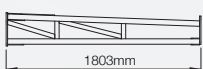
## 42m Mid

GA4659715



## 42m Outer Boom

2008 GA4659285 – 2012 GA4659287



## 2m Breakaway End

GA4656118



## 1.75m Breakaway End

GA4656122



## 2m Breakaway End

GA4656120



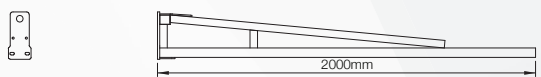
## 2m Breakaway End Suit Flip Over

GA4656119



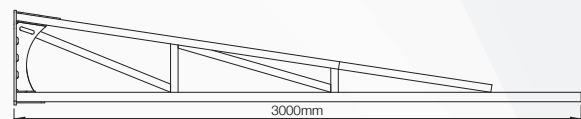
## 2m Breakaway End MY13

GA4656123



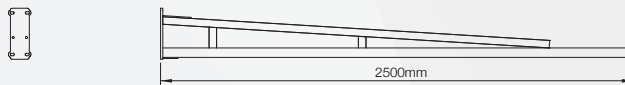
## 24m Outer Boom (No Breakaway)

GA4656053



## 2.5m Breakaway End

GA4656121



## 2.5m Breakaway End MY13

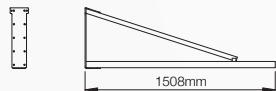
GA4656124



# Delta - Aluminium outer booms

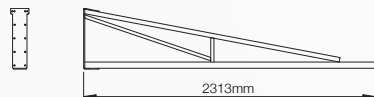
## 18m Mk2 Outer Boom

GA4655920



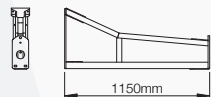
## 12m Mk2 Outer Boom

GA4655920



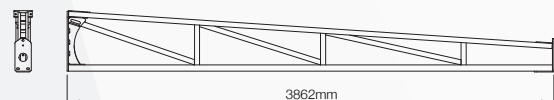
## 18m Outer Boom Breakaway

GA4656057



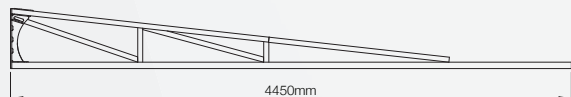
## 24m Outer Boom Breakaway

GA4656055



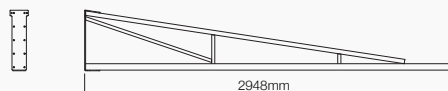
## 18m Outer Boom Suit 15m Inner

GA4657770



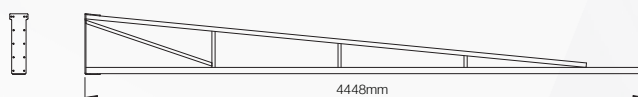
## 18m Mk2 Outer Boom

GA4655925



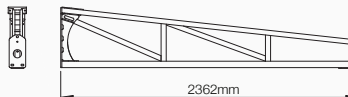
## 21m Mk2 Outer Boom

GA4655930



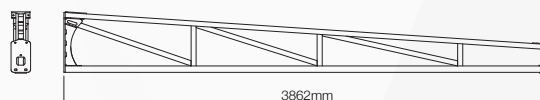
## 21m Outer Boom Breakaway

GA4656056



## 24m Outer Boom Breakaway 3D 2.0

GA4659970



## 24m Outer Boom

GA4655935

